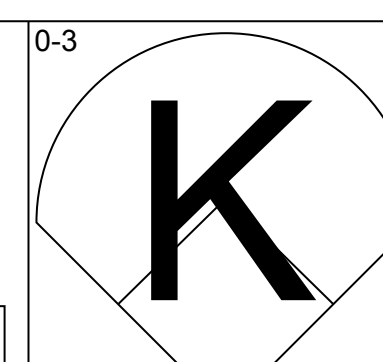
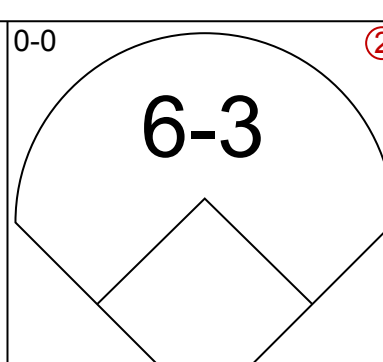
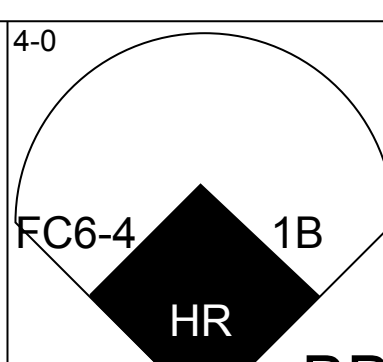
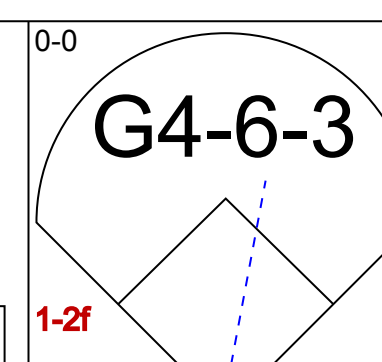
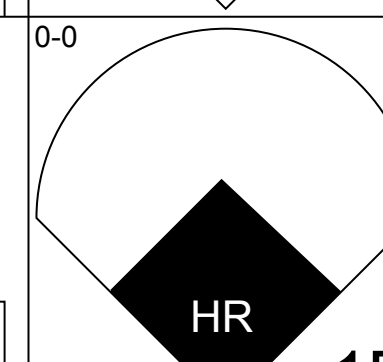
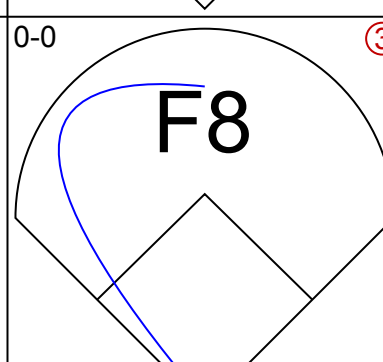
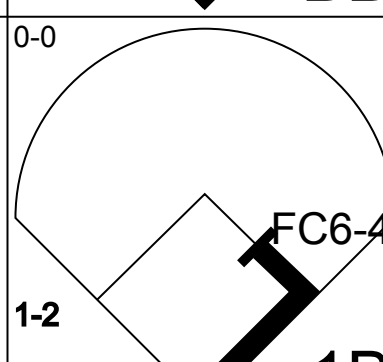
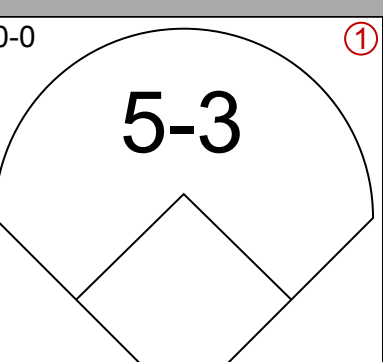
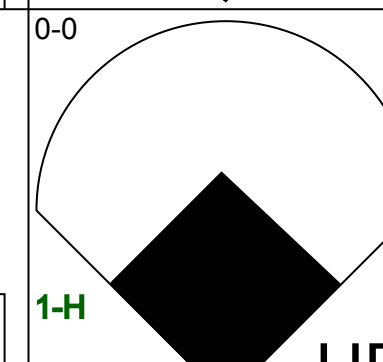
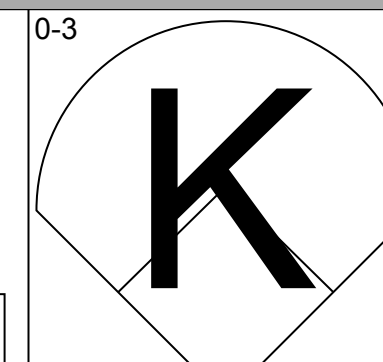
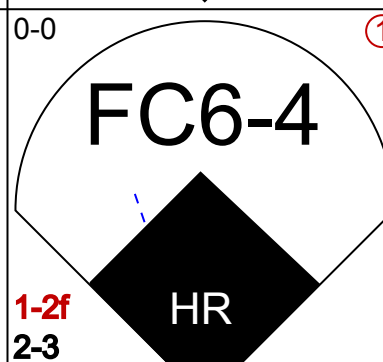
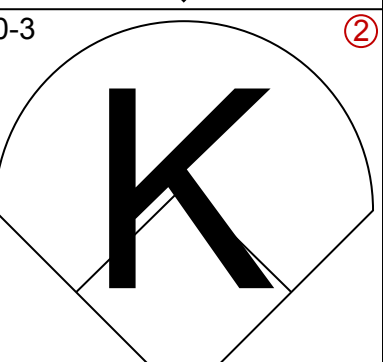
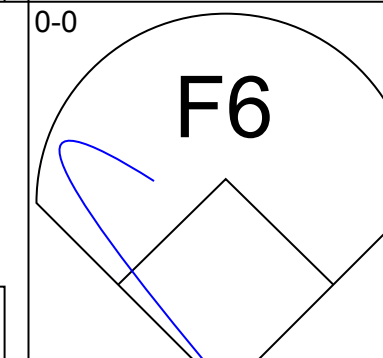
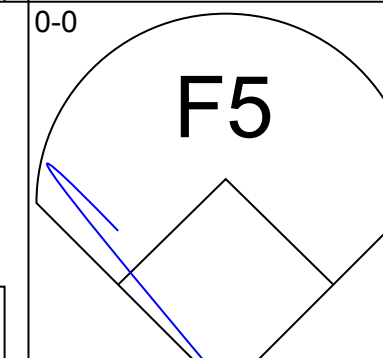
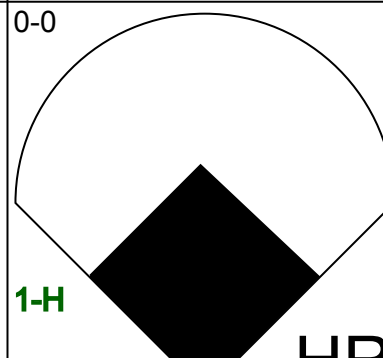
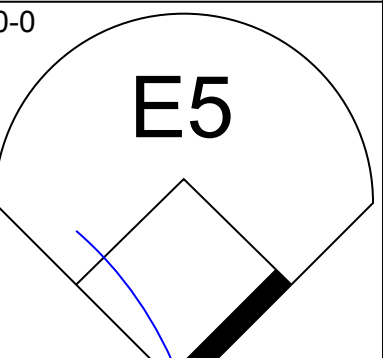
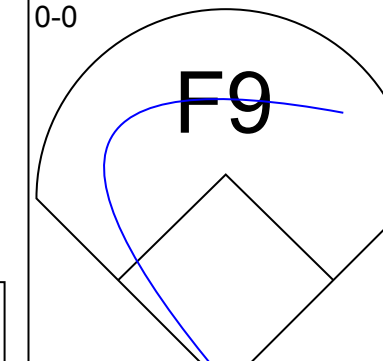
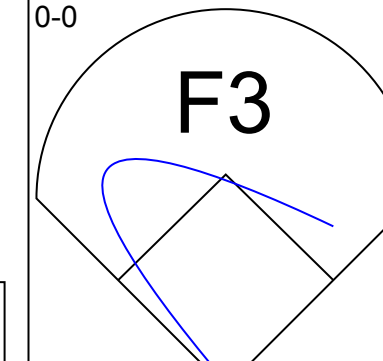
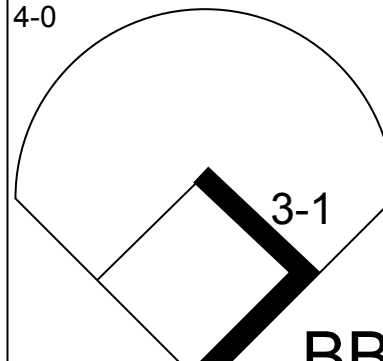
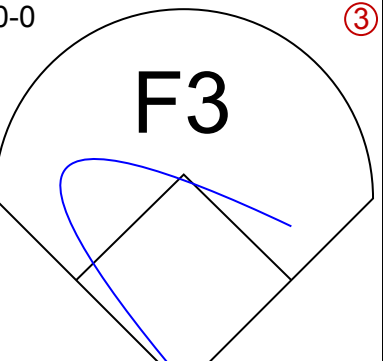
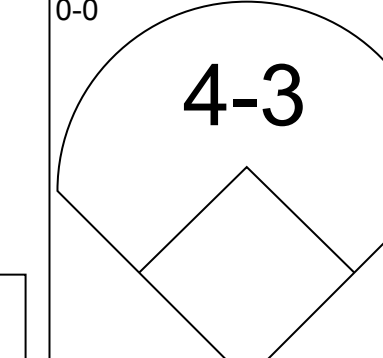
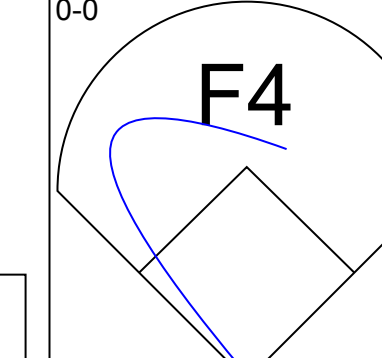
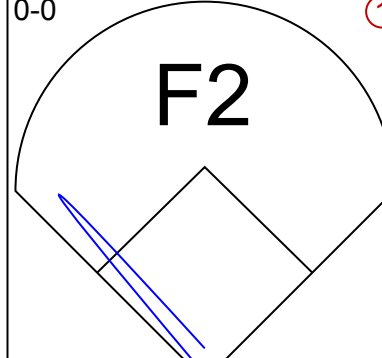
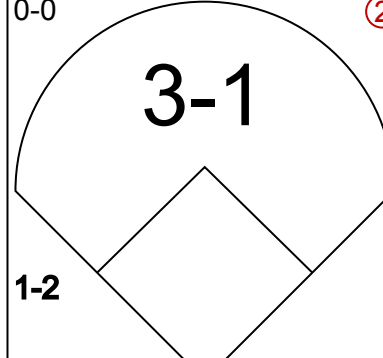
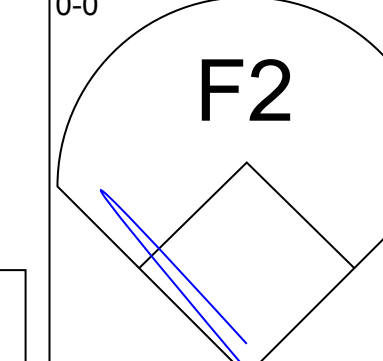
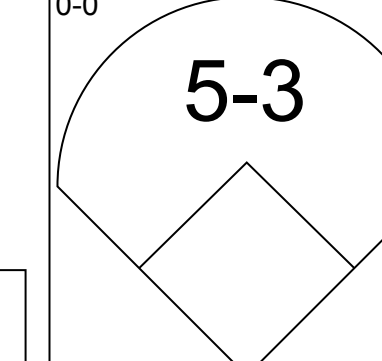
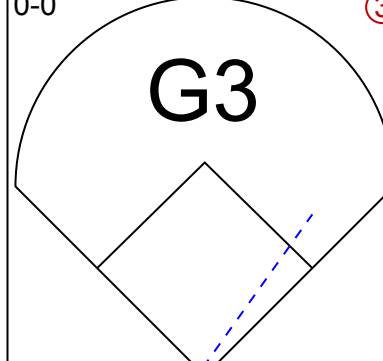
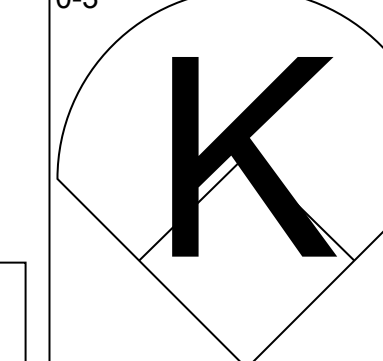
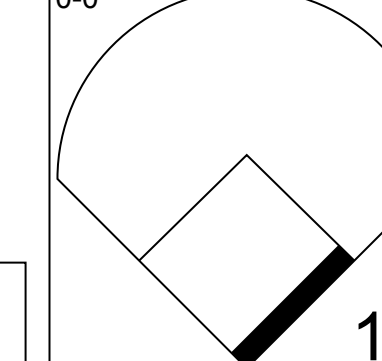
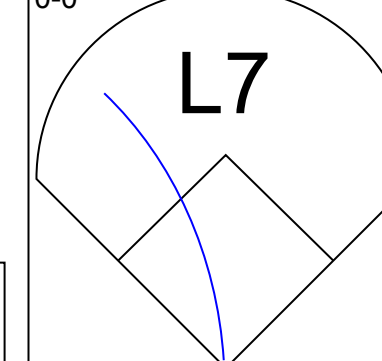

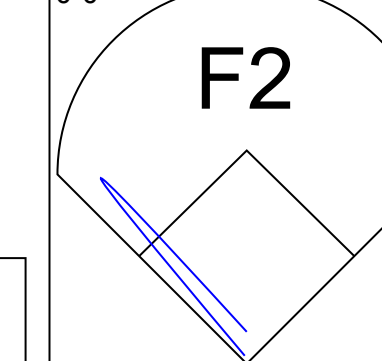
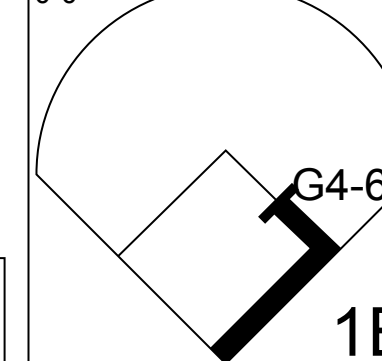


# Detroit Tigers - 1975

Batter	1	2	3	4	5	6	7	8	9	AB R H RBI BB SO LOB	TOP											
Ken Singleton, S (1,9)										3 2 0 0 2 1 0	<p><b>Baltimore Orioles @ Detroit Tigers</b>  Tiger Stadium, Detroit, MI  Thu Apr 10 1975, 7:05 PM EDT  Att: 40,139 - Unknown</p>											
Paul Blair, R (1,8) OBP: 0.500, SLG: 0.800										5 2 3 0 0 1 1												
Tommy Davis, R (1,10) OBP: 0.200, SLG: 0.200										5 1 1 0 0 0 4												
Lee May, R (1,3) OBP: 0.400, SLG: 1.000										4 1 1 3 1 1 1												
Bobby Grich, R (1,4) OBP: 0.600, SLG: 1.000										2 3 1 1 2 0 0												
Don Baylor, R (1,7) OBP: 0.800, SLG: 0.800										5 1 4 3 0 0 0												
Brooks Robinson, R (1,5) OBP: 0.400, SLG: 0.400										5 0 2 2 0 0 3												
Andy Etchebarren, R (1,2) OBP: 0.250, SLG: 0.250										4 0 1 1 0 1 2												
Mark Belanger, R (1,6)										4 0 0 0 0 2 2												
<b>Inning Stats</b>	R: 3 E: 0 K: 0 S: 5	H: 2 LOB: 0 BB: 1 P: 9	R: 0 E: 0 K: 1 S: 5	H: 0 LOB: 0 BB: 0 P: 5	R: 0 E: 0 K: 0 S: 3	H: 1 LOB: 0 BB: 0 P: 3	R: 1 E: 0 K: 0 S: 4	H: 2 LOB: 0 BB: 0 P: 4	R: 0 E: 0 K: 2 S: 7	H: 0 LOB: 0 BB: 0 P: 7	R: 2 E: 0 K: 0 S: 6	H: 3 LOB: 2 BB: 1 P: 10	R: 0 E: 0 K: 2 S: 7	H: 0 LOB: 0 BB: 0 P: 7	R: 2 E: 0 K: 1 S: 8	H: 3 LOB: 2 BB: 1 P: 12	R: 2 E: 0 K: 0 S: 5	H: 2 LOB: 2 BB: 2 P: 13	1B: 10 2B: 2 3B: 0 HR: 1	SF: 1 SAC: 0 DP: 0 HBP: 0	WP: 0 PB: 0 SB: 0 CS: 1	PA: 43
<b>PITCHER</b>	IP WLS BF H R ER SO BB IBB HBP BLK WP HR S P ERA WHIP																					
Joe Coleman, R (1,1) ERA: 9.0	6.0 L 26 8 6 6 3 2 0 0 0 0 0 1 30 38 9.00 1.667																					
Dave Lemanczyk, R (7,1) ERA: 9.0	2.0 10 3 2 2 3 1 0 0 0 0 0 0 15 19 9.00 2.000																					
Ray Bare, R (9,1) ERA: 18.0	1.0 7 2 2 2 0 1 1 0 0 0 0 0 5 13 18.00 3.000																					

Batter	1	2	3	4	5	6	7	8	9	AB R H RBI BB SO LOB	BOTTOM									
Ron LeFlore, R (1,8)										4 0 0 0 0 1 1	<p><b>Baltimore Orioles @ Detroit Tigers</b>  Tiger Stadium, Detroit, MI  Thu Apr 10 1975, 7:05 PM EDT  Att: 40,139 - Unknown</p>									
Gary Sutherland, R (1,4)										4 0 0 0 0 1 1										
Willie Horton, R (1,10)										3 0 0 0 0 1 0										
Nate Colbert, R (1,3) OBP: 0.333, SLG: 0.333										3 0 1 0 0 0 0										
Bill Freehan, R (1,2)										3 0 0 0 0 0 1										
Dan Meyer, L (1,7)										3 0 0 0 0 0 1										
Art James, L (1,9) OBP: 0.333, SLG: 0.333										3 0 1 0 0 1 1										
Tom Verzyer, R (1,6)										3 0 0 0 0 0 1										
Aurelio Rodriguez, R (1,5) Gates Brown, L (9,PH)										2 0 1 0 0 0 0 1 0 0 0 0 0 0										
<b>Inning Stats</b>	R: 0 E: 0 K: 0 S: 3	H: 0 LOB: 0 BB: 0 P: 3	R: 0 E: 0 K: 1 S: 5	H: 0 LOB: 0 BB: 0 P: 5	R: 0 E: 0 K: 1 S: 5	H: 0 LOB: 0 BB: 0 P: 5	R: 0 E: 0 K: 2 S: 8	H: 1 LOB: 1 BB: 0 P: 8	R: 0 E: 0 K: 0 S: 3	H: 0 LOB: 0 BB: 0 P: 3	R: 0 E: 0 K: 0 S: 3	H: 1 LOB: 0 BB: 0 P: 3	R: 0 E: 0 K: 0 S: 3	H: 0 LOB: 0 BB: 0 P: 3	R: 0 E: 0 K: 0 S: 3	H: 0 LOB: 0 BB: 0 P: 3	1B: 3 2B: 0 3B: 0 HR: 0	SF: 0 SAC: 0 DP: 1 HBP: 0	WP: 0 PB: 0 SB: 0 CS: 0	PA: 29
<b>PITCHER</b>	IP WLS BF H R ER SO BB IBB HBP BLK WP HR S P ERA WHIP																			
Jim Palmer, R (1,1) ERA:	9.0 W 29 3 0 0 4 0 0 0 0 0 0 0 37 37 0.00 0.333																			

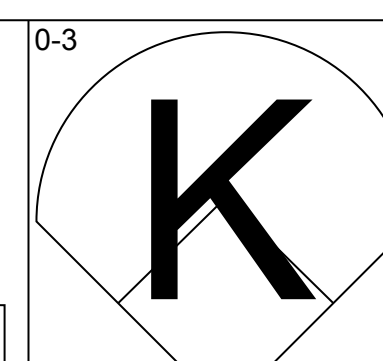
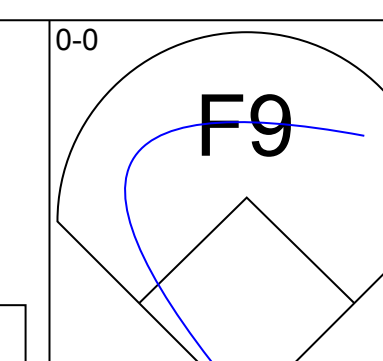
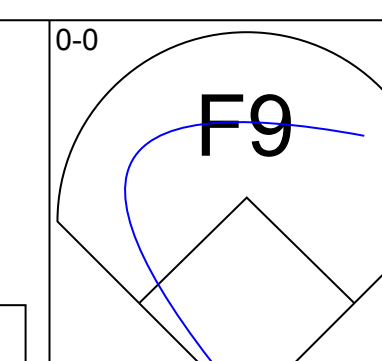
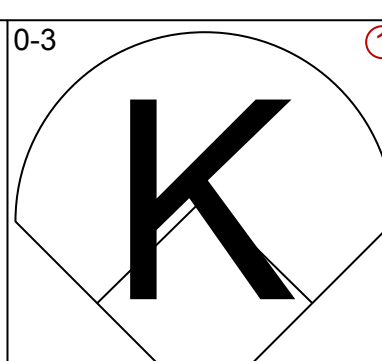
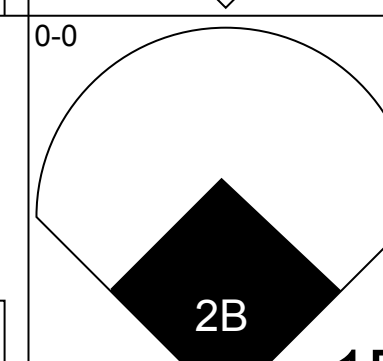
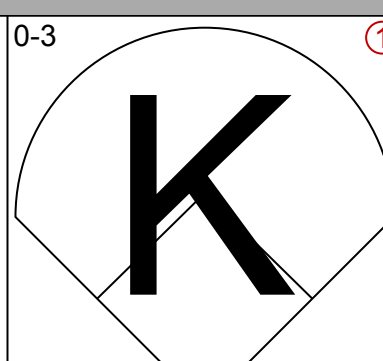
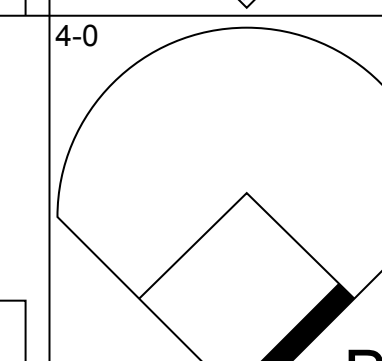
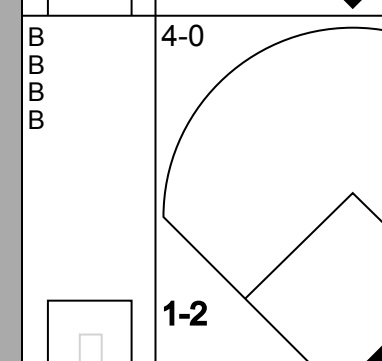
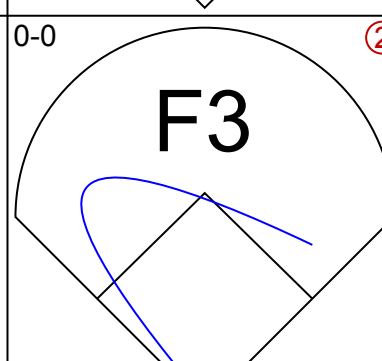
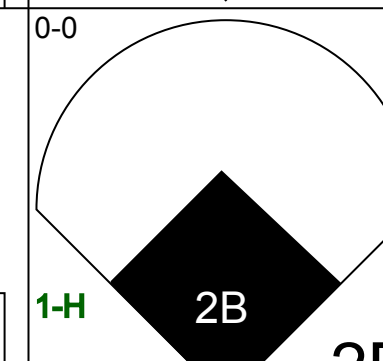
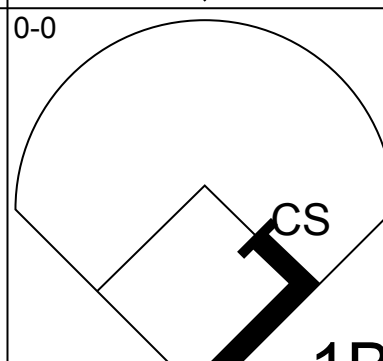
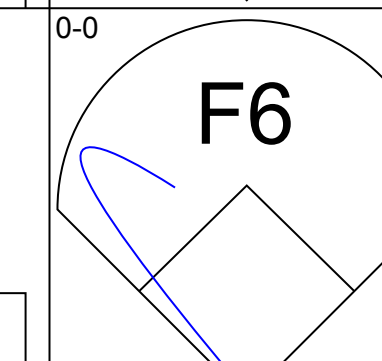
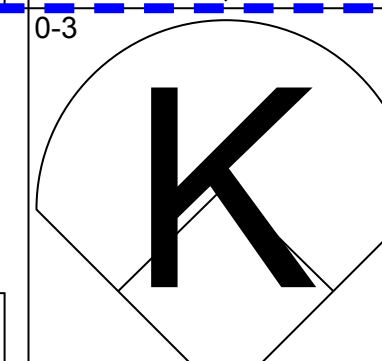
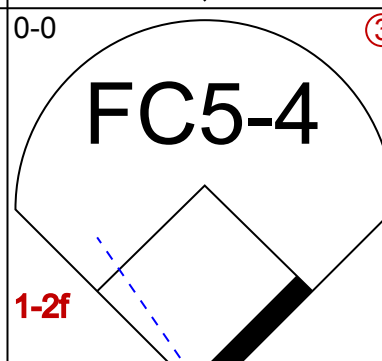
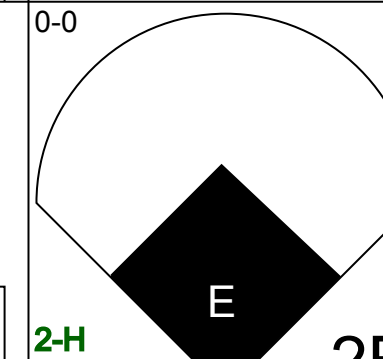
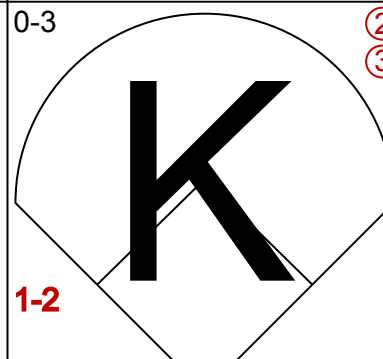
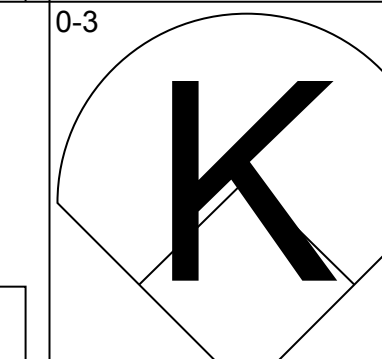
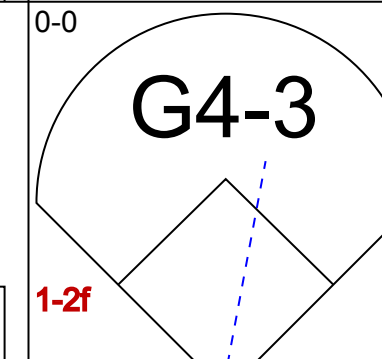
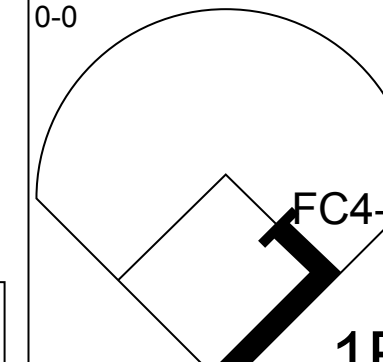
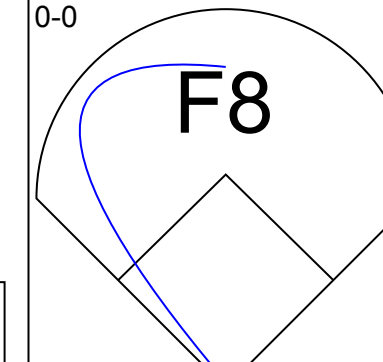
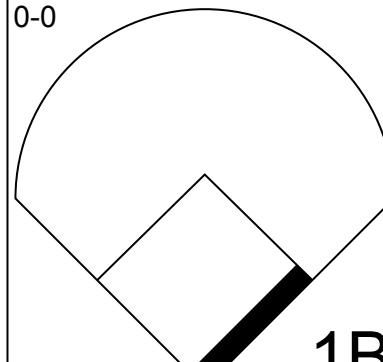
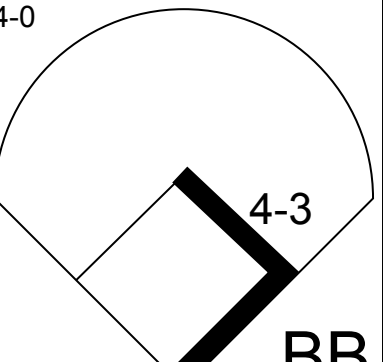
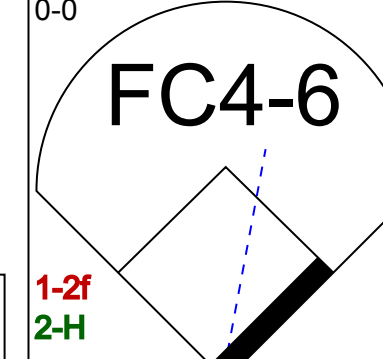
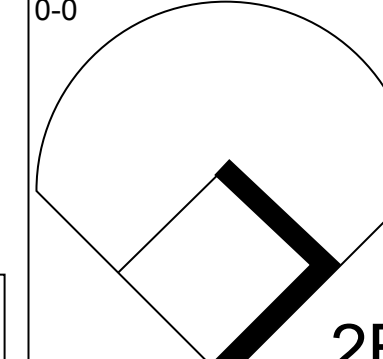
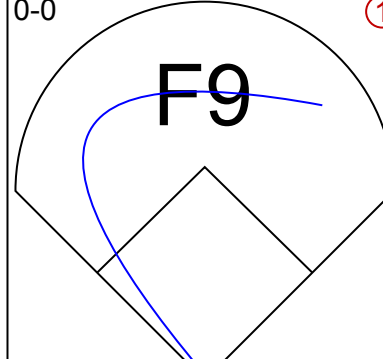
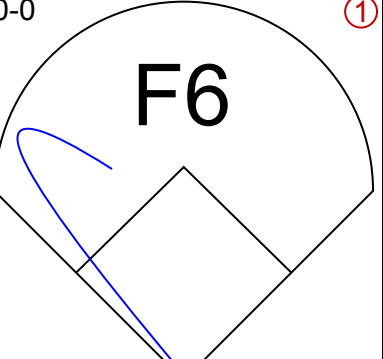
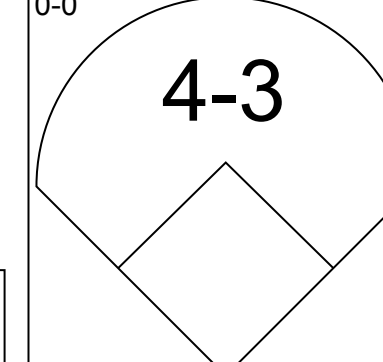
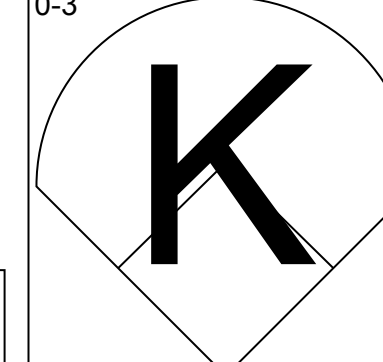
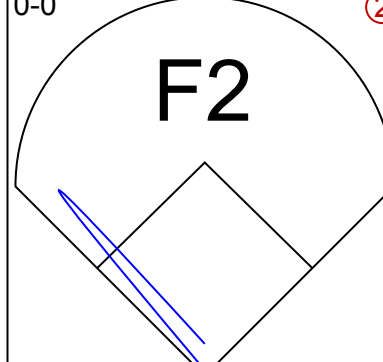
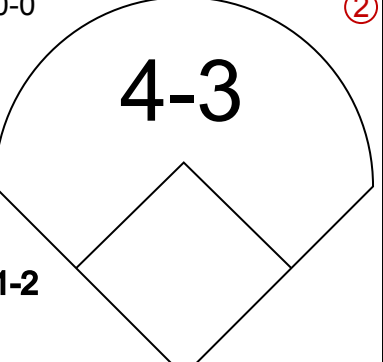
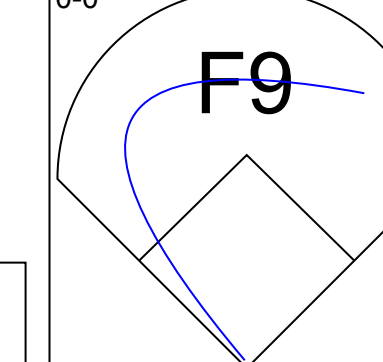

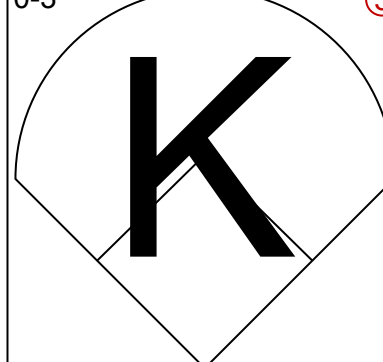
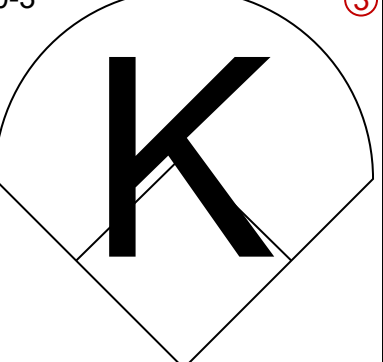
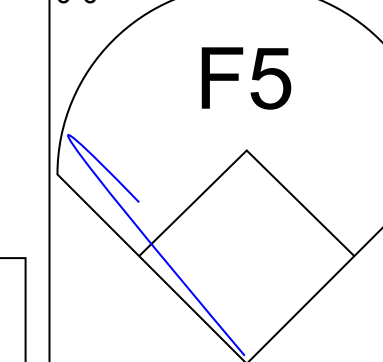
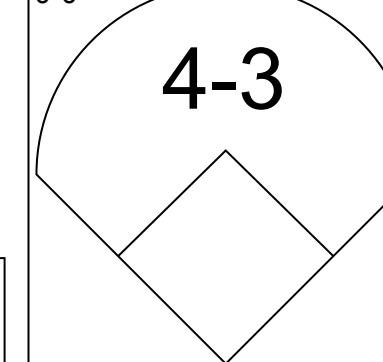
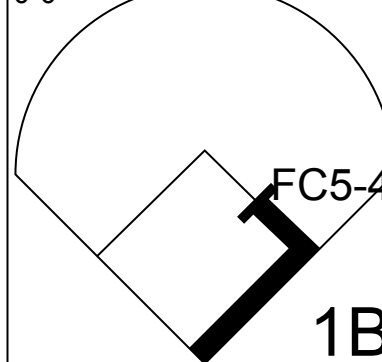


Batter	1	2	3	4	5	6	7	8	9	AB	R	H	RBI	BB	SO	LOB	TOP			
Ron LeFlore, R (1, 8)										3	1	0	0	1	1	1				
Gary Sutherland, R (1, 4) OBP: 0.250, SLG: 0.250										4	1	2	0	0	0	0				
Willie Horton, R (1, 10) OBP: 0.143, SLG: 0.571										4	2	1	2	0	2	2				
Nate Colbert, R (1, 3) OBP: 0.286, SLG: 0.714										4	1	1	3	0	0	0				
Bill Freehan, R (1, 2)										3	0	0	0	1	0	1				
Dan Meyer, L (1, 7)										3	0	0	0	0	0	1				
Mickey Stanley, R (6, 7)										1	0	0	0	0	0	0				
Art James, L (1, 9) OBP: 0.143, SLG: 0.143										4	0	0	0	0	0	1				
Tom Verzyer, R (1, 6) OBP: 0.286, SLG: 0.286										4	0	2	0	0	1	0				
Aurelio Rodriguez, R (1, 5) OBP: 0.400, SLG: 0.400										3	0	1	0	0	1	1				
<b>Inning Stats</b>	R: 2 E: 0 K: 1 S: 7	H: 2 LOB: 0 BB: 0 P: 7	R: 0 E: 0 K: 1 S: 5	H: 0 LOB: 0 BB: 0 P: 5	R: 0 E: 0 K: 1 S: 5	H: 0 LOB: 0 BB: 0 P: 5	R: 0 E: 0 K: 0 S: 4	H: 1 LOB: 1 BB: 0 P: 4	R: 3 E: 0 K: 0 S: 5	H: 2 LOB: 1 BB: 2 P: 13	R: 0 E: 0 K: 0 S: 3	H: 1 LOB: 0 BB: 0 P: 3	R: 0 E: 1 K: 1 S: 6	H: 0 LOB: 1 BB: 0 P: 6	R: 0 E: 0 K: 0 S: 3	H: 1 LOB: 0 BB: 0 P: 3	1B: 5 2B: 0 3B: 0 HR: 2	SF: 0 SAC: 0 DP: 1 HBP: 0	WP: 0 PB: 0 SB: 0 CS: 1	PA: 36
<b>PITCHER</b> Caffish Hunter, R (1, 1) ERA: 5.0	IP: 9.0 WLS: L BF: 35	H: 7 R: 5 ER: 5 SO: 5	BB: 2 IBB: 0 HBP: 0 BLK: 0	WP: 0 HR: 2 S: 43 P: 51	ERA: 5.00 WHIP: 1.000															

**Detroit Tigers @ New York Yankees**  
Shea Stadium, Flushing, NY  
Fri Apr 11 1975, 3:33 AM EDT  
Att: 26,212 - Unknown - 50 F

AB 33  
R 5  
H 7  
RBI 5  
BB 2  
SO 5  
LOB 7



Batter	1	2	3	4	5	6	7	8	9	AB	R	H	RBI	BB	SO	LOB	BOTTOM			
Sandy Alomar Sr., S (1, 4) OBP: 0.250, SLG: 0.143										5	0	1	0	0	2	1				
Alex Johnson, R (1, 10) OBP: 0.500, SLG: 0.250										3	1	1	0	2	1	1				
Bobby Bonds, R (1, 9) OBP: 0.222, SLG: 0.333										5	1	2	1	0	1	5				
Bob Oliver, R (1, 3) OBP: 0.250, SLG: 0.500										4	1	1	1	0	2	5				
Thurman Munson, R (1, 2) OBP: 0.625, SLG: 0.571										3	0	2	0	1	0	0				
Lou Piniella, R (1, 7) OBP: 0.125, SLG: 0.250										4	0	1	0	0	0	3				
Graig Nettles, L (1, 5) OBP: 0.125, SLG: 0.125										4	0	0	0	0	1	4				
Elliott Maddox, R (1, 8)										3	0	0	0	1	2	2				
Jim Mason, L (1, 6)										2	0	0	0	0	0	2				
Walt Williams, R (7, PH) OBP: 1.000, SLG: 1.000										1	0	1	0	0	0	0				
Fred Stanley, R (8, PH)										0	0	0	0	0	0	0				
Rick Dempsey, R (9, PH) OBP: 1.000, SLG: 1.000										1	0	1	0	0	0	0				
<b>Inning Stats</b>	R: 3 E: 1 K: 1 S: 9	H: 4 LOB: 1 BB: 0 P: 9	R: 0 E: 0 K: 0 S: 3	H: 0 LOB: 0 BB: 0 P: 3	R: 0 E: 0 K: 2 S: 7	H: 1 LOB: 1 BB: 0 P: 7	R: 0 E: 0 K: 1 S: 6	H: 1 LOB: 2 BB: 1 P: 10	R: 0 E: 0 K: 1 S: 5	H: 0 LOB: 1 BB: 1 P: 9	R: 0 E: 0 K: 1 S: 6	H: 1 LOB: 1 BB: 0 P: 6	R: 0 E: 0 K: 1 S: 5	H: 0 LOB: 1 BB: 1 P: 9	R: 0 E: 0 K: 1 S: 6	H: 1 LOB: 0 BB: 0 P: 6	1B: 7 2B: 4 3B: 0 HR: 0	SF: 0 SAC: 0 DP: 2 HBP: 0	WP: 0 PB: 0 SB: 0 CS: 1	PA: 39
<b>PITCHER</b> Mickey Lolich, L (1, 1) ERA: 3.0	IP: 6.0 WLS: W BF: 29	H: 9 R: 3 ER: 2 SO: 6	BB: 3 IBB: 0 HBP: 0 BLK: 0	WP: 0 HR: 0 S: 38 P: 50	ERA: 3.00 WHIP: 2.000															
John Hiller, L (7, 1) ERA:	IP: 3.0 WLS: S BF: 10	H: 1 R: 0 ER: 0 SO: 3	BB: 1 IBB: 0 HBP: 0 BLK: 0	WP: 0 HR: 0 S: 15 P: 19	ERA: 0.00 WHIP: 0.667															

**Detroit Tigers @ New York Yankees**  
Shea Stadium, Flushing, NY  
Fri Apr 11 1975, 3:33 AM EDT  
Att: 26,212 - Unknown - 50 F

AB 35  
R 3  
H 10  
RBI 2  
BB 4  
SO 9  
LOB 23






Batter	1	2	3	4	5	6	7	8	9	AB	R	H	RBI	BB	SO	LOB	TOP					
Ron LeFlore, R (1,8)	5-3		G6-4-3		FC5		E5 SF9 HR	F4		5	1	0	0	0	0	7						
Gary Sutherland, R (1,4) OBP: 0.154, SLG: 0.167	G3			5-3		4-3	SF9		6-3	4	0	0	1	0	0	0						
Willie Horton, R (1,10) OBP: 0.250, SLG: 0.455				4-3		K	HR IBB		F7	4	1	1	0	1	1	0						
Nate Colbert, R (1,3) OBP: 0.333, SLG: 0.818	3-1					F7	HR		K	4	1	1	4	1	1	1						
Bill Freehan, R (1,2) OBP: 0.182, SLG: 0.400		F8		F8						4	1	1	1	0	0	1						
Dan Meyer, L (1,7) OBP: 0.300, SLG: 0.222		4-3								3	1	2	0	1	0	0						
Art James, L (1,9) OBP: 0.091, SLG: 0.091						FC3-6 BB				4	0	0	0	0	1	3						
Tom Veryzer, R (1,6) OBP: 0.364, SLG: 0.300						FC6-5 FC5 CI				3	1	1	0	1	1	1						
Aurelio Rodriguez, R (1,5) OBP: 0.500, SLG: 0.429						CI				2	1	1	0	1	0	2						
<b>Inning Stats</b>	R: 0 E: 0 K: 0 S: 4	H: 1 LOB: 1 BB: 0 P: 4	R: 0 E: 0 K: 0 S: 3	H: 0 LOB: 0 BB: 0 P: 3	R: 0 E: 0 K: 1 S: 4	H: 0 LOB: 0 BB: 1 P: 8	R: 0 E: 0 K: 0 S: 3	H: 0 LOB: 1 BB: 1 P: 7	R: 0 E: 1 K: 0 S: 4	H: 0 LOB: 2 BB: 1 P: 8	R: 0 E: 0 K: 1 S: 5	H: 0 LOB: 0 BB: 0 P: 5	R: 7 E: 1 K: 1 S: 10	H: 4 LOB: 0 BB: 2 P: 18	R: 0 E: 0 K: 0 S: 5	H: 2 LOB: 2 BB: 0 P: 5	R: 0 E: 0 K: 1 S: 5	H: 0 LOB: 0 BB: 0 P: 5	1B: 5 2B: 0 3B: 0 HR: 2	SF: 1 SAC: 0 DP: 1 HBP: 0	WP: 0 PB: 0 SB: 2 CS: 0	PA: 40
<b>PITCHER</b>	IP	WLS	BF	H	R	ER	SO	BB	IBB	HBP	BLK	WP	HR	S	P	ERA	WHIP					
Pat Dobson, R (1,1) ERA: 1.35	6.2	L	31	5	7	1	3	4	1	0	0	0	2	32	52	1.35	1.350					
Dave Pagan, R (7,1) ERA:	1.1		6	2	0	0	0	0	0	0	0	0	0	6	6	0.00	1.500					
Sparky Lyle, L (9,1) ERA:	1.0		3	0	0	0	1	0	0	0	0	0	0	5	5	0.00	0.000					

**Detroit Tigers @ New York Yankees**  
 Shea Stadium, Flushing, NY  
 Sat Apr 12 1975, 3:33 AM EDT  
 Att: 12,215 - Unknown - 47 F


**AB** 33  
**R** 7  
**H** 7  
**RBI** 6  
**BB** 5  
**SO** 4  
**LOB** 15




Batter	1	2	3	4	5	6	7	8	9	AB	R	H	RBI	BB	SO	LOB	BOTTOM					
Elliott Maddox, R (1,8) OBP: 0.222, SLG: 0.125	6-3		6-3		6-3				F4	5	0	1	0	0	0	1						
Lou Piniella, R (1,7) OBP: 0.250, SLG: 0.417	6-3									4	0	2	2	0	0	0						
Bobby Bonds, R (1,9) OBP: 0.231, SLG: 0.250										3	0	0	0	1	0	3						
Ron Blomberg, L (1,10) OBP: 0.375, SLG: 0.286	4-3									3	0	0	0	1	0	1						
Graig Nettles, L (1,5) OBP: 0.167, SLG: 0.167										4	0	1	0	0	1	1						
Chris Chambliss, L (1,3) OBP: 0.375, SLG: 0.500										4	0	0	0	0	1	1						
Thurman Munson, R (1,2) OBP: 0.417, SLG: 0.364										4	0	0	0	0	1	2						
Jim Mason, L (1,6) Alex Johnson, R (9,PH) OBP: 0.571, SLG: 0.400										2	1	0	0	1	0	1						
Sandy Alomar Sr., S (1,4) OBP: 0.200, SLG: 0.111 Walt Williams, R (7,PH) OBP: 0.667, SLG: 0.667 (8,4)										2	0	0	0	0	1	0						
<b>Inning Stats</b>	R: 0 E: 0 K: 0 S: 3	H: 0 LOB: 1 BB: 1 P: 7	R: 0 E: 1 K: 0 S: 4	H: 0 LOB: 1 BB: 0 P: 4	R: 0 E: 0 K: 0 S: 4	H: 1 LOB: 1 BB: 0 P: 4	R: 0 E: 0 K: 0 S: 4	H: 1 LOB: 1 BB: 0 P: 4	R: 0 E: 0 K: 1 S: 5	H: 0 LOB: 0 BB: 0 P: 5	R: 0 E: 0 K: 0 S: 3	H: 0 LOB: 1 BB: 1 P: 7	R: 2 E: 0 K: 1 S: 8	H: 3 LOB: 2 BB: 1 P: 12	R: 0 E: 0 K: 2 S: 7	H: 0 LOB: 0 BB: 0 P: 7	R: 0 E: 0 K: 0 S: 4	H: 1 LOB: 1 BB: 0 P: 4	1B: 5 2B: 1 3B: 0 HR: 0	SF: 0 SAC: 0 DP: 0 HBP: 0	WP: 0 PB: 0 SB: 0 CS: 0	PA: 37
<b>PITCHER</b>	IP	WLS	BF	H	R	ER	SO	BB	IBB	HBP	BLK	WP	HR	S	P	ERA	WHIP					
Vern Riffe, R (1,1) ERA: 2.7	6.2	W	29	5	2	2	2	3	0	0	0	0	0	30	42	2.70	1.200					
John Hiller, L (7,1) ERA:	2.1		8	1	0	0	2	0	0	0	0	0	0	12	12	0.00	0.429					

**Detroit Tigers @ New York Yankees**  
 Shea Stadium, Flushing, NY  
 Sat Apr 12 1975, 3:33 AM EDT  
 Att: 12,215 - Unknown - 47 F

**AB** 34  
**R** 2  
**H** 6  
**RBI** 2  
**BB** 3  
**SO** 4  
**LOB** 11






Batter	1	2	3	4	5	6	7	8	9	AB	R	H	RBI	BB	SO	LOB	TOP			
Art James, L OBP: 0.200, SLG: 0.143 (1, 8)	0-0 6-3		0-0 CS 1B			4-0 BB		0-0 F6	3 0 1 0 1 0 0											
Gary Sutherland, R OBP: 0.176, SLG: 0.188 (1, 4)	0-0 WP 1B		0-0 CS 1-2	0-0 6-3		0-3 K		0-0 4-3	4 0 1 0 0 1 1											
Willie Horton, R OBP: 0.188, SLG: 0.333 (1, 10)	0-3 K 1-2			0-0 F8				0-0 6-3	4 0 0 0 0 1 1											
Nate Colbert, R OBP: 0.267, SLG: 0.643 (1, 3)	0-0 F3			0-0 6-3				0-0 F9	3 0 0 0 0 0 1											
Ben Oglivie, L (1, 9)		0-0 F6			0-0 1-3			0-0 3-1	3 0 0 0 0 0 0											
Dan Meyer, L OBP: 0.231, SLG: 0.167 (1, 7)		0-0 4-3			0-0 F7			0-0 F8	3 0 0 0 0 0 0											
John Knox, L (1, 5)		0-3 K			0-0 F8			4-0 BB	2 0 0 0 1 1 0								AB 28 R 0 H 2 RBI 0 BB 2 SO 5 LOB 5			
Gene Michael, S (1, 6)			0-3 K		0-0 F8			0-3 K	3 0 0 0 0 2 1											
Terry Humphrey, R (1, 2)			0-0 F9			0-0 F9		0-0 4-3	3 0 0 0 0 0 1											
<b>Inning Stats</b>	R: 0 E: 0 K: 1 S: 6	H: 1 LOB: 1 BB: 0 P: 6	R: 0 E: 0 K: 1 S: 5	H: 0 LOB: 0 BB: 0 P: 5	R: 0 E: 0 K: 1 S: 5	H: 1 LOB: 0 BB: 0 P: 5	R: 0 E: 0 K: 0 S: 3	H: 0 LOB: 0 BB: 0 P: 3	R: 0 E: 0 K: 1 S: 5	H: 0 LOB: 1 BB: 1 P: 9	R: 0 E: 0 K: 0 S: 3	H: 0 LOB: 0 BB: 0 P: 3	R: 0 E: 0 K: 1 S: 5	H: 0 LOB: 1 BB: 1 P: 9	R: 0 E: 0 K: 0 S: 3	H: 0 LOB: 0 BB: 0 P: 3	1B: 2 2B: 0 3B: 0 HR: 0	SF: 0 SAC: 0 DP: 0 HBP: 0	WP: 1 PB: 0 SB: 0 CS: 1	PA: 31
<b>PITCHER</b> Doc Medich, R ERA: 3.07 (1, 1)	IP 9.0 WLS W BF 30 H 2 R 0 ER 0 SO 5 BB 2 IBB 0 HBP 0 BLK 0 WP 1 HR 0 S 38 P 46 ERA 0.00 WHIP 0.444															<b>PITCHER</b> IP 9.0 WLS W BF 30 H 2 R 0 ER 0 SO 5 BB 2 IBB 0 HBP 0 BLK 0 WP 1 HR 0 S 38 P 46 ERA 0.00 WHIP 0.444				

Detroit Tigers @ New York Yankees  
Shea Stadium, Flushing, NY  
Sun Apr 13 1975, 3:33 AM EDT  
Unknown - 44 F

livebaseballscores.com

Batter	1	2	3	4	5	6	7	8	9	AB	R	H	RBI	BB	SO	LOB	BOTTOM			
Elliott Maddox, R OBP: 0.286, SLG: 0.231 (1, 8)	0-0 F8		0-0 6-3		0-0 E5 FC5-4	0-0 G6-4-3 1B		0-0 G4-6-3 1B	5 1 2 0 0 0 1											
Lou Piniella, R OBP: 0.294, SLG: 0.412 (1, 7)	0-0 F8		0-0 1B		0-0 FC5-4 1B	0-0 G6-4-3 1B		0-0 G4-6-3 1-2	5 1 2 1 0 0 2											
Bobby Bonds, R OBP: 0.235, SLG: 0.250 (1, 9)	0-3 K2-3		0-3 K		0-0 1B	0-0 G6-4-3 1B		0-0 G6-4-3 1-2 2-3	4 1 1 0 0 2 3											
Ron Blomberg, L OBP: 0.417, SLG: 0.300 (1, 10)		0-0 F2		0-0 E3 1B	4-0 1B E BB	0-0 1B		0-0 1B	3 2 1 1 1 0 0											
Graig Nettles, L OBP: 0.188, SLG: 0.188 (1, 5)		0-0 3-1		0-0 F8	0-0 1B E 1B	0-0 4-3		0-0 4-3	4 0 1 2 0 0 2											
Chris Chambliss, L OBP: 0.417, SLG: 0.455 (1, 3)		4-0 FC6-4 BB		0-0 1B	0-0 1B			0-0 G3	3 0 1 2 1 0 1											
Thurman Munson, R OBP: 0.375, SLG: 0.333 (1, 2)		0-0 FC6-4 1-2		0-0 1B	0-0 F8			0-0 F4	4 0 1 0 0 0 3								AB 35 R 6 H 11 RBI 6 BB 2 SO 2 LOB 19			
Jim Mason, L OBP: 0.250, SLG: 0.182 (1, 6)			0-0 6-3 SH1-3 1B		0-0 F8	0-0 1B		0-0 1-3	4 1 2 0 0 0 2											
Sandy Alomar Sr., S OBP: 0.154, SLG: 0.083 (1, 4)			0-0 SH1-3 1-2		0-0 F7	0-0 1-3		0-0 4-3	3 0 0 0 0 0 5											
<b>Inning Stats</b>	R: 0 E: 0 K: 1 S: 5	H: 0 LOB: 0 BB: 0 P: 5	R: 0 E: 0 K: 0 S: 3	H: 0 LOB: 1 BB: 1 P: 7	R: 1 E: 0 K: 1 S: 7	H: 2 LOB: 1 BB: 0 P: 7	R: 1 E: 1 K: 0 S: 6	H: 2 LOB: 2 BB: 0 P: 6	R: 3 E: 2 K: 0 S: 8	H: 3 LOB: 3 BB: 1 P: 12	R: 1 E: 0 K: 0 S: 5	H: 3 LOB: 1 BB: 0 P: 5	R: 0 E: 0 K: 0 S: 3	H: 0 LOB: 0 BB: 0 P: 3	R: 0 E: 0 K: 0 S: 3	H: 1 LOB: 0 BB: 0 P: 3	1B: 11 2B: 0 3B: 0 HR: 0	SF: 0 SAC: 1 DP: 2 HBP: 0	WP: 0 PB: 0 SB: 1 CS: 0	PA: 38
<b>PITCHER</b> Tom Walker, R ERA: 3.86 Ray Bare, R ERA: 6.23 (5, 1)	IP 4.2 WLS L BF 26 H 7 R 5 ER 2 SO 2 BB 7 IBB 5 HBP 2 BLK 2 WP 0 HR 0 S 28 P 36 ERA 3.86 WHIP 1.929															<b>PITCHER</b> IP 5.1 WLS L BF 12 H 4 R 1 ER 1 SO 0 BB 0 IBB 0 HBP 0 BLK 0 WP 0 HR 0 S 12 P 12 ERA 2.70 WHIP 1.200				

Detroit Tigers @ New York Yankees  
Shea Stadium, Flushing, NY  
Sun Apr 13 1975, 3:33 AM EDT  
Unknown - 44 F







Batter	1	2	3	4	5	6	7	8	9	AB	R	H	RBI	BB	SO	LOB	TOP								
Roy White, S (1, 7) OBP: 0.500, SLG: 0.667	0-0 3-1		0-0 2B HR	0-0 1B BB	0-0 2B		0-0 F7		0-0 F7	6	2	3	0	0	0	0	<b>New York Yankees @ Detroit Tigers</b> Tiger Stadium, Detroit, MI Fri Apr 18 1975, 7:05 PM EDT Att: 9,047 - Unknown								
Elliott Maddox, R (1, 8) OBP: 0.412, SLG: 0.414	4-0 S E BB		0-0 HR	0-0 BB E 1B	4-0 FC5-4 BB		0-0 F9		0-0 6-3	4	3	2	0	2	0	0									
Bobby Bonds, R (1, 9) OBP: 0.265, SLG: 0.344	0-0 E5 1-H 1B		0-0 HR	0-0 E BB G4-6-3 1B	0-0 FC5-4				0-0 6-3	5	2	3	3	0	0	2									
Ron Blomberg, L (1, 10) OBP: 0.360, SLG: 0.429	0-0 G3		0-0 HR	4-0 G4-6-3 E BB		0-3 K		0-0 6-3 1B 2B		4	2	2	2	1	1	0									
Chris Chambliss, L (1, 3)		0-0 BLK 2B	0-0 4-3	0-0 E4 G4-6-3		0-0 4-3		0-0 6-3		5	0	1	1	0	0	3									
Graig Nettles, L (1, 5) OBP: 0.281, SLG: 0.267	4-0 BLK BB		0-0 1B	0-0 G4-6-3		0-0 1B 2B		4-0 1B BB		3	2	2	0	2	0	2									
Thurman Munson, R (1, 2) OBP: 0.414, SLG: 0.464	0-3 K		0-0 1B	0-0 6-3		0-0 1B		0-0 1B		5	0	3	2	0	1	3									
Jim Mason, L (1, 6) OBP: 0.231, SLG: 0.250	0-3 K		0-0 1B	0-0 F7		0-0 6-3		0-0 F8		5	0	1	1	0	1	5									
Sandy Alomar Sr., S (1, 4) OBP: 0.080, SLG: 0.042	0-0 F9		0-0 G4-6-3	0-0 L6		0-0 6-3		0-0 F8		5	0	0	0	0	0	4									
<b>Inning Stats</b>	R: 1 E: 1 K: 0 S: 3	H: 1 LOB: 0 BB: 1 P: 7	R: 0 E: 0 K: 2 S: 8	H: 1 LOB: 2 BB: 1 P: 12	R: 5 E: 0 K: 0 S: 9	H: 7 LOB: 1 BB: 0 P: 9	R: 3 E: 1 K: 0 S: 6	H: 3 LOB: 1 BB: 1 P: 10	R: 0 E: 0 K: 1 S: 4	H: 1 LOB: 2 BB: 0 P: 8	R: 1 E: 0 K: 0 S: 7	H: 2 LOB: 1 BB: 0 P: 7	R: 0 E: 0 K: 0 S: 3	H: 0 LOB: 0 BB: 0 P: 3	R: 1 E: 0 K: 0 S: 5	H: 2 LOB: 2 BB: 1 P: 9		R: 0 E: 0 K: 0 S: 3	H: 0 LOB: 0 BB: 0 P: 3	1B: 10 2B: 5 3B: 0 HR: 2	SF: 0 SAC: 0 DP: 2 HBP: 0	WP: 0 PB: 0 SB: 1 CS: 0	PA: 47		
<b>PITCHER</b>	IP	WLS	BF	H	R	ER	SO	BB	IBB	HBP	BLK	WP	HR	S	P	ERA	WHIP								
Joe Coleman, R (1, 1) ERA: 11.88	2.1	L	16	8	6	5	2	2	0	0	1	0	2	18	26	19.29	4.286								
Dave Lemanczyk, R (3, 1) ERA: 7.04	5.2		28	9	5	4	1	3	0	0	0	0	0	27	39	6.35	2.118								
Ray Bare, R (9, 1) ERA: 5.06	1.0		3	0	0	0	0	0	0	0	0	0	0	3	3	0.00	0.000								

AB	42
R	11
H	17
RBI	9
BB	5
SO	3
LOB	19



Batter	1	2	3	4	5	6	7	8	9	AB	R	H	RBI	BB	SO	LOB	BOTTOM								
Ron LeFlore, R (1, 8) OBP: 0.217, SLG: 0.364	0-3 K		0-0 1B		0-0 F8		0-0 1B 2B		0-3 K	5	0	2	0	0	2	2	<b>New York Yankees @ Detroit Tigers</b> Tiger Stadium, Detroit, MI Fri Apr 18 1975, 7:05 PM EDT Att: 9,047 - Unknown								
Gary Sutherland, R (1, 4) OBP: 0.265, SLG: 0.261	0-3 K		0-0 4-3		0-0 2B		0-0 1B			4	0	2	2	0	1	1									
Willie Horton, R (1, 10) OBP: 0.200, SLG: 0.292	0-0 1B				0-0 F8		0-0 8-2		0-0 1-3	4	0	1	0	0	0	4									
Nate Colbert, R (1, 3) OBP: 0.208, SLG: 0.409	0-0 F8				0-0 F2		0-0 F3		0-3 K	4	0	0	0	0	1	1									
Bill Freehan, R (1, 2) OBP: 0.211, SLG: 0.389		0-3 K			0-0 1B 2B		0-0 F4		0-0 G3 1B	4	1	2	0	0	1	0									
Dan Meyer, L (1, 7) OBP: 0.235, SLG: 0.188		0-0 4-3			0-0 1B		0-0 F8		0-0 G3	4	0	1	1	0	0	1									
Art James, L (1, 9) OBP: 0.158, SLG: 0.111		0-0 G3			0-0 F5		0-0 4-3		0-0 1-3	4	0	0	0	0	0	2									
Tom Verzyer, R (1, 6) OBP: 0.316, SLG: 0.333			0-0 2-3		0-0 1B 2B 1B		0-3 K		0-0 1-3	4	1	1	0	0	1	0									
Aurelio Rodriguez, R (1, 5) OBP: 0.500, SLG: 0.429			0-0 F8		0-0 2B 8-2 1B		0-0 2B 1B		0-0 F3	4	1	2	0	0	0	0									
<b>Inning Stats</b>	R: 0 E: 0 K: 2 S: 8	H: 1 LOB: 0 BB: 0 P: 8	R: 0 E: 0 K: 1 S: 5	H: 0 LOB: 0 BB: 0 P: 5	R: 0 E: 0 K: 0 S: 4	H: 1 LOB: 1 BB: 0 P: 4	R: 1 E: 0 K: 0 S: 5	H: 2 LOB: 1 BB: 0 P: 5	R: 1 E: 0 K: 0 S: 5	H: 3 LOB: 1 BB: 0 P: 5	R: 0 E: 0 K: 0 S: 3	H: 0 LOB: 0 BB: 0 P: 3	R: 1 E: 0 K: 1 S: 8	H: 3 LOB: 2 BB: 0 P: 8	R: 0 E: 0 K: 1 S: 6	H: 1 LOB: 1 BB: 0 P: 6		R: 0 E: 0 K: 1 S: 5	H: 0 LOB: 0 BB: 0 P: 5	1B: 8 2B: 4 3B: 0 HR: 0	SF: 0 SAC: 0 DP: 1 HBP: 0	WP: 0 PB: 0 SB: 0 CS: 0	PA: 37		
<b>PITCHER</b>	IP	WLS	BF	H	R	ER	SO	BB	IBB	HBP	BLK	WP	HR	S	P	ERA	WHIP								
Doc Medich, R (1, 1) ERA: 3.04	9.0	W	37	11	3	3	6	0	0	0	0	0	0	49	49	3.00	1.222								





Batter	1	2	3	4	5	6	7	8	9	AB	R	H	RBI	BB	SO	LOB	TOP					
Roy White, S (1, 3) OBP: 0.455, SLG: 0.545	5-3		FC1-2 1B 1-2 3-H		F8		E8 2B 1B		1-3	5	1	2	1	0	0	0						
Elliott Maddox, R (1, 8) OBP: 0.436, SLG: 0.455	F7		FC1-2 1B 1-2 2-3		G6-4-3 BB		2B 2-H 3-H		6-3	4	0	2	2	1	0	0						
Alex Johnson, R (1, 10) OBP: 0.333, SLG: 0.231	5-3		FC1-2 1B 1-2 2-3 3-H		G6-4-3		1-3			4	0	0	0	0	0	5						
Bobby Bonds, R (1, 9) OBP: 0.237, SLG: 0.306		6-3	F7			K		5-3		4	0	0	0	0	1	3						
Thurman Munson, R (1, 2) OBP: 0.455, SLG: 0.500				1B 1B		F8			FC6-4 1B	4	0	3	0	0	0	0						
Lou Piniella, R (1, 7) OBP: 0.235, SLG: 0.250					K		6-3		FC6-4 1B FC5	4	0	0	0	0	1	3						
Graig Nettles, L (1, 5) OBP: 0.306, SLG: 0.273			1B 1B BB		F3		4-3		1B	3	1	1	0	1	0	1						
Sandy Alomar Sr., S (1, 4) OBP: 0.138, SLG: 0.107			1B 1B FC1-2 1B				K		FC5	4	0	2	0	0	1	2						
Jim Mason, L (1, 6) OBP: 0.214, SLG: 0.231					K					2	0	0	0	0	2	4						
Rick Dempsey, R (7, PH) OBP: 1.000, SLG: 1.000					K				4-3	1	1	1	0	0	0	0						
Fred Stanley, R (7, 6)										0	0	0	0	0	0	0						
Walt Williams, R (9, PH) OBP: 0.556, SLG: 0.889							E 2B 1B		4-3	1	0	0	0	0	0	0						
<b>Inning Stats</b>	R: 0 E: 0 K: 0 S: 3	H: 0 LOB: 0 BB: 0 P: 3	R: 0 E: 0 K: 0 S: 3	H: 1 LOB: 0 BB: 0 P: 3	R: 1 E: 0 K: 1 S: 8	H: 3 LOB: 3 BB: 1 P: 12	R: 0 E: 0 K: 2 S: 9	H: 2 LOB: 2 BB: 0 P: 9	R: 0 E: 0 K: 0 S: 2	H: 0 LOB: 0 BB: 0 P: 6	R: 0 E: 0 K: 1 S: 5	H: 0 LOB: 0 BB: 0 P: 5	R: 2 E: 1 K: 1 S: 8	H: 3 LOB: 1 BB: 0 P: 8	R: 0 E: 0 K: 0 S: 5	H: 2 LOB: 2 BB: 0 P: 5	R: 0 E: 0 K: 0 S: 3	H: 0 LOB: 0 BB: 0 P: 3	1B: 10 2B: 1 3B: 0 HR: 0	SF: 0 SAC: 0 DP: 2 HBP: 0	WP: 0 PB: 0 SB: 0 CS: 0	PA: 38
<b>PITCHER</b> Mickey Lolich, L (1, 1) ERA: 2.4	IP: 9.0 WLS: W BF: 38 H: 11 R: 3 ER: 2 SO: 5 BB: 2 IBB: 0 HBP: 0 BLK: 0 WP: 0 HR: 0 S: 46 P: 54 ERA: 2.00 WHIP: 1.444															<b>PITCHER</b>	IP: 9.0 WLS: W BF: 38 H: 11 R: 3 ER: 2 SO: 5 BB: 2 IBB: 0 HBP: 0 BLK: 0 WP: 0 HR: 0 S: 46 P: 54 ERA: 2.00 WHIP: 1.444					

New York Yankees @ Detroit Tigers  
Tiger Stadium, Detroit, MI  
Sat Apr 19 1975, 4:33 AM EDT  
Att. 8,396 - Unknown - 51 F

AB	36
R	3
H	11
RBI	3
BB	2
SO	5
LOB	18



Batter	1	2	3	4	5	6	7	8	9	AB	R	H	RBI	BB	SO	LOB	BOTTOM			
Ron LeFlore, R (1, 8) OBP: 0.259, SLG: 0.385	1B S HR 1B		F8	F9		S 1B				4	1	2	0	0	0	1				
Gary Sutherland, R (1, 4) OBP: 0.287, SLG: 0.259	1B HR 1B		5-3		E6 1B	5-3				4	1	1	0	0	0	1				
Willie Horton, R (1, 10) OBP: 0.241, SLG: 0.429	1B HR 1-H 3-H		F3		G5-4-3 1B		F5			4	1	2	3	0	0	0				
Nate Colbert, R (1, 3) OBP: 0.214, SLG: 0.423	F3			1B 2B	K		K			4	1	1	0	0	2	2				
Bill Freehan, R (1, 2) OBP: 0.217, SLG: 0.364	K			2B 2B 1B	G5-4-3	5-3				4	1	1	1	0	1	2				
Dan Meyer, L (1, 7) OBP: 0.286, SLG: 0.300	F9			2B 2B			F8 HR 1B			4	2	2	0	0	0	0				
Art James, L (1, 9) OBP: 0.150, SLG: 0.105							F8			1	0	0	0	0	0	0				
Leon Roberts, R (4, PH) OBP: 0.429, SLG: 0.714			4-3				F8		F8	3	0	1	2	0	0	1				
Tom Verzyer, R (1, 6) OBP: 0.261, SLG: 0.273					5-3		5-3		K	4	0	0	0	0	2	2				
Aurelio Rodriguez, R (1, 5) OBP: 0.474, SLG: 0.588			1-3		F3		HR			3	1	1	2	0	0	1				
<b>Inning Stats</b>	R: 3 E: 0 K: 1 S: 8	H: 3 LOB: 0 BB: 0 P: 8	R: 0 E: 0 K: 1 S: 5	H: 0 LOB: 0 BB: 0 P: 5	R: 0 E: 0 K: 0 S: 3	H: 0 LOB: 0 BB: 0 P: 3	R: 3 E: 0 K: 0 S: 7	H: 4 LOB: 1 BB: 0 P: 7	R: 0 E: 1 K: 0 S: 6	H: 1 LOB: 1 BB: 0 P: 6	R: 2 E: 0 K: 0 S: 6	H: 3 LOB: 1 BB: 0 P: 6	R: 0 E: 0 K: 1 S: 5	H: 0 LOB: 0 BB: 0 P: 5	R: 0 E: 0 K: 1 S: 5	H: 0 LOB: 0 BB: 0 P: 5	1B: 6 2B: 3 3B: 0 HR: 2	SF: 0 SAC: 0 DP: 1 HBP: 0	WP: 0 PB: 0 SB: 2 CS: 0	PA: 35
<b>PITCHER</b> Caffish Hunter, R (1, 1) ERA: 7.32	IP: 3.0 WLS: L BF: 15 H: 6 R: 6 ER: 6 SO: 2 BB: 0 IBB: 0 HBP: 0 BLK: 0 WP: 0 HR: 1 S: 19 P: 19 ERA: 18.00 WHIP: 2.000															<b>PITCHER</b>	IP: 3.0 WLS: L BF: 15 H: 6 R: 6 ER: 6 SO: 2 BB: 0 IBB: 0 HBP: 0 BLK: 0 WP: 0 HR: 1 S: 19 P: 19 ERA: 18.00 WHIP: 2.000			
Mike Wallace, L (4, 1) ERA: 6.0	IP: 3.0 WLS: L BF: 14 H: 5 R: 2 ER: 2 SO: 1 BB: 0 IBB: 0 HBP: 0 BLK: 0 WP: 0 HR: 1 S: 16 P: 16 ERA: 6.00 WHIP: 1.667															<b>PITCHER</b>	IP: 3.0 WLS: L BF: 14 H: 5 R: 2 ER: 2 SO: 1 BB: 0 IBB: 0 HBP: 0 BLK: 0 WP: 0 HR: 1 S: 16 P: 16 ERA: 6.00 WHIP: 1.667			
Dick Tidrow, R (7, 1) ERA:	IP: 2.0 WLS: L BF: 6 H: 0 R: 0 ER: 0 SO: 2 BB: 0 IBB: 0 HBP: 0 BLK: 0 WP: 0 HR: 0 S: 10 P: 10 ERA: 0.00 WHIP: 0.000															<b>PITCHER</b>	IP: 2.0 WLS: L BF: 6 H: 0 R: 0 ER: 0 SO: 2 BB: 0 IBB: 0 HBP: 0 BLK: 0 WP: 0 HR: 0 S: 10 P: 10 ERA: 0.00 WHIP: 0.000			

New York Yankees @ Detroit Tigers  
Tiger Stadium, Detroit, MI  
Sat Apr 19 1975, 4:33 AM EDT  
Att. 8,396 - Unknown - 51 F

AB	35
R	8
H	11
RBI	8
BB	0
SO	5
LOB	10





Batter	1	2	3	4	5	6	7	8	9	AB R H RBI BB SO LOB	TOP																
Roy White, S OBP: 0.438, SLG: 0.533 (1, 7)										4 1 1 1 1 1 0	<b>New York Yankees @ Detroit Tigers</b> Tiger Stadium, Detroit, MI Sun Apr 20 1975, 4:33 AM EDT Att: 9,610 - Unknown																
Elliott Maddox, R OBP: 0.432, SLG: 0.432 (1, 8)										4 0 1 0 0 0 3																	
Bobby Bonds, R OBP: 0.256, SLG: 0.375 (1, 9)										4 2 1 1 1 1 4																	
Ron Blomberg, L OBP: 0.345, SLG: 0.520 (1, 10)										4 1 1 3 0 0 3																	
Graig Nettles, L OBP: 0.275, SLG: 0.243 (1, 5)										4 0 0 0 0 1 4																	
Chris Chambliss, L OBP: 0.393, SLG: 0.440 (7, PR) Fred Stanley, R (7, 4)										3 0 1 0 0 0 0 1 1 0 0 0 0 0																	
Thurman Munson, R OBP: 0.432, SLG: 0.457 (1, 2)										3 1 0 0 0 2 1																	
Jim Mason, L OBP: 0.188, SLG: 0.200 (1, 6)										4 0 0 0 0 1 4																	
Sandy Alomar Sr., S OBP: 0.129, SLG: 0.100 Ed Herrmann, L OBP: 0.200, SLG: 0.300 Bob Oliver, R OBP: 0.111, SLG: 0.222 (7, PH) (7, 3)										2 0 0 0 0 0 1 1 1 1 2 0 0 0 1 0 0 0 0 1 0																	
<b>Inning Stats</b>	R: 0 E: 1 K: 0 S: 4	H: 0 LOB: 2 BB: 0 P: 5	R: 0 E: 0 K: 0 S: 3	H: 0 LOB: 1 BB: 0 P: 4	R: 1 E: 0 K: 0 S: 4	H: 1 LOB: 0 BB: 0 P: 4	R: 0 E: 0 K: 1 S: 5	H: 0 LOB: 0 BB: 0 P: 5	R: 0 E: 0 K: 0 S: 4	H: 1 LOB: 1 BB: 0 P: 4		R: 6 E: 1 K: 1 S: 10	H: 4 LOB: 1 BB: 1 P: 14	R: 0 E: 0 K: 2 S: 7	H: 0 LOB: 0 BB: 0 P: 7	R: 0 E: 0 K: 2 S: 7	H: 0 LOB: 1 BB: 1 P: 11	1B: 2 2B: 2 3B: 0 HR: 2	SF: 0 SAC: 0 DP: 0 HBP: 2	WP: 0 PB: 0 SB: 1 CS: 0	PA: 39						
<b>PITCHER</b>	IP WLS BF H R ER SO BB IBB HBP BLK WP HR S P ERA WHIP											IP WLS BF H R ER SO BB IBB HBP BLK WP HR S P ERA WHIP															
Vern Ruhle, R ERA: 3.29 Tom Walker, R ERA: 2.7	(1, 1) (8, 1)	7.0 2.0	L 7	32 0	6 0	7 0	3 0	3 4	0 1	1 0	0 0	0 0	0 0	0 14	41 18	3.86 0.00	0.857 0.500										

Batter	1	2	3	4	5	6	7	8	9	AB R H RBI BB SO LOB	BOTTOM												
Ron LeFlore, R OBP: 0.226, SLG: 0.333 (1, 8)										4 0 0 0 0 0 1	<b>New York Yankees @ Detroit Tigers</b> Tiger Stadium, Detroit, MI Sun Apr 20 1975, 4:33 AM EDT Att: 9,610 - Unknown												
Gary Sutherland, R OBP: 0.235, SLG: 0.226 (1, 4)										4 0 0 0 0 0 1													
Willie Horton, R OBP: 0.212, SLG: 0.375 (1, 10)										4 0 0 0 0 1 0													
Nate Colbert, R OBP: 0.250, SLG: 0.393 (1, 3)										2 1 0 0 2 1 0													
Bill Freehan, R OBP: 0.185, SLG: 0.308 (1, 2)										4 0 0 0 0 0 2													
Leon Roberts, R OBP: 0.500, SLG: 0.800 (1, 9)										3 0 2 0 0 1 1													
Mickey Stanley, R OBP: 0.250, SLG: 0.167 (1, 7)										2 0 0 1 0 0 2													
Tom Verzyer, R OBP: 0.269, SLG: 0.280 (1, 6)										3 0 1 0 0 1 2													
Aurelio Rodriguez, R OBP: 0.409, SLG: 0.500 (1, 5)										3 0 0 0 0 0 2													
<b>Inning Stats</b>	R: 0 E: 0 K: 0 S: 3	H: 0 LOB: 0 BB: 0 P: 3	R: 1 E: 0 K: 1 S: 6	H: 1 LOB: 1 BB: 1 P: 10	R: 0 E: 0 K: 0 S: 3	H: 0 LOB: 0 BB: 0 P: 3	R: 0 E: 0 K: 2 S: 7	H: 0 LOB: 0 BB: 0 P: 7	R: 0 E: 0 K: 0 S: 4	H: 1 LOB: 1 BB: 0 P: 4		R: 0 E: 0 K: 0 S: 3	H: 0 LOB: 0 BB: 0 P: 3	R: 0 E: 0 K: 1 S: 5	H: 0 LOB: 1 BB: 1 P: 9	R: 0 E: 0 K: 0 S: 4	H: 1 LOB: 1 BB: 0 P: 4	R: 0 E: 0 K: 0 S: 3	H: 0 LOB: 0 BB: 0 P: 3	1B: 2 2B: 1 3B: 0 HR: 0	SF: 1 SAC: 0 DP: 0 HBP: 0	WP: 0 PB: 0 SB: 0 CS: 0	PA: 32
<b>PITCHER</b>	IP WLS BF H R ER SO BB IBB HBP BLK WP HR S P ERA WHIP											IP WLS BF H R ER SO BB IBB HBP BLK WP HR S P ERA WHIP											
Rudy May, L ERA: 3.0	(1, 1)	9.0 W	32 3	3 1	1 1	1 1	4 4	2 0	0 0	0 0	0 38	46 38	1.00 0.556										

AB 35  
R 7  
H 6  
RBI 7  
BB 2  
SO 7  
LOB 20



AB 29  
R 1  
H 3  
RBI 1  
BB 2  
SO 4  
LOB 11



WP: 0  
PB: 0  
SB: 0  
CS: 0



Batter	1	2	3	4	5	6	7	8	9	AB	R	H	RBI	BB	SO	LOB	TOP			
John Lowenstein, L (1,7) OBP: 0.192, SLG: 0.250	0-0 4-3		0-0 1-3		0-0 F7			0-3 K		4	0	0	0	0	1	1	Cleveland Indians @ Detroit Tigers Tiger Stadium, Detroit, MI Tue Apr 22 1975, 4:33 AM EDT Att: 5,692 - Unknown			
Tom McCraw, L (1,3) OBP: 0.286, SLG: 0.643	0-0 6-3 3B		0-0 F6			0-0 4-3		0-0 G3		4	1	1	0	0	0	0				
George Hendrick, R (1,8) OBP: 0.303, SLG: 0.500	0-0 6-3		0-3 K			0-0 1-3		0-0 5-3		4	0	0	1	0	1	0				
John Ellis, R (1,2) OBP: 0.313, SLG: 0.419	0-0 HR			0-0 F8		0-0 F3			0-0 6-3	4	1	1	1	0	0	0				
Charlie Spikes, R (1,9) OBP: 0.125, SLG: 0.100	0-0 G1			0-0 5-3			0-0 5-3		0-0 5-3	4	0	0	0	0	0	0				
Oscar Gamble, L (1,10) OBP: 0.304, SLG: 0.364 Ken Berry, R (9, PR)		0-0 1B		0-0 F6			0-0 F6		0-0 1B	4	0	2	0	0	0	0				
Buddy Bell, R (1,5) OBP: 0.226, SLG: 0.143		0-0 F9			0-0 F8		4-0 1B BB		0-0 5-3	3	0	0	0	1	0	2				
Jack Brohamer, L (1,4) OBP: 0.241, SLG: 0.259		0-0 F9			0-0 F4		0-0 1-2 1B			3	0	1	0	0	0	1				
Frank Duffy, R (1,6) OBP: 0.364, SLG: 0.364 Boog Powell, L (7, PH) Ed Crosby, L (7,6) OBP: 0.429, SLG: 0.417		0-3 K			0-0 1B		0-3 K			2	0	1	0	0	1	1				
										1	0	0	0	0	1	2				
										0	0	0	0	0	0	0				
<b>Inning Stats</b>	R: 2 E: 0 K: 0 S: 5	H: 2 LOB: 0 BB: 0 P: 5	R: 0 E: 0 K: 1 S: 6	H: 1 LOB: 1 BB: 0 P: 6	R: 0 E: 0 K: 1 S: 5	H: 0 LOB: 0 BB: 0 P: 5	R: 0 E: 0 K: 0 S: 3	H: 0 LOB: 0 BB: 0 P: 3	R: 0 E: 0 K: 0 S: 4	H: 1 LOB: 1 BB: 0 P: 4	R: 0 E: 0 K: 0 S: 3	H: 0 LOB: 0 BB: 0 P: 3	R: 0 E: 0 K: 1 S: 6	H: 1 LOB: 0 BB: 1 P: 10	R: 0 E: 0 K: 0 S: 4	H: 1 LOB: 1 BB: 0 P: 4	1B: 4 2B: 0 3B: 1 HR: 1	SF: 0 SAC: 0 DP: 0 HBP: 0	WP: 0 PB: 0 SB: 0 CS: 0	PA: 34
<b>PITCHER</b> Lerin LaGrow, R (1,1) ERA: 2.0	IP: 9.0 WLS: W BF: 34 H: 6 R: 2 ER: 2 SO: 4 BB: 1 IBB: 0 HBP: 0 BLK: 0 WP: 0 HR: 1 S: 41 P: 45 ERA: 2.00 WHIP: 0.778															<b>PITCHER</b>				

Batter	1	2	3	4	5	6	7	8	9	AB	R	H	RBI	BB	SO	LOB	BOTTOM
Ron LeFlore, R (1,8) OBP: 0.257, SLG: 0.382	0-3 K		0-0 S 1B		0-0 1B 2B		0-0 4-3			4	1	2	2	0	1	0	Cleveland Indians @ Detroit Tigers Tiger Stadium, Detroit, MI Tue Apr 22 1975, 4:33 AM EDT Att: 5,692 - Unknown
Gary Sutherland, R (1,4) OBP: 0.283, SLG: 0.257	0-0 1B		0-0 F9 1-2		0-0 HR 1B		0-0 6-3			4	1	2	1	0	0	1	
Willie Horton, R (1,10) OBP: 0.270, SLG: 0.500	0-0 G4-6-3 1B			0-0 G6-4-3 1B	0-0 HR 1B		0-3 K			4	1	3	2	0	1	0	
Nate Colbert, R (1,3) OBP: 0.222, SLG: 0.344	0-0 G4-6-3 1-2		0-0 G6-4-3 1-2		0-0 F8		0-3 K			4	0	0	0	0	1	3	
Bill Freehan, R (1,2) OBP: 0.161, SLG: 0.267		0-0 F5		0-0 F8		0-0 F8		0-3 K		4	0	0	0	0	1	0	
Dan Meyer, L (1,7) OBP: 0.320, SLG: 0.333		0-0 1-3			0-0 1B 2B		0-0 1B FC6-4 1B		0-3 K	4	2	2	0	0	1	0	
Art James, L (1,9) OBP: 0.261, SLG: 0.227		0-0 CS 1B			0-0 2B 1B		0-0 2B 1B		0-3 K	3	1	3	0	0	0	0	
Tom Veryzer, R (1,6) OBP: 0.241, SLG: 0.250		0-0 CS 1-2	0-0 F4		0-3 K		0-0 FC6-4 1-2			3	0	0	1	0	1	3	
Aurelio Rodriguez, R (1,5) OBP: 0.360, SLG: 0.435			0-0 1-3		0-0 F1		0-0 5-3 3-H			3	0	0	0	0	0	3	
										1B: 10 2B: 1 3B: 0 HR: 1	SF: 0 SAC: 0 DP: 2 HBP: 0	WP: 0 PB: 0 SB: 1 CS: 1	PA: 34				
<b>PITCHER</b> Gaylord Perry, R (1,1) ERA: 3.78	IP: 8.0 WLS: L BF: 33 H: 12 R: 6 ER: 6 SO: 6 BB: 0 IBB: 0 HBP: 0 BLK: 0 WP: 0 HR: 1 S: 45 P: 45 ERA: 6.75 WHIP: 1.500															<b>PITCHER</b>	



Batter	1	2	3	4	5	6	7	8	9	AB	R	H	RBI	BB	SO	LOB	TOP			
Tom McCraw, L (1, 3) OBP: 0.316, SLG: 0.632										5	1	2	0	0	1	1	<b>Cleveland Indians @ Detroit Tigers</b> Tiger Stadium, Detroit, MI Wed Apr 23 1975, 4:33 AM EDT Att: 5,470 - Unknown			
Leron Lee, L (1, 7) OBP: 0.286, SLG: 0.429 Ken Berry, R (7, 7)										4	1	2	0	0	0	1				
George Hendrick, R (1, 8) OBP: 0.297, SLG: 0.500										4	0	1	2	0	1	1				
John Ellis, R (1, 2) OBP: 0.306, SLG: 0.382										3	0	0	0	0	1	1				
Oscar Gamble, L (1, 10) OBP: 0.333, SLG: 0.423										4	1	2	0	0	0	2				
Charlie Spikes, R (1, 9) OBP: 0.111, SLG: 0.088										4	0	0	0	0	1	4				
Buddy Bell, R (1, 5) OBP: 0.229, SLG: 0.156										4	0	1	0	0	0	1				
Jack Brohamer, L (1, 4) OBP: 0.273, SLG: 0.387										4	1	2	2	0	0	2				
Frank Duffy, R (1, 6) OBP: 0.267, SLG: 0.267										4	0	0	0	0	0	3				
<b>Inning Stats</b>	R: 1 E: 0 K: 1 S: 6	H: 1 LOB: 0 BB: 0 P: 6	R: 0 E: 0 K: 0 S: 5	H: 2 LOB: 2 BB: 0 P: 5	R: 0 E: 0 K: 1 S: 6	H: 1 LOB: 1 BB: 0 P: 6	R: 2 E: 0 K: 1 S: 7	H: 2 LOB: 0 BB: 0 P: 7	R: 1 E: 0 K: 0 S: 5	H: 2 LOB: 2 BB: 0 P: 6	R: 0 E: 0 K: 0 S: 3	H: 0 LOB: 0 BB: 0 P: 3	R: 0 E: 0 K: 0 S: 3	H: 0 LOB: 0 BB: 0 P: 3	R: 0 E: 0 K: 1 S: 6	H: 1 LOB: 1 BB: 0 P: 6	1B: 5 2B: 4 3B: 0 HR: 1	SF: 0 SAC: 0 DP: 0 HBP: 1	WP: 0 PB: 0 SB: 3 CS: 0	PA: 38
<b>PITCHER</b>	IP WLS BF H R ER SO BB IBB HBP BLK WP HR S P ERA WHIP																			
Joe Coleman, R (1, 1) ERA: 9.42	6.0 L 28 9 4 4 4 0 0 0 0 0 0 1 35 36 6.00 1.500																			
Tom Walker, R (7, 1) ERA: 1.96	3.0 10 1 0 0 1 0 0 0 0 0 0 0 12 12 0.00 0.333																			

Batter	1	2	3	4	5	6	7	8	9	AB	R	H	RBI	BB	SO	LOB	BOTTOM					
Ron LeFlore, R (1, 8) OBP: 0.231, SLG: 0.342										4	0	0	0	0	2	2	<b>Cleveland Indians @ Detroit Tigers</b> Tiger Stadium, Detroit, MI Wed Apr 23 1975, 4:33 AM EDT Att: 5,470 - Unknown					
Gary Sutherland, R (1, 4) OBP: 0.286, SLG: 0.385										4	1	2	2	0	0	0						
Willie Horton, R (1, 10) OBP: 0.317, SLG: 0.500 John Knox, L (8, PR)										2	0	1	0	2	0	0						
Nate Colbert, R (1, 3) OBP: 0.200, SLG: 0.306										4	0	0	0	0	0	5						
Bill Freehan, R (1, 2) OBP: 0.200, SLG: 0.382										4	1	2	1	0	0	0						
Dan Meyer, L (1, 7) OBP: 0.276, SLG: 0.286											4	0	0	0	0	1						
Art James, L (1, 9) OBP: 0.222, SLG: 0.192										4	0	0	0	0	0	1						
Tom Veryzer, R (1, 6) OBP: 0.258, SLG: 0.267 Gates Brown, L (7, PH) Gene Michael, S (8, 6)										2	1	1	0	0	1	0						
Aurelio Rodriguez, R (1, 5) OBP: 0.357, SLG: 0.400										2	0	0	0	1	0	1						
<b>Inning Stats</b>	R: 0 E: 0 K: 0 S: 4	H: 1 LOB: 1 BB: 0 P: 4	R: 0 E: 0 K: 0 S: 3	H: 1 LOB: 0 BB: 0 P: 3	R: 1 E: 0 K: 1 S: 7	H: 2 LOB: 2 BB: 1 P: 11	R: 0 E: 0 K: 0 S: 3	H: 0 LOB: 0 BB: 0 P: 3	R: 0 E: 0 K: 1 S: 5	H: 0 LOB: 0 BB: 0 P: 5	R: 2 E: 1 K: 0 S: 5	H: 2 LOB: 0 BB: 0 P: 5	R: 0 E: 0 K: 1 S: 5	H: 0 LOB: 1 BB: 1 P: 9	R: 0 E: 0 K: 0 S: 2	H: 0 LOB: 1 BB: 1 P: 6	R: 0 E: 0 K: 0 S: 3	H: 0 LOB: 0 BB: 0 P: 3	1B: 3 2B: 2 3B: 0 HR: 2	SF: 0 SAC: 0 DP: 3 HBP: 0	WP: 0 PB: 0 SB: 0 CS: 0	PA: 34
<b>PITCHER</b>	IP WLS BF H R ER SO BB IBB HBP BLK WP HR S P ERA WHIP																					
Jim Perry, R (1, 1) ERA: 5.03	5.2 W 23 6 3 3 2 0 0 0 0 0 0 1 26 30 4.76 1.059																					
Don Hood, L (6, 1) ERA	0.1 1 0 0 0 0 0 0 0 0 0 0 0 1 1 0.00 0.000																					
Tom Buskey, R (7, 1) ERA: 1.42	3.0 S 10 0 0 0 1 2 0 0 0 0 0 0 10 18 0.00 0.667																					



Batter	1	2	3	4	5	6	7	8	9	AB	R	H	RBI	BB	SO	LOB	TOP			
Juan Beniquez, R OBP: 0.242, SLG: 0.267 (1, 7)										4	0	1	0	0	1	1				
Dwight Evans, R OBP: 0.393, SLG: 0.529 (1, 9)										3	0	0	0	1	0	0				
Carl Yastrzemski, L OBP: 0.299, SLG: 0.420 (1, 3)										4	0	1	0	0	1	1				
Jim Rice, R OBP: 0.286, SLG: 0.529 (1, 10)										3	0	0	0	1	1	1				
Fred Lynn, L OBP: 0.468, SLG: 0.684 (1, 8)										3	0	0	0	0	1	3				
Bob Montgomery, R OBP: 0.288, SLG: 0.333 (1, 2)										3	0	0	0	0	1	1				
Rick Burleson, R OBP: 0.365, SLG: 0.318 (1, 6)										3	0	2	0	0	0	0				
Doug Griffin, R OBP: 0.293, SLG: 0.237 (1, 4)										2	0	0	0	0	0	1				
Bob Heise, R OBP: 0.125, SLG: 0.133 Tony Conigliaro, R OBP: 0.250, SLG: 0.250 Rick Miller, L (8, 7)										2	0	0	0	0	0	1				
										1	0	0	0	0	0	0				
										0	0	0	0	0	0	0				
<b>Inning Stats</b>	R: 0 E: 0 K: 1 S: 5	H: 1 LOB: 2 BB: 2 P: 13	R: 0 E: 0 K: 0 S: 3	H: 1 LOB: 0 BB: 0 P: 3	R: 0 E: 0 K: 1 S: 5	H: 0 LOB: 0 BB: 0 P: 5	R: 0 E: 0 K: 1 S: 6	H: 1 LOB: 1 BB: 0 P: 6	R: 0 E: 0 K: 0 S: 4	H: 0 LOB: 0 BB: 0 P: 5	R: 0 E: 0 K: 0 S: 3	H: 0 LOB: 0 BB: 0 P: 3	R: 0 E: 0 K: 1 S: 5	H: 0 LOB: 0 BB: 0 P: 5	R: 0 E: 0 K: 1 S: 5	H: 0 LOB: 0 BB: 0 P: 5	1B: 3 2B: 1 3B: 0 HR: 0	SF: 0 SAC: 1 DP: 0 HBP: 0	WP: 0 PB: 0 SB: 0 CS: 2	PA: 31
<b>PITCHER</b> Mickey Lolich, L ERA: 1.5 (1, 1)	IP: 9.0 WLS: W BF: 31 H: 4 R: 0 ER: 0 SO: 5 BB: 2 IBB: 0 HBP: 0 BLK: 0 WP: 0 HR: 0 S: 39 P: 47 ERA: 0.00 WHIP: 0.667															<b>PITCHER</b>	IP: 9.0 WLS: W BF: 31 H: 4 R: 0 ER: 0 SO: 5 BB: 2 IBB: 0 HBP: 0 BLK: 0 WP: 0 HR: 0 S: 39 P: 47 ERA: 0.00 WHIP: 0.667			

Boston Red Sox @ Detroit Tigers  
Tiger Stadium, Detroit, MI  
Fri Apr 25 1975, 7:05 PM EDT  
Att: 10,109 - Unknown - 43 F

AB 28  
R 0  
H 4  
RBI 0  
BB 2  
SO 5  
LOB 9



Batter	1	2	3	4	5	6	7	8	9	AB	R	H	RBI	BB	SO	LOB	BOTTOM			
Ron LeFlore, R OBP: 0.238, SLG: 0.341 (1, 8)										3	0	1	0	0	0	0				
Gary Sutherland, R OBP: 0.287, SLG: 0.357 (1, 4)										3	0	0	0	0	0	0				
Willie Horton, R OBP: 0.295, SLG: 0.463 (1, 10)										3	0	0	0	0	2	0				
Nate Colbert, R OBP: 0.209, SLG: 0.289 (1, 3)										2	0	0	0	1	1	0				
Bill Freehan, R OBP: 0.184, SLG: 0.351 (1, 2)										3	0	0	0	0	0	1				
Dan Meyer, L OBP: 0.281, SLG: 0.387 (1, 7)										3	1	1	1	0	0	0				
Ben Oglivie, L (1, 9)										3	0	0	0	0	0	0				
Tom Verzyer, R OBP: 0.235, SLG: 0.242 (1, 6)										3	0	0	0	0	1	0				
Aurelio Rodriguez, R OBP: 0.333, SLG: 0.370 (1, 5)										2	0	0	0	0	0	0				
<b>Inning Stats</b>	R: 0 E: 0 K: 0 S: 3	H: 0 LOB: 0 BB: 0 P: 3	R: 0 E: 0 K: 0 S: 3	H: 0 LOB: 0 BB: 0 P: 3	R: 0 E: 0 K: 1 S: 5	H: 0 LOB: 0 BB: 0 P: 5	R: 1 E: 0 K: 1 S: 6	H: 1 LOB: 0 BB: 0 P: 6	R: 0 E: 0 K: 0 S: 3	H: 1 LOB: 0 BB: 0 P: 3	R: 0 E: 0 K: 1 S: 5	H: 0 LOB: 0 BB: 0 P: 5	R: 0 E: 0 K: 1 S: 5	H: 0 LOB: 0 BB: 0 P: 5	R: 0 E: 0 K: 1 S: 5	H: 0 LOB: 0 BB: 0 P: 5	1B: 1 2B: 0 3B: 0 HR: 1	SF: 0 SAC: 0 DP: 0 HBP: 0	WP: 0 PB: 0 SB: 0 CS: 1	PA: 27
<b>PITCHER</b> Luis Tiant, R ERA: 3.66 (1, 1)	IP: 8.0 WLS: L BF: 26 H: 2 R: 1 ER: 1 SO: 4 BB: 1 IBB: 0 HBP: 0 BLK: 0 WP: 0 HR: 1 S: 33 P: 37 ERA: 1.12 WHIP: 0.375															<b>PITCHER</b>	IP: 8.0 WLS: L BF: 26 H: 2 R: 1 ER: 1 SO: 4 BB: 1 IBB: 0 HBP: 0 BLK: 0 WP: 0 HR: 1 S: 33 P: 37 ERA: 1.12 WHIP: 0.375			

Boston Red Sox @ Detroit Tigers  
Tiger Stadium, Detroit, MI  
Fri Apr 25 1975, 7:05 PM EDT  
Att: 10,109 - Unknown - 43 F

AB 25  
R 1  
H 2  
RBI 1  
BB 1  
SO 4  
LOB 1





Batter	1	2	3	4	5	6	7	8	9	10	AB	R	H	RBI	BB	SO	LOB	TOP			
<b>Bernie Carbo, L</b> (1, 7) OBP: 0.486, SLG: 0.423 <b>Tony Contiglaro, R</b> (7, PH) OBP: 0.241, SLG: 0.240 <b>Bob Heise, R</b> (7, 5) OBP: 0.176, SLG: 0.133	4-3	CS	F9		F8		1-3			1B BB	3	0	0	0	0	0	0				
<b>Dwight Evans, R</b> (1, 9) OBP: 0.385, SLG: 0.509	F7		1-3			F4		6-3 1B		1B BB	4	0	1	0	1	0	0				
<b>Carl Yastrzemski, L</b> (1, 3) OBP: 0.323, SLG: 0.415	1B		BB			G3		6-3 BB		K	3	1	1	0	2	1	2				
<b>Fred Lynn, L</b> (1, 8) OBP: 0.462, SLG: 0.643	E4		4-3					K			4	0	1	0	1	1	4				
<b>Jim Rice, R</b> (1, 10) OBP: 0.275, SLG: 0.487					F8		F4		6-3		5	0	1	1	0	1	6				
<b>Rico Petrocelli, R</b> (1, 5) OBP: 0.279, SLG: 0.167 <b>Juan Beniquez, R</b> (7, PR) OBP: 0.229, SLG: 0.250		G6-4-3				K		FC1-6		5-3	3	0	2	0	0	1	0				
<b>Bob Montgomery, R</b> (1, 2) OBP: 0.288, SLG: 0.309		G6-4-3				F9		FC1-6			4	0	0	0	0	1	2				
<b>Rick Burleson, R</b> (1, 6) OBP: 0.375, SLG: 0.319		E1				1-3				F5	3	1	1	0	1	0	0				
<b>Doug Griffin, R</b> (1, 4) OBP: 0.289, SLG: 0.238						6-3		F6		6-3	4	0	1	1	0	0	2				
<b>Inning Stats</b>	R: 1 E: 1 K: 0 S: 5	H: 2 LOB: 2 BB: 0 P: 5	R: 1 E: 1 K: 0 S: 4	H: 3 LOB: 0 BB: 0 P: 4	R: 0 E: 0 K: 0 S: 3	H: 0 LOB: 0 BB: 1 P: 7	R: 0 E: 0 K: 1 S: 5	H: 0 LOB: 0 BB: 0 P: 5	R: 0 E: 0 K: 0 S: 3	H: 0 LOB: 1 BB: 1 P: 7	R: 0 E: 0 K: 0 S: 4	H: 1 LOB: 2 BB: 1 P: 8	R: 0 E: 0 K: 1 S: 6	H: 1 LOB: 2 BB: 1 P: 10	R: 0 E: 0 K: 1 S: 5	H: 0 LOB: 0 BB: 0 P: 5	R: 0 E: 0 K: 3 S: 10	H: 1 LOB: 3 BB: 2 P: 18	1B: 8 2B: 0 3B: 0 HR: 0	SF: 0 SAC: 0 DP: 1 HBP: 0	WP: 0 PA: 43
<b>PITCHER</b>	IP	WLS	BF	H	R	ER	SO	BB	IBB	HBP	BLK	WP	HR	S	P	ERA	WHIP				
<b>Vern Ruhle, R</b> (1, 1) ERA: 2.29 <b>John Hiller, L</b> (7, 1) ERA:	6.0		24	6	2	0	1	2	0	0	0	0	0	24	32	0.00	1.333				
	4.0	W	18	2	0	0	5	4	0	0	0	0	0	24	40	0.00	1.500				

**Boston Red Sox @ Detroit Tigers**  
Tiger Stadium, Detroit, MI  
Sat Apr 26 1975, 4:33 AM EDT  
Att: 9,594 - Unknown

AB 36  
R 2  
H 8  
RBI 2  
BB 6  
SO 6  
LOB 23



Batter	1	2	3	4	5	6	7	8	9	10	AB	R	H	RBI	BB	SO	LOB	BOTTOM			
<b>Ron LeFlore, R</b> (1, 8) OBP: 0.255, SLG: 0.348	1B		E S		6-3		F9			F9	5	2	2	0	0	0	1				
<b>Gary Sutherland, R</b> (1, 4) OBP: 0.300, SLG: 0.391	4-3		E5			1B		6-3			4	0	2	1	1	0	1				
<b>Willie Horton, R</b> (1, 10) OBP: 0.292, SLG: 0.455	4-3		SF9			K		F9			3	0	1	2	0	1	1				
<b>Nate Colbert, R</b> (1, 3) OBP: 0.213, SLG: 0.268	4-3		4-3			1B		F9			3	0	0	0	1	0	3				
<b>Bill Freehan, R</b> (1, 2) OBP: 0.197, SLG: 0.317	F9-2		4-3			F4		F7		6-3	4	0	0	0	0	0	4				
<b>Leon Roberts, R</b> (1, 9) OBP: 0.571, SLG: 0.786		5-3				G3-6-3		1B		CS	4	0	3	0	0	0	0				
<b>Dan Meyer, L</b> (1, 7) OBP: 0.250, SLG: 0.343		6-3				G3-6-3		G3		F8	4	0	0	0	0	0	5				
<b>Tom Verzer, R</b> (1, 6) OBP: 0.237, SLG: 0.243		1-3				F2		1-3		CS	4	1	1	0	0	0	0				
<b>Aurelio Rodriguez, R</b> (1, 5) OBP: 0.303, SLG: 0.333			P7			L7		F8		SH3-4	3	0	0	0	0	0	0				
<b>Inning Stats</b>	R: 1 E: 0 K: 0 S: 4	H: 2 LOB: 1 BB: 8 P: 8	R: 0 E: 0 K: 0 S: 3	H: 0 LOB: 0 BB: 0 P: 3	R: 1 E: 1 K: 0 S: 5	H: 1 LOB: 1 BB: 0 P: 5	R: 0 E: 0 K: 0 S: 3	H: 1 LOB: 0 BB: 0 P: 3	R: 0 E: 0 K: 1 S: 7	H: 2 LOB: 3 BB: 11 P: 11	R: 0 E: 0 K: 0 S: 3	H: 0 LOB: 0 BB: 3 P: 3	R: 0 E: 0 K: 0 S: 3	H: 0 LOB: 0 BB: 0 P: 3	R: 0 E: 0 K: 0 S: 3	H: 1 LOB: 0 BB: 0 P: 3	R: 1 E: 0 K: 0 S: 4	H: 2 LOB: 1 BB: 4 P: 4	1B: 8 2B: 2 3B: 0 HR: 0	SF: 1 SAC: 1 DP: 2 HBP: 0	WP: 0 PA: 39
<b>PITCHER</b>	IP	WLS	BF	H	R	ER	SO	BB	IBB	HBP	BLK	WP	HR	S	P	ERA	WHIP				
<b>Bill Lee, L</b> (1, 1) ERA: 5.65	9.2	L	38	9	3	2	1	2	0	0	0	0	0	38	46	1.86	1.138				

**Boston Red Sox @ Detroit Tigers**  
Tiger Stadium, Detroit, MI  
Sat Apr 26 1975, 4:33 AM EDT  
Att: 9,594 - Unknown

AB 34  
R 3  
H 9  
RBI 3  
BB 2  
SO 1  
LOB 15






Batter	1	2	3	4	5	6	7	8	9	AB	R	H	RBI	BB	SO	LOB	TOP										
<b>Bernie Carbo, L</b> OBP: 0.500, SLG: 0.633 (1, 7)										4	2	2	2	1	0	2											
<b>Dwight Evans, R</b> OBP: 0.371, SLG: 0.533 (1, 9)										5	1	1	1	0	0	3											
<b>Carl Yastrzemski, L</b> OBP: 0.313, SLG: 0.397 (1, 3)										5	0	1	0	0	1	0											
<b>Fred Lynn, L</b> OBP: 0.439, SLG: 0.617 (1, 8)										5	0	1	0	0	0	1											
<b>Jim Rice, R</b> OBP: 0.311, SLG: 0.500 (1, 10) <b>Juan Beniquez, R</b> OBP: 0.229, SLG: 0.250 (9, PR)										5	0	3	0	0	1	1											
<b>Rico Petrocelli, R</b> OBP: 0.271, SLG: 0.195 (1, 5)										5	1	1	0	0	0	4											
<b>Bob Montgomery, R</b> OBP: 0.283, SLG: 0.310 (1, 2)										3	0	1	1	1	0	2											
<b>Rick Burleson, R</b> OBP: 0.350, SLG: 0.294 (1, 6)										4	0	0	0	0	1	2											
<b>Doug Griffin, R</b> OBP: 0.313, SLG: 0.250 (1, 4) <b>Cecil Cooper, L</b> OBP: 0.375, SLG: 0.571 (8, PH) <b>Bob Heise, R</b> OBP: 0.176, SLG: 0.133 (8, 4)										2	0	1	0	1	0	1											
<b>Inning Stats</b>	R: 1 E: 0 K: 0 S: 6	H: 3 LOB: 2 BB: 0 P: 6	R: 0 E: 0 K: 0 S: 4	H: 1 LOB: 1 BB: 0 P: 4	R: 0 E: 0 K: 0 S: 4	H: 1 LOB: 1 BB: 0 P: 4	R: 1 E: 0 K: 0 S: 5	H: 2 LOB: 2 BB: 1 P: 9	R: 0 E: 1 K: 1 S: 5	H: 0 LOB: 1 BB: 1 P: 9	R: 0 E: 0 K: 1 S: 5	H: 0 LOB: 0 BB: 0 P: 5	R: 0 E: 0 K: 1 S: 3	H: 0 LOB: 1 BB: 1 P: 7	R: 2 E: 0 K: 1 S: 8	H: 3 LOB: 1 BB: 0 P: 8	1B: 6 2B: 2 3B: 0 HR: 3	SF: 0 SAC: 0 DP: 0 HBP: 0	WP: 0 PB: 0 SB: 0 CS: 0	PA: 42							
<b>PITCHER</b>	IP	WLS	BF	H	R	ER	SO	BB	IBB	HBP	BLK	WP	HR	S	P	ERA	WHIP										
<b>Lerin LaGrow, R</b> ERA: 2.35 (1, 1)	5.0	W	25	8	2	2	0	1	0	0	0	0	1	24	28	3.60	1.800										
<b>Tom Walker, R</b> ERA: 2.94 (6, 1)	3.0		13	2	2	2	2	2	0	0	0	0	2	15	23	6.00	1.333										
<b>John Hiller, L</b> ERA: (9, 1)	1.0	S	4	1	0	0	1	0	0	0	0	0	0	6	6	0.00	1.000										

**Boston Red Sox @ Detroit Tigers**  
Tiger Stadium, Detroit, MI  
Sun Apr 27 1975, 3:33 AM EDT  
Att: 17,414 - Unknown


**AB 39**  
**R 4**  
**H 11**  
**RBI 4**  
**BB 3**  
**SO 3**  
**LOB 17**



Batter	1	2	3	4	5	6	7	8	9	AB	R	H	RBI	BB	SO	LOB	BOTTOM										
<b>Ron LeFlore, R</b> OBP: 0.250, SLG: 0.392 (1, 8)										5	2	1	1	0	1	1											
<b>Gary Sutherland, R</b> OBP: 0.327, SLG: 0.412 (1, 4)										5	1	3	0	0	0	0											
<b>Willie Horton, R</b> OBP: 0.308, SLG: 0.458 (1, 10)										4	0	2	0	0	1	2											
<b>Nate Colbert, R</b> OBP: 0.235, SLG: 0.273 (1, 3)										3	0	1	1	1	0	2											
<b>Bill Freehan, R</b> OBP: 0.174, SLG: 0.295 (1, 2)										3	0	0	0	1	1	7											
<b>Dan Meyer, L</b> OBP: 0.275, SLG: 0.342 (1, 7)										3	1	1	0	1	1	3											
<b>Ben Oglivie, L</b> OBP: 0.200, SLG: 0.444 (1, 9)										3	1	1	3	0	1	1											
<b>Tom Veryzer, R</b> OBP: 0.214, SLG: 0.220 (1, 6)										4	0	0	0	0	2	4											
<b>Aurelio Rodriguez, R</b> OBP: 0.270, SLG: 0.294 (1, 5)										4	0	0	0	0	2	0											
<b>Inning Stats</b>	R: 1 E: 1 K: 3 S: 12	H: 2 LOB: 2 BB: 0 P: 12	R: 0 E: 1 K: 1 S: 6	H: 0 LOB: 1 BB: 0 P: 6	R: 1 E: 0 K: 0 S: 5	H: 2 LOB: 3 BB: 1 P: 10	R: 1 E: 0 K: 0 S: 5	H: 3 LOB: 2 BB: 1 P: 9	R: 2 E: 0 K: 1 S: 7	H: 2 LOB: 0 BB: 0 P: 7	R: 0 E: 0 K: 2 S: 7	H: 0 LOB: 1 BB: 1 P: 11	R: 0 E: 0 K: 2 S: 7	H: 0 LOB: 0 BB: 0 P: 7	R: 7 2B: 1 3B: 0 HR: 2	SF: 0 SAC: 0 DP: 1 HBP: 1	WP: 0 PB: 0 SB: 0 CS: 0	PA: 38									
<b>PITCHER</b>	IP	WLS	BF	H	R	ER	SO	BB	IBB	HBP	BLK	WP	HR	S	P	ERA	WHIP										
<b>Rick Wise, R</b> ERA: 4.65 (1, 1)	4.0	L	25	9	5	4	4	2	0	1	0	0	2	30	39	9.00	2.750										
<b>Dick Drago, R</b> ERA: 2.64 (5, 1)	4.0		13	0	0	0	5	1	0	0	0	0	0	22	26	0.00	0.250										

**Boston Red Sox @ Detroit Tigers**  
Tiger Stadium, Detroit, MI  
Sun Apr 27 1975, 3:33 AM EDT  
Att: 17,414 - Unknown

**AB 34**  
**R 5**  
**H 9**  
**RBI 5**  
**BB 3**  
**SO 9**  
**LOB 20**





Batter	1	2	3	4	5	6	7	8	9	AB	R	H	RBI	BB	SO	LOB	TOP			
Ron LeFlore, R (1, 8) OBP: 0.236, SLG: 0.370 Gates Brown, L (9, FH) Terry Humphrey, R (9, 2)	0-0 5-3		0-0 P3			0-0 F8		0-0 SH1-4	0-3 K	3	0	0	0	0	0	1				
Gary Sutherland, R (1, 4) OBP: 0.333, SLG: 0.400	0-0 F9			0-0 5-3		0-0 4-3		4-0 IBB	0-0 1B	4	0	1	3	1	0	0				
Willie Horton, R (1, 10) OBP: 0.316, SLG: 0.509	0-0 5-3			0-0 FC5-4 1B		0-0 HR		0-0 L6	0-0 5-3	5	1	2	1	0	0	5				
Nate Colbert, R (1, 3) OBP: 0.218, SLG: 0.250		0-0 5-3		0-0 FC5-4 1-2		0-3 K		0-0 5-3		4	0	0	0	0	1	4				
Bill Freehan, R (1, 2) OBP: 0.200, SLG: 0.298 John Knox, L (9, PR)		4-0 BB		0-0 L4			0-0 P5		0-0 1B 1B	3	0	1	0	1	0	1				
Mickey Stanley, R (9, 8) OBP: 0.250, SLG: 0.167		0-0 1-3 BB								0	0	0	0	0	0	0				
Leon Roberts, R (1, 9) OBP: 0.500, SLG: 0.667		0-0 1-3				0-0 F9		0-0 6-3	0-0 1B BB 1B	4	1	1	0	0	0	1				
Dan Meyer, L (1, 7) OBP: 0.273, SLG: 0.333		0-0 F5				0-0 F7		0-0 3-1	0-0 1B BB 1B	4	1	1	0	0	0	1				
Tom Verzyer, R (1, 6) OBP: 0.239, SLG: 0.227			0-0 F9			0-0 P6		0-0 SH1-4 BB 1B	4-0 BB 1B IBB	3	1	1	0	1	0	0				
Aurelio Rodriguez, R (1, 5) OBP: 0.317, SLG: 0.333			0-3 K			0-0 F8 4-3 2B		4-0 SH1-4 BB	4-0 1B BB	2	1	1	1	2	1	0				
<b>Inning Stats</b>	R: 0 E: 0 K: 0 S: 3	H: 0 LOB: 0 BB: 0 P: 3	R: 0 E: 0 K: 0 S: 3	H: 0 LOB: 1 BB: 1 P: 7	R: 0 E: 0 K: 1 S: 5	H: 1 LOB: 0 BB: 0 P: 4	R: 0 E: 0 K: 0 S: 3	H: 0 LOB: 0 BB: 0 P: 3	R: 2 E: 0 K: 1 S: 7	H: 2 LOB: 0 BB: 0 P: 7	R: 0 E: 0 K: 0 S: 3	H: 0 LOB: 0 BB: 0 P: 3	R: 0 E: 0 K: 0 S: 4	H: 1 LOB: 3 BB: 2 P: 12	R: 3 E: 0 K: 1 S: 8	H: 4 LOB: 2 BB: 2 P: 16	1B: 6 2B: 1 3B: 0 HR: 1	SF: 0 SAC: 1 DP: 0 HBP: 0	WP: 0 PA: 39 PB: 0 SB: 0 CS: 0	
<b>PITCHER</b>	IP WLS BF H R ER SO BB IBB HBP BLK WP HR S P ERA WHIP	IP WLS BF H R ER SO BB IBB HBP BLK WP HR S P ERA WHIP	IP WLS BF H R ER SO BB IBB HBP BLK WP HR S P ERA WHIP	IP WLS BF H R ER SO BB IBB HBP BLK WP HR S P ERA WHIP	IP WLS BF H R ER SO BB IBB HBP BLK WP HR S P ERA WHIP	IP WLS BF H R ER SO BB IBB HBP BLK WP HR S P ERA WHIP	IP WLS BF H R ER SO BB IBB HBP BLK WP HR S P ERA WHIP	IP WLS BF H R ER SO BB IBB HBP BLK WP HR S P ERA WHIP	IP WLS BF H R ER SO BB IBB HBP BLK WP HR S P ERA WHIP	IP WLS BF H R ER SO BB IBB HBP BLK WP HR S P ERA WHIP	IP WLS BF H R ER SO BB IBB HBP BLK WP HR S P ERA WHIP	IP WLS BF H R ER SO BB IBB HBP BLK WP HR S P ERA WHIP	IP WLS BF H R ER SO BB IBB HBP BLK WP HR S P ERA WHIP	IP WLS BF H R ER SO BB IBB HBP BLK WP HR S P ERA WHIP	IP WLS BF H R ER SO BB IBB HBP BLK WP HR S P ERA WHIP	IP WLS BF H R ER SO BB IBB HBP BLK WP HR S P ERA WHIP	IP WLS BF H R ER SO BB IBB HBP BLK WP HR S P ERA WHIP	IP WLS BF H R ER SO BB IBB HBP BLK WP HR S P ERA WHIP	IP WLS BF H R ER SO BB IBB HBP BLK WP HR S P ERA WHIP	
Mike Cuellar, L (1, 1) ERA: 4.18 Dave Johnson, R (9, 1) ERA: 5.4	8.1 L 36 7 5 5 2 3 2 0 0 0 1 35 55 5.40 1.200	0.2 S 3 1 0 0 1 0 0 0 0 0 0 5 5 0.00 1.500																		

Detroit Tigers @ Baltimore Orioles  
 Memorial Stadium, Baltimore, MD  
 Mon Apr 28 1975, 7:05 PM EDT  
 Att: 3,784 - Unknown

AB	33
R	5
H	8
RBI	5
BB	5
SO	3
LOB	16



Batter	1	2	3	4	5	6	7	8	9	AB	R	H	RBI	BB	SO	LOB	BOTTOM			
Al Bumbry, L (1, 7) OBP: 0.346, SLG: 0.400 Paul Blair, R (9, FH) Tom Shopay, L (9, PR)	0-0 F7			0-3 K		0-0 6-3			0-0 BB 1B	4	0	1	1	0	1	2				
Ken Singleton, S (1, 9) OBP: 0.418, SLG: 0.412		0-0 WP FC1-2 2-3 3-H 1B		4-0 BB		0-0 F9		0-0 P6	0-0 1B	3	0	1	0	2	0	1				
Tommy Davis, R (1, 10) OBP: 0.235, SLG: 0.213		0-0 1B		0-0 FC1-5-2 1B		0-0 4-3		0-0 F7	0-3 K	5	0	1	0	0	1	5				
Lee May, R (1, 3) OBP: 0.266, SLG: 0.483	0-0 F8		0-0 5-3			0-0 6-3		0-0 2B	4-0 BB 1B	4	0	1	0	1	0	4				
Bobby Grich, R (1, 4) OBP: 0.487, SLG: 0.621	0-0 FC6-4 1-2		0-0 5-3		0-0 L6		4-0 BB	0-0 F9	0-0 F9	4	0	0	0	1	0	4				
Don Baylor, R (1, 8) OBP: 0.371, SLG: 0.377		0-0 HR		0-0 4-3		0-0 F7		0-0 F3		4	1	1	1	0	0	2				
Brooks Robinson, R (1, 5) OBP: 0.295, SLG: 0.255		0-0 SH1-4 BB 1B		0-0 4-3		0-0 P4		0-0 6-3		4	1	1	0	0	0	0				
Eliud Hendricks, L (1, 2) OBP: 0.480, SLG: 0.412		4-0 1B SH1-4 WP BB		4-0 SH1-3 BB		4-0 BB		4-0 BB	4-0 G6-4-3 BB	0	1	0	0	4	0	0				
Mark Belanger, R (1, 6) OBP: 0.167, SLG: 0.128		0-0 SH1-4		0-0 SH1-3		0-0 F8		0-0 G6-4-3	0-0 F8	2	0	0	0	0	0	2				
<b>Inning Stats</b>	R: 0 E: 0 K: 0 S: 5	H: 2 LOB: 2 BB: 0 P: 5	R: 3 E: 0 K: 0 S: 6	H: 3 LOB: 2 BB: 2 P: 14	R: 0 E: 0 K: 1 S: 5	H: 0 LOB: 0 BB: 0 P: 3	R: 0 E: 0 K: 1 S: 5	H: 0 LOB: 2 BB: 2 P: 13	R: 0 E: 0 K: 0 S: 3	H: 0 LOB: 1 BB: 1 P: 7	R: 0 E: 0 K: 0 S: 4	H: 1 LOB: 2 BB: 1 P: 8	R: 0 E: 0 K: 0 S: 2	H: 0 LOB: 0 BB: 1 P: 6	R: 0 E: 0 K: 1 S: 6	H: 1 LOB: 2 BB: 1 P: 10	1B: 5 2B: 1 3B: 0 HR: 1	SF: 0 SAC: 2 DP: 1 HBP: 0	WP: 1 PA: 41 PB: 0 SB: 0 CS: 0	
<b>PITCHER</b>	IP WLS BF H R ER SO BB IBB HBP BLK WP HR S P ERA WHIP	IP WLS BF H R ER SO BB IBB HBP BLK WP HR S P ERA WHIP	IP WLS BF H R ER SO BB IBB HBP BLK WP HR S P ERA WHIP	IP WLS BF H R ER SO BB IBB HBP BLK WP HR S P ERA WHIP	IP WLS BF H R ER SO BB IBB HBP BLK WP HR S P ERA WHIP	IP WLS BF H R ER SO BB IBB HBP BLK WP HR S P ERA WHIP	IP WLS BF H R ER SO BB IBB HBP BLK WP HR S P ERA WHIP	IP WLS BF H R ER SO BB IBB HBP BLK WP HR S P ERA WHIP	IP WLS BF H R ER SO BB IBB HBP BLK WP HR S P ERA WHIP	IP WLS BF H R ER SO BB IBB HBP BLK WP HR S P ERA WHIP	IP WLS BF H R ER SO BB IBB HBP BLK WP HR S P ERA WHIP	IP WLS BF H R ER SO BB IBB HBP BLK WP HR S P ERA WHIP	IP WLS BF H R ER SO BB IBB HBP BLK WP HR S P ERA WHIP	IP WLS BF H R ER SO BB IBB HBP BLK WP HR S P ERA WHIP	IP WLS BF H R ER SO BB IBB HBP BLK WP HR S P ERA WHIP	IP WLS BF H R ER SO BB IBB HBP BLK WP HR S P ERA WHIP	IP WLS BF H R ER SO BB IBB HBP BLK WP HR S P ERA WHIP	IP WLS BF H R ER SO BB IBB HBP BLK WP HR S P ERA WHIP	IP WLS BF H R ER SO BB IBB HBP BLK WP HR S P ERA WHIP	
Joe Coleman, R (1, 1) ERA: 7.25 John Hiller, L (9, 1) ERA:	8.0 W 36 6 3 3 1 6 1 0 0 0 1 31 59 3.38 1.500	1.0 S 5 1 0 0 1 1 0 0 0 0 0 6 10 0.00 2.000																		

Detroit Tigers @ Baltimore Orioles  
 Memorial Stadium, Baltimore, MD  
 Mon Apr 28 1975, 7:05 PM EDT  
 Att: 3,784 - Unknown

AB	31
R	3
H	7
RBI	2
BB	8
SO	2
LOB	20





Batter	1	2	3	4	5	6	7	8	9	10	AB	R	H	RBI	BB	SO	LOB	TOP			
Ron LeFlore, R OBP: 0.250, SLG: 0.424 (1, 8)											5	1	2	1	0	1	2				
Gary Sutherland, R OBP: 0.323, SLG: 0.383 (1, 4)											5	1	1	0	0	0	1				
Willie Horton, R OBP: 0.306, SLG: 0.534 (1, 10)											5	1	1	2	0	1	0				
Nate Colbert, R OBP: 0.203, SLG: 0.231 (1, 3)											4	0	0	0	0	1	0				
Bill Freehan, R OBP: 0.222, SLG: 0.314 (1, 2)											4	0	2	0	0	0	0				
Leon Roberts, R OBP: 0.455, SLG: 0.636 (1, 9)											4	0	1	0	0	2	2				
Dan Meyer, L OBP: 0.292, SLG: 0.348 (1, 7)											4	0	2	0	0	0	1				
Tom Verzyer, R OBP: 0.240, SLG: 0.213 (1, 6)											3	0	0	0	1	2	3				
Aurelio Rodriguez, R OBP: 0.311, SLG: 0.400 (1, 5)											4	1	1	1	0	2	2				
<b>Inning Stats</b>	R: 0 E: 0 K: 0 S: 3	H: 1 LOB: 0 BB: 0 P: 3	R: 0 E: 0 K: 1 S: 7	H: 2 LOB: 2 BB: 0 P: 7	R: 0 E: 0 K: 1 S: 5	H: 0 LOB: 0 BB: 0 P: 5	R: 0 E: 0 K: 1 S: 6	H: 1 LOB: 1 BB: 0 P: 6	R: 0 E: 0 K: 1 S: 5	H: 0 LOB: 0 BB: 0 P: 5	R: 0 E: 0 K: 1 S: 5	H: 1 LOB: 1 BB: 0 P: 6	R: 2 E: 0 K: 1 S: 7	H: 2 LOB: 0 BB: 0 P: 7	R: 0 E: 0 K: 1 S: 5	H: 0 LOB: 0 BB: 0 P: 5	R: 2 E: 0 K: 1 S: 7	H: 2 LOB: 0 BB: 0 P: 7	1B: 6 2B: 2 3B: 0 HR: 3	SF: 0 SAC: 0 DP: 1 HBP: 0	WP: 0 PA: 39 PB: 0 SB: 0 CS: 1
<b>PITCHER</b>	IP 9.1	WLS L	BF 37	H 10	R 4	ER 4	SO 9	BB 1	IBB 0	HBP 0	BLK 0	WP 0	HR 3	S 54	P 58	ERA 3.86	WHIP 1.179				
Ross Grimsley, L ERA: 4.5	(1, 1)																				
Doyle Alexander, R ERA: 2.7	(10, 1)	0.2	2	0	0	0	0	0	0	0	0	0	0	2	2	0.00	0.000				

**Detroit Tigers @ Baltimore Orioles**  
 Memorial Stadium, Baltimore, MD  
 Tue Apr 29 1975, 7:05 PM EDT  
 Att: 4,668 - Unknown

AB 38  
 R 4  
 H 10  
 RBI 4  
 BB 1  
 SO 9  
 LOB 11

Batter	1	2	3	4	5	6	7	8	9	10	AB	R	H	RBI	BB	SO	LOB	BOTTOM			
Ken Singleton, S OBP: 0.394, SLG: 0.382 (9, PH) Tom Shopay, L (10, 9)											4	0	0	0	0	1	4				
Paul Blair, R OBP: 0.375, SLG: 0.434 (1, 8)											5	1	1	0	0	1	3				
Tommy Davis, R OBP: 0.250, SLG: 0.231 (1, 10)											5	0	2	1	0	0	2				
Lee May, R OBP: 0.261, SLG: 0.460 (1, 3)											5	0	1	0	0	0	1				
Bobby Grich, R OBP: 0.455, SLG: 0.545 (1, 4)											4	0	0	0	1	0	0				
Don Baylor, R OBP: 0.373, SLG: 0.448 (1, 7)											5	1	2	1	0	0	2				
Brooks Robinson, R OBP: 0.292, SLG: 0.241 (1, 5)											3	0	0	0	1	1	2				
Dave Duncan, R OBP: 0.280, SLG: 0.250 (1, 2)											4	0	2	0	0	0	4				
Mark Belanger, R OBP: 0.200, SLG: 0.167 (1, 6)											3	0	2	0	0	0	0				
<b>Inning Stats</b>	R: 0 E: 0 K: 0 S: 3	H: 0 LOB: 0 BB: 0 P: 3	R: 0 E: 0 K: 0 S: 4	H: 1 LOB: 2 BB: 1 P: 8	R: 1 E: 0 K: 1 S: 7	H: 2 LOB: 1 BB: 0 P: 7	R: 1 E: 0 K: 0 S: 6	H: 3 LOB: 2 BB: 0 P: 6	R: 0 E: 0 K: 0 S: 3	H: 0 LOB: 0 BB: 0 P: 3	R: 0 E: 1 K: 0 S: 5	H: 1 LOB: 2 BB: 0 P: 5	R: 0 E: 0 K: 0 S: 4	H: 1 LOB: 2 BB: 1 P: 8	R: 0 E: 0 K: 1 S: 6	H: 2 LOB: 2 BB: 0 P: 6	R: 0 E: 0 K: 0 S: 3	H: 0 LOB: 0 BB: 0 P: 3	1B: 7 2B: 2 3B: 0 HR: 1	SF: 0 SAC: 2 DP: 0 HBP: 0	WP: 0 PA: 42 PB: 0 SB: 0 CS: 0
<b>PITCHER</b>	IP 8.0	WLS W	BF 35	H 8	R 2	ER 1	SO 2	BB 2	IBB 0	HBP 0	BLK 0	WP 0	HR 1	S 37	P 45	ERA 1.12	WHIP 1.250				
Mickey Lolich, L ERA: 1.41	(1, 1)																				
Tom Walker, R ERA: 2.45	(9, 1)	2.0	7	2	0	0	1	0	0	0	0	0	0	9	9	0.00	1.000				

**Detroit Tigers @ Baltimore Orioles**  
 Memorial Stadium, Baltimore, MD  
 Tue Apr 29 1975, 7:05 PM EDT  
 Att: 4,668 - Unknown

AB 38  
 R 2  
 H 10  
 RBI 2  
 BB 2  
 SO 3  
 LOB 18



Batter	1	2	3	4	5	6	7	8	9	AB	R	H	RBI	BB	SO	LOB	TOP
Ron LeFlore, R OBP: 0.281, SLG: 0.444 (1, 8)	0-0 CS 1B		0-0 1B		0-0 1B		0-3 K			4	0	3	0	0	1	0	<b>Detroit Tigers @ Milwaukee Brewers</b> Milwaukee County Stadium, Milwaukee, WI Wed Apr 30 1975, 8:05 PM EDT Att: 6,075 - Unknown
Gary Sutherland, R OBP: 0.345, SLG: 0.387 (1, 4)	4-0 WP 1B BB		0-0 F7		0-0 1B		4-0 CS BB			2	1	1	1	2	0	1	
Willie Horton, R OBP: 0.288, SLG: 0.500 (1, 10)	0-0 F8		0-0 F4		0-3 K		0-3 K			4	0	0	0	0	2	5	
Nate Colbert, R OBP: 0.206, SLG: 0.232 (1, 3)	0-0 2H 1B			0-0 1-3	0-3 K			0-3 K		4	0	1	1	0	2	2	
Bill Freehan, R OBP: 0.224, SLG: 0.296 (1, 2)	0-3 K			0-0 F9		0-0 6-3		4-0 G6-4-3 BB		3	0	0	0	1	1	1	
Dan Meyer, L OBP: 0.308, SLG: 0.333 (1, 7)		0-0 F7		4-0 BB		4-0 E BB		0-0 G6-4-3 1-2		2	0	0	0	2	0	1	
Ben Oglivie, L OBP: 0.143, SLG: 0.308 (1, 9)		0-0 F8		0-3 K		0-0 E6		0-0 F9		4	0	0	0	0	1	2	
Tom Verzyer, R OBP: 0.245, SLG: 0.204 John Knox, L (9, PH)		0-3 K			4-0 1B BB	0-3 K		0-3 K2-3		2	1	0	0	1	2	2	
Aurelio Rodriguez, R OBP: 0.292, SLG: 0.372 Gates Brown, L (9, PH)			0-0 F9		0-0 F7	0-0 F9		0-0 4-3		3	0	0	0	0	0	3	
1B: 5 SF: 0 2B: 1 SAC: 0 3B: 0 DP: 2 HR: 0 HBP: 0											WP: 1 PA: 36 PB: 0 SB: 0 CS: 2						
<b>Inning Stats</b>	R: 1 E: 0 K: 1 S: 6	H: 2 LOB: 1 BB: 1 P: 10	R: 0 E: 0 K: 1 S: 5	H: 0 LOB: 0 BB: 0 P: 5	R: 0 E: 0 K: 0 S: 4	H: 1 LOB: 1 BB: 0 P: 4	R: 0 E: 0 K: 1 S: 5	H: 0 LOB: 1 BB: 1 P: 9	R: 1 E: 0 K: 2 S: 9	H: 2 LOB: 2 BB: 1 P: 13	R: 0 E: 1 K: 1 S: 6	H: 0 LOB: 2 BB: 1 P: 10	R: 0 E: 0 K: 1 S: 4	H: 0 LOB: 0 BB: 0 P: 8	R: 0 E: 0 K: 1 S: 5	H: 0 LOB: 0 BB: 0 P: 5	ERA: 2.46 WHIP: 1.500
<b>PITCHER</b>	IP WLS BF H R ER SO BB IBB HBP BLK WP HR S P ERA WHIP											ERA: 0.00 WHIP: 0.000					

Batter	1	2	3	4	5	6	7	8	9	AB	R	H	RBI	BB	SO	LOB	BOTTOM
Don Money, R OBP: 0.185, SLG: 0.197 (1, 5)	0-0 F9 6-3 1B		4-0 CS BB		0-0 1B		0-0 6-3			3	1	2	0	1	0	0	<b>Detroit Tigers @ Milwaukee Brewers</b> Milwaukee County Stadium, Milwaukee, WI Wed Apr 30 1975, 8:05 PM EDT Att: 6,075 - Unknown
Robin Yount, R OBP: 0.390, SLG: 0.649 (1, 6)	0-0 F9		0-0 CS 1B		0-0 G6-4-3 1B		0-0 SH3-4 HR 1B			4	1	3	1	0	0	1	
Sixto Lezcano, R OBP: 0.311, SLG: 0.400 (1, 9)	0-0 6-3		0-0 CS	0-3 K	0-0 G6-4-3		0-0 SH3-4			3	0	0	1	0	1	2	
George Scott, R OBP: 0.333, SLG: 0.433 (1, 3)	0-0 F8			0-0 6-3		0-0 4-3		0-0 SH3-4 HR		4	1	1	2	0	0	0	
Hank Aaron, R OBP: 0.306, SLG: 0.314 (1, 10)		0-0 F8		0-0 3B 1B		0-0 5-3		0-0 5-3		4	1	1	0	0	0	0	
Darrell Porter, L OBP: 0.385, SLG: 0.350 (1, 2)		4-0 1B FC6-4 BB		0-0 1H 3B		4-0 BB		0-0 F8		2	1	1	1	2	0	0	
Mike Hegan, L OBP: 0.500, SLG: 0.444 Gorman Thomas, R (7, 7)		0-0 FC6-4 1B		0-0 F5		0-3 K				3	0	1	0	0	1	2	
Pedro Garcia, R OBP: 0.283, SLG: 0.327 (1, 4)		0-0 FC6-4 CS		0-0 F9		0-0 F9		0-0 F3		3	0	0	1	0	0	1	
Bob Coluccio, R OBP: 0.300, SLG: 0.280 (1, 8)		0-0 CS	0-0 F9		4-0 1B BB		0-0 6-3			2	1	0	0	1	0	0	
1B: 7 SF: 0 2B: 0 SAC: 1 3B: 1 DP: 1 HR: 1 HBP: 0											WP: 0 PA: 35 PB: 0 SB: 1 CS: 3						
<b>Inning Stats</b>	R: 1 E: 0 K: 0 S: 4	H: 1 LOB: 0 BB: 1 P: 4	R: 1 E: 0 K: 0 S: 3	H: 1 LOB: 0 BB: 1 P: 7	R: 0 E: 0 K: 0 S: 2	H: 1 LOB: 1 BB: 1 P: 6	R: 1 E: 0 K: 1 S: 7	H: 2 LOB: 1 BB: 0 P: 7	R: 1 E: 0 K: 0 S: 4	H: 2 LOB: 1 BB: 1 P: 8	R: 0 E: 0 K: 1 S: 5	H: 0 LOB: 1 BB: 1 P: 9	R: 0 E: 0 K: 0 S: 3	H: 0 LOB: 0 BB: 0 P: 3	R: 2 E: 0 K: 0 S: 5	H: 2 LOB: 0 BB: 0 P: 5	ERA: 6.75 WHIP: 1.625
<b>PITCHER</b>	IP WLS BF H R ER SO BB IBB HBP BLK WP HR S P ERA WHIP											ERA: 6.89 WHIP: 1.625					



Batter	1	2	3	4	5	6	7	8	9	AB	R	H	RBI	BB	SO	LOB	TOP					
Ron LeFlore, R OBP: 0.304, SLG: 0.478 (1, 8)										4	1	2	0	1	1	0	<b>Detroit Tigers @ Milwaukee Brewers</b> Milwaukee County Stadium, Milwaukee, WI Thu May 01 1975, 4:33 AM EDT Att: 8,395 - Unknown					
Gary Sutherland, R John Knox, L (1, 4) (7, 4)										3	1	1	0	1	0	2						
Willie Horton, R OBP: 0.296, SLG: 0.537 (1, 10)										5	1	2	3	0	0	2						
Nate Colbert, R OBP: 0.209, SLG: 0.233 (1, 3)										4	0	1	0	0	1	2						
Bill Freehan, R Gene Lamont, L (1, 2) (7, 2)										2	0	0	0	2	0	2						
Dan Meyer, L OBP: 0.304, SLG: 0.327 (1, 7)										4	0	1	0	0	0	2						
Ben Oglivie, L OBP: 0.167, SLG: 0.294 (1, 9)										4	0	1	0	0	1	1						
Tom Verzyer, R Gates Brown, L Gene Michael, S (1, 6) (6, PH) (6, 6)										2	0	0	0	0	1	0						
Aurelio Rodriguez, R OBP: 0.288, SLG: 0.362 (1, 5)										4	0	1	0	0	0	2						
<b>Inning Stats</b>	R: 2 E: 0 K: 2 S: 9	H: 2 LOB: 1 BB: 1 P: 13	R: 0 E: 0 K: 1 S: 5	H: 0 LOB: 0 BB: 0 P: 5	R: 0 E: 1 K: 0 S: 3	H: 0 LOB: 0 BB: 0 P: 3	R: 0 E: 0 K: 0 S: 4	H: 1 LOB: 1 BB: 0 P: 4	R: 1 E: 0 K: 0 S: 4	H: 2 LOB: 2 BB: 2 P: 12	R: 0 E: 0 K: 0 S: 4	H: 1 LOB: 2 BB: 1 P: 8	R: 0 E: 1 K: 0 S: 5	H: 2 LOB: 2 BB: 0 P: 5	R: 0 E: 0 K: 1 S: 5	H: 0 LOB: 0 BB: 0 P: 5		R: 0 E: 0 K: 0 S: 4	H: 1 LOB: 1 BB: 0 P: 4	1B: 7 2B: 0 3B: 1 HR: 1	SF: 0 SAC: 0 DP: 1 HBP: 0	WP: 0 PB: 0 SB: 1 CS: 1
<b>PITCHER</b>	IP WLS BF H R ER SO BB IBB HBP BLK WP HR S P ERA WHIP																					
Pete Broberg, R ERA: 2.11 (1, 1)	5.1 W 25 6 3 3 3 4 0 0 0 0 0 1 27 43 5.06 1.875																					
Jim Colborn, R ERA: 3.0 (6, 1)	3.2 S 14 3 0 0 1 0 0 0 0 0 0 0 16 16 0.00 0.818																					

Batter	1	2	3	4	5	6	7	8	9	AB	R	H	RBI	BB	SO	LOB	BOTTOM			
Don Money, R Kurt Bevacqua, R (1, 5) (8, PH) (9, 5)										5	2	3	1	0	0	2	<b>Detroit Tigers @ Milwaukee Brewers</b> Milwaukee County Stadium, Milwaukee, WI Thu May 01 1975, 4:33 AM EDT Att: 8,395 - Unknown			
Robin Yount, R OBP: 0.385, SLG: 0.683 (1, 6)										6	3	2	4	0	0	2				
Sixto Lezcano, R Gorman Thomas, R (1, 9) (8, PH) (9, 9)										5	1	1	0	0	0	3				
George Scott, R Tim Johnson, L (1, 3) (9, 3)										5	1	2	1	0	0	1				
Hank Aaron, R Bobby Mitchell, R (1, 10) (7, PR) (4, 55)										4	1	4	2	0	0	0				
Darrell Porter, L OBP: 0.386, SLG: 0.477 (1, 2)										4	3	2	3	1	0	3				
Mike Hegan, L Rob Ellis, R (1, 7) (6, 7)										0	1	0	1	2	0	0				
Pedro Garcia, R OBP: 0.293, SLG: 0.365 (1, 4)										3	1	1	2	1	0	3				
Bob Coluccio, R OBP: 0.323, SLG: 0.283 (1, 8)										3	1	1	0	2	0	0				
<b>Inning Stats</b>	R: 0 E: 1 K: 0 S: 3	H: 0 LOB: 0 BB: 0 P: 3	R: 1 E: 0 K: 0 S: 4	H: 2 LOB: 1 BB: 1 P: 8	R: 2 E: 0 K: 0 S: 7	H: 4 LOB: 2 BB: 0 P: 7	R: 0 E: 0 K: 0 S: 2	H: 0 LOB: 0 BB: 1 P: 6	R: 5 E: 1 K: 0 S: 8	H: 5 LOB: 2 BB: 2 P: 16	R: 0 E: 0 K: 0 S: 3	H: 0 LOB: 0 BB: 0 P: 3	R: 5 E: 1 K: 0 S: 7	H: 3 LOB: 1 BB: 1 P: 11	R: 4 E: 1 K: 0 S: 7	H: 3 LOB: 2 BB: 2 P: 15		1B: 11 2B: 2 3B: 2 HR: 2	SF: 3 SAC: 1 DP: 3 HBP: 0	WP: 0 PB: 0 SB: 1 CS: 0
<b>PITCHER</b>	IP WLS BF H R ER SO BB IBB HBP BLK WP HR S P ERA WHIP																			
Vern Ruhle, R ERA: 3.22 (1, 1)	2.2 L 12 5 5 5 0 2 0 0 0 0 0 0 10 18 22.50 3.500																			
Ray Bare, R ERA: 9.82 (3, 1)	2.0 L 12 5 5 5 0 2 0 0 0 0 0 0 10 18 22.50 3.500																			
Tom Makowski, L ERA: 8.1 (5, 1)	3.1 22 6 9 3 0 4 0 0 0 0 0 2 18 34 8.10 3.000																			



Batter	1	2	3	4	5	6	7	8	9	AB	R	H	RBI	BB	SO	LOB	TOP							
Ron LeFlore, R OBP: 0.315, SLG: 0.479	(1, 8) X F9		(2) X 4-3		(1) X E 1B 1-2		(2) X 1-2			4	0	2	0	0	0	1	<b>Detroit Tigers @ Boston Red Sox</b> Fenway Park, Boston, MA Sat May 03 1975, 3:33 AM EDT Att: 13,153 - Unknown - 62 F							
Gary Sutherland, R OBP: 0.351, SLG: 0.377	(1, 4) X F9		(3) X F8		(1) X E 1B 1-3 2-H		(2) X G5-3			4	0	1	1	0	0	3								
Willie Horton, R OBP: 0.293, SLG: 0.521	(1, 10) X F8				(1) X 1B		(3) X F6		(1) X 5-3	4	0	1	0	0	0	2								
Nate Colbert, R OBP: 0.211, SLG: 0.234	(1, 3) X				(1) X F8		(1) X K		(2) X K	4	0	1	0	0	2	1								
Bill Freehan, R OBP: 0.227, SLG: 0.267	(1, 2) X				(2) X L7		(2) X F8		(3) X 6-3	4	0	0	0	0	1	2								
Dan Meyer, L OBP: 0.283, SLG: 0.304	(1, 7) X				(3) X F9		(3) X F3		(1) X F5	4	0	0	0	0	0	2								
Leon Roberts, R OBP: 0.423, SLG: 0.692	(1, 9) X						(1) X 5-3		(2) X F7	4	1	1	1	0	1	1								
Aurelio Rodriguez, R OBP: 0.286, SLG: 0.340	(1, 5) X						(2) X F8		(3) X 4-1	3	0	0	0	1	0	0								
Tom Verzyer, R OBP: 0.259, SLG: 0.222	(1, 6) X				(1) X F8		(1) X 1B 1B		(2) X G5-3 1B	3	1	2	0	0	0	1								
<b>Inning Stats</b>	R: 0 E: 0 K: 0 S: 3	H: 0 LOB: 0 BB: 0 P: 3	R: 0 E: 0 K: 2 S: 8	H: 1 LOB: 1 BB: 0 P: 8	R: 0 E: 0 K: 0 S: 3	H: 0 LOB: 1 BB: 1 P: 7	R: 0 E: 0 K: 0 S: 4	H: 1 LOB: 0 BB: 0 P: 4	R: 1 E: 1 K: 0 S: 6	H: 3 LOB: 2 BB: 0 P: 6	R: 0 E: 0 K: 1 S: 5	H: 0 LOB: 0 BB: 0 P: 5	R: 1 E: 0 K: 0 S: 5	H: 3 LOB: 1 BB: 0 P: 5	R: 0 E: 0 K: 1 S: 5	H: 0 LOB: 0 BB: 0 P: 5	R: 0 E: 0 K: 0 S: 3	H: 0 LOB: 0 BB: 0 P: 3	1B: 7 2B: 0 3B: 0 HR: 1	SF: 0 SAC: 0 DP: 1 HBP: 0	WP: 1 PB: 0 SB: 0 CS: 0	PA: 35		
<b>PITCHER</b> Rick Wise, R ERA: 4.05	(1, 1)	IP: 9.0 WLS: W BF: 35 H: 8 R: 2 ER: 2 SO: 4 BB: 1 IBB: 0 HBP: 0 BLK: 0 WP: 1 HR: 1 S: 42 P: 46 ERA: 2.00 WHIP: 1.000											<b>PITCHER</b>	IP: 9.0 WLS: W BF: 35 H: 8 R: 2 ER: 2 SO: 4 BB: 1 IBB: 0 HBP: 0 BLK: 0 WP: 1 HR: 1 S: 42 P: 46 ERA: 2.00 WHIP: 1.000										

Batter	1	2	3	4	5	6	7	8	9	AB	R	H	RBI	BB	SO	LOB	BOTTOM											
Bernie Carbo, L OBP: 0.462, SLG: 0.641	(1, 7) X CS-4 BB									2	0	0	1	1	0	1	<b>Detroit Tigers @ Boston Red Sox</b> Fenway Park, Boston, MA Sat May 03 1975, 3:33 AM EDT Att: 13,153 - Unknown - 62 F											
Rick Miller, L (7, 7)										1	0	0	0	1	0	2												
Dwight Evans, R OBP: 0.385, SLG: 0.479	(1, 9) X FC6-4 1B									5	1	1	1	1	2	4												
Carl Yastrzemski, L OBP: 0.339, SLG: 0.397	(1, 3) X 1-3 1B									3	2	1	0	1	0	1												
Cecil Cooper, L OBP: 0.300, SLG: 0.444	(7, 3) X 2B									2	0	0	0	0	1	3												
Fred Lynn, L OBP: 0.443, SLG: 0.561	(1, 8) X 1B FC3									3	3	2	0	2	0	1												
Jim Rice, R OBP: 0.310, SLG: 0.509	(1, 10) X FC3 1B									5	2	2	2	0	1	4												
Rico Petrocelli, R OBP: 0.279, SLG: 0.196	(1, 5) X FC3 1B									4	1	0	1	1	0	4												
Bob Montgomery, R OBP: 0.288, SLG: 0.310	(1, 2) X E5 SF7 1B									5	2	3	2	0	1	1												
Rick Burleson, R OBP: 0.370, SLG: 0.328	(1, 6) X E7 SF7 1B									5	1	3	3	0	0	2												
Doug Griffin, R OBP: 0.339, SLG: 0.275	(1, 4) X 1B									3	0	2	0	0	0	0												
Bob Heise, R OBP: 0.158, SLG: 0.118	(6, 4) X 1B									2	0	0	0	0	0	3												
<b>Inning Stats</b>	R: 6 E: 2 K: 1 S: 11	H: 4 LOB: 2 BB: 2 P: 19	R: 0 E: 0 K: 0 S: 3	H: 0 LOB: 1 BB: 1 P: 7	R: 0 E: 0 K: 1 S: 6	H: 1 LOB: 1 BB: 0 P: 6	R: 2 E: 0 K: 1 S: 7	H: 2 LOB: 2 BB: 2 P: 15	R: 0 E: 0 K: 0 S: 3	H: 0 LOB: 1 BB: 1 P: 7	R: 1 E: 0 K: 0 S: 6	H: 3 LOB: 2 BB: 0 P: 6	R: 0 E: 0 K: 2 S: 7	H: 0 LOB: 1 BB: 1 P: 11	R: 3 E: 1 K: 0 S: 8	H: 4 LOB: 2 BB: 0 P: 8	1B: 13 2B: 1 3B: 0 HR: 0	SF: 1 SAC: 0 DP: 0 HBP: 0	WP: 0 PB: 0 SB: 0 CS: 0	PA: 48								
<b>PITCHER</b> Lerin LaGow, R ERA: 4.4	(1, 1)	IP: 5.2 WLS: L BF: 35 H: 10 R: 9 ER: 8 SO: 3 BB: 5 IBB: 1 HBP: 0 BLK: 0 WP: 0 HR: 0 S: 35 P: 59 ERA: 12.71 WHIP: 2.647											<b>PITCHER</b>	IP: 5.2 WLS: L BF: 35 H: 10 R: 9 ER: 8 SO: 3 BB: 5 IBB: 1 HBP: 0 BLK: 0 WP: 0 HR: 0 S: 35 P: 59 ERA: 12.71 WHIP: 2.647														
Dave Lemanczyk, R ERA: 6.35	(6, 1)	1.1	5	0	0	0	2	1	0	0	0	0	0	0	8	12	0.00	0.750										
Vern Ruhle, R ERA: 3.47	(8, 1)	1.0	8	4	3	1	0	0	0	0	0	0	0	8	8	9.00	4.000											





Batter	1	2	3	4	5	6	7	8	9	AB	R	H	RBI	BB	SO	LOB	TOP			
<b>Don Money, R</b> OBP: 0.250, SLG: 0.289 (1, 5) X	F7		F6		F9			F4		4	0	0	0	0	0	1	<b>Milwaukee Brewers @ Detroit Tigers</b> Tiger Stadium, Detroit, MI Tue May 06 1975, 7:05 PM EDT Att: 11,035 - Unknown			
<b>Robin Yount, R</b> OBP: 0.402, SLG: 0.632 (1, 6) H	FC6-4 HBP		F4		F8			6-3		3	0	0	0	0	0	0				
<b>Sixto Lezcano, R</b> OBP: 0.293, SLG: 0.373 (1, 9) X	FC6-4 HR		K		K			F9		4	1	0	0	0	2	1				
<b>George Scott, R</b> OBP: 0.360, SLG: 0.463 (1, 3) X	HR			6-3				F8		3	1	1	2	1	0	0				
<b>Hank Aaron, R</b> OBP: 0.354, SLG: 0.333 (1, 10) X	5-3			L8				F6 BB		3	0	0	0	1	0	1				
<b>Darrell Porter, L</b> OBP: 0.356, SLG: 0.421 (1, 2) B		4-0 CS BB		L3				K		3	0	0	0	1	2	1				
<b>Mike Hegan, L</b> OBP: 0.478, SLG: 0.563 (1, 7) S			K		4-0 SH1-4 BB			F8		2	0	0	0	1	1	1				
<b>Pedro Garcia, R</b> OBP: 0.296, SLG: 0.375 (1, 4) X			E6		SH1-4			6-3		2	0	0	0	0	0	0				
<b>Bob Coluccio, R</b> OBP: 0.320, SLG: 0.274 (1, 8) S			K		K			K		2	0	0	0	0	2	2				
<b>Tim Johnson, L</b> OBP: 0.400, SLG: 0.490 (8, PH) S										1	0	0	0	0	1	0				
<b>Gorman Thomas, R</b> OBP: 0.273, SLG: 0.111 (8, 8) S										0	0	0	0	0	0	0				
<b>Inning Stats</b>	R: 2 E: 0 K: 0 S: 4	H: 1 LOB: 0 BB: 0 P: 5	R: 0 E: 1 K: 2 S: 7	H: 0 LOB: 1 BB: 1 P: 11	R: 0 E: 0 K: 1 S: 5	H: 0 LOB: 0 BB: 0 P: 5	R: 0 E: 0 K: 0 S: 3	H: 0 LOB: 0 BB: 0 P: 3	R: 0 E: 0 K: 1 S: 5	H: 0 LOB: 1 BB: 1 P: 9	R: 0 E: 0 K: 1 S: 5	H: 0 LOB: 0 BB: 0 P: 5	R: 0 E: 0 K: 1 S: 5	H: 0 LOB: 1 BB: 1 P: 9	R: 0 E: 0 K: 1 S: 5	H: 0 LOB: 1 BB: 1 P: 9	1B: 0 2B: 0 3B: 0 HR: 1	SF: 0 SAC: 1 DP: 0 HBP: 1	WP: 1 PB: 0 SB: 0 CS: 1	PA: 33
<b>PITCHER</b> <b>Joe Coleman, R</b> ERA: 5.74 (1, 1)	IP: 9.0 WLS: W BF: 33	H: 1 R: 2 ER: 2 SO: 8	BB: 4 IBB: 0 HBP: 1 BLK: 0	WP: 1 HR: 1 S: 44 P: 61	ERA: 2.00 WHIP: 0.556											AB: 27 R: 2 H: 1 RBI: 2 BB: 4 SO: 8 LOB: 7				

Batter	1	2	3	4	5	6	7	8	9	AB	R	H	RBI	BB	SO	LOB	BOTTOM			
<b>Ron LeFlore, R</b> OBP: 0.338, SLG: 0.486 (1, 8) X	F9		G1-4-3 1B		BB FC4-2 1B		S 1B BB			3	1	2	2	1	0	0	<b>Milwaukee Brewers @ Detroit Tigers</b> Tiger Stadium, Detroit, MI Tue May 06 1975, 7:05 PM EDT Att: 11,035 - Unknown			
<b>Gary Sutherland, R</b> OBP: 0.346, SLG: 0.370 (1, 4) X	6-3		G1-4-3		FC4-2 BB		G5-4-3 1B			4	0	1	1	0	0	4				
<b>Willie Horton, R</b> OBP: 0.291, SLG: 0.500 (1, 10) S	K			1-3			G5-4-3			3	0	0	0	1	1	1				
<b>Nate Colbert, R</b> OBP: 0.213, SLG: 0.235 (1, 3) X				K			F5			4	0	1	0	0	2	3				
<b>Bill Freehan, R</b> OBP: 0.229, SLG: 0.313 (1, 2) X				K			F8			4	1	1	1	0	0	4				
<b>Dan Meyer, L</b> OBP: 0.266, SLG: 0.283 (1, 7) X				HR			F6			4	0	0	0	0	0	1				
<b>Leon Roberts, R</b> OBP: 0.414, SLG: 0.655 (1, 9) X				F7			F6			3	1	1	0	0	1	1				
<b>Aurelio Rodriguez, R</b> OBP: 0.288, SLG: 0.327 (1, 5) X				F9			BB BB 1B			2	1	0	0	1	0	0				
<b>Tom Veryzer, R</b> OBP: 0.279, SLG: 0.232 (1, 6) X				F4			BB BB 1B			2	0	1	0	1	0	0				
<b>Inning Stats</b>	R: 0 E: 0 K: 1 S: 5	H: 0 LOB: 0 BB: 0 P: 5	R: 0 E: 0 K: 0 S: 4	H: 1 LOB: 1 BB: 0 P: 4	R: 0 E: 0 K: 0 S: 4	H: 2 LOB: 1 BB: 0 P: 4	R: 1 E: 0 K: 1 S: 6	H: 1 LOB: 0 BB: 0 P: 6	R: 2 E: 0 K: 1 S: 7	H: 2 LOB: 3 BB: 3 P: 19	R: 0 E: 0 K: 1 S: 5	H: 0 LOB: 0 BB: 0 P: 5	R: 1 E: 0 K: 0 S: 3	H: 1 LOB: 0 BB: 1 P: 7	R: 0 E: 0 K: 0 S: 3	H: 0 LOB: 0 BB: 0 P: 3	1B: 6 2B: 0 3B: 0 HR: 1	SF: 0 SAC: 0 DP: 2 HBP: 0	WP: 0 PB: 0 SB: 1 CS: 0	PA: 33
<b>PITCHER</b> <b>Pete Broberg, R</b> ERA: 2.51 (1, 1)	IP: 4.0 WLS: L BF: 19	H: 6 R: 3 ER: 3 SO: 2	BB: 2 IBB: 0 HBP: 0 BLK: 0	WP: 0 HR: 1 S: 21 P: 29	ERA: 6.75 WHIP: 2.000											AB: 29 R: 4 H: 7 RBI: 4 BB: 4 SO: 4 LOB: 14				
<b>Jim Colborn, R</b> ERA: 2.13 (5, 1)	IP: 4.0 WLS: L BF: 14	H: 1 R: 1 ER: 1 SO: 2	BB: 2 IBB: 0 HBP: 0 BLK: 0	WP: 0 HR: 0 S: 16 P: 24	ERA: 2.25 WHIP: 0.750															



Batter	1	2	3	4	5	6	7	8	9	AB	R	H	RBI	BB	SO	LOB	TOP					
<b>Don Money, R</b> OBP: 0.247, SLG: 0.276 (1, 5)	4-3		5-3		6-3		2B	FC5		4	1	0	0	1	0	2						
<b>Robin Yount, R</b> OBP: 0.425, SLG: 0.638 (1, 6)	1B			2B	F3		2B	SH3-4	1B	4	2	3	0	1	0	0						
<b>Bobby Mitchell, R</b> OBP: 0.421, SLG: 0.500 (1, 7)	F8			HR			FC5-4	SH3-4		4	1	2	1	0	1	4						
<b>Bob Coluccio, R</b> OBP: 0.320, SLG: 0.274 (8, 8)	K			2B			K			0	0	0	0	0	0	0						
<b>George Scott, R</b> OBP: 0.351, SLG: 0.459 (1, 3)	K			6-3			FC5-4	F8		5	0	1	3	0	1	4						
<b>Hank Aaron, R</b> OBP: 0.345, SLG: 0.314 (1, 10)		F5		HR			F7	F6		4	1	0	0	1	0	3						
<b>Sixto Lezcano, R</b> OBP: 0.314, SLG: 0.430 (1, 9)	CS			HR			1B	E6		4	1	3	3	0	0	0						
<b>Pedro Garcia, R</b> OBP: 0.284, SLG: 0.358 (1, 4)	F3			K			K	SH1-3		3	0	0	0	0	2	3						
<b>Darrell Porter, L</b> OBP: 0.364, SLG: 0.450 (1, 2)			F4	F5			2B			3	1	1	0	1	0	0						
<b>Gorman Thomas, R</b> OBP: 0.214, SLG: 0.083 (1, 8)			K		6-3		F5	F7		3	0	0	0	0	1	1						
<b>Mike Hegan, L</b> OBP: 0.458, SLG: 0.529 (8, PH)										1	0	0	0	0	0	2						
<b>Rob Ellis, R</b> OBP: 0.286, SLG: 0.286 (8, 7)										0	0	0	0	0	0	0						
<b>Inning Stats</b>	R: 0 E: 0 K: 1 S: 6	H: 1 LOB: 1 BB: 0 P: 6	R: 0 E: 0 K: 0 S: 3	H: 1 LOB: 0 BB: 0 P: 3	R: 0 E: 0 K: 1 S: 5	H: 0 LOB: 0 BB: 0 P: 5	R: 4 E: 0 K: 1 S: 8	H: 3 LOB: 0 BB: 1 P: 12	R: 0 E: 0 K: 0 S: 3	H: 0 LOB: 0 BB: 0 P: 3	R: 0 E: 0 K: 1 S: 7	H: 2 LOB: 2 BB: 0 P: 7	R: 3 E: 0 K: 1 S: 7	H: 2 LOB: 1 BB: 2 P: 15	R: 0 E: 1 K: 0 S: 4	H: 0 LOB: 2 BB: 1 P: 8	R: 0 E: 0 K: 0 S: 4	H: 1 LOB: 1 BB: 0 P: 4	1B: 6 2B: 2 3B: 1 HR: 1	SF: 0 SAC: 2 DP: 0 HBP: 0	WP: 0 PB: 0 SB: 1 CS: 1	PA: 41
<b>PITCHER</b>	IP	WLS	BF	H	R	ER	SO	BB	IBB	HBP	BLK	WP	HR	S	P	ERA	WHIP					
<b>Mickey Lolich, L</b> ERA: 2.79 (1, 1)	6.2	L	31	9	7	7	5	2	1	0	0	0	1	38	50	9.45	1.650					
<b>Tom Walker, R</b> ERA: 2.12 (7, 1)	2.1		10	1	0	0	0	0	1	0	0	0	0	9	13	0.00	0.429					

Milwaukee Brewers @ Detroit Tigers  
Tiger Stadium, Detroit, MI  
Wed May 07 1975, 7:05 PM EDT  
Att: 13,610 - Unknown

AB	35
R	7
H	10
RBI	7
BB	4
SO	5
LOB	19



Batter	1	2	3	4	5	6	7	8	9	AB	R	H	RBI	BB	SO	LOB	BOTTOM					
<b>Ron LeFlore, R</b> OBP: 0.328, SLG: 0.468 (1, 8)	SF9		4-3	5-3			K		6-3	5	1	1	0	0	1	1						
<b>Gary Sutherland, R</b> OBP: 0.328, SLG: 0.355 (1, 4)	SF9		F8		E1		F8			3	0	0	1	0	0	0						
<b>Willie Horton, R</b> OBP: 0.289, SLG: 0.487 (1, 10)	5-3		5-3				F7			4	0	1	0	0	0	0						
<b>Bill Freehan, R</b> OBP: 0.243, SLG: 0.313 (1, 2)	1B			1B			K		F3	3	1	1	0	1	1	2						
<b>Ben Oglivie, L</b> OBP: 0.227, SLG: 0.333 (1, 3)	1B			1B			K		F9	4	1	2	0	0	1	2						
<b>Dan Meyer, L</b> OBP: 0.285, SLG: 0.281 (1, 7)	K			WP			FC4-6		6-3	4	1	1	1	0	1	4						
<b>Leon Roberts, R</b> OBP: 0.424, SLG: 0.719 (1, 9)		F8		4-3			1-3		HR	3	1	1	1	1	0	0						
<b>Aurelio Rodriguez, R</b> OBP: 0.274, SLG: 0.309 (8, PH)		F7		K			F8		F9	3	0	0	0	0	1	2						
<b>John Knox, L</b> OBP: 0.274, SLG: 0.309 (8, PH)										1	0	0	0	0	0	0						
<b>Tom Verzyer, R</b> OBP: 0.266, SLG: 0.220 (1, 6)		6-3		4-3			F4		G3	3	0	0	1	0	0	1						
<b>Gates Brown, L</b> OBP: 0.266, SLG: 0.220 (8, PH)										1	0	0	0	0	0	0						
<b>Inning Stats</b>	R: 1 E: 0 K: 1 S: 7	H: 2 LOB: 2 BB: 1 P: 11	R: 0 E: 0 K: 0 S: 3	H: 0 LOB: 0 BB: 0 P: 3	R: 0 E: 0 K: 0 S: 3	H: 0 LOB: 0 BB: 0 P: 3	R: 3 E: 0 K: 1 S: 8	H: 3 LOB: 1 BB: 1 P: 12	R: 0 E: 0 K: 2 S: 9	H: 1 LOB: 2 BB: 0 P: 9	R: 0 E: 0 K: 0 S: 3	H: 0 LOB: 0 BB: 0 P: 3	R: 0 E: 0 K: 1 S: 5	H: 0 LOB: 0 BB: 0 P: 5	R: 0 E: 0 K: 0 S: 3	H: 0 LOB: 0 BB: 0 P: 3	R: 0 E: 0 K: 0 S: 4	H: 1 LOB: 0 BB: 0 P: 4	1B: 6 2B: 0 3B: 0 HR: 1	SF: 1 SAC: 0 DP: 0 HBP: 0	WP: 2 PB: 0 SB: 1 CS: 0	PA: 37
<b>PITCHER</b>	IP	WLS	BF	H	R	ER	SO	BB	IBB	HBP	BLK	WP	HR	S	P	ERA	WHIP					
<b>Bill Champion, R</b> ERA: 3.54 (1, 1)	3.0		16	5	4	4	1	2	0	0	0	0	1	16	24	12.00	2.333					
<b>Eduardo Rodriguez, R</b> ERA: 1.8 (4, 1)	6.0	W	21	2	1	1	4	0	0	0	0	2	1	29	29	1.50	0.333					

Milwaukee Brewers @ Detroit Tigers  
Tiger Stadium, Detroit, MI  
Wed May 07 1975, 7:05 PM EDT  
Att: 13,610 - Unknown

AB	34
R	5
H	7
RBI	4
BB	2
SO	5
LOB	12





Batter	1	2	3	4	5	6	7	8	9	AB	R	H	RBI	BB	SO	LOB	TOP				
Don Money, R OBP: 0.245, SLG: 0.304	5-3		F9		HR		K		FC6-4	5	1	1	2	0	1	1	<b>Milwaukee Brewers @ Detroit Tigers</b> Tiger Stadium, Detroit, MI Thu May 08 1975, 7:05 PM EDT Att: 10,220 - Unknown				
Robin Yount, R OBP: 0.429, SLG: 0.627	6-3			F7			E9			3	0	1	0	1	0	0					
Bill Sharp, L OBP: 0.250, SLG: 0.211 Kurt Bevacqua, R (7, PH) Gorman Thomas, R OBP: 0.214, SLG: 0.083	F8				L5		K			3	1	1	0	0	0	1					
George Scott, R OBP: 0.347, SLG: 0.483		F9			HR		K		K	4	1	1	2	0	2	0					
Hank Aaron, R OBP: 0.341, SLG: 0.324	K			F4			K		K	4	0	1	0	0	2	0					
Sixto Lezcano, R OBP: 0.311, SLG: 0.422				6-3			L8		K	4	0	1	0	0	1	1					
Darrell Porter, L OBP: 0.375, SLG: 0.443 Charlie Moore, R OBP: 0.273, SLG: 0.400	FC4-6					FC6-4			K	1	0	0	0	2	0	1					
Bobby Mitchell, R OBP: 0.391, SLG: 0.421						K			K	3	0	0	0	1	3	3					
Pedro Garcia, R OBP: 0.282, SLG: 0.343				F9-3		FC6-4			F8	3	1	0	0	1	0	2					
<b>Inning Stats</b>	R: 0 E: 0 K: 0 S: 3	H: 0 LOB: 0 BB: 0 P: 3	R: 0 E: 0 K: 1 S: 6	H: 1 LOB: 1 BB: 0 P: 6	R: 0 E: 0 K: 0 S: 2	H: 0 LOB: 0 BB: 1 P: 6	R: 2 E: 0 K: 0 S: 5	H: 2 LOB: 0 BB: 2 P: 5	R: 2 E: 0 K: 1 S: 6	H: 1 LOB: 1 BB: 2 P: 14	R: 0 E: 0 K: 2 S: 8	H: 1 LOB: 1 BB: 0 P: 8	R: 0 E: 0 K: 3 S: 9	H: 0 LOB: 0 BB: 0 P: 9	R: 0 E: 0 K: 2 S: 7	H: 0 LOB: 1 BB: 1 P: 11		1B: 3 2B: 2 3B: 0 HR: 2	SF: 0 SAC: 0 DP: 1 HBP: 0	WP: 0 PB: 0 SB: 0 CS: 0	PA: 37
<b>PITCHER</b>	IP	WLS	BF	H	R	ER	SO	BB	IBB	HBP	BLK	WP	HR	S	P	ERA	WHIP				
Vern Ruhle, R ERA: 4.18	(1, 1)	4.2	20	4	4	4	2	3	0	0	0	0	2	21	33	7.71	1.500				
Ray Bare, R ERA: 8.31	(5, 1)	1.1	W	6	1	0	0	2	0	1	0	0	0	9	13	0.00	0.750				
John Hiller, L ERA:	(7, 1)	3.0	S	11	1	0	0	7	1	0	0	0	0	24	28	0.00	0.667				

Batter	1	2	3	4	5	6	7	8	9	AB	R	H	RBI	BB	SO	LOB	BOTTOM				
Ron LeFlore, R OBP: 0.337, SLG: 0.488	5-3		F3							3	0	1	1	1	0	0	<b>Milwaukee Brewers @ Detroit Tigers</b> Tiger Stadium, Detroit, MI Thu May 08 1975, 7:05 PM EDT Att: 10,220 - Unknown				
Gary Sutherland, R OBP: 0.337, SLG: 0.363				F4		CS				4	0	2	0	0	0	1					
Willie Horton, R OBP: 0.276, SLG: 0.463	F7		F8		F5					4	0	0	0	0	0	2					
Bill Freehan, R OBP: 0.244, SLG: 0.310	F4			F8		4-3				4	0	1	0	0	0	1					
Nate Colbert, R OBP: 0.203, SLG: 0.222						1-3				4	0	0	0	0	3	1					
Dan Meyer, L OBP: 0.292, SLG: 0.368										4	2	3	1	0	0	0					
Leon Roberts, R OBP: 0.459, SLG: 0.706										2	2	1	0	2	0	0					
Aurelio Rodriguez, R OBP: 0.273, SLG: 0.322										4	1	1	2	0	0	3					
Tom Verzyer, R OBP: 0.269, SLG: 0.226										3	1	1	2	0	1	0					
<b>Inning Stats</b>	R: 0 E: 0 K: 0 S: 4	H: 1 LOB: 1 BB: 0 P: 4	R: 0 E: 1 K: 1 S: 5	H: 1 LOB: 1 BB: 1 P: 9	R: 0 E: 0 K: 1 S: 6	H: 1 LOB: 1 BB: 0 P: 6	R: 4 E: 0 K: 1 S: 10	H: 5 LOB: 1 BB: 0 P: 10	R: 0 E: 0 K: 0 S: 3	H: 0 LOB: 0 BB: 0 P: 3	R: 2 E: 0 K: 0 S: 3	H: 1 LOB: 2 BB: 2 P: 11	R: 0 E: 0 K: 1 S: 6	H: 1 LOB: 0 BB: 0 P: 6	R: 0 E: 0 K: 0 S: 3	H: 0 LOB: 0 BB: 0 P: 3		1B: 6 2B: 2 3B: 1 HR: 1	SF: 0 SAC: 0 DP: 1 HBP: 0	WP: 0 PB: 0 SB: 1 CS: 1	PA: 36
<b>PITCHER</b>	IP	WLS	BF	H	R	ER	SO	BB	IBB	HBP	BLK	WP	HR	S	P	ERA	WHIP				
Jim Slaton, R ERA: 5.56	(1, 1)	3.2	19	8	4	4	3	1	0	0	0	0	0	24	28	9.82	2.455				
Jim Colborn, R ERA: 2.45	(4, 1)	2.0	L	9	1	2	1	0	2	0	0	0	1	7	15	4.50	1.500				
Bill Castro, R ERA: 0.82	(6, 1)	2.1		7	1	0	0	1	0	0	0	0	0	9	9	0.00	0.429				







Batter	1	2	3	4	5	6	7	8	9	AB	R	H	RBI	BB	SO	LOB	TOP				
Cesar Tovar, R OBP: 0.347, SLG: 0.329 Joe Lovitto, S OBP: 0.316, SLG: 0.273	F7		2B			F7	CS BB			3	0	1	1	0	0	0					
Lenny Randle, S OBP: 0.331, SLG: 0.315	F9		4-3			1-3	4-3			4	0	0	0	0	0	2					
Willie Davis, L OBP: 0.263, SLG: 0.377	G3					1B	E		4-3	4	2	2	0	0	0	0					
Jeff Burroughs, R OBP: 0.350, SLG: 0.440						6-3				4	1	2	0	0	1	1					
Mike Hargrove, L OBP: 0.345, SLG: 0.378	G4-6-3					SH1-2-3	E7		F7	3	1	1	2	0	0	1					
Jim Spencer, L OBP: 0.353, SLG: 0.475	1-3					F7	1B		G3	4	0	1	1	0	0	0					
Roy Howell, L OBP: 0.291, SLG: 0.280 Roy Smalley, S OBP: 0.333, SLG: 0.333			F8			K	1-2			3	0	1	1	0	1	0					
Toby Harrah, R OBP: 0.357, SLG: 0.366			2B			5-3	F7			3	1	0	0	1	1	3					
Jim Sundberg, R OBP: 0.316, SLG: 0.259			5-3			5-3			F8	4	0	0	0	0	1	2					
<b>Inning Stats</b>	R: 0 E: 0 K: 0 S: 3	H: 0 LOB: 0 BB: 0 P: 3	R: 0 E: 0 K: 0 S: 3	H: 1 LOB: 0 BB: 0 P: 3	R: 1 E: 0 K: 0 S: 4	H: 1 LOB: 1 BB: 1 P: 8	R: 1 E: 0 K: 0 S: 4	H: 1 LOB: 0 BB: 0 P: 4	R: 0 E: 0 K: 1 S: 5	H: 0 LOB: 0 BB: 0 P: 5	R: 3 E: 1 K: 0 S: 8	H: 5 LOB: 2 BB: 0 P: 8	R: 0 E: 0 K: 1 S: 4	H: 0 LOB: 0 BB: 1 P: 8	R: 0 E: 0 K: 1 S: 6	H: 1 LOB: 1 BB: 0 P: 6	1B: 7 2B: 2 3B: 0 HR: 0	SF: 0 SAC: 1 DP: 1 HBP: 0	WP: 0 PB: 0 SB: 1 CS: 1	PA: 36	
<b>PITCHER</b>	IP	WLS	BF	H	R	ER	SO	BB	IBB	HBP	BLK	WP	HR	S	P	ERA	WHIP				
Joe Coleman, R ERA: 6.08	5.2	L	25	8	5	5	1	1	0	0	0	0	0	26	30	7.94	1.588				
Dave Lemanczyk, R ERA: 5.31	3.1		11	1	0	0	3	1	0	0	0	0	0	16	20	0.00	0.600				

Texas Rangers @ Detroit Tigers  
Tiger Stadium, Detroit, MI  
Sat May 10 1975, 3:33 AM EDT  
Att: 15,283 - Unknown

AB 33  
R 5  
H 9  
RBI 5  
BB 2  
SO 4  
LOB 9



Batter	1	2	3	4	5	6	7	8	9	AB	R	H	RBI	BB	SO	LOB	BOTTOM					
Ron LeFlore, R OBP: 0.358, SLG: 0.505	3-1		E9						F3	5	1	4	0	0	0	2						
Gary Sutherland, R OBP: 0.340, SLG: 0.341	3-1							5-3		2	0	0	0	2	0	2						
Willie Horton, R OBP: 0.274, SLG: 0.489			F4				F9			4	0	1	1	0	1	5						
Nate Colbert, R OBP: 0.193, SLG: 0.211	F3						F3			4	0	0	0	0	2	4						
Bill Freehan, R OBP: 0.256, SLG: 0.316	6-3						F9		6-3	4	0	1	0	0	0	1						
Ben Oglivie, L OBP: 0.167, SLG: 0.241			4-3				F8		F7	4	0	0	0	0	0	1						
Leon Roberts, R OBP: 0.432, SLG: 0.634			F8							4	1	1	0	0	0	0						
Tom Verzyer, R OBP: 0.270, SLG: 0.246										4	0	1	1	0	1	0						
Aurelio Rodriguez, R OBP: 0.254, SLG: 0.297 Gates Brown, L John Knox, L			F7							3	0	0	0	0	1	0						
<b>Inning Stats</b>	R: 1 E: 0 K: 0 S: 5	H: 2 LOB: 1 BB: 0 P: 5	R: 0 E: 0 K: 1 S: 5	H: 0 LOB: 0 BB: 0 P: 5	R: 0 E: 1 K: 1 S: 6	H: 1 LOB: 2 BB: 1 P: 10	R: 0 E: 0 K: 0 S: 3	H: 1 LOB: 0 BB: 0 P: 3	R: 0 E: 0 K: 0 S: 4	H: 1 LOB: 2 BB: 1 P: 8	R: 0 E: 0 K: 0 S: 3	H: 0 LOB: 0 BB: 0 P: 3	R: 0 E: 0 K: 1 S: 5	H: 0 LOB: 0 BB: 0 P: 5	R: 0 E: 0 K: 2 S: 8	H: 1 LOB: 1 BB: 0 P: 8	R: 1 E: 0 K: 0 S: 5	H: 2 LOB: 2 BB: 1 P: 9	1B: 5 2B: 3 3B: 0 HR: 0	SF: 0 SAC: 0 DP: 1 HBP: 0	WP: 0 PB: 0 SB: 1 CS: 0	PA: 37
<b>PITCHER</b>	IP	WLS	BF	H	R	ER	SO	BB	IBB	HBP	BLK	WP	HR	S	P	ERA	WHIP					
Bill Hands, R ERA: 2.39	9.0	W	37	8	2	2	5	3	0	0	0	0	0	44	56	2.00	1.222					

Texas Rangers @ Detroit Tigers  
Tiger Stadium, Detroit, MI  
Sat May 10 1975, 3:33 AM EDT  
Att: 15,283 - Unknown

AB 34  
R 2  
H 8  
RBI 2  
BB 3  
SO 5  
LOB 15





Batter	1	2	3	4	5	6	7	8	9	AB	R	H	RBI	BB	SO	LOB	TOP								
Cesar Tovar, R OBP: 0.343, SLG: 0.326 Willie Davis, L OBP: 0.261, SLG: 0.374	K2-3		FC4	FC4		F9		G3		4	1	1	0	0	1	2									
Joe Lovitto, S OBP: 0.326, SLG: 0.270	5-3		FC1-6	FC1-6		F2		F9		4	1	1	0	1	0	2									
Lenny Randle, S OBP: 0.326, SLG: 0.327	K		FC1-6	FC1-6		1-3		G3		5	2	1	1	0	1	1									
Jeff Burroughs, R OBP: 0.352, SLG: 0.460		K	HR	HR		FC6-4		K		4	2	1	2	1	3	0									
Jim Fregosi, R OBP: 0.341, SLG: 0.342 Roy Smalley, S OBP: 0.355, SLG: 0.464		E	K	K		FC6-4		HR		4	1	3	1	0	1	0									
Tom Grieve, R OBP: 0.310, SLG: 0.564	E6			F2	FC6-4	HR		G1-4-3		5	2	2	2	0	0	3									
Toby Harrah, R OBP: 0.348, SLG: 0.351	F2			F7	SF4			6-3		3	0	0	1	1	0	1									
Leo Cardenas, R OBP: 0.292, SLG: 0.364 Mike Hargrove, L OBP: 0.349, SLG: 0.395	6-3			E				1B		3	1	2	2	0	0	1									
Jim Sundberg, R OBP: 0.323, SLG: 0.271			K	E8	K			G3		4	0	2	0	0	2	0									
<b>Inning Stats</b>	R: 0 E: 0 K: 2 S: 7	H: 0 LOB: 0 BB: 0 P: 7	R: 1 E: 1 K: 1 S: 7	H: 2 LOB: 1 BB: 0 P: 7	R: 3 E: 0 K: 2 S: 9	H: 2 LOB: 0 BB: 1 P: 13	R: 0 E: 1 K: 0 S: 5	H: 2 LOB: 2 BB: 0 P: 5	R: 5 E: 0 K: 1 S: 9	H: 4 LOB: 0 BB: 1 P: 13	R: 0 E: 0 K: 0 S: 3	H: 0 LOB: 0 BB: 0 P: 3	R: 0 E: 0 K: 1 S: 5	H: 1 LOB: 0 BB: 0 P: 5	R: 0 E: 0 K: 0 S: 5	H: 2 LOB: 2 BB: 0 P: 5	R: 2 E: 0 K: 1 S: 7	H: 2 LOB: 1 BB: 1 P: 11	1B: 8 2B: 2 3B: 1 HR: 4	SF: 1 SAC: 0 DP: 1 HBP: 0	WP: 1 PB: 1 SB: 1 CS: 0	PA: 44			
<b>PITCHER</b>	IP	WLS	BF	H	R	ER	SO	BB	IBB	HBP	BLK	WP	HR	S	P	ERA	WHIP								
Mickey Lolich, L ERA: 3.8	4.0	L	21	8	6	6	5	1	0	0	0	1	1	30	34	13.50	2.250								
Tom Walker, R ERA: 3.32	1.0		6	2	3	3	1	1	0	0	0	0	1	7	11	27.00	3.000								
Ray Bare, R ERA: 6.17	3.0		11	3	0	0	1	0	0	0	0	0	0	13	13	0.00	1.000								
John Hiller, L ERA: 1.17	1.0		6	2	2	2	1	1	0	0	0	0	2	7	11	18.00	3.000								

Texas Rangers @ Detroit Tigers  
Tiger Stadium, Detroit, MI  
Sun May 11 1975, 3:33 AM EDT  
Att: 11,854 - Unknown

AB 40  
R 11  
H 15  
RBI 10  
BB 3  
SO 8  
LOB 13



Batter	1	2	3	4	5	6	7	8	9	AB	R	H	RBI	BB	SO	LOB	BOTTOM								
Ron LeFlore, R OBP: 0.370, SLG: 0.521	F3			FC6-4		FC1-6		BB		5	0	3	3	0	0	1									
Gary Sutherland, R OBP: 0.333, SLG: 0.326	F8	F8			F6	FC1-6		G6-4-3		4	0	0	0	1	0	3									
Willie Horton, R OBP: 0.280, SLG: 0.495	FC6-4		1-3		3B	K		G6-4-3		5	1	2	0	0	1	5									
Nate Colbert, R OBP: 0.193, SLG: 0.235	FC6-4		K		3B			F7		5	0	1	1	0	1	1									
Bill Freehan, R OBP: 0.264, SLG: 0.369		1B		F6		F8		HR		5	2	2	1	0	0	1									
Leon Roberts, R OBP: 0.408, SLG: 0.587	5-3			1B	5-3	K		5-3		5	1	1	0	0	2	2									
Mickey Stanley, R OBP: 0.333, SLG: 0.125		1B		5-3		BB		F7		2	2	0	0	2	0	1									
Tom Verzyer, R OBP: 0.286, SLG: 0.264 John Knox, L OBP: 0.266, SLG: 0.167		2B		FC5-4		K		BB		3	1	2	1	0	1	1									
Aurelio Rodriguez, R OBP: 0.257, SLG: 0.288 Gene Michael, S OBP: 0.257, SLG: 0.167		2B		FC5-4		FC1-6		G3		2	0	0	1	1	0	3									
		F6		FC5-4		FC1-6		G3		1	0	0	0	0	0	1									
				FC6-4		FC1-6		1B		0	0	0	0	0	0	0									
<b>Inning Stats</b>	R: 0 E: 0 K: 0 S: 4	H: 1 LOB: 1 BB: 0 P: 4	R: 3 E: 0 K: 0 S: 6	H: 3 LOB: 1 BB: 1 P: 10	R: 0 E: 0 K: 1 S: 5	H: 0 LOB: 0 BB: 0 P: 5	R: 1 E: 0 K: 0 S: 5	H: 2 LOB: 1 BB: 0 P: 5	R: 1 E: 0 K: 2 S: 8	H: 1 LOB: 2 BB: 2 P: 16	R: 1 E: 0 K: 0 S: 4	H: 1 LOB: 0 BB: 0 P: 4	R: 0 E: 0 K: 0 S: 4	H: 2 LOB: 2 BB: 1 P: 8	R: 0 E: 0 K: 1 S: 5	H: 0 LOB: 0 BB: 0 P: 5	1B: 7 2B: 3 3B: 1 HR: 1	SF: 0 SAC: 0 DP: 1 HBP: 0	WP: 0 PB: 0 SB: 0 CS: 0	PA: 42					
<b>PITCHER</b>	IP	WLS	BF	H	R	ER	SO	BB	IBB	HBP	BLK	WP	HR	S	P	ERA	WHIP								
Fergie Jenkins, R ERA: 4.1	5.0	W	24	4	2	1	3	3	0	0	0	0	1	21	33	2.25	1.750								
Steve Foucault, R ERA: 4.28	4.0	S	18	4	2	1	3	3	0	0	0	0	1	21	33	2.25	1.750								

Texas Rangers @ Detroit Tigers  
Tiger Stadium, Detroit, MI  
Sun May 11 1975, 3:33 AM EDT  
Att: 11,854 - Unknown

AB 38  
R 7  
H 12  
RBI 7  
BB 4  
SO 5  
LOB 19









Batter	1	2	3	4	5	6	7	8	9	AB	R	H	RBI	BB	SO	LOB	TOP				
Vada Pinson, L OBP: 0.206, SLG: 0.322 Al Cowens, R OBP: 0.276, SLG: 0.280	K	SF8		F8		1-3				3	0	0	1	0	1	0	<b>Kansas City Royals @ Detroit Tigers</b> Tiger Stadium, Detroit, MI Tue May 13 1975, 7:05 PM EDT Att: 8,370 - Unknown - 60 F				
George Brett, L OBP: 0.304, SLG: 0.312	K					K				5	1	3	1	0	2	0					
Hal McRae, R OBP: 0.374, SLG: 0.455										3	0	1	1	1	0	1					
John Mayberry, L OBP: 0.358, SLG: 0.318	K									4	0	0	0	0	2	4					
Tony Solaita, L OBP: 0.367, SLG: 0.704										4	2	3	2	1	0	0					
Cookie Rojas, R OBP: 0.348, SLG: 0.364 Rodney Scott, S										3	1	1	0	1	0	3					
Jim Wohlford, R OBP: 0.329, SLG: 0.355										5	1	0	0	0	1	4					
Bob Stinson, S OBP: 0.316, SLG: 0.444										4	1	2	3	0	1	0					
Freddie Patek, R OBP: 0.307, SLG: 0.330										3	2	1	0	0	0	2					
<b>Inning Stats</b>	R: 0 E: 0 K: 3 S: 10	H: 1 LOB: 1 BB: 0 P: 10	R: 5 E: 1 K: 0 S: 8	H: 4 LOB: 0 BB: 0 P: 8	R: 1 E: 0 K: 1 S: 7	H: 2 LOB: 2 BB: 1 P: 11	R: 1 E: 0 K: 0 S: 5	H: 2 LOB: 0 BB: 0 P: 6	R: 0 E: 0 K: 1 S: 5	H: 0 LOB: 1 BB: 1 P: 9	R: 0 E: 0 K: 1 S: 4	H: 0 LOB: 1 BB: 1 P: 8	R: 1 E: 0 K: 0 S: 5	H: 2 LOB: 2 BB: 1 P: 9	R: 0 E: 0 K: 0 S: 3	H: 0 LOB: 0 BB: 0 P: 3		1B: 7 2B: 4 3B: 0 HR: 1	SF: 2 SAC: 1 DP: 1 HBP: 1	WP: 1 PB: 0 SB: 1 CS: 0	PA: 43
<b>PITCHER</b>	IP	WLS	BF	H	R	ER	SO	BB	IBB	HBP	BLK	WP	HR	S	P	ERA	WHIP				
Lerin LaGrow, R ERA: 4.66	2.0	L	12	5	5	4	3	0	0	0	0	0	1	18	18	18.00	2.500				
Dave Lemanczyk, R ERA: 5.73	1.2		10	3	2	2	1	1	0	1	0	1	0	10	15	10.80	2.400				
Tom Makowski, L ERA: 5.14	3.2		16	3	1	1	3	3	0	0	0	0	0	19	31	2.46	1.636				
Ray Bare, R ERA: 5.4	1.2		5	0	0	0	0	0	0	0	0	0	0	5	5	0.00	0.000				

AB	35
R	8
H	11
RBI	8
BB	4
SO	7
LOB	14



Batter	1	2	3	4	5	6	7	8	9	AB	R	H	RBI	BB	SO	LOB	BOTTOM				
Ron LeFlore, R OBP: 0.349, SLG: 0.481	5-3									5	0	0	0	0	1	1	<b>Kansas City Royals @ Detroit Tigers</b> Tiger Stadium, Detroit, MI Tue May 13 1975, 7:05 PM EDT Att: 8,370 - Unknown - 60 F				
Gary Sutherland, R OBP: 0.315, SLG: 0.306	4-3									5	0	1	0	0	1	1					
Willie Horton, R OBP: 0.278, SLG: 0.476	4-3									4	1	1	0	0	0	1					
Nate Colbert, R OBP: 0.229, SLG: 0.330										4	3	3	2	0	1	0					
Bill Freehan, R OBP: 0.283, SLG: 0.380 Ben Oglivie, L OBP: 0.167, SLG: 0.241										4	0	2	0	0	1	1					
Leon Roberts, R OBP: 0.404, SLG: 0.623										0	1	0	0	0	0	0					
Leon Roberts, R OBP: 0.404, SLG: 0.623										4	1	1	2	0	0	1					
Mickey Stanley, R OBP: 0.316, SLG: 0.200 Gates Brown, L										3	0	1	0	0	2	1					
Aurelio Rodriguez, R OBP: 0.241, SLG: 0.268 Dan Meyer, L OBP: 0.289, SLG: 0.403										1	1	1	3	0	0	0					
Gene Michael, S										3	0	0	0	1	1	0					
<b>Inning Stats</b>	R: 0 E: 0 K: 0 S: 3	H: 0 LOB: 0 BB: 0 P: 3	R: 1 E: 0 K: 2 S: 8	H: 1 LOB: 0 BB: 0 P: 8	R: 0 E: 0 K: 0 S: 3	H: 0 LOB: 0 BB: 0 P: 3	R: 0 E: 0 K: 1 S: 5	H: 0 LOB: 0 BB: 0 P: 5	R: 0 E: 0 K: 1 S: 6	H: 1 LOB: 1 BB: 0 P: 6	R: 2 E: 0 K: 0 S: 6	H: 3 LOB: 1 BB: 0 P: 6	R: 0 E: 1 K: 1 S: 6	H: 1 LOB: 1 BB: 0 P: 6	R: 4 E: 0 K: 1 S: 9	H: 4 LOB: 1 BB: 1 P: 13	1B: 6 2B: 1 3B: 1 HR: 2	SF: 0 SAC: 0 DP: 0 HBP: 0	WP: 0 PB: 0 SB: 0 CS: 0	PA: 38	
<b>PITCHER</b>	IP	WLS	BF	H	R	ER	SO	BB	IBB	HBP	BLK	WP	HR	S	P	ERA	WHIP				
Al Fitzmorris, R ERA: 4.14	8.0	W	32	8	5	5	6	0	0	0	0	0	1	44	44	5.62	1.000				
Doug Bird, R ERA: 3.7	1.0		6	2	2	2	1	1	0	0	0	0	1	7	11	18.00	3.000				





Batter	1	2	3	4	5	6	7	8	9	AB	R	H	RBI	BB	SO	LOB	TOP										
Vada Pinson, L OBP: 0.250, SLG: 0.438 (1, 8)										5	2	4	2	0	1	2	<b>Kansas City Royals @ Detroit Tigers</b> Tiger Stadium, Detroit, MI Wed May 14 1975, 7:05 PM EDT Alt. 8,009 - Unknown - 65 F										
George Brett, L OBP: 0.307, SLG: 0.318 (1, 5)										4	1	1	1	1	2	2											
Hal McRae, R OBP: 0.389, SLG: 0.464 Amos Otis, R OBP: 0.377, SLG: 0.413 (1, 7) (9, 8)										4	0	3	0	1	0	2											
John Mayberry, L OBP: 0.345, SLG: 0.304 (1, 3)										5	0	0	1	0	1	6											
Tony Solaita, L OBP: 0.324, SLG: 0.613 (1, 10)										4	0	0	0	0	2	2											
Cookie Rojas, R OBP: 0.344, SLG: 0.352 (1, 4)										3	0	0	0	1	0	0											
Jim Wohlford, R OBP: 0.324, SLG: 0.348 (1, 9) (9, 7)										4	0	1	0	0	0	1											
Bob Stinson, S OBP: 0.348, SLG: 0.400 (1, 2)										2	1	0	0	2	0	0											
Freddie Patek, R OBP: 0.305, SLG: 0.321 (1, 6)										3	0	0	0	1	1	3											
<b>Inning Stats</b>	R: 1 E: 0 K: 3 S: 11	H: 2 LOB: 1 BB: 0 P: 11	R: 1 E: 0 K: 1 S: 5	H: 1 LOB: 2 BB: 3 P: 17	R: 0 E: 0 K: 1 S: 5	H: 1 LOB: 0 BB: 0 P: 5	R: 0 E: 1 K: 1 S: 6	H: 0 LOB: 1 BB: 0 P: 6	R: 2 E: 0 K: 0 S: 5	H: 3 LOB: 0 BB: 0 P: 5	R: 0 E: 0 K: 1 S: 6	H: 1 LOB: 2 BB: 1 P: 10	R: 0 E: 0 K: 0 S: 3	H: 0 LOB: 1 BB: 1 P: 7	R: 0 E: 0 K: 0 S: 3	H: 0 LOB: 0 BB: 0 P: 3	R: 0 E: 0 K: 0 S: 4	H: 1 LOB: 2 BB: 1 P: 8	1B: 5 2B: 3 3B: 0 HR: 1	SF: 0 SAC: 0 DP: 1 HBP: 0	WP: 3 PB: 0 SB: 3 CS: 1	PA: 40					
<b>PITCHER</b>	IP	WLS	BF	H	R	ER	SO	BB	IBB	HBP	BLK	WP	HR	S	P	ERA	WHIP										
Joe Coleman, R ERA: 6.17 (1, 1)	5.1	L	26	8	4	4	6	4	0	0	0	3	1	34	50	6.75	2.250										
Tom Walker, R ERA: 2.75 (6, 1)	3.2		14	1	0	0	1	2	0	0	0	0	0	14	22	0.00	0.818										

Batter	1	2	3	4	5	6	7	8	9	AB	R	H	RBI	BB	SO	LOB	BOTTOM										
Ron LeFlore, R OBP: 0.336, SLG: 0.463 (1, 8)										4	0	0	0	0	1	2	<b>Kansas City Royals @ Detroit Tigers</b> Tiger Stadium, Detroit, MI Wed May 14 1975, 7:05 PM EDT Alt. 8,009 - Unknown - 65 F										
Dan Meyer, L OBP: 0.275, SLG: 0.382 (1, 7)										4	0	0	0	0	2												
Willie Horton, R OBP: 0.288, SLG: 0.458 (1, 10)										4	0	0	0	0	3	0											
Nate Colbert, R OBP: 0.240, SLG: 0.330 (1, 3)										3	1	1	0	1	2	0											
Bill Freehan, R OBP: 0.282, SLG: 0.375 (1, 2)										4	0	1	0	0	2	1											
Leon Roberts, R OBP: 0.410, SLG: 0.607 (1, 9)										3	0	1	1	1	0	1											
John Knox, L OBP: 0.182, SLG: 0.100 (1, 4)										4	0	0	0	0	0	5											
Aurelio Rodriguez, R OBP: 0.232, SLG: 0.257 Gates Brown, L (9, PH)										3	0	0	0	0	1	0											
Gene Michael, S OBP: 0.273, SLG: 0.200 (1, 6)										3	0	2	0	0	1	0											
<b>Inning Stats</b>	R: 0 E: 0 K: 0 S: 3	H: 0 LOB: 0 BB: 0 P: 3	R: 0 E: 0 K: 1 S: 5	H: 0 LOB: 1 BB: 1 P: 9	R: 0 E: 0 K: 1 S: 6	H: 1 LOB: 0 BB: 0 P: 6	R: 0 E: 2 K: 2 S: 8	H: 0 LOB: 2 BB: 1 P: 12	R: 0 E: 0 K: 0 S: 4	H: 1 LOB: 1 BB: 0 P: 4	R: 0 E: 0 K: 3 S: 9	H: 0 LOB: 0 BB: 0 P: 9	R: 0 E: 0 K: 0 S: 3	H: 0 LOB: 0 BB: 0 P: 3	R: 0 E: 0 K: 2 S: 7	H: 0 LOB: 0 BB: 0 P: 7	R: 1 E: 0 K: 1 S: 8	H: 3 LOB: 2 BB: 0 P: 8	1B: 5 2B: 0 3B: 0 HR: 0	SF: 0 SAC: 0 DP: 0 HBP: 0	WP: 0 PB: 0 SB: 0 CS: 0	PA: 35					
<b>PITCHER</b>	IP	WLS	BF	H	R	ER	SO	BB	IBB	HBP	BLK	WP	HR	S	P	ERA	WHIP										
Nelson Briles, R ERA: 2.92 (1, 1)	9.0	W	35	5	1	1	10	2	0	0	0	0	0	53	61	1.00	0.778										

**Kansas City Royals @ Detroit Tigers**  
 Tiger Stadium, Detroit, MI  
 Wed May 14 1975, 7:05 PM EDT  
 Alt. 8,009 - Unknown - 65 F

**AB 34**  
**R 4**  
**H 9**  
**RBI 4**  
**BB 6**  
**SO 7**  
**LOB 18**

**Kansas City Royals @ Detroit Tigers**  
 Tiger Stadium, Detroit, MI  
 Wed May 14 1975, 7:05 PM EDT  
 Alt. 8,009 - Unknown - 65 F


**AB 33**  
**R 1**  
**H 5**  
**RBI 1**  
**BB 2**  
**SO 10**  
**LOB 13**



Batter	1	2	3	4	5	6	7	8	9	AB	R	H	RBI	BB	SO	LOB	TOP			
Ron LeFlore, R OBP: 0.333, SLG: 0.455 (1, 8)	F8		FC6-4 1B		F9		K			4	0	1	0	0	1	0				
Gary Sutherland, R OBP: 0.294, SLG: 0.294 (1, 4)	5-3		FC6-4 FC5-4		E6			6-3		4	0	0	1	0	0	1				
Willie Horton, R OBP: 0.259, SLG: 0.441 (1, 10)	6-3		K		1-3			F8		4	0	0	0	0	1	2				
Nate Colbert, R OBP: 0.231, SLG: 0.316 (1, 3)		F8	FC5-4		5-3			K		4	0	0	0	0	1	1				
Bill Freehan, R OBP: 0.274, SLG: 0.364 (6, 2) Gene Lamont, L	F8			K		F4		F8		3	0	0	0	0	1	0				
Dan Meyer, L OBP: 0.298, SLG: 0.405 (1, 7)		3B 2B		1B		3-1		WP BB		3	1	2	0	1	0	0				
Leon Roberts, R OBP: 0.431, SLG: 0.650 (1, 9)		3B		1B			FC4-6 1B	F4		4	0	3	1	0	0	1				
Gene Michael, S OBP: 0.200, SLG: 0.143 (1, 6)	F7		G3-6-3		G3-6-3		FC4-6 HR	F6		4	0	0	0	0	0	5				
Aurelio Rodriguez, R OBP: 0.247, SLG: 0.325 (1, 5)			1B FC6-4 2B		K		HR			3	2	2	1	0	1	0				
<b>Inning Stats</b>	R: 0 E: 0 K: 0 S: 3	H: 0 LOB: 0 BB: 0 P: 3	R: 1 E: 0 K: 0 S: 5	H: 2 LOB: 1 BB: 0 P: 5	R: 1 E: 0 K: 1 S: 7	H: 2 LOB: 1 BB: 0 P: 7	R: 0 E: 0 K: 1 S: 6	H: 2 LOB: 1 BB: 0 P: 6	R: 0 E: 1 K: 1 S: 6	H: 0 LOB: 1 BB: 0 P: 6	R: 0 E: 0 K: 0 S: 3	H: 0 LOB: 0 BB: 0 P: 3	R: 1 E: 0 K: 1 S: 6	H: 2 LOB: 0 BB: 0 P: 6	R: 0 E: 0 K: 0 S: 5	H: 0 LOB: 1 BB: 1 P: 7	1B: 4 2B: 2 3B: 1 HR: 1	SF: 0 SAC: 0 DP: 1 HBP: 0	WP: 1 PB: 0 SB: 0 CS: 0	PA: 35
<b>PITCHER</b> Bill Hands, R ERA: 2.51 (1, 1)	IP: 9.0 WLS: W BF: 35 H: 8 R: 3 ER: 3 SO: 5 BB: 1 IBB: 0 HBP: 0 BLK: 0 WP: 1 HR: 1 S: 44 P: 48 ERA: 3.00 WHIP: 1.000															<b>PITCHER</b>				

Detroit Tigers @ Texas Rangers  
Arlington Stadium, Arlington, TX  
Fri May 16 1975, 8:05 PM EDT  
Att: 15,755 - Unknown


AB 34  
R 3  
H 8  
RBI 3  
BB 1  
SO 5  
LOB 10



Batter	1	2	3	4	5	6	7	8	9	AB	R	H	RBI	BB	SO	LOB	BOTTOM			
Cesar Tovar, R OBP: 0.342, SLG: 0.350 (1, 10)	1B 2B	E5	2B		1B		G4-6-3			4	3	2	1	1	0	4				
Toby Harrah, R OBP: 0.387, SLG: 0.427 (1, 6)	2B 5-3	FC5			1B			6-3		5	1	3	5	0	0	2				
Lenny Randle, S OBP: 0.336, SLG: 0.354 (1, 4)	WP 1-3 2H	4-3	2-3		F8			G3		5	0	1	1	0	0	4				
Jeff Burroughs, R OBP: 0.333, SLG: 0.423 (1, 9)	5-3		K		F3		K	F8		5	0	0	1	0	2	1				
Jim Fregosi, R OBP: 0.356, SLG: 0.341 (1, 3)	5-3		HR		CS BB		K			3	1	1	0	1	1	1				
Tom Grieve, R OBP: 0.313, SLG: 0.591 (1, 7)	4-3		HR		K		F8			4	1	1	2	0	1	2				
Joe Lovitto, S OBP: 0.340, SLG: 0.298 (1, 8)		1-3	2B 2B		1-3 1B		1B	1B		4	2	3	0	0	0	0				
Leo Cardenas, R OBP: 0.333, SLG: 0.407 (1, 5)		E BB FC5	2B		F7		F9			4	2	2	0	0	0	2				
Jim Sundberg, R OBP: 0.304, SLG: 0.250 (1, 2)		FC5 E BB	G3		1-3		G4-6-3 1B			3	0	1	0	1	0	3				
<b>Inning Stats</b>	R: 2 E: 0 K: 0 S: 6	H: 3 LOB: 1 BB: 0 P: 6	R: 1 E: 2 K: 0 S: 5	H: 1 LOB: 2 BB: 1 P: 9	R: 5 E: 0 K: 1 S: 10	H: 5 LOB: 1 BB: 1 P: 14	R: 0 E: 0 K: 1 S: 4	H: 0 LOB: 1 BB: 1 P: 8	R: 2 E: 0 K: 0 S: 6	H: 3 LOB: 1 BB: 0 P: 6	R: 0 E: 0 K: 2 S: 7	H: 0 LOB: 0 BB: 0 P: 7	R: 0 E: 0 K: 0 S: 4	H: 2 LOB: 1 BB: 0 P: 4	R: 0 E: 0 K: 0 S: 3	H: 0 LOB: 0 BB: 0 P: 3	1B: 10 2B: 4 3B: 0 HR: 1	SF: 0 SAC: 0 DP: 2 HBP: 0	WP: 1 PB: 0 SB: 0 CS: 1	PA: 40
<b>PITCHER</b> Mickey Lolich, L ERA: 4.6 (1, 1) Ray Bare, R ERA: 5.68 (3, 1)	IP: 2.1 WLS: L BF: 16 H: 7 R: 6 ER: 5 SO: 1 BB: 1 IBB: 0 HBP: 0 BLK: 0 WP: 0 HR: 1 S: 17 P: 21 ERA: 19.29 WHIP: 3.429															<b>PITCHER</b>				

Detroit Tigers @ Texas Rangers  
Arlington Stadium, Arlington, TX  
Fri May 16 1975, 8:05 PM EDT  
Att: 15,755 - Unknown

AB 37  
R 10  
H 14  
RBI 10  
BB 3  
SO 4  
LOB 19





Batter	1	2	3	4	5	6	7	8	9	AB	R	H	RBI	BB	SO	LOB	TOP			
Ron LeFlore, R OBP: 0.344, SLG: 0.462	0-0 CS 1B		0-0 G5-4-3 1B	0-0 6-3			0-0 FC6-4 CS		0-0 SH3-4 1B	5	0	3	0	0	0	2				
Gary Sutherland, R OBP: 0.303, SLG: 0.286	0-0 5-3		0-0 G5-4-3				4-0 BB		0-0 SH3-4	3	0	0	0	1	0	2				
Dan Meyer, L OBP: 0.315, SLG: 0.422	0-0 BB 1B			0-0 HR 2B			0-0 4-6-3		4-0 BB G6-4-3 BB	4	1	2	0	1	0	1				
Willie Horton, R OBP: 0.273, SLG: 0.470	4-0 FC6-4 BB			0-0 HR					0-0 F8 G6-4-3	4	1	2	2	1	0	2				
Leon Roberts, R OBP: 0.420, SLG: 0.619	0-0 FC6-4			0-0 6-3					4-0 G3 BLK WP BB	3	1	0	0	1	1	3				
Ben Oglivie, L OBP: 0.176, SLG: 0.242		0-3 K		0-0 S 2B 1B					0-0 G3	4	1	1	0	0	1	1				
Bill Freehan, R OBP: 0.291, SLG: 0.382		0-0 G5-4-3 1B		0-0 1B PB 2B					4-0 WP 1B IBB	3	2	2	1	1	0	0				
Aurelio Rodriguez, R OBP: 0.247, SLG: 0.321		0-0 G5-4-3		0-3 K					0-0 6-3	4	0	1	1	0	1	2				
Gene Michael, S OBP: 0.263, SLG: 0.222			0-3 K	0-0 PB 1B					0-0 FC6-4 1B	4	0	2	0	0	2	1				
<b>Inning Stats</b>	R: 0 E: 0 K: 0 S: 4	H: 2 LOB: 2 BB: 1 P: 8	R: 0 E: 0 K: 1 S: 5	H: 1 LOB: 0 BB: 0 P: 5	R: 0 E: 0 K: 1 S: 5	H: 1 LOB: 0 BB: 0 P: 5	R: 4 E: 0 K: 1 S: 10	H: 5 LOB: 1 BB: 0 P: 10	R: 0 E: 0 K: 0 S: 3	H: 0 LOB: 0 BB: 0 P: 3	R: 0 E: 0 K: 0 S: 3	H: 1 LOB: 1 BB: 1 P: 7	R: 2 E: 0 K: 1 S: 6	H: 1 LOB: 1 BB: 2 P: 14	R: 0 E: 0 K: 0 S: 3	H: 1 LOB: 1 BB: 1 P: 7	1B: 10 2B: 2 3B: 0 HR: 1	SF: 0 SAC: 1 DP: 3 HBP: 0	WP: 1 PB: 2 SB: 1 CS: 2	PA: 40
<b>PITCHER</b>	IP	WLS	BF	H	R	ER	SO	BB	IBB	HBP	BLK	WP	HR	S	P	ERA	WHIP			
Jackie Brown, R ERA: 3.76	3.1	L	16	8	4	3	2	1	0	0	0	0	1	19	23	8.10	2.700			
Stan Thomas, R ERA: 0.9	4.0		16	3	1	1	2	2	0	0	0	0	0	18	26	2.25	1.250			
Jim Umbarger, L ERA: 0.92	1.2		8	2	1	1	1	1	1	0	1	1	0	8	16	5.40	1.800			

Detroit Tigers @ Texas Rangers  
Arlington Stadium, Arlington, TX  
Sat May 17 1975, 8:05 PM EDT  
Att: 21,896 - Unknown

AB	34
R	6
H	13
RBI	4
BB	5
SO	5
LOB	14



Batter	1	2	3	4	5	6	7	8	9	AB	R	H	RBI	BB	SO	LOB	BOTTOM					
Cesar Tovar, R OBP: 0.353, SLG: 0.349	0-0 G3 HR 1B		0-0 4-3				0-0 FC6 BB		4-0 CS 1B BB	3	1	1	0	2	0	3						
Lenny Randle, S OBP: 0.331, SLG: 0.348	0-0 B3		0-0 5-3				0-0 FC6 1-2		0-0 K 1B	5	0	1	0	0	1	3						
Willie Davis, L OBP: 0.246, SLG: 0.357	0-0 G3		0-0 5-3				0-0 G3		0-0 CS	3	0	0	0	0	0	2						
Joe Lovitto, S OBP: 0.333, SLG: 0.292	1-2								2-3	1	0	0	0	0	0	1						
Jeff Burroughs, R OBP: 0.338, SLG: 0.470	0-0 2H HR		0-3 K						0-0 HR	4	2	2	3	0	2	0						
Jim Spencer, L OBP: 0.310, SLG: 0.432	0-0 3-1			0-0 L4					0-0 F3	3	0	0	0	0	0	0						
Jim Fregosi, R OBP: 0.348, SLG: 0.333									0-0 F3	1	0	0	0	0	0	0						
Mike Hargrove, L OBP: 0.385, SLG: 0.467		0-0 F7		0-0 HR					0-3 K	3	1	2	1	0	0	0						
Tom Grieve, R OBP: 0.306, SLG: 0.578									0-3 K	1	0	0	0	0	1	0						
Toby Harrah, R OBP: 0.391, SLG: 0.435		0-0 E 2B		0-0 5-3					4-0 1B BB	3	0	1	0	1	1	0						
Roy Howell, L OBP: 0.288, SLG: 0.317		0-3 K		0-3 K					0-3 K	2	0	0	0	0	2	1						
Leo Cardenas, R OBP: 0.313, SLG: 0.379									0-3 K	2	0	0	0	0	2	2						
Jim Sundberg, R OBP: 0.303, SLG: 0.250		0-0 E6							0-0 F5	4	0	1	0	0	0	1						
<b>Inning Stats</b>	R: 2 E: 0 K: 0 S: 5	H: 2 LOB: 0 BB: 0 P: 5	R: 0 E: 1 K: 1 S: 7	H: 1 LOB: 2 BB: 0 P: 7	R: 0 E: 0 K: 1 S: 5	H: 0 LOB: 0 BB: 0 P: 5	R: 1 E: 0 K: 1 S: 6	H: 1 LOB: 0 BB: 0 P: 6	R: 0 E: 0 K: 0 S: 3	H: 0 LOB: 1 BB: 1 P: 7	R: 0 E: 0 K: 2 S: 8	H: 1 LOB: 2 BB: 1 P: 12	R: 0 E: 0 K: 1 S: 6	H: 1 LOB: 1 BB: 0 P: 6	R: 1 E: 0 K: 2 S: 8	H: 1 LOB: 0 BB: 0 P: 8	R: 0 E: 0 K: 1 S: 5	H: 1 LOB: 1 BB: 1 P: 9	1B: 4 2B: 1 3B: 0 HR: 3	SF: 0 SAC: 0 DP: 0 HBP: 0	WP: 0 PB: 0 SB: 0 CS: 1	PA: 39
<b>PITCHER</b>	IP	WLS	BF	H	R	ER	SO	BB	IBB	HBP	BLK	WP	HR	S	P	ERA	WHIP					
Vern Ruhle, R ERA: 3.51	5.2	W	25	5	3	3	4	2	0	0	0	0	2	31	39	4.76	1.235					
John Hiller, L ERA: 1.33	3.1	S	13	3	1	1	5	1	0	0	0	0	1	22	26	2.70	1.200					

Detroit Tigers @ Texas Rangers  
Arlington Stadium, Arlington, TX  
Sat May 17 1975, 8:05 PM EDT  
Att: 21,896 - Unknown

AB	35
R	4
H	8
RBI	4
BB	3
SO	9
LOB	13






Batter	1	2	3	4	5	6	7	8	9	10	11	AB	R	H	RBI	BB	SO	LOB	TOP					
Ron LeFlore, R OBP: 0.344, SLG: 0.451 (1, 8)	5-3 1B		FC5-4 1B		K		4-3 1B		G6-4-3 BB		F3	5	0	1	0	1	1	0						
Gary Sutherland, R OBP: 0.304, SLG: 0.282 (1, 4)	L5		FC5-4 E				1B		G6-4-3 1-2		F8	5	0	1	0	1	0	4						
Dan Meyer, L OBP: 0.319, SLG: 0.420 Mickey Stanley, R OBP: 0.300, SLG: 0.188 (1, 7) (10, 7)	F8		E4		F7		G6-4-3 1B				F8 2B 1B	5	1	2	0	0	0	2						
Willie Horton, R OBP: 0.262, SLG: 0.450 (1, 10)		F4	FC3 FC6-4		K		G6-4-3 1-2				F8	5	0	0	0	0	1	6						
Leon Roberts, R OBP: 0.419, SLG: 0.642 (1, 9)		F6	FC6-4			HR			F8		2B IBB	4	2	1	1	1	0	3						
Nate Colbert, R OBP: 0.239, SLG: 0.323 (1, 3)		BB			K		K		6-3		2B 2B	4	1	1	2	1	2	0						
Aurelio Rodriguez, R OBP: 0.255, SLG: 0.360 (1, 5)		K							4-3		F7	5	1	2	1	0	1	2						
Gene Lamont, L OBP: 0.333, SLG: 0.500 (1, 2)			FC3-5 1B		G3		K		F5		2B	5	0	2	1	0	1	1						
Gene Michael, S OBP: 0.208, SLG: 0.174 (1, 6)			FC3-5 FC5-4 1B		F7		F6		E5 BB		F8	5	1	0	0	0	0	3						
<b>Inning Stats</b>	R: 0 E: 0 K: 0 S: 3	H: 0 LOB: 0 BB: 0 P: 3	R: 0 E: 0 K: 1 S: 5	H: 0 LOB: 1 BB: 1 P: 9	R: 1 E: 2 K: 0 S: 7	H: 2 LOB: 3 BB: 0 P: 7	R: 1 E: 0 K: 1 S: 6	H: 1 LOB: 0 BB: 0 P: 6	R: 0 E: 0 K: 2 S: 7	H: 0 LOB: 1 BB: 0 P: 11	R: 1 E: 0 K: 2 S: 9	H: 2 LOB: 1 BB: 0 P: 9	R: 0 E: 0 K: 0 S: 4	H: 2 LOB: 1 BB: 0 P: 4	R: 0 E: 0 K: 0 S: 3	H: 0 LOB: 0 BB: 1 P: 7	R: 3 E: 0 K: 0 S: 6	H: 3 LOB: 1 BB: 1 P: 10	R: 0 E: 0 K: 1 S: 5	H: 0 LOB: 0 BB: 0 P: 5	1B: 6 2B: 2 3B: 0 HR: 2	SF: 0 SAC: 0 DP: 2 HBP: 0	WP: 0 PB: 0 SB: 1 CS: 0	PA: 48
<b>PITCHER</b>	IP 7.0	WLS 31	BF 7	H 3	R 3	ER 3	SO 1	BB 1	IBB 1	HBP 0	BLK 0	WP 0	HR 0	S 17	P 25	ERA 6.75	WHIP 1.000							
Fergie Jenkins, R ERA: 3.9 Stan Thomas, R ERA: 2.57 (1, 1) (8, 1)																								

Detroit Tigers @ Texas Rangers  
Arlington Stadium, Arlington, TX  
Sun May 18 1975, 4:33 AM EDT  
Att: 12,662 - Unknown

livebaseballscores.com

AB 44  
R 6  
H 10  
RBI 5  
BB 4  
SO 7  
LOB 21




Batter	1	2	3	4	5	6	7	8	9	10	11	AB	R	H	RBI	BB	SO	LOB	BOTTOM			
Cesar Tovar, R OBP: 0.352, SLG: 0.348 (1, 9) (8, 7)	E S 1B		FC5-6 4-3 1B		F2		4-3 1B 1B		K		FC4-6 CS	6	1	2	1	0	1	2				
Willie Davis, L OBP: 0.290, SLG: 0.356 (1, 8)	F4		4-3		G3		4-3 1B		F9		CS	6	1	2	0	0	2					
Lenny Randle, S OBP: 0.327, SLG: 0.343 (1, 4)	B1-3				K		4-3		F7		SH3-4 1B	5	0	1	1	0	1	3				
Jeff Burroughs, R OBP: 0.344, SLG: 0.471 (1, 10)	F4		6-3				1B 2B		K		1B IBB	4	1	1	0	2	1	2				
Mike Hargrove, L OBP: 0.363, SLG: 0.462 Tom Grieve, R OBP: 0.327, SLG: 0.574 (1, 7) (7, PH) (8, 9)		K			FC4-6 1B		K		F3		HR BB	3	0	1	0	0	2	1				
Jim Spencer, L OBP: 0.310, SLG: 0.429 Jim Fregosi, R OBP: 0.354, SLG: 0.409 (1, 3) (7, PH) (8, 3)		G3			FC4-6 4-3 BB		4-3 1B		F9		HR	3	0	1	0	0	0	1				
Toby Harrah, R OBP: 0.409, SLG: 0.442 (1, 6)					4-3 BB		4-3 1B		5-3		FC2-5 1B	3	0	2	1	2	0	0				
Roy Howell, L OBP: 0.275, SLG: 0.302 Joe Lovitto, S OBP: 0.327, SLG: 0.286 Leo Cardenas, R OBP: 0.333, SLG: 0.400 (1, 5) (8, PH) (9, 5)		K			4-3		4-3		F7		E FC4-6 1B	3	0	0	0	0	1	5				
Jim Sundberg, R OBP: 0.306, SLG: 0.284 (1, 2)					FC5-6 1B		6-3		HR		FC2-5 FC4-6	5	1	2	1	0	0	6				
<b>Inning Stats</b>	R: 0 E: 0 K: 0 S: 4	H: 1 LOB: 1 BB: 0 P: 4	R: 0 E: 0 K: 2 S: 7	H: 0 LOB: 1 BB: 1 P: 11	R: 1 E: 0 K: 0 S: 5	H: 2 LOB: 1 BB: 0 P: 5	R: 0 E: 0 K: 0 S: 4	H: 1 LOB: 1 BB: 0 P: 8	R: 0 E: 0 K: 1 S: 5	H: 3 LOB: 2 BB: 0 P: 8	R: 1 E: 0 K: 1 S: 6	H: 1 LOB: 0 BB: 0 P: 6	R: 0 E: 0 K: 1 S: 5	H: 0 LOB: 0 BB: 0 P: 5	R: 3 E: 1 K: 0 S: 5	H: 3 LOB: 0 BB: 1 P: 9	R: 1 E: 0 K: 0 S: 3	H: 2 LOB: 2 BB: 1 P: 7	1B: 12 2B: 1 3B: 0 HR: 2	SF: 0 SAC: 1 DP: 0 HBP: 0	WP: 0 PB: 0 SB: 2 CS: 1	PA: 51
<b>PITCHER</b>	IP 6.0	WLS 29	BF 9	H 9	R 1	ER 2	SO 4	BB 2	IBB 0	HBP 0	BLK 0	WP 0	HR 0	S 35	P 43	ERA 3.00	WHIP 1.833					
Lerrin LaGrew, R ERA: 4.43 John Hiller, L ERA: 1.61 Tom Walker, R ERA: 3.42 Dave Lemanczyk, R ERA: 5.4 (1, 1) (7, 1) (9, 1) (10, 1)																						

Detroit Tigers @ Texas Rangers  
Arlington Stadium, Arlington, TX  
Sun May 18 1975, 4:33 AM EDT  
Att: 12,662 - Unknown

livebaseballscores.com

AB 44  
R 7  
H 15  
RBI 7  
BB 5  
SO 6  
LOB 28






Batter	1	2	3	4	5	6	7	8	9	AB	R	H	RBI	BB	SO	LOB	TOP																				
Ron LeFlore, R OBP: 0.338, SLG: 0.441 (1, 8)			L9		4-3		K		6-3	5	1	1	0	0	1	0																					
Gary Sutherland, R OBP: 0.305, SLG: 0.339 (1, 4)			L7		F3		HR		HR	5	2	2	2	0	0	1																					
Leon Roberts, R OBP: 0.418, SLG: 0.662 (1, 9)			HR		6-3		6-3		K	4	2	1	2	1	1	0																					
Willie Horton, R OBP: 0.275, SLG: 0.476 John Knox, L OBP: 0.182, SLG: 0.100 (1, 10)	4-3		HR		WP		F9		1B	4	1	2	2	1	0	0																					
Nate Colbert, R OBP: 0.245, SLG: 0.323 Mickey Stanley, R OBP: 0.292, SLG: 0.200 (3, PH)			HR		1B		K		F8	0	0	0	0	1	0	0																					
Bill Freehan, R OBP: 0.289, SLG: 0.377 (1, 2)	L6				5-3		1B		5-3	4	0	1	0	0	0	2																					
Dan Meyer, L OBP: 0.316, SLG: 0.407 (1, 7)			6-3		K		4-3		4-3	3	0	0	0	1	1	1																					
Aurelio Rodriguez, R OBP: 0.265, SLG: 0.360 (1, 5)			5-3		1B		L5		BB	3	0	1	0	1	0	3																					
Gene Michael, S OBP: 0.179, SLG: 0.148 (1, 6)			5-3		K		F8		K	4	0	0	0	0	2	6																					
<b>Inning Stats</b>	R: 2 E: 0 K: 0 S: 5	H: 2 LOB: 1 BB: 1 P: 9	R: 0 E: 0 K: 0 S: 3	H: 0 LOB: 0 BB: 0 P: 3	R: 2 E: 0 K: 0 S: 4	H: 1 LOB: 1 BB: 1 P: 8	R: 0 E: 0 K: 2 S: 8	H: 1 LOB: 1 BB: 0 P: 8	R: 0 E: 0 K: 0 S: 3	H: 0 LOB: 0 BB: 0 P: 3	R: 0 E: 0 K: 1 S: 6	H: 1 LOB: 3 BB: 2 P: 14	R: 1 E: 0 K: 1 S: 6	H: 1 LOB: 0 BB: 0 P: 6	R: 0 E: 0 K: 1 S: 6	H: 1 LOB: 2 BB: 1 P: 10	R: 1 E: 0 K: 1 S: 7	H: 2 LOB: 1 BB: 0 P: 7	1B: 5 2B: 0 3B: 0 HR: 4	SF: 0 SAC: 0 DP: 0 HBP: 0	WP: 1 PB: 0 SB: 0 CS: 0	PA: 41															
<b>PITCHER</b>	IP	WLS	BF	H	R	ER	SO	BB	IBB	HBP	BLK	WP	HR	S	P	ERA	WHIP	<b>PITCHER</b>	IP	WLS	BF	H	R	ER	SO	BB	IBB	HBP	BLK	WP	HR	S	P	ERA	WHIP		
Mike Pazik, L ERA: 10.0 (1, 1)	5.1	L	25	5	4	4	3	4	0	0	0	1	2	27	43	6.75	1.688																				
Bill Campbell, R ERA: 4.44 (6, 1)	3.2		16	4	2	2	3	1	0	0	0	0	2	21	25	4.91	1.364																				

Detroit Tigers @ Minnesota Twins  
Metropolitan Stadium, Bloomington, MI  
Mon May 19 1975, 8:05 PM EDT  
Att. 3,399 - Unknown - 70 F


AB 36  
R 6  
H 9  
RBI 6  
BB 5  
SO 6  
LOB 15



Batter	1	2	3	4	5	6	7	8	9	AB	R	H	RBI	BB	SO	LOB	BOTTOM																				
Steve Braun, L OBP: 0.382, SLG: 0.424 Steve Brye, R OBP: 0.349, SLG: 0.443 (8, PH)	K		L9		G3		F9		K	4	0	0	0	0	1	0																					
Rod Carew, L OBP: 0.425, SLG: 0.433 (1, 4)	FC5-4		BB		L8		1B		4-3	4	0	2	0	1	0	2																					
Larry Hisle, R OBP: 0.346, SLG: 0.522 (1, 8)	FC5-4		F8		HR		K		5-3	4	1	0	0	1	1	3																					
Bobby Darwin, R OBP: 0.331, SLG: 0.421 (1, 9)	FC6-4		P4		HR		K		6-3	5	1	1	2	0	1	2																					
Tony Oliva, L OBP: 0.343, SLG: 0.339 (1, 10)			F8		1B		G3		F8	4	1	1	0	0	0	0																					
Eric Soderholm, R OBP: 0.353, SLG: 0.333 (1, 5)			E		L9		F8			3	0	0	0	1	0	2																					
Tom Kelly, L OBP: 0.200, SLG: 0.125 (1, 3)			E3		K		1B		FC5-4	3	0	1	1	1	1	2																					
Danny Thompson, R OBP: 0.369, SLG: 0.429 (1, 6)			F9		1B		K		FC5-4	4	0	2	0	0	1	4																					
Glenn Borgmann, R OBP: 0.280, SLG: 0.230 Sergio Ferrer, S OBP: 0.266, SLG: 0.280 Tom Lundstedt, S OBP: 0.125, SLG: 0.125 (7, 2)			K		K		6-3		FC5-4	2	0	0	0	0	2	4																					
<b>Inning Stats</b>	R: 0 E: 0 K: 1 S: 6	H: 1 LOB: 1 BB: 0 P: 6	R: 0 E: 1 K: 1 S: 6	H: 0 LOB: 2 BB: 1 P: 10	R: 0 E: 0 K: 0 S: 3	H: 0 LOB: 1 BB: 1 P: 7	R: 0 E: 0 K: 2 S: 8	H: 1 LOB: 2 BB: 0 P: 9	R: 3 E: 1 K: 1 S: 9	H: 3 LOB: 2 BB: 1 P: 13	R: 0 E: 0 K: 1 S: 6	H: 1 LOB: 1 BB: 0 P: 6	R: 0 E: 0 K: 1 S: 5	H: 0 LOB: 0 BB: 0 P: 5	R: 0 E: 0 K: 1 S: 6	H: 1 LOB: 2 BB: 1 P: 10	R: 0 E: 0 K: 0 S: 3	H: 0 LOB: 0 BB: 0 P: 3	1B: 5 2B: 1 3B: 0 HR: 1	SF: 0 SAC: 0 DP: 0 HBP: 1	WP: 0 PB: 0 SB: 1 CS: 0	PA: 41															
<b>PITCHER</b>	IP	WLS	BF	H	R	ER	SO	BB	IBB	HBP	BLK	WP	HR	S	P	ERA	WHIP	<b>PITCHER</b>	IP	WLS	BF	H	R	ER	SO	BB	IBB	HBP	BLK	WP	HR	S	P	ERA	WHIP		
Joe Coleman, R ERA: 5.66 (1, 1)	7.0	W	35	7	3	2	7	4	0	1	0	0	0	8	61	2.57	1.571																				
John Hiller, L ERA: 1.49 (8, 1)	2.0	S	6	0	0	0	1	0	0	0	0	0	0	8	8	0.00	0.000																				

Detroit Tigers @ Minnesota Twins  
Metropolitan Stadium, Bloomington, MI  
Mon May 19 1975, 8:05 PM EDT  
Att. 3,399 - Unknown - 70 F

AB 36  
R 3  
H 7  
RBI 3  
BB 4  
SO 8  
LOB 23






Batter	1	2	3	4	5	6	7	8	9	AB	R	H	RBI	BB	SO	LOB	TOP					
Ron LeFlore, R OBP: 0.328, SLG: 0.427 (1, 8)	4-3		K			1-3	G3			4	0	0	0	0	1	2						
Gary Sutherland, R OBP: 0.313, SLG: 0.339 (1, 4)	4-0				4-3	3B	F3			3	1	1	0	1	0	1						
Dan Meyer, L OBP: 0.314, SLG: 0.421 (1, 7)	G3-6-3				G3	E			L3	4	1	1	2	0	0	1						
Willie Horton, R OBP: 0.274, SLG: 0.477 (1, 10)		F9			4-3	E6				4	1	1	0	0	0	0						
Leon Roberts, R OBP: 0.410, SLG: 0.640 (1, 9)					K	E6			K	4	1	1	0	0	2	2						
Bill Freehan, R OBP: 0.288, SLG: 0.382 (1, 2)					L7				F9	4	0	1	2	0	1	2						
Ben Oglivie, L OBP: 0.158, SLG: 0.216 (1, 3)					F7	3-1				4	0	0	0	0	1	2						
Aurelio Rodriguez, R OBP: 0.275, SLG: 0.370 (1, 5)			5-3						P5	3	0	1	0	1	0	0						
Gene Michael, S OBP: 0.188, SLG: 0.161 (1, 6)			3-1			FC3-6			4-3	4	1	1	0	0	0	1						
<b>Inning Stats</b>	R: 0 E: 0 K: 0 S: 2	H: 0 LOB: 0 BB: 1 P: 6	R: 0 E: 0 K: 2 S: 8	H: 1 LOB: 1 BB: 0 P: 8	R: 0 E: 0 K: 1 S: 5	H: 0 LOB: 0 BB: 0 P: 5	R: 0 E: 0 K: 0 S: 3	H: 0 LOB: 0 BB: 0 P: 3	R: 0 E: 0 K: 1 S: 5	H: 0 LOB: 0 BB: 0 P: 5	R: 5 E: 2 K: 0 S: 8	H: 3 LOB: 1 BB: 1 P: 12	R: 0 E: 0 K: 0 S: 4	H: 2 LOB: 1 BB: 0 P: 4	R: 0 E: 0 K: 1 S: 6	H: 1 LOB: 1 BB: 0 P: 6	R: 0 E: 0 K: 0 S: 3	H: 0 LOB: 0 BB: 0 P: 3	1B: 3 2B: 3 3B: 1 HR: 0	SF: 0 SAC: 0 DP: 1 HBP: 0	WP: 0 PB: 0 SB: 0 CS: 0	PA: 36
<b>PITCHER</b> Dave Goltz, R ERA: 3.0 (1, 1)	IP: 9.0 WLS: L BF: 36 H: 7 R: 5 ER: 2 SO: 5 BB: 2 IBB: 0 HBP: 0 BLK: 1 WP: 0 HR: 0 S: 44 P: 52 ERA: 2.00 WHIP: 1.000															<b>PITCHER</b>						

Detroit Tigers @ Minnesota Twins  
Metropolitan Stadium, Bloomington, MI  
Tue May 20 1975, 8:05 PM EDT  
Att. 4,144 - Unknown - 82 F


AB 34  
R 5  
H 7  
RBI 4  
BB 2  
SO 5  
LOB 11



Batter	1	2	3	4	5	6	7	8	9	AB	R	H	RBI	BB	SO	LOB	BOTTOM					
Steve Bnye, R OBP: 0.352, SLG: 0.440 (1, 9)	5-3				5-3				K	5	0	2	0	0	1	3						
Rod Carew, L OBP: 0.423, SLG: 0.432 (1, 4)	P2		F7				4-3			5	0	2	2	0	0	3						
Larry Hisle, R OBP: 0.333, SLG: 0.500 (1, 7)	F3				F8		6-3		F8	5	0	0	0	0	0	5						
Bobby Darwin, R OBP: 0.328, SLG: 0.415 (1, 10)		4-3			K		5-3			4	0	1	0	0	1	0						
Eric Soderholm, R OBP: 0.350, SLG: 0.339 (1, 5)		5-3					6-3		FC5-4	4	0	1	0	0	0	1						
Craig Kusick, R OBP: 0.326, SLG: 0.325 (1, 3)									G6-4-3	2	0	0	0	2	0	1						
Danny Thompson, R OBP: 0.377, SLG: 0.433 (1, 6)					FC6					4	1	2	0	0	1	3						
Dan Ford, R OBP: 0.244, SLG: 0.214 (1, 8)		P5							K	4	2	2	0	0	1	2						
Glenn Borgmann, R OBP: 0.284, SLG: 0.236 (1, 2)					SH1-4					2	0	1	0	0	0	1						
Danny Walton, R OBP: 0.333, SLG: 0.353 (9, PH)										1	0	1	0	0	0	0						
Sergio Ferrar, S OBP: 0.266, SLG: 0.280 (9, PR)										0	0	0	0	0	0	0						
<b>Inning Stats</b>	R: 0 E: 0 K: 0 S: 3	H: 0 LOB: 0 BB: 0 P: 3	R: 0 E: 0 K: 0 S: 3	H: 0 LOB: 0 BB: 0 P: 3	R: 0 E: 0 K: 0 S: 5	H: 3 LOB: 2 BB: 0 P: 5	R: 0 E: 0 K: 1 S: 6	H: 1 LOB: 2 BB: 1 P: 10	R: 1 E: 0 K: 0 S: 5	H: 2 LOB: 1 BB: 0 P: 5	R: 0 E: 0 K: 1 S: 5	H: 0 LOB: 1 BB: 1 P: 9	R: 1 E: 0 K: 0 S: 5	H: 2 LOB: 1 BB: 0 P: 5	R: 0 E: 0 K: 0 S: 3	H: 1 LOB: 0 BB: 0 P: 3	R: 1 E: 0 K: 2 S: 10	H: 3 LOB: 3 BB: 0 P: 10	1B: 9 2B: 3 3B: 0 HR: 0	SF: 0 SAC: 1 DP: 1 HBP: 0	WP: 1 PB: 0 SB: 0 CS: 1	PA: 39
<b>PITCHER</b> Mickey Lolich, L ERA: 4.33 (1, 1)	IP: 9.0 WLS: W BF: 39 H: 12 R: 3 ER: 3 SO: 4 BB: 2 IBB: 0 HBP: 0 BLK: 0 WP: 1 HR: 0 S: 45 P: 53 ERA: 3.00 WHIP: 1.556															<b>PITCHER</b>						

Detroit Tigers @ Minnesota Twins  
Metropolitan Stadium, Bloomington, MI  
Tue May 20 1975, 8:05 PM EDT  
Att. 4,144 - Unknown - 82 F

AB 36  
R 3  
H 12  
RBI 2  
BB 2  
SO 4  
LOB 19





Batter	1	2	3	4	5	6	7	8	9	10	11	AB	R	H	RBI	BB	SO	LOB	TOP				
Ron LeFlore, R OBP: 0.329, SLG: 0.423 (1, 8)												6	1	2	0	0	0	0					
Gary Sutherland, R OBP: 0.329, SLG: 0.358 (1, 4)												5	1	3	1	1	0	1					
Dan Meyer, L OBP: 0.315, SLG: 0.404 (1, 7)												4	1	0	0	2	0	3					
Willie Horton, R OBP: 0.281, SLG: 0.500 John Knox, L OBP: 0.192, SLG: 0.100 Nate Colbert, R OBP: 0.250, SLG: 0.320 (8, PR) (9, PH)												4	1	2	3	0	0	1					
Leon Roberts, R OBP: 0.414, SLG: 0.628 (1, 9)												3	0	1	0	1	2	3					
Bill Freehan, R OBP: 0.287, SLG: 0.372 Terry Humphrey, R (8, PR) (8, 2)												3	0	0	0	0	0	2					
Mickey Stanley, R OBP: 0.296, SLG: 0.182 Gates Brown, L OBP: 0.179, SLG: 0.237 (8, PH) (8, 3)												2	0	0	0	1	0	1					
Aurelio Rodríguez, R OBP: 0.262, SLG: 0.351 (1, 5)												5	0	0	0	0	0	7					
Gene Michael, S OBP: 0.189, SLG: 0.250 (1, 6)												5	1	1	1	0	1	0					
<b>Inning Stats</b>	R: 3 E: 0 K: 0 S: 6	H: 3 LOB: 2 BB: 2 P: 14	R: 1 E: 0 K: 0 S: 4	H: 1 LOB: 1 BB: 1 P: 8	R: 0 E: 0 K: 1 S: 5	H: 0 LOB: 0 BB: 0 P: 5	R: 0 E: 0 K: 1 S: 5	H: 0 LOB: 0 BB: 0 P: 5	R: 0 E: 0 K: 0 S: 3	H: 1 LOB: 1 BB: 0 P: 7	R: 0 E: 0 K: 0 S: 4	H: 1 LOB: 3 BB: 2 P: 5	R: 0 E: 0 K: 1 S: 6	H: 1 LOB: 3 BB: 2 P: 14	R: 0 E: 0 K: 0 S: 3	H: 1 LOB: 0 BB: 0 P: 3	R: 1 E: 0 K: 1 S: 7	H: 2 LOB: 1 BB: 0 P: 7	1B: 7 2B: 1 3B: 0 HR: 2	SF: 0 SAC: 1 DP: 0 HBP: 1	WP: 0 PB: 0 SB: 2 CS: 1	PA: 49	
<b>PITCHER</b>	IP ERA WLS BF H R ER SO BB IBB HBP BLK WP HR S P ERA WHIP	(1, 1) 4.15	(1, 1) 3.15	(1, 1) 4.15	(1, 1) 4.15	(1, 1) 4.15	(1, 1) 4.15	(1, 1) 4.15	(1, 1) 4.15	(1, 1) 4.15	(1, 1) 4.15	(1, 1) 4.15	(1, 1) 4.15	(1, 1) 4.15	(1, 1) 4.15	(1, 1) 4.15	(1, 1) 4.15	(1, 1) 4.15	(1, 1) 4.15	(1, 1) 4.15	(1, 1) 4.15	(1, 1) 4.15	(1, 1) 4.15

Detroit Tigers @ Minnesota Twins  
Metropolitan Stadium, Bloomington, MI  
Wed May 21 1975, 8:05 PM EDT  
Att: 4,999 - Unknown - 81 F

AB 41  
R 5  
H 10  
RBI 5  
BB 6  
SO 4  
LOB 21



Batter	1	2	3	4	5	6	7	8	9	10	11	AB	R	H	RBI	BB	SO	LOB	BOTTOM				
Steve Braun, L OBP: 0.393, SLG: 0.458 Glenn Borgmann, R OBP: 0.294, SLG: 0.236 (1, 7) (10, 2)												4	1	2	1	1	0	0					
Rod Carew, L OBP: 0.431, SLG: 0.460 (1, 4)												5	0	3	0	0	2						
Bobby Darwin, R OBP: 0.317, SLG: 0.398 (1, 9)												5	0	0	0	0	1	4					
Tony Oliva, L OBP: 0.366, SLG: 0.367 Sergio Ferrer, S OBP: 0.268, SLG: 0.280 Dan Ford, R OBP: 0.239, SLG: 0.209 (8, PR) (10, PH)												4	1	3	0	0	1						
Eric Soderholm, R OBP: 0.345, SLG: 0.358 (1, 5)												5	1	1	2	0	2						
Steve Brye, R OBP: 0.354, SLG: 0.432 (1, 8)												4	1	1	0	1	1	2					
Tom Kelly, L OBP: 0.231, SLG: 0.100 Larry Hisle, R OBP: 0.336, SLG: 0.525 (9, PH) (10, 7)												2	0	0	0	1	1	1					
Danny Thompson, R OBP: 0.370, SLG: 0.413 Luis Gomez, R OBP: 0.308, SLG: 0.182 (9, PR) (10, 6)												3	0	0	0	1	1	2					
Tom Lundstedt, S OBP: 0.091, SLG: 0.091 Danny Walton, R OBP: 0.316, SLG: 0.333 Craig Kusick, R OBP: 0.338, SLG: 0.325 (1, 2) (9, PH) (10, 3)												3	1	0	0	0	0	0					
<b>Inning Stats</b>	R: 0 E: 0 K: 0 S: 3	H: 0 LOB: 0 BB: 0 P: 3	R: 2 E: 0 K: 0 S: 5	H: 3 LOB: 0 BB: 0 P: 5	R: 1 E: 1 K: 0 S: 5	H: 2 LOB: 1 BB: 0 P: 5	R: 0 E: 0 K: 1 S: 5	H: 0 LOB: 0 BB: 0 P: 5	R: 1 E: 0 K: 1 S: 7	H: 1 LOB: 1 BB: 0 P: 7	R: 0 E: 0 K: 0 S: 4	H: 1 LOB: 1 BB: 0 P: 4	R: 0 E: 0 K: 1 S: 5	H: 1 LOB: 1 BB: 0 P: 5	R: 0 E: 0 K: 1 S: 5	H: 0 LOB: 0 BB: 0 P: 5	R: 2 E: 0 K: 0 S: 1	H: 1 LOB: 0 BB: 1 P: 5	1B: 7 2B: 1 3B: 1 HR: 3	SF: 0 SAC: 0 DP: 3 HBP: 0	WP: 0 PB: 0 SB: 0 CS: 0	PA: 43	
<b>PITCHER</b>	IP ERA WLS BF H R ER SO BB IBB HBP BLK WP HR S P ERA WHIP	(1, 1) 3.74	(5, 1) 3.0	(9, 1) 2.05	(1, 2) 2.05	(5, 1) 3.0	(9, 1) 2.05	(1, 2) 2.05	(5, 1) 3.0	(9, 1) 2.05	(1, 2) 2.05	(5, 1) 3.0	(9, 1) 2.05	(1, 2) 2.05	(5, 1) 3.0	(9, 1) 2.05	(1, 2) 2.05	(5, 1) 3.0	(9, 1) 2.05	(1, 2) 2.05	(5, 1) 3.0	(9, 1) 2.05	(1, 2) 2.05

Detroit Tigers @ Minnesota Twins  
Metropolitan Stadium, Bloomington, MI  
Wed May 21 1975, 8:05 PM EDT  
Att: 4,999 - Unknown - 81 F

AB 39  
R 6  
H 11  
RBI 5  
BB 4  
SO 5  
LOB 15













Batter	1	2	3	4	5	6	7	8	9	AB	R	H	RBI	BB	SO	LOB	TOP			
Ron LeFlore, R OBP: 0.331, SLG: 0.412										2	1	1	1	1	0	0	<b>Detroit Tigers @ Chicago White Sox</b> Comiskey Park, Chicago, IL Sun May 25 1975, 4:33 AM EDT Att: 30,947 - Unknown - 66 F			
Gary Sutherland, R OBP: 0.327, SLG: 0.348										3	0	1	0	1	0	2				
Dan Meyer, L OBP: 0.331, SLG: 0.438										4	0	1	0	0	0	3				
Willie Horton, R OBP: 0.283, SLG: 0.483										4	0	1	1	0	1	3				
Leon Roberts, R OBP: 0.400, SLG: 0.573										4	0	0	0	0	0	2				
Bill Freehan, R OBP: 0.305, SLG: 0.388										2	2	1	0	0	0	0				
Nate Colbert, R OBP: 0.252, SLG: 0.315										3	1	1	0	0	1	1				
Aurelio Rodriguez, R OBP: 0.265, SLG: 0.355										3	0	2	1	0	0	0				
Tom Verzyer, R OBP: 0.279, SLG: 0.253										2	0	0	1	0	1	1				
<b>Inning Stats</b>	R: 1 E: 0 K: 0 S: 4	H: 2 LOB: 1 BB: 1 P: 8	R: 2 E: 0 K: 0 S: 5	H: 2 LOB: 1 BB: 0 P: 6	R: 0 E: 0 K: 1 S: 3	H: 0 LOB: 0 BB: 0 P: 3	R: 0 E: 0 K: 1 S: 5	H: 1 LOB: 2 BB: 1 P: 5	R: 0 E: 0 K: 1 S: 4	H: 2 LOB: 1 BB: 0 P: 7	R: 0 E: 0 K: 1 S: 6	H: 1 LOB: 1 BB: 0 P: 6	R: 0 E: 0 K: 0 S: 1	H: 0 LOB: 0 BB: 0 P: 1			1B: 7 2B: 1 3B: 0 HR: 0	SF: 2 SAC: 0 DP: 1 HBP: 1	WP: 0 PB: 0 CS: 0	PA: 32
<b>PITCHER</b> Claude Osteen, L ERA: 4.98	IP: 7.1 WLS: L BF: 32	H: 8 R: 4 ER: 4 SO: 3	BB: 2 IBB: 0 HBP: 1 BLK: 0	WP: 0 HR: 0 S: 35 P: 44	ERA: 4.91 WHIP: 1.364	<b>PITCHER</b>		IP: 7.1 WLS: L BF: 32	H: 8 R: 4 ER: 4 SO: 3	BB: 2 IBB: 0 HBP: 1 BLK: 0	WP: 0 HR: 0 S: 35 P: 44	ERA: 4.91 WHIP: 1.364	<b>PITCHER</b>		IP: 7.1 WLS: L BF: 32	H: 8 R: 4 ER: 4 SO: 3	BB: 2 IBB: 0 HBP: 1 BLK: 0	WP: 0 HR: 0 S: 35 P: 44	ERA: 4.91 WHIP: 1.364	

Batter	1	2	3	4	5	6	7	8	9	AB	R	H	RBI	BB	SO	LOB	BOTTOM		
Bob Coluccio, R OBP: 0.287, SLG: 0.233										3	0	0	0	1	1	3	<b>Detroit Tigers @ Chicago White Sox</b> Comiskey Park, Chicago, IL Sun May 25 1975, 4:33 AM EDT Att: 30,947 - Unknown - 66 F		
Bucky Dent, R OBP: 0.331, SLG: 0.383										4	0	2	0	0	1	1			
Carlos May, L OBP: 0.399, SLG: 0.383										4	0	0	0	0	1	4			
Bill Melton, R OBP: 0.327, SLG: 0.329										3	0	0	0	0	0	1			
Ken Henderson, S OBP: 0.350, SLG: 0.386										3	0	1	0	0	1	0			
Deron Johnson, R OBP: 0.318, SLG: 0.374										3	1	1	0	0	0	1			
Bill Stein, R OBP: 0.286, SLG: 0.357										3	0	2	1	0	0	1			
Jorge Orta, L OBP: 0.356, SLG: 0.413										2	0	0	0	1	1	1			
Pete Varney, R OBP: 0.294, SLG: 0.294										3	0	1	0	0	1	2			
<b>Inning Stats</b>	R: 0 E: 0 K: 1 S: 6	H: 1 LOB: 1 BB: 0 P: 6	R: 1 E: 0 K: 1 S: 7	H: 2 LOB: 2 BB: 1 P: 11	R: 0 E: 0 K: 1 S: 5	H: 0 LOB: 0 BB: 0 P: 5	R: 0 E: 0 K: 1 S: 6	H: 1 LOB: 1 BB: 0 P: 6	R: 0 E: 0 K: 1 S: 4	H: 0 LOB: 1 BB: 0 P: 4	R: 0 E: 0 K: 1 S: 7	H: 2 LOB: 2 BB: 0 P: 7			1B: 4 2B: 3 3B: 0 HR: 0	SF: 0 SAC: 0 DP: 0 HBP: 0	WP: 0 PB: 0 CS: 0	PA: 30	
<b>PITCHER</b> Mickey Lolich, L ERA: 3.98	IP: 7.0 WLS: W BF: 30	H: 7 R: 1 ER: 1 SO: 6	BB: 2 IBB: 0 HBP: 0 BLK: 0	WP: 0 HR: 0 S: 40 P: 48	ERA: 1.29 WHIP: 1.286	<b>PITCHER</b>		IP: 7.0 WLS: W BF: 30	H: 7 R: 1 ER: 1 SO: 6	BB: 2 IBB: 0 HBP: 0 BLK: 0	WP: 0 HR: 0 S: 40 P: 48	ERA: 1.29 WHIP: 1.286	<b>PITCHER</b>		IP: 7.0 WLS: W BF: 30	H: 7 R: 1 ER: 1 SO: 6	BB: 2 IBB: 0 HBP: 0 BLK: 0	WP: 0 HR: 0 S: 40 P: 48	ERA: 1.29 WHIP: 1.286



Batter	1	2	3	4	5	6	7	8	9	AB	R	H	RBI	BB	SO	LOB	TOP		
Steve Braun, L (1, 7) OBP: 0.387, SLG: 0.427	E4 FC6-4		3-1		G3			G3		4	0	0	0	0	0	0	<b>Minnesota Twins @ Detroit Tigers</b> Tiger Stadium, Detroit, MI Mon May 26 1975, 7:05 PM EDT Att: 15,361 - Unknown - 72 F <a href="http://livebaseballscorecards.com">livebaseballscorecards.com</a>		
Rod Carew, L (1, 4) OBP: 0.433, SLG: 0.474	FC6-4 4-3 1-2							1B		3	0	2	0	1	0	1			
Bobby Darwin, R (1, 9) OBP: 0.299, SLG: 0.364	4-3 1-2		F2		FC5-4 BB			L9		4	0	0	0	0	0	4			
Tony Oliva, L (1, 10) OBP: 0.318, SLG: 0.325	F5		K					F5		4	0	0	0	0	1	3			
Larry Hise, R (1, 8) OBP: 0.364, SLG: 0.533		G3 S E BB		P6				4-3 G6-4-3 1B		3	1	1	0	1	0	0			
Eric Soderholm, R (1, 5) OBP: 0.346, SLG: 0.343		K 1-2		F9				K G6-4-3 1-2		4	0	0	0	0	2	2			
Tom Kelly, L (1, 3) OBP: 0.276, SLG: 0.360		G3 2-3						F8 1B		4	1	2	1	0	0	1			
Danny Thompson, R (1, 6) OBP: 0.379, SLG: 0.408		E1		L3				G3 G5-4-3 1B		3	0	1	0	0	0	0			
Danny Walton, R (9, PH) OBP: 0.333, SLG: 0.316		3-H						G3		1	0	0	0	0	0	1			
Glenn Borgmann, R (1, 2) OBP: 0.310, SLG: 0.245		F8						L7 G5-4-3 1-2		3	0	0	0	0	0	2			
<b>Inning Stats</b>	R: 0 E: 1 K: 0 S: 4	H: 0 LOB: 1 BB: 0 P: 4	R: 1 E: 1 K: 1 S: 6	H: 0 LOB: 1 BB: 1 P: 10	R: 0 E: 0 K: 1 S: 6	H: 1 LOB: 1 BB: 0 P: 6	R: 1 E: 0 K: 0 S: 4	H: 1 LOB: 0 BB: 0 P: 4	R: 0 E: 0 K: 0 S: 3	H: 1 LOB: 0 BB: 0 P: 3	R: 0 E: 0 K: 0 S: 3	H: 1 LOB: 1 BB: 0 P: 3	R: 0 E: 0 K: 0 S: 4	H: 1 LOB: 1 BB: 0 P: 4	R: 0 E: 0 K: 1 S: 6	H: 1 LOB: 1 BB: 0 P: 6	1B: 5 2B: 0 3B: 0 HR: 1 SF: 0 SAC: 0 DP: 2 HBP: 0	WP: 0 PB: 0 SB: 1 CS: 0	PA: 35
<b>PITCHER</b> Vern Ruhle, R (1, 1) ERA: 3.29	IP: 9.0 WLS: W BF: 35 H: 6 R: 2 ER: 1 SO: 3 BB: 2 IBB: 0 HBP: 0 BLK: 0 WP: 0 HR: 1 S: 39 P: 47 ERA: 1.00 WHIP: 0.889															<b>PITCHER</b>			

Batter	1	2	3	4	5	6	7	8	9	AB	R	H	RBI	BB	SO	LOB	BOTTOM		
Ron LeFlore, R (1, 8) OBP: 0.323, SLG: 0.401	5-3	F7			5-3			K		4	0	0	0	0	1	2	<b>Minnesota Twins @ Detroit Tigers</b> Tiger Stadium, Detroit, MI Mon May 26 1975, 7:05 PM EDT Att: 15,361 - Unknown - 72 F <a href="http://livebaseballscorecards.com">livebaseballscorecards.com</a>		
Gary Sutherland, R (1, 4) OBP: 0.331, SLG: 0.348	HR BB		5-3		1B 2-H 1B			P6		3	1	1	1	1	0	0			
Dan Meyer, L (1, 7) OBP: 0.344, SLG: 0.474	1-H HR		1-3		1-3 1B			BB 2B 1B		4	2	3	2	0	0	0			
Willie Horton, R (1, 10) OBP: 0.276, SLG: 0.470	K		5-3		5-3			F8		4	0	0	0	0	1	3			
Leon Roberts, R (1, 9) OBP: 0.394, SLG: 0.554	K			K				2B BB		3	1	0	0	1	3	0			
Nate Colbert, R (1, 3) OBP: 0.244, SLG: 0.304		L6		L5				P3		4	0	0	0	0	1	2			
Aurelio Rodriguez, R (1, 5) OBP: 0.273, SLG: 0.396		HR		K				E6 1-H 2-H 2B		4	1	2	3	0	1	0			
Tom Verzyer, R (1, 6) OBP: 0.278, SLG: 0.244		5-3			SH1-4 1B BB			L4		3	1	0	0	1	1	2			
Terry Humphrey, R (1, 2) OBP: 0.167, SLG: 0.167		1B		SH1-4				K		2	0	1	0	0	1	0			
<b>Inning Stats</b>	R: 2 E: 0 K: 2 S: 8	H: 1 LOB: 0 BB: 1 P: 12	R: 1 E: 0 K: 0 S: 5	H: 2 LOB: 1 BB: 0 P: 5	R: 0 E: 0 K: 2 S: 7	H: 0 LOB: 0 BB: 0 P: 7	R: 1 E: 0 K: 0 S: 5	H: 2 LOB: 2 BB: 1 P: 9	R: 0 E: 1 K: 3 S: 10	H: 0 LOB: 1 BB: 0 P: 10	R: 0 E: 0 K: 2 S: 7	H: 0 LOB: 0 BB: 0 P: 7	R: 2 E: 0 K: 0 S: 5	H: 2 LOB: 1 BB: 1 P: 9	R: 0 E: 0 K: 0 S: 5	H: 2 LOB: 1 BB: 1 P: 9		1B: 4 2B: 1 3B: 0 HR: 2 SF: 0 SAC: 1 DP: 0 HBP: 0	WP: 0 PB: 0 SB: 0 CS: 0
<b>PITCHER</b> Bill Campbell, R (1, 1) ERA: 4.6	IP: 7.0 WLS: L BF: 29 H: 5 R: 4 ER: 4 SO: 9 BB: 2 IBB: 0 HBP: 0 BLK: 0 WP: 0 HR: 2 S: 45 P: 53 ERA: 5.14 WHIP: 1.000															<b>PITCHER</b> Tom Burgmeier, L (8, 1) ERA: 1.84			



Batter	1	2	3	4	5	6	7	8	9	AB	R	H	RBI	BB	SO	LOB	TOP																		
Steve Braun, L (1, 7) OBP: 0.375, SLG: 0.412 Steve Brye, R (9, PH) OBP: 0.361, SLG: 0.438 (9, 9)	L8			F5		L9	P6		1B	4	0	0	0	0	0	1																			
Rod Carew, L (1, 4) OBP: 0.432, SLG: 0.500	6-3			FC3-6 HBP 1B		HR	FC4-6		SF8	4	1	2	2	0	0	1																			
Bobby Darwin, R (1, 9) OBP: 0.309, SLG: 0.368 Luis Gomez, R (9, 6) OBP: 0.308, SLG: 0.182	K			FC3-6 HBP 1B		HR	1B		5-3	4	1	2	0	0	1	2																			
Tony Oliva, L (1, 10) OBP: 0.319, SLG: 0.325 Danny Walton, R (8, PH) OBP: 0.316, SLG: 0.300		K		FC3-6 1-2 2-3		HR	1B		G5-4-3	3	1	1	0	0	1	2																			
Larry Hisle, R (1, 8) OBP: 0.361, SLG: 0.546 (9, 7)	F9			F9		HR	1B		K	4	1	1	3	0	1	2																			
Eric Soderholm, R (1, 5) OBP: 0.258, SLG: 0.343	K			F8		BB	BB		BB 1B	3	1	1	0	1	1	0																			
Tom Kelly, L (1, 3) OBP: 0.256, SLG: 0.333 Craig Kusick, R (6, PH) OBP: 0.330, SLG: 0.321 (6, 3)			L3	P6		K	K		BB 1B SF8 BB	2	0	0	0	0	0	0																			
Danny Thompson, R (1, 6) OBP: 0.396, SLG: 0.425 Dan Ford, R (9, PR) OBP: 0.239, SLG: 0.209 (9, 8)				F9			FC4-6 1B		1B 1B	4	0	3	1	0	0	0																			
Glenn Borgmann, R (1, 2) OBP: 0.300, SLG: 0.235			G5-4-3	6-3		K	K		F2	4	0	0	0	0	1	4																			
<b>Inning Stats</b>	R: 0 E: 0 K: 1 S: 5	H: 0 LOB: 0 BB: 0 P: 5	R: 0 E: 0 K: 2 S: 7	H: 0 LOB: 0 BB: 0 P: 7	R: 0 E: 0 K: 0 S: 3	H: 1 LOB: 0 BB: 0 P: 3	R: 0 E: 0 K: 0 S: 4	H: 1 LOB: 2 BB: 0 P: 5	R: 0 E: 0 K: 0 S: 3	H: 0 LOB: 0 BB: 0 P: 3	R: 4 E: 0 K: 1 S: 9	H: 4 LOB: 1 BB: 1 P: 13	R: 0 E: 0 K: 1 S: 6	H: 1 LOB: 1 BB: 0 P: 6	R: 0 E: 0 K: 1 S: 5	H: 1 LOB: 0 BB: 0 P: 5	R: 2 E: 0 K: 0 S: 6	H: 3 LOB: 2 BB: 1 P: 10	1B: 9 2B: 0 3B: 0 HR: 2	SF: 1 SAC: 0 DP: 2 HBP: 1	WP: 0 PB: 0 SB: 0 CS: 0	PA: 39													
<b>PITCHER</b>	IP WLS BF H R ER SO BB IBB HBP BLK WP HR S P ERA WHIP																																		
Lerin LaGrow, R (1, 1) ERA: 4.5 John Hiller, L (6, 1) ERA: 2.43	5.2 L	23 16	6 5	4 2	4 2	3 3	0 2	0 0	1 0	0 0	0 0	2 20	28 28	29 28	6.35 5.40	1.059 2.100																			

Minnesota Twins @ Detroit Tigers  
Tiger Stadium, Detroit, MI  
Tue May 27 1975, 7:05 PM EDT  
Att: 8,764 - Unknown - 75 F

AB	35
R	6
H	11
RBI	6
BB	2
SO	6
LOB	14



Batter	1	2	3	4	5	6	7	8	9	AB	R	H	RBI	BB	SO	LOB	BOTTOM																
Ron LeFlore, R (1, 8) OBP: 0.325, SLG: 0.427	2B		6-3		IHR		F3		K	5	1	2	1	0	1	2																	
Gary Sutherland, R (1, 4) OBP: 0.335, SLG: 0.348	2B		P6		BB WP BB		6-3			3	1	1	0	1	0	0																	
Dan Meyer, L (1, 7) OBP: 0.341, SLG: 0.462	2B		K		K		F9			3	1	0	0	1	2	1																	
Willie Horton, R (1, 10) OBP: 0.281, SLG: 0.474	SF9 2B			1-3	BB BB		F7			3	0	1	1	1	0	0																	
Leon Roberts, R (1, 9) OBP: 0.398, SLG: 0.553	SF9			2B	1B		6-3			2	1	1	1	1	0	0																	
Bill Freehan, R (1, 2) OBP: 0.304, SLG: 0.392	5-3			1B	2B		F8			4	1	1	1	0	0	4																	
Nate Colbert, R (1, 3) OBP: 0.244, SLG: 0.297 Ben Oglivie, L (9, PR) OBP: 0.175, SLG: 0.231	L8			K			F7		SH1-4 BB	3	0	0	0	1	1	1																	
Aurelio Rodriguez, R (1, 5) OBP: 0.274, SLG: 0.395	F8				1B		L4		SH1-4	3	0	1	1	0	0	0																	
Tom Verzyer, R (1, 6) OBP: 0.269, SLG: 0.235 Mickey Stanley, R (9, PH) OBP: 0.286, SLG: 0.174	F8			L7			K		F3	3	0	0	0	0	1	1																	
<b>Inning Stats</b>	R: 2 E: 1 K: 0 S: 5	H: 3 LOB: 1 BB: 1 P: 9	R: 0 E: 0 K: 0 S: 3	H: 0 LOB: 0 BB: 0 P: 3	R: 0 E: 0 K: 1 S: 5	H: 0 LOB: 0 BB: 0 P: 5	R: 2 E: 0 K: 1 S: 8	H: 3 LOB: 1 BB: 0 P: 8	R: 1 E: 0 K: 1 S: 5	H: 1 LOB: 2 BB: 3 P: 17	R: 0 E: 0 K: 1 S: 5	H: 0 LOB: 0 BB: 0 P: 5	R: 0 E: 0 K: 0 S: 3	H: 0 LOB: 0 BB: 0 P: 3	R: 0 E: 0 K: 0 S: 3	H: 0 LOB: 0 BB: 0 P: 3	R: 0 E: 0 K: 1 S: 5	H: 0 LOB: 2 BB: 1 P: 9	1B: 3 2B: 3 3B: 0 HR: 1	SF: 1 SAC: 1 DP: 1 HBP: 0	WP: 1 PB: 0 SB: 0 CS: 0	PA: 37											
<b>PITCHER</b>	IP WLS BF H R ER SO BB IBB HBP BLK WP HR S P ERA WHIP																																
Bert Blyleven, R (1, 1) ERA: 3.38 Vic Albury, L (5, 1) ERA: 3.74	4.1 W	22 15	7 0	5 0	5 0	3 2	3 2	0 0	0 0	0 0	0 0	1 17	25 25	0.00 0.429																			

Minnesota Twins @ Detroit Tigers  
Tiger Stadium, Detroit, MI  
Tue May 27 1975, 7:05 PM EDT  
Att: 8,764 - Unknown - 75 F

AB	30
R	5
H	7
RBI	5
BB	5
SO	5
LOB	11





Batter	1	2	3	4	5	6	7	8	9	AB	R	H	RBI	BB	SO	LOB	TOP			
Steve Braun, L (1, 7) OBP: 0.383, SLG: 0.441 Dan Ford, R (8, 8) OBP: 0.239, SLG: 0.209	F8		2B 1B		E3 2-3		E 1B BB	1-H HR		4	3	2	2	1	0	0	<b>Minnesota Twins @ Detroit Tigers</b> Tiger Stadium, Detroit, MI Wed May 28 1975, 7:05 PM EDT Alt. 9/675 - Unknown - 70 F			
Rod Carew, L (1, 4) OBP: 0.431, SLG: 0.500	1B BB		1-H 2B		F9		E8 1B	4-3		4	1	1	1	1	0	2				
Bobby Darwin, R (1, 9) OBP: 0.311, SLG: 0.365	G5-3 1B		K		2-3		1B IBB		6-3	4	0	1	0	1	1	2				
Tony Oliva, L (1, 10) OBP: 0.323, SLG: 0.321	1-2 HBP		K		F8		FC4-6 1B		F9	4	0	1	2	0	1	2				
Larry Hisle, R (1, 8) OBP: 0.356, SLG: 0.531	G5-3			4-3		3-1 S BB	F3		6-3	4	0	0	0	1	0	5				
Eric Soderholm, R (1, 5) OBP: 0.347, SLG: 0.347		6-3		E 2B		K	FC4-6			4	0	1	0	0	1	3				
Tom Kelly, L (1, 3) OBP: 0.257, SLG: 0.300	G4-6-3 BB		K		3-1		F8			3	0	0	0	1	1	2				
Danny Thompson, R (1, 6) OBP: 0.379, SLG: 0.405 Luis Gomez, R (8, 6) OBP: 0.308, SLG: 0.182	G4-6-3		E6		4-3		6-3			4	0	0	0	0	0	3				
Glenn Borgmann, R (1, 2) OBP: 0.280, SLG: 0.226		6-3		FC5-4			P3	E5 HR		4	1	0	0	0	0	2				
<b>Inning Stats</b>	R: 0 E: 0 K: 0 S: 3	H: 1 LOB: 2 BB: 1 P: 8	R: 0 E: 0 K: 2 S: 2	H: 0 LOB: 0 BB: 1 P: 6	R: 1 E: 0 K: 2 S: 9	H: 2 LOB: 1 BB: 0 P: 9	R: 0 E: 1 K: 1 S: 7	H: 1 LOB: 2 BB: 0 P: 7	R: 0 E: 1 K: 0 S: 4	H: 0 LOB: 1 BB: 1 P: 9	R: 2 E: 1 K: 0 S: 5	H: 1 LOB: 2 BB: 2 P: 13	R: 2 E: 1 K: 0 S: 5	H: 1 LOB: 0 BB: 0 P: 5	R: 0 E: 0 K: 0 S: 3	H: 0 LOB: 0 BB: 0 P: 3		1B: 3 2B: 2 3B: 0 HR: 1	SF: 0 SAC: 0 DP: 2 HBP: 1	WP: 0 PB: 0 SB: 1 CS: 0
<b>PITCHER</b>	IP WLS BF H R ER SO BB IBB HBP BLK WP HR S P ERA WHIP																			
Joe Coleman, R (1, 1) ERA: 6.05 Tom Walker, R (7, 1) ERA: 2.67	6.1 L 31 5 3 2 4 4 1 1 0 0 0 1 33 54 2.84 1.421																			

AB	35
R	5
H	6
RBI	5
BB	5
SO	4
LOB	21



Batter	1	2	3	4	5	6	7	8	9	AB	R	H	RBI	BB	SO	LOB	BOTTOM			
Ron LeFlore, R (1, 8) OBP: 0.328, SLG: 0.441	E 1B BB	K			3B		1-3			4	1	2	0	0	1	1	<b>Minnesota Twins @ Detroit Tigers</b> Tiger Stadium, Detroit, MI Wed May 28 1975, 7:05 PM EDT Alt. 9/675 - Unknown - 70 F			
Gary Sutherland, R (1, 4) OBP: 0.335, SLG: 0.352	E7 BB		5-3		F3		G5-4-3 1B			4	0	2	0	0	0	1				
Dan Meyer, L (1, 7) OBP: 0.331, SLG: 0.447	4-3		G3		6-3		K			4	0	0	0	0	1	4				
Willie Horton, R (1, 10) OBP: 0.280, SLG: 0.465	BB BB		L4		P6		G5-4-3			3	0	0	0	1	0	1				
Leon Roberts, R (1, 9) OBP: 0.402, SLG: 0.542	G5-4-3		K		L5		1B BB			2	0	0	1	2	1	0				
Bill Freehan, R (1, 2) OBP: 0.305, SLG: 0.411	G5-4-3		3B		K		1B			4	0	2	0	0	1	3				
Nate Colbert, R (1, 3) OBP: 0.237, SLG: 0.287		K		F3		K		P4		4	0	0	0	0	2	3				
Aurelio Rodriguez, R (1, 5) OBP: 0.266, SLG: 0.381		P3		1-3		K		L5		4	0	0	0	0	1	3				
Tom Verzyer, R (1, 6) OBP: 0.281, SLG: 0.276 Gates Brown, L (9, PH)	HBP				P3		HR		P6	2	1	1	1	0	0	0				
<b>Inning Stats</b>	R: 1 E: 1 K: 0 S: 4	H: 2 LOB: 2 BB: 2 P: 12	R: 0 E: 0 K: 2 S: 7	H: 0 LOB: 0 BB: 0 P: 8	R: 0 E: 0 K: 1 S: 6	H: 1 LOB: 1 BB: 0 P: 6	R: 0 E: 0 K: 0 S: 4	H: 1 LOB: 1 BB: 0 P: 4	R: 0 E: 0 K: 1 S: 5	H: 0 LOB: 0 BB: 0 P: 5	R: 1 E: 0 K: 2 S: 8	H: 1 LOB: 0 BB: 0 P: 8	R: 0 E: 0 K: 1 S: 5	H: 1 LOB: 2 BB: 1 P: 8	R: 0 E: 0 K: 0 S: 4	H: 1 LOB: 0 BB: 0 P: 8		1B: 4 2B: 0 3B: 2 HR: 1	SF: 0 SAC: 0 DP: 2 HBP: 1	WP: 0 PB: 0 SB: 0 CS: 0
<b>PITCHER</b>	IP WLS BF H R ER SO BB IBB HBP BLK WP HR S P ERA WHIP																			
Jim Hughes, R (1, 1) ERA: 1.52	9.0 W 36 7 2 2 7 3 0 1 0 0 1 46 59 2.00 1.111																			





Batter	1	2	3	4	5	6	7	8	9	AB	R	H	RBI	BB	SO	LOB	TOP			
Pat Kelly, L OBP: 0.384, SLG: 0.425 (1, 9)	G3			E3	K			4-3		4	0	0	0	0	1	2				
Jorge Orta, L OBP: 0.362, SLG: 0.433 (1, 4)	4-3			F2				4-3	F8	4	0	0	0	0	0	1				
Carlos May, L OBP: 0.398, SLG: 0.407 (1, 7)	4-3			FC3-6				F4	L5	4	0	0	0	0	0	1				
Ken Henderson, S OBP: 0.360, SLG: 0.379 (1, 8)		F8						K	F8	4	0	1	0	0	1	0				
Deron Johnson, R OBP: 0.288, SLG: 0.333 (1, 10)		F7		F4				K		3	0	0	0	0	1	2				
Bill Stein, R OBP: 0.235, SLG: 0.294 (1, 5)		5-3						F8		3	0	0	0	0	0	0				
Tony Muser, L OBP: 0.313, SLG: 0.329 (1, 3)			K					5-3	3-1	3	0	0	0	0	1	0				
Bucky Dent, R OBP: 0.348, SLG: 0.406 (1, 6)			F5					5-3		2	0	0	0	1	0	0				
Brian Downing, R OBP: 0.347, SLG: 0.322 (1, 2)			K					F9		3	0	1	0	0	1	0				
<b>Inning Stats</b>	R: 0 E: 0 K: 0 S: 3	H: 0 LOB: 0 BB: 0 P: 3	R: 0 E: 0 K: 0 S: 3	H: 0 LOB: 0 BB: 0 P: 3	R: 0 E: 0 K: 2 S: 7	H: 1 LOB: 2 BB: 0 P: 7	R: 0 E: 0 K: 0 S: 5	H: 1 LOB: 2 BB: 1 P: 5	R: 0 E: 0 K: 1 S: 6	H: 0 LOB: 0 BB: 0 P: 5	R: 0 E: 0 K: 1 S: 5	H: 0 LOB: 0 BB: 0 P: 5	R: 0 E: 0 K: 0 S: 3	H: 0 LOB: 0 BB: 0 P: 3	R: 0 E: 0 K: 0 S: 3	H: 0 LOB: 0 BB: 0 P: 3	1B: 2 2B: 0 3B: 0 HR: 0	SF: 0 SAC: 0 DP: 0 HBP: 0	WP: 0 PB: 0 CS: 0	PA: 31
<b>PITCHER</b> Vern Ruhle, R ERA: 2.83 (1, 1)	IP: 9.0 WLS: W BF: 31 H: 2 R: 0 ER: 0 SO: 5 BB: 1 IBB: 0 HBP: 0 BLK: 0 WP: 0 HR: 0 S: 40 P: 44 ERA: 0.00 WHIP: 0.333															<b>PITCHER</b>				

Chicago White Sox @ Detroit Tigers  
Tiger Stadium, Detroit, MI  
Sat May 31 1975, 3:33 AM EDT  
Att: 13,152 - Unknown - 70 F

AB 30  
R 0  
H 2  
RBI 0  
BB 1  
SO 5  
LOB 6



Batter	1	2	3	4	5	6	7	8	9	AB	R	H	RBI	BB	SO	LOB	BOTTOM			
Ron LeFlore, R OBP: 0.328, SLG: 0.436 (1, 8)	K		FC4-6					F9		4	0	1	0	0	1	1				
Gary Sutherland, R OBP: 0.331, SLG: 0.342 (1, 4)	F8		CS	K				F8		4	0	0	0	0	1	1				
Dan Meyer, L OBP: 0.338, SLG: 0.452 (1, 7)	E			HR				F9		3	1	2	0	0	0	0				
Willie Horton, R OBP: 0.281, SLG: 0.481 (1, 10)	K			HR				L6		3	1	1	2	0	1	1				
Leon Roberts, R OBP: 0.391, SLG: 0.525 (1, 9)		F4		4-3				K		3	0	0	0	0	1	0				
Nate Colbert, R OBP: 0.239, SLG: 0.282 (1, 3)		5-3						K		2	0	0	0	1	1	0				
Aurelio Rodriguez, R OBP: 0.260, SLG: 0.372 (1, 5)		5-3						F4		3	0	0	0	0	0	1				
Tom Verzyer, R OBP: 0.273, SLG: 0.267 (1, 6)			L6					F6		3	0	0	0	0	0	0				
Terry Humphrey, R OBP: 0.222, SLG: 0.222 (1, 2)								1-3	6-3	3	0	1	0	0	0	0				
<b>Inning Stats</b>	R: 0 E: 1 K: 2 S: 8	H: 1 LOB: 1 BB: 0 P: 8	R: 0 E: 0 K: 0 S: 3	H: 0 LOB: 0 BB: 0 P: 3	R: 0 E: 0 K: 0 S: 3	H: 1 LOB: 0 BB: 0 P: 3	R: 2 E: 0 K: 1 S: 7	H: 2 LOB: 1 BB: 1 P: 11	R: 0 E: 0 K: 0 S: 4	H: 1 LOB: 1 BB: 0 P: 4	R: 0 E: 0 K: 1 S: 5	H: 0 LOB: 0 BB: 0 P: 5	R: 0 E: 0 K: 1 S: 5	H: 0 LOB: 0 BB: 0 P: 5	R: 0 E: 0 K: 0 S: 3	H: 0 LOB: 0 BB: 0 P: 3	1B: 4 2B: 0 3B: 0 HR: 1	SF: 0 SAC: 0 DP: 0 HBP: 0	WP: 0 PB: 0 CS: 1	PA: 30
<b>PITCHER</b> Jim Kaat, L ERA: 2.45 (1, 1)	IP: 8.0 WLS: L BF: 29 H: 5 R: 2 ER: 2 SO: 5 BB: 1 IBB: 0 HBP: 0 BLK: 0 WP: 0 HR: 1 S: 38 P: 42 ERA: 2.25 WHIP: 0.750															<b>PITCHER</b>				

Chicago White Sox @ Detroit Tigers  
Tiger Stadium, Detroit, MI  
Sat May 31 1975, 3:33 AM EDT  
Att: 13,152 - Unknown - 70 F

AB 28  
R 2  
H 5  
RBI 2  
BB 1  
SO 5  
LOB 4





Batter	1	2	3	4	5	6	7	8	9	AB	R	H	RBI	BB	SO	LOB	TOP	
Lee Richard, R (1, 10) OBP: 0.333, SLG: 0.250										3	0	1	0	1	0	3	Chicago White Sox @ Detroit Tigers Tiger Stadium, Detroit, MI Sun Jun 01 1975, 3:33 AM EDT Unknown	
Bob Coluccio, R (1, 7) OBP: 0.276, SLG: 0.217										3	0	0	0	1	0	2		
Bucky Dent, R (1, 6) OBP: 0.345, SLG: 0.403										4	0	1	0	0	0	1		
Ken Henderson, S (1, 8) OBP: 0.352, SLG: 0.369										4	0	0	0	0	1	2		
Deron Johnson, R (1, 3) OBP: 0.287, SLG: 0.338										4	0	1	0	0	1	1		
Buddy Bradford, R (1, 9) OBP: 0.306, SLG: 0.324										4	0	1	0	0	0	1		
Bill Stein, R (1, 5) OBP: 0.286, SLG: 0.524										4	1	2	1	0	1	2		
Jorge Orta, L (1, 4) OBP: 0.357, SLG: 0.425										3	0	0	0	0	0	2		
Brian Downing, R (1, 2) OBP: 0.353, SLG: 0.325										2	0	1	0	1	0	0		
<b>Inning Stats</b>	R: 0 E: 0 K: 0 S: 3	H: 1 LOB: 0 BB: 0 P: 3	R: 0 E: 0 K: 1 S: 5	H: 0 LOB: 0 BB: 0 P: 5	R: 1 E: 0 K: 0 S: 3	H: 1 LOB: 0 BB: 1 P: 7	R: 0 E: 0 K: 0 S: 3	H: 1 LOB: 2 BB: 1 P: 8	R: 0 E: 0 K: 2 S: 8	H: 1 LOB: 1 BB: 0 P: 8	R: 0 E: 0 K: 0 S: 4	H: 1 LOB: 1 BB: 0 P: 4	R: 0 E: 0 K: 0 S: 4	H: 1 LOB: 1 BB: 0 P: 4	1B: 3 2B: 2 3B: 1 HR: 1	SF: 0 SAC: 0 DP: 2 HBP: 0	WP: 0 PB: 0 SB: 0 CS: 1	PA: 35
<b>PITCHER</b> Mickey Lolich, L (1, 1) ERA: 3.6	IP: 9.0 WLS: W BF: 34 H: 7 R: 1 ER: 1 SO: 3 BB: 3 IBB: 0 HBP: 0 BLK: 0 WP: 0 HR: 1 S: 37 P: 49 ERA: 1.00 WHIP: 1.111																	

Batter	1	2	3	4	5	6	7	8	9	AB	R	H	RBI	BB	SO	LOB	BOTTOM
Ron LeFlore, R (1, 8) OBP: 0.331, SLG: 0.438										4	2	2	0	0	0	0	Chicago White Sox @ Detroit Tigers Tiger Stadium, Detroit, MI Sun Jun 01 1975, 3:33 AM EDT Unknown
Gary Sutherland, R (1, 4) OBP: 0.341, SLG: 0.373										4	2	3	1	0	0	0	
Dan Meyer, L (1, 7) OBP: 0.336, SLG: 0.446										4	0	1	1	0	0	3	
Willie Horton, R (1, 10) OBP: 0.281, SLG: 0.475										4	0	1	1	0	2	2	
Leon Roberts, R (1, 9) OBP: 0.395, SLG: 0.520										3	0	1	0	0	0	0	
Nate Colbert, R (1, 3) OBP: 0.239, SLG: 0.276										3	1	0	0	1	1	4	
Bill Freehan, R (1, 2) OBP: 0.315, SLG: 0.409										3	0	1	1	1	0	1	
Aurelio Rodriguez, R (1, 5) OBP: 0.254, SLG: 0.363										3	0	0	0	0	2	2	
Tom Verzyer, R (1, 6) OBP: 0.284, SLG: 0.280										3	0	2	1	0	0	0	
<b>Inning Stats</b>	R: 0 E: 0 K: 0 S: 3	H: 0 LOB: 0 BB: 0 P: 3	R: 0 E: 0 K: 1 S: 5	H: 0 LOB: 0 BB: 0 P: 5	R: 0 E: 0 K: 0 S: 3	H: 1 LOB: 0 BB: 0 P: 3	R: 0 E: 0 K: 2 S: 10	H: 3 LOB: 1 BB: 0 P: 10	R: 1 E: 0 K: 1 S: 5	H: 1 LOB: 2 BB: 2 P: 13	R: 2 E: 0 K: 1 S: 9	H: 5 LOB: 2 BB: 0 P: 9	1B: 9 2B: 1 3B: 1 HR: 0	SF: 0 SAC: 0 DP: 1 HBP: 1	WP: 2 PB: 0 SB: 0 CS: 1	PA: 35	
<b>PITCHER</b> Wilbur Wood, L (1, 1) ERA: 5.36 Ozzie Osborn, R (8, 1) ERA: 4.91	IP: 7.1 WLS: L BF: 31 H: 9 R: 5 ER: 5 SO: 4 BB: 1 IBB: 1 HBP: 1 BLK: 0 WP: 2 HR: 0 S: 36 P: 45 ERA: 6.14 WHIP: 1.364																



Batter	1	2	3	4	5	6	7	8	9	AB	R	H	RBI	BB	SO	LOB	TOP								
Pat Kelly, L OBP: 0.373, SLG: 0.411 Bob Coluccio, R OBP: 0.275, SLG: 0.215	L8		F2		K	3-1		K		4	0	0	0	0	1	2									
Jorge Orta, L OBP: 0.353, SLG: 0.416	L3		F8		BB 1B HBP		5-3	F4		4	0	0	0	0	0	0									
Carlos May, L OBP: 0.409, SLG: 0.440	WP 1B			HR	BB 1B		1B FC5-2 1B	6-3		5	1	4	1	0	0	0									
Ken Henderson, S OBP: 0.353, SLG: 0.366	F9			2B 6-3 BB	K		FC5-2 1B	F2		4	1	1	0	1	1	4									
Deron Johnson, R OBP: 0.292, SLG: 0.345	L8			1-3 2B	1-2 2-3 3-4 BB		FC5-2			3	0	1	1	1	0	2									
Bill Stein, R OBP: 0.240, SLG: 0.440	E4 FC5-4		6-3		K		L7			4	0	0	1	0	1	6									
Tony Muser, L OBP: 0.298, SLG: 0.313	FC5-4 1-2		K			5-3		F8		4	0	0	0	0	1	2									
Bucky Dent, R OBP: 0.337, SLG: 0.393	L6		F7			5-3		5-3		4	0	0	0	0	0	2									
Pete Varney, R OBP: 0.350, SLG: 0.350 Lee Richard, R OBP: 0.333, SLG: 0.250 Brian Downing, R OBP: 0.358, SLG: 0.325	L5		L5		1B BB 1B			BB		3	1	2	0	0	0	0									
<b>Inning Stats</b>	R: 0 E: 0 K: 0 S: 4	H: 1 LOB: 1 BB: 0 P: 4	R: 0 E: 1 K: 0 S: 4	H: 0 LOB: 1 BB: 0 P: 4	R: 0 E: 0 K: 0 S: 3	H: 0 LOB: 0 BB: 0 P: 3	R: 2 E: 0 K: 1 S: 7	H: 2 LOB: 1 BB: 1 P: 11	R: 1 E: 0 K: 3 S: 11	H: 2 LOB: 3 BB: 1 P: 16	R: 0 E: 0 K: 0 S: 4	H: 1 LOB: 2 BB: 0 P: 4	R: 0 E: 0 K: 0 S: 5	H: 2 LOB: 0 BB: 0 P: 5	R: 0 E: 0 K: 1 S: 5	H: 0 LOB: 1 BB: 1 P: 9	R: 0 E: 0 K: 0 S: 3	H: 0 LOB: 0 BB: 0 P: 3	1B: 6 2B: 1 3B: 0 HR: 1	SF: 0 SAC: 0 DP: 0 HBP: 1	WP: 1 PB: 0 SB: 2 CS: 0	PA: 40			
<b>PITCHER</b>	IP	WLS	BF	H	R	ER	SO	BB	IBB	HBP	BLK	WP	HR	S	P	ERA	WHIP								
Lerin LaGrow, R ERA: 4.58	3.0		14	3	2	2	0	1	0	0	0	1	1	13	17	6.00	1.333								
Tom Walker, R ERA: 2.97	2.0	L	10	2	1	1	4	1	0	1	0	0	0	16	21	4.50	1.500								
Dave Lemanczyk, R ERA: 5.34	1.1		7	3	0	0	0	0	0	0	0	0	0	7	7	0.00	2.250								
John Hiller, L ERA: 2.23	2.2		9	0	0	0	1	1	0	0	0	0	0	10	14	0.00	0.375								

Chicago White Sox @ Detroit Tigers  
Tiger Stadium, Detroit, MI  
Sun Jun 01 1975, 3:38 AM EDT  
Att: 26,749 - Unknown - 60 F

AB	36
R	3
H	8
RBI	3
BB	3
SO	5
LOB	19



Batter	1	2	3	4	5	6	7	8	9	AB	R	H	RBI	BB	SO	LOB	BOTTOM								
Ron LeFlore, R OBP: 0.335, SLG: 0.436	F9	4-0 1-2 2-3 BB			F8		E4 1B			3	0	1	0	1	0	0									
Gary Sutherland, R OBP: 0.333, SLG: 0.363	L8	F7			L5		4-3			4	0	0	0	0	0	4									
Dan Meyer, L OBP: 0.333, SLG: 0.440	4-3		F9		1B		4-3			4	0	1	0	0	0	0									
Willie Horton, R OBP: 0.274, SLG: 0.464		K	K		K		F9			4	0	0	0	0	3	1									
Leon Roberts, R OBP: 0.398, SLG: 0.543		HR	5-3			G5-4-3 BB	K			3	1	1	1	1	1	0									
Nate Colbert, R OBP: 0.247, SLG: 0.277		WP 1B		CS BB		G5-4-3 1-2	K			3	1	1	0	1	1	1									
Aurelio Rodriguez, R OBP: 0.255, SLG: 0.357 Jack Pierce, L (9, PH)		BB 1B BB		F7		F9	K			2	0	0	0	1	0	1									
Tom Verzyer, R OBP: 0.288, SLG: 0.284 Gates Brown, L (7, PH)		BB 1B BB		F7		F9	K			1	0	0	0	0	1	0									
Gene Michael, S OBP: 0.195, SLG: 0.325		F3				4-3		K		2	0	1	0	0	0	2									
Terry Humphrey, R OBP: 0.250, SLG: 0.250		1-2 2-H BB 1B		F3		F9				3	0	1	1	0	0	1									
<b>Inning Stats</b>	R: 0 E: 0 K: 0 S: 3	H: 0 LOB: 0 BB: 0 P: 3	R: 2 E: 0 K: 1 S: 8	H: 3 LOB: 2 BB: 2 P: 16	R: 0 E: 0 K: 1 S: 5	H: 0 LOB: 0 BB: 0 P: 5	R: 0 E: 0 K: 0 S: 3	H: 1 LOB: 1 BB: 1 P: 7	R: 0 E: 0 K: 1 S: 6	H: 1 LOB: 1 BB: 0 P: 6	R: 0 E: 0 K: 0 S: 2	H: 0 LOB: 0 BB: 1 P: 6	R: 0 E: 1 K: 0 S: 4	H: 1 LOB: 1 BB: 0 P: 4	R: 0 E: 0 K: 1 S: 5	H: 0 LOB: 0 BB: 0 P: 5	R: 0 E: 0 K: 3 S: 9	H: 0 LOB: 0 BB: 0 P: 9	1B: 5 2B: 0 3B: 0 HR: 1	SF: 0 SAC: 0 DP: 1 HBP: 0	WP: 1 PB: 0 SB: 0 CS: 1	PA: 35			
<b>PITCHER</b>	IP	WLS	BF	H	R	ER	SO	BB	IBB	HBP	BLK	WP	HR	S	P	ERA	WHIP								
Claude Osteen, L ERA: 4.9	4.2		21	5	2	2	2	3	0	0	0	0	0	22	34	3.86	1.714								
Rich Gossage, R ERA: 0.72	5.1	W	14	1	0	0	5	1	0	0	0	0	0	23	27	0.00	0.462								

Chicago White Sox @ Detroit Tigers  
Tiger Stadium, Detroit, MI  
Sun Jun 01 1975, 3:38 AM EDT  
Att: 26,749 - Unknown - 60 F

AB	31
R	2
H	6
RBI	2
BB	4
SO	7
LOB	10









Batter	1	2	3	4	5	6	7	8	9	AB	R	H	RBI	BB	SO	LOB	TOP			
Ron LeFlore, R OBP: 0.325, SLG: 0.420 (1, 8)										4	1	1	0	0	1	1	<b>Detroit Tigers @ California Angels</b> Anaheim Stadium, Anaheim, CA Wed Jun 04 1975, 10:05 PM EDT Att: 8,411 - Unknown			
Gary Sutherland, R OBP: 0.333, SLG: 0.358 (1, 4)										4	0	1	0	0	0	0				
Dan Meyer, L OBP: 0.327, SLG: 0.427 (1, 7)										4	0	1	0	0	0	2				
Willie Horton, R OBP: 0.272, SLG: 0.466 (1, 10)										3	0	0	0	1	1	1				
Leon Roberts, R OBP: 0.397, SLG: 0.527 (1, 9)										3	0	0	0	1	0	3				
Jack Pierce, L OBP: 0.200, SLG: 0.200 (1, 3)										4	0	1	0	0	1	0				
Bill Freehan, R OBP: 0.311, SLG: 0.407 (1, 2)										4	0	0	0	0	0	2				
Mickey Stanley, R OBP: 0.265, SLG: 0.297 (1, 5)										4	0	0	0	0	1	2				
Tom Verzyer, R OBP: 0.291, SLG: 0.280 (1, 6)										3	0	1	0	0	0	0				
<b>Inning Stats</b>	R: 0 E: 0 K: 1 S: 6	H: 1 LOB: 1 BB: 0 P: 6	R: 0 E: 0 K: 1 S: 5	H: 0 LOB: 0 BB: 0 P: 5	R: 1 E: 1 K: 0 S: 5	H: 1 LOB: 1 BB: 0 P: 5	R: 0 E: 0 K: 1 S: 6	H: 1 LOB: 2 BB: 1 P: 10	R: 0 E: 1 K: 0 S: 5	H: 1 LOB: 3 BB: 1 P: 9	R: 0 E: 0 K: 0 S: 3	H: 0 LOB: 0 BB: 0 P: 3	R: 0 E: 0 K: 0 S: 3	H: 1 LOB: 0 BB: 0 P: 3	R: 0 E: 0 K: 1 S: 5	H: 0 LOB: 0 BB: 0 P: 5	1B: 5 2B: 0 3B: 0 HR: 0	SF: 0 SAC: 0 DP: 0 HBP: 0	WP: 0 PB: 0 SB: 1 CS: 0	PA: 35
<b>PITCHER</b> Ed Figueroa, R ERA: 2.66 (1, 1)	IP: 9.0 WLS: W BF: 35 H: 5 R: 1 ER: 0 SO: 4 BB: 2 IBB: 0 HBP: 0 BLK: 0 WP: 0 HR: 0 S: 41 P: 49 ERA: 0.00 WHIP: 0.778																			

Batter	1	2	3	4	5	6	7	8	9	AB	R	H	RBI	BB	SO	LOB	BOTTOM	
Morris Nettles, L OBP: 0.290, SLG: 0.270 (1, 7)										4	0	1	0	0	1	3	<b>Detroit Tigers @ California Angels</b> Anaheim Stadium, Anaheim, CA Wed Jun 04 1975, 10:05 PM EDT Att: 8,411 - Unknown	
Jerry Remy, L OBP: 0.314, SLG: 0.364 (1, 4)										3	1	1	0	1	0	1		
Mickey Rivers, L OBP: 0.350, SLG: 0.397 (1, 8)										4	0	1	0	0	2	1		
Bruce Bochte, L OBP: 0.348, SLG: 0.328 (1, 3)										4	0	1	1	0	0	2		
Dave Chalk, R OBP: 0.389, SLG: 0.382 (1, 5)										4	0	0	0	0	1	3		
Joe Lohoud, L OBP: 0.326, SLG: 0.325 (1, 10)										2	0	0	0	1	0	0		
Leroy Stanton, R OBP: 0.344, SLG: 0.372 (1, 9)										3	1	2	0	0	0	0		
Ellie Rodriguez, R OBP: 0.427, SLG: 0.317 (1, 2)										3	0	1	0	0	0	2		
Billy Smith, S OBP: 0.260, SLG: 0.297 (1, 6)										3	0	0	1	0	0	3		
<b>Inning Stats</b>	R: 1 E: 0 K: 2 S: 8	H: 1 LOB: 1 BB: 1 P: 12	R: 1 E: 0 K: 0 S: 5	H: 2 LOB: 1 BB: 0 P: 5	R: 0 E: 0 K: 0 S: 4	H: 1 LOB: 1 BB: 0 P: 4	R: 0 E: 0 K: 0 S: 3	H: 0 LOB: 0 BB: 0 P: 3	R: 0 E: 0 K: 1 S: 5	H: 0 LOB: 0 BB: 0 P: 5	R: 0 E: 0 K: 0 S: 4	H: 1 LOB: 2 BB: 1 P: 8	R: 0 E: 0 K: 1 S: 6	H: 1 LOB: 1 BB: 0 P: 6	1B: 7 2B: 0 3B: 0 HR: 0	SF: 0 SAC: 0 DP: 1 HBP: 0	WP: 0 PB: 0 SB: 1 CS: 0	PA: 32
<b>PITCHER</b> Ray Bare, R ERA: 4.85 Tom Walker, R ERA: 2.66 (8, 1)	IP: 7.0 WLS: L BF: 28 H: 6 R: 2 ER: 2 SO: 3 BB: 2 IBB: 0 HBP: 0 BLK: 0 WP: 0 HR: 0 S: 32 P: 40 ERA: 2.57 WHIP: 1.143																	




Batter	1	2	3	4	5	6	7	8	9	AB	R	H	RBI	BB	SO	LOB	TOP			
Ron LeFlore, R OBP: 0.323, SLG: 0.416										4	1	1	0	0	2	0	Detroit Tigers @ California Angels Anaheim Stadium, Anaheim, CA Thu Jun 05 1975, 10:05 PM EDT Att: 7,357 - Unknown			
Gary Sutherland, R OBP: 0.326, SLG: 0.349										4	0	0	0	0	1	1				
Ben Oglvie, L OBP: 0.200, SLG: 0.250										4	1	2	0	0	0	1				
Willie Horton, R OBP: 0.271, SLG: 0.461										4	0	1	1	0	1	2				
Leon Roberts, R OBP: 0.393, SLG: 0.517										4	0	1	0	0	0	2				
Jack Pierce, L OBP: 0.333, SLG: 0.667										4	1	2	2	0	0	0				
Mickey Stanley, R OBP: 0.263, SLG: 0.212										4	0	1	0	0	2	2				
Tom Veryzer, R OBP: 0.283, SLG: 0.272										3	0	0	0	0	0	1				
Terry Humphrey, R OBP: 0.200, SLG: 0.200										3	0	0	0	0	1	0				
<b>Inning Stats</b>	R: 1 E: 0 K: 1 S: 7	H: 2 LOB: 1 BB: 0 P: 7	R: 0 E: 0 K: 0 S: 3	H: 0 LOB: 0 BB: 0 P: 3	R: 0 E: 0 K: 1 S: 5	H: 0 LOB: 0 BB: 0 P: 5	R: 2 E: 0 K: 1 S: 8	H: 3 LOB: 1 BB: 0 P: 8	R: 0 E: 0 K: 2 S: 7	H: 0 LOB: 0 BB: 0 P: 7	R: 0 E: 0 K: 1 S: 5	H: 0 LOB: 0 BB: 0 P: 5	R: 0 E: 0 K: 0 S: 3	H: 0 LOB: 0 BB: 0 P: 3	R: 0 E: 0 K: 1 S: 7	H: 3 LOB: 2 BB: 0 P: 7	1B: 7 2B: 0 3B: 0 HR: 1	SF: 0 SAC: 0 DP: 1 HBP: 0	WP: 0 PB: 0 SB: 1 CS: 0	PA: 34
<b>PITCHER</b> Bill Singer, R ERA: 3.67	IP: 9.0 WLS: W BF: 34 H: 8 R: 3 ER: 3 SO: 7 BB: 0 IBB: 0 HBP: 0 BLK: 0 WP: 0 HR: 1 S: 48 P: 48 ERA: 3.00 WHIP: 0.889															<b>PITCHER</b>				


Batter	1	2	3	4	5	6	7	8	9	AB	R	H	RBI	BB	SO	LOB	BOTTOM			
Morris Nettles, L OBP: 0.283, SLG: 0.263										5	0	0	0	0	0	2	Detroit Tigers @ California Angels Anaheim Stadium, Anaheim, CA Thu Jun 05 1975, 10:05 PM EDT Att: 7,357 - Unknown			
Jerry Remy, L OBP: 0.316, SLG: 0.365										5	1	2	1	0	1	1				
Mickey Rivers, L OBP: 0.351, SLG: 0.397										5	1	2	1	0	0	3				
Bruce Bochte, L OBP: 0.354, SLG: 0.331										4	1	2	0	1	0	1				
Dave Chalk, R OBP: 0.394, SLG: 0.400										5	1	3	1	0	0	5				
Joe Lahoud, L OBP: 0.343, SLG: 0.329										2	1	1	0	2	0	0				
Leroy Stanton, R OBP: 0.351, SLG: 0.370										3	2	1	1	0	3					
Ellie Rodriguez, R OBP: 0.424, SLG: 0.318										3	1	1	2	0	0	4				
Billy Smith, S OBP: 0.260, SLG: 0.295										4	0	1	2	0	1	1				
<b>Inning Stats</b>	R: 0 E: 0 K: 1 S: 5	H: 1 LOB: 0 BB: 0 P: 5	R: 0 E: 0 K: 0 S: 4	H: 1 LOB: 2 BB: 1 P: 8	R: 0 E: 0 K: 0 S: 3	H: 0 LOB: 0 BB: 0 P: 3	R: 4 E: 0 K: 0 S: 6	H: 3 LOB: 1 BB: 2 P: 14	R: 2 E: 0 K: 0 S: 6	H: 4 LOB: 1 BB: 0 P: 6	R: 1 E: 2 K: 0 S: 6	H: 1 LOB: 3 BB: 1 P: 10	R: 1 E: 0 K: 1 S: 6	H: 1 LOB: 0 BB: 0 P: 6	R: 0 E: 0 K: 0 S: 5	H: 2 LOB: 2 BB: 0 P: 5	1B: 11 2B: 2 3B: 0 HR: 0	SF: 0 SAC: 1 DP: 0 HBP: 0	WP: 0 PB: 0 SB: 4 CS: 1	PA: 42
<b>PITCHER</b> Vern Ruhle, R ERA: 3.44 Dave Lemanczyk, R ERA: 5.04 Bob Reynolds, R ERA: 6.75	IP: 4.1 WLS: L BF: 23 H: 6 R: 6 ER: 6 SO: 1 BB: 3 IBB: 0 HBP: 0 BLK: 0 WP: 0 HR: 0 S: 22 P: 34 ERA: 12.46 WHIP: 2.538															<b>PITCHER</b>				



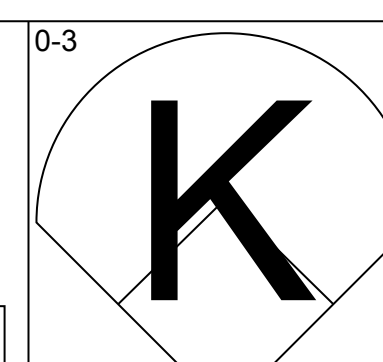
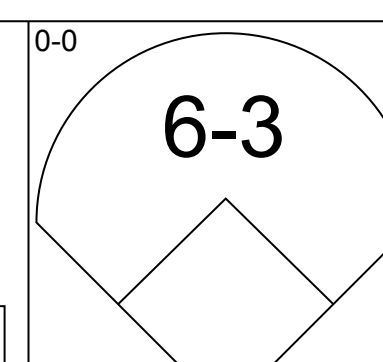
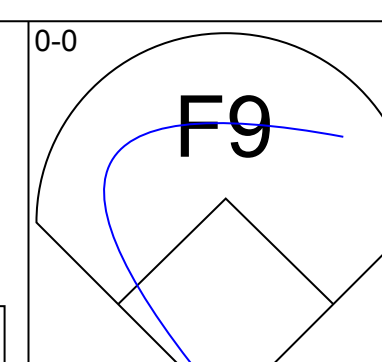
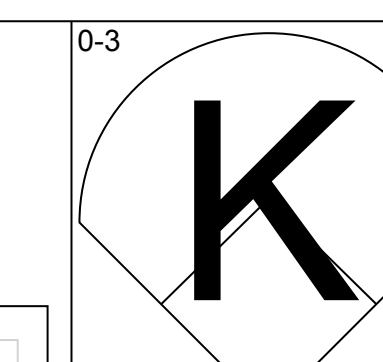
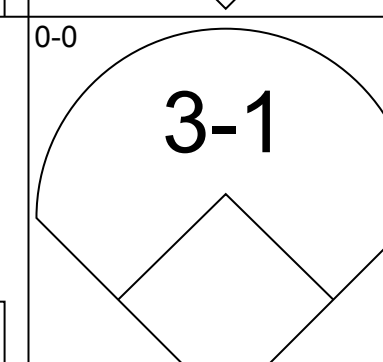
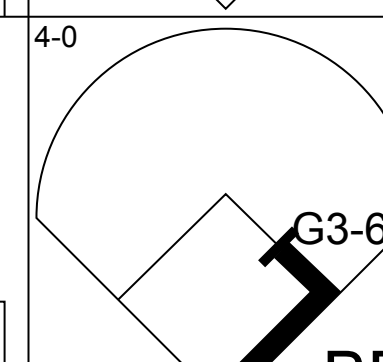
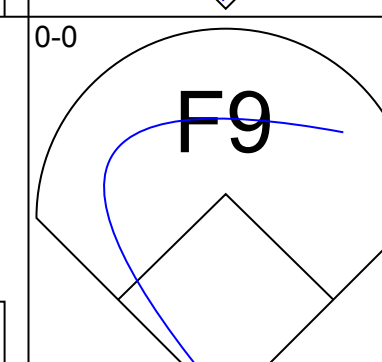
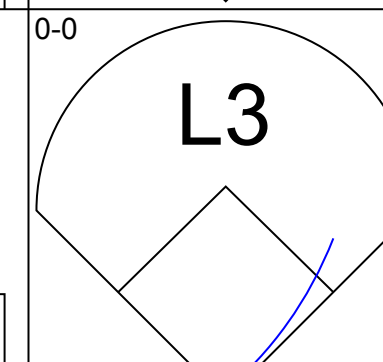
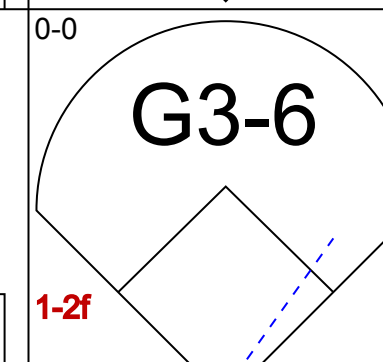
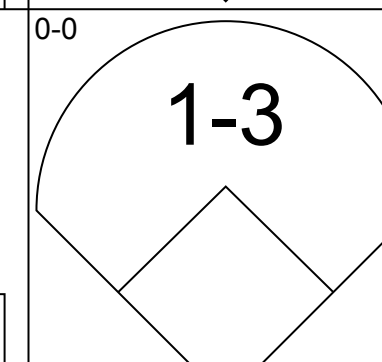
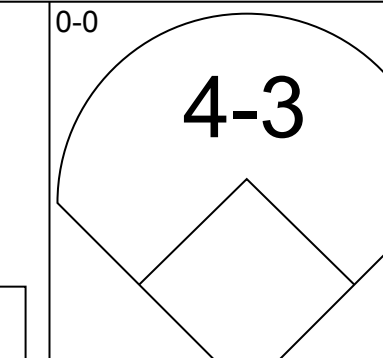
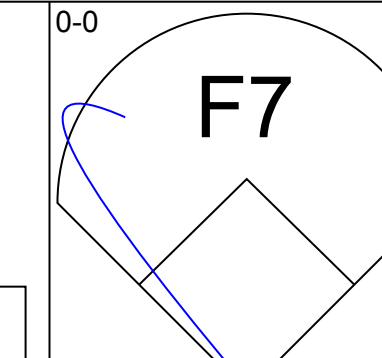
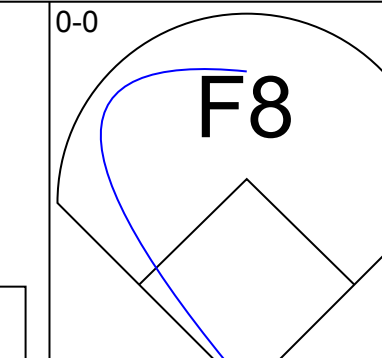
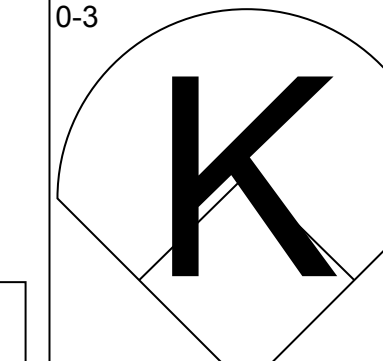
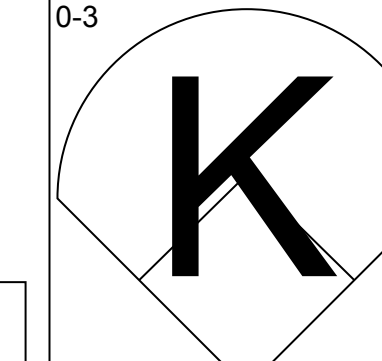
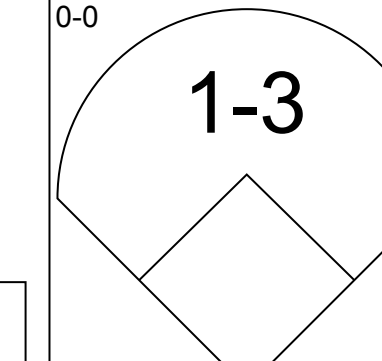
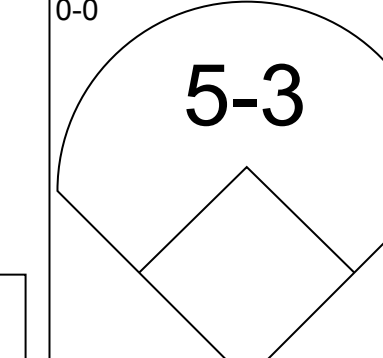
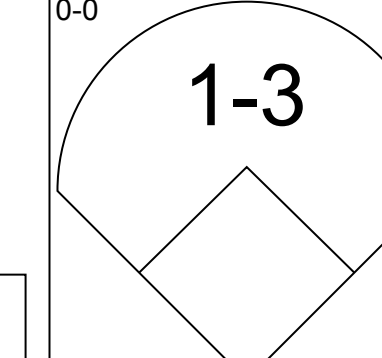
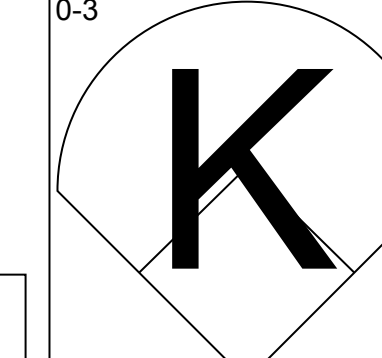
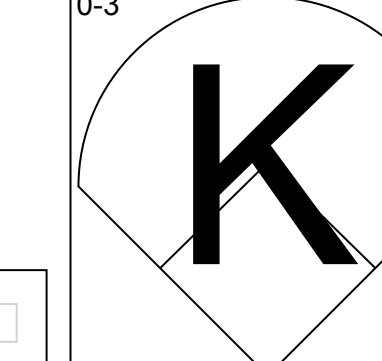
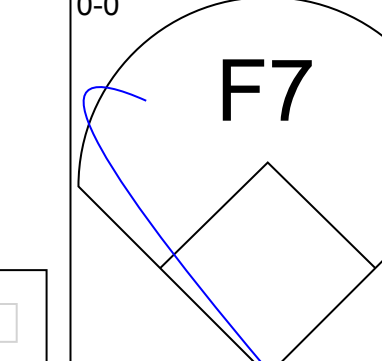
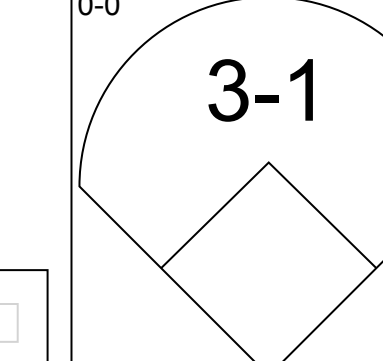
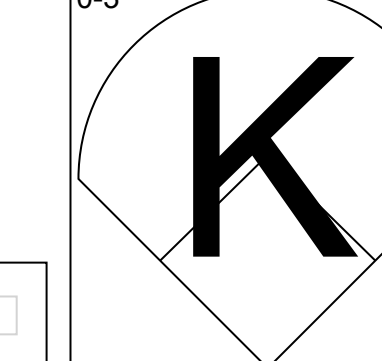
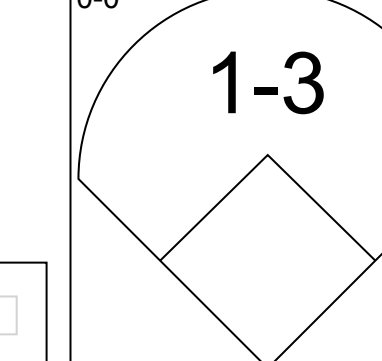
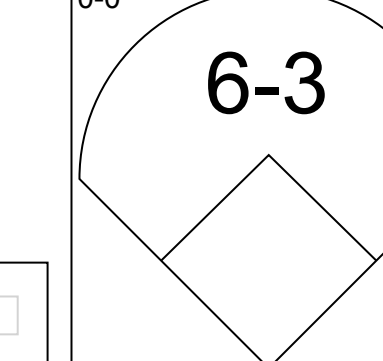
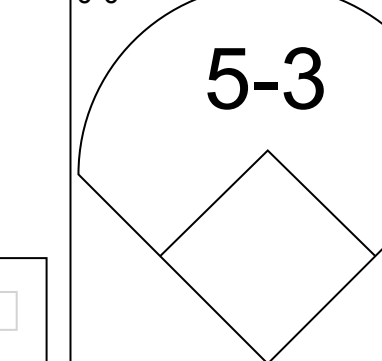
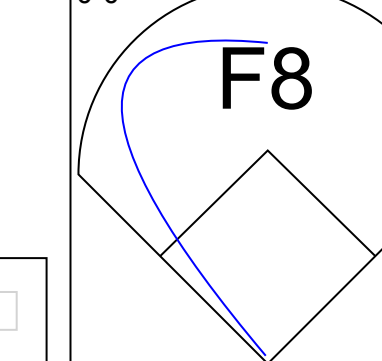
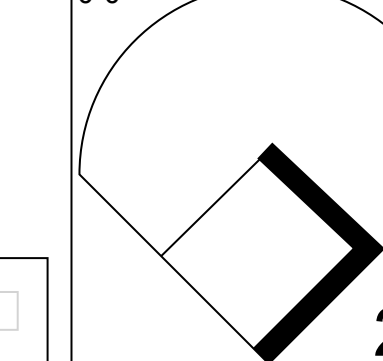


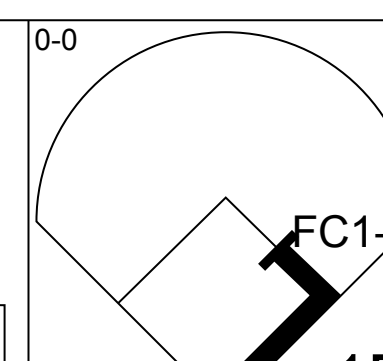
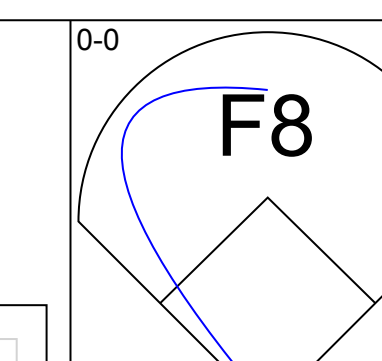
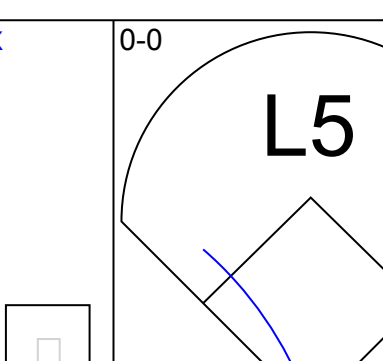
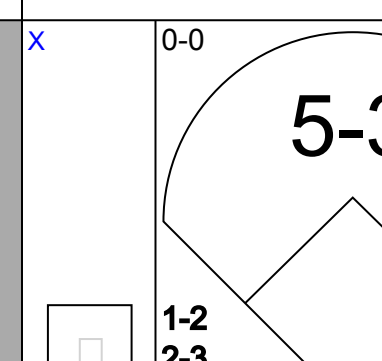
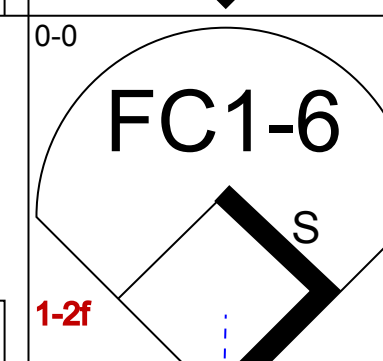
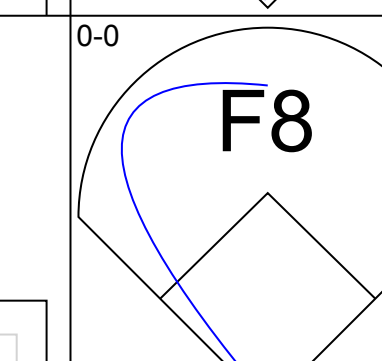
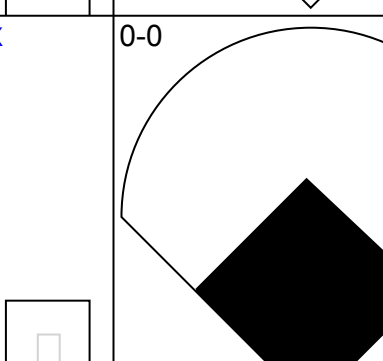
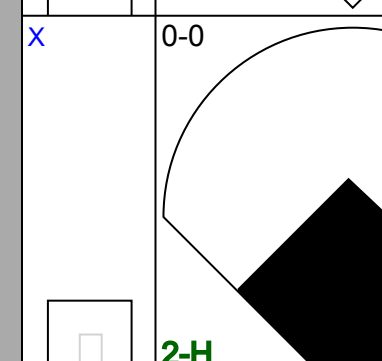
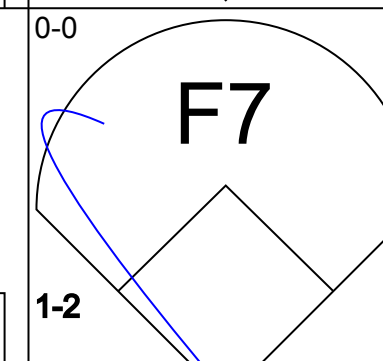
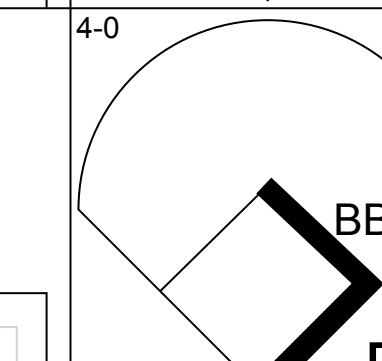
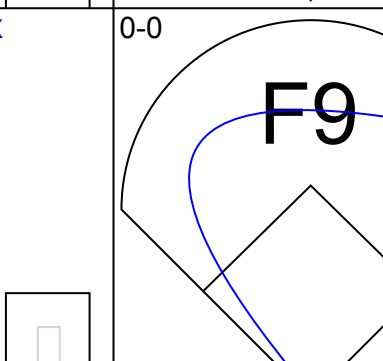
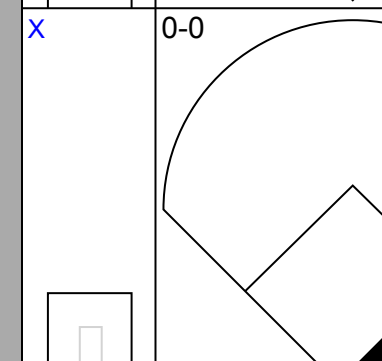
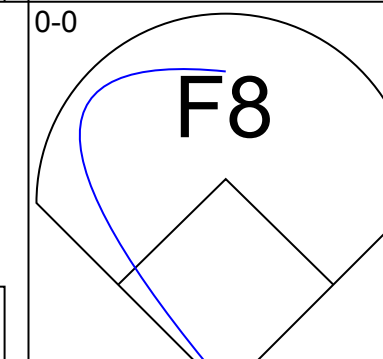
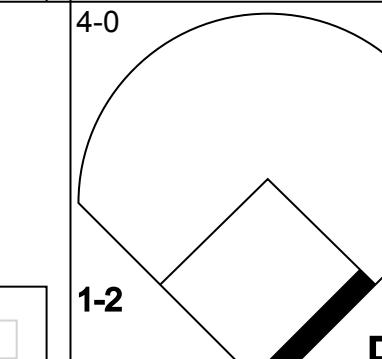
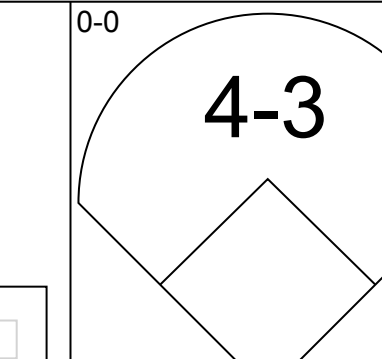

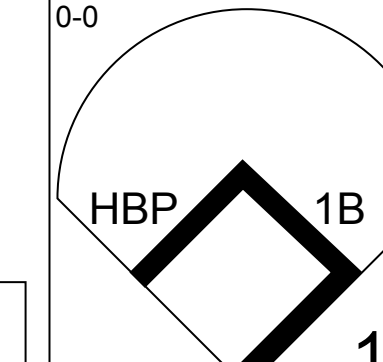
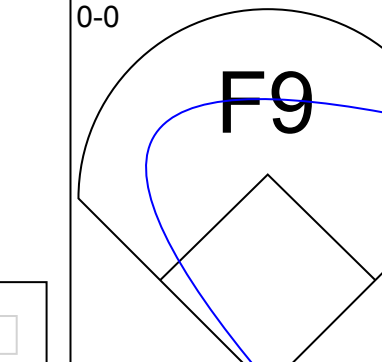
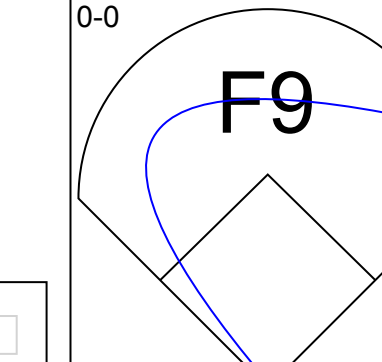
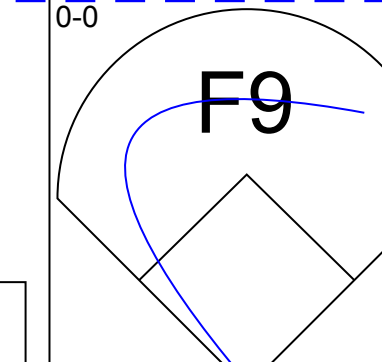
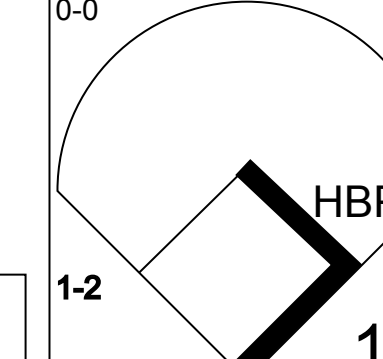
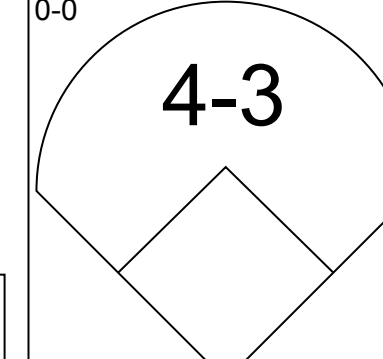
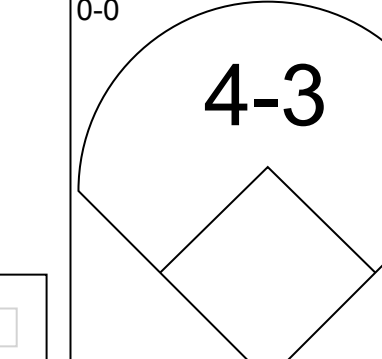
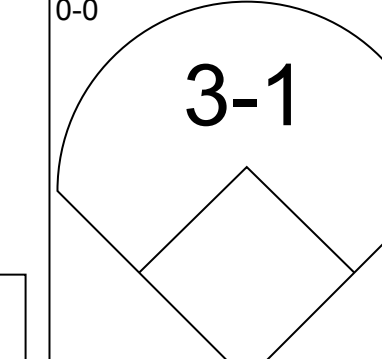
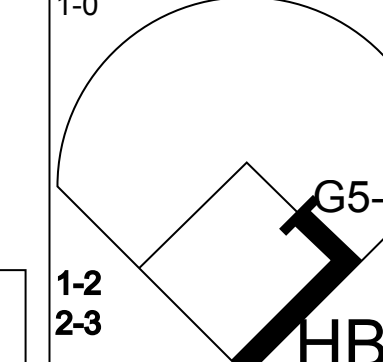
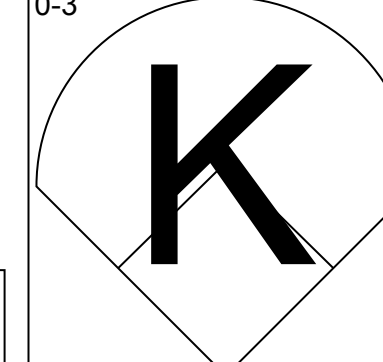
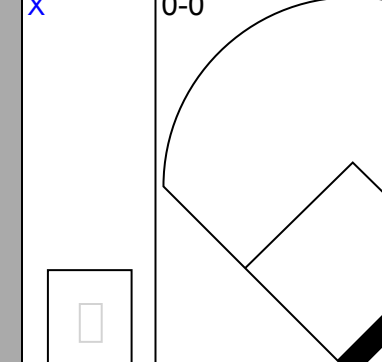
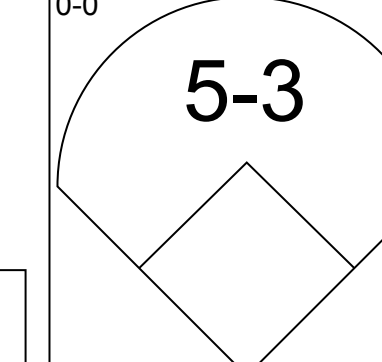
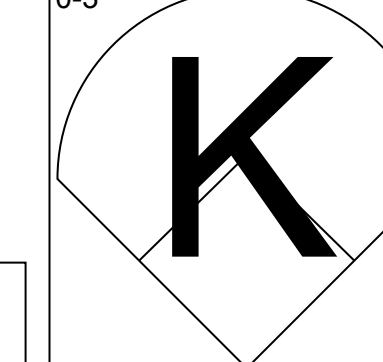
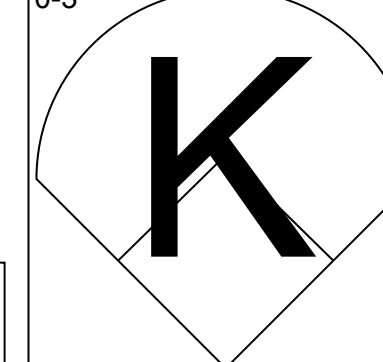
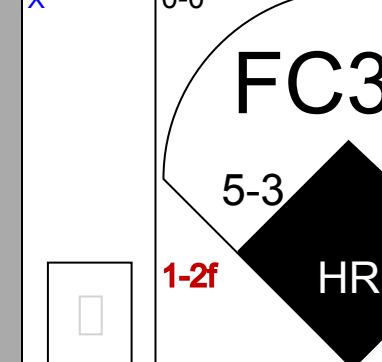
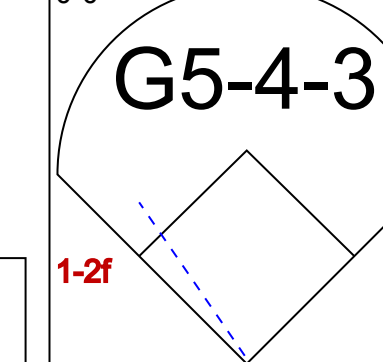
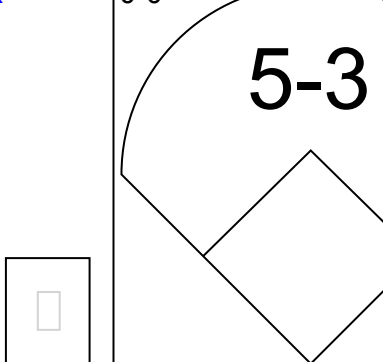
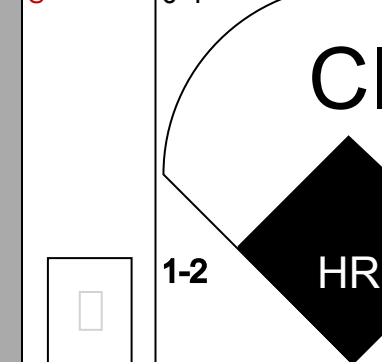



Batter	1	2	3	4	5	6	7	8	9	AB	R	H	RBI	BB	SO	LOB	TOP								
Ron LeFlore, R OBP: 0.335, SLG: 0.426 (1, 8)	0-0 6-3		0-3 K		0-0 1B		0-0 2B		4-0 6-3 BB	4	0	2	1	1	1	1	<b>Detroit Tigers @ Oakland Athletics</b> Oakland-Alameda County Coliseum, Oakland, CA Sat Jun 07 1975, 3:33 AM PDT Att: 34,953 - Unknown  <b>AB 35</b> <b>R 3</b> <b>H 8</b> <b>RBI 3</b> <b>BB 3</b> <b>SO 7</b> <b>LOB 18</b> 								
Gary Sutherland, R OBP: 0.316, SLG: 0.335 (1, 4)	0-0 F8		0-0 L6		0-0 1B		0-0 F9		0-0 6-3	5	0	1	1	0	0	3									
Dan Meyer, L OBP: 0.325, SLG: 0.414 (1, 7)	0-0 1B			0-0 F7	4-3		0-0 F3		0-0 F8	5	0	1	0	0	0	4									
Willie Horton, R OBP: 0.284, SLG: 0.478 (1, 10)	0-0 F8			0-0 6-3		0-0 1B	4-0 FC6-4 BB			3	0	1	0	1	0	1									
Leon Roberts, R OBP: 0.396, SLG: 0.508 (1, 9)		0-0 F9		4-0 BB		0-3 K	0-0 FC6-4			3	0	0	0	1	1	3									
Nate Colbert, R OBP: 0.240, SLG: 0.268 (1, 3)		0-3 K		0-0 F4		0-0 F7		0-0 F8		4	0	0	0	0	1	2									
Bill Freehan, R OBP: 0.319, SLG: 0.412 (1, 2)		0-0 F8			1-0 1B HBP	0-0 F3		0-3 K		3	1	0	0	0	1	1									
Mickey Stanley, R OBP: 0.304, SLG: 0.350 Aurelio Rodriguez, R OBP: 0.252, SLG: 0.352 (1, 5) (7, 5)			0-0 1B		0-0 F8		0-0 2B	0-0 F7		3	1	2	0	0	0	1									
Tom Verzyer, R OBP: 0.287, SLG: 0.309 (1, 6)			0-3 K		0-3 K		0-0 2B	0-3 K		4	1	1	1	0	3	2									
<b>Inning Stats</b>	R: 0 E: 0 K: 0 S: 4	H: 1 LOB: 1 BB: 0 P: 4	R: 0 E: 0 K: 1 S: 5	H: 0 LOB: 0 BB: 0 P: 5	R: 0 E: 0 K: 2 S: 8	H: 1 LOB: 1 BB: 0 P: 8	R: 0 E: 0 K: 0 S: 3	H: 0 LOB: 1 BB: 1 P: 7	R: 1 E: 0 K: 1 S: 7	H: 2 LOB: 2 BB: 0 P: 8	R: 0 E: 0 K: 1 S: 6	H: 1 LOB: 1 BB: 0 P: 6	R: 2 E: 0 K: 0 S: 6	H: 3 LOB: 2 BB: 1 P: 10	R: 0 E: 0 K: 1 S: 5	H: 0 LOB: 0 BB: 0 P: 5		R: 0 E: 0 K: 1 S: 5	H: 0 LOB: 1 BB: 1 P: 9	1B: 5 2B: 3 3B: 0 HR: 0	SF: 0 SAC: 0 DP: 0 HBP: 1	WP: 0 PB: 0 SB: 0 CS: 0	PA: 39		
<b>PITCHER</b>	IP	WLS	BF	H	R	ER	SO	BB	IBB	HBP	BLK	WP	HR	S	P	ERA	WHIP								
Vida Blue, L ERA: 3.0 (1, 1)	6.0	L	28	8	3	3	5	1	0	1	0	0	0	36	41	4.50	1.500								
Rolfe Fingers, R ERA: 2.53 (7, 1)	2.0		7	0	0	0	1	1	0	0	0	0	0	8	12	0.00	0.500								
Jim Todd, R ERA: 1.63 (9, 1)	1.0		4	0	0	0	1	1	0	0	0	0	0	5	9	0.00	1.000								

Batter	1	2	3	4	5	6	7	8	9	AB	R	H	RBI	BB	SO	LOB	BOTTOM								
Bill North, S OBP: 0.385, SLG: 0.322 (1, 8)	0-0 6-3		4-0 FC5 BB		0-0 1B			0-0 F5		3	0	1	0	1	0	0	<b>Detroit Tigers @ Oakland Athletics</b> Oakland-Alameda County Coliseum, Oakland, CA Sat Jun 07 1975, 3:33 AM PDT Att: 34,953 - Unknown  <b>AB 31</b> <b>R 0</b> <b>H 5</b> <b>RBI 0</b> <b>BB 3</b> <b>SO 4</b> <b>LOB 11</b> 								
Bert Campaneris, R OBP: 0.273, SLG: 0.263 (1, 6)	4-0 E S BB		4-0 1-2 BB		0-0 6-3			0-3 K		2	0	0	0	2	1	2									
Reggie Jackson, L OBP: 0.313, SLG: 0.462 (1, 9)	0-3 K		0-0 FC5		0-0 6-3			0-0 F8		4	0	0	0	0	1	3									
Joe Rudi, R OBP: 0.343, SLG: 0.459 (1, 3)	0-3 K			0-0 F2		0-0 6-3			0-0 F9	4	0	0	0	0	1	1									
Billy Williams, L OBP: 0.348, SLG: 0.395 (1, 10)		0-0 4-3		0-0 F3		0-0 1B		0-0 F7		4	0	1	0	0	0	0									
Gene Tenace, R OBP: 0.431, SLG: 0.517 (1, 2)		0-3 K		0-0 5-3		0-0 F5		1-0 1B HBP		3	0	0	0	0	1	1									
Claudell Washington, L OBP: 0.355, SLG: 0.418 (1, 7)		0-0 1-3			0-0 G3		0-0 G4-6-3 1B		0-0 1B	4	0	2	0	0	0	0									
Sal Bando, R OBP: 0.301, SLG: 0.295 (1, 5)			0-0 F3		0-0 5-3		0-0 F6		0-0 L6	4	0	0	0	0	0	3									
Phil Garner, R OBP: 0.285, SLG: 0.338 Jim Holt, L OBP: 0.480, SLG: 0.316 Ted Martinez, R OBP: 0.185, SLG: 0.259 (1, 4) (7, PH) (8, 4)			0-0 F9		0-0 1B		0-0 G4-6-3 1-2			2	0	1	0	0	0	0									
<b>Inning Stats</b>	R: 0 E: 0 K: 2 S: 7	H: 0 LOB: 1 BB: 1 P: 11	R: 0 E: 0 K: 1 S: 5	H: 0 LOB: 0 BB: 0 P: 5	R: 0 E: 0 K: 0 S: 3	H: 0 LOB: 0 BB: 0 P: 3	R: 0 E: 0 K: 0 S: 4	H: 0 LOB: 0 BB: 0 P: 4	R: 0 E: 0 K: 1 S: 5	H: 1 LOB: 0 BB: 0 P: 5	R: 0 E: 0 K: 1 S: 5	H: 0 LOB: 0 BB: 0 P: 5	R: 0 E: 0 K: 1 S: 4	H: 1 LOB: 2 BB: 0 P: 5	1B: 5 2B: 0 3B: 0 HR: 0	SF: 0 SAC: 0 DP: 1 HBP: 1		WP: 0 PB: 0 SB: 1 CS: 0	PA: 35						
<b>PITCHER</b>	IP	WLS	BF	H	R	ER	SO	BB	IBB	HBP	BLK	WP	HR	S	P	ERA	WHIP								
Lerin LaGrow, R ERA: 3.97 (1, 1)	9.0	W	35	5	0	0	4	3	0	1	0	0	0	39	52	0.00	0.889								



Batter	1	2	3	4	5	6	7	8	9	AB	R	H	RBI	BB	SO	LOB	TOP			
Ron LeFlore, R OBP: 0.328, SLG: 0.417 (1, 8)										4	0	0	0	0	2	1	<b>Detroit Tigers @ Oakland Athletics</b> Oakland-Alameda County Coliseum, Oakland, CA Sun Jun 08 1975, 3:33 AM PDT Att: 9,780 - Unknown <a href="http://livebaseballscorecards.com">livebaseballscorecards.com</a>			
Gary Sutherland, R OBP: 0.319, SLG: 0.331 (1, 4)										2	0	0	0	1	0	0				
Dan Meyer, L OBP: 0.319, SLG: 0.406 (1, 7)										3	0	0	0	0	0	1				
Willie Horton, R OBP: 0.280, SLG: 0.471 (1, 10)										3	0	0	0	0	0	0				
Leon Roberts, R OBP: 0.388, SLG: 0.496 (1, 9)										3	0	0	0	0	2	0				
Nate Colbert, R OBP: 0.236, SLG: 0.262 (1, 3)										3	0	0	0	0	1	0				
Bill Freehan, R OBP: 0.315, SLG: 0.407 Terry Humphrey, R OBP: 0.188, SLG: 0.188 (8, 2)										2	0	0	0	0	1	0				
Mickey Stanley, R OBP: 0.286, SLG: 0.326 (1, 5)										3	0	0	0	0	1	0				
Tom Veryzer, R OBP: 0.288, SLG: 0.319 (1, 6)										3	0	1	0	0	0	0				
<b>Inning Stats</b>	R: 0 E: 0 K: 1 S: 5	H: 0 LOB: 0 BB: 0 P: 5	R: 0 E: 0 K: 1 S: 5	H: 0 LOB: 0 BB: 0 P: 5	R: 0 E: 0 K: 2 S: 7	H: 0 LOB: 0 BB: 1 P: 7	R: 0 E: 0 K: 0 S: 2	H: 0 LOB: 0 BB: 1 P: 6	R: 0 E: 0 K: 1 S: 5	H: 0 LOB: 0 BB: 0 P: 5	R: 0 E: 0 K: 1 S: 3	H: 0 LOB: 0 BB: 0 P: 3	R: 0 E: 0 K: 0 S: 3	H: 0 LOB: 0 BB: 0 P: 3	R: 0 E: 0 K: 1 S: 6	H: 1 LOB: 1 BB: 0 P: 6		1B: 0 2B: 1 3B: 0 HR: 0	SF: 0 SAC: 0 DP: 1 HBP: 0	WP: 0 PB: 0 SB: 0 CS: 0
<b>PITCHER</b> Ken Holtzman, L ERA: 2.92 (1, 1)	IP: 9.0 WLS: W BF: 28 H: 1 R: 0 ER: 0 SO: 7 BB: 1 IBB: 0 HBP: 0 BLK: 0 WP: 0 HR: 0 S: 41 P: 45 ERA: 0.00 WHIP: 0.222																			

Batter	1	2	3	4	5	6	7	8	9	AB	R	H	RBI	BB	SO	LOB	BOTTOM			
Bill North, S OBP: 0.383, SLG: 0.320 (1, 8)										4	0	1	0	0	0	2	<b>Detroit Tigers @ Oakland Athletics</b> Oakland-Alameda County Coliseum, Oakland, CA Sun Jun 08 1975, 3:33 AM PDT Att: 9,780 - Unknown <a href="http://livebaseballscorecards.com">livebaseballscorecards.com</a>			
Claudell Washington, L OBP: 0.358, SLG: 0.449 (1, 9)										4	2	2	4	0	0	1				
Sal Bando, R OBP: 0.305, SLG: 0.296 (1, 5)										3	0	1	0	1	0	1				
Reggie Jackson, L OBP: 0.311, SLG: 0.455 (1, 10)										3	0	0	0	1	1	2				
Joe Rudi, R OBP: 0.341, SLG: 0.455 (1, 7)										4	0	1	0	0	0	2				
Billy Williams, L OBP: 0.348, SLG: 0.394 Jim Holt, L OBP: 0.462, SLG: 0.300 (7, 3)										3	0	1	0	0	0	0				
Gene Tenace, R OBP: 0.432, SLG: 0.513 (1, 2)										3	0	1	0	0	1	0				
Bert Campaneris, R OBP: 0.268, SLG: 0.258 (1, 6)										3	1	0	0	0	2	4				
Phil Garner, R OBP: 0.281, SLG: 0.333 (1, 4)										2	1	0	0	0	0	3				
<b>Inning Stats</b>	R: 0 E: 0 K: 0 S: 4	H: 1 LOB: 1 BB: 0 P: 4	R: 0 E: 0 K: 1 S: 6	H: 2 LOB: 2 BB: 0 P: 7	R: 0 E: 0 K: 2 S: 7	H: 0 LOB: 0 BB: 0 P: 7	R: 1 E: 0 K: 0 S: 4	H: 1 LOB: 0 BB: 0 P: 4	R: 0 E: 0 K: 0 S: 3	H: 0 LOB: 0 BB: 0 P: 3	R: 3 E: 1 K: 1 S: 9	H: 3 LOB: 1 BB: 0 P: 9	R: 0 E: 0 K: 0 S: 3	H: 0 LOB: 0 BB: 0 P: 3	R: 0 E: 0 K: 1 S: 3	H: 0 LOB: 0 BB: 0 P: 3		1B: 5 2B: 0 3B: 0 HR: 2	SF: 0 SAC: 0 DP: 1 HBP: 1	WP: 0 PB: 0 SB: 1 CS: 0
<b>PITCHER</b> Joe Coleman, R ERA: 5.75 Bob Reynolds, R ERA: 6.0 (8, 1)	IP: 7.0 WLS: L BF: 31 H: 7 R: 4 ER: 3 SO: 4 BB: 2 IBB: 0 HBP: 1 BLK: 0 WP: 0 HR: 2 S: 36 P: 45 ERA: 3.86 WHIP: 1.286																			



Batter	1	2	3	4	5	6	7	8	9	AB	R	H	RBI	BB	SO	LOB	TOP				
Ron LeFlore, R OBP: 0.330, SLG: 0.426	L9		6-3		FC1-2 1B	F9				5	0	2	0	0	0	2					
Gary Sutherland, R OBP: 0.321, SLG: 0.333	FC6-4 1B		5-3		FC1-2 1B		6-3		6-3	5	0	2	1	0	0	1					
Dan Meyer, L OBP: 0.318, SLG: 0.403	FC6-4		PO 1B		P6		F8			4	0	1	0	0	0	4					
Willie Horton, R OBP: 0.279, SLG: 0.466	K				FC1-2		6-3			4	0	1	0	0	1	4					
Leon Roberts, R OBP: 0.391, SLG: 0.496		1B 1B	PO		P6		K		G6-4-3 1B	4	1	2	0	0	1	3					
Jack Pierce, L OBP: 0.276, SLG: 0.412	1B 1B				K		K2-3		P2	4	0	1	0	0	2	1					
Aurelio Rodriguez, R OBP: 0.245, SLG: 0.341	F3				L7		5-3		G6-4-3	4	0	0	0	0	0	3					
Tom Verzyer, R OBP: 0.302, SLG: 0.333							1B 1B		L8	4	1	3	1	0	0	0					
Terry Humphrey, R OBP: 0.250, SLG: 0.250	G5-4-3						1B 1B		6-3	4	0	2	0	0	0	2					
<b>Inning Stats</b>	R: 0 E: 0 K: 1 S: 6	H: 1 LOB: 1 BB: 0 P: 6	R: 1 E: 0 K: 0 S: 5	H: 3 LOB: 1 BB: 0 P: 5	R: 0 E: 0 K: 0 S: 4	H: 2 LOB: 1 BB: 0 P: 4	R: 0 E: 0 K: 1 S: 5	H: 0 LOB: 0 BB: 0 P: 5	R: 1 E: 0 K: 1 S: 9	H: 4 LOB: 3 BB: 0 P: 9	R: 0 E: 0 K: 0 S: 3	H: 0 LOB: 0 BB: 0 P: 3	R: 0 E: 0 K: 0 S: 3	H: 1 LOB: 1 BB: 0 P: 3	R: 0 E: 0 K: 0 S: 4	H: 1 LOB: 1 BB: 0 P: 4	1B: 13 2B: 0 3B: 1 HR: 0	SF: 0 SAC: 0 DP: 2 HBP: 0	WP: 0 PB: 0 SB: 0 CS: 0	PA: 39	
<b>PITCHER</b>	IP	WLS	BF	H	R	ER	SO	BB	IBB	HBP	BLK	WP	HR	S	P	ERA	WHIP				
Al Fitzmorris, R ERA: 3.39	(1, 1)	4.0	20	10	2	2	2	0	0	0	0	0	0	24	24	4.50	2.500				
Lindy McDaniel, R ERA: 2.45	(5, 1)	5.0	W	18	4	0	0	2	0	0	0	0	0	22	22	0.00	0.800				

Detroit Tigers @ Kansas City Royals  
Royals Stadium, Kansas City, MO  
Mon Jun 09 1975, 8:05 PM EDT  
Att: 10,026 - Unknown

AB 38  
R 2  
H 14  
RBI 2  
BB 0  
SO 4  
LOB 20



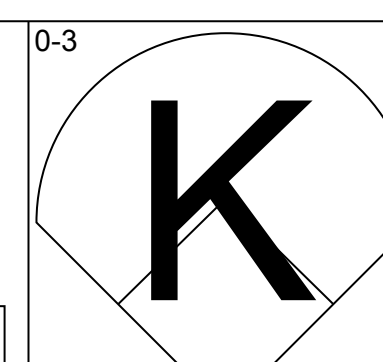
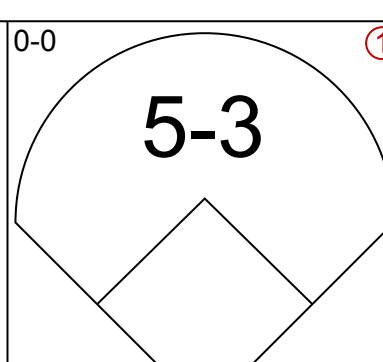
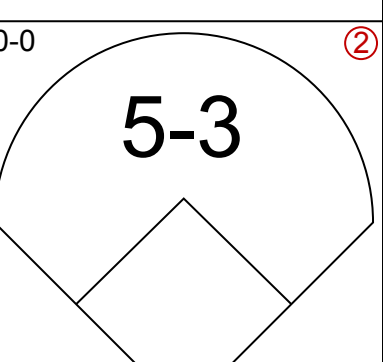
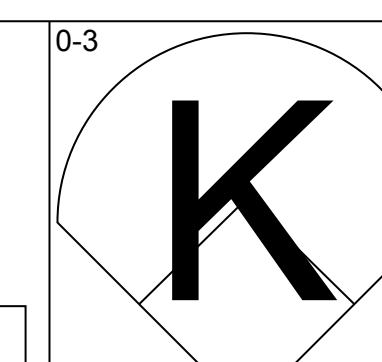
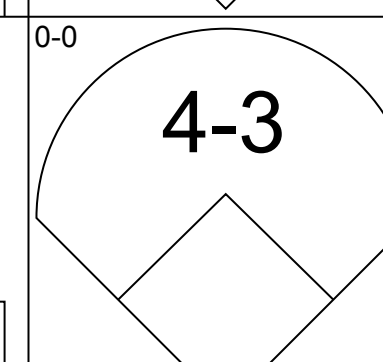
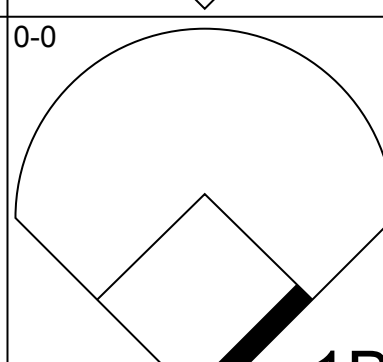
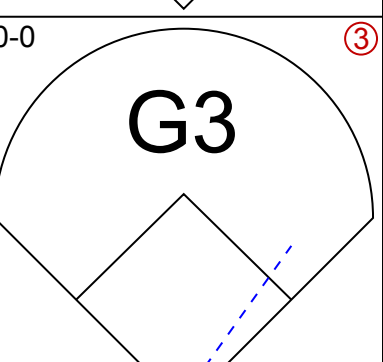
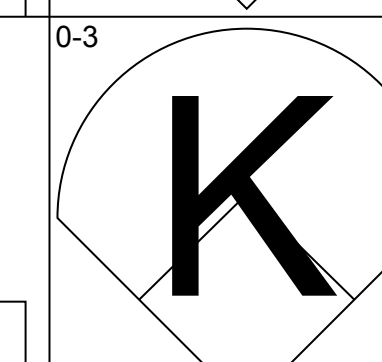
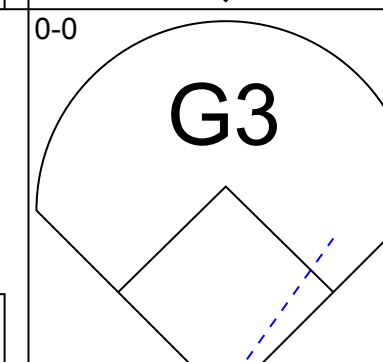
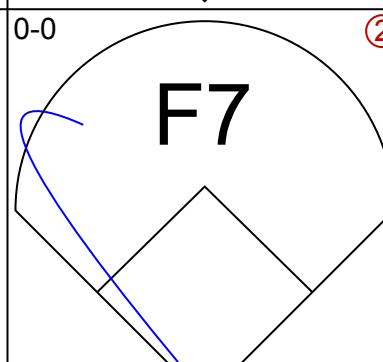
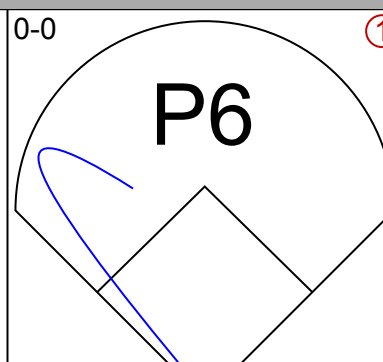
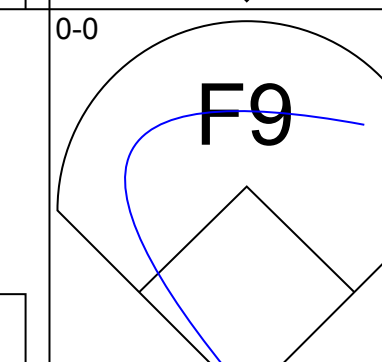
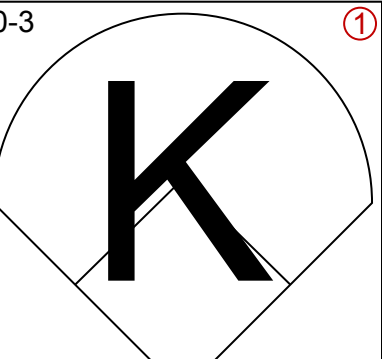
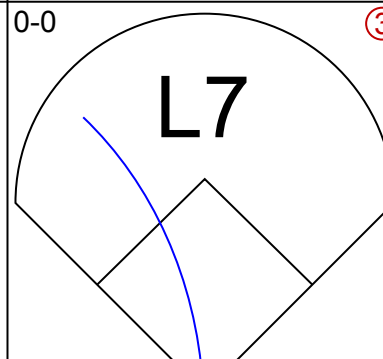
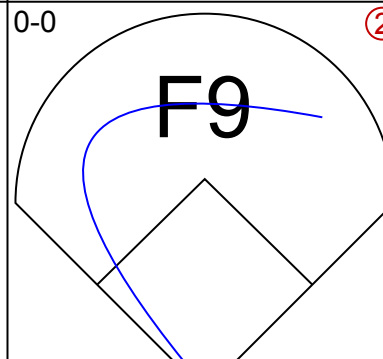
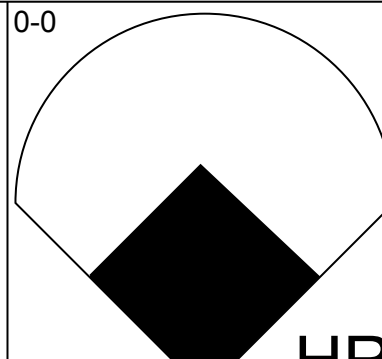
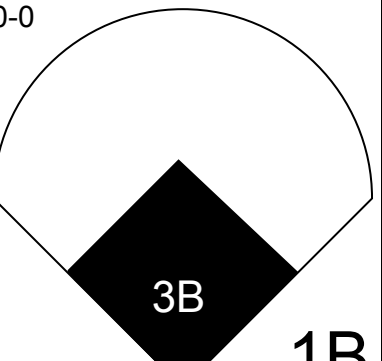
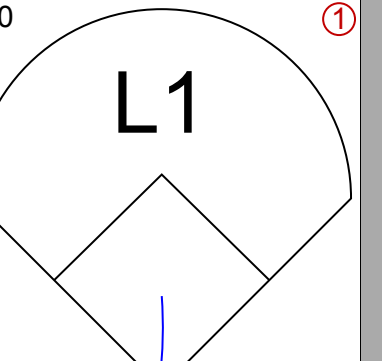
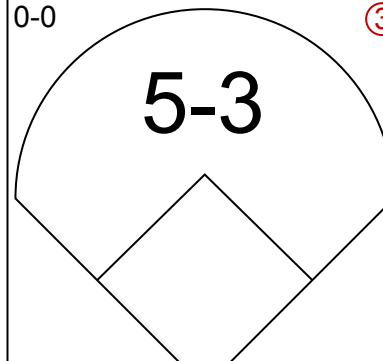
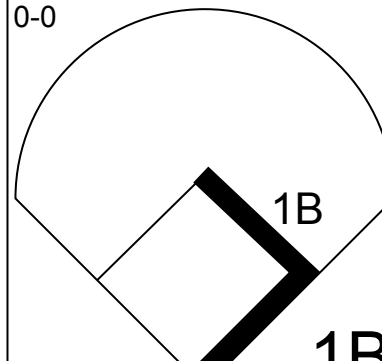
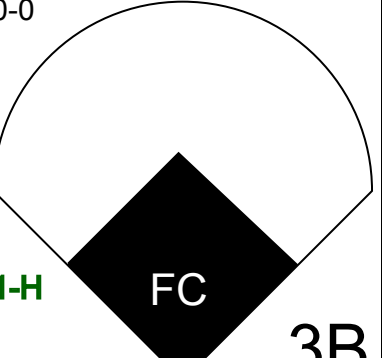
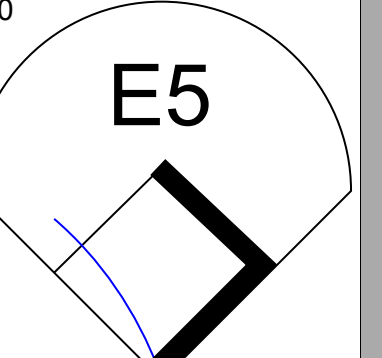
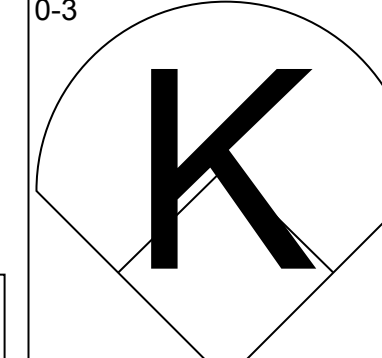
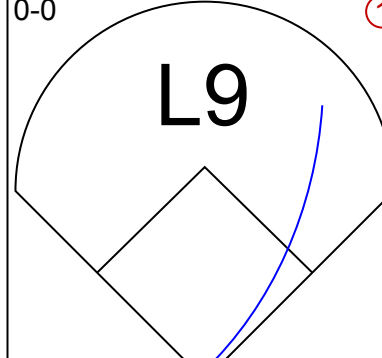
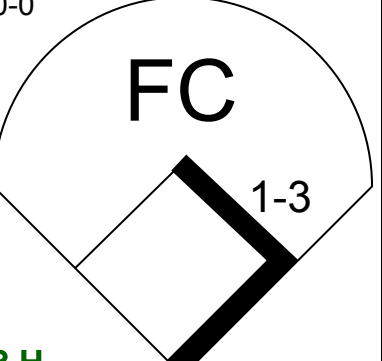

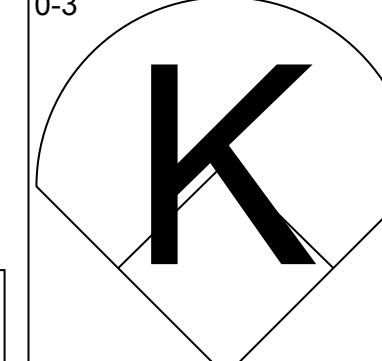
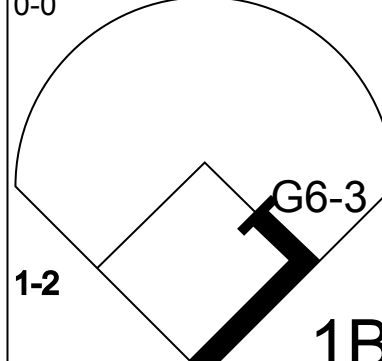
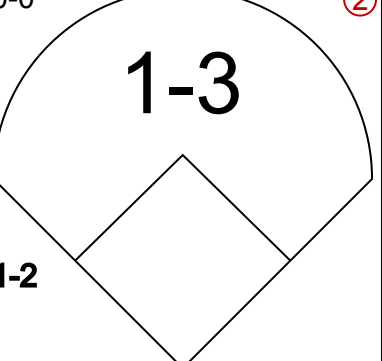
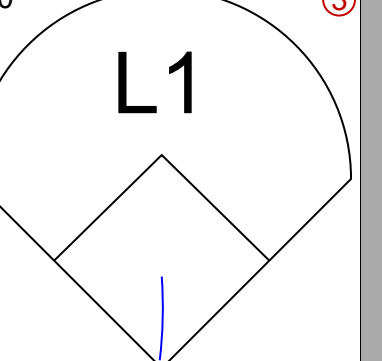
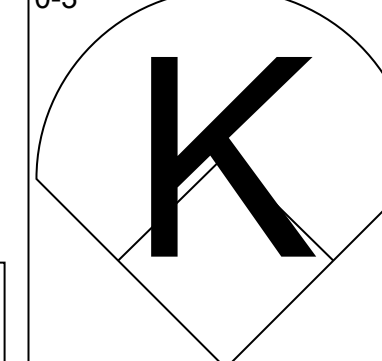
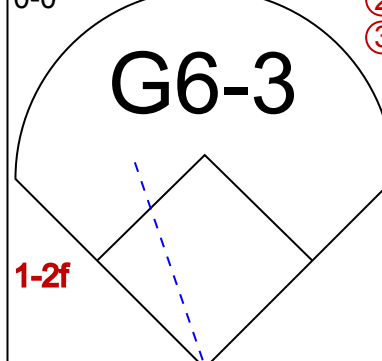
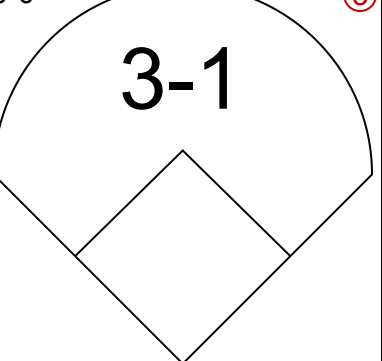
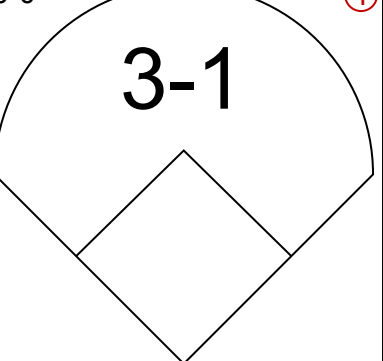
Batter	1	2	3	4	5	6	7	8	9	AB	R	H	RBI	BB	SO	LOB	BOTTOM				
Jim Wohlford, R OBP: 0.345, SLG: 0.375	P6		1-3			CS				4	1	1	0	0	0	1					
George Brett, L OBP: 0.328, SLG: 0.373	F7				2B 1B	F5		S 1B		4	2	2	1	0	0	0					
Amos Otis, R OBP: 0.381, SLG: 0.384	5-3				F9 1H SF9 2B	L6		S IHR		4	2	2	3	0	0	0					
John Mayberry, L OBP: 0.386, SLG: 0.411		4-3			F9		L7	F7		4	0	0	0	0	0	1					
Hal McRae, R OBP: 0.357, SLG: 0.402	F9				SF9		K			2	0	0	1	0	1	0					
Al Cowens, R OBP: 0.278, SLG: 0.286					3H					0	0	0	0	0	0	0					
Tony Solaita, L OBP: 0.388, SLG: 0.576	K				K					3	0	1	0	0	2	0					
Fran Healy, R OBP: 0.298, SLG: 0.380			L8					F8		3	0	0	0	0	0	1					
Cookie Rojas, R OBP: 0.329, SLG: 0.319						K				3	0	2	0	0	1	0					
Frank White, R OBP: 0.227, SLG: 0.259			K					L8		3	0	1	0	0	1	1					
<b>Inning Stats</b>	R: 0 E: 0 K: 0 S: 3	H: 0 LOB: 0 BB: 0 P: 3	R: 0 E: 0 K: 1 S: 5	H: 0 LOB: 0 BB: 0 P: 5	R: 0 E: 0 K: 1 S: 6	H: 1 LOB: 1 BB: 0 P: 6	R: 2 E: 0 K: 1 S: 7	H: 2 LOB: 0 BB: 0 P: 7	R: 0 E: 0 K: 1 S: 5	H: 1 LOB: 0 BB: 0 P: 5	R: 0 E: 0 K: 0 S: 3	H: 0 LOB: 0 BB: 0 P: 3	R: 0 E: 0 K: 1 S: 6	H: 1 LOB: 1 BB: 0 P: 6	R: 3 E: 0 K: 0 S: 6	H: 4 LOB: 0 BB: 0 P: 6	1B: 5 2B: 3 3B: 0 HR: 1	SF: 1 SAC: 0 DP: 0 HBP: 0	WP: 0 PB: 0 SB: 2 CS: 1	PA: 32	
<b>PITCHER</b>	IP	WLS	BF	H	R	ER	SO	BB	IBB	HBP	BLK	WP	HR	S	P	ERA	WHIP				
Tom Walker, R ERA: 3.0	(1, 1)	7.2	L	28	7	3	3	5	0	0	0	0	0	38	38	3.52	0.913				
John Hiller, L ERA: 2.39	(8, 1)	0.1		3	2	2	2	0	0	0	0	0	0	3	3	54.00	6.000				

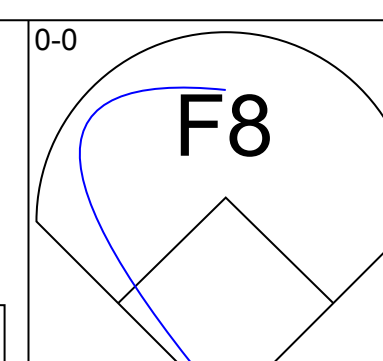
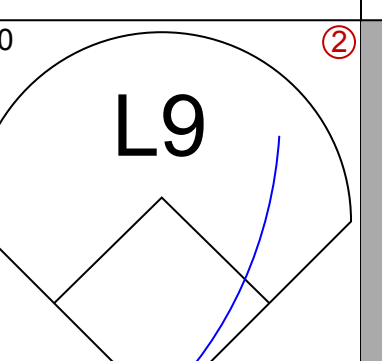
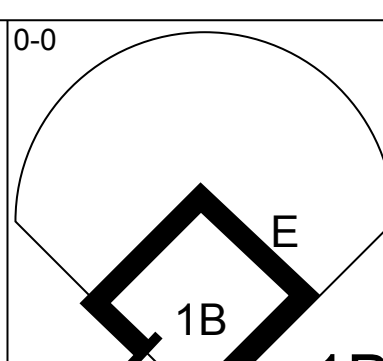
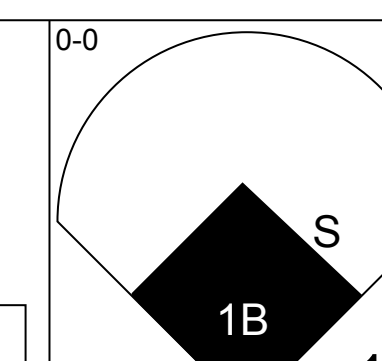
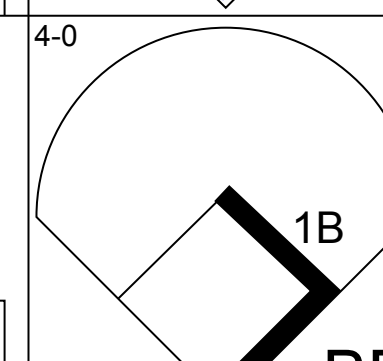
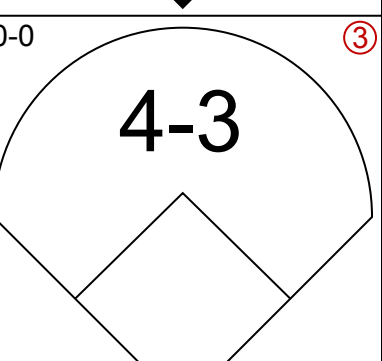

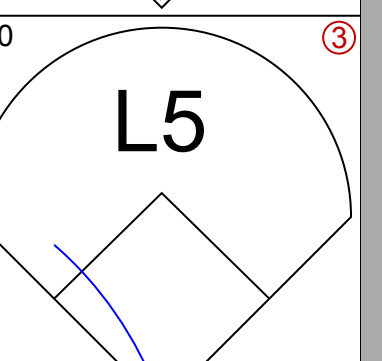
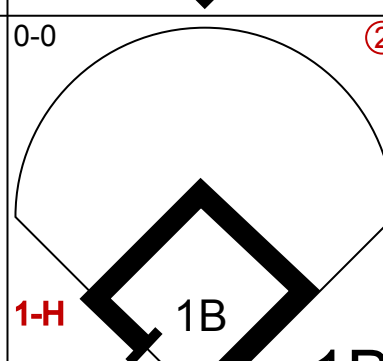
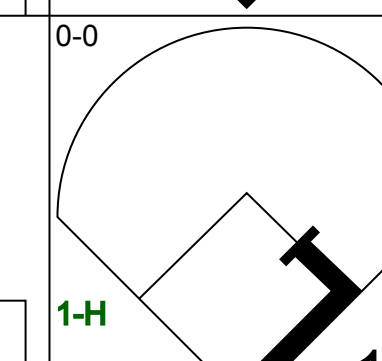
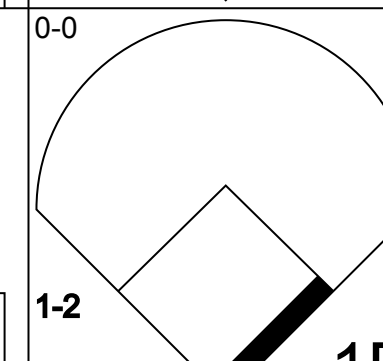
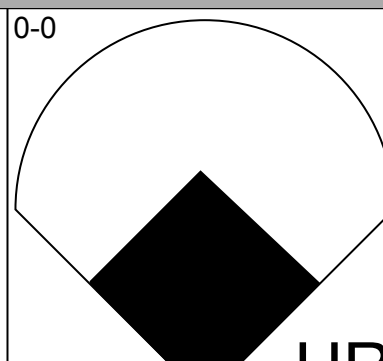
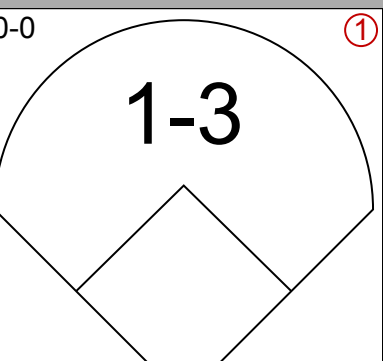
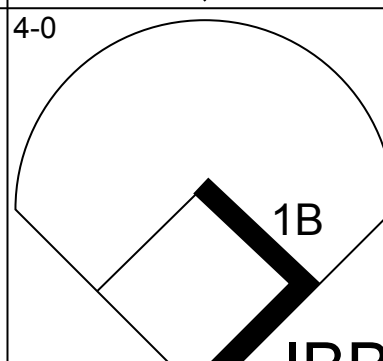
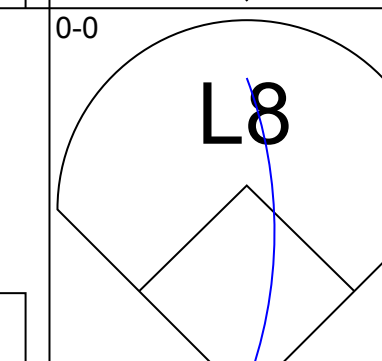
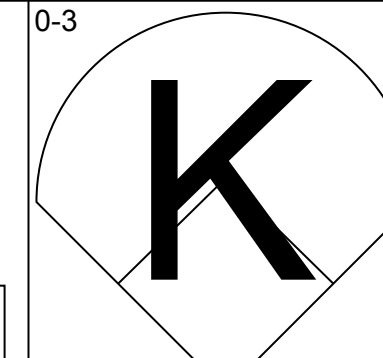
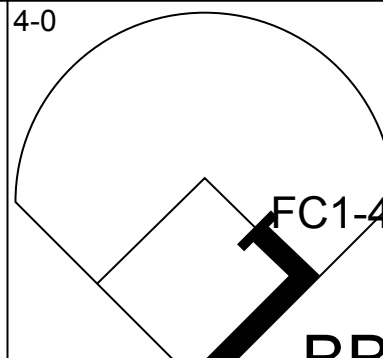
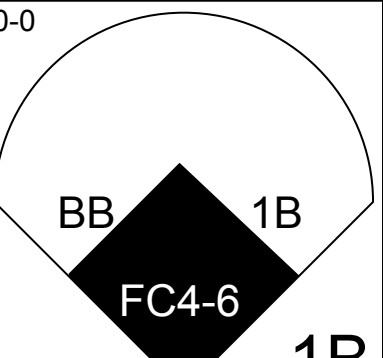
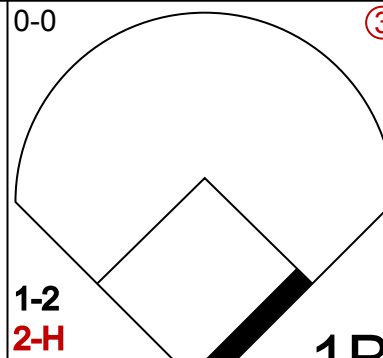

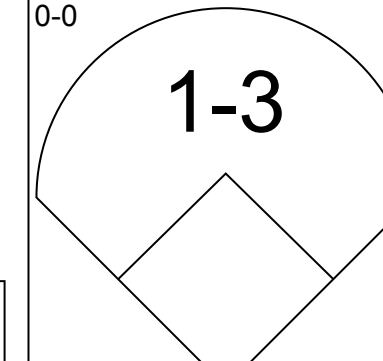
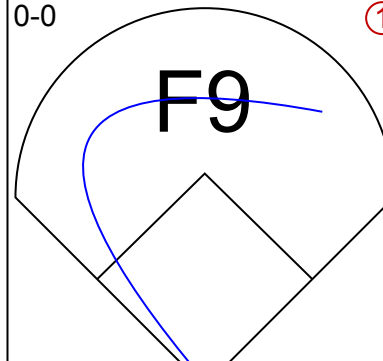
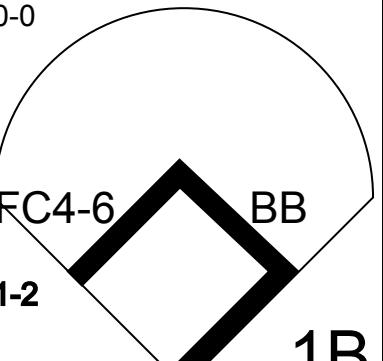


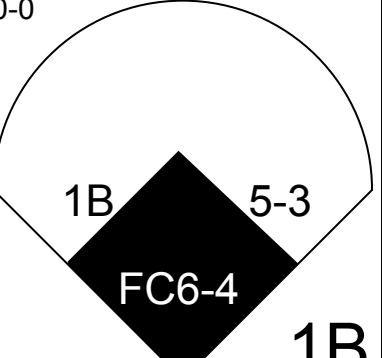
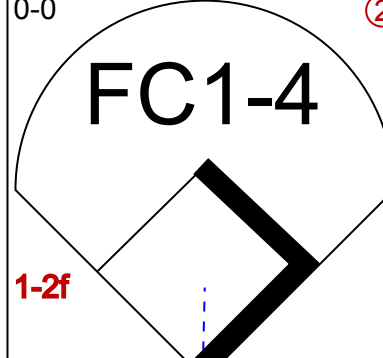
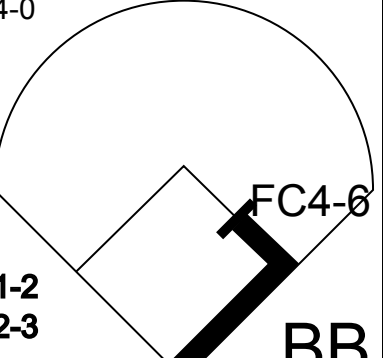


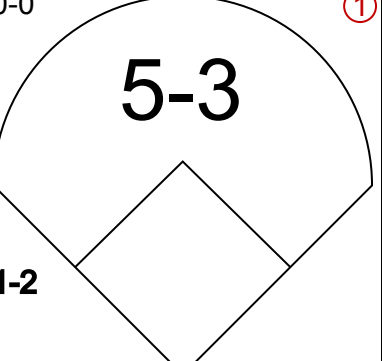
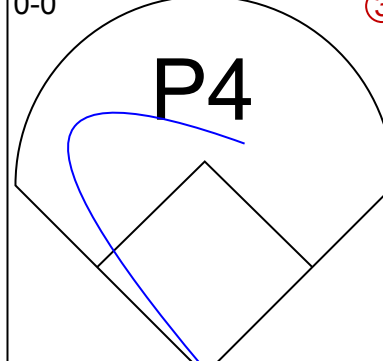
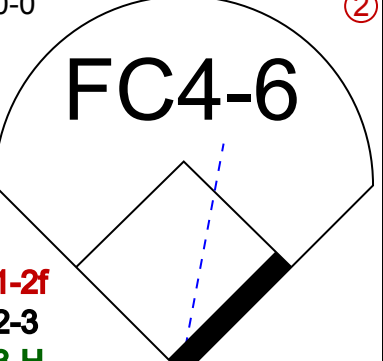


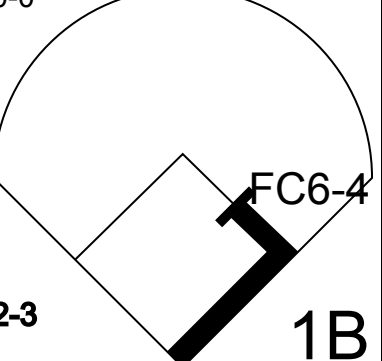

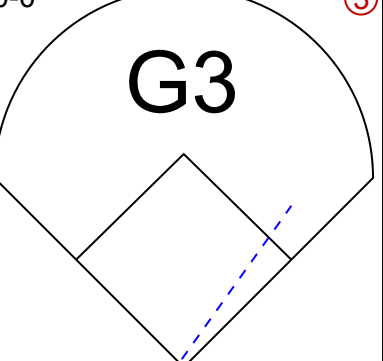

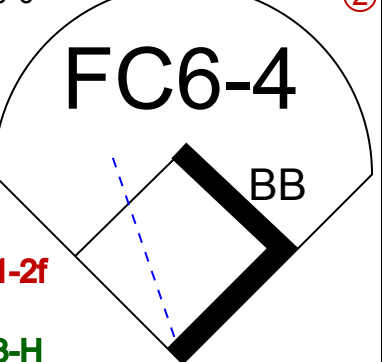
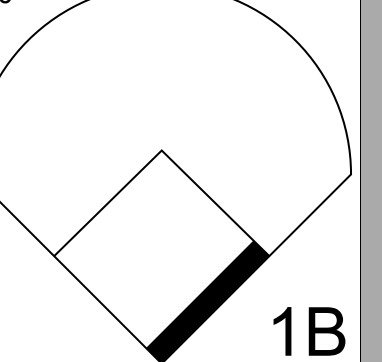
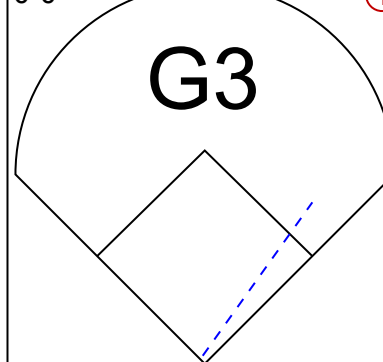
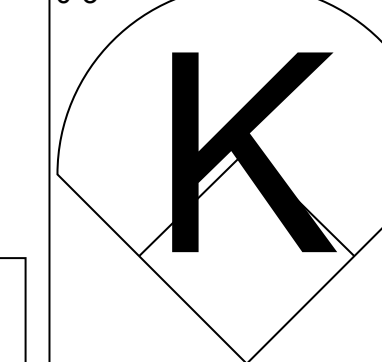
Detroit Tigers @ Kansas City Royals  
Royals Stadium, Kansas City, MO  
Mon Jun 09 1975, 8:05 PM EDT  
Att: 10,026 - Unknown

AB 30  
R 5  
H 9  
RBI 5  
BB 0  
SO 5  
LOB 4





Batter	1	2	3	4	5	6	7	8	9	AB	R	H	RBI	BB	SO	LOB	TOP			
Ron LeFlore, R (1, 8) OBP: 0.324, SLG: 0.418										4	0	0	0	0	2	1	Detroit Tigers @ Kansas City Royals Royals Stadium, Kansas City, MO Tue Jun 10 1975, 8:05 PM EDT Att: 8,759 - Unknown - 70 F			
Gary Sutherland, R (1, 4) OBP: 0.319, SLG: 0.332										4	0	1	0	0	1	1				
Dan Meyer, L (1, 7) OBP: 0.310, SLG: 0.393										4	0	0	0	0	0	2				
Willie Horton, R (1, 10) OBP: 0.279, SLG: 0.477										4	1	1	1	0	1	1				
Leon Roberts, R (1, 9) OBP: 0.394, SLG: 0.496										4	1	2	0	0	0	0				
Jack Pierce, L (1, 3) OBP: 0.273, SLG: 0.476										4	1	1	1	0	1	1				
Tom Verzyer, R (1, 6) OBP: 0.301, SLG: 0.331										4	0	1	1	0	2	1				
Aurelio Rodriguez, R (1, 5) OBP: 0.240, SLG: 0.333 Gates Brown, L (9, PH)										3	0	0	0	0	1	2				
Terry Humphrey, R (1, 2) OBP: 0.261, SLG: 0.261										3	0	1	0	0	0	1				
<b>Inning Stats</b>	R: 0 E: 0 K: 1 S: 5	H: 0 LOB: 0 BB: 0 P: 5	R: 2 E: 0 K: 1 S: 8	H: 2 LOB: 1 BB: 0 P: 8	R: 0 E: 0 K: 0 S: 4	H: 1 LOB: 1 BB: 0 P: 4	R: 0 E: 1 K: 1 S: 6	H: 0 LOB: 1 BB: 0 P: 6	R: 0 E: 0 K: 0 S: 3	H: 0 LOB: 0 BB: 0 P: 3	R: 0 E: 0 K: 3 S: 9	H: 0 LOB: 0 BB: 0 P: 9	R: 0 E: 0 K: 2 S: 8	H: 1 LOB: 1 BB: 0 P: 8	R: 1 E: 0 K: 0 S: 5	H: 3 LOB: 1 BB: 0 P: 5		1B: 5 2B: 0 3B: 1 HR: 1	SF: 0 SAC: 0 DP: 1 HBP: 0	WP: 0 PB: 0 SB: 0 CS: 0
<b>PITCHER</b>	IP WLS BF H R ER SO BB IBB HBP BLK WP HR S P ERA WHIP																			
Marty Pattin, R (1, 1) ERA: 3.33	8.1 W 34 7 3 3 8 0 0 0 0 0 1 50 50 3.24 0.840																			
Lindy McDaniel, R (9, 1) ERA: 2.39	0.2 S 1 0 0 0 0 0 0 0 0 0 0 0 1 1 0.00 0.000																			

Batter	1	2	3	4	5	6	7	8	9	AB	R	H	RBI	BB	SO	LOB	BOTTOM			
Jim Wohlford, R (1, 9) OBP: 0.355, SLG: 0.380										4	1	2	0	1	0	1	Detroit Tigers @ Kansas City Royals Royals Stadium, Kansas City, MO Tue Jun 10 1975, 8:05 PM EDT Att: 8,759 - Unknown - 70 F			
George Brett, L (1, 5) OBP: 0.333, SLG: 0.375										4	0	2	1	1	0	3				
John Mayberry, L (1, 3) OBP: 0.390, SLG: 0.429										4	1	2	1	1	0	0				
Hal McRae, R (1, 7) OBP: 0.363, SLG: 0.406										3	1	2	0	1	1	2				
Tony Solaita, L (1, 10) OBP: 0.380, SLG: 0.556										4	0	1	0	0	1	3				
Fran Healy, R (1, 2) OBP: 0.318, SLG: 0.390										3	1	2	0	1	0	1				
Cookie Rojas, R (1, 4) OBP: 0.321, SLG: 0.311										4	0	0	1	0	0	5				
Al Cowens, R (1, 8) OBP: 0.276, SLG: 0.283										4	0	1	0	0	0	3				
Frank White, R (1, 6) OBP: 0.228, SLG: 0.259										4	0	1	1	0	1	1				
<b>Inning Stats</b>	R: 0 E: 0 K: 1 S: 6	H: 1 LOB: 2 BB: 1 P: 10	R: 1 E: 0 K: 0 S: 5	H: 2 LOB: 2 BB: 1 P: 9	R: 1 E: 1 K: 0 S: 4	H: 1 LOB: 1 BB: 1 P: 8	R: 0 E: 0 K: 0 S: 4	H: 1 LOB: 1 BB: 0 P: 4	R: 1 E: 0 K: 0 S: 5	H: 2 LOB: 2 BB: 1 P: 9	R: 0 E: 1 K: 0 S: 4	H: 3 LOB: 1 BB: 1 P: 8	R: 0 E: 0 K: 1 S: 6	H: 1 LOB: 1 BB: 0 P: 6	R: 1 E: 0 K: 1 S: 6	H: 2 LOB: 0 BB: 0 P: 6		1B: 12 2B: 0 3B: 0 HR: 1	SF: 0 SAC: 0 DP: 0 HBP: 0	WP: 0 PB: 0 SB: 1 CS: 0
<b>PITCHER</b>	IP WLS BF H R ER SO BB IBB HBP BLK WP HR S P ERA WHIP																			
Vern Ruhle, R (1, 1) ERA: 3.53	6.0 L 31 10 3 3 1 2 4 0 0 0 0 0 1 28 48 4.50 2.333																			
Bob Reynolds, R (7, 1) ERA: 5.73	2.0 8 3 1 1 2 0 0 0 0 0 0 0 12 12 4.50 1.500																			



Batter	1	2	3	4	5	6	7	8	9	AB R H RBI BB SO LOB	TOP														
Jerry Remy, L OBP: 0.327, SLG: 0.379 (1, 4)	0-0 6-3		0-3 K		0-0 2B	0-3 K		4-0 BB FC4-2	0-0 FC3-6	5 2 1 1 1 2 3	<p>California Angels @ Detroit Tigers</p> <p>Tiger Stadium, Detroit, MI</p> <p>Wed Jun 11 1975, 7:05 PM EDT</p> <p>Unknown</p>														
Mickey Rivers, L OBP: 0.352, SLG: 0.398 Morris Nettles, L OBP: 0.282, SLG: 0.264 (1, 8)	4-0 BB			0-0 FC6-4	0-0 SF7	0-0 F7		0-0 FC4-2	0-0 5-3	2 0 1 1 1 0 1 2 1 0 0 0 0 4															
Tommy Harper, R OBP: 0.337, SLG: 0.363 Joe Lahoud, L OBP: 0.371, SLG: 0.366 (1, 10)	4-0 BB			0-0 FC6-4	0-0 1B	0-0 1B		0-0 1B		3 2 2 1 1 0 1 0 1 0 1 1 0 0															
Leroy Stanton, R OBP: 0.380, SLG: 0.462 (1, 9)	0-0 G4-6-3			0-0 1B	4-0 1B	0-0 2B		0-3 K		4 3 2 5 1 1 3															
Dave Chalk, R OBP: 0.393, SLG: 0.385 Rudy Meoli, L OBP: 0.357, SLG: 0.182 (1, 5)		4-0 BB		0-0 F9	0-0 E7	0-0 2B		0-0 E6	0-3 K	4 1 1 1 1 1 2 0 0 0 0 0 0 0															
Brugs Bochte, L OBP: 0.384, SLG: 0.346 (1, 3)		0-3 K		0-0 1B	0-0 2B	0-0 1B		0-0 G4-6-3	0-0 4-3	5 0 2 3 0 1 3															
Elie Rodriguez, R OBP: 0.411, SLG: 0.310 (1, 2)		0-0 5-3		0-3 K	0-3 K			0-0 BB	0-0 F9	5 2 2 0 0 2 2															
Billy Smith, S OBP: 0.270, SLG: 0.280 (1, 6)			0-0 1B		0-3 K	0-3 K		4-0 BB	0-0 F9	4 0 1 0 1 2 1															
Dave Collins, S OBP: 0.400, SLG: 0.353 (1, 7)			0-3 K		0-0 2B	0-0 1B		4-0 FC4-2	0-0 FC3-6	4 2 3 1 1 1 1															
<b>Inning Stats</b>	R: 0 E: 0 K: 0 S: 2	H: 0 LOB: 1 BB: 2 P: 10	R: 0 E: 0 K: 1 S: 4	H: 0 LOB: 0 BB: 1 P: 8	R: 0 E: 0 K: 2 S: 7	H: 1 LOB: 1 BB: 0 P: 7	R: 2 E: 0 K: 1 S: 8	H: 3 LOB: 1 BB: 0 P: 8	R: 5 E: 1 K: 2 S: 12	H: 5 LOB: 1 BB: 1 P: 16		R: 0 E: 0 K: 2 S: 8	H: 1 LOB: 1 BB: 0 P: 8	R: 0 E: 1 K: 1 S: 6	H: 1 LOB: 1 BB: 0 P: 6	R: 6 E: 0 K: 1 S: 7	H: 2 LOB: 0 BB: 4 P: 23	R: 0 E: 0 K: 0 S: 5	H: 2 LOB: 1 BB: 0 P: 5	1B: 9 2B: 6 3B: 0 HR: 1	SF: 1 SAC: 0 DP: 3 HBP: 0	WP: 1 PA: 47			
<b>PITCHER</b>	IP WLS BF H R ER SO BB IBB HBP BLK WP HR S P ERA WHIP											IP WLS BF H R ER SO BB IBB HBP BLK WP HR S P ERA WHIP													
Mickey Lolich, L ERA: 3.9 (1, 1)	4.2 L	23 8	7 7	5 5	5 5	4 3	0 0	0 0	0 0	0 1	0 0	29 19	45 31	9.64 15.43	2.571 3.000										
Dave Lemanczyk, R ERA: 5.79 Bob Reynolds, R ERA: 6.92 (5, 1)	2.1 10	14 3	4 3	4 3	4 1	3 1	0 0	0 0	0 0	1 0	0 1	19 11	31 15	13.50	2.000										

AB	38
R	14
H	15
RBI	14
BB	8
SO	10
LOB	21



Batter	1	2	3	4	5	6	7	8	9	AB R H RBI BB SO LOB	BOTTOM														
Ron LeFlore, R OBP: 0.321, SLG: 0.410 (1, 8)	0-0 F3		0-0 F8		0-3 K		0-3 K		4-0 E	4 1 0 0 1 2 1	<p>California Angels @ Detroit Tigers</p> <p>Tiger Stadium, Detroit, MI</p> <p>Wed Jun 11 1975, 7:05 PM EDT</p> <p>Unknown</p>														
Gary Sutherland, R OBP: 0.321, SLG: 0.344 Gene Michael, S OBP: 0.227, SLG: 0.349 (1, 4)	0-0 1B		0-0 4-3			0-0 2B	0-0 1B		0-0 E5	2 1 1 0 0 0 0 3 1 2 2 0 0 1															
Dan Meyer, L OBP: 0.307, SLG: 0.387 (1, 7)	0-0 BB		0-0 F6			0-0 F8	0-0 G3		0-0 FC4-6	5 0 1 2 0 0 3															
Willie Horton, R OBP: 0.276, SLG: 0.472 Mickey Stanley, R OBP: 0.298, SLG: 0.348 (1, 10)	0-3 K			0-3 K		0-0 2B		0-0 1-3	0-0 1-3	1 0 0 0 0 1 1 4 0 1 1 0 1 1															
Leon Roberts, R OBP: 0.396, SLG: 0.500 (1, 9)	4-0 BB			0-0 2B		0-3 K		0-3 K		3 0 1 0 1 2 1															
Nate Colbert, R OBP: 0.236, SLG: 0.283 (1, 3)	0-3 K			0-3 K		0-3 K		0-0 HR		4 1 1 1 0 3 4															
Tom Verzyer, R OBP: 0.292, SLG: 0.320 (1, 6)		0-0 F9		0-0 F6			0-0 F6	0-3 K		4 0 0 0 0 1 1															
John Wockenfuss, R OBP: 0.250, SLG: 1.000 (1, 2)		0-0 4-3			0-0 5-3		0-0 HR		0-0 F7	4 1 1 1 0 0 0															
Aurelio Rodriguez, R OBP: 0.247, SLG: 0.360 (1, 5)		0-0 F8			0-0 F8		0-0 1B		0-0 E	4 2 2 0 0 0 0															
<b>Inning Stats</b>	R: 1 E: 0 K: 2 S: 9	H: 2 LOB: 2 BB: 1 P: 13	R: 0 E: 0 K: 0 S: 3	H: 0 LOB: 0 BB: 0 P: 3	R: 0 E: 0 K: 0 S: 3	H: 0 LOB: 0 BB: 0 P: 3	R: 0 E: 0 K: 2 S: 8	H: 1 LOB: 0 BB: 0 P: 8	R: 0 E: 0 K: 1 S: 5	H: 0 LOB: 0 BB: 0 P: 5		R: 1 E: 0 K: 2 S: 9	H: 2 LOB: 1 BB: 0 P: 9	R: 2 E: 0 K: 1 S: 8	H: 3 LOB: 1 BB: 0 P: 8	R: 1 E: 0 K: 2 S: 8	H: 1 LOB: 0 BB: 0 P: 8	R: 2 E: 1 K: 0 S: 5	H: 1 LOB: 1 BB: 1 P: 9	1B: 3 2B: 3 3B: 2 HR: 2	SF: 0 SAC: 0 DP: 0 HBP: 0	WP: 0 PA: 40			
<b>PITCHER</b>	IP WLS BF H R ER SO BB IBB HBP BLK WP HR S P ERA WHIP											IP WLS BF H R ER SO BB IBB HBP BLK WP HR S P ERA WHIP													
Frank Tanana, L ERA: 3.25 Dave Sells, R ERA: 16.0 (1, 1)	7.0 10	30 2	8 3	4 2	4 2	8 2	0 0	0 0	0 0	0 0	0 0	45 13	49 17	5.14 9.00	1.286 1.500										









Batter	1	2	3	4	5	6	7	8	9	AB	R	H	RBI	BB	SO	LOB	TOP		
<b>Jerry Remy, L</b> OBP: 0.317, SLG: 0.363 (1, 4)	F8		6-3	S BB		6-3		5-3		4	0	0	0	1	0	3			
<b>Mickey Rivers, L</b> OBP: 0.351, SLG: 0.404 (1, 8)	G3		1B 2-3 HR	1B		1-3			4-3	5	1	1	0	0	0	2			
<b>Bruce Bochte, L</b> OBP: 0.363, SLG: 0.347 (1, 3)	F8		2-3 HR	1B					G3	5	1	1	1	0	1	1			
<b>Joe Lahoud, L</b> OBP: 0.371, SLG: 0.436 (1, 10)		3-1	1-3 HR						HR	5	2	3	4	0	0	0			
<b>Leroy Stanton, R</b> OBP: 0.385, SLG: 0.469 (1, 9)	K		E	2B		K			F7	5	1	2	0	0	2	1			
<b>Dave Chalk, R</b> OBP: 0.397, SLG: 0.392 (1, 5)	BB 1B		E2 SF8	1B		6-3			K	4	1	2	0	0	1	2			
<b>Elie Rodriguez, R</b> OBP: 0.411, SLG: 0.310 (1, 2)	1-2 BB		SF8	1B		6-3			K	2	0	0	1	1	1	1			
<b>Billy Smith, S</b> OBP: 0.276, SLG: 0.283 (1, 6)	K		K			4-3 2B			FC6-4 BB	3	0	1	0	1	2	2			
<b>Morris Nettles, L</b> OBP: 0.281, SLG: 0.269 (1, 7)			1B 2B			4-3			FC6-4	4	1	1	0	0	0	2			
<b>Inning Stats</b>	R: 0 E: 0 K: 0 S: 3	H: 0 LOB: 0 BB: 0 P: 3	R: 0 E: 0 K: 2 S: 8	H: 1 LOB: 2 BB: 1 P: 12	R: 6 E: 1 K: 1 S: 11	H: 6 LOB: 0 BB: 0 P: 11	R: 0 E: 0 K: 0 S: 3	H: 0 LOB: 1 BB: 1 P: 7	R: 0 E: 0 K: 1 S: 6	H: 1 LOB: 1 BB: 0 P: 6	R: 0 E: 0 K: 2 S: 4	H: 1 LOB: 1 BB: 0 P: 4	R: 0 E: 0 K: 1 S: 5	H: 0 LOB: 1 BB: 1 P: 9	R: 1 E: 0 K: 0 S: 4	H: 1 LOB: 0 BB: 0 P: 4	1B: 5 2B: 4 3B: 0 HR: 2	SF: 1 SAC: 0 DP: 0 HBP: 0	WP: 0 PA: 41 PB: 0 SB: 1 CS: 0
<b>PITCHER</b>	IP	WLS	BF	H	R	ER	SO	BB	IBB	HBP	BLK	WP	HR	S	P	ERA	WHIP		
<b>Lerin LaGrow, R</b> ERA: 4.48 (1, 1)	2.1	L	15	7	6	5	2	1	0	0	0	0	1	18	22	19.29	3.429		
<b>Dave Lemanczyk, R</b> ERA: 5.03 (3, 1)	6.2		26	4	1	1	5	2	0	0	0	0	1	34	42	1.35	0.900		

California Angels @ Detroit Tigers  
Tiger Stadium, Detroit, MI  
Thu Jun 12 1975, 7:05 PM EDT  
Att: 14,490 - Unknown

AB	37
R	7
H	11
RBI	6
BB	3
SO	7
LOB	14



Batter	1	2	3	4	5	6	7	8	9	AB	R	H	RBI	BB	SO	LOB	BOTTOM		
<b>Ron LeFlore, R</b> OBP: 0.318, SLG: 0.403 (1, 8)	K		4-3			6-3				4	0	1	0	0	1	1			
<b>John Knox, L</b> OBP: 0.200, SLG: 0.143 (1, 4)			5-3			L7			G1-6-3 1B	4	0	1	0	0	0	2			
<b>Dan Meyer, L</b> OBP: 0.299, SLG: 0.375 (1, 7)	1B		4-3			F9			F2	4	0	0	0	0	0	2			
<b>Willie Horton, R</b> OBP: 0.280, SLG: 0.469 (1, 10)	F3					K			4-3	4	1	1	0	0	1	1			
<b>Leon Roberts, R</b> OBP: 0.395, SLG: 0.486 (1, 9)		5-3				5-3			WP HBP	3	0	1	0	0	0	0			
<b>Nate Colbert, R</b> OBP: 0.231, SLG: 0.281 (1, 3)		F8				K			K	4	0	0	0	0	2	3			
<b>Tom Verzyer, R</b> OBP: 0.297, SLG: 0.323 (1, 6)		E S 1B				F9			F8	4	0	1	0	0	0	3			
<b>John Wockenfuss, R</b> OBP: 0.273, SLG: 0.636 (1, 2)		F8				4-3			E6	3	0	0	0	0	0	2			
<b>Aurelio Rodriguez, R</b> OBP: 0.248, SLG: 0.384 (1, 5)						F7			F3	3	0	1	0	0	0	2			
<b>Inning Stats</b>	R: 0 E: 0 K: 1 S: 6	H: 1 LOB: 1 BB: 0 P: 6	R: 0 E: 0 K: 0 S: 4	H: 1 LOB: 1 BB: 0 P: 4	R: 0 E: 0 K: 0 S: 4	H: 1 LOB: 0 BB: 0 P: 4	R: 0 E: 0 K: 2 S: 7	H: 0 LOB: 0 BB: 0 P: 7	R: 0 E: 0 K: 0 S: 3	H: 0 LOB: 0 BB: 0 P: 3	R: 1 E: 1 K: 0 S: 6	H: 2 LOB: 2 BB: 0 P: 6	R: 0 E: 0 K: 0 S: 3	H: 1 LOB: 0 BB: 0 P: 3	R: 0 E: 0 K: 1 S: 5	H: 0 LOB: 1 BB: 0 P: 6	1B: 5 2B: 1 3B: 0 HR: 0	SF: 0 SAC: 0 DP: 1 HBP: 1	WP: 1 PA: 34 PB: 0 SB: 1 CS: 0
<b>PITCHER</b>	IP	WLS	BF	H	R	ER	SO	BB	IBB	HBP	BLK	WP	HR	S	P	ERA	WHIP		
<b>Ed Figueroa, R</b> ERA: 2.32 (1, 1)	9.0	W	34	6	1	0	4	0	0	1	0	1	0	41	42	0.00	0.667		

California Angels @ Detroit Tigers  
Tiger Stadium, Detroit, MI  
Thu Jun 12 1975, 7:05 PM EDT  
Att: 14,490 - Unknown

AB	33
R	1
H	6
RBI	0
BB	0
SO	4
LOB	16





Batter	1	2	3	4	5	6	7	8	9	AB	R	H	RBI	BB	SO	LOB	TOP									
Bill North, S OBP: 0.368, SLG: 0.303	F7	E3			SH		F8		K	4	1	0	0	0	1	2										
Bert Campaneris, R OBP: 0.270, SLG: 0.299	3B	PO	G3		SF7			5-3	5-3	4	1	1	1	0	0	2										
Claudell Washington, L OBP: 0.360, SLG: 0.464	HR		4-3		1-3			2B	1B	4	2	2	1	0	0	0										
Joe Rudi, R OBP: 0.336, SLG: 0.441	K		5-3		5-3			2B	2B	4	1	1	1	0	1	1										
Reggie Jackson, L OBP: 0.320, SLG: 0.483	HR			BB			F9			3	1	2	3	1	0	0										
Gene Tenace, R OBP: 0.439, SLG: 0.554	FC4-6			K			K	K		3	0	0	0	1	3	2										
Billy Williams, L OBP: 0.336, SLG: 0.388	FC4-6			F8			G3	F4		4	0	0	0	0	0	3										
Sal Bando, R OBP: 0.312, SLG: 0.287		F2		5-3						3	0	0	0	1	1	1										
Don Hopkins, L (9, PR)										0	0	0	0	0	0	0										
Ted Martinez, R OBP: 0.200, SLG: 0.267									S	0	0	0	0	0	0	0										
Phil Garner, R OBP: 0.273, SLG: 0.319	K				SH		1-3		5-3	4	1	1	0	0	1	1										
<b>Inning Stats</b>	R: 3 E: 0 K: 1 S: 8	H: 3 LOB: 1 BB: 1 P: 12	R: 0 E: 1 K: 1 S: 5	H: 0 LOB: 0 BB: 0 P: 5	R: 0 E: 0 K: 0 S: 3	H: 0 LOB: 0 BB: 0 P: 3	R: 0 E: 0 K: 1 S: 5	H: 0 LOB: 1 BB: 1 P: 9	R: 2 E: 1 K: 0 S: 5	H: 1 LOB: 0 BB: 0 P: 5	R: 0 E: 0 K: 1 S: 5	H: 0 LOB: 0 BB: 0 P: 5	R: 0 E: 0 K: 1 S: 5	H: 0 LOB: 0 BB: 0 P: 5	R: 2 E: 0 K: 1 S: 8	H: 3 LOB: 1 BB: 0 P: 8	R: 0 E: 0 K: 1 S: 5	H: 0 LOB: 2 BB: 1 P: 9	1B: 2 2B: 3 3B: 1 HR: 1	SF: 1 SAC: 1 DP: 0 HBP: 0	WP: 0 PB: 0 SB: 1 CS: 0	PA: 39				
<b>PITCHER</b>	IP	WLS	BF	H	R	ER	SO	BB	IBB	HBP	BLK	WP	HR	S	P	ERA	WHIP									
Joe Coleman, R ERA: 5.79	(1, 1)	7.1	L	31	6	7	5	5	2	0	0	0	0	1	39	47	6.14	1.091								
John Hiller, L ERA: 2.11	(8, 1)	1.2		7	1	0	0	2	1	0	0	0	0	0	10	14	0.00	1.200								

Oakland Athletics @ Detroit Tigers  
Tiger Stadium, Detroit, MI  
Fri Jun 13 1975, 7:05 PM EDT  
Att: 29,567 - Unknown

AB	33
R	7
H	7
RBI	6
BB	3
SO	7
LOB	12



Batter	1	2	3	4	5	6	7	8	9	AB	R	H	RBI	BB	SO	LOB	BOTTOM									
Ron LeFlore, R OBP: 0.316, SLG: 0.397	FC4-6		F4		6-3		6-3			3	0	0	0	1	0	0										
Gene Michael, S OBP: 0.235, SLG: 0.327	F7			K		K		K		4	0	0	0	0	3	1										
Dan Meyer, L OBP: 0.298, SLG: 0.383	FC4-6			F8		HR		F6		4	1	1	0	0	0	1										
Willie Horton, R OBP: 0.279, SLG: 0.479	K			K		HR		K		4	1	1	2	0	3	1										
Leon Roberts, R OBP: 0.398, SLG: 0.486		5-3			2B		6-3		FC4-6	4	1	2	0	0	0	0										
Nate Colbert, R OBP: 0.231, SLG: 0.276	K			K				F8		3	0	0	0	1	2	2										
Tom Veryzer, R OBP: 0.291, SLG: 0.316					F9			FC4-6		3	0	0	0	0	1	2										
Gates Brown, L (9, PH)										1	0	0	0	0	0	1										
John Knox, L OBP: 0.200, SLG: 0.143										0	0	0	0	0	0	0										
John Wockenfuss, R OBP: 0.267, SLG: 0.600			F7		HR		K		K	4	1	1	1	0	2	1										
Aurelio Rodriguez, R OBP: 0.250, SLG: 0.403			F8				F3			3	1	1	2	0	0	0										
<b>Inning Stats</b>	R: 0 E: 0 K: 1 S: 5	H: 0 LOB: 1 BB: 1 P: 9	R: 0 E: 0 K: 1 S: 5	H: 0 LOB: 0 BB: 0 P: 5	R: 0 E: 0 K: 0 S: 3	H: 0 LOB: 0 BB: 0 P: 3	R: 0 E: 0 K: 2 S: 7	H: 0 LOB: 0 BB: 0 P: 7	R: 3 E: 0 K: 1 S: 8	H: 3 LOB: 0 BB: 0 P: 8	R: 2 E: 0 K: 2 S: 9	H: 2 LOB: 1 BB: 1 P: 13	R: 0 E: 0 K: 1 S: 5	H: 0 LOB: 0 BB: 0 P: 5	R: 0 E: 0 K: 2 S: 7	H: 0 LOB: 0 BB: 0 P: 7	R: 0 E: 0 K: 1 S: 6	H: 1 LOB: 1 BB: 0 P: 6	1B: 2 2B: 1 3B: 1 HR: 2	SF: 0 SAC: 0 DP: 0 HBP: 0	WP: 0 PB: 0 SB: 0 CS: 0	PA: 35				
<b>PITCHER</b>	IP	WLS	BF	H	R	ER	SO	BB	IBB	HBP	BLK	WP	HR	S	P	ERA	WHIP									
Ken Holtzman, L ERA: 3.18	(1, 1)	6.0		25	5	5	5	7	2	0	0	0	0	0	37	45	7.50	1.167								
Paul Lindblad, L ERA: 3.32	(7, 1)	2.0	W	7	1	0	0	3	0	0	0	0	0	13	13	0.00	0.500									
Rollie Fingers, R ERA: 2.29	(9, 1)	1.0	S	3	0	0	0	1	0	0	0	0	0	5	5	0.00	0.000									

Oakland Athletics @ Detroit Tigers  
Tiger Stadium, Detroit, MI  
Fri Jun 13 1975, 7:05 PM EDT  
Att: 29,567 - Unknown

AB	33
R	5
H	6
RBI	5
BB	2
SO	11
LOB	9





Batter	1	2	3	4	5	6	7	8	9	AB	R	H	RBI	BB	SO	LOB	TOP										
Bill North, S OBP: 0.364, SLG: 0.300 Angel Mangual, R OBP: 0.118, SLG: 0.147	0-0 4-3		0-3 K		0-0 L5		0-0 F8		0-0 5-3	2	0	0	0	0	1	0											
Bert Campaneris, R OBP: 0.269, SLG: 0.298	0-0 1-3		0-0 F8		0-0 F8		0-0 1B			4	0	1	0	0	0	1											
Claudell Washington, L OBP: 0.362, SLG: 0.462	0-0 E4			0-0 4-3		0-0 3B	4-0 1B			3	1	1	0	1	0	0											
Joe Rudi, R OBP: 0.335, SLG: 0.446	0-3 K			0-0 F9		0-0 3B	0-3 K			4	1	1	1	0	2	3											
Reggie Jackson, L OBP: 0.323, SLG: 0.478		0-3 K		4-0 BB		4-0 BB	4-0 BB		0-0 G3	2	0	0	0	2	1	0											
Gene Tenace, R OBP: 0.435, SLG: 0.544		0-0 F5		4-0 BB		0-0 F7	1-3 BB		0-3 K	3	0	0	0	1	1	1											
Billy Williams, L OBP: 0.335, SLG: 0.385				0-0 BB		0-0 G3	0-0 F6		0-3 K	4	0	1	0	0	1	3											
Sal Bando, R OBP: 0.311, SLG: 0.286		0-0 F7			0-0 5-3	0-0 6-3			0-3 K	4	0	1	0	0	1	2											
Phil Garner, R OBP: 0.267, SLG: 0.312			0-0 6-3		0-0 5-3		0-3 K		0-0 F6	4	0	0	0	0	1	1											
<b>Inning Stats</b>	R: 0 E: 1 K: 1 S: 6	H: 0 LOB: 1 BB: 0 P: 6	R: 0 E: 0 K: 1 S: 6	H: 1 LOB: 1 BB: 0 P: 6	R: 0 E: 0 K: 1 S: 5	H: 0 LOB: 0 BB: 0 P: 5	R: 0 E: 0 K: 0 S: 3	H: 0 LOB: 2 BB: 2 P: 11	R: 0 E: 0 K: 0 S: 5	H: 2 LOB: 1 BB: 1 P: 9	R: 0 E: 0 K: 2 S: 8	H: 1 LOB: 2 BB: 1 P: 12	R: 0 E: 0 K: 2 S: 7	H: 0 LOB: 0 BB: 0 P: 7	R: 0 E: 0 K: 1 S: 5	H: 0 LOB: 0 BB: 0 P: 5	1B: 4 2B: 0 3B: 1 HR: 0	SF: 0 SAC: 0 DP: 0 HBP: 0	WP: 1 PB: 0 SB: 4 CS: 0	PA: 37							
<b>PITCHER</b>	IP	WLS	BF	H	R	ER	SO	BB	IBB	HBP	BLK	WP	HR	S	P	ERA	WHIP										
Tom Walker, R ERA: 3.0	6.0	W	26	4	2	2	3	3	0	0	0	1	0	29	41	3.00	1.167										
John Hiller, L ERA: 1.97	3.0	S	11	1	0	0	5	1	0	0	0	0	0	20	24	0.00	0.667										

Oakland Athletics @ Detroit Tigers  
Tiger Stadium, Detroit, MI  
Sat Jun 14 1975, 3:33 AM EDT  
Att: 21,121 - Unknown

AB	33
R	2
H	5
RBI	1
BB	4
SO	8
LOB	12



Batter	1	2	3	4	5	6	7	8	9	AB	R	H	RBI	BB	SO	LOB	BOTTOM										
Ron LeFlore, R OBP: 0.315, SLG: 0.392	0-0 F8	4-0 BB		0-3 K		0-0 FC6-4				3	0	0	0	1	1	2											
John Knox, L OBP: 0.211, SLG: 0.118	0-0 F7	4-0 BB		0-0 6-3			0-0 F8			3	0	0	0	1	0	1											
Dan Meyer, L OBP: 0.297, SLG: 0.380	0-0 1B	0-0 F2		0-0 F9			0-0 E5	0-0 FC6-4	0-0 1B	4	0	1	0	0	0	4											
Willie Horton, R OBP: 0.279, SLG: 0.474	0-3 K		0-0 F7		0-3 K		0-0 FC6-4	1-2 1B		4	0	1	0	0	2	1											
Leon Roberts, R OBP: 0.389, SLG: 0.474		0-0 F7	0-0 F9		0-0 6-3		0-0 FC6-4	1-2 2-3	0-0 FC6-4	4	0	0	0	0	0	2											
Jack Pierce, L OBP: 0.269, SLG: 0.440		0-0 F8		0-0 1B		0-0 F9		0-0 F9		4	0	1	0	0	0	2											
Tom Verzyer, R OBP: 0.289, SLG: 0.309		4-0 BB	0-0 F5			0-3 K			0-0 6-3	3	1	0	0	1	1	1											
John Wockenfuss, R OBP: 0.316, SLG: 0.737		0-0 BB	0-0 1B		0-0 HR		0-0 F6		0-0 1-3	4	2	2	1	0	0	0											
Aurelio Rodriguez, R OBP: 0.262, SLG: 0.418		0-0 BB	0-0 2B		0-0 6-3		0-0 FC6-4		0-3 K	4	0	3	2	0	1	0											
<b>Inning Stats</b>	R: 0 E: 0 K: 1 S: 6	H: 1 LOB: 1 BB: 0 P: 6	R: 2 E: 0 K: 0 S: 5	H: 2 LOB: 3 BB: 3 P: 17	R: 0 E: 0 K: 0 S: 4	H: 1 LOB: 1 BB: 0 P: 4	R: 1 E: 0 K: 1 S: 7	H: 2 LOB: 1 BB: 0 P: 7	R: 0 E: 0 K: 1 S: 5	H: 0 LOB: 0 BB: 0 P: 5	R: 0 E: 0 K: 1 S: 6	H: 1 LOB: 1 BB: 0 P: 6	R: 0 E: 1 K: 0 S: 5	H: 1 LOB: 2 BB: 0 P: 5	R: 0 E: 0 K: 1 S: 5	H: 0 LOB: 0 BB: 0 P: 5	1B: 6 2B: 1 3B: 0 HR: 1	SF: 0 SAC: 0 DP: 0 HBP: 0	WP: 0 PB: 0 SB: 0 CS: 0	PA: 36							
<b>PITCHER</b>	IP	WLS	BF	H	R	ER	SO	BB	IBB	HBP	BLK	WP	HR	S	P	ERA	WHIP										
Sonny Siebert, R ERA: 3.12	1.2	L	6	1	0	0	0	0	0	0	0	0	1	8	8	0.00	0.600										
Dave Hamilton, L ERA: 4.04	2.1		15	5	3	3	1	2	1	0	0	0	1	14	26	11.57	3.000										
Glenn Abbott, R ERA: 4.5	4.0		15	2	0	0	3	0	0	0	0	0	0	21	21	0.00	0.500										

Oakland Athletics @ Detroit Tigers  
Tiger Stadium, Detroit, MI  
Sat Jun 14 1975, 3:33 AM EDT  
Att: 21,121 - Unknown

AB	33
R	3
H	8
RBI	3
BB	3
SO	5
LOB	13

















Batter	1	2	3	4	5	6	7	8	9	AB	R	H	RBI	BB	SO	LOB	TOP										
<b>Kerry Dineen, L</b> (1, 8) OBP: 0.417, SLG: 0.409 <b>Walt Williams, R</b> (5, FR) OBP: 0.304, SLG: 0.354 (5, 8)										3	0	2	0	0	0	2	<b>New York Yankees @ Detroit Tigers</b> Tiger Stadium, Detroit, MI Thu Jun 19 1975, 7:05 PM EDT Att: 14,271 - Unknown										
<b>Roy White, S</b> (1, 7) OBP: 0.419, SLG: 0.487										6	1	3	5	0	0	3											
<b>Ron Blomberg, L</b> (1, 10) OBP: 0.347, SLG: 0.523										5	0	0	0	0	1	4											
<b>Thurman Munson, R</b> (1, 2) OBP: 0.378, SLG: 0.427										5	0	3	0	0	0	3											
<b>Chris Chambliss, L</b> (1, 3) OBP: 0.318, SLG: 0.431										5	0	0	0	0	0	6											
<b>Graig Nettles, L</b> (1, 5) OBP: 0.344, SLG: 0.471										4	2	3	1	1	0	0											
<b>Terry Whitfield, L</b> (1, 9) OBP: 0.333, SLG: 0.333										5	1	2	0	0	2	2											
<b>Jim Mason, L</b> (1, 6) OBP: 0.201, SLG: 0.194										3	1	1	0	2	1	2											
<b>Sandy Alomar Sr., S</b> (1, 4) OBP: 0.218, SLG: 0.226 <b>Ed Herrmann, L</b> (6, PH) OBP: 0.309, SLG: 0.337 <b>Fred Stanley, R</b> (6, FR) OBP: 0.299, SLG: 0.272 (6, 4)										2	0	0	0	0	1	3											
<b>Inning Stats</b>	R: 0 E: 0 K: 0 S: 5	H: 2 LOB: 2 BB: 0 P: 5	R: 0 E: 0 K: 0 S: 4	H: 1 LOB: 2 BB: 1 P: 8	R: 0 E: 1 K: 0 S: 4	H: 1 LOB: 1 BB: 0 P: 4	R: 0 E: 0 K: 3 S: 9	H: 0 LOB: 1 BB: 1 P: 13	R: 0 E: 1 K: 0 S: 5	H: 2 LOB: 2 BB: 0 P: 5	R: 4 E: 1 K: 1 S: 9	H: 4 LOB: 1 BB: 1 P: 13	R: 5 E: 0 K: 1 S: 9	H: 4 LOB: 0 BB: 0 P: 10	R: 0 E: 0 K: 0 S: 4	H: 2 LOB: 1 BB: 0 P: 4		R: 0 E: 0 K: 1 S: 5	H: 0 LOB: 1 BB: 1 P: 9	1B: 13 2B: 2 3B: 0 HR: 2	SF: 0 SAC: 0 DP: 2 HBP: 1	WP: 0 PB: 0 SB: 0 CS: 0	PA: 47				
<b>PITCHER</b>	IP	WLS	BF	H	R	ER	SO	BB	IBB	HBP	BLK	WP	HR	S	P	ERA	WHIP										
<b>Ray Bare, R</b> (1, 1) ERA: 5.17	6.2	L	36	13	7	6	5	2	1	0	0	0	1	43	55	8.10	2.250										
<b>Ike Brookens, R</b> (7, 1) ERA: 6.35	2.1		11	3	2	2	1	1	0	1	0	0	1	11	16	7.71	1.714										

AB	42
R	9
H	16
RBI	8
BB	4
SO	6
LOB	27



Batter	1	2	3	4	5	6	7	8	9	AB	R	H	RBI	BB	SO	LOB	BOTTOM										
<b>Ron LeFlore, R</b> (1, 8) OBP: 0.323, SLG: 0.408										4	1	1	0	1	0	2	<b>New York Yankees @ Detroit Tigers</b> Tiger Stadium, Detroit, MI Thu Jun 19 1975, 7:05 PM EDT Att: 14,271 - Unknown										
<b>Gary Sutherland, R</b> (1, 4) OBP: 0.325, SLG: 0.350										4	0	1	0	0	0	1											
<b>Dan Meyer, L</b> (1, 7) OBP: 0.291, SLG: 0.360										4	0	0	1	0	0	3											
<b>Willie Horton, R</b> (1, 10) OBP: 0.279, SLG: 0.457										4	0	2	0	0	0	0											
<b>Leon Roberts, R</b> (1, 9) OBP: 0.378, SLG: 0.462										4	0	1	0	0	0	2											
<b>Jack Pierce, L</b> (1, 3) OBP: 0.288, SLG: 0.324										4	0	1	0	0	0	2											
<b>Aurelio Rodriguez, R</b> (1, 5) OBP: 0.254, SLG: 0.391										4	0	1	0	0	1	2											
<b>John Wockenfuss, R</b> (1, 2) OBP: 0.371, SLG: 0.706										4	0	0	0	0	0	4											
<b>Tom Verzyer, R</b> (1, 6) OBP: 0.281, SLG: 0.318										4	1	1	1	0	1	2											
<b>Inning Stats</b>	R: 0 E: 0 K: 0 S: 3	H: 0 LOB: 0 BB: 0 P: 3	R: 0 E: 0 K: 0 S: 3	H: 0 LOB: 0 BB: 0 P: 3	R: 0 E: 0 K: 0 S: 3	H: 0 LOB: 0 BB: 0 P: 3	R: 0 E: 0 K: 0 S: 3	H: 0 LOB: 0 BB: 0 P: 3	R: 1 E: 1 K: 1 S: 7	H: 2 LOB: 2 BB: 1 P: 11	R: 0 E: 0 K: 0 S: 5	H: 2 LOB: 2 BB: 0 P: 5	R: 1 E: 0 K: 0 S: 6	H: 2 LOB: 2 BB: 0 P: 6	R: 0 E: 0 K: 1 S: 7	H: 2 LOB: 2 BB: 0 P: 7		1B: 6 2B: 1 3B: 0 HR: 1	SF: 0 SAC: 0 DP: 0 HBP: 0	WP: 0 PB: 0 SB: 0 CS: 0	PA: 37						
<b>PITCHER</b>	IP	WLS	BF	H	R	ER	SO	BB	IBB	HBP	BLK	WP	HR	S	P	ERA	WHIP										
<b>Catfish Hunter, R</b> (1, 1) ERA: 2.94	9.0	W	37	8	2	2	2	1	0	0	0	0	1	40	44	2.00	1.000										





Batter	1	2	3	4	5	6	7	8	9	AB	R	H	RBI	BB	SO	LOB	TOP							
Walt Williams, R OBP: 0.338, SLG: 0.377 (1, 8)	FC4-6 1B		BLK 1B		BB		F3		PB 1B	4	2	3	0	1	0	0								
Roy White, S OBP: 0.414, SLG: 0.480 (1, 7)	FC4-6 FC3-6 1-2		F9		F6		1-3		1B PB SF7 1B	5	1	1	0	0	0	3								
Ron Blomberg, L OBP: 0.351, SLG: 0.500 (1, 10)	FC3-6 1-2		1B BB		F7		3-1		1B 2B BB	3	1	0	0	2	0	2								
Thurman Munson, R OBP: 0.379, SLG: 0.426 (1, 2)	L5		1-3 2H 1B		K				6-3 2B 1B	5	1	2	2	0	1	2								
Chris Chambliss, L OBP: 0.315, SLG: 0.433 (1, 3)			F7		6-3				4-3 SF7 2B 1B	4	1	1	1	0	0	2								
Graig Nettles, L OBP: 0.352, SLG: 0.494 (1, 5)	E 1B				L9				3H 1B 2B	4	2	3	4	1	0	0								
Terry Whitfield, L OBP: 0.197, SLG: 0.313 (9, PH)	E4				FC6 1B		F7		F8 2H 1B	4	0	1	0	0	0	2								
Alex Johnson, R OBP: 0.302, SLG: 0.350 (9, PH)										1	0	1	1	0	0	0								
Jim Mason, L OBP: 0.197, SLG: 0.190 (9, PH)	G1-6-4-3				F7		F7		HR FC6-4	3	0	0	0	0	0	3								
Bobby Bonds, R OBP: 0.333, SLG: 0.517 (9, PH)										2	1	1	1	0	0	1								
Fred Stanley, R OBP: 0.292, SLG: 0.265 (6, PH)					K				K	2	0	0	0	0	1	1								
Ed Herrmann, L OBP: 0.305, SLG: 0.333 (6, PH)					FC6				K	1	0	0	0	0	0	0								
Sandy Alomar Sr., S OBP: 0.218, SLG: 0.226 (6, PH)										0	0	0	0	0	0	0								
Bob Oliver, R OBP: 0.136, SLG: 0.182 (9, PH)										1	0	0	0	0	1	0								
<b>Inning Stats</b>	R: 0 E: 0 K: 0 S: 4	H: 1 LOB: 1 BB: 0 P: 4	R: 0 E: 1 K: 0 S: 4	H: 1 LOB: 1 BB: 0 P: 4	R: 1 E: 0 K: 1 S: 7	H: 2 LOB: 2 BB: 1 P: 11	R: 0 E: 0 K: 0 S: 4	H: 1 LOB: 1 BB: 1 P: 4	R: 0 E: 0 K: 1 S: 5	H: 0 LOB: 0 BB: 0 P: 9	R: 2 E: 0 K: 0 S: 5	H: 2 LOB: 0 BB: 0 P: 5	R: 0 E: 0 K: 0 S: 3	H: 0 LOB: 1 BB: 0 P: 3	R: 0 E: 0 K: 0 S: 3	H: 0 LOB: 1 BB: 1 P: 7	R: 6 E: 0 K: 1 S: 11	H: 6 LOB: 1 BB: 1 P: 15	1B: 9 2B: 2 3B: 0 HR: 2	SF: 1 SAC: 0 DP: 1 HBP: 0	WP: 1 PB: 1 SB: 0 CS: 0	PA: 44		
<b>PITCHER</b>	IP WLS BF H R ER SO BB IBB HBP BLK WP HR S P ERA WHIP	8.1 W 37 9 5 5 3 3 0 0 0 0 2 40 52 5.40 1.440	0.2 L 7 4 4 4 0 1 0 0 0 1 0 6 10 54.00 7.500																					

New York Yankees @ Detroit Tigers  
Tiger Stadium, Detroit, MI  
Fri Jun 20 1975, 7:05 PM EDT  
Att: 23,347 - Unknown

AB	39
R	9
H	13
RBI	9
BB	4
SO	3
LOB	16



Batter	1	2	3	4	5	6	7	8	9	AB	R	H	RBI	BB	SO	LOB	BOTTOM						
Ron LeFlore, R OBP: 0.328, SLG: 0.410 (1, 8)	BB 1B			4-3		K		1-2 1B		4	1	2	1	1	1	2							
Gary Sutherland, R OBP: 0.322, SLG: 0.346 (1, 4)	CS 1B		F8	6-3			5-3	F3		5	1	1	0	0	0	3							
Dan Meyer, L OBP: 0.289, SLG: 0.361 (1, 7)	6-3		6-3		4-3		HR 2B	F5		5	1	1	1	0	0	3							
Willie Horton, R OBP: 0.282, SLG: 0.455 (1, 10)	3H FC6-4 1B		F5		G3		HR IBB			3	1	1	1	1	0	0							
Leon Roberts, R OBP: 0.376, SLG: 0.453 (1, 9)	FC6-4 1B		K2-3		BB		F4			3	1	0	0	1	1	3							
Mickey Stanley, R OBP: 0.306, SLG: 0.411 (1, 3)	1B 2B 1B		6-3		F8		HR			4	2	2	3	0	0	1							
Aurelio Rodriguez, R OBP: 0.254, SLG: 0.387 (1, 5)	1-2 2H 2B 1B		5-3				F7	K		4	1	1	1	0	1	0							
John Wockenfuss, R OBP: 0.410, SLG: 0.730 (1, 2)	1-1 2H 1B 2B			4-3 SH5-3 BB		F9		1B 1B		3	1	2	2	1	0	0							
Tom Verzyer, R OBP: 0.288, SLG: 0.325 (1, 6)	2H 1B 1B			SH5-3		1B		F9		3	1	2	1	0	0	1							
<b>Inning Stats</b>	R: 7 E: 0 K: 0 S: 9	H: 7 LOB: 0 BB: 1 P: 13	R: 0 E: 0 K: 0 S: 3	H: 0 LOB: 0 BB: 0 P: 3	R: 0 E: 0 K: 1 S: 5	H: 0 LOB: 0 BB: 0 P: 5	R: 0 E: 0 K: 0 S: 3	H: 0 LOB: 1 BB: 1 P: 7	R: 0 E: 0 K: 1 S: 6	H: 1 LOB: 0 BB: 0 P: 6	R: 3 E: 0 K: 1 S: 7	H: 2 LOB: 0 BB: 1 P: 11	R: 0 E: 0 K: 0 S: 5	H: 2 LOB: 2 BB: 0 P: 5	R: 0 E: 0 K: 0 S: 5	H: 2 LOB: 2 BB: 0 P: 5	1B: 9 2B: 2 3B: 0 HR: 1	SF: 0 SAC: 1 DP: 0 HBP: 0	WP: 1 PB: 0 SB: 0 CS: 1	PA: 40			
<b>PITCHER</b>	IP WLS BF H R ER SO BB IBB HBP BLK WP HR S P ERA WHIP	0.2 L 8 5 6 6 0 1 0 0 0 1 1 7 11 81.00 9.000	7.1 L 31 7 4 4 3 2 1 0 0 1 1 34 46 4.91 1.227																				

New York Yankees @ Detroit Tigers  
Tiger Stadium, Detroit, MI  
Fri Jun 20 1975, 7:05 PM EDT  
Att: 23,347 - Unknown

AB	34
R	10
H	12
RBI	10
BB	4
SO	3
LOB	13





Batter	1	2	3	4	5	6	7	8	9	AB	R	H	RBI	BB	SO	LOB	TOP			
Walt Williams, R OBP: 0.333, SLG: 0.370 (1, 8)										4	1	1	0	0	0	1	<p><b>New York Yankees @ Detroit Tigers</b> Tiger Stadium, Detroit, MI Sat Jun 21 1975, 3:33 AM EDT Att: 19,780 - Unknown</p>			
Alex Johnson, R OBP: 0.311, SLG: 0.357 Terry Whitfield, L OBP: 0.313, SLG: 0.313 (1, 9) (8, 9)										4	1	2	1	0	2	1				
Roy White, S OBP: 0.411, SLG: 0.475 (1, 7)										4	0	1	0	0	1	2				
Thurman Munson, R OBP: 0.373, SLG: 0.421 (1, 2)											3	0	0	1	0	1				
Bobby Bonds, R OBP: 0.337, SLG: 0.528 Rich Coggins, L OBP: 0.282, SLG: 0.395 (1, 10) (7, PR)										3	1	2	0	0	1	0				
Graig Nettles, L OBP: 0.355, SLG: 0.498 (1, 5)											4	0	2	0	0	1				
Chris Chambliss, L OBP: 0.309, SLG: 0.427 (1, 3)											3	0	0	1	0	3				
Ed Brinkman, R OBP: 0.293, SLG: 0.337 (1, 6)										4	0	1	1	0	1	1				
Sandy Alomar Sr., S OBP: 0.220, SLG: 0.228 (1, 4)										3	0	1	0	0	1	2				
<b>Inning Stats</b>	R: 0 E: 0 K: 1 S: 5	H: 1 LOB: 0 BB: 0 P: 5	R: 1 E: 0 K: 0 S: 6	H: 3 LOB: 2 BB: 0 P: 6	R: 0 E: 0 K: 1 S: 5	H: 1 LOB: 1 BB: 0 P: 5	R: 0 E: 0 K: 1 S: 6	H: 0 LOB: 0 BB: 0 P: 6	R: 0 E: 0 K: 2 S: 7	H: 0 LOB: 0 BB: 0 P: 7	R: 1 E: 0 K: 0 S: 4	H: 1 LOB: 1 BB: 0 P: 4	R: 2 E: 0 K: 0 S: 6	H: 3 LOB: 1 BB: 0 P: 6	R: 0 E: 0 K: 0 S: 3	H: 0 LOB: 0 BB: 0 P: 3		1B: 8 2B: 2 3B: 1 HR: 0	SF: 2 SAC: 0 DP: 2 HBP: 0	WP: 0 PB: 1 SB: 0 CS: 0
<b>PITCHER</b> Mickey Lolich, L ERA: 3.85 (1, 1)	IP: 9.0 WLS: L BF: 35 H: 10 R: 4 ER: 4 SO: 7 BB: 0 IBB: 0 HBP: 0 BLK: 0 WP: 0 HR: 0 S: 49 P: 49 ERA: 4.00 WHIP: 1.111															<b>PITCHER</b>				

Batter	1	2	3	4	5	6	7	8	9	AB	R	H	RBI	BB	SO	LOB	BOTTOM			
Mickey Stanley, R OBP: 0.318, SLG: 0.433 (1, 8)											4	1	2	0	0	0	<p><b>New York Yankees @ Detroit Tigers</b> Tiger Stadium, Detroit, MI Sat Jun 21 1975, 3:33 AM EDT Att: 19,780 - Unknown</p>			
Gary Sutherland, R OBP: 0.325, SLG: 0.346 (1, 4)										3	0	1	0	1	0	1				
Dan Meyer, L OBP: 0.284, SLG: 0.354 (1, 7)										4	0	0	0	0	0	4				
Willie Horton, R OBP: 0.282, SLG: 0.454 (1, 10)										3	0	1	1	0	0	0				
Leon Roberts, R OBP: 0.368, SLG: 0.443 (1, 9)										4	0	0	0	0	1	2				
Jack Pierce, L OBP: 0.273, SLG: 0.325 (1, 3)										3	0	1	0	0	2	0				
Aurelio Rodriguez, R OBP: 0.261, SLG: 0.392 (1, 5)										3	0	2	0	0	1	1				
John Wockenfuss, R OBP: 0.381, SLG: 0.675 (1, 2)										3	0	0	0	0	0	2				
Tom Verzyer, R OBP: 0.283, SLG: 0.319 (1, 6)										3	0	0	0	0	0	0				
<b>Inning Stats</b>	R: 0 E: 0 K: 0 S: 3	H: 1 LOB: 0 BB: 0 P: 3	R: 0 E: 0 K: 1 S: 5	H: 0 LOB: 0 BB: 0 P: 5	R: 0 E: 0 K: 0 S: 3	H: 1 LOB: 0 BB: 0 P: 3	R: 0 E: 0 K: 0 S: 3	H: 0 LOB: 0 BB: 0 P: 3	R: 0 E: 0 K: 2 S: 8	H: 1 LOB: 1 BB: 0 P: 8	R: 0 E: 0 K: 1 S: 5	H: 1 LOB: 0 BB: 0 P: 5	R: 0 E: 0 K: 0 S: 3	H: 1 LOB: 0 BB: 0 P: 3	R: 1 E: 1 K: 0 S: 5	H: 1 LOB: 1 BB: 0 P: 5		1B: 6 2B: 1 3B: 0 HR: 0	SF: 1 SAC: 0 DP: 3 HBP: 0	WP: 0 PB: 0 SB: 0 CS: 1
<b>PITCHER</b> Pat Dobson, R ERA: 2.96 (1, 1)	IP: 9.0 WLS: W BF: 32 H: 7 R: 1 ER: 0 SO: 4 BB: 1 IBB: 0 HBP: 0 BLK: 0 WP: 0 HR: 0 S: 39 P: 43 ERA: 0.00 WHIP: 0.889															<b>PITCHER</b>				



Batter	1	2	3	4	5	6	7	8	9	AB	R	H	RBI	BB	SO	LOB	TOP				
<b>Rich Coggins, L</b> OBP: 0.250, SLG: 0.349 (1, 8)	4-3		F8	FC4-2 1B		F9		K		5	0	0	0	0	1	4					
<b>Terry Whitfield, L</b> OBP: 0.286, SLG: 0.286 (1, 9)	F8		F8			K2-3			K	5	0	1	0	0	2	1					
<b>Roy White, S</b> OBP: 0.415, SLG: 0.476 (1, 7)	2B 1B		FC4-6 BB	4-3			4-3		BB 1B	4	1	2	0	1	0	2					
<b>Ron Blomberg, L</b> OBP: 0.366, SLG: 0.528 (1, 10)	2B		FC4-6 BB				F9		1B BB	4	1	2	0	1	0	2					
<b>Chris Chambliss, L</b> OBP: 0.311, SLG: 0.431 (1, 3)	F7						F7		1-3 2-H 1B	5	1	2	1	0	0	3					
<b>Graig Nettles, L</b> OBP: 0.348, SLG: 0.490 (1, 5)		K		F2		K		F9	SF7	4	0	0	1	0	2	2					
<b>Ed Herrmann, L</b> OBP: 0.320, SLG: 0.364 (1, 2)	4-3		1B 3B					1B 2B	L4	4	1	2	1	1	0	1					
<b>Ed Brinkman, R</b> OBP: 0.301, SLG: 0.344 (1, 6)	F9		3B 1B		G3					4	1	2	0	0	0	2					
<b>Sandy Alomar Sr., S</b> OBP: 0.226, SLG: 0.246 (1, 4)			BB 1B	FC4-2 3B		6-3		F5		4	0	2	2	0	0	2					
<b>Inning Stats</b>	R: 0 E: 0 K: 0 S: 5	H: 2 LOB: 2 BB: 0 P: 5	R: 0 E: 0 K: 1 S: 5	H: 0 LOB: 0 BB: 0 P: 5	R: 0 E: 0 K: 0 S: 4	H: 1 LOB: 2 BB: 1 P: 8	R: 3 E: 0 K: 0 S: 8	H: 5 LOB: 2 BB: 0 P: 8	R: 0 E: 0 K: 1 S: 6	H: 1 LOB: 2 BB: 1 P: 10	R: 0 E: 0 K: 0 S: 3	H: 0 LOB: 0 BB: 0 P: 3	R: 0 E: 0 K: 1 S: 7	H: 2 LOB: 2 BB: 0 P: 7	R: 2 E: 0 K: 1 S: 7	H: 2 LOB: 1 BB: 1 P: 11	1B: 7 2B: 5 3B: 1 HR: 0	SF: 1 SAC: 0 DP: 0 HBP: 0	WP: 0 PB: 0 SB: 0 CS: 0	PA: 43	
<b>PITCHER</b>	IP	WLS	BF	H	R	ER	SO	BB	IBB	HBP	BLK	WP	HR	S	P	ERA	WHIP				
<b>Tom Walker, R</b> ERA: 4.37 (1, 1)	3.1	L	18	7	3	3	1	1	0	0	0	0	0	19	23	8.10	2.400				
<b>Dave Lemanczyk, R</b> ERA: 4.34 (4, 1)	4.2		19	4	0	0	3	0	1	0	0	0	0	24	28	0.00	0.857				
<b>John Hiller, L</b> ERA: 2.98 (9, 1)	1.0		6	2	2	2	1	1	0	0	0	0	0	7	11	18.00	3.000				

New York Yankees @ Detroit Tigers  
Tiger Stadium, Detroit, MI  
Sun Jun 22 1975, 3:33 AM EDT  
Att: 31,077 - Unknown

AB 39  
R 5  
H 13  
RBI 5  
BB 3  
SO 5  
LOB 19



Batter	1	2	3	4	5	6	7	8	9	AB	R	H	RBI	BB	SO	LOB	BOTTOM				
<b>Mickey Stanley, R</b> OBP: 0.324, SLG: 0.462 (1, 8)	F8		F7			F9		1B 3B	2-H 1B	5	1	2	1	0	0	0					
<b>Gary Sutherland, R</b> OBP: 0.331, SLG: 0.352 (1, 4)	G4-6-3 1B		K			1B		FC5 BB 1B	4-3	5	0	3	1	0	1	2					
<b>Dan Meyer, L</b> OBP: 0.279, SLG: 0.347 (1, 7)	G4-6-3 1-2		F8			F9		3-H K		4	0	0	0	0	1	3					
<b>Willie Horton, R</b> OBP: 0.277, SLG: 0.446 (1, 10)		F7		K		F4		F5		4	0	0	0	0	1	2					
<b>Leon Roberts, R</b> OBP: 0.376, SLG: 0.447 (1, 9)		E6 1B 1B						F3	4-0 BB 1-2 BB	3	1	2	0	1	0	0					
<b>Bill Freehan, R</b> OBP: 0.319, SLG: 0.409 (1, 3)		BB 1B 1B		5-3		1B		FC5		4	0	2	0	0	0	2					
<b>Aurelio Rodriguez, R</b> OBP: 0.266, SLG: 0.394 (1, 5)		L8-4 BB 1-2 3-H 1B				L7			F9	4	0	2	1	0	0	0					
<b>John Wockenfuss, R</b> OBP: 0.370, SLG: 0.628 (1, 2)		4-0 BB 1-2 2-3 BB				F2		1-2 1B	F2	3	0	0	0	1	0	2					
<b>Tom Veryzer, R</b> OBP: 0.278, SLG: 0.313 (1, 6)						P1				3	0	0	0	0	1	5					
<b>Gates Brown, L</b> OBP: 0.238, SLG: 0.116 (9, PH)										1	0	1	0	0	0	0					
<b>John Knox, L</b> OBP: 0.190, SLG: 0.105 (9, PR)									1B 2B	0	1	0	0	0	0	0					
<b>Inning Stats</b>	R: 0 E: 0 K: 0 S: 3	H: 1 LOB: 0 BB: 0 P: 3	R: 1 E: 1 K: 0 S: 5	H: 3 LOB: 2 BB: 1 P: 9	R: 0 E: 0 K: 1 S: 5	H: 0 LOB: 0 BB: 0 P: 5	R: 0 E: 0 K: 1 S: 5	H: 1 LOB: 0 BB: 0 P: 5	R: 0 E: 0 K: 0 S: 4	H: 0 LOB: 0 BB: 0 P: 3	R: 0 E: 0 K: 0 S: 7	H: 2 LOB: 2 BB: 0 P: 7	R: 1 E: 0 K: 1 S: 7	H: 2 LOB: 2 BB: 1 P: 11	R: 1 E: 0 K: 0 S: 5	H: 2 LOB: 2 BB: 0 P: 5	1B: 10 2B: 2 3B: 1 HR: 0	SF: 0 SAC: 0 DP: 2 HBP: 0	WP: 0 PB: 0 SB: 0 CS: 0	PA: 38	
<b>PITCHER</b>	IP	WLS	BF	H	R	ER	SO	BB	IBB	HBP	BLK	WP	HR	S	P	ERA	WHIP				
<b>Larry Gura, L</b> ERA: 3.1 (1, 1)	7.1	W	30	10	2	2	4	1	0	0	0	0	0	37	41	2.46	1.500				
<b>Dick Tidrow, R</b> ERA: 4.19 (8, 1)	1.2	S	8	2	1	1	0	1	0	0	0	0	0	7	11	5.40	1.800				

New York Yankees @ Detroit Tigers  
Tiger Stadium, Detroit, MI  
Sun Jun 22 1975, 3:33 AM EDT  
Att: 31,077 - Unknown

AB 36  
R 3  
H 12  
RBI 3  
BB 2  
SO 4  
LOB 16





Batter	1	2	3	4	5	6	7	8	9	AB	R	H	RBI	BB	SO	LOB	TOP			
Mickey Stanley, R OBP: 0.329, SLG: 0.457 (1, 8)	F7		G6-4-3 1B	WP 1B		E5 1B SH1-4		6-3		5	0	2	1	0	0	1	<b>Detroit Tigers @ Milwaukee Brewers</b> Milwaukee County Stadium, Milwaukee, WI Mon Jun 23 1975, 8:05 PM EDT Att: 10,945 - Unknown			
Gary Sutherland, R OBP: 0.329, SLG: 0.350 (1, 4)	1B		G6-4-3 1-2	F7		SH1-4		F7		4	0	1	0	0	0	3				
Dan Meyer, L OBP: 0.290, SLG: 0.355 (1, 7)	1B		1B					F9		4	1	3	1	1	0	0				
Willie Horton, R OBP: 0.276, SLG: 0.441 (1, 10)	K		1B			G6-4-3				5	0	1	0	0	2	5				
Leon Roberts, R OBP: 0.371, SLG: 0.440 (1, 9)	6-3		6-3							5	0	1	0	0	0	5				
Jack Pierce, L OBP: 0.286, SLG: 0.400 (1, 3)		F7								5	2	2	2	0	0	1				
Aurelio Rodriguez, R OBP: 0.270, SLG: 0.397 (1, 5)		F2								4	0	2	0	0	1	2				
John Wockenfuss, R OBP: 0.360, SLG: 0.596 (1, 2)										4	0	1	0	0	0	5				
Tom Verzyer, R OBP: 0.277, SLG: 0.311 Gene Michael, S OBP: 0.241, SLG: 0.327 (3, 6)	F9									1	0	0	0	0	0	1				
										3	1	1	0	0	0	4				
<b>Inning Stats</b>	R: 0 E: 0 K: 1 S: 7	H: 2 LOB: 2 BB: 0 P: 7	R: 0 E: 0 K: 0 S: 4	H: 1 LOB: 1 BB: 0 P: 4	R: 0 E: 0 K: 0 S: 5	H: 3 LOB: 2 BB: 0 P: 5	R: 1 E: 0 K: 0 S: 6	H: 3 LOB: 1 BB: 1 P: 6	R: 2 E: 0 K: 1 S: 7	H: 2 LOB: 1 BB: 1 P: 11	R: 0 E: 1 K: 1 S: 7	H: 1 LOB: 2 BB: 0 P: 7	R: 0 E: 0 K: 0 S: 3	H: 0 LOB: 0 BB: 0 P: 3	R: 0 E: 0 K: 0 S: 3	H: 0 LOB: 0 BB: 0 P: 3	1B: 13 2B: 0 3B: 0 HR: 1	SF: 0 SAC: 1 DP: 2 HBP: 0	WP: 1 PB: 1 SB: 0 CS: 0	PA: 42
<b>PITCHER</b>	IP WLS BF H R ER SO BB IBB HBP BLK WP HR S P ERA WHIP	IP WLS BF H R ER SO BB IBB HBP BLK WP HR S P ERA WHIP	IP WLS BF H R ER SO BB IBB HBP BLK WP HR S P ERA WHIP	IP WLS BF H R ER SO BB IBB HBP BLK WP HR S P ERA WHIP	IP WLS BF H R ER SO BB IBB HBP BLK WP HR S P ERA WHIP	IP WLS BF H R ER SO BB IBB HBP BLK WP HR S P ERA WHIP	IP WLS BF H R ER SO BB IBB HBP BLK WP HR S P ERA WHIP	IP WLS BF H R ER SO BB IBB HBP BLK WP HR S P ERA WHIP	IP WLS BF H R ER SO BB IBB HBP BLK WP HR S P ERA WHIP	IP WLS BF H R ER SO BB IBB HBP BLK WP HR S P ERA WHIP	IP WLS BF H R ER SO BB IBB HBP BLK WP HR S P ERA WHIP	IP WLS BF H R ER SO BB IBB HBP BLK WP HR S P ERA WHIP	IP WLS BF H R ER SO BB IBB HBP BLK WP HR S P ERA WHIP	IP WLS BF H R ER SO BB IBB HBP BLK WP HR S P ERA WHIP	IP WLS BF H R ER SO BB IBB HBP BLK WP HR S P ERA WHIP	IP WLS BF H R ER SO BB IBB HBP BLK WP HR S P ERA WHIP	IP WLS BF H R ER SO BB IBB HBP BLK WP HR S P ERA WHIP			

AB	40
R	4
H	14
RBI	4
BB	1
SO	3
LOB	27



Batter	1	2	3	4	5	6	7	8	9	AB	R	H	RBI	BB	SO	LOB	BOTTOM			
Robin Yount, R OBP: 0.366, SLG: 0.426 (1, 6)	6-3			K		F4		E PB E 1B		5	1	1	0	0	1	1	<b>Detroit Tigers @ Milwaukee Brewers</b> Milwaukee County Stadium, Milwaukee, WI Mon Jun 23 1975, 8:05 PM EDT Att: 10,945 - Unknown			
Bill Shero, L OBP: 0.284, SLG: 0.329 (1, 8)			E9 3B			K		E4 E		5	2	2	0	0	1	1				
George Scott, R OBP: 0.336, SLG: 0.427 (1, 3)	G6-4-3 1B		6-3					E5 1B		5	1	2	0	0	0	3				
Hank Aaron, R OBP: 0.343, SLG: 0.394 Gorman Thomas, R OBP: 0.396, SLG: 0.639 (8, PR)		K								5	1	4	2	0	1	0				
Bobby Darwin, R OBP: 0.320, SLG: 0.385 Mike Hegan, L OBP: 0.438, SLG: 0.472 (2, PR) (3, 7)		K								0	0	0	0	0	0	0				
Sixto Lezcano, R OBP: 0.348, SLG: 0.427 (1, 9)										1	0	1	0	0	0	0				
										3	1	1	0	1	1	3				
										1	0	1	0	0	0	0				
										5	1	3	1	0	0	2				
										3	1	1	3	2	1	4				
										4	0	0	0	0	0	9				
										4	0	0	0	1	1	8				
										0	0	0	0	0	0	0				
<b>Inning Stats</b>	R: 0 E: 0 K: 0 S: 3	H: 1 LOB: 0 BB: 0 P: 3	R: 3 E: 0 K: 1 S: 8	H: 3 LOB: 1 BB: 1 P: 12	R: 2 E: 1 K: 1 S: 8	H: 2 LOB: 2 BB: 1 P: 12	R: 0 E: 0 K: 1 S: 6	H: 1 LOB: 1 BB: 0 P: 6	R: 0 E: 1 K: 0 S: 6	H: 2 LOB: 3 BB: 0 P: 6	R: 0 E: 0 K: 2 S: 9	H: 2 LOB: 2 BB: 0 P: 9	R: 0 E: 0 K: 0 S: 2	H: 0 LOB: 1 BB: 1 P: 7	R: 3 E: 2 K: 1 S: 10	H: 4 LOB: 3 BB: 1 P: 14	1B: 12 2B: 1 3B: 1 HR: 1	SF: 0 SAC: 0 DP: 2 HBP: 1	WP: 0 PB: 1 SB: 1 CS: 0	PA: 45
<b>PITCHER</b>	IP WLS BF H R ER SO BB IBB HBP BLK WP HR S P ERA WHIP	IP WLS BF H R ER SO BB IBB HBP BLK WP HR S P ERA WHIP	IP WLS BF H R ER SO BB IBB HBP BLK WP HR S P ERA WHIP	IP WLS BF H R ER SO BB IBB HBP BLK WP HR S P ERA WHIP	IP WLS BF H R ER SO BB IBB HBP BLK WP HR S P ERA WHIP	IP WLS BF H R ER SO BB IBB HBP BLK WP HR S P ERA WHIP	IP WLS BF H R ER SO BB IBB HBP BLK WP HR S P ERA WHIP	IP WLS BF H R ER SO BB IBB HBP BLK WP HR S P ERA WHIP	IP WLS BF H R ER SO BB IBB HBP BLK WP HR S P ERA WHIP	IP WLS BF H R ER SO BB IBB HBP BLK WP HR S P ERA WHIP	IP WLS BF H R ER SO BB IBB HBP BLK WP HR S P ERA WHIP	IP WLS BF H R ER SO BB IBB HBP BLK WP HR S P ERA WHIP	IP WLS BF H R ER SO BB IBB HBP BLK WP HR S P ERA WHIP	IP WLS BF H R ER SO BB IBB HBP BLK WP HR S P ERA WHIP	IP WLS BF H R ER SO BB IBB HBP BLK WP HR S P ERA WHIP	IP WLS BF H R ER SO BB IBB HBP BLK WP HR S P ERA WHIP				







Batter	1	2	3	4	5	6	7	8	9	AB	R	H	RBI	BB	SO	LOB	TOP			
Ron LeFlore, R OBP: 0.327, SLG: 0.405	F9		PO BB		4-3			F9		3	0	0	0	1	0	0	<b>Detroit Tigers @ Milwaukee Brewers</b> Milwaukee County Stadium, Milwaukee, WI Tue Jun 24 1975, 8:05 PM EDT Unknown			
John Knox, L OBP: 0.160, SLG: 0.087	K		PO	1-3		F5		G3		4	0	0	0	0	1	0				
Dan Meyer, L OBP: 0.289, SLG: 0.350				F8		K		L6		3	0	0	0	1	1	0				
Willie Horton, R OBP: 0.279, SLG: 0.440	K			BB 1B					6-3	3	0	1	0	1	1	1				
Jack Pierce, L OBP: 0.283, SLG: 0.388				BB 1B		F6		F5		4	0	1	0	0	0	1				
Ben Oglivie, L OBP: 0.204, SLG: 0.234	F9			BB 1B				L9		3	0	0	0	1	0	0				
Aurelio Rodriguez, R OBP: 0.271, SLG: 0.396	F3			K						3	0	1	0	0	1	3				
John Wockenfuss, R OBP: 0.356, SLG: 0.571			L6			G4-6-3 BB		F9		2	0	0	0	1	0	1				
Gene Michael, S OBP: 0.228, SLG: 0.309			K		G4-6-3			K		3	0	0	0	0	2	2				
<b>Inning Stats</b>	R: 0 E: 0 K: 2 S: 7	H: 0 LOB: 1 BB: 1 P: 11	R: 0 E: 0 K: 0 S: 3	H: 0 LOB: 0 BB: 0 P: 3	R: 0 E: 0 K: 1 S: 4	H: 0 LOB: 0 BB: 1 P: 8	R: 0 E: 0 K: 1 S: 7	H: 2 LOB: 3 BB: 1 P: 11	R: 0 E: 0 K: 0 S: 2	H: 0 LOB: 1 BB: 1 P: 6	R: 0 E: 0 K: 1 S: 5	H: 1 LOB: 1 BB: 0 P: 9	R: 0 E: 0 K: 0 S: 3	H: 0 LOB: 0 BB: 0 P: 3	R: 0 E: 0 K: 0 S: 3	H: 0 LOB: 0 BB: 0 P: 3	1B: 3 2B: 0 3B: 0 HR: 0	SF: 0 SAC: 0 DP: 1 HBP: 0	WP: 0 PB: 0 SB: 1 CS: 0	PA: 34
<b>PITCHER</b> Jim Slaton, R ERA: 4.85	IP: 9.0 WLS: W BF: 33 H: 3 R: 0 ER: 0 SO: 6 BB: 5 IBB: 0 HBP: 0 BLK: 0 WP: 0 HR: 0 S: 40 P: 60 ERA: 0.00 WHIP: 0.889															<b>PITCHER</b>				

Batter	1	2	3	4	5	6	7	8	9	AB	R	H	RBI	BB	SO	LOB	BOTTOM			
Don Money, R OBP: 0.316, SLG: 0.350	FC5-4 1B		1B E BB		1B 2B	5-3				3	2	2	0	1	0	1	<b>Detroit Tigers @ Milwaukee Brewers</b> Milwaukee County Stadium, Milwaukee, WI Tue Jun 24 1975, 8:05 PM EDT Unknown			
Kurt Bevacqua, R OBP: 0.227, SLG: 0.222										0	0	0	0	0	0	0				
Bill Sharr, L OBP: 0.289, SLG: 0.333	FC5-4 1-2		E7 1B 1-H 2-H		1B 1B			F8		4	0	2	2	0	0	1				
George Scott, R OBP: 0.338, SLG: 0.428	K		5-3		1B 1-2			1B		4	0	2	0	0	1	2				
Hank Aaron, R OBP: 0.337, SLG: 0.387	K		F7		F9			1-3		4	0	0	0	0	1	4				
Bobby Mitchell, R OBP: 0.342, SLG: 0.480	K									0	0	0	0	0	0	0				
Mike Hegan, L OBP: 0.426, SLG: 0.456			4-3		K			K		4	1	1	0	0	2	2				
Darrell Porter, L OBP: 0.361, SLG: 0.385	F9			4-3 2B BB	F8			2B 1B 1-H		3	1	1	1	1	0	2				
Sixto Lezcano, R OBP: 0.343, SLG: 0.419	6-3			4-3		K		F4		4	0	0	0	0	1	1				
Robin Yount, R OBP: 0.368, SLG: 0.432			SH1-4 1B		2B	5-3		F9		4	1	2	1	0	0	0				
Pedro Garcia, R OBP: 0.271, SLG: 0.318			SH1-4 1B		K					1	0	0	0	1	1	1				
<b>Inning Stats</b>	R: 0 E: 0 K: 2 S: 8	H: 1 LOB: 1 BB: 0 P: 8	R: 0 E: 0 K: 0 S: 3	H: 0 LOB: 0 BB: 0 P: 3	R: 2 E: 1 K: 0 S: 5	H: 2 LOB: 1 BB: 1 P: 9	R: 1 E: 0 K: 2 S: 8	H: 1 LOB: 1 BB: 1 P: 12	R: 1 E: 0 K: 1 S: 8	H: 3 LOB: 2 BB: 0 P: 8	R: 0 E: 0 K: 1 S: 5	H: 0 LOB: 1 BB: 1 P: 9	R: 0 E: 0 K: 0 S: 3	H: 1 LOB: 0 BB: 0 P: 3	R: 1 E: 0 K: 0 S: 4	H: 2 LOB: 0 BB: 0 P: 4	1B: 7 2B: 3 3B: 0 HR: 0	SF: 0 SAC: 1 DP: 0 HBP: 0	WP: 0 PB: 0 SB: 0 CS: 0	PA: 35
<b>PITCHER</b> Ray Bare, R ERA: 5.05	IP: 8.0 WLS: L BF: 35 H: 10 R: 5 ER: 4 SO: 6 BB: 3 IBB: 0 HBP: 0 BLK: 0 WP: 0 HR: 0 S: 44 P: 56 ERA: 4.50 WHIP: 1.625															<b>PITCHER</b>				



Batter	1	2	3	4	5	6	7	8	9	AB	R	H	RBI	BB	SO	LOB	TOP					
Ron LeFlore, R OBP: 0.321, SLG: 0.397 (1, 8)	L9		FC6-4 E S 1-2		F9		E6		F9	5	0	0	0	0	0	4	<b>Detroit Tigers @ Milwaukee Brewers</b> Milwaukee County Stadium, Milwaukee, WI Tue Jun 24 1975, 8:05 PM EDT Att: 21,199 - Unknown  <b>AB 35</b> <b>R 2</b> <b>H 8</b> <b>RBI 1</b> <b>BB 2</b> <b>SO 5</b> <b>LOB 19</b> 					
Gary Sutherland, R OBP: 0.324, SLG: 0.344 (1, 4)	K		F8 1-3			K	F4			4	0	0	0	0	2	2						
Leon Roberts, R OBP: 0.374, SLG: 0.439 (1, 9)	K2-3			FC6-4 BB		1B			L5	3	0	1	0	1	1	0						
Willie Horton, R OBP: 0.275, SLG: 0.433 (1, 10)		K		FC6-4 G5-4-3 1-2		F8			F8	4	0	0	0	0	1	2						
Bill Freehan, R OBP: 0.324, SLG: 0.411 (1, 2)				G5-4-3 1-2					5-3	4	0	2	0	0	0	1						
Mickey Stanley, R OBP: 0.325, SLG: 0.473 (1, 3)					1B		F8			4	1	1	0	0	1	3						
Dan Meyer, L OBP: 0.297, SLG: 0.357 (1, 7)					3B		F8			4	1	3	1	0	0	1						
Aurelio Rodriguez, R OBP: 0.271, SLG: 0.393 (1, 5)						1B	5-3 3-H		WP E 1B	4	0	1	0	0	0	3						
Gene Michael, S OBP: 0.230, SLG: 0.293 (1, 6)					F2		5-3		F7	3	0	0	0	1	0	3						
<b>Inning Stats</b>	R: 0 E: 0 K: 2 S: 7	H: 0 LOB: 0 BB: 0 P: 7	R: 0 E: 0 K: 1 S: 6	H: 1 LOB: 1 BB: 0 P: 6	R: 0 E: 0 K: 0 S: 4	H: 1 LOB: 1 BB: 0 P: 4	R: 0 E: 0 K: 0 S: 2	H: 0 LOB: 0 BB: 1 P: 6	R: 1 E: 0 K: 0 S: 5	H: 2 LOB: 1 BB: 0 P: 5	R: 0 E: 0 K: 1 S: 7	H: 2 LOB: 2 BB: 0 P: 7	R: 1 E: 1 K: 0 S: 5	H: 1 LOB: 1 BB: 0 P: 5	R: 0 E: 0 K: 0 S: 3	H: 0 LOB: 0 BB: 0 P: 3	R: 0 E: 0 K: 1 S: 6	H: 1 LOB: 2 BB: 1 P: 10	1B: 7 2B: 0 3B: 1 HR: 0	SF: 0 SAC: 0 DP: 1 HBP: 0	WP: 1 PB: 0 SB: 1 CS: 0	PA: 37
<b>PITCHER</b> Bill Travers, L ERA: 2.41 (1, 1)	IP: 9.0 WLS: W BF: 37 H: 8 R: 2 ER: 1 SO: 5 BB: 2 IBB: 0 HBP: 0 BLK: 0 WP: 1 HR: 0 S: 45 P: 53 ERA: 1.00 WHIP: 1.111															<b>PITCHER</b>						

Batter	1	2	3	4	5	6	7	8	9	AB	R	H	RBI	BB	SO	LOB	BOTTOM					
Robin Yount, R OBP: 0.366, SLG: 0.429 (1, 6)	SH5-3 1B		F9		F7		K			4	0	1	0	0	1	3	<b>Detroit Tigers @ Milwaukee Brewers</b> Milwaukee County Stadium, Milwaukee, WI Tue Jun 24 1975, 8:05 PM EDT Att: 21,199 - Unknown  <b>AB 28</b> <b>R 4</b> <b>H 6</b> <b>RBI 4</b> <b>BB 3</b> <b>SO 10</b> <b>LOB 18</b> 					
Bill Shero, L OBP: 0.284, SLG: 0.327 (1, 8)	SH5-3 1-2		K			4-3	FC1-2 1B 1-2 2-3 3-H			3	0	0	0	0	1	3						
George Scott, R OBP: 0.340, SLG: 0.441 (1, 3)	F8		5-3					HR 1-3 2-H 3-H	1B	4	1	2	3	0	0	1						
Mike Hegan, L OBP: 0.417, SLG: 0.433 (1, 10)	1-3				F9		K		K	3	0	0	0	1	1	3						
Darrell Porter, L OBP: 0.363, SLG: 0.388 (1, 2)									G4-6-3 BB	4	0	2	0	0	0	1						
Sixto Lezcano, R OBP: 0.342, SLG: 0.417 (1, 9)		K			K				SH BB SH 1B	4	1	1	0	0	3	2						
Bobby Mitchell, R OBP: 0.342, SLG: 0.471 (1, 7)					K				SH BB SH FC1-2	2	0	0	0	1	2	1						
Pedro Garcia, R OBP: 0.269, SLG: 0.315 (1, 4)		K							SH FC1-2 1B	2	1	0	0	0	1	2						
Kurt Bevacqua, R OBP: 0.222, SLG: 0.217 Hank Aaron, R OBP: 0.340, SLG: 0.387 Don Money, R OBP: 0.316, SLG: 0.350 (7, PH) (7, PR) (8, 5)		K							SH FC1-2 1B BB	2	0	0	0	0	1	2						
<b>Inning Stats</b>	R: 0 E: 0 K: 0 S: 4	H: 1 LOB: 1 BB: 0 P: 4	R: 0 E: 0 K: 3 S: 10	H: 1 LOB: 2 BB: 1 P: 14	R: 0 E: 0 K: 1 S: 5	H: 0 LOB: 0 BB: 0 P: 5	R: 0 E: 0 K: 2 S: 8	H: 1 LOB: 1 BB: 0 P: 8	R: 0 E: 0 K: 0 S: 3	H: 0 LOB: 0 BB: 0 P: 3	R: 1 E: 0 K: 0 S: 3	H: 1 LOB: 1 BB: 1 P: 7	R: 3 E: 1 K: 2 S: 11	H: 2 LOB: 2 BB: 1 P: 15	R: 0 E: 0 K: 2 S: 7	H: 0 LOB: 0 BB: 0 P: 7	R: 0 E: 0 K: 2 S: 7	H: 0 LOB: 0 BB: 0 P: 7	1B: 5 2B: 0 3B: 0 HR: 1	SF: 0 SAC: 3 DP: 1 HBP: 0	WP: 0 PB: 0 SB: 1 CS: 0	PA: 34
<b>PITCHER</b> Lerin LaGrow, R ERA: 4.98 John Hiller, L ERA: 2.66 (7, 1)	IP: 6.0 WLS: L BF: 26 H: 5 R: 4 ER: 1 SO: 6 BB: 2 IBB: 0 HBP: 0 BLK: 0 WP: 0 HR: 1 S: 36 P: 44 ERA: 1.50 WHIP: 1.167															<b>PITCHER</b>						



Batter	1	2	3	4	5	6	7	8	9	AB	R	H	RBI	BB	SO	LOB	TOP				
Ron LeFlore, R OBP: 0.315, SLG: 0.389 (1, 8)	L4	K		K		FC5-4		PO	K	5	0	0	1	0	3	4	<b>Detroit Tigers @ Milwaukee Brewers</b> Milwaukee County Stadium, Milwaukee, WI Wed Jun 25 1975, 8:05 PM EDT Att: 12,681 - Unknown				
Gary Sutherland, R OBP: 0.325, SLG: 0.348 (1, 4)	BB	FC6-4			F8	CS	2B		BB	3	2	1	0	1	0	2					
Dan Meyer, L OBP: 0.299, SLG: 0.367 (1, 7)	F5		3-1		1B	2B			L7	5	1	2	1	0	0	2					
Willie Horton, R OBP: 0.281, SLG: 0.432 Ben Oglivie, L OBP: 0.204, SLG: 0.234 (1, 10)	F9		FC6-4		2B		6-3		1B	3	0	1	1	2	0	2					
Leon Roberts, R OBP: 0.372, SLG: 0.432 Gates Brown, L OBP: 0.273, SLG: 0.167 Mickey Stanley, R OBP: 0.325, SLG: 0.473 (9, PR)		HR	FC6-4		1B		K		FC5-4	3	1	0	0	0	2	3					
Bill Freehan, R OBP: 0.320, SLG: 0.423 (1, 2)	HR		F7		6-3		6-3		FC5-4	5	1	1	2	0	0	5					
Jack Pierce, L OBP: 0.316, SLG: 0.392 (1, 3)	FC5-6		K			FC6-4		PO		2	1	1	0	2	1	0					
Aurelio Rodriguez, R OBP: 0.275, SLG: 0.395 (1, 5)	FC5-6		F8			FC6-4		F6		4	0	2	0	0	0	1					
Gene Michael, S OBP: 0.231, SLG: 0.290 (1, 6)	FC5-6					FC6-4		F7		4	0	1	0	0	0	5					
<b>Inning Stats</b>	R: 0 E: 0 K: 0 S: 3	H: 0 LOB: 1 BB: 1 P: 7	R: 2 E: 0 K: 1 S: 8	H: 3 LOB: 2 BB: 0 P: 9	R: 0 E: 0 K: 0 S: 3	H: 0 LOB: 1 BB: 1 P: 7	R: 0 E: 0 K: 2 S: 8	H: 1 LOB: 1 BB: 0 P: 8	R: 1 E: 0 K: 1 S: 7	H: 2 LOB: 1 BB: 0 P: 7	R: 1 E: 0 K: 1 S: 7	H: 2 LOB: 1 BB: 0 P: 7	R: 0 E: 0 K: 0 S: 2	H: 0 LOB: 0 BB: 1 P: 6	R: 1 E: 0 K: 1 S: 6	H: 1 LOB: 2 BB: 1 P: 11		1B: 6 2B: 3 3B: 0 HR: 1	SF: 0 SAC: 0 DP: 0 HBP: 2	WP: 0 PB: 0 SB: 1 CS: 1	PA: 44
<b>PITCHER</b>	IP	WLS	BF	H	R	ER	SO	BB	IBB	HBP	BLK	WP	HR	S	P	ERA	WHIP				
Pete Broberg, R ERA: 4.47 (1, 1)	5.0	W	26	7	4	4	4	3	0	1	0	0	1	30	43	7.20	2.000				
Tom Hausman, R ERA: 5.3 (6, 1)	3.1		12	2	2	2	2	1	0	1	0	0	0	14	19	5.40	0.900				
Rick Austin, L ERA: (9, 1)	0.1	S	3	1	0	0	0	0	0	0	0	0	0	1	1	0.00	0.000				
Ed Sprague, R ERA: 4.81 (9, 1)	0.1	S	3	1	0	0	0	1	0	0	0	0	0	2	6	0.00	6.000				

Batter	1	2	3	4	5	6	7	8	9	AB	R	H	RBI	BB	SO	LOB	BOTTOM				
Don Money, R OBP: 0.306, SLG: 0.338 (1, 5)	1-4-3		6-3	5-3		F5		K		5	0	0	0	0	1	5	<b>Detroit Tigers @ Milwaukee Brewers</b> Milwaukee County Stadium, Milwaukee, WI Wed Jun 25 1975, 8:05 PM EDT Att: 12,681 - Unknown				
Robin Yount, R OBP: 0.360, SLG: 0.421 (1, 6)	K		FC5	L5		F8				4	0	0	0	0	1	3					
George Scott, R OBP: 0.346, SLG: 0.466 (1, 3)	5-3				HR			HR		3	2	2	2	1	0	0					
Hank Aaron, R OBP: 0.335, SLG: 0.381 (1, 10)		5-3	F7		F7		K			4	0	0	0	0	1	2					
Darrell Porter, L OBP: 0.361, SLG: 0.381 (1, 2)		F8	F2		BB		F7			3	0	0	0	1	0	2					
Mike Hegan, L OBP: 0.427, SLG: 0.452 Bobby Mitchell, R OBP: 0.339, SLG: 0.467 (1, 7)		F8		1B	2B		L5			2	1	1	0	1	0	0					
Sixto Lezcano, R OBP: 0.344, SLG: 0.418 (1, 9)			1B	1B	2B	1B	G6-4-3		5-3	4	2	2	0	0	0	2					
Bill Sharp, L OBP: 0.289, SLG: 0.331 (1, 8)			6-3	1B	1B		F7		4-3	4	1	2	1	0	0	0					
Pedro Garcia, R OBP: 0.282, SLG: 0.330 (1, 4)			E	1B	2B		S			3	1	3	2	1	0	0					
<b>Inning Stats</b>	R: 0 E: 0 K: 1 S: 5	H: 0 LOB: 0 BB: 0 P: 5	R: 3 E: 1 K: 0 S: 7	H: 3 LOB: 2 BB: 1 P: 11	R: 2 E: 0 K: 0 S: 6	H: 4 LOB: 1 BB: 0 P: 6	R: 1 E: 0 K: 0 S: 3	H: 1 LOB: 1 BB: 2 P: 11	R: 0 E: 0 K: 1 S: 6	H: 1 LOB: 1 BB: 0 P: 6	R: 0 E: 0 K: 1 S: 6	H: 1 LOB: 1 BB: 0 P: 6	1B: 6 2B: 2 3B: 0 HR: 2	SF: 0 SAC: 0 DP: 1 HBP: 0	WP: 0 PB: 0 SB: 4 CS: 0	PA: 37					
<b>PITCHER</b>	IP	WLS	BF	H	R	ER	SO	BB	IBB	HBP	BLK	WP	HR	S	P	ERA	WHIP				
Vern Ruhle, R ERA: 3.99 (1, 1)	3.1	L	18	7	5	4	1	1	0	0	0	0	2	19	23	10.80	2.400				
Ike Brookens, R ERA: 5.23 (4, 1)	4.2		19	3	2	2	2	3	0	0	0	0	2	20	32	3.86	1.286				

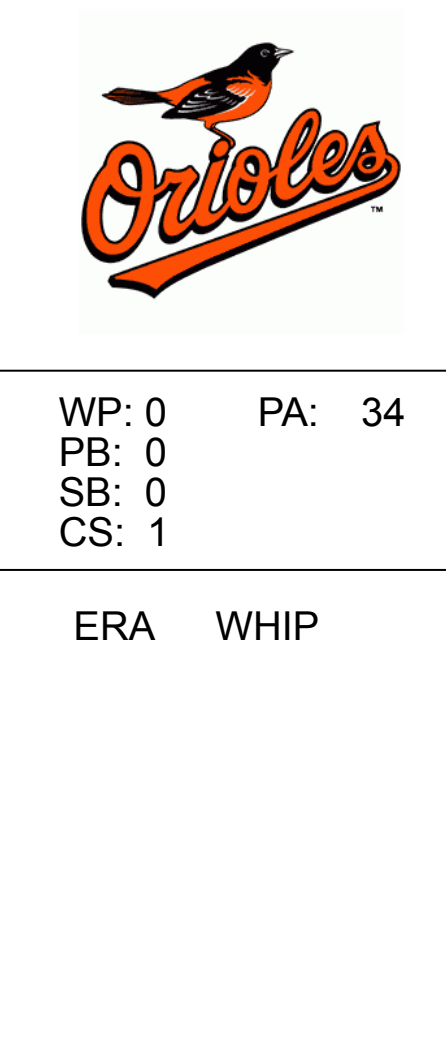


Batter	1	2	3	4	5	6	7	8	9	AB	R	H	RBI	BB	SO	LOB	TOP	
Ron LeFlore, R OBP: 0.324, SLG: 0.402	4-0 1B SF8 BB	0-0 WP 3B		0-0 4-3 S 2H 1B		0-0 G4-6-3 1-2		0-0 1-2 1B		4	2	3	2	1	0	1		
Gary Sutherland, R OBP: 0.331, SLG: 0.346	0-0 1B SF7 1B	1-0 3H BB		0-0 4-3 1-3			0-0 4-3	0-0 6-3		4	1	1	0	1	0	3		
Dan Meyer, L OBP: 0.297, SLG: 0.362	0-0 SF8 3H	0-0 F8		0-0 F9			0-0 E3 FC6-4	4-0 G6-4-3 BB		3	0	0	1	1	0	2		
Willie Horton, R OBP: 0.283, SLG: 0.435	0-0 FC6-4 1B		0-0 F8 2B		0-0 F8		0-0 F8	0-0 G6-4-3 1-2		5	0	2	0	0	0	2		
Bill Freehan, R OBP: 0.317, SLG: 0.419	0-0 SF7 3H		0-0 1-3		0-0 FC6-4 1B		0-0 FC6-4 1-2	0-0 F6		4	0	1	1	0	0	2		
Mickey Stanley, R OBP: 0.321, SLG: 0.474	0-0 FC6-4 1-2		0-0 F8 2-3		0-0 F9			0-0 1B 2B		4	1	1	0	0	0	3		
Leon Roberts, R OBP: 0.369, SLG: 0.428		0-0 CS 1B	0-0 5-3		0-0 FC6-4 1-2		0-3 K			4	0	1	0	0	1	3	AB 35 R 6 H 12 RBI 5 BB 3 SO 2 LOB 18	
Aurelio Rodriguez, R OBP: 0.270, SLG: 0.387		0-3 K 1-2		0-0 E6 SH1-4 1B		0-0 5-3		0-0 5-3		4	1	0	0	0	1	2		
Gene Michael, S OBP: 0.265, SLG: 0.338		0-0 3B 2B		0-0 SH1-4 1-2		0-0 G4-6-3 1B		0-0 1B 2H 1B		3	1	3	1	0	0	0	WP: 1 PA: 41 FB: 0 SB: 1 CS: 1	
<b>Inning Stats</b>	R: 2 E: 0 K: 0 S: 5	H: 2 LOB: 1 BB: 1 P: 9	R: 2 E: 0 K: 1 S: 7	H: 3 LOB: 1 BB: 1 P: 11	R: 0 E: 0 K: 0 S: 4	H: 1 LOB: 1 BB: 0 P: 4	R: 1 E: 1 K: 0 S: 5	H: 1 LOB: 1 BB: 0 P: 5	R: 0 E: 0 K: 0 S: 3	H: 1 LOB: 0 BB: 0 P: 3	R: 0 E: 1 K: 0 S: 4	H: 0 LOB: 1 BB: 0 P: 4	R: 1 E: 0 K: 1 S: 8	H: 3 LOB: 2 BB: 0 P: 8	R: 0 E: 0 K: 0 S: 2	H: 0 LOB: 0 BB: 1 P: 6	1B: 8 2B: 4 3B: 1 HR: 0	SF: 2 SAC: 1 DP: 3 HBP: 0
<b>PITCHER</b>	IP WLS BF H R ER SO BB IBB HBP BLK WP HR S P ERA WHIP	IP WLS BF H R ER SO BB IBB HBP BLK WP HR S P ERA WHIP	IP WLS BF H R ER SO BB IBB HBP BLK WP HR S P ERA WHIP	IP WLS BF H R ER SO BB IBB HBP BLK WP HR S P ERA WHIP	IP WLS BF H R ER SO BB IBB HBP BLK WP HR S P ERA WHIP	IP WLS BF H R ER SO BB IBB HBP BLK WP HR S P ERA WHIP	IP WLS BF H R ER SO BB IBB HBP BLK WP HR S P ERA WHIP	IP WLS BF H R ER SO BB IBB HBP BLK WP HR S P ERA WHIP	IP WLS BF H R ER SO BB IBB HBP BLK WP HR S P ERA WHIP	IP WLS BF H R ER SO BB IBB HBP BLK WP HR S P ERA WHIP	IP WLS BF H R ER SO BB IBB HBP BLK WP HR S P ERA WHIP	IP WLS BF H R ER SO BB IBB HBP BLK WP HR S P ERA WHIP	IP WLS BF H R ER SO BB IBB HBP BLK WP HR S P ERA WHIP	IP WLS BF H R ER SO BB IBB HBP BLK WP HR S P ERA WHIP	IP WLS BF H R ER SO BB IBB HBP BLK WP HR S P ERA WHIP	IP WLS BF H R ER SO BB IBB HBP BLK WP HR S P ERA WHIP	IP WLS BF H R ER SO BB IBB HBP BLK WP HR S P ERA WHIP	

**Detroit Tigers @ Baltimore Orioles**  
**Memorial Stadium, Baltimore, MD**  
 Thu Jun 26 1975, 7:05 PM EDT  
 Att: 7,053 - Unknown

Batter	1	2	3	4	5	6	7	8	9	AB	R	H	RBI	BB	SO	LOB	BOTTOM			
Ken Singleton, S OBP: 0.404, SLG: 0.416	0-0 6-3		0-0 5-3		0-0 F8			0-3 K		4	0	0	0	0	1	0				
Paul Blair, R OBP: 0.267, SLG: 0.291	0-0 F9		0-0 HR		0-0 F7			0-0 1B		4	1	2	1	0	0	0				
Tommy Davis, R OBP: 0.307, SLG: 0.342	0-0 6-3		0-0 5-3			0-3 K		0-0 F8		4	0	0	0	0	1	1				
Lee May, R OBP: 0.259, SLG: 0.390		0-0 E8 1B HR	0-0 6-3			0-0 F9		0-3 K		4	1	0	0	0	1	0				
Don Baylor, R OBP: 0.335, SLG: 0.456		0-0 6-3		0-0 F8		0-0 F9		0-0 F8		4	0	0	0	0	0	1				
Bobby Grich, R OBP: 0.393, SLG: 0.380		0-3 K		4-0 CS 1B BB		0-0 6-3		4-0 BB		2	1	0	0	2	1	1				
Brooks Robinson, R OBP: 0.271, SLG: 0.279		0-0 HR 1B		0-0 G3-6 1H 1B		0-0 6-3		0-0 F8		4	1	2	1	0	0	1	AB 32 R 5 H 5 RBI 5 BB 2 SO 5 LOB 5			
Dave Duncan, R OBP: 0.214, SLG: 0.331		0-0 1H 3H HR		0-0 G3-6 1-2		0-3 K				3	1	1	3	0	1	1				
Mark Belanger, R OBP: 0.290, SLG: 0.244		0-0 F8			0-0			0-0 1-3		3	0	0	0	0	0	0	WP: 0 PA: 34 FB: 0 SB: 0 CS: 1			
<b>Inning Stats</b>	R: 0 E: 0 K: 0 S: 3	H: 0 LOB: 0 BB: 0 P: 3	R: 3 E: 1 K: 1 S: 8	H: 2 LOB: 0 BB: 0 P: 8	R: 1 E: 0 K: 0 S: 4	H: 1 LOB: 0 BB: 0 P: 4	R: 1 E: 0 K: 0 S: 3	H: 1 LOB: 0 BB: 1 P: 7	R: 0 E: 0 K: 0 S: 3	H: 0 LOB: 0 BB: 0 P: 3	R: 0 E: 0 K: 1 S: 5	H: 0 LOB: 0 BB: 0 P: 5	R: 0 E: 0 K: 1 S: 5	H: 0 LOB: 0 BB: 0 P: 5	R: 0 E: 0 K: 1 S: 6	H: 1 LOB: 1 BB: 0 P: 6	R: 0 E: 0 K: 1 S: 5	H: 0 LOB: 1 BB: 1 P: 9	1B: 3 2B: 0 3B: 0 HR: 2	SF: 0 SAC: 0 DP: 1 HBP: 0
<b>PITCHER</b>	IP WLS BF H R ER SO BB IBB HBP BLK WP HR S P ERA WHIP	IP WLS BF H R ER SO BB IBB HBP BLK WP HR S P ERA WHIP	IP WLS BF H R ER SO BB IBB HBP BLK WP HR S P ERA WHIP	IP WLS BF H R ER SO BB IBB HBP BLK WP HR S P ERA WHIP	IP WLS BF H R ER SO BB IBB HBP BLK WP HR S P ERA WHIP	IP WLS BF H R ER SO BB IBB HBP BLK WP HR S P ERA WHIP	IP WLS BF H R ER SO BB IBB HBP BLK WP HR S P ERA WHIP	IP WLS BF H R ER SO BB IBB HBP BLK WP HR S P ERA WHIP	IP WLS BF H R ER SO BB IBB HBP BLK WP HR S P ERA WHIP	IP WLS BF H R ER SO BB IBB HBP BLK WP HR S P ERA WHIP	IP WLS BF H R ER SO BB IBB HBP BLK WP HR S P ERA WHIP	IP WLS BF H R ER SO BB IBB HBP BLK WP HR S P ERA WHIP	IP WLS BF H R ER SO BB IBB HBP BLK WP HR S P ERA WHIP	IP WLS BF H R ER SO BB IBB HBP BLK WP HR S P ERA WHIP	IP WLS BF H R ER SO BB IBB HBP BLK WP HR S P ERA WHIP	IP WLS BF H R ER SO BB IBB HBP BLK WP HR S P ERA WHIP	IP WLS BF H R ER SO BB IBB HBP BLK WP HR S P ERA WHIP			

**Detroit Tigers @ Baltimore Orioles**  
**Memorial Stadium, Baltimore, MD**  
 Thu Jun 26 1975, 7:05 PM EDT  
 Att: 7,053 - Unknown






Batter	1	2	3	4	5	6	7	8	9	AB	R	H	RBI	BB	SO	LOB	TOP
Ron LeFlore, R (1, 8) OBP: 0.319, SLG: 0.396	0-0 5-3		0-0 6-3			0-0 4-3		0-0 1-3		4	0	0	0	0	0	1	
Gary Sutherland, R (1, 4) OBP: 0.326, SLG: 0.340	0-0 L4		0-0 F4			0-0 4-3		0-0 5-3		4	0	0	0	0	0	1	
Dan Meyer, L (1, 7) OBP: 0.296, SLG: 0.360	0-0 F8			0-0 F8		0-0 FC5-4 1B		0-0 F8		4	0	1	0	0	0	1	
Willie Horton, R (1, 10) OBP: 0.279, SLG: 0.429		0-0 F8		0-0 5-3		0-0 FC5-4 1-2		0-3 K		4	0	0	0	0	1	1	
Bill Freehan, R (1, 2) OBP: 0.326, SLG: 0.456 Ben Ogilvie, L (9, PR) OBP: 0.204, SLG: 0.234		0-0 HR		0-0 F3			0-0 3B	0-0 1B		4	1	3	1	0	0	0	
Mickey Stanley, R (1, 3) OBP: 0.307, SLG: 0.451		0-0 6-3			0-0 F5		0-3 K	0-0 F6		4	0	0	0	0	1	2	
Leon Roberts, R (1, 9) OBP: 0.367, SLG: 0.421		4-0 BB			0-0 F7		0-3 K	0-0 F8		3	0	0	0	1	1	2	
Aurelio Rodriguez, R (1, 5) OBP: 0.266, SLG: 0.381		0-3 K			0-0 5-3		0-0 F8			3	0	0	0	0	1	2	
Gene Michael, S (1, 6) OBP: 0.268, SLG: 0.382			0-3 K			0-0 HR		0-0 E6 1-3		3	1	1	1	0	1	0	
<b>Inning Stats</b>	R: 0 E: 0 K: 0 S: 3	H: 0 LOB: 0 BB: 0 P: 3	R: 1 E: 0 K: 1 S: 6	H: 1 LOB: 1 BB: 1 P: 10	R: 0 E: 0 K: 1 S: 5	H: 0 LOB: 0 BB: 0 P: 5	R: 0 E: 0 K: 0 S: 3	H: 0 LOB: 0 BB: 0 P: 3	R: 0 E: 0 K: 2 S: 8	H: 1 LOB: 1 BB: 0 P: 8	R: 0 E: 1 K: 0 S: 4	H: 0 LOB: 1 BB: 0 P: 4	R: 0 E: 0 K: 1 S: 6	H: 1 LOB: 1 BB: 0 P: 6	1B: 2 2B: 0 3B: 1 HR: 2	SF: 0 SAC: 0 DP: 0 HBP: 0	WP: 0 PA: 34 PB: 0 SB: 0 CS: 0
<b>PITCHER</b> Ross Grimsley, L (1, 1) ERA: 4.08	IP: 9.0 WLS: W BF: 34 H: 5 R: 2 ER: 2 SO: 5 BB: 1 IBB: 0 HBP: 0 BLK: 0 WP: 0 HR: 2 S: 43 P: 47 ERA: 2.00 WHIP: 0.667															<b>PITCHER</b>	

Detroit Tigers @ Baltimore Orioles  
Memorial Stadium, Baltimore, MD  
Fri Jun 27 1975, 7:05 PM EDT  
Att: 8,748 - Unknown


AB 33  
R 2  
H 5  
RBI 2  
BB 1  
SO 5  
LOB 10



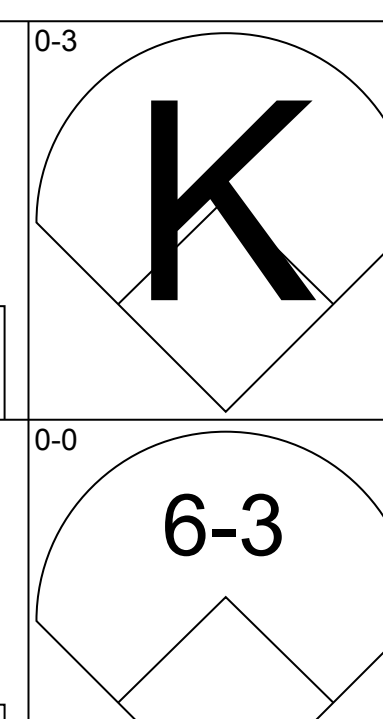
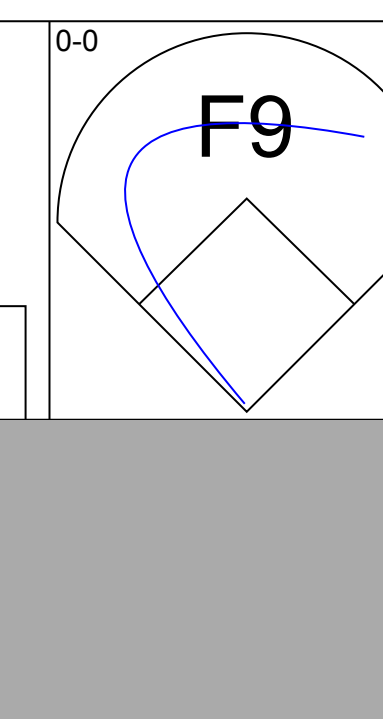
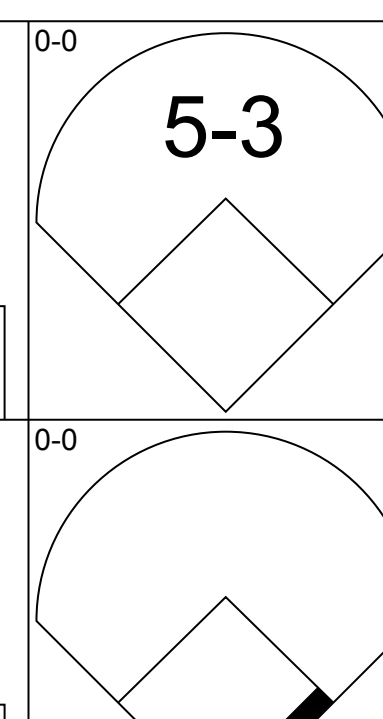
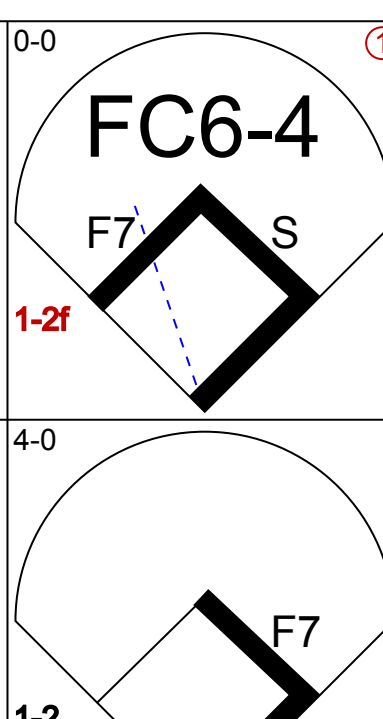
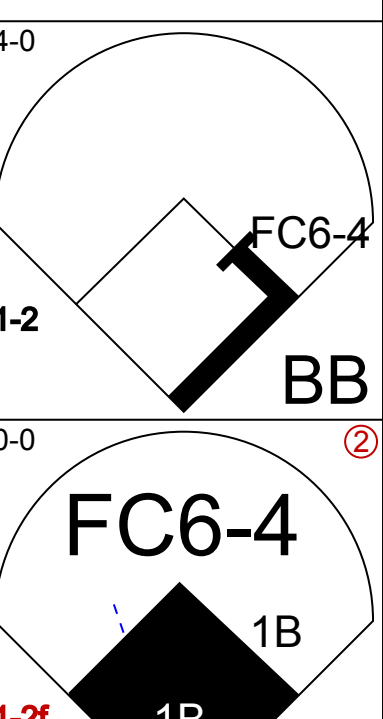

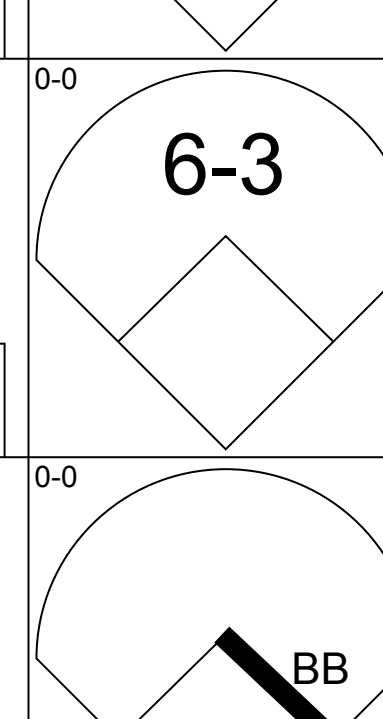
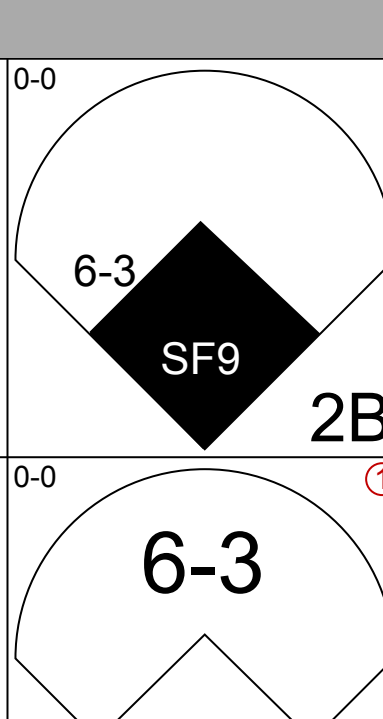
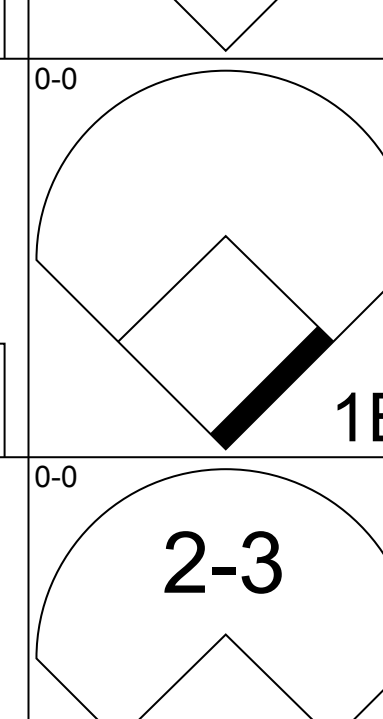
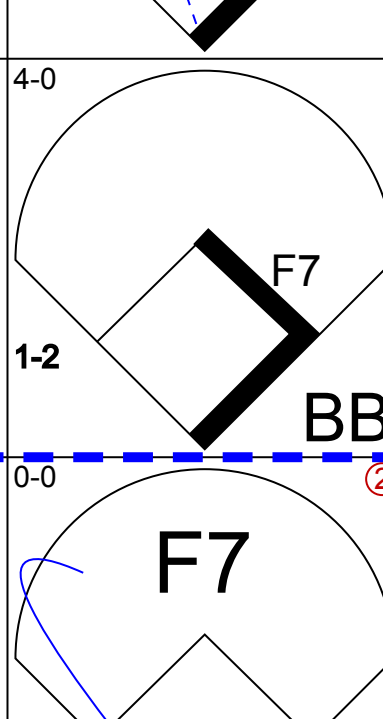
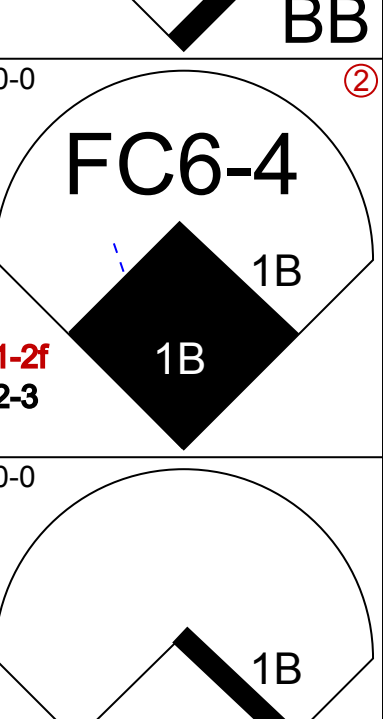

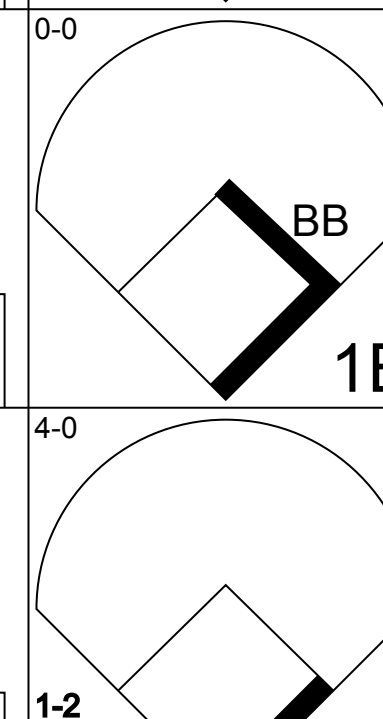
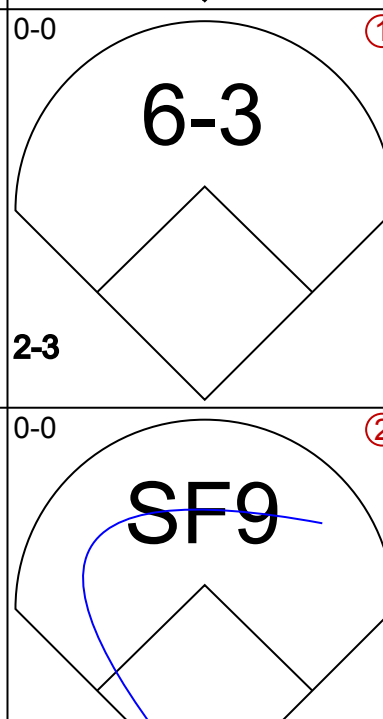
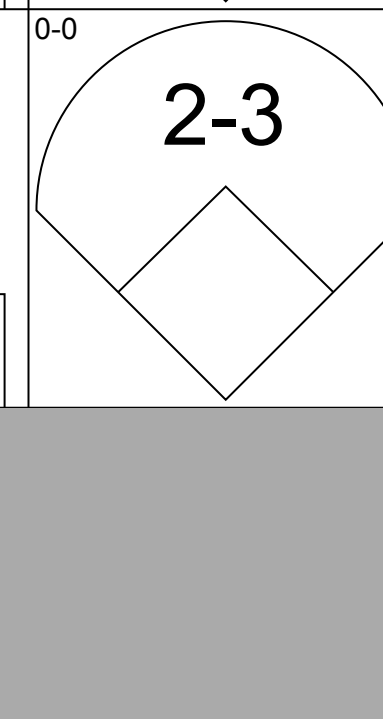
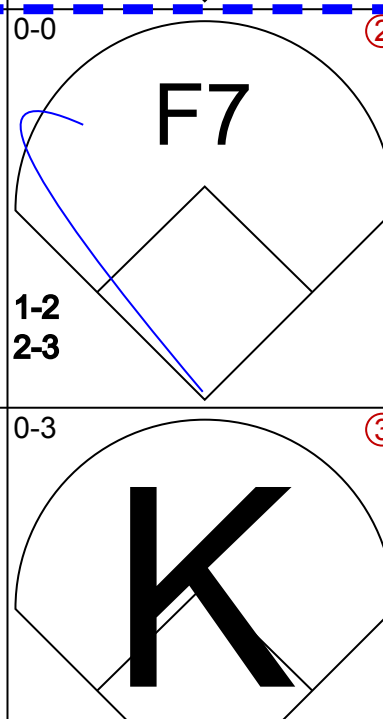
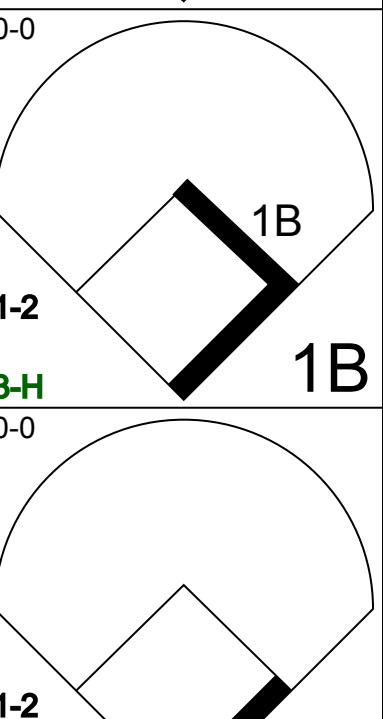

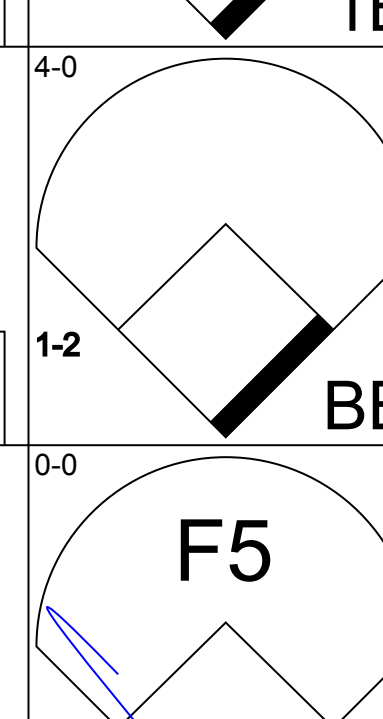
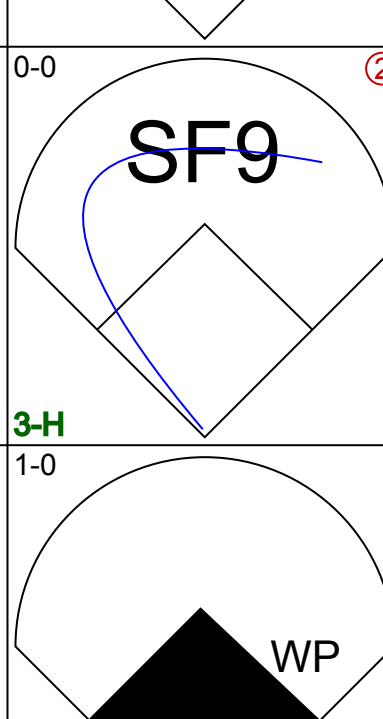
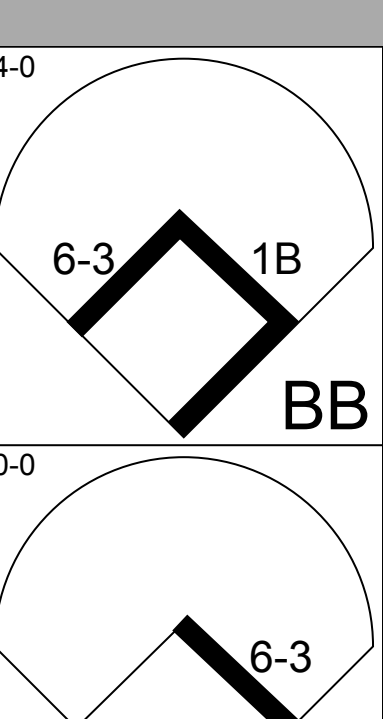

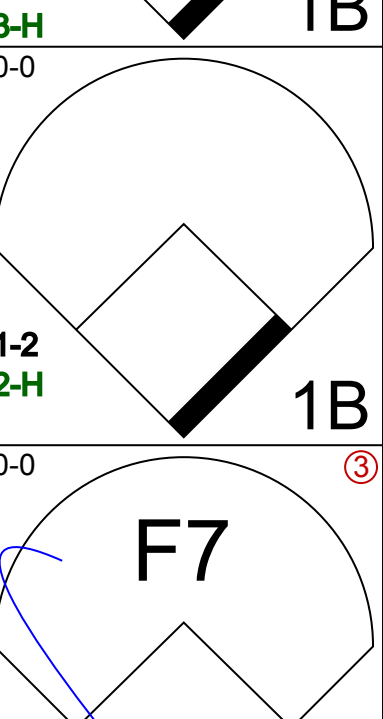

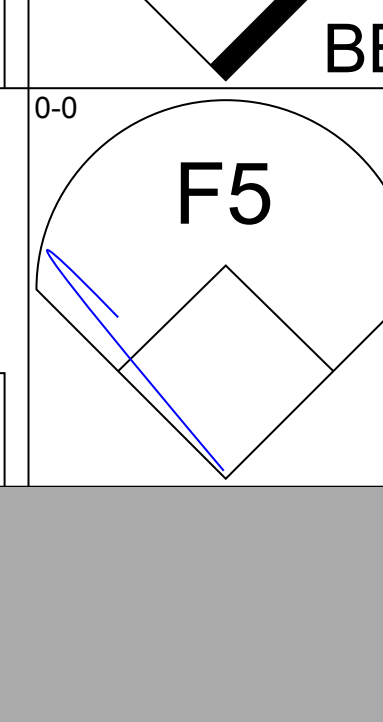
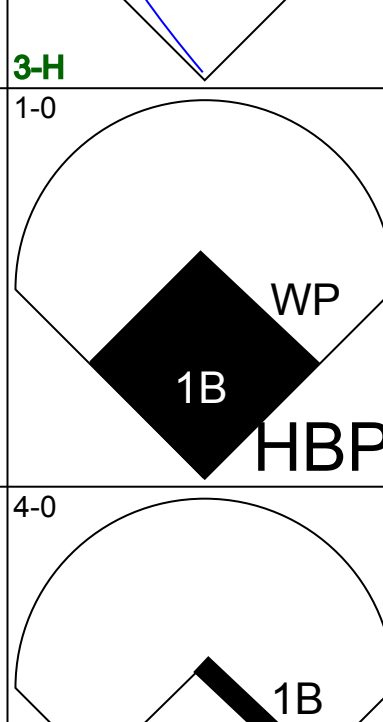

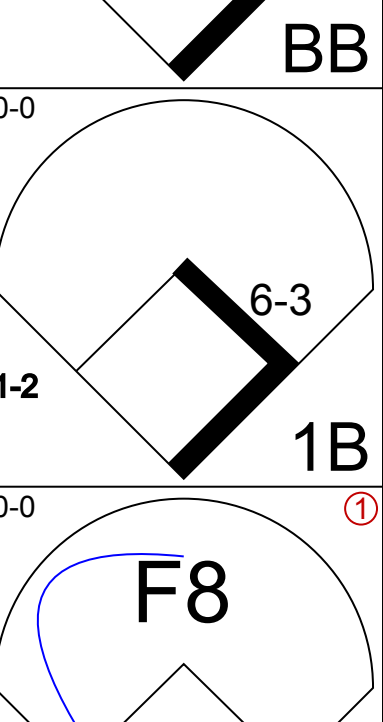
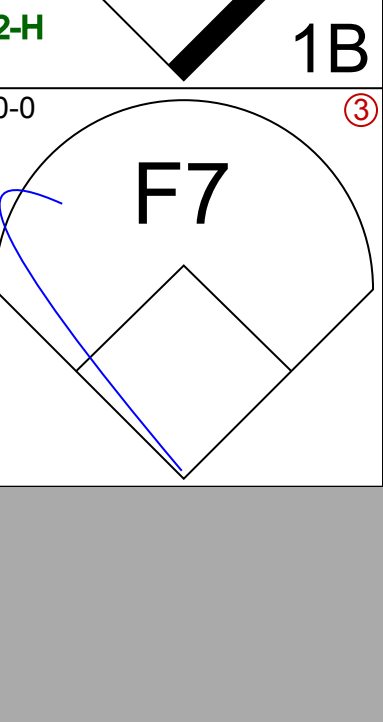
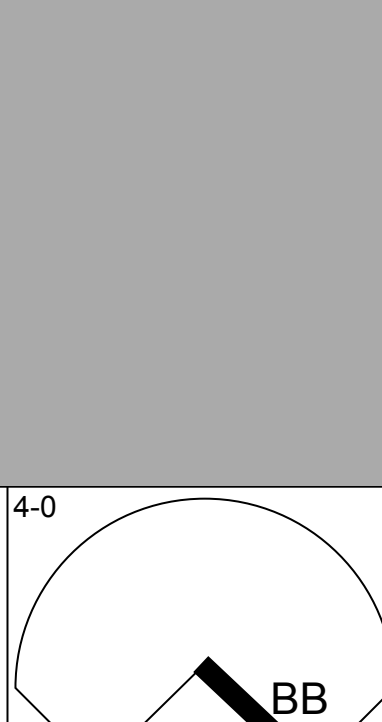
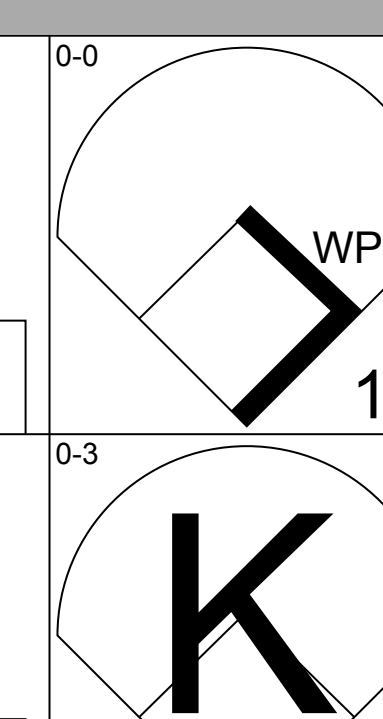
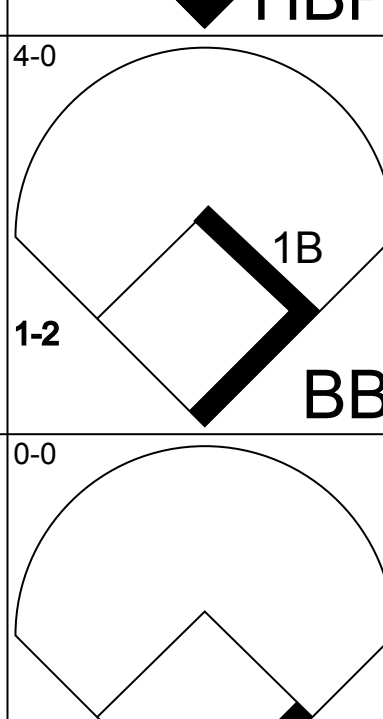

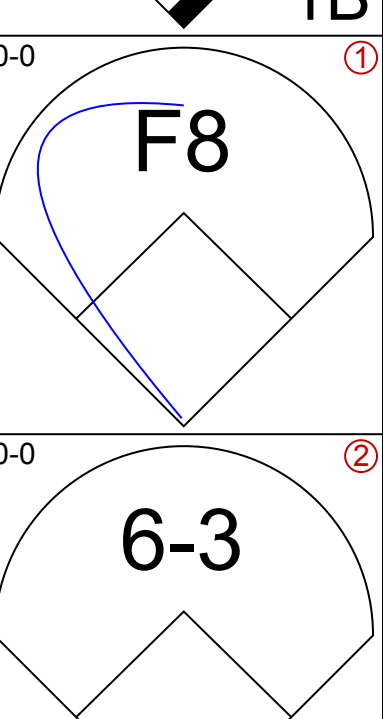

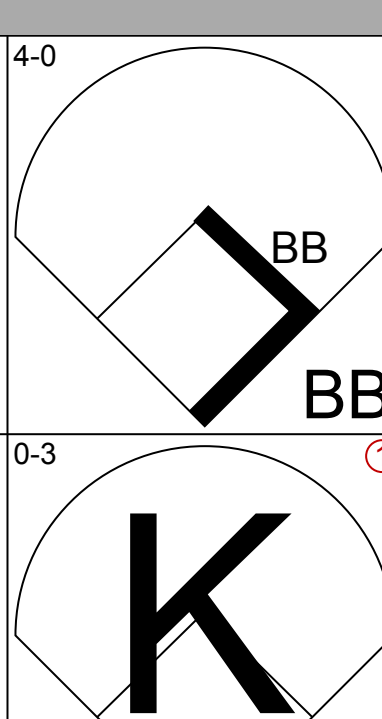

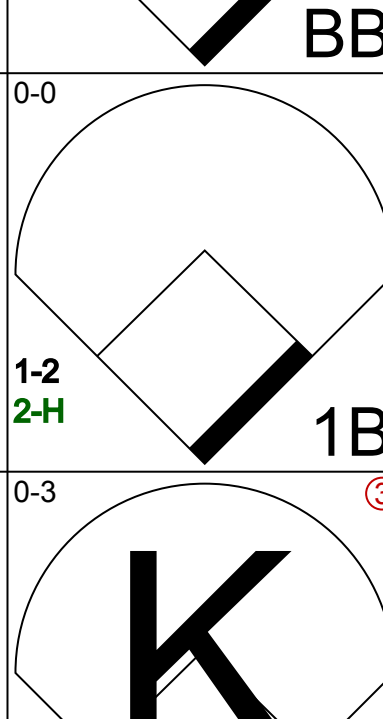

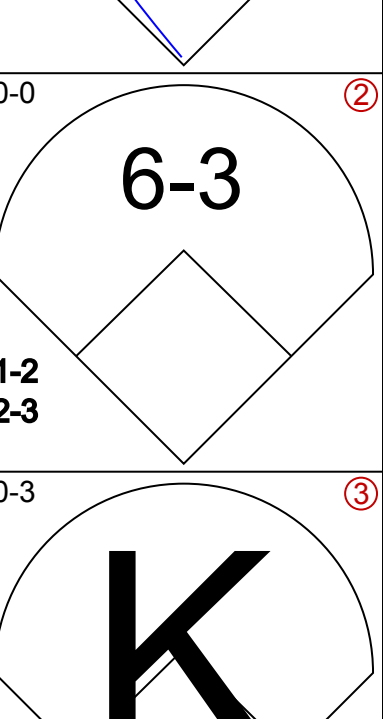
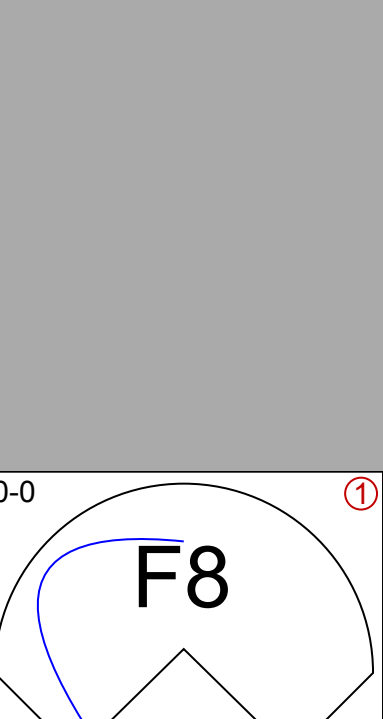
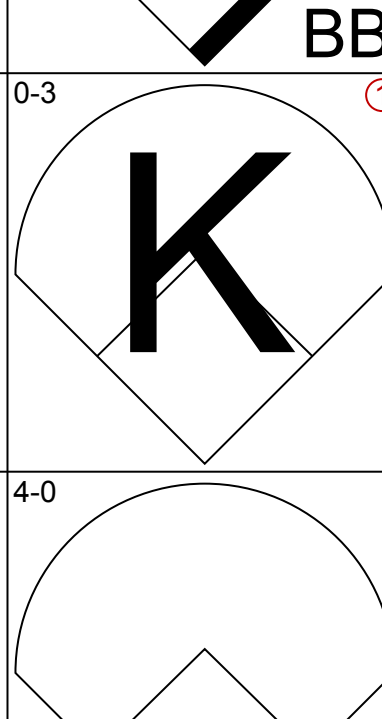
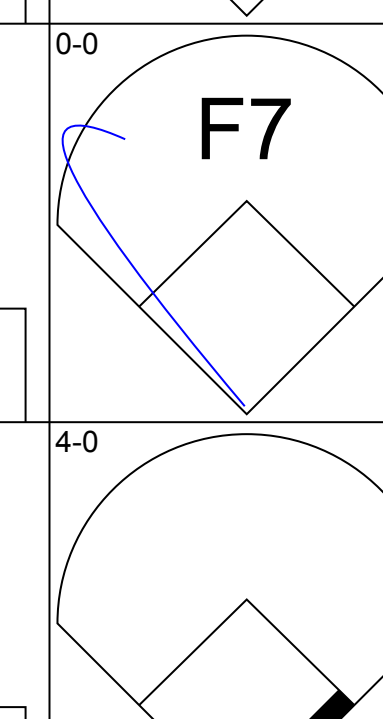

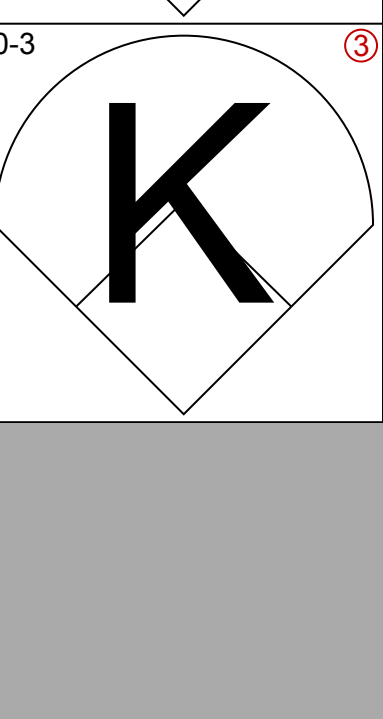
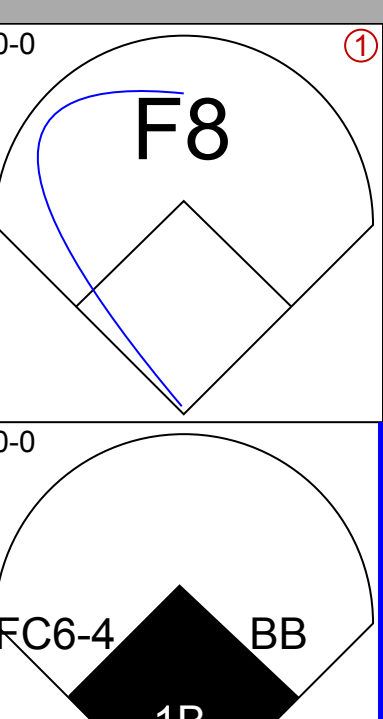
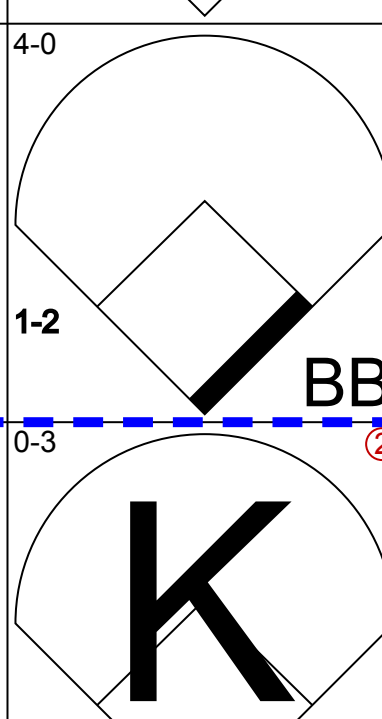
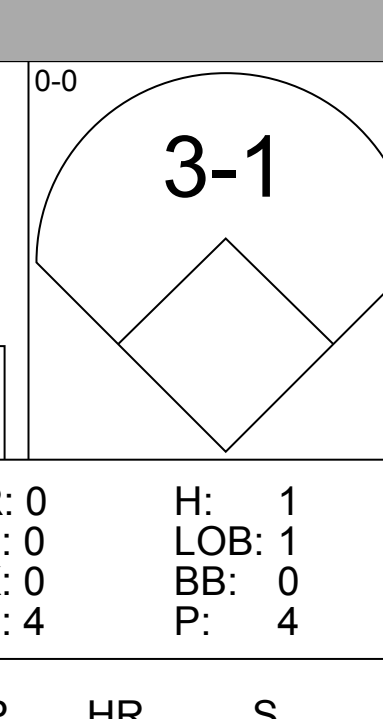
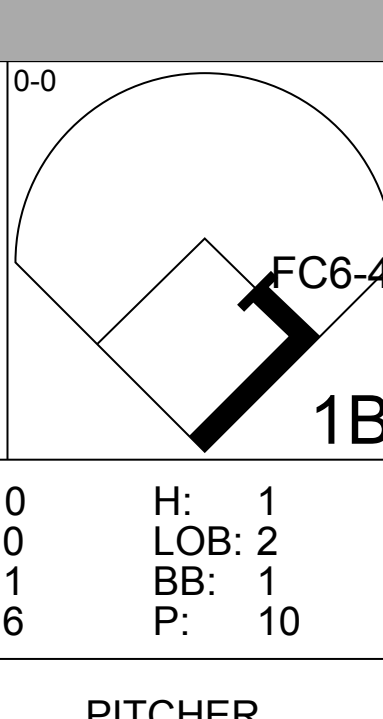
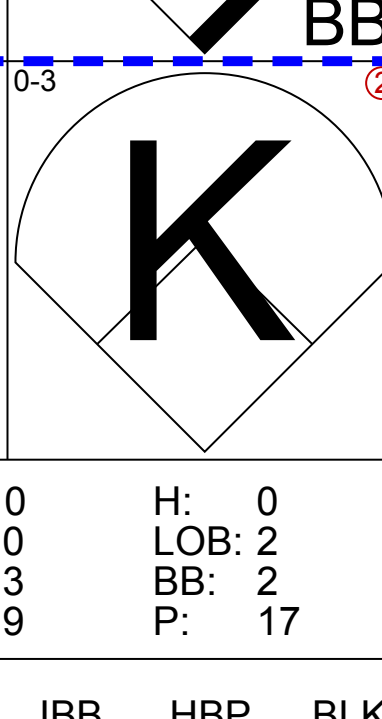
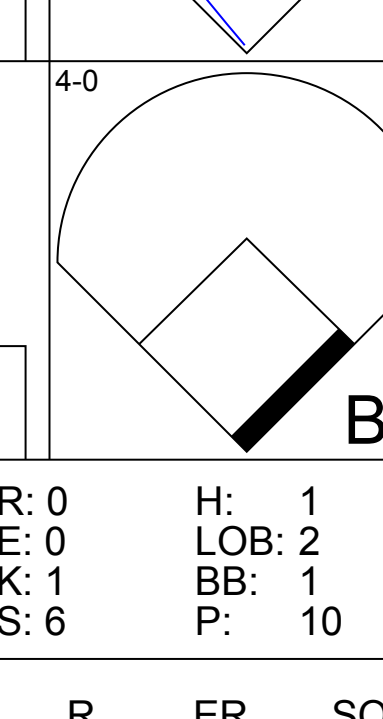
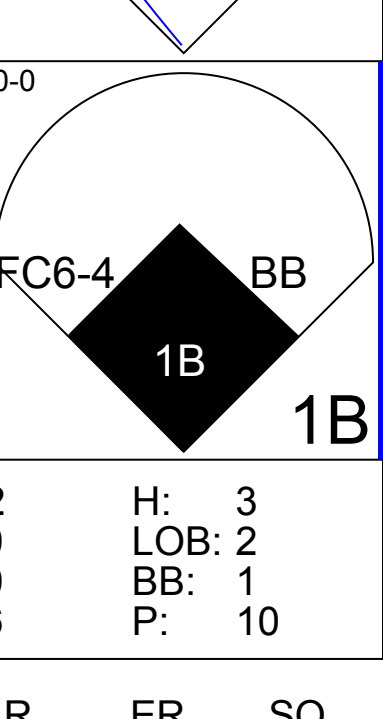
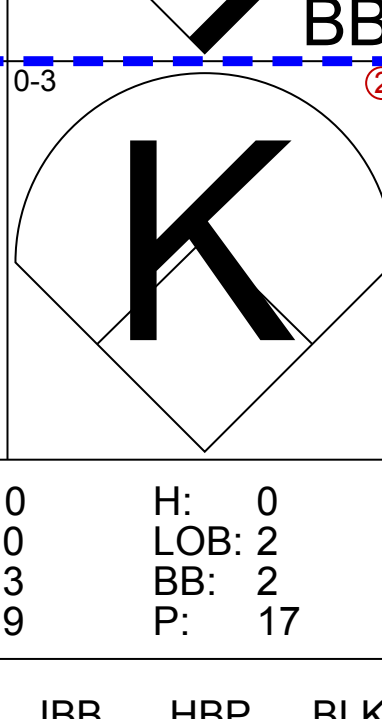
Batter	1	2	3	4	5	6	7	8	9	AB	R	H	RBI	BB	SO	LOB	BOTTOM
Ken Singleton, S (1, 9) OBP: 0.402, SLG: 0.411	0-0 F5		0-0 F8			4-0 BB	0-0 G6-4-3 1-2			3	0	0	0	1	0	3	
Bobby Grich, R (1, 4) OBP: 0.387, SLG: 0.373	0-0 F9		0-0 F8			0-0 F8		0-3 K		4	0	0	0	0	1	1	
Al Bumbry, L (1, 10) OBP: 0.347, SLG: 0.392 Tommy Davis, R (6, PH) OBP: 0.306, SLG: 0.340	0-0 F6			0-0 6-3		0-0 L9		0-0 F9		3	0	0	0	0	0	1	
Lee May, R (1, 3) OBP: 0.262, SLG: 0.387 Tony Muser, L (9, 3) OBP: 0.299, SLG: 0.267		1-0 SH1-3 WP HBP		0-0 F3		4-0 E FC 1B BB	0-0 F4			2	1	0	0	1	0	0	
Don Baylor, R (1, 7) OBP: 0.336, SLG: 0.457		0-0 SH1-3 1-3		0-0 F7		0-0 E7 SH5-3 1B 1B				2	1	1	0	0	0	0	
Elrod Hendricks, L (1, 2) OBP: 0.346, SLG: 0.323 Dave Duncan, R (7, PH) OBP: 0.213, SLG: 0.329		0-0 G3			0-0 F5		0-0 FC 1B SH5-3			2	0	0	0	0	0	1	
Paul Blair, R (1, 8) OBP: 0.265, SLG: 0.289		0-0 5-3			0-0 6-3		0-0 SH5-3 1-2 2-3 3-H			2	0	0	0	0	0	1	
Brooks Robinson, R (1, 5) OBP: 0.276, SLG: 0.294			0-0 HR		0-0 6-3		4-0 1B IBB			2	1	1	1	1	0	0	
Mark Belanger, R (1, 6) OBP: 0.291, SLG: 0.246			0-3 K			0-0 F8	0-0 G6-4-3 1-2 2-3 3-H 1B			3	0	1	1	0	1	0	
<b>Inning Stats</b>	R: 0 E: 0 K: 0 S: 3	H: 0 LOB: 0 BB: 0 P: 3	R: 0 E: 0 K: 0 S: 3	H: 0 LOB: 1 BB: 0 P: 4	R: 1 E: 0 K: 1 S: 6	H: 1 LOB: 0 BB: 0 P: 6	R: 0 E: 0 K: 0 S: 3	H: 0 LOB: 0 BB: 0 P: 3	R: 0 E: 0 K: 0 S: 3	H: 0 LOB: 1 BB: 1 P: 7	R: 2 E: 1 K: 0 S: 5	H: 2 LOB: 2 BB: 2 P: 13	R: 0 E: 0 K: 1 S: 5	H: 0 LOB: 0 BB: 0 P: 5	1B: 2 2B: 0 3B: 0 HR: 1	SF: 0 SAC: 2 DP: 1 HBP: 1	WP: 1 PA: 31 PB: 0 SB: 0 CS: 0
<b>PITCHER</b> Tom Walker, R (1, 1) ERA: 4.09 John Hiller, L (7, 1) ERA: 2.92	IP: 6.0 WLS: L BF: 10 H: 2 R: 2 ER: 1 SO: 1 BB: 1 IBB: 1 HBP: 0 BLK: 0 WP: 0 HR: 1 S: 21 P: 26 ERA: 1.50 WHIP: 0.333															<b>PITCHER</b>	

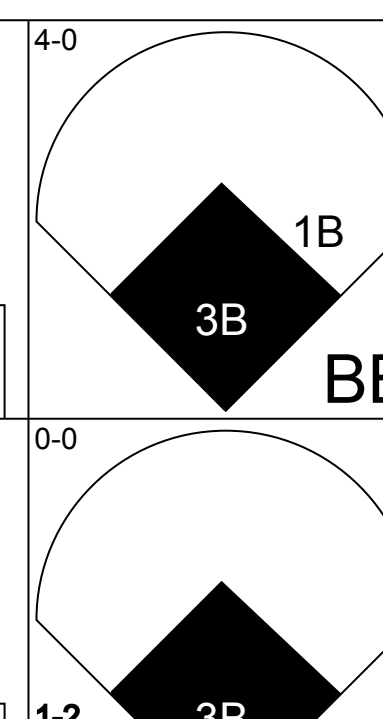
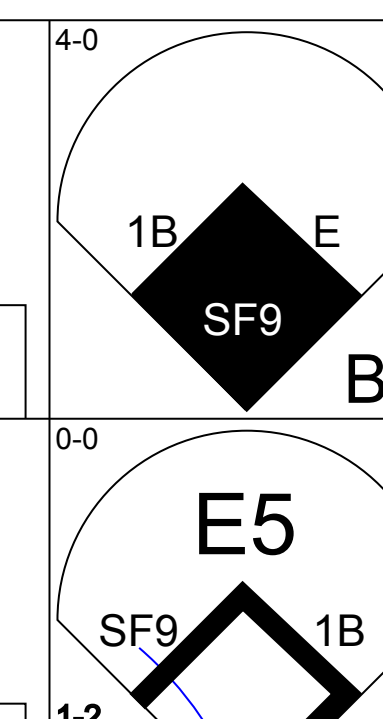
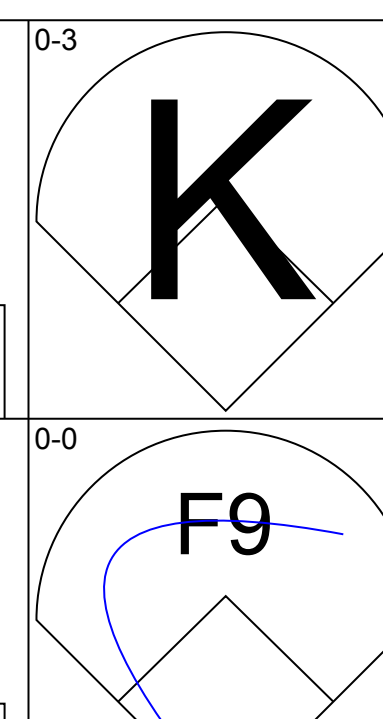
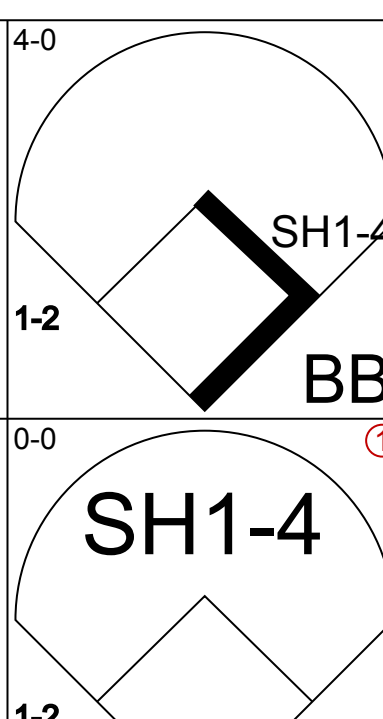
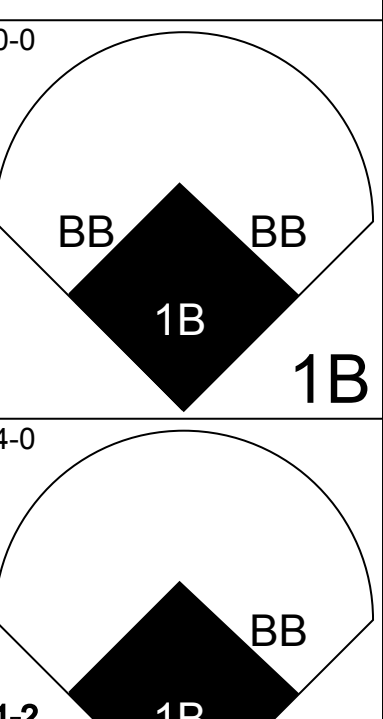

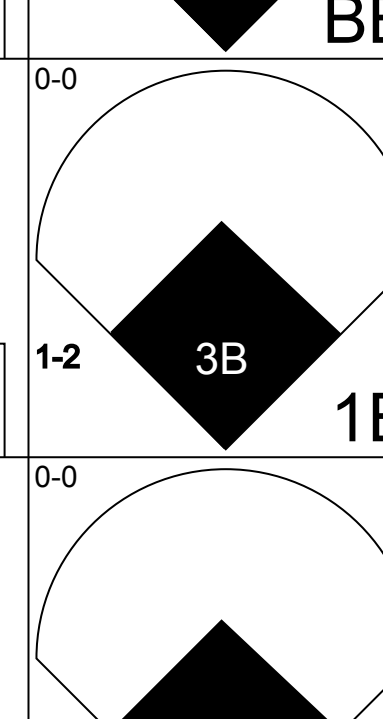
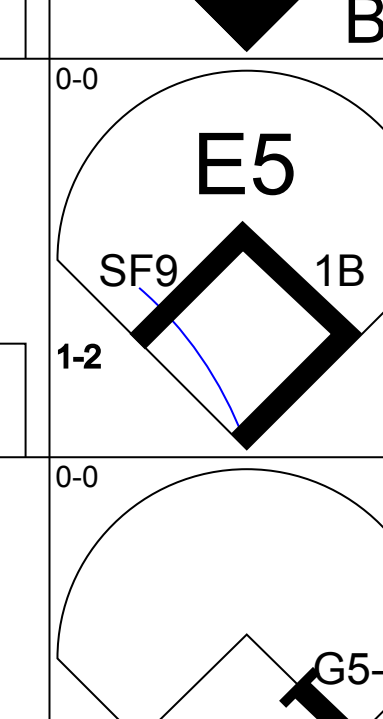
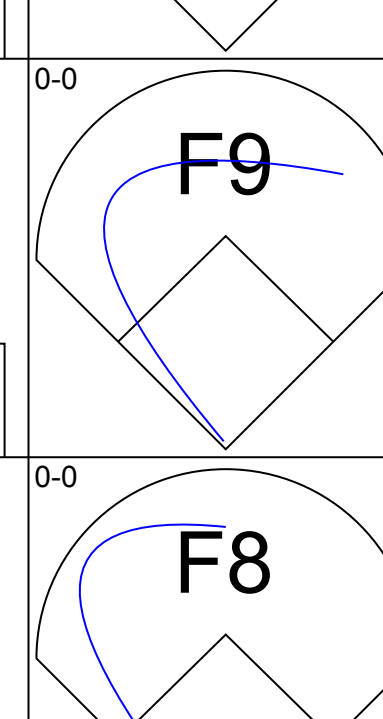
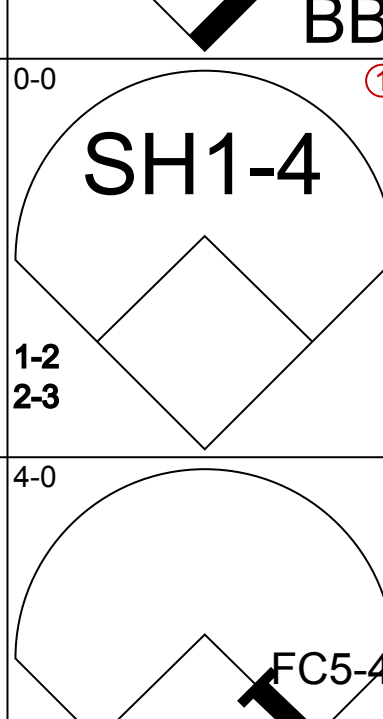
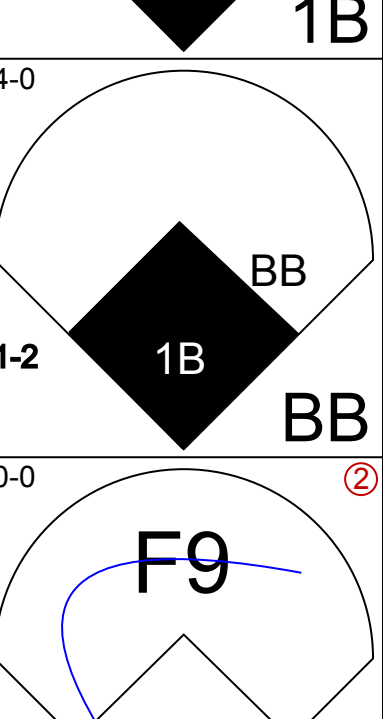

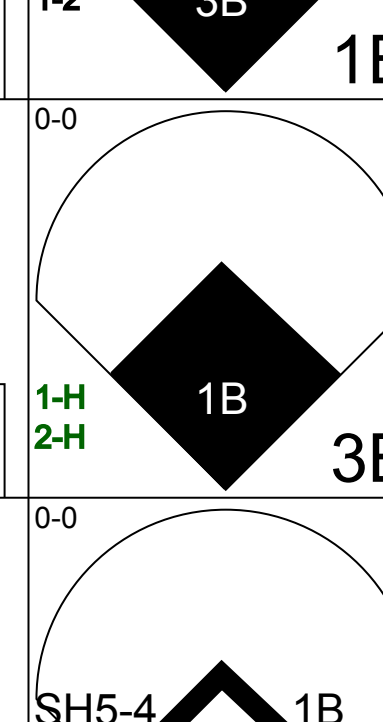
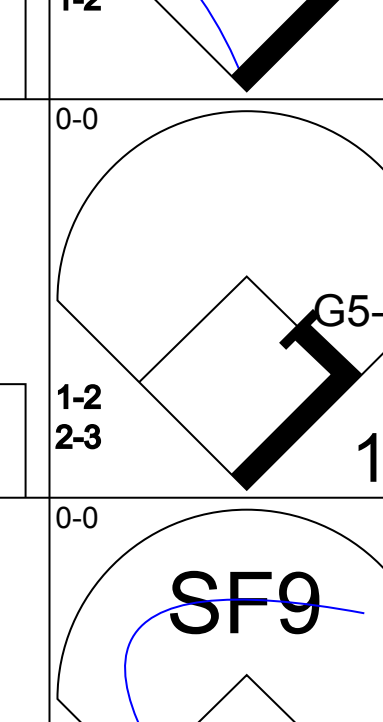
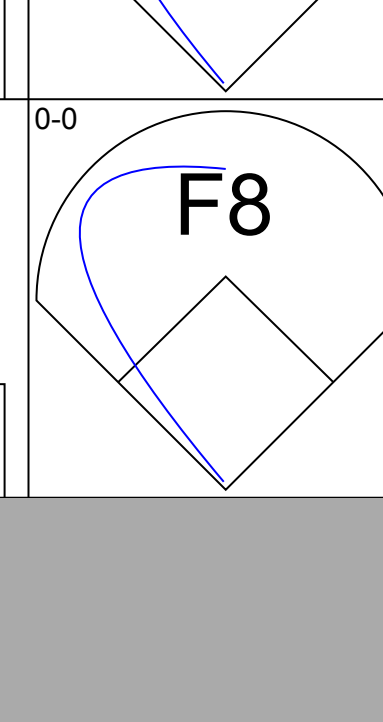
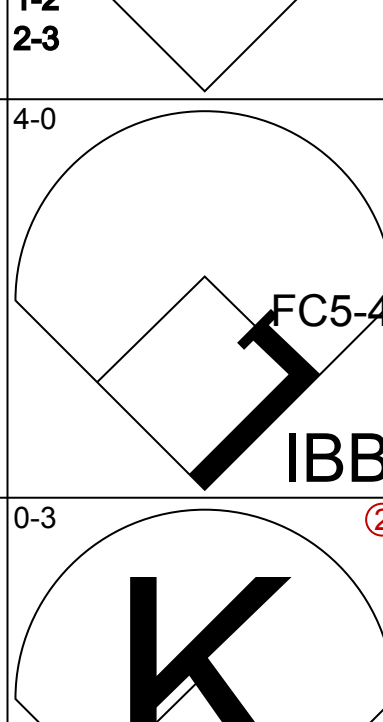
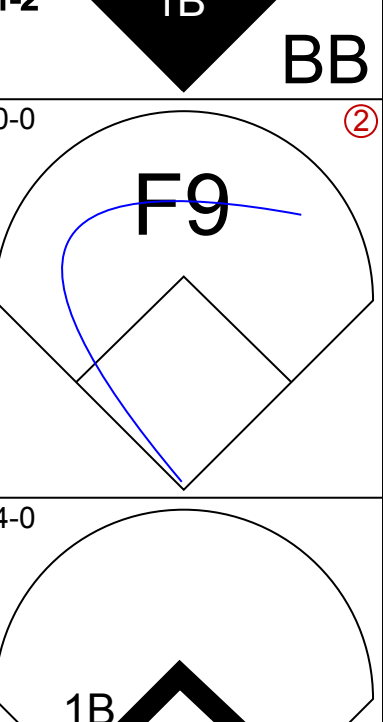

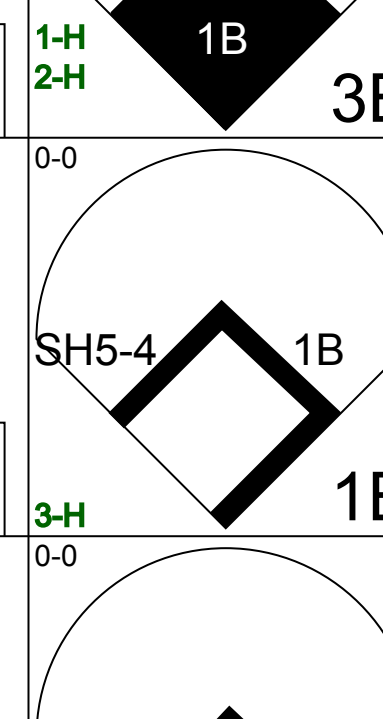
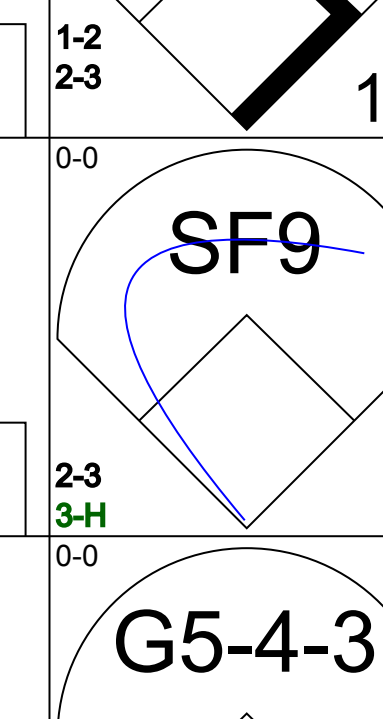

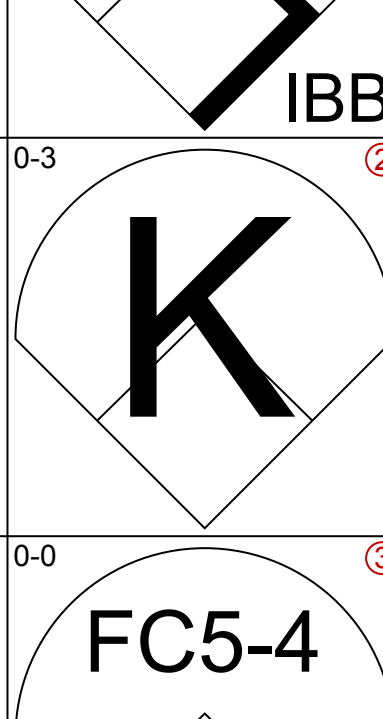
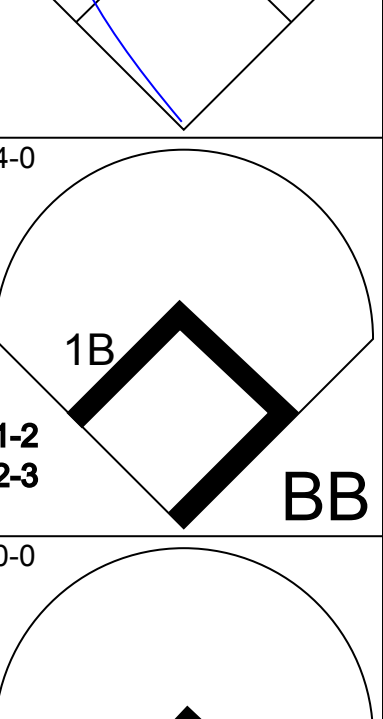

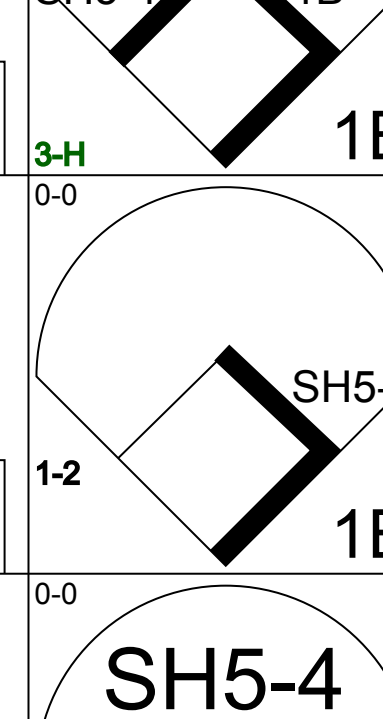
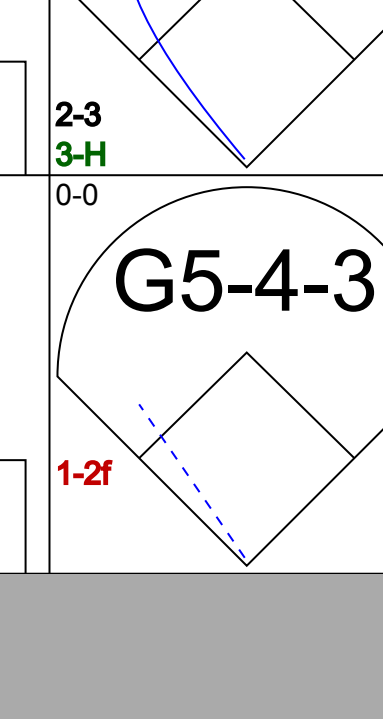

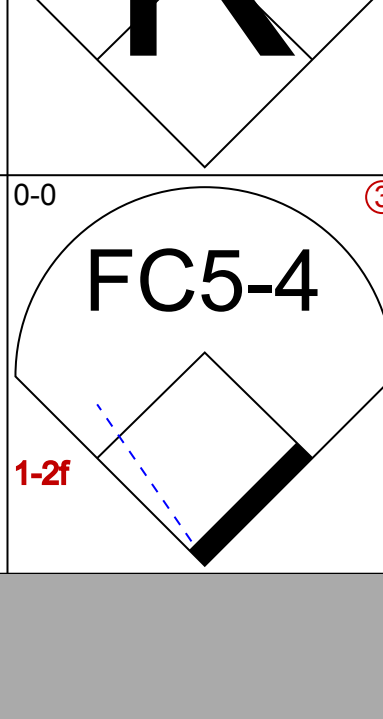
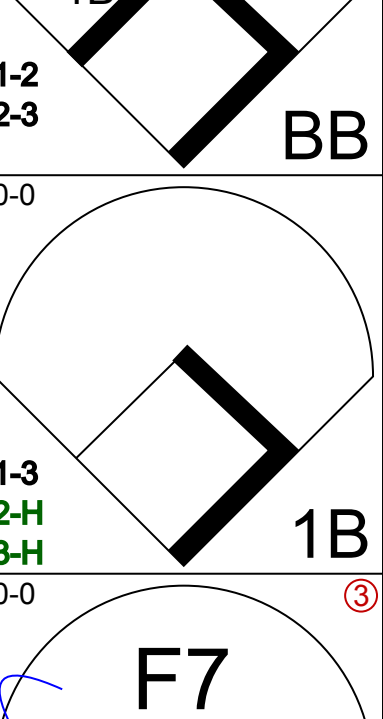

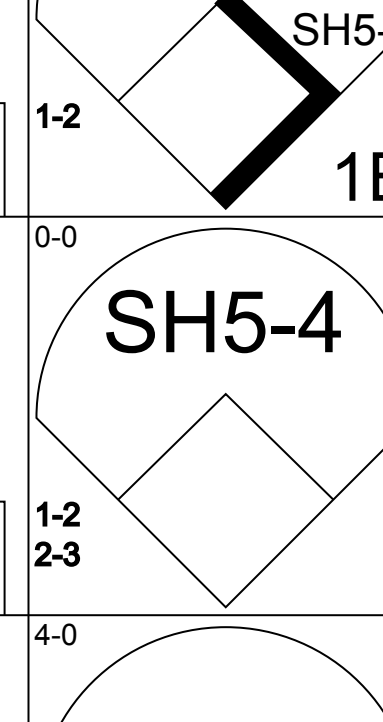
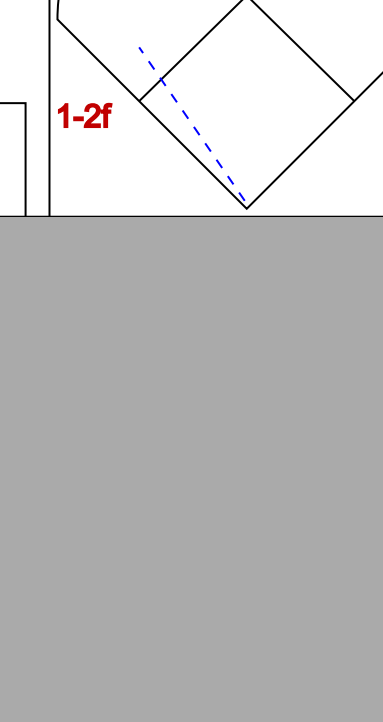


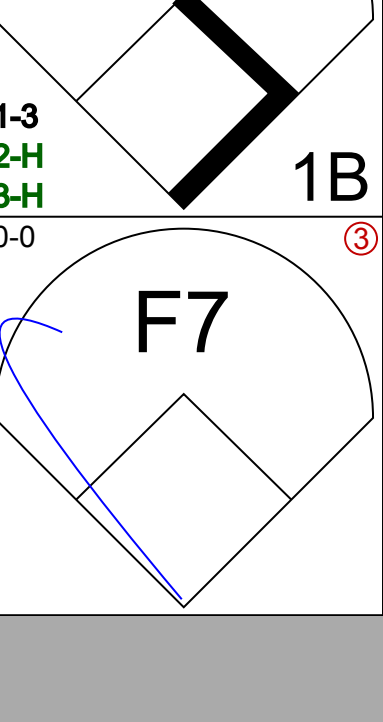

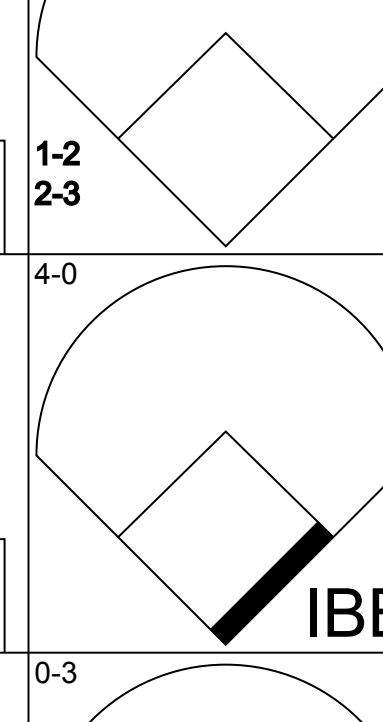
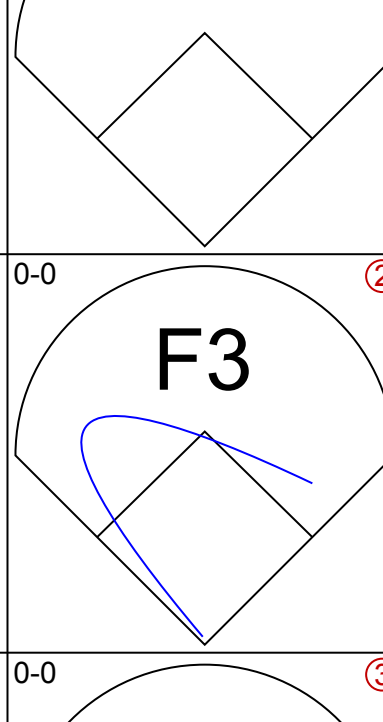


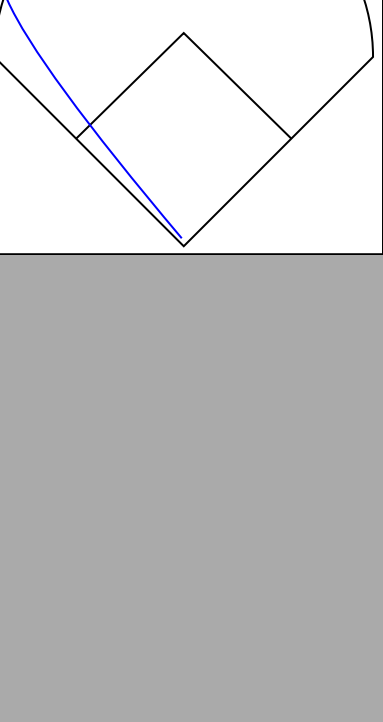

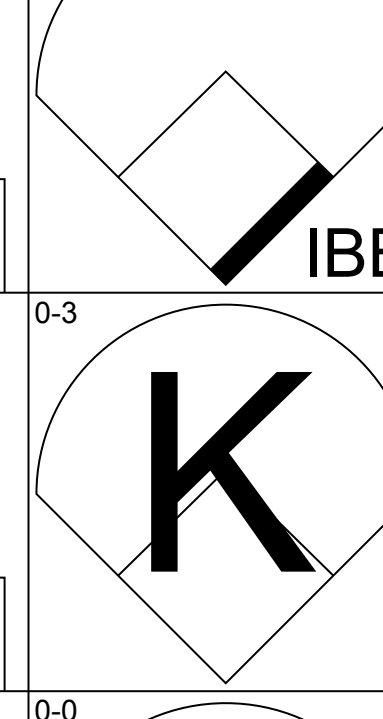
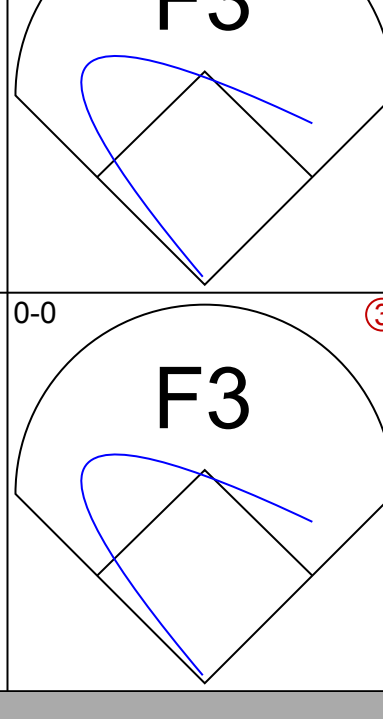




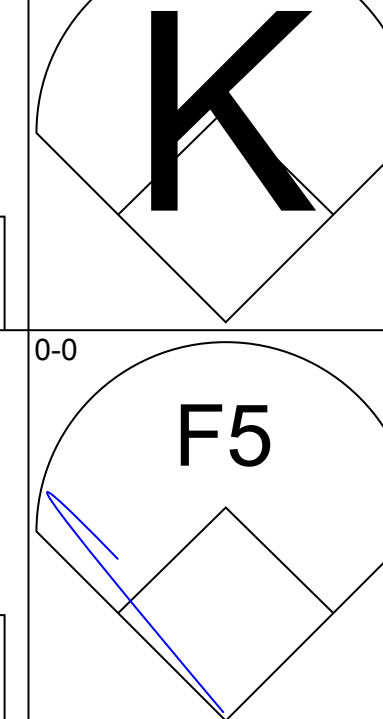
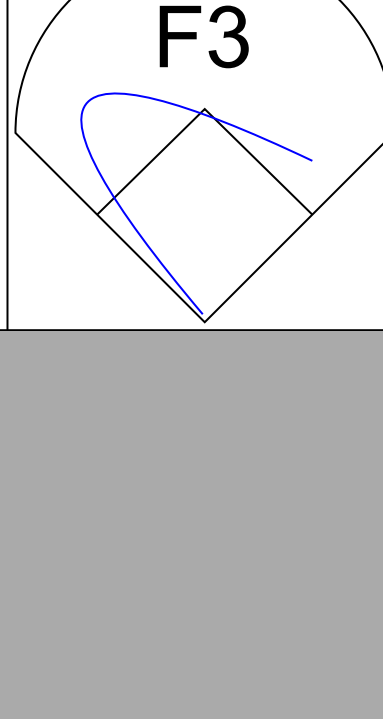
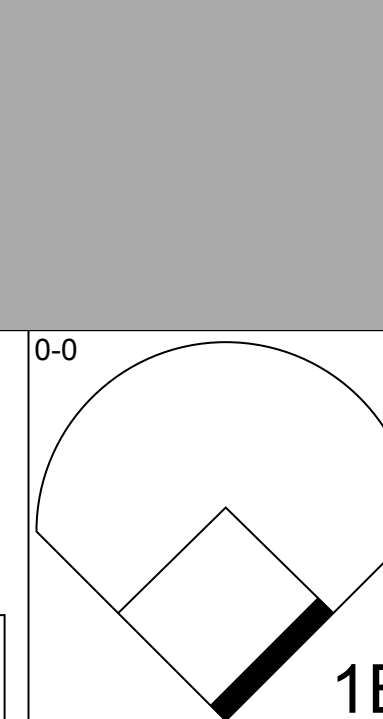
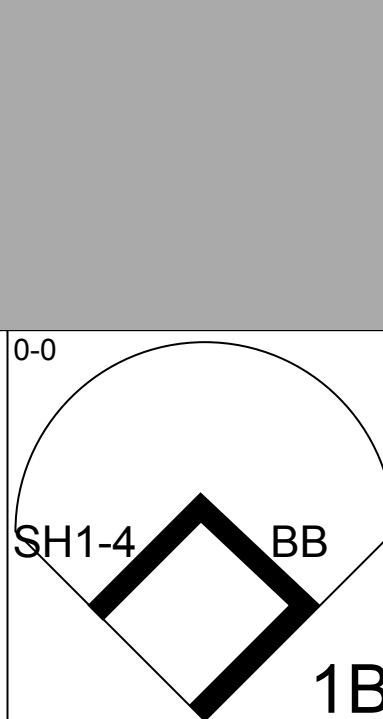
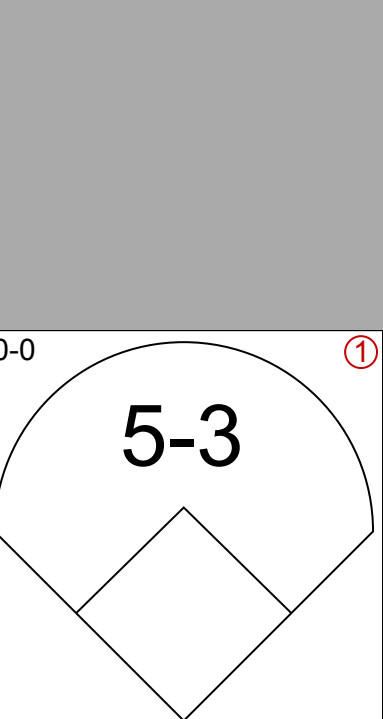

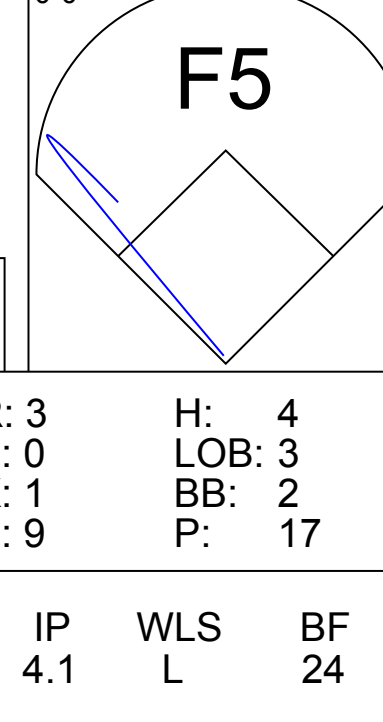
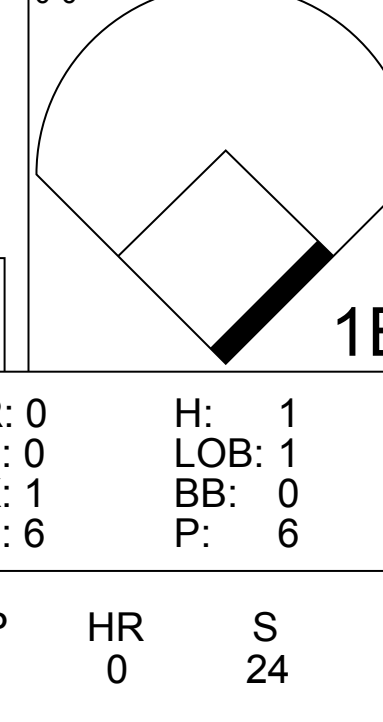
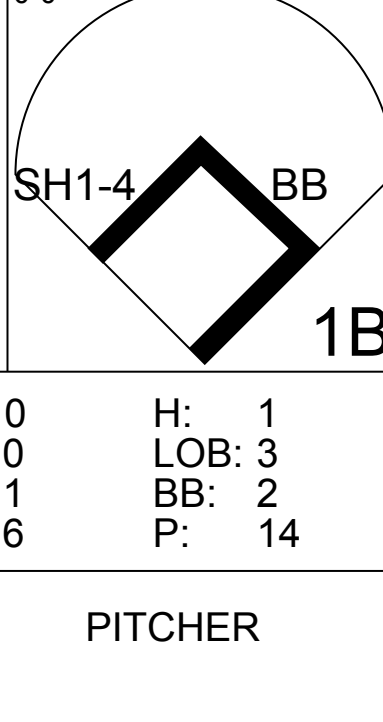
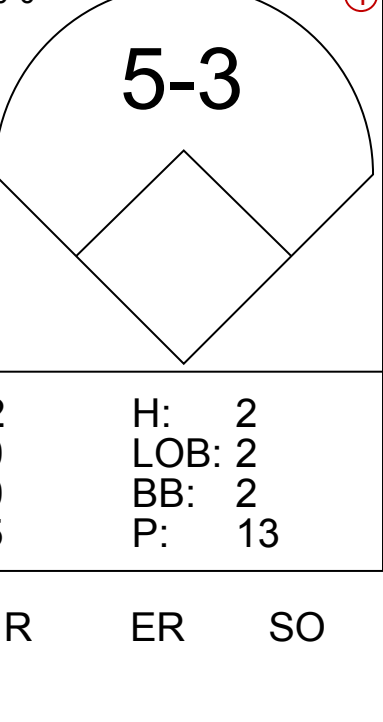

Detroit Tigers @ Baltimore Orioles  
Memorial Stadium, Baltimore, MD  
Fri Jun 27 1975, 7:05 PM EDT  
Att: 8,748 - Unknown

AB 25  
R 3  
H 3  
RBI 3  
BB 3  
SO 2  
LOB 8





Batter	1	2	3	4	5	6	7	8	9	AB	R	H	RBI	BB	SO	LOB	TOP		
<b>Ron LeFlore, R</b> OBP: 0.316, SLG: 0.389 (1, 8)										5	0	0	0	1	2	5	<b>Detroit Tigers @ Baltimore Orioles</b> Memorial Stadium, Baltimore, MD Sat Jun 28 1975, 7:05 PM EDT Att: 20,700 - Unknown		
<b>Gary Sutherland, R</b> OBP: 0.331, SLG: 0.347 (1, 4)										4	2	2	0	1	0	2			
<b>Dan Meyer, L</b> OBP: 0.298, SLG: 0.361 (1, 7)										5	0	2	1	0	0	4			
<b>Willie Horton, R</b> OBP: 0.285, SLG: 0.429 (1, 10)										2	0	1	2	2	1	2			
<b>Bill Freehan, R</b> OBP: 0.328, SLG: 0.451 (1, 2)										4	1	1	0	0	1	4			
<b>Jack Pierce, L</b> OBP: 0.339, SLG: 0.389 (1, 3)										3	0	1	0	2	1	2			
<b>Leon Roberts, R</b> OBP: 0.364, SLG: 0.416 (1, 9)										5	0	1	1	0	3	4			
<b>Aurelio Rodriguez, R</b> OBP: 0.284, SLG: 0.377 (1, 5)										2	0	0	0	0	1	3			
<b>Mickey Stanley, R</b> OBP: 0.308, SLG: 0.440 (3, 5)										2	0	0	0	1	1	2			
<b>Gene Michael, S</b> OBP: 0.293, SLG: 0.394 (1, 6)										3	1	2	0	1	0	0			
<b>Gates Brown, L</b> OBP: 0.261, SLG: 0.158 (9, PH)										1	0	0	0	0	1	2			
<b>Inning Stats</b>	R: 0 E: 0 K: 1 S: 6	H: 1 LOB: 2 BB: 1 P: 10	R: 2 E: 0 K: 1 S: 7	H: 2 LOB: 2 BB: 1 P: 12	R: 0 E: 0 K: 0 S: 4	H: 1 LOB: 1 BB: 0 P: 4	R: 0 E: 0 K: 1 S: 6	H: 1 LOB: 2 BB: 1 P: 10	R: 0 E: 0 K: 3 S: 9	H: 0 LOB: 0 BB: 0 P: 9	R: 2 E: 0 K: 0 S: 6	H: 3 LOB: 2 BB: 2 P: 10	R: 0 E: 0 K: 3 S: 9	H: 0 LOB: 2 BB: 2 P: 17	1B: 9 2B: 1 3B: 0 HR: 0	SF: 1 SAC: 0 DP: 0 HBP: 1	WP: 2 PA: 46 PB: 0 SB: 1 CS: 0		
<b>PITCHER</b>	IP	WLS	BF	H	R	ER	SO	BB	IBB	HBP	BLK	WP	HR	S	P	ERA	WHIP		
<b>Mike Torrez, R</b> ERA: 3.5 (1, 1)	5.1	W	29	7	2	2	4	5	0	1	0	2	0	31	52	3.38	2.250		
<b>Wayne Garland, R</b> ERA: 4.19 (6, 1)	3.0		15	3	2	2	5	3	0	0	0	0	0	22	34	6.00	2.000		
<b>Grant Jackson, L</b> ERA: 5.24 (9, 1)	0.2	S	2	0	0	0	2	0	0	0	0	0	0	6	6	0.00	0.000		

Batter	1	2	3	4	5	6	7	8	9	AB	R	H	RBI	BB	SO	LOB	BOTTOM		
<b>Ken Singleton, S</b> OBP: 0.408, SLG: 0.411 (1, 9)										2	3	1	0	3	1	1	<b>Detroit Tigers @ Baltimore Orioles</b> Memorial Stadium, Baltimore, MD Sat Jun 28 1975, 7:05 PM EDT Att: 20,700 - Unknown		
<b>Bobby Grich, R</b> OBP: 0.389, SLG: 0.372 (1, 4)										3	2	1	0	1	0	2			
<b>Al Bumbry, L</b> OBP: 0.353, SLG: 0.405 (1, 10)										4	1	2	2	1	0	3			
<b>Lee May, R</b> OBP: 0.262, SLG: 0.387 (1, 3)										3	0	1	2	0	1	3			
<b>Tony Muser, L</b> OBP: 0.305, SLG: 0.267 (8, 3)										0	0	0	0	1	0	0			
<b>Don Baylor, R</b> OBP: 0.341, SLG: 0.457 (1, 7)										4	1	2	2	1	0	5			
<b>Paul Blair, R</b> OBP: 0.285, SLG: 0.288 (1, 8)										4	0	1	0	0	1	2			
<b>Brooks Robinson, R</b> OBP: 0.275, SLG: 0.290 (1, 5)										3	0	0	0	1	0	1			
<b>Dave Duncan, R</b> OBP: 0.208, SLG: 0.320 (1, 2)										4	0	0	0	0	2	4			
<b>Mark Belanger, R</b> OBP: 0.295, SLG: 0.251 (1, 6)										4	0	2	0	0	0	3			
<b>Inning Stats</b>	R: 3 E: 0 K: 1 S: 9	H: 4 LOB: 3 BB: 2 P: 17	R: 1 E: 1 K: 0 S: 4	H: 1 LOB: 1 BB: 1 P: 8	R: 0 E: 0 K: 0 S: 3	H: 0 LOB: 0 BB: 0 P: 3	R: 0 E: 0 K: 1 S: 6	H: 1 LOB: 1 BB: 0 P: 6	R: 1 E: 1 K: 0 S: 4	H: 1 LOB: 1 BB: 1 P: 8	R: 0 E: 0 K: 2 S: 7	H: 0 LOB: 0 BB: 0 P: 7	R: 2 E: 0 K: 0 S: 5	H: 2 LOB: 2 BB: 2 P: 13	1B: 9 2B: 0 3B: 1 HR: 0	SF: 1 SAC: 2 DP: 1 HBP: 0	WP: 1 PA: 42 PB: 0 SB: 0 CS: 0		
<b>PITCHER</b>	IP	WLS	BF	H	R	ER	SO	BB	IBB	HBP	BLK	WP	HR	S	P	ERA	WHIP		
<b>Joe Coleman, R</b> ERA: 6.51 (1, 1)	4.1	L	24	7	5	3	2	3	1	0	0	0	0	24	40	6.23	2.308		
<b>Fernando Arroyo, R</b> ERA: 4.91 (5, 1)	3.2		18	3	2	2	3	3	1	0	0	0	0	20	36	4.91	1.636		



Batter	1	2	3	4	5	6	7	8	9	AB	R	H	RBI	BB	SO	LOB	TOP					
Ron LeFlore, R (1, 8) OBP: 0.319, SLG: 0.388	4-0 CS BB		0-0 6-3		0-0 6-3			0-0 FC5 SH1-4 1B		3	0	1	0	1	0	1	<b>Detroit Tigers @ Baltimore Orioles</b> Memorial Stadium, Baltimore, MD Sun Jun 29 1975, 3:33 AM EDT Att: 12,908 - Unknown					
Gary Sutherland, R (1, 4) OBP: 0.335, SLG: 0.352	0-0 G3 1-2			4-0 1B BB		0-0 1B 2B		0-0 SH1-4 1-2		2	1	1	0	1	0	1						
Dan Meyer, L (1, 7) OBP: 0.298, SLG: 0.359	0-0 4-3			0-0 BB 1-3 1B		0-0 F6		0-0 F6		4	0	1	0	0	0	2						
Willie Horton, R (1, 10) OBP: 0.288, SLG: 0.428		0-0 F3		0-3 K		0-0 2H 1B		4-0 1B		3	0	1	1	1	1	2						
Mickey Stanley, R (1, 3) OBP: 0.305, SLG: 0.425		0-0 F9		4-0 FC6-4 1-2 BB		0-3 K		0-0 FC5 2-3f		3	0	0	0	1	1	3						
Leon Roberts, R (1, 9) OBP: 0.357, SLG: 0.408		0-0 4-3		0-3 K		0-3 K			0-0 5-3	4	0	0	0	0	2	4						
John Wockenfuss, R (1, 2) OBP: 0.333, SLG: 0.528			0-0 6-3	0-0 FC6-4 1-2f			0-0 5-3		0-0 F6	4	0	0	0	0	0	3						
Tom Veryzer, R (1, 6) OBP: 0.276, SLG: 0.310			0-0 6-3 1B		0-0 L5		0-3 K		0-0 6-3	4	0	1	0	0	1	0						
Gene Michael, S (1, 5) OBP: 0.282, SLG: 0.378			0-0 6-3 1-2		0-0 5-3		0-0 L3			3	0	0	0	0	0	1						
<b>Inning Stats</b>	R: 0 E: 0 K: 0 S: 2	H: 0 LOB: 0 BB: 1 P: 6	R: 0 E: 0 K: 0 S: 3	H: 0 LOB: 0 BB: 0 P: 3	R: 0 E: 0 K: 2 S: 4	H: 1 LOB: 1 BB: 0 P: 4	R: 0 E: 0 K: 2 S: 8	H: 1 LOB: 3 BB: 2 P: 16	R: 0 E: 0 K: 0 S: 3	H: 0 LOB: 0 BB: 0 P: 3	R: 1 E: 0 K: 2 S: 9	H: 2 LOB: 1 BB: 0 P: 9	R: 0 E: 0 K: 1 S: 5	H: 0 LOB: 0 BB: 0 P: 5	R: 0 E: 0 K: 0 S: 4	H: 1 LOB: 2 BB: 1 P: 8	R: 0 E: 0 K: 0 S: 3	H: 0 LOB: 0 BB: 0 P: 3	1B: 4 2B: 1 3B: 0 HR: 0	SF: 0 SAC: 1 DP: 0 HBP: 0	WP: 0 PB: 0 SB: 0 CS: 1	PA: 35
<b>PITCHER</b> Mike Cuellar, L (1, 1) ERA: 3.71	IP: 9.0 WLS: W BF: 35 H: 5 R: 1 ER: 1 SO: 5 BB: 3 IBB: 1 HBP: 0 BLK: 0 WP: 0 HR: 0 S: 41 P: 57 ERA: 1.00 WHIP: 0.889															<b>PITCHER</b>						

Batter	1	2	3	4	5	6	7	8	9	AB	R	H	RBI	BB	SO	LOB	BOTTOM					
Ken Singleton, S (1, 9) OBP: 0.403, SLG: 0.405	0-0 3-1		0-0 FC6-4 1-2f		0-0 F9			0-0 4-3		4	0	0	0	0	0	2	<b>Detroit Tigers @ Baltimore Orioles</b> Memorial Stadium, Baltimore, MD Sun Jun 29 1975, 3:33 AM EDT Att: 12,908 - Unknown					
Bobby Grich, R (1, 4) OBP: 0.391, SLG: 0.372	4-0 FC6 BB		0-0 1-3			0-0 FC5-4 1B		4-0 BB 1B BB		0	0	0	0	1	0	0						
Tim Nordbrook, R (2, 4) OBP: 0.269, SLG: 0.095										2	1	1	0	1	0	1						
Al Bumbry, L (1, 10) OBP: 0.351, SLG: 0.399	0-0 FC6 1-2f			0-0 6-3		0-3 K		4-0 BB 1B BB		3	0	0	0	1	1	2						
Lee May, R (1, 3) OBP: 0.262, SLG: 0.385	0-3 K			0-0 F6		0-0 F4		0-0 BB 1B		4	0	1	1	0	1	2						
Tony Muser, L (8, PR) OBP: 0.305, SLG: 0.267								1-2 2H 1B		0	0	0	0	0	0	0						
Don Baylor, R (1, 7) OBP: 0.340, SLG: 0.451		0-0 F3		0-3 K		0-0 FC5-4 1-2f		4-0 1-2 2-3 BB		3	0	0	0	1	1	1						
Eliod Hendricks, L (1, 2) OBP: 0.341, SLG: 0.308		0-0 F9			4-0 SH5-3 1B BB		0-0 F5		0-0 4-3	3	1	0	0	1	0	3						
Paul Blair, R (1, 8) OBP: 0.262, SLG: 0.285		0-3 K			0-0 SH5-3 1-2		0-3 K			2	0	0	0	0	2	0						
Brooks Robinson, R (1, 5) OBP: 0.276, SLG: 0.291			0-0 6-3		0-0 2H 1B		0-0 4-3			3	0	1	1	0	0	0						
Mark Belanger, R (1, 6) OBP: 0.296, SLG: 0.253			0-0 FC6-4 1B		0-0 F8			0-0 F9		3	0	1	0	0	0	1						
<b>Inning Stats</b>	R: 0 E: 1 K: 1 S: 5	H: 0 LOB: 1 BB: 1 P: 9	R: 0 E: 0 K: 1 S: 5	H: 0 LOB: 0 BB: 0 P: 5	R: 0 E: 0 K: 0 S: 4	H: 1 LOB: 1 BB: 0 P: 4	R: 0 E: 0 K: 1 S: 5	H: 0 LOB: 0 BB: 0 P: 5	R: 1 E: 0 K: 0 S: 4	H: 1 LOB: 1 BB: 1 P: 8	R: 0 E: 0 K: 1 S: 6	H: 1 LOB: 1 BB: 0 P: 6	R: 0 E: 0 K: 1 S: 5	H: 0 LOB: 0 BB: 0 P: 5	R: 1 E: 0 K: 0 S: 4	H: 1 LOB: 3 BB: 3 P: 16	R: 0 E: 0 K: 0 S: 3	H: 0 LOB: 0 BB: 0 P: 3	1B: 4 2B: 0 3B: 0 HR: 0	SF: 0 SAC: 1 DP: 0 HBP: 0	WP: 0 PB: 0 SB: 0 CS: 0	PA: 33
<b>PITCHER</b> Ray Bare, R (1, 1) ERA: 4.67	IP: 7.2 WLS: L BF: 31 H: 4 R: 2 ER: 2 SO: 5 BB: 4 IBB: 0 HBP: 0 BLK: 0 WP: 0 HR: 0 S: 37 P: 53 ERA: 2.35 WHIP: 1.043															<b>PITCHER</b> Bob Reynolds, R (8, 1) ERA: 5.03						





Batter	1	2	3	4	5	6	7	8	9	AB	R	H	RBI	BB	SO	LOB	TOP			
Ron LeFlore, R OBP: 0.317, SLG: 0.385 (1, 8)	0-0 4-3		0-0 F8 SF9 1B		0-0 F9		0-0 4-3		0-0 FC6-4	5	1	1	0	0	0	1				
Gary Sutherland, R OBP: 0.333, SLG: 0.351 (1, 4)	0-0 5-3		0-0 F8 1-2 1B		0-0 G3		0-0 5-3			4	0	1	0	0	0	0				
Dan Meyer, L OBP: 0.301, SLG: 0.361 (1, 7)	0-0 S 1B		0-0 F8 1-2 2-3		0-0 1B			0-0 4-3		4	0	2	0	0	0	2				
Willie Horton, R OBP: 0.284, SLG: 0.423 (1, 10)	0-3 K		0-0 SF9		0-3 K			0-0 1-3		3	0	0	1	0	2	2				
Bill Freehan, R OBP: 0.326, SLG: 0.447 (1, 2)		0-0 F8	0-3 K			0-0 F7		0-0 1B		4	0	1	0	0	1	1				
Jack Pierce, L OBP: 0.348, SLG: 0.386 (1, 3)		0-0 HBP 1B		4-0 BB		0-0 F7		0-0 F5		3	0	1	0	1	0	1				
Ben Oglivie, L OBP: 0.208, SLG: 0.235 (1, 9)		0-0 F9		0-0 F6		0-0 1B		0-0 F7		4	0	1	0	0	0	2				
Tom Verzyer, R OBP: 0.279, SLG: 0.308 (1, 6)		1-0 H		0-0 F8		0-3 K		0-3 K		1	0	0	0	0	0	1				
Gene Michael, S OBP: 0.275, SLG: 0.368 (5, 6)		1-2 HBP		0-0 F8						2	0	0	0	0	2	1				
Aurelio Rodriguez, R OBP: 0.260, SLG: 0.372 (1, 5)		0-0 F5		0-0 4-1				4-0 FC6-4 BB		3	0	0	0	0	1	3				
Gates Brown, L OBP: 0.252, SLG: 0.158 (9, PH)										0	0	0	0	1	0	0				
John Knox, L OBP: 0.160, SLG: 0.087 (9, PR)										0	0	0	0	0	0	0				
<b>Inning Stats</b>	R: 0 E: 0 K: 1 S: 6	H: 1 LOB: 1 BB: 0 P: 6	R: 0 E: 0 K: 0 S: 4	H: 1 LOB: 2 BB: 0 P: 5	R: 1 E: 0 K: 1 S: 7	H: 2 LOB: 1 BB: 0 P: 7	R: 0 E: 0 K: 0 S: 3	H: 0 LOB: 1 BB: 1 P: 7	R: 0 E: 0 K: 1 S: 6	H: 1 LOB: 1 BB: 0 P: 6	R: 0 E: 0 K: 1 S: 5	H: 0 LOB: 0 BB: 5 P: 5	R: 0 E: 0 K: 0 S: 4	H: 1 LOB: 1 BB: 0 P: 4	R: 0 E: 0 K: 1 S: 5	H: 0 LOB: 1 BB: 9 P: 9	1B: 7 2B: 0 3B: 0 HR: 0	SF: 1 SAC: 0 DP: 0 HBP: 1	WP: 0 PB: 0 SB: 1 CS: 0	PA: 37
<b>PITCHER</b> Roric Harrison, R ERA: 4.78 (1, 1)	IP: 9.0 WLS: W BF: 37 H: 7 R: 1 ER: 1 SO: 6 BB: 2 IBB: 0 HBP: 1 BLK: 0 WP: 0 HR: 0 S: 46 P: 55 ERA: 1.00 WHIP: 1.000															<b>PITCHER</b>	IP: 9.0 WLS: W BF: 37 H: 7 R: 1 ER: 1 SO: 6 BB: 2 IBB: 0 HBP: 1 BLK: 0 WP: 0 HR: 0 S: 46 P: 55 ERA: 1.00 WHIP: 1.000			

Detroit Tigers @ Cleveland Indians  
Cleveland Municipal Stadium, Cleveland, OH  
Mon Jun 30 1975, 7:05 PM EDT  
Unknown

AB 33  
R 1  
H 7  
RBI 1  
BB 2  
SO 6  
LOB 14




Batter	1	2	3	4	5	6	7	8	9	AB	R	H	RBI	BB	SO	LOB	BOTTOM			
Buddy Bell, R OBP: 0.298, SLG: 0.325 (1, 5)	0-0 6-3		0-0 E3 G4-6-3 E 1B	0-0 CS	0-0 E6 1B		1-0 G1 1B HBP			3	2	1	0	0	0	1				
Duane Kuiper, L OBP: 0.387, SLG: 0.354 (1, 4)	0-0 6-3 S 1B		0-0 G4-6-3 1-2 2-3 1B		0-0 1-3		0-0 G1 1B			4	0	3	0	0	0	1				
Rick Manning, L OBP: 0.344, SLG: 0.358 (1, 9)	0-0 6-3 1-3		0-0 G4-6-3 1-2 2-3 3-H 1B		4-0 1B BB		0-3 K			3	0	0	0	1	1	5				
Boog Powell, L OBP: 0.385, SLG: 0.493 (1, 3)	0-0 F4		0-0 E BB		0-0 F7		0-0 G1		1-2 2-3	3	0	0	0	1	0	5				
George Hendrick, R OBP: 0.323, SLG: 0.481 (1, 8)		0-0 E8 4-3 1B	0-0 E6 1-2 3-H 1B		0-0 1-2 2-H 1B		4-0 1B IBB			3	1	2	1	1	0	1				
Oscar Gamble, L OBP: 0.327, SLG: 0.338 (1, 7)		0-0 4-3	0-0 F8		0-0 4-3		0-3 K			4	0	0	1	0	1	7				
Rico Carty, R OBP: 0.368, SLG: 0.427 (1, 10)		0-0 E1 G5-4-3		4-0 FC6-4 BB		0-3 K		0-3 K		3	0	0	0	1	2	0				
John Ellis, R OBP: 0.251, SLG: 0.341 (1, 2)		0-0 G5-4-3 1-2		0-0 F9		0-0 F9		0-3 K		4	0	0	0	0	1	2				
Frank Duffy, R OBP: 0.288, SLG: 0.296 (1, 6)			4-0 1B E G4-6-3 BB		0-0 FC6-4 CS		0-3 K		0-0 5-3	3	1	0	0	1	1	1				
<b>Inning Stats</b>	R: 0 E: 0 K: 0 S: 4	H: 1 LOB: 0 BB: 0 P: 4	R: 1 E: 2 K: 0 S: 4	H: 1 LOB: 0 BB: 0 P: 4	R: 2 E: 2 K: 0 S: 5	H: 1 LOB: 2 BB: 2 P: 13	R: 0 E: 0 K: 0 S: 2	H: 0 LOB: 0 BB: 1 P: 6	R: 1 E: 1 K: 0 S: 5	H: 2 LOB: 2 BB: 1 P: 9	R: 0 E: 0 K: 2 S: 7	H: 0 LOB: 0 BB: 0 P: 7	R: 0 E: 0 K: 2 S: 8	H: 1 LOB: 3 BB: 1 P: 13	R: 0 E: 0 K: 2 S: 7	H: 0 LOB: 0 BB: 0 P: 7	1B: 6 2B: 0 3B: 0 HR: 0	SF: 0 SAC: 0 DP: 2 HBP: 1	WP: 0 PB: 0 SB: 1 CS: 1	PA: 37
<b>PITCHER</b> Vern Ruhle, R ERA: 3.75 (1, 1)	IP: 8.0 WLS: L BF: 36 H: 6 R: 4 ER: 1 SO: 6 BB: 4 IBB: 1 HBP: 1 BLK: 0 WP: 0 HR: 0 S: 42 P: 63 ERA: 1.12 WHIP: 1.250															<b>PITCHER</b>	IP: 8.0 WLS: L BF: 36 H: 6 R: 4 ER: 1 SO: 6 BB: 4 IBB: 1 HBP: 1 BLK: 0 WP: 0 HR: 0 S: 42 P: 63 ERA: 1.12 WHIP: 1.250			


Detroit Tigers @ Cleveland Indians  
Cleveland Municipal Stadium, Cleveland, OH  
Mon Jun 30 1975, 7:05 PM EDT  
Unknown

AB 30  
R 4  
H 6  
RBI 2  
BB 5  
SO 6  
LOB 23

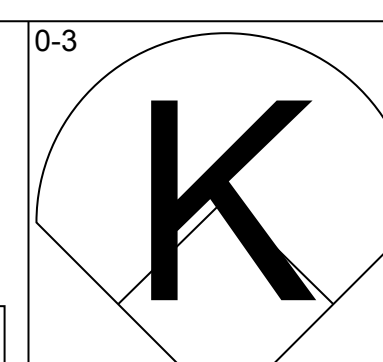
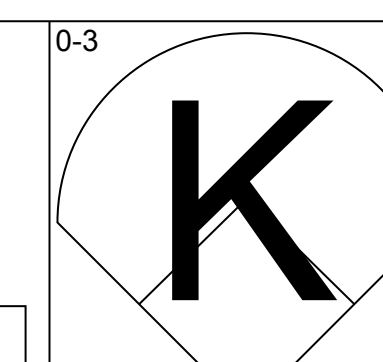
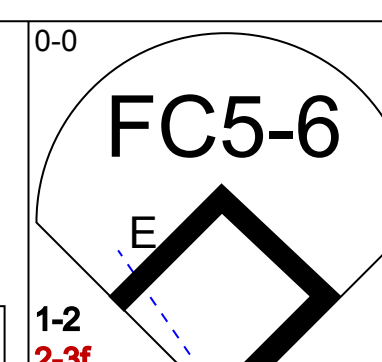
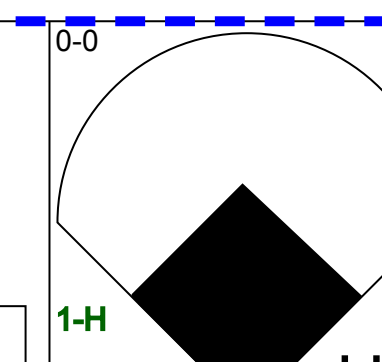
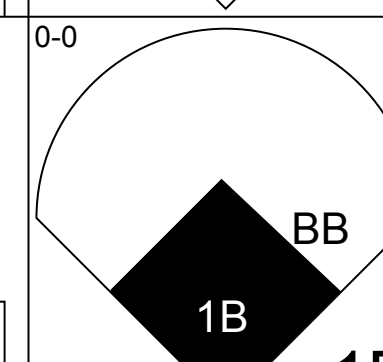
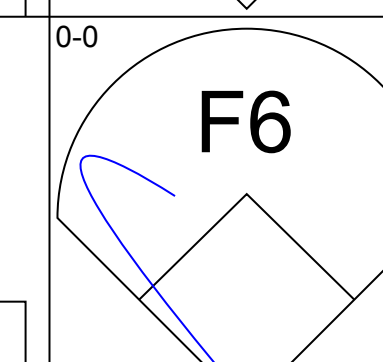
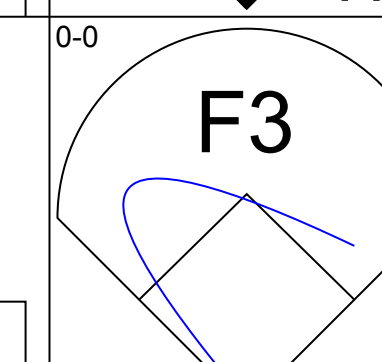
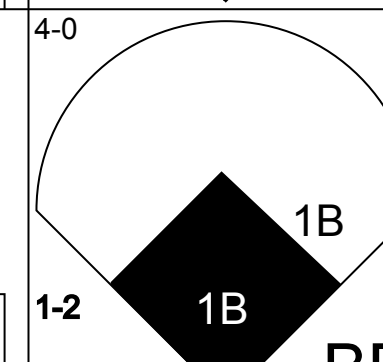
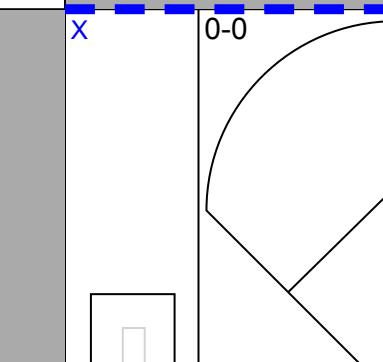
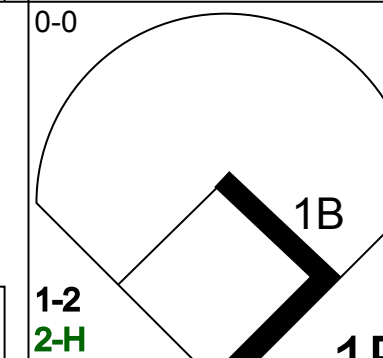
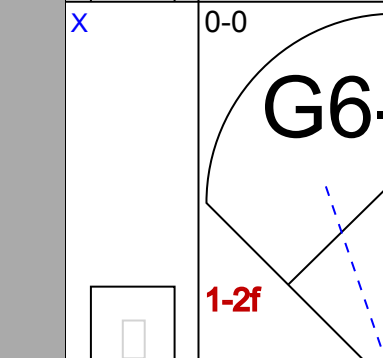
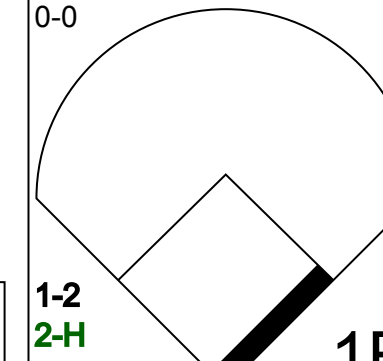
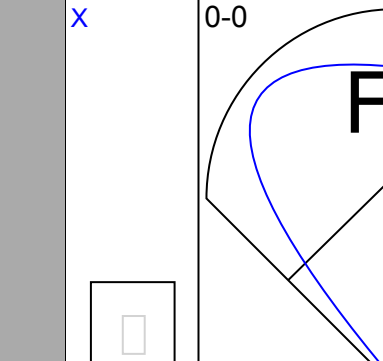
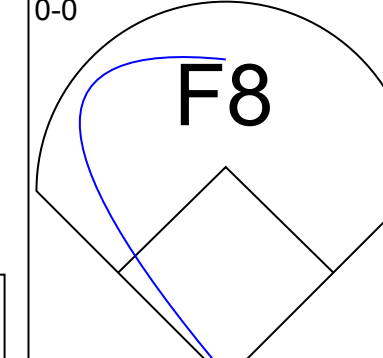
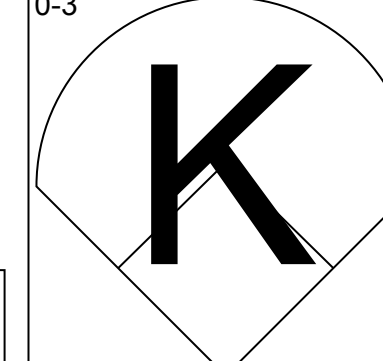


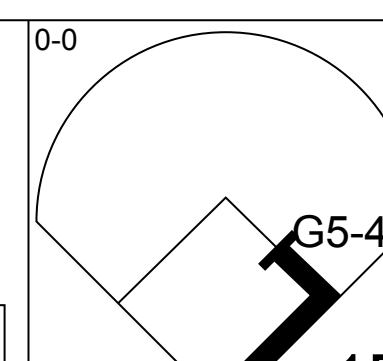
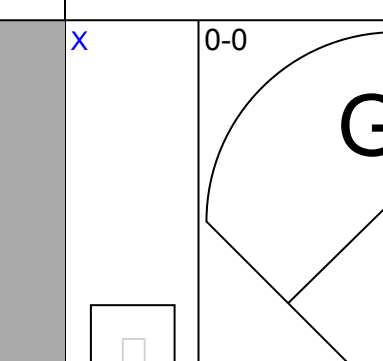
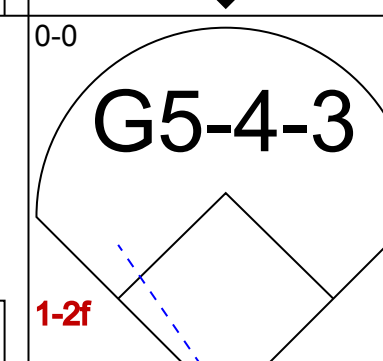
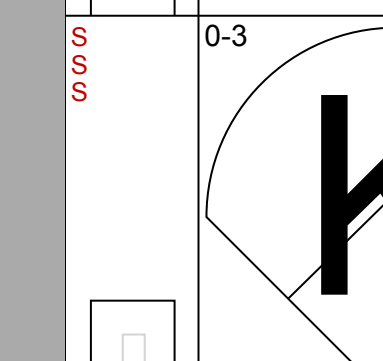
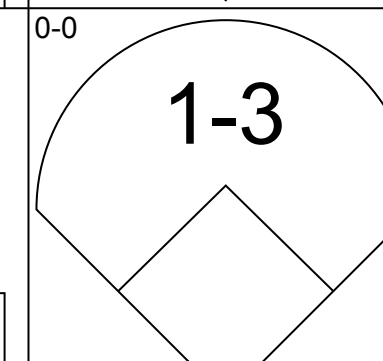
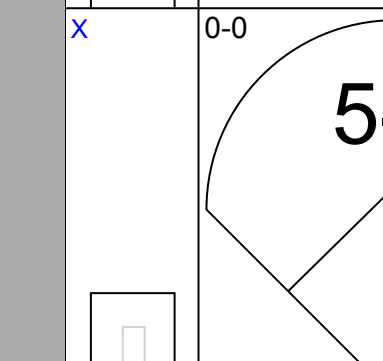


Batter	1	2	3	4	5	6	7	8	9	AB	R	H	RBI	BB	SO	LOB	TOP										
Ron LeFlore, R (1, 8) OBP: 0.316, SLG: 0.381	0-3 K			4-0 1B S G4-6-3 BB		0-3 K			0-0 F8	3	1	0	0	1	2	0	<b>Detroit Tigers @ Cleveland Indians</b> Cleveland Municipal Stadium, Cleveland, OH Mon Jun 30 1975, 7:05 PM EDT Att: 26,114 - Unknown  <b>AB 29</b> <b>R 2</b> <b>H 5</b> <b>RBI 1</b> <b>BB 1</b> <b>SO 5</b> <b>LOB 5</b> 										
John Knox, L (1, 4) OBP: 0.207, SLG: 0.148	0-0 4-3			0-0 G4-6-3 1B		0-0 S 1B			0-0 F7	4	0	2	0	0	0	0											
Dan Meyer, L (1, 7) OBP: 0.300, SLG: 0.360	0-0 L6			0-0 G4-6-3 1-2 3-H		0-3 K			0-0 1B	4	0	1	0	0	1	2											
Willie Horton, R (1, 10) OBP: 0.280, SLG: 0.417		0-0 6-3		0-0 F7					0-0 F8	4	0	0	0	0	0	1											
Jack Pierce, L (1, 3) OBP: 0.333, SLG: 0.367		0-3 K				0-0 F5			0-0 G3	3	0	0	0	0	1	0											
John Wockenfuss, R (1, 2) OBP: 0.333, SLG: 0.554		0-0 6-3				0-0 SF9 3B			0-0 F7	3	1	1	0	0	0	0											
Leon Roberts, R (1, 9) OBP: 0.357, SLG: 0.409				0-0 F9-3 1B		0-0 SF9		0-3 K		2	0	1	1	0	1	0											
Gene Michael, S (1, 6) OBP: 0.265, SLG: 0.354				0-0 F9		0-0 F7		0-0 F8		3	0	0	0	0	0	1											
Aurelio Rodriguez, R (1, 5) OBP: 0.257, SLG: 0.367				0-0 F9-3 1-2		0-0 1-3		0-0 F9		3	0	0	0	0	0	1											
<b>Inning Stats</b>	R: 0 E: 0 K: 1 S: 5	H: 0 LOB: 0 BB: 0 P: 5	R: 0 E: 0 K: 1 S: 5	H: 0 LOB: 0 BB: 0 P: 5	R: 0 E: 0 K: 0 S: 3	H: 1 LOB: 0 BB: 0 P: 3	R: 1 E: 0 K: 0 S: 3	H: 1 LOB: 0 BB: 1 P: 7	R: 1 E: 0 K: 0 S: 4	H: 1 LOB: 0 BB: 0 P: 4	R: 0 E: 0 K: 2 S: 8	H: 1 LOB: 1 BB: 0 P: 8	R: 0 E: 0 K: 0 S: 3	H: 0 LOB: 0 BB: 0 P: 3	R: 0 E: 0 K: 1 S: 5	H: 0 LOB: 0 BB: 0 P: 5	R: 0 E: 0 K: 0 S: 4	H: 1 LOB: 1 BB: 0 P: 4	1B: 4 2B: 1 3B: 1 HR: 0	SF: 1 SAC: 0 DP: 2 HBP: 0	WP: 0 PB: 0 SB: 2 CS: 0	PA: 31					
<b>PITCHER</b>	IP	WLS	BF	H	R	ER	SO	BB	IBB	HBP	BLK	WP	HR	S	P	ERA	WHIP										
Eric Raich, R (1, 1) ERA: 3.28	9.0	W	31	5	2	2	5	1	0	0	0	0	0	40	44	2.00	0.667										
Eric Raich, R (9, 1) ERA: 3.28	9.0	W	31	5	2	2	5	1	0	0	0	0	0	40	44	2.00	0.667										

Batter	1	2	3	4	5	6	7	8	9	AB	R	H	RBI	BB	SO	LOB	BOTTOM										
Buddy Bell, R (1, 5) OBP: 0.297, SLG: 0.324	0-0 6-3		0-0 F7		0-0 F9			0-0 FC6-4 1B		4	0	1	0	0	0	0	<b>Detroit Tigers @ Cleveland Indians</b> Cleveland Municipal Stadium, Cleveland, OH Mon Jun 30 1975, 7:05 PM EDT Att: 26,114 - Unknown  <b>AB 29</b> <b>R 3</b> <b>H 7</b> <b>RBI 2</b> <b>BB 3</b> <b>SO 3</b> <b>LOB 10</b> 										
Duane Kuiper, L (1, 4) OBP: 0.395, SLG: 0.363	0-0		0-0			0-0 5-3		0-0 FC6-4 1B		3	1	2	0	0	0	0											
Charlie Spikes, R (8, PH) OBP: 0.261, SLG: 0.316	S WP PB 1B		CS 1B					1-2 2-3 1B		1	1	0	0	0	0	2											
Rick Manning, L (1, 9) OBP: 0.361, SLG: 0.372	4-0 E S 1H BB		0-0 1-2 1B			0-0 G6-4-3 1B		0-0 1B		3	0	3	2	1	0	0											
George Hendrick, R (1, 8) OBP: 0.322, SLG: 0.476	0-0 F9		0-0 F9			0-0 G6-4-3 1-2		0-0 1B		3	0	0	0	1	0	3											
Oscar Gamble, L (1, 7) OBP: 0.327, SLG: 0.333	4-0		0-3 K					0-3 K		2	0	0	0	1	1	0											
Frank Robinson, R (8, PH) OBP: 0.352, SLG: 0.544										1	0	0	0	0	1	2											
Eric Raich, R (9, 1) ERA: 3.28										0	0	0	0	0	0	0											
Bill Sudakis, S (1, 3) OBP: 0.263, SLG: 0.197	0-0 4-3		0-0 F7			0-0 F7		0-0 F7		3	0	0	0	0	0	2											
Rico Carty, R (1, 10) OBP: 0.361, SLG: 0.418		0-0 F3		0-0 F2				0-3 K		3	0	0	0	0	1	0											
John Ellis, R (1, 2) OBP: 0.253, SLG: 0.341		0-0 F9						0-0 FC6-4 1B		3	0	1	0	0	0	0											
John Lowenstein, L (8, PR) OBP: 0.345, SLG: 0.425								0-0 FC6-4 1B		0	1	0	0	0	0	0											
Ed Crosby, L (9, 4) OBP: 0.346, SLG: 0.292								0-0 1B		0	0	0	0	0	0	0											
Frank Duffy, R (1, 6) OBP: 0.285, SLG: 0.292		0-0 5-3						0-0 F7		3	0	0	0	0	0	1											
<b>Inning Stats</b>	R: 1 E: 0 K: 0 S: 4	H: 1 LOB: 2 BB: 2 P: 12	R: 0 E: 0 K: 0 S: 3	H: 0 LOB: 0 BB: 0 P: 3	R: 0 E: 0 K: 0 S: 4	H: 2 LOB: 1 BB: 0 P: 4	R: 0 E: 0 K: 1 S: 5	H: 0 LOB: 0 BB: 0 P: 5	R: 0 E: 0 K: 0 S: 3	H: 0 LOB: 0 BB: 0 P: 3	R: 0 E: 0 K: 0 S: 3	H: 1 LOB: 0 BB: 0 P: 3	R: 0 E: 0 K: 1 S: 5	H: 0 LOB: 0 BB: 0 P: 5	R: 2 E: 0 K: 1 S: 8	H: 3 LOB: 2 BB: 1 P: 12	R: 0 E: 0 K: 0 S: 4	H: 0 LOB: 0 BB: 0 P: 4	1B: 7 2B: 0 3B: 0 HR: 0	SF: 0 SAC: 0 DP: 1 HBP: 0	WP: 1 PB: 1 SB: 3 CS: 1	PA: 32					
<b>PITCHER</b>	IP	WLS	BF	H	R	ER	SO	BB	IBB	HBP	BLK	WP	HR	S	P	ERA	WHIP										
Lerin LaGrow, R (1, 1) ERA: 4.76	7.1	L	28	6	3	2	2	2	0	0	0	0	0	30	38	2.46	1.091										
John Hiller, L (8, 1) ERA: 2.69	0.2		4	1	0	0	1	0	1	0	0	0	0	5	9	0.00	1.500										



Batter	1	2	3	4	5	6	7	8	9	AB	R	H	RBI	BB	SO	LOB	TOP										
Ron LeFlore, R OBP: 0.317, SLG: 0.392 (1, 8)										5	1	2	2	0	2	3	Detroit Tigers @ Cleveland Indians Cleveland Municipal Stadium, Cleveland, OH Tue Jul 01 1975, 7:05 PM EDT Att: 7,539 - Unknown										
Gary Sutherland, R OBP: 0.331, SLG: 0.348 (1, 4)										5	1	1	0	0	0	4											
Dan Meyer, L OBP: 0.302, SLG: 0.358 (1, 7)										4	1	1	0	1	0	4											
Willie Horton, R OBP: 0.282, SLG: 0.415 (1, 10)										4	0	1	1	1	0	3											
Bill Freehan, R OBP: 0.323, SLG: 0.440 (1, 2)										5	0	1	1	0	0	3											
Leon Roberts, R OBP: 0.351, SLG: 0.401 (1, 9)										4	0	0	0	0	1	2											
Jack Pierce, L OBP: 0.329, SLG: 0.375 (1, 3)										4	1	1	0	0	2	2											
Gene Michael, S OBP: 0.264, SLG: 0.349 (1, 6)										4	0	1	0	0	1	1											
Aurelio Rodriguez, R OBP: 0.285, SLG: 0.374 (1, 5)										4	2	3	1	0	0	0											
<b>Inning Stats</b>	R: 2 E: 0 K: 2 S: 10	H: 3 LOB: 2 BB: 1 P: 14	R: 0 E: 0 K: 1 S: 6	H: 1 LOB: 1 BB: 0 P: 6	R: 0 E: 0 K: 0 S: 3	H: 0 LOB: 0 BB: 0 P: 3	R: 0 E: 0 K: 1 S: 5	H: 0 LOB: 0 BB: 0 P: 5	R: 0 E: 1 K: 0 S: 5	H: 1 LOB: 2 BB: 0 P: 5	R: 0 E: 0 K: 1 S: 5	H: 0 LOB: 0 BB: 0 P: 5	R: 1 E: 1 K: 0 S: 6	H: 2 LOB: 3 BB: 1 P: 10	R: 3 E: 0 K: 1 S: 8	H: 3 LOB: 0 BB: 0 P: 8	R: 0 E: 0 K: 0 S: 3	H: 1 LOB: 0 BB: 0 P: 3	1B: 9 2B: 1 3B: 0 HR: 1	SF: 0 SAC: 0 DP: 1 HBP: 0	WP: 0 PB: 0 SB: 0 CS: 0	PA: 41					
<b>PITCHER</b>	IP	WLS	BF	H	R	ER	SO	BB	IBB	HBP	BLK	WP	HR	S	P	ERA	WHIP										
Jim Bibby, R ERA: 4.72 (1, 1)	7.2	L	36	9	5	4	6	2	0	0	0	0	0	46	54	4.70	1.435										
Tom Buskey, R ERA: 2.75 (8, 1)	0.1		2	1	1	1	0	0	0	0	0	0	1	2	2	27.00	3.000										
Dave LaRoche, L ERA: 1.87 (9, 1)	1.0		3	1	0	0	0	0	0	0	0	0	0	3	3	0.00	1.000										

Batter	1	2	3	4	5	6	7	8	9	AB	R	H	RBI	BB	SO	LOB	BOTTOM										
Duane Kuiper, L OBP: 0.393, SLG: 0.362 (1, 4)										3	0	1	0	0	0	1	Detroit Tigers @ Cleveland Indians Cleveland Municipal Stadium, Cleveland, OH Tue Jul 01 1975, 7:05 PM EDT Att: 7,539 - Unknown										
Buddy Bell, R OBP: 0.297, SLG: 0.322 (1, 5)										2	0	0	1	1	1	1											
Rick Manning, L OBP: 0.352, SLG: 0.362 (1, 7)										4	0	0	0	0	0	1											
George Hendrick, R OBP: 0.319, SLG: 0.471 (1, 8)										3	0	0	0	0	0	1											
Rico Carty, R OBP: 0.354, SLG: 0.409 (1, 10)										3	0	0	0	0	1	1											
Charlie Spikes, R OBP: 0.262, SLG: 0.332 (1, 9)										3	1	1	1	0	1	0											
John Ellis, R OBP: 0.249, SLG: 0.335 (1, 2)										3	0	0	0	0	1	0											
Bill Sudakis, S OBP: 0.266, SLG: 0.203 (1, 3)										3	0	1	0	0	0	0											
Frank Duffy, R OBP: 0.281, SLG: 0.288 (1, 6)										3	1	0	0	0	0	1											
<b>Inning Stats</b>	R: 0 E: 0 K: 0 S: 3	H: 1 LOB: 0 BB: 0 P: 3	R: 1 E: 0 K: 1 S: 6	H: 1 LOB: 0 BB: 0 P: 6	R: 0 E: 1 K: 0 S: 3	H: 1 LOB: 0 BB: 0 P: 3	R: 0 E: 0 K: 0 S: 3	H: 0 LOB: 1 BB: 1 P: 7	R: 0 E: 0 K: 1 S: 5	H: 0 LOB: 0 BB: 0 P: 5	R: 1 E: 1 K: 0 S: 4	H: 0 LOB: 0 BB: 0 P: 4	R: 0 E: 0 K: 1 S: 5	H: 0 LOB: 0 BB: 0 P: 5	R: 0 E: 0 K: 0 S: 3	H: 0 LOB: 0 BB: 0 P: 3	R: 0 E: 0 K: 1 S: 5	H: 0 LOB: 0 BB: 0 P: 5	1B: 2 2B: 0 3B: 0 HR: 1	SF: 1 SAC: 1 DP: 2 HBP: 0	WP: 0 PB: 0 SB: 0 CS: 1	PA: 30					
<b>PITCHER</b>	IP	WLS	BF	H	R	ER	SO	BB	IBB	HBP	BLK	WP	HR	S	P	ERA	WHIP										
Mickey Lolich, L ERA: 3.24 (1, 1)	9.0	W	30	3	2	1	4	1	0	0	0	0	1	37	41	1.00	0.444										



Batter	1	2	3	4	5	6	7	8	9	AB	R	H	RBI	BB	SO	LOB	TOP								
Ken Singleton, S OBP: 0.415, SLG: 0.414	F9	1B	2B	1B	1B			5-3		3	2	1	0	3	0	0	<p><b>Baltimore Orioles @ Detroit Tigers</b> Tiger Stadium, Detroit, MI Wed Jul 02 1975, 7:05 PM EDT Att: 10,671 - Unknown</p>								
Bobby Grich, R OBP: 0.389, SLG: 0.369	5-3	1B	2B	1B	1B		L4	5-3		6	0	2	2	0	0	4									
Al Bumbry, L OBP: 0.351, SLG: 0.407	1B	2B	1B	2B		G3	3-1	1B	2B	6	1	4	3	0	0	0									
Lee May, R OBP: 0.276, SLG: 0.402	HR	1B					HR	1B		5	2	3	1	0	1	4									
Tony Muser, L OBP: 0.316, SLG: 0.290	HR	1B				FC3-6	1B	1B	2H	1	0	1	0	0	0	0									
Jim Northrup, L OBP: 0.384, SLG: 0.528	HR	1B						1B		4	2	1	2	1	2	5									
Paul Blair, R OBP: 0.267, SLG: 0.290	HR	1B				FC3-6	1B	1B		1	0	0	0	0	1	1									
Don Baylor, R OBP: 0.351, SLG: 0.500	HR							HR	BB	4	3	3	5	1	0	1									
Brooks Robinson, R OBP: 0.279, SLG: 0.285	F2								1B	4	1	1	0	1	0	1									
Doug DeCinces, R OBP: 0.278, SLG: 0.358			1B	1B	1B				K	1	0	0	0	0	1	2									
Dave Duncan, R OBP: 0.233, SLG: 0.361		F6	1B	1B	1B					5	1	1	0	0	2	2									
Mark Belanger, R OBP: 0.298, SLG: 0.261	1B	1B	2B	K	F3			5-3		4	1	1	0	1	1	3									
<b>Inning Stats</b>	R: 4 E: 0 K: 0 S: 6	H: 3 LOB: 0 BB: 1 P: 10	R: 2 E: 0 K: 2 S: 10	H: 3 LOB: 2 BB: 1 P: 14	R: 4 E: 0 K: 2 S: 12	H: 5 LOB: 2 BB: 1 P: 16	R: 1 E: 0 K: 1 S: 7	H: 2 LOB: 2 BB: 1 P: 11	R: 0 E: 0 K: 0 S: 4	H: 1 LOB: 1 BB: 0 P: 4	R: 0 E: 0 K: 1 S: 5	H: 0 LOB: 2 BB: 2 P: 13	R: 2 E: 0 K: 0 S: 5	H: 2 LOB: 1 BB: 0 P: 6	R: 0 E: 0 K: 0 S: 3	H: 0 LOB: 0 BB: 0 P: 3	R: 0 E: 0 K: 2 S: 8	H: 2 LOB: 2 BB: 1 P: 12	1B: 10 2B: 4 3B: 0 HR: 4	SF: 0 SAC: 0 DP: 0 HBP: 1	WP: 0 PB: 0 SB: 0 CS: 0	PA: 52			
<b>PITCHER</b>	IP	WLS	BF	H	R	ER	SO	BB	IBB	HBP	BLK	WP	HR	S	P	ERA	WHIP								
Tom Walker, R ERA: 4.86	1.1	L	12	6	6	6	0	2	0	0	0	0	1	10	18	40.50	6.000								
Fernando Arroyo, R ERA: 11.97	1.0		8	4	4	4	3	1	0	0	0	0	1	13	17	36.00	5.000								
Bob Reynolds, R ERA: 5.18	4.2		24	6	3	3	3	3	0	1	0	0	2	26	39	5.79	1.929								
John Hiller, L ERA: 2.78	2.0		8	2	0	0	2	1	0	0	0	0	0	11	15	0.00	1.500								


Batter	1	2	3	4	5	6	7	8	9	AB	R	H	RBI	BB	SO	LOB	BOTTOM								
Ron LeFlore, R OBP: 0.315, SLG: 0.386	K		F9		4-3			6-3		4	1	0	0	1	1	1	<p><b>Baltimore Orioles @ Detroit Tigers</b> Tiger Stadium, Detroit, MI Wed Jul 02 1975, 7:05 PM EDT Att: 10,671 - Unknown</p>								
Gary Sutherland, R OBP: 0.334, SLG: 0.349	1B							F7		2	0	1	0	1	0	0									
John Knox, L OBP: 0.226, SLG: 0.172	1B					1B	1B	1B		2	2	1	0	0	0	1									
Dan Meyer, L OBP: 0.304, SLG: 0.359	1B					1B	1B	1B		5	0	2	1	0	0	1									
Willie Horton, R OBP: 0.287, SLG: 0.416	G5-4-3					1B	1B	1B		4	1	2	0	1	0	2									
Bill Freehan, R OBP: 0.325, SLG: 0.441	1-3					1B	1B	1B		4	0	2	2	0	0	0									
Jack Pierce, L OBP: 0.325, SLG: 0.358	3-1					1B	1B	1B		3	0	0	0	1	1	4									
Leon Roberts, R OBP: 0.354, SLG: 0.403	F9					1B	1B	1B		4	1	2	1	0	0	3									
Gene Michael, S OBP: 0.253, SLG: 0.333			K					F5		4	0	0	0	0	1	4									
Aurelio Rodriguez, R OBP: 0.285, SLG: 0.376	4-3							F4		4	0	1	1	0	0	0									
<b>Inning Stats</b>	R: 0 E: 0 K: 1 S: 5	H: 1 LOB: 1 BB: 1 P: 9	R: 0 E: 0 K: 0 S: 3	H: 0 LOB: 0 BB: 0 P: 3	R: 0 E: 0 K: 1 S: 5	H: 0 LOB: 0 BB: 0 P: 5	R: 0 E: 0 K: 0 S: 5	H: 2 LOB: 3 BB: 1 P: 9	R: 0 E: 0 K: 0 S: 3	H: 0 LOB: 0 BB: 0 P: 3	R: 2 E: 0 K: 0 S: 7	H: 4 LOB: 3 BB: 0 P: 7	R: 2 E: 0 K: 1 S: 7	H: 2 LOB: 2 BB: 2 P: 15	R: 1 E: 0 K: 0 S: 5	H: 2 LOB: 1 BB: 0 P: 5	R: 0 E: 0 K: 0 S: 3	H: 0 LOB: 0 BB: 0 P: 3	1B: 10 2B: 1 3B: 0 HR: 0	SF: 1 SAC: 0 DP: 1 HBP: 0	WP: 0 PB: 0 SB: 0 CS: 0	PA: 41			
<b>PITCHER</b>	IP	WLS	BF	H	R	ER	SO	BB	IBB	HBP	BLK	WP	HR	S	P	ERA	WHIP								
Mike Torrez, R ERA: 3.6	6.1	W	31	9	4	4	2	4	0	0	0	0	0	12	12	3.38	0.750								
Dyar Miller, R ERA: 2.39	2.2		10	2	1	1	1	0	0	0	0	0	0	12	12	3.38	0.750								



Batter	1	2	3	4	5	6	7	8	9	AB	R	H	RBI	BB	SO	LOB	TOP		
Ken Singleton, S OBP: 0.415, SLG: 0.422	0-0 HR		0-0 4-3		0-0 FC1-4-6 1B SF8		0-0 G3		0-0 FC6-4 BB	4	2	1	1	1	0	1			
Bobby Grich, R OBP: 0.386, SLG: 0.366	0-0 L5		0-3 K		0-0 3B 1B		0-0 6-3		0-0 F8	5	1	1	0	0	1	1			
Al Bumbry, L OBP: 0.348, SLG: 0.404	0-0 F7		0-3 K		0-0 SF8		0-0 1B		0-0 FC6-4	4	0	1	1	0	1	1			
Lee May, R OBP: 0.282, SLG: 0.415	0-0 2B			4-0 HR BB	0-0 3B		0-3 K			3	1	2	1	1	1	1			
Jim Northrup, L OBP: 0.400, SLG: 0.573	4-0 BB			0-0 HR BB	0-0 F7				0-0 1B	3	1	2	2	1	0	1			
Don Baylor, R OBP: 0.346, SLG: 0.492	0-0 F3			0-0 6-3		0-0 F7		0-0 F3		4	0	0	0	0	0	3			
Brooks Robinson, R OBP: 0.279, SLG: 0.281		0-3 K		0-0 5-3		4-0 BB		0-0 F5		3	0	0	0	1	1	1			
Eliot Hendricks, L OBP: 0.322, SLG: 0.286		0-3 K2-3		0-0 F2		0-3 K		0-0 5-3		4	0	0	0	0	2	2			
Mark Belanger, R OBP: 0.299, SLG: 0.259 Tony Muser, L OBP: 0.314, SLG: 0.288 (9, PH)	0-0 F9				4-0 BB		0-0 F7		0-0 3-1	2	0	0	0	1	0	1			
										1	0	0	0	0	0	0			
<b>Inning Stats</b>	R: 1 E: 0 K: 0 S: 5	H: 2 LOB: 2 BB: 1 P: 9	R: 0 E: 0 K: 2 S: 7	H: 0 LOB: 0 BB: 0 P: 7	R: 0 E: 0 K: 2 S: 7	H: 0 LOB: 0 BB: 0 P: 7	R: 2 E: 0 K: 0 S: 4	H: 1 LOB: 0 BB: 1 P: 8	R: 2 E: 0 K: 1 S: 5	H: 2 LOB: 1 BB: 1 P: 9	R: 0 E: 0 K: 1 S: 6	H: 1 LOB: 1 BB: 0 P: 6	R: 0 E: 0 K: 0 S: 4	H: 1 LOB: 1 BB: 0 P: 4	R: 0 E: 0 K: 0 S: 3	H: 0 LOB: 1 BB: 1 P: 7	1B: 3 2B: 1 3B: 1 HR: 2	SF: 1 SAC: 0 DP: 0 HBP: 0	WP: 0 PA: 39 PB: 0 SB: 0 CS: 0
<b>PITCHER</b> Joe Coleman, R ERA: 6.37	IP: 9.0 WLS: W BF: 39 H: 7 R: 5 ER: 5 SO: 6 BB: 5 IBB: 0 HBP: 0 BLK: 0 WP: 0 HR: 2 S: 46 P: 66 ERA: 5.00 WHIP: 1.333															<b>PITCHER</b>	IP: 9.0 WLS: W BF: 39 H: 7 R: 5 ER: 5 SO: 6 BB: 5 IBB: 0 HBP: 0 BLK: 0 WP: 0 HR: 2 S: 46 P: 66 ERA: 5.00 WHIP: 1.333		

**Baltimore Orioles @ Detroit Tigers**  
Tiger Stadium, Detroit, MI  
Thu Jul 03 1975, 7:05 PM EDT  
Att: 10,940 - Unknown


**AB 33**  
**R 5**  
**H 7**  
**RBI 5**  
**BB 5**  
**SO 6**  
**LOB 12**



Batter	1	2	3	4	5	6	7	8	9	AB	R	H	RBI	BB	SO	LOB	BOTTOM		
Ron LeFlore, R OBP: 0.317, SLG: 0.387	0-3 K	0-3 K			0-3 K		0-0 FC3-6 1B BB	0-0 S 1B		5	1	2	0	0	3	2			
Gary Sutherland, R OBP: 0.339, SLG: 0.349	0-0 G5-4-3 1B	0-0 F8			4-0 2B BB		4-0 FC3-6 BB	0-0 3-1		3	1	1	0	2	0	3			
Dan Meyer, L OBP: 0.303, SLG: 0.361	0-0 G5-4-3 1-2		0-0 F8		0-0 2B 2B		0-0 FC3-6 1B HR			4	2	1	1	0	0	3			
Willie Horton, R OBP: 0.293, SLG: 0.431		0-0 HR	0-0 CS 1B		0-0 5-3		0-0 HR 1B			4	2	3	2	0	0	1			
Bill Freehan, R OBP: 0.329, SLG: 0.445		0-0 F7	4-0 BB		0-0 2B		0-3 K			3	0	1	1	1	1	2			
Mickey Stanley, R OBP: 0.313, SLG: 0.462		0-0 S 1B	0-0 F7		0-0 F9		0-0 HR			4	2	2	3	0	0	2			
Leon Roberts, R OBP: 0.356, SLG: 0.405		0-0 1B 1B		0-0 1-3		0-0 5-3		0-0 1B		4	1	2	0	0	0	0			
Tom Verzyer, R OBP: 0.278, SLG: 0.306		0-0 1B 1B		0-0 4-3		0-0 F4		0-0 6-3		4	0	1	1	0	0	0			
Aurelio Rodriguez, R OBP: 0.285, SLG: 0.374		0-0 1-3 3H	0-0 1B		0-0 F4		0-0 F2		0-0 5-3	4	0	1	1	0	0	0			
<b>Inning Stats</b>	R: 0 E: 0 K: 1 S: 5	H: 1 LOB: 0 BB: 0 P: 5	R: 3 E: 0 K: 1 S: 10	H: 5 LOB: 2 BB: 0 P: 10	R: 0 E: 0 K: 0 S: 3	H: 1 LOB: 1 BB: 1 P: 7	R: 0 E: 0 K: 0 S: 3	H: 0 LOB: 0 BB: 0 P: 3	R: 2 E: 0 K: 1 S: 7	H: 2 LOB: 1 BB: 1 P: 11	R: 0 E: 0 K: 0 S: 3	H: 0 LOB: 0 BB: 0 P: 3	R: 4 E: 0 K: 1 S: 8	H: 4 LOB: 1 BB: 1 P: 12	R: 0 E: 0 K: 0 S: 4	H: 1 LOB: 1 BB: 0 P: 4	1B: 10 2B: 2 3B: 0 HR: 2	SF: 0 SAC: 0 DP: 1 HBP: 0	WP: 0 PA: 38 PB: 0 SB: 2 CS: 1
<b>PITCHER</b> Mike Cuellar, L ERA: 3.93 Wayne Garland, R ERA: 4.74 Doyle Alexander, R ERA: 3.33	IP: 4.2 WLS: L BF: 11 H: 4 R: 4 ER: 4 SO: 1 BB: 1 IBB: 0 HBP: 0 BLK: 0 WP: 0 HR: 1 S: 12 P: 16 ERA: 9.64 WHIP: 2.143															<b>PITCHER</b>	IP: 4.2 WLS: L BF: 11 H: 4 R: 4 ER: 4 SO: 1 BB: 1 IBB: 0 HBP: 0 BLK: 0 WP: 0 HR: 1 S: 12 P: 16 ERA: 9.64 WHIP: 2.143		

**Baltimore Orioles @ Detroit Tigers**  
Tiger Stadium, Detroit, MI  
Thu Jul 03 1975, 7:05 PM EDT  
Att: 10,940 - Unknown

**AB 35**  
**R 9**  
**H 14**  
**RBI 9**  
**BB 3**  
**SO 4**  
**LOB 13**





Batter	1	2	3	4	5	6	7	8	9	AB	R	H	RBI	BB	SO	LOB	TOP					
<b>Don Money, R</b> OBP: 0.310, SLG: 0.346 (1, 5)	0-3 K			0-0 HR		0-0 F8 1B		0-0 5-3 BB 1B		4	1	3	1	0	1	0	<b>Milwaukee Brewers @ Detroit Tigers</b> Tiger Stadium, Detroit, MI Fri Jul 04, 1975, 7:05 PM EDT Att: 14,259 - Unknown					
<b>Robin Yount, R</b> OBP: 0.345, SLG: 0.399 (1, 6)	0-0 6-3			0-3 K		0-0 G5-4-3 1B		4-0 5-3 BB		3	0	1	1	1	1	0						
<b>George Scott, R</b> OBP: 0.347, SLG: 0.476 (1, 10)	0-3 K			0-0 4-3		0-0 F8		0-3 K		4	0	0	0	0	2	4						
<b>Bobby Darwin, R</b> OBP: 0.315, SLG: 0.401 (1, 7)		0-0 F9		0-3 K		0-0 G5-4-3		0-0 5-3		4	0	0	0	0	1	4						
<b>Darrell Porter, L</b> OBP: 0.360, SLG: 0.380 <b>Charlie Moore, R</b> OBP: 0.286, SLG: 0.348 (8, PH) (8, 2)		0-0 F3				0-0 1B		0-0 F9		3	0	1	0	0	0	0						
<b>Gorman Thomas, R</b> OBP: 0.376, SLG: 0.639 (1, 8)		0-0 F8				0-3 K				4	0	1	0	0	2	1						
<b>Mike Hegan, L</b> OBP: 0.381, SLG: 0.386 <b>Bobby Mitchell, R</b> OBP: 0.350, SLG: 0.500 (9, PH)			0-0 F5			0-0 F9		0-0 1B 1B		3	0	1	0	0	0	1						
<b>Sixto Lezcano, R</b> OBP: 0.327, SLG: 0.386 (1, 9)			0-0 F9			0-0 F4		0-0 1B		4	0	1	0	0	1	2						
<b>Pedro Garcia, R</b> OBP: 0.283, SLG: 0.336 <b>Kurt Bevacqua, R</b> OBP: 0.228, SLG: 0.223 (3, 4)			0-3 K			0-0 1B 1B		0-0 4-3		1	0	0	0	0	1	0						
<b>Inning Stats</b>	R: 0 E: 0 K: 2 S: 7	H: 0 LOB: 0 BB: 0 P: 7	R: 0 E: 0 K: 0 S: 3	H: 0 LOB: 0 BB: 0 P: 3	R: 0 E: 0 K: 1 S: 5	H: 0 LOB: 0 BB: 0 P: 5	R: 1 E: 0 K: 2 S: 8	H: 1 LOB: 0 BB: 0 P: 8	R: 0 E: 0 K: 1 S: 6	H: 1 LOB: 1 BB: 0 P: 6	R: 1 E: 0 K: 0 S: 5	H: 3 LOB: 1 BB: 0 P: 5	R: 0 E: 0 K: 1 S: 7	H: 2 LOB: 2 BB: 0 P: 7	R: 0 E: 0 K: 1 S: 6	H: 1 LOB: 2 BB: 0 P: 10		R: 0 E: 0 K: 1 S: 6	H: 1 LOB: 1 BB: 0 P: 6	1B: 7 2B: 1 3B: 0 HR: 1	SF: 0 SAC: 0 DP: 1 HBP: 0	WP: 0 PB: 0 SB: 0 CS: 0
<b>PITCHER</b>	IP	WLS	BF	H	R	ER	SO	BB	IBB	HBP	BLK	WP	HR	S	P	ERA	WHIP					
<b>Ray Bare, R</b> ERA: 4.43 <b>John Hiller, L</b> ERA: 2.69	(1, 1) 7.0	W	29	8	2	2	7	1	0	0	0	0	0	1	42	46	2.57	1.286				

Batter	1	2	3	4	5	6	7	8	9	AB	R	H	RBI	BB	SO	LOB	BOTTOM				
<b>Ron LeFlore, R</b> OBP: 0.321, SLG: 0.391 (1, 8)	0-0 1B E	0-0 F8 1B 2B		4-0 2B SF8 BB	0-0 5-3			0-3 K		4	3	2	1	1	1	1	<b>Milwaukee Brewers @ Detroit Tigers</b> Tiger Stadium, Detroit, MI Fri Jul 04, 1975, 7:05 PM EDT Att: 14,259 - Unknown				
<b>Gary Sutherland, R</b> OBP: 0.340, SLG: 0.347 (1, 4)	0-0 1B HR	4-0 1B BB		0-0 L9		0-0 4-3		0-0 5-3		4	1	1	0	1	0	2					
<b>Dan Meyer, L</b> OBP: 0.302, SLG: 0.363 (1, 7)	0-0 E1 1B HR	0-0 F8		0-0 2B		0-0 F4				4	1	1	2	0	0	3					
<b>Willie Horton, R</b> OBP: 0.296, SLG: 0.432 (1, 10)	0-0 F6	0-0 FC6-4 1B		0-0 SF8		4-0 BB				2	0	1	2	1	0	2					
<b>Bill Freehan, R</b> OBP: 0.332, SLG: 0.459 (1, 2)	0-0 1B HR	0-0 FC6-4		0-0 BB		0-0 F3				3	1	1	3	1	0	3					
<b>Mickey Stanley, R</b> OBP: 0.301, SLG: 0.442 (1, 3)	0-0 F8		0-0 6-3	0-0 F9			0-0 6-3			4	0	0	0	0	0	2					
<b>Leon Roberts, R</b> OBP: 0.350, SLG: 0.397 (1, 9)	0-0 5-3		0-0 L8		0-0 6-3		0-0 F8			4	0	0	0	0	0	0					
<b>Tom Veryzer, R</b> OBP: 0.272, SLG: 0.299 (1, 6)		0-3 K	0-3 K		0-0 1-3		0-0 F8			4	0	0	0	0	2	0					
<b>Aurelio Rodriguez, R</b> OBP: 0.273, SLG: 0.382 (1, 5)		0-0 2B		4-0 L9 2B BB	0-0 1B			0-0 5-3		3	2	2	0	1	0	0					
<b>Inning Stats</b>	R: 4 E: 1 K: 0 S: 7	H: 3 LOB: 0 BB: 0 P: 7	R: 2 E: 0 K: 1 S: 8	H: 3 LOB: 2 BB: 1 P: 12	R: 0 E: 0 K: 1 S: 5	H: 0 LOB: 0 BB: 0 P: 5	R: 2 E: 0 K: 0 S: 4	H: 1 LOB: 2 BB: 3 P: 16	R: 0 E: 0 K: 0 S: 4	H: 1 LOB: 1 BB: 0 P: 4	R: 0 E: 0 K: 0 S: 3	H: 0 LOB: 1 BB: 1 P: 7	R: 0 E: 0 K: 0 S: 3	H: 0 LOB: 0 BB: 0 P: 3	R: 0 E: 0 K: 1 S: 5	H: 0 LOB: 0 BB: 0 P: 5		1B: 4 2B: 3 3B: 0 HR: 1	SF: 1 SAC: 0 DP: 0 HBP: 0	WP: 0 PB: 0 SB: 0 CS: 0	PA: 38
<b>PITCHER</b>	IP	WLS	BF	H	R	ER	SO	BB	IBB	HBP	BLK	WP	HR	S	P	ERA	WHIP				
<b>Bill Travers, L</b> ERA: 3.48 <b>Bill Champion, R</b> ERA: 5.1 <b>Ed Sprague, R</b> ERA: 4.62 <b>Tom Hausman, R</b> ERA: 4.71	(1, 1) 1.1	L	9	4	5	4	1	0	0	0	0	0	0	11	11	27.00	3.000				



Batter	1	2	3	4	5	6	7	8	9	AB	R	H	RBI	BB	SO	LOB	TOP			
<b>Don Money, R</b> OBP: 0.306, SLG: 0.355 (1, 5)	F2		3B			6-3		K		4	0	1	0	0	1	1	<b>Milwaukee Brewers @ Detroit Tigers</b> Tiger Stadium, Detroit, MI Sat Jul 05 1975, 3:33 AM EDT Att: 14,092 - Unknown			
<b>Bill Sharp, L</b> OBP: 0.274, SLG: 0.316 (1, 7)	4-3		3-1			F4		F8		4	0	0	0	0	2					
<b>George Scott, R</b> OBP: 0.342, SLG: 0.470 (1, 3)	5-3			6-3		5-3		K		4	0	0	0	0	1					
<b>Hank Aaron, R</b> OBP: 0.331, SLG: 0.386 (1, 10)		K		HR		L7		5-3		4	1	1	1	0	1					
<b>Bobby Darwin, R</b> OBP: 0.314, SLG: 0.398 (1, 9)		F8		F3				5-3		4	0	1	0	0	0					
<b>Gorman Thomas, R</b> OBP: 0.376, SLG: 0.640 (1, 8)		1B		L8				F5		3	1	1	0	0	1					
<b>Darrell Porter, L</b> OBP: 0.360, SLG: 0.379 (1, 2)		2B		L8		F8		F5		3	0	1	1	0	1					
<b>Robin Yount, R</b> OBP: 0.341, SLG: 0.395 (1, 6)		CS		6-3		L8		5-3		3	0	0	0	0	0					
<b>Kurt Bevacqua, R</b> OBP: 0.231, SLG: 0.227 (1, 4)				6-3		K				3	0	1	0	0	1					
<b>Inning Stats</b>	R: 0 E: 0 K: 0 S: 3	H: 0 LOB: 0 BB: 0 P: 3	R: 1 E: 0 K: 1 S: 6	H: 2 LOB: 0 BB: 0 P: 6	R: 0 E: 0 K: 0 S: 4	H: 1 LOB: 1 BB: 0 P: 4	R: 1 E: 0 K: 0 S: 4	H: 1 LOB: 0 BB: 0 P: 4	R: 0 E: 0 K: 1 S: 5	H: 0 LOB: 0 BB: 0 P: 5	R: 0 E: 0 K: 0 S: 4	H: 1 LOB: 1 BB: 0 P: 4	R: 0 E: 0 K: 1 S: 6	H: 1 LOB: 1 BB: 0 P: 6	R: 0 E: 0 K: 1 S: 5	H: 0 LOB: 0 BB: 0 P: 5	1B: 3 2B: 1 3B: 1 HR: 1	SF: 0 SAC: 0 DP: 0 HBP: 0	WP: 0 PB: 0 SB: 0 CS: 1	PA: 33
<b>PITCHER</b> <b>Vern Ruhle, R</b> ERA: 3.59 (1, 1)	IP: 9.0 WLS: W BF: 32 H: 6 R: 2 ER: 2 SO: 4 BB: 0 IBB: 0 HBP: 0 BLK: 0 WP: 0 HR: 1 S: 40 P: 40 ERA: 2.00 WHIP: 0.667																			

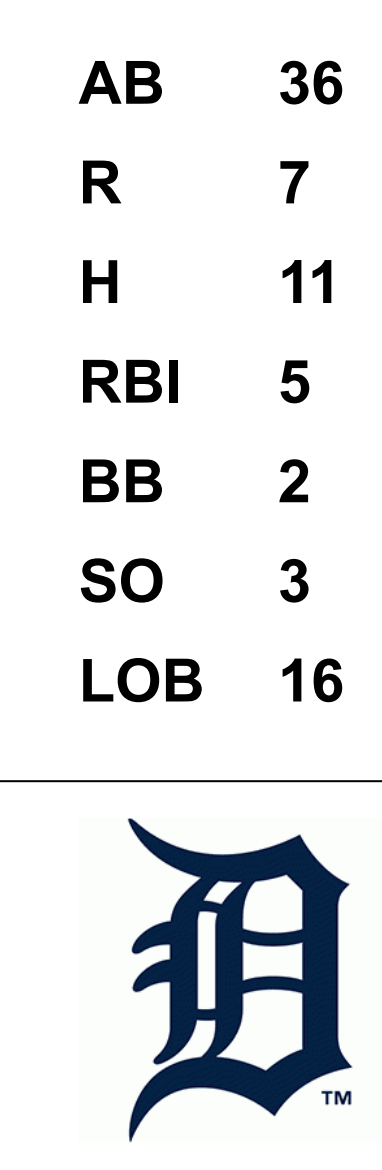
Batter	1	2	3	4	5	6	7	8	9	AB	R	H	RBI	BB	SO	LOB	BOTTOM			
<b>Ron LeFlore, R</b> OBP: 0.320, SLG: 0.390 (1, 8)	F9		CS		6-3		K			4	0	1	0	0	1	1	<b>Milwaukee Brewers @ Detroit Tigers</b> Tiger Stadium, Detroit, MI Sat Jul 05 1975, 3:33 AM EDT Att: 14,092 - Unknown			
<b>Gary Sutherland, R</b> OBP: 0.339, SLG: 0.343 (1, 4)	1B		4-3		4-3		G3			3	0	0	0	1	0	2				
<b>Dan Meyer, L</b> OBP: 0.308, SLG: 0.366 (1, 7)	1B			BB			G3			3	1	2	0	1	0	1				
<b>Willie Horton, R</b> OBP: 0.298, SLG: 0.432 (1, 10)				SF8		F7		6-3		4	1	2	0	0	0	1				
<b>Bill Freehan, R</b> OBP: 0.330, SLG: 0.452 (1, 2)	F8			SF8		F8		6-3		3	1	0	0	1	0	2				
<b>Jack Pierce, L</b> OBP: 0.309, SLG: 0.338 (1, 3)		L9		K		F4		F8		4	0	0	0	0	1	3				
<b>Leon Roberts, R</b> OBP: 0.350, SLG: 0.398 (1, 9)		K		SF8						2	0	1	1	0	1	0				
<b>Tom Verezzer, R</b> OBP: 0.273, SLG: 0.300 (1, 6)		6-3		E8		F8				3	0	1	2	0	0	1				
<b>Aurelio Rodriguez, R</b> OBP: 0.274, SLG: 0.382 (1, 5)			F9		5-3		G3			3	0	1	0	0	0	1				
<b>Inning Stats</b>	R: 0 E: 0 K: 0 S: 4	H: 2 LOB: 2 BB: 1 P: 8	R: 0 E: 0 K: 1 S: 5	H: 0 LOB: 0 BB: 0 P: 5	R: 0 E: 0 K: 0 S: 3	H: 1 LOB: 0 BB: 0 P: 3	R: 3 E: 1 K: 1 S: 7	H: 2 LOB: 1 BB: 2 P: 15	R: 0 E: 0 K: 0 S: 4	H: 1 LOB: 1 BB: 0 P: 4	R: 0 E: 0 K: 0 S: 4	H: 1 LOB: 1 BB: 0 P: 4	R: 0 E: 0 K: 1 S: 6	H: 1 LOB: 1 BB: 0 P: 6	R: 0 E: 0 K: 0 S: 3	H: 0 LOB: 0 BB: 0 P: 3	1B: 8 2B: 0 3B: 0 HR: 0	SF: 1 SAC: 0 DP: 0 HBP: 0	WP: 0 PB: 0 SB: 0 CS: 1	PA: 33
<b>PITCHER</b> <b>Jim Colborn, R</b> ERA: 4.38 (1, 1)	IP: 8.0 WLS: L BF: 33 H: 8 R: 3 ER: 3 SO: 3 BB: 3 IBB: 0 HBP: 0 BLK: 0 WP: 0 HR: 0 S: 36 P: 48 ERA: 3.38 WHIP: 1.375																			



Batter	1	2	3	4	5	6	7	8	9	AB	R	H	RBI	BB	SO	LOB	TOP					
<b>Don Money, R</b> OBP: 0.306, SLG: 0.351 (1, 5)	F4		6-3 1B		F8		K		F3	5	0	1	1	0	1	1	<b>Milwaukee Brewers @ Detroit Tigers</b> Tiger Stadium, Detroit, MI Sun Jul 06 1975, 3:33 AM EDT Unknown					
<b>Robin Yount, R</b> OBP: 0.346, SLG: 0.396 (1, 6)			6-3 1-2 1B				F8		FC6-4 BB	4	1	2	0	1	0	1						
<b>George Scott, R</b> OBP: 0.340, SLG: 0.465 (1, 3)	F5		K				6-3		F7	5	0	1	0	0	1	4						
<b>Hank Aaron, R</b> OBP: 0.332, SLG: 0.386 (1, 10)	CS	F7	6-3						FC6-4 1B 1B	5	1	2	1	0	0	3						
<b>Bobby Darwin, R</b> OBP: 0.313, SLG: 0.395 (1, 9)		6-3			F8		K			4	0	1	0	0	1	2						
<b>Bobby Mitchell, R</b> OBP: 0.354, SLG: 0.496 (1, 7)		5-3					5-3		SH1-3 1B 1B	3	0	1	1	1	0	0						
<b>Gorman Thomas, R</b> OBP: 0.375, SLG: 0.629 (1, 8)			E5 1B				K		SH1-3 1B	3	1	1	0	0	1	0						
<b>Charlie Moore, R</b> OBP: 0.297, SLG: 0.357 (1, 2)			E		F8				9-2	4	1	2	0	0	0	3						
<b>Kurt Bevacqua, R</b> OBP: 0.241, SLG: 0.240 (1, 4)			E9 1B 2B		5-3		F4		BB BB	3	1	1	2	1	0	1						
<b>Inning Stats</b>	R: 0 E: 0 K: 0 S: 3	H: 1 LOB: 0 BB: 0 P: 3	R: 0 E: 0 K: 0 S: 3	H: 0 LOB: 0 BB: 0 P: 3	R: 3 E: 2 K: 1 S: 9	H: 3 LOB: 1 BB: 0 P: 9	R: 0 E: 0 K: 0 S: 3	H: 1 LOB: 1 BB: 0 P: 7	R: 1 E: 0 K: 1 S: 8	H: 3 LOB: 2 BB: 0 P: 8	R: 0 E: 0 K: 1 S: 6	H: 1 LOB: 1 BB: 0 P: 6	R: 0 E: 0 K: 1 S: 5	H: 0 LOB: 0 BB: 0 P: 5	R: 1 E: 0 K: 0 S: 5	H: 3 LOB: 1 BB: 0 P: 5	R: 0 E: 0 K: 0 S: 3	H: 0 LOB: 2 BB: 2 P: 11	1B: 11 2B: 2 3B: 0 HR: 0	SF: 0 SAC: 1 DP: 1 HBP: 0	WP: 0 PB: 0 SB: 0 CS: 2	PA: 41
<b>PITCHER</b>	IP	WLS	BF	H	R	ER	SO	BB	IBB	HBP	BLK	WP	HR	S	P	ERA	WHIP					
<b>Mickey Lolich, L</b> ERA: 3.31 (1, 1)	8.1	W	38	12	5	4	4	3	0	0	0	0	0	43	55	4.32	1.800					
<b>John Hiller, L</b> ERA: 2.65 (9, 1)	0.2	S	2	0	0	0	0	0	0	0	0	0	0	2	2	0.00	0.000					

Batter	1	2	3	4	5	6	7	8	9	AB	R	H	RBI	BB	SO	LOB	BOTTOM					
<b>Ron LeFlore, R</b> OBP: 0.321, SLG: 0.399 (1, 8)	E 1B	E6 F9 1B		HR	K			E3 CS		5	3	2	1	0	1	1	<b>Milwaukee Brewers @ Detroit Tigers</b> Tiger Stadium, Detroit, MI Sun Jul 06 1975, 3:33 AM EDT Unknown					
<b>Gary Sutherland, R</b> OBP: 0.340, SLG: 0.348 (1, 4)	FC6 1B	1B 1B		5-3		5-3		1-2 2B		5	1	2	0	0	0	0						
<b>Dan Meyer, L</b> OBP: 0.306, SLG: 0.363 (1, 7)	1B BLK 1B	F9		F9		G3		F8		5	1	1	1	0	0	3						
<b>Willie Horton, R</b> OBP: 0.304, SLG: 0.437 (1, 10)	1B 1B	BB 1B		2B 1B		5-3				4	1	3	1	0	0	0						
<b>Bill Freehan, R</b> OBP: 0.333, SLG: 0.455 (1, 2)	F4	BB		2B		F8				3	0	1	1	1	0	2						
<b>Mickey Stanley, R</b> OBP: 0.299, SLG: 0.434 (1, 3)	1B	K		5-3		F9				4	0	1	1	0	1	4						
<b>Leon Roberts, R</b> OBP: 0.349, SLG: 0.400 (1, 9)	K		4-3		F9 2B		6-3			4	0	1	0	0	1	2						
<b>Tom Verzyer, R</b> OBP: 0.273, SLG: 0.295 (1, 6)	F3	F5			F9			SH2-4 E BB		3	1	0	0	1	0	3						
<b>Aurelio Rodriguez, R</b> OBP: 0.270, SLG: 0.377 (1, 5)		F6	6-3		FC6-2-5			SH2-4		3	0	0	0	0	0	1						
<b>Inning Stats</b>	R: 3 E: 1 K: 1 S: 10	H: 4 LOB: 2 BB: 0 P: 10	R: 1 E: 1 K: 1 S: 8	H: 2 LOB: 3 BB: 1 P: 12	R: 0 E: 0 K: 0 S: 3	H: 0 LOB: 0 BB: 0 P: 3	R: 2 E: 0 K: 0 S: 6	H: 3 LOB: 1 BB: 0 P: 6	R: 0 E: 0 K: 1 S: 6	H: 1 LOB: 1 BB: 0 P: 6	R: 0 E: 0 K: 0 S: 3	H: 0 LOB: 0 BB: 0 P: 3	R: 0 E: 0 K: 0 S: 3	H: 0 LOB: 0 BB: 0 P: 3	R: 1 E: 1 K: 0 S: 4	H: 1 LOB: 1 BB: 1 P: 8	R: 0 E: 0 K: 0 S: 3	H: 0 LOB: 2 BB: 2 P: 11	1B: 7 2B: 3 3B: 0 HR: 1	SF: 0 SAC: 1 DP: 0 HBP: 0	WP: 0 PB: 0 SB: 2 CS: 1	PA: 39
<b>PITCHER</b>	IP	WLS	BF	H	R	ER	SO	BB	IBB	HBP	BLK	WP	HR	S	P	ERA	WHIP					
<b>Tom Hausman, R</b> ERA: 5.14 (1, 1)	0.0	L	4	3	3	2	0	0	0	1	0	0	0	4	4							
<b>Ed Sprague, R</b> ERA: 4.53 (1, 1)	7.0		31	7	4	3	3	2	0	0	0	0	1	35	43	3.86	1.286					
<b>Eduardo Rodriguez, R</b> ERA: 3.02 (8, 1)	1.0		4	1	0	0	0	0	0	0	0	0	0	4	4	0.00	1.000					

AB 36  
R 5  
H 12  
RBI 5  
BB 3  
SO 4  
LOB 15





Batter	1	2	3	4	5	6	7	8	9	AB	R	H	RBI	BB	SO	LOB	TOP			
Don Money, R OBP: 0.305, SLG: 0.349	0-0 3-1		0-0 1-3			0-0 G4-3 1B	0-3 K			4	0	1	0	0	1	3	<p>Milwaukee Brewers @ Detroit Tigers</p> <p>Tiger Stadium, Detroit, MI</p> <p>Sun Jul 06 1975, 3:38 AM EDT</p> <p>Att: 24,019 - Unknown</p>			
Bob Sheldon, L (1, 4)	0-0 F7		0-0 6-3			0-0 G4-3 1-2		0-0 F7		4	0	0	0	0	0	1				
George Scott, R OBP: 0.340, SLG: 0.474	0-0		0-0					0-3		3	1	1	1	0	0	0				
Bobby Darwin, R OBP: 0.312, SLG: 0.394	HR		0-0 F7			0-0 4-3		0-3 K		1	0	0	0	0	1	0				
Hank Aaron, R OBP: 0.331, SLG: 0.384	0-0 F3			0-0 F3				0-0 F7	0-0	4	0	1	0	0	0	0				
Darrell Porter, L OBP: 0.358, SLG: 0.377		0-0 G3		0-0 F3				0-0	0-0	4	1	1	0	0	0	1				
Mike Hegan, L OBP: 0.376, SLG: 0.379		0-0		0-0				0-0	0-3	4	0	1	0	0	1	1				
Bill Sharp, L OBP: 0.274, SLG: 0.315		0-0 5-3						0-0	0-0	4	0	1	1	0	0	1				
Gorman Thomas, R OBP: 0.380, SLG: 0.615		4-0		0-3				0-0	0-0	2	0	0	0	2	1	0				
Kurt Bevacqua, R OBP: 0.234, SLG: 0.233		0-0 FC6-4		0-0				0-3	0-3	3	0	0	0	0	1	5				
<b>Inning Stats</b>	R: 1 E: 0 K: 0 S: 4	H: 1 LOB: 0 BB: 0 P: 4	R: 0 E: 0 K: 0 S: 4	H: 1 LOB: 2 BB: 1 P: 8	R: 0 E: 0 K: 0 S: 3	H: 0 LOB: 0 BB: 0 P: 3	R: 0 E: 0 K: 0 S: 3	H: 0 LOB: 0 BB: 0 P: 3	R: 0 E: 0 K: 1 S: 5	H: 1 LOB: 0 BB: 0 P: 3	R: 1 E: 0 K: 2 S: 10	H: 2 LOB: 2 BB: 1 P: 14	R: 0 E: 0 K: 1 S: 6	H: 1 LOB: 1 BB: 0 P: 6	R: 0 E: 0 K: 1 S: 5	H: 0 LOB: 0 BB: 0 P: 5	1B: 5 2B: 0 3B: 0 HR: 1	SF: 0 SAC: 0 DP: 1 HBP: 0	WP: 0 PB: 0 SB: 0 CS: 0	PA: 35
<b>PITCHER</b> Lerin LaGrow, R ERA: 4.5	IP: 9.0 WLS: W BF: 35	H: 6 R: 2 ER: 2 SO: 5	BB: 2 IBB: 0 HBP: 0 BLK: 0	WP: 0 HR: 1 S: 43 P: 51	ERA: 2.00 WHIP: 0.889	<b>PITCHER</b>										IP: 9.0 WLS: W BF: 35	H: 6 R: 2 ER: 2 SO: 5	BB: 2 IBB: 0 HBP: 0 BLK: 0	WP: 0 HR: 1 S: 43 P: 51	ERA: 2.00 WHIP: 0.889

Batter	1	2	3	4	5	6	7	8	9	AB	R	H	RBI	BB	SO	LOB	BOTTOM					
Ron LeFlore, R OBP: 0.326, SLG: 0.403	0-0 1-3		0-0 F9	0-0						5	1	3	0	0	0	1	<p>Milwaukee Brewers @ Detroit Tigers</p> <p>Tiger Stadium, Detroit, MI</p> <p>Sun Jul 06 1975, 3:38 AM EDT</p> <p>Att: 24,019 - Unknown</p>					
Ben Oglivie, L OBP: 0.241, SLG: 0.321	0-0 PB 1B	0-0 1B	0-0 S 1B	0-3 K						5	3	3	3	0	1	3						
Dan Meyer, L OBP: 0.308, SLG: 0.375	0-0 F6	0-0	4-0							2	1	1	1	0	0	1						
Mickey Stanley, R OBP: 0.309, SLG: 0.436	1-2	0-0	1-1	0-0						2	0	1	0	1	0	0						
Willie Horton, R OBP: 0.308, SLG: 0.438	4-0 2B BB	0-0	0-0	1-2						4	1	2	0	1	0	2						
Jack Pierce, L OBP: 0.326, SLG: 0.338	0-0 2B E 1B	4-0	0-0	4-3						3	1	1	1	2	1	4						
John Wockenfuss, R OBP: 0.323, SLG: 0.541	0-0 E 2B	0-3		0-3						5	1	1	1	0	2	3						
Tom Verzyer, R OBP: 0.276, SLG: 0.303	0-0 E8 1B	0-0 G4-6-3		0-0						5	1	2	2	0	0	2						
Gene Michael, S OBP: 0.250, SLG: 0.319	0-0 F7		4-0	0-0						4	1	0	0	1	0	2						
Aurelio Rodriguez, R OBP: 0.274, SLG: 0.391		0-0	0-0	0-0						4	1	2	2	0	0	1						
<b>Inning Stats</b>	R: 4 E: 1 K: 0 S: 7	H: 4 LOB: 1 BB: 1 P: 11	R: 4 E: 0 K: 1 S: 9	H: 5 LOB: 1 BB: 1 P: 13	R: 2 E: 0 K: 0 S: 5	H: 2 LOB: 2 BB: 2 P: 13	R: 1 E: 0 K: 2 S: 10	H: 3 LOB: 2 BB: 0 P: 10	R: 0 E: 0 K: 0 S: 3	H: 0 LOB: 0 BB: 1 P: 7	R: 0 E: 0 K: 1 S: 7	H: 2 LOB: 2 BB: 0 P: 7	R: 0 E: 0 K: 0 S: 3	H: 0 LOB: 0 BB: 0 P: 3	R: 0 E: 0 K: 1 S: 3	H: 0 LOB: 0 BB: 0 P: 3	1B: 11 2B: 2 3B: 0 HR: 3	SF: 0 SAC: 0 DP: 1 HBP: 0	WP: 2 PB: 1 SB: 1 CS: 0	PA: 44		
<b>PITCHER</b> Pete Broberg, R ERA: 4.81	IP: 1.0 WLS: L	BF: 10	H: 6 R: 6 ER: 6 SO: 0	BB: 1 IBB: 0 HBP: 0 BLK: 0	WP: 0 HR: 1 S: 9 P: 13	ERA: 54.00 WHIP: 7.000	<b>PITCHER</b>										IP: 1.0 WLS: L	BF: 10	H: 6 R: 6 ER: 6 SO: 0	BB: 1 IBB: 0 HBP: 0 BLK: 0	WP: 0 HR: 1 S: 9 P: 13	ERA: 54.00 WHIP: 7.000
Bill Champion, R ERA: 5.29	0.0	4	3	2	2	0	1	0	0	0	2	3	7				<p>Milwaukee Brewers @ Detroit Tigers</p> <p>Tiger Stadium, Detroit, MI</p> <p>Sun Jul 06 1975, 3:38 AM EDT</p> <p>Att: 24,019 - Unknown</p>					
Tom Hausman, R ERA: 4.96	7.0	30	7	3	3	4	3	0	0	0	1	0	35	47	3.86	1.429						



Batter	1	2	3	4	5	6	7	8	9	AB	R	H	RBI	BB	SO	LOB	TOP			
Pat Kelly, L OBP: 0.345, SLG: 0.407 (1,9)										4	0	1	0	0	1	0	Chicago White Sox @ Detroit Tigers Tiger Stadium, Detroit, MI Mon Jul 07 1975, 7:05 PM EDT Att: 15,377 - Unknown			
Bucky Dent, R OBP: 0.329, SLG: 0.386 (1,6)										4	0	0	0	0	1	1				
Carlos May, L OBP: 0.382, SLG: 0.426 (1,3)										3	0	1	0	0	0	0				
Deron Johnson, R OBP: 0.301, SLG: 0.427 (1,10)										4	0	0	0	0	0	2				
Ken Henderson, S OBP: 0.342, SLG: 0.365 (1,8)										4	1	3	1	0	0	0				
Bill Melton, R OBP: 0.334, SLG: 0.355 (1,5)										4	0	1	0	0	2	2				
Jerry Hairston, S OBP: 0.375, SLG: 0.349 (1,7)										3	0	1	0	0	0	1				
Bill Stein, R OBP: 0.352, SLG: 0.361 (1,4)										3	0	1	0	0	0	2				
Brian Downing, R OBP: 0.358, SLG: 0.338 (1,2)										3	0	0	0	0	0	2				
<b>Inning Stats</b>	R: 0 E: 0 K: 1 S: 6	H: 2 LOB: 1 BB: 0 P: 6	R: 1 E: 0 K: 1 S: 6	H: 1 LOB: 0 BB: 0 P: 6	R: 0 E: 0 K: 0 S: 3	H: 0 LOB: 0 BB: 0 P: 3	R: 0 E: 0 K: 0 S: 2	H: 0 LOB: 1 BB: 0 P: 3	R: 0 E: 0 K: 0 S: 4	H: 2 LOB: 1 BB: 0 P: 4	R: 0 E: 0 K: 0 S: 3	H: 0 LOB: 2 BB: 0 P: 3	R: 0 E: 0 K: 1 S: 5	H: 0 LOB: 0 BB: 0 P: 5	R: 0 E: 0 K: 1 S: 6	H: 1 LOB: 1 BB: 0 P: 6	1B: 6 2B: 2 3B: 0 HR: 1	SF: 0 SAC: 0 DP: 1 HBP: 1	WP: 0 PB: 0 CS: 2	PA: 33
<b>PITCHER</b> Tom Walker, R ERA: 4.38 (1,1)	IP: 9.0 WLS: W BF: 33 H: 8 R: 1 ER: 1 SO: 4 BB: 0 IBB: 0 HBP: 1 BLK: 0 WP: 0 HR: 1 S: 40 P: 41 ERA: 1.00 WHIP: 0.889																			

Batter	1	2	3	4	5	6	7	8	9	AB	R	H	RBI	BB	SO	LOB	BOTTOM			
Ron LeFlore, R OBP: 0.328, SLG: 0.404 (1,8)										4	0	2	0	0	0	1	Chicago White Sox @ Detroit Tigers Tiger Stadium, Detroit, MI Mon Jul 07 1975, 7:05 PM EDT Att: 15,377 - Unknown			
Gary Sutherland, R OBP: 0.342, SLG: 0.350 (1,4)										4	1	2	0	0	0	1				
Leon Roberts, R OBP: 0.347, SLG: 0.406 (1,9)										4	1	1	1	0	0	3				
Willie Horton, R OBP: 0.308, SLG: 0.438 (1,10)										2	0	1	1	0	1	1				
Bill Freehan, R OBP: 0.333, SLG: 0.450 (1,2)										2	0	0	0	1	1	1				
Mickey Stanley, R OBP: 0.310, SLG: 0.433 (1,3)										3	0	1	0	0	0	1				
Tom Verzyer, R OBP: 0.277, SLG: 0.304 (1,6)										3	0	1	0	0	1	1				
Ben Oglivie, L OBP: 0.233, SLG: 0.310 (1,7)										2	0	0	0	0	1	1				
Aurelio Rodriguez, R OBP: 0.271, SLG: 0.387 (1,5)										3	0	0	0	0	0	1				
<b>Inning Stats</b>	R: 0 E: 0 K: 1 S: 6	H: 1 LOB: 1 BB: 0 P: 6	R: 0 E: 0 K: 0 S: 3	H: 0 LOB: 0 BB: 0 P: 3	R: 0 E: 0 K: 1 S: 5	H: 0 LOB: 0 BB: 0 P: 5	R: 2 E: 0 K: 0 S: 4	H: 2 LOB: 1 BB: 1 P: 8	R: 0 E: 0 K: 0 S: 4	H: 1 LOB: 1 BB: 0 P: 4	R: 0 E: 0 K: 1 S: 6	H: 1 LOB: 1 BB: 0 P: 6	R: 0 E: 0 K: 1 S: 5	H: 1 LOB: 0 BB: 0 P: 5	R: 0 E: 0 K: 0 S: 4	H: 2 LOB: 1 BB: 0 P: 4	1B: 7 2B: 0 3B: 1 HR: 0	SF: 1 SAC: 1 DP: 3 HBP: 0	WP: 0 PB: 0 CS: 0	PA: 30
<b>PITCHER</b> Jim Kaat, L ERA: 2.69 (1,1)	IP: 8.0 WLS: L BF: 30 H: 8 R: 2 ER: 2 SO: 4 BB: 1 IBB: 0 HBP: 0 BLK: 0 WP: 0 HR: 0 S: 37 P: 41 ERA: 2.25 WHIP: 1.125																			



Batter	1	2	3	4	5	6	7	8	9	AB	R	H	RBI	BB	SO	LOB	TOP								
Pat Kelly, L OBP: 0.340, SLG: 0.400 (1, 9)	B2		K			F8		F9		4	0	0	0	0	1	2									
Bucky Dent, R OBP: 0.326, SLG: 0.385 (1, 6)	FC5-4 1B		F9			5-3			F7	4	0	1	0	0	0	1									
Carlos May, L OBP: 0.378, SLG: 0.420 (1, 3)	F8		F8			1-3			K	4	0	0	0	0	1	2									
Deron Johnson, R OBP: 0.301, SLG: 0.426 (1, 10)	FC5-4									3	0	1	0	0	1	1									
Nyls Nyman, L OBP: 0.215, SLG: 0.237 (7, PR)										0	0	0	0	0	0	0									
Pete Varney, R OBP: 0.364, SLG: 0.438 (9, PH)	1-2									1	0	1	0	0	0	0									
Ken Henderson, S OBP: 0.341, SLG: 0.361 (1, 8)		F5								3	0	0	0	1	2	1									
Bill Melton, R OBP: 0.333, SLG: 0.351 (1, 5)		2-3								3	0	0	0	1	1	2									
Jerry Hairston, S OBP: 0.365, SLG: 0.326 (1, 7)										3	0	0	0	1	1	5									
Bill Stein, R OBP: 0.344, SLG: 0.353 (1, 4)										2	0	0	0	0	0	1									
Jorge Orta, L OBP: 0.356, SLG: 0.451 (8, PH)										1	0	1	0	0	0	0									
Lee Richard, R OBP: 0.350, SLG: 0.235 (8, PR)										0	0	0	0	0	0	0									
Brian Downing, R OBP: 0.358, SLG: 0.338 (1, 2)										3	0	1	0	0	1	1									
<b>Inning Stats</b>	R: 0 E: 0 K: 0 S: 4	H: 1 LOB: 1 BB: 0 P: 4	R: 0 E: 0 K: 0 S: 3	H: 0 LOB: 1 BB: 1 P: 7	R: 0 E: 0 K: 1 S: 6	H: 1 LOB: 1 BB: 0 P: 6	R: 0 E: 0 K: 3 S: 9	H: 0 LOB: 0 BB: 0 P: 9	R: 0 E: 0 K: 1 S: 5	H: 0 LOB: 0 BB: 0 P: 5	R: 0 E: 0 K: 0 S: 3	H: 0 LOB: 0 BB: 0 P: 3	R: 0 E: 0 K: 1 S: 6	H: 1 LOB: 2 BB: 0 P: 6	R: 0 E: 0 K: 0 S: 3	H: 1 LOB: 1 BB: 0 P: 3	R: 0 E: 0 K: 2 S: 8	H: 1 LOB: 3 BB: 2 P: 16	1B: 5 2B: 0 3B: 0 HR: 0	SF: 0 SAC: 0 DP: 1 HBP: 0	WP: 2 PB: 0 SB: 0 CS: 0	PA: 34			
<b>PITCHER</b>	IP	WLS	BF	H	R	ER	SO	BB	IBB	HBP	BLK	WP	HR	S	P	ERA	WHIP								
Joe Coleman, R ERA: 5.91 (1, 1)	8.0	W	28	4	0	0	6	1	0	0	0	2	0	39	43	0.00	0.625								
John Hiller, L ERA: 2.61 (9, 1)	1.0	S	6	1	0	0	2	2	0	0	0	0	0	8	16	0.00	3.000								

Chicago White Sox @ Detroit Tigers  
Tiger Stadium, Detroit, MI  
Tue Jul 08 1975, 7:05 PM EDT  
Att: 13,268 - Unknown

AB 31  
R 0  
H 5  
RBI 0  
BB 3  
SO 8  
LOB 16



Batter	1	2	3	4	5	6	7	8	9	AB	R	H	RBI	BB	SO	LOB	BOTTOM								
Ron LeFlore, R OBP: 0.332, SLG: 0.417 (1, 8)	F4			HR						4	2	3	1	0	0	0									
Gary Sutherland, R OBP: 0.344, SLG: 0.350 (1, 4)	6-3-5 BB			2B						3	0	1	0	1	0	3									
Leon Roberts, R OBP: 0.349, SLG: 0.424 (1, 9)	6-3-5 1-3			1B						4	1	2	2	0	1	1									
Willie Horton, R OBP: 0.308, SLG: 0.435 (1, 10)										4	0	1	0	0	0	2									
Bill Freehan, R OBP: 0.333, SLG: 0.446 (1, 2)		F5								2	0	0	0	1	1	1									
Mickey Stanley, R OBP: 0.302, SLG: 0.421 (1, 3)		G5-4-3								3	0	0	0	0	0	4									
Tom Verzyer, R OBP: 0.273, SLG: 0.299 (1, 6)										3	0	0	0	0	0	3									
Ben Oglivie, L OBP: 0.238, SLG: 0.311 (1, 7)										3	0	1	0	0	0	0									
Aurelio Rodriguez, R OBP: 0.272, SLG: 0.396 (1, 5)										3	0	1	0	0	0	0									
<b>Inning Stats</b>	R: 0 E: 0 K: 0 S: 2	H: 0 LOB: 0 BB: 1 P: 6	R: 0 E: 0 K: 0 S: 3	H: 1 LOB: 0 BB: 0 P: 3	R: 0 E: 0 K: 0 S: 3	H: 0 LOB: 0 BB: 0 P: 3	R: 1 E: 0 K: 0 S: 6	H: 3 LOB: 3 BB: 1 P: 10	R: 0 E: 0 K: 0 S: 4	H: 3 LOB: 1 BB: 0 P: 4	R: 0 E: 0 K: 2 S: 7	H: 0 LOB: 0 BB: 0 P: 7	R: 0 E: 0 K: 0 S: 3	H: 0 LOB: 0 BB: 0 P: 3	R: 2 E: 0 K: 0 S: 5	H: 2 LOB: 0 BB: 0 P: 5	1B: 6 2B: 2 3B: 0 HR: 2	SF: 0 SAC: 0 DP: 3 HBP: 0	WP: 0 PB: 0 SB: 0 CS: 1	PA: 31					
<b>PITCHER</b>	IP	WLS	BF	H	R	ER	SO	BB	IBB	HBP	BLK	WP	HR	S	P	ERA	WHIP								
Wilbur Wood, L ERA: 4.64 (1, 1)	8.0	L	31	9	3	3	2	1	1	0	0	0	2	33	41	3.38	1.250								

Chicago White Sox @ Detroit Tigers  
Tiger Stadium, Detroit, MI  
Tue Jul 08 1975, 7:05 PM EDT  
Att: 13,268 - Unknown

AB 29  
R 3  
H 9  
RBI 3  
BB 2  
SO 2  
LOB 14






Batter	1	2	3	4	5	6	7	8	9	AB	R	H	RBI	BB	SO	LOB	TOP			
Pat Kelly, L OBP: 0.337, SLG: 0.400 (1, 9)										5	0	1	0	0	0	0				
Bucky Dent, R OBP: 0.329, SLG: 0.385 (1, 6)					5-3					5	0	2	0	0	0	1				
Carlos May, L OBP: 0.376, SLG: 0.418 (1, 3)				3-1						4	0	1	0	0	0	2				
Deron Johnson, R OBP: 0.297, SLG: 0.420 (1, 10)				4-3						4	0	0	0	0	1	2				
Ken Henderson, S OBP: 0.346, SLG: 0.364 (1, 8)										3	0	2	0	1	0	0				
Bill Melton, R OBP: 0.329, SLG: 0.346 (1, 5)										4	0	0	0	0	0	4				
Jerry Hairston, S OBP: 0.393, SLG: 0.333 (1, 7)										2	1	1	0	2	0	1				
Bill Stein, R OBP: 0.333, SLG: 0.341 (9, PH)										3	0	0	0	0	0	5				
Nyls Nyman, L OBP: 0.214, SLG: 0.236 (9, PH)										1	0	0	0	0	0	0				
Brian Downing, R OBP: 0.356, SLG: 0.349 (1, 2)										4	1	1	2	0	1	0				
<b>Inning Stats</b>	R: 0 E: 0 K: 0 S: 4	H: 1 LOB: 1 BB: 0 P: 4	R: 0 E: 0 K: 0 S: 3	H: 0 LOB: 1 BB: 1 P: 7	R: 0 E: 0 K: 1 S: 5	H: 0 LOB: 0 BB: 0 P: 5	R: 0 E: 0 K: 0 S: 3	H: 0 LOB: 1 BB: 1 P: 7	R: 2 E: 0 K: 0 S: 5	H: 2 LOB: 3 BB: 1 P: 9	R: 0 E: 0 K: 0 S: 4	H: 1 LOB: 1 BB: 0 P: 4	R: 0 E: 0 K: 1 S: 6	H: 1 LOB: 1 BB: 0 P: 6	R: 0 E: 0 K: 0 S: 4	H: 1 LOB: 1 BB: 0 P: 4	1B: 6 2B: 1 3B: 0 HR: 1	SF: 0 SAC: 0 DP: 0 HBP: 0	WP: 0 PB: 0 CS: 0	PA: 38
<b>PITCHER</b> Ray Bare, R ERA: 4.11 (1, 1)	IP: 9.0 WLS: W BF: 38 H: 8 R: 2 ER: 2 SO: 2 BB: 3 IBB: 0 HBP: 0 BLK: 0 WP: 0 HR: 1 S: 39 P: 51 ERA: 2.00 WHIP: 1.222																			

Chicago White Sox @ Detroit Tigers  
Tiger Stadium, Detroit, MI  
Wed Jul 09 1975, 7:05 PM EDT  
Att: 16,155 - Unknown

AB 35  
R 2  
H 8  
RBI 2  
BB 3  
SO 2  
LOB 15



Batter	1	2	3	4	5	6	7	8	9	AB	R	H	RBI	BB	SO	LOB	BOTTOM			
Ron LeFlore, R OBP: 0.331, SLG: 0.414 (1, 8)										5	0	1	0	0	3	1				
Gary Sutherland, R OBP: 0.342, SLG: 0.348 (1, 4)										5	0	1	0	0	0	2				
Dan Meyer, L OBP: 0.312, SLG: 0.377 (3, PR)										1	1	1	0	1	0	0				
Mickey Stanley, R OBP: 0.319, SLG: 0.431 (4, 7)										2	2	2	0	1	0	0				
Willie Horton, R OBP: 0.315, SLG: 0.439 (1, 10)										4	2	3	0	1	0	3				
Bill Freehan, R OBP: 0.339, SLG: 0.462 (1, 2)										4	1	2	3	1	1	4				
Jack Pierce, L OBP: 0.333, SLG: 0.346 (1, 3)										4	0	2	3	0	0	1				
Leon Roberts, R OBP: 0.344, SLG: 0.417 (1, 9)										4	0	0	0	0	2	5				
Tom Veryzer, R OBP: 0.272, SLG: 0.294 (1, 6)										3	0	0	0	1	1	2				
Aurelio Rodriguez, R OBP: 0.271, SLG: 0.384 (1, 5)										4	0	1	0	0	0	4				
<b>Inning Stats</b>	R: 2 E: 0 K: 1 S: 7	H: 2 LOB: 2 BB: 2 P: 15	R: 0 E: 0 K: 1 S: 6	H: 2 LOB: 1 BB: 0 P: 6	R: 1 E: 0 K: 0 S: 5	H: 2 LOB: 1 BB: 0 P: 5	R: 0 E: 0 K: 1 S: 5	H: 0 LOB: 0 BB: 0 P: 5	R: 3 E: 0 K: 1 S: 8	H: 3 LOB: 0 BB: 0 P: 8	R: 0 E: 0 K: 1 S: 6	H: 1 LOB: 2 BB: 2 P: 14	R: 0 E: 1 K: 1 S: 6	H: 1 LOB: 2 BB: 1 P: 10	R: 0 E: 0 K: 1 S: 7	H: 2 LOB: 2 BB: 0 P: 7	1B: 12 2B: 0 3B: 0 HR: 1	SF: 0 SAC: 0 DP: 2 HBP: 0	WP: 0 PB: 0 CS: 0	PA: 41
<b>PITCHER</b> Jesse Jefferson, R ERA: 3.86 (1, 1)	IP: 2.0 WLS: L BF: 13 H: 6 R: 3 ER: 3 SO: 2 BB: 0 IBB: 0 HBP: 0 BLK: 0 WP: 0 HR: 0 S: 15 P: 23 ERA: 13.50 WHIP: 4.000																			
Ozzie Osborn, R ERA: 4.57 (3, 1)	IP: 2.1 WLS: L BF: 10 H: 3 R: 3 ER: 3 SO: 1 BB: 0 IBB: 0 HBP: 0 BLK: 0 WP: 0 HR: 1 S: 12 P: 12 ERA: 11.57 WHIP: 1.286																			
Dave Hamilton, L ERA: 4.06 (5, 1)	IP: 1.1 WLS: L BF: 7 H: 1 R: 0 ER: 0 SO: 2 BB: 2 IBB: 0 HBP: 0 BLK: 0 WP: 0 HR: 0 S: 9 P: 17 ERA: 0.00 WHIP: 2.250																			
Cecil Upshaw, R ERA: 3.6 (6, 1)	IP: 2.1 WLS: L BF: 11 H: 3 R: 0 ER: 0 SO: 2 BB: 1 IBB: 0 HBP: 0 BLK: 0 WP: 0 HR: 0 S: 14 P: 18 ERA: 0.00 WHIP: 1.714																			

Chicago White Sox @ Detroit Tigers  
Tiger Stadium, Detroit, MI  
Wed Jul 09 1975, 7:05 PM EDT  
Att: 16,155 - Unknown

AB 36  
R 6  
H 13  
RBI 6  
BB 5  
SO 7  
LOB 22





Batter	1	2	3	4	5	6	7	8	9	AB	R	H	RBI	BB	SO	LOB	TOP			
Ron LeFlore, R OBP: 0.331, SLG: 0.412 (1, 8)	4-0 S 1B BB		1-3			4-3 S FC 1B		E6 WP		4	1	1	0	1	1	1	Detroit Tigers @ Kansas City Royals Royals Stadium, Kansas City, MO Thu Jul 10 1975, 8:05 PM EDT Att: 10,968 - Unknown			
Gary Sutherland, R OBP: 0.343, SLG: 0.348 (1, 4)	4-3		6-3 1B		4-3			K		5	1	2	0	0	1	3				
Leon Roberts, R OBP: 0.342, SLG: 0.413 (1, 9)			6-3		FC 2B			F7		5	0	1	1	0	0	4				
Willie Horton, R OBP: 0.319, SLG: 0.442 (1, 10)	3-H 0-3 K				3-H 0-0 F7					5	0	3	1	0	1	2				
Bill Freehan, R OBP: 0.336, SLG: 0.460 (1, 2)			1-3		F9					5	0	1	0	0	1	3				
Jack Pierce, L OBP: 0.347, SLG: 0.383 (1, 3)			3-1							3	1	1	1	2	1	1				
Mickey Stanley, R OBP: 0.323, SLG: 0.425 (1, 7)			1B BB		6-3					4	0	1	0	1	1	5				
Tom Veryzer, R OBP: 0.275, SLG: 0.294 (1, 6)			1-2 1B		K			P5		4	0	1	0	1	1	4				
Aurelio Rodriguez, R OBP: 0.287, SLG: 0.378 (1, 5)			F8		G3			K		4	0	0	0	0	1	3				
<b>Inning Stats</b>	R: 0 E: 0 K: 1 S: 5	H: 1 LOB: 1 BB: 1 P: 9	R: 0 E: 0 K: 0 S: 4	H: 1 LOB: 2 BB: 1 P: 8	R: 1 E: 0 K: 0 S: 5	H: 2 LOB: 1 BB: 0 P: 5	R: 1 E: 0 K: 1 S: 6	H: 1 LOB: 0 BB: 0 P: 6	R: 1 E: 0 K: 0 S: 6	H: 2 LOB: 3 BB: 1 P: 10	R: 0 E: 0 K: 2 S: 8	H: 1 LOB: 2 BB: 0 P: 12	R: 0 E: 1 K: 1 S: 6	H: 0 LOB: 1 BB: 0 P: 6	R: 0 E: 0 K: 1 S: 6	H: 1 LOB: 2 BB: 1 P: 10	1B: 9 2B: 1 3B: 0 HR: 1	SF: 0 SAC: 0 DP: 0 HBP: 0	WP: 1 PB: 0 SB: 2 CS: 0	PA: 44
<b>PITCHER</b> Steve Busby, R ERA: 2.64 (1, 1)	IP: 9.0 WLS: L BF: 44 H: 11 R: 3 ER: 3 SO: 8	BB: 4 IBB: 1 HBP: 0 BLK: 0	WP: 1 HR: 1 S: 55 P: 75	ERA: 3.00 WHIP: 1.667	<b>PITCHER</b>										IP: 9.0 WLS: L BF: 44 H: 11 R: 3 ER: 3 SO: 8	BB: 4 IBB: 1 HBP: 0 BLK: 0	WP: 1 HR: 1 S: 55 P: 75	ERA: 3.00 WHIP: 1.667		

Batter	1	2	3	4	5	6	7	8	9	AB	R	H	RBI	BB	SO	LOB	BOTTOM					
Jim Wohlford, R OBP: 0.361, SLG: 0.345 (1, 9)	K		E5 3B			5-3				4	1	1	0	0	1	0	Detroit Tigers @ Kansas City Royals Royals Stadium, Kansas City, MO Thu Jul 10 1975, 8:05 PM EDT Att: 10,968 - Unknown					
Buck Martinez, R OBP: 0.342, SLG: 0.365 (9, 2)			1-H 3B					1B		0	0	0	0	0	0	0						
George Brett, L OBP: 0.348, SLG: 0.433 (1, 5)	4-3		2-H 3B			BB 1B		F9		4	0	2	1	0	0	1						
John Mayberry, L OBP: 0.374, SLG: 0.469 (1, 3)	K		4-3			G5-4-3 BB				3	0	0	0	1	1	1						
Hal McRae, R OBP: 0.375, SLG: 0.444 (1, 7)					L4-3 HBP					3	0	2	0	0	0	2						
Tony Solanta, L OBP: 0.356, SLG: 0.538 (7, PR)			1-2 K		L4-3					3	0	1	0	0	1	2						
Rodney Scott, S OBP: 0.316, SLG: 0.398 (9, PH)					1-2 K			L6-4 SH1-3 1B		0	0	0	0	0	0	0						
Harmon Killebrew, R OBP: 0.316, SLG: 0.398 (9, PH)										1	0	0	0	0	1	1						
Cookie Rojas, R OBP: 0.312, SLG: 0.318 (1, 4)			F8			SH1-3				3	0	2	0	0	0	0						
Al Cowens, R OBP: 0.313, SLG: 0.327 (1, 8)					P4			L6-4		4	0	0	0	0	1	4						
Fran Healy, R OBP: 0.296, SLG: 0.317 (8, PH)			6-3							2	0	0	0	0	0	0						
Vada Pinson, L OBP: 0.249, SLG: 0.359 (9, 9)								4-3		1	0	0	0	0	0	0						
Freddie Patek, R OBP: 0.308, SLG: 0.313 (3, 6)			E5 S E					5-3		0	0	0	0	0	0	0						
Frank White, R OBP: 0.284, SLG: 0.380 (3, 6)										3	1	0	0	0	0	0						
<b>Inning Stats</b>	R: 0 E: 0 K: 2 S: 7	H: 0 LOB: 0 BB: 0 P: 7	R: 0 E: 0 K: 1 S: 5	H: 1 LOB: 0 BB: 0 P: 5	R: 2 E: 2 K: 0 S: 6	H: 1 LOB: 1 BB: 0 P: 6	R: 0 E: 0 K: 0 S: 2	H: 1 LOB: 0 BB: 0 P: 3	R: 0 E: 0 K: 1 S: 5	H: 0 LOB: 0 BB: 0 P: 5	R: 0 E: 0 K: 0 S: 3	H: 1 LOB: 1 BB: 1 P: 7	R: 0 E: 0 K: 0 S: 3	H: 1 LOB: 1 BB: 0 P: 3	R: 0 E: 0 K: 0 S: 4	H: 1 LOB: 1 BB: 0 P: 4	R: 0 E: 0 K: 1 S: 7	H: 2 LOB: 2 BB: 0 P: 7	1B: 6 2B: 4 3B: 1 HR: 0	SF: 0 SAC: 1 DP: 4 HBP: 1	WP: 0 PB: 0 SB: 1 CS: 2	PA: 35
<b>PITCHER</b> Vern Rühle, R ERA: 3.32 Bob Reynolds, R ERA: 5.04 (9, 1)	IP: 8.1 WLS: W BF: 31 H: 7 R: 2 ER: 0 SO: 4	BB: 1 IBB: 0 HBP: 1 BLK: 0	WP: 0 HR: 0 S: 37 P: 42	ERA: 0.00 WHIP: 0.960	<b>PITCHER</b>										IP: 8.1 WLS: W BF: 31 H: 7 R: 2 ER: 0 SO: 4	BB: 1 IBB: 0 HBP: 1 BLK: 0	WP: 0 HR: 0 S: 37 P: 42	ERA: 0.00 WHIP: 0.960				



Batter	1	2	3	4	5	6	7	8	9	AB	R	H	RBI	BB	SO	LOB	TOP			
Ron LeFlore, R OBP: 0.333, SLG: 0.411 (1, 8)	F9		1B HBP	1B			L9			3	0	1	0	0	0	0				
Gary Sutherland, R OBP: 0.341, SLG: 0.347 (1, 4)	L6		1B	F7			F8			4	0	1	0	0	0	2				
Leon Roberts, R OBP: 0.340, SLG: 0.410 (1, 9)	1B		K		1-3			K		4	0	1	0	0	2	2				
Willie Horton, R OBP: 0.321, SLG: 0.443 (1, 10)	1B		K		K			1B		4	0	2	0	0	2	2				
Bill Freehan, R OBP: 0.331, SLG: 0.452 (1, 2)	F3			F7	F7			FC1-6-4		4	0	0	0	0	0	3				
Jack Pierce, L OBP: 0.323, SLG: 0.365 (1, 3)		4-3		L3		G3		G3		4	0	0	0	0	0	1				
Mickey Stanley, R OBP: 0.276, SLG: 0.422 (9, PH)	F8		2B 1B			K		1-3		3	1	1	0	0	1	0				
Ben Oglivie, L OBP: 0.234, SLG: 0.306 (9, PH)										1	0	0	0	0	0	0				
Tom Verzyer, R OBP: 0.276, SLG: 0.299 (9, PH)	L3					6-3		K		3	1	1	0	0	0	0				
Gates Brown, L OBP: 0.280, SLG: 0.150 (9, PH)				1B 2B						1	0	0	0	0	1	0				
Aurelio Rodriguez, R OBP: 0.272, SLG: 0.378 (9, PH)			1B HBP					F8		2	0	1	2	1	0	0				
Dan Meyer, L OBP: 0.331, SLG: 0.378 (9, PH)				1B				1-3		1	0	0	0	0	0	0				
<b>Inning Stats</b>	R: 0 E: 0 K: 0 S: 5	H: 2 LOB: 2 BB: 0 P: 5	R: 0 E: 0 K: 0 S: 3	H: 0 LOB: 0 BB: 0 P: 3	R: 0 E: 0 K: 2 S: 7	H: 1 LOB: 2 BB: 1 P: 12	R: 2 E: 0 K: 0 S: 7	H: 4 LOB: 2 BB: 0 P: 7	R: 0 E: 0 K: 1 S: 5	H: 0 LOB: 0 BB: 0 P: 5	R: 0 E: 0 K: 0 S: 3	H: 0 LOB: 0 BB: 0 P: 3	R: 0 E: 0 K: 1 S: 6	H: 1 LOB: 1 BB: 0 P: 6	R: 0 E: 0 K: 1 S: 5	H: 0 LOB: 0 BB: 0 P: 5	1B: 7 2B: 1 3B: 0 HR: 0	SF: 0 SAC: 0 DP: 0 HBP: 1	WP: 0 PB: 0 SB: 0 CS: 0	PA: 36
<b>PITCHER</b> Marty Pattin, R ERA: 3.26 (1, 1)	IP: 9.0 WLS: W BF: 36 H: 8 R: 2 ER: 2 SO: 6 BB: 1 IBB: 0 HBP: 1 BLK: 0 WP: 0 HR: 0 S: 46 P: 51 ERA: 2.00 WHIP: 1.000															<b>PITCHER</b>				

Detroit Tigers @ Kansas City Royals  
Royals Stadium, Kansas City, MO  
Fri Jul 11 1975, 8:05 PM EDT  
Att: 14,391 - Unknown - 78 F

AB 34  
R 2  
H 8  
RBI 2  
BB 1  
SO 6  
LOB 10



Batter	1	2	3	4	5	6	7	8	9	AB	R	H	RBI	BB	SO	LOB	BOTTOM			
Jim Wohlford, R OBP: 0.357, SLG: 0.351 (1, 9)	5-3		5-3	F3				6-3		5	0	1	1	0	0	3				
George Brett, L OBP: 0.344, SLG: 0.428 (1, 5)	4-3		F5		L5	F7				4	0	0	0	0	0	1				
Hal McRae, R OBP: 0.376, SLG: 0.445 (1, 7)	5-3			BB 1B	FC5 F8 1B		P6			4	1	2	0	0	0	0				
Harmon Killebrew, R OBP: 0.315, SLG: 0.392 (1, 10)		5-3		1B BB	F8		5-3			3	0	0	0	1	0	1				
John Mayberry, L OBP: 0.378, SLG: 0.471 (1, 3)		K		2B SF7 1B		IBB		3B 1B		3	2	2	1	1	1	0				
Cookie Rojas, R OBP: 0.318, SLG: 0.338 (1, 4)		2B 1B		BB 2B	FC5			3B		4	1	3	1	0	0	2				
Al Cowens, R OBP: 0.319, SLG: 0.337 (1, 8)		1B		1B IBB			F2	6-3		3	0	1	1	1	0	1				
Buck Martinez, R OBP: 0.339, SLG: 0.364 (1, 2)		K		SF7			FC5-4 1B	F8		3	0	1	1	0	1	1				
Frank White, R OBP: 0.263, SLG: 0.371 (1, 6)			P6	BB	FC5-4 3B			6-3		3	1	0	0	1	0	1				
<b>Inning Stats</b>	R: 0 E: 0 K: 0 S: 3	H: 0 LOB: 0 BB: 0 P: 3	R: 1 E: 0 K: 2 S: 9	H: 2 LOB: 1 BB: 0 P: 9	R: 0 E: 0 K: 0 S: 3	H: 0 LOB: 0 BB: 0 P: 3	R: 2 E: 0 K: 0 S: 5	H: 3 LOB: 3 BB: 3 P: 17	R: 0 E: 0 K: 0 S: 4	H: 1 LOB: 2 BB: 1 P: 8	R: 1 E: 0 K: 0 S: 5	H: 2 LOB: 1 BB: 0 P: 5	R: 1 E: 0 K: 0 S: 5	H: 2 LOB: 1 BB: 0 P: 5	R: 0 E: 0 K: 0 S: 3	H: 0 LOB: 0 BB: 0 P: 3	1B: 6 2B: 2 3B: 2 HR: 0	SF: 1 SAC: 0 DP: 0 HBP: 0	WP: 0 PB: 0 SB: 1 CS: 0	PA: 37
<b>PITCHER</b> Mickey Lolich, L ERA: 3.43 (1, 1)	IP: 3.2 WLS: L BF: 18 H: 5 R: 3 ER: 3 SO: 3 BB: 2 IBB: 1 HBP: 0 BLK: 0 WP: 0 HR: 0 S: 19 P: 31 ERA: 7.36 WHIP: 1.909															<b>PITCHER</b>				
<b>PITCHER</b> Tom Walker, R ERA: 4.36 (4, 1)	IP: 4.1 WLS: L BF: 19 H: 5 R: 2 ER: 2 SO: 0 BB: 0 IBB: 1 HBP: 0 BLK: 0 WP: 0 HR: 0 S: 18 P: 22 ERA: 4.15 WHIP: 1.154															<b>PITCHER</b>				

Detroit Tigers @ Kansas City Royals  
Royals Stadium, Kansas City, MO  
Fri Jul 11 1975, 8:05 PM EDT  
Att: 14,391 - Unknown - 78 F

AB 32  
R 5  
H 10  
RBI 5  
BB 4  
SO 2  
LOB 10





Batter	1	2	3	4	5	6	7	8	9	AB	R	H	RBI	BB	SO	LOB	TOP			
Ron LeFlore, R OBP: 0.332, SLG: 0.409	0-0 4-3		0-0 3-1 2H 1B		0-0 L8		0-0 F8			4	0	1	1	0	0	3	<b>Detroit Tigers @ Kansas City Royals</b> Royals Stadium, Kansas City, MO Sat Jul 12 1975, 8:05 PM EDT Att: 17,944 - Unknown - 75 F			
Gary Sutherland, R OBP: 0.337, SLG: 0.342	0-0 5-3		0-0 3-1		0-3 K		0-0 G6-4-3			4	0	0	0	0	1	4				
Ben Oglvie, L OBP: 0.250, SLG: 0.308	1-0 HBP		0-3 K		0-3 K			0-0 G6-4-3 1B		3	0	1	0	0	2	3				
Willie Horton, R OBP: 0.317, SLG: 0.437	0-0 5-3		0-0 F8		0-3 K			0-0 G6-4-3 1-2		4	0	0	0	0	1	3				
Bill Freehan, R OBP: 0.329, SLG: 0.462		0-0 HR		0-0 4-3		0-0 F7		0-0 6-3		4	1	1	1	0	0	0				
Jack Pierce, L OBP: 0.330, SLG: 0.360	0-0 3-1		0-0 4-3		0-0 BB 1B			0-0 F5		4	0	1	0	0	0	0				
Mickey Stanley, R OBP: 0.321, SLG: 0.412		0-3 K		0-0 5-3		4-0 BB 1-2 BB		0-0 5-3		3	0	0	0	1	1	0				
Tom Veryzer, R OBP: 0.280, SLG: 0.303	0-0 F8				0-0 L8 BB 1B		0-0 6-3		0-0 CS 1B	4	0	2	0	0	0	2				
Aurelio Rodriguez, R OBP: 0.276, SLG: 0.383			0-0 1B 2B		4-0 BB 1-2 BB		0-0 E9 G6-4-3		0-0 CS	2	1	1	0	1	0	0				
<b>Inning Stats</b>	R: 0 E: 0 K: 0 S: 3	H: 0 LOB: 1 BB: 0 P: 4	R: 1 E: 0 K: 1 S: 6	H: 1 LOB: 0 BB: 0 P: 6	R: 1 E: 0 K: 1 S: 7	H: 2 LOB: 1 BB: 0 P: 7	R: 0 E: 0 K: 0 S: 3	H: 0 LOB: 0 BB: 0 P: 3	R: 0 E: 0 K: 2 S: 8	H: 1 LOB: 2 BB: 1 P: 12	R: 0 E: 1 K: 0 S: 3	H: 0 LOB: 0 BB: 0 P: 3	R: 0 E: 0 K: 0 S: 3	H: 1 LOB: 0 BB: 0 P: 3	R: 0 E: 0 K: 0 S: 3	H: 1 LOB: 0 BB: 0 P: 3	1B: 5 2B: 1 3B: 0 HR: 1	SF: 0 SAC: 0 DP: 2 HBP: 1	WP: 0 PB: 0 SB: 1 CS: 1	PA: 36
<b>PITCHER</b> Al Fitzmorris, R ERA: 3.68	IP: 9.0 WLS: L BF: 35	H: 7 R: 2 ER: 2 SO: 5	BB: 2 IBB: 0 HBP: 1 BLK: 0	WP: 0 HR: 1 S: 42 P: 51	ERA: 2.00 WHIP: 1.000	<b>PITCHER</b>										IP: 9.0 WLS: W BF: 34	H: 6 R: 0 ER: 0 SO: 3	BB: 2 IBB: 0 HBP: 0 BLK: 0	WP: 0 HR: 0 S: 38 P: 46	ERA: 0.00 WHIP: 0.889

AB	32
R	2
H	7
RBI	2
BB	2
SO	5
LOB	15



Batter	1	2	3	4	5	6	7	8	9	AB	R	H	RBI	BB	SO	LOB	BOTTOM					
Jim Wohlford, R OBP: 0.355, SLG: 0.349	0-3 K		0-3 K			0-0 G3		0-0 G4-6-3 1B		4	0	1	0	0	2	0	<b>Detroit Tigers @ Kansas City Royals</b> Royals Stadium, Kansas City, MO Sat Jul 12 1975, 8:05 PM EDT Att: 17,944 - Unknown - 75 F					
George Brett, L OBP: 0.346, SLG: 0.429	0-0 S 1B		0-0 G3			0-0 1B 1B		0-0 G4-6-3 1-2		4	0	2	0	0	0	1						
John Mayberry, L OBP: 0.377, SLG: 0.468	0-0 F7			0-0 FC6-4 1B		0-0 F8		0-0 F2		4	0	1	0	0	0	2						
Hal McRae, R OBP: 0.377, SLG: 0.444	4-0 BB			0-3 K		0-0 BB 1B		0-0 L3		3	0	1	0	1	1	1						
Tony Solaita, L OBP: 0.360, SLG: 0.533 Rodney Scott, S (9, PR)	0-0 L8			0-0 F7		4-0 BB 1-2 BB		0-0 S 1B		3	0	1	0	1	0	3						
Cookie Rojas, R OBP: 0.314, SLG: 0.332		0-0 5-3		0-0 FC6-4 1-2		0-0 F9		0-0 F9		4	0	0	0	0	0	5						
Al Cowens, R OBP: 0.308, SLG: 0.324		0-0 F7			0-0 6-3		0-0 L8		0-0 P3	4	0	0	0	0	0	2						
Buck Martinez, R OBP: 0.331, SLG: 0.355		0-0 1-3			0-0 5-3		0-0 F8			3	0	0	0	0	0	0						
Frank White, R OBP: 0.257, SLG: 0.362			0-0 F7		0-0 6-3		0-0 F9			3	0	0	0	0	0	0						
<b>Inning Stats</b>	R: 0 E: 0 K: 1 S: 6	H: 1 LOB: 2 BB: 1 P: 10	R: 0 E: 0 K: 0 S: 3	H: 0 LOB: 0 BB: 0 P: 3	R: 0 E: 0 K: 1 S: 5	H: 0 LOB: 0 BB: 0 P: 5	R: 0 E: 0 K: 1 S: 6	H: 1 LOB: 1 BB: 0 P: 6	R: 0 E: 0 K: 0 S: 3	H: 0 LOB: 0 BB: 0 P: 3	R: 0 E: 0 K: 0 S: 5	H: 2 LOB: 3 BB: 1 P: 9	R: 0 E: 0 K: 0 S: 3	H: 0 LOB: 0 BB: 0 P: 3	R: 0 E: 0 K: 0 S: 3	H: 1 LOB: 0 BB: 0 P: 3	R: 0 E: 0 K: 0 S: 4	H: 1 LOB: 2 BB: 0 P: 4	1B: 6 2B: 0 3B: 0 HR: 0	SF: 0 SAC: 0 DP: 1 HBP: 0	WP: 0 PB: 0 SB: 2 CS: 0	PA: 34
<b>PITCHER</b> Lerin LaGrow, R ERA: 4.11	IP: 9.0 WLS: W BF: 34	H: 6 R: 0 ER: 0 SO: 3	BB: 2 IBB: 0 HBP: 0 BLK: 0	WP: 0 HR: 0 S: 38 P: 46	ERA: 0.00 WHIP: 0.889	<b>PITCHER</b>										IP: 9.0 WLS: W BF: 34	H: 6 R: 0 ER: 0 SO: 3	BB: 2 IBB: 0 HBP: 0 BLK: 0	WP: 0 HR: 0 S: 38 P: 46	ERA: 0.00 WHIP: 0.889		

AB	32
R	0
H	6
RBI	0
BB	2
SO	3
LOB	14









Batter	1	2	3	4	5	6	7	8	9	AB	R	H	RBI	BB	SO	LOB	TOP			
Ron LeFlore, R OBP: 0.336, SLG: 0.413 Ben Oglvie, L OBP: 0.246, SLG: 0.303	0-3 K		0-0 CS 1B			0-0 5-3		0-3 K	3 0 1 0 0 1 0 1 0 0 0 0 1 0											
Gary Sutherland, R OBP: 0.337, SLG: 0.339	4-0 FC5-4 BB		0-0 CS 1-2	0-0 F7			0-0 F7	0-0 L5	3 0 0 0 1 0 0											
Leon Roberts, R OBP: 0.338, SLG: 0.407	0-0 FC5-4 FC6-4 1-2			0-0 L9			0-0 L6		3 0 0 0 0 0 1											
Willie Horton, R OBP: 0.313, SLG: 0.436	0-0 FC6-4 1-2			0-0 6-3			0-0 F8		3 0 0 0 0 0 1											
Bill Freehan, R OBP: 0.327, SLG: 0.454		0-0 F7			0-3 K			0-0 F7	3 0 0 0 0 1 0											
Mickey Stanley, R OBP: 0.309, SLG: 0.394		0-0 1-3			0-0 5-3			0-3 K	3 0 0 0 0 1 0											
Jack Pierce, L OBP: 0.351, SLG: 0.389		0-0 F8			0-0 F4			0-0 1B	3 0 1 0 0 0 0											
Tom Verzyer, R OBP: 0.275, SLG: 0.294			0-0 L4			0-0 5-3		0-0 L5	3 0 0 0 0 0 1											
Aurelio Rodriguez, R OBP: 0.280, SLG: 0.388			0-0 L5			0-0 6-3		0-0 F7	3 0 0 0 0 0 0											
<b>Inning Stats</b>	R: 0 E: 0 K: 1 S: 5	H: 0 LOB: 1 BB: 1 P: 9	R: 0 E: 0 K: 0 S: 3	H: 0 LOB: 0 BB: 0 P: 3	R: 0 E: 0 K: 0 S: 3	H: 1 LOB: 0 BB: 0 P: 3	R: 0 E: 0 K: 0 S: 3	H: 0 LOB: 0 BB: 0 P: 3	R: 0 E: 0 K: 1 S: 5	H: 0 LOB: 0 BB: 0 P: 5	R: 0 E: 0 K: 0 S: 3	H: 0 LOB: 0 BB: 0 P: 3	R: 0 E: 0 K: 1 S: 6	H: 1 LOB: 1 BB: 0 P: 6	R: 0 E: 0 K: 1 S: 5	H: 0 LOB: 0 BB: 0 P: 5	1B: 2 2B: 0 3B: 0 HR: 0	SF: 0 SAC: 0 DP: 0 HBP: 0	WP: 0 PB: 0 SB: 0 CS: 1	PA: 30
<b>PITCHER</b> Wilbur Wood, L ERA: 4.14	IP: 9.0 WLS: W BF: 29 H: 2 R: 0 ER: 0 SO: 4 BB: 1 IBB: 0 HBP: 0 BLK: 0 WP: 0 HR: 0 S: 36 P: 40 ERA: 0.00 WHIP: 0.333															<b>PITCHER</b>				

Detroit Tigers @ Chicago White Sox  
Comiskey Park, Chicago, IL  
Thu Jul 17 1975, 4:33 AM EDT  
Unknown - 90 F

AB 28  
R 0  
H 2  
RBI 0  
BB 1  
SO 4  
LOB 3



Batter	1	2	3	4	5	6	7	8	9	AB	R	H	RBI	BB	SO	LOB	BOTTOM			
Pat Kelly, L OBP: 0.351, SLG: 0.404	0-0 6-3		0-0 FC5-4 BB 1B 1-2 2-3	0-3 K			0-0 F8		4 1 0 0 0 1 2											
Bucky Dent, R OBP: 0.316, SLG: 0.373	0-0 F8		0-3 K		0-3 K		0-0 F3		4 0 0 0 0 2 2											
Ken Henderson, S OBP: 0.344, SLG: 0.361	0-0 4-3		0-0 BB 1B 1-2 3-H		0-0 4-3		0-0 F8		4 1 1 1 0 0 0											
Deron Johnson, R OBP: 0.307, SLG: 0.417		0-0 5-3	0-0 BB 1B 1-2 2-3		0-0 1B		0-3 K		3 1 1 0 1 1 0											
Bill Melton, R OBP: 0.334, SLG: 0.350		4-0 S BB	0-0 BB 1B 1-2 2-H 3-H		0-3 K		0-0 6-3		3 0 1 2 1 1 1											
Carlos May, L OBP: 0.373, SLG: 0.413	0-0 F9		0-0 BB 1B 1-2 2-H			0-0 F8			3 0 1 1 0 0 1											
Jerry Hairston, S OBP: 0.352, SLG: 0.295	0-0 5-3 1-2		0-0 F9 1-2		0-0 F4		0-0 F9		3 0 0 0 0 0 3											
Bill Stein, R OBP: 0.330, SLG: 0.330			0-0 FC5-4 BB 1B E		0-0 F9		0-0 F9		3 1 1 0 0 0 0											
Brian Downing, R OBP: 0.353, SLG: 0.340			0-0 E6 FC5-4 1-2		0-0 F7		0-0 F2		3 0 0 0 0 0 1											
<b>Inning Stats</b>	R: 0 E: 0 K: 0 S: 3	H: 0 LOB: 0 BB: 0 P: 3	R: 0 E: 0 K: 0 S: 3	H: 0 LOB: 1 BB: 1 P: 7	R: 4 E: 1 K: 1 S: 10	H: 4 LOB: 2 BB: 1 P: 14	R: 0 E: 0 K: 1 S: 5	H: 0 LOB: 0 BB: 0 P: 5	R: 0 E: 0 K: 2 S: 8	H: 1 LOB: 1 BB: 0 P: 8	R: 0 E: 0 K: 0 S: 3	H: 0 LOB: 0 BB: 0 P: 3	R: 0 E: 0 K: 1 S: 5	H: 0 LOB: 0 BB: 0 P: 5	R: 0 E: 0 K: 1 S: 5	H: 0 LOB: 0 BB: 0 P: 5	1B: 5 2B: 0 3B: 0 HR: 0	SF: 0 SAC: 0 DP: 0 HBP: 0	WP: 0 PB: 0 SB: 1 CS: 0	PA: 32
<b>PITCHER</b> Mickey Lolich, L ERA: 3.23	IP: 8.0 WLS: L BF: 32 H: 5 R: 4 ER: 0 SO: 5 BB: 2 IBB: 0 HBP: 0 BLK: 0 WP: 0 HR: 0 S: 40 P: 48 ERA: 0.00 WHIP: 0.875															<b>PITCHER</b>				

Detroit Tigers @ Chicago White Sox  
Comiskey Park, Chicago, IL  
Thu Jul 17 1975, 4:33 AM EDT  
Unknown - 90 F

AB 30  
R 4  
H 5  
RBI 4  
BB 2  
SO 5  
LOB 10





Batter	1	2	3	4	5	6	7	8	9	AB	R	H	RBI	BB	SO	LOB	TOP			
Mickey Stanley, R OBP: 0.326, SLG: 0.405 (1, 8)										4	3	3	1	1	0	0	<b>Detroit Tigers @ Chicago White Sox</b> Comiskey Park, Chicago, IL Thu Jul 17 1975, 8:05 PM EDT Att: 13,161 - Unknown			
Gene Michael, S OBP: 0.319, SLG: 0.316 (1, 4)										4	1	1	0	0	1	2				
Leon Roberts, R OBP: 0.336, SLG: 0.407 (1, 9)										5	1	1	1	0	0	2				
Willie Horton, R OBP: 0.317, SLG: 0.435 (1, 10)										1	2	0	1	3	0	0				
John Wockenfuss, R OBP: 0.329, SLG: 0.523 (1, 2)										4	1	1	1	1	0	2				
Aurelio Rodriguez, R OBP: 0.286, SLG: 0.394 (1, 5)										4	0	2	4	1	0	3				
Tom Verzyer, R OBP: 0.274, SLG: 0.290 (1, 6)										3	0	0	0	1	1	2				
Jack Pierce, L OBP: 0.339, SLG: 0.374 (1, 3)										4	0	0	0	0	1	3				
Ben Oglivie, L OBP: 0.247, SLG: 0.314 (1, 7)										4	1	1	0	0	0	1				
<b>Inning Stats</b>	R: 3 E: 0 K: 0 S: 6	H: 4 LOB: 0 BB: 0 P: 6	R: 0 E: 0 K: 1 S: 5	H: 0 LOB: 0 BB: 0 P: 5	R: 2 E: 0 K: 0 S: 3	H: 1 LOB: 2 BB: 3 P: 15	R: 1 E: 1 K: 0 S: 4	H: 2 LOB: 1 BB: 1 P: 8	R: 2 E: 1 K: 0 S: 5	H: 1 LOB: 1 BB: 1 P: 9	R: 0 E: 0 K: 1 S: 3	H: 0 LOB: 0 BB: 0 P: 3	R: 0 E: 0 K: 1 S: 5	H: 0 LOB: 1 BB: 1 P: 9	R: 1 E: 1 K: 0 S: 5	H: 1 LOB: 2 BB: 1 P: 9	1B: 6 2B: 3 3B: 0 HR: 0	SF: 1 SAC: 1 DP: 2 HBP: 0	WP: 0 PB: 0 CS: 0	PA: 42
<b>PITCHER</b>	IP WLS BF H R ER SO BB IBB HBP BLK WP HR S P ERA WHIP	IP WLS BF H R ER SO BB IBB HBP BLK WP HR S P ERA WHIP																		
Claude Osteen, L ERA: 4.18 (1, 1)	0.1	L	5	4	3	3	0	0	0	0	0	0	0	0	5	5	81.00	12.000		
Ozzie Osborn, R ERA: 4.97 (1, 1)	3.2		15	3	3	3	1	3	1	0	0	0	0	0	13	29	7.36	1.636		
Bill Gogolewski, R ERA: 3.43 (5, 1)	5.0		22	2	3	1	2	3	0	0	0	0	0	0	23	35	1.80	1.000		


Batter	1	2	3	4	5	6	7	8	9	AB	R	H	RBI	BB	SO	LOB	BOTTOM			
Nyls Nyman, L OBP: 0.222, SLG: 0.243 (1, 9)										4	0	0	0	0	0	1	<b>Detroit Tigers @ Chicago White Sox</b> Comiskey Park, Chicago, IL Thu Jul 17 1975, 8:05 PM EDT Att: 13,161 - Unknown			
Jorge Orta, L OBP: 0.360, SLG: 0.452 (1, 4)										4	1	2	0	0	0	0				
Carlos May, L OBP: 0.375, SLG: 0.414 (1, 3)										4	0	2	0	0	0	1				
Deron Johnson, R OBP: 0.306, SLG: 0.415 (1, 10)										4	0	1	1	0	0	1				
Ken Henderson, S OBP: 0.343, SLG: 0.360 (1, 8)										4	0	1	0	0	0	3				
Bill Melton, R OBP: 0.330, SLG: 0.345 (1, 5)										4	0	0	0	0	1	2				
Jerry Hairston, S OBP: 0.351, SLG: 0.297 (1, 7)										3	0	1	0	0	1	0				
Bucky Dent, R OBP: 0.315, SLG: 0.369 (1, 6)										3	0	0	0	0	0	2				
Pete Varney, R OBP: 0.333, SLG: 0.378 (1, 2)										2	0	0	0	1	1	2				
<b>Inning Stats</b>	R: 1 E: 0 K: 0 S: 5	H: 3 LOB: 1 BB: 0 P: 5	R: 0 E: 0 K: 1 S: 5	H: 0 LOB: 0 BB: 0 P: 5	R: 0 E: 0 K: 1 S: 4	H: 1 LOB: 1 BB: 0 P: 4	R: 0 E: 0 K: 0 S: 3	H: 0 LOB: 0 BB: 0 P: 3	R: 0 E: 0 K: 1 S: 7	H: 2 LOB: 2 BB: 0 P: 7	R: 0 E: 0 K: 0 S: 3	H: 0 LOB: 0 BB: 0 P: 3	R: 0 E: 0 K: 0 S: 3	H: 0 LOB: 0 BB: 0 P: 3	R: 0 E: 0 K: 0 S: 3	H: 0 LOB: 0 BB: 0 P: 3	1B: 7 2B: 0 3B: 0 HR: 0	SF: 0 SAC: 0 DP: 2 HBP: 0	WP: 0 PB: 0 CS: 0	PA: 33
<b>PITCHER</b>	IP WLS BF H R ER SO BB IBB HBP BLK WP HR S P ERA WHIP	IP WLS BF H R ER SO BB IBB HBP BLK WP HR S P ERA WHIP																		
Lerin LaGow, R ERA: 3.86 (1, 1)	9.0	W	33	7	1	1	3	1	0	0	0	0	0	0	38	42	1.00	0.889		



Batter	1	2	3	4	5	6	7	8	9	AB	R	H	RBI	BB	SO	LOB	TOP			
Mickey Stanley, R OBP: 0.324, SLG: 0.396 (1, 8)	0-3 K		0-0 CS	0-0 F9		0-3 K		4-0 FC5-4 BB	3 0 0 0 1 2 0											
Gary Sutherland, R OBP: 0.333, SLG: 0.334 (1, 4)	0-0 6-3			0-0 F4		0-0 6-3		0-0 FC5-4 1-2	4 0 0 0 0 0 1											
Leon Roberts, R OBP: 0.334, SLG: 0.404 (1, 9)	0-0 6-3			0-0 1B			0-0 6-3	0-3 K	4 0 1 0 0 1 1											
Willie Horton, R OBP: 0.314, SLG: 0.429 (1, 10)		0-0 F4			0-0 5-3		0-0 F8	0-0 F8	4 0 0 0 0 0 1											
Bill Freehan, R OBP: 0.323, SLG: 0.448 (1, 2)		0-0 F9			0-0 F9		0-0 F9		3 0 0 0 0 0 0											
Aurelio Rodriguez, R OBP: 0.286, SLG: 0.393 (1, 5)		0-0 L3			0-0 1B			0-0 F8	3 0 1 0 0 0 0											
Tom Verzyer, R OBP: 0.275, SLG: 0.291 (1, 6)			0-3 K		0-0 1B			0-0 E6 FC3-6	3 0 1 0 0 1 0								AB 30			
Jack Pierce, L OBP: 0.331, SLG: 0.363 (1, 3)			0-3 K		0-0 F3			0-0 FC3-6 1-2	3 0 0 0 0 1 3								R 0			
Ben Oglivie, L OBP: 0.250, SLG: 0.315 (1, 7)			0-0 CS 1B			0-3 K		0-3 K	3 0 1 0 0 2 1								H 4			
<b>Inning Stats</b>	R: 0 E: 0 K: 1 S: 5	H: 0 LOB: 0 BB: 0 P: 5	R: 0 E: 0 K: 0 S: 3	H: 0 LOB: 0 BB: 0 P: 3	R: 0 E: 0 K: 2 S: 7	H: 1 LOB: 0 BB: 0 P: 7	R: 0 E: 0 K: 0 S: 3	H: 1 LOB: 0 BB: 0 P: 3	R: 0 E: 0 K: 2 S: 5	H: 2 LOB: 2 BB: 0 P: 5	R: 0 E: 0 K: 0 S: 3	H: 0 LOB: 0 BB: 0 P: 3	R: 0 E: 1 K: 1 S: 6	H: 0 LOB: 1 BB: 0 P: 6	R: 0 E: 0 K: 1 S: 5	H: 0 LOB: 1 BB: 1 P: 9	1B: 4 2B: 0 3B: 0 HR: 0	SF: 0 SAC: 0 DP: 0 HBP: 0	WP: 0 PB: 0 SB: 0 CS: 1	PA: 32
<b>PITCHER</b> Jim Kaat, L ERA: 2.72 (1, 1)	IP 9.0 WLS W BF 31 H 4 R 0 ER 0 SO 7 BB 1 IBB 0 HBP 0 BLK 0 WP 0 HR 0 S 44 P 48 ERA 0.00 WHIP 0.556															<b>PITCHER</b>				

Detroit Tigers @ Chicago White Sox  
Comiskey Park, Chicago, IL  
Fri Jul 18, 1975, 8:05 PM EDT  
Att: 11,701 - Unknown - 83 F


AB 30  
R 0  
H 4  
RBI 0  
BB 1  
SO 7  
LOB 7



Batter	1	2	3	4	5	6	7	8	9	AB	R	H	RBI	BB	SO	LOB	BOTTOM	
Pat Kelly, L OBP: 0.346, SLG: 0.398 (1, 9)	0-0 F8		0-0 G3	0-3 K			0-0 FC4-6 CS		4 0 0 0 0 1 2									
Jorge Orta, L OBP: 0.365, SLG: 0.459 (1, 4)	0-0 FC3-6 1B		0-0 2B	0-0 F9			0-0 1B		4 0 3 0 0 0 1									
Carlos May, L OBP: 0.370, SLG: 0.409 (1, 3)	0-0 FC3-6 FC5-4 1-2		0-0 F9		0-0 F8		0-0 6-3		4 0 0 0 0 0 3									
Deron Johnson, R OBP: 0.305, SLG: 0.412 (1, 10)	0-0 FC5-4 1-2			0-0 BB 1B	0-3 K		0-0 6-3		4 1 1 0 0 1 1									
Ken Henderson, S OBP: 0.342, SLG: 0.356 (1, 8)		0-0 4-3		4-0 1B BB	0-0 3-1		0-3 K		3 1 0 0 1 1 0									
Bill Melton, R OBP: 0.332, SLG: 0.343 (1, 5)		0-0 6-3		4-0 1B BB		0-3 K		4-0 S BB	2 1 0 0 2 1 0									
Jerry Hairston, S OBP: 0.372, SLG: 0.303 (1, 7)		4-0 BB		0-0 1B SF8		0-3 K		4-0 BB	2 1 1 1 2 1 0								AB 28	
Bucky Dent, R OBP: 0.314, SLG: 0.368 (1, 6)		0-0 L6		1-2 2-3 3-H 1B		0-3 K		0-0 6-3	4 0 1 2 0 1 3								R 4	
Brian Downing, R OBP: 0.353, SLG: 0.339 (1, 2)			0-0 6-3	1-3 2-H 3-H 1B	0-0 SF8		4-0 FC4-6 BB		1 0 0 1 1 0 0								H 6	
<b>Inning Stats</b>	R: 0 E: 0 K: 0 S: 4	H: 1 LOB: 1 BB: 0 P: 4	R: 0 E: 0 K: 0 S: 3	H: 0 LOB: 1 BB: 1 P: 7	R: 0 E: 0 K: 0 S: 4	H: 1 LOB: 1 BB: 0 P: 4	R: 4 E: 0 K: 1 S: 8	H: 3 LOB: 1 BB: 2 P: 16	R: 0 E: 0 K: 3 S: 9	H: 0 LOB: 0 BB: 0 P: 9	R: 0 E: 0 K: 0 S: 3	H: 1 LOB: 1 BB: 1 P: 7	R: 0 E: 0 K: 1 S: 5	H: 0 LOB: 2 BB: 2 P: 13	1B: 5 2B: 1 3B: 0 HR: 0	SF: 1 SAC: 0 DP: 0 HBP: 0	WP: 0 PB: 0 SB: 1 CS: 1	PA: 35
<b>PITCHER</b> Vern Ruhle, R ERA: 3.55 Bob Reynolds, R ERA: 4.07 Tom Walker, R ERA: 4.25 John Hiller, L ERA: 2.44	IP 3.0 WLS L BF 17 H 5 R 0 ER 4 SO 0 BB 3 IBB 0 HBP 0 BLK 0 WP 0 HR 0 S 14 P 26 ERA 12.00 WHIP 2.667															<b>PITCHER</b>		

Detroit Tigers @ Chicago White Sox  
Comiskey Park, Chicago, IL  
Fri Jul 18, 1975, 8:05 PM EDT  
Att: 11,701 - Unknown - 83 F

AB 28  
R 4  
H 6  
RBI 4  
BB 6  
SO 6  
LOB 10





Batter	1	2	3	4	5	6	7	8	9	AB	R	H	RBI	BB	SO	LOB	TOP										
Vada Pinson, L (1, 9) OBP: 0.249, SLG: 0.354 Jim Wohlford, R (9, PH) OBP: 0.349, SLG: 0.346	1-3		P6	1B SF7 1B		F9			4-3	4	1	1	2	0	0	1											
George Brett, L (1, 5) OBP: 0.348, SLG: 0.427	F8					P6			4-3	5	0	2	1	0	0	1											
Hal McRae, R (1, 7) OBP: 0.371, SLG: 0.444	F7		L4	SF7					L7	4	0	0	1	0	0	1											
John Mayberry, L (1, 3) OBP: 0.381, SLG: 0.474		L5			P6				F5	3	0	0	0	1	0	1											
Harmon Killebrew, R (1, 10) OBP: 0.323, SLG: 0.421		1B HR 2B	4-3			F8			6-3	4	1	1	0	0	0	2											
Cookie Rojas, R (1, 4) OBP: 0.312, SLG: 0.328									6-3	4	1	3	0	0	0	0											
Al Cowens, R (1, 8) OBP: 0.320, SLG: 0.357									6-3	3	2	1	3	0	0	1											
Bob Stinson, S (1, 2) OBP: 0.413, SLG: 0.474										3	2	3	1	0	0	0											
Frank White, R (1, 6) OBP: 0.235, SLG: 0.329 Tony Solaita, L (8, PH) OBP: 0.360, SLG: 0.525 Amos Otis, R (8, PH) OBP: 0.361, SLG: 0.371 Rodney Scott, S (8, 6)										3	1	0	0	0	0	5											
<b>Inning Stats</b>	R: 0 E: 0 K: 0 S: 3	H: 0 LOB: 0 BB: 0 P: 3	R: 3 E: 0 K: 0 S: 6	H: 4 LOB: 0 BB: 0 P: 6	R: 0 E: 0 K: 0 S: 4	H: 1 LOB: 2 BB: 1 P: 8	R: 4 E: 1 K: 0 S: 7	H: 3 LOB: 1 BB: 0 P: 8	R: 0 E: 0 K: 0 S: 4	H: 1 LOB: 1 BB: 0 P: 4	R: 0 E: 0 K: 0 S: 3	H: 0 LOB: 0 BB: 0 P: 3	R: 1 E: 0 K: 0 S: 4	H: 1 LOB: 0 BB: 0 P: 4	R: 0 E: 0 K: 0 S: 3	H: 0 LOB: 0 BB: 0 P: 3	1B: 7 2B: 2 3B: 0 HR: 2	SF: 1 SAC: 1 DP: 1 HBP: 1	WP: 1 PB: 0 SB: 0 CS: 1	PA: 40							
<b>PITCHER</b>	IP	WLS	BF	H	R	ER	SO	BB	IBB	HBP	BLK	WP	HR	S	P	ERA	WHIP										
Joe Coleman, R (1, 1) ERA: 5.99	6.0	W	29	10	7	5	0	1	0	1	0	1	1	27	32	7.50	1.833										
Bob Reynolds, R (7, 1) ERA: 4.71	1.2		6	1	1	1	0	0	0	0	0	0	1	6	6	5.40	0.600										
John Hiller, L (8, 1) ERA: 2.39	1.1	S	4	0	0	0	0	0	0	0	0	0	0	4	4	0.00	0.000										

Kansas City Royals @ Detroit Tigers  
Tiger Stadium, Detroit, MI  
Sat Jul 19 1975, 7:05 PM EDT  
Att: 22,151 - Unknown

AB	35
R	8
H	11
RBI	8
BB	1
SO	0
LOB	12



Batter	1	2	3	4	5	6	7	8	9	AB	R	H	RBI	BB	SO	LOB	BOTTOM										
Mickey Stanley, R (1, 8) OBP: 0.316, SLG: 0.384	4-3	5-3				F9			K	4	0	0	0	0	1	1											
Gary Sutherland, R (1, 4) OBP: 0.335, SLG: 0.346	5-3					K			WP 1B	4	1	2	1	0	1	0											
Ben Oglivie, L (1, 7) OBP: 0.263, SLG: 0.338									F7	4	1	2	0	0	0	1											
Willie Horton, R (1, 10) OBP: 0.313, SLG: 0.427	CS	E5 1B BB	K2-3			1B HR 1B			K2-3	4	2	1	1	0	2	1											
Bill Freehan, R (1, 2) OBP: 0.318, SLG: 0.441			P6	P3		P4			6-3	4	0	0	0	0	0	3											
Jack Pierce, L (1, 3) OBP: 0.328, SLG: 0.358									F2	4	1	1	0	0	0	1											
Leon Roberts, R (1, 9) OBP: 0.340, SLG: 0.416		1B 1B BB				1B HR 1B			HR	2	3	1	1	2	1	0											
Aurelio Rodriguez, R (1, 5) OBP: 0.289, SLG: 0.406									K	4	2	2	5	0	1	0											
Tom Verzyer, R (1, 6) OBP: 0.275, SLG: 0.290									6-3	4	0	1	2	0	0	0											
<b>Inning Stats</b>	R: 0 E: 0 K: 0 S: 3	H: 1 LOB: 0 BB: 0 P: 3	R: 3 E: 1 K: 0 S: 6	H: 2 LOB: 1 BB: 1 P: 10	R: 1 E: 0 K: 1 S: 6	H: 1 LOB: 0 BB: 0 P: 6	R: 0 E: 0 K: 1 S: 5	H: 0 LOB: 0 BB: 0 P: 5	R: 0 E: 0 K: 1 S: 5	H: 0 LOB: 0 BB: 0 P: 5	R: 5 E: 0 K: 1 S: 9	H: 4 LOB: 1 BB: 1 P: 13	R: 0 E: 0 K: 1 S: 6	H: 1 LOB: 1 BB: 0 P: 6	R: 1 E: 0 K: 1 S: 6	H: 1 LOB: 0 BB: 0 P: 6	1B: 6 2B: 1 3B: 0 HR: 3	SF: 0 SAC: 0 DP: 0 HBP: 0	WP: 1 PB: 0 SB: 0 CS: 1	PA: 37							
<b>PITCHER</b>	IP	WLS	BF	H	R	ER	SO	BB	IBB	HBP	BLK	WP	HR	S	P	ERA	WHIP										
Marty Pattin, R (1, 1) ERA: 3.52	5.1	L	25	7	8	5	3	2	0	0	0	1	1	29	37	8.44	1.688										
Doug Bird, R (6, 1) ERA: 3.5	2.2		11	3	2	2	3	0	0	0	0	1	2	17	17	6.75	1.125										

Kansas City Royals @ Detroit Tigers  
Tiger Stadium, Detroit, MI  
Sat Jul 19 1975, 7:05 PM EDT  
Att: 22,151 - Unknown

AB	34
R	10
H	10
RBI	10
BB	2
SO	6
LOB	7





Batter	1	2	3	4	5	6	7	8	9	AB	R	H	RBI	BB	SO	LOB	TOP			
Vada Pinson, L (1, 9) OBP: 0.243, SLG: 0.345	0-0 5-3		0-0 F8	0-0 6-3			0-0 4-3		0-0 1-3	5	0	0	0	0	0	2	<b>Kansas City Royals @ Detroit Tigers</b> Tiger Stadium, Detroit, MI Sun Jul 20 1975, 3:33 AM EDT Att: 20,142 - Unknown - 83 F			
George Brett, L (1, 5) OBP: 0.346, SLG: 0.423	0-0 1B		0-0 E4		0-0 1-3		0-0 E4		0-0 F8	5	0	1	0	0	0	0				
Hal McRae, R (1, 7) OBP: 0.374, SLG: 0.449	0-0 1B		0-0 F9		0-0 2B		0-0 L5		0-0 1B	5	0	3	0	0	0	2				
John Mayberry, L (1, 10) OBP: 0.376, SLG: 0.466	0-0 F8		0-3 K		0-0 P5		0-0 L4		0-0 4-3	5	0	0	0	0	1	5				
Tony Solaita, L (1, 3) OBP: 0.364, SLG: 0.544		0-0 HR		4-0 SH1-3 1B BB		0-0 F7		0-0 L8		3	2	1	1	1	0	1				
Amos Otis, R (1, 8) OBP: 0.367, SLG: 0.379		0-0 1B		0-0 SH1-3		0-0 1B		0-0 1B SF7		3	1	3	0	0	0	0				
Cookie Rojas, R (1, 4) OBP: 0.311, SLG: 0.327		0-0 F9		0-0 L9		0-0 G4-3-6-3		0-0 1B		4	0	1	0	0	0	3				
Bob Stinson, S (1, 2) OBP: 0.420, SLG: 0.475		0-0 F7		4-0 1B BB		0-0 1B		0-0 SF7		2	0	1	1	1	0	1				
Frank White, R (1, 6) OBP: 0.237, SLG: 0.329		0-0 F2		0-0 1B		0-0 P6		0-0 P4		3	0	1	1	0	0	2				
Jim Wohlford, R (8, PH) OBP: 0.348, SLG: 0.345				1-3 2-H						1	0	0	0	0	0	1				
Rodney Scott, S (8, 6)										0	0	0	0	0	0	0				
<b>Inning Stats</b>	R: 0 E: 0 K: 0 S: 4	H: 2 LOB: 1 BB: 0 P: 4	R: 1 E: 0 K: 0 S: 5	H: 2 LOB: 1 BB: 0 P: 5	R: 0 E: 1 K: 1 S: 6	H: 0 LOB: 1 BB: 0 P: 6	R: 1 E: 0 K: 0 S: 4	H: 1 LOB: 2 BB: 0 P: 12	R: 0 E: 0 K: 0 S: 4	H: 2 LOB: 1 BB: 0 P: 4	R: 0 E: 1 K: 0 S: 4	H: 0 LOB: 1 BB: 0 P: 4	R: 1 E: 0 K: 0 S: 5	H: 2 LOB: 1 BB: 0 P: 5	R: 0 E: 0 K: 0 S: 4	H: 1 LOB: 1 BB: 0 P: 4	1B: 9 2B: 1 3B: 0 HR: 1	SF: 1 SAC: 1 DP: 1 HBP: 0	WP: 0 PB: 0 SB: 0 CS: 0	PA: 40
<b>PITCHER</b> Ray Bare, R (1, 1) ERA: 3.99	IP: 9.0 WLS: W BF: 40 H: 11 R: 3 ER: 3 SO: 1 BB: 2 IBB: 0 HBP: 0 BLK: 0 WP: 0 HR: 1 S: 40 P: 48 ERA: 3.00 WHIP: 1.444															<b>PITCHER</b>				

Batter	1	2	3	4	5	6	7	8	9	AB	R	H	RBI	BB	SO	LOB	BOTTOM			
Mickey Stanley, R (1, 8) OBP: 0.327, SLG: 0.397	4-0 5-3 1B BB	0-0 1-2 2-H 1B			0-0 1B 2B		0-0 E8 G3 HR			3	2	2	1	1	0	0	<b>Kansas City Royals @ Detroit Tigers</b> Tiger Stadium, Detroit, MI Sun Jul 20 1975, 3:33 AM EDT Att: 20,142 - Unknown - 83 F			
Gary Sutherland, R (1, 4) OBP: 0.331, SLG: 0.342	0-3 K	0-0 F8			0-0 F9		0-0 G3			4	0	0	0	0	1	5				
Ben Ogilvie, L (1, 7) OBP: 0.286, SLG: 0.395	0-0 1-2 5-3 1B		0-3 K2-3		0-0 2-H 1B CS		0-0 2-3 HR			4	1	3	3	0	1	0				
Willie Horton, R (1, 10) OBP: 0.312, SLG: 0.428	0-0 5-3		0-0 6-3		0-0 CS		0-0 F8 HR		0-0 F8	4	1	1	0	0	0	2				
Bill Freehan, R (1, 2) OBP: 0.313, SLG: 0.433	0-3 K		0-0 L8		0-0 6-3		0-0 5-3			4	0	0	0	0	1	3				
Aurelio Rodriguez, R (1, 5) OBP: 0.285, SLG: 0.400		0-0 F7		0-0 P3		0-0 F8		0-0 5-3		4	0	0	0	0	0	1				
Leon Roberts, R (1, 9) OBP: 0.342, SLG: 0.429		0-0 1B 1B		0-3 K		0-0 HR		0-0 E1 FC6-4		4	2	2	2	0	1	0				
Jack Pierce, L (1, 3) OBP: 0.333, SLG: 0.391		0-0 1B 1B		0-3 K		0-0 HR		0-0 FC6-4		4	1	2	1	0	1	1				
Tom Verzyer, R (1, 6) OBP: 0.270, SLG: 0.285		0-3 K		0-3 K		0-0 F9		0-0 6-3		4	0	0	0	0	2	3				
<b>Inning Stats</b>	R: 0 E: 0 K: 2 S: 8	H: 1 LOB: 2 BB: 1 P: 12	R: 1 E: 0 K: 1 S: 8	H: 3 LOB: 0 BB: 0 P: 8	R: 0 E: 0 K: 1 S: 5	H: 0 LOB: 0 BB: 0 P: 5	R: 0 E: 0 K: 2 S: 7	H: 0 LOB: 0 BB: 0 P: 7	R: 1 E: 0 K: 1 S: 6	H: 2 LOB: 0 BB: 0 P: 6	R: 3 E: 0 K: 0 S: 6	H: 3 LOB: 0 BB: 0 P: 6	R: 2 E: 1 K: 0 S: 5	H: 1 LOB: 0 BB: 0 P: 5	R: 0 E: 1 K: 0 S: 4	H: 0 LOB: 1 BB: 0 P: 4		1B: 5 2B: 2 3B: 0 HR: 3	SF: 0 SAC: 0 DP: 0 HBP: 0	WP: 0 PB: 0 SB: 0 CS: 1
<b>PITCHER</b> Nelson Briles, R (1, 1) ERA: 4.46	IP: 7.0 WLS: L BF: 32 H: 10 R: 7 ER: 6 SO: 7 BB: 1 IBB: 0 HBP: 0 BLK: 0 WP: 0 HR: 3 S: 45 P: 49 ERA: 7.71 WHIP: 1.571															<b>PITCHER</b>				
Lindy McDaniel, R (8, 1) ERA: 4.22	IP: 1.0 WLS: L BF: 4 H: 0 R: 0 ER: 0 SO: 0 BB: 0 IBB: 0 HBP: 0 BLK: 0 WP: 0 HR: 0 S: 4 P: 4 ERA: 0.00 WHIP: 0.000															<b>PITCHER</b>				

AB	36
R	3
H	11
RBI	3
BB	2
SO	1
LOB	17





Batter	1	2	3	4	5	6	7	8	9	AB	R	H	RBI	BB	SO	LOB	TOP																		
Jim Wohlford, R (1, 9) OBP: 0.342, SLG: 0.339	0-3 K		0-0 6-3		0-0 6-3			0-0 4-3		4	0	0	0	0	1	1	<b>Kansas City Royals @ Detroit Tigers</b> Tiger Stadium, Detroit, MI Mon Jul 21 1975, 7:05 PM EDT Att: 19,090 - Unknown - 75 F																		
Cookie Rojas, R (1, 4) OBP: 0.310, SLG: 0.330	0-0 F8		0-0 6-3			0-0 SH5-3 2B		0-0 P4		4	0	1	0	0	0	1																			
John Mayberry, L (1, 3) OBP: 0.378, SLG: 0.487	0-0 HR		0-0 HR			0-0 SH5-3 2-3		0-3 K	0-3 K	3	2	2	3	0	1	0																			
Hal McRae, R (1, 7) OBP: 0.378, SLG: 0.455	0-0 2B		0-0 1B			0-3 K		0-0 G5-4-3 1B	0-0 G5-4-3 1B	4	0	3	0	0	1	1																			
Harmon Killebrew, R (1, 10) OBP: 0.319, SLG: 0.414	0-3 K			0-3 K		0-0 5-3		0-0 G5-4-3 1-2	0-0 G5-4-3 1-2	4	0	0	0	0	2	3																			
George Brett, L (1, 5) OBP: 0.343, SLG: 0.420		0-0 4-3		0-3 K			0-0 4-3			3	0	0	0	0	1	0																			
Amos Otis, R (1, 8) OBP: 0.364, SLG: 0.374		0-0 F7		0-0 5-3			0-0 5-3			3	0	0	0	0	0	0																			
Buck Martinez, R (1, 2) OBP: 0.313, SLG: 0.333		0-0 6-3			0-0 F8		0-0 6-3			3	0	0	0	0	0	0																			
Frank White, R (1, 6) OBP: 0.239, SLG: 0.329			0-0 E6 WP HR 1B		0-0 F8			0-0 1-3		3	1	1	0	0	0	0																			
<b>Inning Stats</b>	R: 1 E: 0 K: 2 S: 9	H: 2 LOB: 1 BB: 0 P: 9	R: 0 E: 0 K: 0 S: 3	H: 0 LOB: 0 BB: 0 P: 3	R: 2 E: 1 K: 0 S: 5	H: 3 LOB: 1 BB: 0 P: 5	R: 0 E: 0 K: 2 S: 7	H: 0 LOB: 0 BB: 0 P: 7	R: 0 E: 0 K: 0 S: 3	H: 1 LOB: 1 BB: 0 P: 6	R: 0 E: 0 K: 0 S: 3	H: 0 LOB: 0 BB: 0 P: 3	R: 0 E: 0 K: 1 S: 5	H: 1 LOB: 0 BB: 0 P: 5	1B: 3 2B: 2 3B: 0 HR: 2	SF: 0 SAC: 1 DP: 1 HBP: 0	WP: 1 PB: 0 SB: 0 CS: 0	PA: 32																	
<b>PITCHER</b>	IP	WLS	BF	H	R	ER	SO	BB	IBB	HBP	BLK	WP	HR	S	P	ERA	WHIP	<b>PITCHER</b>	IP	WLS	BF	H	R	ER	SO	BB	IBB	HBP	BLK	WP	HR	S	P	ERA	WHIP
Mickey Lolich, L (1, 1) ERA: 3.21	9.0	L	32	7	3	3	6	0	0	0	0	1	2	44	44	3.00	0.778																		

Batter	1	2	3	4	5	6	7	8	9	AB	R	H	RBI	BB	SO	LOB	BOTTOM																		
Mickey Stanley, R (1, 8) OBP: 0.319, SLG: 0.386	0-0 6-3		0-0 L9		0-0 P6			0-0 4-3		4	0	0	0	0	0	3	<b>Kansas City Royals @ Detroit Tigers</b> Tiger Stadium, Detroit, MI Mon Jul 21 1975, 7:05 PM EDT Att: 19,090 - Unknown - 75 F																		
Gary Sutherland, R (1, 4) OBP: 0.328, SLG: 0.338	0-0 6-3			0-0 L8		0-0 5-3		0-0 5-3		4	0	0	0	0	0	0																			
Ben Oglivie, L (1, 7) OBP: 0.295, SLG: 0.400	0-0 CS 1B			0-3 K		0-0 1B		0-3 K		4	0	2	0	0	2	0																			
Willie Horton, R (1, 10) OBP: 0.312, SLG: 0.426	0-0 CS	0-3 K		0-0 6-3		0-0 F9		0-0 FC6-4 1B	0-0 FC6-4 1B	4	0	1	0	0	1	1																			
John Knox, L (9, PR) OBP: 0.226, SLG: 0.172	1-2 CS									0	0	0	0	0	0	0																			
Bill Freehan, R (1, 2) OBP: 0.308, SLG: 0.426		0-0 L9			0-0 6-3		0-0 P6		0-0 P1	4	0	0	0	0	0	2																			
Leon Roberts, R (1, 9) OBP: 0.344, SLG: 0.430		0-3 K			0-0 FC4-6 BB 1B		0-0 6-3		0-0 FC6-4 1B	4	1	2	0	0	1	0																			
Aurelio Rodriguez, R (1, 5) OBP: 0.285, SLG: 0.396			0-0 P6		4-0 FC4-6 BB 1B		0-0 L8		0-0 FC6-4 1-2 2-3	3	0	0	0	1	0	2																			
Jack Pierce, L (1, 3) OBP: 0.333, SLG: 0.416			0-3 K		0-0 FC4-6 1B		0-0 HR		0-0 F7	3	1	1	1	0	1	2																			
John Wockenfuss, R (9, PH) OBP: 0.324, SLG: 0.515					1-2 2-3 3H 1B					1	0	0	0	0	0	2																			
Tom Veryzer, R (1, 6) OBP: 0.273, SLG: 0.285							0-0 HR			0	0	0	0	0	0	0																			
Gene Michael, S (3, PR) OBP: 0.295, SLG: 0.320							0-0 G3			2	0	1	1	0	0	0																			
<b>Inning Stats</b>	R: 0 E: 0 K: 0 S: 3	H: 1 LOB: 0 BB: 0 P: 3	R: 0 E: 0 K: 2 S: 7	H: 0 LOB: 0 BB: 0 P: 7	R: 0 E: 0 K: 1 S: 5	H: 0 LOB: 1 BB: 0 P: 6	R: 0 E: 0 K: 1 S: 5	H: 0 LOB: 0 BB: 0 P: 5	R: 1 E: 0 K: 0 S: 4	H: 1 LOB: 1 BB: 0 P: 4	R: 0 E: 0 K: 1 S: 5	H: 0 LOB: 0 BB: 0 P: 5	R: 0 E: 0 K: 0 S: 5	H: 2 LOB: 2 BB: 0 P: 5	1B: 6 2B: 0 3B: 0 HR: 1	SF: 0 SAC: 0 DP: 0 HBP: 1	WP: 0 PB: 0 SB: 0 CS: 1	PA: 36																	
<b>PITCHER</b>	IP	WLS	BF	H	R	ER	SO	BB	IBB	HBP	BLK	WP	HR	S	P	ERA	WHIP	<b>PITCHER</b>	IP	WLS	BF	H	R	ER	SO	BB	IBB	HBP	BLK	WP	HR	S	P	ERA	WHIP
Dennis Leonard, R (1, 1) ERA: 4.1	8.2	W	34	7	2	2	5	1	0	0	0	0	1	42	47	2.08	0.923																		
Steve Mingo, L (9, 1) ERA: 2.37	0.1	S	1	0	0	0	0	0	0	0	0	0	0	1	1	0.00	0.000																		

AB	31
R	3
H	7
RBI	3
BB	0
SO	6
LOB	6



AB	33
R	2
H	7
RBI	2
BB	1
SO	5
LOB	12





Batter	1	2	3	4	5	6	7	8	9	AB	R	H	RBI	BB	SO	LOB	TOP								
Bert Campaneris, R OBP: 0.328, SLG: 0.334 Ted Martinez, R OBP: 0.226, SLG: 0.250	4-3		HBP			FC3-5 1B		F5		3	0	1	1	0	0	2									
Bill North, S OBP: 0.367, SLG: 0.298 Glenn Abbott, R	F5		F2		1-3	2B		1-3		5	0	1	1	0	0	2									
Claudell Washington, L OBP: 0.345, SLG: 0.430	K			G3		E1		K		5	1	1	1	0	2	0									
Reggie Jackson, L OBP: 0.339, SLG: 0.501 Matt Alexander, S		F2			4-3 1B				4-0 HR	3	1	2	0	1	0	0									
Joe Rudi, R OBP: 0.342, SLG: 0.476 Larry Haney, R OBP: 0.167, SLG: 0.667	F9			4-3					1-3 HR	3	1	0	0	1	1	4									
Billy Williams, L OBP: 0.350, SLG: 0.398 Don Hopkins, L	4-3			F6						3	0	0	1	0	0	3									
Angel Mangual, R OBP: 0.222, SLG: 0.217									1-3	0	1	0	0	0	0	0									
Gene Tenace, R OBP: 0.419, SLG: 0.476 Jim Holt, L OBP: 0.422, SLG: 0.351						F8 1B		F7		2	3	2	3	1	0	0									
Sal Bando, R OBP: 0.331, SLG: 0.313			K			F6		F3		5	0	1	2	0	1	1									
Phil Garner, R OBP: 0.271, SLG: 0.320	L7					F8		F8		4	1	0	0	0	0	2									
<b>Inning Stats</b>	R: 0 E: 0 K: 1 S: 5	H: 0 LOB: 0 BB: 0 P: 5	R: 0 E: 0 K: 0 S: 3	H: 0 LOB: 0 BB: 0 P: 3	R: 1 E: 0 K: 1 S: 6	H: 1 LOB: 1 BB: 0 P: 7	R: 0 E: 0 K: 0 S: 4	H: 1 LOB: 1 BB: 0 P: 4	R: 1 E: 0 K: 0 S: 4	H: 1 LOB: 1 BB: 1 P: 8	R: 7 E: 2 K: 2 S: 15	H: 5 LOB: 3 BB: 2 P: 23	R: 0 E: 0 K: 0 S: 3	H: 0 LOB: 0 BB: 0 P: 3	R: 0 E: 0 K: 1 S: 5	H: 0 LOB: 0 BB: 0 P: 5	R: 2 E: 0 K: 0 S: 4	H: 1 LOB: 0 BB: 1 P: 8	1B: 5 2B: 2 3B: 0 HR: 2	SF: 0 SAC: 0 DP: 0 HBP: 1	WP: 0 PB: 0 SB: 1 CS: 0	PA: 44			
<b>PITCHER</b>	IP	WLS	BF	H	R	ER	SO	BB	IBB	HBP	BLK	WP	HR	S	P	ERA	WHIP								
Tom Walker, R ERA: 4.64	5.0	L	25	5	8	7	2	2	0	1	0	0	1	26	35	12.60	1.400								
Dave Lemanczyk, R ERA: 4.53	4.0		19	4	3	2	3	1	1	0	0	0	1	23	31	4.50	1.250								

Oakland Athletics @ Detroit Tigers  
Tiger Stadium, Detroit, MI  
Tue Jul 22 1975, 7:05 PM EDT  
Unknown


AB 39  
R 11  
H 9  
RBI 11  
BB 4  
SO 5  
LOB 17



Batter	1	2	3	4	5	6	7	8	9	AB	R	H	RBI	BB	SO	LOB	BOTTOM								
Mickey Stanley, R OBP: 0.311, SLG: 0.376	F9			K		K			6-3	4	0	0	0	0	2	1									
Gary Sutherland, R OBP: 0.327, SLG: 0.334	6-3			G4-6-3 BB				6-3		3	0	0	0	1	0	0									
Ben Oglivie, L OBP: 0.293, SLG: 0.393	G3			G4-6-3				K		4	0	1	0	0	1	1									
Willie Horton, R OBP: 0.311, SLG: 0.424			K			F8			4-3	4	0	1	0	0	1	1									
Bill Freehan, R OBP: 0.305, SLG: 0.421		F4				L8		F9		3	0	0	0	0	0	1									
Jack Pierce, L OBP: 0.326, SLG: 0.405			K			K				3	0	0	0	0	2	0									
Leon Roberts, R OBP: 0.344, SLG: 0.427			K						FC5-4 BB	2	0	0	0	1	2	0									
Aurelio Rodriguez, R OBP: 0.285, SLG: 0.395				1-3					FC5-4	3	0	1	0	0	0	1									
Tom Veytzer, R OBP: 0.270, SLG: 0.281				6-3					F7	3	0	0	0	0	0	2									
<b>Inning Stats</b>	R: 0 E: 0 K: 0 S: 3	H: 0 LOB: 0 BB: 0 P: 3	R: 0 E: 0 K: 2 S: 7	H: 0 LOB: 0 BB: 0 P: 7	R: 0 E: 0 K: 1 S: 5	H: 0 LOB: 0 BB: 0 P: 5	R: 0 E: 0 K: 1 S: 4	H: 0 LOB: 0 BB: 1 P: 8	R: 0 E: 0 K: 1 S: 5	H: 0 LOB: 0 BB: 0 P: 5	R: 0 E: 0 K: 1 S: 5	H: 0 LOB: 1 BB: 1 P: 9	R: 0 E: 0 K: 1 S: 6	H: 1 LOB: 1 BB: 0 P: 6	R: 0 E: 0 K: 1 S: 6	H: 1 LOB: 1 BB: 0 P: 6	R: 0 E: 0 K: 0 S: 4	H: 1 LOB: 1 BB: 0 P: 4	1B: 3 2B: 0 3B: 0 HR: 0	SF: 0 SAC: 0 DP: 1 HBP: 0	WP: 0 PB: 0 SB: 0 CS: 0	PA: 31			
<b>PITCHER</b>	IP	WLS	BF	H	R	ER	SO	BB	IBB	HBP	BLK	WP	HR	S	P	ERA	WHIP								
Glenn Abbott, R ERA: 3.39	9.0	W	31	3	0	0	8	2	0	0	0	0	0	45	53	0.00	0.556								
Glenn Abbott, R ERA: 3.39	8.1		31	3	0	0	8	2	0	0	0	0	0	45	53	0.00	0.556								

Oakland Athletics @ Detroit Tigers  
Tiger Stadium, Detroit, MI  
Tue Jul 22 1975, 7:05 PM EDT  
Unknown

AB 29  
R 0  
H 3  
RBI 0  
BB 2  
SO 8  
LOB 7









Batter	1	2	3	4	5	6	7	8	9	AB	R	H	RBI	BB	SO	LOB	TOP					
<b>Bert Campaneris, R</b> OBP: 0.335, SLG: 0.341 (1, 6)										4	0	2	0	1	1	3	<b>Oakland Athletics @ Detroit Tigers</b> Tiger Stadium, Detroit, MI Wed Jul 23 1975, 7:05 PM EDT Att: 20,251 - Unknown					
<b>Bill North, S</b> OBP: 0.363, SLG: 0.293 (1, 8)										4	0	0	0	1	0	5						
<b>Claudell Washington, L</b> OBP: 0.344, SLG: 0.427 (1, 7)										4	0	0	0	0	1	4						
<b>Reggie Jackson, L</b> OBP: 0.342, SLG: 0.513 (1, 9)										4	0	0	0	0	1	2						
<b>Joe Rudi, R</b> OBP: 0.340, SLG: 0.468 (1, 3)										3	1	0	0	0	1	0						
<b>Billy Williams, L</b> OBP: 0.352, SLG: 0.410 (1, 10)										2	0	1	0	1	0	1						
<b>Don Hopkins, L</b> OBP: 0.375, SLG: 0.167 (7, PR)										0	1	0	0	0	0	0						
<b>Angel Mangual, R</b> OBP: 0.230, SLG: 0.225 (8, PH)										4	1	2	2	0	2	2						
<b>Gene Tenace, R</b> OBP: 0.143, SLG: 0.571 (1, 2)										0	0	0	0	0	0	0						
<b>Larry Haney, R</b> OBP: 0.143, SLG: 0.571 (8, 2)										0	0	0	0	0	0	0						
<b>Sal Bando, R</b> OBP: 0.337, SLG: 0.329 (1, 5)										4	0	2	0	0	0	1						
<b>Matt Alexander, S</b> OBP: 0.222, SLG: 0.245 (9, PR)										0	0	0	0	0	0	0						
<b>Ted Martinez, R</b> OBP: 0.222, SLG: 0.245 (9, 5)										0	0	0	0	0	0	0						
<b>Phil Garner, R</b> OBP: 0.274, SLG: 0.327 (1, 4)										2	0	0	1	0	0	1						
<b>Inning Stats</b>	R: 0 E: 1 K: 0 S: 4	H: 1 LOB: 1 BB: 0 P: 4	R: 1 E: 0 K: 0 S: 4	H: 1 LOB: 1 BB: 0 P: 5	R: 0 E: 0 K: 0 S: 2	H: 0 LOB: 0 BB: 1 P: 6	R: 0 E: 0 K: 1 S: 5	H: 0 LOB: 1 BB: 1 P: 9	R: 0 E: 0 K: 0 S: 4	H: 1 LOB: 1 BB: 0 P: 4	R: 0 E: 0 K: 0 S: 3	H: 0 LOB: 1 BB: 0 P: 3	R: 2 E: 0 K: 2 S: 10	H: 3 LOB: 2 BB: 1 P: 14	R: 0 E: 0 K: 3 S: 10	H: 1 LOB: 1 BB: 0 P: 10	R: 0 E: 0 K: 0 S: 4	H: 1 LOB: 2 BB: 0 P: 4	1B: 4 2B: 4 3B: 0 HR: 0	SF: 1 SAC: 1 DP: 2 HBP: 1	WP: 1 PB: 0 SB: 0 CS: 0	PA: 38
<b>PITCHER</b>	IP WLS BF H R ER SO BB IBB HBP BLK WP HR S P ERA WHIP																					
<b>Vern Ruhle, R</b> ERA: 3.58 (1, 1)	6.2 L 29 6 3 3 2 3 0 1 0 0 1 0 29 42 4.05 1.350																					
<b>John Hiller, L</b> ERA: 2.31 (7, 1)	2.1 9 2 0 0 4 0 0 0 0 0 0 0 17 17 0.00 0.857																					

AB	32
R	3
H	8
RBI	3
BB	3
SO	6
LOB	19



Batter	1	2	3	4	5	6	7	8	9	AB	R	H	RBI	BB	SO	LOB	BOTTOM						
<b>Mickey Stanley, R</b> OBP: 0.306, SLG: 0.369 (1, 8)										4	0	1	0	0	0	1	<b>Oakland Athletics @ Detroit Tigers</b> Tiger Stadium, Detroit, MI Wed Jul 23 1975, 7:05 PM EDT Att: 20,251 - Unknown						
<b>Gary Sutherland, R</b> OBP: 0.326, SLG: 0.331 (1, 4)										3	0	0	0	1	0	1							
<b>Leon Roberts, R</b> OBP: 0.348, SLG: 0.432 (1, 9)										4	0	2	0	0	0	1							
<b>Willie Horton, R</b> OBP: 0.310, SLG: 0.423 (1, 10)										4	0	1	0	0	2	3							
<b>Bill Freehan, R</b> OBP: 0.308, SLG: 0.424 (1, 3)										3	0	1	0	1	0	0							
<b>Aurelio Rodriguez, R</b> OBP: 0.281, SLG: 0.388 (1, 5)										4	0	0	0	0	0	3							
<b>John Wockenfuss, R</b> OBP: 0.342, SLG: 0.535 (1, 2)										3	0	0	0	1	3	0							
<b>Tom Verzyer, R</b> OBP: 0.271, SLG: 0.282 (1, 6)										3	0	1	0	0	2	1							
<b>Ben Oglivie, L</b> OBP: 0.283, SLG: 0.375 (1, 7)										3	0	1	0	0	2	1							
<b>Inning Stats</b>	R: 0 E: 0 K: 0 S: 3	H: 1 LOB: 0 BB: 0 P: 3	R: 0 E: 0 K: 1 S: 4	H: 0 LOB: 0 BB: 1 P: 8	R: 0 E: 0 K: 2 S: 8	H: 1 LOB: 1 BB: 0 P: 8	R: 0 E: 0 K: 0 S: 5	H: 2 LOB: 2 BB: 0 P: 5	R: 0 E: 0 K: 2 S: 7	H: 1 LOB: 0 BB: 0 P: 7	R: 0 E: 0 K: 0 S: 4	H: 1 LOB: 1 BB: 0 P: 4	R: 0 E: 0 K: 1 S: 5	H: 0 LOB: 1 BB: 1 P: 9	R: 0 E: 0 K: 2 S: 8	H: 1 LOB: 2 BB: 1 P: 12		R: 0 E: 0 K: 1 S: 5	H: 0 LOB: 0 BB: 0 P: 5	1B: 5 2B: 3 3B: 0 HR: 0	SF: 0 SAC: 0 DP: 2 HBP: 0	WP: 0 PB: 0 SB: 0 CS: 1	PA: 35
<b>PITCHER</b>	IP WLS BF H R ER SO BB IBB HBP BLK WP HR S P ERA WHIP																						
<b>Vida Blue, L</b> ERA: 2.96 (1, 1)	9.0 W 34 7 0 0 9 3 0 0 0 0 0 0 49 61 0.00 1.111																						






Batter	1	2	3	4	5	6	7	8	9	AB	R	H	RBI	BB	SO	LOB	TOP				
Bert Campaneris, R OBP: 0.332, SLG: 0.337 (1, 6)	5-3		K			1-3		F9		4	0	0	0	0	1	0					
Claudell Washington, L OBP: 0.343, SLG: 0.425 (1, 8)	K			6-3			1B SF8		K	4	1	1	0	0	2	0					
Joe Rudi, R OBP: 0.339, SLG: 0.466 (1, 7)	5-3			F2			1B BB		K	4	0	1	0	0	1	0					
Reggie Jackson, L OBP: 0.341, SLG: 0.520 (1, 10)		HR		K			SF8		K	3	1	1	2	0	2	0					
Sal Bando, R OBP: 0.334, SLG: 0.326 (1, 5)	K				6-3		F9			3	0	0	0	0	1	1					
Gene Tenace, R OBP: 0.420, SLG: 0.473 (1, 3)	F3			6-3			1B BB			2	0	0	0	1	0	0					
Phil Garner, R OBP: 0.272, SLG: 0.325 Billy Williams, L (7, PH) OBP: 0.351, SLG: 0.408 Ted Martinez, R (7, 4) OBP: 0.222, SLG: 0.245	5-3			3-1			4-3			2	0	0	0	0	0	0	AB 29				
Angel Mangual, R OBP: 0.221, SLG: 0.216 (1, 9)			F9			K		F9		3	0	0	0	0	1	0	R 2				
Larry Haney, R OBP: 0.100, SLG: 0.400 (1, 2)	L5					F9		F8		3	0	0	0	0	0	0	H 3				
<b>Inning Stats</b>	R: 0 E: 0 K: 1 S: 5	H: 0 LOB: 0 BB: 0 P: 5	R: 1 E: 0 K: 1 S: 6	H: 1 LOB: 0 BB: 0 P: 6	R: 0 E: 0 K: 1 S: 5	H: 0 LOB: 0 BB: 0 P: 5	R: 0 E: 0 K: 1 S: 5	H: 0 LOB: 0 BB: 0 P: 5	R: 0 E: 0 K: 0 S: 3	H: 0 LOB: 0 BB: 0 P: 3	R: 1 E: 0 K: 0 S: 5	H: 2 LOB: 2 BB: 1 P: 9	R: 0 E: 0 K: 0 S: 3	H: 0 LOB: 0 BB: 0 P: 3	R: 0 E: 0 K: 3 S: 9	H: 0 LOB: 0 BB: 0 P: 9	1B: 2 2B: 0 3B: 0 HR: 1	SF: 1 SAC: 0 DP: 0 HBP: 0	WP: 0 PB: 0 SB: 0 CS: 0	PA: 31	
<b>PITCHER</b>	IP	WLS	BF	H	R	ER	SO	BB	IBB	HBP	BLK	WP	HR	S	P	ERA	WHIP				
Joe Coleman, R ERA: 5.82 (1, 1)	6.2	W	24	3	2	2	5	1	0	0	0	0	1	33	37	2.70	0.600				
John Hiller, L ERA: 2.23 (7, 1)	2.1	S	7	0	0	0	3	0	0	0	0	0	0	13	13	0.00	0.000				

Oakland Athletics @ Detroit Tigers  
Tiger Stadium, Detroit, MI  
Thu Jul 24 1975, 3:33 AM EDT  
Att: 14,255 - Unknown

livebaseballscorecards.com

AB 29  
R 2  
H 3  
RBI 2  
BB 1  
SO 8  
LOB 3




Batter	1	2	3	4	5	6	7	8	9	AB	R	H	RBI	BB	SO	LOB	BOTTOM				
Mickey Stanley, R OBP: 0.305, SLG: 0.363 (1, 8)	K				F9		4-3			3	0	0	1	0	1	0					
John Knox, L OBP: 0.250, SLG: 0.189 (1, 4)	F5		FC4-6 HBP		1-3					4	0	1	1	0	0	2					
Ben Oglivie, L OBP: 0.282, SLG: 0.367 (1, 7)	F7		FC4-6 CS					1B		2	1	0	1	1	1	1					
Willie Horton, R OBP: 0.309, SLG: 0.421 (1, 10)		F3	CS	1B SF9		1-3		K		4	1	1	0	0	1	2					
Bill Freehan, R OBP: 0.310, SLG: 0.425 (1, 2)	K							K		4	0	2	0	0	2	1					
Jack Pierce, L OBP: 0.317, SLG: 0.397 (1, 3)	K							K		1	0	0	2	0	1	0					
Leon Roberts, R OBP: 0.348, SLG: 0.429 (1, 9)								F8		2	1	0	0	1	1	2	AB 26				
Aurelio Rodriguez, R OBP: 0.282, SLG: 0.387 (1, 5)										3	1	1	0	0	1	1	R 5				
Tom Verzyer, R OBP: 0.271, SLG: 0.283 (1, 6)										3	1	1	0	0	0	0	H 6				
<b>Inning Stats</b>	R: 0 E: 0 K: 1 S: 5	H: 0 LOB: 0 BB: 0 P: 5	R: 0 E: 0 K: 2 S: 7	H: 0 LOB: 0 BB: 0 P: 7	R: 3 E: 0 K: 0 S: 4	H: 2 LOB: 1 BB: 1 P: 9	R: 1 E: 0 K: 2 S: 9	H: 2 LOB: 1 BB: 0 P: 9	R: 0 E: 0 K: 0 S: 3	H: 0 LOB: 0 BB: 0 P: 3	R: 1 E: 0 K: 0 S: 4	H: 1 LOB: 1 BB: 1 P: 8	R: 0 E: 0 K: 0 S: 3	H: 0 LOB: 0 BB: 0 P: 3	R: 0 E: 0 K: 3 S: 10	H: 1 LOB: 1 BB: 0 P: 10	1B: 6 2B: 0 3B: 0 HR: 0	SF: 3 SAC: 0 DP: 0 HBP: 1	WP: 0 PB: 0 SB: 0 CS: 1	PA: 33	
<b>PITCHER</b>	IP	WLS	BF	H	R	ER	SO	BB	IBB	HBP	BLK	WP	HR	S	P	ERA	WHIP				
Jim Perry, R ERA: 4.91 (1, 1)	3.0	L	14	4	4	4	3	1	0	1	0	0	0	18	23	12.00	1.667				
Paul Lindblad, L ERA: 2.19 (4, 1)	2.0		6	0	0	0	2	0	0	0	0	0	0	10	10	0.00	0.000				
Jim Todd, R ERA: 1.75 (6, 1)	2.0		8	1	1	1	0	1	0	0	0	0	0	7	11	4.50	1.000				
Rollie Fingers, R ERA: 2.97 (8, 1)	1.0		4	1	0	0	3	0	0	0	0	0	0	10	10	0.00	1.000				

Oakland Athletics @ Detroit Tigers  
Tiger Stadium, Detroit, MI  
Thu Jul 24 1975, 3:33 AM EDT  
Att: 14,255 - Unknown

livebaseballscorecards.com

AB 26  
R 5  
H 6  
RBI 5  
BB 2  
SO 8  
LOB 9





Batter	1	2	3	4	5	6	7	8	9	AB	R	H	RBI	BB	SO	LOB	TOP			
<b>Buddy Bell, R</b> OBP: 0.305, SLG: 0.352 (1, 5)										4	1	1	0	0	1	0	<b>Cleveland Indians @ Detroit Tigers</b> <b>Tiger Stadium, Detroit, MI</b> Fri Jul 25 1975, 7:05 PM EDT Att: 25,627 - Unknown			
<b>Jack Brohamer, L</b> OBP: 0.318, SLG: 0.372 (1, 4)										4	0	0	0	0	1	1				
<b>Rick Manning, L</b> OBP: 0.354, SLG: 0.377 (1, 8)										4	0	2	0	0	1	0				
<b>Boog Powell, L</b> OBP: 0.376, SLG: 0.512 (1, 3)										3	0	1	1	0	1	0				
<b>George Hendrick, R</b> OBP: 0.318, SLG: 0.452 (1, 9)										4	0	1	0	0	2	3				
<b>Oscar Gamble, L</b> OBP: 0.339, SLG: 0.413 (9, PH)										3	0	0	0	0	0	0				
<b>Rico Carty, R</b> OBP: 0.377, SLG: 0.461 (9, PH)										1	0	0	0	0	1	1				
<b>Charlie Spikes, R</b> OBP: 0.271, SLG: 0.322 (1, 7)										3	1	1	0	1	1	0				
<b>Alan Ashby, S</b> OBP: 0.272, SLG: 0.293 (9, PH)										3	1	2	2	0	0	0				
<b>John Lowenstein, L</b> OBP: 0.319, SLG: 0.380 (9, PH)										1	0	0	0	0	1	2				
<b>Frank Duffy, R</b> OBP: 0.265, SLG: 0.272 (1, 6)										3	0	0	0	0	1	1				
<b>Bill Sudakis, S</b> OBP: 0.280, SLG: 0.242 (9, PH)										1	0	0	0	0	1	2				
<b>Inning Stats</b>	R: 1 E: 0 K: 1 S: 7	H: 2 LOB: 1 BB: 0 P: 7	R: 0 E: 0 K: 1 S: 6	H: 1 LOB: 1 BB: 0 P: 6	R: 0 E: 0 K: 1 S: 7	H: 2 LOB: 2 BB: 0 P: 7	R: 0 E: 0 K: 0 S: 3	H: 0 LOB: 0 BB: 0 P: 3	R: 0 E: 0 K: 0 S: 3	H: 0 LOB: 0 BB: 0 P: 3	R: 2 E: 0 K: 2 S: 9	H: 2 LOB: 0 BB: 0 P: 9	R: 0 E: 0 K: 3 S: 9	H: 0 LOB: 0 BB: 0 P: 9	R: 0 E: 0 K: 3 S: 10	H: 1 LOB: 2 BB: 1 P: 14	1B: 7 2B: 0 3B: 0 HR: 1	SF: 1 SAC: 0 DP: 0 HBP: 0	WP: 0 PB: 0 SB: 0 CS: 0	PA: 36
<b>PITCHER</b>	IP WLS BF H R ER SO BB IBB HBP BLK WP HR S P ERA WHIP																			
<b>Ray Bare, R</b> ERA: 4.01 (1, 1)	6.1 W 26 7 3 3 3 0 0 0 0 0 1 32 32 4.26 1.105																			
<b>John Hiller, L</b> ERA: 2.17 (7, 1)	2.0 8 1 0 0 6 1 0 0 0 0 0 19 23 0.00 1.000																			
<b>Bob Reynolds, R</b> ERA: 5.58 (9, 1)	0.2 S 2 0 0 0 2 0 0 0 0 0 0 6 6 0.00 0.000																			

AB	34
R	3
H	8
RBI	3
BB	1
SO	11
LOB	10



Batter	1	2	3	4	5	6	7	8	9	AB	R	H	RBI	BB	SO	LOB	BOTTOM			
<b>Ron LeFlore, R</b> OBP: 0.332, SLG: 0.408 (1, 8)										4	0	0	0	0	1	4	<b>Cleveland Indians @ Detroit Tigers</b> <b>Tiger Stadium, Detroit, MI</b> Fri Jul 25 1975, 7:05 PM EDT Att: 25,627 - Unknown			
<b>Ben Oglivie, L</b> OBP: 0.290, SLG: 0.376 (1, 7)										3	1	1	0	1	0	0				
<b>Leon Roberts, R</b> OBP: 0.348, SLG: 0.428 (1, 9)										3	0	1	0	0	1	1				
<b>Willie Horton, R</b> OBP: 0.311, SLG: 0.420 (1, 10)										3	1	1	1	1	0	1				
<b>Bill Freehan, R</b> OBP: 0.310, SLG: 0.422 (1, 2)										4	1	1	0	0	0	2				
<b>Mickey Stanley, R</b> OBP: 0.320, SLG: 0.390 (1, 3)										4	1	4	2	0	0	0				
<b>Aurelio Rodriguez, R</b> OBP: 0.279, SLG: 0.363 (1, 5)										3	0	0	0	0	0	3				
<b>Tom Verzyer, R</b> OBP: 0.271, SLG: 0.279 (1, 6)										3	0	0	0	1	1	3				
<b>Gene Michael, S</b> OBP: 0.255, SLG: 0.314 (1, 4)										4	0	2	1	0	2	1				
<b>Inning Stats</b>	R: 0 E: 0 K: 1 S: 6	H: 1 LOB: 1 BB: 0 P: 6	R: 0 E: 0 K: 0 S: 4	H: 1 LOB: 1 BB: 0 P: 4	R: 0 E: 0 K: 1 S: 5	H: 0 LOB: 0 BB: 0 P: 5	R: 0 E: 0 K: 1 S: 5	H: 0 LOB: 0 BB: 0 P: 5	R: 0 E: 0 K: 0 S: 5	H: 0 LOB: 2 BB: 0 P: 5	R: 4 E: 0 K: 0 S: 8	H: 5 LOB: 2 BB: 1 P: 12	R: 0 E: 0 K: 0 S: 2	H: 0 LOB: 1 BB: 2 P: 10	R: 0 E: 0 K: 2 S: 8	H: 1 LOB: 1 BB: 0 P: 8		1B: 8 2B: 1 3B: 1 HR: 0	SF: 0 SAC: 2 DP: 1 HBP: 0	WP: 1 PB: 0 SB: 0 CS: 0
<b>PITCHER</b>	IP WLS BF H R ER SO BB IBB HBP BLK WP HR S P ERA WHIP																			
<b>Don Hood, L</b> ERA: 4.69 (1, 1)	5.1 L 23 7 3 3 3 0 0 0 0 0 1 29 29 5.06 1.312																			
<b>Jackie Brown, R</b> ERA: 5.02 (6, 1)	2.2 13 3 1 1 2 2 1 0 0 0 0 14 26 3.38 1.875																			

AB	31
R	4
H	10
RBI	4
BB	3
SO	5
LOB	15





Batter	1	2	3	4	5	6	7	8	9	AB	R	H	RBI	BB	SO	LOB	TOP					
<b>Rick Manning, L</b> OBP: 0.355, SLG: 0.377 (1, 8)	0-0 4-3 E 1B	0-0 2-3 1B		0-0 4-3			0-0 L4		0-0 4-3	5	0	2	0	0	0	1	<b>Cleveland Indians @ Detroit Tigers</b> Tiger Stadium, Detroit, MI Sat Jul 26 1975, 3:33 AM EDT Unknown <a href="http://livebaseballscorecards.com">livebaseballscorecards.com</a>					
<b>Buddy Bell, R</b> OBP: 0.304, SLG: 0.356 (1, 5)	0-3 K	0-3 K			0-0 F7		0-0 4-3		0-0 3B	5	0	1	1	0	2	3						
<b>George Hendrick, R</b> OBP: 0.316, SLG: 0.448 (1, 9)	0-0 4-3		0-0 4-3		0-0 HR 1B		0-0 L6		0-0 5-3	5	1	1	0	0	0	2						
<b>Rico Carty, R</b> OBP: 0.374, SLG: 0.473 <b>Boog Powell, L</b> OBP: 0.375, SLG: 0.510 (8, 3)	0-0 F4		0-0 5-3		0-0 HR			0-3 K	0-0 F7	4	1	1	2	0	1	1						
<b>Frank Robinson, R</b> OBP: 0.391, SLG: 0.554 (1, 10)		4-0 2B 1B BB	4-0 FC6-4 BB		4-0 G5-4-3 BB			0-0 BB 1B		1	1	1	0	3	0	0						
<b>Charlie Spikes, R</b> OBP: 0.275, SLG: 0.326 (1, 7)		0-0 1B 2B	0-0 FC6-4 1-2		0-0 G5-4-3 1-2			4-0 BB		3	1	1	0	1	0	2						
<b>Alan Ashby, S</b> OBP: 0.271, SLG: 0.320 (1, 2)		0-3 K		0-0 HR			0-0 F7		0-0 F7	4	1	1	1	0	1	4						
<b>Jack Brohamer, L</b> OBP: 0.309, SLG: 0.362 (1, 4)		0-3 K		0-0 1-3			0-3 K		0-0 F9	4	0	0	0	0	2	4						
<b>Frank Duffy, R</b> OBP: 0.268, SLG: 0.275 (1, 6)		0-0 1B 2-H 3-H 1B		0-0 L8			0-0 G3		0-0 4-3 3B 1B	4	1	2	2	0	0	0						
<b>Inning Stats</b>	R: 0 E: 1 K: 1 S: 6	H: 1 LOB: 1 BB: 0 P: 6	R: 2 E: 0 K: 3 S: 12	H: 3 LOB: 2 BB: 1 P: 16	R: 0 E: 0 K: 0 S: 3	H: 0 LOB: 1 BB: 1 P: 7	R: 1 E: 0 K: 0 S: 4	H: 1 LOB: 0 BB: 0 P: 4	R: 2 E: 0 K: 0 S: 4	H: 2 LOB: 0 BB: 1 P: 8	R: 0 E: 0 K: 1 S: 5	H: 0 LOB: 0 BB: 0 P: 5	R: 0 E: 0 K: 0 S: 3	H: 0 LOB: 0 BB: 0 P: 3	R: 0 E: 0 K: 1 S: 6	H: 1 LOB: 2 BB: 1 P: 10	R: 1 E: 0 K: 0 S: 5	H: 2 LOB: 1 BB: 0 P: 5	1B: 6 2B: 1 3B: 1 HR: 2	SF: 0 SAC: 0 DP: 1 HBP: 0	WP: 0 PB: 0 SB: 0 CS: 0	PA: 40
<b>PITCHER</b> <b>Mickey Lolich, L</b> ERA: 3.38 (1, 1)	IP: 9.0 WLS: L BF: 40	H: 10 R: 6 ER: 6 SO: 6	BB: 4 IBB: 0 HBP: 0 BLK: 0	WP: 0 HR: 2 S: 48 P: 64	ERA: 6.00 WHIP: 1.556	<b>PITCHER</b>										IP: 9.0 WLS: L BF: 40	H: 10 R: 6 ER: 6 SO: 6	BB: 4 IBB: 0 HBP: 0 BLK: 0	WP: 0 HR: 2 S: 48 P: 64	ERA: 6.00 WHIP: 1.556		

Batter	1	2	3	4	5	6	7	8	9	AB	R	H	RBI	BB	SO	LOB	BOTTOM					
<b>Ron LeFlore, R</b> OBP: 0.329, SLG: 0.403 (1, 8)	0-0 F6		0-0 6-3			0-3 K		0-3 K		4	0	0	0	0	2	1	<b>Cleveland Indians @ Detroit Tigers</b> Tiger Stadium, Detroit, MI Sat Jul 26 1975, 3:33 AM EDT Unknown <a href="http://livebaseballscorecards.com">livebaseballscorecards.com</a>					
<b>John Knox, L</b> OBP: 0.273, SLG: 0.200 (1, 4)	0-0 L9			0-0 FC4-6 1B		4-0 1B BB		0-0 F9		3	0	1	0	1	0	1						
<b>Ben Oglivie, L</b> OBP: 0.288, SLG: 0.381 (1, 7)	0-3 K			0-0 FC4-6 1B 1-2		0-0 F8		0-0 2B		4	0	1	0	0	1	2						
<b>Willie Horton, R</b> OBP: 0.311, SLG: 0.419 (1, 10)		0-3 K		0-3 K		0-0 1-2 1B		0-0 F3		4	0	1	0	0	2	3						
<b>Bill Freehan, R</b> OBP: 0.309, SLG: 0.420 (1, 2)		0-3 K		0-0 1-3 1B		0-3 K			0-3 K	4	0	1	0	0	3	2						
<b>Jack Pierce, L</b> OBP: 0.322, SLG: 0.403 (1, 3)		4-0 BB			0-0 F9 2B		0-0 F8		0-0 3-4-1	3	0	1	0	1	0	0						
<b>Leon Roberts, R</b> OBP: 0.346, SLG: 0.432 (1, 9)		0-0 F7			0-0 F9 2-3		0-0 F8		0-0 3B	4	0	1	0	0	0	2						
<b>Aurelio Rodriguez, R</b> OBP: 0.275, SLG: 0.378 (1, 5)			0-3 K		0-3 K		0-0 F3		0-0 6-3	4	0	0	0	0	2	2						
<b>Tom Veyzer, R</b> OBP: 0.272, SLG: 0.280 (1, 6)			0-0 F6		0-0 6-3			0-0 2B 1B		3	0	1	0	0	0	1						
<b>Inning Stats</b>	R: 0 E: 0 K: 1 S: 5	H: 0 LOB: 0 BB: 0 P: 5	R: 0 E: 0 K: 2 S: 7	H: 0 LOB: 1 BB: 1 P: 11	R: 0 E: 0 K: 1 S: 5	H: 0 LOB: 0 BB: 0 P: 5	R: 0 E: 0 K: 1 S: 6	H: 2 LOB: 2 BB: 0 P: 6	R: 0 E: 0 K: 1 S: 6	H: 1 LOB: 1 BB: 0 P: 6	R: 0 E: 0 K: 2 S: 8	H: 1 LOB: 2 BB: 1 P: 12	R: 0 E: 0 K: 0 S: 3	H: 0 LOB: 0 BB: 0 P: 3	R: 0 E: 0 K: 1 S: 7	H: 2 LOB: 2 BB: 0 P: 7	R: 0 E: 0 K: 1 S: 6	H: 1 LOB: 1 BB: 0 P: 6	1B: 4 2B: 2 3B: 1 HR: 0	SF: 0 SAC: 0 DP: 0 HBP: 0	WP: 0 PB: 0 SB: 0 CS: 0	PA: 35
<b>PITCHER</b> <b>Dennis Eckersley, R</b> ERA: 2.31 (1, 1)	IP: 9.0 WLS: W BF: 35	H: 7 R: 0 ER: 0 SO: 10	BB: 2 IBB: 0 HBP: 0 BLK: 0	WP: 0 HR: 0 S: 53 P: 61	ERA: 0.00 WHIP: 1.000	<b>PITCHER</b>										IP: 9.0 WLS: W BF: 35	H: 7 R: 0 ER: 0 SO: 10	BB: 2 IBB: 0 HBP: 0 BLK: 0	WP: 0 HR: 0 S: 53 P: 61	ERA: 0.00 WHIP: 1.000		



Batter	1	2	3	4	5	6	7	8	9	AB	R	H	RBI	BB	SO	LOB	TOP																
John Lowenstein, L (1, 9) OBP: 0.325, SLG: 0.380	4-0 1B 4-3 BB		0-0 4-3	0-0 HR 1B	4-0 G1-6-3 BB			0-0 G3	3 1 1 2 2 0 0								Cleveland Indians @ Detroit Tigers Tiger Stadium, Detroit, MI Sun Jul 27 1975, 3:33 AM EDT Unknown																
Jack Brohamer, L (1, 4) OBP: 0.318, SLG: 0.386 Don Hood, L (9, FR)	0-0 4-3		0-0 1B 1B	0-0 HR	0-0 G1-6-3			4-0 1B BB	4 2 2 3 1 0 2 0 0 0 0 0 0 0																								
Rick Manning, L (1, 8) OBP: 0.352, SLG: 0.373	0-0 F7		0-0 1B	4-3	0-0 4-3			0-0 F8	5 1 1 0 0 0 2																								
Boog Powell, L (1, 3) OBP: 0.382, SLG: 0.516	0-0 S 1B		0-0 G5-4-3 1B	0-0 FC6-4 1B			0-0 4-3	0-0 1B	5 0 4 2 0 0 0																								
Charlie Spikes, R (1, 7) OBP: 0.271, SLG: 0.321 Rico Carty, R (9, PH) OBP: 0.373, SLG: 0.470	0-0 6-3		0-0 G5-4-3 1B	0-0 FC6-4			0-3 K	0-3 K	4 0 0 0 0 1 4 1 0 0 0 0 1 2																								
Oscar Gamble, L (1, 10) OBP: 0.342, SLG: 0.412		0-0 E3 6-3 S		0-0 BB 1B 1B	0-0 F4			4-0 CS BB	3 1 1 0 1 0 0																								
Buddy Bell, R (1, 5) OBP: 0.306, SLG: 0.360	0-0 5-3			0-0 BB 1B	0-0 F8 2B			0-0 CS 1-2	4 1 2 0 0 0 1																								
Alan Ashby, S (1, 2) OBP: 0.270, SLG: 0.311	0-0 6-3			4-0 1B HR BB	0-0 F8			0-0 1-3	3 1 0 0 1 0 2																								
Frank Duffy, R (1, 6) OBP: 0.265, SLG: 0.271	0-3 K			0-0 F6	0-0 L5			0-0 F9	4 0 0 0 0 1 5																								
<b>Inning Stats</b>	R: 0 E: 0 K: 0 S: 4	H: 1 LOB: 2 BB: 1 P: 8	R: 0 E: 1 K: 1 S: 6	H: 0 LOB: 1 BB: 0 P: 6	R: 2 E: 0 K: 0 S: 5	H: 3 LOB: 0 BB: 0 P: 5	R: 5 E: 0 K: 0 S: 8	H: 5 LOB: 1 BB: 1 P: 12	R: 0 E: 0 K: 0 S: 2	H: 0 LOB: 0 BB: 1 P: 6	R: 0 E: 0 K: 1 S: 4	H: 0 LOB: 0 BB: 1 P: 8	R: 0 E: 0 K: 0 S: 3	H: 0 LOB: 0 BB: 0 P: 3	R: 0 E: 0 K: 1 S: 6	H: 1 LOB: 2 BB: 1 P: 10		1B: 9 2B: 1 3B: 0 HR: 1	SF: 0 SAC: 0 DP: 2 HBP: 0	WP: 0 PB: 0 SB: 3 CS: 1	PA: 42												
<b>PITCHER</b>	IP WLS BF H R ER SO BB IBB HBP BLK WP HR S P ERA WHIP																																
Tom Walker, R (1, 1) ERA: 4.69	3.0	14	4	2	2	1	1	0	0	0	0	0	0	15	19	6.00	1.667																
Dave Lemanczyk, R (4, 1) ERA: 5.37	0.1	6	4	5	5	0	1	0	0	0	0	0	1	5	9	135.00	15.000																
Fernando Arroyo, R (4, 1) ERA: 8.1	4.2	W	16	2	0	0	1	2	0	0	0	0	0	16	24	0.00	0.857																
Bob Reynolds, R (9, 1) ERA: 5.4	1.0	S	5	1	0	0	1	1	0	0	0	0	0	6	10	0.00	2.000																


Batter	1	2	3	4	5	6	7	8	9	AB	R	H	RBI	BB	SO	LOB	BOTTOM																
Ron LeFlore, R (1, 8) OBP: 0.327, SLG: 0.401	0-0 4-3		0-0 G3		0-0 FC6-4 1B			0-0 F9	0-0 FC6-4	5 0 1 0 0 0 1							Cleveland Indians @ Detroit Tigers Tiger Stadium, Detroit, MI Sun Jul 27 1975, 3:33 AM EDT Unknown																
Gary Sutherland, R (1, 4) OBP: 0.322, SLG: 0.327	0-0 6-3		0-3 K		0-0 FC6-4			0-0 6-3		4 0 0 0 0 1 1																							
Ben Oglivie, L (1, 7) OBP: 0.296, SLG: 0.413	0-0 4-3		0-0 4-3					0-0 HBP 1B	0-0 3B	4 1 2 0 0 0 0																							
Willie Horton, R (1, 10) OBP: 0.312, SLG: 0.418		0-0 F8		0-0 5-3				0-0 HBP 1B	4-0 S IBB	3 1 1 0 1 0 0																							
Bill Freehan, R (1, 2) OBP: 0.311, SLG: 0.419		0-0 HR 1B		0-0 F8				1-0 1B	0-3 K	3 2 1 0 0 1 2																							
Jack Pierce, L (1, 3) OBP: 0.333, SLG: 0.445		0-0 HR		0-3 K				1-2 2B HBP	1-2 K	4 3 3 4 0 1 0																							
Leon Roberts, R (1, 9) OBP: 0.349, SLG: 0.443		4-0 BB						1-2 2H 3H 1B	0-0 SH1-4 2B	2 1 1 1 1 1 2																							
Aurelio Rodriguez, R (1, 5) OBP: 0.275, SLG: 0.383		0-3 K						0-3 K	0-0 SH1-4	4 0 1 1 0 1 3																							
Tom Veryzer, R (1, 6) OBP: 0.271, SLG: 0.283		0-0 F8						0-0 3H	0-0 FC6-2 FC6-4	4 0 1 2 0 0 2																							
<b>Inning Stats</b>	R: 0 E: 0 K: 0 S: 3	H: 0 LOB: 0 BB: 0 P: 3	R: 2 E: 0 K: 1 S: 7	H: 2 LOB: 1 BB: 1 P: 11	R: 0 E: 0 K: 1 S: 5	H: 0 LOB: 0 BB: 0 P: 5	R: 0 E: 0 K: 1 S: 5	H: 0 LOB: 0 BB: 0 P: 5	R: 1 E: 0 K: 0 S: 5	H: 2 LOB: 1 BB: 0 P: 5	R: 4 E: 0 K: 1 S: 6	H: 4 LOB: 2 BB: 1 P: 10	R: 0 E: 0 K: 0 S: 5	H: 2 LOB: 1 BB: 0 P: 5	R: 1 E: 0 K: 0 S: 5	H: 2 LOB: 1 BB: 0 P: 5		1B: 4 2B: 3 3B: 2 HR: 2	SF: 0 SAC: 1 DP: 0 HBP: 1	WP: 0 PB: 0 SB: 1 CS: 0	PA: 37												
<b>PITCHER</b>	IP WLS BF H R ER SO BB IBB HBP BLK WP HR S P ERA WHIP																																
Eric Raich, R (1, 1) ERA: 4.42	5.0	22	6	5	5	3	0	0	0	0	0	0	0	27	31	9.00	1.400																
Fred Beene, R (6, 1) ERA: 5.94	2.0	10	3	2	2	2	0	1	1	0	0	0	0	12	17	9.00	1.500																
Dave LaRoche, L (8, 1) ERA: 1.82	1.0	L	5	2	1	1	0	0	0	0	0	0	0	5	5	9.00	2.000																



Batter	1	2	3	4	5	6	7	8	9	AB	R	H	RBI	BB	SO	LOB	TOP					
<b>John Lowenstein, L</b> OBP: 0.332, SLG: 0.385 (1, 9)										5	2	3	0	0	1	1						
<b>Jack Brohamer, L</b> OBP: 0.309, SLG: 0.373 (1, 4)										5	1	0	0	0	0	5						
<b>Rick Manning, L</b> OBP: 0.357, SLG: 0.378 (1, 8)										5	0	3	2	0	0	0						
<b>Boog Powell, L</b> OBP: 0.379, SLG: 0.508 (1, 3)										4	1	0	1	1	0	3						
<b>Charlie Spikes, R</b> OBP: 0.269, SLG: 0.315 (1, 7)										4	1	0	0	1	0	4						
<b>Oscar Gamble, L</b> OBP: 0.348, SLG: 0.433 (1, 10)										4	1	2	3	1	0	1						
<b>Buddy Bell, R</b> OBP: 0.308, SLG: 0.360 (1, 5)										3	1	1	0	1	0	1						
<b>John Ellis, R</b> OBP: 0.255, SLG: 0.322 (1, 2)										2	0	1	1	1	0	1						
<b>Ed Crosby, L</b> OBP: 0.333, SLG: 0.269 (1, 6)										4	0	0	0	0	0	6						
<b>Inning Stats</b>	R: 4 E: 1 K: 0 S: 7	H: 3 LOB: 2 BB: 2 P: 15	R: 0 E: 0 K: 0 S: 3	H: 1 LOB: 0 BB: 0 P: 3	R: 0 E: 0 K: 0 S: 3	H: 0 LOB: 0 BB: 0 P: 3	R: 2 E: 1 K: 0 S: 7	H: 3 LOB: 3 BB: 1 P: 11	R: 0 E: 0 K: 0 S: 2	H: 0 LOB: 1 BB: 2 P: 10	R: 0 E: 0 K: 1 S: 5	H: 0 LOB: 0 BB: 0 P: 5	R: 1 E: 0 K: 0 S: 4	H: 1 LOB: 0 BB: 0 P: 4	R: 0 E: 0 K: 0 S: 4	H: 1 LOB: 1 BB: 0 P: 4	R: 0 E: 0 K: 0 S: 4	H: 1 LOB: 1 BB: 0 P: 4	1B: 8 2B: 2 3B: 0 HR: 1	SF: 1 SAC: 0 DP: 1 HBP: 0	WP: 1 PB: 0 SB: 1 CS: 1	PA: 42
<b>PITCHER</b>	IP	WLS	BF	H	R	ER	SO	BB	IBB	HBP	BLK	WP	HR	S	P	ERA	WHIP					
<b>Lerin LaGrow, R</b> ERA: 3.92 (1, 1)	3.2	L	22	7	6	2	0	2	1	0	0	0	0	19	31	4.91	2.455					
<b>Dave Lemanczyk, R</b> ERA: 5.02 (4, 1)	5.1		20	3	1	1	1	2	0	0	0	1	1	20	28	1.69	0.938					

Cleveland Indians @ Detroit Tigers  
Tiger Stadium, Detroit, MI  
Sun Jul 27 1975, 7:05 PM EDT  
Att: 30,850 - Unknown


AB 36  
R 7  
H 10  
RBI 7  
BB 5  
SO 1  
LOB 22



Batter	1	2	3	4	5	6	7	8	9	AB	R	H	RBI	BB	SO	LOB	BOTTOM					
<b>Ron LeFlore, R</b> OBP: 0.324, SLG: 0.396 (1, 8)										4	0	0	0	0	0	1						
<b>Ben Oglivie, L</b> OBP: 0.303, SLG: 0.411 (1, 7)										3	0	1	0	1	0	0						
<b>Leon Roberts, R</b> OBP: 0.345, SLG: 0.437 (1, 9)										4	0	0	0	0	0	2						
<b>Willie Horton, R</b> OBP: 0.309, SLG: 0.414 (1, 10)										4	0	0	0	0	1	3						
<b>John Wockenfuss, R</b> OBP: 0.337, SLG: 0.514 (1, 2)										3	1	0	0	1	1	0						
<b>Aurelio Rodriguez, R</b> OBP: 0.272, SLG: 0.378 (1, 5)										4	0	0	0	0	0	1						
<b>Jack Pierce, L</b> OBP: 0.338, SLG: 0.470 (1, 3)										4	1	2	2	0	1	0						
<b>Tom Verzyer, R</b> OBP: 0.272, SLG: 0.288 (1, 6)										3	0	1	0	0	0	1						
<b>Gene Michael, S</b> OBP: 0.248, SLG: 0.306 (1, 4)										3	0	0	0	0	0	1						
<b>Inning Stats</b>	R: 0 E: 0 K: 0 S: 3	H: 0 LOB: 0 BB: 0 P: 3	R: 0 E: 0 K: 0 S: 3	H: 0 LOB: 0 BB: 0 P: 3	R: 0 E: 0 K: 1 S: 6	H: 1 LOB: 1 BB: 0 P: 6	R: 0 E: 0 K: 0 S: 3	H: 0 LOB: 0 BB: 0 P: 3	R: 0 E: 0 K: 0 S: 4	H: 1 LOB: 1 BB: 0 P: 4	R: 0 E: 1 K: 0 S: 5	H: 1 LOB: 2 BB: 0 P: 5	R: 2 E: 0 K: 0 S: 4	H: 1 LOB: 0 BB: 1 P: 8	R: 0 E: 0 K: 1 S: 5	H: 0 LOB: 1 BB: 1 P: 9	R: 0 E: 0 K: 1 S: 5	H: 0 LOB: 0 BB: 0 P: 5	1B: 2 2B: 1 3B: 0 HR: 1	SF: 0 SAC: 0 DP: 0 HBP: 0	WP: 0 PB: 0 SB: 0 CS: 0	PA: 34
<b>PITCHER</b>	IP	WLS	BF	H	R	ER	SO	BB	IBB	HBP	BLK	WP	HR	S	P	ERA	WHIP					
<b>Fritz Peterson, L</b> ERA: 5.2 (1, 1)	6.1	W	25	4	2	2	1	1	0	0	0	0	0	12	16	0.00	0.375					
<b>Jim Bibby, R</b> ERA: 4.47 (7, 1)	2.2		9	0	0	0	2	1	0	0	0	0	0	12	16	0.00	0.375					

Cleveland Indians @ Detroit Tigers  
Tiger Stadium, Detroit, MI  
Sun Jul 27 1975, 7:05 PM EDT  
Att: 30,850 - Unknown

AB 32  
R 2  
H 4  
RBI 2  
BB 2  
SO 3  
LOB 9





Batter	1	2	3	4	5	6	7	8	9	AB	R	H	RBI	BB	SO	LOB	TOP								
Ron LeFlore, R (1, 8) OBP: 0.323, SLG: 0.395	0-3 K2-3		0-3 K			0-0 5-3		0-0 CS 1B		4	0	1	0	0	2	0									
Gary Sutherland, R (1, 4) OBP: 0.322, SLG: 0.326	0-3 K		0-0 6-3			0-0 FC6 1B		0-0 F8		4	0	1	0	0	1	1									
Leon Roberts, R (1, 9) OBP: 0.341, SLG: 0.431	0-0 F4			0-0 F7		0-0 FC6 1-2		0-0 CS 1-2	0-0 5-3	4	0	0	0	0	0	1									
Willie Horton, R (1, 10) OBP: 0.314, SLG: 0.425		0-0 HR		0-0 FC6-4 1B		0-0 4-3			0-0 BB BB BB 1B	4	2	3	1	0	0	1									
Bill Freehan, R (1, 2) OBP: 0.311, SLG: 0.414		4-0 1B G4-3-6-4-5 BB		0-0 F4			0-0 5-3		0-0 F9	3	1	0	0	1	0	2									
Aurelio Rodriguez, R (1, 5) OBP: 0.274, SLG: 0.377		0-0 1B		0-0 FC6-4 1-2			0-0 F8		4-0 BB BB BB BB 1-2 BB	3	0	1	0	1	0	1									
Jack Pierce, L (1, 3) OBP: 0.342, SLG: 0.467		0-0 G4-3-6-4-5 1-2 3-H			0-0 F8		0-0 1B		4-0 BB BB BB BB 1-2 2-3 BB	3	0	1	0	1	0	1									
Ben Oglivie, L (1, 7) OBP: 0.301, SLG: 0.400		0-3 K			0-0 6-3		0-0 G3		4-0 1-2 2-3 3-H BB	3	0	0	1	1	1	1									
Gene Michael, S (1, 6) OBP: 0.239, SLG: 0.295			0-0 F7			0-0 6-3		0-3 K	0-0 G3	4	0	0	0	0	1	3									
<b>Inning Stats</b>	R: 0 E: 0 K: 2 S: 7	H: 0 LOB: 0 BB: 0 P: 7	R: 2 E: 0 K: 1 S: 6	H: 2 LOB: 0 BB: 1 P: 10	R: 0 E: 0 K: 1 S: 5	H: 0 LOB: 0 BB: 0 P: 5	R: 0 E: 0 K: 0 S: 4	H: 1 LOB: 1 BB: 0 P: 4	R: 0 E: 0 K: 0 S: 3	H: 0 LOB: 0 BB: 0 P: 3	R: 0 E: 0 K: 0 S: 4	H: 1 LOB: 1 BB: 0 P: 4	R: 0 E: 0 K: 0 S: 4	H: 1 LOB: 1 BB: 0 P: 4	R: 0 E: 0 K: 1 S: 5	H: 1 LOB: 0 BB: 0 P: 5	R: 1 E: 0 K: 0 S: 4	H: 1 LOB: 3 BB: 3 P: 16	1B: 6 2B: 0 3B: 0 HR: 1	SF: 0 SAC: 0 DP: 1 HBP: 0	WP: 0 PB: 0 SB: 0 CS: 1	PA: 37			
<b>PITCHER</b>	IP	WLS	BF	H	R	ER	SO	BB	IBB	HBP	BLK	WP	HR	S	P	ERA	WHIP								
Larry Gura, L (1, 1) ERA: 3.27	8.2	L	33	7	3	3	5	2	0	0	0	0	1	41	49	3.12	1.038								
Ron Guidry, L (9, 1) ERA:	0.0		2	0	0	0	0	2	0	0	0	0	0	0	8	∞	∞								
Dick Tidrow, R (9, 1) ERA: 3.09	0.1		1	0	0	0	0	0	0	0	0	0	0	1	1	0.00	0.000								

**Detroit Tigers @ New York Yankees**  
 Shea Stadium, Flushing, NY  
 Mon Jul 28 1975, 7:05 PM EDT  
 Att: 11,244 - Unknown - 78 F

**AB** 32  
**R** 3  
**H** 7  
**RBI** 2  
**BB** 4  
**SO** 5  
**LOB** 11



Batter	1	2	3	4	5	6	7	8	9	AB	R	H	RBI	BB	SO	LOB	BOTTOM								
Bobby Bonds, R (1, 8) OBP: 0.337, SLG: 0.494	0-0 G3 S 1B		0-0 F9			0-0 CS 1B		0-3 K		4	0	2	0	0	1	0									
Lou Piniella, R (1, 9) OBP: 0.275, SLG: 0.256	0-0 F9			0-0 E 1B		0-0 F8			0-0 1B	4	0	2	0	0	0	2									
Roy White, S (1, 7) OBP: 0.381, SLG: 0.443	0-0 G3 1-3			0-0 F9		0-0 F6 1-2			0-0 1-3	4	0	0	0	0	0	3									
Thurman Munson, R (1, 10) OBP: 0.361, SLG: 0.411	0-0 6-3			0-0 E3 G4-6-3 1-3		0-0 5-3			0-0 6-3	4	0	0	0	0	0	2									
Chris Chambliss, L (1, 3) OBP: 0.328, SLG: 0.422		0-0 4-3		0-0 G4-6-3 1-2		0-0 1B				3	0	1	0	0	0	2									
Graig Nettles, L (1, 5) OBP: 0.332, SLG: 0.441		0-0 F7			0-0 G3		0-0 F5			3	0	0	0	0	0	1									
Ed Herrmann, L (1, 2) OBP: 0.304, SLG: 0.352		0-0 F8			0-0 F6		0-0 F8			3	0	0	0	0	0	1									
Fred Stanley, R (1, 6) OBP: 0.283, SLG: 0.252			0-0 F9					0-0 6-3		2	0	1	0	0	0	0									
Rich Coggins, L (9, PH) OBP: 0.253, SLG: 0.298										1	0	0	0	0	0	0									
Jim Mason, L (9, 6) OBP: 0.203, SLG: 0.207										0	0	0	0	0	0	0									
Sandy Alomar Sr., S (1, 4) OBP: 0.229, SLG: 0.240			0-0 F9			0-0 1-3			0-0 6-3	3	0	0	0	0	0	1									
<b>Inning Stats</b>	R: 0 E: 0 K: 0 S: 4	H: 1 LOB: 1 BB: 0 P: 4	R: 0 E: 0 K: 0 S: 3	H: 0 LOB: 0 BB: 0 P: 3	R: 0 E: 0 K: 0 S: 3	H: 0 LOB: 0 BB: 0 P: 3	R: 0 E: 1 K: 0 S: 4	H: 1 LOB: 1 BB: 0 P: 4	R: 0 E: 0 K: 0 S: 3	H: 1 LOB: 1 BB: 0 P: 3	R: 0 E: 0 K: 0 S: 4	H: 1 LOB: 1 BB: 0 P: 4	R: 0 E: 0 K: 1 S: 5	H: 0 LOB: 0 BB: 0 P: 5	R: 0 E: 0 K: 0 S: 3	H: 1 LOB: 0 BB: 0 P: 3	1B: 6 2B: 0 3B: 0 HR: 0	SF: 0 SAC: 0 DP: 1 HBP: 0	WP: 0 PB: 0 SB: 1 CS: 1	PA: 31					
<b>PITCHER</b>	IP	WLS	BF	H	R	ER	SO	BB	IBB	HBP	BLK	WP	HR	S	P	ERA	WHIP								
Vern Ruhle, R (1, 1) ERA: 3.33	9.0	W	31	6	0	0	1	0	0	0	0	0	0	33	33	0.00	0.667								

**Detroit Tigers @ New York Yankees**  
 Shea Stadium, Flushing, NY  
 Mon Jul 28 1975, 7:05 PM EDT  
 Att: 11,244 - Unknown - 78 F

**AB** 31  
**R** 0  
**H** 6  
**RBI** 0  
**BB** 0  
**SO** 1  
**LOB** 12






Batter	1	2	3	4	5	6	7	8	9	AB	R	H	RBI	BB	SO	LOB	TOP					
Art James, L OBP: 0.226, SLG: 0.200 (1,8)	F7		G3 1B			F7		K		4	0	1	0	0	1	0						
Ben Oglivie, L OBP: 0.307, SLG: 0.420 (1,7)	4-3 2B		G3			HR 2B		K		4	1	2	0	0	1	1						
Billy Baldwin, L OBP: 0.250, SLG: 0.250 (1,9)	4-3 2-3		G3			F5				4	0	1	0	0	0	3						
Willie Horton, R OBP: 0.315, SLG: 0.432 (1,10)	BB			F9		HR		5-3		3	1	1	2	1	0	1						
Bill Freehan, R OBP: 0.306, SLG: 0.408 (1,2)	F8			K		F9		F4		4	0	0	0	0	1	2						
Jack Pierce, L OBP: 0.333, SLG: 0.453 (1,3)		K		4-3				G3		4	0	0	0	0	1	0						
Aurelio Rodriguez, R OBP: 0.277, SLG: 0.379 (1,5)	4-3					K		1B		4	0	2	0	0	1	0						
Gary Sutherland, R OBP: 0.321, SLG: 0.325 (1,4)	4-3					F8		1B		4	0	1	0	0	1	1						
Gene Michael, S OBP: 0.233, SLG: 0.287 (1,6)										3	0	0	0	0	1	1						
Gates Brown, L OBP: 0.280, SLG: 0.150 (9, PH)										0	0	0	0	0	0	0						
Leon Roberts, R OBP: 0.340, SLG: 0.430 (9, PH)										1	0	0	0	0	1	2						
<b>Inning Stats</b>	R: 0 E: 0 K: 0 S: 4	H: 1 LOB: 2 BB: 1 P: 8	R: 0 E: 0 K: 1 S: 5	H: 0 LOB: 0 BB: 0 P: 5	R: 0 E: 0 K: 1 S: 4	H: 1 LOB: 1 BB: 0 P: 4	R: 0 E: 0 K: 1 S: 5	H: 0 LOB: 0 BB: 0 P: 5	R: 0 E: 0 K: 2 S: 7	H: 0 LOB: 0 BB: 0 P: 7	R: 2 E: 0 K: 0 S: 5	H: 2 LOB: 0 BB: 0 P: 5	R: 0 E: 0 K: 1 S: 6	H: 1 LOB: 1 BB: 0 P: 6	R: 0 E: 0 K: 2 S: 8	H: 1 LOB: 1 BB: 0 P: 8	R: 0 E: 0 K: 1 S: 7	H: 2 LOB: 2 BB: 0 P: 7	1B: 5 2B: 2 3B: 0 HR: 1	SF: 0 SAC: 0 DP: 0 HBP: 0	WP: 0 PB: 0 SB: 0 CS: 0	PA: 36
<b>PITCHER</b>	IP	WLS	BF	H	R	ER	SO	BB	IBB	HBP	BLK	WP	HR	S	P	ERA	WHIP					
Doc Medich, R ERA: 3.76 (1,1)	8.2	W	35	8	2	2	7	1	0	0	0	0	1	48	52	2.08	1.038					
Tippy Martinez, L ERA: 4.22 (9,1)	0.1	S	1	0	0	0	1	0	0	0	0	0	0	3	3	0.00	0.000					

Detroit Tigers @ New York Yankees  
Shea Stadium, Flushing, NY  
Tue Jul 29 1975, 7:05 PM EDT  
Att: 13,410 - Unknown


AB 35  
R 2  
H 8  
RBI 2  
BB 1  
SO 8  
LOB 11



Batter	1	2	3	4	5	6	7	8	9	AB	R	H	RBI	BB	SO	LOB	BOTTOM				
Bobby Bonds, R OBP: 0.339, SLG: 0.492 (1,8) (9,9)	6-3 BB		L8			SH2-3 1B		K		3	2	1	0	1	1	1					
Rich Coggins, L OBP: 0.255, SLG: 0.309 (1,10)	F9		2B			SH2-3		K		3	0	1	0	0	1	1					
Roy White, S OBP: 0.383, SLG: 0.441 (1,7)	E3 1-3		BB			F7		S BB		2	0	0	0	2	0	2					
Thurman Munson, R OBP: 0.360, SLG: 0.410 (1,2)	6-3		F6			2B 1B		K		4	1	1	2	0	1	5					
Graig Nettles, L OBP: 0.331, SLG: 0.442 (1,5)	K		F6			WP 1-H 1B 2B		4-3		4	1	1	1	0	1	5					
Lou Piniella, R OBP: 0.289, SLG: 0.260 (1,9)										2	0	1	1	2	1	0					
Rick Blatt, R OBP: 0.625, SLG: 0.500 (8, FR) (9,8)						FC6-4 BB		L9-3 BB		0	0	0	0	0	0	0					
Chris Chambliss, L OBP: 0.324, SLG: 0.417 (1,3)	F5		FC6-4			L3		F7		4	0	0	0	0	0	3					
Fred Stanley, R OBP: 0.274, SLG: 0.243 (1,6)	K		FC6-4			K		L9-3		4	0	0	0	0	2	2					
Sandy Alomar Sr., S OBP: 0.230, SLG: 0.238 (1,4)			2B BB			4-3				2	0	0	0	1	1	1					
<b>Inning Stats</b>	R: 1 E: 1 K: 1 S: 6	H: 0 LOB: 1 BB: 1 P: 10	R: 0 E: 0 K: 2 S: 7	H: 0 LOB: 0 BB: 0 P: 7	R: 0 E: 0 K: 0 S: 4	H: 1 LOB: 3 BB: 2 P: 12	R: 0 E: 0 K: 1 S: 5	H: 0 LOB: 1 BB: 1 P: 9	R: 3 E: 0 K: 0 S: 7	H: 4 LOB: 1 BB: 0 P: 7	R: 0 E: 0 K: 2 S: 7	H: 0 LOB: 0 BB: 0 P: 7	R: 0 E: 0 K: 2 S: 7	H: 0 LOB: 1 BB: 1 P: 11	R: 0 E: 0 K: 0 S: 2	H: 0 LOB: 1 BB: 1 P: 6	1B: 3 2B: 3 3B: 0 HR: 0	SF: 0 SAC: 1 DP: 1 HBP: 0	WP: 1 PB: 0 SB: 1 CS: 0	PA: 35	
<b>PITCHER</b>	IP	WLS	BF	H	R	ER	SO	BB	IBB	HBP	BLK	WP	HR	S	P	ERA	WHIP				
Joe Coleman, R ERA: 5.81 (1,1)	5.0	L	25	5	4	3	4	4	0	0	0	1	0	29	45	5.40	1.800				
Gene Pentz, R ERA: (6,1)	3.0		10	0	0	0	4	2	0	0	0	0	0	16	24	0.00	0.667				

Detroit Tigers @ New York Yankees  
Shea Stadium, Flushing, NY  
Tue Jul 29 1975, 7:05 PM EDT  
Att: 13,410 - Unknown

AB 28  
R 4  
H 5  
RBI 4  
BB 6  
SO 8  
LOB 20






Batter	1	2	3	4	5	6	7	8	9	AB	R	H	RBI	BB	SO	LOB	TOP			
Ron LeFlore, R (1, 8) OBP: 0.320, SLG: 0.390	F6		K2-3		6-3			K		4	0	0	0	0	2	1				
Gary Sutherland, R (1, 4) OBP: 0.320, SLG: 0.322	BB		6-3				G3		E5	3	0	0	0	1	0	1				
Leon Roberts, R (1, 9) OBP: 0.336, SLG: 0.424	K				6-3		6-3		K	4	0	0	0	0	2	2				
Willie Horton, R (1, 10) OBP: 0.315, SLG: 0.430							F9		K	4	0	1	0	0	1	1				
Bill Freehan, R (1, 3) OBP: 0.306, SLG: 0.406					FC5-4				5-3	4	0	1	0	0	0	2				
John Wockenfuss, R (1, 2) OBP: 0.326, SLG: 0.494										3	0	0	0	0	2	2				
Aurelio Rodriguez, R (1, 5) OBP: 0.270, SLG: 0.382										3	1	1	0	0	0	1				
Ben Oglivie, L (1, 7) OBP: 0.300, SLG: 0.410										3	0	0	0	0	0	1				
Gene Michael, S (1, 6) OBP: 0.228, SLG: 0.282										2	0	0	1	0	0	1				
<b>Inning Stats</b>	R: 0 E: 0 K: 1 S: 4	H: 0 LOB: 1 BB: 1 P: 8	R: 0 E: 0 K: 0 S: 4	H: 1 LOB: 1 BB: 0 P: 4	R: 0 E: 1 K: 1 S: 6	H: 0 LOB: 1 BB: 0 P: 6	R: 0 E: 0 K: 1 S: 6	H: 1 LOB: 0 BB: 0 P: 6	R: 1 E: 0 K: 0 S: 4	H: 1 LOB: 0 BB: 0 P: 4	R: 0 E: 0 K: 1 S: 5	H: 0 LOB: 0 BB: 0 P: 5	R: 0 E: 0 K: 1 S: 5	H: 0 LOB: 0 BB: 0 P: 5	R: 0 E: 1 K: 2 S: 8	H: 0 LOB: 1 BB: 0 P: 8	1B: 2 2B: 2 3B: 0 HR: 0	SF: 1 SAC: 0 DP: 1 HBP: 0	WP: 0 PB: 0 SB: 0 CS: 1	PA: 32
<b>PITCHER</b> Rudy May, L (1, 1) ERA: 3.26	IP: 9.0 WLS: W BF: 32 H: 3 R: 1 ER: 1 SO: 7 BB: 1 IBB: 0 HBP: 0 BLK: 0 WP: 0 HR: 0 S: 45 P: 49 ERA: 1.00 WHIP: 0.444															<b>PITCHER</b>				

Detroit Tigers @ New York Yankees  
Shea Stadium, Flushing, NY  
Wed Jul 30 1975, 7:05 PM EDT  
Att: 12,591 - Unknown


AB	30
R	1
H	3
RBI	1
BB	1
SO	7
LOB	12



Batter	1	2	3	4	5	6	7	8	9	AB	R	H	RBI	BB	SO	LOB	BOTTOM			
Bobby Bonds, R (1, 9) OBP: 0.338, SLG: 0.492	K2-3							K2-3		4	1	1	0	0	3	0				
Rick Bladt, R (1, 8) OBP: 0.417, SLG: 0.300	4-3							6-3		4	0	0	0	0	0	1				
Roy White, S (1, 7) OBP: 0.381, SLG: 0.441	5-3							5-3		4	1	1	1	0	0	0				
Thurman Munson, R (1, 2) OBP: 0.360, SLG: 0.409										3	0	1	1	0	1	0				
Lou Piniella, R (1, 10) OBP: 0.290, SLG: 0.256										2	0	0	0	1	0	1				
Graig Nettles, L (1, 5) OBP: 0.331, SLG: 0.441										3	0	1	0	0	0	0				
Chris Chambliss, L (1, 3) OBP: 0.322, SLG: 0.413										3	0	0	0	0	1	2				
Sandy Alomar Sr., S (1, 4) OBP: 0.231, SLG: 0.239										3	0	1	0	0	0	2				
Fred Stanley, R (1, 6) OBP: 0.268, SLG: 0.237										3	0	0	0	0	0	1				
<b>Inning Stats</b>	R: 0 E: 0 K: 1 S: 5	H: 0 LOB: 0 BB: 0 P: 5	R: 0 E: 0 K: 1 S: 5	H: 0 LOB: 0 BB: 0 P: 5	R: 0 E: 0 K: 0 S: 3	H: 0 LOB: 0 BB: 0 P: 3	R: 0 E: 0 K: 1 S: 5	H: 0 LOB: 0 BB: 0 P: 5	R: 0 E: 0 K: 0 S: 4	H: 1 LOB: 2 BB: 1 P: 8	R: 2 E: 0 K: 0 S: 6	H: 3 LOB: 1 BB: 0 P: 6	R: 0 E: 0 K: 1 S: 6	H: 1 LOB: 1 BB: 0 P: 6	R: 0 E: 0 K: 1 S: 5	H: 0 LOB: 0 BB: 0 P: 5	1B: 3 2B: 2 3B: 0 HR: 0	SF: 0 SAC: 0 DP: 0 HBP: 0	WP: 0 PB: 0 SB: 0 CS: 0	PA: 30
<b>PITCHER</b> Mickey Lolich, L (1, 1) ERA: 3.32	IP: 8.0 WLS: L BF: 30 H: 5 R: 2 ER: 2 SO: 5 BB: 1 IBB: 0 HBP: 0 BLK: 0 WP: 0 HR: 0 S: 39 P: 43 ERA: 2.25 WHIP: 0.750															<b>PITCHER</b>				

Detroit Tigers @ New York Yankees  
Shea Stadium, Flushing, NY  
Wed Jul 30 1975, 7:05 PM EDT  
Att: 12,591 - Unknown

AB	29
R	2
H	5
RBI	2
BB	1
SO	5
LOB	7






Batter	1	2	3	4	5	6	7	8	9	10	AB	R	H	RBI	BB	SO	LOB
Ron LeFlore, R OBP: 0.319, SLG: 0.386 (1.8)	4-0 1B SF6 BB	0-0 1-3			0-0 E4 CS		0-0 FC4-6 1-2		0-0 F9		4	1	0	0	1	0	2
Gary Sutherland, R OBP: 0.321, SLG: 0.324 (1.4)	0-0 1B 1-3		0-0 FC4 1B		0-0 6-3 1-2		0-0 F8		0-0 F8	0-0 F8	5	0	2	0	0	0	2
Leon Roberts, R OBP: 0.331, SLG: 0.419 (1.9)	0-0 SF6		0-0 FC4 1-2		0-0 5-3		0-0 5-3		0-3 K		4	0	0	1	0	1	1
Wille Horton, R OBP: 0.316, SLG: 0.432 (1.10)	0-0 F9		0-0 F8		0-0 1-3		0-0 1-3		0-0 2B	0-0 1B	5	0	2	0	0	0	2
Bill Freehan, R OBP: 0.307, SLG: 0.406 (1.3)	0-0 FC4 1B		0-0 F8		0-0 1B 1B		0-0 L5		0-0 F7		5	0	2	0	0	0	3
Aurelio Rodriguez, R OBP: 0.277, SLG: 0.380 (1.5)	0-0 FC4 1-2		0-0 B2-3		0-0 FC5-4 1B		0-0 4-3				4	0	1	0	0	0	3
John Wockenfuss, R OBP: 0.322, SLG: 0.481 (1.2)		0-0 F2		0-0 G4-6-3 1B		0-0 FC5-4 1B		0-0 F9			4	0	1	0	0	0	2
Ben Oglivie, L OBP: 0.306, SLG: 0.437 (1.7)	0-0 HR		0-0 G4-6-3		0-0 FC2-6 1B		0-0 G3				4	1	2	1	0	0	1
Gene Michael, S OBP: 0.228, SLG: 0.281 (1.6)	0-0 F9		0-0 5-3		0-0 FC2-6 FC4-6 1B		0-0 1B				4	0	1	0	0	0	1
<b>Inning Stats</b>	R: 1 E: 0 K: 0 S: 5	H: 2 LOB: 2 BB: 1 P: 9	R: 1 E: 0 K: 0 S: 4	H: 1 LOB: 0 BB: 0 P: 4	R: 0 E: 0 K: 0 S: 3	H: 1 LOB: 0 BB: 0 P: 3	R: 0 E: 1 K: 0 S: 3	H: 0 LOB: 0 BB: 0 P: 3	R: 0 E: 0 K: 0 S: 4	H: 1 LOB: 1 BB: 0 P: 4	R: 0 E: 0 K: 0 S: 4	H: 1 LOB: 1 BB: 0 P: 4	R: 0 E: 0 K: 1 S: 6	H: 1 LOB: 1 BB: 0 P: 6	1B: 9 2B: 1 3B: 0 HR: 1	SF: 1 SAC: 0 DP: 1 HBP: 0	WP: 0 PA: 41
<b>PITCHER</b> Bill Lee, L ERA: 3.66 (1.1)	IP: 10.0 WLS: 10 BF: 41 H: 11 R: 2 ER: 2 SO: 1 BB: 1 IBB: 0 HBP: 0 BLK: 0 WP: 0 HR: 1 S: 42 P: 46 ERA: 1.80 WHIP: 1.200																

**TOP**

**Detroit Tigers @ Boston Red Sox**  
Fenway Park, Boston, MA  
Thu Jul 31 1975, 7:05 PM EDT  
Unknown - 94 F

AB	39
R	2
H	11
RBI	2
BB	1
SO	1
LOB	17




Batter	1	2	3	4	5	6	7	8	9	10	AB	R	H	RBI	BB	SO	LOB		
Juan Beniquez, R OBP: 0.376, SLG: 0.434 (1.10)	0-0 4-3 S 1B		0-0 2B		0-0 4-3		0-0 SH1-4 1-2	0-0 F3			4	1	2	0	0	0	4		
Denny Doyle, L OBP: 0.302, SLG: 0.373 (1.4)	0-0 4-3 1-3		0-0 F2		0-0 G3		0-0 6-3		0-0 S 1B		5	1	1	0	0	0	3		
Carl Yastrzemski, L OBP: 0.389, SLG: 0.448 (1.3)	0-0 4-3		0-0 F8		0-0 L6		0-0 2-H 1B		0-0 P8		5	0	1	2	0	0	2		
Fred Lynn, L OBP: 0.401, SLG: 0.592 (1.8)	0-0 6-3		0-0 F7		0-0 F8		0-0 4-3		4-0 1B 1B		4	0	0	0	1	0	1		
Jim Rice, R OBP: 0.336, SLG: 0.501 (1.7)		0-0 1B 1B		0-3 K		0-3 K		0-0 L9		0-0 1B	5	0	2	1	0	2	0		
Carlton Fisk, R OBP: 0.419, SLG: 0.505 (1.2)		0-0 G6-4-3 1B		0-0 4-3		4-0 1B BB		4-0 BB 1-3 BB			2	0	1	0	2	0	0		
Dwight Evans, R OBP: 0.346, SLG: 0.432 (1.9)		0-3 K		0-0 E6 5-3		0-0 G6-4-3 1B		0-0 1-3			4	0	1	0	0	1	3		
Rico Petrocelli, R OBP: 0.327, SLG: 0.332 (1.5)		0-0 G6-4-3		0-0 F9		0-0 G6-4-3		4-0 BB			3	0	0	0	1	0	5		
Rick Burleson, R OBP: 0.319, SLG: 0.343 (1.6)		0-0 L8		0-0 5-3		4-0 SH1-4 1B BB		4-0 1-2 2-3 BB			2	1	0	0	1	0	1		
Cecil Cooper, L OBP: 0.368, SLG: 0.582 (9, PH)											0	0	0	0	1	0	0		
Bob Heise, R OBP: 0.250, SLG: 0.235 (10, 6)											0	0	0	0	0	0	0		
<b>Inning Stats</b>	R: 1 E: 0 K: 0 S: 4	H: 1 LOB: 0 BB: 0 P: 4	R: 0 E: 0 K: 1 S: 6	H: 2 LOB: 1 BB: 0 P: 6	R: 0 E: 0 K: 0 S: 4	H: 1 LOB: 1 BB: 0 P: 4	R: 0 E: 1 K: 0 S: 4	H: 0 LOB: 0 BB: 0 P: 3	R: 0 E: 0 K: 1 S: 5	H: 1 LOB: 1 BB: 1 P: 9	R: 1 E: 0 K: 0 S: 4	H: 1 LOB: 1 BB: 1 P: 8	R: 0 E: 0 K: 0 S: 3	H: 0 LOB: 3 BB: 3 P: 15	R: 1 E: 0 K: 0 S: 3	H: 2 LOB: 2 BB: 1 P: 7	1B: 7 2B: 1 3B: 0 HR: 0	SF: 0 SAC: 1 DP: 2 HBP: 0	WP: 0 PA: 41
<b>PITCHER</b> Ray Bare, R ERA: 3.87 (1.1)	IP: 7.2 WLS: 7 BF: 30 H: 6 R: 2 ER: 2 SO: 3 BB: 2 IBB: 0 HBP: 0 BLK: 0 WP: 0 HR: 0 S: 34 P: 42 ERA: 2.35 WHIP: 1.043																		
<b>PITCHER</b> Bob Reynolds, R ERA: 5.4 (8.1)	IP: 1.2 WLS: 1 BF: 11 H: 2 R: 1 ER: 1 SO: 0 BB: 3 IBB: 1 HBP: 0 BLK: 0 WP: 0 HR: 0 S: 7 P: 23 ERA: 5.40 WHIP: 3.000																		


**BOTTOM**

**Detroit Tigers @ Boston Red Sox**  
Fenway Park, Boston, MA  
Thu Jul 31 1975, 7:05 PM EDT  
Unknown - 94 F

AB	34
R	3
H	8
RBI	3
BB	6
SO	3
LOB	19






Batter	1	2	3	4	5	6	7	8	9	AB	R	H	RBI	BB	SO	LOB	TOP					
Ron LeFlore, R OBP: 0.315, SLG: 0.382	0-3 K		0-3 K		0-3 K		0-3 K			4	0	0	0	0	4	2						
Gary Sutherland, R OBP: 0.323, SLG: 0.326	0-0 6-3		0-0 F5			1-2 3-H 1B		0-0 FC5-4 1B		4	0	2	1	0	0	0						
Leon Roberts, R OBP: 0.328, SLG: 0.414	0-3 K			0-0 4-3		1-2 2-3 K		0-0 FC5-4 1B		4	0	0	0	0	2	3						
Willie Horton, R OBP: 0.320, SLG: 0.435		0-0 1B		0-0 1B		0-0 F8		0-0 1B		4	0	3	0	0	0	0						
Bill Freehan, R OBP: 0.306, SLG: 0.401		4-0 E 1B BB		0-0 F8		0-0 5-3		0-0 F3		3	0	0	0	1	0	3						
Aurelio Rodriguez, R OBP: 0.280, SLG: 0.362		0-0 E 1B		0-0 F8				0-0 P8		4	0	2	0	0	0	3						
Ben Oglivie, L OBP: 0.304, SLG: 0.438		0-0 P9				0-0 1B 1B		0-3 K		4	1	1	0	0	2	3	AB 35					
John Wockenfuss, R OBP: 0.319, SLG: 0.471		0-0 F8				0-0 WP 1B 2-3 1B		0-0 P7		4	0	1	0	0	0	2	R 1					
Gene Michael, S OBP: 0.221, SLG: 0.272			0-0 F8			0-0 F2		0-0 F8		4	0	0	0	0	0	2	H 9					
																	RBI 1					
																	BB 1					
																	SO 8					
																	LOB 18					
																						
<b>Inning Stats</b>	R: 0 E: 0 K: 2 S: 7	H: 0 LOB: 0 BB: 0 P: 7	R: 0 E: 1 K: 0 S: 4	H: 2 LOB: 2 BB: 1 P: 8	R: 0 E: 0 K: 1 S: 5	H: 0 LOB: 0 BB: 0 P: 5	R: 0 E: 0 K: 0 S: 4	H: 1 LOB: 1 BB: 0 P: 4	R: 1 E: 0 K: 2 S: 10	H: 3 LOB: 2 BB: 0 P: 10	R: 0 E: 0 K: 1 S: 6	H: 1 LOB: 1 BB: 0 P: 6	R: 0 E: 0 K: 1 S: 5	H: 0 LOB: 0 BB: 0 P: 5	R: 0 E: 0 K: 0 S: 5	H: 0 LOB: 2 BB: 0 P: 5	R: 0 E: 0 K: 1 S: 5	H: 0 LOB: 0 BB: 0 P: 5	1B: 8 2B: 1 3B: 0 HR: 0	SF: 0 SAC: 0 DP: 0 HBP: 0	WP: 1 PB: 0 SB: 0 CS: 0	PA: 36
<b>PITCHER</b> Rogier Moret, L ERA: 3.7	IP: 9.0 WLS: W BF: 36 H: 9 R: 1 ER: 1 SO: 8 BB: 1 IBB: 0 HBP: 0 BLK: 0 WP: 1 HR: 0 S: 51 P: 55 ERA: 1.00 WHIP: 1.111															<b>PITCHER</b>	IP: 9.0 WLS: W BF: 36 H: 9 R: 1 ER: 1 SO: 8 BB: 1 IBB: 0 HBP: 0 BLK: 0 WP: 1 HR: 0 S: 51 P: 55 ERA: 1.00 WHIP: 1.111					

**Detroit Tigers @ Boston Red Sox**  
Fenway Park, Boston, MA  
Thu Jul 31 1975, 7:05 PM EDT  
Att: 31,317 - Unknown - 90 F

AB 35  
R 1  
H 9  
RBI 1  
BB 1  
SO 8  
LOB 18



Batter	1	2	3	4	5	6	7	8	9	AB	R	H	RBI	BB	SO	LOB	BOTTOM					
Juan Beniquez, R OBP: 0.381, SLG: 0.429	4-0 CS BB		0-3 K		0-0 5-3		4-0 1B FC6-4 BB			2	1	0	0	2	1	1						
Denny Doyle, L OBP: 0.306, SLG: 0.377	0-0 F7		0-0 1B			0-0 SH3-4 BB 1B		0-0 FC6-4 1B		4	1	2	1	0	0	1						
Carl Yastrzemski, L OBP: 0.393, SLG: 0.448	4-0 BB			4-0 1-3 1B BB		0-0 BB SH3-4 FC6-4 1B		0-3 K		2	2	1	0	2	1	2						
Dwight Evans, R OBP: 0.342, SLG: 0.427	0-0 F6			0-0 1-3		0-0 SH3-4		0-0 FC6-4		3	0	0	1	0	0	3						
Bernie Carbo, L OBP: 0.416, SLG: 0.518		0-3 K		0-0 1B		4-0 FC6-4 BB 1B IBB		0-0 1B 2B		3	1	2	1	1	1	0						
Rick Miller, L OBP: 0.344, SLG: 0.263	0-0 6-3		0-3 K		0-0 K		4-0 FC6-4 BB		0-0 L7		3	0	0	1	1	1	3					
Tim Blackwell, S OBP: 0.282, SLG: 0.221	0-0 4-3			0-0 F7		0-0 FC6-4 1B		0-0 6-3		4	0	0	1	0	0	3	AB 27					
Rick Burleson, R OBP: 0.321, SLG: 0.343			4-0 SH2-4 1B BB		0-0 6-3		0-0 1B		0-0 4-3		3	1	1	1	1	0	0					
Bob Heise, R OBP: 0.242, SLG: 0.227			0-0 SH2-4		0-0 6-3		0-0 F6		0-0 P7		3	0	0	0	0	2	R 6					
																	H 6					
																	RBI 6					
																	BB 7					
																	SO 4					
																	LOB 15					
																						
<b>Inning Stats</b>	R: 0 E: 0 K: 0 S: 2	H: 0 LOB: 1 BB: 2 P: 10	R: 0 E: 0 K: 1 S: 5	H: 0 LOB: 0 BB: 0 P: 5	R: 1 E: 0 K: 1 S: 5	H: 1 LOB: 1 BB: 1 P: 9	R: 1 E: 0 K: 1 S: 6	H: 1 LOB: 1 BB: 1 P: 10	R: 0 E: 0 K: 0 S: 3	H: 0 LOB: 0 BB: 0 P: 3	R: 3 E: 1 K: 0 S: 6	H: 2 LOB: 2 BB: 2 P: 14	R: 1 E: 0 K: 1 S: 7	H: 2 LOB: 1 BB: 1 P: 11	R: 0 E: 0 K: 0 S: 3	H: 0 LOB: 0 BB: 0 P: 3	R: 0 E: 0 K: 0 S: 3	H: 0 LOB: 0 BB: 0 P: 3	1B: 5 2B: 1 3B: 0 HR: 0	SF: 0 SAC: 2 DP: 0 HBP: 0	WP: 0 PB: 0 SB: 0 CS: 1	PA: 36
<b>PITCHER</b> Dave Lemanczyk, R ERA: 4.88	IP: 5.1 WLS: L BF: 24 H: 3 R: 5 ER: 2 SO: 3 BB: 5 IBB: 0 HBP: 0 BLK: 0 WP: 0 HR: 0 S: 24 P: 48 ERA: 3.38 WHIP: 1.500															<b>PITCHER</b>	IP: 5.1 WLS: L BF: 24 H: 3 R: 5 ER: 2 SO: 3 BB: 5 IBB: 0 HBP: 0 BLK: 0 WP: 0 HR: 0 S: 24 P: 48 ERA: 3.38 WHIP: 1.500					
<b>PITCHER</b> Tom Walker, R ERA: 4.65	IP: 6.1 WLS: L BF: 12 H: 3 R: 1 ER: 1 SO: 1 BB: 1 IBB: 0 HBP: 0 BLK: 0 WP: 0 HR: 0 S: 13 P: 17 ERA: 3.38 WHIP: 1.500															<b>PITCHER</b>	IP: 6.1 WLS: L BF: 12 H: 3 R: 1 ER: 1 SO: 1 BB: 1 IBB: 0 HBP: 0 BLK: 0 WP: 0 HR: 0 S: 13 P: 17 ERA: 3.38 WHIP: 1.500					

**Detroit Tigers @ Boston Red Sox**  
Fenway Park, Boston, MA  
Thu Jul 31 1975, 7:05 PM EDT  
Att: 31,317 - Unknown - 90 F

AB 27  
R 6  
H 6  
RBI 6  
BB 7  
SO 4  
LOB 15





Batter	1	2	3	4	5	6	7	8	9	AB	R	H	RBI	BB	SO	LOB	TOP																				
Art James, L OBP: 0.222, SLG: 0.229 (1, 8)	F8		L8			G3			F2	5	0	1	0	0	0	2																					
Gary Sutherland, R OBP: 0.322, SLG: 0.324 (1, 4)	4-3								F5	5	1	1	0	0	0	3																					
Ben Oglvie, L OBP: 0.315, SLG: 0.444 (1, 7)										5	1	3	0	0	0	0																					
Willie Horton, R OBP: 0.323, SLG: 0.452 (1, 10)	F7									5	2	3	5	0	0	1																					
Bill Freehan, R OBP: 0.311, SLG: 0.426 (1, 2)										5	2	3	2	0	0	2																					
Jack Pierce, L OBP: 0.323, SLG: 0.438 (1, 3)										5	0	0	0	0	2	3																					
Billy Baldwin, L OBP: 0.250, SLG: 0.250 (1, 9)										4	0	1	0	0	0	0																					
Aurelio Rodriguez, R OBP: 0.277, SLG: 0.377 (1, 5)										4	0	0	0	0	1	1																					
Gene Michael, S OBP: 0.237, SLG: 0.281 (1, 6)										3	1	2	0	1	1	1																					
<b>Inning Stats</b>	R: 0 E: 0 K: 0 S: 4	H: 1 LOB: 1 BB: 0 P: 4	R: 1 E: 0 K: 2 S: 9	H: 2 LOB: 1 BB: 0 P: 9	R: 1 E: 0 K: 0 S: 6	H: 3 LOB: 2 BB: 0 P: 6	R: 0 E: 0 K: 0 S: 5	H: 2 LOB: 2 BB: 0 P: 5	R: 0 E: 0 K: 1 S: 6	H: 1 LOB: 0 BB: 0 P: 6	R: 1 E: 0 K: 0 S: 4	H: 1 LOB: 0 BB: 0 P: 4	R: 0 E: 0 K: 1 S: 5	H: 0 LOB: 0 BB: 0 P: 5	R: 4 E: 0 K: 0 S: 6	H: 3 LOB: 0 BB: 1 P: 10	1B: 9 2B: 1 3B: 0 HR: 4	SF: 0 SAC: 0 DP: 0 HBP: 0	WP: 0 PB: 0 SB: 0 CS: 0	PA: 42																	
<b>PITCHER</b>	IP	WLS	BF	H	R	ER	SO	BB	IBB	HBP	BLK	WP	HR	S	P	ERA	WHIP	<b>PITCHER</b>			IP	WLS	BF	H	R	ER	SO	BB	IBB	HBP	BLK	WP	HR	S	P	ERA	WHIP
Luis Tiant, R ERA: 4.27 (1, 1)	8.2		41	14	7	7	4	1	0	0	0	0	4	48	52	7.27	1.731																				
Jim Willoughby, R ERA: 2.89 (9, 1)	0.1	W	1	0	0	0	0	0	0	0	0	0	0	1	1	0.00	0.000																				

**Detroit Tigers @ Boston Red Sox**  
Fenway Park, Boston, MA  
Fri Aug 01 1975, 7:05 PM EDT  
Att: 26,537 - Unknown - 96 F

AB	41
R	7
H	14
RBI	7
BB	1
SO	4
LOB	13



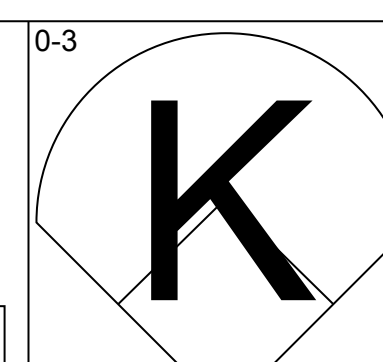
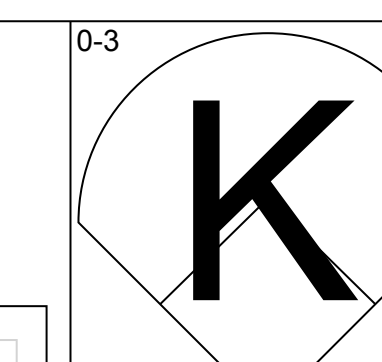
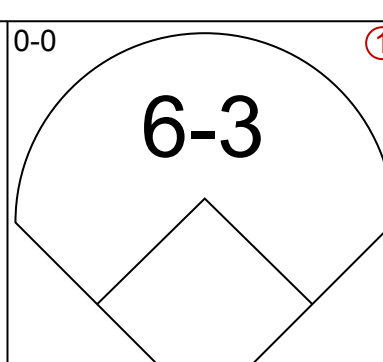
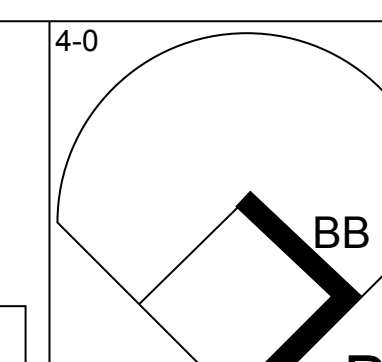
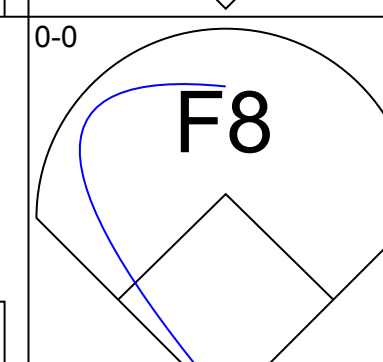
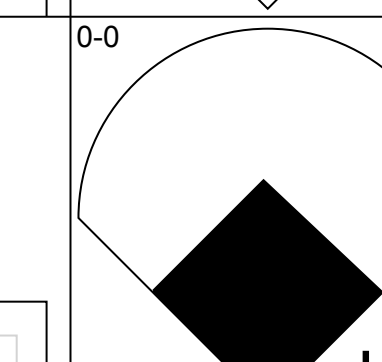
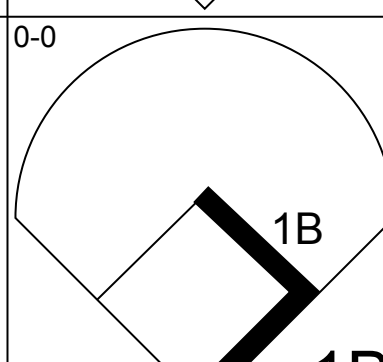
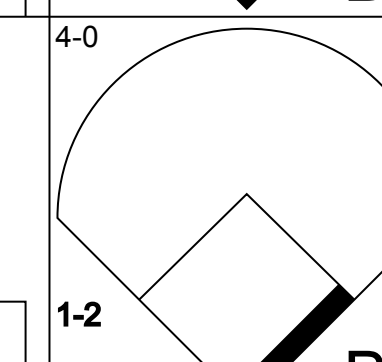
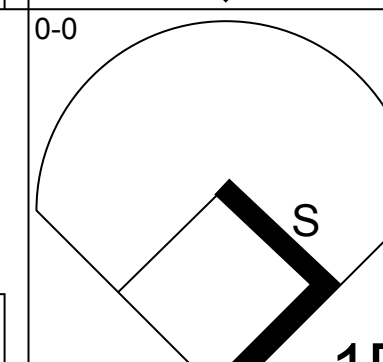
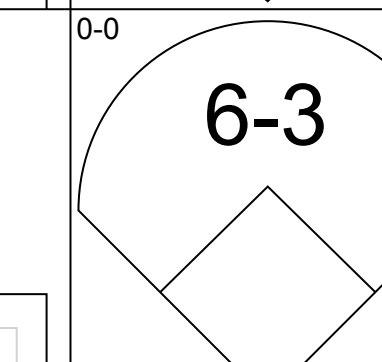
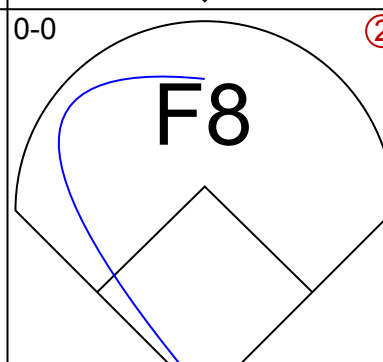
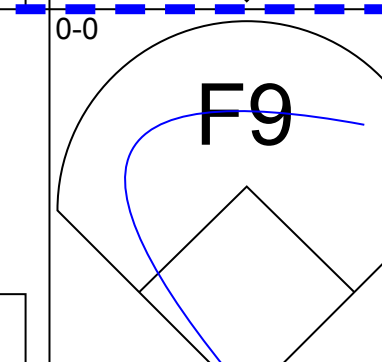
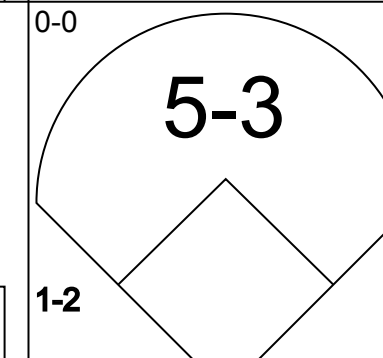
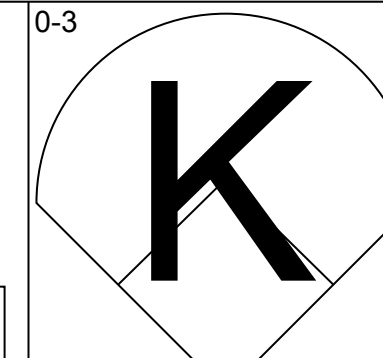
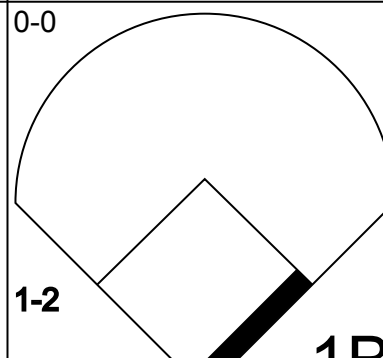
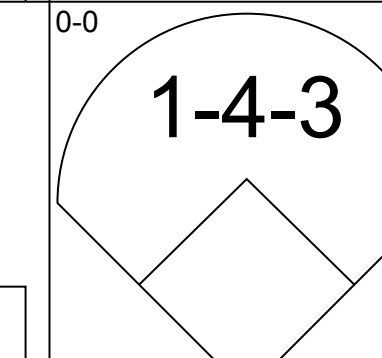
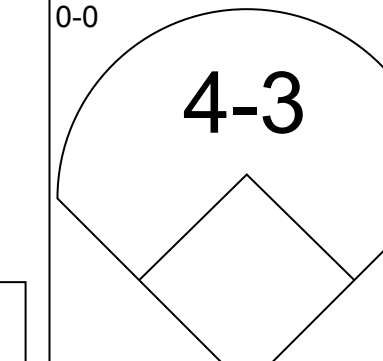
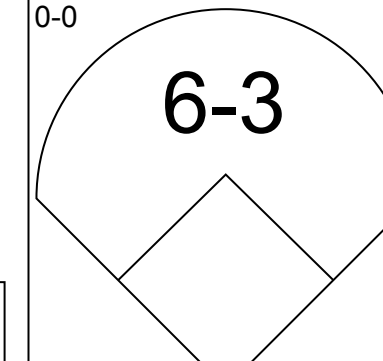
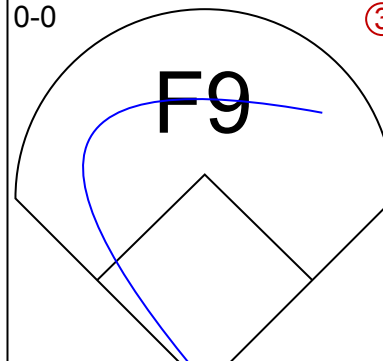

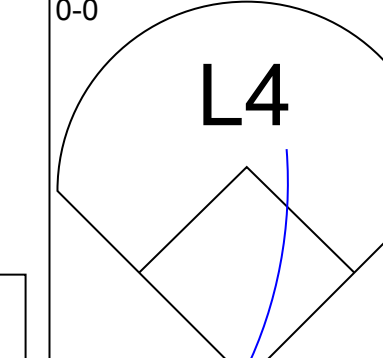
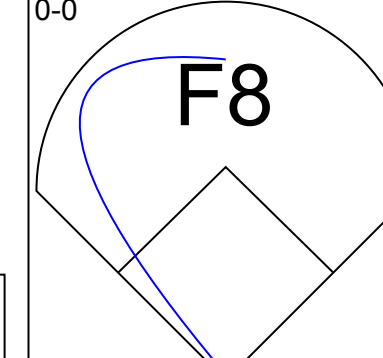
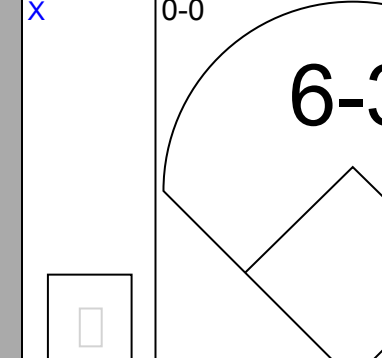

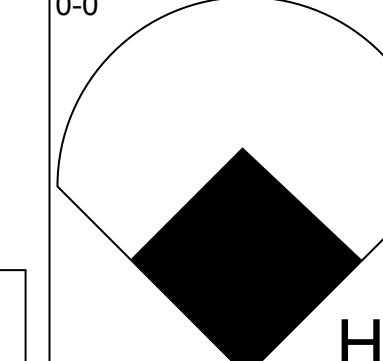
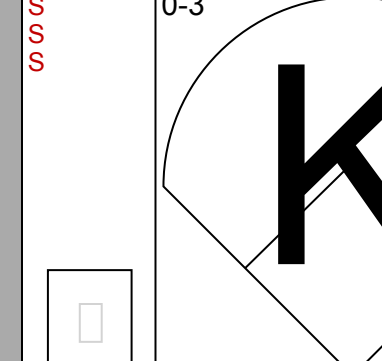
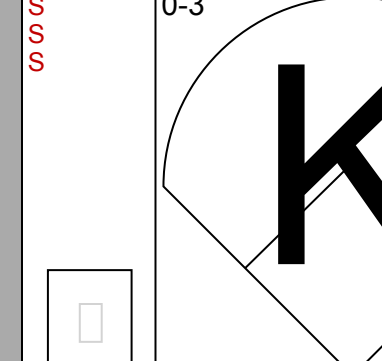

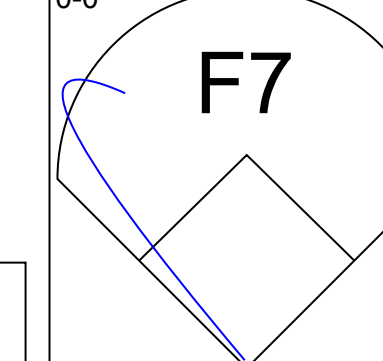
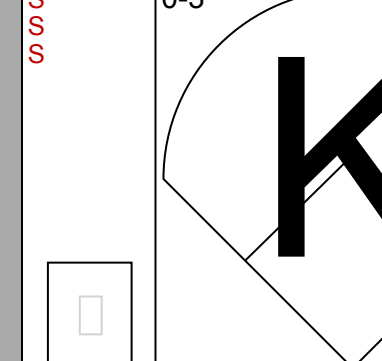
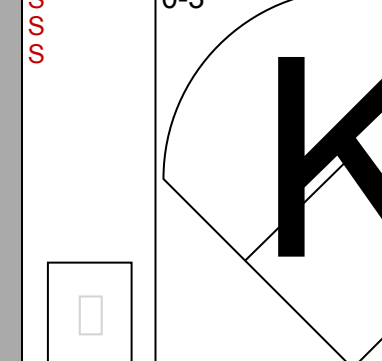

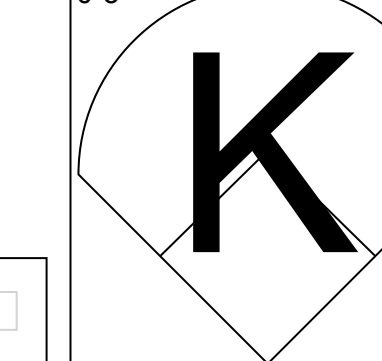
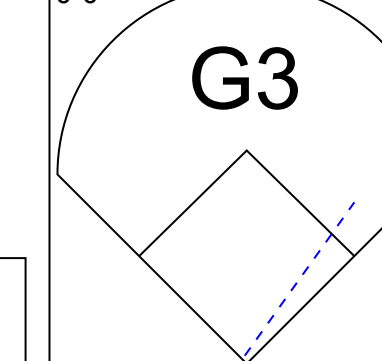
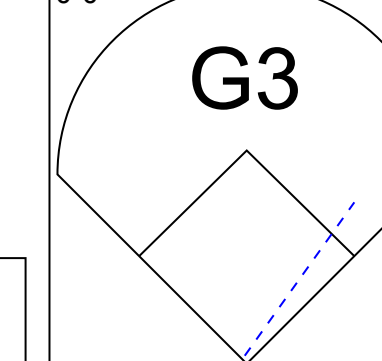
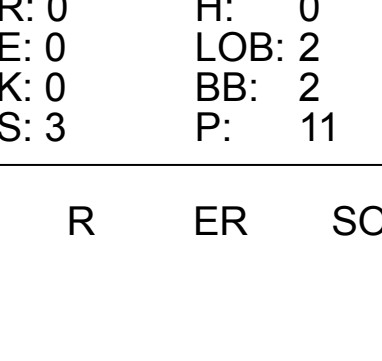
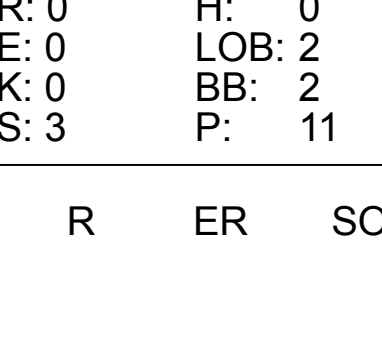
Batter	1	2	3	4	5	6	7	8	9	AB	R	H	RBI	BB	SO	LOB	BOTTOM																				
Bernie Carbo, L OBP: 0.413, SLG: 0.523 (1, 9)	F8	G5-3				G3		F8		5	1	1	1	0	0	3																					
Denny Doyle, L OBP: 0.303, SLG: 0.371 (1, 4)	4-3		L9		F6	5-3			E6	5	1	1	0	0	0	0																					
Carl Yastrzemski, L OBP: 0.385, SLG: 0.449 (1, 3)										4	2	2	1	1	1	0																					
Fred Lynn, L OBP: 0.404, SLG: 0.599 (1, 8)										4	1	2	2	1	0	0																					
Jim Rice, R OBP: 0.341, SLG: 0.513 (1, 7)	F8									5	2	4	1	0	0	2																					
Carlton Fisk, R OBP: 0.421, SLG: 0.500 (1, 2)										3	1	1	0	1	0	1																					
Dwight Evans, R OBP: 0.341, SLG: 0.424 (1, 10)										4	0	1	0	0	0	3																					
Rico Petrocelli, R OBP: 0.326, SLG: 0.332 (1, 5)										3	0	1	1	0	0	1																					
Rick Burleson, R OBP: 0.323, SLG: 0.347 (1, 6)										4	0	2	1	0	1	1																					
<b>Inning Stats</b>	R: 0 E: 0 K: 0 S: 4	H: 1 LOB: 2 BB: 1 P: 8	R: 1 E: 0 K: 0 S: 4	H: 2 LOB: 1 BB: 1 P: 8	R: 0 E: 0 K: 1 S: 5	H: 0 LOB: 0 BB: 0 P: 5	R: 1 E: 0 K: 0 S: 5	H: 2 LOB: 1 BB: 0 P: 5	R: 4 E: 0 K: 0 S: 8	H: 5 LOB: 1 BB: 0 P: 8	R: 0 E: 0 K: 1 S: 5	H: 0 LOB: 0 BB: 0 P: 5	R: 0 E: 0 K: 0 S: 4	H: 1 LOB: 1 BB: 0 P: 4	R: 0 E: 0 K: 0 S: 4	H: 1 LOB: 0 BB: 0 P: 4	R: 2 E: 2 K: 0 S: 3	H: 3 LOB: 2 BB: 1 P: 7	1B: 11 2B: 1 3B: 0 HR: 3	SF: 1 SAC: 0 DP: 1 HBP: 0	WP: 0 PB: 0 SB: 0 CS: 0	PA: 41															
<b>PITCHER</b>	IP	WLS	BF	H	R	ER	SO	BB	IBB	HBP	BLK	WP	HR	S	P	ERA	WHIP	<b>PITCHER</b>			IP	WLS	BF	H	R	ER	SO	BB	IBB	HBP	BLK	WP	HR	S	P	ERA	WHIP
Lerin LaGrow, R ERA: 4.22 (1, 1)	4.1		23	9	6	6	1	2	0	0	0	0	3	23	31	12.46	2.538																				
Fernando Arroyo, R ERA: 6.35 (5, 1)	3.2		14	3	0	0	1	0	0	0	0	0	0	16	16	0.00	0.818																				
Gene Pentz, R ERA: 3.0 (9, 1)	0.0	L	4	3	2	1	0	0	1	0	0	0	0	3	7	∞	∞																				

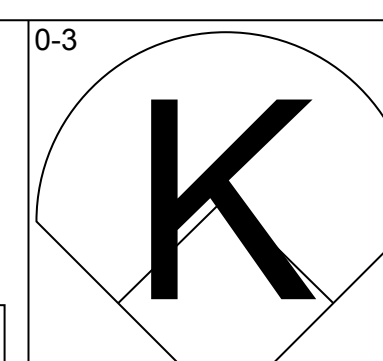
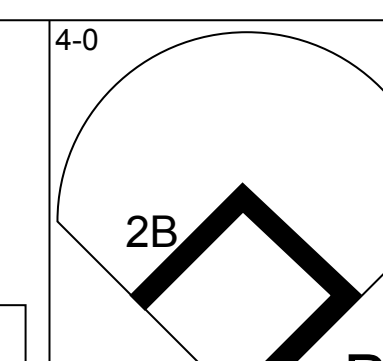
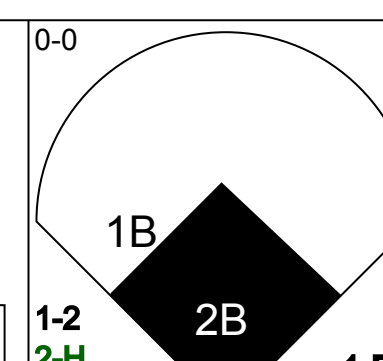
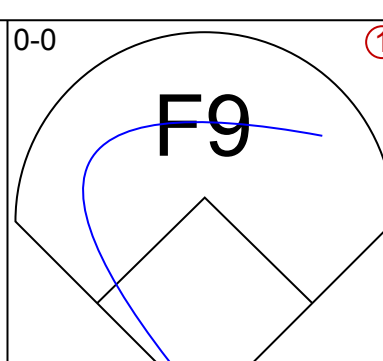
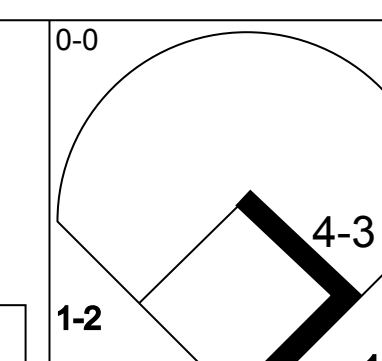
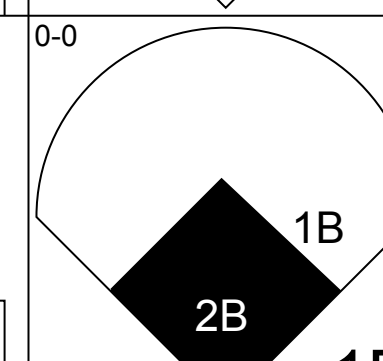
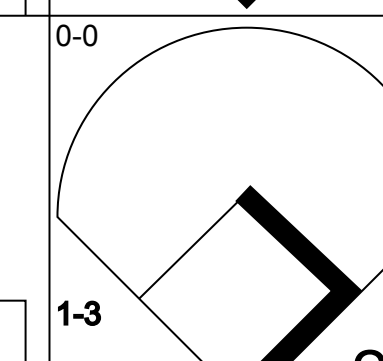
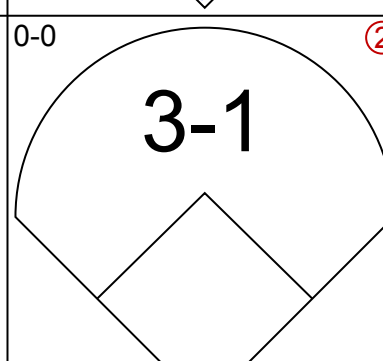
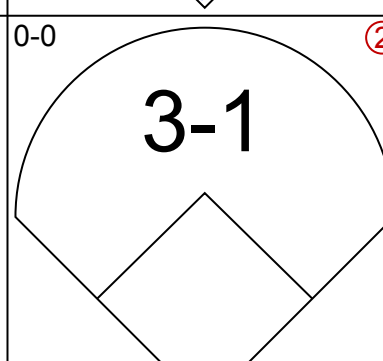
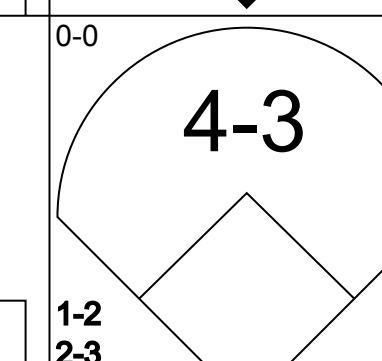
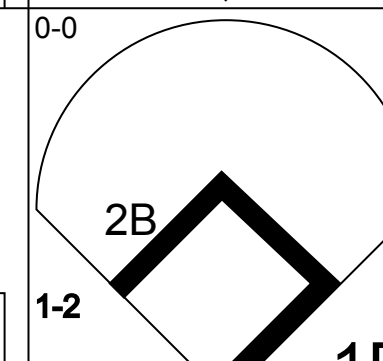
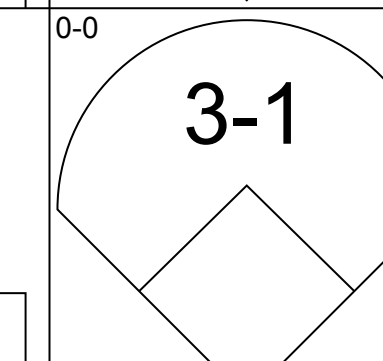
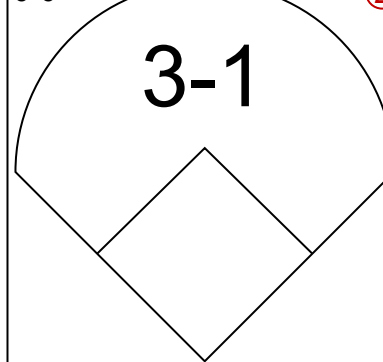
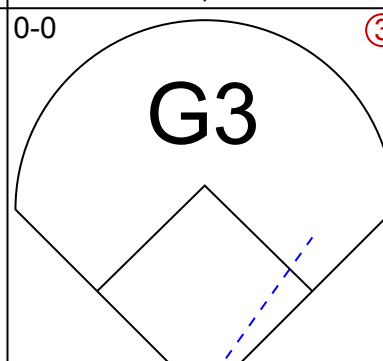
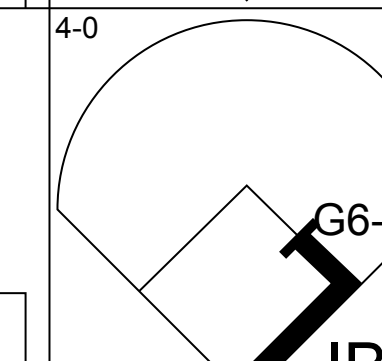
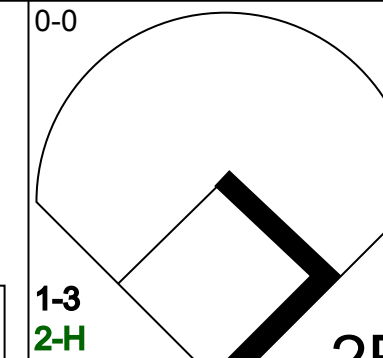
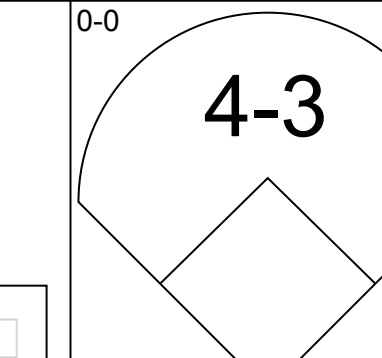

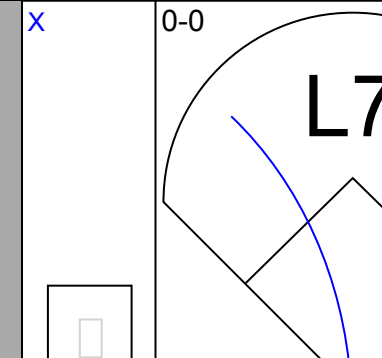
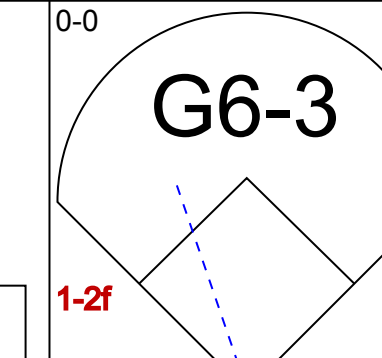
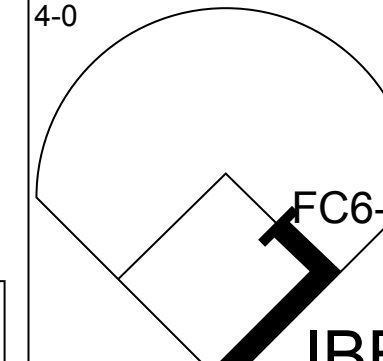
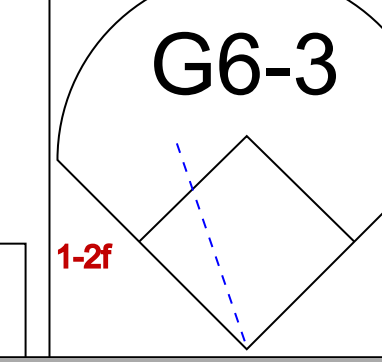
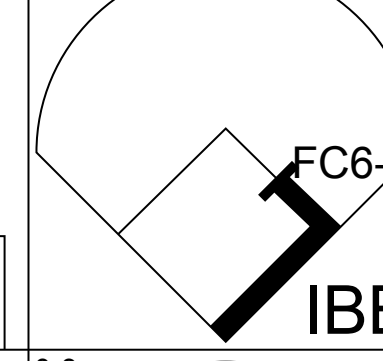
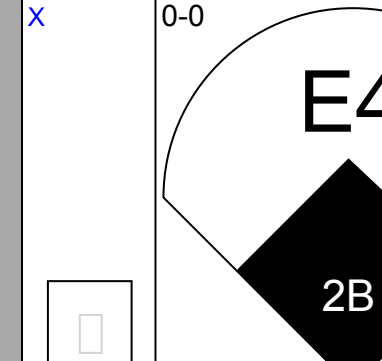
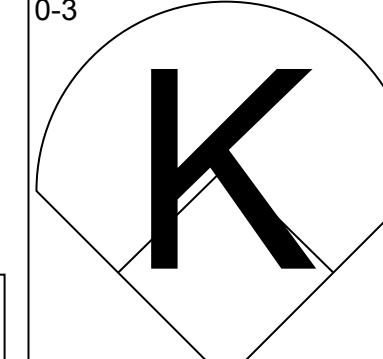
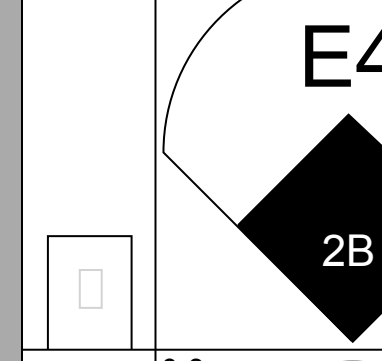
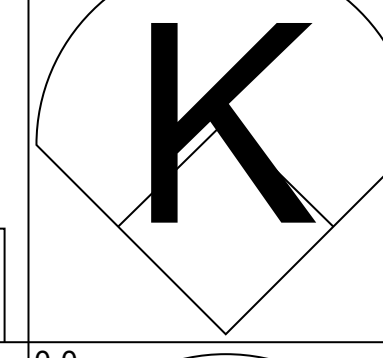
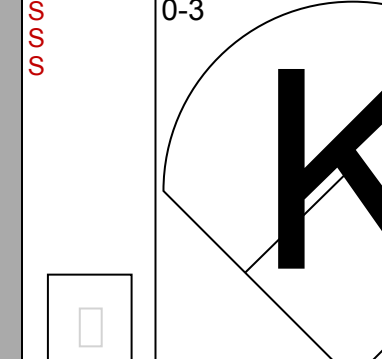
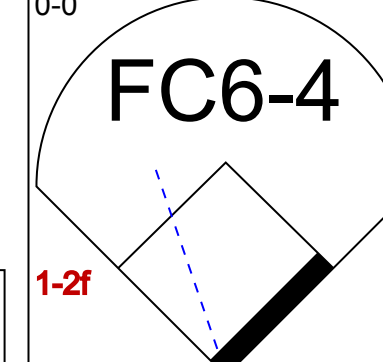
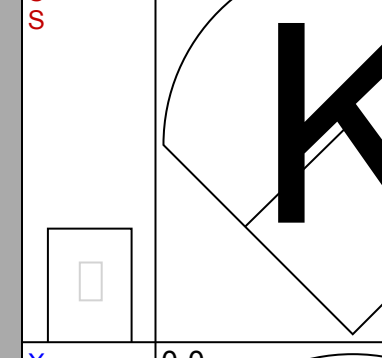
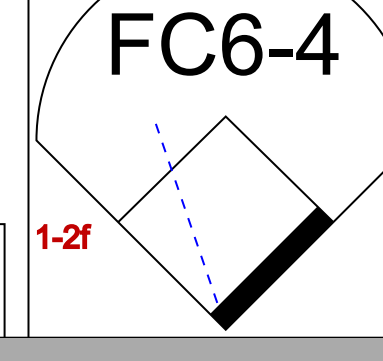

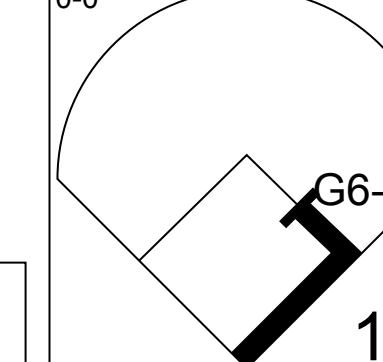
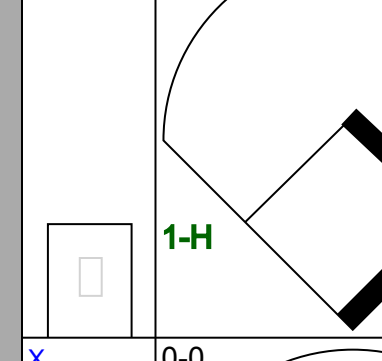
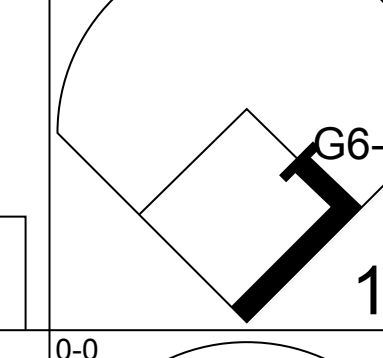
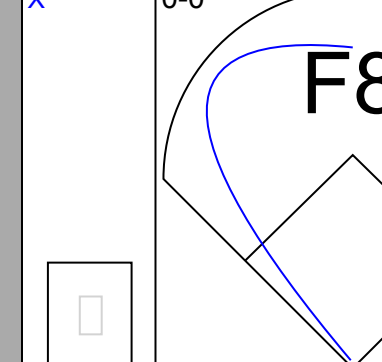
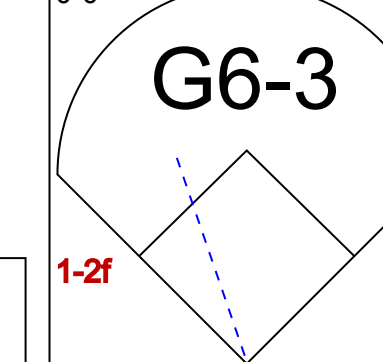
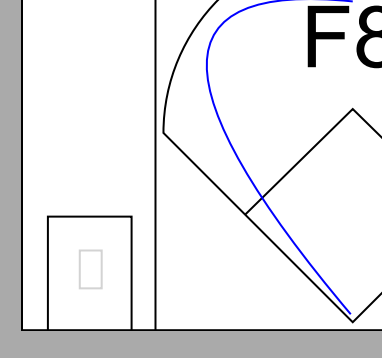
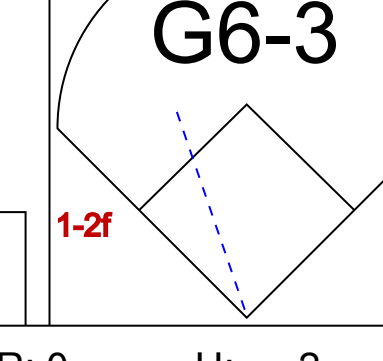
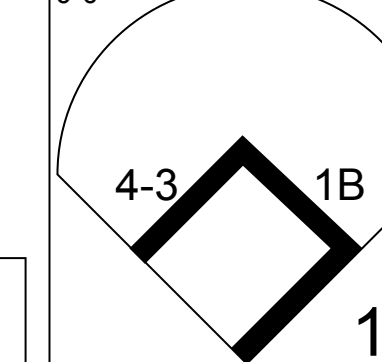
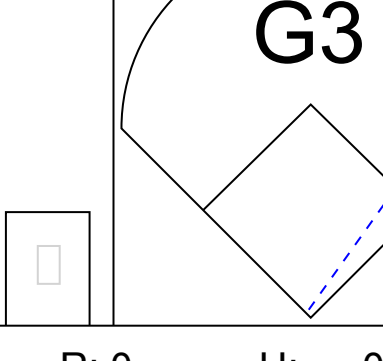
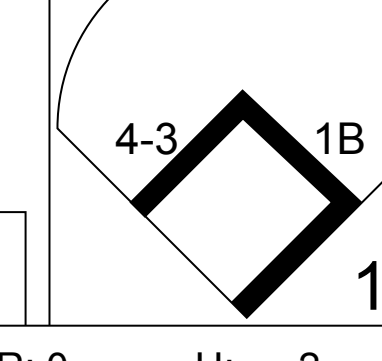
**Detroit Tigers @ Boston Red Sox**  
Fenway Park, Boston, MA  
Fri Aug 01 1975, 7:05 PM EDT  
Att: 26,537 - Unknown - 96 F

AB	37
R	8
H	15
RBI	7
BB	3
SO	2
LOB	11





Batter	1	2	3	4	5	6	7	8	9	AB	R	H	RBI	BB	SO	LOB	TOP					
Ron LeFlore, R OBP: 0.315, SLG: 0.379 (1, 8)										3	0	0	0	1	2	0	<b>Detroit Tigers @ Boston Red Sox</b> Fenway Park, Boston, MA Sat Aug 02 1975, 3:33 AM EDT Att: 27,188 - Unknown - 102 F					
Gary Sutherland, R OBP: 0.326, SLG: 0.335 (1, 4)										3	1	2	1	1	0	0						
Ben Oglvie, L OBP: 0.313, SLG: 0.439 (1, 7)										4	0	1	0	0	0	3						
Willie Horton, R OBP: 0.322, SLG: 0.450 (1, 10)										4	0	1	0	0	1	3						
Bill Freehan, R OBP: 0.310, SLG: 0.421 (1, 2)										3	0	0	0	1	0	2						
Aurelio Rodriguez, R OBP: 0.276, SLG: 0.375 (1, 5)											4	0	1	0	0	0		0				
Jack Pierce, L OBP: 0.327, SLG: 0.459 (1, 3)											4	1	2	1	0	2		2				
Leon Roberts, R OBP: 0.327, SLG: 0.412 (1, 9)											4	0	1	0	0	1		1				
Gene Michael, S OBP: 0.232, SLG: 0.275 (9, PH)										3	0	0	0	0	1	0						
Gates Brown, L OBP: 0.269, SLG: 0.143 (9, PH)										1	0	0	0	0	0	3						
<b>Inning Stats</b>	R: 0 E: 0 K: 1 S: 6	H: 1 LOB: 1 BB: 0 P: 6	R: 1 E: 0 K: 0 S: 4	H: 1 LOB: 0 BB: 0 P: 4	R: 1 E: 0 K: 2 S: 8	H: 1 LOB: 0 BB: 0 P: 8	R: 0 E: 0 K: 1 S: 5	H: 0 LOB: 0 BB: 0 P: 5	R: 0 E: 0 K: 0 S: 3	H: 1 LOB: 0 BB: 0 P: 3	R: 0 E: 0 K: 0 S: 5	H: 2 LOB: 2 BB: 0 P: 5	R: 0 E: 0 K: 2 S: 7	H: 0 LOB: 0 BB: 0 P: 7	R: 0 E: 0 K: 0 S: 3	H: 0 LOB: 2 BB: 2 P: 11	R: 0 E: 0 K: 1 S: 6	H: 2 LOB: 2 BB: 1 P: 10	1B: 6 2B: 0 3B: 0 HR: 2	SF: 0 SAC: 0 DP: 2 HBP: 0	WP: 0 PB: 0 SB: 1 CS: 0	PA: 36
<b>PITCHER</b>	IP WLS BF H R ER SO BB IBB HBP BLK WP HR S P ERA WHIP																					
Rick Wise, R ERA: 4.28 (1, 1)	7.1 W 29 6 2 2 6 2 0 0 0 0 2 39 47 2.46 1.091																					
Dick Drago, R ERA: 5.17 (8, 1)	1.2 7 2 0 0 1 1 0 0 0 0 0 8 12 0.00 1.800																					

Batter	1	2	3	4	5	6	7	8	9	AB	R	H	RBI	BB	SO	LOB	BOTTOM			
Bernie Carbo, L OBP: 0.414, SLG: 0.521 (1, 9)										3	1	1	1	1	1	0	<b>Detroit Tigers @ Boston Red Sox</b> Fenway Park, Boston, MA Sat Aug 02 1975, 3:33 AM EDT Att: 27,188 - Unknown - 102 F			
Rick Miller, L OBP: 0.351, SLG: 0.272 (8, 9)										5	2	3	1	0	0	2				
Denny Doyle, L OBP: 0.311, SLG: 0.384 (1, 4)										4	1	2	2	1	0	2				
Carl Yastrzemski, L OBP: 0.397, SLG: 0.452 (1, 3)										5	0	2	2	0	0	3				
Fred Lynn, L OBP: 0.404, SLG: 0.599 (1, 8)										3	1	0	0	1	0	1				
Jim Rice, R OBP: 0.340, SLG: 0.509 (1, 7)										4	0	0	0	0	2	5				
Carlton Fisk, R OBP: 0.406, SLG: 0.481 (1, 10)										4	0	0	0	0	2	5				
Rico Petrocelli, R OBP: 0.328, SLG: 0.338 (1, 5)										4	1	2	1	0	0	3				
Rick Burleson, R OBP: 0.322, SLG: 0.346 (1, 6)										4	0	1	0	0	1	2				
Tim Blackwell, S OBP: 0.289, SLG: 0.224 (1, 2)										3	1	1	0	0	0	1				
<b>Inning Stats</b>	R: 1 E: 0 K: 2 S: 10	H: 3 LOB: 3 BB: 1 P: 14	R: 0 E: 0 K: 0 S: 4	H: 2 LOB: 1 BB: 1 P: 8	R: 0 E: 0 K: 0 S: 3	H: 0 LOB: 0 BB: 0 P: 3	R: 5 E: 0 K: 0 S: 8	H: 5 LOB: 1 BB: 0 P: 9	R: 0 E: 0 K: 1 S: 5	H: 0 LOB: 0 BB: 0 P: 5	R: 0 E: 0 K: 0 S: 3	H: 0 LOB: 0 BB: 0 P: 3	R: 1 E: 1 K: 1 S: 7	H: 1 LOB: 1 BB: 0 P: 7	R: 0 E: 0 K: 0 S: 4	H: 2 LOB: 2 BB: 1 P: 8	1B: 9 2B: 4 3B: 0 HR: 0	SF: 0 SAC: 0 DP: 2 HBP: 1	WP: 0 PB: 0 SB: 0 CS: 0	PA: 40
<b>PITCHER</b>	IP WLS BF H R ER SO BB IBB HBP BLK WP HR S P ERA WHIP																			
Vern Ruhle, R ERA: 3.65 (1, 1)	3.1 L 21 9 6 6 2 1 1 1 0 0 0 22 31 16.20 3.000																			
Fernando Arroyo, R ERA: 4.96 (4, 1)	4.2 19 4 1 0 2 0 1 0 0 0 0 22 26 0.00 0.857																			



Batter	1	2	3	4	5	6	7	8	9	AB	R	H	RBI	BB	SO	LOB	TOP																			
Ron LeFlore, R OBP: 0.314, SLG: 0.378 (1, 8)	K		F8		K			6-3 1B		4	1	1	0	0	2	1	<b>Detroit Tigers @ Boston Red Sox</b> Fenway Park, Boston, MA Sun Aug 03 1975, 3:33 AM EDT Att: 23,575 - Unknown - 83 F																			
Gary Sutherland, R OBP: 0.323, SLG: 0.331 (1, 4)	K		G5-4-3			F8		6-3		4	0	0	0	0	1	3																				
Ben Oglvie, L OBP: 0.318, SLG: 0.441 (1, 7)	1-3			HR		4-3		1B		4	1	2	2	0	0	0																				
Willie Horton, R OBP: 0.319, SLG: 0.446 (1, 10)		F3		K		6-3		F4		4	0	0	0	0	1	2																				
Aurelio Rodriguez, R OBP: 0.282, SLG: 0.389 (1, 5)		1B		HR			6-3		FC5-4 1B	4	1	3	2	0	0	0																				
Jack Pierce, L OBP: 0.320, SLG: 0.447 (1, 3)	K			3-1			6-3		FC5-4 FC5-4 1B	4	0	0	0	0	1	2																				
Leon Roberts, R OBP: 0.326, SLG: 0.410 (1, 9)		1B		F8			L8		K	4	0	1	0	0	1	1																				
John Wockenfuss, R OBP: 0.306, SLG: 0.449 (1, 2)	6-3				L7			6-3	FC5-4	4	0	0	0	0	0	3																				
Gene Michael, S OBP: 0.241, SLG: 0.284 (1, 6)			G5-4-3 1B		F3			6-3 1B		3	1	2	0	0	0	0																				
<b>Inning Stats</b>	R: 0 E: 0 K: 2 S: 7	H: 0 LOB: 0 BB: 0 P: 7	R: 0 E: 0 K: 1 S: 7	H: 2 LOB: 2 BB: 0 P: 7	R: 0 E: 0 K: 0 S: 3	H: 1 LOB: 0 BB: 0 P: 3	R: 2 E: 0 K: 1 S: 7	H: 2 LOB: 0 BB: 0 P: 7	R: 0 E: 0 K: 1 S: 5	H: 0 LOB: 0 BB: 0 P: 5	R: 0 E: 0 K: 0 S: 3	H: 0 LOB: 0 BB: 0 P: 3	R: 0 E: 0 K: 0 S: 6	H: 3 LOB: 1 BB: 0 P: 6	R: 0 E: 0 K: 1 S: 6	H: 1 LOB: 1 BB: 0 P: 6	1B: 8 2B: 0 3B: 0 HR: 1	SF: 0 SAC: 0 DP: 1 HBP: 0	WP: 0 PB: 0 SB: 0 CS: 0	PA: 35																
<b>PITCHER</b>	IP	WLS	BF	H	R	ER	SO	BB	IBB	HBP	BLK	WP	HR	S	P	ERA	WHIP	<b>PITCHER</b>		IP	WLS	BF	H	R	ER	SO	BB	IBB	HBP	BLK	WP	HR	S	P	ERA	WHIP
Reggie Cleveland, R ERA: 4.85 (1, 1)	8.0	W	32	9	4	4	5	0	0	0	0	0	1	42	42	4.50	1.125			1.0	S	3	0	0	0	1	0	0	0	0	0	0	5	5	0.00	0.000
Jim Willoughby, R ERA: 2.75 (9, 1)																																				

Batter	1	2	3	4	5	6	7	8	9	AB	R	H	RBI	BB	SO	LOB	BOTTOM																			
Bernie Carbo, L OBP: 0.417, SLG: 0.524 ERA: 4.85 (1, 9)	HR		2B		P7			G3		4	2	2	0	1	0	3	<b>Detroit Tigers @ Boston Red Sox</b> Fenway Park, Boston, MA Sun Aug 03 1975, 3:33 AM EDT Att: 23,575 - Unknown - 83 F																			
Rick Miller, L OBP: 0.351, SLG: 0.272 (9, 9)	HR		BB				SH3-4 1B			0	0	0	0	0	0	0																				
Denny Doyle, L OBP: 0.316, SLG: 0.403 (1, 4)	HR		F7		F7		SH3-4			4	1	2	3	0	0	1																				
Carl Yastrzemski, L OBP: 0.385, SLG: 0.447 (1, 3)	4-3		K		F8		BB IBB	K		4	0	0	0	1	2	2																				
Fred Lynn, L OBP: 0.407, SLG: 0.603 (1, 8)	2B		1B		F9		BB			3	0	2	1	1	0	0																				
Jim Rice, R OBP: 0.340, SLG: 0.509 (1, 7)	L7-4 1-3 2B		K				F8	F3		4	0	1	0	0	1	4																				
Carlton Fisk, R OBP: 0.403, SLG: 0.482 (1, 2)	L7-4 2-3 2B			K			G3 2B	F4		4	0	1	0	0	1	5																				
Cecil Cooper, L OBP: 0.377, SLG: 0.613 (1, 10)		G6-4-3 1B		1B			G3	HR		4	1	3	1	0	0	1																				
Rico Petrocelli, R OBP: 0.327, SLG: 0.337 (1, 5)		G6-4-3		1B			6-3	5-3		4	0	1	0	0	0	2																				
Rick Burleson, R OBP: 0.324, SLG: 0.353 (1, 6)		5-3		FC5-2-6 1B				G3 1B BB		3	2	1	1	1	0	2																				
<b>Inning Stats</b>	R: 2 E: 0 K: 0 S: 6	H: 4 LOB: 1 BB: 0 P: 6	R: 0 E: 0 K: 0 S: 3	H: 1 LOB: 0 BB: 0 P: 3	R: 1 E: 0 K: 2 S: 8	H: 1 LOB: 1 BB: 1 P: 12	R: 0 E: 0 K: 1 S: 7	H: 2 LOB: 2 BB: 0 P: 7	R: 0 E: 0 K: 0 S: 3	H: 0 LOB: 0 BB: 0 P: 3	R: 0 E: 0 K: 0 S: 4	H: 1 LOB: 1 BB: 0 P: 4	R: 1 E: 0 K: 0 S: 5	H: 2 LOB: 3 BB: 2 P: 13	R: 2 E: 0 K: 1 S: 7	H: 2 LOB: 1 BB: 1 P: 11	1B: 5 2B: 6 3B: 0 HR: 3	SF: 0 SAC: 1 DP: 2 HBP: 0	WP: 0 PB: 0 SB: 0 CS: 0	PA: 39																
<b>PITCHER</b>	IP	WLS	BF	H	R	ER	SO	BB	IBB	HBP	BLK	WP	HR	S	P	ERA	WHIP	<b>PITCHER</b>		IP	WLS	BF	H	R	ER	SO	BB	IBB	HBP	BLK	WP	HR	S	P	ERA	WHIP
Joe Coleman, R ERA: 5.81 (1, 1)	6.0	L	28	11	4	4	3	1	0	0	0	0	2	33	37	6.00	2.000			2.0	L	11	2	2	2	1	2	1	0	0	0	1	10	22	9.00	2.000
Tom Walker, R ERA: 4.75 (7, 1)																																				



Batter	1	2	3	4	5	6	7	8	9	AB	R	H	RBI	BB	SO	LOB	TOP										
Art James, L OBP: 0.244, SLG: 0.275 (1, 8)	F9		FC4-2-5-1 1B		1B 2B	F7			1-3	5	1	2	1	0	0	2	<b>Detroit Tigers @ Cleveland Indians</b> Cleveland Municipal Stadium, Cleveland, OH Mon Aug 04 1975, 7:05 PM EDT Att: 11,240 - Unknown										
Billy Baldwin, L OBP: 0.231, SLG: 0.308 (1, 9)	F9		FC4-2-5-1		F6	4-3			1B 2B	5	1	1	0	0	0	6											
Ben Ogilvie, L OBP: 0.314, SLG: 0.432 (1, 7)	F8		L5		1B				K	5	0	1	2	0	1	3											
Willie Horton, R OBP: 0.318, SLG: 0.443 (1, 10)		5-3		F9	K				F3	5	0	1	1	0	1	1											
Bill Freehan, R OBP: 0.312, SLG: 0.417 (1, 2)		HBP		1-3	BB				F3	3	0	0	0	1	0	1											
Jack Pierce, L OBP: 0.324, SLG: 0.442 (1, 3)	K			BB	G3				1B BB	2	0	0	0	2	1	3											
Aurelio Rodriguez, R OBP: 0.279, SLG: 0.384 (1, 5)	F7			5-3		F8			F5	4	0	0	0	0	0	3											
John Knox, L OBP: 0.313, SLG: 0.250 (1, 4)			4-3		BB 2B	1B			G4-3 1B	4	1	3	0	0	0	0											
Gene Michael, S OBP: 0.252, SLG: 0.289 (1, 6)					BB 2B	1B			G4-3	1	1	1	0	1	0	0											
Gates Brown, L OBP: 0.296, SLG: 0.143 (6, PH)			1B		BB 2B	1B			G4-3	0	0	0	0	1	0	0											
Ron LeFlore, R OBP: 0.314, SLG: 0.378 (6, PR)			FC4-2-5-1 1B		1-2 1B	BB			1-2	0	0	0	0	0	0	0											
Tom Verzyer, R OBP: 0.271, SLG: 0.287 (6, 6)					1-2 BB	BB			1-2	1	0	0	0	0	0	2											
<b>Inning Stats</b>	R: 0 E: 0 K: 0 S: 3	H: 0 LOB: 0 BB: 0 P: 3	R: 0 E: 0 K: 1 S: 5	H: 0 LOB: 1 BB: 0 P: 6	R: 0 E: 0 K: 0 S: 5	H: 2 LOB: 2 BB: 0 P: 5	R: 0 E: 0 K: 0 S: 3	H: 0 LOB: 1 BB: 1 P: 7	R: 3 E: 0 K: 1 S: 8	H: 3 LOB: 2 BB: 2 P: 16	R: 0 E: 0 K: 0 S: 4	H: 1 LOB: 2 BB: 1 P: 8	R: 0 E: 0 K: 0 S: 3	H: 0 LOB: 0 BB: 0 P: 3	R: 0 E: 0 K: 0 S: 3	H: 1 LOB: 1 BB: 1 P: 7	R: 1 E: 0 K: 1 S: 7	H: 2 LOB: 1 BB: 0 P: 7	1B: 7 2B: 2 3B: 0 HR: 0	SF: 0 SAC: 0 DP: 1 HBP: 1	WP: 0 PB: 0 SB: 0 CS: 0	PA: 41					
<b>PITCHER</b>	IP	WLS	BF	H	R	ER	SO	BB	IBB	HBP	BLK	WP	HR	S	P	ERA	WHIP										
Dennis Eckersley, R ERA: 2.33 (1, 1)	5.1	W	27	6	3	3	2	4	0	1	0	0	0	26	43	5.06	1.875										
Jim Bibby, R ERA: 4.65 (6, 1)	3.1		13	3	1	1	1	1	0	0	0	0	0	14	18	2.70	1.200										
Jackie Brown, R ERA: 4.83 (9, 1)	0.1	S	1	0	0	0	0	0	0	0	0	0	0	1	1	0.00	0.000										

AB	35
R	4
H	9
RBI	4
BB	5
SO	3
LOB	21



Batter	1	2	3	4	5	6	7	8	9	AB	R	H	RBI	BB	SO	LOB	BOTTOM										
Rick Manning, L OBP: 0.354, SLG: 0.377 (1, 8)	6-3		1-3		1B 2B	K			1-3	4	1	0	0	1	1	1	<b>Detroit Tigers @ Cleveland Indians</b> Cleveland Municipal Stadium, Cleveland, OH Mon Aug 04 1975, 7:05 PM EDT Att: 11,240 - Unknown										
Oscar Gamble, L OBP: 0.345, SLG: 0.419 (1, 7)	G5-4-3 1B		G3		2B 1B				F8	5	1	2	0	0	0	1											
Frank Robinson, R OBP: 0.395, SLG: 0.545 (1, 10)	G5-4-3				1B 2B				L7	4	1	2	1	0	0	1											
Rico Carty, R OBP: 0.385, SLG: 0.510 (1, 3)		HR	F9		FC6-4 1B				1B	2	1	1	0	2	0	1											
Charlie Spikes, R OBP: 0.286, SLG: 0.359 (1, 9)		HR		F2	FC6-4 1B				1B	4	1	3	4	0	0	0											
Buddy Bell, R OBP: 0.301, SLG: 0.360 (1, 5)	G3			F8	FC6-4				6-3	4	0	1	0	0	0	4											
John Ellis, R OBP: 0.262, SLG: 0.344 (1, 2)	F9			F8	5-3				SH1-4 1B	4	1	1	0	0	0	3											
Jack Brohamer, L OBP: 0.292, SLG: 0.366 (1, 4)				F8		F6			SH1-4	3	0	1	0	0	0	1											
Frank Duffy, R OBP: 0.262, SLG: 0.277 (1, 6)	6-3				F9	K			1-3	4	0	1	1	0	1	1											
<b>Inning Stats</b>	R: 0 E: 0 K: 0 S: 3	H: 1 LOB: 0 BB: 0 P: 3	R: 2 E: 0 K: 0 S: 5	H: 2 LOB: 1 BB: 1 P: 9	R: 0 E: 0 K: 0 S: 4	H: 1 LOB: 1 BB: 0 P: 4	R: 0 E: 0 K: 0 S: 4	H: 1 LOB: 1 BB: 0 P: 4	R: 3 E: 0 K: 0 S: 6	H: 3 LOB: 2 BB: 2 P: 14	R: 0 E: 0 K: 2 S: 7	H: 0 LOB: 0 BB: 0 P: 7	R: 0 E: 0 K: 0 S: 5	H: 2 LOB: 2 BB: 0 P: 5	R: 1 E: 0 K: 0 S: 5	H: 2 LOB: 1 BB: 0 P: 5		1B: 9 2B: 2 3B: 0 HR: 1	SF: 0 SAC: 1 DP: 1 HBP: 0	WP: 0 PB: 0 SB: 0 CS: 0	PA: 38						
<b>PITCHER</b>	IP	WLS	BF	H	R	ER	SO	BB	IBB	HBP	BLK	WP	HR	S	P	ERA	WHIP										
Mickey Lolich, L ERA: 3.48 (1, 1)	8.0	L	38	12	6	6	2	2	1	0	0	0	1	39	51	6.75	1.750										

AB	34
R	6
H	12
RBI	6
BB	3
SO	2
LOB	13





Batter	1	2	3	4	5	6	7	8	9	AB	R	H	RBI	BB	SO	LOB	TOP								
Ron LeFlore, R OBP: 0.315, SLG: 0.386 (1, 8)										5	1	2	1	0	1	2	<b>Detroit Tigers @ Cleveland Indians</b> Cleveland Municipal Stadium, Cleveland, OH Tue Aug 05 1975, 7:05 PM EDT Att: 5,442 - Unknown								
Gary Sutherland, R OBP: 0.321, SLG: 0.330 (1, 4)									5	0	1	0	0	0	1										
Ben Oglvie, L OBP: 0.317, SLG: 0.428 (1, 7)									4	0	1	0	1	0	1										
Willie Horton, R OBP: 0.320, SLG: 0.443 Leon Roberts, R OBP: 0.325, SLG: 0.409 (9, PH)									4	0	2	0	0	0	0										
Bill Freehan, R OBP: 0.314, SLG: 0.416 (1, 2)									3	1	1	0	1	0	1										
Jack Pierce, L OBP: 0.326, SLG: 0.446 (1, 3)									3	1	1	0	1	0	3										
Billy Baldwin, L OBP: 0.353, SLG: 0.588 (1, 9)									4	1	3	1	0	1	2										
Aurelio Rodriguez, R OBP: 0.278, SLG: 0.381 (1, 5)									3	0	0	0	1	0	3										
Tom Verzyer, R OBP: 0.271, SLG: 0.286 (1, 6)								4	0	1	2	0	0	3											
<b>Inning Stats</b>	R: 0 E: 0 K: 0 S: 5	H: 3 LOB: 3 BB: 1 P: 9	R: 0 E: 0 K: 0 S: 3	H: 1 LOB: 0 BB: 0 P: 3	R: 1 E: 0 K: 0 S: 5	H: 2 LOB: 1 BB: 0 P: 5	R: 1 E: 0 K: 0 S: 4	H: 1 LOB: 0 BB: 0 P: 4	R: 0 E: 0 K: 0 S: 3	H: 0 LOB: 0 BB: 0 P: 3	R: 2 E: 0 K: 1 S: 8	H: 3 LOB: 2 BB: 1 P: 12	R: 0 E: 0 K: 0 S: 3	H: 1 LOB: 0 BB: 0 P: 3	R: 0 E: 0 K: 0 S: 4	H: 1 LOB: 1 BB: 1 P: 8	R: 0 E: 0 K: 1 S: 5	H: 0 LOB: 1 BB: 1 P: 9	1B: 9 2B: 2 3B: 0 HR: 2	SF: 0 SAC: 0 DP: 2 HBP: 0	WP: 0 PB: 0 SB: 0 CS: 1	PA: 40			
<b>PITCHER</b>	IP	WLS	BF	H	R	ER	SO	BB	IBB	HBP	BLK	WP	HR	S	P	ERA	WHIP								
Eric Raich, R ERA: 4.9 (1, 1)	5.1	W	24	9	4	4	0	1	0	0	0	0	2	23	27	6.75	1.875								
Jackie Brown, R ERA: 4.74 (6, 1)	2.0		9	2	0	0	1	2	0	0	0	0	0	9	17	0.00	2.000								
Rick Walts, L ERA: 0.93 (8, 1)	1.2	S	7	1	0	0	1	1	0	0	0	0	0	8	12	0.00	1.200								

Batter	1	2	3	4	5	6	7	8	9	AB	R	H	RBI	BB	SO	LOB	BOTTOM								
Rick Manning, L OBP: 0.361, SLG: 0.380 (1, 8)									3	3	2	0	2	0	1	<b>Detroit Tigers @ Cleveland Indians</b> Cleveland Municipal Stadium, Cleveland, OH Tue Aug 05 1975, 7:05 PM EDT Att: 5,442 - Unknown									
Buddy Bell, R OBP: 0.303, SLG: 0.361 (1, 5)									4	1	2	0	0	2	3										
Oscar Gamble, L OBP: 0.350, SLG: 0.418 (1, 7)									3	3	1	0	2	0	3										
Boog Powell, L OBP: 0.378, SLG: 0.513 (1, 3)									4	1	1	1	1	1	5										
Rico Carty, R OBP: 0.389, SLG: 0.512 (1, 10)									3	0	2	4	1	1	0										
Charlie Spikes, R OBP: 0.288, SLG: 0.358 (1, 9)									4	0	1	1	1	0	3										
John Ellis, R OBP: 0.262, SLG: 0.342 (1, 2)									4	0	1	1	0	0	3										
Jack Brohamer, L OBP: 0.296, SLG: 0.369 (1, 4)								4	0	2	0	0	0	2											
Frank Duffy, R OBP: 0.262, SLG: 0.275 (1, 6)								3	0	0	0	1	1	2											
<b>Inning Stats</b>	R: 3 E: 0 K: 0 S: 7	H: 4 LOB: 2 BB: 1 P: 11	R: 2 E: 0 K: 0 S: 5	H: 3 LOB: 3 BB: 3 P: 17	R: 0 E: 0 K: 1 S: 7	H: 2 LOB: 2 BB: 0 P: 7	R: 0 E: 0 K: 2 S: 7	H: 0 LOB: 0 BB: 0 P: 7	R: 0 E: 0 K: 0 S: 3	H: 0 LOB: 0 BB: 0 P: 3	R: 1 E: 0 K: 0 S: 4	H: 1 LOB: 2 BB: 2 P: 12	R: 0 E: 0 K: 1 S: 5	H: 1 LOB: 1 BB: 2 P: 5	R: 2 E: 1 K: 1 S: 6	H: 1 LOB: 1 BB: 2 P: 14	R: 0 E: 0 K: 1 S: 5	H: 0 LOB: 1 BB: 1 P: 9	1B: 12 2B: 0 3B: 0 HR: 0	SF: 1 SAC: 1 DP: 0 HBP: 0	WP: 1 PB: 0 SB: 1 CS: 1	PA: 42			
<b>PITCHER</b>	IP	WLS	BF	H	R	ER	SO	BB	IBB	HBP	BLK	WP	HR	S	P	ERA	WHIP								
Ray Bare, R ERA: 4.28 (1, 1)	1.2	L	14	7	5	5	0	3	0	0	0	0	0	11	23	27.00	6.000								
Fernando Arroyo, R ERA: 4.56 (2, 1)	4.0		18	3	1	1	3	3	0	0	0	1	0	21	33	2.25	1.500								
Gene Pentz, R ERA: 3.38 (6, 1)	2.1		10	2	2	1	2	2	0	0	0	0	0	12	20	3.86	1.714								



Batter	1	2	3	4	5	6	7	8	9	AB	R	H	RBI	BB	SO	LOB	TOP					
Ken Singleton, S OBP: 0.420, SLG: 0.452 (1, 9)			F6	G3					F8	5	0	1	0	0	1	1						
Bobby Grich, R OBP: 0.396, SLG: 0.414 (1, 4)			FC6-4 1B							4	0	2	1	0	2	1						
Tommy Davis, R OBP: 0.318, SLG: 0.368 (1, 10)			FC6-4 2B							4	1	1	0	0	1	3						
Lee May, R OBP: 0.312, SLG: 0.456 Tony Muser, L OBP: 0.327, SLG: 0.295 (1, 3) (8, 3)	F8									4	1	1	1	0	0	2						
Jim Northrup, L OBP: 0.352, SLG: 0.460 Paul Blair, R OBP: 0.247, SLG: 0.260 (1, 8) (8, 8)										3	0	1	1	1	0	0						
Don Baylor, R OBP: 0.363, SLG: 0.500 (1, 7)										3	1	2	0	1	0	1						
Brooks Robinson, R OBP: 0.284, SLG: 0.285 (1, 5)										4	0	1	1	0	0	3						
Dave Duncan, R OBP: 0.246, SLG: 0.320 (1, 2)										4	0	0	0	0	1	1						
Tim Nordbrook, R OBP: 0.229, SLG: 0.069 Al Bumbry, L OBP: 0.322, SLG: 0.375 Mark Belanger, R OBP: 0.266, SLG: 0.247 (1, 6) (9, PH) (9, 6)										3	1	0	0	0	0	1						
<b>Inning Stats</b>	R: 0 E: 0 K: 2 S: 8	H: 1 LOB: 1 BB: 0 P: 8	R: 1 E: 1 K: 1 S: 7	H: 2 LOB: 1 BB: 0 P: 7	R: 2 E: 0 K: 0 S: 6	H: 3 LOB: 2 BB: 1 P: 10	R: 1 E: 1 K: 1 S: 7	H: 1 LOB: 1 BB: 0 P: 7	R: 0 E: 0 K: 0 S: 2	H: 0 LOB: 0 BB: 1 P: 6	R: 0 E: 0 K: 0 S: 3	H: 0 LOB: 0 BB: 0 P: 3	R: 0 E: 0 K: 1 S: 6	H: 1 LOB: 1 BB: 0 P: 6	R: 0 E: 0 K: 0 S: 3	H: 1 LOB: 0 BB: 0 P: 3	R: 0 E: 0 K: 1 S: 5	H: 0 LOB: 0 BB: 0 P: 5	1B: 7 2B: 3 3B: 0 HR: 0	SF: 0 SAC: 0 DP: 1 HBP: 0	WP: 1 PB: 0 SB: 0 CS: 1	PA: 37
<b>PITCHER</b> Lerin LaGrow, R ERA: 4.07 (1, 1)	IP: 9.0 WLS: L BF: 37	H: 9 R: 4 ER: 2 SO: 6	BB: 2 IBB: 0 HBP: 0 BLK: 0	WP: 1 HR: 0 S: 47 P: 55	ERA: 2.00 WHIP: 1.222	<b>PITCHER</b> IP: WLS: BF: H: R: ER: SO: BB: IBB: HBP: BLK: WP: HR: S: P: ERA: WHIP																

Baltimore Orioles @ Detroit Tigers  
Tiger Stadium, Detroit, MI  
Wed Aug 06 1975, 7:05 PM EDT  
Unknown

AB 35  
R 4  
H 9  
RBI 4  
BB 2  
SO 6  
LOB 13



Batter	1	2	3	4	5	6	7	8	9	AB	R	H	RBI	BB	SO	LOB	BOTTOM					
Ron LeFlore, R OBP: 0.315, SLG: 0.384 (1, 8)	F8		FC6-4 1B							4	1	1	0	0	0	2						
Billy Baldwin, L OBP: 0.333, SLG: 0.571 (1, 9)	G3		F4							4	0	1	1	0	0	2						
Ben Oglivie, L OBP: 0.315, SLG: 0.423 (1, 7)	F7									4	0	1	0	0	1	1						
Willie Horton, R OBP: 0.317, SLG: 0.439 (1, 10)										4	0	0	0	0	2	2						
Bill Freehan, R OBP: 0.313, SLG: 0.412 (1, 2)										3	0	0	0	1	1	1						
Dan Meyer, L OBP: 0.310, SLG: 0.385 (1, 3)										4	1	1	1	0	0	1						
John Knox, L OBP: 0.314, SLG: 0.277 (1, 4)										3	0	1	0	0	0	0						
Aurelio Rodriguez, R OBP: 0.279, SLG: 0.380 (1, 5)										3	0	1	0	0	0	1						
Tom Veryzer, R OBP: 0.271, SLG: 0.287 (1, 6)										3	0	1	0	0	0	1						
<b>Inning Stats</b>	R: 0 E: 0 K: 0 S: 3	H: 0 LOB: 0 BB: 0 P: 3	R: 0 E: 0 K: 1 S: 4	H: 0 LOB: 0 BB: 1 P: 8	R: 0 E: 0 K: 0 S: 5	H: 2 LOB: 2 BB: 0 P: 5	R: 0 E: 0 K: 1 S: 5	H: 1 LOB: 0 BB: 0 P: 5	R: 0 E: 0 K: 0 S: 4	H: 1 LOB: 1 BB: 0 P: 4	R: 1 E: 0 K: 1 S: 7	H: 2 LOB: 1 BB: 0 P: 7	R: 1 E: 0 K: 0 S: 4	H: 1 LOB: 0 BB: 0 P: 4	R: 0 E: 0 K: 1 S: 5	H: 0 LOB: 0 BB: 0 P: 5	R: 0 E: 0 K: 0 S: 3	H: 0 LOB: 0 BB: 0 P: 3	1B: 4 2B: 2 3B: 0 HR: 1	SF: 0 SAC: 0 DP: 2 HBP: 0	WP: 1 PB: 0 SB: 0 CS: 0	PA: 33
<b>PITCHER</b> Mike Torrez, R ERA: 3.06 Wayne Garland, R ERA: 3.49 (1, 1) (7, 1)	IP: 6.1 WLS: W BF: 25	H: 7 R: 2 ER: 1 SO: 3	BB: 1 IBB: 0 HBP: 0 BLK: 0	WP: 0 HR: 1 S: 30 P: 34	ERA: 1.42 WHIP: 1.263	<b>PITCHER</b> IP: WLS: BF: H: R: ER: SO: BB: IBB: HBP: BLK: WP: HR: S: P: ERA: WHIP																

Baltimore Orioles @ Detroit Tigers  
Tiger Stadium, Detroit, MI  
Wed Aug 06 1975, 7:05 PM EDT  
Unknown

AB 32  
R 2  
H 7  
RBI 2  
BB 1  
SO 4  
LOB 11





Batter	1	2	3	4	5	6	7	8	9	AB	R	H	RBI	BB	SO	LOB	TOP								
<b>Al Bumby, L</b> OBP: 0.323, SLG: 0.375 (1, 7)	0-0 5-3		0-0 6-3 1B		0-0 F8	0-0 2B 1B		0-3 K		5	1	2	1	0	1	1	<b>Baltimore Orioles @ Detroit Tigers</b> Tiger Stadium, Detroit, MI Wed Aug 06 1975, 7:05 PM EDT Att: 15,500 - Unknown								
<b>Paul Blair, R</b> OBP: 0.243, SLG: 0.255 (1, 8)	0-0 6-3		0-0 6-3		0-0 5-3	0-0 F8		0-0 6-3		5	0	0	0	0	0	3									
<b>Tommy Davis, R</b> OBP: 0.319, SLG: 0.371 (1, 10)	0-0 5-3		0-0 5-3		0-0	0-0			0-0 6-3	5	0	2	2	0	0	1									
<b>Lee May, R</b> OBP: 0.312, SLG: 0.454 (1, 3)		0-0 3-1		0-0	0-3 K	0-0 5-3			0-0 4-3	4	1	1	0	0	1	2									
<b>Tony Muser, L</b> OBP: 0.325, SLG: 0.293 (6, 3)				0-0 3B 1B						1	0	0	0	0	0	0									
<b>Don Baylor, R</b> OBP: 0.369, SLG: 0.515 (1, 9)		0-0		0-0 1B 3B		0-0 2B 2B			0-3 K	4	2	4	1	0	0	0									
<b>Ken Singleton, S</b> OBP: 0.419, SLG: 0.450 (7, 9)		0-0		0-0 1B 3B		0-0 2B 2B			0-3 K	1	0	0	0	0	1	0									
<b>Bobby Grich, R</b> OBP: 0.395, SLG: 0.412 (1, 4)		0-0		0-0 1B		0-0 F8			0-3 K	4	0	1	1	0	1	3									
<b>Doug DeCinces, R</b> OBP: 0.308, SLG: 0.427 (1, 5)		1-0		0-0 G6-4-3 1B		0-0 3B 2B			0-3 K	3	1	1	1	0	1	2									
<b>Eliot Hendricks, L</b> OBP: 0.333, SLG: 0.380 (1, 2)		0-0		0-0 K		0-0 SH 3B			0-0 F4	4	1	1	1	0	1	3									
<b>Mark Belanger, R</b> OBP: 0.264, SLG: 0.245 (1, 6)			0-0 6-3		0-0 E3 1B	0-0 SH 1B		0-3 K		3	2	0	1	0	1	0									
<b>Inning Stats</b>	R: 0 E: 0 K: 0 S: 3	H: 0 LOB: 0 BB: 0 P: 3	R: 0 E: 0 K: 0 S: 4	H: 1 LOB: 2 BB: 0 P: 5	R: 0 E: 0 K: 0 S: 4	H: 1 LOB: 1 BB: 0 P: 4	R: 2 E: 0 K: 1 S: 7	H: 3 LOB: 0 BB: 0 P: 7	R: 1 E: 1 K: 1 S: 7	H: 1 LOB: 1 BB: 0 P: 7	R: 5 E: 1 K: 0 S: 9	H: 5 LOB: 1 BB: 0 P: 9	R: 0 E: 0 K: 2 S: 8	H: 1 LOB: 1 BB: 0 P: 8	R: 0 E: 0 K: 2 S: 7	H: 0 LOB: 0 BB: 0 P: 7	R: 0 E: 0 K: 1 S: 5	H: 0 LOB: 0 BB: 0 P: 5	1B: 7 2B: 3 3B: 2 HR: 0	SF: 0 SAC: 1 DP: 1 HBP: 1	WP: 0 PB: 0 SB: 4 CS: 0	PA: 41			
<b>PITCHER</b>	IP	WLS	BF	H	R	ER	SO	BB	IBB	HBP	BLK	WP	HR	S	P	ERA	WHIP								
<b>Dave Lemanczyk, R</b> ERA: 5.03 (1, 1)	5.1	L	25	8	5	4	2	0	0	1	0	0	0	28	29	6.75	1.500								
<b>Tom Walker, R</b> ERA: 4.85 (6, 1)	0.0		3	2	2	1	0	0	0	0	0	0	0	3	3	∞	∞								
<b>Bob Reynolds, R</b> ERA: 4.86 (6, 1)	3.2		13	2	1	0	5	0	0	0	0	0	0	23	23	0.00	0.545								

AB	39
R	8
H	12
RBI	8
BB	0
SO	7
LOB	15



Batter	1	2	3	4	5	6	7	8	9	AB	R	H	RBI	BB	SO	LOB	BOTTOM								
<b>Ron LeFlore, R</b> OBP: 0.313, SLG: 0.382 (1, 8)	0-3 K2-3		0-3 K		0-0	0-0 G5-4-3 1B		0-0 1-3		5	0	1	0	0	3	2	<b>Baltimore Orioles @ Detroit Tigers</b> Tiger Stadium, Detroit, MI Wed Aug 06 1975, 7:05 PM EDT Att: 15,500 - Unknown								
<b>Gary Sutherland, R</b> OBP: 0.320, SLG: 0.329 (1, 4)	0-0 FC5-4 1B		0-0 F7		0-0 G5-4-3		0-0 F6			4	0	1	0	0	0	1									
<b>Ben Oglivie, L</b> OBP: 0.314, SLG: 0.419 (1, 7)	0-0 E9 FC5-4		0-3 K		0-0	0-0 1B 1B		0-0 G3		4	1	1	0	0	1	1									
<b>Willie Horton, R</b> OBP: 0.316, SLG: 0.440 (1, 10)	0-0 FC5-4 FC4-8		0-0		0-0	0-0 1B 1B		0-3 K		4	0	1	0	0	1	3									
<b>Leon Roberts, R</b> OBP: 0.324, SLG: 0.407 (1, 9)	0-0 FC4-6		0-0 6-3		0-0	0-0 1B 1B		0-0 F9		4	1	1	0	0	0	3									
<b>Aurelio Rodriguez, R</b> OBP: 0.284, SLG: 0.385 (1, 5)		0-0		0-0 FC1-4 1B		0-0 1B 1B		0-0 1B		4	0	3	1	0	0	0									
<b>Jack Pierce, L</b> OBP: 0.332, SLG: 0.444 (1, 3)		0-0		0-0 F9		0-0 G6-4-3 BB		0-3 K		3	0	1	1	1	1	2									
<b>John Wockenfuss, R</b> OBP: 0.304, SLG: 0.441 (1, 2)		0-0		0-0 FC1-4 1B		0-0 G6-4-3		0-3 K		4	0	1	0	0	1	3									
<b>Tom Veryzer, R</b> OBP: 0.268, SLG: 0.282 (1, 6)		0-0		0-0 FC1-4		0-0 F4		0-3 K		4	0	0	0	0	2	4									
<b>Inning Stats</b>	R: 0 E: 1 K: 1 S: 7	H: 1 LOB: 2 BB: 0 P: 7	R: 0 E: 0 K: 1 S: 7	H: 2 LOB: 2 BB: 0 P: 7	R: 0 E: 0 K: 1 S: 6	H: 1 LOB: 1 BB: 0 P: 6	R: 0 E: 0 K: 0 S: 2	H: 0 LOB: 0 BB: 1 P: 6	R: 0 E: 0 K: 0 S: 3	H: 1 LOB: 0 BB: 0 P: 3	R: 2 E: 0 K: 2 S: 11	H: 4 LOB: 2 BB: 0 P: 11	R: 0 E: 0 K: 0 S: 3	H: 0 LOB: 0 BB: 0 P: 3	R: 0 E: 0 K: 2 S: 8	H: 1 LOB: 1 BB: 0 P: 8		R: 0 E: 0 K: 2 S: 7	H: 0 LOB: 0 BB: 0 P: 7	1B: 9 2B: 1 3B: 0 HR: 0	SF: 0 SAC: 0 DP: 2 HBP: 0	WP: 0 PB: 0 SB: 0 CS: 0	PA: 37		
<b>PITCHER</b>	IP	WLS	BF	H	R	ER	SO	BB	IBB	HBP	BLK	WP	HR	S	P	ERA	WHIP								
<b>Ross Grimsley, L</b> ERA: 3.8 (1, 1)	5.1	W	25	9	2	2	3	1	0	0	0	0	0	30	34	3.38	1.875								
<b>Dyar Miller, R</b> ERA: 2.22 (6, 1)	3.2	S	12	1	0	0	6	0	0	0	0	0	0	24	24	0.00	0.273								





Batter	1	2	3	4	5	6	7	8	9	10	AB	R	H	RBI	BB	SO	LOB	TOP	
Ken Singleton, S OBP: 0.417, SLG: 0.447 (1, 9)											5	0	1	0	0	1	2		
Bobby Grich, R OBP: 0.400, SLG: 0.416 (1, 4)											4	1	3	0	1	1	1		
Tommy Davis, R OBP: 0.311, SLG: 0.375 Al Bumby, L OBP: 0.323, SLG: 0.375 (1, 10) (10, PR)											5	1	3	0	0	1	2		
Lee May, R OBP: 0.311, SLG: 0.450 Tony Muser, L OBP: 0.323, SLG: 0.291 (1, 3) (9, 3)											3	1	0	0	1	0	3		
Jim Northrup, L OBP: 0.350, SLG: 0.455 Paul Blair, R OBP: 0.243, SLG: 0.254 (1, 8) (8, 8)											4	1	1	1	0	0	1		
Don Baylor, R OBP: 0.370, SLG: 0.516 (1, 7)											5	1	2	2	0	0	0		
Brooks Robinson, R OBP: 0.282, SLG: 0.284 (1, 5)											5	1	2	2	0	0	0		
Eliud Hendricks, L OBP: 0.331, SLG: 0.371 (1, 2)											3	0	0	0	1	0	0		
Mark Belanger, R OBP: 0.264, SLG: 0.245 (1, 6)											4	0	1	2	0	0	0		
<b>Inning Stats</b>	R: 0 E: 0 K: 1 S: 6	H: 2 LOB: 1 BB: 0 P: 6	R: 0 E: 0 K: 0 S: 3	H: 0 LOB: 0 BB: 0 P: 3	R: 0 E: 0 K: 0 S: 3	H: 0 LOB: 0 BB: 0 P: 3	R: 6 E: 0 K: 0 S: 9	H: 6 LOB: 2 BB: 2 P: 17	R: 0 E: 0 K: 1 S: 4	H: 0 LOB: 0 BB: 1 P: 8	R: 0 E: 0 K: 0 S: 3	H: 0 LOB: 0 BB: 0 P: 3	R: 0 E: 0 K: 1 S: 5	H: 0 LOB: 0 BB: 0 P: 5	R: 1 E: 0 K: 1 S: 8	H: 3 LOB: 3 BB: 0 P: 8	1B: 11 2B: 1 3B: 0 HR: 0	SF: 0 SAC: 0 DP: 1 HBP: 0	WP: 1 PA: 43
<b>PITCHER</b>	IP 5.2	WLS 25	BF 8	H 6	R 6	ER 6	SO 1	BB 1	IBB 0	HBP 0	BLK 0	WP 0	HR 0	S 26	P 30	ERA 9.53	WHIP 1.588		
Vern Rühle, R ERA: 3.89 Gene Pentz, R ERA: 2.00 Bob Reynolds, R ERA: 4.97 (1, 1) (6, 1) (10, 1)	L 6	3	1	1	1	1	0	0	0	0	0	1	0	8	8	9.00	3.000		

Baltimore Orioles @ Detroit Tigers  
Tiger Stadium, Detroit, MI  
Thu Aug 07 1975, 7:05 PM EDT  
Att. 11,321 - Unknown

AB	40
R	7
H	12
RBI	7
BB	3
SO	4
LOB	17



Batter	1	2	3	4	5	6	7	8	9	10	AB	R	H	RBI	BB	SO	LOB	BOTTOM					
Ron LeFlore, R OBP: 0.314, SLG: 0.382 (1, 8)											5	1	2	0	0	2							
Gary Sutherland, R OBP: 0.320, SLG: 0.331 (1, 4)											4	1	1	0	0	1							
Dan Meyer, L OBP: 0.309, SLG: 0.381 (1, 3)											5	1	1	0	0	2							
Willie Horton, R OBP: 0.315, SLG: 0.437 (1, 10)											5	1	1	1	0	2	3						
Bill Freehan, R OBP: 0.318, SLG: 0.415 (1, 2)											5	0	3	1	0	0	0						
Aurelio Rodriguez, R OBP: 0.283, SLG: 0.382 (1, 5)											5	1	1	1	0	0	5						
Leon Roberts, R OBP: 0.328, SLG: 0.409 (1, 9)											5	0	3	1	0	0	0						
Ben Oglivie, L OBP: 0.316, SLG: 0.415 (1, 7)											4	0	1	0	1	1	3						
Tom Veryzer, R OBP: 0.265, SLG: 0.280 Gates Brown, L OBP: 0.321, SLG: 0.318 Gene Michael, S OBP: 0.252, SLG: 0.289 Jack Pierce, L OBP: 0.330, SLG: 0.441 (1, 6) (9, PH) (10, 6) (10, PH)											2	0	0	1	0	0	1						
<b>Inning Stats</b>	R: 3 E: 1 K: 0 S: 8	H: 4 LOB: 2 BB: 0 P: 8	R: 0 E: 0 K: 0 S: 3	H: 0 LOB: 0 BB: 0 P: 3	R: 0 E: 0 K: 1 S: 5	H: 0 LOB: 0 BB: 0 P: 5	R: 0 E: 0 K: 0 S: 4	H: 1 LOB: 1 BB: 0 P: 4	R: 0 E: 0 K: 0 S: 4	H: 1 LOB: 1 BB: 1 P: 4	R: 1 E: 1 K: 0 S: 5	H: 2 LOB: 2 BB: 1 P: 9	R: 0 E: 0 K: 0 S: 3	H: 0 LOB: 0 BB: 0 P: 3	R: 0 E: 0 K: 1 S: 6	H: 2 LOB: 1 BB: 0 P: 6	R: 2 E: 0 K: 1 S: 9	H: 4 LOB: 2 BB: 0 P: 9	R: 0 E: 0 K: 0 S: 3	H: 0 LOB: 0 BB: 0 P: 3	1B: 12 2B: 1 3B: 0 HR: 1	SF: 1 SAC: 1 DP: 1 HBP: 0	WP: 0 PA: 45
<b>PITCHER</b>	IP 5.2	WLS 27	BF 4	H 2	R 2	ER 2	SO 1	BB 1	IBB 0	HBP 0	BLK 0	WP 0	HR 0	S 28	P 32	ERA 6.75	WHIP 1.500						
Mike Cuellar, L ERA: 3.91 Wayne Garland, R ERA: 3.64 Grant Jackson, L ERA: 3.79 Dyar Miller, R ERA: 2.1 (1, 1) (6, 1) (9, 1) (9, 1)	W 6	1	0	0	1	0	0	0	0	0	0	0	0	8	8	0.00	0.600						

Baltimore Orioles @ Detroit Tigers  
Tiger Stadium, Detroit, MI  
Thu Aug 07 1975, 7:05 PM EDT  
Att. 11,321 - Unknown

AB	42
R	6
H	14
RBI	6
BB	1
SO	3
LOB	17





Batter	1	2	3	4	5	6	7	8	9	AB	R	H	RBI	BB	SO	LOB	TOP		
<b>Lyman Bostock, L</b> OBP: 0.322, SLG: 0.342 (1, 9)	6-3	1B		L6			6-3		1B	5	0	2	1	0	0	2			
<b>Dan Ford, R</b> OBP: 0.318, SLG: 0.433 (1, 8)	1B	1B			F9		CS		1B	5	1	4	1	0	0	0			
<b>Rod Carew, L</b> OBP: 0.432, SLG: 0.523 (1, 4)	F8	F7			F7		F8		F7	5	0	0	0	0	0	6			
<b>Tony Oliva, L</b> OBP: 0.367, SLG: 0.434 (1, 10)	1B			K					K	4	0	2	0	0	2	0			
<b>Eric Soderholm, R</b> OBP: 0.355, SLG: 0.377 (1, 5)	1B			6-3					K	4	0	1	1	0	2	1			
<b>John Briggs, L</b> OBP: 0.425, SLG: 0.418 (1, 7)	1-3			CS			SH3-4		4-3	2	0	0	0	2	0	2			
<b>Jerry Terrell, R</b> OBP: 0.327, SLG: 0.333 (1, 3)		1B		CS			SH3-4		6-3	3	1	2	0	0	0	0			
<b>Danny Thompson, R</b> OBP: 0.299, SLG: 0.333 (9, PH)				L6					K	3	0	0	0	0	2	3			
<b>Steve Braun, L</b> OBP: 0.376, SLG: 0.415 (9, PH)										1	0	0	0	0	1	0			
<b>Luis Gomez, R</b> OBP: 0.232, SLG: 0.176 (9, 6)										0	0	0	0	0	0	0			
<b>Glenn Borgmann, R</b> OBP: 0.305, SLG: 0.291 (1, 2)		F3					6-3		1B	3	1	1	0	1	0	2			
<b>Inning Stats</b>	R: 1 E: 0 K: 0 S: 6	H: 3 LOB: 2 BB: 0 P: 6	R: 1 E: 1 K: 0 S: 6	H: 3 LOB: 2 BB: 0 P: 6	R: 0 E: 0 K: 1 S: 4	H: 0 LOB: 0 BB: 1 P: 8	R: 0 E: 0 K: 1 S: 5	H: 1 LOB: 1 BB: 1 P: 9	R: 0 E: 0 K: 1 S: 6	H: 0 LOB: 1 BB: 0 P: 9	R: 0 E: 0 K: 2 S: 7	H: 1 LOB: 0 BB: 0 P: 7	R: 0 E: 0 K: 1 S: 8	H: 3 LOB: 3 BB: 0 P: 8	1B: 11 2B: 2 3B: 0 HR: 0	SF: 0 SAC: 1 DP: 1 HBP: 0	WP: 0 PB: 0 SB: 1 CS: 2	PA: 40	
<b>PITCHER</b>	IP	WLS	BF	H	R	ER	SO	BB	IBB	HBP	BLK	WP	HR	S	P	ERA	WHIP		
<b>Joe Coleman, R</b> ERA: 5.66 (1, 1)	8.2	L	38	12	3	3	7	3	0	0	0	0	0	49	61	3.12	1.731		
<b>Fernando Arroyo, R</b> ERA: 4.5 (9, 1)	0.1		1	0	0	0	0	0	0	0	0	0	0	1	1	0.00	0.000		

Minnesota Twins @ Detroit Tigers  
Tiger Stadium, Detroit, MI  
Fri Aug 08 1975, 7:05 PM EDT  
Att: 18,259 - Unknown - 74 F

AB 35  
R 3  
H 12  
RBI 3  
BB 3  
SO 7  
LOB 16



Batter	1	2	3	4	5	6	7	8	9	AB	R	H	RBI	BB	SO	LOB	BOTTOM			
<b>Ron LeFlore, R</b> OBP: 0.313, SLG: 0.380 (1, 8)	6-3		F9		F9		WP		FC4-6	5	0	1	0	0	0	3				
<b>Gary Sutherland, R</b> OBP: 0.321, SLG: 0.332 (1, 4)			5-3				1B			4	0	2	1	0	1	2				
<b>Jack Pierce, L</b> OBP: 0.328, SLG: 0.438 (9, PH)	1B								K	1	0	0	0	0	1	1				
<b>Dan Meyer, L</b> OBP: 0.305, SLG: 0.376 (1, 3)	P4		E4				F7			4	0	0	0	0	0	3				
<b>Willie Horton, R</b> OBP: 0.319, SLG: 0.437 (1, 10)			5-3							2	0	1	0	2	0	2				
<b>Ben Oglivie, L</b> OBP: 0.311, SLG: 0.407 (1, 7)	K				1-3		F9		SH3-4	3	0	0	0	0	1	3				
<b>Billy Baldwin, L</b> OBP: 0.320, SLG: 0.500 (1, 9)					1-3				F8	3	0	0	0	1	0	1				
<b>Aurelio Rodriguez, R</b> OBP: 0.280, SLG: 0.378 (1, 5)			F9		5-3		P6		K	4	0	0	0	0	1	3				
<b>John Wockenfuss, R</b> OBP: 0.295, SLG: 0.427 (1, 2)							L6			3	0	0	0	0	0	0				
<b>John Knox, L</b> OBP: 0.327, SLG: 0.292 (9, PH)									FC4-6	1	0	1	0	0	0	0				
<b>Tom Veryzer, R</b> OBP: 0.272, SLG: 0.286 (1, 6)									FC4-6	2	1	2	0	1	0	0				
<b>Gates Brown, L</b> OBP: 0.310, SLG: 0.304 (9, PH)										1	0	0	0	0	0	1				
<b>Gene Michael, S</b> OBP: 0.252, SLG: 0.289 (9, PR)							WP		FC4-6	0	0	0	0	0	0	0				
<b>Inning Stats</b>	R: 0 E: 0 K: 1 S: 6	H: 1 LOB: 2 BB: 1 P: 10	R: 0 E: 0 K: 0 S: 3	H: 0 LOB: 0 BB: 0 P: 3	R: 0 E: 1 K: 0 S: 4	H: 0 LOB: 2 BB: 1 P: 8	R: 0 E: 0 K: 0 S: 3	H: 0 LOB: 0 BB: 0 P: 3	R: 0 E: 0 K: 1 S: 6	H: 1 LOB: 1 BB: 0 P: 6	R: 0 E: 0 K: 0 S: 3	H: 0 LOB: 2 BB: 2 P: 11	R: 1 E: 0 K: 0 S: 5	H: 3 LOB: 1 BB: 0 P: 5	R: 0 E: 0 K: 1 S: 6	H: 1 LOB: 1 BB: 0 P: 6	1B: 7 2B: 0 3B: 0 HR: 0	SF: 0 SAC: 1 DP: 0 HBP: 0	WP: 1 PB: 0 SB: 0 CS: 0	PA: 38
<b>PITCHER</b>	IP	WLS	BF	H	R	ER	SO	BB	IBB	HBP	BLK	WP	HR	S	P	ERA	WHIP			
<b>Jim Hughes, R</b> ERA: 4.01 (1, 1)	9.0	W	38	7	1	1	4	4	0	0	0	1	0	42	58	1.00	1.222			

Minnesota Twins @ Detroit Tigers  
Tiger Stadium, Detroit, MI  
Fri Aug 08 1975, 7:05 PM EDT  
Att: 18,259 - Unknown - 74 F

AB 33  
R 1  
H 7  
RBI 1  
BB 4  
SO 4  
LOB 19





Batter	1	2	3	4	5	6	7	8	9	AB	R	H	RBI	BB	SO	LOB	TOP			
Jerry Terrell, R OBP: 0.326, SLG: 0.332	F7		K2-3		F8		1-2 1B			4	0	1	0	0	1	0				
Lyman Bostock, L OBP: 0.321, SLG: 0.341	K		F	S	5-3		F8			4	0	1	0	0	1	2				
Dan Ford, R OBP: 0.317, SLG: 0.429	5-3		6-3		CS		CS		5-3	3	0	0	0	1	0	1				
Tony Oliva, L OBP: 0.363, SLG: 0.429		4-3		4-3	CS	6-3		4-3		4	0	0	0	0	0	0				
Eric Soderholm, R OBP: 0.354, SLG: 0.378	F7			1B	2B	F7		K		4	1	1	0	0	1	0				
John Briggs, L OBP: 0.426, SLG: 0.415		1B	BB	1B	BB	F2		F5		2	0	0	0	2	0	0				
Danny Thompson, R OBP: 0.302, SLG: 0.336			F8		F9		F9	FC5-4 1B		4	0	2	0	0	0	2				
Glenn Borgmann, R OBP: 0.307, SLG: 0.291	P5			FC6-4 1B		1B	BB	P6		3	0	1	1	1	0	3				
Luis Gomez, R OBP: 0.217, SLG: 0.164			6-3	FC6-4		K		FC5-4		4	0	0	0	0	1	4				
<b>Inning Stats</b>	R: 0 E: 0 K: 1 S: 5	H: 0 LOB: 0 BB: 0 P: 5	R: 0 E: 0 K: 0 S: 4	H: 1 LOB: 2 BB: 1 P: 8	R: 0 E: 0 K: 1 S: 6	H: 1 LOB: 1 BB: 0 P: 6	R: 1 E: 0 K: 0 S: 5	H: 2 LOB: 2 BB: 1 P: 9	R: 0 E: 0 K: 0 S: 3	H: 0 LOB: 0 BB: 0 P: 3	R: 0 E: 0 K: 1 S: 6	H: 1 LOB: 2 BB: 1 P: 10	R: 0 E: 0 K: 1 S: 5	H: 0 LOB: 0 BB: 0 P: 5	R: 0 E: 0 K: 0 S: 4	H: 1 LOB: 1 BB: 0 P: 4	1B: 5 2B: 1 3B: 0 HR: 0	SF: 0 SAC: 0 DP: 0 HBP: 0	WP: 0 PB: 0 SB: 1 CS: 1	PA: 37
<b>PITCHER</b> Mickey Lolich, L ERA: 3.36	IP: 9.0 WLS: L BF: 36 H: 6 R: 1 ER: 1 SO: 4 BB: 4 IBB: 0 HBP: 0 BLK: 0 WP: 0 HR: 0 S: 40 P: 56 ERA: 1.00 WHIP: 1.111																			

Minnesota Twins @ Detroit Tigers  
Tiger Stadium, Detroit, MI  
Sat Aug 09 1975, 3:33 AM EDT  
Att: 18,028 - Unknown - 79 F

AB 32  
R 1  
H 6  
RBI 1  
BB 4  
SO 4  
LOB 12



Batter	1	2	3	4	5	6	7	8	9	AB	R	H	RBI	BB	SO	LOB	BOTTOM					
Ron LeFlore, R OBP: 0.312, SLG: 0.377	5-3		4-3			K				3	0	0	0	1	1	0						
Gary Sutherland, R OBP: 0.318, SLG: 0.329	6-3		K			4-3		6-3		4	0	0	0	0	1	2						
Dan Meyer, L OBP: 0.304, SLG: 0.375	5-3			4-3		K			G6-4-3 1B	4	0	1	0	0	1	0						
Willie Horton, R OBP: 0.318, SLG: 0.436		K		G6-4-3 1B		F3		G6-4-3		4	0	1	0	0	1	1						
Bill Freehan, R OBP: 0.317, SLG: 0.413		K		G6-4-3		G4-6-3 1B		6-3		4	0	1	0	0	1	1						
Ben Oglivie, L OBP: 0.311, SLG: 0.406		S			6-3		G4-6-3			3	0	1	0	0	0	1						
Leon Roberts, R OBP: 0.328, SLG: 0.407		1B			5-3			P4		2	0	0	0	1	0	0						
Aurelio Rodriguez, R OBP: 0.280, SLG: 0.377		P6						E1		3	0	1	0	0	0	2						
Tom Veryzer, R OBP: 0.271, SLG: 0.284										2	0	0	0	0	1	1						
Gates Brown, L OBP: 0.300, SLG: 0.292			K							1	0	0	0	0	0	1						
Gene Michael, S OBP: 0.252, SLG: 0.289										0	0	0	0	0	0	0						
<b>Inning Stats</b>	R: 0 E: 0 K: 0 S: 3	H: 0 LOB: 0 BB: 0 P: 3	R: 0 E: 0 K: 2 S: 8	H: 1 LOB: 2 BB: 1 P: 12	R: 0 E: 0 K: 2 S: 7	H: 0 LOB: 0 BB: 0 P: 7	R: 0 E: 0 K: 0 S: 3	H: 1 LOB: 0 BB: 0 P: 3	R: 0 E: 0 K: 0 S: 4	H: 1 LOB: 1 BB: 0 P: 4	R: 0 E: 0 K: 2 S: 7	H: 0 LOB: 0 BB: 0 P: 7	R: 0 E: 0 K: 0 S: 3	H: 1 LOB: 0 BB: 0 P: 3	R: 0 E: 1 K: 0 S: 4	H: 0 LOB: 2 BB: 1 P: 8	R: 0 E: 0 K: 0 S: 3	H: 1 LOB: 0 BB: 0 P: 3	1B: 5 2B: 0 3B: 0 HR: 0	SF: 0 SAC: 0 DP: 3 HBP: 0	WP: 1 PB: 0 SB: 1 CS: 0	PA: 32
<b>PITCHER</b> Dave Goltz, R ERA: 3.94	IP: 9.0 WLS: W BF: 32 H: 5 R: 0 ER: 0 SO: 6 BB: 2 IBB: 0 HBP: 0 BLK: 0 WP: 1 HR: 0 S: 42 P: 50 ERA: 0.00 WHIP: 0.778																					

Minnesota Twins @ Detroit Tigers  
Tiger Stadium, Detroit, MI  
Sat Aug 09 1975, 3:33 AM EDT  
Att: 18,028 - Unknown - 79 F

AB 30  
R 0  
H 5  
RBI 0  
BB 2  
SO 6  
LOB 9





Batter	1	2	3	4	5	6	7	8	9	AB	R	H	RBI	BB	SO	LOB	TOP								
<b>Lyman Bostock, L</b> (1, 9) OBP: 0.319, SLG: 0.342	0-0 3-1		0-0 F8			0-0 2B	0-0 FC6		0-0 F7	5	0	1	0	0	0	3									
<b>Dan Ford, R</b> (1, 8) OBP: 0.316, SLG: 0.425	0-0 F7			0-0 5-3		0-0 6-3		0-0 G4-6-3 1B	0-0 F9	5	0	1	0	0	0	1									
<b>John Briggs, L</b> (1, 3) OBP: 0.424, SLG: 0.412	0-0 1-3			0-0 6-3		0-0 F3		0-0 G4-6-3 1B		4	0	1	0	0	0	1									
<b>Tony Oliva, L</b> (1, 10) OBP: 0.359, SLG: 0.424		0-3 K		0-0 F7			0-0 F7	0-0 G4-6-3		4	0	0	0	0	1	2									
<b>Steve Braun, L</b> (1, 7) OBP: 0.377, SLG: 0.415	0-0 F7				0-0 4-3		0-0 1B 2B	0-0 FC6-4 1B		3	1	1	0	1	0	0									
<b>Eric Soderholm, R</b> (1, 5) OBP: 0.355, SLG: 0.379	0-0 6-3			0-0 SH5-3 1B		0-0 2B SF7		0-0 FC6-4 1B		4	1	2	0	0	0	2									
<b>Jerry Terrell, R</b> (1, 4) OBP: 0.330, SLG: 0.341			0-0 4-3		0-0 SH5-3		0-0 2B		0-0 E6 4-3 HR 1B	3	1	2	1	0	0	0									
<b>Danny Thompson, R</b> (1, 6) OBP: 0.301, SLG: 0.332			0-0 6-3		0-0 F9		0-0 FC6 IBB		0-0 4-3	3	0	0	0	1	0	2									
<b>Glenn Borgmann, R</b> (1, 2) OBP: 0.305, SLG: 0.289						0-0 F9		0-0 SF7		2	0	0	0	0	0	0									
<b>Rod Carew, L</b> (7, PH) OBP: 0.431, SLG: 0.523									0-0 HR	0	0	0	1	0	0	0									
<b>Phil Roof, R</b> (7, 2) OBP: 0.298, SLG: 0.409									0-0 HR	1	1	1	2	0	0	0									
<b>Inning Stats</b>	R: 0 E: 0 K: 0 S: 3	H: 0 LOB: 0 BB: 0 P: 3	R: 0 E: 0 K: 1 S: 5	H: 0 LOB: 0 BB: 0 P: 5	R: 0 E: 1 K: 0 S: 4	H: 0 LOB: 1 BB: 0 P: 4	R: 0 E: 0 K: 0 S: 3	H: 0 LOB: 0 BB: 0 P: 3	R: 0 E: 0 K: 0 S: 4	H: 1 LOB: 1 BB: 0 P: 4	R: 0 E: 0 K: 0 S: 4	H: 1 LOB: 1 BB: 0 P: 4	R: 2 E: 0 K: 0 S: 6	H: 3 LOB: 2 BB: 1 P: 10	R: 0 E: 0 K: 0 S: 4	H: 2 LOB: 2 BB: 1 P: 8	R: 2 E: 1 K: 0 S: 5	H: 2 LOB: 0 BB: 0 P: 5	1B: 6 2B: 2 3B: 0 HR: 1	SF: 1 SAC: 1 DP: 1 HBP: 0	WP: 0 PB: 0 SB: 0 CS: 0	PA: 38			
<b>PITCHER</b>	IP	WLS	BF	H	R	ER	SO	BB	IBB	HBP	BLK	WP	HR	S	P	ERA	WHIP								
<b>Ray Bare, R</b> (1, 1) ERA: 4.16	7.0	L	30	7	2	2	1	0	1	0	0	0	0	31	35	2.57	1.000								
<b>Bob Reynolds, R</b> (8, 1) ERA: 5.18	2.0		8	2	2	2	0	1	0	0	0	0	1	7	11	9.00	1.500								

Minnesota Twins @ Detroit Tigers  
Tiger Stadium, Detroit, MI  
Sun Aug 10 1975, 3:33 AM EDT  
Att: 11,851 - Unknown - 80 F

AB 34  
R 4  
H 9  
RBI 4  
BB 2  
SO 1  
LOB 11



Batter	1	2	3	4	5	6	7	8	9	AB	R	H	RBI	BB	SO	LOB	BOTTOM								
<b>Ron LeFlore, R</b> (1, 8) OBP: 0.312, SLG: 0.375	0-0 F9			0-3 K			0-0 6-3		0-0 G4-6-3 BB	3	0	0	0	1	1	0									
<b>Gary Sutherland, R</b> (1, 4) OBP: 0.318, SLG: 0.328	0-3 K			0-0 G3-6-3 1B			0-0 4-3		0-0 G4-6-3	4	0	1	0	0	1	1									
<b>Dan Meyer, L</b> (1, 3) OBP: 0.304, SLG: 0.374	0-0 L3			0-0 G3-6-3			0-0 1B			3	0	1	0	0	0	1									
<b>Willie Horton, R</b> (1, 10) OBP: 0.316, SLG: 0.433		0-0 F9			0-0 4-3		0-0 2-1-3			3	0	0	0	0	0	1									
<b>Bill Freehan, R</b> (1, 2) OBP: 0.314, SLG: 0.409		0-0 P6			0-0 6-3			0-0 F3		3	0	0	0	0	0	0									
<b>Ben Oglivie, L</b> (1, 7) OBP: 0.311, SLG: 0.405		0-0 P6			0-3 K			0-0 1B		3	0	1	0	0	1	0									
<b>Leon Roberts, R</b> (1, 9) OBP: 0.328, SLG: 0.406				0-0 CS 1B		0-0 5-3		0-0 F8		3	0	1	0	0	0	1									
<b>Aurelio Rodriguez, R</b> (1, 5) OBP: 0.279, SLG: 0.375				0-3 K		0-0 4-3		0-0 G3		2	0	0	0	0	1	1									
<b>Gates Brown, L</b> (8, PH) OBP: 0.290, SLG: 0.280										1	0	0	0	0	0	1									
<b>Gene Michael, S</b> (9, 5) OBP: 0.292, SLG: 0.289				1-2 K						0	0	0	0	0	0	0									
<b>Tom Verzyer, R</b> (1, 6) OBP: 0.269, SLG: 0.281										2	0	0	0	0	2	0									
<b>John Knox, L</b> (9, PH) OBP: 0.321, SLG: 0.286									0-0 6-3	1	0	0	0	0	0	0									
<b>Inning Stats</b>	R: 0 E: 0 K: 1 S: 5	H: 0 LOB: 0 BB: 0 P: 5	R: 0 E: 0 K: 0 S: 3	H: 0 LOB: 0 BB: 0 P: 3	R: 0 E: 0 K: 2 S: 7	H: 1 LOB: 0 BB: 0 P: 7	R: 0 E: 0 K: 1 S: 5	H: 1 LOB: 0 BB: 0 P: 5	R: 0 E: 0 K: 1 S: 5	H: 0 LOB: 0 BB: 0 P: 5	R: 0 E: 0 K: 0 S: 4	H: 0 LOB: 0 BB: 0 P: 4	R: 0 E: 0 K: 0 S: 4	H: 1 LOB: 1 BB: 0 P: 4	R: 0 E: 0 K: 0 S: 4	H: 1 LOB: 0 BB: 0 P: 4	R: 0 E: 0 K: 0 S: 2	H: 0 LOB: 0 BB: 1 P: 6	1B: 4 2B: 0 3B: 0 HR: 0	SF: 0 SAC: 0 DP: 2 HBP: 0	WP: 0 PB: 0 SB: 0 CS: 1	PA: 29			
<b>PITCHER</b>	IP	WLS	BF	H	R	ER	SO	BB	IBB	HBP	BLK	WP	HR	S	P	ERA	WHIP								
<b>Bert Blyleven, R</b> (1, 1) ERA: 2.96	9.0	W	29	4	0	0	6	1	0	0	0	0	0	40	44	0.00	0.556								

Minnesota Twins @ Detroit Tigers  
Tiger Stadium, Detroit, MI  
Sun Aug 10 1975, 3:33 AM EDT  
Att: 11,851 - Unknown - 80 F

AB 28  
R 0  
H 4  
RBI 0  
BB 1  
SO 6  
LOB 6





Batter	1	2	3	4	5	6	7	8	9	AB	R	H	RBI	BB	SO	LOB	TOP								
<b>Cesar Tovar, R</b> OBP: 0.302, SLG: 0.316 (1, 10)	0-0 4-3		0-0 1B SF7 2B	0-3 K	0-0 F9			0-0 4-3	0-0 F4	6	1	1	0	0	1	4									
<b>Lenny Randle, S</b> OBP: 0.355, SLG: 0.375 (1, 4)	0-0 G3		0-0 1B 2-3 1B	4-0 BB		0-0 5-3 2B		0-0 F 1B 1B		4	1	3	0	1	0	0									
<b>Mike Hargrove, L</b> OBP: 0.307, SLG: 0.429 (1, 7)	0-0 F8		0-0 SF7	0-0 1-3		0-0 F7		0-0 E3 1B 1-3		4	0	0	1	0	0	4									
<b>Jeff Burroughs, R</b> OBP: 0.310, SLG: 0.412 (1, 9)		0-3 K	0-0 F3		0-0 BB 1B 1B	0-0 5-3		0-0 1-2 3-H 1B		5	1	2	1	0	1	2									
<b>Jim Spencer, L</b> OBP: 0.342, SLG: 0.428 (1, 3)	0-0 HR 1B		0-0 1-3 1B		4-0 1B SF8 BB		0-0 FC5-4 1B	0-3 K		4	2	3	0	1	1	2									
<b>Toby Harrah, R</b> OBP: 0.400, SLG: 0.481 (1, 6)	0-0 HR		0-0 1-3		4-0 1-2 2-3 BB		0-0 FC5-4 S 4-3 1-2	0-0 F7		4	1	1	2	1	0	5									
<b>Roy Howell, L</b> OBP: 0.336, SLG: 0.437 (1, 5)	0-0 4-3			0-0 1B 2B	0-0 1-2 2-3 3-H 1B		0-0 4-3	4-0 FC6-4 BB		4	1	2	1	1	0	1									
<b>Dave Moates, L</b> OBP: 0.321, SLG: 0.353 (1, 8)	0-0 1B		0-0 F6	0-0 F6	0-0 SF8		4-0 2-3 BB	0-0 F7		3	0	1	1	1	0	2									
<b>Jim Sundberg, R</b> OBP: 0.285, SLG: 0.280 (1, 2)	0-0 5-3		0-0 2-H 1B	0-0 K	0-0 K		0-0 F8	0-0 FC6-4 1-2		5	0	1	1	0	1	6									
<b>Inning Stats</b>	R: 0 E: 0 K: 0 S: 3	H: 0 LOB: 0 BB: 0 P: 3	R: 2 E: 0 K: 1 S: 8	H: 3 LOB: 1 BB: 0 P: 8	R: 1 E: 0 K: 0 S: 6	H: 3 LOB: 2 BB: 0 P: 6	R: 1 E: 0 K: 1 S: 7	H: 2 LOB: 2 BB: 1 P: 11	R: 2 E: 0 K: 1 S: 7	H: 2 LOB: 2 BB: 2 P: 15	R: 0 E: 0 K: 0 S: 3	H: 1 LOB: 0 BB: 0 P: 3	R: 0 E: 0 K: 0 S: 4	H: 1 LOB: 2 BB: 1 P: 8	R: 1 E: 1 K: 1 S: 8	H: 2 LOB: 2 BB: 0 P: 8	R: 0 E: 0 K: 0 S: 3	H: 0 LOB: 1 BB: 1 P: 7	1B: 10 2B: 4 3B: 0 HR: 1	SF: 2 SAC: 0 DP: 1 HBP: 0	WP: 0 PB: 0 SB: 1 CS: 0	PA: 46			
<b>PITCHER</b>	IP	WLS	BF	H	R	ER	SO	BB	IBB	HBP	BLK	WP	HR	S	P	ERA	WHIP								
<b>Lerin LaGrow, R</b> ERA: 4.24 (1, 1)	3.1	L	18	8	4	4	1	0	0	0	0	0	1	20	20	10.80	2.400								
<b>Fernando Arroyo, R</b> ERA: 5.95 (4, 1)	0.2		6	1	2	2	1	3	0	0	0	0	0	5	17	27.00	6.000								
<b>Tom Walker, R</b> ERA: 4.69 (5, 1)	5.0		22	5	1	1	2	2	0	0	0	0	0	24	32	1.80	1.400								

Texas Rangers @ Detroit Tigers  
Tiger Stadium, Detroit, MI  
Mon Aug 11 1975, 7:05 PM EDT  
Att: 14,694 - Unknown

AB	39
R	7
H	14
RBI	7
BB	5
SO	4
LOB	26



Batter	1	2	3	4	5	6	7	8	9	AB	R	H	RBI	BB	SO	LOB	BOTTOM								
<b>John Knox, L</b> OBP: 0.316, SLG: 0.283 (1, 4)	0-0 F9		0-0 F8			0-0 1B		0-0 3-1		4	0	1	0	0	0	1									
<b>Billy Baldwin, L</b> OBP: 0.276, SLG: 0.429 (1, 8)	0-3 K			0-0 F7		0-0 F2		0-0 F3		4	0	0	0	0	1	1									
<b>Ben Oglivie, L</b> OBP: 0.305, SLG: 0.395 (1, 9)	0-0 F8		0-3 K		0-0 K		0-0 F3		0-3 K	4	0	0	0	0	2	1									
<b>Willie Horton, R</b> OBP: 0.318, SLG: 0.433 (1, 10)		0-3 K		0-0 1B		0-0 F9		0-0 1B		4	0	2	0	0	1	1									
<b>Dan Meyer, L</b> OBP: 0.301, SLG: 0.369 (1, 7)	0-0 G3			0-0 F8			0-0 4-3		0-0 F9	4	0	0	0	0	0	2									
<b>Jack Pierce, L</b> OBP: 0.323, SLG: 0.430 (1, 3)	0-0 F6				0-0 F8		0-0 F6			3	0	0	0	0	0	0									
<b>Bill Freehan, R</b> OBP: 0.311, SLG: 0.405 (1, 2)			0-0 F6		0-3 K		0-3 K			3	0	0	0	0	2	0									
<b>Aurelio Rodriguez, R</b> OBP: 0.282, SLG: 0.380 (1, 5)			0-3 K					0-0 F1 2B		3	0	2	0	0	1	0									
<b>Gene Michael, S</b> OBP: 0.253, SLG: 0.285 (1, 6)			4-0 BB		0-0 F7			0-0 F1 2-3		2	0	0	0	1	0	2									
<b>Inning Stats</b>	R: 0 E: 0 K: 1 S: 5	H: 0 LOB: 0 BB: 0 P: 5	R: 0 E: 0 K: 1 S: 5	H: 0 LOB: 0 BB: 0 P: 5	R: 0 E: 0 K: 1 S: 5	H: 0 LOB: 1 BB: 1 P: 9	R: 0 E: 0 K: 1 S: 6	H: 1 LOB: 1 BB: 0 P: 6	R: 0 E: 0 K: 1 S: 6	H: 1 LOB: 1 BB: 0 P: 6	R: 0 E: 0 K: 0 S: 4	H: 1 LOB: 0 BB: 0 P: 4	R: 0 E: 0 K: 1 S: 5	H: 0 LOB: 0 BB: 0 P: 5	R: 0 E: 0 K: 0 S: 3	H: 1 LOB: 0 BB: 0 P: 3	R: 0 E: 0 K: 1 S: 6	H: 1 LOB: 1 BB: 0 P: 6	1B: 4 2B: 1 3B: 0 HR: 0	SF: 0 SAC: 0 DP: 0 HBP: 0	WP: 0 PB: 0 SB: 0 CS: 0	PA: 32			
<b>PITCHER</b>	IP	WLS	BF	H	R	ER	SO	BB	IBB	HBP	BLK	WP	HR	S	P	ERA	WHIP								
<b>Gaylord Perry, R</b> ERA: 3.39 (1, 1)	9.0	W	32	5	0	0	7	1	0	0	0	0	0	45	49	0.00	0.667								

Texas Rangers @ Detroit Tigers  
Tiger Stadium, Detroit, MI  
Mon Aug 11 1975, 7:05 PM EDT  
Att: 14,694 - Unknown

AB	31
R	0
H	5
RBI	0
BB	1
SO	7
LOB	8





Batter	1	2	3	4	5	6	7	8	9	AB	R	H	RBI	BB	SO	LOB	TOP
<b>Cesar Tovar, R</b> OBP: 0.302, SLG: 0.313 (1, 10)										3	1	0	0	1	1	2	
<b>Lenny Randle, S</b> OBP: 0.354, SLG: 0.374 (1, 4)										4	0	1	0	0	0	1	
<b>Mike Hargrove, L</b> OBP: 0.306, SLG: 0.426 (1, 7)										3	1	0	0	1	0	1	
<b>Jeff Burroughs, R</b> OBP: 0.307, SLG: 0.408 (1, 9)										4	1	0	1	0	2	2	
<b>Jim Spencer, L</b> OBP: 0.337, SLG: 0.422 (1, 3)										4	0	0	0	0	0	2	
<b>Toby Harrah, R</b> OBP: 0.400, SLG: 0.483 (1, 6)										3	1	1	2	1	0	0	
<b>Roy Howell, L</b> OBP: 0.335, SLG: 0.434 (1, 5)										4	0	1	1	0	0	1	
<b>Dave Moates, L</b> OBP: 0.319, SLG: 0.349 (1, 8)										4	0	1	0	0	0	2	
<b>Jim Sundberg, R</b> OBP: 0.285, SLG: 0.280 (1, 2)										3	0	1	0	0	1	1	
<b>Inning Stats</b>	R: 4 E: 0 K: 0 S: 6	H: 3 LOB: 1 BB: 2 P: 14	R: 0 E: 0 K: 1 S: 6	H: 1 LOB: 1 BB: 0 P: 6	R: 0 E: 0 K: 1 S: 5	H: 0 LOB: 0 BB: 0 P: 5	R: 0 E: 0 K: 1 S: 5	H: 0 LOB: 0 BB: 0 P: 5	R: 0 E: 0 K: 0 S: 3	H: 1 LOB: 1 BB: 0 P: 4	R: 0 E: 0 K: 1 S: 5	H: 0 LOB: 1 BB: 1 P: 7	1B: 4 2B: 1 3B: 0 HR: 0	SF: 0 SAC: 0 DP: 0 HBP: 0	WP: 0 PB: 0 SB: 1 CS: 0	PA: 35	
<b>PITCHER</b> <b>Vern Ruhle, R</b> ERA: 3.9 (1, 1)	IP: 9.0 WLS: L BF: 35 H: 5 R: 4 ER: 4 SO: 5 BB: 3 IBB: 0 HBP: 0 BLK: 0 WP: 0 HR: 0 S: 42 P: 54 ERA: 4.00 WHIP: 0.889																

Texas Rangers @ Detroit Tigers  
Tiger Stadium, Detroit, MI  
Tue Aug 12 1975, 7:05 PM EDT  
Att: 10,563 - Unknown

AB	32
R	4
H	5
RBI	4
BB	3
SO	5
LOB	12



Batter	1	2	3	4	5	6	7	8	9	AB	R	H	RBI	BB	SO	LOB	BOTTOM			
<b>Ron LeFlore, R</b> OBP: 0.309, SLG: 0.372 (1, 8)										3	0	0	1	0	1	1				
<b>John Knox, L</b> OBP: 0.323, SLG: 0.281 (1, 4)										4	0	1	0	1	0	3				
<b>Dan Meyer, L</b> OBP: 0.302, SLG: 0.371 (1, 3)										4	0	2	1	0	0	3				
<b>Willie Horton, R</b> OBP: 0.317, SLG: 0.430 (1, 10)										3	0	0	0	1	0	3				
<b>Bill Freehan, R</b> OBP: 0.311, SLG: 0.405 <b>John Wockenfuss, R</b> OBP: 0.284, SLG: 0.410 (1, 2)										0	0	0	0	0	0	0				
<b>Ben Oglivie, L</b> OBP: 0.309, SLG: 0.394 (1, 7)										3	0	1	0	1	1	1				
<b>Leon Roberts, R</b> OBP: 0.327, SLG: 0.405 (1, 9)										4	1	1	0	0	0	2				
<b>Aurelio Rodriguez, R</b> OBP: 0.284, SLG: 0.385 (1, 5)										3	2	1	0	1	1	1				
<b>Tom Verzyer, R</b> OBP: 0.273, SLG: 0.286 <b>Gates Brown, L</b> OBP: 0.313, SLG: 0.280 <b>Billy Baldwin, L</b> OBP: 0.276, SLG: 0.429 (1, 6)										3	0	2	1	0	0	0				
<b>Inning Stats</b>	R: 0 E: 0 K: 1 S: 5	H: 1 LOB: 0 BB: 0 P: 5	R: 0 E: 0 K: 0 S: 4	H: 1 LOB: 1 BB: 0 P: 4	R: 1 E: 0 K: 0 S: 6	H: 3 LOB: 2 BB: 0 P: 6	R: 0 E: 0 K: 0 S: 3	H: 0 LOB: 1 BB: 0 P: 3	R: 0 E: 0 K: 0 S: 4	H: 1 LOB: 1 BB: 0 P: 4	R: 2 E: 0 K: 0 S: 5	H: 2 LOB: 3 BB: 3 P: 17	R: 0 E: 0 K: 2 S: 7	H: 0 LOB: 2 BB: 1 P: 7	R: 0 E: 0 K: 0 S: 3	H: 0 LOB: 2 BB: 1 P: 7	1B: 7 2B: 0 3B: 1 HR: 0	SF: 2 SAC: 1 DP: 1 HBP: 0	WP: 0 PB: 0 SB: 0 CS: 0	PA: 39
<b>PITCHER</b> <b>Stan Perzanowski, R</b> ERA: 3.48 <b>Stan Thomas, R</b> ERA: 3.33 <b>Steve Foucault, R</b> ERA: 4.42 (1, 1)	IP: 6.0 WLS: W BF: 25 H: 7 R: 2 ER: 2 SO: 1 BB: 1 IBB: 0 HBP: 0 BLK: 0 WP: 0 HR: 0 S: 26 P: 30 ERA: 3.00 WHIP: 1.333	(7, 1)	IP: 0.0 WLS: S BF: 2 H: 1 R: 0 ER: 0 SO: 0 BB: 0 IBB: 0 HBP: 0 BLK: 0 WP: 0 HR: 0 S: 1 P: 5 ERA: - WHIP: -	(7, 1)	IP: 3.0 WLS: S BF: 12 H: 0 R: 1 ER: 1 SO: 2 BB: 2 IBB: 1 HBP: 0 BLK: 0 WP: 0 HR: 0 S: 13 P: 25 ERA: 3.00 WHIP: 0.667															

Texas Rangers @ Detroit Tigers  
Tiger Stadium, Detroit, MI  
Tue Aug 12 1975, 7:05 PM EDT  
Att: 10,563 - Unknown

AB	31
R	3
H	8
RBI	3
BB	5
SO	3
LOB	18





Batter	1	2	3	4	5	6	7	8	9	10	11	AB	R	H	RBI	BB	SO	LOB	TOP								
Dave Moates, L OBP: 0.328, SLG: 0.393 (1, 8)	F8		HR		2B		F8		5-3		FC6 1B	6	1	3	1	0	0	0									
Lenny Randle, S OBP: 0.354, SLG: 0.373 (1, 4)	3-1		1B		K		F7		CS E 1B		FC6 1-2 2-H	6	0	2	0	0	1	3									
Mike Hargrove, L OBP: 0.405, SLG: 0.427 (1, 7)	G3		F5		IBB				2B 2B		E4	4	1	1	0	1	0	2									
Jeff Burroughs, R OBP: 0.304, SLG: 0.404 (1, 9)		F3		6-3	F8			K	K			5	0	0	0	0	2	6									
Jim Spencer, L OBP: 0.338, SLG: 0.425 (1, 3)		F8		1B 1B	1-3			1B HR 2B			4-3	5	1	2	1	0	0	3									
Toby Harrah, R OBP: 0.453, SLG: 0.483 (1, 6)		BB		1B			F7		HR 1B		5-3	4	1	2	0	1	0	0									
Tom Grieve, R OBP: 0.310, SLG: 0.439 (1, 10)		G2		K			4-3		HR		K	5	1	1	3	0	2	3									
Roy Howell, L OBP: 0.329, SLG: 0.426 (1, 5)			6-3	F7			G3		F8		6-3	5	0	0	0	0	0	2									
Jim Sundberg, R OBP: 0.297, SLG: 0.280 (1, 2)			K		2B BB				F3		F9	4	0	1	0	1	1	0									
Cesar Tovar, R OBP: 0.302, SLG: 0.313 (11, PR)											1B E	0	1	0	0	0	0	0									
Ron Pruitt, R OBP: 0.259, SLG: 0.231 (11, 2)												0	0	0	0	0	0	0									
<b>Inning Stats</b>	R: 0 E: 0 K: 0 S: 3	H: 0 LOB: 0 BB: 0 P: 3	R: 0 E: 0 K: 0 S: 3	H: 0 LOB: 1 BB: 1 P: 7	R: 1 E: 0 K: 1 S: 7	H: 2 LOB: 1 BB: 0 P: 7	R: 0 E: 0 K: 1 S: 7	H: 2 LOB: 2 BB: 0 P: 7	R: 0 E: 0 K: 1 S: 6	H: 0 LOB: 0 BB: 0 P: 3	R: 0 E: 0 K: 0 S: 3	H: 0 LOB: 0 BB: 0 P: 3	R: 4 E: 0 K: 1 S: 9	H: 4 LOB: 0 BB: 0 P: 9	R: 0 E: 1 K: 1 S: 6	H: 1 LOB: 2 BB: 0 P: 6	R: 0 E: 0 K: 1 S: 5	H: 0 LOB: 0 BB: 0 P: 5	R: 1 E: 0 K: 0 S: 4	H: 2 LOB: 2 BB: 0 P: 4	1B: 7 2B: 4 3B: 0 HR: 2	SF: 0 SAC: 0 DP: 1 HBP: 0	WP: 0 PB: 0 SB: 0 CS: 1	PA: 47			
<b>PITCHER</b>	IP 7.1	WLS 3	BF 33	H 8	R 4	ER 4	SO 4	BB 2	IBB 1	HBP 0	BLK 0	WP 0	HR 1	S 38	P 50	ERA 4.91	WHIP 1.364										
Joe Coleman, R ERA: 5.62 (1, 1)																											
Bob Reynolds, R ERA: 5.31 (8, 1)	0.2	3	1	1	1	0	0	0	0	0	0	0	1	3	3	13.50	1.500										
Gene Pentz, R ERA: 1.54 (9, 1)	3.0	L	11	3	1	0	2	0	0	0	0	0	0	15	15	0.00	1.000										

Texas Rangers @ Detroit Tigers  
Tiger Stadium, Detroit, MI  
Wed Aug 13 1975, 7:05 PM EDT  
Att: 10,263 - Unknown

AB 44  
R 6  
H 12  
RBI 5  
BB 3  
SO 6  
LOB 19



Batter	1	2	3	4	5	6	7	8	9	10	11	AB	R	H	RBI	BB	SO	LOB	BOTTOM								
Ron LeFlore, R OBP: 0.307, SLG: 0.369 (1, 8)	F8		K			K	E8 1B 1B	FC5-4 1-2		F8		6	1	1	1	0	2	3									
Gary Sutherland, R OBP: 0.323, SLG: 0.333 (1, 4)	4-3		G3-6-3 1B			1B 1B	1B 1B	2-3 3-H		SH3-4 1B		6	0	4	1	0	0	0									
Dan Meyer, L OBP: 0.310, SLG: 0.374 (1, 3)		HBP	G3-6-3 1-2			1B BB	1B FC6-4	1-2 3-H		SH3-4 1B		3	1	2	1	1	0	1									
Willie Horton, R OBP: 0.319, SLG: 0.429 (1, 10)	L5			CS BB		1B 1B	F8				G1-4-3 1B	4	0	1	0	2	0	4									
Bill Freehan, R OBP: 0.313, SLG: 0.414 (1, 2)		HR				1B 1B	FC6-4	1-2		F9		5	1	2	2	0	1	5									
Ben Ogilvie, L OBP: 0.361, SLG: 0.384 (1, 7)		4-3				4-3				3-1		5	0	0	0	0	1	5									
Leon Roberts, R OBP: 0.331, SLG: 0.410 (1, 9)					L5		K			1B 1B		5	0	3	0	0	1	0									
Aurelio Rodriguez, R OBP: 0.264, SLG: 0.384 (1, 5)		6-3			F2		1B 1B		F8		SH3-4 1B	4	1	1	0	0	0	2									
Tom Verzyer, R OBP: 0.273, SLG: 0.286 (1, 6)					F6						F2	3	1	1	0	0	0	1									
Gates Brown, L OBP: 0.333, SLG: 0.308 (8, PH)		4-3					E 1B 1B		FC5-4 1B			1	0	1	0	0	0	0									
Billy Baldwin, L OBP: 0.279, SLG: 0.429 (8, PR)												0	0	0	0	0	0	0									
Gene Michael, S OBP: 0.252, SLG: 0.283 (9, 6)												1	0	0	0	0	0	1									
<b>Inning Stats</b>	R: 0 E: 0 K: 0 S: 3	H: 0 LOB: 1 BB: 0 P: 4	R: 1 E: 0 K: 0 S: 5	H: 2 LOB: 1 BB: 0 P: 5	R: 0 E: 0 K: 1 S: 5	H: 1 LOB: 1 BB: 0 P: 5	R: 0 E: 0 K: 2 S: 6	H: 0 LOB: 1 BB: 1 P: 10	R: 0 E: 0 K: 0 S: 3	H: 0 LOB: 0 BB: 0 P: 3	R: 3 E: 1 K: 1 S: 10	H: 5 LOB: 2 BB: 0 P: 10	R: 0 E: 0 K: 0 S: 5	H: 2 LOB: 2 BB: 0 P: 5	R: 0 E: 0 K: 0 S: 4	H: 1 LOB: 2 BB: 1 P: 8	R: 0 E: 0 K: 0 S: 4	H: 1 LOB: 1 BB: 0 P: 4	R: 0 E: 0 K: 0 S: 3	H: 1 LOB: 0 BB: 0 P: 3	1B: 14 2B: 2 3B: 0 HR: 1	SF: 0 SAC: 2 DP: 3 HBP: 1	WP: 0 PB: 0 SB: 0 CS: 1	PA: 49			
<b>PITCHER</b>	IP 6.1	WLS 1	BF 29	H 10	R 5	ER 5	SO 5	BB 2	IBB 0	HBP 1	BLK 0	WP 0	HR 1	S 36	P 45	ERA 7.11	WHIP 1.895										
Fergie Jenkins, R ERA: 3.92 (7, 1)																											
Jim Umberger, L ERA: 4.9 (7, 1)	0.0	1	1	0	0	0	0	0	0	0	0	0	0	1	1	∞	∞										
Stan Thomas, R ERA: 3.25 (8, 1)	1.1	6	2	0	0	0	0	0	0	0	0	0	0	6	6	0.00	1.500										
Steve Foucault, R ERA: 4.24 (8, 1)	3.1	W	13	3	0	0	0	0	1	0	0	0	0	12	16	0.00	0.900										

Texas Rangers @ Detroit Tigers  
Tiger Stadium, Detroit, MI  
Wed Aug 13 1975, 7:05 PM EDT  
Att: 10,263 - Unknown

AB 43  
R 5  
H 16  
RBI 5  
BB 3  
SO 5  
LOB 22






Batter	1	2	3	4	5	6	7	8	9	AB	R	H	RBI	BB	SO	LOB	TOP					
Ron LeFlore, R (1, 8) OBP: 0.307, SLG: 0.368	0-3 K		0-3 K			0-0 CS 1B		0-3 K		4	0	1	0	0	3	1	Detroit Tigers @ California Angels Anaheim Stadium, Anaheim, CA Fri Aug 15 1975, 10:05 PM EDT Att: 8,885 - Unknown					
Gary Sutherland, R (1, 4) OBP: 0.320, SLG: 0.330	0-0 4-3			0-0 F3		0-0 6-3		0-0 F2		4	0	0	0	0	2							
Dan Meyer, L (1, 3) OBP: 0.306, SLG: 0.369	0-0 F7			0-0 E3		0-0 F8			0-0 4-3	4	0	0	0	0	0							
Willie Horton, R (1, 10) OBP: 0.321, SLG: 0.430		0-0 F9		0-3 K					0-0 1B	4	0	2	0	0	1							
Bill Freehan, R (1, 2) OBP: 0.315, SLG: 0.412		4-0 FC6-4 BB		4-0 BB		0-3 K		0-0 F9	0-0 1B	2	0	0	0	2	1							
Leon Roberts, R (1, 9) OBP: 0.327, SLG: 0.406		0-0 F8		0-3 K		0-0 F4		0-0 F7		4	0	0	0	0	1							
Aurelio Rodriguez, R (1, 5) OBP: 0.281, SLG: 0.381		0-0 FC6-4			0-0 F9		0-3 K			3	0	0	0	0	1							
Ben Oglivie, L (1, 7) OBP: 0.296, SLG: 0.378			0-0 1-3		0-0 1-3			0-0 6-3		3	0	0	0	0	0							
Tom Verzyer, R (1, 6) OBP: 0.274, SLG: 0.287			0-0 1-3		0-3 K					3	0	1	0	0	1							
<b>Inning Stats</b>	R: 0 E: 0 K: 1 S: 5	H: 0 LOB: 0 BB: 0 P: 5	R: 0 E: 0 K: 0 S: 3	H: 0 LOB: 1 BB: 1 P: 7	R: 0 E: 0 K: 1 S: 5	H: 0 LOB: 0 BB: 0 P: 5	R: 0 E: 1 K: 2 S: 8	H: 0 LOB: 2 BB: 1 P: 12	R: 0 E: 0 K: 1 S: 5	H: 0 LOB: 0 BB: 0 P: 5	R: 0 E: 0 K: 0 S: 3	H: 1 LOB: 1 BB: 0 P: 3	R: 0 E: 0 K: 2 S: 8	H: 1 LOB: 1 BB: 0 P: 8	R: 0 E: 0 K: 1 S: 6	H: 1 LOB: 1 BB: 0 P: 6	R: 0 E: 0 K: 0 S: 4	H: 1 LOB: 1 BB: 0 P: 4	1B: 4 2B: 0 3B: 0 HR: 0	SF: 0 SAC: 0 DP: 0 HBP: 0	WP: 0 PB: 0 SB: 1 CS: 1	PA: 33
<b>PITCHER</b> Frank Tanana, L (1, 1) ERA: 2.57	IP: 9.0 WLS: W BF: 33 H: 4 R: 0 ER: 0 SO: 8 BB: 2 IBB: 0 HBP: 0 BLK: 0 WP: 0 HR: 0 S: 47 P: 55 ERA: 0.00 WHIP: 0.667															<b>PITCHER</b>						

Batter	1	2	3	4	5	6	7	8	9	AB	R	H	RBI	BB	SO	LOB	BOTTOM			
Dave Collins, S (1, 7) OBP: 0.371, SLG: 0.378	0-0 5-3		0-0 F8			0-0 SH3-4 1B		0-0 F8		5	1	2	1	0	0	0	Detroit Tigers @ California Angels Anaheim Stadium, Anaheim, CA Fri Aug 15 1975, 10:05 PM EDT Att: 8,885 - Unknown			
Jerry Remy, L (1, 4) OBP: 0.317, SLG: 0.327	0-0 F7		0-0 F7			0-0 SH3-4		0-0 FC6		4	1	1	0	0	2					
Mickey Rivers, L (1, 8) OBP: 0.345, SLG: 0.379	0-0 1B			0-0 5-3		0-0 E S 1B		0-0 4-3		4	0	2	1	0	0					
Leroy Stanton, R (1, 9) OBP: 0.351, SLG: 0.418	0-0 F8			0-3 K		0-0 P7		0-0 HR		4	1	1	1	0	1					
Dave Chalk, R (1, 5) OBP: 0.364, SLG: 0.367		0-0 1-3		0-0 1B		0-0 F8		0-0 HR		3	1	1	0	1	0					
Bruce Bochte, L (1, 3) OBP: 0.353, SLG: 0.365		0-0 1B 2B		0-0 5-3				0-0 HR		4	2	3	3	0	0					
John Balaz, R (1, 10) OBP: 0.349, SLG: 0.492		0-0 2H 1B			0-0 6-3			0-0 1B		2	0	1	0	0	0					
Bobby Valentine, R (7, PH) OBP: 0.321, SLG: 0.308		0-0 2H 1B			0-0 F5			0-0 1B		2	1	1	0	0	0					
Ike Hampton, S (1, 2) OBP: 0.261, SLG: 0.213		0-3 K			0-0 F5			0-0 1B		2	0	0	0	0	1					
Ellie Rodriguez, R (7, PH) OBP: 0.385, SLG: 0.302					0-3 K			0-0 1B		1	1	1	1	0	0					
Mike Miley, S (1, 6) OBP: 0.237, SLG: 0.240			0-0 5-3			0-3 K		0-0 1B		4	0	1	1	0	1					
<b>Inning Stats</b>	R: 0 E: 0 K: 0 S: 4	H: 1 LOB: 1 BB: 0 P: 4	R: 0 E: 0 K: 1 S: 6	H: 2 LOB: 1 BB: 0 P: 6	R: 0 E: 0 K: 0 S: 3	H: 0 LOB: 0 BB: 0 P: 3	R: 0 E: 0 K: 1 S: 6	H: 1 LOB: 1 BB: 0 P: 6	R: 0 E: 0 K: 1 S: 5	H: 0 LOB: 0 BB: 0 P: 5	R: 1 E: 0 K: 0 S: 5	H: 2 LOB: 1 BB: 0 P: 5	R: 1 E: 0 K: 0 S: 4	H: 1 LOB: 0 BB: 0 P: 4	R: 6 E: 0 K: 0 S: 10	H: 7 LOB: 2 BB: 1 P: 14	1B: 10 2B: 3 3B: 0 HR: 1	SF: 1 SAC: 1 DP: 0 HBP: 0	WP: 0 PB: 0 SB: 2 CS: 0	PA: 38
<b>PITCHER</b> Mickey Lolich, L (1, 1) ERA: 3.6	IP: 8.0 WLS: L BF: 38 H: 14 R: 8 ER: 8 SO: 3 BB: 1 IBB: 0 HBP: 0 BLK: 0 WP: 0 HR: 1 S: 43 P: 47 ERA: 9.00 WHIP: 1.875															<b>PITCHER</b>				

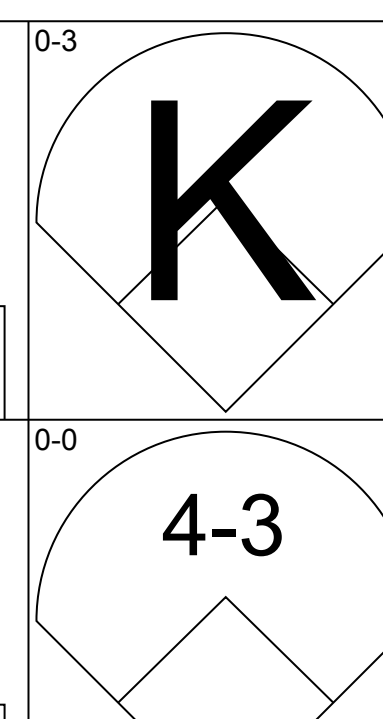
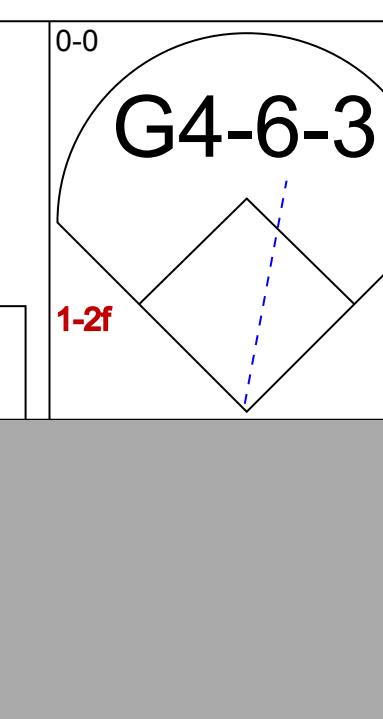
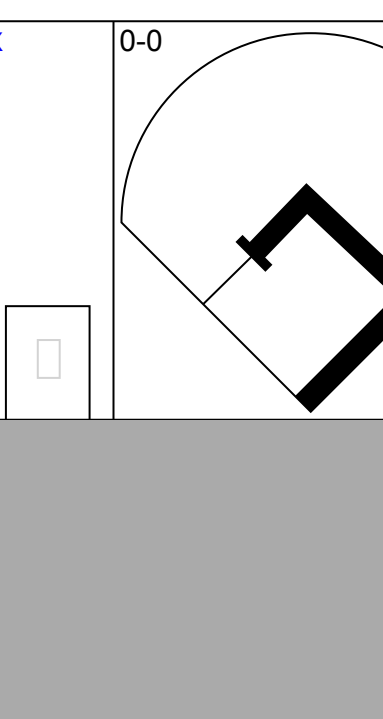
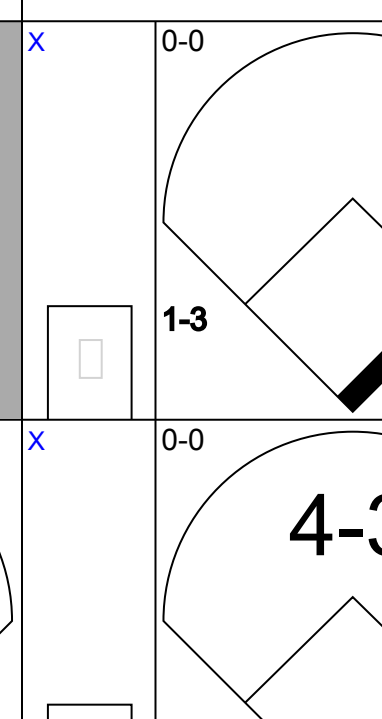
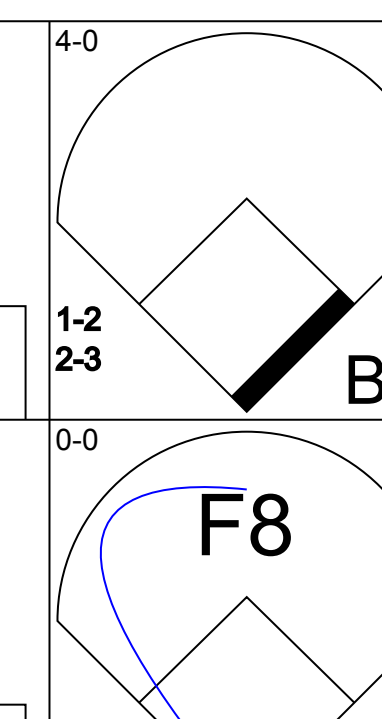
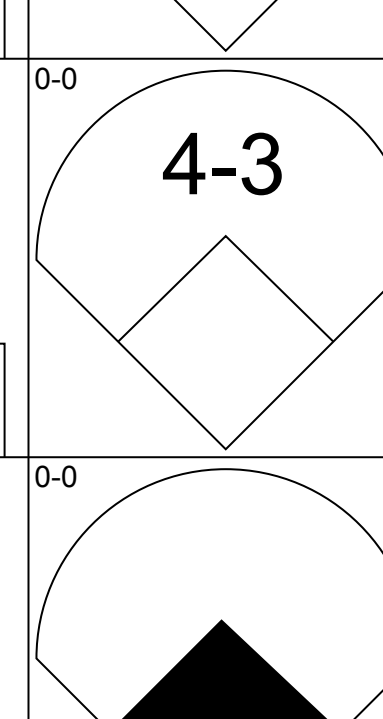
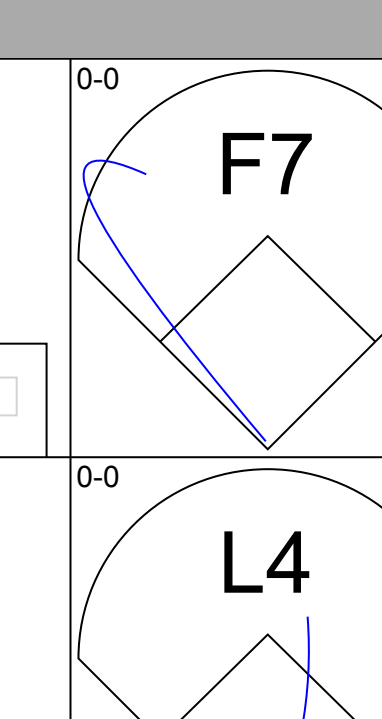
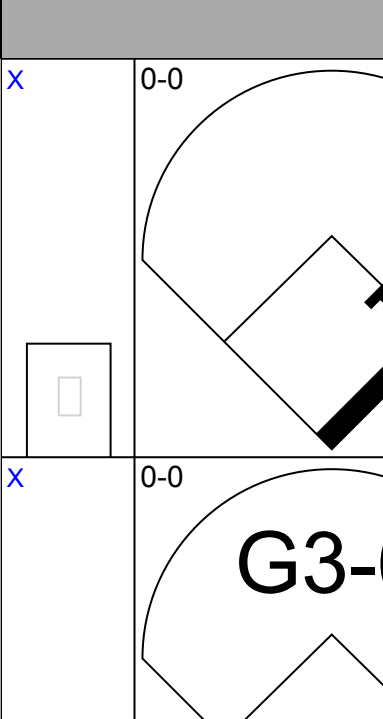
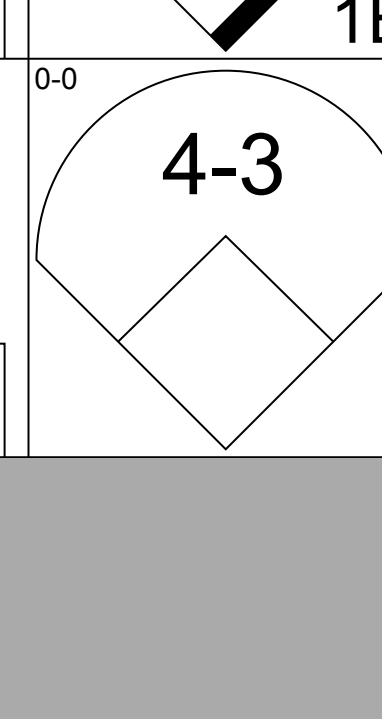
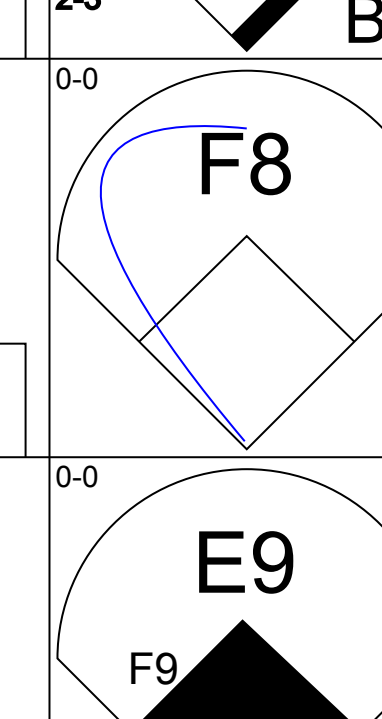
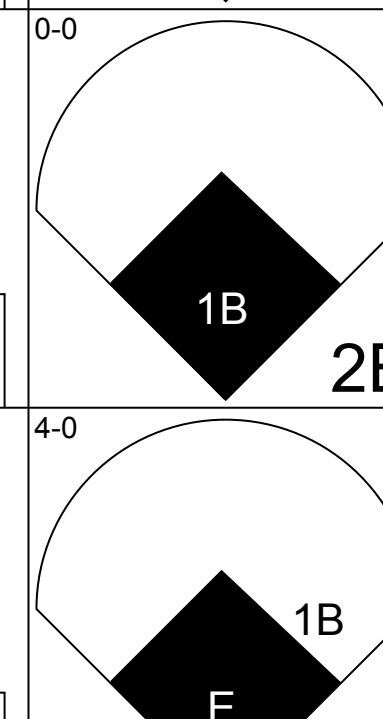

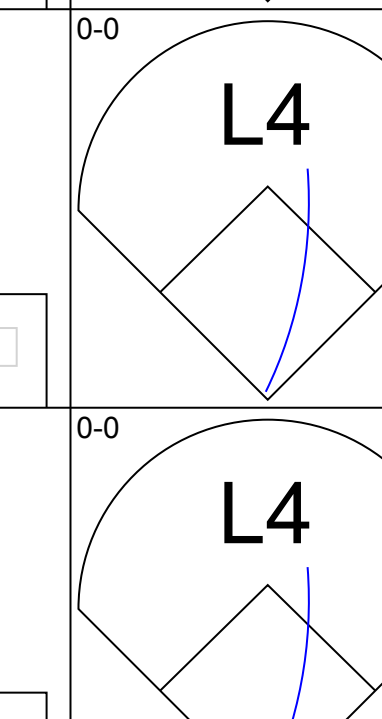
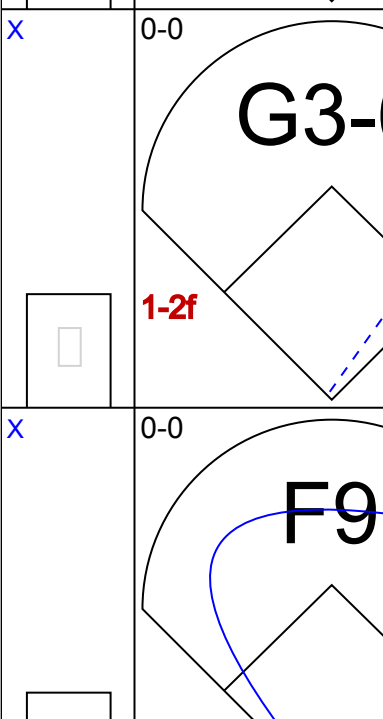
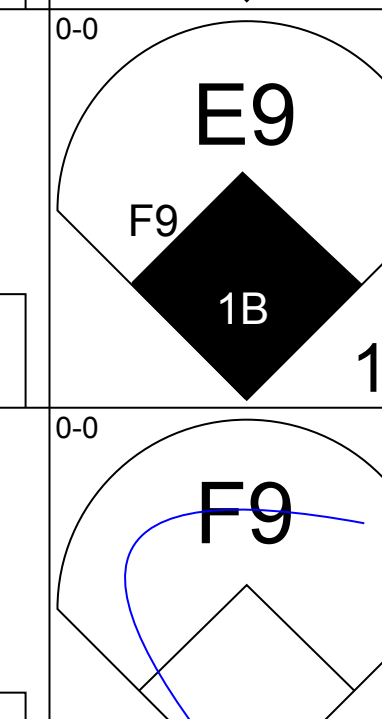
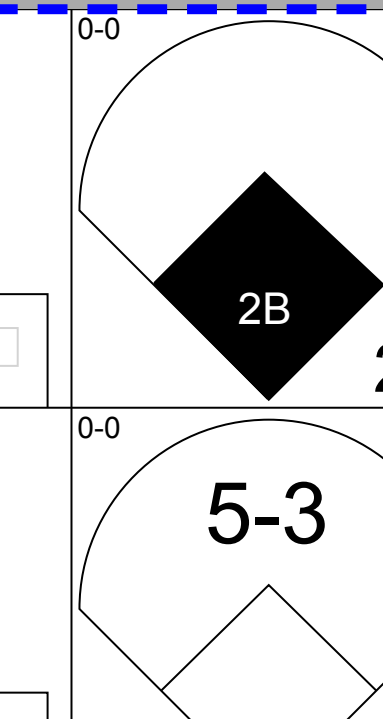
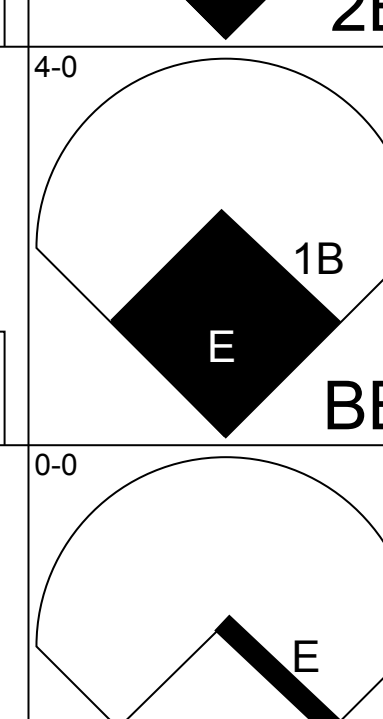

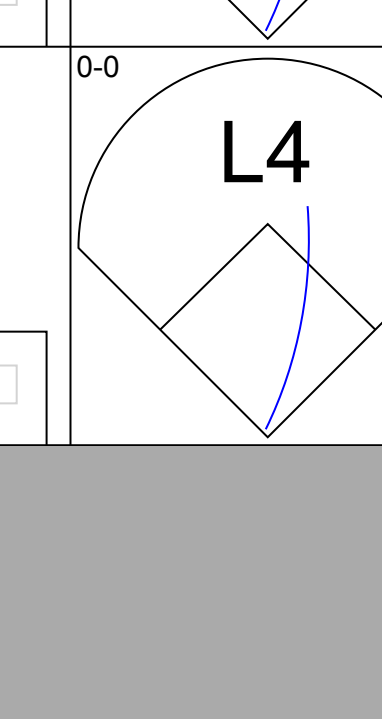
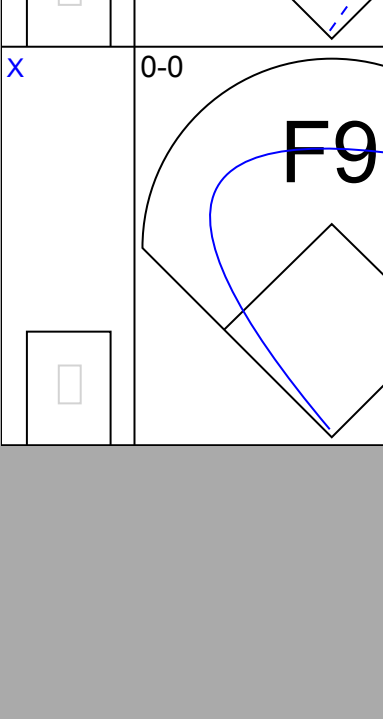
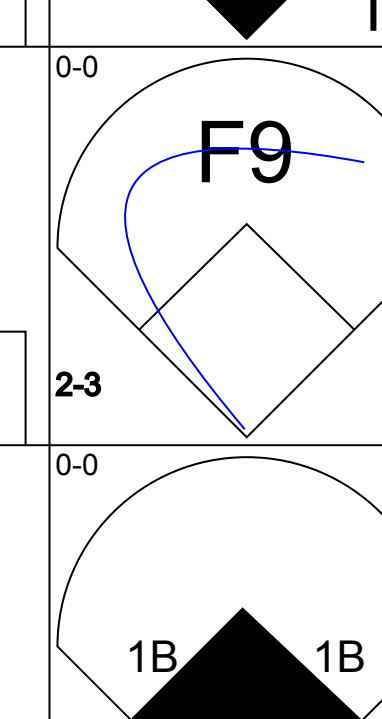
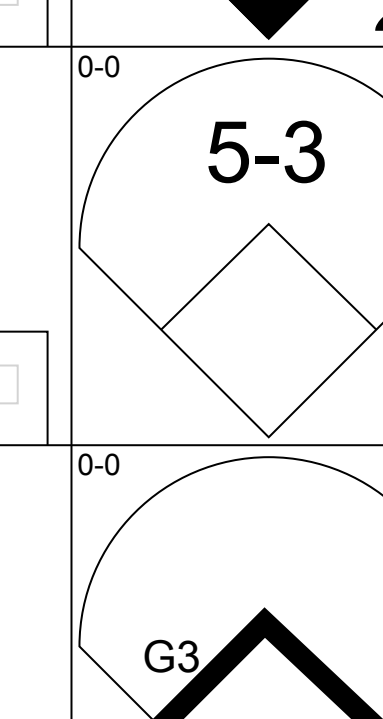
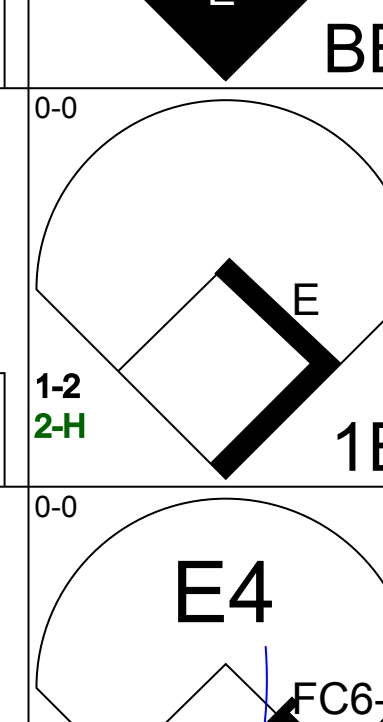
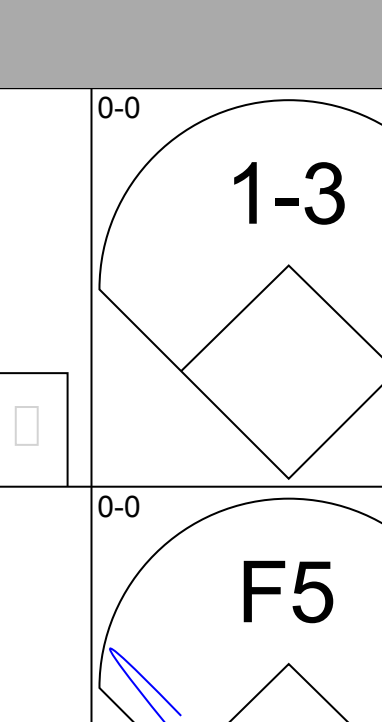
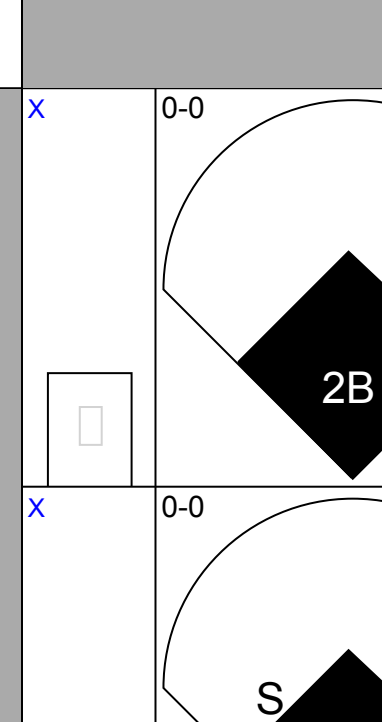
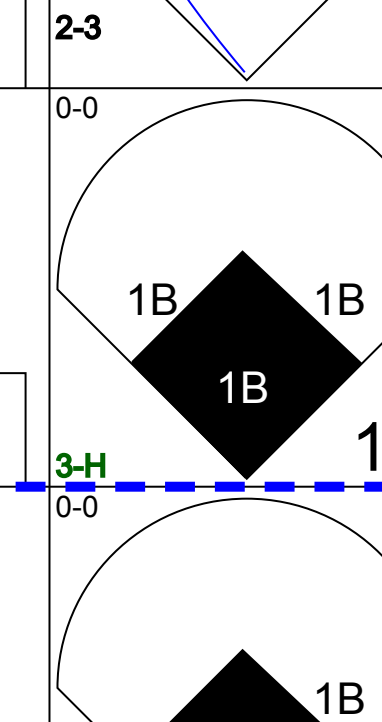
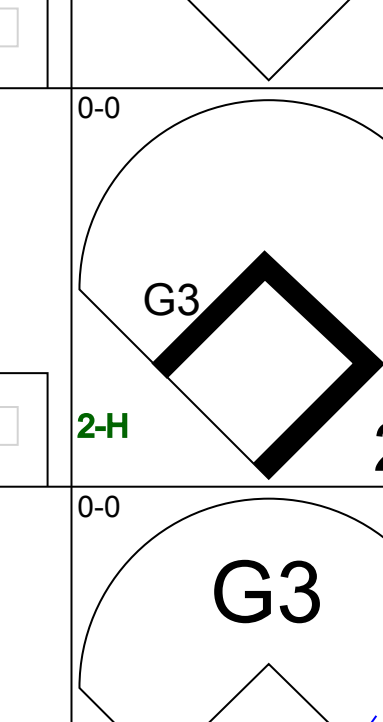
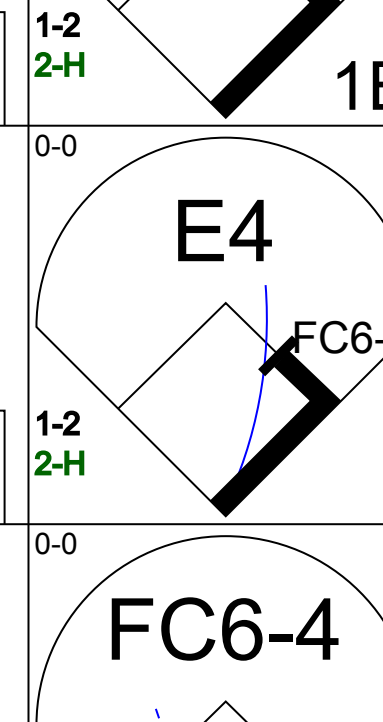
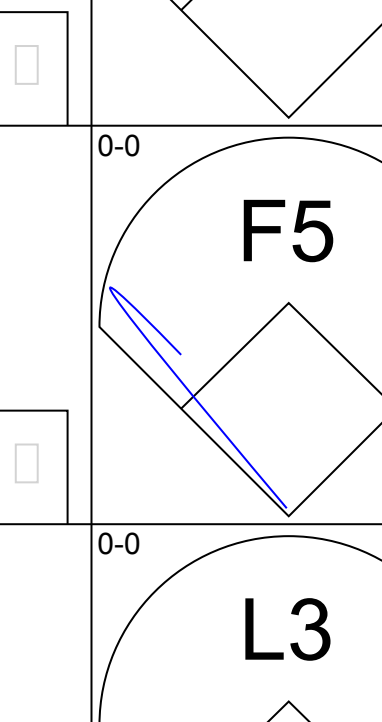
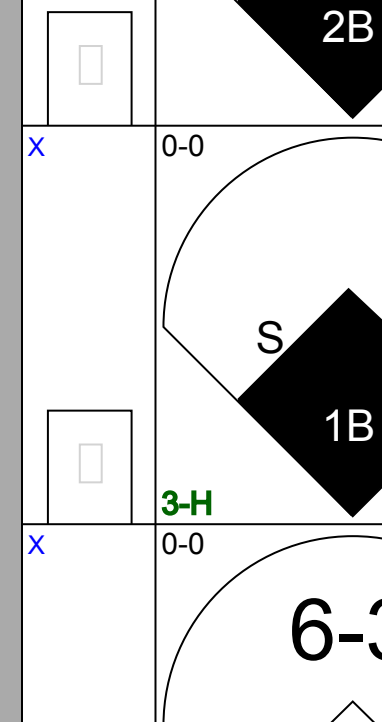
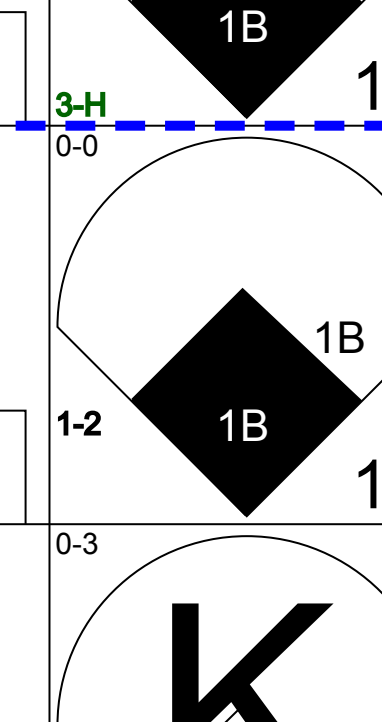
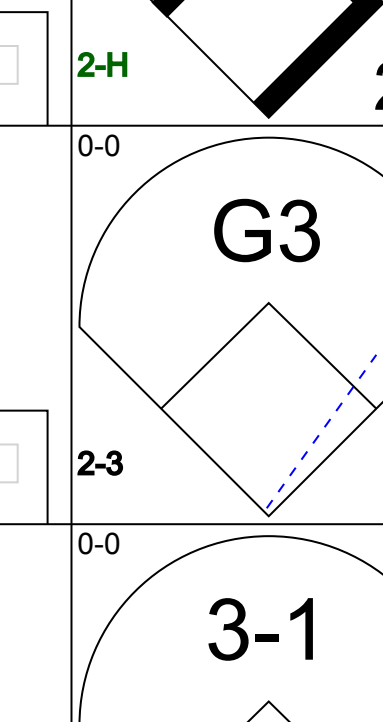
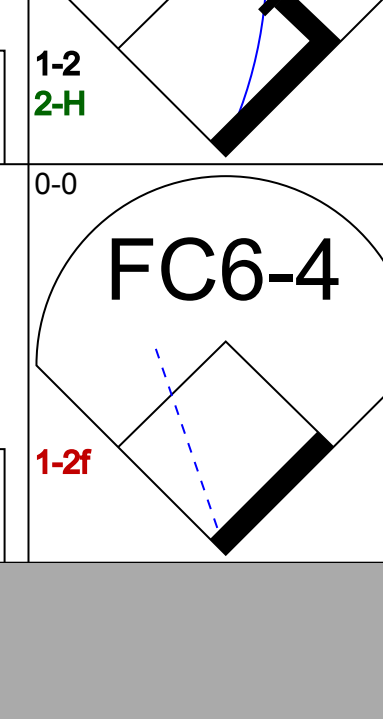
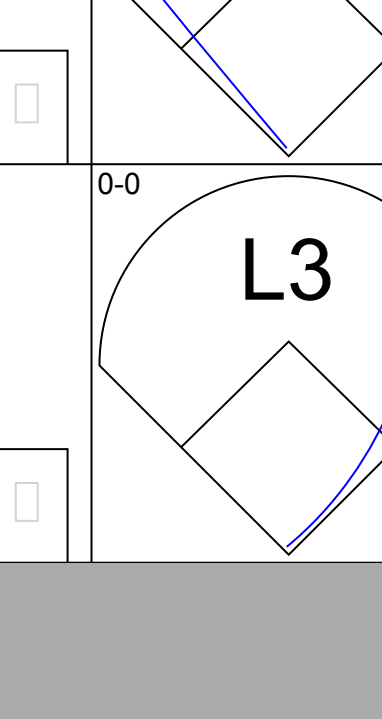
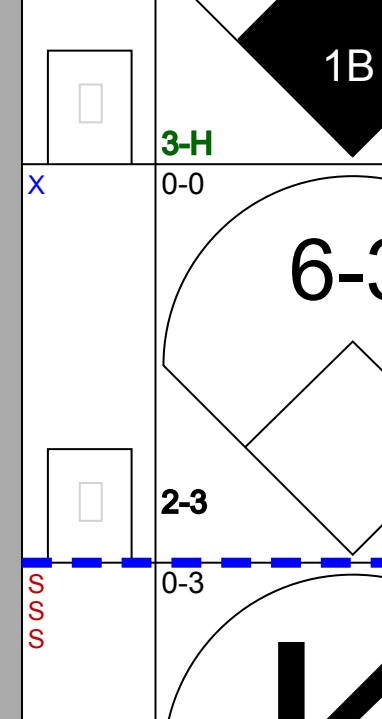
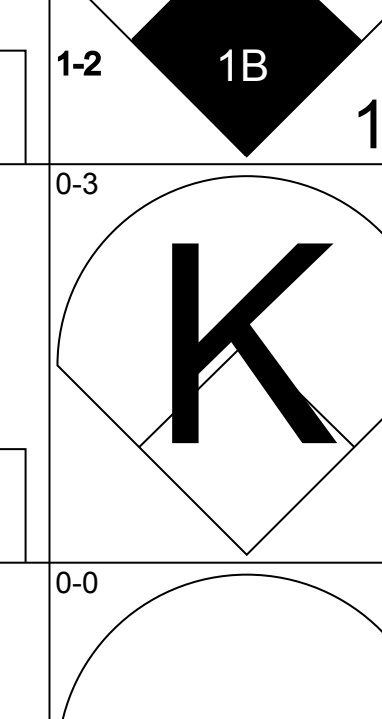
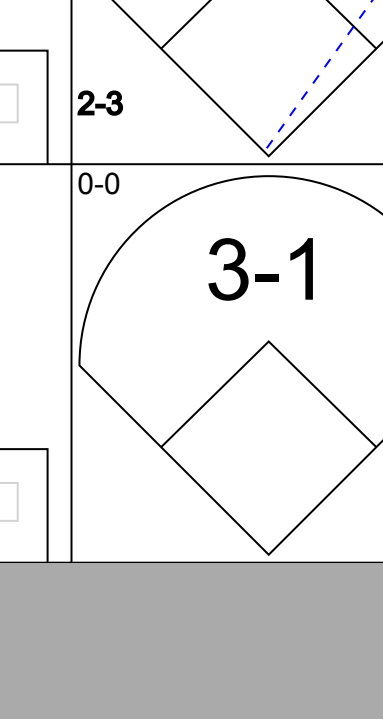
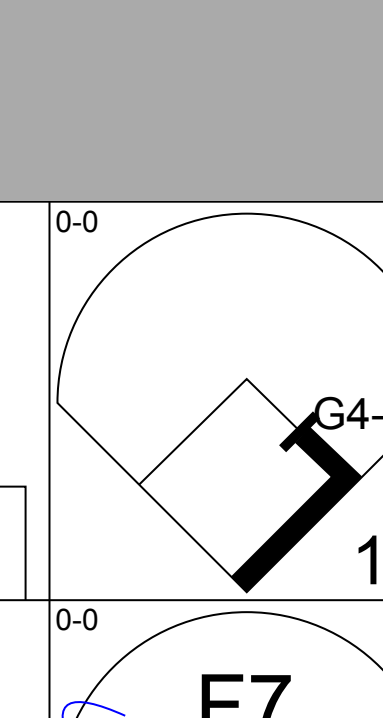
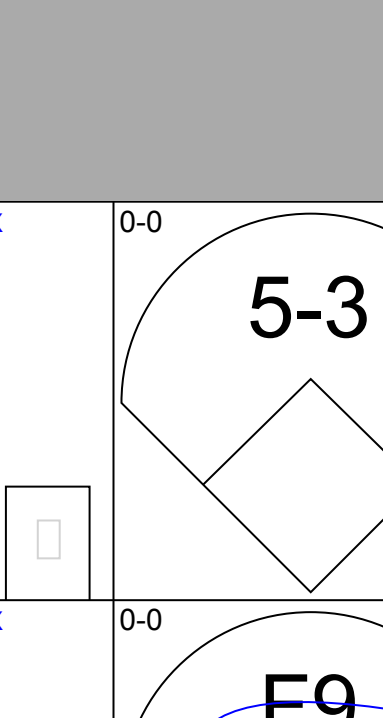
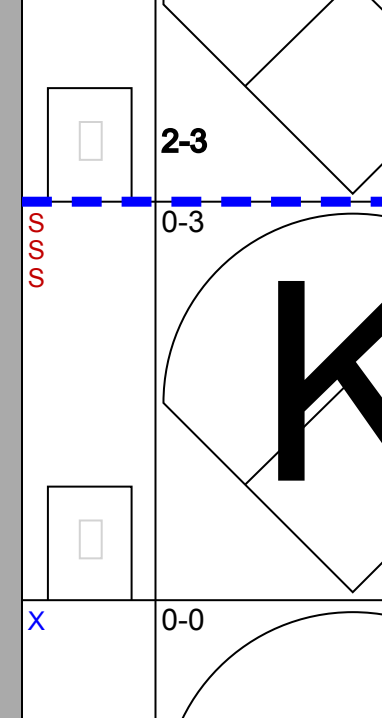
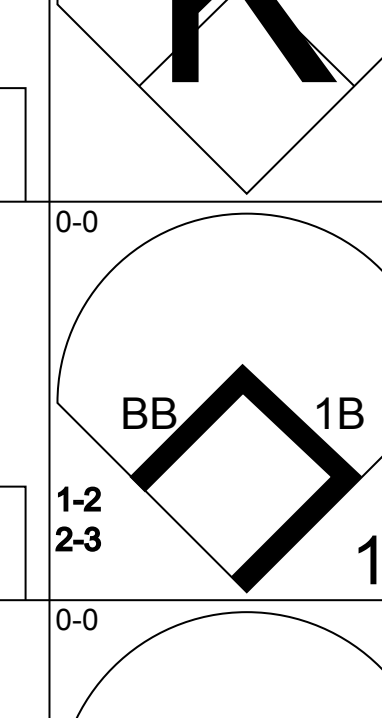
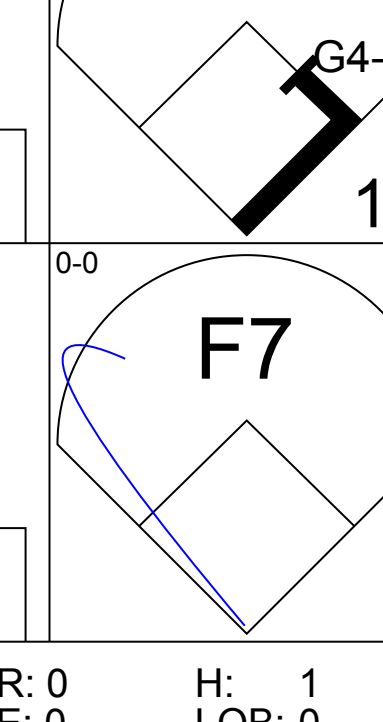
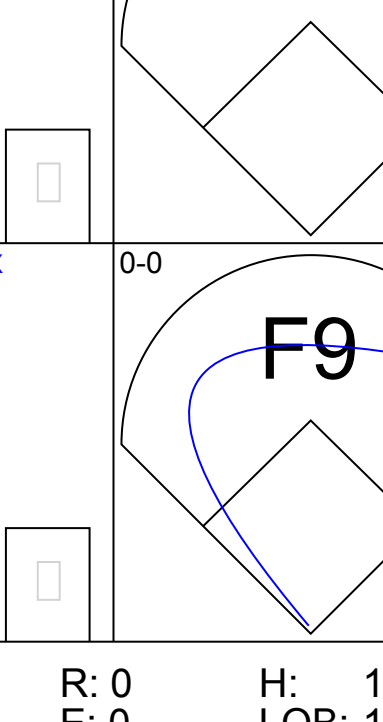
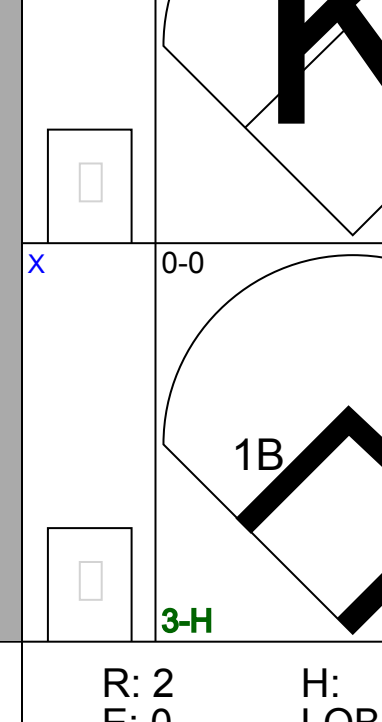
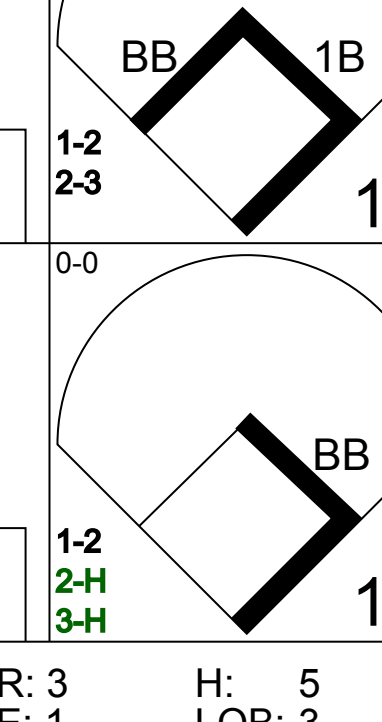
AB	31
R	0
H	4
RBI	0
BB	2
SO	8
LOB	13



AB	35
R	8
H	14
RBI	8
BB	1
SO	3
LOB	9



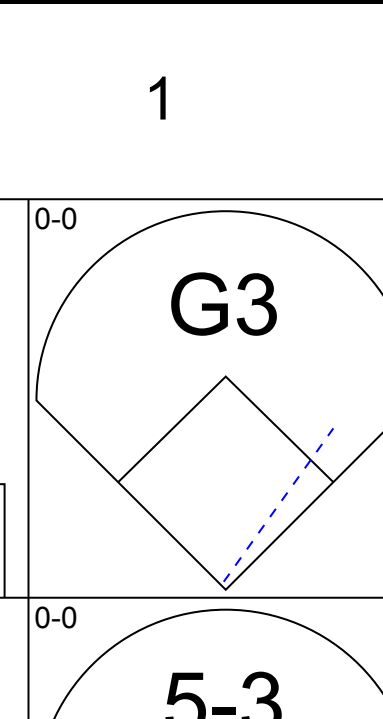
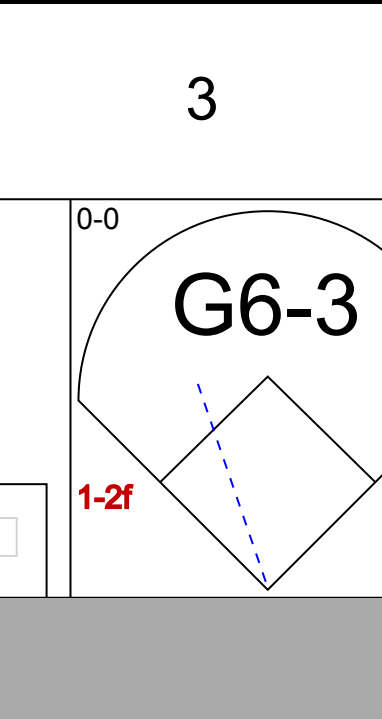
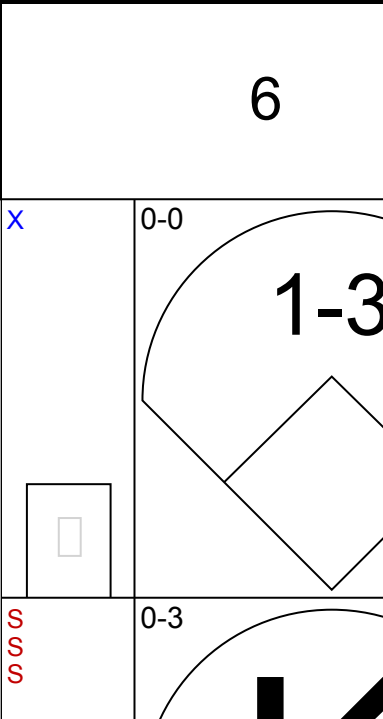
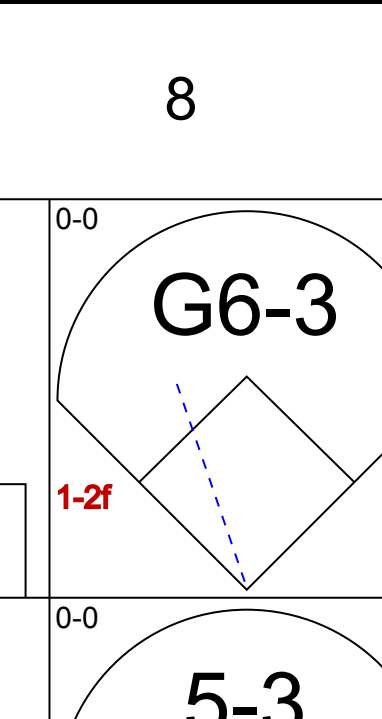
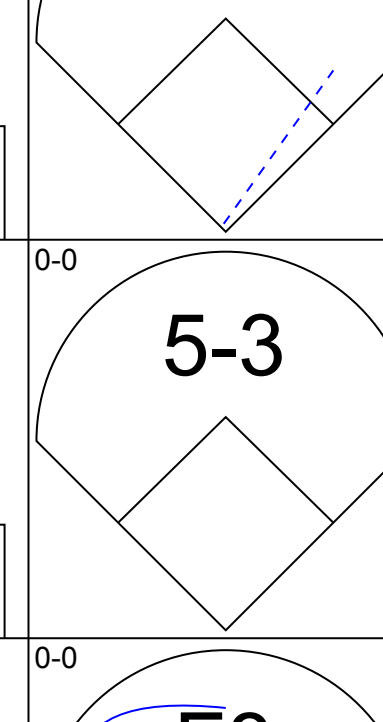
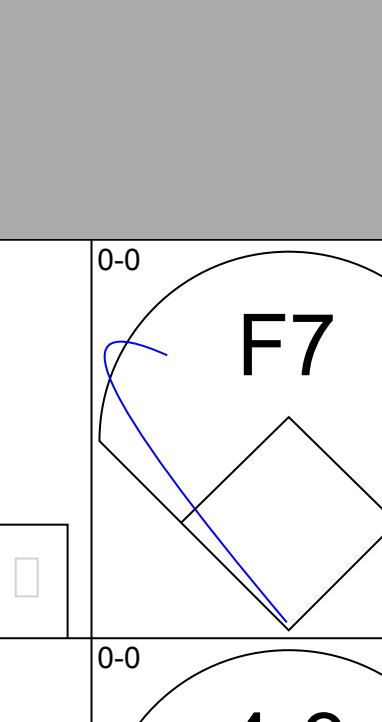
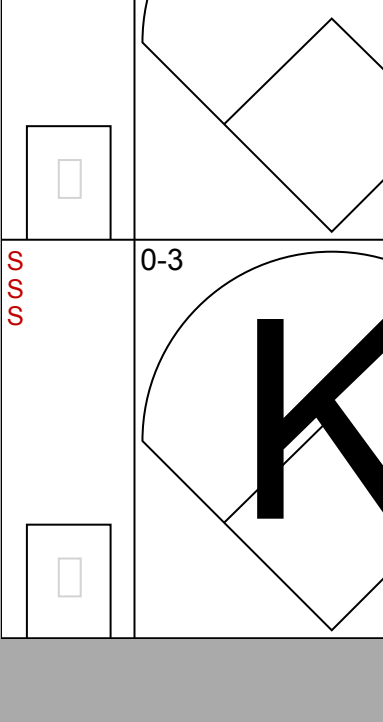
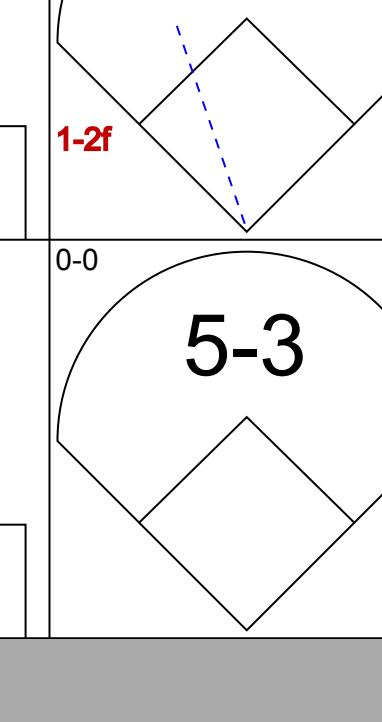
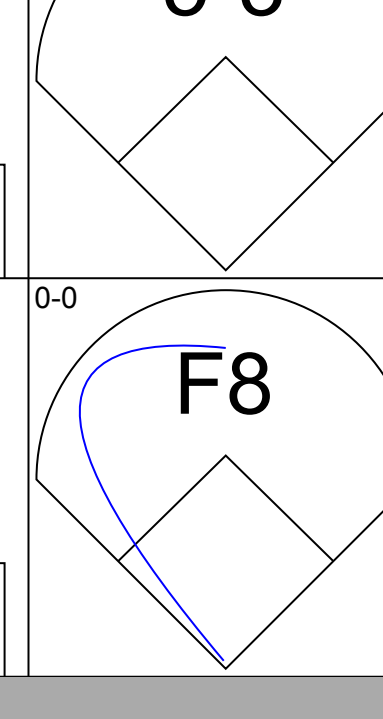
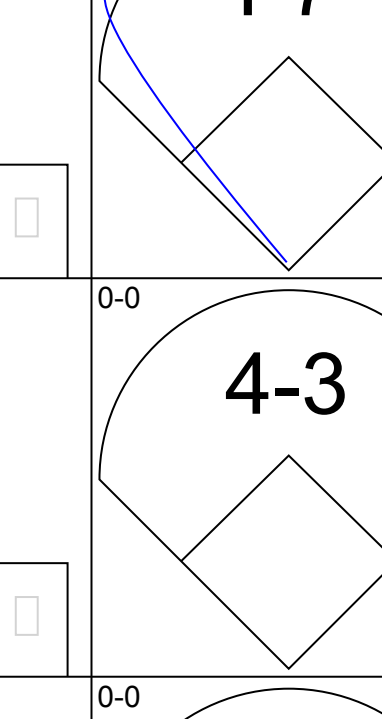
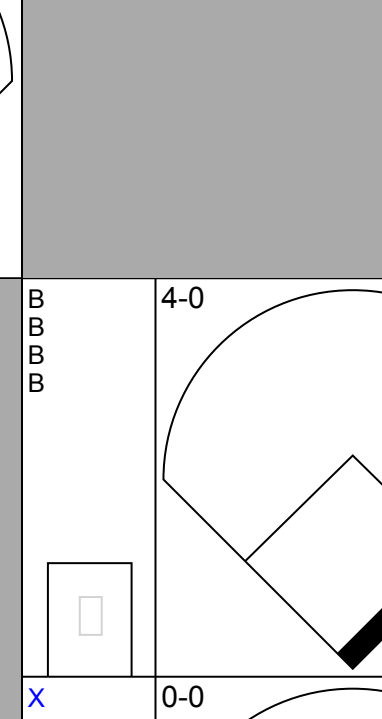
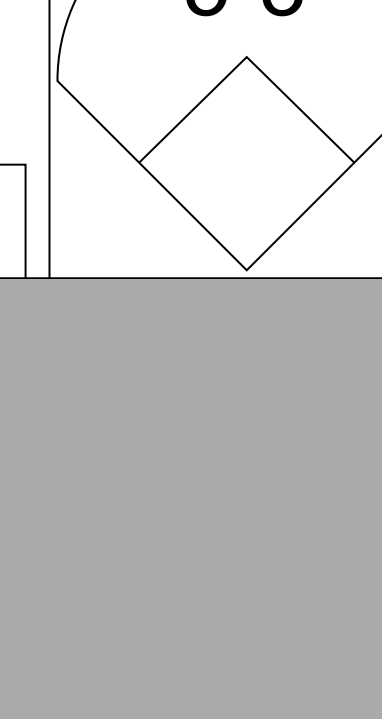
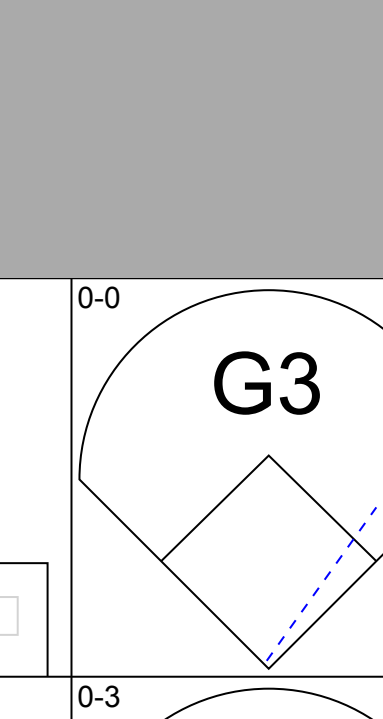
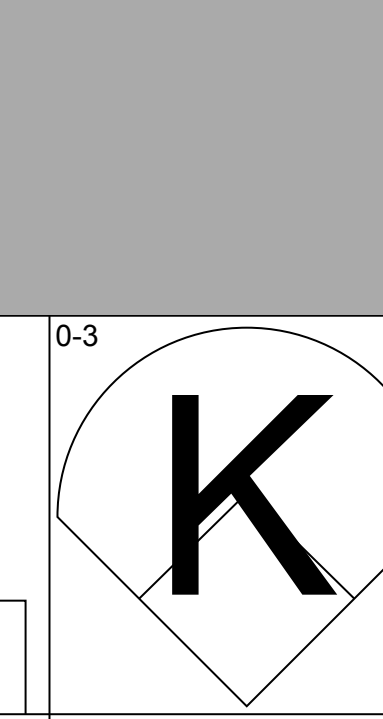
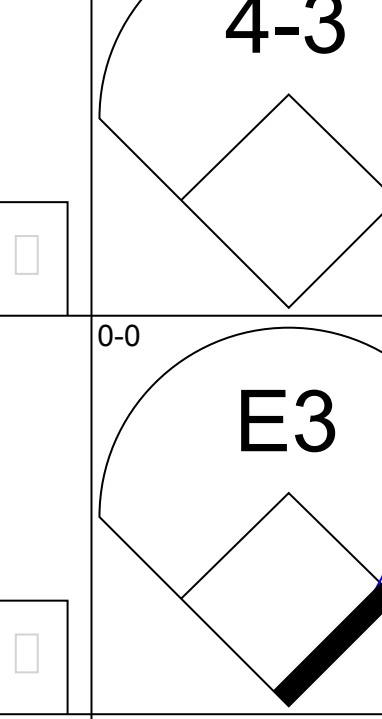
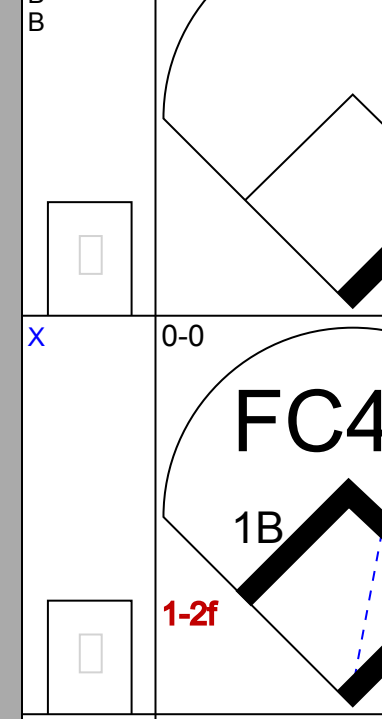

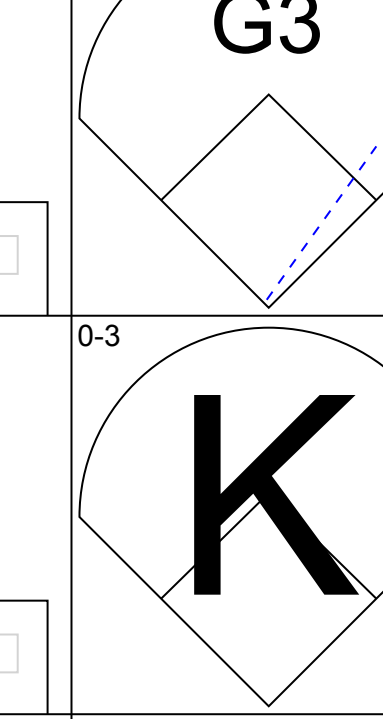
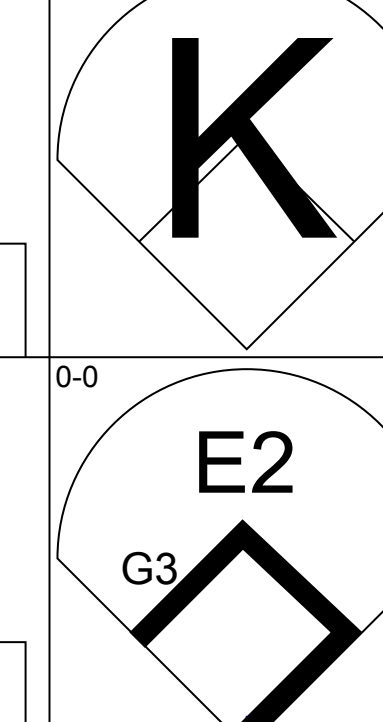
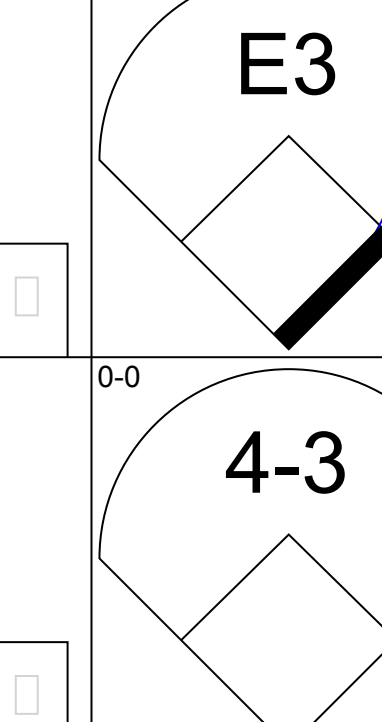
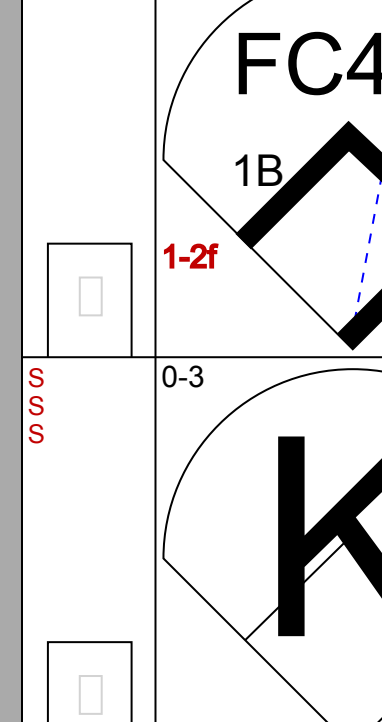
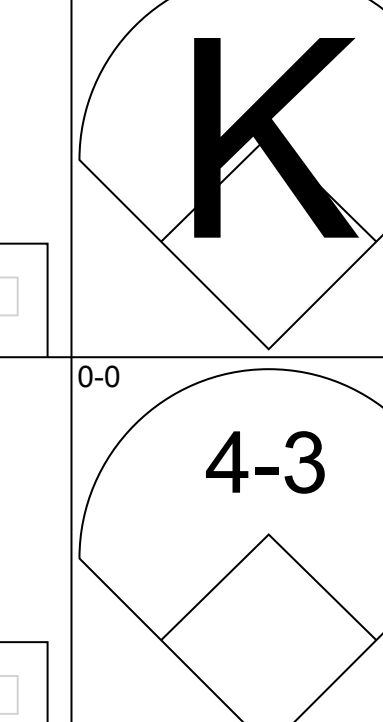
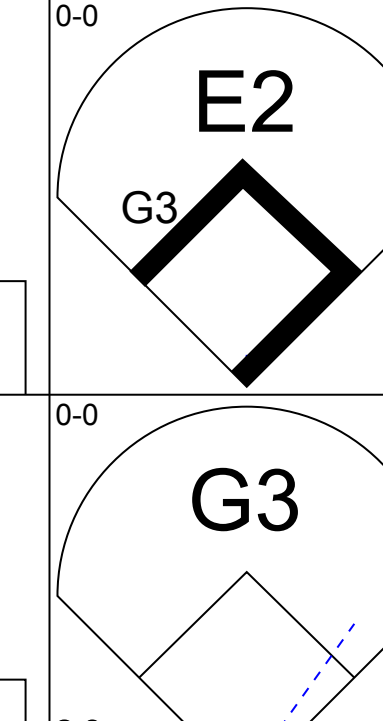
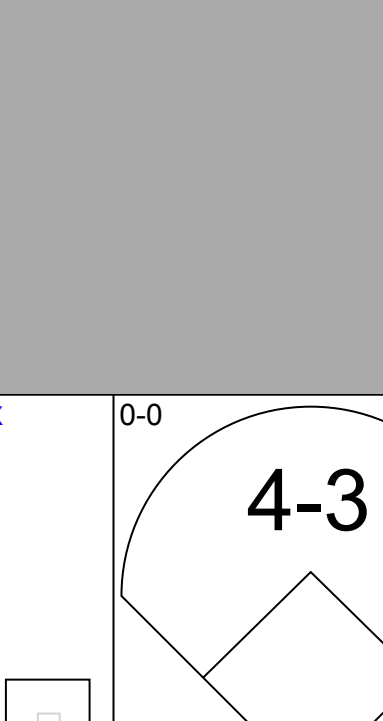
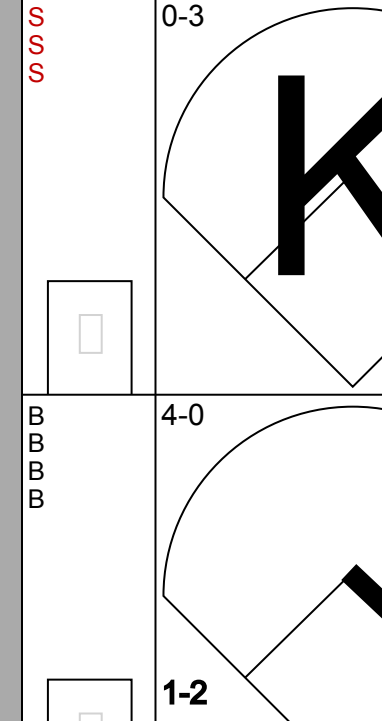
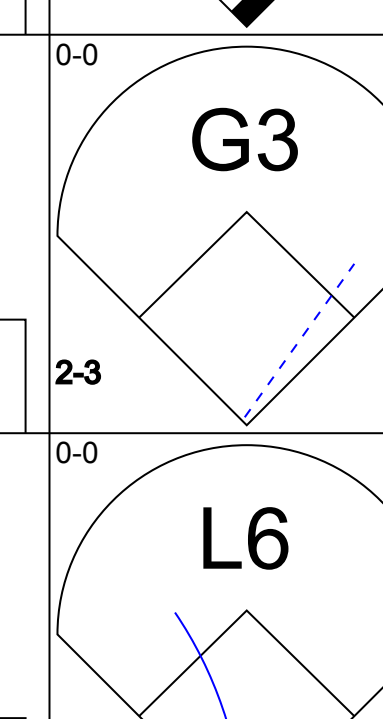
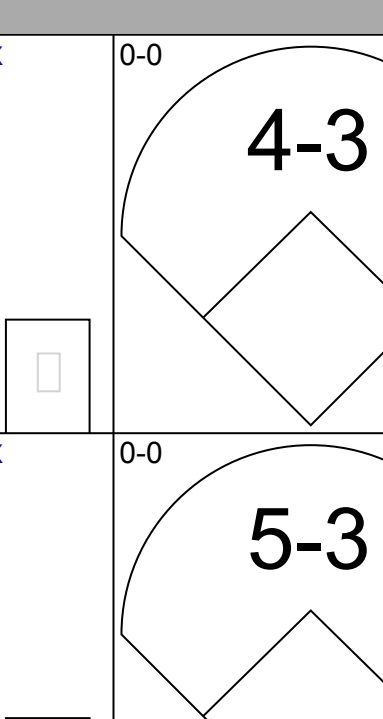
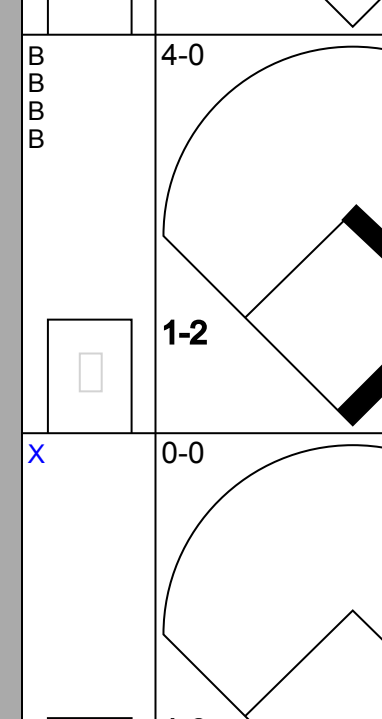
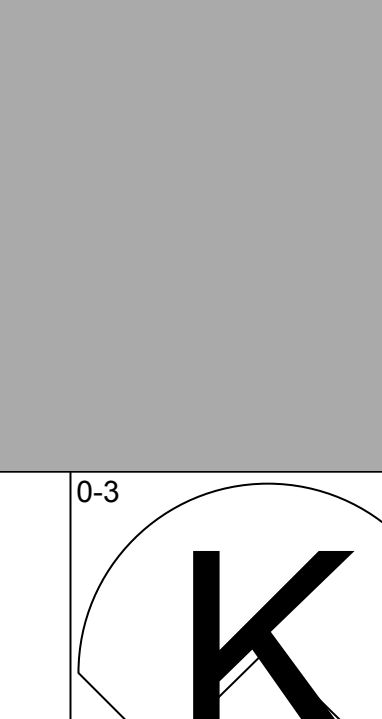
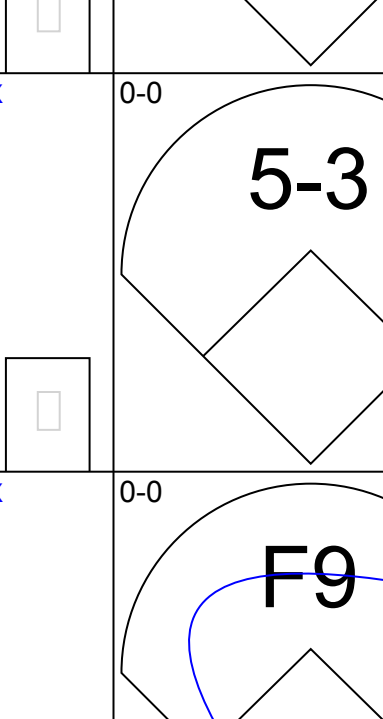
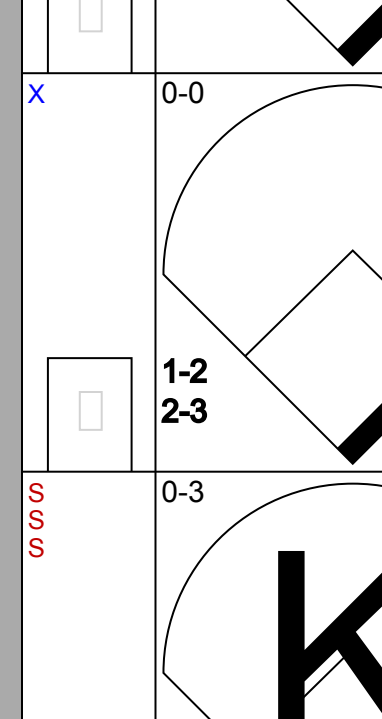
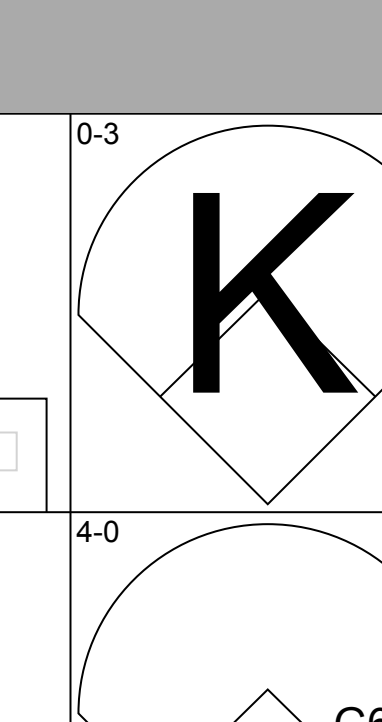
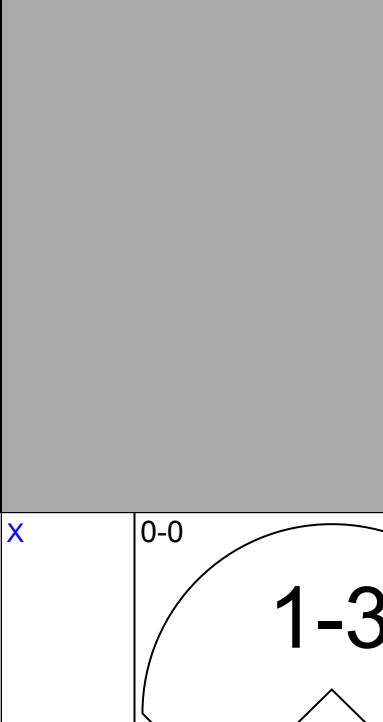
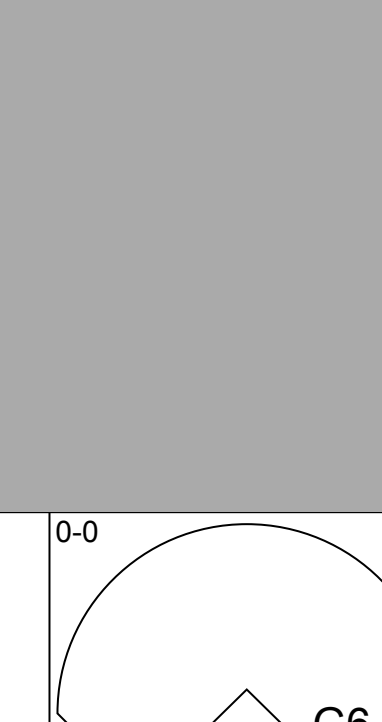


Batter	1	2	3	4	5	6	7	8	9	AB	R	H	RBI	BB	SO	LOB	TOP			
Ron LeFlore, R OBP: 0.310, SLG: 0.372 (1, 8)										4	0	2	0	1	1	1				
Gary Sutherland, R OBP: 0.318, SLG: 0.328 (1, 4)										5	0	1	0	0	0	5				
Dan Meyer, L OBP: 0.310, SLG: 0.379 (1, 3)										5	3	3	0	0	0	1				
Willie Horton, R OBP: 0.320, SLG: 0.426 (1, 10)										4	1	0	0	1	0	2				
Bill Freehan, R OBP: 0.321, SLG: 0.427 (1, 2)										5	2	4	3	0	0	0				
Ben Oglivie, L OBP: 0.299, SLG: 0.383 (1, 7)										5	2	2	1	0	0	2				
Leon Roberts, R OBP: 0.323, SLG: 0.400 (1, 9)										5	0	0	0	0	1	6				
Aurelio Rodriguez, R OBP: 0.284, SLG: 0.382 (1, 5)										4	0	2	0	0	1	1				
Tom Verzyer, R OBP: 0.277, SLG: 0.290 (1, 6)										4	0	2	3	0	0	1				
<b>Inning Stats</b>	R: 2 E: 1 K: 1 S: 8	H: 2 LOB: 2 BB: 1 P: 12	R: 0 E: 0 K: 0 S: 3	H: 1 LOB: 0 BB: 0 P: 3	R: 0 E: 0 K: 0 S: 3	H: 0 LOB: 0 BB: 0 P: 3	R: 0 E: 0 K: 0 S: 3	H: 1 LOB: 1 BB: 0 P: 3	R: 0 E: 0 K: 0 S: 3	H: 1 LOB: 0 BB: 0 P: 3	R: 2 E: 0 K: 1 S: 9	H: 4 LOB: 2 BB: 0 P: 9	R: 3 E: 1 K: 1 S: 10	H: 5 LOB: 3 BB: 1 P: 14	R: 1 E: 0 K: 0 S: 5	H: 2 LOB: 1 BB: 0 P: 5	1B: 10 2B: 5 3B: 1 HR: 0	SF: 0 SAC: 0 DP: 2 HBP: 0	WP: 0 PB: 0 SB: 1 CS: 0	PA: 43
<b>PITCHER</b>	IP	WLS	BF	H	R	ER	SO	BB	IBB	HBP	BLK	WP	HR	S	P	ERA	WHIP			
Chuck Hockenbery, R ERA: 4.68 (1, 1)	6.1	L	25	7	4	3	1	1	0	0	0	0	0	26	30	4.26	1.263			
Don Kirkwood, R ERA: 2.7 (7, 1)	1.0		7	4	2	2	1	0	0	0	0	0	0	9	9	18.00	4.000			
Jim Brewer, L ERA: 3.63 (8, 1)	0.2		6	3	1	1	1	1	0	0	0	0	0	7	11	13.50	6.000			
Dick Lange, R ERA: 4.97 (9, 1)	1.0		5	2	1	1	0	0	0	0	0	0	0	5	5	9.00	2.000			

Detroit Tigers @ California Angels  
Anaheim Stadium, Anaheim, CA  
Sat Aug 16 1975, 10:05 PM EDT  
Att: 31,569 - Unknown

AB 41  
R 8  
H 16  
RBI 7  
BB 2  
SO 3  
LOB 19



Batter	1	2	3	4	5	6	7	8	9	AB	R	H	RBI	BB	SO	LOB	BOTTOM					
Morris Nettles, L OBP: 0.304, SLG: 0.278 (1, 9)										4	0	0	0	0	0	2						
Jerry Remy, L OBP: 0.314, SLG: 0.325 (1, 4)										4	0	0	0	0	1	0						
Mickey Rivers, L OBP: 0.344, SLG: 0.377 (1, 8)										3	0	0	0	1	0	0						
Adrian Garrett, L OBP: 0.246, SLG: 0.381 (1, 10)										4	0	0	0	0	2	1						
Dave Collins, S OBP: 0.365, SLG: 0.371 (1, 7)										4	0	0	0	0	1	2						
Bruce Bochte, L OBP: 0.353, SLG: 0.362 (1, 3)										2	0	0	0	1	0	1						
Dave Chalk, R OBP: 0.364, SLG: 0.367 (1, 5)										3	0	1	0	0	0	1						
Ellie Rodriguez, R OBP: 0.381, SLG: 0.297 (1, 2)										3	0	0	0	0	2	3						
Mike Miley, S OBP: 0.248, SLG: 0.245 (1, 6)										2	0	1	0	1	0	0						
<b>Inning Stats</b>	R: 0 E: 0 K: 0 S: 3	H: 0 LOB: 0 BB: 0 P: 3	R: 0 E: 1 K: 1 S: 6	H: 0 LOB: 1 BB: 0 P: 6	R: 0 E: 0 K: 1 S: 4	H: 0 LOB: 0 BB: 1 P: 8	R: 0 E: 1 K: 0 S: 4	H: 0 LOB: 1 BB: 0 P: 4	R: 0 E: 0 K: 0 S: 3	H: 0 LOB: 0 BB: 0 P: 3	R: 0 E: 0 K: 1 S: 5	H: 0 LOB: 0 BB: 0 P: 5	R: 0 E: 0 K: 2 S: 8	H: 1 LOB: 3 BB: 2 P: 16	R: 0 E: 0 K: 0 S: 3	H: 1 LOB: 0 BB: 0 P: 3	R: 0 E: 0 K: 1 S: 5	H: 0 LOB: 0 BB: 0 P: 5	1B: 2 2B: 0 3B: 0 HR: 0	SF: 0 SAC: 0 DP: 2 HBP: 0	WP: 0 PB: 0 SB: 0 CS: 0	PA: 32
<b>PITCHER</b>	IP	WLS	BF	H	R	ER	SO	BB	IBB	HBP	BLK	WP	HR	S	P	ERA	WHIP					
Ray Bare, R ERA: 3.82 (1, 1)	9.0	W	32	2	0	0	6	3	0	0	0	0	0	41	53	0.00	0.556					

Detroit Tigers @ California Angels  
Anaheim Stadium, Anaheim, CA  
Sat Aug 16 1975, 10:05 PM EDT  
Att: 31,569 - Unknown

AB 29  
R 0  
H 2  
RBI 0  
BB 3  
SO 6  
LOB 10






Batter	1	2	3	4	5	6	7	8	9	AB	R	H	RBI	BB	SO	LOB	TOP								
Ron LeFlore, R OBP: 0.313, SLG: 0.374 (1, 8)										5	1	3	2	0	1	0									
John Knox, L OBP: 0.328, SLG: 0.290 (1, 4)										5	1	2	0	0	0	1									
Dan Meyer, L OBP: 0.306, SLG: 0.373 (1, 3)										5	0	0	1	0	1	3									
Willie Horton, R OBP: 0.321, SLG: 0.425 (1, 10)										3	0	1	0	1	1	0									
Bill Freehan, R OBP: 0.318, SLG: 0.422 (1, 2)										4	0	0	0	0	2	4									
Ben Oglivie, L OBP: 0.303, SLG: 0.388 (1, 7)										3	1	2	1	0	1	0									
Leon Roberts, R OBP: 0.323, SLG: 0.398 (1, 9)										4	1	1	0	0	1	3									
Aurelio Rodriguez, R OBP: 0.284, SLG: 0.384 (1, 5)										3	2	1	1	0	1	0									
Tom Verzyer, R OBP: 0.277, SLG: 0.300 (1, 6)										4	1	1	2	0	1	3									
<b>Inning Stats</b>	R: 2 E: 1 K: 2 S: 10	H: 2 LOB: 2 BB: 1 P: 14	R: 0 E: 0 K: 1 S: 5	H: 0 LOB: 0 BB: 0 P: 5	R: 0 E: 0 K: 0 S: 4	H: 1 LOB: 1 BB: 0 P: 4	R: 3 E: 0 K: 0 S: 6	H: 3 LOB: 0 BB: 0 P: 6	R: 0 E: 0 K: 1 S: 5	H: 0 LOB: 0 BB: 0 P: 5	R: 0 E: 1 K: 1 S: 9	H: 4 LOB: 2 BB: 0 P: 9	R: 0 E: 0 K: 2 S: 7	H: 0 LOB: 0 BB: 0 P: 7	R: 0 E: 0 K: 2 S: 7	H: 0 LOB: 0 BB: 0 P: 7	R: 0 E: 0 K: 0 S: 3	H: 1 LOB: 0 BB: 0 P: 3	1B: 9 2B: 1 3B: 0 HR: 1	SF: 1 SAC: 1 DP: 1 HBP: 0	WP: 0 PB: 0 SB: 1 CS: 0	PA: 39			
<b>PITCHER</b>	IP	WLS	BF	H	R	ER	SO	BB	IBB	HBP	BLK	WP	HR	S	P	ERA	WHIP								
Ed Figueroa, R ERA: 2.65 (1, 1)	5.2	L	28	9	7	6	4	1	0	0	0	0	1	35	39	9.53	1.765								
Andy Hassler, L ERA: 5.84 (6, 1)	3.1		11	2	0	0	5	0	0	0	0	0	0	21	21	0.00	0.600								

Detroit Tigers @ California Angels  
Anaheim Stadium, Anaheim, CA  
Sun Aug 17 1975, 6:33 AM EDT  
Att: 8,358 - Unknown


AB 36  
R 7  
H 11  
RBI 7  
BB 1  
SO 9  
LOB 14



Batter	1	2	3	4	5	6	7	8	9	AB	R	H	RBI	BB	SO	LOB	BOTTOM								
Dave Collins, S OBP: 0.364, SLG: 0.367 (1, 7)										3	0	0	0	1	1	3									
Jerry Remy, L OBP: 0.312, SLG: 0.322 (1, 4)										4	0	0	0	0	0	3									
Mickey Rivers, L OBP: 0.342, SLG: 0.373 (1, 8)										4	0	0	0	0	0	1									
Adrian Garrett, L OBP: 0.260, SLG: 0.388 (1, 10)										4	0	2	0	0	1	1									
Bruce Bochte, L OBP: 0.351, SLG: 0.360 (1, 3)										4	0	1	0	0	0	2									
Leroy Stanton, R OBP: 0.347, SLG: 0.413 (1, 9)										4	0	0	0	0	0	3									
Dave Chalk, R OBP: 0.361, SLG: 0.363 (1, 5)										4	0	0	0	0	0	1									
Ellie Rodriguez, R OBP: 0.382, SLG: 0.298 (1, 2)										3	0	1	0	1	1	1									
Mike Miley, S OBP: 0.250, SLG: 0.248 (1, 6)										3	0	1	0	0	0	1									
<b>Inning Stats</b>	R: 0 E: 0 K: 1 S: 5	H: 0 LOB: 1 BB: 1 P: 9	R: 0 E: 1 K: 1 S: 6	H: 0 LOB: 1 BB: 0 P: 6	R: 0 E: 0 K: 1 S: 5	H: 0 LOB: 0 BB: 0 P: 5	R: 0 E: 0 K: 0 S: 4	H: 1 LOB: 1 BB: 0 P: 4	R: 0 E: 0 K: 0 S: 4	H: 1 LOB: 2 BB: 1 P: 8	R: 0 E: 0 K: 0 S: 4	H: 1 LOB: 1 BB: 0 P: 4	R: 0 E: 0 K: 0 S: 4	H: 1 LOB: 1 BB: 0 P: 4	R: 0 E: 0 K: 0 S: 3	H: 0 LOB: 0 BB: 0 P: 3	R: 0 E: 0 K: 0 S: 3	H: 0 LOB: 0 BB: 0 P: 3	1B: 5 2B: 0 3B: 0 HR: 0	SF: 0 SAC: 0 DP: 0 HBP: 0	WP: 0 PB: 0 SB: 0 CS: 0	PA: 35			
<b>PITCHER</b>	IP	WLS	BF	H	R	ER	SO	BB	IBB	HBP	BLK	WP	HR	S	P	ERA	WHIP								
Vern Ruhle, R ERA: 3.88 (1, 1)	9.0	W	35	5	0	0	3	2	0	0	0	0	0	39	47	0.00	0.778								

Detroit Tigers @ California Angels  
Anaheim Stadium, Anaheim, CA  
Sun Aug 17 1975, 6:33 AM EDT  
Att: 8,358 - Unknown

AB 33  
R 0  
H 5  
RBI 0  
BB 2  
SO 3  
LOB 16





Batter	1	2	3	4	5	6	7	8	9	AB	R	H	RBI	BB	SO	LOB	TOP								
Ron LeFlore, R OBP: 0.312, SLG: 0.373 (1, 8)			1-3				SH3-4		E6	4	0	1	0	0	2	0									
Gary Sutherland, R OBP: 0.321, SLG: 0.330 (1, 4)							F2		F9	4	1	2	0	1	0	2									
Dan Meyer, L OBP: 0.307, SLG: 0.372 (1, 3)							F9			4	1	1	0	1	0	3									
Willie Horton, R OBP: 0.324, SLG: 0.428 (1, 10)									1-3	4	1	2	0	1	1	4									
Bill Freehan, R OBP: 0.317, SLG: 0.429 (1, 2)							F8		G6-4-3	4	1	1	3	0	1	3									
Leon Roberts, R OBP: 0.324, SLG: 0.405 (1, 9)										4	0	2	0	0	1	1									
Aurelio Rodriguez, R OBP: 0.284, SLG: 0.383 (1, 5)							5-3		F7	4	0	1	0	0	0	2									
Ben Oglivie, L OBP: 0.307, SLG: 0.390 (1, 7)										4	1	2	1	0	1	0									
Tom Verzyer, R OBP: 0.277, SLG: 0.300 (1, 6)									SH5-4	3	0	1	0	0	0	2									
<b>Inning Stats</b>	R: 0 E: 0 K: 1 S: 5	H: 1 LOB: 0 BB: 0 P: 5	R: 1 E: 0 K: 1 S: 7	H: 2 LOB: 2 BB: 1 P: 11	R: 3 E: 0 K: 1 S: 9	H: 4 LOB: 1 BB: 0 P: 9	R: 0 E: 0 K: 1 S: 5	H: 0 LOB: 0 BB: 0 P: 5	R: 0 E: 0 K: 0 S: 3	H: 1 LOB: 1 BB: 1 P: 7	R: 0 E: 0 K: 2 S: 7	H: 0 LOB: 0 BB: 0 P: 7	R: 0 E: 0 K: 0 S: 4	H: 1 LOB: 1 BB: 0 P: 4	R: 0 E: 0 K: 0 S: 4	H: 2 LOB: 1 BB: 0 P: 4	R: 1 E: 1 K: 0 S: 5	H: 2 LOB: 2 BB: 1 P: 9	1B: 10 2B: 1 3B: 1 HR: 1	SF: 0 SAC: 2 DP: 3 HBP: 0	WP: 0 PB: 0 SB: 0 CS: 0	PA: 40			
<b>PITCHER</b>	IP	WLS	BF	H	R	ER	SO	BB	IBB	HBP	BLK	WP	HR	S	P	ERA	WHIP								
Vida Blue, L ERA: 3.15 (1, 1)	4.2	L	22	8	4	4	4	2	0	0	0	0	1	28	36	7.71	2.143								
Glenn Abbott, R ERA: 3.87 (5, 1)	4.0		16	5	1	0	2	0	0	0	0	0	0	20	20	0.00	1.250								
Paul Lindblad, L ERA: 1.97 (9, 1)	0.0		1	0	0	0	0	1	0	0	0	0	0	0	4	∞	∞								
Jim Todd, R ERA: 2.79 (9, 1)	0.1		1	0	0	0	0	0	0	0	0	0	0	1	1	0.00	0.000								

**Detroit Tigers @ Oakland Athletics**  
 Oakland-Alameda County Coliseum, Oakland, CA  
 Mon Aug 18 1975, 7:05 PM PDT  
 Att: 24,488 - Unknown

**AB** 35  
**R** 5  
**H** 13  
**RBI** 4  
**BB** 3  
**SO** 6  
**LOB** 17



Batter	1	2	3	4	5	6	7	8	9	AB	R	H	RBI	BB	SO	LOB	BOTTOM								
Bill North, S OBP: 0.375, SLG: 0.312 (1, 8)		4-3							4-3	4	0	1	0	1	0	1									
Bert Campaneris, R OBP: 0.336, SLG: 0.327 (1, 6)							FC6-4			4	1	2	0	1	1	2									
Sal Bando, R OBP: 0.311, SLG: 0.304 (1, 5)										5	0	1	0	0	0	4									
Reggie Jackson, L OBP: 0.342, SLG: 0.536 (1, 9)			FC5-2		4-3					5	0	2	1	0	0	4									
Claudell Washington, L OBP: 0.342, SLG: 0.423 Angel Mangual, R OBP: 0.243, SLG: 0.279 (8, PH) (9, 7)							1-3		1-3	3	0	2	0	1	0	0									
Billy Williams, L OBP: 0.332, SLG: 0.394 (1, 10)										4	0	0	0	0	1	6									
Gene Tenace, R OBP: 0.398, SLG: 0.442 (1, 2)										3	1	2	2	1	1	0									
Jim Holt, L OBP: 0.321, SLG: 0.254 (1, 3)										4	0	1	0	0	0	3									
Phil Garner, R OBP: 0.269, SLG: 0.328 Rich McKinney, R (8, PH) Ted Martinez, R OBP: 0.220, SLG: 0.241 (9, 4)										3	0	0	0	0	0	2									
<b>Inning Stats</b>	R: 0 E: 0 K: 1 S: 6	H: 1 LOB: 3 BB: 2 P: 14	R: 0 E: 0 K: 0 S: 3	H: 0 LOB: 1 BB: 1 P: 7	R: 0 E: 0 K: 1 S: 7	H: 2 LOB: 2 BB: 0 P: 7	R: 0 E: 0 K: 1 S: 5	H: 1 LOB: 0 BB: 0 P: 5	R: 0 E: 0 K: 0 S: 3	H: 0 LOB: 1 BB: 1 P: 7	R: 1 E: 0 K: 0 S: 4	H: 1 LOB: 0 BB: 0 P: 4	R: 0 E: 0 K: 0 S: 5	H: 2 LOB: 2 BB: 0 P: 5	R: 1 E: 0 K: 0 S: 5	H: 2 LOB: 2 BB: 0 P: 5	R: 1 E: 0 K: 0 S: 5	H: 2 LOB: 1 BB: 0 P: 5	1B: 7 2B: 3 3B: 0 HR: 1	SF: 0 SAC: 0 DP: 1 HBP: 0	WP: 0 PB: 0 SB: 2 CS: 0	PA: 41			
<b>PITCHER</b>	IP	WLS	BF	H	R	ER	SO	BB	IBB	HBP	BLK	WP	HR	S	P	ERA	WHIP								
Joe Coleman, R ERA: 5.48 (1, 1)	9.0	W	41	11	3	3	3	4	0	0	0	0	1	43	59	3.00	1.667								

**Detroit Tigers @ Oakland Athletics**  
 Oakland-Alameda County Coliseum, Oakland, CA  
 Mon Aug 18 1975, 7:05 PM PDT  
 Att: 24,488 - Unknown

**AB** 37  
**R** 3  
**H** 11  
**RBI** 3  
**BB** 4  
**SO** 3  
**LOB** 25










Batter	1	2	3	4	5	6	7	8	9	AB	R	H	RBI	BB	SO	LOB	TOP										
Ron LeFlore, R OBP: 0.311, SLG: 0.371 (1, 8)	0-0 4-3		0-0 5-3			0-3 K2-3		0-0 CS	0-0 5-3	4	0	0	0	0	1	0											
Gary Sutherland, R OBP: 0.318, SLG: 0.324 (1, 4)	0-0 6-3			0-3 K		0-0 4-3			0-3 K	4	0	0	0	0	2	0											
Dan Meyer, L OBP: 0.303, SLG: 0.364 (1, 3)	0-0 F9			0-0 4-3		0-0 4-3			0-0 F5	4	0	0	0	0	0	0											
Willie Horton, R OBP: 0.319, SLG: 0.422 (1, 10)		0-0 F8		0-0 F7					0-0 6-3	3	0	0	0	0	0	0											
Bill Freehan, R OBP: 0.316, SLG: 0.429 (1, 2)		0-0 4-3 2B			0-0 F7				0-0 L9	3	0	1	0	0	0	0											
Ben Oglivie, L OBP: 0.306, SLG: 0.386 (1, 7)	0-0 4-3				0-0 1B SF8 1B				0-3 K	3	1	1	0	0	1	1											
Leon Roberts, R OBP: 0.324, SLG: 0.406 (1, 9)	0-0 F4				0-0 1-3 1B			0-3 K		3	0	1	0	0	1	1	AB 29 R 1 H 4 RBI 1 BB 0 SO 6 LOB 3										
Aurelio Rodriguez, R OBP: 0.284, SLG: 0.381 (1, 5)			0-0 F7		0-0 SF8			0-0 5-3		2	0	0	1	0	0	0											
Tom Verzyer, R OBP: 0.272, SLG: 0.294 Gates Brown, L OBP: 0.353, SLG: 0.333 Billy Baldwin, L OBP: 0.276, SLG: 0.429 Gene Michael, S OBP: 0.282, SLG: 0.283 (1, 6)	0-0 F4		0-0 F4		0-0 3-H K			0-0 CS 1B		2	0	0	0	0	1	1											
<b>Inning Stats</b>	R: 0 E: 0 K: 0 S: 3	H: 0 LOB: 0 BB: 0 P: 3	R: 0 E: 0 K: 0 S: 4	H: 1 LOB: 1 BB: 0 P: 4	R: 0 E: 0 K: 0 S: 3	H: 0 LOB: 0 BB: 0 P: 3	R: 0 E: 0 K: 1 S: 5	H: 0 LOB: 0 BB: 0 P: 5	R: 1 E: 0 K: 1 S: 7	H: 2 LOB: 1 BB: 0 P: 7	R: 0 E: 0 K: 1 S: 5	H: 0 LOB: 0 BB: 0 P: 5	R: 0 E: 0 K: 1 S: 5	H: 1 LOB: 1 BB: 0 P: 5	R: 0 E: 0 K: 1 S: 5	H: 0 LOB: 0 BB: 0 P: 5	1B: 3 2B: 1 3B: 0 HR: 0	SF: 1 SAC: 0 DP: 0 HBP: 0	WP: 0 PB: 0 SB: 0 CS: 1	PA: 31							
<b>PITCHER</b>	IP	WLS	BF	H	R	ER	SO	BB	IBB	HBP	BLK	WP	HR	S	P	ERA	WHIP										
Sonny Siebert, R ERA: 3.62 (1, 1)	5.0	W	18	3	1	1	2	0	0	0	0	0	0	22	22	1.80	0.600										
Jim Todd, R ERA: 2.67 (6, 1)	4.0	S	12	1	0	0	4	0	0	0	0	0	0	20	20	0.00	0.250										

Detroit Tigers @ Oakland Athletics  
Oakland-Alameda County Coliseum, Oakland, CA  
Wed Aug 20 1975, 3:33 AM PDT  
Att: 6,255 - Unknown


livebaseballscores.com



Batter	1	2	3	4	5	6	7	8	9	AB	R	H	RBI	BB	SO	LOB	BOTTOM										
Bill North, S OBP: 0.377, SLG: 0.321 (1, 8)	0-3 K		0-0 6-3		0-0 2B			0-3 K		4	0	1	1	0	2	0											
Bert Campaneris, R OBP: 0.335, SLG: 0.322 (1, 6)	4-0 1-3 BB		0-0 6-3		0-0 F9			4-0 BB E BB		2	0	0	0	2	0	1											
Sal Bando, R OBP: 0.314, SLG: 0.306 (1, 5)	0-0 1-3			0-0 4-3 1B	0-0 F9			4-0 1-2 BB BB		3	0	1	0	1	0	2											
Reggie Jackson, L OBP: 0.340, SLG: 0.534 (1, 9)	0-0 4-3			0-0 L8		0-0 F8		0-3 K		4	0	0	0	0	1	4											
Billy Williams, L OBP: 0.331, SLG: 0.391 (1, 10)		0-0 F5		0-0 4-3		0-0 F9		4-0 1-2 2-3 BB		3	0	0	0	1	0	1											
Gene Tenace, R OBP: 0.391, SLG: 0.432 (1, 2)		0-3 K		0-0 F7		0-3 K		0-0 F4		4	0	0	0	0	2	4											
Jim Holt, L OBP: 0.333, SLG: 0.314 (1, 3)		0-0 1B			0-0 HR			0-0 6-3		3	1	2	1	0	0	0	AB 29 R 2 H 5 RBI 2 BB 4 SO 6 LOB 13										
Tommy Harper, R OBP: 0.320, SLG: 0.300 (1, 7)		0-3 K			0-0 4-3			0-0 F8		3	0	0	0	0	1	1											
Phil Garner, R OBP: 0.268, SLG: 0.325 (1, 4)			0-0 F8		0-0 2B 1B			0-0 F9		3	1	1	0	0	0	0											
<b>Inning Stats</b>	R: 0 E: 0 K: 1 S: 5	H: 0 LOB: 1 BB: 1 P: 9	R: 0 E: 0 K: 2 S: 8	H: 1 LOB: 0 BB: 0 P: 8	R: 0 E: 0 K: 0 S: 3	H: 0 LOB: 0 BB: 0 P: 3	R: 0 E: 0 K: 0 S: 4	H: 1 LOB: 1 BB: 0 P: 4	R: 2 E: 0 K: 0 S: 6	H: 3 LOB: 1 BB: 0 P: 6	R: 0 E: 0 K: 1 S: 5	H: 0 LOB: 0 BB: 0 P: 5	R: 0 E: 0 K: 0 S: 3	H: 0 LOB: 0 BB: 0 P: 3	R: 0 E: 1 K: 2 S: 7	H: 0 LOB: 3 BB: 3 P: 19	1B: 3 2B: 1 3B: 0 HR: 1	SF: 0 SAC: 0 DP: 0 HBP: 0	WP: 0 PB: 0 SB: 1 CS: 0	PA: 33							
<b>PITCHER</b>	IP	WLS	BF	H	R	ER	SO	BB	IBB	HBP	BLK	WP	HR	S	P	ERA	WHIP										
Ray Bare, R ERA: 3.78 (1, 1)	6.0	L	24	5	2	2	4	1	0	0	0	0	0	31	35	3.00	1.000										
Gene Pentz, R ERA: 1.32 (7, 1)	2.0		9	0	0	0	2	3	0	0	0	0	0	10	22	0.00	1.500										

Detroit Tigers @ Oakland Athletics  
Oakland-Alameda County Coliseum, Oakland, CA  
Wed Aug 20 1975, 3:33 AM PDT  
Att: 6,255 - Unknown

livebaseballscores.com






Batter	1	2	3	4	5	6	7	8	9	AB	R	H	RBI	BB	SO	LOB	TOP			
Ron LeFlore, R OBP: 0.310, SLG: 0.369 (1, 8)										5	1	1	0	0	1	4				
Gary Sutherland, R OBP: 0.319, SLG: 0.324 (1, 4)										4	1	1	0	1	0	2				
Dan Meyer, L OBP: 0.302, SLG: 0.362 (1, 3)											5	0	1	2	0	1				
Willie Horton, R OBP: 0.320, SLG: 0.421 (1, 10)											5	0	2	0	0	3				
Bill Freehan, R OBP: 0.312, SLG: 0.422 (1, 2)											5	0	0	0	1	4				
Ben Oglivie, L OBP: 0.305, SLG: 0.384 (1, 7)											4	2	1	0	0	1				
Billy Baldwin, L OBP: 0.303, SLG: 0.438 (1, 9)											4	0	2	0	0	1				
Aurelio Rodriguez, R OBP: 0.288, SLG: 0.389 (1, 5)										4	0	3	2	0	0	0				
Tom Verzyer, R OBP: 0.269, SLG: 0.291 (8, PH)										3	0	0	0	0	1	5				
Gates Brown, L OBP: 0.343, SLG: 0.321 (8, PH)										1	0	0	0	0	0	0				
Gene Michael, S OBP: 0.252, SLG: 0.283 (8, 6)										0	0	0	0	0	0	0				
<b>Inning Stats</b>	R: 1 E: 0 K: 1 S: 7	H: 2 LOB: 1 BB: 0 P: 7	R: 0 E: 0 K: 1 S: 7	H: 2 LOB: 2 BB: 0 P: 7	R: 0 E: 0 K: 1 S: 5	H: 0 LOB: 0 BB: 0 P: 5	R: 1 E: 0 K: 1 S: 7	H: 2 LOB: 1 BB: 0 P: 7	R: 1 E: 0 K: 1 S: 6	H: 1 LOB: 1 BB: 1 P: 10	R: 0 E: 1 K: 1 S: 7	H: 1 LOB: 2 BB: 0 P: 7	R: 0 E: 0 K: 1 S: 5	H: 0 LOB: 0 BB: 0 P: 5	R: 0 E: 0 K: 0 S: 4	H: 1 LOB: 1 BB: 0 P: 4	1B: 10 2B: 0 3B: 1 HR: 0	SF: 0 SAC: 0 DP: 0 HBP: 0	WP: 0 PB: 0 SB: 0 CS: 0	PA: 41
<b>PITCHER</b>	IP WLS BF H R ER SO BB IBB HBP BLK WP HR S P ERA WHIP																			
Dave Goltz, R ERA: 3.75 (1, 1)	5.0 W 26 9 4 3 5 1 0 0 0 1 0 0 35 39 5.40 2.000																			
Bill Campbell, R ERA: 4.15 (6, 1)	4.0 S 15 2 0 0 3 0 0 0 0 0 0 0 21 21 0.00 0.500																			

Detroit Tigers @ Minnesota Twins  
Metropolitan Stadium, Bloomington, MI  
Fri Aug 22 1975, 8:05 PM EDT  
Att: 8,101 - Cloudy - 70 F


AB 40  
R 4  
H 11  
RBI 4  
BB 1  
SO 8  
LOB 23



Batter	1	2	3	4	5	6	7	8	9	AB	R	H	RBI	BB	SO	LOB	BOTTOM			
Lyman Bostock, L OBP: 0.316, SLG: 0.341 (1, 9)										4	2	2	0	0	0	0				
Jerry Terrell, R OBP: 0.336, SLG: 0.356 (1, 6)										4	1	1	0	0	0	2				
Rod Carew, L OBP: 0.431, SLG: 0.517 (1, 4)										2	1	1	1	0	0	0				
John Briggs, L OBP: 0.418, SLG: 0.403 (1, 3)											4	0	1	1	0	1				
Tony Oliva, L OBP: 0.358, SLG: 0.418 (1, 10)										2	0	0	1	1	1	0				
Steve Brye, R OBP: 0.325, SLG: 0.429 (8, PR)										0	1	0	0	0	0	0				
Dan Ford, R OBP: 0.317, SLG: 0.427 (1, 8)										4	1	1	1	0	1	2				
Steve Braun, L OBP: 0.384, SLG: 0.431 (1, 7)										4	0	1	1	0	0	0				
Dave McKay, S OBP: 0.333, SLG: 1.333 (1, 5)										3	1	1	1	0	0	0				
Phil Roof, R OBP: 0.324, SLG: 0.529 (1, 2)										3	1	1	1	0	1	0				
<b>Inning Stats</b>	R: 1 E: 0 K: 0 S: 4	H: 1 LOB: 0 BB: 0 P: 4	R: 0 E: 0 K: 1 S: 5	H: 0 LOB: 0 BB: 0 P: 5	R: 4 E: 0 K: 1 S: 10	H: 5 LOB: 1 BB: 0 P: 10	R: 0 E: 0 K: 1 S: 5	H: 0 LOB: 0 BB: 0 P: 5	R: 0 E: 0 K: 0 S: 3	H: 0 LOB: 0 BB: 0 P: 3	R: 1 E: 0 K: 0 S: 4	H: 1 LOB: 0 BB: 0 P: 4	R: 0 E: 0 K: 0 S: 3	H: 0 LOB: 0 BB: 0 P: 3	R: 2 E: 1 K: 0 S: 5	H: 2 LOB: 2 BB: 1 P: 9	1B: 4 2B: 2 3B: 0 HR: 3	SF: 2 SAC: 1 DP: 0 HBP: 0	WP: 0 PB: 0 SB: 0 CS: 0	PA: 34
<b>PITCHER</b>	IP WLS BF H R ER SO BB IBB HBP BLK WP HR S P ERA WHIP																			
Vern Ruhle, R ERA: 3.91 (1, 1)	2.1 L 13 6 5 5 1 0 0 0 0 0 0 2 15 15 19.29 2.571																			
Tom Walker, R ERA: 4.51 (3, 1)	5.2 21 3 3 1 2 1 0 0 0 0 0 1 24 28 1.59 0.706																			

Detroit Tigers @ Minnesota Twins  
Metropolitan Stadium, Bloomington, MI  
Fri Aug 22 1975, 8:05 PM EDT  
Att: 8,101 - Cloudy - 70 F

AB 30  
R 8  
H 9  
RBI 7  
BB 1  
SO 3  
LOB 5





Batter	1	2	3	4	5	6	7	8	9	10	11	12	AB	R	H	RBI	BB	SO	LOB	TOP									
Ron LeFlore, R OBP: 0.308, SLG: 0.386 (1.8)	6-3			L5-3 1B		K		F8		K		FC6-4	6	0	1	0	0	2	3										
John Knox, L OBP: 0.333, SLG: 0.288 (1.4)	FC3-6 1B			L5-3 1-2		K				G6-4-3			4	0	1	0	1	1	3										
Dan Meyer, L OBP: 0.300, SLG: 0.362 (1.3)	FC3-6 1-2r CS			F8				1-3				4-3	5	1	1	0	0	0	2										
Willie Horton, R OBP: 0.319, SLG: 0.425 (1.10)	CS 1-2	6-3				K		4-3				F8	5	1	1	2	0	1	1										
Ben Oglivie, L OBP: 0.303, SLG: 0.380 (1.7)		3-1				1-3		F9				K	5	0	1	0	0	1	0										
Billy Baldwin, L OBP: 0.278, SLG: 0.400 (1.9)						G3		F7		SH1-4		4-3	3	0	0	0	0	1	0										
Leon Roberts, R OBP: 0.324, SLG: 0.405 (12. FH) (12.9)													1	0	0	0	0	0	0										
Aurelio Rodriguez, R OBP: 0.292, SLG: 0.405 (1.5)			5-3			F8				G5-4-3 BB		HR	4	2	2	2	1	0	0										
John Wockenfuss, R OBP: 0.281, SLG: 0.429 (1.2)			K			HR		5-3		G5-4-3		6-3	5	1	1	1	0	1	2										
Tom Verzyer, R OBP: 0.277, SLG: 0.307 (1.6)			6-3									FC6-4 1B	4	1	3	1	1	0	0										
<b>Inning Stats</b>	R: 0 E: 0 K: 0 S: 3	H: 1 LOB: 0 BB: 0 P: 3	R: 0 E: 0 K: 1 S: 5	H: 0 LOB: 0 BB: 0 P: 5	R: 0 E: 0 K: 1 S: 5	H: 0 LOB: 0 BB: 0 P: 5	R: 0 E: 0 K: 0 S: 3	H: 1 LOB: 0 BB: 0 P: 3	R: 0 E: 0 K: 0 S: 5	H: 0 LOB: 0 BB: 0 P: 5	R: 1 E: 0 K: 2 S: 9	H: 2 LOB: 1 BB: 0 P: 9	R: 3 E: 0 K: 0 S: 6	H: 3 LOB: 0 BB: 0 P: 6	R: 1 E: 0 K: 0 S: 4	H: 1 LOB: 1 BB: 1 P: 8	R: 0 E: 0 K: 1 S: 4	H: 0 LOB: 0 BB: 1 P: 8	R: 0 E: 0 K: 1 S: 5	H: 0 LOB: 0 BB: 0 P: 5	R: 1 E: 0 K: 0 S: 5	H: 2 LOB: 1 BB: 0 P: 6	1B: 5 2B: 2 3B: 0 HR: 5	SF: 0 SAC: 1 DP: 3 HBP: 0	WP: 0 PB: 0 SB: 0 CS: 1	PA: 47			
<b>PITCHER</b>	IP WLS BF H R ER SO BB IBB HBP BLK WP HR S P ERA WHIP	6.2 25 7 4 1 4 5 0 0 0 0 0 1 6 10 6.75 2.250	7.1 7 2 1 1 0 1 0 0 0 0 0 1 6 10 6.75 2.250	9.1 L 14 2 1 1 2 2 0 0 0 0 1 16 24 2.25 1.000		<b>PITCHER</b>	IP WLS BF H R ER SO BB IBB HBP BLK WP HR S P ERA WHIP																						

**Detroit Tigers @ Minnesota Twins**  
Metropolitan Stadium, Bloomington, MI  
Sat Aug 23 1975, 4:33 AM EDT  
Att: 9,052 - Unknown - 83 F

AB 42  
R 6  
H 11  
RBI 6  
BB 3  
SO 7  
LOB 11



Batter	1	2	3	4	5	6	7	8	9	10	11	12	AB	R	H	RBI	BB	SO	LOB	BOTTOM									
Lyman Bostock, L OBP: 0.316, SLG: 0.342 (1.8)	WP SH1-4 SF7 1B		4-3		1B FC1-5 1B	SF7		4-3		6-3			5	2	2	1	0	0	1										
Jerry Terrell, R OBP: 0.337, SLG: 0.357 (1.6)	SH1-4 1-2		5-3		FC1-5 1B 1-2 2-3			4-3		F8			5	0	2	0	0	0	1										
Rod Carew, L OBP: 0.432, SLG: 0.517 (1.4)	SF7 2-H		5-3		FC1-5 1B 1-2 2-3 3-H		4-3 S 1B			SH1-3 BB		4-3	4	0	2	2	1	0	0										
John Briggs, L OBP: 0.418, SLG: 0.403 (1.9)	1B 1B			K	FC1-5 1B 1-2 2-3 3-H		4-3	4-3		SH1-3		FC6-4 1B	5	0	2	1	0	1	3										
Tony Oliva, L OBP: 0.359, SLG: 0.416 (9. PR) (1.10)			4-3		F7			F8		FC6		FC6-4 1B	4	0	1	0	1	0	3										
Steve Brys, R OBP: 0.325, SLG: 0.429 (11. FH) (1.9)	FC5-4 1B			4-3						IBB		FC6-4 1B	0	0	0	0	0	0	1										
Dan Ford, R OBP: 0.316, SLG: 0.426 (1.3)	FC5-4 1-2r		1-3			F3		BB BB		L9		FC6-4	5	0	0	0	1	0	5										
Craig Kusiek, R OBP: 0.306, SLG: 0.330 (1.7)										FC6		L9	4	2	2	0	2	0	2										
Steve Braun, L OBP: 0.388, SLG: 0.432 (1.5)		G5-4-3 BB			E 1B 1B	WP SF7 1B		BB		FC6		L9	4	2	2	0	2	0	2										
Dave McKay, S OBP: 0.222, SLG: 0.556 (1.2)		G5-4-3 1-2r			P4	WP 1B 1B		K		E6 6-3 SH1-4		1-6-3	6	0	1	0	0	1	5										
Phil Roof, R OBP: 0.329, SLG: 0.514 (1.2)		G3			1B 1B 1B	1B 1B 1B		4-3		SH1-4		K	4	1	1	1	1	1	0										
<b>Inning Stats</b>	R: 1 E: 0 K: 0 S: 6	H: 3 LOB: 2 BB: 0 P: 6	R: 0 E: 0 K: 0 S: 2	H: 0 LOB: 0 BB: 1 P: 6	R: 0 E: 0 K: 0 S: 3	H: 0 LOB: 0 BB: 0 P: 3	R: 0 E: 0 K: 1 S: 9	H: 0 LOB: 0 BB: 0 P: 6	R: 0 E: 0 K: 0 S: 6	H: 1 LOB: 2 BB: 1 P: 9	R: 0 E: 0 K: 0 S: 3	H: 0 LOB: 0 BB: 0 P: 8	R: 0 E: 0 K: 0 S: 4	H: 0 LOB: 1 BB: 0 P: 4	R: 0 E: 0 K: 0 S: 4	H: 1 LOB: 1 BB: 0 P: 4	R: 0 E: 0 K: 1 S: 5	H: 0 LOB: 0 BB: 0 P: 6	1B: 13 2B: 0 3B: 0 HR: 0	SF: 2 SAC: 3 DP: 1 HBP: 0	WP: 2 PB: 0 SB: 0 CS: 1	PA: 54							
<b>PITCHER</b>	IP WLS BF H R ER SO BB IBB HBP BLK WP HR S P ERA WHIP	4.1 21 8 4 1 4 1 1 0 0 0 1 0 22 26 8.31 2.077	5.1 W 33 5 1 1 2 4 1 0 0 1 0 32 52 1.17 1.174			<b>PITCHER</b>	IP WLS BF H R ER SO BB IBB HBP BLK WP HR S P ERA WHIP																						

**Detroit Tigers @ Minnesota Twins**  
Metropolitan Stadium, Bloomington, MI  
Sat Aug 23 1975, 4:33 AM EDT  
Att: 9,052 - Unknown - 83 F

AB 43  
R 5  
H 13  
RBI 5  
BB 6  
SO 3  
LOB 21







Batter	1	2	3	4	5	6	7	8	9	AB	R	H	RBI	BB	SO	LOB	TOP			
Ron LeFlore, R OBP: 0.310, SLG: 0.368										4	0	2	0	0	1	0	<b>Detroit Tigers @ Minnesota Twins</b> Metropolitan Stadium, Bloomington, MI Sun Aug 24 1975, 4:33 AM EDT Alt. 7,570 - Unknown - 87 F			
Gary Sutherland, R OBP: 0.323, SLG: 0.327										2	0	2	1	1	0	0				
Dan Meyer, L OBP: 0.300, SLG: 0.361										4	0	1	0	0	0	4				
Willie Horton, R OBP: 0.318, SLG: 0.423										3	0	0	0	1	0	3				
Bill Freehan, R OBP: 0.309, SLG: 0.418										4	0	0	0	0	0	4				
Aurelio Rodriguez, R OBP: 0.251, SLG: 0.402										3	0	0	0	1	0	0				
Ben Oglivie, L OBP: 0.302, SLG: 0.377										4	0	1	0	0	1	1				
Billy Baldwin, L OBP: 0.250, SLG: 0.359										4	0	0	0	0	1	2				
Tom Verzyer, R OBP: 0.278, SLG: 0.307										3	1	1	0	0	0	1				
<b>Inning Stats</b>	R: 0 E: 0 K: 0 S: 4	H: 2 LOB: 2 BB: 1 P: 8	R: 0 E: 0 K: 0 S: 3	H: 0 LOB: 1 BB: 1 P: 7	R: 0 E: 0 K: 1 S: 6	H: 1 LOB: 1 BB: 0 P: 6	R: 0 E: 0 K: 1 S: 6	H: 1 LOB: 1 BB: 0 P: 6	R: 1 E: 0 K: 0 S: 5	H: 3 LOB: 1 BB: 0 P: 5	R: 0 E: 0 K: 0 S: 3	H: 0 LOB: 0 BB: 0 P: 3	R: 0 E: 1 K: 0 S: 3	H: 0 LOB: 1 BB: 1 P: 7	R: 0 E: 0 K: 1 S: 5	H: 0 LOB: 0 BB: 0 P: 5	1B: 7 2B: 0 3B: 0 HR: 0	SF: 1 SAC: 0 DP: 1 HBP: 0	WP: 2 PB: 0 SB: 2 CS: 0	PA: 35
<b>PITCHER</b> Jim Hughes, R ERA: 3.86	IP: 9.0 WLS: W BF: 35 H: 7 R: 1 ER: 1 SO: 3 BB: 2 IBB: 1 HBP: 0 BLK: 0 WP: 2 HR: 0 S: 38 P: 50 ERA: 1.00 WHIP: 1.000															<b>PITCHER</b>				

Batter	1	2	3	4	5	6	7	8	9	AB	R	H	RBI	BB	SO	LOB	BOTTOM			
Jerry Terrell, R OBP: 0.339, SLG: 0.359										4	0	2	1	0	1	0	<b>Detroit Tigers @ Minnesota Twins</b> Metropolitan Stadium, Bloomington, MI Sun Aug 24 1975, 4:33 AM EDT Alt. 7,570 - Unknown - 87 F			
Lyman Bostock, L OBP: 0.312, SLG: 0.337										4	0	0	0	0	0	4				
Craig Kusick, R OBP: 0.312, SLG: 0.336										4	0	2	1	0	1	2				
Tony Oliva, L OBP: 0.355, SLG: 0.411										4	0	0	0	0	1	3				
Steve Bnye, R OBP: 0.325, SLG: 0.429										0	0	0	0	0	0	0				
Danny Thompson, R OBP: 0.303, SLG: 0.345										4	0	1	0	0	0	2				
John Briggs, L OBP: 0.413, SLG: 0.397										4	0	0	0	0	2	4				
Dave McKay, S OBP: 0.308, SLG: 0.692										4	1	2	0	0	0	1				
Steve Braun, L OBP: 0.387, SLG: 0.430										4	1	1	0	0	0	2				
Glenn Borgmann, R OBP: 0.304, SLG: 0.291										4	1	2	1	0	1	2				
<b>Inning Stats</b>	R: 0 E: 0 K: 1 S: 5	H: 0 LOB: 0 BB: 0 P: 5	R: 0 E: 0 K: 1 S: 5	H: 0 LOB: 0 BB: 0 P: 5	R: 1 E: 0 K: 0 S: 6	H: 3 LOB: 2 BB: 0 P: 6	R: 0 E: 0 K: 1 S: 5	H: 0 LOB: 0 BB: 0 P: 5	R: 2 E: 1 K: 1 S: 9	H: 4 LOB: 2 BB: 0 P: 9	R: 0 E: 0 K: 0 S: 5	H: 2 LOB: 2 BB: 0 P: 5	R: 0 E: 2 K: 1 S: 8	H: 1 LOB: 3 BB: 0 P: 8	R: 0 E: 0 K: 1 S: 5	H: 0 LOB: 0 BB: 0 P: 5	1B: 8 2B: 1 3B: 1 HR: 0	SF: 0 SAC: 0 DP: 0 HBP: 0	WP: 0 PB: 0 SB: 0 CS: 0	PA: 36
<b>PITCHER</b> Mickey Lolich, L ERA: 3.47	IP: 8.0 WLS: L BF: 36 H: 10 R: 3 ER: 3 SO: 6 BB: 0 IBB: 0 HBP: 0 BLK: 0 WP: 0 HR: 0 S: 48 P: 48 ERA: 3.38 WHIP: 1.250															<b>PITCHER</b>				





Batter	1	2	3	4	5	6	7	8	9	AB	R	H	RBI	BB	SO	LOB	TOP	
Ron LeFlore, R OBP: 0.312, SLG: 0.367 (1, 8)	0-3 K			0-0 1B			4-0 E 5-3 BB		0-3 K	3	0	1	0	1	2	1	<p><b>Detroit Tigers @ Texas Rangers</b> Arlington Stadium, Arlington, TX Mon Aug 25 1975, 8:05 PM EDT Att: 5,458 - Unknown</p> <p>livebaseballscores.com</p> <p>AB 30 R 0 H 3 RBI 0 BB 1 SO 5 LOB 10</p> 	
Gary Sutherland, R OBP: 0.322, SLG: 0.326 (1, 4)	0-0 4-3			0-0 9-1-4			0-0 5-3		0-0 1B	4	0	1	0	0	0	2		
Dan Meyer, L OBP: 0.297, SLG: 0.357 (1, 3)	0-0 F8			0-3 K			0-0 F8		0-0 F6	4	0	0	0	0	1	3		
Willie Horton, R OBP: 0.316, SLG: 0.419 (1, 10)		0-3 K			0-0 F1		0-0 6-3		0-0 F9	4	0	0	0	0	1	3		
Bill Freehan, R OBP: 0.307, SLG: 0.414 (1, 2)		0-0 1-3			0-0 5-3				0-0 6-3	3	0	0	0	0	0	0		
Aurelio Rodriguez, R OBP: 0.286, SLG: 0.400 (1, 5)		0-0 5-3			0-0 F8				0-0 6-3	3	0	0	0	0	0	0		
Leon Roberts, R OBP: 0.324, SLG: 0.407 (1, 9)			0-0 5-3		0-0 F7				0-0 2B	3	0	1	0	0	0	0		
Ben Oglivie, L OBP: 0.298, SLG: 0.372 (1, 7)			0-0 L6		0-3 K				0-0 4-3	3	0	0	0	0	1	1		
Tom Verzyer, R OBP: 0.275, SLG: 0.304 (1, 6)			0-0 F4		0-0 5-3				0-0 E6 1B	3	0	0	0	0	0	0		
<b>Inning Stats</b>	R: 0 E: 0 K: 1 S: 5	H: 0 LOB: 0 BB: 0 P: 5	R: 0 E: 0 K: 1 S: 5	H: 0 LOB: 0 BB: 0 P: 5	R: 0 E: 0 K: 0 S: 3	H: 1 LOB: 0 BB: 0 P: 5	R: 0 E: 0 K: 0 S: 3	H: 0 LOB: 0 BB: 0 P: 3	R: 0 E: 1 K: 0 S: 3	H: 0 LOB: 1 BB: 1 P: 7	R: 0 E: 0 K: 0 S: 4	H: 1 LOB: 1 BB: 0 P: 4	R: 0 E: 1 K: 1 S: 7	H: 1 LOB: 2 BB: 0 P: 7	1B: 2 2B: 2 3B: 0 HR: 0	SF: 0 SAC: 0 DP: 1 HBP: 0	WP: 0 PB: 0 SB: 0 CS: 0	PA: 31
<b>PITCHER</b> Jim Umberger, L ERA: 4.2 (1, 1)	IP: 9.0 WLS: W BF: 31 H: 3 R: 0 ER: 0 SO: 5 BB: 1 IBB: 0 HBP: 0 BLK: 0 WP: 0 HR: 0 S: 40 P: 44 ERA: 0.00 WHIP: 0.444																	

Batter	1	2	3	4	5	6	7	8	9	AB	R	H	RBI	BB	SO	LOB	BOTTOM	
Davey Nelson, R OBP: 0.271, SLG: 0.269 (1, 4)	0-3 K		0-3 K		0-0 F9			0-0 G5-4-3 1-2		4	0	0	0	0	2	3	<p><b>Detroit Tigers @ Texas Rangers</b> Arlington Stadium, Arlington, TX Mon Aug 25 1975, 8:05 PM EDT Att: 5,458 - Unknown</p> <p>livebaseballscores.com</p> <p>AB 27 R 1 H 6 RBI 1 BB 1 SO 4 LOB 9</p> 	
Lenny Randle, S OBP: 0.349, SLG: 0.368 (1, 8)	0-0 G4-3 1B		0-0 B1-3		0-0 F7		0-0 3-1		0-0 4-3	3	0	1	0	0	0	0		
Mike Hargrove, L OBP: 0.395, SLG: 0.409 (1, 7)	0-0 G4-3 1-2			0-0 F7		0-0 4-3			0-0 F8	3	0	0	0	0	0	1		
Jeff Burroughs, R OBP: 0.296, SLG: 0.397 (1, 9)		0-3 K		0-0 6-3		0-0 F8			0-0 B1-3	3	0	0	0	0	1	0		
Jim Spencer, L OBP: 0.321, SLG: 0.408 (1, 3)		0-0 BB 1B 1B		0-0 F9		0-0 B1-3			0-0 B1-3	3	1	1	0	0	0	0		
Toby Harrah, R OBP: 0.401, SLG: 0.474 (1, 6)		4-0 1B 1-2 BB			0-0 6-4-3 1B		0-0 K		0-3 K	2	0	1	0	1	1	0		
Tom Grieve, R OBP: 0.314, SLG: 0.448 (1, 10)		0-0 1-3 2-H 1B			0-0 6-4-3 1B		0-0 F8		0-0 F8	3	0	2	1	0	0	0		
Roy Howell, L OBP: 0.318, SLG: 0.406 (1, 5)		0-0 F8			0-0 F7				0-0 6-3	3	0	0	0	0	0	3		
Jim Sundberg, R OBP: 0.283, SLG: 0.276 (1, 2)			0-0 1-3		0-0 6-4-3				0-0 G5-4-3 1B	3	0	1	0	0	0	2		
<b>Inning Stats</b>	R: 0 E: 0 K: 1 S: 5	H: 1 LOB: 0 BB: 0 P: 5	R: 1 E: 0 K: 1 S: 6	H: 2 LOB: 1 BB: 1 P: 10	R: 0 E: 0 K: 1 S: 5	H: 0 LOB: 0 BB: 0 P: 5	R: 0 E: 0 K: 0 S: 3	H: 0 LOB: 0 BB: 0 P: 3	R: 0 E: 0 K: 0 S: 3	H: 0 LOB: 0 BB: 0 P: 3	R: 0 E: 0 K: 1 S: 5	H: 0 LOB: 0 BB: 0 P: 5	R: 0 E: 0 K: 0 S: 3	H: 1 LOB: 0 BB: 0 P: 3	1B: 6 2B: 0 3B: 0 HR: 0	SF: 0 SAC: 0 DP: 2 HBP: 0	WP: 0 PB: 0 SB: 0 CS: 0	PA: 28
<b>PITCHER</b> Ray Bare, R ERA: 3.61 (1, 1)	IP: 8.0 WLS: L BF: 28 H: 6 R: 1 ER: 1 SO: 4 BB: 1 IBB: 0 HBP: 0 BLK: 0 WP: 0 HR: 0 S: 35 P: 39 ERA: 1.12 WHIP: 0.875																	



Batter	1	2	3	4	5	6	7	8	9	10	AB	R	H	RBI	BB	SO	LOB	TOP	
Ron LeFlore, R OBP: 0.310, SLG: 0.366 (1, 8)	K		K		K			F8			5	0	1	0	0	3	1	<b>Detroit Tigers @ Texas Rangers</b> Arlington Stadium, Arlington, TX Tue Aug 26 1975, 8:05 PM EDT Att: 7,308 - Unknown	
Gary Sutherland, R OBP: 0.323, SLG: 0.327 (1, 4)	6-3			2B 1B	F9 1B			6-3		K	5	1	2	0	0	1	2		
Dan Meyer, L OBP: 0.295, SLG: 0.357 (1, 3)	K			1B	F9			4-3		F7	5	1	1	0	0	1	4		
Willie Horton, R OBP: 0.317, SLG: 0.420 Billy Baldwin, L OBP: 0.250, SLG: 0.359 (9, PR)	E4 FC1-6			1B		F5			FC6-5 SH1-4 1B		4	0	2	2	0	0	0		
Bill Freehan, R OBP: 0.304, SLG: 0.411 (1, 2)	F8			2-H 3-H 0-3 1B		K		K		SH1-4	3	0	0	0	0	2	2		
Ben Oglivie, L OBP: 0.293, SLG: 0.366 (1, 7)	FC1-6			K		4-3				FC6-5	4	0	0	0	0	1	4		
Aurelio Rodriguez, R OBP: 0.288, SLG: 0.398 (1, 5)	K			1-2 1B				F3		F2	4	0	1	0	0	1	2		
Leon Roberts, R OBP: 0.321, SLG: 0.403 (1, 9)			2-3		F8			F8		5-3	4	0	0	0	0	0	2		
Tom Veryzer, R OBP: 0.278, SLG: 0.307 (1, 6)			K					4-3			4	0	2	0	0	1	0		
<b>Inning Stats</b>	R: 0 E: 0 K: 2 S: 7	H: 0 LOB: 0 BB: 0 P: 7	R: 0 E: 1 K: 1 S: 6	H: 0 LOB: 1 BB: 0 P: 6	R: 0 E: 0 K: 2 S: 7	H: 4 LOB: 2 BB: 0 P: 11	R: 0 E: 0 K: 1 S: 6	H: 2 LOB: 1 BB: 0 P: 6	R: 0 E: 0 K: 0 S: 3	H: 0 LOB: 0 BB: 0 P: 3	R: 0 E: 0 K: 0 S: 3	H: 0 LOB: 0 BB: 0 P: 3	R: 0 E: 0 K: 0 S: 4	H: 1 LOB: 1 BB: 0 P: 4	R: 0 E: 0 K: 1 S: 7	H: 2 LOB: 2 BB: 0 P: 7	1B: 8 2B: 1 3B: 0 HR: 0	SF: 0 SAC: 1 DP: 0 HBP: 0	WP: 0 PA: 39 PB: 0 SB: 1 CS: 0
<b>PITCHER</b> Gaylord Perry, R ERA: 3.16 (1, 1)	IP 10.0	WLS W 39	H 9	R 2	ER 2	SO 10	BB 0	IBB 0	HBP 0	BLK 0	WP 0	HR 0	S 59	P 59	ERA 1.80	WHIP 0.900			

Batter	1	2	3	4	5	6	7	8	9	10	AB	R	H	RBI	BB	SO	LOB	BOTTOM					
Lenny Randle, S OBP: 0.350, SLG: 0.369 (8, 7)	FC3-6 1B		F6			F9 BB 1B	F7	FC6-4		BB SH1-4 1B	6	1	3	0	0	0	5	<b>Detroit Tigers @ Texas Rangers</b> Arlington Stadium, Arlington, TX Tue Aug 26 1975, 8:05 PM EDT Att: 7,308 - Unknown					
Mike Cubbage, L OBP: 0.267, SLG: 0.350 (1, 4)	FC3-6 E 1-2r		1B		K	1-2 2-H 1B		L9		SH1-4	5	0	2	1	0	1	2						
Mike Hargrove, L OBP: 0.396, SLG: 0.406 (8, 3)	E3		F8		4-0 1-2 BB	4-0 1-2 2-3 BB		K		1B BB IBB	3	0	0	0	3	1	2						
Jeff Burroughs, R OBP: 0.294, SLG: 0.392 (1, 9)	K		F7		F9	K		K		1B BB	5	0	0	0	1	3	8						
Jim Spencer, L OBP: 0.321, SLG: 0.404 Dave Moates, L OBP: 0.315, SLG: 0.373 (8, 8)	G3				F9	F9		BB SH3-4 BB		SH5-4 L6-5 BB	3	0	0	0	1	0	4						
Toby Harrah, R OBP: 0.404, SLG: 0.475 (1, 6)		F7		1B 1B		4-0 FC6-4 E 1B BB	SH3-4		SH5-4 L6-5 BB	1-2 1B	3	1	2	0	1	0	0						
Tom Grieve, R OBP: 0.310, SLG: 0.441 (1, 10)		4-3		F7		FC6	F7		SH5-4		4	0	0	0	0	0	4						
Roy Howell, L OBP: 0.325, SLG: 0.408 (1, 5)			FC5-4 1B		1-2 1B	FC6-4 1B		BB IBB		IBB	3	1	2	0	2	0	2						
Jim Sundberg, R OBP: 0.285, SLG: 0.276 Cesar Tovar, R OBP: 0.304, SLG: 0.316 Bill Fahey, L OBP: 0.345, SLG: 0.429 (10, 2)	FC5-4			K		BB 1B	FC6-4 BB		L6-5		3	0	1	1	1	1	3						
											1	0	0	0	0	0	3						
											0	0	0	0	0	0	0						
<b>Inning Stats</b>	R: 0 E: 1 K: 1 S: 7	H: 1 LOB: 2 BB: 0 P: 7	R: 0 E: 0 K: 0 S: 4	H: 1 LOB: 1 BB: 0 P: 4	R: 0 E: 0 K: 0 S: 4	H: 1 LOB: 1 BB: 1 P: 4	R: 0 E: 0 K: 1 S: 7	H: 2 LOB: 2 BB: 0 P: 7	R: 0 E: 0 K: 1 S: 6	H: 1 LOB: 2 BB: 1 P: 10	R: 2 E: 1 K: 1 S: 8	H: 2 LOB: 3 BB: 2 P: 16	R: 0 E: 0 K: 0 S: 3	H: 0 LOB: 3 BB: 3 P: 15	R: 0 E: 0 K: 2 S: 7	H: 0 LOB: 0 BB: 0 P: 7	R: 0 E: 0 K: 0 S: 3	H: 1 LOB: 2 BB: 2 P: 11	R: 1 E: 0 K: 0 S: 3	H: 2 LOB: 3 BB: 2 P: 11	1B: 11 2B: 1 3B: 0 HR: 0	SF: 0 SAC: 3 DP: 1 HBP: 0	WP: 0 PA: 50 PB: 0 SB: 0 CS: 0
<b>PITCHER</b> Vern Ruhle, R ERA: 3.75 Gene Pentz, R ERA: 1.65 (7, 1)	IP 6.2	WLS L 36	H 8	R 2	ER 0	SO 4	BB 5	IBB 1	HBP 0	BLK 0	WP 0	HR 0	S 38	P 62	ERA 0.00	WHIP 1.950							






Batter	1	2	3	4	5	6	7	8	9	AB	R	H	RBI	BB	SO	LOB	TOP								
Ron LeFlore, R OBP: 0.308, SLG: 0.364 (1, 8)										5	0	1	0	0	1	2									
Gary Sutherland, R OBP: 0.322, SLG: 0.326 (1, 4)										4	0	1	0	0	1	1									
Dan Meyer, L OBP: 0.295, SLG: 0.359 (1, 3)										4	0	1	0	0	0	2									
Willie Horton, R OBP: 0.315, SLG: 0.417 (1, 10)										4	1	0	0	0	1	2									
Bill Freehan, R OBP: 0.304, SLG: 0.409 (1, 2)										4	0	1	0	0	1	1									
Ben Oglivie, L OBP: 0.296, SLG: 0.365 (1, 7)										3	1	1	1	1	1	0									
Aurelio Rodriguez, R OBP: 0.289, SLG: 0.397 (1, 5)										4	0	1	0	0	1	4									
Leon Roberts, R OBP: 0.320, SLG: 0.402 (1, 9)										4	0	1	0	0	1	4									
Tom Verzyer, R OBP: 0.281, SLG: 0.309 (1, 6)										4	0	2	1	0	0	1									
<b>Inning Stats</b>	R: 0 E: 0 K: 0 S: 3	H: 0 LOB: 0 BB: 0 P: 3	R: 0 E: 1 K: 2 S: 8	H: 0 LOB: 2 BB: 1 P: 12	R: 0 E: 0 K: 1 S: 6	H: 1 LOB: 1 BB: 0 P: 6	R: 0 E: 0 K: 1 S: 5	H: 0 LOB: 0 BB: 0 P: 5	R: 0 E: 0 K: 1 S: 6	H: 1 LOB: 1 BB: 0 P: 6	R: 1 E: 0 K: 0 S: 6	H: 3 LOB: 2 BB: 0 P: 6	R: 0 E: 0 K: 1 S: 5	H: 1 LOB: 0 BB: 0 P: 5	R: 0 E: 0 K: 0 S: 4	H: 1 LOB: 1 BB: 0 P: 4	R: 0 E: 0 K: 1 S: 7	H: 2 LOB: 1 BB: 0 P: 7	1B: 8 2B: 1 3B: 0 HR: 0	SF: 0 SAC: 0 DP: 2 HBP: 0	WP: 0 PB: 1 SB: 1 CS: 0	PA: 37			
<b>PITCHER</b>	IP	WLS	BF	H	R	ER	SO	BB	IBB	HBP	BLK	WP	HR	S	P	ERA	WHIP								
Fergie Jenkins, R ERA: 3.68 (1, 1)	7.0	W	28	6	1	1	6	1	0	0	0	0	0	39	43	1.29	1.000								
Steve Foucault, R ERA: 4.0 (8, 1)	2.0		9	3	1	0	1	0	0	0	0	0	0	11	11	0.00	1.500								

Detroit Tigers @ Texas Rangers  
Arlington Stadium, Arlington, TX  
Wed Aug 27 1975, 8:05 PM EDT  
Att: 5,910 - Unknown


AB 36  
R 2  
H 9  
RBI 2  
BB 1  
SO 7  
LOB 17



Batter	1	2	3	4	5	6	7	8	9	AB	R	H	RBI	BB	SO	LOB	BOTTOM								
Lenny Randle, S OBP: 0.353, SLG: 0.375 (1, 8)										3	1	2	0	1	1	0									
Dave Moates, L OBP: 0.313, SLG: 0.370 (7, 8)										4	1	0	0	1	0	2									
Mike Cabbage, L OBP: 0.294, SLG: 0.339 (1, 4)										4	1	0	0	1	0	2									
Mike Hargrove, L OBP: 0.398, SLG: 0.407 (1, 7)										4	1	2	0	1	0	2									
Jeff Burroughs, R OBP: 0.295, SLG: 0.393 (1, 9)										5	1	2	2	0	1	3									
Jim Spencer, L OBP: 0.328, SLG: 0.411 (1, 3)										4	2	4	1	0	0	0									
Toby Harrah, R OBP: 0.407, SLG: 0.475 (1, 6)										2	2	1	1	2	0	2									
Tom Grieve, R OBP: 0.312, SLG: 0.440 (1, 10)										3	0	1	2	1	0	4									
Roy Howell, L OBP: 0.324, SLG: 0.410 (1, 5)										4	0	1	2	0	0	4									
Jim Sundberg, R OBP: 0.283, SLG: 0.273 (1, 2)										4	0	0	0	0	2	2									
<b>Inning Stats</b>	R: 0 E: 0 K: 1 S: 6	H: 1 LOB: 1 BB: 0 P: 6	R: 1 E: 0 K: 1 S: 6	H: 2 LOB: 1 BB: 1 P: 10	R: 3 E: 0 K: 0 S: 5	H: 3 LOB: 2 BB: 3 P: 17	R: 0 E: 0 K: 1 S: 5	H: 0 LOB: 1 BB: 1 P: 9	R: 3 E: 0 K: 0 S: 6	H: 4 LOB: 0 BB: 0 P: 6	R: 0 E: 0 K: 1 S: 6	H: 1 LOB: 1 BB: 0 P: 6	R: 1 E: 0 K: 0 S: 4	H: 1 LOB: 1 BB: 1 P: 8	R: 0 E: 0 K: 0 S: 4	H: 1 LOB: 1 BB: 0 P: 4	1B: 11 2B: 1 3B: 1 HR: 0	SF: 0 SAC: 0 DP: 3 HBP: 0	WP: 0 PB: 1 SB: 1 CS: 0	PA: 40					
<b>PITCHER</b>	IP	WLS	BF	H	R	ER	SO	BB	IBB	HBP	BLK	WP	HR	S	P	ERA	WHIP								
Lerin LaGrow, R ERA: 4.55 (1, 1)	2.0	L	12	4	4	4	2	3	0	0	0	0	0	13	25	18.00	3.500								
Dave Lemanczyk, R ERA: 4.87 (3, 1)	2.0		13	6	3	3	1	2	0	0	0	1	0	13	21	13.50	4.000								
Fernando Arroyo, R ERA: 4.7 (5, 1)	4.0		15	3	1	1	1	1	0	0	0	0	0	16	20	2.25	1.000								

Detroit Tigers @ Texas Rangers  
Arlington Stadium, Arlington, TX  
Wed Aug 27 1975, 8:05 PM EDT  
Att: 5,910 - Unknown

AB 34  
R 8  
H 13  
RBI 8  
BB 6  
SO 4  
LOB 19





Batter	1	2	3	4	5	6	7	8	9	AB R H RBI BB SO LOB	TOP												
Jerry Remy, L (1.4) OBP: 0.310, SLG: 0.316	0-0 6-3		0-0 6-3		0-3 K		0-0 1B		0-0 F7	5 0 1 1 0 1 2	<b>California Angels @ Detroit Tigers</b> Tiger Stadium, Detroit, MI Fri Aug 29 1975, 7:05 PM EDT Att: 10,451 - Unknown												
Mickey Rivers, L (1.8) OBP: 0.338, SLG: 0.366	0-0 5-3			0-0 2B 1B		0-3 K	0-0 SF8		0-0 F5	4 1 1 1 0 1 0													
Leroy Stanton, R (1.9) OBP: 0.345, SLG: 0.428	0-0 F9			0-0 2B 2B		0-0 F8	0-3 K			4 1 1 0 0 1 2													
John Balaz, R (1.7) OBP: 0.314, SLG: 0.439		0-0 F7		0-0 SF8 2B		0-0 5-3		0-0 5-3		4 1 1 2 0 0 0													
Dave Chalk, R (1.5) OBP: 0.352, SLG: 0.351		0-3 K		0-0 4-3 2B			0-0 6-3	4-0 HR BB		3 1 0 0 1 1 1													
Bruce Bochte, L (1.3) OBP: 0.347, SLG: 0.350		0-3 K		0-0 SF8			4-0 1B BB	0-0 F9		2 1 0 1 1 1 1													
Bobby Valentine, R (1.10) OBP: 0.365, SLG: 0.378			0-0 1B CS 2B		0-0 F8		0-0 1B 1B 1B	0-0 HR		3 0 2 0 0 0 0													
Dave Collins, S (7. PR) OBP: 0.362, SLG: 0.369							1-3 1B	1-H HR		1 2 1 2 0 0 0													
Andy Etchebarren, R (1.2) OBP: 0.283, SLG: 0.400			0-0 CS 1B		0-3 K		0-0 1B SF8 1B	0-3 K		3 1 2 1 0 1 0													
Bob Alletta, R (7.2) OBP: 0.194, SLG: 0.200			2-3 K		0-0 5-3		0-0 1-2 2-3 1B		0-0 4-3	1 0 0 0 0 1 0													
Mike Miley, S (1.6) OBP: 0.264, SLG: 0.299										4 0 1 0 0 1 2													
<b>Inning Stats</b>	R: 0 E: 0 K: 0 S: 3	H: 0 LOB: 0 BB: 0 P: 3	R: 0 E: 0 K: 2 S: 7	H: 0 LOB: 0 BB: 0 P: 7	R: 0 E: 0 K: 1 S: 6	H: 2 LOB: 1 BB: 0 P: 6	R: 3 E: 0 K: 0 S: 6	H: 3 LOB: 0 BB: 0 P: 6	R: 0 E: 0 K: 2 S: 7	H: 0 LOB: 0 BB: 0 P: 7	R: 0 E: 0 K: 1 S: 5	H: 0 LOB: 0 BB: 0 P: 5	R: 3 E: 0 K: 1 S: 9	H: 4 LOB: 2 BB: 1 P: 13	R: 2 E: 0 K: 1 S: 6	H: 1 LOB: 0 BB: 1 P: 10	R: 0 E: 0 K: 0 S: 3	H: 0 LOB: 0 BB: 0 P: 3	1B: 6 2B: 3 3B: 0 HR: 1	SF: 2 SAC: 0 DP: 0 HBP: 0	WP: 0 PB: 0 SB: 0 CS: 2	PA: 38	
<b>PITCHER</b>	IP WLS BF H R ER SO BB IBB HBP BLK WP HR S P ERA WHIP											<b>PITCHER</b>	IP WLS BF H R ER SO BB IBB HBP BLK WP HR S P ERA WHIP										
Mickey Lolich, L (1.1) ERA: 3.61	7.0 L 30 9 6 6 7 1 0 0 0 0 0 43 47 7.71 1.429											Tom Walker, R (8.1) ERA: 4.6	2.0 8 1 2 2 1 1 0 0 0 0 1 9 13 9.00 1.000										

AB	34
R	8
H	10
RBI	8
BB	2
SO	8
LOB	8



Batter	1	2	3	4	5	6	7	8	9	AB R H RBI BB SO LOB	BOTTOM												
Ron LeFlore, R (1.8) OBP: 0.309, SLG: 0.363	0-3 K		0-3 K			0-0 E9 1B		0-0 6-3		4 0 1 0 0 2 0	<b>California Angels @ Detroit Tigers</b> Tiger Stadium, Detroit, MI Fri Aug 29 1975, 7:05 PM EDT Att: 10,451 - Unknown												
Gary Sutherland, R (1.4) OBP: 0.324, SLG: 0.328	0-0 WP 1B		0-3 K			0-0 WP 1B		0-0 1-3		4 1 2 0 0 1 0													
Aurelio Rodriguez, R (1.5) OBP: 0.291, SLG: 0.396	0-0 F9			4-0 BB		0-0 1B 1B		0-3 K		3 0 1 1 1 1 1													
Willie Horton, R (1.10) OBP: 0.313, SLG: 0.413	0-3 K			0-0 F9		0-0 F9		0-0 4-3		4 0 0 0 0 1 4													
Bill Freehan, R (1.2) OBP: 0.306, SLG: 0.410		0-0 L6		0-0 F9		0-0 1B		0-0 1B		4 0 2 0 0 0 1													
Leon Roberts, R (1.9) OBP: 0.319, SLG: 0.400		0-0 1B		0-3 K		0-0 F5		0-0 F8		4 0 1 0 0 1 2													
Dan Meyer, L (1.3) OBP: 0.293, SLG: 0.356		0-0 F8			0-0 F8		0-3 K			3 0 0 0 0 1 1													
Ben Oglivie, L (1.7) OBP: 0.293, SLG: 0.361		0-3 K			0-3 K		0-0 F7			3 0 0 0 0 2 1													
Tom Verzyer, R (1.6) OBP: 0.278, SLG: 0.306			0-0 F9		0-0 F7			0-0 F8		3 0 0 0 0 0 0													
<b>Inning Stats</b>	R: 0 E: 0 K: 2 S: 8	H: 1 LOB: 1 BB: 0 P: 8	R: 0 E: 0 K: 1 S: 6	H: 1 LOB: 0 BB: 0 P: 6	R: 0 E: 0 K: 2 S: 7	H: 0 LOB: 0 BB: 0 P: 7	R: 0 E: 0 K: 1 S: 5	H: 0 LOB: 1 BB: 1 P: 9	R: 0 E: 0 K: 1 S: 5	H: 0 LOB: 0 BB: 0 P: 5		R: 1 E: 1 K: 0 S: 5	H: 4 LOB: 3 BB: 0 P: 5	R: 0 E: 0 K: 1 S: 5	H: 0 LOB: 0 BB: 0 P: 5	R: 0 E: 0 K: 0 S: 3	H: 0 LOB: 0 BB: 0 P: 3	R: 0 E: 0 K: 1 S: 6	H: 1 LOB: 1 BB: 0 P: 6	1B: 7 2B: 0 3B: 0 HR: 0	SF: 0 SAC: 0 DP: 0 HBP: 0	WP: 2 PB: 0 SB: 0 CS: 0	PA: 33
<b>PITCHER</b>	IP WLS BF H R ER SO BB IBB HBP BLK WP HR S P ERA WHIP											<b>PITCHER</b>	IP WLS BF H R ER SO BB IBB HBP BLK WP HR S P ERA WHIP										
Frank Tanana, L (1.1) ERA: 2.41	9.0 W 33 7 1 1 9 1 0 0 0 2 0 50 54 1.00 0.889																						





Batter	1	2	3	4	5	6	7	8	9	AB	R	H	RBI	BB	SO	LOB	TOP					
Dave Collins, S OBP: 0.364, SLG: 0.373 (1, 7)										3	0	1	0	1	1	2	California Angels @ Detroit Tigers Tiger Stadium, Detroit, MI Sat Aug 30 1975, 3:33 AM EDT Att: 7,570 - Unknown					
Jerry Remy, L OBP: 0.310, SLG: 0.317 Rudy Meoli, L OBP: 0.303, SLG: 0.235 (1, 4)										3	0	1	0	0	1	3						
Mickey Rivers, L OBP: 0.336, SLG: 0.364 Bobby Valentine, R OBP: 0.377, SLG: 0.370 (1, 8)										3	0	0	0	0	0	4						
Adrian Garrett, L OBP: 0.289, SLG: 0.432 (1, 10)										4	1	1	0	0	2	1						
Bruce Bochte, L OBP: 0.352, SLG: 0.369 (1, 3)										4	1	3	2	0	1	0						
John Balaz, R OBP: 0.311, SLG: 0.430 (1, 9)										4	0	1	0	0	2	2						
Dave Chalk, R OBP: 0.350, SLG: 0.348 Winston Llenas, R OBP: 0.239, SLG: 0.206 (1, 5)										3	0	0	0	0	0	2						
Andy Etchebarren, R OBP: 0.297, SLG: 0.407 (1, 2)										4	0	2	0	0	1	0						
Mike Miley, S OBP: 0.265, SLG: 0.299 (1, 6)										3	0	1	0	0	1	1						
<b>Inning Stats</b>	R: 0 E: 0 K: 1 S: 5	H: 1 LOB: 0 BB: 0 P: 5	R: 0 E: 0 K: 2 S: 7	H: 1 LOB: 1 BB: 0 P: 7	R: 0 E: 0 K: 0 S: 3	H: 0 LOB: 0 BB: 0 P: 3	R: 0 E: 0 K: 0 S: 4	H: 1 LOB: 1 BB: 0 P: 4	R: 0 E: 0 K: 1 S: 5	H: 1 LOB: 0 BB: 0 P: 5	R: 0 E: 0 K: 1 S: 7	H: 2 LOB: 2 BB: 0 P: 7	R: 0 E: 0 K: 2 S: 8	H: 1 LOB: 1 BB: 0 P: 8	R: 0 E: 0 K: 1 S: 6	H: 1 LOB: 2 BB: 1 P: 10		R: 2 E: 0 K: 1 S: 7	H: 2 LOB: 0 BB: 0 P: 7	1B: 7 2B: 3 3B: 0 HR: 1	SF: 0 SAC: 0 DP: 2 HBP: 0	WP: 0 PB: 0 SB: 0 CS: 2
<b>PITCHER</b> Ray Bare, R ERA: 3.5 (1, 1)	IP: 9.0 WLS: W BF: 35 H: 10 R: 2 ER: 2 SO: 9	BB: 1 IBB: 0 HBP: 0 BLK: 0	WP: 0 HR: 1 S: 52 P: 56	ERA: 2.00 WHIP: 1.222	<b>PITCHER</b>										IP: 9.0 WLS: W BF: 35 H: 10 R: 2 ER: 2 SO: 9	BB: 1 IBB: 0 HBP: 0 BLK: 0	WP: 0 HR: 1 S: 52 P: 56	ERA: 2.00 WHIP: 1.222				

Batter	1	2	3	4	5	6	7	8	9	AB	R	H	RBI	BB	SO	LOB	BOTTOM					
John Knox, L OBP: 0.325, SLG: 0.282 (1, 4)										5	1	1	0	0	1	4	California Angels @ Detroit Tigers Tiger Stadium, Detroit, MI Sat Aug 30 1975, 3:33 AM EDT Att: 7,570 - Unknown					
Billy Baldwin, L OBP: 0.250, SLG: 0.419 (1, 9)										4	1	1	3	0	0	1						
Dan Meyer, L OBP: 0.292, SLG: 0.355 (1, 3)										4	1	1	0	0	0	0						
Willie Horton, R OBP: 0.316, SLG: 0.416 (1, 10)										4	1	3	0	0	0	0						
Ben Oglivie, L OBP: 0.292, SLG: 0.359 (1, 7)										4	1	1	1	0	0	2						
Aurelio Rodriguez, R OBP: 0.290, SLG: 0.402 (1, 5)										4	1	1	3	0	1	1						
Ron LeFlore, R OBP: 0.307, SLG: 0.360 (1, 8)										4	0	0	0	0	2	0						
John Wockenfuss, R OBP: 0.297, SLG: 0.463 (1, 2)										3	2	2	0	1	0	0						
Tom Verzyer, R OBP: 0.281, SLG: 0.309 (1, 6)										4	1	2	1	0	0	1						
<b>Inning Stats</b>	R: 0 E: 0 K: 0 S: 3	H: 0 LOB: 0 BB: 0 P: 3	R: 0 E: 0 K: 0 S: 3	H: 1 LOB: 0 BB: 0 P: 3	R: 0 E: 0 K: 0 S: 4	H: 1 LOB: 1 BB: 0 P: 4	R: 8 E: 0 K: 0 S: 11	H: 8 LOB: 0 BB: 0 P: 11	R: 0 E: 0 K: 0 S: 3	H: 0 LOB: 0 BB: 0 P: 3	R: 1 E: 0 K: 2 S: 8	H: 1 LOB: 1 BB: 1 P: 12	R: 0 E: 0 K: 1 S: 6	H: 1 LOB: 1 BB: 0 P: 6	R: 0 E: 1 K: 1 S: 6	H: 0 LOB: 1 BB: 0 P: 6		R: 0 E: 0 K: 1 S: 6	H: 0 LOB: 1 BB: 0 P: 6	1B: 8 2B: 1 3B: 1 HR: 2	SF: 0 SAC: 0 DP: 1 HBP: 0	WP: 2 PB: 0 SB: 0 CS: 0
<b>PITCHER</b> Chuck Hockenbery, R ERA: 5.35 Dick Lange, R ERA: 5.47 Mickey Scott, L ERA: 3.35 Jim Brewer, L ERA: 3.72 (1, 1)	IP: 3.2 WLS: L BF: 17 H: 7 R: 5 ER: 5 SO: 0	BB: 0 IBB: 0 HBP: 0 BLK: 0	WP: 1 HR: 1 S: 17 P: 17	ERA: 12.27 WHIP: 1.909	<b>PITCHER</b>										IP: 3.2 WLS: L BF: 17 H: 7 R: 5 ER: 5 SO: 0	BB: 0 IBB: 0 HBP: 0 BLK: 0	WP: 1 HR: 1 S: 17 P: 17	ERA: 12.27 WHIP: 1.909				



Batter	1	2	3	4	5	6	7	8	9	AB	R	H	RBI	BB	SO	LOB	TOP		
<b>Bob Sheldon, L</b> (1,4) OBP: 0.374, SLG: 0.398	5-3		F5		SF8		L8			4	0	1	1	0	0	2	<b>Milwaukee Brewers @ Detroit Tigers</b> Tiger Stadium, Detroit, MI Mon Sep 01 1975, 7:05 PM EDT Att: 7,584 - Unknown		
<b>Charlie Moore, R</b> (1,7) OBP: 0.332, SLG: 0.395	F9				K		K		F7	4	0	0	0	1	2	3			
<b>George Scott, R</b> (1,3) OBP: 0.341, SLG: 0.491	K		F9				K		K	5	1	1	1	0	3	5			
<b>Hank Aaron, R</b> (1,10) OBP: 0.328, SLG: 0.352										4	0	2	1	0	0	0			
<b>Darrell Porter, L</b> (1,2) OBP: 0.354, SLG: 0.411										4	0	1	0	0	0	2			
<b>Mike Hegan, L</b> (1,9) OBP: 0.388, SLG: 0.402										2	0	0	0	1	0	0			
<b>Gorman Thomas, R</b> (6, PR) OBP: 0.276, SLG: 0.391										0	0	0	0	0	0	0			
<b>Tommy Bianco, S</b> (8, PH) OBP: 0.300, SLG: 0.125										1	0	0	0	0	0	1			
<b>Sixto Lezcano, R</b> (8,9) OBP: 0.320, SLG: 0.371										0	0	0	0	0	0	0			
<b>Don Money, R</b> (1,5) OBP: 0.309, SLG: 0.401										4	1	2	0	0	1	2			
<b>Bill Sharp, L</b> (1,8) OBP: 0.274, SLG: 0.316										4	1	2	0	0	1	2			
<b>Robin Yount, R</b> (1,6) OBP: 0.309, SLG: 0.368										4	1	2	1	0	0	4			
<b>Inning Stats</b>	R: 0 E: 0 K: 1 S: 5	H: 0 LOB: 0 BB: 0 P: 5	R: 0 E: 0 K: 0 S: 3	H: 1 LOB: 0 BB: 0 P: 3	R: 0 E: 0 K: 0 S: 5	H: 2 LOB: 3 BB: 1 P: 9	R: 0 E: 0 K: 0 S: 3	H: 0 LOB: 0 BB: 0 P: 3	R: 4 E: 0 K: 1 S: 10	H: 5 LOB: 1 BB: 0 P: 10	R: 0 E: 0 K: 2 S: 7	H: 0 LOB: 0 BB: 0 P: 7	R: 0 E: 0 K: 0 S: 4	H: 1 LOB: 1 BB: 0 P: 4	R: 0 E: 0 K: 2 S: 9	H: 2 LOB: 2 BB: 0 P: 9	1B: 8 2B: 2 3B: 1 HR: 0	SF: 1 SAC: 0 DP: 1 HBP: 0	WP: 1 PA: 39 PB: 0 SB: 0 CS: 0
<b>PITCHER</b>	IP	WLS	BF	H	R	ER	SO	BB	IBB	HBP	BLK	WP	HR	S	P	ERA	WHIP		
<b>Vern Ruhle, R</b> (1,1) ERA: 3.86	4.2		21	7	4	4	2	1	0	0	0	0	0	24	28	7.71	1.714		
<b>Dave Lemanczyk, R</b> (5,1) ERA: 4.61	4.1	W	18	4	0	0	5	1	0	0	0	1	0	27	31	0.00	1.154		

Batter	1	2	3	4	5	6	7	8	9	AB	R	H	RBI	BB	SO	LOB	BOTTOM		
<b>Ron LeFlore, R</b> (1,8) OBP: 0.307, SLG: 0.358	E6		5-3				F3		F8	2	1	0	0	0	0	0	<b>Milwaukee Brewers @ Detroit Tigers</b> Tiger Stadium, Detroit, MI Mon Sep 01 1975, 7:05 PM EDT Att: 7,584 - Unknown		
<b>Billy Baldwin, L</b> (5, PR) OBP: 0.239, SLG: 0.400										2	0	0	0	0	0	3			
<b>Gary Sutherland, R</b> (1,4) OBP: 0.323, SLG: 0.327	L9		6-3							4	1	1	1	0	0	2			
<b>Dan Meyer, L</b> (1,3) OBP: 0.294, SLG: 0.356										4	1	2	1	0	0	0			
<b>Willie Horton, R</b> (1,10) OBP: 0.319, SLG: 0.419										4	0	3	2	0	1	0			
<b>Bill Freehan, R</b> (1,2) OBP: 0.310, SLG: 0.414										4	0	3	1	0	0	2			
<b>Aurelio Rodriguez, R</b> (1,5) OBP: 0.290, SLG: 0.399										3	0	0	0	1	0	4			
<b>Leon Roberts, R</b> (1,9) OBP: 0.316, SLG: 0.396										4	0	0	0	0	1	3			
<b>Ben Oglivie, L</b> (1,7) OBP: 0.291, SLG: 0.354										3	1	0	0	1	0	0			
<b>Tom Veryzer, R</b> (1,6) OBP: 0.283, SLG: 0.311										4	1	2	0	0	1	0			
<b>Inning Stats</b>	R: 1 E: 1 K: 0 S: 5	H: 2 LOB: 1 BB: 0 P: 5	R: 0 E: 1 K: 0 S: 3	H: 0 LOB: 0 BB: 0 P: 3	R: 0 E: 0 K: 2 S: 8	H: 0 LOB: 0 BB: 0 P: 3	R: 0 E: 0 K: 2 S: 8	H: 1 LOB: 2 BB: 1 P: 12	R: 0 E: 0 K: 1 S: 5	H: 0 LOB: 1 BB: 0 P: 6	R: 0 E: 0 K: 0 S: 4	H: 2 LOB: 1 BB: 0 P: 4	R: 4 E: 0 K: 0 S: 8	H: 5 LOB: 2 BB: 1 P: 12	R: 0 E: 0 K: 0 S: 4	H: 1 LOB: 1 BB: 0 P: 4	1B: 11 2B: 2 3B: 0 HR: 0	SF: 0 SAC: 0 DP: 3 HBP: 1	WP: 0 PA: 37 PB: 0 SB: 0 CS: 0
<b>PITCHER</b>	IP	WLS	BF	H	R	ER	SO	BB	IBB	HBP	BLK	WP	HR	S	P	ERA	WHIP		
<b>Bill Travers, L</b> (1,1) ERA: 3.81	6.2		29	7	4	3	3	2	0	1	0	0	0	32	41	4.05	1.350		
<b>Rick Austin, L</b> (7,1) ERA: 3.5	0.0	L	1	1	0	0	0	0	0	0	0	0	0	1	1	*	*		
<b>Tom Murphy, R</b> (7,1) ERA: 3.65	0.0		2	2	1	1	0	0	0	0	0	0	0	2	2	*	*		
<b>Eduardo Rodriguez, R</b> (7,1) ERA: 3.18	1.1		5	1	0	0	0	0	0	0	0	0	0	5	5	0.00	0.750		



Batter	1	2	3	4	5	6	7	8	9	AB	R	H	RBI	BB	SO	LOB	TOP					
<b>Bob Sheldon, L</b> OBP: 0.367, SLG: 0.390 (1, 4)	L3		K			F8		F7		5	0	1	0	0	1	3						
<b>Bill Sharp, L</b> OBP: 0.273, SLG: 0.317 (1, 8) (7, 9)	G3			2B	FC4-6		4-3		6-3	5	2	1	1	0	0	2						
<b>George Scott, R</b> OBP: 0.346, SLG: 0.500 (1, 3)	WP			6-3			1B			5	1	5	2	0	0	0						
<b>Hank Aaron, R</b> OBP: 0.325, SLG: 0.349 (1, 10)	K			6-3	SF7		K		6-3	4	0	0	1	0	2	4						
<b>Darrell Porter, L</b> OBP: 0.357, SLG: 0.412 (1, 2)		F7			4-3					4	0	2	1	1	0	1						
<b>Mike Hegan, L</b> OBP: 0.365, SLG: 0.395 <b>Gorman Thomas, R</b> OBP: 0.275, SLG: 0.389 (1, 9) (7, 8)	K			F8		B3	4-3		K	3	1	0	0	0	1	3						
<b>Don Money, R</b> OBP: 0.308, SLG: 0.399 (1, 5)	K			K		B3				4	0	1	0	0	2	2						
<b>Charlie Moore, R</b> OBP: 0.340, SLG: 0.404 (1, 7)								F7		3	1	2	1	1	0	1						
<b>Robin Yount, R</b> OBP: 0.309, SLG: 0.366 (1, 6)				F8			5-3	F9		3	1	0	0	1	0	3						
<b>Inning Stats</b>	R: 0 E: 0 K: 1 S: 6	H: 1 LOB: 1 BB: 0 P: 6	R: 0 E: 0 K: 2 S: 7	H: 0 LOB: 0 BB: 0 P: 7	R: 0 E: 0 K: 1 S: 4	H: 0 LOB: 1 BB: 1 P: 8	R: 2 E: 0 K: 1 S: 8	H: 3 LOB: 1 BB: 0 P: 8	R: 3 E: 0 K: 0 S: 6	H: 3 LOB: 1 BB: 1 P: 10	R: 1 E: 0 K: 0 S: 4	H: 1 LOB: 1 BB: 1 P: 8	R: 0 E: 0 K: 1 S: 7	H: 2 LOB: 2 BB: 0 P: 7	R: 0 E: 0 K: 0 S: 4	H: 1 LOB: 1 BB: 0 P: 4	R: 0 E: 0 K: 1 S: 6	H: 1 LOB: 2 BB: 1 P: 10	1B: 8 2B: 5 3B: 0 HR: 0	SF: 1 SAC: 0 DP: 1 HBP: 0	WP: 2 PB: 2 SB: 0 CS: 1	PA: 42
<b>PITCHER</b>	IP	WLS	BF	H	R	ER	SO	BB	IBB	HBP	BLK	WP	HR	S	P	ERA	WHIP					
<b>Joe Coleman, R</b> ERA: 5.6 (1, 1)	4.1	L	21	7	5	5	5	2	0	0	0	1	0	29	37	10.38	2.077					
<b>Fernando Arroyo, R</b> ERA: 4.46 (5, 1)	3.2		16	4	1	1	1	1	0	0	0	0	0	17	21	2.46	1.364					
<b>Gene Pentz, R</b> ERA: 1.56 (9, 1)	1.0		5	1	0	0	1	1	0	0	0	0	0	6	10	0.00	2.000					

Milwaukee Brewers @ Detroit Tigers  
Tiger Stadium, Detroit, MI  
Tue Sep 02 1975, 7:05 PM EDT  
Att: 6,263 - Unknown

AB	37
R	6
H	12
RBI	6
BB	4
SO	7
LOB	21



Batter	1	2	3	4	5	6	7	8	9	AB	R	H	RBI	BB	SO	LOB	BOTTOM					
<b>John Knox, L</b> OBP: 0.354, SLG: 0.316 (1, 4)	4-3									5	1	4	0	0	0	0						
<b>Billy Baldwin, L</b> OBP: 0.216, SLG: 0.360 (1, 8)	L6									5	0	0	0	0	0	6						
<b>Dan Meyer, L</b> OBP: 0.293, SLG: 0.363 (1, 3)	F8									4	1	1	3	0	0	2						
<b>Willie Horton, R</b> OBP: 0.316, SLG: 0.415 (1, 10)		5-3								5	0	0	0	0	1	3						
<b>Ben Oglivie, L</b> OBP: 0.291, SLG: 0.365 (1, 7)		6-3								4	1	1	1	0	0	0						
<b>Aurelio Rodriguez, R</b> OBP: 0.296, SLG: 0.406 (1, 5)										3	1	3	0	1	0	0						
<b>Leon Roberts, R</b> OBP: 0.318, SLG: 0.399 (1, 9)										4	0	2	1	0	0	2						
<b>John Wockenfuss, R</b> OBP: 0.287, SLG: 0.446 (1, 2)										4	0	0	0	0	0	5						
<b>Tom Verzyer, R</b> OBP: 0.287, SLG: 0.312 <b>Gates Brown, L</b> OBP: 0.333, SLG: 0.310 (1, 6) (9, PH)										2	1	1	0	1	0	0						
<b>Inning Stats</b>	R: 0 E: 0 K: 0 S: 3	H: 0 LOB: 0 BB: 0 P: 3	R: 1 E: 0 K: 0 S: 4	H: 1 LOB: 1 BB: 1 P: 8	R: 0 E: 0 K: 0 S: 3	H: 1 LOB: 0 BB: 0 P: 3	R: 1 E: 0 K: 1 S: 8	H: 3 LOB: 2 BB: 0 P: 8	R: 1 E: 0 K: 0 S: 5	H: 2 LOB: 1 BB: 0 P: 5	R: 0 E: 0 K: 0 S: 4	H: 1 LOB: 1 BB: 0 P: 4	R: 0 E: 0 K: 0 S: 4	H: 1 LOB: 2 BB: 1 P: 8	R: 0 E: 0 K: 0 S: 4	H: 1 LOB: 0 BB: 0 P: 4	R: 2 E: 0 K: 1 S: 7	H: 2 LOB: 0 BB: 0 P: 7	1B: 8 2B: 2 3B: 0 HR: 2	SF: 1 SAC: 0 DP: 0 HBP: 0	WP: 0 PB: 0 SB: 0 CS: 0	PA: 41
<b>PITCHER</b>	IP	WLS	BF	H	R	ER	SO	BB	IBB	HBP	BLK	WP	HR	S	P	ERA	WHIP					
<b>Jim Colborn, R</b> ERA: 3.77 (1, 1)	5.0	W	22	7	3	3	1	1	0	0	0	0	1	23	27	5.40	1.600					
<b>Eduardo Rodriguez, R</b> ERA: 3.24 (6, 1)	4.0	S	18	5	2	2	1	1	0	0	0	0	1	19	23	4.50	1.500					

Milwaukee Brewers @ Detroit Tigers  
Tiger Stadium, Detroit, MI  
Tue Sep 02 1975, 7:05 PM EDT  
Att: 6,263 - Unknown

AB	37
R	5
H	12
RBI	5
BB	2
SO	2
LOB	18





Batter	1	2	3	4	5	6	7	8	9	AB	R	H	RBI	BB	SO	LOB	TOP									
<b>Bobby Bonds, R</b> OBP: 0.358, SLG: 0.484 <b>Dave Bergman, L</b> (6, 9)	0-0 SH3 1B 2B		0-3 K		0-0 3B 1B	0-3 K		0-3 K		4 2 2 0 0 2 0	1 0 0 0 0 1 2															
<b>Sandy Alomar Sr., S</b> OBP: 0.260, SLG: 0.276 (1, 4)	0-0 SH3 1B 1B		0-0 6-3 HR 2B		0-0 E 3B	0-0 F7		0-0 F9	0-0 F9	5 3 3 1 0 0 0																
<b>Roy White, S</b> OBP: 0.373, SLG: 0.429 (1, 7)	0-0 SH3 1-2 2-3		0-0 6-3 2-3		0-0 E7 SF7 2B	0-0 F6		0-0 F6	0-0 F6	4 1 1 1 0 0 1																
<b>Thurman Munson, R</b> OBP: 0.366, SLG: 0.431 <b>Ed Herrmann, L</b> OBP: 0.316, SLG: 0.417 (7, 2)	0-0 1B		0-0 HR		0-0 SF7	0-0 6-3		0-0 4-3	0-0 4-3	3 1 2 4 0 0 0	1 0 0 0 0 0 0															
<b>Graig Nettles, L</b> OBP: 0.326, SLG: 0.439 (1, 5)	0-0 4-3		0-0 K		0-0 4-3	0-0 F9				4 0 0 0 0 1 0																
<b>Walt Williams, R</b> OBP: 0.306, SLG: 0.398 (1, 10)		0-0 FC3-6 1B		0-0 5-3	0-0 HR			0-0 2B BB		3 1 2 1 1 0 0																
<b>Chris Chambliss, L</b> OBP: 0.332, SLG: 0.432 (1, 3)		0-0 FC3-6 1B		0-0 5-3	0-0 1B			0-0 2B		4 0 2 0 0 0 1																
<b>Rick Bledsoe, R</b> OBP: 0.296, SLG: 0.300 (1, 8)		0-0 E5 1B		0-0 1B	0-0 L5			0-0 6-3		4 0 1 0 0 0 4																
<b>Fred Stanley, R</b> OBP: 0.284, SLG: 0.232 (1, 6)		0-0 G5-4-3		0-0 L8		0-0 1-3		0-0 4-3		4 0 0 0 0 0 5																
<b>Inning Stats</b>	R: 2 E: 0 K: 0 S: 5	H: 3 LOB: 0 BB: 0 P: 5	R: 0 E: 1 K: 0 S: 4	H: 1 LOB: 1 BB: 0 P: 4	R: 2 E: 0 K: 2 S: 9	H: 2 LOB: 0 BB: 0 P: 9	R: 0 E: 0 K: 0 S: 4	H: 1 LOB: 1 BB: 0 P: 4	R: 4 E: 1 K: 0 S: 8	H: 5 LOB: 1 BB: 0 P: 8	R: 0 E: 0 K: 1 S: 5	H: 0 LOB: 0 BB: 0 P: 5	R: 0 E: 0 K: 0 S: 3	H: 0 LOB: 0 BB: 0 P: 3	R: 0 E: 0 K: 1 S: 6	H: 1 LOB: 2 BB: 1 P: 10	R: 0 E: 0 K: 0 S: 3	H: 0 LOB: 0 BB: 0 P: 3	1B: 6 2B: 4 3B: 1 HR: 2	SF: 1 SAC: 1 DP: 1 HBP: 0	WP: 0 PB: 0 SB: 0 CS: 0	PA: 40				
<b>PITCHER</b>	IP	WLS	BF	H	R	ER	SO	BB	IBB	HBP	BLK	WP	HR	S	P	ERA	WHIP									
<b>Mickey Lolich, L</b> ERA: 3.84 <b>Lerrin LaGrow, R</b> ERA: 4.46	(1, 1)	4.0	L	21	10	7	7	2	0	0	0	0	1	25	25	15.75	2.500									
	(5, 1)	5.0		19	3	1	1	2	1	0	0	0	0	1	22	26	1.80	0.800								

New York Yankees @ Detroit Tigers  
Tiger Stadium, Detroit, MI  
Wed Sep 03 1975, 7:05 PM EDT  
Att: 6,581 - Unknown

AB	37
R	8
H	13
RBI	7
BB	1
SO	4
LOB	13



Batter	1	2	3	4	5	6	7	8	9	AB	R	H	RBI	BB	SO	LOB	BOTTOM								
<b>Ron LeFlore, R</b> OBP: 0.304, SLG: 0.356 (1, 8)	0-0 6-3		0-3 K			0-3 K		0-3 K		4 0 0 0 0 3 0															
<b>Gary Sutherland, R</b> OBP: 0.320, SLG: 0.324 (1, 4)	0-0 L7			0-0 5-3		0-3 K			0-0 4-3	4 0 0 0 0 1 0															
<b>Dan Meyer, L</b> OBP: 0.295, SLG: 0.367 (1, 3)	0-0 F9			0-0 8-4 1B		0-0 2B			0-0 F8	4 0 2 0 0 0 0															
<b>Willie Horton, R</b> OBP: 0.314, SLG: 0.411 (1, 10)		0-0 6-3		0-0 8-4		0-0 F5			0-0 F7	4 0 0 0 0 0 2															
<b>Bill Freehan, R</b> OBP: 0.308, SLG: 0.410 (1, 2)		0-0 F8			0-0 F8			0-0 L5		3 0 0 0 0 0 0															
<b>Ben Oglivie, L</b> OBP: 0.291, SLG: 0.364 (1, 7)		0-0 1B			0-0 F8			0-0 F5		3 0 1 0 0 0 0															
<b>Aurelio Rodriguez, R</b> OBP: 0.296, SLG: 0.405 (1, 5)		0-0 F8			0-0 1B 1B			0-0 6-3		3 0 1 0 0 0 1															
<b>Leon Roberts, R</b> OBP: 0.318, SLG: 0.399 (1, 9)			0-0 F7			0-0 1B			0-0 1-3	3 0 1 0 0 0 0															
<b>Tom Verzyr, R</b> OBP: 0.284, SLG: 0.309 (1, 6)			0-0 G3		0-0 5-3			0-0 5-3		3 0 0 0 0 0 2															
<b>Inning Stats</b>	R: 0 E: 0 K: 0 S: 3	H: 0 LOB: 0 BB: 0 P: 3	R: 0 E: 0 K: 0 S: 4	H: 1 LOB: 1 BB: 0 P: 4	R: 0 E: 0 K: 1 S: 5	H: 0 LOB: 0 BB: 0 P: 5	R: 0 E: 0 K: 0 S: 3	H: 1 LOB: 0 BB: 0 P: 3	R: 0 E: 0 K: 2 S: 8	H: 2 LOB: 2 BB: 0 P: 8	R: 0 E: 0 K: 2 S: 5	H: 1 LOB: 1 BB: 0 P: 8	R: 0 E: 0 K: 0 S: 3	H: 0 LOB: 0 BB: 0 P: 3	R: 0 E: 0 K: 1 S: 5	H: 0 LOB: 0 BB: 0 P: 5	R: 0 E: 0 K: 0 S: 3	H: 0 LOB: 0 BB: 0 P: 3	1B: 4 2B: 2 3B: 0 HR: 0	SF: 0 SAC: 0 DP: 1 HBP: 0	WP: 0 PB: 0 SB: 0 CS: 0	PA: 31			
<b>PITCHER</b>	IP	WLS	BF	H	R	ER	SO	BB	IBB	HBP	BLK	WP	HR	S	P	ERA	WHIP								
<b>Caffish Hunter, R</b> ERA: 2.88	(1, 1)	9.0	W	31	5	0	0	4	0	0	0	0	0	39	39	0.00	0.556								

New York Yankees @ Detroit Tigers  
Tiger Stadium, Detroit, MI  
Wed Sep 03 1975, 7:05 PM EDT  
Att: 6,581 - Unknown

AB	31
R	0
H	5
RBI	0
BB	0
SO	4
LOB	5

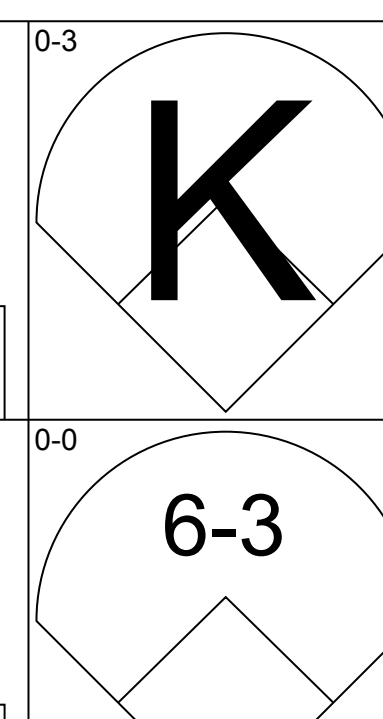
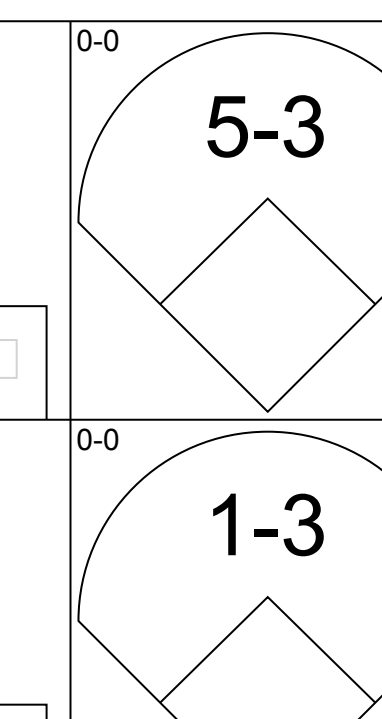
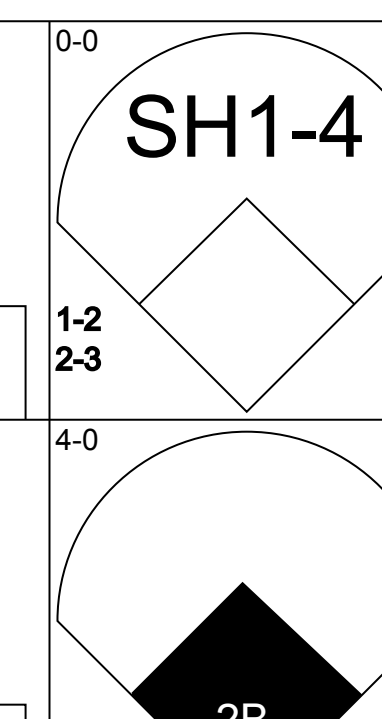
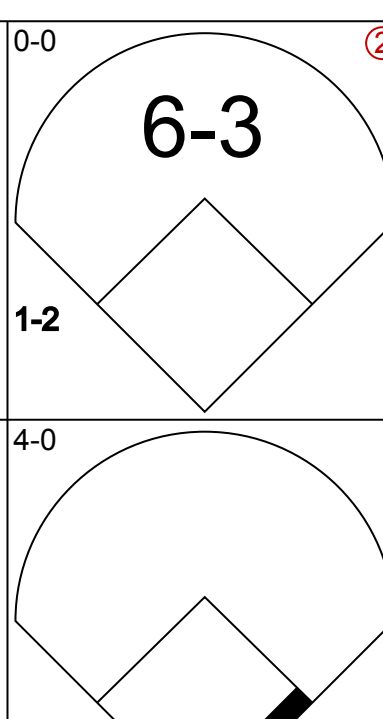
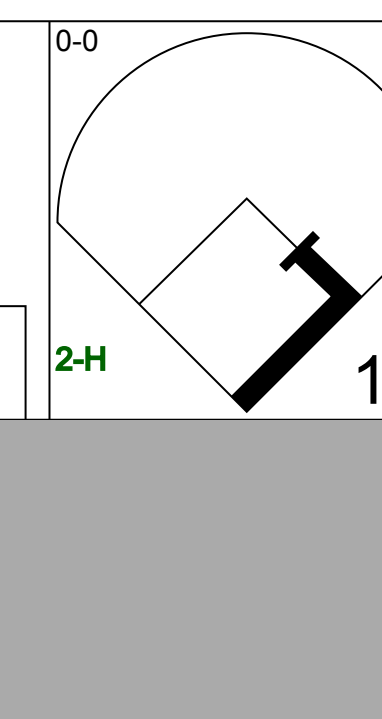
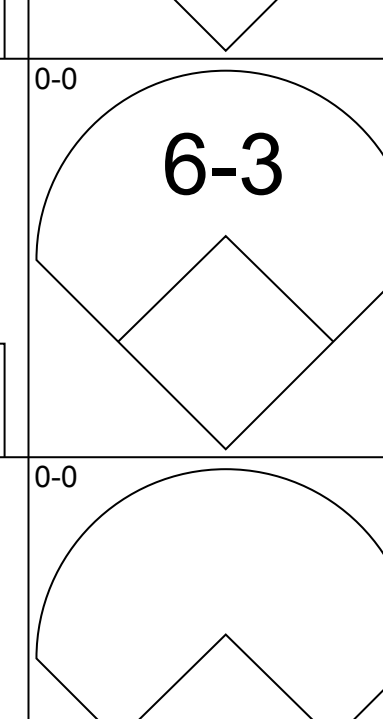
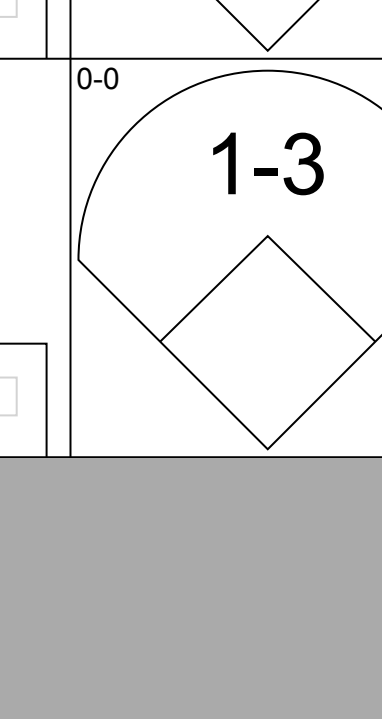
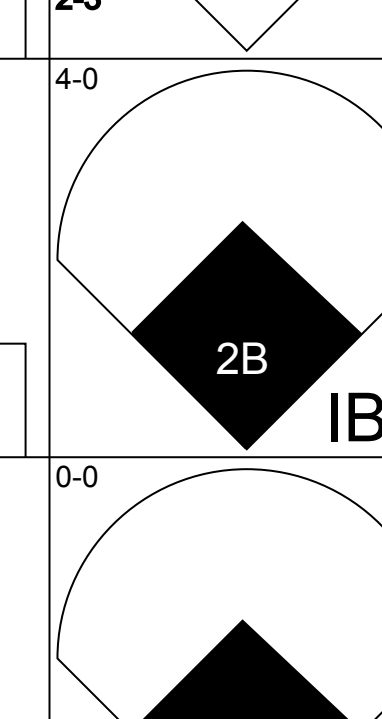
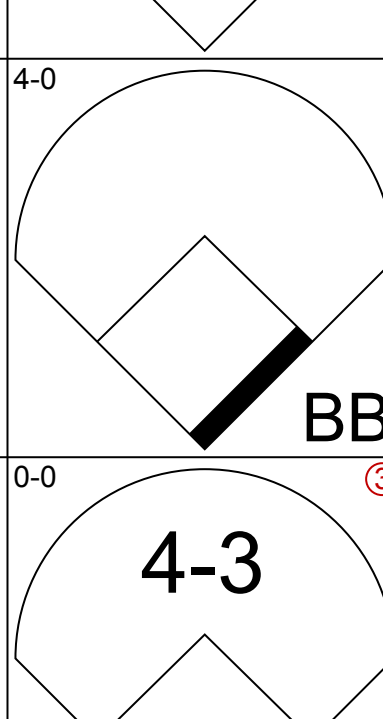
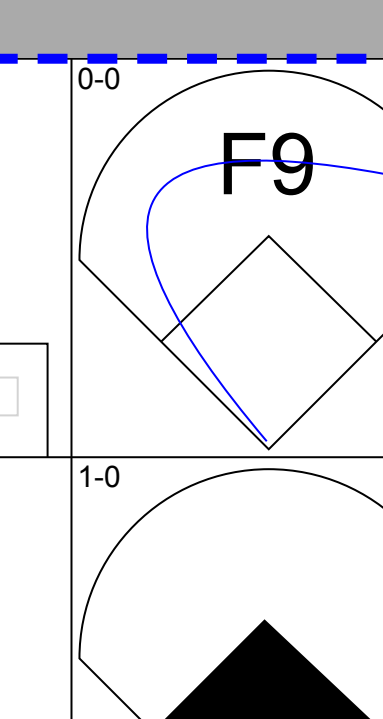
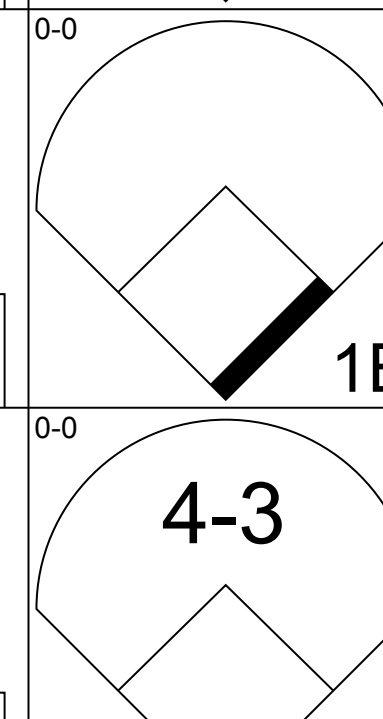
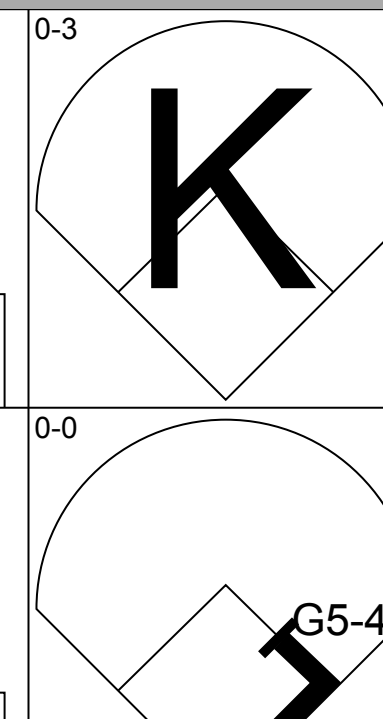
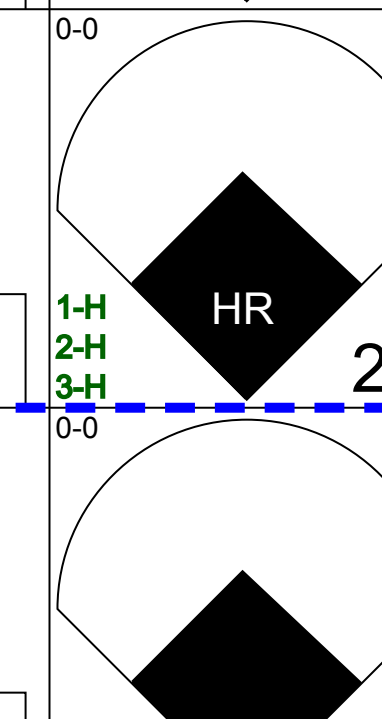
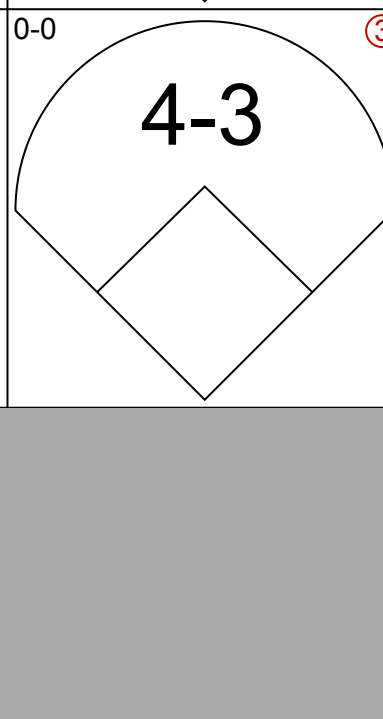
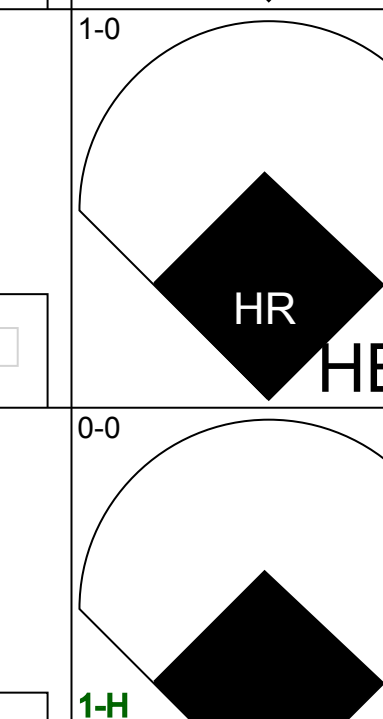
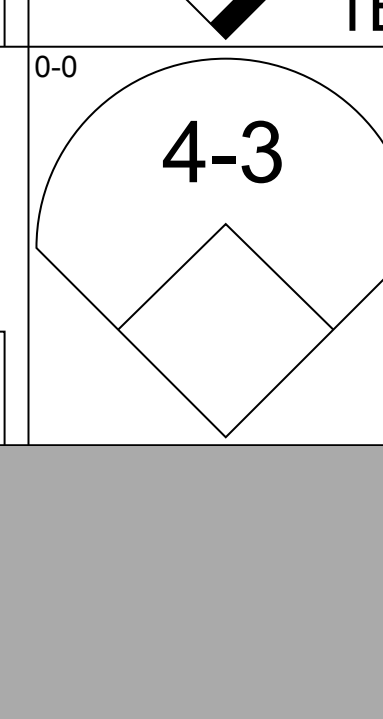
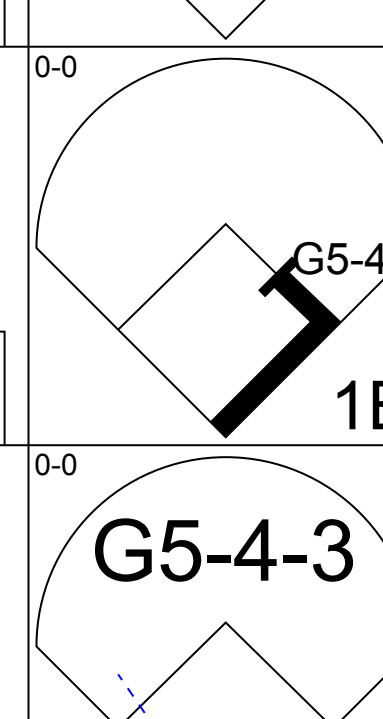
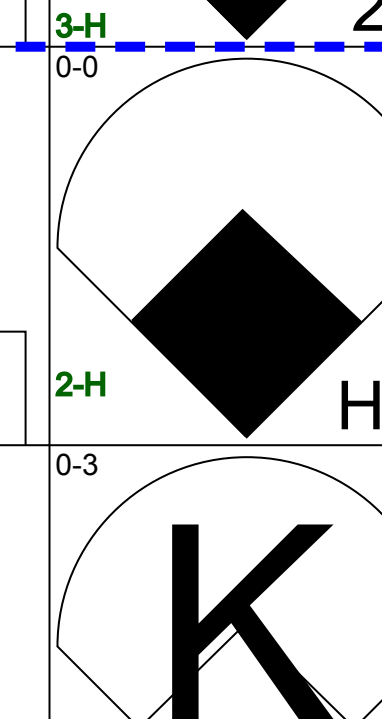
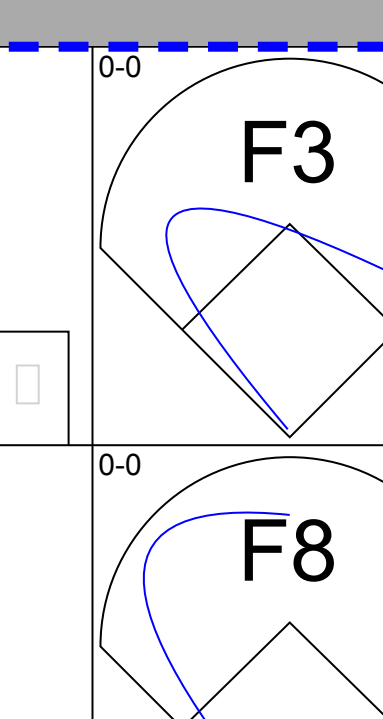
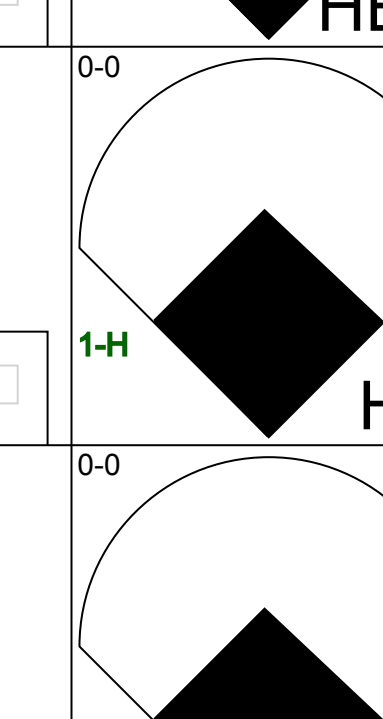
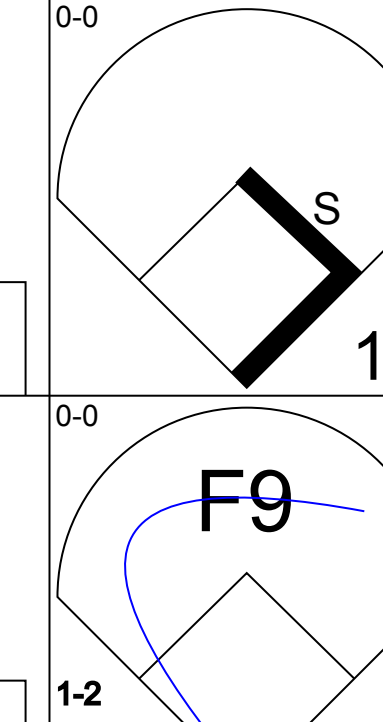
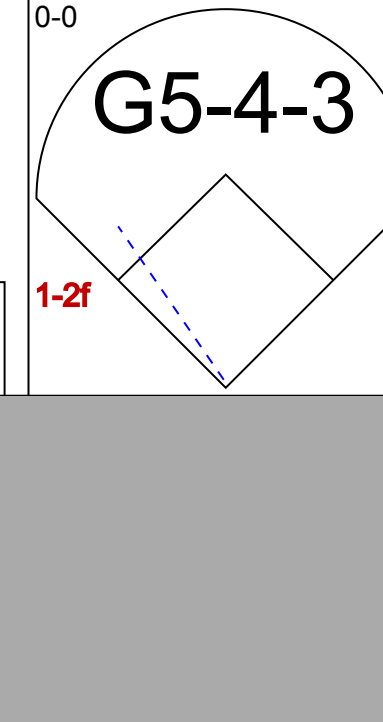
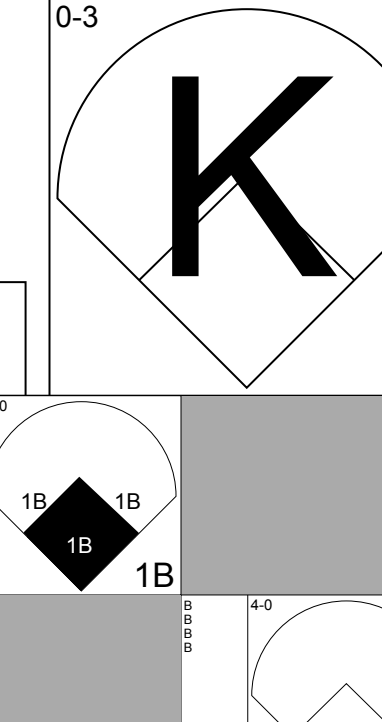
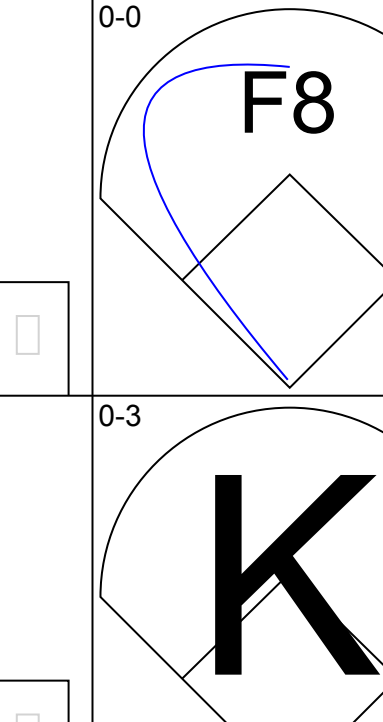
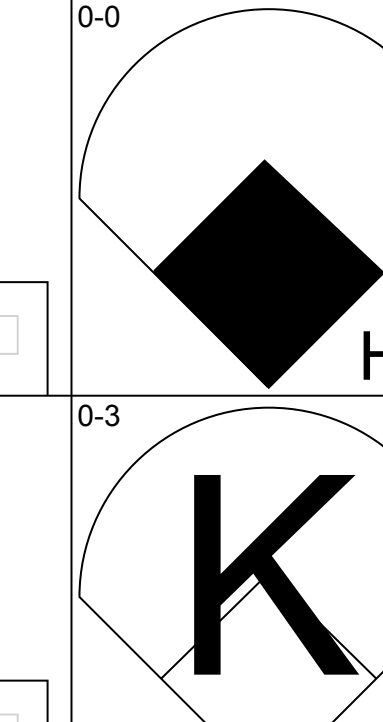
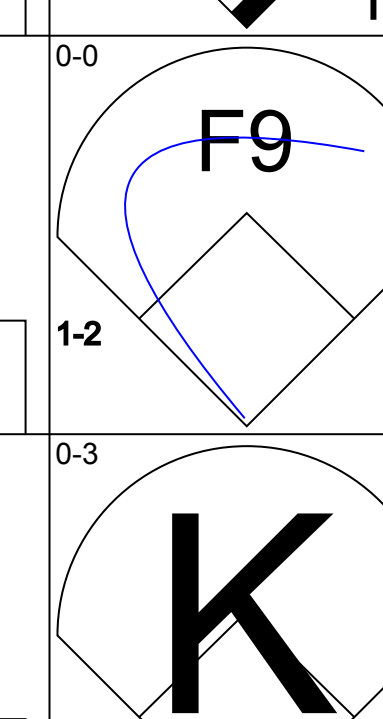
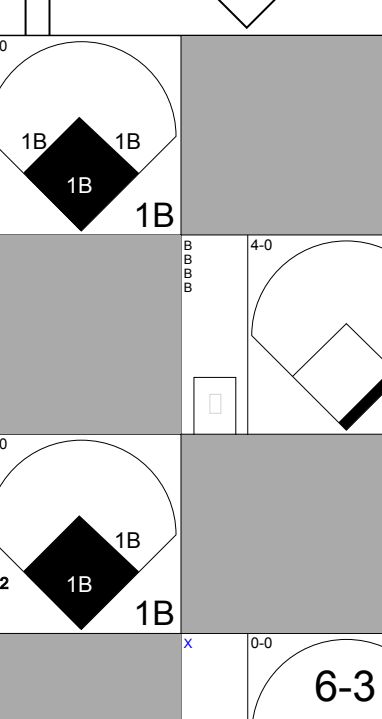
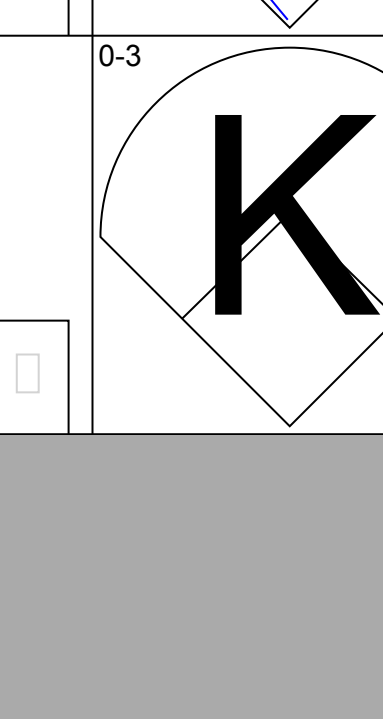
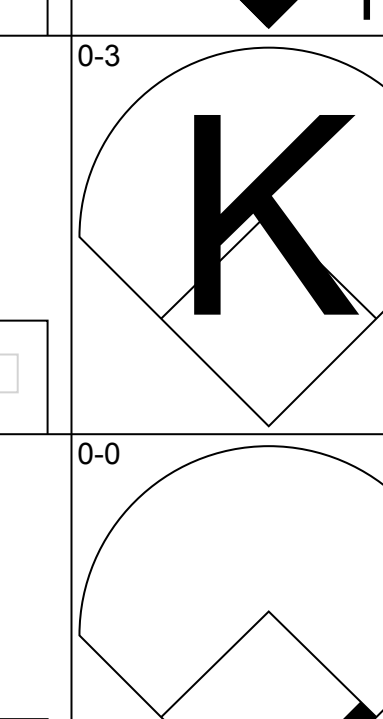
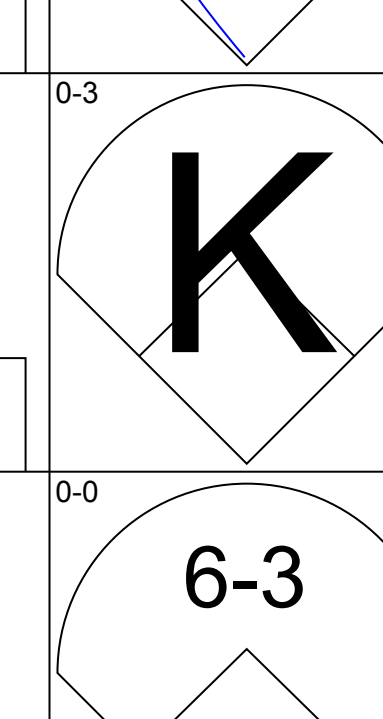
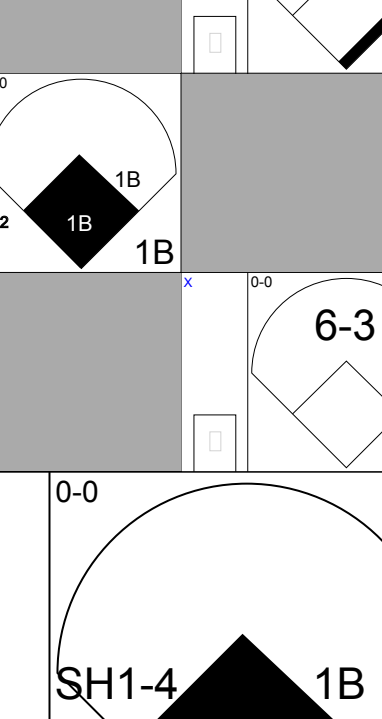
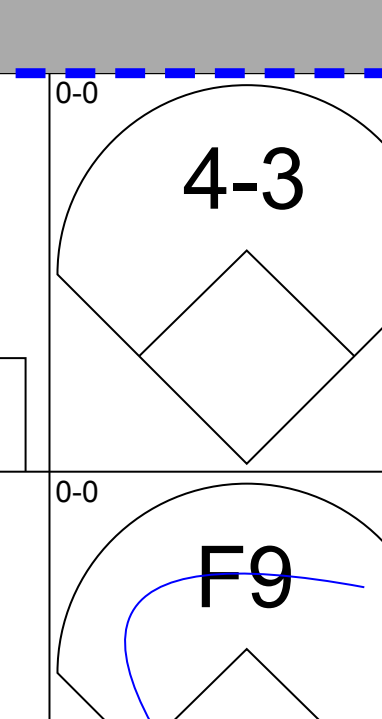
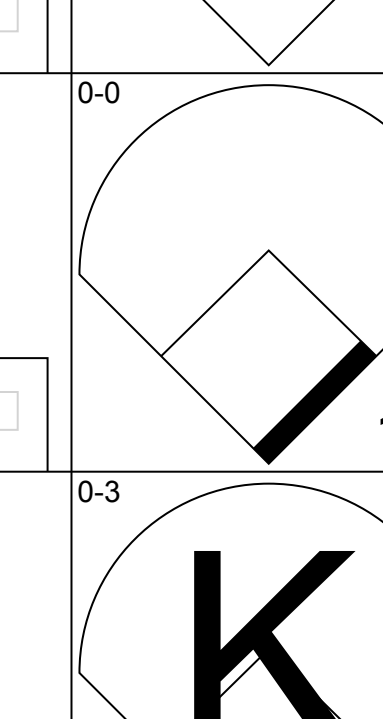
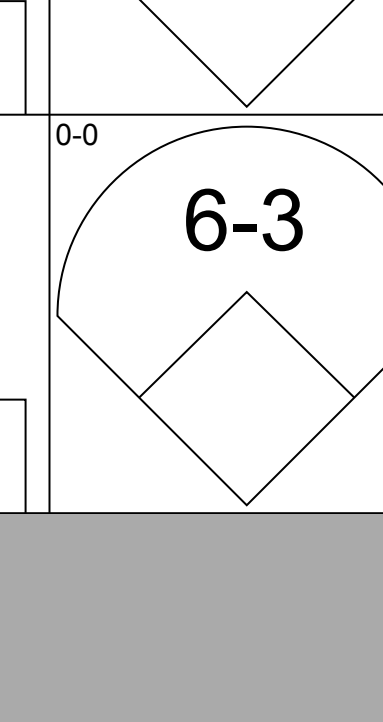
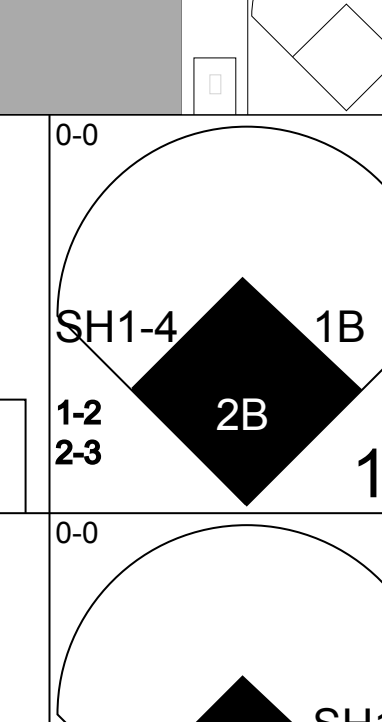
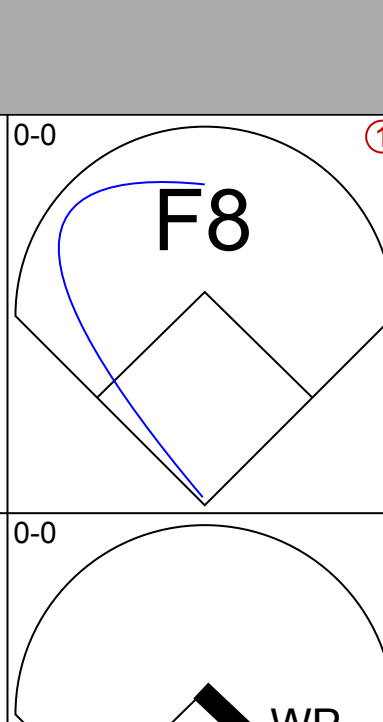
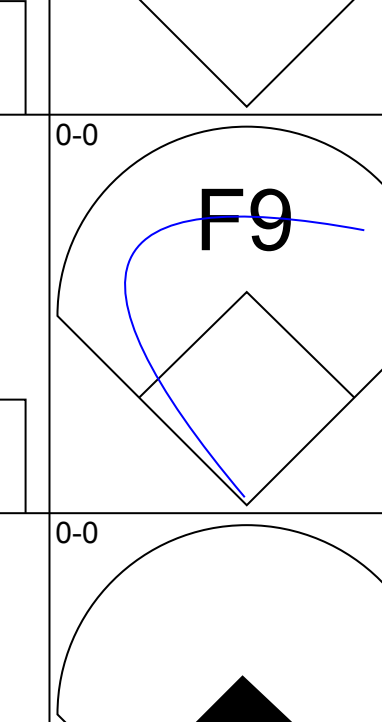
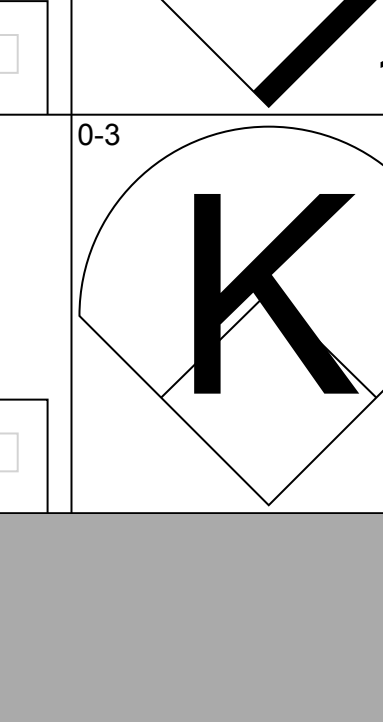
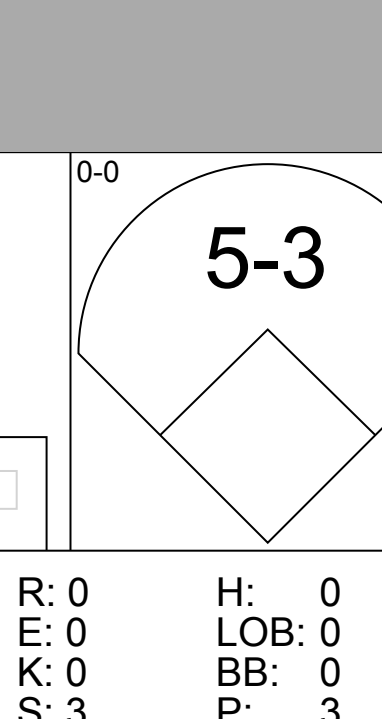
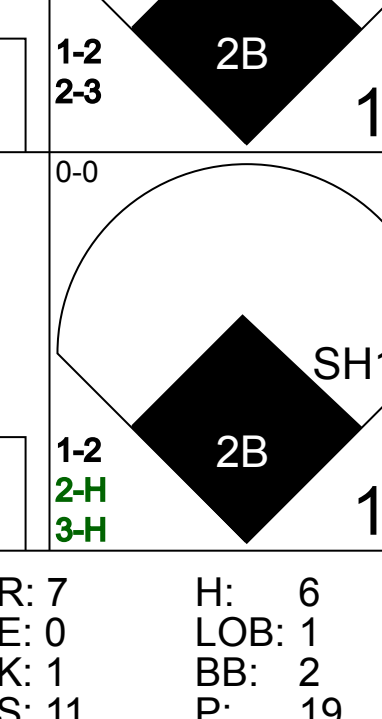
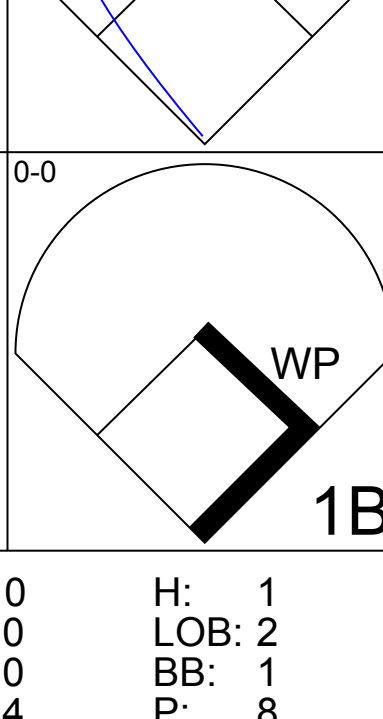
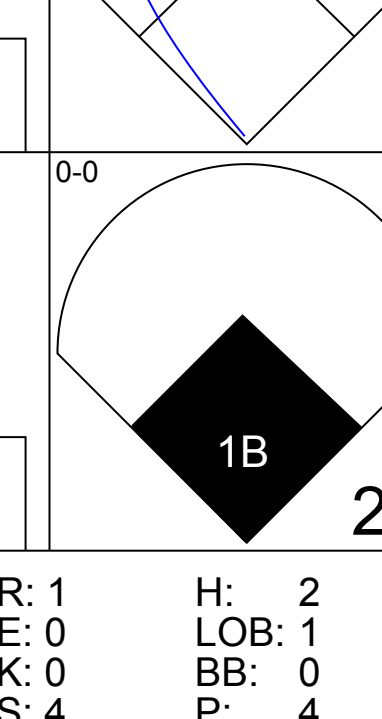


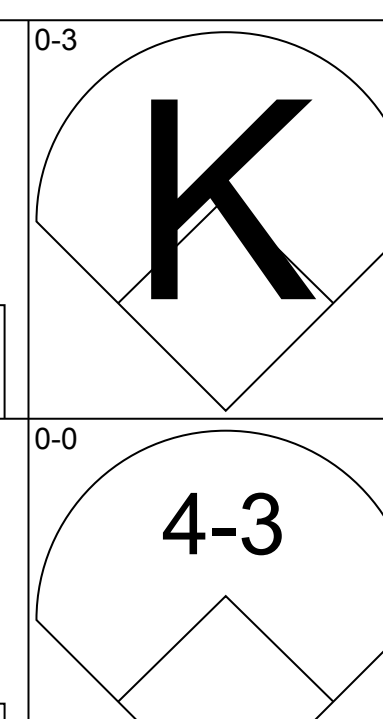
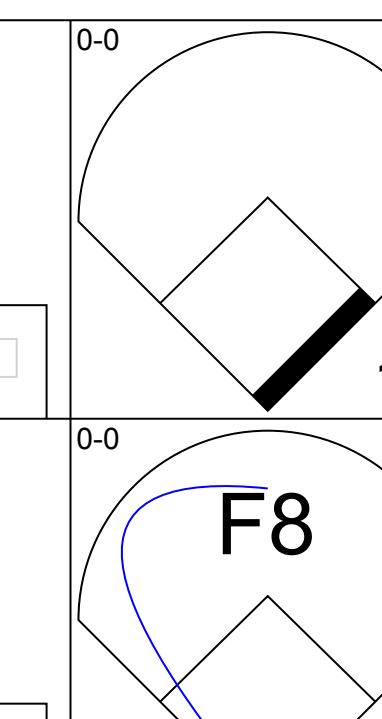
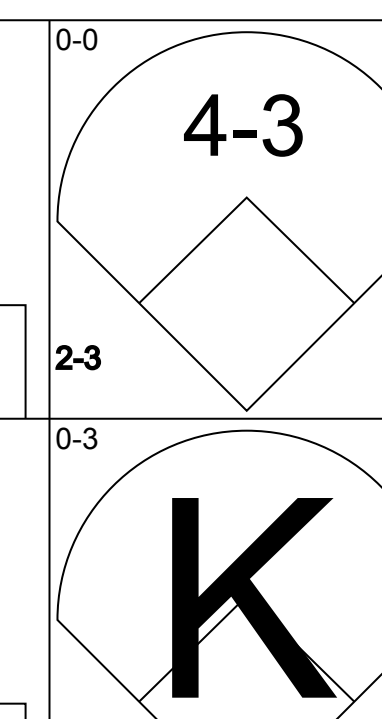
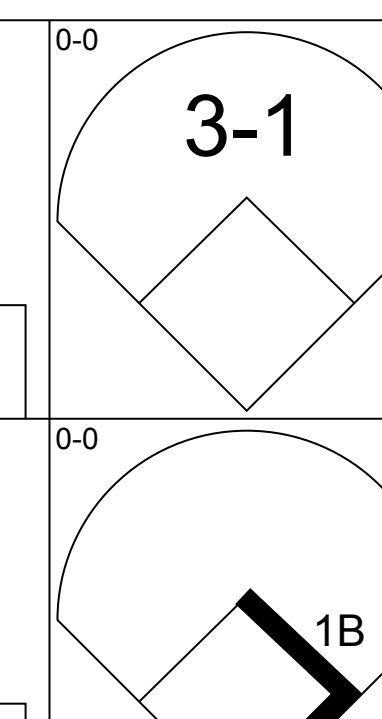
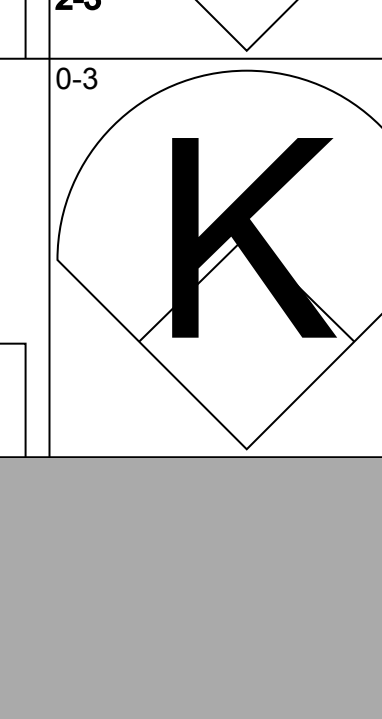
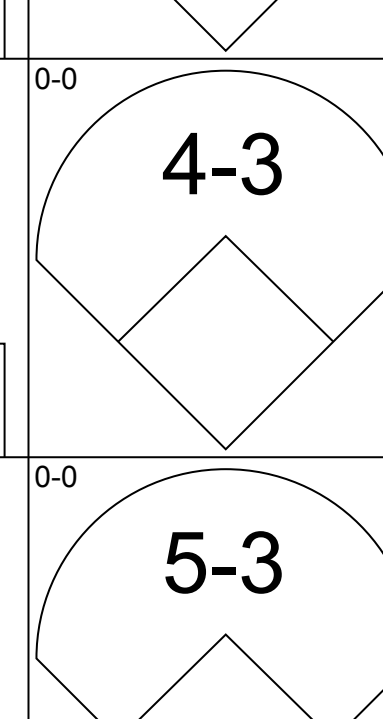
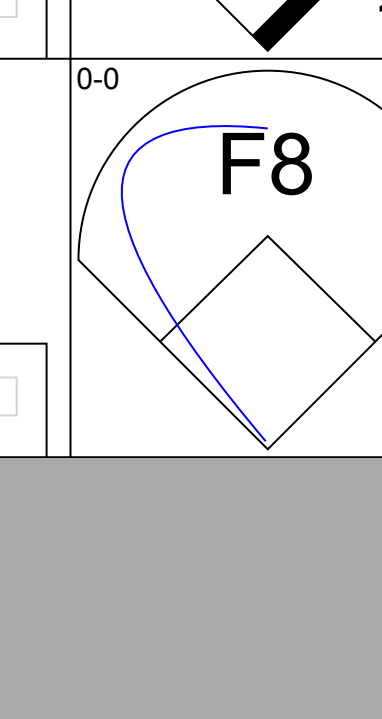
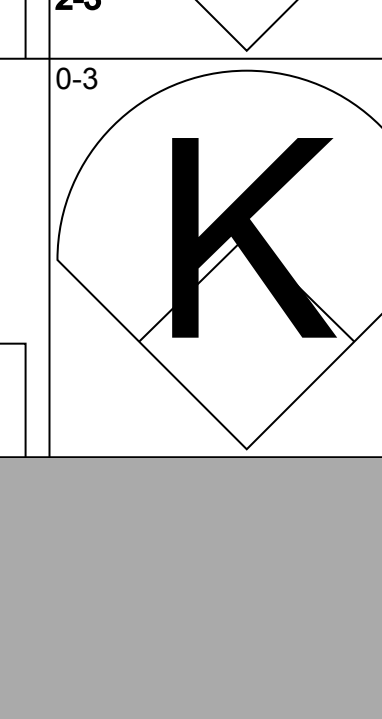
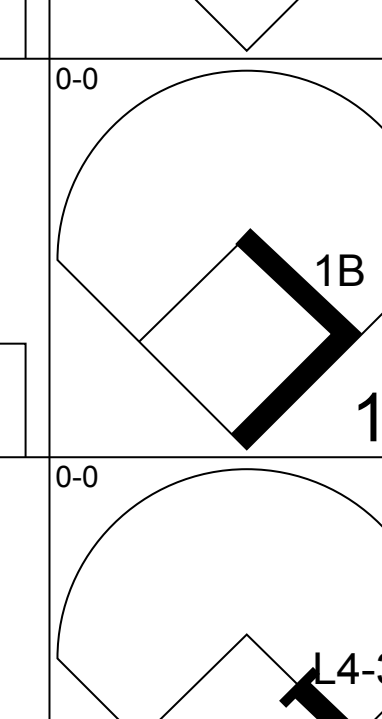
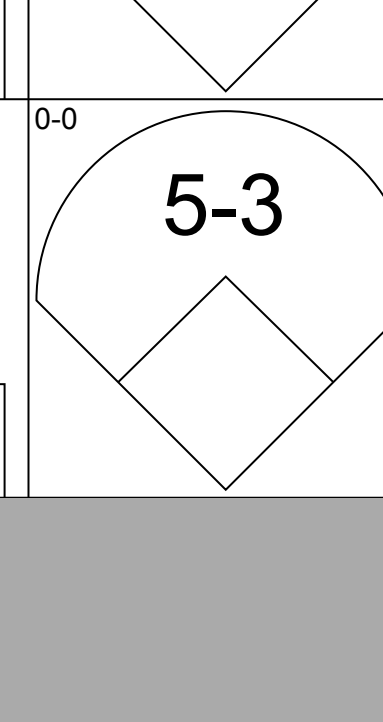
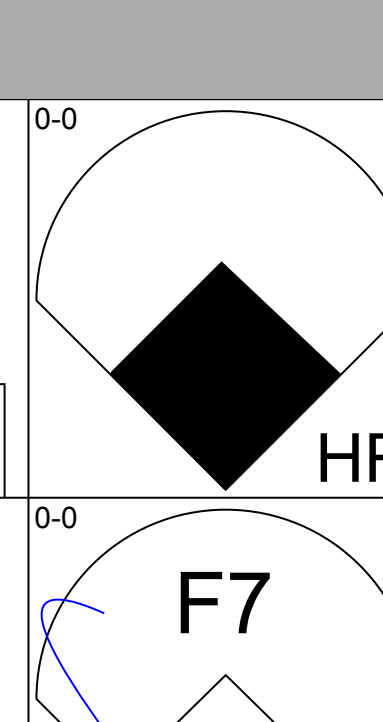
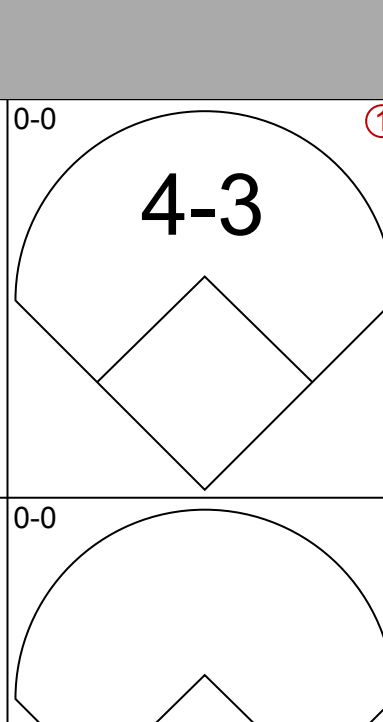
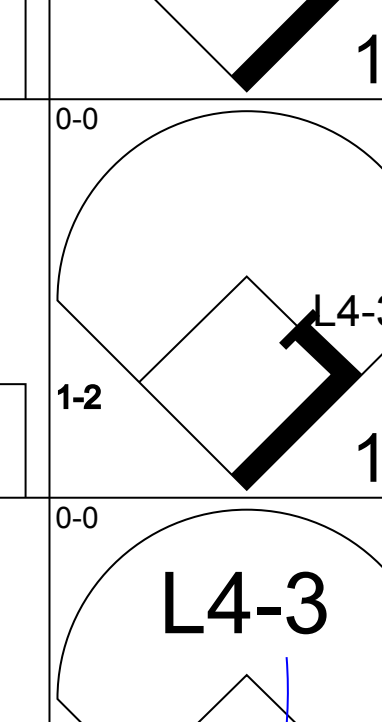
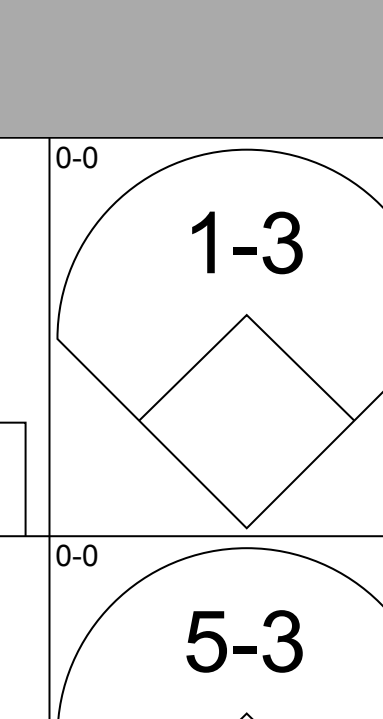
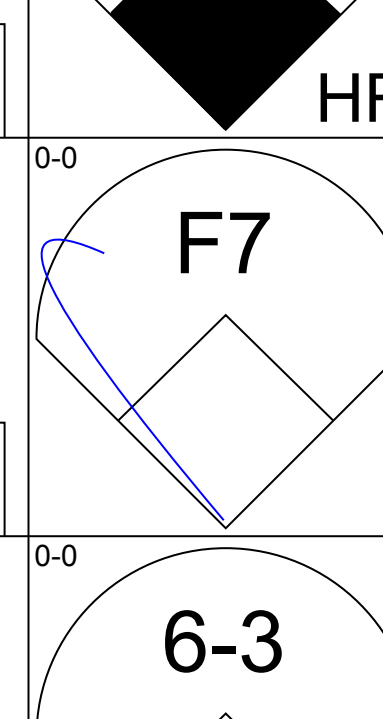
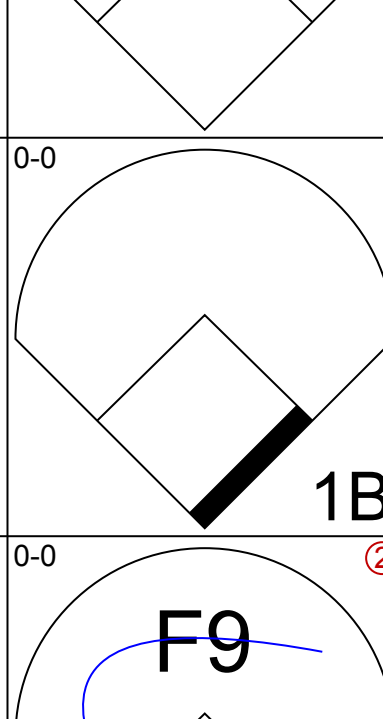
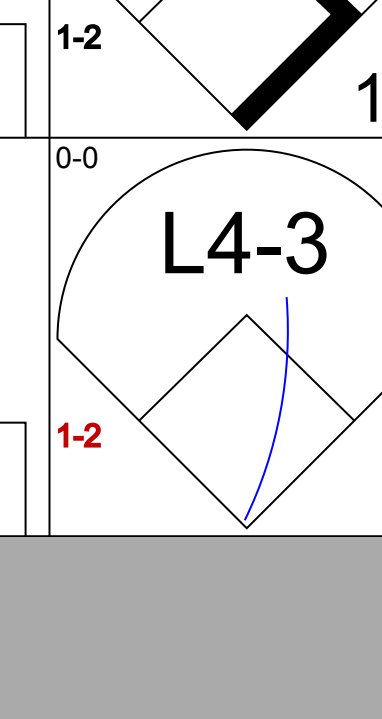
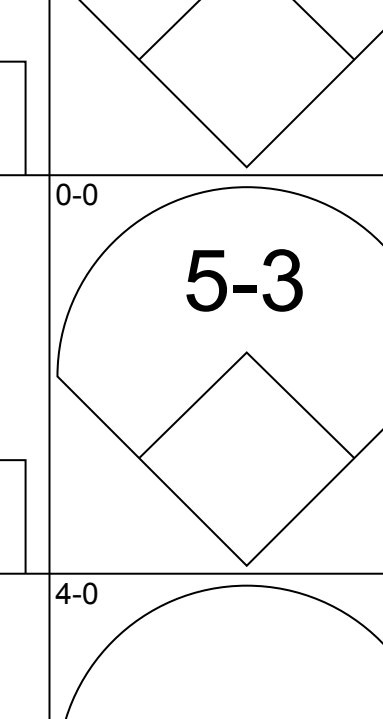
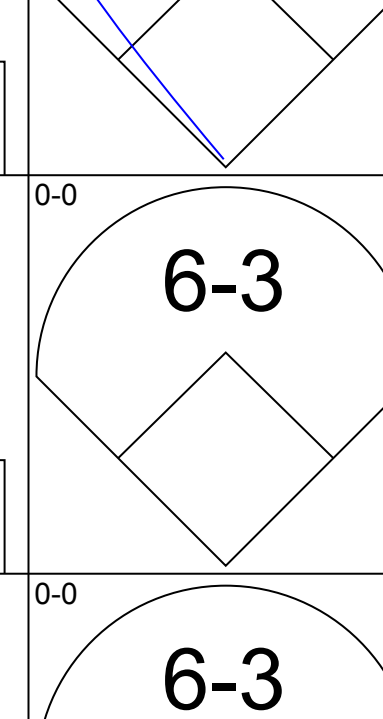
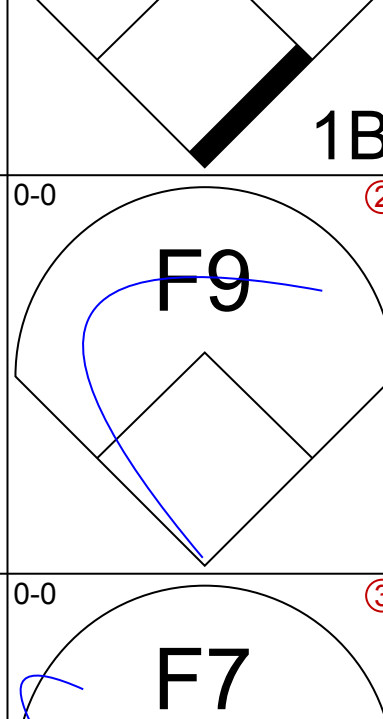

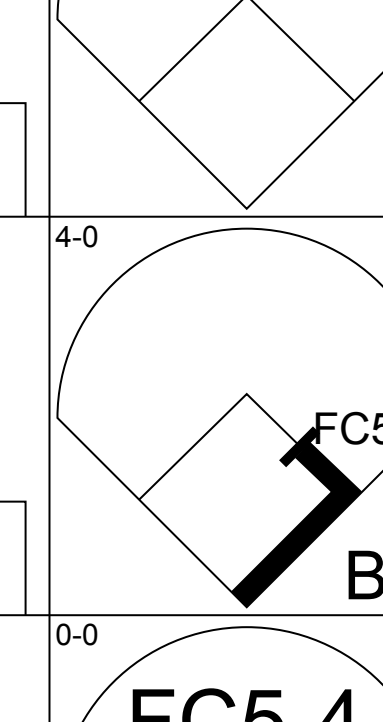
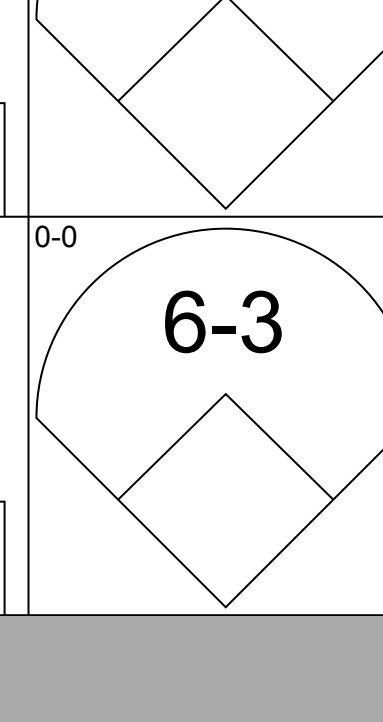
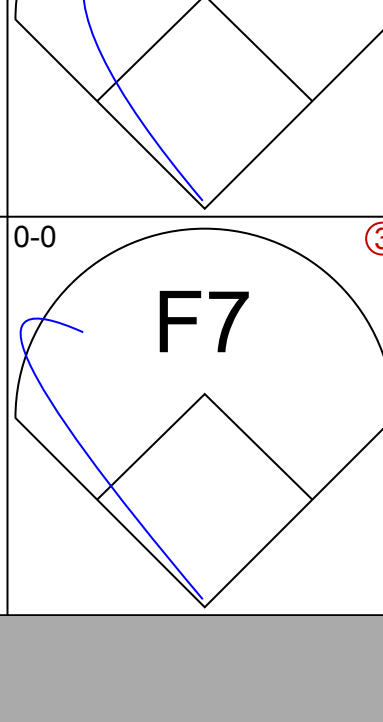

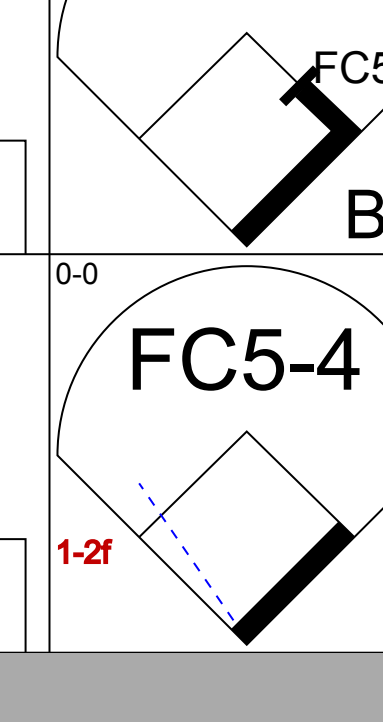
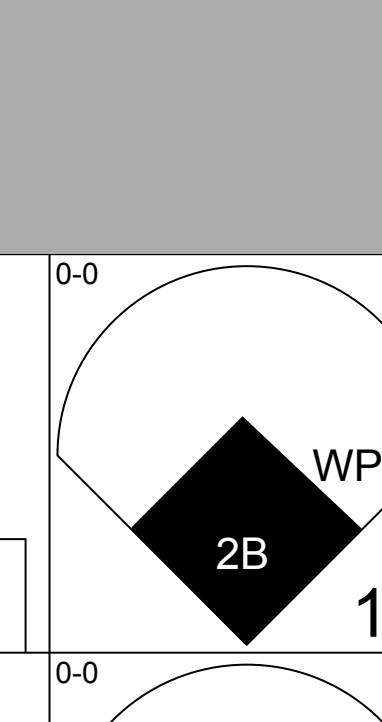
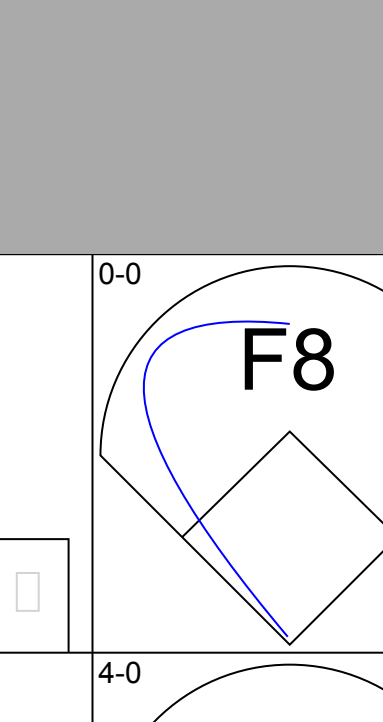
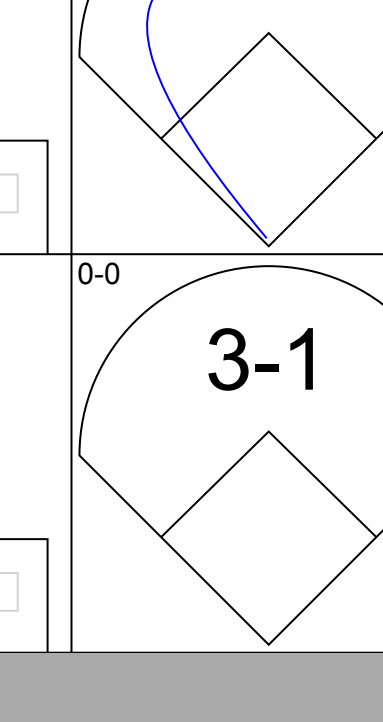
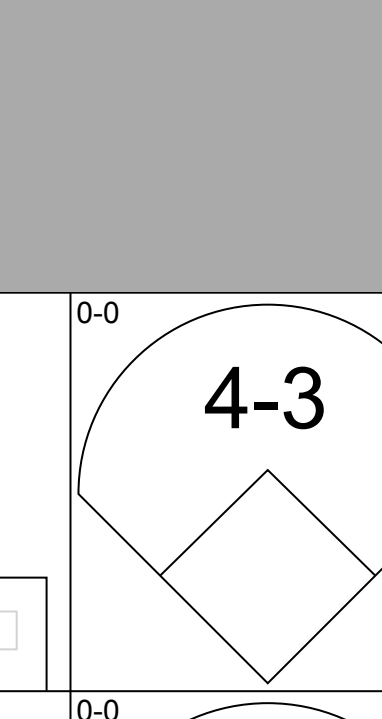
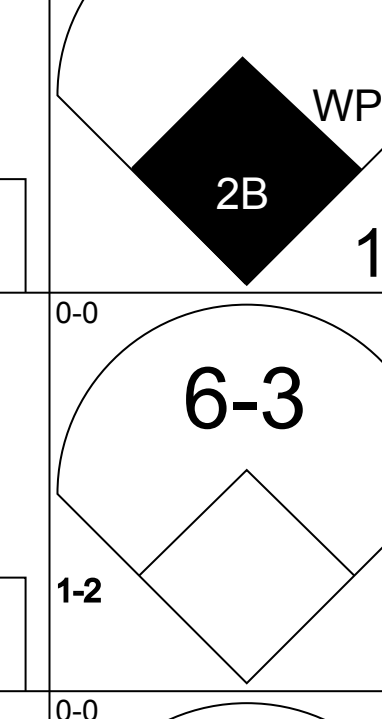
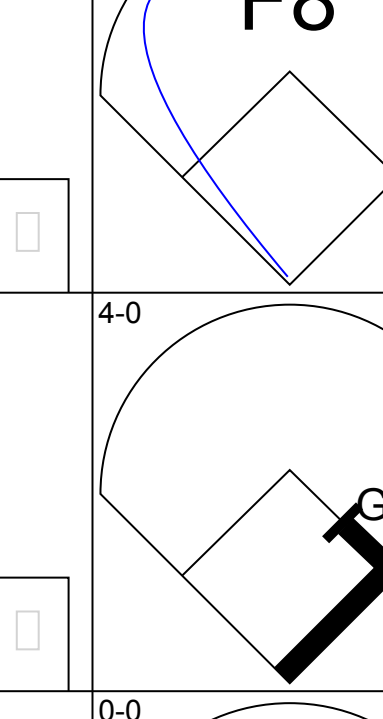
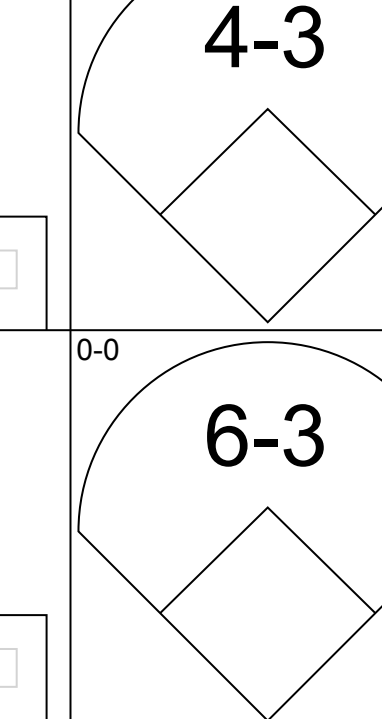
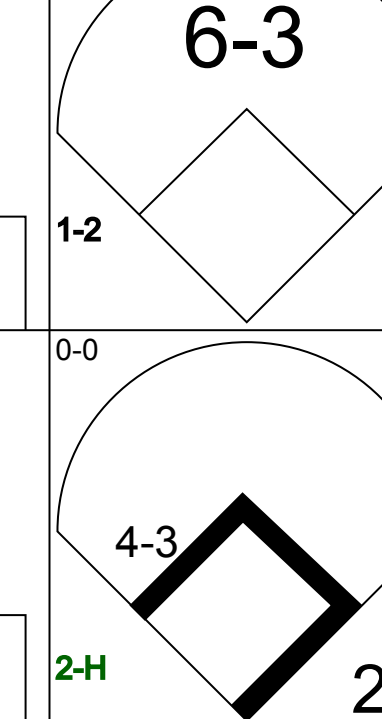
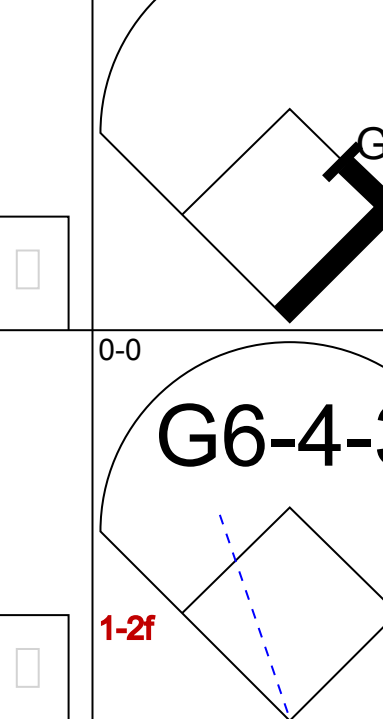


Batter	1	2	3	4	5	6	7	8	9	AB	R	H	RBI	BB	SO	LOB	TOP										
<b>Bobby Bonds, R</b> (1, 9) OBP: 0.360, SLG: 0.488 <b>Rich Coggins, L</b> (6, 9) OBP: 0.255, SLG: 0.278										4	2	2	0	0	0	0	<b>New York Yankees @ Detroit Tigers</b> Tiger Stadium, Detroit, MI Thu Sep 04 1975, 7:05 PM EDT Att: 6,341 - Unknown										
<b>Sandy Alomar Sr., S</b> (1, 4) OBP: 0.264, SLG: 0.280										4	2	3	1	0	0	0											
<b>Roy White, S</b> (1, 7) OBP: 0.373, SLG: 0.427										4	1	1	0	1	0	2											
<b>Thurman Munson, R</b> (1, 2) OBP: 0.366, SLG: 0.430 <b>Rudy May, L</b> (8, 1)										5	1	2	3	0	1	2											
<b>Graig Nettles, L</b> (1, 5) OBP: 0.329, SLG: 0.440										4	2	2	1	1	0	1											
<b>Chris Chambliss, L</b> (1, 3) OBP: 0.331, SLG: 0.429										5	0	1	1	0	0	2											
<b>Ed Herrmann, L</b> (1, 10) OBP: 0.320, SLG: 0.417										5	0	2	0	0	1	3											
<b>Rick Bladt, R</b> (1, 8) OBP: 0.310, SLG: 0.340										3	0	1	2	1	0	2											
<b>Ed Brinkman, R</b> (1, 6) OBP: 0.265, SLG: 0.299										4	0	0	0	0	0	6											
<b>Inning Stats</b>	R: 1 E: 0 K: 1 S: 6	H: 1 LOB: 0 BB: 0 P: 6	R: 1 E: 0 K: 1 S: 6	H: 1 LOB: 1 BB: 1 P: 10	R: 1 E: 0 K: 0 S: 5	H: 2 LOB: 1 BB: 0 P: 5	R: 0 E: 0 K: 0 S: 4	H: 1 LOB: 1 BB: 0 P: 4	R: 5 E: 0 K: 0 S: 8	H: 5 LOB: 1 BB: 1 P: 12	R: 0 E: 0 K: 0 S: 4	H: 1 LOB: 1 BB: 0 P: 4	R: 0 E: 0 K: 0 S: 4	H: 2 LOB: 2 BB: 1 P: 8	R: 0 E: 0 K: 0 S: 3	H: 1 LOB: 0 BB: 0 P: 3		R: 0 E: 0 K: 0 S: 3	H: 0 LOB: 0 BB: 0 P: 3	1B: 12 2B: 0 3B: 2 HR: 0	SF: 1 SAC: 0 DP: 1 HBP: 0	WP: 0 PB: 0 SB: 1 CS: 0	PA: 43				
<b>PITCHER</b>	IP	WLS	BF	H	R	ER	SO	BB	IBB	HBP	BLK	WP	HR	S	P	ERA	WHIP										
<b>Ray Bare, R</b> (1, 1) ERA: 3.86	4.0	L	22	8	7	7	2	2	0	0	0	0	0	24	32	15.75	2.500										
<b>Fernando Arroyo, R</b> (5, 1) ERA: 4.12	5.0		21	6	1	1	0	1	0	0	0	0	0	20	24	1.80	1.400										

Batter	1	2	3	4	5	6	7	8	9	AB	R	H	RBI	BB	SO	LOB	BOTTOM										
<b>Ron LeFlore, R</b> (1, 8) OBP: 0.306, SLG: 0.354										2	0	0	0	2	1	1	<b>New York Yankees @ Detroit Tigers</b> Tiger Stadium, Detroit, MI Thu Sep 04 1975, 7:05 PM EDT Att: 6,341 - Unknown										
<b>Gary Sutherland, R</b> (1, 4) OBP: 0.318, SLG: 0.321										4	0	0	0	0	0	3											
<b>Dan Meyer, L</b> (1, 3) OBP: 0.292, SLG: 0.363										4	0	0	0	0	0	2											
<b>Willie Horton, R</b> (1, 10) OBP: 0.314, SLG: 0.409										3	0	0	0	1	0	1											
<b>Bill Freehan, R</b> (1, 2) OBP: 0.307, SLG: 0.407										3	1	0	0	1	0	2											
<b>Aurelio Rodriguez, R</b> (1, 5) OBP: 0.298, SLG: 0.406										4	0	2	0	0	1	0											
<b>Leon Roberts, R</b> (1, 9) OBP: 0.315, SLG: 0.395										4	0	0	0	0	1	4											
<b>Ben Oglivie, L</b> (1, 7) OBP: 0.302, SLG: 0.372										3	0	3	1	1	0	0											
<b>Tom Verzyer, R</b> (1, 6) OBP: 0.281, SLG: 0.306										4	0	0	0	0	2	5											
<b>Inning Stats</b>	R: 0 E: 0 K: 0 S: 3	H: 0 LOB: 2 BB: 2 P: 11	R: 0 E: 0 K: 2 S: 8	H: 1 LOB: 1 BB: 0 P: 8	R: 0 E: 0 K: 1 S: 5	H: 0 LOB: 0 BB: 0 P: 5	R: 0 E: 0 K: 0 S: 3	H: 1 LOB: 1 BB: 1 P: 7	R: 0 E: 0 K: 1 S: 5	H: 0 LOB: 0 BB: 0 P: 3	R: 0 E: 0 K: 1 S: 6	H: 1 LOB: 1 BB: 0 P: 6	R: 0 E: 0 K: 0 S: 3	H: 0 LOB: 1 BB: 1 P: 7	R: 1 E: 1 K: 0 S: 5	H: 2 LOB: 1 BB: 0 P: 5		R: 0 E: 0 K: 0 S: 5	H: 0 LOB: 0 BB: 0 P: 3	1B: 5 2B: 0 3B: 0 HR: 0	SF: 0 SAC: 0 DP: 2 HBP: 0	WP: 1 PB: 0 SB: 0 CS: 0	PA: 36				
<b>PITCHER</b>	IP	WLS	BF	H	R	ER	SO	BB	IBB	HBP	BLK	WP	HR	S	P	ERA	WHIP										
<b>Rudy May, L</b> (1, 1) ERA: 3.22	9.0	W	36	5	1	0	5	5	0	0	0	1	0	41	61	0.00	1.111										
<b>Rudy May, L</b> (8, 1) ERA: 3.22	9.0	W	36	5	1	0	5	5	0	0	0	1	0	41	61	0.00	1.111										



Batter	1	2	3	4	5	6	7	8	9	AB	R	H	RBI	BB	SO	LOB	TOP					
<b>Leon Roberts, R</b> OBP: 0.315, SLG: 0.394 (1, 9)										4	0	1	1	0	1	1	<b>Detroit Tigers @ Cleveland Indians</b> Cleveland Municipal Stadium, Cleveland, OH Fri Sep 05 1975, 7:05 PM EDT Att. 4,108 - Unknown					
<b>Gary Sutherland, R</b> OBP: 0.319, SLG: 0.319 (1, 4)										3	1	0	0	2	0	0						
<b>Dan Meyer, L</b> OBP: 0.296, SLG: 0.367 <b>Jack Pierce, L</b> OBP: 0.323, SLG: 0.430 (1, 3) (9, 3)										4	2	2	3	0	1	2						
<b>Willie Horton, R</b> OBP: 0.316, SLG: 0.422 (1, 10)										5	2	3	4	0	0	1						
<b>Bill Freehan, R</b> OBP: 0.308, SLG: 0.415 (1, 2)										5	1	2	1	0	1	1						
<b>Aurelio Rodriguez, R</b> OBP: 0.299, SLG: 0.405 (1, 5)										4	1	1	0	1	2	1						
<b>Ben Oglivie, L</b> OBP: 0.304, SLG: 0.373 (1, 7)										5	1	2	0	0	1	2						
<b>Ron LeFlore, R</b> OBP: 0.305, SLG: 0.353 (1, 8)										5	1	1	0	0	1	2						
<b>Tom Verzyer, R</b> OBP: 0.286, SLG: 0.314 (1, 6)										4	2	3	2	0	0	0						
<b>Inning Stats</b>	R: 0 E: 0 K: 1 S: 6	H: 1 LOB: 1 BB: 0 P: 6	R: 0 E: 0 K: 1 S: 6	H: 1 LOB: 1 BB: 0 P: 6	R: 0 E: 0 K: 0 S: 3	H: 0 LOB: 0 BB: 0 P: 3	R: 0 E: 0 K: 1 S: 5	H: 1 LOB: 0 BB: 0 P: 5	R: 7 E: 0 K: 1 S: 11	H: 6 LOB: 1 BB: 2 P: 19	R: 0 E: 0 K: 0 S: 4	H: 1 LOB: 2 BB: 1 P: 8	R: 0 E: 0 K: 1 S: 5	H: 0 LOB: 0 BB: 0 P: 5	R: 1 E: 0 K: 0 S: 4	H: 2 LOB: 1 BB: 0 P: 4	R: 3 E: 0 K: 2 S: 10	H: 3 LOB: 1 BB: 0 P: 11	1B: 10 2B: 2 3B: 0 HR: 3	SF: 0 SAC: 1 DP: 1 HBP: 1	WP: 1 PB: 0 SB: 1 CS: 0	PA: 44
<b>PITCHER</b>	IP	WLS	BF	H	R	ER	SO	BB	IBB	HBP	BLK	WP	HR	S	P	ERA	WHIP					
<b>Rick Waits, L</b> ERA: 3.38 (1, 1)	4.1	L	21	8	6	6	3	0	1	0	0	0	0	26	30	12.46	1.846					
<b>Jackie Brown, R</b> ERA: 4.5 (5, 1)	1.2		9	2	1	1	1	2	0	0	0	1	1	9	17	5.40	2.400					
<b>Larry Andersen, R</b> ERA: (7, 1)	1.0		3	0	0	0	1	0	0	0	0	0	0	5	5	0.00	0.000					
<b>Tom Buskey, R</b> ERA: 2.92 (8, 1)	1.0		4	2	1	1	0	0	0	0	0	0	0	4	4	9.00	2.000					
<b>Dave LaRoche, L</b> ERA: 2.25 (9, 1)	1.0		7	3	3	3	2	0	0	1	0	0	2	10	11	27.00	3.000					

Batter	1	2	3	4	5	6	7	8	9	AB	R	H	RBI	BB	SO	LOB	BOTTOM				
<b>Duane Kuiper, L</b> OBP: 0.360, SLG: 0.332 (1, 4)										3	0	1	0	0	1	1	<b>Detroit Tigers @ Cleveland Indians</b> Cleveland Municipal Stadium, Cleveland, OH Fri Sep 05 1975, 7:05 PM EDT Att. 4,108 - Unknown				
<b>Ed Crosby, L</b> OBP: 0.315, SLG: 0.254 (7, 4)										1	0	0	0	0	0	0					
<b>Rick Manning, L</b> OBP: 0.348, SLG: 0.357 (1, 8)										4	0	1	0	0	1	2					
<b>George Hendrick, R</b> OBP: 0.309, SLG: 0.428 (1, 9)										4	1	2	1	0	0	0					
<b>Boog Powell, L</b> OBP: 0.387, SLG: 0.507 (1, 3)										4	0	1	0	0	0	2					
<b>Rico Carty, R</b> OBP: 0.377, SLG: 0.511 (1, 10)										4	0	0	0	0	0	1					
<b>Oscar Gamble, L</b> OBP: 0.386, SLG: 0.434 (1, 7)										3	0	0	0	1	0	1					
<b>Buddy Bell, R</b> OBP: 0.317, SLG: 0.366 (1, 5)										4	1	1	0	0	0	1					
<b>Alan Ashby, S</b> OBP: 0.317, SLG: 0.320 (1, 2)										2	0	0	0	1	0	1					
<b>Frank Duffy, R</b> OBP: 0.276, SLG: 0.284 (1, 6)										3	0	1	1	0	0	1					
<b>Inning Stats</b>	R: 0 E: 0 K: 1 S: 5	H: 0 LOB: 0 BB: 0 P: 5	R: 0 E: 0 K: 0 S: 3	H: 0 LOB: 1 BB: 1 P: 7	R: 0 E: 0 K: 0 S: 4	H: 1 LOB: 1 BB: 0 P: 4	R: 1 E: 0 K: 0 S: 4	H: 1 LOB: 0 BB: 0 P: 4	R: 0 E: 0 K: 0 S: 2	H: 0 LOB: 0 BB: 1 P: 6	R: 0 E: 0 K: 0 S: 4	H: 2 LOB: 1 BB: 0 P: 4	R: 0 E: 0 K: 0 S: 4	H: 2 LOB: 0 BB: 0 P: 4	R: 0 E: 0 K: 0 S: 3	H: 0 LOB: 0 BB: 0 P: 3	1B: 5 2B: 2 3B: 0 HR: 1	SF: 0 SAC: 0 DP: 2 HBP: 0	WP: 1 PB: 0 SB: 0 CS: 0	PA: 34	
<b>PITCHER</b>	IP	WLS	BF	H	R	ER	SO	BB	IBB	HBP	BLK	WP	HR	S	P	ERA	WHIP				
<b>Vern Ruhle, R</b> ERA: 3.76 (1, 1)	9.0	W	34	7	2	2	2	2	0	0	0	1	1	36	44	2.00	1.000				



Batter	1	2	3	4	5	6	7	8	9	AB	R	H	RBI	BB	SO	LOB	TOP								
John Knox, L (1, 4) OBP: 0.349, SLG: 0.304 Gary Sutherland, R (9, PH) OBP: 0.318, SLG: 0.318	K		G3		G4-6-3			BB	F2	3	0	0	0	1	1	1	<b>Detroit Tigers @ Cleveland Indians</b> Cleveland Municipal Stadium, Cleveland, OH Sat Sep 06 1975, 3:33 AM EDT Att: 7,851 - Unknown								
Billy Baldwin, L (1, 8) OBP: 0.214, SLG: 0.345	1B		K					K	F8	5	0	1	0	0	2	4									
Ben Oglvie, L (1, 7) OBP: 0.303, SLG: 0.382	F8		F7					F9		4	1	1	1	0	0	2									
Willie Horton, R (1, 10) OBP: 0.316, SLG: 0.421	F7							G3		4	0	1	0	0	0	2									
Jack Pierce, L (1, 3) OBP: 0.321, SLG: 0.426		K							1B	4	1	1	0	0	2	1									
Aurelio Rodriguez, R (1, 5) OBP: 0.297, SLG: 0.401		F8							E4	4	0	0	0	0	0	2									
John Wockenfuss, R (1, 2) OBP: 0.286, SLG: 0.435		BB							F8	3	0	0	0	1	1	3									
Leon Roberts, R (1, 9) OBP: 0.317, SLG: 0.394 Gates Brown, L (9, PH) OBP: 0.333, SLG: 0.310 Bill Freehan, R (9, PH) OBP: 0.310, SLG: 0.416 Ron LeFlore, R (9, PR) OBP: 0.305, SLG: 0.353		BB							BB	2	0	1	0	1	1	0									
Tom Verzyer, R (1, 6) OBP: 0.288, SLG: 0.314	K								1B	3	0	1	1	1	1	3									
<b>Inning Stats</b>	R: 0 E: 0 K: 1 S: 6	H: 1 LOB: 1 BB: 0 P: 6	R: 0 E: 0 K: 2 S: 7	H: 0 LOB: 2 BB: 2 P: 15	R: 0 E: 0 K: 1 S: 5	H: 0 LOB: 0 BB: 0 P: 5	R: 0 E: 0 K: 0 S: 4	H: 1 LOB: 1 BB: 0 P: 4	R: 0 E: 0 K: 0 S: 5	H: 1 LOB: 0 BB: 0 P: 5	R: 1 E: 0 K: 1 S: 6	H: 1 LOB: 0 BB: 0 P: 6	R: 0 E: 0 K: 1 S: 6	H: 1 LOB: 1 BB: 0 P: 6	R: 0 E: 0 K: 1 S: 5	H: 0 LOB: 1 BB: 1 P: 9		R: 1 E: 1 K: 0 S: 6	H: 2 LOB: 3 BB: 1 P: 10	1B: 6 2B: 0 3B: 0 HR: 1	SF: 0 SAC: 0 DP: 1 HBP: 0	WP: 0 PB: 0 SB: 0 CS: 0	PA: 38		
<b>PITCHER</b>	IP	WLS	BF	H	R	ER	SO	BB	IBB	HBP	BLK	WP	HR	S	P	ERA	WHIP								
Dennis Eckersley, R (1, 1) ERA: 2.95 Dave LaRoche, L (9, 1) ERA: 2.23	8.1	W	34	6	2	1	8	3	0	0	0	0	1	47	59	1.08	1.080								

Batter	1	2	3	4	5	6	7	8	9	AB	R	H	RBI	BB	SO	LOB	BOTTOM								
Duane Kuiper, L (1, 4) OBP: 0.358, SLG: 0.331	SH5-3	3-1			1-3					4	0	1	0	0	0	2	<b>Detroit Tigers @ Cleveland Indians</b> Cleveland Municipal Stadium, Cleveland, OH Sat Sep 06 1975, 3:33 AM EDT Att: 7,851 - Unknown								
Rick Manning, L (1, 8) OBP: 0.350, SLG: 0.365	SH5-3				G3				S	3	2	2	0	0	0	0									
George Hendrick, R (1, 9) OBP: 0.307, SLG: 0.425	F9				4-3				F4	4	0	0	0	0	1	3									
Boog Powell, L (1, 3) OBP: 0.386, SLG: 0.504	K				G3				1B	4	0	1	2	0	1	1									
Rico Carty, R (1, 10) OBP: 0.373, SLG: 0.505		F8			F9				F4	4	0	0	0	0	0	1									
Oscar Gamble, L (1, 7) OBP: 0.371, SLG: 0.446		F8							F8	3	2	2	1	0	0	0									
Buddy Bell, R (1, 5) OBP: 0.317, SLG: 0.365		F8			1-3				1B	4	0	1	0	0	0	2									
Alan Ashby, S (1, 2) OBP: 0.317, SLG: 0.320		1B			F5				F7	3	0	1	1	0	0	1									
Frank Duffy, R (1, 6) OBP: 0.276, SLG: 0.284		1B			K				K	3	0	1	0	0	2	1									
<b>Inning Stats</b>	R: 0 E: 0 K: 1 S: 6	H: 1 LOB: 1 BB: 0 P: 6	R: 1 E: 0 K: 0 S: 5	H: 2 LOB: 2 BB: 0 P: 6	R: 1 E: 0 K: 0 S: 4	H: 1 LOB: 0 BB: 0 P: 4	R: 1 E: 0 K: 1 S: 6	H: 1 LOB: 1 BB: 0 P: 6	R: 1 E: 0 K: 0 S: 5	H: 2 LOB: 1 BB: 0 P: 5	R: 0 E: 0 K: 1 S: 6	H: 1 LOB: 1 BB: 0 P: 6	R: 0 E: 0 K: 1 S: 5	H: 0 LOB: 0 BB: 0 P: 5	R: 0 E: 0 K: 0 S: 4	H: 1 LOB: 1 BB: 0 P: 4		R: 0 E: 0 K: 0 S: 4	H: 1 LOB: 1 BB: 0 P: 4	1B: 7 2B: 0 3B: 1 HR: 1	SF: 0 SAC: 1 DP: 0 HBP: 1	WP: 0 PB: 0 SB: 2 CS: 0	PA: 34		
<b>PITCHER</b>	IP	WLS	BF	H	R	ER	SO	BB	IBB	HBP	BLK	WP	HR	S	P	ERA	WHIP								
Dave Lemanczyk, R (1, 1) ERA: 4.6	8.0	L	34	9	4	4	4	0	0	1	0	0	1	41	42	4.50	1.125								



Batter	1	2	3	4	5	6	7	8	9	AB	R	H	RBI	BB	SO	LOB	TOP										
John Knox, L (1,4) OBP: 0.344, SLG: 0.293	1-3		K				FC4			3	0	0	0	1	1	3	<b>Detroit Tigers @ Cleveland Indians</b> Cleveland Municipal Stadium, Cleveland, OH Sun Sep 07 1975, 3:33 AM EDT Unknown										
Billy Baldwin, L (1,9) OBP: 0.217, SLG: 0.328	F1			1B G6-4-3	F7		F9			3	1	0	0	1	0	4											
Dan Meyer, L (1,3) OBP: 0.296, SLG: 0.366	3-1			1B G6-4-3			K		L4	4	0	1	0	0	1	0											
Willie Horton, R (1,10) OBP: 0.313, SLG: 0.418		F8		G6-4-3			6-3		K	4	0	0	0	0	1	1											
Ben Oglivie, L (1,7) OBP: 0.306, SLG: 0.399	1-3			HR					3-1	4	1	2	1	0	0	0											
Aurelio Rodriguez, R (1,5) OBP: 0.294, SLG: 0.397	5-3			F9			L4			4	0	0	0	0	0	1											
John Wockenfuss, R (1,2) OBP: 0.287, SLG: 0.432			F7						4-3	3	0	1	0	0	0	0											
Terry Humphrey, R (8,2) OBP: 0.261, SLG: 0.261					F8					0	0	0	0	0	0	0											
Gates Brown, L (9,PH) OBP: 0.324, SLG: 0.300							FC5-6 1B			1	0	0	0	0	0	0											
Ron LeFlore, R (1,8) OBP: 0.308, SLG: 0.354							FC4 FC5-6 1B		4-3	3	0	2	0	1	0	0											
Tom Verzyer, R (1,6) OBP: 0.286, SLG: 0.311			F5		FC5-4 BB		FC5-6 FC4			3	0	0	0	0	0	4											
<b>Inning Stats</b>	R: 0 E: 0 K: 0 S: 3	H: 0 LOB: 0 BB: 0 P: 3	R: 0 E: 0 K: 0 S: 3	H: 0 LOB: 0 BB: 0 P: 3	R: 0 E: 0 K: 1 S: 5	H: 0 LOB: 1 BB: 1 P: 9	R: 2 E: 0 K: 0 S: 4	H: 2 LOB: 0 BB: 1 P: 8	R: 0 E: 0 K: 1 S: 6	H: 1 LOB: 1 BB: 0 P: 6	R: 0 E: 0 K: 0 S: 5	H: 2 LOB: 2 BB: 0 P: 5	R: 0 E: 0 K: 1 S: 5	H: 0 LOB: 0 BB: 0 P: 5	R: 0 E: 0 K: 0 S: 3	H: 0 LOB: 0 BB: 0 P: 3	1B: 4 2B: 1 3B: 0 HR: 1	SF: 0 SAC: 0 DP: 1 HBP: 0	WP: 0 PB: 0 SB: 0 CS: 0	PA: 35							
<b>PITCHER</b>	IP	WLS	BF	H	R	ER	SO	BB	IBB	HBP	BLK	WP	HR	S	P	ERA	WHIP										
Jim Bibby, R (1,1) ERA: 3.99	6.0	W	26	6	2	2	2	3	0	0	0	0	1	27	39	3.00	1.500										
Tom Buskey, R (7,1) ERA: 2.75	3.0	S	9	0	0	0	1	0	0	0	0	0	0	11	11	0.00	0.000										

Batter	1	2	3	4	5	6	7	8	9	AB	R	H	RBI	BB	SO	LOB	BOTTOM										
Duane Kuiper, L (1,4) OBP: 0.359, SLG: 0.332	F8	G3					1B BB			5	1	2	0	0	0	2	<b>Detroit Tigers @ Cleveland Indians</b> Cleveland Municipal Stadium, Cleveland, OH Sun Sep 07 1975, 3:33 AM EDT Unknown										
Rick Manning, L (1,8) OBP: 0.351, SLG: 0.362	HR HBP		G3				1B 1-3 BB			3	1	0	0	1	0	2											
George Hendrick, R (1,9) OBP: 0.308, SLG: 0.431	1H HR		F9				F8			4	1	2	3	0	0	2											
Boog Powell, L (1,3) OBP: 0.387, SLG: 0.507	1B 2B		K				K			4	1	2	0	0	2	2											
Rico Carty, R (1,10) OBP: 0.377, SLG: 0.505	2H 1B						1B BB			2	1	1	1	2	0	2											
Oscar Gamble, L (1,7) OBP: 0.372, SLG: 0.457	F4						1B K			4	1	2	1	0	1	1											
Buddy Bell, R (1,5) OBP: 0.316, SLG: 0.363		K					F8			3	1	0	0	1	1	3											
Alan Ashby, S (1,2) OBP: 0.320, SLG: 0.324		F9					K			4	0	2	1	0	1	1											
Frank Duffy, R (1,6) OBP: 0.274, SLG: 0.282		E5					4-3			3	0	0	1	0	0	2											
<b>Inning Stats</b>	R: 3 E: 0 K: 0 S: 5	H: 3 LOB: 0 BB: 0 P: 6	R: 0 E: 1 K: 1 S: 6	H: 0 LOB: 1 BB: 0 P: 6	R: 0 E: 0 K: 1 S: 5	H: 0 LOB: 0 BB: 0 P: 5	R: 0 E: 0 K: 2 S: 7	H: 0 LOB: 1 BB: 1 P: 11	R: 0 E: 0 K: 1 S: 6	H: 1 LOB: 2 BB: 1 P: 10	R: 1 E: 0 K: 0 S: 4	H: 2 LOB: 1 BB: 1 P: 8	R: 1 E: 0 K: 0 S: 5	H: 3 LOB: 1 BB: 0 P: 5	R: 2 E: 0 K: 0 S: 5	H: 2 LOB: 1 BB: 1 P: 9		1B: 8 2B: 1 3B: 0 HR: 2	SF: 1 SAC: 0 DP: 2 HBP: 1	WP: 0 PB: 0 SB: 0 CS: 0	PA: 38						
<b>PITCHER</b>	IP	WLS	BF	H	R	ER	SO	BB	IBB	HBP	BLK	WP	HR	S	P	ERA	WHIP										
Joe Coleman, R (1,1) ERA: 5.71	8.0	L	38	11	7	7	5	4	0	1	0	0	2	43	60	7.88	1.875										



Batter	1	2	3	4	5	6	7	8	9	AB	R	H	RBI	BB	SO	LOB	TOP	
Ron LeFlore, R OBP: 0.306, SLG: 0.352	0-3 K		0-3 K		0-0 FC5-4		0-0 F3			4	0	0	0	0	2	3		
Gary Sutherland, R OBP: 0.317, SLG: 0.318	0-0 F3		0-0 F8			0-0 F8		0-0 FC3-6 1B		4	0	1	0	0	0	0		
Dan Meyer, L OBP: 0.295, SLG: 0.365	0-0 5-3			0-0 WP 1B		0-0 F9		0-0 FC3-6		4	0	1	0	0	0	1		
Willie Horton, R OBP: 0.313, SLG: 0.417		0-0 5-3		0-0 F8		0-0 1B		0-0 6-3		4	0	1	0	0	0	2		
Bill Freehan, R OBP: 0.310, SLG: 0.413		4-0 1B BB		0-0 F4		0-0 F8		0-0 F7		3	0	0	0	1	0	3		
Aurelio Rodriguez, R OBP: 0.294, SLG: 0.396		0-0 F7		0-0 F5			0-0 6-3		0-0 E8 FC1-5 1B	4	0	1	0	0	0	2		
Ben Oglivie, L OBP: 0.309, SLG: 0.398		0-0 1B		0-0 F8		0-0 FC3-6 1B BB		0-0 FC1-5 1B		3	0	1	0	1	0	1		
Leon Roberts, R OBP: 0.319, SLG: 0.395		0-0 F6		0-3 K		0-0 FC3-6 1B		0-0 G6-4-3 1B		4	0	2	0	0	1	2		
Gene Michael, S OBP: 0.252, SLG: 0.282			0-0 F7		0-0 FC5-4 1B		0-0 FC3-6		0-0 G6-4-3	4	0	1	0	0	0	4		
<b>Inning Stats</b>	R: 0 E: 0 K: 1 S: 5	H: 0 LOB: 0 BB: 0 P: 5	R: 0 E: 0 K: 0 S: 4	H: 1 LOB: 2 BB: 1 P: 8	R: 0 E: 0 K: 1 S: 5	H: 0 LOB: 0 BB: 0 P: 5	R: 0 E: 0 K: 0 S: 4	H: 1 LOB: 1 BB: 0 P: 4	R: 0 E: 0 K: 0 S: 4	H: 1 LOB: 2 BB: 1 P: 8	R: 0 E: 1 K: 0 S: 4	H: 1 LOB: 1 BB: 0 P: 4	R: 0 E: 1 K: 0 S: 4	H: 2 LOB: 1 BB: 0 P: 4	1B: 8 2B: 0 3B: 0 HR: 0	SF: 0 SAC: 0 DP: 1 HBP: 0	WP: 1 PB: 0 SB: 0 CS: 0	PA: 36
<b>PITCHER</b> Fritz Peterson, L ERA: 4.12	IP: 9.0 WLS: W BF: 36 H: 8 R: 0 ER: 0 SO: 3 BB: 2 IBB: 0 HBP: 0 BLK: 0 WP: 1 HR: 0 S: 40 P: 48 ERA: 0.00 WHIP: 1.111											<b>PITCHER</b>	IP: 9.0 WLS: W BF: 36 H: 8 R: 0 ER: 0 SO: 3 BB: 2 IBB: 0 HBP: 0 BLK: 0 WP: 1 HR: 0 S: 40 P: 48 ERA: 0.00 WHIP: 1.111					

Detroit Tigers @ Cleveland Indians  
Cleveland Municipal Stadium, Cleveland, OH  
Sun Sep 07 1975, 3:38 AM EDT  
Att: 17,928 - Unknown

AB 34  
R 0  
H 8  
RBI 0  
BB 2  
SO 3  
LOB 18



Batter	1	2	3	4	5	6	7	8	9	AB	R	H	RBI	BB	SO	LOB	BOTTOM	
John Lowenstein, L OBP: 0.327, SLG: 0.396	0-0 F5	0-0 3-1		0-0 S 2B 1B		4-0 G6-4-3 BB		0-0 F9		4	1	1	0	1	0	0		
Duane Kuiper, L OBP: 0.360, SLG: 0.335	0-0 E1 3B	4-0 CS BB		0-0 1B 2B		0-0 G6-4-3		0-0 F5		4	2	1	2	1	0	1		
Rick Manning, L OBP: 0.355, SLG: 0.369	0-0 FC 3B	4-0 S BB		0-0 F9		0-0 1B				3	1	2	1	1	0	1		
Boog Powell, L OBP: 0.387, SLG: 0.505	0-0 FC 3B	0-3 K		0-0 1B		0-3 K				3	1	1	2	0	1	1		
Joe Lis, R OBP: 0.375, SLG: 1.000	0-0 FC 3B	1-2 K		0-0 1B		0-0 K				1	0	0	0	0	1	1		
Rico Carty, R OBP: 0.379, SLG: 0.506	0-0 3B 1B		0-0 G4-6-3 1B	0-0 4-3		0-0 F8				3	1	2	0	0	0	1		
Tommy Smith, L (7, PH)	1-2 3B 1B		0-0 G4-6-3 1B			0-0 F8				1	0	0	0	0	0	0		
Oscar Gamble, L OBP: 0.376, SLG: 0.476	0-0 1B 3B		0-0 F4		0-0 HR	4-0 1B BB				3	2	2	3	1	0	1		
Buddy Bell, R OBP: 0.319, SLG: 0.366	0-0 1B		0-0 G4-6-3		0-0 G3-6-3 1B	0-0 K		0-0 1B		4	0	3	1	0	0	1		
Alan Ashby, S OBP: 0.319, SLG: 0.322	0-3 K		0-0 K		0-0 G3-6-3	0-3 K				4	1	1	0	0	2	3		
Ed Crosby, L OBP: 0.305, SLG: 0.246	0-0 5-3		0-0 K		0-0 5-3		0-0 F7			4	0	0	0	0	1	2		
<b>Inning Stats</b>	R: 5 E: 1 K: 1 S: 11	H: 4 LOB: 1 BB: 0 P: 11	R: 0 E: 0 K: 1 S: 4	H: 0 LOB: 2 BB: 2 P: 12	R: 0 E: 0 K: 0 S: 3	H: 1 LOB: 0 BB: 0 P: 3	R: 3 E: 0 K: 1 S: 9	H: 4 LOB: 1 BB: 0 P: 9	R: 1 E: 0 K: 0 S: 4	H: 2 LOB: 0 BB: 0 P: 4	R: 0 E: 0 K: 1 S: 5	H: 1 LOB: 1 BB: 1 P: 9	R: 0 E: 0 K: 0 S: 3	H: 0 LOB: 0 BB: 0 P: 3	1B: 9 2B: 1 3B: 2 HR: 1	SF: 0 SAC: 0 DP: 3 HBP: 0	WP: 0 PB: 0 SB: 3 CS: 1	PA: 38
<b>PITCHER</b> Lerin LaGrow, R ERA: 4.54	IP: 3.1 WLS: L BF: 20 H: 8 R: 8 ER: 3 SO: 3 BB: 2 IBB: 0 HBP: 0 BLK: 0 WP: 0 HR: 0 S: 24 P: 32 ERA: 8.10 WHIP: 3.000											<b>PITCHER</b>	IP: 4.2 WLS: L BF: 18 H: 5 R: 1 ER: 1 SO: 2 BB: 2 IBB: 0 HBP: 0 BLK: 0 WP: 0 HR: 1 S: 20 P: 28 ERA: 1.93 WHIP: 1.500					

Detroit Tigers @ Cleveland Indians  
Cleveland Municipal Stadium, Cleveland, OH  
Sun Sep 07 1975, 3:38 AM EDT  
Att: 17,928 - Unknown

AB 34  
R 9  
H 13  
RBI 9  
BB 4  
SO 5  
LOB 12






Batter	1	2	3	4	5	6	7	8	9	AB	R	H	RBI	BB	SO	LOB	TOP	
Ron LeFlore, R OBP: 0.304, SLG: 0.349 (1, 8)	0-3 K		0-3 K			0-0 4-3		0-3 K2-3		4	0	0	0	0	3	3		
Gary Sutherland, R OBP: 0.317, SLG: 0.317 (1, 4)	0-0 4-3			0-0 F8			0-0 6-3 1B		0-0 5-3	4	0	1	0	0	0	0		
Dan Meyer, L OBP: 0.295, SLG: 0.364 (1, 3)	0-0 4-3			0-0 CS 1B			0-0 6-3		0-0 F9	4	0	1	0	0	0	1		
Willie Horton, R OBP: 0.314, SLG: 0.417 (1, 10)		0-0 G6-4-3 1B		0-0 F8			0-0 5-3		0-0 1B	4	0	2	0	0	0	2		
Bill Freehan, R OBP: 0.309, SLG: 0.411 (1, 2)		0-0 G6-4-3 1-2		0-0 CS 1-2		0-0 1-4-3		0-3 K		0-0 1B	4	0	1	0	0	1	2	
Aurelio Rodriguez, R OBP: 0.291, SLG: 0.393 (1, 5)		0-0 6-3			0-0 F4			0-0 F7	0-0 F8	4	0	0	0	0	0	2		
Ben Oglivie, L OBP: 0.305, SLG: 0.394 (1, 7)			0-0 G3		0-0 G3			0-0 4-3		3	0	0	0	0	0	0		
Leon Roberts, R OBP: 0.319, SLG: 0.397 (1, 9)			0-0 B2-3			0-0 5-3		0-0 2B		3	0	1	0	0	0	0		
Tom Verzyer, R OBP: 0.289, SLG: 0.312 (1, 6)			0-0 E9 1B			0-0 6-3		4-0 BB		2	0	1	0	1	0	0		
<b>Inning Stats</b>	R: 0 E: 0 K: 1 S: 5	H: 0 LOB: 0 BB: 0 P: 5	R: 0 E: 0 K: 0 S: 3	H: 1 LOB: 0 BB: 0 P: 3	R: 0 E: 1 K: 1 S: 6	H: 1 LOB: 1 BB: 0 P: 6	R: 0 E: 0 K: 0 S: 3	H: 0 LOB: 0 BB: 0 P: 3	R: 0 E: 0 K: 1 S: 6	H: 1 LOB: 1 BB: 0 P: 6	R: 0 E: 0 K: 1 S: 6	H: 1 LOB: 2 BB: 1 P: 10	R: 0 E: 0 K: 0 S: 5	H: 2 LOB: 2 BB: 0 P: 5	1B: 6 2B: 1 3B: 0 HR: 0	SF: 0 SAC: 0 DP: 1 HBP: 0	WP: 0 PB: 0 SB: 0 CS: 1	PA: 34
<b>PITCHER</b> Rudy May, L ERA: 3.07 (1, 1)	IP: 9.0 WLS: W BF: 33 H: 7 R: 0 ER: 0 SO: 4 BB: 1 IBB: 0 HBP: 0 BLK: 0 WP: 0 HR: 0 S: 40 P: 44 ERA: 0.00 WHIP: 0.889															<b>PITCHER</b>		

Detroit Tigers @ New York Yankees  
Shea Stadium, Flushing, NY  
Mon Sep 08 1975, 7:05 PM EDT  
Att: 6,944 - Unknown - 72 F


AB 32  
R 0  
H 7  
RBI 0  
BB 1  
SO 4  
LOB 10



Batter	1	2	3	4	5	6	7	8	9	AB	R	H	RBI	BB	SO	LOB	BOTTOM			
Bobby Bonds, R OBP: 0.382, SLG: 0.486 (1, 9)	0-0 4-3			0-0 2H 1B			0-3 K			3	0	1	1	1	1	0				
Sandy Alomar Sr., S OBP: 0.297, SLG: 0.281 (1, 4)	0-0 6-3	0-0 6-3 1B		0-3 K			0-0 FC4 1B			4	0	1	0	0	1	4				
Roy White, S OBP: 0.363, SLG: 0.414 (1, 7)	0-0 S 1B		0-0 5-3		0-3 K		0-0 FC4 1-2			4	0	1	0	0	1	1				
Thurman Munson, R OBP: 0.361, SLG: 0.422 (1, 10)	0-0 6-3 1-2		0-3 K		0-0 5-3			0-0 PB E 1B		4	0	1	0	0	1	1				
Graig Nettles, L OBP: 0.326, SLG: 0.439 (1, 5)		0-0 HR	0-3 K		0-0 4-3			0-0 E3 PB		4	1	1	1	0	1	1				
Chris Chambliss, L OBP: 0.326, SLG: 0.424 (1, 3)		0-3 K2-3		0-0 L8		0-0 5-3		0-3 K 1-2 2-3		4	0	0	0	0	2	2				
Rick Dempsey, R OBP: 0.361, SLG: 0.347 (1, 2)		0-0 F7		0-0 E 2B		0-0 6-3		0-0 6-3		4	1	1	0	0	0	2				
Rick Bladt, R OBP: 0.286, SLG: 0.286 (1, 8)		0-0 S 1B 1B		0-0 E5 1B 2H		0-0 6-3		4-0 BB		3	1	1	0	1	0	0				
Fred Stanley, R OBP: 0.283, SLG: 0.234 (1, 6)		0-0 S 1B		0-0 5-3			0-0 F9	0-0 F9		4	0	1	0	0	0	4				
<b>Inning Stats</b>	R: 0 E: 0 K: 0 S: 4	H: 1 LOB: 1 BB: 0 P: 4	R: 1 E: 0 K: 1 S: 8	H: 3 LOB: 3 BB: 1 P: 12	R: 0 E: 1 K: 2 S: 7	H: 0 LOB: 0 BB: 0 P: 7	R: 2 E: 1 K: 1 S: 8	H: 2 LOB: 1 BB: 0 P: 8	R: 0 E: 0 K: 1 S: 5	H: 0 LOB: 0 BB: 0 P: 5	R: 0 E: 0 K: 0 S: 3	H: 0 LOB: 0 BB: 0 P: 3	R: 0 E: 0 K: 1 S: 6	H: 1 LOB: 1 BB: 0 P: 6	R: 0 E: 1 K: 1 S: 7	H: 1 LOB: 3 BB: 1 P: 11	1B: 6 2B: 1 3B: 0 HR: 1	SF: 0 SAC: 0 DP: 0 HBP: 0	WP: 0 PB: 1 SB: 3 CS: 0	PA: 36
<b>PITCHER</b> Mickey Lolich, L ERA: 3.74 (1, 1)	IP: 8.0 WLS: L BF: 36 H: 8 R: 3 ER: 1 SO: 7 BB: 1 IBB: 1 HBP: 0 BLK: 0 WP: 0 HR: 1 S: 48 P: 56 ERA: 1.12 WHIP: 1.125															<b>PITCHER</b>				

Detroit Tigers @ New York Yankees  
Shea Stadium, Flushing, NY  
Mon Sep 08 1975, 7:05 PM EDT  
Att: 6,944 - Unknown - 72 F

AB 34  
R 3  
H 8  
RBI 2  
BB 2  
SO 7  
LOB 15





Batter	1	2	3	4	5	6	7	8	9	AB	R	H	RBI	BB	SO	LOB	TOP								
<b>Billy Baldwin, L</b> OBP: 0.215, SLG: 0.317 (1, 8)	0-3 K		0-3 K		0-0 F8		0-0 1B 1B		0-0 6-3	5	1	1	0	0	2	0	<b>Detroit Tigers @ New York Yankees</b> Shea Stadium, Flushing, NY Tue Sep 09 1975, 7:05 PM EDT Att. 7,240 - Unknown - 61 F								
<b>Gary Sutherland, R</b> OBP: 0.322, SLG: 0.329 (1, 4)	0-0 6-3		0-0 1B		0-0 G4-6-3 1B		0-0 1B 1B		0-0 HR	5	1	4	1	0	0	0									
<b>Dan Meyer, L</b> OBP: 0.294, SLG: 0.362 (1, 3)	0-0 HR 1B		0-0 L4		0-0 G4-6-3 1-2		0-0 F8		0-0 4-3	5	1	1	0	0	0	4									
<b>Willie Horton, R</b> OBP: 0.316, SLG: 0.423 (1, 10)	0-0 1-H HR		0-0 1-3				0-0 5-3		0-0 G4-6-3 1B	4	1	2	3	0	0	1									
<b>Ben Oglvie, L</b> OBP: 0.311, SLG: 0.399 (1, 7)	0-0 S 1B				0-0 2B 1B		0-0 F9 BB 1B		0-0 G4-6-3 1-2	4	2	3	0	0	0	2									
<b>Bill Freehan, R</b> OBP: 0.308, SLG: 0.408 (1, 2)	0-0 F3 1-2				0-0 F9		0-0 1B BB		0-3 K	3	0	0	0	1	1	2									
<b>Aurelio Rodriguez, R</b> OBP: 0.297, SLG: 0.392 <b>Gene Michael, S</b> OBP: 0.253, SLG: 0.290 (4, PH) (4, 5)		0-0 5-3		0-0 1-H 2B		0-0 F9		0-0 F9		0-0 F9	1	0	0	0	0	0									
<b>Leon Roberts, R</b> OBP: 0.318, SLG: 0.396 (1, 9)		0-0 5-3		0-0 5-3		0-0 1-2 3-H 1B		0-3 K		0-0 F9	3	0	1	1	0	0		2							
<b>Tom Verzyer, R</b> OBP: 0.286, SLG: 0.309 (1, 6)		0-0 6-3		0-3 K		0-0 L1		0-0 5-3		0-0 K	4	0	1	1	0	1		1							
<b>Inning Stats</b>	R: 2 E: 0 K: 1 S: 8	H: 3 LOB: 1 BB: 0 P: 8	R: 0 E: 0 K: 0 S: 3	H: 0 LOB: 0 BB: 0 P: 3	R: 0 E: 0 K: 1 S: 6	H: 1 LOB: 1 BB: 0 P: 6	R: 1 E: 0 K: 1 S: 7	H: 2 LOB: 1 BB: 0 P: 7	R: 0 E: 0 K: 0 S: 3	H: 1 LOB: 0 BB: 0 P: 3	R: 1 E: 0 K: 0 S: 5	H: 2 LOB: 0 BB: 1 P: 9	R: 1 E: 0 K: 0 S: 5	H: 3 LOB: 1 BB: 0 P: 5	R: 0 E: 0 K: 2 S: 7	H: 0 LOB: 0 BB: 0 P: 7		R: 1 E: 0 K: 0 S: 4	H: 1 LOB: 0 BB: 0 P: 4	1B: 10 2B: 1 3B: 0 HR: 2	SF: 0 SAC: 0 DP: 2 HBP: 0	WP: 0 PB: 0 SB: 1 CS: 0	PA: 39		
<b>PITCHER</b>	IP	WLS	BF	H	R	ER	SO	BB	IBB	HBP	BLK	WP	HR	S	P	ERA	WHIP								
<b>Doc Medich, R</b> ERA: 3.58 (1, 1)	6.0	W	29	11	5	5	3	1	0	0	0	0	1	34	38	7.50	2.000								
<b>Tippy Martinez, L</b> ERA: 3.23 (7, 1)	3.0	S	10	2	1	1	2	0	0	0	0	0	1	14	14	3.00	0.667								

Batter	1	2	3	4	5	6	7	8	9	AB	R	H	RBI	BB	SO	LOB	BOTTOM								
<b>Bobby Bonds, R</b> OBP: 0.364, SLG: 0.485 (1, 9)	4-0 S 1B BB		4-0 WP BB		0-3 K		0-0 1B			3	1	1	0	2	1	2	<b>Detroit Tigers @ New York Yankees</b> Shea Stadium, Flushing, NY Tue Sep 09 1975, 7:05 PM EDT Att. 7,240 - Unknown - 61 F								
<b>Sandy Alomar Sr., S</b> OBP: 0.268, SLG: 0.283 (1, 4)	0-0 1B 1B		0-0 F8		0-0 1B		0-3 K			5	1	2	1	0	1	4									
<b>Roy White, S</b> OBP: 0.364, SLG: 0.414 (1, 7)	0-0 BB 1B 1-3		0-0 6-3		0-0 6-3		0-3 K		0-0 SH5-3 1B 1B	5	2	2	0	0	1	1									
<b>Thurman Munson, R</b> OBP: 0.362, SLG: 0.424 (1, 10)	0-0 1B BB G1-2-3 1B		0-0 E6 1B 2B		0-3 K		0-0 1B 2B		0-0 SH5-3	4	1	2	1	0	1	0									
<b>Graig Nettles, L</b> OBP: 0.329, SLG: 0.440 (1, 5)	4-0 1B BB		0-0 2B 4-3 1B		0-0 F8		0-0 F6		0-0 WP 1B 1B	4	2	2	1	1	0	1									
<b>Chris Chambliss, L</b> OBP: 0.332, SLG: 0.432 (1, 3)	0-0 1B		0-0 4-3 SF8 2B		0-0 BB 1B		0-0 1B 1B		0-0 1B 1B	5	2	5	3	0	0	0									
<b>Ed Herrmann, L</b> OBP: 0.314, SLG: 0.405 (1, 2)	0-3 K		0-0 4-3 2-3 3-H		0-0 F6 F9		0-0 F9		0-3 K	5	0	0	1	0	2	8									
<b>Jim Mason, L</b> OBP: 0.216, SLG: 0.215 <b>Fred Stanley, R</b> OBP: 0.266, SLG: 0.237 (1, 6) (8, 6)	0-0 G1-2-3		0-0 SF8		4-0 1B BB		0-3 K		0-0 FC4 1B	2	0	0	1	1	1	3									
<b>Rick Bladt, R</b> OBP: 0.293, SLG: 0.293 (1, 8)		0-0 1-3		0-0 WP S 1B		0-0 1-2 1B		0-0 6-3		0-0 FC4	5	0	2	1	0	0		2							
<b>Inning Stats</b>	R: 3 E: 0 K: 1 S: 8	H: 4 LOB: 2 BB: 2 P: 16	R: 0 E: 1 K: 0 S: 4	H: 0 LOB: 1 BB: 0 P: 4	R: 3 E: 1 K: 0 S: 7	H: 3 LOB: 2 BB: 1 P: 11	R: 0 E: 0 K: 1 S: 5	H: 0 LOB: 0 BB: 0 P: 5	R: 1 E: 0 K: 1 S: 7	H: 3 LOB: 2 BB: 1 P: 11	R: 0 E: 0 K: 1 S: 7	H: 2 LOB: 0 BB: 0 P: 7	R: 0 E: 0 K: 2 S: 8	H: 1 LOB: 1 BB: 0 P: 8	R: 2 E: 0 K: 1 S: 9	H: 4 LOB: 2 BB: 0 P: 9		1B: 15 2B: 2 3B: 0 HR: 0	SF: 1 SAC: 1 DP: 1 HBP: 0	WP: 2 PB: 0 SB: 3 CS: 0	PA: 45				
<b>PITCHER</b>	IP	WLS	BF	H	R	ER	SO	BB	IBB	HBP	BLK	WP	HR	S	P	ERA	WHIP								
<b>Ray Bare, R</b> ERA: 4.06 (1, 1)	2.0	L	15	6	6	4	1	2	0	0	0	1	0	15	23	18.00	4.000								
<b>Tom Walker, R</b> ERA: 4.37 (3, 1)	5.0		23	7	1	1	5	2	0	0	0	1	0	31	39	1.80	1.800								
<b>Gene Pentz, R</b> ERA: 2.45 (8, 1)	1.0		7	4	2	2	1	0	0	0	0	1	0	9	9	18.00	4.000								







Batter	1	2	3	4	5	6	7	8	9	AB	R	H	RBI	BB	SO	LOB	TOP								
<b>Billy Baldwin, L</b> (1, 8) OBP: 0.243, SLG: 0.328	F3			FC7-5 1B	K		G6-3 1B		E 1B BB	4	1	2	1	1	1	2									
<b>Gary Sutherland, R</b> (1, 4) OBP: 0.323, SLG: 0.331	4-3			BB FC7-5 1B		6-3	G6-3 1-2f		E9 1B	5	0	2	0	0	0	3									
<b>Dan Meyer, L</b> (1, 3) OBP: 0.289, SLG: 0.356	F6			FC7-5 1-2 2-3f		F5		HR 1B	4-3	5	1	1	0	0	0	3									
<b>Willie Horton, R</b> (1, 10) OBP: 0.316, SLG: 0.426		6-3		G3-6-3 1-2 2-3 BB		4-3		1-H HR		3	1	1	2	1	0	0									
<b>Ben Oglivie, L</b> (1, 7) OBP: 0.310, SLG: 0.400	F7			G3-6-3 1-2f			BB 4-3 1B	K		4	1	1	0	0	1	3									
<b>Aurelio Rodriguez, R</b> (1, 5) OBP: 0.293, SLG: 0.393	K				4-3		4-3 1-2	G5-4-3 1B		4	0	1	0	0	1	1									
<b>Tom Verzyer, R</b> (1, 6) OBP: 0.285, SLG: 0.306			K		4-3		BB BB 1B	G5-4-3 1-2f		3	1	1	0	1	1	1									
<b>Leon Roberts, R</b> (1, 9) OBP: 0.319, SLG: 0.393			K		K		1B BB BB	F4		3	0	0	0	1	2	1									
<b>Terry Humphrey, R</b> (1, 2) OBP: 0.280, SLG: 0.280			F6				1-2 2-3 BB	5-3		2	0	1	0	0	0	0									
<b>Gates Brown, L</b> (7, PH) OBP: 0.359, SLG: 0.355							1-2 2-3 1B			0	0	0	1	1	0	0									
<b>John Knox, L</b> (7, PR) OBP: 0.344, SLG: 0.293										0	0	0	0	0	0	0									
<b>Bill Freehan, R</b> (7, 2) OBP: 0.312, SLG: 0.408										1	0	0	0	0	0	0									
<b>Inning Stats</b>	R: 0 E: 0 K: 0 S: 3	H: 0 LOB: 0 BB: 0 P: 3	R: 0 E: 0 K: 1 S: 5	H: 0 LOB: 0 BB: 0 P: 5	R: 0 E: 0 K: 2 S: 7	H: 0 LOB: 0 BB: 0 P: 7	R: 0 E: 0 K: 0 S: 4	H: 2 LOB: 2 BB: 1 P: 8	R: 0 E: 0 K: 2 S: 9	H: 2 LOB: 2 BB: 0 P: 9	R: 0 E: 0 K: 0 S: 3	H: 0 LOB: 0 BB: 0 P: 3	R: 2 E: 0 K: 0 S: 4	H: 2 LOB: 2 BB: 3 P: 16	R: 2 E: 0 K: 1 S: 7	H: 3 LOB: 0 BB: 0 P: 7	R: 1 E: 1 K: 0 S: 4	H: 1 LOB: 1 BB: 1 P: 8	1B: 9 2B: 0 3B: 0 HR: 1	SF: 0 SAC: 0 DP: 3 HBP: 0	WP: 0 PB: 0 SB: 0 CS: 0	PA: 39			
<b>PITCHER</b>	IP	WLS	BF	H	R	ER	SO	BB	IBB	HBP	BLK	WP	HR	S	P	ERA	WHIP								
<b>Dick Pole, R</b> (1, 1) ERA: 3.89	6.1		26	5	2	2	5	3	0	0	0	0	0	33	45	2.84	1.263								
<b>Jim Willoughby, R</b> (7, 1) ERA: 3.43	0.2	L	5	3	2	2	0	1	0	0	0	0	1	4	8	27.00	6.000								
<b>Jim Burton, L</b> (8, 1) ERA: 2.89	2.0		8	2	1	0	1	1	0	0	0	0	0	9	13	0.00	1.500								

**Detroit Tigers @ Boston Red Sox**  
Fenway Park, Boston, MA  
Wed Sep 10 1975, 7:05 PM EDT  
Att: 20,189 - Unknown - 66 F

AB	34
R	5
H	10
RBI	4
BB	5
SO	6
LOB	14



Batter	1	2	3	4	5	6	7	8	9	AB	R	H	RBI	BB	SO	LOB	BOTTOM								
<b>Denny Doyle, L</b> (1, 4) OBP: 0.303, SLG: 0.382	F7		5-3		F8		3B 2B		FC6-4 1-2f	5	1	1	0	0	0	1									
<b>Dwight Evans, R</b> (1, 9) OBP: 0.381, SLG: 0.465	K		5-3		F3		2H 3B		5-3	5	0	1	1	0	1	1									
<b>Carl Yastrzemski, L</b> (1, 3) OBP: 0.373, SLG: 0.419	1-3		BB		K		2-3			3	0	0	0	1	1	1									
<b>Fred Lynn, L</b> (1, 8) OBP: 0.400, SLG: 0.569		FC1 2B	4-3				S 1B		L4	4	0	2	0	0	0	1									
<b>Jim Rice, R</b> (1, 7) OBP: 0.349, SLG: 0.497		5-3			1B 5-3 1B		K		K	4	0	1	0	0	2	2									
<b>Carlton Fisk, R</b> (1, 10) OBP: 0.399, SLG: 0.528		FC1 2H			5-3 1-2		G6-4-3 1B		FC6-4 1B	4	0	2	0	0	0	2									
<b>Rico Petrocelli, R</b> (1, 5) OBP: 0.319, SLG: 0.337		1-3			5-3		G6-4-3 1-2f		FC6-4 1-2f	4	0	0	0	0	0	5									
<b>Rick Burleson, R</b> (1, 6) OBP: 0.312, SLG: 0.342			HR 1B		2-3 1B				P8	4	1	2	0	0	0	0									
<b>Bob Montgomery, R</b> (1, 2) OBP: 0.243, SLG: 0.302			HR		4-3				F3	3	1	1	2	0	0	2									
<b>Bernie Carbo, L</b> (8, PH) OBP: 0.404, SLG: 0.487			1-H HR						FC6-4 1B	1	0	1	0	0	0	0									
<b>Inning Stats</b>	R: 0 E: 0 K: 1 S: 5	H: 1 LOB: 1 BB: 0 P: 4	R: 2 E: 0 K: 0 S: 5	H: 2 LOB: 1 BB: 1 P: 9	R: 0 E: 0 K: 0 S: 5	H: 2 LOB: 2 BB: 0 P: 5	R: 0 E: 0 K: 1 S: 6	H: 2 LOB: 1 BB: 0 P: 6	R: 1 E: 0 K: 0 S: 5	H: 2 LOB: 1 BB: 0 P: 5	R: 0 E: 0 K: 1 S: 6	H: 1 LOB: 0 BB: 0 P: 6	R: 0 E: 0 K: 0 S: 4	H: 1 LOB: 1 BB: 0 P: 4	R: 0 E: 0 K: 0 S: 4	H: 1 LOB: 1 BB: 0 P: 4	1B: 7 2B: 2 3B: 1 HR: 1	SF: 0 SAC: 0 DP: 1 HBP: 0	WP: 0 PB: 0 SB: 2 CS: 0	PA: 38					
<b>PITCHER</b>	IP	WLS	BF	H	R	ER	SO	BB	IBB	HBP	BLK	WP	HR	S	P	ERA	WHIP								
<b>Fernando Arroyo, R</b> (1, 1) ERA: 3.91	9.0	W	38	11	3	3	4	1	0	0	0	0	1	45	49	3.00	1.333								

**Detroit Tigers @ Boston Red Sox**  
Fenway Park, Boston, MA  
Wed Sep 10 1975, 7:05 PM EDT  
Att: 20,189 - Unknown - 66 F

AB	37
R	3
H	11
RBI	3
BB	1
SO	4
LOB	15






Batter	1	2	3	4	5	6	7	8	9	AB	R	H	RBI	BB	SO	LOB	TOP
<b>Billy Baldwin, L</b> OBP: 0.243, SLG: 0.366 (1, 9)	F2			F9		4-3			HR	4	1	1	1	0	0	0	
<b>Gary Sutherland, R</b> OBP: 0.321, SLG: 0.328 (1, 4)	F7			K			K		K	4	0	0	0	0	3	0	
<b>Dan Meyer, L</b> OBP: 0.287, SLG: 0.352 (1, 3)	G3			F8			F7		3-1	4	0	0	0	0	0	0	
<b>Willie Horton, R</b> OBP: 0.314, SLG: 0.423 (1, 10)		K			K		F9		F9	4	0	0	0	0	2	0	
<b>Ben Oglivie, L</b> OBP: 0.307, SLG: 0.396 (1, 7)		F7			6-3				G3	3	0	0	0	0	0	0	
<b>Bill Freehan, R</b> OBP: 0.312, SLG: 0.406 (1, 2)		4-3			4-0				K	2	0	0	0	1	1	0	
<b>Aurelio Rodriguez, R</b> OBP: 0.293, SLG: 0.393 (1, 5)			4-3			K			2B	3	0	1	0	0	1	1	
<b>Tom Verzyer, R</b> OBP: 0.286, SLG: 0.309 (1, 6)			F9				G3			3	0	1	0	0	0	0	
<b>Ron LeFlore, R</b> OBP: 0.302, SLG: 0.347 (1, 8)																	
<b>Gates Brown, L</b> OBP: 0.350, SLG: 0.344 (8, PH)																	
<b>Leon Roberts, R</b> OBP: 0.319, SLG: 0.393 (8, 9)									K	1	0	0	0	0	1	2	
										0	0	0	0	0	0	0	
<b>Inning Stats</b>	R: 0 E: 0 K: 0 S: 3	H: 0 LOB: 0 BB: 0 P: 3	R: 0 E: 0 K: 1 S: 5	H: 0 LOB: 0 BB: 0 P: 5	R: 0 E: 0 K: 1 S: 5	H: 0 LOB: 0 BB: 0 P: 5	R: 0 E: 0 K: 2 S: 7	H: 0 LOB: 1 BB: 1 P: 11	R: 0 E: 0 K: 1 S: 5	H: 0 LOB: 0 BB: 0 P: 5	R: 0 E: 0 K: 2 S: 9	H: 2 LOB: 2 BB: 0 P: 9	R: 1 E: 0 K: 1 S: 6	H: 1 LOB: 0 BB: 0 P: 6	1B: 1 2B: 1 3B: 0 HR: 1	SF: 0 SAC: 0 DP: 0 HBP: 0	WP: 0 PA: 31 CS: 0
<b>PITCHER</b> <b>Luis Tiant, R</b> ERA: 4.23 (1, 1)	IP: 9.0 WLS: W BF: 31 H: 3 R: 1 ER: 1 SO: 10 BB: 1 IBB: 0 HBP: 0 BLK: 0 WP: 0 HR: 1 S: 50 P: 54 ERA: 1.00 WHIP: 0.444											<b>PITCHER</b> IP: WLS: BF: H: R: ER: SO: BB: IBB: HBP: BLK: WP: HR: S: P: ERA: WHIP					

**Detroit Tigers @ Boston Red Sox**  
Fenway Park, Boston, MA  
Thu Sep 11 1975, 3:33 AM EDT  
Alt. 9:508 - Unknown - 78 F


AB 30  
R 1  
H 3  
RBI 1  
BB 1  
SO 10  
LOB 3



Batter	1	2	3	4	5	6	7	8	9	AB	R	H	RBI	BB	SO	LOB	BOTTOM
<b>Cecil Cooper, L</b> OBP: 0.358, SLG: 0.565 (1, 10)	F7	FC3-2-5-1		1B		L8				3	1	0	0	1	0	2	
<b>Denny Doyle, L</b> OBP: 0.302, SLG: 0.380 (1, 4)	K	F3		1B			K			4	0	1	0	0	2	2	
<b>Carl Yastrzemski, L</b> OBP: 0.374, SLG: 0.421 (1, 3)			G3				6-3			4	0	2	1	0	0	0	
<b>Fred Lynn, L</b> OBP: 0.397, SLG: 0.564 (1, 8)	K		4-3		P7		4-3			4	0	0	0	0	1	3	
<b>Jim Rice, R</b> OBP: 0.352, SLG: 0.502 (1, 7)		4-3		1B			K		F9	3	1	2	0	1	1	0	
<b>Carlton Fisk, R</b> OBP: 0.397, SLG: 0.523 (1, 2)		4-3		1B			K		F8	4	0	1	1	0	1	1	
<b>Rico Petrocelli, R</b> OBP: 0.318, SLG: 0.336 (1, 5)		1B		6-3			F8		F9	4	1	1	0	0	0	3	
<b>Dwight Evans, R</b> OBP: 0.360, SLG: 0.463 (1, 9)				K			F7		L8	4	0	1	0	0	1	1	
<b>Rick Burleson, R</b> OBP: 0.310, SLG: 0.340 (1, 6)		E6		4-3			6-3			3	0	0	1	0	0	1	
<b>Inning Stats</b>	R: 0 E: 0 K: 2 S: 8	H: 1 LOB: 1 BB: 0 P: 8	R: 2 E: 1 K: 0 S: 7	H: 3 LOB: 2 BB: 0 P: 7	R: 0 E: 0 K: 0 S: 5	H: 2 LOB: 2 BB: 0 P: 5	R: 1 E: 0 K: 1 S: 7	H: 2 LOB: 2 BB: 1 P: 11	R: 0 E: 0 K: 2 S: 7	H: 0 LOB: 0 BB: 0 P: 7	R: 0 E: 0 K: 1 S: 5	H: 0 LOB: 0 BB: 0 P: 5	R: 0 E: 0 K: 0 S: 3	H: 0 LOB: 1 BB: 1 P: 7	1B: 6 2B: 1 3B: 1 HR: 0	SF: 0 SAC: 0 DP: 0 HBP: 0	WP: 0 PA: 35 CS: 0
<b>PITCHER</b> <b>Dave Lemanczyk, R</b> ERA: 4.5 (1, 1)	IP: 8.0 WLS: L BF: 35 H: 8 R: 3 ER: 3 SO: 6 BB: 2 IBB: 0 HBP: 0 BLK: 0 WP: 0 HR: 0 S: 45 P: 53 ERA: 3.38 WHIP: 1.250											<b>PITCHER</b> IP: WLS: BF: H: R: ER: SO: BB: IBB: HBP: BLK: WP: HR: S: P: ERA: WHIP					

**Detroit Tigers @ Boston Red Sox**  
Fenway Park, Boston, MA  
Thu Sep 11 1975, 3:33 AM EDT  
Alt. 9:508 - Unknown - 78 F

AB 33  
R 3  
H 8  
RBI 3  
BB 2  
SO 6  
LOB 13





Batter	1	2	3	4	5	6	7	8	9	10	11	AB	R	H	RBI	BB	SO	LOB	TOP									
<b>Royle Stillman, L</b> (1, 6) <small>OBP: 0.167, SLG: 0.167</small> <b>Mark Belanger, R</b> (1, 6) <small>OBP: 0.285, SLG: 0.268</small> <b>Tony Muser, L</b> (11, PH) <small>OBP: 0.332, SLG: 0.308</small> (11, 3)	F3	6-3			K			5-3			 2B SF7 1B	1	0	0	0	0	0	0										
<b>Paul Blair, R</b> (1, 8) <small>OBP: 0.249, SLG: 0.276</small> <b>Jim Northrup, L</b> (11, PH) <small>OBP: 0.350, SLG: 0.421</small> <b>Tom Shopay, L</b> (11, PR) <small>OBP: 0.267, SLG: 0.192</small> (11, 8)	5-3		K		FC5-4			1-3			 1-3 3H	4	0	0	0	0	1	1										
<b>Tommy Davis, R</b> (1, 10) <small>OBP: 0.313, SLG: 0.349</small>	4-3		K				F7		K		 F3	5	0	0	0	0	2	2										
<b>Lee May, R</b> (1, 3) <small>OBP: 0.314, SLG: 0.436</small> <b>Tim Nordbrook, R</b> (11, PR) <small>OBP: 0.253, SLG: 0.097</small> (11, 6)		F2	F5				F7		5-3		 IBB	4	0	0	0	1	0	0										
<b>Ken Singleton, S</b> (1, 9) <small>OBP: 0.417, SLG: 0.462</small>		 BB 1B		4-3			G3		F7		 SF7 3H	4	1	1	1	0	0	0										
<b>Don Baylor, R</b> (1, 7) <small>OBP: 0.355, SLG: 0.475</small>		 1B HR BB		4-3			6-3		6-3		 6-3	4	1	0	0	1	0	2										
<b>Bobby Grich, R</b> (1, 4) <small>OBP: 0.395, SLG: 0.400</small>		F4		K			F5		F8			4	0	0	0	0	1	2										
<b>Brooks Robinson, R</b> (1, 5) <small>OBP: 0.266, SLG: 0.268</small>		 HR 1B					5-3		F8			4	1	2	1	0	0	0										
<b>Eliot Hendricks, L</b> (1, 2) <small>OBP: 0.309, SLG: 0.359</small> <b>Al Bumbry, L</b> (11, PH) <small>OBP: 0.536, SLG: 0.372</small> <b>Dave Duncan, R</b> (11, 2) <small>OBP: 0.249, SLG: 0.354</small>		 HR 2B BB			F8			K			 1B 2B BB	3	1	1	3	0	1	1										
<b>Inning Stats</b>	R: 0 E: 0 K: 0 S: 3	H: 0 LOB: 0 BB: 0 P: 3	R: 4 E: 0 K: 0 S: 6	H: 3 LOB: 0 BB: 1 P: 10	R: 0 E: 0 K: 2 S: 7	H: 0 LOB: 0 BB: 0 P: 7	R: 0 E: 0 K: 1 S: 5	H: 1 LOB: 1 BB: 0 P: 6	R: 0 E: 0 K: 0 S: 3	H: 0 LOB: 0 BB: 0 P: 3	R: 0 E: 0 K: 1 S: 5	H: 0 LOB: 0 BB: 0 P: 5	R: 0 E: 0 K: 0 S: 3	H: 0 LOB: 0 BB: 0 P: 3	R: 0 E: 0 K: 0 S: 5	H: 2 LOB: 2 BB: 2 P: 13	1B: 4 2B: 1 3B: 0 HR: 1	SF: 1 SAC: 0 DP: 0 HBP: 0	WP: 0 PB: 0 SB: 0 CS: 0	PA: 42								
<b>PITCHER</b>																												
<b>Joe Coleman, R</b> (1, 1) <small>ERA: 5.66</small>	IP: 11.0	WLS: 4	BF: 42	H: 6	R: 6	ER: 6	SO: 6	BB: 2	IBB: 1	HBP: 0	BLK: 0	WP: 0	HR: 1	S: 51	P: 63	ERA: 4.91	WHIP: 0.727											

**Baltimore Orioles @ Detroit Tigers**  
Tiger Stadium, Detroit, MI  
Fri Sep 12 1975, 7:05 PM EDT  
Att: 7,014 - Unknown

livebaseballscores.com

AB 38  
R 6  
H 6  
RBI 6  
BB 3  
SO 6  
LOB 9



Batter	1	2	3	4	5	6	7	8	9	10	11	AB	R	H	RBI	BB	SO	LOB	BOTTOM									
<b>Billy Baldwin, L</b> (1, 8) <small>OBP: 0.241, SLG: 0.355</small> (10, 9)	 S 1B		K2-3		4-3			K			 F8 1-2	5	0	1	0	0	2	1										
<b>Gary Sutherland, R</b> (1, 4) <small>OBP: 0.320, SLG: 0.328</small>	 K 1-2			F8	 2B			5-3		K		5	0	1	0	0	2	1										
<b>Dan Meyer, L</b> (1, 3) <small>OBP: 0.284, SLG: 0.348</small>	1-3			F6	F8			L6		6-3		5	0	0	0	0	0	2										
<b>Willie Horton, R</b> (1, 10) <small>OBP: 0.314, SLG: 0.423</small>	F8			 BB 1B		K		 HR 1B		6-3		5	1	2	0	0	1	1										
<b>Ben Oglivie, L</b> (1, 7) <small>OBP: 0.315, SLG: 0.407</small>		4-1		 BB 1B	 FC5-4 BB		 HR 1B		 BB		 BB	2	1	1	2	3	0	0										
<b>Bill Freehan, R</b> (1, 2) <small>OBP: 0.308, SLG: 0.400</small>		5-3		F9	 FC5-4 1B			5-3		5-3		5	0	0	0	0	0	4										
<b>Aurelio Rodriguez, R</b> (1, 5) <small>OBP: 0.262, SLG: 0.391</small>		6-3			5-3			5-3		5-3		5	0	1	0	0	0	1										
<b>Leon Roberts, R</b> (1, 9) <small>OBP: 0.319, SLG: 0.394</small> <b>Gates Brown, L</b> (9, PH) <small>OBP: 0.386, SLG: 0.344</small> <b>Ron LeFlore, R</b> (9, PR) <small>OBP: 0.302, SLG: 0.347</small> (10, 8)			F7		 HR 2B			1-3		 FC5-6 BB		3	1	1	0	0	0	2										
<b>Jack Pierce, L</b> (11, PH) <small>OBP: 0.320, SLG: 0.424</small> <b>Tom Verzyer, R</b> (1, 6) <small>OBP: 0.295, SLG: 0.316</small>			4-3		 HR 2H			6-3		 FC5-6 CS		4	1	1	2	0	0	1										
<b>Inning Stats</b>	R: 0 E: 0 K: 1 S: 6	H: 1 LOB: 1 BB: 0 P: 6	R: 0 E: 0 K: 0 S: 3	H: 0 LOB: 0 BB: 0 P: 3	R: 0 E: 0 K: 1 S: 5	H: 0 LOB: 0 BB: 0 P: 5	R: 0 E: 0 K: 0 S: 4	H: 1 LOB: 2 BB: 1 P: 8	R: 2 E: 0 K: 0 S: 6	H: 0 LOB: 0 BB: 0 P: 5	R: 0 E: 0 K: 0 S: 5	H: 0 LOB: 0 BB: 0 P: 5	R: 0 E: 0 K: 0 S: 2	H: 0 LOB: 1 BB: 1 P: 6	R: 0 E: 0 K: 1 S: 5	H: 0 LOB: 0 BB: 0 P: 5	1B: 4 2B: 2 3B: 0 HR: 2	SF: 0 SAC: 0 DP: 0 HBP: 0	WP: 0 PB: 0 SB: 1 CS: 1	PA: 44								
<b>PITCHER</b>																												
<b>Mike Torrez, R</b> (1, 1) <small>ERA: 3.23</small>	IP: 10.0	WLS: 3	BF: 41	H: 8	R: 4	ER: 4	SO: 5	BB: 4	IBB: 0	HBP: 0	BLK: 0	WP: 0	HR: 2	S: 47	P: 63	ERA: 3.60	WHIP: 1.200											
<b>Dyar Miller, R</b> (11, 1) <small>ERA: 2.59</small>	IP: 1.0	WLS: 0	BF: 3	H: 0	R: 0	ER: 0	SO: 0	BB: 0	IBB: 0	HBP: 0	BLK: 0	WP: 0	HR: 0	S: 3	P: 3	ERA: 0.00	WHIP: 0.000											

**Baltimore Orioles @ Detroit Tigers**  
Tiger Stadium, Detroit, MI  
Fri Sep 12 1975, 7:05 PM EDT  
Att: 7,014 - Unknown

livebaseballscores.com

AB 40  
R 4  
H 8  
RBI 4  
BB 4  
SO 5  
LOB 14





Batter	1	2	3	4	5	6	7	8	9	AB	R	H	RBI	BB	SO	LOB	TOP														
Ken Singleton, S OBP: 0.419, SLG: 0.466 (1, 9)										4	2	2	0	1	0	1	<p><b>Baltimore Orioles @ Detroit Tigers</b> Tiger Stadium, Detroit, MI Sat Sep 13 1975, 7:05 PM EDT Att: 10,266 - Unknown</p> <p>livebaseballscorecards.com</p> <p>AB 35 R 8 H 10 RBI 8 BB 3 SO 4 LOB 13</p>														
Paul Blair, R OBP: 0.261, SLG: 0.285 (1, 8)										4	2	2	5	0	0	0															
Tommy Davis, R OBP: 0.311, SLG: 0.348 (1, 10)										5	1	1	0	0	0	2															
Lee May, R OBP: 0.312, SLG: 0.433 Tony Muser, L OBP: 0.332, SLG: 0.308 (8, 3)										4	0	0	0	0	1	2															
Don Baylor, R OBP: 0.356, SLG: 0.474 (1, 7)										3	0	1	1	1	0	1															
Bobby Grich, R OBP: 0.396, SLG: 0.406 (1, 4)										3	1	1	2	1	2	1															
Brooks Robinson, R OBP: 0.266, SLG: 0.268 (1, 5)										4	1	1	0	0	0	2															
Dave Duncan, R OBP: 0.248, SLG: 0.352 (1, 2)										4	0	1	0	0	1	2															
Mark Belanger, R OBP: 0.284, SLG: 0.267 (1, 6)										4	1	1	0	0	0	2															
<b>Inning Stats</b>	R: 2 E: 0 K: 1 S: 8	H: 3 LOB: 1 BB: 0 P: 8	R: 3 E: 0 K: 1 S: 7	H: 2 LOB: 0 BB: 1 P: 11	R: 0 E: 0 K: 2 S: 7	H: 0 LOB: 0 BB: 0 P: 7	R: 0 E: 0 K: 0 S: 4	H: 1 LOB: 1 BB: 0 P: 4	R: 0 E: 0 K: 0 S: 3	H: 0 LOB: 0 BB: 0 P: 3	R: 0 E: 0 K: 0 S: 2	H: 0 LOB: 1 BB: 2 P: 10	R: 0 E: 0 K: 0 S: 3	H: 0 LOB: 0 BB: 0 P: 3	R: 2 E: 0 K: 0 S: 5	H: 2 LOB: 2 BB: 0 P: 5	R: 1 E: 0 K: 0 S: 5	H: 2 LOB: 1 BB: 0 P: 5	1B: 7 2B: 0 3B: 1 HR: 2	SF: 1 SAC: 0 DP: 1 HBP: 0	WP: 0 PB: 0 SB: 0 CS: 0	PA: 39									
<b>PITCHER</b>	IP WLS BF L	H R ER SO	BB IBB HBP BLK	WP HR S P	ERA WHIP	<b>PITCHER</b>														ERA WHIP											
Mickey Lolich, L ERA: 3.88 (1, 1)	8.0	8	7	7	4	3	0	0	0	0	0	2	39	51	7.88	1.375															
Gene Pentz, R ERA: 2.79 (9, 1)	1.0	2	1	1	0	0	0	0	0	0	0	0	5	5	9.00	2.000															

Batter	1	2	3	4	5	6	7	8	9	AB	R	H	RBI	BB	SO	LOB	BOTTOM													
Billy Baldwin, L OBP: 0.229, SLG: 0.338 (1, 8)										4	0	0	0	0	1	0	<p><b>Baltimore Orioles @ Detroit Tigers</b> Tiger Stadium, Detroit, MI Sat Sep 13 1975, 7:05 PM EDT Att: 10,266 - Unknown</p> <p>livebaseballscorecards.com</p> <p>AB 31 R 0 H 4 RBI 0 BB 2 SO 3 LOB 9</p>													
Gary Sutherland, R OBP: 0.317, SLG: 0.326 (1, 4)										4	0	0	0	0	0	0														
Dan Meyer, L OBP: 0.283, SLG: 0.346 (1, 3)										3	0	0	0	1	0	0														
Willie Horton, R OBP: 0.314, SLG: 0.423 (1, 10)										4	0	1	0	0	1	1														
Ben Oglivie, L OBP: 0.314, SLG: 0.405 (1, 7)										4	0	1	0	0	0	1														
Aurelio Rodriguez, R OBP: 0.292, SLG: 0.392 (1, 5)										4	0	1	0	0	1	2														
Tom Verzyer, R OBP: 0.286, SLG: 0.314 (1, 6)										2	0	0	0	1	0	1														
Leon Roberts, R OBP: 0.319, SLG: 0.394 (1, 9)										3	0	1	0	0	0	3														
Terry Humphrey, R OBP: 0.250, SLG: 0.250 (1, 2)										3	0	0	0	0	0	1														
<b>Inning Stats</b>	R: 0 E: 0 K: 1 S: 5	H: 0 LOB: 1 BB: 1 P: 9	R: 0 E: 0 K: 0 S: 4	H: 1 LOB: 1 BB: 0 P: 4	R: 0 E: 0 K: 0 S: 3	H: 0 LOB: 0 BB: 0 P: 3	R: 0 E: 0 K: 0 S: 3	H: 0 LOB: 0 BB: 0 P: 3	R: 0 E: 0 K: 1 S: 6	H: 1 LOB: 1 BB: 0 P: 6	R: 0 E: 0 K: 0 S: 3	H: 0 LOB: 0 BB: 0 P: 3	R: 0 E: 0 K: 0 S: 6	H: 1 LOB: 2 BB: 1 P: 10	R: 0 E: 0 K: 0 S: 3	H: 0 LOB: 0 BB: 0 P: 3	R: 0 E: 0 K: 0 S: 4	H: 1 LOB: 1 BB: 0 P: 4	1B: 2 2B: 2 3B: 0 HR: 0	SF: 0 SAC: 0 DP: 0 HBP: 0	WP: 1 PB: 0 SB: 0 CS: 0	PA: 33								
<b>PITCHER</b>	IP WLS BF W	H R ER SO	BB IBB HBP BLK	WP HR S P	ERA WHIP	<b>PITCHER</b>														ERA WHIP										
Doyle Alexander, R ERA: 2.93 (1, 1)	9.0	4	0	0	3	2	0	0	0	1	0	37	45	0.00	0.667															



Batter	1	2	3	4	5	6	7	8	9	AB	R	H	RBI	BB	SO	LOB	TOP									
<b>Al Bumbry, L</b> OBP: 0.340, SLG: 0.374 (1, 10)	0-0 6-3 1B	4-0 1B E BB		0-0 6-3		0-0 S E 1B		0-3 K		4	3	2	0	1	1	1	<b>Baltimore Orioles @ Detroit Tigers</b> Tiger Stadium, Detroit, MI Sun Sep 14 1975, 3:33 AM EDT Att: 11,151 - Unknown									
<b>Royce Stillman, L</b> OBP: 0.286, SLG: 0.286 (1, 6)	0-0 6-3 1B	0-0 K 1B			0-0 1B 2B	0-0 E8 S 1-H		0-3 K		1	0	1	0	0	0	0										
<b>Mark Belanger, R</b> OBP: 0.286, SLG: 0.272 (1, 6)	1-2 6-3 1B	1-3 K 1B								4	1	2	0	0	1	0										
<b>Bobby Grich, R</b> OBP: 0.394, SLG: 0.404 (1, 4)	0-0 6-3	0-3 K			0-0 S HR 1B	0-0 4-3			0-3 K	5	1	1	1	0	2	4										
<b>Lee May, R</b> OBP: 0.311, SLG: 0.432 (7, 3)	0-0 6-3				0-0 K			0-0 BB 1B		4	0	1	1	0	1	3										
<b>Tony Muser, L</b> OBP: 0.330, SLG: 0.306 (7, 3)	0-0 6-3				1-2 K					1	1	0	0	0	0	0										
<b>Ken Singleton, S</b> OBP: 0.417, SLG: 0.462 (1, 9)	0-0 F7				0-0 F5			4-0 G6-4-3 1B BB		4	0	0	0	1	1	3										
<b>Don Baylor, R</b> OBP: 0.359, SLG: 0.482 (1, 7)		1-0 G4-3 HBP			0-0 F9			0-0 1-2 2-H G6-4-3 1B		3	1	2	3	0	0	0										
<b>Doug DeCinces, R</b> OBP: 0.304, SLG: 0.408 (7, 5)		0-0 G4-3			0-0 6-3			0-0 G6-4-3		4	0	0	0	0	0	3										
<b>Brooks Robinson, R</b> OBP: 0.266, SLG: 0.268 (7, 5)		1-2 G4-3			0-0 F7			1-2 2-3 G6-4-3		0	0	0	0	0	0	0										
<b>Paul Blair, R</b> OBP: 0.253, SLG: 0.290 (1, 8)		0-0 HR 1B			0-0 G3 2B			0-0 F8	0-0 F8	4	1	2	0	0	0	2										
<b>Eliud Hendricks, L</b> OBP: 0.308, SLG: 0.371 (1, 2)		0-0 1-H HR			0-0 G3			0-0 F6	0-0 F5	4	1	1	2	0	0	1										
<b>Inning Stats</b>	R: 1 E: 0 K: 0 S: 5	H: 2 LOB: 2 BB: 0 P: 5	R: 3 E: 0 K: 1 S: 7	H: 3 LOB: 1 BB: 1 P: 12	R: 0 E: 0 K: 0 S: 3	H: 0 LOB: 0 BB: 0 P: 3	R: 0 E: 0 K: 0 S: 4	H: 1 LOB: 1 BB: 0 P: 4	R: 3 E: 0 K: 1 S: 8	H: 3 LOB: 0 BB: 0 P: 8	R: 1 E: 1 K: 0 S: 5	H: 1 LOB: 1 BB: 0 P: 5	R: 1 E: 0 K: 0 S: 4	H: 2 LOB: 2 BB: 1 P: 8	R: 0 E: 0 K: 2 S: 7	H: 0 LOB: 0 BB: 0 P: 7	R: 0 E: 0 K: 2 S: 7	H: 0 LOB: 0 BB: 0 P: 7	R: 0 E: 0 K: 2 S: 7	H: 0 LOB: 0 BB: 0 P: 7	1B: 8 2B: 2 3B: 0 HR: 2	SF: 0 SAC: 0 DP: 2 HBP: 1	WP: 0 PB: 0 SB: 3 CS: 0	PA: 41		
<b>PITCHER</b>	IP	WLS	BF	H	R	ER	SO	BB	IBB	HBP	BLK	WP	HR	S	P	ERA	WHIP									
<b>Ray Bare, R</b> ERA: 4.26 (1, 1)	4.0	L	21	8	6	5	1	1	0	1	0	0	0	1	21	26	11.25	2.250								
<b>Tom Walker, R</b> ERA: 4.45 (5, 1)	2.0		12	4	3	2	1	1	0	0	0	0	0	1	13	17	9.00	2.500								
<b>Lerrin LaGrow, R</b> ERA: 4.46 (7, 1)	3.0		8	0	0	0	4	0	0	0	0	0	0	0	16	16	0.00	0.000								

AB	38
R	9
H	12
RBI	7
BB	2
SO	6
LOB	17



Batter	1	2	3	4	5	6	7	8	9	AB	R	H	RBI	BB	SO	LOB	BOTTOM								
<b>Ron LeFlore, R</b> OBP: 0.305, SLG: 0.351 (1, 8)	0-0 L4		0-0 2B 1B 1B		0-0 5-3		0-0 2B		0-0 E9 1B	5	1	3	0	0	0	0	<b>Baltimore Orioles @ Detroit Tigers</b> Tiger Stadium, Detroit, MI Sun Sep 14 1975, 3:33 AM EDT Att: 11,151 - Unknown								
<b>Gary Sutherland, R</b> OBP: 0.316, SLG: 0.327 (1, 4)	0-0 5-3		1-3 2-H 1B 2B		0-0 F6		0-0 F5		0-0 F7	5	1	1	1	0	0	2									
<b>Dan Meyer, L</b> OBP: 0.287, SLG: 0.348 (1, 3)	0-0 FC5-4 1B		0-0 E S 1B		4-0 BB		0-0 F6			3	0	2	2	1	0	1									
<b>Willie Horton, R</b> OBP: 0.312, SLG: 0.420 (1, 10)	0-0 FC5-4		0-0 F9		0-0 F8			0-0 6-3		4	0	0	0	0	0	3									
<b>Bill Freehan, R</b> OBP: 0.308, SLG: 0.399 (1, 2)		0-0 F7	0-0 F6		0-0 G3 1B		0-0 F4			4	0	1	0	0	0	1									
<b>Ben Oglivie, L</b> OBP: 0.316, SLG: 0.413 (1, 7)		0-0 F8			0-0 G3 2B		0-0 G3 2B			4	0	2	0	0	0	1									
<b>Aurelio Rodriguez, R</b> OBP: 0.289, SLG: 0.388 (1, 5)		0-0 5-3			0-0 K		0-0 F3		0-0 F8	4	0	0	0	0	1	3									
<b>Leon Roberts, R</b> OBP: 0.317, SLG: 0.391 (9, PH)			0-0 B5-3		0-3 K		0-0 F7		0-0 4-3	3	0	0	0	0	1	2									
<b>Gates Brown, L</b> OBP: 0.357, SLG: 0.333 (9, PH)			4-0 1B 2B BB		0-0 6-3			0-0 F6		1	0	0	0	0	0	0									
<b>Tom Verzyer, R</b> OBP: 0.285, SLG: 0.312 (1, 6)					0-0 6-3					3	1	0	0	1	0	1									
<b>Inning Stats</b>	R: 0 E: 0 K: 0 S: 4	H: 1 LOB: 1 BB: 0 P: 4	R: 0 E: 0 K: 0 S: 3	H: 0 LOB: 0 BB: 0 P: 3	R: 3 E: 0 K: 0 S: 6	H: 3 LOB: 1 BB: 1 P: 10	R: 0 E: 0 K: 2 S: 8	H: 1 LOB: 1 BB: 0 P: 8	R: 0 E: 0 K: 0 S: 4	H: 1 LOB: 1 BB: 0 P: 4	R: 0 E: 0 K: 0 S: 4	H: 1 LOB: 1 BB: 0 P: 4	R: 0 E: 0 K: 0 S: 4	H: 1 LOB: 1 BB: 0 P: 4	R: 0 E: 1 K: 0 S: 4	H: 1 LOB: 1 BB: 0 P: 4	R: 0 E: 0 K: 0 S: 4	H: 1 LOB: 1 BB: 0 P: 4	1B: 5 2B: 4 3B: 0 HR: 0	SF: 0 SAC: 0 DP: 0 HBP: 0	WP: 0 PB: 0 SB: 1 CS: 0	PA: 38			
<b>PITCHER</b>	IP	WLS	BF	H	R	ER	SO	BB	IBB	HBP	BLK	WP	HR	S	P	ERA	WHIP								
<b>Mike Cuellar, L</b> ERA: 3.6 (1, 1)	2.1		12	4	3	3	0	1	0	0	0	0	0	11	15	11.57	2.143								
<b>Paul Mitchell, R</b> ERA: 3.31 (3, 1)	6.2	W	26	5	0	0	2	1	0	0	0	0	0	29	33	0.00	0.900								





Batter	1	2	3	4	5	6	7	8	9	AB	R	H	RBI	BB	SO	LOB	TOP																									
Duane Kuiper, L (1,4) OBP: 0.377, SLG: 0.350 Jack Brohamer, L (7,PH) OBP: 0.286, SLG: 0.349	0-0 FC4-6 1B		0-0 6-3			4-0 1B BLK HR BB	0-3 K		4-0 PB BB	2	1	1	0	1	0	0																										
Rick Manning, L (1,8) OBP: 0.342, SLG: 0.355	0-0 FC4-6 G6-4-3			0-0 G3		0-0 HR S 1B	0-0 1B		0-0 SF9	4	2	2	1	0	0	1																										
George Hendrick, R (1,9) OBP: 0.303, SLG: 0.430 Charlie Spikes, R (7,PH) OBP: 0.291, SLG: 0.367	0-0 G6-4-3			0-0 5-3		0-0 HR 1B	0-0 1B		0-3 K	3	1	1	3	0	0	1																										
Boog Powell, L (1,3) OBP: 0.381, SLG: 0.505		0-0 HR		0-0 4-3		0-0 K	0-0 F5			4	1	1	1	0	1	1																										
Rico Carty, R (1,10) OBP: 0.380, SLG: 0.508		0-3 K			4-0 HR S BB	0-0 6-3		0-0 5-3		3	1	0	0	1	1	0																										
Oscar Gamble, L (1,7) OBP: 0.374, SLG: 0.483		0-3 K			0-0 HR 1B	4-0 1B BB		0-3 K		3	2	1	2	1	2	0																										
Buddy Bell, R (1,5) OBP: 0.324, SLG: 0.371		0-0 F8			0-0 F4	0-0 1B 1B		0-0 F6		4	0	1	0	0	0	0																										
Alan Ashby, S (1,2) OBP: 0.315, SLG: 0.322			0-0 L3		0-3 K	0-0 K		0-0 PB SF9 1B		4	1	2	1	0	1	0																										
Frank Duffy, R (1,6) OBP: 0.272, SLG: 0.287			0-3 K		0-0 6-3		0-0 F4		0-0 6-3	4	0	0	0	0	1	1																										
<b>Inning Stats</b>	R: 0 E: 0 K: 0 S: 3	H: 1 LOB: 0 BB: 0 P: 3	R: 1 E: 0 K: 2 S: 8	H: 1 LOB: 0 BB: 0 P: 8	R: 0 E: 0 K: 1 S: 5	H: 0 LOB: 0 BB: 0 P: 5	R: 0 E: 0 K: 0 S: 3	H: 0 LOB: 0 BB: 0 P: 3	R: 2 E: 0 K: 1 S: 6	H: 1 LOB: 0 BB: 1 P: 10	R: 4 E: 0 K: 1 S: 8	H: 4 LOB: 1 BB: 2 P: 16	R: 1 E: 0 K: 1 S: 7	H: 2 LOB: 1 BB: 0 P: 7	R: 0 E: 0 K: 1 S: 5	H: 0 LOB: 0 BB: 0 P: 5	R: 1 E: 0 K: 1 S: 6	H: 1 LOB: 1 BB: 1 P: 10	1B: 6 2B: 1 3B: 0 HR: 3	SF: 1 SAC: 0 DP: 1 HBP: 0	WP: 0 PB: 1 SB: 2 CS: 0	PA: 39																				
<b>PITCHER</b>	IP	WLS	BF	H	R	ER	SO	BB	IBB	HBP	BLK	WP	HR	S	P	ERA	WHIP	<b>PITCHER</b>								IP	WLS	BF	H	R	ER	SO	BB	IBB	HBP	BLK	WP	HR	S	P	ERA	WHIP
Fernando Arroyo, R (1,1) ERA: 4.56	5.0	L	21	5	6	6	4	2	0	0	1	0	3	27	35	10.80	1.400																									
Gene Pentz, R (6,1) ERA: 3.09	4.0		18	5	3	2	4	2	0	0	0	0	0	24	32	4.50	1.750																									

Cleveland Indians @ Detroit Tigers  
Tiger Stadium, Detroit, MI  
Tue Sep 16 1975, 7:05 PM EDT  
Att. 4,472 - Unknown

AB 34  
R 9  
H 10  
RBI 9  
BB 4  
SO 8  
LOB 5



Batter	1	2	3	4	5	6	7	8	9	AB	R	H	RBI	BB	SO	LOB	BOTTOM																											
John Knox, L (1,4) OBP: 0.337, SLG: 0.279	0-0 F5		0-3 K			0-0 F9		4-0 2B BB	0-0 F8	4	0	0	0	1	1	2																												
Billy Baldwin, L (1,9) OBP: 0.230, SLG: 0.345	0-0 4-3		0-0 F8			0-0 F6		0-0 2B		4	0	1	0	0	0	1																												
Dan Meyer, L (1,3) OBP: 0.285, SLG: 0.345	0-0 F9			0-0 F9		0-0 L3		0-0 F5		4	0	0	0	0	0	2																												
Willie Horton, R (1,10) OBP: 0.310, SLG: 0.418		0-0 F9		0-0 F6		0-0 F8		0-0 F8		4	0	0	0	0	0	2																												
Ben Oglivie, L (1,7) OBP: 0.319, SLG: 0.414		0-0 S 1B		0-0 4-3		0-3 K			0-0 2B 1B	4	1	2	0	0	1	0																												
Bill Freehan, R (1,2) OBP: 0.310, SLG: 0.401		0-3 K			0-0 5-3		4-0 BB BB		0-0 1B 2B	3	1	1	1	1	1	1																												
Aurelio Rodriguez, R (1,5) OBP: 0.289, SLG: 0.386		0-0 F9			0-0 F5		4-0 1-2 BB		0-0 F7	3	0	0	0	1	0	2																												
Tom Verzyer, R (1,6) OBP: 0.290, SLG: 0.316				0-0 SH3-4 1B		0-0 1B		0-0 F8		4	0	3	1	0	0	2																												
Ron LeFlore, R (1,8) OBP: 0.303, SLG: 0.349			0-0 SH3-4		0-3 K			0-3 K		3	0	0	0	0	3	2																												
<b>Inning Stats</b>	R: 0 E: 0 K: 0 S: 3	H: 0 LOB: 0 BB: 0 P: 3	R: 0 E: 0 K: 1 S: 6	H: 1 LOB: 0 BB: 0 P: 6	R: 0 E: 0 K: 1 S: 6	H: 1 LOB: 0 BB: 0 P: 6	R: 0 E: 0 K: 0 S: 3	H: 0 LOB: 0 BB: 0 P: 3	R: 0 E: 0 K: 1 S: 5	H: 0 LOB: 2 BB: 2 P: 13	R: 0 E: 0 K: 1 S: 6	H: 1 LOB: 1 BB: 1 P: 10	R: 2 E: 0 K: 1 S: 8	H: 3 LOB: 1 BB: 0 P: 8	1B: 5 2B: 2 3B: 0 HR: 0	SF: 0 SAC: 1 DP: 0 HBP: 0	WP: 0 PB: 0 SB: 1 CS: 0	PA: 37																										
<b>PITCHER</b>	IP	WLS	BF	H	R	ER	SO	BB	IBB	HBP	BLK	WP	HR	S	P	ERA	WHIP	<b>PITCHER</b>								IP	WLS	BF	H	R	ER	SO	BB	IBB	HBP	BLK	WP	HR	S	P	ERA	WHIP		
Dennis Eckersley, R (1,1) ERA: 2.9	8.0	W	33	6	2	2	5	3	0	0	0	0	0	40	52	2.25	1.125																											
Tom Buskey, R (9,1) ERA: 2.58	1.0		4	1	0	0	1	0	0	0	0	0	0	6	6	0.00	1.000																											

Cleveland Indians @ Detroit Tigers  
Tiger Stadium, Detroit, MI  
Tue Sep 16 1975, 7:05 PM EDT  
Att. 4,472 - Unknown

AB 33  
R 2  
H 7  
RBI 2  
BB 3  
SO 6  
LOB 14





Batter	1	2	3	4	5	6	7	8	9	AB	R	H	RBI	BB	SO	LOB	TOP			
<b>Duane Kuiper, L</b> (1, 4) OBP: 0.375, SLG: 0.347	4-0 WP 1B BB		0-0 FC3-6 CS 1B 1-2		0-0 4-3			0-0 6-3		3	0	0	0	1	0	1				
<b>Rick Manning, L</b> (1, 8) OBP: 0.345, SLG: 0.358	0-0 WP 1B		0-0 1B		0-0 1B			0-0 F9		4	0	3	0	0	0	0				
<b>George Hendrick, R</b> (1, 9) OBP: 0.303, SLG: 0.433	0-0 F3 1-2 2-3		0-3 K 2-3		0-0 1-3			0-0 3B		4	0	1	0	0	1	5				
<b>Boog Powell, L</b> (1, 3) OBP: 0.378, SLG: 0.500	0-0 F5			0-0 F7		0-3 K		0-0 4-3		4	0	0	0	0	1	3				
<b>Rico Carty, R</b> (1, 10) OBP: 0.376, SLG: 0.503	0-0 1-3			0-3 K		0-0 6-3			0-0 F9	4	0	0	0	0	1	2				
<b>Oscar Gamble, L</b> (1, 7) OBP: 0.373, SLG: 0.480		0-0 F6		0-0 1B 1B		0-3 K			0-0 F3	4	0	1	0	0	1	0				
<b>Buddy Bell, R</b> (1, 5) OBP: 0.323, SLG: 0.370		0-0 6-3		0-0 1B			0-0 F9		0-0 F9	4	0	1	0	0	0	0				
<b>Alan Ashby, S</b> (1, 2) OBP: 0.311, SLG: 0.318		0-0 F8		0-0 L9			0-0 G3			3	0	0	0	0	0	2				
<b>Frank Duffy, R</b> (1, 6) OBP: 0.272, SLG: 0.287			0-0 FC3-6 1B		0-0 F4			0-0 1-3		3	0	1	0	0	0	0				
<b>Inning Stats</b>	R: 0 E: 0 K: 0 S: 4	H: 1 LOB: 2 BB: 1 P: 8	R: 0 E: 0 K: 0 S: 3	H: 0 LOB: 0 BB: 0 P: 3	R: 0 E: 0 K: 1 S: 6	H: 2 LOB: 2 BB: 0 P: 6	R: 0 E: 0 K: 1 S: 7	H: 2 LOB: 2 BB: 0 P: 7	R: 0 E: 0 K: 0 S: 4	H: 1 LOB: 1 BB: 0 P: 4	R: 0 E: 0 K: 2 S: 7	H: 0 LOB: 0 BB: 0 P: 7	R: 0 E: 0 K: 0 S: 3	H: 0 LOB: 0 BB: 0 P: 3	R: 0 E: 0 K: 0 S: 4	H: 0 LOB: 0 BB: 0 P: 3	1B: 6 2B: 1 3B: 1 HR: 0	SF: 0 SAC: 0 DP: 1 HBP: 0	WP: 1 PB: 0 SB: 1 CS: 1	PA: 34
<b>PITCHER</b> <b>Joe Coleman, R</b> (1, 1) ERA: 5.4	IP: 9.0 WLS: W BF: 34 H: 7 R: 0 ER: 0 SO: 4 BB: 1 IBB: 0 HBP: 0 BLK: 0 WP: 1 HR: 0 S: 41 P: 45 ERA: 0.00 WHIP: 0.889															<b>PITCHER</b>				

Cleveland Indians @ Detroit Tigers  
Tiger Stadium, Detroit, MI  
Wed Sep 17 1975, 7:05 PM EDT  
Att: 4,609 - Unknown

AB 33  
R 0  
H 7  
RBI 0  
BB 1  
SO 4  
LOB 13



Batter	1	2	3	4	5	6	7	8	9	AB	R	H	RBI	BB	SO	LOB	BOTTOM	
<b>Billy Baldwin, L</b> (1, 8) OBP: 0.242, SLG: 0.386	0-0 F9	0-0 1B		0-0 F7			0-0 HR			4	1	2	1	0	0	0		
<b>Gary Sutherland, R</b> (1, 4) OBP: 0.317, SLG: 0.328	0-0 1B 4-3	0-0 F9			0-0 G6-4-3 1B		0-3 K			4	1	2	0	0	1	2		
<b>Ben Oglivie, L</b> (1, 7) OBP: 0.321, SLG: 0.415	0-0 4-3 1B		0-0 2B 1B		0-3 K			0-0 F7		4	1	2	0	0	1	1		
<b>Willie Horton, R</b> (1, 10) OBP: 0.313, SLG: 0.420	4-0 4-3 BB		0-0 1B 2B		0-0 G6-4-3			4-0 BB		2	1	1	1	2	0	1		
<b>Aurelio Rodriguez, R</b> (1, 5) OBP: 0.287, SLG: 0.383	0-0 4-3		0-0 5-3			0-0 F9		0-0 F6		4	0	0	1	0	0	4		
<b>Tom Verzyer, R</b> (1, 6) OBP: 0.290, SLG: 0.316	0-0 6-3		0-0 CS 1B			0-3 K		0-0 G3		4	0	1	1	0	1	3		
<b>Dan Meyer, L</b> (1, 3) OBP: 0.285, SLG: 0.343		0-0 F8	0-3 K			4-0 CS BB				2	0	0	0	1	1	1		
<b>Leon Roberts, R</b> (1, 9) OBP: 0.315, SLG: 0.389		0-0 6-3		0-3 K		0-0 CS	0-3 K			3	0	0	0	0	2	0		
<b>Terry Humphrey, R</b> (1, 2) OBP: 0.258, SLG: 0.258		0-0 1B 1B		0-0 6-3			0-0 L7			3	0	1	0	0	0	0		
<b>Inning Stats</b>	R: 1 E: 0 K: 0 S: 5	H: 2 LOB: 2 BB: 1 P: 9	R: 0 E: 0 K: 0 S: 5	H: 2 LOB: 2 BB: 0 P: 5	R: 2 E: 0 K: 1 S: 7	H: 3 LOB: 0 BB: 0 P: 7	R: 0 E: 0 K: 1 S: 5	H: 0 LOB: 0 BB: 0 P: 5	R: 0 E: 0 K: 1 S: 4	H: 1 LOB: 1 BB: 1 P: 8	R: 1 E: 0 K: 2 S: 8	H: 1 LOB: 0 BB: 0 P: 8	R: 0 E: 0 K: 0 S: 3	H: 0 LOB: 1 BB: 1 P: 7	1B: 7 2B: 1 3B: 0 HR: 1	SF: 0 SAC: 0 DP: 1 HBP: 0	WP: 0 PB: 0 SB: 0 CS: 2	PA: 34
<b>PITCHER</b> <b>Roric Harrison, R</b> (1, 1) ERA: 4.83	IP: 2.1 WLS: L BF: 15 H: 7 R: 3 ER: 3 SO: 3 BB: 1 IBB: 0 HBP: 0 BLK: 0 WP: 0 HR: 0 S: 14 P: 18 ERA: 11.57 WHIP: 3.429															<b>PITCHER</b>		
<b>Jackie Brown, R</b> (3, 1) ERA: 4.43	IP: 5.2 WLS: L BF: 18 H: 2 R: 1 ER: 1 SO: 6 BB: 2 IBB: 0 HBP: 0 BLK: 0 WP: 0 HR: 1 S: 28 P: 36 ERA: 1.59 WHIP: 0.706															<b>PITCHER</b>		

Cleveland Indians @ Detroit Tigers  
Tiger Stadium, Detroit, MI  
Wed Sep 17 1975, 7:05 PM EDT  
Att: 4,609 - Unknown

AB 30  
R 4  
H 9  
RBI 4  
BB 3  
SO 6  
LOB 12





Batter	1	2	3	4	5	6	7	8	9	AB	R	H	RBI	BB	SO	LOB	TOP					
<b>Duane Kuiper, L</b> OBP: 0.374, SLG: 0.343	4-0 1B SF7 BB		0-0 5-3		0-0 1-3			0-0 5-3		3	1	0	0	1	0	0	<b>Cleveland Indians @ Detroit Tigers</b> Tiger Stadium, Detroit, MI Thu Sep 18 1975, 7:05 PM EDT Att. 4,078 - Unknown					
<b>Rick Manning, L</b> OBP: 0.346, SLG: 0.360	0-0 F7		0-0 CS 1B		0-3 K			0-0 1B		4	0	2	0	0	1	1						
<b>George Hendrick, R</b> OBP: 0.303, SLG: 0.431	0-0 1-3 1B		0-0 1-3 1-2		0-0 F8			0-3 K		4	0	1	0	0	1	2						
<b>Boog Powell, L</b> OBP: 0.377, SLG: 0.506	0-0 SF7			0-0 HR				0-0 4-3		3	1	1	2	0	0	1						
<b>Rico Carty, R</b> OBP: 0.373, SLG: 0.497	0-0 6-3			0-0 4-3				0-0 E5 CS		4	0	0	0	0	0	1						
<b>John Lowenstein, L</b> OBP: 0.319, SLG: 0.407				0-0 4-3				0-0 F7 1-2		0	0	0	0	0	0	0						
<b>Oscar Gamble, L</b> OBP: 0.369, SLG: 0.474		0-0 L6		0-3 K				0-0 4-3		4	0	0	0	0	1	1						
<b>Buddy Bell, R</b> OBP: 0.325, SLG: 0.371		0-0 F8		0-0 1B 1B				0-0 1B		4	0	2	0	0	1	0						
<b>Alan Ashby, S</b> OBP: 0.315, SLG: 0.321		0-0 1B		0-0 1-3 1B				0-0 3-1		4	0	2	0	0	0	1						
<b>Frank Duffy, R</b> OBP: 0.271, SLG: 0.285		0-3 K		0-0 4-3				0-3 K		3	0	0	0	0	2	3						
<b>Inning Stats</b>	R: 1 E: 0 K: 0 S: 4	H: 1 LOB: 1 BB: 1 P: 8	R: 0 E: 0 K: 1 S: 6	H: 1 LOB: 1 BB: 0 P: 6	R: 0 E: 0 K: 0 S: 3	H: 1 LOB: 0 BB: 0 P: 3	R: 1 E: 0 K: 1 S: 8	H: 3 LOB: 2 BB: 0 P: 8	R: 0 E: 0 K: 0 S: 5	H: 0 LOB: 0 BB: 0 P: 5	R: 0 E: 0 K: 0 S: 3	H: 0 LOB: 0 BB: 0 P: 3	R: 0 E: 0 K: 1 S: 7	H: 0 LOB: 0 BB: 0 P: 7	R: 0 E: 0 K: 1 S: 6	H: 1 LOB: 1 BB: 0 P: 6	R: 0 E: 1 K: 0 S: 4	H: 1 LOB: 1 BB: 0 P: 4	1B: 7 2B: 0 3B: 0 HR: 1	SF: 1 SAC: 0 DP: 0 HBP: 0	WP: 0 PB: 0 SB: 0 CS: 2	PA: 35
<b>PITCHER</b> <b>Dave Lemanczyk, R</b> ERA: 4.29	IP: 9.0 WLS: L BF: 35 H: 8 R: 2 ER: 2 SO: 6 BB: 1 IBB: 0 HBP: 0 BLK: 0 WP: 0 HR: 1 S: 46 P: 50 ERA: 2.00 WHIP: 1.000															<b>PITCHER</b>						

Batter	1	2	3	4	5	6	7	8	9	AB	R	H	RBI	BB	SO	LOB	BOTTOM					
<b>Chuck Scrivener, R</b> OBP: 0.292	0-3 K		0-0 F7		0-0 F7			0-0 6-3		4	0	0	0	0	1	0	<b>Cleveland Indians @ Detroit Tigers</b> Tiger Stadium, Detroit, MI Thu Sep 18 1975, 7:05 PM EDT Att. 4,078 - Unknown					
<b>Billy Baldwin, L</b> OBP: 0.242, SLG: 0.374	0-0 F7		0-3 K				0-0 1-3			3	0	0	0	1	1	0						
<b>Ben Oglivie, L</b> OBP: 0.323, SLG: 0.414	4-0 1B BB		0-0 F5				0-0 G1-4-3 1B			3	0	1	0	1	1	1						
<b>Willie Horton, R</b> OBP: 0.314, SLG: 0.420	0-0 1-3 BB 1B			0-0 F4			0-0 G1-4-3 1-2			4	0	2	0	0	0	1						
<b>Bob Molinaro, L</b> OBP: 0.287, SLG: 0.386	4-0 1-2 BB			0-0 5-3				0-0 F5		2	0	0	0	1	0	0						
<b>Aurelio Rodriguez, R</b> OBP: 0.287, SLG: 0.386	0-0 F3			0-0 3B				0-0 6-3		4	0	1	0	0	0	4						
<b>Dan Meyer, L</b> OBP: 0.287, SLG: 0.351		0-0 F8		0-0 F8				0-0 HR		4	1	2	1	0	0	1						
<b>Terry Humphrey, R</b> OBP: 0.235, SLG: 0.235		0-3 K			0-0 6-3			0-0 F9		3	0	0	0	0	1	0						
<b>Bill Freehan, R</b> OBP: 0.309, SLG: 0.400									0-3 K	1	0	0	0	0	1	2						
<b>Jerry Manuel, S</b> OBP: 0.257		0-3 K			0-3 K				0-0 6-3	3	0	0	0	0	2	0						
<b>Inning Stats</b>	R: 0 E: 0 K: 1 S: 6	H: 1 LOB: 3 BB: 2 P: 14	R: 0 E: 0 K: 2 S: 7	H: 0 LOB: 0 BB: 0 P: 7	R: 0 E: 0 K: 1 S: 5	H: 0 LOB: 0 BB: 0 P: 5	R: 0 E: 0 K: 0 S: 4	H: 1 LOB: 1 BB: 0 P: 4	R: 0 E: 0 K: 1 S: 5	H: 0 LOB: 0 BB: 0 P: 5	R: 0 E: 0 K: 0 S: 3	H: 1 LOB: 0 BB: 0 P: 3	R: 1 E: 0 K: 0 S: 4	H: 1 LOB: 0 BB: 0 P: 4	R: 0 E: 0 K: 1 S: 5	H: 0 LOB: 1 BB: 1 P: 9	R: 0 E: 0 K: 1 S: 7	H: 2 LOB: 2 BB: 0 P: 7	1B: 4 2B: 0 3B: 1 HR: 1	SF: 0 SAC: 1 DP: 1 HBP: 0	WP: 0 PB: 0 SB: 0 CS: 0	PA: 35
<b>PITCHER</b> <b>Jim Bibby, R</b> ERA: 3.88	IP: 7.2 WLS: W BF: 29 H: 4 R: 1 ER: 1 SO: 5 BB: 3 IBB: 0 HBP: 0 BLK: 0 WP: 0 HR: 1 S: 36 P: 48 ERA: 1.17 WHIP: 0.913															<b>PITCHER</b>						
<b>Dave LaRoche, L</b> ERA: 2.21	IP: 1.0 WLS: S BF: 5 H: 2 R: 0 ER: 0 SO: 1 BB: 0 IBB: 0 HBP: 0 BLK: 0 WP: 0 HR: 0 S: 7 P: 7 ERA: 0.00 WHIP: 2.000															<b>PITCHER</b>						
<b>Tom Buskey, R</b> ERA: 2.57	IP: 0.1 WLS: S BF: 1 H: 0 R: 0 ER: 0 SO: 1 BB: 0 IBB: 0 HBP: 0 BLK: 0 WP: 0 HR: 0 S: 3 P: 3 ERA: 0.00 WHIP: 0.000															<b>PITCHER</b>						



Batter	1	2	3	4	5	6	7	8	9	AB	R	H	RBI	BB	SO	LOB	TOP							
<b>Cecil Cooper, L</b> (1, 10) OBP: 0.350, SLG: 0.540		4-3								5	1	1	0	0	0	4	<b>Boston Red Sox @ Detroit Tigers</b> Tiger Stadium, Detroit, MI Fri Sep 19 1975, 7:05 PM EDT Att: 7,780 - Unknown							
<b>Denny Doyle, L</b> (1, 4) OBP: 0.315, SLG: 0.398										3	1	1	0	0	0	1								
<b>Doug Griffin, R</b> (6, PH) OBP: 0.291, SLG: 0.275										2	0	0	0	0	2	0								
<b>Carl Yastrzemski, L</b> (1, 3) OBP: 0.375, SLG: 0.413										4	1	1	1	1	1	2								
<b>Fred Lynn, L</b> (1, 8) OBP: 0.406, SLG: 0.572										4	1	0	0	1	2	3								
<b>Jim Rice, R</b> (1, 7) OBP: 0.349, SLG: 0.494										5	1	3	2	0	1	0								
<b>Carlton Fisk, R</b> (1, 2) OBP: 0.396, SLG: 0.529										4	2	3	1	1	0	2								
<b>Dwight Evans, R</b> (1, 9) OBP: 0.361, SLG: 0.463										5	0	0	0	0	1	8								
<b>Rico Petrocelli, R</b> (1, 5) OBP: 0.315, SLG: 0.340	6-3									4	0	1	2	1	0	5								
<b>Rick Burleson, R</b> (1, 6) OBP: 0.310, SLG: 0.336										2	0	0	1	1	0	1								
<b>Inning Stats</b>	R: 4 E: 1 K: 0 S: 7	H: 5 LOB: 1 BB: 1 P: 11	R: 0 E: 0 K: 0 S: 3	H: 0 LOB: 0 BB: 0 P: 3	R: 0 E: 1 K: 0 S: 5	H: 1 LOB: 3 BB: 1 P: 9	R: 0 E: 0 K: 2 S: 8	H: 0 LOB: 2 BB: 1 P: 12	R: 2 E: 0 K: 1 S: 8	H: 3 LOB: 1 BB: 0 P: 8	R: 0 E: 0 K: 1 S: 5	H: 0 LOB: 0 BB: 0 P: 5	R: 1 E: 1 K: 1 S: 7	H: 1 LOB: 2 BB: 1 P: 11	R: 0 E: 0 K: 2 S: 7	H: 0 LOB: 0 BB: 0 P: 7	R: 0 E: 0 K: 0 S: 3	H: 0 LOB: 1 BB: 1 P: 7	1B: 10 2B: 1 3B: 0 HR: 0	SF: 1 SAC: 0 DP: 1 HBP: 0	WP: 0 PB: 0 SB: 0 CS: 0	PA: 44		
<b>PITCHER</b>	IP	WLS	BF	H	R	ER	SO	BB	IBB	HBP	BLK	WP	HR	S	P	ERA	WHIP							
<b>Ray Bare, R</b> (1, 1) ERA: 4.51	0.0		6	5	4	4	0	1	0	0	0	0	0	5	9	∞	∞							
<b>Lerrin LaGrow, R</b> (1, 1) ERA: 4.37	3.1		14	1	0	0	0	2	0	0	0	0	0	12	20	0.00	0.900							
<b>Ed Glynn, L</b> (4, 1) ERA: 6.75	2.2	L	11	3	2	2	4	0	0	0	0	0	0	19	19	6.75	1.125							
<b>Steve Grilli, R</b> (7, 1) ERA:	3.0		13	1	1	0	3	2	0	0	0	0	0	17	25	0.00	1.000							

Batter	1	2	3	4	5	6	7	8	9	AB	R	H	RBI	BB	SO	LOB	BOTTOM							
<b>Ben Oglivie, L</b> (1, 7) OBP: 0.324, SLG: 0.425										4	2	2	2	0	0	1	<b>Boston Red Sox @ Detroit Tigers</b> Tiger Stadium, Detroit, MI Fri Sep 19 1975, 7:05 PM EDT Att: 7,780 - Unknown							
<b>Gary Sutherland, R</b> (1, 4) OBP: 0.322, SLG: 0.331										4	1	3	0	1	0	1								
<b>Tom Verzyer, R</b> (1, 6) OBP: 0.293, SLG: 0.322										5	1	3	1	0	2	2								
<b>Willie Horton, R</b> (1, 10) OBP: 0.316, SLG: 0.421										4	0	2	0	1	1	4								
<b>Aurelio Rodriguez, R</b> (1, 5) OBP: 0.286, SLG: 0.384										5	0	1	0	0	0	7								
<b>Bill Freehan, R</b> (1, 2) OBP: 0.310, SLG: 0.405											5	0	2	2	0	2								
<b>Dan Meyer, L</b> (1, 3) OBP: 0.284, SLG: 0.347											5	0	0	0	0	4								
<b>Leon Roberts, R</b> (1, 9) OBP: 0.317, SLG: 0.387										2	1	0	0	2	0	0								
<b>Ron LeFlore, R</b> (1, 8) OBP: 0.303, SLG: 0.348										1	0	0	0	0	0	0								
<b>Gates Brown, L</b> (3, PH) OBP: 0.349, SLG: 0.324										1	0	0	0	0	0	2								
<b>Billy Baldwin, L</b> (4, 8) OBP: 0.258, SLG: 0.387										2	0	2	0	0	0	0								
<b>Inning Stats</b>	R: 3 E: 0 K: 1 S: 9	H: 4 LOB: 1 BB: 0 P: 9	R: 1 E: 0 K: 0 S: 6	H: 3 LOB: 2 BB: 0 P: 6	R: 0 E: 0 K: 1 S: 6	H: 1 LOB: 2 BB: 1 P: 10	R: 0 E: 0 K: 0 S: 4	H: 2 LOB: 2 BB: 1 P: 8	R: 0 E: 0 K: 0 S: 3	H: 0 LOB: 0 BB: 0 P: 3	R: 0 E: 0 K: 1 S: 5	H: 1 LOB: 1 BB: 1 P: 9	R: 0 E: 0 K: 0 S: 4	H: 2 LOB: 1 BB: 0 P: 4	R: 1 E: 0 K: 1 S: 6	H: 1 LOB: 1 BB: 1 P: 10	R: 0 E: 0 K: 1 S: 6	H: 1 LOB: 1 BB: 0 P: 6	1B: 11 2B: 4 3B: 0 HR: 1	SF: 1 SAC: 0 DP: 3 HBP: 0	WP: 0 PB: 0 SB: 0 CS: 0	PA: 43		
<b>PITCHER</b>	IP	WLS	BF	H	R	ER	SO	BB	IBB	HBP	BLK	WP	HR	S	P	ERA	WHIP							
<b>Bill Lee, L</b> (1, 1) ERA: 3.91	1.2		10	5	4	4	1	0	0	0	0	0	0	12	12	21.60	3.000							
<b>Dick Pole, R</b> (2, 1) ERA: 3.83	5.1	W	26	9	1	1	2	3	1	0	0	0	0	26	42	1.69	2.250							
<b>Jim Burton, L</b> (8, 1) ERA: 2.9	0.1		1	0	0	0	0	0	0	0	0	0	0	1	1	0.00	0.000							
<b>Dick Drago, R</b> (8, 1) ERA: 3.86	1.2	S	6	1	0	0	2	0	0	0	0	0	0	10	10	0.00	0.600							

AB 38  
R 7  
H 10  
RBI 7  
BB 5  
SO 7  
LOB 26



AB 38  
R 5  
H 15  
RBI 5  
BB 4  
SO 5  
LOB 23





Batter	1	2	3	4	5	6	7	8	9	AB	R	H	RBI	BB	SO	LOB	TOP
Juan Beniquez, R (1, 8) OBP: 0.360, SLG: 0.401	4-0 FC3-6 1B BB		4-0 1-3 BB		0-0 G6-4-3 1-2			0-0 6-3		2	1	0	0	2	0	1	<p><b>Boston Red Sox @ Detroit Tigers</b> Tiger Stadium, Detroit, MI Sat Sep 20 1975, 3:33 AM EDT Att: 10,186 - Unknown</p> <p>livebaseballscorecards.com</p>
Dwight Evans, R (1, 9) OBP: 0.360, SLG: 0.461	0-0 FC3-6 1-2 1B		0-0 1-3		0-0 5-3			0-3 K		4	0	1	0	0	1	1	
Carl Yastrzemski, L (1, 3) OBP: 0.373, SLG: 0.499	0-0 FC3-6 1B 1-2 2-3		0-0 F3		0-0 F9			0-3 K		4	0	0	0	0	1	3	
Jim Rice, R (1, 7) OBP: 0.348, SLG: 0.492	0-3 K		0-0 F4		0-0 1B			0-0 5-3		4	0	1	0	0	1	3	
Carlton Fisk, R (1, 2) OBP: 0.396, SLG: 0.525	0-0 1-3 1B		0-0 F8		0-0 F5			0-0 5-3		4	0	1	1	0	0	1	
Rico Petrocelli, R (1, 5) OBP: 0.314, SLG: 0.339		0-0 5-3		0-0 5-3 1B				0-0 F9		4	0	1	0	0	0	1	
Bob Montgomery, R (1, 10) OBP: 0.250, SLG: 0.330		0-0 4-3		0-0 5-3				0-0 G6-4-3 1B		3	0	1	0	0	0	1	
Rick Burleson, R (1, 6) OBP: 0.310, SLG: 0.336		0-0 1B		0-0 1-3				0-0 G6-4-3 1-2		3	0	1	0	0	0	2	
Doug Griffin, R (1, 4) OBP: 0.288, SLG: 0.272		0-0 5-3		0-0 E6 G6-4-3				0-0 5-3		3	0	0	0	0	0	1	
<b>Inning Stats</b>	R: 1 E: 0 K: 1 S: 6	H: 2 LOB: 2 BB: 1 P: 10	R: 0 E: 0 K: 0 S: 4	H: 1 LOB: 1 BB: 0 P: 4	R: 0 E: 0 K: 0 S: 3	H: 0 LOB: 1 BB: 1 P: 7	R: 0 E: 0 K: 0 S: 4	H: 1 LOB: 0 BB: 0 P: 4	R: 0 E: 1 K: 0 S: 3	H: 0 LOB: 0 BB: 0 P: 3	R: 0 E: 0 K: 0 S: 7	H: 0 LOB: 0 BB: 0 P: 7	R: 0 E: 0 K: 0 S: 3	H: 0 LOB: 0 BB: 0 P: 3	1B: 6 2B: 0 3B: 0 HR: 0	SF: 0 SAC: 0 DP: 2 HBP: 0	WP: 0 PA: 33 PB: 0 SB: 0 CS: 0
<b>PITCHER</b> Mickey Lolich, L (1, 1) ERA: 3.78	IP: 9.0 WLS: W BF: 33	H: 6 R: 1 ER: 1 SO: 3	BB: 2 IBB: 0 HBP: 0 BLK: 0	WP: 0 HR: 0 S: 37 P: 45	ERA: 1.00 WHIP: 0.889	<b>PITCHER</b>											

Batter	1	2	3	4	5	6	7	8	9	AB	R	H	RBI	BB	SO	LOB	BOTTOM		
Ron LeFlore, R (1, 8) OBP: 0.304, SLG: 0.349	0-0 S 1B 1B		0-0 6-3	0-0 1B 2-3 3-H		0-0 FC5-4 1B 1-2		0-0 4-3		5	1	2	1	0	0	1	<p><b>Boston Red Sox @ Detroit Tigers</b> Tiger Stadium, Detroit, MI Sat Sep 20 1975, 3:33 AM EDT Att: 10,186 - Unknown</p> <p>livebaseballscorecards.com</p>		
Bob Molinaro, L (1, 9) OBP: 0.271, SLG: 0.833	0-0 L4		0-0 1B 3B	0-0 1B 1-2 3-H		0-0 1B 1-3		0-0 K		4	1	3	1	0	0	1			
Ben Oglivie, L (1, 7) OBP: 0.326, SLG: 0.426	0-0 CS 1B 1-H		0-0 1B 3-H	0-0 K 0-3		0-0 K		0-3 K		4	0	2	2	0	2	4			
Willie Horton, R (1, 10) OBP: 0.316, SLG: 0.418	4-0 1B 1-2 BB		0-0 F3		0-0 6-3			0-3 K		3	0	0	0	1	1	1			
Dan Meyer, L (1, 3) OBP: 0.284, SLG: 0.347	0-0 F8		0-0 L8		0-0 FC5-4 1B			0-0 5-3		4	0	1	0	0	0	2			
Aurelio Rodriguez, R (1, 5) OBP: 0.287, SLG: 0.388		4-0 FC6-4 BB		0-0 1B 3B		0-0 K		0-3 K		3	1	1	0	1	2	1			
Tom Verzyer, R (1, 6) OBP: 0.295, SLG: 0.325		0-0 FC6-4 1-2		4-0 1B WP 1B BB		0-0 FC5-4 1-2		0-0 1B G4-3 2B		3	2	1	0	1	0	2			
Terry Humphrey, R (1, 2) OBP: 0.289, SLG: 0.270	0-3 K		4-0 K L3 BB		4-0 1B 1-2 BB			0-0 FC5-4 1B 2-3 G4-3 1B		3	0	2	0	1	1	1			
Jerry Manuel, S (1, 4) OBP: 0.289, SLG: 0.270	0-0 4-3		0-0 L3 1-2		0-0 L3 1-2			0-3 K 1-2 3-H		4	0	0	0	0	1	6			
<b>Inning Stats</b>	R: 1 E: 0 K: 0 S: 4	H: 2 LOB: 1 BB: 1 P: 8	R: 0 E: 0 K: 1 S: 5	H: 0 LOB: 1 BB: 1 P: 9	R: 1 E: 0 K: 0 S: 5	H: 2 LOB: 1 BB: 0 P: 5	R: 2 E: 0 K: 1 S: 7	H: 3 LOB: 2 BB: 2 P: 15	R: 0 E: 0 K: 1 S: 6	H: 1 LOB: 1 BB: 0 P: 6	R: 0 E: 0 K: 2 S: 9	H: 2 LOB: 0 BB: 0 P: 9	R: 0 E: 0 K: 2 S: 7	H: 0 LOB: 0 BB: 0 P: 7	R: 1 E: 0 K: 0 S: 4	H: 2 LOB: 0 BB: 0 P: 4	1B: 9 2B: 2 3B: 2 HR: 0	SF: 0 SAC: 0 DP: 2 HBP: 0	WP: 1 PA: 37 PB: 0 SB: 1 CS: 1
<b>PITCHER</b> Luis Tiant, R (1, 1) ERA: 4.16 Jim Burton, L (4, 1) ERA: 2.99 Jim Willoughby, R (8, 1) ERA: 3.11	IP: 3.2 WLS: L BF: 20	H: 7 R: 4 ER: 4 SO: 1	BB: 4 IBB: 0 HBP: 0 BLK: 0	WP: 0 HR: 0 S: 18 P: 34	ERA: 9.82 WHIP: 3.000	<b>PITCHER</b>													



Batter	1	2	3	4	5	6	7	8	9	AB	R	H	RBI	BB	SO	LOB	TOP				
<b>Cecil Cooper, L</b> OBP: 0.348, SLG: 0.533 (1, 10)	F7	G3			L7		F6		G3-2-1	4	0	0	1	1	0	4					
<b>Denny Doyle, L</b> OBP: 0.319, SLG: 0.406 (1, 4)		4-3			4-3		CS	1B		4	1	2	2	1	0	2					
<b>Carl Yastrzemski, L</b> OBP: 0.373, SLG: 0.408 (1, 3)	L7		3-1			K				4	0	1	0	1	1	1					
<b>Fred Lynn, L</b> OBP: 0.402, SLG: 0.567 (1, 8)	G3				K			SF9	G3-2-1	4	0	0	1	0	2	4					
<b>Jim Rice, R</b> OBP: 0.350, SLG: 0.491 <b>Dwight Evans, R</b> OBP: 0.359, SLG: 0.460 (7, 9)		BB	1B	CS		P9		K		1	1	0	0	1	0	0					
<b>Carlton Fisk, R</b> OBP: 0.394, SLG: 0.520 (1, 2)		BB	CS	BB	F8		5-3	3-1		4	1	1	0	0	0	1					
<b>Bernie Carbo, L</b> OBP: 0.313, SLG: 0.487 <b>Rick Miller, L</b> OBP: 0.322, SLG: 0.235 (7, 7)		G3	1B	BB	G1-4-3		WP	1B	BB	0	1	0	0	0	3	0					
<b>Rico Petrocelli, R</b> OBP: 0.313, SLG: 0.339 <b>Juan Benitez, R</b> OBP: 0.360, SLG: 0.401 <b>Bob Heise, R</b> OBP: 0.246, SLG: 0.238 (9, 5)		SF8			G1-4-3		1B	CS	1B	3	0	1	2	0	0	2					
<b>Rick Burleson, R</b> OBP: 0.311, SLG: 0.337 (1, 6)		G3			6-3				SH5-4	3	0	2	0	0	0	0					
<b>Inning Stats</b>	R: 0 E: 0 K: 0 S: 4	H: 1 LOB: 1 BB: 0 P: 4	R: 2 E: 0 K: 0 S: 5	H: 2 LOB: 2 BB: 1 P: 10	R: 0 E: 0 K: 1 S: 4	H: 0 LOB: 0 BB: 1 P: 8	R: 0 E: 0 K: 0 S: 2	H: 0 LOB: 0 BB: 1 P: 6	R: 0 E: 0 K: 2 S: 7	H: 0 LOB: 0 BB: 0 P: 7	R: 1 E: 0 K: 0 S: 4	H: 2 LOB: 1 BB: 1 P: 8	R: 1 E: 0 K: 1 S: 6	H: 1 LOB: 1 BB: 1 P: 10	R: 2 E: 1 K: 0 S: 4	H: 1 LOB: 2 BB: 3 P: 16	1B: 5 2B: 2 3B: 0 HR: 0	SF: 2 SAC: 1 DP: 2 HBP: 1	WP: 1 PB: 0 SB: 0 CS: 2	PA: 42	
<b>PITCHER</b>	IP	WLS	BF	H	R	ER	SO	BB	IBB	HBP	BLK	WP	HR	S	P	ERA	WHIP				
<b>Vern Ruhle, R</b> ERA: 3.99 (1, 1)	1.1		9	3	2	2	0	1	0	1	0	0	0	7	12	13.50	3.000				
<b>Ed Glynn, L</b> ERA: 4.15 (2, 1)	6.0		22	3	2	2	3	4	0	0	0	1	0	24	40	3.00	1.167				
<b>Gene Pentz, R</b> ERA: 3.33 (8, 1)	1.0	L	7	1	2	1	1	1	0	0	0	0	0	7	15	9.00	2.000				
<b>Steve Grilli, R</b> ERA: (9, 1)	0.2		2	0	0	0	0	0	1	0	0	0	0	1	5	0.00	0.000				

**Boston Red Sox @ Detroit Tigers**  
Tiger Stadium, Detroit, MI  
Sun Sep 21 1975, 3:33 AM EDT  
Att: 9,059 - Unknown

AB 28  
R 6  
H 7  
RBI 6  
BB 8  
SO 4  
LOB 15



Batter	1	2	3	4	5	6	7	8	9	AB	R	H	RBI	BB	SO	LOB	BOTTOM					
<b>Ron LeFlore, R</b> OBP: 0.304, SLG: 0.351 (1, 8)			5-3		P9		FC1-5			5	2	2	1	0	0	2						
<b>Gary Sutherland, R</b> OBP: 0.321, SLG: 0.330 (1, 4)		SH1-3	F9		4-3		4-3	4-3		5	0	1	1	0	0	4						
<b>Ben Oglivie, L</b> OBP: 0.328, SLG: 0.430 (1, 7)	SH1-3				6-3					4	1	2	2	0	1	0						
<b>Willie Horton, R</b> OBP: 0.316, SLG: 0.418 (1, 10)	F8		4-3							5	0	2	1	0	0	2						
<b>Bill Freehan, R</b> OBP: 0.307, SLG: 0.400 (1, 2)	F9			6-3		F9	6-3		L8	5	0	0	0	0	0	4						
<b>Aurelio Rodriguez, R</b> OBP: 0.289, SLG: 0.388 (1, 5)		F7			2B	F6		SH1-4		4	1	2	0	0	0	1						
<b>Dan Meyer, L</b> OBP: 0.282, SLG: 0.344 (1, 3)		K			K		4-3	SH1-4		3	0	0	0	0	2	2						
<b>Tom Verzyer, R</b> OBP: 0.302, SLG: 0.332 (1, 6)										3	0	3	0	1	0	0						
<b>Leon Roberts, R</b> OBP: 0.316, SLG: 0.385 <b>Gates Brown, L</b> OBP: 0.364, SLG: 0.324 <b>Bob Molinaro, L</b> OBP: 0.500, SLG: 0.714 (7, PH) (7, PR) (8, 9)		F4			F3		FC1-5	1B	P7	2	0	0	0	0	0	3						
<b>Inning Stats</b>	R: 1 E: 0 K: 0 S: 5	H: 2 LOB: 1 BB: 0 P: 5	R: 0 E: 0 K: 1 S: 6	H: 1 LOB: 1 BB: 0 P: 6	R: 0 E: 0 K: 0 S: 4	H: 1 LOB: 1 BB: 0 P: 4	R: 0 E: 0 K: 1 S: 7	H: 2 LOB: 2 BB: 0 P: 7	R: 0 E: 0 K: 0 S: 3	H: 0 LOB: 0 BB: 0 P: 3	R: 0 E: 0 K: 0 S: 4	H: 1 LOB: 1 BB: 0 P: 4	R: 3 E: 0 K: 0 S: 5	H: 2 LOB: 2 BB: 2 P: 13	R: 1 E: 0 K: 0 S: 6	H: 3 LOB: 2 BB: 0 P: 6	R: 0 E: 0 K: 1 S: 5	H: 0 LOB: 0 BB: 0 P: 5	1B: 9 2B: 3 3B: 0 HR: 0	SF: 0 SAC: 2 DP: 0 HBP: 0	WP: 0 PB: 0 SB: 0 CS: 0	PA: 41
<b>PITCHER</b>	IP	WLS	BF	H	R	ER	SO	BB	IBB	HBP	BLK	WP	HR	S	P	ERA	WHIP					
<b>Roger Moret, L</b> ERA: 3.6 (1, 1)	6.0		26	7	2	2	2	1	0	0	0	0	0	29	33	3.00	1.333					
<b>Dick Drago, R</b> ERA: 3.95 (7, 1)	3.0	W	15	5	3	3	1	1	0	0	0	0	0	16	20	9.00	2.000					

**Boston Red Sox @ Detroit Tigers**  
Tiger Stadium, Detroit, MI  
Sun Sep 21 1975, 3:33 AM EDT  
Att: 9,059 - Unknown

AB 37  
R 5  
H 12  
RBI 5  
BB 2  
SO 3  
LOB 20





Batter	1	2	3	4	5	6	7	8	9	AB	R	H	RBI	BB	SO	LOB	TOP		
Ron LeFlore, R OBP: 0.302, SLG: 0.349 (1, 8)	0-0 6-3		0-0 F9			0-0 1-3		0-0 1-3		4	0	0	0	0	0	0			
Bob Molinaro, L OBP: 0.417, SLG: 0.545 (1, 9)	0-0 F6		0-0 F4			0-0 G1-6-3 1B			0-0 F8	4	0	1	0	0	0	0			
Ben Oglvie, L OBP: 0.325, SLG: 0.425 (1, 7)	0-0 5-3		0-3 K			0-0 G1-6-3 1-2			0-0 4-3	4	0	0	0	0	1	1			
Willie Horton, R OBP: 0.318, SLG: 0.419 (1, 10)		0-0 1B 1B		0-0 F8				0-0 1-3	0-0 1B	4	1	2	0	0	0	0			
Dan Meyer, L OBP: 0.282, SLG: 0.343 (1, 3)		0-0 S 1-2 1B 1B		0-0 F9				0-0 4-3	0-0 L1	4	0	1	0	0	0	1			
Bill Freehan, R OBP: 0.305, SLG: 0.402 (1, 2)		0-0 S 1-2 2-H 1B		0-0 F7				0-0 1B		3	0	2	1	0	0	0			
Aurelio Rodriguez, R OBP: 0.287, SLG: 0.386 (1, 5)		0-3 K 1-2 2-3		0-0 6-3				0-0 F4		3	0	0	0	0	1	3			
Tom Verzyer, R OBP: 0.300, SLG: 0.330 (1, 6)		0-3 K		0-0 F9				0-0 F7		3	0	0	0	0	1	2			
Jerry Manuel, S (1, 4)		0-3 K		0-0 1-3				0-0 F4		3	0	0	0	0	1	2			
<b>Inning Stats</b>	R: 0 E: 0 K: 0 S: 3	H: 0 LOB: 0 BB: 0 P: 3	R: 1 E: 0 K: 3 S: 12	H: 3 LOB: 2 BB: 0 P: 12	R: 0 E: 0 K: 1 S: 5	H: 0 LOB: 0 BB: 0 P: 5	R: 0 E: 0 K: 0 S: 3	H: 0 LOB: 0 BB: 0 P: 3	R: 0 E: 0 K: 0 S: 3	H: 1 LOB: 1 BB: 0 P: 4	R: 0 E: 0 K: 0 S: 4	H: 1 LOB: 1 BB: 0 P: 4	R: 0 E: 0 K: 0 S: 3	H: 0 LOB: 0 BB: 0 P: 3	R: 0 E: 0 K: 0 S: 4	H: 1 LOB: 1 BB: 0 P: 4	1B: 6 2B: 0 3B: 0 HR: 0	SF: 0 SAC: 0 DP: 1 HBP: 0	WP: 0 PA: 32 PB: 0 SB: 2 CS: 0
<b>PITCHER</b> Jim Palmer, R ERA: 2.15 (1, 1)	IP: 9.0 WLS: W BF: 32 H: 6 R: 1 ER: 1 SO: 4 BB: 0 IBB: 0 HBP: 0 BLK: 0 WP: 0 HR: 0 S: 40 P: 40 ERA: 1.00 WHIP: 0.667															<b>PITCHER</b> IP: 9.0 WLS: W BF: 32 H: 6 R: 1 ER: 1 SO: 4 BB: 0 IBB: 0 HBP: 0 BLK: 0 WP: 0 HR: 0 S: 40 P: 40 ERA: 1.00 WHIP: 0.667			

**Detroit Tigers @ Baltimore Orioles**  
 Memorial Stadium, Baltimore, MD  
 Wed Sep 24 1975, 7:05 PM EDT  
 Att: 4,626 - Unknown

AB	32
R	1
H	6
RBI	1
BB	0
SO	4
LOB	9



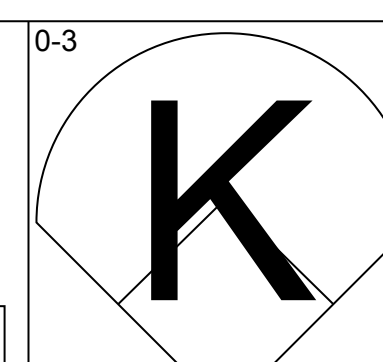
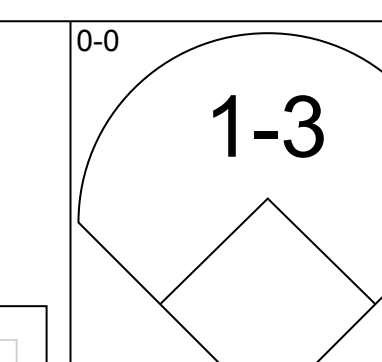
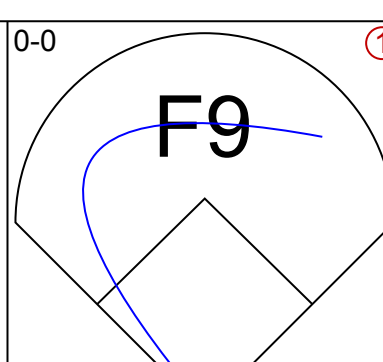
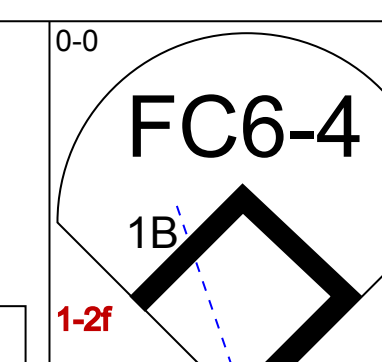
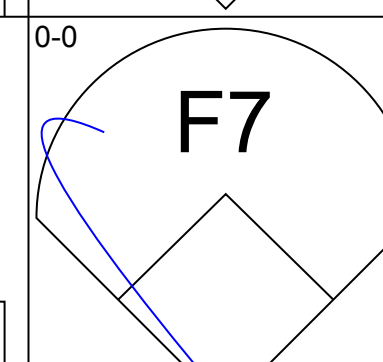
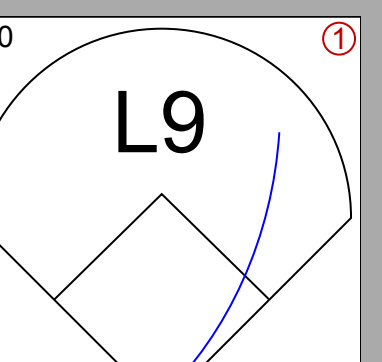
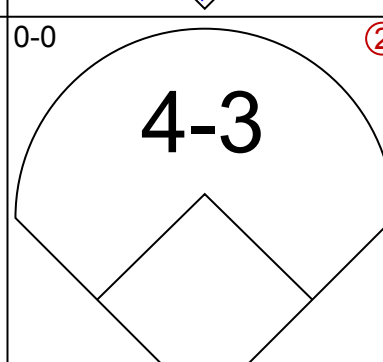
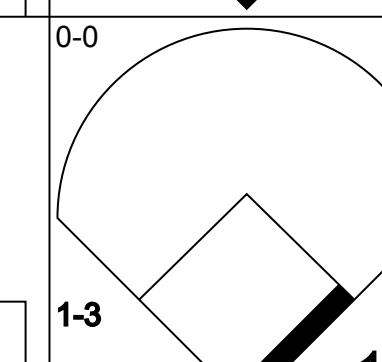
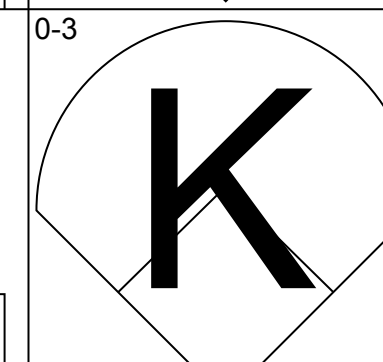
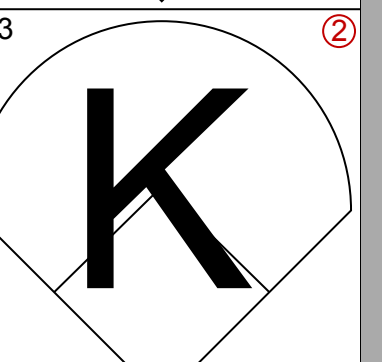
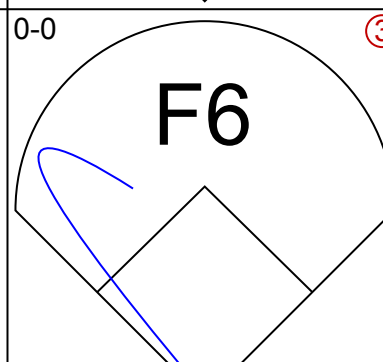
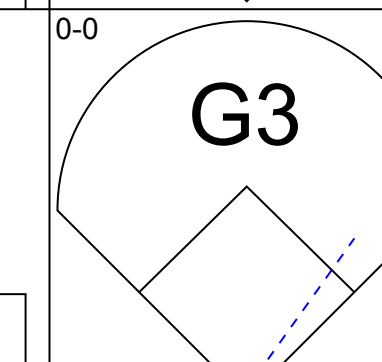
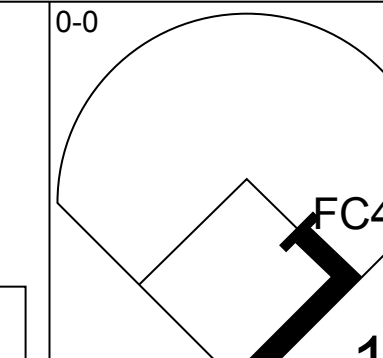
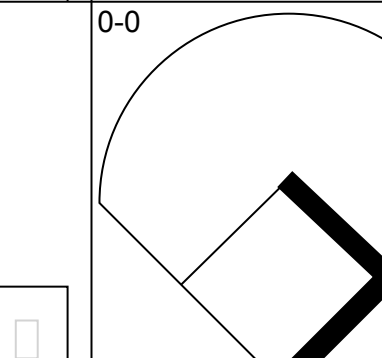


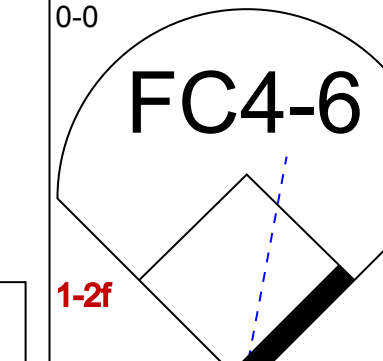
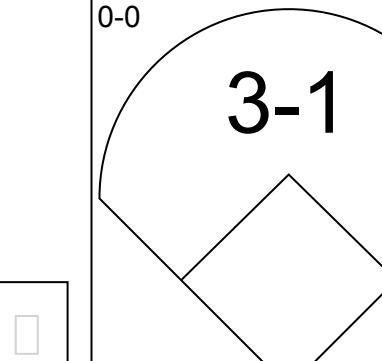

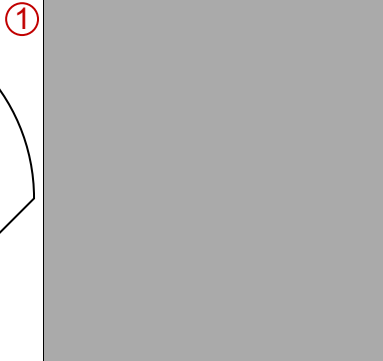
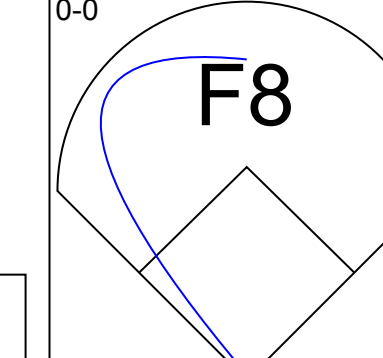
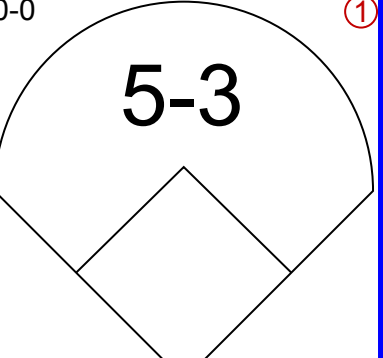
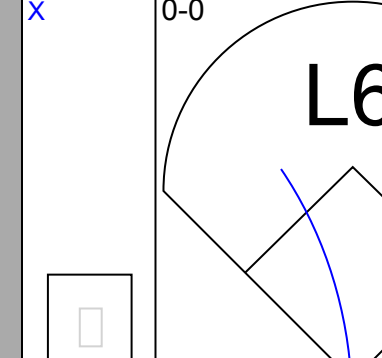
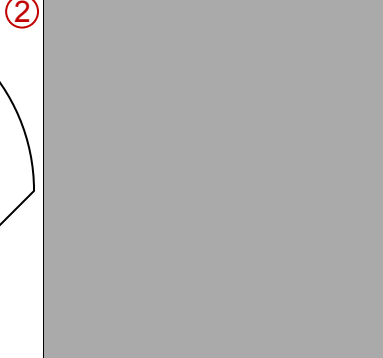
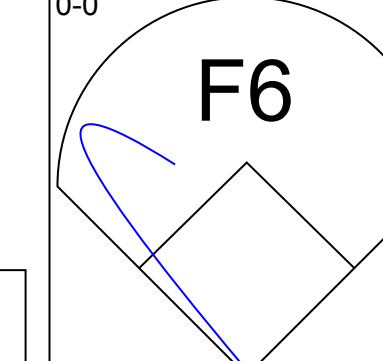
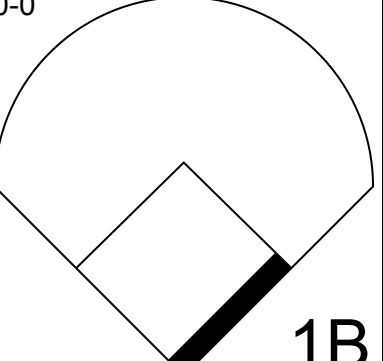
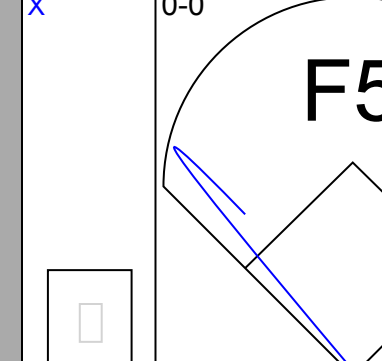
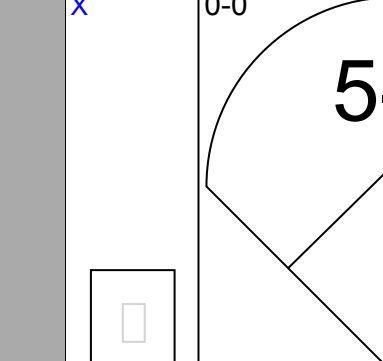
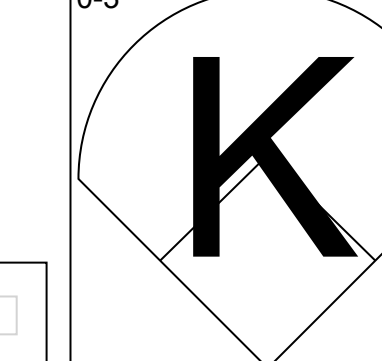

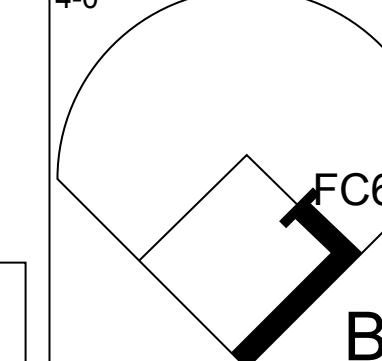
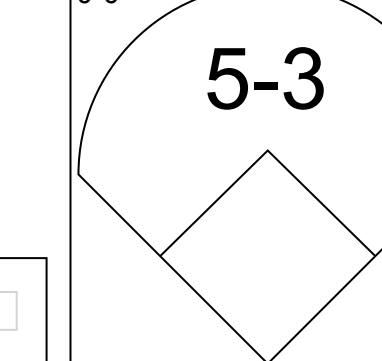

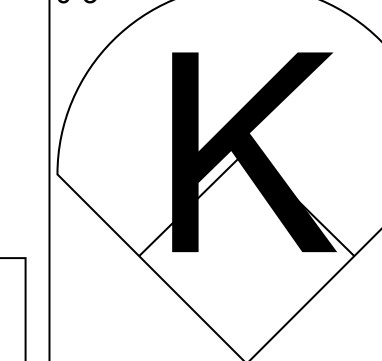
Batter	1	2	3	4	5	6	7	8	9	AB	R	H	RBI	BB	SO	LOB	BOTTOM
Al Bumbry, L OBP: 0.340, SLG: 0.365 (1, 10)	0-0 4-3		0-0 F9		4-0 2B 1-2 1B BB	4-0 1B BB		0-3 K		3	2	0	0	2	1	1	
Paul Blair, R OBP: 0.258, SLG: 0.302 (1, 8)	0-3 K		0-0 F9		0-0 1B 1-3 2-H 3-H 4-0	0-0 2B 1-2 2-H 1B		0-0 G3		5	1	2	3	0	1	1	
Ken Singleton, S OBP: 0.416, SLG: 0.458 (1, 9)	0-0 4-3			0-0 G3	0-0 1B IBB	0-0 1B 1-3 2-H 2B		4-0 BB		3	0	1	1	2	0	0	
Lee May, R OBP: 0.308, SLG: 0.424 (1, 3)		0-0 F7		0-3 K	0-0 1B 1-3 2-H 3-H 4-0	0-0 F9		0-0 F4		5	0	1	2	0	1	4	
Don Baylor, R OBP: 0.358, SLG: 0.478 (1, 7)		4-0 S 1B BB		0-0 5-3	0-0 F9			0-0 F8		3	1	0	0	1	0	2	
Bobby Grich, R OBP: 0.391, SLG: 0.399 (1, 4)		0-0 F7			0-0 1B 1-3			0-0 2B		4	1	2	0	0	0	3	
Eliot Hendricks, L OBP: 0.325, SLG: 0.385 (1, 2)		0-0 2-H 1B			0-0 E4 4-3 1-H 2B 1B	0-0 F8	0-0 F8			4	1	2	1	0	0	1	
Brooks Robinson, R OBP: 0.268, SLG: 0.268 (1, 5)		0-0 4-3			0-0 4-3 2-3	0-0 BB 1B 1B		0-0 F8		4	1	1	0	0	0	3	
Mark Belanger, R OBP: 0.287, SLG: 0.277 (1, 6)			0-0 F6		0-0 DI 2B 1B	0-0 F2		4-0 BB BB		3	1	1	0	1	0	1	
<b>Inning Stats</b>	R: 0 E: 0 K: 1 S: 5	H: 1 LOB: 1 BB: 1 P: 8	R: 0 E: 0 K: 0 S: 3	H: 0 LOB: 0 BB: 0 P: 3	R: 0 E: 0 K: 1 S: 5	H: 0 LOB: 0 BB: 0 P: 5	R: 5 E: 1 K: 0 S: 8	H: 5 LOB: 2 BB: 2 P: 16	R: 2 E: 0 K: 0 S: 6	H: 3 LOB: 2 BB: 1 P: 10	R: 0 E: 0 K: 0 S: 4	H: 1 LOB: 1 BB: 0 P: 4	R: 0 E: 0 K: 1 S: 5	H: 0 LOB: 2 BB: 2 P: 13	1B: 7 2B: 3 3B: 0 HR: 0	SF: 0 SAC: 0 DP: 0 HBP: 0	WP: 0 PA: 40 PB: 0 SB: 1 CS: 0
<b>PITCHER</b> Joe Coleman, R ERA: 5.55 Lerrin LaGrow, R ERA: 4.35 (1, 1)	IP: 4.1 WLS: L BF: 22 H: 6 R: 6 ER: 6 SO: 2 BB: 2 IBB: 1 HBP: 0 BLK: 0 WP: 0 HR: 0 S: 23 P: 35 ERA: 12.46 WHIP: 1.846															<b>PITCHER</b> IP: 3.2 WLS: L BF: 18 H: 4 R: 2 ER: 2 SO: 1 BB: 3 IBB: 0 HBP: 0 BLK: 0 WP: 0 HR: 0 S: 17 P: 29 ERA: 4.91 WHIP: 1.909	

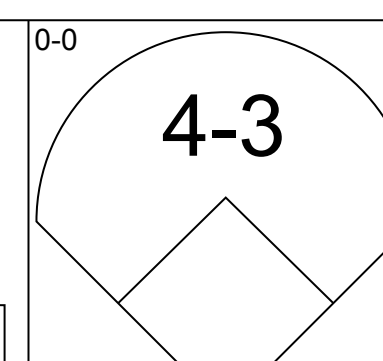
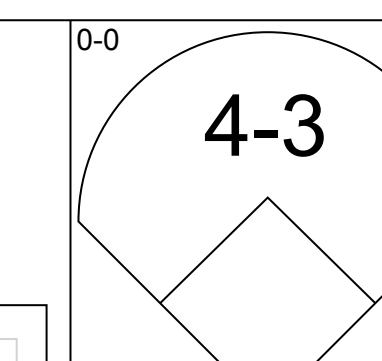
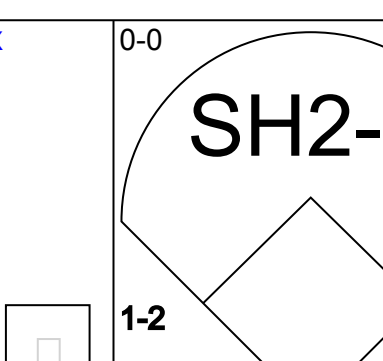
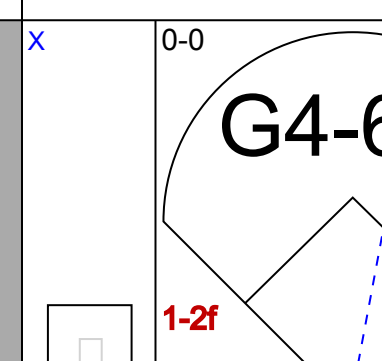
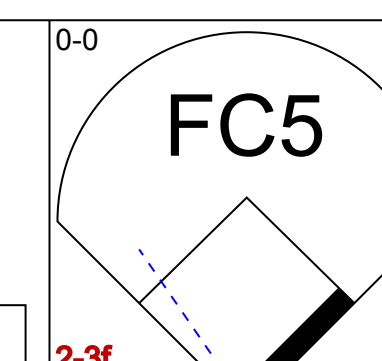
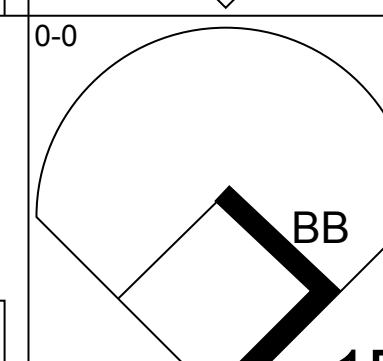
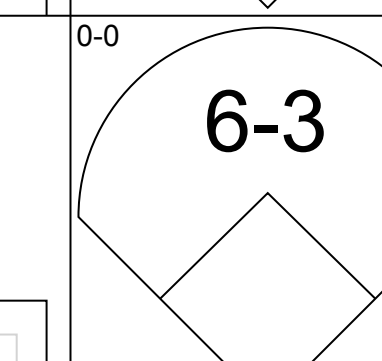
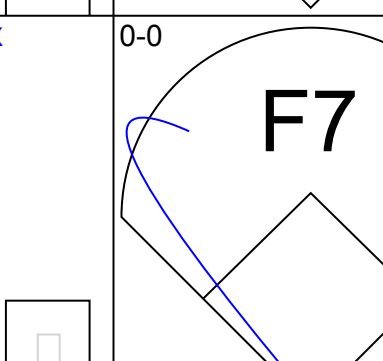
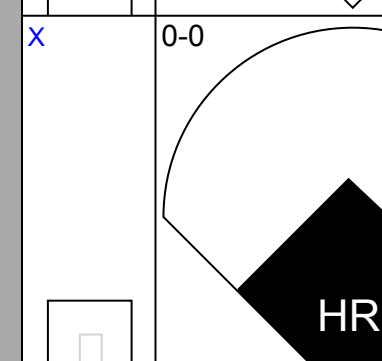
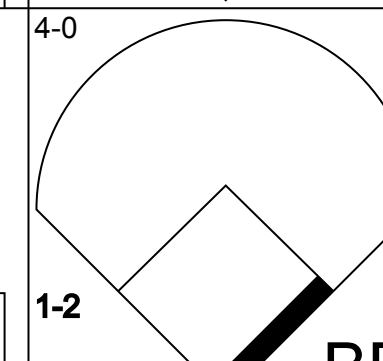
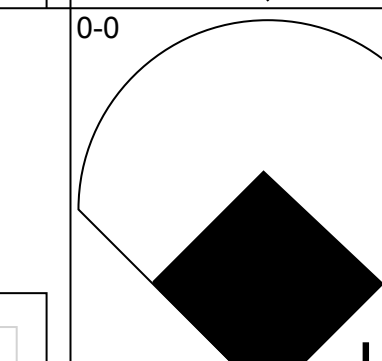
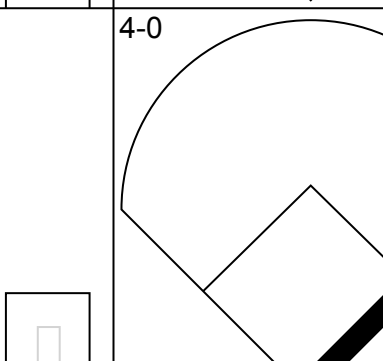
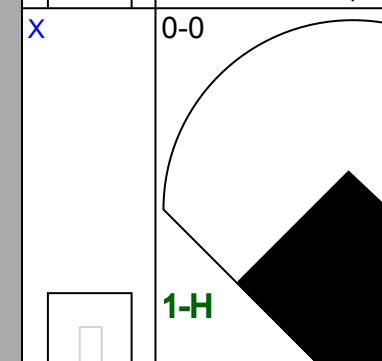
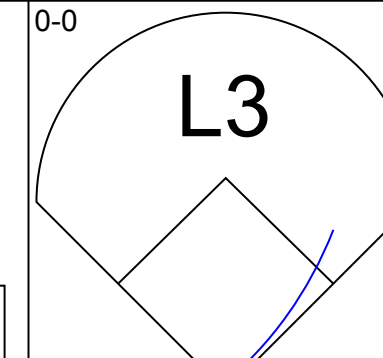
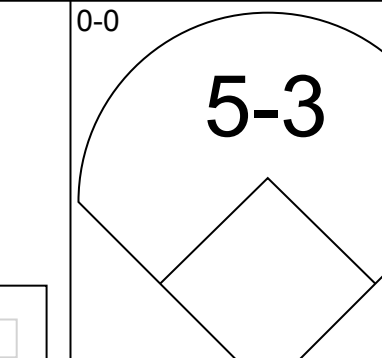
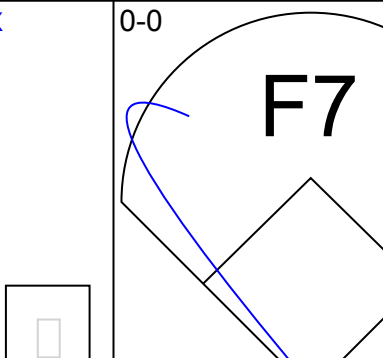
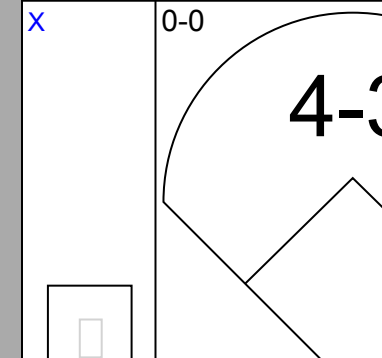
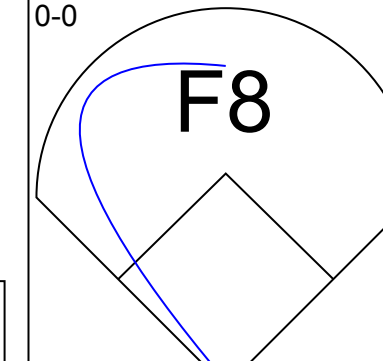
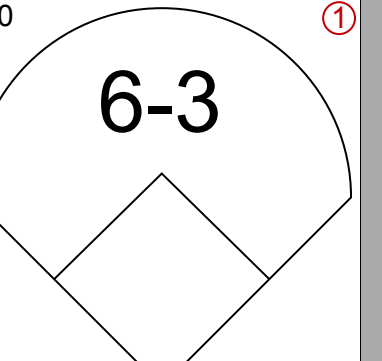
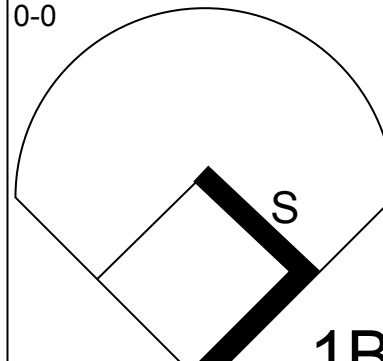
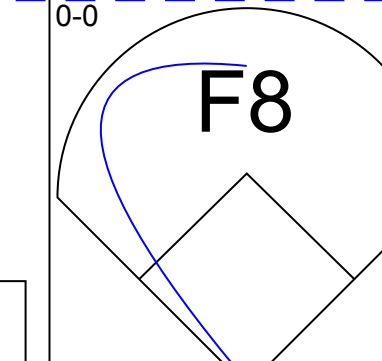
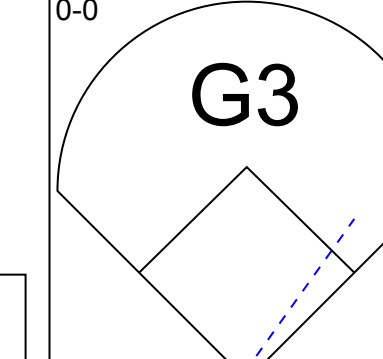
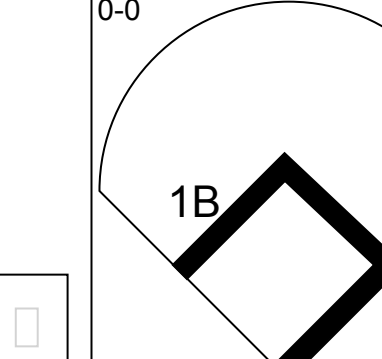
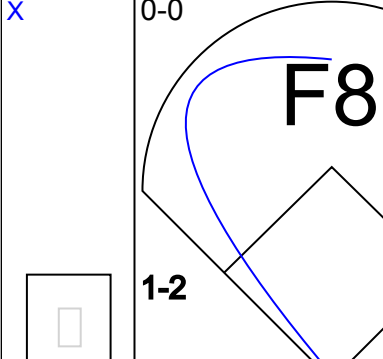
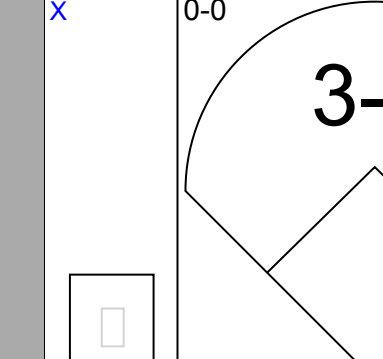
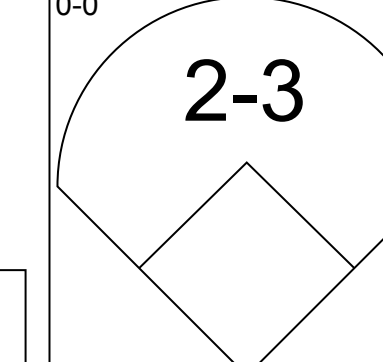
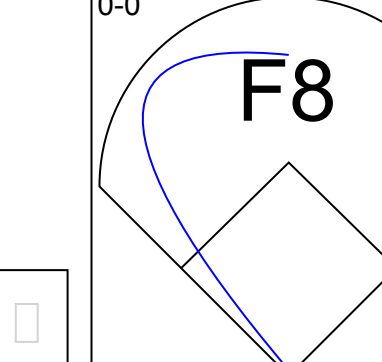
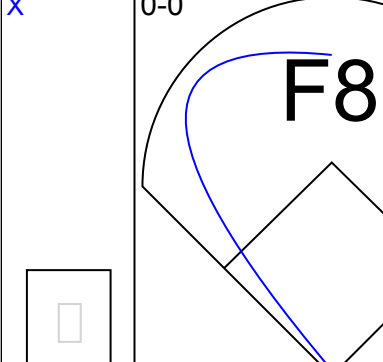
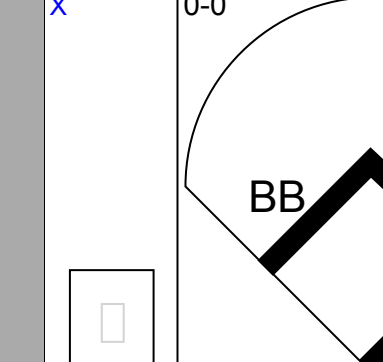
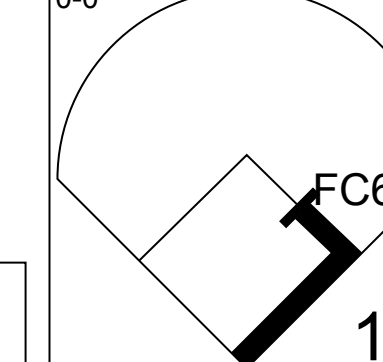
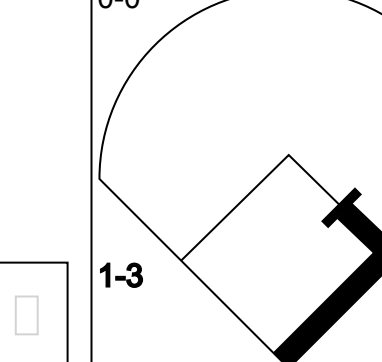
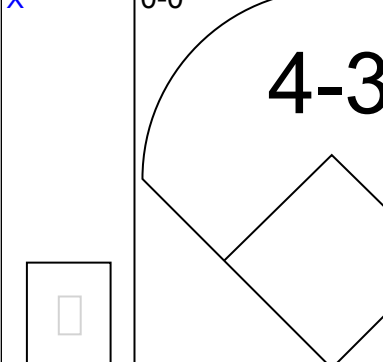
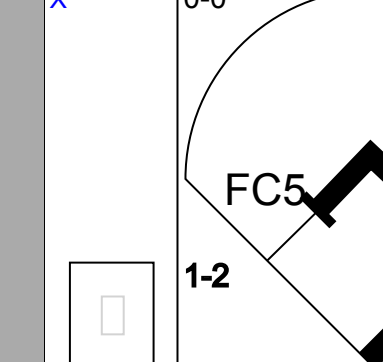
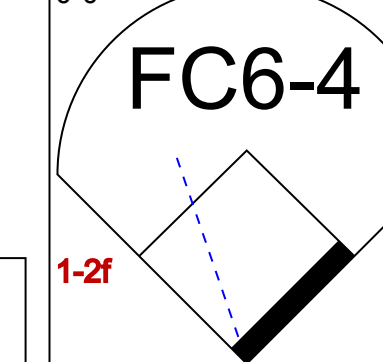


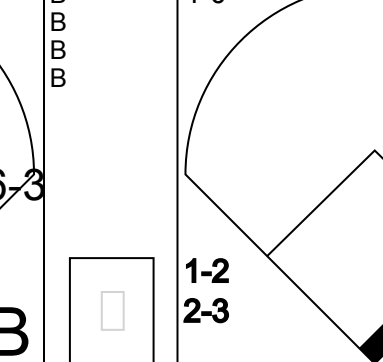
**Detroit Tigers @ Baltimore Orioles**  
 Memorial Stadium, Baltimore, MD  
 Wed Sep 24 1975, 7:05 PM EDT  
 Att: 4,626 - Unknown

AB	34
R	8
H	10
RBI	7
BB	6
SO	3
LOB	16





Batter	1	2	3	4	5	6	7	8	9	AB	R	H	RBI	BB	SO	LOB	TOP			
Ron LeFlore, R (1, 8) OBP: 0.300, SLG: 0.346										4	0	0	0	0	1	1	<b>Detroit Tigers @ Milwaukee Brewers</b> Milwaukee County Stadium, Milwaukee, WI Fri Sep 26 1975, 8:05 PM EDT Att.: 4,908 - Unknown			
Bob Molinaro, L (1, 9) OBP: 0.375, SLG: 0.467										4	0	1	0	0	0	0				
Ben Ogilvie, L (1, 7) OBP: 0.321, SLG: 0.420										4	0	0	0	0	2	2				
Willie Horton, R (1, 10) OBP: 0.320, SLG: 0.423										4	0	3	0	0	0	0				
Dan Meyer, L (1, 3) OBP: 0.279, SLG: 0.341										4	0	0	0	0	0	3				
Aurelio Rodriguez, R (1, 5) OBP: 0.286, SLG: 0.385 Tom Verzyer, R (5, 6) OBP: 0.301, SLG: 0.331										2	0	0	0	0	0	1				
Chuck Scrivener, R (1, 6) OBP: 0.125, SLG: 0.125										4	0	1	0	0	0	3				
Terry Humphrey, R (1, 2) OBP: 0.275, SLG: 0.256 John Knox, L (8, PH) OBP: 0.344, SLG: 0.279									2	0	0	0	0	1	1					
Jerry Manuel, S (1, 4) OBP: 0.356, SLG: 0.314 John Wockenfuss, R (8, 2) OBP: 0.287, SLG: 0.432									0	0	0	0	1	0	0					
<b>Inning Stats</b>	R: 0 E: 0 K: 2 S: 7	H: 0 LOB: 0 BB: 0 P: 7	R: 0 E: 0 K: 0 S: 4	H: 1 LOB: 1 BB: 0 P: 4	R: 0 E: 0 K: 1 S: 5	H: 0 LOB: 0 BB: 0 P: 5	R: 0 E: 0 K: 1 S: 6	H: 1 LOB: 1 BB: 0 P: 6	R: 0 E: 0 K: 0 S: 4	H: 0 LOB: 0 BB: 0 P: 3	R: 0 E: 0 K: 0 S: 4	H: 1 LOB: 1 BB: 0 P: 4	R: 0 E: 0 K: 1 S: 6	H: 1 LOB: 2 BB: 1 P: 10	R: 0 E: 0 K: 0 S: 4	H: 1 LOB: 1 BB: 0 P: 4		1B: 5 2B: 1 3B: 0 HR: 0	SF: 0 SAC: 0 DP: 0 HBP: 0	WP: 0 PB: 0 SB: 0 CS: 0
<b>PITCHER</b> Pete Broberg, R (1, 1) ERA: 4.17	IP: 9.0 WLS: W BF: 34 H: 6 R: 0 ER: 0 SO: 5 BB: 1 IBB: 0 HBP: 0 BLK: 0 WP: 0 HR: 0 S: 43 P: 47 ERA: 0.00 WHIP: 0.778															<b>PITCHER</b>				

Batter	1	2	3	4	5	6	7	8	9	AB	R	H	RBI	BB	SO	LOB	BOTTOM			
Bob Sheldon, L (1, 4) OBP: 0.333, SLG: 0.335										4	0	0	0	0	0	4	<b>Detroit Tigers @ Milwaukee Brewers</b> Milwaukee County Stadium, Milwaukee, WI Fri Sep 26 1975, 8:05 PM EDT Att.: 4,908 - Unknown			
Robin Yount, R (1, 6) OBP: 0.307, SLG: 0.370										4	1	2	0	0	0	1				
George Scott, R (1, 3) OBP: 0.342, SLG: 0.520										2	2	2	3	2	0	0				
Darrell Porter, L (1, 2) OBP: 0.365, SLG: 0.401										4	0	0	0	0	0	4				
Bobby Darwin, R (1, 9) OBP: 0.306, SLG: 0.394 Gorman Thomas, R (9, 8) OBP: 0.272, SLG: 0.377										4	0	1	0	0	0	2				
Mike Hegan, L (1, 7) OBP: 0.353, SLG: 0.387										4	0	1	0	0	0	1				
Tommy Bianco, S (1, 10) OBP: 0.235, SLG: 0.167										4	0	1	0	0	0	2				
Bill Sharp, L (1, 8) OBP: 0.288, SLG: 0.342										4	0	3	0	0	0	1				
Kurt Bevacqua, R (1, 5) OBP: 0.294, SLG: 0.303										3	0	2	0	1	0	1				
<b>Inning Stats</b>	R: 0 E: 0 K: 0 S: 4	H: 1 LOB: 2 BB: 1 P: 8	R: 0 E: 0 K: 0 S: 4	H: 1 LOB: 1 BB: 0 P: 4	R: 1 E: 0 K: 0 S: 4	H: 1 LOB: 0 BB: 0 P: 4	R: 0 E: 0 K: 0 S: 4	H: 2 LOB: 2 BB: 0 P: 4	R: 0 E: 0 K: 0 S: 4	H: 1 LOB: 1 BB: 0 P: 4	R: 2 E: 0 K: 0 S: 5	H: 3 LOB: 0 BB: 0 P: 5	R: 0 E: 0 K: 0 S: 5	H: 2 LOB: 3 BB: 1 P: 9	R: 0 E: 0 K: 0 S: 5	H: 2 LOB: 3 BB: 1 P: 9		1B: 10 2B: 0 3B: 0 HR: 2	SF: 0 SAC: 1 DP: 1 HBP: 0	WP: 0 PB: 0 SB: 1 CS: 0
<b>PITCHER</b> Ray Bare, R (1, 1) ERA: 4.48 Gene Pentz, R (8, 1) ERA: 3.2	IP: 7.0 WLS: L BF: 31 H: 10 R: 3 ER: 3 SO: 3 BB: 1 IBB: 0 HBP: 0 BLK: 0 WP: 0 HR: 2 S: 29 P: 37 ERA: 3.86 WHIP: 1.571															<b>PITCHER</b>				



Batter	1	2	3	4	5	6	7	8	9	AB	R	H	RBI	BB	SO	LOB	TOP
Ron LeFlore, R (1, 8) OBP: 0.302, SLG: 0.347	0-0 1B SF9 1B		0-0 F9		0-0 3-H 1B		0-3 K			4	1	2	1	0	1	1	<b>Detroit Tigers @ Milwaukee Brewers</b> Milwaukee County Stadium, Milwaukee, WI Sat Sep 27 1975, 4:33 AM EDT Att: 7,567 - Unknown <a href="http://livebaseballscorecards.com">livebaseballscorecards.com</a>
Chuck Scrivener, R (1, 5) OBP: 0.250, SLG: 0.333	0-0 S SF9 1-3 1B		0-0 2B		0-0 1-3		0-0 5-3			4	0	2	0	0	0	1	
Ben Oglvie, L (1, 7) OBP: 0.317, SLG: 0.415	0-3 K		0-0 6-3		0-0 F5		0-0 F7			4	0	0	0	0	1	3	
Willie Horton, R (1, 10) OBP: 0.318, SLG: 0.421	0-0 SF9 1-2 3-H		0-0 F9		0-0 5-3		0-0 F7			3	0	0	1	0	0	0	
Bill Freehan, R (1, 2) OBP: 0.306, SLG: 0.398	0-3 K 2-3		0-0 F9		0-0 5-3		0-0 F3			4	0	0	0	0	1	1	
Tom Verzyer, R (1, 6) OBP: 0.300, SLG: 0.330		0-0 F5		0-0 F7		0-0 E5 1B		0-3 K		4	0	1	0	0	1	0	
Dan Meyer, L (1, 3) OBP: 0.280, SLG: 0.339		0-0 F1		4-0 1B 1B BB		0-0 F9				2	1	0	0	1	0	1	
Leon Roberts, R (1, 9) OBP: 0.316, SLG: 0.385		0-0 F9		0-0 1-3 1B		0-0 F4				3	0	1	0	0	0	1	
Jerry Manuel, S (1, 4) OBP: 0.067, SLG: 0.067			0-0 2B 1B		0-0 F8		0-0 F4			3	0	1	0	0	0	2	
<b>Inning Stats</b>	R: 1 E: 0 K: 2 S: 9	H: 2 LOB: 1 BB: 0 P: 9	R: 0 E: 0 K: 0 S: 3	H: 0 LOB: 0 BB: 0 P: 3	R: 0 E: 0 K: 0 S: 4	H: 2 LOB: 1 BB: 0 P: 4	R: 0 E: 0 K: 0 S: 3	H: 0 LOB: 0 BB: 0 P: 3	R: 0 E: 1 K: 1 S: 4	H: 1 LOB: 1 BB: 0 P: 4	R: 0 E: 0 K: 1 S: 5	H: 0 LOB: 0 BB: 0 P: 5	R: 0 E: 0 K: 1 S: 5	H: 0 LOB: 0 BB: 0 P: 5	1B: 6 2B: 1 3B: 0 HR: 0	SF: 1 SAC: 0 DP: 0 HBP: 0	WP: 0 PA: 33 PB: 0 SB: 1 CS: 0
<b>PITCHER</b> Jerry Augustine, L (1, 1) ERA: 3.04	IP: 9.0 WLS: W BF: 33 H: 7 R: 2 ER: 2 SO: 4 BB: 1 IBB: 0 HBP: 0 BLK: 0 WP: 0 HR: 0 S: 40 P: 44 ERA: 2.00 WHIP: 0.889											<b>PITCHER</b>	IP: 0 WLS: 0 BF: 0 H: 0 R: 0 ER: 0 SO: 0 BB: 0 IBB: 0 HBP: 0 BLK: 0 WP: 0 HR: 0 S: 0 P: 0 ERA: 0.00 WHIP: 0.000				

Batter	1	2	3	4	5	6	7	8	9	AB	R	H	RBI	BB	SO	LOB	BOTTOM			
Bob Sheldon, L (1, 4) OBP: 0.335, SLG: 0.337	0-0 G3			0-0 4-3 2B 1B	0-0 CS	0-0 BB E 1B	0-0 F7	0-0 F7		5	2	2	0	0	0	2	<b>Detroit Tigers @ Milwaukee Brewers</b> Milwaukee County Stadium, Milwaukee, WI Sat Sep 27 1975, 4:33 AM EDT Att: 7,567 - Unknown <a href="http://livebaseballscorecards.com">livebaseballscorecards.com</a>			
Robin Yount, R (1, 6) OBP: 0.307, SLG: 0.368	0-0 4-3			0-0 4-3	0-0 1-2	4-0 IBB E 1B BB	0-0 F7			3	1	0	0	1	0	2				
George Scott, R (1, 10) OBP: 0.342, SLG: 0.517	0-0 5-3			0-0 F9	0-0 2-H	0-0 FC5 1B IBB	4-0 BB BB			3	0	0	0	1	0	2				
Darrell Porter, L (1, 2) OBP: 0.368, SLG: 0.404		0-0 F4		0-0 2-H 2B	0-0 1B IBB	4-0 1B IBB	4-0 BB BB			2	0	1	1	2	0	0				
Bobby Darwin, R (1, 9) OBP: 0.306, SLG: 0.392		0-0 F8		0-3 K	0-0 1-2 2-3 3-H	0-0 1B	0-3 K			4	0	1	1	0	2	4				
Gorman Thomas, R (8, 8) OBP: 0.272, SLG: 0.377										0	0	0	0	0	0	0				
Mike Hegan, L (1, 7) OBP: 0.347, SLG: 0.379		0-0 F8			0-0 F8	0-0 F7		0-0 4-3		4	0	0	0	0	0	3				
Tommy Bianco, S (1, 3) OBP: 0.283, SLG: 0.206			0-3 K		0-0 4-3 1B 1B	0-3 K		0-0 WP 1B 1B		4	2	2	0	0	2	3				
Bill Sharp, L (1, 8) OBP: 0.286, SLG: 0.338			0-0 F8		0-0 4-3	0-0 G3		0-0 F9		4	0	0	0	0	0	5				
Kurt Bevacqua, R (1, 5) OBP: 0.300, SLG: 0.307			0-0 F8		0-0 CS 1B	4-0 BB BB BB		0-0 1B		3	0	2	2	1	0	0				
<b>Inning Stats</b>	R: 0 E: 0 K: 0 S: 3	H: 0 LOB: 0 BB: 0 P: 3	R: 0 E: 0 K: 0 S: 3	H: 0 LOB: 0 BB: 0 P: 3	R: 0 E: 0 K: 1 S: 5	H: 0 LOB: 0 BB: 0 P: 5	R: 1 E: 0 K: 1 S: 7	H: 2 LOB: 1 BB: 0 P: 7	R: 1 E: 0 K: 0 S: 4	H: 2 LOB: 0 BB: 0 P: 4	R: 2 E: 1 K: 1 S: 8	H: 2 LOB: 3 BB: 2 P: 16	R: 0 E: 0 K: 1 S: 5	H: 0 LOB: 3 BB: 3 P: 17	R: 1 E: 0 K: 0 S: 5	H: 2 LOB: 1 BB: 0 P: 5		1B: 7 2B: 1 3B: 0 HR: 0	SF: 0 SAC: 0 DP: 0 HBP: 0	WP: 1 PA: 38 PB: 0 SB: 0 CS: 1
<b>PITCHER</b> Vern Ruhle, R (1, 1) ERA: 4.03	IP: 5.0 WLS: L BF: 23 H: 6 R: 4 ER: 3 SO: 2 BB: 1 IBB: 1 HBP: 0 BLK: 0 WP: 0 HR: 0 S: 25 P: 33 ERA: 5.40 WHIP: 1.400											<b>PITCHER</b> Steve Grilli, R (6, 1) ERA: 1.35	IP: 3.0 WLS: 14 BF: 2 H: 1 R: 1 ER: 1 SO: 2 BB: 3 IBB: 0 HBP: 0 BLK: 0 WP: 1 HR: 0 S: 15 P: 27 ERA: 3.00 WHIP: 1.667							



Batter	1	2	3	4	5	6	7	8	9	AB	R	H	RBI	BB	SO	LOB	TOP			
Chuck Scrivener, R (1, 5) OBP: 0.250, SLG: 0.313	L6		F5		F5			F7		4	0	1	0	0	0	0	<b>Detroit Tigers @ Milwaukee Brewers</b> Milwaukee County Stadium, Milwaukee, WI Sun Sep 28 1975, 4:33 AM EDT Att: 8,768 - Unknown			
Bob Molinaro, L (1, 9) OBP: 0.300, SLG: 0.368	4-3		F5		3-1			4-3		4	0	0	0	0	0	1				
Ben Oglvie, L (1, 7) OBP: 0.319, SLG: 0.416	1B		F5				4-3			4	0	2	0	0	0	1				
Willie Horton, R (1, 10) OBP: 0.319, SLG: 0.421	K		1B				6-3			4	0	2	0	0	1	1				
Dan Meyer, L (1, 3)			F8		F7			1-3		4	0	0	0	0	0	4				
Tom Verzyer, R (1, 6) OBP: 0.297, SLG: 0.327			5-3		K			6-3		4	0	0	0	0	1	1				
Billy Baldwin, L (1, 8) OBP: 0.290, SLG: 0.379			BB		F3			F5		2	0	0	0	1	0	0				
Terry Humphrey, R (1, 2) OBP: 0.279, SLG: 0.244			BB		K			4-3		2	0	0	0	1	1	0				
Jerry Manuel, S (1, 4) OBP: 0.056, SLG: 0.056			4-3					F7		3	0	0	0	0	0	2				
<b>Inning Stats</b>	R: 0 E: 0 K: 1 S: 6	H: 1 LOB: 1 BB: 0 P: 6	R: 0 E: 0 K: 0 S: 3	H: 0 LOB: 2 BB: 2 P: 11	R: 0 E: 0 K: 2 S: 5	H: 2 LOB: 0 BB: 0 P: 5	R: 0 E: 0 K: 0 S: 7	H: 0 LOB: 0 BB: 0 P: 7	R: 0 E: 0 K: 0 S: 3	H: 0 LOB: 0 BB: 0 P: 3	R: 0 E: 0 K: 0 S: 3	H: 0 LOB: 0 BB: 0 P: 3	R: 0 E: 0 K: 0 S: 3	H: 0 LOB: 0 BB: 0 P: 3	R: 0 E: 0 K: 0 S: 4	H: 2 LOB: 1 BB: 0 P: 4	1B: 5 2B: 0 3B: 0 HR: 0	SF: 0 SAC: 0 DP: 1 HBP: 0	WP: 0 PB: 0 SB: 2 CS: 0	PA: 33
<b>PITCHER</b> Larry Anderson, R (1, 1) ERA: 5.04	IP: 9.0 WLS: W BF: 33 H: 5 R: 0 ER: 0 SO: 3 BB: 2 IBB: 0 HBP: 0 BLK: 0 WP: 0 HR: 0 S: 37 P: 45 ERA: 0.00 WHIP: 0.778															<b>PITCHER</b>				

Batter	1	2	3	4	5	6	7	8	9	AB	R	H	RBI	BB	SO	LOB	BOTTOM			
Bob Sheldon, L (1, 4) OBP: 0.338, SLG: 0.337	E	K			G6-4-3		F7			3	1	1	0	1	1	1	<b>Detroit Tigers @ Milwaukee Brewers</b> Milwaukee County Stadium, Milwaukee, WI Sun Sep 28 1975, 4:33 AM EDT Att: 8,768 - Unknown			
Robin Yount, R (1, 6) OBP: 0.307, SLG: 0.367	L4		F8		G6-4-3		1B			4	1	1	0	0	0	2				
George Scott, R (1, 3) OBP: 0.341, SLG: 0.515	6-3		L8		4-3		1B			4	1	1	2	0	0	0				
Hank Aaron, R (1, 10) OBP: 0.332, SLG: 0.355	FC5-4		WP				FC6			2	0	2	1	2	0	0				
Bobby Darwin, R (1, 9) OBP: 0.304, SLG: 0.389	FC5-4		F9				F9			3	0	0	0	0	0	3				
Bill Sharp, L (7, 9) OBP: 0.285, SLG: 0.338	FC5-4		F9				SF7			0	0	0	1	0	0	0				
Bobby Mitchell, R (1, 7) OBP: 0.320, SLG: 0.454		HR			5-3		FC6			4	2	1	0	0	1	2				
Darrell Porter, L (1, 2) OBP: 0.371, SLG: 0.418		HR			FC4-6		3B			3	1	2	3	1	0	0				
Gorman Thomas, R (1, 8) OBP: 0.268, SLG: 0.371		5-3			F6		F7			4	0	0	0	0	0	2				
Kurt Bevacqua, R (1, 5) OBP: 0.300, SLG: 0.306	F7		FC4-6				1B			4	1	1	0	0	1	1				
<b>Inning Stats</b>	R: 1 E: 1 K: 0 S: 4	H: 1 LOB: 1 BB: 1 P: 8	R: 2 E: 0 K: 1 S: 7	H: 2 LOB: 0 BB: 0 P: 7	R: 0 E: 0 K: 0 S: 3	H: 0 LOB: 1 BB: 1 P: 7	R: 0 E: 0 K: 0 S: 3	H: 0 LOB: 1 BB: 1 P: 7	R: 0 E: 0 K: 0 S: 2	H: 0 LOB: 0 BB: 1 P: 6	R: 1 E: 0 K: 0 S: 5	H: 2 LOB: 1 BB: 0 P: 5	R: 3 E: 0 K: 1 S: 9	H: 4 LOB: 1 BB: 0 P: 9	R: 0 E: 0 K: 1 S: 5	H: 0 LOB: 0 BB: 0 P: 5	1B: 6 2B: 1 3B: 1 HR: 1	SF: 1 SAC: 0 DP: 1 HBP: 0	WP: 1 PB: 0 SB: 0 CS: 0	PA: 36
<b>PITCHER</b> Ed Glynn, L (1, 1) ERA: 4.3 Dave Lemanczyk, R (7, 1) ERA: 4.46	IP: 6.0 WLS: L BF: 26 H: 5 R: 4 ER: 3 SO: 1 BB: 4 IBB: 0 HBP: 0 BLK: 0 WP: 1 HR: 1 S: 24 P: 40 ERA: 4.50 WHIP: 1.500															<b>PITCHER</b>				