

Detroit Tigers - 1976

Batter	1	2	3	4	5	6	7	8	9	AB	R	H	RBI	BB	SO	LOB	TOP											
Charlie Moore, R OBP: 0.250, SLG: 0.111	6-3		K		K			SH3-4 1B	SF7	4	0	1	1	0	2	1	Milwaukee Brewers @ Detroit Tigers Tiger Stadium, Detroit, MI Tue Apr 13 1976, 3:33 AM EST Att: 48,612 - Unknown - 61 F											
Don Money, R OBP: 0.286, SLG: 0.357	5-3			4-3		F8		SH3-4	1-3	4	0	0	0	0	0	2												
George Scott, R OBP: 0.500, SLG: 0.667				K						2	0	1	0	2	1	0												
Darrell Porter, L OBP: 0.500, SLG: 0.500	F8			1B		1B		IBB	F9	4	0	2	0	0	0	3												
Hank Aaron, R OBP: 0.538, SLG: 0.455		F5				G6-4-3			F5	4	0	1	0	0	0	4												
Sixto Lezcano, R OBP: 0.482, SLG: 0.417		F8		K						4	1	2	0	0	1	2												
Bill Sharp, L OBP: 0.091, SLG: 0.091 Gorman Thomas, R OBP: 0.500, SLG: 0.500	F8				F9		SH2-4 1B		E5	2	0	0	0	0	0	0												
Robin Yount, R OBP: 0.417, SLG: 0.364			K				F9			3	0	1	0	1	1	1												
Pedro Garcia, R OBP: 0.167, SLG: 0.182	6-3				F8			F7	K	4	0	0	0	0	1	5												
Inning Stats	R: 0 E: 0 K: 0 S: 4	H: 1 LOB: 1 BB: 0 P: 4	R: 0 E: 0 K: 0 S: 3	H: 0 LOB: 0 BB: 0 P: 3	R: 0 E: 0 K: 2 S: 7	H: 0 LOB: 0 BB: 0 P: 7	R: 0 E: 0 K: 2 S: 9	H: 2 LOB: 2 BB: 0 P: 9	R: 0 E: 0 K: 1 S: 5	H: 0 LOB: 1 BB: 1 P: 9	R: 0 E: 0 K: 0 S: 3	H: 1 LOB: 1 BB: 0 P: 7	R: 0 E: 0 K: 0 S: 4	H: 1 LOB: 1 BB: 0 P: 4	R: 0 E: 0 K: 0 S: 4	H: 1 LOB: 2 BB: 1 P: 8		R: 1 E: 1 K: 1 S: 8	H: 2 LOB: 2 BB: 0 P: 8	1B: 7 2B: 1 3B: 0 HR: 0	SF: 1 SAC: 2 DP: 1 HBP: 0	WP: 0 PB: 0 SB: 1 CS: 0	PA: 38					
PITCHER	IP	WLS	BF	H	R	ER	SO	BB	IBB	HBP	BLK	WP	HR	S	P	ERA	WHIP											
Ray Bare, R ERA:	(1, 1)	7.1	30	6	0	0	5	2	1	0	0	0	0	0	37	49	0.00	1.091										
John Hiller, L ERA:	(8, 1)	1.2	8	2	1	0	1	0	0	0	0	0	0	10	10	0.00	1.200											

livebaseballscores.com

AB	32
R	1
H	8
RBI	1
BB	3
SO	6
LOB	19



Batter	1	2	3	4	5	6	7	8	9	AB	R	H	RBI	BB	SO	LOB	BOTTOM										
Ben Oglivie, L OBP: 0.125, SLG: 0.125	FC5 BB 1B		1-3			F8			G1	4	0	1	0	0	0	0	Milwaukee Brewers @ Detroit Tigers Tiger Stadium, Detroit, MI Tue Apr 13 1976, 3:33 AM EST Att: 48,612 - Unknown - 61 F										
Dan Meyer, L OBP: 0.375, SLG: 0.429	F8		F7			G3			L3	4	0	0	0	0	1												
Willie Horton, R OBP: 0.375, SLG: 0.714	K		5-3			P3			K	4	0	0	0	0	2	1											
Rusty Staub, L OBP: 0.286, SLG: 0.167	4-3					F8				2	0	0	0	1	0	0											
Alex Johnson, R	FC5					F8				3	0	0	0	0	0	2											
Milt May, L OBP: 0.143, SLG: 0.143		F9				K				3	0	0	0	0	1	0											
Aurelio Rodriguez, R OBP: 0.143, SLG: 0.286						4-3			P4	3	0	1	0	0	0	0											
Tom Verzyer, R OBP: 0.286, SLG: 0.167						6-3			1-3	3	0	0	0	0	0	1											
Gary Sutherland, R		L4				F9			F8	3	0	0	0	0	0	1											
Inning Stats	R: 0 E: 0 K: 1 S: 6	H: 1 LOB: 2 BB: 1 P: 10	R: 0 E: 0 K: 0 S: 4	H: 1 LOB: 1 BB: 0 P: 4	R: 0 E: 0 K: 0 S: 3	H: 0 LOB: 0 BB: 0 P: 3	R: 0 E: 0 K: 1 S: 5	H: 0 LOB: 0 BB: 0 P: 5	R: 0 E: 0 K: 0 S: 3	H: 0 LOB: 0 BB: 0 P: 3	R: 0 E: 0 K: 0 S: 3	H: 0 LOB: 0 BB: 0 P: 3	R: 0 E: 0 K: 0 S: 3	H: 0 LOB: 0 BB: 0 P: 3	R: 0 E: 0 K: 1 S: 5	H: 0 LOB: 0 BB: 0 P: 5		1B: 1 2B: 1 3B: 0 HR: 0	SF: 0 SAC: 0 DP: 0 HBP: 0	WP: 0 PB: 0 SB: 0 CS: 0	PA: 30						
PITCHER	IP	WLS	BF	H	R	ER	SO	BB	IBB	HBP	BLK	WP	HR	S	P	ERA	WHIP										
Jim Slaton, R ERA:	(1, 1)	9.0	30	2	0	0	3	1	0	0	0	0	0	35	39	0.00	0.333										

livebaseballscores.com

AB	29
R	0
H	2
RBI	0
BB	1
SO	3
LOB	6



Batter	1	2	3	4	5	6	7	8	9	10	11	AB	R	H	RBI	BB	SO	LOB	TOP						
Ben Oglivie, L OBP: 0.083, SLG: 0.091 Jerry Manuel, S (1, 8) (8, 4)	4-1		SF8			P4		F9		L5		3	0	0	1	0	0	1							
Dan Meyer, L OBP: 0.385, SLG: 0.364 (1, 3)	L9		1B			4-3		2B 1B BB		3-1		4	1	1	1	1	0	0							
Willie Horton, R OBP: 0.385, SLG: 0.667 (1, 10)	F9		1-3			K		E 2B				5	1	2	1	0	1	1							
Rusty Staub, L OBP: 0.417, SLG: 0.300 (1, 9)		4-3						E4 1-3 1B		F9		4	0	2	1	1	0	1							
Alex Johnson, R OBP: 0.083, SLG: 0.083 (1, 7)						G4-3 1B		F9		1-3		5	0	1	0	0	0	3							
Milt May, L OBP: 0.167, SLG: 0.167 (1, 2)												5	0	1	0	0	0	3							
Aurelio Rodriguez, R OBP: 0.167, SLG: 0.250 (1, 5)												5	0	1	0	0	0	2							
Tom Verzyer, R OBP: 0.250, SLG: 0.182 (1, 6)												5	1	1	0	0	1	3							
Gary Sutherland, R OBP: 0.200, SLG: 0.222 Ron LeFlore, R (8, PR) Mickey Stanley, R (8, 8)												3	1	2	0	0	0	0							
												0	1	0	0	0	0	0							
												1	0	0	0	0	0	0							
Inning Stats	R: 0 E: 0 K: 0 S: 3	H: 0 LOB: 0 BB: 0 P: 3	R: 0 E: 0 K: 0 S: 3	H: 1 LOB: 0 BB: 0 P: 3	R: 2 E: 0 K: 0 S: 6	H: 3 LOB: 1 BB: 0 P: 6	R: 0 E: 0 K: 0 S: 3	H: 1 LOB: 0 BB: 0 P: 3	R: 0 E: 0 K: 1 S: 5	H: 0 LOB: 0 BB: 0 P: 5	R: 0 E: 0 K: 0 S: 4	H: 1 LOB: 2 BB: 1 P: 8	R: 3 E: 1 K: 0 S: 6	H: 3 LOB: 2 BB: 1 P: 10	R: 0 E: 0 K: 1 S: 5	H: 0 LOB: 0 BB: 0 P: 5	R: 0 E: 0 K: 0 S: 4	H: 1 LOB: 1 BB: 0 P: 4	R: 0 E: 0 K: 0 S: 4	H: 1 LOB: 1 BB: 0 P: 4	1B: 10 2B: 1 3B: 0 HR: 0	SF: 1 SAC: 0 DP: 1 HBP: 0	WP: 0 PB: 0 SB: 1 CS: 1	PA: 44	
PITCHER	IP 7.1	WLS 29	BF 7	H 4	R 4	ER 4	SO 1	BB 2	IBB 0	HBP 0	BLK 0	WP 0	HR 0	S 29	P 37	ERA 4.91	WHIP 1.227								
Don Kirkwood, R ERA: 9.9 Dick Drago, R ERA: 3.38 Jim Brewer, L ERA: 1.35	(1, 1) (8, 1) (8, 1)	0.0 1	1 1	0 0	0 0	0 0	0 0	0 0	0 0	0 0	0 0	0 0	0 0	1 1	1 1	∞ ∞	∞ ∞								
	3.2	W	14	3	1	0	1	0	0	0	0	0	0	16	16	0.00	0.818								

Detroit Tigers @ California Angels
Anaheim Stadium, Anaheim, CA
Fri Apr 16 1976, 9:05 PM EST
Att: 9,873 - Unknown

AB 41
R 5
H 11
RBI 4
BB 2
SO 2
LOB 14



Batter	1	2	3	4	5	6	7	8	9	10	11	AB	R	H	RBI	BB	SO	LOB	BOTTOM					
Dave Collins, S OBP: 0.412, SLG: 0.286 Leroy Stanton, R OBP: 0.423, SLG: 0.474 (1, 7) (8, 9)	4-3		K							6-3		4	0	1	1	0	1	0						
Jerry Remy, L OBP: 0.233, SLG: 0.115 (1, 4)	4-3											5	0	0	0	0	1	0						
Bruce Bochte, L OBP: 0.310, SLG: 0.269 (1, 3)	G3											5	1	0	0	0	0	0						
Bill Melton, R OBP: 0.300, SLG: 0.429 Frank Tanana, L (10, PR)		6-3										5	1	2	0	0	0	0						
Ed Herrmann, L OBP: 0.283, SLG: 0.706 Paul Dade, R (9, PH) (10, 7)												2	0	0	0	1	1	2						
Joe Lohoud, L OBP: 0.333, SLG: 0.286 (8, 7)												2	1	1	2	1	0	1						
Billy Smith, S OBP: 0.333, SLG: 0.333 (9, PH) (10, 6)												1	0	0	0	0	0	3						
Dave Chalk, R OBP: 0.414, SLG: 0.440 (1, 5)												4	2	3	1	0	1	1						
Rusty Torres, S OBP: 0.318, SLG: 0.350 (1, 8)												2	0	0	0	1	0	3						
Orlando Ramirez, R OBP: 0.283, SLG: 0.300 Andy Etchebarren, R OBP: 0.600, SLG: 0.667 (9, PH) (10, 2)												3	0	0	0	0	0	2						
												2	0	2	2	0	0	0						
Inning Stats	R: 0 E: 0 K: 0 S: 3	H: 0 LOB: 0 BB: 1 P: 11	R: 0 E: 0 K: 2 S: 7	H: 0 LOB: 1 BB: 1 P: 11	R: 0 E: 0 K: 1 S: 4	H: 0 LOB: 0 BB: 1 P: 8	R: 3 E: 1 K: 0 S: 7	H: 3 LOB: 1 BB: 0 P: 7	R: 0 E: 0 K: 0 S: 3	H: 0 LOB: 1 BB: 0 P: 7	R: 1 E: 0 K: 0 S: 3	H: 1 LOB: 0 BB: 0 P: 4	R: 0 E: 0 K: 1 S: 5	H: 0 LOB: 0 BB: 0 P: 5	R: 1 E: 0 K: 0 S: 5	H: 2 LOB: 2 BB: 1 P: 9	R: 0 E: 0 K: 0 S: 4	H: 1 LOB: 3 BB: 1 P: 8	R: 1 E: 0 K: 0 S: 3	H: 2 LOB: 1 BB: 0 P: 3	1B: 7 2B: 2 3B: 0 HR: 0	SF: 0 SAC: 3 DP: 1 HBP: 1	WP: 1 PB: 0 SB: 0 CS: 1	PA: 46
PITCHER	IP 7.0	WLS 28	BF 4	H 4	R 4	ER 1	SO 3	BB 3	IBB 0	HBP 1	BLK 0	WP 0	HR 0	S 30	P 43	ERA 1.29	WHIP 1.000							
Joe Coleman, R ERA: 1.38 John Hiller, L ERA: 1.17 Steve Grilli, R ERA: 27.0	(1, 1) (8, 1) (11, 1)	3.0 14	3 4	1 1	1 1	0 0	0 0	2 0	0 0	1 0	0 0	0 0	0 0	3 3	3 3	27.00	6.000							

Detroit Tigers @ California Angels
Anaheim Stadium, Anaheim, CA
Fri Apr 16 1976, 9:05 PM EST
Att: 9,873 - Unknown


AB 36
R 6
H 9
RBI 6
BB 5
SO 4
LOB 14



Batter	1	2	3	4	5	6	7	8	9	AB	R	H	RBI	BB	SO	LOB	TOP								
Ron LeFlore, R (1, 8) OBP: 0.250, SLG: 0.500 Mickey Stanley, R (8, 8)	0-0 5-3 2B		0-3 K			0-0 6-3		0-0 5-3		4	0	1	0	0	1	0									
Dan Meyer, L (1, 3) OBP: 0.412, SLG: 0.308	4-0 5-3 BB		0-3 K			0-0 4-3		4-0 BB BB		2	0	0	0	2	1	0									
Willie Horton, R (1, 10) OBP: 0.353, SLG: 0.533	0-3 K			0-0 5-3		4-0 E BB		0-0 P6		3	0	0	0	1	1	3									
Rusty Staub, L (1, 9) OBP: 0.375, SLG: 0.231	0-0 5-3 1-2 2-3			0-0 4-3		0-0 E6		4-0 BB		3	0	0	0	1	0	3									
Alex Johnson, R (1, 7) OBP: 0.063, SLG: 0.063	0-0 F8			0-0 4-3		0-0 5-3		0-0 F9		4	0	0	0	0	0	6									
Bill Freehan, R (1, 2) OBP: 0.500, SLG: 1.333		0-0 1-3				0-0 HR		0-0 6-3		3	1	1	1	1	0	0									
Aurelio Rodriguez, R (1, 5) OBP: 0.189, SLG: 0.438		0-0 F8				0-0 P6		0-0 HR		4	1	1	1	0	0	1									
Tom Veryzer, R (1, 6) OBP: 0.188, SLG: 0.133		0-0 4-3				0-0 F9		0-3 K		4	0	0	0	0	2	2									
Gary Sutherland, R (1, 4) OBP: 0.214, SLG: 0.154			0-0 4-3			0-0 1-3		0-0 P4		4	0	0	0	0	0	2									
Inning Stats	R: 0 E: 0 K: 1 S: 6	H: 1 LOB: 2 BB: 1 P: 10	R: 0 E: 0 K: 0 S: 3	H: 0 LOB: 0 BB: 0 P: 3	R: 0 E: 0 K: 2 S: 7	H: 0 LOB: 0 BB: 0 P: 7	R: 0 E: 0 K: 0 S: 3	H: 0 LOB: 0 BB: 0 P: 3	R: 1 E: 0 K: 0 S: 4	H: 1 LOB: 0 BB: 0 P: 4	R: 0 E: 1 K: 0 S: 4	H: 0 LOB: 2 BB: 1 P: 8	R: 1 E: 0 K: 1 S: 6	H: 1 LOB: 0 BB: 0 P: 6	R: 0 E: 0 K: 0 S: 3	H: 0 LOB: 2 BB: 2 P: 11	R: 0 E: 1 K: 1 S: 5	H: 0 LOB: 1 BB: 1 P: 9	1B: 0 2B: 1 3B: 0 HR: 2	SF: 0 SAC: 0 DP: 1 HBP: 0	WP: 0 PB: 0 SB: 0 CS: 0	PA: 36			
PITCHER	IP	WLS	BF	H	R	ER	SO	BB	IBB	HBP	BLK	WP	HR	S	P	ERA	WHIP								
Gary Ross, R (1, 1) ERA: 2.61	6.0	L	23	2	1	1	3	2	0	0	0	0	1	27	35	1.50	0.667								
Steve Dunning, R (7, 1) ERA: 5.4	2.0		11	1	1	1	1	3	0	0	0	0	1	10	22	4.50	2.000								
Paul Hartzell, R (9, 1) ERA: 6.23	1.0		2	0	0	0	1	0	0	0	0	0	0	4	4	0.00	0.000								

Detroit Tigers @ California Angels
Anaheim Stadium, Anaheim, CA
Sat Apr 17 1976, 6:33 AM EST
Att: 18,464 - Unknown


AB 31
R 2
H 3
RBI 2
BB 5
SO 5
LOB 17



Batter	1	2	3	4	5	6	7	8	9	AB	R	H	RBI	BB	SO	LOB	BOTTOM								
Dave Collins, S (1, 7) OBP: 0.378, SLG: 0.258 Paul Dade, R (8, 7)	0-0 F9			0-0 F9		0-0 4-3			0-0 F9	3	0	0	0	0	0	1									
Jerry Remy, L (1, 4) OBP: 0.206, SLG: 0.100	0-0 L5			0-0 F7		0-0 6-3			0-0 F8	4	0	0	0	0	0	1									
Bruce Bochte, L (1, 3) OBP: 0.313, SLG: 0.276	0-0 F7			0-0 6-3				0-0 G4-3 1B		3	0	1	0	0	0	0									
Bill Melton, R (1, 10) OBP: 0.273, SLG: 0.387		0-3 K				0-0 4-3		0-0 F8		3	0	0	0	0	1	1									
Leroy Stanton, R (1, 9) OBP: 0.379, SLG: 0.409		0-3 K				0-0 F8		0-0 G4-3 1-2		3	0	0	0	0	1	1									
Dave Chalk, R (1, 5) OBP: 0.438, SLG: 0.444		0-0 F8				4-0 BB		0-0 G4-6-3 1B		2	0	1	0	1	0	0									
Andy Etchebarren, R (1, 2) OBP: 0.462, SLG: 0.500			0-0 6-3			0-3 K		0-0 G4-6-3 1-2		3	0	0	0	0	1	2									
Rusty Torres, S (1, 8) OBP: 0.320, SLG: 0.318			0-3 K2-3			4-0 SH3-4 BB		0-0 F8		2	0	0	0	1	1	0									
Orlando Ramirez, R (1, 6) OBP: 0.227, SLG: 0.273			0-3 K			0-0 SH3-4			0-0 F7	2	0	0	0	0	1	0									
Inning Stats	R: 0 E: 0 K: 0 S: 3	H: 0 LOB: 0 BB: 0 P: 3	R: 0 E: 0 K: 2 S: 7	H: 0 LOB: 0 BB: 0 P: 7	R: 0 E: 0 K: 0 S: 3	H: 0 LOB: 0 BB: 0 P: 3	R: 0 E: 0 K: 1 S: 5	H: 0 LOB: 1 BB: 1 P: 9	R: 0 E: 0 K: 0 S: 3	H: 1 LOB: 0 BB: 0 P: 3	R: 0 E: 0 K: 0 S: 3	H: 1 LOB: 0 BB: 0 P: 3	R: 0 E: 0 K: 0 S: 3	H: 0 LOB: 0 BB: 0 P: 3	R: 0 E: 0 K: 0 S: 3	H: 0 LOB: 0 BB: 0 P: 3	1B: 2 2B: 0 3B: 0 HR: 0	SF: 0 SAC: 1 DP: 2 HBP: 0	WP: 0 PB: 0 SB: 0 CS: 0	PA: 29					
PITCHER	IP	WLS	BF	H	R	ER	SO	BB	IBB	HBP	BLK	WP	HR	S	P	ERA	WHIP								
Dave Roberts, L (1, 1) ERA:	9.0	W	29	2	0	0	5	2	0	0	0	0	0	37	45	0.00	0.444								

Detroit Tigers @ California Angels
Anaheim Stadium, Anaheim, CA
Sat Apr 17 1976, 6:33 AM EST
Att: 18,464 - Unknown

AB 26
R 0
H 2
RBI 0
BB 2
SO 5
LOB 6



Batter	1	2	3	4	5	6	7	8	9	AB	R	H	RBI	BB	SO	LOB	TOP				
Mickey Stanley, R OBP: 0.333, SLG: 0.500 (1, 8)	6-3		F8			6-3			G6-4-3 1B	5	0	2	1	0	0	1					
Aurelio Rodriguez, R OBP: 0.100, SLG: 0.381 (1, 5)	6-3		1B	P3			F7		G6-4-3 1-2	5	1	1	0	0	0	2					
Willie Horton, R OBP: 0.381, SLG: 0.526 (1, 10)	5-3		1B				F8			4	1	2	1	0	0	0					
Rusty Staub, L OBP: 0.100, SLG: 0.412 (1, 9)		G3 SF7 2B	1B		F8		FC6-4 1B			4	1	3	2	0	0	1					
Alex Johnson, R OBP: 0.100, SLG: 0.100 (1, 7)	G3		6-3				FC6-4 1B			4	0	1	0	0	0	3					
Bill Freahan, R OBP: 0.500, SLG: 1.167 (1, 3)	SF7			1B				6-3		3	1	2	1	0	0	0					
Milt May, L OBP: 0.250, SLG: 0.250 (1, 2)	4-3			2B			F9		G5-4-3 1B	4	1	2	1	0	0	2					
Tom Veryzer, R OBP: 0.150, SLG: 0.105 (1, 6)			4-3		F9			6-3	G5-4-3 1-2	4	0	0	0	0	0	2					
Gary Sutherland, R OBP: 0.222, SLG: 0.176 (1, 4)			1B		F8			6-3	5-3	4	1	1	0	0	0	1					
Inning Stats	R: 0 E: 0 K: 0 S: 3	H: 0 LOB: 0 BB: 0 P: 3	R: 1 E: 0 K: 0 S: 4	H: 1 LOB: 0 BB: 0 P: 4	R: 3 E: 0 K: 0 S: 7	H: 4 LOB: 1 BB: 0 P: 7	R: 2 E: 0 K: 0 S: 6	H: 3 LOB: 1 BB: 0 P: 6	R: 0 E: 0 K: 0 S: 5	H: 3 LOB: 2 BB: 0 P: 5	R: 0 E: 0 K: 0 S: 4	H: 1 LOB: 1 BB: 0 P: 4	R: 0 E: 0 K: 0 S: 3	H: 1 LOB: 0 BB: 0 P: 3	R: 0 E: 0 K: 0 S: 3	H: 1 LOB: 0 BB: 0 P: 3	1B: 11 2B: 3 3B: 0 HR: 0	SF: 1 SAC: 0 DP: 2 HBP: 0	WP: 1 PB: 0 SB: 0 CS: 0	PA: 38	
PITCHER	IP	WLS	BF	H	R	ER	SO	BB	IBB	HBP	BLK	WP	HR	S	P	ERA	WHIP				
Andy Hassler, L ERA: 9.31 (1, 1)	3.2	L	19	8	6	6	0	0	0	0	0	1	0	19	19	14.73	2.182				
Sid Monge, L ERA: 1.08 (4, 1)	5.1		19	6	0	0	0	0	0	0	0	0	0	19	19	0.00	1.125				

Detroit Tigers @ California Angels
Anaheim Stadium, Anaheim, CA
Sun Apr 18 1976, 6:33 AM EST
Att: 8,938 - Unknown

AB	37
R	6
H	14
RBI	6
BB	0
SO	0
LOB	12



Batter	1	2	3	4	5	6	7	8	9	AB	R	H	RBI	BB	SO	LOB	BOTTOM					
Dave Collins, S OBP: 0.381, SLG: 0.257 (1, 7)	K		1B		3-1			FC3-6 1B	K	4	0	1	0	1	2	1						
Jerry Remy, L OBP: 0.263, SLG: 0.152 (1, 4)	G6-4-3 BB		G6-4-3 1B			FC4-6 1B		FC3-6 1B		3	1	2	0	1	0	1						
Bruce Bochte, L OBP: 0.333, SLG: 0.303 (1, 3)	G6-4-3 1-2		G6-4-3 1-2			FC4-6 1B		BB 1B		4	0	2	1	0	0	3						
Bill Melton, R OBP: 0.243, SLG: 0.343 (1, 10)		5-3		F8		F9		F7		4	0	0	0	0	0	3						
Joe Lahoud, L OBP: 0.385, SLG: 0.300 (1, 9)		1B 1B		4-3		FC4-6 1-2		BB BB		3	1	1	0	1	0	2						
Ed Herrmann, L OBP: 0.227, SLG: 0.600 (8, PH)			F7		4-3			BB BB		3	0	0	0	0	0	3						
Leroy Stanton, R OBP: 0.400, SLG: 0.409 (9, 2)						F8		BB BB		0	0	0	0	1	0	0						
Andy Etchebarren, R OBP: 0.462, SLG: 0.500 (1, 5)								BB BB		0	0	0	0	0	0	0						
Dave Chalk, R OBP: 0.444, SLG: 0.452 (1, 5)		1B 1B				FC3-6 1B		F9	K	4	0	2	0	0	1	3						
Rusty Torres, S OBP: 0.310, SLG: 0.308 (1, 8)						FC3-6 6-3 WP		F7	K	4	0	1	1	0	1	1						
Orlando Ramirez, R OBP: 0.208, SLG: 0.250 (7, PH)			4-3						K	2	0	0	0	0	0	1						
Billy Smith, S OBP: 0.200, SLG: 0.200 (8, 6)					6-3				K	2	0	0	0	0	1	0						
Inning Stats	R: 0 E: 0 K: 1 S: 4	H: 0 LOB: 0 BB: 1 P: 8	R: 1 E: 0 K: 0 S: 5	H: 3 LOB: 2 BB: 0 P: 5	R: 0 E: 0 K: 0 S: 3	H: 1 LOB: 1 BB: 1 P: 7	R: 0 E: 0 K: 0 S: 3	H: 0 LOB: 0 BB: 0 P: 3	R: 0 E: 0 K: 0 S: 4	H: 1 LOB: 1 BB: 0 P: 4	R: 0 E: 0 K: 0 S: 5	H: 2 LOB: 2 BB: 0 P: 5	R: 0 E: 0 K: 0 S: 3	H: 0 LOB: 0 BB: 0 P: 3	R: 1 E: 1 K: 1 S: 7	H: 2 LOB: 3 BB: 2 P: 15	R: 0 E: 0 K: 3 S: 9	H: 0 LOB: 0 BB: 0 P: 9	1B: 9 2B: 0 3B: 0 HR: 0	SF: 0 SAC: 0 DP: 2 HBP: 0	WP: 1 PB: 0 SB: 0 CS: 0	PA: 37
PITCHER	IP	WLS	BF	H	R	ER	SO	BB	IBB	HBP	BLK	WP	HR	S	P	ERA	WHIP					
Ray Bare, R ERA: 1.2 (1, 1)	7.2	W	32	9	2	2	1	3	0	0	0	0	0	31	43	2.35	1.565					
John Hiller, L ERA: 1.0 (8, 1)	1.1	S	5	0	0	0	4	1	0	0	0	0	0	12	16	0.00	0.750					

Detroit Tigers @ California Angels
Anaheim Stadium, Anaheim, CA
Sun Apr 18 1976, 6:33 AM EST
Att: 8,938 - Unknown

AB	33
R	2
H	9
RBI	2
BB	4
SO	5
LOB	18




Batter	1	2	3	4	5	6	7	8	9	10	AB	R	H	RBI	BB	SO	LOB	TOP	
Ben Oglivie, L OBP: 0.176, SLG: 0.188 Jerry Manuel, S (9, 4)	F7	G4-6-3 1B		F8			F5		5-3		5	0	2	0	0	0	2	Detroit Tigers @ Oakland Athletics Oakland-Alameda County Coliseum, Oakland, CA Mon Apr 19 1976, 6:05 PM PST Att. 18,753 - Unknown	
Dan Meyer, L OBP: 0.409, SLG: 0.294 (1, 3)	1B 2B BB	G4-6-3 1-2r		F7			F5		2B 1B		4	2	1	0	1	0	5		
Willie Horton, R OBP: 0.385, SLG: 0.542 (1, 10)	2B 1B			6-3			L8		E 1-H 2B		5	1	2	1	0	1	1		
Rusty Staub, L OBP: 0.440, SLG: 0.429 (1, 9)	1B 2B			F8			4-3		E4		4	1	1	1	1	0	2		
Alex Johnson, R OBP: 0.200, SLG: 0.360 (1, 7)	4-3 1B						L9		2-3 K		5	1	3	3	0	1	3		
Milt May, L OBP: 0.190, SLG: 0.190 (1, 2)	4-3 1-2			3-1			F8		1-3		5	0	0	0	0	0	3		
Aurelio Rodriguez, R OBP: 0.231, SLG: 0.360 (1, 5)	K						6-3		5-3		4	0	1	0	1	1	1		
Tom Verzyer, R OBP: 0.174, SLG: 0.095 Bill Freehan, R (8, PH) Chuck Scrivener, R (8, 6)		1-3					6-3		P4		2	0	0	0	0	0	0		
Gary Sutherland, R OBP: 0.227, SLG: 0.190 Mickey Stanley, R OBP: 0.333, SLG: 0.500 (9, 8)							P5				4	0	1	0	0	0	2		
											0	0	0	0	0	0	0		
Inning Stats	R: 3 E: 0 K: 1 S: 8	H: 3 LOB: 1 BB: 1 P: 12	R: 0 E: 0 K: 0 S: 4	H: 2 LOB: 1 BB: 0 P: 4	R: 0 E: 0 K: 0 S: 4	H: 1 LOB: 1 BB: 0 P: 4	R: 0 E: 0 K: 1 S: 5	H: 0 LOB: 0 BB: 0 P: 3	R: 0 E: 0 K: 0 S: 4	H: 1 LOB: 1 BB: 0 P: 4	R: 1 E: 1 K: 1 S: 8	H: 2 LOB: 2 BB: 0 P: 8	R: 0 E: 0 K: 0 S: 3	H: 0 LOB: 0 BB: 0 P: 3	1B: 7 2B: 3 3B: 0 HR: 1	SF: 0 SAC: 0 DP: 1 HBP: 1	WP: 0 PB: 0 SB: 1 CS: 1	PA: 44	
PITCHER	IP WLS BF H R ER SO ERA WHIP	IP WLS BF H R ER SO ERA WHIP	IP WLS BF H R ER SO ERA WHIP	IP WLS BF H R ER SO ERA WHIP	IP WLS BF H R ER SO ERA WHIP	IP WLS BF H R ER SO ERA WHIP	IP WLS BF H R ER SO ERA WHIP	IP WLS BF H R ER SO ERA WHIP	IP WLS BF H R ER SO ERA WHIP	IP WLS BF H R ER SO ERA WHIP	IP WLS BF H R ER SO ERA WHIP	IP WLS BF H R ER SO ERA WHIP	IP WLS BF H R ER SO ERA WHIP	IP WLS BF H R ER SO ERA WHIP	IP WLS BF H R ER SO ERA WHIP	IP WLS BF H R ER SO ERA WHIP	IP WLS BF H R ER SO ERA WHIP	IP WLS BF H R ER SO ERA WHIP	
Stan Bahnsen, R ERA: 5.63 Mike Norris, R ERA: 1.93 Rolife Fingers, R ERA: 1.17 Jim Todd, R ERA: 1.17 (1, 1) (4, 1) (8, 1) (10, 1)	3.0 4.1 1.2 1.0	17 17 7 3	7 2 2 0	3 1 1 0	3 1 1 0	1 1 1 0	0 0 0 0	0 0 0 0	0 0 0 0	0 0 0 0	0 0 0 0	0 0 0 0	0 0 0 0	0 0 0 0	0 0 0 0	0 0 0 0	0 0 0 0	0 0 0 0	0 0 0 0

AB	40
R	5
H	11
RBI	5
BB	3
SO	3
LOB	20



Batter	1	2	3	4	5	6	7	8	9	10	AB	R	H	RBI	BB	SO	LOB	BOTTOM						
Bill North, S OBP: 0.368, SLG: 0.353 (1, 8)	1-3 1B BB	4-3				SH5-4 2B 1B			SH5-4 2B BB		2	3	1	0	2	0	2	Detroit Tigers @ Oakland Athletics Oakland-Alameda County Coliseum, Oakland, CA Mon Apr 19 1976, 6:05 PM PST Att. 18,753 - Unknown						
Claudell Washington, L OBP: 0.256, SLG: 0.243 (1, 9)	1-3 1-2			4-3		FC6-2 CS 2B 2B			SH5-4		4	1	1	1	0	0	2							
Joe Rudi, R OBP: 0.300, SLG: 0.448 Matt Alexander, S (9, PR) Cesar Tovar, R OBP: 0.222, SLG: 0.125 (10, 7)				5-3		CS K			K		5	0	3	3	0	1	0							
Don Baylor, R OBP: 0.325, SLG: 0.313 (1, 3)	K			1B 1B		E6 BB 2-3			F2		5	1	1	0	0	1	3							
Sal Bando, R OBP: 0.211, SLG: 0.417 (1, 5)	F8			1B		K			F7		5	0	1	0	0	2	4							
Gene Tenace, R OBP: 0.351, SLG: 0.207 (1, 2)				1B		F8			F8		3	0	0	0	2	0	1							
Billy Williams, L OBP: 0.300, SLG: 0.200 Larry Lintz, S (8, PR) Ken McMullen, R OBP: 0.286, SLG: 0.167 (10, PH)				L9		F8 K			CS 1B		4	0	1	0	0	1	4							
Bert Campaneris, R OBP: 0.211, SLG: 0.118 (1, 6)				K		K			CS 1B		4	0	1	0	1	3	4							
Phil Garner, R OBP: 0.303, SLG: 0.433 (1, 4)				K		K			1-2 1B		4	0	2	1	1	1	1							
						SH5-4 FC6-2 2B			1-3		4	0	2	1	1	1	1							
Inning Stats	R: 1 E: 0 K: 1 S: 6	H: 1 LOB: 1 BB: 1 P: 10	R: 0 E: 0 K: 1 S: 5	H: 0 LOB: 2 BB: 2 P: 13	R: 1 E: 0 K: 0 S: 5	H: 2 LOB: 1 BB: 0 P: 5	R: 0 E: 0 K: 2 S: 7	H: 0 LOB: 0 BB: 0 P: 7	R: 2 E: 2 K: 3 S: 13	H: 3 LOB: 3 BB: 1 P: 17	R: 0 E: 0 K: 3 S: 3	H: 1 LOB: 1 BB: 0 P: 3	R: 0 E: 0 K: 0 S: 4	H: 0 LOB: 0 BB: 0 P: 5	R: 0 E: 0 K: 0 S: 4	H: 2 LOB: 1 BB: 0 P: 4	R: 1 E: 0 K: 1 S: 6	H: 1 LOB: 2 BB: 2 P: 10	R: 1 E: 0 K: 0 S: 2	H: 1 LOB: 2 BB: 2 P: 10	1B: 7 2B: 4 3B: 0 HR: 0	SF: 0 SAC: 2 DP: 0 HBP: 0	WP: 0 PB: 0 SB: 2 CS: 2	PA: 46
PITCHER	IP WLS BF H R ER SO ERA WHIP	IP WLS BF H R ER SO ERA WHIP	IP WLS BF H R ER SO ERA WHIP	IP WLS BF H R ER SO ERA WHIP	IP WLS BF H R ER SO ERA WHIP	IP WLS BF H R ER SO ERA WHIP	IP WLS BF H R ER SO ERA WHIP	IP WLS BF H R ER SO ERA WHIP	IP WLS BF H R ER SO ERA WHIP	IP WLS BF H R ER SO ERA WHIP	IP WLS BF H R ER SO ERA WHIP	IP WLS BF H R ER SO ERA WHIP	IP WLS BF H R ER SO ERA WHIP	IP WLS BF H R ER SO ERA WHIP	IP WLS BF H R ER SO ERA WHIP	IP WLS BF H R ER SO ERA WHIP	IP WLS BF H R ER SO ERA WHIP	IP WLS BF H R ER SO ERA WHIP						
Vern Ruhle, R ERA: 9.0 Steve Grilli, R ERA: 2.06 John Hillier, L ERA: 2.61 (1, 1) (5, 1) (9, 1)	4.0 4.0 1.1	20 16 9	5 4 2	4 0 2	4 0 2	1 0 2	3 0 0	0 0 0	0 0 8	25 27 20	9.00 0.00 13.50	2.000 1.250 3.750												

AB	36
R	6
H	11
RBI	5
BB	7
SO	9
LOB	21



Batter	1	2	3	4	5	6	7	8	9	AB	R	H	RBI	BB	SO	LOB	TOP										
Ron LeFlore, R OBP: 0.222, SLG: 0.444 (1, 8)	0-0 6-3 HR 2B	0-0 FC6		0-0 5-3			0-0 E4 SH1-3 1B		0-0 6-3	5	2	1	0	0	0	3											
Dan Meyer, L OBP: 0.346, SLG: 0.238 (1, 3)	0-0 6-3	0-0 P5		0-0 F7			0-0 SH1-3		0-0 4-3	4	0	0	0	0	0	4											
Willie Horton, R OBP: 0.433, SLG: 0.679 (1, 10)	0-0 HR	0-0 4-3					0-0 G3-6-1 1B		0-0 G4-6-3 1B	4	1	3	3	0	0	2											
Rusty Staub, L OBP: 0.414, SLG: 0.400 (1, 9)	0-0 F8			0-0 1B			0-0 G3-6-1 1B		0-0 G4-6-3	4	0	1	0	0	0	2											
Alex Johnson, R OBP: 0.172, SLG: 0.310 (1, 7)	0-0 6-3			0-0 F3			0-0 F9		0-3 K	4	0	0	0	0	1	1											
Milt May, L OBP: 0.280, SLG: 0.320 Bill Freehan, R OBP: 0.444, SLG: 1.000 (8, 2)		0-0 2B 1B		0-0 L6			0-0 FC1-5-4-5 1B		0-0 2B	4	1	3	0	0	0	1											
Aurelio Rodriguez, R OBP: 0.233, SLG: 0.379 (1, 5)		0-0 1B		0-0 F9			0-0 5-3		0-0 F7	4	1	1	0	0	0	3											
Tom Veryzer, R OBP: 0.185, SLG: 0.120 (1, 6)		0-0 2B 1B		0-0 6-3			0-0 FC1-5-4-5		0-0 F7	4	0	1	2	0	0	2											
Jerry Manuel, S OBP: 0.400, SLG: 0.500 (1, 4)		0-0 FC6 1-3 2B		0-0 5-3 BB			0-3 K		0-0 F2	3	0	1	0	1	1	1											
Inning Stats	R: 2 E: 0 K: 0 S: 5	H: 2 LOB: 0 BB: 0 P: 5	R: 2 E: 0 K: 0 S: 7	H: 4 LOB: 2 BB: 0 P: 7	R: 0 E: 0 K: 0 S: 4	H: 1 LOB: 1 BB: 1 P: 4	R: 0 E: 0 K: 0 S: 3	H: 0 LOB: 1 BB: 1 P: 7	R: 0 E: 0 K: 1 S: 6	H: 1 LOB: 1 BB: 0 P: 6	R: 1 E: 1 K: 0 S: 4	H: 1 LOB: 0 BB: 0 P: 4	R: 0 E: 0 K: 1 S: 6	H: 1 LOB: 1 BB: 0 P: 6	R: 0 E: 0 K: 0 S: 3	H: 0 LOB: 0 BB: 0 P: 3	1B: 6 2B: 4 3B: 0 HR: 1	SF: 0 SAC: 1 DP: 2 HBP: 0	WP: 0 PB: 0 SB: 0 CS: 0	PA: 38							
PITCHER	IP	WLS	BF	H	R	ER	SO	BB	IBB	HBP	BLK	WP	HR	S	P	ERA	WHIP										
Paul Mitchell, R ERA: 15.75 Dick Bosman, R ERA: Paul Lindblad, L ERA: 3.0	(1, 1) (2, 1) (7, 1)	1.0 5.0 3.0	9 18 11	6 3 2	4 0 1	4 0 0	0 1 1	0 1 0	0 0 0	0 0 0	0 0 0	0 0 0	1 19 13	9 23 13	9 23 13	0.00 0.00 0.00	6.000 0.800 0.667										

Detroit Tigers @ Oakland Athletics
Oakland-Alameda County Coliseum, Oakland, CA
Tue Apr 20 1976, 6:05 PM PST
Att: 3,080 - Unknown

AB 36
R 5
H 11
RBI 5
BB 1
SO 2
LOB 19



Batter	1	2	3	4	5	6	7	8	9	AB	R	H	RBI	BB	SO	LOB	BOTTOM										
Bill North, S OBP: 0.326, SLG: 0.308 (1, 8)	0-0 1-3		0-0 4-3		0-0 G3		0-0 G3		0-0 L7	5	0	0	0	0	0	4											
Claudell Washington, L OBP: 0.256, SLG: 0.257 (1, 9)	0-3 K		1-0 BB HBP		0-0 SF8		4-0 WP BB		4-0 1B BB	1	1	0	1	2	1	0											
Joe Rudi, R OBP: 0.343, SLG: 0.485 (1, 7)	0-0 BB 2B		4-0 G6-4-3 BB		0-0 6-3		0-0 P5		0-0 1B	4	0	2	2	1	0	1											
Don Baylor, R OBP: 0.333, SLG: 0.306 (1, 3)	4-0 BB BB		0-0 G6-4-3		0-0 L8		0-0 L4		0-0 L7	4	0	1	1	1	0	2											
Sal Bando, R OBP: 0.238, SLG: 0.410 Larry Lintz, S (8, PR) Ken McMullen, R OBP: 0.286, SLG: 0.167 (9, 5)	4-0 BB BB		0-0 5-3		0-0 6-3		0-0 S 1B		0-0 L8	3	0	1	0	1	0	0											
Gene Tenace, R OBP: 0.375, SLG: 0.200 Larry Haney, R OBP: 0.500, SLG: 0.500 (1, 2) (7, 2)	0-3 K		4-0 BB		4-0 BB		4-0 CS BB		0-0 L8	1	0	0	0	2	1	3											
Billy Williams, L OBP: 0.265, SLG: 0.172 (1, 10)			0-0 4-3		0-0 F7		0-0 CS		0-3 K	4	0	0	0	0	1	3											
Bert Campaneris, R OBP: 0.238, SLG: 0.158 (1, 6)			0-0 G3		0-0 1-3		0-0 2B 1B		0-0 S 1B 1B	4	2	2	0	0	0	1											
Phil Garner, R OBP: 0.351, SLG: 0.515 Matt Alexander, S (9, PR) (1, 4)			0-0 6-3		0-0 G3 SF8 2B		0-0 G3 WP 2B		4-0 1B BB	3	2	2	1	1	0	0											
Inning Stats	R: 0 E: 0 K: 2 S: 8	H: 1 LOB: 3 BB: 2 P: 16	R: 0 E: 0 K: 0 S: 3	H: 0 LOB: 0 BB: 0 P: 3	R: 0 E: 0 K: 0 S: 2	H: 0 LOB: 1 BB: 1 P: 7	R: 0 E: 0 K: 0 S: 3	H: 0 LOB: 1 BB: 1 P: 7	R: 1 E: 0 K: 0 S: 4	H: 1 LOB: 0 BB: 0 P: 4	R: 0 E: 0 K: 0 S: 2	H: 0 LOB: 0 BB: 1 P: 6	R: 2 E: 0 K: 0 S: 5	H: 2 LOB: 1 BB: 1 P: 9	R: 0 E: 0 K: 1 S: 6	H: 1 LOB: 2 BB: 0 P: 6	R: 3 E: 0 K: 0 S: 4	H: 3 LOB: 2 BB: 2 P: 12	1B: 5 2B: 3 3B: 0 HR: 0	SF: 1 SAC: 0 DP: 1 HBP: 1	WP: 1 PB: 0 SB: 4 CS: 1	PA: 41					
PITCHER	IP	WLS	BF	H	R	ER	SO	BB	IBB	HBP	BLK	WP	HR	S	P	ERA	WHIP										
Joe Coleman, R ERA: 3.0 Jim Crawford, L ERA: 27.0 Mark Fidrych, R ERA:	(1, 1) (9, 1) (9, 1)	8.0 0.1 0.0	36 3 1	6 1 1	5 0 1	5 0 1	0 0 0	7 1 0	0 0 0	0 0 0	0 0 0	0 0 0	1 2 1	6 6 1	6 6 1	0.00 0.00 ∞	6.000 6.000 ∞										

Detroit Tigers @ Oakland Athletics
Oakland-Alameda County Coliseum, Oakland, CA
Tue Apr 20 1976, 6:05 PM PST
Att: 3,080 - Unknown

AB 30
R 6
H 8
RBI 5
BB 8
SO 3
LOB 15



Batter	1	2	3	4	5	6	7	8	9	AB R H RBI BB SO LOB	TOP												
Ron LeFlore, R OBP: 0.214, SLG: 0.429 (1, 8)										5 1 1 0 0 3 3	Detroit Tigers @ Oakland Athletics Oakland-Alameda County Coliseum, Oakland, CA Wed Apr 21 1976, 6:05 PM PST Att: 2,408 - Unknown livebaseballscorecards.com												
Dan Meyer, L OBP: 0.323, SLG: 0.231 (1, 3)										5 1 1 1 0 1 0													
Willie Horton, R OBP: 0.441, SLG: 0.742 (1, 10)										3 2 1 2 1 1 0													
Rusty Staub, L OBP: 0.455, SLG: 0.536 (1, 9)										3 1 2 2 1 0 0													
Alex Johnson, R OBP: 0.152, SLG: 0.273 (1, 7)										4 0 0 0 0 1 2													
Bill Freehan, R OBP: 0.385, SLG: 0.727 (1, 2)										4 1 1 0 0 1 0													
Aurelio Rodriguez, R OBP: 0.235, SLG: 0.344 (1, 5)										3 1 0 0 1 0 0													
Tom Veryzer, R OBP: 0.226, SLG: 0.172 (1, 6)										4 0 2 0 0 0 0													
Jerry Manuel, S OBP: 0.333, SLG: 0.375 (1, 4)										4 0 1 2 0 0 1													
Inning Stats	R: 3 E: 0 K: 1 S: 7	H: 3 LOB: 0 BB: 1 P: 11	R: 0 E: 0 K: 0 S: 3	H: 0 LOB: 0 BB: 0 P: 3	R: 0 E: 0 K: 2 S: 7	H: 0 LOB: 0 BB: 0 P: 7	R: 0 E: 0 K: 1 S: 5	H: 0 LOB: 0 BB: 0 P: 5	R: 0 E: 0 K: 1 S: 6	H: 1 LOB: 1 BB: 0 P: 6	R: 0 E: 0 K: 1 S: 9	H: 4 LOB: 2 BB: 2 P: 17	R: 0 E: 0 K: 0 S: 4	H: 1 LOB: 1 BB: 0 P: 4	R: 0 E: 0 K: 0 S: 3	H: 0 LOB: 0 BB: 0 P: 3	R: 0 E: 0 K: 1 S: 5	H: 0 LOB: 0 BB: 0 P: 5	1B: 6 2B: 1 3B: 0 HR: 2	SF: 0 SAC: 0 DP: 1 HBP: 0	WP: 1 PB: 0 SB: 0 CS: 0	PA: 38	
PITCHER	IP WLS BF H R ER SO BB IBB HBP BLK WP HR S P ERA WHIP											PITCHER	IP WLS BF H R ER SO BB IBB HBP BLK WP HR S P ERA WHIP										
Mike Torrez, R ERA: 4.56 (1, 1)	5.2 L 25 6 7 7 6 3 0 0 0 0 1 2 34 46 11.12 1.588																						
Jim Todd, R ERA: 1.0 (6, 1)	1.1 7 3 0 0 0 0 0 0 0 0 0 0 7 7 0.00 2.250																						
Glenn Abbott, R ERA: 15.43 (8, 1)	1.0 3 0 0 0 0 0 0 0 0 0 0 0 3 3 0.00 0.000																						
Rollie Fingers, R ERA: 1.04 (9, 1)	1.0 3 0 0 0 1 0 0 0 0 0 0 0 0 5 5 0.00 0.000																						

Batter	1	2	3	4	5	6	7	8	9	AB R H RBI BB SO LOB	BOTTOM												
Bill North, S OBP: 0.396, SLG: 0.372 (1, 8)										4 2 4 0 1 0 0	Detroit Tigers @ Oakland Athletics Oakland-Alameda County Coliseum, Oakland, CA Wed Apr 21 1976, 6:05 PM PST Att: 2,408 - Unknown livebaseballscorecards.com												
Claudell Washington, L OBP: 0.296, SLG: 0.233 (1, 9)									5 1 1 1 0 1 5														
Joe Rudi, R OBP: 0.350, SLG: 0.472 (1, 7)									3 0 1 2 1 1 2														
Don Baylor, R OBP: 0.306, SLG: 0.275 (1, 3)									4 0 0 0 0 1 5														
Sal Bando, R OBP: 0.239, SLG: 0.381 (8, PR)									3 0 0 0 1 0 3														
Larry Lintz, S (8, PR)									0 0 0 0 0 0 0														
Ken McMullen, R OBP: 0.286, SLG: 0.167 (9, 5)									0 0 0 0 0 0 0														
Billy Williams, L OBP: 0.283, SLG: 0.182 (1, 10)									4 0 1 0 0 0 1														
Bert Campaneris, R OBP: 0.239, SLG: 0.167 (1, 6)									4 0 1 0 0 0 2														
Phil Garner, R OBP: 0.317, SLG: 0.459 (1, 4)									4 0 0 0 0 0 4														
Larry Haney, R OBP: 0.333, SLG: 0.333 (1, 2)										4 0 1 0 0 0 0													
Inning Stats	R: 0 E: 0 K: 1 S: 6	H: 1 LOB: 1 BB: 0 P: 6	R: 0 E: 0 K: 0 S: 4	H: 1 LOB: 1 BB: 0 P: 4	R: 1 E: 0 K: 0 S: 4	H: 1 LOB: 1 BB: 1 P: 8	R: 0 E: 0 K: 0 S: 4	H: 1 LOB: 1 BB: 0 P: 4	R: 0 E: 0 K: 1 S: 7	H: 2 LOB: 3 BB: 1 P: 11	R: 0 E: 0 K: 0 S: 3	H: 0 LOB: 0 BB: 0 P: 3	R: 2 E: 0 K: 0 S: 5	H: 2 LOB: 0 BB: 0 P: 5	R: 0 E: 0 K: 0 S: 3	H: 0 LOB: 2 BB: 1 P: 7	R: 0 E: 0 K: 1 S: 6	H: 1 LOB: 1 BB: 0 P: 6	1B: 9 2B: 0 3B: 0 HR: 0	SF: 1 SAC: 0 DP: 0 HBP: 0	WP: 1 PB: 0 SB: 4 CS: 0	PA: 39	
PITCHER	IP WLS BF H R ER SO BB IBB HBP BLK WP HR S P ERA WHIP											PITCHER	IP WLS BF H R ER SO BB IBB HBP BLK WP HR S P ERA WHIP										
Dave Roberts, L ERA: 1.5 (1, 1)	9.0 W 39 9 3 3 3 3 0 0 0 0 1 0 42 54 3.00 1.333																						

Batter	1	2	3	4	5	6	7	8	9	AB	R	H	RBI	BB	SO	LOB	TOP										
Lenny Randle, S OBP: 0.289, SLG: 0.292 (1, 7)	0-0 1-3		0-0 G3			0-0 F8		0-0 G4-3	0-0 L	5	0	1	0	0	0	2											
Juan Beniquez, R OBP: 0.236, SLG: 0.283 (1, 8)	0-0 5-3			0-0 6-3		0-0 F8		0-0 G4-3		4	0	0	0	0	0	1											
Mike Hargrove, L OBP: 0.341, SLG: 0.463 (1, 3)	0-3 K			0-0 F7		0-3 K		0-0 2B		4	0	1	0	0	2	0											
John Ellis, R OBP: 0.333, SLG: 0.417 Jim Sundberg, R OBP: 0.115, SLG: 0.200 (1, 2)		0-0 F3		0-0 1B			0-0 HR	0-0 P4		4	1	2	0	0	0	1											
Jeff Burroughs, R OBP: 0.265, SLG: 0.404 Dave Moates, L (9, PR) (9, 9)		0-0 6-3		0-0 F9			0-3 K		0-0 1B SH1-4 E	4	0	1	0	0	1	2											
Roy Howell, L OBP: 0.244, SLG: 0.200 Jim Fregosi, R OBP: 0.222, SLG: 0.250 (1, 5) (9, PH) (9, 5)		0-0 F8			0-0 4-3		0-0 P2		0-0 SH1-4	3	0	0	0	0	0	1											
Tom Grieve, R OBP: 0.310, SLG: 0.425 (1, 10)			0-0 P5		0-0 4-3		0-0 HR		4-0 E SF9 IBB	3	2	1	2	1	0	0											
Mike Cabbage, L OBP: 0.467, SLG: 0.273 Gene Clines, R OBP: 0.333, SLG: 0.333 (1, 4) (9, PH) (9, 7)			0-0 G3		4-0 FC4-6 BB		0-0 G3		0-0 E9	2	0	1	0	1	0	0											
Roy Smalley, S OBP: 0.364, SLG: 0.324 (1, 6)			0-0 G3		0-0 FC4-6			0-0 1B G4-3 1B	0-0 SF9	3	1	1	1	0	0	2											
Inning Stats	R: 0 E: 0 K: 1 S: 5	H: 0 LOB: 0 BB: 0 P: 5	R: 0 E: 0 K: 0 S: 3	H: 0 LOB: 0 BB: 0 P: 3	R: 0 E: 0 K: 0 S: 4	H: 1 LOB: 1 BB: 0 P: 4	R: 0 E: 0 K: 0 S: 4	H: 1 LOB: 1 BB: 0 P: 4	R: 0 E: 0 K: 1 S: 5	H: 0 LOB: 0 BB: 0 P: 5	R: 2 E: 0 K: 1 S: 7	H: 2 LOB: 0 BB: 0 P: 7	R: 1 E: 0 K: 0 S: 5	H: 3 LOB: 1 BB: 0 P: 5	R: 2 E: 1 K: 0 S: 4	H: 2 LOB: 1 BB: 1 P: 8	1B: 7 2B: 1 3B: 0 HR: 1	SF: 1 SAC: 1 DP: 1 HBP: 0	WP: 0 PB: 0 SB: 0 CS: 1	PA: 37							
PITCHER	IP	WLS	BF	H	R	ER	SO	BB	IBB	HBP	BLK	WP	HR	S	P	ERA	WHIP										
Vern Ruhle, R ERA: 5.73 John Hiller, L ERA: 2.45 (1, 1) (8, 1)	7.0		28	6	3	3	3	1	0	0	0	0	1	33	37	3.86	1.000										

Texas Rangers @ Detroit Tigers
Tiger Stadium, Detroit, MI
Sat Apr 24 1976, 3:33 AM EST
Att: 8,862 - Unknown

AB	33
R	5
H	9
RBI	3
BB	2
SO	3
LOB	9



Batter	1	2	3	4	5	6	7	8	9	AB	R	H	RBI	BB	SO	LOB	BOTTOM										
Ron LeFlore, R OBP: 0.348, SLG: 0.455 (1, 8)	0-0 F9		0-0 S 1B		4-0 CS BB		0-3 K		0-0 3-1	4	1	1	0	1	1	1											
Alex Johnson, R OBP: 0.143, SLG: 0.231 (1, 7)	0-0 6-3		0-0 SF9		0-3 K			0-0 F9	0-0 6-3	4	0	0	1	0	1	1											
Willie Horton, R OBP: 0.500, SLG: 0.811 (1, 10)	0-0 6-3		0-0 1B		1-0 G4-6-3 HBP			4-0 E BB		2	0	1	1	1	0	0											
Rusty Staub, L OBP: 0.390, SLG: 0.441 (1, 9)		0-0 1-3	0-0 F7		0-0 G4-6-3		0-0 G4-6-3	4-0 E BB		3	0	0	0	1	0	2											
Jason Thompson, L OBP: 0.250, SLG: 0.375 (1, 3)		0-0 F7		0-0 G3		0-0 2B		0-0 E9	0-0 FC6-4	4	0	1	0	0	0	2											
Bill Freehan, R OBP: 0.381, SLG: 0.556 (1, 2)		0-0 L8		4-0 FC5-4 BB		0-0 F8		0-3 K		3	0	0	0	1	1	4											
Aurelio Rodriguez, R OBP: 0.286, SLG: 0.421 (1, 5)			4-0 PB 1B		0-0 FC5-4		4-0 BB	0-0 FC6-4		2	1	0	0	2	0	4											
Tom Verzyer, R OBP: 0.237, SLG: 0.194 Ben Ogilvie, L OBP: 0.222, SLG: 0.412 (1, 6) (9, PH)			0-0 1B SH3-4 SF9		0-0 F8		0-0 F8		0-0 HR	3	1	1	1	0	0	2											
Jerry Manuel, S OBP: 0.214, SLG: 0.231 Dan Meyer, L OBP: 0.313, SLG: 0.222 (1, 4) (9, PH)			0-0 SH3-4		0-0 6-3		0-0 F3		0-0 F9	2	0	0	0	0	0	1											
Inning Stats	R: 0 E: 0 K: 0 S: 3	H: 0 LOB: 0 BB: 0 P: 3	R: 0 E: 0 K: 0 S: 3	H: 0 LOB: 0 BB: 0 P: 3	R: 3 E: 0 K: 0 S: 6	H: 3 LOB: 1 BB: 1 P: 10	R: 0 E: 0 K: 0 S: 3	H: 0 LOB: 1 BB: 1 P: 7	R: 0 E: 0 K: 1 S: 4	H: 0 LOB: 0 BB: 1 P: 8	R: 0 E: 0 K: 0 S: 3	H: 1 LOB: 1 BB: 0 P: 4	R: 0 E: 0 K: 1 S: 5	H: 0 LOB: 1 BB: 1 P: 9	R: 0 E: 1 K: 1 S: 6	H: 0 LOB: 3 BB: 2 P: 14	R: 1 E: 0 K: 0 S: 4	H: 1 LOB: 0 BB: 0 P: 4	1B: 3 2B: 1 3B: 0 HR: 1	SF: 1 SAC: 1 DP: 1 HBP: 1	WP: 0 PB: 1 SB: 1 CS: 1	PA: 38					
PITCHER	IP	WLS	BF	H	R	ER	SO	BB	IBB	HBP	BLK	WP	HR	S	P	ERA	WHIP										
Bill Singer, R ERA: 4.35 Joe Hoerner, L ERA: 9.0 Steve Foucault, R ERA: 2.25 (1, 1) (8, 1) (8, 1)	7.1		31	4	3	3	2	6	0	0	0	0	0	1	1	3.68	1.364										

Texas Rangers @ Detroit Tigers
Tiger Stadium, Detroit, MI
Sat Apr 24 1976, 3:33 AM EST
Att: 8,862 - Unknown

AB	29
R	4
H	5
RBI	4
BB	6
SO	3
LOB	17



Batter	1	2	3	4	5	6	7	8	9	AB	R	H	RBI	BB	SO	LOB	TOP			
Bill North, S OBP: 0.343, SLG: 0.306 (1, 8)	0-0 6-3			4-0 FC6-4 BB		0-0 K		0-0 SF8		2	0	0	1	1	1	0	Oakland Athletics @ Detroit Tigers Tiger Stadium, Detroit, MI Wed Apr 28 1976, 3:33 AM EDT Att: 7,088 - Unknown			
Claudell Washington, L OBP: 0.282, SLG: 0.254 (1, 9)	0-3 K		0-0 FC6-4 G6-4-3		0-0 L7		0-0 G3		4	0	0	0	0	1	2					
Joe Rudi, R OBP: 0.361, SLG: 0.509 (1, 7)	0-0 4-3		0-0 G6-4-3		0-0 F7				3	0	0	0	0	0	1					
Don Baylor, R OBP: 0.286, SLG: 0.263 (1, 3)		0-0 F3			0-0 F5			0-0 5-3		3	0	0	0	0	0					
Sal Bando, R OBP: 0.246, SLG: 0.350 (1, 5)		0-3 K			0-0 5-3			0-0 F7		3	0	0	0	0	1	0				
Billy Williams, L OBP: 0.285, SLG: 0.188 (1, 10)		0-0 F3			0-0 6-3			0-0 L3		3	0	0	0	0	0	0				
Bert Campaneris, R OBP: 0.258, SLG: 0.179 (1, 6)			0-0 G1-4-3 1B		0-0 F8			0-0 6-3		3	0	1	0	0	0	0				
Phil Garner, R OBP: 0.305, SLG: 0.400 Tommy Sandt, R OBP: 0.333, SLG: 0.333 (6, 4)			0-0 F7		0-0 5-3			0-0 E5 2B SF8		2	0	0	0	0	0	1				
Larry Haney, R OBP: 0.333, SLG: 0.300 Ken McMullen, R OBP: 0.333, SLG: 0.375 (9, PH)			0-0 G1-4-3		0-0 6-3			0-0 1-3 2B		2	0	0	0	0	0	1				
Inning Stats	R: 0 E: 0 K: 1 S: 5	H: 0 LOB: 0 BB: 0 P: 5	R: 0 E: 0 K: 1 S: 5	H: 0 LOB: 0 BB: 0 P: 5	R: 0 E: 0 K: 0 S: 3	H: 1 LOB: 0 BB: 0 P: 3	R: 0 E: 0 K: 0 S: 2	H: 0 LOB: 0 BB: 1 P: 6	R: 0 E: 0 K: 0 S: 3	H: 0 LOB: 0 BB: 0 P: 3	R: 0 E: 0 K: 0 S: 5	H: 0 LOB: 0 BB: 0 P: 5	R: 0 E: 0 K: 0 S: 3	H: 0 LOB: 0 BB: 0 P: 3	R: 1 E: 1 K: 0 S: 5	H: 1 LOB: 1 BB: 0 P: 5		1B: 1 2B: 1 3B: 0 HR: 0	SF: 1 SAC: 0 DP: 2 HBP: 0	WP: 0 PB: 0 SB: 0 CS: 0
PITCHER Dave Roberts, L ERA: 1.0 (1, 1)	IP: 9.0 WLS: W BF: 29 H: 2 R: 1 ER: 0 SO: 3 BB: 1 IBB: 0 HBP: 0 BLK: 0 WP: 0 HR: 0 S: 34 P: 38 ERA: 0.00 WHIP: 0.333																			

AB	27
R	1
H	2
RBI	1
BB	1
SO	3
LOB	5



Batter	1	2	3	4	5	6	7	8	9	AB	R	H	RBI	BB	SO	LOB	BOTTOM			
Ron LeFlore, R OBP: 0.397, SLG: 0.481 (1, 8)	0-3 K		0-0 1B	0-0 FC6-4		0-0 1B 2B		0-0 1-3		5	2	2	0	0	1	1	Oakland Athletics @ Detroit Tigers Tiger Stadium, Detroit, MI Wed Apr 28 1976, 3:33 AM EDT Att: 7,088 - Unknown			
Alex Johnson, R OBP: 0.212, SLG: 0.333 (1, 7)	0-0 F7		0-0 1B 3B	0-0 5-3		0-0 1B 1B		0-0 6-3		5	2	2	2	0	0	0				
Willie Horton, R OBP: 0.462, SLG: 0.696 (1, 10)	0-0 F8		0-0 1B 1B	0-0 1B		0-0 P6		0-0 P5		5	1	2	1	0	0	1				
Rusty Staub, L OBP: 0.420, SLG: 0.524 Ben Ogilvie, L OBP: 0.222, SLG: 0.412 (7, 9)		0-0 E 1B	0-0 4-3 1B	0-0 F7		0-0 1B		0-0 1B		4	0	2	1	0	0	2				
Jason Thompson, L OBP: 0.412, SLG: 0.471 (1, 3)		0-0 E4 1-3 1B	0-0 1-2 1B	0-0 K		0-0 G3		0-0 G3		4	1	1	1	0	1	2				
Aurelio Rodriguez, R OBP: 0.300, SLG: 0.435 (1, 5)		0-0 1-3 1-2 1B	0-0 1-3 2B 1B	0-0 6-3		0-0 F8 1B		0-0 1B		4	1	2	0	0	0	2				
John Wockenfuss, R OBP: 0.556, SLG: 0.625 (1, 2)		0-3 K	0-0 1B SF8 2B	0-0 G5-4-3 1B		0-0 1B		0-0 1B		4	1	3	1	0	1	2				
Tom Veryzer, R OBP: 0.255, SLG: 0.205 (1, 6)		4-0 FC5-4 BB	0-0 FC6-4 1B	0-0 G5-4-3		0-0 F8		0-0 F8		3	0	1	1	1	0	3				
Gary Sutherland, R OBP: 0.233, SLG: 0.286 (1, 4)		0-0 FC5-4	0-0 SF8	0-0 L7		0-0 1-4-3		0-0 1-4-3		3	0	0	1	0	0	5				
Inning Stats	R: 0 E: 0 K: 1 S: 5	H: 0 LOB: 0 BB: 0 P: 5	R: 0 E: 1 K: 1 S: 7	H: 1 LOB: 3 BB: 1 P: 11	R: 6 E: 0 K: 0 S: 10	H: 7 LOB: 1 BB: 0 P: 10	R: 0 E: 0 K: 1 S: 6	H: 1 LOB: 1 BB: 0 P: 6	R: 0 E: 0 K: 0 S: 3	H: 1 LOB: 0 BB: 0 P: 3	R: 2 E: 0 K: 0 S: 5	H: 3 LOB: 1 BB: 0 P: 5	R: 0 E: 0 K: 0 S: 5	H: 2 LOB: 2 BB: 0 P: 5	R: 0 E: 0 K: 0 S: 3	H: 0 LOB: 0 BB: 0 P: 3		1B: 12 2B: 2 3B: 1 HR: 0	SF: 1 SAC: 0 DP: 1 HBP: 0	WP: 0 PB: 0 SB: 0 CS: 0
PITCHER Mike Norris, R ERA: 6.92 Dick Bosman, R ERA: 2.19 Jim Todd, R ERA: 3.27 Rollie Fingers, R ERA: 3.55 (8, 1)	IP: 2.1 WLS: L BF: 15 H: 7 R: 3 ER: 3 SO: 2 BB: 0 IBB: 0 HBP: 0 BLK: 0 WP: 0 HR: 0 S: 18 P: 18 ERA: 7.36 WHIP: 1.909																			




AB	37
R	8
H	15
RBI	8
BB	1
SO	3
LOB	18

Batter	1	2	3	4	5	6	7	8	9	AB	R	H	RBI	BB	SO	LOB	TOP										
Ron LeFlore, R OBP: 0.364, SLG: 0.484 (1, 8)	0-0 4-3 ①		0-0 L4 ②			0-0 4-3 ①		4-0 HR BB 1-3 2-H	0-0 2B	4	1	1	1	1	0	1											
Alex Johnson, R OBP: 0.228, SLG: 0.340 (1, 7)	0-0 G6-4-3 1B		0-0 1-2 1B			0-3 K		0-3 K	0-0 6-3 ③	5	0	2	0	0	0	2											
Willie Horton, R OBP: 0.464, SLG: 0.735 (1, 10)	0-0 G6-4-3 ③ 1-2		0-0 4-3 ③			4-0 BB		0-0 1-H HR		3	1	1	2	1	0	3											
Rusty Staub, L OBP: 0.426, SLG: 0.543 (1, 9)		0-0 2B		0-0 G5-4-3 1B		0-3 K		0-0 F9		4	0	2	0	0	1	1											
Jason Thompson, L OBP: 0.333, SLG: 0.381 (1, 3)		0-0 F8		0-0 L7			0-0 4-3	0-3 K		4	0	0	0	0	1	2											
Aurelio Rodriguez, R OBP: 0.236, SLG: 0.420 (1, 5)		0-3 K		0-0 G5-4-3 ③ 1-2			0-0 BB 1B		0-0 F9 ①	4	1	1	0	0	1	2											
John Wockenfuss, R OBP: 0.538, SLG: 0.636 (1, 2)		0-0 4-3			0-0 F9 ①		4-0 1B 1-2 BB		0-0 2B	3	1	1	0	1	0	1											
Tom Verzyer, R OBP: 0.294, SLG: 0.250 (1, 6)			0-0 FC4-6 1B		0-0 G3-6 1B		0-0 G6-4-3 1B		0-0 F9 ②	4	0	3	1	0	0	1											
Gary Sutherland, R OBP: 0.235, SLG: 0.258 (1, 4)			0-0 FC4-6 1B 1-2		0-0 G3-6 ③ 1-2		0-0 G6-4-3 ③ 1-2		4-0 2B BB	3	0	0	0	1	0	4											
Inning Stats	R: 0 E: 0 K: 0 S: 3	H: 1 LOB: 0 BB: 0 P: 3	R: 0 E: 0 K: 1 S: 6	H: 1 LOB: 1 BB: 0 P: 6	R: 0 E: 0 K: 0 S: 5	H: 2 LOB: 2 BB: 0 P: 5	R: 0 E: 0 K: 0 S: 3	H: 1 LOB: 0 BB: 0 P: 3	R: 0 E: 0 K: 2 S: 7	H: 0 LOB: 1 BB: 1 P: 11	R: 1 E: 0 K: 0 S: 4	H: 2 LOB: 1 BB: 1 P: 8	R: 2 E: 0 K: 2 S: 8	H: 1 LOB: 0 BB: 1 P: 12	R: 1 E: 0 K: 0 S: 5	H: 2 LOB: 2 BB: 1 P: 9	1B: 7 2B: 3 3B: 0 HR: 1	SF: 0 SAC: 0 DP: 4 HBP: 0	WP: 0 PB: 0 CS: 0	PA: 38							
PITCHER	IP	WLS	BF	H	R	ER	SO	BB	IBB	HBP	BLK	WP	HR	S	P	ERA	WHIP										
Terry Forster, L ERA: 2.84 (1, 1)	7.1	W	30	9	3	3	4	3	0	0	0	0	1	35	47	3.68	1.636										
Dave Hamilton, L ERA: 9.82 (8, 1)	1.2		8	2	1	1	1	1	0	0	0	0	0	9	13	5.40	1.800										

Detroit Tigers @ Chicago White Sox
 Comiskey Park, Chicago, IL
 Fri Apr 30 1976, 8:05 PM EDT
 Att. 9,009 - Unknown - 60 F


AB 34
R 4
H 11
RBI 4
BB 4
SO 5
LOB 18



Batter	1	2	3	4	5	6	7	8	9	AB	R	H	RBI	BB	SO	LOB	BOTTOM										
Pat Kelly, L OBP: 0.313, SLG: 0.600 (1, 9)	0-0 F7 ①		4-0 BB		0-0 SH5-3 1B BB	0-0 FC1-5 2B 2-H	0-0 F8 ②			3	1	2	1	1	0	0											
Buddy Bradford, R OBP: 0.357, SLG: 0.458 (7, 9)										1	0	0	0	0	0	1											
Ralph Garr, L OBP: 0.268, SLG: 0.325 (1, 8) (7, 7)	0-0 G6-4-3 1B		0-0 4-3 ③		0-0 BB SH5-3 1B 1-2	0-0 FC1-5 1B BLK E 2-3	0-0 1-3			5	2	2	0	0	0	4											
Cleon Jones, R OBP: 0.333, SLG: 0.250 (1, 7)	0-0 G6-4-3 ③ 1-2			0-0 F9 ①	0-0 SH5-3 ①	4-0 E 1B 4-3 BB		0-0 G4-6-3 1B		2	0	0	0	1	0	1											
Chet Lemon, R OBP: 0.255, SLG: 0.186 (6, PR) (7, 8)					1-2 2-3	1-2 2-3 BB				1	1	1	0	0	0	0											
Jorge Orta, L OBP: 0.385, SLG: 0.457 (1, 5)		0-0 F5 ①		0-0 HR	4-0 1B FC1-2 IBB	0-0 4-3 E 1B 1-2 2-3		0-0 G4-6-3 ② 1-2		4	1	2	1	1	0	1											
Carlos May, L OBP: 0.263, SLG: 0.182 (1, 10)		0-0 4-3 ②		0-0 1B 1B 2B	4-0 FC1-2 1B BB	0-0 E3 4-3		0-0 1-6-3 ③		4	1	1	1	1	0	2											
Jim Spencer, L OBP: 0.383, SLG: 0.477 (1, 3)		0-0 4-3 ③		0-0 1B 1B	0-0 FC1-2 1B BB	0-0 4-3 ②				4	1	2	2	0	0	2											
Bucky Dent, R OBP: 0.340, SLG: 0.273 (1, 6)			0-0 5-3 ①	0-0 1B	0-0 FC1-2 FC4-6	0-0 G3 ③				4	0	1	2	0	0	6											
Jack Brohamer, L OBP: 0.333, SLG: 0.444 (1, 4)				0-0 1B	0-0 FC4-6 G4-6-3 IBB 1-2		0-0 6-3 ①			3	0	1	0	1	0	3											
Pete Varney, R OBP: 0.333, SLG: 0.857 (1, 2)			0-3 K	0-0 G4-6-3 ③ 1-2		0-0 2B 2B	0-0 F8 2B			4	1	2	0	0	1	3											
Inning Stats	R: 0 E: 0 K: 0 S: 3	H: 1 LOB: 0 BB: 0 P: 3	R: 0 E: 0 K: 0 S: 3	H: 0 LOB: 0 BB: 0 P: 3	R: 0 E: 0 K: 1 S: 6	H: 1 LOB: 1 BB: 1 P: 10	R: 3 E: 0 K: 0 S: 6	H: 4 LOB: 1 BB: 1 P: 10	R: 2 E: 0 K: 0 S: 6	H: 3 LOB: 3 BB: 2 P: 14	R: 3 E: 1 K: 0 S: 7	H: 3 LOB: 3 BB: 1 P: 11	R: 0 E: 0 K: 0 S: 4	H: 1 LOB: 1 BB: 0 P: 4	R: 0 E: 0 K: 0 S: 3	H: 1 LOB: 0 BB: 0 P: 3	1B: 8 2B: 5 3B: 0 HR: 1	SF: 0 SAC: 1 DP: 3 HBP: 0	WP: 0 PB: 0 CS: 0	PA: 41							
PITCHER	IP	WLS	BF	H	R	ER	SO	BB	IBB	HBP	BLK	WP	HR	S	P	ERA	WHIP										
Ray Bare, R ERA: 4.21 (1, 1)	4.0	L	20	8	5	5	1	1	1	0	0	0	0	7	19	6.75	3.750										
Steve Grilli, R ERA: 3.18 (5, 1)	1.1		10	3	3	1	0	2	1	0	1	0	0	7	19	6.75	3.750										
Jim Crawford, L ERA: 3.0 (6, 1)	2.2		11	3	0	0	0	0	0	0	0	0	0	11	11	0.00	1.125										

Detroit Tigers @ Chicago White Sox
 Comiskey Park, Chicago, IL
 Fri Apr 30 1976, 8:05 PM EDT
 Att. 9,009 - Unknown - 60 F

AB 35
R 8
H 14
RBI 7
BB 5
SO 1
LOB 23



Batter	1	2	3	4	5	6	7	8	9	AB	R	H	RBI	BB	SO	LOB	TOP								
Lyman Bostock, L (1, 8) OBP: 0.362, SLG: 0.407	L7		1B	G3			HR	FC4-6		5	2	2	0	0	0	2									
Larry Hulse, R (1, 7) OBP: 0.297, SLG: 0.309	6-3		1B	P3			K		1B	4	1	1	0	1	1	1									
Rod Carew, L (1, 3) OBP: 0.421, SLG: 0.469	S		1B	HR	1B		4-3		1B	4	1	2	0	1	0	1									
Dan Ford, R (1, 9) OBP: 0.247, SLG: 0.435	K		HR	1B	1-3		HR		K	5	2	2	4	0	2	3									
Craig Kusick, R (1, 10) OBP: 0.375, SLG: 0.619			1B	HR					4-3	4	2	3	3	0	1	0									
Butch Wynegar, S (9, PH) OBP: 0.309, SLG: 0.390		F9	1B	HR	2B		K		4-3	1	0	0	0	0	0	2									
Danny Thompson, R (1, 6) OBP: 0.270, SLG: 0.283	1-3		6-3		F7				F9	5	0	0	0	0	0	4									
Phil Roof, R (1, 2) OBP: 0.250, SLG: 0.250	F9		L8				1-4-3		FC6-4	4	0	1	0	0	0	1									
Dave McKay, S (1, 5) OBP: 0.277, SLG: 0.220	FC6-4		6-3				K		FC6-4	3	0	1	1	1	1	0									
Bob Randall, R (1, 4) OBP: 0.308, SLG: 0.217	FC6-4			4-3			F3		FC6-4	4	0	0	0	0	0	3									
Inning Stats	R: 0 E: 0 K: 1 S: 5	H: 0 LOB: 1 BB: 1 P: 9	R: 1 E: 0 K: 0 S: 5	H: 2 LOB: 1 BB: 0 P: 5	R: 5 E: 0 K: 0 S: 7	H: 4 LOB: 0 BB: 1 P: 11	R: 0 E: 0 K: 0 S: 3	H: 0 LOB: 0 BB: 0 P: 3	R: 0 E: 0 K: 0 S: 4	H: 1 LOB: 1 BB: 0 P: 4	R: 0 E: 0 K: 1 S: 5	H: 0 LOB: 0 BB: 0 P: 5	R: 2 E: 0 K: 2 S: 9	H: 2 LOB: 0 BB: 0 P: 9	R: 0 E: 0 K: 0 S: 4	H: 1 LOB: 2 BB: 1 P: 8	R: 0 E: 0 K: 1 S: 7	H: 2 LOB: 2 BB: 0 P: 7	1B: 9 2B: 1 3B: 0 HR: 2	SF: 0 SAC: 0 DP: 0 HBP: 0	WP: 0 PB: 1 SB: 2 CS: 0	PA: 42			
PITCHER	IP	WLS	BF	H	R	ER	SO	BB	IBB	HBP	BLK	WP	HR	S	P	ERA	WHIP								
Dave Roberts, L (1, 1) ERA: 2.94	6.2	L	31	9	8	8	3	2	0	0	0	0	2	35	43	10.80	1.650								
Steve Grill, R (7, 1) ERA: 2.57	1.1		6	1	0	0	1	1	0	0	0	0	0	7	11	0.00	1.500								
Mark Fidrych, R (9, 1) ERA:	1.0		5	2	0	0	1	0	0	0	0	0	0	7	7	0.00	2.000								

Minnesota Twins @ Detroit Tigers
Tiger Stadium, Detroit, MI
Wed May 05 1976, 7:05 PM EDT
Att: 8,317 - Unknown - 81 F

AB 39
R 8
H 12
RBI 8
BB 3
SO 5
LOB 17



Batter	1	2	3	4	5	6	7	8	9	AB	R	H	RBI	BB	SO	LOB	BOTTOM								
Ron LeFlore, R (1, 8) OBP: 0.400, SLG: 0.500	E				6-3		E6		1B	4	2	3	0	1	0	0									
Alex Johnson, R (1, 7) OBP: 0.280, SLG: 0.348	4-3				L9		L9		BB	5	0	1	2	0	0	4									
Willie Horton, R (1, 10) OBP: 0.465, SLG: 0.700	K				1B		K		BB	3	0	1	0	2	2	1									
Rusty Staub, L (1, 9) OBP: 0.435, SLG: 0.500	1B		FC4-6		1B		G3		BB	4	0	2	0	1	0	2									
Jason Thompson, L (1, 3) OBP: 0.417, SLG: 0.559	F9		G6-3		3-1				K	5	0	1	0	0	1	7									
Bill Freehan, R (1, 2) OBP: 0.382, SLG: 0.429			K		1B		P3		FC5	4	0	0	0	1	1	4									
Aurelio Rodriguez, R (1, 5) OBP: 0.309, SLG: 0.413			BB		1B				K	4	0	3	0	0	1	1									
Tom Verzyr, R (1, 6) OBP: 0.281, SLG: 0.237			BB		1B					3	0	1	0	0	1	3									
Ben Ojivies, L (9, PH) OBP: 0.250, SLG: 0.389			BB		K		L7		4-3	1	0	0	0	0	0	1									
Chuck Scrivener, R (9, 6)			1B							0	0	0	0	0	0	0									
Gary Sutherland, R (1, 4) OBP: 0.277, SLG: 0.318			L7							3	0	0	0	0	0	5									
Dan Meyer, L (9, PH) OBP: 0.303, SLG: 0.214			L7		G5-4-3		F9		F7	1	0	0	0	0	0	0									
Inning Stats	R: 1 E: 0 K: 1 S: 7	H: 2 LOB: 1 BB: 0 P: 7	R: 0 E: 0 K: 1 S: 7	H: 2 LOB: 3 BB: 1 P: 11	R: 0 E: 0 K: 0 S: 2	H: 0 LOB: 0 BB: 1 P: 6	R: 0 E: 0 K: 1 S: 5	H: 1 LOB: 1 BB: 1 P: 9	R: 0 E: 0 K: 0 S: 5	H: 2 LOB: 2 BB: 0 P: 5	R: 0 E: 0 K: 0 S: 4	H: 1 LOB: 1 BB: 0 P: 4	R: 0 E: 1 K: 1 S: 6	H: 1 LOB: 1 BB: 0 P: 6	R: 0 E: 0 K: 1 S: 6	H: 1 LOB: 1 BB: 0 P: 6	R: 1 E: 0 K: 1 S: 7	H: 2 LOB: 3 BB: 2 P: 15	1B: 10 2B: 1 3B: 1 HR: 0	SF: 0 SAC: 0 DP: 2 HBP: 0	WP: 0 PB: 0 SB: 1 CS: 0	PA: 42			
PITCHER	IP	WLS	BF	H	R	ER	SO	BB	IBB	HBP	BLK	WP	HR	S	P	ERA	WHIP								
Bert Blyleven, R (1, 1) ERA: 3.42	9.0	W	42	12	2	2	6	5	0	0	0	0	0	49	69	2.00	1.889								

Minnesota Twins @ Detroit Tigers
Tiger Stadium, Detroit, MI
Wed May 05 1976, 7:05 PM EDT
Att: 8,317 - Unknown - 81 F

AB 37
R 2
H 12
RBI 2
BB 5
SO 6
LOB 28



Batter	1	2	3	4	5	6	7	8	9	AB	R	H	RBI	BB	SO	LOB	TOP			
Pat Kelly, L OBP: 0.250, SLG: 0.385 (1, 9)										3	0	0	0	1	0	0				
Ralph Garr, L OBP: 0.288, SLG: 0.309 (1, 8)										3	0	1	0	0	1	0				
Jorge Orta, L OBP: 0.343, SLG: 0.443 (1, 5)										3	0	0	0	0	0	1				
Carlos May, L OBP: 0.250, SLG: 0.167 (1, 7)										3	0	0	0	0	0	1				
Jim Spencer, L OBP: 0.351, SLG: 0.404 (1, 3)										3	0	0	0	0	0	0				
Brian Downing, R OBP: 0.387, SLG: 0.519 Jim Essian, R OBP: 0.400, SLG: 0.250 (8, 2)										2	0	0	0	1	0	0				
Sam Ewing, L (1, 10)										3	0	0	0	0	2	1				
Jack Brohamer, L OBP: 0.271, SLG: 0.356 (1, 4)										3	0	0	0	0	0	0				
Bucky Dent, R OBP: 0.302, SLG: 0.232 (1, 6)										3	0	0	0	0	0	0				
Inning Stats	R: 0 E: 0 K: 1 S: 5	H: 0 LOB: 0 BB: 0 P: 5	R: 0 E: 0 K: 0 S: 3	H: 0 LOB: 1 BB: 1 P: 7	R: 0 E: 0 K: 0 S: 3	H: 0 LOB: 0 BB: 0 P: 3	R: 0 E: 0 K: 0 S: 3	H: 1 LOB: 0 BB: 0 P: 3	R: 0 E: 0 K: 1 S: 5	H: 0 LOB: 0 BB: 1 P: 5	R: 0 E: 0 K: 0 S: 3	H: 0 LOB: 0 BB: 0 P: 3	R: 0 E: 0 K: 1 S: 5	H: 0 LOB: 0 BB: 0 P: 5	R: 0 E: 0 K: 0 S: 3	H: 0 LOB: 0 BB: 0 P: 3	1B: 1 2B: 1 3B: 0 HR: 0	SF: 0 SAC: 0 DP: 1 HBP: 0	WP: 0 PB: 0 CS: 0	PA: 29
PITCHER Ray Bare, R ERA: 3.12 (1, 1)	IP: 9.0 WLS: W BF: 28	H: 1 R: 0 ER: 0 SO: 3	BB: 2 IBB: 0 HBP: 0 BLK: 0	WP: 0 HR: 0 S: 32 P: 40	ERA: 0.00 WHIP: 0.333	PITCHER	IP: 9.0 WLS: W BF: 28	H: 1 R: 0 ER: 0 SO: 3	BB: 2 IBB: 0 HBP: 0 BLK: 0	WP: 0 HR: 0 S: 32 P: 40	ERA: 0.00 WHIP: 0.333	PITCHER	IP: 9.0 WLS: W BF: 28	H: 1 R: 0 ER: 0 SO: 3	BB: 2 IBB: 0 HBP: 0 BLK: 0	WP: 0 HR: 0 S: 32 P: 40	ERA: 0.00 WHIP: 0.333			

Chicago White Sox @ Detroit Tigers
Tiger Stadium, Detroit, MI
Fri May 07 1976, 7:05 PM EDT
Att: 10,059 - Unknown

AB	26
R	0
H	1
RBI	0
BB	2
SO	3
LOB	3



Batter	1	2	3	4	5	6	7	8	9	AB	R	H	RBI	BB	SO	LOB	BOTTOM	
Ron LeFlore, R OBP: 0.407, SLG: 0.490 (1, 8)										3	0	1	2	1	1	0		
Alex Johnson, R OBP: 0.273, SLG: 0.356 (1, 7)										4	1	2	1	0	0	2		
Willie Horton, R OBP: 0.453, SLG: 0.672 (1, 10)										4	0	1	0	0	1	3		
Rusty Staub, L OBP: 0.452, SLG: 0.517 (1, 9)										2	1	1	1	2	0	1		
Jason Thompson, L OBP: 0.375, SLG: 0.500 (1, 3)										4	0	0	0	0	2	4		
Aurelio Rodriguez, R OBP: 0.319, SLG: 0.418 (1, 5)										4	1	2	0	0	1	1		
John Wockenfuss, R OBP: 0.529, SLG: 0.643 (1, 2)										3	1	1	1	1	1	0		
Tom Verzyer, R OBP: 0.294, SLG: 0.242 (1, 6)										3	1	1	0	1	1	1		
Gary Sutherland, R OBP: 0.255, SLG: 0.292 (1, 4)										4	0	0	0	0	4	4		
Inning Stats	R: 1 E: 0 K: 1 S: 7	H: 2 LOB: 1 BB: 0 P: 7	R: 0 E: 0 K: 0 S: 3	H: 1 LOB: 0 BB: 0 P: 3	R: 0 E: 0 K: 1 S: 6	H: 2 LOB: 2 BB: 0 P: 6	R: 1 E: 1 K: 1 S: 6	H: 1 LOB: 2 BB: 2 P: 14	R: 3 E: 0 K: 2 S: 10	H: 3 LOB: 2 BB: 2 P: 18	R: 0 E: 0 K: 2 S: 7	H: 0 LOB: 1 BB: 1 P: 11	R: 0 E: 0 K: 3 S: 9	H: 0 LOB: 0 BB: 0 P: 9	1B: 7 2B: 2 3B: 0 HR: 0	SF: 0 SAC: 0 DP: 0 HBP: 0	WP: 0 PB: 0 CS: 2	PA: 37
PITCHER Terry Forster, L ERA: 3.93 Pete Vuckovich, R ERA: 3.6 (6, 1)	IP: 5.2 WLS: L BF: 28	H: 9 R: 5 ER: 4 SO: 6	BB: 3 IBB: 1 HBP: 0 BLK: 0	WP: 0 HR: 0 S: 36 P: 52	ERA: 6.35 WHIP: 2.118	PITCHER	IP: 6.1 WLS: L BF: 28	H: 9 R: 5 ER: 4 SO: 6	BB: 3 IBB: 1 HBP: 0 BLK: 0	WP: 0 HR: 0 S: 36 P: 52	ERA: 6.35 WHIP: 2.118	PITCHER	IP: 6.1 WLS: L BF: 28	H: 9 R: 5 ER: 4 SO: 6	BB: 3 IBB: 1 HBP: 0 BLK: 0	WP: 0 HR: 0 S: 36 P: 52	ERA: 6.35 WHIP: 2.118	

Chicago White Sox @ Detroit Tigers
Tiger Stadium, Detroit, MI
Fri May 07 1976, 7:05 PM EDT
Att: 10,059 - Unknown

AB	31
R	5
H	9
RBI	5
BB	5
SO	11
LOB	16



Batter	1	2	3	4	5	6	7	8	9	AB	R	H	RBI	BB	SO	LOB	TOP			
Pat Kelly, L OBP: 0.226, SLG: 0.345 Buddy Bradford, R OBP: 0.353, SLG: 0.433 (7, PH) (7, 9)	F8		K		K		F8		K	3	0	0	0	0	2	2	Chicago White Sox @ Detroit Tigers Tiger Stadium, Detroit, MI Sat May 08 1976, 3:33 AM EDT Att: 11,802 - Unknown			
Ralph Garr, L OBP: 0.267, SLG: 0.305 (1, 8)	6-3		F6		G3-6 1B		F7			4	0	1	0	0	0	2				
Jorge Orta, L OBP: 0.352, SLG: 0.462 (1, 5)					G3-6 1-2		K			4	0	2	1	0	1	1				
Carlos May, L OBP: 0.269, SLG: 0.159 (1, 7)	4-3								1-3	2	0	0	0	2	0	1				
Jim Spencer, L OBP: 0.344, SLG: 0.382 (1, 3)		F8	F8			HBP BB BB			F7	3	0	0	0	1	0	3				
Brian Downing, R OBP: 0.371, SLG: 0.467 (1, 2)	4-3				1-3 BB		K		F8	3	0	0	0	1	1	2				
Sam Ewing, L Lamar Johnson, R OBP: 0.111, SLG: 0.111 (6, PH) (1, 10)	F7				1-3		F9		F3	2	0	0	0	0	0	1				
Jack Brohamer, L OBP: 0.294, SLG: 0.362 Bill Stein, R OBP: 0.214, SLG: 0.214 (9, PH) (1, 4)			1B 2B 1B		6-3		FC6-4 HBP		5-3	2	1	1	0	0	0	1				
Bucky Dent, R OBP: 0.313, SLG: 0.250 (1, 6)			2B 1B		5-3		FC6-4 1-2			4	0	2	0	0	0	4				
Inning Stats	R: 0 E: 0 K: 0 S: 4	H: 1 LOB: 1 BB: 0 P: 4	R: 0 E: 0 K: 0 S: 3	H: 0 LOB: 0 BB: 0 P: 3	R: 1 E: 0 K: 1 S: 8	H: 3 LOB: 3 BB: 1 P: 12	R: 0 E: 0 K: 0 S: 3	H: 0 LOB: 1 BB: 1 P: 7	R: 0 E: 0 K: 1 S: 5	H: 1 LOB: 0 BB: 0 P: 5	R: 0 E: 0 K: 1 S: 5	H: 0 LOB: 0 BB: 0 P: 5	R: 0 E: 0 K: 0 S: 3	H: 0 LOB: 0 BB: 0 P: 3	R: 0 E: 0 K: 1 S: 6	H: 1 LOB: 1 BB: 0 P: 6		1B: 5 2B: 1 3B: 0 HR: 0	SF: 0 SAC: 0 DP: 1 HBP: 1	WP: 0 PB: 1 CS: 0
PITCHER	IP WLS BF H R ER SO BB IBB HBP BLK WP HR S P ERA WHIP	5.0 W 22 5 1 1 2 3 0 0 0 0 0 23 35 1.80 1.600	4.0 S 15 1 0 0 3 1 0 1 0 0 0 19 24 0.00 0.500											IP WLS BF H R ER SO BB IBB HBP BLK WP HR S P ERA WHIP						
Vern Ruhle, R ERA: 3.24 Bill Laxton, L ERA: 1.6 (1, 1) (6, 1)																				

AB 32
R 1
H 6
RBI 1
BB 4
SO 5
LOB 20



Batter	1	2	3	4	5	6	7	8	9	AB	R	H	RBI	BB	SO	LOB	BOTTOM			
Ron LeFlore, R OBP: 0.414, SLG: 0.491 (1, 8)	5-3		1B 6-3 1B		K					4	1	2	0	0	1	1	Chicago White Sox @ Detroit Tigers Tiger Stadium, Detroit, MI Sat May 08 1976, 3:33 AM EDT Att: 11,802 - Unknown			
Alex Johnson, R OBP: 0.272, SLG: 0.351 (1, 7)	1B SF8 1B		6-3		E6			G6-4-3 1B		4	1	1	0	0	0	2				
Willie Horton, R OBP: 0.468, SLG: 0.672 (1, 10)	1B 1-3 1B		G4-3 1B		F7			BB 1B BB		3	1	2	1	1	0	1				
Rusty Staub, L OBP: 0.442, SLG: 0.508 (1, 9)	SF8		G4-3		3-1			BB 2B 1B		3	1	1	1	0	0	1				
Jason Thompson, L OBP: 0.386, SLG: 0.488 (1, 3)	1-3 1B				F8			2B 1B		3	1	1	0	1	0	0				
Aurelio Rodriguez, R OBP: 0.316, SLG: 0.423 (1, 5)	6-3				F3			2B BB		4	1	1	3	0	0	2				
John Wockenfuss, R OBP: 0.476, SLG: 0.556 (1, 2)			F7		6-3			1B FC6-4		4	0	1	1	0	0	0				
Tom Verzyer, R OBP: 0.278, SLG: 0.227 (1, 6)			F9		F7			FC6-4		4	0	0	0	0	0	1				
Gary Sutherland, R OBP: 0.259, SLG: 0.333 (1, 4)	K							1B 2B		3	1	1	0	0	1	0				
Inning Stats	R: 1 E: 0 K: 0 S: 6	H: 3 LOB: 2 BB: 0 P: 6	R: 0 E: 0 K: 1 S: 5	H: 0 LOB: 0 BB: 0 P: 5	R: 1 E: 0 K: 0 S: 4	H: 2 LOB: 0 BB: 0 P: 4	R: 0 E: 0 K: 0 S: 3	H: 0 LOB: 0 BB: 0 P: 3	R: 1 E: 1 K: 1 S: 7	H: 1 LOB: 1 BB: 0 P: 7	R: 0 E: 0 K: 0 S: 3	H: 0 LOB: 0 BB: 0 P: 3	R: 0 E: 0 K: 0 S: 3	H: 0 LOB: 0 BB: 0 P: 3	R: 4 E: 0 K: 0 S: 6	H: 4 LOB: 1 BB: 2 P: 14		1B: 8 2B: 1 3B: 1 HR: 0	SF: 1 SAC: 0 DP: 2 HBP: 0	WP: 0 PB: 0 CS: 0
PITCHER	IP WLS BF H R ER SO BB IBB HBP BLK WP HR S P ERA WHIP	7.2 L 32 8 6 5 2 2 0 0 0 0 0 34 42 5.87 1.304	0.1 3 2 1 1 0 0 0 0 0 0 0 0 3 3 27.00 6.000											IP WLS BF H R ER SO BB IBB HBP BLK WP HR S P ERA WHIP						
Bart Johnson, R ERA: 9.95 Clay Carroll, R ERA: 0.79 (1, 1) (8, 1)																				

AB 32
R 7
H 10
RBI 6
BB 2
SO 2
LOB 8



Batter	1	2	3	4	5	6	7	8	9	AB	R	H	RBI	BB	SO	LOB	TOP								
Pat Kelly, L (1, 10) OBP: 0.229, SLG: 0.333 Brian Downing, R (9, PH) OBP: 0.389, SLG: 0.484	F9		K		G3		2B 1B		FC6 1B	4	1	1	1	0	1	2	Chicago White Sox @ Detroit Tigers Tiger Stadium, Detroit, MI Sun May 09 1976, 3:33 AM EDT Att: 12,250 - Unknown								
Ralph Garr, L (1, 8) OBP: 0.262, SLG: 0.313	F9		1-3			4-3	4-3-2 2B		K	5	0	1	1	0	1	3									
Jorge Orta, L (1, 5) OBP: 0.329, SLG: 0.429	F9				F9		4-3-2		FC6	5	0	0	0	0	1	3									
Carlos May, L (1, 7) OBP: 0.304, SLG: 0.191 Chet Lemon, R (8, PR) OBP: 0.295, SLG: 0.191		S BB			F9		WP S 1B		SH1-4 1B	3	1	2	0	1	0	0									
Jim Spencer, L (1, 3) OBP: 0.359, SLG: 0.404	F9						S 1B		SH1-4	2	1	1	0	1	0	1									
Buddy Bradford, R (1, 9) OBP: 0.368, SLG: 0.424	F9						S 2B			3	0	1	2	1	1	2									
Jack Brohamer, L (1, 4) Bill Stein, R (8, PH) OBP: 0.200, SLG: 0.200							1B		G6-4-3 BB	3	0	0	0	0	1	2									
Pete Varney, R (1, 2) OBP: 0.321, SLG: 0.714							1B		F6	4	0	2	0	0	0	0									
Bucky Dent, R (1, 6) OBP: 0.329, SLG: 0.286							1B		F7	3	1	2	0	0	1	1									
							2B		1B																
Inning Stats	R: 0 E: 0 K: 0 S: 3	H: 0 LOB: 0 BB: 0 P: 3	R: 0 E: 0 K: 0 S: 3	H: 0 LOB: 1 BB: 1 P: 7	R: 0 E: 0 K: 1 S: 6	H: 1 LOB: 1 BB: 0 P: 6	R: 0 E: 0 K: 1 S: 6	H: 1 LOB: 1 BB: 0 P: 6	R: 0 E: 0 K: 1 S: 6	H: 1 LOB: 1 BB: 0 P: 6	R: 2 E: 0 K: 2 S: 9	H: 2 LOB: 1 BB: 1 P: 13	R: 2 E: 0 K: 0 S: 5	H: 3 LOB: 0 BB: 0 P: 5	R: 0 E: 0 K: 0 S: 3	H: 1 LOB: 2 BB: 1 P: 7	R: 0 E: 0 K: 1 S: 7	H: 2 LOB: 2 BB: 0 P: 7	1B: 8 2B: 4 3B: 0 HR: 0	SF: 0 SAC: 2 DP: 2 HBP: 0	WP: 1 PB: 0 SB: 3 CS: 0	PA: 39			
PITCHER	IP	WLS	BF	H	R	ER	SO	BB	IBB	HBP	BLK	WP	HR	S	P	ERA	WHIP								
Joe Coleman, R (1, 1) ERA: 3.63 John Hiller, L (7, 1) ERA: 2.0	6.1	L	28	7	4	4	5	2	0	0	0	1	0	36	44	5.68	1.421								
	2.2		11	4	0	0	1	1	0	0	0	0	0	12	16	0.00	1.875								

Batter	1	2	3	4	5	6	7	8	9	AB	R	H	RBI	BB	SO	LOB	BOTTOM								
Ron LeFlore, R (1, 8) OBP: 0.435, SLG: 0.509	CS 4-3 1B								F8	4	0	3	0	0	0	0	Chicago White Sox @ Detroit Tigers Tiger Stadium, Detroit, MI Sun May 09 1976, 3:33 AM EDT Att: 12,250 - Unknown								
Alex Johnson, R (1, 7) OBP: 0.259, SLG: 0.333	4-3 1-2								1-3	4	0	0	0	0	1	3									
Willie Horton, R (1, 10) OBP: 0.458, SLG: 0.643	K 2-3								F8	3	1	0	0	1	1	2									
Rusty Staub, L (1, 9) OBP: 0.444, SLG: 0.515									F8	3	1	1	0	1	1	1									
Jason Thompson, L (1, 3) OBP: 0.375, SLG: 0.467									1B 2B	4	0	1	1	0	0	2									
Aurelio Rodriguez, R (1, 5) OBP: 0.300, SLG: 0.405									1B	3	0	0	1	0	0	1									
John Wockenfuss, R (1, 2) OBP: 0.458, SLG: 0.500									F8	2	0	0	0	1	0	1									
Tom Verzyer, R (1, 6) OBP: 0.270, SLG: 0.221 Ben Ojivie, L (8, PH) OBP: 0.238, SLG: 0.368 Chuck Scrivener, R (9, 6)									F8	2	0	0	0	0	0	0									
Gary Sutherland, R (1, 4) OBP: 0.250, SLG: 0.321 Dan Meyer, L (8, PH) OBP: 0.294, SLG: 0.207 Jerry Manuel, S (9, 4) OBP: 0.214, SLG: 0.231									F8	1	0	0	0	0	0	0									
									F8	0	0	0	0	0	0	0									
Inning Stats	R: 0 E: 0 K: 1 S: 5	H: 1 LOB: 0 BB: 0 P: 5	R: 0 E: 0 K: 0 S: 3	H: 0 LOB: 0 BB: 0 P: 3	R: 0 E: 0 K: 0 S: 3	H: 0 LOB: 0 BB: 0 P: 3	R: 0 E: 0 K: 2 S: 8	H: 1 LOB: 1 BB: 0 P: 8	R: 0 E: 0 K: 0 S: 2	H: 0 LOB: 0 BB: 1 P: 6	R: 0 E: 0 K: 0 S: 4	H: 1 LOB: 1 BB: 0 P: 4	R: 1 E: 0 K: 0 S: 3	H: 0 LOB: 1 BB: 2 P: 11	R: 0 E: 0 K: 1 S: 5	H: 0 LOB: 0 BB: 0 P: 5	R: 1 E: 0 K: 0 S: 5	H: 2 LOB: 1 BB: 0 P: 5	1B: 4 2B: 1 3B: 0 HR: 0	SF: 1 SAC: 0 DP: 0 HBP: 0	WP: 0 PB: 0 SB: 1 CS: 2	PA: 34			
PITCHER	IP	WLS	BF	H	R	ER	SO	BB	IBB	HBP	BLK	WP	HR	S	P	ERA	WHIP								
Wilbur Wood, L (1, 1) ERA: 2.24 Clay Carroll, R (6, 1) ERA: 1.04	5.2	W	19	3	0	0	3	1	0	0	0	0	0	24	28	0.00	0.706								
	3.1	S	14	2	2	2	1	2	0	0	0	0	0	14	22	5.40	1.200								


Batter	1	2	3	4	5	6	7	8	9	AB	R	H	RBI	BB	SO	LOB	TOP					
Ron LeFlore, R OBP: 0.433, SLG: 0.516 (1, 8)										5	1	2	0	0	2	1	Detroit Tigers @ New York Yankees Yankee Stadium, Bronx, NY Tue May 11 1976, 7:05 PM EDT Att: 12,123 - Unknown - 56 F					
Alex Johnson, R OBP: 0.270, SLG: 0.333 Ben Oglivie, L OBP: 0.238, SLG: 0.368 (1, 7) (8, 7)										3	0	1	1	0	0	1						
Willie Horton, R OBP: 0.437, SLG: 0.608 (1, 10)										4	0	0	0	0	1	3						
Rusty Staub, L OBP: 0.435, SLG: 0.514 (1, 9)										4	1	1	0	0	0	1						
Jason Thompson, L OBP: 0.365, SLG: 0.449 (1, 3)										4	0	1	0	0	0	1						
Aurelio Rodriguez, R OBP: 0.286, SLG: 0.390 (1, 5)										3	0	0	1	0	1	1						
John Wockenfuss, R OBP: 0.444, SLG: 0.455 Dan Meyer, L OBP: 0.314, SLG: 0.233 Bruce Kimm, R (9, PH) (9, 2)										2	0	0	0	1	1	1						
Tom Verzyer, R OBP: 0.269, SLG: 0.222 (1, 6)										4	1	1	0	0	0	1						
Gary Sutherland, R OBP: 0.250, SLG: 0.316 (1, 4)										4	0	1	2	0	0	0						
Inning Stats	R: 0 E: 0 K: 2 S: 7	H: 0 LOB: 0 BB: 0 P: 7	R: 0 E: 0 K: 1 S: 6	H: 1 LOB: 1 BB: 0 P: 6	R: 0 E: 0 K: 0 S: 4	H: 1 LOB: 1 BB: 0 P: 4	R: 0 E: 0 K: 0 S: 3	H: 0 LOB: 0 BB: 0 P: 3	R: 0 E: 0 K: 1 S: 4	H: 0 LOB: 0 BB: 0 P: 8	R: 0 E: 0 K: 0 S: 3	H: 0 LOB: 0 BB: 0 P: 3	R: 0 E: 1 K: 0 S: 4	H: 0 LOB: 2 BB: 0 P: 5	R: 0 E: 0 K: 0 S: 4	H: 0 LOB: 0 BB: 0 P: 5		R: 3 E: 0 K: 1 S: 9	H: 4 LOB: 1 BB: 0 P: 9	1B: 6 2B: 2 3B: 0 HR: 0	SF: 1 SAC: 0 DP: 0 HBP: 1	WP: 1 PB: 0 SB: 1 CS: 1
PITCHER Ed Figueroa, R ERA: 3.27 (1, 1)	IP: 9.0 WLS: L BF: 37	H: 8 R: 4 ER: 4 SO: 5	BB: 1 IBB: 0 HBP: 1 BLK: 0	WP: 1 HR: 0 S: 45 P: 50	ERA: 4.00 WHIP: 1.000	PITCHER										IP: 9.0 WLS: L BF: 37	H: 8 R: 4 ER: 4 SO: 5	BB: 1 IBB: 0 HBP: 1 BLK: 0	WP: 1 HR: 0 S: 45 P: 50	ERA: 4.00 WHIP: 1.000		

Batter	1	2	3	4	5	6	7	8	9	AB	R	H	RBI	BB	SO	LOB	BOTTOM			
Mickey Rivers, L OBP: 0.308, SLG: 0.413 (1, 8)										5	0	1	0	0	0	4	Detroit Tigers @ New York Yankees Yankee Stadium, Bronx, NY Tue May 11 1976, 7:05 PM EDT Att: 12,123 - Unknown - 56 F			
Roy White, S OBP: 0.413, SLG: 0.449 (1, 7)										3	1	0	0	1	0	0				
Thurman Munson, R OBP: 0.337, SLG: 0.469 (1, 2)										4	1	1	0	0	0	1				
Chris Chambliss, L OBP: 0.396, SLG: 0.510 (1, 3)										4	0	1	1	0	0	1				
Lou Piniella, R OBP: 0.306, SLG: 0.430 (1, 10)										3	0	1	1	0	0	1				
Otto Velez, R OBP: 0.400, SLG: 0.211 Oscar Gamble, L OBP: 0.297, SLG: 0.414 (8, PH) (9, 9)										2	0	0	0	1	1	0				
Graig Nettles, L OBP: 0.330, SLG: 0.359 (1, 5)										3	1	1	1	1	0	2				
Willie Randolph, R OBP: 0.356, SLG: 0.338 (1, 4)										4	0	0	0	0	0	4				
Fred Stanley, R OBP: 0.448, SLG: 0.417 Rich Coggins, L (9, PH)										2	0	1	0	1	0	0				
Inning Stats	R: 0 E: 0 K: 0 S: 4	H: 1 LOB: 1 BB: 0 P: 4	R: 0 E: 0 K: 0 S: 3	H: 1 LOB: 3 BB: 2 P: 12	R: 0 E: 0 K: 0 S: 3	H: 0 LOB: 0 BB: 0 P: 3	R: 0 E: 0 K: 0 S: 3	H: 0 LOB: 0 BB: 0 P: 3	R: 0 E: 1 K: 0 S: 4	H: 0 LOB: 1 BB: 0 P: 4	R: 1 E: 0 K: 1 S: 7	H: 2 LOB: 1 BB: 0 P: 7	R: 2 E: 0 K: 0 S: 5	H: 2 LOB: 2 BB: 2 P: 13	R: 0 E: 0 K: 0 S: 3	H: 0 LOB: 0 BB: 0 P: 3		1B: 5 2B: 0 3B: 0 HR: 1	SF: 0 SAC: 2 DP: 0 HBP: 0	WP: 0 PB: 0 SB: 0 CS: 0
PITCHER Dave Roberts, L ERA: 2.5 John Hiller, L ERA: 3.32 Steve Grilli, R ERA: 2.0 (1, 1) (7, 1) (8, 1)	IP: 6.0 WLS: 23 BF: 23	H: 2 R: 0 ER: 0 SO: 0	BB: 2 IBB: 0 HBP: 0 BLK: 0	WP: 0 HR: 0 S: 21 P: 29	ERA: 0.00 WHIP: 0.667	PITCHER										IP: 6.0 WLS: 8 BF: 23	H: 4 R: 3 ER: 3 SO: 1	BB: 1 IBB: 0 HBP: 0 BLK: 0	WP: 0 HR: 0 S: 9 P: 13	ERA: 27.00 WHIP: 5.000

Batter	1	2	3	4	5	6	7	8	9	AB	R	H	RBI	BB	SO	LOB	TOP				
Ron LeFlore, R OBP: 0.417, SLG: 0.507 (1, 8)	0-0 2B	0-3 K			0-0 FC6-4		0-0 6-3		0-0 1-3	5	0	1	1	0	1	4					
Dan Meyer, L OBP: 0.316, SLG: 0.219 (1, 7)	4-0 BB	0-0 4-3			0-0 G4-6-3		0-0 E1		0-3 K	2	1	0	0	1	0	3					
Bill Freehan, R OBP: 0.371, SLG: 0.414 (7, PH)										1	0	0	0	0	0	0					
Jerry Manuel, S OBP: 0.214, SLG: 0.231 (7, 4)	1B						1B			0	1	0	0	0	0	0					
Chuck Scrivener, R (9, PH)	BB						3-4-1			1	0	0	0	0	1	0					
Willie Horton, R OBP: 0.429, SLG: 0.590 (1, 10)	0-0 F8				0-0 F7		0-0 6-3		0-0 1B	4	0	1	0	0	0	1					
Rusty Staub, L OBP: 0.438, SLG: 0.507 (1, 9)	4-0 1B				0-0 L3		0-0 1B		0-0 3-4-1	3	0	1	1	1	0	1					
Jason Thompson, L OBP: 0.357, SLG: 0.434 (1, 3)	0-0 BB				0-0 4-3		0-0 1B		0-0 3-4-1	4	0	1	1	0	0	3					
Aurelio Rodriguez, R OBP: 0.284, SLG: 0.383 (1, 5)	0-0 1-3				0-0 4-3		0-0 G3-6-3		0-0 4-3	4	0	1	1	0	0	3					
John Wockenfuss, R OBP: 0.452, SLG: 0.417 (1, 2)					0-0 5-3		0-0 BB		0-0 5-3	4	1	1	0	0	0	2					
Tom Veryzer, R OBP: 0.280, SLG: 0.240 (1, 6)					0-3 K		4-0 2B		0-3 K	2	1	0	0	2	2	0					
Gary Sutherland, R OBP: 0.258, SLG: 0.310 (1, 4)					0-3 K		0-0 BB		0-0 F9	3	1	1	0	1	1	0					
Ben Oglivie, L OBP: 0.238, SLG: 0.368 (7, PH)					0-0 2B		1-2 2B			3	1	1	0	1	1	0					
Mickey Stanley, R OBP: 0.462, SLG: 0.583 (7, 7)	0-0 F2				0-0 FC6-4		0-0 BB		0-0 1-3	1	0	0	0	1	0	2					
Inning Stats	R: 1 E: 0 K: 0 S: 4	H: 2 LOB: 2 BB: 2 P: 12	R: 0 E: 0 K: 1 S: 6	H: 1 LOB: 2 BB: 1 P: 10	R: 0 E: 0 K: 0 S: 3	H: 0 LOB: 0 BB: 0 P: 3	R: 0 E: 0 K: 2 S: 7	H: 0 LOB: 0 BB: 0 P: 7	R: 0 E: 0 K: 0 S: 2	H: 1 LOB: 0 BB: 0 P: 3	R: 5 E: 1 K: 0 S: 7	H: 3 LOB: 2 BB: 2 P: 15	R: 0 E: 0 K: 1 S: 5	H: 0 LOB: 0 BB: 0 P: 5	R: 0 E: 0 K: 1 S: 5	H: 0 LOB: 0 BB: 0 P: 5	1B: 4 2B: 3 3B: 0 HR: 0	SF: 0 SAC: 0 DP: 2 HBP: 0	WP: 0 PB: 0 SB: 0 CS: 0	PA: 38	
PITCHER	IP	WLS	BF	H	R	ER	SO	BB	IBB	HBP	BLK	WP	HR	S	P	ERA	WHIP				
Dock Ellis, R ERA: 3.0 (1, 1)	6.0	W	26	5	4	4	3	6	0	0	0	0	0	26	50	6.00	1.833				
Sparky Lyle, L ERA: 2.08 (7, 1)	3.0	S	12	2	2	1	2	0	0	0	0	0	0	16	16	3.00	0.667				

Detroit Tigers @ New York Yankees
Yankee Stadium, Bronx, NY
Wed May 12 1976, 7:05 PM EDT
Att: 14,575 - Unknown - 56 F


AB 32
R 6
H 7
RBI 5
BB 6
SO 5
LOB 16



Batter	1	2	3	4	5	6	7	8	9	AB	R	H	RBI	BB	SO	LOB	BOTTOM				
Mickey Rivers, L OBP: 0.324, SLG: 0.421 (1, 8)	4-0 1B	0-0 BB		0-0 E		0-3 K				3	2	0	1	1	1						
Roy White, S OBP: 0.417, SLG: 0.446 (1, 7)	0-0 1B	0-3 K		0-0 E8			4-0 BB			3	1	1	1	1	1						
Thurman Munson, R OBP: 0.324, SLG: 0.450 (1, 2)	0-0 5-3	0-0 P4		0-0 F7			0-0 F8			4	0	0	0	0	0	1					
Chris Chambliss, L OBP: 0.381, SLG: 0.490 (1, 3)	0-0 E8			0-0 F5		0-0 F8		0-0 FC3-6		4	1	0	0	0	0	1					
Oscar Gamble, L OBP: 0.294, SLG: 0.403 (1, 9)	0-0 HR			0-0 4-3		0-3 K		0-0 4-3		4	1	1	1	0	1	1					
Graig Nettles, L OBP: 0.327, SLG: 0.390 (1, 5)	0-0 HR			0-0 F8		0-0 F9			0-0 P6	4	1	1	2	0	0						
Lou Piniella, R OBP: 0.326, SLG: 0.482 (1, 10)	0-0 2B			0-0 HR		0-0 1B			0-0 F8	4	1	3	1	0	0						
Willie Randolph, R OBP: 0.352, SLG: 0.346 (1, 4)	0-0 1-3			0-0 4-3		0-3 K			0-0 6-3	4	0	1	0	0	1						
Jim Mason, L OBP: 0.283, SLG: 0.354 (1, 6)	0-3 K			0-0 1B		0-0 E8			0-0 P6	3	0	1	0	0	1	3					
Inning Stats	R: 4 E: 1 K: 1 S: 10	H: 5 LOB: 1 BB: 1 P: 14	R: 0 E: 0 K: 1 S: 5	H: 1 LOB: 0 BB: 0 P: 5	R: 0 E: 0 K: 0 S: 3	H: 0 LOB: 0 BB: 0 P: 3	R: 3 E: 1 K: 0 S: 6	H: 3 LOB: 0 BB: 0 P: 6	R: 0 E: 0 K: 1 S: 5	H: 0 LOB: 0 BB: 0 P: 5	R: 0 E: 0 K: 2 S: 8	H: 1 LOB: 1 BB: 0 P: 8	R: 0 E: 0 K: 0 S: 3	H: 0 LOB: 1 BB: 1 P: 7	R: 0 E: 0 K: 0 S: 3	H: 0 LOB: 0 BB: 0 P: 3	1B: 7 2B: 1 3B: 0 HR: 2	SF: 0 SAC: 0 DP: 0 HBP: 0	WP: 0 PB: 0 SB: 1 CS: 0	PA: 35	
PITCHER	IP	WLS	BF	H	R	ER	SO	BB	IBB	HBP	BLK	WP	HR	S	P	ERA	WHIP				
Ray Bare, R ERA: 3.31 (1, 1)	0.2	L	7	4	4	1	0	1	0	0	0	0	0	6	10	13.50	7.500				
Bill Laxton, L ERA: 1.56 (1, 1)	7.1		28	6	3	1	5	1	0	0	0	0	1	37	41	1.23	0.955				

Detroit Tigers @ New York Yankees
Yankee Stadium, Bronx, NY
Wed May 12 1976, 7:05 PM EDT
Att: 14,575 - Unknown - 56 F


AB 33
R 7
H 10
RBI 5
BB 2
SO 5
LOB 9



Batter	1	2	3	4	5	6	7	8	9	AB	R	H	RBI	BB	SO	LOB	TOP																					
Ron LeFlore, R OBP: 0.416, SLG: 0.493 (1, 8)	6-3		4-0 BB		G2			FC1-5 1B	K	4	0	1	0	1	1	4																						
Mickey Stanley, R OBP: 0.353, SLG: 0.438 (1, 7)	K		1-3			6-3		FC1-5 HR		4	1	0	0	0	1	3																						
Willie Horton, R OBP: 0.442, SLG: 0.600 (1, 10)	F8			4-0 BB	G3-6-3 BB	F8		HR	IBB	2	1	1	0	2	0	0																						
Rusty Staub, L OBP: 0.430, SLG: 0.532 (1, 9)		F8		F9		F8		HR		4	1	1	3	0	0	2																						
Jason Thompson, L OBP: 0.350, SLG: 0.421 (1, 3)		G6-4-3 1B		G3-6-3 1-2		K		F8		4	0	1	0	0	1	2																						
Aurelio Rodriguez, R OBP: 0.283, SLG: 0.376 (1, 5)	G6-4-3 1-2				6-3				1B SH1-4 1B	4	0	1	0	0	0	1																						
Tom Verzyer, R OBP: 0.282, SLG: 0.234 (1, 6)			6-3		4-0 BB	6-3			SH1-4 1-2	2	0	0	0	1	0	0																						
Gary Sutherland, R OBP: 0.258, SLG: 0.295 (1, 4)			4-3		4-0 BB	5-3			5-3	3	0	0	0	1	0	1																						
Bruce Kimm, R OBP: 0.400, SLG: 0.250 (1, 2)				4-0 BB		E5		K		3	0	1	0	1	1	1																						
Inning Stats	R: 0 E: 0 K: 1 S: 5	H: 0 LOB: 0 BB: 0 P: 5	R: 0 E: 0 K: 0 S: 3	H: 1 LOB: 0 BB: 0 P: 3	R: 0 E: 0 K: 0 S: 3	H: 0 LOB: 2 BB: 2 P: 11	R: 0 E: 0 K: 0 S: 2	H: 0 LOB: 0 BB: 1 P: 6	R: 0 E: 1 K: 0 S: 3	H: 0 LOB: 2 BB: 2 P: 11	R: 0 E: 0 K: 0 S: 3	H: 0 LOB: 0 BB: 0 P: 3	R: 0 E: 0 K: 1 S: 7	H: 2 LOB: 0 BB: 0 P: 11	R: 0 E: 0 K: 1 S: 7	H: 2 LOB: 2 BB: 0 P: 7	1B: 4 2B: 1 3B: 0 HR: 1	SF: 0 SAC: 1 DP: 2 HBP: 0	WP: 0 PB: 0 SB: 1 CS: 1	PA: 37																		
PITCHER	IP	WLS	BF	H	R	ER	SO	BB	IBB	HBP	BLK	WP	HR	S	P	ERA	WHIP	PITCHER				IP	WLS	BF	H	R	ER	SO	BB	IBB	HBP	BLK	WP	HR	S	P	ERA	WHIP
Rudy May, L ERA: 4.5 (1, 1)	8.1	L	34	5	3	3	3	5	1	0	0	0	1	34	58	3.24	1.200																					
Dick Tidrow, R ERA: 1.64 (9, 1)	0.2		3	1	0	0	1	0	0	0	0	0	0	5	5	0.00	1.500																					

Detroit Tigers @ New York Yankees
 Yankee Stadium, Bronx, NY
 Thu May 13 1976, 7:05 PM EDT
 Att: 14,920 - Unknown - 58 F


AB	30
R	3
H	6
RBI	3
BB	6
SO	4
LOB	14



Batter	1	2	3	4	5	6	7	8	9	AB	R	H	RBI	BB	SO	LOB	BOTTOM																					
Mickey Rivers, L OBP: 0.325, SLG: 0.418 (1, 8)	F8			S 1B		5-3		FC5-4 1B		3	0	1	0	0	0	0																						
Rich Coggins, L OBP: 0.250, SLG: 0.250 (7, 8)								2H 1B		1	0	1	1	0	0	0																						
Roy White, S OBP: 0.420, SLG: 0.442 (1, 7)				G3-6-3 BB		F9		FC5-4 1-2		3	0	1	0	1	0	1																						
Thurman Munson, R OBP: 0.312, SLG: 0.433 (1, 2)	1-3			F8		F9			K	4	0	0	0	0	1	3																						
Chris Chambliss, L OBP: 0.376, SLG: 0.510 (1, 3)		F8		G3-6-3 1-2		HR			K2-3	4	1	1	1	0	1	2																						
Oscar Gamble, L OBP: 0.282, SLG: 0.385 Otto Velez, R OBP: 0.385, SLG: 0.200 (9, PH)		F8			G3		F9		K	3	0	0	0	0	0	0																						
Graig Nettles, L OBP: 0.317, SLG: 0.376 (1, 5)		G3			4-3		4-3			3	0	0	0	0	0	0																						
Lou Piniella, R OBP: 0.326, SLG: 0.477 (1, 10)					5-3		1B 1B		F9	3	0	1	0	0	0	0																						
Willie Randolph, R OBP: 0.351, SLG: 0.346 (1, 4)					F8			K		3	0	1	0	0	1	0																						
Jim Mason, L OBP: 0.286, SLG: 0.373 (1, 6)					K		3-1		1B 2B	3	1	1	0	0	1	0																						
Inning Stats	R: 0 E: 0 K: 0 S: 3	H: 1 LOB: 0 BB: 0 P: 3	R: 0 E: 0 K: 0 S: 3	H: 0 LOB: 0 BB: 0 P: 3	R: 0 E: 0 K: 1 S: 5	H: 0 LOB: 0 BB: 0 P: 5	R: 0 E: 0 K: 0 S: 3	H: 1 LOB: 1 BB: 1 P: 7	R: 0 E: 0 K: 0 S: 4	H: 2 LOB: 2 BB: 0 P: 4	R: 0 E: 0 K: 0 S: 3	H: 0 LOB: 0 BB: 0 P: 3	R: 1 E: 0 K: 0 S: 4	H: 1 LOB: 0 BB: 0 P: 4	R: 1 E: 0 K: 1 S: 7	H: 2 LOB: 1 BB: 0 P: 7	R: 0 E: 0 K: 3 S: 9	H: 0 LOB: 0 BB: 0 P: 9	1B: 5 2B: 1 3B: 0 HR: 1	SF: 0 SAC: 0 DP: 1 HBP: 0	WP: 0 PB: 0 SB: 1 CS: 1	PA: 32																
PITCHER	IP	WLS	BF	H	R	ER	SO	BB	IBB	HBP	BLK	WP	HR	S	P	ERA	WHIP	PITCHER				IP	WLS	BF	H	R	ER	SO	BB	IBB	HBP	BLK	WP	HR	S	P	ERA	WHIP
Vern Ruhle, R ERA: 3.03 (1, 1)	7.2	W	28	7	2	2	2	1	0	0	0	0	1	31	35	2.35	1.043																					
John Hiller, L ERA: 3.1 (8, 1)	1.1	S	4	0	0	0	3	0	0	0	0	0	0	10	10	0.00	0.000																					

Detroit Tigers @ New York Yankees
 Yankee Stadium, Bronx, NY
 Thu May 13 1976, 7:05 PM EDT
 Att: 14,920 - Unknown - 58 F

AB	31
R	2
H	7
RBI	2
BB	1
SO	5
LOB	6



Batter	1	2	3	4	5	6	7	8	9	AB	R	H	RBI	BB	SO	LOB	TOP			
John Lowenstein, L (1, 9) OBP: 0.259, SLG: 0.204	0-3 K			0-3 K		0-0 G3			0-0 4-3	4	0	0	0	0	2	0	Cleveland Indians @ Detroit Tigers Tiger Stadium, Detroit, MI Sat May 15 1976, 3:33 AM EDT Att: 14,583 - Unknown			
Buddy Bell, R (1, 5) OBP: 0.380, SLG: 0.379	0-0 1-3			0-0 F8			0-0 1B 4-3 1B		0-0 6-3	4	1	1	0	0	0	0				
Rick Manning, L (1, 8) OBP: 0.341, SLG: 0.368	0-0 6-3			0-0 1-3			0-0 S 4-3 1B		0-3 K	4	0	1	0	0	1	0				
Rico Carty, R (1, 10) OBP: 0.438, SLG: 0.590		0-0 G3			0-0 6-3			0-0 4-3		3	0	0	1	0	0	1				
George Hendrick, R (1, 7) OBP: 0.342, SLG: 0.549		0-0 4-3			0-0 6-3		0-0 3-H 0-3 K			3	0	0	0	0	1	1				
Alan Ashby, S (1, 2) OBP: 0.341, SLG: 0.383		0-0 1-3			4-0 BB		0-0 2-3 F8			2	0	0	0	1	0	1				
Doug Howard, R (1, 3) OBP: 0.311, SLG: 0.415			0-0 L3		0-0 F8			0-3 K		3	0	0	0	0	1	1				
Duane Kuiper, L (1, 4) OBP: 0.261, SLG: 0.236			0-0 L1			0-0 F8		0-0 4-3		3	0	0	0	0	0	0				
Frank Duffy, R (1, 6) OBP: 0.295, SLG: 0.280			0-0 6-3			0-0 6-3		0-0 5-3		3	0	0	0	0	0	0				
Inning Stats	R: 0 E: 0 K: 1 S: 5	H: 0 LOB: 0 BB: 0 P: 5	R: 0 E: 0 K: 0 S: 3	H: 0 LOB: 0 BB: 0 P: 3	R: 0 E: 0 K: 0 S: 3	H: 0 LOB: 0 BB: 0 P: 3	R: 0 E: 0 K: 1 S: 5	H: 0 LOB: 0 BB: 0 P: 5	R: 0 E: 0 K: 0 S: 3	H: 0 LOB: 1 BB: 1 P: 7	R: 1 E: 0 K: 1 S: 7	H: 2 LOB: 1 BB: 0 P: 7	R: 0 E: 0 K: 1 S: 5	H: 0 LOB: 0 BB: 0 P: 5	R: 0 E: 0 K: 1 S: 5	H: 0 LOB: 0 BB: 0 P: 5	1B: 2 2B: 0 3B: 0 HR: 0	SF: 0 SAC: 0 DP: 0 HBP: 0	WP: 0 PB: 0 SB: 1 CS: 0	PA: 30
PITCHER Mark Fidrych, R (1, 1) ERA: 0.9	IP: 9.0 WLS: W BF: 30 H: 2 R: 1 ER: 1 SO: 5 BB: 1 IBB: 0 HBP: 0 BLK: 0 WP: 0 HR: 0 S: 39 P: 43 ERA: 1.00 WHIP: 0.333															PITCHER				

Batter	1	2	3	4	5	6	7	8	9	AB	R	H	RBI	BB	SO	LOB	BOTTOM			
Ron LeFlore, R (1, 8) OBP: 0.430, SLG: 0.500	0-0 1B SF7 1B	0-0 6-3			0-0 1B			0-0 F3		4	1	2	0	0	0	1	Cleveland Indians @ Detroit Tigers Tiger Stadium, Detroit, MI Sat May 15 1976, 3:33 AM EDT Att: 14,583 - Unknown			
Alex Johnson, R (1, 7) OBP: 0.286, SLG: 0.326	0-0 1B 1-3 1B		0-0 F8		0-3 K			0-0 F7		4	0	1	0	0	1	0				
Willie Horton, R (1, 10) OBP: 0.441, SLG: 0.593	0-0 SF7		0-0 G3-6-3 1B			0-0 5-3				2	0	1	1	0	0	0				
Rusty Staub, L (1, 9) OBP: 0.430, SLG: 0.536	0-0 1B		0-0 G3-6-3			0-0 F7				3	0	1	0	0	0	1				
Jason Thompson, L (1, 3) OBP: 0.343, SLG: 0.422	0-0 F5			0-0 SH1-3 SF9 2B		0-0 6-3				3	1	1	0	0	0	2				
Aurelio Rodriguez, R (1, 5) OBP: 0.276, SLG: 0.363	0-0 4-3			0-0 SH1-3			0-0 5-3			2	0	0	0	0	0	2				
Tom Verzyer, R (1, 6) OBP: 0.272, SLG: 0.229		0-0 E5		0-0 SF9			0-0 F4			2	0	0	1	0	0	0				
Gary Sutherland, R (1, 4) OBP: 0.233, SLG: 0.265		0-0 G4-6-3		0-0 K			0-0 5-3			3	0	0	0	0	1	1				
Bruce Kimm, R (1, 2) OBP: 0.400, SLG: 0.333		0-0 S 1B			0-0 5-3			0-0 4-3		3	0	1	0	0	0	0				
Inning Stats	R: 1 E: 0 K: 0 S: 6	H: 3 LOB: 2 BB: 0 P: 6	R: 0 E: 1 K: 0 S: 4	H: 1 LOB: 1 BB: 0 P: 4	R: 0 E: 0 K: 0 S: 3	H: 1 LOB: 0 BB: 0 P: 3	R: 1 E: 0 K: 1 S: 6	H: 1 LOB: 0 BB: 0 P: 6	R: 0 E: 0 K: 1 S: 5	H: 1 LOB: 0 BB: 0 P: 5	R: 0 E: 0 K: 0 S: 3	H: 0 LOB: 0 BB: 0 P: 3	R: 0 E: 0 K: 0 S: 3	H: 0 LOB: 0 BB: 0 P: 3	R: 0 E: 0 K: 0 S: 3	H: 0 LOB: 0 BB: 0 P: 3	1B: 6 2B: 1 3B: 0 HR: 0	SF: 2 SAC: 1 DP: 2 HBP: 0	WP: 0 PB: 0 SB: 1 CS: 0	PA: 29
PITCHER Pat Dobson, R (1, 1) ERA: 3.46	IP: 8.0 WLS: L BF: 29 H: 7 R: 2 ER: 2 SO: 2 BB: 0 IBB: 0 HBP: 0 BLK: 0 WP: 0 HR: 0 S: 33 P: 33 ERA: 2.25 WHIP: 0.875															PITCHER				

Batter	1	2	3	4	5	6	7	8	9	AB R H RBI BB SO LOB	TOP									
Duane Kuiper, L (1,4) OBP: 0.258, SLG: 0.243	0-0 2B		0-0 6-3		0-0 F8		0-0 4-3		0-0 4-3	5 1 1 0 0 0 2	Cleveland Indians @ Detroit Tigers Tiger Stadium, Detroit, MI Sun May 16 1976, 3:33 AM EDT Att: 51,650 - Unknown									
Buddy Bell, R (1,5) OBP: 0.373, SLG: 0.370	0-0 F7		0-0 F8			0-0 1B SH2-3		0-0 F9	0-0 5-3	5 1 1 0 0 0 2										
Rick Manning, L (1,8) OBP: 0.346, SLG: 0.381	0-0 4-3 2H			0-3 K		0-3 K		0-0 1-3 BB		4 1 2 1 0 2 1										
Rico Carty, R (1,10) OBP: 0.440, SLG: 0.583	0-0 4-3			0-0 6-3		0-0 SH2-3 1B		4-0 1-3 1B		3 1 1 0 1 0 1										
George Hendrick, R (1,7) OBP: 0.348, SLG: 0.538	0-3 K			4-0 BB		4-0 SH2-3 1B		0-0 1-3 BB		2 0 0 0 2 1 3										
Alan Ashby, S (1,2) OBP: 0.340, SLG: 0.381		0-3 K		0-3 K		0-0 SH2-3		0-0		3 0 1 3 0 2 1										
Doug Howard, R (1,3) OBP: 0.286, SLG: 0.378		0-0 5-3			0-0 5-3	0-0 F8		0-0 F9		4 0 0 0 0 0 3										
Charlie Spikes, R (1,9) OBP: 0.313, SLG: 0.276		0-0 5-3			0-0 1-3		0-0 6-3		4-0 4-3 SH3 BB	3 0 0 0 1 0 0										
Frank Duffy, R (1,6) OBP: 0.297, SLG: 0.282			0-3 K		0-0		0-0 5-3		0-0 SH3	3 0 1 0 0 1 0										
Inning Stats	R: 1 E: 0 K: 1 S: 7	H: 2 LOB: 1 BB: 0 P: 7	R: 0 E: 0 K: 1 S: 5	H: 0 LOB: 0 BB: 0 P: 5	R: 0 E: 0 K: 2 S: 7	H: 0 LOB: 1 BB: 0 P: 11	R: 0 E: 0 K: 0 S: 4	H: 1 LOB: 1 BB: 0 P: 4	R: 1 E: 0 K: 1 S: 7	H: 2 LOB: 2 BB: 1 P: 11	R: 0 E: 0 K: 0 S: 3	H: 0 LOB: 0 BB: 0 P: 3	R: 2 E: 0 K: 0 S: 5	H: 2 LOB: 1 BB: 1 P: 9	R: 0 E: 0 K: 0 S: 3	H: 0 LOB: 1 BB: 1 P: 7	1B: 5 2B: 2 3B: 0 HR: 0	SF: 0 SAC: 2 DP: 0 HBP: 0	WP: 0 PB: 0 SB: 0 CS: 0	PA: 38
PITCHER	IP WLS BF H R ER SO BB IBB HBP BLK WP HR S P ERA WHIP																			
Ray Bare, R (1,1) ERA: 3.53	8.0 L 34 7 4 4 6 2 1 0 0 0 0 0 43 55 4.50 1.125																			
Steve Grilli, R (9,1) ERA: 1.38	1.0 4 0 0 0 0 1 0 0 0 0 0 0 3 7 0.00 1.000																			

Batter	1	2	3	4	5	6	7	8	9	AB R H RBI BB SO LOB	BOTTOM									
Ron LeFlore, R (1,8) OBP: 0.422, SLG: 0.488	0-0 1-3		0-0 F9			0-0 FC6-4 1B			0-0 F3	4 0 1 0 0 0 0	Cleveland Indians @ Detroit Tigers Tiger Stadium, Detroit, MI Sun May 16 1976, 3:33 AM EDT Att: 51,650 - Unknown									
Alex Johnson, R (1,7) OBP: 0.255, SLG: 0.312	0-0 F9		0-0 F8			0-0 FC6-4 1-2		0-3 K		4 0 0 0 0 1 1										
Willie Horton, R (1,10) OBP: 0.425, SLG: 0.567	0-0 6-3			0-0 F7		0-0 5-3		0-0 E5		4 0 0 0 0 0 1										
Rusty Staub, L (1,9) OBP: 0.423, SLG: 0.523		0-0 4-3		0-0 4-3		0-0 G6-4-3 1B		0-3 K		4 0 1 0 0 1 1										
Jason Thompson, L (1,3) OBP: 0.329, SLG: 0.403		0-0 4-3		0-0 F7		0-0 F9				3 0 0 0 0 0 1										
Aurelio Rodriguez, R (1,5) OBP: 0.277, SLG: 0.362		0-0 BB 1B			0-0 5-3		0-0 G6-4-3		0-0 G3-6-3 1B	3 0 1 0 0 0 1										
Tom Verzyer, R (1,6) OBP: 0.284, SLG: 0.235		4-0 BB 1-2			0-3 K			0-0		2 0 1 0 1 1 0										
Gary Sutherland, R (1,4) OBP: 0.227, SLG: 0.257		0-0 F4			0-0 6-3			0-0 G3-6-3		2 0 0 0 0 0 2										
Ben Oglive, L (8,PH) OBP: 0.200, SLG: 0.304								0-0 G3-6-3		1 0 0 0 0 0 1										
John Wockenfuss, R (9,2) OBP: 0.452, SLG: 0.417								1-2		0 0 0 0 0 0 0										
Bruce Kimm, R (1,2) OBP: 0.333, SLG: 0.273					0-3 K			0-0 F9		2 0 0 0 0 1 0										
Dan Meyer, L (8,PH) OBP: 0.300, SLG: 0.206										1 0 0 0 0 0 0										
Jerry Manuel, S (9,4) OBP: 0.214, SLG: 0.231										0 0 0 0 0 0 0										
Inning Stats	R: 0 E: 0 K: 0 S: 3	H: 0 LOB: 0 BB: 0 P: 3	R: 0 E: 0 K: 0 S: 4	H: 1 LOB: 2 BB: 1 P: 8	R: 0 E: 0 K: 1 S: 5	H: 0 LOB: 0 BB: 0 P: 5	R: 0 E: 0 K: 0 S: 3	H: 0 LOB: 0 BB: 0 P: 3	R: 0 E: 0 K: 0 S: 3	H: 1 LOB: 0 BB: 0 P: 3	R: 0 E: 0 K: 0 S: 3	H: 1 LOB: 0 BB: 0 P: 3	R: 0 E: 0 K: 0 S: 3	H: 1 LOB: 0 BB: 0 P: 3	R: 0 E: 1 K: 2 S: 8	H: 0 LOB: 1 BB: 0 P: 8	1B: 4 2B: 0 3B: 0 HR: 0	SF: 0 SAC: 0 DP: 2 HBP: 0	WP: 0 PB: 0 SB: 0 CS: 0	PA: 31
PITCHER	IP WLS BF H R ER SO BB IBB HBP BLK WP HR S P ERA WHIP																			
Jackie Brown, R (1,1) ERA: 2.93	9.0 W 31 4 0 0 4 1 0 0 0 0 0 0 38 42 0.00 0.556																			

Batter	1	2	3	4	5	6	7	8	9	AB	R	H	RBI	BB	SO	LOB	TOP					
Rick Miller, L OBP: 0.436, SLG: 0.514 (1, 8)	F5		E	SH5-4		F8				4	1	2	2	0	0	0	Boston Red Sox @ Detroit Tigers Tiger Stadium, Detroit, MI Mon May 17 1976, 7:05 PM EDT Att: 11,757 - Unknown - 45 F					
Cecil Cooper, L OBP: 0.273, SLG: 0.455 Deron Johnson, R OBP: 0.278, SLG: 0.258 (3, 3)	G3		E9	K		F8		F2		2	1	2	1	0	0	0						
Carl Yastrzemski, L OBP: 0.309, SLG: 0.333 (1, 10)	G3		1-3							5	0	1	2	0	0	2						
Carlton Fisk, R OBP: 0.328, SLG: 0.491 (1, 2)	F7		K							4	1	1	1	1	2	2						
Bernie Carbo, L OBP: 0.351, SLG: 0.451 Jim Rice, R OBP: 0.290, SLG: 0.427 (5, PH) (5, 7)		K	E							1	0	0	0	1	1	0						
Dwight Evans, R OBP: 0.342, SLG: 0.449 (1, 9)		6-3	E8							5	0	2	1	0	1	2						
Rico Petrocelli, R Bob Heise, R OBP: 0.167, SLG: 0.333 (8, PR) (8, 5)			F8							3	0	1	0	1	0	3						
Denny Doyle, L OBP: 0.247, SLG: 0.284 (1, 4)										4	1	2	0	0	0	2						
Rick Burleson, R OBP: 0.306, SLG: 0.282 (1, 6)										3	2	1	0	0	0	2						
Inning Stats	R: 0 E: 0 K: 0 S: 4	H: 1 LOB: 1 BB: 0 P: 4	R: 0 E: 0 K: 1 S: 6	H: 1 LOB: 1 BB: 0 P: 6	R: 3 E: 2 K: 1 S: 9	H: 4 LOB: 2 BB: 1 P: 13	R: 2 E: 0 K: 1 S: 6	H: 2 LOB: 1 BB: 0 P: 7	R: 1 E: 0 K: 1 S: 7	H: 2 LOB: 1 BB: 0 P: 7	R: 0 E: 0 K: 0 S: 3	H: 0 LOB: 0 BB: 0 P: 3	R: 0 E: 0 K: 1 S: 5	H: 0 LOB: 0 BB: 0 P: 5	R: 1 E: 0 K: 0 S: 5	H: 2 LOB: 2 BB: 1 P: 9		R: 0 E: 0 K: 1 S: 5	H: 0 LOB: 2 BB: 1 P: 10	1B: 8 2B: 2 3B: 1 HR: 1	SF: 0 SAC: 1 DP: 0 HBP: 2	WP: 0 PB: 0 SB: 0 CS: 0
PITCHER	IP	WLS	BF	H	R	ER	SO	BB	IBB	HBP	BLK	WP	HR	S	P	ERA	WHIP					
Joe Coleman, R ERA: 4.47 (1, 1)	2.2	L	15	6	3	3	2	1	0	0	0	0	0	18	22	10.12	2.625					
Bill Laxton, L ERA: 2.66 (3, 1)	6.1		28	6	4	4	4	2	0	2	0	0	1	32	42	5.68	1.263					

Batter	1	2	3	4	5	6	7	8	9	AB	R	H	RBI	BB	SO	LOB	BOTTOM					
Ron LeFlore, R OBP: 0.415, SLG: 0.477 (1, 8)	K		F8							4	0	1	0	0	1	1	Boston Red Sox @ Detroit Tigers Tiger Stadium, Detroit, MI Mon May 17 1976, 7:05 PM EDT Att: 11,757 - Unknown - 45 F					
Alex Johnson, R OBP: 0.285, SLG: 0.320 (1, 7)	S									4	0	2	0	0	1	1						
Willie Horton, R OBP: 0.418, SLG: 0.553 (1, 10)	F3		K							4	0	1	0	0	1	4						
Rusty Staub, L OBP: 0.417, SLG: 0.505 (1, 9)	F7									3	0	0	0	1	0	3						
Jason Thompson, L OBP: 0.338, SLG: 0.391 (1, 3)		K								2	0	0	0	2	1	1						
Aurelio Rodriguez, R OBP: 0.276, SLG: 0.357 (1, 5)		K								4	0	1	0	0	1	3						
Tom Verzyer, R OBP: 0.273, SLG: 0.225 (1, 6)										4	0	0	0	0	0	3						
Jerry Manuel, S OBP: 0.250, SLG: 0.214 Dan Meyer, L OBP: 0.293, SLG: 0.200 Gary Sutherland, R OBP: 0.227, SLG: 0.257 (7, PH) (8, 4)										1	0	0	0	1	1	0						
Bruce Kimm, R OBP: 0.267, SLG: 0.214 (1, 2)										3	0	0	0	0	1	2						
Inning Stats	R: 0 E: 0 K: 1 S: 6	H: 1 LOB: 0 BB: 0 P: 6	R: 0 E: 0 K: 2 S: 7	H: 0 LOB: 0 BB: 0 P: 7	R: 0 E: 0 K: 2 S: 8	H: 1 LOB: 2 BB: 1 P: 12	R: 0 E: 0 K: 0 S: 2	H: 0 LOB: 1 BB: 2 P: 10	R: 0 E: 0 K: 1 S: 5	H: 0 LOB: 0 BB: 0 P: 5	R: 0 E: 0 K: 1 S: 6	H: 1 LOB: 1 BB: 0 P: 6	R: 0 E: 0 K: 0 S: 4	H: 1 LOB: 1 BB: 0 P: 4	R: 0 E: 0 K: 0 S: 4	H: 1 LOB: 0 BB: 0 P: 4		R: 0 E: 0 K: 0 S: 2	H: 0 LOB: 0 BB: 1 P: 6	1B: 5 2B: 0 3B: 0 HR: 0	SF: 0 SAC: 0 DP: 2 HBP: 0	WP: 0 PB: 0 SB: 1 CS: 0
PITCHER	IP	WLS	BF	H	R	ER	SO	BB	IBB	HBP	BLK	WP	HR	S	P	ERA	WHIP					
Luis Tiant, R ERA: 2.57 (1, 1)	9.0	W	34	5	0	0	7	4	0	0	0	0	0	44	60	0.00	1.000					

Batter	1	2	3	4	5	6	7	8	9	AB	R	H	RBI	BB	SO	LOB	TOP								
Rick Miller, L OBP: 0.409, SLG: 0.475 (1, 8)	0-0 4-3		0-3 K		0-0 F5		0-0 FC1-5-6-5		0-0 1B	5	0	1	2	0	1	1	Boston Red Sox @ Detroit Tigers Tiger Stadium, Detroit, MI Tue May 18 1976, 7:05 PM EDT Att: 10,642 - Unknown								
Denny Davis, L OBP: 0.250, SLG: 0.286 (1, 4)	0-0 5-3		0-3 K		0-0 E8		0-0 CS		0-0 F3	3	0	1	0	0	1	0									
Doug Griffin, R OBP: 0.308, SLG: 0.278 (8, PH)										2	0	0	0	0	0	2									
Carl Yastrzemski, L OBP: 0.307, SLG: 0.323 (1, 3)	4-0 1B				0-0 4-3		0-0 F4		0-3 K	3	0	0	0	1	1	1									
Carlton Fisk, R OBP: 0.333, SLG: 0.486 (1, 2)	0-0 1B				0-0 F7		4-0 1B		0-0 5-3	3	0	1	0	1	0	0									
Fred Lynn, L OBP: 0.446, SLG: 0.563 (1, 10)	0-0 4-3				0-3 K		0-0 F9		4-0 SH3-4	3	1	0	0	1	1	3									
Jim Rice, R OBP: 0.309, SLG: 0.435 (1, 7)					0-0 5-3		0-0 4-3		4-0 SH3-4	3	2	2	0	1	0	0									
Dwight Evans, R OBP: 0.342, SLG: 0.446 (1, 9)					0-0 1B		0-0 4-3		0-0 SH3-4	3	0	1	0	0	0	3									
Rico Petrocelli, R OBP: 0.372, SLG: 0.424 (1, 5)					0-0 G6-4-3		4-0 HR		4-0 1B	2	1	1	0	2	0	1									
Rick Burleson, R OBP: 0.307, SLG: 0.318 (1, 6)					0-0 6-3		0-0 HR		0-3 K	3	1	1	3	0	1	3									
Inning Stats	R: 0 E: 0 K: 0 S: 4	H: 1 LOB: 2 BB: 1 P: 8	R: 0 E: 0 K: 0 S: 3	H: 1 LOB: 0 BB: 0 P: 3	R: 0 E: 0 K: 2 S: 7	H: 0 LOB: 0 BB: 0 P: 7	R: 0 E: 0 K: 1 S: 5	H: 0 LOB: 0 BB: 0 P: 5	R: 3 E: 1 K: 0 S: 6	H: 3 LOB: 1 BB: 1 P: 10	R: 0 E: 0 K: 0 S: 3	H: 1 LOB: 1 BB: 1 P: 7	R: 0 E: 0 K: 0 S: 3	H: 1 LOB: 0 BB: 0 P: 3	R: 0 E: 0 K: 1 S: 5	H: 0 LOB: 0 BB: 0 P: 5	R: 2 E: 0 K: 1 S: 6	H: 1 LOB: 2 BB: 3 P: 18	1B: 7 2B: 0 3B: 0 HR: 1	SF: 0 SAC: 2 DP: 2 HBP: 0	WP: 0 PB: 0 SB: 1 CS: 1	PA: 39			
PITCHER	IP	WLS	BF	H	R	ER	SO	BB	IBB	HBP	BLK	WP	HR	S	P	ERA	WHIP								
Vern Ruhle, R ERA: 3.23 (1, 1)	6.1	L	27	7	3	3	3	3	0	0	0	0	1	30	42	4.26	1.579								
Jim Crawford, L ERA: 3.12 (7, 1)	1.2	L	5	0	1	1	1	1	0	0	0	0	0	6	10	5.40	0.600								
John Hiller, L ERA: 3.38 (9, 1)	1.0		6	1	1	1	1	1	1	0	0	0	0	6	14	9.00	2.000								

Batter	1	2	3	4	5	6	7	8	9	AB	R	H	RBI	BB	SO	LOB	BOTTOM								
Ron LeFlore, R OBP: 0.424, SLG: 0.484 (1, 8)	0-0 F9		0-0 L8		0-0 1B		0-0 1B		0-0 1B	5	0	3	1	0	0	0	Boston Red Sox @ Detroit Tigers Tiger Stadium, Detroit, MI Tue May 18 1976, 7:05 PM EDT Att: 10,642 - Unknown								
Alex Johnson, R OBP: 0.282, SLG: 0.314 (1, 7)	0-0 6-3		0-0 F8		0-0 1B		0-0 F8		0-0 6-3	5	0	1	0	0	0	3									
Willie Horton, R OBP: 0.417, SLG: 0.541 (1, 10)	4-0 BB		0-0 1B		0-3 K		0-3 K		0-0 6-3	4	0	1	0	1	2	3									
Rusty Staub, L OBP: 0.416, SLG: 0.495 (1, 9)	0-0 1B		0-0 F8		0-0 G6-4-3		4-0 1B		0-3 K	4	1	1	0	1	1	3									
Jason Thompson, L OBP: 0.354, SLG: 0.389 (1, 3)	4-0 BB				4-0 SH1-3		0-0 G3		0-0 F6	3	1	1	0	2	0	0									
Aurelio Rodriguez, R OBP: 0.278, SLG: 0.356 (1, 5)	0-3 K		0-0 SH1-3		0-0 SH1-3		0-0 P7		0-0 1B	3	0	1	0	0	1	3									
Tom Verzyer, R OBP: 0.272, SLG: 0.217 (1, 6)			0-0 P2		0-0 6-3		4-0 BB		0-0 G5-4-3	3	0	0	0	1	0	3									
Gary Sutherland, R OBP: 0.231, SLG: 0.250 (1, 4)			0-0 5-3		4-0 BB		0-0 5-3		0-0 E4	2	0	0	0	1	0	1									
Dan Meyer, L OBP: 0.310, SLG: 0.222 (8, PH)										1	1	1	1	0	0	0									
Jerry Manuel, S OBP: 0.250, SLG: 0.214 (9, 4)										0	0	0	0	0	0	0									
Bruce Kimm, R OBP: 0.235, SLG: 0.188 (1, 2)			0-0 F7		0-0 5-3		0-0 L7		4-0 1B	2	0	0	0	0	0	2									
Ben Ogilvie, L OBP: 0.192, SLG: 0.292 (7, PH)										1	0	0	0	0	0	0									
John Wockenfuss, R OBP: 0.469, SLG: 0.417 (8, 2)										0	0	0	0	1	0	0									
Inning Stats	R: 0 E: 0 K: 1 S: 6	H: 1 LOB: 3 BB: 2 P: 14	R: 0 E: 0 K: 0 S: 3	H: 0 LOB: 0 BB: 0 P: 3	R: 0 E: 0 K: 0 S: 4	H: 1 LOB: 1 BB: 0 P: 4	R: 0 E: 0 K: 0 S: 3	H: 0 LOB: 2 BB: 2 P: 11	R: 0 E: 0 K: 1 S: 6	H: 2 LOB: 1 BB: 0 P: 6	R: 0 E: 0 K: 0 S: 3	H: 0 LOB: 1 BB: 1 P: 7	R: 0 E: 0 K: 1 S: 6	H: 1 LOB: 0 BB: 0 P: 6	R: 3 E: 1 K: 0 S: 6	H: 4 LOB: 2 BB: 2 P: 14	R: 0 E: 0 K: 1 S: 5	H: 0 LOB: 0 BB: 0 P: 5	1B: 9 2B: 0 3B: 0 HR: 0	SF: 0 SAC: 1 DP: 2 HBP: 0	WP: 0 PB: 0 SB: 0 CS: 0	PA: 41			
PITCHER	IP	WLS	BF	H	R	ER	SO	BB	IBB	HBP	BLK	WP	HR	S	P	ERA	WHIP								
Dick Pole, R ERA: 2.93 (1, 1)	7.0		32	6	2	2	3	6	0	0	0	0	0	32	56	2.57	1.714								
Jim Willoughby, R ERA: 3.06 (8, 1)	1.1	W	7	3	1	1	0	1	0	0	0	0	0	6	10	6.75	3.000								
Tom House, L ERA: 5.73 (9, 1)	0.2	S	2	0	0	0	1	0	0	0	0	0	0	4	4	0.00	0.000								

AB	30
R	5
H	8
RBI	5
BB	6
SO	5
LOB	14



Batter	1	2	3	4	5	6	7	8	9	AB	R	H	RBI	BB	SO	LOB	TOP								
Rick Miller, L OBP: 0.420, SLG: 0.489 (1, 8)	0-0 4-3		0-0 2H 1B	0-0 6-3		0-0 G6-4-3 2B	4-0 BB		0-0 1-3	5	0	2	1	1	0	3									
Dwight Evans, R OBP: 0.353, SLG: 0.448 (1, 9)	0-0 6-3		0-0 G6-3 1B		0-0 HR 1B	4-0 G6-4-3 BB	0-3 K			4	1	2	0	1	1	2									
Fred Lynn, L OBP: 0.420, SLG: 0.526 (1, 10)	0-0 4-3		0-0 G6-3 1-2		0-0 E1 HR	0-0 G6-4-3 1-2 2-3		0-0 F6		5	1	0	0	0	0	5									
Carlton Fisk, R OBP: 0.336, SLG: 0.478 (1, 2)		0-3 K		0-0 HR 1B	0-0 L8	4-0 BB		0-3 K		4	1	1	0	1	2	2									
Jim Rice, R OBP: 0.304, SLG: 0.456 (1, 7)		0-3 K		0-3 K	0-0 HR	0-0 F9		0-0 4-3		5	1	1	3	0	2	3									
Carl Yastrzemski, L OBP: 0.336, SLG: 0.440 (1, 3)		4-0 FC6-4 BB		1-0 HR	0-0 HR		0-0 E 1B		0-0 HR	4	4	4	4	1	0	0									
Rico Petrocelli, R OBP: 0.367, SLG: 0.418 (4, PH)		0-0 FC6-4 1-2		0-0 CS 1B	0-0 6-3		0-0 5-3 1-H		0-0 1-3	1	0	0	0	0	0	1	AB 41								
Steve Dillard, R OBP: 0.425, SLG: 0.472 (4, 5)										4	0	1	0	0	0	0	R 9								
Rick Burleson, R OBP: 0.321, SLG: 0.326 (1, 6)			0-0 5-3 1B	4-0 1B 1-2	0-0 BB		0-0 F7		0-0 4-3	4	1	2	0	1	0	0	H 15								
Denny Doyle, L OBP: 0.259, SLG: 0.305 (1, 4)			0-0 5-3 1-2	0-0 1B	0-0 4-3		0-0 2B		0-0 E6	5	0	2	0	0	0	2	RBI 8								
Inning Stats	R: 0 E: 0 K: 0 S: 3	H: 0 LOB: 0 BB: 0 P: 3	R: 0 E: 0 K: 2 S: 7	H: 0 LOB: 1 BB: 1 P: 11	R: 1 E: 0 K: 0 S: 5	H: 3 LOB: 1 BB: 0 P: 5	R: 2 E: 0 K: 1 S: 8	H: 4 LOB: 2 BB: 1 P: 13	R: 4 E: 1 K: 0 S: 8	H: 4 LOB: 1 BB: 0 P: 8	R: 0 E: 0 K: 0 S: 3	H: 1 LOB: 2 BB: 2 P: 11	R: 1 E: 1 K: 1 S: 7	H: 2 LOB: 2 BB: 1 P: 11	R: 0 E: 0 K: 1 S: 5	H: 0 LOB: 0 BB: 0 P: 5	R: 1 E: 1 K: 0 S: 5	H: 1 LOB: 1 BB: 0 P: 5	1B: 9 2B: 2 3B: 0 HR: 4	SF: 0 SAC: 0 DP: 2 HBP: 0	WP: 0 PB: 0 SB: 0 CS: 1	PA: 46			
PITCHER	IP	WLS	BF	H	R	ER	SO	BB	IBB	HBP	BLK	WP	HR	S	P	ERA	WHIP								
Dave Roberts, L ERA: 3.27 (1, 1)	4.1	L	23	9	6	5	3	2	0	0	0	0	2	27	36	10.38	2.538								
Steve Grilli, R ERA: 2.3 (5, 1)	2.2		15	5	2	2	1	3	0	0	0	0	1	14	26	6.75	3.000								
John Hiller, L ERA: 3.47 (8, 1)	2.0		8	1	1	1	1	0	0	0	0	0	1	10	10	4.50	0.500								

Boston Red Sox @ Detroit Tigers
Tiger Stadium, Detroit, MI
Wed May 19 1976, 7:05 PM EDT
Att: 13,252 - Unknown

AB 41
R 9
H 15
RBI 8
BB 5
SO 5
LOB 18



Batter	1	2	3	4	5	6	7	8	9	AB	R	H	RBI	BB	SO	LOB	BOTTOM								
Ron LeFlore, R OBP: 0.427, SLG: 0.515 (1, 8)	0-0 SF9 3B		0-0 2B		0-3 K		0-3 K			4	1	2	0	0	2	0									
Alex Johnson, R OBP: 0.281, SLG: 0.314 (1, 7)	0-0 SF9		0-0 6-3		0-0 6-3			0-0 1B		3	0	1	1	0	0	1									
Willie Horton, R OBP: 0.412, SLG: 0.559 (1, 10)	0-0 3H HR		0-0 F8		0-0 5-3		0-0 F3			4	1	1	1	0	0	2									
Rusty Staub, L OBP: 0.427, SLG: 0.510 (1, 9)	0-0 2B		4-0 BB		0-0 4-3		0-0 1B		0-0 1B	3	0	2	0	1	0	0									
Jason Thompson, L OBP: 0.349, SLG: 0.373 (1, 3)	0-0 L8		0-0 6-3		4-0 BB		0-3 K			3	0	0	0	1	1	5									
Bill Freehan, R OBP: 0.395, SLG: 0.394 (1, 2)	0-0 F2		0-0 F5		0-0 FC6-4 1B		0-0 F8			4	0	1	0	0	0	3									
Aurelio Rodriguez, R OBP: 0.268, SLG: 0.343 (1, 5)		0-0 F8		0-0 F7		0-0 FC6-4 1-2		0-0 F3		4	0	0	0	0	0	2	AB 33								
Tom Verzyer, R OBP: 0.264, SLG: 0.211 (1, 6)		0-0 E6		0-0 F9			0-0 5-3		0-3 K	3	0	0	0	0	0	0	R 2								
Ben Oglivie, L OBP: 0.165, SLG: 0.280 (9, PH)										1	0	0	0	0	1	0	H 7								
Gary Sutherland, R OBP: 0.222, SLG: 0.240 (1, 4)		0-0 6-3			0-0 F7		0-0 F7		0-0 F6	3	0	0	0	0	0	1	RBI 2								
Dan Meyer, L OBP: 0.302, SLG: 0.216 (9, PH)										1	0	0	0	0	0	0	BB 2								
Inning Stats	R: 2 E: 0 K: 0 S: 6	H: 3 LOB: 1 BB: 0 P: 6	R: 0 E: 1 K: 0 S: 3	H: 0 LOB: 0 BB: 0 P: 3	R: 0 E: 0 K: 0 S: 4	H: 1 LOB: 2 BB: 1 P: 8	R: 0 E: 0 K: 0 S: 3	H: 0 LOB: 0 BB: 0 P: 3	R: 0 E: 0 K: 1 S: 5	H: 0 LOB: 0 BB: 0 P: 5	R: 0 E: 0 K: 0 S: 4	H: 1 LOB: 2 BB: 1 P: 8	R: 0 E: 0 K: 1 S: 5	H: 0 LOB: 0 BB: 0 P: 5	R: 0 E: 0 K: 1 S: 7	H: 2 LOB: 2 BB: 0 P: 7	R: 0 E: 0 K: 1 S: 5	H: 0 LOB: 0 BB: 0 P: 5	1B: 3 2B: 2 3B: 1 HR: 1	SF: 1 SAC: 0 DP: 0 HBP: 0	WP: 0 PB: 0 SB: 0 CS: 1	PA: 36			
PITCHER	IP	WLS	BF	H	R	ER	SO	BB	IBB	HBP	BLK	WP	HR	S	P	ERA	WHIP								
Fergie Jenkins, R ERA: 3.56 (1, 1)	9.0	W	36	7	2	2	4	2	0	0	0	0	1	42	50	2.00	1.000								

Boston Red Sox @ Detroit Tigers
Tiger Stadium, Detroit, MI
Wed May 19 1976, 7:05 PM EDT
Att: 13,252 - Unknown

AB 33
R 2
H 7
RBI 2
BB 2
SO 4
LOB 14



Batter	1	2	3	4	5	6	7	8	9	AB	R	H	RBI	BB	SO	LOB	TOP										
Ron LeFlore, R OBP: 0.426, SLG: 0.505	0-0 6-3 1B	4-0 S BB		0-0 5-3			0-0 6-3		0-0 FC6-4 FC5-4	4	1	1	0	1	0	1											
Alex Johnson, R OBP: 0.282, SLG: 0.303	0-0 6-3	0-0 F8		0-3 K			0-0 4-3		0-0 P4	4	0	0	0	0	1	3											
Dan Meyer, L OBP: 0.295, SLG: 0.211	1-3	2-3								1	0	0	0	0	0	1											
Willie Horton, R OBP: 0.403, SLG: 0.542	0-0 P4	0-0 F5		0-0 F9			0-0 BB 1B		0-0 FC5-4	5	0	1	0	0	0	4											
Rusty Staub, L OBP: 0.430, SLG: 0.500	4-0 BB 1B	0-0 5-3				0-0 E4 G4-6-3			4-0 1-2 BB	2	1	0	0	2	0	2											
Jason Thompson, L OBP: 0.345, SLG: 0.359	4-0 1B 2B BB			0-0 4-1		0-3 K			0-3 K	3	1	0	0	1	2	3											
Bill Freehan, R OBP: 0.349, SLG: 0.378	0-0 2B 1B			0-0 1-3		0-0 G4-6-3			0-0 F7	4	0	1	2	0	0	1											
Aurelio Rodriguez, R OBP: 0.276, SLG: 0.367	0-0 1-3 2H			0-0 HR 2B			0-0 4-3		0-3 K	4	1	2	1	0	1	0											
Tom Verzyer, R OBP: 0.264, SLG: 0.242	0-0 F7			0-0 HR			0-0 L5		0-0 4-3	4	1	1	2	0	0	2											
Gary Sutherland, R OBP: 0.226, SLG: 0.256				0-0 F9			0-0 4-3		0-0 FC6-4 1B	3	0	1	0	0	0	0											
Ben Oglivie, L OBP: 0.214, SLG: 0.308				0-0 F9			0-0 4-3			1	0	1	0	0	0	0											
Inning Stats	R: 3 E: 0 K: 0 S: 6	H: 3 LOB: 2 BB: 2 P: 14	R: 0 E: 0 K: 0 S: 4	H: 1 LOB: 2 BB: 1 P: 8	R: 2 E: 0 K: 0 S: 5	H: 2 LOB: 0 BB: 0 P: 5	R: 0 E: 0 K: 1 S: 5	H: 0 LOB: 0 BB: 0 P: 5	R: 0 E: 1 K: 1 S: 5	H: 0 LOB: 0 BB: 0 P: 5	R: 0 E: 0 K: 0 S: 3	H: 0 LOB: 0 BB: 0 P: 3	R: 0 E: 0 K: 1 S: 6	H: 1 LOB: 2 BB: 1 P: 10	R: 0 E: 0 K: 1 S: 5	H: 0 LOB: 1 BB: 0 P: 5	R: 0 E: 0 K: 0 S: 4	H: 1 LOB: 1 BB: 4 P: 4	1B: 4 2B: 3 3B: 0 HR: 1	SF: 0 SAC: 0 DP: 1 HBP: 0	WP: 0 PB: 0 SB: 2 CS: 0	PA: 39					
PITCHER	IP	WLS	BF	H	R	ER	SO	BB	IBB	HBP	BLK	WP	HR	S	P	ERA	WHIP										
Jim Palmer, R ERA: 3.86	1.0		10	4	3	3	0	3	0	0	0	0	0	7	19	27.00	7.000										
Doyle Alexander, R ERA: 1.91	8.0	W	29	4	2	2	4	1	0	0	0	0	1	36	40	2.25	0.625										

Detroit Tigers @ Baltimore Orioles
Memorial Stadium, Baltimore, MD
Fri May 21 1976, 7:05 PM EDT
Att: 12,184 - Unknown

AB 35
R 5
H 8
RBI 5
BB 4
SO 4
LOB 17



Batter	1	2	3	4	5	6	7	8	9	AB	R	H	RBI	BB	SO	LOB	BOTTOM										
Al Bumbry, L OBP: 0.354, SLG: 0.427	0-0 6-3	4-0 F8 WP BB	0-3 K			0-3 K		4-0 BB		1	1	0	0	1	0	0											
Paul Blair, R OBP: 0.250, SLG: 0.225	(3, FH)							1-2 BB		2	0	0	0	1	2	1											
Mark Belanger, R OBP: 0.321, SLG: 0.337	0-0 6-3	4-0 BB SF8 BB		0-0 F5			0-0 F5	0-0 P6		4	1	0	0	1	0	2											
Reggie Jackson, L OBP: 0.340, SLG: 0.455	4-0 E BB 1B BB	0-0 F8		0-3 K			4-0 1B BB			2	1	0	0	2	1	2											
Lee May, R OBP: 0.315, SLG: 0.416	4-0 1B E 1B BB	4-0		0-0 F9			0-0 F5			2	1	0	0	2	0	1											
Tony Muser, L OBP: 0.342, SLG: 0.294	0-0 E4 1B HR	0-0 SF8		0-3 K			0-0 K	1-3 1B		3	1	1	1	0	1	2											
Ken Singleton, S OBP: 0.271, SLG: 0.216	0-0 1B HR	0-3 K		0-0 F8			0-0 F9			4	1	1	1	0	1	3											
Bobby Grich, R OBP: 0.369, SLG: 0.309	0-0 1-2 2-3 3H HR			0-0 F5		0-3 K		4-0 BB BB		3	1	1	1	1	1	0											
Doug DeCinces, R OBP: 0.333, SLG: 0.431	0-0 1-2 2-3 3H HR			4-0			0-0 P5	0-3 K		3	1	1	4	1	1	1											
Eliud Hendricks, L OBP: 0.212, SLG: 0.226	0-0 P5			0-0 F8			0-3 K	0-3 K		4	0	0	0	0	2	2											
Inning Stats	R: 6 E: 1 K: 0 S: 7	H: 3 LOB: 0 BB: 2 P: 15	R: 2 E: 0 K: 1 S: 5	H: 0 LOB: 1 BB: 3 P: 17	R: 0 E: 0 K: 1 S: 5	H: 0 LOB: 1 BB: 1 P: 9	R: 0 E: 0 K: 1 S: 5	H: 0 LOB: 0 BB: 0 P: 5	R: 0 E: 0 K: 2 S: 7	H: 0 LOB: 0 BB: 0 P: 7	R: 0 E: 0 K: 2 S: 7	H: 0 LOB: 0 BB: 0 P: 7	R: 0 E: 0 K: 0 S: 4	H: 1 LOB: 2 BB: 1 P: 8	R: 0 E: 0 K: 2 S: 7	H: 0 LOB: 2 BB: 2 P: 15	R: 0 E: 0 K: 0 S: 4	H: 0 LOB: 0 BB: 0 P: 15	1B: 3 2B: 0 3B: 0 HR: 1	SF: 1 SAC: 0 DP: 0 HBP: 0	WP: 1 PB: 0 SB: 0 CS: 0	PA: 38					
PITCHER	IP	WLS	BF	H	R	ER	SO	BB	IBB	HBP	BLK	WP	HR	S	P	ERA	WHIP										
Ray Bare, R ERA: 3.48	0.2	L	8	3	6	0	0	2	0	0	0	0	0	6	14	0.00	7.500										
Bill Laxton, L ERA: 2.32	7.1		30	1	2	1	9	7	0	0	0	1	0	41	69	1.23	1.091										

Detroit Tigers @ Baltimore Orioles
Memorial Stadium, Baltimore, MD
Fri May 21 1976, 7:05 PM EDT
Att: 12,184 - Unknown

AB 28
R 8
H 4
RBI 7
BB 9
SO 9
LOB 14



Batter	1	2	3	4	5	6	7	8	9	AB	R	H	RBI	BB	SO	LOB	TOP																
Ron LeFlore, R (1, 8) OBP: 0.428, SLG: 0.524	L4		1B 2B		SH1-3		4-3		CS 2B	4	0	2	1	0	0	0	Detroit Tigers @ Baltimore Orioles Memorial Stadium, Baltimore, MD Sat May 22 1976, 7:05 PM EDT Att: 16,337 - Unknown																
Alex Johnson, R (1, 7) OBP: 0.275, SLG: 0.342	SF7 3B		1B 1B		G4-6-3 1B		S 1B		6-3	5	2	4	0	0	0	1																	
Rusty Staub, L (1, 9) OBP: 0.437, SLG: 0.500	SF7		1B		G4-6-3 1-2		1-2 IBB			2	0	1	2	2	0	2																	
Willie Horton, R (1, 10) OBP: 0.398, SLG: 0.527	F2		F6			2B BB	F3		CS	3	1	0	0	1	0	3																	
Bill Freehan, R (1, 2) OBP: 0.340, SLG: 0.366		F9		6-3		F9		SH2-4 1B		4	0	1	0	0	0	1																	
Bruce Kimm, R (8, PR) OBP: 0.235, SLG: 0.188										0	0	0	0	0	0	0																	
Jason Thompson, L (1, 3) OBP: 0.344, SLG: 0.370		4-3		4-3		FC4-5 2B		SH2-4		3	0	1	0	0	0	0																	
Aurelio Rodriguez, R (1, 5) OBP: 0.275, SLG: 0.357		5-3		FC5-4 BB		FC4-5-6 FC6-4		F3		3	0	0	1	1	0	3																	
Tom Verzyer, R (1, 6) OBP: 0.254, SLG: 0.233			F8	FC5-4		FC6-4		F3		4	0	0	0	0	0	4																	
Jerry Manuel, S (1, 4) OBP: 0.316, SLG: 0.250										2	1	1	0	0	0	0																	
Dan Meyer, L (9, PH) OBP: 0.289, SLG: 0.205										1	0	0	0	0	0	0																	
Gary Sutherland, R (9, 4) OBP: 0.226, SLG: 0.256			2B 1B		1B SH1-3 HBP		6-3		F7	0	0	0	0	0	0	0																	
Inning Stats	R: 1 E: 0 K: 0 S: 4	H: 1 LOB: 0 BB: 0 P: 4	R: 0 E: 0 K: 0 S: 3	H: 0 LOB: 0 BB: 0 P: 3	R: 2 E: 0 K: 0 S: 6	H: 4 LOB: 1 BB: 0 P: 6	R: 0 E: 0 K: 0 S: 3	H: 0 LOB: 1 BB: 1 P: 7	R: 0 E: 0 K: 0 S: 3	H: 1 LOB: 1 BB: 0 P: 4	R: 1 E: 0 K: 0 S: 4	H: 1 LOB: 1 BB: 1 P: 8	R: 0 E: 0 K: 0 S: 4	H: 1 LOB: 2 BB: 1 P: 8	R: 0 E: 0 K: 0 S: 4	H: 1 LOB: 2 BB: 0 P: 4	R: 0 E: 0 K: 0 S: 3	H: 1 LOB: 1 BB: 1 P: 7	1B: 6 2B: 3 3B: 1 HR: 0	SF: 1 SAC: 2 DP: 1 HBP: 1	WP: 0 PB: 0 SB: 1 CS: 1	PA: 40											
PITCHER	IP WLS BF H R ER SO BB IBB HBP BLK WP HR S P ERA WHIP																																
Ross Grimsley, L (1, 1) ERA: 3.09	2.2		12	5	3	3	0	0	0	0	0	0	12	12	10.12	1.875																	
Wayne Garland, R (3, 1) ERA: 1.42	6.1	W	27	5	1	1	0	2	2	1	0	0	0	22	39	1.42	1.105																

Batter	1	2	3	4	5	6	7	8	9	AB	R	H	RBI	BB	SO	LOB	BOTTOM																
Al Bumbry, L (1, 7) OBP: 0.354, SLG: 0.417	L4	L9				1B BB			BB SH1-4 1B	2	0	0	0	1	0	1	Detroit Tigers @ Baltimore Orioles Memorial Stadium, Baltimore, MD Sat May 22 1976, 7:05 PM EDT Att: 16,337 - Unknown																
Andres Mora, R (6, PH) OBP: 0.308, SLG: 0.458										1	0	1	0	1	0	0																	
Paul Blair, R (9, PR) OBP: 0.250, SLG: 0.225										0	1	0	0	0	0	0																	
Mark Belanger, R (1, 6) OBP: 0.335, SLG: 0.364	1B BB		1B 3B		K				SH1-4	3	2	2	0	1	1	2																	
Reggie Jackson, L (1, 8) OBP: 0.345, SLG: 0.438	E 1B SH1-3 1B		1B HBP		4-3				F5	4	2	1	0	0	0	6																	
Lee May, R (1, 10) OBP: 0.319, SLG: 0.407	E2 1B		K						F8	4	1	1	1	1	1	2																	
Tony Muser, L (1, 3) OBP: 0.342, SLG: 0.296	SH1-3		1B		4-3				F8	3	0	1	3	0	0	0																	
Tommy Harper, R (9, PH) OBP: 0.385, SLG: 0.381			1B						F8	0	1	0	0	1	0	0																	
Ken Singleton, S (1, 9) OBP: 0.284, SLG: 0.259	K		1B						1-3	5	1	3	4	0	1	1																	
Bobby Grich, R (1, 4) OBP: 0.364, SLG: 0.296			G6-4-3 1B						F7	3	0	0	0	1	1	3																	
Doug DeCinces, R (1, 5) OBP: 0.329, SLG: 0.420		K							K	4	0	1	0	0	2	1																	
Dave Duncan, R (1, 2) OBP: 0.300, SLG: 0.268					FC1-4 1B				F8	4	0	1	0	0	0	1																	
Inning Stats	R: 2 E: 1 K: 1 S: 7	H: 2 LOB: 1 BB: 1 P: 11	R: 0 E: 0 K: 1 S: 5	H: 1 LOB: 1 BB: 1 P: 9	R: 2 E: 0 K: 1 S: 7	H: 3 LOB: 1 BB: 0 P: 8	R: 0 E: 1 K: 1 S: 6	H: 1 LOB: 2 BB: 1 P: 10	R: 0 E: 0 K: 1 S: 4	H: 1 LOB: 1 BB: 0 P: 4	R: 0 E: 0 K: 1 S: 6	H: 1 LOB: 2 BB: 1 P: 10	R: 0 E: 0 K: 0 S: 3	H: 0 LOB: 0 BB: 0 P: 3	R: 0 E: 0 K: 1 S: 5	H: 0 LOB: 0 BB: 0 P: 5	R: 4 E: 0 K: 0 S: 4	H: 2 LOB: 1 BB: 2 P: 12	1B: 9 2B: 0 3B: 1 HR: 1	SF: 0 SAC: 2 DP: 1 HBP: 1	WP: 0 PB: 0 SB: 1 CS: 0	PA: 42											
PITCHER	IP WLS BF H R ER SO BB IBB HBP BLK WP HR S P ERA WHIP																																
Joe Coleman, R (1, 1) ERA: 4.82	2.1		15	6	4	3	3	2	0	1	0	0	18	27	11.57	3.429																	
Jim Crawford, L (3, 1) ERA: 4.2	6.1	L	27	5	4	4	3	3	1	0	0	0	1	29	45	5.68	1.263																

Batter	1	2	3	4	5	6	7	8	9	AB	R	H	RBI	BB	SO	LOB	TOP							
Ron LeFlore, R OBP: 0.448, SLG: 0.545 (1, 8)	0-0 4-1 1B	4-0 CS BB		0-0 1-2 2-H 3-H 1B		0-0 1-3 BB 1B		0-0 1-3 3-H 2B	0-3 K	5	2	4	3	1	1	0								
Mickey Stanley, R OBP: 0.320, SLG: 0.364 (1, 3)	0-0 4-1	0-0 CS	0-0 F8	0-0 F9		0-0 SF9		0-0 BB HBP 1B IBB	0-0 1B	4	1	1	1	1	0	3								
Rusty Staub, L OBP: 0.447, SLG: 0.500 (1, 9)	0-0 1B 2-H 1B		0-0 FC6-4 1B	0-0 G3		0-0 1-2 2-H BB		1-0 BB 1B HBP	0-3 K	4	1	2	2	1	1	3								
Willie Horton, R OBP: 0.391, SLG: 0.509 (1, 10)	0-0 L7		0-0 F7		0-0 F8	0-0 F8		0-0 G6-4-3 1B BB		4	1	0	1	1	0	4								
Alex Johnson, R OBP: 0.280, SLG: 0.345 (1, 7)	0-0 1B 1B		0-0 FC6-4		0-0 5-3		0-0 1-3	0-0 G6-4-3 1B		5	0	2	2	0	0	1								
Aurelio Rodriguez, R OBP: 0.280, SLG: 0.359 (1, 5)	0-0 1-2 2-3 1B		0-0 F5		0-0 1B		0-0 L5	0-0 G6-4-3		5	0	2	0	0	0	2								
Tom Verzyer, R OBP: 0.261, SLG: 0.259 (1, 6)	0-0 F9		0-0 1B 1B		0-3 K		0-0 F9	0-0 3B		5	1	2	1	0	1	4								
Bruce Kimm, R OBP: 0.250, SLG: 0.211 (8, PH)		0-0 F9		0-0 1B 1B		0-3 K		0-0 BB 4-1		3	1	1	0	0	1	0								
Ben Ogilvie, L OBP: 0.233, SLG: 0.296 (8, PH)										1	1	0	0	1	0	1								
Jerry Manuel, S OBP: 0.316, SLG: 0.250 (8, 4)										0	0	0	0	0	0	0								
Gary Sutherland, R OBP: 0.241, SLG: 0.272 (8, PH)		0-0 4-3		0-0 1B		0-0 SF9 1B		0-0 2B HBP 1B	0-0 1-3	3	1	2	0	0	0	0								
Dan Meyer, L OBP: 0.304, SLG: 0.225 (8, PH)										1	1	1	0	0	0	0								
John Wockenfuss, R OBP: 0.455, SLG: 0.400 (8, 2)										1	0	0	0	0	0	0								
Inning Stats	R: 1 E: 0 K: 0 S: 7	H: 4 LOB: 3 BB: 0 P: 7	R: 0 E: 0 K: 0 S: 2	H: 0 LOB: 0 BB: 1 P: 6	R: 0 E: 0 K: 0 S: 4	H: 1 LOB: 1 BB: 0 P: 4	R: 2 E: 0 K: 0 S: 7	H: 4 LOB: 2 BB: 0 P: 7	R: 0 E: 0 K: 1 S: 6	H: 1 LOB: 1 BB: 0 P: 6	R: 1 E: 0 K: 0 S: 7	H: 2 LOB: 2 BB: 1 P: 11	R: 0 E: 0 K: 0 S: 3	H: 0 LOB: 0 BB: 0 P: 3	R: 6 E: 0 K: 0 S: 6	H: 4 LOB: 1 BB: 3 P: 19	R: 0 E: 0 K: 2 S: 8	H: 1 LOB: 1 BB: 0 P: 8	1B: 15 2B: 1 3B: 1 HR: 0	SF: 1 SAC: 0 DP: 1 HBP: 1	WP: 0 PB: 0 SB: 0 CS: 1	PA: 49		
PITCHER	IP WLS BF H R ER SO BB IBB HBP BLK WP HR S P ERA WHIP	5.2 L 7 2 3 4 2 2 0 0 0 0 0 0 32 40 6.35 2.471	1.1 L 7 1 2 3 0 1 0 0 0 0 0 6 10 20.25 2.250	0.0 L 4 2 2 2 0 1 1 1 0 0 0 1 10 ∞ ∞	2.0 L 7 2 1 1 2 0 0 0 0 0 0 11 11 4.50 1.000																			

Detroit Tigers @ Baltimore Orioles
 Memorial Stadium, Baltimore, MD
 Sun May 23 1976, 3:33 AM EDT
 Att: 13,628 - Unknown

AB	41
R	10
H	17
RBI	10
BB	5
SO	4
LOB	18



Batter	1	2	3	4	5	6	7	8	9	AB	R	H	RBI	BB	SO	LOB	BOTTOM						
Al Bumbry, L OBP: 0.340, SLG: 0.398 (1, 7)	0-0 4-3	0-0 6-3			0-0 4-3		0-3 K		0-0 F7	4	0	0	0	0	1	0							
Tommy Harper, R OBP: 0.370, SLG: 0.364 (9, PH)									0-3 K	1	0	0	0	0	0	0							
Mark Belanger, R OBP: 0.347, SLG: 0.384 (1, 6)	0-0 HR 2B		0-0 F7		0-0 S 2B 1B		0-0 1B		0-3 K	5	2	3	0	0	1	0							
Reggie Jackson, L OBP: 0.339, SLG: 0.481 (1, 8) (7, 9)	0-0 2-H HR		0-3 K		0-3 K		0-3 K			4	1	1	2	0	3	2							
Lee May, R OBP: 0.327, SLG: 0.459 (1, 10)	0-0 5-3		0-0 F4		0-0 2-H 2B			0-0 HR		4	1	2	2	0	0	0							
Tony Muser, L OBP: 0.337, SLG: 0.293 (1, 3)	0-0 F5			0-0 L9	0-0 F8			0-0 G4-6-3 1B		4	0	1	0	0	0	1							
Ken Singleton, S OBP: 0.285, SLG: 0.254 (7, 8)		4-0 HR BB		0-0 6-3		0-0 F7		0-0 G4-6-3 1B		2	1	0	0	1	0	0							
Paul Blair, R OBP: 0.257, SLG: 0.233 (7, 8)								1-2 2-3		1	0	1	0	0	0	0							
Bobby Grich, R OBP: 0.370, SLG: 0.338 (1, 4)		0-0 1-H HR		4-0 FC5 BB		0-0 6-3		0-0 G4-6-3		3	1	1	2	1	0	2							
Doug DeCinces, R OBP: 0.325, SLG: 0.411 (1, 5)		0-0 6-3		0-0 1B		0-0 F8		0-3 K		4	0	1	0	0	1	1							
Dave Duncan, R OBP: 0.281, SLG: 0.250 (1, 2)		0-0 6-3		0-0 FC5			0-3 K		0-0 4-3	4	0	0	0	0	1	2							
Inning Stats	R: 2 E: 0 K: 0 S: 5	H: 2 LOB: 0 BB: 0 P: 5	R: 2 E: 0 K: 0 S: 4	H: 1 LOB: 0 BB: 1 P: 8	R: 0 E: 0 K: 1 S: 5	H: 0 LOB: 0 BB: 0 P: 5	R: 0 E: 0 K: 0 S: 4	H: 1 LOB: 2 BB: 1 P: 8	R: 1 E: 0 K: 0 S: 7	H: 2 LOB: 1 BB: 0 P: 7	R: 0 E: 0 K: 3 S: 10	H: 0 LOB: 0 BB: 0 P: 10	R: 0 E: 0 K: 1 S: 7	H: 3 LOB: 1 BB: 0 P: 7	R: 0 E: 0 K: 1 S: 5	H: 0 LOB: 0 BB: 0 P: 5	1B: 5 2B: 2 3B: 0 HR: 3	SF: 0 SAC: 0 DP: 1 HBP: 0	WP: 0 PB: 0 SB: 1 CS: 0	PA: 38			
PITCHER	IP WLS BF H R ER SO BB IBB HBP BLK WP HR S P ERA WHIP	6.2 W 9 3 1 1 3 0 0 0 0 0 1 15 15 3.86 1.286																					

Detroit Tigers @ Baltimore Orioles
 Memorial Stadium, Baltimore, MD
 Sun May 23 1976, 3:33 AM EDT
 Att: 13,628 - Unknown

AB	36
R	6
H	10
RBI	6
BB	2
SO	7
LOB	8



Batter	1	2	3	4	5	6	7	8	9	AB	R	H	RBI	BB	SO	LOB	TOP			
Ron LeFlore, R (1, 8) OBP: 0.491, SLG: 0.540	0-0 4-3		0-0 1B			4-0 CS BB K		0-3 K	3 0 1 0 1 1 0								Detroit Tigers @ Boston Red Sox Fenway Park, Boston, MA Mon May 24 1976, 7:05 PM EDT Att: 20,590 - Unknown - 53 F			
Alex Johnson, R (1, 7) OBP: 0.279, SLG: 0.341	0-0 6-4-3 1B		0-0 F9			0-3 K		0-0 5-3	4 0 1 0 0 1 2											
Rusty Staub, L (1, 9) OBP: 0.437, SLG: 0.486	0-0 6-4-3 1-2			0-0 L9				0-0 L7	3 0 0 0 0 0 1											
Willie Horton, R (1, 10) OBP: 0.382, SLG: 0.496	0-0 5-3			0-0 5-3				0-0 4-3	3 0 0 0 0 0 1											
Jason Thompson, L (1, 3) OBP: 0.333, SLG: 0.357		0-0 4-3		0-0 6-3				0-0 F7	3 0 0 0 0 0 0											
Bill Freehan, R (1, 2) OBP: 0.320, SLG: 0.341		0-0 F7			0-0 6-3			0-0 5-3	3 0 0 0 0 0 0											
Aurelio Rodriguez, R (1, 5) OBP: 0.273, SLG: 0.350		0-3 K			0-0 6-3			0-0 P6	3 0 0 0 0 1 0											
Tom Veryzer, R (1, 6) OBP: 0.256, SLG: 0.255			0-0 6-3		0-0 6-3			0-0 F9	2 0 0 0 0 0 0											
Dan Meyer, L (8, PH) OBP: 0.298, SLG: 0.220					0-0 6-3				1 0 0 0 0 0 0											
Chuck Scrivener, R (8, 6)									0 0 0 0 0 0 0											
Gary Sutherland, R (1, 4) OBP: 0.236, SLG: 0.265			0-0 1-6-3			0-0 5-3			2 0 0 0 0 0 0											
Ben Oglivie, L (9, PH) OBP: 0.226, SLG: 0.286								0-0 F9	1 0 0 0 0 0 0											
Inning Stats	R: 0 E: 0 K: 0 S: 4	H: 1 LOB: 1 BB: 0 P: 4	R: 0 E: 0 K: 1 S: 5	H: 0 LOB: 0 BB: 0 P: 5	R: 0 E: 0 K: 0 S: 4	H: 1 LOB: 1 BB: 0 P: 4	R: 0 E: 0 K: 0 S: 3	H: 0 LOB: 0 BB: 0 P: 3	R: 0 E: 0 K: 1 S: 4	H: 0 LOB: 0 BB: 1 P: 8	R: 0 E: 0 K: 0 S: 3	H: 0 LOB: 0 BB: 0 P: 3	R: 0 E: 0 K: 0 S: 3	H: 0 LOB: 0 BB: 0 P: 3	R: 0 E: 0 K: 1 S: 5	H: 0 LOB: 0 BB: 0 P: 5	1B: 2 2B: 0 3B: 0 HR: 0	SF: 0 SAC: 0 DP: 0 HBP: 0	WP: 0 PB: 0 SB: 0 CS: 1	PA: 29
PITCHER Rick Wise, R (1, 1) ERA: 5.23	IP: 9.0 WLS: W BF: 29 H: 2 R: 0 ER: 0 SO: 3 BB: 1 IBB: 0 HBP: 0 BLK: 0 WP: 0 HR: 0 S: 34 P: 38 ERA: 0.00 WHIP: 0.333																			

AB	28
R	0
H	2
RBI	0
BB	1
SO	3
LOB	4




Batter	1	2	3	4	5	6	7	8	9	AB	R	H	RBI	BB	SO	LOB	BOTTOM			
Rick Miller, L (1, 7) OBP: 0.397, SLG: 0.424	0-0 F5		0-0 FC4-6 FC5-4			0-0 2B 1B	0-0 6-3		4 1 1 0 0 0 2								Detroit Tigers @ Boston Red Sox Fenway Park, Boston, MA Mon May 24 1976, 7:05 PM EDT Att: 20,590 - Unknown - 53 F			
Dwight Evans, R (1, 9) OBP: 0.382, SLG: 0.423	0-0 F8		0-0 FC5-4			0-0 1B		0-0 6-3	4 1 1 0 0 0 2											
Carlton Fisk, R (1, 2) OBP: 0.351, SLG: 0.459	0-0 F9			0-0 5-3 1B		0-0 FC4-5 HBP 1B		4-0 S BB	3 1 2 2 1 0 0											
Jim Rice, R (1, 10) OBP: 0.323, SLG: 0.486		0-0 F7		0-0 5-3		0-0 FC6-4 FC4-5 HBP		0-0 F9	3 0 0 0 0 0 2											
Fred Lynn, L (1, 8) OBP: 0.414, SLG: 0.505		0-0 6-3		0-0 G1-4-3 1B		0-0 FC4-5 FC6-4		4-0 FC6-4 BB	3 0 1 1 1 0 2											
Deron Johnson, R (1, 3) OBP: 0.238, SLG: 0.216		0-0 P3		0-0 G1-4-3		0-0 FC6-4		0-0 FC6-4	4 0 0 0 0 0 5											
Rico Petrocelli, R (1, 5) OBP: 0.337, SLG: 0.356			4-0 FC4-6 6-3 BB		0-0 6-3	0-0 1-3			2 0 0 0 1 0 2											
Denny Doyle, L (1, 4) OBP: 0.262, SLG: 0.291			0-0 6-3		0-0 F6			0-0 F9	3 0 0 0 0 0 1											
Rick Burleson, R (1, 6) OBP: 0.317, SLG: 0.336			4-0 FC4-6 BB		0-0 5-3			0-0 6-3	2 0 0 0 1 0 0											
Inning Stats	R: 0 E: 0 K: 0 S: 3	H: 0 LOB: 0 BB: 0 P: 3	R: 0 E: 0 K: 0 S: 3	H: 0 LOB: 0 BB: 0 P: 3	R: 0 E: 0 K: 0 S: 4	H: 2 LOB: 0 BB: 0 P: 4	R: 0 E: 0 K: 0 S: 3	H: 0 LOB: 0 BB: 0 P: 3	R: 2 E: 0 K: 0 S: 6	H: 3 LOB: 2 BB: 0 P: 7	R: 0 E: 0 K: 0 S: 3	H: 0 LOB: 0 BB: 0 P: 3	R: 0 E: 0 K: 0 S: 3	H: 0 LOB: 2 BB: 2 P: 11	R: 0 E: 0 K: 0 S: 3	H: 0 LOB: 2 BB: 2 P: 11		1B: 4 2B: 1 3B: 0 HR: 0	SF: 0 SAC: 0 DP: 1 HBP: 1	WP: 0 PB: 0 SB: 1 CS: 0
PITCHER Dave Roberts, L (1, 1) ERA: 3.29	IP: 8.0 WLS: L BF: 33 H: 5 R: 3 ER: 3 SO: 0 BB: 4 IBB: 0 HBP: 1 BLK: 0 WP: 0 HR: 0 S: 28 P: 45 ERA: 3.38 WHIP: 1.125																			



Batter	1	2	3	4	5	6	7	8	9	AB	R	H	RBI	BB	SO	LOB	TOP			
Ron LeFlore, R OBP: 0.444, SLG: 0.538 (1, 8)	F8		F9				K			4	0	1	0	0	1	2				
Alex Johnson, R OBP: 0.276, SLG: 0.339 (1, 7)	F8		K				G3			4	0	1	0	0	1	3				
Rusty Staub, L OBP: 0.432, SLG: 0.478 (1, 9)	L9		F7					F5		4	0	1	0	0	0	1				
Willie Horton, R OBP: 0.371, SLG: 0.479 (1, 10)	K			K				F8		4	0	0	0	0	3	2				
Jason Thompson, L OBP: 0.330, SLG: 0.352 (1, 3)		L9						L9		4	0	1	0	0	0	1				
Aurelio Rodriguez, R OBP: 0.273, SLG: 0.347 (1, 5)		F3						F3		4	0	1	0	0	0	1				
Tom Verzyer, R OBP: 0.248, SLG: 0.246 (1, 6)		E6						L6		4	0	0	0	0	1	1				
Bruce Kimm, R OBP: 0.304, SLG: 0.273 (9, PH)								K		3	0	2	0	0	0	0				
Dan Meyer, L OBP: 0.292, SLG: 0.214 (9, PH)								K		1	0	0	0	0	1	0				
Jerry Manuel, S OBP: 0.273, SLG: 0.211 (1, 4)		F8						E5		3	0	0	0	0	1	3				
Inning Stats	R: 0 E: 0 K: 1 S: 6	H: 1 LOB: 1 BB: 0 P: 6	R: 0 E: 1 K: 0 S: 5	H: 1 LOB: 2 BB: 0 P: 7	R: 0 E: 0 K: 1 S: 5	H: 0 LOB: 0 BB: 0 P: 5	R: 0 E: 0 K: 2 S: 8	H: 2 LOB: 1 BB: 0 P: 8	R: 0 E: 0 K: 1 S: 6	H: 1 LOB: 1 BB: 0 P: 6	R: 0 E: 0 K: 1 S: 7	H: 1 LOB: 2 BB: 0 P: 7	R: 0 E: 0 K: 0 S: 3	H: 0 LOB: 0 BB: 0 P: 3	R: 0 E: 0 K: 1 S: 5	H: 0 LOB: 0 BB: 0 P: 5	1B: 6 2B: 1 3B: 0 HR: 0	SF: 0 SAC: 0 DP: 0 HBP: 0	WP: 0 PB: 0 SB: 1 CS: 1	PA: 35
PITCHER Luis Tiant, R ERA: 2.51 (1, 1)	IP: 9.0 WLS: W BF: 35 H: 7 R: 0 ER: 0 SO: 8 BB: 0 IBB: 0 HBP: 0 BLK: 0 WP: 0 HR: 0 S: 51 P: 53 ERA: 0.00 WHIP: 0.778															PITCHER				

Detroit Tigers @ Boston Red Sox
Fenway Park, Boston, MA
Tue May 25 1976, 7:05 PM EDT
Att: 21,033 - Unknown - 48 F


AB 35
R 0
H 7
RBI 0
BB 0
SO 8
LOB 14



Batter	1	2	3	4	5	6	7	8	9	AB	R	H	RBI	BB	SO	LOB	BOTTOM			
Rick Miller, L OBP: 0.377, SLG: 0.400 (1, 7)	L5		4-3				4-3			4	0	0	0	0	0	1				
Denny Doyle, L OBP: 0.281, SLG: 0.290 (1, 4)	5-3						4-1			4	0	1	0	0	0	1				
Fred Lynn, L OBP: 0.409, SLG: 0.495 (1, 8)			6-3					F7		4	0	1	0	0	0	2				
Carlton Fisk, R OBP: 0.349, SLG: 0.449 (1, 2)	F4			HR			6-3			3	1	0	0	1	0	2				
Carl Yastrzemski, L OBP: 0.336, SLG: 0.487 (1, 3)		5-3		HR			4-3			4	1	1	2	0	0	0				
Jim Rice, R OBP: 0.323, SLG: 0.482 (1, 10)					L9		6-3			3	0	1	0	0	0	0				
Dwight Evans, R OBP: 0.352, SLG: 0.429 (1, 9)		FC1-2			1-3			F8		3	0	1	0	0	0	0				
Rico Petrocelli, R OBP: 0.337, SLG: 0.348 (1, 5)		FC1-2						K		2	0	0	0	1	1	2				
Rick Burleson, R OBP: 0.318, SLG: 0.336 (1, 6)		CS			6-3			4-3		3	0	1	0	0	0	1				
Inning Stats	R: 0 E: 0 K: 0 S: 4	H: 1 LOB: 1 BB: 0 P: 4	R: 0 E: 0 K: 0 S: 4	H: 2 LOB: 1 BB: 0 P: 4	R: 0 E: 0 K: 0 S: 4	H: 1 LOB: 1 BB: 0 P: 6	R: 2 E: 0 K: 0 S: 4	H: 1 LOB: 1 BB: 2 P: 12	R: 0 E: 1 K: 0 S: 4	H: 0 LOB: 1 BB: 0 P: 4	R: 0 E: 0 K: 0 S: 3	H: 0 LOB: 0 BB: 0 P: 3	R: 0 E: 0 K: 1 S: 6	H: 1 LOB: 1 BB: 0 P: 6	R: 0 E: 0 K: 0 S: 3	H: 0 LOB: 0 BB: 0 P: 3	1B: 4 2B: 1 3B: 0 HR: 1	SF: 0 SAC: 0 DP: 0 HBP: 0	WP: 0 PB: 0 SB: 0 CS: 1	PA: 33
PITCHER Mark Fidrych, R ERA: 1.5 (1, 1)	IP: 8.0 WLS: L BF: 32 H: 6 R: 2 ER: 2 SO: 1 BB: 2 IBB: 0 HBP: 0 BLK: 0 WP: 0 HR: 1 S: 32 P: 42 ERA: 2.25 WHIP: 1.000															PITCHER				

Detroit Tigers @ Boston Red Sox
Fenway Park, Boston, MA
Tue May 25 1976, 7:05 PM EDT
Att: 21,033 - Unknown - 48 F

AB 30
R 2
H 6
RBI 2
BB 2
SO 1
LOB 9



Batter	1	2	3	4	5	6	7	8	9	AB	R	H	RBI	BB	SO	LOB	TOP											
Paul Blair, R OBP: 0.254, SLG: 0.259 (1, 8)										5	1	1	2	0	0	3												
Mark Belanger, R OBP: 0.331, SLG: 0.352 (1, 6)										4	0	0	0	0	1	0												
Bobby Grich, R OBP: 0.369, SLG: 0.341 (1, 10)										4	2	2	0	0	1	0												
Reggie Jackson, L OBP: 0.311, SLG: 0.413 (1, 9)										3	1	1	0	1	2	1												
Lee May, R OBP: 0.318, SLG: 0.464 Tony Muser, L OBP: 0.341, SLG: 0.284 (8, 3)										4	1	2	4	0	2	1												
Andres Mora, R OBP: 0.286, SLG: 0.423 Al Bumbry, L OBP: 0.360, SLG: 0.404 (8, 7)										4	0	0	0	0	0	2												
Doug DeCinces, R OBP: 0.315, SLG: 0.390 Tim Nordbrook, R (7, PR)										3	0	1	0	0	1	2	AB											
Brooks Robinson, R OBP: 0.187, SLG: 0.238 (1, 5)										4	0	0	0	0	0	1	R											
Dave Duncan, R OBP: 0.324, SLG: 0.288 (1, 2)										3	1	2	0	1	0	0	H											
Inning Stats	R: 0 E: 0 K: 1 S: 5	H: 0 LOB: 0 BB: 0 P: 5	R: 0 E: 0 K: 1 S: 5	H: 0 LOB: 1 BB: 1 P: 9	R: 0 E: 0 K: 0 S: 3	H: 0 LOB: 0 BB: 0 P: 3	R: 2 E: 0 K: 2 S: 10	H: 3 LOB: 1 BB: 0 P: 10	R: 2 E: 0 K: 0 S: 5	H: 2 LOB: 0 BB: 0 P: 5	R: 0 E: 0 K: 2 S: 7	H: 0 LOB: 0 BB: 0 P: 7	R: 0 E: 0 K: 0 S: 3	H: 1 LOB: 2 BB: 1 P: 7	R: 2 E: 0 K: 1 S: 7	H: 2 LOB: 0 BB: 0 P: 7	R: 0 E: 0 K: 0 S: 4	H: 1 LOB: 1 BB: 0 P: 4	1B: 7 2B: 0 3B: 0 HR: 2	SF: 0 SAC: 0 DP: 1 HBP: 0	WP: 1 PA: 37 PB: 0 SB: 1 CS: 0							
PITCHER	IP	WLS	BF	H	R	ER	SO	BB	IBB	HBP	BLK	WP	HR	S	P	ERA	WHIP											
Bill Laxton, L ERA: 3.26 Steve Grilli, R ERA: 2.12	(1, 1)	7.2	L	32	8	6	6	7	2	0	0	1	1	2	44	52	7.04	1.304										
(8, 1)	1.1		5	1	0	0	0	0	0	0	0	0	0	0	5	5	0.00	0.750										

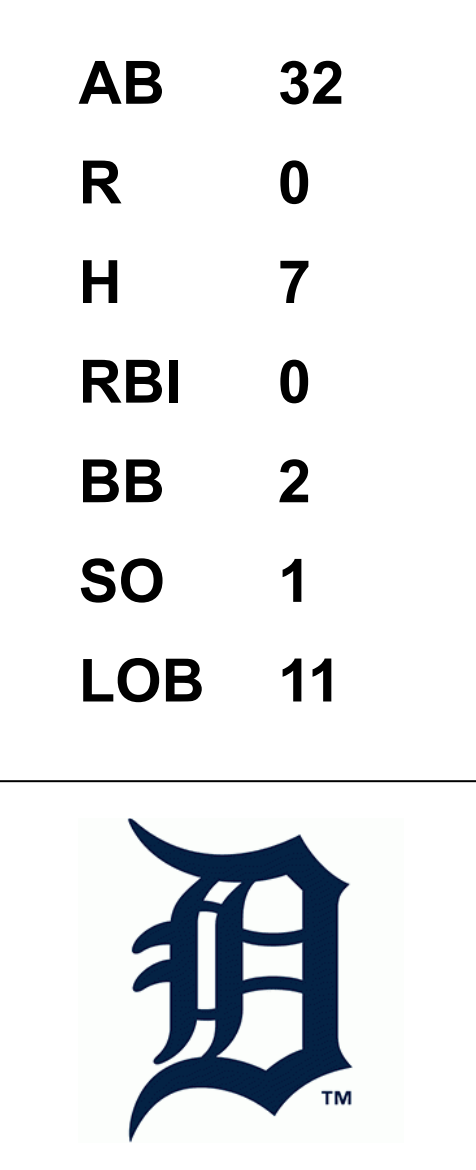
Baltimore Orioles @ Detroit Tigers
Tiger Stadium, Detroit, MI
Wed May 26 1976, 7:05 PM EDT
Unknown

AB 35
R 6
H 9
RBI 6
BB 2
SO 7
LOB 10



Batter	1	2	3	4	5	6	7	8	9	AB	R	H	RBI	BB	SO	LOB	BOTTOM										
Ron LeFlore, R OBP: 0.438, SLG: 0.529 (1, 8)										4	0	1	0	0	0	3											
Dan Meyer, L OBP: 0.269, SLG: 0.196 (1, 7)										4	0	0	0	0	0	1											
Ben Oglivie, L OBP: 0.229, SLG: 0.281 (1, 9)										4	0	1	0	0	0	0											
Rusty Staub, L OBP: 0.434, SLG: 0.479 (1, 10)										4	0	2	0	0	1	1											
Jason Thompson, L OBP: 0.327, SLG: 0.341 (1, 3)										3	0	0	0	1	0	2											
Aurelio Rodriguez, R OBP: 0.265, SLG: 0.336 (1, 5)										4	0	0	0	0	0	1											
Tom Veryzer, R OBP: 0.248, SLG: 0.239 (1, 6)										3	0	0	0	1	0	0	AB										
Bruce Kimm, R OBP: 0.346, SLG: 0.360 (1, 2)										3	0	2	0	0	0	1	R										
Gary Sutherland, R OBP: 0.239, SLG: 0.267 (1, 4)										3	0	1	0	0	0	2	H										
Inning Stats	R: 0 E: 0 K: 0 S: 3	H: 1 LOB: 0 BB: 0 P: 3	R: 0 E: 0 K: 1 S: 4	H: 0 LOB: 0 BB: 1 P: 8	R: 0 E: 0 K: 0 S: 3	H: 0 LOB: 1 BB: 1 P: 7	R: 0 E: 0 K: 0 S: 4	H: 1 LOB: 1 BB: 0 P: 4	R: 0 E: 0 K: 0 S: 4	H: 1 LOB: 1 BB: 0 P: 4	R: 0 E: 0 K: 0 S: 4	H: 1 LOB: 1 BB: 0 P: 4	R: 0 E: 0 K: 0 S: 4	H: 1 LOB: 1 BB: 0 P: 4	R: 0 E: 0 K: 0 S: 3	H: 0 LOB: 0 BB: 0 P: 3	1B: 6 2B: 1 3B: 0 HR: 0	SF: 0 SAC: 0 DP: 1 HBP: 0	WP: 0 PA: 34 PB: 0 SB: 0 CS: 1								
PITCHER	IP	WLS	BF	H	R	ER	SO	BB	IBB	HBP	BLK	WP	HR	S	P	ERA	WHIP										
Doyle Alexander, R ERA: 1.5	(1, 1)	9.0	W	34	7	0	0	1	2	0	0	0	0	34	42	0.00	1.000										

Baltimore Orioles @ Detroit Tigers
Tiger Stadium, Detroit, MI
Wed May 26 1976, 7:05 PM EDT
Unknown



Batter	1	2	3	4	5	6	7	8	9	AB	R	H	RBI	BB	SO	LOB	TOP										
Al Bumby, L OBP: 0.348, SLG: 0.388 (1, 7)	0-0 4-3		0-3 K		0-0 4-3			0-3 K		4	0	0	0	0	2	1	Baltimore Orioles @ Detroit Tigers Tiger Stadium, Detroit, MI Wed May 26 1976, 7:05 PM EDT Att: 24,856 - Unknown										
Bobby Grich, R OBP: 0.374, SLG: 0.382 (1, 4)	0-0 6-3		0-0 1B 1-2 1B			0-3 K		0-0 HR		4	1	2	1	0	1	0											
Reggie Jackson, L OBP: 0.321, SLG: 0.418 (1, 8)	0-3 K		0-0 1B 1-3 2-H			0-0 F7		0-0 1B		4	0	2	1	0	1	0											
Lee May, R OBP: 0.307, SLG: 0.446 (1, 10)		0-0 6-3	0-0 F7			0-0 6-3		0-3 K		4	0	0	0	0	1	3											
Tony Muser, L OBP: 0.330, SLG: 0.274 (1, 3)		0-0 E4 1B			0-0 6-3			0-3 K		3	0	0	0	0	0	0											
Andres Mora, R OBP: 0.281, SLG: 0.415 (8, PH)										1	0	0	0	0	1	1											
Brooks Robinson, R OBP: 0.187, SLG: 0.238 (8, 5)										0	0	0	0	0	0	0											
Ken Singleton, S OBP: 0.277, SLG: 0.242 (1, 9)		0-0 G6-4-3 1B		0-3 K			0-0 F8		0-0 F8	4	0	1	0	0	1	0											
Doug DeCinces, R OBP: 0.301, SLG: 0.372 (8, 3)		0-0 G6-4-3 1-2 1B		0-0 4-3			0-0 E3 BB		0-0 F8	4	0	0	0	0	0	2											
Eliot Hendricks, L OBP: 0.208, SLG: 0.209 (1, 2)			0-0 3-1		0-0 P6		4-0 BB		0-0 P6	2	0	0	0	1	0	0											
Paul Blair, R OBP: 0.252, SLG: 0.257 (9, PH)							1-2 BB			1	0	0	0	0	0	0											
Tim Nordbrook, R OBP: 0.250, SLG: 0.250 (1, 6)					0-3 K		0-0 F7			2	1	1	0	0	1	0											
Royce Stillman, L OBP: 0.200, SLG: 0.077 (7, PH)										1	0	0	0	0	0	2											
Mark Belanger, R OBP: 0.331, SLG: 0.352 (7, 6)			1B 1B							0	0	0	0	0	0	0											
Inning Stats	R: 0 E: 0 K: 1 S: 5	H: 0 LOB: 0 BB: 0 P: 5	R: 0 E: 1 K: 0 S: 4	H: 1 LOB: 1 BB: 0 P: 4	R: 1 E: 0 K: 1 S: 8	H: 3 LOB: 2 BB: 0 P: 8	R: 0 E: 0 K: 1 S: 5	H: 0 LOB: 0 BB: 0 P: 5	R: 0 E: 0 K: 1 S: 5	H: 0 LOB: 0 BB: 0 P: 5	R: 0 E: 0 K: 0 S: 4	H: 0 LOB: 2 BB: 1 P: 8	R: 1 E: 0 K: 3 S: 11	H: 2 LOB: 1 BB: 0 P: 11	R: 0 E: 0 K: 0 S: 3	H: 0 LOB: 0 BB: 0 P: 3	1B: 5 2B: 0 3B: 0 HR: 1	SF: 0 SAC: 0 DP: 1 HBP: 0	WP: 0 PB: 0 SB: 0 CS: 0	PA: 35							
PITCHER	IP	WLS	BF	H	R	ER	SO	BB	IBB	HBP	BLK	WP	HR	S	P	ERA	WHIP										
Ray Bare, R ERA: 3.33 (1, 1)	7.1	W	30	6	2	2	6	1	0	0	0	0	1	41	45	2.46	0.955										
John Hiller, L ERA: 3.29 (8, 1)	1.2	S	5	0	0	0	2	0	0	0	0	0	0	9	9	0.00	0.000										

Batter	1	2	3	4	5	6	7	8	9	AB	R	H	RBI	BB	SO	LOB	BOTTOM											
Ron LeFlore, R OBP: 0.433, SLG: 0.544 (1, 8)	0-0 F9		0-0 G4-6-3 1-2 1B				0-0 5-3			4	1	1	2	0	0	1	Baltimore Orioles @ Detroit Tigers Tiger Stadium, Detroit, MI Wed May 26 1976, 7:05 PM EDT Att: 24,856 - Unknown											
Mickey Stanley, R OBP: 0.345, SLG: 0.462 (1, 3)	0-0 F8			0-0 4-3 1B	0-0 4-3			0-0 HR 2B		4	1	2	0	0	0	0												
Rusty Staub, L OBP: 0.422, SLG: 0.463 (1, 9)	0-0 3-1			0-0 4-3 2-3	0-3 K			0-0 5-3		4	0	0	0	0	1	2												
Alex Johnson, R OBP: 0.292, SLG: 0.346 (1, 7)		0-0 S 1B		0-0 1B 3-H		0-0 F8		4-0 HR IBB		3	1	2	1	1	0	0												
Bill Freehan, R OBP: 0.321, SLG: 0.340 (1, 10)		0-3 K		0-0 P5		0-0 1B		0-0 HR		3	0	1	0	0	1	2												
Ben Oglivie, L OBP: 0.250, SLG: 0.394 (8, PH)		1-2 K		0-0 P4		0-0 P3		1-3 2-3 HR		1	1	1	2	0	0	0												
Aurelio Rodriguez, R OBP: 0.264, SLG: 0.333 (1, 5)	0-0 F7			0-0 P4		0-0 P3		0-0 FC5-4 1B		4	0	1	0	0	0	3												
John Wockenfuss, R OBP: 0.432, SLG: 0.414 (1, 2)	0-0 F7				0-0 2B 2B		0-0 F7		0-0 FC5-4 1-2 1B	4	1	1	0	0	0	3												
Chuck Scrivener, R OBP: 0.200, SLG: 0.400 (1, 6)			0-0 P4		0-0 HR 2B		0-0 F7			3	1	1	1	0	0	0												
Jerry Manuel, S OBP: 0.280, SLG: 0.227 (1, 4)			0-0 G4-6-3 1B		0-0 F7		0-0 5-3			3	0	1	0	0	0	1												
Inning Stats	R: 0 E: 0 K: 0 S: 3	H: 0 LOB: 0 BB: 0 P: 3	R: 0 E: 0 K: 1 S: 6	H: 1 LOB: 1 BB: 0 P: 6	R: 0 E: 0 K: 0 S: 3	H: 1 LOB: 0 BB: 0 P: 3	R: 1 E: 0 K: 0 S: 5	H: 2 LOB: 1 BB: 0 P: 5	R: 3 E: 0 K: 1 S: 8	H: 3 LOB: 0 BB: 0 P: 8	R: 0 E: 0 K: 0 S: 4	H: 1 LOB: 1 BB: 0 P: 4	R: 0 E: 0 K: 0 S: 3	H: 0 LOB: 0 BB: 0 P: 3	R: 2 E: 0 K: 0 S: 5	H: 3 LOB: 1 BB: 1 P: 9		1B: 5 2B: 4 3B: 0 HR: 2	SF: 0 SAC: 0 DP: 1 HBP: 0	WP: 0 PB: 0 SB: 1 CS: 0	PA: 34							
PITCHER	IP	WLS	BF	H	R	ER	SO	BB	IBB	HBP	BLK	WP	HR	S	P	ERA		WHIP										
Ross Grimsley, L ERA: 3.32 (1, 1)	7.1	L	30	9	5	5	2	0	1	0	0	0	1	34	34	6.14		1.227										
Wayne Garland, R ERA: 1.95 (8, 1)	0.2		4	2	1	1	0	0	1	0	0	0	1	3	7	13.50	3.000											

AB	34
R	2
H	6
RBI	2
BB	1
SO	8
LOB	9



Batter	1	2	3	4	5	6	7	8	9	AB	R	H	RBI	BB	SO	LOB	TOP			
Ken Singleton, S (1, 7) OBP: 0.281, SLG: 0.256	0-0 4-3	0-0 1B			0-0 G1-6-3		0-0 2B		0-0 L6	5	0	2	1	0	0	2	Baltimore Orioles @ Detroit Tigers Tiger Stadium, Detroit, MI Thu May 27 1976, 7:05 PM EDT Att: 9,397 - Unknown			
Mark Belanger, R (1, 6) OBP: 0.326, SLG: 0.344	4-0 F8 1B 1B BB	0-0 F9			0-0 F9		0-0 F8			3	1	0	0	1	0	2				
Bobby Grich, R (1, 4) OBP: 0.378, SLG: 0.387	0-0 1B 1-2 1B		0-0 6-3		0-0 1B		0-0 5-3			4	2	2	0	0	0	1				
Reggie Jackson, L (1, 9) OBP: 0.305, SLG: 0.394	0-0 F8		0-3 K		0-3 K		0-0 4-3			4	0	0	0	0	2	3				
Lee May, R (1, 10) OBP: 0.314, SLG: 0.442 Tommy Harper, R (8, PH) OBP: 0.370, SLG: 0.364	0-0 1B 1-2 3-H 1B		0-0 F8		0-3 K		4-0 BB			3	0	1	1	1	1	1				
Tony Muser, L (1, 3) OBP: 0.327, SLG: 0.273	0-0 FC5-4 1-2 2-H 1B		0-0 4-3		0-0 E1 FC5-4		0-0 F3			4	0	1	1	0	0	1				
Paul Blair, R (1, 8) OBP: 0.244, SLG: 0.248	0-0 FC5-4 1-2		0-0 F8		0-0 FC5-4 1-2		0-0 F8			4	0	0	0	0	0	4				
Doug DeCinces, R (1, 5) OBP: 0.309, SLG: 0.378		0-0 P2		0-3 K		0-0 FC6-4 1B		0-0 E1 L6 1B		4	0	2	0	0	1	0				
Dave Duncan, R (1, 2) OBP: 0.320, SLG: 0.286		0-0 5-3			0-0 G1-6-3 1B		0-0 FC6-4 1-2 2B		0-0 1-3	4	1	1	0	0	0	2				
Inning Stats	R: 2 E: 0 K: 0 S: 6	H: 3 LOB: 2 BB: 1 P: 10	R: 0 E: 0 K: 0 S: 4	H: 1 LOB: 1 BB: 0 P: 4	R: 0 E: 0 K: 1 S: 5	H: 0 LOB: 0 BB: 0 P: 5	R: 0 E: 0 K: 1 S: 5	H: 0 LOB: 0 BB: 0 P: 5	R: 0 E: 0 K: 2 S: 9	H: 1 LOB: 1 BB: 0 P: 9	R: 1 E: 1 K: 0 S: 5	H: 2 LOB: 1 BB: 0 P: 5	R: 0 E: 0 K: 0 S: 3	H: 0 LOB: 1 BB: 1 P: 7	R: 0 E: 1 K: 0 S: 3	H: 1 LOB: 0 BB: 0 P: 3		1B: 8 2B: 2 3B: 0 HR: 0	SF: 0 SAC: 0 DP: 2 HBP: 0	WP: 0 PB: 0 SB: 1 CS: 0
PITCHER Joe Coleman, R (1, 1) ERA: 4.53	IP: 9.0 WLS: L BF: 37 H: 9 R: 4 ER: 3 SO: 4 BB: 2 IBB: 0 HBP: 0 BLK: 0 WP: 0 HR: 0 S: 43 P: 51 ERA: 3.00 WHIP: 1.222															PITCHER				

AB	35
R	4
H	9
RBI	3
BB	2
SO	4
LOB	16



Batter	1	2	3	4	5	6	7	8	9	AB	R	H	RBI	BB	SO	LOB	BOTTOM			
Ron LeFlore, R (1, 8) OBP: 0.432, SLG: 0.554	0-0 3B		0-0 L6-3 1B		0-3 K		0-0 F7		0-3 K	5	0	2	0	0	2	1	Baltimore Orioles @ Detroit Tigers Tiger Stadium, Detroit, MI Thu May 27 1976, 7:05 PM EDT Att: 9,397 - Unknown			
Mickey Stanley, R (1, 3) OBP: 0.333, SLG: 0.414	4-0 G6-4-3 BB		0-0 F8		0-0 G3		0-0 F9			3	0	0	0	1	0	2				
Rusty Staub, L (1, 9) OBP: 0.411, SLG: 0.448	0-0 F5		0-0 L6-3 1-2		0-0 F8		0-0 G3			4	0	0	0	0	0	3				
Alex Johnson, R (1, 7) OBP: 0.305, SLG: 0.381	0-0 G6-4-3 1-2			0-0 HR		0-0 1B 1B		0-0 1B 1B		4	1	3	1	0	0	2				
Bill Freehan, R (1, 10) OBP: 0.333, SLG: 0.353		0-0 F9		0-0 6-3		0-0 1B 1-3 1B		0-0 1-2 1B		4	0	2	0	0	0	0				
John Wockenfuss, R (1, 2) OBP: 0.425, SLG: 0.500 Ben Oglivie, L (8, PH) OBP: 0.243, SLG: 0.382 Bruce Kimm, R (9, 2) OBP: 0.346, SLG: 0.360		0-0 F8		0-0 HR		0-3 K		0-0 F7		3	1	1	1	0	1	2				
Aurelio Rodriguez, R (1, 5) OBP: 0.266, SLG: 0.333 Jason Thompson, L (8, PH) OBP: 0.324, SLG: 0.337 Tom Verzyr, R (9, 6) OBP: 0.248, SLG: 0.239		0-0 F8		0-0 HR		0-0 3-1		0-0 F7		1	0	0	0	0	0	2				
Chuck Scrivener, R (1, 6) OBP: 0.222, SLG: 0.556		0-0 3B 1B		0-0 6-3		0-0 G3		0-0 F7		3	1	1	0	0	0	2				
Jerry Manuel, S (1, 4) OBP: 0.259, SLG: 0.208 Dan Meyer, L (9, PH) OBP: 0.264, SLG: 0.191		0-0 3B 1-1 3B		0-0 G3		0-0 K		0-0 SH3-4		4	0	1	1	0	0	0				
Inning Stats	R: 0 E: 0 K: 0 S: 3	H: 1 LOB: 1 BB: 1 P: 7	R: 1 E: 0 K: 0 S: 5	H: 2 LOB: 1 BB: 0 P: 5	R: 0 E: 0 K: 0 S: 3	H: 1 LOB: 0 BB: 0 P: 3	R: 2 E: 0 K: 0 S: 5	H: 2 LOB: 0 BB: 0 P: 5	R: 0 E: 0 K: 2 S: 7	H: 0 LOB: 0 BB: 0 P: 7	R: 0 E: 1 K: 1 S: 4	H: 2 LOB: 1 BB: 0 P: 4	R: 0 E: 0 K: 0 S: 5	H: 2 LOB: 0 BB: 0 P: 5	R: 0 E: 0 K: 1 S: 5	H: 0 LOB: 0 BB: 0 P: 5		1B: 6 2B: 1 3B: 2 HR: 2	SF: 0 SAC: 1 DP: 2 HBP: 0	WP: 0 PB: 0 SB: 0 CS: 0
PITCHER Ken Holtzman, L (1, 1) ERA: 2.89 Dyar Miller, R (8, 1) ERA: 4.67	IP: 7.1 WLS: W BF: 32 H: 10 R: 3 ER: 3 SO: 3 BB: 1 IBB: 0 HBP: 0 BLK: 0 WP: 0 HR: 2 S: 37 P: 41 ERA: 3.68 WHIP: 1.500															PITCHER				



Batter	1	2	3	4	5	6	7	8	9	AB	R	H	RBI	BB	SO	LOB	TOP			
Mickey Rivers, L OBP: 0.315, SLG: 0.447 (1, 8)	0-3 K ①		0-0 6-3 ③			0-0 G6-4-3 1B ①			0-0 F9 6-3 2B ①	4	1	2	0	0	1	1	<p>New York Yankees @ Detroit Tigers Tiger Stadium, Detroit, MI Sat May 29 1976, 3:33 AM EDT Att: 14,923 - Unknown</p> <p>livebaseballscorecards.com</p>			
Roy White, S OBP: 0.366, SLG: 0.403 (1, 7)	0-0 5-3 ②			0-0 1-3 ①		0-0 G6-4-3 ②			0-0 F9 ①	4	0	0	0	0	0	3				
Thurman Munson, R OBP: 0.341, SLG: 0.452 (1, 9)	0-0 5-3 ③			0-0 5-3 ②		0-0 F8 ③			0-0 6-3 ②	4	0	0	1	0	0	1				
Chris Chambliss, L OBP: 0.320, SLG: 0.468 (1, 3)		0-3 K ①		0-0 4-3 ③					0-0 F8 ①	4	0	0	0	0	2	0				
Lou Piniella, R OBP: 0.338, SLG: 0.472 (1, 10)		0-0 5-3 ②			0-0 1-3 ①				0-0 6-3 ②	3	0	0	0	0	0	0				
Graig Nettles, L OBP: 0.293, SLG: 0.338 (1, 5)		0-0 F2 ③			4-0 FC4-3 BB ②				0-0 4-3 ③	2	0	0	0	1	0	0				
Willie Randolph, R OBP: 0.384, SLG: 0.364 (1, 4)			0-0 FC5-4 1B ①		0-0 FC4-3 E S 1-2 ③				0-0 1-3 ①	3	0	1	0	0	0	1				
Fran Healy, R OBP: 0.244, SLG: 0.114 (1, 2)			0-0 FC5-4 6-3 S 1-2 ③		0-3 K ③				0-0 6-3 ②	3	0	0	0	0	1	2				
Fred Stanley, R OBP: 0.317, SLG: 0.283 (1, 6)			0-0 6-3 ②			4-0 C6-4-3 1B BB ②			0-0 5-3 ③	2	0	0	0	1	0	1				
Inning Stats	R: 0 E: 0 K: 1 S: 5	H: 0 LOB: 0 BB: 0 P: 5	R: 0 E: 0 K: 1 S: 5	H: 0 LOB: 0 BB: 0 P: 5	R: 0 E: 0 K: 0 S: 4	H: 1 LOB: 1 BB: 0 P: 4	R: 0 E: 0 K: 0 S: 3	H: 0 LOB: 0 BB: 0 P: 3	R: 0 E: 0 K: 1 S: 5	H: 0 LOB: 1 BB: 1 P: 9	R: 0 E: 0 K: 0 S: 3	H: 0 LOB: 0 BB: 0 P: 3	R: 0 E: 0 K: 0 S: 3	H: 0 LOB: 0 BB: 0 P: 3	R: 1 E: 0 K: 1 S: 6	H: 1 LOB: 0 BB: 0 P: 6	1B: 2 2B: 1 3B: 0 HR: 0	SF: 0 SAC: 0 DP: 1 HBP: 0	WP: 0 PB: 0 SB: 2 CS: 0	PA: 31
PITCHER Dave Roberts, L ERA: 2.95 (1, 1)	IP: 9.0 WLS: W BF: 31 H: 3 R: 1 ER: 1 SO: 4 BB: 2 IBB: 0 HBP: 0 BLK: 0 WP: 0 HR: 0 S: 37 P: 45 ERA: 1.00 WHIP: 0.556																			

Batter	1	2	3	4	5	6	7	8	9	AB	R	H	RBI	BB	SO	LOB	BOTTOM			
Ron LeFlore, R OBP: 0.422, SLG: 0.533 (1, 8)	0-0 1-4-3 ①		4-0 3-1 S BB ①		0-3 K ①		0-0 CS 1B ②			3	0	1	0	1	1	2	<p>New York Yankees @ Detroit Tigers Tiger Stadium, Detroit, MI Sat May 29 1976, 3:33 AM EDT Att: 14,923 - Unknown</p> <p>livebaseballscorecards.com</p>			
Tom Verzyer, R OBP: 0.244, SLG: 0.236 (1, 6)	0-0 1B SF8 ①		0-3 K 1-2 ①		0-0 G4-6-3 1-2 ③		0-0 E4 1-2 ②			4	1	1	0	0	1	4				
Rusty Staub, L OBP: 0.396, SLG: 0.429 (1, 9)	0-0 1-3 1B ①		0-0 3-1 ②		0-0 F8 ①		0-0 4-3 ③			4	0	1	0	0	0	2				
Willie Horton, R OBP: 0.368, SLG: 0.472 (1, 10)	0-0 SF8 3-H ③		0-0 5-3 ③		4-0 FC6-4 BB ②				0-0 4-3 ①	2	0	0	1	1	0	1				
Alex Johnson, R OBP: 0.302, SLG: 0.401 (1, 7)	0-0 F8 ③			0-0 F8 ①		0-0 FC6-4 HR 1-2 ②			0-0 G3 ②	4	1	0	0	0	0	2				
Jason Thompson, L OBP: 0.309, SLG: 0.350 (1, 3)		0-0 3-1 ①		0-0 4-3 ②		0-0 HR 1-H ③			0-0 P6 ③	4	1	1	2	0	0	0				
Aurelio Rodriguez, R OBP: 0.273, SLG: 0.338 (1, 5)		0-0 FC5-4 1B ②		0-0 5-3 ③		0-0 F9 ③				3	0	1	0	0	0	0				
John Wockenfuss, R OBP: 0.442, SLG: 0.588 (1, 2)		0-0 FC5-4 1-2 ②		4-0 1B BB ②		0-0 HR ①				2	1	1	1	1	0	1				
Gary Sutherland, R OBP: 0.240, SLG: 0.267 (1, 4)		0-0 4-3 ③		0-0 G4-6-3 1B ②					0-0 L7 ①	3	0	1	0	0	0	1				
Inning Stats	R: 1 E: 0 K: 0 S: 5	H: 2 LOB: 1 BB: 0 P: 5	R: 0 E: 0 K: 0 S: 4	H: 1 LOB: 1 BB: 0 P: 4	R: 0 E: 0 K: 1 S: 5	H: 0 LOB: 1 BB: 1 P: 9	R: 0 E: 0 K: 0 S: 3	H: 0 LOB: 0 BB: 0 P: 3	R: 0 E: 0 K: 0 S: 5	H: 1 LOB: 1 BB: 1 P: 9	R: 2 E: 0 K: 0 S: 4	H: 1 LOB: 0 BB: 1 P: 8	R: 1 E: 1 K: 0 S: 5	H: 2 LOB: 1 BB: 0 P: 5	R: 0 E: 0 K: 0 S: 3	H: 0 LOB: 0 BB: 0 P: 3	1B: 5 2B: 0 3B: 0 HR: 2	SF: 1 SAC: 0 DP: 1 HBP: 0	WP: 0 PB: 0 SB: 1 CS: 1	PA: 33
PITCHER Dock Ellis, R ERA: 3.61 (1, 1)	IP: 8.0 WLS: L BF: 33 H: 7 R: 4 ER: 4 SO: 2 BB: 3 IBB: 0 HBP: 0 BLK: 0 WP: 0 HR: 2 S: 34 P: 46 ERA: 4.50 WHIP: 1.250																			

Batter	1	2	3	4	5	6	7	8	9	AB	R	H	RBI	BB	SO	LOB	TOP								
Mickey Rivers, L OBP: 0.311, SLG: 0.438 (1, 8)										5	1	1	0	0	1	1	New York Yankees @ Detroit Tigers Tiger Stadium, Detroit, MI Sun May 30 1976, 3:33 AM EDT Att: 16,038 - Unknown								
Roy White, S OBP: 0.364, SLG: 0.417 (1, 7)										4	1	1	3	0	1	0									
Thurman Munson, R OBP: 0.344, SLG: 0.471 (1, 2)										4	1	2	1	0	0	0									
Chris Chambliss, L OBP: 0.320, SLG: 0.462 (1, 3)										2	0	0	0	1	0	1									
Lou Piniella, R OBP: 0.336, SLG: 0.465 (1, 10)										4	0	1	0	0	1	3									
Graig Nettles, L OBP: 0.286, SLG: 0.329 (1, 5)										4	0	0	0	0	2	3									
Rick Dempsey, R OBP: 0.233, SLG: 0.132 (1, 9)										3	0	0	0	1	2	1									
Willie Randolph, R OBP: 0.381, SLG: 0.360 (1, 4)										4	0	1	0	0	1	2									
Fred Stanley, R OBP: 0.328, SLG: 0.286 (1, 6)										3	1	1	0	1	0	1									
Inning Stats	R: 0 E: 0 K: 0 S: 3	H: 0 LOB: 0 BB: 0 P: 3	R: 0 E: 1 K: 3 S: 10	H: 0 LOB: 1 BB: 0 P: 10	R: 0 E: 0 K: 1 S: 5	H: 1 LOB: 0 BB: 0 P: 5	R: 0 E: 0 K: 0 S: 3	H: 0 LOB: 0 BB: 0 P: 7	R: 0 E: 0 K: 0 S: 3	H: 0 LOB: 0 BB: 0 P: 3	R: 4 E: 1 K: 0 S: 7	H: 4 LOB: 2 BB: 2 P: 15	R: 0 E: 0 K: 1 S: 5	H: 0 LOB: 0 BB: 0 P: 5	R: 0 E: 0 K: 1 S: 6	H: 1 LOB: 1 BB: 0 P: 6	R: 0 E: 0 K: 2 S: 8	H: 1 LOB: 1 BB: 0 P: 8	1B: 5 2B: 0 3B: 0 HR: 2	SF: 0 SAC: 0 DP: 0 HBP: 0	WP: 0 PB: 0 SB: 0 CS: 1	PA: 37			
PITCHER	IP	WLS	BF	H	R	ER	SO	BB	IBB	HBP	BLK	WP	HR	S	P	ERA	WHIP								
Bill Laxton, L ERA: 3.71 (1, 1)	5.0	L	21	4	4	4	4	2	0	0	0	0	2	27	35	7.20	1.200								
Jim Crawford, L ERA: 3.63 (6, 1)	4.0		16	3	0	0	4	1	0	0	0	0	0	23	27	0.00	1.000								

Batter	1	2	3	4	5	6	7	8	9	AB	R	H	RBI	BB	SO	LOB	BOTTOM								
Ron LeFlore, R OBP: 0.424, SLG: 0.529 (1, 8)										3	0	1	0	1	0	1	New York Yankees @ Detroit Tigers Tiger Stadium, Detroit, MI Sun May 30 1976, 3:33 AM EDT Att: 16,038 - Unknown								
Tom Verzer, R OBP: 0.246, SLG: 0.232 (1, 6)										2	0	0	0	1	0	2									
Rusty Staub, L OBP: 0.389, SLG: 0.419 (1, 9)										3	0	0	0	0	0	2									
Willie Horton, R OBP: 0.361, SLG: 0.460 (1, 10)										3	0	0	0	0	0	0									
Alex Johnson, R OBP: 0.303, SLG: 0.400 (1, 7)										3	0	1	0	0	1	0									
Jason Thompson, L OBP: 0.301, SLG: 0.340 (1, 3)										3	0	0	0	0	2	1									
Aurelio Rodriguez, R OBP: 0.275, SLG: 0.338 (1, 5)										3	0	1	0	0	0	0									
John Wockenfuss, R OBP: 0.435, SLG: 0.568 (1, 2)										3	0	1	0	0	0	1									
Gary Sutherland, R OBP: 0.232, SLG: 0.258 (1, 4)										3	0	0	0	0	0	1									
Inning Stats	R: 0 E: 0 K: 0 S: 3	H: 1 LOB: 0 BB: 0 P: 3	R: 0 E: 0 K: 1 S: 5	H: 1 LOB: 0 BB: 0 P: 5	R: 0 E: 0 K: 0 S: 3	H: 1 LOB: 0 BB: 0 P: 3	R: 0 E: 0 K: 0 S: 2	H: 0 LOB: 0 BB: 1 P: 6	R: 0 E: 0 K: 1 S: 5	H: 0 LOB: 0 BB: 0 P: 5	R: 0 E: 0 K: 0 S: 4	H: 1 LOB: 1 BB: 0 P: 4	R: 0 E: 0 K: 0 S: 2	H: 0 LOB: 0 BB: 1 P: 6	R: 0 E: 0 K: 1 S: 5	H: 0 LOB: 0 BB: 0 P: 5	R: 0 E: 0 K: 0 S: 3	H: 0 LOB: 0 BB: 0 P: 3	1B: 4 2B: 1 3B: 0 HR: 0	SF: 0 SAC: 0 DP: 4 HBP: 0	WP: 0 PB: 0 SB: 0 CS: 1	PA: 28			
PITCHER	IP	WLS	BF	H	R	ER	SO	BB	IBB	HBP	BLK	WP	HR	S	P	ERA	WHIP								
Rudy May, L ERA: 3.59 (1, 1)	9.0	W	28	4	0	0	3	2	0	0	0	0	0	32	40	0.00	0.667								

Batter	1	2	3	4	5	6	7	8	9	10	11	AB	R	H	RBI	BB	SO	LOB	TOP						
Robin Yount, R OBP: 0.365, SLG: 0.323 (1.6)	1-3		6-3		G4-6-3		HR		K		FC6-4	6	1	2	1	0	1	2							
Don Money, R OBP: 0.335, SLG: 0.448 (1.5)	1-3		F2			6-3	HR		K		FC6-4	6	1	1	3	0	1	3							
Darrell Porter, L OBP: 0.317, SLG: 0.281 (1.2)	E4		K			K	4-3			4-3		5	0	0	0	0	2	1							
Hank Aaron, R OBP: 0.308, SLG: 0.333 (1.10)	K				F7	HBP	BB				G1-4-3	4	0	1	0	1	1	1							
Sixto Lezcano, R OBP: 0.319, SLG: 0.402 (10. PR)	K					BB	BB				1B	0	0	0	0	0	0	0							
George Scott, R OBP: 0.300, SLG: 0.376 (1.3)		G1-5-3				HBP	BB			G1-4-3		3	0	1	0	2	0	1							
Bill Sharp, L OBP: 0.367, SLG: 0.329 (1.9)					F5				SH1-4			3	0	2	0	0	0	1							
Charlie Moore, R OBP: 0.343, SLG: 0.363 (1.7)											BB	2	0	0	0	0	0	3							
Bob Hansen, L OBP: 0.208, SLG: 0.176 (6. PH)		G1-5-3										1	0	0	0	0	0	3	AB 41						
Jimmy Rosario, S OBP: 0.500, SLG: 0.500 (6.7)					F8				P6		BB	2	1	1	0	0	0	1	R 4						
Gorman Thomas, R OBP: 0.264, SLG: 0.338 (1.8)												4	0	0	0	1	3	2	H 11						
Pedro Garcia, R OBP: 0.290, SLG: 0.356 (1.4)												5	1	3	0	0	0	2	RBI 4						
Inning Stats	R: 0 E: 1 K: 1 S: 6	H: 0 LOB: 1 BB: 0 P: 6	R: 0 E: 0 K: 1 S: 6	H: 2 LOB: 1 BB: 0 P: 6	R: 0 E: 0 K: 1 S: 6	H: 1 LOB: 1 BB: 0 P: 6	R: 0 E: 0 K: 0 S: 3	H: 0 LOB: 1 BB: 1 P: 7	R: 0 E: 0 K: 1 S: 5	H: 0 LOB: 3 BB: 0 P: 14	R: 3 E: 0 K: 0 S: 6	H: 3 LOB: 0 BB: 0 P: 6	R: 0 E: 1 K: 1 S: 6	H: 0 LOB: 1 BB: 0 P: 6	R: 0 E: 0 K: 2 S: 7	H: 0 LOB: 0 BB: 0 P: 7	R: 0 E: 0 K: 0 S: 3	H: 1 LOB: 1 BB: 0 P: 3	R: 1 E: 0 K: 0 S: 5	H: 3 LOB: 2 BB: 1 P: 9	1B: 9 2B: 1 3B: 0 HR: 1	SF: 0 SAC: 1 DP: 3 HBP: 1	WP: 1 PB: 0 SB: 0 CS: 0	PA: 47	
PITCHER Mark Fidrych, R ERA: 2.17 (1.1)	IP: 11.0 WLS: 7 BF: 47	H: 11 R: 4 ER: 4 SO: 8	BB: 4 IBB: 0 HBP: 1 BLK: 0	WP: 1 HR: 1 S: 58 P: 75	ERA: 2.17 WHIP: 1.364																				

Milwaukee Brewers @ Detroit Tigers
Tiger Stadium, Detroit, MI
Mon May 31 1976, 7:05 PM EDT
Att: 17,894 - Unknown

AB 41
R 4
H 11
RBI 4
BB 4
SO 8
LOB 20



Batter	1	2	3	4	5	6	7	8	9	10	11	AB	R	H	RBI	BB	SO	LOB	BOTTOM						
Ron LeFlore, R OBP: 0.427, SLG: 0.556 (1.8)	G3		P6			SF9					SF9	4	1	2	1	1	0	1							
Tom Verzyer, R OBP: 0.290, SLG: 0.238 (1.6)	1B		G4-6-3			SF9	F8		FC4-6			5	0	2	2	0	0	4							
Rusty Staub, L OBP: 0.401, SLG: 0.429 (1.9)					6-3							4	0	3	1	1	0	0							
Willie Horton, R OBP: 0.362, SLG: 0.458 (1.10)	K											5	0	2	0	0	1	3							
Alex Johnson, R OBP: 0.299, SLG: 0.393 (1.7)	G3		G6-4-3									5	0	1	0	0	1	6							
Jason Thompson, L OBP: 0.288, SLG: 0.324 (1.3)												5	0	0	0	0	0	4							
Aurelio Rodriguez, R OBP: 0.269, SLG: 0.331 (1.5)												3	0	0	0	0	2	3							
Dan Meyer, L OBP: 0.259, SLG: 0.188 (9. PH)												1	0	0	0	0	0	0							
Chuck Scrivener, R OBP: 0.290, SLG: 0.500 (10.5)												1	1	1	0	0	0	0							
Bruce Kimm, R OBP: 0.344, SLG: 0.387 (1.2)												3	0	1	0	0	0	0							
Ben Ogilvie, L OBP: 0.288, SLG: 0.405 (9. PH)												1	1	1	0	0	0	0							
John Wockenfuss, R OBP: 0.426, SLG: 0.553 (10.2)												1	0	0	0	0	0	1							
Gary Sutherland, R OBP: 0.235, SLG: 0.280 (1.4)												3	0	1	0	0	1	1							
Mickey Stanley, R OBP: 0.343, SLG: 0.419 (9. PH)												1	1	1	1	0	0	0							
Jerry Manuel, S OBP: 0.300, SLG: 0.231 (10.4)												1	1	1	0	0	0	0							
Inning Stats	R: 0 E: 0 K: 1 S: 7	H: 2 LOB: 2 BB: 0 P: 7	R: 0 E: 0 K: 0 S: 3	H: 0 LOB: 0 BB: 0 P: 3	R: 0 E: 0 K: 0 S: 3	H: 1 LOB: 0 BB: 0 P: 3	R: 0 E: 0 K: 0 S: 3	H: 1 LOB: 1 BB: 0 P: 6	R: 1 E: 1 K: 2 S: 10	H: 2 LOB: 3 BB: 1 P: 14	R: 0 E: 0 K: 1 S: 6	H: 1 LOB: 1 BB: 0 P: 6	R: 0 E: 0 K: 0 S: 4	H: 1 LOB: 1 BB: 0 P: 4	R: 2 E: 0 K: 0 S: 5	H: 3 LOB: 2 BB: 1 P: 9	R: 0 E: 0 K: 0 S: 3	H: 1 LOB: 0 BB: 0 P: 3	R: 2 E: 1 K: 0 S: 5	H: 3 LOB: 1 BB: 0 P: 5	1B: 12 2B: 2 3B: 2 HR: 0	SF: 2 SAC: 0 DP: 3 HBP: 0	WP: 1 PB: 0 SB: 1 CS: 0	PA: 47	
PITCHER Jim Slaton, R ERA: 3.23 (1.1)	IP: 7.0 WLS: 1 BF: 30	H: 9 R: 1 ER: 1 SO: 5	BB: 1 IBB: 0 HBP: 0 BLK: 0	WP: 1 HR: 0 S: 39 P: 43	ERA: 3.23 WHIP: 1.429																				
Eduardo Rodriguez, R ERA: 4.51 (8.1)	IP: 1.1 WLS: 0 BF: 7	H: 2 R: 2 ER: 2 SO: 1	BB: 1 IBB: 0 HBP: 0 BLK: 0	WP: 0 HR: 0 S: 6 P: 10	ERA: 4.51 WHIP: 2.250																				
Tom Murphy, R ERA: 8.4 (9.1)	IP: 0.1 WLS: 0 BF: 1	H: 0 R: 0 ER: 0 SO: 0	BB: 0 IBB: 0 HBP: 0 BLK: 0	WP: 0 HR: 0 S: 1 P: 1	ERA: 8.4 WHIP: 0.000																				
Jerry Augustine, L ERA: 2.51 (9.1)	IP: 0.1 WLS: 1 BF: 1	H: 0 R: 0 ER: 0 SO: 0	BB: 0 IBB: 0 HBP: 0 BLK: 0	WP: 0 HR: 0 S: 1 P: 1	ERA: 2.51 WHIP: 3.000																				
Ed Sprague, R ERA: 7.71 (10.1)	IP: 1.2 WLS: 0 BF: 8	H: 4 R: 2 ER: 1 SO: 0	BB: 0 IBB: 0 HBP: 0 BLK: 0	WP: 0 HR: 0 S: 8 P: 8	ERA: 7.71 WHIP: 2.400																				

Milwaukee Brewers @ Detroit Tigers
Tiger Stadium, Detroit, MI
Mon May 31 1976, 7:05 PM EDT
Att: 17,894 - Unknown

AB 43
R 5
H 16
RBI 5
BB 2
SO 5
LOB 23



Batter	1	2	3	4	5	6	7	8	9	AB	R	H	RBI	BB	SO	LOB	TOP										
Bill Sharp, L OBP: 0.368, SLG: 0.333 (1, 9)										5	1	2	1	0	0	0											
Don Money, R OBP: 0.337, SLG: 0.443 (1, 5)										4	1	1	0	1	0	0											
George Scott, R OBP: 0.316, SLG: 0.396 (1, 3)										4	2	3	1	0	0	3											
Hank Aaron, R OBP: 0.303, SLG: 0.320 (1, 10)										4	1	0	1	1	0	4											
Jimmy Rosario, S OBP: 0.143, SLG: 0.143 (1, 7)										5	0	0	0	0	2	5											
Robin Yount, R OBP: 0.373, SLG: 0.328 (1, 6)										4	1	2	1	1	1	1											
Charlie Moore, R OBP: 0.346, SLG: 0.357 (1, 2)										4	0	1	2	1	0	2											
Gorman Thomas, R OBP: 0.260, SLG: 0.343 (1, 8)										5	1	1	1	0	1	4											
Pedro Garcia, R OBP: 0.250, SLG: 0.344 (1, 4)										3	0	0	0	1	2	2											
Inning Stats	R: 4 E: 2 K: 2 S: 12	H: 4 LOB: 2 BB: 1 P: 16	R: 0 E: 0 K: 0 S: 4	H: 1 LOB: 1 BB: 0 P: 4	R: 2 E: 0 K: 0 S: 6	H: 3 LOB: 3 BB: 2 P: 14	R: 0 E: 0 K: 1 S: 5	H: 0 LOB: 1 BB: 1 P: 9	R: 0 E: 0 K: 0 S: 3	H: 0 LOB: 0 BB: 0 P: 3	R: 0 E: 0 K: 1 S: 5	H: 0 LOB: 0 BB: 0 P: 5	R: 0 E: 0 K: 1 S: 5	H: 0 LOB: 0 BB: 0 P: 5	R: 1 E: 0 K: 1 S: 7	H: 2 LOB: 2 BB: 1 P: 11	1B: 8 2B: 2 3B: 0 HR: 0	SF: 0 SAC: 0 DP: 0 HBP: 1	WP: 0 PB: 0 SB: 1 CS: 0	PA: 44							
PITCHER	IP	WLS	BF	H	R	ER	SO	BB	IBB	HBP	BLK	WP	HR	S	P	ERA	WHIP										
Ray Bare, R ERA: 4.0 (1, 1)	2.2		18	7	6	5	2	1	1	0	0	0	0	20	28	16.88	3.000										
Steve Grilli, R ERA: 1.99 (3, 1)	6.0		25	3	1	1	3	3	0	1	0	0	0	27	40	1.50	1.000										
John Hiller, L ERA: 3.38 (9, 1)	0.1	W	1	0	0	0	1	0	0	0	0	0	0	3	3	0.00	0.000										

Milwaukee Brewers @ Detroit Tigers
Tiger Stadium, Detroit, MI
Tue Jun 01 1976, 7:05 PM EDT
Unknown

AB 38
R 7
H 10
RBI 7
BB 5
SO 6
LOB 21



Batter	1	2	3	4	5	6	7	8	9	AB	R	H	RBI	BB	SO	LOB	BOTTOM										
Ron LeFlore, R OBP: 0.420, SLG: 0.541 (1, 8)										4	0	0	0	1	3	4											
Chuck Scrivener, R OBP: 0.375, SLG: 0.500 (1, 6)										2	1	1	0	2	0	1											
Ben Oglivie, L OBP: 0.268, SLG: 0.405 (8, PH)										0	0	0	0	0	0	0											
Mickey Stanley, R OBP: 0.333, SLG: 0.406 (9, 6)										1	0	0	0	0	1	2											
Rusty Staub, L OBP: 0.401, SLG: 0.448 (1, 9)										5	2	2	2	0	0	2											
Willie Horton, R OBP: 0.376, SLG: 0.474 (1, 10)										4	1	3	2	1	0	1											
Alex Johnson, R OBP: 0.296, SLG: 0.383 (1, 7)										4	1	0	0	1	0	4											
Jason Thompson, L OBP: 0.285, SLG: 0.319 (1, 3)										5	0	1	0	0	0	3											
Aurelio Rodriguez, R OBP: 0.267, SLG: 0.327 (1, 5)										5	2	1	1	0	0	2											
John Wockenfuss, R OBP: 0.420, SLG: 0.525 (1, 2)										2	0	0	0	1	0	1											
Bruce Kimm, R OBP: 0.394, SLG: 0.387 (9, 2)										0	0	0	1	1	0	0											
Gary Sutherland, R OBP: 0.257, SLG: 0.289 (1, 4)										1	0	1	1	2	0	0											
Dan Meyer, L OBP: 0.255, SLG: 0.184 (8, PH)										1	0	0	0	0	1	1											
Jerry Manuel, S OBP: 0.300, SLG: 0.231 (9, 4)										1	0	0	0	0	0	2											
Inning Stats	R: 0 E: 0 K: 1 S: 5	H: 0 LOB: 1 BB: 1 P: 9	R: 0 E: 0 K: 0 S: 3	H: 0 LOB: 0 BB: 0 P: 3	R: 3 E: 0 K: 1 S: 7	H: 2 LOB: 2 BB: 2 P: 15	R: 0 E: 0 K: 1 S: 5	H: 0 LOB: 2 BB: 2 P: 13	R: 0 E: 0 K: 0 S: 4	H: 1 LOB: 2 BB: 1 P: 8	R: 1 E: 1 K: 0 S: 5	H: 1 LOB: 1 BB: 0 P: 5	R: 1 E: 0 K: 0 S: 4	H: 2 LOB: 0 BB: 0 P: 4	R: 0 E: 0 K: 2 S: 8	H: 1 LOB: 2 BB: 1 P: 12	R: 3 E: 1 K: 0 S: 4	H: 2 LOB: 1 BB: 2 P: 12	1B: 5 2B: 2 3B: 2 HR: 0	SF: 0 SAC: 1 DP: 1 HBP: 0	WP: 2 PB: 0 SB: 0 CS: 3	PA: 45					
PITCHER	IP	WLS	BF	H	R	ER	SO	BB	IBB	HBP	BLK	WP	HR	S	P	ERA	WHIP										
Pete Broberg, R ERA: 4.1 (1, 1)	4.1		22	3	3	3	3	6	0	0	0	0	0	22	46	6.23	2.077										
Tom Murphy, R ERA: 7.36 (5, 1)	3.1		15	4	2	1	1	1	0	0	0	0	0	16	20	2.70	1.500										
Ray Sadecki, L ERA: 3.86 (8, 1)	0.2		5	2	3	1	1	1	0	0	0	0	0	6	10	13.50	4.500										
Eduardo Rodriguez, R ERA: 4.74 (9, 1)	0.1	L	3	0	0	0	0	1	0	0	0	1	0	1	5	0.00	3.000										

Milwaukee Brewers @ Detroit Tigers
Tiger Stadium, Detroit, MI
Tue Jun 01 1976, 7:05 PM EDT
Unknown

AB 35
R 7
H 9
RBI 7
BB 9
SO 5
LOB 23



Batter	1	2	3	4	5	6	7	8	9	AB	R	H	RBI	BB	SO	LOB	TOP																					
Bill Sharp, L OBP: 0.354, SLG: 0.319 Gorman Thomas, R OBP: 0.269, SLG: 0.343 (9, PH)	F2	6-3			F2		G3		BB SH FC BB	4	0	0	0	0	0	2																						
Don Money, R OBP: 0.341, SLG: 0.464	5-3		F8		WP 1B		HR		SH FC BB	4	1	2	1	0	0	0																						
George Scott, R OBP: 0.319, SLG: 0.399	L6		6-3		K				FC BB	4	0	1	0	1	1	1																						
Darrell Porter, L OBP: 0.306, SLG: 0.270		K	4-3		G3		F8		K	5	0	0	0	0	2	5																						
Bob Hansen, L OBP: 0.235, SLG: 0.174 Charlie Moore, R OBP: 0.349, SLG: 0.353 (8, PH)		4-3 1B BB		1B BB	K			1B FC5-4 BB	FC	1	1	0	0	2	1	0																						
Bobby Darwin, R OBP: 0.325, SLG: 0.361		4-3 1B		F8		1B		FC5-4 1B	K	5	1	3	0	0	1	4																						
Robin Yount, R OBP: 0.361, SLG: 0.317		4-3		F7		F7		K	4-3	5	0	0	0	0	1	9																						
Jimmy Rosario, S OBP: 0.273, SLG: 0.273		1B		1B		4-3		FC5-4		4	0	2	3	0	0	2																						
Tim Johnson, L OBP: 0.273, SLG: 0.238 Hank Aaron, R OBP: 0.300, SLG: 0.317 Pedro Garcia, R OBP: 0.250, SLG: 0.344 (8, PH)		2-H 3-H 1B		1B		1-3 2-H 1B		F7	1-3	3	0	2	0	0	0	0																						
Inning Stats	R: 0 E: 0 K: 0 S: 3	H: 0 LOB: 0 BB: 0 P: 3	R: 2 E: 0 K: 1 S: 8	H: 3 LOB: 2 BB: 1 P: 12	R: 0 E: 0 K: 0 S: 3	H: 0 LOB: 0 BB: 0 P: 3	R: 0 E: 0 K: 0 S: 4	H: 2 LOB: 2 BB: 1 P: 8	R: 0 E: 0 K: 1 S: 6	H: 1 LOB: 1 BB: 0 P: 6	R: 1 E: 0 K: 0 S: 5	H: 2 LOB: 1 BB: 0 P: 5	R: 1 E: 0 K: 1 S: 6	H: 1 LOB: 1 BB: 1 P: 10	R: 1 E: 0 K: 2 S: 9	H: 0 LOB: 3 BB: 2 P: 17	1B: 8 2B: 1 3B: 0 HR: 1	SF: 0 SAC: 1 DP: 0 HBP: 0	WP: 1 PA: 43 PB: 0 SB: 0 CS: 0																			
PITCHER	IP	WLS	BF	H	R	ER	SO	BB	IBB	HBP	BLK	WP	HR	S	P	ERA	WHIP	PITCHER		IP	WLS	BF	H	R	ER	SO	BB	IBB	HBP	BLK	WP	HR	S	P	ERA	WHIP		
Joe Coleman, R ERA: 4.48	(1, 1)	6.2		30	9	3	3	3	2	0	0	0	1	1	34	42	4.05	1.650	Joe Coleman, R		(1, 1)	6.2		30	9	3	3	3	2	0	0	0	1	1	34	42	4.05	1.650
John Hiller, L ERA: 3.69	(7, 1)	2.1	W	13	1	2	2	3	3	0	0	0	0	0	16	28	7.71	1.714	John Hiller, L		(7, 1)	2.1	W	13	1	2	2	3	3	0	0	0	0	0	16	28	7.71	1.714

Milwaukee Brewers @ Detroit Tigers
Tiger Stadium, Detroit, MI
Tue Jun 01 1976, 7:05 PM EDT
Att: 12,503 - Unknown

AB 37
R 5
H 10
RBI 5
BB 5
SO 6
LOB 26



Batter	1	2	3	4	5	6	7	8	9	AB	R	H	RBI	BB	SO	LOB	BOTTOM																						
Ron LeFlore, R OBP: 0.419, SLG: 0.533	CS BB		1B 1B		F9		4-3		F9	4	1	1	0	1	0	3																							
Dan Meyer, L OBP: 0.300, SLG: 0.278	F8		1B 1B				1B 1B		G3 SF8	5	3	4	0	0	0	1																							
Rusty Staub, L OBP: 0.401, SLG: 0.447	4-3		1B 1B		P6		SF9 1B		G3	5	0	2	1	0	0	2																							
Willie Horton, R OBP: 0.377, SLG: 0.475		6-3	1B G4-3		F8		SF9 1B		SF8	4	0	2	2	0	0	1																							
Ben Oglivie, L OBP: 0.304, SLG: 0.500		1B FC4-6	G4-3				SF9			3	2	2	2	1	0	2																							
Bill Freehan, R OBP: 0.328, SLG: 0.345		FC4-6 1B			F8		F8		K	4	0	1	0	0	1	4																							
Aurelio Rodriguez, R OBP: 0.267, SLG: 0.325		FC4-6					F9		K	4	0	1	1	0	1	1																							
Chuck Scrivener, R OBP: 0.350, SLG: 0.444		F8					F7		F8	4	0	1	0	0	0	1																							
Jerry Manuel, S OBP: 0.273, SLG: 0.207 Jason Thompson, L OBP: 0.290, SLG: 0.319 Gary Sutherland, R OBP: 0.257, SLG: 0.289 (8, PH)			4-3		K		P4		BB	3	0	0	0	0	1	2																							
Inning Stats	R: 0 E: 0 K: 0 S: 2	H: 0 LOB: 0 BB: 1 P: 6	R: 1 E: 0 K: 0 S: 5	H: 2 LOB: 1 BB: 0 P: 5	R: 2 E: 0 K: 1 S: 6	H: 4 LOB: 1 BB: 0 P: 6	R: 0 E: 0 K: 1 S: 7	H: 2 LOB: 2 BB: 0 P: 7	R: 0 E: 0 K: 0 S: 4	H: 1 LOB: 2 BB: 1 P: 8	R: 0 E: 0 K: 0 S: 3	H: 0 LOB: 0 BB: 0 P: 3	R: 1 E: 0 K: 1 S: 8	H: 3 LOB: 2 BB: 0 P: 8	R: 0 E: 0 K: 1 S: 5	H: 0 LOB: 1 BB: 1 P: 9	R: 2 E: 0 K: 0 S: 4	H: 2 LOB: 0 BB: 0 P: 4	1B: 11 2B: 2 3B: 0 HR: 1	SF: 2 SAC: 0 DP: 1 HBP: 0	WP: 0 PA: 41 PB: 0 SB: 0 CS: 1																		
PITCHER	IP	WLS	BF	H	R	ER	SO	BB	IBB	HBP	BLK	WP	HR	S	P	ERA	WHIP	PITCHER		IP	WLS	BF	H	R	ER	SO	BB	IBB	HBP	BLK	WP	HR	S	P	ERA	WHIP			
Bill Champion, R ERA: 5.64	(1, 1)	6.1		29	10	4	4	1	1	1	0	0	0	0	29	37	5.68	1.737	Bill Champion, R		(1, 1)	6.1		29	10	4	4	1	1	1	1	0	0	0	0	29	37	5.68	1.737
Jerry Augustine, L ERA: 2.51	(7, 1)	0.0		1	1	0	0	0	0	0	0	0	0	0	1	1	-	-	Jerry Augustine, L		(7, 1)	0.0		1	1	0	0	0	0	0	0	0	0	0	1	1	-	-	
Eduardo Rodriguez, R ERA: 5.0	(7, 1)	2.1	L	11	3	2	2	2	1	0	0	0	0	1	14	18	7.71	1.714	Eduardo Rodriguez, R		(7, 1)	2.1	L	11	3	2	2	2	1	0	0	0	0	1	14	18	7.71	1.714	

Milwaukee Brewers @ Detroit Tigers
Tiger Stadium, Detroit, MI
Tue Jun 01 1976, 7:05 PM EDT
Att: 12,503 - Unknown

AB 36
R 6
H 14
RBI 6
BB 3
SO 3
LOB 17



Batter	1	2	3	4	5	6	7	8	9	AB	R	H	RBI	BB	SO	LOB	TOP					
Bill Sharp, L OBP: 0.346, SLG: 0.305 (1, 9)										4	0	0	0	1	2	2	Milwaukee Brewers @ Detroit Tigers Tiger Stadium, Detroit, MI Wed Jun 02 1976, 7:05 PM EDT Att: 9,283 - Unknown					
Jimmy Rosario, S OBP: 0.313, SLG: 0.267 (1, 7)										4	0	1	0	1	1	0						
Don Money, R OBP: 0.337, SLG: 0.462 (1, 5)										5	0	1	1	0	1	2						
George Scott, R OBP: 0.306, SLG: 0.393 Mike Hegan, L OBP: 0.162, SLG: 0.100 (6, PR)										2	0	0	0	0	0	0						
Hank Aaron, R OBP: 0.307, SLG: 0.324 Sixto Lezcano, R OBP: 0.318, SLG: 0.402 (8, PR)										4	0	2	0	0	1	2						
Robin Yount, R OBP: 0.377, SLG: 0.349 (1, 6)										4	2	4	1	0	0	0						
Darrell Porter, L OBP: 0.273, SLG: 0.273 Bobby Darwin, R OBP: 0.321, SLG: 0.356 (8, PH)										2	0	1	1	0	0	2						
Gorman Thomas, R OBP: 0.275, SLG: 0.338 Bob Hansen, L OBP: 0.231, SLG: 0.170 Charlie Moore, R OBP: 0.355, SLG: 0.353 (8, 2)										1	0	0	0	1	1	2						
Tim Johnson, L OBP: 0.280, SLG: 0.250 Pedro Garcia, R OBP: 0.247, SLG: 0.341 (9, PH)										3	0	1	1	0	1	1						
Inning Stats	R: 0 E: 0 K: 2 S: 7	H: 0 LOB: 0 BB: 0 P: 7	R: 0 E: 0 K: 1 S: 7	H: 2 LOB: 2 BB: 0 P: 7	R: 0 E: 0 K: 0 S: 3	H: 1 LOB: 0 BB: 0 P: 3	R: 0 E: 0 K: 1 S: 5	H: 0 LOB: 0 BB: 0 P: 5	R: 1 E: 0 K: 2 S: 8	H: 1 LOB: 1 BB: 1 P: 12	R: 0 E: 0 K: 0 S: 3	H: 1 LOB: 2 BB: 0 P: 4	R: 1 E: 0 K: 0 S: 5	H: 3 LOB: 1 BB: 0 P: 5	R: 1 E: 0 K: 2 S: 9	H: 2 LOB: 2 BB: 1 P: 13		R: 1 E: 0 K: 2 S: 7	H: 0 LOB: 2 BB: 3 P: 19	1B: 8 2B: 1 3B: 1 HR: 0	SF: 1 SAC: 0 DP: 2 HBP: 1	WP: 0 PB: 0 SB: 0 CS: 1
PITCHER	IP WLS BF H R ER SO BB IBB HBP BLK WP HR S P ERA WHIP																					
Vern Ruhle, R ERA: 4.15 John Hiller, L ERA: 3.5 Jim Crawford, L ERA: 3.52	(1, 1)	7.2 W 33 10 3 3 7 2 0 1 0 0 0 0 44 53 3.52 1.565																				

Batter	1	2	3	4	5	6	7	8	9	AB	R	H	RBI	BB	SO	LOB	BOTTOM			
Ron LeFlore, R OBP: 0.408, SLG: 0.519 (1, 8)										4	0	0	0	0	2	3	Milwaukee Brewers @ Detroit Tigers Tiger Stadium, Detroit, MI Wed Jun 02 1976, 7:05 PM EDT Att: 9,283 - Unknown			
Dan Meyer, L OBP: 0.328, SLG: 0.298 (1, 3)										3	1	2	0	1	1	0				
Rusty Staub, L OBP: 0.403, SLG: 0.444 (1, 9)										3	1	1	0	1	0	1				
Willie Horton, R OBP: 0.380, SLG: 0.486 (1, 10)										3	1	2	2	0	0	0				
Alex Johnson, R OBP: 0.295, SLG: 0.380 (1, 7)										4	0	1	0	0	0	4				
Aurelio Rodriguez, R OBP: 0.272, SLG: 0.325 (1, 5)										3	0	1	1	0	2	1				
Chuck Scrivener, R OBP: 0.333, SLG: 0.409 (1, 6)										4	1	1	0	0	0	2				
Bruce Kimm, R OBP: 0.333, SLG: 0.353 Ben Oglivie, L OBP: 0.319, SLG: 0.585 John Wockenfuss, R OBP: 0.420, SLG: 0.525 (8, PH)										3	0	0	0	0	1	4				
Gary Sutherland, R OBP: 0.257, SLG: 0.297 (1, 4)										4	0	1	0	0	1	2				
Inning Stats	R: 0 E: 0 K: 2 S: 7	H: 0 LOB: 0 BB: 0 P: 7	R: 1 E: 0 K: 1 S: 6	H: 1 LOB: 0 BB: 0 P: 6	R: 0 E: 0 K: 1 S: 5	H: 0 LOB: 0 BB: 0 P: 5	R: 2 E: 0 K: 0 S: 7	H: 5 LOB: 2 BB: 0 P: 7	R: 1 E: 0 K: 0 S: 4	H: 1 LOB: 2 BB: 2 P: 12	R: 0 E: 1 K: 2 S: 8	H: 0 LOB: 2 BB: 0 P: 9	R: 0 E: 0 K: 0 S: 3	H: 1 LOB: 0 BB: 0 P: 3	R: 2 E: 0 K: 1 S: 7	H: 2 LOB: 2 BB: 0 P: 7		1B: 7 2B: 2 3B: 0 HR: 1	SF: 1 SAC: 0 DP: 2 HBP: 1	WP: 3 PB: 0 SB: 0 CS: 0
PITCHER	IP WLS BF H R ER SO BB IBB HBP BLK WP HR S P ERA WHIP																			
Jim Colborn, R ERA: 4.69	(1, 1)	8.0 L 36 10 6 6 7 1 1 1 0 2 0 47 56 6.75 1.375																		

Batter	1	2	3	4	5	6	7	8	9	AB	R	H	RBI	BB	SO	LOB	TOP					
Charlie Moore, R OBP: 0.348, SLG: 0.344 (1, 2)	0-0 1-3		0-0 G6-4-3		0-0 3B	0-0 F8		0-0 F8		5	1	1	0	0	0	4	Milwaukee Brewers @ Detroit Tigers Tiger Stadium, Detroit, MI Thu Jun 03 1976, 7:05 PM EDT Att: 10,866 - Unknown					
Don Money, R OBP: 0.350, SLG: 0.497 (1, 5)	0-0 P6		1-2 2-3 3-H 4-0 BB		0-0 2B		0-0 HR	4-0 BB		3	2	2	2	2	0	0						
George Scott, R OBP: 0.321, SLG: 0.396 (1, 3)	0-0 4-3		0-0 F9		0-0 HBP		4-0 FC6-4	0-0 6-3		4	1	1	1	1	0	4						
Hank Aaron, R OBP: 0.311, SLG: 0.321 (1, 10)		0-0 5-3		0-0 F8		4-0 HBP		0-0 FC6-4	0-0 F8	4	0	1	0	1	0	0						
Sixto Lezcano, R OBP: 0.322, SLG: 0.415 (1, 9)		0-0 6-3		0-0 SF7		1-2 2-3 HBP		0-0 FC6-4	0-0 F9	4	1	1	0	0	0	2						
Robin Yount, R OBP: 0.365, SLG: 0.342 (1, 6)		0-0 5-3		0-0 SF7		0-3 K		0-0 SF9	0-0 F9	3	0	0	2	0	1	3						
Jimmy Rosario, S OBP: 0.300, SLG: 0.222 (1, 7)			4-0 1B	0-0 F8		0-0 3-1		0-0 K		3	1	0	0	1	1	1						
Gorman Thomas, R OBP: 0.286, SLG: 0.338 (1, 8)			4-0 G6-4-3		0-0 6-3		0-0 K	0-3 K		3	0	1	0	1	1	0						
Pedro Garcia, R OBP: 0.257, SLG: 0.347 (1, 4)			0-0 1B		0-0 F6		0-0 F9	0-0 K		4	0	2	0	0	0	1						
Inning Stats	R: 0 E: 0 K: 0 S: 3	H: 0 LOB: 0 BB: 0 P: 3	R: 0 E: 0 K: 0 S: 3	H: 0 LOB: 0 BB: 0 P: 3	R: 1 E: 0 K: 0 S: 3	H: 1 LOB: 2 BB: 3 P: 15	R: 1 E: 0 K: 0 S: 4	H: 1 LOB: 0 BB: 0 P: 4	R: 2 E: 0 K: 1 S: 8	H: 3 LOB: 3 BB: 1 P: 13	R: 0 E: 0 K: 0 S: 4	H: 1 LOB: 1 BB: 0 P: 4	R: 2 E: 0 K: 1 S: 7	H: 2 LOB: 1 BB: 1 P: 11	R: 0 E: 0 K: 1 S: 6	H: 1 LOB: 2 BB: 1 P: 10	R: 0 E: 0 K: 0 S: 3	H: 0 LOB: 0 BB: 0 P: 3	1B: 5 2B: 1 3B: 2 HR: 1	SF: 2 SAC: 0 DP: 1 HBP: 1	WP: 0 PB: 0 SB: 2 CS: 0	PA: 42
PITCHER	IP	WLS	BF	H	R	ER	SO	BB	IBB	HBP	BLK	WP	HR	S	P	ERA	WHIP					
Dave Roberts, L ERA: 3.29 (1, 1)	4.2	L	23	5	4	4	0	4	0	1	0	0	0	18	35	7.71	1.929					
Ray Bare, R ERA: 4.01 (5, 1)	4.1		19	4	2	2	3	2	0	0	0	0	1	23	31	4.15	1.385					

Batter	1	2	3	4	5	6	7	8	9	AB	R	H	RBI	BB	SO	LOB	BOTTOM					
Ron LeFlore, R OBP: 0.409, SLG: 0.513 (1, 8)	4-0 G1-6-3		0-0 E6		0-0 F7		0-0 F9		0-0 1B	4	0	1	1	1	0	3	Milwaukee Brewers @ Detroit Tigers Tiger Stadium, Detroit, MI Thu Jun 03 1976, 7:05 PM EDT Att: 10,866 - Unknown					
Mickey Stanley, R OBP: 0.317, SLG: 0.378 (1, 3)	0-0 G1-6-3		0-3 K		0-0 G6-4-3		0-0 F7	0-0 F7	1-2 3-H 1B	5	0	1	0	0	1	5						
Rusty Staub, L OBP: 0.411, SLG: 0.455 (1, 9)	0-0 F9			1-0 FC5-4		0-0 G6-4-3		0-0 2B		3	0	2	0	0	0	0						
Willie Horton, R OBP: 0.382, SLG: 0.483 (1, 10)		0-0 FC5-4		4-0 FC5-4		0-0 G6-4-3		0-0 F8		3	0	1	0	1	0	3						
Alex Johnson, R OBP: 0.288, SLG: 0.370 (1, 7)		0-0 FC5-4		0-0 FC5-4		0-0 F7		0-3 K		4	0	0	0	0	1	5						
Bill Freehan, R OBP: 0.354, SLG: 0.379 (1, 2)		0-0 F9		0-0 1B		0-0 WP		0-0 5-3	4-0 G4-6	3	2	2	0	1	0	1						
Aurelio Rodriguez, R OBP: 0.272, SLG: 0.323 (1, 5)			0-3 K		0-0 6-3		0-0 5-3		0-0 G4-6	4	0	1	1	0	1	0						
Chuck Scrivener, R OBP: 0.393, SLG: 0.417 (1, 6)			0-0 E		4-0 1-3		4-0 BB		0-0 F3	2	0	1	0	2	0	2						
Gary Sutherland, R OBP: 0.248, SLG: 0.286 (1, 4)			0-0 P4		0-0 1-3		0-0 F9		0-0 G4-6	4	0	0	0	0	0	5						
Inning Stats	R: 0 E: 0 K: 0 S: 2	H: 0 LOB: 1 BB: 1 P: 6	R: 0 E: 0 K: 0 S: 3	H: 1 LOB: 0 BB: 0 P: 3	R: 0 E: 1 K: 2 S: 9	H: 1 LOB: 2 BB: 0 P: 9	R: 0 E: 0 K: 0 S: 2	H: 1 LOB: 1 BB: 1 P: 7	R: 0 E: 0 K: 0 S: 3	H: 0 LOB: 1 BB: 1 P: 7	R: 0 E: 0 K: 0 S: 4	H: 2 LOB: 1 BB: 0 P: 4	R: 1 E: 0 K: 0 S: 4	H: 1 LOB: 1 BB: 1 P: 8	R: 0 E: 0 K: 1 S: 6	H: 1 LOB: 0 BB: 0 P: 6	R: 1 E: 0 K: 0 S: 5	H: 2 LOB: 2 BB: 1 P: 9	1B: 7 2B: 2 3B: 0 HR: 0	SF: 0 SAC: 0 DP: 3 HBP: 1	WP: 2 PB: 0 SB: 0 CS: 1	PA: 38
PITCHER	IP	WLS	BF	H	R	ER	SO	BB	IBB	HBP	BLK	WP	HR	S	P	ERA	WHIP					
Bill Travers, L ERA: 1.95 (1, 1)	9.0	W	38	9	2	2	3	5	0	1	0	2	0	38	59	2.00	1.556					

Batter	1	2	3	4	5	6	7	8	9	AB	R	H	RBI	BB	SO	LOB	TOP										
Ron LeFlore, R (1, 8) OBP: 0.398, SLG: 0.497	6-3		F8			1-3	E6		K	5	0	0	0	0	1	2											
Dan Meyer, L (1, 3) OBP: 0.324, SLG: 0.295	G3			L7			F5			4	1	1	0	0	0	1											
Rusty Staub, L (1, 9) OBP: 0.407, SLG: 0.447	4-3			6-3		1B			G3	3	0	0	0	1	0	0											
Willie Horton, R (1, 10) OBP: 0.379, SLG: 0.477		6-3		F8					6-3	4	0	1	1	0	0	0											
Alex Johnson, R (1, 7) OBP: 0.287, SLG: 0.373		5-3			6-3	K				4	0	1	0	0	1	2											
Aurelio Rodriguez, R (1, 5) OBP: 0.271, SLG: 0.317		L5					4-3		F9	3	0	0	0	1	0	1											
Chuck Scrivener, R (1, 6) OBP: 0.344, SLG: 0.357			5-3		F3		F6		5-3	4	0	0	0	0	0	1											
Bruce Kimm, R (1, 2) OBP: 0.333, SLG: 0.351					5-3		E5		4-3	3	1	1	0	0	0	1											
Ben Oglivie, L (9, PH) OBP: 0.313, SLG: 0.571							WP 1B E			1	0	0	0	0	0	0											
Gary Sutherland, R (1, 4) OBP: 0.250, SLG: 0.287					F9					3	1	1	0	0	0	1											
Jason Thompson, L (9, PH) OBP: 0.296, SLG: 0.319						F4	WP 1B			0	0	0	0	1	0	0											
Inning Stats	R: 0 E: 0 K: 0 S: 3	H: 0 LOB: 0 BB: 0 P: 3	R: 0 E: 0 K: 0 S: 3	H: 0 LOB: 0 BB: 0 P: 3	R: 0 E: 0 K: 0 S: 4	H: 1 LOB: 1 BB: 0 P: 4	R: 0 E: 0 K: 0 S: 3	H: 0 LOB: 1 BB: 1 P: 7	R: 1 E: 0 K: 1 S: 7	H: 2 LOB: 2 BB: 1 P: 11	R: 2 E: 2 K: 0 S: 6	H: 1 LOB: 1 BB: 0 P: 6	R: 0 E: 0 K: 0 S: 4	H: 1 LOB: 1 BB: 0 P: 4	R: 0 E: 0 K: 1 S: 5	H: 0 LOB: 1 BB: 1 P: 9	1B: 4 2B: 1 3B: 0 HR: 0	SF: 0 SAC: 0 DP: 0 HBP: 0	WP: 1 PB: 0 SB: 0 CS: 0	PA: 37							
PITCHER	IP	WLS	BF	H	R	ER	SO	BB	IBB	HBP	BLK	WP	HR	S	P	ERA	WHIP										
Gaylord Perry, R (1, 1) ERA: 3.58	6.1	W	24	3	1	1	1	2	0	0	0	0	0	24	32	1.42	0.789										
Steve Hargan, R (7, 1) ERA: 2.1	2.2		13	2	2	0	1	1	0	0	0	1	0	14	18	0.00	1.125										

Detroit Tigers @ Texas Rangers
Arlington Stadium, Arlington, TX
Fri Jun 04 1976, 8:05 PM EDT
Att: 24,978 - Unknown

AB	34
R	3
H	5
RBI	1
BB	3
SO	2
LOB	9



Batter	1	2	3	4	5	6	7	8	9	AB	R	H	RBI	BB	SO	LOB	BOTTOM										
Gene Clines, R (1, 7) OBP: 0.244, SLG: 0.200	L8					L7			L5	4	2	1	2	1	0	1											
Danny Thompson, R (1, 4) OBP: 0.276, SLG: 0.320										4	2	4	4	0	0	0											
Greg Pryor, R (6, 4) OBP: 0.500, SLG: 0.500	FC5								F9	2	1	1	1	0	0	0											
Mike Hargrove, L (1, 3) OBP: 0.317, SLG: 0.443	F8					E6				5	1	3	1	0	0	2											
Toby Harrah, R (1, 6) OBP: 0.405, SLG: 0.413		L7								4	0	1	1	1	2	5											
Jeff Burroughs, R (1, 9) OBP: 0.296, SLG: 0.414	FC5									5	1	1	1	0	1	4											
Tom Grieve, R (1, 10) OBP: 0.302, SLG: 0.446									F6	3	2	1	1	2	1	0											
Juan Beniquez, R (1, 8) OBP: 0.280, SLG: 0.293									6-3	3	2	1	0	1	0	1											
Roy Howell, L (1, 5) OBP: 0.311, SLG: 0.388		F7							K	4	1	1	3	1	1	2											
Jim Sundberg, R (1, 2) OBP: 0.243, SLG: 0.280										4	2	1	0	1	1	4											
Bill Fahey, L (9, 2) OBP: 0.294, SLG: 0.200									F8	0	0	0	0	0	0	0											
Inning Stats	R: 0 E: 0 K: 0 S: 4	H: 1 LOB: 2 BB: 1 P: 8	R: 4 E: 0 K: 1 S: 8	H: 3 LOB: 1 BB: 2 P: 16	R: 0 E: 0 K: 1 S: 6	H: 1 LOB: 2 BB: 1 P: 10	R: 8 E: 0 K: 2 S: 14	H: 7 LOB: 2 BB: 2 P: 23	R: 0 E: 0 K: 0 S: 2	H: 0 LOB: 0 BB: 1 P: 6	R: 2 E: 1 K: 1 S: 9	H: 3 LOB: 2 BB: 0 P: 9	R: 0 E: 0 K: 1 S: 5	H: 0 LOB: 0 BB: 0 P: 5	R: 0 E: 0 K: 0 S: 3	H: 0 LOB: 0 BB: 0 P: 3	1B: 11 2B: 2 3B: 1 HR: 1	SF: 1 SAC: 0 DP: 1 HBP: 1	WP: 0 PB: 0 SB: 0 CS: 0	PA: 47							
PITCHER	IP	WLS	BF	H	R	ER	SO	BB	IBB	HBP	BLK	WP	HR	S	P	ERA	WHIP										
Bill Laxton, L (1, 1) ERA: 4.63	3.0	L	20	6	6	6	2	5	0	0	0	0	0	19	39	18.00	3.667										
Steve Grilli, R (4, 1) ERA: 4.07	0.1		7	4	4	4	1	1	0	1	0	0	0	7	12	108.00	15.000										
Jim Crawford, L (4, 1) ERA: 3.51	2.2		14	5	4	3	2	1	0	0	0	0	0	17	21	10.12	2.250										
John Hiller, L (7, 1) ERA: 3.67	2.0		6	0	0	0	1	0	0	0	0	0	0	8	8	0.00	0.000										

Detroit Tigers @ Texas Rangers
Arlington Stadium, Arlington, TX
Fri Jun 04 1976, 8:05 PM EDT
Att: 24,978 - Unknown

AB	38
R	14
H	15
RBI	14
BB	7
SO	6
LOB	19



Batter	1	2	3	4	5	6	7	8	9	10	11	AB	R	H	RBI	BB	SO	LOB	TOP						
Chuck Scrivener, R OBP: 0.351, SLG: 0.344 (1, 6)	5-3		F9			1B G4-6-3 BB		1B 1B		K		4	2	1	0	1	1	1							
Dan Meyer, L OBP: 0.329, SLG: 0.303 (1, 7)	L7		FC4-6			1B G4-6-3		1B 1B		F6		5	0	2	0	0	0	1							
Rusty Staub, L OBP: 0.412, SLG: 0.448 (1, 9)	L4					1B G1-6-3		1B 1B				4	0	2	1	1	0	1							
Willie Horton, R OBP: 0.374, SLG: 0.468 (1, 10)						1B K		L7		K		5	0	1	0	0	2	4							
Ben Oglivie, L OBP: 0.302, SLG: 0.532 (1, 8)						1B G1-6-3		L7				5	1	1	0	0	0	4							
Jason Thompson, L OBP: 0.292, SLG: 0.308 (1, 3)						1B K		F8				4	0	0	0	1	2	1							
Aurelio Rodriguez, R OBP: 0.275, SLG: 0.320 (1, 5)						1B K						5	0	2	0	0	1	2							
Bruce Kimm, R OBP: 0.318, SLG: 0.333 (1, 2)						1B FC5-4		K		F8		5	0	1	1	0	1	4							
Gary Sutherland, R OBP: 0.246, SLG: 0.282 (8, PH)						1B K						2	0	0	0	0	2	2							
Alex Johnson, R OBP: 0.286, SLG: 0.371 (8, PH)						1B K						1	0	0	0	0	0	0							
Jerry Manuel, S OBP: 0.273, SLG: 0.207 (8, PH)						1B K						0	0	0	0	0	0	0							
Ron LeFlore, R OBP: 0.396, SLG: 0.494 (9, PH)						1B K						1	0	0	0	0	1	1							
Mickey Stanley, R OBP: 0.310, SLG: 0.368 (9, 6)						1B K						1	0	0	0	0	0	1							
Inning Stats	R: 0 E: 0 K: 0 S: 3	H: 0 LOB: 0 BB: 0 P: 3	R: 0 E: 0 K: 1 S: 5	H: 1 LOB: 1 BB: 1 P: 9	R: 0 E: 0 K: 1 S: 6	H: 1 LOB: 1 BB: 0 P: 6	R: 0 E: 0 K: 1 S: 5	H: 1 LOB: 0 BB: 0 P: 5	R: 0 E: 1 K: 2 S: 8	H: 0 LOB: 1 BB: 0 P: 8	R: 0 E: 0 K: 1 S: 6	H: 1 LOB: 1 BB: 0 P: 6	R: 1 E: 0 K: 0 S: 6	H: 3 LOB: 2 BB: 0 P: 6	R: 0 E: 0 K: 1 S: 6	H: 1 LOB: 1 BB: 0 P: 6	R: 0 E: 0 K: 2 S: 7	H: 0 LOB: 1 BB: 1 P: 11	R: 1 E: 1 K: 1 S: 7	H: 1 LOB: 1 BB: 0 P: 7	1B: 10 2B: 0 3B: 0 HR: 0	SF: 0 SAC: 0 DP: 3 HBP: 0	WP: 0 PB: 0 SB: 1 CS: 0	PA: 45	
PITCHER Bert Blyleven, R ERA: 2.96 (1, 1)	IP 11.0	WLS L	BF 45	H 10	R 3	ER 2	SO 10	BB 3	IBB 0	HBP 0	BLK 0	WP 0	HR 0	S 62	P 74	ERA 1.64	WHIP 1.182								

Detroit Tigers @ Texas Rangers
Arlington Stadium, Arlington, TX
Sat Jun 05 1976, 8:05 PM EDT
Att: 32,678 - Unknown


livebaseballscorecards.com
AB 42
R 3
H 10
RBI 2
BB 3
SO 10
LOB 22



Batter	1	2	3	4	5	6	7	8	9	10	11	AB	R	H	RBI	BB	SO	LOB	BOTTOM						
Gene Clines, R OBP: 0.240, SLG: 0.200 (1, 7)	K		G3 SH1-4 2B 1B			K		K		L1-3		5	1	1	0	0	3	2							
Greg Pryor, R OBP: 0.167, SLG: 0.167 (1, 4)	6-3		SH1-4			6-3		K		6-3		4	0	0	0	0	1	1							
Mike Hargrove, L OBP: 0.406, SLG: 0.429 (1, 3)	6-3		G3			F7		L8				5	0	0	1	0	0	2							
Toby Harrah, R OBP: 0.405, SLG: 0.419 (1, 6)			F9			F8						5	0	2	1	0	0	0							
Jeff Burroughs, R OBP: 0.294, SLG: 0.405 (1, 9)			2B			1B		1B				4	0	0	0	1	0	2							
Roy Howell, L OBP: 0.309, SLG: 0.385 (1, 5)			FC6-4 1B BB			4-3		4-3		K		4	0	1	0	0	2	0							
Tom Grieve, R OBP: 0.301, SLG: 0.442 (1, 10)			FC6-4 1B			K		4-3		K		4	0	1	0	0	1	2							
Juan Beniquez, R OBP: 0.274, SLG: 0.286 (1, 8)			FC6-4 1B 2-3			F9		FC3-6 1B		K		4	0	0	0	0	1	3							
Jim Sundberg, R OBP: 0.290, SLG: 0.295 (1, 2)			K			G3		FC3-6 1B 1-2		6-3		4	1	2	0	0	0	1							
			SH1-4 G3 1B			2B		FC1-4-5 1B 2-3		1-3		4	1	2	0	0	0	1							
Inning Stats	R: 0 E: 0 K: 1 S: 5	H: 0 LOB: 0 BB: 0 P: 5	R: 0 E: 0 K: 1 S: 6	H: 1 LOB: 2 BB: 1 P: 10	R: 2 E: 0 K: 0 S: 6	H: 3 LOB: 1 BB: 0 P: 6	R: 0 E: 0 K: 1 S: 5	H: 0 LOB: 0 BB: 0 P: 5	R: 0 E: 0 K: 1 S: 6	H: 1 LOB: 1 BB: 0 P: 6	R: 0 E: 0 K: 1 S: 6	H: 0 LOB: 0 BB: 0 P: 7	R: 0 E: 0 K: 0 S: 3	H: 0 LOB: 0 BB: 0 P: 3	R: 0 E: 0 K: 0 S: 3	H: 0 LOB: 0 BB: 0 P: 3	1B: 5 2B: 2 3B: 0 HR: 0	SF: 0 SAC: 1 DP: 0 HBP: 0	WP: 0 PB: 0 SB: 0 CS: 0	PA: 41					
PITCHER Mark Fidrych, R ERA: 2.03 (1, 1)	IP 11.0	WLS W	BF 41	H 7	R 2	ER 2	SO 8	BB 1	IBB 0	HBP 0	BLK 0	WP 0	HR 0	S 56	P 60	ERA 1.64	WHIP 0.727								

Detroit Tigers @ Texas Rangers
Arlington Stadium, Arlington, TX
Sat Jun 05 1976, 8:05 PM EDT
Att: 32,678 - Unknown

livebaseballscorecards.com
AB 39
R 2
H 7
RBI 2
BB 1
SO 8
LOB 13



Batter	1	2	3	4	5	6	7	8	9	AB	R	H	RBI	BB	SO	LOB	TOP			
Ron LeFlore, R OBP: 0.396, SLG: 0.488	K		6-3					E5 1B SF7		4	1	1	1	1	1	0	Detroit Tigers @ Texas Rangers Arlington Stadium, Arlington, TX Sun Jun 06 1976, 8:05 PM EDT Att: 18,171 - Unknown			
Dan Meyer, L OBP: 0.333, SLG: 0.300	L7			HR				F7	F6	4	1	1	0	1	0	3				
Ben Oglivie, L OBP: 0.328, SLG: 0.596	1B			HR				F8	FC4-6	5	2	3	2	0	0	3				
Rusty Staub, L OBP: 0.409, SLG: 0.446	1B			F9				F9		3	0	1	1	0	0	1				
Jason Thompson, L OBP: 0.313, SLG: 0.339										1	1	1	2	3	0	0				
Bill Freehan, R OBP: 0.333, SLG: 0.355	FC6-4			L7				F8		4	0	0	0	0	1	4				
Aurelio Rodriguez, R OBP: 0.269, SLG: 0.313	G5-4-3			F9				K		4	0	0	0	0	1	2				
Chuck Scrivener, R OBP: 0.325, SLG: 0.314				L7				F2		3	0	0	0	0	0	0				
Mickey Stanley, R OBP: 0.326, SLG: 0.385									1B	1	1	1	0	0	0	0				
Gary Sutherland, R OBP: 0.240, SLG: 0.274				G1				F6		3	0	0	0	0	0	0				
Alex Johnson, R OBP: 0.290, SLG: 0.375									1B	1	0	1	0	0	0	0				
Inning Stats	R: 0 E: 0 K: 1 S: 6	H: 2 LOB: 2 BB: 0 P: 6	R: 0 E: 0 K: 0 S: 2	H: 0 LOB: 0 BB: 1 P: 6	R: 0 E: 0 K: 0 S: 3	H: 0 LOB: 0 BB: 0 P: 3	R: 2 E: 0 K: 0 S: 5	H: 2 LOB: 1 BB: 1 P: 9	R: 0 E: 0 K: 0 S: 2	H: 0 LOB: 2 BB: 2 P: 6	R: 0 E: 0 K: 1 S: 5	H: 0 LOB: 0 BB: 0 P: 5	R: 3 E: 1 K: 1 S: 8	H: 2 LOB: 0 BB: 0 P: 8	R: 1 E: 0 K: 0 S: 6	H: 3 LOB: 2 BB: 0 P: 6	1B: 7 2B: 0 3B: 0 HR: 2	SF: 1 SAC: 0 DP: 1 HBP: 0	WP: 0 PB: 0 SB: 0 CS: 1	PA: 40
PITCHER Nelson Briles, R ERA: 3.63	IP: 9.0 WLS: W BF: 39 H: 9 R: 6 ER: 3 SO: 3	BB: 5 IBB: 0 HBP: 0 BLK: 0	WP: 0 HR: 2 S: 40 P: 60	ERA: 3.00 WHIP: 1.556											PITCHER	IP: 9.0 WLS: W BF: 39 H: 9 R: 6 ER: 3 SO: 3	BB: 5 IBB: 0 HBP: 0 BLK: 0	WP: 0 HR: 2 S: 40 P: 60	ERA: 3.00 WHIP: 1.556	

Batter	1	2	3	4	5	6	7	8	9	AB	R	H	RBI	BB	SO	LOB	BOTTOM			
Gene Clines, R OBP: 0.283, SLG: 0.217			SH1-4							1	1	1	1	1	0	0	Detroit Tigers @ Texas Rangers Arlington Stadium, Arlington, TX Sun Jun 06 1976, 8:05 PM EDT Att: 18,171 - Unknown			
Dave Moates, L OBP: 0.231, SLG: 0.278	BB			1B						2	0	0	0	0	0	3				
Lenny Randle, S OBP: 0.313, SLG: 0.328	1-3-6-1			1-3						4	0	2	2	0	0	2				
Greg Pryor, R OBP: 0.375, SLG: 0.375										2	1	2	0	0	0	0				
Mike Hargrove, L OBP: 0.314, SLG: 0.430	1B		SF8							2	2	1	1	2	0	1				
Toby Harrah, R OBP: 0.408, SLG: 0.418										5	1	2	0	1	2	4				
Jeff Burroughs, R OBP: 0.291, SLG: 0.402	K									4	2	1	1	0	1	6				
Roy Howell, L OBP: 0.312, SLG: 0.391										5	3	2	2	0	1	1				
Tom Grieve, R OBP: 0.309, SLG: 0.460	K									4	3	3	3	0	1	0				
Juan Beniquez, R OBP: 0.277, SLG: 0.287	K									3	1	1	3	1	1	1				
Bill Fahey, L OBP: 0.409, SLG: 0.235										2	2	1	2	3	0	1				
Inning Stats	R: 0 E: 0 K: 1 S: 5	H: 1 LOB: 2 BB: 1 P: 10	R: 0 E: 0 K: 2 S: 7	H: 0 LOB: 0 BB: 0 P: 7	R: 1 E: 0 K: 1 S: 6	H: 1 LOB: 1 BB: 1 P: 10	R: 3 E: 1 K: 0 S: 7	H: 3 LOB: 1 BB: 0 P: 7	R: 7 E: 0 K: 1 S: 10	H: 5 LOB: 2 BB: 3 P: 23	R: 1 E: 0 K: 1 S: 6	H: 1 LOB: 1 BB: 1 P: 10	R: 4 E: 0 K: 0 S: 7	H: 4 LOB: 2 BB: 2 P: 15	R: 0 E: 0 K: 0 S: 3	H: 1 LOB: 0 BB: 0 P: 3	1B: 12 2B: 5 3B: 0 HR: 0	SF: 4 SAC: 1 DP: 2 HBP: 2	WP: 2 PB: 1 SB: 0 CS: 0	PA: 49
PITCHER Joe Coleman, R ERA: 4.86	IP: 4.1 WLS: L BF: 24 H: 7 R: 7 ER: 5 SO: 4	BB: 3 IBB: 0 HBP: 1 BLK: 0	WP: 0 HR: 0 S: 28 P: 41	ERA: 10.38 WHIP: 2.308											PITCHER	IP: 4.1 WLS: L BF: 24 H: 7 R: 7 ER: 5 SO: 4	BB: 3 IBB: 0 HBP: 1 BLK: 0	WP: 0 HR: 0 S: 28 P: 41	ERA: 10.38 WHIP: 2.308	
Steve Grilli, R ERA: 5.55	0.0	5	3	4	4	0	1	0	1	0	3	8								
Jim Crawford, L ERA: 4.82	2.1	16	5	5	5	2	4	0	0	0	1	0	16	32	19.29	3.857				
Ray Bare, R ERA: 3.92	1.1	4	1	0	0	0	0	0	0	0	4	4	0.00	0.750						

Batter	1	2	3	4	5	6	7	8	9	AB	R	H	RBI	BB	SO	LOB	TOP										
Ron LeFlore, R OBP: 0.391, SLG: 0.477 (1, 8)	5-3		F9		FC6-4				K	4	0	0	0	1	1	3											
Chuck Scrivener, R OBP: 0.311, SLG: 0.300 (1, 6)	5-3				6-3		F4		K	5	0	1	0	0	1	4											
Ben Oglivie, L OBP: 0.306, SLG: 0.554 (1, 9)	F3		1-3				F5		F8	4	0	0	0	0	0	2											
Rusty Staub, L OBP: 0.411, SLG: 0.440 (1, 10)		F7			FC6-4		F3			2	0	0	0	2	0	0											
Jason Thompson, L OBP: 0.319, SLG: 0.333 (1, 3)		K			L8					2	0	0	0	2	1	1											
Alex Johnson, R OBP: 0.289, SLG: 0.368 (1, 7)					FC6-4		FC6-4		K	3	0	0	0	1	1	4											
Aurelio Rodriguez, R OBP: 0.269, SLG: 0.311 (1, 5)		6-3			F3				K	4	0	1	0	0	1	4											
Bruce Kimm, R OBP: 0.333, SLG: 0.356 (1, 2)							K			3	0	1	0	1	2	1											
Gary Sutherland, R OBP: 0.242, SLG: 0.276 (1, 4)									4-3	3	0	1	0	0	1	2											
Dan Meyer, L OBP: 0.329, SLG: 0.296 (9, PH)			K				FC6-4		4-3	1	0	0	0	0	0	1											
Inning Stats	R: 0 E: 0 K: 0 S: 3	H: 0 LOB: 0 BB: 0 P: 3	R: 0 E: 0 K: 1 S: 5	H: 0 LOB: 1 BB: 1 P: 9	R: 0 E: 0 K: 1 S: 6	H: 1 LOB: 2 BB: 1 P: 10	R: 0 E: 0 K: 0 S: 3	H: 0 LOB: 1 BB: 1 P: 7	R: 0 E: 0 K: 1 S: 6	H: 1 LOB: 1 BB: 0 P: 6	R: 0 E: 0 K: 0 S: 3	H: 0 LOB: 1 BB: 1 P: 7	R: 0 E: 0 K: 1 S: 6	H: 1 LOB: 2 BB: 1 P: 10	R: 0 E: 0 K: 2 S: 7	H: 0 LOB: 2 BB: 2 P: 15	R: 0 E: 0 K: 2 S: 8	H: 1 LOB: 1 BB: 0 P: 8	1B: 3 2B: 1 3B: 0 HR: 0	SF: 0 SAC: 0 DP: 0 HBP: 0	WP: 0 PB: 1 SB: 2 CS: 0	PA: 38					
PITCHER	IP	WLS	BF	H	R	ER	SO	BB	IBB	HBP	BLK	WP	HR	S	P	ERA	WHIP										
Steve Busby, R ERA: 2.76 (1, 1)	6.0	W	24	2	0	0	3	4	0	0	0	0	0	26	42	0.00	1.000										
Mark Littell, R ERA: 1.16 (7, 1)	3.0	S	14	2	0	0	5	3	0	0	0	0	0	21	33	0.00	1.667										

Detroit Tigers @ Kansas City Royals
Royals Stadium, Kansas City, MO
Mon Jun 07 1976, 8:05 PM EDT
Att: 18,392 - Unknown - 79 F

AB	31
R	0
H	4
RBI	0
BB	7
SO	8
LOB	22



Batter	1	2	3	4	5	6	7	8	9	AB	R	H	RBI	BB	SO	LOB	BOTTOM										
Tom Poquette, L OBP: 0.341, SLG: 0.416 (1, 7)	G6-4-3	L9				4-3	4-3			4	0	1	0	1	0	3											
Amos Otis, R OBP: 0.369, SLG: 0.532 (1, 8)	G6-4-3		6-3		L9					5	1	1	0	0	0	2											
Jim Wohlford, R OBP: 0.274, SLG: 0.289 (9, 8)	G6-4-3				L9		1B		F9	0	0	0	0	0	0	0											
George Brett, L OBP: 0.360, SLG: 0.471 (1, 5)	L7		1-3		L7		F8		1-4-3	5	0	0	0	0	0	2											
Jamie Quirk, L OBP: 0.250, SLG: 0.250 (9, 5)	L7				L7					0	0	0	0	0	0	0											
John Mayberry, L OBP: 0.329, SLG: 0.358 (1, 3)		K			G3		BB		3-1	5	1	2	0	0	1	1											
Hal McRae, R OBP: 0.410, SLG: 0.492 (1, 10)							BB			4	3	4	2	0	0	0											
Al Cowens, R OBP: 0.287, SLG: 0.312 (1, 9)	F7		4-3				SH1-3			3	2	1	1	1	0	2											
Bob Stinson, S OBP: 0.360, SLG: 0.367 (1, 2)							1B			2	1	1	0	0	1	0											
Buck Martinez, R OBP: 0.310, SLG: 0.446 (7, PH) (8, 2)	E				K		SH1-3		F5	1	0	0	0	0	0	3											
Freddie Patek, R OBP: 0.406, SLG: 0.411 (1, 6)	E				L5					3	2	2	2	1	0	0											
Davey Nelson, R OBP: 0.333, SLG: 0.333 (8, 4)	E				L5					0	0	0	0	0	0	0											
Frank White, R OBP: 0.278, SLG: 0.302 (1, 4) (8, 6)					5-3					4	0	2	5	0	0	1											
Inning Stats	R: 0 E: 0 K: 0 S: 3	H: 1 LOB: 0 BB: 0 P: 3	R: 3 E: 1 K: 1 S: 9	H: 4 LOB: 1 BB: 0 P: 9	R: 0 E: 0 K: 1 S: 5	H: 2 LOB: 0 BB: 0 P: 5	R: 0 E: 0 K: 1 S: 5	H: 0 LOB: 0 BB: 0 P: 5	R: 0 E: 0 K: 0 S: 3	H: 0 LOB: 1 BB: 1 P: 7	R: 2 E: 0 K: 0 S: 6	H: 3 LOB: 1 BB: 0 P: 6	R: 5 E: 0 K: 0 S: 7	H: 4 LOB: 1 BB: 2 P: 15	R: 0 E: 0 K: 0 S: 3	H: 0 LOB: 0 BB: 0 P: 3	1B: 12 2B: 0 3B: 1 HR: 1	SF: 0 SAC: 1 DP: 1 HBP: 0	WP: 0 PB: 0 SB: 3 CS: 0	PA: 40							
PITCHER	IP	WLS	BF	H	R	ER	SO	BB	IBB	HBP	BLK	WP	HR	S	P	ERA	WHIP										
Vern Ruhle, R ERA: 4.74 (1, 1)	6.1	L	32	13	8	7	2	1	0	0	0	0	1	35	39	9.95	2.211										
Steve Grilli, R ERA: 5.69 (7, 1)	1.2		8	1	2	2	0	2	0	0	0	0	0	6	14	10.80	1.800										

Detroit Tigers @ Kansas City Royals
Royals Stadium, Kansas City, MO
Mon Jun 07 1976, 8:05 PM EDT
Att: 18,392 - Unknown - 79 F


AB	36
R	10
H	14
RBI	10
BB	3
SO	2
LOB	14



Batter	1	2	3	4	5	6	7	8	9	AB	R	H	RBI	BB	SO	LOB	TOP					
Ron LeFlore, R (1, 8) OBP: 0.388, SLG: 0.472	0-3 K		0-3 K														4 0 1 0 0 2 0					
Dan Meyer, L (1, 7) OBP: 0.325, SLG: 0.307	0-0 F5		0-0 1B														4 1 1 0 0 0 1					
Mickey Stanley, R (8, 7) OBP: 0.326, SLG: 0.385			2B														0 0 0 0 0 0 0					
Ben Oglivie, L (1, 9) OBP: 0.318, SLG: 0.542	0-0 G3		4-0 1B														3 0 1 0 1 0 1					
Rusty Staub, L (1, 10) OBP: 0.413, SLG: 0.439		4-0 HR	0-0 1B														3 1 1 1 1 0 2					
Jason Thompson, L (1, 3) OBP: 0.317, SLG: 0.355	0-0 1-H	0-0 HR	0-0 L7														4 1 1 2 0 0 2					
Aurelio Rodriguez, R (1, 5) OBP: 0.286, SLG: 0.310	0-0 6-3																4 0 1 0 0 0 0					
Chuck Scrivener, R (1, 6) OBP: 0.286, SLG: 0.273	0-0 5-3																4 0 0 0 0 0 1					
Bruce Kimm, R (1, 2) OBP: 0.333, SLG: 0.354	0-0 F3																3 0 1 0 0 0 0					
Jerry Manuel, S (1, 4) OBP: 0.250, SLG: 0.188			0-0 F7														3 0 0 0 0 1 1					
Inning Stats	R: 0 E: 0 K: 1 S: 5	H: 0 LOB: 0 BB: 0 P: 5	R: 2 E: 0 K: 0 S: 4	H: 1 LOB: 0 BB: 1 P: 8	R: 1 E: 0 K: 1 S: 7	H: 2 LOB: 2 BB: 1 P: 11	R: 0 E: 0 K: 1 S: 6	H: 2 LOB: 1 BB: 0 P: 6	R: 0 E: 0 K: 0 S: 4	H: 1 LOB: 1 BB: 0 P: 4	R: 0 E: 0 K: 0 S: 3	H: 0 LOB: 0 BB: 0 P: 3	R: 0 E: 0 K: 0 S: 3	H: 0 LOB: 0 BB: 0 P: 3	R: 0 E: 0 K: 0 S: 3	H: 1 LOB: 0 BB: 0 P: 3	R: 0 E: 0 K: 0 S: 3	H: 0 LOB: 0 BB: 0 P: 3	1B: 5 2B: 1 3B: 0 HR: 1	SF: 0 SAC: 0 DP: 1 HBP: 0	WP: 0 PB: 0 SB: 0 CS: 0	PA: 34
PITCHER Dennis Leonard, R (1, 1) ERA: 2.8	IP: 9.0 WLS: L BF: 34 H: 7 R: 3 ER: 3 SO: 3 BB: 2 IBB: 0 HBP: 0 BLK: 0 WP: 0 HR: 1 S: 38 P: 46 ERA: 3.00 WHIP: 1.000															PITCHER	IP: 9.0 WLS: L BF: 34 H: 7 R: 3 ER: 3 SO: 3 BB: 2 IBB: 0 HBP: 0 BLK: 0 WP: 0 HR: 1 S: 38 P: 46 ERA: 3.00 WHIP: 1.000					

Detroit Tigers @ Kansas City Royals
Royals Stadium, Kansas City, MO
Tue Jun 08 1976, 8:05 PM EDT
Att: 13,869 - Unknown


AB 32
R 3
H 7
RBI 3
BB 2
SO 3
LOB 8

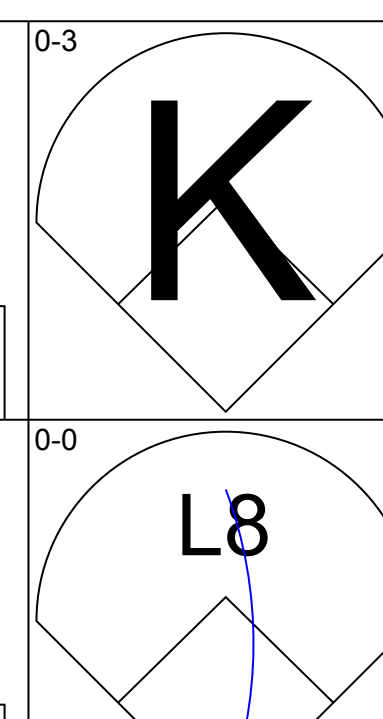
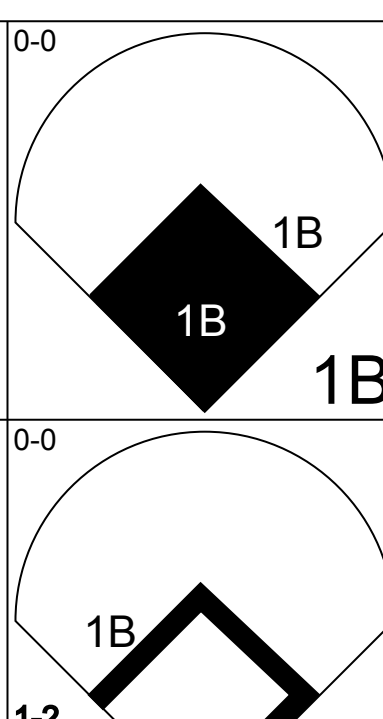
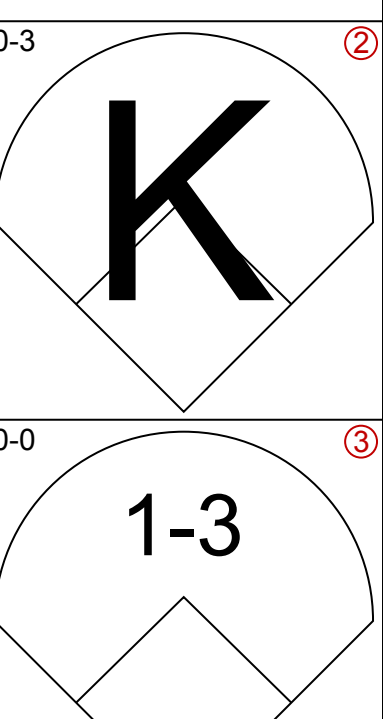
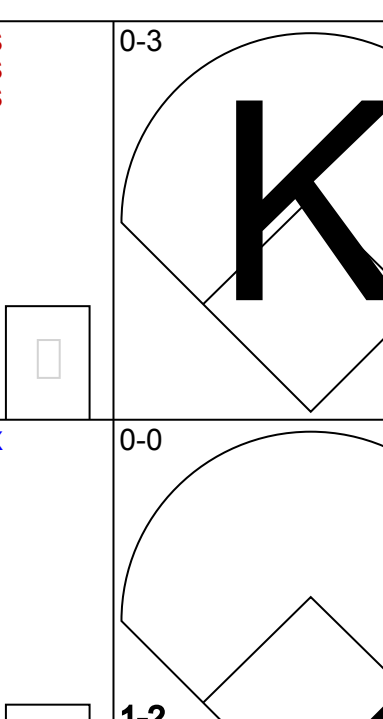
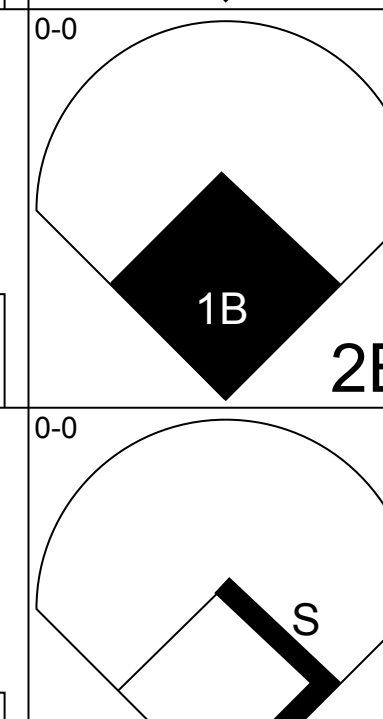
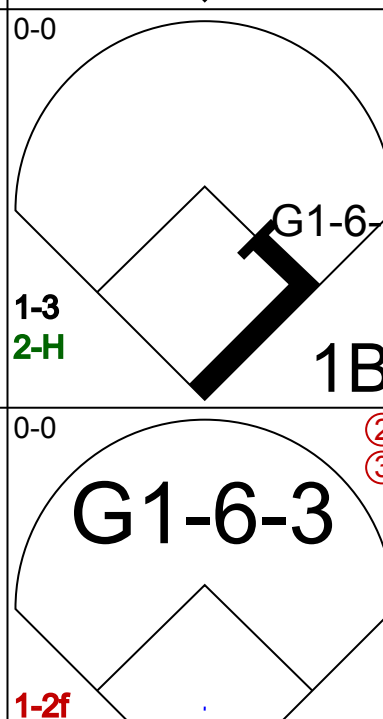

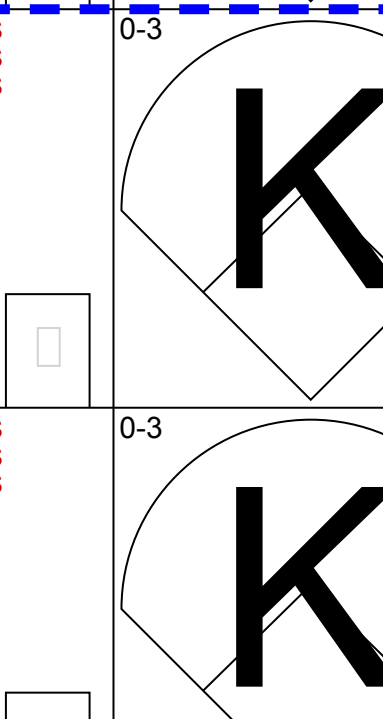
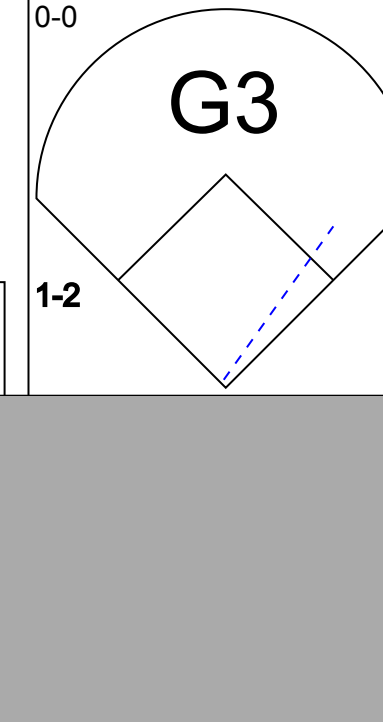

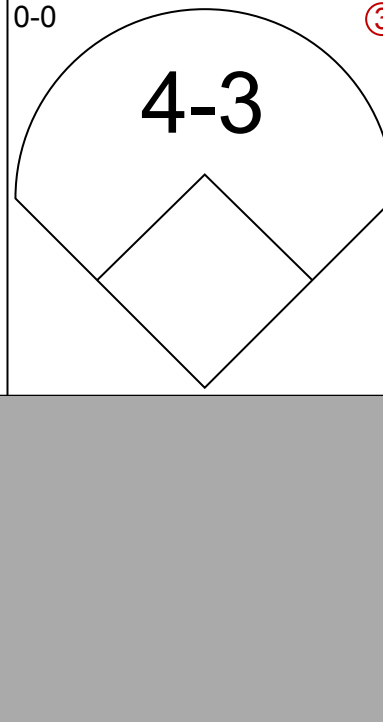





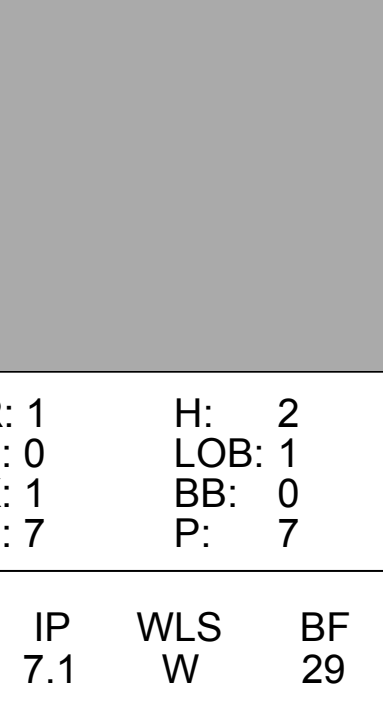
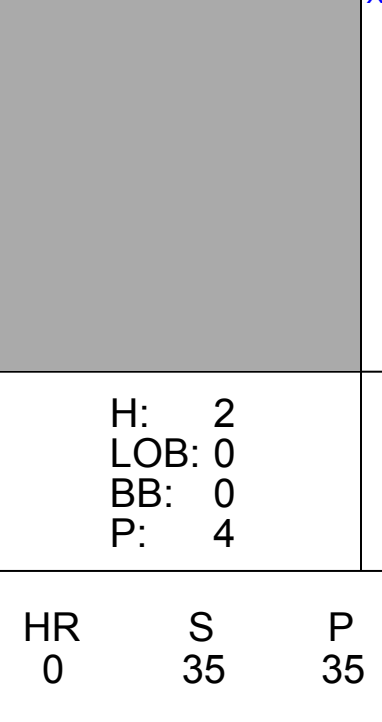

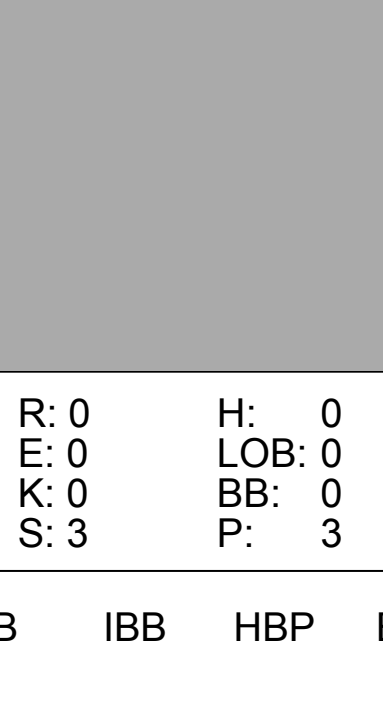
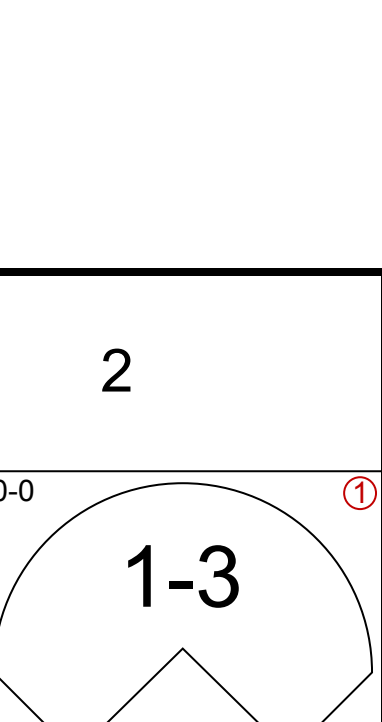
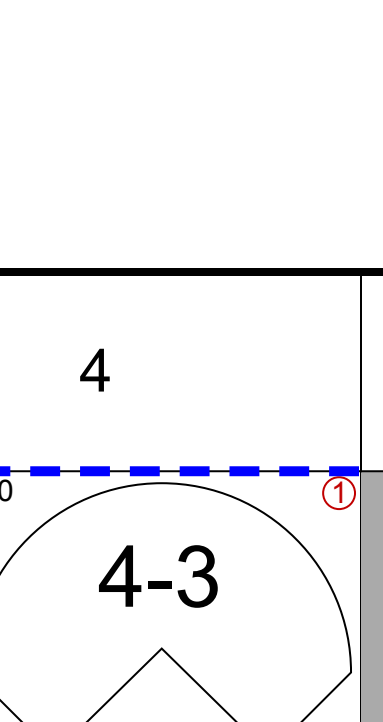
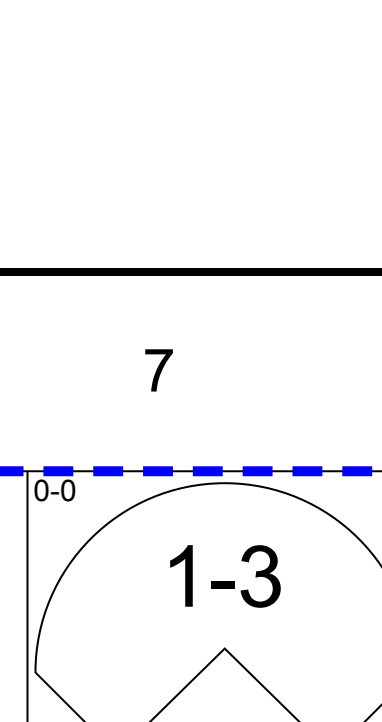
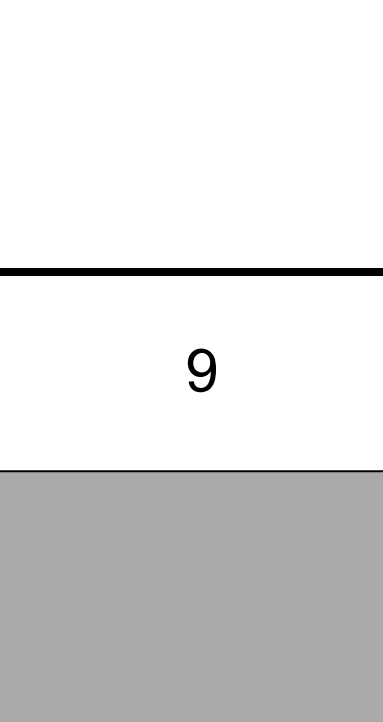
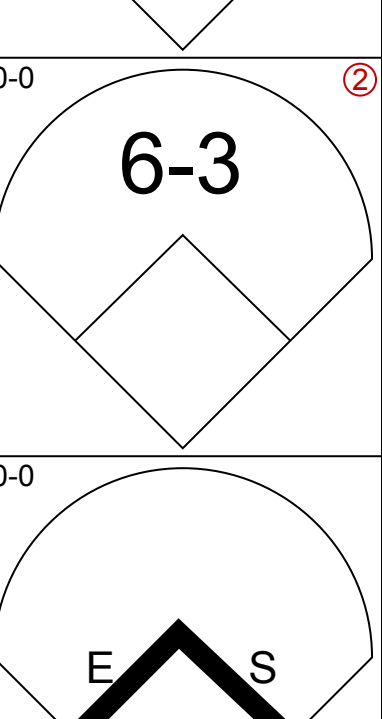

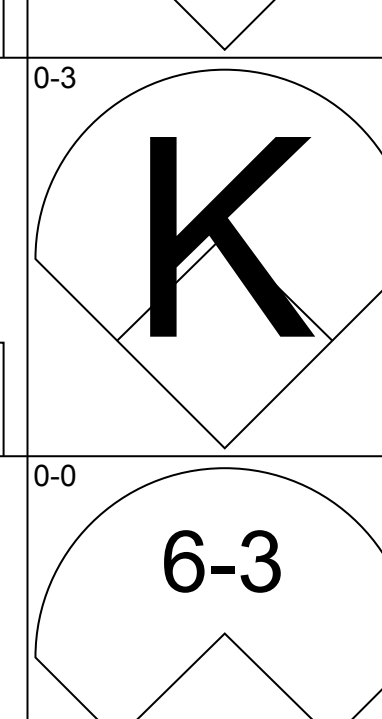

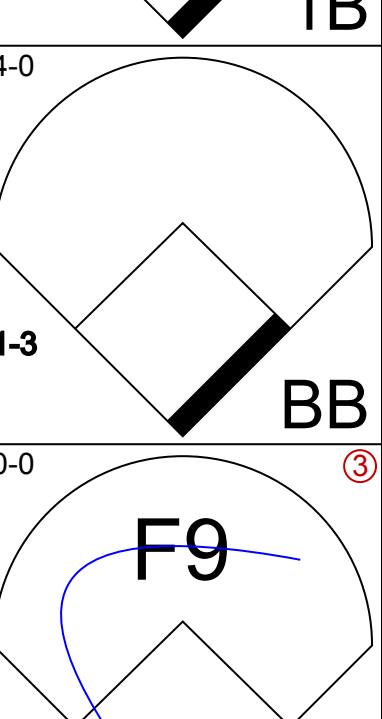


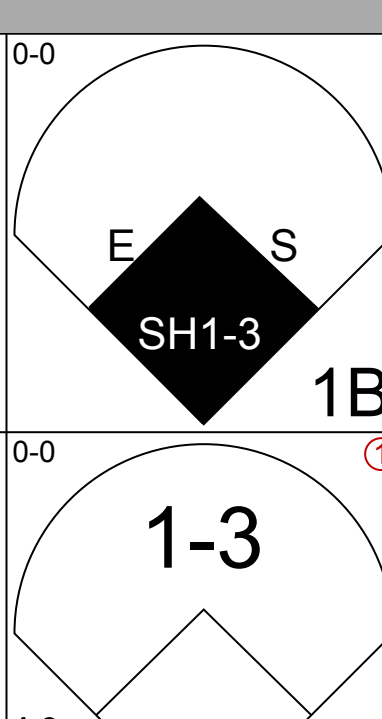
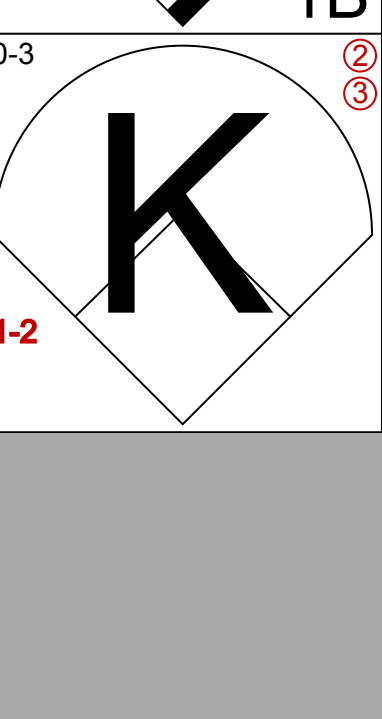
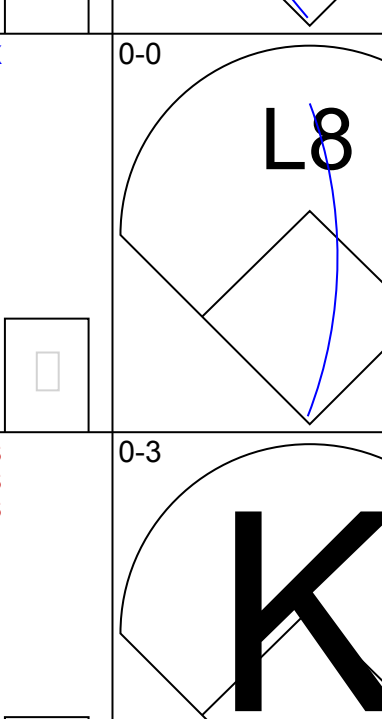



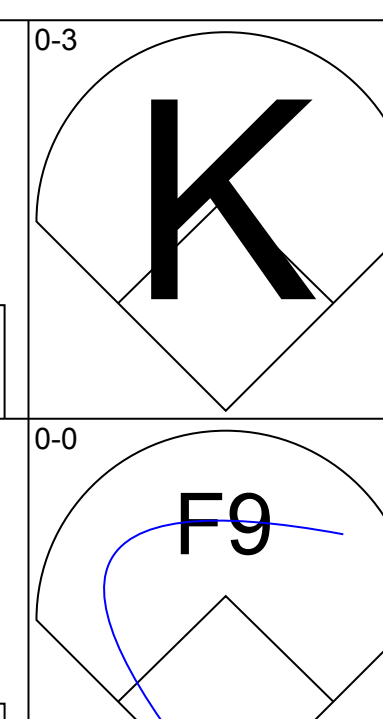
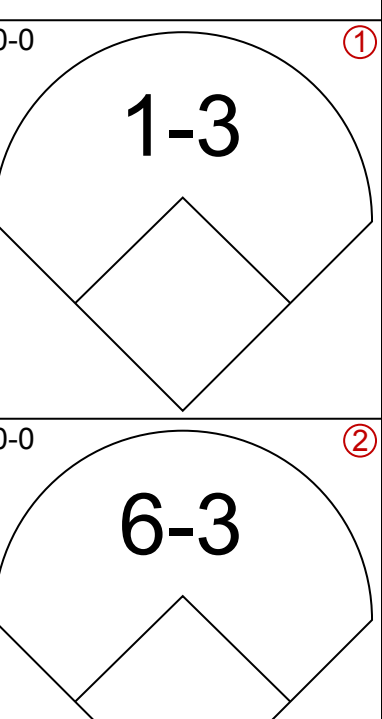
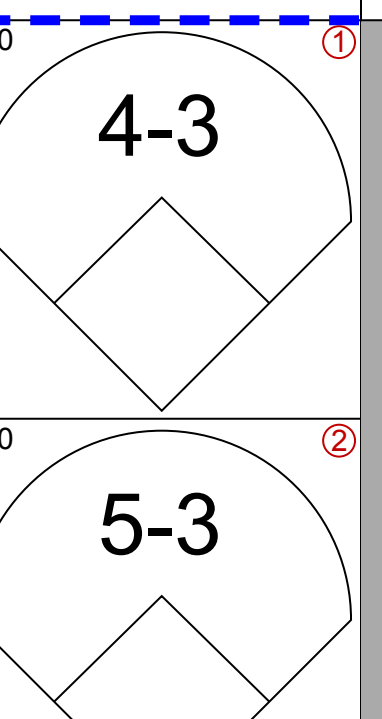
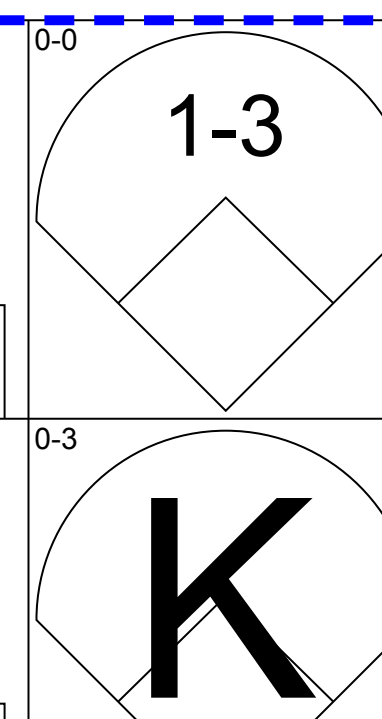
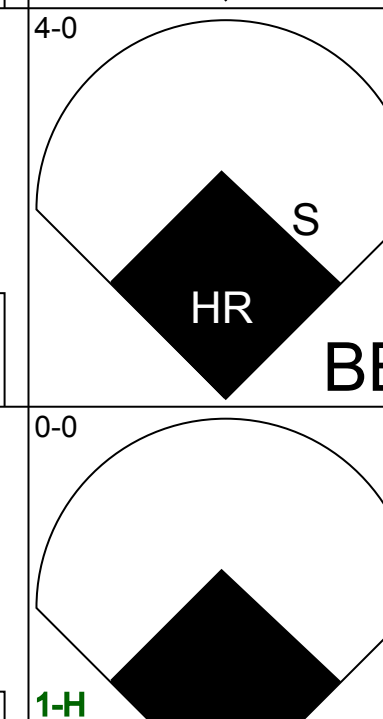
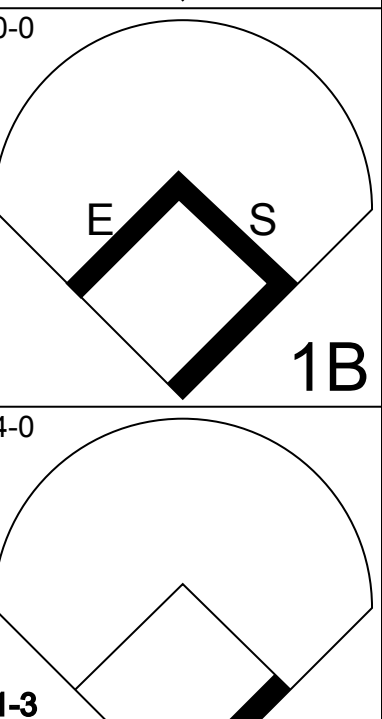
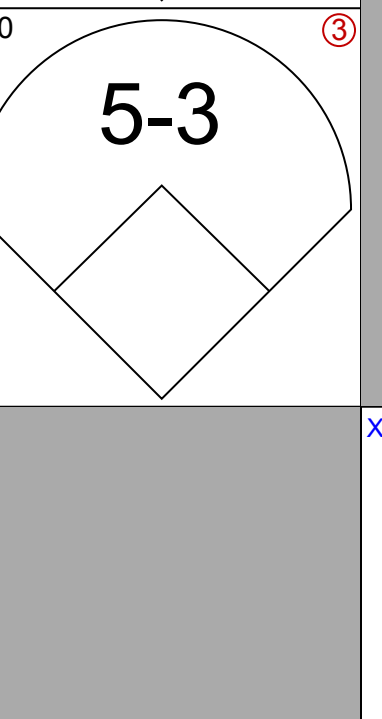
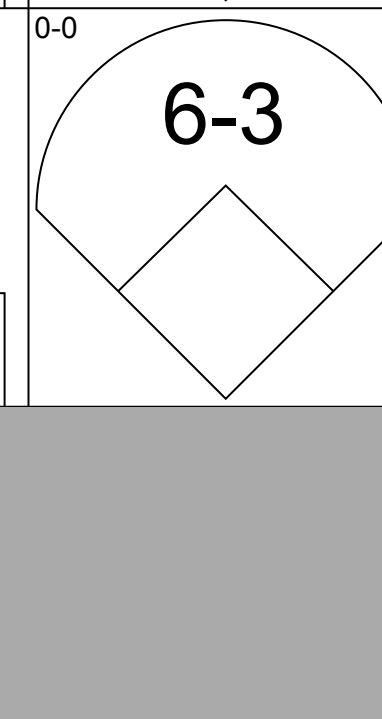
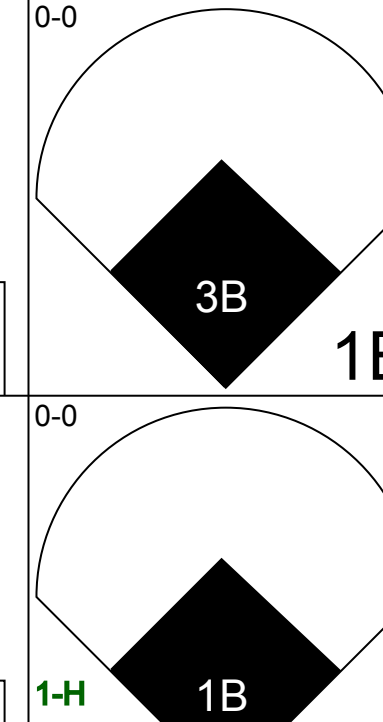
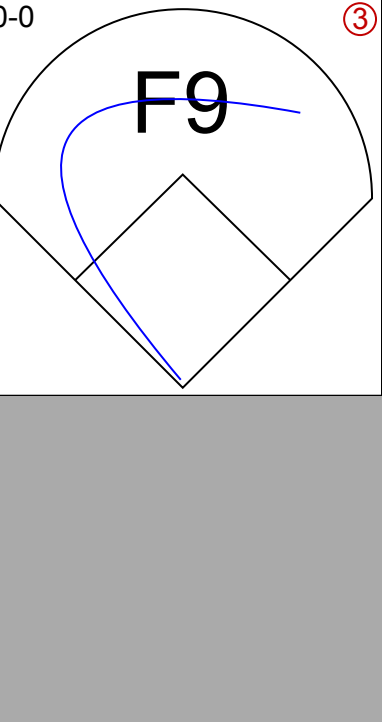


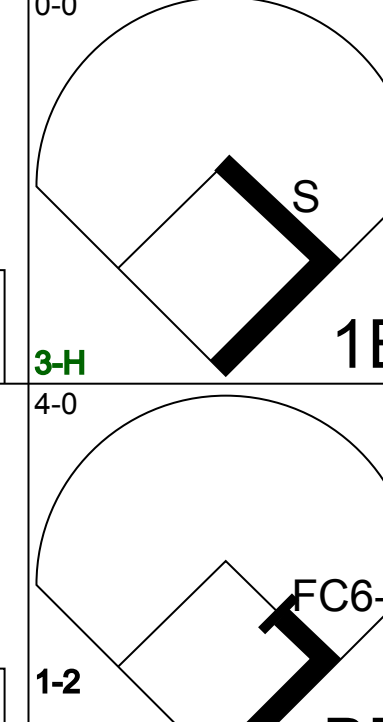



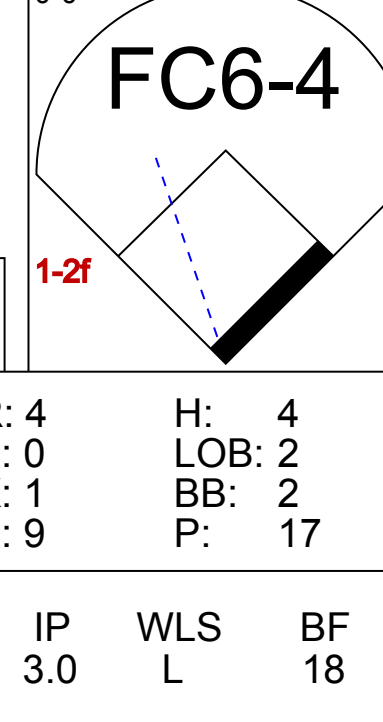
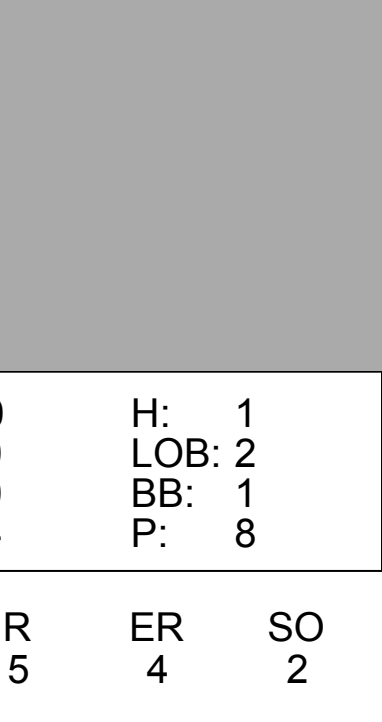
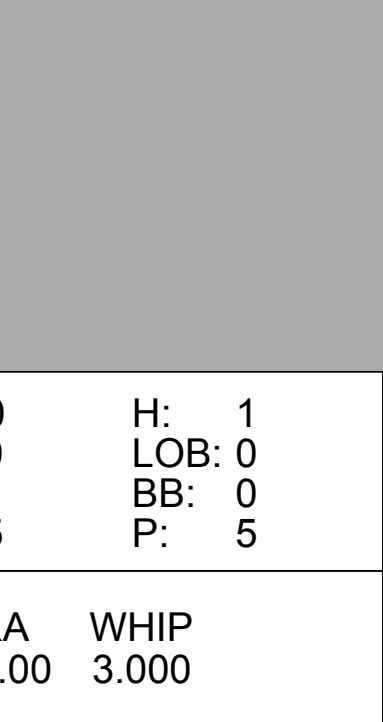
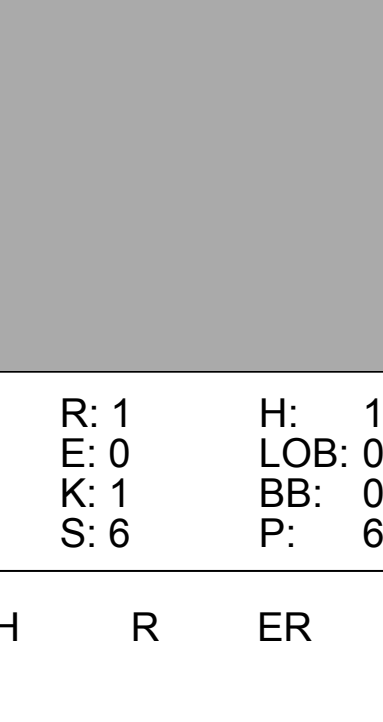


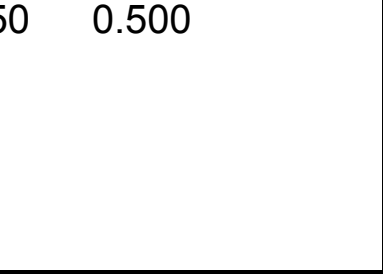

Batter	1	2	3	4	5	6	7	8	9	AB	R	H	RBI	BB	SO	LOB	BOTTOM					
Jim Wohlford, R (1, 7) OBP: 0.284, SLG: 0.300	0-0 FC6-4 1B		0-0 1-3 G6-4-3 1B														4 0 2 0 0 0 1					
Amos Otis, R (1, 8) OBP: 0.382, SLG: 0.521	0-0 FC6-4 1-2		0-0 G6-4-3 1-2														4 0 0 0 0 1 3					
George Brett, L (1, 5) OBP: 0.395, SLG: 0.466	0-0 1-3 1-2																4 1 1 0 0 1 1					
John Mayberry, L (1, 3) OBP: 0.327, SLG: 0.356	0-3 K																4 0 1 0 0 1 1					
Hal McRae, R (1, 10) OBP: 0.416, SLG: 0.497			0-0 F9														4 0 3 1 0 0 0					
Al Cowens, R (1, 9) OBP: 0.282, SLG: 0.306			0-0 4-3														4 0 0 0 0 0 4					
Buck Martinez, R (1, 2) OBP: 0.300, SLG: 0.431			0-0 6-3														2 0 0 0 0 0 0					
Cookie Rojas, R (7, PH) OBP: 0.340, SLG: 0.318																	1 0 0 0 0 0 1					
John Wathan, R (8, 2) OBP: 0.333, SLG: 0.333																	0 0 0 0 0 0 0					
Davey Nelson, R (9, PH) OBP: 0.318, SLG: 0.316																	1 0 0 0 0 0 2					
Freddie Patek, R (1, 6) OBP: 0.404, SLG: 0.409			0-0 F5														3 0 1 0 0 0 0					
Frank White, R (1, 4) OBP: 0.280, SLG: 0.303			0-0 1B														3 0 1 0 0 0 1					
Inning Stats	R: 0 E: 0 K: 1 S: 6	H: 1 LOB: 1 BB: 0 P: 6	R: 0 E: 0 K: 0 S: 3	H: 0 LOB: 0 BB: 0 P: 3	R: 0 E: 1 K: 0 S: 4	H: 2 LOB: 1 BB: 0 P: 4	R: 0 E: 0 K: 1 S: 6	H: 1 LOB: 1 BB: 0 P: 6	R: 0 E: 0 K: 0 S: 4	H: 1 LOB: 1 BB: 0 P: 4	R: 0 E: 0 K: 1 S: 5	H: 0 LOB: 0 BB: 0 P: 5	R: 0 E: 0 K: 0 S: 3	H: 1 LOB: 0 BB: 0 P: 3	R: 0 E: 0 K: 0 S: 3	H: 0 LOB: 0 BB: 0 P: 3	R: 1 E: 0 K: 0 S: 6	H: 3 LOB: 2 BB: 0 P: 6	1B: 9 2B: 0 3B: 0 HR: 0	SF: 0 SAC: 0 DP: 2 HBP: 0	WP: 0 PB: 0 SB: 1 CS: 0	PA: 34
PITCHER Dave Roberts, L (1, 1) ERA: 3.01	IP: 9.0 WLS: W BF: 34 H: 9 R: 1 ER: 1 SO: 3 BB: 0 IBB: 0 HBP: 0 BLK: 0 WP: 0 HR: 0 S: 40 P: 40 ERA: 1.00 WHIP: 1.000															PITCHER	IP: 9.0 WLS: W BF: 34 H: 9 R: 1 ER: 1 SO: 3 BB: 0 IBB: 0 HBP: 0 BLK: 0 WP: 0 HR: 0 S: 40 P: 40 ERA: 1.00 WHIP: 1.000					

Detroit Tigers @ Kansas City Royals
Royals Stadium, Kansas City, MO
Tue Jun 08 1976, 8:05 PM EDT
Att: 13,869 - Unknown

AB 34
R 1
H 9
RBI 1
BB 0
SO 3
LOB 14



Batter	1	2	3	4	5	6	7	8	9	AB	R	H	RBI	BB	SO	LOB	TOP			
Ron LeFlore, R OBP: 0.385, SLG: 0.467 (1, 8)										4	1	1	0	0	3	1	Detroit Tigers @ Kansas City Royals Royals Stadium, Kansas City, MO Wed Jun 09 1976, 8:05 PM EDT Att: 12,529 - Unknown			
Dan Meyer, L OBP: 0.333, SLG: 0.316 (1, 7)										4	0	2	0	0	0	0				
Ben Oglivie, L OBP: 0.329, SLG: 0.556 (1, 9)										4	1	2	1	0	1	2				
Rusty Staub, L OBP: 0.410, SLG: 0.434 (1, 10)										4	0	1	1	0	1	4				
Jason Thompson, L OBP: 0.315, SLG: 0.359 (1, 3)										4	1	1	0	0	0	1				
Aurelio Rodriguez, R OBP: 0.286, SLG: 0.309 (1, 5)										4	0	1	0	0	0	1				
Chuck Scrivener, R OBP: 0.283, SLG: 0.271 (1, 6)										4	0	1	1	0	0	1				
Bruce Kimm, R OBP: 0.321, SLG: 0.340 (7, PH)										2	0	0	0	0	0	0				
Mickey Stanley, R OBP: 0.318, SLG: 0.375 (7, 2)										1	0	0	0	0	0	1				
John Wockenfuss, R OBP: 0.420, SLG: 0.525 (8, 4)										0	0	0	0	0	0	0				
Jerry Manuel, S OBP: 0.237, SLG: 0.176 (8, PH)										2	0	0	0	0	0	0				
Gary Sutherland, R OBP: 0.248, SLG: 0.282 (6, 4)										1	0	1	0	0	0	0				
Inning Stats	R: 1 E: 0 K: 7 S: 7	H: 2 LOB: 1 BB: 0 P: 7	R: 0 E: 0 K: 0 S: 3	H: 0 LOB: 0 BB: 0 P: 3	R: 1 E: 0 K: 0 S: 5	H: 3 LOB: 1 BB: 0 P: 5	R: 1 E: 0 K: 0 S: 4	H: 2 LOB: 0 BB: 0 P: 4	R: 0 E: 0 K: 1 S: 5	H: 0 LOB: 0 BB: 0 P: 5	R: 0 E: 0 K: 0 S: 3	H: 1 LOB: 0 BB: 0 P: 3	R: 0 E: 0 K: 3 S: 11	H: 2 LOB: 2 BB: 0 P: 11	R: 0 E: 0 K: 0 S: 3	H: 0 LOB: 0 BB: 0 P: 3	1B: 8 2B: 2 3B: 0 HR: 0	SF: 0 SAC: 0 DP: 2 HBP: 0	WP: 0 PB: 0 SB: 1 CS: 1	PA: 34
PITCHER	IP WLS BF H R ER SO BB IBB HBP BLK WP HR S P ERA WHIP																			
Al Fitzmorris, R ERA: 3.59 (8, 1)	7.1 W 29 10 3 3 3 0 0 0 0 0 0 0 35 35 3.68 1.364																			
Steve Mingo, L ERA: 1.6 (8, 1)	1.2 S 5 0 0 0 2 0 0 0 0 0 0 0 9 9 0.00 0.000																			

Batter	1	2	3	4	5	6	7	8	9	AB	R	H	RBI	BB	SO	LOB	BOTTOM			
Tom Poquette, L OBP: 0.336, SLG: 0.409 (4, PH)										2	0	0	0	0	1	0	Detroit Tigers @ Kansas City Royals Royals Stadium, Kansas City, MO Wed Jun 09 1976, 8:05 PM EDT Att: 12,529 - Unknown			
Jim Wohlford, R OBP: 0.278, SLG: 0.293 (5, 7)										2	0	0	0	0	0	0				
Amos Otis, R OBP: 0.356, SLG: 0.510 (1, 8)										4	0	0	0	0	1	0				
George Brett, L OBP: 0.397, SLG: 0.464 (1, 5)										3	1	1	0	1	0	0				
John Mayberry, L OBP: 0.335, SLG: 0.391 (1, 3)										3	2	2	3	1	0	0				
Hal McRae, R OBP: 0.417, SLG: 0.497 (1, 10)										4	1	2	0	0	0	2				
Al Cowens, R OBP: 0.286, SLG: 0.320 (1, 9)										4	2	2	1	0	1	1				
Cookie Rojas, R OBP: 0.333, SLG: 0.313 (9, 6)										4	0	1	1	0	1	1				
Freddie Patek, R OBP: 0.404, SLG: 0.409 (1, 2)										1	0	0	1	1	0	0				
Bob Stinson, S OBP: 0.363, SLG: 0.363 (9, 4)										3	0	0	0	0	1	2				
Frank White, R OBP: 0.274, SLG: 0.297 (1, 6)																				
Inning Stats	R: 4 E: 0 K: 1 S: 9	H: 4 LOB: 2 BB: 2 P: 17	R: 0 E: 0 K: 0 S: 4	H: 1 LOB: 2 BB: 1 P: 8	R: 1 E: 0 K: 1 S: 6	H: 1 LOB: 0 BB: 0 P: 6	R: 0 E: 0 K: 0 S: 3	H: 0 LOB: 0 BB: 0 P: 3	R: 0 E: 0 K: 1 S: 5	H: 1 LOB: 0 BB: 0 P: 5	R: 0 E: 0 K: 0 S: 3	H: 0 LOB: 0 BB: 0 P: 3	R: 0 E: 0 K: 1 S: 5	H: 0 LOB: 0 BB: 0 P: 5	R: 1 E: 0 K: 1 S: 6	H: 1 LOB: 0 BB: 0 P: 6	1B: 5 2B: 0 3B: 1 HR: 2	SF: 0 SAC: 1 DP: 0 HBP: 0	WP: 0 PB: 0 SB: 4 CS: 1	PA: 34
PITCHER	IP WLS BF H R ER SO BB IBB HBP BLK WP HR S P ERA WHIP																			
Ray Bare, R ERA: 4.31 (4, 1)	3.0 L 18 6 5 4 2 3 0 0 0 0 0 0 11 11 12.00 3.000																			
Jim Crawford, L ERA: 4.35 (7, 1)	3.0 9 1 0 0 1 0 0 0 0 0 0 1 11 11 0.00 0.333																			
John Hiller, L ERA: 3.72 (7, 1)	2.0 7 1 1 1 2 0 0 0 0 0 0 1 11 11 4.50 0.500																			

Batter	1	2	3	4	5	6	7	8	9	AB	R	H	RBI	BB	SO	LOB	TOP
Bobby Bonds, R OBP: 0.394, SLG: 0.444 (1, 9)										4	1	2	0	0	1	0	California Angels @ Detroit Tigers Tiger Stadium, Detroit, MI Fri Jun 11 1976, 7:05 PM EDT Att: 36,377 - Unknown
Jerry Remy, L OBP: 0.316, SLG: 0.303 (1, 4)										3	0	1	0	0	0	2	
Ron Jackson, R OBP: 0.285, SLG: 0.348 (1, 5)										4	1	0	0	0	0	3	
Tommy Davis, R OBP: 0.367, SLG: 0.448 (1, 10)										4	0	1	1	0	1	2	
Bruce Bochte, L OBP: 0.358, SLG: 0.291 Rusty Torres, S OBP: 0.290, SLG: 0.296 (9, PR) (9, 8)										4	0	1	0	0	0	1	
Bill Melton, R OBP: 0.286, SLG: 0.322 (1, 3)										3	0	0	0	0	1	0	
Leroy Stanton, R OBP: 0.284, SLG: 0.296 (1, 8) (9, 7)										4	0	2	0	0	0	2	
Mario Guerrero, R OBP: 0.400, SLG: 0.400 (1, 6)										4	0	1	0	0	0	2	
Andy Etchebarren, R OBP: 0.307, SLG: 0.276 (1, 2)										3	1	1	0	0	1	1	
Inning Stats	R: 1 E: 1 K: 0 S: 4	H: 1 LOB: 0 BB: 0 P: 4	R: 0 E: 0 K: 0 S: 3	H: 0 LOB: 0 BB: 0 P: 3	R: 0 E: 0 K: 1 S: 5	H: 0 LOB: 0 BB: 0 P: 5	R: 0 E: 0 K: 1 S: 6	H: 1 LOB: 1 BB: 0 P: 6	R: 0 E: 0 K: 1 S: 6	H: 1 LOB: 1 BB: 0 P: 6	R: 0 E: 0 K: 1 S: 6	H: 2 LOB: 2 BB: 0 P: 4	R: 0 E: 0 K: 0 S: 4	H: 2 LOB: 2 BB: 0 P: 4	1B: 8 2B: 1 3B: 0 HR: 0	SF: 0 SAC: 2 DP: 1 HBP: 0	
PITCHER Mark Fidrych, R ERA: 1.84 (1, 1)	IP: 9.0 WLS: W BF: 35 H: 9 R: 3 ER: 1 SO: 4 BB: 0 IBB: 0 HBP: 0 BLK: 0 WP: 0 HR: 0 S: 43 P: 43 ERA: 1.00 WHIP: 1.000											PITCHER	IP: 9.0 WLS: W BF: 35 H: 9 R: 3 ER: 1 SO: 4 BB: 0 IBB: 0 HBP: 0 BLK: 0 WP: 0 HR: 0 S: 43 P: 43 ERA: 1.00 WHIP: 1.000				

Batter	1	2	3	4	5	6	7	8	9	AB	R	H	RBI	BB	SO	LOB	BOTTOM				
Ron LeFlore, R OBP: 0.380, SLG: 0.460 (1, 8)										5	1	1	0	0	2	2	California Angels @ Detroit Tigers Tiger Stadium, Detroit, MI Fri Jun 11 1976, 7:05 PM EDT Att: 36,377 - Unknown				
Pedro Garcia, R OBP: 0.283, SLG: 0.336 (1, 4)										4	1	1	0	1	1	1					
Alex Johnson, R OBP: 0.286, SLG: 0.364 (1, 7)										5	0	1	0	0	3	4					
Rusty Staub, L OBP: 0.416, SLG: 0.435 (1, 10)										2	1	1	0	2	0	0					
Jason Thompson, L OBP: 0.320, SLG: 0.354 (1, 3)										2	0	0	1	2	1	2					
Ben Oglivie, L OBP: 0.324, SLG: 0.537 (1, 9)										4	0	1	1	0	1	3					
Aurelio Rodriguez, R OBP: 0.272, SLG: 0.313 (1, 5)										4	0	2	1	0	1	2					
Chuck Scrivener, R OBP: 0.268, SLG: 0.255 (1, 6)										3	0	0	0	0	2	3					
Bruce Kimm, R OBP: 0.321, SLG: 0.340 Dan Meyer, L OBP: 0.330, SLG: 0.313 (9, PH)										3	1	1	0	0	1	1					
Inning Stats	R: 0 E: 0 K: 1 S: 5	H: 0 LOB: 0 BB: 0 P: 5	R: 0 E: 0 K: 2 S: 7	H: 0 LOB: 0 BB: 0 P: 7	R: 0 E: 0 K: 1 S: 6	H: 1 LOB: 1 BB: 0 P: 6	R: 2 E: 0 K: 3 S: 12	H: 2 LOB: 2 BB: 1 P: 16	R: 1 E: 0 K: 2 S: 8	H: 1 LOB: 3 BB: 3 P: 20	R: 0 E: 0 K: 2 S: 7	H: 0 LOB: 0 BB: 0 P: 7	R: 0 E: 0 K: 0 S: 4	H: 1 LOB: 2 BB: 1 P: 8	R: 0 E: 0 K: 1 S: 5	H: 1 LOB: 1 BB: 0 P: 5		R: 1 E: 2 K: 0 S: 4	H: 2 LOB: 1 BB: 0 P: 4	1B: 7 2B: 1 3B: 0 HR: 0	SF: 0 SAC: 1 DP: 0 HBP: 0
PITCHER Nolan Ryan, R ERA: 4.45 Paul Hartzell, R ERA: 2.55 (1, 1) (6, 1)	IP: 5.0 WLS: L BF: 24 H: 4 R: 3 ER: 0 SO: 3 BB: 4 IBB: 0 HBP: 0 BLK: 0 WP: 0 HR: 0 S: 38 P: 54 ERA: 5.40 WHIP: 1.600											PITCHER	IP: 3.2 WLS: L BF: 15 H: 4 R: 1 ER: 0 SO: 3 BB: 0 IBB: 1 HBP: 0 BLK: 0 WP: 0 HR: 0 S: 20 P: 24 ERA: 0.00 WHIP: 1.091								

Batter	1	2	3	4	5	6	7	8	9	AB	R	H	RBI	BB	SO	LOB	TOP											
Bobby Bonds, R OBP: 0.391, SLG: 0.439 Joe Lahoud, L OBP: 0.316, SLG: 0.221	5-3	K			FC5-2 HBP		E9 2B BB 1B	BB		2	0	0	0	0	1	2												
Jerry Remy, L OBP: 0.289, SLG: 0.306 Ike Hampton, S OBP: 0.211, SLG: 0.272			F8		FC5-2		BB 2B	K		1	0	1	0	0	0	0												
Bob Jones, L OBP: 0.303, SLG: 0.272 Dave Chalk, R OBP: 0.281, SLG: 0.336	CS 1B				1-2 2-3 3-H		BB 2B			4	0	0	0	1	3	5												
Ron Jackson, R OBP: 0.314, SLG: 0.382	5-3		F8		P3		K			5	0	0	0	0	1	6												
Bruce Bochte, L OBP: 0.290, SLG: 0.290		1B 1B			F8		F8	BB BB		4	1	1	0	1	0	0												
Bill Melton, R OBP: 0.290, SLG: 0.323		1B			F8		6-3	BB		3	0	1	1	1	0	0												
Leroy Stanton, R OBP: 0.276, SLG: 0.287			K		K		K	F7		4	0	0	0	0	3	5												
Mario Guerrero, R OBP: 0.556, SLG: 0.556							2B FC5-2 1B	1B E 1B	P6	4	1	3	1	0	0	0												
Andy Etchebarren, R OBP: 0.304, SLG: 0.274 Adrian Garrett, L OBP: 0.250, SLG: 0.143		1B			FC5-2 1-3		FC3 2B	K		1	0	0	0	0	1	2												
Inning Stats	R: 0 E: 0 K: 3 S: 3	H: 1 LOB: 1 BB: 1 P: 7	R: 1 E: 0 K: 3 S: 12	H: 3 LOB: 2 BB: 0 P: 12	R: 0 E: 0 K: 1 S: 5	H: 0 LOB: 0 BB: 0 P: 5	R: 0 E: 0 K: 1 S: 5	H: 0 LOB: 0 BB: 0 P: 5	R: 0 E: 0 K: 1 S: 7	H: 2 LOB: 3 BB: 0 P: 8	R: 0 E: 0 K: 1 S: 5	H: 0 LOB: 0 BB: 0 P: 5	R: 3 E: 2 K: 2 S: 11	H: 3 LOB: 3 BB: 2 P: 19	R: 0 E: 0 K: 0 S: 7	H: 0 LOB: 1 BB: 1 P: 11	R: 0 E: 0 K: 0 S: 3	H: 0 LOB: 0 BB: 0 P: 3	1B: 7 2B: 2 3B: 0 HR: 0	SF: 0 SAC: 0 DP: 0 HBP: 1	WP: 0 PB: 0 SB: 0 CS: 1	PA: 41						
PITCHER	IP	WLS	BF	H	R	ER	SO	BB	IBB	HBP	BLK	WP	HR	S	P	ERA	WHIP											
Vern Ruhle, R ERA: 4.59 John Hiller, L ERA: 3.43	(1, 1)	6.0	W	29	9	4	2	7	1	0	1	0	0	0	41	46	3.00	1.667										
PITCHER	IP	WLS	BF	H	R	ER	SO	BB	IBB	HBP	BLK	WP	HR	S	P	ERA	WHIP											

California Angels @ Detroit Tigers
Tiger Stadium, Detroit, MI
Sat Jun 12 1976, 3:33 AM EDT
Att: 24,038 - Unknown

AB 36
R 4
H 9
RBI 3
BB 4
SO 11
LOB 25

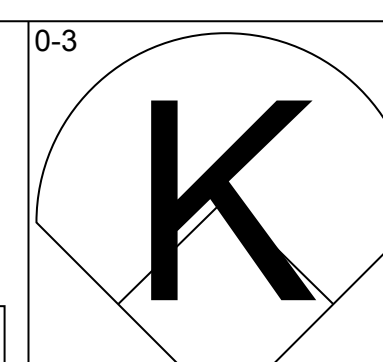
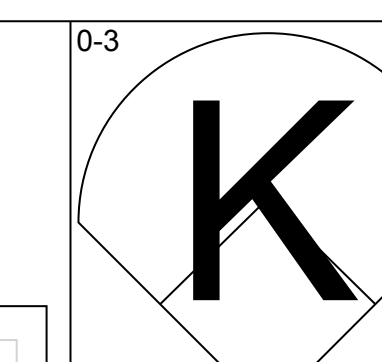
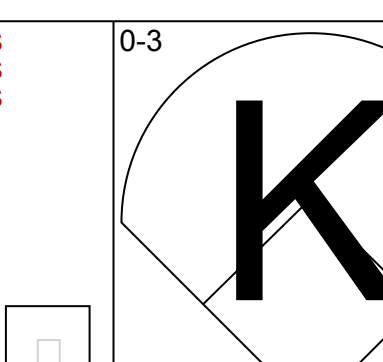
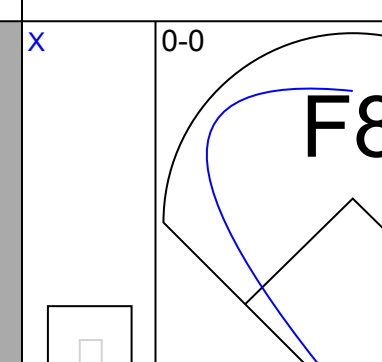
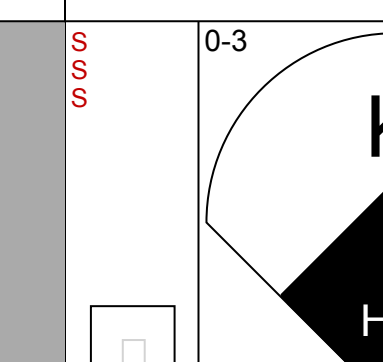
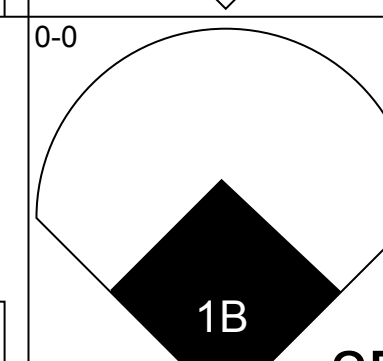
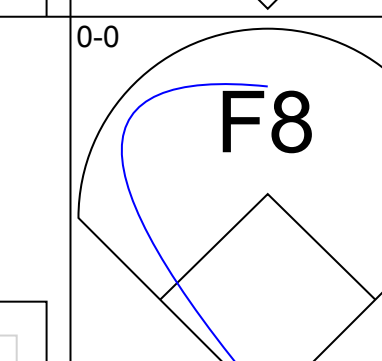
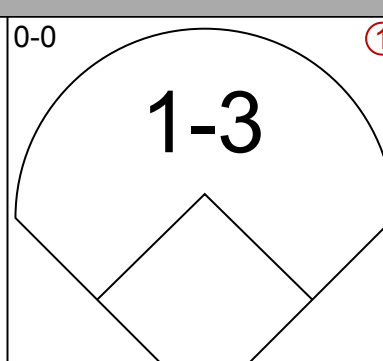
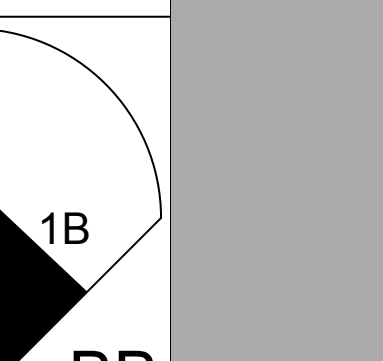
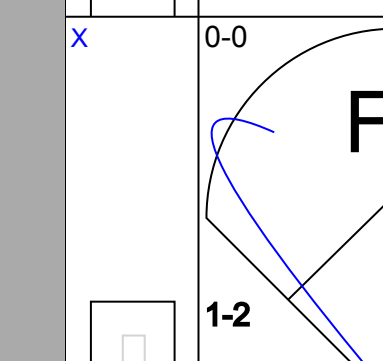
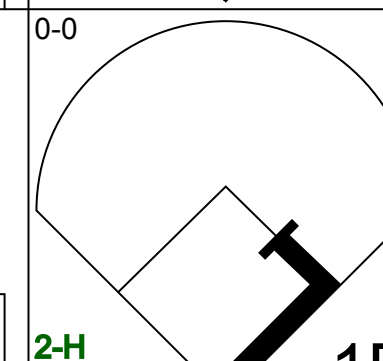
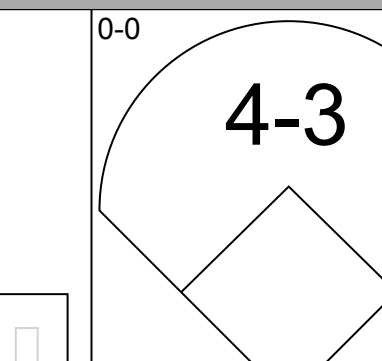
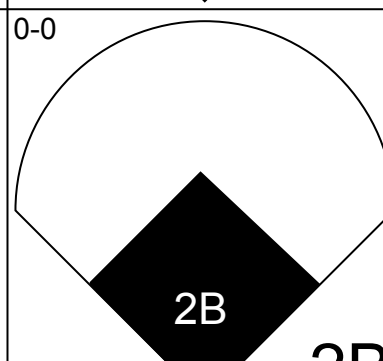
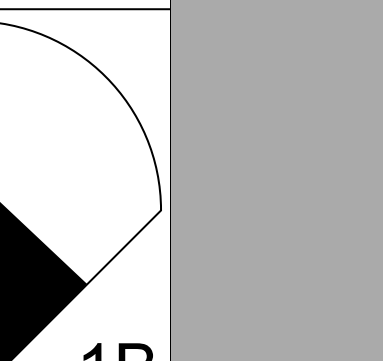
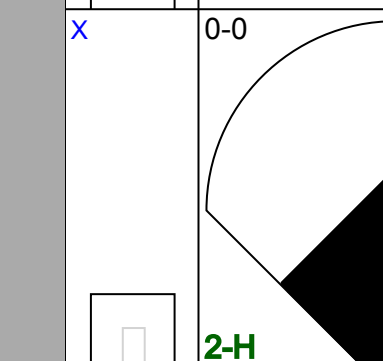
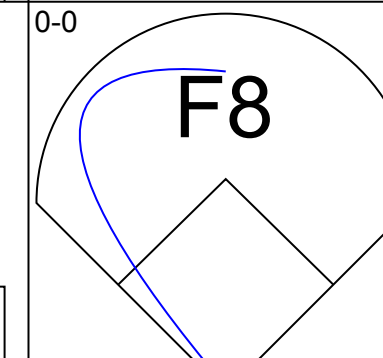
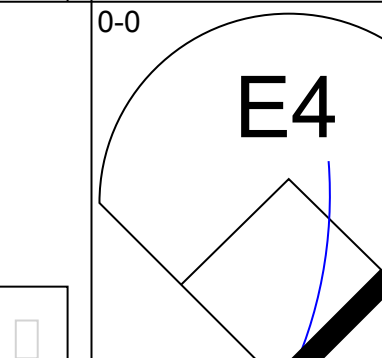
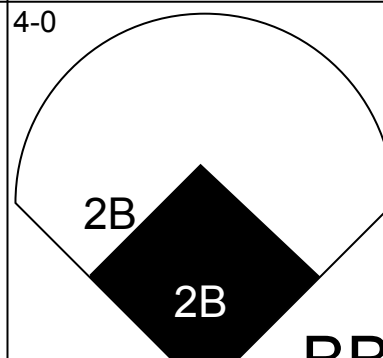
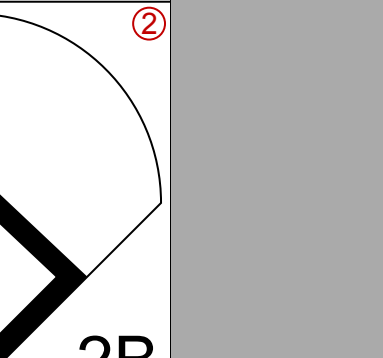
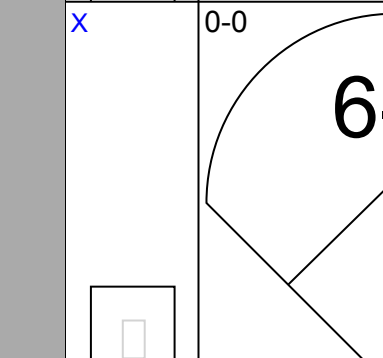
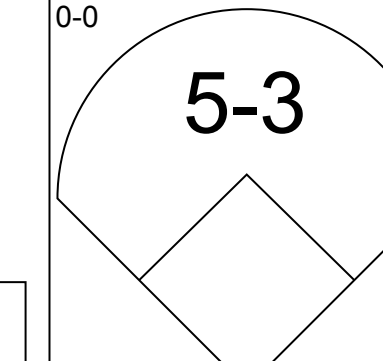
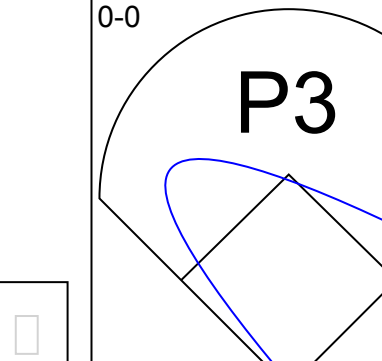
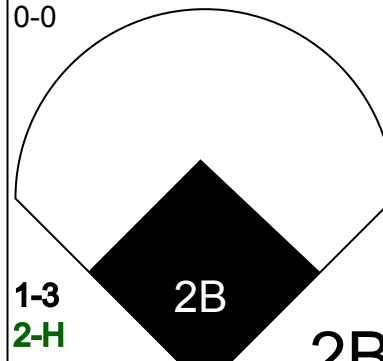
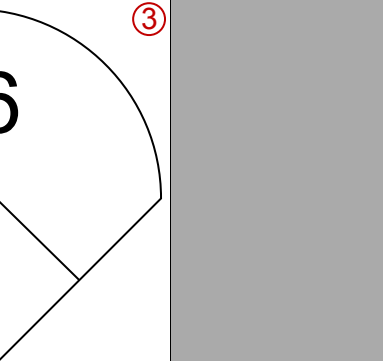
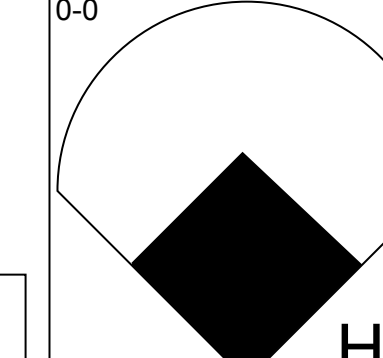
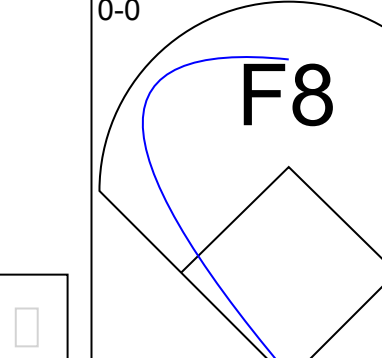
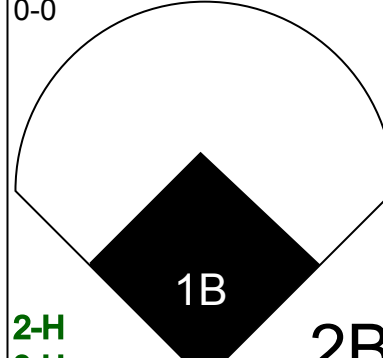
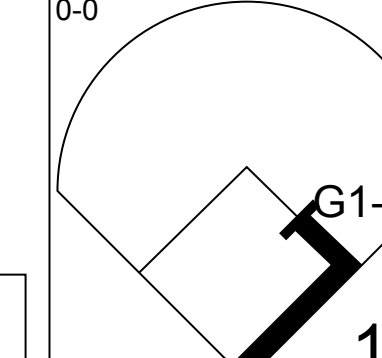
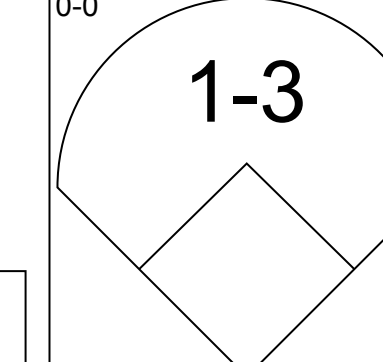
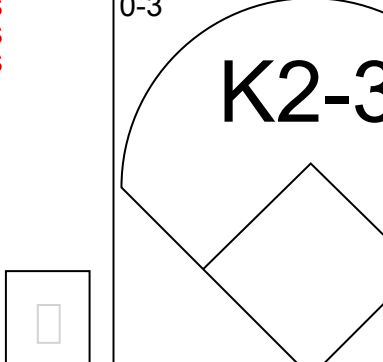
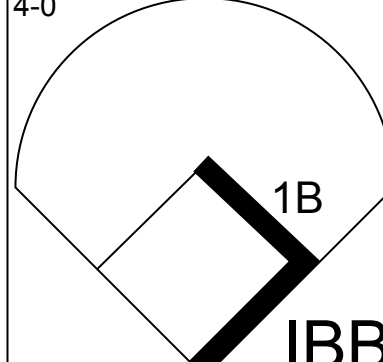
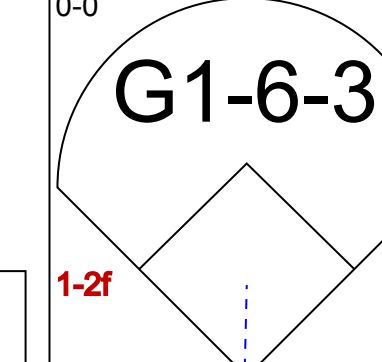
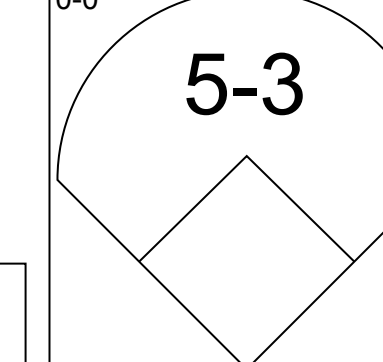
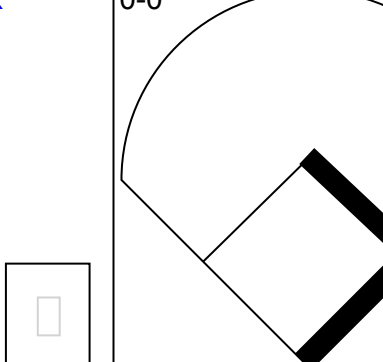
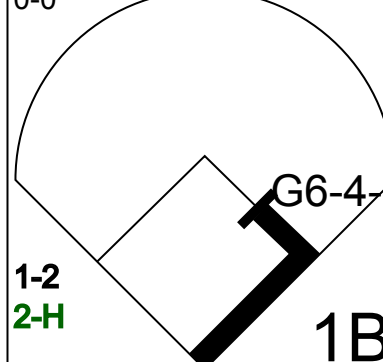
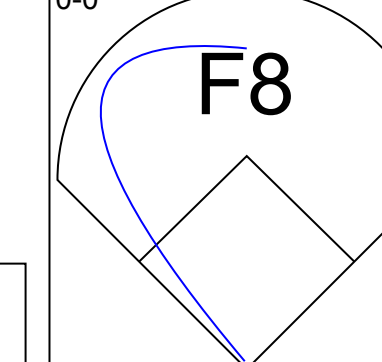
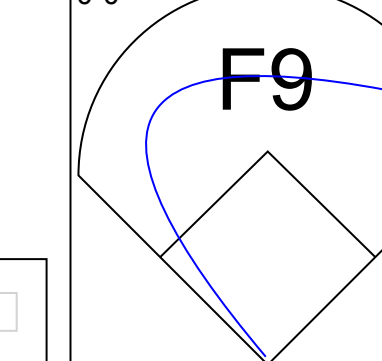
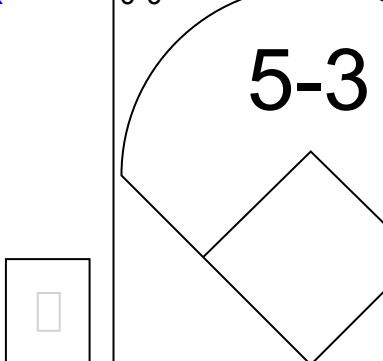
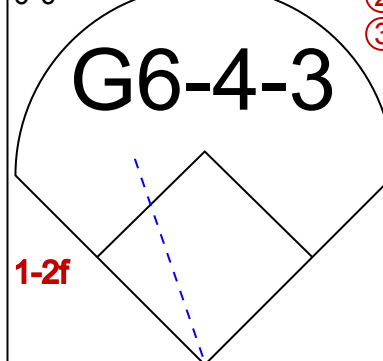
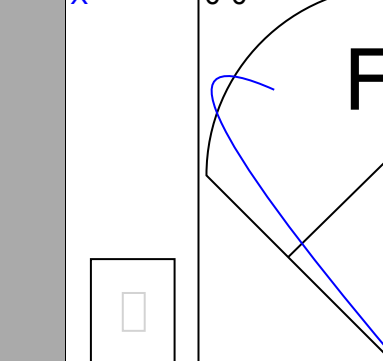


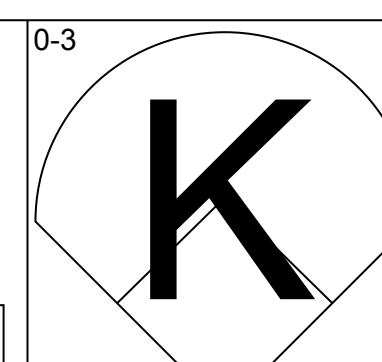
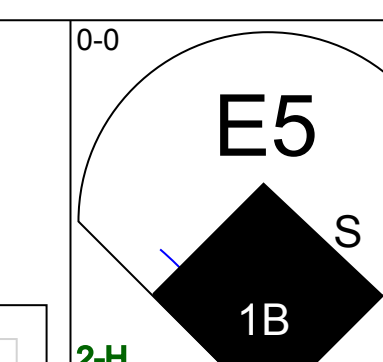
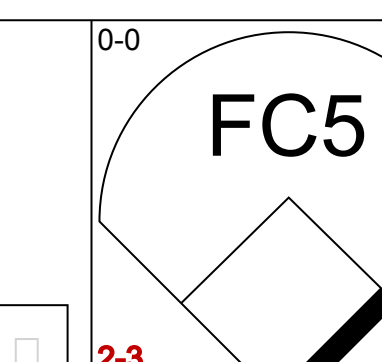
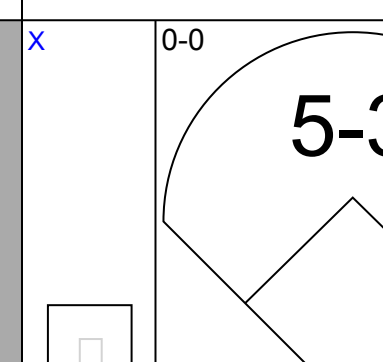
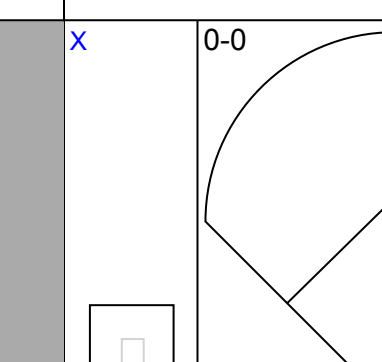
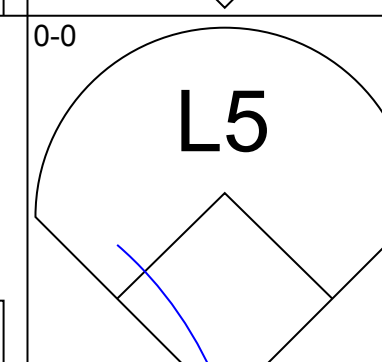
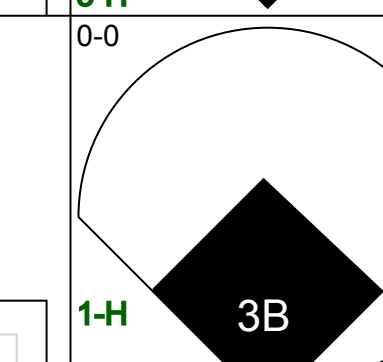
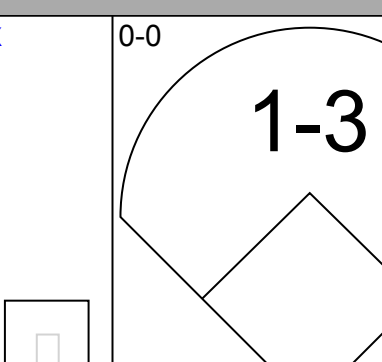
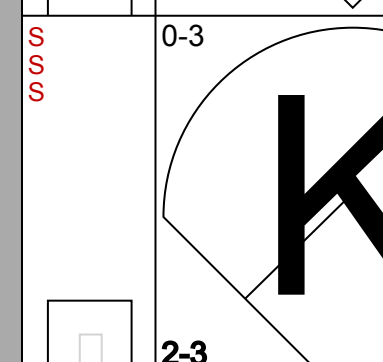
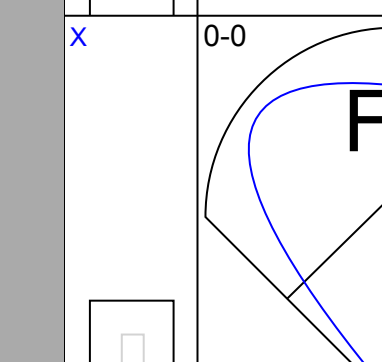

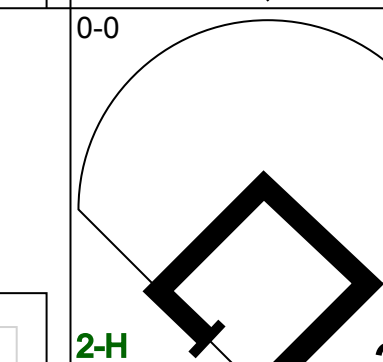
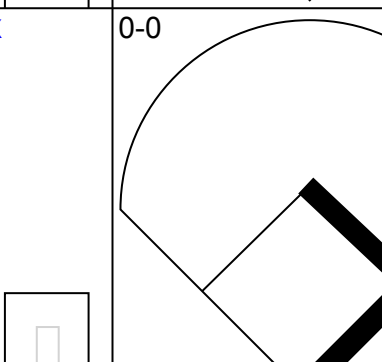
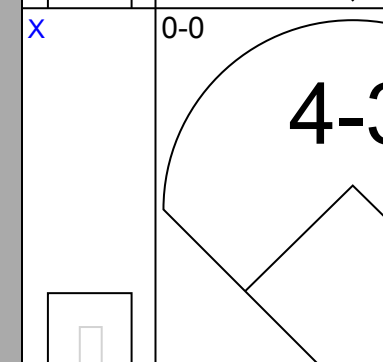
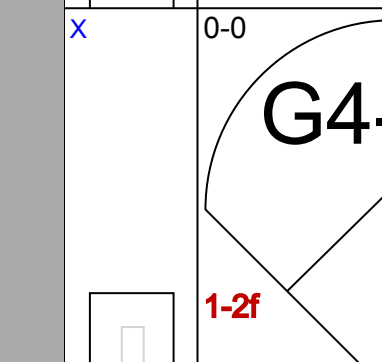
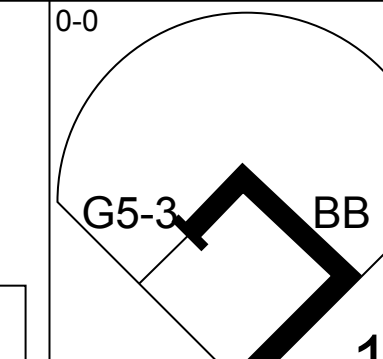
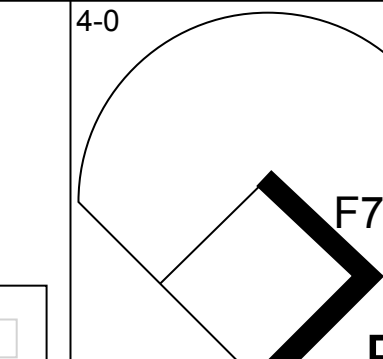
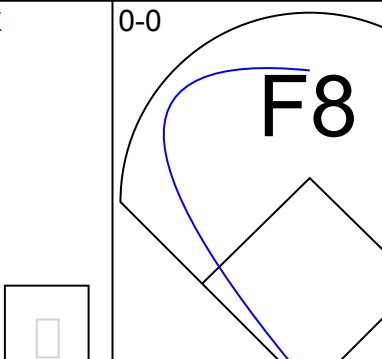
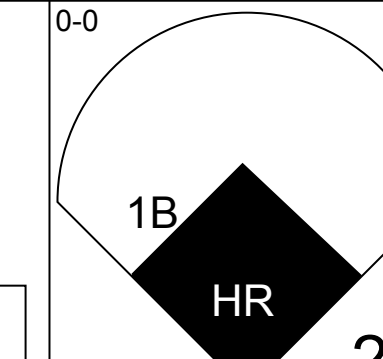
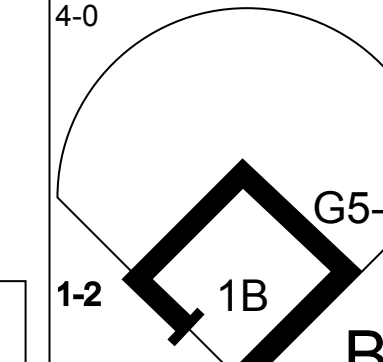
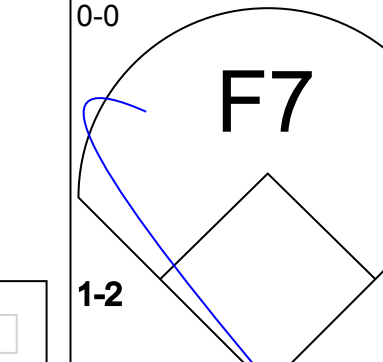
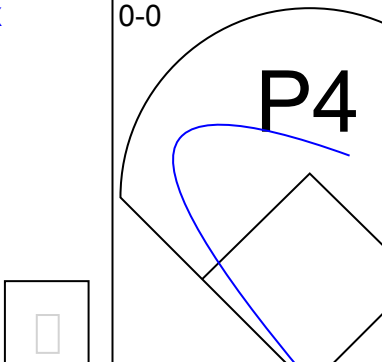
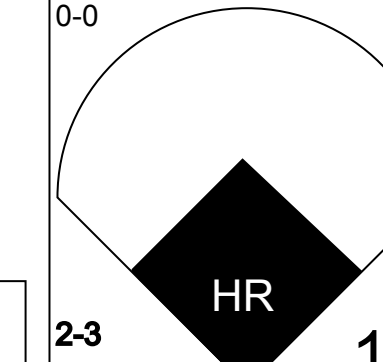
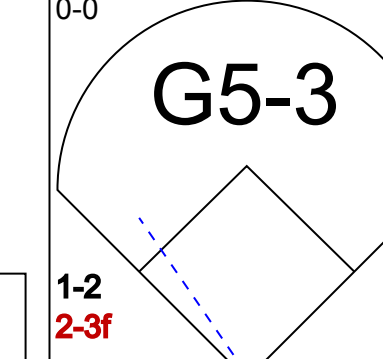
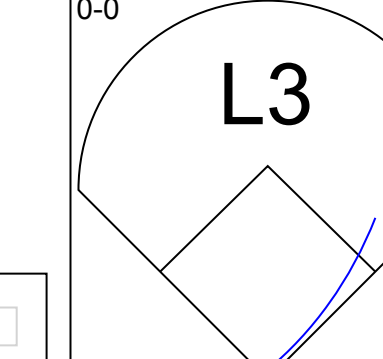
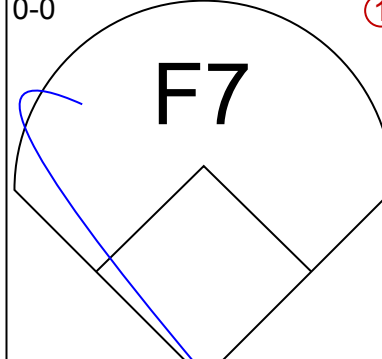
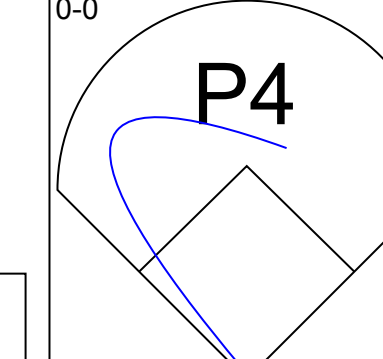
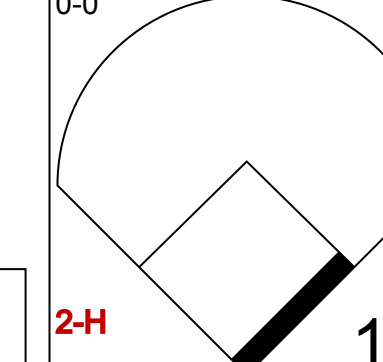
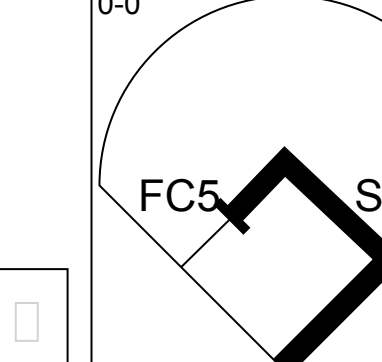
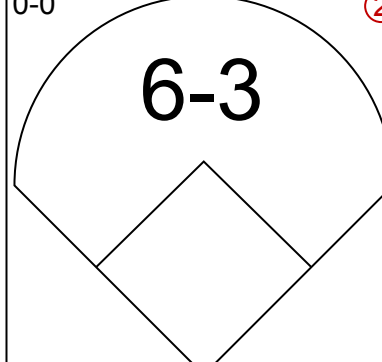
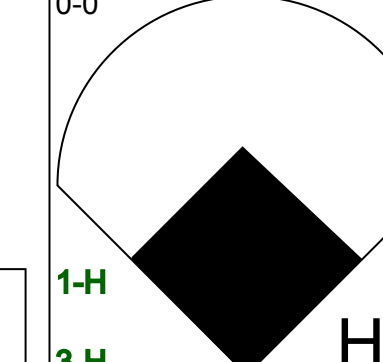
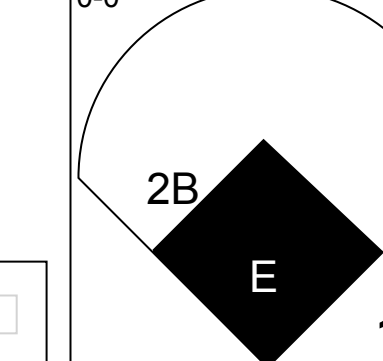
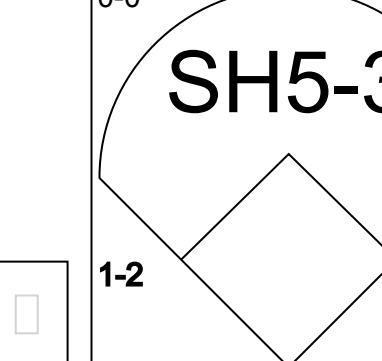
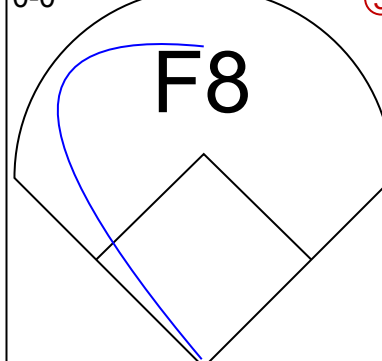
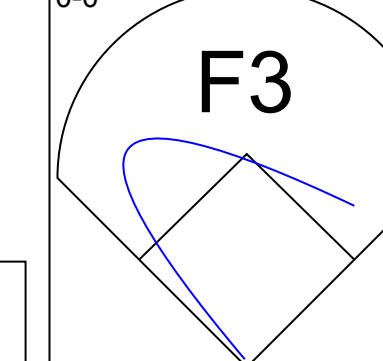
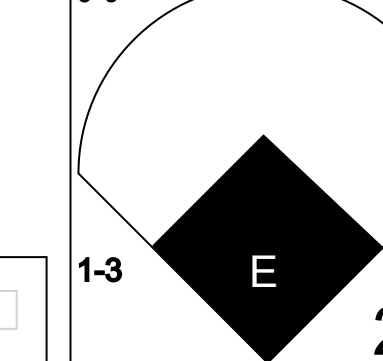
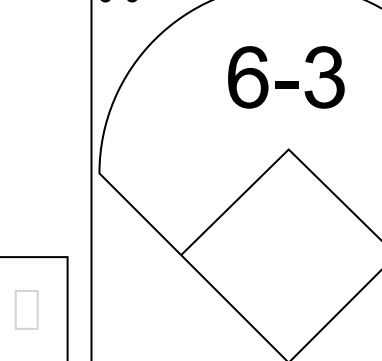
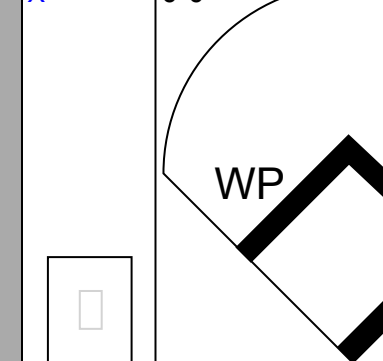
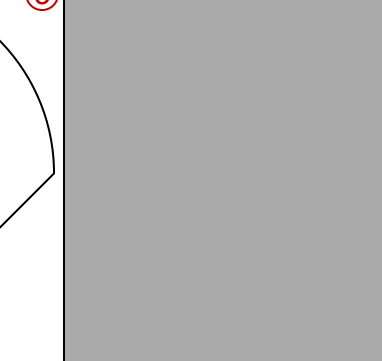
Batter	1	2	3	4	5	6	7	8	9	AB	R	H	RBI	BB	SO	LOB	BOTTOM											
Ron LeFlore, R OBP: 0.390, SLG: 0.466	S E 1B			2B HR 1B	6-3			S 3B 1B		4	3	3	1	1	0	1												
Pedro Garcia, R OBP: 0.288, SLG: 0.365	K	K		HR 2B		F7		FC 3B		5	2	2	2	0	2	3												
Alex Johnson, R OBP: 0.289, SLG: 0.381	S 1B		G1	HR		F9		6-3		5	1	2	3	0	0	1												
Rusty Staub, L OBP: 0.406, SLG: 0.423	K		F8	K		F9		FC BB		5	0	0	1	0	2	1												
Jason Thompson, L OBP: 0.329, SLG: 0.353	K			4-3			4-3 SH3-4 2B BB	FC6-4 BB		3	1	1	0	2	1	1												
Ben Oglivie, L OBP: 0.308, SLG: 0.507		F7	G3	F7			SH3-4	K		4	0	0	0	0	1	3												
Aurelio Rodriguez, R OBP: 0.271, SLG: 0.310		K			1B 1B	4-3		FC6-4		5	1	1	0	0	1	3												
John Wockenfuss, R OBP: 0.444, SLG: 0.568		BB BB 1B		1B 1B	K					4	1	3	1	0	1	0												
Chuck Scrivener, R OBP: 0.300, SLG: 0.278		BB BB		1B 2B 1B			F8			3	1	2	1	1	0	1												
Inning Stats	R: 1 E: 0 K: 3 S: 11	H: 2 LOB: 1 BB: 0 P: 11	R: 0 E: 0 K: 2 S: 8	H: 1 LOB: 3 BB: 2 P: 16	R: 0 E: 0 K: 0 S: 4	H: 1 LOB: 1 BB: 0 P: 4	R: 6 E: 0 K: 1 S: 11	H: 6 LOB: 0 BB: 0 P: 11	R: 0 E: 0 K: 1 S: 6	H: 1 LOB: 1 BB: 0 P: 6	R: 0 E: 0 K: 0 S: 3	H: 0 LOB: 0 BB: 0 P: 3	R: 1 E: 0 K: 0 S: 4	H: 1 LOB: 1 BB: 1 P: 8	R: 2 E: 0 K: 1 S: 8	H: 2 LOB: 2 BB: 1 P: 12	1B: 10 2B: 2 3B: 1 HR: 1	SF: 0 SAC: 1 DP: 0 HBP: 0	WP: 0 PB: 0 SB: 3 CS: 0	PA: 43								
PITCHER	IP	WLS	BF	H	R	ER	SO	BB	IBB	HBP	BLK	WP	HR	S	P	ERA	WHIP											
Gary Ross, R ERA: 3.87 Sid Monge, L ERA: 2.93 Dick Drago, R ERA: 6.38 Andy Hassler, L ERA: 5.28	(1, 1)	3.0	L	19	4	3	3	2	1	0	0	0	0	1	20	24	6.75	1.250										
PITCHER	IP	WLS	BF	H	R	ER	SO	BB	IBB	HBP	BLK	WP	HR	S	P	ERA	WHIP											

California Angels @ Detroit Tigers
Tiger Stadium, Detroit, MI
Sat Jun 12 1976, 3:33 AM EDT
Att: 24,038 - Unknown

AB 38
R 10
H 14
RBI 9
BB 4
SO 8
LOB 14



Batter	1	2	3	4	5	6	7	8	9	AB R H RBI BB SO LOB	TOP												
Bobby Bonds, R OBP: 0.382, SLG: 0.428 (1, 9)										5 1 0 0 0 4 1	California Angels @ Detroit Tigers Tiger Stadium, Detroit, MI Sun Jun 13 1976, 3:33 AM EDT Att: 24,824 - Unknown												
Jerry Remy, L OBP: 0.323, SLG: 0.309 (1, 4)									4 2 1 0 1 0 1														
Ron Jackson, R OBP: 0.301, SLG: 0.388 (1, 5)									5 3 4 3 0 0 0														
Tommy Davis, R OBP: 0.325, SLG: 0.395 (1, 10)									4 1 1 2 1 0 0														
Bill Melton, R OBP: 0.290, SLG: 0.328 Bruce Bochte, L OBP: 0.358, SLG: 0.289 (6, 3)									3 1 1 1 0 0 1 1 0 0 0 0 0 0														
Orlando Alvarez, R OBP: 0.175, SLG: 0.429 Rusty Torres, S OBP: 0.290, SLG: 0.296 (8, 8)									4 2 3 3 0 0 1 0 0 0 0 0 0 0														
Leroy Stanton, R OBP: 0.272, SLG: 0.282 Joe Lahoud, L OBP: 0.319, SLG: 0.219 (6, PH) (8, 7)									2 0 0 0 0 1 0 1 0 0 0 1 0 1														
Dave Chalk, R OBP: 0.307, SLG: 0.282 (1, 6)									4 0 2 1 0 0 0														
Andy Etchebarren, R OBP: 0.296, SLG: 0.266 (1, 2)									4 0 0 0 0 0 3														
Inning Stats	R: 1 E: 0 K: 1 S: 6	H: 2 LOB: 0 BB: 0 P: 6	R: 1 E: 0 K: 0 S: 4	H: 1 LOB: 0 BB: 0 P: 4	R: 0 E: 0 K: 1 S: 5	H: 0 LOB: 0 BB: 0 P: 5	R: 0 E: 1 K: 0 S: 4	H: 0 LOB: 1 BB: 0 P: 4	R: 0 E: 0 K: 2 S: 8	H: 1 LOB: 1 BB: 0 P: 8		R: 4 E: 0 K: 0 S: 6	H: 4 LOB: 1 BB: 2 P: 14	R: 2 E: 0 K: 0 S: 4	H: 2 LOB: 0 BB: 1 P: 8	R: 0 E: 0 K: 0 S: 3	H: 1 LOB: 0 BB: 0 P: 3	R: 2 E: 1 K: 1 S: 7	H: 1 LOB: 0 BB: 0 P: 7	1B: 4 2B: 6 3B: 0 HR: 2	SF: 0 SAC: 0 DP: 2 HBP: 0	WP: 0 PB: 0 SB: 0 CS: 0	PA: 40
PITCHER	IP WLS BF H R ER SO BB IBB HBP BLK WP HR S P ERA WHIP											IP WLS BF H R ER SO BB IBB HBP BLK WP HR S P ERA WHIP											
Dave Roberts, L ERA: 3.49 Ray Bare, R ERA: 4.48 Steve Grilli, R ERA: 5.46	(1, 1) (6, 1) (8, 1)	5.1 1.2 2.0	L 8 8	24 3 2	7 2 2	6 2 0	4 0 1	1 1 0	0 0 0	0 0 1		0 0 1	1 6 10	31 14 10	35 14 10	10.12 10.80 0.00	1.500 2.400 1.000						

Batter	1	2	3	4	5	6	7	8	9	AB R H RBI BB SO LOB	BOTTOM										
Ron LeFlore, R OBP: 0.386, SLG: 0.459 (1, 8)										5 1 1 1 0 1 2	California Angels @ Detroit Tigers Tiger Stadium, Detroit, MI Sun Jun 13 1976, 3:33 AM EDT Att: 24,824 - Unknown										
Pedro Garcia, R OBP: 0.286, SLG: 0.358 (1, 4)										5 1 1 1 0 1 2											
Alex Johnson, R OBP: 0.288, SLG: 0.379 Dan Meyer, L OBP: 0.337, SLG: 0.357 (2, 7)										1 0 0 0 0 0 0 4 0 2 1 0 0 2											
Rusty Staub, L OBP: 0.413, SLG: 0.432 (1, 10)									3 1 2 0 1 0 1												
Jason Thompson, L OBP: 0.333, SLG: 0.353 (1, 3)									3 1 1 0 1 0 2												
Ben Oglivie, L OBP: 0.293, SLG: 0.480 (1, 9)									4 0 0 0 0 0 5												
Aurelio Rodriguez, R OBP: 0.280, SLG: 0.333 (1, 5)									4 1 3 3 0 0 0												
John Wockenfuss, R OBP: 0.439, SLG: 0.553 (1, 2)									3 1 1 0 0 0 0												
Chuck Scrivener, R OBP: 0.313, SLG: 0.328 (1, 6)									4 1 2 0 0 0 1												
Inning Stats	R: 0 E: 0 K: 1 S: 5	H: 0 LOB: 0 BB: 0 P: 5	R: 0 E: 0 K: 0 S: 3	H: 2 LOB: 2 BB: 1 P: 7	R: 4 E: 1 K: 0 S: 7	H: 4 LOB: 1 BB: 1 P: 11	R: 0 E: 0 K: 0 S: 4	H: 1 LOB: 1 BB: 0 P: 4	R: 0 E: 0 K: 0 S: 3	H: 0 LOB: 0 BB: 0 P: 3		R: 0 E: 0 K: 1 S: 6	H: 1 LOB: 1 BB: 0 P: 6	R: 3 E: 0 K: 0 S: 6	H: 3 LOB: 0 BB: 0 P: 6	R: 0 E: 0 K: 0 S: 3	H: 1 LOB: 0 BB: 0 P: 3	1B: 7 2B: 4 3B: 1 HR: 1	SF: 0 SAC: 1 DP: 2 HBP: 0	WP: 1 PB: 0 SB: 1 CS: 0	PA: 39
PITCHER	IP WLS BF H R ER SO BB IBB HBP BLK WP HR S P ERA WHIP											IP WLS BF H R ER SO BB IBB HBP BLK WP HR S P ERA WHIP									
Don Kirkwood, R ERA: 4.56 Dick Drago, R ERA: 5.96	(1, 1) (8, 1)	7.1 1.2	W S	34 5	12 1	6 0	2 0	2 0	0 0	0 0		0 5	1 5	36 44	7.36 0.600	1.909					


AB	37
R	10
H	12
RBI	10
BB	3
SO	5
LOB	8




Batter	1	2	3	4	5	6	7	8	9	AB	R	H	RBI	BB	SO	LOB	TOP	
Davey Nelson, R (1,4) OBP: 0.400, SLG: 0.442	0-0 CS 1B		0-0 F8			0-0 F9 G3 1B		0-0 SF9		3	1	2	1	0	0	0	Kansas City Royals @ Detroit Tigers Tiger Stadium, Detroit, MI Wed Jun 16 1976, 7:05 PM EDT Att: 21,659 - Unknown	
Amos Otis, R (1,8) OBP: 0.366, SLG: 0.527	0-0 E 2B		0-0 1-3			0-0 F9		0-3 K		4	1	1	0	0	1			
George Brett, L (1,6) OBP: 0.399, SLG: 0.490	0-0 E3 1-6-3 2-H		0-0 3-1			0-0 G3			0-0 6-3	4	0	0	1	0	0			
John Mayberry, L (1,3) OBP: 0.335, SLG: 0.396	0-0 1-6-3			0-0 4-3		0-0 F5			4-0 L1-3 BB	3	0	0	0	1	0	1		
Hal McRae, R (1,7) OBP: 0.414, SLG: 0.488	4-0 BB			0-0 F4			0-0 6-3		0-0 L1-3	3	0	0	0	1	0	1		
Jim Wohlford, R (9,7) OBP: 0.275, SLG: 0.290									0-0 L1-3	0	0	0	0	0	0	0		
Tony Solaita, L (1,10) OBP: 0.261, SLG: 0.341	0-0 5-3			0-0 3-1			0-0 4-3			3	0	0	0	0	0	2		
Tom Poquette, L (1,9) OBP: 0.375, SLG: 0.496		0-3 K			0-0 G3-6 1B		0-0 F6			3	0	1	0	0	1	0		
Jamie Quirk, L (1,5) OBP: 0.333, SLG: 0.467		0-0 1-3			0-0 G3-6 1-2			0-0 SH1-4 SF9 2B		3	1	1	0	0	0	1		
Buck Martinez, R (1,2) OBP: 0.338, SLG: 0.547		0-0 F6			0-0 F4			0-0 SH1-4 2-3		2	0	0	0	0	0	0		
Inning Stats	R: 1 E: 1 K: 0 S: 5	H: 2 LOB: 2 BB: 1 P: 9	R: 0 E: 0 K: 1 S: 5	H: 0 LOB: 0 BB: 0 P: 5	R: 0 E: 0 K: 0 S: 3	H: 0 LOB: 0 BB: 0 P: 3	R: 0 E: 0 K: 0 S: 3	H: 0 LOB: 0 BB: 0 P: 3	R: 0 E: 0 K: 0 S: 3	H: 0 LOB: 0 BB: 0 P: 3	R: 1 E: 0 K: 1 S: 6	H: 1 LOB: 0 BB: 1 P: 6	R: 0 E: 0 K: 0 S: 2	H: 0 LOB: 0 BB: 1 P: 6	1B: 3 2B: 3 3B: 0 HR: 0	SF: 1 SAC: 1 DP: 2 HBP: 0	WP: 0 PB: 0 SB: 1 CS: 1	PA: 32
PITCHER Mark Fidrych, R (1,1) ERA: 1.86	IP: 9.0 WLS: W BF: 32	H: 5 R: 3 ER: 2 SO: 2	BB: 2 IBB: 0 HBP: 0 BLK: 0	WP: 0 HR: 0 S: 34 P: 42	ERA: 2.00 WHIP: 0.778	PITCHER											IP: WLS: BF: H: R: ER: SO: BB: IBB: HBP: BLK: WP: HR: S: P: ERA: WHIP:	

Batter	1	2	3	4	5	6	7	8	9	AB	R	H	RBI	BB	SO	LOB	BOTTOM			
Ron LeFlore, R (1,8) OBP: 0.399, SLG: 0.466	0-0 S 1B		0-3 K			0-0 1-2 1B		0-0 CS 1B		4	0	3	0	0	1	0	Kansas City Royals @ Detroit Tigers Tiger Stadium, Detroit, MI Wed Jun 16 1976, 7:05 PM EDT Att: 21,659 - Unknown			
Pedro Garcia, R (1,4) OBP: 0.266, SLG: 0.346	0-0 F2 1-2		0-3 K		0-0 6-3		0-0 F7 1-2			4	0	0	0	0	1	4				
Dan Meyer, L (1,7) OBP: 0.347, SLG: 0.387	0-0 L5			0-0 4-3		0-0 F6			0-0 F8 1B	4	1	1	0	0	0	1				
Rusty Staub, L (1,9) OBP: 0.404, SLG: 0.418	0-0 F7			0-0 1-3		0-3 K			0-0 F8 1-2	4	0	0	0	0	1	2				
Jason Thompson, L (1,3) OBP: 0.331, SLG: 0.392		0-0 HR		0-0 HR		0-3 K			0-3 K	4	2	2	2	0	2	1				
Alex Johnson, R (1,10) OBP: 0.296, SLG: 0.383		0-0 6-3		0-3 K			0-0 4-3		0-0 S 1B	4	1	1	1	0	1	0				
Aurelio Rodriguez, R (1,5) OBP: 0.263, SLG: 0.330		0-0 5-3			0-0 F2		0-0 5-3		4-0 1B IBB	3	0	0	0	1	0	0				
Bruce Kimm, R (1,2) OBP: 0.305, SLG: 0.321		0-0 F5			0-0 6-3		0-0 5-3		0-0 1B	3	0	0	0	0	0	0				
Mickey Stanley, R (9, PH) OBP: 0.353, SLG: 0.413									1-2 2-H 1B	1	0	1	1	0	0	0				
Chuck Scrivener, R (1,6) OBP: 0.301, SLG: 0.303			0-0 F2		0-0 E5 1B			0-0 6-3		3	0	0	0	0	0	0				
Inning Stats	R: 0 E: 0 K: 0 S: 4	H: 1 LOB: 1 BB: 0 P: 4	R: 1 E: 0 K: 0 S: 4	H: 1 LOB: 0 BB: 0 P: 4	R: 0 E: 0 K: 2 S: 7	H: 0 LOB: 0 BB: 0 P: 7	R: 1 E: 0 K: 1 S: 6	H: 1 LOB: 0 BB: 0 P: 6	R: 0 E: 0 K: 2 S: 7	H: 0 LOB: 0 BB: 0 P: 7	R: 0 E: 0 K: 0 S: 3	H: 0 LOB: 0 BB: 0 P: 3	R: 0 E: 0 K: 0 S: 3	H: 1 LOB: 0 BB: 0 P: 3	R: 2 E: 0 K: 1 S: 7	H: 3 LOB: 2 BB: 1 P: 11	1B: 6 2B: 0 3B: 0 HR: 2	SF: 0 SAC: 0 DP: 0 HBP: 0	WP: 0 PB: 0 SB: 2 CS: 1	PA: 35
PITCHER Doug Bird, R (1,1) ERA: 2.88	IP: 5.0 WLS: 20 BF: 10	H: 4 R: 2 ER: 2 SO: 2	BB: 0 IBB: 0 HBP: 0 BLK: 0	WP: 0 HR: 0 S: 14 P: 14	ERA: 3.60 WHIP: 0.800	PITCHER											IP: WLS: BF: H: R: ER: SO: BB: IBB: HBP: BLK: WP: HR: S: P: ERA: WHIP:			
Mark Little, R (6,1) ERA: 1.25	3.0	2	1	1	2	0	0	0	0	0	0	0	0	0	0	0				
Tom Hall, L (9,1) ERA: 3.68	0.2	2	0	0	0	1	0	0	0	0	0	0	0	0	0	0				
Marty Pattin, R (9,1) ERA: 3.28	0.0	L	3	2	1	1	0	0	0	0	0	0	0	0	0	0				

AB 28
R 3
H 5
RBI 2
BB 2
SO 2
LOB 6



AB 34
R 4
H 8
RBI 4
BB 1
SO 6
LOB 8




Batter	1	2	3	4	5	6	7	8	9	AB	R	H	RBI	BB	SO	LOB	TOP				
Ron LeFlore, R OBP: 0.394, SLG: 0.460 (1, 8)	0-3 K		0-3 K		0-0 FC6-4 S					3	0	0	0	0	2	2	Detroit Tigers @ Minnesota Twins Metropolitan Stadium, Bloomington, MI Thu Jun 17 1976, 8:05 PM EDT Att: 5,361 - Unknown - 80 F livebaseballscorecards.com				
Pedro Garcia, R OBP: 0.291, SLG: 0.338 (1, 4)	0-0 F8		0-0 P6		0-0 5-3					3	0	0	0	0	2						
Dan Meyer, L OBP: 0.350, SLG: 0.389 (1, 7)	0-0 FC4-6 1B		0-0 3-1							2	0	1	0	0	0						
Rusty Staub, L OBP: 0.401, SLG: 0.414 (1, 9)	0-0 FC4-6				0-0 4-3					2	0	0	0	0	1						
Jason Thompson, L OBP: 0.333, SLG: 0.389 (1, 3)		4-0 1B BB		0-3 K						1	0	0	0	1	1						
Alex Johnson, R OBP: 0.293, SLG: 0.379 (1, 10)		0-0 L4		0-0 6-3						2	0	0	0	0	1						
Bill Freehan, R OBP: 0.316, SLG: 0.338 (1, 2)		0-3 K			0-0 5-3					2	0	0	0	0	1						
Aurelio Rodriguez, R OBP: 0.289, SLG: 0.336 (1, 5)		0-0 1-2 1B			0-0 FC6-4 BB 1B					2	0	2	0	0	0						
Tom Verzyer, R OBP: 0.253, SLG: 0.237 (1, 6)		0-3 K			4-0 FC6-4 BB					1	0	0	0	1	2						
Inning Stats	R: 0 E: 0 K: 1 S: 6	H: 1 LOB: 1 BB: 0 P: 6	R: 0 E: 0 K: 2 S: 8	H: 1 LOB: 2 BB: 1 P: 12	R: 0 E: 0 K: 1 S: 5	H: 0 LOB: 0 BB: 0 P: 5	R: 0 E: 0 K: 1 S: 5	H: 0 LOB: 0 BB: 0 P: 5	R: 0 E: 0 K: 0 S: 4	H: 1 LOB: 2 BB: 1 P: 8							1B: 3 2B: 0 3B: 0 HR: 0	SF: 0 SAC: 0 DP: 0 HBP: 0	WP: 0 PB: 0 SB: 1 CS: 0	PA: 20	
PITCHER Dave Goltz, R ERA: 4.21 (1, 1)	IP: 5.0 WLS: W BF: 20	H: 3 R: 0 ER: 0 SO: 5	BB: 2 IBB: 0 HBP: 0 BLK: 0	WP: 0 HR: 0 S: 28 P: 36	ERA: 0.00 WHIP: 1.000												IP: 5.0 WLS: W BF: 20	H: 3 R: 0 ER: 0 SO: 5	BB: 2 IBB: 0 HBP: 0 BLK: 0	WP: 0 HR: 0 S: 28 P: 36	ERA: 0.00 WHIP: 1.000

Batter	1	2	3	4	5	6	7	8	9	AB	R	H	RBI	BB	SO	LOB	BOTTOM				
Lyman Bostock, L OBP: 0.376, SLG: 0.438 (1, 9)	0-0 6-3		4-0 4-3 E 2B BB		0-0 F7					2	1	0	0	1	0	1	Detroit Tigers @ Minnesota Twins Metropolitan Stadium, Bloomington, MI Thu Jun 17 1976, 8:05 PM EDT Att: 5,361 - Unknown - 80 F livebaseballscorecards.com				
Roy Smalley, S OBP: 0.351, SLG: 0.270 (1, 6)	0-0 E3 FC4-6		0-0 FC6 4-3 2B		0-0 1B SF9 2B					3	2	1	0	0	1						
Rod Carew, L OBP: 0.390, SLG: 0.396 (1, 3)	0-0 FC4-6 CS		0-0 4-3		0-0 SF9 BB SF8 1B					3	1	1	0	0	3						
Butch Wynegar, S OBP: 0.395, SLG: 0.439 (1, 2)	0-0 CS	0-0 1B 2B	4-0 2B IBB		4-0 1B BB					1	0	1	0	2	0						
Mike Cabbage, L OBP: 0.366, SLG: 0.324 (1, 5)		0-3 K	0-0 2B		0-0 SF9					2	0	1	3	0	1						
Larry Hise, R OBP: 0.317, SLG: 0.350 (1, 7)		0-0 F8	0-0 6-3		0-0 SF8					2	0	0	1	0	3						
Steve Braun, L OBP: 0.333, SLG: 0.323 (1, 10)		0-0 FC5-4 1B		0-0 SH1-4 1B		0-0 1B				3	0	3	0	0	0						
Steve Brye, R OBP: 0.317, SLG: 0.330 (1, 8)		0-0 FC5-4		0-0 SH1-4		0-0 6-3				2	0	0	0	0	4						
Bob Randall, R OBP: 0.286, SLG: 0.265 (1, 4)			0-0 5-3		0-0 5-3					2	0	0	0	0	1						
Inning Stats	R: 0 E: 1 K: 0 S: 3	H: 0 LOB: 0 BB: 0 P: 3	R: 0 E: 0 K: 1 S: 7	H: 2 LOB: 2 BB: 0 P: 7	R: 2 E: 1 K: 0 S: 5	H: 1 LOB: 2 BB: 2 P: 13	R: 0 E: 0 K: 0 S: 4	H: 1 LOB: 1 BB: 0 P: 4	R: 2 E: 0 K: 0 S: 6	H: 3 LOB: 2 BB: 1 P: 10							1B: 4 2B: 3 3B: 0 HR: 0	SF: 2 SAC: 1 DP: 0 HBP: 0	WP: 0 PB: 0 SB: 0 CS: 1	PA: 27	
PITCHER Vern Ruhle, R ERA: 4.58 Jim Crawford, L ERA: 4.11 (5, 1)	IP: 4.0 WLS: L BF: 22	H: 6 R: 4 ER: 2 SO: 1	BB: 2 IBB: 1 HBP: 0 BLK: 0	WP: 0 HR: 0 S: 21 P: 33	ERA: 4.50 WHIP: 2.000												IP: 1.0 WLS: L BF: 4	H: 1 R: 0 ER: 0 SO: 0	BB: 0 IBB: 0 HBP: 0 BLK: 0	WP: 0 HR: 0 S: 4 P: 4	ERA: 0.00 WHIP: 1.000

Batter	1	2	3	4	5	6	7	8	9	AB	R	H	RBI	BB	SO	LOB	TOP
Ron LeFlore, R OBP: 0.398, SLG: 0.468 (1, 8)	0-0 6-3 1B 2B	0-0 1-2 1B		0-0 4-3			0-0 1-2 1B		0-0 P4	5	1	3	0	0	0	1	
Pedro Garcia, R OBP: 0.253, SLG: 0.328 (1, 4)	0-0 6-3 2-3	0-0 F5			0-0 F8		0-0 G5-3 2-3			4	0	0	0	0	0	5	
Dan Meyer, L OBP: 0.346, SLG: 0.378 (1, 7)	4-0 1B E BB		0-0 F8		0-0 6-3			0-0 F7		3	1	0	0	1	0	0	
Rusty Staub, L OBP: 0.402, SLG: 0.421 (1, 9)	0-0 E 1-3 3-H 1B		0-0 E3 FC6		0-0 F7			0-0 G3 1B 2B		4	1	2	1	0	0	0	
Jason Thompson, L OBP: 0.326, SLG: 0.378 (1, 3)	0-0 E3 G1-4-3 1-3 3-H		0-0 FC6 1-2		0-0 4-3			0-0 G3 2-3		4	0	0	1	0	0	3	
Alex Johnson, R OBP: 0.292, SLG: 0.377 (1, 10)	0-0 G1-4-3 1-2		0-0 6-3		0-3 K			0-0 CS 1B		4	0	1	1	0	1	3	
Aurelio Rodriguez, R OBP: 0.289, SLG: 0.335 (1, 5)		0-0 G1		0-0 5-3		0-0 F9		0-0 CS 1-2	0-0 1B 1B	4	0	1	0	0	0	0	
Bill Freehan, R OBP: 0.338, SLG: 0.403 (1, 2)		0-0 1B 1B		0-0 HR		0-0 G5-3 1B 1B		0-0 F2		4	1	3	1	0	0	1	
Tom Verzyer, R OBP: 0.253, SLG: 0.237 (1, 6)		0-0 F8		0-0 F8		0-3 K		0-0 1-3 1B		4	0	1	0	0	1	2	
Inning Stats	R: 2 E: 1 K: 0 S: 5	H: 2 LOB: 1 BB: 1 P: 9	R: 0 E: 0 K: 0 S: 5	H: 2 LOB: 2 BB: 0 P: 5	R: 0 E: 1 K: 0 S: 4	H: 0 LOB: 0 BB: 0 P: 4	R: 1 E: 0 K: 0 S: 4	H: 1 LOB: 0 BB: 0 P: 4	R: 0 E: 0 K: 1 S: 6	H: 2 LOB: 1 BB: 0 P: 6	R: 1 E: 0 K: 0 S: 4	H: 2 LOB: 1 BB: 0 P: 4	R: 0 E: 0 K: 0 S: 4	H: 2 LOB: 1 BB: 0 P: 4	1B: 8 2B: 2 3B: 0 HR: 1	SF: 0 SAC: 0 DP: 2 HBP: 0	WP: 0 PA: 38 PB: 0 SB: 0 CS: 1
PITCHER Jim Hughes, R ERA: 4.98 (1, 1)	IP: 9.0 WLS: L BF: 37 H: 11 R: 4 ER: 4 SO: 2 BB: 1 IBB: 0 HBP: 0 BLK: 0 WP: 0 HR: 1 S: 40 P: 44 ERA: 4.00 WHIP: 1.333																

Detroit Tigers @ Minnesota Twins
Metropolitan Stadium, Bloomington, MI
Fri Jun 18 1976, 8:05 PM EDT
Att: 6,215 - Unknown


AB	36
R	4
H	11
RBI	4
BB	1
SO	2
LOB	15

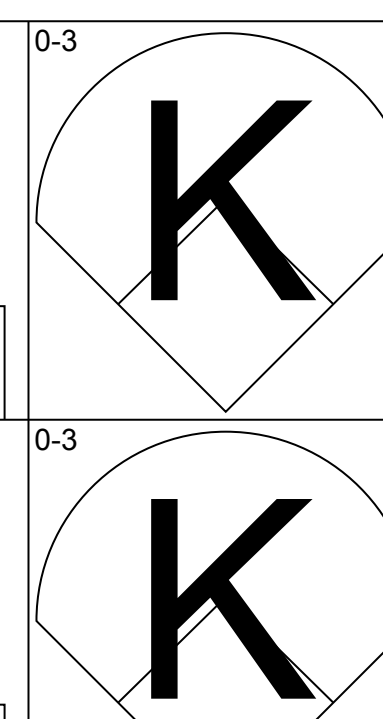
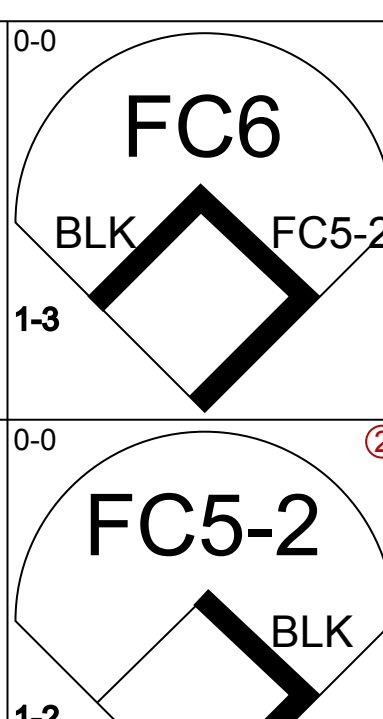
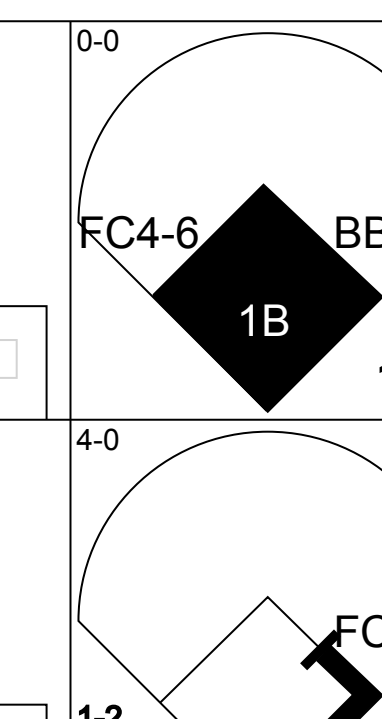
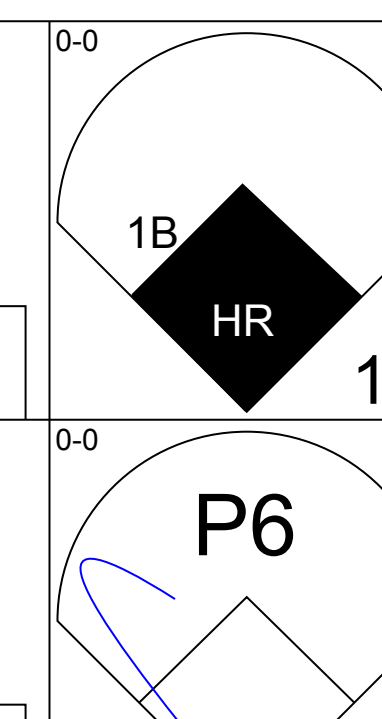
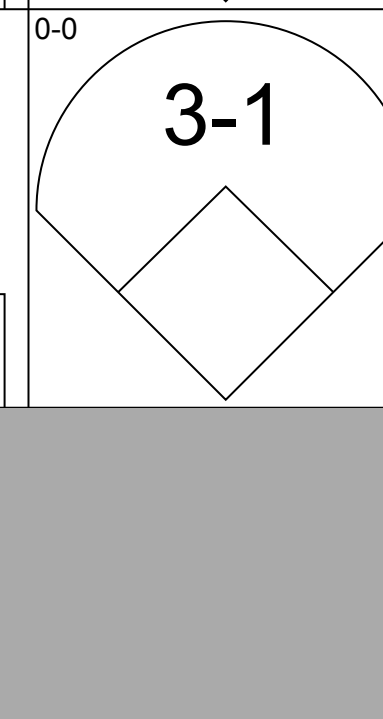
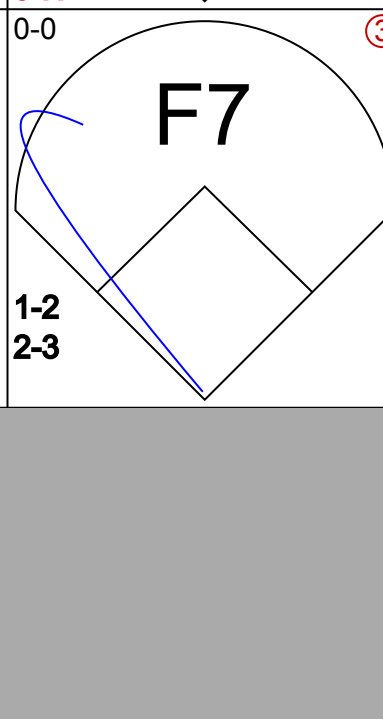
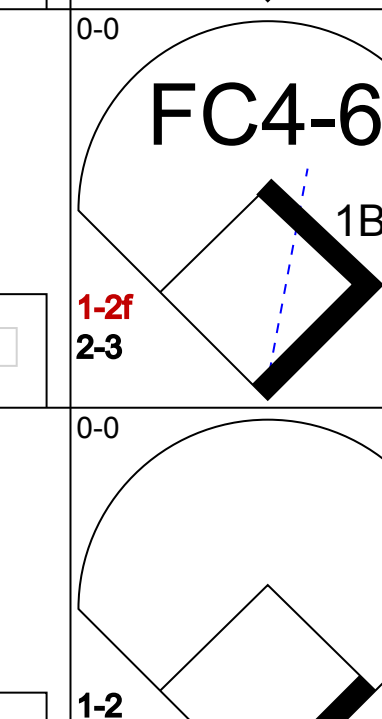
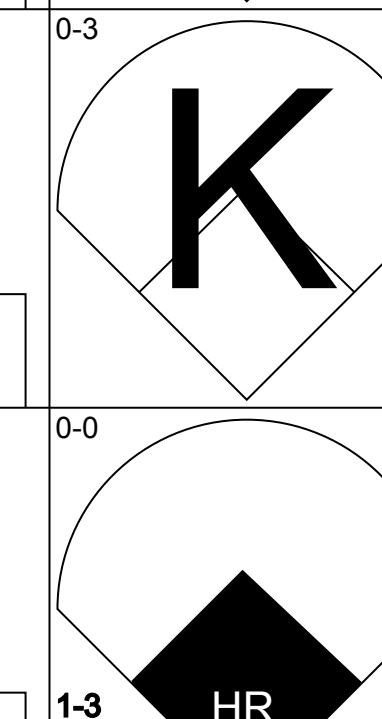


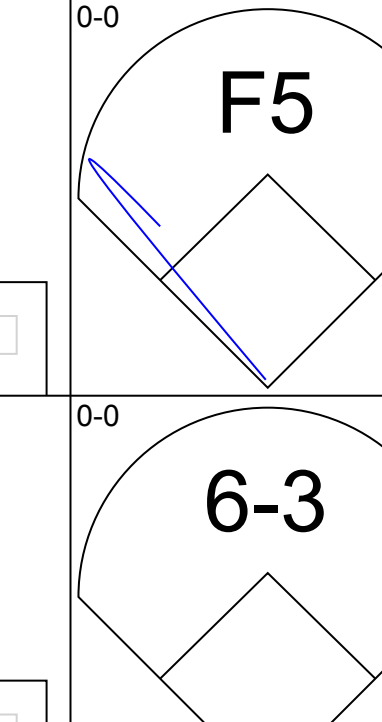
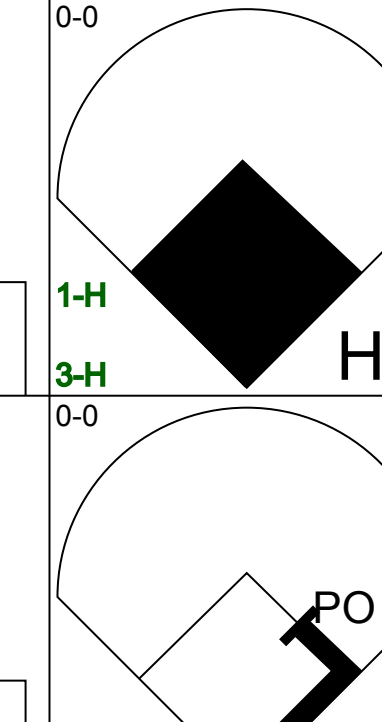
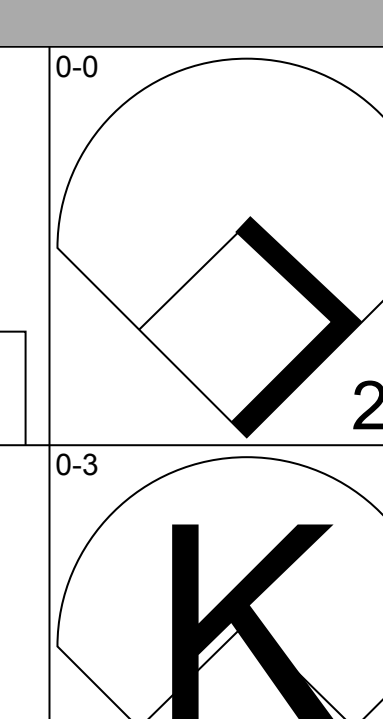
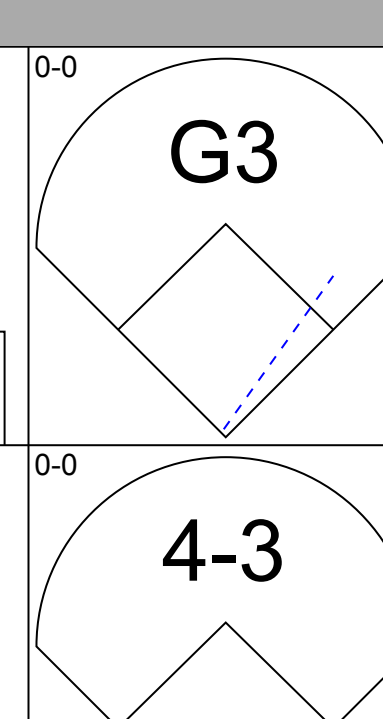
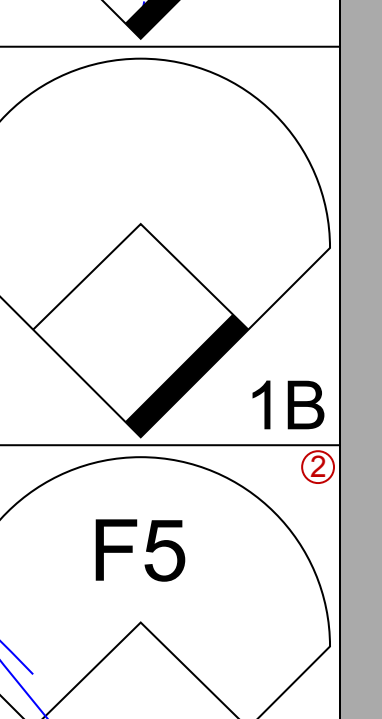
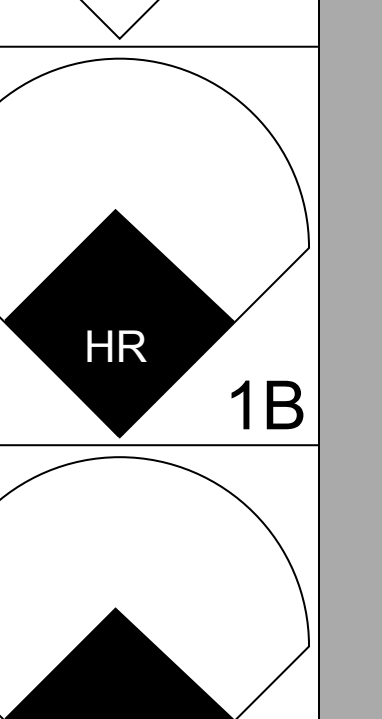


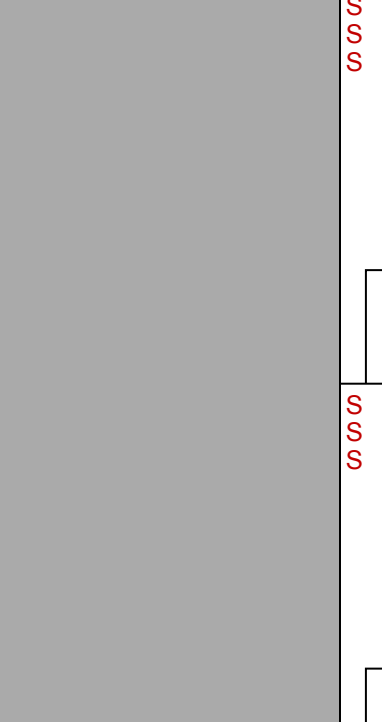
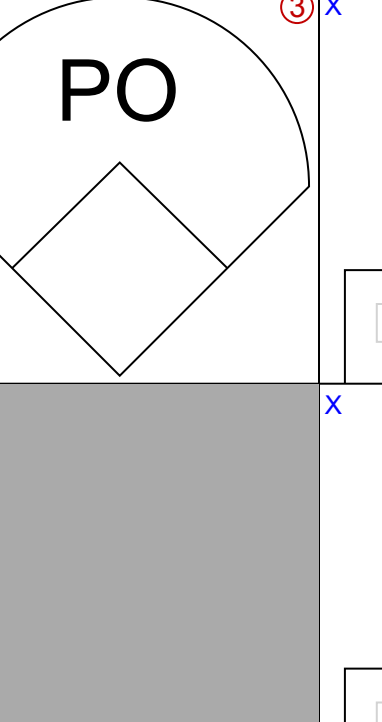


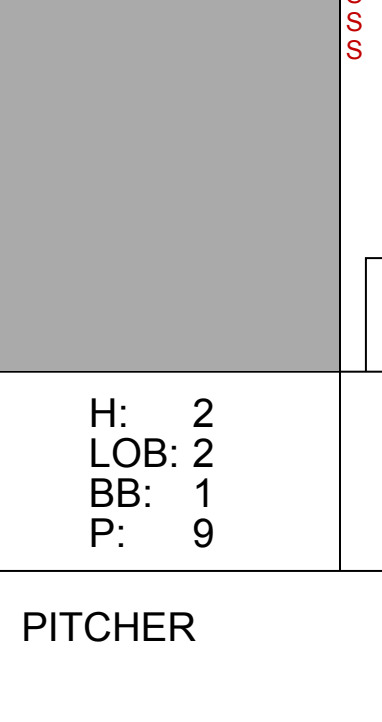
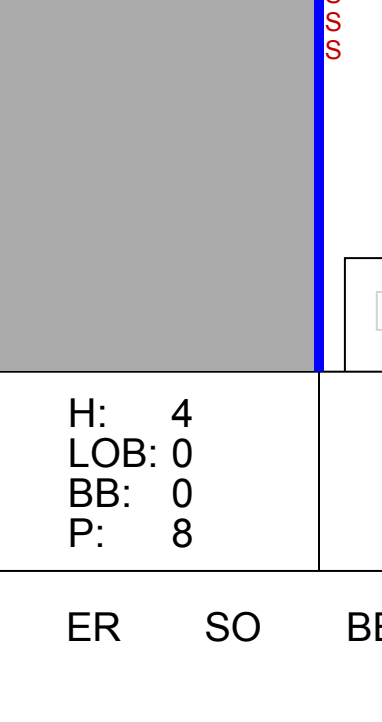
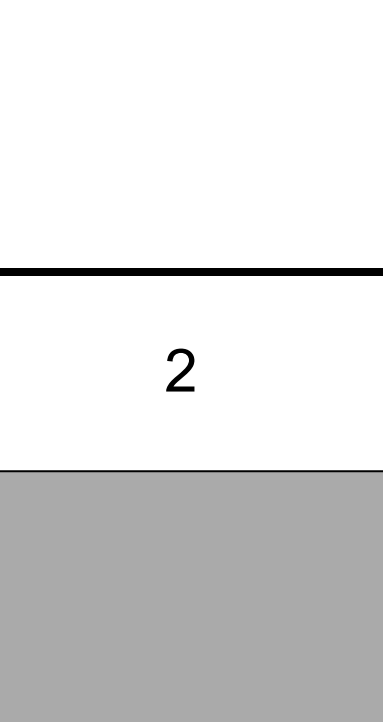
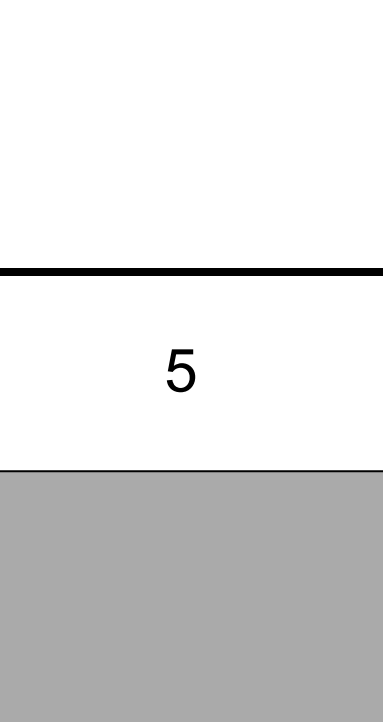
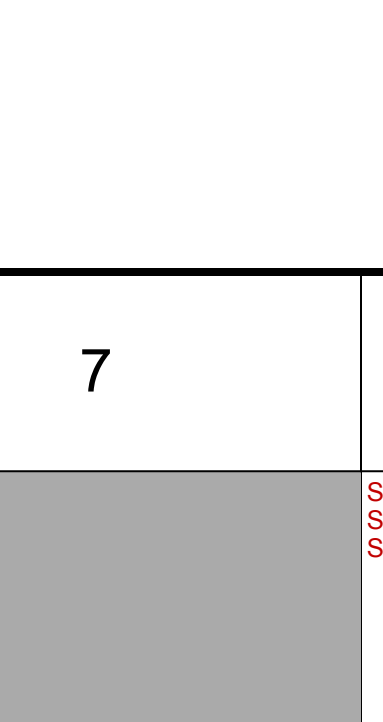
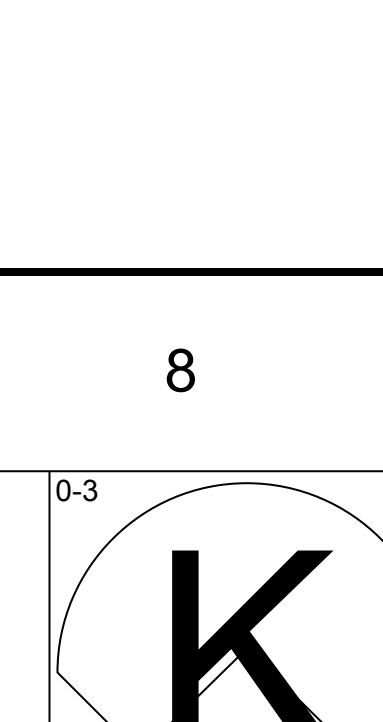
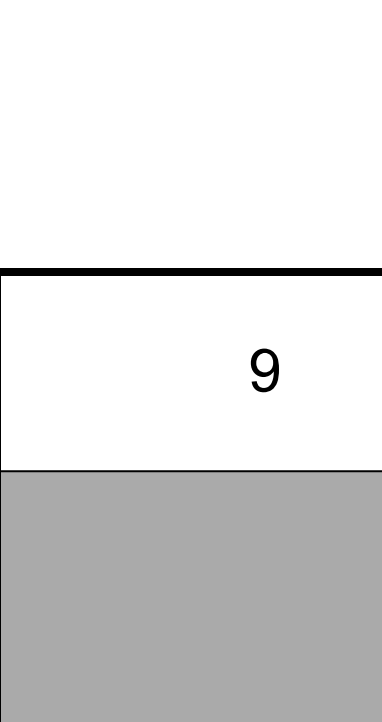
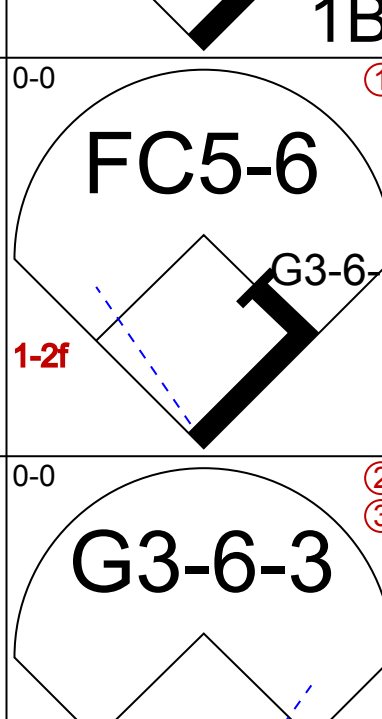
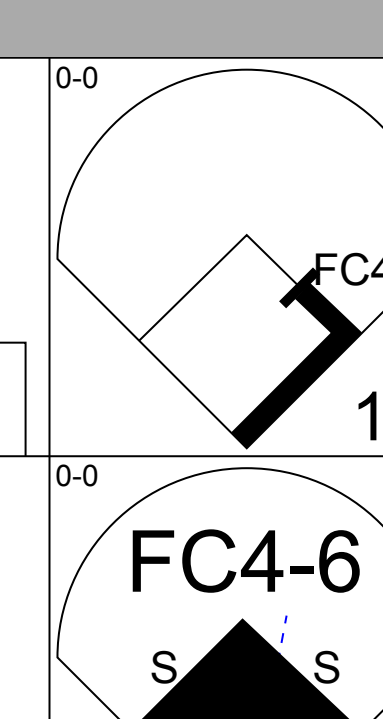


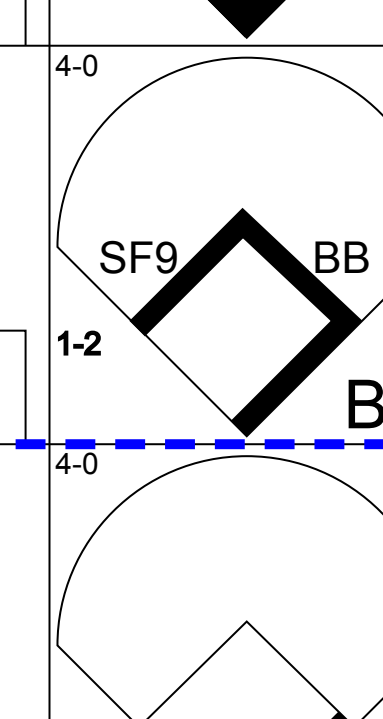



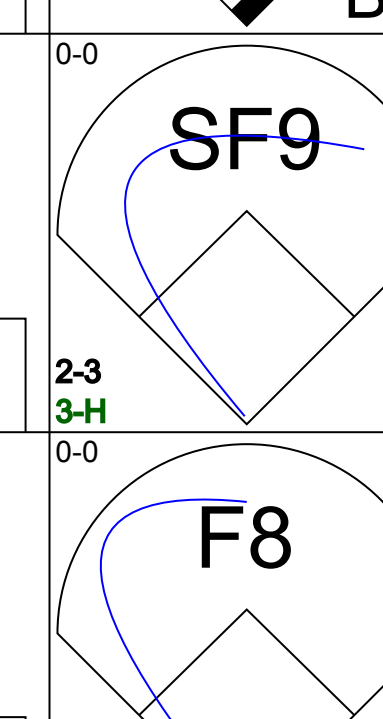
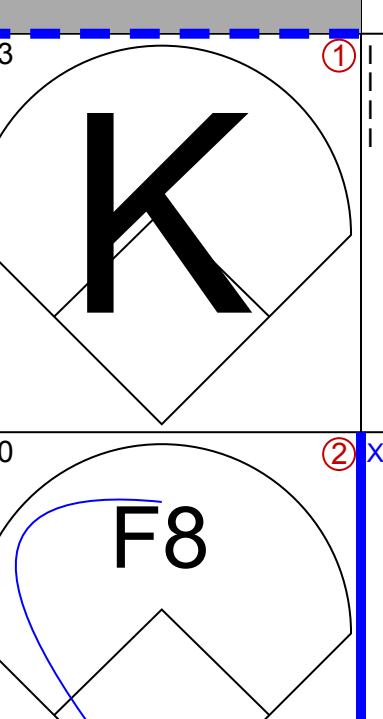



Batter	1	2	3	4	5	6	7	8	9	AB	R	H	RBI	BB	SO	LOB	BOTTOM		
Steve Brye, R OBP: 0.315, SLG: 0.327 (1, 8)	0-0 5-3		0-0 FC6-4 1-2 2-H 1B		0-0 L6			0-0 1-3		4	0	1	1	0	0	0			
Larry Hiele, R OBP: 0.324, SLG: 0.361 (1, 7)	0-0 4-3 S 1B		0-0 FC6-4 G4-3 1-2 2-3		0-0 2B			0-0 1B S 1B		4	0	3	0	0	0	2			
Rod Carew, L OBP: 0.388, SLG: 0.394 (1, 3)	0-0 4-3 1-3		0-0 G4-3 1-2		0-0 F7			0-0 1B 1-3 1B		4	1	1	0	0	0	4			
Dan Ford, R OBP: 0.300, SLG: 0.412 (1, 9)	0-0 F7			0-0 5-3		0-0 F8		0-0 FC4-6 1B		4	0	1	1	0	0	1			
Craig Kusick, R OBP: 0.336, SLG: 0.525 (1, 10)		0-3 K		0-0 6-3		0-0 G1-4-3 1B		0-0 FC4-6 1-2		4	0	1	0	0	1	1			
Butch Wynegar, S OBP: 0.397, SLG: 0.445 (1, 2)		0-3 K			0-0 2B			0-0 G1-4-3 1-2		4	0	2	0	0	1	1			
Jerry Terrell, R OBP: 0.234, SLG: 0.233 (9, PR)						0-0 G1-4-3 1-2		0-0 2-3 1B		0	0	0	0	0	0	0			
Roy Smalley, S OBP: 0.349, SLG: 0.265 (1, 6)		0-3 K			4-0 BB			0-0 L3		3	0	0	0	1	1				
Dave McKay, S OBP: 0.277, SLG: 0.222 (1, 5)			0-0 1B 1B		0-3 K			0-0 P6		4	1	1	0	0	1	4			
Bob Randall, R OBP: 0.287, SLG: 0.266 (1, 4)			0-0 FC6-4 1-2 1B			0-0 1-3		0-0 6-3		3	0	1	0	0	0	0			
Phil Roof, R OBP: 0.222, SLG: 0.273 (9, PH)						0-0 6-3			0-0 4-3	1	0	0	0	0	0	2			
Inning Stats	R: 0 E: 0 K: 0 S: 4	H: 1 LOB: 1 BB: 0 P: 4	R: 0 E: 0 K: 3 S: 9	H: 0 LOB: 0 BB: 0 P: 9	R: 1 E: 0 K: 0 S: 5	H: 3 LOB: 1 BB: 0 P: 5	R: 0 E: 0 K: 1 S: 6	H: 1 LOB: 2 BB: 1 P: 10	R: 0 E: 0 K: 0 S: 4	H: 1 LOB: 1 BB: 0 P: 4	R: 0 E: 0 K: 0 S: 3	H: 1 LOB: 0 BB: 0 P: 3	R: 0 E: 0 K: 0 S: 5	H: 3 LOB: 1 BB: 0 P: 5	R: 0 E: 0 K: 0 S: 4	H: 1 LOB: 2 BB: 0 P: 4	1B: 9 2B: 2 3B: 0 HR: 0	SF: 0 SAC: 0 DP: 2 HBP: 0	WP: 0 PA: 36 PB: 0 SB: 2 CS: 0
PITCHER Dave Roberts, L ERA: 3.34 (1, 1)	IP: 9.0 WLS: W BF: 36 H: 11 R: 2 ER: 2 SO: 4 BB: 1 IBB: 0 HBP: 0 BLK: 0 WP: 0 HR: 0 S: 43 P: 47 ERA: 2.00 WHIP: 1.333																		

Detroit Tigers @ Minnesota Twins
Metropolitan Stadium, Bloomington, MI
Fri Jun 18 1976, 8:05 PM EDT
Att: 6,215 - Unknown


AB	35
R	2
H	11
RBI	2
BB	1
SO	4
LOB	16

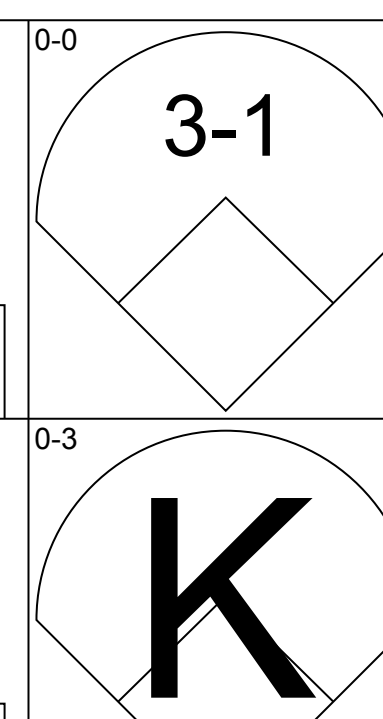
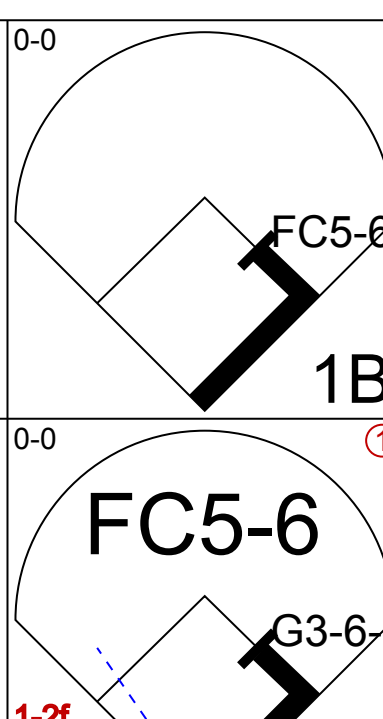
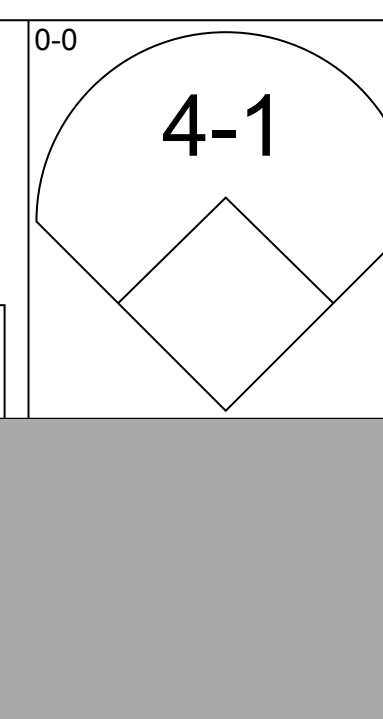
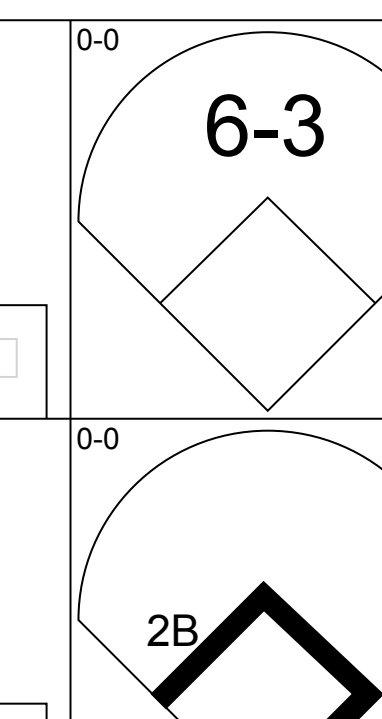
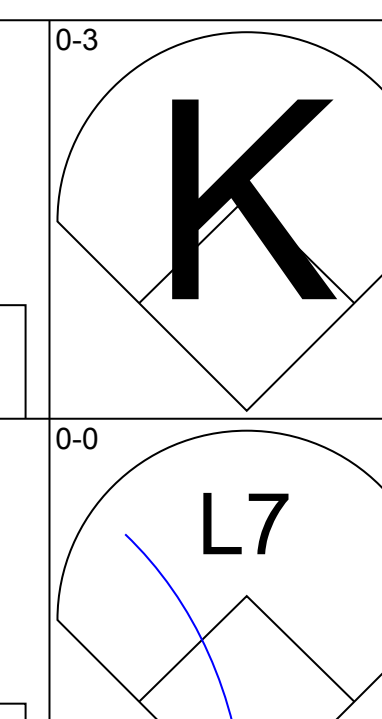
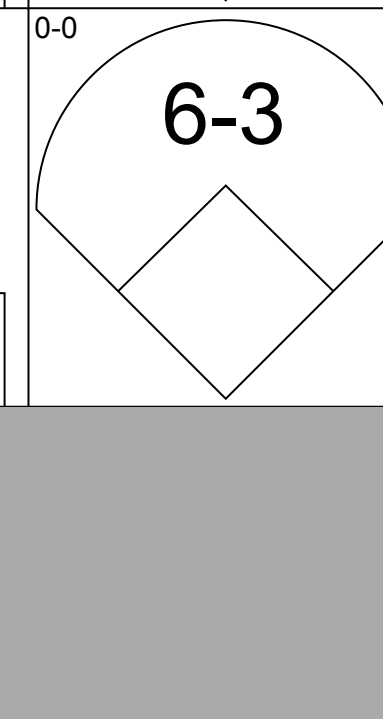
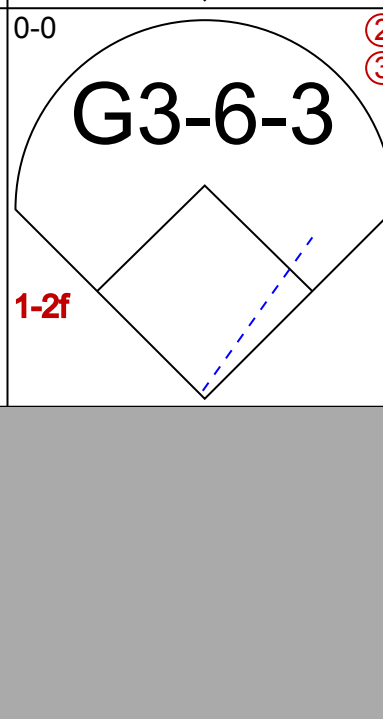
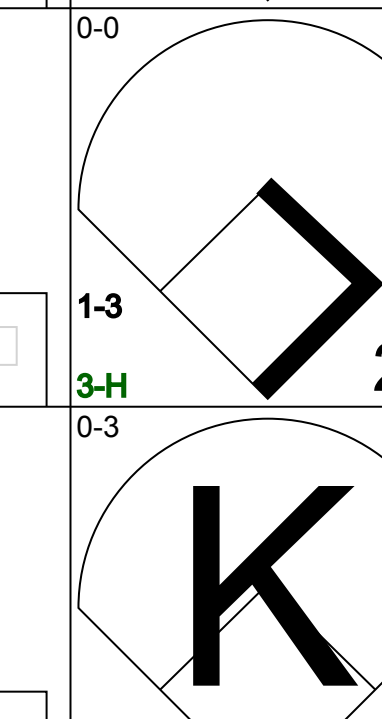
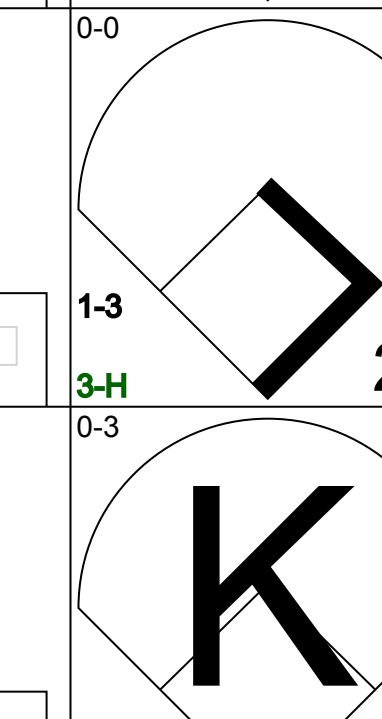
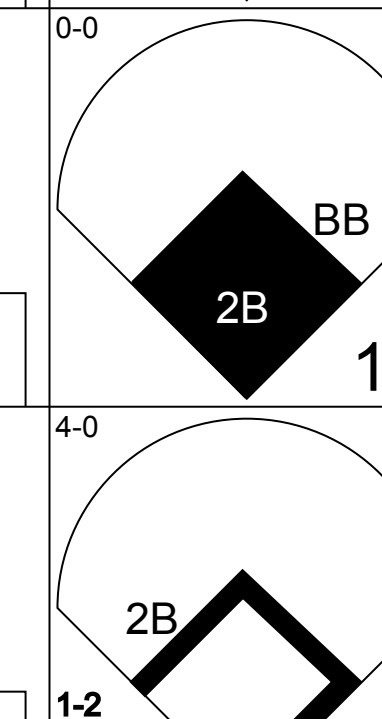



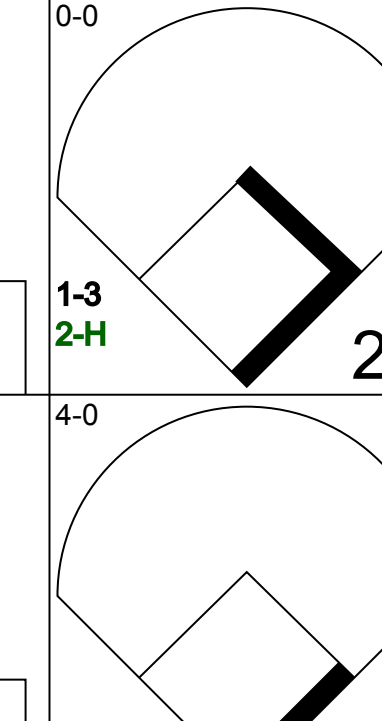

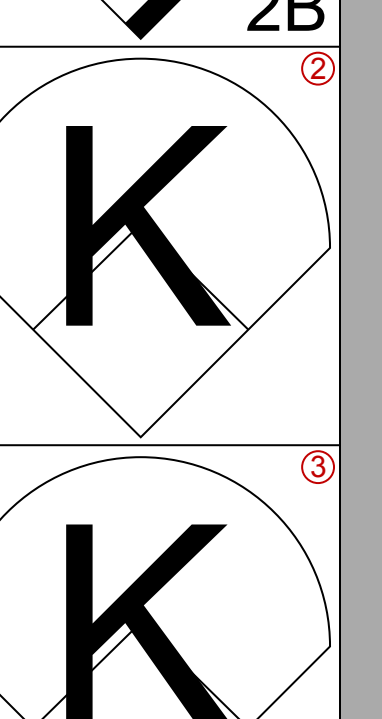
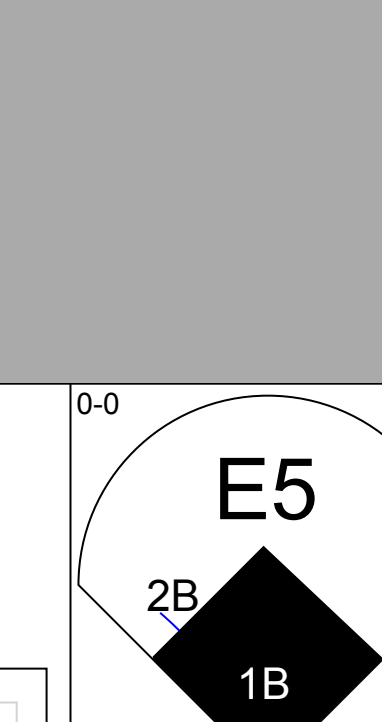
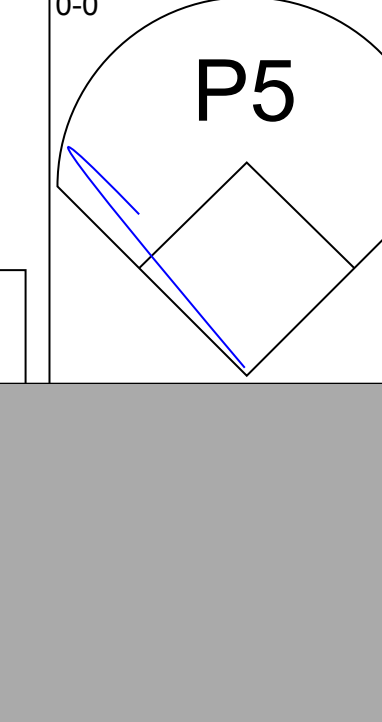

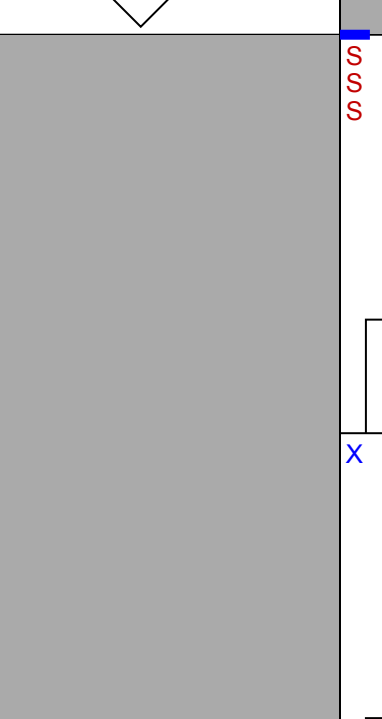
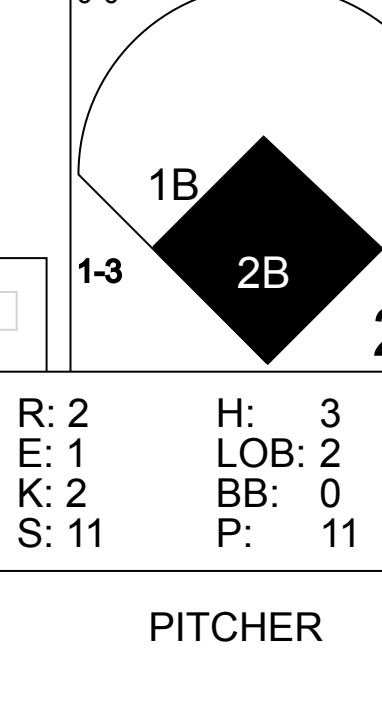
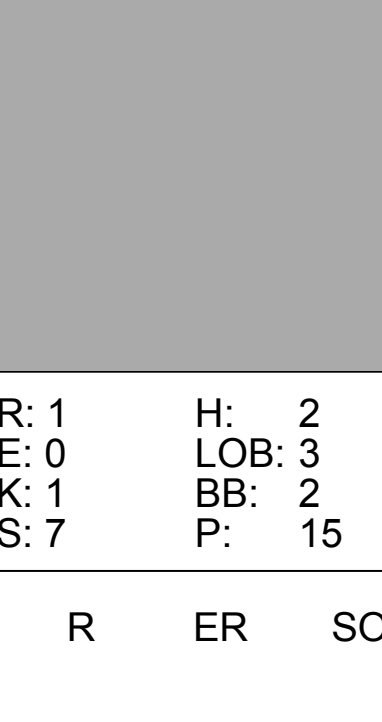
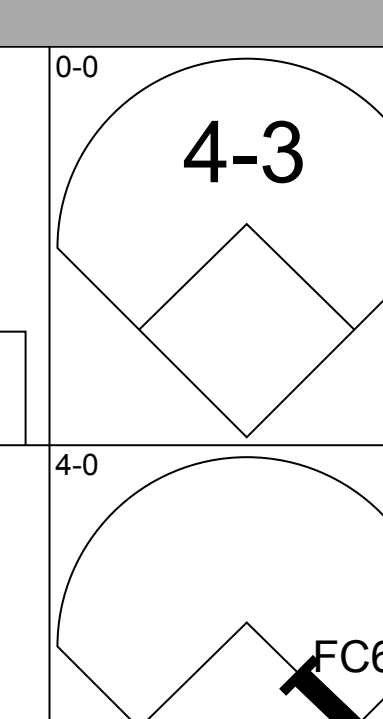
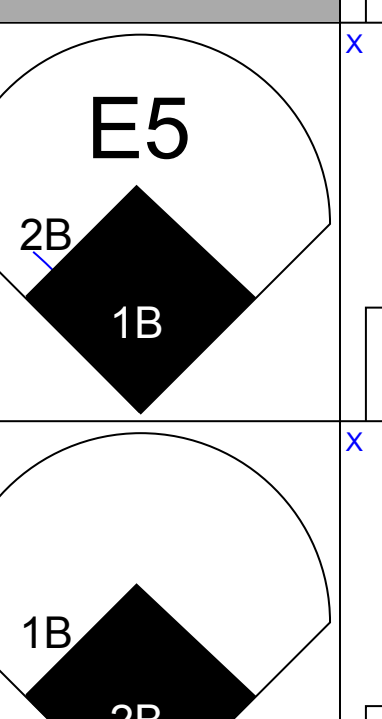
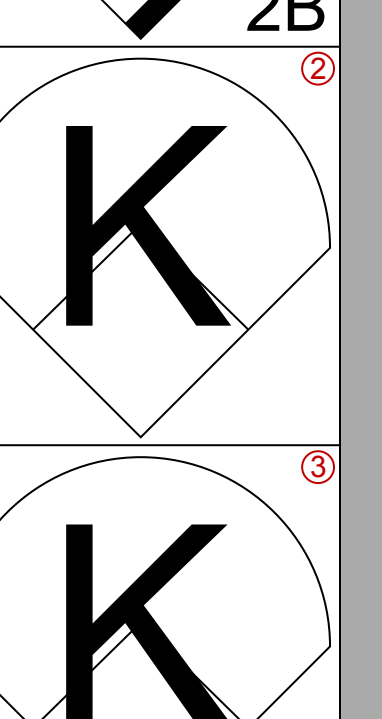
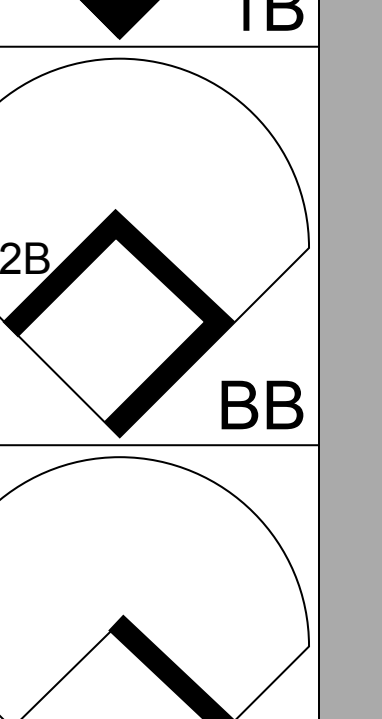
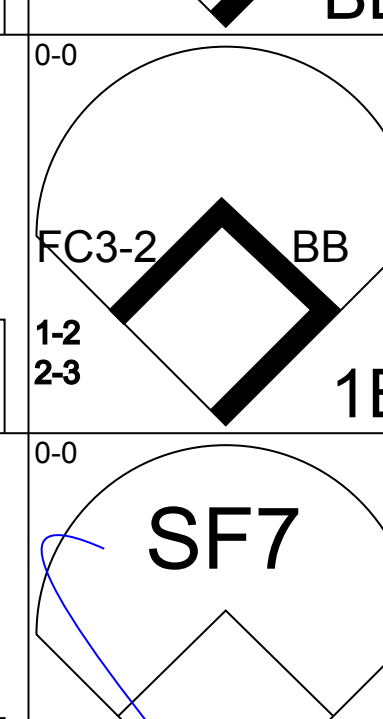
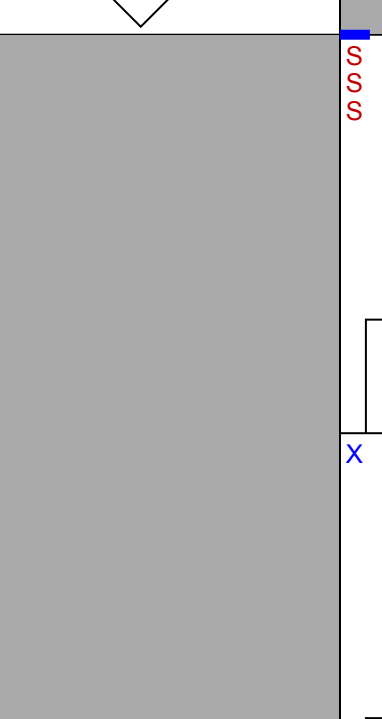
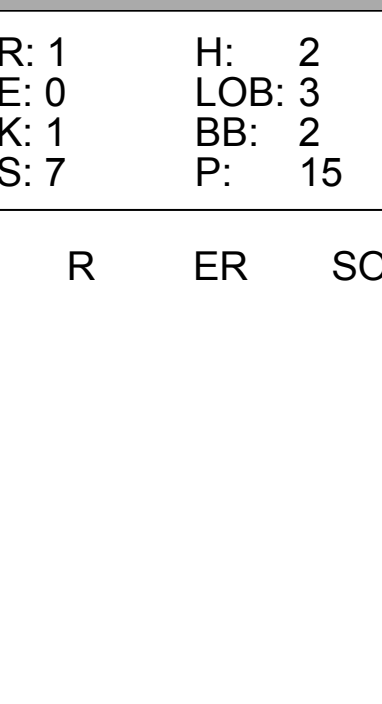
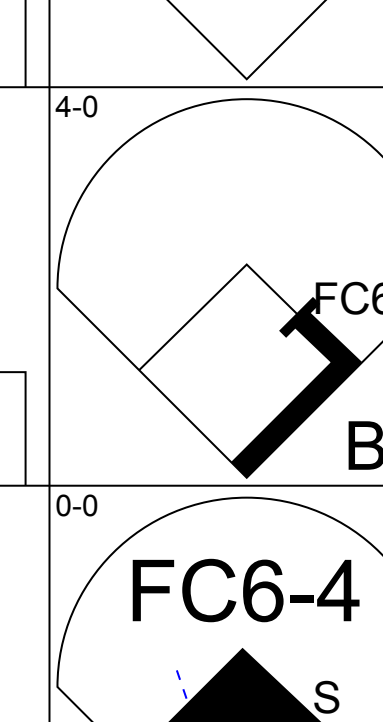
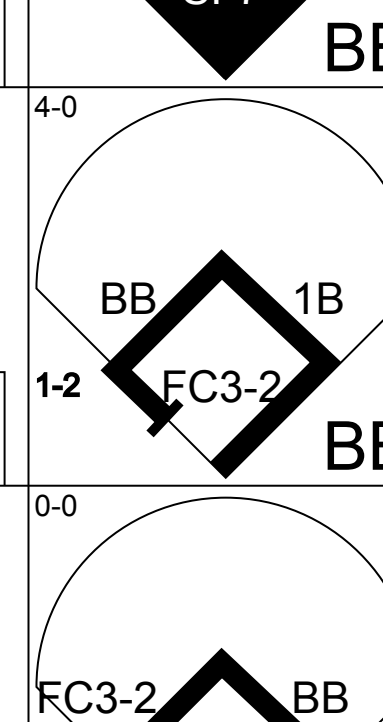
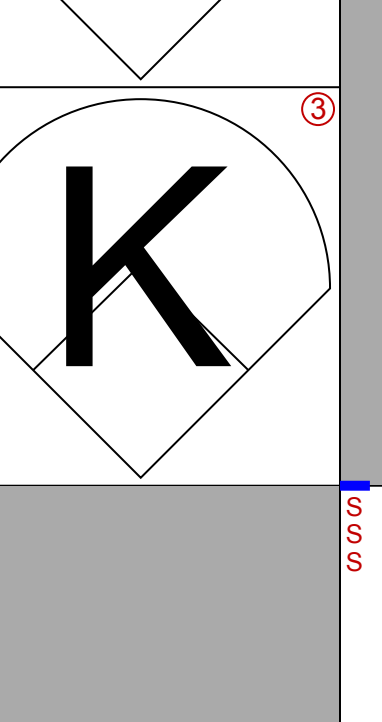
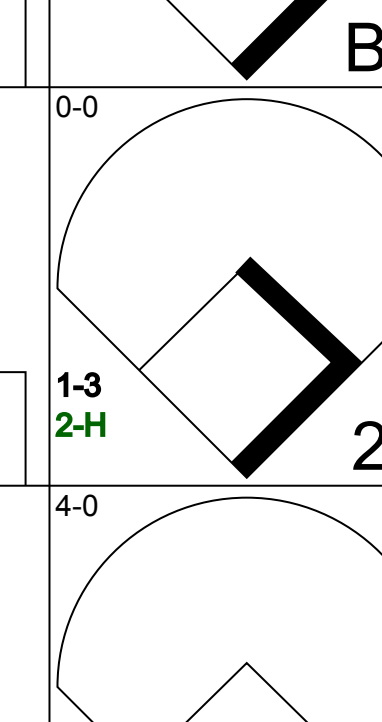
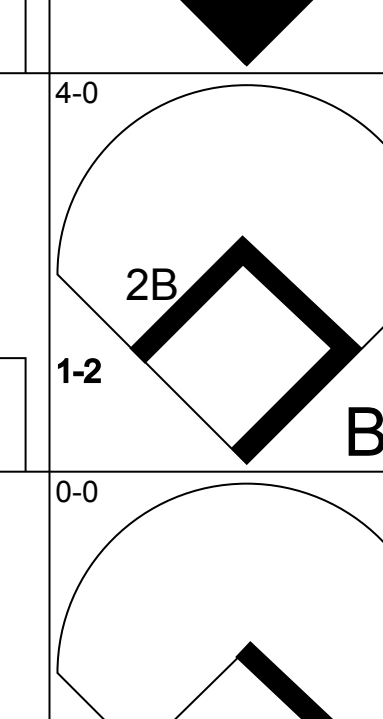
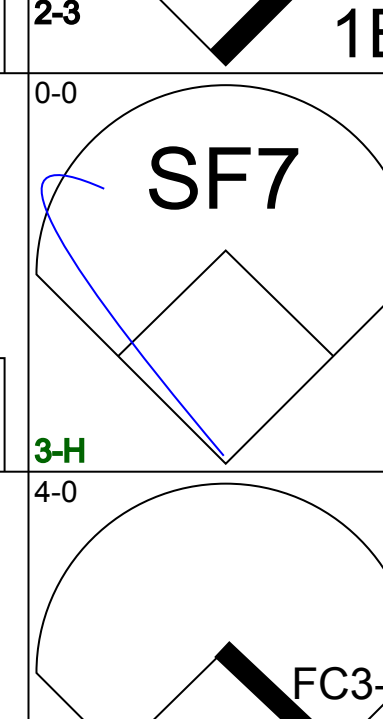
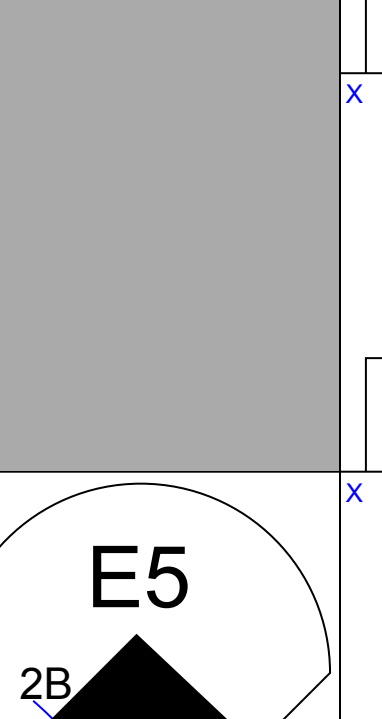
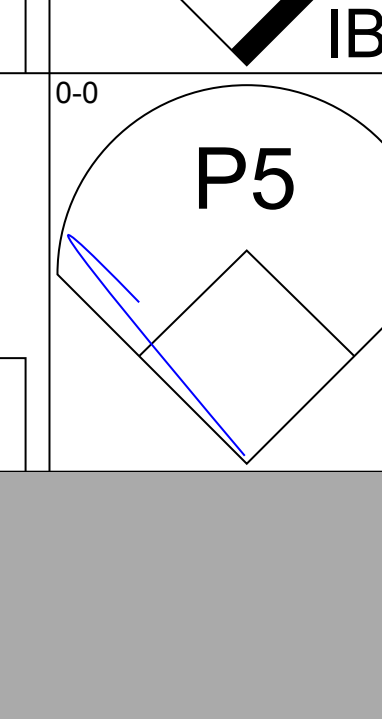
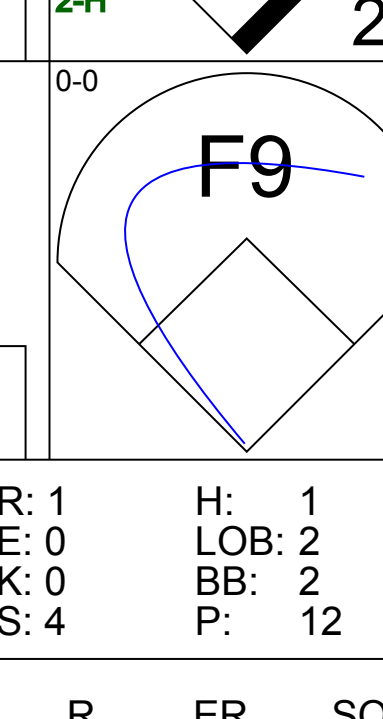
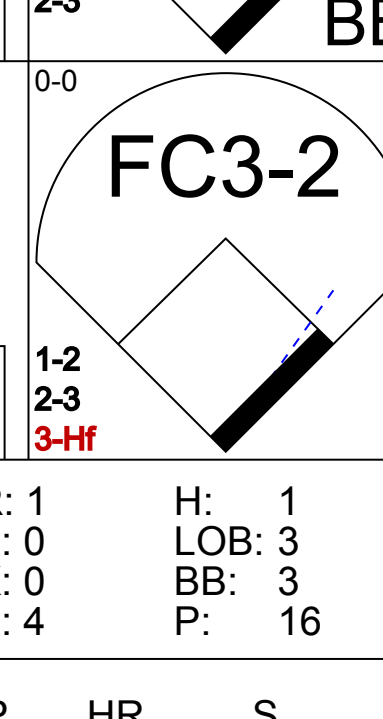
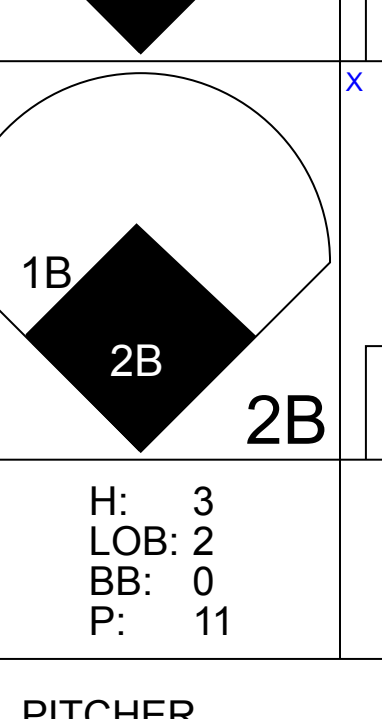
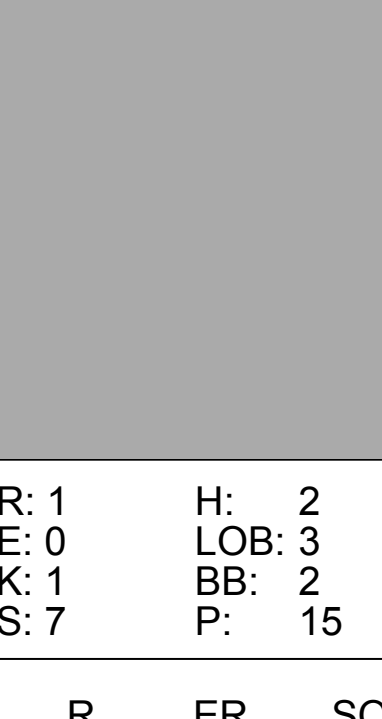






Batter	1	2	3	4	5	6	7	8	9	AB	R	H	RBI	BB	SO	LOB	TOP					
Ron LeFlore, R (1, 8) OBP: 0.400, SLG: 0.468										4	2	2	0	0	1	1						
Pedro Garcia, R (1, 4) OBP: 0.253, SLG: 0.321										3	0	0	0	1	1	3						
Dan Meyer, L (1, 7) OBP: 0.333, SLG: 0.363										4	0	0	0	0	1	5						
Rusty Staub, L (1, 9) OBP: 0.408, SLG: 0.432										4	1	3	1	0	0	0						
Jason Thompson, L (1, 3) OBP: 0.324, SLG: 0.395										4	1	1	3	0	1	3						
Alex Johnson, R (1, 10) OBP: 0.296, SLG: 0.379										4	0	2	0	0	0	2						
Aurelio Rodriguez, R (1, 5) OBP: 0.263, SLG: 0.329										4	0	0	0	0	2	2	AB 35					
Bill Freehan, R (1, 2) OBP: 0.321, SLG: 0.382										4	0	0	0	0	1	0	R 4					
Tom Verzyer, R (1, 6) OBP: 0.255, SLG: 0.239										3	0	1	0	0	1	0	H 9					
Ben Oglivie, L (9, PH) OBP: 0.286, SLG: 0.468										1	0	0	0	0	1	0	RBI 4					
Inning Stats	R: 0 E: 0 K: 2 S: 7	H: 0 LOB: 0 BB: 0 P: 7	R: 0 E: 0 K: 1 S: 6	H: 2 LOB: 1 BB: 0 P: 6	R: 0 E: 1 K: 0 S: 5	H: 1 LOB: 2 BB: 0 P: 5	R: 0 E: 0 K: 0 S: 3	H: 0 LOB: 0 BB: 0 P: 3	R: 0 E: 0 K: 1 S: 5	H: 0 LOB: 0 BB: 0 P: 5	R: 1 E: 0 K: 0 S: 5	H: 2 LOB: 2 BB: 1 P: 9	R: 0 E: 0 K: 3 S: 9	H: 0 LOB: 0 BB: 0 P: 9	R: 3 E: 0 K: 1 S: 8	H: 4 LOB: 0 BB: 0 P: 8	R: 0 E: 0 K: 1 S: 5	H: 0 LOB: 0 BB: 0 P: 5	1B: 7 2B: 1 3B: 0 HR: 1	SF: 0 SAC: 0 DP: 1 HBP: 0	WP: 0 PB: 0 SB: 0 CS: 0	PA: 37
PITCHER	IP WLS BF H R ER SO BB IBB HBP BLK WP HR S P ERA WHIP																					
Pete Redfern, R (1, 1) ERA: 5.65	6.0 W 24 5 1 1 4 1 0 0 0 1 0 0 31 35 1.50 1.000																					
Bill Campbell, R (7, 1) ERA: 2.89	3.0 S 12 4 3 3 5 0 0 0 0 0 1 22 22 9.00 1.333																					

Detroit Tigers @ Minnesota Twins
Metropolitan Stadium, Bloomington, MI
Sat Jun 19 1976, 4:33 AM EDT
Att: 6,835 - Cloudy


AB 35
R 4
H 9
RBI 4
BB 1
SO 9
LOB 16



Batter	1	2	3	4	5	6	7	8	9	AB	R	H	RBI	BB	SO	LOB	BOTTOM	
Lyman Bostock, L (1, 9) OBP: 0.375, SLG: 0.435										3	0	1	0	0	0	3		
Dave McKay, S (6, 5) OBP: 0.273, SLG: 0.219										2	0	0	0	0	1	2		
Roy Smalley, S (1, 6) OBP: 0.345, SLG: 0.266										3	0	1	0	0	1	1		
Jerry Terrell, R (6, PH) OBP: 0.241, SLG: 0.240										2	0	1	1	0	0	0		
Rod Carew, L (1, 3) OBP: 0.388, SLG: 0.398										5	2	2	1	0	0	2		
Butch Wynegar, S (1, 2) OBP: 0.402, SLG: 0.440										2	1	0	0	3	1	2		
Mike Cabbage, L (1, 5) ERA: 4.35										0	0	0	0	2	0	0		
Dan Ford, R (5, PH) OBP: 0.305, SLG: 0.417										2	0	1	1	1	1	2		
Larry Hiele, R (1, 7) OBP: 0.326, SLG: 0.361										3	1	1	1	1	1	1		
Steve Braun, L (1, 10) ERA: 4.35										2	0	0	1	1	0	2		
Craig Kusick, R (6, PH) OBP: 0.333, SLG: 0.520										1	0	0	0	0	0	3	AB 32	
Steve Brye, R (1, 8) OBP: 0.330, SLG: 0.346										3	1	2	1	1	0	0	R 6	
Bob Randall, R (1, 4) OBP: 0.286, SLG: 0.272										4	1	1	0	0	0	6	H 10	
Inning Stats	R: 0 E: 0 K: 1 S: 5	H: 1 LOB: 2 BB: 2 P: 12	R: 0 E: 0 K: 0 S: 3	H: 1 LOB: 0 BB: 0 P: 3	R: 0 E: 0 K: 0 S: 4	H: 1 LOB: 3 BB: 3 P: 16	R: 1 E: 0 K: 0 S: 4	H: 1 LOB: 2 BB: 2 P: 12	R: 2 E: 1 K: 2 S: 11	H: 3 LOB: 0 BB: 0 P: 11	R: 0 E: 0 K: 1 S: 6	H: 1 LOB: 1 BB: 0 P: 6	R: 1 E: 0 K: 1 S: 7	H: 2 LOB: 3 BB: 2 P: 15	1B: 6 2B: 4 3B: 0 HR: 0	SF: 2 SAC: 0 DP: 1 HBP: 0	WP: 0 PB: 0 SB: 3 CS: 0	PA: 43
PITCHER	IP WLS BF H R ER SO BB IBB HBP BLK WP HR S P ERA WHIP																	
Frank MacCormack, R (1, 1) ERA: 4.35	4.1 L 22 4 3 3 1 6 0 0 0 0 0 18 42 6.23 2.308																	
Jim Crawford, L (5, 1) ERA: 4.17	1.2 10 3 2 1 2 1 0 0 0 0 0 13 17 5.40 2.400																	
John Hiller, L (7, 1) ERA: 3.46	2.0 11 3 1 1 1 2 1 1 0 0 0 13 21 4.50 2.000																	

Detroit Tigers @ Minnesota Twins
Metropolitan Stadium, Bloomington, MI
Sat Jun 19 1976, 4:33 AM EDT
Att: 6,835 - Cloudy

AB 32
R 6
H 10
RBI 6
BB 9
SO 5
LOB 24



Batter	1	2	3	4	5	6	7	8	9	10	11	AB	R	H	RBI	BB	SO	LOB	TOP							
Ron LeFlore, R OBP: 0.404, SLG: 0.472 (1, 8)	F9		K							K		4	1	1	0	0	2	0								
Tom Verzyer, R OBP: 0.270, SLG: 0.247 (1, 6)	BB		K					HBP		6-3		4	0	1	1	1	1	2								
Dan Meyer, L OBP: 0.331, SLG: 0.357 (1, 7)	3											5	0	2	1	0	0	1								
Rusty Staub, L OBP: 0.400, SLG: 0.423 (1, 10)		4-3										5	0	1	0	0	0	0								
Jason Thompson, L OBP: 0.333, SLG: 0.420 (1, 3)												5	0	3	0	0	0	0								
Ben Oglivie, L OBP: 0.252, SLG: 0.500 (1, 9)												5	1	2	1	0	0	2								
Aurelio Rodriguez, R OBP: 0.285, SLG: 0.330 (1, 5)												4	0	0	0	1	1	0								
Bill Freehan, R OBP: 0.326, SLG: 0.383 (1, 2)												5	1	2	0	0	0	3								
Pedro Garcia, R OBP: 0.241, SLG: 0.304 (1, 4)												4	0	0	0	0	0	2								
Inning Stats	R: 0 E: 0 K: 0 S: 2	H: 0 LOB: 0 BB: 1 P: 6	R: 0 E: 0 K: 0 S: 4	H: 2 LOB: 2 BB: 1 P: 8	R: 0 E: 0 K: 2 S: 7	H: 0 LOB: 0 BB: 0 P: 7	R: 0 E: 0 K: 0 S: 4	H: 1 LOB: 1 BB: 0 P: 4	R: 2 E: 0 K: 0 S: 6	H: 4 LOB: 2 BB: 0 P: 6	R: 0 E: 0 K: 0 S: 3	H: 0 LOB: 0 BB: 0 P: 3	R: 0 E: 0 K: 0 S: 4	H: 1 LOB: 2 BB: 0 P: 5	R: 0 E: 0 K: 0 S: 4	H: 1 LOB: 1 BB: 0 P: 4	R: 0 E: 0 K: 1 S: 5	H: 0 LOB: 0 BB: 0 P: 5	R: 0 E: 0 K: 1 S: 6	H: 2 LOB: 2 BB: 0 P: 6	R: 1 E: 0 K: 0 S: 4	H: 1 LOB: 0 BB: 0 P: 4	1B: 11 2B: 1 3B: 0 HR: 1	SF: 0 SAC: 0 DP: 2 HBP: 1	WP: 0 PB: 0 SB: 0 CS: 0	PA: 44
PITCHER Jim Slaton, R ERA: 3.27 (1, 1)	IP: 11.0 WLS: 1 BF: 44 H: 12 R: 3 ER: 3 SO: 4 BB: 1 IBB: 1 HBP: 1 BLK: 0 WP: 0 HR: 1 S: 49 P: 58 ERA: 2.46 WHIP: 1.182																									

Detroit Tigers @ Milwaukee Brewers
 Milwaukee County Stadium, Milwaukee, WI
 Mon Jun 21 1976, 8:05 PM EDT
 Att. 10,642 - Unknown - 69 F

AB 41
 R 3
 H 12
 RBI 3
 BB 2
 SO 4
 LOB 10



Batter	1	2	3	4	5	6	7	8	9	10	11	AB	R	H	RBI	BB	SO	LOB	BOTTOM			
Von Joshua, L OBP: 0.281, SLG: 0.338 (1, 8)	F9		FC6-4									4	0	1	0	0	0	2				
Don Money, R OBP: 0.367, SLG: 0.493 (1, 5)	1B		K									4	1	3	0	1	1	2				
Bernie Carbo, L OBP: 0.340, SLG: 0.422 Jimmy Rosario, S OBP: 0.250, SLG: 0.270 (1, 9) (9, PR) (10, 7)	F8											4	0	1	1	0	0	2				
Gorman Thomas, R OBP: 0.308, SLG: 0.389 (10, PH) (11, 9)												0	1	0	0	0	0	0				
Hank Aaron, R OBP: 0.302, SLG: 0.396 (1, 10)		4-3										1	0	0	0	0	0	2				
George Scott, R OBP: 0.310, SLG: 0.395 (1, 3)												5	0	2	0	0	1	0				
Sixto Lezcano, R OBP: 0.323, SLG: 0.376 (1, 7) (10, 9) (11, 7)												5	0	0	0	0	3	3				
Robin Yount, R OBP: 0.349, SLG: 0.359 (1, 6)												5	0	1	1	0	0	0				
Darrell Porter, L OBP: 0.309, SLG: 0.272 (1, 2)												3	0	1	0	1	0	2				
Tim Johnson, L OBP: 0.278, SLG: 0.240 (1, 4)												3	0	1	0	1	0	1				
Inning Stats	R: 0 E: 0 K: 0 S: 3	H: 1 LOB: 0 BB: 0 P: 3	R: 0 E: 0 K: 0 S: 3	H: 1 LOB: 0 BB: 0 P: 3	R: 0 E: 0 K: 1 S: 7	H: 2 LOB: 2 BB: 0 P: 7	R: 0 E: 0 K: 1 S: 5	H: 0 LOB: 0 BB: 0 P: 5	R: 0 E: 0 K: 1 S: 5	H: 0 LOB: 0 BB: 0 P: 5	R: 0 E: 0 K: 0 S: 3	H: 0 LOB: 0 BB: 0 P: 3	R: 2 E: 0 K: 1 S: 9	H: 4 LOB: 2 BB: 0 P: 9	R: 0 E: 0 K: 0 S: 3	H: 0 LOB: 2 BB: 2 P: 11	R: 0 E: 0 K: 1 S: 5	H: 0 LOB: 0 BB: 0 P: 5	1B: 9 2B: 1 3B: 0 HR: 0	SF: 0 SAC: 1 DP: 2 HBP: 0	WP: 0 PB: 0 SB: 0 CS: 0	PA: 43
PITCHER Vern Ruhle, R ERA: 4.33 John Hiller, L ERA: 3.15 (1, 1) (9, 1)	IP: 8.1 WLS: 2 BF: 32 H: 9 R: 2 ER: 0 SO: 4 BB: 1 IBB: 0 HBP: 0 BLK: 0 WP: 0 HR: 0 S: 39 P: 43 ERA: 2.16 WHIP: 1.200																					

Detroit Tigers @ Milwaukee Brewers
 Milwaukee County Stadium, Milwaukee, WI
 Mon Jun 21 1976, 8:05 PM EDT
 Att. 10,642 - Unknown - 69 F

AB 39
 R 2
 H 10
 RBI 2
 BB 3
 SO 6
 LOB 19




Batter	1	2	3	4	5	6	7	8	9	AB	R	H	RBI	BB	SO	LOB	TOP										
Ron LeFlore, R OBP: 0.398, SLG: 0.464 (1, 8)	E5 CS S		2-3	FC5-4 1-2		FC3-2 WP S 1B		F6		6	2	1	0	0	0	5	Detroit Tigers @ Milwaukee Brewers Milwaukee County Stadium, Milwaukee, WI Tue Jun 22 1976, 8:05 PM EDT Att: 13,061 - Unknown - 68 F										
Tom Verzyer, R OBP: 0.278, SLG: 0.257 (1, 6)	6-3		F9		1B	1B	1B	K	HBP	6	1	3	2	0	1	2											
Rusty Staub, L OBP: 0.402, SLG: 0.427 (1, 10)	F7		K		1B	4-3		1B	HBP	5	1	2	1	0	1	2											
Alex Johnson, R OBP: 0.300, SLG: 0.385 (1, 7)	CS	S 1B		6-3	1B		FC 1B	F9	K	6	2	3	1	0	1	4											
Jason Thompson, L OBP: 0.335, SLG: 0.416 (1, 3)		K		1B	F8		FC SH2-3 1B			4	1	1	1	1	1	4											
Mickey Stanley, R OBP: 0.370, SLG: 0.429 Ben Oglivie, L OBP: 0.297, SLG: 0.500 (7, PH) (7, 9)	WP 1B		1B	1B	K		SH2-3 1B	K		3	2	2	1	0	1	2											
Aurelio Rodriguez, R OBP: 0.287, SLG: 0.332 (1, 5)	FC6-4 1B			1B	F2		F9		1-3	5	0	2	2	0	0	4											
Bill Freehan, R OBP: 0.344, SLG: 0.412 (1, 2)	K			1B		WP FC3-2 2B	SH2-3		1B	4	1	3	1	0	1	1											
Pedro Garcia, R OBP: 0.242, SLG: 0.305 Dan Meyer, L OBP: 0.328, SLG: 0.354 Jerry Manuel, S OBP: 0.256, SLG: 0.200 (7, PH) (7, 4)	FC6-4 1-2			FC5-4 1B		K	G3		HBP 1B	3	0	1	0	0	1	2											
Inning Stats	R: 0 E: 1 K: 0 S: 3	H: 0 LOB: 0 BB: 0 P: 3	R: 2 E: 0 K: 2 S: 10	H: 3 LOB: 1 BB: 0 P: 10	R: 0 E: 0 K: 1 S: 5	H: 0 LOB: 0 BB: 0 P: 5	R: 2 E: 0 K: 0 S: 6	H: 4 LOB: 2 BB: 1 P: 10	R: 1 E: 0 K: 1 S: 8	H: 2 LOB: 1 BB: 0 P: 7	R: 1 E: 0 K: 0 S: 6	H: 2 LOB: 2 BB: 0 P: 6	R: 2 E: 1 K: 2 S: 10	H: 3 LOB: 1 BB: 0 P: 10	R: 1 E: 0 K: 1 S: 8	H: 3 LOB: 3 BB: 0 P: 9	1B: 17 2B: 3 3B: 0 HR: 0	SF: 0 SAC: 1 DP: 0 HBP: 1	WP: 3 PB: 0 SB: 3 CS: 1	PA: 50							
PITCHER	IP	WLS	BF	H	R	ER	SO	BB	IBB	HBP	BLK	WP	HR	S	P	ERA	WHIP										
Jerry Augustine, L ERA: 4.15 (1, 1)	3.2	L	16	5	4	4	3	1	0	0	0	1	0	21	25	9.82	1.636										
Pete Broberg, R ERA: 4.53 (4, 1)	2.0		13	7	2	2	2	0	0	0	0	2	0	17	17	9.00	3.500										
Ray Sadecki, L ERA: 3.52 (6, 1)	0.1		3	1	1	1	0	0	0	0	0	0	0	3	3	27.00	3.000										
Eduardo Rodriguez, R ERA: 4.96 (7, 1)	1.2		8	3	2	2	1	0	0	0	0	0	0	10	10	10.80	1.800										
Rick Austin, L ERA: 6.75 (8, 1)	1.1		9	4	1	1	2	0	0	1	0	0	0	12	13	6.75	3.000										

Batter	1	2	3	4	5	6	7	8	9	AB	R	H	RBI	BB	SO	LOB	BOTTOM										
Von Joshua, L OBP: 0.283, SLG: 0.339 (1, 8)	1-3						F7		6-3	5	0	2	0	0	0	0	Detroit Tigers @ Milwaukee Brewers Milwaukee County Stadium, Milwaukee, WI Tue Jun 22 1976, 8:05 PM EDT Att: 13,061 - Unknown - 68 F										
Robin Yount, R OBP: 0.346, SLG: 0.360 (1, 6)	1B		F8		F9	FC4-6 1B		4-3		5	1	1	1	0	0	2											
Don Money, R OBP: 0.376, SLG: 0.509 (1, 5)	FC5-4 1B					SF8 3B				3	1	3	1	1	0	0											
George Scott, R OBP: 0.305, SLG: 0.389 (1, 3)	F3		4-3			SF8	K			3	0	0	1	0	1	5											
Hank Aaron, R OBP: 0.307, SLG: 0.418 (1, 10)	FC5-4 1-2			HR		FC6-4 1B		F7		4	1	2	1	0	0	1											
Sixto Lezcano, R OBP: 0.326, SLG: 0.371 (1, 7)	6-3			G5-4-3 BB		FC6-4			BB	2	0	0	0	2	0	1											
Gorman Thomas, R OBP: 0.296, SLG: 0.372 (1, 9)	K			G5-4-3		F9		K		4	0	0	0	0	2	3											
Darrell Porter, L OBP: 0.303, SLG: 0.265 (1, 2)	K			F9			F6	K		4	0	0	0	0	2	1											
Tim Johnson, L OBP: 0.281, SLG: 0.283 Bernie Carbo, L OBP: 0.337, SLG: 0.417 (9, PH)	4-3				K		FC4-6 3B		F8	3	1	1	0	0	1	0											
Inning Stats	R: 1 E: 0 K: 0 S: 5	H: 2 LOB: 1 BB: 0 P: 5	R: 0 E: 0 K: 2 S: 7	H: 0 LOB: 0 BB: 0 P: 7	R: 0 E: 0 K: 0 S: 5	H: 2 LOB: 0 BB: 0 P: 5	R: 1 E: 0 K: 1 S: 5	H: 1 LOB: 1 BB: 1 P: 7	R: 0 E: 0 K: 1 S: 5	H: 0 LOB: 0 BB: 0 P: 5	R: 1 E: 0 K: 0 S: 5	H: 2 LOB: 1 BB: 0 P: 5	R: 1 E: 0 K: 1 S: 7	H: 2 LOB: 2 BB: 1 P: 11	R: 0 E: 0 K: 2 S: 7	H: 0 LOB: 1 BB: 1 P: 11	R: 0 E: 0 K: 0 S: 3	H: 0 LOB: 0 BB: 0 P: 3	1B: 5 2B: 1 3B: 2 HR: 1	SF: 1 SAC: 0 DP: 1 HBP: 0	WP: 0 PB: 0 SB: 0 CS: 0	PA: 38					
PITCHER	IP	WLS	BF	H	R	ER	SO	BB	IBB	HBP	BLK	WP	HR	S	P	ERA	WHIP										
Dave Roberts, L ERA: 3.48 (1, 1)	6.2	W	30	9	4	4	3	2	0	0	0	0	1	34	42	5.40	1.650										
Steve Grilli, R ERA: 6.43 (7, 1)	2.1	S	8	0	0	0	3	1	0	0	0	0	0	13	17	0.00	0.429										

Batter	1	2	3	4	5	6	7	8	9	AB	R	H	RBI	BB	SO	LOB	TOP				
Ron LeFlore, R OBP: 0.395, SLG: 0.471 (1, 8)	0-0 6-3		0-0 4-3		0-3 K		0-0 FC6			5	1	1	3	0	1	1					
Tom Verzyer, R OBP: 0.293, SLG: 0.287 (1, 6)	0-0 2B		0-0 1B		0-0 6-3		0-0 1B 2B			5	1	4	0	0	0	0					
Dan Meyer, L OBP: 0.328, SLG: 0.353 Mickey Stanley, R OBP: 0.375, SLG: 0.420 (7, PH) (7, 7)	0-0 F9		0-0 G6-3		0-0 1B		0-0 1B BB		0-0 FC6-4 WP G3	3	0	1	0	0	0	2					
Rusty Staub, L OBP: 0.402, SLG: 0.424 (1, 10)	0-0 4-3			4-0 BB		0-0 F9		0-0 1B 1B		0-0 G3	4	0	1	1	1	0	3				
Jason Thompson, L OBP: 0.337, SLG: 0.415 (1, 3)		0-0 1B 1B		0-3 K		0-0 G3		0-0 1B 1B		0-0 F7	5	0	2	1	0	1	3				
Ben Oglivie, L OBP: 0.284, SLG: 0.477 (1, 9)	0-0 F9		0-0 F9		0-0 K					4	0	0	0	0	1	4					
Aurelio Rodriguez, R OBP: 0.291, SLG: 0.332 (1, 5)	0-0 F5		0-0 F8		0-0 K		0-0 FC5-4 1B	4-0 FC6 BB		3	0	1	0	1	0	2					
Bill Freehan, R OBP: 0.351, SLG: 0.416 (1, 2)	0-0 1B			0-0 G6-4-3 1B		0-0 FC5-4 1B HR	0-3 K			4	1	2	0	0	1	2					
Pedro Garcia, R OBP: 0.242, SLG: 0.303 (1, 4)	0-3 K			0-0 G6-4-3		0-0 HR 1B	0-0 F6			4	1	1	0	0	1	4					
Inning Stats	R: 0 E: 0 K: 0 S: 4	H: 1 LOB: 1 BB: 0 P: 4	R: 0 E: 0 K: 1 S: 7	H: 2 LOB: 2 BB: 0 P: 7	R: 0 E: 0 K: 1 S: 3	H: 1 LOB: 0 BB: 0 P: 3	R: 0 E: 0 K: 1 S: 5	H: 0 LOB: 1 BB: 1 P: 9	R: 0 E: 0 K: 1 S: 5	H: 1 LOB: 0 BB: 0 P: 5	R: 5 E: 0 K: 1 S: 11	H: 6 LOB: 2 BB: 1 P: 15	R: 0 E: 0 K: 1 S: 5	H: 0 LOB: 1 BB: 1 P: 9	R: 0 E: 0 K: 0 S: 4	H: 1 LOB: 1 BB: 0 P: 4	1B: 10 2B: 2 3B: 0 HR: 1	SF: 0 SAC: 0 DP: 2 HBP: 0	WP: 1 PB: 0 SB: 0 CS: 0	PA: 41	
PITCHER	IP WLS BF H R ER SO BB IBB HBP BLK WP HR S P ERA WHIP	IP WLS BF H R ER SO BB IBB HBP BLK WP HR S P ERA WHIP	IP WLS BF H R ER SO BB IBB HBP BLK WP HR S P ERA WHIP	IP WLS BF H R ER SO BB IBB HBP BLK WP HR S P ERA WHIP	IP WLS BF H R ER SO BB IBB HBP BLK WP HR S P ERA WHIP	IP WLS BF H R ER SO BB IBB HBP BLK WP HR S P ERA WHIP	IP WLS BF H R ER SO BB IBB HBP BLK WP HR S P ERA WHIP	IP WLS BF H R ER SO BB IBB HBP BLK WP HR S P ERA WHIP	IP WLS BF H R ER SO BB IBB HBP BLK WP HR S P ERA WHIP	IP WLS BF H R ER SO BB IBB HBP BLK WP HR S P ERA WHIP	IP WLS BF H R ER SO BB IBB HBP BLK WP HR S P ERA WHIP	IP WLS BF H R ER SO BB IBB HBP BLK WP HR S P ERA WHIP	IP WLS BF H R ER SO BB IBB HBP BLK WP HR S P ERA WHIP	IP WLS BF H R ER SO BB IBB HBP BLK WP HR S P ERA WHIP	IP WLS BF H R ER SO BB IBB HBP BLK WP HR S P ERA WHIP	IP WLS BF H R ER SO BB IBB HBP BLK WP HR S P ERA WHIP	IP WLS BF H R ER SO BB IBB HBP BLK WP HR S P ERA WHIP	IP WLS BF H R ER SO BB IBB HBP BLK WP HR S P ERA WHIP	IP WLS BF H R ER SO BB IBB HBP BLK WP HR S P ERA WHIP	IP WLS BF H R ER SO BB IBB HBP BLK WP HR S P ERA WHIP	IP WLS BF H R ER SO BB IBB HBP BLK WP HR S P ERA WHIP

Detroit Tigers @ Milwaukee Brewers
Milwaukee County Stadium, Milwaukee, WI
Wed Jun 23 1976, 8:05 PM EDT
Alt. 9,807 - Unknown - 64 F


AB 38
R 5
H 13
RBI 5
BB 3
SO 5
LOB 22



Batter	1	2	3	4	5	6	7	8	9	AB	R	H	RBI	BB	SO	LOB	BOTTOM				
Von Joshua, L OBP: 0.279, SLG: 0.333 (1, 8)	0-0 4-3		0-3 K	0-0 1-3		0-0 SH 1B	0-0 FC3-2 1B			4	1	0	0	0	1	4					
Robin Yount, R OBP: 0.347, SLG: 0.361 (1, 6)	0-0 F6		0-0 1-4-3		0-0 F3	0-0 1B E	0-0 FC5-4 1B			5	1	2	2	0	0	1					
Don Money, R OBP: 0.377, SLG: 0.506 (1, 5)	0-3 K		0-0 5-3		0-0 1B S	0-0 E4 FC6-4 1B	0-0 FC5-4			5	1	2	1	0	1	3					
Bernie Carbo, L OBP: 0.343, SLG: 0.414 Gorman Thomas, R OBP: 0.294, SLG: 0.366 (6, PR) (7, 9)		0-3 K		4-0 1B BB	0-0 1B 1B	0-0 FC6-4		0-3 K		3	1	1	0	1	1	1					
Hank Aaron, R OBP: 0.310, SLG: 0.414 (1, 10)		0-3 K		4-0 1B 2B BB	0-0 1B	0-0 F8		0-0 F4		4	1	1	1	1	1	1					
George Scott, R OBP: 0.311, SLG: 0.407 (1, 3)		0-0 HR		0-0 2B 1B	0-0 1B	0-0 F9		0-0 F9		5	2	3	2	0	0	1					
Sixto Lezcano, R OBP: 0.335, SLG: 0.382 (1, 7)				0-0 1B	0-3 K		4-0 SH1-4 FC3-2 1B BB			3	0	2	2	1	1	3					
Darrell Porter, L OBP: 0.302, SLG: 0.265 (1, 2)				0-0 4-3		0-0 F4	0-0 F8		0-0 FC3-2 SH1-4 1B 1B	4	1	1	0	0	0	5					
Tim Johnson, L OBP: 0.300, SLG: 0.291 (1, 4)				0-0 1B	0-0 F7		4-0 SH 1B BB		0-0 SH1-4	2	1	1	0	1	0	1					
Inning Stats	R: 0 E: 0 K: 1 S: 5	H: 0 LOB: 0 BB: 0 P: 5	R: 1 E: 0 K: 2 S: 9	H: 2 LOB: 1 BB: 0 P: 9	R: 0 E: 0 K: 1 S: 6	H: 1 LOB: 1 BB: 0 P: 6	R: 3 E: 0 K: 0 S: 5	H: 2 LOB: 1 BB: 2 P: 13	R: 1 E: 0 K: 1 S: 9	H: 4 LOB: 3 BB: 0 P: 9	R: 3 E: 1 K: 0 S: 6	H: 2 LOB: 1 BB: 1 P: 10	R: 1 E: 0 K: 0 S: 5	H: 2 LOB: 2 BB: 1 P: 9	R: 0 E: 0 K: 1 S: 5	H: 0 LOB: 0 BB: 0 P: 5	1B: 11 2B: 1 3B: 0 HR: 1	SF: 0 SAC: 2 DP: 0 HBP: 0	WP: 0 PB: 0 SB: 2 CS: 0	PA: 42	
PITCHER	IP WLS BF H R ER SO BB IBB HBP BLK WP HR S P ERA WHIP	IP WLS BF H R ER SO BB IBB HBP BLK WP HR S P ERA WHIP	IP WLS BF H R ER SO BB IBB HBP BLK WP HR S P ERA WHIP	IP WLS BF H R ER SO BB IBB HBP BLK WP HR S P ERA WHIP	IP WLS BF H R ER SO BB IBB HBP BLK WP HR S P ERA WHIP	IP WLS BF H R ER SO BB IBB HBP BLK WP HR S P ERA WHIP	IP WLS BF H R ER SO BB IBB HBP BLK WP HR S P ERA WHIP	IP WLS BF H R ER SO BB IBB HBP BLK WP HR S P ERA WHIP	IP WLS BF H R ER SO BB IBB HBP BLK WP HR S P ERA WHIP	IP WLS BF H R ER SO BB IBB HBP BLK WP HR S P ERA WHIP	IP WLS BF H R ER SO BB IBB HBP BLK WP HR S P ERA WHIP	IP WLS BF H R ER SO BB IBB HBP BLK WP HR S P ERA WHIP	IP WLS BF H R ER SO BB IBB HBP BLK WP HR S P ERA WHIP	IP WLS BF H R ER SO BB IBB HBP BLK WP HR S P ERA WHIP	IP WLS BF H R ER SO BB IBB HBP BLK WP HR S P ERA WHIP	IP WLS BF H R ER SO BB IBB HBP BLK WP HR S P ERA WHIP	IP WLS BF H R ER SO BB IBB HBP BLK WP HR S P ERA WHIP	IP WLS BF H R ER SO BB IBB HBP BLK WP HR S P ERA WHIP	IP WLS BF H R ER SO BB IBB HBP BLK WP HR S P ERA WHIP	IP WLS BF H R ER SO BB IBB HBP BLK WP HR S P ERA WHIP	IP WLS BF H R ER SO BB IBB HBP BLK WP HR S P ERA WHIP

Detroit Tigers @ Milwaukee Brewers
Milwaukee County Stadium, Milwaukee, WI
Wed Jun 23 1976, 8:05 PM EDT
Alt. 9,807 - Unknown - 64 F

AB 36
R 9
H 13
RBI 8
BB 4
SO 6
LOB 20




Batter	1	2	3	4	5	6	7	8	9	AB	R	H	RBI	BB	SO	LOB	TOP										
Ron LeFlore, R (1, 8) OBP: 0.396, SLG: 0.470										4	0	2	1	0	2	1	Detroit Tigers @ Boston Red Sox Fenway Park, Boston, MA Fri Jun 25 1976, 7:05 PM EDT Att: 27,942 - Unknown - 80 F										
Tom Verzyer, R (1, 6) OBP: 0.284, SLG: 0.277										4	1	1	0	0	1	2											
Ben Oglivie, L (1, 9) OBP: 0.279, SLG: 0.464										4	0	1	0	0	0	1											
Rusty Staub, L (1, 10) OBP: 0.405, SLG: 0.431										4	1	1	0	0	1	2											
Jason Thompson, L (1, 3) OBP: 0.338, SLG: 0.433										4	0	0	0	0	3	2											
Alex Johnson, R (1, 7) OBP: 0.303, SLG: 0.389										4	2	2	0	0	1	0											
Aurelio Rodriguez, R (1, 5) OBP: 0.293, SLG: 0.354										4	1	1	3	0	1	1											
Bill Freehan, R (1, 2) OBP: 0.337, SLG: 0.398										4	0	0	0	0	1	1											
Pedro Garcia, R (1, 4) OBP: 0.243, SLG: 0.309										4	1	2	1	0	0	0											
Inning Stats	R: 1 E: 0 K: 2 S: 9	H: 2 LOB: 1 BB: 0 P: 9	R: 0 E: 0 K: 1 S: 5	H: 0 LOB: 0 BB: 0 P: 5	R: 0 E: 0 K: 0 S: 3	H: 1 LOB: 0 BB: 0 P: 3	R: 0 E: 0 K: 0 S: 3	H: 0 LOB: 0 BB: 0 P: 3	R: 1 E: 0 K: 1 S: 7	H: 2 LOB: 1 BB: 0 P: 7	R: 0 E: 0 K: 2 S: 7	H: 0 LOB: 0 BB: 0 P: 7	R: 0 E: 0 K: 2 S: 7	H: 0 LOB: 0 BB: 0 P: 7	R: 1 E: 0 K: 1 S: 7	H: 2 LOB: 1 BB: 0 P: 7	R: 3 E: 0 K: 1 S: 8	H: 3 LOB: 0 BB: 0 P: 8	1B: 6 2B: 3 3B: 0 HR: 1	SF: 0 SAC: 0 DP: 0 HBP: 0	WP: 1 PB: 0 SB: 1 CS: 1	PA: 36					
PITCHER	IP	WLS	BF	H	R	ER	SO	BB	IBB	HBP	BLK	WP	HR	S	P	ERA	WHIP										
Fergie Jenkins, R (1, 1) ERA: 3.32	7.1	L	28	7	3	3	9	0	0	0	0	1	0	46	46	3.68	0.955										
Tom House, L (8, 1) ERA: 3.94	1.0		5	2	2	2	1	0	0	0	0	0	0	7	7	18.00	2.000										
Tom Murphy, R (9, 1) ERA: 4.91	0.2		3	1	1	1	0	0	0	0	0	0	1	3	3	13.50	1.500										

Batter	1	2	3	4	5	6	7	8	9	AB	R	H	RBI	BB	SO	LOB	BOTTOM										
Cecil Cooper, L (1, 10) OBP: 0.265, SLG: 0.446										3	0	0	0	0	0	0	Detroit Tigers @ Boston Red Sox Fenway Park, Boston, MA Fri Jun 25 1976, 7:05 PM EDT Att: 27,942 - Unknown - 80 F										
Bobby Darwin, R (7, FH) OBP: 0.298, SLG: 0.365										1	0	0	0	0	0	1											
Doug Griffin, R (1, 4) OBP: 0.280, SLG: 0.227										3	0	0	0	1	0	0											
Fred Lynn, L (1, 8) OBP: 0.369, SLG: 0.458										3	0	1	0	1	1	2											
Carl Yastrzemski, L (1, 3) OBP: 0.333, SLG: 0.464										4	0	1	0	0	0	3											
Jim Rice, R (1, 7) OBP: 0.307, SLG: 0.480										4	1	0	0	0	1	2											
Carlton Fisk, R (1, 2) OBP: 0.376, SLG: 0.451										4	1	2	0	0	1	1											
Dwight Evans, R (1, 9) OBP: 0.316, SLG: 0.430										4	0	1	1	0	1	1											
Rico Petrocelli, R (1, 5) OBP: 0.333, SLG: 0.341										3	0	1	0	1	0	1											
Rick Burleson, R (1, 6) OBP: 0.306, SLG: 0.319										4	0	0	0	0	0	3											
Inning Stats	R: 0 E: 0 K: 1 S: 5	H: 1 LOB: 2 BB: 1 P: 9	R: 0 E: 0 K: 0 S: 4	H: 1 LOB: 0 BB: 0 P: 4	R: 0 E: 0 K: 0 S: 3	H: 0 LOB: 0 BB: 0 P: 3	R: 0 E: 0 K: 0 S: 4	H: 1 LOB: 1 BB: 0 P: 4	R: 0 E: 0 K: 0 S: 5	H: 2 LOB: 1 BB: 1 P: 9	R: 0 E: 0 K: 1 S: 5	H: 0 LOB: 1 BB: 1 P: 9	R: 0 E: 0 K: 2 S: 8	H: 1 LOB: 0 BB: 0 P: 8	1B: 4 2B: 2 3B: 0 HR: 0	SF: 0 SAC: 0 DP: 1 HBP: 0	WP: 0 PB: 0 SB: 1 CS: 0	PA: 36									
PITCHER	IP	WLS	BF	H	R	ER	SO	BB	IBB	HBP	BLK	WP	HR	S	P	ERA	WHIP										
Vern Ruhle, R (1, 1) ERA: 4.03	6.0		25	5	2	0	1	1	0	0	0	0	0	15	23	0.00	1.000										
John Hiller, L (7, 1) ERA: 2.99	3.0	W	11	1	0	0	3	1	1	0	0	0	0	15	23	0.00	0.667										

Batter	1	2	3	4	5	6	7	8	9	AB	R	H	RBI	BB	SO	LOB	TOP			
Ron LeFlore, R (1, 8) OBP: 0.394, SLG: 0.466	1-3		CS		G5-3			G3		4	0	1	0	0	0	2				
Tom Verzyer, R (1, 6) OBP: 0.289, SLG: 0.282	F9		CS	2B	SF9		K			4	1	2	0	0	1	0				
Ben Oglivie, L (1, 9) OBP: 0.278, SLG: 0.465	1-3			SF9			P4	G3		4	0	1	0	0	0	1				
Rusty Staub, L (1, 10) OBP: 0.403, SLG: 0.428		6-3			G3					4	0	1	0	0	0	2				
Dan Meyer, L (9, PR) OBP: 0.326, SLG: 0.353							L6			0	0	0	0	0	0	0				
Jason Thompson, L (1, 3) OBP: 0.332, SLG: 0.425		F8		SF9				F7		3	0	0	1	0	0	1				
Alex Johnson, R (1, 7) OBP: 0.298, SLG: 0.382		5-3			6-3			F9		4	0	0	0	0	0	2				
Aurelio Rodriguez, R (1, 5) OBP: 0.293, SLG: 0.352				6-3						4	0	1	0	0	0	1				
Bill Freehan, R (1, 2) OBP: 0.337, SLG: 0.396				5-3		G5-3		F8		3	0	1	0	0	0	1				
Pedro Garcia, R (1, 4) OBP: 0.250, SLG: 0.311				1B					P9	2	0	1	0	0	0	0				
Inning Stats	R: 0 E: 0 K: 0 S: 3	H: 0 LOB: 0 BB: 0 P: 3	R: 0 E: 0 K: 0 S: 3	H: 0 LOB: 0 BB: 0 P: 3	R: 0 E: 0 K: 0 S: 3	H: 1 LOB: 1 BB: 0 P: 4	R: 1 E: 0 K: 0 S: 5	H: 2 LOB: 1 BB: 0 P: 5	R: 0 E: 0 K: 1 S: 5	H: 0 LOB: 0 BB: 0 P: 5	R: 0 E: 0 K: 0 S: 4	H: 1 LOB: 1 BB: 0 P: 4	R: 0 E: 0 K: 0 S: 4	H: 1 LOB: 1 BB: 0 P: 4	R: 0 E: 0 K: 0 S: 4	H: 1 LOB: 1 BB: 0 P: 4	1B: 7 2B: 1 3B: 0 HR: 0	SF: 1 SAC: 0 DP: 1 HBP: 1	WP: 0 PB: 0 SB: 0 CS: 1	PA: 35
PITCHER Luis Tiant, R (1, 1) ERA: 2.78	IP: 9.0 WLS: W BF: 34 H: 8 R: 1 ER: 1 SO: 1 BB: 0 IBB: 0 HBP: 1 BLK: 0 WP: 0 HR: 0 S: 35 P: 36 ERA: 1.00 WHIP: 0.889															PITCHER				

Detroit Tigers @ Boston Red Sox
Fenway Park, Boston, MA
Sat Jun 26 1976, 3:33 AM EDT
Att: 28,520 - Unknown - 79 F


AB 32
R 1
H 8
RBI 1
BB 0
SO 1
LOB 10



Batter	1	2	3	4	5	6	7	8	9	AB	R	H	RBI	BB	SO	LOB	BOTTOM			
Steve Dillard, R (1, 10) OBP: 0.373, SLG: 0.400	FC5-4		F9		1-3			5-3		4	0	1	0	0	0	0				
Rick Burleson, R (1, 6) OBP: 0.305, SLG: 0.318	F7				5-3			5-3		4	0	1	0	0	0	1				
Carlton Fisk, R (1, 2) OBP: 0.373, SLG: 0.443	FC5-4		5-3		L7			F8		4	0	0	0	0	0	2				
Jim Rice, R (1, 7) OBP: 0.302, SLG: 0.471	F8			5-3			P4	6-3		4	0	0	0	0	0	1				
Bobby Darwin, R (1, 9) OBP: 0.296, SLG: 0.370		6-3			5-3					4	0	1	0	0	0	0				
Rick Miller, L (9, PR) OBP: 0.341, SLG: 0.357							P3			0	1	0	0	0	0	0				
Carl Yastrzemski, L (1, 3) OBP: 0.340, SLG: 0.467								L9		3	1	2	0	1	0	1				
Dwight Evans, R (1, 8) OBP: 0.315, SLG: 0.425		FC6-4		E	E4			F8		3	0	0	0	1	0	3				
Rico Petrocelli, R (1, 5) OBP: 0.332, SLG: 0.341								6-3		3	0	1	2	0	0	1				
Doug Griffin, R (1, 4) OBP: 0.271, SLG: 0.218					1-3		P3			3	0	0	0	0	0	2				
Inning Stats	R: 0 E: 0 K: 0 S: 4	H: 1 LOB: 1 BB: 0 P: 4	R: 0 E: 0 K: 0 S: 3	H: 0 LOB: 1 BB: 1 P: 7	R: 0 E: 0 K: 0 S: 4	H: 1 LOB: 1 BB: 0 P: 4	R: 1 E: 1 K: 0 S: 6	H: 2 LOB: 2 BB: 0 P: 6	R: 0 E: 0 K: 0 S: 3	H: 0 LOB: 0 BB: 0 P: 3	R: 0 E: 0 K: 0 S: 4	H: 1 LOB: 1 BB: 0 P: 4	R: 0 E: 0 K: 0 S: 3	H: 0 LOB: 0 BB: 0 P: 3	R: 0 E: 0 K: 0 S: 3	H: 1 LOB: 2 BB: 1 P: 7	1B: 5 2B: 1 3B: 0 HR: 0	SF: 1 SAC: 0 DP: 0 HBP: 0	WP: 0 PB: 0 SB: 2 CS: 0	PA: 35
PITCHER Dave Roberts, L (1, 1) ERA: 3.28	IP: 8.2 WLS: L BF: 35 H: 6 R: 2 ER: 1 SO: 0 BB: 1 IBB: 1 HBP: 0 BLK: 0 WP: 0 HR: 0 S: 33 P: 41 ERA: 1.04 WHIP: 0.808															PITCHER				

Detroit Tigers @ Boston Red Sox
Fenway Park, Boston, MA
Sat Jun 26 1976, 3:33 AM EDT
Att: 28,520 - Unknown - 79 F

AB 32
R 2
H 6
RBI 2
BB 2
SO 0
LOB 11



Batter	1	2	3	4	5	6	7	8	9	AB	R	H	RBI	BB	SO	LOB	TOP
Mickey Rivers, L (1.8) OBP: 0.338, SLG: 0.461	G3		G3		4-3			6-3		4	0	0	0	0	0	0	
Roy White, S (1.7) OBP: 0.371, SLG: 0.420	4-3		2B			F8		2B		4	0	2	0	0	0	0	
Carlos May, L (1.10) OBP: 0.328, SLG: 0.297	1B		4-3			4-3		4-3		4	0	1	0	0	0	2	
Chris Chambliss, L (1.3) OBP: 0.334, SLG: 0.444	K				F9		F7		K	4	0	0	0	0	2	1	
Graig Nettles, L (1.5) OBP: 0.311, SLG: 0.411		F5		1B					4-3	4	0	2	0	0	0	0	
Oscar Gamble, L (1.9) OBP: 0.328, SLG: 0.434		F9		F8			F8		1B	4	0	1	0	0	0	2	
Eliot Hendricks, L (1.2) OBP: 0.223, SLG: 0.266		HR		F8			F7		1B	4	1	1	1	0	0	3	
Willie Randolph, R (1.4) OBP: 0.369, SLG: 0.333		F8				6-3		1-3		3	0	0	0	0	0	1	
Jim Mason, L (1.6) OBP: 0.180, SLG: 0.210			4-3				F7		4-3	3	0	0	0	0	0	0	
Inning Stats	R: 0 E: 0 K: 1 S: 6	H: 1 LOB: 1 BB: 0 P: 6	R: 1 E: 0 K: 0 S: 4	H: 1 LOB: 0 BB: 0 P: 4	R: 0 E: 0 K: 0 S: 4	H: 1 LOB: 1 BB: 0 P: 4	R: 0 E: 0 K: 0 S: 3	H: 0 LOB: 0 BB: 0 P: 3	R: 0 E: 0 K: 0 S: 3	H: 1 LOB: 1 BB: 0 P: 4	R: 0 E: 0 K: 0 S: 4	H: 1 LOB: 1 BB: 0 P: 4	R: 0 E: 0 K: 1 S: 6	H: 1 LOB: 1 BB: 0 P: 6	1B: 4 2B: 2 3B: 0 HR: 1	SF: 0 SAC: 0 DP: 0 HBP: 0	WP: 0 PA: 34 PB: 0 SB: 0 CS: 0
PITCHER Mark Fidryk, R (1.1) ERA: 2.05	IP: 9.0 WLS: W BF: 34 H: 7 R: 1 ER: 1 SO: 2 BB: 0 IBB: 0 HBP: 0 BLK: 0 WP: 0 HR: 1 S: 38 P: 38 ERA: 1.00 WHIP: 0.778																

New York Yankees @ Detroit Tigers
Tiger Stadium, Detroit, MI
Mon Jun 28 1976, 7:05 PM EDT
Att: 47,855 - Unknown

AB 34
R 1
H 7
RBI 1
BB 0
SO 2
LOB 9



Batter	1	2	3	4	5	6	7	8	9	AB	R	H	RBI	BB	SO	LOB	BOTTOM		
Ron LeFlore, R (1.8) OBP: 0.401, SLG: 0.467	FC5-4 BB		F8 S 1B		K			1B S 4-3 1B		3	1	2	0	1	1	1			
Tom Verzyer, R (1.6) OBP: 0.289, SLG: 0.283	FC5-4 HR 1-2		F8 1-3			4-3		4-3 2B 1B		4	2	1	0	0	0	2			
Rusty Staub, L (1.9) OBP: 0.403, SLG: 0.434	1-H HR		K			G3		4-3		4	1	1	3	0	1	2			
Alex Johnson, R (1.10) OBP: 0.297, SLG: 0.384	6-3				L3		6-3	2-3 3-H 2B		4	0	1	1	0	0	0			
Jason Thompson, L (1.3) OBP: 0.330, SLG: 0.429	4-3				F8		L3	4-3		4	0	0	0	0	0	1			
Aurelio Rodriguez, R (1.5) OBP: 0.292, SLG: 0.360		F9			6-3		HR			3	1	1	1	0	0	0			
Mickey Stanley, R (1.7) OBP: 0.350, SLG: 0.389		5-3			F7		G3			3	0	0	0	0	0	0			
Pedro Garcia, R (1.4) OBP: 0.242, SLG: 0.300		F7			4-3		6-3			3	0	0	0	0	0	0			
Bruce Kimm, R (1.2) OBP: 0.288, SLG: 0.279			F8		F8		E4		5-3	3	0	0	0	0	0	0			
Inning Stats	R: 2 E: 0 K: 0 S: 4	H: 1 LOB: 0 BB: 1 P: 8	R: 0 E: 0 K: 0 S: 3	H: 0 LOB: 0 BB: 0 P: 3	R: 0 E: 0 K: 1 S: 6	H: 1 LOB: 1 BB: 0 P: 6	R: 0 E: 0 K: 0 S: 3	H: 0 LOB: 0 BB: 0 P: 3	R: 0 E: 1 K: 1 S: 6	H: 0 LOB: 1 BB: 0 P: 6	R: 0 E: 0 K: 0 S: 3	H: 0 LOB: 0 BB: 0 P: 3	R: 1 E: 0 K: 0 S: 4	H: 1 LOB: 1 BB: 0 P: 4	R: 2 E: 0 K: 0 S: 6	H: 3 LOB: 1 BB: 0 P: 6	1B: 3 2B: 1 3B: 0 HR: 2	SF: 0 SAC: 0 DP: 0 HBP: 0	WP: 0 PA: 32 PB: 0 SB: 2 CS: 0
PITCHER Ken Holtzman, L (1.1) ERA: 3.1	IP: 8.0 WLS: L BF: 32 H: 6 R: 5 ER: 5 SO: 2 BB: 1 IBB: 0 HBP: 0 BLK: 0 WP: 0 HR: 2 S: 35 P: 39 ERA: 5.62 WHIP: 0.875																		

New York Yankees @ Detroit Tigers
Tiger Stadium, Detroit, MI
Mon Jun 28 1976, 7:05 PM EDT
Att: 47,855 - Unknown

AB 31
R 5
H 6
RBI 5
BB 1
SO 2
LOB 6



Batter	1	2	3	4	5	6	7	8	9	AB	R	H	RBI	BB	SO	LOB	TOP										
Mickey Rivers, L (1, 8) OBP: 0.343, SLG: 0.465										4	1	2	0	1	1	0	New York Yankees @ Detroit Tigers Tiger Stadium, Detroit, MI Tue Jun 29 1976, 7:05 PM EDT Att: 21,350 - Unknown										
Roy White, S (1, 7) OBP: 0.371, SLG: 0.420										5	1	2	0	0	0	3											
Thurman Munson, R (1, 10) OBP: 0.353, SLG: 0.472										5	1	3	2	0	1	0											
Lou Piniella, R (1, 9) OBP: 0.318, SLG: 0.417 Oscar Gamble, L (7, PH) OBP: 0.326, SLG: 0.431										2	1	1	0	0	1	2											
Chris Chambliss, L (1, 3) OBP: 0.337, SLG: 0.455										4	1	2	1	0	1	4											
Graig Nettles, L (1, 5) OBP: 0.307, SLG: 0.405										4	0	0	0	0	3	5											
Fran Healy, R (1, 2) OBP: 0.348, SLG: 0.283										4	0	1	2	0	1	1											
Willie Randolph, R (1, 4) OBP: 0.363, SLG: 0.328										4	0	0	0	0	2	1											
Fred Stanley, R (1, 6) OBP: 0.305, SLG: 0.262 Otto Velez, R (8, PH) OBP: 0.373, SLG: 0.313 Jim Mason, L (8, 6) OBP: 0.180, SLG: 0.210										2	0	0	0	1	0	0											
Inning Stats	R: 4 E: 0 K: 2 S: 12	H: 5 LOB: 1 BB: 0 P: 12	R: 0 E: 0 K: 2 S: 9	H: 2 LOB: 2 BB: 0 P: 9	R: 0 E: 0 K: 1 S: 5	H: 1 LOB: 0 BB: 0 P: 5	R: 0 E: 0 K: 1 S: 6	H: 1 LOB: 1 BB: 0 P: 6	R: 0 E: 1 K: 0 S: 4	H: 1 LOB: 1 BB: 2 P: 4	R: 1 E: 0 K: 1 S: 6	H: 1 LOB: 0 BB: 0 P: 6	R: 0 E: 0 K: 3 S: 9	H: 0 LOB: 0 BB: 0 P: 9	R: 0 E: 0 K: 1 S: 5	H: 0 LOB: 0 BB: 0 P: 5		1B: 8 2B: 2 3B: 0 HR: 1	SF: 0 SAC: 1 DP: 2 HBP: 0	WP: 0 PB: 0 SB: 1 CS: 0	PA: 39						
PITCHER	IP	WLS	BF	H	R	ER	SO	BB	IBB	HBP	BLK	WP	HR	S	P	ERA	WHIP										
Jim Crawford, L (1, 1) ERA: 5.45	0.2		7	5	4	4	2	0	0	0	0	0	0	11	11	54.00	7.500										
Dave Lemanczyk, R (1, 1) ERA: 5.91	6.1	W	26	6	1	1	5	2	0	0	0	0	1	34	42	1.42	1.263										
John Hiller, L (8, 1) ERA: 2.85	2.0	S	6	0	0	0	4	0	0	0	0	0	0	14	14	0.00	0.000										

Batter	1	2	3	4	5	6	7	8	9	AB	R	H	RBI	BB	SO	LOB	BOTTOM										
Ron LeFlore, R (1, 8) OBP: 0.399, SLG: 0.472										4	1	1	2	0	2	3	New York Yankees @ Detroit Tigers Tiger Stadium, Detroit, MI Tue Jun 29 1976, 7:05 PM EDT Att: 21,350 - Unknown										
Tom Verzyer, R (1, 6) OBP: 0.294, SLG: 0.288										4	0	2	2	0	0	0											
Dan Meyer, L (1, 7) OBP: 0.313, SLG: 0.336 Mickey Stanley, R (7, PH) OBP: 0.344, SLG: 0.382										3	0	0	0	0	1	2											
Rusty Staub, L (1, 9) OBP: 0.404, SLG: 0.445										3	2	1	1	1	0	0											
Jason Thompson, L (1, 3) OBP: 0.333, SLG: 0.446										4	1	2	1	0	0	0											
Alex Johnson, R (1, 10) OBP: 0.292, SLG: 0.378										4	0	0	0	0	1	2											
Aurelio Rodriguez, R (1, 5) OBP: 0.299, SLG: 0.366										4	1	3	1	0	0	0											
John Wockenfuss, R (1, 2) OBP: 0.403, SLG: 0.491										3	1	1	0	0	0	2											
Pedro Garcia, R (1, 4) OBP: 0.245, SLG: 0.302 Ben Ogilvie, L (7, PH) OBP: 0.291, SLG: 0.480 Jerry Manuel, S (8, 4) OBP: 0.250, SLG: 0.194										2	0	1	0	0	0	0											
Inning Stats	R: 0 E: 0 K: 1 S: 5	H: 0 LOB: 0 BB: 0 P: 5	R: 0 E: 0 K: 0 S: 3	H: 0 LOB: 0 BB: 0 P: 3	R: 1 E: 0 K: 2 S: 10	H: 3 LOB: 2 BB: 0 P: 10	R: 1 E: 0 K: 0 S: 4	H: 2 LOB: 1 BB: 1 P: 8	R: 0 E: 1 K: 0 S: 3	H: 0 LOB: 0 BB: 0 P: 3	R: 1 E: 0 K: 0 S: 4	H: 1 LOB: 0 BB: 0 P: 4	R: 3 E: 0 K: 0 S: 6	H: 4 LOB: 0 BB: 0 P: 6	R: 1 E: 0 K: 1 S: 6	H: 2 LOB: 1 BB: 0 P: 6		1B: 8 2B: 1 3B: 1 HR: 2	SF: 0 SAC: 0 DP: 3 HBP: 0	WP: 0 PB: 0 SB: 0 CS: 0	PA: 34						
PITCHER	IP	WLS	BF	H	R	ER	SO	BB	IBB	HBP	BLK	WP	HR	S	P	ERA	WHIP										
Doyle Alexander, R (1, 1) ERA: 3.63	6.1		26	7	4	4	3	1	0	0	0	0	1	31	35	5.68	1.263										
Sparky Lyle, L (7, 1) ERA: 2.11	1.2	L	8	5	3	3	1	0	0	0	0	0	1	10	10	16.20	3.000										

Batter	1	2	3	4	5	6	7	8	9	AB	R	H	RBI	BB	SO	LOB	TOP			
Ron LeFlore, R OBP: 0.394, SLG: 0.465 (1, 8)	1-3		6-3		5-3			F8		4	0	0	0	0	0	1				
Tom Verzyer, R OBP: 0.288, SLG: 0.282 (1, 6)	K			6-3		F9		1-3		4	0	0	0	0	1	0				
Rusty Staub, L OBP: 0.405, SLG: 0.446 (1, 9)				3-1 E WP	1B	4-3		3-1		4	1	2	0	0	0	0				
Alex Johnson, R OBP: 0.296, SLG: 0.392 (1, 10)	F9			E6 WP	3-1					4	1	2	1	0	0	2				
Jason Thompson, L OBP: 0.332, SLG: 0.439 (1, 3)				3-1						3	0	0	0	1	1	3				
Aurelio Rodriguez, R OBP: 0.254, SLG: 0.361 (1, 5)	F8			1-2 2-3		F3		6-3		4	0	0	0	0	0	3				
Mickey Stanley, R OBP: 0.323, SLG: 0.356 (1, 7)	K					5-3		5-3		4	0	0	0	0	1	1				
Bill Freehan, R OBP: 0.336, SLG: 0.394 (1, 2)				F4				5-3		3	0	1	0	0	0	0				
Pedro Garcia, R OBP: 0.241, SLG: 0.297 (1, 4)			1-3			K		5-3		3	0	0	0	0	1	1				
Inning Stats	R: 0 E: 0 K: 1 S: 6	H: 1 LOB: 1 BB: 0 P: 6	R: 0 E: 0 K: 1 S: 5	H: 0 LOB: 0 BB: 0 P: 5	R: 0 E: 0 K: 0 S: 3	H: 0 LOB: 0 BB: 0 P: 3	R: 1 E: 1 K: 0 S: 5	H: 1 LOB: 1 BB: 0 P: 5	R: 0 E: 0 K: 1 S: 6	H: 1 LOB: 1 BB: 0 P: 6	R: 1 E: 0 K: 0 S: 4	H: 1 LOB: 1 BB: 1 P: 8	R: 0 E: 0 K: 0 S: 3	H: 0 LOB: 0 BB: 0 P: 3	R: 0 E: 0 K: 1 S: 6	H: 1 LOB: 1 BB: 0 P: 6	1B: 4 2B: 0 3B: 0 HR: 1	SF: 0 SAC: 0 DP: 0 HBP: 0	WP: 1 PB: 0 SB: 1 CS: 0	PA: 34
PITCHER Rudy May, L ERA: 4.04 (1, 1)	IP: 9.0 WLS: L BF: 34 H: 5 R: 2 ER: 1 SO: 4 BB: 1 IBB: 0 HBP: 0 BLK: 0 WP: 1 HR: 1 S: 41 P: 45 ERA: 1.00 WHIP: 0.667															PITCHER				

Detroit Tigers @ Baltimore Orioles
Memorial Stadium, Baltimore, MD
Thu Jul 01 1976, 7:05 PM EDT
Att: 8,746 - Unknown

AB	33
R	2
H	5
RBI	1
BB	1
SO	4
LOB	11



Batter	1	2	3	4	5	6	7	8	9	AB	R	H	RBI	BB	SO	LOB	BOTTOM			
Tommy Harper, R OBP: 0.320, SLG: 0.286 (1, 10)	K			SH5-3 1B		F8		B3		4	0	1	0	0	1	1				
Mark Belanger, R OBP: 0.341, SLG: 0.347 (1, 6)	3-1			SH5-3		5-3		F2		3	0	0	0	0	0	1				
Bobby Grich, R OBP: 0.388, SLG: 0.430 (1, 4)	L7			F8						3	0	0	0	1	0	1				
Reggie Jackson, L OBP: 0.296, SLG: 0.419 (1, 9)				L6						4	0	0	0	0	1	2				
Lee May, R OBP: 0.282, SLG: 0.425 (1, 3)	F8					E6 1B		L7		4	0	0	0	0	0	0				
Andres Mora, R OBP: 0.276, SLG: 0.432 (1, 7)	K									3	0	1	0	0	2	0				
Paul Blair, R OBP: 0.261, SLG: 0.273 (1, 8)				5-3				6-3		3	0	1	0	0	0	0				
Brooks Robinson, R OBP: 0.235, SLG: 0.319 (1, 5)				6-3		F8		F9		3	0	0	0	0	0	3				
Dave Duncan, R OBP: 0.308, SLG: 0.306 (1, 2)				6-3		G6-4-3				3	0	1	0	0	0	3				
Inning Stats	R: 0 E: 0 K: 1 S: 5	H: 0 LOB: 0 BB: 0 P: 5	R: 0 E: 0 K: 1 S: 5	H: 0 LOB: 0 BB: 0 P: 5	R: 0 E: 0 K: 0 S: 3	H: 0 LOB: 0 BB: 0 P: 3	R: 0 E: 0 K: 0 S: 4	H: 1 LOB: 1 BB: 0 P: 4	R: 0 E: 1 K: 0 S: 5	H: 2 LOB: 2 BB: 0 P: 5	R: 0 E: 0 K: 1 S: 5	H: 0 LOB: 1 BB: 1 P: 9	R: 0 E: 0 K: 1 S: 5	H: 0 LOB: 0 BB: 0 P: 5	R: 0 E: 0 K: 0 S: 4	H: 1 LOB: 1 BB: 0 P: 4	1B: 4 2B: 0 3B: 0 HR: 0	SF: 0 SAC: 1 DP: 1 HBP: 0	WP: 0 PB: 0 SB: 0 CS: 0	PA: 32
PITCHER Dave Roberts, L ERA: 3.02 (1, 1)	IP: 9.0 WLS: W BF: 32 H: 4 R: 0 ER: 0 SO: 4 BB: 1 IBB: 0 HBP: 0 BLK: 0 WP: 0 HR: 0 S: 39 P: 43 ERA: 0.00 WHIP: 0.556															PITCHER				

Detroit Tigers @ Baltimore Orioles
Memorial Stadium, Baltimore, MD
Thu Jul 01 1976, 7:05 PM EDT
Att: 8,746 - Unknown

AB	30
R	0
H	4
RBI	0
BB	1
SO	4
LOB	11



Batter	1	2	3	4	5	6	7	8	9	AB	R	H	RBI	BB	SO	LOB	TOP			
Al Bumby, L OBP: 0.345, SLG: 0.400 (1, 7)										3	0	1	0	1	0	1				
Paul Blair, R OBP: 0.268, SLG: 0.267 (1, 8)										1	0	0	0	1	0	1				
Tony Muser, L OBP: 0.296, SLG: 0.252 (8, FH)										1	0	1	0	0	0	0				
Bobby Grich, R OBP: 0.385, SLG: 0.430 (1, 4)										4	0	1	0	0	1	2				
Reggie Jackson, L OBP: 0.295, SLG: 0.414 (1, 9)										4	0	0	0	0	0	3				
Lee May, R OBP: 0.276, SLG: 0.414 (1, 3)										4	0	0	0	0	2	3				
Andres Mora, R OBP: 0.282, SLG: 0.408 (1, 10)										4	0	0	0	0	1	3				
Mark Belanger, R OBP: 0.339, SLG: 0.353 (1, 6)										4	0	0	0	0	0	3				
Brooks Robinson, R OBP: 0.245, SLG: 0.322 (1, 5)										2	0	1	0	1	0	0				
Dave Duncan, R OBP: 0.303, SLG: 0.296 (1, 2)										3	0	0	0	0	0	2				
Inning Stats	R: 0 E: 0 K: 1 S: 5	H: 1 LOB: 1 BB: 0 P: 5	R: 0 E: 0 K: 0 S: 3	H: 0 LOB: 0 BB: 0 P: 3	R: 0 E: 0 K: 0 S: 3	H: 0 LOB: 1 BB: 1 P: 7	R: 0 E: 0 K: 2 S: 9	H: 1 LOB: 3 BB: 1 P: 13	R: 0 E: 0 K: 0 S: 3	H: 0 LOB: 0 BB: 0 P: 3	R: 0 E: 0 K: 0 S: 4	H: 1 LOB: 1 BB: 0 P: 4	R: 0 E: 0 K: 0 S: 4	H: 1 LOB: 1 BB: 0 P: 4	R: 0 E: 0 K: 1 S: 5	H: 0 LOB: 0 BB: 0 P: 5	1B: 4 2B: 1 3B: 0 HR: 0	SF: 0 SAC: 1 DP: 1 HBP: 0	WP: 1 PB: 0 SB: 0 CS: 1	PA: 34
PITCHER Mark Fidrych, R ERA: 1.85 (1, 1)	IP: 9.0 WLS: W BF: 34 H: 4 R: 0 ER: 0 SO: 4 BB: 3 IBB: 0 HBP: 0 BLK: 0 WP: 1 HR: 0 S: 39 P: 51 ERA: 0.00 WHIP: 0.778															PITCHER				

Baltimore Orioles @ Detroit Tigers
Tiger Stadium, Detroit, MI
Sat Jul 03 1976, 7:05 PM EDT
Att: 51,032 - Unknown

AB	30
R	0
H	4
RBI	0
BB	3
SO	4
LOB	18



Batter	1	2	3	4	5	6	7	8	9	AB	R	H	RBI	BB	SO	LOB	BOTTOM			
Ron LeFlore, R OBP: 0.390, SLG: 0.458 (1, 8)										4	1	1	0	0	2	2				
Tom Verzyer, R OBP: 0.286, SLG: 0.277 (1, 6)										3	1	1	0	1	0	0				
Rusty Staub, L OBP: 0.398, SLG: 0.448 (1, 9)										4	1	1	3	0	1	1				
Alex Johnson, R OBP: 0.299, SLG: 0.398 (1, 10)										4	0	1	0	0	0	0				
Jason Thompson, L OBP: 0.332, SLG: 0.450 (1, 3)										3	1	1	1	0	1	0				
Aurelio Rodriguez, R OBP: 0.289, SLG: 0.354 (1, 5)										3	0	0	0	0	0	0				
Mickey Stanley, R OBP: 0.324, SLG: 0.355 (1, 7)										3	0	1	0	0	0	0				
Pedro Garcia, R OBP: 0.238, SLG: 0.289 (1, 4)										2	0	0	0	1	0	0				
Bruce Kimm, R OBP: 0.289, SLG: 0.296 (1, 2)										3	0	1	0	0	0	0				
Inning Stats	R: 3 E: 0 K: 0 S: 5	H: 2 LOB: 0 BB: 1 P: 9	R: 0 E: 0 K: 0 S: 3	H: 0 LOB: 0 BB: 0 P: 3	R: 0 E: 1 K: 0 S: 4	H: 1 LOB: 2 BB: 0 P: 4	R: 1 E: 0 K: 1 S: 7	H: 3 LOB: 2 BB: 1 P: 11	R: 0 E: 0 K: 1 S: 5	H: 0 LOB: 0 BB: 0 P: 5	R: 0 E: 0 K: 1 S: 5	H: 0 LOB: 0 BB: 0 P: 5	R: 0 E: 0 K: 0 S: 3	H: 0 LOB: 0 BB: 0 P: 3	R: 0 E: 0 K: 0 S: 3	H: 0 LOB: 0 BB: 0 P: 3	1B: 3 2B: 3 3B: 0 HR: 2	SF: 0 SAC: 0 DP: 1 HBP: 0	WP: 0 PB: 0 SB: 1 CS: 1	PA: 31
PITCHER Mike Cuellar, L ERA: 5.14 Dave Pagan, R ERA: 2.82 (4, 1)	IP: 3.2 WLS: L BF: 18 H: 6 R: 4 ER: 4 SO: 4 BB: 2 IBB: 0 HBP: 0 BLK: 0 WP: 0 HR: 2 S: 16 P: 24 ERA: 9.82 WHIP: 2.182															PITCHER				

Baltimore Orioles @ Detroit Tigers
Tiger Stadium, Detroit, MI
Sat Jul 03 1976, 7:05 PM EDT
Att: 51,032 - Unknown

AB	29
R	4
H	7
RBI	4
BB	2
SO	4
LOB	3



Batter	1	2	3	4	5	6	7	8	9	AB	R	H	RBI	BB	SO	LOB	TOP										
Al Bumbry, L OBP: 0.341, SLG: 0.394 Paul Blair, R OBP: 0.256, SLG: 0.264 (7, PH)	0-0 4-3		0-0 F7		0-3 K		0-3 K		0-0 F7	3	0	0	0	0	1	0	Baltimore Orioles @ Detroit Tigers Tiger Stadium, Detroit, MI Sun Jul 04 1976, 3:33 AM EDT Att: 14,454 - Unknown										
Mark Belanger, R OBP: 0.344, SLG: 0.355	0-3 K		0-3 K		4-0 CS BB			0-0 E 1B	4	2	2	0	1	2	0												
Bobby Grich, R OBP: 0.389, SLG: 0.429	0-0 F8			0-0 1B WP 1B	0-0 L6			4-0 E BB 1-2	3	3	1	0	2	0	1												
Reggie Jackson, L OBP: 0.302, SLG: 0.419		0-0 G3		0-0 1B 1-3 1B		0-0 CS 1B		0-0 E8 BB 1-3 2-H 3-H 1B	5	0	3	1	0	0	2												
Andres Mora, R OBP: 0.259, SLG: 0.408	0-0 F8		0-0 F6		0-3 K		0-3 K	0-0 2B	5	0	1	2	0	2	5												
Tony Muser, L OBP: 0.303, SLG: 0.255 Lee May, R OBP: 0.277, SLG: 0.412 (8, PH)	4-0 2B BB		0-0 1B E 1B		0-0 4-3			4-0 BB IBB	2	2	1	1	1	0	0												
Ken Singleton, S OBP: 0.336, SLG: 0.325	0-0 1-H 2B		0-0 E 1-3 1B		0-0 4-3		0-0 1-2 2-3 3-H BB		3	0	2	2	1	0	0												
Doug DeCinces, R OBP: 0.269, SLG: 0.347	0-0 F5		0-0 E6 FC6-4		0-0 FC3-6 1B		0-3 K		4	0	1	0	0	1	5												
Rick Dempsey, R OBP: 0.203, SLG: 0.153			0-0 F9		0-0 FC6-4		0-0 FC3-6 1-2 1B	0-0 G3	4	0	0	0	0	0	6												
Inning Stats	R: 0 E: 0 K: 1 S: 5	H: 0 LOB: 0 BB: 0 P: 5	R: 1 E: 0 K: 0 S: 4	H: 1 LOB: 1 BB: 1 P: 8	R: 0 E: 0 K: 1 S: 5	H: 0 LOB: 0 BB: 0 P: 5	R: 2 E: 1 K: 0 S: 7	H: 4 LOB: 2 BB: 0 P: 7	R: 0 E: 0 K: 1 S: 4	H: 1 LOB: 0 BB: 0 P: 8	R: 0 E: 0 K: 1 S: 6	H: 1 LOB: 1 BB: 0 P: 6	R: 2 E: 1 K: 2 S: 9	H: 2 LOB: 3 BB: 3 P: 21	R: 2 E: 0 K: 1 S: 7	H: 2 LOB: 1 BB: 1 P: 11		1B: 9 2B: 3 3B: 0 HR: 0	SF: 0 SAC: 0 DP: 1 HBP: 0	WP: 1 PB: 0 SB: 2 CS: 2	PA: 42						
PITCHER	IP	WLS	BF	H	R	ER	SO	BB	IBB	HBP	BLK	WP	HR	S	P	ERA	WHIP										
Frank McCormack, R ERA: 4.15	(1, 1)	6.2	27	7	3	2	4	2	0	0	0	1	0	33	41	2.70	1.350										
John Hillier, L ERA: 3.32	(7, 1)	2.1	L 15	4	4	4	4	3	1	0	0	0	0	19	35	15.43	3.000										

AB	36
R	7
H	11
RBI	6
BB	6
SO	8
LOB	21



Batter	1	2	3	4	5	6	7	8	9	AB	R	H	RBI	BB	SO	LOB	BOTTOM										
Ron LeFlore, R OBP: 0.390, SLG: 0.456	4-0 E BB		0-3 K		0-0 S HR 1B		0-3 K		0-0 6-3	4	2	1	0	1	2	0	Baltimore Orioles @ Detroit Tigers Tiger Stadium, Detroit, MI Sun Jul 04 1976, 3:33 AM EDT Att: 14,454 - Unknown										
Tom Verzer, R OBP: 0.280, SLG: 0.270	0-0 L4		0-0 5-3		0-0 F2		0-0 5-3		0-0 F3	5	0	0	0	0	2												
Dan Meyer, L OBP: 0.317, SLG: 0.369	0-0 E3		0-0 3-1		0-0 HR		0-0 2B		0-0 3-1	5	2	2	3	0	0												
Rusty Staub, L OBP: 0.399, SLG: 0.444	0-0 4-3		0-0 1-3		4-0 1B BB		4-0 IBB			2	0	0	0	2	0												
Jason Thompson, L OBP: 0.335, SLG: 0.449	4-0 1B BB		0-0 G3		0-0 FC6-4 1B		0-3 K			3	0	1	0	1	2												
Alex Johnson, R OBP: 0.302, SLG: 0.399	0-0 1-2 3-H 1B		0-0 6-3		0-0 FC6-4			0-0 SH1-4 1B	4	0	2	1	0	0	2												
Aurelio Rodriguez, R OBP: 0.289, SLG: 0.354	0-0 F9		0-0 FC6-4 1B		0-0 4-3			0-0 SH1-4	3	0	1	0	0	0	2												
Pedro Garcia, R OBP: 0.235, SLG: 0.284 Ben Ojivira, L OBP: 0.287, SLG: 0.477 John Wockenfuss, R OBP: 0.403, SLG: 0.491		0-0 6-3		0-0 FC6-4		0-0 1-3		0-3 K	3	0	0	0	0	0	1												
Bruce Kimm, R OBP: 0.278, SLG: 0.284 Mickey Stanley, R OBP: 0.319, SLG: 0.349 Jerry Manuel, S OBP: 0.250, SLG: 0.194		0-0 F4		0-0 F8		0-0 F5		0-3 K	3	0	0	0	0	0	0												
Inning Stats	R: 2 E: 2 K: 0 S: 5	H: 1 LOB: 2 BB: 2 P: 13	R: 0 E: 0 K: 1 S: 5	H: 0 LOB: 0 BB: 0 P: 5	R: 0 E: 0 K: 0 S: 3	H: 0 LOB: 0 BB: 0 P: 3	R: 0 E: 0 K: 0 S: 4	H: 1 LOB: 1 BB: 0 P: 4	R: 2 E: 0 K: 0 S: 6	H: 3 LOB: 2 BB: 1 P: 10	R: 0 E: 0 K: 0 S: 3	H: 0 LOB: 0 BB: 0 P: 3	R: 0 E: 0 K: 2 S: 8	H: 1 LOB: 2 BB: 1 P: 12	R: 0 E: 0 K: 2 S: 8	H: 1 LOB: 1 BB: 0 P: 8		R: 0 E: 0 K: 0 S: 3	H: 0 LOB: 0 BB: 0 P: 3	1B: 5 2B: 1 3B: 0 HR: 1	SF: 0 SAC: 1 DP: 0 HBP: 0	WP: 0 PB: 0 SB: 1 CS: 0	PA: 39				
PITCHER	IP	WLS	BF	H	R	ER	SO	BB	IBB	HBP	BLK	WP	HR	S	P	ERA	WHIP										
Wayne Garland, R ERA: 2.14	(1, 1)	9.0	W 39	7	4	2	5	3	1	0	0	0	1	45	61	2.00	1.111										



Batter	1	2	3	4	5	6	7	8	9	AB	R	H	RBI	BB	SO	LOB	TOP								
Ron LeFlore, R OBP: 0.387, SLG: 0.455	F9		K	6-3		6-3			5-3	5	0	1	2	0	1	2									
Tom Verzyer, R OBP: 0.274, SLG: 0.263	6-3		F9	6-3		F7			K	5	0	0	0	0	1	3									
Dan Meyer, L OBP: 0.315, SLG: 0.366			4-3	3-1					3-1	4	0	1	0	0	0	3									
Rusty Staub, L OBP: 0.397, SLG: 0.442	4-1			FC1-6		G3			K	4	1	1	0	0	1	1									
Jason Thompson, L OBP: 0.338, SLG: 0.450			K	FC1-6		1-3			1-3	4	1	2	0	0	1	0									
Alex Johnson, R OBP: 0.302, SLG: 0.397	4-3			FC1-6					F9	4	1	1	0	0	0	2									
Aurelio Rodriguez, R OBP: 0.289, SLG: 0.353			K	BB		F2			F9	4	1	1	1	0	1	2									
Bill Freehan, R OBP: 0.342, SLG: 0.394				F9		6-3			6-3	3	1	2	1	1	0	0									
Pedro Garcia, R OBP: 0.241, SLG: 0.290																									
Ben Oglivie, L OBP: 0.284, SLG: 0.472				F9		F5			1-3	3	1	2	2	0	0	0									
Inning Stats	R: 0 E: 0 K: 0 S: 4	H: 1 LOB: 1 BB: 0 P: 4	R: 0 E: 0 K: 2 S: 7	H: 0 LOB: 0 BB: 0 P: 7	R: 0 E: 0 K: 1 S: 7	H: 2 LOB: 2 BB: 0 P: 7	R: 5 E: 0 K: 0 S: 8	H: 5 LOB: 1 BB: 0 P: 12	R: 1 E: 0 K: 0 S: 5	H: 3 LOB: 2 BB: 0 P: 5	R: 0 E: 0 K: 1 S: 5	H: 0 LOB: 0 BB: 0 P: 5	R: 0 E: 0 K: 0 S: 3	H: 0 LOB: 0 BB: 0 P: 3	R: 0 E: 0 K: 1 S: 5	H: 0 LOB: 0 BB: 0 P: 5	R: 0 E: 0 K: 1 S: 5	H: 0 LOB: 0 BB: 0 P: 5	1B: 10 2B: 1 3B: 0 HR: 0	SF: 0 SAC: 0 DP: 0 HBP: 0	WP: 0 PB: 0 SB: 0 CS: 0	PA: 38			
PITCHER	IP	WLS	BF	H	R	ER	SO	BB	IBB	HBP	BLK	WP	HR	S	P	ERA	WHIP								
Gaylord Perry, R ERA: 3.27	3.1		19	8	5	5	3	1	0	0	0	0	0	24	28	13.50	2.700								
Jeff Terpko, R ERA: 2.2	5.2	W	19	3	1	1	2	0	0	0	0	0	0	23	23	1.59	0.529								

Detroit Tigers @ Texas Rangers
Arlington Stadium, Arlington, TX
Mon Jul 05 1976, 8:05 PM EDT
Att: 33,847 - Unknown

AB 37
R 6
H 11
RBI 6
BB 1
SO 5
LOB 13



Batter	1	2	3	4	5	6	7	8	9	AB	R	H	RBI	BB	SO	LOB	BOTTOM								
Gene Clines, R OBP: 0.331, SLG: 0.346	1B	FC4		G1-6-3			F9	K		5	2	4	0	0	1	0									
Danny Thompson, R OBP: 0.255, SLG: 0.280	2B	FC4		G1-6-3			F9	K		5	1	1	0	0	1	3									
Mike Hargrove, L OBP: 0.301, SLG: 0.428	2B						F8	2B		4	2	3	1	0	0	0									
Jeff Burroughs, R OBP: 0.307, SLG: 0.400	SF9	FC1-6-4		6-3			6-3	1B		4	2	2	2	0	0	2									
Toby Harrah, R OBP: 0.392, SLG: 0.420	SF9	1-3		2-3			2-3	1B		2	1	0	1	1	0	2									
Tom Grieve, R OBP: 0.281, SLG: 0.396	SF7			1-3			4-3	1B		3	0	1	3	0	0	0									
Lenny Randle, S OBP: 0.312, SLG: 0.302	BB			F8			1-3	1B		3	0	1	1	0	0	0									
Juan Beniquez, R OBP: 0.292, SLG: 0.272	BB			1-3			1-3	F7		3	0	0	0	1	0	2									
Jim Sundberg, R OBP: 0.304, SLG: 0.333	F9			6-3			6-3	F8		4	0	0	0	0	0	2									
Inning Stats	R: 4 E: 0 K: 0 S: 7	H: 4 LOB: 2 BB: 1 P: 12	R: 0 E: 0 K: 0 S: 5	H: 2 LOB: 0 BB: 0 P: 5	R: 0 E: 0 K: 0 S: 3	H: 0 LOB: 0 BB: 0 P: 3	R: 0 E: 0 K: 0 S: 3	H: 1 LOB: 0 BB: 0 P: 3	R: 0 E: 0 K: 0 S: 3	H: 0 LOB: 0 BB: 0 P: 3	R: 0 E: 0 K: 0 S: 3	H: 0 LOB: 0 BB: 0 P: 3	R: 4 E: 0 K: 0 S: 8	H: 5 LOB: 2 BB: 1 P: 12	R: 0 E: 0 K: 2 S: 7	H: 0 LOB: 0 BB: 0 P: 7	1B: 9 2B: 3 3B: 0 HR: 0	SF: 2 SAC: 0 DP: 1 HBP: 1	WP: 1 PB: 0 SB: 0 CS: 0	PA: 38					
PITCHER	IP	WLS	BF	H	R	ER	SO	BB	IBB	HBP	BLK	WP	HR	S	P	ERA	WHIP								
Dave Roberts, L ERA: 3.45	6.2	L	34	12	8	8	0	1	1	0	0	1	0	31	40	10.80	1.950								
John Miller, L ERA: 3.24	1.1		4	0	0	0	2	0	0	0	0	1	0	8	8	0.00	0.000								

Detroit Tigers @ Texas Rangers
Arlington Stadium, Arlington, TX
Mon Jul 05 1976, 8:05 PM EDT
Att: 33,847 - Unknown

AB 33
R 8
H 12
RBI 8
BB 2
SO 2
LOB 11



Batter	1	2	3	4	5	6	7	8	9	AB	R	H	RBI	BB	SO	LOB	TOP			
Ron LeFlore, R OBP: 0.382, SLG: 0.448 (1, 8)	5-3		FC4-6		K			F8		4	0	0	0	0	1	1				
Tom Verzyer, R OBP: 0.273, SLG: 0.263 (1, 6)	K			2B 1B	L3			6-3		4	1	1	0	0	1	0				
Rusty Staub, L OBP: 0.399, SLG: 0.444 (1, 9)	4-3			1B 2B				G3		3	1	1	0	1	0	0				
Alex Johnson, R OBP: 0.297, SLG: 0.391 (1, 10)		F9		L6				F8		4	0	0	0	0	0	3				
Jason Thompson, L OBP: 0.340, SLG: 0.448 (1, 3)		F4		FC6-4 1B				G3		3	0	1	2	1	0	0				
Aurelio Rodriguez, R OBP: 0.286, SLG: 0.351 (1, 5)	K		FC6-4 1B					F7		4	0	1	0	0	1	2				
Mickey Stanley, R OBP: 0.315, SLG: 0.343 (1, 7)			6-3	FC6-4 1B				F9		4	0	1	0	0	0	1				
Bill Freehan, R OBP: 0.331, SLG: 0.380 (1, 2)			F9	FC6-4				F8		4	0	0	0	0	0	3				
Pedro Garcia, R OBP: 0.243, SLG: 0.291 (1, 4)			FC4-6 1B		5-3			F9		3	0	1	0	0	0	0				
Inning Stats	R: 0 E: 0 K: 1 S: 5	H: 0 LOB: 0 BB: 0 P: 5	R: 0 E: 0 K: 1 S: 5	H: 0 LOB: 0 BB: 0 P: 5	R: 0 E: 0 K: 0 S: 4	H: 1 LOB: 1 BB: 0 P: 4	R: 2 E: 0 K: 0 S: 7	H: 4 LOB: 2 BB: 0 P: 7	R: 0 E: 0 K: 1 S: 5	H: 0 LOB: 1 BB: 1 P: 7	R: 0 E: 0 K: 0 S: 3	H: 0 LOB: 0 BB: 0 P: 3	R: 0 E: 0 K: 0 S: 3	H: 0 LOB: 1 BB: 1 P: 7	R: 0 E: 0 K: 0 S: 4	H: 1 LOB: 1 BB: 0 P: 4	1B: 5 2B: 1 3B: 0 HR: 0	SF: 0 SAC: 0 DP: 0 HBP: 0	WP: 0 PB: 0 SB: 0 CS: 0	PA: 35
PITCHER Steve Barr, L ERA: 5.44 (1, 1)	IP: 9.0 WLS: W BF: 35 H: 6 R: 2 ER: 2 SO: 3 BB: 2 IBB: 0 HBP: 0 BLK: 0 WP: 0 HR: 0 S: 39 P: 47 ERA: 2.00 WHIP: 0.889																			

Detroit Tigers @ Texas Rangers
Arlington Stadium, Arlington, TX
Tue Jul 06 1976, 8:05 PM EDT
Att: 15,873 - Unknown

AB 33
R 2
H 6
RBI 2
BB 2
SO 3
LOB 10



Batter	1	2	3	4	5	6	7	8	9	AB	R	H	RBI	BB	SO	LOB	BOTTOM	
Lenny Randle, S OBP: 0.311, SLG: 0.301 (1, 4)	K		4-3 1B	F7				G3		4	0	1	1	0	1	3		
Danny Thompson, R OBP: 0.254, SLG: 0.280 (1, 5)	6-3		4-3	SH1-4 1B				F8		4	0	1	0	0	0	1		
Mike Hargrove, L OBP: 0.397, SLG: 0.423 (1, 3)	6-3		G3	SH1-4				4-3		3	0	0	0	0	0	1		
Jeff Burroughs, R OBP: 0.303, SLG: 0.395 (1, 9)		K		F8	6-3			5-3		4	0	0	0	0	1	1		
Toby Harrah, R OBP: 0.393, SLG: 0.423 (1, 6)		2B		F9	K			2B BB		3	1	1	0	1	1	1		
Joe Lahoud, L OBP: 0.296, SLG: 0.239 (1, 10)		F7		1B BB				2B		4	1	2	1	0	0	1		
Tom Grieve, R OBP: 0.280, SLG: 0.392 (1, 7)		6-3		BB 1B BB				K		3	0	0	0	1	1	2		
Juan Benquez, R OBP: 0.296, SLG: 0.274 (1, 8)			F9 1B BB	BB 1B				1-3		2	1	1	1	1	0	0		
Jim Sundberg, R OBP: 0.304, SLG: 0.330 (1, 2)			F9	1-2 2-H BB				L6		2	0	0	0	1	0	1		
Inning Stats	R: 0 E: 0 K: 1 S: 5	H: 1 LOB: 1 BB: 0 P: 6	R: 1 E: 0 K: 0 S: 4	H: 1 LOB: 1 BB: 1 P: 8	R: 1 E: 0 K: 0 S: 5	H: 2 LOB: 3 BB: 2 P: 13	R: 0 E: 0 K: 1 S: 6	H: 1 LOB: 1 BB: 0 P: 6	R: 0 E: 0 K: 0 S: 3	H: 0 LOB: 0 BB: 0 P: 3	R: 0 E: 0 K: 0 S: 3	H: 0 LOB: 0 BB: 0 P: 3	R: 1 E: 0 K: 1 S: 6	H: 1 LOB: 1 BB: 1 P: 10	1B: 4 2B: 2 3B: 0 HR: 0	SF: 0 SAC: 1 DP: 0 HBP: 0	WP: 0 PB: 0 SB: 1 CS: 0	PA: 34
PITCHER Vern Ruhle, R ERA: 3.88 (1, 1)	IP: 8.0 WLS: L BF: 34 H: 6 R: 3 ER: 3 SO: 4 BB: 4 IBB: 0 HBP: 0 BLK: 0 WP: 0 HR: 0 S: 38 P: 54 ERA: 3.38 WHIP: 1.250																	

Detroit Tigers @ Texas Rangers
Arlington Stadium, Arlington, TX
Tue Jul 06 1976, 8:05 PM EDT
Att: 15,873 - Unknown

AB 29
R 3
H 6
RBI 3
BB 4
SO 4
LOB 11



Batter	1	2	3	4	5	6	7	8	9	AB	R	H	RBI	BB	SO	LOB	TOP
Ron LeFlore, R (1, 8) OBP: 0.382, SLG: 0.445	4-3		G6-4-3					SH HBP SF7		2	1	0	0	1	0	1	Detroit Tigers @ Texas Rangers Arlington Stadium, Arlington, TX Wed Jul 07 1976, 8:05 PM EDT Att: 20,052 - Unknown livebaseballscorecards.com
Tom Verzyer, R (1, 6) OBP: 0.273, SLG: 0.259	E6 1B		F4					SF7 HBP HBP		3	0	0	0	0	0	3	
Ben Ogilvie, L (1, 7) OBP: 0.300, SLG: 0.477	1B 1-3			G4-6-3 1B				G4-6-3 HBP		3	0	2	1	0	1	0	
Rusty Staub, L (1, 9) OBP: 0.397, SLG: 0.443	1B		G4-6-3					SF7		3	0	1	1	0	0	1	
Jason Thompson, L (1, 3) OBP: 0.335, SLG: 0.440	F8		4-3					G4-6-3		4	0	0	0	0	0	4	
Alex Johnson, R (1, 10) OBP: 0.296, SLG: 0.388		6-3			1B 1B			4-3		4	0	1	0	0	0	0	
Aurelio Rodriguez, R (1, 5) OBP: 0.291, SLG: 0.353		G4-6-3 1B			1B			5-3		4	0	2	0	0	0	0	
John Wockenfuss, R (1, 2) OBP: 0.380, SLG: 0.459	G4-6-3				FC1-2-5-1-6			F8		4	0	0	0	0	0	3	
Pedro Garcia, R (1, 4) OBP: 0.245, SLG: 0.293										2	0	1	0	0	1	2	
Dan Meyer, L (8, PH) OBP: 0.319, SLG: 0.370										1	1	1	0	0	0	0	
Jerry Manuel, S (8, 4) OBP: 0.250, SLG: 0.194								HBP SH HBP 1B		0	0	0	0	0	0	0	
Inning Stats	R: 0 E: 1 K: 0 S: 5	H: 2 LOB: 2 BB: 0 P: 5	R: 0 E: 0 K: 0 S: 3	H: 1 LOB: 0 BB: 0 P: 3	R: 0 E: 0 K: 0 S: 3	H: 1 LOB: 0 BB: 0 P: 3	R: 0 E: 0 K: 1 S: 7	H: 2 LOB: 3 BB: 1 P: 11	R: 0 E: 0 K: 0 S: 3	H: 0 LOB: 0 BB: 0 P: 3	R: 2 E: 1 K: 0 S: 4	H: 1 LOB: 1 BB: 0 P: 6	R: 0 E: 0 K: 0 S: 3	H: 0 LOB: 0 BB: 0 P: 3	1B: 8 2B: 0 3B: 0 HR: 0	SF: 1 SAC: 1 DP: 4 HBP: 2	WP: 0 PA: 35 PB: 0 SB: 0 CS: 0
PITCHER Bert Blyleven, R (1, 1) ERA: 2.89	IP: 9.0 WLS: L BF: 35 H: 8 R: 2 ER: 1 SO: 2 BB: 1 IBB: 0 HBP: 2 BLK: 0 WP: 0 HR: 0 S: 36 P: 42 ERA: 1.00 WHIP: 1.000																

Batter	1	2	3	4	5	6	7	8	9	AB	R	H	RBI	BB	SO	LOB	BOTTOM		
Lenny Randle, S (1, 4) OBP: 0.306, SLG: 0.295	4-3		K		4-3				FC3-6	5	0	0	0	0	1	4	Detroit Tigers @ Texas Rangers Arlington Stadium, Arlington, TX Wed Jul 07 1976, 8:05 PM EDT Att: 20,052 - Unknown livebaseballscorecards.com		
Danny Thompson, R (1, 5) OBP: 0.254, SLG: 0.279	4-3		4-3					F7		4	0	1	0	0	0	0			
Mike Hargrove, L (1, 3) OBP: 0.396, SLG: 0.420	1B BB		4-1					F6		2	0	0	0	1	0	0			
Jeff Burroughs, R (1, 9) OBP: 0.305, SLG: 0.396	1B				FC5-4 1B			K		4	0	2	0	0	2	1			
Toby Harrah, R (1, 6) OBP: 0.388, SLG: 0.417	L7				FC5-4 1B			6-3		4	0	0	0	0	0	4			
Joe Lahoud, L (1, 10) OBP: 0.300, SLG: 0.242										3	0	1	0	0	1	0			
Gene Clines, R (8, PH) OBP: 0.335, SLG: 0.346								F2		0	0	0	0	1	0	0			
Ken Pape, R (8, PR) OBP: 0.167, SLG: 0.167										0	1	0	0	0	0	0			
Tom Grieve, R (1, 7) OBP: 0.283, SLG: 0.391					G6-3					3	0	1	0	1	0	2			
Juan Beniquez, R (1, 8) OBP: 0.301, SLG: 0.275										2	0	1	0	1	0	0			
Jim Fregosi, R (8, PH) OBP: 0.357, SLG: 0.351										0	0	0	0	1	0	0			
Jim Sundberg, R (1, 2) OBP: 0.305, SLG: 0.330										3	0	1	0	0	1	2			
Dave Moates, L (8, PH) OBP: 0.294, SLG: 0.339										0	0	0	1	0	0	0			
Inning Stats	R: 0 E: 0 K: 0 S: 4	H: 1 LOB: 2 BB: 1 P: 8	R: 0 E: 1 K: 1 S: 6	H: 2 LOB: 2 BB: 0 P: 6	R: 0 E: 0 K: 1 S: 5	H: 0 LOB: 0 BB: 0 P: 5	R: 0 E: 0 K: 0 S: 4	H: 2 LOB: 1 BB: 0 P: 4	R: 0 E: 0 K: 0 S: 3	H: 0 LOB: 0 BB: 0 P: 3	R: 0 E: 0 K: 1 S: 6	H: 1 LOB: 1 BB: 0 P: 6	R: 0 E: 0 K: 1 S: 6	H: 1 LOB: 2 BB: 1 P: 10	R: 0 E: 0 K: 1 S: 5	H: 0 LOB: 2 BB: 3 P: 15	1B: 7 2B: 0 3B: 0 HR: 0	SF: 1 SAC: 1 DP: 1 HBP: 0	WP: 0 PA: 37 PB: 0 SB: 0 CS: 0
PITCHER Dave Lemanczyk, R (1, 1) ERA: 3.71	IP: 6.1 WLS: W BF: 26 H: 7 R: 0 ER: 0 SO: 3 BB: 2 IBB: 0 HBP: 0 BLK: 0 WP: 0 HR: 0 S: 10 P: 22 ERA: 0.00 WHIP: 1.421																		
John Hiller, L (7, 1) ERA: 3.28	2.0 W 9 0 1 1 2 3 0 0 0 0 0 0 10 22 4.50 1.500																		
Steve Grilli, R (8, 1) ERA: 5.97	0.2 S 2 0 0 0 0 0 0 0 0 0 0 2 2 0.00 0.000																		

Batter	1	2	3	4	5	6	7	8	9	AB	R	H	RBI	BB	SO	LOB	TOP			
Al Cowens, R OBP: 0.302, SLG: 0.330 (1, 9)										4	0	1	0	0	1	2	Kansas City Royals @ Detroit Tigers Tiger Stadium, Detroit, MI Fri Jul 09 1976, 7:05 PM EDT Att: 51,041 - Unknown			
Amos Otis, R OBP: 0.382, SLG: 0.479 (1, 8)										4	0	0	0	0	1	1				
George Brett, L OBP: 0.399, SLG: 0.488 (1, 5)										4	1	1	0	0	0	0				
John Mayberry, L OBP: 0.343, SLG: 0.411 (1, 3)										4	0	2	0	0	0	0				
Hal McRae, R OBP: 0.402, SLG: 0.470 (1, 7)										3	0	3	1	1	0	0				
Jamie Quirk, L OBP: 0.242, SLG: 0.303 (1, 10)									4	0	0	0	0	0	6					
Buck Martinez, R OBP: 0.328, SLG: 0.429 (1, 2)										3	0	1	0	0	0	0				
Freddie Patek, R OBP: 0.338, SLG: 0.335 (1, 6)										3	0	0	0	0	0	2				
Frank White, R OBP: 0.283, SLG: 0.283 (1, 4)										3	0	1	0	0	0	1				
Inning Stats	R: 0 E: 0 K: 0 S: 3	H: 1 LOB: 0 BB: 0 P: 3	R: 0 E: 0 K: 0 S: 2	H: 0 LOB: 0 BB: 1 P: 6	R: 0 E: 0 K: 0 S: 4	H: 1 LOB: 1 BB: 0 P: 4	R: 1 E: 0 K: 0 S: 5	H: 3 LOB: 1 BB: 0 P: 5	R: 0 E: 0 K: 1 S: 6	H: 1 LOB: 1 BB: 0 P: 6	R: 0 E: 1 K: 0 S: 4	H: 1 LOB: 1 BB: 0 P: 4	R: 0 E: 0 K: 1 S: 5	H: 0 LOB: 0 BB: 0 P: 5	R: 0 E: 0 K: 0 S: 4	H: 2 LOB: 1 BB: 0 P: 4	1B: 8 2B: 2 3B: 0 HR: 0	SF: 0 SAC: 0 DP: 4 HBP: 0	WP: 0 PB: 0 SB: 0 CS: 1	PA: 33
PITCHER Mark Fidrych, R ERA: 1.78 (1, 1)	IP: 9.0 WLS: L BF: 33	H: 9 R: 1 ER: 1 SO: 2	BB: 1 IBB: 0 HBP: 0 BLK: 0	WP: 0 HR: 0 S: 36 P: 40	ERA: 1.00 WHIP: 1.111															

Batter	1	2	3	4	5	6	7	8	9	AB	R	H	RBI	BB	SO	LOB	BOTTOM			
Ron LeFlore, R OBP: 0.377, SLG: 0.439 (1, 8)										4	0	0	0	0	2	0	Kansas City Royals @ Detroit Tigers Tiger Stadium, Detroit, MI Fri Jul 09 1976, 7:05 PM EDT Att: 51,041 - Unknown			
Tom Verzyer, R OBP: 0.272, SLG: 0.259 (1, 6)									4	0	1	0	0	0	0					
Ben Oglivie, L OBP: 0.298, SLG: 0.470 (1, 7)									4	0	1	0	0	0	1					
Rusty Staub, L OBP: 0.395, SLG: 0.440 (1, 9)									4	0	1	0	0	0	1					
Jason Thompson, L OBP: 0.331, SLG: 0.434 (1, 3)									3	0	0	0	0	2	1					
Alex Johnson, R OBP: 0.293, SLG: 0.384 (1, 10)									3	0	0	0	0	1	1					
Aurelio Rodriguez, R OBP: 0.288, SLG: 0.349 (1, 5)									3	0	0	0	0	2	2					
Pedro Garcia, R OBP: 0.243, SLG: 0.290 (1, 4)										2	0	0	0	0	1					
Bruce Kimm, R OBP: 0.284, SLG: 0.289 (1, 2)										2	0	1	0	0	0	0				
Inning Stats	R: 0 E: 0 K: 0 S: 4	H: 1 LOB: 1 BB: 0 P: 4	R: 0 E: 2 K: 1 S: 6	H: 0 LOB: 1 BB: 0 P: 6	R: 0 E: 1 K: 1 S: 6	H: 1 LOB: 1 BB: 0 P: 6	R: 0 E: 0 K: 0 S: 3	H: 0 LOB: 0 BB: 0 P: 3	R: 0 E: 0 K: 3 S: 10	H: 1 LOB: 1 BB: 0 P: 10	R: 0 E: 0 K: 2 S: 7	H: 0 LOB: 0 BB: 0 P: 7	R: 0 E: 0 K: 0 S: 3	H: 0 LOB: 0 BB: 0 P: 3	1B: 4 2B: 0 3B: 0 HR: 0	SF: 0 SAC: 0 DP: 0 HBP: 0	WP: 0 PB: 0 SB: 2 CS: 1	PA: 31		
PITCHER Dennis Leonard, R ERA: 2.88 (1, 1)	IP: 9.0 WLS: W BF: 31	H: 4 R: 0 ER: 0 SO: 8	BB: 0 IBB: 0 HBP: 0 BLK: 0	WP: 0 HR: 0 S: 47 P: 47	ERA: 0.00 WHIP: 0.444															

Batter	1	2	3	4	5	6	7	8	9	AB	R	H	RBI	BB	SO	LOB	TOP					
Jim Wohlford, R OBP: 0.302, SLG: 0.302	F9		6-3			6-3	FC5-2-5-1 3B		L5	5	1	0	0	0	0	2						
Amos Otis, R OBP: 0.351, SLG: 0.474	F8			6-3		5-3	3B BB			3	1	0	0	1	0	0						
George Brett, L OBP: 0.403, SLG: 0.497				4-3			BB 1B		3B	4	1	3	2	0	0	0						
John Mayberry, L OBP: 0.345, SLG: 0.411	5-3			HR 1B		1-2 E BB			4-3	3	2	1	0	1	0	2						
Hal McRae, R OBP: 0.404, SLG: 0.483		3-1		1-H HR		E4 2B			L6	4	2	2	4	0	0	0						
Al Cowens, R OBP: 0.302, SLG: 0.329	F6			F7					F9	4	0	1	0	0	0	0						
Buck Martinez, R OBP: 0.281, SLG: 0.423	F9						1B		F3	4	0	1	0	0	0	1						
Freddie Patek, R OBP: 0.344, SLG: 0.347			G1-6-3 BB			6-3			L5 3B	3	0	2	0	1	0	0						
Frank White, R OBP: 0.258, SLG: 0.278			G1-6-3 1-2			6-3			5-3	4	0	0	0	0	1	3						
Inning Stats	R: 0 E: 0 K: 0 S: 4	H: 1 LOB: 1 BB: 0 P: 4	R: 0 E: 0 K: 0 S: 3	H: 0 LOB: 0 BB: 0 P: 3	R: 0 E: 0 K: 0 S: 2	H: 0 LOB: 0 BB: 1 P: 6	R: 2 E: 0 K: 0 S: 5	H: 2 LOB: 0 BB: 0 P: 5	R: 0 E: 0 K: 0 S: 3	H: 1 LOB: 0 BB: 0 P: 3	R: 3 E: 1 K: 0 S: 6	H: 3 LOB: 1 BB: 1 P: 10	R: 2 E: 0 K: 1 S: 7	H: 2 LOB: 1 BB: 1 P: 11	R: 0 E: 0 K: 0 S: 3	H: 0 LOB: 0 BB: 0 P: 3	R: 0 E: 0 K: 0 S: 3	H: 1 LOB: 0 BB: 0 P: 3	1B: 6 2B: 2 3B: 2 HR: 1	SF: 0 SAC: 0 DP: 2 HBP: 0	WP: 0 PB: 0 SB: 1 CS: 0	PA: 37
PITCHER	IP	WLS	BF	H	R	ER	SO	BB	IBB	HBP	BLK	WP	HR	S	P	ERA	WHIP					
Dave Roberts, L ERA: 3.65	(1, 1)	5.2	L 24	7	5	5	0	2	0	0	0	0	1	22	30	7.94	1.588					
Steve Grilli, R ERA: 6.29	(6, 1)	1.0	6	2	2	2	1	1	0	0	0	0	0	7	11	18.00	3.000					
Bill Laxton, L ERA: 4.84	(7, 1)	1.1	4	0	0	0	0	0	0	0	0	0	0	4	4	0.00	0.000					
Ray Bare, R ERA: 5.0	(9, 1)	1.0	3	1	0	0	0	0	0	0	0	0	0	3	3	0.00	1.000					

Kansas City Royals @ Detroit Tigers
Tiger Stadium, Detroit, MI
Sat Jul 10 1976, 3:33 AM EDT
Att: 27,630 - Unknown

AB 34
R 7
H 10
RBI 6
BB 3
SO 1
LOB 8



Batter	1	2	3	4	5	6	7	8	9	AB	R	H	RBI	BB	SO	LOB	BOTTOM				
Ron LeFlore, R OBP: 0.378, SLG: 0.438	F9		S BB			5-3				3	0	1	0	1	0	1					
Chuck Scrivener, R OBP: 0.295, SLG: 0.286	L5		G6-4-3 BB			6-3				3	0	0	0	1	1	2					
Dan Meyer, L OBP: 0.309, SLG: 0.357	F7		G6-4-3 1-2			6-3			F8	4	0	0	0	0	0	2					
Rusty Staub, L OBP: 0.393, SLG: 0.437		E4 BB				F8			F7	4	0	1	0	0	0	0					
Jason Thompson, L OBP: 0.333, SLG: 0.430		FC4 BB				FC6-4 1B			F7	2	0	0	0	2	1	1					
Alex Johnson, R OBP: 0.289, SLG: 0.378		F9				K			L9	4	0	0	0	0	0	4					
Aurelio Rodriguez, R OBP: 0.264, SLG: 0.345		K				6-3			F9	4	0	0	0	0	1	3					
John Wockenfuss, R OBP: 0.387, SLG: 0.453		FC4				5-3 1B				3	0	1	0	1	1	2					
Pedro Garcia, R OBP: 0.243, SLG: 0.305						F8			5-3	4	1	1	1	0	0	2					
Inning Stats	R: 0 E: 0 K: 0 S: 3	H: 0 LOB: 0 BB: 0 P: 3	R: 0 E: 1 K: 1 S: 6	H: 0 LOB: 2 BB: 1 P: 10	R: 0 E: 0 K: 0 S: 2	H: 0 LOB: 1 BB: 2 P: 10	R: 0 E: 0 K: 0 S: 3	H: 0 LOB: 1 BB: 1 P: 7	R: 0 E: 0 K: 0 S: 4	H: 1 LOB: 1 BB: 0 P: 4	R: 1 E: 0 K: 2 S: 9	H: 2 LOB: 1 BB: 0 P: 9	R: 0 E: 0 K: 0 S: 3	H: 0 LOB: 0 BB: 0 P: 3	R: 0 E: 0 K: 0 S: 3	H: 0 LOB: 1 BB: 1 P: 7	1B: 3 2B: 0 3B: 0 HR: 1	SF: 0 SAC: 0 DP: 1 HBP: 0	WP: 0 PB: 0 SB: 1 CS: 0	PA: 36	
PITCHER	IP	WLS	BF	H	R	ER	SO	BB	IBB	HBP	BLK	WP	HR	S	P	ERA	WHIP				
Al Fitzmorris, R ERA: 3.29	(1, 1)	5.0	W 20	1	0	0	0	4	0	0	0	0	0	18	34	0.00	1.000				
Andy Hassler, L ERA: 4.34	(6, 1)	1.0	4	1	0	0	1	0	0	0	0	0	0	6	6	0.00	1.000				
Mark Littell, R ERA: 2.58	(7, 1)	3.0	S 12	2	1	1	2	1	0	0	0	0	1	15	19	3.00	1.000				

Kansas City Royals @ Detroit Tigers
Tiger Stadium, Detroit, MI
Sat Jul 10 1976, 3:33 AM EDT
Att: 27,630 - Unknown

AB 31
R 1
H 4
RBI 1
BB 5
SO 4
LOB 17



Batter	1	2	3	4	5	6	7	8	9	10	11	AB	R	H	RBI	BB	SO	LOB	TOP					
Bill North, S OBP: 0.349, SLG: 0.329	5-3		K			F9		F9		FC4-6		5	0	0	0	0	1	1						
Bert Campaneris, R OBP: 0.330, SLG: 0.288	FC6-4 1B		K			S 1B		F9		F8		5	0	2	0	0	1	1						
Don Baylor, R OBP: 0.315, SLG: 0.368	FC6-4 HR		F2			L9		F8			F8	5	1	0	0	0	0	2						
Joe Rudi, R OBP: 0.323, SLG: 0.448	HR			6-3		S 1B					6-3	5	1	2	2	0	0	0						
Sal Bando, R OBP: 0.337, SLG: 0.455	K			6-3		F2					F6	5	0	0	0	0	1	2						
Gene Tenace, R OBP: 0.377, SLG: 0.410				6-3							1B	4	0	2	0	0	1	0						
Claudell Washington, L OBP: 0.281, SLG: 0.325			K			CS S 1B					G3	4	0	2	0	0	1	2						
Phil Garner, R OBP: 0.296, SLG: 0.390	5-3					K		F3			F8	4	0	0	0	0	1	3						
Jeff Newman, R OBP: 0.193, SLG: 0.231												2	0	0	0	0	0	1						
Ken McMullen, R OBP: 0.333, SLG: 0.453	5-3					1-3						1	0	0	0	0	0	1						
Larry Haney, R OBP: 0.290, SLG: 0.234											FC4-6 1B	1	0	1	0	0	0	0						
Larry Lintz, S OBP: 0.183, SLG: 0.043												0	0	0	0	0	0	0						
Matt Alexander, S OBP: 0.843, SLG: 0.043												0	0	0	0	0	0	0						
Inning Stats	R: 2 E: 0 K: 1 S: 7	H: 2 LOB: 0 BB: 0 P: 7	R: 0 E: 0 K: 1 S: 6	H: 1 LOB: 1 BB: 0 P: 6	R: 0 E: 0 K: 2 S: 7	H: 0 LOB: 0 BB: 0 P: 7	R: 0 E: 0 K: 0 S: 3	H: 0 LOB: 0 BB: 0 P: 3	R: 0 E: 0 K: 1 S: 5	H: 1 LOB: 0 BB: 0 P: 5	R: 0 E: 0 K: 0 S: 5	H: 2 LOB: 2 BB: 0 P: 5	R: 0 E: 0 K: 0 S: 5	H: 1 LOB: 1 BB: 0 P: 6	R: 0 E: 0 K: 0 S: 3	H: 0 LOB: 1 BB: 0 P: 4	R: 0 E: 0 K: 0 S: 4	H: 1 LOB: 1 BB: 0 P: 4	R: 0 E: 0 K: 0 S: 3	H: 0 LOB: 0 BB: 0 P: 3	1B: 8 2B: 1 3B: 0 HR: 1	SF: 0 SAC: 0 DP: 1 HBP: 0	WP: 0 PB: 0 SB: 4 CS: 1	PA: 41
PITCHER Dave Roberts, L ERA: 3.49	(1, 1)	IP: 11.0 WLS: 4 BF: 41	H: 9 R: 2 ER: 2 SO: 6	BB: 0 IBB: 0 HBP: 0 BLK: 0	WP: 0 HR: 1 S: 53 P: 53	ERA: 1.64 WHIP: 0.818																		

Oakland Athletics @ Detroit Tigers
Tiger Stadium, Detroit, MI
Thu Jul 15 1976, 7:05 PM EDT
Att: 14,835 - Unknown

AB 41
R 2
H 9
RBI 2
BB 0
SO 6
LOB 13



Batter	1	2	3	4	5	6	7	8	9	10	11	AB	R	H	RBI	BB	SO	LOB	BOTTOM					
Ron LeFlore, R OBP: 0.379, SLG: 0.433	6-3		FC5 1B		4-3		4-3					4	1	0	0	1	0	2						
Tom Verzyer, R OBP: 0.271, SLG: 0.258	F9		F4								F8	5	0	1	0	0	0	3						
Rusty Staub, L OBP: 0.392, SLG: 0.434	F7		E8 1B		4-3							4	0	0	0	0	0	2						
Ben Oglivie, L OBP: 0.298, SLG: 0.470												0	0	0	0	0	0	0						
Willie Horton, R OBP: 0.380, SLG: 0.465												3	0	1	1	2	0	0						
Mickey Stanley, R OBP: 0.304, SLG: 0.329												0	1	0	0	0	0	0						
Jason Thompson, L OBP: 0.332, SLG: 0.419												4	0	0	0	1	1	3						
Alex Johnson, R OBP: 0.287, SLG: 0.373												5	0	1	0	0	0	4						
Aurelio Rodriguez, R OBP: 0.278, SLG: 0.347												5	0	0	0	0	1	5						
John Wockenfuss, R OBP: 0.383, SLG: 0.426												3	0	0	0	1	0	0						
Dan Meyer, L OBP: 0.307, SLG: 0.355												1	0	0	0	0	0	2						
Pedro Garcia, R OBP: 0.242, SLG: 0.306												4	1	1	0	0	0	0						
Inning Stats	R: 0 E: 0 K: 0 S: 3	H: 0 LOB: 0 BB: 0 P: 3	R: 0 E: 0 K: 0 S: 4	H: 1 LOB: 1 BB: 0 P: 4	R: 2 E: 1 K: 1 S: 8	H: 2 LOB: 2 BB: 1 P: 12	R: 0 E: 0 K: 0 S: 3	H: 0 LOB: 0 BB: 0 P: 3	R: 0 E: 0 K: 0 S: 3	H: 0 LOB: 1 BB: 0 P: 7	R: 0 E: 0 K: 0 S: 3	H: 0 LOB: 0 BB: 0 P: 3	R: 0 E: 0 K: 0 S: 3	H: 0 LOB: 0 BB: 0 P: 3	R: 0 E: 0 K: 0 S: 3	H: 0 LOB: 1 BB: 1 P: 7	R: 1 E: 2 K: 1 S: 5	H: 0 LOB: 3 BB: 2 P: 14	1B: 4 2B: 0 3B: 0 HR: 0	SF: 0 SAC: 0 DP: 0 HBP: 1	WP: 0 PB: 0 SB: 1 CS: 0	PA: 44		
PITCHER Vida Blue, L ERA: 3.0	(1, 1)	IP: 10.0 WLS: 4 BF: 40	H: 4 R: 3 ER: 0 SO: 1	BB: 4 IBB: 0 HBP: 1 BLK: 0	WP: 0 HR: 0 S: 37 P: 54	ERA: 0.00 WHIP: 0.800																		
PITCHER Rollie Fingers, R ERA: 2.59	(1, 1)	IP: 0.2 WLS: 0 BF: 4	H: 0 R: 0 ER: 0 SO: 1	BB: 0 IBB: 0 HBP: 0 BLK: 0	WP: 0 HR: 0 S: 5 P: 9	ERA: 0.00 WHIP: 0.000																		

Oakland Athletics @ Detroit Tigers
Tiger Stadium, Detroit, MI
Thu Jul 15 1976, 7:05 PM EDT
Att: 14,835 - Unknown

AB 38
R 3
H 4
RBI 1
BB 5
SO 2
LOB 21



Batter	1	2	3	4	5	6	7	8	9	10	11	AB	R	H	RBI	BB	SO	LOB	TOP				
Bill North, S (1, 8) OBP: 0.352, SLG: 0.333 Matt Alexander, S (11, PR) OBP: 0.043, SLG: 0.043 Larry Haney, R (11, 2) OBP: 0.280, SLG: 0.234												5	0	3	0	0	0	2					
Billy Williams, L (1, 10) OBP: 0.324, SLG: 0.346 Larry Lintz, S (7, PR) Ken McMullen, R (9, PH) OBP: 0.337, SLG: 0.447												1	0	0	0	2	0	0					
Don Baylor, R (1, 3) OBP: 0.311, SLG: 0.383 (11, 9)												5	0	0	0	0	1	4					
Joe Rudi, R (1, 7) OBP: 0.325, SLG: 0.447												5	0	2	0	0	0	2					
Sal Bando, R (1, 5) OBP: 0.333, SLG: 0.449												4	0	0	0	0	1	3					
Gene Tenace, R (1, 2) OBP: 0.370, SLG: 0.400 (11, 3)												4	0	0	0	0	1	0					
Claudell Washington, L (1, 9) OBP: 0.281, SLG: 0.324 (11, 8)												4	0	1	0	0	1	0					
Phil Garner, R (1, 4) OBP: 0.295, SLG: 0.389												4	0	1	0	0	0	1					
Tommy Sandt, R (1, 6) OBP: 0.200, SLG: 0.174												3	0	0	0	1	1	0					
Inning Stats	R: 0 E: 0 K: 0 S: 2	H: 1 LOB: 0 BB: 1 P: 6	R: 0 E: 0 K: 0 S: 3	H: 0 LOB: 0 BB: 0 P: 3	R: 0 E: 0 K: 0 S: 3	H: 0 LOB: 0 BB: 0 P: 3	R: 0 E: 0 K: 0 S: 3	H: 0 LOB: 0 BB: 0 P: 3	R: 0 E: 0 K: 1 S: 6	H: 2 LOB: 2 BB: 1 P: 10	R: 0 E: 0 K: 1 S: 6	H: 1 LOB: 2 BB: 1 P: 10	R: 0 E: 0 K: 1 S: 5	H: 1 LOB: 0 BB: 0 P: 5	R: 0 E: 0 K: 2 S: 8	H: 1 LOB: 2 BB: 1 P: 12	1B: 7 2B: 0 3B: 0 HR: 0	SF: 0 SAC: 0 DP: 2 HBP: 0	WP: 0 PB: 0 SB: 1 CS: 2	PA: 40			
PITCHER	IP: 11.0 WLS: 11.0 BF: 40 H: 7 R: 0 ER: 0 SO: 6 BB: 4 IBB: 0 HBP: 0 BLK: 0 WP: 0 HR: 0 S: 48 P: 64 ERA: 0.00 WHIP: 1.000											PITCHER	IP: 11.0 WLS: 11.0 BF: 40 H: 7 R: 0 ER: 0 SO: 6 BB: 4 IBB: 0 HBP: 0 BLK: 0 WP: 0 HR: 0 S: 48 P: 64 ERA: 0.00 WHIP: 1.000										

Oakland Athletics @ Detroit Tigers
 Tiger Stadium, Detroit, MI
 Fri Jul 16 1976, 7:05 PM EDT
 Att: 45,905 - Unknown

AB 36
 R 0
 H 7
 RBI 0
 BB 4
 SO 6
 LOB 12

Batter	1	2	3	4	5	6	7	8	9	10	11	AB	R	H	RBI	BB	SO	LOB	BOTTOM				
Ron LeFlore, R (1, 8) OBP: 0.379, SLG: 0.433												5	1	2	0	0	1	0					
Tom Verzyr, R (1, 6) OBP: 0.207, SLG: 0.254												3	0	0	0	0	1	0					
Rusty Staub, L (1, 9) OBP: 0.395, SLG: 0.440												3	0	1	0	2	0	0					
Willie Horton, R (1, 10) OBP: 0.376, SLG: 0.457												5	0	1	1	0	0	3					
Jason Thompson, L (1, 3) OBP: 0.327, SLG: 0.412												4	0	0	0	0	2	2					
Alex Johnson, R (1, 7) OBP: 0.290, SLG: 0.373												3	0	1	0	0	0	0					
Aurelio Rodriguez, R (1, 5) OBP: 0.276, SLG: 0.349												4	0	1	0	0	0	1					
Pedro Garcia, R (1, 4) OBP: 0.243, SLG: 0.306 Ben Oglivie, L (10, PH) OBP: 0.296, SLG: 0.466 John Wockenfuss, R (11, 2) OBP: 0.383, SLG: 0.426												3	0	1	0	0	0	0					
Bruce Kimm, R (1, 2) OBP: 0.305, SLG: 0.352 Dan Meyer, L (10, PH) OBP: 0.305, SLG: 0.352 Chuck Schvener, R (11, 4) OBP: 0.277, SLG: 0.267												1	0	0	0	0	0	1					
Inning Stats	R: 0 E: 0 K: 0 S: 3	H: 0 LOB: 0 BB: 0 P: 3	R: 0 E: 0 K: 1 S: 5	H: 0 LOB: 0 BB: 0 P: 5	R: 0 E: 0 K: 0 S: 3	H: 1 LOB: 0 BB: 0 P: 3	R: 0 E: 0 K: 2 S: 7	H: 0 LOB: 0 BB: 0 P: 7	R: 0 E: 0 K: 0 S: 3	H: 0 LOB: 0 BB: 0 P: 3	R: 0 E: 0 K: 0 S: 4	H: 1 LOB: 1 BB: 0 P: 4	R: 0 E: 0 K: 0 S: 4	H: 1 LOB: 2 BB: 1 P: 10	R: 0 E: 1 K: 0 S: 4	H: 0 LOB: 1 BB: 0 P: 4	R: 1 E: 0 K: 0 S: 3	H: 2 LOB: 2 BB: 1 P: 7	1B: 5 2B: 1 3B: 1 HR: 0	SF: 0 SAC: 2 DP: 0 HBP: 1	WP: 0 PB: 0 SB: 0 CS: 1	PA: 41	
PITCHER	IP: 8.0 WLS: 8.0 BF: 28 H: 5 R: 0 ER: 0 SO: 3 BB: 0 IBB: 0 HBP: 1 BLK: 0 WP: 0 HR: 0 S: 33 P: 34 ERA: 0.00 WHIP: 0.625											PITCHER	IP: 8.0 WLS: 8.0 BF: 28 H: 5 R: 0 ER: 0 SO: 3 BB: 0 IBB: 0 HBP: 1 BLK: 0 WP: 0 HR: 0 S: 33 P: 34 ERA: 0.00 WHIP: 0.625										

Oakland Athletics @ Detroit Tigers
 Tiger Stadium, Detroit, MI
 Fri Jul 16 1976, 7:05 PM EDT
 Att: 45,905 - Unknown

AB 35
 R 1
 H 7
 RBI 1
 BB 2
 SO 4
 LOB 10

Batter	1	2	3	4	5	6	7	8	9	AB	R	H	RBI	BB	SO	LOB	TOP					
Bill North, S OBP: 0.357, SLG: 0.339 Larry Lintz, S (8, FR) Larry Haney, R OBP: 0.280, SLG: 0.234	0-3 K		0-0 1B		0-0 1B			0-0 1B		4	0	3	0	0	1	0	Oakland Athletics @ Detroit Tigers Tiger Stadium, Detroit, MI Sat Jul 17 1976, 7:05 PM EDT Att: 30,110 - Unknown					
Claudell Washington, L OBP: 0.260, SLG: 0.321	4-0 S 1B E BB		0-0 G3		0-0 FC4-6 S			0-0 G3		3	1	0	0	1	0	4						
Don Baylor, R OBP: 0.313, SLG: 0.364	0-0 S 1B		0-0 L5		0-3 K			0-0 S 1B		4	0	2	0	0	1	2						
Joe Rudi, R OBP: 0.323, SLG: 0.444	0-3 K			0-0 SH1-3 1B				0-0 F5		4	0	1	0	0	1	2						
Sal Bando, R OBP: 0.331, SLG: 0.444	0-0 5-3			0-0 SH1-3				0-0 F8		3	0	0	0	0	0	1						
Gene Tenace, R OBP: 0.373, SLG: 0.416		4-0 FC3-6 BB		0-3 K				0-0 6-3		3	1	1	1	1	1	1						
Billy Williams, L OBP: 0.319, SLG: 0.340		0-0 FC3-6 G4-6-3		0-0 F7				0-0 F7		4	0	0	0	0	1	2						
Phil Garner, R OBP: 0.295, SLG: 0.387		0-0 G4-6-3			0-0 6-3			0-0 6-3		4	0	1	0	0	0	1						
Tommy Sandt, R OBP: 0.214, SLG: 0.192			0-0 F8		0-0 FC4-6 1B E 1B			0-3 K		3	1	1	0	0	1	1						
Inning Stats	R: 1 E: 0 K: 2 S: 8	H: 1 LOB: 1 BB: 1 P: 12	R: 0 E: 0 K: 0 S: 2	H: 0 LOB: 0 BB: 1 P: 6	R: 0 E: 0 K: 0 S: 4	H: 1 LOB: 1 BB: 0 P: 4	R: 0 E: 1 K: 1 S: 6	H: 1 LOB: 1 BB: 0 P: 6	R: 1 E: 0 K: 1 S: 7	H: 2 LOB: 1 BB: 0 P: 7	R: 0 E: 0 K: 0 S: 3	H: 0 LOB: 0 BB: 0 P: 3	R: 0 E: 0 K: 0 S: 7	H: 1 LOB: 0 BB: 0 P: 7	R: 0 E: 0 K: 0 S: 4	H: 2 LOB: 2 BB: 0 P: 4	R: 1 E: 0 K: 0 S: 4	H: 1 LOB: 0 BB: 0 P: 4	1B: 8 2B: 0 3B: 0 HR: 1	SF: 0 SAC: 1 DP: 1 HBP: 0	WP: 0 PB: 0 SB: 6 CS: 2	PA: 35
PITCHER Vern Ruhle, R ERA: 3.64	IP: 9.0 WLS: L BF: 35	H: 9 R: 3 ER: 1 SO: 6	BB: 2 IBB: 0 HBP: 0 BLK: 0	WP: 0 HR: 1 S: 45 P: 53	ERA: 1.00 WHIP: 1.222	PITCHER										ERA: 1.00 WHIP: 1.222						

AB	32
R	3
H	9
RBI	1
BB	2
SO	6
LOB	14




Batter	1	2	3	4	5	6	7	8	9	AB	R	H	RBI	BB	SO	LOB	BOTTOM					
Ron LeFlore, R OBP: 0.382, SLG: 0.433	4-0 BB BB		0-0 SH1-3		0-0 G6-4-3			0-0 G4-6-3 HBP 1B		2	0	1	0	1	0	1	Oakland Athletics @ Detroit Tigers Tiger Stadium, Detroit, MI Sat Jul 17 1976, 7:05 PM EDT Att: 30,110 - Unknown					
Tom Verzyer, R OBP: 0.271, SLG: 0.252	4-0 BB BB		0-0 F4				0-0 F6			2	0	0	0	1	0	1						
Rusty Staub, L OBP: 0.397, SLG: 0.437	4-0 G6-4-3 BB			4-0 3-1 HBP BB			0-0 4-3			2	0	0	0	2	0	2						
Willie Horton, R OBP: 0.378, SLG: 0.461	0-0 G6-4-3			1-0 3-1 HBP			0-0 2B			3	0	1	0	0	1	3						
Jason Thompson, L OBP: 0.326, SLG: 0.409		0-0 F7		0-0 3-1			0-3 K			4	0	1	0	0	1	3						
Alex Johnson, R OBP: 0.289, SLG: 0.371		0-0 4-3		0-3 K			0-0 1B			4	0	1	0	0	2	3						
Aurelio Rodriguez, R OBP: 0.275, SLG: 0.344		0-3 K		0-0 L9			0-0 L7			4	0	0	0	0	1	4						
Pedro Garcia, R OBP: 0.241, SLG: 0.303 Ben Ojivies, L OBP: 0.294, SLG: 0.462 John Wockenfuss, R OBP: 0.383, SLG: 0.426			0-3 K		0-0 F9			0-0 F8		2	0	0	0	0	1	0						
Bruce Kimm, R OBP: 0.292, SLG: 0.280 Dan Meyer, L OBP: 0.303, SLG: 0.350 Chuck Scrivener, R OBP: 0.277, SLG: 0.267			4-0 SH1-3 BB		4-0 G6-4-3 BB			0-0 F4		0	0	0	0	2	0	0						
Inning Stats	R: 0 E: 0 K: 0 S: 1	H: 0 LOB: 0 BB: 3 P: 13	R: 0 E: 0 K: 1 S: 5	H: 0 LOB: 0 BB: 0 P: 5	R: 0 E: 0 K: 1 S: 5	H: 0 LOB: 1 BB: 1 P: 9	R: 0 E: 0 K: 1 S: 5	H: 0 LOB: 2 BB: 1 P: 10	R: 0 E: 0 K: 0 S: 2	H: 0 LOB: 0 BB: 1 P: 6	R: 0 E: 0 K: 1 S: 6	H: 1 LOB: 1 BB: 0 P: 6	R: 0 E: 0 K: 0 S: 4	H: 1 LOB: 1 BB: 0 P: 4	R: 0 E: 0 K: 1 S: 5	H: 1 LOB: 1 BB: 0 P: 6	R: 0 E: 0 K: 1 S: 5	H: 1 LOB: 0 BB: 0 P: 5	1B: 3 2B: 1 3B: 0 HR: 0	SF: 0 SAC: 1 DP: 4 HBP: 2	WP: 0 PB: 0 SB: 0 CS: 0	PA: 34
PITCHER Mike Norris, R ERA: 3.97 Rolie Fingers, R ERA: 2.56	IP: 7.0 WLS: W BF: 28	H: 3 R: 0 ER: 0 SO: 4	BB: 6 IBB: 0 HBP: 1 BLK: 0	WP: 0 HR: 0 S: 29 P: 54	ERA: 0.00 WHIP: 1.286	PITCHER										ERA: 0.00 WHIP: 0.500						



Batter	1	2	3	4	5	6	7	8	9	AB	R	H	RBI	BB	SO	LOB	TOP								
Bill North, S (1, 10) OBP: 0.360, SLG: 0.341										4	2	2	0	1	1	0	Oakland Athletics @ Detroit Tigers Tiger Stadium, Detroit, MI Sun Jul 18 1976, 3:33 AM EDT Att: 23,841 - Unknown								
Claudell Washington, L (1, 8) OBP: 0.266, SLG: 0.325										2	2	1	1	2	0	1									
Don Baylor, R (1, 9) OBP: 0.319, SLG: 0.370										3	2	2	3	2	0	1									
Joe Rudi, R (1, 7) OBP: 0.330, SLG: 0.449										4	2	3	1	0	0	2									
Matt Alexander, S (6, 7) OBP: 0.042, SLG: 0.042										1	0	0	0	0	1	1									
Sal Bando, R (1, 5) OBP: 0.331, SLG: 0.447										5	0	2	3	0	0	4									
Gene Tenace, R (1, 3) OBP: 0.378, SLG: 0.441										4	1	2	1	1	1	1									
Phil Garner, R (1, 4) OBP: 0.296, SLG: 0.383										3	0	0	0	2	1	4									
Tommy Sandt, R (1, 6) OBP: 0.182, SLG: 0.161										5	0	0	0	0	1	6									
Larry Haney, R (1, 2) OBP: 0.279, SLG: 0.241										4	1	1	0	0	0	2									
Jeff Newman, R (9, PH) OBP: 0.179, SLG: 0.222										1	0	0	0	0	0	1									
Inning Stats	R: 0 E: 0 K: 1 S: 3	H: 0 LOB: 0 BB: 2 P: 11	R: 0 E: 0 K: 0 S: 4	H: 1 LOB: 2 BB: 1 P: 8	R: 1 E: 0 K: 0 S: 5	H: 2 LOB: 2 BB: 1 P: 9	R: 0 E: 0 K: 0 S: 3	H: 0 LOB: 1 BB: 1 P: 7	R: 4 E: 0 K: 2 S: 11	H: 4 LOB: 1 BB: 1 P: 15	R: 3 E: 2 K: 0 S: 6	H: 3 LOB: 1 BB: 0 P: 6	R: 1 E: 0 K: 0 S: 3	H: 1 LOB: 0 BB: 1 P: 7	R: 1 E: 0 K: 1 S: 6	H: 1 LOB: 1 BB: 1 P: 10	R: 0 E: 0 K: 1 S: 6	H: 1 LOB: 1 BB: 0 P: 6	1B: 7 2B: 5 3B: 0 HR: 1	SF: 1 SAC: 0 DP: 1 HBP: 0	WP: 1 PB: 0 SB: 4 CS: 1	PA: 46			
PITCHER	IP	WLS	BF	H	R	ER	SO	BB	IBB	HBP	BLK	WP	HR	S	P	ERA	WHIP								
Frank MacCormack, R (1, 1) ERA: 4.5	4.0	L	20	4	3	3	1	6	0	0	0	0	0	16	40	6.75	2.500								
Ray Sore, R (5, 1) ERA: 5.11	2.0		12	6	5	2	2	0	0	0	0	0	0	16	16	9.00	3.000								
Jim Crawford, L (7, 1) ERA: 5.62	2.0		9	2	2	2	1	2	0	0	0	1	1	9	17	9.00	2.000								
John Hiller, L (9, 1) ERA: 3.11	1.0		4	1	0	0	1	0	0	0	0	0	0	6	6	0.00	1.000								

Batter	1	2	3	4	5	6	7	8	9	AB	R	H	RBI	BB	SO	LOB	BOTTOM								
Ron LeFlore, R (1, 8) OBP: 0.383, SLG: 0.434										4	0	2	0	0	0	1	Oakland Athletics @ Detroit Tigers Tiger Stadium, Detroit, MI Sun Jul 18 1976, 3:33 AM EDT Att: 23,841 - Unknown								
Tom Verzyer, R (1, 6) OBP: 0.287, SLG: 0.248										4	0	0	0	0	1	3									
Rusty Staub, L (1, 9) OBP: 0.395, SLG: 0.434										4	0	1	0	0	0	3									
Willie Horton, R (1, 10) OBP: 0.376, SLG: 0.456										4	0	1	0	0	1	2									
Jason Thompson, L (1, 3) OBP: 0.325, SLG: 0.404										3	0	0	0	1	1	0									
Alex Johnson, R (1, 7) OBP: 0.286, SLG: 0.367										3	0	0	0	0	1	2									
Mickey Stanley, R (9, PH) OBP: 0.313, SLG: 0.338										1	0	1	0	0	0	0									
Aurelio Rodriguez, R (1, 5) OBP: 0.271, SLG: 0.340										4	0	0	0	0	0	3									
Pedro Garcia, R (1, 4) OBP: 0.241, SLG: 0.307										4	1	1	0	0	2	3									
Bruce Kimm, R (1, 2) OBP: 0.293, SLG: 0.282										3	0	1	1	0	0	0									
Inning Stats	R: 0 E: 0 K: 1 S: 6	H: 1 LOB: 1 BB: 0 P: 6	R: 0 E: 0 K: 1 S: 5	H: 0 LOB: 0 BB: 0 P: 5	R: 1 E: 0 K: 1 S: 7	H: 2 LOB: 1 BB: 0 P: 7	R: 0 E: 0 K: 0 S: 4	H: 1 LOB: 2 BB: 1 P: 8	R: 0 E: 0 K: 0 S: 4	H: 1 LOB: 0 BB: 0 P: 4	R: 0 E: 0 K: 1 S: 5	H: 0 LOB: 0 BB: 0 P: 5	R: 0 E: 0 K: 1 S: 5	H: 0 LOB: 0 BB: 0 P: 5	R: 0 E: 0 K: 0 S: 4	H: 1 LOB: 1 BB: 0 P: 4	R: 0 E: 0 K: 1 S: 6	H: 1 LOB: 1 BB: 0 P: 6	1B: 6 2B: 1 3B: 0 HR: 0	SF: 0 SAC: 0 DP: 0 HBP: 0	WP: 0 PB: 0 SB: 2 CS: 0	PA: 35			
PITCHER	IP	WLS	BF	H	R	ER	SO	BB	IBB	HBP	BLK	WP	HR	S	P	ERA	WHIP								
Paul Mitchell, R (1, 1) ERA: 4.72	8.0	W	31	6	1	1	5	1	0	0	0	0	0	40	44	1.12	0.875								
Paul Lindblad, L (9, 1) ERA: 2.62	1.0		4	1	0	0	1	0	0	0	0	0	0	6	6	0.00	1.000								

AB 36
R 10
H 13
RBI 9
BB 8
SO 5
LOB 23



AB 34
R 1
H 7
RBI 1
BB 1
SO 6
LOB 17



Batter	1	2	3	4	5	6	7	8	9	AB	R	H	RBI	BB	SO	LOB	TOP										
Ron LeFlore, R (1, 8) OBP: 0.381, SLG: 0.430										5	0	1	0	0	0	1											
Tom Verzyer, R (1, 6) OBP: 0.282, SLG: 0.243										5	0	0	0	0	0	2											
Rusty Staub, L (1, 9) OBP: 0.396, SLG: 0.433										3	0	1	0	1	1	2											
Willie Horton, R (1, 10) OBP: 0.383, SLG: 0.474										2	1	1	1	2	0	0											
Jason Thompson, L (1, 3) OBP: 0.320, SLG: 0.398										4	0	0	0	0	1	4											
Aurelio Rodriguez, R (1, 5) OBP: 0.274, SLG: 0.340										3	1	1	0	1	0	1											
Mickey Stanley, R (1, 7) OBP: 0.310, SLG: 0.372										4	1	1	2	0	0	2											
Bill Freehan, R (1, 2) OBP: 0.325, SLG: 0.398										4	1	1	1	0	0	1											
Pedro Garcia, R (1, 4) OBP: 0.247, SLG: 0.326										3	1	2	1	0	0	0											
Ben Oglivie, L (9, PH) OBP: 0.291, SLG: 0.458										1	0	0	0	0	0	0											
Inning Stats	R: 0 E: 0 K: 0 S: 3	H: 1 LOB: 0 BB: 0 P: 3	R: 0 E: 0 K: 0 S: 3	H: 0 LOB: 1 BB: 1 P: 7	R: 1 E: 1 K: 0 S: 5	H: 1 LOB: 3 BB: 2 P: 13	R: 1 E: 0 K: 0 S: 4	H: 1 LOB: 0 BB: 0 P: 4	R: 0 E: 0 K: 0 S: 3	H: 1 LOB: 1 BB: 0 P: 3	R: 2 E: 0 K: 0 S: 4	H: 1 LOB: 0 BB: 1 P: 8	R: 0 E: 0 K: 1 S: 6	H: 1 LOB: 0 BB: 0 P: 6	R: 1 E: 0 K: 1 S: 7	H: 2 LOB: 1 BB: 0 P: 7	R: 0 E: 0 K: 0 S: 3	H: 0 LOB: 0 BB: 0 P: 3	1B: 4 2B: 1 3B: 0 HR: 4	SF: 0 SAC: 0 DP: 1 HBP: 0	WP: 1 PB: 0 SB: 0 CS: 0	PA: 38					
PITCHER	IP	WLS	BF	H	R	ER	SO	BB	IBB	HBP	BLK	WP	HR	S	P	ERA	WHIP										
Eddie Bane, L (1, 1) ERA: 2.73	5.2		25	5	4	4	0	3	1	0	0	1	3	21	37	6.35	1.412										
Bill Campbell, R (6, 1) ERA: 3.18	3.1	W	13	3	1	1	2	0	0	0	0	0	1	17	17	2.70	0.900										

Detroit Tigers @ Minnesota Twins
Metropolitan Stadium, Bloomington, MI
Mon Jul 19 1976, 8:05 PM EDT
Att: 5,005 - Unknown

AB 34
R 5
H 8
RBI 5
BB 4
SO 2
LOB 13



Batter	1	2	3	4	5	6	7	8	9	AB	R	H	RBI	BB	SO	LOB	BOTTOM										
Lyman Bostock, L (1, 8) OBP: 0.379, SLG: 0.430										5	1	2	2	0	0	1											
Larry Hiele, R (1, 7) OBP: 0.329, SLG: 0.365										4	1	1	3	0	1	2											
Rod Carew, L (1, 3) OBP: 0.393, SLG: 0.447										3	0	1	0	1	0	0											
Craig Kusick, R (1, 10) OBP: 0.367, SLG: 0.519										4	0	1	0	0	1	3											
Dan Ford, R (1, 9) OBP: 0.305, SLG: 0.407										3	1	2	0	1	0	0											
Butch Wynegar, S (1, 2) OBP: 0.399, SLG: 0.431										4	1	1	0	0	0	4											
Bob Randall, R (1, 4) OBP: 0.323, SLG: 0.321										4	1	1	1	0	0	4											
Roy Smalley, S (1, 6) OBP: 0.337, SLG: 0.283										3	0	1	0	0	0	0											
Mike Cabbage, L (1, 5) OBP: 0.317, SLG: 0.308										2	1	0	0	0	1	1											
Steve Brye, R (6, PH) OBP: 0.315, SLG: 0.304										0	0	0	0	1	0	0											
Jerry Terrell, R (7, 5) OBP: 0.295, SLG: 0.247										1	0	1	0	0	0	0											
Inning Stats	R: 0 E: 0 K: 0 S: 3	H: 0 LOB: 0 BB: 0 P: 3	R: 0 E: 0 K: 1 S: 6	H: 1 LOB: 1 BB: 0 P: 6	R: 3 E: 0 K: 0 S: 8	H: 5 LOB: 3 BB: 1 P: 12	R: 0 E: 0 K: 1 S: 5	H: 0 LOB: 0 BB: 0 P: 5	R: 0 E: 0 K: 1 S: 5	H: 0 LOB: 0 BB: 0 P: 5	R: 3 E: 0 K: 0 S: 7	H: 4 LOB: 3 BB: 2 P: 15	R: 0 E: 0 K: 0 S: 3	H: 0 LOB: 0 BB: 0 P: 3	R: 0 E: 0 K: 0 S: 3	H: 1 LOB: 0 BB: 0 P: 3	1B: 9 2B: 1 3B: 0 HR: 1	SF: 0 SAC: 1 DP: 0 HBP: 0	WP: 0 PB: 0 SB: 1 CS: 0	PA: 37							
PITCHER	IP	WLS	BF	H	R	ER	SO	BB	IBB	HBP	BLK	WP	HR	S	P	ERA	WHIP										
Dave Roberts, L (1, 1) ERA: 3.74	5.1	L	28	10	6	6	3	1	0	0	0	0	1	32	40	10.12	2.062										
Steve Grilli, R (6, 1) ERA: 6.12	2.2		9	1	0	0	0	1	0	0	0	0	0	8	12	0.00	0.750										

Detroit Tigers @ Minnesota Twins
Metropolitan Stadium, Bloomington, MI
Mon Jul 19 1976, 8:05 PM EDT
Att: 5,005 - Unknown

AB 33
R 6
H 11
RBI 6
BB 3
SO 3
LOB 15



Batter	1	2	3	4	5	6	7	8	9	AB	R	H	RBI	BB	SO	LOB	TOP	
Ron LeFlore, R (1, 8) OBP: 0.385, SLG: 0.439										3	1	1	0	1	1	0	Detroit Tigers @ Chicago White Sox Comiskey Park, Chicago, IL Wed Jul 21 1976, 4:33 AM EDT Unknown - 70 F livebaseballscorecards.com	
Tom Verzyer, R (1, 6) OBP: 0.272, SLG: 0.251										4	0	2	1	0	0	0		
Rusty Staub, L (1, 9) OBP: 0.397, SLG: 0.443										3	0	0	0	1	0	2		
Willie Horton, R (1, 10) OBP: 0.367, SLG: 0.450										4	0	0	0	0	1	3		
Jason Thompson, L (1, 3) OBP: 0.328, SLG: 0.400										1	0	0	0	3	0	1		
Alex Johnson, R (1, 7) OBP: 0.281, SLG: 0.361										4	0	0	0	0	1	4		
Aurelio Rodriguez, R (1, 5) OBP: 0.273, SLG: 0.334										3	0	0	0	1	0	0		
Pedro Garcia, R (1, 4) OBP: 0.248, SLG: 0.326 Dan Meyer, L (9, PH) OBP: 0.301, SLG: 0.347									2	0	1	0	1	0	1	1		
Bruce Kimm, R (1, 2) OBP: 0.303, SLG: 0.304 Ben Oglivie, L (9, PH) OBP: 0.290, SLG: 0.446										3	0	0	0	0	0	2		
Inning Stats	R: 1 E: 1 K: 1 S: 6	H: 1 LOB: 1 BB: 1 P: 10	R: 0 E: 0 K: 1 S: 6	H: 1 LOB: 1 BB: 0 P: 6	R: 0 E: 0 K: 0 S: 2	H: 0 LOB: 0 BB: 2 P: 10	R: 0 E: 0 K: 0 S: 3	H: 0 LOB: 0 BB: 0 P: 3	R: 0 E: 0 K: 0 S: 3	H: 1 LOB: 2 BB: 1 P: 7	R: 0 E: 0 K: 0 S: 3	H: 0 LOB: 2 BB: 2 P: 11	R: 0 E: 0 K: 0 S: 3	H: 0 LOB: 0 BB: 0 P: 3	1B: 3 2B: 1 3B: 0 HR: 0	SF: 0 SAC: 0 DP: 1 HBP: 0	WP: 0 PB: 0 SB: 0 CS: 0	PA: 36
PITCHER Chris Knapp, R (1, 1) ERA: 3.42	IP: 9.0 WLS: W BF: 36 H: 4 R: 1 ER: 0 SO: 3 BB: 7 IBB: 0 HBP: 0 BLK: 0 WP: 0 HR: 0 S: 35 P: 63 ERA: 0.00 WHIP: 1.222															PITCHER		

Batter	1	2	3	4	5	6	7	8	9	AB	R	H	RBI	BB	SO	LOB	BOTTOM			
Chet Lemon, R (1, 8) OBP: 0.304, SLG: 0.314										4	1	0	0	0	1	3	Detroit Tigers @ Chicago White Sox Comiskey Park, Chicago, IL Wed Jul 21 1976, 4:33 AM EDT Unknown - 70 F livebaseballscorecards.com			
Ralph Garr, L (1, 9) OBP: 0.318, SLG: 0.410										4	1	2	1	0	1	0				
Jorge Orta, L (1, 7) OBP: 0.324, SLG: 0.456										4	0	0	0	0	1	3				
Pat Kelly, L (1, 10) OBP: 0.369, SLG: 0.410										3	1	2	0	0	0	0				
Lamar Johnson, R (1, 3) OBP: 0.333, SLG: 0.423										3	0	2	2	0	0	1				
Bill Stein, R (1, 4) OBP: 0.292, SLG: 0.368										4	1	2	0	0	0	3				
Kevin Bell, R (1, 5) OBP: 0.315, SLG: 0.462										3	0	1	0	1	1	3				
Brian Downing, R (1, 2) OBP: 0.324, SLG: 0.326										4	0	2	1	0	1	2				
Bucky Dent, R (1, 6) OBP: 0.301, SLG: 0.304										3	0	0	0	0	0	4				
Inning Stats	R: 1 E: 0 K: 0 S: 4	H: 1 LOB: 2 BB: 0 P: 6	R: 0 E: 0 K: 1 S: 5	H: 0 LOB: 1 BB: 1 P: 9	R: 1 E: 0 K: 1 S: 8	H: 3 LOB: 2 BB: 0 P: 8	R: 1 E: 0 K: 0 S: 5	H: 2 LOB: 1 BB: 0 P: 5	R: 1 E: 1 K: 0 S: 6	H: 3 LOB: 2 BB: 0 P: 6	R: 0 E: 0 K: 2 S: 7	H: 0 LOB: 0 BB: 0 P: 7	R: 0 E: 0 K: 0 S: 3	H: 1 LOB: 1 BB: 0 P: 3	R: 0 E: 0 K: 1 S: 6	H: 1 LOB: 1 BB: 0 P: 6	1B: 8 2B: 4 3B: 0 HR: 0	SF: 1 SAC: 1 DP: 1 HBP: 2	WP: 0 PB: 0 SB: 0 CS: 1	PA: 37
PITCHER Vern Ruhle, R (1, 1) ERA: 3.71 Bill Laxton, L (6, 1) ERA: 4.56	IP: 5.0 WLS: L BF: 27 H: 9 R: 4 ER: 3 SO: 2 BB: 1 IBB: 0 HBP: 0 BLK: 0 WP: 0 HR: 0 S: 28 P: 34 ERA: 5.40 WHIP: 2.000															PITCHER				

Batter	1	2	3	4	5	6	7	8	9	AB	R	H	RBI	BB	SO	LOB	TOP					
Ron LeFlore, R (1, 8) OBP: 0.386, SLG: 0.440	4-3	FC6-4															4 0 2 0 0 0 2					
Chuck Scrivener, R (1, 6) OBP: 0.287, SLG: 0.256	5-3																3 0 0 0 0 0 0					
Ben Oglivie, L (8, PH) OBP: 0.288, SLG: 0.443																	1 0 0 0 0 0 1					
Tom Verzyer, R (8, 6) OBP: 0.272, SLG: 0.251																	0 0 0 0 0 0 0					
Rusty Staub, L (1, 9) OBP: 0.396, SLG: 0.441																	4 0 1 1 0 0 1 0					
Willie Horton, R (1, 10) OBP: 0.364, SLG: 0.446																	4 0 1 1 0 0 1 0					
Jason Thompson, L (1, 3) OBP: 0.327, SLG: 0.395																	3 0 0 0 1 1 2					
Dan Meyer, L (1, 7) OBP: 0.295, SLG: 0.340																	3 0 0 0 0 0 1					
Aurelio Rodriguez, R (1, 5) OBP: 0.270, SLG: 0.331																	3 0 0 0 0 1 1					
Bill Freehan, R (1, 2) OBP: 0.325, SLG: 0.397																	3 0 1 0 0 0 0					
Pedro Garcia, R (1, 4) OBP: 0.249, SLG: 0.326																	3 0 1 0 0 1 0					
Inning Stats	R: 0 E: 0 K: 1 S: 7	H: 2 LOB: 2 BB: 0 P: 7	R: 0 E: 0 K: 1 S: 7	H: 2 LOB: 2 BB: 0 P: 7	R: 0 E: 0 K: 0 S: 3	H: 0 LOB: 0 BB: 0 P: 3	R: 0 E: 0 K: 0 S: 3	H: 0 LOB: 0 BB: 0 P: 3	R: 0 E: 0 K: 1 S: 5	H: 1 LOB: 0 BB: 0 P: 5	R: 0 E: 0 K: 1 S: 5	H: 0 LOB: 0 BB: 0 P: 5	R: 0 E: 0 K: 0 S: 2	H: 0 LOB: 0 BB: 1 P: 6	R: 0 E: 0 K: 0 S: 4	H: 1 LOB: 1 BB: 0 P: 4	R: 0 E: 0 K: 1 S: 5	H: 0 LOB: 0 BB: 0 P: 5	1B: 6 2B: 0 3B: 0 HR: 0	SF: 0 SAC: 0 DP: 1 HBP: 0	WP: 0 PB: 0 CS: 1	PA: 33
PITCHER Bart Johnson, R (1, 1) ERA: 4.24	IP: 9.0 WLS: W BF: 32 H: 6 R: 0 ER: 0 SO: 5 BB: 1 IBB: 0 HBP: 0 BLK: 0 WP: 0 HR: 0 S: 41 P: 45 ERA: 0.00 WHIP: 0.778															PITCHER	IP: 9.0 WLS: W BF: 32 H: 6 R: 0 ER: 0 SO: 5 BB: 1 IBB: 0 HBP: 0 BLK: 0 WP: 0 HR: 0 S: 41 P: 45 ERA: 0.00 WHIP: 0.778					

Detroit Tigers @ Chicago White Sox
Comiskey Park, Chicago, IL
Wed Jul 21 1976, 8:05 PM EDT
Att: 10,765 - Unknown - 68 F

AB 31
R 0
H 6
RBI 0
BB 1
SO 5
LOB 7



Batter	1	2	3	4	5	6	7	8	9	AB	R	H	RBI	BB	SO	LOB	BOTTOM					
Chet Lemon, R (1, 8) OBP: 0.300, SLG: 0.309	K																4 0 0 0 0 3 0					
Ralph Garr, L (1, 9) OBP: 0.314, SLG: 0.405	F7																4 0 0 0 0 0 0					
Jorge Orta, L (1, 7) OBP: 0.323, SLG: 0.454	4-3																4 1 1 0 0 1 0					
Pat Kelly, L (1, 10) OBP: 0.363, SLG: 0.403																	4 0 0 0 0 3 2					
Lamar Johnson, R (1, 3) OBP: 0.343, SLG: 0.424																	2 0 1 0 1 0 1					
Bill Stein, R (1, 4) OBP: 0.301, SLG: 0.375																	3 1 2 1 0 0 1					
Kevin Bell, R (1, 5) OBP: 0.315, SLG: 0.459																	3 1 1 0 0 1 3					
Bucky Dent, R (1, 6) OBP: 0.301, SLG: 0.310																	3 0 1 2 0 0 2					
Jim Essian, R (1, 2) OBP: 0.324, SLG: 0.270																	3 0 0 0 0 0 1					
Inning Stats	R: 0 E: 0 K: 1 S: 5	H: 0 LOB: 0 BB: 0 P: 5	R: 0 E: 0 K: 1 S: 7	H: 2 LOB: 2 BB: 0 P: 7	R: 0 E: 0 K: 1 S: 5	H: 0 LOB: 0 BB: 0 P: 5	R: 3 E: 0 K: 1 S: 9	H: 4 LOB: 1 BB: 0 P: 9	R: 0 E: 0 K: 2 S: 7	H: 0 LOB: 0 BB: 0 P: 7	R: 0 E: 0 K: 1 S: 5	H: 0 LOB: 1 BB: 1 P: 9	R: 0 E: 0 K: 0 S: 3	H: 0 LOB: 0 BB: 0 P: 3	R: 0 E: 1 K: 1 S: 5	H: 0 LOB: 0 BB: 0 P: 5	R: 0 E: 0 K: 1 S: 5	H: 0 LOB: 0 BB: 0 P: 5	1B: 5 2B: 0 3B: 1 HR: 0	SF: 0 SAC: 0 DP: 0 HBP: 0	WP: 0 PB: 0 CS: 0	PA: 31
PITCHER Dave Lemanczyk, R (1, 1) ERA: 3.6	IP: 8.0 WLS: L BF: 31 H: 6 R: 3 ER: 3 SO: 8 BB: 1 IBB: 0 HBP: 0 BLK: 0 WP: 0 HR: 0 S: 46 P: 50 ERA: 3.38 WHIP: 0.875															PITCHER	IP: 8.0 WLS: L BF: 31 H: 6 R: 3 ER: 3 SO: 8 BB: 1 IBB: 0 HBP: 0 BLK: 0 WP: 0 HR: 0 S: 46 P: 50 ERA: 3.38 WHIP: 0.875					

Detroit Tigers @ Chicago White Sox
Comiskey Park, Chicago, IL
Wed Jul 21 1976, 8:05 PM EDT
Att: 10,765 - Unknown - 68 F


AB 30
R 3
H 6
RBI 3
BB 1
SO 8
LOB 10



Batter	1	2	3	4	5	6	7	8	9	AB	R	H	RBI	BB	SO	LOB	TOP		
Ron LeFlore, R OBP: 0.385, SLG: 0.438 (1, 8)	0-0 6-3		0-0 1B			0-0 6-3	0-0 F8			4	0	1	0	0	0	1			
Tom Verzyer, R OBP: 0.271, SLG: 0.251 (1, 6)	0-0 6-3		0-0 F9			0-0 1B		0-3 K		4	0	1	0	0	1	1			
Rusty Staub, L OBP: 0.394, SLG: 0.438 (1, 9)	0-0 2B 1B			0-0 F9		0-3 K		0-0 G3		4	0	1	0	0	1	1			
Willie Horton, R OBP: 0.367, SLG: 0.449 (1, 10)	0-0 1-H 2B			0-0 F7			4-0 2B BB	0-0 6-3		3	1	1	0	1	0	0			
Jason Thompson, L OBP: 0.322, SLG: 0.389 (1, 3)		0-0 L4		0-0 F5			0-0 F8		0-0 F8	4	0	0	0	0	0	1			
Alex Johnson, R OBP: 0.288, SLG: 0.367 (1, 7)		0-0 CS 1B			0-3 K		0-0 2B		4-0 BB	3	1	2	0	1	1	0			
Aurelio Rodriguez, R OBP: 0.270, SLG: 0.333 (1, 5)	0-0 1-2 5-3			0-0 6-3			0-0 2B		0-0 L9	4	1	1	2	0	0	2			
Pedro Garcia, R OBP: 0.247, SLG: 0.323 (1, 4)			0-0 5-3				0-0 F5		0-0 F8	2	0	0	0	0	1	0			
Dan Meyer, L OBP: 0.293, SLG: 0.338 (7, PH)						0-3 K			0-0 F8	1	0	0	0	0	0	1			
John Wockenfuss, R OBP: 0.378, SLG: 0.420 (7, 2)							0-0 F5		0-0 F8	1	0	0	0	0	0	1			
Bruce Kimm, R OBP: 0.297, SLG: 0.298 (1, 2)			0-0 6-3				0-0 F3			2	0	0	0	0	0	0			
Ben Ogilvie, L OBP: 0.293, SLG: 0.463 (7, PH)							2-H 3B			1	0	1	1	0	0	0			
Chuck Scrivener, R OBP: 0.267, SLG: 0.256 (7, 4)										0	0	0	0	0	0	0			
Inning Stats	R: 0 E: 0 K: 0 S: 4	H: 2 LOB: 2 BB: 0 P: 4	R: 0 E: 0 K: 0 S: 3	H: 1 LOB: 0 BB: 0 P: 3	R: 0 E: 0 K: 0 S: 4	H: 0 LOB: 0 BB: 0 P: 3	R: 0 E: 0 K: 1 S: 6	H: 1 LOB: 1 BB: 0 P: 6	R: 3 E: 0 K: 0 S: 6	H: 3 LOB: 1 BB: 1 P: 10	R: 0 E: 0 K: 0 S: 5	H: 0 LOB: 0 BB: 0 P: 5	R: 0 E: 0 K: 0 S: 3	H: 0 LOB: 1 BB: 1 P: 7	1B: 4 2B: 3 3B: 1 HR: 0	SF: 0 SAC: 0 DP: 0 HBP: 0	WP: 0 PB: 0 SB: 0 CS: 1	PA: 35	
PITCHER	IP WLS BF H R ER SO BB IBB HBP BLK WP HR S P ERA WHIP	Blue Moon Odom, R ERA: 5.59 Pete Vuckovich, R ERA: 4.01	IP WLS BF H R ER SO BB IBB HBP BLK WP HR S P ERA WHIP	Blue Moon Odom, R ERA: 5.59 Pete Vuckovich, R ERA: 4.01															

Detroit Tigers @ Chicago White Sox
Comiskey Park, Chicago, IL
Thu Jul 22 1976, 4:33 AM EDT
Unknown


AB 33
R 3
H 8
RBI 3
BB 2
SO 4
LOB 8



Batter	1	2	3	4	5	6	7	8	9	AB	R	H	RBI	BB	SO	LOB	BOTTOM			
Chet Lemon, R OBP: 0.299, SLG: 0.308 (1, 8)	0-0 F8			0-0 SH1-3		0-0 1B FC3-5 2B	0-3 K			1	0	0	0	0	0	0				
Wayne Nordhagen, R OBP: 0.389, SLG: 0.467 (2, 9)		0-0 1-H 2-H 2-H 1B			1-2					3	0	2	2	0	1	0				
Ralph Garr, L OBP: 0.315, SLG: 0.405 (1, 9)	0-0 6-3		0-0 F8		0-0	0-0 FC3-5 2B		0-0 3-1		5	1	2	1	0	0	1				
Jorge Orta, L OBP: 0.324, SLG: 0.450 (1, 7)	1-0 BB HBP	4-0		0-3 K		0-0 FC3-5 2B		0-0 6-3		3	2	0	0	1	1	3				
Pat Kelly, L OBP: 0.363, SLG: 0.399 (1, 10)	4-0 1B	0-3		0-3 K		0-0 F6		0-0		2	0	0	0	1	2	3				
Buddy Bradford, R OBP: 0.324, SLG: 0.364 (6, PH)	1-2 BB			0-0 K		0-0 F6				2	0	1	0	0	0	2				
Lamar Johnson, R OBP: 0.355, SLG: 0.442 (1, 3)	0-0 1-3 2-H 1B		0-0 F7		0-0 E 1B	0-0 HR 2B		0-0 1-3		5	1	3	3	0	0	1				
Bill Stein, R OBP: 0.307, SLG: 0.409 (1, 4)		0-0 BB WP 2B		0-0 4-3		0-0 E5		0-0 HR		4	2	2	2	0	0	1				
Kevin Bell, R OBP: 0.313, SLG: 0.453 (1, 5)		0-0 6-3		0-0	0-3 K	0-0 F6				4	0	1	0	0	1	3				
Bucky Dent, R OBP: 0.301, SLG: 0.309 (1, 6)		4-0 WP BB E BB		0-0 1B		0-0 F8		0-3 K		2	1	0	0	1	0	3				
Alan Bannister, R OBP: 0.230, SLG: 0.276 (7, 6)			0-0 1-3							1	0	0	0	0	1	0				
Jim Essian, R OBP: 0.330, SLG: 0.264 (1, 2)		4-0 WP E BB		4-0 SH1-3 1B BB		0-0 6-3		0-0 F9		2	2	0	0	2	0	2				
Inning Stats	R: 1 E: 0 K: 0 S: 3	H: 1 LOB: 2 BB: 1 P: 8	R: 3 E: 1 K: 1 S: 7	H: 2 LOB: 3 BB: 3 P: 19	R: 0 E: 0 K: 0 S: 4	H: 1 LOB: 1 BB: 0 P: 4	R: 1 E: 0 K: 2 S: 8	H: 1 LOB: 1 BB: 1 P: 12	R: 0 E: 0 K: 1 S: 7	H: 1 LOB: 2 BB: 0 P: 7	R: 4 E: 0 K: 0 S: 7	H: 4 LOB: 0 BB: 0 P: 7	R: 0 E: 0 K: 2 S: 7	H: 0 LOB: 0 BB: 0 P: 7	R: 0 E: 0 K: 0 S: 4	H: 1 LOB: 1 BB: 0 P: 4	1B: 6 2B: 4 3B: 0 HR: 1	SF: 0 SAC: 1 DP: 0 HBP: 1	WP: 2 PB: 0 SB: 0 CS: 0	PA: 41
PITCHER	IP WLS BF H R ER SO BB IBB HBP BLK WP HR S P ERA WHIP	Frank MacCormack, R ERA: 5.48 Jim Crawford, L ERA: 5.87 Steve Grilli, R ERA: 6.0	IP WLS BF H R ER SO BB IBB HBP BLK WP HR S P ERA WHIP	Frank MacCormack, R ERA: 5.48 Jim Crawford, L ERA: 5.87 Steve Grilli, R ERA: 6.0																

Detroit Tigers @ Chicago White Sox
Comiskey Park, Chicago, IL
Thu Jul 22 1976, 4:33 AM EDT
Unknown

AB 34
R 9
H 11
RBI 8
BB 5
SO 6
LOB 19



Batter	1	2	3	4	5	6	7	8	9	AB	R	H	RBI	BB	SO	LOB	TOP			
Tom Verzyer, R (1.6) OBP: 0.270, SLG: 0.247	4-0 BB		1-3		4-3		F4		K	4	0	0	0	1	1	2				
Dan Meyer, L (1.7) OBP: 0.286, SLG: 0.340	0-3 K				L4-6				L6	5	0	2	0	0	1	3				
Rusty Staub, L (1.9) OBP: 0.394, SLG: 0.438	0-3 K		F9			1B	P6-7			5	1	2	1	0	1	3				
Willie Horton, R (1.10) OBP: 0.369, SLG: 0.450 Ron LeFlore, R (8, PR) OBP: 0.394, SLG: 0.437	0-0 F8			F8 4-3 1B		F9		HR	K	4	0	2	0	0	0	2				
Jason Thompson, L (1.3) OBP: 0.328, SLG: 0.406		0-0 F4 E 1B		4-3		1B		HR		4	1	3	2	0	0	1				
Ben Oglivie, L (1.8) OBP: 0.285, SLG: 0.449		0-0 F8		F8		K		G3		4	0	0	0	0	1	5				
Aurelio Rodriguez, R (1.5) OBP: 0.270, SLG: 0.332		0-0 FC4		L5				K		4	0	1	1	0	1	3				
John Wockenfuss, R (1.2) OBP: 0.372, SLG: 0.438		0-0 F4				1B	F3		F2	4	1	1	0	0	0	5				
Chuck Scrivener, R (1.4) OBP: 0.278, SLG: 0.268			5-3		L4-6 4-3 1B		F7		S	4	1	2	1	0	0	0				
Inning Stats	R: 0 E: 0 K: 2 S: 7	H: 0 LOB: 1 BB: 1 P: 11	R: 0 E: 1 K: 0 S: 4	H: 1 LOB: 2 BB: 0 P: 4	R: 0 E: 0 K: 0 S: 4	H: 1 LOB: 1 BB: 0 P: 4	R: 0 E: 0 K: 0 S: 4	H: 1 LOB: 0 BB: 0 P: 4	R: 1 E: 0 K: 1 S: 8	H: 3 LOB: 2 BB: 0 P: 8	R: 0 E: 0 K: 0 S: 4	H: 1 LOB: 1 BB: 0 P: 4	R: 2 E: 0 K: 1 S: 7	H: 2 LOB: 1 BB: 0 P: 7	R: 1 E: 0 K: 2 S: 9	H: 2 LOB: 1 BB: 0 P: 9	1B: 11 2B: 1 3B: 1 HR: 1	SF: 0 SAC: 0 DP: 1 HBP: 0	WP: 0 PB: 0 SB: 1 CS: 0	PA: 40
PITCHER Rich Gossage, R (1.1) ERA: 3.32	IP: 9.0 WLS: L BF: 40 H: 13 R: 5 ER: 5 SO: 6 BB: 1 IBB: 0 HBP: 0 BLK: 0 WP: 0 HR: 1 S: 51 P: 55 ERA: 5.00 WHIP: 1.556															PITCHER				

Detroit Tigers @ Chicago White Sox
Comiskey Park, Chicago, IL
Thu Jul 22 1976, 8:05 PM EDT
Att: 9,077 - Unknown

AB	39
R	5
H	13
RBI	5
BB	1
SO	6
LOB	25



Batter	1	2	3	4	5	6	7	8	9	AB	R	H	RBI	BB	SO	LOB	BOTTOM			
Wayne Nordhagen, R (1.9) OBP: 0.318, SLG: 0.368	0-0 4-3			F8		FC6		K		4	0	0	0	0	1	4				
Ralph Garr, L (1.8) OBP: 0.311, SLG: 0.399	0-3 K			F7			5-3	G3		4	0	0	0	0	1	3				
Jorge Orta, L (1.7) OBP: 0.321, SLG: 0.445	0-0 4-3			F7			F7		K	4	0	0	0	0	1	0				
Pat Kelly, L (1.10) OBP: 0.361, SLG: 0.396		0-0 G6-4-3 1B			F9		K		L6	4	0	1	0	0	1	0				
Lamar Johnson, R (1.3) OBP: 0.360, SLG: 0.444		0-0 G6-4-3		G5-4-3 1B				1B	F4	4	1	2	0	0	0	1				
Bill Stein, R (1.4) OBP: 0.300, SLG: 0.400		0-0 6-3		G5-4-3			F4			3	0	0	0	0	0	2				
Kevin Bell, R (1.5) OBP: 0.320, SLG: 0.454			0-3 K			FC3-6 BB		BB		2	0	1	0	1	1	0				
Brian Downing, R (1.2) OBP: 0.324, SLG: 0.326			0-0 F8			FC3-6 FC6		BB		3	0	1	1	0	0	1				
Bucky Dent, R (1.6) OBP: 0.302, SLG: 0.307			0-0 6-3			F9		BB		2	0	0	0	1	0	1				
Inning Stats	R: 0 E: 0 K: 1 S: 5	H: 0 LOB: 0 BB: 0 P: 5	R: 0 E: 0 K: 0 S: 3	H: 1 LOB: 0 BB: 0 P: 3	R: 0 E: 0 K: 1 S: 5	H: 0 LOB: 0 BB: 0 P: 5	R: 0 E: 0 K: 0 S: 3	H: 0 LOB: 0 BB: 0 P: 3	R: 0 E: 0 K: 0 S: 3	H: 0 LOB: 1 BB: 1 P: 7	R: 0 E: 0 K: 1 S: 5	H: 0 LOB: 0 BB: 0 P: 5	R: 1 E: 0 K: 1 S: 8	H: 3 LOB: 3 BB: 1 P: 12	R: 0 E: 0 K: 1 S: 5	H: 0 LOB: 0 BB: 0 P: 5	1B: 5 2B: 0 3B: 0 HR: 0	SF: 0 SAC: 0 DP: 2 HBP: 0	WP: 0 PB: 0 SB: 0 CS: 0	PA: 32
PITCHER Ray Bare, R (1.1) ERA: 4.74 John Hiller, L (8.1) ERA: 3.03	IP: 7.1 WLS: W BF: 26 H: 5 R: 1 ER: 1 SO: 3 BB: 1 IBB: 0 HBP: 0 BLK: 0 WP: 0 HR: 0 S: 31 P: 35 ERA: 1.23 WHIP: 0.818															PITCHER				

Detroit Tigers @ Chicago White Sox
Comiskey Park, Chicago, IL
Thu Jul 22 1976, 8:05 PM EDT
Att: 9,077 - Unknown

AB	30
R	1
H	5
RBI	1
BB	2
SO	5
LOB	12



Batter	1	2	3	4	5	6	7	8	9	AB	R	H	RBI	BB	SO	LOB	TOP		
Ron LeFlore, R (1, 8) OBP: 0.384, SLG: 0.434	G3		1B	1-3			FC4-6 BB	6-3		4	0	1	0	1	0	4	Detroit Tigers @ Cleveland Indians Cleveland Municipal Stadium, Cleveland, OH Fri Jul 23 1976, 7:05 PM EDT Att: 13,273 - Unknown - 83 F		
Tom Venzler, R (1, 6) OBP: 0.286, SLG: 0.243 Dan Meyer, L (9, PH) OBP: 0.294, SLG: 0.338	5-3		K		5-3		FC4-6 HR	F7		4	1	0	0	0	1	2			
Rusty Staub, L (1, 9) OBP: 0.392, SLG: 0.434	F8		F7		4-3 WP 1B		F7		5	0	1	0	0	0	2				
Willie Horton, R (1, 10) OBP: 0.370, SLG: 0.464		F9	F9		4-3		HR		5	1	2	2	0	0	2				
Jason Thompson, L (1, 3) OBP: 0.329, SLG: 0.410		1B SF9 2B		BB 1B	K		5-3		5	2	2	0	0	1	2				
Alex Johnson, R (1, 7) OBP: 0.292, SLG: 0.367		1B		1B BB	6-3			4-3	3	0	1	0	1	0	0				
Aurelio Rodriguez, R (1, 5) OBP: 0.269, SLG: 0.330 Chuck Scrivener, R (6, 5) OBP: 0.286, SLG: 0.277		SF9		F8	4-3			FC5-4 1B	2	0	0	1	0	0	2				
John Wockenfuss, R (1, 2) OBP: 0.389, SLG: 0.468		3H						FC5-4 1B	4	0	3	1	0	0	1				
Pedro Garcia, R (1, 4) OBP: 0.247, SLG: 0.322	F4			F6				1-2 1B	4	0	1	0	0	0	5				
Inning Stats	R: 0 E: 0 K: 0 S: 3	H: 0 LOB: 0 BB: 0 P: 3	R: 1 E: 0 K: 0 S: 6	H: 3 LOB: 2 BB: 0 P: 6	R: 0 E: 0 K: 1 S: 6	H: 1 LOB: 1 BB: 0 P: 6	R: 1 E: 0 K: 0 S: 5	H: 2 LOB: 2 BB: 1 P: 9	R: 0 E: 0 K: 0 S: 6	H: 1 LOB: 1 BB: 0 P: 4	R: 2 E: 0 K: 0 S: 4	H: 1 LOB: 0 BB: 1 P: 8	R: 0 E: 0 K: 0 S: 5	H: 2 LOB: 2 BB: 0 P: 5	R: 0 E: 0 K: 0 S: 4	H: 1 LOB: 1 BB: 0 P: 4		1B: 9 2B: 2 3B: 0 HR: 1	SF: 1 SAC: 0 DP: 0 HBP: 0
PITCHER	IP	WLS	BF	H	R	ER	SO	BB	IBB	HBP	BLK	WP	HR	S	P	ERA	WHIP		
Jim Bibby, R (1, 1) ERA: 3.38	6.0	W	27	8	2	2	2	1	0	0	0	1	0	30	34	3.00	1.500		
Tom Buskey, R (7, 1) ERA: 3.67	3.0	S	14	4	2	2	0	1	0	0	0	0	1	13	17	6.00	1.667		

Batter	1	2	3	4	5	6	7	8	9	AB	R	H	RBI	BB	SO	LOB	BOTTOM		
Rick Manning, L (1, 8) OBP: 0.333, SLG: 0.373	F5		F9		FC6-4 2B		F2			5	1	1	1	0	0	4	Detroit Tigers @ Cleveland Indians Cleveland Municipal Stadium, Cleveland, OH Fri Jul 23 1976, 7:05 PM EDT Att: 13,273 - Unknown - 83 F		
Frank Duffy, R (1, 6) OBP: 0.289, SLG: 0.287	F8	G5-3		F7				5-3		5	0	1	2	0	0	2			
Larvell Blanks, R (1, 4) OBP: 0.372, SLG: 0.492	1B		HR	1B			F7			4	2	3	1	1	0	1			
Rico Carty, R (1, 10) OBP: 0.395, SLG: 0.497	E8 1B		HR	1B			F9	FC5-4 BB		4	2	3	1	1	0	0			
George Hendrick, R (1, 7) OBP: 0.317, SLG: 0.474 Tommy Smith, L (6, PR) OBP: 0.192, SLG: 0.231			6-3	F6			E6 L3	F7		4	0	1	1	0	0	2			
Charlie Spikes, R (1, 9) OBP: 0.317, SLG: 0.362	FC3-6		F2	F4			L3	FC5-4		5	0	0	0	0	0	6			
Buddy Bell, R (1, 5) OBP: 0.347, SLG: 0.358		E 1B SH5-3 BB	1B	2B			F9	5-3		3	2	1	0	1	0	0			
Boog Powell, L (1, 3) OBP: 0.288, SLG: 0.252		SH5-3		3B 1B			FC6-4 1B 2B	F8		2	2	1	1	1	0	0			
Ray Fosse, R (1, 2) OBP: 0.366, SLG: 0.333		E6 G5-3 1B		3B			FC6-4 1B			3	0	2	1	1	0	1			
Inning Stats	R: 2 E: 1 K: 0 S: 6	H: 3 LOB: 1 BB: 0 P: 6	R: 1 E: 1 K: 0 S: 4	H: 1 LOB: 1 BB: 1 P: 8	R: 4 E: 0 K: 0 S: 8	H: 5 LOB: 1 BB: 0 P: 8	R: 0 E: 0 K: 0 S: 4	H: 1 LOB: 2 BB: 1 P: 8	R: 2 E: 0 K: 0 S: 5	H: 2 LOB: 1 BB: 1 P: 9	R: 0 E: 1 K: 0 S: 3	H: 0 LOB: 1 BB: 0 P: 3	R: 0 E: 0 K: 0 S: 3	H: 0 LOB: 1 BB: 1 P: 7	R: 0 E: 0 K: 0 S: 4	H: 1 LOB: 2 BB: 1 P: 8		1B: 8 2B: 3 3B: 1 HR: 2	SF: 0 SAC: 1 DP: 2 HBP: 0
PITCHER	IP	WLS	BF	H	R	ER	SO	BB	IBB	HBP	BLK	WP	HR	S	P	ERA	WHIP		
Dave Roberts, L (1, 1) ERA: 4.04	2.2	L	17	8	7	6	0	1	0	0	0	0	0	11	19	7.71	2.571		
Bill Laxton, L (3, 1) ERA: 4.7	2.1		13	4	2	2	0	2	0	0	0	0	0	6	10	0.00	0.500		
Steve Grilli, R (6, 1) ERA: 6.74	2.0		7	0	0	0	0	1	0	0	0	0	0	4	8	0.00	2.000		
Frank MacCormack, R (8, 1) ERA: 5.29	1.0		5	1	0	0	0	1	0	0	0	0	0	4	8	0.00	2.000		

Batter	1	2	3	4	5	6	7	8	9	AB	R	H	RBI	BB	SO	LOB	TOP			
Ron LeFlore, R OBP: 0.384, SLG: 0.431 (1, 8)	5-3	FC6-4 1B		E 1B BB		G6-4-3 BB		G3		3	2	0	0	2	0	2				
Tom Verzyer, R OBP: 0.272, SLG: 0.250 (1, 6)	2B 1B	1B		E5 1B 1B		G6-4-3 1-2		K	5	1	3	1	0	1	2					
Rusty Staub, L OBP: 0.394, SLG: 0.433 (1, 9)	2B 1-2 BB	5-3		FC5-4 1B 1-3 3-H		F7		G6-4-3 BB	3	0	1	1	2	0	1					
Willie Horton, R OBP: 0.368, SLG: 0.465 Alex Johnson, R OBP: 0.299, SLG: 0.366 (9, PH)	FC5 1-3 2-H	2B		5-3	FC5-4 1-2		K		G6-4-3	4	0	1	1	0	1	2				
Jason Thompson, L OBP: 0.328, SLG: 0.419 (1, 3)	5-3			HR	6-3		K			4	1	1	1	0	1	2				
Ben Oglivie, L OBP: 0.291, SLG: 0.469 (1, 7)	4-0 IBB			4-3	F8			HR	3	1	1	1	1	0	0					
Aurelio Rodriguez, R OBP: 0.265, SLG: 0.327 (1, 5)	FC5 2-3			F7	G3			K	4	0	0	0	0	1	3					
Pedro Garcia, R OBP: 0.247, SLG: 0.318 (1, 4)				F8	F6	SH3-4 BB		5-3	3	0	0	0	1	0	0					
Bruce Kimm, R OBP: 0.308, SLG: 0.309 (1, 2)				FC6-4 1B	K	SH3-4 1-2			3	0	2	0	0	1	0					
Inning Stats	R: 1 E: 0 K: 0 S: 5	H: 2 LOB: 3 BB: 2 P: 13	R: 1 E: 0 K: 0 S: 5	H: 2 LOB: 1 BB: 0 P: 5	R: 1 E: 0 K: 0 S: 4	H: 1 LOB: 0 BB: 0 P: 4	R: 1 E: 1 K: 1 S: 7	H: 2 LOB: 2 BB: 1 P: 11	R: 0 E: 0 K: 0 S: 3	H: 0 LOB: 0 BB: 0 P: 3	R: 0 E: 0 K: 2 S: 7	H: 0 LOB: 1 BB: 2 P: 10	R: 0 E: 0 K: 1 S: 7	H: 2 LOB: 1 BB: 0 P: 7	R: 0 E: 0 K: 1 S: 4	H: 0 LOB: 0 BB: 1 P: 8	1B: 6 2B: 1 3B: 0 HR: 2	SF: 0 SAC: 1 DP: 2 HBP: 0	WP: 0 PB: 0 SB: 1 CS: 0	PA: 40
PITCHER	IP	WLS	BF	H	R	ER	SO	BB	IBB	HBP	BLK	WP	HR	S	P	ERA	WHIP			
Jackie Brown, R ERA: 3.44 (1, 1)	4.0		22	7	4	4	1	2	1	0	0	0	1	21	33	9.00	2.250			
Don Hood, L ERA: 4.32 (5, 1)	1.1		5	0	0	0	0	1	0	0	0	0	0	4	8	0.00	0.750			
Jim Kern, R ERA: 2.42 (6, 1)	3.0	L	12	2	1	1	4	2	0	0	0	0	0	1	18	3.00	1.333			
Dave LaRoche, L ERA: 2.78 (9, 1)	0.2		1	0	0	0	0	0	0	0	0	0	0	1	1	0.00	0.000			

Detroit Tigers @ Cleveland Indians
Cleveland Municipal Stadium, Cleveland, OH

AB 33
R 5
H 9
RBI 5
BB 6
SO 5
LOB 13



WP: 0 PA: 40
PB: 0
SB: 1
CS: 0

Detroit Tigers @ Cleveland Indians
Cleveland Municipal Stadium, Cleveland, OH

AB 38
R 4
H 14
RBI 2
BB 2
SO 4
LOB 18



WP: 0 PA: 40
PB: 0
SB: 1
CS: 1

Batter	1	2	3	4	5	6	7	8	9	AB	R	H	RBI	BB	SO	LOB	BOTTOM			
John Lowenstein, L OBP: 0.331, SLG: 0.320 Charlie Spikes, R OBP: 0.314, SLG: 0.359 (6, PH) (7, 9)	4-3		FC4-6 5-3		2B 1B 1B	K		F7		3	1	1	0	0	0	1				
Frank Duffy, R OBP: 0.284, SLG: 0.282 (1, 6)	K		5-3		F8		F7		K	5	0	0	0	0	2	2				
Rick Manning, L OBP: 0.334, SLG: 0.376 (1, 8)	S 1B		L8		1B 2B		5-3		4-3	5	1	2	0	0	0	1				
Rico Carty, R OBP: 0.398, SLG: 0.497 (1, 10)	5-3			E 1B	1B 1B		BB 1B		F6	4	1	2	0	1	0	1				
George Hendrick, R OBP: 0.322, SLG: 0.476 (1, 7)			F4	E9 1B	G5-3 1B		BB BB			3	1	2	2	1	0	0				
Boog Powell, L OBP: 0.300, SLG: 0.267 (1, 3)			FC6 1B	5-3 1B	1-2 2-H 3-H		BB		F8	4	0	3	0	0	0	2				
Buddy Bell, R OBP: 0.346, SLG: 0.357 (1, 5)			F8	5-3	G5-3				1B	4	0	1	0	0	0	5				
Ray Fosse, R OBP: 0.360, SLG: 0.329 Tommy Smith, L OBP: 0.192, SLG: 0.231 Alan Ashby, S OBP: 0.302, SLG: 0.311 (8, PR) (9, 2)	FC6 1-2			F6		6-3		FC6-4 1B		4	0	1	0	0	0	2				
Duane Kuiper, L OBP: 0.294, SLG: 0.293 Larvell Blanks, R OBP: 0.369, SLG: 0.489 (8, PH) (9, 4)			FC4-6 1B	K		CS 1B		FC6-4		3	0	2	0	0	1	1				
Inning Stats	R: 0 E: 0 K: 1 S: 6	H: 1 LOB: 1 BB: 0 P: 6	R: 0 E: 0 K: 0 S: 4	H: 1 LOB: 1 BB: 0 P: 4	R: 0 E: 0 K: 0 S: 4	H: 1 LOB: 1 BB: 0 P: 4	R: 2 E: 1 K: 1 S: 8	H: 3 LOB: 1 BB: 0 P: 8	R: 2 E: 0 K: 0 S: 6	H: 4 LOB: 2 BB: 1 P: 10	R: 0 E: 0 K: 1 S: 5	H: 1 LOB: 1 BB: 0 P: 5	R: 0 E: 0 K: 0 S: 4	H: 2 LOB: 1 BB: 0 P: 4	R: 0 E: 0 K: 1 S: 5	H: 0 LOB: 0 BB: 0 P: 5	1B: 13 2B: 2 3B: 0 HR: 0	SF: 0 SAC: 0 DP: 2 HBP: 0	WP: 0 PB: 0 SB: 1 CS: 1	PA: 40
PITCHER	IP	WLS	BF	H	R	ER	SO	BB	IBB	HBP	BLK	WP	HR	S	P	ERA	WHIP			
Mark Fidrych, R ERA: 1.93 (1, 1)	4.1		23	9	4	4	2	1	0	0	0	0	0	26	30	8.31	2.308			
John Hiller, L ERA: 2.64 (5, 1)	4.2	W	17	5	0	0	2	1	0	0	0	0	0	20	24	0.00	1.286			

Detroit Tigers @ Cleveland Indians
Cleveland Municipal Stadium, Cleveland, OH

AB 38
R 4
H 14
RBI 2
BB 2
SO 4
LOB 18



WP: 0 PA: 40
PB: 0
SB: 1
CS: 1

Sat Jul 24 1976, 3:33 AM EDT
Att: 37,405 - Unknown - 80 F

Batter	1	2	3	4	5	6	7	8	9	AB	R	H	RBI	BB	SO	LOB	TOP								
Tom Verzyer, R OBP: 0.273, SLG: 0.252 (1, 6)										6	0	2	1	0	0	0	Detroit Tigers @ Cleveland Indians Cleveland Municipal Stadium, Cleveland, OH Sun Jul 25 1976, 3:33 AM EDT Unknown - 75 F								
Dan Meyer, L OBP: 0.288, SLG: 0.340 (1, 7)										5	0	2	0	0	0	2									
Rusty Staub, L OBP: 0.399, SLG: 0.438 (1, 9)										5	1	4	0	0	0	2									
Willie Horton, R OBP: 0.364, SLG: 0.459 (1, 10)										5	1	1	0	0	1	5									
Jason Thompson, L OBP: 0.335, SLG: 0.429 (1, 3)										3	2	2	0	2	0	0									
Ben Oglivie, L OBP: 0.296, SLG: 0.477 Mickey Stanley, R OBP: 0.322, SLG: 0.395 (7, PH) (7, 8)										2	1	1	1	1	0	2									
Aurelio Rodriguez, R OBP: 0.264, SLG: 0.326 (1, 5)										4	1	1	2	0	0	4									
John Wockenfuss, R OBP: 0.389, SLG: 0.500 (1, 2)										5	1	2	2	0	0	4									
Pedro Garcia, R OBP: 0.246, SLG: 0.328 (1, 4)										5	1	1	2	0	0	4									
Inning Stats	R: 0 E: 0 K: 0 S: 4	H: 2 LOB: 1 BB: 0 P: 4	R: 3 E: 1 K: 0 S: 7	H: 4 LOB: 1 BB: 0 P: 7	R: 0 E: 0 K: 0 S: 4	H: 1 LOB: 2 BB: 1 P: 8	R: 1 E: 0 K: 1 S: 8	H: 3 LOB: 2 BB: 0 P: 8	R: 0 E: 0 K: 0 S: 3	H: 0 LOB: 1 BB: 1 P: 7	R: 0 E: 0 K: 0 S: 3	H: 0 LOB: 0 BB: 0 P: 3	R: 2 E: 1 K: 1 S: 8	H: 3 LOB: 2 BB: 1 P: 12	R: 0 E: 0 K: 0 S: 4	H: 1 LOB: 1 BB: 0 P: 4		R: 3 E: 0 K: 0 S: 6	H: 3 LOB: 0 BB: 0 P: 6	1B: 11 2B: 4 3B: 0 HR: 2	SF: 0 SAC: 1 DP: 2 HBP: 0	WP: 0 PB: 0 SB: 2 CS: 0	PA: 46		
PITCHER	IP	WLS	BF	H	R	ER	SO	BB	IBB	HBP	BLK	WP	HR	S	P	ERA	WHIP								
Pat Dobson, R ERA: 3.42 (1, 1)	1.1	L	10	6	3	2	0	0	0	0	0	0	0	10	10	13.50	4.500								
Dennis Eckersley, R ERA: 4.85 (2, 1)	4.2		21	6	3	3	1	2	0	0	0	0	1	21	29	5.79	1.714								
Dave LaRoche, L ERA: 2.65 (7, 1)	2.0		9	2	0	0	1	1	0	0	0	0	0	10	14	0.00	1.500								
Don Hood, L ERA: 4.76 (9, 1)	1.0		6	3	3	3	0	0	0	0	0	0	1	6	6	27.00	3.000								

Batter	1	2	3	4	5	6	7	8	9	AB	R	H	RBI	BB	SO	LOB	BOTTOM								
Duane Kuiper, L OBP: 0.295, SLG: 0.292 (1, 4)										4	0	1	0	1	0	0	Detroit Tigers @ Cleveland Indians Cleveland Municipal Stadium, Cleveland, OH Sun Jul 25 1976, 3:33 AM EDT Unknown - 75 F								
Frank Duffy, R OBP: 0.287, SLG: 0.289 (1, 6)										4	1	2	0	0	0	3									
Rick Manning, L OBP: 0.331, SLG: 0.372 (1, 8)										4	0	0	0	0	1	7									
Rico Carty, R OBP: 0.399, SLG: 0.497 (1, 10)										4	0	2	0	0	0	0									
George Hendrick, R OBP: 0.320, SLG: 0.471 (1, 7)										3	0	0	0	0	0	1									
Boog Powell, L OBP: 0.293, SLG: 0.259 (1, 3)										4	0	0	0	0	1	4									
Buddy Bell, R OBP: 0.350, SLG: 0.362 (1, 5)										4	0	3	1	0	0	1									
Charlie Spikes, R OBP: 0.309, SLG: 0.353 (1, 9)										4	0	0	0	0	1	2									
Ray Fosse, R OBP: 0.356, SLG: 0.325 (1, 2)										4	0	1	0	0	0	1									
Inning Stats	R: 0 E: 0 K: 0 S: 3	H: 0 LOB: 0 BB: 0 P: 3	R: 0 E: 0 K: 0 S: 3	H: 0 LOB: 0 BB: 0 P: 3	R: 0 E: 0 K: 1 S: 5	H: 2 LOB: 3 BB: 1 P: 9	R: 0 E: 0 K: 1 S: 5	H: 0 LOB: 0 BB: 0 P: 5	R: 0 E: 0 K: 2 S: 10	H: 3 LOB: 3 BB: 0 P: 10	R: 0 E: 0 K: 0 S: 4	H: 1 LOB: 1 BB: 0 P: 4	R: 0 E: 0 K: 0 S: 3	H: 0 LOB: 0 BB: 0 P: 3	R: 1 E: 1 K: 0 S: 6	H: 3 LOB: 2 BB: 0 P: 6		R: 0 E: 0 K: 0 S: 3	H: 0 LOB: 0 BB: 0 P: 3	1B: 8 2B: 1 3B: 0 HR: 0	SF: 0 SAC: 0 DP: 0 HBP: 0	WP: 0 PB: 0 SB: 0 CS: 0	PA: 37		
PITCHER	IP	WLS	BF	H	R	ER	SO	BB	IBB	HBP	BLK	WP	HR	S	P	ERA	WHIP								
Vern Ruhle, R ERA: 3.5 (1, 1)	7.1	W	32	8	1	0	3	1	0	0	0	0	0	37	41	0.00	1.227								
John Hiller, L ERA: 2.77 (8, 1)	1.2		5	1	0	0	0	0	0	0	0	0	0	5	5	0.00	0.600								

Batter	1	2	3	4	5	6	7	8	9	10	11	12	13	AB	R	H	RBI	BB	SO	LOB	TOP			
Ron LeFlore, R OBP: 0.351, SLG: 0.425 (1, 8)	F8		F9		F7 BB			K		4-3		FC6-4		5	0	0	0	1	1	1				
Tom Verzer, R OBP: 0.276, SLG: 0.258 (1, 6)	6-3 2B				F7 1-2					F2			4-3	5	0	2	0	1	0	1				
Rusty Staub, L OBP: 0.401, SLG: 0.448 (1, 9)	6-3		F9					F7						6	2	3	1	0	0	3				
Willie Horton, R OBP: 0.364, SLG: 0.454 (1, 10)	F4				F7									6	0	0	0	0	0	2	3			
Jason Thompson, L OBP: 0.335, SLG: 0.437 (1, 3)		HR			F7					G3				6	1	2	1	0	0	0				
Ben Oglivie, L OBP: 0.313, SLG: 0.486 (1, 7)		4-3			S 1B									6	1	4	1	0	0	0				
Aurelio Rodriguez, R OBP: 0.271, SLG: 0.331 (1, 5)	F8				F9									6	0	2	1	0	0	3				
Bill Freehan, R OBP: 0.311, SLG: 0.376 (1, 2)	F8				F9					FC6-4 1B				5	0	1	0	0	0	3				
Pedro Garcia, R OBP: 0.247, SLG: 0.335 (1, 4)			F8					F7						3	0	0	0	0	0	0				
Dan Meyer, L OBP: 0.296, SLG: 0.336 (10, PH)					F4					4-3				1	0	0	0	0	0	0				
Mickey Stanley, R OBP: 0.312, SLG: 0.379 (10, 4)														1	0	0	0	0	0	1				
Inning Stats	R: 0 E: 0 K: 0 S: 4	H: 1 LOB: 1 BB: 0 P: 4	R: 1 E: 0 K: 0 S: 4	H: 1 LOB: 0 BB: 0 P: 4	R: 0 E: 0 K: 0 S: 4	H: 1 LOB: 1 BB: 0 P: 4	R: 1 E: 0 K: 0 S: 5	H: 2 LOB: 1 BB: 0 P: 5	R: 0 E: 0 K: 0 S: 2	H: 0 LOB: 0 BB: 1 P: 2	R: 0 E: 0 K: 0 S: 3	H: 1 LOB: 0 BB: 0 P: 3	R: 0 E: 0 K: 0 S: 3	H: 0 LOB: 0 BB: 0 P: 3	R: 1 E: 0 K: 1 S: 6	H: 1 LOB: 0 BB: 0 P: 6	R: 0 E: 0 K: 0 S: 4	H: 1 LOB: 1 BB: 0 P: 4	R: 1 E: 0 K: 1 S: 8	H: 3 LOB: 2 BB: 0 P: 8	1B: 11 2B: 1 3B: 0 HR: 2	SF: 0 SAC: 0 DP: 1 HBP: 0	W/P: 0 PB: 0 SB: 1 CS: 1	PA: 52
PITCHER	IP WLS BF H R ER SO BB IBB HBP BLK WP HR S P ERA WHIP	11.0 42 10 3 3 2 2 0 0 0 0 2 44 52 2.46 1.091	PITCHER										IP WLS BF H R ER SO BB IBB HBP BLK WP HR S P ERA WHIP	2.0 L 10 4 1 1 1 0 0 0 0 0 0 12 12 4.50 2.000										

Detroit Tigers @ Milwaukee Brewers
Milwaukee County Stadium, Milwaukee, WI
Mon Jul 26 1976, 8:05 PM EDT
Att: 9,729 - Unknown - 80 F

AB	50
R	4
H	14
RBI	4
BB	2
SO	3
LOB	15



Batter	1	2	3	4	5	6	7	8	9	10	11	12	13	AB	R	H	RBI	BB	SO	LOB	BOTTOM			
Von Joshua, L OBP: 0.277, SLG: 0.333 (1, 8)	F8				1-3			1-3						4	0	0	0	0	0	0				
Charlie Moore, R OBP: 0.367, SLG: 0.358 (11, PH)		F7												2	0	0	0	0	1	2				
Don Money, R OBP: 0.358, SLG: 0.427 (1, 9)	WP BB BB	6-3			F9			F8						5	2	2	0	1	0	0				
George Scott, R OBP: 0.327, SLG: 0.404 (1, 3)	BB BB WP BB				6-3									5	1	2	0	1	0	1				
Hank Aaron, R OBP: 0.321, SLG: 0.406 (1, 10)	BB BB BB				4-3			F3						5	0	1	1	1	0	2				
Darrell Porter, L OBP: 0.313, SLG: 0.289 (1, 2)	BB BB BB				L3			F4						4	0	0	1	1	2	2				
Mike Hegan, L OBP: 0.304, SLG: 0.371 (1, PH)	F4				K			F9						0	0	0	0	0	0	0				
Gorman Thomas, R OBP: 0.295, SLG: 0.380 (2, 9)														4	0	0	0	1	2	3				
Robin Yount, R OBP: 0.328, SLG: 0.345 (1, 6)	BB BB				1-3			F9						3	0	0	1	1	1	0				
Bill Sharp, L OBP: 0.302, SLG: 0.287 (1, PH)	BB BB				4-3			5-3						3	0	0	0	0	0	3				
Jack Heidemann, R OBP: 0.222, SLG: 0.230 (10, PH)														1	0	0	0	0	0	1				
Bernie Carbo, L OBP: 0.351, SLG: 0.386 (11, 7)														0	0	0	0	1	0	0				
Tim Johnson, L OBP: 0.353, SLG: 0.336 (1, 4)		6-3												2	0	0	0	0	0	0				
Gary Sutherland, R OBP: 0.275, SLG: 0.306 (6, PH)					G3			F9						2	0	0	0	1	0	1				
Inning Stats	R: 2 E: 0 K: 0 S: 3	H: 0 LOB: 3 BB: 5 P: 23	R: 0 E: 0 K: 0 S: 3	H: 0 LOB: 0 BB: 0 P: 3	R: 0 E: 0 K: 0 S: 3	H: 0 LOB: 0 BB: 0 P: 3	R: 0 E: 0 K: 1 S: 5	H: 0 LOB: 0 BB: 0 P: 5	R: 0 E: 0 K: 0 S: 3	H: 0 LOB: 0 BB: 0 P: 3	R: 0 E: 0 K: 0 S: 3	H: 0 LOB: 0 BB: 0 P: 3	R: 0 E: 0 K: 0 S: 3	H: 0 LOB: 1 BB: 1 P: 7	R: 1 E: 0 K: 1 S: 7	H: 3 LOB: 1 BB: 0 P: 7	R: 0 E: 0 K: 3 S: 9	H: 0 LOB: 2 BB: 2 P: 17	R: 0 E: 0 K: 0 S: 3	H: 1 LOB: 0 BB: 0 P: 3	1B: 5 2B: 0 3B: 0 HR: 0	SF: 0 SAC: 1 DP: 1 HBP: 0	W/P: 2 PB: 0 SB: 0 CS: 0	PA: 49
PITCHER	IP WLS BF H R ER SO BB IBB HBP BLK WP HR S P ERA WHIP	0.1 4 0 2 2 0 3 0 0 0 2 0 1 13 54.00 9.000	PITCHER										IP WLS BF H R ER SO BB IBB HBP BLK WP HR S P ERA WHIP	10.0 35 3 1 1 2 3 0 0 0 0 0 0 36 48 0.90 0.600										

Detroit Tigers @ Milwaukee Brewers
Milwaukee County Stadium, Milwaukee, WI
Mon Jul 26 1976, 8:05 PM EDT
Att: 9,729 - Unknown - 80 F

AB	40
R	3
H	5
RBI	3
BB	8
SO	6
LOB	15



Batter	1	2	3	4	5	6	7	8	9	AB	R	H	RBI	BB	SO	LOB	TOP							
Ron LeFlore, R OBP: 0.386, SLG: 0.431 (1, 8)	0-0 CS 1B	0-0 1B		0-0 1-H E 1B			0-0 1B SH1-4 SF7-6-6 1B		0-0 6-3	5	2	4	1	0	0	0								
Tom Verzyer, R OBP: 0.278, SLG: 0.258 (1, 6)	0-0 4-3	0-0 L6		0-0 E4			0-0 SH1-4		0-0 G4-3-6 1B	4	0	1	0	0	0	2								
Rusty Staub, L OBP: 0.401, SLG: 0.445 (1, 9)	0-0 BB BB 1B		0-0 5-3	0-0 F7			4-0 SF7-6-6 1B IBB		0-0 G4-3-6 1B	4	1	1	0	1	0	2								
Willie Horton, R OBP: 0.367, SLG: 0.452 (1, 10)	4-0 BB BB BB		0-0 F4		0-0 5-3		0-0 1-2 2-3 1B			3	0	1	0	1	0	0								
Jason Thompson, L OBP: 0.337, SLG: 0.445 (1, 3)	4-0 BB BB		0-0 K		0-3 K		0-0 SF7-5-6			2	0	1	1	1	1	0								
Ben Oglivie, L OBP: 0.312, SLG: 0.475 (1, 7)	4-0 1-2 2-3 3-H BB		0-0 4-3		0-3 K			0-3 K		3	0	0	1	1	2	1								
Aurelio Rodriguez, R OBP: 0.271, SLG: 0.330 (1, 5)	0-3 K			0-0 FC3-6 1B		0-0 5-3		0-0 F8		4	0	1	0	0	1	3								
John Wockenfuss, R OBP: 0.384, SLG: 0.488 (1, 2)		0-0 F7		0-0 FC3-6 FC6-4 1-2 1B		0-0 5-3		0-0 1B		4	0	1	0	0	0	1								
Pedro Garcia, R OBP: 0.244, SLG: 0.331 (8, PH)		0-0 F6		0-0 FC6-4 PB 1-2 1B		0-3 K		0-0 F3		3	1	0	0	0	1	1								
Dan Meyer, L OBP: 0.294, SLG: 0.335 (8, PH)										1	0	0	0	0	0	1								
Mickey Stanley, R OBP: 0.312, SLG: 0.379 (8, 4)										0	0	0	0	0	0	0								
Inning Stats	R: 1 E: 0 K: 1 S: 6	H: 2 LOB: 3 BB: 3 P: 18	R: 0 E: 0 K: 0 S: 4	H: 1 LOB: 1 BB: 0 P: 4	R: 0 E: 0 K: 0 S: 4	H: 1 LOB: 1 BB: 0 P: 4	R: 2 E: 1 K: 0 S: 6	H: 2 LOB: 1 BB: 0 P: 6	R: 0 E: 0 K: 1 S: 5	H: 0 LOB: 0 BB: 0 P: 7	R: 0 E: 0 K: 1 S: 5	H: 0 LOB: 0 BB: 0 P: 5	R: 1 E: 0 K: 0 S: 4	H: 2 LOB: 1 BB: 1 P: 8	R: 0 E: 0 K: 1 S: 6	H: 1 LOB: 1 BB: 0 P: 6	R: 0 E: 0 K: 0 S: 3	H: 1 LOB: 0 BB: 0 P: 3	1B: 9 2B: 1 3B: 1 HR: 0	SF: 1 SAC: 1 DP: 2 HBP: 0	WP: 0 PB: 1 SB: 1 CS: 1	PA: 39		
PITCHER	IP WLS BF H R ER SO BB IBB HBP BLK WP HR S P ERA WHIP	8.1 W 38 10 4 2 5 3 1 0 0 0 0 0 44 60 2.16 1.560	0.2 S 1 0 0 0 0 0 0 0 0 0 0 0 1 1 0.00 0.000																					

Detroit Tigers @ Milwaukee Brewers
Milwaukee County Stadium, Milwaukee, WI
Tue Jul 27 1976, 8:05 PM EDT
Att: 14,020 - Unknown - 71 F

AB 33
R 4
H 10
RBI 3
BB 4
SO 5
LOB 11



Batter	1	2	3	4	5	6	7	8	9	AB	R	H	RBI	BB	SO	LOB	BOTTOM						
Von Joshua, L OBP: 0.278, SLG: 0.334 (1, 8)	0-0 G3	0-0 1-3			0-0 4-3 1B 1-3 1B		0-0 SF9 SH3 WP 1B	0-0 F9		5	1	2	0	0	0	2							
Don Money, R OBP: 0.337, SLG: 0.428 (1, 5)	0-0 BB BB 1B		0-0 F9		0-0 4-3 1B 1-2 3-H 1B		0-0 SH3	0-3 K		4	1	2	1	0	1	2							
George Scott, R OBP: 0.332, SLG: 0.405 (1, 3)	4-0 1-2 BB BB		0-0 1B		0-0 F4		4-0 E 1B IBB			2	2	1	0	2	0	2							
Darrell Porter, L OBP: 0.312, SLG: 0.287 (1, 2)	4-0 1-2 2-3 BB		0-0 F8		0-0 4-3		0-0 SF9			2	0	0	1	1	0	3							
Mike Hegan, L OBP: 0.313, SLG: 0.370 (8, 7)	0-0 1-2 2-H 3-H 1B		0-0 F8		0-0 F8		4-0 E BB			3	0	1	2	1	0	3							
Bernie Carbo, L OBP: 0.346, SLG: 0.380 (1, 10)	0-3 K			0-0 3-1		0-3 K	4-0 1-2 3-H BB			3	0	0	0	0	2	2							
Hank Aaron, R OBP: 0.324, SLG: 0.406 (7, PH)										0	0	0	0	1	0	0							
Robin Yount, R OBP: 0.325, SLG: 0.342 (1, 6)	0-0 5-3			0-0 4-3		0-0 F7	0-0 K			4	0	0	0	0	1	4							
Bill Sharp, L OBP: 0.296, SLG: 0.281 (1, 7)		0-0 F8		0-0 F6		0-0 G3		4-0 CS SH BB		3	0	0	0	0	0	0							
Gorman Thomas, R OBP: 0.299, SLG: 0.380 (8, 9)										0	0	0	0	1	0	0							
Tim Johnson, L OBP: 0.360, SLG: 0.333 (8, PR)		0-0 F8			4-0 1B 1B BB		4-0 SH3 1B SF9 BB	0-0 SH CS		1	2	0	0	2	0	0							
Jack Heidemann, R OBP: 0.222, SLG: 0.238 (8, 4)										0	0	0	0	0	0	0							
Inning Stats	R: 2 E: 0 K: 1 S: 7	H: 2 LOB: 2 BB: 2 P: 15	R: 0 E: 0 K: 0 S: 3	H: 0 LOB: 0 BB: 0 P: 3	R: 0 E: 0 K: 0 S: 4	H: 1 LOB: 1 BB: 0 P: 4	R: 0 E: 0 K: 0 S: 3	H: 0 LOB: 0 BB: 0 P: 3	R: 1 E: 0 K: 0 S: 5	H: 2 LOB: 2 BB: 1 P: 9	R: 0 E: 0 K: 1 S: 5	H: 0 LOB: 0 BB: 0 P: 5	R: 3 E: 1 K: 1 S: 6	H: 1 LOB: 2 BB: 4 P: 22	R: 0 E: 1 K: 1 S: 5	H: 0 LOB: 2 BB: 1 P: 9	1B: 6 2B: 0 3B: 0 HR: 0	SF: 1 SAC: 2 DP: 0 HBP: 0	WP: 1 PB: 0 SB: 0 CS: 2	PA: 38			
PITCHER	IP WLS BF H R ER SO BB IBB HBP BLK WP HR S P ERA WHIP	6.0 L 28 6 0 5 2 4 0 0 0 0 0 2 44 7.50 1.667	0.2 4 0 0 0 0 1 1 0 0 0 0 0 2 10 0.00 1.500	1.1 6 0 1 0 2 2 0 0 0 0 0 0 8 16 0.00 1.500																			

Detroit Tigers @ Milwaukee Brewers
Milwaukee County Stadium, Milwaukee, WI
Tue Jul 27 1976, 8:05 PM EDT
Att: 14,020 - Unknown - 71 F

AB 27
R 6
H 6
RBI 4
BB 8
SO 4
LOB 18




Batter	1	2	3	4	5	6	7	8	9	AB	R	H	RBI	BB	SO	LOB	TOP
Ron LeFlore, R OBP: 0.387, SLG: 0.430 (1, 8)	G3		F8			E1 1B		4-3 SH1-4 1B	F9	5	0	2	0	0	0	2	Detroit Tigers @ Milwaukee Brewers Milwaukee County Stadium, Milwaukee, WI Wed Jul 28 1976, 8:05 PM EDT Att: 13,865 - Unknown - 71 F
Tom Verzyer, R OBP: 0.278, SLG: 0.259 (1, 6)	F6				G3-6-3 1B	K		SH1-4 1-2		3	0	1	0	0	1	1	
Rusty Staub, L OBP: 0.397, SLG: 0.440 (1, 9)	6-3				G3-6-3 1-2	F5		4-3 2-3		4	0	0	0	0	0	3	
Willie Horton, R OBP: 0.373, SLG: 0.457 (1, 10)		F8								2	0	1	0	2	0	0	
Jason Thompson, L OBP: 0.333, SLG: 0.439 (1, 3)	F9			F4		F5		IBB	F8	4	0	0	0	0	0	5	
Alex Johnson, R OBP: 0.294, SLG: 0.368 (1, 7)	F8						G3			4	1	2	0	0	0	0	
Aurelio Rodriguez, R OBP: 0.272, SLG: 0.331 (1, 5)						5-3 SH3-4 1B			1B SF7	2	0	1	0	0	0	0	
Bill Freehan, R OBP: 0.317, SLG: 0.380 (1, 2)			FC5-4 1B			SH3-4 1-2		F7	SH1-4 1-2	4	0	2	0	0	0	2	
Pedro Garcia, R OBP: 0.241, SLG: 0.327 (1, 4)			FC6-4 1-2			5-3 2-3			1B 2-3	3	0	0	1	0	0	3	
			FC6-4 1-2			F8		F8	SF7 3-H								
Inning Stats	R: 0 E: 0 K: 0 S: 3	H: 0 LOB: 0 BB: 0 P: 3	R: 0 E: 0 K: 0 S: 3	H: 0 LOB: 0 BB: 0 P: 3	R: 0 E: 0 K: 0 S: 4	H: 1 LOB: 1 BB: 0 P: 4	R: 0 E: 0 K: 0 S: 4	H: 2 LOB: 1 BB: 0 P: 4	R: 0 E: 0 K: 0 S: 4	H: 1 LOB: 1 BB: 0 P: 4	R: 0 E: 0 K: 0 S: 4	H: 1 LOB: 2 BB: 1 P: 8	R: 0 E: 0 K: 0 S: 5	H: 2 LOB: 1 BB: 0 P: 5	1B: 8 2B: 1 3B: 0 HR: 0	SF: 1 SAC: 3 DP: 1 HBP: 0	WP: 0 PA: 37 PB: 0 SB: 0 CS: 0
PITCHER Jerry Augustine, L ERA: 3.05 (1, 1)	IP: 9.0 WLS: L BF: 37 H: 9 R: 1 ER: 1 SO: 1 BB: 0 IBB: 2 HBP: 0 BLK: 0 WP: 0 HR: 0 S: 37 P: 45 ERA: 1.00 WHIP: 1.000																

Batter	1	2	3	4	5	6	7	8	9	AB	R	H	RBI	BB	SO	LOB	BOTTOM
Robin Yount, R OBP: 0.324, SLG: 0.341 (1, 6)	2-3					5-3		6-3		4	0	1	0	0	0	0	Detroit Tigers @ Milwaukee Brewers Milwaukee County Stadium, Milwaukee, WI Wed Jul 28 1976, 8:05 PM EDT Att: 13,865 - Unknown - 71 F
Don Money, R OBP: 0.336, SLG: 0.426 (1, 5)						1-2 1B				4	0	1	0	0	0	2	
George Scott, R OBP: 0.328, SLG: 0.401 (1, 3)						G5-4-3 1B				4	0	0	0	0	1	3	
Hank Aaron, R OBP: 0.323, SLG: 0.403 (1, 10)										4	0	1	0	0	0	0	
Sixto Lezcano, R OBP: 0.351, SLG: 0.395 (1, 7)		F7				1-3		L5		4	0	2	0	0	0	0	
Charlie Moore, R OBP: 0.370, SLG: 0.353 (1, 2)						5-3		1-3		4	0	0	0	0	1	3	
Gary Sutherland, R OBP: 0.289, SLG: 0.300 (1, 4)										4	0	1	0	0	0	0	
Von Joshua, L OBP: 0.276, SLG: 0.331 (1, 8)										4	0	0	0	0	0	3	
Gorman Thomas, R OBP: 0.300, SLG: 0.374 (1, 9)										3	0	0	0	0	0	0	
										2	0	0	0	1	0	0	
Inning Stats	R: 0 E: 0 K: 0 S: 3	H: 1 LOB: 0 BB: 0 P: 3	R: 0 E: 0 K: 0 S: 3	H: 0 LOB: 1 BB: 1 P: 7	R: 0 E: 0 K: 1 S: 6	H: 1 LOB: 2 BB: 1 P: 10	R: 0 E: 0 K: 0 S: 4	H: 1 LOB: 1 BB: 0 P: 4	R: 0 E: 0 K: 0 S: 5	H: 2 LOB: 2 BB: 0 P: 5	R: 0 E: 0 K: 0 S: 3	H: 0 LOB: 0 BB: 0 P: 3	R: 0 E: 0 K: 0 S: 3	H: 0 LOB: 1 BB: 1 P: 7	1B: 5 2B: 0 3B: 0 HR: 0	SF: 0 SAC: 0 DP: 1 HBP: 0	WP: 0 PA: 34 PB: 0 SB: 0 CS: 0
PITCHER Dave Roberts, L ERA: 3.81 (1, 1)	IP: 9.0 WLS: W BF: 34 H: 5 R: 0 ER: 0 SO: 1 BB: 3 IBB: 0 HBP: 0 BLK: 0 WP: 0 HR: 0 S: 33 P: 45 ERA: 0.00 WHIP: 0.889																

Batter	1	2	3	4	5	6	7	8	9	AB	R	H	RBI	BB	SO	LOB	TOP					
Al Bumbry, L OBP: 0.335, SLG: 0.414 (1, 7)	0-0 4-3		0-0 4-3		0-0 6-3		0-0 G4-6-3			4	0	0	0	0	0	1						
Paul Blair, R OBP: 0.260, SLG: 0.288 (1, 8)	0-0 6-3			0-3 K	0-0 1B			0-3 K		4	0	1	0	0	2	0						
Bobby Grich, R OBP: 0.392, SLG: 0.450 (1, 4)	0-0 5-3			0-0 1B	0-0 1B			0-0 F7		4	0	2	0	0	0	0						
Lee May, R OBP: 0.300, SLG: 0.448 (1, 3)		0-0 5-3		0-0 BB	0-0 F6			0-0 F8		4	1	1	0	0	0	2						
Ken Singleton, S OBP: 0.341, SLG: 0.340 (1, 9)	0-0 1B		0-0 FC3-2-5		0-3 K			0-0 6-3		4	0	1	0	0	1	2						
Tony Muser, L OBP: 0.281, SLG: 0.256 (1, 10)	0-0 L6		0-0 3-H		0-0 G3			0-0 F9		3	0	0	0	1	0	1						
Mark Belanger, R OBP: 0.336, SLG: 0.324 (1, 6)	0-0 1-3		0-0 E4		0-3 K			0-0 1-3		4	0	0	0	0	1	3						
Doug DeCinces, R OBP: 0.272, SLG: 0.315 (1, 5)			0-3 K	0-0 5-3			0-0 G4-6-3			3	0	1	0	0	1	3						
Dave Duncan, R OBP: 0.272, SLG: 0.259 (1, 2)			0-3 K		0-3 K		0-3 K			3	0	0	0	0	3	1						
Inning Stats	R: 0 E: 0 K: 0 S: 3	H: 0 LOB: 0 BB: 0 P: 3	R: 0 E: 0 K: 0 S: 4	H: 1 LOB: 1 BB: 0 P: 4	R: 0 E: 0 K: 2 S: 7	H: 0 LOB: 0 BB: 0 P: 7	R: 1 E: 1 K: 1 S: 8	H: 2 LOB: 3 BB: 1 P: 12	R: 0 E: 0 K: 1 S: 7	H: 2 LOB: 2 BB: 0 P: 7	R: 0 E: 0 K: 2 S: 7	H: 0 LOB: 0 BB: 0 P: 7	R: 0 E: 0 K: 1 S: 5	H: 1 LOB: 0 BB: 0 P: 5	R: 0 E: 0 K: 1 S: 5	H: 0 LOB: 0 BB: 0 P: 5	R: 0 E: 0 K: 0 S: 3	H: 0 LOB: 0 BB: 0 P: 3	1B: 6 2B: 0 3B: 0 HR: 0	SF: 0 SAC: 0 DP: 1 HBP: 0	WP: 0 PB: 0 SB: 0 CS: 0	PA: 34
PITCHER Mark Fidrych, R ERA: 1.8 (1, 1)	IP: 9.0 WLS: L BF: 34 H: 6 R: 1 ER: 0 SO: 8 BB: 1 IBB: 0 HBP: 0 BLK: 0 WP: 0 HR: 0 S: 49 P: 53 ERA: 0.00 WHIP: 0.778															PITCHER Mark Fidrych, R ERA: 1.8 (1, 1)	IP: 9.0 WLS: W BF: 32 H: 6 R: 0 ER: 0 SO: 1 BB: 1 IBB: 0 HBP: 0 BLK: 0 WP: 0 HR: 0 S: 33 P: 37 ERA: 0.00 WHIP: 0.778					

Baltimore Orioles @ Detroit Tigers
Tiger Stadium, Detroit, MI
Thu Jul 29 1976, 7:05 PM EDT
Att: 44,068 - Unknown


AB 33
R 1
H 6
RBI 0
BB 1
SO 8
LOB 13



Batter	1	2	3	4	5	6	7	8	9	AB	R	H	RBI	BB	SO	LOB	BOTTOM			
Ron LeFlore, R OBP: 0.388, SLG: 0.431 (1, 8)	0-0 G4-3		0-0 F3-5			0-0 1B		0-0 5-3		4	0	2	0	0	0	1				
Tom Venzler, R OBP: 0.278, SLG: 0.259 (1, 6)	0-0 G4-3			0-0 4-3		0-0 1B		0-0 6-3		4	0	1	0	0	0	1				
Rusty Staub, L OBP: 0.396, SLG: 0.444 (1, 9)	0-0 6-3			0-0 3B		0-0 G1-6-3		0-3 K		4	0	1	0	0	1	2				
Willie Horton, R OBP: 0.367, SLG: 0.449 (1, 10)		0-0 6-3		0-0 5-3			0-0 F8	0-0 6-3		4	0	0	0	0	0	1				
Alex Johnson, R OBP: 0.293, SLG: 0.367 (1, 7)		0-0 FC5-6		0-0 5-3			0-0 F4	0-0 6-3		4	0	1	0	0	0	1				
Jason Thompson, L OBP: 0.332, SLG: 0.437 (1, 3)					0-0 6-3					1	0	0	0	0	0	1				
Mickey Stanley, R OBP: 0.316, SLG: 0.375 (4, 3)										1	0	0	0	1	0	0				
Aurelio Rodriguez, R OBP: 0.270, SLG: 0.328 (1, 5)		0-0 F9			0-0 5-3		0-0 E5			3	0	0	0	0	0	2				
Pedro Garcia, R OBP: 0.242, SLG: 0.327 (1, 4)			0-0 F3-5		0-0 5-3		0-0 4-3			3	0	1	0	0	0	2				
Bruce Kimm, R OBP: 0.305, SLG: 0.306 (1, 2)			0-0 SH1-4			0-0 F6				1	0	0	0	0	0	0				
Ben Oglivie, L OBP: 0.310, SLG: 0.472 (8, PH)								0-0 4-3		1	0	0	0	0	0	0				
John Wockenfuss, R OBP: 0.384, SLG: 0.488 (9, 2)										0	0	0	0	0	0	0				
Inning Stats	R: 0 E: 0 K: 0 S: 3	H: 1 LOB: 0 BB: 0 P: 3	R: 0 E: 0 K: 0 S: 4	H: 1 LOB: 1 BB: 0 P: 4	R: 0 E: 0 K: 0 S: 4	H: 1 LOB: 1 BB: 0 P: 4	R: 0 E: 0 K: 0 S: 3	H: 0 LOB: 0 BB: 0 P: 3	R: 0 E: 0 K: 0 S: 4	H: 2 LOB: 1 BB: 0 P: 4	R: 0 E: 1 K: 0 S: 4	H: 0 LOB: 2 BB: 1 P: 8	R: 0 E: 0 K: 0 S: 3	H: 0 LOB: 0 BB: 0 P: 3	R: 0 E: 0 K: 1 S: 5	H: 0 LOB: 0 BB: 0 P: 5	1B: 5 2B: 1 3B: 1 HR: 0	SF: 0 SAC: 1 DP: 3 HBP: 0	WP: 0 PB: 0 SB: 0 CS: 0	PA: 32
PITCHER Rudy May, L ERA: 3.74 (1, 1)	IP: 9.0 WLS: W BF: 32 H: 6 R: 0 ER: 0 SO: 1 BB: 1 IBB: 0 HBP: 0 BLK: 0 WP: 0 HR: 0 S: 33 P: 37 ERA: 0.00 WHIP: 0.778															PITCHER Rudy May, L ERA: 3.74 (1, 1)	IP: 9.0 WLS: W BF: 32 H: 6 R: 0 ER: 0 SO: 1 BB: 1 IBB: 0 HBP: 0 BLK: 0 WP: 0 HR: 0 S: 33 P: 37 ERA: 0.00 WHIP: 0.778			

Baltimore Orioles @ Detroit Tigers
Tiger Stadium, Detroit, MI
Thu Jul 29 1976, 7:05 PM EDT
Att: 44,068 - Unknown

AB 30
R 0
H 6
RBI 0
BB 1
SO 1
LOB 11



Batter	1	2	3	4	5	6	7	8	9	AB	R	H	RBI	BB	SO	LOB	TOP				
Al Bumby, L OBP: 0.332, SLG: 0.410 (1, 7)										5	1	1	0	0	0	3					
Paul Blair, R OBP: 0.263, SLG: 0.289 (1, 8)										3	1	1	0	1	0	0					
Bobby Grich, R OBP: 0.392, SLG: 0.450 (1, 4)										5	2	2	1	0	1	1					
Lee May, R OBP: 0.304, SLG: 0.460 (1, 3)										5	1	3	3	0	0	1					
Ken Singleton, S OBP: 0.340, SLG: 0.338 (1, 9)										4	0	1	1	0	1	1					
Tony Muser, L OBP: 0.276, SLG: 0.254 (1, 10)										2	0	0	0	0	0	3					
Andres Mora, R OBP: 0.239, SLG: 0.349 (5, PH)										2	0	0	0	0	0	0					
Mark Belanger, R OBP: 0.339, SLG: 0.329 (1, 6)										4	1	2	0	0	0	2					
Doug DeCinces, R OBP: 0.276, SLG: 0.328 (1, 5)										3	1	1	1	1	1	1					
Dave Duncan, R OBP: 0.276, SLG: 0.260 (1, 2)										3	0	1	1	1	1	0					
Inning Stats	R: 2 E: 0 K: 0 S: 7	H: 4 LOB: 2 BB: 0 P: 7	R: 1 E: 0 K: 0 S: 4	H: 1 LOB: 0 BB: 0 P: 4	R: 0 E: 0 K: 1 S: 6	H: 1 LOB: 1 BB: 0 P: 6	R: 0 E: 0 K: 1 S: 5	H: 1 LOB: 1 BB: 1 P: 9	R: 4 E: 0 K: 0 S: 7	H: 4 LOB: 2 BB: 2 P: 15	R: 0 E: 1 K: 0 S: 3	H: 0 LOB: 0 BB: 0 P: 3	R: 0 E: 0 K: 1 S: 5	H: 0 LOB: 0 BB: 0 P: 5	R: 0 E: 0 K: 1 S: 5	H: 1 LOB: 0 BB: 0 P: 3	1B: 9 2B: 2 3B: 0 HR: 2	SF: 0 SAC: 1 DP: 2 HBP: 0	WP: 0 PB: 0 SB: 0 CS: 2	PA: 40	
PITCHER	IP	WLS	BF	H	R	ER	SO	BB	IBB	HBP	BLK	WP	HR	S	P	ERA	WHIP				
Vern Ruhle, R ERA: 3.8 (1, 1)	4.0	L	22	9	6	6	2	2	0	0	0	0	2	24	32	13.50	2.750				
Jim Crawford, L ERA: 4.72 (5, 1)	5.0		18	3	1	1	2	1	0	0	0	0	0	21	25	1.80	0.800				

Baltimore Orioles @ Detroit Tigers
Tiger Stadium, Detroit, MI
Fri Jul 30 1976, 7:05 PM EDT
Att: 22,553 - Unknown

AB	36
R	7
H	12
RBI	7
BB	3
SO	4
LOB	12



Batter	1	2	3	4	5	6	7	8	9	AB	R	H	RBI	BB	SO	LOB	BOTTOM					
Ron LeFlore, R OBP: 0.384, SLG: 0.426 (1, 8)										4	0	0	0	0	1	0						
Tom Verzyer, R OBP: 0.281, SLG: 0.260 (1, 6)										3	0	1	0	1	0	0						
Rusty Staub, L OBP: 0.392, SLG: 0.439 (1, 9)										4	0	0	0	0	0	2						
Willie Horton, R OBP: 0.365, SLG: 0.443 (1, 10)										3	0	0	0	1	0	1						
Alex Johnson, R OBP: 0.293, SLG: 0.365 (1, 7)										4	1	1	0	0	0	1						
Mickey Stanley, R OBP: 0.323, SLG: 0.446 (1, 3)										4	2	2	3	0	0	1						
Aurelio Rodriguez, R OBP: 0.273, SLG: 0.331 (1, 5)										3	0	2	0	0	0	0						
John Wockenfuss, R OBP: 0.373, SLG: 0.472 (1, 2)										3	0	0	0	0	0	1						
Pedro Garcia, R OBP: 0.240, SLG: 0.324 (1, 4)										2	0	0	0	0	1	0						
Ben Oglivie, L OBP: 0.306, SLG: 0.469 (8, PH)										1	0	0	0	0	1	0						
Jerry Manuel, S OBP: 0.250, SLG: 0.194 (9, 4)										0	0	0	0	0	0	0						
Inning Stats	R: 0 E: 0 K: 0 S: 4	H: 1 LOB: 1 BB: 0 P: 4	R: 2 E: 0 K: 1 S: 7	H: 3 LOB: 0 BB: 0 P: 7	R: 0 E: 0 K: 1 S: 5	H: 0 LOB: 0 BB: 0 P: 5	R: 0 E: 0 K: 0 S: 2	H: 0 LOB: 0 BB: 1 P: 6	R: 0 E: 0 K: 0 S: 3	H: 0 LOB: 0 BB: 0 P: 3	R: 0 E: 0 K: 0 S: 3	H: 0 LOB: 0 BB: 0 P: 3	R: 1 E: 0 K: 0 S: 5	H: 2 LOB: 1 BB: 0 P: 5	R: 0 E: 0 K: 1 S: 5	H: 0 LOB: 1 BB: 1 P: 9	R: 0 E: 0 K: 0 S: 3	H: 0 LOB: 0 BB: 0 P: 3	1B: 4 2B: 1 3B: 0 HR: 2	SF: 0 SAC: 0 DP: 1 HBP: 0	WP: 0 PB: 0 SB: 0 CS: 0	PA: 33
PITCHER	IP	WLS	BF	H	R	ER	SO	BB	IBB	HBP	BLK	WP	HR	S	P	ERA	WHIP					
Ross Grimsley, L ERA: 3.53 (1, 1)	7.0	W	26	6	3	3	2	1	0	0	0	0	2	29	33	3.86	1.000					
Dyar Miller, R ERA: 2.97 (8, 1)	2.0		7	0	0	0	1	1	0	0	0	0	0	8	12	0.00	0.500					

Baltimore Orioles @ Detroit Tigers
Tiger Stadium, Detroit, MI
Fri Jul 30 1976, 7:05 PM EDT
Att: 22,553 - Unknown

AB	31
R	3
H	6
RBI	3
BB	2
SO	3
LOB	6



Batter	1	2	3	4	5	6	7	8	9	AB	R	H	RBI	BB	SO	LOB	TOP								
Ron LeFlore, R OBP: 0.384, SLG: 0.424 (1, 8)	5-3		6-3			S 1B			E4 L4	4	0	1	0	1	0	0									
Tom Verzyer, R OBP: 0.276, SLG: 0.255 (1, 6)	F4		4-3			K			L4	5	0	0	0	0	1	4									
Rusty Staub, L OBP: 0.390, SLG: 0.436 (1, 9)	K		2B 1B			F7			4-3	5	1	1	0	0	1	1									
Willie Horton, R OBP: 0.363, SLG: 0.444 (1, 10)		6-3				F8				4	0	1	1	0	1	1									
Jason Thompson, L OBP: 0.334, SLG: 0.436 (1, 3)		HR 1B				K			K	3	1	1	0	1	2	0									
Alex Johnson, R OBP: 0.292, SLG: 0.364 (1, 7)		F9				K				4	1	1	0	0	1	3									
Aurelio Rodriguez, R OBP: 0.275, SLG: 0.343 (1, 5)		HR				F7			F9	4	2	2	3	0	0	0									
Bill Freehan, R OBP: 0.329, SLG: 0.406 (1, 2)						5-3			F9	4	0	3	1	0	0	0									
Pedro Garcia, R OBP: 0.237, SLG: 0.321 (1, 4)						6-3			F9	3	0	0	0	0	0	2									
Ben Oglivie, L OBP: 0.306, SLG: 0.465 (8, PH)									K	1	0	0	0	0	1	1									
Jerry Manuel, S OBP: 0.250, SLG: 0.194 (8, 4)										0	0	0	0	0	0	0									
Inning Stats	R: 0 E: 0 K: 1 S: 5	H: 0 LOB: 0 BB: 0 P: 5	R: 2 E: 0 K: 0 S: 6	H: 3 LOB: 1 BB: 0 P: 6	R: 1 E: 0 K: 1 S: 7	H: 2 LOB: 2 BB: 1 P: 11	R: 0 E: 0 K: 0 S: 3	H: 0 LOB: 0 BB: 0 P: 3	R: 0 E: 0 K: 1 S: 6	H: 1 LOB: 1 BB: 0 P: 6	R: 2 E: 1 K: 1 S: 8	H: 3 LOB: 2 BB: 1 P: 12	R: 0 E: 0 K: 2 S: 7	H: 0 LOB: 0 BB: 0 P: 7	R: 0 E: 0 K: 1 S: 6	H: 1 LOB: 1 BB: 0 P: 6	R: 0 E: 1 K: 0 S: 3	H: 0 LOB: 0 BB: 0 P: 3	1B: 6 2B: 3 3B: 1 HR: 1	SF: 0 SAC: 0 DP: 1 HBP: 0	WP: 0 PB: 0 SB: 1 CS: 0	PA: 39			
PITCHER	IP	WLS	BF	H	R	ER	SO	BB	IBB	HBP	BLK	WP	HR	S	P	ERA	WHIP								
Jim Palmer, R ERA: 2.83 (1, 1)	5.1	L	25	8	5	5	4	1	0	0	0	0	1	32	36	8.44	1.688								
Dave Pagan, R ERA: 3.45 (6, 1)	0.1		3	1	0	0	0	1	0	0	0	0	0	2	6	0.00	6.000								
Fred Holdsworth, R ERA: 0.73 (6, 1)	3.1		11	1	0	0	3	0	0	0	0	0	0	17	17	0.00	0.300								

Detroit Tigers @ Baltimore Orioles
Memorial Stadium, Baltimore, MD
 Sat Jul 31 1976, 7:05 PM EDT
 Att: 31,425 - Unknown

AB	37
R	5
H	10
RBI	5
BB	2
SO	7
LOB	12



Batter	1	2	3	4	5	6	7	8	9	AB	R	H	RBI	BB	SO	LOB	BOTTOM								
Al Bumby, L OBP: 0.334, SLG: 0.409 (1, 7)	HR 1B		K			S BB			4-3	3	1	1	0	1	1	0									
Bobby Grich, R OBP: 0.391, SLG: 0.447 (1, 4)	F9					F4			K	4	0	1	0	0	1	2									
Reggie Jackson, L OBP: 0.332, SLG: 0.495 (1, 10)	HR		K			F8				4	1	2	2	0	1	2									
Lee May, R OBP: 0.301, SLG: 0.455 (1, 3)	K					K			K	4	0	0	0	0	4	1									
Ken Singleton, S OBP: 0.341, SLG: 0.336 (1, 9)	K					1B SF8 BB			K	2	2	0	0	2	2	0									
Doug DeCinces, R OBP: 0.279, SLG: 0.335 (1, 5)		F7				S 1B			K	4	0	2	1	0	1	0									
Mark Belanger, R OBP: 0.336, SLG: 0.327 (1, 6)		L9				SF8			L4	3	0	0	1	0	0	1									
Paul Blair, R OBP: 0.263, SLG: 0.288 (1, 8)		F6				S 1B			5-3	4	0	1	0	0	0	1									
Dave Duncan, R OBP: 0.271, SLG: 0.255 (1, 2)						4-3			F4	4	0	0	0	0	1	3									
Inning Stats	R: 2 E: 0 K: 2 S: 9	H: 2 LOB: 0 BB: 0 P: 9	R: 0 E: 0 K: 0 S: 3	H: 0 LOB: 0 BB: 0 P: 3	R: 0 E: 0 K: 2 S: 8	H: 1 LOB: 1 BB: 0 P: 8	R: 1 E: 0 K: 1 S: 7	H: 2 LOB: 2 BB: 1 P: 11	R: 0 E: 0 K: 1 S: 5	H: 0 LOB: 1 BB: 1 P: 9	R: 1 E: 0 K: 0 S: 4	H: 1 LOB: 1 BB: 1 P: 8	R: 0 E: 0 K: 1 S: 5	H: 1 LOB: 0 BB: 0 P: 5	R: 0 E: 0 K: 3 S: 9	H: 0 LOB: 0 BB: 0 P: 9	R: 0 E: 0 K: 1 S: 5	H: 0 LOB: 0 BB: 0 P: 5	1B: 5 2B: 1 3B: 0 HR: 1	SF: 1 SAC: 0 DP: 0 HBP: 0	WP: 0 PB: 0 SB: 3 CS: 0	PA: 36			
PITCHER	IP	WLS	BF	H	R	ER	SO	BB	IBB	HBP	BLK	WP	HR	S	P	ERA	WHIP								
Dave Lemanczyk, R ERA: 4.34 (1, 1)	6.0	W	27	6	4	4	6	3	0	0	0	0	1	36	48	6.00	1.500								
John Hiller, L ERA: 2.49 (7, 1)	3.0	S	9	1	0	0	5	0	0	0	0	0	0	19	19	0.00	0.333								

Detroit Tigers @ Baltimore Orioles
Memorial Stadium, Baltimore, MD
 Sat Jul 31 1976, 7:05 PM EDT
 Att: 31,425 - Unknown

AB	32
R	4
H	7
RBI	4
BB	3
SO	11
LOB	10



Batter	1	2	3	4	5	6	7	8	9	AB	R	H	RBI	BB	SO	LOB	TOP								
Ron LeFlore, R (1, 8) OBP: 0.388, SLG: 0.429	F8		HBP 1B						SH1-4 1B	5	1	4	0	0	0	0									
Tom Verzyer, R (1, 6) OBP: 0.279, SLG: 0.256	F8		HBP 1B		5-3		E4 2B 1B		SH1-4 1-2	3	1	1	0	0	0	2									
Rusty Staub, L (1, 9) OBP: 0.390, SLG: 0.438	3-1		HBP K			4-3	1B 2B		BB BB 1B	5	1	2	1	0	1	3									
Willie Horton, R (1, 10) OBP: 0.364, SLG: 0.441		6-3		6-3		FC6-4 1B	E5 FC5 1B		BB BB	4	0	1	0	1	0	1									
Jason Thompson, L (1, 3) OBP: 0.338, SLG: 0.437		4-1		1-3		FC6-4 1B	1-2 2B 1B		FC6-4 BB	4	0	2	1	1	0	0									
Alex Johnson, R (1, 7) OBP: 0.288, SLG: 0.358		5-3		4-3		FC6-4 1B	FC5		FC6-4 1-2 2-3	5	0	0	0	0	0	7									
Aurelio Rodriguez, R (1, 5) OBP: 0.275, SLG: 0.342			6-3		1B 1B	K		6-3		4	0	1	0	0	1	2	AB 38								
Bill Freehan, R (1, 2) OBP: 0.327, SLG: 0.401			HBP 1B		F8		F5	F9		4	0	1	0	0	0	1	R 3								
Pedro Garcia, R (1, 4) OBP: 0.235, SLG: 0.317 (8, PH)			F9		F9		K	K		3	0	0	0	0	1	2	H 12								
Ben Ogilvie, L (8, PH) OBP: 0.304, SLG: 0.462			F9		F9		K	K		1	0	0	0	0	1	0	RBI 2								
Jerry Manuel, S (8, 4) OBP: 0.250, SLG: 0.194			F9		F9		K	K		0	0	0	0	0	0	0	BB 2								
Inning Stats	R: 0 E: 0 K: 0 S: 3	H: 0 LOB: 0 BB: 0 P: 3	R: 0 E: 0 K: 0 S: 3	H: 0 LOB: 0 BB: 0 P: 3	R: 0 E: 0 K: 1 S: 7	H: 2 LOB: 3 BB: 0 P: 8	R: 0 E: 0 K: 0 S: 3	H: 0 LOB: 0 BB: 0 P: 3	R: 0 E: 0 K: 0 S: 5	H: 2 LOB: 2 BB: 0 P: 5	R: 0 E: 0 K: 1 S: 7	H: 2 LOB: 2 BB: 0 P: 7	R: 3 E: 2 K: 1 S: 10	H: 4 LOB: 2 BB: 0 P: 10	R: 0 E: 0 K: 1 S: 5	H: 0 LOB: 0 BB: 0 P: 5	R: 0 E: 0 K: 0 S: 4	H: 2 LOB: 3 BB: 2 P: 12	1B: 11 2B: 1 3B: 0 HR: 0	SF: 0 SAC: 1 DP: 0 HBP: 1	WP: 0 PB: 0 SB: 0 CS: 0	PA: 42			
PITCHER	IP	WLS	BF	H	R	ER	SO	BB	IBB	HBP	BLK	WP	HR	S	P	ERA	WHIP	PITCHER							
Wayne Garland, R (1, 1) ERA: 2.63	6.2		32	10	3	2	3	0	0	1	1	0	0	37	38	2.70	1.500								
Dyar Miller, R (7, 1) ERA: 2.99	1.2		6	1	0	0	1	0	0	0	0	0	0	8	8	0.00	0.600								
Tippy Martinez, L (9, 1) ERA: 1.64	0.1	3	1	0	0	0	0	2	0	0	0	0	0	1	9	0.00	9.000								
Fred Holdsworth, R (9, 1) ERA: 0.71	0.1	W	1	0	0	0	0	0	0	0	0	0	0	1	1	0.00	0.000								

Detroit Tigers @ Baltimore Orioles
Memorial Stadium, Baltimore, MD
Sun Aug 01 1976, 3:33 AM EDT
Att: 9,953 - Unknown

AB 38
R 3
H 12
RBI 2
BB 2
SO 4
LOB 18



Batter	1	2	3	4	5	6	7	8	9	AB	R	H	RBI	BB	SO	LOB	BOTTOM								
Al Bumbry, L (1, 7) OBP: 0.330, SLG: 0.403	6-3		F8			K	K		1B BB	4	0	0	0	0	2	2									
Andres Mora, R (9, PH) OBP: 0.243, SLG: 0.349			F8			K	K		1B BB	0	0	0	0	1	0	0									
Bobby Grich, R (1, 4) OBP: 0.391, SLG: 0.443	1-3		F9			L9		WP BB	1B BB	3	0	0	0	2	0	1									
Reggie Jackson, L (1, 10) OBP: 0.339, SLG: 0.509				4-3 S BB		S 1B		K	1-2 3H 1B	4	1	3	2	1	1	1									
Lee May, R (1, 3) OBP: 0.300, SLG: 0.450	6-3			F2		4-3			IBB	3	0	0	0	1	0	2									
Ken Singleton, S (1, 9) OBP: 0.340, SLG: 0.344		F7		4-3			HR	F9		4	1	1	1	0	0	3									
Doug DeCinces, R (1, 5) OBP: 0.275, SLG: 0.329		F8		F3			F9	F6		4	0	0	0	0	0	3									
Mark Belanger, R (1, 6) OBP: 0.332, SLG: 0.323		4-3			F9		B1-3		F5	4	0	0	0	0	0	0	AB 32								
Paul Blair, R (1, 8) OBP: 0.259, SLG: 0.284			1-3		F9		E6 1B		K	4	1	0	0	0	1	0	R 4								
Rick Dempsey, R (1, 2) OBP: 0.208, SLG: 0.153					6-3				BB BB 1B	2	0	1	1	2	0	0	H 5								
Tommy Harper, R (9, PR) OBP: 0.321, SLG: 0.277					6-3				BB BB 1B	0	1	0	0	0	0	0	RBI 4								
Inning Stats	R: 1 E: 0 K: 0 S: 4	H: 1 LOB: 0 BB: 0 P: 4	R: 0 E: 0 K: 0 S: 3	H: 0 LOB: 0 BB: 0 P: 3	R: 0 E: 0 K: 0 S: 3	H: 0 LOB: 1 BB: 1 P: 7	R: 0 E: 0 K: 0 S: 3	H: 0 LOB: 1 BB: 1 P: 7	R: 0 E: 0 K: 0 S: 3	H: 0 LOB: 0 BB: 0 P: 3	R: 0 E: 0 K: 1 S: 6	H: 1 LOB: 1 BB: 0 P: 6	R: 2 E: 1 K: 1 S: 8	H: 2 LOB: 1 BB: 0 P: 8	R: 0 E: 0 K: 1 S: 5	H: 0 LOB: 2 BB: 2 P: 13	R: 1 E: 0 K: 1 S: 5	H: 1 LOB: 3 BB: 3 P: 17	1B: 3 2B: 0 3B: 0 HR: 2	SF: 0 SAC: 0 DP: 0 HBP: 0	WP: 1 PB: 0 SB: 2 CS: 0	PA: 39			
PITCHER	IP	WLS	BF	H	R	ER	SO	BB	IBB	HBP	BLK	WP	HR	S	P	ERA	WHIP	PITCHER							
Ray Bare, R (1, 1) ERA: 4.77	6.2		27	4	3	2	1	2	0	0	0	1	0	27	35	2.70	0.900								
John Hiller, L (7, 1) ERA: 2.54	2.0	L	12	1	1	1	3	4	1	0	0	1	0	13	33	4.50	2.500								

Detroit Tigers @ Baltimore Orioles
Memorial Stadium, Baltimore, MD
Sun Aug 01 1976, 3:33 AM EDT
Att: 9,953 - Unknown

AB 32
R 4
H 5
RBI 4
BB 7
SO 4
LOB 12



Batter	1	2	3	4	5	6	7	8	9	AB	R	H	RBI	BB	SO	LOB	TOP			
Ron LeFlore, R (1, 8) OBP: 0.385, SLG: 0.425	0-3 K			0-0 6-3			0-0 F9		0-0 G4-3	4	0	0	0	0	1	1				
Tom Verzyer, R (1, 6) OBP: 0.276, SLG: 0.253	0-0 F9			0-3 K			0-0 F8			3	0	0	0	0	1	0				
Rusty Staub, L (1, 9) OBP: 0.389, SLG: 0.437	0-3 K			0-0 F7			0-0 FC5-4 1B			3	0	1	0	0	1	0				
Willie Horton, R (1, 10) OBP: 0.360, SLG: 0.435		0-0 F7			0-3 K				0-0 FC5-4 1-2	3	0	0	0	0	1	1				
Jason Thompson, L (1, 3) OBP: 0.335, SLG: 0.432		0-0 F7			0-0 F7				0-0 G3	3	0	0	0	0	0	0				
Ben Oglivie, L (1, 7) OBP: 0.298, SLG: 0.453		0-0 F8			0-0 F9				0-0 F2	3	0	0	0	0	0	0				
Aurelio Rodriguez, R (1, 5) OBP: 0.273, SLG: 0.339			0-0 F9			0-0 P4			0-0 F9	3	0	0	0	0	0	0				
John Wockenfuss, R (1, 2) OBP: 0.365, SLG: 0.462			0-0 F8			0-0 F8			0-0	2	0	0	0	0	0	0				
Alex Johnson, R (9, PH) OBP: 0.290, SLG: 0.360									0-0 G4-3 1B	1	0	1	0	0	0	0				
Pedro Garcia, R (1, 4) OBP: 0.233, SLG: 0.315				0-0 6-3			0-0 F9		0-3 K	2	0	0	0	0	0	0				
Dan Meyer, L (9, PH) OBP: 0.292, SLG: 0.333										1	0	0	0	0	1	1				
Inning Stats	R: 0 E: 0 K: 2 S: 7	H: 0 LOB: 0 BB: 0 P: 7	R: 0 E: 0 K: 0 S: 3	H: 0 LOB: 0 BB: 0 P: 3	R: 0 E: 0 K: 0 S: 3	H: 0 LOB: 0 BB: 0 P: 3	R: 0 E: 0 K: 1 S: 5	H: 0 LOB: 0 BB: 0 P: 5	R: 0 E: 0 K: 0 S: 3	H: 0 LOB: 0 BB: 0 P: 3	R: 0 E: 0 K: 0 S: 4	H: 1 LOB: 1 BB: 0 P: 4	R: 0 E: 0 K: 0 S: 3	H: 0 LOB: 0 BB: 0 P: 3	R: 0 E: 0 K: 1 S: 5	H: 1 LOB: 0 BB: 0 P: 5	1B: 2 2B: 0 3B: 0 HR: 0	SF: 0 SAC: 0 DP: 1 HBP: 0	WP: 0 PB: 0 SB: 0 CS: 0	PA: 28
PITCHER Doyle Alexander, R (1, 1) ERA: 3.03	IP: 9.0 WLS: W BF: 28 H: 2 R: 0 ER: 0 SO: 5 BB: 0 IBB: 0 HBP: 0 BLK: 0 WP: 0 HR: 0 S: 38 P: 38 ERA: 0.00 WHIP: 0.222																			

Detroit Tigers @ New York Yankees
Yankee Stadium, Bronx, NY
Mon Aug 02 1976, 7:05 PM EDT
Att: 22,245 - Unknown

AB	28
R	0
H	2
RBI	0
BB	0
SO	5
LOB	3



Batter	1	2	3	4	5	6	7	8	9	AB	R	H	RBI	BB	SO	LOB	BOTTOM			
Mickey Rivers, L (1, 8) OBP: 0.320, SLG: 0.438	0-0 P6		0-0 1B		0-0 P6			0-0 G5-4-3 1-2 1B		4	0	2	1	0	0	1				
Roy White, S (1, 7) OBP: 0.357, SLG: 0.390	0-0 6-3		0-3 K			0-0 G3		0-0 G5-4-3 1-2		4	0	0	0	0	1	3				
Thurman Munson, R (1, 10) OBP: 0.360, SLG: 0.455	0-0 5-3			0-0 F8		0-0 F8		0-0 F8		3	0	0	0	0	0	0				
Lou Piniella, R (1, 9) OBP: 0.306, SLG: 0.405		0-0 6-3		0-0 1B		0-0 F7				3	0	1	0	0	0	0				
Chris Chambliss, L (1, 3) OBP: 0.331, SLG: 0.450		0-0 6-3		0-0 F8			0-0 F8			3	0	0	0	0	0	1				
Graig Nettles, L (1, 5) OBP: 0.311, SLG: 0.409		0-0 F8		0-0 4-3			0-0 F7			3	0	0	0	0	0	1				
Fran Healy, R (1, 2) OBP: 0.336, SLG: 0.276			0-0 6-3		0-0 6-3		0-0 6-3			3	0	0	0	0	0	0				
Sandy Alomar Sr., S (1, 4) OBP: 0.308, SLG: 0.300			4-3 1B 2B		E FC1-2 1B			0-0 6-3		3	1	2	0	0	0	0				
Fred Stanley, R (1, 6) OBP: 0.347, SLG: 0.287			0-0 4-3		0-0 FC1-2 1-1			4-0 1B BB		2	0	0	0	1	0	2				
Inning Stats	R: 0 E: 0 K: 0 S: 3	H: 0 LOB: 0 BB: 0 P: 3	R: 1 E: 0 K: 1 S: 7	H: 2 LOB: 1 BB: 0 P: 7	R: 0 E: 0 K: 0 S: 4	H: 1 LOB: 1 BB: 0 P: 4	R: 0 E: 0 K: 0 S: 4	H: 0 LOB: 0 BB: 0 P: 3	R: 0 E: 0 K: 0 S: 3	H: 0 LOB: 0 BB: 0 P: 3	R: 0 E: 0 K: 0 S: 3	H: 1 LOB: 1 BB: 1 P: 7	R: 0 E: 0 K: 0 S: 3	H: 0 LOB: 0 BB: 0 P: 3	R: 0 E: 0 K: 0 S: 3	H: 1 LOB: 1 BB: 1 P: 7	1B: 4 2B: 1 3B: 0 HR: 0	SF: 0 SAC: 0 DP: 1 HBP: 0	WP: 0 PB: 0 SB: 1 CS: 0	PA: 29
PITCHER Dave Roberts, L (1, 1) ERA: 3.67	IP: 8.0 WLS: L BF: 29 H: 5 R: 1 ER: 1 SO: 1 BB: 1 IBB: 0 HBP: 0 BLK: 0 WP: 0 HR: 0 S: 30 P: 34 ERA: 1.12 WHIP: 0.750																			

Detroit Tigers @ New York Yankees
Yankee Stadium, Bronx, NY
Mon Aug 02 1976, 7:05 PM EDT
Att: 22,245 - Unknown

AB	28
R	1
H	5
RBI	1
BB	1
SO	1
LOB	8



Batter	1	2	3	4	5	6	7	8	9	AB	R	H	RBI	BB	SO	LOB	TOP										
Ron LeFlore, R OBP: 0.385, SLG: 0.422 (1, 8)										5	1	0	1	2	6												
Tom Verzyer, R OBP: 0.278, SLG: 0.256 (1, 6)										5	1	2	0	0	0	2											
Rusty Staub, L OBP: 0.394, SLG: 0.436 (1, 9)										1	1	0	0	4	0	0											
Willie Horton, R OBP: 0.361, SLG: 0.432 (1, 10)										4	0	1	1	1	0	5											
Jason Thompson, L OBP: 0.333, SLG: 0.430 (1, 3)										4	0	1	1	0	1	3											
Alex Johnson, R OBP: 0.292, SLG: 0.359 (1, 7)										4	0	1	0	1	0	5											
Aurelio Rodriguez, R OBP: 0.272, SLG: 0.338 (1, 5)										5	0	1	0	0	1	5											
Bruce Kimm, R OBP: 0.306, SLG: 0.300 (1, 2)										2	0	0	0	1	0	0											
Bill Freehan, R OBP: 0.324, SLG: 0.399 (9, PH)										1	0	0	0	0	0	0											
Jerry Manuel, S OBP: 0.250, SLG: 0.194 (9, PH)										0	0	0	0	0	0	0											
Pedro Garcia, R OBP: 0.237, SLG: 0.312 (1, 4)										2	0	0	0	1	0	1											
Mickey Stanley, R OBP: 0.320, SLG: 0.441 (9, PH)										1	0	0	0	0	0	1											
Inning Stats	R: 2 E: 1 K: 0 S: 5	H: 1 LOB: 2 BB: 2 P: 13	R: 0 E: 0 K: 0 S: 4	H: 1 LOB: 3 BB: 2 P: 12	R: 0 E: 0 K: 1 S: 6	H: 1 LOB: 3 BB: 1 P: 11	R: 1 E: 0 K: 1 S: 7	H: 2 LOB: 2 BB: 1 P: 11	R: 0 E: 0 K: 0 S: 3	H: 0 LOB: 1 BB: 1 P: 9	R: 0 E: 0 K: 0 S: 4	H: 1 LOB: 1 BB: 0 P: 4	R: 0 E: 0 K: 0 S: 4	H: 1 LOB: 2 BB: 1 P: 8	R: 0 E: 1 K: 1 S: 6	H: 0 LOB: 1 BB: 0 P: 6	1B: 7 2B: 0 3B: 0 HR: 0	SF: 1 SAC: 1 DP: 0 HBP: 1	WP: 1 PB: 0 SB: 3 CS: 0	PA: 46							
PITCHER	IP	WLS	BF	H	R	ER	SO	BB	IBB	HBP	BLK	WP	HR	S	P	ERA	WHIP										
Ed Figueroa, R ERA: 2.93 (1, 1)	2.0		13	2	2	0	0	4	0	0	0	0	0	9	25	0.00	3.000										
Jim York, R ERA: 2.25 (3, 1)	1.0		9	3	1	1	1	2	0	1	0	1	0	8	17	9.00	5.000										
Grant Jackson, L ERA: 3.32 (4, 1)	6.0	W	24	2	0	0	3	3	0	0	0	0	0	27	39	0.00	0.833										

Detroit Tigers @ New York Yankees
Yankee Stadium, Bronx, NY
Tue Aug 03 1976, 7:05 PM EDT
Att: 44,909 - Unknown

AB	34
R	3
H	7
RBI	2
BB	9
SO	4
LOB	28



Batter	1	2	3	4	5	6	7	8	9	AB	R	H	RBI	BB	SO	LOB	BOTTOM										
Mickey Rivers, L OBP: 0.317, SLG: 0.434 (1, 8)										4	0	0	0	0	1	2											
Roy White, S OBP: 0.358, SLG: 0.399 (1, 7)										4	1	2	2	0	0	0											
Thurman Munson, R OBP: 0.357, SLG: 0.451 (1, 2)										4	0	0	0	0	2	2											
Chris Chambliss, L OBP: 0.328, SLG: 0.446 (1, 3)										4	0	0	0	0	1	0											
Carlos May, L OBP: 0.332, SLG: 0.323 (1, 10)										4	0	1	0	0	0	0											
Graig Nettles, L OBP: 0.311, SLG: 0.408 (1, 5)										4	1	1	0	0	0	1											
Oscar Gamble, L OBP: 0.333, SLG: 0.448 (1, 9)										3	1	3	2	0	0	0											
Sandy Alomar Sr., S OBP: 0.301, SLG: 0.292 (1, 4)										3	0	0	0	0	0	3											
Fred Stanley, R OBP: 0.354, SLG: 0.291 (1, 6)										2	1	1	0	1	0	0											
Inning Stats	R: 0 E: 0 K: 1 S: 5	H: 0 LOB: 0 BB: 0 P: 5	R: 0 E: 0 K: 0 S: 5	H: 2 LOB: 2 BB: 0 P: 5	R: 2 E: 0 K: 0 S: 5	H: 2 LOB: 0 BB: 0 P: 5	R: 0 E: 0 K: 0 S: 4	H: 1 LOB: 1 BB: 0 P: 4	R: 0 E: 0 K: 0 S: 3	H: 0 LOB: 0 BB: 0 P: 3	R: 0 E: 0 K: 1 S: 5	H: 3 LOB: 2 BB: 1 P: 12	R: 0 E: 0 K: 1 S: 5	H: 0 LOB: 0 BB: 0 P: 5	1B: 6 2B: 0 3B: 0 HR: 2	SF: 0 SAC: 0 DP: 0 HBP: 0	WP: 0 PB: 0 SB: 0 CS: 0	PA: 33									
PITCHER	IP	WLS	BF	H	R	ER	SO	BB	IBB	HBP	BLK	WP	HR	S	P	ERA	WHIP										
Mark Fidrych, R ERA: 1.97 (1, 1)	7.0	L	30	8	4	4	3	1	0	0	0	0	0	5	39	5.14	1.286										
John Hiller, L ERA: 2.51 (8, 1)	1.0		3	0	0	0	1	0	0	0	0	0	0	5	5	0.00	0.000										

Detroit Tigers @ New York Yankees
Yankee Stadium, Bronx, NY
Tue Aug 03 1976, 7:05 PM EDT
Att: 44,909 - Unknown


AB	32
R	4
H	8
RBI	4
BB	1
SO	4
LOB	8



Batter	1	2	3	4	5	6	7	8	9	AB	R	H	RBI	BB	SO	LOB	TOP										
Rick Burleson, R OBP: 0.340, SLG: 0.338 (1, 6)										5	0	0	0	0	1	0	Boston Red Sox @ Detroit Tigers Tiger Stadium, Detroit, MI Wed Aug 04 1976, 7:05 PM EDT Att: 14,924 - Unknown										
Denny Doyle, L OBP: 0.295, SLG: 0.300 (1, 4)										4	0	0	0	0	0	0											
Fred Lynn, L OBP: 0.366, SLG: 0.455 (1, 8)										4	1	3	1	0	1	1											
Carl Yastrzemski, L OBP: 0.347, SLG: 0.434 (1, 3)										3	0	0	0	1	0	3											
Jim Rice, R OBP: 0.320, SLG: 0.469 (1, 7)										4	1	2	0	0	0	2											
Cecil Cooper, L OBP: 0.288, SLG: 0.455 (1, 10)										3	1	1	2	0	0	0											
Rick Miller, L OBP: 0.341, SLG: 0.347 (1, 9)										3	1	0	0	1	1	1											
Butch Hobson, R OBP: 0.274, SLG: 0.348 (1, 5)										4	0	2	1	0	0	1											
Bob Montgomery, R OBP: 0.288, SLG: 0.338 (1, 2)										4	0	0	0	0	0	2											
Inning Stats	R: 0 E: 1 K: 1 S: 6	H: 0 LOB: 2 BB: 1 P: 10	R: 0 E: 0 K: 0 S: 4	H: 1 LOB: 1 BB: 0 P: 4	R: 0 E: 0 K: 0 S: 4	H: 1 LOB: 1 BB: 0 P: 4	R: 1 E: 0 K: 0 S: 4	H: 1 LOB: 0 BB: 0 P: 4	R: 2 E: 0 K: 1 S: 7	H: 2 LOB: 0 BB: 0 P: 7	R: 0 E: 1 K: 1 S: 6	H: 1 LOB: 1 BB: 0 P: 6	R: 0 E: 0 K: 0 S: 4	H: 1 LOB: 1 BB: 0 P: 4	R: 0 E: 0 K: 0 S: 3	H: 0 LOB: 0 BB: 0 P: 3	1B: 5 2B: 0 3B: 1 HR: 2	SF: 0 SAC: 2 DP: 1 HBP: 0	WP: 0 PB: 0 SB: 0 CS: 0	PA: 38							
PITCHER	IP	WLS	BF	H	R	ER	SO	BB	IBB	HBP	BLK	WP	HR	S	P	ERA	WHIP										
Vern Ruhle, R ERA: 3.92 (1, 1)	5.0	L	24	6	4	4	1	2	0	0	0	0	0	2	32	7.20	1.600										
Jim Crawford, L ERA: 4.43 (6, 1)	4.0		14	2	0	0	2	0	0	0	0	0	0	18	18	0.00	0.500										

Batter	1	2	3	4	5	6	7	8	9	AB	R	H	RBI	BB	SO	LOB	BOTTOM										
Ron LeFlore, R OBP: 0.381, SLG: 0.418 (1, 8)										4	0	0	0	0	1	2	Boston Red Sox @ Detroit Tigers Tiger Stadium, Detroit, MI Wed Aug 04 1976, 7:05 PM EDT Att: 14,924 - Unknown										
Alex Johnson, R OBP: 0.294, SLG: 0.360 (1, 7)										4	0	2	0	0	0	0											
Rusty Staub, L OBP: 0.393, SLG: 0.432 (1, 9)										3	0	0	0	0	0	2											
Willie Horton, R OBP: 0.359, SLG: 0.427 (1, 10)										3	0	0	0	1	2	1											
Jason Thompson, L OBP: 0.335, SLG: 0.439 (1, 3)										3	1	1	1	1	1	3											
Aurelio Rodriguez, R OBP: 0.272, SLG: 0.337 (1, 5)										4	0	1	0	0	1	0											
Bill Freehan, R OBP: 0.322, SLG: 0.394 (1, 2)										4	0	1	0	0	0	2											
Tom Veryzer, R OBP: 0.281, SLG: 0.262 (1, 6)										4	0	2	0	0	0	1											
Pedro Garcia, R OBP: 0.235, SLG: 0.310 (1, 4)										2	0	0	0	0	0	2											
Dan Meyer, L OBP: 0.291, SLG: 0.331 (7, PH)										1	0	0	0	0	0	0											
Jerry Manuel, S OBP: 0.250, SLG: 0.194 (8, 4)										0	0	0	0	0	0	0											
Ben Oglivie, L OBP: 0.296, SLG: 0.450 (9, PH)										1	0	0	0	0	0	1											
Inning Stats	R: 0 E: 1 K: 0 S: 4	H: 1 LOB: 2 BB: 1 P: 8	R: 0 E: 2 K: 2 S: 9	H: 1 LOB: 0 BB: 0 P: 9	R: 0 E: 1 K: 1 S: 5	H: 1 LOB: 0 BB: 0 P: 5	R: 1 E: 1 K: 0 S: 5	H: 2 LOB: 1 BB: 0 P: 5	R: 0 E: 0 K: 0 S: 3	H: 0 LOB: 0 BB: 0 P: 3	R: 0 E: 0 K: 1 S: 5	H: 1 LOB: 1 BB: 1 P: 9	R: 0 E: 0 K: 1 S: 3	H: 0 LOB: 0 BB: 0 P: 3	R: 0 E: 0 K: 1 S: 5	H: 0 LOB: 1 BB: 0 P: 6	R: 0 E: 0 K: 0 S: 4	H: 1 LOB: 1 BB: 0 P: 4	1B: 5 2B: 1 3B: 0 HR: 1	SF: 0 SAC: 0 DP: 2 HBP: 1	WP: 0 PB: 0 SB: 0 CS: 1	PA: 36					
PITCHER	IP	WLS	BF	H	R	ER	SO	BB	IBB	HBP	BLK	WP	HR	S	P	ERA	WHIP										
Fergie Jenkins, R ERA: 3.14 (1, 1)	9.0	W	36	7	1	1	5	2	0	1	0	0	1	43	52	1.00	1.000										

AB	34
R	4
H	8
RBI	4
BB	2
SO	3
LOB	10



AB	33
R	1
H	7
RBI	1
BB	2
SO	5
LOB	14



Batter	1	2	3	4	5	6	7	8	9	AB	R	H	RBI	BB	SO	LOB	TOP			
Duane Kuiper, L (1,4) OBP: 0.323, SLG: 0.330	L4			CS 1B		G3		K		4	0	1	0	0	1	4	Cleveland Indians @ Detroit Tigers Tiger Stadium, Detroit, MI Fri Aug 06 1976, 7:05 PM EDT Att: 19,079 - Unknown - 66 F			
Larvell Blanks, R (1,6) OBP: 0.353, SLG: 0.483	K			1-3			6-3	E4		4	0	0	0	0	1	3				
Rick Manning, L (1,8) OBP: 0.333, SLG: 0.385	4-3			1-3				F2		4	0	1	0	0	0	3				
Rico Carty, R (1,10) OBP: 0.392, SLG: 0.480		F8				F9		L6		4	0	1	0	0	0	1				
George Hendrick, R (1,7) OBP: 0.314, SLG: 0.456		G3				6-3		FC6-4		4	0	0	0	0	0	2				
Buddy Bell, R (1,5) OBP: 0.352, SLG: 0.371		F8				6-3				4	0	1	0	0	0	0				
Boog Powell, L (1,3) OBP: 0.296, SLG: 0.280				4-3				FC4-6		3	1	1	0	0	0	1				
Charlie Spikes, R (1,9) OBP: 0.308, SLG: 0.350				4-3		K		E		3	0	1	0	0	1	1				
Ray Fosse, R (1,2) OBP: 0.378, SLG: 0.369				F7		FC3-4				3	0	1	0	0	0	1				
Inning Stats	R: 0 E: 0 K: 1 S: 5	H: 0 LOB: 0 BB: 0 P: 5	R: 0 E: 0 K: 0 S: 3	H: 0 LOB: 0 BB: 0 P: 3	R: 0 E: 0 K: 0 S: 3	H: 0 LOB: 0 BB: 0 P: 3	R: 0 E: 0 K: 0 S: 3	H: 1 LOB: 0 BB: 0 P: 3	R: 0 E: 0 K: 0 S: 6	H: 1 LOB: 1 BB: 0 P: 6	R: 0 E: 0 K: 0 S: 4	H: 1 LOB: 1 BB: 0 P: 4	R: 1 E: 1 K: 1 S: 9	H: 3 LOB: 3 BB: 0 P: 9	R: 0 E: 0 K: 0 S: 3	H: 1 LOB: 0 BB: 0 P: 3	1B: 7 2B: 0 3B: 0 HR: 0	SF: 0 SAC: 0 DP: 1 HBP: 0	WP: 0 PB: 0 SB: 0 CS: 1	PA: 33
PITCHER Dave Roberts, L (1,1) ERA: 3.48	IP: 9.0 WLS: W BF: 33 H: 7 R: 1 ER: 0 SO: 3 BB: 0 IBB: 0 HBP: 0 BLK: 0 WP: 0 HR: 0 S: 39 P: 39 ERA: 0.00 WHIP: 0.778																			

Batter	1	2	3	4	5	6	7	8	9	AB	R	H	RBI	BB	SO	LOB	BOTTOM			
Ron LeFlore, R (1,8) OBP: 0.385, SLG: 0.419	2B BB		4-3			K				3	0	1	1	1	1	0	Cleveland Indians @ Detroit Tigers Tiger Stadium, Detroit, MI Fri Aug 06 1976, 7:05 PM EDT Att: 19,079 - Unknown - 66 F			
Dan Meyer, L (1,7) OBP: 0.297, SLG: 0.333	F8		4-0					F3		2	0	1	0	1	0	1				
Mickey Stanley, R (7, PH) OBP: 0.317, SLG: 0.436			S BB							1	0	0	0	0	0	1				
Ben Oglivie, L (1,9) OBP: 0.293, SLG: 0.448			4-3			L7		4-3		4	0	1	0	0	0	2				
Rusty Staub, L (1,10) OBP: 0.392, SLG: 0.442	F4		1-3			F8		4-3		4	1	1	1	0	0	3				
Jason Thompson, L (1,3) OBP: 0.333, SLG: 0.430	K					F8		2B BB		2	1	0	0	2	1	2				
Aurelio Rodriguez, R (1,5) OBP: 0.274, SLG: 0.348		F4				FC6-4				4	0	1	1	0	0	2				
John Wockenfuss, R (1,2) OBP: 0.349, SLG: 0.438		F9						F9		4	0	0	0	0	0	1				
Tom Verzyer, R (1,6) OBP: 0.284, SLG: 0.269		F7				L4				3	1	1	0	0	0	0				
Pedro Garcia, R (1,4) OBP: 0.235, SLG: 0.308				K				K		3	0	0	0	0	3	1				
Inning Stats	R: 0 E: 0 K: 1 S: 6	H: 1 LOB: 2 BB: 1 P: 10	R: 0 E: 0 K: 0 S: 3	H: 0 LOB: 0 BB: 0 P: 3	R: 0 E: 0 K: 1 S: 5	H: 0 LOB: 1 BB: 1 P: 9	R: 1 E: 0 K: 0 S: 4	H: 1 LOB: 0 BB: 0 P: 4	R: 0 E: 0 K: 2 S: 7	H: 0 LOB: 0 BB: 0 P: 7	R: 0 E: 0 K: 0 S: 4	H: 1 LOB: 2 BB: 1 P: 8	R: 1 E: 0 K: 1 S: 7	H: 2 LOB: 1 BB: 0 P: 7	R: 1 E: 0 K: 0 S: 4	H: 1 LOB: 1 BB: 1 P: 8	1B: 3 2B: 2 3B: 0 HR: 1	SF: 0 SAC: 0 DP: 0 HBP: 0	WP: 0 PB: 0 SB: 3 CS: 0	PA: 34
PITCHER Jackie Brown, R (1,1) ERA: 3.57 Don Hood, L (7,1) ERA: 4.73	IP: 6.2 WLS: L BF: 28 H: 5 R: 2 ER: 2 SO: 5 BB: 2 IBB: 1 HBP: 0 BLK: 0 WP: 0 HR: 1 S: 35 P: 47 ERA: 2.70 WHIP: 1.050																			

Batter	1	2	3	4	5	6	7	8	9	AB	R	H	RBI	BB	SO	LOB	TOP		
Duane Kuiper, L (1,4) OBP: 0.322, SLG: 0.329	0-0 4-3			0-0 6-3		0-0 1-3		0-0 FC4-6 1B		4	0	1	0	0	0	0	Cleveland Indians @ Detroit Tigers Tiger Stadium, Detroit, MI Sat Aug 07 1976, 3:33 AM EDT Att: 35,395 - Unknown		
Tommy Smith, L (1,7) OBP: 0.284, SLG: 0.308	0-0 F8			0-0 4-3		0-0 4-3		0-0 FC4-6		4	0	0	0	0	0	2			
John Lowenstein, L (1,8) OBP: 0.294, SLG: 0.272	0-0 F7			0-0 3-1			0-0 F9	0-0 F9		4	0	0	0	0	0	2			
Rico Carty, R (1,10) OBP: 0.391, SLG: 0.476		0-0 F8			4-0 FC1-6 1B BB		0-0 E6 1B		0-0 4-3	3	1	0	0	1	0	0			
Boog Powell, L (1,3) OBP: 0.295, SLG: 0.279		0-3 K			0-0 F6		0-0 1-2 1B		0-0 3-1	4	0	1	0	0	1	1			
Buddy Bell, R (1,5) OBP: 0.354, SLG: 0.373		0-0 6-3			0-0 FC1-6 1B		0-0 F7		0-0 FC4 1B	4	0	2	0	0	0	2			
Charlie Spikes, R (1,9) OBP: 0.304, SLG: 0.345			0-0 6-3		0-0 FC1-6 1B		0-3 K		0-0 FC4	4	0	0	0	0	1	5			
Alan Ashby, S (1,2) OBP: 0.298, SLG: 0.306			0-0 4-3		0-0 1-3 3-H 1B			0-0 4-3		3	0	1	1	0	0	0			
Frank Duffy, R (1,6) OBP: 0.269, SLG: 0.277			0-3 K			0-0 F2		0-0 FC4-6 1B		2	0	0	0	0	1	0			
Rick Manning, L (8, PH) OBP: 0.334, SLG: 0.386										1	0	1	0	0	0	0			
Larry Blanks, R (8, PR) OBP: 0.353, SLG: 0.483										0	0	0	0	0	0	0			
Inning Stats	R: 0 E: 0 K: 0 S: 3	H: 0 LOB: 0 BB: 0 P: 3	R: 0 E: 0 K: 1 S: 5	H: 0 LOB: 0 BB: 0 P: 5	R: 0 E: 0 K: 1 S: 5	H: 0 LOB: 0 BB: 0 P: 5	R: 1 E: 0 K: 0 S: 4	H: 2 LOB: 2 BB: 1 P: 8	R: 0 E: 0 K: 0 S: 3	H: 0 LOB: 0 BB: 0 P: 3	R: 0 E: 1 K: 1 S: 7	H: 1 LOB: 2 BB: 0 P: 7	R: 0 E: 0 K: 0 S: 5	H: 2 LOB: 2 BB: 0 P: 5	R: 0 E: 0 K: 0 S: 4	H: 1 LOB: 1 BB: 0 P: 4	1B: 6 2B: 0 3B: 0 HR: 0	SF: 0 SAC: 0 DP: 0 HBP: 0	WP: 0 PA: 34 CS: 0
PITCHER Mark Fidrych, R (1,1) ERA: 1.91	IP: 9.0 WLS: W BF: 34 H: 6 R: 1 ER: 1 SO: 3 BB: 1 IBB: 0 HBP: 0 BLK: 0 WP: 0 HR: 0 S: 39 P: 43 ERA: 1.00 WHIP: 0.778																		

Batter	1	2	3	4	5	6	7	8	9	AB	R	H	RBI	BB	SO	LOB	BOTTOM		
Ron LeFlore, R (1,8) OBP: 0.388, SLG: 0.420	0-0 FC6-4 1B	0-0 PO	0-0 F8		0-0 1B	4-0 BB 1B		0-3 K		4	2	2	1	1	1	0	Cleveland Indians @ Detroit Tigers Tiger Stadium, Detroit, MI Sat Aug 07 1976, 3:33 AM EDT Att: 35,395 - Unknown		
Dan Meyer, L (1,7) OBP: 0.300, SLG: 0.331	0-0 FC6-4 1B SF8		0-0 F8		0-0 1B	4-0 1B BB		0-0 G3		4	2	1	1	1	0	1			
Ben Oglivie, L (1,9) OBP: 0.304, SLG: 0.456	0-0 1-3 1B		0-0 G3		0-0 1B	0-0 HBP 1B				4	0	3	2	0	0	0			
Rusty Staub, L (1,10) OBP: 0.391, SLG: 0.439	0-0 SF8			0-0 3-1	0-0 F4	1-0 HBP 1B				2	0	0	1	0	0	2			
Jason Thompson, L (1,3) OBP: 0.335, SLG: 0.431	0-0 F6			0-0 1B	0-0 1B	0-0 4-3				4	0	2	1	0	0	4			
Aurelio Rodriguez, R (1,5) OBP: 0.271, SLG: 0.344		0-0 6-3		0-0 F7	0-0 F7		0-0 F6			4	0	0	0	0	0	3			
Tom Verzyer, R (1,6) OBP: 0.281, SLG: 0.266		0-0 F9		0-0 F8		0-0 F8	0-0 F4			4	0	0	0	0	0	1			
Chuck Scrivener, R (1,4) OBP: 0.303, SLG: 0.289		0-0 PO 1B			4-0 SH3-4 1B BB	0-3 K	0-0 L8			3	1	1	0	1	1	0			
Bruce Kimm, R (1,2) OBP: 0.315, SLG: 0.320		0-0 1-2 1B			0-0 SH3-4	0-0 BB 1B 2B		0-0 5-3		3	1	2	0	0	0	0			
Inning Stats	R: 1 E: 0 K: 0 S: 5	H: 2 LOB: 1 BB: 0 P: 5	R: 0 E: 0 K: 0 S: 4	H: 2 LOB: 1 BB: 0 P: 4	R: 0 E: 0 K: 0 S: 3	H: 0 LOB: 0 BB: 0 P: 3	R: 0 E: 0 K: 0 S: 4	H: 1 LOB: 1 BB: 0 P: 4	R: 3 E: 0 K: 0 S: 7	H: 4 LOB: 2 BB: 1 P: 11	R: 2 E: 0 K: 1 S: 7	H: 2 LOB: 3 BB: 2 P: 16	R: 0 E: 0 K: 0 S: 3	H: 0 LOB: 0 BB: 0 P: 3	R: 0 E: 0 K: 1 S: 5	H: 0 LOB: 0 BB: 0 P: 5		1B: 10 2B: 1 3B: 0 HR: 0	SF: 1 SAC: 1 DP: 0 HBP: 1
PITCHER Pat Dobson, R (1,1) ERA: 3.6	IP: 4.1 WLS: L BF: 21 H: 8 R: 4 ER: 4 SO: 24 BB: 1 IBB: 0 HBP: 0 BLK: 0 WP: 0 HR: 0 S: 20 P: 24 ERA: 8.31 WHIP: 2.077																		
Dave LaRoche, L (5,1) ERA: 2.95	IP: 1.2 WLS: L BF: 11 H: 3 R: 2 ER: 2 SO: 1 BB: 1 IBB: 1 HBP: 1 BLK: 0 WP: 0 HR: 0 S: 10 P: 19 ERA: 10.80 WHIP: 2.400																		
Stan Thomas, R (7,1) ERA: 2.4	IP: 2.0 WLS: L BF: 6 H: 0 R: 0 ER: 0 SO: 1 BB: 0 IBB: 0 HBP: 0 BLK: 0 WP: 0 HR: 0 S: 8 P: 8 ERA: 0.00 WHIP: 0.000																		

Batter	1	2	3	4	5	6	7	8	9	AB	R	H	RBI	BB	SO	LOB	TOP		
Duane Kuiper, L (1,4) OBP: 0.322, SLG: 0.328	4-3		F8			FC6-4 1B		SH1-4	K	4	0	1	0	0	1	3			
Ray Fosse, R (1,2) OBP: 0.374, SLG: 0.365	G1 1B			F3		FC6-4 2B		5-3		4	1	1	0	0	0	2			
John Lowenstein, L (1,8) OBP: 0.287, SLG: 0.265	G1			L9		L9		E4		4	0	0	0	0	0	3			
Rico Carty, R (1,10) OBP: 0.389, SLG: 0.476	5-3			6-3		1-H 2B		L6		4	0	1	1	0	0	3			
Boog Powell, L (1,3) OBP: 0.294, SLG: 0.279		4-3			4-3	F7			BB S 1B	4	0	1	0	0	0	1			
Ron Pruitt, R (9, PR) OBP: 0.319, SLG: 0.308		5-3			5-3			F4		4	0	0	0	0	0	1			
George Hendrick, R (1,7) OBP: 0.311, SLG: 0.451																			
Buddy Bell, R (1,5) OBP: 0.355, SLG: 0.372			F8			1B 1B		F8		3	0	1	0	1	0	0			
Charlie Spikes, R (1,9) OBP: 0.304, SLG: 0.344				F5					K	3	0	1	0	0	0	0			
Rick Manning, L (9, PH) OBP: 0.333, SLG: 0.385						FC5-4 1B		6-3		1	0	0	0	0	1	2			
Alan Ashby, S (9, 2) OBP: 0.288, SLG: 0.306										0	0	0	0	0	0	0			
Frank Duffy, R (1,6) OBP: 0.270, SLG: 0.277										3	0	1	0	0	0	2			
Larvell Blanks, R (9, PH) OBP: 0.356, SLG: 0.483			F6			FC5-4 1-2		E SH1-4 1B		0	0	0	0	1	0	0			
Inning Stats	R: 0 E: 0 K: 0 S: 4	H: 1 LOB: 1 BB: 0 P: 4	R: 0 E: 0 K: 0 S: 3	H: 0 LOB: 0 BB: 0 P: 3	R: 0 E: 0 K: 0 S: 3	H: 0 LOB: 0 BB: 0 P: 3	R: 0 E: 0 K: 0 S: 5	H: 2 LOB: 2 BB: 0 P: 5	R: 1 E: 0 K: 0 S: 5	H: 2 LOB: 1 BB: 0 P: 5	R: 0 E: 0 K: 0 S: 3	H: 0 LOB: 0 BB: 0 P: 3	R: 0 E: 1 K: 0 S: 5	H: 1 LOB: 2 BB: 0 P: 5	R: 0 E: 0 K: 2 S: 8	H: 1 LOB: 3 BB: 2 P: 16	1B: 6 2B: 1 3B: 0 HR: 0	SF: 0 SAC: 1 DP: 0 HBP: 0	WP: 0 PA: 37 CS: 0
PITCHER	IP	WLS	BF	H	R	ER	SO	BB	IBB	HBP	BLK	WP	HR	S	P	ERA	WHIP		
Vern Ruhle, R (1,1) ERA: 3.76	8.1		34	7	1	1	0	0	1	0	0	0	0	33	37	1.08	0.840		
John Hiller, L (9,1) ERA: 2.49	0.2	W	3	0	0	0	2	1	0	0	0	0	0	6	10	0.00	1.500		

Cleveland Indians @ Detroit Tigers
Tiger Stadium, Detroit, MI
Sun Aug 08 1976, 3:33 AM EDT
Unknown

AB 34
R 1
H 7
RBI 1
BB 2
SO 2
LOB 17



Batter	1	2	3	4	5	6	7	8	9	AB	R	H	RBI	BB	SO	LOB	BOTTOM		
Ron LeFlore, R (1,8) OBP: 0.389, SLG: 0.423	K			F9			4-3 SH1-3 1B	CS	SH 2B	4	2	2	0	0	1	0			
Dan Meyer, L (1,7) OBP: 0.297, SLG: 0.327	K			K			SH1-3		SH	2	0	0	0	0	2	0			
Ben Oglivie, L (1,9) OBP: 0.299, SLG: 0.447	F8			F8			4-3			3	0	0	0	0	0	1			
Rusty Staub, L (1,10) OBP: 0.393, SLG: 0.440		G6-4-3 BB				K				2	0	1	1	1	1	0			
Jason Thompson, L (1,3) OBP: 0.335, SLG: 0.430		K			F8					3	0	1	0	0	1	1			
Aurelio Rodriguez, R (1,5) OBP: 0.289, SLG: 0.342		G6-4-3				K				3	0	0	0	0	2	3			
John Wockenfuss, R (1,2) OBP: 0.339, SLG: 0.424				5-3						3	0	0	0	0	1	0			
Tom Veryzer, R (1,6) OBP: 0.279, SLG: 0.264										2	0	0	0	0	2	0			
Alex Johnson, R (8, PH) OBP: 0.293, SLG: 0.358										1	0	1	0	0	0	0			
Chuck Scrivener, R (9,6) OBP: 0.303, SLG: 0.289										0	0	0	0	0	0	0			
Pedro Garcia, R (1,4) OBP: 0.233, SLG: 0.306										2	0	0	0	0	2	0			
Willie Horton, R (8, PH) OBP: 0.360, SLG: 0.426										1	0	0	0	0	1	1			
Jerry Manuel, S (9,4) OBP: 0.250, SLG: 0.194										0	0	0	0	0	0	0			
Inning Stats	R: 0 E: 0 K: 2 S: 7	H: 0 LOB: 0 BB: 0 P: 7	R: 0 E: 0 K: 1 S: 4	H: 0 LOB: 0 BB: 1 P: 8	R: 0 E: 0 K: 2 S: 7	H: 0 LOB: 0 BB: 0 P: 7	R: 0 E: 0 K: 1 S: 5	H: 0 LOB: 0 BB: 0 P: 5	R: 0 E: 0 K: 2 S: 7	H: 0 LOB: 0 BB: 0 P: 7	R: 1 E: 0 K: 1 S: 8	H: 3 LOB: 2 BB: 0 P: 8	R: 0 E: 0 K: 2 S: 7	H: 1 LOB: 0 BB: 0 P: 7	R: 1 E: 1 K: 0 S: 2	H: 1 LOB: 1 BB: 0 P: 2	1B: 4 2B: 1 3B: 0 HR: 0	SF: 0 SAC: 2 DP: 1 HBP: 0	WP: 0 PA: 30 CS: 1
PITCHER	IP	WLS	BF	H	R	ER	SO	BB	IBB	HBP	BLK	WP	HR	S	P	ERA	WHIP		
Dennis Eckersley, R (1,1) ERA: 3.97	8.0	L	28	5	2	1	13	1	0	0	0	0	0	53	57	1.12	0.750		
Dave LaRoche, L (9,1) ERA: 2.65	0.0		1	0	0	0	0	0	0	0	0	0	0	1	1	*	*		

Cleveland Indians @ Detroit Tigers
Tiger Stadium, Detroit, MI
Sun Aug 08 1976, 3:33 AM EDT
Unknown

AB 26
R 2
H 5
RBI 1
BB 1
SO 13
LOB 6



Batter	1	2	3	4	5	6	7	8	9	AB	R	H	RBI	BB	SO	LOB	TOP											
Gene Clines, R OBP: 0.298, SLG: 0.301	L6-3	L5-3	L7		K					5	0	1	2	1	1	3												
Toby Harrah, R OBP: 0.388, SLG: 0.382	1-3		BB		BLK		F7		FC3-6	6	1	2	0	0	0	3												
Joe Lahoud, L OBP: 0.319, SLG: 0.283			BB							2	1	1	0	1	1	1												
Tom Grieve, R OBP: 0.293, SLG: 0.379	BB		BB		K				F9	2	0	1	0	0	0	0												
Mike Hargrove, L OBP: 0.308, SLG: 0.393			BB						F9	2	1	0	0	2	1	1												
Jeff Burroughs, R OBP: 0.295, SLG: 0.360	F2		BB		K					3	1	0	1	2	1	5												
Roy Howell, L OBP: 0.310, SLG: 0.379			BB		K					4	1	1	1	1	2	3												
Lenny Randle, S OBP: 0.289, SLG: 0.271		FC3-6	K							5	2	2	0	0	1	4												
Juan Beniquez, R OBP: 0.318, SLG: 0.286										3	1	1	2	0	0	2												
Dave Moates, L OBP: 0.303, SLG: 0.315	F5		1B		6-3				6-3	1	0	0	0	0	0	0												
Jim Sundberg, R OBP: 0.280, SLG: 0.295					G3					5	0	3	2	0	1	3												
Inning Stats	R: 0 E: 0 K: 0 S: 4	H: 1 LOB: 2 BB: 1 P: 8	R: 1 E: 0 K: 0 S: 5	H: 2 LOB: 1 BB: 0 P: 5	R: 5 E: 0 K: 1 S: 7	H: 3 LOB: 1 BB: 4 P: 23	R: 0 E: 0 K: 3 S: 10	H: 1 LOB: 2 BB: 0 P: 11	R: 0 E: 0 K: 1 S: 6	H: 1 LOB: 1 BB: 0 P: 6	R: 0 E: 0 K: 0 S: 4	H: 1 LOB: 1 BB: 0 P: 4	R: 2 E: 0 K: 1 S: 7	H: 2 LOB: 1 BB: 0 P: 8	R: 0 E: 0 K: 2 S: 7	H: 0 LOB: 1 BB: 1 P: 11	R: 0 E: 0 K: 0 S: 4	H: 1 LOB: 2 BB: 1 P: 8	1B: 11 2B: 1 3B: 0 HR: 0	SF: 0 SAC: 0 DP: 0 HBP: 2	WP: 2 PB: 0 SB: 3 CS: 0	PA: 47						
PITCHER	IP	WLS	BF	H	R	ER	SO	BB	IBB	HBP	BLK	WP	HR	S	P	ERA	WHIP											
Dave Lemanczyk, R ERA: 5.16	(1, 1)	2.0	L	14	4	5	5	0	4	0	0	0	0	10	26	22.50	4.000											
Bill Laxton, L ERA: 4.45	(3, 1)	5.0		24	7	3	3	6	1	0	2	1	1	0	33	39	5.40	1.600										
Ray Bare, R ERA: 4.9	(8, 1)	2.0		9	1	0	0	2	2	0	0	0	1	0	11	19	0.00	1.500										

Texas Rangers @ Detroit Tigers
Tiger Stadium, Detroit, MI
Mon Aug 09 1976, 7:05 PM EDT
Att: 14,963 - Unknown

AB 38
R 8
H 12
RBI 8
BB 7
SO 8
LOB 25



Batter	1	2	3	4	5	6	7	8	9	AB	R	H	RBI	BB	SO	LOB	BOTTOM										
Ron LeFlore, R OBP: 0.388, SLG: 0.418	K		6-3						6-3	4	0	0	0	0	1	0											
Ben Oglivie, L OBP: 0.302, SLG: 0.446	F9		F3						4-3	4	0	2	0	0	0	0											
Rusty Staub, L OBP: 0.396, SLG: 0.448			4-3						L7	4	1	2	1	0	0	1											
Willie Horton, R OBP: 0.356, SLG: 0.417	F9				F2				F8	4	0	0	0	0	1	3											
Jason Thompson, L OBP: 0.332, SLG: 0.425	3-1				4-3				F6	4	0	0	0	0	0	2											
Aurelio Rodriguez, R OBP: 0.273, SLG: 0.342			K							4	0	3	0	0	1	0											
Bill Freehan, R OBP: 0.327, SLG: 0.426		L7			L4				F8	4	0	0	0	0	0	3											
Tom Verezzer, R OBP: 0.283, SLG: 0.273									F8	4	0	1	0	0	1	3											
Chuck Scrivener, R OBP: 0.318, SLG: 0.330					K				F8	3	0	0	0	0	2	2											
Inning Stats	R: 0 E: 0 K: 1 S: 7	H: 2 LOB: 2 BB: 0 P: 7	R: 0 E: 0 K: 2 S: 8	H: 1 LOB: 1 BB: 0 P: 8	R: 0 E: 0 K: 0 S: 3	H: 0 LOB: 0 BB: 0 P: 3	R: 0 E: 0 K: 0 S: 4	H: 1 LOB: 1 BB: 0 P: 4	R: 0 E: 0 K: 1 S: 5	H: 0 LOB: 0 BB: 0 P: 5	R: 1 E: 0 K: 0 S: 4	H: 1 LOB: 1 BB: 0 P: 4	R: 0 E: 0 K: 1 S: 6	H: 1 LOB: 1 BB: 0 P: 6	R: 0 E: 0 K: 1 S: 6	H: 1 LOB: 1 BB: 0 P: 6	R: 0 E: 1 K: 0 S: 4	H: 1 LOB: 1 BB: 0 P: 4	1B: 7 2B: 0 3B: 0 HR: 1	SF: 0 SAC: 0 DP: 1 HBP: 0	WP: 0 PB: 0 SB: 0 CS: 0	PA: 35					
PITCHER	IP	WLS	BF	H	R	ER	SO	BB	IBB	HBP	BLK	WP	HR	S	P	ERA	WHIP										
Nelson Briles, R ERA: 3.41	(1, 1)	9.0	W	35	8	1	1	6	0	0	0	0	1	47	47	1.00	0.889										

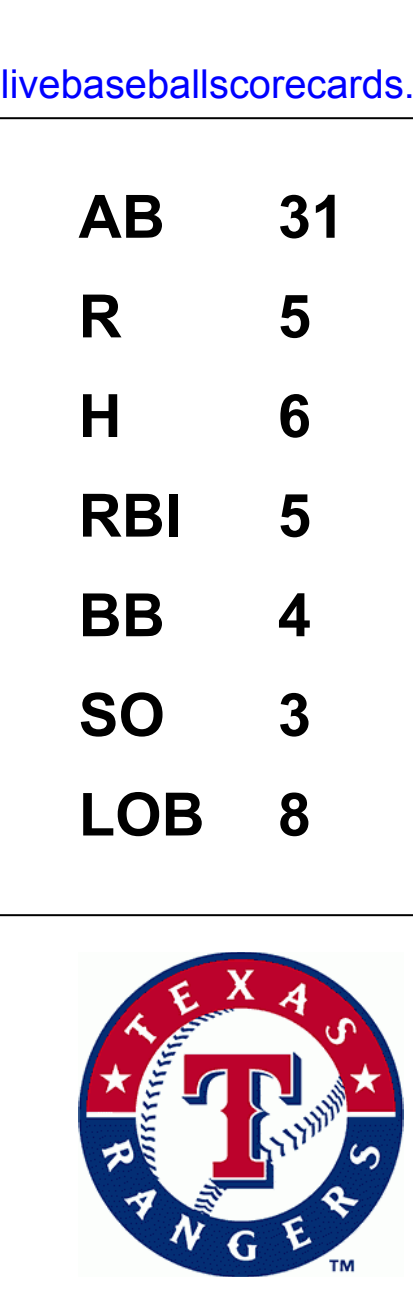
Texas Rangers @ Detroit Tigers
Tiger Stadium, Detroit, MI
Mon Aug 09 1976, 7:05 PM EDT
Att: 14,963 - Unknown

AB 35
R 1
H 8
RBI 1
BB 0
SO 6
LOB 14



Batter	1	2	3	4	5	6	7	8	9	AB	R	H	RBI	BB	SO	LOB	TOP				
Gene Clines, R OBP: 0.297, SLG: 0.301 (1, 7)	L4-3		BB 1B		L8		L6-3			4	1	1	0	0	0	0	Texas Rangers @ Detroit Tigers Tiger Stadium, Detroit, MI Tue Aug 10 1976, 7:05 PM EDT Unknown				
Toby Harrah, R OBP: 0.397, SLG: 0.379 (1, 6)	F4		F7		WP SF8 BB		5-3			3	1	0	0	1	0	1					
Jim Fregosi, R OBP: 0.363, SLG: 0.345 (1, 3)	F2		BB 1B		SF8		5-3			3	1	1	1	0	0	0					
Jeff Burroughs, R OBP: 0.299, SLG: 0.360 (1, 10)		FC5-4 1B	1B 1-2 2-3		FC5-4 BB		F7			2	0	1	0	2	0	0					
Tom Grieve, R OBP: 0.293, SLG: 0.378 (1, 9)	F8		G6-3 1B		FC5-4		K			4	0	1	2	0	1	2					
Danny Thompson, R OBP: 0.265, SLG: 0.269 (1, 5)	FC5-4 2B		G6-3		5-3		3-1			4	1	0	0	0	0	3					
Lenny Randle, S OBP: 0.289, SLG: 0.274 (1, 4)	3B 2B		F7		4-3		K			4	1	1	1	0	1	0					
Juan Beniquez, R OBP: 0.320, SLG: 0.293 (1, 8)	3B		6-3		BB		K			3	0	1	1	1	1	0					
Jim Sundberg, R OBP: 0.277, SLG: 0.292 Mike Hargrove, L OBP: 0.307, SLG: 0.392 (9, PH)	4-3		F8		F6		F8			3	0	0	0	0	0	2					
Inning Stats	R: 0 E: 0 K: 0 S: 3	H: 0 LOB: 0 BB: 0 P: 3	R: 2 E: 0 K: 0 S: 6	H: 3 LOB: 1 BB: 0 P: 6	R: 2 E: 0 K: 0 S: 5	H: 3 LOB: 1 BB: 1 P: 9	R: 0 E: 0 K: 0 S: 3	H: 0 LOB: 0 BB: 0 P: 3	R: 1 E: 0 K: 0 S: 3	H: 0 LOB: 1 BB: 2 P: 11	R: 0 E: 0 K: 0 S: 3	H: 0 LOB: 0 BB: 0 P: 3	R: 0 E: 0 K: 1 S: 5	H: 0 LOB: 0 BB: 0 P: 5	R: 0 E: 0 K: 2 S: 7	H: 0 LOB: 0 BB: 0 P: 7	1B: 4 2B: 1 3B: 1 HR: 0	SF: 1 SAC: 0 DP: 1 HBP: 0	WP: 2 PB: 0 SB: 0 CS: 0	PA: 36	
PITCHER	IP	WLS	BF	H	R	ER	SO	BB	IBB	HBP	BLK	WP	HR	S	P	ERA	WHIP				
Dave Roberts, L ERA: 3.64 Dave Lemanczyk, R ERA: 4.74	(1, 1)	5.0	23	6	5	5	0	3	0	0	0	1	0	20	32	9.00	1.800				
(6, 1)	4.0	W	13	0	0	0	3	1	0	0	0	0	0	18	22	0.00	0.250				

Batter	1	2	3	4	5	6	7	8	9	AB	R	H	RBI	BB	SO	LOB	BOTTOM				
Ron LeFlore, R OBP: 0.391, SLG: 0.419 (1, 8)	FC4-6 BB					K		SH5-4		2	0	1	0	2	1	1	Texas Rangers @ Detroit Tigers Tiger Stadium, Detroit, MI Tue Aug 10 1976, 7:05 PM EDT Unknown				
Dan Meyer, L OBP: 0.280, SLG: 0.320 Willie Horton, R OBP: 0.358, SLG: 0.417 Mickey Stanley, R OBP: 0.308, SLG: 0.430 (8, PR) (9, 9)	F8	4-1		L8		FC4-6		FC5-2 2B IBB		4	0	0	0	0	0	6					
Ben Oglivie, L OBP: 0.311, SLG: 0.450 Alex Johnson, R OBP: 0.299, SLG: 0.363 (6, PH) (9, 7)	FC4-6 BB		E4 4-3 1B		1B FC4 1B		K	FC5-2 2B		3	2	2	0	1	1	1					
Rusty Staub, L OBP: 0.396, SLG: 0.450 (1, 10)	FC4-6		4-3		FC4 1B		6-3	2B		5	0	2	3	0	0	3					
Jason Thompson, L OBP: 0.332, SLG: 0.434 (1, 3)	K		G5-4-3 1B		FC4 FC6-4		HR	F4		5	1	2	3	0	1	5					
Aurelio Rodriguez, R OBP: 0.270, SLG: 0.339 (1, 5)		F4	G5-4-3		FC6-4 1B		F8			4	0	0	0	0	0	2					
John Wockenfuss, R OBP: 0.353, SLG: 0.431 (1, 2)		2B HBP			FC4-6 1B		F8			3	1	2	0	0	0	0					
Tom Verzyer, R OBP: 0.286, SLG: 0.277 (1, 6)		1B 2B			K		F8	SH5-4 BB FC5-2 BB		3	0	1	1	1	1	3					
Pedro Garcia, R OBP: 0.237, SLG: 0.306 (1, 4)	5-3		FC4-6 S		FC4-6 1B		FC5-2 SH5-4 2B BB			3	1	1	0	1	0	2					
Inning Stats	R: 0 E: 0 K: 1 S: 5	H: 0 LOB: 2 BB: 2 P: 13	R: 1 E: 0 K: 0 S: 5	H: 2 LOB: 0 BB: 0 P: 6	R: 1 E: 1 K: 0 S: 4	H: 2 LOB: 0 BB: 0 P: 4	R: 0 E: 0 K: 1 S: 6	H: 1 LOB: 2 BB: 1 P: 10	R: 1 E: 1 K: 0 S: 6	H: 3 LOB: 2 BB: 0 P: 6	R: 0 E: 0 K: 2 S: 8	H: 1 LOB: 1 BB: 0 P: 8	R: 1 E: 0 K: 0 S: 4	H: 1 LOB: 0 BB: 0 P: 4	R: 3 E: 0 K: 0 S: 4	H: 1 LOB: 2 BB: 3 P: 16	1B: 8 2B: 2 3B: 0 HR: 1	SF: 0 SAC: 1 DP: 1 HBP: 1	WP: 0 PB: 0 SB: 2 CS: 0	PA: 41	
PITCHER	IP	WLS	BF	H	R	ER	SO	BB	IBB	HBP	BLK	WP	HR	S	P	ERA	WHIP				
Bert Blyleven, R ERA: 2.84 Jeff Terpko, R ERA: 2.2 Joe Hoerner, L ERA: 4.8	(1, 1)	7.0	34	10	4	3	4	3	0	1	0	0	0	1	9	3.86	1.857				
(8, 1)	0.1	L	3	0	2	2	0	2	0	0	0	0	0	1	9	54.00	6.000				
(8, 1)	0.2		4	1	1	1	0	0	1	0	0	0	0	3	7	13.50	1.500				



Batter	1	2	3	4	5	6	7	8	9	AB	R	H	RBI	BB	SO	LOB	TOP			
Gene Clines, R (1, 7) OBP: 0.295, SLG: 0.299	0-3 K		0-0 L9		0-0 L6-3		0-0 CS 1B		0-0 L5-3	5	0	1	0	0	1	0				
Toby Harrah, R (1, 6) OBP: 0.368, SLG: 0.377	0-0 F3		4-0 BB BB		4-0 S BB		0-0 F8			2	0	0	0	2	0	1				
Jim Fregosi, R (1, 10) OBP: 0.358, SLG: 0.333	0-3 K		4-0 1-2 BB		0-3 K		0-0 1-2	0-3 K		4	0	0	0	1	3	2				
Mike Hargrove, L (1, 3) OBP: 0.306, SLG: 0.393		0-0 F8	0-0 4-3		0-0 1-3			0-0 1B 2B		4	1	1	0	0	0	3				
Tom Grieve, R (1, 9) OBP: 0.300, SLG: 0.392		0-0 HR		0-0 S 1B 2B		4-0 FC1-6 BB		4-0 1B IBB		2	2	2	1	2	0	0				
Roy Howell, L (1, 5) OBP: 0.308, SLG: 0.376	0-0 4-3			0-3 K		0-0 FC1-6 FC5-4		0-0 WP 1B		3	0	0	0	0	1	2				
Danny Thompson, R (8, PH) OBP: 0.268, SLG: 0.272						1-2		1-3 2-H		1	0	1	1	0	0	0				
Lenny Randle, S (1, 4) OBP: 0.289, SLG: 0.273		0-0 1B		0-0 6-3		0-0 F8		0-0 6-3		4	0	1	0	0	0	3				
Juan Beniquez, R (1, 8) OBP: 0.320, SLG: 0.293		0-0 5-3		0-0 1B		0-0 FC5-4			0-0 5-3	4	0	1	1	0	0	2				
Bill Fahey, L (1, 2) OBP: 0.339, SLG: 0.320			0-0 4-3		0-3 K			0-0 5-3		4	0	0	0	0	1	1				
Inning Stats	R: 0 E: 0 K: 2 S: 7	H: 0 LOB: 0 BB: 0 P: 7	R: 1 E: 0 K: 0 S: 5	H: 2 LOB: 1 BB: 0 P: 5	R: 0 E: 0 K: 0 S: 3	H: 0 LOB: 2 BB: 2 P: 11	R: 1 E: 0 K: 2 S: 9	H: 2 LOB: 1 BB: 0 P: 9	R: 0 E: 0 K: 1 S: 5	H: 0 LOB: 1 BB: 1 P: 9	R: 0 E: 0 K: 0 S: 3	H: 1 LOB: 0 BB: 0 P: 3	R: 1 E: 0 K: 1 S: 6	H: 2 LOB: 1 BB: 1 P: 10	R: 0 E: 0 K: 0 S: 3	H: 0 LOB: 0 BB: 0 P: 3	1B: 4 2B: 2 3B: 0 HR: 1	SF: 0 SAC: 0 DP: 0 HBP: 0	WP: 1 PB: 0 SB: 2 CS: 1	PA: 38
PITCHER Jim Crawford, L (1, 1) ERA: 4.26	IP: 9.0 WLS: L BF: 38 H: 7 R: 3 ER: 3 SO: 6 BB: 4 IBB: 1 HBP: 0 BLK: 0 WP: 1 HR: 1 S: 44 P: 64 ERA: 3.00 WHIP: 1.222															PITCHER				

Texas Rangers @ Detroit Tigers
Tiger Stadium, Detroit, MI
Tue Aug 10 1976, 7:05 PM EDT
Att: 15,028 - Unknown

AB 33
R 3
H 7
RBI 3
BB 5
SO 6
LOB 14



Batter	1	2	3	4	5	6	7	8	9	AB	R	H	RBI	BB	SO	LOB	BOTTOM			
Ron LeFlore, R (1, 8) OBP: 0.390, SLG: 0.417	0-0 5-3 S 1B		0-0 G4-6-3 1-2		0-0 FC1-6		0-0 4-3			4	0	1	0	0	0	2				
Alex Johnson, R (1, 7) OBP: 0.301, SLG: 0.365	0-0 5-3 1-3		4-0 BB		0-0 F8			0-0 L7 2B		3	0	1	0	1	0	2				
Rusty Staub, L (1, 9) OBP: 0.395, SLG: 0.448	0-0 L7		0-0 F8			0-0 FC4-6 1B		0-0 L7 2-3		4	0	1	0	0	0	3				
Willie Horton, R (1, 10) OBP: 0.353, SLG: 0.411	0-3 K			0-0 F8		0-3 K		0-0 F6		4	0	0	0	0	2	3				
Jason Thompson, L (1, 3) OBP: 0.332, SLG: 0.430		0-0 3-1		4-0 BB		0-0 FC4-6 1B		0-0 4-3		3	0	0	0	1	0	2				
Aurelio Rodriguez, R (1, 5) OBP: 0.272, SLG: 0.343		0-0 WP 2B		0-0 L7		0-0 FC4-6 1B		0-3 K2-3		4	0	2	0	0	1	1				
Bill Freehan, R (1, 2) OBP: 0.320, SLG: 0.415		0-3 K2-3		0-0 F6		0-0 F8			0-0 5-3	4	0	0	0	0	1	4				
Tom Verzyer, R (1, 6) OBP: 0.286, SLG: 0.277		0-0 4-3			0-0 FC1-6 1B		0-0 F9		0-0 1B	3	0	1	0	0	0	1				
Dan Meyer, L (9, PH) OBP: 0.294, SLG: 0.324					0-0 L7				0-0 F6	1	0	1	0	0	0	0				
Chuck Scrivener, R (1, 4) OBP: 0.318, SLG: 0.330			0-0 G4-6-3 1B							3	0	1	0	0	1	1				
Ben Oglivie, L (9, PH) OBP: 0.310, SLG: 0.447					0-0 L7				0-0 F6	1	0	0	0	0	0	1				
Inning Stats	R: 0 E: 0 K: 1 S: 6	H: 1 LOB: 1 BB: 0 P: 6	R: 0 E: 0 K: 1 S: 6	H: 1 LOB: 1 BB: 0 P: 6	R: 0 E: 0 K: 0 S: 3	H: 0 LOB: 1 BB: 1 P: 7	R: 0 E: 0 K: 0 S: 3	H: 0 LOB: 1 BB: 1 P: 7	R: 0 E: 0 K: 1 S: 7	H: 2 LOB: 2 BB: 0 P: 7	R: 0 E: 0 K: 1 S: 5	H: 0 LOB: 0 BB: 0 P: 5	R: 0 E: 0 K: 0 S: 4	H: 1 LOB: 1 BB: 0 P: 4	R: 0 E: 0 K: 1 S: 6	H: 1 LOB: 1 BB: 0 P: 6	1B: 6 2B: 2 3B: 0 HR: 0	SF: 0 SAC: 0 DP: 1 HBP: 0	WP: 1 PB: 0 SB: 1 CS: 0	PA: 36
PITCHER Steve Hargan, R (1, 1) ERA: 3.1	IP: 9.0 WLS: W BF: 36 H: 8 R: 0 ER: 0 SO: 5 BB: 2 IBB: 0 HBP: 0 BLK: 0 WP: 1 HR: 0 S: 44 P: 52 ERA: 0.00 WHIP: 1.111															PITCHER				


Texas Rangers @ Detroit Tigers
Tiger Stadium, Detroit, MI
Tue Aug 10 1976, 7:05 PM EDT
Att: 15,028 - Unknown

AB 34
R 0
H 8
RBI 0
BB 2
SO 5
LOB 20



Batter	1	2	3	4	5	6	7	8	9	AB	R	H	RBI	BB	SO	LOB	TOP			
Gene Clines, R OBP: 0.295, SLG: 0.298	L6-3		L6-3		K		E2			4	0	1	1	0	1	0	Texas Rangers @ Detroit Tigers Tiger Stadium, Detroit, MI Wed Aug 11 1976, 7:05 PM EDT Att: 36,523 - Unknown			
Toby Harrah, R OBP: 0.307, SLG: 0.375	6-3				1-3		F9			4	0	1	0	0	0	1				
Joe Lahoud, L OBP: 0.317, SLG: 0.282	1-3		F8				K			4	0	1	0	0	1	2				
Mike Hargrove, L OBP: 0.307, SLG: 0.403		1B PB			G3				L7	4	2	2	1	0	0	1				
Tom Grieve, R OBP: 0.299, SLG: 0.391		F8 PB		L9		F9		F8		4	0	1	0	0	0	0				
Roy Howell, L OBP: 0.307, SLG: 0.374		F8		F8		G1		F8		4	0	1	0	0	0	1				
Lenny Randle, S OBP: 0.288, SLG: 0.273		G3		F8		F9		K		4	0	1	0	0	1	1				
Juan Beniquez, R OBP: 0.322, SLG: 0.293		K		F8			SH1-4			3	1	1	0	1	1	3				
Jim Sundberg, R OBP: 0.275, SLG: 0.289			K		5-3		SH1-4		F9	3	0	0	0	0	1	3				
Inning Stats	R: 0 E: 0 K: 0 S: 3	H: 0 LOB: 0 BB: 0 P: 3	R: 1 E: 0 K: 1 S: 7	H: 2 LOB: 1 BB: 0 P: 7	R: 0 E: 0 K: 1 S: 6	H: 1 LOB: 1 BB: 0 P: 6	R: 1 E: 0 K: 0 S: 6	H: 3 LOB: 2 BB: 0 P: 6	R: 0 E: 0 K: 1 S: 6	H: 0 LOB: 0 BB: 0 P: 3	R: 1 E: 1 K: 1 S: 6	H: 1 LOB: 1 BB: 1 P: 10	R: 0 E: 0 K: 0 S: 3	H: 0 LOB: 0 BB: 0 P: 3	R: 0 E: 0 K: 1 S: 5	H: 1 LOB: 0 BB: 0 P: 5	1B: 8 2B: 0 3B: 0 HR: 1	SF: 0 SAC: 1 DP: 0 HBP: 0	WP: 0 PB: 1 SB: 0 CS: 1	PA: 36
PITCHER Mark Fidrych, R ERA: 1.97	IP: 9.0 WLS: W BF: 36 H: 9 R: 3 ER: 3 SO: 5 BB: 1 IBB: 0 HBP: 0 BLK: 0 WP: 0 HR: 1 S: 45 P: 49 ERA: 3.00 WHIP: 1.111															PITCHER				

AB	34
R	3
H	9
RBI	2
BB	1
SO	5
LOB	12



Batter	1	2	3	4	5	6	7	8	9	AB	R	H	RBI	BB	SO	LOB	BOTTOM				
Ron LeFlore, R OBP: 0.386, SLG: 0.413	K		6-3		F9		K			4	0	0	0	0	2	2	Texas Rangers @ Detroit Tigers Tiger Stadium, Detroit, MI Wed Aug 11 1976, 7:05 PM EDT Att: 36,523 - Unknown				
Dan Meyer, L OBP: 0.298, SLG: 0.328	6-3		1B		F8		P4			4	1	2	0	0	0	0					
Ben Ogilvie, L OBP: 0.314, SLG: 0.448	6-3		1B		L7		G4-6-3			4	0	2	0	0	0	1					
Rusty Staub, L OBP: 0.396, SLG: 0.456	6-3		1B		HR		G4-6-3			4	1	2	2	0	0	3					
Jason Thompson, L OBP: 0.331, SLG: 0.428	L7		1B		4-3		4-3			4	0	1	0	0	0	2					
Aurelio Rodriguez, R OBP: 0.272, SLG: 0.347		F9		4-3		1B		5-3		4	1	1	0	0	0	2					
Tom Verzyer, R OBP: 0.288, SLG: 0.278		FC5-4		6-3		G6-4-3		F9		3	0	1	0	1	0	0					
Chuck Scrivener, R OBP: 0.313, SLG: 0.324		K		5-3		G6-4-3				2	0	0	0	0	1	1					
Alex Johnson, R OBP: 0.303, SLG: 0.367						1B				1	0	1	1	0	0	0					
Jerry Manuel, S OBP: 0.250, SLG: 0.194										0	0	0	0	0	0	0					
Willie Horton, R OBP: 0.355, SLG: 0.424										1	1	1	1	0	0	0					
Bruce Kimm, R OBP: 0.316, SLG: 0.321		FC5-4				G6-4-3				3	0	1	0	0	0	3					
Inning Stats	R: 0 E: 0 K: 1 S: 7	H: 2 LOB: 2 BB: 0 P: 7	R: 0 E: 0 K: 1 S: 6	H: 1 LOB: 1 BB: 0 P: 6	R: 1 E: 0 K: 0 S: 6	H: 3 LOB: 2 BB: 0 P: 6	R: 0 E: 0 K: 0 S: 4	H: 1 LOB: 1 BB: 0 P: 4	R: 1 E: 0 K: 0 S: 4	H: 1 LOB: 0 BB: 0 P: 4	R: 1 E: 0 K: 1 S: 6	H: 2 LOB: 1 BB: 1 P: 10	R: 0 E: 0 K: 0 S: 3	H: 1 LOB: 0 BB: 0 P: 3	R: 0 E: 0 K: 0 S: 3	R: 1 E: 0 K: 0 S: 1	H: 1 LOB: 0 BB: 0 P: 1	1B: 9 2B: 0 3B: 1 HR: 2	SF: 0 SAC: 0 DP: 2 HBP: 0	WP: 0 PB: 0 SB: 1 CS: 0	PA: 35
PITCHER Gaylord Perry, R ERA: 3.36	IP: 8.0 WLS: L BF: 35 H: 12 R: 4 ER: 4 SO: 3 BB: 1 IBB: 0 HBP: 0 BLK: 0 WP: 0 HR: 2 S: 40 P: 44 ERA: 4.50 WHIP: 1.625															PITCHER					

AB	34
R	4
H	12
RBI	4
BB	1
SO	3
LOB	14




Batter	1	2	3	4	5	6	7	8	9	AB	R	H	RBI	BB	SO	LOB	TOP				
Ron LeFlore, R OBP: 0.387, SLG: 0.414 (1, 8)	4-3		K			1-3 1B		SH1-4 1B		4	1	2	0	0	1	0	DETROIT TIGERS @ KANSAS CITY ROYALS Royals Stadium, Kansas City, MO Fri Aug 13 1976, 8:05 PM EDT Att: 25,215 - Unknown - 87 F				
Ben Oglivie, L OBP: 0.309, SLG: 0.443 (1, 7)	K			4-3		SF8		SH1-4		2	0	0	1	0	1	0					
Rusty Staub, L OBP: 0.395, SLG: 0.454 (1, 9)	4-3			F8		1-3		BB 1B		4	0	1	1	0	0	1					
Willie Horton, R OBP: 0.354, SLG: 0.419 (1, 10)		E6 FC6-4		K		6-3		FC6-4 BB		3	0	0	0	1	1	1					
Jason Thompson, L OBP: 0.330, SLG: 0.424 (1, 3)		F7			S BB		6-3	F5		3	0	0	0	1	0	3					
Aurelio Rodriguez, R OBP: 0.270, SLG: 0.343 (1, 5)		L7			P6		5-3	FC6-4		4	0	0	0	0	0	4					
Tom Verzyer, R OBP: 0.288, SLG: 0.280 (1, 6)		FC6-4			K		2B			4	1	1	0	0	2	2					
John Wockenfuss, R OBP: 0.350, SLG: 0.434 (1, 2)			F9		3-1			5-3		4	0	1	1	0	0	1					
Chuck Scrivener, R OBP: 0.310, SLG: 0.314 (1, 4)			F8			1B SF8 BB	5-3	P5		3	1	0	0	1	0	1					
Inning Stats	R: 0 E: 0 K: 1 S: 5	H: 0 LOB: 0 BB: 0 P: 5	R: 0 E: 1 K: 0 S: 4	H: 0 LOB: 1 BB: 0 P: 4	R: 0 E: 0 K: 1 S: 5	H: 0 LOB: 0 BB: 0 P: 5	R: 0 E: 0 K: 1 S: 5	H: 0 LOB: 1 BB: 1 P: 9	R: 1 E: 0 K: 0 S: 4	H: 1 LOB: 1 BB: 1 P: 8	R: 1 E: 0 K: 0 S: 5	H: 2 LOB: 1 BB: 0 P: 5	R: 1 E: 0 K: 0 S: 5	H: 2 LOB: 2 BB: 1 P: 9	R: 0 E: 0 K: 1 S: 5	H: 0 LOB: 0 BB: 0 P: 5	1B: 3 2B: 2 3B: 0 HR: 0	SF: 1 SAC: 1 DP: 0 HBP: 0	WP: 0 PB: 0 SB: 1 CS: 0	PA: 36	
PITCHER	IP	WLS	BF	H	R	ER	SO	BB	IBB	HBP	BLK	WP	HR	S	P	ERA	WHIP				
Al Fitzmorris, R ERA: 2.84 (1, 1)	7.0	L	28	4	3	3	4	2	0	0	0	0	0	34	42	3.86	0.857				
Steve Mingo, L ERA: 2.39 (8, 1)	0.1		2	1	0	0	0	0	0	0	0	0	0	2	2	0.00	3.000				
Mark Littell, R ERA: 2.06 (8, 1)	1.2		6	0	0	0	1	1	0	0	0	0	0	7	11	0.00	0.600				

Batter	1	2	3	4	5	6	7	8	9	AB	R	H	RBI	BB	SO	LOB	BOTTOM					
Al Cowens, R OBP: 0.303, SLG: 0.342 (1, 9)	F8		FC3-6 CS			6-3		1-2 1B		4	0	1	1	0	0	2	DETROIT TIGERS @ KANSAS CITY ROYALS Royals Stadium, Kansas City, MO Fri Aug 13 1976, 8:05 PM EDT Att: 25,215 - Unknown - 87 F					
Amos Otis, R OBP: 0.351, SLG: 0.467 (1, 8)	K		CS	5-3		S 1B		F7		4	0	1	0	0	1	2						
George Brett, L OBP: 0.386, SLG: 0.484 (1, 5)	6-3			G3		F5			1B 2B	4	1	1	0	0	0	1						
John Mayberry, L OBP: 0.328, SLG: 0.370 (1, 3)		F7		5-3			4-3		FC3-5 1B 2H	4	0	1	1	0	0	0						
Hal McRae, R OBP: 0.422, SLG: 0.497 Tom Hall, L (9, PR)		F9			L8		P3		F8 FC3-5 1B	4	0	1	0	0	0	0						
Tom Poquette, L OBP: 0.380, SLG: 0.462 Jim Wohlford, R OBP: 0.299, SLG: 0.293 (9, PH)			FC4-6 1B		L4		P6		FC3-5 1-2 2-3F	3	0	1	0	0	0	0						
Bob Stinson, S OBP: 0.331, SLG: 0.329 Cookie Rojas, R OBP: 0.253, SLG: 0.243 (9, PH)		FC4-6			1-3			4-3	F8	3	0	0	0	0	0	1						
Freddie Patek, R OBP: 0.330, SLG: 0.307 Jamie Quirk, L OBP: 0.259, SLG: 0.361 (9, PH)			F8			1B S 6-3 1B		1B	K	1	0	1	0	0	0	0						
Buck Martinez, R OBP: 0.262, SLG: 0.379 (9, PH)								1B		1	0	0	0	0	1	2						
Frank White, R OBP: 0.252, SLG: 0.288 Ruppert Jones, L OBP: 0.300, SLG: 0.389 Davey Nelson, R OBP: 0.293, SLG: 0.313 (9, PH)								F8		1	0	1	0	1	0	0						
Inning Stats	R: 0 E: 0 K: 1 S: 5	H: 0 LOB: 0 BB: 0 P: 5	R: 0 E: 0 K: 0 S: 4	H: 1 LOB: 1 BB: 0 P: 4	R: 0 E: 0 K: 0 S: 2	H: 0 LOB: 0 BB: 1 P: 6	R: 0 E: 0 K: 0 S: 3	H: 0 LOB: 0 BB: 0 P: 3	R: 0 E: 0 K: 0 S: 3	H: 0 LOB: 0 BB: 0 P: 3	R: 1 E: 0 K: 0 S: 5	H: 3 LOB: 1 BB: 0 P: 5	R: 0 E: 0 K: 0 S: 3	H: 0 LOB: 0 BB: 0 P: 3	R: 0 E: 0 K: 0 S: 5	H: 2 LOB: 2 BB: 0 P: 5	R: 1 E: 0 K: 1 S: 8	H: 3 LOB: 2 BB: 0 P: 8	1B: 8 2B: 1 3B: 0 HR: 0	SF: 0 SAC: 0 DP: 0 HBP: 0	WP: 0 PB: 0 SB: 3 CS: 1	PA: 36
PITCHER	IP	WLS	BF	H	R	ER	SO	BB	IBB	HBP	BLK	WP	HR	S	P	ERA	WHIP					
Vern Ruhle, R ERA: 3.68 (1, 1)	8.0	W	30	7	2	2	1	1	0	0	0	0	0	7	7	0.00	2.000					
John Hiller, L ERA: 2.40 (9, 1)	1.0	S	5	2	0	0	1	0	0	0	0	0	0	7	7	0.00	2.000					

Batter	1	2	3	4	5	6	7	8	9	AB	R	H	RBI	BB	SO	LOB	TOP						
Ron LeFlore, R (1, 8) OBP: 0.390, SLG: 0.415										5	1	1	0	0	1	4							
Mickey Stanley, R (1, 3) OBP: 0.315, SLG: 0.442										4	1	2	1	0	0	1							
Jason Thompson, L (9, PH) OBP: 0.331, SLG: 0.420										0	0	0	0	1	0	0							
Rusty Staub, L (1, 9) OBP: 0.394, SLG: 0.450										3	0	0	0	2	0	3							
Willie Horton, R (1, 10) OBP: 0.353, SLG: 0.417										4	0	1	0	0	1	4							
Alex Johnson, R (1, 7) OBP: 0.302, SLG: 0.366										4	0	1	1	0	1	2							
Aurelio Rodriguez, R (1, 5) OBP: 0.288, SLG: 0.340										4	0	0	0	0	1	3							
Tom Verzyer, R (1, 6) OBP: 0.290, SLG: 0.280										4	0	0	0	0	1	1							
Bruce Kimm, R (1, 2) OBP: 0.325, SLG: 0.318										1	1	0	0	2	1	0							
Dan Meyer, L (9, PH) OBP: 0.290, SLG: 0.324										0	0	0	0	1	0	0							
Chuck Scrivener, R (1, 4) OBP: 0.309, SLG: 0.306										2	0	1	0	1	0	1							
Ben Ogilvie, L (9, PH) OBP: 0.305, SLG: 0.434										1	0	0	0	0	0	1							
Inning Stats	R: 1 E: 0 K: 0 S: 4	H: 2 LOB: 1 BB: 1 P: 8	R: 0 E: 0 K: 0 S: 3	H: 0 LOB: 1 BB: 1 P: 7	R: 1 E: 1 K: 1 S: 7	H: 1 LOB: 2 BB: 1 P: 11	R: 0 E: 0 K: 2 S: 7	H: 0 LOB: 1 BB: 1 P: 11	R: 0 E: 0 K: 0 S: 3	H: 0 LOB: 0 BB: 0 P: 3	R: 0 E: 0 K: 0 S: 3	H: 0 LOB: 0 BB: 0 P: 3	R: 1 E: 0 K: 0 S: 4	H: 2 LOB: 1 BB: 1 P: 8	R: 0 E: 0 K: 2 S: 8	H: 1 LOB: 1 BB: 0 P: 8	R: 0 E: 0 K: 1 S: 5	H: 0 LOB: 2 BB: 2 P: 13	1B: 5 2B: 1 3B: 0 HR: 0	SF: 0 SAC: 0 DP: 2 HBP: 0	WP: 0 PB: 0 SB: 0 CS: 0	PA: 39	
PITCHER	IP WLS BF H R ER SO BB IBB HBP BLK WP HR S P ERA WHIP	7.0 W 31 6 3 2 3 5 0 0 0 0 0 0 32 52 2.57 1.571	2.0 L 8 0 0 0 3 2 0 0 0 0 0 0 12 20 0.00 1.000																				

Detroit Tigers @ Kansas City Royals
 Royals Stadium, Kansas City, MO
 Sun Aug 15 1976, 4:33 AM EDT
 Att: 30,720 - Unknown - 70 F


AB	32
R	3
H	6
RBI	2
BB	7
SO	6
LOB	20



Batter	1	2	3	4	5	6	7	8	9	AB	R	H	RBI	BB	SO	LOB	BOTTOM					
Jim Wohlford, R (1, 7) OBP: 0.298, SLG: 0.292										4	1	1	0	0	0	2						
Amos Otis, R (1, 8) OBP: 0.354, SLG: 0.472										4	1	1	2	0	0	1						
George Brett, L (1, 5) OBP: 0.387, SLG: 0.485										4	1	2	0	0	0	0						
Hal McRae, R (1, 10) OBP: 0.425, SLG: 0.500										4	1	1	0	0	0	2						
John Mayberry, L (1, 3) OBP: 0.329, SLG: 0.381										3	0	1	1	0	0	2						
Al Cowens, R (1, 9) OBP: 0.311, SLG: 0.344										3	0	1	0	1	0	1						
Buck Martinez, R (1, 2) OBP: 0.271, SLG: 0.391										3	2	2	1	0	0	0						
Freddie Patek, R (1, 6) OBP: 0.331, SLG: 0.310										3	1	1	1	0	0	1						
Frank White, R (1, 4) OBP: 0.258, SLG: 0.293										4	0	2	2	0	0	1						
Inning Stats	R: 3 E: 0 K: 0 S: 6	H: 3 LOB: 0 BB: 0 P: 6	R: 1 E: 0 K: 0 S: 5	H: 2 LOB: 1 BB: 0 P: 5	R: 0 E: 0 K: 0 S: 4	H: 1 LOB: 1 BB: 0 P: 4	R: 0 E: 0 K: 0 S: 3	H: 0 LOB: 0 BB: 0 P: 3	R: 0 E: 0 K: 0 S: 3	H: 0 LOB: 0 BB: 0 P: 3	R: 3 E: 0 K: 0 S: 7	H: 5 LOB: 1 BB: 0 P: 7	R: 0 E: 0 K: 0 S: 4	H: 1 LOB: 1 BB: 0 P: 4	R: 0 E: 0 K: 0 S: 3	H: 0 LOB: 1 BB: 1 P: 7	1B: 8 2B: 3 3B: 0 HR: 1	SF: 1 SAC: 2 DP: 0 HBP: 0	WP: 0 PB: 0 SB: 2 CS: 0	PA: 36		
PITCHER	IP WLS BF H R ER SO BB IBB HBP BLK WP HR S P ERA WHIP	6.0 L 28 11 7 7 0 1 0 0 0 0 0 7 28 10.50 1.833	2.0 L 8 1 0 0 0 1 0 0 0 0 0 7 11 0.00 1.000																			

Detroit Tigers @ Kansas City Royals
 Royals Stadium, Kansas City, MO
 Sun Aug 15 1976, 4:33 AM EDT
 Att: 30,720 - Unknown - 70 F

AB	32
R	7
H	12
RBI	7
BB	1
SO	0
LOB	10



Batter	1	2	3	4	5	6	7	8	9	AB	R	H	RBI	BB	SO	LOB	TOP			
Dave Collins, S (1, 10) OBP: 0.341, SLG: 0.308	G3		K			WP SH3-4 SF7 1B		G3		4	1	1	0	0	1	2	California Angels @ Detroit Tigers Tiger Stadium, Detroit, MI Tue Aug 17 1976, 7:05 PM EDT Att: 51,822 - Unknown livebaseballscorecards.com			
Jerry Remy, L (1, 4) OBP: 0.312, SLG: 0.302	4-3		F8			SH3-4			E G3 1B	3	0	1	0	0	0	2				
Bruce Bochte, L (1, 7) OBP: 0.352, SLG: 0.304	4-3			5-3		SF7			G3	3	0	0	1	0	0	1				
Tony Solaita, L (1, 3) OBP: 0.363, SLG: 0.409		4-3		F7		G3			F5	4	0	0	0	0	0	1				
Dan Briggs, L (1, 8) OBP: 0.265, SLG: 0.329		F8		4-3					E3	4	0	0	0	0	0	1				
Terry Humphrey, R (1, 2) OBP: 0.337, SLG: 0.400		5-3			2-3				5-3	4	0	1	0	0	0	2				
Bob Jones, L (1, 9) OBP: 0.270, SLG: 0.360					4-3					3	0	1	0	0	0	1				
Ron Jackson, R (1, 5) OBP: 0.293, SLG: 0.337			K						F8	3	1	1	1	0	1	1				
Dave Chalk, R (1, 6) OBP: 0.304, SLG: 0.252					5-3				6-3	2	0	0	0	1	0	0				
Inning Stats	R: 0 E: 0 K: 0 S: 3	H: 0 LOB: 0 BB: 0 P: 3	R: 0 E: 0 K: 0 S: 3	H: 0 LOB: 0 BB: 0 P: 3	R: 0 E: 0 K: 2 S: 8	H: 1 LOB: 2 BB: 1 P: 12	R: 0 E: 0 K: 0 S: 3	H: 0 LOB: 0 BB: 0 P: 3	R: 1 E: 0 K: 0 S: 4	H: 1 LOB: 0 BB: 0 P: 4	R: 0 E: 0 K: 0 S: 3	H: 1 LOB: 0 BB: 0 P: 3	R: 0 E: 0 K: 0 S: 3	H: 0 LOB: 0 BB: 0 P: 3	R: 0 E: 1 K: 0 S: 5	H: 1 LOB: 2 BB: 0 P: 5	1B: 3 2B: 2 3B: 0 HR: 1	SF: 1 SAC: 1 DP: 1 HBP: 0	WP: 1 PB: 0 SB: 1 CS: 0	PA: 33
PITCHER Mark Fidrych, R (1, 1) ERA: 1.97	IP: 9.0 WLS: W BF: 33 H: 5 R: 2 ER: 2 SO: 2 BB: 1 IBB: 0 HBP: 0 BLK: 0 WP: 1 HR: 1 S: 36 P: 40 ERA: 2.00 WHIP: 0.667															PITCHER				

Batter	1	2	3	4	5	6	7	8	9	AB	R	H	RBI	BB	SO	LOB	BOTTOM			
Ron LeFlore, R (1, 8) OBP: 0.391, SLG: 0.420			CS							4	1	2	1	0	0	0	California Angels @ Detroit Tigers Tiger Stadium, Detroit, MI Tue Aug 17 1976, 7:05 PM EDT Att: 51,822 - Unknown livebaseballscorecards.com			
Alex Johnson, R (1, 7) OBP: 0.302, SLG: 0.364				F8						2	0	0	1	1	0	1				
Mickey Stanley, R (9, 7) OBP: 0.315, SLG: 0.442				1-3						0	0	0	0	0	0	0				
Rusty Staub, L (1, 9) OBP: 0.394, SLG: 0.449										3	0	1	0	1	0	1				
Willie Horton, R (1, 10) OBP: 0.351, SLG: 0.412		F8								3	0	0	0	1	0	2				
Jason Thompson, L (1, 3) OBP: 0.328, SLG: 0.416			K							3	0	0	0	0	3	2				
Aurelio Rodriguez, R (1, 5) OBP: 0.286, SLG: 0.338										3	0	0	0	0	1	0				
Tom Veryzer, R (1, 6) OBP: 0.288, SLG: 0.278										3	0	0	0	0	1	0				
Pedro Garcia, R (1, 4) OBP: 0.234, SLG: 0.302										3	0	0	0	0	1	0				
Bruce Kimm, R (1, 2) OBP: 0.342, SLG: 0.352										1	2	1	1	2	0	0				
Inning Stats	R: 0 E: 0 K: 0 S: 3	H: 1 LOB: 0 BB: 0 P: 3	R: 0 E: 0 K: 1 S: 5	H: 0 LOB: 0 BB: 0 P: 5	R: 0 E: 0 K: 2 S: 6	H: 0 LOB: 1 BB: 1 P: 10	R: 0 E: 0 K: 0 S: 3	H: 0 LOB: 1 BB: 1 P: 7	R: 0 E: 0 K: 2 S: 7	H: 0 LOB: 0 BB: 0 P: 7	R: 2 E: 0 K: 1 S: 7	H: 2 LOB: 2 BB: 2 P: 15	R: 0 E: 0 K: 0 S: 3	H: 0 LOB: 0 BB: 0 P: 3	R: 1 E: 0 K: 0 S: 4	H: 1 LOB: 1 BB: 1 P: 8	1B: 2 2B: 0 3B: 1 HR: 1	SF: 1 SAC: 0 DP: 0 HBP: 0	WP: 0 PB: 0 SB: 0 CS: 2	PA: 32
PITCHER Frank Tanana, L (1, 1) ERA: 2.79	IP: 8.0 WLS: L BF: 31 H: 4 R: 3 ER: 3 SO: 6 BB: 5 IBB: 0 HBP: 0 BLK: 0 WP: 0 HR: 1 S: 38 P: 58 ERA: 3.38 WHIP: 1.125															PITCHER				

Batter	1	2	3	4	5	6	7	8	9	10	11	AB	R	H	RBI	BB	SO	LOB	TOP							
Dave Collins, S OBP: 0.341, SLG: 0.309 (1, 10)												6	1	2	0	0	1	2								
Jerry Remy, L OBP: 0.315, SLG: 0.303 (1, 4)												5	1	2	0	1	1	2								
Bruce Bochte, L OBP: 0.351, SLG: 0.304 Bill Melton, R OBP: 0.303, SLG: 0.341 Rusty Torres, S OBP: 0.286, SLG: 0.219 (1, 7) (10, PH) (10, PR) (10, 8)											4	0	1	0	0	0	0	3								
Tony Solaita, L OBP: 0.364, SLG: 0.405 (1, 3)											4	0	1	2	1	1	1									
Dan Briggs, L OBP: 0.270, SLG: 0.325 Leroy Stanton, R OBP: 0.275, SLG: 0.289 (1, 8) (10, PH) (10, 9)												2	1	0	0	2	1	3								
Terry Humphrey, R OBP: 0.330, SLG: 0.389 (1, 2)												5	0	1	0	0	0	4								
Bob Jones, L OBP: 0.270, SLG: 0.356 Tommy Davis, R OBP: 0.302, SLG: 0.332 Mario Guerrero, R OBP: 0.286, SLG: 0.291 (1, 9) (10, PH) (10, 6)												4	0	1	1	0	0	1								
Ron Jackson, R OBP: 0.289, SLG: 0.331 (1, 5) (10, 7)												5	0	0	0	0	1	4								
Dave Chalk, R OBP: 0.303, SLG: 0.249 (1, 6) (10, 5)												4	1	0	0	1	1	0								
Inning Stats	R: 1 E: 0 K: 2 S: 9	H: 2 LOB: 1 BB: 0 P: 9	R: 0 E: 0 K: 0 S: 3	H: 0 LOB: 0 BB: 0 P: 3	R: 1 E: 0 K: 0 S: 5	H: 2 LOB: 2 BB: 1 P: 9	R: 0 E: 0 K: 0 S: 3	H: 0 LOB: 0 BB: 0 P: 3	R: 0 E: 0 K: 1 S: 6	H: 1 LOB: 1 BB: 0 P: 6	R: 0 E: 0 K: 0 S: 3	H: 0 LOB: 1 BB: 0 P: 7	R: 0 E: 1 K: 0 S: 4	H: 0 LOB: 1 BB: 0 P: 4	R: 1 E: 0 K: 1 S: 7	H: 2 LOB: 2 BB: 1 P: 11	R: 0 E: 0 K: 1 S: 5	H: 0 LOB: 0 BB: 0 P: 5	R: 1 E: 1 K: 1 S: 7	H: 1 LOB: 2 BB: 1 P: 11	R: 1 E: 0 K: 1 S: 6	H: 1 LOB: 2 BB: 2 P: 14	1B: 9 2B: 0 3B: 0 HR: 0	SF: 1 SAC: 1 DP: 0 HBP: 0	WP: 1 PB: 2 SB: 2 CS: 0	PA: 50
PITCHER	IP ERA WLS BF H R ER SO BB IBB HBP BLK WP HR S P ERA WHIP	Vern Riffe, R ERA: 3.67 Bill Laxton, L ERA: 4.28 John Hiller, L ERA: 2.36 (1, 1) (9, 1) (10, 1)	8.0 1.0 2.0	35 4 11	7 1 1	3 1 0	3 0 2	4 1 0	0 0 3	0 0 0	0 0 0	0 0 0	0 0 1	0 6 12	52 6 24	3.38 0.00 0.00	1.250 1.000 2.000									

California Angels @ Detroit Tigers
Tiger Stadium, Detroit, MI
Wed Aug 18 1976, 7:05 PM EDT
Att: 10,104 - Unknown

livebaseballscores.com
AB 42
R 5
H 9
RBI 4
BB 6
SO 7
LOB 24



Batter	1	2	3	4	5	6	7	8	9	10	11	AB	R	H	RBI	BB	SO	LOB	BOTTOM					
Ron LeFlore, R OBP: 0.390, SLG: 0.416 (1, 8)												4	0	0	0	2	4	0						
Alex Johnson, R OBP: 0.302, SLG: 0.363 (1, 7)												6	1	2	0	0	0	4						
Rusty Staub, L OBP: 0.396, SLG: 0.451 (1, 9)												3	0	1	1	2	1	0						
Willie Horton, R OBP: 0.346, SLG: 0.405 (1, 10)												5	0	0	0	0	4	4						
Jason Thompson, L OBP: 0.329, SLG: 0.414 (1, 3)												4	0	1	0	1	3	2						
Aurelio Rodriguez, R OBP: 0.265, SLG: 0.336 (1, 5)												5	1	1	0	0	1	3						
Tom Verzyer, R OBP: 0.286, SLG: 0.277 (1, 6)												5	0	1	0	0	2	2						
John Wockenfuss, R OBP: 0.339, SLG: 0.411 Dan Meyer, L OBP: 0.303, SLG: 0.344 Bruce Kimm, R OBP: 0.339, SLG: 0.349 (1, 2) (9, PH) (10, 2)												2	1	0	0	1	1	1						
Pedro Garcia, R OBP: 0.235, SLG: 0.307 Ben Oglivie, L OBP: 0.303, SLG: 0.432 Jerry Manuel, S OBP: 0.250, SLG: 0.194 Mickey Stanley, R OBP: 0.321, SLG: 0.448 Chuck Schwenier, R OBP: 0.315, SLG: 0.306 (1, 4) (7, PH) (8, 4) (9, PH) (10, 4)												2	0	1	0	0	0	1						
Inning Stats	R: 0 E: 0 K: 3 S: 10	H: 1 LOB: 2 BB: 1 P: 14	R: 1 E: 1 K: 2 S: 8	H: 1 LOB: 2 BB: 2 P: 16	R: 0 E: 0 K: 2 S: 7	H: 0 LOB: 0 BB: 0 P: 7	R: 0 E: 0 K: 0 S: 4	H: 1 LOB: 1 BB: 0 P: 4	R: 0 E: 0 K: 2 S: 7	H: 0 LOB: 0 BB: 0 P: 7	R: 0 E: 0 K: 1 S: 5	H: 0 LOB: 0 BB: 0 P: 5	R: 0 E: 0 K: 2 S: 7	H: 0 LOB: 1 BB: 0 P: 7	R: 0 E: 0 K: 2 S: 7	H: 3 LOB: 3 BB: 0 P: 7	R: 1 E: 0 K: 2 S: 9	H: 2 LOB: 2 BB: 1 P: 13	R: 0 E: 0 K: 0 S: 3	H: 1 LOB: 2 BB: 2 P: 11	1B: 6 2B: 2 3B: 0 HR: 1	SF: 0 SAC: 0 DP: 0 HBP: 0	WP: 1 PB: 0 SB: 0 CS: 1	PA: 47
PITCHER	IP ERA WLS BF H R ER SO BB IBB HBP BLK WP HR S P ERA WHIP	Nolan Ryan, R ERA: 3.69 John Verhoeven, R ERA: 2.55 (1, 1) (11, 1)	10.0 1.0	43 4	9 0	4 0	3 0	17 0	5 2	0 0	0 0	0 0	0 0	0 0	1 2	1 10	2.70 0.00	1.400 2.000						

California Angels @ Detroit Tigers
Tiger Stadium, Detroit, MI
Wed Aug 18 1976, 7:05 PM EDT
Att: 10,104 - Unknown

livebaseballscores.com
AB 40
R 4
H 9
RBI 3
BB 7
SO 17
LOB 18



Batter	1	2	3	4	5	6	7	8	9	AB	R	H	RBI	BB	SO	LOB	TOP					
Dave Collins, S (1, 10) OBP: 0.335, SLG: 0.303										4	0	0	0	0	1	1						
Jerry Remy, L (1, 4) OBP: 0.316, SLG: 0.301										3	1	0	0	1	0	0						
Bruce Bochte, L (1, 7) OBP: 0.353, SLG: 0.307										3	0	2	0	0	1	0						
Bill Melton, R (8, PH) OBP: 0.302, SLG: 0.339										1	0	0	0	0	1	0						
Rusty Torres, S (8, 8) OBP: 0.286, SLG: 0.319										0	0	0	0	0	0	0						
Tony Solaita, L (1, 3) OBP: 0.356, SLG: 0.395										4	0	0	0	0	1	3						
Dan Briggs, L (1, 8) OBP: 0.271, SLG: 0.325										3	0	1	1	0	1	0						
Tommy Davis, R (9, PH) OBP: 0.301, SLG: 0.330										1	0	0	0	0	0	0						
Bob Jones, L (1, 9) OBP: 0.274, SLG: 0.387										2	1	1	1	0	0	0						
Leroy Stanton, R (6, PH) OBP: 0.273, SLG: 0.286										2	0	0	0	0	1	2						
Mario Guerrero, R (1, 6) OBP: 0.290, SLG: 0.311										4	1	2	1	0	0	0						
Ron Jackson, R (1, 5) OBP: 0.289, SLG: 0.331										3	0	1	0	0	0	1						
Andy Etchebarren, R (1, 2) OBP: 0.292, SLG: 0.250										3	0	0	0	0	0	1						
Inning Stats	R: 0 H: 0 E: 0 K: 2 S: 7	H: 0 R: 0 ER: 0 LOB: 0 BB: 0 P: 7	R: 0 H: 0 E: 0 K: 2 S: 7	H: 0 R: 0 ER: 0 LOB: 0 BB: 0 P: 7	R: 0 H: 1 E: 0 K: 0 S: 3	H: 1 R: 0 ER: 0 LOB: 1 BB: 0 P: 3	R: 0 H: 1 E: 0 K: 0 S: 4	H: 1 R: 0 ER: 0 LOB: 1 BB: 0 P: 4	R: 2 H: 2 E: 0 K: 0 S: 5	H: 2 R: 0 ER: 0 LOB: 0 BB: 0 P: 5	R: 1 H: 2 E: 0 K: 1 S: 7	H: 2 R: 0 ER: 0 LOB: 2 BB: 1 P: 11	R: 0 H: 1 E: 0 K: 0 S: 4	H: 1 R: 0 ER: 0 LOB: 1 BB: 0 P: 4	R: 0 H: 0 E: 0 K: 1 S: 5	H: 0 R: 0 ER: 0 LOB: 0 BB: 0 P: 5	R: 0 H: 0 E: 0 K: 0 S: 3	H: 0 R: 0 ER: 0 LOB: 0 BB: 0 P: 3	1B: 5 2B: 0 3B: 0 HR: 2	SF: 0 SAC: 0 DP: 1 HBP: 0	WP: 0 PB: 0 SB: 1 CS: 0	PA: 34
PITCHER	IP WLS BF H R ER SO BB IBB HBP BLK WP HR S P ERA WHIP																	ERA WHIP				
Ray Bare, R (1, 1) ERA: 4.96	5.2 W 23 6 3 3 4 1 0 0 0 0 2 30 34 4.76 1.235																					
Jim Crawford, L (6, 1) ERA: 4.5	3.1 S 11 1 0 0 2 0 0 0 0 0 0 15 15 0.00 0.300																					

California Angels @ Detroit Tigers
Tiger Stadium, Detroit, MI
Thu Aug 19 1976, 7:05 PM EDT
Att: 8,141 - Unknown

AB	33
R	3
H	7
RBI	3
BB	1
SO	6
LOB	8



Batter	1	2	3	4	5	6	7	8	9	AB	R	H	RBI	BB	SO	LOB	BOTTOM					
Ron LeFlore, R (1, 8) OBP: 0.393, SLG: 0.418										3	1	2	1	1	0	0						
Dan Meyer, L (1, 7) OBP: 0.302, SLG: 0.347										4	1	1	1	0	2	3						
Ben Oglivie, L (1, 9) OBP: 0.302, SLG: 0.428										4	0	1	1	0	1	3						
Rusty Staub, L (1, 10) OBP: 0.395, SLG: 0.449										4	0	1	0	0	2	1						
Jason Thompson, L (1, 3) OBP: 0.328, SLG: 0.413										4	1	1	0	0	1	2						
Aurelio Rodriguez, R (1, 5) OBP: 0.283, SLG: 0.333										4	0	0	0	0	2	3						
Bill Freehan, R (1, 2) OBP: 0.320, SLG: 0.410										2	1	0	0	0	1	1						
Chuck Scrivener, R (1, 6) OBP: 0.315, SLG: 0.316										3	0	1	1	0	0	1						
Pedro Garcia, R (1, 4) OBP: 0.236, SLG: 0.304										2	0	0	0	1	0	1						
Inning Stats	R: 0 H: 0 E: 0 K: 1 S: 5	H: 2 R: 0 ER: 0 LOB: 1 BB: 0 P: 9	R: 1 H: 2 E: 0 K: 1 S: 7	H: 2 R: 0 ER: 0 LOB: 1 BB: 0 P: 7	R: 2 H: 4 E: 0 K: 0 S: 6	H: 4 R: 0 ER: 0 LOB: 1 BB: 0 P: 6	R: 1 H: 1 E: 0 K: 2 S: 8	H: 1 R: 0 ER: 0 LOB: 2 BB: 1 P: 13	R: 0 H: 0 E: 0 K: 2 S: 7	H: 0 R: 0 ER: 0 LOB: 0 BB: 0 P: 7	R: 0 H: 0 E: 0 K: 1 S: 5	H: 0 R: 0 ER: 0 LOB: 0 BB: 0 P: 5	R: 0 H: 0 E: 0 K: 1 S: 5	H: 0 R: 0 ER: 0 LOB: 0 BB: 0 P: 5	R: 0 H: 0 E: 0 K: 1 S: 5	H: 0 R: 0 ER: 0 LOB: 0 BB: 0 P: 5	R: 0 H: 0 E: 0 K: 0 S: 5	H: 0 R: 0 ER: 0 LOB: 0 BB: 0 P: 5	1B: 5 2B: 2 3B: 0 HR: 0	SF: 0 SAC: 0 DP: 1 HBP: 1	WP: 0 PB: 0 SB: 1 CS: 0	PA: 33
PITCHER	IP WLS BF H R ER SO BB IBB HBP BLK WP HR S P ERA WHIP																	ERA WHIP				
Paul Hartzell, R (1, 1) ERA: 2.67	3.1 L 19 7 4 4 2 2 0 0 0 0 0 0 20 29 10.80 2.700																					
Sid Monge, L (4, 1) ERA: 3.49	4.2 14 0 0 0 7 0 0 0 0 0 0 28 28 0.00 0.000																					

California Angels @ Detroit Tigers
Tiger Stadium, Detroit, MI
Thu Aug 19 1976, 7:05 PM EDT
Att: 8,141 - Unknown

AB	30
R	4
H	7
RBI	4
BB	2
SO	9
LOB	15



Batter	1	2	3	4	5	6	7	8	9	AB	R	H	RBI	BB	SO	LOB	TOP			
Lyman Bostock, L OBP: 0.359, SLG: 0.405 (1, 8)	F8		3-1		5-3			F7		4	0	0	0	0	0	1				
Bob Randall, R OBP: 0.322, SLG: 0.322 (1, 4)	2B		1B			F9		F2		4	1	2	0	0	0	0				
Dan Ford, R OBP: 0.311, SLG: 0.422 (1, 9)	1H		1B		5-3	1B		FC1-4		4	1	3	1	0	0	1				
Larry Hisle, R OBP: 0.335, SLG: 0.377 (1, 7)	6-3				6-3	2B		FC1-4		4	0	1	1	0	0	2				
Craig Kusick, R OBP: 0.339, SLG: 0.444 (1, 3)	F4				F3	1B		L8		4	0	0	0	0	0	3				
Steve Bnye, R OBP: 0.313, SLG: 0.315 (1, 10)					F3					4	0	1	0	0	0	0				
Roy Smalley, S OBP: 0.354, SLG: 0.320 (1, 6)					6-3	2B		F4		3	0	2	0	1	0	2				
Jerry Terrell, R OBP: 0.293, SLG: 0.290 (1, 5)					6-3					3	0	0	0	0	0	3				
Glenn Borgmann, R OBP: 0.436, SLG: 0.467 (1, 2)					6-3					2	0	0	0	0	0	2				
Rod Carew, L OBP: 0.368, SLG: 0.441 (8, PH)	4-3				6-3					1	0	0	0	0	0	0				
Butch Wynegar, S OBP: 0.369, SLG: 0.381 (8, 2)					6-3			4-3		0	0	0	0	0	0	0				
Inning Stats	R: 1 E: 0 K: 0 S: 5	H: 2 LOB: 1 BB: 0 P: 5	R: 0 E: 0 K: 0 S: 4	H: 1 LOB: 1 BB: 0 P: 4	R: 0 E: 0 K: 0 S: 3	H: 1 LOB: 1 BB: 0 P: 3	R: 0 E: 0 K: 0 S: 3	H: 0 LOB: 0 BB: 0 P: 3	R: 0 E: 0 K: 0 S: 4	H: 2 LOB: 0 BB: 0 P: 4	R: 0 E: 0 K: 0 S: 2	H: 0 LOB: 0 BB: 1 P: 6	R: 0 E: 0 K: 0 S: 3	H: 0 LOB: 0 BB: 0 P: 3	R: 0 E: 0 K: 0 S: 5	H: 2 LOB: 2 BB: 0 P: 5	1B: 6 2B: 4 3B: 0 HR: 0	SF: 0 SAC: 0 DP: 1 HBP: 0	WP: 0 PB: 0 SB: 0 CS: 1	PA: 34
PITCHER Dave Roberts, L ERA: 3.78 (1, 1)	IP: 9.0 WLS: W BF: 34 H: 9 R: 2 ER: 2 SO: 0 BB: 1 IBB: 0 HBP: 0 BLK: 0 WP: 0 HR: 0 S: 33 P: 37 ERA: 2.00 WHIP: 1.111															PITCHER				

Minnesota Twins @ Detroit Tigers
Tiger Stadium, Detroit, MI
Fri Aug 20 1976, 7:05 PM EDT
Unknown - 88 F

AB	33
R	2
H	9
RBI	2
BB	1
SO	0
LOB	14



Batter	1	2	3	4	5	6	7	8	9	AB	R	H	RBI	BB	SO	LOB	BOTTOM			
Ron LeFlore, R OBP: 0.396, SLG: 0.423 (1, 8)	6-3		S		S					4	1	3	1	0	0	0				
Mickey Stanley, R OBP: 0.310, SLG: 0.431 (1, 3)	F7		2B		L8			F3		4	0	0	0	0	0	3				
Rusty Staub, L OBP: 0.396, SLG: 0.448 (1, 9)	3-1		BB		E			F7		3	0	1	1	1	0	0				
Willie Horton, R OBP: 0.348, SLG: 0.410 (1, 10)					E6					4	0	2	0	0	0	3				
Jerry Manuel, S OBP: 0.250, SLG: 0.194 (8, PR)			6-3		FC6-4			FC6-4		0	0	0	0	0	0	0				
Alex Johnson, R OBP: 0.302, SLG: 0.362 (1, 7)	6-3				K			FC6-4		4	1	1	0	0	1	4				
Aurelio Rodriguez, R OBP: 0.281, SLG: 0.330 (1, 5)	F8				FC6-4			G5-4-3		4	0	0	0	0	0	5				
Bill Freehan, R OBP: 0.314, SLG: 0.402 (1, 2)	6-3				1-3					3	0	0	0	0	0	2				
Mark Wagner, R OBP: 0.667, SLG: 0.667 (1, 6)			SH3-4		K					3	1	2	1	0	1	0				
Pedro Garcia, R OBP: 0.235, SLG: 0.302 (1, 4)			SH3-4		K			F3		2	0	0	0	0	1	1				
Inning Stats	R: 0 E: 0 K: 0 S: 3	H: 0 LOB: 0 BB: 0 P: 3	R: 0 E: 0 K: 0 S: 4	H: 1 LOB: 1 BB: 0 P: 4	R: 1 E: 0 K: 0 S: 5	H: 2 LOB: 2 BB: 1 P: 9	R: 1 E: 0 K: 1 S: 7	H: 2 LOB: 1 BB: 0 P: 7	R: 1 E: 1 K: 1 S: 8	H: 2 LOB: 2 BB: 0 P: 8	R: 0 E: 0 K: 1 S: 5	H: 0 LOB: 0 BB: 0 P: 5	R: 0 E: 0 K: 0 S: 3	H: 1 LOB: 0 BB: 0 P: 3	R: 0 E: 0 K: 0 S: 3	H: 1 LOB: 1 BB: 0 P: 3	1B: 7 2B: 2 3B: 0 HR: 0	SF: 0 SAC: 1 DP: 1 HBP: 0	WP: 0 PB: 0 SB: 2 CS: 1	PA: 33
PITCHER Eddie Bane, L ERA: 4.26 (1, 1)	IP: 4.1 WLS: L BF: 21 H: 7 R: 3 ER: 3 SO: 1 BB: 1 IBB: 0 HBP: 0 BLK: 0 WP: 0 HR: 0 S: 22 P: 26 ERA: 6.23 WHIP: 1.846															PITCHER				
Tom Johnson, R ERA: 2.81 (5, 1)	IP: 3.2 WLS: 12 BF: 2 H: 2 R: 0 ER: 0 SO: 2 BB: 0 IBB: 0 HBP: 0 BLK: 0 WP: 0 HR: 0 S: 16 P: 16 ERA: 0.00 WHIP: 0.545															PITCHER				

Minnesota Twins @ Detroit Tigers
Tiger Stadium, Detroit, MI
Fri Aug 20 1976, 7:05 PM EDT
Unknown - 88 F


AB	31
R	3
H	9
RBI	3
BB	1
SO	3
LOB	18



Batter	1	2	3	4	5	6	7	8	9	AB	R	H	RBI	BB	SO	LOB	TOP			
Steve Braun, L (1, 10) OBP: 0.367, SLG: 0.353 Craig Kusick, R (5, PH) OBP: 0.339, SLG: 0.440	F9		1B		5-3		BB		F2	2	1	1	0	0	0	0				
Roy Smalley, S (1, 6) OBP: 0.357, SLG: 0.322	G3		1B		4-3		BB		BB	4	2	2	0	1	0	0				
Rod Carew, L (1, 3) OBP: 0.389, SLG: 0.445	K		1B		F6		BB		BB	5	1	3	3	0	1	0				
Butch Wynegar, S (1, 2) OBP: 0.371, SLG: 0.379		G4-6-3	K		F3		FC4		BB	2	0	0	0	3	1	2				
Lyman Bostock, L (1, 8) OBP: 0.360, SLG: 0.405	G4-6-3		1B		F5		F6		BB	5	0	2	3	0	0	4				
Mike Cabbage, L (1, 5) OBP: 0.337, SLG: 0.321 Jerry Terrell, R (7, PH) OBP: 0.289, SLG: 0.286	HR		7-2		FC4		BB		1-3	2	1	1	0	1	0	2				
Larry Hisle, R (1, 7) OBP: 0.334, SLG: 0.381	HR				FC6-4				F7	5	1	1	2	0	0	3	AB 36			
Dan Ford, R (1, 9) OBP: 0.311, SLG: 0.419	BB				F7				L6	3	0	0	0	1	0	0	R 8			
Bob Randall, R (1, 4) OBP: 0.322, SLG: 0.321	5-3				L7		BB		6-3	4	1	1	0	0	0	1	H 11			
Inning Stats	R: 0 E: 0 K: 1 S: 5	H: 0 LOB: 0 BB: 0 P: 5	R: 2 E: 0 K: 0 S: 4	H: 2 LOB: 1 BB: 2 P: 12	R: 2 E: 0 K: 1 S: 8	H: 4 LOB: 1 BB: 0 P: 8	R: 0 E: 0 K: 0 S: 3	H: 0 LOB: 0 BB: 0 P: 3	R: 0 E: 0 K: 0 S: 3	H: 0 LOB: 1 BB: 1 P: 7	R: 2 E: 0 K: 0 S: 5	H: 2 LOB: 3 BB: 3 P: 17	R: 0 E: 0 K: 0 S: 3	H: 0 LOB: 0 BB: 0 P: 3	R: 2 E: 0 K: 0 S: 6	H: 3 LOB: 2 BB: 1 P: 10	1B: 9 2B: 2 3B: 0 HR: 1	SF: 0 SAC: 0 DP: 2 HBP: 0	WP: 0 PB: 0 SB: 1 CS: 0	PA: 43
PITCHER	IP	WLS	BF	H	R	ER	SO	BB	IBB	HBP	BLK	WP	HR	S	P	ERA	WHIP			
Dave Lemanczyk, R (1, 1) ERA: 6.1	2.0		12	5	4	4	1	2	0	0	0	0	1	12	20	18.00	3.500			
Bill Laxton, L (3, 1) ERA: 4.27	4.1	L	16	2	2	2	1	2	0	0	0	0	0	16	24	4.15	0.923			
John Hiller, L (7, 1) ERA: 2.5	2.0		13	4	2	2	0	2	1	0	0	0	0	10	22	9.00	3.000			
Steve Grilli, R (9, 1) ERA: 5.37	0.2		2	0	0	0	0	0	0	0	0	0	0	2	2	0.00	0.000			

Minnesota Twins @ Detroit Tigers
Tiger Stadium, Detroit, MI
Fri Aug 20 1976, 7:05 PM EDT
Att: 17,385 - Unknown


AB 36
R 8
H 11
RBI 8
BB 7
SO 2
LOB 17





Batter	1	2	3	4	5	6	7	8	9	AB	R	H	RBI	BB	SO	LOB	BOTTOM			
Ron LeFlore, R (1, 8) OBP: 0.396, SLG: 0.427	5-3	HR		5-3		1B			4-3	5	1	2	1	0	0	0				
Dan Meyer, L (1, 7) OBP: 0.304, SLG: 0.359	HR	K					F9		G3	5	1	2	0	0	1	1				
Ben Oglivie, L (1, 9) OBP: 0.304, SLG: 0.458	HR	HR		1-3			F9		G3	5	2	2	4	0	0	1				
Rusty Staub, L (1, 10) OBP: 0.395, SLG: 0.446	BB	F7			K		4-3			4	0	1	0	0	1	0				
Jason Thompson, L (1, 3) OBP: 0.330, SLG: 0.415	FC5-4		4-3		1-3				F9	3	0	1	0	1	0	0				
Aurelio Rodriguez, R (1, 5) OBP: 0.261, SLG: 0.330	F8				6-3				K	4	0	1	0	0	1	3				
John Wockenfuss, R (1, 2) OBP: 0.331, SLG: 0.490 Alex Johnson, R (8, PH) OBP: 0.301, SLG: 0.361 Mark Wagner, R (9, 6) OBP: 0.867, SLG: 0.667	FC5-4		F5			1-3			F9	3	0	0	0	0	0	3	AB 37			
Chuck Scrivener, R (1, 6) OBP: 0.308, SLG: 0.308 Willie Horton, R (8, PH) OBP: 0.350, SLG: 0.410 Bruce Kimm, R (8, PR) OBP: 0.339, SLG: 0.349		F7		F9		6-3				1	0	0	0	0	0	1	R 5			
Pedro Garcia, R (1, 4) OBP: 0.239, SLG: 0.306 Mickey Stanley, R (8, PH) OBP: 0.308, SLG: 0.427 Jerry Manuel, S (9, 4) OBP: 0.250, SLG: 0.194			3B		F8		1B		K	3	1	2	0	0	0	0	H 11			
Inning Stats	R: 2 E: 0 K: 0 S: 6	H: 3 LOB: 2 BB: 1 P: 10	R: 3 E: 0 K: 1 S: 8	H: 3 LOB: 0 BB: 0 P: 8	R: 0 E: 0 K: 0 S: 4	H: 1 LOB: 1 BB: 0 P: 4	R: 0 E: 0 K: 0 S: 4	H: 1 LOB: 1 BB: 0 P: 4	R: 0 E: 0 K: 1 S: 5	H: 0 LOB: 0 BB: 0 P: 5	R: 0 E: 0 K: 0 S: 4	H: 2 LOB: 2 BB: 0 P: 4	R: 0 E: 0 K: 2 S: 8	H: 1 LOB: 2 BB: 1 P: 12	R: 0 E: 0 K: 0 S: 3	H: 0 LOB: 0 BB: 0 P: 3	1B: 6 2B: 1 3B: 2 HR: 2	SF: 0 SAC: 0 DP: 0 HBP: 0	WP: 0 PB: 0 SB: 0 CS: 0	PA: 39
PITCHER	IP	WLS	BF	H	R	ER	SO	BB	IBB	HBP	BLK	WP	HR	S	P	ERA	WHIP			
Steve Luebber, R (1, 1) ERA: 4.53	1.1		10	5	4	4	0	1	0	0	0	0	1	9	13	27.00	4.500			
Tom Burgmeier, L (2, 1) ERA: 2.92	5.2	W	22	6	1	1	2	0	0	0	0	0	1	26	26	1.59	1.059			
Bill Campbell, R (8, 1) ERA: 3.24	2.0	S	7	0	0	0	2	0	1	0	0	0	0	10	14	0.00	0.000			

Minnesota Twins @ Detroit Tigers
Tiger Stadium, Detroit, MI
Fri Aug 20 1976, 7:05 PM EDT
Att: 17,385 - Unknown

AB 37
R 5
H 11
RBI 5
BB 2
SO 4
LOB 12



Batter	1	2	3	4	5	6	7	8	9	10	AB	R	H	RBI	BB	SO	LOB	TOP			
Steve Braun, L OBP: 0.367, SLG: 0.353 Bill Campbell, R (10, 1)	L8	G3			F9		CS	G4-6-3 1B		1B HBP	5	1	2	0	0	0	0	Minnesota Twins @ Detroit Tigers Tiger Stadium, Detroit, MI Sat Aug 21 1976, 3:33 AM EDT Att: 34,760 - Unknown - 85 F livebaseballscores.com AB 39 R 7 H 12 RBI 7 BB 2 SO 1 LOB 13 			
Roy Smalley, S OBP: 0.357, SLG: 0.321 (1, 8)	G3 BB		G3		6-3			G4-6-3 1-2r		1B HBP	4	1	1	0	1	0	1				
Rod Carew, L OBP: 0.387, SLG: 0.441 (1, 3)	E4		4-3		L6			E4		1B HBP	4	1	0	0	1	0	1				
Tony Oliva, L OBP: 0.255, SLG: 0.258 Dan Ford, R OBP: 0.312, SLG: 0.418 (10, 9)	G3		1-3				CS	F8		1B HBP	3	0	1	0	0	0	2				
Butch Wynegar, S OBP: 0.370, SLG: 0.377 (1, 2)	F7				G3			F7		2B 1B	5	0	1	2	0	0	3				
Lyman Bostock, L OBP: 0.363, SLG: 0.411 (1, 8)					F9		CS			1B SH1-4 FC5-4	5	2	3	1	0	0	0				
Mike Cuddehe, L OBP: 0.336, SLG: 0.320 (1, 5)								SH1-4		1B	4	0	1	0	0	1	3				
Steve Brye, R OBP: 0.317, SLG: 0.333 (10, 7)					1-3					6-3	4	1	2	2	0	0	1				
Jerry Terrell, R OBP: 0.285, SLG: 0.281 Larry Hisle, R OBP: 0.333, SLG: 0.381 Bob Randall, R OBP: 0.324, SLG: 0.323 (7, 4)					4-3			FC5-4 1B		6-3	2	0	0	0	0	0	0				
								FC5-4 1B		1B 1B	1	0	0	1	0	0	1				
								3-H			1	0	1	0	0	0	0				
Inning Stats	R: 0 E: 1 K: 0 S: 4	H: 0 LOB: 2 BB: 1 P: 8	R: 2 E: 0 K: 1 S: 7	H: 2 LOB: 0 BB: 0 P: 7	R: 0 E: 0 K: 0 S: 3	H: 0 LOB: 0 BB: 0 P: 3	R: 0 E: 0 K: 0 S: 4	H: 1 LOB: 1 BB: 0 P: 4	R: 0 E: 0 K: 0 S: 3	H: 1 LOB: 1 BB: 0 P: 3	R: 1 E: 0 K: 0 S: 4	H: 2 LOB: 0 BB: 0 P: 4	R: 0 E: 1 K: 0 S: 4	H: 1 LOB: 1 BB: 0 P: 4	R: 0 E: 0 K: 0 S: 3	H: 0 LOB: 0 BB: 0 P: 3	R: 4 E: 0 K: 0 S: 7	H: 5 LOB: 2 BB: 1 P: 12	1B: 10 2B: 1 3B: 0 HR: 1	SF: 0 SAC: 1 DP: 1 HBP: 1	WP: 0 PA: 45 PB: 0 SB: 1 CS: 2
PITCHER Mark Fidrych, R ERA: 2.22 (1, 1)	IP 10.0	WLS L	BF 43	H 12	R 7	ER 7	SO 1	BB 1	IBB 1	HBP 1	BLK 0	WP 0	HR 1	S 42	P 51	ERA 6.30	WHIP 1.300				

Batter	1	2	3	4	5	6	7	8	9	10	AB	R	H	RBI	BB	SO	LOB	BOTTOM			
Ron LeFlore, R OBP: 0.392, SLG: 0.422 (1, 8)	K			4-3		6-3			4-3		5	0	0	0	2	1		Minnesota Twins @ Detroit Tigers Tiger Stadium, Detroit, MI Sat Aug 21 1976, 3:33 AM EDT Att: 34,760 - Unknown - 85 F livebaseballscores.com AB 36 R 3 H 8 RBI 3 BB 6 SO 8 LOB 23 			
Dan Meyer, L OBP: 0.311, SLG: 0.355 (1, 7)	1B BB			F9				L3		G4-6-3 BB	2	1	0	0	3	0	0				
Ben Oglivie, L OBP: 0.307, SLG: 0.462 (1, 9)	2B 1B			F7				F8		G4-6-3 1-2r	5	1	2	0	0	0	2				
Rusty Staub, L OBP: 0.399, SLG: 0.451 (1, 10)	1B 2B			F7				BLK 1B		1B	4	1	3	2	1	0	1				
Jason Thompson, L OBP: 0.331, SLG: 0.413 (1, 3)	BB 1B							F7		F5	4	0	1	1	1	1	4				
Aurelio Rodriguez, R OBP: 0.262, SLG: 0.329 (1, 9)				K				F8		SH3-4 1B	4	0	1	0	1	1	5				
Bruce Kimm, R OBP: 0.328, SLG: 0.336 (1, 2)	K			F9				5-3		SH3-4 1-2	4	0	0	0	2	5					
Mark Wagner, R OBP: 0.429, SLG: 0.571 (1, 6)	K							F3		6-3	4	0	1	0	0	1	3				
Pedro Garcia, R OBP: 0.237, SLG: 0.303 Alex Johnson, R ERA: 4.09 Jerry Manuel, S OBP: 0.250, SLG: 0.194 (8, PH) (9, 4)								5-3		F8	3	0	0	0	0	1	1				
										4-3	1	0	0	0	0	0	0				
Inning Stats	R: 3 E: 0 K: 3 S: 12	H: 3 LOB: 2 BB: 2 P: 20	R: 0 E: 0 K: 2 S: 7	H: 0 LOB: 0 BB: 0 P: 7	R: 0 E: 0 K: 1 S: 6	H: 1 LOB: 2 BB: 1 P: 10	R: 0 E: 0 K: 0 S: 3	H: 0 LOB: 0 BB: 0 P: 3	R: 0 E: 0 K: 0 S: 4	H: 1 LOB: 1 BB: 0 P: 4	R: 0 E: 0 K: 0 S: 4	H: 1 LOB: 1 BB: 0 P: 4	R: 0 E: 0 K: 0 S: 4	H: 1 LOB: 1 BB: 0 P: 4	R: 0 E: 0 K: 0 S: 2	H: 0 LOB: 0 BB: 1 P: 6	R: 0 E: 0 K: 2 S: 7	H: 0 LOB: 1 BB: 1 P: 11	1B: 5 2B: 3 3B: 0 HR: 0	SF: 0 SAC: 1 DP: 1 HBP: 0	WP: 0 PA: 43 PB: 0 SB: 0 CS: 0
PITCHER Pete Redfern, R ERA: 4.21 Vic Albury, L ERA: 4.09 Jim Hughes, R ERA: 5.27 Bill Campbell, R ERA: 3.22 (1, 1) (7, 1) (8, 1) (10, 1)	IP 6.0	WLS 2	BF 3	H 6	R 3	ER 3	SO 6	BB 3	IBB 1	HBP 0	BLK 1	WP 0	HR 0	S 36	P 52	ERA 4.50	WHIP 1.500				

Batter	1	2	3	4	5	6	7	8	9	AB	R	H	RBI	BB	SO	LOB	TOP					
Alan Bannister, R (1, 6) OBP: 0.266, SLG: 0.267	0-0 6-3		0-0 F9		0-0 1B		0-0 6-3		0-0 G1	5	0	1	0	0	0	3	<p>Chicago White Sox @ Detroit Tigers</p> <p>Tiger Stadium, Detroit, MI</p> <p>Mon Aug 23 1976, 7:05 PM EDT</p> <p>Att: 13,426 - Unknown - 83 F</p>					
Jorge Orta, L (1, 10) OBP: 0.319, SLG: 0.422	0-0 2B SF8		0-0 G4-6-3		0-0 F7		0-0 F8			4	1	1	0	0	0	2						
Pat Kelly, L (1, 7) OBP: 0.348, SLG: 0.386	0-0 1-3 2B			0-0 6-3		0-0 4-3		0-0 4-3		4	0	1	0	0	0	0						
Jim Spencer, L (1, 3) OBP: 0.320, SLG: 0.362	0-0 SF8			4-0 1B 1B BB		0-0 F9		0-0 HR		2	1	1	2	1	0	0						
Bill Stein, R (1, 5) OBP: 0.317, SLG: 0.371	0-0 K			0-0 1B 1-2 1B		0-0 K		0-0 5-3		4	0	1	0	0	2	1						
Jerry Hairston, S (1, 9) OBP: 0.427, SLG: 0.369		0-0 4-3		0-0 K		0-0 G3 1B		0-0 HR		4	1	2	0	0	1	2						
Jack Brohamer, L (1, 4) OBP: 0.325, SLG: 0.378		0-0 F8		0-0 1-2 2H 1B		0-0 F4		0-0 F7		4	0	1	0	0	0	2						
Chet Lemon, R (1, 8) OBP: 0.286, SLG: 0.301		0-0 4-3			0-0 1-3		0-0 1-2 G3 1B		0-0 1-H HR	4	1	2	2	0	0	0						
Jim Essian, R (1, 2) OBP: 0.308, SLG: 0.261			0-0 G4-6-3 1B		0-0 F9		0-0 G3		0-0 1-3	3	0	1	0	0	0	2						
Lamar Johnson, R (9, PH) OBP: 0.374, SLG: 0.440										1	0	0	0	0	0	0						
Inning Stats	R: 1 E: 0 K: 1 S: 7	H: 2 LOB: 1 BB: 0 P: 7	R: 0 E: 0 K: 0 S: 3	H: 0 LOB: 0 BB: 0 P: 3	R: 0 E: 0 K: 0 S: 3	H: 1 LOB: 0 BB: 0 P: 3	R: 0 E: 0 K: 1 S: 6	H: 2 LOB: 2 BB: 1 P: 10	R: 0 E: 0 K: 0 S: 4	H: 1 LOB: 1 BB: 0 P: 4	R: 0 E: 0 K: 0 S: 5	H: 0 LOB: 0 BB: 0 P: 5	R: 0 E: 0 K: 0 S: 5	H: 2 LOB: 2 BB: 0 P: 5	R: 1 E: 0 K: 0 S: 4	H: 1 LOB: 0 BB: 0 P: 4	R: 2 E: 0 K: 0 S: 5	H: 2 LOB: 2 BB: 0 P: 5	1B: 8 2B: 1 3B: 0 HR: 2	SF: 1 SAC: 0 DP: 1 HBP: 0	WP: 0 PB: 0 CS: 0	PA: 37
PITCHER Ray Bare, R (1, 1) ERA: 4.88	IP: 9.0 WLS: W BF: 37 H: 11 R: 4 ER: 4 SO: 3 BB: 1 IBB: 0 HBP: 0 BLK: 0 WP: 0 HR: 2 S: 42 P: 46 ERA: 4.00 WHIP: 1.333															PITCHER						

Batter	1	2	3	4	5	6	7	8	9	AB	R	H	RBI	BB	SO	LOB	BOTTOM			
Ron LeFlore, R (1, 8) OBP: 0.388, SLG: 0.420	0-0 G3		0-0 F8		0-0 3-1		0-0 G4-3			4	0	0	0	0	0	2	<p>Chicago White Sox @ Detroit Tigers</p> <p>Tiger Stadium, Detroit, MI</p> <p>Mon Aug 23 1976, 7:05 PM EDT</p> <p>Att: 13,426 - Unknown - 83 F</p>			
Dan Meyer, L (1, 7) OBP: 0.315, SLG: 0.351	0-0 S E 1B	0-0 CS	0-0 4-3		0-0 F8	4-0 S BB	4-0 S BB			3	1	1	0	1	0	0				
Ben Oglivie, L (1, 9) OBP: 0.306, SLG: 0.454	0-0 1-H 1B		0-0 F6		0-0 K	0-0 BB SF8 1B	0-3 K			4	2	2	1	0	1	1				
Rusty Staub, L (1, 10) OBP: 0.401, SLG: 0.452	0-0 BB 2H 1B		0-0 K		4-0 CS BB	4-0 SF8 BB 1B BB	0-0 4-3			3	1	1	1	1	1	0				
Jason Thompson, L (1, 3) OBP: 0.333, SLG: 0.408	0-0 F6			0-0 CS BB	4-0 BB 1B BB	4-0 BB 1B BB	0-0 L5			2	1	0	0	2	0	1				
Aurelio Rodriguez, R (1, 5) OBP: 0.263, SLG: 0.325	4-0 FC6-4 1-2 BB		0-0 F9		0-0 SF8		0-0 K			2	0	0	1	1	1	1				
John Wockenfuss, R (1, 2) OBP: 0.331, SLG: 0.393	0-0 FC6-4 1-2		0-0 K		0-0 K	0-0 1B 1B BB	0-0 K			2	0	0	0	1	1	3				
Mark Wagner, R (1, 6) OBP: 0.538, SLG: 0.583		0-0 CS 1B		0-0 K		0-0 1-H 2H 3-H 1B				3	0	2	2	0	1	0				
Chuck Scrivener, R (1, 4) OBP: 0.304, SLG: 0.298		0-0 L7		0-0 K		4-0 G4-3 BB				2	0	0	0	1	1	1				
Inning Stats	R: 2 E: 1 K: 0 S: 6	H: 3 LOB: 2 BB: 1 P: 10	R: 0 E: 0 K: 0 S: 3	H: 1 LOB: 0 BB: 0 P: 3	R: 0 E: 0 K: 1 S: 5	H: 0 LOB: 0 BB: 0 P: 5	R: 0 E: 0 K: 1 S: 4	H: 0 LOB: 0 BB: 1 P: 8	R: 0 E: 0 K: 2 S: 7	H: 0 LOB: 0 BB: 0 P: 7	R: 3 E: 0 K: 0 S: 4	H: 2 LOB: 2 BB: 3 P: 16	R: 0 E: 0 K: 1 S: 4	H: 0 LOB: 2 BB: 2 P: 12	R: 0 E: 0 K: 1 S: 5	H: 0 LOB: 0 BB: 0 P: 5	1B: 6 2B: 0 3B: 0 HR: 0	SF: 1 SAC: 0 DP: 1 HBP: 0	WP: 0 PB: 0 CS: 2	PA: 34
PITCHER Rich Gossage, R (1, 1) ERA: 3.32	IP: 6.0 WLS: L BF: 26 H: 6 R: 5 ER: 4 SO: 4 BB: 5 IBB: 0 HBP: 0 BLK: 0 WP: 0 HR: 0 S: 29 P: 49 ERA: 6.00 WHIP: 1.833															PITCHER				
Larry Monroe, R (7, 1) ERA:	IP: 2.0 WLS: L BF: 7 H: 0 R: 0 ER: 0 SO: 2 BB: 2 IBB: 0 HBP: 0 BLK: 0 WP: 0 HR: 0 S: 9 P: 17 ERA: 0.00 WHIP: 1.000															PITCHER				

Batter	1	2	3	4	5	6	7	8	9	AB	R	H	RBI	BB	SO	LOB	TOP			
Jerry Hairston, S OBP: 0.398, SLG: 0.348 (1, 9)	G3		F2		E9			4-3		4	0	1	0	0	0	1	Chicago White Sox @ Detroit Tigers Tiger Stadium, Detroit, MI Wed Aug 25 1976, 7:05 PM EDT Att: 39,884 - Unknown			
Ralph Garr, L OBP: 0.329, SLG: 0.413 (1, 7)	F8		F9		4-3			4-3		4	0	0	0	0	0	2				
Jorge Orta, L OBP: 0.321, SLG: 0.420 (1, 10)			F7							4	0	1	0	0	0	1				
Jim Spencer, L OBP: 0.315, SLG: 0.355 (1, 3)	CS	L3		F6						4	0	0	0	0	0	0				
Brian Downing, R OBP: 0.337, SLG: 0.337 (1, 2)		F2		6-3						4	0	0	0	0	0	0				
Chet Lemon, R OBP: 0.286, SLG: 0.301 (1, 8)		1B		L9						3	0	1	0	0	0	0				
Jack Brohamer, L OBP: 0.330, SLG: 0.381 (1, 4)										3	1	2	0	0	0	0				
Bill Stein, R OBP: 0.318, SLG: 0.370 (1, 5)		6-3								3	0	0	0	0	0	3				
Alan Bannister, R OBP: 0.286, SLG: 0.297 (1, 6)										1	0	0	0	1	0	1				
Pat Kelly, L OBP: 0.350, SLG: 0.388 (8, PH)										1	0	0	0	0	1	0				
Bucky Dent, R OBP: 0.299, SLG: 0.306 (8, 6)										0	0	0	0	0	0	0				
Inning Stats	R: 0 E: 0 K: 0 S: 3	H: 1 LOB: 0 BB: 0 P: 3	R: 0 E: 0 K: 0 S: 5	H: 2 LOB: 2 BB: 0 P: 5	R: 0 E: 0 K: 0 S: 3	H: 0 LOB: 1 BB: 1 P: 7	R: 0 E: 0 K: 0 S: 3	H: 0 LOB: 0 BB: 0 P: 3	R: 1 E: 1 K: 0 S: 5	H: 2 LOB: 1 BB: 0 P: 5	R: 0 E: 0 K: 0 S: 3	H: 0 LOB: 0 BB: 0 P: 3	R: 0 E: 0 K: 0 S: 3	H: 0 LOB: 0 BB: 0 P: 3	R: 0 E: 0 K: 1 S: 5	H: 0 LOB: 0 BB: 0 P: 5	1B: 5 2B: 0 3B: 0 HR: 0	SF: 0 SAC: 0 DP: 0 HBP: 0	WP: 0 PB: 1 SB: 0 CS: 1	PA: 33
PITCHER Mark Fidrych, R ERA: 2.11 (1, 1)	IP: 9.0 WLS: W BF: 32 H: 5 R: 1 ER: 0 SO: 1 BB: 1 IBB: 0 HBP: 0 BLK: 0 WP: 0 HR: 0 S: 33 P: 37 ERA: 0.00 WHIP: 0.667															PITCHER				

Batter	1	2	3	4	5	6	7	8	9	AB	R	H	RBI	BB	SO	LOB	BOTTOM			
Ron LeFlore, R OBP: 0.383, SLG: 0.414 (1, 8)	1-3		1-3		F9					4	0	0	0	0	0	0	Chicago White Sox @ Detroit Tigers Tiger Stadium, Detroit, MI Wed Aug 25 1976, 7:05 PM EDT Att: 39,884 - Unknown			
Dan Meyer, L OBP: 0.314, SLG: 0.349 (1, 7)			4-3							4	0	1	0	0	0	0				
Ben Ogilvie, L OBP: 0.308, SLG: 0.462 (1, 9)	G4-3									4	1	2	0	0	0	1				
Rusty Staub, L OBP: 0.400, SLG: 0.449 (1, 10)										3	1	0	0	1	2	1				
Jason Thompson, L OBP: 0.336, SLG: 0.410 (1, 3)										3	1	2	0	1	0	0				
Aurelio Rodriguez, R OBP: 0.287, SLG: 0.328 (1, 5)										3	0	1	2	0	0	1				
Mark Wagner, R OBP: 0.329, SLG: 0.450 (1, 6)										4	0	1	0	0	0	2				
Bruce Kimm, R OBP: 0.328, SLG: 0.330 (1, 2)										2	0	0	0	1	0	2				
Chuck Scrivener, R OBP: 0.298, SLG: 0.291 (1, 4)										3	0	0	0	0	0	3				
Inning Stats	R: 0 E: 0 K: 0 S: 3	H: 1 LOB: 0 BB: 0 P: 3	R: 0 E: 0 K: 0 S: 4	H: 1 LOB: 2 BB: 1 P: 8	R: 0 E: 0 K: 0 S: 3	H: 0 LOB: 0 BB: 0 P: 3	R: 1 E: 0 K: 1 S: 7	H: 2 LOB: 1 BB: 0 P: 7	R: 0 E: 0 K: 0 S: 3	H: 0 LOB: 0 BB: 0 P: 3	R: 2 E: 2 K: 0 S: 6	H: 2 LOB: 3 BB: 2 P: 14	R: 0 E: 0 K: 1 S: 6	H: 1 LOB: 1 BB: 0 P: 6	R: 0 E: 0 K: 0 S: 3	H: 0 LOB: 0 BB: 0 P: 3		1B: 6 2B: 0 3B: 1 HR: 0	SF: 1 SAC: 0 DP: 1 HBP: 0	WP: 0 PB: 0 SB: 2 CS: 0
PITCHER Bart Johnson, R ERA: 4.6 (1, 1)	IP: 8.0 WLS: L BF: 34 H: 7 R: 3 ER: 3 SO: 2 BB: 3 IBB: 0 HBP: 0 BLK: 0 WP: 0 HR: 0 S: 35 P: 47 ERA: 3.38 WHIP: 1.250															PITCHER				

Batter	1	2	3	4	5	6	7	8	9	AB	R	H	RBI	BB	SO	LOB	TOP										
Ron LeFlore, R OBP: 0.384, SLG: 0.412	K	E BB		L1		G3 S BB		4-3		3	1	0	0	2	1	0											
Dan Meyer, L OBP: 0.316, SLG: 0.350	F6	E3 FC6		HR		G3			G3-6-3 1B	5	1	2	0	0	0	2											
Ben Oglvie, L OBP: 0.310, SLG: 0.477		FC6				SF8			G3-6-3 1B	4	1	2	3	0	0	3											
Rusty Staub, L OBP: 0.398, SLG: 0.446	CS	FC6-4 BB 1B		6-3		1-3			G3	5	1	1	0	0	0	0											
Jason Thompson, L OBP: 0.338, SLG: 0.409																											
Aurelio Rodriguez, R OBP: 0.297, SLG: 0.326		K		4-3					G3	4	1	1	0	0	1	3											
John Wockenfuss, R OBP: 0.328, SLG: 0.388		FC6-4 BB 1B		6-3		F7			L7	4	1	1	0	0	0	2											
Mark Wagner, R OBP: 0.340, SLG: 0.458		BB E 1B		6-3		6-3			F9	4	1	2	2	0	0	0											
Chuck Scrivener, R OBP: 0.297, SLG: 0.290		BB E 1B		1-3		5-3			1-3	4	1	1	1	0	0	2											
Inning Stats	R: 0 E: 0 K: 1 S: 5	H: 1 LOB: 0 P: 5	R: 4 E: 1 K: 1 S: 9	H: 3 LOB: 2 BB: 2 P: 17	R: 1 E: 0 K: 0 S: 6	H: 3 LOB: 1 BB: 0 P: 6	R: 2 E: 0 K: 0 S: 6	H: 3 LOB: 1 BB: 0 P: 6	R: 0 E: 0 K: 0 S: 3	H: 0 LOB: 0 BB: 1 P: 3	R: 1 E: 0 K: 0 S: 3	H: 0 LOB: 0 BB: 1 P: 7	R: 0 E: 0 K: 0 S: 3	H: 0 LOB: 0 BB: 0 P: 3	R: 0 E: 0 K: 0 S: 3	H: 1 LOB: 0 BB: 0 P: 3	1B: 10 2B: 9 3B: 0 HR: 1	SF: 1 SAC: 0 DP: 1 HBP: 0	WP: 0 PB: 0 SB: 1 CS: 1	PA: 41							
PITCHER	IP	WLS	BF	H	R	ER	SO	BB	IBB	HBP	BLK	WP	HR	S	P	ERA	WHIP										
Glenn Abbott, R ERA: 5.43	1.2	L	10	4	4	2	2	2	0	0	0	0	0	12	20	10.80	3.600										
Jim Todd, R ERA: 4.29	5.1		24	6	4	4	0	1	0	0	0	0	1	23	27	6.75	1.312										
Jim Todd, R ERA: 4.28	5.1		24	6	4	4	0	1	0	0	0	0	1	23	27	6.75	1.312										
Stan Bahnsen, R ERA: 3.26	1.0		3	0	0	0	0	0	0	0	0	0	0	3	3	0.00	0.000										
Paul Lindblad, L ERA: 3.24	1.0		3	1	0	0	0	0	0	0	0	0	0	3	3	0.00	1.000										

Detroit Tigers @ Oakland Athletics
 Oakland-Alameda County Coliseum, Oakland, CA
 Fri Aug 27 1976, 7:05 PM PDT
 Att: 5,884 - Unknown

AB 36
R 8
H 11
RBI 6
BB 3
SO 2
LOB 12



Batter	1	2	3	4	5	6	7	8	9	AB	R	H	RBI	BB	SO	LOB	BOTTOM										
Bill North, S OBP: 0.354, SLG: 0.344	F8								F8	3	0	2	0	0	0	0											
Billy Williams, L OBP: 0.328, SLG: 0.356				2B						2	0	0	0	0	0	0											
Bert Campaneris, R OBP: 0.348, SLG: 0.306	6-3									3	0	1	0	0	0	1											
Tommy Sandt, R OBP: 0.220, SLG: 0.191			1-3							1	0	1	0	0	0	0											
Don Baylor, R OBP: 0.319, SLG: 0.387	F5									4	0	1	0	0	0	2											
Joe Rudi, R OBP: 0.335, SLG: 0.442										3	0	2	0	0	0	0											
Matt Alexander, S OBP: 0.036, SLG: 0.036		FC5-4 1B								1	0	0	0	0	0	2											
Sal Bando, R OBP: 0.335, SLG: 0.434		FC5-4								3	0	1	0	0	0	1											
Larry Lintz, S										0	0	0	0	0	1	0											
Gene Tenace, R OBP: 0.378, SLG: 0.462		F9								3	1	1	1	0	0	3											
Jeff Newman, R OBP: 0.233, SLG: 0.214		F9								1	0	0	0	0	0	3											
Phil Garner, R OBP: 0.301, SLG: 0.401										3	0	0	0	0	0	3											
Jim Todd, L		L8								0	0	0	0	0	0	0											
Stan Bahnsen, R										0	0	0	0	0	0	0											
Larry Haney, R OBP: 0.281, SLG: 0.239										1	0	0	0	0	0	3											
Paul Lindblad, L										0	0	0	0	0	0	0											
Wayne Gross, L OBP: 0.250, SLG: 0.250										4	0	0	0	0	0	0											
Ken McMullen, R OBP: 0.309, SLG: 0.399										4	0	0	0	0	1	0											
Inning Stats	R: 0 E: 0 K: 0 S: 3	H: 0 LOB: 0 P: 3	R: 0 E: 0 K: 0 S: 4	H: 1 LOB: 1 BB: 0 P: 4	R: 0 E: 0 K: 0 S: 4	H: 1 LOB: 1 BB: 0 P: 4	R: 0 E: 0 K: 0 S: 5	H: 2 LOB: 2 BB: 0 P: 5	R: 0 E: 0 K: 1 S: 7	H: 2 LOB: 2 BB: 0 P: 7	R: 1 E: 0 K: 0 S: 4	H: 1 LOB: 0 BB: 0 P: 4	R: 0 E: 0 K: 0 S: 3	H: 0 LOB: 0 BB: 0 P: 3	R: 0 E: 0 K: 0 S: 5	H: 2 LOB: 3 BB: 1 P: 9	R: 0 E: 0 K: 0 S: 3	H: 0 LOB: 0 BB: 0 P: 3	1B: 6 2B: 2 3B: 0 HR: 1	SF: 0 SAC: 0 DP: 0 HBP: 0	WP: 0 PB: 0 SB: 0 CS: 0	PA: 37					
PITCHER	IP	WLS	BF	H	R	ER	SO	BB	IBB	HBP	BLK	WP	HR	S	P	ERA	WHIP										
Vern Ruhle, R ERA: 3.55	9.0	W	37	9	1	1	1	1	0	0	0	0	1	38	42	1.00	1.111										

Detroit Tigers @ Oakland Athletics
 Oakland-Alameda County Coliseum, Oakland, CA
 Fri Aug 27 1976, 7:05 PM PDT
 Att: 5,884 - Unknown

AB 36
R 1
H 9
RBI 1
BB 1
SO 1
LOB 18



Batter	1	2	3	4	5	6	7	8	9	AB	R	H	RBI	BB	SO	LOB	TOP			
Ron LeFlore, R OBP: 0.381, SLG: 0.408	1-3		6-3			5-3			6-3	4	0	0	0	0	0	1				
Mickey Stanley, R OBP: 0.294, SLG: 0.429	F9					F8			HR	4	1	1	1	0	0	0				
Rusty Staub, L OBP: 0.395, SLG: 0.442	L8					1-3			6-3	4	0	0	0	0	0	0				
Willie Horton, R OBP: 0.339, SLG: 0.396		K				K			F9	4	0	0	0	0	3	0				
Alex Johnson, R OBP: 0.297, SLG: 0.354		L9				F8			4-3	3	0	0	0	0	0	0				
Aurelio Rodriguez, R OBP: 0.255, SLG: 0.324		5-3				F6			E5 1-3	3	1	0	0	0	0	0				
John Wockenfuss, R OBP: 0.329, SLG: 0.382						F3			E6 1-3	2	0	0	0	1	0	1				
Mark Wagner, R OBP: 0.307, SLG: 0.423						G3			1-3	2	0	0	1	0	0	1				
Chuck Scrivener, R OBP: 0.293, SLG: 0.286						F8			K	2	0	0	0	0	1	1				
Bill Freehan, R OBP: 0.324, SLG: 0.428										1	0	0	0	0	1	1				
Jerry Manuel, S OBP: 0.238, SLG: 0.184										0	0	0	0	0	0	0				
Inning Stats	R: 0 E: 0 K: 0 S: 3	H: 0 LOB: 0 BB: 0 P: 3	R: 0 E: 0 K: 1 S: 5	H: 0 LOB: 0 BB: 0 P: 5	R: 0 E: 0 K: 1 S: 5	H: 0 LOB: 1 BB: 1 P: 9	R: 0 E: 0 K: 1 S: 5	H: 0 LOB: 0 BB: 0 P: 5	R: 0 E: 0 K: 0 S: 3	H: 0 LOB: 0 BB: 0 P: 3	R: 0 E: 0 K: 1 S: 5	H: 0 LOB: 0 BB: 0 P: 5	R: 1 E: 2 K: 1 S: 7	H: 0 LOB: 1 BB: 0 P: 7	R: 1 E: 0 K: 0 S: 4	H: 1 LOB: 0 BB: 0 P: 4	1B: 0 2B: 0 3B: 0 HR: 1	SF: 0 SAC: 1 DP: 0 HBP: 0	WP: 0 PB: 0 SB: 0 CS: 0	PA: 31
PITCHER Vida Blue, L ERA: 2.52	IP: 9.0 WLS: W BF: 31 H: 1 R: 2 ER: 1 SO: 5 BB: 1 IBB: 0 HBP: 0 BLK: 0 WP: 0 HR: 1 S: 40 P: 44 ERA: 1.00 WHIP: 0.222															PITCHER				

Detroit Tigers @ Oakland Athletics
 Oakland-Alameda County Coliseum, Oakland, CA
 Sat Aug 28 1976, 3:33 AM PDT
 Att: 9,252 - Unknown

AB	29
R	2
H	1
RBI	2
BB	1
SO	5
LOB	5



Batter	1	2	3	4	5	6	7	8	9	AB	R	H	RBI	BB	SO	LOB	BOTTOM			
Bill North, S OBP: 0.355, SLG: 0.345	E SF9 1B		E6 1B	G6-4-3 1-2			4-3			4	1	2	0	0	0	3				
Bert Campaneris, R OBP: 0.347, SLG: 0.307	SF9 1-H		E6 1B 1-3			F9			BB 2B 1B 3-H 4-0	3	1	1	2	0	0	1				
Don Baylor, R OBP: 0.324, SLG: 0.389	E 1B HBP								CS 1B 1-2 2B BB	2	2	2	0	1	0	0				
Joe Rudi, R OBP: 0.339, SLG: 0.447	FC1-4 1B 1-H					4-3				3	0	2	3	1	0	1				
Sal Bando, R OBP: 0.332, SLG: 0.430	FC1-4 1-2		F5			6-3			6-3	4	0	0	0	0	0	5				
Gene Tenace, R OBP: 0.377, SLG: 0.458	K 1-2		F8						F7 CS BB	3	0	0	0	1	1	4				
Ken McMullen, R OBP: 0.308, SLG: 0.391			L7			FC6-4 1B BB			F8	3	0	0	0	1	0	1				
Billy Williams, L OBP: 0.327, SLG: 0.355			G3						F8 F2	4	0	1	0	0	0	0				
Phil Garner, R OBP: 0.301, SLG: 0.403			F7			FC6-4 1-2 1B			4-3 1B 2B	3	1	1	0	0	0	2				
Inning Stats	R: 2 E: 1 K: 1 S: 7	H: 2 LOB: 1 BB: 0 P: 8	R: 0 E: 0 K: 0 S: 3	H: 0 LOB: 0 BB: 0 P: 3	R: 0 E: 1 K: 0 S: 5	H: 2 LOB: 3 BB: 1 P: 9	R: 0 E: 0 K: 0 S: 3	H: 1 LOB: 1 BB: 1 P: 7	R: 0 E: 0 K: 0 S: 3	H: 1 LOB: 0 BB: 0 P: 3	R: 0 E: 0 K: 0 S: 2	H: 0 LOB: 0 BB: 1 P: 6	R: 3 E: 0 K: 0 S: 6	H: 3 LOB: 1 BB: 1 P: 10	R: 0 E: 0 K: 0 S: 3	H: 0 LOB: 0 BB: 0 P: 3	1B: 7 2B: 2 3B: 0 HR: 0	SF: 1 SAC: 0 DP: 1 HBP: 1	WP: 0 PB: 0 SB: 3 CS: 2	PA: 36
PITCHER Dave Roberts, L ERA: 3.9	IP: 6.2 WLS: L BF: 31 H: 9 R: 5 ER: 4 SO: 4 BB: 3 IBB: 1 HBP: 1 BLK: 0 WP: 0 HR: 0 S: 28 P: 45 ERA: 5.40 WHIP: 1.800															PITCHER Dave Lemanczyk, R ERA: 5.63				

Detroit Tigers @ Oakland Athletics
 Oakland-Alameda County Coliseum, Oakland, CA
 Sat Aug 28 1976, 3:33 AM PDT
 Att: 9,252 - Unknown

AB	29
R	5
H	9
RBI	5
BB	4
SO	1
LOB	17



Batter	1	2	3	4	5	6	7	8	9	10	11	12	AB	R	H	RBI	BB	SO	LOB	TOP					
Ron LeFlore, R OBP: 0.381, SLG: 0.407 (1.8)													4	1	1	0	0	2	2						
Dan Meyer, L OBP: 0.309, SLG: 0.342 (1.7)													5	0	0	0	0	0	2						
Ben Oglivie, L OBP: 0.312, SLG: 0.475 (1.9)													5	0	2	0	0	0	1						
Rusty Staub, L OBP: 0.393, SLG: 0.438 (1.10)													4	0	0	0	1	1	1						
Jason Thompson, L OBP: 0.336, SLG: 0.405 (1.3)													4	0	0	0	1	3	1						
Aurelio Rodriguez, R OBP: 0.289, SLG: 0.281 (1.5)													4	0	2	0	0	0	2						
Mickey Stanley, R OBP: 0.291, SLG: 0.425 (9.5)													1	0	0	0	0	0	0						
Mark Wagner, R OBP: 0.375, SLG: 0.387 (1.6)													4	0	0	0	1	0	1						
Bruce Kimm, R OBP: 0.331, SLG: 0.342 (1.2)													5	0	2	0	0	0	1						
Chuck Scrivener, R OBP: 0.289, SLG: 0.281 (1.4)													2	0	0	0	0	0	1						
Willie Horton, R OBP: 0.338, SLG: 0.395 (8. PH)													1	0	0	0	0	0	0						
Pedro Garcia, R OBP: 0.235, SLG: 0.301 (8.4)													1	0	0	0	0	0	1						
Inning Stats	R: 1 E: 0 K: 1 S: 6	H: 1 LOB: 0 BB: 0 P: 6	R: 0 E: 0 K: 0 S: 3	H: 1 LOB: 0 BB: 0 P: 3	R: 0 E: 0 K: 1 S: 5	H: 0 LOB: 0 BB: 0 P: 5	R: 0 E: 0 K: 0 S: 4	H: 1 LOB: 2 BB: 1 P: 8	R: 0 E: 0 K: 0 S: 4	H: 0 LOB: 0 BB: 0 P: 3	R: 0 E: 0 K: 1 S: 5	H: 1 LOB: 0 BB: 0 P: 5	R: 0 E: 1 K: 0 S: 3	H: 0 LOB: 0 BB: 0 P: 3	R: 0 E: 0 K: 0 S: 3	H: 0 LOB: 0 BB: 0 P: 3	1B: 6 2B: 1 3B: 0 HR: 0	SF: 0 SAC: 0 DP: 0 HBP: 1	WP: 1 PB: 0 SB: 3 CS: 3	PA: 46					
PITCHER	IP WLS BF H R ER SO BB IBB HBP BLK WP HR S P ERA WHIP	IP WLS BF H R ER SO BB IBB HBP BLK WP HR S P ERA WHIP													IP WLS BF H R ER SO BB IBB HBP BLK WP HR S P ERA WHIP										
Mike Torrez, R ERA: 2.93 (1.1)	11.0	41	7	0	0	0	0	0	0	0	0	0	0	0	0	0	0	0	0	0					
Rollie Fingers, R ERA: 2.46 (12.1)	1.0	W	3	0	0	0	0	0	0	0	0	0	0	0	0	0	0	0	0	0					

Detroit Tigers @ Oakland Athletics
Oakland-Alameda County Coliseum, Oakland, CA

Sun Aug 29 1976, 3:33 AM PDT
Alt. 25,659 - Unknown

AB 40
R 1
H 7
RBI 0
BB 3
SO 6
LOB 13



Batter	1	2	3	4	5	6	7	8	9	10	11	12	AB	R	H	RBI	BB	SO	LOB	BOTTOM					
Bill North, S OBP: 0.352, SLG: 0.342 (1.8)													5	0	0	0	0	1	2						
Bert Campaneris, R OBP: 0.344, SLG: 0.303 (1.6)													5	0	0	0	0	0	2						
Don Baylor, R OBP: 0.324, SLG: 0.388 (1.9)													4	1	1	0	1	0	2						
Joe Rudi, R OBP: 0.336, SLG: 0.442 (1.7)													4	0	0	0	0	0	1						
Sal Bando, R OBP: 0.333, SLG: 0.430 (1.5)													5	0	2	0	0	0	1						
Gene Tenace, R OBP: 0.378, SLG: 0.458 (7.3)													4	0	2	1	0	0	0						
Billy Williams, L OBP: 0.327, SLG: 0.351 (1.10)													3	0	0	0	1	0	1						
Phil Garner, R OBP: 0.301, SLG: 0.409 (1.4)													4	1	1	1	0	0	2						
Wayne Gross, L OBP: 0.272, SLG: 0.300 (8. PH)													2	0	1	0	0	0	0						
Jeff Newman, R OBP: 0.272, SLG: 0.274 (7.2)													0	0	0	0	0	0	0						
Ken MacLeod, R OBP: 0.272, SLG: 0.274 (8. PH)													0	0	0	0	0	0	0						
Matt Alexander, S OBP: 0.272, SLG: 0.274 (8. PH)													0	0	0	0	0	0	0						
Larry Haney, R OBP: 0.272, SLG: 0.274 (8.2)													1	0	0	0	0	0	0						
Inning Stats	R: 0 E: 0 K: 0 S: 3	H: 0 LOB: 0 BB: 0 P: 3	R: 0 E: 0 K: 0 S: 4	H: 2 LOB: 1 BB: 0 P: 4	R: 1 E: 0 K: 0 S: 4	H: 1 LOB: 0 BB: 0 P: 4	R: 0 E: 0 K: 0 S: 3	H: 0 LOB: 0 BB: 0 P: 3	R: 0 E: 0 K: 1 S: 6	H: 1 LOB: 2 BB: 0 P: 6	R: 0 E: 0 K: 0 S: 3	H: 0 LOB: 1 BB: 1 P: 7	R: 0 E: 0 K: 0 S: 3	H: 0 LOB: 0 BB: 0 P: 3	R: 0 E: 1 K: 0 S: 4	H: 2 LOB: 2 BB: 0 P: 4	1B: 6 2B: 1 3B: 0 HR: 1	SF: 0 SAC: 2 DP: 2 HBP: 0	WP: 0 PB: 0 SB: 1 CS: 1	PA: 42					
PITCHER	IP WLS BF H R ER SO BB IBB HBP BLK WP HR S P ERA WHIP	IP WLS BF H R ER SO BB IBB HBP BLK WP HR S P ERA WHIP													IP WLS BF H R ER SO BB IBB HBP BLK WP HR S P ERA WHIP										
Mark Fidrych, R ERA: 2.68 (1.1)	11.1	L	42	7	2	2	1	2	1	0	0	0	0	0	0	0	0	0	0	0					

Detroit Tigers @ Oakland Athletics
Oakland-Alameda County Coliseum, Oakland, CA

Sun Aug 29 1976, 3:33 AM PDT
Alt. 25,659 - Unknown

AB 37
R 2
H 7
RBI 2
BB 3
SO 1
LOB 11



Batter	1	2	3	4	5	6	7	8	9	AB	R	H	RBI	BB	SO	LOB	TOP			
Ron LeFlore, R (1, 8) OBP: 0.382, SLG: 0.414										4	1	2	1	0	1	0				
Dan Meyer, L (1, 7) OBP: 0.304, SLG: 0.336										4	0	0	0	0	0	2				
Ben Oglivie, L (1, 9) OBP: 0.313, SLG: 0.473										3	0	1	0	0	0	0				
Rusty Staub, L (1, 10) OBP: 0.393, SLG: 0.438										3	0	1	0	0	1	1				
Jason Thompson, L (1, 3) OBP: 0.336, SLG: 0.403										2	0	0	0	1	0	1				
Phil Mankowski, L (1, 5) OBP: 0.333, SLG: 0.333										3	0	1	0	0	0	0				
Bill Freehan, R (1, 2) OBP: 0.319, SLG: 0.420										3	0	0	0	0	0	2				
Mark Wagner, R (1, 6) OBP: 0.343, SLG: 0.333										3	0	0	0	0	0	1				
Pedro Garcia, R (1, 4) OBP: 0.234, SLG: 0.299										2	0	0	0	0	0	0				
Alex Johnson, R (9, PH) OBP: 0.296, SLG: 0.353										1	0	0	0	0	0	0				
Inning Stats	R: 0 E: 0 K: 0 S: 3	H: 1 LOB: 0 BB: 0 P: 3	R: 0 E: 0 K: 0 S: 3	H: 1 LOB: 0 BB: 0 P: 3	R: 0 E: 0 K: 0 S: 3	H: 0 LOB: 0 BB: 0 P: 3	R: 1 E: 0 K: 0 S: 4	H: 2 LOB: 0 BB: 0 P: 4	R: 0 E: 0 K: 1 S: 5	H: 0 LOB: 0 BB: 0 P: 5	R: 0 E: 0 K: 1 S: 5	H: 0 LOB: 0 BB: 0 P: 5	R: 0 E: 0 K: 0 S: 3	H: 0 LOB: 0 BB: 0 P: 3	R: 0 E: 0 K: 0 S: 3	H: 0 LOB: 0 BB: 0 P: 3	1B: 4 2B: 0 3B: 0 HR: 1	SF: 0 SAC: 0 DP: 4 HBP: 0	WP: 0 PB: 1 SB: 0 CS: 1	PA: 29
PITCHER Paul Hartzell, R (1, 1) ERA: 2.65	IP: 9.0 WLS: W BF: 29 H: 5 R: 1 ER: 1 SO: 2 BB: 1 IBB: 0 HBP: 0 BLK: 0 WP: 0 HR: 1 S: 32 P: 36 ERA: 1.00 WHIP: 0.667															PITCHER				

Detroit Tigers @ California Angels
Anaheim Stadium, Anaheim, CA
Mon Aug 30 1976, 10:05 PM EDT
Att: 16,924 - Unknown

AB 28
R 1
H 5
RBI 1
BB 1
SO 2
LOB 7



Batter	1	2	3	4	5	6	7	8	9	AB	R	H	RBI	BB	SO	LOB	BOTTOM			
Dave Collins, S (1, 7) OBP: 0.333, SLG: 0.324										4	1	2	0	0	1	1				
Bruce Bochte, L (9, 7) OBP: 0.346, SLG: 0.300										2	0	0	0	1	0	1				
Jerry Remy, L (1, 4) OBP: 0.316, SLG: 0.303										4	0	0	0	0	0	3				
Tommy Davis, R (1, 10) OBP: 0.306, SLG: 0.333										4	0	0	0	0	0	3				
Tony Solaita, L (1, 3) OBP: 0.359, SLG: 0.403										4	0	0	0	0	1	0				
Bill Melton, R (1, 5) OBP: 0.303, SLG: 0.346										3	1	2	0	0	0	0				
Bob Jones, L (1, 9) OBP: 0.293, SLG: 0.404										3	0	2	1	0	0	0				
Terry Humphrey, R (1, 2) OBP: 0.345, SLG: 0.378										3	0	0	0	0	2	3				
Rusty Torres, S (1, 8) OBP: 0.296, SLG: 0.353										3	0	1	0	0	2	0				
Mario Guerrero, R (1, 6) OBP: 0.283, SLG: 0.306										3	0	0	0	0	0	1				
Inning Stats	R: 0 E: 0 K: 0 S: 3	H: 0 LOB: 0 BB: 0 P: 3	R: 0 E: 0 K: 0 S: 4	H: 2 LOB: 1 BB: 0 P: 4	R: 0 E: 1 K: 2 S: 8	H: 0 LOB: 1 BB: 0 P: 8	R: 1 E: 0 K: 1 S: 7	H: 2 LOB: 1 BB: 0 P: 7	R: 0 E: 0 K: 1 S: 6	H: 1 LOB: 2 BB: 1 P: 10	R: 0 E: 0 K: 0 S: 3	H: 0 LOB: 0 BB: 0 P: 3	R: 0 E: 0 K: 1 S: 5	H: 1 LOB: 0 BB: 0 P: 5	R: 1 E: 0 K: 1 S: 6	H: 1 LOB: 0 BB: 0 P: 6	1B: 6 2B: 1 3B: 0 HR: 0	SF: 0 SAC: 1 DP: 1 HBP: 0	WP: 0 PB: 0 SB: 2 CS: 1	PA: 31
PITCHER Ray Bare, R (1, 1) ERA: 4.76	IP: 4.2 WLS: L BF: 19 H: 5 R: 1 ER: 1 SO: 2 BB: 1 IBB: 0 HBP: 0 BLK: 0 WP: 0 HR: 0 S: 27 P: 27 ERA: 1.93 WHIP: 1.071															PITCHER				
Jim Crawford, L (5, 1) ERA: 4.43	IP: 3.1 WLS: L BF: 12 H: 2 R: 1 ER: 1 SO: 2 BB: 1 IBB: 0 HBP: 0 BLK: 0 WP: 0 HR: 0 S: 15 P: 19 ERA: 2.70 WHIP: 0.900															PITCHER				

Detroit Tigers @ California Angels
Anaheim Stadium, Anaheim, CA
Mon Aug 30 1976, 10:05 PM EDT
Att: 16,924 - Unknown

AB 29
R 2
H 7
RBI 1
BB 1
SO 6
LOB 9




Batter	1	2	3	4	5	6	7	8	9	AB	R	H	RBI	BB	SO	LOB	TOP					
Ron LeFlore, R (1, 8) OBP: 0.380, SLG: 0.412	0-3 K ①		0-3 K ③			0-0 S 3B 1B	0-3 K ②		0-3 K ①	5	1	1	0	0	4	4	Detroit Tigers @ California Angels Anaheim Stadium, Anaheim, CA Tue Aug 31 1976, 10:05 PM EDT Att: 8,542 - Unknown					
Dan Meyer, L (1, 7) OBP: 0.302, SLG: 0.342	0-3 K ②			0-0 FC4-2 3B		0-3 K 1-2	0-0 F2		0-0 P6	5	0	1	0	0	2	5						
Ben Oglivie, L (1, 9) OBP: 0.314, SLG: 0.485	0-0 2B			0-3 K ①		0-0 E 3B 2-H		0-0 F8	0-0 G3	5	1	2	1	0	1	3						
Rusty Staub, L (1, 10) OBP: 0.392, SLG: 0.436	0-3 K ③			0-0 FC4-2 3-H		0-0 E9 SF8 1B		0-0 5-3		4	1	1	1	0	1	2						
Jason Thompson, L (1, 3) OBP: 0.336, SLG: 0.401		0-0 6-3		0-3 K ③		0-0 SF8 3-H		0-0 1B BB		2	0	0	1	1	1	1						
Phil Mankowski, L (1, 5) OBP: 0.286, SLG: 0.286		0-0 3-1				0-0 F8 3-H		0-0 1B 1-2		4	0	1	0	0	1	0						
Bill Freehan, R (1, 2) OBP: 0.313, SLG: 0.411		0-0 F6				0-0 F9		0-0 P4 1B		4	0	0	0	0	0	2						
Mark Wagner, R (1, 6) OBP: 0.368, SLG: 0.343 (9, PH)			0-0 F8					0-0 2B BB		2	0	1	0	1	0	0						
Alex Johnson, R (9, PH) OBP: 0.298, SLG: 0.353								0-0 BB BB		0	0	0	0	1	0	0						
Pedro Garcia, R (1, 4) OBP: 0.235, SLG: 0.303 (9, PH)			0-3 K ②			0-0 F8 ③		0-0 BB		3	0	1	0	0	1	1						
Willie Horton, R (9, PH) OBP: 0.340, SLG: 0.395 (9, PR)								0-0 BB		0	0	0	0	1	0	0						
Jerry Manuel, S (9, PR) OBP: 0.238, SLG: 0.184								0-0 BB 1-2		0	0	0	0	0	0	0						
Inning Stats	R: 0 E: 0 K: 3 S: 10	H: 1 LOB: 1 BB: 0 P: 10	R: 0 E: 0 K: 0 S: 3	H: 0 LOB: 0 BB: 0 P: 3	R: 0 E: 0 K: 2 S: 7	H: 0 LOB: 0 BB: 0 P: 7	R: 0 E: 0 K: 2 S: 8	H: 1 LOB: 1 BB: 0 P: 8	R: 0 E: 0 K: 0 S: 4	H: 1 LOB: 1 BB: 0 P: 4	R: 3 E: 1 K: 2 S: 10	H: 3 LOB: 0 BB: 0 P: 10	R: 0 E: 0 K: 1 S: 6	H: 1 LOB: 2 BB: 1 P: 10	R: 0 E: 0 K: 0 S: 4	H: 1 LOB: 2 BB: 1 P: 8	R: 0 E: 0 K: 1 S: 5	H: 0 LOB: 2 BB: 2 P: 13	1B: 4 2B: 2 3B: 2 HR: 0	SF: 1 SAC: 0 DP: 0 HBP: 0	WP: 0 PB: 0 SB: 1 CS: 0	PA: 39
PITCHER Nolan Ryan, R (1, 1) ERA: 3.91	IP: 9.0 WLS: W BF: 39 H: 8 R: 3 ER: 2 SO: 11 BB: 4 IBB: 0 HBP: 0 BLK: 0 WP: 0 HR: 0 S: 57 P: 73 ERA: 2.00 WHIP: 1.333															PITCHER						

Batter	1	2	3	4	5	6	7	8	9	AB	R	H	RBI	BB	SO	LOB	BOTTOM			
Dave Collins, S (1, 7) OBP: 0.339, SLG: 0.335	0-0 S 1B		0-0 S 1B			0-0 F2				4	1	3	0	0	0	2	Detroit Tigers @ California Angels Anaheim Stadium, Anaheim, CA Tue Aug 31 1976, 10:05 PM EDT Att: 8,542 - Unknown			
Jerry Remy, L (1, 4) OBP: 0.316, SLG: 0.305	0-0 G4-6-3 1-H 1B		0-0 F8 1-2		0-0 S 1B	0-0 4-3-6-2 2-H				4	0	2	1	0	0	3				
Tommy Davis, R (1, 10) OBP: 0.301, SLG: 0.327	0-0 G4-6-3 1-2 1B		0-0 6-3		0-0 4-3 1-2		0-0 L5			4	0	0	0	0	0	3				
Tony Solaita, L (1, 3) OBP: 0.361, SLG: 0.421	0-0 3-1			0-0 HR		0-0 2B E 1B		0-0 K		4	2	2	1	0	1	0				
Bill Melton, R (1, 5) OBP: 0.302, SLG: 0.348		0-0 F9		0-0 L5		0-0 E 1-3 2B		0-0 K		4	1	1	0	0	1	0				
Bob Jones, L (1, 9) OBP: 0.299, SLG: 0.403		0-0 3-1		0-0 6-3 1B		0-0 E 2B IBB		0-0 P4		3	1	1	0	1	0	0				
Terry Humphrey, R (1, 2) OBP: 0.350, SLG: 0.377		0-0 BB		0-0 6-3 1-2		0-0 E8 1-3 2-H 3-H 2B 1B		0-0 F8		3	1	1	2	1	0	1				
Rusty Torres, S (1, 8) OBP: 0.295, SLG: 0.356		0-0 G3		0-0 F9		0-0 2B 2-H 3-H 2B		0-0 F2		4	0	1	2	0	0	2				
Mario Guerrero, R (1, 6) OBP: 0.284, SLG: 0.307			0-0 6-3		0-0 F9		0-0 1B			3	0	1	0	0	0	0				
Inning Stats	R: 1 E: 0 K: 0 S: 4	H: 2 LOB: 0 BB: 0 P: 4	R: 0 E: 0 K: 0 S: 3	H: 0 LOB: 1 BB: 1 P: 7	R: 0 E: 0 K: 0 S: 4	H: 1 LOB: 1 BB: 0 P: 4	R: 1 E: 0 K: 0 S: 5	H: 2 LOB: 1 BB: 0 P: 5	R: 0 E: 0 K: 0 S: 4	H: 2 LOB: 1 BB: 0 P: 4	R: 4 E: 1 K: 0 S: 7	H: 5 LOB: 1 BB: 1 P: 11	R: 0 E: 0 K: 2 S: 7	H: 0 LOB: 0 BB: 0 P: 7	R: 0 E: 0 K: 0 S: 3	H: 0 LOB: 0 BB: 0 P: 3		1B: 8 2B: 4 3B: 0 HR: 1	SF: 0 SAC: 0 DP: 2 HBP: 0	WP: 0 PB: 0 SB: 3 CS: 0
PITCHER Vern Ruhle, R (1, 1) ERA: 3.7	IP: 5.0 WLS: L BF: 25 H: 10 R: 6 ER: 5 SO: 10 BB: 1 IBB: 0 HBP: 0 BLK: 0 WP: 0 HR: 1 S: 23 P: 31 ERA: 9.00 WHIP: 2.200															PITCHER				
PITCHER John Hiller, L (6, 1) ERA: 2.65	IP: 3.0 WLS: L BF: 10 H: 2 R: 0 ER: 0 SO: 2 BB: 0 IBB: 0 HBP: 0 BLK: 0 WP: 0 HR: 0 S: 14 P: 14 ERA: 0.00 WHIP: 0.667															PITCHER				

AB	34
R	3
H	8
RBI	3
BB	4
SO	11
LOB	18



AB	33
R	6
H	12
RBI	6
BB	2
SO	2
LOB	11



Batter	1	2	3	4	5	6	7	8	9	AB	R	H	RBI	BB	SO	LOB	TOP					
Ron LeFlore, R OBP: 0.377, SLG: 0.408 (1, 8)	0-3 K		0-3 K		0-3 K			0-0 G3		4	0	0	0	0	3	3						
Mickey Stanley, R OBP: 0.298, SLG: 0.435 (1, 3)	0-3 K			0-0 1B		0-0 6-3			0-0 1B 2B	4	1	2	0	0	1	0						
Rusty Staub, L OBP: 0.389, SLG: 0.432 (1, 9)	0-0 F8			0-3 K		0-0 4-3			0-0 4-3	4	0	0	0	0	1	2						
Willie Horton, R OBP: 0.339, SLG: 0.393 (1, 10)		0-0 F8		0-0 F7		0-0 4-3			0-0 1B	4	0	1	1	0	0	1						
Alex Johnson, R OBP: 0.295, SLG: 0.349 (1, 7)	0-3 K			0-0 5-3			0-0 F7		0-0 G1-6-3	4	0	0	0	0	1	2						
John Wockenfuss, R OBP: 0.325, SLG: 0.381 (1, 2)	0-3 K				0-0 1B		0-0 F8			3	0	1	0	0	1	0						
Mark Wagner, R OBP: 0.341, SLG: 0.316 (1, 6)			0-0 F3		0-0 F9		0-0 6-3			3	0	0	0	0	0	1						
Pedro Garcia, R OBP: 0.235, SLG: 0.303 (1, 4)			0-0 1B		0-0 F8			0-3 K		3	0	1	0	0	1	1						
Phil Mankowski, L OBP: 0.300, SLG: 0.300 (1, 5)			0-0 F4		0-0 1B			0-0 4-3		3	0	1	0	0	0	1						
Inning Stats	R: 0 E: 0 K: 2 S: 7	H: 0 LOB: 0 BB: 0 P: 7	R: 0 E: 0 K: 2 S: 7	H: 0 LOB: 0 BB: 0 P: 7	R: 0 E: 0 K: 1 S: 6	H: 1 LOB: 1 BB: 0 P: 6	R: 0 E: 0 K: 1 S: 6	H: 1 LOB: 1 BB: 0 P: 6	R: 0 E: 0 K: 1 S: 7	H: 2 LOB: 2 BB: 0 P: 7	R: 0 E: 0 K: 0 S: 3	H: 0 LOB: 0 BB: 0 P: 3	R: 0 E: 0 K: 0 S: 3	H: 0 LOB: 0 BB: 0 P: 3	R: 0 E: 0 K: 1 S: 5	H: 0 LOB: 0 BB: 0 P: 5	R: 1 E: 0 K: 0 S: 4	H: 2 LOB: 2 BB: 0 P: 4	1B: 5 2B: 1 3B: 0 HR: 0	SF: 0 SAC: 0 DP: 1 HBP: 0	WP: 0 PB: 0 SB: 0 CS: 0	PA: 32
PITCHER Frank Tanana, L ERA: 2.7 (1, 1)	IP: 9.0 WLS: W BF: 32 H: 6 R: 1 ER: 1 SO: 8 BB: 0 IBB: 0 HBP: 0 BLK: 0 WP: 0 HR: 0 S: 48 P: 48 ERA: 1.00 WHIP: 0.667															PITCHER						

Detroit Tigers @ California Angels
Anaheim Stadium, Anaheim, CA
Wed Sep 01 1976, 10:05 PM EDT
Att: 10,720 - Unknown

AB 32
R 1
H 6
RBI 1
BB 0
SO 8
LOB 11

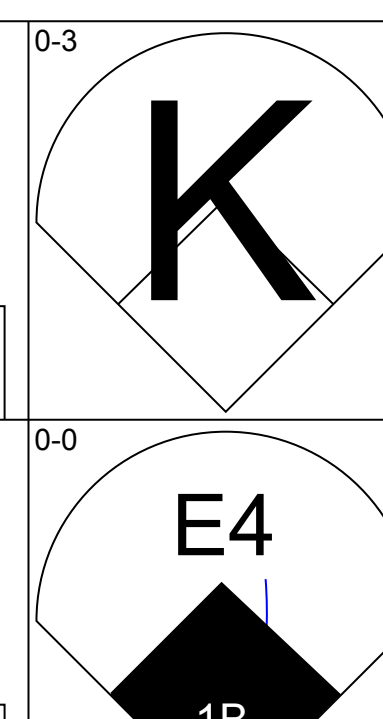
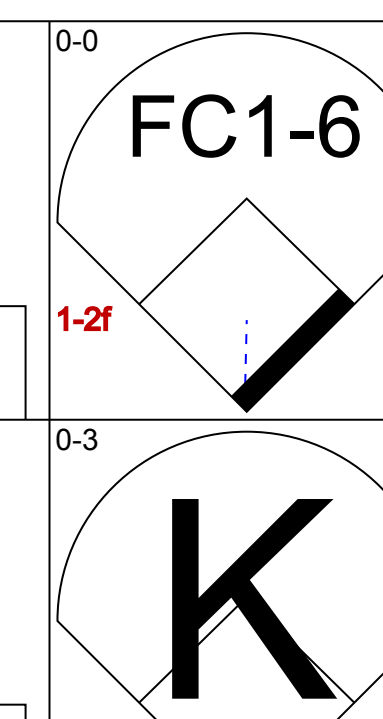
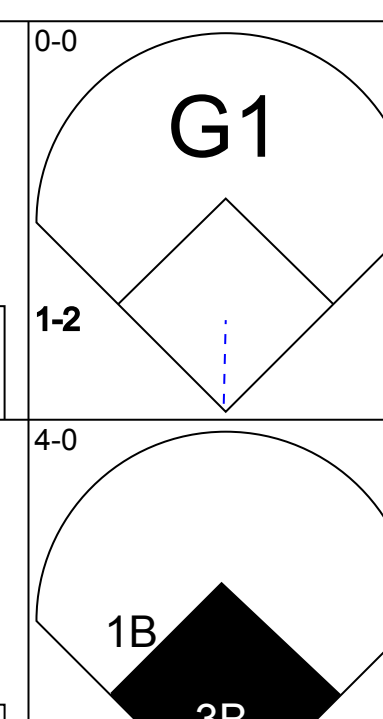
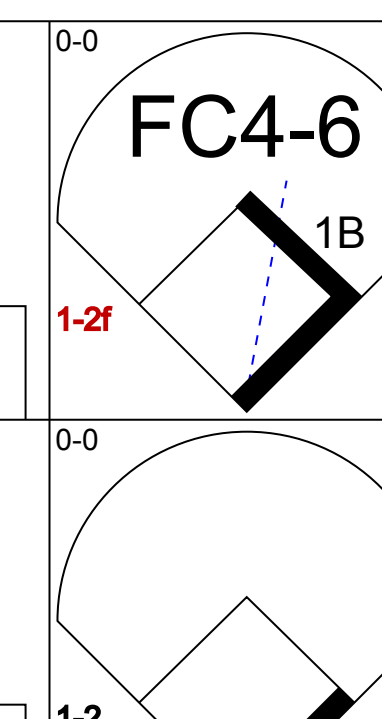
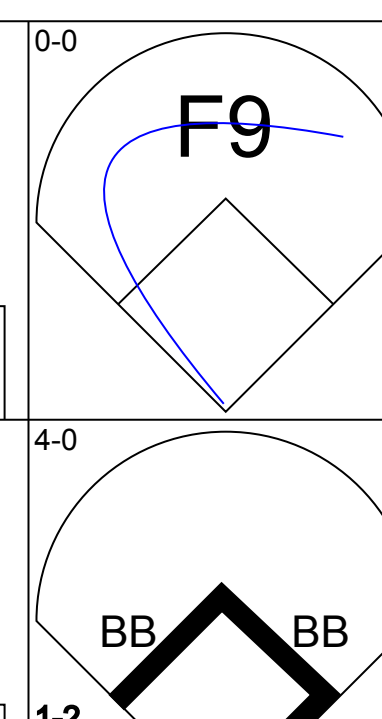
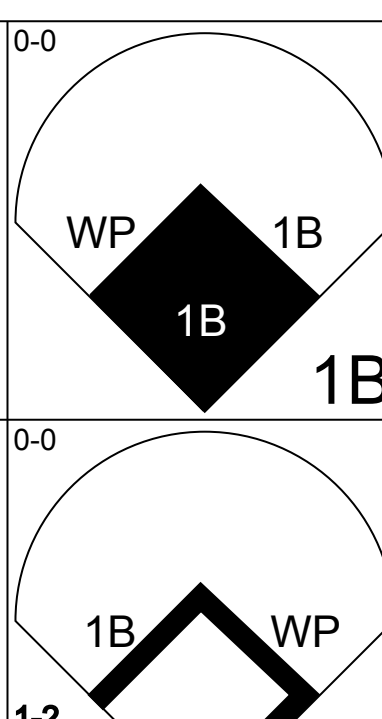
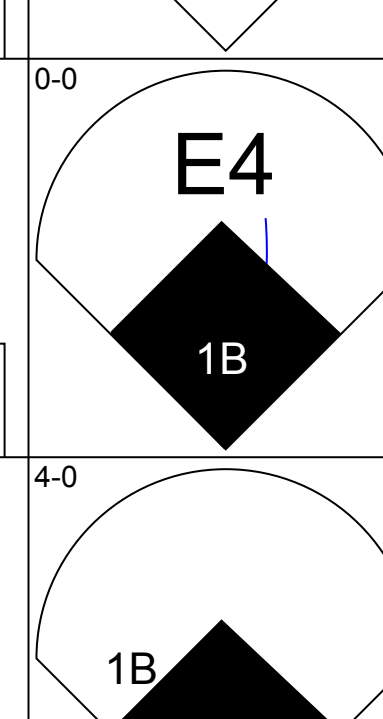
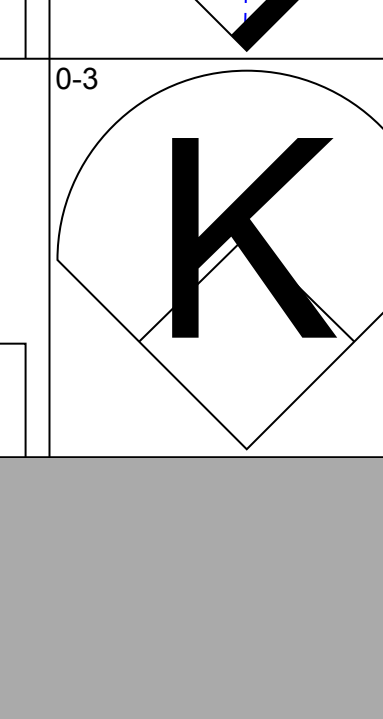
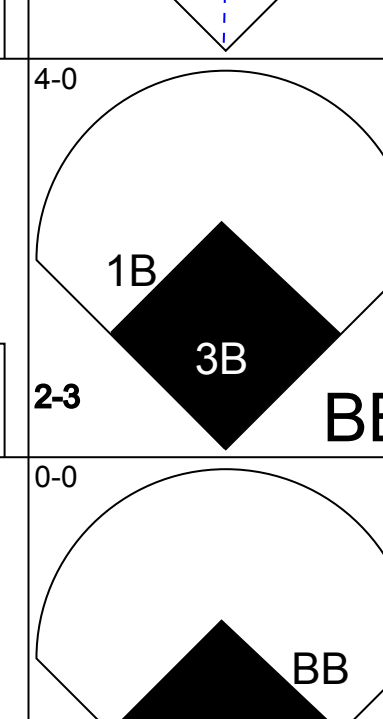
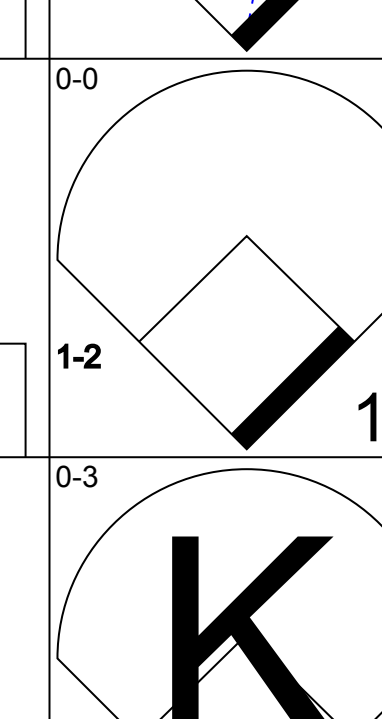
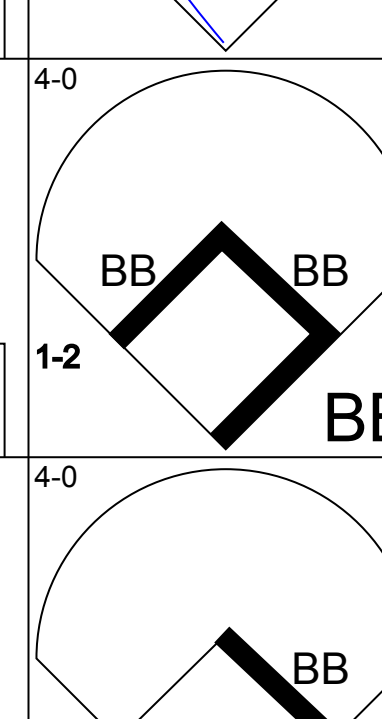
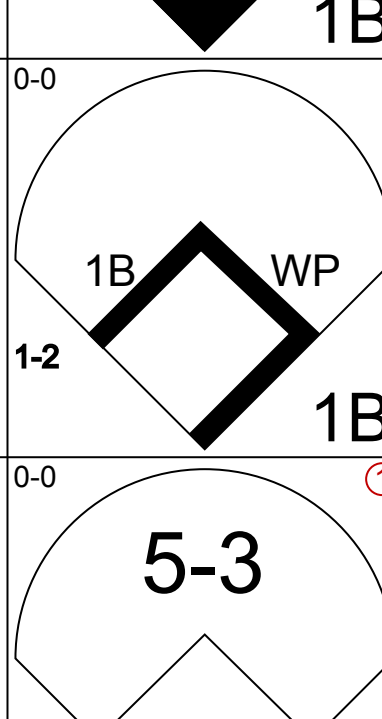
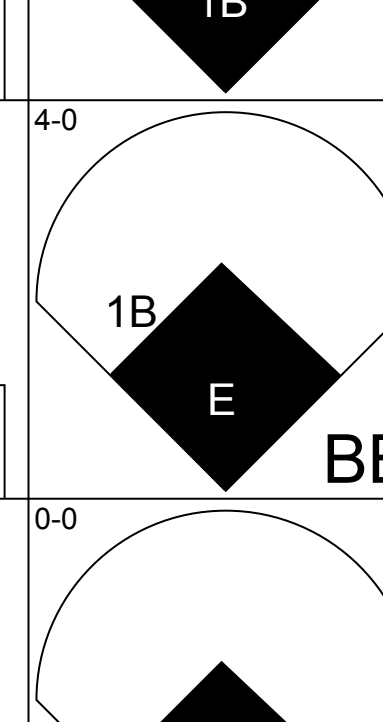
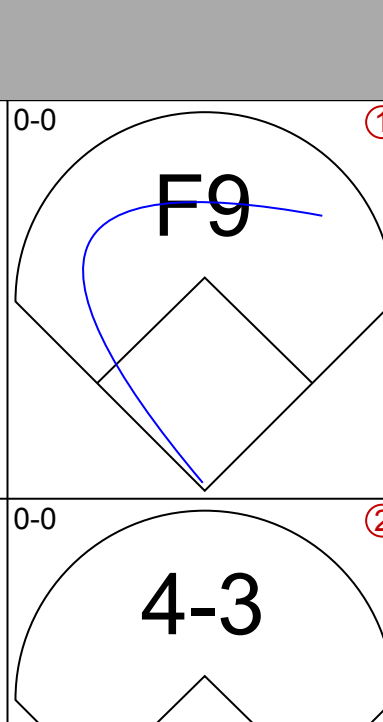
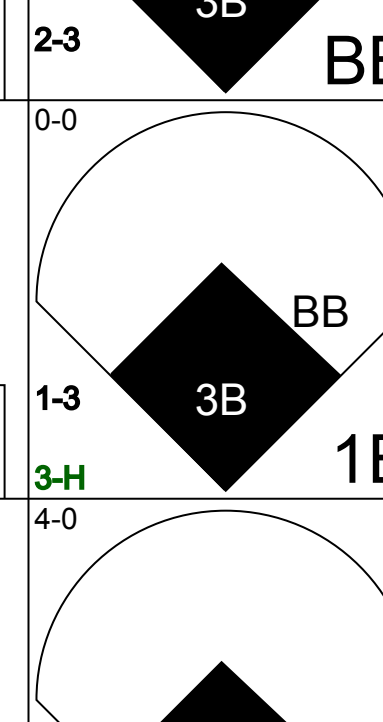
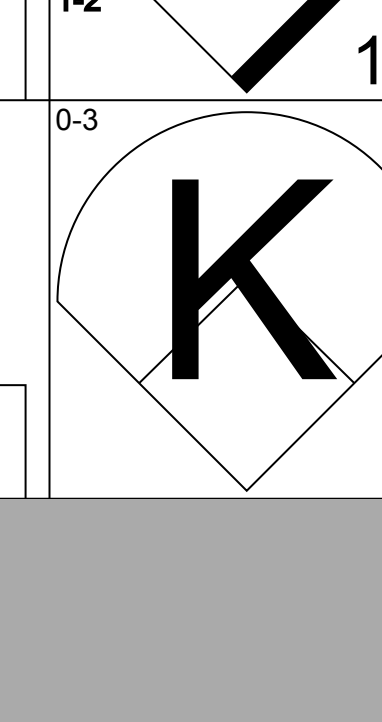
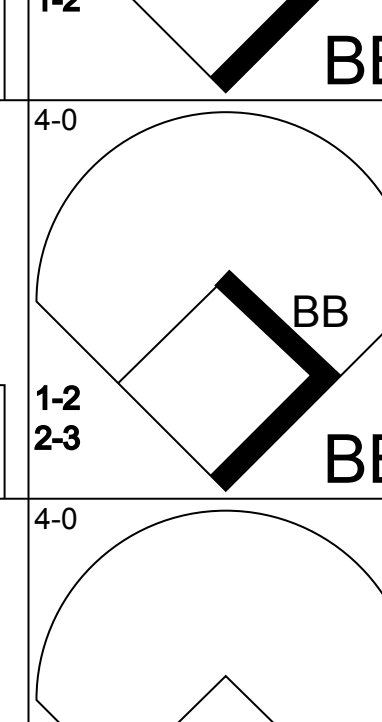
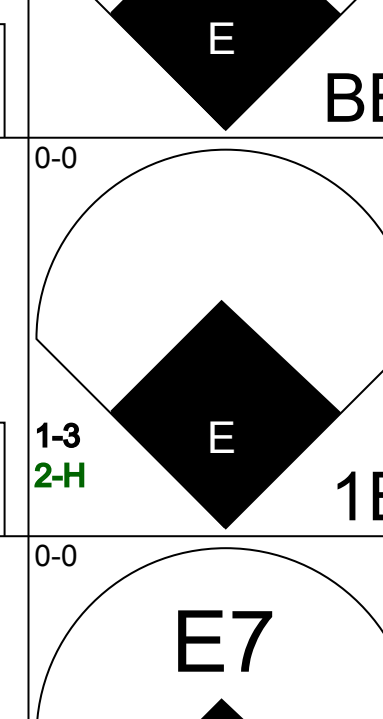
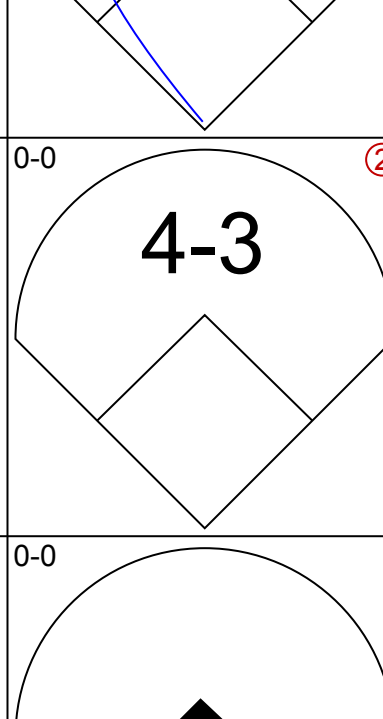
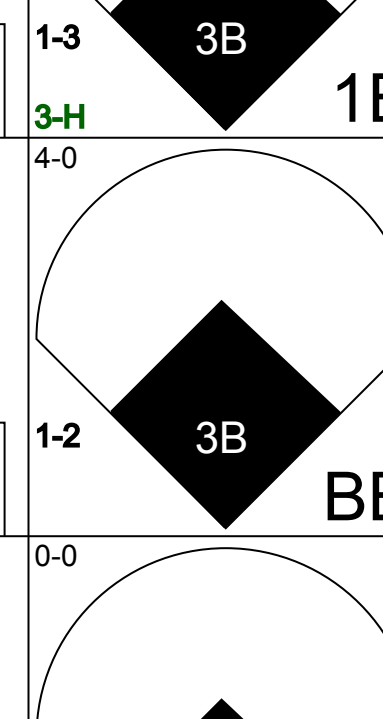

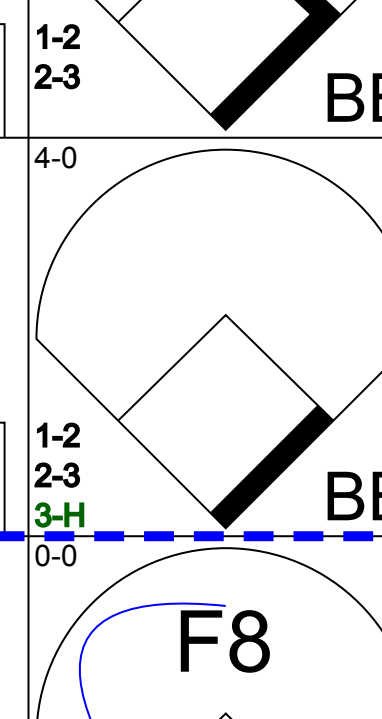
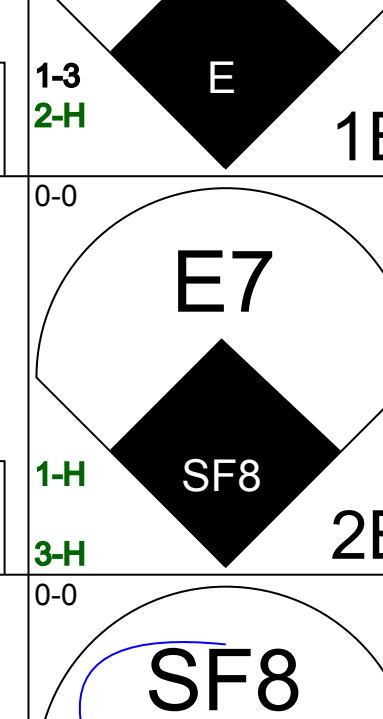
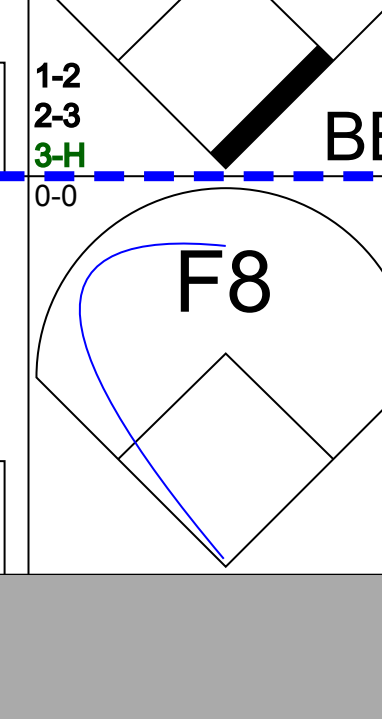
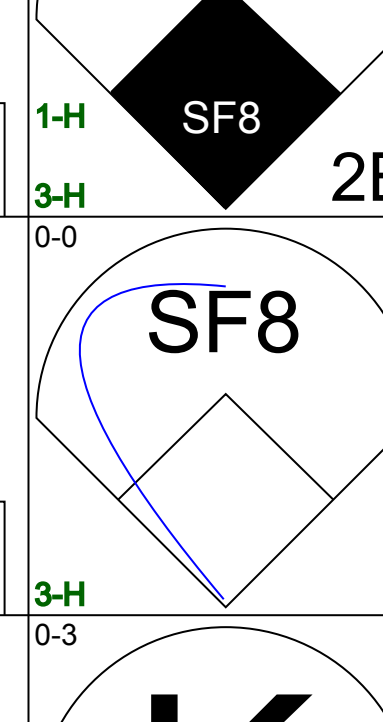
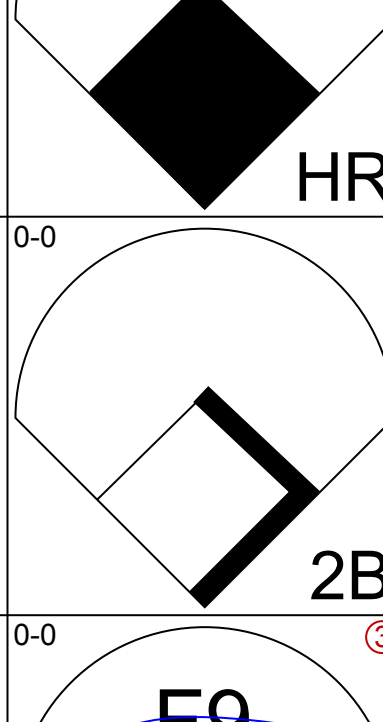
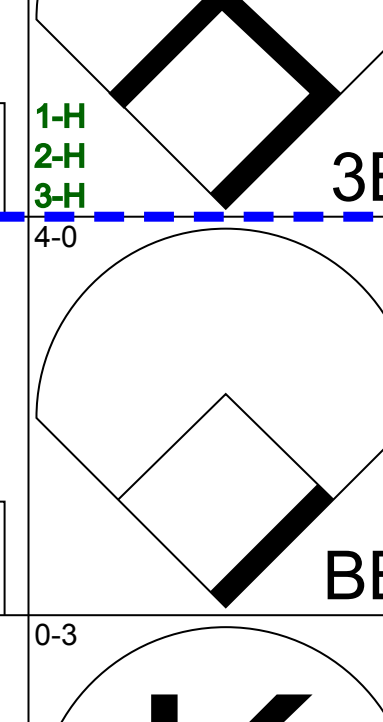

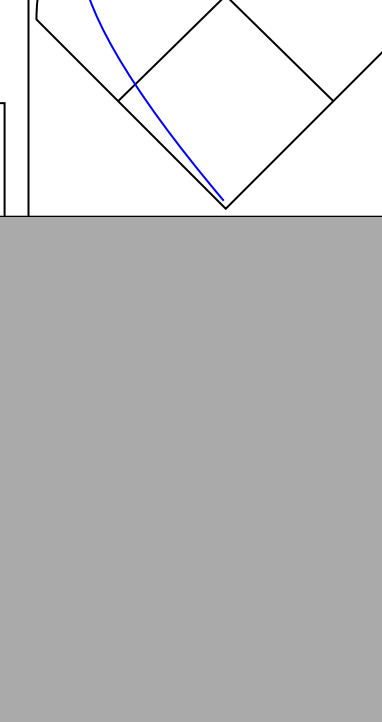
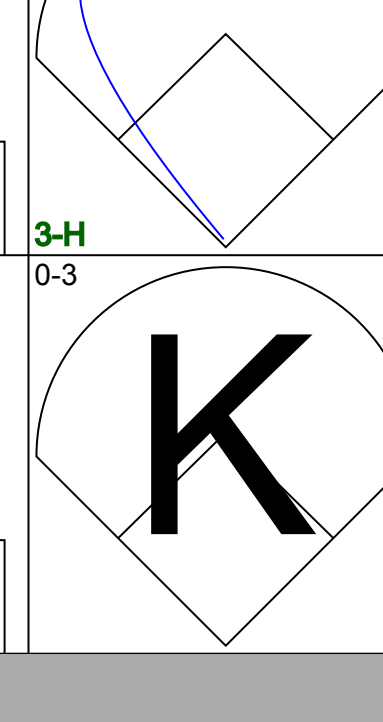
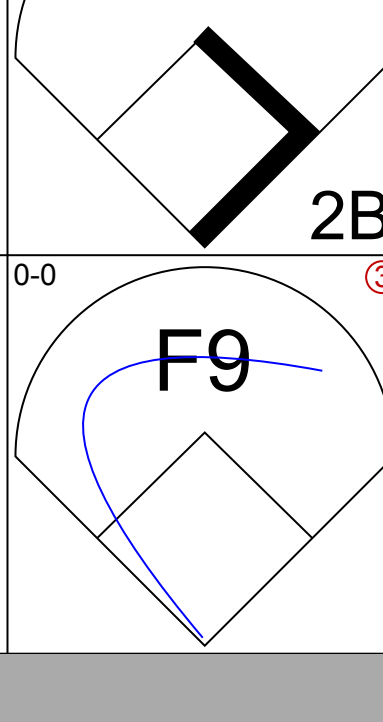
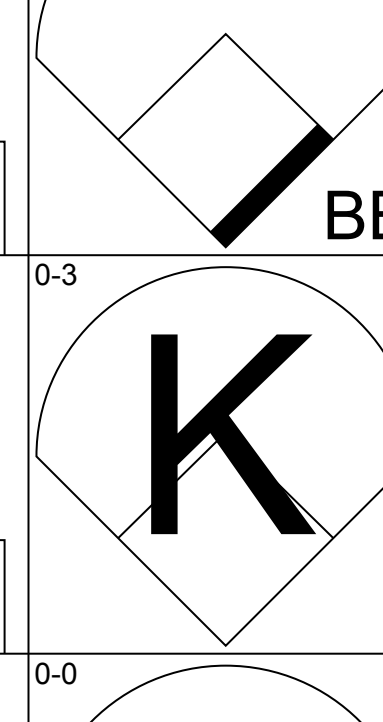


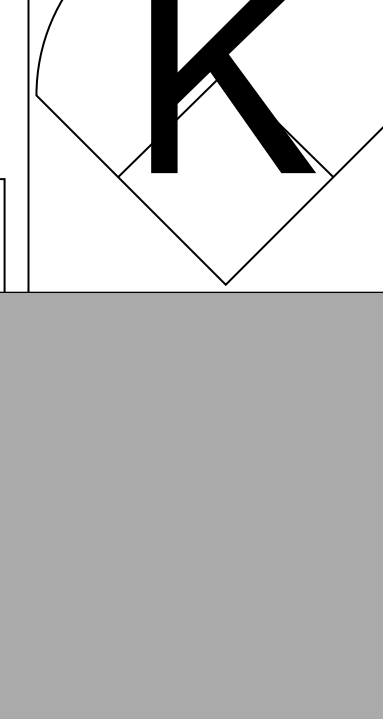
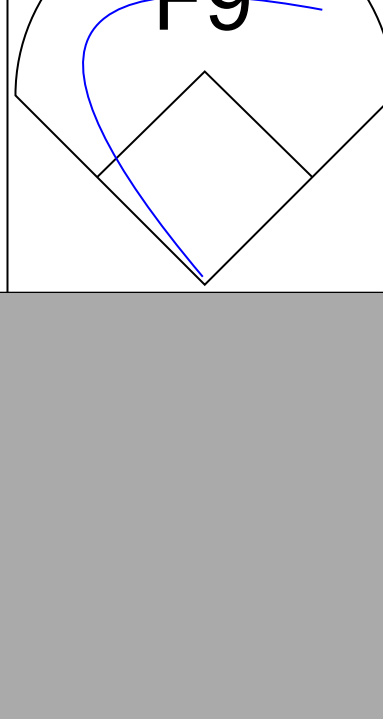
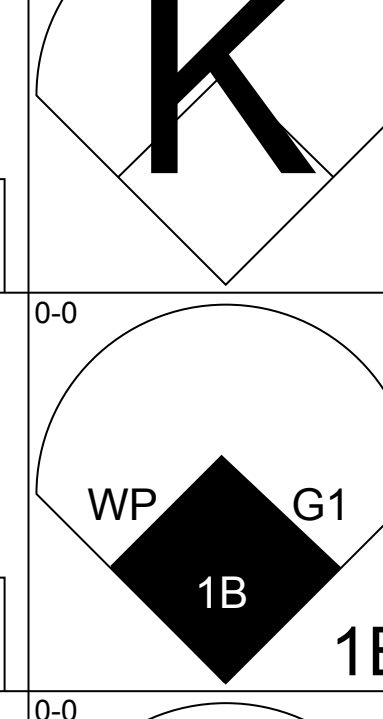
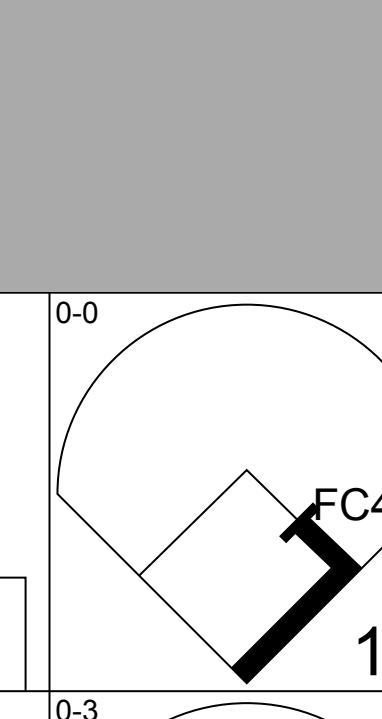
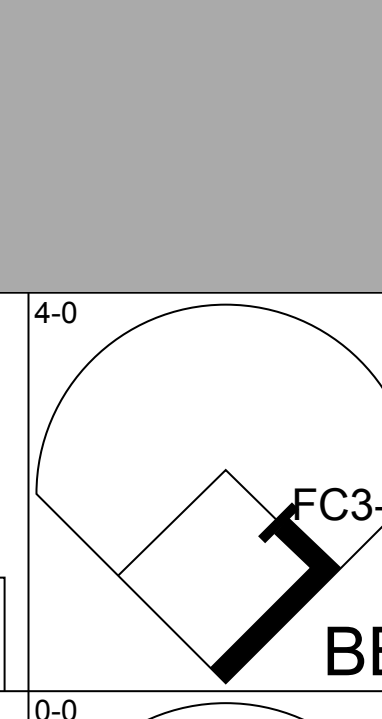


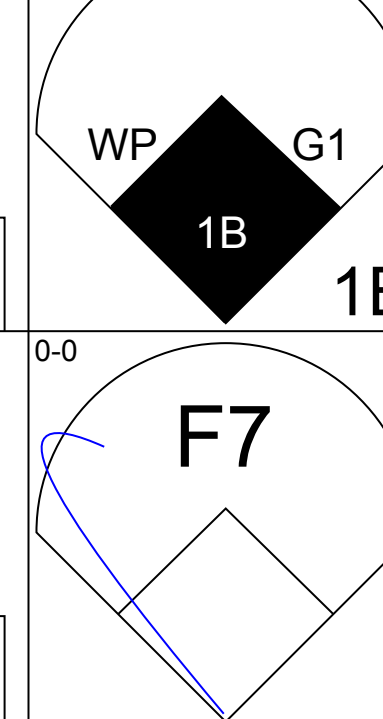
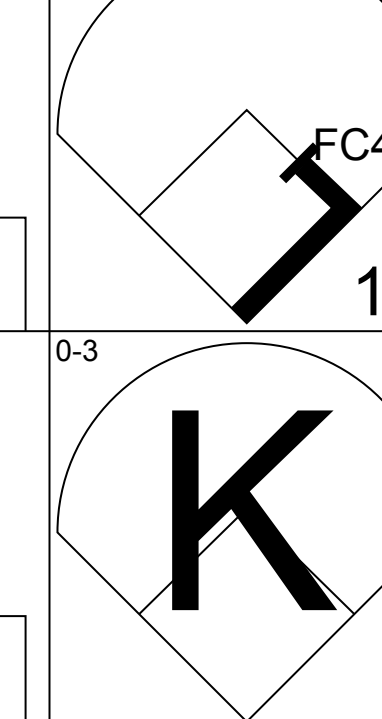
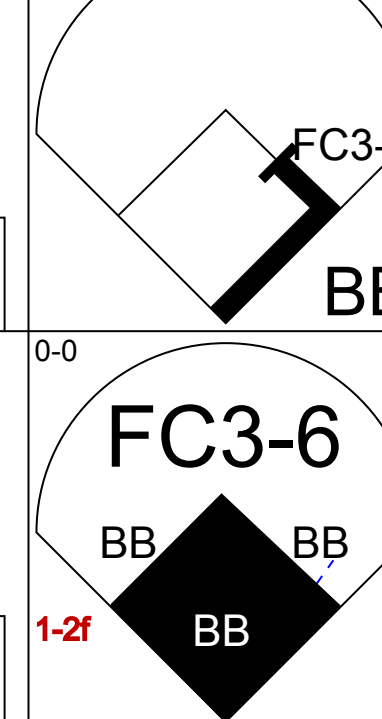
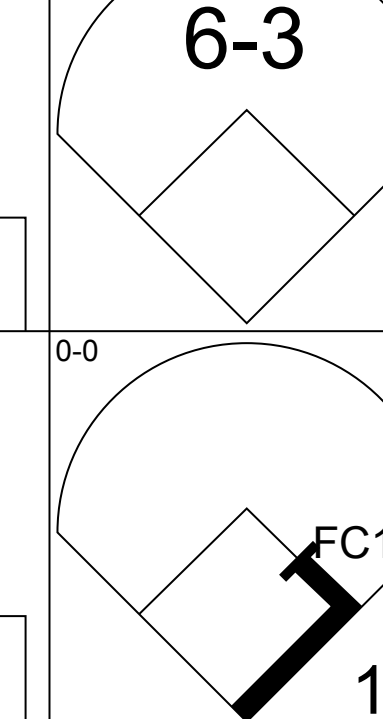
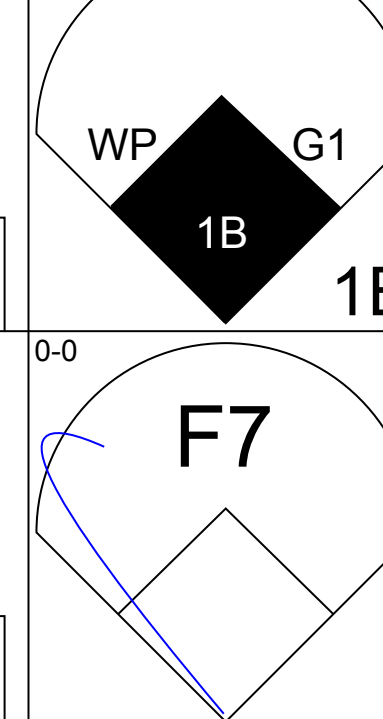
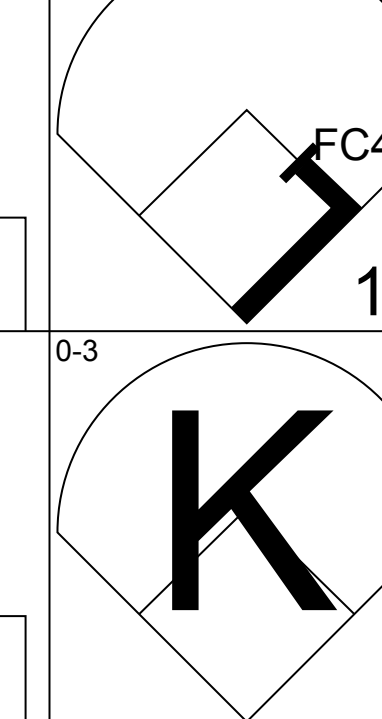
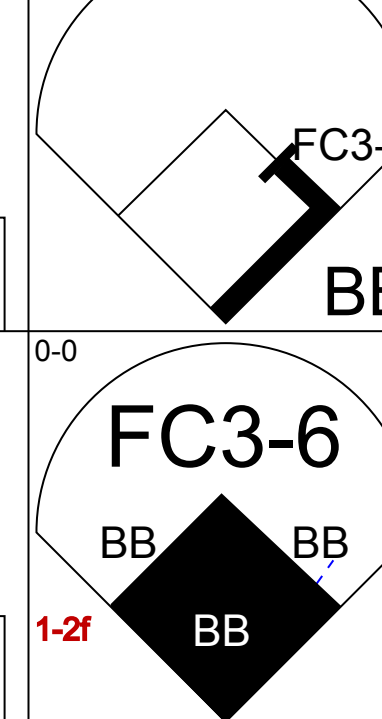

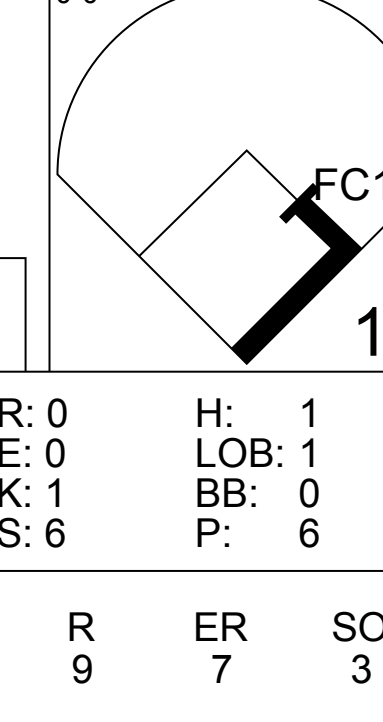
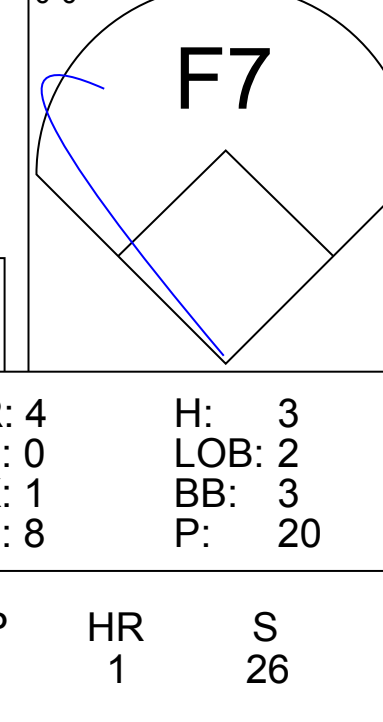
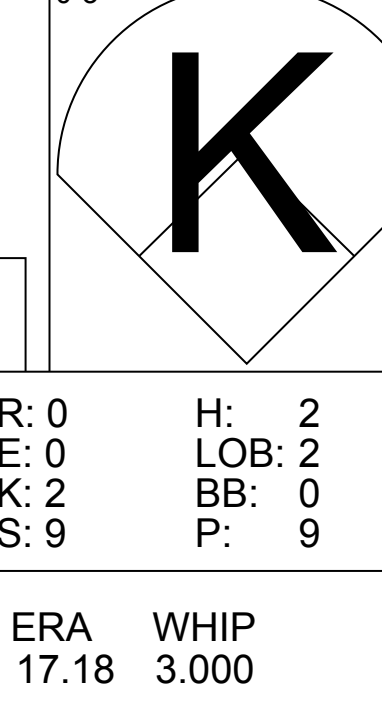
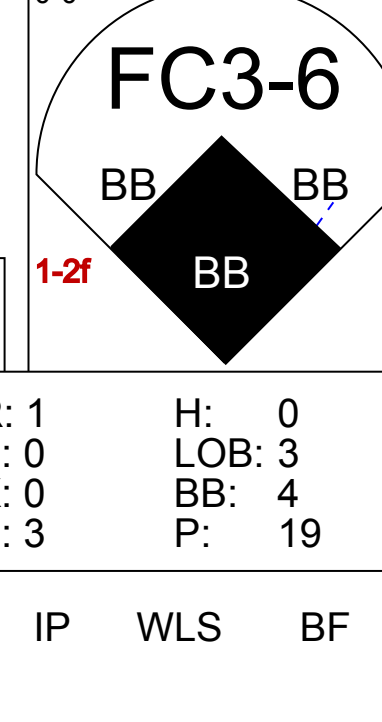
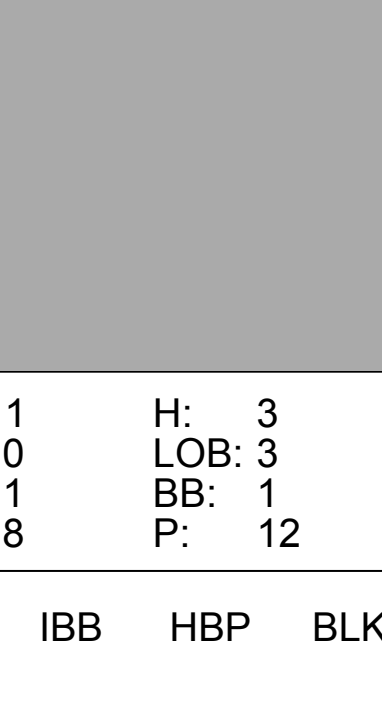


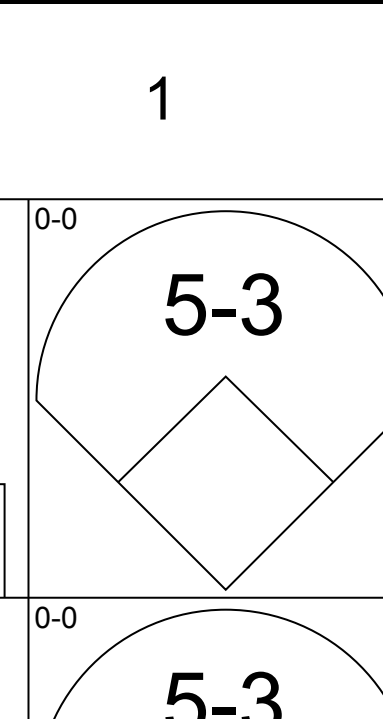
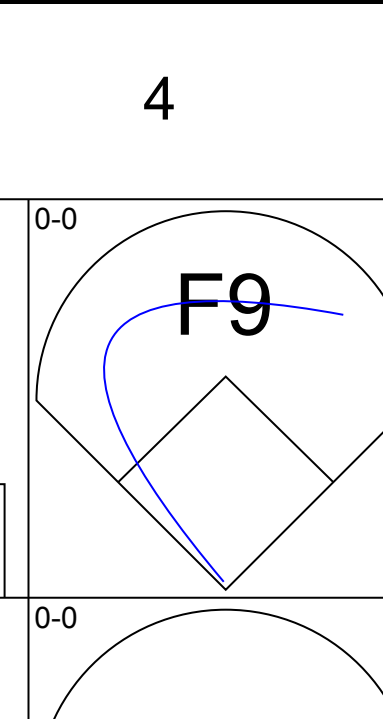
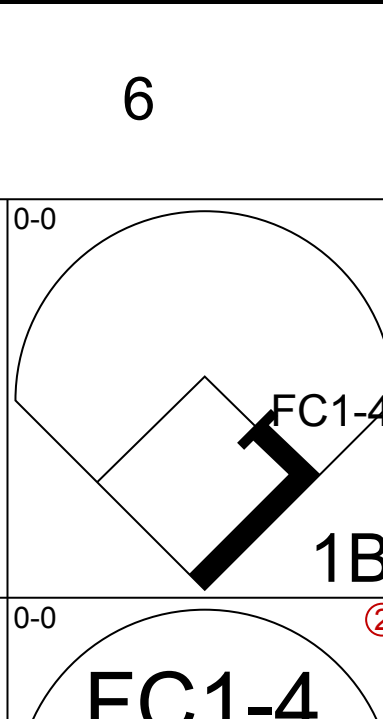
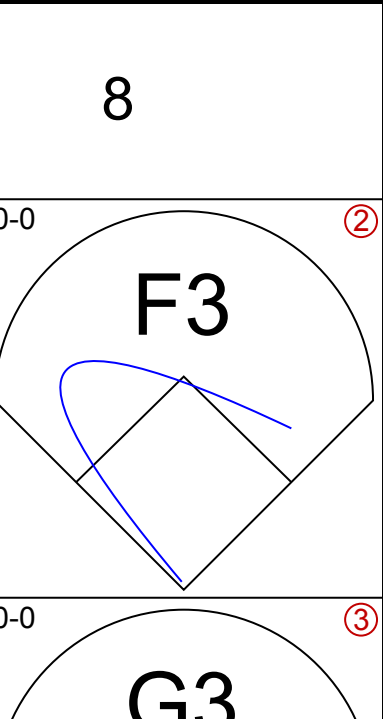
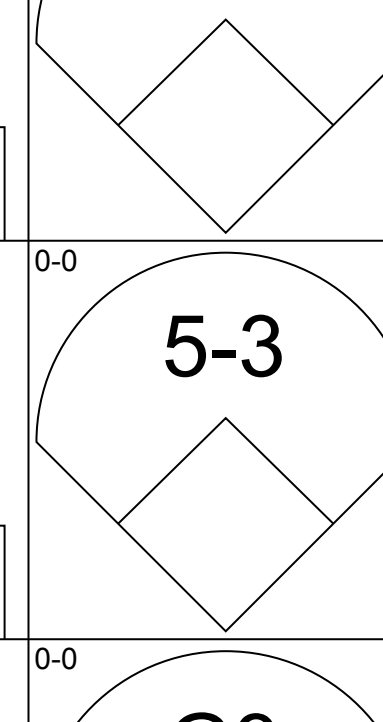
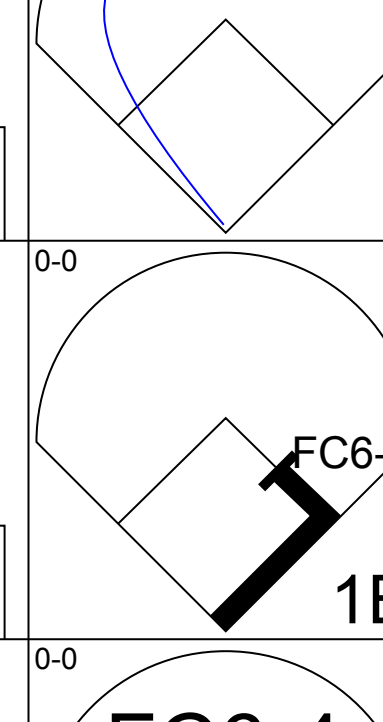
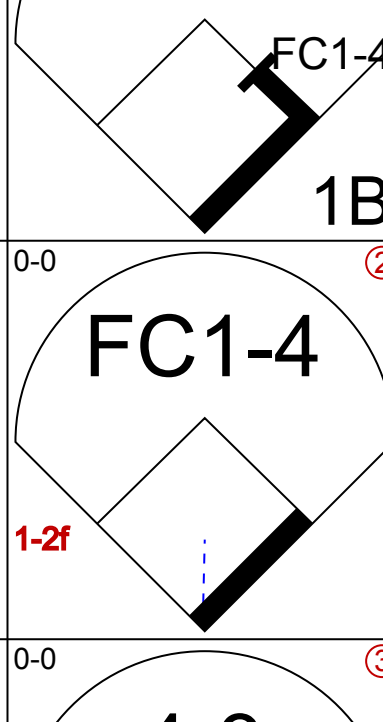
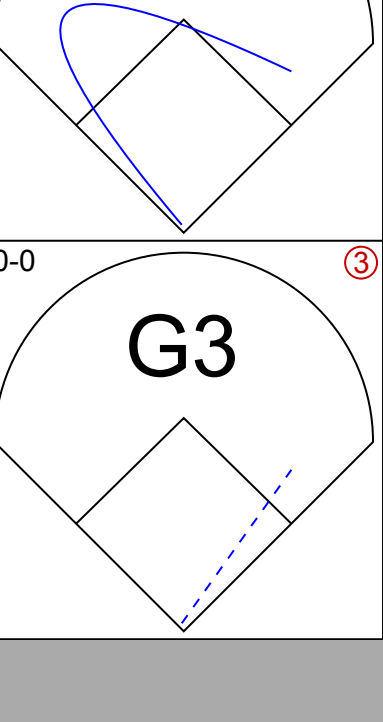
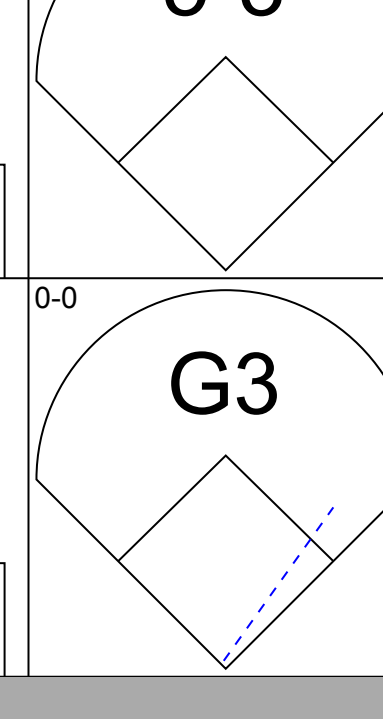
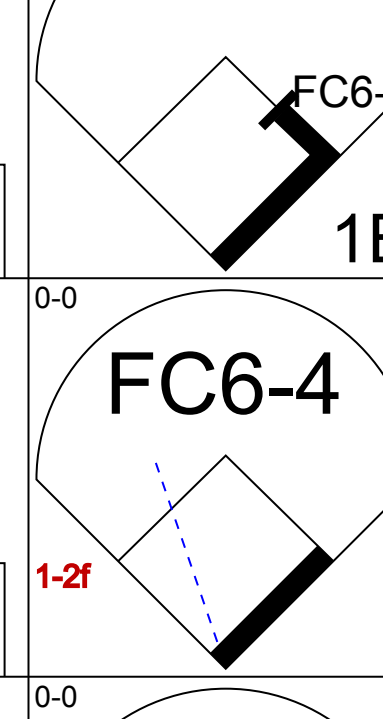
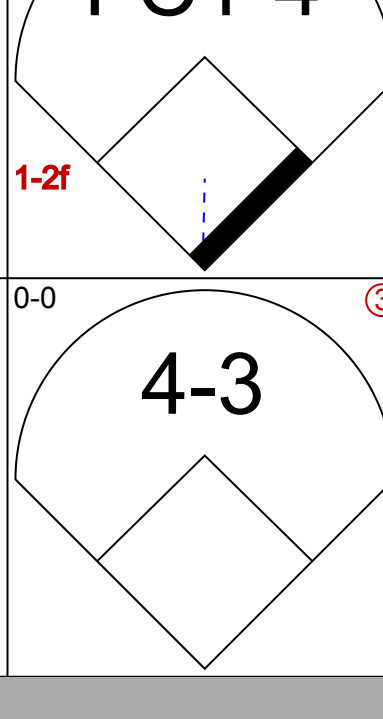
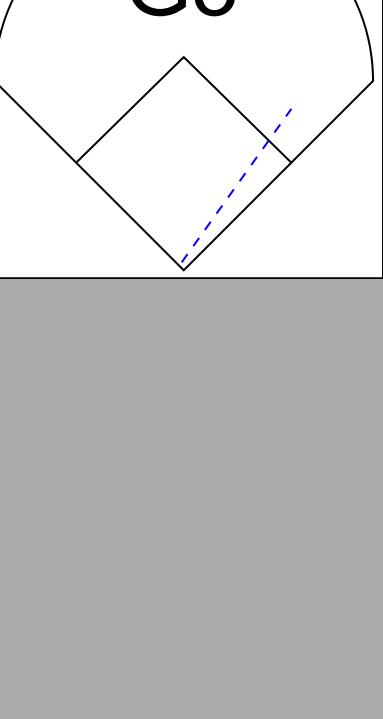

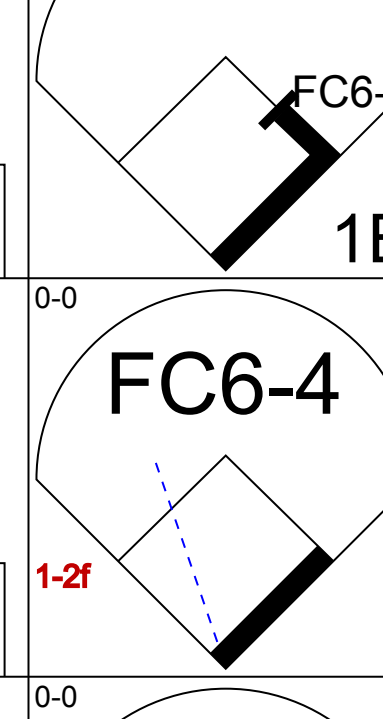

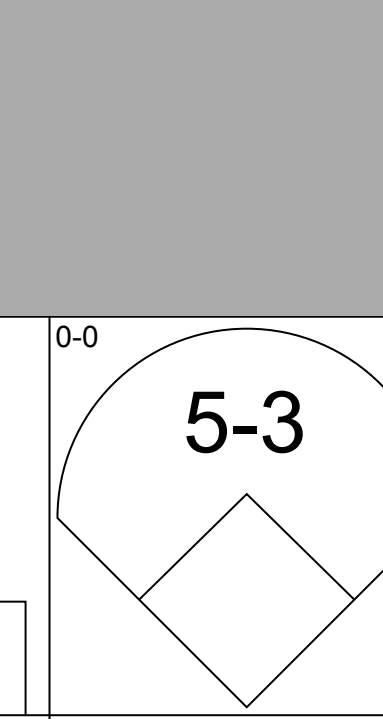

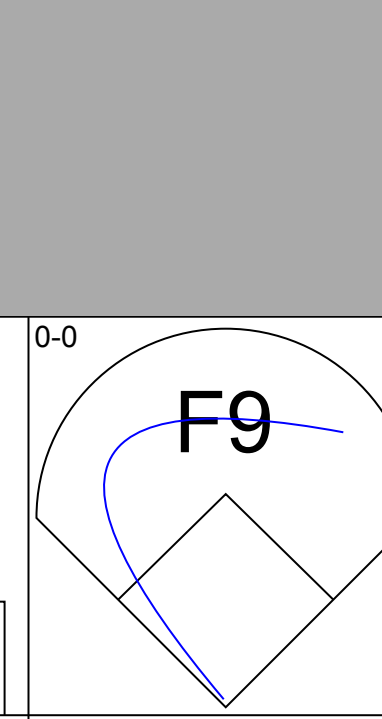
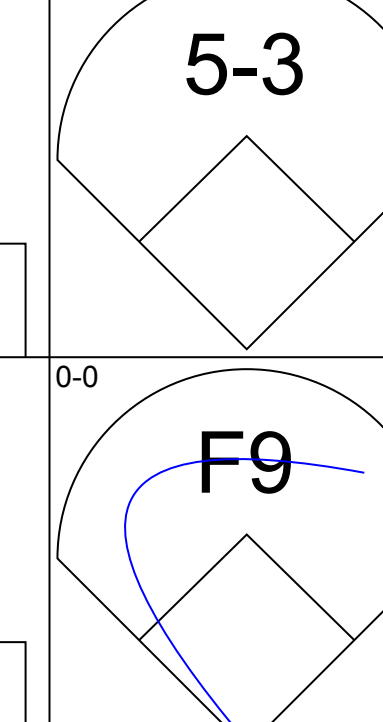
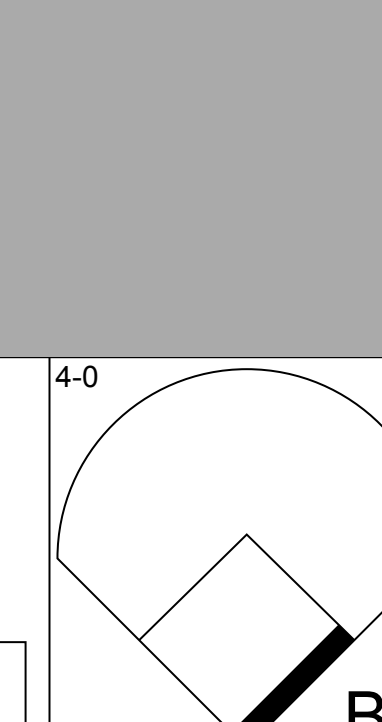
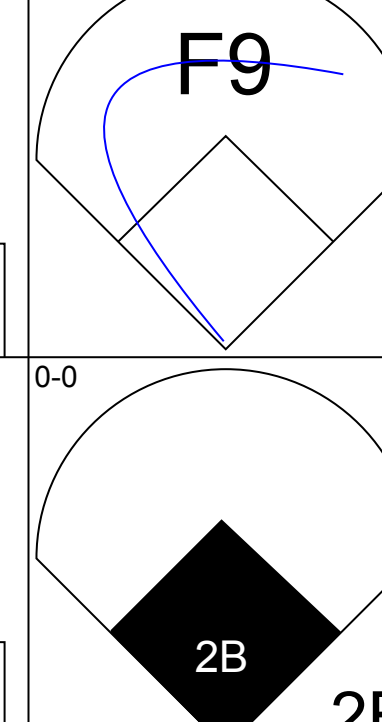


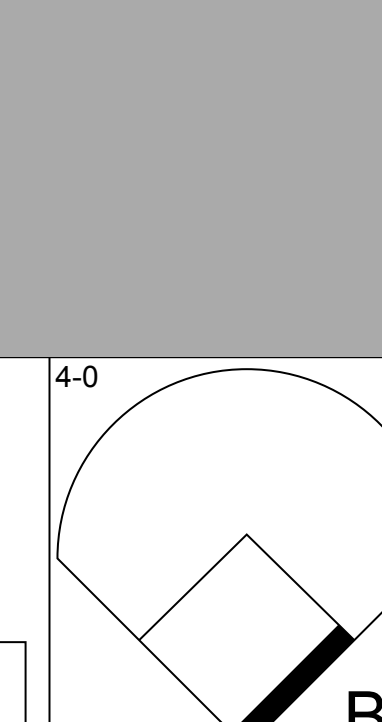
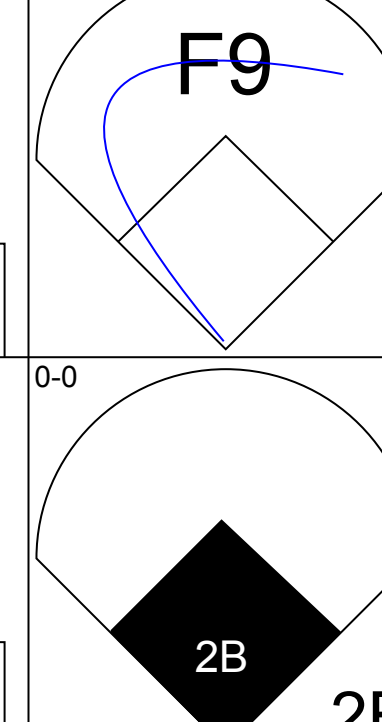

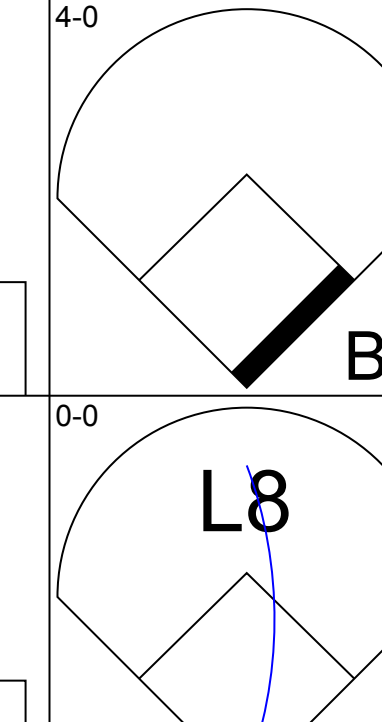
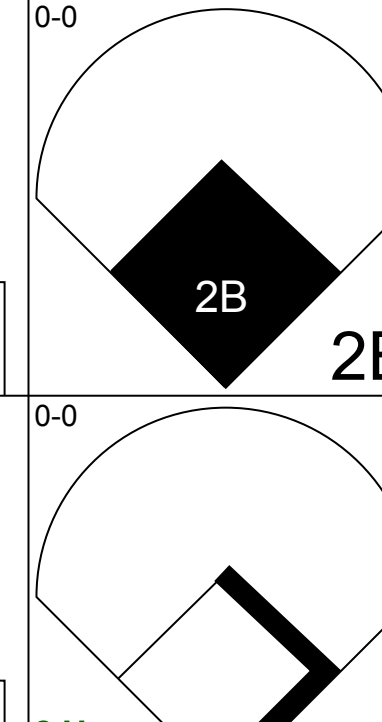
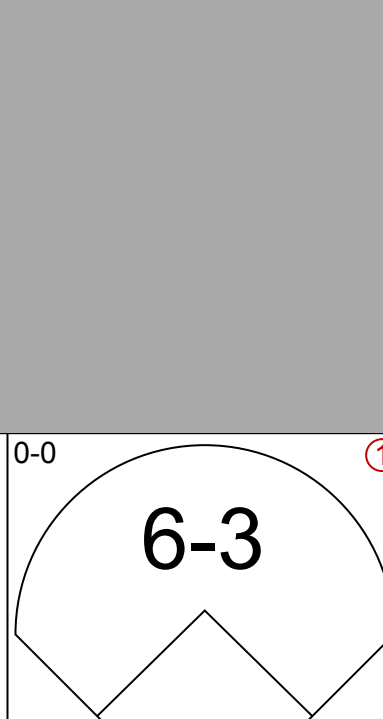


Batter	1	2	3	4	5	6	7	8	9	AB	R	H	RBI	BB	SO	LOB	BOTTOM	
Dave Collins, S OBP: 0.345, SLG: 0.345 (1, 7)	0-0 1-3 S 1B		0-0 1B 2B	0-0 CS 1B			0-0 G3			4	1	3	2	0	0	1		
Jerry Remy, L OBP: 0.320, SLG: 0.306 (1, 4)	0-3 K		0-0 2B	0-0 CS	0-0 G5-4-3 1B		0-3 K			2	1	1	0	0	1	1		
Dave Chalk, R OBP: 0.308, SLG: 0.251 (4, PH) (5, 6)	1-2 K		0-0 BB SF 1B	0-0 CS	0-0 G5-4-3 1B		0-3 K			2	0	1	0	0	1	1		
Tommy Davis, R OBP: 0.327, SLG: 0.327 (1, 10)	0-0 1-3		0-0 SF BB 1B		0-0 G5-4-3 1B		0-3 K			3	0	1	1	0	0	2		
Bruce Bochte, L OBP: 0.345, SLG: 0.299 (6, PH)	2-3 1-3		0-0 SF BB 1B		0-0 G5-4-3 1B		0-3 K			1	0	0	0	0	1	0		
Bill Melton, R OBP: 0.302, SLG: 0.345 (1, 5)	0-0 F6		0-0 SF BB		0-0 5-3		0-0 4-3			3	0	0	0	1	0	1		
Tony Solaita, L OBP: 0.359, SLG: 0.419 (1, 3)		0-0 4-3	0-0 SF 1B		0-0 CS 1B		0-3 K			3	0	1	1	0	1	0		
Rusty Torres, S OBP: 0.291, SLG: 0.351 (1, 8)		0-0 5-3	0-0 L5		0-0 K		0-3 K			3	0	0	0	0	1	4		
Leroy Stanton, R OBP: 0.267, SLG: 0.278 (1, 9)		0-3 K	0-0 8-2		0-0 L8		0-0 L8			3	0	0	0	0	1	4		
Mario Guerrero, R OBP: 0.289, SLG: 0.312 (5, 4)			0-0 2B 2B 1B		0-0 4-3		0-0 CS 1B			3	1	2	0	0	0	0		
Andy Etchebarren, R OBP: 0.293, SLG: 0.257 (1, 2)			0-0 2B 2B		0-3 K		0-3 K			3	1	1	0	0	2	1		
Inning Stats	R: 0 E: 0 K: 1 S: 6	H: 1 LOB: 1 BB: 0 P: 6	R: 0 E: 0 K: 1 S: 5	H: 0 LOB: 0 BB: 0 P: 5	R: 4 E: 1 K: 0 S: 8	H: 5 LOB: 2 BB: 1 P: 12	R: 0 E: 0 K: 1 S: 5	H: 1 LOB: 0 BB: 0 P: 5	R: 0 E: 0 K: 2 S: 8	H: 1 LOB: 1 BB: 0 P: 8	R: 0 E: 0 K: 2 S: 7	H: 0 LOB: 0 BB: 0 P: 7	R: 0 E: 0 K: 2 S: 7	H: 0 LOB: 0 BB: 0 P: 7	1B: 8 2B: 3 3B: 0 HR: 0	SF: 1 SAC: 0 DP: 2 HBP: 0	WP: 0 PB: 0 SB: 1 CS: 2	PA: 34
PITCHER Dave Roberts, L ERA: 4.02 Dave Lemanczyk, R ERA: 5.16 (1, 1) (4, 1)	IP: 3.0 WLS: L BF: 16 H: 6 R: 4 ER: 4 SO: 2 BB: 1 IBB: 0 HBP: 0 BLK: 0 WP: 0 HR: 0 S: 19 P: 23 ERA: 12.00 WHIP: 2.333															PITCHER		

Detroit Tigers @ California Angels
Anaheim Stadium, Anaheim, CA
Wed Sep 01 1976, 10:05 PM EDT
Att: 10,720 - Unknown

AB 30
R 4
H 10
RBI 4
BB 1
SO 8
LOB 15



Batter	1	2	3	4	5	6	7	8	9	AB	R	H	RBI	BB	SO	LOB	TOP		
Von Joshua, L (1, 8) OBP: 0.286, SLG: 0.342										6	1	1	0	0	1	4	<p>Milwaukee Brewers @ Detroit Tigers</p> <p>Tiger Stadium, Detroit, MI</p> <p>Fri Sep 03 1976, 7:05 PM EDT</p> <p>Att: 32,951 - Unknown</p>		
Robin Yount, R (1, 6) OBP: 0.310, SLG: 0.319										4	2	2	0	2	1	1			
George Scott, R (1, 3) OBP: 0.328, SLG: 0.403										3	2	1	1	2	1	2			
Dan Thomas, R (7, PR) OBP: 0.200, SLG: 0.400										1	0	0	0	0	0	2			
Bernie Carbo, L (1, 10) OBP: 0.357, SLG: 0.367										3	2	1	1	1	1	0			
Don Money, R (7, PH) OBP: 0.337, SLG: 0.419										1	0	1	2	1	0	0			
Bill Sharp, L (9, PR) OBP: 0.289, SLG: 0.268										0	0	0	0	0	0	0			
Mike Hegan, L (1, 7) OBP: 0.335, SLG: 0.419										5	2	4	6	1	0	3			
Sixto Lezcano, R (1, 9) OBP: 0.358, SLG: 0.413										4	0	2	1	1	1	4			
Darrell Porter, L (1, 2) OBP: 0.313, SLG: 0.313										6	0	0	0	0	4	8			
Jim Gantner, L (1, 5) OBP: 0.600, SLG: 0.500										4	1	2	0	1	1	1			
Tim Johnson, L (1, 4) OBP: 0.323, SLG: 0.306										5	1	1	0	0	1	4			
Inning Stats	R: 4 E: 2 K: 2 S: 10	H: 2 LOB: 0 BB: 1 P: 14	R: 0 E: 0 K: 1 S: 6	H: 1 LOB: 1 BB: 0 P: 6	R: 1 E: 0 K: 0 S: 5	H: 2 LOB: 1 BB: 0 P: 5	R: 4 E: 0 K: 1 S: 8	H: 3 LOB: 2 BB: 3 P: 20	R: 0 E: 0 K: 2 S: 9	H: 2 LOB: 2 BB: 0 P: 9	R: 0 E: 0 K: 0 S: 3	H: 1 LOB: 1 BB: 4 P: 19	R: 0 E: 0 K: 2 S: 8	H: 1 LOB: 1 BB: 0 P: 8	R: 1 E: 0 K: 1 S: 8	H: 3 LOB: 3 BB: 1 P: 12	1B: 11 2B: 2 3B: 1 HR: 1	SF: 1 SAC: 0 DP: 0 HBP: 0	WP: 2 PA: 52 PB: 0 SB: 0 CS: 0
PITCHER	IP WLS BF H R ER SO BB IBB HBP BLK WP HR S P ERA WHIP																		
Mark Fidrych, R (1, 1) ERA: 2.35	3.2 L 23 8 9 7 3 3 0 0 0 0 1 1 26 38 17.18 3.000																		
Bill Laxton, L (4, 1) ERA: 4.22	3.0 17 3 1 1 5 5 0 0 0 0 0 0 22 42 3.00 2.667																		
Steve Grilli, R (7, 1) ERA: 5.21	2.1 12 4 1 1 3 1 0 0 0 1 0 0 17 21 3.86 2.143																		

Batter	1	2	3	4	5	6	7	8	9	AB	R	H	RBI	BB	SO	LOB	BOTTOM				
Ron LeFlore, R (1, 8) OBP: 0.377, SLG: 0.407										4	0	1	0	0	0	0	<p>Milwaukee Brewers @ Detroit Tigers</p> <p>Tiger Stadium, Detroit, MI</p> <p>Fri Sep 03 1976, 7:05 PM EDT</p> <p>Att: 32,951 - Unknown</p>				
Bruce Kimm, R (1, 2) OBP: 0.328, SLG: 0.339										4	0	1	0	0	1						
Rusty Staub, L (1, 9) OBP: 0.386, SLG: 0.429										4	0	0	0	0	2						
Willie Horton, R (1, 10) OBP: 0.338, SLG: 0.401										4	1	1	1	0	0	1					
Alex Johnson, R (1, 7) OBP: 0.297, SLG: 0.352										3	1	1	0	1	0	0					
Mickey Stanley, R (1, 3) OBP: 0.296, SLG: 0.438										4	0	1	1	0	0	1					
Pedro Garcia, R (1, 4) OBP: 0.233, SLG: 0.300										3	0	0	0	0	2						
Mark Wagner, R (1, 6) OBP: 0.318, SLG: 0.293										3	0	0	0	0	1	2					
Phil Mankowski, L (1, 5) OBP: 0.231, SLG: 0.231										3	0	0	0	0	0	0					
Inning Stats	R: 0 E: 0 K: 0 S: 3	H: 0 LOB: 0 BB: 0 P: 3	R: 0 E: 0 K: 0 S: 3	H: 0 LOB: 0 BB: 0 P: 3	R: 0 E: 0 K: 1 S: 5	H: 0 LOB: 0 BB: 0 P: 5	R: 0 E: 0 K: 0 S: 4	H: 1 LOB: 1 BB: 0 P: 4	R: 0 E: 0 K: 0 S: 3	H: 0 LOB: 1 BB: 1 P: 7	R: 0 E: 0 K: 0 S: 4	H: 1 LOB: 1 BB: 0 P: 4	R: 1 E: 0 K: 0 S: 5	H: 2 LOB: 1 BB: 0 P: 5	R: 0 E: 0 K: 0 S: 3	H: 0 LOB: 0 BB: 0 P: 3		R: 1 E: 0 K: 0 S: 4	H: 1 LOB: 0 BB: 0 P: 4	1B: 2 2B: 2 3B: 0 HR: 1	SF: 0 SAC: 0 DP: 0 HBP: 0
PITCHER	IP WLS BF H R ER SO BB IBB HBP BLK WP HR S P ERA WHIP																				
Jerry Augustine, L (1, 1) ERA: 3.03	9.0 W 33 5 2 2 1 1 0 0 0 0 0 1 34 38 2.00 0.667																				

Batter	1	2	3	4	5	6	7	8	9	AB	R	H	RBI	BB	SO	LOB	TOP		
Von Joshua, L OBP: 0.287, SLG: 0.343	E8 CS 1B						F8			4	0	2	0	0	1	1	Milwaukee Brewers @ Detroit Tigers Tiger Stadium, Detroit, MI Sat Sep 04 1976, 3:33 AM EDT Att: 10,303 - Unknown		
Robin Yount, R OBP: 0.308, SLG: 0.317	5-3		F7				F3			4	0	0	0	0	1	3			
George Scott, R OBP: 0.329, SLG: 0.402				6-3				6-3		3	0	1	0	1	0	0			
Bernie Carbo, L OBP: 0.351, SLG: 0.360	F7			6-3			K	F6		4	0	0	0	0	1	2			
Mike Hegan, L OBP: 0.339, SLG: 0.418		G3		1B BB			K			3	0	1	0	1	1	1			
Sixto Lezcano, R OBP: 0.359, SLG: 0.414	F2			1B				K		4	0	2	0	0	1	1			
Darrell Porter, L OBP: 0.310, SLG: 0.309	L4			F9			G3			4	0	0	0	0	0	5			
Jim Gantner, L OBP: 0.556, SLG: 0.429			F8					6-3 BB		3	0	1	0	1	0	1			
Tim Johnson, L OBP: 0.319, SLG: 0.301	F7			F7			G3-6-1 1-2			3	0	0	0	0	0	2			
Inning Stats	R: 0 E: 1 K: 0 S: 3	H: 1 LOB: 1 BB: 1 P: 7	R: 0 E: 0 K: 0 S: 3	H: 0 LOB: 0 BB: 0 P: 3	R: 0 E: 0 K: 0 S: 4	H: 1 LOB: 1 BB: 0 P: 4	R: 0 E: 0 K: 0 S: 4	H: 1 LOB: 2 BB: 1 P: 8	R: 0 E: 0 K: 2 S: 6	H: 2 LOB: 2 BB: 0 P: 9	R: 0 E: 0 K: 0 S: 2	H: 0 LOB: 0 BB: 1 P: 6	R: 0 E: 0 K: 1 S: 5	H: 0 LOB: 0 BB: 0 P: 5	R: 0 E: 0 K: 1 S: 6	H: 1 LOB: 1 BB: 0 P: 6	1B: 7 2B: 0 3B: 0 HR: 0	SF: 0 SAC: 0 DP: 1 HBP: 0	WP: 0 PA: 35 PB: 0 SB: 0 CS: 1
PITCHER Vern Ruhle, R ERA: 3.53	IP: 9.0 WLS: W BF: 35 H: 7 R: 0 ER: 0 SO: 5 BB: 3 IBB: 0 HBP: 0 BLK: 0 WP: 0 HR: 0 S: 42 P: 54 ERA: 0.00 WHIP: 1.111															PITCHER			

Batter	1	2	3	4	5	6	7	8	9	AB	R	H	RBI	BB	SO	LOB	BOTTOM		
Ron LeFlore, R OBP: 0.377, SLG: 0.407	G3 S 1B BB		E S 4-3 1B				F8			3	2	1	0	1	1	0	Milwaukee Brewers @ Detroit Tigers Tiger Stadium, Detroit, MI Sat Sep 04 1976, 3:33 AM EDT Att: 10,303 - Unknown		
Mickey Stanley, R OBP: 0.295, SLG: 0.439	F4 1-2		4-3 1-H				5-3 1B 2B			4	1	1	1	0	0	1			
Rusty Staub, L OBP: 0.385, SLG: 0.426	G3 2-3						F5			3	0	0	0	1	0	2			
Willie Horton, R OBP: 0.340, SLG: 0.400			F7					6-3		3	1	1	1	1	0	1			
Alex Johnson, R OBP: 0.301, SLG: 0.359 Marvin Lane, R (9, 7)	3-H 2B 1B		F6					BB 1B		4	0	3	2	0	0	1			
Jason Thompson, L OBP: 0.333, SLG: 0.396	F7						3-1 1-3 2-H			0	0	0	0	0	0	0			
Bill Freehan, R OBP: 0.316, SLG: 0.415			F7					F6		3	0	1	0	1	0	0			
Mark Wagner, R OBP: 0.292, SLG: 0.267	F9							6-3		4	0	0	0	0	2	3			
Chuck Scrivener, R OBP: 0.283, SLG: 0.275								F7		3	0	0	0	0	2	1			
Inning Stats	R: 2 E: 0 K: 0 S: 5	H: 2 LOB: 1 BB: 1 P: 9	R: 0 E: 0 K: 1 S: 5	H: 0 LOB: 0 BB: 0 P: 5	R: 1 E: 0 K: 0 S: 4	H: 1 LOB: 1 BB: 1 P: 8	R: 0 E: 0 K: 3 S: 10	H: 1 LOB: 1 BB: 0 P: 10	R: 1 E: 0 K: 0 S: 5	H: 2 LOB: 2 BB: 1 P: 9	R: 0 E: 0 K: 0 S: 3	H: 0 LOB: 0 BB: 0 P: 3	R: 0 E: 0 K: 1 S: 5	H: 0 LOB: 0 BB: 0 P: 5	R: 0 E: 0 K: 1 S: 6	H: 1 LOB: 2 BB: 1 P: 10	1B: 4 2B: 3 3B: 0 HR: 0	SF: 0 SAC: 0 DP: 0 HBP: 0	WP: 0 PA: 35 PB: 0 SB: 2 CS: 0
PITCHER Bill Travers, L ERA: 2.38	IP: 8.0 WLS: L BF: 35 H: 7 R: 4 ER: 3 SO: 6 BB: 4 IBB: 0 HBP: 0 BLK: 0 WP: 0 HR: 0 S: 43 P: 59 ERA: 3.38 WHIP: 1.375															PITCHER			

Batter	1	2	3	4	5	6	7	8	9	AB	R	H	RBI	BB	SO	LOB	TOP					
Von Joshua, L (1, 8) OBP: 0.290, SLG: 0.345			4-3							4	2	2	1	1	0	1	Milwaukee Brewers @ Detroit Tigers Tiger Stadium, Detroit, MI Sun Sep 05 1976, 3:33 AM EDT Att: 9,896 - Unknown					
Robin Yount, R (1, 6) OBP: 0.305, SLG: 0.314										4	0	0	0	0	1	3						
Sixto Lezcano, R (1, 9) OBP: 0.360, SLG: 0.413										3	1	1	1	1	1	0						
Bernie Carbo, L (1, 10) OBP: 0.351, SLG: 0.357 Don Money, R (7, PH) OBP: 0.336, SLG: 0.418										2	1	0	0	1	1	1						
Mike Hegan, L (1, 3) OBP: 0.337, SLG: 0.414 Charlie Moore, R (9, PH) OBP: 0.333, SLG: 0.312 Gary Sutherland, R (9, 3) OBP: 0.263, SLG: 0.279										4	1	1	1	0	1	1						
Darrell Porter, L (1, 2) OBP: 0.306, SLG: 0.305										4	0	0	1	1	1	4						
Dan Thomas, R (1, 7) OBP: 0.556, SLG: 0.714										2	2	2	2	2	0	0						
Jim Gantner, L (1, 5) OBP: 0.536, SLG: 0.455										4	1	2	1	0	1	2						
Tim Johnson, L (1, 4) OBP: 0.322, SLG: 0.301 Jack Heidemann, R (3, PH) OBP: 0.252, SLG: 0.244										0	0	0	0	1	0	0						
Inning Stats	R: 6 E: 0 K: 0 S: 8	H: 5 LOB: 2 BB: 3 P: 20	R: 0 E: 0 K: 0 S: 3	H: 1 LOB: 0 BB: 0 P: 3	R: 1 E: 0 K: 0 S: 5	H: 2 LOB: 1 BB: 0 P: 5	R: 0 E: 0 K: 2 S: 7	H: 0 LOB: 0 BB: 0 P: 7	R: 0 E: 0 K: 1 S: 4	H: 0 LOB: 0 BB: 1 P: 8	R: 0 E: 0 K: 1 S: 3	H: 0 LOB: 0 BB: 2 P: 11	R: 0 E: 0 K: 1 S: 5	H: 0 LOB: 0 BB: 0 P: 5	R: 0 E: 0 K: 1 S: 5	H: 0 LOB: 2 BB: 2 P: 13		R: 1 E: 2 K: 1 S: 9	H: 0 LOB: 2 BB: 1 P: 13	1B: 7 2B: 1 3B: 0 HR: 0	SF: 2 SAC: 1 DP: 1 HBP: 0	WP: 0 PB: 0 SB: 1 CS: 3
PITCHER	IP WLS BF H R ER SO BB IBB HBP BLK WP HR S P ERA WHIP																					
Ray Bare, R (1, 1) ERA: 5.12	0.2 L 7 3 5 5 0 2 0 0 0 0 0 0 5 13 67.50 7.500																					
Jim Crawford, L (1, 1) ERA: 4.52	2.1 12 5 2 2 0 1 0 0 0 0 0 0 11 15 7.71 2.571																					
Ed Glynn, L (4, 1) ERA:	6.0 23 0 1 0 8 5 1 0 0 0 0 0 33 57 0.00 0.833																					

Batter	1	2	3	4	5	6	7	8	9	AB	R	H	RBI	BB	SO	LOB	BOTTOM					
Ron LeFlore, R (1, 8) OBP: 0.378, SLG: 0.407										4	1	1	0	1	1	3	Milwaukee Brewers @ Detroit Tigers Tiger Stadium, Detroit, MI Sun Sep 05 1976, 3:33 AM EDT Att: 9,896 - Unknown					
Dan Meyer, L (1, 7) OBP: 0.300, SLG: 0.339										5	0	1	1	0	0	6						
Ben Oglivie, L (1, 9) OBP: 0.312, SLG: 0.479										5	0	1	0	0	3	6						
Rusty Staub, L (1, 10) OBP: 0.385, SLG: 0.425										4	0	1	3	1	0	1						
Jason Thompson, L (1, 3) OBP: 0.333, SLG: 0.395										4	1	1	0	1	1	4						
Phil Mankowski, L (1, 5) OBP: 0.333, SLG: 0.333										5	1	3	0	0	0	0						
Bill Freehan, R (1, 2) OBP: 0.318, SLG: 0.412										4	1	1	1	1	0	2						
Mark Wagner, R (1, 6) OBP: 0.294, SLG: 0.271 Willie Horton, R (7, PH) OBP: 0.339, SLG: 0.399 Jerry Manuel, S (8, 4) OBP: 0.238, SLG: 0.184 Alex Johnson, R (9, PH) OBP: 0.300, SLG: 0.358										3	1	1	1	0	1	2						
Chuck Scrivener, R (1, 4) OBP: 0.288, SLG: 0.277										3	1	1	0	1	1	2						
Inning Stats	R: 0 E: 0 K: 0 S: 4	H: 1 LOB: 1 BB: 0 P: 4	R: 1 E: 0 K: 2 S: 9	H: 2 LOB: 2 BB: 2 P: 17	R: 0 E: 0 K: 1 S: 5	H: 0 LOB: 0 BB: 0 P: 5	R: 3 E: 0 K: 2 S: 11	H: 4 LOB: 3 BB: 2 P: 19	R: 0 E: 0 K: 0 S: 3	H: 0 LOB: 0 BB: 0 P: 3	R: 0 E: 1 K: 1 S: 6	H: 0 LOB: 1 BB: 0 P: 6	R: 0 E: 0 K: 0 S: 5	H: 2 LOB: 2 BB: 0 P: 5	R: 2 E: 0 K: 1 S: 7	H: 2 LOB: 1 BB: 1 P: 11		R: 0 E: 0 K: 1 S: 5	H: 0 LOB: 0 BB: 0 P: 5	1B: 10 2B: 1 3B: 0 HR: 0	SF: 0 SAC: 0 DP: 0 HBP: 0	WP: 1 PB: 0 SB: 1 CS: 0
PITCHER	IP WLS BF H R ER SO BB IBB HBP BLK WP HR S P ERA WHIP																					
Jim Slaton, R (1, 1) ERA: 3.47	3.1 20 7 4 4 4 4 0 0 0 0 0 0 25 37 10.80 3.000																					
Ray Sadecki, L (4, 1) ERA: 3.69	3.2 W 17 3 2 2 2 2 0 0 0 0 0 0 19 27 4.91 1.364																					
Danny Frisella, R (8, 1) ERA: 2.94	2.0 S 7 1 0 0 2 0 0 0 0 0 1 0 11 11 0.00 0.500																					

Batter	1	2	3	4	5	6	7	8	9	AB	R	H	RBI	BB	SO	LOB	TOP		
Mark Belanger, R (1, 6) OBP: 0.328, SLG: 0.317	4-0 BB 2B BB	4-0 1B BB			0-0 6-3		0-0 6-3		4-0 BB	2	1	0	0	3	0	1	<p>Baltimore Orioles @ Detroit Tigers</p> <p>Tiger Stadium, Detroit, MI</p> <p>Mon Sep 06 1976, 7:05 PM EDT</p> <p>Att: 8,204 - Unknown</p>		
Bobby Grich, R (1, 4) OBP: 0.391, SLG: 0.430	4-0 2B BB	0-0 1B			0-0 5-3		4-0 BB		0-3 K	3	1	1	0	2	1	2			
Reggie Jackson, L (1, 9) OBP: 0.355, SLG: 0.507	0-0 HR 2B	0-3 K			0-0 F8		0-0 P5			4	1	1	2	0	1	4			
Lee May, R (1, 3) OBP: 0.291, SLG: 0.439	0-0 F9				0-0 K		0-0 F8		0-0 F8	4	0	0	0	0	1	1			
Tony Muser, L (8, 3) OBP: 0.265, SLG: 0.255										0	0	0	0	0	0	0			
Ken Singleton, S (1, 7) OBP: 0.349, SLG: 0.381	0-0 2H HR				0-0 F8		0-0 F7		0-0 F2	4	1	1	2	0	0	0			
Doug DeCinces, R (1, 5) OBP: 0.291, SLG: 0.357	0-0 4-3				0-0 F7				0-0 F9	4	0	1	0	0	0	0			
Andres Mora, R (1, 10) OBP: 0.239, SLG: 0.332	0-0 F9				0-0 5-3		0-0 F8		0-3 K	4	0	0	0	0	1	1			
Paul Blair, R (1, 8) OBP: 0.254, SLG: 0.271		0-0 L5			0-0 6-3		0-0 6-3 1B		0-0 2B	4	0	2	0	0	0	0			
Dave Duncan, R (1, 2) OBP: 0.277, SLG: 0.275	0-3 K				0-0 F7		0-0 F7		0-0 P3	4	0	0	0	0	1	2			
Inning Stats	R: 4 E: 0 K: 0 S: 5	H: 2 LOB: 0 BB: 2 P: 13	R: 0 E: 0 K: 2 S: 8	H: 1 LOB: 2 BB: 1 P: 12	R: 0 E: 0 K: 1 S: 5	H: 0 LOB: 0 BB: 0 P: 5	R: 0 E: 0 K: 0 S: 3	H: 0 LOB: 0 BB: 0 P: 3	R: 0 E: 0 K: 0 S: 4	H: 1 LOB: 1 BB: 0 P: 4	R: 0 E: 0 K: 0 S: 4	H: 1 LOB: 2 BB: 1 P: 8	R: 0 E: 0 K: 0 S: 3	H: 0 LOB: 0 BB: 0 P: 3	R: 0 E: 0 K: 2 S: 8	H: 1 LOB: 2 BB: 1 P: 12	1B: 3 2B: 2 3B: 0 HR: 1	SF: 0 SAC: 0 DP: 0 HBP: 0	WP: 0 PA: 38 PB: 0 SB: 0 CS: 0
PITCHER Dave Roberts, L (1, 1) ERA: 4.02	IP: 9.0 WLS: W BF: 38 H: 6 R: 4 ER: 4 SO: 5 BB: 5 IBB: 0 HBP: 0 BLK: 0 WP: 0 HR: 1 S: 43 P: 63 ERA: 4.00 WHIP: 1.222															PITCHER			

AB	33
R	4
H	6
RBI	4
BB	5
SO	5
LOB	11




Batter	1	2	3	4	5	6	7	8	9	AB	R	H	RBI	BB	SO	LOB	BOTTOM
Ron LeFlore, R (1, 8) OBP: 0.380, SLG: 0.414	0-0 6-3 SF8 2B		0-0 1B			0-0 6-3		0-0 1B 2B		4	2	3	0	0	0	0	<p>Baltimore Orioles @ Detroit Tigers</p> <p>Tiger Stadium, Detroit, MI</p> <p>Mon Sep 06 1976, 7:05 PM EDT</p> <p>Att: 8,204 - Unknown</p>
Mickey Stanley, R (1, 5) OBP: 0.301, SLG: 0.437	0-0 6-3		0-0 F7			4-0 BB		0-0 BB 1B SF9 1B		3	1	1	1	1	0	2	
Rusty Staub, L (1, 9) OBP: 0.384, SLG: 0.424	0-0 SF8		0-0 4-3			0-0 F8		0-0 BB BB SF9 1B		3	1	1	1	0	0	2	
Willie Horton, R (1, 10) OBP: 0.338, SLG: 0.395	0-0 6-3				0-0 6-3		0-3 K		4-0 SF9 BB 1B BB	3	0	0	0	1	1	1	
Bruce Kimm, R (8, PR) OBP: 0.326, SLG: 0.339								1-2 2-3 1B BB		0	1	0	0	0	0	0	
Alex Johnson, R (1, 7) OBP: 0.300, SLG: 0.356		4-0 FC4 BB			0-0 6-3		0-0 P4		0-0 SF9	2	0	0	1	1	0	0	
Jason Thompson, L (1, 3) OBP: 0.335, SLG: 0.394		0-0 FC4 G3			0-0 4-3		0-0 FC6-4 1B		4-0 1B BB	3	0	1	0	1	0	1	
Bill Freehan, R (1, 2) OBP: 0.317, SLG: 0.411		0-0 G3				0-0 F9		0-0 FC6-4 1B SF9		3	0	1	1	0	0	1	
Mark Wagner, R (1, 6) OBP: 0.278, SLG: 0.255		0-0 6-3				0-0 6-3		0-0 FC6-4 1B 1B		3	0	0	0	0	0	3	
Ben Oglive, L (8, PH) OBP: 0.315, SLG: 0.481								1-2 2-3 1B		1	0	1	1	0	0	0	
Phil Mankowski, L (9, 5) OBP: 0.333, SLG: 0.333								1-2 2-3 1B		0	0	0	0	0	0	0	
Chuck Scrivener, R (1, 4) OBP: 0.285, SLG: 0.273			0-0 6-3			0-3 K		0-0 3H 1B		2	0	0	0	0	1	0	
Marvin Lane, R (7, PH)										1	0	0	0	0	1	2	
Jerry Manuel, S (8, 4) OBP: 0.233, SLG: 0.179										1	0	0	0	0	0	2	
Inning Stats	R: 1 E: 0 K: 0 S: 4	H: 1 LOB: 0 BB: 0 P: 4	R: 0 E: 0 K: 0 S: 3	H: 0 LOB: 1 BB: 1 P: 7	R: 0 E: 0 K: 0 S: 4	H: 1 LOB: 1 BB: 0 P: 4	R: 0 E: 0 K: 0 S: 3	H: 0 LOB: 0 BB: 0 P: 3	R: 0 E: 0 K: 1 S: 5	H: 0 LOB: 1 BB: 1 P: 9	R: 0 E: 0 K: 1 S: 7	H: 2 LOB: 2 BB: 0 P: 7	R: 4 E: 0 K: 0 S: 7	H: 4 LOB: 2 BB: 2 P: 15	R: 6 2B: 2 3B: 0 HR: 0	SF: 3 SAC: 0 DP: 0 HBP: 0	WP: 0 PA: 36 PB: 0 SB: 0 CS: 0
PITCHER Mike Flanagan, L (1, 1) ERA: 4.98	IP: 7.0 WLS: L BF: 4 H: 0 R: 0 ER: 0 SO: 0 BB: 2 IBB: 0 HBP: 0 BLK: 0 WP: 0 HR: 0 S: 34 P: 42 ERA: 5.14 WHIP: 1.286															PITCHER	
Dyar Miller, R (8, 1) ERA: 3.09	0.2 L 4 0 0 0 0 2 0 0 0 0 0 0 2 10 0.00 3.000																
Tippy Martinez, L (8, 1) ERA: 2.2	0.1 2 1 1 1 0 0 0 0 0 0 0 0 0 2 2 27.00 3.000																



Batter	1	2	3	4	5	6	7	8	9	AB	R	H	RBI	BB	SO	LOB	TOP								
Al Bumbry, L OBP: 0.318, SLG: 0.399 (1, 8)										5	0	0	0	0	0	1									
Bobby Grich, R OBP: 0.393, SLG: 0.431 (1, 4)										4	1	2	0	1	0	1									
Reggie Jackson, L OBP: 0.353, SLG: 0.504 (1, 9)										5	3	1	0	0	1	2									
Lee May, R OBP: 0.294, SLG: 0.443 (1, 10)										5	1	3	1	0	1	2									
Ken Singleton, S OBP: 0.351, SLG: 0.379 Paul Blair, R OBP: 0.253, SLG: 0.270 (1, 7)										2	0	0	1	2	0	4									
Paul Blair, R OBP: 0.253, SLG: 0.270 (7, 8)										1	0	0	0	0	0	0									
Tony Muser, L OBP: 0.266, SLG: 0.262 (1, 3)										4	0	2	2	0	0	5									
Doug DeCinces, R OBP: 0.292, SLG: 0.358 (1, 5)										5	0	2	1	0	0	2									
Mark Belanger, R OBP: 0.328, SLG: 0.316 (1, 6)										4	0	1	0	0	0	1									
Dave Duncan, R OBP: 0.273, SLG: 0.271 (1, 2)										4	0	0	0	0	0	4									
Inning Stats	R: 0 E: 0 K: 1 S: 6	H: 1 LOB: 3 BB: 2 P: 14	R: 0 E: 0 K: 0 S: 3	H: 0 LOB: 0 BB: 0 P: 3	R: 1 E: 3 K: 0 S: 5	H: 1 LOB: 2 BB: 1 P: 9	R: 0 E: 0 K: 0 S: 4	H: 1 LOB: 1 BB: 0 P: 4	R: 2 E: 0 K: 0 S: 6	H: 3 LOB: 1 BB: 0 P: 6	R: 0 E: 0 K: 0 S: 3	H: 0 LOB: 0 BB: 0 P: 3	R: 2 E: 1 K: 0 S: 8	H: 4 LOB: 3 BB: 0 P: 8	R: 0 E: 0 K: 0 S: 3	H: 0 LOB: 0 BB: 0 P: 3	R: 0 E: 0 K: 1 S: 6	H: 1 LOB: 1 BB: 0 P: 6	1B: 9 2B: 2 3B: 0 HR: 0	SF: 1 SAC: 0 DP: 1 HBP: 0	WP: 0 PB: 0 SB: 1 CS: 0	PA: 43			
PITCHER Mark Fidrych, R ERA: 2.34 (1, 1)	IP: 9.0 WLS: L BF: 43	H: 11 R: 5 ER: 2 SO: 2	BB: 3 IBB: 0 HBP: 0 BLK: 0	WP: 0 HR: 0 S: 44 P: 56	ERA: 2.00 WHIP: 1.556																				

Baltimore Orioles @ Detroit Tigers
Tiger Stadium, Detroit, MI
Tue Sep 07 1976, 7:05 PM EDT
Att: 16,410 - Unknown


AB 39
R 5
H 11
RBI 5
BB 3
SO 2
LOB 22



Batter	1	2	3	4	5	6	7	8	9	AB	R	H	RBI	BB	SO	LOB	BOTTOM								
Ron LeFlore, R OBP: 0.379, SLG: 0.412 (1, 8)										5	1	1	0	0	1	2									
Phil Mankowski, L OBP: 0.348, SLG: 0.391 (1, 5)										5	1	2	0	0	0	2									
Ben Oglivie, L OBP: 0.318, SLG: 0.479 (1, 9)										3	1	1	0	0	2	2									
Rusty Staub, L OBP: 0.384, SLG: 0.422 (1, 10)										3	0	0	0	1	1	3									
Jason Thompson, L OBP: 0.336, SLG: 0.392 (1, 3)										2	0	0	1	2	1	2									
Dan Meyer, L OBP: 0.295, SLG: 0.335 (1, 7)										3	0	0	1	0	0	2									
Bruce Kimm, R OBP: 0.333, SLG: 0.339 (1, 2)										3	0	1	0	1	1	3									
Mark Wagner, R OBP: 0.268, SLG: 0.245 Alex Johnson, R OBP: 0.299, SLG: 0.355 Jerry Manuel, S OBP: 0.233, SLG: 0.179 (1, 6)										2	0	0	0	0	0	1									
Chuck Scrivener, R OBP: 0.286, SLG: 0.274 (9, 6)										3	0	1	0	0	0	1									
Willie Horton, R OBP: 0.337, SLG: 0.394 (9, PH)										1	0	0	0	0	1	0									
Inning Stats	R: 0 E: 0 K: 1 S: 6	H: 1 LOB: 1 BB: 0 P: 6	R: 0 E: 0 K: 0 S: 3	H: 0 LOB: 1 BB: 1 P: 7	R: 3 E: 0 K: 2 S: 9	H: 1 LOB: 2 BB: 2 P: 18	R: 0 E: 0 K: 0 S: 4	H: 1 LOB: 1 BB: 0 P: 4	R: 0 E: 0 K: 0 S: 8	H: 1 LOB: 1 BB: 0 P: 8	R: 0 E: 0 K: 0 S: 6	H: 1 LOB: 1 BB: 0 P: 6	R: 0 E: 0 K: 0 S: 2	H: 0 LOB: 0 BB: 1 P: 6	R: 0 E: 0 K: 1 S: 5	H: 0 LOB: 0 BB: 0 P: 5	1B: 5 2B: 2 3B: 0 HR: 0	SF: 1 SAC: 1 DP: 1 HBP: 1	WP: 2 PB: 0 SB: 3 CS: 0	PA: 38					
PITCHER Wayne Garland, R ERA: 2.75 (1, 1)	IP: 9.0 WLS: W BF: 38	H: 6 R: 3 ER: 3 SO: 7	BB: 3 IBB: 1 HBP: 1 BLK: 0	WP: 2 HR: 0 S: 47 P: 64	ERA: 3.00 WHIP: 1.000																				

Baltimore Orioles @ Detroit Tigers
Tiger Stadium, Detroit, MI
Tue Sep 07 1976, 7:05 PM EDT
Att: 16,410 - Unknown


AB 31
R 3
H 6
RBI 2
BB 4
SO 7
LOB 19



Batter	1	2	3	4	5	6	7	8	9	AB	R	H	RBI	BB	SO	LOB	TOP					
Ron LeFlore, R (1, 8) OBP: 0.376, SLG: 0.409	L6		G6-4-3			K	F8			4	0	0	0	0	1	3						
Mickey Stanley, R (1, 5) OBP: 0.306, SLG: 0.435	1B BB				F9	F8		1B FC6-4		3	1	1	0	1	0	0						
Rusty Staub, L (1, 9) OBP: 0.383, SLG: 0.420	G4-6-3 1B			K		4-3		L7		4	0	1	0	0	1	1						
Willie Horton, R (1, 10) OBP: 0.342, SLG: 0.396	G4-6-3			1B BB				1B 1B	FC6-4 1B	3	1	2	0	1	0	2						
Alex Johnson, R (1, 7) OBP: 0.301, SLG: 0.356		1-3		1-2 1B				1B FC5-4	FC6-4	4	1	2	1	0	0	1						
Bill Freehan, R (1, 2) OBP: 0.311, SLG: 0.402	F8			1-3				P9	5-3	4	0	0	0	0	0	5						
Jason Thompson, L (1, 3) OBP: 0.335, SLG: 0.391			G3			P6		FC5-4 1B	4-1	4	0	1	1	0	0	0						
Mark Wagner, R (1, 6) OBP: 0.259, SLG: 0.236																	AB 34					
Marvin Lane, R (7, PH)			1-3			L9		FC5-4 1B	F7	2	0	0	0	0	0	0	R 3					
Pedro Garcia, R (7, 4) OBP: 0.233, SLG: 0.300										1	0	0	1	0	0	1	H 9					
Dan Meyer, L (9, PH) OBP: 0.294, SLG: 0.333										0	0	0	0	0	0	0	RBI 3					
Chuck Scrivener, R (1, 4) OBP: 0.293, SLG: 0.282										1	0	0	0	0	0	0	BB 2					
Ben Oglivie, L (9, PH) OBP: 0.316, SLG: 0.477			G6-4-3 1B			F7				1	0	0	0	0	0	0	SO 2					
										1	0	0	0	0	0	0	LOB 13					
Inning Stats	R: 0 E: 0 K: 0 S: 3	H: 1 LOB: 1 BB: 1 P: 7	R: 0 E: 0 K: 0 S: 3	H: 0 LOB: 0 BB: 0 P: 3	R: 0 E: 0 K: 0 S: 3	H: 1 LOB: 0 BB: 0 P: 3	R: 0 E: 0 K: 1 S: 6	H: 1 LOB: 2 BB: 1 P: 10	R: 0 E: 0 K: 0 S: 3	H: 0 LOB: 0 BB: 0 P: 3	R: 0 E: 0 K: 1 S: 5	H: 0 LOB: 0 BB: 0 P: 5	R: 2 E: 0 K: 0 S: 7	H: 4 LOB: 2 BB: 0 P: 7	R: 1 E: 0 K: 0 S: 5	H: 2 LOB: 1 BB: 0 P: 5	R: 0 E: 0 K: 0 S: 3	H: 0 LOB: 0 BB: 0 P: 3	1B: 9 2B: 0 3B: 0 HR: 0	SF: 0 SAC: 0 DP: 2 HBP: 0	WP: 0 PB: 0 SB: 0 CS: 0	PA: 36
PITCHER	IP WLS BF H R ER SO BB IBB HBP BLK WP HR S P ERA WHIP																					
Bill Lee, L (1, 1) ERA: 5.9	6.2 W 27 7 2 2 2 2 2 0 0 0 0 0 0 0 2.70 1.350																					
Jim Willoughby, R (7, 1) ERA: 2.94	2.1 S 9 2 1 1 0 0 0 0 0 0 0 0 9 9 3.86 0.857																					

Detroit Tigers @ Boston Red Sox
Fenway Park, Boston, MA
Wed Sep 08 1976, 7:05 PM EDT
Att: 13,966 - Unknown - 62 F


AB 34
R 3
H 9
RBI 3
BB 2
SO 2
LOB 13



Batter	1	2	3	4	5	6	7	8	9	AB	R	H	RBI	BB	SO	LOB	BOTTOM			
Rick Burleson, R (1, 6) OBP: 0.352, SLG: 0.379	E6 G4-6-3		FC5-2							4	0	2	0	0	0	2				
Steve Dillard, R (1, 4) OBP: 0.336, SLG: 0.346	F2		F2		FC5-4 1B					4	1	1	0	0	0	5				
Fred Lynn, L (1, 8) OBP: 0.388, SLG: 0.469	G4-6-3			4-3						3	0	1	2	0	0	1				
Carl Yastrzemski, L (1, 7) OBP: 0.354, SLG: 0.445		F7								3	1	2	2	1	0	0				
Carlton Fisk, R (1, 2) OBP: 0.340, SLG: 0.406		5-3								4	0	1	0	0	0	4				
Cecil Cooper, L (1, 3) OBP: 0.311, SLG: 0.468		F8								4	0	0	0	0	0	1				
Jim Rice, R (1, 10) OBP: 0.302, SLG: 0.441										4	0	1	0	0	2	1				
Dwight Evans, R (1, 9) OBP: 0.319, SLG: 0.418										4	0	0	0	0	0	1				
Butch Hobson, R (1, 5) OBP: 0.251, SLG: 0.341										3	2	3	0	0	0	0				
Inning Stats	R: 0 E: 1 K: 0 S: 3	H: 0 LOB: 0 BB: 0 P: 3	R: 0 E: 0 K: 0 S: 3	H: 0 LOB: 0 BB: 0 P: 3	R: 0 E: 0 K: 0 S: 5	H: 2 LOB: 2 BB: 0 P: 5	R: 1 E: 0 K: 0 S: 5	H: 2 LOB: 1 BB: 0 P: 5	R: 2 E: 0 K: 0 S: 7	H: 4 LOB: 2 BB: 0 P: 7	R: 0 E: 0 K: 1 S: 5	H: 0 LOB: 0 BB: 0 P: 5	R: 1 E: 0 K: 0 S: 5	H: 3 LOB: 2 BB: 1 P: 9	R: 0 E: 0 K: 1 S: 5	H: 0 LOB: 0 BB: 0 P: 5	1B: 9 2B: 2 3B: 0 HR: 1	SF: 1 SAC: 0 DP: 2 HBP: 0	WP: 0 PB: 0 SB: 0 CS: 0	PA: 35
PITCHER	IP WLS BF H R ER SO BB IBB HBP BLK WP HR S P ERA WHIP																			
Dave Lemanczyk, R (1, 1) ERA: 5.24	6.0 L 29 11 4 4 1 1 0 0 0 0 0 0 7 11 6.00 1.833																			
John Hiller, L (7, 1) ERA: 2.6	2.0 6 0 0 0 0 1 1 0 0 0 0 0 0 7 11 0.00 0.500																			

Detroit Tigers @ Boston Red Sox
Fenway Park, Boston, MA
Wed Sep 08 1976, 7:05 PM EDT
Att: 13,966 - Unknown - 62 F


AB 33
R 4
H 11
RBI 4
BB 1
SO 2
LOB 15



Batter	1	2	3	4	5	6	7	8	9	AB	R	H	RBI	BB	SO	LOB	TOP
Ron LeFlore, R (1, 8) OBP: 0.374, SLG: 0.406	6-3			F3			5-3		4-3	4	0	0	0	0	0	0	
Phil Mankowski, L (1, 5) OBP: 0.333, SLG: 0.370	F8			4-3			1B		4-3	4	0	1	0	0	0	0	
Ben Oglivie, L (1, 9) OBP: 0.317, SLG: 0.475	4-3			F9			1B			3	0	1	0	0	0	0	
Rusty Staub, L (1, 10) OBP: 0.381, SLG: 0.418		F7			F7		L5			3	0	0	0	0	0	2	
Jason Thompson, L (1, 3) OBP: 0.333, SLG: 0.388		F7			L6					3	0	0	0	0	0	2	
Mickey Stanley, R (8, 3) OBP: 0.306, SLG: 0.435							1-3			0	0	0	0	0	0	0	
Dan Meyer, L (1, 7) OBP: 0.291, SLG: 0.329		F9			F7				4-3	3	0	0	0	0	0	0	
Bill Freehan, R (1, 2) OBP: 0.307, SLG: 0.396				5-3			4-3		K	3	0	0	0	0	1	0	
Chuck Scrivener, R (1, 4) OBP: 0.287, SLG: 0.276				6-3			6-3		K	3	0	0	0	0	1	0	
Mark Wagner, R (1, 6) OBP: 0.250, SLG: 0.228				6-3			K			2	0	0	0	0	1	0	
Alex Johnson, R (9, PH) OBP: 0.300, SLG: 0.355									6-3	1	0	0	0	0	0	0	
Inning Stats	R: 0 E: 0 K: 0 S: 3	H: 0 LOB: 0 BB: 0 P: 3	R: 0 E: 0 K: 0 S: 3	H: 0 LOB: 0 BB: 0 P: 3	R: 0 E: 0 K: 0 S: 3	H: 0 LOB: 0 BB: 0 P: 3	R: 0 E: 0 K: 0 S: 5	H: 0 LOB: 0 BB: 0 P: 5	R: 0 E: 0 K: 2 S: 7	H: 2 LOB: 2 BB: 0 P: 7	R: 0 E: 0 K: 0 S: 3	H: 0 LOB: 0 BB: 0 P: 3	1B: 2 2B: 0 3B: 0 HR: 0	SF: 0 SAC: 0 DP: 0 HBP: 0	WP: 0 PB: 0 SB: 0 CS: 0	PA: 29	
PITCHER Rick Wise, R (1, 1) ERA: 3.67	IP: 9.0 WLS: W BF: 29 H: 2 R: 0 ER: 0 SO: 3 BB: 0 IBB: 0 HBP: 0 BLK: 0 WP: 0 HR: 0 S: 35 P: 35 ERA: 0.00 WHIP: 0.222																

Detroit Tigers @ Boston Red Sox
Fenway Park, Boston, MA
Thu Sep 09 1976, 7:05 PM EDT
Att: 13,643 - Unknown - 67 F


AB 29
R 0
H 2
RBI 0
BB 0
SO 3
LOB 4





Batter	1	2	3	4	5	6	7	8	9	AB	R	H	RBI	BB	SO	LOB	BOTTOM
Rick Burleson, R (1, 6) OBP: 0.349, SLG: 0.375	5-3		F8	K			6-3			4	0	0	0	0	1	2	
Steve Dillard, R (1, 4) OBP: 0.356, SLG: 0.374			1B				1B			3	2	3	0	1	0	0	
Fred Lynn, L (1, 8) OBP: 0.369, SLG: 0.470	L8		CS				1B			4	0	2	1	0	1	2	
Carl Yastrzemski, L (1, 7) OBP: 0.355, SLG: 0.446	F8		CS	1B			1B			4	1	2	1	0	1	2	
Carlton Fisk, R (1, 2) OBP: 0.339, SLG: 0.405		F9		1B			F9		FC6-4	4	0	1	0	0	0	3	
Cecil Cooper, L (1, 3) OBP: 0.310, SLG: 0.466		F2		1B			4-3		P4	4	1	1	0	0	0	0	
Jim Rice, R (1, 10) OBP: 0.304, SLG: 0.446				1B			K		F7	3	1	1	1	1	1	0	
Dwight Evans, R (1, 9) OBP: 0.316, SLG: 0.414		F5					6-3		K	4	0	0	0	0	2	3	
Butch Hobson, R (1, 5) OBP: 0.252, SLG: 0.340				6-3			6-3			3	0	1	2	0	0	0	
Inning Stats	R: 0 E: 0 K: 0 S: 4	H: 1 LOB: 1 BB: 0 P: 4	R: 1 E: 0 K: 0 S: 4	H: 1 LOB: 0 BB: 0 P: 4	R: 1 E: 0 K: 2 S: 10	H: 2 LOB: 2 BB: 1 P: 14	R: 0 E: 0 K: 1 S: 5	H: 0 LOB: 0 BB: 0 P: 5	R: 1 E: 0 K: 0 S: 5	H: 2 LOB: 2 BB: 1 P: 9	R: 0 E: 0 K: 1 S: 5	H: 0 LOB: 0 BB: 0 P: 5	1B: 9 2B: 1 3B: 0 HR: 1	SF: 0 SAC: 0 DP: 0 HBP: 0	WP: 0 PB: 0 SB: 0 CS: 1	PA: 36	
PITCHER Vern Ruhle, R (1, 1) ERA: 3.65	IP: 3.2 WLS: L BF: 18 H: 8 R: 4 ER: 4 SO: 4 BB: 0 IBB: 0 HBP: 0 BLK: 0 WP: 0 HR: 1 S: 19 P: 23 ERA: 9.82 WHIP: 2.182																
Jim Crawford, L (4, 1) ERA: 4.45	IP: 3.1 WLS: L BF: 14 H: 3 R: 1 ER: 1 SO: 4 BB: 1 IBB: 0 HBP: 0 BLK: 0 WP: 0 HR: 0 S: 21 P: 25 ERA: 2.70 WHIP: 1.200																
Steve Grilli, R (8, 1) ERA: 5.12	IP: 1.0 WLS: L BF: 3 H: 0 R: 0 ER: 0 SO: 1 BB: 0 IBB: 0 HBP: 0 BLK: 0 WP: 0 HR: 0 S: 5 P: 5 ERA: 0.00 WHIP: 0.000																

Detroit Tigers @ Boston Red Sox
Fenway Park, Boston, MA
Thu Sep 09 1976, 7:05 PM EDT
Att: 13,643 - Unknown - 67 F

AB 33
R 5
H 11
RBI 5
BB 2
SO 6
LOB 12



Batter	1	2	3	4	5	6	7	8	9	AB	R	H	RBI	BB	SO	LOB	TOP		
Ron LeFlore, R OBP: 0.373, SLG: 0.407	F3		G3 2B		G5-4-3					3	0	1	0	0	0	2	<p>Detroit Tigers @ Boston Red Sox Fenway Park, Boston, MA Fri Sep 10 1976, 7:05 PM EDT Att: 19,192 - Unknown - 70 F</p> <p>livebaseballscorecards.com</p> <p>AB 19 R 1 H 3 RBI 1 BB 0 SO 0 LOB 6</p> 		
Ben Oglivie, L OBP: 0.316, SLG: 0.488	HR		G3							2	1	1	1	0	0	1			
Rusty Staub, L OBP: 0.379, SLG: 0.416	F7		6-3							2	0	0	0	0	0	1			
Willie Horton, R OBP: 0.343, SLG: 0.400	2B			F3						2	0	1	0	0	0	0			
Alex Johnson, R OBP: 0.299, SLG: 0.354	6-3			F9						2	0	0	0	0	0	1			
Mickey Stanley, R OBP: 0.302, SLG: 0.429		P7		L8						2	0	0	0	0	0	0			
Bill Freehan, R OBP: 0.304, SLG: 0.392		F8			F8					2	0	0	0	0	0	0			
Pedro Garcia, R OBP: 0.232, SLG: 0.298		6-3			E5					2	0	0	0	0	0	0			
Mark Wagner, R OBP: 0.242, SLG: 0.220			4-3		FC6					2	0	0	0	0	0	1			
Inning Stats	R: 1 E: 0 K: 0 S: 5	H: 2 LOB: 1 BB: 0 P: 5	R: 0 E: 0 K: 0 S: 3	H: 0 LOB: 0 BB: 0 P: 3	R: 0 E: 0 K: 0 S: 4	H: 1 LOB: 1 BB: 0 P: 4	R: 0 E: 0 K: 0 S: 3	H: 0 LOB: 0 BB: 0 P: 3	R: 0 E: 2 K: 0 S: 4	H: 0 LOB: 1 BB: 0 P: 4						1B: 0 2B: 2 3B: 0 HR: 1	SF: 0 SAC: 0 DP: 1 HBP: 0	WP: 0 PB: 0 SB: 0 CS: 0	PA: 19
PITCHER Reggie Cleveland, R ERA: 3.49	(1, 1)	IP: 5.0 WLS: L BF: 19 H: 3 R: 1 ER: 1 SO: 0 BB: 0 IBB: 0 HBP: 0 BLK: 0	WP: 0 HR: 1 S: 19 P: 19	ERA: 1.80 WHIP: 0.600															

Batter	1	2	3	4	5	6	7	8	9	AB	R	H	RBI	BB	SO	LOB	BOTTOM		
Rick Burleson, R OBP: 0.349, SLG: 0.375	6-3		P4		1B					3	0	1	0	0	0	1	<p>Detroit Tigers @ Boston Red Sox Fenway Park, Boston, MA Fri Sep 10 1976, 7:05 PM EDT Att: 19,192 - Unknown - 70 F</p> <p>livebaseballscorecards.com</p> <p>AB 19 R 0 H 5 RBI 0 BB 1 SO 1 LOB 9</p> 		
Steve Dillard, R OBP: 0.350, SLG: 0.364	5-3		2-3		F9					3	0	0	0	0	0	2			
Fred Lynn, L OBP: 0.369, SLG: 0.470	1B		6-3							2	0	1	0	0	0	1			
Carl Yastrzemski, L OBP: 0.355, SLG: 0.445	FC6-4 BB			E4						1	0	0	0	1	0	0			
Carlton Fisk, R OBP: 0.337, SLG: 0.403	FC6-4			G5-4-3						2	0	0	0	0	0	3			
Cecil Cooper, L OBP: 0.313, SLG: 0.469		G1-4-3 1B		S 1B						2	0	2	0	0	0	0			
Jim Rice, R OBP: 0.303, SLG: 0.444		G1-4-3		K						2	0	0	0	0	1	2			
Dwight Evans, R OBP: 0.315, SLG: 0.412		4-3			G3					2	0	0	0	0	0	0			
Butch Hobson, R OBP: 0.255, SLG: 0.342			2-3 1B		F9					2	0	1	0	0	0	0			
Inning Stats	R: 0 E: 0 K: 0 S: 4	H: 1 LOB: 2 BB: 1 P: 8	R: 0 E: 0 K: 0 S: 3	H: 1 LOB: 0 BB: 0 P: 3	R: 0 E: 0 K: 0 S: 4	H: 1 LOB: 1 BB: 0 P: 4	R: 0 E: 1 K: 1 S: 6	H: 1 LOB: 1 BB: 0 P: 6	R: 0 E: 0 K: 0 S: 4	H: 1 LOB: 1 BB: 0 P: 4						1B: 5 2B: 0 3B: 0 HR: 0	SF: 0 SAC: 0 DP: 2 HBP: 0	WP: 0 PB: 0 SB: 1 CS: 0	PA: 20
PITCHER Ray Bare, R ERA: 4.91	(1, 1)	IP: 5.0 WLS: W BF: 20 H: 5 R: 0 ER: 0 SO: 1 BB: 1 IBB: 0 HBP: 0 BLK: 0	WP: 0 HR: 0 S: 21 P: 25	ERA: 0.00 WHIP: 1.200															

Batter	1	2	3	4	5	6	7	8	9	AB	R	H	RBI	BB	SO	LOB	TOP							
Ben Oglivie, L (1, 8) OBP: 0.317, SLG: 0.504	0-0 4-3		0-0 5-3		0-0 F4		0-0 HR	0-0 F5		5	1	1	2	0	0	2	Detroit Tigers @ New York Yankees Yankee Stadium, Bronx, NY Sun Sep 12 1976, 3:33 AM EDT Unknown							
Dan Meyer, L (1, 3) OBP: 0.289, SLG: 0.327	0-0 G3		0-0 F8		0-0 FC3-6		0-0 F8	0-0 1B		5	0	1	1	0	0	1								
Rusty Staub, L (1, 9) OBP: 0.383, SLG: 0.416	4-0 1B			4-0 1B	0-0 4-3		4-0 E5	0-0 1B		2	1	1	0	3	0	1								
Willie Horton, R (1, 10) OBP: 0.347, SLG: 0.399	0-0 FC5-4			0-0 F4		0-0 E4	0-0 E5	0-0 F7		5	1	2	0	0	0	3								
Alex Johnson, R (1, 7) Marvin Lane, R (9, 7) OBP: 0.294, SLG: 0.347	0-0 FC5-4			0-0 1B		0-0 F7	0-0 E5		0-0 6-3	5	0	1	0	0	0	5								
Mickey Stanley, R (1, 5) OBP: 0.310, SLG: 0.426		0-0 3-1		0-0 1B		0-0 S	0-3 K		0-0 F9	5	0	2	2	0	1	2								
Chuck Scrivener, R (1, 4) OBP: 0.295, SLG: 0.281		0-0 6-3		0-0 F6		0-0 F8		0-0 E7	0-0 1B	5	1	1	0	0	0	3								
Bruce Kimm, R (1, 2) OBP: 0.322, SLG: 0.326		0-0 F8		0-0 G3		0-0 F7		0-0 6-3	0-0 F8	5	0	0	0	0	0	4								
Mark Wagner, R (1, 6) OBP: 0.273, SLG: 0.274			0-0 F8		0-0 FC3-6		4-0 HR	0-0 1B		3	2	2	0	1	0	0								
Inning Stats	R: 0 E: 0 K: 0 S: 4	H: 1 LOB: 2 BB: 1 P: 8	R: 0 E: 0 K: 0 S: 3	H: 0 LOB: 0 BB: 0 P: 3	R: 0 E: 0 K: 0 S: 3	H: 0 LOB: 0 BB: 0 P: 3	R: 1 E: 0 K: 0 S: 5	H: 2 LOB: 2 BB: 1 P: 9	R: 0 E: 0 K: 0 S: 4	H: 1 LOB: 1 BB: 0 P: 4	R: 1 E: 1 K: 0 S: 5	H: 1 LOB: 1 BB: 0 P: 5	R: 2 E: 1 K: 1 S: 7	H: 2 LOB: 2 BB: 2 P: 15	R: 2 E: 1 K: 0 S: 7	H: 3 LOB: 2 BB: 0 P: 7	R: 0 E: 0 K: 0 S: 4	H: 1 LOB: 1 BB: 0 P: 4	1B: 9 2B: 0 3B: 1 HR: 1	SF: 0 SAC: 0 DP: 0 HBP: 0	WP: 0 PB: 1 SB: 2 CS: 0	PA: 44		
PITCHER	IP WLS BF H R ER SO BB IBB HBP BLK WP HR S P ERA WHIP	6.1 L 31 7 4 3 0 4 0 0 0 0 1 27 43 4.26 1.737	2.2 13 4 2 0 1 0 0 0 0 0 0 0 15 15 0.00 1.500											IP WLS BF H R ER SO BB IBB HBP BLK WP HR S P ERA WHIP										
Dock Ellis, R (1, 1) ERA: 3.19																								
Ron Guidry, L (7, 1) ERA: 5.63																								

AB	40
R	6
H	11
RBI	5
BB	4
SO	1
LOB	21




Batter	1	2	3	4	5	6	7	8	9	AB	R	H	RBI	BB	SO	LOB	BOTTOM						
Gene Locklear, L (1, 10) OBP: 0.259, SLG: 0.263	0-0 F7		0-0 1B		0-0 L4-3		0-0 FC5-4			4	0	2	0	0	0	1	Detroit Tigers @ New York Yankees Yankee Stadium, Bronx, NY Sun Sep 12 1976, 3:33 AM EDT Unknown						
Roy White, S (1, 8) OBP: 0.357, SLG: 0.405	0-3 K		0-0 1B		0-0 L4-3			0-0 F8		4	0	1	0	0	1	1							
Thurman Munson, R (1, 2) OBP: 0.346, SLG: 0.434	0-0 1B		0-3 K			0-0 5-3		0-0 F8		4	0	1	0	0	1	2							
Chris Chambliss, L (1, 3) OBP: 0.325, SLG: 0.447	0-0 BB		0-0 F9			0-0 1B		0-0 F8		4	0	2	0	0	0	2							
Carlos May, L (1, 7) OBP: 0.335, SLG: 0.329	4-0 1B		0-0 F7			0-3 K			0-3 K	3	0	0	0	1	2	3							
Graig Nettles, L (1, 5) OBP: 0.317, SLG: 0.445	0-0 G3			0-0 G3		0-3 K			0-0 F7	4	0	0	0	0	1	4							
Oscar Gamble, L (1, 9) OBP: 0.315, SLG: 0.436		0-0 F7		0-0 L6			0-0 F6		0-0 2B	4	0	1	0	0	0	0							
Willie Randolph, R (1, 4) OBP: 0.357, SLG: 0.329		0-0 CS		0-0 4-3			0-0 6-3		0-0 5-3	4	0	1	0	0	0	1							
Fred Stanley, R (1, 6) OBP: 0.339, SLG: 0.295		0-0 F9			0-0 5-3		0-0 FC5-4			3	0	1	0	0	0	1							
Inning Stats	R: 0 E: 0 K: 1 S: 7	H: 2 LOB: 3 BB: 1 P: 11	R: 0 E: 0 K: 0 S: 3	H: 1 LOB: 0 BB: 0 P: 3	R: 0 E: 0 K: 1 S: 7	H: 2 LOB: 2 BB: 0 P: 7	R: 0 E: 0 K: 0 S: 3	H: 0 LOB: 0 BB: 0 P: 3	R: 0 E: 0 K: 2 S: 8	H: 1 LOB: 1 BB: 0 P: 8	R: 0 E: 0 K: 0 S: 4	H: 1 LOB: 1 BB: 0 P: 4	R: 0 E: 0 K: 0 S: 3	H: 0 LOB: 0 BB: 0 P: 3	R: 0 E: 0 K: 1 S: 6	H: 1 LOB: 1 BB: 0 P: 6	1B: 8 2B: 2 3B: 0 HR: 0	SF: 0 SAC: 0 DP: 1 HBP: 0	WP: 0 PB: 0 SB: 0 CS: 1	PA: 35			
PITCHER	IP WLS BF H R ER SO BB IBB HBP BLK WP HR S P ERA WHIP	9.0 W 35 9 0 0 5 1 0 0 0 0 0 44 48 0.00 1.111											IP WLS BF H R ER SO BB IBB HBP BLK WP HR S P ERA WHIP										
Mark Fidrych, R (1, 1) ERA: 2.24																							



Batter	1	2	3	4	5	6	7	8	9	AB	R	H	RBI	BB	SO	LOB	TOP			
Ron LeFlore, R OBP: 0.376, SLG: 0.410 Marvin Lane, R	0-0 5-3		0-0 6-3			0-0 F8		0-0 6-3		1	0	0	0	0	0	0				
Ben Oglivie, L OBP: 0.316, SLG: 0.500	0-0 F7			0-0 F7		0-0 1B 1B		0-0 L4		4	1	1	0	0	0	0				
Rusty Staub, L OBP: 0.384, SLG: 0.417	0-0 F9			0-0 F8		0-0 1B 1-3		0-0 1B		4	0	2	0	0	0	0				
Willie Horton, R OBP: 0.348, SLG: 0.399		4-0 G5-4-3 BB		0-0 5-3		0-0 1-2 3-H 1B		0-0 F7		3	0	1	1	1	0	1				
Dan Meyer, L OBP: 0.288, SLG: 0.325		0-0 G5-4-3 1-2			0-0 1B 1B		0-0 F7		0-0 F6	4	0	1	0	0	0	3				
Phil Mankowski, L OBP: 0.323, SLG: 0.355		0-0 F9			0-0 1-2 1B		0-0 F8		0-3 K	4	0	1	0	0	1	2				
John Wockenfuss, R OBP: 0.311, SLG: 0.358			0-0 6-3		0-0 F4		0-0 5-3		0-0 F8	4	0	0	0	0	0	2				
Chuck Scrivener, R OBP: 0.296, SLG: 0.282			0-3 K		0-0 F1		0-0 G5-4-3 1B			3	0	1	0	0	1	2				
Mark Wagner, R OBP: 0.275, SLG: 0.277			0-0 1B		0-3 K		0-0 G5-4-3 1-2			3	0	1	0	0	1	3				
Inning Stats	R: 0 E: 0 K: 0 S: 3	H: 0 LOB: 0 BB: 0 P: 3	R: 0 E: 0 K: 0 S: 2	H: 0 LOB: 0 BB: 1 P: 6	R: 0 E: 0 K: 1 S: 6	H: 1 LOB: 1 BB: 0 P: 6	R: 0 E: 0 K: 0 S: 3	H: 0 LOB: 0 BB: 0 P: 3	R: 0 E: 0 K: 1 S: 7	H: 2 LOB: 2 BB: 0 P: 7	R: 0 E: 0 K: 0 S: 6	H: 3 LOB: 2 BB: 0 P: 6	R: 0 E: 0 K: 0 S: 3	H: 1 LOB: 1 BB: 0 P: 3	R: 0 E: 0 K: 1 S: 5	H: 0 LOB: 0 BB: 0 P: 5	1B: 8 2B: 0 3B: 0 HR: 0	SF: 0 SAC: 0 DP: 2 HBP: 0	WP: 0 PB: 0 SB: 0 CS: 0	PA: 34
PITCHER Ed Figueroa, R ERA: 2.88	IP: 9.0 WLS: W BF: 34 H: 8 R: 1 ER: 1 SO: 3 BB: 1 IBB: 0 HBP: 0 BLK: 0 WP: 0 HR: 0 S: 39 P: 43 ERA: 1.00 WHIP: 1.000															PITCHER				

Detroit Tigers @ New York Yankees
Yankee Stadium, Bronx, NY
Sun Sep 12 1976, 3:38 AM EDT
Att: 52,707 - Unknown


AB 33
R 1
H 8
RBI 1
BB 1
SO 3
LOB 14



Batter	1	2	3	4	5	6	7	8	9	AB	R	H	RBI	BB	SO	LOB	BOTTOM			
Mickey Rivers, L OBP: 0.323, SLG: 0.431	0-0 E6 2B			0-0 4-3			0-0 F6			4	1	1	0	0	0	1				
Elliott Maddox, R OBP: 0.292, SLG: 0.318	0-0 1B 1-H	0-3 K			0-0 F8		4-0 G5-4-3 BB			3	1	1	1	1	1	1				
Thurman Munson, R OBP: 0.343, SLG: 0.431	0-0 5-3		0-3 K		0-0 F8		0-0 G5-4-3 1-2			4	0	0	0	0	1	2				
Lou Piniella, R OBP: 0.320, SLG: 0.391	0-0 1B 2-H		4-0 G5-4-3 BB		4-0 BB		0-0 6-3			2	0	1	1	2	0	0				
Chris Chambliss, L OBP: 0.325, SLG: 0.446	0-0 1-2 1B		0-0 G5-4-3 1-2		0-3 K		0-0 L6			4	0	1	0	0	1	2				
Graig Nettles, L OBP: 0.320, SLG: 0.446	0-0 F2			4-0 3B BB		0-0 FC5-4 1B		4-0 1B BB		2	1	1	0	2	0	2				
Fran Healy, R OBP: 0.313, SLG: 0.261	0-3 K			0-0 F8		0-0 F9		0-0 FC6 1B		4	0	1	0	0	1	4				
Willie Randolph, R OBP: 0.358, SLG: 0.336		0-0 G6-4-3 1B		0-0 1-H FC5-2-5 3B		0-0 1-2 FC5-4		0-0 FC6		4	0	2	1	0	0	3				
Fred Stanley, R OBP: 0.335, SLG: 0.291		0-0 G6-4-3 1-2		0-0 FC5-2-5 3-H		0-0 F7				3	0	0	0	0	0	3				
Inning Stats	R: 2 E: 1 K: 1 S: 9	H: 3 LOB: 2 BB: 0 P: 9	R: 0 E: 0 K: 1 S: 6	H: 2 LOB: 1 BB: 0 P: 6	R: 0 E: 0 K: 1 S: 4	H: 0 LOB: 0 BB: 1 P: 8	R: 0 E: 0 K: 0 S: 4	H: 1 LOB: 1 BB: 1 P: 8	R: 0 E: 0 K: 0 S: 5	H: 0 LOB: 1 BB: 1 P: 9	R: 0 E: 0 K: 0 S: 4	H: 1 LOB: 1 BB: 0 P: 4	R: 0 E: 0 K: 0 S: 2	H: 0 LOB: 0 BB: 1 P: 6	R: 0 E: 0 K: 0 S: 4	H: 1 LOB: 2 BB: 1 P: 8	1B: 6 2B: 1 3B: 1 HR: 0	SF: 0 SAC: 0 DP: 3 HBP: 0	WP: 0 PB: 0 SB: 0 CS: 0	PA: 35
PITCHER Ed Glynn, L ERA: 1.29	IP: 8.0 WLS: L BF: 35 H: 8 R: 3 ER: 2 SO: 4 BB: 5 IBB: 0 HBP: 0 BLK: 0 WP: 0 HR: 0 S: 38 P: 58 ERA: 2.25 WHIP: 1.625															PITCHER				

Detroit Tigers @ New York Yankees
Yankee Stadium, Bronx, NY
Sun Sep 12 1976, 3:38 AM EDT
Att: 52,707 - Unknown


AB 30
R 3
H 8
RBI 3
BB 5
SO 4
LOB 18



Batter	1	2	3	4	5	6	7	8	9	AB	R	H	RBI	BB	SO	LOB	TOP				
Marvin Lane, R (1, 8)	5-3		G5-4-3		5-3		3-1		F9	5	0	0	0	0	0	5					
Ben Oglivie, L (1, 3) OBP: 0.312, SLG: 0.492	3-1			K		F3	G3			4	0	0	0	0	1	1					
Rusty Staub, L (1, 9) OBP: 0.386, SLG: 0.427	4-3			1B	2B					4	1	3	1	0	0	0					
Willie Horton, R (1, 10) OBP: 0.347, SLG: 0.406		5-3		F7					G1-6-4-3	4	1	1	1	0	0	2					
Alex Johnson, R (1, 7) OBP: 0.296, SLG: 0.351		F9				4-3				4	0	2	0	0	0	0					
Mickey Stanley, R (1, 5) OBP: 0.309, SLG: 0.428				2B			F9		2B	4	0	1	0	0	0	3					
John Wockenfuss, R (1, 2) OBP: 0.310, SLG: 0.355										4	0	1	0	0	0	1					
Chuck Scrivener, R (1, 4) OBP: 0.297, SLG: 0.283			L5		SH1-3					3	1	1	0	0	1	0					
Mark Wagner, R (1, 6) OBP: 0.301, SLG: 0.319						G3				4	0	3	0	0	0	1					
Inning Stats	R: 0 E: 0 K: 0 S: 3	H: 0 LOB: 0 BB: 0 P: 3	R: 0 E: 0 K: 0 S: 4	H: 1 LOB: 1 BB: 0 P: 4	R: 0 E: 0 K: 0 S: 3	H: 1 LOB: 0 BB: 0 P: 3	R: 0 E: 0 K: 1 S: 7	H: 2 LOB: 2 BB: 0 P: 7	R: 0 E: 0 K: 0 S: 4	H: 1 LOB: 1 BB: 0 P: 4	R: 2 E: 0 K: 0 S: 5	H: 2 LOB: 1 BB: 0 P: 5	R: 1 E: 0 K: 0 S: 5	H: 2 LOB: 1 BB: 0 P: 5	R: 0 E: 0 K: 0 S: 4	H: 2 LOB: 1 BB: 0 P: 4	R: 0 E: 0 K: 1 S: 6	H: 1 LOB: 1 BB: 0 P: 6	1B: 6 2B: 4 3B: 0 HR: 2	SF: 0 SAC: 1 DP: 2 HBP: 0	WP: 1 PA: 37
PITCHER	IP	WLS	BF	H	R	ER	SO	BB	IBB	HBP	BLK	WP	HR	S	P	ERA	WHIP				
Ken Holtzman, L (1, 1) ERA: 3.62	7.2	L	32	11	3	3	1	0	0	0	0	1	2	34	34	3.52	1.435				
Dick Tidrow, R (8, 1) ERA: 2.3	1.1		5	1	0	0	1	0	0	0	0	0	0	7	7	0.00	0.750				

Detroit Tigers @ New York Yankees
 Yankee Stadium, Bronx, NY
 Mon Sep 13 1976, 7:05 PM EDT
 Att: 11,723 - Unknown


AB 36
 R 3
 H 12
 RBI 2
 BB 0
 SO 2
 LOB 13



Batter	1	2	3	4	5	6	7	8	9	AB	R	H	RBI	BB	SO	LOB	BOTTOM				
Mickey Rivers, L (1, 8) OBP: 0.325, SLG: 0.433	6-3									4	0	3	0	0	0	0					
Roy White, S (1, 7) OBP: 0.358, SLG: 0.408				CS	F6					4	0	2	0	0	1	1					
Thurman Munson, R (1, 2) OBP: 0.343, SLG: 0.431										4	0	1	0	0	1	4					
Lou Piniella, R (1, 9) OBP: 0.316, SLG: 0.385	4-3									4	0	0	0	0	1	5					
Chris Chambliss, L (1, 3) OBP: 0.324, SLG: 0.444										4	1	1	0	0	2	3					
Graig Nettles, L (1, 5) OBP: 0.320, SLG: 0.443		4-3								3	0	0	0	1	0	1					
Elliott Maddox, R (1, 10) OBP: 0.321, SLG: 0.346										4	0	2	0	0	0	1					
Willie Randolph, R (1, 4) OBP: 0.355, SLG: 0.333										3	0	0	1	0	0	1					
Fred Stanley, R (1, 6) OBP: 0.331, SLG: 0.287										3	0	0	0	0	0	3					
Inning Stats	R: 0 E: 0 K: 0 S: 4	H: 1 LOB: 1 BB: 0 P: 4	R: 0 E: 0 K: 1 S: 5	H: 0 LOB: 0 BB: 0 P: 5	R: 0 E: 0 K: 0 S: 3	H: 1 LOB: 0 BB: 0 P: 3	R: 0 E: 0 K: 1 S: 6	H: 1 LOB: 1 BB: 0 P: 6	R: 0 E: 0 K: 0 S: 4	H: 1 LOB: 1 BB: 0 P: 4	R: 2 E: 0 K: 2 S: 8	H: 1 LOB: 1 BB: 0 P: 8	R: 1 E: 1 K: 0 S: 5	H: 2 LOB: 1 BB: 0 P: 5	R: 0 E: 0 K: 1 S: 7	H: 2 LOB: 2 BB: 0 P: 7	R: 0 E: 0 K: 0 S: 2	H: 0 LOB: 0 BB: 1 P: 6	1B: 7 2B: 3 3B: 0 HR: 0	SF: 1 SAC: 0 DP: 2 HBP: 0	WP: 0 PA: 36
PITCHER	IP	WLS	BF	H	R	ER	SO	BB	IBB	HBP	BLK	WP	HR	S	P	ERA	WHIP				
Jim Crawford, L (1, 1) ERA: 4.18	6.0	W	25	7	1	0	4	0	0	0	0	0	0	11	15	0.00	1.167				
John Hiller, L (7, 1) ERA: 2.45	3.0	S	10	2	0	0	1	1	0	0	0	0	0	11	15	0.00	1.000				

Detroit Tigers @ New York Yankees
 Yankee Stadium, Bronx, NY
 Mon Sep 13 1976, 7:05 PM EDT
 Att: 11,723 - Unknown

AB 33
 R 1
 H 9
 RBI 1
 BB 1
 SO 5
 LOB 19



Batter	1	2	3	4	5	6	7	8	9	AB	R	H	RBI	BB	SO	LOB	TOP										
Marvin Lane, R OBP: 0.200, SLG: 0.143 (1, 8)										4	0	2	1	1	1	1	Detroit Tigers @ Baltimore Orioles Memorial Stadium, Baltimore, MD Tue Sep 14 1976, 7:05 PM EDT Att. 4,516 - Unknown										
Ben Oglivis, L OBP: 0.310, SLG: 0.487 (1, 3)										5	0	1	0	0	1	4											
Rusty Staub, L OBP: 0.388, SLG: 0.428 (1, 9)										4	1	2	0	1	0	1											
Willie Horton, R OBP: 0.348, SLG: 0.406 (1, 10)										5	1	2	0	0	0	3											
Alex Johnson, R OBP: 0.300, SLG: 0.353 (1, 7)										4	2	2	1	1	0	0											
Mickey Stanley, R OBP: 0.311, SLG: 0.433 (1, 5)										5	1	2	1	0	1	2											
Bill Freehan, R OBP: 0.301, SLG: 0.387 (1, 2)										5	1	1	1	0	2	3											
Chuck Scrivener, R OBP: 0.301, SLG: 0.288 (1, 4)										4	1	2	1	0	1	2											
Mark Wagner, R OBP: 0.299, SLG: 0.315 (1, 6)										4	0	1	1	0	0	3											
Inning Stats	R: 0 E: 0 K: 1 S: 6	H: 1 LOB: 1 BB: 0 P: 6	R: 2 E: 1 K: 0 S: 6	H: 3 LOB: 2 BB: 1 P: 10	R: 4 E: 0 K: 0 S: 8	H: 5 LOB: 1 BB: 0 P: 8	R: 1 E: 0 K: 2 S: 9	H: 2 LOB: 2 BB: 1 P: 13	R: 0 E: 0 K: 1 S: 5	H: 0 LOB: 1 BB: 1 P: 9	R: 0 E: 0 K: 0 S: 3	H: 1 LOB: 0 BB: 0 P: 3	R: 0 E: 0 K: 1 S: 6	H: 1 LOB: 1 BB: 0 P: 6	R: 0 E: 0 K: 0 S: 3	H: 0 LOB: 0 BB: 0 P: 3	1B: 14 2B: 1 3B: 0 HR: 0	SF: 0 SAC: 0 DP: 1 HBP: 0	WP: 1 PB: 0 SB: 0 CS: 0	PA: 43							
PITCHER	IP	WLS	BF	H	R	ER	SO	BB	IBB	HBP	BLK	WP	HR	S	P	ERA	WHIP										
Ross Grimsley, L ERA: 3.93 (1, 1)	2.1		13	5	3	3	1	1	0	0	0	0	0	14	18	11.57	2.571										
Dave Pagan, R ERA: 4.43 (3, 1)	1.0		10	6	4	4	0	1	0	0	0	1	0	9	13	36.00	7.000										
Dennis Martinez, R ERA: (4, 1)	5.2	W	20	4	0	0	5	1	0	0	0	0	0	29	33	0.00	0.882										

Batter	1	2	3	4	5	6	7	8	9	AB	R	H	RBI	BB	SO	LOB	BOTTOM										
Al Bumbry, L OBP: 0.320, SLG: 0.391 (1, 8)										2	1	0	0	2	1	2	Detroit Tigers @ Baltimore Orioles Memorial Stadium, Baltimore, MD Tue Sep 14 1976, 7:05 PM EDT Att. 4,516 - Unknown										
Paul Blair, R OBP: 0.255, SLG: 0.276 (8, 8)										1	0	1	0	0	0	0											
Bobby Grich, R OBP: 0.388, SLG: 0.427 (1, 4)										5	1	2	0	0	0	2											
Reggie Jackson, L OBP: 0.360, SLG: 0.520 (1, 9)										4	1	1	0	1	1	3											
Lee May, R OBP: 0.302, SLG: 0.444 (1, 10)										4	2	2	2	1	0	2											
Ken Singleton, S OBP: 0.357, SLG: 0.382 (1, 7)										3	2	1	1	2	0	2											
Doug DeCinces, R OBP: 0.296, SLG: 0.364 (8, 3)										5	2	3	3	0	0	3											
Tony Muser, L OBP: 0.263, SLG: 0.266 (1, 3)										2	0	0	0	1	0	1											
Brooks Robinson, R OBP: 0.246, SLG: 0.323 (7, PH) (8, 5)										1	0	0	1	0	0	2											
Mark Belanger, R OBP: 0.327, SLG: 0.315 (1, 6)										3	0	0	1	0	0	2											
Rick Dempsey, R OBP: 0.275, SLG: 0.215 (1, 2)										4	0	1	0	0	0	1											
Inning Stats	R: 0 E: 0 K: 1 S: 6	H: 1 LOB: 2 BB: 1 P: 10	R: 0 E: 0 K: 0 S: 4	H: 1 LOB: 1 BB: 0 P: 4	R: 5 E: 0 K: 0 S: 8	H: 5 LOB: 2 BB: 2 P: 16	R: 0 E: 0 K: 0 S: 3	H: 0 LOB: 0 BB: 0 P: 3	R: 0 E: 0 K: 0 S: 3	H: 0 LOB: 0 BB: 0 P: 3	R: 0 E: 0 K: 0 S: 3	H: 0 LOB: 1 BB: 1 P: 7	R: 4 E: 1 K: 0 S: 6	H: 3 LOB: 0 BB: 1 P: 10	R: 0 E: 0 K: 1 S: 6	H: 1 LOB: 3 BB: 2 P: 14	1B: 7 2B: 3 3B: 0 HR: 1	SF: 1 SAC: 0 DP: 0 HBP: 0	WP: 0 PB: 0 SB: 2 CS: 0	PA: 42							
PITCHER	IP	WLS	BF	H	R	ER	SO	BB	IBB	HBP	BLK	WP	HR	S	P	ERA	WHIP										
Vern Ruhle, R ERA: 3.79 (1, 1)	2.1		14	5	4	4	1	2	0	0	0	0	1	15	23	7.36	1.636										
Dave Lemanczyk, R ERA: 5.35 (3, 1)	3.2		17	4	3	3	0	2	0	0	0	0	0	4	8	9.00	2.000										
John Hiller, L ERA: 2.51 (7, 1)	1.0	L	5	1	2	1	0	1	0	0	0	0	0	4	8	0.00	2.000										
Bill Laxton, L ERA: 4.16 (8, 1)	1.0		6	1	0	0	1	1	1	0	0	0	0	6	14	0.00	2.000										

AB 40
R 7
H 15
RBI 6
BB 3
SO 6
LOB 19



AB 34
R 9
H 11
RBI 8
BB 7
SO 2
LOB 20



Batter	1	2	3	4	5	6	7	8	9	AB	R	H	RBI	BB	SO	LOB	TOP			
Ben Oglvie, L (1, 8) OBP: 0.307, SLG: 0.481	0-3 K		0-0 F8			0-0 F7				3	0	0	0	0	1	1	<p>Detroit Tigers @ Baltimore Orioles Memorial Stadium, Baltimore, MD Wed Sep 15 1976, 7:05 PM EDT Att: 2,721 - Overcast</p>			
Phil Mankowski, L (1, 5) OBP: 0.324, SLG: 0.333	0-0 F4			0-0 F9		4-0 BB				2	0	0	0	1	0	0				
Rusty Staub, L (1, 9) OBP: 0.388, SLG: 0.427	0-0 1B			0-0 F6		0-0 F5				3	0	1	0	0	0	2				
Willie Horton, R (1, 10) OBP: 0.346, SLG: 0.404	0-0 F9		0-3 K							2	0	0	0	0	1	1				
Alex Johnson, R (1, 7) OBP: 0.301, SLG: 0.354		0-0 CS 1B			0-0 5-3					2	0	1	0	0	0	0				
Dan Meyer, L (1, 3) OBP: 0.286, SLG: 0.323	0-3 K		0-0 1-2 K		0-0 3-1					2	0	0	0	0	1	1				
Bill Freehan, R (1, 2) OBP: 0.299, SLG: 0.383		0-0 F7			0-0 6-3					2	0	0	0	0	0	0				
Chuck Scrivener, R (1, 4) OBP: 0.298, SLG: 0.285			0-0 F9			0-0 E5 SH2-4				2	0	0	0	0	0	0				
Mark Wagner, R (1, 6) OBP: 0.295, SLG: 0.311			0-0 4-3			0-0 SH2-4				1	0	0	0	0	0	0				
Inning Stats	R: 0 E: 0 K: 1 S: 6	H: 1 LOB: 1 BB: 0 P: 6	R: 0 E: 0 K: 1 S: 5	H: 1 LOB: 0 BB: 0 P: 5	R: 0 E: 0 K: 0 S: 3	H: 0 LOB: 0 BB: 0 P: 3	R: 0 E: 0 K: 1 S: 5	H: 0 LOB: 0 BB: 0 P: 5	R: 0 E: 0 K: 0 S: 3	H: 0 LOB: 0 BB: 0 P: 3	R: 0 E: 1 K: 0 S: 4	H: 0 LOB: 2 BB: 1 P: 8						1B: 2 2B: 1 3B: 0 HR: 0	SF: 0 SAC: 1 DP: 1 HBP: 0	WP: 0 PB: 0 SB: 0 CS: 1
PITCHER Wayne Garland, R (1, 1) ERA: 2.59	IP: 6.0 WLS: W BF: 21	H: 2 R: 0 ER: 0 SO: 3	BB: 1 IBB: 0 HBP: 0 BLK: 0	WP: 0 HR: 0 S: 26 P: 30	ERA: 0.00 WHIP: 0.500	PITCHER										IP: WLS: BF: H: R: ER: SO: BB: IBB: HBP: BLK: WP: HR: S: P: ERA: WHIP:				

Batter	1	2	3	4	5	6	7	8	9	AB	R	H	RBI	BB	SO	LOB	BOTTOM			
Mark Belanger, R (1, 6) OBP: 0.325, SLG: 0.313	0-0 F4		0-0 F9		0-0 4-3					3	0	0	0	0	0	1	<p>Detroit Tigers @ Baltimore Orioles Memorial Stadium, Baltimore, MD Wed Sep 15 1976, 7:05 PM EDT Att: 2,721 - Overcast</p>			
Bobby Grich, R (1, 4) OBP: 0.386, SLG: 0.424	0-3 K		0-0 FC5-4		0-0 L8					3	0	0	0	0	1	1				
Reggie Jackson, L (1, 10) OBP: 0.358, SLG: 0.517	0-0 F7			0-0 E6 BB 1B		0-3 K				3	0	0	0	0	1	0				
Lee May, R (1, 3) OBP: 0.304, SLG: 0.446		0-0 G1-4-3 1B		0-0 BB 1B		0-3 K				3	0	2	0	0	1	0				
Ken Singleton, S (1, 9) OBP: 0.357, SLG: 0.382		0-0 G1-4-3		0-3 K		0-0 FC6-4 1B				3	0	1	0	0	1	3				
Doug DeCinces, R (1, 5) OBP: 0.294, SLG: 0.361		0-0 F9		0-0 F9		0-0 FC6-4				3	0	0	0	0	0	3				
Andres Mora, R (1, 7) OBP: 0.246, SLG: 0.342			0-0 HR		4-0 BB					1	1	1	1	1	0	0				
Paul Blair, R (1, 8) OBP: 0.254, SLG: 0.274			0-0 G3		0-0 5-3					2	0	0	0	0	0	3				
Rick Dempsey, R (1, 2) OBP: 0.277, SLG: 0.218			0-0 FC5-4 1B		0-0 6-3					2	0	1	0	0	0	0				
Inning Stats	R: 0 E: 0 K: 1 S: 5	H: 0 LOB: 0 BB: 0 P: 5	R: 0 E: 0 K: 0 S: 3	H: 1 LOB: 0 BB: 0 P: 3	R: 1 E: 0 K: 0 S: 5	H: 2 LOB: 1 BB: 0 P: 5	R: 0 E: 0 K: 1 S: 7	H: 1 LOB: 3 BB: 1 P: 11	R: 0 E: 0 K: 0 S: 3	H: 0 LOB: 0 BB: 0 P: 3	R: 0 E: 0 K: 2 S: 8	H: 1 LOB: 1 BB: 0 P: 8						1B: 4 2B: 0 3B: 0 HR: 1	SF: 0 SAC: 0 DP: 1 HBP: 0	WP: 0 PB: 0 SB: 0 CS: 0
PITCHER Dave Roberts, L (1, 1) ERA: 4.05	IP: 6.0 WLS: L BF: 24	H: 5 R: 1 ER: 1 SO: 4	BB: 1 IBB: 0 HBP: 0 BLK: 0	WP: 0 HR: 1 S: 31 P: 35	ERA: 1.50 WHIP: 1.000	PITCHER										IP: WLS: BF: H: R: ER: SO: BB: IBB: HBP: BLK: WP: HR: S: P: ERA: WHIP:				

Batter	1	2	3	4	5	6	7	8	9	AB	R	H	RBI	BB	SO	LOB	TOP								
Rick Burleson, R OBP: 0.356, SLG: 0.378 (1, 6)	1-3	FC5-4	1B		F3			G6-4-3 BB		4	0	2	2	1	0	1									
Steve Dillard, R OBP: 0.355, SLG: 0.375 (1, 4)	4-3 BB	FC5-4	K			5-3		G6-4-3		4	1	0	0	1	1	4									
Rick Miller, L OBP: 0.343, SLG: 0.348 (1, 8) (3, 7)	E7		1B	2B	F8		4-3		P4	5	1	1	0	0	0	1									
Carl Yastrzemski, L OBP: 0.355, SLG: 0.438 (1, 7)	4-3		1B		G3		L4		K	2	0	1	2	0	0	1									
Fred Lynn, L OBP: 0.367, SLG: 0.469 (3, PR) (3, 8)	2-3 3-H		FC6	1B					K	3	1	0	0	0	1	0									
Carlton Fisk, R OBP: 0.329, SLG: 0.399 (1, 2)	5-3		FC6	1B					5-3	4	0	1	0	1	1	1									
Ernie Whitt, L (9, 2)			1-3	BB						0	0	0	0	0	0	0									
Cecil Cooper, L OBP: 0.312, SLG: 0.466 (1, 3)			K		L9					4	1	0	1	0	1	2									
Jack Baker, R (8, 3)			FC6	2B						0	0	0	0	0	0	0									
Jim Rice, R OBP: 0.300, SLG: 0.446 (1, 10)	4-3		5-3	1B						4	2	2	1	0	1	0									
Dwight Evans, R OBP: 0.319, SLG: 0.413 (1, 9)			1B	WP						2	2	1	0	1	1	0									
Butch Hobson, R OBP: 0.256, SLG: 0.362 (1, 5)	1B		5-3	1B						4	0	1	2	0	0	3									
Inning Stats	R: 1 E: 1 K: 0 S: 4	H: 0 LOB: 1 BB: 1 P: 8	R: 1 E: 0 K: 1 S: 7	H: 2 LOB: 2 BB: 0 P: 8	R: 5 E: 0 K: 1 S: 10	H: 5 LOB: 1 BB: 1 P: 14	R: 0 E: 0 K: 0 S: 3	H: 0 LOB: 1 BB: 1 P: 7	R: 0 E: 0 K: 1 S: 6	H: 1 LOB: 1 BB: 0 P: 6	R: 0 E: 0 K: 0 S: 3	H: 0 LOB: 0 BB: 0 P: 3	R: 1 E: 0 K: 2 S: 8	H: 1 LOB: 0 BB: 0 P: 8	R: 0 E: 0 K: 0 S: 2	H: 0 LOB: 0 BB: 1 P: 6	R: 0 E: 0 K: 1 S: 5	H: 0 LOB: 0 BB: 0 P: 5	1B: 5 2B: 3 3B: 0 HR: 1	SF: 0 SAC: 0 DP: 1 HBP: 1	WP: 1 PB: 0 SB: 1 CS: 0	PA: 41			
PITCHER	IP	WLS	BF	H	R	ER	SO	BB	IBB	HBP	BLK	WP	HR	S	P	ERA	WHIP								
Mark Fidrych, R ERA: 2.46 (1, 1)	2.2	L	19	7	7	6	1	1	1	1	0	1	0	18	27	20.25	3.000								
Bill Laxton, L ERA: 3.95 (3, 1)	6.1		22	2	1	1	5	2	0	0	0	0	1	30	38	1.42	0.632								

Boston Red Sox @ Detroit Tigers
Tiger Stadium, Detroit, MI
Fri Sep 17 1976, 7:05 PM EDT
Att: 20,371 - Unknown

AB 36
R 8
H 9
RBI 8
BB 4
SO 6
LOB 13



Batter	1	2	3	4	5	6	7	8	9	AB	R	H	RBI	BB	SO	LOB	BOTTOM								
Dan Meyer, L OBP: 0.282, SLG: 0.318 (1, 3)	4-3		P4		P5		L4			4	0	0	0	0	0	3									
Ben Oglivie, L OBP: 0.306, SLG: 0.489 (1, 8)	P6				F7		K			4	1	1	1	0	1	2									
Rusty Staub, L OBP: 0.387, SLG: 0.426 (1, 9)	K				HR	1B				4	1	1	0	0	1	2									
Willie Horton, R OBP: 0.345, SLG: 0.411 (1, 10)			F9		HR					4	1	1	2	0	1	0									
Alex Johnson, R OBP: 0.300, SLG: 0.351 (1, 7)					P8					3	0	0	0	1	0	0									
Mickey Stanley, R OBP: 0.310, SLG: 0.441 (1, 5)	G6-4-3									4	0	1	0	0	0	2									
Chuck Scrivener, R OBP: 0.297, SLG: 0.280 (1, 4)					F8					3	0	0	0	1	1	2									
Mark Wagner, R OBP: 0.296, SLG: 0.312 (1, 6)										3	0	1	0	0	1	1									
Phil Mankowski, L OBP: 0.314, SLG: 0.324 (9, PH)			K		2B					1	0	0	0	0	0	0									
Bruce Kimm, R OBP: 0.322, SLG: 0.333 (1, 2)			K							3	0	1	0	0	1	1									
Inning Stats	R: 0 E: 0 K: 1 S: 5	H: 0 LOB: 0 BB: 0 P: 5	R: 0 E: 0 K: 0 S: 2	H: 0 LOB: 0 BB: 1 P: 6	R: 0 E: 0 K: 2 S: 7	H: 0 LOB: 1 BB: 1 P: 11	R: 2 E: 0 K: 0 S: 6	H: 3 LOB: 1 BB: 0 P: 6	R: 0 E: 0 K: 1 S: 7	H: 2 LOB: 2 BB: 0 P: 7	R: 0 E: 1 K: 1 S: 6	H: 0 LOB: 1 BB: 0 P: 6	R: 0 E: 0 K: 0 S: 3	H: 0 LOB: 0 BB: 0 P: 3	R: 1 E: 0 K: 0 S: 4	H: 1 LOB: 0 BB: 0 P: 4	R: 0 E: 0 K: 1 S: 5	H: 0 LOB: 0 BB: 0 P: 5	1B: 2 2B: 1 3B: 1 HR: 2	SF: 0 SAC: 0 DP: 1 HBP: 0	WP: 0 PB: 0 SB: 0 CS: 0	PA: 35			
PITCHER	IP	WLS	BF	H	R	ER	SO	BB	IBB	HBP	BLK	WP	HR	S	P	ERA	WHIP								
Luis Tiant, R ERA: 3.09 (1, 1)	9.0	W	35	6	3	3	6	2	0	0	0	0	2	45	53	3.00	0.889								

Boston Red Sox @ Detroit Tigers
Tiger Stadium, Detroit, MI
Fri Sep 17 1976, 7:05 PM EDT
Att: 20,371 - Unknown

AB 33
R 3
H 6
RBI 3
BB 2
SO 6
LOB 13



Batter	1	2	3	4	5	6	7	8	9	AB	R	H	RBI	BB	SO	LOB	TOP											
Rick Miller, L OBP: 0.344, SLG: 0.346 (1, 7)										4	1	1	0	1	0	1												
Steve Dillard, R OBP: 0.346, SLG: 0.364 (1, 4)										4	1	0	0	0	0	2												
Fred Lynn, L OBP: 0.370, SLG: 0.469 (1, 8)										2	2	1	0	2	0	0												
Carl Yastrzemski, L OBP: 0.358, SLG: 0.446 Jim Rice, R OBP: 0.301, SLG: 0.446 (3, PR)										2	1	2	4	0	0	0												
Cecil Cooper, L OBP: 0.309, SLG: 0.461 (1, 3)										4	0	0	1	0	0	3												
Dwight Evans, R OBP: 0.318, SLG: 0.410 (1, 9)										3	0	0	0	1	2	3												
Butch Hobson, R OBP: 0.251, SLG: 0.355 (1, 5)										4	0	0	0	0	1	1												
Ernie Whitt, L (1, 2)										2	0	0	0	0	1	0												
Jack Baker, R (7, PH)										1	0	0	0	0	0	0												
Bob Montgomery, R OBP: 0.274, SLG: 0.363 (7, 2)										1	0	0	0	0	1	0												
Bob Heise, R OBP: 0.294, SLG: 0.306 (1, 6)										4	0	1	0	0	0	0												
Inning Stats	R: 3 E: 0 K: 1 S: 6	H: 1 LOB: 0 BB: 2 P: 14	R: 0 E: 0 K: 0 S: 3	H: 0 LOB: 0 BB: 0 P: 3	R: 1 E: 0 K: 0 S: 6	H: 3 LOB: 2 BB: 0 P: 6	R: 0 E: 0 K: 1 S: 5	H: 0 LOB: 0 BB: 0 P: 5	R: 0 E: 0 K: 0 S: 3	H: 0 LOB: 1 BB: 1 P: 11	R: 0 E: 0 K: 0 S: 3	H: 0 LOB: 0 BB: 0 P: 3	R: 1 E: 0 K: 1 S: 6	H: 1 LOB: 1 BB: 0 P: 10	R: 0 E: 0 K: 1 S: 6	H: 1 LOB: 1 BB: 0 P: 6	1B: 5 2B: 0 3B: 0 HR: 1	SF: 0 SAC: 0 DP: 0 HBP: 0	WP: 0 PB: 0 SB: 1 CS: 0	PA: 37								
PITCHER	IP	WLS	BF	H	R	ER	SO	BB	IBB	HBP	BLK	WP	HR	S	P	ERA	WHIP											
Vern Ruhle, R ERA: 3.92 Jim Crawford, L ERA: 3.99	(1, 1) 2.1	(3, 1) 6.2	(1, 1) 12	(1, 1) 3	(1, 1) 4	(1, 1) 4	(1, 1) 1	(1, 1) 5	(1, 1) 2	(1, 1) 0	(1, 1) 0	(1, 1) 0	(1, 1) 0	(1, 1) 0	(1, 1) 33	(1, 1) 41	(1, 1) 15.43	(1, 1) 2.143										

Boston Red Sox @ Detroit Tigers
Tiger Stadium, Detroit, MI
Sat Sep 18 1976, 3:33 AM EDT
Att: 12,156 - Unknown

AB 33
R 5
H 6
RBI 5
BB 4
SO 6
LOB 10



Batter	1	2	3	4	5	6	7	8	9	AB	R	H	RBI	BB	SO	LOB	BOTTOM										
Marvin Lane, R OBP: 0.350, SLG: 0.235 (1, 8)										3	0	2	1	2	0	2											
Ben Oglivie, L OBP: 0.307, SLG: 0.487 (1, 3)										5	0	2	0	0	3	4											
Rusty Staub, L OBP: 0.384, SLG: 0.422 (1, 9)										5	0	0	0	0	1	4											
Willie Horton, R OBP: 0.343, SLG: 0.408 Bruce Kimm, R OBP: 0.322, SLG: 0.333 (9, PR)										5	0	1	0	0	0	4											
Alex Johnson, R OBP: 0.299, SLG: 0.356 (1, 7)										5	1	1	1	0	0	3											
Mickey Stanley, R OBP: 0.320, SLG: 0.455 (1, 5)										4	2	3	0	0	0	0											
Bill Freehan, R OBP: 0.302, SLG: 0.395 (1, 2)										4	0	2	1	0	0	1											
Chuck Scrivener, R OBP: 0.301, SLG: 0.281 (9, 6)										3	1	1	0	1	1	3											
Mark Wagner, R OBP: 0.286, SLG: 0.300 Dan Meyer, L OBP: 0.285, SLG: 0.320 Jerry Manuel, S OBP: 0.233, SLG: 0.179 (8, PH)										3	0	0	1	0	1	4											
Inning Stats	R: 0 E: 0 K: 0 S: 3	H: 1 LOB: 1 BB: 1 P: 7	R: 2 E: 0 K: 2 S: 10	H: 3 LOB: 2 BB: 1 P: 14	R: 0 E: 0 K: 0 S: 3	H: 0 LOB: 0 BB: 0 P: 3	R: 0 E: 0 K: 1 S: 6	H: 1 LOB: 2 BB: 1 P: 10	R: 0 E: 0 K: 0 S: 5	H: 2 LOB: 1 BB: 0 P: 5	R: 0 E: 0 K: 0 S: 5	H: 2 LOB: 2 BB: 0 P: 5	R: 0 E: 0 K: 1 S: 8	H: 3 LOB: 2 BB: 0 P: 8	R: 0 E: 0 K: 1 S: 5	H: 1 LOB: 1 BB: 0 P: 5	1B: 9 2B: 4 3B: 0 HR: 1	SF: 0 SAC: 0 DP: 2 HBP: 0	WP: 0 PB: 0 SB: 0 CS: 0	PA: 41							
PITCHER	IP	WLS	BF	H	R	ER	SO	BB	IBB	HBP	BLK	WP	HR	S	P	ERA	WHIP										
Bill Lee, L ERA: 6.0 Jim Willoughby, R ERA: 3.04 Tom House, L ERA: 4.36 Tom Murphy, R ERA: 4.34	(1, 1) 6.1	(7, 1) 1.1	(8, 1) 0.2	(9, 1) 0.2	(1, 1) 30	(7, 1) 3	(8, 1) 1	(9, 1) 0	(9, 1) 0	(9, 1) 0	(9, 1) 0	(9, 1) 0	(9, 1) 0	(9, 1) 6	(9, 1) 6	(9, 1) 0.00	(9, 1) 1.500										

Boston Red Sox @ Detroit Tigers
Tiger Stadium, Detroit, MI
Sat Sep 18 1976, 3:33 AM EDT
Att: 12,156 - Unknown


AB 38
R 4
H 13
RBI 4
BB 3
SO 6
LOB 25



Batter	1	2	3	4	5	6	7	8	9	AB	R	H	RBI	BB	SO	LOB	TOP					
Bob Heise, R OBP: 0.309, SLG: 0.321										4	1	2	1	0	0	2						
Steve Dillard, R OBP: 0.346, SLG: 0.386										5	1	2	3	0	0	2						
Fred Lynn, L OBP: 0.368, SLG: 0.468										5	0	1	0	0	1	3						
Carlton Fisk, R OBP: 0.331, SLG: 0.399										3	0	1	0	2	0	2						
Jim Rice, R OBP: 0.300, SLG: 0.444										5	1	1	0	0	1	3						
Dwight Evans, R OBP: 0.323, SLG: 0.422										4	1	3	1	1	1	2						
Jack Baker, R OBP: 0.323, SLG: 0.422										5	0	0	0	0	2	8						
Bobby Darwin, R OBP: 0.257, SLG: 0.344										3	0	0	0	0	1	1						
Carl Yastrzemski, L OBP: 0.359, SLG: 0.446										0	0	0	0	1	0	0						
Bill Lee, L OBP: 0.359, SLG: 0.446										0	0	0	0	0	0	0						
Butch Hobson, R OBP: 0.260, SLG: 0.364										3	2	2	0	1	1	1						
Inning Stats	R: 0 E: 0 K: 1 S: 5	H: 1 LOB: 0 BB: 0 P: 5	R: 0 E: 0 K: 1 S: 6	H: 2 LOB: 1 BB: 0 P: 6	R: 3 E: 1 K: 0 S: 5	H: 1 LOB: 0 BB: 1 P: 9	R: 0 E: 0 K: 2 S: 8	H: 1 LOB: 1 BB: 0 P: 8	R: 0 E: 0 K: 1 S: 5	H: 1 LOB: 1 BB: 1 P: 9	R: 1 E: 0 K: 0 S: 6	H: 3 LOB: 2 BB: 0 P: 6	R: 2 E: 1 K: 1 S: 7	H: 1 LOB: 1 BB: 2 P: 11	R: 0 E: 0 K: 1 S: 6	H: 1 LOB: 3 BB: 2 P: 14	1B: 6 2B: 4 3B: 1 HR: 1	SF: 0 SAC: 1 DP: 2 HBP: 0	WP: 1 PB: 0 SB: 0 CS: 1	PA: 43		
PITCHER	IP: 7.1 WLS: L BF: 35 ERA: 4.07	IP: 1.2 WLS: 8 BF: 1 ERA: 4.98	IP: 1.1 WLS: L BF: 35 ERA: 4.07	IP: 8.1 WLS: 1 BF: 0 ERA: 4.98	IP: 1.1 WLS: L BF: 35 ERA: 4.07	IP: 8.1 WLS: 1 BF: 0 ERA: 4.98	IP: 1.2 WLS: 8 BF: 1 ERA: 4.98	IP: 1.1 WLS: L BF: 35 ERA: 4.07	IP: 8.1 WLS: 1 BF: 0 ERA: 4.98	IP: 1.2 WLS: 8 BF: 1 ERA: 4.98	IP: 1.1 WLS: L BF: 35 ERA: 4.07	IP: 8.1 WLS: 1 BF: 0 ERA: 4.98	IP: 1.2 WLS: 8 BF: 1 ERA: 4.98	IP: 1.1 WLS: L BF: 35 ERA: 4.07	IP: 8.1 WLS: 1 BF: 0 ERA: 4.98	IP: 1.2 WLS: 8 BF: 1 ERA: 4.98	IP: 1.1 WLS: L BF: 35 ERA: 4.07	IP: 8.1 WLS: 1 BF: 0 ERA: 4.98	IP: 1.2 WLS: 8 BF: 1 ERA: 4.98	IP: 1.1 WLS: L BF: 35 ERA: 4.07	IP: 8.1 WLS: 1 BF: 0 ERA: 4.98	IP: 1.2 WLS: 8 BF: 1 ERA: 4.98

Boston Red Sox @ Detroit Tigers
Tiger Stadium, Detroit, MI
Sun Sep 19 1976, 3:33 AM EDT
Att: 8,949 - Unknown


AB 37
R 6
H 12
RBI 5
BB 5
SO 7
LOB 24



Batter	1	2	3	4	5	6	7	8	9	AB	R	H	RBI	BB	SO	LOB	BOTTOM						
Phil Mankowski, L OBP: 0.333, SLG: 0.395										4	1	2	0	0	0	0							
Ben Oglivie, L OBP: 0.310, SLG: 0.488										4	0	2	0	0	0	1							
Rusty Staub, L OBP: 0.384, SLG: 0.421										3	0	1	1	1	0	1							
Willie Horton, R OBP: 0.343, SLG: 0.404										3	0	0	0	1	2	4							
Alex Johnson, R OBP: 0.297, SLG: 0.354										3	0	0	0	0	1	4							
Dan Meyer, L OBP: 0.284, SLG: 0.319										4	0	1	0	0	1	2							
Bill Freehan, R OBP: 0.297, SLG: 0.388										4	0	0	0	0	1	2							
Chuck Scrivener, R OBP: 0.296, SLG: 0.276										3	0	0	0	0	0	0							
Mickey Stanley, R OBP: 0.316, SLG: 0.452										1	0	0	0	0	0	2							
Mark Wagner, R OBP: 0.276, SLG: 0.289										3	0	0	0	0	1	0							
Inning Stats	R: 1 E: 0 K: 3 S: 12	H: 3 LOB: 2 BB: 0 P: 12	R: 0 E: 0 K: 1 S: 5	H: 0 LOB: 0 BB: 0 P: 5	R: 0 E: 0 K: 0 S: 3	H: 0 LOB: 0 BB: 0 P: 3	R: 0 E: 0 K: 0 S: 3	H: 0 LOB: 0 BB: 0 P: 3	R: 0 E: 0 K: 1 S: 5	H: 0 LOB: 0 BB: 0 P: 5	R: 0 E: 0 K: 1 S: 6	H: 1 LOB: 2 BB: 1 P: 10	R: 0 E: 0 K: 0 S: 3	H: 0 LOB: 0 BB: 0 P: 3	R: 0 E: 0 K: 0 S: 4	H: 1 LOB: 1 BB: 0 P: 4	R: 0 E: 0 K: 0 S: 4	H: 1 LOB: 2 BB: 1 P: 8	1B: 5 2B: 0 3B: 1 HR: 0	SF: 0 SAC: 1 DP: 0 HBP: 0	WP: 0 PB: 0 SB: 0 CS: 0	PA: 35	
PITCHER	IP: 9.0 WLS: W BF: 35 ERA: 3.5	IP: 9.0 WLS: W BF: 35 ERA: 3.5	IP: 9.0 WLS: W BF: 35 ERA: 3.5	IP: 9.0 WLS: W BF: 35 ERA: 3.5	IP: 9.0 WLS: W BF: 35 ERA: 3.5	IP: 9.0 WLS: W BF: 35 ERA: 3.5	IP: 9.0 WLS: W BF: 35 ERA: 3.5	IP: 9.0 WLS: W BF: 35 ERA: 3.5	IP: 9.0 WLS: W BF: 35 ERA: 3.5	IP: 9.0 WLS: W BF: 35 ERA: 3.5	IP: 9.0 WLS: W BF: 35 ERA: 3.5	IP: 9.0 WLS: W BF: 35 ERA: 3.5	IP: 9.0 WLS: W BF: 35 ERA: 3.5	IP: 9.0 WLS: W BF: 35 ERA: 3.5	IP: 9.0 WLS: W BF: 35 ERA: 3.5	IP: 9.0 WLS: W BF: 35 ERA: 3.5	IP: 9.0 WLS: W BF: 35 ERA: 3.5	IP: 9.0 WLS: W BF: 35 ERA: 3.5	IP: 9.0 WLS: W BF: 35 ERA: 3.5	IP: 9.0 WLS: W BF: 35 ERA: 3.5	IP: 9.0 WLS: W BF: 35 ERA: 3.5	IP: 9.0 WLS: W BF: 35 ERA: 3.5	IP: 9.0 WLS: W BF: 35 ERA: 3.5

Boston Red Sox @ Detroit Tigers
Tiger Stadium, Detroit, MI
Sun Sep 19 1976, 3:33 AM EDT
Att: 8,949 - Unknown

AB 32
R 1
H 6
RBI 1
BB 2
SO 6
LOB 16



Batter	1	2	3	4	5	6	7	8	9	AB	R	H	RBI	BB	SO	LOB	TOP								
Rick Burleson, R OBP: 0.359, SLG: 0.379	4-0 FC5-4 BB	0-0 1B		0-0 FC1-2 BB BB	0-0 G5-4-3 1B		0-0 5-3		4-0 2B BB	4	1	2	0	2	0	3									
Steve Dillard, R OBP: 0.347, SLG: 0.387	0-0 FC5-4 4-3	0-0 6-3		4-0 BB BB 1-2 3-H	0-0 G5-4-3			0-0 F9	0-0 2B	5	1	1	0	1	0	4									
Rick Miller, L OBP: 0.343, SLG: 0.340	0-0 4-3		0-0 G3	4-0 BB 2B BB 1-2 2-3 3-H		0-3 K		4-0 2B BB	0-3 K	4	2	0	1	2	2	3									
Carl Yastrzemski, L OBP: 0.358, SLG: 0.445	0-0 F2		0-0 G3	2B 1B BB 1-2 2-3 3-H		4-0 BB		0-0 1-H 2B		2	1	0	1	1	0	1									
Bobby Davwin, R OBP: 0.286, SLG: 0.354										1	0	1	1	1	0	0									
Carlton Fisk, R OBP: 0.332, SLG: 0.400		4-0 HR BB	0-0 L9	0-0 1B 2B 1-3 2-H 3-H		0-3 K		0-3 K		4	2	1	2	1	2	2									
Cecil Cooper, L OBP: 0.311, SLG: 0.469		0-0 HR		4-3		0-0 4-3		0-0 P1		4	1	2	4	0	0	1									
Jack Baker, R		1-H								1	0	0	0	0	0	1									
Jim Rice, R OBP: 0.301, SLG: 0.455		0-3 K						0-3 K		5	2	2	2	0	3	1									
Dwight Evans, R OBP: 0.324, SLG: 0.427		0-0 HR		4-0 1B FC1-2 BB	0-0 F9		0-0 F8		0-3 K	4	1	1	1	1	1	0									
Butch Hobson, R OBP: 0.267, SLG: 0.373		0-0 F9		0-0 BB FC1-2 1B	0-0 1B		0-0 2B		0-0 1-3	5	1	3	0	0	0	0									
Inning Stats	R: 0 E: 0 K: 0 S: 3	H: 0 LOB: 1 BB: 1 P: 7	R: 3 E: 0 K: 1 S: 8	H: 3 LOB: 1 BB: 1 P: 12	R: 0 E: 0 K: 0 S: 3	H: 0 LOB: 0 BB: 0 P: 3	R: 7 E: 0 K: 1 S: 9	H: 4 LOB: 1 BB: 4 P: 25	R: 0 E: 0 K: 0 S: 4	H: 2 LOB: 1 BB: 0 P: 4	R: 0 E: 0 K: 2 S: 7	H: 0 LOB: 1 BB: 1 P: 11	R: 0 E: 0 K: 1 S: 6	H: 1 LOB: 1 BB: 0 P: 6	R: 1 E: 0 K: 1 S: 6	H: 1 LOB: 1 BB: 1 P: 10	R: 1 E: 0 K: 2 S: 9	H: 2 LOB: 2 BB: 1 P: 13	1B: 5 2B: 4 3B: 0 HR: 4	SF: 0 SAC: 0 DP: 1 HBP: 0	WP: 0 PB: 0 SB: 0 CS: 0	PA: 48			
PITCHER	IP	WLS	BF	H	R	ER	SO	BB	IBB	HBP	BLK	WP	HR	S	P	ERA	WHIP								
Ed Glynn, L ERA: 3.83	3.1	L	17	4	5	5	1	3	0	0	0	0	3	16	28	13.50	2.100								
Dave Lemanczyk, R ERA: 5.7	0.1		4	1	0	0	0	2	0	0	0	0	0	2	10	0.00	9.000								
Bill Laxton, L ERA: 4.07	4.1		21	6	6	6	5	3	0	0	0	0	0	28	40	12.46	2.077								
John Hiller, L ERA: 2.57	1.0		6	2	1	1	2	1	0	0	0	0	1	9	13	9.00	3.000								

Boston Red Sox @ Detroit Tigers
Tiger Stadium, Detroit, MI
Mon Sep 20 1976, 7:05 PM EDT
Att: 5,328 - Unknown

AB 39
R 12
H 13
RBI 12
BB 9
SO 8
LOB 16



Batter	1	2	3	4	5	6	7	8	9	AB	R	H	RBI	BB	SO	LOB	BOTTOM								
Phil Mankowski, L OBP: 0.318, SLG: 0.372	0-0 2B BB 1B	0-0 6-3		0-0 3-1		0-0 FC6		0-0 L4		5	1	1	0	0	0	2									
Dan Meyer, L OBP: 0.290, SLG: 0.328	0-0 BB 1-3 G3-2-3 2B		0-0 2B 1B	0-0 4-3		0-0 P1			0-0 HR 1B	5	2	3	0	0	0	2									
Rusty Staub, L OBP: 0.386, SLG: 0.429	4-0 G3-2-3 BB BB		0-0 4-3 1-H 2B		0-0 F5	0-0 G3			0-0 1-H HR	4	2	2	3	1	0	2									
Willie Horton, R OBP: 0.346, SLG: 0.405	4-0 G3-2-3 1-2 2-3 3-H BB		0-0 F7		0-0 1B			0-0 F8		4	0	2	1	1	0	1									
Ben Oglivie, L OBP: 0.311, SLG: 0.490	0-0 G3-2-3		0-0 4-3		0-0 1B			0-0 G6-3		5	0	2	0	0	0	5									
Mickey Stanley, R OBP: 0.320, SLG: 0.453	0-0 6-3		4-0 2B BB		0-0 F7			0-0 F9		4	1	1	0	1	0	5									
Bill Freehan, R OBP: 0.299, SLG: 0.393			0-0 FC6-4 1B	0-0 1-H 2B		0-0 P6		0-0 F9		5	0	2	2	0	0	4									
Chuck Scrivener, R OBP: 0.291, SLG: 0.270		0-0 FC6-4	0-0 F9			0-0 F3		0-0 6-3		4	0	0	0	0	0	2									
Mark Wagner, R OBP: 0.275, SLG: 0.287		0-0 F8		0-3 K		0-0 1B		0-0 F7		4	0	1	0	0	1	1									
Inning Stats	R: 1 E: 0 K: 0 S: 4	H: 2 LOB: 2 BB: 2 P: 12	R: 0 E: 0 K: 0 S: 4	H: 1 LOB: 1 BB: 0 P: 4	R: 3 E: 0 K: 0 S: 6	H: 3 LOB: 1 BB: 1 P: 10	R: 0 E: 0 K: 1 S: 5	H: 0 LOB: 0 BB: 0 P: 5	R: 0 E: 1 K: 0 S: 5	H: 1 LOB: 2 BB: 0 P: 5	R: 0 E: 0 K: 0 S: 4	H: 2 LOB: 1 BB: 0 P: 4	R: 0 E: 0 K: 0 S: 3	H: 0 LOB: 0 BB: 0 P: 3	R: 2 E: 0 K: 0 S: 6	H: 3 LOB: 1 BB: 0 P: 6	1B: 8 2B: 5 3B: 0 HR: 1	SF: 0 SAC: 0 DP: 2 HBP: 0	WP: 0 PB: 0 SB: 0 CS: 0	PA: 43					
PITCHER	IP	WLS	BF	H	R	ER	SO	BB	IBB	HBP	BLK	WP	HR	S	P	ERA	WHIP								
Reggie Cleveland, R ERA: 3.35	0.0		4	2	1	1	0	2	0	0	0	0	2	10											
Rick Jones, L ERA: 3.4	9.0	W	39	12	5	5	1	1	0	0	0	0	1	40	44	5.00	1.444								

Boston Red Sox @ Detroit Tigers
Tiger Stadium, Detroit, MI
Mon Sep 20 1976, 7:05 PM EDT
Att: 5,328 - Unknown

AB 40
R 6
H 14
RBI 6
BB 3
SO 1
LOB 24



Batter	1	2	3	4	5	6	7	8	9	AB	R	H	RBI	BB	SO	LOB	TOP		
Duane Kuiper, L (1,4) OBP: 0.307, SLG: 0.313	0-0 1-3		0-0 G6-4-3			0-3 K		4-0 1B FC6-4 BB		3	1	0	0	1	1	2			
Rick Manning, L (1,8) OBP: 0.335, SLG: 0.381	0-0 5-3		0-0 F8			0-0 4-3		0-0 FC6-4 1B		4	0	1	2	0	0	1			
Larvell Blanks, R (1,6) OBP: 0.334, SLG: 0.403	0-0 G3			0-0 5-3		0-0 6-3		0-0 FC6-4 G6-4-3		4	0	0	1	0	0	1			
Rico Carty, R (1,10) OBP: 0.379, SLG: 0.445		0-0 4-3		0-0 5-3			0-0 WP G3 1B	0-0 G6-4-3		4	0	1	0	0	0	1			
Boog Powell, L (1,3) OBP: 0.309, SLG: 0.343		0-0 F7		0-0 F7			0-0 G3		0-0 G4-6-3 1B	4	0	1	0	0	0	1			
George Hendrick, R (1,7) OBP: 0.328, SLG: 0.461		0-0 1B			0-0 1B		0-0 5-3		0-0 G4-6-3 1-2	4	0	2	0	0	0	2			
Buddy Bell, R (1,5) OBP: 0.330, SLG: 0.364		0-0 G1			0-0 F9		0-0 6-3		0-3 K	4	0	0	0	0	1	3			
Tommy Smith, L (1,9) OBP: 0.266, SLG: 0.313			0-0 G6-4-3 1B		0-0 G4-3 1B			0-0 BB 1B BB		3	1	3	0	0	0	0			
Ray Fosse, R (1,2) OBP: 0.355, SLG: 0.375			0-0 G6-4-3 1B		0-0 G4-3			4-0 BB 1-2 1B BB		2	1	1	0	1	0	2			
Inning Stats	R: 0 E: 0 K: 0 S: 3	H: 0 LOB: 0 BB: 0 P: 3	R: 0 E: 0 K: 0 S: 4	H: 1 LOB: 1 BB: 0 P: 4	R: 0 E: 0 K: 0 S: 4	H: 2 LOB: 1 BB: 0 P: 4	R: 0 E: 0 K: 0 S: 3	H: 0 LOB: 0 BB: 0 P: 3	R: 0 E: 0 K: 1 S: 5	H: 2 LOB: 1 BB: 0 P: 4	R: 0 E: 0 K: 0 S: 4	H: 1 LOB: 1 BB: 0 P: 4	R: 3 E: 0 K: 0 S: 4	H: 2 LOB: 0 BB: 2 P: 12	R: 0 E: 0 K: 1 S: 5	H: 1 LOB: 0 BB: 0 P: 5	1B: 9 2B: 0 3B: 0 HR: 0	SF: 0 SAC: 0 DP: 4 HBP: 0	WP: 1 PA: 34 PB: 0 SB: 0 CS: 0
PITCHER Mark Fidrych, R (1,1) ERA: 2.48	IP: 9.0 WLS: W BF: 34 H: 9 R: 3 ER: 3 SO: 2 BB: 2 IBB: 0 HBP: 0 BLK: 0 WP: 1 HR: 0 S: 36 P: 44 ERA: 3.00 WHIP: 1.222															PITCHER			

Cleveland Indians @ Detroit Tigers
Tiger Stadium, Detroit, MI
Tue Sep 21 1976, 7:05 PM EDT
Att: 7,147 - Unknown

AB	32
R	3
H	9
RBI	3
BB	2
SO	2
LOB	13



Batter	1	2	3	4	5	6	7	8	9	AB	R	H	RBI	BB	SO	LOB	BOTTOM		
Chuck Scrivener, R (1,4) OBP: 0.285, SLG: 0.265	0-3 K	0-0 F9			0-3 K		0-0 FC1-5-6 HR			4	1	0	0	0	2	3			
Ben Oglivie, L (1,3) OBP: 0.314, SLG: 0.500	0-0 BB 1B	0-0 G3			0-0 F8		0-0 1-H HR			4	1	2	2	0	0	2			
Rusty Staub, L (1,9) OBP: 0.387, SLG: 0.431	4-0 1-2 2B BB		0-0 G1-6-3 2B		0-0 5-3		0-0 F5			3	1	1	0	1	0	0			
Willie Horton, R (1,10) OBP: 0.347, SLG: 0.404	0-0 1-2 2H 2B 1B		4-0 G1-6-3 BB		0-0 F9			0-0 6-3		3	1	1	0	1	0	0			
Mickey Stanley, R (1,8) OBP: 0.319, SLG: 0.454	0-0 1-H 2H 2B		0-0 G1-6-3		0-0 4-3			0-0 1-3		4	0	1	2	0	0	2			
Marvin Lane, R (1,7) OBP: 0.292, SLG: 0.190	0-3 K		0-0 G3		0-0 5-3			0-0 4-3		4	0	0	0	0	1	2			
Phil Mankowski, L (1,5) OBP: 0.319, SLG: 0.370		0-0 4-3			0-0 F7		0-0 SH3-4 E 1B			3	1	1	0	0	0	0			
Bruce Kimm, R (1,2) OBP: 0.325, SLG: 0.336		0-0 E 1B			0-0 F8		0-0 SH3-4			2	0	1	0	0	0	0			
Mark Wagner, R (1,6) OBP: 0.277, SLG: 0.289		0-0 E3			0-0 1-3		0-0 FC1-5-6 E9 1B			3	0	1	0	0	0	1			
Inning Stats	R: 2 E: 0 K: 2 S: 9	H: 3 LOB: 1 BB: 1 P: 13	R: 0 E: 1 K: 0 S: 5	H: 1 LOB: 2 BB: 0 P: 5	R: 0 E: 0 K: 0 S: 3	H: 1 LOB: 1 BB: 1 P: 7	R: 0 E: 0 K: 0 S: 3	H: 0 LOB: 0 BB: 0 P: 3	R: 0 E: 0 K: 0 S: 3	H: 0 LOB: 0 BB: 0 P: 3	R: 3 E: 1 K: 0 S: 6	H: 3 LOB: 0 BB: 0 P: 6	R: 0 E: 0 K: 0 S: 3	H: 0 LOB: 0 BB: 0 P: 3	R: 0 E: 0 K: 0 S: 3	H: 0 LOB: 0 BB: 0 P: 3	1B: 5 2B: 2 3B: 0 HR: 1	SF: 0 SAC: 1 DP: 1 HBP: 0	WP: 0 PA: 33 PB: 0 SB: 0 CS: 0
PITCHER Rick Waits, L (1,1) ERA: 3.75 Stan Thomas, R (8,1) ERA: 2.19	IP: 7.0 WLS: L BF: 30 H: 8 R: 5 ER: 5 SO: 3 BB: 2 IBB: 0 HBP: 0 BLK: 0 WP: 0 HR: 1 S: 34 P: 42 ERA: 6.43 WHIP: 1.429															PITCHER			

Cleveland Indians @ Detroit Tigers
Tiger Stadium, Detroit, MI
Tue Sep 21 1976, 7:05 PM EDT
Att: 7,147 - Unknown

AB	30
R	5
H	8
RBI	4
BB	2
SO	3
LOB	10



Batter	1	2	3	4	5	6	7	8	9	AB	R	H	RBI	BB	SO	LOB	TOP		
Duane Kuiper, L (1,4) OBP: 0.306, SLG: 0.312	6-3	6-3		F7					1-3	5	0	1	1	0	0	2			
Rick Manning, L (1,8) OBP: 0.332, SLG: 0.377	6-3		4-3		1-3	F7			F6	5	0	0	0	0	0	2			
Larvell Blanks, R (1,6) OBP: 0.336, SLG: 0.404 Frank Duffy, R (7,6) OBP: 0.266, SLG: 0.270	WP 2B		2B		E8				4-3	4	2	2	0	0	0	0			
Rico Carty, R (1,10) OBP: 0.378, SLG: 0.446			F9		6-3				G3	4	0	1	1	0	0	2			
Boog Powell, L (1,3) OBP: 0.312, SLG: 0.347					F7				F6	3	0	1	1	1	0	1			
George Hendrick, R (1,7) OBP: 0.326, SLG: 0.457	FC6-4		6-3			F4			5-3	4	0	0	0	0	0	3			
Buddy Bell, R (1,5) OBP: 0.331, SLG: 0.365					4-3				6-3	4	1	2	0	0	0	0			
Tommy Smith, L (1,9) OBP: 0.272, SLG: 0.313		FC6-4		6-3					F7	3	0	1	0	1	0	1			
Ray Fosse, R (1,2) OBP: 0.352, SLG: 0.372 Rick Cerone, R (5,2) OBP: 0.125, SLG: 0.125			F8		6-3				1-3	2	0	0	0	0	0	2			
Inning Stats	R: 1 E: 0 K: 0 S: 5	H: 2 LOB: 2 BB: 1 P: 9	R: 0 E: 0 K: 0 S: 4	H: 1 LOB: 1 BB: 0 P: 4	R: 1 E: 0 K: 0 S: 5	H: 2 LOB: 1 BB: 0 P: 5	R: 0 E: 0 K: 0 S: 4	H: 1 LOB: 1 BB: 0 P: 4	R: 0 E: 1 K: 0 S: 4	H: 0 LOB: 1 BB: 0 P: 4	R: 0 E: 0 K: 0 S: 3	H: 0 LOB: 0 BB: 0 P: 3	R: 0 E: 0 K: 0 S: 3	H: 0 LOB: 0 BB: 0 P: 3	R: 0 E: 0 K: 0 S: 3	H: 0 LOB: 0 BB: 0 P: 3	1B: 6 2B: 2 3B: 0 HR: 0	SF: 0 SAC: 0 DP: 0 HBP: 0	WP: 1 PA: 38
PITCHER	IP	WLS	BF	H	R	ER	SO	BB	IBB	HBP	BLK	WP	HR	S	P	ERA	WHIP		
Ray Bare, R (1,1) ERA: 4.85	7.0	L	32	8	3	3	0	2	0	0	0	1	0	30	38	3.86	1.429		
Steve Grilli, R (8,1) ERA: 4.82	2.0		6	0	0	0	0	0	0	0	0	0	0	6	6	0.00	0.000		

Cleveland Indians @ Detroit Tigers
Tiger Stadium, Detroit, MI
Wed Sep 22 1976, 3:33 AM EDT
Att. 3,616 - Unknown - 54 F

AB 36
R 3
H 8
RBI 3
BB 2
SO 0
LOB 15



Batter	1	2	3	4	5	6	7	8	9	AB	R	H	RBI	BB	SO	LOB	BOTTOM				
Phil Mankowski, L (1,5) OBP: 0.314, SLG: 0.347			G1-6-3			5-3			F5	3	0	0	0	1	0	2					
Dan Meyer, L (1,3) OBP: 0.286, SLG: 0.323	G5-4-3			F8		F7			F9	4	0	0	0	0	0	2					
Rusty Staub, L (1,9) OBP: 0.384, SLG: 0.428			F8		F7				FC6-4	4	0	0	0	0	0	1					
Willie Horton, R (1,10) OBP: 0.347, SLG: 0.404			K			G5-4-3				3	0	1	0	0	1	1					
Ben Oglivie, L (1,7) OBP: 0.314, SLG: 0.498			E		5-3				F8	3	0	1	0	0	0	1					
Mickey Stanley, R (1,8) OBP: 0.314, SLG: 0.446			K		5-3				F8	3	0	0	0	0	1	1					
John Wockenfuss, R (1,2) OBP: 0.304, SLG: 0.348			F8			F5			F2	3	0	0	0	0	0	1					
Chuck Scrivener, R (1,4) OBP: 0.281, SLG: 0.260			F2			F6			F7	3	0	0	0	0	0	0					
Mark Wagner, R (1,6) OBP: 0.289, SLG: 0.293						F8			FC6-4	2	0	1	0	1	0	0					
Inning Stats	R: 0 E: 0 K: 0 S: 2	H: 0 LOB: 0 BB: 1 P: 6	R: 0 E: 0 K: 2 S: 8	H: 1 LOB: 1 BB: 0 P: 8	R: 0 E: 0 K: 0 S: 2	H: 0 LOB: 0 BB: 1 P: 6	R: 0 E: 0 K: 0 S: 4	H: 1 LOB: 1 BB: 0 P: 4	R: 0 E: 0 K: 0 S: 3	H: 0 LOB: 0 BB: 0 P: 3	R: 0 E: 1 K: 0 S: 3	H: 0 LOB: 0 BB: 0 P: 3	R: 0 E: 0 K: 0 S: 3	H: 0 LOB: 0 BB: 0 P: 3	R: 0 E: 0 K: 0 S: 3	H: 0 LOB: 0 BB: 0 P: 3	R: 0 E: 0 K: 0 S: 4	H: 1 LOB: 1 BB: 0 P: 4	1B: 3 2B: 0 3B: 0 HR: 0	SF: 0 SAC: 0 DP: 3 HBP: 0	WP: 0 PA: 30
PITCHER	IP	WLS	BF	H	R	ER	SO	BB	IBB	HBP	BLK	WP	HR	S	P	ERA	WHIP				
Jim Bibby, R (1,1) ERA: 3.11	9.0	W	30	3	0	0	2	2	0	0	0	0	0	32	40	0.00	0.556				

Cleveland Indians @ Detroit Tigers
Tiger Stadium, Detroit, MI
Wed Sep 22 1976, 3:33 AM EDT
Att. 3,616 - Unknown - 54 F

AB 28
R 0
H 3
RBI 0
BB 2
SO 2
LOB 9



Batter	1	2	3	4	5	6	7	8	9	AB	R	H	RBI	BB	SO	LOB	TOP			
Willie Randolph, R OBP: 0.352, SLG: 0.329 (1, 4)	0-3 K		0-0 1B			0-0 6-3		0-0 5-3		4	0	1	0	0	1	0	New York Yankees @ Detroit Tigers Tiger Stadium, Detroit, MI Fri Sep 24 1976, 7:05 PM EDT Unknown livebaseballscorecards.com			
Roy White, S OBP: 0.364, SLG: 0.412 (1, 7)	0-0 6-3		0-0 1B			0-0 FC6-4 1B		0-0 6-3		4	0	2	0	0	0	0				
Thurman Munson, R OBP: 0.336, SLG: 0.422 (1, 2)	0-0 6-3				0-0 5-3		0-0 F8		0-0 6-3	4	0	0	0	0	0	1				
Lou Piniella, R OBP: 0.323, SLG: 0.403 (1, 9)		0-0 F3			0-0 F8		0-0 FC6-4 1-2		0-0 6-3	4	0	0	0	0	0	1				
Graig Nettles, L OBP: 0.318, SLG: 0.444 (1, 5)	0-3 K				0-0 F5			0-0 G3		4	0	0	0	0	1	0				
Elliott Maddox, R OBP: 0.265, SLG: 0.267 (1, 8)	0-0 4-3					0-0 F8		4-0 CS 1B BB		2	0	0	0	1	0	0				
Otto Velez, R OBP: 0.382, SLG: 0.373 (1, 3)			0-0 6-3			0-0 F9		0-0 1-2 1B		3	0	1	0	0	0	0				
Fran Healy, R OBP: 0.311, SLG: 0.261 (1, 10)			0-0 F8			0-0 1B		0-3 K		3	0	1	0	0	1	2				
Fred Stanley, R OBP: 0.321, SLG: 0.273 (1, 6)			4-0 1B BB			0-0 F7		0-0 5-3		2	0	0	0	1	0	1				
Inning Stats	R: 0 E: 0 K: 1 S: 5	H: 0 LOB: 0 BB: 0 P: 5	R: 0 E: 0 K: 1 S: 5	H: 0 LOB: 0 BB: 0 P: 5	R: 0 E: 0 K: 0 S: 4	H: 2 LOB: 2 BB: 1 P: 8	R: 0 E: 0 K: 0 S: 3	H: 0 LOB: 0 BB: 0 P: 3	R: 0 E: 0 K: 0 S: 4	H: 1 LOB: 1 BB: 0 P: 4	R: 0 E: 0 K: 1 S: 5	H: 1 LOB: 1 BB: 1 P: 9	R: 0 E: 0 K: 0 S: 3	H: 0 LOB: 0 BB: 0 P: 3	R: 0 E: 0 K: 0 S: 3	H: 0 LOB: 0 BB: 0 P: 3	1B: 5 2B: 0 3B: 0 HR: 0	SF: 0 SAC: 0 DP: 0 HBP: 0	WP: 0 PB: 0 SB: 0 CS: 1	PA: 32
PITCHER Dave Roberts, L ERA: 3.92 (1, 1)	IP: 9.0 WLS: W BF: 32 H: 5 R: 0 ER: 0 SO: 3 BB: 2 IBB: 0 HBP: 0 BLK: 0 WP: 0 HR: 0 S: 36 P: 44 ERA: 0.00 WHIP: 0.778															PITCHER				

Batter	1	2	3	4	5	6	7	8	9	AB	R	H	RBI	BB	SO	LOB	BOTTOM			
Chuck Scrivener, R OBP: 0.280, SLG: 0.265 (1, 4)	0-0 F3					0-0 F9				4	1	1	0	0	1	2	New York Yankees @ Detroit Tigers Tiger Stadium, Detroit, MI Fri Sep 24 1976, 7:05 PM EDT Unknown livebaseballscorecards.com			
Ben Oglivie, L OBP: 0.316, SLG: 0.502 (1, 3)	0-0 1B		0-0 F9			0-0 4-3		0-0 2B		4	0	2	1	0	0	0				
Rusty Staub, L OBP: 0.384, SLG: 0.432 (1, 9)	0-0 F8		0-0 HR			0-0 3-1		0-0 F5		4	1	1	1	0	0	2				
Willie Horton, R OBP: 0.344, SLG: 0.399 (1, 10)	0-3 K		0-0 F9			0-0 6-3		0-0 6-3		4	0	0	0	0	1	2				
Mickey Stanley, R OBP: 0.318, SLG: 0.450 (1, 8)		0-0 1B 2B	4-0 E BB			0-0 6-3		0-0 1-3		3	1	1	0	1	0	0				
Marvin Lane, R OBP: 0.286, SLG: 0.167 (1, 7)		0-0 G3	0-0 E5			0-0 G1		4-0 G4-3 BB		3	0	0	0	1	0	2				
John Wockenfuss, R OBP: 0.309, SLG: 0.361 (1, 2)		4-0 1B BB	0-0 F8			0-0 3B		0-0 G4-3 1-2		3	0	1	0	1	0	3				
Phil Mankowski, L OBP: 0.296, SLG: 0.327 (1, 5)		0-3 K			0-0 F8		0-0 G3			3	0	0	0	0	1	3				
Mark Wagner, R OBP: 0.290, SLG: 0.295 (1, 6)		0-0 1-2 2H 1B			0-0 1-3		0-0 6-3			3	0	1	1	0	0	0				
Inning Stats	R: 0 E: 0 K: 1 S: 6	H: 1 LOB: 1 BB: 0 P: 6	R: 1 E: 0 K: 2 S: 9	H: 2 LOB: 2 BB: 1 P: 13	R: 1 E: 1 K: 0 S: 5	H: 1 LOB: 2 BB: 1 P: 9	R: 0 E: 0 K: 0 S: 3	H: 0 LOB: 0 BB: 0 P: 3	R: 0 E: 0 K: 0 S: 4	H: 1 LOB: 1 BB: 0 P: 4	R: 1 E: 0 K: 0 S: 5	H: 2 LOB: 1 BB: 0 P: 5	R: 0 E: 0 K: 0 S: 2	H: 0 LOB: 0 BB: 1 P: 6	R: 0 E: 0 K: 0 S: 2	H: 0 LOB: 0 BB: 1 P: 6	1B: 2 2B: 3 3B: 1 HR: 1	SF: 0 SAC: 0 DP: 1 HBP: 0	WP: 0 PB: 0 SB: 0 CS: 0	PA: 34
PITCHER Ken Holtzman, L ERA: 3.64 (1, 1)	IP: 8.0 WLS: L BF: 34 H: 7 R: 3 ER: 3 SO: 3 BB: 3 IBB: 0 HBP: 0 BLK: 0 WP: 0 HR: 1 S: 37 P: 49 ERA: 3.38 WHIP: 1.250															PITCHER				

Batter	1	2	3	4	5	6	7	8	9	AB	R	H	RBI	BB	SO	LOB	TOP			
Phil Mankowski, L (1.5) OBP: 0.284, SLG: 0.313	F7		1B		6-3		6-3		FC6-4	5	0	1	0	0	0	1				
Dan Meyer, L (1.7) OBP: 0.291, SLG: 0.327	4-3		1B		1B		6-3			4	1	2	0	0	0	0				
Rusty Staub, L (1.9) OBP: 0.385, SLG: 0.429	K				2B		F8			4	1	1	1	0	1	0				
Willie Horton, R (1.10) OBP: 0.347, SLG: 0.413		F2		HR					5-3	4	1	2	2	0	0	0				
Jason Thompson, L (1.3) OBP: 0.334, SLG: 0.387		6-3		1B					F8	3	1	1	0	1	0	0				
Mickey Stanley, R (1.8) OBP: 0.307, SLG: 0.427				K					6-3	3	0	0	0	1	1	3				
Bruce Kimm, R (1.2) OBP: 0.321, SLG: 0.331		1-3							5-3	4	0	1	1	0	0	1				
Chuck Scrivener, R (1.4) OBP: 0.284, SLG: 0.285				F8						4	0	1	0	0	0	1				
Mark Wagner, R (1.6) OBP: 0.291, SLG: 0.308				G3					FC6-4	4	0	0	0	0	0	1				
Inning Stats	R: 0 E: 0 K: 1 S: 5	H: 0 LOB: 0 BB: 0 P: 5	R: 0 E: 0 K: 0 S: 3	H: 0 LOB: 1 BB: 1 P: 7	R: 0 E: 0 K: 0 S: 4	H: 2 LOB: 2 BB: 0 P: 4	R: 2 E: 1 K: 1 S: 8	H: 3 LOB: 1 BB: 0 P: 8	R: 2 E: 0 K: 0 S: 6	H: 3 LOB: 2 BB: 1 P: 10	R: 0 E: 0 K: 0 S: 3	H: 0 LOB: 0 BB: 0 P: 3	R: 0 E: 0 K: 0 S: 3	H: 0 LOB: 0 BB: 0 P: 3	R: 0 E: 0 K: 0 S: 4	H: 1 LOB: 1 BB: 0 P: 4	1B: 7 2B: 1 3B: 0 HR: 1	SF: 0 SAC: 0 DP: 0 HBP: 0	WP: 0 PB: 0 SB: 1 CS: 0	PA: 37
PITCHER Jim Bibby, R (1.1) ERA: 3.1	IP: 9.0 WLS: L BF: 37	H: 9 R: 4 ER: 3 SO: 2	BB: 1 IBB: 1 HBP: 0 BLK: 0	WP: 0 HR: 1 S: 39 P: 47	ERA: 3.00 WHIP: 1.111															

Detroit Tigers @ Cleveland Indians
Cleveland Municipal Stadium, Cleveland, OH
Tue Sep 28 1976, 7:05 PM EDT
Unknown - 57 F

AB 35
R 4
H 9
RBI 4
BB 2
SO 2
LOB 7



Batter	1	2	3	4	5	6	7	8	9	AB	R	H	RBI	BB	SO	LOB	BOTTOM					
Duane Kuiper, L (1.4) OBP: 0.301, SLG: 0.308	K		F2		1-3				5-3	4	0	0	0	0	1	2						
Rick Manning, L (1.8) OBP: 0.332, SLG: 0.380	6-3		F7							4	0	2	0	0	0	1						
Larvell Blanks, R (1.6) OBP: 0.339, SLG: 0.401			1B		1-3					4	0	2	0	0	0	2						
Rico Carty, R (1.10) OBP: 0.376, SLG: 0.441					4-3				1-3	4	0	1	0	0	0	2						
Boog Powell, L (1.3) OBP: 0.307, SLG: 0.344			FC5-4		F8				1-3	4	0	0	0	0	0	3						
George Hendrick, R (1.7) OBP: 0.323, SLG: 0.450			K		F5				K	4	0	0	0	0	2	0						
Buddy Bell, R (1.5) OBP: 0.330, SLG: 0.369			1-3							3	0	0	0	0	0	0						
Tommy Smith, L (1.9) OBP: 0.280, SLG: 0.314			6-3							3	0	0	0	0	0	0						
Alan Ashby, S (1.2) OBP: 0.307, SLG: 0.311					L5				4-1	2	0	0	0	1	0	1						
Inning Stats	R: 0 E: 0 K: 1 S: 7	H: 2 LOB: 2 BB: 0 P: 7	R: 0 E: 0 K: 1 S: 5	H: 0 LOB: 0 BB: 0 P: 5	R: 0 E: 0 K: 0 S: 3	H: 0 LOB: 1 BB: 1 P: 7	R: 0 E: 0 K: 0 S: 3	H: 0 LOB: 0 BB: 0 P: 3	R: 0 E: 1 K: 0 S: 4	H: 0 LOB: 1 BB: 0 P: 4	R: 0 E: 0 K: 0 S: 4	H: 2 LOB: 1 BB: 0 P: 4	R: 0 E: 0 K: 0 S: 3	H: 0 LOB: 0 BB: 0 P: 3	R: 0 E: 0 K: 0 S: 4	H: 1 LOB: 1 BB: 0 P: 4	R: 0 E: 0 K: 1 S: 5	H: 0 LOB: 0 BB: 0 P: 5	1B: 5 2B: 0 3B: 0 HR: 0	SF: 0 SAC: 0 DP: 1 HBP: 0	WP: 0 PB: 0 SB: 0 CS: 0	PA: 33
PITCHER Mark Fidych, R (1.1) ERA: 2.39	IP: 9.0 WLS: W BF: 33	H: 5 R: 0 ER: 0 SO: 3	BB: 1 IBB: 0 HBP: 0 BLK: 0	WP: 0 HR: 0 S: 38 P: 42	ERA: 0.00 WHIP: 0.667																	

Detroit Tigers @ Cleveland Indians
Cleveland Municipal Stadium, Cleveland, OH
Tue Sep 28 1976, 7:05 PM EDT
Unknown - 57 F

AB 32
R 0
H 5
RBI 0
BB 1
SO 3
LOB 11



Batter	1	2	3	4	5	6	7	8	9	AB	R	H	RBI	BB	SO	LOB	TOP			
Phil Mankowski, L OBP: 0.296, SLG: 0.358 (1, 5)	F8		K					HR		3	1	1	1	1	1	0	Detroit Tigers @ Cleveland Indians Cleveland Municipal Stadium, Cleveland, OH Tue Sep 28 1976, 7:05 PM EDT Att: 3,394 - Unknown			
Dan Meyer, L OBP: 0.293, SLG: 0.330 (1, 7)	P1		1B				F7	G4-6-3 1B		4	0	2	0	0	0	1				
Rusty Staub, L OBP: 0.386, SLG: 0.430 (1, 9)	1B		1-2 1B				4-3	G4-6-3 1-2		4	0	2	0	0	0	2				
Willie Horton, R OBP: 0.344, SLG: 0.409 (1, 10)	K		K				F6	L6		4	0	0	0	0	2	3				
Jason Thompson, L OBP: 0.331, SLG: 0.383 (1, 3)		K		4-3			K		6-3	4	0	0	0	0	2	0				
Mickey Stanley, R OBP: 0.306, SLG: 0.421 (1, 8)		BB K		K			F8		5-3	3	0	0	0	1	1	0				
Bill Freehan, R OBP: 0.302, SLG: 0.392 (1, 2)		K		1B				6-3	F9	4	0	1	0	0	1	1				
Chuck Scrivener, R OBP: 0.281, SLG: 0.281 (1, 4)		K		K			K			3	0	0	0	0	3	2				
Mark Wagner, R OBP: 0.283, SLG: 0.299 (1, 6)			F8				K			3	0	0	0	0	2	0				
Inning Stats	R: 0 E: 0 K: 6 S: 6	H: 1 LOB: 1 BB: 6 P: 6	R: 0 E: 0 K: 3 S: 9	H: 0 LOB: 1 BB: 1 P: 13	R: 0 E: 0 K: 2 S: 9	H: 2 LOB: 2 BB: 0 P: 9	R: 0 E: 0 K: 2 S: 8	H: 1 LOB: 1 BB: 0 P: 8	R: 0 E: 0 K: 1 S: 5	H: 0 LOB: 1 BB: 1 P: 9	R: 0 E: 0 K: 2 S: 7	H: 0 LOB: 0 BB: 0 P: 7	R: 0 E: 0 K: 0 S: 4	H: 0 LOB: 0 BB: 0 P: 4	R: 0 E: 0 K: 0 S: 3	H: 0 LOB: 0 BB: 0 P: 3	1B: 5 2B: 0 3B: 0 HR: 1	SF: 0 SAC: 0 DP: 1 HBP: 0	WP: 0 PB: 0 SB: 0 CS: 0	PA: 34
PITCHER Dennis Eckersley, R ERA: 3.39 (1, 1)	IP: 9.0 WLS: W BF: 34	H: 6 R: 1 ER: 1 SO: 12	BB: 2 IBB: 0 HBP: 0 BLK: 0	WP: 0 HR: 1 S: 56 P: 64	ERA: 1.00 WHIP: 0.889											ERA: 1.00 WHIP: 0.889				

Batter	1	2	3	4	5	6	7	8	9	AB	R	H	RBI	BB	SO	LOB	BOTTOM			
Rick Manning, L OBP: 0.334, SLG: 0.386 (1, 8)	5-3 3B		1B 1B	G6-4-3 1B		6-3				4	2	3	0	0	0	0	Detroit Tigers @ Cleveland Indians Cleveland Municipal Stadium, Cleveland, OH Tue Sep 28 1976, 7:05 PM EDT Att: 3,394 - Unknown			
Buddy Bell, R OBP: 0.331, SLG: 0.370 (1, 5)	5-3		1B	G6-4-3 1B		4-3				4	1	2	1	0	0	0				
Larvell Blanks, R OBP: 0.341, SLG: 0.402 (1, 4)	1B FC3-6		1B	G6-4-3 1-2 2-3		K				4	2	2	0	0	1	2				
Rico Carty, R OBP: 0.377, SLG: 0.441 (1, 10)	1B FC3-6		1B	4-3		5-3				4	1	2	2	0	0	1				
George Hendrick, R OBP: 0.321, SLG: 0.447 (1, 7)	FC3-6		G3		F9		K			4	0	0	1	0	1	3				
Charlie Spikes, R OBP: 0.297, SLG: 0.331 (1, 9)	F2		FC5-4 1B IBB		6-3		4-3			3	0	0	0	1	0	1				
Joe Lis, R OBP: 0.353, SLG: 0.444 (1, 3)		K	FC5-4 1B		BB		1B			3	0	2	2	1	1	0				
Ray Fosse, R OBP: 0.347, SLG: 0.366 (1, 2)	F5		FC5-4 1-2 2-3		F4		F9			4	0	0	0	0	0	4				
Frank Duffy, R OBP: 0.266, SLG: 0.267 (1, 6)	1-3		6-3		1-4-3		4-3			4	0	0	0	0	0	3				
Inning Stats	R: 2 E: 0 K: 0 S: 6	H: 3 LOB: 1 BB: 0 P: 6	R: 0 E: 0 K: 1 S: 5	H: 0 LOB: 0 BB: 0 P: 5	R: 4 E: 0 K: 0 S: 8	H: 5 LOB: 2 BB: 1 P: 12	R: 0 E: 0 K: 0 S: 4	H: 2 LOB: 1 BB: 0 P: 4	R: 0 E: 0 K: 0 S: 3	H: 0 LOB: 0 BB: 0 P: 3	R: 0 E: 0 K: 2 S: 7	H: 0 LOB: 0 BB: 0 P: 7	R: 0 E: 0 K: 0 S: 4	H: 1 LOB: 1 BB: 0 P: 4	R: 0 E: 0 K: 0 S: 4	H: 0 LOB: 0 BB: 0 P: 4	1B: 10 2B: 0 3B: 1 HR: 0	SF: 0 SAC: 0 DP: 1 HBP: 0	WP: 0 PB: 0 SB: 0 CS: 0	PA: 36
PITCHER Dave Roberts, L ERA: 4.11 Ray Bare, R ERA: 4.63 (3, 1)	IP: 2.0 WLS: L BF: 13	H: 7 R: 6 ER: 6 SO: 1	BB: 0 IBB: 0 HBP: 0 BLK: 0	WP: 0 HR: 0 S: 15 P: 15	ERA: 27.00 WHIP: 3.500											ERA: 0.00 WHIP: 0.833				

Batter	1	2	3	4	5	6	7	8	9	AB	R	H	RBI	BB	SO	LOB	TOP										
Phil Mankowski, L (1.5)										4	1	2	0	1	1	3	Detroit Tigers @ Cleveland Indians Cleveland Municipal Stadium, Cleveland, OH Wed Sep 29 1976, 7:05 PM EDT Att. 2,867 - Unknown - 59 F										
Dan Meyer, L (1.7) Marvin Lane, R (9, PH)										4	0	0	0	0	0	3											
Rusty Staub, L (1.9)										5	1	2	2	0	0	1											
Willie Horton, R (1.10)										4	0	3	0	0	0	1											
Jason Thompson, L (1.3)										3	0	0	0	1	0	3											
Mickey Stanley, R (1.8)										3	0	1	0	1	1	2											
Bill Freehan, R (1.2) Bruce Kimm, R (8, PR)										4	0	1	0	0	0	4											
Pedro Garcia, R (1.4)										4	0	2	0	0	1	0											
Mark Wagner, R (1.6) Alex Johnson, R (8, PH) Jerry Manuel, S (8.6)										3	0	0	0	0	1	3											
Inning Stats	R: 1 E: 0 K: 1 S: 8	H: 3 LOB: 2 BB: 0 P: 8	R: 0 E: 0 K: 2 S: 7	H: 0 LOB: 0 BB: 0 P: 7	R: 1 E: 0 K: 0 S: 4	H: 2 LOB: 3 BB: 3 P: 16	R: 0 E: 0 K: 0 S: 4	H: 1 LOB: 1 BB: 0 P: 4	R: 0 E: 0 K: 0 S: 3	H: 1 LOB: 0 BB: 0 P: 3	R: 0 E: 1 K: 0 S: 5	H: 2 LOB: 2 BB: 0 P: 5	R: 0 E: 1 K: 0 S: 3	H: 0 LOB: 0 BB: 0 P: 3	R: 0 E: 0 K: 0 S: 5	H: 3 LOB: 3 BB: 0 P: 5		R: 0 E: 0 K: 2 S: 7	H: 0 LOB: 0 BB: 0 P: 7	1B: 8 2B: 4 3B: 0 HR: 1	SF: 0 SAC: 0 DP: 4 HBP: 0	WP: 0 PB: 0 SB: 2 CS: 0	PA: 39				
PITCHER	IP	WLS	BF	H	R	ER	SO	BB	IBB	HBP	BLK	WP	HR	S	P	ERA	WHIP										
Pat Dobson, R (1.1)	2.2		15	5	2	2	3	2	1	0	0	0	1	18	30	6.75	2.625										
Jackie Brown, R (3.1)	2.2	W	12	4	0	0	0	0	0	0	0	0	0	12	12	0.00	1.500										
Stan Thomas, R (6.1)	2.2		9	3	0	0	0	0	0	0	0	0	0	9	9	0.00	1.125										
Dave LaRoche, L (9.1)	1.0	S	3	0	0	0	2	0	0	0	0	0	0	7	7	0.00	0.000										

Batter	1	2	3	4	5	6	7	8	9	AB	R	H	RBI	BB	SO	LOB	BOTTOM										
Rick Manning, L (1.8)										4	1	1	1	0	0	2	Detroit Tigers @ Cleveland Indians Cleveland Municipal Stadium, Cleveland, OH Wed Sep 29 1976, 7:05 PM EDT Att. 2,867 - Unknown - 59 F										
Buddy Bell, R (1.5)										4	0	2	1	0	0	0											
Larvell Blanks, R (1.4) Duane Kuiper, L (8.4)										4	0	0	0	0	0	2											
Rico Carty, R (1.10)										4	0	1	0	0	0	0											
George Hendrick, R (1.7)										4	1	1	0	0	1	2											
Charlie Spikes, R (1.9)										4	0	2	1	0	0	0											
Joe Lis, R (1.3) Boog Powell, L (4, PH)										1	0	0	0	0	1	0											
Ray Fosse, R (1.2)										2	0	1	0	1	0	0											
Frank Duffy, R (1.6)										2	1	1	0	1	0	2											
Inning Stats	R: 0 E: 0 K: 0 S: 5	H: 2 LOB: 2 BB: 0 P: 5	R: 0 E: 0 K: 1 S: 5	H: 0 LOB: 0 BB: 0 P: 5	R: 2 E: 0 K: 0 S: 4	H: 2 LOB: 0 BB: 1 P: 8	R: 1 E: 0 K: 0 S: 6	H: 4 LOB: 2 BB: 0 P: 6	R: 0 E: 0 K: 0 S: 3	H: 0 LOB: 0 BB: 0 P: 3	R: 0 E: 0 K: 1 S: 6	H: 1 LOB: 2 BB: 1 P: 10	R: 0 E: 0 K: 0 S: 3	H: 0 LOB: 0 BB: 0 P: 3	R: 0 E: 0 K: 1 S: 5	H: 0 LOB: 0 BB: 0 P: 5		R: 0 E: 0 K: 2 S: 7	H: 0 LOB: 0 BB: 0 P: 7	1B: 7 2B: 2 3B: 0 HR: 0	SF: 0 SAC: 0 DP: 2 HBP: 0	WP: 0 PB: 0 SB: 2 CS: 0	PA: 33				
PITCHER	IP	WLS	BF	H	R	ER	SO	BB	IBB	HBP	BLK	WP	HR	S	P	ERA	WHIP										
Jim Crawford, L (1.1)	3.0	L	15	6	3	3	1	1	0	0	0	0	0	16	20	9.00	2.333										
Dave Lemanczyk, R (4.1)	5.0		18	3	0	0	2	1	0	0	0	0	0	21	25	0.00	0.800										

Batter	1	2	3	4	5	6	7	8	9	AB	R	H	RBI	BB	SO	LOB	TOP										
Mark Wagner, R OBP: 0.298, SLG: 0.330 (1, 6)										5	2	4	1	0	0	0	Detroit Tigers @ Cleveland Indians Cleveland Municipal Stadium, Cleveland, OH Thu Sep 30 1976, 7:05 PM EDT Att. 4,083 - Unknown - 63 F										
Marvin Lane, R OBP: 0.250, SLG: 0.147 (1, 7)										3	1	1	1	1	0	3											
Rusty Staub, L OBP: 0.388, SLG: 0.436 (1, 9)										3	1	1	2	2	0	0											
Willie Horton, R OBP: 0.346, SLG: 0.415 (1, 10)										5	0	1	1	0	1	4											
Jason Thompson, L OBP: 0.328, SLG: 0.376 (1, 3)										4	0	0	0	0	1	4											
Mickey Stanley, R OBP: 0.304, SLG: 0.411 (1, 8)										4	0	0	0	0	0	3											
Bruce Kimm, R OBP: 0.319, SLG: 0.329 (1, 2)										4	0	1	0	0	0	0											
Phil Mankowski, L OBP: 0.325, SLG: 0.387 (1, 5)										4	1	2	0	0	0	1											
Pedro Garcia, R OBP: 0.235, SLG: 0.302 (1, 4)										4	1	2	1	0	0	1											
Inning Stats	R: 0 E: 0 K: 2 S: 8	H: 1 LOB: 3 BB: 2 P: 16	R: 0 E: 0 K: 0 S: 5	H: 3 LOB: 2 BB: 0 P: 5	R: 0 E: 0 K: 0 S: 3	H: 0 LOB: 0 BB: 0 P: 3	R: 5 E: 1 K: 0 S: 9	H: 6 LOB: 1 BB: 0 P: 9	R: 0 E: 0 K: 0 S: 3	H: 0 LOB: 0 BB: 0 P: 3	R: 0 E: 0 K: 0 S: 3	H: 0 LOB: 0 BB: 0 P: 3	R: 0 E: 0 K: 0 S: 4	H: 1 LOB: 1 BB: 0 P: 4	R: 1 E: 0 K: 0 S: 3	H: 1 LOB: 0 BB: 1 P: 7	1B: 9 2B: 3 3B: 1 HR: 0	SF: 1 SAC: 0 DP: 1 HBP: 0	WP: 0 PB: 0 SB: 0 CS: 1	PA: 41							
PITCHER	IP	WLS	BF	H	R	ER	SO	BB	IBB	HBP	BLK	WP	HR	S	P	ERA	WHIP										
Rick Waits, L ERA: 4.0 (1, 1)	3.2	L	21	9	5	5	2	2	0	0	0	0	0	23	31	12.27	3.000										
Tom Buskey, R ERA: 3.55 (4, 1)	4.1		16	3	1	1	0	0	0	0	0	0	0	16	16	2.08	0.692										
Dave LaRoche, L ERA: 2.25 (9, 1)	1.0		3	0	0	0	0	1	0	0	0	0	0	2	6	0.00	1.000										

Batter	1	2	3	4	5	6	7	8	9	AB	R	H	RBI	BB	SO	LOB	BOTTOM										
Rick Manning, L OBP: 0.334, SLG: 0.386 (1, 8)										4	1	1	0	1	0	1	Detroit Tigers @ Cleveland Indians Cleveland Municipal Stadium, Cleveland, OH Thu Sep 30 1976, 7:05 PM EDT Att. 4,083 - Unknown - 63 F										
Buddy Bell, R OBP: 0.331, SLG: 0.368 (1, 5)										4	1	0	0	1	0	1											
Larvell Blanks, R OBP: 0.339, SLG: 0.396 (1, 4)										3	1	1	0	1	1	1											
Rico Carty, R OBP: 0.378, SLG: 0.440 (1, 10)										2	1	1	2	2	0	2											
George Hendrick, R OBP: 0.322, SLG: 0.448 (1, 7)										4	0	2	1	0	0	3											
Charlie Spikes, R OBP: 0.297, SLG: 0.330 (1, 9)										3	0	0	0	0	2	4											
Tommy Smith, L OBP: 0.278, SLG: 0.313 (8, PH)										1	0	0	0	0	0	0											
Joe Lis, R OBP: 0.393, SLG: 0.458 (1, 3)										2	0	2	1	2	0	0											
Ray Fosse, R OBP: 0.346, SLG: 0.362 (1, 2)										4	0	0	0	0	1	6											
Frank Duffy, R OBP: 0.268, SLG: 0.267 (1, 6)										2	0	0	0	0	0	1											
Duane Kuiper, L OBP: 0.302, SLG: 0.307 (7, PH)										1	0	0	0	0	0	0											
Inning Stats	R: 2 E: 0 K: 1 S: 6	H: 1 LOB: 1 BB: 2 P: 14	R: 0 E: 0 K: 0 S: 2	H: 0 LOB: 0 BB: 1 P: 6	R: 0 E: 0 K: 0 S: 3	H: 1 LOB: 0 BB: 0 P: 3	R: 0 E: 0 K: 1 S: 6	H: 1 LOB: 2 BB: 1 P: 10	R: 0 E: 0 K: 0 S: 3	H: 0 LOB: 0 BB: 0 P: 3	R: 1 E: 0 K: 2 S: 9	H: 2 LOB: 2 BB: 1 P: 13	R: 1 E: 1 K: 0 S: 5	H: 2 LOB: 2 BB: 0 P: 6	R: 0 E: 0 K: 0 S: 2	H: 0 LOB: 0 BB: 1 P: 6	R: 0 E: 1 K: 0 S: 4	H: 0 LOB: 2 BB: 1 P: 8	1B: 7 2B: 0 3B: 0 HR: 0	SF: 1 SAC: 1 DP: 4 HBP: 1	WP: 0 PB: 0 SB: 1 CS: 2	PA: 40					
PITCHER	IP	WLS	BF	H	R	ER	SO	BB	IBB	HBP	BLK	WP	HR	S	P	ERA	WHIP										
Ed Glynn, L ERA: 6.08 (1, 1)	5.2	W	25	5	3	3	4	5	0	0	0	0	0	28	48	4.76	1.765										
Steve Grilli, R ERA: 4.64 (6, 1)	3.1	S	15	2	1	0	0	2	0	1	0	0	0	12	21	0.00	1.200										

Batter	1	2	3	4	5	6	7	8	9	AB	R	H	RBI	BB	SO	LOB	TOP					
Phil Mankowski, L OBP: 0.318, SLG: 0.375 (1, 5)	F7		F8		F8		2B 1B		F9	5	1	1	2	0	0	4	Detroit Tigers @ Milwaukee Brewers Milwaukee County Stadium, Milwaukee, WI Fri Oct 01 1976, 8:05 PM EDT Att: 6,065 - Unknown - 67 F					
Marvin Lane, R OBP: 0.287, SLG: 0.184 (1, 8)	5-3		F8			K	2B 2B		BB BB	4	1	1	1	1	1	1						
Rusty Staub, L OBP: 0.388, SLG: 0.436 (1, 9)	F8			K		F7	2B		FC6-4 BB	4	0	1	1	1	1	0						
Willie Horton, R OBP: 0.342, SLG: 0.410 (1, 10)		5-3		6-3		6-3	F9		FC6-4 BB	5	0	0	0	0	0	4						
Alex Johnson, R OBP: 0.298, SLG: 0.354 (1, 7)				6-3			1-3		1-3	4	0	1	0	0	0	0						
Mickey Stanley, R OBP: 0.303, SLG: 0.408 (1, 3)						E6 HBP	FC4-6 BB 1B		F8	4	1	1	0	0	0	1						
Bill Freehan, R OBP: 0.300, SLG: 0.385 (1, 2)						F8	FC4-6 BB		F3	3	0	0	0	1	0	2						
Chuck Scrivener, R OBP: 0.284, SLG: 0.294 (1, 6)						F7	FC4-6 1B		F9 2B	4	1	2	0	0	0	3						
Pedro Garcia, R OBP: 0.239, SLG: 0.303 (1, 4)				K			1-3 3H 1B		6-3	3	1	1	1	0	1	2						
Inning Stats	R: 0 E: 0 K: 0 S: 3	H: 0 LOB: 0 BB: 0 P: 3	R: 0 E: 0 K: 0 S: 4	H: 1 LOB: 1 BB: 0 P: 4	R: 0 E: 0 K: 1 S: 6	H: 1 LOB: 1 BB: 0 P: 6	R: 0 E: 0 K: 1 S: 5	H: 0 LOB: 0 BB: 0 P: 5	R: 0 E: 1 K: 0 S: 4	H: 0 LOB: 2 BB: 0 P: 5	R: 0 E: 0 K: 0 S: 5	H: 0 LOB: 0 BB: 0 P: 5	R: 5 E: 0 K: 0 S: 8	H: 5 LOB: 1 BB: 1 P: 12	R: 0 E: 0 K: 0 S: 3	H: 0 LOB: 0 BB: 0 P: 3		R: 0 E: 0 K: 0 S: 4	H: 1 LOB: 3 BB: 2 P: 12	1B: 4 2B: 4 3B: 0 HR: 0	SF: 0 SAC: 0 DP: 0 HBP: 1	WP: 0 PB: 0 SB: 0 CS: 0
PITCHER Bill Travers, L ERA: 2.81 (1, 1)	IP: 9.0 WLS: L BF: 40 H: 8 R: 5 ER: 5 SO: 3 BB: 3 IBB: 0 HBP: 1 BLK: 0 WP: 0 HR: 0 S: 42 P: 55 ERA: 5.00 WHIP: 1.222															PITCHER						

Batter	1	2	3	4	5	6	7	8	9	AB	R	H	RBI	BB	SO	LOB	BOTTOM	
Robin Yount, R OBP: 0.294, SLG: 0.303 (1, 6)	F6		F6			F7		K		4	0	0	0	0	1	1	Detroit Tigers @ Milwaukee Brewers Milwaukee County Stadium, Milwaukee, WI Fri Oct 01 1976, 8:05 PM EDT Att: 6,065 - Unknown - 67 F	
Charlie Moore, R OBP: 0.318, SLG: 0.295 (1, 2)	F7				F9		F9		K	4	0	0	0	0	1	0		
George Scott, R OBP: 0.332, SLG: 0.412 (1, 3)	K				K		F4		6-3	4	0	0	0	0	2	0		
Sixto Lezcano, R OBP: 0.351, SLG: 0.386 (1, 9)		K			5-3		F8		K	4	0	0	0	0	2	0		
Dan Thomas, R OBP: 0.386, SLG: 0.480 (1, 7)		F9				1B 1B	G6-4 1B			3	0	2	0	0	0	0		
Gary Sutherland, R OBP: 0.258, SLG: 0.272 (1, 10)						1B	G6-4			3	0	2	0	0	0	1		
Steve Bowling, R OBP: 0.220, SLG: 0.231 (1, 8)		L6				E7			F6	3	0	0	0	0	0	2		
Jack Heidemann, R OBP: 0.233, SLG: 0.245 (1, 4)					F8		F8		F7	3	0	0	0	0	0	1		
Jim Gantner, L OBP: 0.333, SLG: 0.277 (1, 5)					K		F6		BB	2	0	0	0	1	1	0		
Inning Stats	R: 0 E: 0 K: 1 S: 5	H: 0 LOB: 0 BB: 0 P: 5	R: 0 E: 0 K: 1 S: 6	H: 1 LOB: 1 BB: 0 P: 6	R: 0 E: 0 K: 1 S: 5	H: 0 LOB: 0 BB: 0 P: 5	R: 0 E: 0 K: 1 S: 5	H: 0 LOB: 0 BB: 0 P: 5	R: 0 E: 0 K: 0 S: 4	H: 1 LOB: 1 BB: 0 P: 4	R: 0 E: 0 K: 0 S: 5	H: 0 LOB: 1 BB: 1 P: 9	R: 0 E: 0 K: 2 S: 7	H: 0 LOB: 0 BB: 0 P: 7	1B: 4 2B: 0 3B: 0 HR: 0	SF: 0 SAC: 0 DP: 0 HBP: 0		WP: 0 PB: 0 SB: 0 CS: 0
PITCHER John Hiller, L ERA: 2.38 (1, 1)	IP: 9.0 WLS: W BF: 31 H: 4 R: 0 ER: 0 SO: 7 BB: 1 IBB: 0 HBP: 0 BLK: 0 WP: 0 HR: 0 S: 44 P: 48 ERA: 0.00 WHIP: 0.556															PITCHER		

Batter	1	2	3	4	5	6	7	8	9	AB	R	H	RBI	BB	SO	LOB	TOP					
Phil Mankowski, L OBP: 0.300, SLG: 0.353 (1, 5)	F3		G3		F8		K		F8	5	0	0	0	0	1	2						
Marvin Lane, R OBP: 0.280, SLG: 0.209 (1, 7)	K		1B		1B		K		F9	5	0	2	0	0	2	1						
Rusty Staub, L OBP: 0.388, SLG: 0.437 (1, 9)	BB		4-3		SF9		1B		1B	2	1	1	2	1	0	1						
Willie Horton, R OBP: 0.339, SLG: 0.406 (1, 10)	K				F9		E6			4	0	0	0	0	1	2						
Dan Meyer, L OBP: 0.289, SLG: 0.324 (1, 3)		F5			F9		F9			4	0	1	0	0	0	1						
Mickey Stanley, R OBP: 0.298, SLG: 0.400 (1, 8)		6-3			F9		F7		F8	4	0	0	0	0	0	1						
Bruce Kimm, R OBP: 0.329, SLG: 0.336 (1, 2)		1B			1B		1B		K	3	1	2	0	1	1	0						
Chuck Scrivener, R OBP: 0.284, SLG: 0.294 (1, 6)		1B			FC4-6		F6		4-3	4	0	1	1	0	0	3						
Pedro Garcia, R OBP: 0.241, SLG: 0.306 (1, 4)		5-3			1B		1B		F9	3	2	1	0	1	0	1						
Inning Stats	R: 0 E: 0 K: 2 S: 7	H: 0 LOB: 1 BB: 1 P: 11	R: 1 E: 0 K: 0 S: 4	H: 1 LOB: 1 BB: 1 P: 8	R: 0 E: 0 K: 0 S: 3	H: 1 LOB: 0 BB: 0 P: 3	R: 0 E: 0 K: 0 S: 5	H: 2 LOB: 2 BB: 0 P: 5	R: 1 E: 0 K: 0 S: 4	H: 1 LOB: 1 BB: 1 P: 8	R: 0 E: 0 K: 0 S: 4	H: 1 LOB: 0 BB: 0 P: 4	R: 2 E: 1 K: 2 S: 10	H: 2 LOB: 1 BB: 0 P: 10	R: 0 E: 0 K: 1 S: 5	H: 0 LOB: 0 BB: 0 P: 5	R: 0 E: 0 K: 0 S: 3	H: 0 LOB: 0 BB: 0 P: 3	1B: 7 2B: 1 3B: 0 HR: 0	SF: 1 SAC: 0 DP: 0 HBP: 0	WP: 1 PB: 1 SB: 1 CS: 0	PA: 38
PITCHER Jim Slaton, R ERA: 3.44 (1, 1)	IP: 9.0 WLS: L BF: 38 H: 8 R: 4 ER: 3 SO: 5 BB: 3 IBB: 0 HBP: 0 BLK: 0 WP: 1 HR: 0 S: 45 P: 57 ERA: 3.00 WHIP: 1.222															PITCHER Jim Slaton, R ERA: 3.44 (1, 1)	IP: 9.0 WLS: W BF: 32 H: 5 R: 1 ER: 1 SO: 4 BB: 1 IBB: 0 HBP: 0 BLK: 0 WP: 0 HR: 0 S: 39 P: 43 ERA: 1.00 WHIP: 0.667					

Detroit Tigers @ Milwaukee Brewers
Milwaukee County Stadium, Milwaukee, WI

AB 34
R 4
H 8
RBI 3
BB 3
SO 5
LOB 12



WP: 1 PA: 38
PB: 1
SB: 1
CS: 0

Sat Oct 02 1976, 4:33 AM EDT
Att: 9,044 - Unknown

BOTTOM

Batter	1	2	3	4	5	6	7	8	9	AB	R	H	RBI	BB	SO	LOB	BOTTOM					
Von Joshua, L OBP: 0.291, SLG: 0.347 (1, 8)	6-3		5-3			1-6-3			F8	4	0	0	0	0	0	0						
Robin Yount, R OBP: 0.294, SLG: 0.303 (1, 6)	5-3		F9			6-3			1B	4	1	1	0	0	0	0						
George Scott, R OBP: 0.333, SLG: 0.412 (1, 3)	BB				5-3		F7		1B	3	0	1	0	1	0	0						
Darrell Porter, L OBP: 0.298, SLG: 0.288 (1, 10)	F8				1B		4-3		SF8	3	0	1	1	0	0	1						
Sixto Lezcano, R OBP: 0.350, SLG: 0.385 (1, 9)		F9			F9		G5-4-3		F8	4	0	1	0	0	0	2						
Dan Thomas, R OBP: 0.376, SLG: 0.465 (1, 7)	1-3				K		G5-4-3			3	0	0	0	0	1	2						
Tim Johnson, L OBP: 0.327, SLG: 0.311 (1, 4)					1B		K		F8	3	0	1	0	0	1	0						
Charlie Moore, R OBP: 0.314, SLG: 0.291 (1, 2)	4-3						6-3		K	3	0	0	0	0	1	1						
Jim Gantner, L OBP: 0.320, SLG: 0.265 (1, 5)			K				4-3		F8	3	0	0	0	0	1	0						
Inning Stats	R: 0 E: 0 K: 0 S: 3	H: 0 LOB: 1 BB: 1 P: 7	R: 0 E: 0 K: 0 S: 4	H: 1 LOB: 0 BB: 0 P: 4	R: 0 E: 0 K: 1 S: 5	H: 0 LOB: 0 BB: 0 P: 5	R: 0 E: 0 K: 1 S: 6	H: 1 LOB: 1 BB: 0 P: 6	R: 0 E: 0 K: 1 S: 5	H: 0 LOB: 0 BB: 0 P: 5	R: 0 E: 0 K: 0 S: 3	H: 0 LOB: 0 BB: 0 P: 3	R: 0 E: 0 K: 0 S: 3	H: 1 LOB: 0 BB: 0 P: 3	R: 0 E: 0 K: 1 S: 5	H: 0 LOB: 0 BB: 0 P: 5	R: 1 E: 0 K: 0 S: 5	H: 2 LOB: 1 BB: 0 P: 5	1B: 5 2B: 0 3B: 0 HR: 0	SF: 1 SAC: 0 DP: 1 HBP: 0	WP: 0 PB: 0 SB: 0 CS: 0	PA: 32
PITCHER Mark Fidrych, R ERA: 2.34 (1, 1)	IP: 9.0 WLS: W BF: 32 H: 5 R: 1 ER: 1 SO: 4 BB: 1 IBB: 0 HBP: 0 BLK: 0 WP: 0 HR: 0 S: 39 P: 43 ERA: 1.00 WHIP: 0.667															PITCHER Mark Fidrych, R ERA: 2.34 (1, 1)	IP: 9.0 WLS: W BF: 32 H: 5 R: 1 ER: 1 SO: 4 BB: 1 IBB: 0 HBP: 0 BLK: 0 WP: 0 HR: 0 S: 39 P: 43 ERA: 1.00 WHIP: 0.667					

Detroit Tigers @ Milwaukee Brewers
Milwaukee County Stadium, Milwaukee, WI

AB 30
R 1
H 5
RBI 1
BB 1
SO 4
LOB 6



WP: 0 PA: 32
PB: 0
SB: 0
CS: 0

Sat Oct 02 1976, 4:33 AM EDT
Att: 9,044 - Unknown

Batter	1	2	3	4	5	6	7	8	9	AB	R	H	RBI	BB	SO	LOB	TOP																			
Chuck Scrivener, R (1, 5) OBP: 0.282, SLG: 0.288	F8	K			5-3	K			E 1B BB	4	0	0	0	1	2	4	Detroit Tigers @ Milwaukee Brewers Milwaukee County Stadium, Milwaukee, WI Sun Oct 03 1976, 4:33 AM EDT Att. 6,858 - Unknown - 69 F																			
Marvin Lane, R (1, 7) OBP: 0.273, SLG: 0.208	K		F8		F3		5-3		E 1B	5	0	1	0	0	1	0																				
Rusty Staub, L (1, 9) OBP: 0.386, SLG: 0.433	K		6-3		K		E4		E3 G1-4-3	5	0	0	0	0	2	2																				
Willie Horton, R (1, 10) OBP: 0.342, SLG: 0.409		5-3 1B 1B				1B 1B	F6		G1-4-3 1-2	4	2	2	0	1	0	4																				
Dan Meyer, L (1, 3) OBP: 0.292, SLG: 0.327		1B 1-2 5-3 1B		F7		1B 2B 1B	G3			4	1	2	0	0	0	2																				
Mickey Stanley, R (1, 8) OBP: 0.301, SLG: 0.402		5-3 1-2 2-3		E S 1B		1B 1-2 SF7 1B		6-3		4	2	2	1	0	0	2																				
Bill Freehan, R (1, 2) OBP: 0.303, SLG: 0.384		1B BB		K		4-3 SF7 1B		K		3	0	1	1	1	2	1																				
Pedro Garcia, R (1, 4) OBP: 0.244, SLG: 0.309						SF7		K		3	0	2	3	0	1	0																				
Jerry Manuel, S (1, 6) OBP: 0.213, SLG: 0.163	K				G6-4-3 1-2	4-3		5-3		4	0	0	0	0	1	5																				
Inning Stats	R: 0 E: 0 K: 2 S: 7	H: 0 LOB: 0 BB: 0 P: 7	R: 1 E: 0 K: 2 S: 10	H: 3 LOB: 3 BB: 1 P: 14	R: 0 E: 0 K: 0 S: 3	H: 0 LOB: 1 BB: 0 P: 7	R: 1 E: 0 K: 1 S: 6	H: 2 LOB: 0 BB: 0 P: 6	R: 0 E: 0 K: 1 S: 5	H: 0 LOB: 0 BB: 0 P: 5	R: 3 E: 0 K: 1 S: 9	H: 4 LOB: 1 BB: 0 P: 9	R: 0 E: 1 K: 0 S: 4	H: 0 LOB: 1 BB: 0 P: 4	R: 0 E: 0 K: 2 S: 7	H: 0 LOB: 0 BB: 0 P: 7	R: 0 E: 1 K: 0 S: 4	H: 1 LOB: 2 BB: 1 P: 8	1B: 9 2B: 1 3B: 0 HR: 0	SF: 1 SAC: 0 DP: 2 HBP: 0	WP: 0 PB: 0 SB: 1 CS: 0	PA: 40														
PITCHER	IP	WLS	BF	H	R	ER	SO	BB	IBB	HBP	BLK	WP	HR	S	P	ERA	WHIP	PITCHER		IP	WLS	BF	H	R	ER	SO	BB	IBB	HBP	BLK	WP	HR	S	P	ERA	WHIP
Gary Beare, R (1, 1) ERA: 3.29	6.0	L	28	9	5	5	7	2	0	0	0	0	0	40	48	7.50	1.833																			
Moose Haas, R (7, 1) ERA: 3.94	3.0		12	1	0	0	2	1	0	0	0	0	0	15	19	0.00	0.667																			

livebaseballscores.com

AB 36
R 5
H 10
RBI 5
BB 3
SO 9
LOB 20



Batter	1	2	3	4	5	6	7	8	9	AB	R	H	RBI	BB	SO	LOB	BOTTOM																			
Robin Yount, R (1, 6) OBP: 0.292, SLG: 0.301	5-3		5-3			F3	FC5-4			4	0	0	0	0	0	3	Detroit Tigers @ Milwaukee Brewers Milwaukee County Stadium, Milwaukee, WI Sun Oct 03 1976, 4:33 AM EDT Att. 6,858 - Unknown - 69 F																			
Charlie Moore, R (1, 2) OBP: 0.314, SLG: 0.290	5-3			F7		2B 1B		L6		4	1	1	0	0	0	0																				
George Scott, R (1, 3) OBP: 0.334, SLG: 0.414	F8			E 5-3 1B		1B 1-3 2B		6-3		4	1	2	0	0	0	0																				
Hank Aaron, R (1, 10) OBP: 0.315, SLG: 0.369		6-3			5-3					3	0	1	1	0	0	1																				
Jim Gantner, L (6, PR) OBP: 0.316, SLG: 0.261				1-2		2-3 3-H 1B		F8		1	0	0	0	0	0	0																				
Sixto Lezcano, R (1, 9) OBP: 0.348, SLG: 0.382	5-3			E1 CS		K			F3	4	0	0	0	0	1	2																				
Dan Thomas, R (1, 7) OBP: 0.372, SLG: 0.457	F6			CS		F6			F9	4	0	1	0	0	0	0																				
Gary Sutherland, R (1, 4) OBP: 0.258, SLG: 0.272			5-3		1-3				6-3	4	0	1	0	0	0	0																				
Steve Bowling, R (1, 8) OBP: 0.205, SLG: 0.214			4-3		6-3					3	0	0	0	0	1	2																				
Jack Heidemann, R (1, 5) OBP: 0.241, SLG: 0.253			E7			G3			FC5-4	3	0	2	0	0	0	0																				
Inning Stats	R: 0 E: 0 K: 0 S: 3	H: 0 LOB: 0 BB: 0 P: 3	R: 0 E: 1 K: 0 S: 4	H: 1 LOB: 1 BB: 0 P: 4	R: 1 E: 1 K: 0 S: 4	H: 1 LOB: 0 BB: 0 P: 4	R: 0 E: 0 K: 0 S: 3	H: 0 LOB: 0 BB: 0 P: 3	R: 0 E: 0 K: 1 S: 8	H: 3 LOB: 2 BB: 0 P: 8	R: 0 E: 0 K: 1 S: 7	H: 3 LOB: 2 BB: 0 P: 7	R: 0 E: 0 K: 0 S: 3	H: 0 LOB: 0 BB: 0 P: 3	R: 0 E: 0 K: 0 S: 3	H: 0 LOB: 0 BB: 0 P: 3	1B: 7 2B: 2 3B: 0 HR: 0	SF: 0 SAC: 0 DP: 1 HBP: 0	WP: 0 PB: 0 SB: 0 CS: 3	PA: 35																
PITCHER	IP	WLS	BF	H	R	ER	SO	BB	IBB	HBP	BLK	WP	HR	S	P	ERA	WHIP	PITCHER		IP	WLS	BF	H	R	ER	SO	BB	IBB	HBP	BLK	WP	HR	S	P	ERA	WHIP
Dave Roberts, L (1, 1) ERA: 4.0	9.0	W	34	8	2	1	2	0	0	0	0	0	0	38	38	1.00	0.889																			

AB 34
R 2
H 8
RBI 1
BB 0
SO 2
LOB 8

