

Detroit Tigers - 1978

Batter	1	2	3	4	5	6	7	8	9	AB R H RBI BB SO LOB	TOP	
Rick Bosetti, R (1, 8) X	0-0 5-3 ①		0-3 K ②		0-3 K ②			X 0-0 E5 1B		4 0 0 0 0 2 3		
Al Woods, L (1, 7) X	0-0 1-3 ②		0-3 K ③		0-0 4-3 ③			X 0-3 K ②		4 0 0 0 0 2 4		
Roy Howell, L (1, 5) X OBP: 0.250, SLG: 0.250	0-0 1-3 ③			X 0-0 4-3 ①		X 0-0 4-3 ①		X 0-0 1-3 1B		4 0 1 0 0 0 0		
Rico Carty, R (1, 10)		B B B B 4-0 1B 1B BB		X 0-0 1-3 ②		X 0-0 4-3 ②		X 0-3 K ③		3 1 0 0 1 1 2		
John Mayberry, L (1, 3) OBP: 0.250, SLG: 0.250		X 0-0 1B 1-2 G6-4-3 1B		X 0-0 3-1 ③		X 0-0 G3		X 0-0 F5		4 1 1 0 0 0 0		
Tom Hutton, L (1, 9) OBP: 0.250, SLG: 0.250		X 0-0 1-3 2-H 1B G6-4-3		X 0-0 F8		X 0-0 3-1 ①		X 0-0 G3 ②		4 0 1 1 0 0 0		
Dave McKay, S (1, 4) OBP: 0.250, SLG: 0.250		X 0-0 G6-4-3 ① ② 1-2 3-H		X 0-0 BB 1B 1B		X 0-0 G1 ②		X 0-0 1-3 ③		4 0 1 0 0 0 1		
Luis Gomez, R (1, 6) OBP: 0.333, SLG: 0.333		X 0-0 1-3 ③		X 0-0 BB 1B 1-2		X 0-0 F9 ③				3 0 1 0 0 0 0		
Alan Ashby, S (1, 2)			X 0-0 4-3 ①		B B B B 4-0 1-2 2-3 BB		X 0-0 G3 ①			2 0 0 0 1 0 0		
Inning Stats	R: 0 H: 0 E: 0 LOB: 0 K: 0 BB: 0 S: 3 P: 3	R: 2 H: 2 E: 0 LOB: 0 K: 0 BB: 1 S: 4 P: 8	R: 0 H: 0 E: 0 LOB: 0 K: 2 BB: 0 S: 7 P: 7	R: 0 H: 0 E: 0 LOB: 0 K: 0 BB: 0 S: 3 P: 3	R: 0 H: 2 E: 0 LOB: 3 K: 1 BB: 1 S: 7 P: 11	R: 0 H: 0 E: 0 LOB: 0 K: 0 BB: 0 S: 3 P: 3	R: 0 H: 0 E: 0 LOB: 0 K: 0 BB: 0 S: 3 P: 3	R: 0 H: 1 E: 1 LOB: 2 K: 2 BB: 0 S: 9 P: 9	R: 0 H: 0 E: 0 LOB: 0 K: 0 BB: 0 S: 3 P: 3	1B: 5 SF: 0 2B: 0 SAC: 0 3B: 0 DP: 1 HR: 0 HBP: 0	WP: 0 PA: 34 PB: 0 SB: 0 CS: 0	
PITCHER Mark Fidrych, R (1, 1) ERA: 2.0	IP WLS BF H R ER SO BB IBB HBP BLK WP HR S P ERA WHIP	9.0 W 34 5 2 2 5 2 0 0 0 0 0 0 42 50 2.00 0.778										

Toronto Blue Jays @ Detroit Tigers
Tiger Stadium, Detroit, MI
Fri Apr 07 1978, 3:33 AM EST
Att. 52,528 - Unknown - 67 F

livebaseballscorecards.com

AB	32
R	2
H	5
RBI	1
BB	2
SO	5
LOB	10



Batter	1	2	3	4	5	6	7	8	9	AB	R	H	RBI	BB	SO	LOB	BOTTOM	
Ron LeFlore, R (1, 8) BBB	4-0 G3 1-3 BB		X 0-0 6-3	0-3 K		0-3 K		0-3 K		4	0	0	0	1	3	3	Toronto Blue Jays @ Detroit Tigers Tiger Stadium, Detroit, MI Fri Apr 07 1978, 3:33 AM EST Att: 52,528 - Unknown - 67 F	
Phil Mankowski, L (1, 5) OBP: 0.500, SLG: 1.250	0-0 1-3 1-2		X 0-0 1B 1B	0-0 1B HR		X 0-0 4-3 1-2				4	2	2	3	0	0	2		
Rusty Staub, L (1, 10) OBP: 0.500, SLG: 0.500	0-0 G3 2-3		X 0-0 1B 1B	0-0 1B		S 0-3 K				4	0	2	0	0	1	2		
Jason Thompson, L (1, 3) OBP: 0.250, SLG: 1.000	0-0 F7		S 0-3 K	X 0-0 1-3		X 0-0 HR				4	1	1	1	0	1	4		
Steve Kemp, L (1, 7) OBP: 0.500, SLG: 0.333		B 4-0 BB	X 0-0 G4-6-3 BB	0-0 1-2 2-H 1B		S 0-3 K		X 0-0 1-3		3	0	1	1	1	1	0		
Tim Corcoran, L (1, 9)		X 0-0 G4-6-3 1-2	X 0-0 F7		B 4-0 BB	X 0-0 4-3		X 0-0 4-3		3	0	0	0	1	0	3		
Milt May, L (1, 2) OBP: 0.500, SLG: 1.250		X 0-0 HR		X 0-0 1-3	X 0-0 1-3 1B	X 0-0 G3				4	1	2	1	0	0	0		
Lou Whitaker, L (1, 4) OBP: 0.500, SLG: 0.667		B 4-0 BB	X 0-0 S BB	X 0-0 HR 2B		X 0-0 1-3		X 0-0 F7		3	1	1	0	1	0	1		
Alan Trammell, R (1, 6) OBP: 0.500, SLG: 0.333		S 0-3 K	S 0-3 K	B 4-0 HR BB		X 0-0 4-3 1B		X 0-0 5-3		3	1	1	0	1	1	1		
Inning Stats	R: 0 E: 0 K: 0 S: 3	H: 0 LOB: 1 BB: 1 P: 7	R: 1 E: 0 K: 1 S: 5	H: 1 LOB: 1 BB: 2 P: 13	R: 1 E: 0 K: 1 S: 8	H: 3 LOB: 2 BB: 0 P: 8	R: 3 E: 0 K: 1 S: 8	H: 3 LOB: 1 BB: 1 P: 12	R: 0 E: 0 K: 2 S: 8	H: 1 LOB: 1 BB: 0 P: 8	R: 1 E: 0 K: 0 S: 4	H: 1 LOB: 0 BB: 0 P: 4	R: 0 E: 0 K: 1 S: 5	H: 0 LOB: 0 BB: 0 P: 5	1B: 6 2B: 1 3B: 0 HR: 3	SF: 0 SAC: 0 DP: 1 HBP: 0	WP: 0 PB: 0 SB: 1 CS: 0	PA: 37
PITCHER Dave Lemanczyk, R (1, 1) ERA: 12.27 Jesse Jefferson, R (4, 1) ERA: 2.08	IP 3.2 4.1	WLS L 16	BF 21 16	H 7 3	R 5 1	ER 5 1	SO 3 4	BB 0 0	IBB 0 0	HBP 0 0	BLK 0 0	WP 0 0	HR 2 1	S 23 23	P 39 27	ERA 12.27 2.08	WHIP 3.000 0.923	

livebaseballscorecards.com

AB	32
R	6
H	10
RBI	6
BB	5
SO	7
LOB	16



Batter	1	2	3	4	5	6	7	8	9	AB R H RBI BB SO LOB	TOP	
Rick Bosetti, R (1, 8) OBP: 0.222, SLG: 0.333	0-0 1B 2B	0-0 E6 1B 1-2 3-H		0-0 CS 1B			0-0 F8		0-0 E4 G4-6-3 1-2 2-3	5 1 2 0 0 0 3		
Al Woods, L (1, 7) OBP: 0.111, SLG: 0.111	0-3 K	0-0 1B 1-3 2-H		0-0 CS 1-2	0-3 K		0-0 1-3		0-0 G4-6-3 1-2f	5 0 1 1 0 2 4		
Roy Howell, L (1, 5) OBP: 0.375, SLG: 0.286	0-0 1B 2-H	0-0 1-3			4-0 BB			0-0 F8		3 0 1 1 1 0 2		
Rico Carty, R (1, 10) OBP: 0.250, SLG: 0.143	0-0 F7		0-0 5-3		0-3 K			0-0 F8		4 0 0 0 0 1 2		
John Mayberry, L (1, 3) OBP: 0.250, SLG: 0.625	0-0 F8		0-0 HR		0-0 F4			0-0 4-3		4 1 1 1 0 0 2		
Tom Hutton, L (1, 9) OBP: 0.375, SLG: 0.714		0-0 F7 BB BB	4-0 E S CS BB		0-0 F5			0-0 HR		3 1 1 1 1 0 0		
Dave McKay, S (1, 4) OBP: 0.250, SLG: 0.143		0-3 K	0-3 K 1-H		0-0 4-3			4-0 E SH3-4 BB		3 0 0 0 1 2 1		
Luis Gomez, R (1, 6) OBP: 0.167, SLG: 0.167		0-0 E1 1B E		0-0 F8		0-3 K		0-0 SH3-4 1-2		3 1 0 0 0 1 0		
Alan Ashby, S (1, 2) OBP: 0.429, SLG: 0.200		0-0 E 1B 1-3		0-0 6-3		0-0 4-3		4-0 E BB		3 1 1 0 1 0 0		
Inning Stats	R: 1 E: 0 K: 1 S: 7 H: 2 LOB: 1 BB: 0 P: 7	R: 2 E: 2 K: 1 S: 9 H: 2 LOB: 2 BB: 0 P: 9	R: 1 E: 0 K: 1 S: 5 H: 1 LOB: 0 BB: 1 P: 9	R: 0 E: 0 K: 0 S: 3 H: 1 LOB: 0 BB: 0 P: 3	R: 0 E: 0 K: 2 S: 7 H: 0 LOB: 1 BB: 1 P: 11	R: 0 E: 0 K: 1 S: 5 H: 0 LOB: 0 BB: 0 P: 5	R: 0 E: 0 K: 0 S: 3 H: 0 LOB: 0 BB: 0 P: 3	R: 0 E: 0 K: 0 S: 3 H: 0 LOB: 0 BB: 0 P: 3	R: 1 E: 1 K: 0 S: 4 H: 1 LOB: 2 BB: 2 P: 12	1B: 4 2B: 1 3B: 0 HR: 2 SF: 0 SAC: 1 DP: 1 HBP: 0	WP: 0 PB: 0 SB: 1 CS: 2 PA: 39	
PITCHER	IP WLS BF H R ER SO BB IBB HBP BLK WP HR S P ERA WHIP											
Jim Staton, R (1, 1) ERA: 3.24	8.1 L 36 7 5 3 6 4 0 0 0 0 0 2 44 60 3.24 1.320											
John Hiller, L (9, 1) ERA:	0.2 2 0 0 0 0 0 0 0 0 0 0 0 2 2 0.00 0.000											

Toronto Blue Jays @ Detroit Tigers
Tiger Stadium, Detroit, MI
Sat Apr 08 1978, 3:33 AM EST
Att. 12,413 - Sunny - 45 F

livebaseballscorecards.com

AB	33
R	5
H	7
RBI	4
BB	4
SO	6
LOB	14



BOTTOM

Toronto Blue Jays @ Detroit Tigers

Tiger Stadium, Detroit, MI

Sat Apr 08 1978, 3:33 AM EST
Att. 12,413 - Sunny - 45 F

AB	37
R	2
H	11
RBI	2
BB	3
SO	6
LOB	20



WP: 0	PA: 40
PB: 0	
SB: 0	
CS: 0	

Batter	1	2	3	4	5	6	7	8	9	AB	R	H	RBI	BB	SO	LOB
Ron LeFlore, R (1, 8) OBP: 0.300, SLG: 0.556	0-0 FC5-4 1B	0-0 F7			0-3 K		0-0 HR		0-0 FC6-4 1B	5	1	2	1	0	1	2
Steve Dillard, R (1, 4) OBP: 0.400, SLG: 0.400	0-0 FC5-4 1B		0-0 G3 1B		0-0 F7		0-0 F7		0-0 BB 1B	5	1	2	0	0	0	1
Rusty Staub, L (1, 10) OBP: 0.444, SLG: 0.375 Lou Whitaker, L (9, PR) OBP: 0.500, SLG: 0.667	0-0 FC5-4 1B		0-0 G3		0-0 F8		0-0 4-1		4-0 BB	4	0	1	0	1	0	1
Jason Thompson, L (1, 3) OBP: 0.444, SLG: 1.000	0-0 FC5-4 1B		0-0 FC5 2B		0-0 1-3		0-0 2B		0-0 4-3	5	0	3	1	0	0	3
Steve Kemp, L (1, 7) OBP: 0.500, SLG: 0.333	0-0 FC5-4 1B		4-0 BB		0-0 1B		0-0 1B		0-0 1-3	3	0	1	0	1	0	3
Charlie Spikes, R (1, 9) OBP: 0.250, SLG: 0.250	0-0 F9		0-0 FC5		0-0 1B		0-3 K		0-3 K	4	0	1	0	0	1	5
Lance Parrish, R (1, 2)		0-0 5-3		0-3 K		0-3 K		0-3 K		4	0	0	0	0	3	3
Aurelio Rodriguez, R (1, 5)		0-0 F2		0-0 F8		0-3 K		0-0 3-1		4	0	0	0	0	1	2
Mark Wagner, R (1, 6) OBP: 0.333, SLG: 1.000 Tim Corcoran, L (9, PH)		0-0 3B		0-0 F4		0-0 G3		4-0 BB		3	0	1	0	0	0	0

Inning Stats	R: 1 E: 0 K: 0 S: 6	H: 3 LOB: 2 BB: 0 P: 6	R: 0 E: 0 K: 0 S: 4	H: 1 LOB: 1 BB: 0 P: 4	R: 0 E: 0 K: 0 S: 4	H: 2 LOB: 2 BB: 1 P: 8	R: 0 E: 0 K: 1 S: 5	H: 0 LOB: 0 BB: 0 P: 5	R: 0 E: 0 K: 1 S: 5	H: 0 LOB: 0 BB: 0 P: 5	R: 0 E: 0 K: 2 S: 9	H: 2 LOB: 2 BB: 0 P: 9	R: 1 E: 0 K: 0 S: 4	H: 1 LOB: 0 BB: 0 P: 4	R: 0 E: 0 K: 2 S: 8	H: 1 LOB: 1 BB: 0 P: 8	R: 0 E: 0 K: 0 S: 4	H: 1 LOB: 3 BB: 2 P: 12	1B: 7 2B: 2 3B: 1 HR: 1	SF: 0 SAC: 0 DP: 0 HBP: 0
---------------------	------------------------------	---------------------------------	------------------------------	---------------------------------	------------------------------	---------------------------------	------------------------------	---------------------------------	------------------------------	---------------------------------	------------------------------	---------------------------------	------------------------------	---------------------------------	------------------------------	---------------------------------	------------------------------	----------------------------------	----------------------------------	------------------------------------

PITCHER	IP	WLS	BF	H	R	ER	SO	BB	IBB	HBP	BLK	WP	HR	S	P	ERA	WHIP
Jerry Garvin, L (1, 1) ERA: 2.08	8.2	W	39	11	2	2	6	3	0	0	0	0	1	48	60	2.08	1.615
Mike Willis, L (9, 1) ERA:	0.1	S	1	0	0	0	0	0	0	0	0	0	0	1	1	0.00	0.000

WP	HR	S	P	ERA	WHIP
0	0	0	0	0.00	0.000

Batter	1	2	3	4	5	6	7	8	9	AB R H RBI BB SO LOB	TOP											
Rick Bosetti, R (1, 8) OBP: 0.231, SLG: 0.308	0-0 WP 1B	0-0 F9			0-0 L4		0-0 5-3			4 1 1 0 0 0 0												
Al Woods, L (1, 7) OBP: 0.154, SLG: 0.083	4-0 1B 1-2 BB		0-0 L3		0-0 F7			0-0 4-3		3 1 0 0 1 0 0												
Roy Howell, L (1, 5) OBP: 0.417, SLG: 0.455	0-0 1B 1-2 2-H G4-6-3 1B		0-0 G3			0-0 WP 6-3 2B		0-0 G3		4 2 2 1 0 0 0												
Rico Carty, R (1, 10) OBP: 0.167, SLG: 0.091	0-0 1-3 2-H G4-6-3 1B		0-0 4-3			0-0 6-3		0-0 3-1		4 0 1 2 0 0 0												
John Mayberry, L (1, 3) OBP: 0.222, SLG: 0.556	0-0 G4-6-3			4-0 BB BB BB 1B		0-0 1B		0-0 4-3		1 0 0 0 0 0 1												
Willie Upshaw, L (3, 9) OBP: 0.667, SLG: 0.500	1-2f 3-H									2 0 1 0 1 0 0												
Tom Hutton, L (1, 9) OBP: 0.417, SLG: 0.727	0-0 2B			0-0 F7		0-0 F7		0-0 BB 1B		4 0 2 0 0 0 2												
Garth Iorg, R (1, 4) OBP: 0.500, SLG: 0.333	0-0 F6			0-0 1-2 L4-3 1B		0-0 F3		4-0 1-2 BB		3 0 1 0 1 0 2												
Luis Gomez, R (1, 6) OBP: 0.111, SLG: 0.111		0-0 5-3		0-0 L4-3			0-0 F9		0-3 K	3 0 0 0 0 0 2												
Otto Velez, R (9, PH)				1-2						1 0 0 0 0 1 2												
Alan Ashby, S (1, 2) OBP: 0.273, SLG: 0.111		0-0 F8			0-0 F8		0-0 1-3		0-0 F6	4 0 0 0 0 0 2												
Inning Stats	R: 3 E: 0 K: 0 S: 6	H: 4 LOB: 1 BB: 1 P: 10	R: 0 E: 0 K: 0 S: 3	H: 0 LOB: 0 BB: 0 P: 3	R: 0 E: 0 K: 0 S: 3	H: 0 LOB: 0 BB: 0 P: 3	R: 0 E: 0 K: 0 S: 3	H: 1 LOB: 1 BB: 1 P: 7	R: 0 E: 0 K: 0 S: 3	H: 0 LOB: 0 BB: 0 P: 3	R: 1 E: 0 K: 0 S: 5	H: 2 LOB: 1 BB: 0 P: 5	R: 0 E: 0 K: 0 S: 3	H: 0 LOB: 0 BB: 0 P: 3	R: 0 E: 0 K: 1 S: 6	H: 0 LOB: 0 BB: 0 P: 3	R: 0 E: 0 K: 1 S: 6	H: 1 LOB: 2 BB: 1 P: 10	1B: 6 2B: 3 3B: 0 HR: 0	SF: 0 SAC: 0 DP: 2 HBP: 0	WP: 2 PB: 0 SB: 0 CS: 0	PA: 36
PITCHER Jack Billingham, R (1, 1) ERA: 4.32	IP: 8.1 WLS: W BF: 34 H: 8 R: 4 ER: 4 SO: 0 BB: 3 IBB: 0 HBP: 0 BLK: 0 WP: 2 HR: 0 S: 31 P: 43 ERA: 4.32 WHIP: 1.320																					
Steve Foucault, R (9, 1) ERA:	IP: 0.2 WLS: S BF: 2 H: 0 R: 0 ER: 0 SO: 1 BB: 0 IBB: 0 HBP: 0 BLK: 0 WP: 0 HR: 0 S: 4 P: 4 ERA: 0.00 WHIP: 0.000																					

Toronto Blue Jays @ Detroit Tigers
Tiger Stadium, Detroit, MI
 Sun Apr 09 1978, 3:33 AM EST
 Att. 9,169 - Overcast - 34 F

livebaseballscorecards.com

AB	33
R	4
H	8
RBI	3
BB	3
SO	1
LOB	11



Batter	1	2	3	4	5	6	7	8	9	AB R H RBI BB SO LOB	TOP											
Ron LeFlore, R (1, 8) OBP: 0.350, SLG: 0.500	0-0 4-3		0-0 4-3	0-0 FC4-6 1-2f		0-0 E6		0-0 1B		5 0 1 0 0 0 2												
Phil Mankowski, L (1, 5) OBP: 0.333, SLG: 0.545	0-0 G4-6-3 1B		0-0 4-3		0-0 G3	0-3 K		0-0 6-3		5 0 1 0 0 1 2												
Rusty Staub, L (1, 10) OBP: 0.421, SLG: 0.313	0-0 G4-6-3 1-2f		0-0 F9		4-0 BB 1B BB	0-3 K			4-0 FC6-4 BB	3 1 0 0 2 1 2												
Jason Thompson, L (1, 3) OBP: 0.263, SLG: 0.500		0-0 F7		4-0 BB 1B BB	0-0 G3	0-3 K			0-3 K	4 1 0 0 1 2 2												
Steve Kemp, L (1, 7) OBP: 0.500, SLG: 0.308		0-3 K		0-0 BB 1-3	4-0 1B HR BB	0-3 K			0-0 FC6-4 1-2f	4 1 0 0 1 2 2												
Tim Corcoran, L (1, 9) OBP: 0.636, SLG: 0.429		0-0 1B 1B		0-0 2B 1B 2-H	0-0 1B HR 1B	1-0 HBP			0-3 K	4 2 3 2 0 1 1												
Milt May, L (1, 2) OBP: 0.625, SLG: 1.500		0-0 BB 1B		0-0 1B 2B	0-0 HR	0-0 4-3				4 1 3 3 0 0 1												
Lou Whitaker, L (1, 4) OBP: 0.333, SLG: 0.300		4-0 BB 1-2		0-0 6-3	0-0 4-3			0-0 1-3		3 0 0 0 1 0 2												
Alan Trammell, R (1, 6) OBP: 0.375, SLG: 0.286		0-0 F9		0-0 FC4-6 1B 2-3 3-H		0-3 K		0-0 F8		4 0 1 1 0 1 3												
Inning Stats	R: 0 E: 0 K: 0 S: 3	H: 1 LOB: 0 BB: 0 P: 3	R: 0 E: 0 K: 1 S: 7	H: 2 LOB: 3 BB: 1 P: 11	R: 0 E: 0 K: 0 S: 3	H: 0 LOB: 0 BB: 0 P: 3	R: 2 E: 0 K: 0 S: 6	H: 3 LOB: 2 BB: 1 P: 10	R: 4 E: 0 K: 0 S: 5	H: 2 LOB: 0 BB: 2 P: 13	R: 0 E: 1 K: 3 S: 10	H: 0 LOB: 1 BB: 0 P: 10	R: 0 E: 0 K: 2 S: 7	H: 0 LOB: 1 BB: 0 P: 8	R: 0 E: 0 K: 0 S: 4	H: 1 LOB: 1 BB: 0 P: 4	R: 0 E: 0 K: 2 S: 7	H: 0 LOB: 1 BB: 1 P: 11	1B: 7 2B: 1 3B: 0 HR: 1	SF: 0 SAC: 0 DP: 1 HBP: 1	WP: 0 PB: 0 SB: 1 CS: 0	PA: 42
PITCHER	IP WLS BF H R ER SO BB IBB HBP BLK WP HR S P ERA WHIP																					
Doc Medich, R (1, 1) ERA: 11.57	4.2 L 25 8 6 6 1 4 0 0 0 0 0 1 23 39 11.57 2.571																					
Jim Umbarger, L (5, 1) ERA: 3.86	4.1 17 1 0 0 7 1 0 1 0 0 0 0 29 34 0.00 0.462																					

Detroit Tigers @ Texas Rangers
Arlington Stadium, Arlington, TX
Tue Apr 11 1978, 7:05 PM EST
Att. 13,764 - Unknown

AB	36
R	6
H	9
RBI	6
BB	5
SO	8
LOB	17



livebaseballscorecards.com

Batter	1	2	3	4	5	6	7	8	9	AB R H RBI BB SO LOB
Mike Hargrove, L (1, 3) OBP: 0.313, SLG: 0.231	0-0 3-1		0-0 SF8			0-0 4-3		0-0 E3		3 0 0 1 0 0 2
Bert Campaneris, R (1, 6) OBP: 0.083, SLG: 0.083 John Lowenstein, L (8, PH) Jim Mason, L (9, 6)	0-3 K		0-0 F8			0-0 6-3		0-0 F9		3 0 0 0 0 1 0 1 0 0 0 0 0 3 0 0 0 0 0 0 0
Al Oliver, L (1, 7) OBP: 0.375, SLG: 0.438	0-0 4-3			0-0 FC4-6 1B			0-0 G5-4-3 1B		0-0 4-3	4 0 2 0 0 0 0
Richie Zisk, R (1, 10) OBP: 0.467, SLG: 1.133		0-0 F9 2B		0-0 F9		0-0 G5-4-3		0-0 HR		4 1 2 1 0 0 2
Toby Harrah, R (1, 5) OBP: 0.231, SLG: 0.250		0-0 F9 2-3		0-0 FC4-6 CS		0-0 4-3		0-0 5-3		4 0 0 0 0 0 2
Claudell Washington, L (1, 9) OBP: 0.200, SLG: 0.111		0-3 K		0-0 CS	0-0 4-3		0-0 FC6-4 BB	0-0 F7		3 0 0 0 1 1 1
Juan Beniquez, R (1, 8)		0-0 F8			0-0 6-3		0-0 FC6-4 1B			3 0 0 0 0 0 2
Bump Wills, S (1, 4) OBP: 0.417, SLG: 0.364			0-0 G3 SF8 1B		0-0 5-3		0-0 E 1B			3 1 2 0 0 0 0
Jim Sundberg, R (1, 2) OBP: 0.083, SLG: 0.083			0-0 G3			0-3 K		0-0 F6		3 0 0 0 0 1 3

Inning Stats	R: 0 E: 0 K: 1 S: 5	H: 0 LOB: 0 BB: 0 P: 5	R: 0 E: 0 K: 1 S: 6	H: 1 LOB: 1 BB: 0 P: 6	R: 1 E: 0 K: 0 S: 4	H: 1 LOB: 0 BB: 0 P: 4	R: 0 E: 0 K: 0 S: 3	H: 1 LOB: 0 BB: 0 P: 3	R: 0 E: 0 K: 0 S: 3	H: 0 LOB: 0 BB: 0 P: 3	R: 0 E: 0 K: 1 S: 5	H: 0 LOB: 0 BB: 0 P: 5	R: 0 E: 0 K: 0 S: 3	H: 1 LOB: 0 BB: 0 P: 3	R: 0 E: 1 K: 0 S: 5	H: 1 LOB: 3 BB: 1 P: 9	R: 1 E: 0 K: 0 S: 4	H: 1 LOB: 0 BB: 0 P: 4	1B: 4 2B: 1 3B: 0 HR: 1	SF: 1 SAC: 0 DP: 1 HBP: 0	WP: 0 PB: 0 SB: 1 CS: 1	PA: 34
PITCHER Dave Rozema, R (1, 1) ERA: 2.0	IP 9.0	WLS W	BF 33	H 6	R 2	ER 2	SO 3	BB 1	IBB 0	HBP 0	BLK 0	WP 0	HR 1	S 38	P 42	ERA 2.00	WHIP 0.778					

BOTTOM

Detroit Tigers @ Texas Rangers
Arlington Stadium, Arlington, TX
Tue Apr 11 1978, 7:05 PM EST
Att. 13,764 - Unknown

livebaseballscores.com

AB	31
R	2
H	6
RBI	2
BB	1
SO	3
LOB	15



Batter	1	2	3	4	5	6	7	8	9	AB R H RBI BB SO LOB	TOP		
Ron LeFlore, R OBP: 0.400, SLG: 0.522 (1, 8) X	0-0 CS 1B		0-0 5-3		0-0 1-2 1B		0-0 1-2 1B		0-0 1-3	5 0 3 1 0 0 0			
Steve Dillard, R OBP: 0.300, SLG: 0.222 (1, 4) X	0-0 1-3 1-2		0-3 K		0-0 1-3		0-3 K			4 0 0 0 0 2 5			
Rusty Staub, L OBP: 0.348, SLG: 0.250 (1, 10) X	0-0 4-3			0-0 F7		0-0 6-3	0-0 G3			4 0 0 0 0 0 2			
Jason Thompson, L OBP: 0.217, SLG: 0.409 (1, 3) X		0-0 6-3		0-0 6-3		0-3 K		0-0 4-3		4 0 0 0 0 1 0			
Steve Kemp, L OBP: 0.545, SLG: 0.375 (1, 7) X		0-0 1B 2B 1B		0-0 3-1		0-0 1B		4-0 BB		3 1 2 0 1 0 0			
Charlie Spikes, R OBP: 0.308, SLG: 0.308 (1, 9) X		0-0 1-2 2B 1B		0-3 K	0-3 F4		0-3 K			4 0 1 0 0 2 2			
Lance Parrish, R OBP: 0.231, SLG: 0.417 (1, 2) X		0-3 K		0-0 HR		0-0 4-3	0-3 K			4 1 1 1 0 2 3			
Aurelio Rodriguez, R OBP: 0.444, SLG: 0.556 (1, 5) X		0-0 1-1 2-1 2B		0-0 1B 1B		0-0 1B 1B		0-0 F4		4 1 3 1 0 0 0			
Mark Wagner, R OBP: 0.300, SLG: 0.444 (1, 6) X			0-0 5-3		0-0 L7		0-0 1-3 1B 1B		0-0 4-3	4 0 1 0 0 0 1			
Inning Stats	R: 0 H: 1 E: 0 LOB: 0 K: 0 BB: 0 S: 3 P: 3	R: 1 H: 3 E: 0 LOB: 2 K: 1 BB: 0 S: 7 P: 7	R: 0 H: 0 E: 0 LOB: 0 K: 1 BB: 0 S: 5 P: 5	R: 0 H: 0 E: 0 LOB: 0 K: 0 BB: 0 S: 3 P: 3	R: 1 H: 3 E: 0 LOB: 2 K: 1 BB: 0 S: 8 P: 8	R: 0 H: 1 E: 0 LOB: 1 K: 1 BB: 0 S: 6 P: 6	R: 1 H: 3 E: 0 LOB: 2 K: 1 BB: 0 S: 8 P: 8	R: 0 H: 0 E: 0 LOB: 1 K: 2 BB: 1 S: 7 P: 11	R: 0 H: 0 E: 0 LOB: 0 K: 0 BB: 0 S: 3 P: 3	1B: 9 SF: 0 2B: 1 SAC: 0 3B: 0 DP: 0 HR: 1 HBP: 0	WP: 0 PA: 37 PB: 0 SB: 0 CS: 1		
PITCHER	IP WLS BF H R ER SO BB IBB HBP BLK WP HR S P ERA WHIP											PITCHER	IP WLS BF H R ER SO BB IBB HBP BLK WP HR S P ERA WHIP
Jon Matlack, L ERA: 2.2 (1, 1)	7.1 L 32 11 3 3 5 1 0 0 0 0 0 1 41 45 3.68 1.636												
Len Barker, R ERA: (8, 1)	1.2 5 0 0 0 2 0 0 0 0 0 0 0 9 9 0.00 0.000												

Detroit Tigers @ Texas Rangers
Arlington Stadium, Arlington, TX
Wed Apr 12 1978, 7:05 PM EST
Att: 26,049 - Unknown

livebaseballscorecards.com

AB 36
R 3
H 11
RBI 3
BB 1
SO 7
LOB 13



Batter	1	2	3	4	5	6	7	8	9	AB R H RBI BB SO LOB
Mike Hargrove, L (1, 3) OBP: 0.300, SLG: 0.188 Mike Jorgensen, L (8, PR) (9, 3)	0-0 F7		0-0 F4		0-0 F8			4-0 BB		3 0 0 0 1 0 0 0 0 0 0 0 0 0
Bert Campaneris, R (1, 6) OBP: 0.125, SLG: 0.067	4-0 HR BB		0-0 4-3			0-0 1-4-3		0-0 G5-4-3 BB		3 1 0 0 1 0 1
Al Oliver, L (1, 7) OBP: 0.350, SLG: 0.550	0-0 1-H HR		0-0 4-3			0-0 1-3			0-3 K	4 1 1 2 0 1 0
Richie Zisk, R (1, 10) OBP: 0.421, SLG: 0.944	4-0 BB			0-0 6-3		0-0 G3			0-3 K	3 0 0 0 1 1 0
Toby Harrah, R (1, 5) OBP: 0.235, SLG: 0.250	0-0 F8			0-3 K			0-0 F7		0-0 1B 1B	4 0 1 0 0 1 1
Claudell Washington, L (1, 9) OBP: 0.286, SLG: 0.231	0-3 K			0-0 1B		0-0 6-3			0-0 1-2 1B	4 0 2 0 0 1 1
Juan Beniquez, R (1, 8) OBP: 0.125, SLG: 0.125		0-0 FC6-4 1B		0-0 5-3			0-0 1B		0-0 4-3	4 0 2 0 0 0 3
Bump Wills, S (1, 4) OBP: 0.333, SLG: 0.286		0-0 FC6-4 G6-3			0-0 F8		0-0 3-1			3 0 0 0 0 0 2
Jim Sundberg, R (1, 2) OBP: 0.067, SLG: 0.067		0-0 G6-3			0-3 K			0-0 F9		3 0 0 0 0 1 1

Inning Stats	R: 2 E: 0 K: 1 S: 6	H: 1 LOB: 1 BB: 2 P: 14	R: 0 E: 0 K: 0 S: 3	H: 1 LOB: 0 BB: 0 P: 3	R: 0 E: 0 K: 0 S: 3	H: 0 LOB: 0 BB: 0 P: 3	R: 0 E: 0 K: 1 S: 6	H: 1 LOB: 1 BB: 0 P: 6	R: 0 E: 0 K: 1 S: 5	H: 0 LOB: 0 BB: 0 P: 5	R: 0 E: 0 K: 0 S: 3	H: 0 LOB: 0 BB: 0 P: 3	R: 0 E: 0 K: 0 S: 2	H: 1 LOB: 1 BB: 0 P: 4	R: 0 E: 0 K: 0 S: 2	H: 0 LOB: 1 BB: 1 P: 6	R: 0 E: 0 K: 2 S: 9	H: 2 LOB: 2 BB: 0 P: 9	1B: 5 2B: 0 3B: 0 HR: 1	SF: 0 SAC: 0 DP: 2 HBP: 0	WP: 0 PB: 0 SB: 1 CS: 0	PA: 34 ERA WHIP
PITCHER Mark Fidrych, R (1, 1) ERA: 2.0	IP 9.0 WLS W BF 34 H 6 R 2 ER 2 SO 5 BB 3 IBB 0 HBP 0 BLK 0 WP 0 HR 1 S 41 P 53 ERA 2.00 WHIP 1.000																					

BOTTOM

Detroit Tigers @ Texas Rangers
Arlington Stadium, Arlington, TX
Wed Apr 12 1978, 7:05 PM EST
Att. 26,049 - Unknown

AB	31
R	2
H	6
RBI	2
BB	3
SO	5
LOB	9



WP: 0	PA: 34
ERA	WHIP

livebaseballscores.com

Batter	1	2	3	4	5	6	7	8	9	AB R H RBI BB SO LOB	TOP																											
Ron LeFlore, R (1, 8) OBP: 0.433, SLG: 0.630	0-0 HR	0-3 K		0-0 1B		0-3 K			4-0 1B BB	4 3 2 1 1 2 1																												
Lou Whitaker, L (1, 4) OBP: 0.235, SLG: 0.200	0-0 L6	0-0 1-3		0-0 FC5-2-5 1B		0-0 6-3			0-0 F7	5 0 0 0 0 0 5																												
Rusty Staub, L (1, 10) OBP: 0.357, SLG: 0.250	0-0 HR 1B			4-0 L4 1B		4-0 1B BB			0-0 F9	4 1 1 0 1 0 2																												
Jason Thompson, L (1, 3) OBP: 0.321, SLG: 0.577	0-0 HR			4-0 1B WP BB		0-0 F7			0-0 1B 1B	4 2 3 2 1 0 3																												
Steve Kemp, L (1, 7) OBP: 0.556, SLG: 0.429	0-0 1-3			0-0 BB WP 1B		0-0 1B			0-0 G6-4-3 1B	5 0 3 3 0 0 1																												
Tim Corcoran, L (1, 9) OBP: 0.500, SLG: 0.273	0-0 F6			4-0 FC5-4 BB 1-2 3-H		0-0 1-3			0-0 3-1 4-3	4 0 0 0 1 0 2																												
Milt May, L (1, 2) OBP: 0.583, SLG: 1.273				4-0 1B 2B FC5-4 BB 1-2 2-3		0-0 F7			0-0 G3	3 1 1 0 1 0 0																												
Aurelio Rodriguez, R (1, 5) OBP: 0.417, SLG: 0.500 Phil Mankowski, L (8, PH) OBP: 0.308, SLG: 0.500				0-0 FC5-4 1B 2-H		0-0 1-3			0-0 4-3	3 0 1 1 0 0 3 1 0 0 0 0 0 0																												
Alan Trammell, R (1, 6) OBP: 0.364, SLG: 0.300 John Wockenfuss, R (9, PH) OBP: 1.000, SLG: 1.000				0-0 6-3 1B		0-0 1B 1B			0-0 5-3 1B BB 1B	3 0 1 0 0 0 1 1 1 1 0 0 0 0																												
Inning Stats	R: 3 E: 0 K: 0 S: 6	H: 3 LOB: 0 BB: 0 P: 6	R: 1 E: 0 K: 1 S: 7	H: 2 LOB: 1 BB: 0 P: 7	R: 1 E: 0 K: 0 S: 3	H: 1 LOB: 2 BB: 3 P: 15	R: 1 E: 0 K: 0 S: 5	H: 3 LOB: 2 BB: 1 P: 9	R: 0 E: 0 K: 0 S: 3	H: 0 LOB: 0 BB: 0 P: 3	R: 0 E: 0 K: 1 S: 5	H: 0 LOB: 0 BB: 0 P: 5	R: 0 E: 0 K: 0 S: 3	H: 1 LOB: 0 BB: 0 P: 3	R: 0 E: 0 K: 0 S: 3	H: 0 LOB: 0 BB: 0 P: 3	R: 2 E: 0 K: 0 S: 6	H: 3 LOB: 2 BB: 1 P: 10	1B: 10 2B: 1 3B: 0 HR: 2	SF: 0 SAC: 0 DP: 2 HBP: 0	WP: 1 PB: 0 SB: 0 CS: 0	PA: 42																
PITCHER	IP	WLS	BF	H	R	ER	SO	BB	IBB	HBP	BLK	WP	HR	S	P	ERA	WHIP	PITCHER	IP	WLS	BF	H	R	ER	SO	BB	IBB	HBP	BLK	WP	HR	S	P	ERA	WHIP			
Jerry Garvin, L (1, 1) ERA: 5.73	2.1		14	6	5	5	1	1	0	0	0	0	2	15	19	19.29	3.000																					
Balor Moore, L (3, 1) ERA:	0.0		2	0	0	0	0	2	0	0	0	1	0	0	8	∞	∞																					
Don Kirkwood, R (3, 1) ERA: 4.76	5.2	W	21	5	3	3	1	2	0	0	0	0	0	21	29	4.76	1.235																					
Tom Murphy, R (9, 1) ERA:	1.0	S	5	2	0	0	0	0	0	0	0	0	0	5	5	0.00	2.000																					

Detroit Tigers @ Toronto Blue Jays
Exhibition Stadium, Toronto, ON
Fri Apr 14 1978, 3:33 AM EST
Att. 35,761 - Unknown - 47 F

livebaseballscorecards.com

AB 37
R 8
H 13
RBI 7
BB 5
SO 2
LOB 18



BOTTOM

Detroit Tigers @ Toronto Blue Jays
Exhibition Stadium, Toronto, ON

Fri Apr 14 1978, 3:33 AM EST
Att: 35,761 - Unknown - 47 F

livebaseballscorecards.com

AB	35
R	10
H	12
RBI	8
BB	6
SO	5
LOB	16



WP:	3	PA:	42
PB:	1		
SB:	0		
CS:	0		

Batter	1	2	3	4	5	6	7	8	9	AB	R	H	RBI	BB	SO	LOB
Rick Bosetti, R OBP: 0.222, SLG: 0.296 (1, 8)	0-0 6-3 1B 2B	0-0 L6		0-3 K		0-0 E4 1B 1B	0-3 K			5	2	1	0	0	2	1
Bob Bailor, R OBP: 0.643, SLG: 0.667 (1, 5)	0-0 6-3 2-3		0-0 1B PB 1B 1B	0-0 F7		0-0 1B SF8 1B	4-0 BB BB BB BB			4	2	2	0	1	0	1
Roy Howell, L OBP: 0.500, SLG: 0.522 (1, 9)	0-0 1B WP 1B		0-0 BB 1B FC4-6 1B	0-0 1B		0-0 WP BB 1B 1B	0-0 5-3			5	3	4	3	0	0	1
Rico Carty, R OBP: 0.346, SLG: 0.409 (1, 10)	0-0 1-2 BB 1B		0-0 FC4-6 BB 1-2 3-H 1B	0-3 K		0-0 SF8		0-0 6-3		4	0	2	2	0	1	1
John Mayberry, L OBP: 0.261, SLG: 0.300 (1, 3)	4-0 2B 1-2 2-H BB		4-0 FC4-6 BB 1-2 2-3 BB		0-0 F6	4-0 WP E BB		0-0 F8		2	1	0	0	3	0	0
Tom Hutton, L OBP: 0.316, SLG: 0.556 Doug Ault, R OBP: 1.000, SLG: 1.000 Willie Upshaw, L OBP: 0.400, SLG: 0.250 (1, 7) (6, PH) (7, 7)	0-0 1-3 2B		0-3 K		0-0 4-3	0-0 E8 1B 1B		0-0 F8		3	0	1	0	0	1	3
Dave McKay, S OBP: 0.250, SLG: 0.182 (1, 4)	0-0 4-3		0-0 FC4-6 BB 1-2f 2-3 3-H		0-0 F7	0-0 1B				1	1	1	1	0	0	0
Luis Gomez, R OBP: 0.158, SLG: 0.059 (1, 6)		0-0 E4 G3-6-3	4-0 BB BB BB	1-2 BB		6-3		4-3		4	0	1	2	0	0	4
Alan Ashby, S OBP: 0.211, SLG: 0.063 (1, 2)		0-0 G3-6-3 1-2f	0-0 F6			4-0 1B E 1B BB	0-3 K			3	1	0	0	1	1	4

Inning Stats	R	H	E	K	S	P	BB	IBB	HBP	BLK	WP	HR	S	P	ERA	WHIP			
R: 2 E: 0 K: 0 S: 6	H: 4 LOB: 2 BB: 1 P: 10	R: 0 E: 1 K: 0 S: 3	H: 0 LOB: 0 BB: 0 P: 3	R: 2 E: 0 K: 1 S: 8	H: 3 LOB: 3 BB: 2 P: 16	R: 0 E: 0 K: 2 S: 8	H: 1 LOB: 1 BB: 0 P: 8	R: 0 E: 0 K: 0 S: 3	H: 0 LOB: 0 BB: 0 P: 3	R: 6 E: 2 K: 0 S: 8	H: 4 LOB: 1 BB: 2 P: 16	R: 0 E: 0 K: 2 S: 7	H: 0 LOB: 1 BB: 1 P: 11	R: 0 E: 0 K: 0 S: 3	H: 0 LOB: 0 BB: 0 P: 3	1B: 10 2B: 2 3B: 0 HR: 0	SF: 1 SAC: 0 DP: 1 HBP: 0	WP: 3 PB: 1 SB: 0 CS: 0	PA: 42

PITCHER	IP	WLS	BF	H	R	ER	SO	BB	IBB	HBP	BLK	WP	HR	S	P	ERA	WHIP
Jim Staton, R ERA: 6.1 (1, 1)	2.0		13	7	4	4	0	1	0	0	0	1	0	12	16	18.00	4.000
Milt Wilcox, R ERA: 2.7 (3, 1)	3.1	L	16	2	3	2	3	3	0	0	0	0	0	19	31	5.40	1.500
John Hiller, L ERA: 3.86 (6, 1)	1.2		10	3	3	0	2	2	0	0	0	1	0	12	20	0.00	3.000
Bruce Taylor, R ERA: (8, 1)	1.0		3	0	0	0	0	0	0	0	0	0	0	3	3	0.00	0.000

Batter	1	2	3	4	5	6	7	8	9	AB R H RBI BB SO LOB	TOP																
Ron LeFlore, R OBP: 0.457, SLG: 0.719 (1, 8) X	0-0 F8 ①		0-0 F9 ①		0-0 E4 1B		0-0 HR		0-0 SH1-4 2B 1B	5 3 3 1 0 0 1																	
Steve Dillard, R OBP: 0.286, SLG: 0.231 (1, 4) X	0-0 5-3 ②		0-0 1B		0-0 F8 ①		0-0 F8 ①		0-0 SH1-4 ① 1-2	4 0 1 0 0 0 1																	
Rusty Staub, L OBP: 0.394, SLG: 0.345 (1, 10) X	0-0 F8 ③		0-0 F8 ②		0-0 8-3 1B ② ③		0-0 S 1B		0-0 2B ② 2B	5 1 3 2 0 0 2																	
Jason Thompson, L OBP: 0.333, SLG: 0.567 (1, 3)		4-0 FC6-4 BB	0-3 K ③		0-0 8-3 ② ③ 1-2f		0-0 F8 ② 1-2		0-0 2B ② 2B	4 0 1 1 1 1 4																	
Steve Kemp, L OBP: 0.563, SLG: 0.417 (1, 7)		0-0 FC6-4 BB ① 1-2f		0-0 FC5-4 1B		4-0 HR BB	4-0 BB		0-0 4-3 ②	3 1 1 0 2 0 2																	
Charlie Spikes, R OBP: 0.294, SLG: 0.250 (1, 9)		4-0 BB		0-0 FC5-4 BB ① 1-2f		0-0 F9 ①	0-0 F7 ③		0-0 F7 ③	3 0 0 0 1 0 4																	
Tim Corcoran, L OBP: 0.471, SLG: 0.250 (9, PH) (9, 9)		1-2 BB		FC5-4 BB ① 1-2f						1 0 0 0 0 0 1																	
Lance Parrish, R OBP: 0.176, SLG: 0.313 (1, 2)		0-0 F7 ②		0-0 F6 ②		0-3 K ②		0-0 F7 ①		4 0 0 0 0 1 4																	
Aurelio Rodriguez, R OBP: 0.438, SLG: 0.667 (1, 5)		0-0 F9 ③		4-0 BB ③		0-0 HR ③ 1-H		0-0 5-3 ②		3 1 1 2 1 0 2																	
Mark Wagner, R OBP: 0.286, SLG: 0.385 (1, 6)			0-0 1B	0-0 FC5 ③ 2-3f		0-0 1-3 ③		0-0 6-3 ③		4 0 1 0 0 0 2																	
Inning Stats	R: 0 H: 0 E: 0 K: 0 S: 3	H: 0 LOB: 0 BB: 0 P: 3	R: 0 H: 0 E: 0 K: 0 S: 3	H: 2 LOB: 2 BB: 2 P: 11	R: 0 H: 1 E: 1 K: 0 S: 4	H: 1 LOB: 2 BB: 1 P: 8	R: 1 H: 2 E: 1 K: 0 S: 4	H: 2 LOB: 0 BB: 0 P: 4	R: 2 H: 1 E: 0 K: 1 S: 6	H: 1 LOB: 1 BB: 1 P: 10	R: 1 H: 2 E: 0 K: 0 S: 5	H: 2 LOB: 2 BB: 1 P: 9	R: 0 H: 0 E: 0 K: 0 S: 3	H: 0 LOB: 0 BB: 0 P: 3	R: 2 H: 3 E: 0 K: 0 S: 6	H: 3 LOB: 1 BB: 0 P: 6	1B: 7 SF: 0 2B: 3 SAC: 1 3B: 0 DP: 1 HR: 2 HBP: 0	WP: 0 PA: 42 PB: 0 SB: 1 CS: 0									
PITCHER	IP WLS BF H R ER SO BB IBB HBP BLK WP HR S P ERA WHIP																										
Tom Underwood, L ERA: 9.0 (1, 1)	6.0	27	6	3	2	2	4	0	0	0	0	1	27	43	3.00	1.667											
Mike Willis, L ERA: 7.71 (7, 1)	2.1	L	13	5	3	3	0	1	0	0	0	1	12	16	11.57	2.571											
Tom Murphy, R ERA: (9, 1)	0.2		2	0	0	0	0	0	0	0	0	0	2	2	0.00	0.000											

Detroit Tigers @ Toronto Blue Jays
Exhibition Stadium, Toronto, ON

Sat Apr 15 1978, 3:33 AM EST
Att. 15,024 - Unknown - 41 F

livebaseballscorecards.com

AB	36
R	6
H	11
RBI	6
BB	5
SO	2
LOB	23



Batter	1	2	3	4	5	6	7	8	9	AB R H RBI BB SO LOB	TOP														
Ron LeFlore, R (1, 8) OBP: 0.450, SLG: 0.657	4-0 BB BB BB BB BB		0-3 K		0-3 K		4-0 BB BB BB BB BB		0-0 L5-3	3 1 0 0 2 2 4															
Phil Mankowski, L (1, 5) OBP: 0.412, SLG: 0.533	4-0 BB BB BB BB BB		0-0 F7		0-0 FC6-4 1B		0-0 SH3		0-0 1B	3 0 2 1 1 0 1															
Rusty Staub, L (1, 10) OBP: 0.342, SLG: 0.294	0-0 BB BB BB BB BB		0-0 F2		0-0 FC6-4 1B		0-0 3-1		0-0 F9	5 0 0 1 0 0 6															
Jason Thompson, L (1, 3) OBP: 0.351, SLG: 0.559	0-0 BB BB BB BB BB				0-0 F8		0-0 1B			4 0 2 1 0 0 1															
Steve Kemp, L (1, 7) OBP: 0.528, SLG: 0.500					0-0 F8		0-0 1B		0-0 F8	4 1 1 1 0 0 3															
Tim Corcoran, L (1, 9) OBP: 0.381, SLG: 0.188					0-0 HR		0-0 F7		0-0 F8	4 0 0 0 0 1 0															
Milt May, L (1, 2) OBP: 0.500, SLG: 1.000					0-3 K		0-0 F9		0-0 F3	4 0 0 0 0 1 0															
Lou Whitaker, L (1, 4) OBP: 0.286, SLG: 0.278					0-0 K		0-0 F8		0-0 4-3	4 0 1 0 0 0 0															
Alan Trammell, R (1, 6) OBP: 0.467, SLG: 0.429					0-0 K		0-0 F8		0-0 F7	3 1 1 0 1 1 1															
					4-0 BB BB BB BB BB		0-0 1B BB		0-0 2B	4 1 3 0 0 0 1															
					0-0 1B		0-0 FC6-4 1B		0-0 L5-3 1B																
					0-0 1B		0-0 6-3																		
Inning Stats	R: 0 E: 0 K: 0 S: 2	H: 0 LOB: 1 BB: 2 P: 10	R: 0 E: 0 K: 1 S: 6	H: 1 LOB: 1 BB: 0 P: 6	R: 0 E: 0 K: 1 S: 6	H: 1 LOB: 1 BB: 0 P: 6	R: 1 E: 0 K: 1 S: 6	H: 1 LOB: 0 BB: 0 P: 6	R: 2 E: 0 K: 1 S: 8	H: 3 LOB: 2 BB: 1 P: 12	R: 0 E: 0 K: 0 S: 4	H: 1 LOB: 1 BB: 0 P: 4	R: 1 E: 0 K: 0 S: 4	H: 1 LOB: 1 BB: 1 P: 8	R: 0 E: 0 K: 0 S: 3	H: 0 LOB: 0 BB: 0 P: 3	R: 0 E: 0 K: 0 S: 4	H: 2 LOB: 1 BB: 0 P: 4	1B: 8 2B: 2 3B: 0 HR: 1	SF: 0 SAC: 1 DP: 2 HBP: 0	WP: 0 PB: 0 SB: 0 CS: 0	PA: 39			
PITCHER	IP	WLS	BF	H	R	ER	SO	BB	IBB	HBP	BLK	WP	HR	S	P	ERA	WHIP								
Jim Clancy, R (1, 1) ERA: 7.71	6.2	L	31	8	4	4	4	4	0	0	0	0	1	35	51	5.40	1.800								
Balor Moore, L (7, 1) ERA:	2.1		8	2	0	0	0	0	0	0	0	0	0	8	8	0.00	0.857								

Detroit Tigers @ Toronto Blue Jays
Exhibition Stadium, Toronto, ON
Sun Apr 16 1978, 3:33 AM EST
Att. 17,088 - Unknown - 50 F

livebaseballscorecards.com

AB	34
R	4
H	10
RBI	4
BB	4
SO	4
LOB	17



Batter	1	2	3	4	5	6	7	8	9	AB	R	H	RBI	BB	SO	LOB
Rick Bosetti, R OBP: 0.278, SLG: 0.361 (1, 8) X	0-0 2B 1B		X 0-0 FC6-4-2 1B 1B		X 0-0 1B 2B			X 0-0 6-3		4	1	3	0	0	0	0
Bob Bailor, R OBP: 0.522, SLG: 0.571 (1, 5) X	0-0 1-H 2B		X 0-0 FC6-4-2 1B 1B		X 0-0 2-3 1B			X 0-0 F3		4	0	3	1	0	0	0
Roy Howell, L OBP: 0.441, SLG: 0.452 (1, 9) X	0-0 4-3		X 0-0 FC6-4-2 1B 1B		X 0-3 K			X 0-0 1-3		4	0	0	1	0	1	4
Rico Carty, R OBP: 0.324, SLG: 0.345 (1, 10) X	0-0 5-3		X 0-0 F8		X 0-0 F7			X 0-0 2-3		4	0	0	0	0	0	0
John Mayberry, L OBP: 0.323, SLG: 0.444 (1, 3) X		X 0-0 4-3		X 0-0 HR		X 4-0 G1-6-3 BB		X 0-3 K		3	1	1	1	1	1	0
Tom Hutton, L OBP: 0.269, SLG: 0.440 (1, 7) X		X 0-0 3-1		X 0-0 G3		X 0-0 G1-6-3		X 0-0 6-3		3	0	0	0	0	0	1
Doug Ault, R OBP: 0.667, SLG: 0.667 (9, PH) X		X 0-0 1-3		X 0-0 F2				X 0-0 6-3		1	0	0	0	0	0	0
Garth Iorg, R OBP: 0.267, SLG: 0.214 (1, 4) X		X 0-0 1-3		X 0-0 F2				X 0-0 6-3		3	0	0	0	0	0	0
Luis Gomez, R OBP: 0.167, SLG: 0.091 (1, 6) X		X 0-3 K		X 0-0 5-3		X 0-0 6-3		X 0-0 6-3		3	0	0	0	0	1	0
Rick Cerone, R OBP: 0.286, SLG: 0.429 (1, 2) X		X 0-0 1B 1B 1B		X 0-0 6-3		X 0-0 6-3		X 0-0 F9		3	1	1	0	0	0	0

Inning Stats	R: 1	H: 2	E: 0	K: 0	S: 4	H: 2	LOB: 0	BB: 0	P: 4	R: 0	H: 0	E: 0	K: 0	S: 3	R: 0	H: 0	E: 0	K: 0	S: 3	R: 1	H: 3	E: 0	K: 1	S: 7	R: 0	H: 1	E: 0	K: 0	S: 4	R: 0	H: 2	E: 0	K: 1	S: 7	R: 0	H: 0	E: 0	K: 0	S: 2	R: 0	H: 0	E: 0	K: 0	S: 3	R: 0	H: 0	E: 0	K: 1	S: 5	R: 0	H: 0	E: 0	K: 1	S: 5	1B: 5	2B: 3	3B: 0	HR: 1	SF: 0	SAC: 0	DP: 2	HBP: 0	WP: 0	PA: 33
PITCHER	IP	WLS	BF	H	R	ER	SO	BB	IBB	HBP	BLK	WP	HR	S	P	ERA	WHIP																																															
Dave Rozema, R ERA: 3.14 (1, 1)	5.1		23	8	3	3	2	1	0	0	0	0	0	26	30	5.06	1.688																																															
Jim Crawford, L ERA: (6, 1)	3.2	W	10	0	0	0	1	0	0	0	0	0	0	12	12	0.00	0.000																																															

BOTTOM

Detroit Tigers @ Toronto Blue Jays
Exhibition Stadium, Toronto, ON

Sun Apr 16 1978, 3:33 AM EST
Att: 17,088 - Unknown - 50 F

livebaseballscorecards.com

AB	32
R	3
H	8
RBI	3
BB	1
SO	3
LOB	5



Batter	1	2	3	4	5	6	7	8	9	AB R H RBI BB SO LOB	TOP																																
Ralph Garr, L (1, 7) OBP: 0.353, SLG: 0.545	0-0 F7	0-0 G3			4-0 1B BB	0-0 P5		0-0 E4 BB 1B		4 2 0 0 1 0 2																																	
Chet Lemon, R (1, 8) OBP: 0.514, SLG: 0.548	0-0 1B 2B 1B		0-0 FC3-6 1B		0-0 1B 1B	0-0 F8		4-0 1B BB		4 2 3 1 1 0 1																																	
Jorge Orta, L (1, 4) OBP: 0.375, SLG: 0.649	0-0 L8		0-0 FC3-6 G5-4-3		0-0 F5		4-0 2B BB 1B	0-0 1B BB		4 1 1 1 1 0 3																																	
Bobby Bonds, R (1, 9) OBP: 0.361, SLG: 0.394	0-0 1-3 2B 1B		0-0 G5-4-3		0-0 S 1B 1B		0-0 1B 2B	0-0 G6-4-3		5 3 3 1 0 0 3																																	
Lamar Johnson, R (1, 3) OBP: 0.316, SLG: 0.361	0-0 1-H 3-H 2B			0-0 1B	0-3 K		0-0 FC6-4 1B		0-0 F7	5 0 3 4 0 1 1																																	
Ron Blomberg, L (1, 10) OBP: 0.192, SLG: 0.423	0-0 F7			0-0 F8	0-0 FC5-4 1B		0-3 K		0-0 3-1	3 0 1 1 0 0 2																																	
Alan Bannister, R (7, PH)					2-H		0-3 S			2 0 0 0 0 1 1																																	
Eric Soderholm, R (1, 5) OBP: 0.324, SLG: 0.412			0-0 E9 G3 FC5-2 1B		0-0 L7		0-0 FC5-4		0-0 P6	5 0 1 0 0 0 3																																	
Don Kessinger, S (1, 6) OBP: 0.290, SLG: 0.214			0-0 G3		0-0 F9		4-0 SH1-3 BB		0-0 FC6-4	2 0 0 0 0 0 2																																	
Mike Eden, S (5, 6)			2-3				1-2f		1-2f	1 0 0 0 1 0 1																																	
Bill Nahorodny, R (1, 2) OBP: 0.389, SLG: 0.333			0-0 FC5-2		1-0 1B BB HBP		0-0 SH1-3		0-0 F7	2 1 0 0 0 0 1																																	
Inning Stats	R: 2 H: 3 E: 0 LOB: 1 K: 0 BB: 0 S: 6 P: 6	R: 0 H: 1 E: 1 LOB: 1 K: 0 BB: 0 S: 4 P: 4	R: 0 H: 1 E: 0 LOB: 0 K: 0 BB: 0 S: 3 P: 3	R: 0 H: 1 E: 0 LOB: 1 K: 0 BB: 0 S: 4 P: 4	R: 4 H: 3 E: 0 LOB: 1 K: 1 BB: 1 S: 8 P: 13	R: 0 H: 0 E: 0 LOB: 1 K: 0 BB: 1 S: 3 P: 7	R: 2 H: 2 E: 0 LOB: 1 K: 1 BB: 1 S: 7 P: 11	R: 1 H: 1 E: 1 LOB: 1 K: 0 BB: 1 S: 4 P: 8	R: 0 H: 0 E: 0 LOB: 0 K: 0 BB: 0 S: 3 P: 3	1B: 10 SF: 0 2B: 2 SAC: 1 3B: 0 DP: 2 HR: 0 HBP: 1	WP: 0 PA: 43 PB: 0 SB: 1 CS: 0																																
PITCHER	IP WLS BF H R ER SO BB IBB HBP BLK WP HR S P ERA WHIP												PITCHER	IP WLS BF H R ER SO BB IBB HBP BLK WP HR S P ERA WHIP																													
Mark Fidrych, R (1, 1) ERA: 2.45	4.0																																										
Milt Wilcox, R (5, 1) ERA: 10.13	2.0																																										
John Hiller, L (7, 1) ERA: 3.38	3.0	W																																									

Chicago White Sox @ Detroit Tigers
Tiger Stadium, Detroit, MI
Mon Apr 17 1978, 3:33 AM EST
Att. 19,841 - Unknown - 50 F

livebaseballscorecards.com

AB 37
R 9
H 12
RBI 8
BB 4
SO 2
LOB 20



BOTTOM

Chicago White Sox @ Detroit Tigers
Tiger Stadium, Detroit, MI
Mon Apr 17 1978, 3:33 AM EST
Att: 19,841 - Unknown - 50 F

livebaseballscorecards.com

AB	39
R	10
H	16
RBI	9
BB	8
SO	2
LOB	27



WP:	0	PA:	47
PB:	0	ERA:	∞
SB:	0	WHIP:	∞
CS:	1		

AB R H RBI BB SO LOB

5	2	3	2	1	0	4
3	1	0	0	1	0	5
2	0	2	1	0	0	0
5	1	1	4	0	0	4
3	0	0	0	2	0	1
3	1	2	0	2	0	0
4	0	0	0	0	2	5
1	0	0	0	0	0	3
0	0	0	0	0	0	0
4	1	1	0	1	0	4
5	2	4	1	0	0	1
3	1	2	1	1	0	0
1	1	1	0	0	0	0

Batter	1	2	3	4	5	6	7	8	9
Ron LeFlore, R OBP: 0.478, SLG: 0.675 (1, 8)	0-0 1-3 1B		0-0 FC1-4 CS 1-2f		0-0 FC5-2 HR 1B 1-2 2-3	4-0 BB	0-0 1-3		0-0 E 2B 1-3 2-H 3-H
Steve Dillard, R OBP: 0.278, SLG: 0.188 Lou Whitaker, L OBP: 0.348, SLG: 0.350 (8, PH) (9, 4)	0-0 F8		4-0 BB 1-2		0-0 FC5-2 HR 1B 1-2 2-3 3-Hf	0-0 P3		0-0 BB 2-3 1B	0-0 E9 1B 2-H 3-H
Rusty Staub, L OBP: 0.326, SLG: 0.359 (1, 10)	0-0 1-3 1-2		0-0 P4		0-0 HR 1-H 2-H 3-H	0-0 4-3		0-0 2-3 1-2	
Jason Thompson, L OBP: 0.357, SLG: 0.514 (1, 3)	0-0 6-3			0-0 F5 BB BB	4-0 1B BB		0-0 3-1 BB BB	4-0 BB BB	
Steve Kemp, L OBP: 0.561, SLG: 0.548 (1, 7)		0-0 E3		0-0 FC6-5 2B	0-0 1B		4-0 BB 1B BB	4-0 G3-6-1 BB 1-2 2-3	
Charlie Spikes, R OBP: 0.238, SLG: 0.200 Milt May, L OBP: 0.471, SLG: 0.938 John Wockenfuss, R OBP: 1.000, SLG: 1.000 (8, PH) (9, 9)		0-0 F9		0-0 FC6-5 2-3	0-3 K		0-3 K	0-0 G3-6-1 1-2f	
Lance Parrish, R OBP: 0.227, SLG: 0.300 (1, 2)		0-0 F9		0-0 P4	0-0 P4		4-0 BB 1B BB 1-2		
Aurelio Rodriguez, R OBP: 0.524, SLG: 0.800 (1, 5)		0-0 F5			0-0 1B 1B FC5-2 1B	0-0 6-3 3B	0-0 BB 1B 1-2 2-H		0-0 1B 1B 1-2 2B 1B
Mark Wagner, R OBP: 0.389, SLG: 0.438 Phil Mankowski, L OBP: 0.444, SLG: 0.563 (9, PH)			0-0 FC1-4 1B		0-0 FC5-2 HR 1B 1-2	0-0 6-3 3-H	4-0 BB 1B 1-2 2-3		0-0 2B 1B 1B 1-2 2-3

Inning Stats	R: 0 E: 0 K: 0 S: 4	H: 1 LOB: 1 BB: 0 P: 4	R: 0 E: 1 K: 0 S: 4	H: 0 LOB: 1 BB: 0 P: 4	R: 0 E: 0 K: 0 S: 3	H: 1 LOB: 1 BB: 1 P: 7	R: 0 E: 0 K: 0 S: 4	H: 1 LOB: 1 BB: 0 P: 4	R: 4 E: 0 K: 1 S: 10	H: 5 LOB: 2 BB: 1 P: 14	R: 1 E: 0 K: 0 S: 4	H: 1 LOB: 1 BB: 1 P: 8	R: 1 E: 0 K: 1 S: 6	H: 1 LOB: 3 BB: 3 P: 18	R: 0 E: 0 K: 0 S: 3	H: 1 LOB: 2 BB: 2 P: 11	R: 4 E: 1 K: 0 S: 5	H: 5 LOB: 1 BB: 0 P: 5	1B: 12 2B: 2 3B: 1 HR: 1	SF: 0 SAC: 0 DP: 1 HBP: 0
--------------	------------------------------	---------------------------------	------------------------------	---------------------------------	------------------------------	---------------------------------	------------------------------	---------------------------------	-------------------------------	----------------------------------	------------------------------	---------------------------------	------------------------------	----------------------------------	------------------------------	----------------------------------	------------------------------	---------------------------------	-----------------------------------	------------------------------------

PITCHER	IP	WLS	BF	H	R	ER	SO	BB	IBB	HBP	BLK	WP	HR	S	P	ERA	WHIP
Wilbur Wood, L ERA: 4.29 (1, 1)	4.1		23	8	4	4	0	0	2	0	0	0	1	21	29	8.31	2.308
Pablo Torrealba, L ERA: 1.86 (5, 1)	2.1		13	2	2	2	2	4	0	0	0	0	0	13	29	7.71	2.571
Lerrin LaGrow, R ERA: 1.8 (7, 1)	0.2		4	1	0	0	0	1	0	0	0	0	0	3	7	0.00	3.000
Rich Hinton, L ERA: (8, 1)	0.0		1	0	0	0	0	1	0	0	0	0	0	4	4	∞	∞
Jim Willoughby, R ERA: 36.0 (8, 1)	0.2	L	5	4	4	3	0	0	0	0	0	0	0	5	5	40.50	6.000

PITCHER	IP	WLS	BF	H	R	ER	SO	BB	IBB	HBP	BLK	WP	HR	S	P	ERA	WHIP
Ron Schueler, R ERA: 7.71 (9, 1)	0.0		1	1	0	0	0	0	0	0	0	0	0	1	1	∞	∞

Batter	1	2	3	4	5	6	7	8	9	10	AB	R	H	RBI	BB	SO	LOB
Mike Hargrove, L OBP: 0.349, SLG: 0.303 (1, 3)	4-0 1B BB SF8-6-5 BB		x 0-0 L4		4-0 G3 BB 1-2 BB	0-3 K		x 0-0 F9			3	1	0	0	2	1	3
Bert Campaneris, R OBP: 0.167, SLG: 0.091 (1, 6)	4-0 1B BB SF8-6-5		0-3 K		4-0 G3 BB 1-2 2-3	0-0 1B		0-3 K			3	0	1	2	2	2	1
Al Oliver, L OBP: 0.302, SLG: 0.452 (1, 7)	0-0 1B 1-2 2-3		0-0 F2		0-0 G3 1-2 2-3 3-H	0-0 1B			0-3 K		5	0	2	1	0	1	2
Richie Zisk, R OBP: 0.350, SLG: 0.639 (1, 10)	0-0 SF8-6-5 2-3 3-H			x 0-0 P6	4-0 IBB	0-0 5-3			0-0 P3		3	0	0	1	1	0	2
Claudell Washington, L OBP: 0.261, SLG: 0.227 (1, 9)	0-0 5-3			0-3 K	0-3 K			0-3 K			4	0	0	0	0	3	4
Kurt Bevacqua, R OBP: 0.182, SLG: 0.545 (9, PH)									0-0 F7		1	0	0	0	0	0	0
Bobby Thompson, S OBP: 0.500, SLG: 0.333 (9, 9)											0	0	0	0	0	0	0
Toby Harrah, R OBP: 0.316, SLG: 0.556 (1, 5)		x 0-0 4-3 SF7 2B		x 0-0 2B		x 0-0 HR		x 0-0 F8		x 0-0 F2	5	2	3	1	0	0	0
Juan Beniquez, R OBP: 0.188, SLG: 0.194 (1, 8)		x 0-0 4-3		x 0-0 6-3		x 0-0 WP S 1B		x 0-0 6-3		x 0-0 6-3	5	1	1	0	0	0	2
Bump Wills, S OBP: 0.257, SLG: 0.219 (1, 4)		x 0-0 SF7		x 0-0 F7		x 4-0 WP 1B BB		x 0-0 P4		x 0-0 F7	3	1	0	1	1	0	0
Jim Sundberg, R OBP: 0.182, SLG: 0.323 (1, 2)		0-3 K		0-3 BB G3 BB		0-3 K		0-0 1B			3	1	1	0	1	2	2

TOP

Texas Rangers @ Detroit Tigers
Tiger Stadium, Detroit, MI
Sat Apr 22 1978, 3:33 AM EST
Att. 22,054 - Unknown

AB	35
R	6
H	8
RBI	6
BB	7
SO	9
LOB	16



Inning Stats	R: 1	H: 1	R: 1	H: 1	R: 0	H: 0	R: 0	H: 1	R: 1	H: 0	R: 3	H: 4	R: 0	H: 0	R: 0	H: 1	R: 0	H: 0	R: 0	H: 0	1B: 5	SF: 2	WP: 1	PA: 44
E: 0	LOB: 1	E: 0	LOB: 0	E: 0	LOB: 0	E: 0	LOB: 3	E: 0	LOB: 2	E: 0	LOB: 0	E: 0	LOB: 0	E: 0	LOB: 0	E: 0	LOB: 0	E: 0	LOB: 0	E: 0	LOB: 0	2B: 3 <td>SAC: 0 <td>PB: 0</td> </td>	SAC: 0 <td>PB: 0</td>	PB: 0
K: 0	BB: 2	K: 1	BB: 0	K: 1	BB: 0	K: 1	BB: 1	K: 1	BB: 0	K: 1	BB: 0	K: 1	BB: 0	K: 1	BB: 0	K: 1	BB: 0	K: 0	BB: 0	K: 0	BB: 0	3B: 0	DP: 1	SB: 1
S: 3	P: 11	S: 6	P: 6	S: 5	P: 5	S: 6	P: 6	S: 5	P: 15	S: 5	P: 5	S: 6	P: 6	S: 5	P: 5	S: 3	P: 3	S: 3	P: 3	S: 3	P: 3	HR: 1	HBP: 0	CS: 0


PITCHER	IP	WLS	BF	H	R	ER	SO	BB	IBB	HBP	BLK	WP	HR	S	P	ERA	WHIP
Jack Morris, R ERA: 6.23 (1, 1)	4.1		20	3	3	3	3	5	0	0	0	0	0	21	41	6.23	1.846
Jim Crawford, L ERA: 5.4 (5, 1)	1.1		10	4	3	3	3	1	1	0	0	1	1	14	22	20.25	3.750
John Hiller, L ERA: 1.86 (6, 1)	4.1	W	14	1	0	0	3	0	0	0	0	0	0	20	20	0.00	0.231

Batter	1	2	3	4	5	6	7	8	9	10	AB R H RBI BB SO LOB
Ron LeFlore, R OBP: 0.451, SLG: 0.622 (1, 8)	0-3 K			0-3 K		0-0 1B SF9	0-0 P4		0-0 1-3		5 1 1 0 0 2 0
Lou Whitaker, L OBP: 0.393, SLG: 0.400 (1, 4)	0-0 CS 1B			0-0 4-3		0-0 1B BB SF7	0-0 4-3		0-0 1B FC1-4-2		5 1 3 0 0 0 0
Rusty Staub, L OBP: 0.313, SLG: 0.349 (1, 10)	0-0 3-1			0-0 F8		0-0 SF9			0-0 1B FC1-4-2		4 0 1 1 0 0 1
Steve Dillard, R OBP: 0.278, SLG: 0.188 (10, PR)	1-2								1-3 1B		0 1 0 0 0 0 0
Jason Thompson, L OBP: 0.404, SLG: 0.600 (1, 3)		0-0 P4			0-0 HR	4-0 1B E BB		0-0 BB 1B	4-0 1B FC1-4-2		3 2 2 1 2 0 0
Steve Kemp, L OBP: 0.543, SLG: 0.514 (1, 7)		0-0 F7			0-0 5-3	0-0 E 1B		4-0 1-2 BB	0-0 FC1-4-2		4 0 1 0 1 0 3
Tim Corcoran, L OBP: 0.385, SLG: 0.250 (1, 9)		0-0 F8			0-0 HR 1B	0-0 SF7		0-3 K	0-0 1-2 2-3 3-H		4 1 2 2 0 1 2
Milt May, L OBP: 0.476, SLG: 1.000 (1, 2)			0-0 G4-6-3 1B		0-0 HR 1B	0-0 E3		0-0 F5			4 1 2 2 0 0 3
Phil Mankowski, L OBP: 0.364, SLG: 0.450 (1, 5)			0-0 G4-6-3		0-3 K	0-0 4-3			0-0 F9		4 0 0 0 0 1 3
Alan Trammell, R OBP: 0.368, SLG: 0.333 (1, 6)			0-3 K		0-3 K		0-0 6-3		0-0 F3		4 0 0 0 0 2 0

Inning Stats	R: 0 E: 0 K: 1 S: 5	H: 1 LOB: 0 BB: 0 P: 5	R: 0 E: 0 K: 0 S: 3	H: 0 LOB: 0 BB: 0 P: 3	R: 0 E: 0 K: 1 S: 5	H: 1 LOB: 0 BB: 0 P: 5	R: 0 E: 0 K: 1 S: 5	H: 0 LOB: 0 BB: 0 P: 5	R: 3 E: 0 K: 2 S: 10	H: 3 LOB: 0 BB: 0 P: 10	R: 3 E: 1 K: 0 S: 7	H: 3 LOB: 2 BB: 1 P: 11	R: 0 E: 0 K: 0 S: 3	H: 0 LOB: 0 BB: 0 P: 3	R: 0 E: 0 K: 1 S: 6	H: 1 LOB: 1 BB: 1 P: 10	R: 0 E: 0 K: 0 S: 3	H: 0 LOB: 0 BB: 0 P: 3	R: 1 E: 0 K: 0 S: 4	H: 3 LOB: 3 BB: 1 P: 8	1B: 10 2B: 0 3B: 0 HR: 2	SF: 2 SAC: 0 DP: 1 HBP: 0
WP: 0 PB: 0 SB: 0 CS: 1	PA: 42																					
PITCHER	IP	WLS	BF	H	R	ER	SO	BB	IBB	HBP	BLK	WP	HR	S	P	ERA	WHIP					
Doyle Alexander, R ERA: 5.29 (1, 1)	5.0		20	7	5	5	5	0	0	0	0	0	2	30	30	9.00	1.400					
Reggie Cleveland, R ERA: (6, 1)	1.0		6	1	1	0	0	1	0	0	0	0	0	5	9	0.00	2.000					
Fergie Jenkins, R ERA: 6.08 (7, 1)	3.1	L	16	4	1	1	1	1	1	0	0	0	0	16	24	2.70	1.500					

TEXAS RANGERS @ DETROIT TIGERS
Tiger Stadium, Detroit, MI
Sat Apr 22 1978, 3:33 AM EST
Att: 22,054 - Unknown

AB	37
R	7
H	12
RBI	6
BB	3
SO	6
LOB	12



Batter	1	2	3	4	5	6	7	8	9	AB R H RBI BB SO LOB	TOP											
Al Oliver, L (1, 7) OBP: 0.313, SLG: 0.435	0-0 3-1		0-0 F8		4-0 WP SF8 BB		0-0 FC4-6 1B	0-0 L9		4 1 1 0 1 0 1	<p>Texas Rangers @ Detroit Tigers Tiger Stadium, Detroit, MI Sun Apr 23 1978, 3:33 AM EST Unknown</p>											
Bobby Thompson, S (1, 8) OBP: 0.556, SLG: 0.833	0-0 G1-6-3 1B		4-0 BLK 3B BB		0-0 SF8		0-0 FC4-6 2B		0-0 G3 3B	3 3 2 1 1 0 1												
John Lowenstein, L (1, 10) OBP: 0.583, SLG: 0.700	0-0 G1-6-3 1-2f		0-0 1-H 3B		0-0 1B 1B		0-0 F7		0-0 G3	5 0 2 2 0 0 2												
Richie Zisk, R (1, 9) OBP: 0.378, SLG: 0.650		0-0 F9	1-0 HBP		0-0 FC3-6 1B		0-0 1-H 1B 2B		0-0 F7	4 1 2 1 0 0 0												
Mike Jorgensen, L (1, 3) OBP: 0.600, SLG: 0.500		4-0 F8 1B BB	0-0 F5		0-0 FC3-6 1-2f		0-0 S 1B		0-0 1B	4 0 2 1 1 0 4												
Kurt Bevacqua, R (1, 5) OBP: 0.188, SLG: 0.438		0-0 1-2 1B		0-0 G3		0-0 P4	0-0 1-3		0-0 F8	5 0 1 0 0 0 2												
John Ellis, R (1, 2) OBP: 0.250, SLG: 1.000		0-0 F8 2-3		0-0 F9		0-0 HR		0-0 F8		4 1 1 1 0 0 2												
Jim Mason, L (1, 6) Toby Harrah, R (8, PH) (8, 6) OBP: 0.333, SLG: 0.568		0-0 F7		0-3 K		0-0 G3		0-0 E7 1B		3 0 0 0 0 1 2 1 0 1 0 0 0 0												
Sandy Alomar Sr., S (1, 4) Mike Hargrove, L (6, PH) Bump Willis, S (6, 4) OBP: 0.250, SLG: 0.212			0-0 4-3		0-0 L4		0-3 K		0-0 F9	2 0 0 0 0 0 0 1 0 0 0 0 1 0 1 0 0 0 0 0 1												
Inning Stats	R: 0 E: 0 K: 0 S: 3	H: 1 LOB: 0 BB: 0 P: 3	R: 0 E: 0 K: 0 S: 4	H: 1 LOB: 2 BB: 1 P: 8	R: 1 E: 0 K: 0 S: 4	H: 1 LOB: 2 BB: 1 P: 9	R: 0 E: 0 K: 1 S: 5	H: 0 LOB: 0 BB: 0 P: 5	R: 1 E: 0 K: 0 S: 5	H: 2 LOB: 2 BB: 1 P: 9		R: 1 E: 0 K: 1 S: 6	H: 1 LOB: 0 BB: 0 P: 6	R: 2 E: 0 K: 0 S: 6	H: 3 LOB: 1 BB: 0 P: 6	R: 0 E: 1 K: 0 S: 4	H: 1 LOB: 1 BB: 0 P: 4	R: 1 E: 0 K: 0 S: 5	H: 2 LOB: 1 BB: 0 P: 5	1B: 8 2B: 1 3B: 2 HR: 1	SF: 1 SAC: 0 DP: 1 HBP: 1	WP: 2 PB: 0 SB: 1 CS: 0
PITCHER	IP WLS BF H R ER SO BB IBB HBP BLK WP HR S P ERA WHIP																					
Jim Staton, R (1, 1) ERA: 6.35	6.2 W 32 9 5 5 2 3 0 1 1 1 1 32 45 6.75 1.800																					
Steve Foucault, R (7, 1) ERA: 1.8	2.1 S 10 3 1 1 0 0 0 0 0 0 0 10 10 3.86 1.286																					

AB	37
R	6
H	12
RBI	6
BB	3
SO	2
LOB	15



livebaseballscorecards.com

Batter	1	2	3	4	5	6	7	8	9
Ron LeFlore, R OBP: 0.439, SLG: 0.588 (1, 8)	F9	FC6-4		S E 1B	SH3-4 1B	6-3		4-3	
Steve Dillard, R OBP: 0.273, SLG: 0.200 (1, 4)	F7		1B 2-3 1B	K	SH3-4		1-3		
Rusty Staub, L OBP: 0.358, SLG: 0.383 (1, 10)	BB PB BB		2-3	E2 1B BB	E		2B 1B		
Jason Thompson, L OBP: 0.442, SLG: 0.636 (1, 3)	BB BB		HBP 1B 1B	BB SF7 1B	E3		2B		
Steve Kemp, L OBP: 0.569, SLG: 0.514 (1, 7)	1-2 2-3 BB		1B HBP 1B	BB BB	K		1B BB		
Lance Parrish, R OBP: 0.208, SLG: 0.273 (1, 2)	K		F3	BB	4-3		1-3 1B		
Milt May, L OBP: 0.500, SLG: 0.955 (4, PH) (5, 2)	K			1-2 2-3 3-H BB					
Charlie Spikes, R OBP: 0.304, SLG: 0.200 (1, 9)		FC6-4 HBP	1B HBP	SF7		1-3 1B	F7		
Tim Corcoran, L OBP: 0.379, SLG: 0.273 (4, PH) (5, 9)			1-2 2-3 HBP	3-H					
Aurelio Rodriguez, R OBP: 0.462, SLG: 0.680 (1, 5)	F8		1-2 2-3 3-H 1B	4-3		1-3	K		
Mark Wagner, R OBP: 0.348, SLG: 0.381 (1, 6)	P4	L7			SH3-4 1B 1B	F7	6-3		

Inning Stats	R: 0	H: 0	E: 0	K: 1	S: 5	LOB: 3	BB: 3	P: 17	R: 0	H: 0	E: 0	K: 0	S: 3	LOB: 1	BB: 0	P: 4	R: 3	H: 4	E: 0	K: 0	S: 7	LOB: 2	BB: 0	P: 8	R: 3	H: 3	E: 1	K: 1	S: 8	LOB: 2	BB: 2	P: 16	R: 2	H: 3	E: 1	K: 1	S: 9	LOB: 1	BB: 0	P: 4	R: 1	H: 3	E: 0	K: 0	S: 5	LOB: 2	BB: 1	P: 9	R: 0	H: 0	E: 0	K: 1	S: 5	LOB: 0	BB: 0	P: 5
--------------	------	------	------	------	------	--------	-------	-------	------	------	------	------	------	--------	-------	------	------	------	------	------	------	--------	-------	------	------	------	------	------	------	--------	-------	-------	------	------	------	------	------	--------	-------	------	------	------	------	------	------	--------	-------	------	------	------	------	------	------	--------	-------	------

PITCHER	IP	WLS	BF	H	R	ER	SO	BB	IBB	HBP	BLK	WP	HR	S	P	ERA	WHIP
Jon Matlack, L ERA: 3.86 (1, 1)	3.1	L	23	7	6	6	2	4	0	0	0	0	0	21	39	16.20	3.300
Doc Medich, R ERA: 9.95 (4, 1)	3.2		20	7	3	3	1	2	0	0	0	0	0	20	28	7.36	2.455
Reggie Cleveland, R ERA: (8, 1)	1.0		3	0	0	0	1	0	0	0	0	0	0	5	5	0.00	0.000

AB R H RBI BB SO LOB

6 2 2 0 0 0 2

4 1 1 0 0 1 1

4 2 3 3 1 0 1

4 2 3 1 1 0 1

2 1 1 1 3 1 2

2 0 0 0 0 1 5

2 0 1 1 1 0 2

0 0 0 0 0 0 0

2 0 1 1 0 0 2

5 0 1 2 0 1 4

5 1 1 0 0 0 4

AB 36

R 9

H 14

RBI 9

BB 6

SO 4

LOB 24

WP: 0 PA: 46

PB: 1

SB: 1

CS: 0

ERA WHIP

WP: 0 PA: 46


ERA WHIP

Texas Rangers @ Detroit Tigers

Tiger Stadium, Detroit, MI

Sun Apr 23 1978, 3:33 AM EST

Unknown



livebaseballscorecards.com

Batter	1	2	3	4	5	6	7	8	9	10	11	AB R H RBI BB SO LOB	TOP	
Mike Hargrove, L (1, 3) OBP: 0.306, SLG: 0.256	0-3 K ①		x 0-0 F8 ①		x 0-0 L4 ②		x 0-3 K ③		x 0-0 6-3 ①			5 0 0 0 0 2 0	<p>Texas Rangers @ Detroit Tigers Tiger Stadium, Detroit, MI Sun Apr 23 1978, 3:38 AM EST Att. 20,615 - Unknown</p>	
Bump Wills, S (1, 4) OBP: 0.244, SLG: 0.289	0-0 G3 ②		x 0-0 4-3 ②		x 0-3 K ③		x 0-0 HR		x 0-3 K ②			5 1 1 1 0 2 0		
Al Oliver, L (1, 10) OBP: 0.302, SLG: 0.400	4-0 1B BB		x 0-0 5-3 ③		x 0-0 F8 ①		x 0-0 4-3 ①		x 0-0 P6 ③			4 0 0 0 1 0 0		
Richie Zisk, R (1, 9) OBP: 0.380, SLG: 0.689	0-0 1-3 1B		x 0-0 6-3 ①		x 0-0 L7 ②		x 0-0 L7 ②		x 0-0 HR			5 1 2 1 0 0 0		
Toby Harrah, R (1, 5) OBP: 0.341, SLG: 0.537	0-3 K ③		x 0-0 FC1-4-6 1B		x 4-0 1B BB		x 0-0 5-3 ③		x 0-0 5-3 ①			4 0 1 0 1 1 2		
Claudell Washington, L (1, 7) OBP: 0.259, SLG: 0.231 Kurt Bevacqua, R (11, PH) OBP: 0.176, SLG: 0.412 Bobby Thompson, S (11, 7) OBP: 0.556, SLG: 0.833		x 0-0 4-3 ①	x 0-0 FC1-4-6 2B 1-2f		x 0-0 FC5-4 1B 1-2		x 0-0 G3 ①		x 0-0 5-3 ②			4 0 1 0 0 0 1 1 0 0 0 0 0 0 0 0 0 0 0 0 0		
Juan Beniquez, R (1, 8) OBP: 0.189, SLG: 0.222		x 0-0 F3 ②	x 0-0 FC5-4 2B 1-3		x 0-0 FC5-4 1B 1-2f		x 0-0 F9 ②		x 0-0 G3 ③			5 0 1 0 0 0 2		
Jim Sundberg, R (1, 2) OBP: 0.216, SLG: 0.324		x 0-0 1B	x 0-0 F9 ③		x 0-0 6-3 ①		x 0-0 BB BB BB BB		x 4-0 BB			3 0 1 0 1 0 2		
Bert Campaneris, R (1, 6) OBP: 0.158, SLG: 0.086 John Lowenstein, L (7, PH) OBP: 0.538, SLG: 0.636 Jim Mason, L (7, 6)		x 0-3 K ③	x 0-0 F9 ①		x 0-0 4-3 ②		x 0-0 G3 ③		x 0-0 G3 ③			2 0 0 0 0 1 1 1 0 0 0 0 0 0 1 0 0 0 0 0 1		
Inning Stats	R: 0 H: 1 E: 0 LOB: 2 K: 2 BB: 1 S: 8 P: 12	R: 0 H: 1 E: 0 LOB: 1 K: 1 BB: 0 S: 6 P: 6	R: 0 H: 0 E: 0 LOB: 0 K: 0 BB: 0 S: 3 P: 3	R: 0 H: 2 E: 0 LOB: 2 K: 0 BB: 0 S: 5 P: 5	R: 0 H: 0 E: 0 LOB: 0 K: 1 BB: 0 S: 5 P: 5	R: 0 H: 1 E: 0 LOB: 2 K: 0 BB: 1 S: 4 P: 8	R: 0 H: 0 E: 0 LOB: 0 K: 1 BB: 0 S: 5 P: 5	R: 1 H: 1 E: 0 LOB: 0 K: 0 BB: 0 S: 4 P: 4	R: 0 H: 0 E: 0 LOB: 1 K: 0 BB: 1 S: 3 P: 7	R: 0 H: 0 E: 0 LOB: 0 K: 1 BB: 0 S: 5 P: 5	R: 1 H: 1 E: 0 LOB: 0 K: 0 BB: 0 S: 4 P: 4	1B: 4 SF: 0 2B: 1 SAC: 0 3B: 0 DP: 0 HR: 2 HBP: 0		WP: 0 PA: 43 PB: 0 SB: 0 CS: 0
PITCHER	IP WLS BF H R ER SO BB IBB HBP BLK WP HR S P ERA WHIP													
Dave Rozema, R (1, 1) ERA: 2.31	9.0													
Jim Crawford, L (10, 1) ERA: 5.14	2.0 L													

AB	40
R	2
H	7
RBI	2
BB	3
SO	6
LOB	9



livebaseballscores.com

Batter	1	2	3	4	5	6	7	8	9	10	11	AB R H RBI BB SO LOB	BOTTOM																						
Ron LeFlore, R OBP: 0.403, SLG: 0.536 (1, 8)	F3		1-3		F8			6-3	F8			5 0 0 0 0 0 4	Texas Rangers @ Detroit Tigers Tiger Stadium, Detroit, MI Sun Apr 23 1978, 3:38 AM EST Att. 20,615 - Unknown																						
Mickey Stanley, R OBP: 0.250, SLG: 0.250 (1, 7)			6-3		E3			P4		SH3-4 BB		4 1 1 0 0 0 1 0 0 0 0 1 0 0																							
Steve Kemp, L OBP: 0.577, SLG: 0.514 (10, PH) (11, 7)	1B											3 0 1 0 1 0 3																							
Rusty Staub, L OBP: 0.368, SLG: 0.380 (1, 10)	F7				4-3					SH3-4 1-2		4 0 1 0 1 0 2																							
Jason Thompson, L OBP: 0.439, SLG: 0.604 (1, 3)			F7			L8		L4			IBB	3 0 1 1 0 0 0 2 0 1 0 0 1 2																							
John Wockenfuss, R OBP: 0.500, SLG: 0.500 (1, 9)				6-3		F7			WP FC5-2 1B	K		4 0 1 0 0 1 2 1 0 0 0 0 0 2																							
Tim Corcoran, L OBP: 0.387, SLG: 0.292 (7, 9)						4-3			FC5-2 WP 1B	F7		5 0 0 0 0 1 2																							
Aurelio Rodriguez, R OBP: 0.433, SLG: 0.621 (1, 5)	F9		K									3 0 1 0 0 1 0 0 0 0 0 1 0 0 1 0 0 0 0 1 0																							
Phil Mankowski, L OBP: 0.348, SLG: 0.429 (10, PH) (11, 5)												5 0 1 0 0 0 4																							
Milt May, L OBP: 0.414, SLG: 0.778 (1, 2)			F8		4-3		G3		K			3 0 1 0 0 1 0 0 0 0 0 1 0 0 1 0 0 0 0 1 0																							
Lou Whitaker, L OBP: 0.387, SLG: 0.393 (1, 4)			6-3						FC5-2 IBB			5 0 1 0 0 0 4																							
Charlie Spikes, R OBP: 0.333, SLG: 0.200 (9, PH)																																			
Steve Dillard, R OBP: 0.261, SLG: 0.190 (9, PR) (10, 4)																																			
Alan Trammell, R OBP: 0.333, SLG: 0.304 (1, 6)			F8				F8		FC5-2		F8																								
Inning Stats	R: 1 E: 0 K: 0 S: 6	H: 3 LOB: 2 BB: 0 P: 6	R: 0 E: 0 K: 0 S: 3	H: 0 LOB: 0 BB: 0 P: 3	R: 0 E: 0 K: 0 S: 4	H: 1 LOB: 1 BB: 0 P: 4	R: 0 E: 0 K: 1 S: 5	H: 0 LOB: 0 BB: 0 P: 5	R: 0 E: 1 K: 1 S: 7	H: 1 LOB: 2 BB: 0 P: 7	R: 0 E: 0 K: 0 S: 3	H: 1 LOB: 0 BB: 0 P: 3	R: 0 E: 0 K: 0 S: 3	H: 0 LOB: 1 BB: 1 P: 7	R: 0 E: 0 K: 1 S: 7	H: 2 LOB: 3 BB: 1 P: 11	R: 0 E: 0 K: 1 S: 5	H: 0 LOB: 2 BB: 2 P: 13	R: 0 E: 0 K: 1 S: 5	H: 0 LOB: 0 BB: 0 P: 5	1B: 8 2B: 0 3B: 0 HR: 0	SF: 0 SAC: 1 DP: 0 HBP: 0	WP: 1 PB: 0 SB: 0 CS: 1	PA: 45											
PITCHER	IP WLS BF H R ER SO BB IBB HBP BLK WP HR S P ERA WHIP																																		
Jim Umbarger, L ERA: 3.14 (1, 1)	9.0	37	8	1	1	3	1	1	0	0	1	0	41	49	1.00	1.000																			
Len Barker, R ERA: 4.0 (10, 1)	2.0	8	0	0	0	2	1	1	0	0	0	0	10	18	0.00	0.500																			

livebaseballscores.com



Batter	1	2	3	4	5	6	7	8	9	AB R H RBI BB SO LOB	TOP		
Ron LeFlore, R (1, 8) OBP: 0.409, SLG: 0.533	0-3 K	0-0 1-3 2-H 3B 1B		0-0 6-3			0-0 L3-6 S 1B			4 1 2 1 0 1 0			
Steve Dillard, R (1, 4) OBP: 0.259, SLG: 0.280	0-0 6-3	0-0 1-H 3-H 3B		0-3 K			0-0 L3-6 1-3			4 0 1 2 0 1 1			
Rusty Staub, L (1, 10) OBP: 0.377, SLG: 0.389	0-0 1B	0-0 1-3					0-0 1-3			4 0 2 0 0 0 1			
Jason Thompson, L (1, 3) OBP: 0.443, SLG: 0.596	0-0 1-3 1B		0-0 F7				0-0 1-2 G3-6-1 1B			4 0 2 0 0 0 0			
Steve Kemp, L (1, 7) OBP: 0.536, SLG: 0.463	0-3 K		0-0 E7				0-3 K			4 0 0 0 0 2 4			
Charlie Spikes, R (1, 9) OBP: 0.308, SLG: 0.182		0-3 K	0-0 F9				0-0 G3-6-1 1-2f			2 0 0 0 0 1 1			
Tim Corcoran, L (5, PH) OBP: 0.364, SLG: 0.269										2 0 0 0 0 0 2			
Lance Parrish, R (1, 2) OBP: 0.214, SLG: 0.308		0-0 1B 2B	0-3 K				0-3 K			4 1 1 0 0 2 1			
Aurelio Rodriguez, R (1, 5) OBP: 0.441, SLG: 0.688		4-0 1B 3B BB		0-0 HR			0-3 K			3 2 1 1 1 1 0			
Mark Wagner, R (1, 6) OBP: 0.296, SLG: 0.320		0-0 F3		0-0 6-3			0-3 K			4 0 0 0 0 1 2			
Inning Stats	R: 0 H: 2 E: 0 LOB: 2 K: 2 BB: 0 S: 9 P: 9	R: 3 H: 3 E: 0 LOB: 1 K: 1 BB: 1 S: 8 P: 12	R: 0 H: 0 E: 1 LOB: 1 K: 1 BB: 0 S: 6 P: 6	R: 1 H: 1 E: 0 LOB: 0 K: 1 BB: 0 S: 6 P: 6	R: 0 H: 2 E: 0 LOB: 1 K: 1 BB: 0 S: 6 P: 6	R: 0 H: 0 E: 0 LOB: 0 K: 3 BB: 0 S: 9 P: 9	R: 0 H: 1 E: 0 LOB: 0 K: 0 BB: 0 S: 3 P: 3	R: 0 H: 0 E: 0 LOB: 0 K: 0 BB: 0 S: 3 P: 3	R: 0 H: 0 E: 0 LOB: 0 K: 0 BB: 0 S: 3 P: 3	R: 0 H: 0 E: 0 LOB: 0 K: 0 BB: 0 S: 3 P: 3	1B: 6 SF: 0 2B: 2 SAC: 0 3B: 1 DP: 2 HR: 1 HBP: 0	WP: 0 PA: 36 PB: 0 SB: 1 CS: 0	
PITCHER	IP WLS BF H R ER SO BB IBB HBP BLK WP HR S P ERA WHIP											PITCHER	IP WLS BF H R ER SO BB IBB HBP BLK WP HR S P ERA WHIP
Ken Kravec, L (1, 1) ERA: 6.06	4.1 L 23 8 4 4 6 1 0 0 0 0 0 1 34 38 8.31 2.077												
Jim Willoughby, R (5, 1) ERA: 6.0	4.2 13 1 0 0 3 0 0 0 0 0 0 0 19 19 0.00 0.214												

Detroit Tigers @ Chicago White Sox
 Comiskey Park, Chicago, IL
 Mon Apr 24 1978, 7:05 PM EST
 Att: 8,314 - Unknown - 48 F

livebaseballscorecards.com

AB	35
R	4
H	9
RBI	4
BB	1
SO	9
LOB	12



Batter	1	2	3	4	5	6	7	8	9	AB	R	H	RBI	BB	SO	LOB
Ralph Garr, L (1, 7) OBP: 0.304, SLG: 0.467	0-0 5-3		0-0 FC3-2		0-0 1-3			0-0 1-3		4	0	0	0	0	0	2
Jorge Orta, L (1, 4) OBP: 0.310, SLG: 0.491	0-0 F7		0-0 FC4-6			0-0 L6		0-0 1-3		4	0	0	0	0	0	2
Chet Lemon, R (1, 8) OBP: 0.436, SLG: 0.521	0-0 F8		0-0 FC5-4			0-0 3-1			0-0 L6	4	0	0	0	0	0	2
Bobby Bonds, R (1, 9) OBP: 0.327, SLG: 0.396		4-0 BB		0-3 K		0-0 6-3			0-0 5-3	3	0	0	0	1	1	0
Lamar Johnson, R (1, 3) OBP: 0.333, SLG: 0.400		0-3 K		0-0 6-3			0-0 5-3		0-3 K	4	0	0	0	0	2	1
Bob Molinaro, L (1, 10) OBP: 0.167, SLG: 0.500		0-0 1-3		0-0 E3			0-0 SF7			3	1	1	0	0	0	1
Eric Soderholm, R (1, 5) OBP: 0.289, SLG: 0.429		0-3 K		0-3 K			0-0 SF7			2	0	0	0	0	2	2
Henry Cruz, L (7, PH)										0	0	0	1	0	0	0
Junior Moore, R (8, 5) OBP: 0.286, SLG: 0.350										0	0	0	0	0	0	0
Bill Nahorodny, R (1, 2) OBP: 0.379, SLG: 0.480			0-0 1B		0-0 F6		0-0 F7			3	0	1	0	0	0	0
Greg Pryor, R (1, 6) OBP: 0.333, SLG: 0.333			0-0 1B		0-0 F9			0-0 F6		2	0	1	0	0	0	0
Ron Blomberg, L (8, PH) OBP: 0.200, SLG: 0.400			FC4-6							1	0	0	0	0	0	0
Don Kessinger, S (9, 6) OBP: 0.290, SLG: 0.214			FC3-2							0	0	0	0	0	0	0

Inning Stats	R: 0	H: 0	R: 0	H: 0	R: 0	H: 2	R: 0	H: 0	R: 0	H: 0	R: 1	H: 1	R: 0	H: 0	R: 0	H: 0	R: 0	H: 0	R: 0	H: 0	1B: 2	SF: 1	WP: 0	PA: 32
E: 0	LOB: 0	E: 0	LOB: 1	E: 0	LOB: 2	E: 0	LOB: 0	E: 0	LOB: 0	E: 0	LOB: 0	E: 0	LOB: 0	E: 0	LOB: 0	E: 0	LOB: 0	E: 0	LOB: 0	E: 0	LOB: 0	2B: 0	SAC: 0	PB: 0
K: 0	BB: 0	K: 2	BB: 1	K: 0	BB: 0	K: 2	BB: 0	K: 0	BB: 0	K: 0	BB: 0	K: 0	BB: 0	K: 0	BB: 0	K: 1	BB: 0	K: 1	BB: 0	K: 1	BB: 0	3B: 1	DP: 0	SB: 1
S: 3	P: 3	S: 7	P: 11	S: 5	P: 5	S: 8	P: 8	S: 3	P: 3	S: 4	P: 4	S: 3	P: 3	S: 3	P: 3	S: 5	P: 5	S: 5	P: 5	S: 5	P: 5	HR: 0	HBP: 0	CS: 0

PITCHER	IP	WLS	BF	H	R	ER	SO	BB	IBB	HBP	BLK	WP	HR	S	P	ERA	WHIP	PITCHER	IP	WLS	BF	H	R	ER	SO	BB	IBB	HBP	BLK	WP	HR	S	P	ERA	WHIP	
Jack Billingham, R (1, 1) ERA: 2.96	9.0	W	32	3	1	1	5	1	0	0	0	0	0	41	45	1.00	0.444																			

DETROIT TIGERS @ CHICAGO WHITE SOX
Comiskey Park, Chicago, IL
 Mon Apr 24 1978, 7:05 PM EST
 Att. 8,314 - Unknown - 48 F

AB	30
R	1
H	3
RBI	1
BB	1
SO	5
LOB	10



WP	HR	S	P	ERA	WHIP
0	0	1	1	1.00	0.444

Batter	1	2	3	4	5	6	7	8	9	10	AB R H RBI BB SO LOB	TOP								
Ron LeFlore, R OBP: 0.423, SLG: 0.516 (1, 8) BB	4-0 E S 3-1 BB		x 0-0 4-1			H 1-0 1-2 G4-6-3 HBP			BBB 4-0 2B BB	x 0-0 FC6-4 1B HR	2 3 0 1 2 0 1									
Lou Whitaker, L OBP: 0.361, SLG: 0.364 (1, 4) S	0-3 K 1-3		x 0-0 5-3			x 0-0 L5			x 0-0 F8	x 0-0 HR 1B	5 1 1 0 0 1 4									
Rusty Staub, L OBP: 0.379, SLG: 0.458 (1, 10) X	0-0 3-1 3-H		x 0-0 F9			x 0-0 G4-6-3 1-2f			x 0-0 1-H 3B 2B	x 0-0 HR 3-H	5 2 2 5 0 0 2									
Jason Thompson, L OBP: 0.409, SLG: 0.544 (1, 3) X	0-0 G3		x 0-0 F5			x 0-0 F7			x 0-0 6-3	x 0-0 F8	5 0 0 0 0 0 1									
Steve Kemp, L OBP: 0.533, SLG: 0.500 (1, 7)		x 0-0 1-3			BBB 4-0 3-4-3 BB			x 0-0 1-3	x 0-0 PB 3B		3 1 1 1 1 0 0									
Tim Corcoran, L OBP: 0.324, SLG: 0.233 (1, 9)		x 0-0 F7			x 0-0 F3			x 0-0 G3	x 0-0 G3 3-H		4 0 0 0 0 0 1									
Milt May, L OBP: 0.394, SLG: 0.710 (1, 2)		x 0-0 L4			x 0-0 3-4-3 1-2			x 0-0 G3		x 0-0 1B FC6-4 1B	4 1 1 0 0 0 1									
Phil Mankowski, L OBP: 0.296, SLG: 0.360 (1, 5)			x 0-0 G3		x 0-0 1-3			x 0-0 F7		S S 0-3 K 1B FC6-4 1B	4 0 0 0 0 1 2									
Alan Trammell, R OBP: 0.346, SLG: 0.320 (1, 6)			x 0-0 4-3			x 0-0 HBP 1B		x 0-0 6-3		x 0-0 1-3	2 0 1 0 0 0 0									
John Wockenfuss, R OBP: 0.400, SLG: 0.400 (8, PH)											1 0 0 0 0 0 0									
Mark Wagner, R OBP: 0.321, SLG: 0.346 (8, 6)											1 0 1 0 0 0 0									
Inning Stats	R: 1 E: 0 K: 1 S: 5	H: 0 LOB: 0 BB: 1 P: 9	R: 0 E: 0 K: 0 S: 3	H: 0 LOB: 0 BB: 0 P: 3	R: 0 E: 0 K: 0 S: 3	H: 0 LOB: 0 BB: 0 P: 3	R: 0 E: 0 K: 0 S: 3	H: 0 LOB: 1 BB: 1 P: 7	R: 0 E: 0 K: 0 S: 3	H: 1 LOB: 1 BB: 0 P: 4	R: 0 E: 0 K: 0 S: 3	H: 0 LOB: 0 BB: 0 P: 3	R: 3 E: 0 K: 0 S: 5	H: 2 LOB: 0 BB: 1 P: 9	R: 4 E: 0 K: 1 S: 9	H: 4 LOB: 0 BB: 0 P: 9	1B: 4 2B: 1 3B: 1 HR: 1	SF: 0 SAC: 0 DP: 1 HBP: 1	WP: 0 PB: 1 SB: 2 CS: 0	PA: 40
PITCHER	IP WLS BF H R ER SO BB IBB HBP BLK WP HR S P ERA WHIP																			
Francisco Barrios, R ERA: 3.42 (1, 1)	8.1		30	2	3	2	1	0	0	0	0	0	0	28	41	2.16	0.600			
Pablo Torrealba, L ERA: 2.31 (9, 1)	1.0	L	5	2	2	1	1	0	0	0	0	0	0	7	7	9.00	2.000			
Lerrin LaGrow, R ERA: 4.0 (10, 1)	0.1		3	2	0	0	0	0	0	0	0	0	0	3	3	0.00	6.000			
Rich Hinton, L ERA: 1.69 (10, 1)	0.1		2	1	3	3	0	0	0	0	0	0	0	1	2	81.00	3.000			

Detroit Tigers @ Chicago White Sox
 Comiskey Park, Chicago, IL
 Tue Apr 25 1978, 7:05 PM EST
 Att. 13,496 - Unknown - 42 F

livebaseballscores.com

AB 36
R 8
H 7
RBI 7
BB 3
SO 2
LOB 12




Batter	1	2	3	4	5	6	7	8	9	10	AB	R	H	RBI	BB	SO	LOB
Ralph Garr, L OBP: 0.294, SLG: 0.429 (1, 7)	4-0 2B BB	0-3 K			0-0 F8		0-0 6-3		0-0 F6		4	1	0	0	1	1	0
Jorge Orta, L OBP: 0.333, SLG: 0.517 (1, 4)	0-0 E 1-H 2B				0-0 F8		0-0 1-3 1B		0-0 F9		5	1	3	1	0	0	0
Chet Lemon, R OBP: 0.400, SLG: 0.472 (1, 8)	0-0 F3 2-3				0-3 K		0-0 1-3		0-3 K		5	0	0	0	0	2	3
Bobby Bonds, R OBP: 0.333, SLG: 0.404 (1, 9)	0-0 3-1 3-H 2B				0-0 F8		4-0 F5 BB				4	0	1	1	1	0	0
Lamar Johnson, R OBP: 0.322, SLG: 0.382 (1, 3)	0-0 3-1 2-3				0-0 F4		0-3 K				5	1	1	0	0	1	3
Bob Molinaro, L OBP: 0.455, SLG: 0.800 (1, 10)	4-0 S BB				0-0 FC6-4 1B		0-0 1B		0-0 FC4-6 1B		4	1	3	1	1	0	0
Eric Soderholm, R OBP: 0.265, SLG: 0.400 (1, 5)	0-0 L3 1-2				0-0 FC6-4 1-2f		0-0 SF7		0-0 F7		3	0	0	1	0	0	4
Wayne Nordhagen, R OBP: 0.344, SLG: 0.613 (1, 2)		0-3 K			0-0 F5		0-0 2B		0-3 K		4	0	1	0	0	2	2
Greg Pryor, R OBP: 0.143, SLG: 0.143 (1, 6)		0-0 6-3			0-3 K		0-0 F2		0-0 FC4-6 1-2f		4	0	0	0	0	1	2

Inning Stats	R: 2	H: 2	E: 1	K: 0	S: 5	R: 0	H: 0	E: 0	K: 2	S: 7	R: 0	H: 0	E: 0	K: 1	S: 5	R: 0	H: 1	E: 0	K: 1	S: 6	R: 0	H: 1	E: 0	K: 1	S: 6	R: 2	H: 3	E: 0	K: 0	S: 6	R: 0	H: 1	E: 0	K: 1	S: 6	R: 0	H: 1	E: 0	K: 1	S: 5	R: 0	H: 0	E: 0	K: 0	S: 3	R: 0	H: 0	E: 0	K: 0	S: 3	1B: 5	SF: 1	2B: 3	3B: 1	HR: 0	WP: 0	PA: 42
Milt Wilcox, R ERA: 8.18 (1, 1)	IP: 5.2	WLS: 26	BF: 7	H: 4	R: 4	ER: 4	SO: 4	BB: 2	IBB: 0	HBP: 0	BLK: 0	WP: 0	HR: 0	S: 32	P: 40	ERA: 6.35	WHIP: 1.588																																								
John Hiller, L ERA: 1.29 (6, 1)	IP: 4.1	WLS: 16	BF: 2	H: 0	R: 0	ER: 0	SO: 3	BB: 1	IBB: 0	HBP: 0	BLK: 0	WP: 0	HR: 0	S: 21	P: 25	ERA: 0.00	WHIP: 0.692																																								

DETROIT TIGERS @ CHICAGO WHITE SOX
 Comiskey Park, Chicago, IL
 Tue Apr 25 1978, 7:05 PM EST
 Att. 13,496 - Unknown - 42 F

AB 38
 R 4
 H 9
 RBI 4
 BB 3
 SO 7
 LOB 14



Batter	1	2	3	4	5	6	7	8	9	AB R H RBI BB SO LOB	TOP	
Ron LeFlore, R OBP: 0.434, SLG: 0.508 (1, 8) BB BB BB	4-0 6-3 E BB		0-0 6-3 1		4-0 5-3 BB		0-0 FC1-6 1B		0-0 6-3 2	3 1 1 0 2 0 1		
Steve Dillard, R OBP: 0.219, SLG: 0.233 (1, 4) X	0-0 6-3 1-2		0-0 F3 2		0-0 5-3 1-2		0-0 FC1-6 G3 1-2f		0-3 K 3	5 0 0 0 0 1 4		
Rusty Staub, L OBP: 0.357, SLG: 0.429 (1, 10) X	0-0 6-3		0-0 F7 3		0-0 F8 3		0-0 G3 1-2			4 0 0 0 0 0 3		
Jason Thompson, L OBP: 0.400, SLG: 0.525 (1, 3) X	0-0 E4 2-H			0-0 F7 1		0-0 FC5-4 4-3 1B		0-0 G3 3		4 1 1 0 0 0 1		
Steve Kemp, L OBP: 0.500, SLG: 0.458 (1, 7) X	0-0 F6 3			0-0 4-3 2		0-0 4-3 1-2		0-0 F5 1		4 0 0 0 0 0 2		
Charlie Spikes, R OBP: 0.300, SLG: 0.192 (1, 9) X		0-0 4-3 1		0-0 BB 1B		0-0 E5 FC5-4		0-0 F9 2		4 0 1 0 0 0 1		
Lance Parrish, R OBP: 0.250, SLG: 0.310 (1, 2) X		0-0 1B		4-0 1-2 BB		0-0 FC5-4 1B 1-2f 2-3		0-0 F7 3		3 0 1 0 1 0 2		
Aurelio Rodriguez, R OBP: 0.447, SLG: 0.694 (1, 5) X		0-0 F7 2		0-3 K2-3 3		0-0 1-2 3-H 1B		0-0 2B		4 0 2 1 0 1 3		
Mark Wagner, R OBP: 0.290, SLG: 0.310 (1, 6) John Wockenfuss, R (9, PH) OBP: 0.333, SLG: 0.333	0-0 F9 3				0-0 1-3 1	0-3 K2-3 3		0-0 1-3 1		3 0 0 0 0 1 3 1 0 0 0 0 0 1		
Inning Stats	R: 1 H: 0 E: 1 LOB: 1 K: 0 BB: 1 S: 4 P: 8	R: 0 H: 1 E: 0 LOB: 1 K: 0 BB: 0 S: 4 P: 4	R: 0 H: 0 E: 0 LOB: 0 K: 0 BB: 0 S: 3 P: 3	R: 0 H: 1 E: 0 LOB: 2 K: 1 BB: 1 S: 6 P: 10	R: 0 H: 0 E: 0 LOB: 1 K: 0 BB: 1 S: 3 P: 7	R: 1 H: 2 E: 1 LOB: 2 K: 1 BB: 0 S: 8 P: 8	R: 0 H: 1 E: 0 LOB: 1 K: 0 BB: 0 S: 4 P: 4	R: 0 H: 0 E: 0 LOB: 0 K: 0 BB: 0 S: 3 P: 3	R: 0 H: 1 E: 0 LOB: 1 K: 1 BB: 0 S: 6 P: 6	1B: 5 SF: 0 2B: 1 SAC: 0 3B: 0 DP: 0 HR: 0 HBP: 0	WP: 0 PA: 38 PB: 0 SB: 0 CS: 0	
PITCHER Wilbur Wood, L (1, 1) ERA: 3.35	IP WLS BF H R ER SO BB IBB HBP BLK WP HR S P ERA WHIP	9.0 W 38 6 2 0 3 3 0 0 0 0 0 0 41 53 0.00 1.000										

Detroit Tigers @ Chicago White Sox
Comiskey Park, Chicago, IL
Wed Apr 26 1978, 4:33 AM EST
Att. 7,983 - Unknown - 50 F

livebaseballscorecards.com

AB 35
R 2
H 6
RBI 1
BB 3
SO 3
LOB 21



Batter	1	2	3	4	5	6	7	8	9
Ralph Garr, L (1, 7) OBP: 0.278, SLG: 0.404 Wayne Nordhagen, R (8, PH) OBP: 0.324, SLG: 0.576 (9, 7)	0-0 F8		0-0 4-3		0-0 G6-3			E6 1B	
Bob Molinaro, L (1, 10) OBP: 0.357, SLG: 0.615 Alan Bannister, R (8, PH)	0-0 6-3		0-0 F8			0-0 1-3		0-3 K 1-2	
Jorge Orta, L (1, 4) OBP: 0.343, SLG: 0.508	1-0 HBP		0-0 F9			0-0 G3		0-0 E 3B 1B	
Bobby Bonds, R (1, 9) OBP: 0.344, SLG: 0.400	0-0 F8			0-0 5-3		0-0 1B		4-0 E 3B IBB	
Lamar Johnson, R (1, 3) OBP: 0.317, SLG: 0.373		0-0 SH1-3 1B		0-0 F7		0-0 F7		0-0 E1 3B	
Chet Lemon, R (1, 8) OBP: 0.413, SLG: 0.518		0-0 SH1-3		0-0 1B			0-0 L6	0-0 1B 3B	
Eric Soderholm, R (1, 5) OBP: 0.283, SLG: 0.469		0-0 PB 1B		0-0 1-3			0-0 HR	0-0 F6	
Bill Nahorodny, R (1, 2) OBP: 0.364, SLG: 0.429		0-0 F9			0-0 F7		0-0 6-3	4-0 1B BB	
Greg Pryor, R (1, 6) OBP: 0.273, SLG: 0.200		0-0 6-3			4-0 G6-3 BB		0-0 4-3	0-0 FC6-4 1B	

Inning Stats	R: 0 E: 0 K: 0 S: 3	H: 0 LOB: 1 BB: 0 P: 4	R: 1 E: 0 K: 0 S: 5	H: 2 LOB: 1 BB: 0 P: 5	R: 0 E: 0 K: 0 S: 3	H: 0 LOB: 0 BB: 0 P: 3	R: 0 E: 0 K: 0 S: 4	H: 1 LOB: 1 BB: 0 P: 4	R: 0 E: 0 K: 0 S: 2	H: 0 LOB: 0 BB: 1 P: 6	R: 0 E: 0 K: 0 S: 4	H: 1 LOB: 1 BB: 0 P: 4	R: 1 E: 0 K: 0 S: 4	H: 1 LOB: 0 BB: 0 P: 4	R: 5 E: 2 K: 1 S: 10	H: 3 LOB: 2 BB: 2 P: 18
--------------	------------------------------	---------------------------------	------------------------------	---------------------------------	------------------------------	---------------------------------	------------------------------	---------------------------------	------------------------------	---------------------------------	------------------------------	---------------------------------	------------------------------	---------------------------------	-------------------------------	----------------------------------

PITCHER	IP	WLS	BF	H	R	ER	SO	BB	IBB	HBP	BLK	WP	HR	S	P	ERA	WHIP
Jack Morris, R (1, 1) ERA: 3.97	7.0		27	5	2	2	0	1	0	0	0	0	1	25	30	2.57	0.857
Jim Crawford, L (8, 1) ERA: 4.91	0.1	L	3	1	2	1	1	0	0	0	0	0	0	5	5	27.00	3.000
Steve Foucault, R (8, 1) ERA: 3.18	0.2		7	2	3	0	0	1	1	0	0	0	0	5	13	0.00	4.500

BOTTOM

AB	R	H	RBI	BB	SO	LOB
3	0	0	0	0	0	1
2	1	0	0	0	0	2

AB	R	H	RBI	BB	SO	LOB
3	0	0	0	0	0	0
1	0	0	0	0	1	1

AB	R	H	RBI	BB	SO	LOB
3	1	1	1	0	0	0

AB	R	H	RBI	BB	SO	LOB
3	1	1	0	1	0	1

AB	R	H	RBI	BB	SO	LOB
4	2	1	0	0	0	3

AB	R	H	RBI	BB	SO	LOB
3	1	2	3	0	0	0

AB	R	H	RBI	BB	SO	LOB
4	1	2	2	0	0	2

AB	R	H	RBI	BB	SO	LOB
3	0	0	0	1	0	1

AB	R	H	RBI	BB	SO	LOB
3	0	1	1	1	0	1

1B	2B	3B	HR	SF	SAC	DP	HBP	WP	PA
6	0	1	1	0	1	1	0	0	37

Detroit Tigers @ Chicago White Sox
Comiskey Park, Chicago, IL
Wed Apr 26 1978, 4:33 AM EST
Att. 7,983 - Unknown - 50 F

livebaseballscorecards.com

AB	32
R	7
H	8
RBI	7
BB	3
SO	1
LOB	12



Batter	1	2	3	4	5	6	7	8	9	AB R H RBI BB SO LOB	TOP			
Ron LeFlore, R OBP: 0.402, SLG: 0.465 (1, 8) X	0-0 6-3		0-0 5-3		0-0 6-3	0-0 6-3		0-0 6-3	0-0 FC6-4	6 0 0 0 0 0 2				
Aurelio Rodriguez, R OBP: 0.488, SLG: 0.725 (1, 5) X	0-0 CS 1B		4-0 6-3 BB		0-0 BB 1B 2B 1B	0-3 K		0-0 WP 2B		4 1 3 0 1 1 0				
Rusty Staub, L OBP: 0.373, SLG: 0.433 (1, 10) X	0-0 4-3 1-2		0-0 6-3		0-0 BB 2B 1B		0-0 BB 2B 1B	4-0 WP BB		4 2 2 0 1 0 2				
Jason Thompson, L OBP: 0.387, SLG: 0.492 (1, 3)		0-3 K	0-0 4-3		4-0 2B BB 1-2 2-3		0-0 F5	0-3 K		4 0 0 0 1 2 4				
Steve Kemp, L OBP: 0.507, SLG: 0.471 (1, 7)		4-0 2B BB		0-0 6-3	0-0 2B		4-0 2B BB	0-3 K		3 2 1 2 2 1 2				
Charlie Spikes, R OBP: 0.344, SLG: 0.286 (1, 9)		0-0 FC5 1-H 2B		0-0 2B 1B	0-0 FC6-4 IBB		0-0 F2	0-0 F9		2 0 2 1 0 0 0 2 0 0 0 1 0 2				
Tim Corcoran, L OBP: 0.325, SLG: 0.219 (5, PH) (5, 9)		0-0 FC5 1B		0-0 2B	0-0 P4		0-0 2B			2 0 1 0 0 0 1 3 0 2 2 0 0 3				
Lance Parrish, R OBP: 0.265, SLG: 0.355 (1, 2)		0-0 FC5 1B		0-0 2B	0-0 FC6-4		0-0 2B			4 0 1 0 0 0 6				
Milt May, L OBP: 0.417, SLG: 0.735 (5, PH) (5, 2)		0-0 FC5 1B		0-0 2B	0-0 FC6-4		1-0 HBP			4 0 1 0 0 0 6				
Mark Wagner, R OBP: 0.306, SLG: 0.303 (1, 6)		0-0 1B		0-0 1-3	0-0 FC6-4		0-0 HBP			2 0 0 0 0 0 4 2 0 0 0 1 1 2				
Steve Dillard, R OBP: 0.206, SLG: 0.219 (1, 4)		0-0 L4		0-0 5-3		0-0 P4	0-3 K			2 0 0 0 0 0 4 2 0 0 0 1 1 2				
Lou Whitaker, L OBP: 0.359, SLG: 0.343 (6, PH) (6, 4)														
Inning Stats	R: 0 H: 1 E: 0 LOB: 0 K: 0 BB: 0 S: 3 P: 3	R: 1 H: 2 E: 0 LOB: 2 K: 1 BB: 1 S: 7 P: 11	R: 0 H: 0 E: 0 LOB: 1 K: 0 BB: 1 S: 3 P: 7	R: 0 H: 2 E: 0 LOB: 2 K: 0 BB: 0 S: 5 P: 5	R: 2 H: 3 E: 0 LOB: 3 K: 0 BB: 2 S: 6 P: 14	R: 0 H: 0 E: 0 LOB: 0 K: 1 BB: 0 S: 5 P: 5	R: 2 H: 2 E: 0 LOB: 2 K: 1 BB: 1 S: 7 P: 12	R: 0 H: 1 E: 0 LOB: 2 K: 2 BB: 1 S: 8 P: 12	R: 0 H: 1 E: 0 LOB: 2 K: 0 BB: 1 S: 4 P: 8	1B: 7 SF: 0 2B: 5 SAC: 0 3B: 0 DP: 0 HR: 0 HBP: 1	WP: 1 PA: 46 PB: 0 SB: 0 CS: 1			
PITCHER	IP WLS BF H R ER SO BB IBB HBP BLK WP HR S P ERA WHIP												PITCHER	IP WLS BF H R ER SO BB IBB HBP BLK WP HR S P ERA WHIP
Rick Honeycutt, L ERA: 4.61 (1, 1)	4.1 L 23 8 3 3 1 3 0 0 0 0 0 0 22 34 6.23 2.538													
Enrique Romo, R ERA: 4.32 (5, 1)	2.1 12 2 2 2 1 1 1 1 0 0 0 0 11 20 7.71 1.286													
Shane Rawley, L ERA: 3.26 (7, 1)	2.1 11 2 0 0 3 2 0 0 0 1 0 0 15 23 0.00 1.714													

Detroit Tigers @ Seattle Mariners
 The Kingdome, Seattle, WA
 Fri Apr 28 1978, 9:05 PM EST
 Att. 10,240 - Dome

livebaseballscorecards.com

AB 38
R 5
H 12
RBI 5
BB 7
SO 5
LOB 28




Batter	1	2	3	4	5	6	7	8	9
Julio Cruz, S (1, 4) OBP: 0.338, SLG: 0.258 Steve Braun, L (9, PH) OBP: 0.190, SLG: 0.211	0-0 FC5-4 1B		0-0 1-3 1B		0-0 1-2 2-3 1B		0-3 K		0-0 4-3
Bob Stinson, S (1, 2) OBP: 0.417, SLG: 0.400 Leon Roberts, R (7, PH) OBP: 0.375, SLG: 0.583 (8, 9)	0-0 FC5-4 1B 1-2f 1B		0-3 K 1-2		1-0 1-2 2-3 HBP 1B		4-0 BB 1-2 2-3 BB		0-3 K
Bruce Bochte, L (1, 7) OBP: 0.375, SLG: 0.430	0-0 1B 1-3 1B		0-0 4-3		0-0 G1-2-3		4-0 1-2 2-3 3-H BB		
Leroy Stanton, R (1, 10) OBP: 0.333, SLG: 0.289	0-0 1-3 3-H 1B			0-3 K		0-3 K	0-3 K		
Ruppert Jones, L (1, 8) OBP: 0.337, SLG: 0.293		4-0 BB 2B BB		0-0 F7		0-0 F7		0-0 F9	
Dan Meyer, L (1, 3) OBP: 0.217, SLG: 0.349		0-0 CS 1-H 2B		0-0 F8		0-0 4-3		0-0 HR	
Bill Stein, R (1, 5) OBP: 0.266, SLG: 0.266		0-0 F8 2-3			4-0 1B 1B HBP BB		0-0 E4 BB 1B BB	0-0 F9	
John Hale, L (1, 9) OBP: 0.262, SLG: 0.157 Kevin Pasley, R (8, 2) OBP: 0.130, SLG: 0.130			0-3 K		0-0 F7		0-3 K	0-0 5-3	
Craig Reynolds, L (1, 6) OBP: 0.328, SLG: 0.400 Jose Báez, R (9, PH) OBP: 0.261, SLG: 0.238			0-0 1B 1B		0-0 HBP 1B 1-2 G1-2-3 1B		0-0 BB BB 1B	0-0 F8	

Inning Stats	R: 1	H: 3	E: 0	K: 0	S: 4	LOB: 2	BB: 0	P: 4	R: 0	H: 1	E: 0	K: 0	S: 2	LOB: 0	BB: 1	P: 6	R: 0	H: 2	E: 0	K: 2	S: 9	LOB: 2	BB: 0	P: 9	R: 0	H: 0	E: 0	K: 1	S: 5	LOB: 0	BB: 0	P: 5	R: 1	H: 2	E: 0	K: 0	S: 4	LOB: 2	BB: 1	P: 9	R: 0	H: 0	E: 0	K: 1	S: 5	LOB: 0	BB: 0	P: 5	R: 1	H: 1	E: 1	K: 3	S: 11	LOB: 3	BB: 2	P: 19	R: 1	H: 1	E: 0	K: 0	S: 4	LOB: 0	BB: 0	P: 4	R: 0	H: 0	E: 0	K: 1	S: 5	LOB: 0	BB: 0	P: 5
1B: 8	SF: 0	2B: 1	SAC: 0	3B: 0	DP: 1	HR: 1	HBP: 1	WP: 0	PA: 38																																																															

PITCHER	IP	WLS	BF	H	R	ER	SO	BB	IBB	HBP	BLK	WP	HR	S	P	ERA	WHIP
Jim Slaton, R (1, 1) ERA: 5.4	6.1	W	27	9	3	2	5	2	0	1	0	0	0	34	43	2.84	1.737
John Hiller, L (7, 1) ERA: 1.62	2.2	S	11	1	1	1	3	2	0	0	0	0	1	15	23	3.38	1.125

DETROIT TIGERS @ SEATTLE MARINERS
 The Kingdome, Seattle, WA
 Fri Apr 28 1978, 9:05 PM EST
 Att. 10,240 - Dome

AB	R	H	RBI	BB	SO	LOB
33	4	10	4	4	8	16



Batter	1	2	3	4	5	6	7	8	9	AB R H RBI BB SO LOB	TOP			
Ron LeFlore, R OBP: 0.402, SLG: 0.461 (1, 8) X	0-0 F9		0-0 S 1B		0-3 K		0-0 1B 1B		0-0 6-3	5 1 2 0 0 1 0				
Lou Whitaker, L OBP: 0.375, SLG: 0.361 Steve Dillard, R OBP: 0.184, SLG: 0.194 (1, PR) (1, 4) X	0-0 E 1B		0-0 F7 1-2		0-0 4-3		0-0 F7		0-0 F8	1 0 1 0 0 0 0 4 1 0 0 0 0 2				
Rusty Staub, L OBP: 0.367, SLG: 0.423 (1, 10) X	0-0 L4		0-0 F8		0-0 F9		0-0 1B 1B			4 0 1 0 0 0 2				
Jason Thompson, L OBP: 0.380, SLG: 0.478 (1, 3) X	0-0 E8 1B 1-H		0-0 F8			0-0 F8		0-0 1B 1B 1-2 2-H		4 1 1 1 0 0 1				
Steve Kemp, L OBP: 0.521, SLG: 0.472 (1, 7) X	0-0 1B 2-H			4-0 HR BB		0-0 1B BB		0-3 K		2 1 1 1 2 1 2				
Milt May, L OBP: 0.425, SLG: 0.789 (1, 2) X	0-0 L9			0-0 HR 1-H		0-0 FC5-4 1B 1-3		0-0 4-3		4 1 2 2 0 0 1				
Tim Corcoran, L OBP: 0.295, SLG: 0.194 (1, 9) X		0-0 F8		0-0 F8		0-0 F9		0-0 3-1		4 0 0 0 0 0 2				
Phil Mankowski, L OBP: 0.276, SLG: 0.333 Aurelio Rodriguez, R OBP: 0.467, SLG: 0.690 (6, PH) (6, 5) X		0-0 F8		0-3 K		0-0 FC5-4 1-2f		0-0 F7		2 0 0 0 0 1 0 2 0 0 0 0 0 2				
Alan Trammell, R OBP: 0.300, SLG: 0.276 (1, 6) X		0-3 K		0-0 F9			0-0 F8		0-0 F8	4 0 0 0 0 1 0				
Inning Stats	R: 2 E: 1 K: 0 S: 6 H: 2 LOB: 1 BB: 0 P: 6	R: 0 E: 0 K: 1 S: 5 H: 0 LOB: 0 BB: 0 P: 5	R: 0 E: 0 K: 1 S: 4 H: 1 LOB: 1 BB: 1 P: 4	R: 2 E: 0 K: 1 S: 6 H: 1 LOB: 0 BB: 1 P: 10	R: 0 E: 0 K: 1 S: 5 H: 0 LOB: 0 BB: 0 P: 5	R: 0 E: 0 K: 0 S: 4 H: 1 LOB: 2 BB: 1 P: 8	R: 1 E: 0 K: 1 S: 8 H: 3 LOB: 2 BB: 0 P: 8	R: 0 E: 0 K: 0 S: 3 H: 0 LOB: 0 BB: 0 P: 3	R: 0 E: 0 K: 0 S: 3 H: 0 LOB: 0 BB: 0 P: 3	1B: 7 2B: 0 3B: 0 HR: 1 SF: 0 SAC: 0 DP: 0 HBP: 0	WP: 0 PB: 0 SB: 1 CS: 0 PA: 38			
PITCHER Paul Mitchell, R ERA: 4.13 Tom House, L ERA: 5.79	IP 5.1 WLS L BF 24 H 5 R 4 ER 2 SO 3 BB 2 IBB 0 HBP 0 BLK 0 WP 0 HR 1 S 28 P 36 ERA 3.38 WHIP 1.312	IP 3.2 WLS L BF 14 H 3 R 1 ER 1 SO 1 BB 0 IBB 0 HBP 0 BLK 0 WP 0 HR 0 S 16 P 16 ERA 2.46 WHIP 0.818	PITCHER IP WLS BF H R ER SO BB IBB HBP BLK WP HR S P ERA WHIP											

Detroit Tigers @ Seattle Mariners
 The Kingdome, Seattle, WA
 Sat Apr 29 1978, 10:05 PM EST
 Att. 12,123 - Dome

livebaseballscorecards.com

AB 36
R 5
H 8
RBI 4
BB 2
SO 4
LOB 12



Batter	1	2	3	4	5	6	7	8	9	AB R H RBI BB SO LOB
Julio Cruz, S OBP: 0.320, SLG: 0.242 (1, 4)	0-3 K		0-0 4-3		0-0 1-3			0-0 3-1		4 0 0 0 0 1 0
Craig Reynolds, L OBP: 0.355, SLG: 0.424 (1, 6)	0-0 1B		0-0 4-3 E 1B		0-0 1B			0-0 1-3		4 0 3 0 0 0 0
Bruce Bochte, L OBP: 0.380, SLG: 0.433 (1, 7)	0-0 1B		0-0 FC4 4-3		0-0 F9			0-0 1B		4 0 2 0 0 0 2
Leroy Stanton, R OBP: 0.319, SLG: 0.275 (1, 10)	0-0 G5-4-3 1-2f		0-0 4-3		0-0 F2			0-0 L5		4 0 0 0 0 0 5
Ruppert Jones, L OBP: 0.324, SLG: 0.279 (1, 8)		0-0 3-1	0-0 1-3		0-0 4-3			0-0 F7		4 0 0 0 0 0 2
Dan Meyer, L OBP: 0.219, SLG: 0.344 (1, 3)		0-0 F9		0-0 1B		0-0 4-3		0-0 L4		4 0 1 0 0 0 0
Bill Stein, R OBP: 0.265, SLG: 0.295 (1, 5)		0-0 2B		0-0 G6-4-3 1-2f		0-0 5-3		0-0 5-3		4 0 1 0 0 0 1
Bob Stinson, S OBP: 0.413, SLG: 0.387 (1, 2)		4-0 BB		0-0 F7		0-0 L9				2 0 0 0 1 0 0
John Hale, L OBP: 0.250, SLG: 0.148 (1, 9)	0-3 K				0-3 K			0-0 F9		3 0 0 0 0 2 2

Inning Stats	R: 0 E: 0 K: 1 S: 6	H: 2 LOB: 1 BB: 0 P: 6	R: 0 E: 0 K: 1 S: 6	H: 1 LOB: 2 BB: 1 P: 10	R: 0 E: 1 K: 0 S: 5	H: 1 LOB: 2 BB: 0 P: 5	R: 0 E: 0 K: 0 S: 3	H: 1 LOB: 0 BB: 0 P: 3	R: 0 E: 0 K: 1 S: 6	H: 1 LOB: 1 BB: 0 P: 6	R: 0 E: 0 K: 0 S: 3	H: 0 LOB: 0 BB: 0 P: 3	R: 0 E: 0 K: 0 S: 4	H: 1 LOB: 1 BB: 0 P: 4	R: 0 E: 0 K: 0 S: 3	H: 0 LOB: 0 BB: 0 P: 3	1B: 6 2B: 1 3B: 0 HR: 0	SF: 0 SAC: 0 DP: 2 HBP: 0	WP: 0 PB: 0 SB: 0 CS: 0	PA: 34
PITCHER Dave Rozema, R ERA: 1.67 (1, 1)	IP 9.0	WLS W	BF 34	H 7	R 0	ER 0	SO 3	BB 1	IBB 0	HBP 0	BLK 0	WP 0	HR 0	S 39	P 43	ERA 0.00	WHIP 0.889			
PITCHER	IP	WLS	BF	H	R	ER	SO	BB	IBB	HBP	BLK	WP	HR	S	P	ERA	WHIP			

BOTTOM

Detroit Tigers @ Seattle Mariners
The Kingdom, Seattle, WA

Sat Apr 29 1978, 10:05 PM EST
Att. 12,123 - Dome


livebaseballscorecards.com

AB	33
R	0
H	7
RBI	0
BB	1
SO	3
LOB	12



Batter	1	2	3	4	5	6	7	8	9	10	11	AB R H RBI BB SO LOB	TOP																		
Ron LeFlore, R OBP: 0.387, SLG: 0.439 (1, 8)	0-0 3-1 1B 1B	0-0 6-3			0-0 6-3		0-3 K		0-0 6-3		0-3 K	6 1 1 0 0 2 2																			
Phil Mankowski, L OBP: 0.273, SLG: 0.323 Aurelio Rodriguez, R OBP: 0.447, SLG: 0.659 (1, 5) (7, 5)	0-0 3-1 1-3		0-0 4-3		0-0 G3		0-0 1B		0-0 6-3		0-0 F8	4 0 1 1 0 0 1 2 0 0 0 0 0 0																			
Rusty Staub, L OBP: 0.376, SLG: 0.421 (1, 10)	0-0 1B 1B		0-0 L7		0-0 G3		0-0 F9		4-0 BB		0-0 1B	5 0 2 1 1 0 1																			
Jason Thompson, L OBP: 0.376, SLG: 0.507 (1, 3)	0-0 F9		0-0 HR		0-0 4-1			0-0 1B PB FC4-2 1B		0-3 K	0-0 F5	6 1 2 1 0 1 3																			
Steve Kemp, L OBP: 0.513, SLG: 0.456 (1, 7)	0-0 1-2 1B		0-3 K		0-0 1-4-3			4-0 FC4-2 1B 1-2 FC4-2 BB		0-0 G3		4 0 1 0 1 1 0																			
Milt May, L OBP: 0.422, SLG: 0.744 (1, 2)	0-0 F5		0-0 4-3		0-0 1B			0-0 FC4-2 FC4-2 1-2 2-3 1B		0-0 1-6-3		5 0 2 0 0 0 2																			
Tim Corcoran, L OBP: 0.286, SLG: 0.175 (1, 9)		0-0 F7		0-0 F9		0-0 F8		0-0 FC4-2 FC4-2 1-2 2-3 3-Hf		4-0 S BB		4 0 0 0 1 0 4																			
Alan Trammell, R OBP: 0.343, SLG: 0.303 (1, 6)		0-0 4-3		0-0 S 1B			0-0 SH1-4 1B 1B		0-0 FC4-2 1-2 2-3 3-Hf		4-0 1-2 BB	4 1 2 0 1 0 3																			
Steve Dillard, R OBP: 0.190, SLG: 0.200 (1, 4)		0-0 S 1B		0-0 F9			0-0 SH1-4 1-2		0-0 F8		0-3 K	4 0 1 0 0 1 6																			
Inning Stats	R: 1 E: 0 K: 0 S: 6	H: 3 LOB: 2 BB: 0 P: 6	R: 0 E: 0 K: 0 S: 4	H: 1 LOB: 1 BB: 0 P: 4	R: 1 E: 0 K: 1 S: 6	H: 1 LOB: 0 BB: 0 P: 6	R: 0 E: 0 K: 0 S: 4	H: 1 LOB: 1 BB: 0 P: 4	R: 0 E: 0 K: 0 S: 3	H: 0 LOB: 0 BB: 0 P: 3	R: 0 E: 0 K: 0 S: 4	H: 1 LOB: 1 BB: 0 P: 4	R: 1 E: 0 K: 1 S: 7	H: 2 LOB: 1 BB: 0 P: 7	R: 0 E: 0 K: 0 S: 5	H: 2 LOB: 3 BB: 1 P: 9	R: 0 E: 0 K: 1 S: 5	H: 0 LOB: 2 BB: 1 P: 9	R: 0 E: 0 K: 1 S: 5	H: 0 LOB: 2 BB: 2 P: 13	R: 0 E: 0 K: 1 S: 6	H: 1 LOB: 1 BB: 0 P: 6	1B: 11 2B: 0 3B: 0 HR: 1	SF: 0 SAC: 1 DP: 0 HBP: 0	WP: 0 PB: 1 SB: 4 CS: 0	PA: 49					
PITCHER	IP WLS BF H R ER SO BB IBB HBP BLK WP HR S P ERA WHIP															IP WLS BF H R ER SO BB IBB HBP BLK WP HR S P ERA WHIP															
Mike Parrott, R ERA: 4.91 (1, 1)	6.2	29	9	3	3	2	0	0	0	0	0	0	1	33	33	4.05	1.350														
Shane Rawley, L ERA: 3.15 (7, 1)	0.2	5	2	0	0	0	1	0	0	0	0	0	0	4	8	0.00	4.500														
Enrique Romo, R ERA: 3.54 (8, 1)	3.2	W	15	1	0	0	3	3	0	0	0	0	0	18	30	0.00	1.091														

Detroit Tigers @ Seattle Mariners
 The Kingdome, Seattle, WA
 Sun Apr 30 1978, 6:33 AM EDT
 Att: 7,474 - Dome

AB	44
R	3
H	12
RBI	3
BB	4
SO	5
LOB	22
	

livebaseballscores.com

Batter	1	2	3	4	5	6	7	8	9	10	11	AB	R	H	RBI	BB	SO	LOB
Steve Braun, L OBP: 0.192, SLG: 0.250 (1, 10)	G3		4-3		F7			SH5-4 1B 2-H 2B	FC3-2			5	1	1	1	0	0	4
Craig Reynolds, L OBP: 0.333, SLG: 0.403 (1, 6)	G3		SF7			F8		SH5-4	F7			3	0	0	1	0	0	3
Dan Meyer, L OBP: 0.218, SLG: 0.337 (1, 3)	F8		F7			F7				P6		5	0	1	1	0	0	0
Bruce Bochte, L OBP: 0.363, SLG: 0.412 (1, 7)		G3		6-3		G3		K		K		5	0	0	0	0	2	1
Ruppert Jones, L OBP: 0.318, SLG: 0.275 (1, 8)		2B 1B		L7			L8	K		F9		5	0	1	0	0	1	1
Leon Roberts, R OBP: 0.400, SLG: 0.625 (1, 9)		2B		BB			F8		P6			4	0	2	0	1	0	0
Bill Stein, R OBP: 0.284, SLG: 0.300 Larry Milbourne, S OBP: 0.231, SLG: 0.231 (9, PR) (10, 5)		BB BB BB	G6-3 BB	P5						1B FC3-2 BB		2	0	1	0	2	0	1
Bob Stinson, S OBP: 0.413, SLG: 0.388 (1, 2)		G6-3			F7		4-3			FC3-2 1B		5	0	2	0	0	0	4
Julio Cruz, S OBP: 0.350, SLG: 0.286 (1, 4)			4-3 SF7 BB		3-1			2B 2B	FC3-2 1B			4	2	3	1	1	0	0

BOTTOM

Detroit Tigers @ Seattle Mariners
The Kingdome, Seattle, WA
Sun Apr 30 1978, 6:33 AM EDT
Att: 7,474 - Dome

livebaseballscores.com

AB	39
R	4
H	12
RBI	4
BB	4
SO	3
LOB	14



Inning Stats	R: 0	H: 0	E: 0	K: 0	S: 3	P: 3	R: 0	H: 2	E: 0	K: 0	S: 4	P: 8	R: 1	H: 0	E: 0	K: 0	S: 3	P: 7	R: 0	H: 0	E: 0	K: 0	S: 3	P: 7	R: 0	H: 0	E: 0	K: 0	S: 3	P: 3	R: 0	H: 0	E: 0	K: 0	S: 3	P: 3	R: 0	H: 1	E: 0	K: 0	S: 4	P: 4	R: 2	H: 3	E: 0	K: 2	S: 10	P: 10	R: 0	H: 2	E: 0	K: 0	S: 5	P: 9	R: 0	H: 0	E: 0	K: 1	S: 5	P: 5	R: 1	H: 4	E: 0	K: 0	S: 4	P: 4	1B: 8	SF: 1	2B: 4	SAC: 1	3B: 0	DP: 1	HR: 0	HBP: 0	WP: 0	PA: 45													
PITCHER	IP	WLS	BF	H	R	ER	SO	BB	IBB	HBP	BLK	WP	HR	S	P	ERA	WHIP																			PITCHER																		IP	WLS	BF	H	R	ER	SO	BB	IBB	HBP	BLK	WP	HR	S	P	ERA	WHIP																			
Jack Billingham, R ERA: 3.16 (1, 1)	7.0		28	5	3	3	0	3	0	0	0	0	0	25	37	3.86	1.143																			Jack Billingham, R ERA: 3.16 (1, 1)																		7.0		28	5	3	3	0	3	0	0	0	0	0	0	25	37	3.86	1.143																		
John Hiller, L ERA: 1.53 (8, 1)	1.0		4	1	0	0	2	0	0	0	0	0	0	8	8	0.00	1.000																			John Hiller, L ERA: 1.53 (8, 1)																		1.0		4	1	0	0	2	0	0	0	0	0	8	8	0.00	1.000																				
Steve Foucault, R ERA: 3.38 (9, 1)	2.1	L	13	6	1	1	1	1	0	0	0	0	0	14	18	3.86	3.000																			Steve Foucault, R ERA: 3.38 (9, 1)																		2.1	L	13	6	1	1	1	1	0	0	0	0	14	18	3.86	3.000																				

Batter	1	2	3	4	5	6	7	8	9	AB R H RBI BB SO LOB	TOP											
Ron LeFlore, R OBP: 0.384, SLG: 0.437 (1, 8) X	0-0 1B 2B	0-0 F9		0-0 5-3		0-0 4-3		4-0 FC6-4 BB	0-0 L4	5 1 1 0 1 0 3												
Mark Wagner, R OBP: 0.341, SLG: 0.324 (1, 6) X	0-0 1B 1B	0-0 6-3		0-0 1B		1-0 1B HBP		0-0 FC6-4 4-3		4 2 2 2 0 0 1												
Rusty Staub, L OBP: 0.378, SLG: 0.413 (1, 10) X	0-0 G1 1B 2B 1B	0-0 3-1		0-0 G3		4-0 1B BB		0-0 4-3		4 1 1 0 1 0 2												
Jason Thompson, L OBP: 0.389, SLG: 0.550 (1, 3) X	0-0 G1 2B 1B			0-0 4-3		0-0 HR 1B		0-0 G3		5 2 3 3 0 0 1												
Steve Kemp, L OBP: 0.494, SLG: 0.435 (1, 7) X	0-0 G1			0-0 1-3		0-0 1B G6-4-3 1B		0-0 FC6-4		5 1 1 0 0 0 4												
John Wockenfuss, R OBP: 0.545, SLG: 0.444 (1, 9)	4-0 2B IBB			0-0 1B		0-0 G6-4-3 1B HBP		1-0 HBP		3 1 2 0 1 0 0												
Lance Parrish, R OBP: 0.282, SLG: 0.444 (1, 2) X	0-0 2B			0-0 L9		0-0 G6-4-3		0-0 F9		5 1 2 3 0 0 3												
Aurelio Rodriguez, R OBP: 0.442, SLG: 0.646 (1, 5) B B B	4-0 G6-4-3 BB			0-0 F9		0-0 F9		0-0 F8		4 0 1 1 1 0 1												
Steve Dillard, R OBP: 0.213, SLG: 0.186 (1, 4) X	0-0 G6-4-3			4-0 5-3 1B BB		0-0 6-3		0-0 5-3		3 1 0 0 2 0 3												
Inning Stats	R: 5 E: 0 K: 0 S: 7	H: 5 LOB: 1 BB: 2 P: 15	R: 0 E: 0 K: 0 S: 3	H: 0 LOB: 0 BB: 0 P: 3	R: 0 E: 0 K: 0 S: 4	H: 1 LOB: 1 BB: 0 P: 4	R: 1 E: 0 K: 0 S: 4	H: 1 LOB: 1 BB: 1 P: 8	R: 2 E: 0 K: 0 S: 5	H: 3 LOB: 0 BB: 0 P: 5	R: 1 E: 0 K: 0 S: 4	H: 1 LOB: 2 BB: 1 P: 9	R: 0 E: 0 K: 0 S: 3	H: 0 LOB: 1 BB: 0 P: 4	R: 0 E: 0 K: 0 S: 3	H: 0 LOB: 1 BB: 1 P: 7	R: 1 E: 0 K: 0 S: 5	H: 2 LOB: 2 BB: 1 P: 9	1B: 8 2B: 3 3B: 1 HR: 1	SF: 0 SAC: 0 DP: 2 HBP: 2	WP: 0 PB: 0 SB: 1 CS: 0	PA: 46
PITCHER	IP WLS BF H R ER SO BB IBB HBP BLK WP HR S P ERA WHIP																					
Ken Brett, L ERA: 5.57 (1, 1)	4.0 L 24 10 8 8 0 2 1 0 0 0 1 21 33 18.00 3.000																					
Dyar Miller, R ERA: 4.09 (5, 1)	3.0 12 1 1 1 0 1 0 2 0 0 0 9 15 3.00 0.667																					
Tom Griffin, R ERA: 4.76 (8, 1)	2.0 10 2 1 1 0 2 0 0 0 0 0 8 16 4.50 2.000																					

Detroit Tigers @ California Angels
Anaheim Stadium, Anaheim, CA

Tue May 02 1978, 10:05 PM EDT
Att: 18,641 - Unknown

livebaseballscorecards.com

AB 38
R 10
H 13
RBI 9
BB 6
SO 0
LOB 18



BOTTOM

Detroit Tigers @ California Angels
Anaheim Stadium, Anaheim, CA

Tue May 02 1978, 10:05 PM EDT
Att. 18,641 - Unknown

livebaseballscorecards.com

AB	31
R	2
H	4
RBI	2
BB	2
SO	6
LOB	10



AB R H RBI BB SO LOB

4	1	2	0	0	0	0
4	0	0	1	0	0	2
4	0	1	1	0	1	1
4	0	0	0	0	1	2
3	0	0	0	1	1	0
3	0	0	0	0	0	0
3	0	1	0	0	1	2
3	0	0	0	1	1	2
1	1	0	0	0	0	1
1	0	0	0	0	0	0
1	0	0	0	0	1	0

Batter	1	2	3	4	5	6	7	8	9
Rick Miller, L OBP: 0.356, SLG: 0.315 (1, 9)	0-0 6-3 1B		0-0 E8 4-3 1-3 3B 1B		0-0 1-3		0-0 6-3		
Bobby Grich, R OBP: 0.340, SLG: 0.244 (1, 4)	0-0 6-3 1-2		0-0 4-3		0-0 P3			0-0 5-3	
Lyman Bostock, L OBP: 0.202, SLG: 0.266 (1, 8)	0-0 1-6-3		0-0 3B		0-3 K			0-0 4-3	
Joe Rudi, R OBP: 0.295, SLG: 0.475 (1, 7)	0-0 P3		0-3 K		0-0 P4			0-0 5-3	
Don Baylor, R OBP: 0.370, SLG: 0.603 (1, 10)		0-0 G3		0-3 K		4-0 HBP BB		0-0 F2	
Ron Jackson, R OBP: 0.377, SLG: 0.429 (1, 3)		0-0 P5		0-0 P3		1-0 FC5-4 HBP		0-0 F8	
Dave Chalk, R OBP: 0.393, SLG: 0.308 (1, 5)		0-3 K		0-0 FC4 1B		0-0 FC5-4 1-2f		1-0 HBP	
Rance Mulliniks, L OBP: 0.213, SLG: 0.194 (1, 6)			4-0 FC6-4 BB		0-0 FC4 1-2f		0-3 K		0-0 4-3
Terry Humphrey, R OBP: 0.243, SLG: 0.273 Ken Landreaux, L (5, PH) OBP: 0.250, SLG: 0.259 Ike Hampton, S (6, 2) OBP: 0.400, SLG: 0.250			0-0 FC6-4 E 1B 1-2f 4-3		0-0 F9		0-3 K		

Inning Stats	R: 0	H: 1	E: 0	LOB: 1	K: 0	BB: 0	S: 4	P: 4
	0	0	0	0	1	0	5	5
	0	0	0	0	0	0	5	5
	2	2	1	1	1	1	11	11
	0	1	0	1	1	0	6	6
	0	0	0	2	0	0	3	3
	0	0	0	2	1	1	10	10
	0	0	0	0	0	0	7	7
	0	0	0	0	0	0	3	3
	0	0	0	0	0	0	3	3
	0	0	0	1	0	0	4	4

PITCHER	IP	WLS	BF	H	R	ER	SO	BB	IBB	HBP	BLK	WP	HR	S	P	ERA	WHIP
Milt Wilcox, R ERA: 5.4 (1, 1)	9.0	W	35	4	2	2	6	2	0	2	0	0	0	43	53	2.00	0.667

1B	2B	3B	HR	SF	SAC	DP	HBP
3	0	1	0	0	0	0	2
0	0	0	0	0	0	0	0
0	0	0	0	0	0	1	0

WP	PA
0	35
0	
0	

Batter	1	2	3	4	5	6	7	8	9	AB R H RBI BB SO LOB	TOP											
Ron LeFlore, R (1, 8) OBP: 0.375, SLG: 0.435	0-3 K		0-3 K		0-3 K		X 0-0 2B		X 0-0 4-3	5 0 1 2 0 3 2												
Mark Wagner, R (1, 6) OBP: 0.311, SLG: 0.293	0-0 P3		0-3 K			X 0-0 5-3	X 0-3 K			4 0 0 0 0 2 3												
Rusty Staub, L (1, 10) OBP: 0.383, SLG: 0.422	0-3 K		0-0 2B			X 0-0 G3	X 4-0 BB			3 0 1 2 1 1 0												
Jason Thompson, L (1, 3) OBP: 0.383, SLG: 0.536		X 0-0 1B	0-0 4-3			X 0-0 1-3	X 0-0 F7			4 0 1 0 0 0 3												
Steve Kemp, L (1, 7) OBP: 0.471, SLG: 0.409		0-3 K		X 0-0 4-3			0-3 K	0-0 6-3		4 0 0 0 0 2 1												
John Wockenfuss, R (1, 9) OBP: 0.500, SLG: 0.417		X 0-0 G5-4-3		X 0-0 6-3			X 0-0 2B	X 0-0 1B		3 1 1 0 0 0 1												
Tim Corcoran, L (7, 9) OBP: 0.300, SLG: 0.195										1 0 1 0 0 0 0												
Lance Parrish, R (1, 2) OBP: 0.279, SLG: 0.450			X 0-0 E6		X 0-0 6-3		X 0-0 2B	X 0-0 G5-4-3		4 2 1 0 0 0 1												
Aurelio Rodriguez, R (1, 5) OBP: 0.446, SLG: 0.627			X 0-0 2B			X 0-0 F7	X 4-0 2B	X 0-0 4-3		3 2 1 0 1 0 0												
Steve Dillard, R (1, 4) OBP: 0.216, SLG: 0.213			X 0-0 FC5			X 0-0 P4	X 0-0 2B	X 0-0 5-3		4 2 1 2 0 0 1												
Inning Stats	R: 0 E: 0 K: 2 S: 7	H: 0 LOB: 0 BB: 0 P: 7	R: 0 E: 0 K: 1 S: 5	H: 1 LOB: 0 BB: 0 P: 5	R: 3 E: 2 K: 2 S: 11	H: 2 LOB: 1 BB: 0 P: 11	R: 0 E: 0 K: 0 S: 3	H: 0 LOB: 0 BB: 0 P: 3	R: 0 E: 0 K: 1 S: 5	H: 0 LOB: 0 BB: 0 P: 5	R: 0 E: 0 K: 0 S: 3	H: 0 LOB: 0 BB: 0 P: 3	R: 4 E: 0 K: 2 S: 11	H: 4 LOB: 2 BB: 2 P: 19	R: 0 E: 0 K: 0 S: 3	H: 1 LOB: 0 BB: 0 P: 3	R: 0 E: 0 K: 0 S: 3	H: 0 LOB: 0 BB: 0 P: 3	1B: 4 2B: 4 3B: 0 HR: 0	SF: 0 SAC: 0 DP: 2 HBP: 0	WP: 0 PB: 0 SB: 0 CS: 0	PA: 37
PITCHER	IP WLS BF H R ER SO BB IBB HBP BLK WP HR S P ERA WHIP																					
Frank Tanana, L (1, 1) ERA: 2.89	6.1 L 28 7 7 4 7 0 1 0 0 0 0 0 41 45 5.68 1.105																					
Dave LaRoche, L (7, 1) ERA: 1.23	1.2 6 1 0 0 1 1 0 0 0 0 0 0 7 11 0.00 1.200																					
Paul Hartzell, R (9, 1) ERA: 2.82	1.0 3 0 0 0 0 0 0 0 0 0 0 0 3 3 0.00 0.000																					

Detroit Tigers @ California Angels
 Anaheim Stadium, Anaheim, CA
 Wed May 03 1978, 10:05 PM EDT
 Att: 19,462 - Unknown

livebaseballscorecards.com

AB 35
R 7
H 8
RBI 6
BB 2
SO 8
LOB 12



Batter	1	2	3	4	5	6	7	8	9	AB R H RBI BB SO LOB
Rick Miller, L (1, 9) OBP: 0.363, SLG: 0.329 Joe Rudi, R (9, PH) OBP: 0.289, SLG: 0.463	0-3 K		0-0 1B		4-0 BB			0-0 E6	0-0 FC6-4	3 1 1 0 1 1 0 1 0 0 0 0 0 2
Rance Mulliniks, L (1, 6) OBP: 0.215, SLG: 0.186	0-0 F7		1-0 1B		0-0 P6			0-0 G4-6-3		3 0 0 0 0 0 3
Lyman Bostock, L (1, 8) OBP: 0.205, SLG: 0.265	0-0 1-6-3		0-0 1B		0-0 G3			0-0 4-3		4 0 1 2 0 0 2
Ron Fairly, L (1, 3) OBP: 0.263, SLG: 0.389		0-0 G3	0-0 P5		0-0 P4			0-0 G3		4 0 0 0 0 0 2
Don Baylor, R (1, 10) OBP: 0.365, SLG: 0.585		0-0 4-3		0-0 5-3		0-0 P6		0-0 WP		4 1 1 0 0 0 0
Ken Landreaux, L (1, 7) OBP: 0.250, SLG: 0.323		0-0 F8		0-0 F8		0-3 K		0-0 1B		4 1 1 1 0 1 0
Bobby Grich, R (1, 4) OBP: 0.337, SLG: 0.244			0-0 5-3		0-0 F7		0-0 F7	0-0 BB		4 0 1 1 0 0 0
Dave Chalk, R (1, 5) OBP: 0.400, SLG: 0.309			0-0 2B		0-0 5-3		0-0 F8	0-0 FC6-4		3 1 1 0 1 0 0
Terry Humphrey, R (1, 2) OBP: 0.256, SLG: 0.286 Merv Rettenmund, R (7, PH) OBP: 0.286, SLG: 0.500 Ike Hampton, S (8, 2) OBP: 0.400, SLG: 0.250 Ron Jackson, R (9, PH) OBP: 0.371, SLG: 0.421			0-0 P6		0-0 WP		0-0 6-3	0-0 F8		2 0 1 0 0 0 1 1 0 0 0 0 0 0 0 0 0 0 0 0 0 1 0 0 0 0 0 2

Inning Stats	R: 0	H: 0	E: 0	K: 1	S: 5	R: 0	H: 0	E: 0	K: 0	S: 3	R: 2	H: 3	E: 0	K: 0	S: 6	R: 0	H: 0	E: 0	K: 0	S: 3	R: 0	H: 1	E: 0	K: 0	S: 4	R: 0	H: 0	E: 0	K: 1	S: 5	R: 0	H: 0	E: 1	K: 0	S: 3	R: 2	H: 3	E: 0	K: 0	S: 6	1B: 5	2B: 1	3B: 1	HR: 0	SF: 0	SAC: 0	DP: 1	HBP: 1	WP: 2	PB: 0	SB: 0	CS: 0	PA: 37					
PITCHER	IP	WLS	BF	H	R	ER	SO	BB	IBB	HBP	BLK	WP	HR	S	P	ERA	WHIP															PITCHER	IP	WLS	BF	H	R	ER	SO	BB	IBB	HBP	BLK	WP	HR	S	P	ERA	WHIP									
Jim Slaton, R (1, 1) ERA: 5.12	8.1	W	34	7	4	4	2	1	0	1	0	2	0	36	41	4.32	0.960																																									
John Hiller, L (9, 1) ERA: 1.47	0.2	S	3	0	0	0	0	1	0	0	0	0	0	2	6	0.00	1.500																																									

BOTTOM

Detroit Tigers @ California Angels
Anaheim Stadium, Anaheim, CA
Wed May 03 1978, 10:05 PM EDT
Att. 19,462 - Unknown

AB	34
R	4
H	7
RBI	4
BB	2
SO	2
LOB	12



WP: 2	PA: 37
PB: 0	
SB: 0	
CS: 0	

livebaseballscores.com

Batter	1	2	3	4	5	6	7	8	9	AB R H RBI BB SO LOB	TOP																					
Ron LeFlore, R OBP: 0.370, SLG: 0.438 (1, 8) X	0-0 6-3 ①		0-0 9-2 ② ③ 3-Hr			0-0 1B 2B		0-0 6-3 ②		4 1 1 0 0 0 1																						
Mark Wagner, R OBP: 0.286, SLG: 0.267 (1, 6) X	0-0 5-3 ②			0-0 P4 ①		0-0 6-3 ①		0-0 6-3 ③		4 0 0 0 0 0 1																						
Rusty Staub, L OBP: 0.398, SLG: 0.430 (1, 10) X	0-0 FC6-4 1B			4-0 BB		0-0 2-H 1B			0-0 4-3 ①	3 0 2 1 1 0 0																						
Jason Thompson, L OBP: 0.378, SLG: 0.523 (1, 3) X	0-0 FC6-4 1-2f			0-3 K ②		0-3 K ②			0-0 1B	4 0 1 0 0 2 3																						
Steve Kemp, L OBP: 0.451, SLG: 0.386 (1, 7) X		0-0 F8 ①		0-0 F9 ③		0-3 K ③			0-3 K ②	4 0 0 0 0 2 3																						
John Wockenfuss, R OBP: 0.444, SLG: 0.333 (1, 9) X		0-0 F8 ②			4-0 BB		0-3 K ①		0-0 5-3 ③	3 0 0 0 1 1 1																						
Lance Parrish, R OBP: 0.261, SLG: 0.419 (1, 2) X		0-0 F8 ③			0-0 F8 ①		0-0 F9 ②			3 0 0 0 0 0 1																						
Aurelio Rodriguez, R OBP: 0.424, SLG: 0.593 (1, 5) X			0-0 E5 SH3 9-2		0-3 K ②		0-0 F9 ③			3 0 0 0 0 1 1																						
Steve Dillard, R OBP: 0.208, SLG: 0.204 (1, 4) X			0-0 SH3 2-3		0-0 F9 ③			0-0 6-3 ①		2 0 0 0 0 0 1																						
Inning Stats	R: 0 E: 0 K: 0 S: 4	H: 1 LOB: 1 BB: 0 P: 4	R: 0 E: 0 K: 0 S: 3	H: 0 LOB: 0 BB: 0 P: 3	R: 0 E: 1 K: 0 S: 5	H: 0 LOB: 1 BB: 1 P: 9	R: 0 E: 0 K: 1 S: 5	H: 0 LOB: 1 BB: 1 P: 9	R: 1 E: 0 K: 2 S: 9	H: 2 LOB: 1 BB: 0 P: 9	R: 0 E: 0 K: 1 S: 5	H: 0 LOB: 0 BB: 0 P: 5	R: 0 E: 0 K: 0 S: 3	H: 0 LOB: 0 BB: 0 P: 3	R: 0 E: 0 K: 1 S: 6	H: 1 LOB: 1 BB: 0 P: 6	1B: 3 2B: 2 3B: 0 HR: 0	SF: 0 SAC: 1 DP: 1 HBP: 0	WP: 0 PB: 0 SB: 0 CS: 0	PA: 33												
PITCHER John Henry Johnson, L ERA: 1.19 (1, 1)	IP 9.0	WLS W	BF 33	H 4	R 1	ER 1	SO 6	BB 2	IBB 0	HBP 0	BLK 0	WP 0	HR 0	S 43	P 51	ERA 1.00	WHIP 0.667															
											PITCHER	IP	WLS	BF	H	R	ER	SO	BB	IBB	HBP	BLK	WP	HR	S	P	ERA	WHIP				

Detroit Tigers @ Oakland Athletics
 Oakland-Alameda County Coliseum, Oakland, CA
 Fri May 05 1978, 7:05 PM PDT
 Att. 14,612 - Unknown

AB	30
R	1
H	4
RBI	1
BB	2
SO	6
LOB	12



livebaseballscorecards.com

Batter	1	2	3	4	5	6	7	8	9	AB	R	H	RBI	BB	SO	LOB
Bill North, S OBP: 0.432, SLG: 0.393 (1, 8)	0-0 CS 1B	0-0 CS 1-2	0-0 E4 SH2-3	0-0 1-H 1B		0-0 1-3 1B				4	0	3	0	0	0	0
Mike Edwards, R OBP: 0.342, SLG: 0.370 (1, 4) Jerry Tabb, L (6, PH) Steve Staggs, R (7, 4) OBP: 0.500, SLG: 0.429	0-3 K		0-0 SH2-3 1-2		0-0 SF8 1B	0-3 K				2	1	1	0	0	1	1
Mitchell Page, L OBP: 0.400, SLG: 0.404 (1, 7) Dwayne Murphy, L (8, 7)	4-0 1B E BB 1-2		0-0 F7		0-0 6-3		0-0 F7			3	1	0	0	1	0	2
Gary Alexander, R OBP: 0.356, SLG: 0.628 (1, 10)	0-0 E 1-3 1B		0-3 K		0-0 SF8		0-0 F8			3	0	1	1	0	1	1
Mario Guerrero, R OBP: 0.327, SLG: 0.402 (1, 6)	0-0 E4 1-3 3-H 1B			0-0 6-3	0-0 F8		0-0 6-3			4	0	1	0	0	0	0
Dave Revering, L OBP: 0.347, SLG: 0.365 (1, 3)	0-0 F7			4-0 HR BB		0-0 1B WP 1B		0-0 4-3		3	2	1	0	1	0	2
Wayne Gross, L OBP: 0.380, SLG: 0.400 (1, 5)		0-0 4-3		0-3 K		0-0 SH5-3 WP FC4-2 1B		0-0 6-3 1B		4	0	2	0	0	1	1
Jim Essian, R OBP: 0.326, SLG: 0.347 (1, 2)		0-0 P4		0-0 1-H HR		0-0 SH5-3		0-0 6-3		3	1	1	2	0	0	1
Miguel Dilone, S OBP: 0.295, SLG: 0.257 (1, 9)		0-0 CS 1B		0-0 S 1B 1B		0-0 FC4-2 1B		0-0 6-3		4	0	2	0	0	0	2

Inning Stats	R: 1	H: 3	E: 1	LOB: 2	K: 1	S: 7	R: 0	H: 1	E: 0	LOB: 0	K: 0	S: 3	R: 0	H: 0	E: 1	LOB: 1	K: 1	S: 6	R: 2	H: 3	E: 0	LOB: 2	K: 1	S: 7	R: 1	H: 1	E: 0	LOB: 0	K: 0	S: 4	R: 1	H: 3	E: 0	LOB: 2	K: 1	S: 8	R: 0	H: 0	E: 0	LOB: 0	K: 0	S: 3	R: 0	H: 1	E: 0	LOB: 1	K: 0	S: 4
	1	3	1	2	1	7	0	1	0	0	0	3	0	0	1	1	1	6	2	3	0	2	1	7	1	1	0	0	0	4	1	3	0	2	8	0	0	0	3	0	1	0	0	4	0	1	4	


PITCHER	IP	WLS	BF	H	R	ER	SO	BB	IBB	HBP	BLK	WP	HR	S	P	ERA	WHIP
Jack Billingham, R ERA: 3.38 (1, 1)	6.0	L	29	11	5	3	4	2	0	0	0	1	1	35	43	4.50	2.167
Jim Crawford, L ERA: 3.86 (7, 1)	2.0		7	1	0	0	0	0	0	0	0	0	0	7	7	0.00	0.500

BOTTOM

Detroit Tigers @ Oakland Athletics
Oakland-Alameda County Coliseum, Oakland, CA

Fri May 05 1978, 7:05 PM PDT
Att. 14,612 - Unknown

AB	31
R	5
H	12
RBI	3
BB	2
SO	4
LOB	12



WP	PA	ERA	WHIP
1	37		

Batter	1	2	3	4	5	6	7	8	9	AB R H RBI BB SO LOB	TOP											
Ron LeFlore, R OBP: 0.372, SLG: 0.434 (1, 8)	4-0 CS BB	0-0 S 1B		0-0 FC6-4 1-2f		0-0 P3		0-0 SF9 3-H		3 0 1 1 1 0 1												
Phil Mankowski, L OBP: 0.316, SLG: 0.343 (1, 5)	0-0 S WP 1B	4-0 BB 1B		0-0 4-3 1-2		0-0 CS 1B		0-0 F8		4 1 2 0 1 0 2												
Rusty Staub, L OBP: 0.398, SLG: 0.422 (1, 10)	0-0 S 1B	4-0 G6-3 BB		0-0 4-3		0-0 F9		0-0 4-3		4 1 1 1 1 0 3												
Jason Thompson, L OBP: 0.369, SLG: 0.538 (1, 3)	0-3 K	0-0 G6-3 1-2f			0-0 HR	0-0 CS 1-2	0-0 F7		0-0 P6	5 1 1 1 0 1 4												
Steve Kemp, L OBP: 0.469, SLG: 0.405 (1, 7)	4-0 1B 1-2 BB		0-0 1-3		0-0 SH5-3 2B 1B		0-0 1B		0-0 FC4-6 HBP 1B	4 2 3 0 1 0 0												
Milt May, L OBP: 0.449, SLG: 0.739 (1, 2)	0-0 1B 1-3 2-H 1B		0-0 E 1B		0-0 SH5-3 1-2		0-0 F8		1-0 FC4-6 HBP 1-2	3 0 2 1 0 0 1												
Tim Corcoran, L OBP: 0.291, SLG: 0.196 (1, 9)	0-0 1-2 3-H 1B		0-0 E9 G4-6-3 1-3		0-0 F7		0-0 F8		0-0 FC4-6 1-2f 2-3	5 0 1 1 0 0 5												
Alan Trammell, R OBP: 0.350, SLG: 0.342 (1, 6)	0-0 F9		0-0 G4-6-3 1-2f		0-0 2B			0-0 1B SF9 1B	0-0 F9	5 1 2 1 0 0 6												
Steve Dillard, R OBP: 0.228, SLG: 0.226 (1, 4)		0-0 L3		0-0 FC6-4 1B		0-0 4-3		0-0 1B		4 0 2 0 0 0 1												
Inning Stats	R: 3 E: 0 K: 1 S: 8	H: 4 LOB: 2 BB: 2 P: 16	R: 0 E: 0 K: 0 S: 3	H: 1 LOB: 2 BB: 2 P: 11	R: 0 E: 1 K: 0 S: 4	H: 1 LOB: 1 BB: 0 P: 4	R: 0 E: 0 K: 0 S: 4	H: 1 LOB: 1 BB: 0 P: 4	R: 2 E: 0 K: 0 S: 6	H: 3 LOB: 1 BB: 0 P: 6	R: 0 E: 0 K: 0 S: 3	H: 1 LOB: 0 BB: 0 P: 3	R: 0 E: 0 K: 0 S: 4	H: 1 LOB: 1 BB: 0 P: 4	R: 1 E: 0 K: 0 S: 5	H: 2 LOB: 1 BB: 0 P: 5	R: 0 E: 0 K: 0 S: 4	H: 1 LOB: 2 BB: 0 P: 5	1B: 13 2B: 1 3B: 0 HR: 1	SF: 1 SAC: 1 DP: 2 HBP: 1	WP: 1 PB: 0 SB: 5 CS: 2	PA: 45
PITCHER	IP WLS BF H R ER SO BB IBB HBP BLK WP HR S P ERA WHIP																					
Alan Wirth, R ERA: 3.43 (1, 1)	0.2 L 6 3 3 3 1 2 0 0 0 0 1 0 6 14 40.50 7.500																					
Dave Heaverlo, R ERA: 2.78 (1, 1)	3.1 17 6 2 2 0 2 0 0 0 0 0 1 15 23 5.40 2.400																					
Bob Lacey, L ERA: 2.08 (5, 1)	1.0 4 1 0 0 0 0 0 0 0 0 0 0 4 4 0.00 1.000																					
Joe Coleman, R ERA: (6, 1)	2.0 7 2 0 0 0 0 0 0 0 0 0 0 7 7 0.00 1.000																					
Steve Renko, R ERA: 4.5 (8, 1)	2.0 10 3 1 1 0 0 0 0 1 0 0 0 9 10 4.50 1.500																					

Detroit Tigers @ Oakland Athletics
 Oakland-Alameda County Coliseum, Oakland, CA
 Sat May 06 1978, 3:33 AM PDT
 Att: 12,539 - Unknown

AB	37
R	6
H	15
RBI	6
BB	4
SO	1
LOB	23



WP: 1	PA: 45
-------	--------

ERA	WHIP
-----	------

Batter	1	2	3	4	5	6	7	8	9	AB R H RBI BB SO LOB
Bill North, S (1, 8) OBP: 0.400, SLG: 0.355 Dwayne Murphy, L (6, 8)	0-0 F9		0-3 K		0-0 4-3			0-0 E4		3 0 0 0 0 1 0 1 0 0 0 0 0 0
Mike Edwards, R (1, 4) OBP: 0.337, SLG: 0.355	0-0 4-3		4-0 BB		0-0 6-3			0-0 F8		3 0 0 0 1 0 1
Mitchell Page, L (1, 7) OBP: 0.390, SLG: 0.392	0-3 K		0-3 K			0-0 G6-4-3 1B		0-0 F8		4 0 1 0 0 2 2
Gary Alexander, R (1, 10) OBP: 0.340, SLG: 0.598		0-0 F7		0-0 5-3		0-0 G6-4-3 1-2f		0-3 K		4 0 0 0 0 1 1
Mario Guerrero, R (1, 6) OBP: 0.337, SLG: 0.404 Steve Staggs, R (7, 6) OBP: 0.526, SLG: 0.429		0-0 1B		4-0 F9 1B BB		0-0 6-3		4-0 BB		2 0 1 0 1 0 0 0 0 0 0 1 0 0
Dave Reverting, L (1, 3) OBP: 0.354, SLG: 0.371		0-0 1-2 1B		0-0 1-2 1B			0-0 3-1		0-0 L6	4 0 2 0 0 0 1
Wayne Gross, L (1, 5) OBP: 0.376, SLG: 0.395 Marty Perez, R (3, 5)		0-3 K		0-0 F9 2-3			0-3 K		0-3 K	1 0 0 0 0 1 2 3 0 0 0 0 2 3
Jim Essian, R (1, 2) OBP: 0.315, SLG: 0.333 Jeff Newman, R (8, 2) OBP: 0.125, SLG: 0.500		0-0 1-3		0-0 5-3			0-0 6-3			3 0 0 0 0 0 4 0 0 0 0 0 0 0
Miguel Dilone, S (1, 9) OBP: 0.284, SLG: 0.247			0-0 F7		0-3 K			0-3 K		3 0 0 0 0 2 0

BOTTOM

Detroit Tigers @ Oakland Athletics
Oakland-Alameda County Coliseum, Oakland, CA

Sat May 06 1978, 3:33 AM PDT
Att. 12,539 - Unknown

livebaseballscorecards.com

AB	31
R	0
H	4
RBI	0
BB	3
SO	9
LOB	14



Inning Stats	R: 0	H: 0	E: 0	K: 1	S: 5	R: 0	H: 2	E: 0	K: 1	S: 7	R: 0	H: 0	E: 0	K: 2	S: 7	R: 0	H: 1	E: 0	K: 0	S: 4	R: 0	H: 0	E: 0	K: 1	S: 5	R: 0	H: 1	E: 0	K: 0	S: 3	R: 0	H: 0	E: 0	K: 1	S: 5	R: 0	H: 0	E: 1	K: 1	S: 6	R: 0	H: 0	E: 0	K: 2	S: 7	R: 0	H: 0	E: 0	K: 2	S: 7	1B: 4	2B: 0	3B: 0	HR: 0	SF: 0	SAC: 0	DP: 1	HBP: 0	WP: 0	PB: 0	SB: 0	CS: 0	PA: 34
PITCHER Bob Sykes, L (1, 1) ERA:	IP	WLS	BF	H	R	ER	SO	BB	IBB	HBP	BLK	WP	HR	S	P	ERA	WHIP																																														
	9.0	W	34	4	0	0	9	3	0	0	0	0	0	49	61	0.00	0.778																																														
											PITCHER	IP	WLS	BF	H	R	ER	SO	BB	IBB	HBP	BLK	WP	HR	S	P	ERA	WHIP																																			

Batter	1	2	3	4	5	6	7	8	9	AB R H RBI BB SO LOB	TOP		
Ron LeFlore, R OBP: 0.376, SLG: 0.437 (1, 8) X	0-0 E S E 1B		0-3 K			0-3 K		0-0 4-3 SH2-3 1B		4 1 2 0 0 2 0	Detroit Tigers @ Oakland Athletics Oakland-Alameda County Coliseum, Oakland, CA Sun May 07 1978, 3:33 AM PDT Att. 16,239 - Unknown livebaseballscorecards.com		
Phil Mankowski, L OBP: 0.293, SLG: 0.316 (1, 5) SSS	0-3 K 1-3		0-3 K			0-0 1-3		0-0 SH2-3 1-2		3 0 0 0 0 2 1			
Rusty Staub, L OBP: 0.393, SLG: 0.409 (1, 10) X	0-0 E3 G3-6-3					4-0 HR BB		0-0 4-3 2-3		3 1 0 0 1 0 1			
Jason Thompson, L OBP: 0.364, SLG: 0.557 (1, 3) X	0-0 G3-6-3 1-2f					0-0 P5		0-0 6-3		4 1 1 2 0 0 2			
Steve Kemp, L OBP: 0.480, SLG: 0.423 (1, 7) X						0-0 1B		0-0 FC4-6 1B		4 0 3 0 0 1 0			
Milt May, L OBP: 0.415, SLG: 0.680 (1, 2) X						0-3 K		0-0 FC4-6 G6-3 1-2f		4 0 0 0 0 1 3			
Tim Corcoran, L OBP: 0.271, SLG: 0.180 (1, 9) SSS						0-0 F7		0-0 G6-3		4 0 0 0 0 1 1			
Alan Trammell, R OBP: 0.372, SLG: 0.439 (1, 6) X						0-0 F8		0-0 G6-3 1-2f		3 1 2 1 0 0 0			
Steve Dillard, R OBP: 0.217, SLG: 0.214 (1, 4) X						0-0 L4 HR		0-0 FC6-4 1B		3 0 0 0 0 0 1			
						0-0 F8		0-0 FC6-4 1-2f		3 0 0 0 0 0 1			
Inning Stats	R: 1 E: 1 K: 1 S: 6 H: 1 LOB: 0 BB: 0 P: 6	R: 0 E: 0 K: 1 S: 5 H: 1 LOB: 0 BB: 0 P: 5	R: 1 E: 0 K: 2 S: 8 H: 1 LOB: 0 BB: 0 P: 8	R: 0 E: 0 K: 1 S: 6 H: 1 LOB: 1 BB: 0 P: 6	R: 0 E: 0 K: 0 S: 3 H: 0 LOB: 0 BB: 0 P: 3	R: 2 E: 0 K: 2 S: 8 H: 1 LOB: 0 BB: 1 P: 12	R: 0 E: 0 K: 0 S: 4 H: 1 LOB: 1 BB: 0 P: 4	R: 0 E: 0 K: 0 S: 4 H: 1 LOB: 1 BB: 0 P: 4	R: 0 E: 0 K: 0 S: 3 H: 1 LOB: 0 BB: 0 P: 3	1B: 6 2B: 0 3B: 0 HR: 2 SF: 0 SAC: 1 DP: 3 HBP: 0	WP: 0 PB: 0 SB: 1 CS: 0 PA: 34		
PITCHER	IP WLS BF H R ER SO BB IBB HBP BLK WP HR S P ERA WHIP											PITCHER	IP WLS BF H R ER SO BB IBB HBP BLK WP HR S P ERA WHIP
Matt Keough, R ERA: 2.41 (1, 1)	6.0 L 23 5 4 3 7 1 0 0 0 0 0 2 36 40 4.50 1.000												
Joe Coleman, R ERA: (7, 1)	3.0 11 3 0 0 0 0 0 0 0 0 0 0 11 11 0.00 1.000												

Detroit Tigers @ Oakland Athletics
Oakland-Alameda County Coliseum, Oakland, CA
 Sun May 07 1978, 3:33 AM PDT
 Att. 16,239 - Unknown

AB	32
R	4
H	8
RBI	3
BB	1
SO	7
LOB	9



Batter	1	2	3	4	5	6	7	8	9	AB	R	H	RBI	BB	SO	LOB
Bill North, S OBP: 0.409, SLG: 0.353 (1, 8)	0-0 G3		0-0 1-3			4-0 BB		0-0 1-3 1B		3	0	1	0	1	0	0
Mike Edwards, R OBP: 0.329, SLG: 0.346 (1, 4) Jerry Tabb, L (6, PH) Steve Staggs, R (7, 4) OBP: 0.500, SLG: 0.400	0-3 K			0-0 F9		0-0 F7		0-0 F8		2	0	0	0	0	1	0
Mitchell Page, L OBP: 0.381, SLG: 0.382 (1, 7)	0-3 K			0-3 K2-3		0-0 P4			0-0 1B	4	0	1	0	0	2	1
Gary Alexander, R OBP: 0.327, SLG: 0.570 (1, 10)		0-3 K		0-3 K		0-3 K		0-0 F9		4	0	0	0	0	3	1
Mario Guerrero, R OBP: 0.333, SLG: 0.408 (1, 6)		0-0 4-3 2B			0-0 F9		0-0 P4		0-0 F7	4	0	1	0	0	0	1
Dave Revering, L OBP: 0.350, SLG: 0.366 (1, 3)		0-0 4-3 2-3			0-0 1B		0-0 P6		0-0 F3	4	0	1	0	0	0	2
Marty Perez, R (1, 5)		0-0 4-3			0-0 F9			0-0 F9		3	0	0	0	0	0	2
Jim Essian, R OBP: 0.305, SLG: 0.321 (1, 2)			0-3 K		0-0 P6			0-0 F9		3	0	0	0	0	1	1
Miguel Dilone, S OBP: 0.286, SLG: 0.250 (1, 9)			0-0 F7			0-0 P4		0-0 1B		3	0	1	0	0	0	0

Inning Stats	R: 0 E: 0 K: 2 S: 7	H: 0 LOB: 0 BB: 0 P: 7	R: 0 E: 0 K: 1 S: 6	H: 1 LOB: 1 BB: 0 P: 6	R: 0 E: 0 K: 1 S: 5	H: 0 LOB: 0 BB: 0 P: 5	R: 0 E: 0 K: 2 S: 7	H: 0 LOB: 0 BB: 0 P: 7	R: 0 E: 0 K: 0 S: 4	H: 1 LOB: 1 BB: 0 P: 4	R: 0 E: 0 K: 0 S: 3	H: 0 LOB: 1 BB: 1 P: 7	R: 0 E: 0 K: 1 S: 5	H: 0 LOB: 0 BB: 0 P: 5	R: 0 E: 0 K: 0 S: 5	H: 2 LOB: 2 BB: 0 P: 5	R: 0 E: 0 K: 0 S: 4	H: 1 LOB: 1 BB: 0 P: 4	1B: 4 2B: 1 3B: 0 HR: 0	SF: 0 SAC: 0 DP: 0 HBP: 0	WP: 0 PB: 0 SB: 0 CS: 0	PA: 33 ERA WHIP	
PITCHER Milt Wilcox, R (1, 1) ERA: 3.72	IP 9.0	WLS W	BF 33	H 5	R 0	ER 0	SO 7	BB 1	IBB 0	HBP 0	BLK 0	WP 0	HR 0	S 46	P 50	ERA 0.00	WHIP 0.667						

BOTTOM

Detroit Tigers @ Oakland Athletics
Oakland-Alameda County Coliseum, Oakland, CA

AB	32
R	0
H	5
RBI	0
BB	1
SO	7
LOB	11



Sun May 07 1978, 3:33 AM PDT
Att. 16,239 - Unknown

livebaseballscores.com

Batter	1	2	3	4	5	6	7	8	9	AB R H RBI BB SO LOB	TOP																									
Rick Miller, L (1, 9) OBP: 0.357, SLG: 0.304	0-0 F7		4-0 6-3 BB	0-3 K		0-0 FC1-6 1B		4-0 4-3 SH2-4 1B BB	0-0 SF8	3 2 0 1 2 1 3																										
Dave Chalk, R (1, 6) OBP: 0.393, SLG: 0.329	0-0 L5		0-0 6-3		0-0 B5-3	0-0 F7		0-0 SH2-4	0-3 K	5 0 0 0 0 1 2																										
Lyman Bostock, L (1, 8) OBP: 0.271, SLG: 0.333	0-0 2B		0-0 1B		0-0 E8 1B 2B	4-0 HBP 1B BB		0-0 4-3		4 1 3 0 1 0 1																										
Ron Fairly, L (1, 3) OBP: 0.340, SLG: 0.478	4-0 BB		0-0 F9		0-0 HR 1B	0-0 HBP 1B		0-0 1B 1B		4 1 3 3 1 0 2																										
Don Baylor, R (1, 7) OBP: 0.398, SLG: 0.642	0-0 F7			0-0 HR	0-0 5-3	1-0 HBP		0-0 1B		4 1 2 1 0 0 3																										
Ken Landreaux, L (8, 7) OBP: 0.220, SLG: 0.275					1-2 HBP	1-2 2-3 HBP		1-3 1B		0 0 0 0 0 0 0																										
Tony Solaita, L (1, 10) OBP: 0.276, SLG: 0.280		0-3 K		0-0 4-3	0-0 HR	0-0 L6		1-0 FC6-4 HBP		3 1 1 2 0 1 0																										
Merv Rettenmund, R (6, PH) OBP: 0.429, SLG: 0.737					2-H					1 0 0 0 0 0 3																										
Bobby Grich, R (1, 4) OBP: 0.345, SLG: 0.247				0-0 5-3	4-0 1B BB	1-0 HBP		0-0 P4	0-0 FC6-4	3 0 0 0 1 0 3																										
Carney Lansford, R (1, 5) OBP: 0.327, SLG: 0.468					0-0 P3	0-0 P4				5 1 1 0 0 0 2																										
Terry Humphrey, R (1, 2) OBP: 0.292, SLG: 0.326			0-0 F7	0-0 1B		4-0 FC1-6 BB	0-0 4-3		0-0 4-3	4 0 1 0 1 0 1																										
Inning Stats	R: 0 E: 0 K: 0 S: 4	H: 1 LOB: 2 BB: 1 P: 8	R: 0 E: 0 K: 1 S: 5	H: 0 LOB: 0 BB: 0 P: 5	R: 0 E: 0 K: 0 S: 4	H: 1 LOB: 2 BB: 1 P: 8	R: 1 E: 0 K: 1 S: 7	H: 2 LOB: 2 BB: 1 P: 11	R: 3 E: 1 K: 0 S: 6	H: 3 LOB: 1 BB: 0 P: 7	R: 1 E: 0 K: 0 S: 4	H: 1 LOB: 3 BB: 2 P: 13	R: 0 E: 0 K: 0 S: 3	H: 0 LOB: 0 BB: 0 P: 3	R: 1 E: 0 K: 0 S: 5	H: 2 LOB: 3 BB: 1 P: 10	R: 1 E: 0 K: 1 S: 6	H: 1 LOB: 0 BB: 0 P: 6	1B: 6 2B: 3 3B: 0 HR: 2	SF: 1 SAC: 1 DP: 0 HBP: 3	WP: 0 PB: 0 SB: 1 CS: 0	PA: 47														
PITCHER	IP WLS BF H R ER SO BB IBB HBP BLK WP HR S P ERA WHIP																																			
Jim Slaton, R (1, 1) ERA: 5.54	5.2		31	8	5	5	2	5	0	1	0	0	2	29	50	7.94	2.294																			
Jim Crawford, L (6, 1) ERA: 3.72	0.1		2	0	0	0	0	0	0	1	0	0	0	1	2	0.00	0.000																			
Steve Foucault, R (7, 1) ERA: 3.6	2.0	L	10	2	1	1	0	1	0	1	0	0	0	8	13	4.50	1.500																			
John Hiller, L (9, 1) ERA: 1.86	1.0		4	1	1	1	1	0	0	0	0	0	0	6	6	9.00	1.000																			

California Angels @ Detroit Tigers
Tiger Stadium, Detroit, MI
Tue May 09 1978, 7:05 PM EDT
Att: 21,089 - Unknown

livebaseballscorecards.com

AB	36
R	7
H	11
RBI	7
BB	6
SO	3
LOB	20



Batter	1	2	3	4	5	6	7	8	9	AB R H RBI BB SO LOB	BOTTOM
--------	---	---	---	---	---	---	---	---	---	----------------------	--------

Ron LeFlore, R <small>(1, 8) OBP: 0.377, SLG: 0.430</small>	 <small>0-0</small>		 <small>0-0</small>		 <small>0-0</small>		 <small>0-0</small>		 <small>4-0</small>	4 2 1 1 1 0 1	California Angels @ Detroit Tigers Tiger Stadium, Detroit, MI <small>Tue May 09 1978, 7:05 PM EDT</small> <small>Att. 21,089 - Unknown</small>
Mark Wagner, R <small>(1, 6) OBP: 0.278, SLG: 0.300</small>	 <small>0-0</small>		 <small>0-0</small>		 <small>0-0</small>		 <small>0-0</small>	 <small>0-0</small>	5 0 1 1 0 0 3		
Rusty Staub, L <small>(1, 10) OBP: 0.384, SLG: 0.398</small>	 <small>0-0</small>		 <small>0-0</small>		 <small>0-0</small>		 <small>0-0</small>	 <small>0-0</small>	5 1 1 1 0 0 2		
Jason Thompson, L <small>(1, 3) OBP: 0.360, SLG: 0.554</small>		 <small>0-0</small>		 <small>0-0</small>		 <small>0-0</small>	 <small>0-0</small>		4 0 1 1 0 0 0		
Steve Kemp, L <small>(1, 7) OBP: 0.481, SLG: 0.420</small>		 <small>0-0</small>		 <small>0-3</small>		 <small>0-3</small>	 <small>4-0</small>		3 0 1 0 1 2 0		
John Wockenfuss, R <small>(1, 9) OBP: 0.500, SLG: 0.579</small>		 <small>0-0</small>		 <small>0-0</small>		 <small>0-0</small>	 <small>0-0</small>		4 1 3 1 0 0 2		
Lance Parrish, R <small>(1, 2) OBP: 0.240, SLG: 0.383</small>		 <small>0-3</small>		 <small>0-3</small>		 <small>0-0</small>		 <small>0-0</small>	4 0 0 0 0 2 3		
Aurelio Rodriguez, R <small>(1, 5) OBP: 0.413, SLG: 0.586</small>		 <small>0-0</small>		 <small>0-0</small>		 <small>0-0</small>	 <small>0-0</small>		4 1 1 0 0 0 2		
Steve Dillard, R <small>(1, 4) OBP: 0.219, SLG: 0.217</small>			 <small>0-0</small>		 <small>0-3</small>		 <small>0-0</small>	 <small>0-0</small>	4 0 1 0 0 1 1		

Inning Stats R: 0 H: 0 E: 0 K: 0 S: 3 R: 0 H: 2 E: 0 K: 1 S: 7 R: 0 H: 1 E: 0 K: 0 S: 4 R: 1 H: 1 E: 0 K: 2 S: 8 R: 1 H: 1 E: 1 K: 1 S: 7 R: 0 H: 1 E: 0 K: 1 S: 6 R: 3 H: 4 E: 0 K: 0 S: 7 R: 0 H: 0 E: 0 K: 0 S: 3 R: 0 H: 0 E: 0 K: 0 S: 2	R: 0 H: 2 E: 0 K: 1 S: 7 R: 0 H: 2 E: 0 K: 1 S: 7 R: 0 H: 1 E: 0 K: 0 S: 4 R: 1 H: 1 E: 0 K: 2 S: 8 R: 1 H: 1 E: 1 K: 1 S: 7 R: 0 H: 1 E: 0 K: 1 S: 6 R: 3 H: 4 E: 0 K: 0 S: 7 R: 0 H: 0 E: 0 K: 0 S: 3 R: 0 H: 0 E: 0 K: 0 S: 2	R: 0 H: 1 E: 0 K: 0 S: 4 R: 0 H: 1 E: 0 K: 0 S: 4 R: 0 H: 1 E: 0 K: 0 S: 4 R: 1 H: 1 E: 0 K: 2 S: 8 R: 1 H: 1 E: 1 K: 1 S: 7 R: 0 H: 1 E: 0 K: 1 S: 6 R: 3 H: 4 E: 0 K: 0 S: 7 R: 0 H: 0 E: 0 K: 0 S: 3 R: 0 H: 0 E: 0 K: 0 S: 2	R: 0 H: 1 E: 0 K: 0 S: 4 R: 0 H: 1 E: 0 K: 0 S: 4 R: 0 H: 1 E: 0 K: 0 S: 4 R: 1 H: 1 E: 0 K: 2 S: 8 R: 1 H: 1 E: 1 K: 1 S: 7 R: 0 H: 1 E: 0 K: 1 S: 6 R: 3 H: 4 E: 0 K: 0 S: 7 R: 0 H: 0 E: 0 K: 0 S: 3 R: 0 H: 0 E: 0 K: 0 S: 2	R: 0 H: 1 E: 0 K: 0 S: 4 R: 0 H: 1 E: 0 K: 0 S: 4 R: 0 H: 1 E: 0 K: 0 S: 4 R: 1 H: 1 E: 0 K: 2 S: 8 R: 1 H: 1 E: 1 K: 1 S: 7 R: 0 H: 1 E: 0 K: 1 S: 6 R: 3 H: 4 E: 0 K: 0 S: 7 R: 0 H: 0 E: 0 K: 0 S: 3 R: 0 H: 0 E: 0 K: 0 S: 2	R: 0 H: 1 E: 0 K: 0 S: 4 R: 0 H: 1 E: 0 K: 0 S: 4 R: 0 H: 1 E: 0 K: 0 S: 4 R: 1 H: 1 E: 0 K: 2 S: 8 R: 1 H: 1 E: 1 K: 1 S: 7 R: 0 H: 1 E: 0 K: 1 S: 6 R: 3 H: 4 E: 0 K: 0 S: 7 R: 0 H: 0 E: 0 K: 0 S: 3 R: 0 H: 0 E: 0 K: 0 S: 2	R: 0 H: 0 E: 0 K: 0 S: 2 R: 0 H: 0 E: 0 K: 0 S: 2 R: 0 H: 0 E: 0 K: 0 S: 2 R: 0 H: 0 E: 0 K: 0 S: 2 R: 0 H: 0 E: 0 K: 0 S: 2 R: 0 H: 0 E: 0 K: 0 S: 2 R: 0 H: 0 E: 0 K: 0 S: 2 R: 0 H: 0 E: 0 K: 0 S: 2 R: 0 H: 0 E: 0 K: 0 S: 2	R: 0 H: 0 E: 0 K: 0 S: 2 R: 0 H: 0 E: 0 K: 0 S: 2 R: 0 H: 0 E: 0 K: 0 S: 2 R: 0 H: 0 E: 0 K: 0 S: 2 R: 0 H: 0 E: 0 K: 0 S: 2 R: 0 H: 0 E: 0 K: 0 S: 2 R: 0 H: 0 E: 0 K: 0 S: 2 R: 0 H: 0 E: 0 K: 0 S: 2 R: 0 H: 0 E: 0 K: 0 S: 2	R: 0 H: 0 E: 0 K: 0 S: 2 R: 0 H: 0 E: 0 K: 0 S: 2 R: 0 H: 0 E: 0 K: 0 S: 2 R: 0 H: 0 E: 0 K: 0 S: 2 R: 0 H: 0 E: 0 K: 0 S: 2 R: 0 H: 0 E: 0 K: 0 S: 2 R: 0 H: 0 E: 0 K: 0 S: 2 R: 0 H: 0 E: 0 K: 0 S: 2 R: 0 H: 0 E: 0 K: 0 S: 2	R: 0 H: 0 E: 0 K: 0 S: 2 R: 0 H: 0 E: 0 K: 0 S: 2 R: 0 H: 0 E: 0 K: 0 S: 2 R: 0 H: 0 E: 0 K: 0 S: 2 R: 0 H: 0 E: 0 K: 0 S: 2 R: 0 H: 0 E: 0 K: 0 S: 2 R: 0 H: 0 E: 0 K: 0 S: 2 R: 0 H: 0 E: 0 K: 0 S: 2 R: 0 H: 0 E: 0 K: 0 S: 2	R: 0 H: 0 E: 0 K: 0 S: 2 R: 0 H: 0 E: 0 K: 0 S: 2 R: 0 H: 0 E: 0 K: 0 S: 2 R: 0 H: 0 E: 0 K: 0 S: 2 R: 0 H: 0 E: 0 K: 0 S: 2 R: 0 H: 0 E: 0 K: 0 S: 2 R: 0 H: 0 E: 0 K: 0 S: 2 R: 0 H: 0 E: 0 K: 0 S: 2 R: 0 H: 0 E: 0 K: 0 S: 2	R: 0 H: 0 E: 0 K: 0 S: 2 R: 0 H: 0 E: 0 K: 0 S: 2 R: 0 H: 0 E: 0 K: 0 S: 2 R: 0 H: 0 E: 0 K: 0 S: 2 R: 0 H: 0 E: 0 K: 0 S: 2 R: 0 H: 0 E: 0 K: 0 S: 2 R: 0 H: 0 E: 0 K: 0 S: 2 R: 0 H: 0 E: 0 K: 0 S: 2 R: 0 H: 0 E: 0 K: 0 S: 2	R: 0 H: 0 E: 0 K: 0 S: 2 R: 0 H: 0 E: 0 K: 0 S: 2 R: 0 H: 0 E: 0 K: 0 S: 2 R: 0 H: 0 E: 0 K: 0 S: 2 R: 0 H: 0 E: 0 K: 0 S: 2 R: 0 H: 0 E: 0 K: 0 S: 2 R: 0 H: 0 E: 0 K: 0 S: 2 R: 0 H: 0 E: 0 K: 0 S: 2 R: 0 H: 0 E: 0 K: 0 S: 2	PITCHER Frank Tanana, L <small>(1, 1) ERA: 3.06</small> Dave LaRoche, L <small>(7, 1) ERA: 1.56</small>	PITCHER IP WLS BF H R ER SO BB IBB HBP BLK WP HR S P ERA WHIP 6.1 2.2 W 11 2 1 1 0 2 0 0 0 0 0 0 9 17 3.38 1.500 4.26 1.263 3.38 1.500	AB 37 R 5 H 10 RBI 5 BB 2 SO 5 LOB 14	WP: 1 PA: 39 PB: 0 SB: 1 CS: 0
---------------------------------------------------------------------------------------------------------------------------------------------------------------------------------------------------------------------------------------------------------------------------------	----------------------------------------------------------------------------------------------------------------------------------------------------------------------------------------------------------------------------------------------------------	----------------------------------------------------------------------------------------------------------------------------------------------------------------------------------------------------------------------------------------------------------	----------------------------------------------------------------------------------------------------------------------------------------------------------------------------------------------------------------------------------------------------------	----------------------------------------------------------------------------------------------------------------------------------------------------------------------------------------------------------------------------------------------------------	----------------------------------------------------------------------------------------------------------------------------------------------------------------------------------------------------------------------------------------------------------	----------------------------------------------------------------------------------------------------------------------------------------------------------------------------------------------------------------------------------------------------------	----------------------------------------------------------------------------------------------------------------------------------------------------------------------------------------------------------------------------------------------------------	----------------------------------------------------------------------------------------------------------------------------------------------------------------------------------------------------------------------------------------------------------	----------------------------------------------------------------------------------------------------------------------------------------------------------------------------------------------------------------------------------------------------------	----------------------------------------------------------------------------------------------------------------------------------------------------------------------------------------------------------------------------------------------------------	----------------------------------------------------------------------------------------------------------------------------------------------------------------------------------------------------------------------------------------------------------	----------------------------------------------------------------------------------------------------------------------------------------------------------------------------------------------------------------------------------------------------------	--------------------------------------------------------------------------------------------------------------------------------------------------	-----------------------------------------------------------------------------------------------------------------------------------------------------------	----------------------------------------------------------------------------------------------------------	---------------------------------------------------------------------



Batter	1	2	3	4	5	6	7	8	9	AB R H RBI BB SO LOB	TOP												
Bill North, S OBP: 0.379, SLG: 0.326 (1, 8) X	0-0 4-3		0-0 F8		0-3 K		0-0 L9		4-0 1B E 1B IBB	4 1 0 0 1 1 4													
Mike Edwards, R OBP: 0.315, SLG: 0.321 (1, 4) X	0-0 6-3		0-3 K		0-0 1B		0-0 1B		0-0 E4 1B	2 0 0 0 0 1 0													
Jerry Tabb, L OBP: 0.250, SLG: 0.250 (5, PH)					1-3 2-H				1-2 2-3 3-H	1 0 1 1 0 0 0													
Steve Staggs, R OBP: 0.567, SLG: 0.429 (5, PR)							2-H			2 1 1 0 0 0 2													
Mitchell Page, L OBP: 0.368, SLG: 0.373 (1, 7) X	0-0 E S 1B		0-3 K		0-0 4-3			0-0 SH1-4 1B	0-0 F7	5 0 2 0 0 1 5													
Elias Sosa, R (9, 1)										0 0 0 0 0 0 0													
Joe Coleman, R (9, 1)										0 0 0 0 0 0 0													
Mario Guerrero, R OBP: 0.325, SLG: 0.391 (1, 6) X	0-0 G3			0-0 F7		0-0 G3-6-3 1B		0-0 SH1-4	0-0 G3 1B 1B	4 1 2 1 0 0 1													
Dave Revering, L OBP: 0.345, SLG: 0.352 (1, 3)		0-3 K		0-3 K		0-0 G3-6-3		0-3 K	0-0 1B G3 1B	5 1 1 2 0 3 2													
Wayne Gross, L OBP: 0.357, SLG: 0.370 (1, 5)		0-0 P5		0-0 4-3		0-3 K		0-0 F9	0-0 G3	5 0 0 0 0 1 3													
Marty Perez, R (9, 5)									1-2 2-3	0 0 0 0 0 0 0													
Gary Alexander, R OBP: 0.336, SLG: 0.602 (1, 10)		0-0 2B			0-0 5-3 1B 1B		0-0 HR		0-0 1B 2B	4 2 4 1 0 0 0													
Dwayne Murphy, L OBP: 0.294, SLG: 0.077 (9, 7)									0-0 1B	1 1 1 1 0 0 0													
Jim Essian, R OBP: 0.302, SLG: 0.319 (1, 2)		0-0 F8			0-0 5-3		4-0 SH2-4 1B BB		0-0 2B E 1B	2 0 0 0 1 0 2													
Miguel Dilone, S OBP: 0.276, SLG: 0.241 (7, PR)									0-0 1B	0 0 0 0 0 0 0													
Jeff Newman, R OBP: 0.273, SLG: 0.545 (7, 2)									0-0 1B	2 1 2 1 0 0 0													
Gary Thomasson, L OBP: 0.228, SLG: 0.310 (1, 9)			0-0 HR		4-0 1B BB		0-0 SH2-4		0-0 E 1B 2B	3 2 2 2 1 0 3													
									0-0 P6														
Inning Stats	R: 0 E: 0 K: 0 S: 4	H: 1 LOB: 1 BB: 0 P: 4	R: 0 E: 0 K: 1 S: 6	H: 1 LOB: 1 BB: 0 P: 6	R: 1 E: 0 K: 2 S: 8	H: 1 LOB: 0 BB: 0 P: 8	R: 0 E: 0 K: 1 S: 5	H: 0 LOB: 0 BB: 0 P: 5	R: 1 E: 0 K: 1 S: 7	H: 2 LOB: 2 BB: 1 P: 11	R: 0 E: 0 K: 1 S: 5	H: 1 LOB: 0 BB: 0 P: 5	R: 1 E: 0 K: 0 S: 4	H: 2 LOB: 2 BB: 1 P: 8	R: 0 E: 0 K: 1 S: 6	H: 1 LOB: 1 BB: 0 P: 6	R: 7 E: 1 K: 0 S: 11	H: 7 LOB: 3 BB: 1 P: 15	1B: 11 2B: 3 3B: 0 HR: 2	SF: 0 SAC: 2 DP: 1 HBP: 0	WP: 0 PB: 0 SB: 1 CS: 0	PA: 45	
PITCHER	IP WLS BF H R ER SO BB IBB HBP BLK WP HR S P ERA WHIP																						
Jack Billingham, R ERA: 3.53 (1, 1)	6.0		26	7	3	3	6	2	0	0	0	0	2	36	44	4.50	1.500						
John Hiller, L ERA: 3.38 (7, 1)	2.0	L	11	5	4	4	1	0	1	0	0	0	0	12	16	18.00	2.500						
Steve Foucault, R ERA: 3.48 (9, 1)	0.1		3	1	0	0	0	0	0	0	0	0	0	3	3	0.00	3.000						
Jim Crawford, L ERA: 4.35 (9, 1)	0.2		5	3	3	1	0	0	0	0	0	0	0	5	5	13.50	4.500						

Oakland Athletics @ Detroit Tigers
Tiger Stadium, Detroit, MI
Fri May 12 1978, 7:05 PM EDT
Att. 18,367 - Unknown

livebaseballscorecards.com

AB	40
R	10
H	16
RBI	9
BB	3
SO	7
LOB	22



BOTTOM

Oakland Athletics @ Detroit Tigers

Tiger Stadium, Detroit, MI

Fri May 12 1978, 7:05 PM EDT
Att. 18,367 - Unknown

livebaseballscorecards.com

AB	35
R	4
H	10
RBI	4
BB	4
SO	5
LOB	19



WP	0	PA	40
PB	0		
SB	0		
CS	1		

AB R H RBI BB SO LOB

5 0 1 0 0 4 3

5 0 2 1 0 0 2

4 0 0 0 1 1 2

5 1 2 0 0 0 3

2 0 0 0 2 0 1

2 1 0 0 0 0 1

1 0 0 0 1 0 2

2 1 1 2 0 0 1

1 0 0 1 0 0 2

3 0 0 0 0 0 2

1 0 1 0 0 0 0

2 1 2 0 0 0 0

2 0 1 0 0 0 0

1B	9	SF	1
2B	0	SAC	0
3B	0	DP	1
HR	1	HBP	0

Batter	1	2	3	4	5	6	7	8	9
Ron LeFlore, R OBP: 0.370, SLG: 0.420 (1, 8)	0-3 K		0-3 K		0-0 1B		0-3 K		0-3 K
Mark Wagner, R OBP: 0.288, SLG: 0.309 (1, 6)	0-0 5-3		0-0 1B		0-0 1B		0-0 5-3		0-0 F8
Rusty Staub, L OBP: 0.376, SLG: 0.382 (1, 10)	0-0 4-3		0-3 K		0-0 6-3			0-0 1-3	4-0 1-2 2-3 BB
Jason Thompson, L OBP: 0.362, SLG: 0.547 (1, 3)		0-0 F8		0-0 6-3 F7 1B		0-0 BB SF8 1B		0-0 E4	0-0 F8
Steve Kemp, L OBP: 0.481, SLG: 0.410 (1, 7)		0-0 F7		0-0 F7		4-0 BB BB		4-0 IBB	
John Wockenfuss, R OBP: 0.458, SLG: 0.524 (1, 9)		0-0 E5		0-0 6-3		4-0 BB BB		0-0 F8	
Tim Corcoran, L OBP: 0.279, SLG: 0.176 (6, PH) (7, 9)		HR		2-3		1-2 2-3 BB		G6-4-3 BB	
Lance Parrish, R OBP: 0.250, SLG: 0.449 (1, 2)		0-0		0-0 P6		0-0 SF8		0-0 L9	
Milt May, L OBP: 0.400, SLG: 0.667 (6, PH) (7, 2)		1-H HR				3-H			
Aurelio Rodriguez, R OBP: 0.394, SLG: 0.557 (1, 5)		0-0		0-0 P6		0-0 G6-4-3			0-0 BB 1B 1B
Phil Mankowski, L OBP: 0.310, SLG: 0.333 (9, PH)		0-0 F5				1-2f			
Steve Dillard, R OBP: 0.242, SLG: 0.242 (1, 4)			0-0		0-0 1B 1B				0-0 BB 1B
Lou Whitaker, L OBP: 0.381, SLG: 0.368 (7, PH) (8, 4)							0-0 4-3		1-2 BB 1B

Inning Stats	R: 0	H: 0	E: 0	K: 1	S: 5	LOB: 0	BB: 0	P: 5	R: 2	H: 1	E: 1	K: 0	S: 5	LOB: 0	BB: 0	P: 5	R: 0	H: 2	E: 0	K: 2	S: 8	LOB: 1	BB: 0	P: 8	R: 0	H: 1	E: 0	K: 0	S: 4	LOB: 1	BB: 0	P: 4	R: 1	H: 3	E: 0	K: 0	S: 5	LOB: 1	BB: 0	P: 5	R: 1	H: 1	E: 0	K: 1	S: 3	LOB: 1	BB: 2	P: 11	R: 0	H: 0	E: 0	K: 1	S: 5	LOB: 0	BB: 0	P: 5	R: 0	H: 0	E: 1	K: 0	S: 4	LOB: 2	BB: 1	P: 8	R: 0	H: 2	E: 0	K: 1	S: 7	LOB: 3	BB: 1	P: 11	1B: 9	SF: 1	2B: 0	SAC: 0	3B: 0	DP: 1	HR: 1	HBP: 0	WP: 0	PA: 40
--------------	------	------	------	------	------	--------	-------	------	------	------	------	------	------	--------	-------	------	------	------	------	------	------	--------	-------	------	------	------	------	------	------	--------	-------	------	------	------	------	------	------	--------	-------	------	------	------	------	------	------	--------	-------	-------	------	------	------	------	------	--------	-------	------	------	------	------	------	------	--------	-------	------	------	------	------	------	------	--------	-------	-------	-------	-------	-------	--------	-------	-------	-------	--------	-------	--------

PITCHER	IP	WLS	BF	H	R	ER	SO	BB	IBB	HBP	BLK	WP	HR	S	P	ERA	WHIP
John Henry Johnson, L ERA: 1.28 (1, 1)	4.2		20	7	3	1	3	0	0	0	0	0	1	26	26	1.93	1.500
Bob Lacey, L ERA: 2.31 (5, 1)	0.1		3	1	1	1	0	1	0	0	0	0	0	2	6	27.00	6.000
Dave Heaverlo, R ERA: 2.36 (6, 1)	2.0		6	0	0	0	1	1	0	0	0	0	0	7	11	0.00	0.500
Elias Sosa, R ERA: 0.71 (8, 1)	1.2	W	10	2	0	0	1	1	1	0	0	0	0	10	18	0.00	1.800
Elias Sosa, R ERA: 0.71 (9, 1)	1.2	W	10	2	0	0	1	1	1	0	0	0	0	10	18	0.00	1.800

PITCHER	IP	WLS	BF	H	R	ER	SO	BB	IBB	HBP	BLK	WP	HR	S	P	ERA	WHIP
Joe Coleman, R ERA: (9, 1)	0.1		1	0	0	0	0	0	0	0	0	0	0	1	1	0.00	0.000

Batter	1	2	3	4	5	6	7	8	9	AB R H RBI BB SO LOB	TOP								
Bill North, S (1, 8) <small>OBP: 0.367, SLG: 0.313</small> Dwayne Murphy, L (4, 8) <small>OBP: 0.263, SLG: 0.071</small>	0-0 6-3			0-3 K			0-0 4-3	0-0 SF9		2 0 0 0 0 1 0 1 0 0 1 0 0 0									
Mike Edwards, R (1, 4) <small>OBP: 0.309, SLG: 0.314</small> Steve Stagg, R (7, PH) <small>OBP: 0.563, SLG: 0.409</small> (7, 4)	0-0 5-3			0-0 F4			0-3 K	4-0 BB		2 0 0 0 0 0 0 1 0 0 0 1 1 0									
Mitchell Page, L (1, 7) <small>OBP: 0.350, SLG: 0.352</small>	0-0 6-3			0-0 L4			0-0 4-3	0-3 K		4 0 0 0 0 1 3									
Mario Guerrero, R (1, 6) <small>OBP: 0.331, SLG: 0.395</small>		0-0 6-3			0-0 5-3			0-0 HR	0-0 1B	4 1 2 0 0 0 0									
Dave Revere, L (1, 3) <small>OBP: 0.342, SLG: 0.376</small>		0-0 F8			0-0 F5			0-0 HR	0-3 K	4 1 1 2 0 1 1									
Wayne Cross, L (1, 5) Miguel Dilone, S (8, PR) Marty Perez, R (8, 5)		0-0 F8			0-0 F9			4-0 SH2-4	0-3 K	2 0 0 0 1 0 0 0 1 0 0 0 0 0 1 0 0 0 0 1 1									
Gary Alexander, R (1, 10) <small>OBP: 0.333, SLG: 0.584</small>			0-0 F8			0-0 4-3		4-0 SF9	0-3 K	3 0 0 0 1 1 1									
Jim Essian, R (1, 2) <small>OBP: 0.306, SLG: 0.315</small>			0-0 5-3			4-0 G3-6		0-0 SH2-4		1 0 0 0 1 0 0									
Gary Thomasson, L (1, 9) <small>OBP: 0.232, SLG: 0.301</small>			0-0 F4			0-0 G3-6		4-0 BB		2 0 0 0 1 0 1									
Inning Stats	R: 0 E: 0 K: 0 S: 3	H: 0 LOB: 0 BB: 0 P: 3	R: 0 E: 0 K: 0 S: 3	H: 0 LOB: 0 BB: 0 P: 3	R: 0 E: 0 K: 1 S: 5	H: 0 LOB: 0 BB: 0 P: 5	R: 0 E: 0 K: 0 S: 3	H: 0 LOB: 0 BB: 0 P: 3	R: 0 E: 0 K: 1 S: 5	H: 0 LOB: 0 BB: 0 P: 5	R: 3 E: 0 K: 1 S: 7	H: 2 LOB: 3 BB: 4 P: 23	R: 0 E: 0 K: 3 S: 10	H: 1 LOB: 1 BB: 0 P: 10	1B: 2 2B: 0 3B: 0 HR: 1	SF: 1 SAC: 1 DP: 1 HBP: 0	WP: 0 PB: 0 SB: 1 CS: 0	PA: 34	
PITCHER Dave Rozema, R (1, 1) <small>ERA: 2.03</small> John Hiller, L (8, 1) <small>ERA: 3.18</small>	IP: 7.2 WLS: L BF: 29 H: 2 R: 3 ER: 3 SO: 2 BB: 4 IBB: 1 HBP: 0 BLK: 0 WP: 0 HR: 1 S: 28 P: 48 ERA: 3.52 WHIP: 0.783																		

Oakland Athletics @ Detroit Tigers
 Tiger Stadium, Detroit, MI
 Sat May 13 1978, 3:33 AM EDT
 Att: 16,324 - Unknown

livebaseballscorecards.com

AB	27
R	3
H	3
RBI	3
BB	5
SO	6
LOB	7



BOTTOM

Oakland Athletics @ Detroit Tigers
Tiger Stadium, Detroit, MI
Sat May 13 1978, 3:33 AM EDT
Att. 16,324 - Unknown

livebaseballscorecards.com

AB 32
R 2
H 5
RBI 1
BB 7
SO 3
LOB 22



WP: 1 PA: 39
PB: 0
SB: 1
CS: 0

AB R H RBI BB SO LOB


4	1	2	0	1	0	0
5	1	1	0	0	1	3
4	0	0	0	1	0	3
2	0	1	0	2	1	1
2	0	0	0	2	0	1
3	0	0	1	1	0	4
3	0	1	0	0	0	2
1	0	0	0	0	0	2
4	0	0	0	0	0	4
3	0	0	0	0	1	2
1	0	0	0	0	0	0

Batter	1	2	3	4	5	6	7	8	9
Ron LeFlore, R (1, 8) OBP: 0.379, SLG: 0.422	4-0 G6-3 BB		0-0 FC4 E 1B	0-0 E6			0-0 6-3		0-0 S 1B
Lou Whitaker, L (1, 4) OBP: 0.362, SLG: 0.349	0-0 G6-3 1-2f		0-0 FC4 F4 FC4-6	0-0 F8			0-0 1B		0-3 K 1-2
Rusty Staub, L (1, 10) OBP: 0.369, SLG: 0.368	4-0 E WP BB		0-0 F4 2-3		0-0 F8		0-0 F8		0-0 F7
Jason Thompson, L (1, 3) OBP: 0.375, SLG: 0.546	0-3 K 1-3		4-0 FC4-6 BB BB		4-0 G4-6-3 BB			0-0 FC1-5 BB 1B	
Steve Kemp, L (1, 7) OBP: 0.482, SLG: 0.400		0-0 1-3	4-0 FC4-6 BB 1-2		0-0 G4-6-3 1-2f			4-0 FC6-4 FC1-5 BB 1-2	
Milt May, L (1, 2) OBP: 0.390, SLG: 0.630		4-0 F8 1B BB	0-0 FC4-6 FC4-6 1-2f 2-3 3-H		0-0 6-3			0-0 FC1-5 FC6-4 1-2 2-3f	
Tim Corcoran, L (1, 9) OBP: 0.281, SLG: 0.185		0-0 1B	0-0 FC4-6 1-2f		0-0 L3			0-0 FC6-4 1-2f 2-3	
John Wockenfuss, R (8, PH) OBP: 0.440, SLG: 0.500		1-2 1B	0-0 FC4-6 1-2f		0-0 G3			0-0 4-3	
Phil Mankowski, L (1, 5) OBP: 0.283, SLG: 0.302		0-0 F8 2-3		0-0 6-3		0-0 G3			0-0 6-3
Alan Trammell, R (1, 6) OBP: 0.348, SLG: 0.409		0-3 K		0-0 5-3			0-0 F9		0-0 6-3
Mickey Stanley, R (9, PH) OBP: 0.200, SLG: 0.200									

Inning Stats	R: 0	H: 0	E: 1	K: 1	S: 4	H: 0	LOB: 1	BB: 2	P: 12	R: 0	H: 1	E: 0	K: 1	S: 6	H: 1	LOB: 2	BB: 1	P: 10	R: 2	H: 1	E: 1	K: 0	S: 5	H: 0	LOB: 1	BB: 0	P: 4	R: 0	H: 0	E: 0	K: 0	S: 2	H: 0	LOB: 0	BB: 1	P: 6	R: 0	H: 0	E: 0	K: 0	S: 3	H: 0	LOB: 0	BB: 0	P: 3	R: 0	H: 1	E: 0	K: 0	S: 4	H: 1	LOB: 1	BB: 0	P: 4	R: 0	H: 1	E: 0	K: 0	S: 4	H: 1	LOB: 2	BB: 1	P: 8	R: 0	H: 1	E: 0	K: 1	S: 6	H: 1	LOB: 1	BB: 0	P: 6	1B: 5	SF: 0	2B: 0	SAC: 0	3B: 0	DP: 2	HR: 0	HBP: 0	WP: 1	PA: 39
--------------	------	------	------	------	------	------	--------	-------	-------	------	------	------	------	------	------	--------	-------	-------	------	------	------	------	------	------	--------	-------	------	------	------	------	------	------	------	--------	-------	------	------	------	------	------	------	------	--------	-------	------	------	------	------	------	------	------	--------	-------	------	------	------	------	------	------	------	--------	-------	------	------	------	------	------	------	------	--------	-------	------	-------	-------	-------	--------	-------	-------	-------	--------	-------	--------

PITCHER	IP	WLS	BF	H	R	ER	SO	BB	IBB	HBP	BLK	WP	HR	S	P	ERA	WHIP
Matt Keough, R (1, 1) ERA: 2.05	6.2		29	3	2	0	2	6	0	0	0	1	0	27	51	0.00	1.350
Bob Lacey, L (7, 1) ERA: 2.25	0.2	W	4	1	0	0	0	1	0	0	0	0	0	3	7	0.00	3.000
Elias Sosa, R (8, 1) ERA: 0.67	1.2	S	6	1	0	0	1	0	0	0	0	0	0	8	8	0.00	0.600

PITCHER	IP	WLS	BF	H	R	ER	SO	BB	IBB	HBP	BLK	WP	HR	S	P	ERA	WHIP
---------	----	-----	----	---	---	----	----	----	-----	-----	-----	----	----	---	---	-----	------

Batter	1	2	3	4	5	6	7	8	9	AB R H RBI BB SO LOB	TOP
Mike Edwards, R (1, 4) OBP: 0.296, SLG: 0.300	0-3 K		0-0 G6-4-3 1-2f			0-0 6-3		0-0 L6		4 0 0 0 0 1 4	
Dwayne Murphy, L (1, 8) OBP: 0.261, SLG: 0.059	0-3 K2-3			4-0 G6-3 BB BB		0-0 F8		0-0 1-3 1-2 2-3		3 0 0 0 1 1 2	
Mitchell Page, L (1, 7) OBP: 0.345, SLG: 0.338	0-0 F8			4-0 G6-3 BB 1-2		0-0 4-3		0-0 6-3		3 0 0 0 1 0 3	
Mario Guerrero, R (1, 6) OBP: 0.323, SLG: 0.385 Steve Staggs, R (7, 6) OBP: 0.545, SLG: 0.391		0-0 F2		0-0 G6-3 1-2f 2-3		0-0 F8		0-0 4-3		3 0 0 0 0 0 2 1 0 0 0 0 0 0	
Dave Revering, L (1, 3) OBP: 0.341, SLG: 0.375 Jerry Tabb, L (7, PR) OBP: 0.400, SLG: 0.250		0-0 F7		0-0 F6		0-0 1B 1B		4-0 BB		3 0 1 0 0 0 1 0 0 0 0 1 0 0	
Wayne Cross, L (1, 5) OBP: 0.356, SLG: 0.360 Marty Perez, R (7, PR) OBP: 0.400, SLG: 0.250		0-0 F9			0-0 1-3		0-0 G6-4-3 1B		0-3 K	3 0 1 0 0 0 0 1 0 0 0 0 1 1	
Gary Alexander, R (1, 10) OBP: 0.339, SLG: 0.573			4-0 1B BB		4-0 BB		0-0 G6-4-3 1-2f		0-3 K	2 0 0 0 2 1 3	AB 28 R 0 H 4 RBI 0 BB 6 SO 5 LOB 20
Jim Essian, R (1, 2) OBP: 0.315, SLG: 0.319 Miguel Dilone, S (8, PR) OBP: 0.276, SLG: 0.241 Dave Heaverlo, R (8, 1)			0-0 G6-4-3 1B		0-0 L9		4-0 1-3 1B BB			2 0 1 0 1 0 1 0 0 0 0 0 0 0 0 0 0 0 0 0 0	
Gary Thomasson, L (1, 9) OBP: 0.235, SLG: 0.303			0-0 F8		0-3 K		0-0 1-3 1B			3 0 1 0 0 1 3	
Inning Stats	R: 0 E: 0 K: 2 S: 7 H: 0 LOB: 0 BB: 0 P: 7	R: 0 E: 0 K: 0 S: 3 H: 0 LOB: 0 BB: 0 P: 3	R: 0 E: 0 K: 0 S: 3 H: 1 LOB: 1 BB: 1 P: 7	R: 0 E: 0 K: 0 S: 2 H: 0 LOB: 1 BB: 2 P: 10	R: 0 E: 0 K: 1 S: 5 H: 0 LOB: 1 BB: 1 P: 9	R: 0 E: 0 K: 0 S: 3 H: 0 LOB: 0 BB: 0 P: 3	R: 0 E: 0 K: 0 S: 4 H: 2 LOB: 2 BB: 0 P: 4	R: 0 E: 0 K: 0 S: 4 H: 1 LOB: 3 BB: 1 P: 8	R: 0 E: 0 K: 2 S: 7 H: 0 LOB: 1 BB: 1 P: 11	1B: 4 2B: 0 3B: 0 HR: 0 SF: 0 SAC: 0 DP: 3 HBP: 0	WP: 0 PB: 0 SB: 0 CS: 0 PA: 34
PITCHER Bob Sykes, L (1, 1) ERA:	IP 9.0 WLS W BF 34 H 4 R 0 ER 0 SO 5 BB 6 IBB 0 HBP 0 BLK 0 WP 0 HR 0 S 38 P 62 ERA 0.00 WHIP 1.111	PITCHER IP WLS BF H R ER SO BB IBB HBP BLK WP HR S P ERA WHIP									

Oakland Athletics @ Detroit Tigers
Tiger Stadium, Detroit, MI
Sun May 14 1978, 3:33 AM EDT
Att. 12,513 - Unknown

livebaseballscorecards.com

Batter	1	2	3	4	5	6	7	8	9	AB	R	H	RBI	BB	SO	LOB
Ron LeFlore, R OBP: 0.370, SLG: 0.410 Mickey Stanley, R OBP: 0.200, SLG: 0.200	0-3 K	0-0 5-3	0-0 FC5		0-3 K		0-0 5-3	0-0 1B FC6-4 1B		6	1	1	3	0	2	7
Lou Whitaker, L OBP: 0.377, SLG: 0.367	0-0 4-3	0-0 E S 1B		0-0 E5 4-3 1-3		0-0 1B SF7 1B	0-0 F7	0-0 1-3 2-H 3-H 1B		6	1	3	3	0	0	1
Rusty Staub, L OBP: 0.375, SLG: 0.411	0-0 1B 2B	0-0 4-3 1-3		0-0 1-3		0-0 1-3 1B		0-0 HR FC6-4 1B		6	2	3	2	0	0	3
Jason Thompson, L OBP: 0.389, SLG: 0.577	0-0 2-H 1B		4-0 WP 1B BB	0-0 4-3		0-0 SF7		0-0 HR BB		3	1	2	3	2	0	1
Steve Kemp, L OBP: 0.475, SLG: 0.407	0-3 K		0-0 WP 1B 1B	0-0 F7		0-3 K		0-0 1B 2B 4-3		6	2	2	0	0	2	5
Milt May, L OBP: 0.406, SLG: 0.678		0-0 1B 2B 1B	0-0 L9		0-0 HR	0-0 4-3		0-0 HBP 1B 1B		5	3	3	2	0	0	3
Tim Corcoran, L OBP: 0.304, SLG: 0.207		0-0 F7	4-0 1B BB		0-0 F9		0-0 FC6-4 1B 5-3 1B	0-0 1-2 1B HBP 1B		4	2	2	0	1	0	1
Phil Mankowski, L OBP: 0.353, SLG: 0.348		0-0 2B 1B	0-0 FC5 BB 1B		4-0 FC6-4 BB		0-0 FC6-4 1B	1-0 1-2 1B HBP		3	2	3	1	1	0	0
Alan Trammell, R OBP: 0.353, SLG: 0.417		0-0 1B 2B	4-0 FC6-4 BB		0-0 FC6-4		0-0 FC6-4 5-3	0-0 F8		4	1	1	1	1	0	6

Inning Stats	R: 1	H: 2	E: 0	K: 2	S: 9	R: 3	H: 4	E: 0	K: 0	S: 7	R: 1	H: 2	E: 0	K: 0	S: 4	R: 0	H: 0	E: 1	K: 0	S: 4	R: 1	H: 1	E: 0	K: 1	S: 6	R: 1	H: 2	E: 0	K: 1	S: 7	R: 1	H: 2	E: 0	K: 0	S: 5	R: 7	H: 7	E: 0	K: 0	S: 10	1B: 14	2B: 3	3B: 0	HR: 3	SF: 1	SAC: 0	DP: 0	HBP: 1	WP: 1	PB: 0	SB: 1	CS: 0	PA: 50
--------------	------	------	------	------	------	------	------	------	------	------	------	------	------	------	------	------	------	------	------	------	------	------	------	------	------	------	------	------	------	------	------	------	------	------	------	------	------	------	------	-------	--------	-------	-------	-------	-------	--------	-------	--------	-------	-------	-------	-------	--------

PITCHER	IP	WLS	BF	H	R	ER	SO	BB	IBB	HBP	BLK	WP	HR	S	P	ERA	WHIP
Pete Broberg, R ERA: 2.72	(1, 1)	1.2	L	11	6	4	2	0	0	0	0	0	0	15	15	21.60	3.600
Rick Langford, R ERA: 3.12	(2, 1)	5.1		27	7	4	2	4	0	0	0	1	1	27	43	6.75	2.062
Dave Heaverlo, R ERA: 4.55	(8, 1)	1.0		12	7	7	0	1	0	1	0	0	2	10	15	63.00	8.000

BOTTOM

Oakland Athletics @ Detroit Tigers


Tiger Stadium, Detroit, MI

Sun May 14 1978, 3:33 AM EDT

Att. 12,513 - Unknown

livebaseballscorecards.com

AB	43
R	15
H	20
RBI	15
BB	5
SO	4
LOB	27



Batter	1	2	3	4	5	6	7	8	9	AB R H RBI BB SO LOB	TOP											
Julio Cruz, S (1, 4) OBP: 0.379, SLG: 0.324	0-0 4-3			4-0 SF9 BB	0-0 FC4-6			0-0 3-1		3 1 0 0 1 0 1												
Craig Reynolds, L (1, 6) OBP: 0.387, SLG: 0.394	0-0 G4-6-3 1B			0-0 SF9 1-H	0-0 F8 1-2			0-0 F9		3 0 1 1 0 0 1												
Steve Braun, L (1, 10) OBP: 0.315, SLG: 0.375	0-0 G4-6-3 1-2f			4-0 2B SF8 BB		0-0 G3-6-3 1B		0-0 F7		3 1 1 0 1 0 1												
Bruce Bochte, L (1, 7) OBP: 0.350, SLG: 0.381		4-0 G1-4-3 BB		0-0 SF8 1-3 2B		0-0 G3-6-3 1-2f		0-0 2-3		3 0 1 0 1 0 1												
Ruppert Jones, L (1, 8) OBP: 0.320, SLG: 0.292		0-3 K		4-0 IBB		0-0 F7		0-3 K		3 0 0 0 1 2 1												
Bill Stein, R (1, 5) OBP: 0.317, SLG: 0.355		0-0 G1-4-3 1-2f		0-0 SF8 2-3 3-H		0-0 4-3		0-0 4-3		2 0 0 1 0 0 1												
John Hale, L (1, 9) OBP: 0.250, SLG: 0.147			0-0 F5	0-0 4-3		0-0 F8				3 0 0 0 0 0 2												
Juan Bernhardt, R (1, 3) OBP: 0.250, SLG: 0.333			0-0 CS 1B		0-0 5-3		0-0 4-3			3 0 1 0 0 0 0												
Bill Plummer, R (1, 2) OBP: 0.571, SLG: 0.667			0-3 K		0-0 FC4-6 1B			0-0 6-3		2 0 1 0 0 1 1												
Bob Stinson, S (8, PH) OBP: 0.387, SLG: 0.382			1-2 K							1 0 0 0 0 0 0												
Inning Stats	R: 0 E: 0 K: 0 S: 3	H: 1 LOB: 0 BB: 0 P: 3	R: 0 E: 0 K: 1 S: 4	H: 0 LOB: 0 BB: 1 P: 8	R: 0 E: 0 K: 1 S: 5	H: 1 LOB: 0 BB: 0 P: 5	R: 2 E: 1 K: 0 S: 4	H: 1 LOB: 2 BB: 3 P: 16	R: 0 E: 0 K: 0 S: 4	H: 1 LOB: 1 BB: 0 P: 4	R: 0 E: 0 K: 0 S: 3	H: 1 LOB: 0 BB: 0 P: 3	R: 0 E: 0 K: 0 S: 3	H: 0 LOB: 0 BB: 0 P: 3	R: 0 E: 0 K: 1 S: 5	H: 0 LOB: 0 BB: 0 P: 5	R: 0 E: 0 K: 1 S: 5	H: 0 LOB: 0 BB: 0 P: 5	1B: 4 2B: 1 3B: 0 HR: 0	SF: 2 SAC: 0 DP: 3 HBP: 0	WP: 0 PB: 0 SB: 1 CS: 1	PA: 32
PITCHER Jim Staton, R (1, 1) ERA: 4.86	IP: 9.0 WLS: W BF: 32 H: 5 R: 2 ER: 2 SO: 3 BB: 3 IBB: 1 HBP: 0 BLK: 0 WP: 0 HR: 0 S: 34 P: 50 ERA: 2.00 WHIP: 0.889																				PITCHER	IP: WLS: BF: H: R: ER: SO: BB: IBB: HBP: BLK: WP: HR: S: P: ERA: WHIP:

Seattle Mariners @ Detroit Tigers
Tiger Stadium, Detroit, MI
Mon May 15 1978, 7:05 PM EDT
Att. 8,412 - Cloudy

livebaseballscorecards.com

AB 26
R 2
H 5
RBI 2
BB 4
SO 3
LOB 9



Batter	1	2	3	4	5	6	7	8	9
Ron LeFlore, R OBP: 0.359, SLG: 0.397 (1, 8)	0-0 6-3		0-3 K		0-0 L7		0-3 K		
Lou Whitaker, L OBP: 0.368, SLG: 0.358 (1, 4)	0-0 6-4-3 1B		0-0 6-3		0-0 F7			0-0 1-3	
Rusty Staub, L OBP: 0.379, SLG: 0.422 (1, 10)	0-0 6-4-3 1-2			0-0 2B HR 1B	0-0 3-1			0-0 L3-6 2B	
Jason Thompson, L OBP: 0.392, SLG: 0.583 (1, 3)	0-0 2-H 1B			0-0 1-3 HR 2B	0-0 F7			0-0 L3-6 2-3	
Steve Kemp, L OBP: 0.463, SLG: 0.394 (1, 7)	0-0 6-3			0-0 G3	0-0 F8			0-0 F9	
Milt May, L OBP: 0.418, SLG: 0.721 (1, 2)		4-0 BB FC4-6 BB		0-0 2-H 3-H HR	0-0 F9				
Tim Corcoran, L OBP: 0.319, SLG: 0.262 (1, 9)		0-0 FC4-6 1-2f 4-3		0-0 2B			0-0 SH1-3 2B		
Phil Mankowski, L OBP: 0.346, SLG: 0.340 (1, 5) Aurelio Rodriguez, R OBP: 0.388, SLG: 0.548 (4, PH) (5, 5)		0-0 1-2 4-3		0-0 5-3			0-0 SH1-3 2-3		
Alan Trammell, R OBP: 0.333, SLG: 0.392 (1, 6)				0-0 F8	0-0 F8		0-0 F8		

Inning Stats	R: 1	H: 2	E: 0	K: 0	S: 5	LOB: 1	BB: 0	P: 5
	R: 0	H: 0	E: 0	K: 0	S: 2	LOB: 1	BB: 1	P: 6
	R: 0	H: 0	E: 0	K: 1	S: 5	LOB: 0	BB: 0	P: 5
	R: 3	H: 4	E: 0	K: 0	S: 7	LOB: 1	BB: 0	P: 7
	R: 0	H: 0	E: 0	K: 0	S: 3	LOB: 0	BB: 0	P: 3
	R: 0	H: 0	E: 0	K: 0	S: 3	LOB: 0	BB: 0	P: 3
	R: 0	H: 1	E: 0	K: 1	S: 6	LOB: 1	BB: 0	P: 6
	R: 0	H: 1	E: 0	K: 0	S: 3	LOB: 0	BB: 0	P: 3

PITCHER	IP	WLS	BF	H	R	ER	SO	BB	IBB	HBP	BLK	WP	HR	S	P	ERA	WHIP
Glenn Abbott, R ERA: 4.02 (1, 1)	3.1	L	16	6	4	4	1	1	0	0	0	0	1	17	21	10.80	2.100
Tom House, L ERA: 4.35 (4, 1)	4.2		15	2	0	0	1	0	0	0	0	0	0	17	17	0.00	0.429

AB R H RBI BB SO LOB

4	0	0	0	0	2	1
4	1	1	0	0	0	0
4	1	2	0	0	0	1
4	1	2	1	0	0	1
3	0	0	0	0	0	3
2	1	1	3	1	0	0
3	0	2	0	0	0	1
1	0	0	0	0	0	1
1	0	0	0	0	0	1
3	0	0	0	0	0	2

AB	29
R	4
H	8
RBI	4
BB	1
SO	2
LOB	11



Seattle Mariners @ Detroit Tigers
Tiger Stadium, Detroit, MI
Mon May 15 1978, 7:05 PM EDT
Att. 8,412 - Cloudy

livebaseballscores.com

WP	PA	31
PB	0	
SB	0	
CS	0	

Batter	1	2	3	4	5	6	7	8	9	10	11	12	13	14	15	16	AB	R	H	RBI	BB	SO	LOB	TOP										
Julio Cruz, S OBP: 0.389, SLG: 0.333 (1, 4)	0-0 6-3		0-0 4-3		0-0 1-3 2-H 1B		0-3 K			4-0 L7-3 BB			0-0 S 1B		0-0 1-2 1B		6	0	3	1	1	1	2											
Craig Reynolds, L OBP: 0.372, SLG: 0.370 (1, 6)	0-0 G3			4-0 4-3 BB	0-0 1-3			0-0 F7		0-0 L7-3			0-0 4-3		0-0 F9		6	0	0	0	1	0	6											
Bruce Bochte, L OBP: 0.348, SLG: 0.368 (1, 7)	0-3 K			0-0 4-3		4-0 WP SH1-4 SF9 BB		0-0 G3			0-0 F8		4-0 FC5-4 BB		0-3 K		5	1	0	0	2	2	3											
Leroy Stanton, R OBP: 0.320, SLG: 0.252 (1, 10)		0-0 F4		0-0 5-3		0-0 SH1-4		0-3 K			0-0 F9		0-0 FC5-4			0-0 F8		6	0	0	0	0	1	3										
Ruppert Jones, L OBP: 0.312, SLG: 0.287 (1, 8)		0-3 K		0-0 L5		0-0 SF9		0-0 6-3			0-3 K			0-0 F8		0-0 BB 1B		6	0	1	1	0	2	1										
Bill Stein, R OBP: 0.320, SLG: 0.357 (1, 5)		0-0 F3		0-0 L5		0-0 F9		0-0 4-3 1B				0-0 L6-3 1B		0-0 4-3		0-0 1-2 1B		5	0	2	0	0	0	0										
Larry Milbourne, S OBP: 0.267, SLG: 0.267 (12, 5)																	2	0	1	0	0	0	0											
John Hale, L OBP: 0.235, SLG: 0.137 (1, 9)			0-0 E6 4-3		0-0 4-3		0-0 4-3		0-0 4-3			2-3 K		0-0 6-3		0-0 F8		4	0	0	0	0	0	1										
Leon Roberts, R OBP: 0.389, SLG: 0.597 (12, 9)																	2	0	0	0	0	1	1											
Steve Braun, L OBP: 0.309, SLG: 0.367 (16, 9)																	1	0	0	0	0	0	2											
Juan Bernhardt, R OBP: 0.368, SLG: 0.444 (1, 3)			0-0 4-3		0-0 BB 1B		0-0 4-3 2B		0-3 K			0-0 L6-3		0-0 FC3-6 1B		0-0 1-2 2-3 BB		6	1	3	0	1	1	3										
Bob Stinson, S OBP: 0.365, SLG: 0.374 (1, 2)					4-0 BB 1B		0-0 4-3			0-0 G3			0-0 F8		0-0 FC3-6 1B		0-0 5-3		2	0	0	0	1	0	2									
Jose Baez, R OBP: 0.271, SLG: 0.233 (10, PH)					1-2 BB										1-2 BB		1	0	0	0	0	0	0											
Bill Plummer, R OBP: 0.400, SLG: 0.444 (10, 2)																	3	0	0	0	0	0	4											
Inning Stats	R: 0 E: 0 K: 1 S: 5	H: 0 LOB: 0 BB: 0 P: 5	R: 0 E: 0 K: 1 S: 5	H: 0 LOB: 0 BB: 0 P: 5	R: 0 E: 1 K: 0 S: 4	H: 0 LOB: 1 BB: 0 P: 4	R: 0 E: 0 K: 0 S: 3	H: 0 LOB: 1 BB: 1 P: 7	R: 1 E: 0 K: 0 S: 5	H: 2 LOB: 2 BB: 1 P: 9	R: 1 E: 0 K: 0 S: 3	H: 0 LOB: 0 BB: 1 P: 7	R: 0 E: 0 K: 1 S: 6	H: 1 LOB: 1 BB: 0 P: 6	R: 0 E: 0 K: 1 S: 5	H: 0 LOB: 0 BB: 0 P: 5	R: 0 E: 0 K: 1 S: 6	H: 1 LOB: 1 BB: 0 P: 6	R: 0 E: 0 K: 1 S: 5	H: 0 LOB: 0 BB: 0 P: 5	R: 0 E: 0 K: 1 S: 5	H: 1 LOB: 1 BB: 0 P: 7	R: 0 E: 0 K: 0 S: 4	H: 1 LOB: 2 BB: 1 P: 8	R: 0 E: 0 K: 0 S: 3	H: 0 LOB: 0 BB: 0 P: 3	R: 0 E: 0 K: 1 S: 7	H: 2 LOB: 2 BB: 0 P: 7	R: 0 E: 0 K: 0 S: 5	H: 2 LOB: 3 BB: 1 P: 9	1B: 9 2B: 3 3B: 0 HR: 0	SF: 1 SAC: 1 DP: 2 HBP: 0	WP: 1 PB: 0 SB: 2 CS: 0	PA: 63
PITCHER	IP WLS BF H R ER SO BB IBB HBP BLK WP HR S P ERA WHIP																						IP WLS BF H R ER SO BB IBB HBP BLK WP HR S P ERA WHIP											
Milt Wilcox, R ERA: 3.57 (1, 1)	6.1																																	
John Hiller, L ERA: 2.45 (7, 1)	6.2																																	
Steve Foucault, R ERA: 2.7 (14, 1)	3.0	W	14	4	0	0	1	1	0	0	0	0	0	0	15	19	0.00	1.667																

Seattle Mariners @ Detroit Tigers
Tiger Stadium, Detroit, MI
Tue May 16 1978, 7:05 PM EDT
Att. 12,423 - Unknown

AB 55
R 2
H 10
RBI 2
BB 6
SO 8
LOB 28



Batter	1	2	3	4	5	6	7	8	9	10	11	12	13	14	15	16	AB	R	H	RBI	BB	SO	LOB	BOTTOM
Ron LeFlore, R OBP: 0.356, SLG: 0.386 (1, 8)	F9	FC6-4			FC4-6			6-3		1B		IBB			K		6	0	1	0	1	1	3	
Mark Wagner, R OBP: 0.306, SLG: 0.328 (1, 6)																	3	0	2	0	0	0	0	
Tim Corcoran, L OBP: 0.315, SLG: 0.258 (8, PH)																	1	0	0	0	0	0	0	
Alan Trammell, R OBP: 0.333, SLG: 0.389 (9, 6)	1B																3	0	1	0	0	1	4	
Rusty Staub, L OBP: 0.367, SLG: 0.407 (1, 10)																	7	0	1	0	0	0	2	
Jason Thompson, L OBP: 0.394, SLG: 0.579 (1, 3)	G4-6-3																6	2	2	0	1	0	3	
Steve Kemp, L OBP: 0.453, SLG: 0.378 (1, 7)																	4	1	0	1	2	2	2	
John Wockenfuss, R OBP: 0.407, SLG: 0.458 (1, 9)																	2	0	0	0	0	0	1	
Phil Mankowski, L OBP: 0.340, SLG: 0.333 (9, PH)																	1	0	0	0	0	0	0	
Mickey Stanley, R OBP: 0.250, SLG: 0.375 (10, 9)																	3	0	1	0	0	1	2	
Lance Parrish, R OBP: 0.254, SLG: 0.482 (1, 2)																	7	1	2	2	0	0	2	
Aurelio Rodriguez, R OBP: 0.361, SLG: 0.515 (1, 5)																	4	0	0	1	0	1	2	
Steve Dillard, R OBP: 0.265, SLG: 0.286 (1, 4)																	2	0	2	0	0	0	0	
Milt May, L OBP: 0.412, SLG: 0.710 (8, PH)																	1	0	0	0	0	0	0	
Lou Whitaker, L OBP: 0.367, SLG: 0.357 (9, 4)																	3	0	1	0	0	0	2	

Seattle Mariners @ Detroit Tigers
Tiger Stadium, Detroit, MI
Tue May 16 1978, 7:05 PM EDT
Att: 12,423 - Unknown

AB 53
R 4
H 13
RBI 4
BB 4
SO 6
LOB 23



Inning Stats	R: 0	H: 2	E: 0	LOB: 1	K: 0	BB: 0	S: 4	P: 4	R: 1	H: 2	E: 0	LOB: 2	K: 0	BB: 1	S: 5	P: 9	R: 0	H: 1	E: 0	LOB: 0	K: 0	BB: 0	S: 3	P: 3	R: 0	H: 0	E: 0	LOB: 0	K: 0	BB: 0	S: 3	P: 3	R: 0	H: 1	E: 0	LOB: 0	K: 1	BB: 0	S: 5	P: 5	R: 0	H: 0	E: 0	LOB: 0	K: 0	BB: 0	S: 3	P: 3	R: 0	H: 0	E: 0	LOB: 0	K: 0	BB: 0	S: 3	P: 7	R: 0	H: 0	E: 0	LOB: 0	K: 0	BB: 0	S: 3	P: 3	R: 1	H: 1	E: 0	LOB: 0	K: 0	BB: 0	S: 4	P: 4	R: 0	H: 2	E: 0	LOB: 2	K: 1	BB: 0	S: 7	P: 7	R: 0	H: 0	E: 0	LOB: 0	K: 0	BB: 0	S: 7	P: 7	R: 0	H: 0	E: 0	LOB: 1	K: 0	BB: 1	S: 3	P: 7	R: 0	H: 0	E: 1	LOB: 2	K: 0	BB: 1	S: 4	P: 8	R: 0	H: 0	E: 0	LOB: 0	K: 1	BB: 0	S: 5	P: 5	R: 0	H: 1	E: 0	LOB: 1	K: 0	BB: 0	S: 4	P: 4	R: 0	H: 0	E: 0	LOB: 0	K: 1	BB: 0	S: 5	P: 5	R: 2	H: 2	E: 0	LOB: 0	K: 2	BB: 0	S: 8	P: 8	1B: 10	2B: 3	3B: 0	HR: 1	SF: 2	SAC: 2	DP: 3	HBP: 0	WP: 1	PA: 62
PITCHER	IP	WLS	BF	H	R	ER	SO	BB	IBB	HBP	BLK	WP	HR	S	P	ERA	WHIP																																																																																																																																	
Rick Honeycutt, L ERA: 3.56 (1, 1)	6.2		25	6	1	1	1	2	0	0	0	0	0	25	33	1.35	1.200																																																																																																																																	
Enrique Romo, R ERA: 3.64 (7, 1)	5.1		22	3	1	1	1	1	0	0	0	1	0	22	30	1.69	0.750																																																																																																																																	
Shane Rawley, L ERA: 4.15 (13, 1)	3.2	L	14	4	2	2	4	0	0	0	0	0	1	22	22	4.91	1.091																																																																																																																																	

Batter	1	2	3	4	5	6	7	8	9	AB R H RBI BB SO LOB	TOP		
Ron LeFlore, R OBP: 0.370, SLG: 0.431 (1, 8) X	0-0 1B 1-3 1B		0-0 HR		0-3 K		0-0 1-3 HR 2B	0-0 S 1B		5 3 4 1 0 1 0			
Mark Wagner, R OBP: 0.313, SLG: 0.333 (1, 6) X	0-0 1-3 1B		0-0 F8		0-0 1B		0-0 L3	0-0 G3		5 0 2 0 0 0 3			
Rusty Staub, L OBP: 0.361, SLG: 0.398 (1, 10) X	0-0 1-3 1-2 3-H		0-0 F6		0-3 K		0-0 1-3 2-3			5 0 1 1 0 1 3			
Jason Thompson, L OBP: 0.387, SLG: 0.587 (1, 3) S S S	0-3 K		0-0 F8		0-0 F7		0-0 3-H HR			5 1 1 2 0 2 3			
Steve Kemp, L OBP: 0.451, SLG: 0.373 (1, 7) S S S	0-3 K				4-0 1B 1B BB		0-0 F7	0-0 6-3		4 0 1 0 1 1 1			
John Wockenfuss, R OBP: 0.419, SLG: 0.464 Tim Corcoran, L OBP: 0.311, SLG: 0.254 (1, 9) (8, 9)					0-0 1B 1-2 1B		0-0 6-3			4 0 2 0 0 0 0 1 0 0 0 0 0 2			
Lance Parrish, R OBP: 0.270, SLG: 0.533 (1, 2) X					0-0 F7		0-0 1B 1B			4 1 2 1 0 0 3			
Aurelio Rodriguez, R OBP: 0.368, SLG: 0.507 (1, 5) H					0-0 L7		0-0 1-2 1B			3 0 1 0 0 0 2			
Steve Dillard, R OBP: 0.268, SLG: 0.269 Lou Whitaker, L OBP: 0.377, SLG: 0.368 (1, 4) (8, PH) (8, 4) X					0-0 G6-4-3 HBP		0-0 1-2 2-H 1B			3 0 1 0 0 0 4 1 0 1 0 0 0 0			
Inning Stats	R: 1 H: 2 E: 0 LOB: 1 K: 2 BB: 0 S: 9 P: 9	R: 0 H: 1 E: 0 LOB: 1 K: 0 BB: 0 S: 3 P: 4	R: 1 H: 1 E: 0 LOB: 0 K: 0 BB: 0 S: 4 P: 4	R: 0 H: 2 E: 0 LOB: 2 K: 0 BB: 1 S: 4 P: 8	R: 0 H: 1 E: 0 LOB: 1 K: 2 BB: 0 S: 8 P: 8	R: 0 H: 2 E: 0 LOB: 2 K: 0 BB: 0 S: 5 P: 5	R: 2 H: 2 E: 0 LOB: 0 K: 0 BB: 0 S: 5 P: 5	R: 1 H: 3 E: 0 LOB: 2 K: 0 BB: 0 S: 6 P: 6	R: 0 H: 2 E: 0 LOB: 1 K: 1 BB: 0 S: 6 P: 6	1B: 12 SF: 0 2B: 1 SAC: 0 3B: 0 DP: 1 HR: 3 HBP: 1	WP: 0 PA: 43 PB: 0 SB: 1 CS: 1		
PITCHER	IP WLS BF H R ER SO BB IBB HBP BLK WP HR S P ERA WHIP											PITCHER	IP WLS BF H R ER SO BB IBB HBP BLK WP HR S P ERA WHIP
Jerry Augustine, L ERA: 5.73 (1, 1)	7.1 L 34 12 5 5 4 1 0 1 0 0 0 3 40 45 6.14 1.773												
Eduardo Rodriguez, R ERA: 1.64 (8, 1)	0.2 5 3 0 0 0 0 0 0 0 0 0 0 5 5 0.00 4.500												
Bob McClure, L ERA: 3.21 (9, 1)	1.0 3 1 0 0 0 1 0 0 0 0 0 0 5 5 0.00 1.000												

Detroit Tigers @ Milwaukee Brewers
Milwaukee County Stadium, Milwaukee, WI

Wed May 17 1978, 8:05 PM EDT
Att. 10,004 - Unknown - 66 F

livebaseballscorecards.com

AB	40
R	5
H	16
RBI	5
BB	1
SO	5
LOB	21



Batter	1	2	3	4	5	6	7	8	9	AB	R	H	RBI	BB	SO	LOB
Paul Molitor, R OBP: 0.311, SLG: 0.404 (1, 4)	0-0 1B		0-3 K		0-0 G4-6-3		0-3 K			4	0	1	0	0	2	3
Cecil Cooper, L OBP: 0.365, SLG: 0.575 (1, 3)	0-0 F5		0-0 3-1		0-0 F6			0-0 1-3		4	0	0	0	0	0	1
Sal Bando, R OBP: 0.391, SLG: 0.444 (1, 10)	0-0 F8		0-3 K			0-0 F4		0-0 FC5-4 1B		4	0	1	0	0	1	1
Ben Oglivie, L OBP: 0.308, SLG: 0.458 (1, 7)	0-0 F7			0-0 L9		0-0 F7		0-0 F6		4	0	0	0	0	0	2
Sixto Lezcano, R OBP: 0.372, SLG: 0.617 (1, 9)		0-0 HR		0-0 6-3		0-0 CS 1B		0-0 FC5-4		4	1	2	1	0	0	1
Jim Gantner, L OBP: 0.250, SLG: 0.393 (1, 5)		0-0 4-3		0-0 4-3		0-0 CS	0-0 1-3		0-0 F3	3	0	0	0	0	0	0
Dick Davis, R OBP: 0.327, SLG: 0.360 (9, PH)						1-2				1	0	0	0	0	0	0
Gorman Thomas, R OBP: 0.367, SLG: 0.476 (1, 8)		0-0 5-3			0-0 HR		0-0 5-3		0-0 1B	4	1	2	1	0	0	0
Robin Yount, R OBP: 0.357, SLG: 0.500 (1, 6)		0-0 1B			0-0 G4-6-3 3B		0-0 1B 1B		0-0 F8	4	1	3	0	0	0	1
Charlie Moore, R OBP: 0.351, SLG: 0.424 (1, 2)		0-0 4-3			4-0 G4-6-3 BB		0-0 1B		0-0 F6	3	0	1	0	1	0	2

Inning Stats	R: 0	H: 1	E: 0	LOB: 1	K: 0	BB: 0	S: 4	P: 4	R: 1	H: 2	E: 0	LOB: 1	K: 0	BB: 0	S: 5	P: 5	R: 0	H: 0	E: 0	LOB: 0	K: 2	BB: 0	S: 7	P: 7	R: 0	H: 0	E: 0	LOB: 0	K: 0	BB: 0	S: 3	P: 3	R: 2	H: 2	E: 0	LOB: 0	K: 0	BB: 1	S: 4	P: 8	R: 0	H: 1	E: 0	LOB: 0	K: 0	BB: 0	S: 3	P: 3	R: 0	H: 2	E: 0	LOB: 2	K: 1	BB: 0	S: 7	P: 7	R: 0	H: 1	E: 0	LOB: 1	K: 0	BB: 0	S: 4	P: 4	R: 0	H: 1	E: 0	LOB: 1	K: 0	BB: 0	S: 4	P: 4	R: 0	H: 1	E: 0	LOB: 1	K: 0	BB: 0	S: 4	P: 4	1B: 7	SF: 0	2B: 0	SAC: 0	3B: 1	DP: 1	HR: 2	HBP: 0	WP: 0	PA: 37
--------------	------	------	------	--------	------	-------	------	------	------	------	------	--------	------	-------	------	------	------	------	------	--------	------	-------	------	------	------	------	------	--------	------	-------	------	------	------	------	------	--------	------	-------	------	------	------	------	------	--------	------	-------	------	------	------	------	------	--------	------	-------	------	------	------	------	------	--------	------	-------	------	------	------	------	------	--------	------	-------	------	------	------	------	------	--------	------	-------	------	------	-------	-------	-------	--------	-------	-------	-------	--------	-------	--------

PITCHER	IP	WLS	BF	H	R	ER	SO	BB	IBB	HBP	BLK	WP	HR	S	P	ERA	WHIP
Jack Billingham, R ERA: 3.58 (1, 1)	7.0	W	28	8	3	3	3	1	0	0	0	0	2	33	37	3.86	1.286
John Hiller, L ERA: 2.3 (8, 1)	2.0	S	8	2	0	0	0	0	0	0	0	0	0	8	8	0.00	1.000

BOTTOM

Detroit Tigers @ Milwaukee Brewers
Milwaukee County Stadium, Milwaukee, WI

Wed May 17 1978, 8:05 PM EDT
Att: 10,004 - Unknown - 66 F

livebaseballscores.com

AB	35
R	3
H	10
RBI	2
BB	1
SO	3
LOB	11



Batter	1	2	3	4	5	6	7	8	9	AB R H RBI BB SO LOB	TOP	
Ron LeFlore, R OBP: 0.358, SLG: 0.415 (1, 8)	0-3 K		0-0 4-3		0-0 FC6-4 6-5 BB		0-0 F7	0-0 6-3		5 0 0 0 0 1 4		
Lou Whitaker, L OBP: 0.406, SLG: 0.379 Mark Wagner, R OBP: 0.319, SLG: 0.338 (8, PH) (8, 4)	4-0 G4-6-3 BB		0-0 1B 2-H		4-0 1-2 BB			0-0 1B 1B	0-0 E6 FC3-6	1 1 1 0 2 0 0 2 1 1 0 0 0 0		
Rusty Staub, L OBP: 0.362, SLG: 0.394 (1, 10)	0-0 G4-6-3 1-2f		0-0 1B 2-H		0-0 6-5 2-3f			4-0 1-2 HR BB	0-3 K	4 1 1 1 1 1 4		
Jason Thompson, L OBP: 0.388, SLG: 0.603 (1, 3)		0-0 HR	0-0 F8			0-0 5-3		0-0 1-2 2-H HR 1B	0-0 FC3-6 1-2f	5 2 2 2 0 0 2		
Steve Kemp, L OBP: 0.449, SLG: 0.402 (1, 7)		0-0 6-3		0-0 1B 1B		0-0 4-3		0-0 1-H 2-H HR	0-0 F7	5 1 2 3 0 0 1		
Milt May, L OBP: 0.389, SLG: 0.667 (1, 2)		0-0 4-3		0-0 F4		0-0 G3		0-0 4-3		4 0 0 0 0 0 1		
Tim Corcoran, L OBP: 0.312, SLG: 0.258 Mickey Stanley, R OBP: 0.222, SLG: 0.333 (8, PH) (8, 9)		0-0 1B		0-0 F8			0-3 K	0-3 K		3 0 1 0 0 1 1 1 0 0 0 0 1 0		
Phil Mankowski, L OBP: 0.339, SLG: 0.333 Aurelio Rodriguez, R OBP: 0.377, SLG: 0.514 (8, PH) (8, 5)		0-3 K		0-0 1-3 1B			0-0 G3	0-0 2B 1B		3 0 1 0 0 1 1 1 1 1 0 0 0 0		
Alan Trammell, R OBP: 0.367, SLG: 0.400 Lance Parrish, R OBP: 0.281, SLG: 0.557 Steve Dillard, R OBP: 0.268, SLG: 0.269 (8, PR) (8, 6)			0-0 4-3 1B 1B		4-0 FC6-4 BB		4-0 BB	0-0 1-H 2B		1 0 1 0 2 0 0 1 0 1 1 0 0 0 0 0 0 0 0 0 0		
Inning Stats	R: 0 E: 0 K: 1 S: 4 H: 0 LOB: 0 BB: 1 P: 8	R: 1 E: 0 K: 1 S: 7 H: 2 LOB: 1 BB: 0 P: 7	R: 1 E: 0 K: 0 S: 5 H: 3 LOB: 1 BB: 0 P: 5	R: 0 E: 0 K: 0 S: 4 H: 2 LOB: 2 BB: 0 P: 4	R: 0 E: 0 K: 0 S: 2 H: 0 LOB: 1 BB: 2 P: 10	R: 0 E: 0 K: 0 S: 3 H: 0 LOB: 0 BB: 0 P: 3	R: 0 E: 0 K: 1 S: 5 H: 0 LOB: 1 BB: 1 P: 9	R: 5 E: 0 K: 1 S: 10 H: 5 LOB: 1 BB: 1 P: 14	R: 0 E: 1 K: 1 S: 6 H: 0 LOB: 1 BB: 0 P: 6	1B: 9 2B: 2 3B: 0 HR: 2 SF: 0 SAC: 0 DP: 2 HBP: 0	WP: 0 PB: 0 SB: 0 CS: 0 PA: 41	
PITCHER	IP WLS BF H R ER SO BB IBB HBP BLK WP HR S P ERA WHIP	IP WLS BF H R ER SO BB IBB HBP BLK WP HR S P ERA WHIP	IP WLS BF H R ER SO BB IBB HBP BLK WP HR S P ERA WHIP	IP WLS BF H R ER SO BB IBB HBP BLK WP HR S P ERA WHIP	IP WLS BF H R ER SO BB IBB HBP BLK WP HR S P ERA WHIP	IP WLS BF H R ER SO BB IBB HBP BLK WP HR S P ERA WHIP	IP WLS BF H R ER SO BB IBB HBP BLK WP HR S P ERA WHIP	IP WLS BF H R ER SO BB IBB HBP BLK WP HR S P ERA WHIP	IP WLS BF H R ER SO BB IBB HBP BLK WP HR S P ERA WHIP	IP WLS BF H R ER SO BB IBB HBP BLK WP HR S P ERA WHIP	IP WLS BF H R ER SO BB IBB HBP BLK WP HR S P ERA WHIP	
Andy Replogle, R ERA: 3.95 (1, 1)	4.1											
Bob McClure, L ERA: 5.19 (5, 1)	3.1											
Bill Castro, R ERA: (8, 1)	1.1	W	6	1	0	0	1	0	0	0	0	0

Detroit Tigers @ Milwaukee Brewers
 Milwaukee County Stadium, Milwaukee, WI
 Thu May 18 1978, 4:33 AM EDT
 Att. 15,217 - Unknown - 76 F

livebaseballscorecards.com

AB 36
 R 7
 H 12
 RBI 7
 BB 5
 SO 5
 LOB 14



Batter	1	2	3	4	5	6	7	8	9	AB	R	H	RBI	BB	SO	LOB
Paul Molitor, R (1, 4) OBP: 0.315, SLG: 0.412	0-0 4-3	0-0 6-3		0-0 1B 2B		0-0 5-3		0-0 E5 SF9 1B		5	2	2	1	0	0	1
Cecil Cooper, L (1, 3) OBP: 0.369, SLG: 0.573	0-0 4-3		0-0 F7	0-0 CS 1B		0-0 1B 1B		0-0 SH		4	0	2	2	0	0	0
Sal Bando, R (1, 5) OBP: 0.385, SLG: 0.433	4-0 1B BB BB		0-0 4-3	0-0 CS 1B	0-0 5-3	0-0 F7		0-0 SF9		3	0	0	1	1	0	1
Ben Oglivie, L (1, 7) OBP: 0.312, SLG: 0.450	4-0 1B BB		0-3 K		0-0 6-3	0-0 HBP 1B		0-0 F5		4	0	1	0	1	1	1
Sixto Lezcano, R (1, 9) OBP: 0.398, SLG: 0.631 Dick Davis, R (8, 9) OBP: 0.321, SLG: 0.353	0-0 1B			0-0 BB BB SF7 1B	0-0 1B HR 1B	0-0 1B HBP		0-3 K		3	2	3	0	0	0	0
Jim Wohlford, R (1, 10) OBP: 0.226, SLG: 0.233	0-0 1-3			0-0 F4	0-0 1-3 HR 1B	0-0 F9				1	0	0	0	0	7	
Gorman Thomas, R (1, 8) OBP: 0.371, SLG: 0.500		0-0 5-3		4-0 BB 2B BB	0-0 1-3 HR		0-3 K			3	2	1	3	1	1	0
Robin Yount, R (1, 6) OBP: 0.444, SLG: 0.529		0-0 S 1B		4-0 BB 2B BB	0-0 1-3 HR	0-0 F4		0-0 F4		3	1	2	0	1	0	0
Buck Martinez, R (1, 2) OBP: 0.264, SLG: 0.313		0-3 K		0-0 SF7	0-0 5-3		0-0 F6			3	0	0	1	0	1	2

Inning Stats	R: 0	H: 1	E: 0	LOB: 3	K: 0	BB: 2	S: 4	P: 12	R: 0	H: 1	E: 0	LOB: 1	K: 1	BB: 0	S: 6	P: 6	R: 0	H: 0	E: 0	LOB: 0	K: 1	BB: 0	S: 5	P: 5	R: 4	H: 3	E: 0	LOB: 0	K: 0	BB: 2	S: 5	P: 13	R: 3	H: 4	E: 0	LOB: 1	K: 0	BB: 0	S: 7	P: 7	R: 0	H: 2	E: 0	LOB: 3	K: 0	BB: 0	S: 5	P: 6	R: 0	H: 0	E: 0	LOB: 0	K: 1	BB: 0	S: 5	P: 5	R: 1	H: 1	E: 2	LOB: 1	K: 1	BB: 0	S: 7	P: 7
--------------	------	------	------	--------	------	-------	------	-------	------	------	------	--------	------	-------	------	------	------	------	------	--------	------	-------	------	------	------	------	------	--------	------	-------	------	-------	------	------	------	--------	------	-------	------	------	------	------	------	--------	------	-------	------	------	------	------	------	--------	------	-------	------	------	------	------	------	--------	------	-------	------	------


PITCHER	IP	WLS	BF	H	R	ER	SO	BB	IBB	HBP	BLK	WP	HR	S	P	ERA	WHIP
Jack Morris, R (1, 1) ERA: 5.4	3.2		20	5	4	4	2	4	0	0	0	0	0	20	36	9.82	2.455
Fernando Arroyo, R (4, 1) ERA: 8.1	3.1		16	6	3	3	1	0	0	1	0	0	1	17	18	8.10	1.800
Steve Foucault, R (8, 1) ERA: 2.51	1.0	L	5	1	1	0	1	0	0	0	0	0	0	7	7	0.00	1.000

BOTTOM

Detroit Tigers @ Milwaukee Brewers
Milwaukee County Stadium, Milwaukee, WI

Thu May 18 1978, 4:33 AM EDT
Att: 15,217 - Unknown - 76 F

AB	33
R	8
H	12
RBI	8
BB	4
SO	4
LOB	13



WP	HR	S	P	ERA	WHIP
0	0	0	0	0.00	1.000

Batter	1	2	3	4	5	6	7	8	9	AB R H RBI BB SO LOB	TOP									
Rick Burleson, R (1, 6) OBP: 0.287, SLG: 0.275	0-0 HR 1B	0-0 G5-4-3 1-2f			0-0 F9		4-0 G4-6-3 BB		4-0 BB	3 1 1 0 2 0 3										
Jerry Remy, L (1, 4) OBP: 0.338, SLG: 0.352	0-3 K		0-0 L9-3 1B		0-0 1-2 1B		0-0 G4-6-3 1-2f		0-3 K	5 0 2 0 0 2 3										
Jim Rice, R (1, 7) OBP: 0.398, SLG: 0.691	0-0 1-H HR		0-0 L9-3 1-2		0-3 K			0-0 4-3	0-3 K	5 1 1 2 0 2 4										
Carl Yastrzemski, L (1, 3) OBP: 0.391, SLG: 0.386	0-0 F8		0-3 K		0-0 F9			0-0 G3	0-0 4-3	5 0 0 0 0 1 3										
Carlton Fisk, R (1, 2) OBP: 0.356, SLG: 0.398	4-0 BB			0-0 1B 2B		0-0 F8		0-0 1B		3 0 2 0 1 0 0										
Fred Lynn, L (1, 8) OBP: 0.384, SLG: 0.536	0-0 F9		0-0 G4-3 1B		0-3 K		0-0 L3			4 0 1 0 0 1 2										
Butch Hobson, R (1, 5) OBP: 0.353, SLG: 0.504		0-0 5-3		0-3 K		0-0 1B			4-0 HR BB	3 1 1 0 1 1 2	AB 36									
Dwight Evans, R (1, 9) OBP: 0.355, SLG: 0.429		0-0 1B 1B		0-0 G4-3 1-2f		0-0 F8			0-0 1-H HR	4 1 2 2 0 0 3	R 5									
Bob Bailey, R (1, 10) OBP: 0.267, SLG: 0.360		0-0 G5-4-3 1-3 1B			0-0 1B 1B		0-0 1-3		0-0 HR	4 1 3 1 0 0 0	H 13									
Inning Stats	R: 2 E: 0 K: 1 S: 7	H: 2 LOB: 1 BB: 1 P: 11	R: 0 E: 0 K: 0 S: 4	H: 2 LOB: 1 BB: 0 P: 4	R: 0 E: 0 K: 1 S: 5	H: 1 LOB: 0 BB: 0 P: 5	R: 0 E: 0 K: 1 S: 6	H: 2 LOB: 1 BB: 0 P: 6	R: 0 E: 0 K: 1 S: 7	H: 2 LOB: 2 BB: 0 P: 7	R: 0 E: 0 K: 0 S: 2	H: 0 LOB: 0 BB: 1 P: 6	R: 0 E: 0 K: 0 S: 4	H: 1 LOB: 1 BB: 0 P: 4	R: 3 E: 0 K: 2 S: 9	H: 2 LOB: 1 BB: 2 P: 17	1B: 9 2B: 2 3B: 0 HR: 3	SF: 0 SAC: 0 DP: 4 HBP: 0	WP: 0 PB: 0 SB: 0 CS: 0	PA: 40
PITCHER	IP WLS BF H R ER SO BB IBB HBP BLK WP HR S P ERA WHIP																			
Bob Sykes, L (1, 1) ERA: 1.38	8.0 W 35 12 4 4 5 3 0 0 0 0 2 42 54 4.50 1.875																			
John Hiller, L (9, 1) ERA: 2.51	1.0 S 5 1 1 1 2 1 0 0 0 0 1 8 12 9.00 2.000																			

Boston Red Sox @ Detroit Tigers
Tiger Stadium, Detroit, MI
 Fri May 19 1978, 7:05 PM EDT
 Att: 48,817 - Unknown

livebaseballscorecards.com



Batter	1	2	3	4	5	6	7	8	9	AB R H RBI BB SO LOB	TOP																										
Rick Burleson, R (1, 6) OBP: 0.290, SLG: 0.286	0-0 F9	0-0 F4		0-0 L1-3 1B		0-0 1B E 2B		0-0 F9		5 1 2 1 0 0 1	Boston Red Sox @ Detroit Tigers Tiger Stadium, Detroit, MI Sat May 20 1978, 3:33 AM EDT Att: 30,856 - Unknown																										
Jerry Remy, L (1, 4) OBP: 0.333, SLG: 0.347	0-0 F8	0-0 1-3		0-0 L1-3 1-2		0-0 E 1B 2-3		0-0 F8		5 0 1 0 0 0 2																											
Jim Rice, R (1, 7) OBP: 0.404, SLG: 0.707	0-0 BB 1B 1B		0-0 HR	0-3 K		0-0 E7 1-3 1B 3-H		0-3 K		5 1 3 2 0 2 0																											
Carl Yastrzemski, L (1, 3) OBP: 0.404, SLG: 0.392	0-0 BB 1-2 1B		0-0 L8		4-0 BB BB BB	1-0 G6-4-3 HBP		0-0 SH1-4 1B		3 1 2 0 1 0 0																											
Carlton Fisk, R (1, 2) OBP: 0.359, SLG: 0.405	4-0 1-2 2-3 BB		0-0 1B 2B		0-0 F8	0-0 G6-4-3 1-2f		0-0 SH1-4		3 1 1 0 1 0 4																											
Fred Lynn, L (1, 8) OBP: 0.392, SLG: 0.531	0-0 4-3		0-0 1B 2-H 1B		4-0 BB 1-2 G5-4-3		0-0 4-3		4-0 1B IBB	3 0 1 1 2 0 3																											
Butch Hobson, R (1, 5) OBP: 0.354, SLG: 0.500		0-0 F2	0-0 1-3 1B		0-0 G5-4-3 1-2f		0-0 6-3		0-0 G5-4-3 1-3 2-H 1B	5 0 2 1 0 0 2																											
Dwight Evans, R (1, 9) OBP: 0.365, SLG: 0.459		0-0 HR	0-0 F3			0-0 F7 2B 1B		4-0 BB		0-0 G5-4-3 1-2f		4 2 2 1 1 0 4																									
Bernie Carbo, L (1, 10) OBP: 0.346, SLG: 0.341 Bob Bailey, R (7, PH) OBP: 0.258, SLG: 0.346		0-0 1B	0-0 4-3			0-0 F7 1-3		0-0 6-3		0-0 3B 1B		3 0 1 0 0 0 3 1 0 0 0 0 0 1																									
Inning Stats	R: 0 E: 0 K: 0 S: 5	H: 2 LOB: 3 BB: 1 P: 9	R: 1 E: 0 K: 0 S: 5	H: 2 LOB: 1 BB: 0 P: 5	R: 2 E: 0 K: 0 S: 7	H: 4 LOB: 2 BB: 0 P: 7	R: 0 E: 0 K: 1 S: 5	H: 1 LOB: 0 BB: 0 P: 5	R: 0 E: 0 K: 0 S: 2	H: 0 LOB: 1 BB: 2 P: 10	R: 2 E: 1 K: 0 S: 6	H: 4 LOB: 2 BB: 0 P: 7	R: 0 E: 0 K: 0 S: 3	H: 0 LOB: 1 BB: 1 P: 7	R: 0 E: 0 K: 1 S: 5	H: 0 LOB: 0 BB: 0 P: 5	R: 1 E: 0 K: 0 S: 4	H: 2 LOB: 1 BB: 1 P: 8	1B: 11 2B: 3 3B: 0 HR: 2	SF: 0 SAC: 1 DP: 4 HBP: 1	WP: 0 PB: 0 SB: 1 CS: 0	PA: 44															
PITCHER	IP WLS BF H R ER SO BB IBB HBP BLK WP HR S P ERA WHIP																																				
Jim Slaton, R (1, 1) ERA: 5.23	5.1		28	11	5	5	1	3	0	0	0	0	2	27	39	8.44	2.625																				
Jim Crawford, L (6, 1) ERA: 3.75	1.2		8	2	0	0	0	1	0	1	0	0	0	6	11	0.00	1.800																				
Steve Foucault, R (8, 1) ERA: 2.76	2.0	L	8	2	1	1	1	0	1	0	0	0	0	9	13	4.50	1.000																				

AB	37
R	6
H	15
RBI	6
BB	5
SO	2
LOB	20



livebaseballscorecards.com

BOTTOM

Boston Red Sox @ Detroit Tigers

Tiger Stadium, Detroit, MI

Sat May 20 1978, 3:33 AM EDT

Att. 30,856 - Unknown

livebaseballscorecards.com

AB 37
R 5
H 12
RBI 5
BB 1
SO 2
LOB 13



WP: 0 PA: 38
PB: 0
SB: 0
CS: 0

AB R H RBI BB SO LOB

5 0 1 0 0 1 3

5 0 1 0 0 0 3

4 1 1 0 0 0 3

4 0 1 0 0 0 2

3 1 2 1 1 0 0

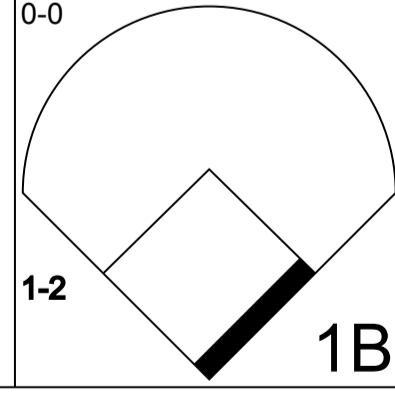
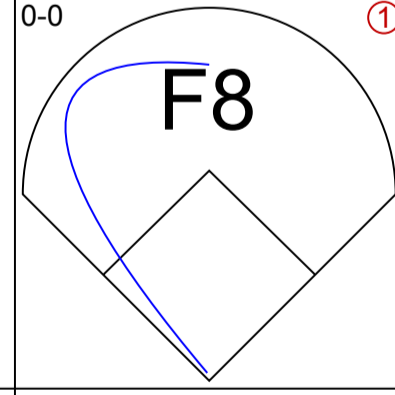
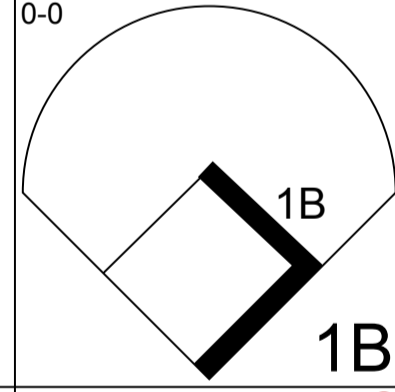

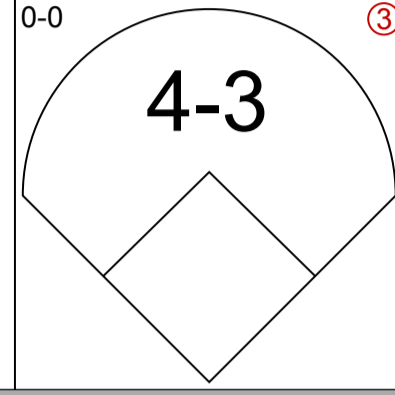
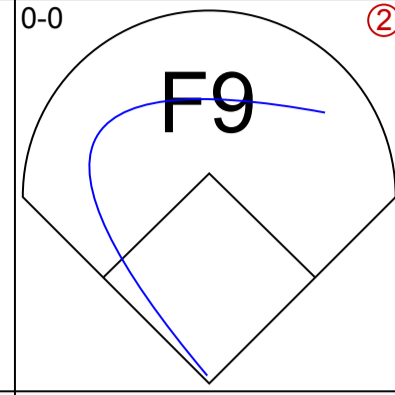
4 1 1 2 0 1 1

4 1 2 0 0 0 0

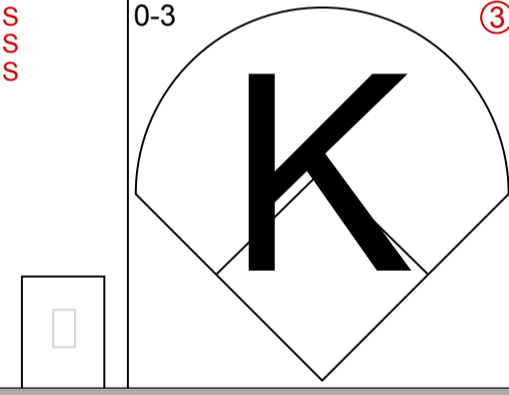
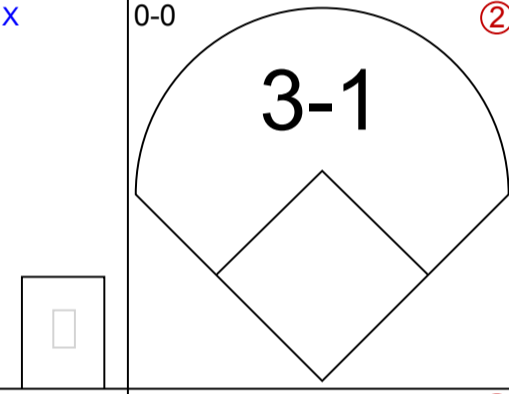
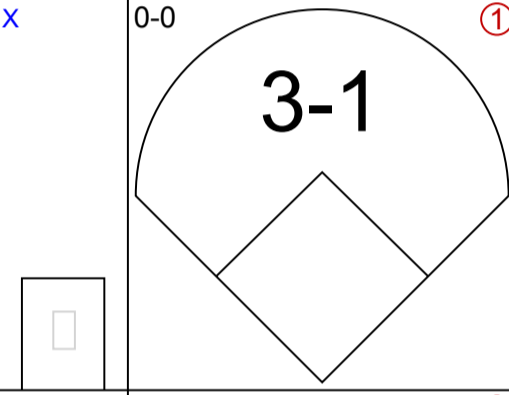
4 1 1 2 0 0 1

1B: 7 SF: 0
2B: 3 SAC: 0
3B: 0 DP: 1
HR: 2 HBP: 0

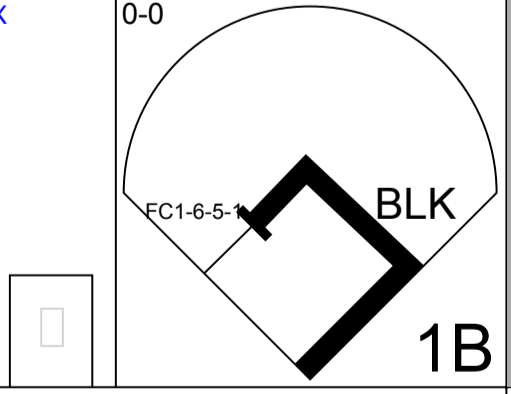
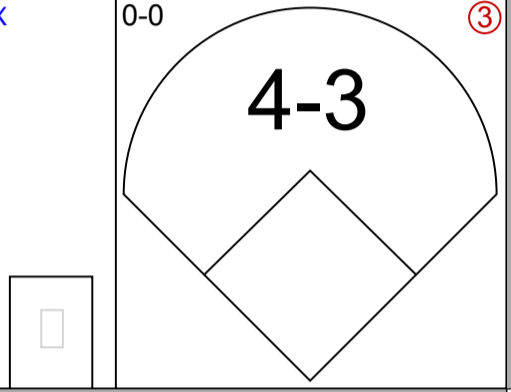
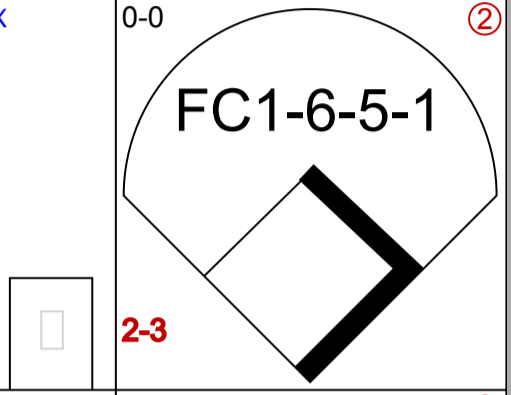
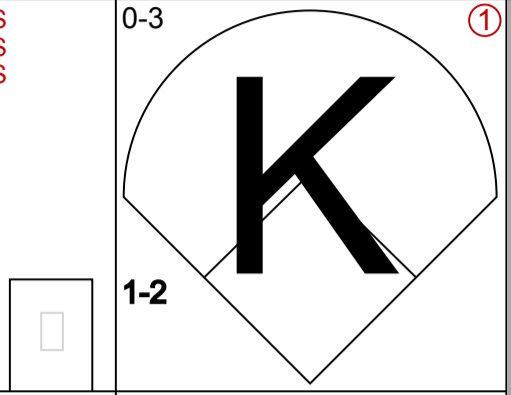
9



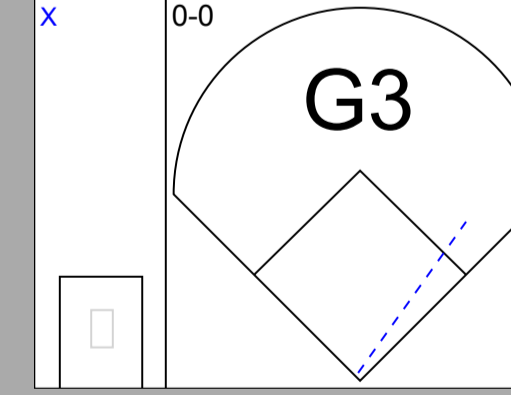
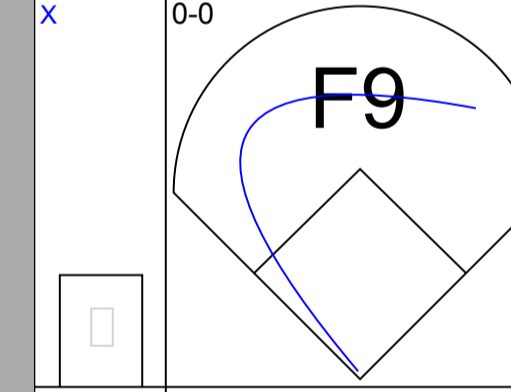
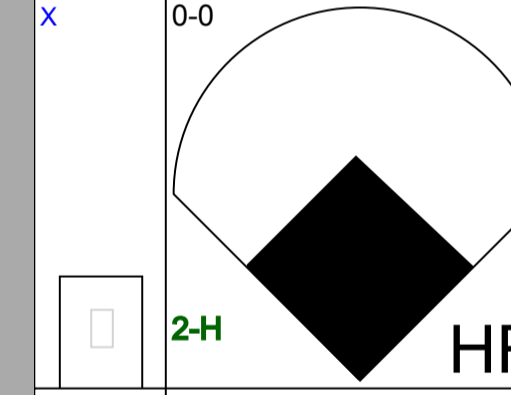
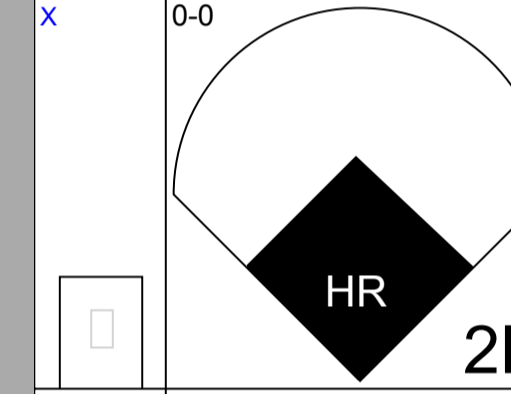
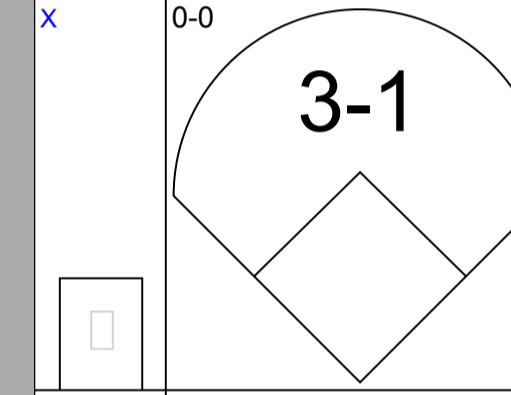
8



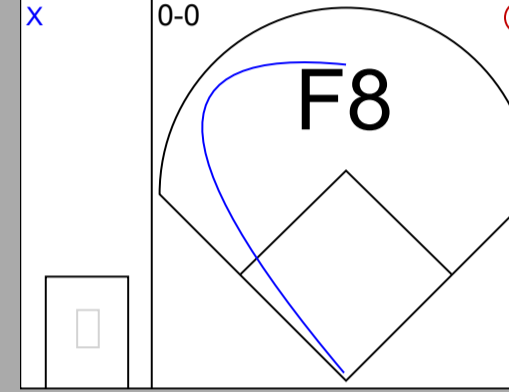
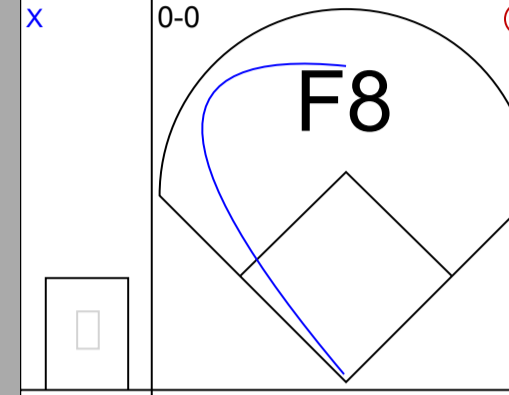
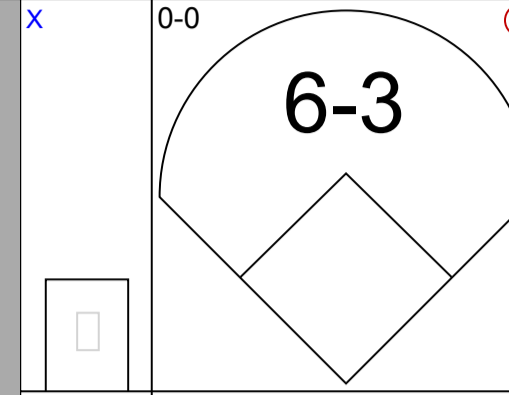
7



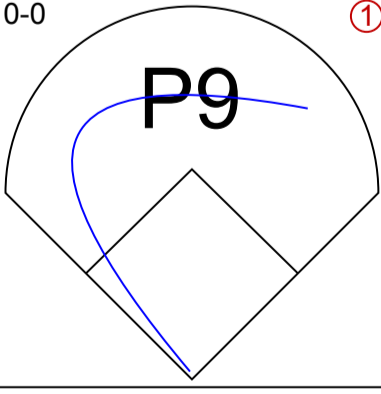

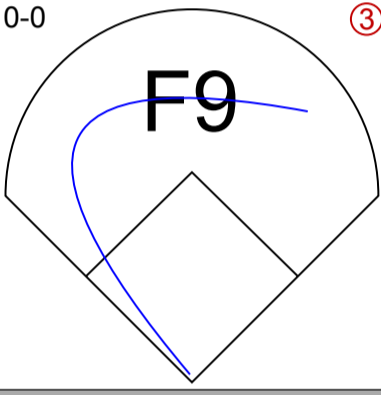
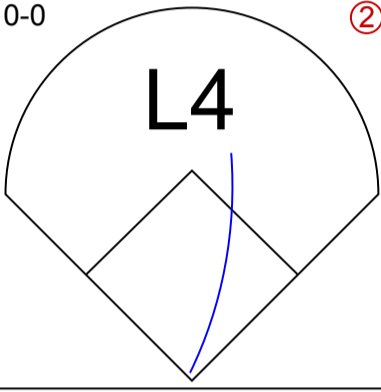
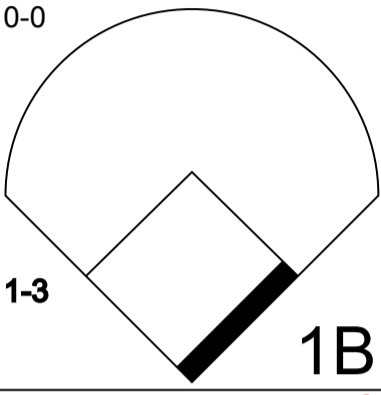
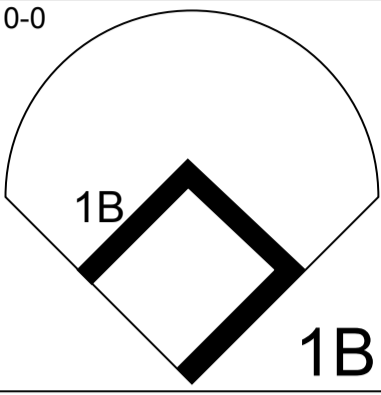
6



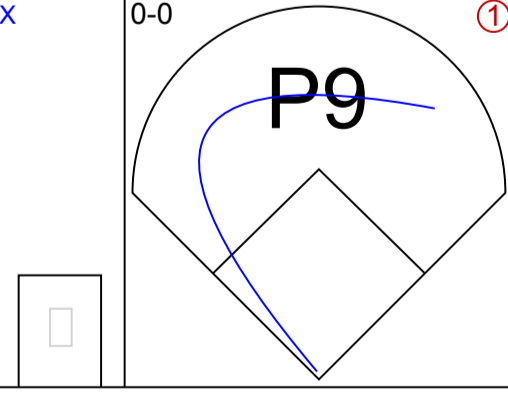

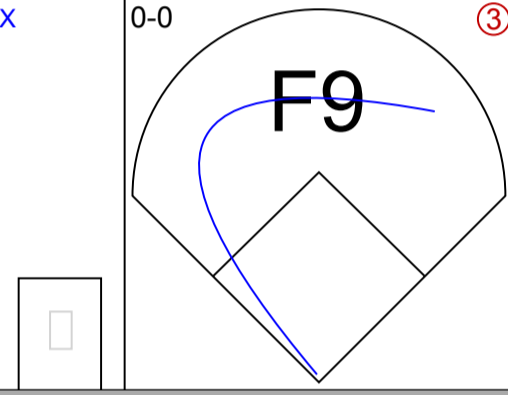
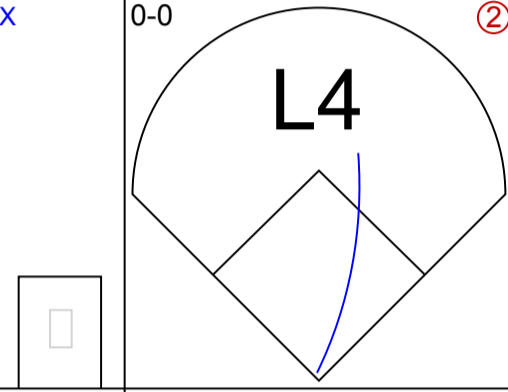
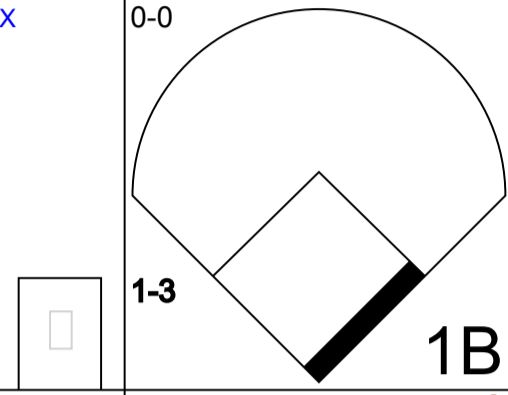
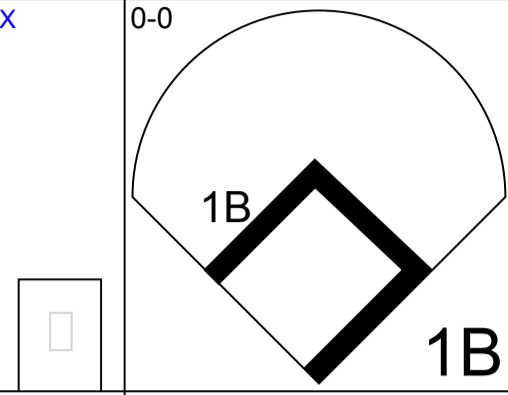
5




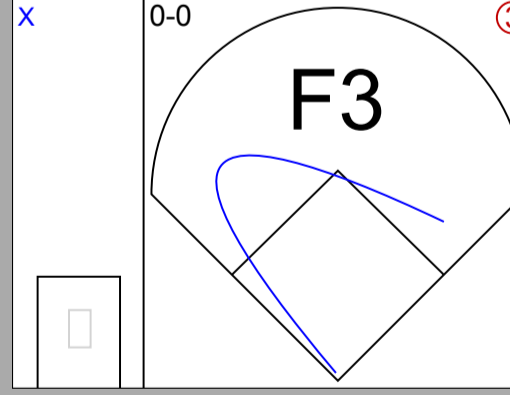
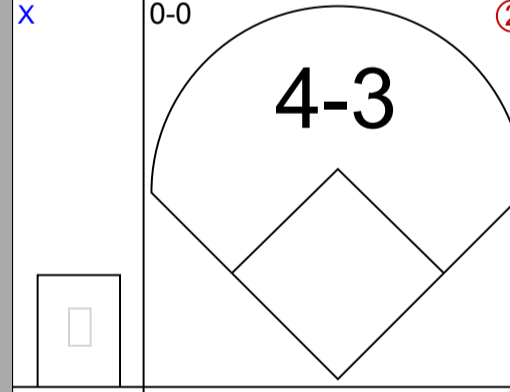
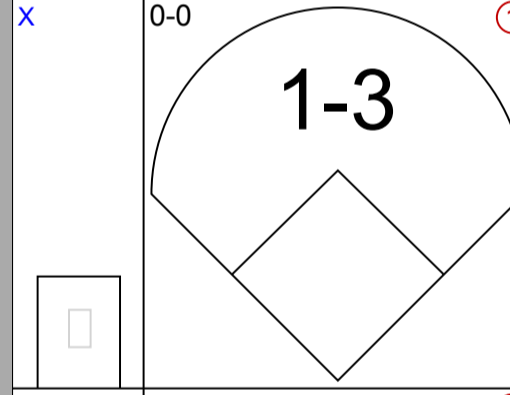

4




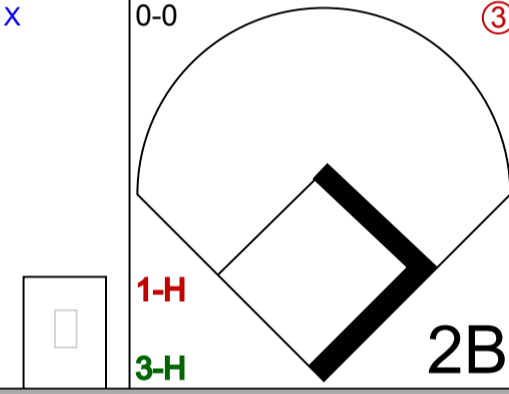
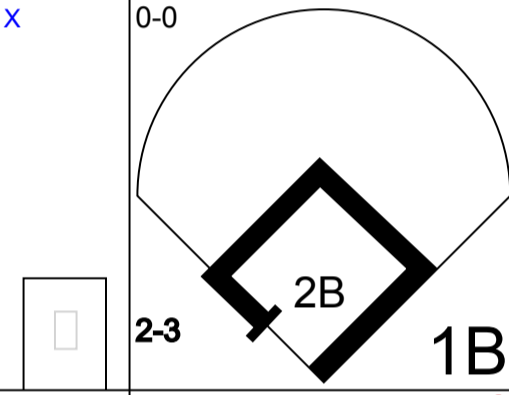
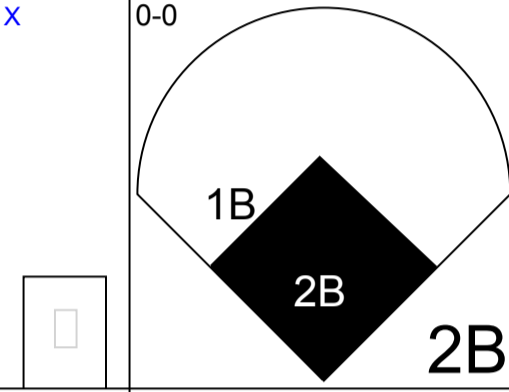
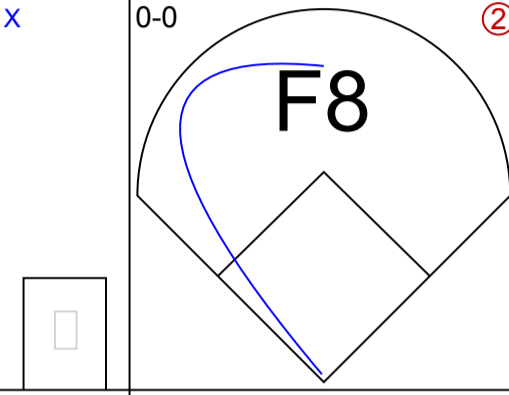
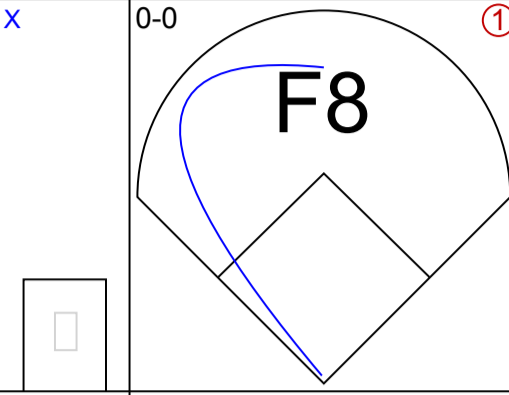
3



2



1



Batter

Ron LeFlore, R (1, 8)

Lou Whitaker, L (1, 4)

Rusty Staub, L (1, 10)

Jason Thompson, L (1, 3)

Steve Kemp, L (1, 7)

Milt May, L (1, 2)

Tim Corcoran, L (1, 9)

Phil Mankowski, L (1, 5)

Alan Trammell, R (1, 6)

John Wockenfuss, R (9, PH)

Inning Stats

Table with columns: PITCHER, IP, WLS, BF, H, R, ER, SO, BB, IBB, HBP, BLK, WP, HR, S, P, ERA, WHIP. Rows for Dennis Eckersley, R (1, 1) and Bill Campbell, R (7, 1).

PITCHER IP WLS BF H R ER SO BB IBB HBP BLK WP HR S P ERA WHIP

Batter	1	2	3	4	5	6	7	8	9	AB R H RBI BB SO LOB	TOP													
Rick Burleson, R (1, 6) OBP: 0.283, SLG: 0.278	0-3 K		0-0 5-3			0-0 F7		0-0 5-3		4 0 0 0 0 1 2	Boston Red Sox @ Detroit Tigers Tiger Stadium, Detroit, MI Sun May 21 1978, 3:33 AM EDT Unknown													
Jerry Remy, L (1, 4) OBP: 0.331, SLG: 0.344	0-0 L7		0-0 5-3			0-0 FC5-4 1B 1-2 2-3		0-3 K		4 0 1 0 0 1 1														
Jim Rice, R (1, 7) OBP: 0.406, SLG: 0.702	0-0 1B				0-3 K	0-0 FC5-4 1B 1-2 3-H		0-0 E6		4 0 2 1 0 1 0														
Carl Yastrzemski, L (1, 3) OBP: 0.400, SLG: 0.383	0-3 K			4-0 CS BB		0-0 FC5-4 1-2f 2-3		0-0 4-3		3 0 0 0 1 1 4														
Carlton Fisk, R (1, 2) OBP: 0.350, SLG: 0.393		0-0 B1-3		0-3 K		0-0 P9		0-0 5-3		4 0 0 0 0 1 4														
Fred Lynn, L (1, 8) OBP: 0.381, SLG: 0.515		0-0 F6			4-3		0-0 4-3	0-3 K		4 0 0 0 0 1 0														
Butch Hobson, R (1, 5) OBP: 0.351, SLG: 0.492		0-0 F8			0-3 K		0-3 K	0-0 1B		4 0 1 0 0 2 0														
Dwight Evans, R (1, 9) OBP: 0.362, SLG: 0.446			0-3 K		0-0 1-3		4-0 BB	0-3 K		3 0 0 0 1 2 1														
Bernie Carbo, L (1, 10) OBP: 0.370, SLG: 0.391 Jack Brohamer, L (6, PR) OBP: 0.375, SLG: 0.361			0-0 2B			0-0 1B 1B		0-3 K		2 0 2 0 0 0 0 1 1 0 0 0 1 1														
Inning Stats	R: 0 E: 0 K: 2 S: 8	H: 1 LOB: 1 BB: 0 P: 8	R: 0 E: 0 K: 0 S: 3	H: 0 LOB: 0 BB: 0 P: 3	R: 0 E: 0 K: 1 S: 6	H: 1 LOB: 1 BB: 0 P: 6	R: 0 E: 0 K: 2 S: 6	H: 0 LOB: 1 BB: 1 P: 10	R: 0 E: 0 K: 1 S: 5	H: 0 LOB: 0 BB: 0 P: 5	R: 1 E: 0 K: 0 S: 6	H: 3 LOB: 3 BB: 0 P: 6	R: 0 E: 0 K: 2 S: 7	H: 0 LOB: 1 BB: 1 P: 11	R: 0 E: 1 K: 1 S: 6	H: 0 LOB: 1 BB: 0 P: 6	R: 0 E: 0 K: 2 S: 8	H: 1 LOB: 1 BB: 0 P: 8	R: 0 E: 0 K: 2 S: 8	H: 1 LOB: 1 BB: 0 P: 8	1B: 5 2B: 2 3B: 0 HR: 0	SF: 0 SAC: 0 DP: 1 HBP: 0	WP: 0 PB: 0 SB: 1 CS: 1	PA: 35
PITCHER Milt Wilcox, R (1, 1) ERA: 3.05	IP: 9.0 WLS: W BF: 35 H: 6 R: 1 ER: 1 SO: 11 BB: 2 IBB: 0 HBP: 0 BLK: 0 WP: 0 HR: 0 S: 55 P: 63 ERA: 1.00 WHIP: 0.889											PITCHER IP: WLS: BF: H: R: ER: SO: BB: IBB: HBP: BLK: WP: HR: S: P: ERA: WHIP:												

livebaseballscorecards.com

AB	33
R	1
H	6
RBI	1
BB	2
SO	11
LOB	13



Batter	1	2	3	4	5	6	7	8	9
Ron LeFlore, R OBP: 0.347, SLG: 0.397 (1, 8)	0-0 F9		0-0 6-3		0-0 F4		0-0 FC3-6 1-2 1B		
Mark Wagner, R OBP: 0.342, SLG: 0.362 (1, 6)	0-0 1B BB G3 1B		0-0 BB BB 1B		0-0 G1-6-3 1B		0-0 F9 2-3		
Rusty Staub, L OBP: 0.366, SLG: 0.411 (1, 10)	4-0 G3 1B 1-2 BB		4-0 FC5 BB 1-2 BB		0-0 G1-6-3 1-2f		0-0 FC3-6 1-2f		
Jason Thompson, L OBP: 0.384, SLG: 0.599 (1, 3)	0-0 G3 1-2 2-3 1B		0-0 L9		0-0 HR		0-0 P9		
Steve Kemp, L OBP: 0.460, SLG: 0.417 (1, 7)	0-0 G3 1-2 2-3 3-H		4-0 BB		0-0 F6		0-0 G3		
John Wockenfuss, R OBP: 0.400, SLG: 0.438 Tim Corcoran, L OBP: 0.314, SLG: 0.267 (1, 9) (7, 9)	0-0 5-3		0-0 FC5 2-3f		0-0 F4		0-0 F8		
Lance Parrish, R OBP: 0.284, SLG: 0.547 (1, 2)		0-0 F8		0-0 FC4-6 1B		0-0 5-3			
Aurelio Rodriguez, R OBP: 0.358, SLG: 0.486 (1, 5)		0-0 6-3		0-0 FC4-6 1-2f G4-6-3		0-0 F7			
Steve Dillard, R OBP: 0.260, SLG: 0.261 Mickey Stanley, R OBP: 0.300, SLG: 0.400 Lou Whitaker, L OBP: 0.411, SLG: 0.379 (1, 4) (7, PH) (7, PR) (8, 4)		0-0 F7		0-0 G4-6-3 1-2f		0-0 F9 1B 1B			

Inning Stats	R: 1	H: 2	E: 0	LOB: 2	K: 0	BB: 1	S: 5	P: 9
	R: 0	H: 0	E: 0	LOB: 0	K: 0	BB: 0	S: 3	P: 3
	R: 0	H: 1	E: 0	LOB: 3	K: 0	BB: 2	S: 4	P: 12
	R: 0	H: 1	E: 0	LOB: 0	K: 0	BB: 0	S: 3	P: 3
	R: 0	H: 1	E: 0	LOB: 0	K: 0	BB: 0	S: 3	P: 3
	R: 1	H: 1	E: 0	LOB: 0	K: 0	BB: 0	S: 4	P: 4
	R: 0	H: 2	E: 0	LOB: 2	K: 0	BB: 0	S: 5	P: 5
	R: 0	H: 0	E: 0	LOB: 0	K: 0	BB: 0	S: 3	P: 3


PITCHER	IP	WLS	BF	H	R	ER	SO	BB	IBB	HBP	BLK	WP	HR	S	P	ERA	WHIP
Bill Lee, L ERA: 2.49 (1, 1)	8.0	L	33	8	2	2	0	3	0	0	0	0	1	30	42	2.25	1.375

BOTTOM

Boston Red Sox @ Detroit Tigers
Tiger Stadium, Detroit, MI
Sun May 21 1978, 3:33 AM EDT
Unknown

AB	R	H	RBI	BB	SO	LOB
4	0	1	0	0	0	0
4	1	3	0	0	0	2
2	0	0	0	2	0	3
4	1	2	1	0	0	2
3	0	0	1	1	0	2
3	0	0	0	0	0	5
1	0	0	0	0	0	0
3	0	1	0	0	0	0
3	0	0	0	0	0	1
2	0	0	0	0	0	1
1	0	1	0	0	0	0
0	0	0	0	0	0	0

AB	30
R	2
H	8
RBI	2
BB	3
SO	0
LOB	16




WP	PA
0	33

1B	2B	3B	HR	SF	SAC	DP	HBP
7	0	0	1	0	2	0	0

WP	HR	S	P	ERA	WHIP
0	1	30	42	2.25	1.375

livebaseballscorecards.com

Batter	1	2	3	4	5	6	7	8	9	AB R H RBI BB SO LOB	TOP											
Rick Burleson, R (1, 6) OBP: 0.285, SLG: 0.299	0-0 6-3		0-0 6-3	0-0 3B	0-0 4-3			0-0 2B	0-0 5-3	6 0 2 2 0 0 3												
Jerry Remy, L (1, 4) OBP: 0.327, SLG: 0.340	0-0 1B		0-0 E3	0-0 4-3		0-3 K		0-0 F6		5 0 1 0 0 1 3												
Jim Rice, R (1, 7) OBP: 0.411, SLG: 0.695	0-3 K		4-0 BB		0-0 1B SF7	0-0 6-3		4-0 IBB		3 1 1 0 2 1 1												
Carl Yastrzemski, L (1, 3) OBP: 0.394, SLG: 0.380	0-0 G3		0-0 1-3		0-0 1B E	0-0 F4		0-0 SF9		4 1 1 1 0 0 2												
Fred Lynn, L (1, 8) OBP: 0.368, SLG: 0.500		0-0 6-3		0-0 4-3	0-0 SF7		0-3 K	0-0 F3		4 0 0 1 0 1 2												
Butch Hobson, R (1, 5) OBP: 0.366, SLG: 0.507		0-0 1B 1B		4-0 FC4-6 1B BB	0-0 1-3 E 1B	0-3 K		0-0 F8 3B 2B		4 4 3 0 1 1 0												
Dwight Evans, R (1, 9) OBP: 0.370, SLG: 0.448		0-0 1B 1B		0-0 FC4-6 1B	0-3 K		4-0 FC6-4 BB	0-0 F8		4 0 2 0 1 1 3												
Jack Brohamer, L (1, 10) OBP: 0.385, SLG: 0.368		0-0 CS 1B		0-0 FC4-6 1B	4-0 E 1B		0-0 FC6-4	0-0 5-3		2 1 1 1 1 0 2												
Bob Bailey, R (7, PH) OBP: 0.242, SLG: 0.321		1-3 3-H		1-2 2-3 3B	1-2 BB		1-2 1-2		2 0 0 0 0 0 2		AB 39											
Bob Montgomery, R (1, 2) OBP: 0.625, SLG: 0.857		0-0 F2		0-0 3B 1B	0-0 E9 1B		0-0 2B SF9 1B	0-0 3B		5 2 4 4 0 0 2												
Inning Stats	R: 0 E: 0 K: 1 S: 6	H: 1 LOB: 1 BB: 0 P: 6	R: 1 E: 0 K: 0 S: 5	H: 3 LOB: 1 BB: 0 P: 5	R: 0 E: 1 K: 0 S: 3	H: 0 LOB: 1 BB: 1 P: 7	R: 3 E: 0 K: 0 S: 6	H: 3 LOB: 1 BB: 1 P: 10	R: 3 E: 1 K: 1 S: 9	H: 4 LOB: 2 BB: 1 P: 13	R: 0 E: 0 K: 1 S: 5	H: 0 LOB: 0 BB: 0 P: 5	R: 0 E: 0 K: 2 S: 7	H: 0 LOB: 1 BB: 1 P: 11	R: 1 E: 0 K: 0 S: 5	H: 2 LOB: 2 BB: 1 P: 9	R: 1 E: 0 K: 0 S: 5	H: 2 LOB: 1 BB: 0 P: 5	1B: 11 2B: 2 3B: 2 HR: 0	SF: 2 SAC: 0 DP: 0 HBP: 0	WP: 0 PB: 0 SB: 1 CS: 2	PA: 46
PITCHER	IP WLS BF H R ER SO BB IBB HBP BLK WP HR S P ERA WHIP																					
Dave Rozema, R (1, 1) ERA: 2.66	4.0 L 20 7 4 4 1 2 0 0 0 0 0 0 20 28 9.00 2.250																					
Jack Morris, R (5, 1) ERA: 6.75	1.0 8 4 3 3 1 1 0 0 0 0 0 0 9 13 27.00 5.000																					
Jim Crawford, L (6, 1) ERA: 3.6	3.0 13 2 1 1 3 1 1 0 0 0 0 0 17 25 3.00 1.000																					
Fernando Arroyo, R (9, 1) ERA: 8.31	1.0 5 2 1 1 0 0 0 0 0 0 0 0 5 5 9.00 2.000																					

Boston Red Sox @ Detroit Tigers
Tiger Stadium, Detroit, MI
 Sun May 21 1978, 7:05 PM EDT
 Att: 52,368 - Unknown

livebaseballscorecards.com


Batter	1	2	3	4	5	6	7	8	9	AB R H RBI BB SO LOB
Ron LeFlore, R OBP: 0.343, SLG: 0.388 (1, 8)	0-0 F9		4-0 E S 1B BB		0-0 F7		0-0 FC1-2 1-2 2-3 3-Hf		0-0 F8	4 1 0 0 1 0 3
Lou Whitaker, L OBP: 0.410, SLG: 0.380 (1, 4)	0-3 K		0-0 1-H S 1B		0-0 F8		0-0 G3		0-0 BB 1B	5 1 2 1 0 1 3
Rusty Staub, L OBP: 0.367, SLG: 0.414 (1, 10)	0-0 F9		0-0 F5 1-2		0-0 P9		0-0 F9 2B		4-0 1-2 1B BB	4 0 1 0 1 0 1
Jason Thompson, L OBP: 0.378, SLG: 0.585 (1, 3)		0-0 L4		0-0 F7		0-0 F7		0-0 F9 1-2 2-H	0-0 1B	5 0 1 1 0 0 1
Steve Kemp, L OBP: 0.458, SLG: 0.407 (1, 7)		0-3 K		4-0 BB 1B BB		0-3 K		4-0 BB BB	0-3 K	3 0 0 0 2 3 2
Milt May, L OBP: 0.381, SLG: 0.649 (1, 2)		4-0 BB BB		0-0 1-2 1B		0-0 3-1		0-0 F9 2-3		3 0 1 0 1 0 2
Tim Corcoran, L OBP: 0.311, SLG: 0.266 (1, 9)		0-3 K		0-0 L8		0-0 1B BB FC1-2 1B		0-0 3-1		4 0 1 0 0 1 5
Phil Mankowski, L OBP: 0.358, SLG: 0.450 (1, 5)			0-0 F8	0-0 F5		4-0 BB FC1-2 1B BB		0-0 HR		3 1 1 1 1 0 2
Alan Trammell, R OBP: 0.366, SLG: 0.409 (1, 6)			0-3 K		0-0 6-3		0-0 1-2 2-3 FC1-2 1B		0-0 5-3	4 0 1 0 0 1 0

Inning Stats	R: 0 H: 0 E: 0 LOB: 0 K: 1 BB: 0 S: 5 P: 5	R: 0 H: 0 E: 0 LOB: 1 K: 2 BB: 1 S: 7 P: 11	R: 1 H: 1 E: 0 LOB: 1 K: 1 BB: 1 S: 6 P: 10	R: 0 H: 1 E: 0 LOB: 2 K: 0 BB: 1 S: 4 P: 8	R: 0 H: 0 E: 0 LOB: 0 K: 0 BB: 0 S: 3 P: 3	R: 0 H: 0 E: 0 LOB: 0 K: 1 BB: 0 S: 5 P: 5	R: 0 H: 2 E: 0 LOB: 3 K: 0 BB: 1 S: 5 P: 9	R: 0 H: 1 E: 0 LOB: 2 K: 0 BB: 1 S: 4 P: 8	R: 2 H: 3 E: 0 LOB: 2 K: 1 BB: 1 S: 8 P: 12	1B: 6 SF: 0 2B: 1 SAC: 0 3B: 0 DP: 0 HR: 1 HBP: 0
PITCHER Luis Tiant, R ERA: 4.06 (1, 1)	IP 9.0 WLS W BF 41 H 8 R 3 ER 2 SO 6 BB 6 IBB 0 HBP 0 BLK 0 WP 0 HR 1 S 47 P 71 ERA 2.00 WHIP 1.556									

BOTTOM

Boston Red Sox @ Detroit Tigers
Tiger Stadium, Detroit, MI
Sun May 21 1978, 7:05 PM EDT
Att. 52,368 - Unknown

AB	35
R	3
H	8
RBI	3
BB	6
SO	6
LOB	19



WP: 0 PA: 41
PB: 0
SB: 2
CS: 0

ERA WHIP

livebaseballscorecards.com

Batter	1	2	3	4	5	6	7	8	9	AB R H RBI BB SO LOB	TOP																													
Ron LeFlore, R OBP: 0.346, SLG: 0.387 (1, 8) X	0-0 F7 ①		0-0 5-3 ③			4-0 BB S BBB			0-0 G6-4-3 1B	3 0 1 0 1 0 0																														
Mark Wagner, R OBP: 0.325, SLG: 0.342 (1, 6) X	0-0 3-1			0-0 5-3 ①		0-0 6-3 ③			0-0 G6-4-3 1-2f ②	4 0 0 0 0 0 2																														
Rusty Staub, L OBP: 0.365, SLG: 0.409 (1, 10) X	0-0 1B			0-0 F5 ②			0-0 F8 ①		0-0 4-3 ③	4 0 1 0 0 0 0																														
Jason Thompson, L OBP: 0.371, SLG: 0.573 (1, 3) S S S	0-3 K ③			0-3 K ③			0-0 2-3 ②			3 0 0 0 0 2 1																														
Steve Kemp, L OBP: 0.449, SLG: 0.397 (1, 7)		0-3 K ①			0-3 K ①		0-3 K ③			3 0 0 0 0 3 0																														
John Wockenfuss, R OBP: 0.395, SLG: 0.412 (1, 9)		0-0 F8 ②			0-3 K ②			4-0 BB BBB		2 0 0 0 1 1 0																														
Lance Parrish, R OBP: 0.271, SLG: 0.522 (1, 2)		0-0 4-3 ③			0-0 F7 ③			0-3 K ①		3 0 0 0 0 1 1																														
Aurelio Rodriguez, R OBP: 0.345, SLG: 0.468 (1, 5)			0-0 F4 ①			0-3 K ①		0-3 K ②		3 0 0 0 0 2 1																														
Steve Dillard, R OBP: 0.253, SLG: 0.254 (1, 4)			0-0 5-3 ②			0-0 F7 ②		0-0 F8 ③		2 0 0 0 0 0 0																														
Mickey Stanley, R OBP: 0.273, SLG: 0.364 (8, PH)										1 0 0 0 0 0 1																														
Lou Whitaker, L OBP: 0.410, SLG: 0.380 (8, 4)										0 0 0 0 0 0 0																														
Inning Stats	R: 0 E: 0 K: 1 S: 6	H: 1 LOB: 1 BB: 0 P: 6	R: 0 E: 0 K: 1 S: 5	H: 0 LOB: 0 BB: 0 P: 5	R: 0 E: 0 K: 0 S: 3	H: 0 LOB: 0 BB: 0 P: 3	R: 0 E: 0 K: 1 S: 5	H: 0 LOB: 0 BB: 0 P: 5	R: 0 E: 0 K: 2 S: 7	H: 0 LOB: 0 BB: 0 P: 7	R: 0 E: 0 K: 1 S: 5	H: 0 LOB: 1 BB: 1 P: 9	R: 0 E: 0 K: 1 S: 5	H: 0 LOB: 0 BB: 0 P: 5	R: 0 E: 0 K: 2 S: 7	H: 0 LOB: 1 BB: 1 P: 11	R: 0 E: 0 K: 0 S: 3	H: 1 LOB: 0 BB: 0 P: 3	1B: 2 2B: 0 3B: 0 HR: 0	SF: 0 SAC: 0 DP: 1 HBP: 0	WP: 0 PB: 0 SB: 1 CS: 0	PA: 30																		
PITCHER Mike Flanagan, L ERA: 3.01 (1, 1)	IP 9.0	WLS W	BF 30	H 2	R 0	ER 0	SO 9	BB 2	IBB 0	HBP 0	BLK 0	WP 0	HR 0	S 46	P 54	ERA 0.00	WHIP 0.444						PITCHER	IP 9.0	WLS W	BF 30	H 2	R 0	ER 0	SO 9	BB 2	IBB 0	HBP 0	BLK 0	WP 0	HR 0	S 46	P 54	ERA 0.00	WHIP 0.444

Detroit Tigers @ Baltimore Orioles
 Memorial Stadium, Baltimore, MD
 Tue May 23 1978, 7:05 PM EDT
 Att. 4,536 - Unknown

livebaseballscorecards.com

AB	28
R	0
H	2
RBI	0
BB	2
SO	9
LOB	6



Batter	1	2	3	4	5	6	7	8	9	AB	R	H	RBI	BB	SO	LOB
Larry Harlow, L (1, 8) OBP: 0.404, SLG: 0.490	0-0 F9			0-0 E4		0-0 FC1-5 1B	0-0 CS 1B			4	0	2	0	0	0	0
Mark Belanger, R (1, 6) OBP: 0.339, SLG: 0.317	0-0 6-3			0-0 2-3 1B		4-0 BB FC1-5 1-2 FC3-2 BB	0-0 CS	0-0 F8		3	0	1	0	1	0	0
Pat Kelly, L (1, 7) OBP: 0.417, SLG: 0.357	0-0 6-3			4-0 2-3 BB		0-0 FC1-5 FC3-2 BB 1-2 2-3f		0-0 6-3		3	1	0	0	1	0	2
Ken Singleton, S (1, 9) OBP: 0.462, SLG: 0.453		0-0 5-3		0-0 2-3		4-0 BB FC3-2 1-2 2-3		0-0 G3		3	0	0	0	1	0	2
Carlos Lopez, R (9, 9) OBP: 0.263, SLG: 0.291				1-2 2-3						0	0	0	0	0	0	0
Eddie Murray, S (1, 3) OBP: 0.331, SLG: 0.442		0-3 K		0-0 4-3		0-0 FC3-2 BB 1-2 2-3 3-Hf				3	0	0	0	0	1	5
Lee May, R (1, 10) OBP: 0.287, SLG: 0.442		0-0 4-3			0-0 F5	4-0 FC5-4 BB 1-2 2-3 3-H				2	0	0	1	1	0	0
Doug DeCinces, R (1, 4) OBP: 0.321, SLG: 0.435			0-0 F9		0-0 5-3	0-0 FC5-4 1-2f				3	0	0	0	0	0	3
Billy Smith, S (7, 4) OBP: 0.266, SLG: 0.271										0	0	0	0	0	0	0
Rick Dempsey, R (1, 2) OBP: 0.324, SLG: 0.319			0-0 5-3		0-0 HR		0-0 6-3			3	1	1	1	0	0	0
Rich Dauer, R (1, 5) OBP: 0.231, SLG: 0.317			0-0 4-3		0-0 F7		0-0 L5			3	0	0	0	0	0	0
Inning Stats	R: 0 E: 0 K: 0 S: 3	H: 0 LOB: 0 BB: 0 P: 3	R: 0 E: 0 K: 1 S: 5	H: 0 LOB: 0 BB: 0 P: 5	R: 0 E: 0 K: 0 S: 3	H: 0 LOB: 0 BB: 0 P: 3	R: 0 E: 1 K: 0 S: 4	H: 1 LOB: 2 BB: 1 P: 8	R: 1 E: 0 K: 0 S: 4	H: 1 LOB: 0 BB: 0 P: 4	R: 1 E: 0 K: 0 S: 4	H: 1 LOB: 3 BB: 3 P: 16	R: 0 E: 0 K: 0 S: 3	H: 1 LOB: 0 BB: 0 P: 3	R: 0 E: 0 K: 0 S: 3	H: 0 LOB: 0 BB: 0 P: 3
PITCHER Jack Billingham, R (1, 1) ERA: 3.39	IP: 8.0 WLS: L BF: 31 H: 4 R: 2 ER: 2 SO: 1 BB: 4 IBB: 0 HBP: 0 BLK: 0 WP: 0 HR: 1 S: 29 P: 45 ERA: 2.25 WHIP: 1.000															
PITCHER	IP: 0 WLS: 0 BF: 0 H: 0 R: 0 ER: 0 SO: 0 BB: 0 IBB: 0 HBP: 0 BLK: 0 WP: 0 HR: 0 S: 0 P: 0 ERA: 0 WHIP: 0															

BOTTOM

Detroit Tigers @ Baltimore Orioles
Memorial Stadium, Baltimore, MD
 Tue May 23 1978, 7:05 PM EDT
 Att. 4,536 - Unknown

livebaseballscorecards.com

AB	27
R	2
H	4
RBI	2
BB	4
SO	1
LOB	12



WP: 0	PA: 32
PB: 0	
SB: 0	
CS: 1	

Batter	1	2	3	4	5	6	7	8	9
Larry Harlow, L OBP: 0.407, SLG: 0.495 (1, 8)	4-0 SH1-3 E BB		0-0 6-3			0-0 4-3		0-0 4-3 2B	
Mark Belanger, R OBP: 0.339, SLG: 0.311 Lee May, R OBP: 0.285, SLG: 0.439 Kiko Garcia, R OBP: 0.350, SLG: 0.368 (1, 6) (8, PH) (9, 6)	0-0 E4 SH1-3 1-2		0-0 2-3			4-0 BB BB		0-0 4-3 2-3	
Pat Kelly, L OBP: 0.431, SLG: 0.386 (1, 7)	0-0 SH1-3 1-2 2-3				0-0 F8	4-0 G4-6-3 BB		0-0 1B 2B	
Ken Singleton, S OBP: 0.455, SLG: 0.444 Carlos Lopez, R OBP: 0.263, SLG: 0.291 (1, 9) (8, PR) (9, 9)	0-3 K				0-0 F8	0-0 G4-6-3 1-2f		0-0 2B 1B	
Eddie Murray, S OBP: 0.323, SLG: 0.430 (1, 3)	0-0 4-3				0-0 F5		0-0 F6	0-3 K	
Doug DeCinces, R OBP: 0.326, SLG: 0.445 (1, 4)		0-0 6-3			0-0 F8 2B		0-0 1B	0-0 6-3	
Terry Crowley, L OBP: 0.313, SLG: 0.313 Andres Mora, R OBP: 0.273, SLG: 0.200 (1, 10) (9, PH)		0-0 G6-4-3 1B			0-0 F8 2-3		0-0 F8	0-3 K	
Rich Dauer, R OBP: 0.217, SLG: 0.297 (1, 5)		0-0 G6-4-3 1-2f			0-0 F7		0-3 K	0-0 F8	
Dave Skaggs, R OBP: 0.194, SLG: 0.094 Elrod Hendricks, L (1, 2) (8, PH) (9, 2)			0-0 F9		0-0 4-3			0-0 F6	

AB	R	H	RBI	BB	SO	LOB
3	1	1	0	1	0	0
2	0	0	0	1	0	1
1	0	0	0	0	0	1
0	0	0	0	0	0	0
2	1	1	1	1	0	0
4	0	1	1	0	1	4
0	0	0	0	0	0	0
4	0	0	0	0	1	3
4	0	2	0	0	0	0
3	0	1	0	0	0	2
1	0	0	0	0	1	0
4	0	0	0	0	1	3
2	0	0	0	0	0	1
1	0	0	0	0	0	0

DETROIT TIGERS @ BALTIMORE ORIOLES
Memorial Stadium, Baltimore, MD
 Wed May 24 1978, 7:05 PM EDT
 Unknown

AB	31
R	2
H	6
RBI	2
BB	3
SO	4
LOB	15



Inning Stats															1B	SF	WP	PA	
R: 0	H: 0	R: 0	H: 1	R: 0	H: 0	R: 0	H: 0	R: 0	H: 1	R: 0	H: 0	R: 2	H: 3	R: 0	H: 0	1B: 3	SF: 0	WP: 0	PA: 35
E: 1	LOB: 2	E: 0	LOB: 0	E: 0	LOB: 0	E: 0	LOB: 1	E: 0	LOB: 1	E: 0	LOB: 0	E: 0	LOB: 1	E: 0	LOB: 0	2B: 3	SAC: 1	PB: 0	
K: 1	BB: 1	K: 0	BB: 0	K: 0	BB: 0	K: 0	BB: 2	K: 1	BB: 0	K: 1	BB: 0	K: 1	BB: 0	K: 1	BB: 0	3B: 0	DP: 2	SB: 0	
S: 6	P: 10	S: 3	P: 3	S: 3	P: 3	S: 4	P: 10	S: 6	P: 6	S: 5	P: 5	S: 8	P: 8	S: 5	P: 5	HR: 0	HBP: 0	CS: 0	

PITCHER															IP	WLS	BF	H	R	ER	SO	BB	IBB	HBP	BLK	WP	HR	S	P	ERA	WHIP
Jim Staton, R ERA: 4.85 (1, 1)	7.2		30	5	2	2	2	3	0	0	0	0	0	0	31	43	2.35	1.043													
John Hiller, L ERA: 2.41 (8, 1)	1.1	W	5	1	0	0	2	0	0	0	0	0	0	9	9	0.00	0.750														

Batter	1	2	3	4	5	6	7	8	9	AB R H RBI BB SO LOB	TOP																								
Ron LeFlore, R OBP: 0.340, SLG: 0.374 (1, 8) X	0-0 5-3 ①		0-0 F9 ②			0-0 F9 ①		0-3 K ①		4 0 0 0 0 1 0																									
Lou Whitaker, L OBP: 0.391, SLG: 0.363 (1, 4) SSS	0-3 K ②		0-0 G3 ③			0-0 3-1 ②		0-0 4-3 ②		4 0 0 0 0 1 0																									
Rusty Staub, L OBP: 0.376, SLG: 0.417 (1, 10) X	0-0 1B			0-0 3-1 ①		4-0 2B BB		0-0 1B		3 0 2 0 1 0 0																									
Jason Thompson, L OBP: 0.377, SLG: 0.576 (1, 3) X	0-0 F6 ③			0-0 1B 1B		0-0 1-3 2B		0-0 L5 ③		4 0 2 0 0 0 2																									
Steve Kemp, L OBP: 0.464, SLG: 0.405 (1, 7) X		0-0 1B		0-0 1-2 1B		4-0 BB		0-0 F5 ①		3 0 2 0 1 0 0																									
Milt May, L OBP: 0.380, SLG: 0.635 (1, 2) X		0-0 F6 ①		0-0 G1-6-3 ② ③ 1-2f		0-0 F7 ③		0-0 F8 ②		4 0 0 0 0 0 6																									
Tim Corcoran, L OBP: 0.289, SLG: 0.244 (1, 9) X		0-0 L6 ②			0-0 4-3 ①		0-3 K ①		0-0 F8 ③	4 0 0 0 0 1 1																									
Phil Mankowski, L OBP: 0.329, SLG: 0.409 (1, 5) X		0-0 3-1 ③			0-0 F6 ②		0-0 F9 ②			3 0 0 0 0 0 1																									
Alan Trammell, R OBP: 0.333, SLG: 0.370 (1, 6) SSS			0-3 K ①		0-0 L4 ③		0-0 F4 ③			3 0 0 0 0 1 0																									
Inning Stats	R: 0 E: 0 K: 1 S: 6 H: 1 LOB: 1 BB: 0 P: 6	R: 0 E: 0 K: 0 S: 4 H: 1 LOB: 1 BB: 0 P: 4	R: 0 E: 0 K: 1 S: 5 H: 0 LOB: 0 BB: 0 P: 5	R: 0 E: 0 K: 0 S: 4 H: 2 LOB: 1 BB: 0 P: 4	R: 0 E: 0 K: 0 S: 3 H: 0 LOB: 0 BB: 0 P: 3	R: 0 E: 0 K: 0 S: 4 H: 1 LOB: 3 BB: 2 P: 12	R: 0 E: 0 K: 1 S: 5 H: 0 LOB: 0 BB: 0 P: 5	R: 0 E: 0 K: 1 S: 6 H: 1 LOB: 1 BB: 0 P: 6	R: 0 E: 0 K: 0 S: 3 H: 0 LOB: 0 BB: 0 P: 3	1B: 5 2B: 1 3B: 0 HR: 0 SF: 0 SAC: 0 DP: 1 HBP: 0	WP: 0 PB: 0 SB: 0 CS: 0 PA: 34																								
PITCHER Jim Palmer, R ERA: 2.77 (1, 1)	IP 9.0	WLS W	BF 34	H 6	R 0	ER 0	SO 4	BB 2	IBB 0	HBP 0	BLK 0	WP 0	HR 0	S 40	P 48	ERA 0.00	WHIP 0.889	PITCHER	IP 9.0	WLS W	BF 34	H 6	R 0	ER 0	SO 4	BB 2	IBB 0	HBP 0	BLK 0	WP 0	HR 0	S 40	P 48	ERA 0.00	WHIP 0.889

Detroit Tigers @ Baltimore Orioles
 Memorial Stadium, Baltimore, MD
 Wed May 24 1978, 7:05 PM EDT
 Att. 8,196 - Unknown

livebaseballscorecards.com

AB 32
R 0
H 6
RBI 0
BB 2
SO 4
LOB 10



Batter	1	2	3	4	5	6	7	8	9	AB	R	H	RBI	BB	SO	LOB
Larry Harlow, L OBP: 0.402, SLG: 0.485 (1, 8)	0-0 5-3		0-3 K		0-0 4-3			0-0 1B		4	0	1	0	0	1	0
Billy Smith, S OBP: 0.296, SLG: 0.295 (1, 4)	0-0 FC6-4 1B		4-0 2B BB			0-0 G5-4-3 1B		0-0 1-2 1B		3	0	3	0	1	0	0
Eddie Murray, S OBP: 0.322, SLG: 0.432 (1, 3)	0-0 FC6-4 1B 1-2f		0-0 1-3 2B			0-0 G5-4-3 1-2f		0-0 F7		4	0	1	0	0	0	4
Lee May, R OBP: 0.284, SLG: 0.434 (1, 10)	0-0 1-3 1B		0-3 K			0-3 K		0-3 K		4	0	1	0	0	3	4
Doug DeCinces, R OBP: 0.319, SLG: 0.435 (1, 5)	0-0 F8			0-0 F4				0-0 F9		3	0	0	0	0	0	2
Rich Dauer, R OBP: 0.217, SLG: 0.297 (8, 5)										0	0	0	0	0	0	0
Andres Mora, R OBP: 0.286, SLG: 0.462 (1, 7)		0-0 F4		0-0 F3				0-0 HR		3	1	1	1	0	0	0
Carlos Lopez, R OBP: 0.286, SLG: 0.293 (1, 9)		0-0 G5-4-3 1B		0-0 L9				0-0 F8		3	0	1	0	0	0	0
Rick Dempsey, R OBP: 0.315, SLG: 0.309 (1, 2)		0-0 G5-4-3 1-2f				0-0 L4		0-0 F8		3	0	0	0	0	0	1
Kiko Garcia, R OBP: 0.304, SLG: 0.318 (1, 6)			0-3 K			0-0 4-3				3	0	0	0	0	1	0
Mark Belanger, R OBP: 0.336, SLG: 0.311 (9, 6)								0-0 5-3		0	0	0	0	0	0	0


Inning Stats	R: 0	H: 2	R: 0	H: 1	R: 0	H: 1	R: 0	H: 0	R: 0	H: 1	R: 1	H: 1	R: 0	H: 2	R: 0	H: 0
	E: 0	LOB: 2	E: 0	LOB: 0	E: 0	LOB: 2	E: 0	LOB: 0	E: 0	LOB: 0	E: 0	LOB: 0	E: 0	LOB: 2	E: 0	LOB: 0
	K: 0	BB: 0	K: 0	BB: 0	K: 3	BB: 1	K: 0	BB: 0	K: 1	BB: 0	K: 0	BB: 0	K: 1	BB: 0	K: 1	BB: 0
	S: 5	P: 5	S: 3	P: 3	S: 10	P: 14	S: 3	P: 3	S: 5	P: 5	S: 4	P: 4	S: 7	P: 7	S: 7	P: 7

PITCHER	IP	WLS	BF	H	R	ER	SO	BB	IBB	HBP	BLK	WP	HR	S	P	ERA	WHIP
Bob Sykes, L ERA: 1.32 (1, 1)	8.0	L	31	8	1	1	5	1	0	0	0	0	1	40	44	1.12	1.125

BOTTOM

Detroit Tigers @ Baltimore Orioles
Memorial Stadium, Baltimore, MD
 Wed May 24 1978, 7:05 PM EDT
 Att. 8,196 - Unknown

AB	30
R	1
H	8
RBI	1
BB	1
SO	5
LOB	11



WP	PA	ERA	WHIP
0	31	0	0

Batter	1	2	3	4	5	6	7	8	9	AB R H RBI BB SO LOB	TOP
Ron LeFlore, R OBP: 0.333, SLG: 0.366 (1, 8) X	0-0 F9 ①		0-0 F9 ①		0-0 FC6-4 ②			0-3 K ①		4 0 0 0 0 1 2	
Mark Wagner, R OBP: 0.309, SLG: 0.325 (1, 6) X	0-0 F3 ②		0-0 FC4 ①		0-3 K ③			0-0 F3 ②		4 0 0 0 0 1 2	
Rusty Staub, L OBP: 0.379, SLG: 0.425 (1, 10) X	0-0 1B		0-0 G1-6-3 ② ③				0-0 F9 ①			4 0 2 0 0 0 2	
Jason Thompson, L OBP: 0.369, SLG: 0.562 (1, 3) X	0-0 F8 ③				0-0 G1 ①		0-0 4-3 ②			4 0 0 0 0 1 2	
Steve Kemp, L OBP: 0.465, SLG: 0.403 (1, 7) X					4-0 BB ①		0-3 K ③			3 0 1 0 1 1 0	
John Wockenfuss, R OBP: 0.357, SLG: 0.368 (1, 9) X					0-0 F7 ②					4 0 0 0 0 1 2	
Lance Parrish, R OBP: 0.270, SLG: 0.549 (1, 2) X					0-3 K ③					4 1 1 1 0 1 2	
Aurelio Rodriguez, R OBP: 0.341, SLG: 0.457 (1, 5) X					0-0 FC6-4 ③					3 0 0 0 0 0 1	
Steve Dillard, R OBP: 0.269, SLG: 0.270 (1, 4) X					0-0 FC4 1B					3 0 2 0 0 0 0	
Inning Stats	R: 0 H: 1 E: 0 LOB: 1 K: 0 BB: 0 S: 4 P: 4	R: 0 H: 1 E: 0 LOB: 1 K: 1 BB: 0 S: 6 P: 6	R: 0 H: 1 E: 0 LOB: 1 K: 0 BB: 0 S: 4 P: 4	R: 0 H: 0 E: 0 LOB: 1 K: 1 BB: 1 S: 5 P: 9	R: 0 H: 1 E: 0 LOB: 1 K: 1 BB: 0 S: 6 P: 6	R: 0 H: 0 E: 0 LOB: 0 K: 1 BB: 0 S: 5 P: 5	R: 1 H: 1 E: 0 LOB: 0 K: 0 BB: 0 S: 4 P: 4	R: 0 H: 1 E: 0 LOB: 1 K: 2 BB: 0 S: 8 P: 8	R: 0 H: 0 E: 0 LOB: 0 K: 0 BB: 0 S: 3 P: 3	1B: 4 SF: 0 2B: 1 SAC: 0 3B: 0 DP: 1 HR: 1 HBP: 0	WP: 0 PA: 34 PB: 0 SB: 0 CS: 0
PITCHER Scott McGregor, L (1, 1) ERA: 4.46	IP WLS BF H R ER SO BB IBB HBP BLK WP HR S P ERA WHIP										
	9.0 W 34 6 1 1 6 1 0 0 0 0 1 45 49 1.00 0.778										
PITCHER	IP WLS BF H R ER SO BB IBB HBP BLK WP HR S P ERA WHIP										

Detroit Tigers @ Baltimore Orioles
 Memorial Stadium, Baltimore, MD
 Thu May 25 1978, 7:05 PM EDT
 Att. 5,109 - Unknown

livebaseballscorecards.com

AB	33
R	1
H	6
RBI	1
BB	1
SO	6
LOB	13



Batter	1	2	3	4	5	6	7	8	9
Larry Harlow, L OBP: 0.405, SLG: 0.509 (1, 8)	0-0 4-3		0-0 HR		0-0 G4-6-3		4-0 BB		
Billy Smith, S OBP: 0.314, SLG: 0.326 (1, 4)	0-0 PB 2B		0-0 BB 1B		0-0 1B 1B		0-3 K		
Pat Kelly, L OBP: 0.444, SLG: 0.391 (1, 7) Andres Mora, R OBP: 0.267, SLG: 0.429 (7, PH) (8, 7)	0-0 F6		4-0 BB		0-0 1B		0-3 K		
Ken Singleton, S OBP: 0.449, SLG: 0.431 (1, 9) Carlos Lopez, R OBP: 0.286, SLG: 0.293 (8, PR) (9, 9)	0-3 K		0-0 F7		0-3 K		4-0 CS BB		
Eddie Murray, S OBP: 0.320, SLG: 0.428 (1, 3)		0-0 G5-4-3 1B		0-3 K		0-3 K	0-3 K		
Lee May, R OBP: 0.295, SLG: 0.458 (1, 10)		0-3 K		0-0 S 1B		4-0 BB	0-0 HR		
Rick Dempsey, R OBP: 0.304, SLG: 0.297 (1, 2)		0-0 G5-4-3		0-3 K		0-0 F4	0-0 F6		
Mark Belanger, R OBP: 0.331, SLG: 0.303 (1, 6)			0-0 F3		0-0 F8		0-0 F7		
Rich Dauer, R OBP: 0.222, SLG: 0.299 (1, 5)			0-0 F9		0-0 G4-6-3 1B		0-0 F7		

Inning Stats	R: 0 E: 0 K: 1 S: 6	H: 1 LOB: 1 BB: 0 P: 6	R: 0 E: 0 K: 1 S: 5	H: 1 LOB: 0 BB: 0 P: 5	R: 1 E: 0 K: 0 S: 5	H: 2 LOB: 2 BB: 1 P: 9	R: 0 E: 0 K: 2 S: 8	H: 1 LOB: 1 BB: 0 P: 8	R: 0 E: 0 K: 1 S: 7	H: 3 LOB: 2 BB: 0 P: 7	R: 0 E: 0 K: 1 S: 5	H: 0 LOB: 1 BB: 1 P: 9	R: 0 E: 0 K: 2 S: 7	H: 0 LOB: 1 BB: 1 P: 11	R: 1 E: 0 K: 1 S: 5	H: 1 LOB: 1 BB: 1 P: 9
1B: 6 2B: 2 3B: 0 HR: 2	SF: 0 SAC: 0 DP: 3 HBP: 0	WP: 0 PA: 34														


PITCHER	IP	WLS	BF	H	R	ER	SO	BB	IBB	HBP	BLK	WP	HR	S	P	ERA	WHIP
Steve Baker, R ERA: 1.42 (1, 1)	6.1		28	8	1	1	6	3	0	0	0	0	1	37	49	1.42	1.737
John Hiller, L ERA: 2.55 (7, 1)	1.2	L	6	1	1	1	3	1	0	0	0	0	1	11	15	5.40	1.200

BOTTOM

Detroit Tigers @ Baltimore Orioles
Memorial Stadium, Baltimore, MD
 Thu May 25 1978, 7:05 PM EDT
 Att. 5,109 - Unknown

AB	R	H	RBI	BB	SO	LOB
3	1	1	1	1	0	1
4	0	3	0	0	1	1
2	0	1	0	1	0	1
1	0	0	0	0	1	1
3	0	0	0	1	2	5
0	0	0	0	0	0	0
4	0	1	0	0	3	1
3	1	2	1	1	1	1
4	0	0	0	0	1	4
3	0	0	0	0	0	2
3	0	1	0	0	0	0

AB 30
R 2
H 9
RBI 2
BB 4
SO 9
LOB 17



Batter	1	2	3	4	5	6	7	8	9	AB R H RBI BB SO LOB	TOP	
Ron LeFlore, R OBP: 0.337, SLG: 0.369 (1, 8) X	0-0 4-3 4-3 1B		0-0 G5-4-3 1-2f			0-0 G6-4-3 1B		0-0 5-3		4 0 2 0 0 0 1		
Mark Wagner, R OBP: 0.294, SLG: 0.309 (1, 6) X	0-0 4-3 1-2			0-0 F8		0-0 G6-4-3 1-2f		0-0 5-3		4 0 0 0 0 0 2		
Rusty Staub, L OBP: 0.382, SLG: 0.451 (1, 10) X	0-0 4-3 2-3			0-0 HR		0-0 HR 2B			0-0 F9	4 2 2 1 0 0 1		
Jason Thompson, L OBP: 0.366, SLG: 0.572 (1, 3) X	0-0 6-3			0-3 K		0-0 HR 2-H			0-0 F2	4 1 1 2 0 1 1		
Steve Kemp, L OBP: 0.454, SLG: 0.391 (1, 7) X		0-0 3-1		0-0 L6		0-0 4-3			0-0 G3	4 0 0 0 0 0 0		
John Wockenfuss, R OBP: 0.356, SLG: 0.366 (1, 9) X		0-0 5-3			0-0 F8		0-0 G4-6-3 1B			3 0 1 0 0 0 0		
Lance Parrish, R OBP: 0.260, SLG: 0.527 (1, 2) X		0-0 1-3			0-0 E5 FC6-4		0-0 G4-6-3 1-2f			3 0 0 0 0 0 1		
Aurelio Rodriguez, R OBP: 0.330, SLG: 0.440 (1, 5) X			0-0 F9		0-3 K		0-0 F7			3 0 0 0 0 1 1		
Steve Dillard, R OBP: 0.275, SLG: 0.276 (1, 4) X			0-0		0-0 FC6-4			0-0 5-3		2 0 1 0 0 0 1		
Mickey Stanley, R OBP: 0.250, SLG: 0.333 (8, PH) X			0-0 G5-4-3 1B							1 0 0 0 0 0 0		
Lou Whitaker, L OBP: 0.391, SLG: 0.363 (8, 4) X										0 0 0 0 0 0 0		
Inning Stats	R: 0 H: 1 E: 0 LOB: 1 K: 0 BB: 0 S: 4 P: 4	R: 0 H: 0 E: 0 LOB: 0 K: 0 BB: 0 S: 3 P: 3	R: 0 H: 1 E: 0 LOB: 0 K: 0 BB: 0 S: 3 P: 3	R: 1 H: 1 E: 0 LOB: 0 K: 1 BB: 0 S: 6 P: 6	R: 0 H: 0 E: 1 LOB: 1 K: 1 BB: 0 S: 6 P: 6	R: 2 H: 3 E: 0 LOB: 0 K: 0 BB: 0 S: 5 P: 5	R: 0 H: 1 E: 0 LOB: 0 K: 0 BB: 0 S: 3 P: 3	R: 0 H: 0 E: 0 LOB: 0 K: 0 BB: 0 S: 3 P: 3	R: 0 H: 0 E: 0 LOB: 0 K: 0 BB: 0 S: 3 P: 3	1B: 4 SF: 0 2B: 1 SAC: 0 3B: 0 DP: 3 HR: 2 HBP: 0	WP: 0 PA: 32 PB: 0 SB: 0 CS: 0	
PITCHER Bill Lee, L ERA: 2.55 (1, 1)	IP WLS BF H R ER SO BB IBB HBP BLK WP HR S P ERA WHIP	9.0 W 32 7 3 3 2 0 0 0 0 0 0 2 36 36 3.00 0.778										

Detroit Tigers @ Boston Red Sox
Fenway Park, Boston, MA
 Fri May 26 1978, 7:05 PM EDT
 Att. 33,431 - Unknown - 57 F

livebaseballscorecards.com

AB	32
R	3
H	7
RBI	3
BB	0
SO	2
LOB	8



Batter	1	2	3	4	5	6	7	8	9
Rick Burleson, R OBP: 0.286, SLG: 0.320 (1, 6)	0-0 F8		0-0 G4-6-3 1B		0-0 E 2B	0-0 4-3 1B		0-0 F7	
Jerry Remy, L OBP: 0.328, SLG: 0.352 (1, 4)	4-0 HR BB		0-0 G4-6-3 1-2f		0-0 E4 BB	0-0 4-3		0-0 1B	
Jim Rice, R OBP: 0.392, SLG: 0.684 (1, 7)	0-0 1-H HR		0-0 1B		0-3 K	0-0 1-3		0-3 K	
Carl Yastrzemski, L OBP: 0.377, SLG: 0.383 (1, 8)	0-0 3-1		0-0 F2		4-0 1-2 BB		0-0 4-3		
Carlton Fisk, R OBP: 0.346, SLG: 0.386 (1, 2)	0-0 1B			0-0 F7	0-0 F6		0-0 F7		
Butch Hobson, R OBP: 0.353, SLG: 0.487 (1, 5)	0-3 K			0-0 F9		0-0 6-3	4-0 BB BB	BB	
Jack Brohamer, L OBP: 0.356, SLG: 0.415 (1, 10)		0-0 F8		0-0 G3		0-0 1B 2B	0-0 L3		
Dwight Evans, R OBP: 0.381, SLG: 0.496 (1, 9)		0-3 K			0-0 HR	4-0 1B 1B 4-3 BB		0-0 HR	
Fred Kendall, R OBP: 0.278, SLG: 0.333 (1, 3)		0-0 F8			0-0 1-3	0-0 4-3 1B 1-2 2-3 1B		0-0 4-3	


Inning Stats	R: 2 E: 0 K: 1 S: 7	H: 2 LOB: 1 BB: 1 P: 11	R: 0 E: 0 K: 1 S: 5	H: 0 LOB: 0 BB: 0 P: 5	R: 0 E: 0 K: 0 S: 4	H: 2 LOB: 1 BB: 0 P: 4	R: 0 E: 0 K: 0 S: 3	H: 0 LOB: 0 BB: 0 P: 3	R: 1 E: 1 K: 1 S: 8	H: 2 LOB: 3 BB: 1 P: 12	R: 2 E: 0 K: 0 S: 6	H: 3 LOB: 2 BB: 1 P: 10	R: 0 E: 0 K: 0 S: 3	H: 0 LOB: 1 BB: 1 P: 7	R: 1 E: 0 K: 1 S: 7	H: 2 LOB: 1 BB: 0 P: 7
1B: 6 2B: 2 3B: 0 HR: 3	SF: 0 SAC: 0 DP: 1 HBP: 0	WP: 0 PB: 0 SB: 0 CS: 0	1B: 6 2B: 2 3B: 0 HR: 3	SF: 0 SAC: 0 DP: 1 HBP: 0	WP: 0 PB: 0 SB: 0 CS: 0	1B: 6 2B: 2 3B: 0 HR: 3	SF: 0 SAC: 0 DP: 1 HBP: 0	WP: 0 PB: 0 SB: 0 CS: 0	1B: 6 2B: 2 3B: 0 HR: 3	SF: 0 SAC: 0 DP: 1 HBP: 0	WP: 0 PB: 0 SB: 0 CS: 0	1B: 6 2B: 2 3B: 0 HR: 3	SF: 0 SAC: 0 DP: 1 HBP: 0	WP: 0 PB: 0 SB: 0 CS: 0	1B: 6 2B: 2 3B: 0 HR: 3	SF: 0 SAC: 0 DP: 1 HBP: 0

PITCHER	IP	WLS	BF	H	R	ER	SO	BB	IBB	HBP	BLK	WP	HR	S	P	ERA	WHIP
Milt Wilcox, R ERA: 3.61 (1, 1)	8.0	L	39	11	6	6	4	4	0	0	0	0	3	43	59	6.75	1.875

BOTTOM

Detroit Tigers @ Boston Red Sox
Fenway Park, Boston, MA
Fri May 26 1978, 7:05 PM EDT
Att: 33,431 - Unknown - 57 F

AB	35
R	6
H	11
RBI	6
BB	4
SO	4
LOB	15



WP: 0	PA: 39
PB: 0	
SB: 0	
CS: 0	


Batter	1	2	3	4	5	6	7	8	9	AB	R	H	RBI	BB	SO	LOB
Rick Burleson, R OBP: 0.280, SLG: 0.314 (1, 6)	0-0 6-3		0-0 F3			0-0 F6		0-0 F8		4	0	0	0	0	0	0
Jerry Remy, L OBP: 0.321, SLG: 0.344 (1, 4)	0-0 F7			0-0 G3		0-0 P7		0-0 F8		4	0	0	0	0	0	0
Jim Rice, R OBP: 0.391, SLG: 0.695 (1, 7)	0-3 K			0-0 6-3		0-0 HR				3	1	1	1	0	1	0
Carl Yastrzemski, L OBP: 0.371, SLG: 0.376 (1, 8)		0-0 G3		0-0 G3		0-0 6-3				3	0	0	0	0	0	0
Carlton Fisk, R OBP: 0.346, SLG: 0.385 (1, 2)		0-0 1B			0-0 F6			0-0 F8		3	0	1	0	0	0	0
Butch Hobson, R OBP: 0.352, SLG: 0.484 (1, 5)		0-0 F9			0-0 BB 1B		0-0 F4			3	0	1	0	0	0	1
Jack Brohamer, L OBP: 0.371, SLG: 0.418 (1, 10)		0-0 F8			4-0 BB BB BB FC6-4 BB		0-0 1B			2	0	1	0	1	0	1
Dwight Evans, R OBP: 0.373, SLG: 0.485 (1, 9)			0-0 6-3		0-3 K		0-0 5-3			3	0	0	0	0	1	3
Fred Kendall, R OBP: 0.238, SLG: 0.286 (1, 3)			0-0 5-3		0-0 FC6-4			0-0 5-3		3	0	0	0	0	0	2

Inning Stats	R: 0	H: 0	E: 0	K: 1	S: 5	R: 0	H: 1	E: 0	K: 0	S: 4	R: 0	H: 0	E: 0	K: 0	S: 3	R: 0	H: 0	E: 0	K: 0	S: 3	R: 0	H: 1	E: 0	K: 1	S: 6	R: 1	H: 1	E: 0	K: 0	S: 4	R: 0	H: 1	E: 0	K: 0	S: 4	R: 0	H: 0	E: 0	K: 0	S: 3	
	0	0	0	1	5	0	1	0	0	4	0	0	0	0	3	0	0	0	0	0	3	0	1	0	1	10	1	1	0	0	4	0	0	0	0	3	0	0	0	0	3

BOTTOM

Detroit Tigers @ Boston Red Sox
 Fenway Park, Boston, MA
 Sat May 27 1978, 3:33 AM EDT
 Att: 33,335 - Unknown - 65 F

AB	28
R	1
H	4
RBI	1
BB	1
SO	2
LOB	7



1B:	3	SF:	0	WP:	0	PA:	29
2B:	0	SAC:	0	PB:	0		
3B:	0	DP:	0	SB:	0		
HR:	1	HBP:	0	CS:	0		

PITCHER	IP	WLS	BF	H	R	ER	SO	BB	IBB	HBP	BLK	WP	HR	S	P	ERA	WHIP
Dave Rozema, R ERA: 2.39 (1, 1)	5.0		18	2	0	0	2	1	0	0	0	0	0	21	25	0.00	0.600
Jack Morris, R ERA: 6.16 (6, 1)	3.0	L	11	2	1	1	0	0	0	0	0	0	1	11	11	3.00	0.667

Batter	1	2	3	4	5	6	7	8	9	10	AB R H RBI BB SO LOB	TOP				
Ron LeFlore, R OBP: 0.346, SLG: 0.399 (1, 8) X	0-0 BB 4-3 1B		X 0-0 1B G4-6-3 1B		X 0-0 HR		X 0-0 2B 8-2-4-5 2-3 2B			X 0-0 1-3	5 2 4 1 0 0 0					
Lou Whitaker, L OBP: 0.375, SLG: 0.348 (1, 4) X	0-0 4-3 1-2		X 0-0 G4-6-3 1B		X 0-0 4-3		X 0-0 6-3			X 0-0 2-3	5 0 1 0 0 0 3					
Rusty Staub, L OBP: 0.374, SLG: 0.439 (1, 10) X	0-0 F5		X 0-0 G4-6-3 1-2f 3-H 1B		X 0-0 1B		X 0-0 8-2-4-5 2-3f			X 0-0 F9	5 0 1 0 0 0 4					
Jason Thompson, L OBP: 0.361, SLG: 0.572 (1, 3) B B B	4-0 BB BB		X 0-0 F6		X 0-0 HR		X 0-0 5-3				3 1 1 1 1 0 0					
Steve Kemp, L OBP: 0.462, SLG: 0.391 (1, 7) B B B	4-0 1-2 2-3 BB		0-3 K		X 0-0 4-3		B B B 4-0 G3-6-1 BB				2 0 0 0 2 1 0					
Milt May, L OBP: 0.380, SLG: 0.609 (1, 2) X	0-0 L9		X 0-0 4-3		X 0-0 F4		X 0-0 G3-6-1 1-2f				4 0 0 0 0 0 4					
Tim Corcoran, L OBP: 0.295, SLG: 0.255 (1, 9) X		X 0-0 L3		X 0-0 1B		X 0-0 1B		X 0-0 CS 1B			4 0 3 0 0 0 0					
Phil Mankowski, L OBP: 0.316, SLG: 0.389 Aurelio Rodriguez, R OBP: 0.326, SLG: 0.435 (1, 5) (7, 5)		X 0-0 CS 1B		X 0-0 L4		X 0-0 F8		S S S 0-3 K			3 0 1 0 0 0 2 1 0 0 0 0 1 1					
Alan Trammell, R OBP: 0.321, SLG: 0.367 (1, 6) S S S		X 0-3 1-2 K		X 0-0 6-3		X 0-0 2B		S S S 0-3 K			4 0 1 0 0 2 2					
Inning Stats	R: 0 H: 1 E: 0 LOB: 3 K: 0 BB: 2 S: 4 P: 12	R: 0 H: 1 E: 0 LOB: 1 K: 1 BB: 0 S: 5 P: 5	R: 1 H: 2 E: 0 LOB: 0 K: 0 BB: 0 S: 4 P: 4	R: 0 H: 1 E: 0 LOB: 1 K: 1 BB: 0 S: 6 P: 6	R: 1 H: 2 E: 0 LOB: 1 K: 0 BB: 0 S: 4 P: 4	R: 1 H: 2 E: 0 LOB: 1 K: 0 BB: 0 S: 5 P: 5	R: 0 H: 2 E: 0 LOB: 1 K: 0 BB: 0 S: 4 P: 4	R: 0 H: 0 E: 0 LOB: 0 K: 0 BB: 1 S: 2 P: 6	R: 0 H: 1 E: 0 LOB: 0 K: 2 BB: 0 S: 7 P: 7	R: 0 H: 0 E: 0 LOB: 0 K: 0 BB: 0 S: 3 P: 3	1B: 8 SF: 0 2B: 4 SAC: 0 3B: 0 DP: 4 HR: 2 HBP: 0	WP: 0 PA: 39 PB: 0 SB: 0 CS: 2				
PITCHER	IP WLS BF H R ER SO BB IBB HBP BLK WP HR S P ERA WHIP															
Allen Ripley, R ERA: 4.35 (1, 1)	6.0	28	11	3	3	2	2	0	0	0	0	0	0	0	4.50	2.167
Tom Burgmeier, L ERA: 5.51 (7, 1)	2.0	6	1	0	0	0	1	0	0	0	0	0	0	0	0.00	1.000
Bob Stanley, R ERA: 3.41 (9, 1)	2.0	W 5	0	0	0	2	0	0	0	0	0	0	0	0	0.00	0.000

Detroit Tigers @ Boston Red Sox
 Fenway Park, Boston, MA
 Sun May 28 1978, 3:33 AM EDT
 Unknown - 87 F

livebaseballscores.com


AB 36
R 3
H 12
RBI 2
BB 3
SO 4
LOB 16



Batter	1	2	3	4	5	6	7	8	9	10	AB	R	H	RBI	BB	SO	LOB
Rick Burleson, R OBP: 0.278, SLG: 0.316 (1, 6)	0-0 6-3			0-0 4-3 2B	0-0 G6-4-3		0-0 F6		0-0 F9		5	1	1	0	0	0	4
Jerry Remy, L OBP: 0.313, SLG: 0.335 (1, 4)	0-0 G3			0-0 4-3		0-0 F7		0-0 P7	0-0 F8		5	0	0	0	0	0	2
Jim Rice, R OBP: 0.396, SLG: 0.705 (1, 7)	0-0 F7			4-0 2B SF7 BB		4-0 1B BB		0-0 6-3		0-0 HR	3	2	1	1	2	0	0
Carl Yastrzemski, L OBP: 0.379, SLG: 0.391 (1, 3)		0-0 5-3		0-0 1-3 2B		0-0 1-3 1B		0-0 2B 1B			4	1	3	1	0	0	0
Carlton Fisk, R OBP: 0.349, SLG: 0.392 (1, 2)		0-0 F7		0-0 3-H SF7		4-0 1-2 BB		0-0 1B 2B			2	0	1	1	1	0	0
Fred Lynn, L OBP: 0.361, SLG: 0.470 (1, 8)		0-0 F8		0-0 3-H 4-3		0-0 1-2 G4-6-3		0-0 2-3 3-H FC6-4 1B			4	0	1	1	0	0	4
Butch Hobson, R OBP: 0.356, SLG: 0.478 (1, 5)			4-0 BB		4-0 BB		0-0 F8		0-0 FC6-4		2	0	0	0	2	0	2
Dwight Evans, R OBP: 0.364, SLG: 0.471 (1, 9)			0-0 G5-4-3		0-0 L9		0-3 K		0-3 K		4	0	0	0	0	2	2
Jack Brohamer, L OBP: 0.375, SLG: 0.421 (1, 10)			0-0 L5		0-0 L5		0-0 1B		4-0 BB		2	0	1	0	0	0	0
Bob Bailey, R OBP: 0.282, SLG: 0.333 (7, PH)											1	0	1	0	1	0	0
Frank Duffy, R OBP: 0.286, SLG: 0.308 (9, PR)											0	0	0	0	0	0	0

DETROIT TIGERS @ BOSTON RED SOX
Fenway Park, Boston, MA
 Sun May 28 1978, 3:33 AM EDT
 Unknown - 87 F

AB	32
R	4
H	9
RBI	4
BB	6
SO	2
LOB	14



Inning Stats	R: 0	H: 0	E: 0	K: 0	S: 3	P: 3	R: 0	H: 0	E: 0	K: 0	S: 3	P: 3	R: 0	H: 0	E: 0	K: 0	S: 2	R: 2	H: 2	E: 0	K: 0	S: 5	R: 0	H: 1	E: 0	K: 0	S: 3	R: 0	H: 1	E: 0	K: 1	S: 6	R: 1	H: 3	E: 0	K: 0	S: 6	R: 0	H: 0	E: 0	K: 1	S: 5	R: 1	H: 1	E: 0	K: 0	S: 1	1B: 5	SF: 1	2B: 3	3B: 0	HR: 1	WP: 0	PA: 39
PITCHER																																																						
Jack Billingham, R ERA: 3.39 (1, 1)	IP	WLS	BF	H	R	ER	SO	BB	IBB	HBP	BLK	WP	HR	S	P	ERA	WHIP																																					
John Hiller, L ERA: 2.77 (6, 1)	3.2	L	16	5	2	2	2	1	0	0	0	0	1	19	23	4.91	1.636																																					

Batter	1	2	3	4	5	6	7	8	9	AB R H RBI BB SO LOB	TOP	
Ron LeFlore, R OBP: 0.340, SLG: 0.391 (1, 8) X	0-0 F8 ①		0-0 G4-6-3 ①②			0-0 5-3 ②		0-0 G3 ②		4 0 0 0 0 0 1		
Lou Whitaker, L OBP: 0.370, SLG: 0.344 (1, 4) X	0-0 F7 ②		0-0 1B ③			0-3 K ③		0-3 K ③		4 0 1 0 0 2 0		
Rusty Staub, L OBP: 0.377, SLG: 0.441 (1, 10) X	0-0 1B			0-0 G4-6-3 1B			0-0 F8 ①		0-0 L6 ①	4 0 2 0 0 0 0		
Jason Thompson, L OBP: 0.359, SLG: 0.565 (1, 3) X	0-0 F7 ③			0-0 G4-6-3 ①②			0-0 3B 1B		0-0 F8 ②	4 1 1 0 0 0 2		
Steve Kemp, L OBP: 0.457, SLG: 0.401 (1, 7) X		0-3 K ①		0-3 K ③			0-0 1B 3B		0-0 L7 ③	4 1 1 1 0 2 0		
Milt May, L OBP: 0.369, SLG: 0.589 (1, 2) X		0-0 F8 ②			0-0 F6 ①		0-0 G3 ②			3 0 0 0 0 0 1		
Tim Corcoran, L OBP: 0.306, SLG: 0.268 (1, 9) X		0-0 F3 ③			0-0 G4-6-3 1B		0-0 1B			3 0 2 1 0 0 0		
Phil Mankowski, L OBP: 0.317, SLG: 0.400 (1, 5) X			0-0 1B G4-6-3 2B		0-0 G4-6-3 ②③		0-0 4-3 ③			3 1 1 0 0 0 2		
Alan Trammell, R OBP: 0.322, SLG: 0.366 (1, 6) X			0-0 1B G4-6-3			0-0 5-3 ①		0-0 F7 ①		3 0 1 0 0 0 0		
Inning Stats	R: 0 H: 1 E: 0 LOB: 1 K: 0 BB: 0 S: 4 P: 4	R: 0 H: 0 E: 0 LOB: 0 K: 1 BB: 0 S: 5 P: 5	R: 1 H: 3 E: 0 LOB: 1 K: 0 BB: 0 S: 4 P: 4	R: 0 H: 1 E: 0 LOB: 0 K: 1 BB: 0 S: 5 P: 5	R: 0 H: 1 E: 0 LOB: 0 K: 0 BB: 0 S: 3 P: 3	R: 0 H: 0 E: 0 LOB: 0 K: 1 BB: 0 S: 5 P: 5	R: 2 H: 3 E: 0 LOB: 1 K: 0 BB: 0 S: 6 P: 6	R: 0 H: 0 E: 0 LOB: 0 K: 1 BB: 0 S: 5 P: 5	R: 0 H: 0 E: 0 LOB: 0 K: 0 BB: 0 S: 3 P: 3	1B: 7 SF: 0 2B: 1 SAC: 0 3B: 1 DP: 3 HR: 0 HBP: 0	WP: 0 PA: 32 PB: 0 SB: 0 CS: 0	
PITCHER	IP WLS BF H R ER SO BB IBB HBP BLK WP HR S P ERA WHIP											
Jim Wright, R ERA: 2.61 (1, 1)	7.0 W 26 9 3 3 3 0 0 0 0 0 0 0 0 32 32 3.86 1.286											
Dick Drago, R ERA: 1.62 (8, 1)	2.0 S 6 0 0 0 1 0 0 0 0 0 0 0 0 8 8 0.00 0.000											

Detroit Tigers @ Boston Red Sox
 Fenway Park, Boston, MA
 Sun May 28 1978, 3:38 AM EDT
 Att. 34,672 - Unknown - 89 F

livebaseballscorecards.com

AB 32
R 3
H 9
RBI 2
BB 0
SO 4
LOB 6



Batter	1	2	3	4	5	6	7	8	9
Jerry Remy, L (1, 4) OBP: 0.312, SLG: 0.344	0-0 1-3 ①		0-0 4-3 ②	0-0 L7 ③			0-0 SF7 3B		
Fred Lynn, L (1, 8) OBP: 0.364, SLG: 0.474	0-0 4-3 ②		0-0 1B 1B		0-0 1B 1B		0-0 SF7 ①		
Jim Rice, R (1, 7) OBP: 0.398, SLG: 0.701	0-0 F9 ③		0-0 1B		0-3 K ①		0-0 8-5 BB 1B		
Carl Yastrzemski, L (1, 3) OBP: 0.367, SLG: 0.396		0-0 1B SF8 1B	0-0 F8 ③		0-0 1B		4-0 1-2 BB		
Butch Hobson, R (1, 5) OBP: 0.359, SLG: 0.491		0-0 1-3 1B		0-0 HR 3B	0-0 L6 ②		0-0 8-5 ② ③		
Dwight Evans, R (1, 9) OBP: 0.367, SLG: 0.493		0-3 K ①		0-0 3-H HR	0-0 F6 ③		0-0 CS 1B		
Jack Brohamer, L (1, 10) OBP: 0.373, SLG: 0.441 Bob Bailey, R (8, PH) OBP: 0.275, SLG: 0.324		0-0 SF8 ②		0-0 3-H F8 ①		0-0 SH1-3 CS 2B	0-0 F7 ①		
Bob Montgomery, R (1, 2) OBP: 0.455, SLG: 0.600		0-0 4-3 ③		0-0 F9 ②		0-0 SH1-3 ①	0-0 L5 ② ③		
Frank Duffy, R (1, 6) OBP: 0.294, SLG: 0.267			0-0 F8 ①	4-0 BB		0-0 F8 ② ③			

Inning Stats	R: 0	H: 0	E: 0	K: 0	S: 3	R: 1	H: 2	E: 0	K: 1	S: 7	R: 0	H: 2	E: 0	K: 0	S: 5	R: 2	H: 2	E: 0	K: 0	S: 5	R: 0	H: 2	E: 0	K: 1	S: 7	R: 0	H: 1	E: 0	K: 0	S: 3	R: 1	H: 2	E: 0	K: 0	S: 4	R: 0	H: 1	E: 0	K: 0	S: 3
	LOB: 0	BB: 0	P: 3	LOB: 1	BB: 0	P: 7	LOB: 2	BB: 0	P: 5		LOB: 1	BB: 1	P: 9	LOB: 0	BB: 0	P: 7	LOB: 0	BB: 0	P: 3		LOB: 1	BB: 0	P: 3	LOB: 0	BB: 0	P: 3	LOB: 0	BB: 0	P: 3	LOB: 0	BB: 1	P: 8	LOB: 0	BB: 0	P: 3	LOB: 0	BB: 0	P: 3		

PITCHER															PITCHER																			
IP	WLS	BF	H	R	ER	SO	BB	IBB	HBP	BLK	WP	HR	S	P	ERA	WHIP	IP	WLS	BF	H	R	ER	SO	BB	IBB	HBP	BLK	WP	HR	S	P	ERA	WHIP	
Jim Slaton, R (1, 1) ERA: 4.93	6.1	L	30	11	4	4	2	1	0	0	0	1	33	37	5.68	1.895	Jim Crawford, L (7, 1) ERA: 3.24	1.2	5	1	0	0	0	1	0	0	0	0	0	0	4	8	0.00	1.200

BOTTOM

AB	R	H	RBI	BB	SO	LOB
4	1	1	0	0	0	1
3	0	2	1	0	0	0
4	0	2	0	0	1	1
3	1	2	0	1	0	2
4	1	2	0	0	0	4
4	1	2	2	0	1	4
2	0	1	1	0	0	0
1	0	0	0	0	0	1
3	0	0	0	0	0	2
2	0	0	0	1	0	1

AB	30
R	4
H	12
RBI	4
BB	2
SO	2
LOB	16



WP: 0	PA: 35
PB: 0	
SB: 0	
CS: 2	

Detroit Tigers @ Boston Red Sox
Fenway Park, Boston, MA
 Sun May 28 1978, 3:38 AM EDT
 Att: 34,672 - Unknown - 89 F

livebaseballscorecards.com

Batter	1	2	3	4	5	6	7	8	9	AB R H RBI BB SO LOB	TOP
Carlos Lopez, R (1, 8) OBP: 0.276, SLG: 0.366 (7, 9)	0-0 HR		0-0 F9	0-0 F8			0-0 F7			4 1 1 1 0 0 2	
Billy Smith, S (1, 4) OBP: 0.344, SLG: 0.400	0-0 5-3		0-0 1B HR 1B			0-0 F3	0-0 P6			4 1 1 0 0 0 1	
Ken Singleton, S (1, 9) OBP: 0.444, SLG: 0.419 Larry Harlow, L (7, 8) OBP: 0.388, SLG: 0.466	0-0 F8		0-0 1-3 HR 1B			0-0 L6	0-0 FC6-4 1-2f			4 1 1 0 0 0 1 0 0 0 0 0 0 0	
Lee May, R (1, 10) OBP: 0.306, SLG: 0.491	0-0 1B		0-0 1-H 3-H HR			0-0 HR		0-3 K		4 2 3 4 0 1 0	
Eddie Murray, S (1, 3) OBP: 0.306, SLG: 0.408	0-0 4-3		0-0 6-3			0-0 6-3		0-3 K		4 0 0 0 0 1 1	
Doug DeCinces, R (1, 5) OBP: 0.329, SLG: 0.434 Rich Dauer, R (8, 5) OBP: 0.203, SLG: 0.270		0-0 F8		4-0 1B SF9 BB		0-0 F8		0-0 F3		3 1 0 0 1 0 0 0 0 0 0 0 0 0	
Andres Mora, R (1, 7) OBP: 0.222, SLG: 0.292		0-0 F7		0-0 1-3 1B		0-0 F8		0-0 F5		4 0 1 0 0 0 0	
Rick Dempsey, R (1, 2) OBP: 0.275, SLG: 0.261		0-0 4-3		0-0 SF9		0-0 F9		0-0 6-3		3 0 0 1 0 0 0	
Mark Belanger, R (1, 6) OBP: 0.317, SLG: 0.298		0-3 K		0-3 K		0-0 E6 FC6-4		0-0 F3		4 0 0 0 0 2 1	
Inning Stats	R: 1 H: 2 E: 0 LOB: 1 K: 0 BB: 0 S: 5 P: 5	R: 0 H: 0 E: 0 LOB: 0 K: 0 BB: 0 S: 3 P: 3	R: 3 H: 3 E: 0 LOB: 0 K: 1 BB: 0 S: 8 P: 8	R: 1 H: 1 E: 0 LOB: 1 K: 1 BB: 1 S: 6 P: 10	R: 1 H: 1 E: 0 LOB: 0 K: 0 BB: 0 S: 4 P: 4	R: 0 H: 0 E: 0 LOB: 0 K: 0 BB: 0 S: 3 P: 3	R: 0 H: 0 E: 1 LOB: 1 K: 0 BB: 0 S: 4 P: 4	R: 0 H: 0 E: 0 LOB: 0 K: 2 BB: 0 S: 7 P: 7	R: 0 H: 0 E: 0 LOB: 0 K: 0 BB: 0 S: 3 P: 3	1B: 4 SF: 1 2B: 0 SAC: 0 3B: 0 DP: 0 HR: 3 HBP: 0	WP: 0 PA: 36 PB: 0 SB: 0 CS: 0
PITCHER Bob Sykes, L (1, 1) ERA: 2.54 Jack Morris, R (6, 1) ERA: 5.09	IP WLS BF H R ER SO BB IBB HBP BLK WP HR S P ERA WHIP 5.0 L 23 7 6 6 2 1 0 0 0 0 0 3 26 30 10.80 1.600 4.0 13 0 0 0 2 0 0 0 0 0 0 0 17 17 0.00 0.000										

Baltimore Orioles @ Detroit Tigers
 Tiger Stadium, Detroit, MI
 Mon May 29 1978, 7:05 PM EDT
 Att. 20,534 - Unknown

livebaseballscorecards.com

AB	34
R	6
H	7
RBI	6
BB	1
SO	4
LOB	6



Batter	1	2	3	4	5	6	7	8	9	AB R H RBI BB SO LOB
Ron LeFlore, R OBP: 0.343, SLG: 0.398 (1, 8)	0-0 6-3		0-0 1-H 2B			0-0 F9			0-0 HR 1B	4 1 2 1 0 0 0
Alan Trammell, R OBP: 0.308, SLG: 0.349 (1, 6)	0-0 F9		0-0 5-3			0-0 6-3			0-0 F8	4 0 0 0 0 0 2
Rusty Staub, L OBP: 0.374, SLG: 0.453 (1, 10)	0-0			0-0 F7			0-0 F8		0-0 1-H HR	4 1 1 2 0 0 0
Jason Thompson, L OBP: 0.352, SLG: 0.552 (1, 3)		0-0 5-3		0-0 4-3		0-0 F8			0-0 3-1	4 0 0 0 0 0 0
Steve Kemp, L OBP: 0.453, SLG: 0.397 (1, 7)		0-0 4-3		0-0 F8		0-0 4-3			0-0 1B	4 0 1 0 0 0 0
Lance Parrish, R OBP: 0.244, SLG: 0.494 (1, 2)		0-3 K			0-0 1-3		0-0 6-3	0-0 6-3	0-0 5-3	4 0 0 0 0 1 1
John Wockenfuss, R OBP: 0.333, SLG: 0.341 (1, 9)			0-0 6-3		0-0 F8		0-0 4-3			3 0 0 0 0 0 0
Aurelio Rodriguez, R OBP: 0.326, SLG: 0.432 (1, 5)			0-0 4-3		0-0 6-3		0-0 1B			3 0 1 0 0 0 0
Lou Whitaker, L OBP: 0.369, SLG: 0.344 (1, 4)			0-0 2B 1B			0-0 3-1		0-0 F8		3 1 1 0 0 0 1

Inning Stats	R: 0	H: 0	E: 0	K: 0	S: 3	LOB: 0	BB: 0	P: 3
	R: 0	H: 0	E: 0	K: 1	S: 5 <td>LOB: 0</td> <td>BB: 0</td> <td>P: 5 </td>	LOB: 0	BB: 0	P: 5
	R: 1	H: 2	E: 0	K: 0	S: 5 <td>LOB: 1</td> <td>BB: 0</td> <td>P: 5 </td>	LOB: 1	BB: 0	P: 5
	R: 0	H: 0	E: 0	K: 0	S: 3 <td>LOB: 0</td> <td>BB: 0</td> <td>P: 3 </td>	LOB: 0	BB: 0	P: 3
	R: 0	H: 0	E: 0	K: 0	S: 3 <td>LOB: 0</td> <td>BB: 0</td> <td>P: 3 </td>	LOB: 0	BB: 0	P: 3
	R: 0	H: 0	E: 0	K: 0	S: 3 <td>LOB: 0</td> <td>BB: 0</td> <td>P: 3 </td>	LOB: 0	BB: 0	P: 3
	R: 0	H: 1	E: 0	K: 0	S: 4 <td>LOB: 1</td> <td>BB: 0</td> <td>P: 4 </td>	LOB: 1	BB: 0	P: 4
	R: 2	H: 3	E: 0	K: 0	S: 6 <td>LOB: 1</td> <td>BB: 0</td> <td>P: 6 </td>	LOB: 1	BB: 0	P: 6
	1B: 4	SF: 0	2B: 1	SAC: 0	3B: 0	DP: 0	HR: 1	HBP: 0

PITCHER	IP	WLS	BF	H	R	ER	SO	BB	IBB	HBP	BLK	WP	HR	S	P	ERA	WHIP
Scott McGregor, L ERA: 4.21 (1, 1)	9.0	W	33	6	3	3	1	0	0	0	0	0	1	35	35	3.00	0.667

BOTTOM

Baltimore Orioles @ Detroit Tigers
Tiger Stadium, Detroit, MI
Mon May 29 1978, 7:05 PM EDT
Att. 20,534 - Unknown

AB	33
R	3
H	6
RBI	3
BB	0
SO	1
LOB	4



WP: 0	PA: 33
PB: 0	
SB: 0	
CS: 0	

livebaseballscores.com

Batter	1	2	3	4	5	6	7	8	9	AB	R	H	RBI	BB	SO	LOB	TOP						
Larry Harlow, L (1, 8) OBP: 0.384, SLG: 0.479	0-3 K		0-0 SF8			0-3 K		0-0 1-H 3B		3	0	1	2	0	2	0							
Mark Belanger, R (1, 6) OBP: 0.317, SLG: 0.294	0-3 K		0-0 F9			4-0 1B BB		0-0 5-3		2	0	0	0	1	1	2							
Terry Crowley, L (8, PH) OBP: 0.353, SLG: 0.353	0-3 K									0	0	0	0	0	0	0							
Carlos Lopez, R (8, PH) OBP: 0.273, SLG: 0.361										1	0	0	0	0	0	1							
Kiko Garcia, R (8, 6) OBP: 0.346, SLG: 0.480										0	0	0	0	0	0	0							
Pat Kelly, L (1, 7) OBP: 0.409, SLG: 0.339	0-0 F7		0-3 K			0-0 1-2 1B		0-3 K		4	0	1	0	0	2	3							
Ken Singleton, S (1, 9) OBP: 0.432, SLG: 0.405		0-0 F8		0-0 4-3		0-3 K		0-0 F3		4	0	0	0	0	1	3							
Lee May, R (1, 10) OBP: 0.300, SLG: 0.480		0-0 F8		0-3 K		0-0 F8			0-3 K	4	0	0	0	0	2	2							
Eddie Murray, S (1, 3) OBP: 0.300, SLG: 0.399		0-0 F8		0-0 6-3			0-0 P6		0-0 5-3	4	0	0	0	0	0	0							
Doug DeCinces, R (1, 5) OBP: 0.327, SLG: 0.425			4-0 E BB SF8 BB		0-0 6-3		0-3 K		0-0 F2	3	1	0	0	1	1	0							
Billy Smith, S (1, 4) OBP: 0.352, SLG: 0.402			4-0 E BB		0-0 G4-6-3 1B		0-0 F9			2	0	1	0	1	0	0							
Rick Dempsey, R (1, 2) OBP: 0.276, SLG: 0.256			0-0 E8		0-0 G4-6-3		4-0 3B BB			2	1	0	0	1	0	3							
Inning Stats	R: 0 E: 0 K: 2 S: 7	H: 0 LOB: 0 BB: 0 P: 7	R: 0 E: 0 K: 0 S: 3	H: 0 LOB: 0 BB: 0 P: 3	R: 1 E: 1 K: 1 S: 6	H: 0 LOB: 2 BB: 2 P: 14	R: 0 E: 0 K: 1 S: 5	H: 0 LOB: 0 BB: 0 P: 5	R: 0 E: 0 K: 0 S: 3	H: 1 LOB: 0 BB: 0 P: 3	R: 0 E: 0 K: 2 S: 8	H: 1 LOB: 2 BB: 1 P: 12	R: 0 E: 0 K: 1 S: 5	H: 0 LOB: 0 BB: 0 P: 5	R: 1 E: 0 K: 1 S: 6	H: 1 LOB: 1 BB: 1 P: 10	R: 0 E: 0 K: 1 S: 5	H: 0 LOB: 0 BB: 0 P: 5	1B: 2 2B: 0 3B: 1 HR: 0	SF: 1 SAC: 0 DP: 1 HBP: 0	WP: 0 PB: 0 SB: 0 CS: 0	PA: 34	
PITCHER	IP	WLS	BF	H	R	ER	SO	BB	IBB	HBP	BLK	WP	HR	S	P	ERA	WHIP						
Steve Baker, R (1, 1) ERA: 1.35	7.0	W	28	3	2	1	7	4	0	0	0	0	0	38	54	1.29	1.000						
John Hiller, L (8, 1) ERA: 2.63	2.0	S	6	0	0	0	2	0	0	0	0	0	0	10	10	0.00	0.000						

Baltimore Orioles @ Detroit Tigers
Tiger Stadium, Detroit, MI
Tue May 30 1978, 7:05 PM EDT
Att: 10,530 - Unknown

livebaseballscorecards.com

AB 29
R 2
H 3
RBI 2
BB 4
SO 9
LOB 14



Batter	1	2	3	4	5	6	7	8	9
Ron LeFlore, R OBP: 0.336, SLG: 0.390 (1, 8)	0-0 F8	0-0 6-3		0-0 G1-6-3		0-0 6-3			
Lou Whitaker, L OBP: 0.364, SLG: 0.340 (1, 4)	0-0 G3		0-0 1B		0-0 1-3		0-3 K		
Rusty Staub, L OBP: 0.372, SLG: 0.449 (1, 10)	0-0 1B		0-0 F8		0-0 F9		0-3 K		
Jason Thompson, L OBP: 0.350, SLG: 0.546 (1, 3)	0-0 F5		0-3 K		0-0 1B		0-3 K		
Steve Kemp, L OBP: 0.448, SLG: 0.393 (1, 7)		0-0 1B SF8 1B	0-0 F9		0-3 K		0-0 F7		
Milt May, L OBP: 0.364, SLG: 0.576 (1, 2)		0-0 1B 5-3 1B		0-0 4-3		0-0 3-1	0-0 G3		
Tim Corcoran, L OBP: 0.313, SLG: 0.280 (1, 9)		0-0 SF8		0-0 1B 1B		0-0 HR 1B	0-0 1-3		
Phil Mankowski, L OBP: 0.333, SLG: 0.416 (1, 5)		0-0 5-3		0-0 1B		0-0 HR			
Aurelio Rodriguez, R OBP: 0.333, SLG: 0.472 (6, PH) (7, 5)		1-3 1B		1-3 1B		1-H			
Alan Trammell, R OBP: 0.309, SLG: 0.348 (1, 6)		0-0 5-3		0-0 G1-6-3 1B		0-3 K			

AB	R	H	RBI	BB	SO	LOB
4	0	0	0	0	0	3
4	0	1	0	0	1	0
4	0	1	0	0	1	1
4	0	1	0	0	2	2
4	1	1	0	0	1	2
4	1	1	0	0	0	0
3	2	2	1	0	0	0
2	0	2	0	0	0	0
1	1	1	2	0	0	0
3	0	1	2	0	1	1

BOTTOM

Baltimore Orioles @ Detroit Tigers
Tiger Stadium, Detroit, MI
Tue May 30 1978, 7:05 PM EDT
Att. 10,530 - Unknown

livebaseballscorecards.com

AB	33
R	5
H	11
RBI	5
BB	0
SO	6
LOB	9



1B: 10	SF: 1
2B: 0	SAC: 0
3B: 0	DP: 1
HR: 1	HBP: 0

WP: 0	PA: 34
PB: 0	
SB: 1	
CS: 0	

Inning	R	H	E	K	S	H	LOB	BB	IBB	HBP	BLK	WP	HR	S	P	ERA	WHIP
1	0	1	0	0	4	3	1	0	0	0	0	0	0	20	20	8.10	2.400
2	2	3	0	1	6	3	1	0	0	0	0	0	1	23	23	4.91	0.818
3	0	1	0	1	6	3	1	0	0	0	0	0	0	3	3	0.00	0.000

PITCHER	IP	WLS	BF	H	R	ER	SO	BB	IBB	HBP	BLK	WP	HR	S	P	ERA	WHIP
Nelson Briles, R ERA: 4.03 (1, 1)	3.1	L	18	8	3	3	1	0	0	0	0	0	0	20	20	8.10	2.400
Tippy Martinez, L ERA: 6.33 (4, 1)	3.2		13	3	2	2	5	0	0	0	0	0	1	23	23	4.91	0.818
John Flinn, R ERA: 6.0 (8, 1)	1.0		3	0	0	0	0	0	0	0	0	0	0	3	3	0.00	0.000

Batter	1	2	3	4	5	6	7	8	9	AB R H RBI BB SO LOB	TOP
Paul Molitor, R OBP: 0.323, SLG: 0.397 (1, 4) X	0-0 CS 1B		0-0 F9		0-0 BB 1B		0-0 F8			4 0 2 0 0 0 0	
Don Money, R OBP: 0.363, SLG: 0.365 (1, 5) S S S	0-3 K		0-0 L8		4-0 BB 1B			0-0 F8		3 0 0 0 1 1 1	
Cecil Cooper, L OBP: 0.368, SLG: 0.506 (1, 3) X	0-0 F9			0-3 K	0-0 5-3			0-0 1B		4 0 1 0 0 1 4	
Sal Bando, R OBP: 0.368, SLG: 0.420 (1, 10) X	0-0 CS 1-2	0-0 1B 1B		0-0 1B		0-0 6-3		0-3 K		4 0 2 0 0 1 1	
Ben Oglivie, L OBP: 0.333, SLG: 0.489 (1, 7) X		0-0 1B		0-0 F5		0-0 WP 2B		0-0 G3		4 0 2 0 0 0 2	
Sixto Lezcano, R OBP: 0.366, SLG: 0.576 (1, 9) S S S		0-3 K		0-0 F4		0-3 K			0-0 F9	4 0 0 0 0 2 4	
Gorman Thomas, R OBP: 0.349, SLG: 0.449 (1, 8) S S S		0-3 K			0-3 K	0-3 K			0-0 F7	4 0 0 0 0 3 3	
Robin Yount, R OBP: 0.333, SLG: 0.350 (1, 6) X		0-0 F8			0-0 1-3		0-0 G3		0-0 F4	4 0 0 0 0 0 2	
Charlie Moore, R OBP: 0.375, SLG: 0.442 (1, 2) S S S			0-3 K		0-0 BB 1B 1B		0-0 F6			3 0 1 0 0 1 0	
Inning Stats	R: 0 E: 0 K: 1 S: 5 H: 1 LOB: 0 BB: 0 P: 5	R: 0 E: 0 K: 2 S: 9 H: 2 LOB: 2 BB: 0 P: 9	R: 0 E: 0 K: 1 S: 5 H: 0 LOB: 0 BB: 0 P: 5	R: 0 E: 0 K: 1 S: 6 H: 1 LOB: 1 BB: 0 P: 6	R: 0 E: 0 K: 1 S: 7 H: 2 LOB: 3 BB: 1 P: 11	R: 0 E: 0 K: 2 S: 8 H: 1 LOB: 1 BB: 0 P: 8	R: 0 E: 0 K: 0 S: 3 H: 0 LOB: 0 BB: 0 P: 3	R: 0 E: 0 K: 1 S: 6 H: 1 LOB: 1 BB: 0 P: 6	R: 0 E: 0 K: 0 S: 3 H: 0 LOB: 0 BB: 0 P: 3	1B: 7 2B: 1 3B: 0 HR: 0 SF: 0 SAC: 0 DP: 0 HBP: 0	WP: 1 PB: 0 SB: 0 CS: 1 PA: 36
PITCHER Milt Wilcox, R ERA: 3.08 (1, 1)	IP: 9.0 WLS: W BF: 35 H: 8 R: 0 ER: 0 SO: 9 BB: 1 IBB: 0 HBP: 0 BLK: 0 WP: 1 HR: 0 S: 52 P: 56 ERA: 0.00 WHIP: 1.000										

Milwaukee Brewers @ Detroit Tigers
Tiger Stadium, Detroit, MI
Wed May 31 1978, 7:05 PM EDT
Att: 13,017 - Unknown

livebaseballscorecards.com

AB	34
R	0
H	8
RBI	0
BB	1
SO	9
LOB	17



Batter	1	2	3	4	5	6	7	8	9
Ron LeFlore, R OBP: 0.335, SLG: 0.387 (1, 8)	0-0 S BB 1B		0-0 F9		0-0 F7		0-0 6-3 1-2		
Alan Trammell, R OBP: 0.306, SLG: 0.344 (1, 6)	0-0 F8		0-0 5-3		0-0 1B			0-0 F3	
Rusty Staub, L OBP: 0.374, SLG: 0.447 (1, 10)	4-0 1-3 1-2 BB		0-0 F7		0-0 G3			0-0 E G3 1B	
Jason Thompson, L OBP: 0.348, SLG: 0.540 (1, 3)	0-0 1-3 1-2 2-3			0-0 0-6 1B		0-0 E7 4-3 WP E		0-0 G3 1-3	
Steve Kemp, L OBP: 0.439, SLG: 0.383 (1, 7)	0-0 6-3			0-0 F6		0-0 4-3		0-0 G3	
John Wockenfuss, R OBP: 0.320, SLG: 0.326 Tim Corcoran, L OBP: 0.310, SLG: 0.277 (6, PH) (7, 9)		0-0 6-3		0-0 9-6 1-2f		0-0 E4 G6-4-3			
Lance Parrish, R OBP: 0.247, SLG: 0.488 (1, 2)		0-0 4-3			0-0 E7 1B	0-0 G6-4-3 1-2f			
Aurelio Rodriguez, R OBP: 0.343, SLG: 0.511 (1, 5)		0-0 HR			0-0 1B		0-0 6-3		
Lou Whitaker, L OBP: 0.364, SLG: 0.340 (1, 4)		0-0 F7			0-0 1B 1B		0-0 E1 CS		

Inning Stats	R: 0	H: 1	E: 0	K: 0	S: 4	LOB: 2	BB: 1	P: 8
	R: 1	H: 1	E: 0	K: 0	S: 4	LOB: 0	BB: 0	P: 4
	R: 0	H: 0	E: 0	K: 0	S: 3	LOB: 0	BB: 0	P: 3
	R: 0	H: 1	E: 0	K: 0	S: 3	LOB: 0	BB: 0	P: 3
	R: 1	H: 4	E: 1	K: 0	S: 6	LOB: 2	BB: 0	P: 6
	R: 1	H: 0	E: 2	K: 0	S: 4	LOB: 0	BB: 0	P: 4
	R: 0	H: 0	E: 1	K: 0	S: 3	LOB: 0	BB: 0	P: 3
	R: 0	H: 1	E: 1	K: 0	S: 4	LOB: 1	BB: 0	P: 4

PITCHER	IP	WLS	BF	H	R	ER	SO	BB	IBB	HBP	BLK	WP	HR	S	P	ERA	WHIP
Bill Travers, L ERA: 6.63 (1, 1)	5.1	L	23	7	3	2	0	1	0	0	0	1	1	22	26	3.38	1.500
Randy Stein, R ERA: 5.96 (6, 1)	1.2		5	0	0	0	0	0	0	0	0	0	0	5	5	0.00	0.000
Bob McClure, L ERA: 4.15 (8, 1)	1.0		4	1	0	0	0	0	0	0	0	0	0	4	4	0.00	1.000

AB R H RBI BB SO LOB

4	0	1	0	0	0	2
4	0	1	0	0	0	1
3	0	1	0	1	0	2
4	1	1	0	0	0	3
4	0	0	0	0	0	5
2	0	0	0	0	0	1
1	0	0	1	0	0	0
3	1	1	0	0	0	1
3	1	2	2	0	0	0
3	0	1	0	0	0	0

AB	31
R	3
H	8
RBI	3
BB	1
SO	0
LOB	15



Milwaukee Brewers @ Detroit Tigers
Tiger Stadium, Detroit, MI
Wed May 31 1978, 7:05 PM EDT
Att. 13,017 - Unknown

livebaseballscorecards.com

WP	1	PA	32
PB	0	CS	1
SB	1		
CS	1		

Batter	1	2	3	4	5	6	7	8	9	AB R H RBI BB SO LOB	TOP											
Paul Molitor, R (1, 4) OBP: 0.321, SLG: 0.406	0-0 5-3	0-0 4-3			0-0 4-3			0-0 3B		4 0 1 0 0 0 1												
Don Money, R (1, 10) OBP: 0.358, SLG: 0.352	0-0 F6		0-0 F8		0-0 F7			4-0 BB		3 0 0 0 1 0 0												
Cecil Cooper, L (1, 3) OBP: 0.366, SLG: 0.500	0-0 E5 HR		0-0 F5		0-3 K			0-3 K		4 1 1 0 0 2 2												
Sal Bando, R (1, 5) OBP: 0.366, SLG: 0.434	0-0 2-H HR		0-0 5-3		0-0 6-3			0-0 F7		4 1 1 2 0 0 2												
Ben Oglivie, L (1, 7) OBP: 0.325, SLG: 0.474	0-0 G3			0-0 F3		0-0 F8			0-0 4-3	4 0 0 0 0 0 0												
Sixto Lezcano, R (1, 9) OBP: 0.363, SLG: 0.563		4-0 1B SF9 BB		0-3 K		0-0 6-3		0-3 K		3 1 0 0 1 2 0												
Dick Davis, R (1, 8) OBP: 0.310, SLG: 0.338		0-0 E S 1B		0-0 2B		0-0 6-3		0-0 F8		4 0 2 0 0 0 0												
Robin Yount, R (1, 6) OBP: 0.318, SLG: 0.339		0-0 SF9		0-0 4-3		0-0 F9				2 0 0 1 0 0 1												
Buck Martinez, R (1, 2) OBP: 0.239, SLG: 0.279		0-3 3-H K			0-0 5-3			0-0 6-3		2 0 0 0 0 1 1												
Larry Hisle, R (8, PH) OBP: 0.331, SLG: 0.513										1 0 0 0 0 0 0												
Charlie Moore, R (8, 2) OBP: 0.375, SLG: 0.442										0 0 0 0 0 0 0												
Inning Stats	R: 2 E: 1 K: 0 S: 5	H: 2 LOB: 0 BB: 0 P: 5	R: 1 E: 0 K: 1 S: 6	H: 1 LOB: 1 BB: 1 P: 10	R: 0 E: 0 K: 0 S: 3	H: 0 LOB: 0 BB: 0 P: 3	R: 0 E: 0 K: 1 S: 6	H: 1 LOB: 1 BB: 0 P: 6	R: 0 E: 0 K: 0 S: 3	H: 0 LOB: 0 BB: 0 P: 3	R: 0 E: 0 K: 1 S: 5	H: 0 LOB: 0 BB: 0 P: 5	R: 0 E: 0 K: 0 S: 3	H: 0 LOB: 0 BB: 0 P: 3	R: 0 E: 0 K: 1 S: 6	H: 1 LOB: 2 BB: 1 P: 10	R: 0 E: 0 K: 1 S: 5	H: 0 LOB: 0 BB: 0 P: 5	1B: 2 2B: 1 3B: 1 HR: 1	SF: 1 SAC: 0 DP: 0 HBP: 0	WP: 0 PB: 0 SB: 1 CS: 0	PA: 34
PITCHER	IP WLS BF H R ER SO BB IBB HBP BLK WP HR S P ERA WHIP																					
Jim Staton, R (1, 1) ERA: 4.81	7.1 W 29 5 3 3 3 2 0 0 0 0 0 1 33 41 3.68 0.955																					
John Hiller, L (8, 1) ERA: 2.53	1.2 S 5 0 0 0 2 0 0 0 0 0 0 0 9 9 0.00 0.000																					

Milwaukee Brewers @ Detroit Tigers
 Tiger Stadium, Detroit, MI
 Thu Jun 01 1978, 7:05 PM EDT
 Att: 11,614 - Unknown

livebaseballscorecards.com

AB	31
R	3
H	5
RBI	3
BB	2
SO	5
LOB	7



Batter	1	2	3	4	5	6	7	8	9	AB R H RBI BB SO LOB
--------	---	---	---	---	---	---	---	---	---	----------------------

Ron LeFlore, R <small>OBP: 0.333, SLG: 0.386</small> <small>(1, 8)</small>										3 1 1 2 0 0 0
Lou Whitaker, L <small>OBP: 0.368, SLG: 0.346</small> <small>(1, 4)</small>										4 0 2 1 0 1 1
Rusty Staub, L <small>OBP: 0.367, SLG: 0.440</small> <small>(1, 10)</small>										3 0 0 1 0 0 0
Jason Thompson, L <small>OBP: 0.346, SLG: 0.534</small> <small>(1, 3)</small>										4 0 1 0 0 0 1
Steve Kemp, L <small>OBP: 0.436, SLG: 0.380</small> <small>(1, 7)</small>										4 0 1 0 0 0 1
Milt May, L <small>OBP: 0.355, SLG: 0.559</small> <small>(1, 2)</small>										3 0 0 0 0 0 2
Tim Corcoran, L <small>OBP: 0.310, SLG: 0.279</small> <small>(1, 9)</small>										3 1 1 0 0 0 1
Phil Mankowski, L <small>OBP: 0.345, SLG: 0.425</small> Aurelio Rodriguez, R <small>OBP: 0.343, SLG: 0.511</small> <small>(7, 5)</small>										3 1 2 0 0 0 1 0 0 0 0 0 0 0
Alan Trammell, R <small>OBP: 0.310, SLG: 0.347</small> <small>(1, 6)</small>										2 1 1 0 0 0 0

Inning Stats	R: 0 H: 0 E: 0 LOB: 0 K: 1 BB: 0 S: 5 P: 5	R: 0 H: 0 E: 0 LOB: 0 K: 0 BB: 0 S: 3 P: 3	R: 1 H: 2 E: 0 LOB: 1 K: 0 BB: 0 S: 5 P: 5	R: 0 H: 1 E: 0 LOB: 1 K: 0 BB: 0 S: 4 P: 4	R: 3 H: 4 E: 0 LOB: 1 K: 0 BB: 0 S: 7 P: 7	R: 0 H: 1 E: 0 LOB: 1 K: 0 BB: 0 S: 4 P: 4	R: 0 H: 1 E: 0 LOB: 0 K: 0 BB: 0 S: 3 P: 3	R: 0 H: 0 E: 0 LOB: 0 K: 0 BB: 0 S: 3 P: 3	1B: 9 SF: 2 2B: 0 SAC: 1 3B: 0 DP: 0 HR: 0 HBP: 0
--------------	-----------------------------------------------------	-----------------------------------------------------	-----------------------------------------------------	-----------------------------------------------------	-----------------------------------------------------	-----------------------------------------------------	-----------------------------------------------------	-----------------------------------------------------	------------------------------------------------------------

PITCHER	IP	WLS	BF	H	R	ER	SO	BB	IBB	HBP	BLK	WP	HR	S	P	ERA	WHIP
Lary Sorensen, R <small>ERA: 3.67</small> <small>(1, 1)</small>	8.0	L	32	9	4	4	1	0	0	0	0	0	0	34	34	4.50	1.125

BOTTOM

Milwaukee Brewers @ Detroit Tigers
Tiger Stadium, Detroit, MI
 Thu Jun 01 1978, 7:05 PM EDT
 Att. 11,614 - Unknown

AB	29
R	4
H	9
RBI	4
BB	0
SO	1
LOB	7



WP: 0	PA: 33
PB: 0	
SB: 0	
CS: 1	

Batter	1	2	3	4	5	6	7	8	9	AB R H RBI BB SO LOB	TOP											
Hosken Powell, L (1, 9) OBP: 0.290, SLG: 0.297	0-0 1B 1B		0-0 4-3 1B 2B	4-0 1-2 2B BB		0-0 BB 1B		4-0 BB BB		3 2 2 0 2 0 0												
Roy Smalley, S (1, 6) OBP: 0.344, SLG: 0.383	0-0 G3 1B 1B		4-0 1B 2B BB	0-0 WP 2B 1-H 2-H		0-0 F7		0-0 F7		4 1 2 2 1 0 2												
Rod Carew, L (1, 3) OBP: 0.437, SLG: 0.514	0-0 F7		0-0 F8	0-3 K 2-3		4-0 1-2 BB			0-0 3-1	4 0 0 0 1 1 4												
Dan Ford, R (1, 8) OBP: 0.374, SLG: 0.503	0-0 G3 1-2 3-H 1B		0-0 2B 1-2 1B		0-0 6-3	0-0 F8			0-0 1-3	5 0 2 1 0 0 2												
Mike Cubbage, L (1, 5) OBP: 0.378, SLG: 0.489	0-0 G3 1-2 2-3		0-0 2B 1-3 2-H		0-3 K2-3		0-0 F8		4-0 BB	4 0 1 1 1 1 2												
Glenn Adams, L (1, 10) OBP: 0.250, SLG: 0.370	0-0 L4		0-0 6-3		0-0 2B		0-3 K		0-0 F8	2 0 0 0 0 0 4												
Jose Morales, R (5, PH) OBP: 0.361, SLG: 0.444										3 0 1 0 0 0 1 1												
Rich Chiles, L (1, 7) OBP: 0.333, SLG: 0.258		0-0 4-3		0-0 4-3		4-0 BB		0-0 6-3		2 0 0 0 0 0 0												
Bombo Rivera, R (5, PH) OBP: 0.427, SLG: 0.397										1 0 0 0 1 0 0												
Glenn Borgmann, R (1, 2) OBP: 0.333, SLG: 0.344		0-0 6-3		0-0 2B 1B		0-0 F7			0-0 5-3	4 1 1 0 0 0 2												
Rob Wilfong, L (1, 4) OBP: 0.308, SLG: 0.250		0-0 L3		0-0 F8			0-0 L4		0-0 F9	4 0 0 0 0 0 1												
Inning Stats	R: 1 E: 0 K: 0 S: 6	H: 3 LOB: 2 BB: 0 P: 6	R: 0 E: 0 K: 0 S: 3	H: 0 LOB: 0 BB: 0 P: 3	R: 1 E: 0 K: 0 S: 5	H: 2 LOB: 2 BB: 1 P: 9	R: 2 E: 0 K: 1 S: 7	H: 2 LOB: 1 BB: 1 P: 11	R: 0 E: 0 K: 1 S: 6	H: 1 LOB: 2 BB: 1 P: 10	R: 0 E: 0 K: 0 S: 4	H: 1 LOB: 2 BB: 1 P: 8	R: 0 E: 0 K: 1 S: 5	H: 0 LOB: 0 BB: 0 P: 5	R: 0 E: 0 K: 0 S: 3	H: 0 LOB: 1 BB: 1 P: 7	R: 0 E: 0 K: 0 S: 3	H: 0 LOB: 1 BB: 1 P: 7	1B: 6 2B: 3 3B: 0 HR: 0	SF: 0 SAC: 0 DP: 0 HBP: 0	WP: 1 PB: 0 SB: 0 CS: 0	PA: 42
PITCHER	IP WLS BF H R ER SO BB IBB HBP BLK WP HR S P ERA WHIP																					
Jack Billingham, R (1, 1) ERA: 3.74	3.2 L 20 7 4 4 0 2 2 0 0 0 0 0 0 18 26 9.82 2.455																					
Jim Crawford, L (4, 1) ERA: 2.89	2.0 10 2 0 0 2 2 0 0 0 1 0 12 20 0.00 2.000																					
Jack Morris, R (6, 1) ERA: 4.44	3.1 12 0 0 0 1 2 0 0 0 0 0 0 12 20 0.00 0.600																					

Minnesota Twins @ Detroit Tigers
Tiger Stadium, Detroit, MI
Fri Jun 02 1978, 7:05 PM EDT
Att. 21,127 - Cloudy - 66 F

AB	36
R	4
H	9
RBI	4
BB	6
SO	3
LOB	18



1B	6	SF	0
2B	3	SAC	0
3B	0	DP	0
HR	0	HBP	0

Batter	1	2	3	4	5	6	7	8	9	AB R H RBI BB SO LOB
Ron LeFlore, R (1, 8) OBP: 0.335, SLG: 0.396	0-0 1-3		0-0 G1-6-3		0-0	0-0	0-0 6-3		0-0	5 0 2 2 0 0 2
Lou Whitaker, L (1, 4) OBP: 0.370, SLG: 0.360	0-0 1-3		0-0		0-0	0-0 6-3		0-0 4-3	4-0	4 0 1 0 1 0 1
Rusty Staub, L (1, 10) OBP: 0.364, SLG: 0.439	0-0		0-0 L3		0-0	0-0	0-0 F7	0-0	0-0	5 0 1 0 0 0 4
Jason Thompson, L (1, 3) OBP: 0.349, SLG: 0.528	0-0 F8				0-0 F7	4-0	BB	4-0	BB	2 0 0 0 2 0 1
Steve Kemp, L (1, 7) OBP: 0.427, SLG: 0.370		0-0 F6		0-0 4-3	0-0	0-3 K		0-0	F7	4 0 0 0 0 1 2
Milt May, L (1, 2) OBP: 0.342, SLG: 0.538		0-0 3-1		0-0 F7	0-0	0-0 P4		0-0	F9	4 0 0 0 0 0 1
Tim Corcoran, L (1, 9) OBP: 0.317, SLG: 0.296		0-0			0-0	0-0	0-0 F7		0-0	4 0 2 0 0 0 0
Phil Mankowski, L (1, 5) OBP: 0.352, SLG: 0.422		0-0			0-0	0-0	0-0	0-0	4-0	3 1 1 0 1 0 2
Alan Trammell, R (1, 6) OBP: 0.327, SLG: 0.378			0-0		0-0	0-0	0-0	0-0	4-0	3 1 2 0 1 0 1

Inning Stats	R: 0	H: 1	E: 0	K: 0	S: 4	LOB: 1	BB: 0	P: 4	R: 0	H: 1	E: 0	K: 0	S: 4	LOB: 1	BB: 0	P: 4	R: 0	H: 2	E: 0	K: 0	S: 4	LOB: 1	BB: 0	P: 4	R: 0	H: 0	E: 0	K: 0	S: 3	LOB: 0	BB: 0	P: 3	R: 1	H: 3	E: 0	K: 0	S: 5	LOB: 1	BB: 0	P: 5	R: 0	H: 0	E: 0	K: 1	S: 5	LOB: 1	BB: 1	P: 9	R: 0	H: 1	E: 0	K: 0	S: 4	LOB: 1	BB: 0	P: 4	R: 0	H: 0	E: 0	K: 0	S: 3	LOB: 1	BB: 1	P: 7	R: 1	H: 1	E: 0	K: 0	S: 4	LOB: 3	BB: 3	P: 16	1B: 4	SF: 0	2B: 2	SAC: 0	3B: 3	DP: 2	HR: 0	HBP: 0	WP: 0	PA: 39
--------------	------	------	------	------	------	--------	-------	------	------	------	------	------	------	--------	-------	------	------	------	------	------	------	--------	-------	------	------	------	------	------	------	--------	-------	------	------	------	------	------	------	--------	-------	------	------	------	------	------	------	--------	-------	------	------	------	------	------	------	--------	-------	------	------	------	------	------	------	--------	-------	------	------	------	------	------	------	--------	-------	-------	-------	-------	-------	--------	-------	-------	-------	--------	-------	--------

PITCHER	IP	WLS	BF	H	R	ER	SO	BB	IBB	HBP	BLK	WP	HR	S	P	ERA	WHIP
Roger Erickson, R (1, 1) ERA: 4.36	8.2	W	36	8	2	2	1	4	0	0	0	0	0	34	50	2.08	1.385
Mike Marshall, R (9, 1) ERA: 3.0	0.1	S	3	1	0	0	0	1	0	0	0	0	0	2	6	0.00	6.000

BOTTOM

Minnesota Twins @ Detroit Tigers
Tiger Stadium, Detroit, MI
Fri Jun 02 1978, 7:05 PM EDT
Att. 21,127 - Cloudy - 66 F

AB	34
R	2
H	9
RBI	2
BB	5
SO	1
LOB	14



WP	HR	S	P	ERA	WHIP
0	0	0	0	0.00	6.000

Batter	1	2	3	4	5	6	7	8	9	AB R H RBI BB SO LOB	TOP	
Roy Smalley, S OBP: 0.345, SLG: 0.389 (1, 6) X	0-0 F3 1B	0-0 1-3 2-H 2B		0-0 5-3		0-0 1B		0-0 E9 1-H WP		5 1 2 1 0 0 1		
Bombo Rivera, R OBP: 0.438, SLG: 0.403 (1, 9) X	0-0 FC5-4 1B	0-0 5-3			0-0 G3 1B	0-3 K		4-0 FC6-4 BB		4 1 2 0 1 1 3		
Dan Ford, R OBP: 0.365, SLG: 0.489 (1, 8) X	0-0 F9 1B		0-0 4-3		0-0 F9 1B	0-0 F8		0-0 FC6-4 1-2f		5 0 0 0 0 0 4		
Jose Morales, R OBP: 0.348, SLG: 0.424 (1, 10) X	0-0 FC5-4 1-2f		0-0 L6		0-0 G3 1-2		0-0 G3		0-0 WP 1B	5 0 1 0 0 0 2		
Craig Kusick, R OBP: 0.296, SLG: 0.329 (1, 3) X		0-0 5-3	0-0 F4		0-0 1B HR		0-0 L3 1B		0-0 F8 1-2	5 1 2 1 0 0 1		
Bob Randall, R OBP: 0.321, SLG: 0.366 (1, 4) X		0-0 S 1B		0-0 F6	0-0 1-2 HR		0-0 L3 1-2		0-0 6-3	5 2 2 0 0 0 2		
Larry Wolfe, R OBP: 0.329, SLG: 0.406 (1, 5) X		0-0 BB 1-H 2B 1B		0-0 HR	0-0 1-H 2-H HR			0-0 F9	0-0 F9	5 3 3 5 0 0 1		
Glenn Borgmann, R OBP: 0.349, SLG: 0.343 (1, 2) X		4-0 BB 1-2 2B BB		0-0 5-3	0-0 1-3			0-0 E 1B		3 1 1 0 1 0 0		
Willie Norwood, R OBP: 0.303, SLG: 0.397 (1, 7) X		0-3 K		0-0 1B		0-0 1B		0-3 K		4 0 2 0 0 2 3		
Inning Stats	R: 0 H: 1 E: 0 LOB: 1 K: 0 BB: 0 S: 4 P: 4	R: 2 H: 3 E: 0 LOB: 2 K: 1 BB: 1 S: 8 P: 12	R: 0 H: 0 E: 0 LOB: 0 K: 0 BB: 0 S: 3 P: 3	R: 1 H: 2 E: 0 LOB: 1 K: 0 BB: 0 S: 5 P: 5	R: 4 H: 4 E: 0 LOB: 0 K: 0 BB: 0 S: 7 P: 7	R: 0 H: 2 E: 0 LOB: 1 K: 1 BB: 0 S: 6 P: 6	R: 0 H: 1 E: 0 LOB: 0 K: 0 BB: 0 S: 3 P: 3	R: 2 H: 1 E: 1 LOB: 1 K: 1 BB: 1 S: 7 P: 11	R: 0 H: 1 E: 0 LOB: 1 K: 0 BB: 0 S: 4 P: 4	1B: 12 SF: 0 2B: 2 SAC: 0 3B: 0 DP: 1 HR: 2 HBP: 0	WP: 2 PA: 43 PB: 0 SB: 1 CS: 0	
PITCHER	IP WLS BF H R ER SO BB IBB HBP BLK WP HR S P ERA WHIP											
Bob Sykes, L ERA: 3.3 (1, 1)	4.2 L 23 8 5 5 1 1 0 0 0 0 0 1 24 28 9.64 1.929											
Steve Foucault, R ERA: 3.38 (5, 1)	2.1 10 5 2 2 1 0 0 0 0 0 0 1 12 12 7.71 2.143											
Jim Crawford, L ERA: 2.61 (8, 1)	2.0 10 2 2 0 1 1 0 0 0 0 2 0 11 15 0.00 1.500											

Minnesota Twins @ Detroit Tigers
Tiger Stadium, Detroit, MI
Sat Jun 03 1978, 3:33 AM EDT
Att. 21,227 - Unknown - 67 F

livebaseballscorecards.com

AB 41
R 9
H 15
RBI 7
BB 2
SO 3
LOB 17



Batter	1	2	3	4	5	6	7	8	9	AB	R	H	RBI	BB	SO	LOB
Lou Whitaker, L OBP: 0.366, SLG: 0.357 (1, 4)	0-0 6-3	0-0 E7 SF9 1-3 2-H 1B		0-0 F8			0-0 6-3			4	0	1	1	0	0	0
Phil Mankowski, L OBP: 0.337, SLG: 0.407 (1, 5)	0-0 4-3	0-0 SF9			0-0 G3		0-0 5-3			3	0	0	1	0	0	0
Rusty Staub, L OBP: 0.366, SLG: 0.434 (1, 10)	4-0 BB 1B BB	4-0			0-0 F7		0-0 1-3			2	0	0	0	2	0	0
Jason Thompson, L OBP: 0.352, SLG: 0.538 (1, 3)	0-0 BB 1-2 1B	0-0 P5			0-0 3B		0-0 F9			4	0	2	0	0	0	2
Steve Kemp, L OBP: 0.424, SLG: 0.364 (1, 7)	4-0 1-2 2-3 BB		0-0 F7		0-0 G3		0-0 4-3			3	0	0	0	1	0	1
Milt May, L OBP: 0.339, SLG: 0.527 (1, 2)	0-0 F8		0-0 4-3		0-0 FC5-4 1B		0-0 3-1			4	0	1	0	0	0	3
Tim Corcoran, L OBP: 0.306, SLG: 0.286 (1, 9)		0-3 K	0-0 F7		0-0 F7		0-0 G3			4	0	0	0	0	1	1
Mickey Stanley, R OBP: 0.250, SLG: 0.313 (1, 8)		0-0 BB E 1B		0-0 6-3		0-0 F9		0-0 4-3		4	1	1	0	0	0	1
Alan Trammell, R OBP: 0.324, SLG: 0.366 (1, 6)		4-0 E SF9 BB		0-0 F8		0-0 FC5-4 1-2f		0-0 6-3		3	1	0	0	1	0	1
Inning Stats	R: 0 E: 0 K: 0 S: 4	H: 1 LOB: 3 BB: 2 P: 12	R: 2 E: 1 K: 1 S: 7	H: 2 LOB: 2 BB: 2 P: 15	R: 0 E: 0 K: 0 S: 3	H: 0 LOB: 0 BB: 0 P: 3	R: 0 E: 0 K: 0 S: 3	H: 0 LOB: 1 BB: 0 P: 4	R: 0 E: 0 K: 0 S: 3	H: 0 LOB: 0 BB: 0 P: 3	R: 0 E: 0 K: 0 S: 3	H: 0 LOB: 0 BB: 0 P: 3	R: 0 E: 0 K: 0 S: 3	H: 0 LOB: 0 BB: 0 P: 3	1B: 4 2B: 0 3B: 1 HR: 0	SF: 1 SAC: 0 DP: 0 HBP: 0

BOTTOM

Minnesota Twins @ Detroit Tigers
Tiger Stadium, Detroit, MI
Sat Jun 03 1978, 3:33 AM EDT
Att: 21,227 - Unknown - 67 F

AB	31
R	2
H	5
RBI	2
BB	4
SO	1
LOB	9



PITCHER	IP	WLS	BF	H	R	ER	SO	BB	IBB	HBP	BLK	WP	HR	S	P	ERA	WHIP
Dave Goltz, R ERA: 3.13 (1, 1)	9.0	W	36	5	2	1	1	4	0	0	0	0	0	34	50	1.00	1.000

WP: 0	PA: 36
PB: 0	
SB: 0	
CS: 0	

Batter	1	2	3	4	5	6	7	8	9	AB R H RBI BB SO LOB	TOP						
Hosken Powell, L (1, 9) OBP: 0.281, SLG: 0.287	0-0 F4		0-0 F7		0-0 G3			0-0 4-3		4 0 0 0 0 0 0	Minnesota Twins @ Detroit Tigers Tiger Stadium, Detroit, MI Sun Jun 04 1978, 3:33 AM EDT Att. 36,575 - Unknown - 72 F						
Roy Smalley, S (1, 6) OBP: 0.339, SLG: 0.381	0-0 3-1		0-3 K		0-0 3-1			0-0 F8		4 0 0 0 0 1 0							
Rod Carew, L (1, 3) OBP: 0.442, SLG: 0.532	4-0 FC6-4 BB			0-0 HR		0-0 G3 SH1-3 1B		0-0 4-3		3 1 2 1 1 0 0							
Dan Ford, R (1, 8) OBP: 0.369, SLG: 0.489	0-0 FC6-4 1-2f			4-0 SH1-3 1B BB		0-0 SH1-3 1-2		0-0 G4-6-3 1B		2 1 1 0 1 0 1							
Mike Cabbage, L (1, 5) OBP: 0.371, SLG: 0.478		0-0 4-3		0-0 SH1-3 1-2		0-0 G3 2-3		0-0 G4-6-3 1-2f		3 0 0 0 0 0 2							
Glenn Adams, L (1, 10) OBP: 0.267, SLG: 0.432		0-0 HR		4-0 1B BB		0-0 4-3		0-0 HR		3 2 2 2 1 0 1							
Butch Wynegar, S (1, 2) OBP: 0.324, SLG: 0.338		4-0 G4-6-3 BB		0-0 1-3 2-H 1B		0-0 L4		0-0 4-3		3 0 1 1 1 0 0							
Rich Chiles, L (1, 7) OBP: 0.321, SLG: 0.246		0-0 G4-6-3 1-2f		0-3 K		0-3 K				3 0 0 0 0 2 2							
Rob Wilfong, L (1, 4) OBP: 0.286, SLG: 0.229			0-0 5-3		0-0 4-3		0-0 4-3			3 0 0 0 0 0 0							
Inning Stats	R: 0 H: 0 E: 0 LOB: 1 K: 0 BB: 1 S: 3 P: 7	R: 1 H: 1 E: 0 LOB: 0 K: 0 BB: 1 S: 3 P: 7	R: 0 H: 0 E: 0 LOB: 0 K: 1 BB: 0 S: 5 P: 5	R: 2 H: 2 E: 0 LOB: 1 K: 1 BB: 2 S: 6 P: 14	R: 0 H: 0 E: 0 LOB: 0 K: 0 BB: 0 S: 3 P: 3	R: 0 H: 1 E: 0 LOB: 1 K: 0 BB: 0 S: 4 P: 4	R: 0 H: 0 E: 0 LOB: 0 K: 1 BB: 0 S: 5 P: 5	R: 0 H: 0 E: 0 LOB: 0 K: 0 BB: 0 S: 3 P: 3	R: 1 H: 2 E: 0 LOB: 0 K: 0 BB: 0 S: 4 P: 4	1B: 3 SF: 0 2B: 0 SAC: 2 3B: 0 DP: 2 HR: 3 HBP: 0	WP: 0 PA: 34 PB: 0 SB: 0 CS: 0						
PITCHER	IP WLS BF H R ER SO BB IBB HBP BLK WP HR S P ERA WHIP																
Steve Baker, R (1, 1) ERA: 2.6	4.0	17	3	3	3	2	4	0	0	0	0	0	2	17	33	6.75	1.750
Jack Morris, R (5, 1) ERA: 4.02	5.0	W	17	3	1	1	1	0	0	0	0	0	1	19	19	1.80	0.600

livebaseballscorecards.com

AB	28
R	4
H	6
RBI	4
BB	4
SO	3
LOB	6



Batter	1	2	3	4	5	6	7	8	9
Alan Trammell, R OBP: 0.321, SLG: 0.362 (1, 6)	0-0 F8		0-0 P3			0-0 F8 SH E 1B	0-0 5-3		
Aurelio Rodriguez, R OBP: 0.353, SLG: 0.526 (1, 5)	0-0 1B 2B		0-0 5-3			0-0 SH E 1B		0-0 SH5-3 HR 1B	
Rusty Staub, L OBP: 0.370, SLG: 0.443 (1, 10)	0-0 1-3 2-H 1B			0-0 E 2B		0-0 F9		0-0 SH5-3	
Jason Thompson, L OBP: 0.345, SLG: 0.527 (1, 3)	0-0 1-3 1-2			0-0 L9 2-H		0-0 F8 2-3		0-0 F8	
Steve Kemp, L OBP: 0.421, SLG: 0.379 (1, 7)	0-3 K			0-3 K		0-0 E8 1-3 3-H 1B		0-0 HR	
John Wockenfuss, R OBP: 0.340, SLG: 0.347 (1, 9)		0-0 G6-4-3 1B		0-0 4-3		0-0 FC5-4 1-2 3-H 1B		0-0 2B	
Tim Corcoran, L OBP: 0.312, SLG: 0.301 (6, PR) (7, 9)									
Lance Parrish, R OBP: 0.236, SLG: 0.465 (1, 2)		0-0 G6-4-3 1-2f				0-0 L5	0-0 FC5-4 1-2f	0-0 6-3	
Mickey Stanley, R OBP: 0.211, SLG: 0.263 (1, 8)			0-0 4-3			0-0 F8		0-0 6-3	
Lou Whitaker, L OBP: 0.357, SLG: 0.347 (1, 4)			0-0 1-3			0-0 4-3		0-0 4-3	

Inning Stats	R: 1 E: 0 K: 1 S: 7	H: 2 LOB: 1 BB: 0 P: 7	R: 0 E: 0 K: 0 S: 3	H: 1 LOB: 0 BB: 0 P: 3	R: 0 E: 0 K: 0 S: 3	H: 0 LOB: 0 BB: 0 P: 3	R: 1 E: 1 K: 1 S: 6	H: 1 LOB: 0 BB: 0 P: 6	R: 0 E: 0 K: 0 S: 3	H: 0 LOB: 0 BB: 0 P: 3	R: 2 E: 1 K: 0 S: 7	H: 2 LOB: 2 BB: 0 P: 7	R: 0 E: 0 K: 0 S: 3	H: 0 LOB: 0 BB: 0 P: 3	R: 2 E: 0 K: 0 S: 6	H: 3 LOB: 1 BB: 0 P: 6


PITCHER	IP	WLS	BF	H	R	ER	SO	BB	IBB	HBP	BLK	WP	HR	S	P	ERA	WHIP
Geoff Zahn, L ERA: 2.36 (1, 1)	5.2	L	24	6	4	1	2	0	0	0	0	0	0	28	28	1.59	1.059
Gary Serum, R ERA: 3.91 (6, 1)	1.1		5	1	1	1	0	0	0	0	0	0	0	5	5	6.75	0.750
Mac Scarce, L ERA: 4.5 (8, 1)	0.2		4	2	1	1	0	0	0	0	0	0	1	4	4	13.50	3.000
Tom Johnson, R ERA: 5.17 (8, 1)	0.1		1	0	0	0	0	0	0	0	0	0	0	1	1	0.00	0.000

MINNESOTA TWINS @ DETROIT TIGERS
Tiger Stadium, Detroit, MI
 Sun Jun 04 1978, 3:33 AM EDT
 Att: 36,575 - Unknown - 72 F

AB	R	H	RBI	BB	SO	LOB
4	1	1	0	0	0	0
3	3	2	0	0	0	0
3	1	2	1	0	0	2
4	0	0	0	0	0	4
4	1	1	2	0	2	2
3	0	2	1	0	0	0
1	0	1	0	0	0	0
4	0	0	0	0	0	4
3	0	0	0	0	0	0
3	0	0	0	0	0	0

AB	32
R	6
H	9
RBI	4
BB	0
SO	2
LOB	12

livebaseballscorecards.com



WP	PA
0	34

Batter	1	2	3	4	5	6	7	8	9	AB R H RBI BB SO LOB	TOP																					
Ron LeFlore, R OBP: 0.329, SLG: 0.389 (1, 8) X	0-0 4-3		0-0 G6-4-3 1-2f 2-3		0-3 K			0-0 1-3		4 0 0 0 0 1 4	Detroit Tigers @ Milwaukee Brewers Milwaukee County Stadium, Milwaukee, WI Tue Jun 06 1978, 8:05 PM EDT Att. 13,022 - Unknown - 73 F																					
Lou Whitaker, L OBP: 0.354, SLG: 0.344 (1, 4) X	0-0 5-3		0-3 K			0-0 G3 1B		0-0 4-3		4 1 1 0 0 1 1																						
Rusty Staub, L OBP: 0.364, SLG: 0.434 (1, 10) X	0-0 G3			0-0 F8		0-0 G3 1-2		0-0 6-3		4 0 0 0 0 0 1																						
Jason Thompson, L OBP: 0.344, SLG: 0.522 (1, 3) X		0-0 L6		0-0 3-1		0-0 G4-6-3 1B 2-H		0-0 F7		4 0 1 1 0 0 0																						
Steve Kemp, L OBP: 0.417, SLG: 0.376 (1, 7) X		0-0 1B 1B		0-3 K		0-0 G4-6-3 1-2f		0-3 K		4 0 1 0 0 2 1																						
Milt May, L OBP: 0.336, SLG: 0.518 (1, 2) X		0-0 FC3-6 1B 1-3		0-0 3-1		0-0 G3		0-0 F8		4 0 1 0 0 0 0																						
Tim Corcoran, L OBP: 0.305, SLG: 0.293 (1, 9) X		0-0 FC3-6 1-2f		0-0 F6		0-0 F8				3 0 0 0 0 0 1																						
Phil Mankowski, L OBP: 0.357, SLG: 0.427 (1, 5) X			0-0 G6-4-3 1B 1B		0-0 1B 1B		0-0 1B			3 0 3 0 0 0 0																						
Alan Trammell, R OBP: 0.330, SLG: 0.370 (1, 6) X			0-0 G6-4-3 1-2 1B		0-0 1-2 1B		0-0 F8			3 0 2 0 0 0 1																						
Inning Stats	R: 0 E: 0 K: 0 S: 3	H: 0 LOB: 0 BB: 0 P: 3	R: 0 E: 0 K: 0 S: 4	H: 2 LOB: 1 BB: 0 P: 4	R: 0 E: 0 K: 1 S: 6	H: 2 LOB: 1 BB: 0 P: 6	R: 0 E: 0 K: 1 S: 7	H: 2 LOB: 2 BB: 0 P: 7	R: 1 E: 0 K: 0 S: 4	H: 2 LOB: 0 BB: 0 P: 4	R: 0 E: 0 K: 0 S: 4	H: 1 LOB: 1 BB: 0 P: 4	R: 0 E: 0 K: 1 S: 5	H: 0 LOB: 0 BB: 0 P: 3	R: 0 E: 0 K: 1 S: 5	H: 0 LOB: 0 BB: 0 P: 5	1B: 9 2B: 0 3B: 0 HR: 0	SF: 0 SAC: 0 DP: 2 HBP: 0	WP: 0 PB: 0 SB: 0 CS: 0	PA: 33												
PITCHER Lary Sorensen, R ERA: 3.44 (1, 1)	IP 9.0	WLS W	BF 33	H 9	R 1	ER 1	SO 4	BB 0	IBB 0	HBP 0	BLK 0	WP 0	HR 0	S 41	P 41	ERA 1.00	WHIP 1.000															
											PITCHER	IP	WLS	BF	H	R	ER	SO	BB	IBB	HBP	BLK	WP	HR	S	P	ERA	WHIP				

AB	33
R	1
H	9
RBI	1
BB	0
SO	4
LOB	9



livebaseballscorecards.com

Batter	1	2	3	4	5	6	7	8	9	AB	R	H	RBI	BB	SO	LOB
Paul Molitor, R OBP: 0.321, SLG: 0.430 (1, 4)	0-0 1B 1B		0-0 HR	0-0 4-3		0-0 5-3				4	2	2	1	0	0	2
Robin Yount, R OBP: 0.305, SLG: 0.312 (1, 6)	0-0 1B 1-3 G6-4-3 1B		0-0 4-3		0-0 F9		0-0 5-3			4	1	1	0	0	0	0
Cecil Cooper, L OBP: 0.370, SLG: 0.500 (1, 3)	0-0 1-3 3-H G6-4-3 1B		0-0 P6		0-0 G3		0-0 L3			4	0	1	1	0	0	0
Larry Hisle, R OBP: 0.352, SLG: 0.546 (1, 10)	0-0 1-2f 3-H G6-4-3		4-0 BB		0-0 2B		0-3 K			3	0	1	0	1	1	1
Sal Bando, R OBP: 0.355, SLG: 0.429 (1, 5)	0-0 4-3		0-3 K		0-0 P6			0-0 1B		4	0	1	0	0	1	2
Sixto Lezcano, R OBP: 0.371, SLG: 0.555 (1, 9)		0-0 P6		0-0 F8		0-0 F3		0-3 K		4	0	0	0	0	1	0
Ben Oglivie, L OBP: 0.333, SLG: 0.471 (1, 7)		0-0 CS 1B		0-0 6-3		4-0 HR BB		0-0 5-3		3	1	1	0	1	0	0
Gorman Thomas, R OBP: 0.370, SLG: 0.535 (1, 8)		0-0 1-2 2B		0-0 2B		0-0 HR				3	1	3	2	0	0	0
Charlie Moore, R OBP: 0.364, SLG: 0.459 (1, 2)		0-0 6-3		4-0 BB		0-0 G3				2	0	0	0	1	0	1

Inning Stats	R: 2	H: 3	E: 0	LOB: 0	K: 0	S: 5	P: 5	R: 0	H: 2	E: 0	LOB: 1	K: 0	S: 4	R: 0	H: 1	E: 0	LOB: 1	K: 1	S: 6	R: 0	H: 1	E: 0	LOB: 2	K: 0	S: 4	R: 0	H: 1	E: 0	LOB: 1	K: 0	S: 4	R: 2	H: 1	E: 0	LOB: 0	K: 0	S: 4	R: 0	H: 0	E: 0	LOB: 0	K: 1	S: 5	R: 0	H: 1	E: 0	LOB: 0	K: 1	S: 5
--------------	------	------	------	--------	------	------	------	------	------	------	--------	------	------	------	------	------	--------	------	------	------	------	------	--------	------	------	------	------	------	--------	------	------	------	------	------	--------	------	------	------	------	------	--------	------	------	------	------	------	--------	------	------

PITCHER	IP	WLS	BF	H	R	ER	SO	BB	IBB	HBP	BLK	WP	HR	S	P	ERA	WHIP
Milt Wilcox, R ERA: 3.48 (1, 1)	6.0	L	28	9	5	5	1	3	0	0	0	0	2	27	39	7.50	2.000
Steve Foucault, R ERA: 3.05 (7, 1)	2.0		6	1	0	0	2	0	0	0	0	0	0	10	10	0.00	0.500


BOTTOM

Detroit Tigers @ Milwaukee Brewers
Milwaukee County Stadium, Milwaukee, WI

Tue Jun 06 1978, 8:05 PM EDT
 Att: 13,022 - Unknown - 73 F

livebaseballscores.com

AB	31
R	5
H	10
RBI	4
BB	3
SO	3
LOB	6



WP: 0	PA: 34
PB: 0	
SB: 0	
CS: 1	

Batter	1	2	3	4	5	6	7	8	9	AB R H RBI BB SO LOB	TOP											
Lou Whitaker, L (1, 4) OBP: 0.356, SLG: 0.346	0-0 F8		0-0 F8		0-0 G4-6-3 1B		0-0 4-3		0-0 1B 2B	5 1 2 0 0 0 1												
Steve Kemp, L (1, 7) OBP: 0.426, SLG: 0.384	4-0 G4-6-3 BB		0-0 SF8 1B		0-0 F8		0-0 HR 1B		0-0 2B 1B	4 2 3 0 1 0 2												
Rusty Staub, L (1, 10) OBP: 0.364, SLG: 0.455	0-0 G4-6-3 1-2f		0-0 SF8 1B		0-0 G4-6-3 1-2f		0-0 HR 1B		0-0 1B 2B	4 2 2 4 0 0 3												
Jason Thompson, L (1, 3) OBP: 0.353, SLG: 0.524		4-0 1B SF7 BB	4-0 BB BB		0-0 1B E 1B		0-0 F6		0-0 FC3-6 1B	3 2 2 2 2 0 0												
Milt May, L (1, 2) OBP: 0.339, SLG: 0.513		0-0 1-3 1B	0-0 4-3		0-0 E 1B		0-0 F7		0-3 K	5 0 2 0 0 1 3												
Tim Corcoran, L (1, 9) OBP: 0.308, SLG: 0.294		0-0 SF7 3-H		4-0 BB BB	0-0 FC3 1-3 3-H			0-0 5-3 1B	0-0 FC3-6 HBP 1B	3 0 1 1 1 0 2												
Ron LeFlore, R (1, 8) OBP: 0.326, SLG: 0.385		0-0 F9		0-0 F9		0-0 4-3		0-3 K	0-0 HBP 1B	5 0 1 0 0 1 5												
Phil Mankowski, L (1, 5) OBP: 0.356, SLG: 0.418		0-0 F9		0-0 G3-6-3		4-0 G6-4-3 IBB		0-0 5-3	1-0 HBP	2 0 0 0 1 0 2												
Aurelio Rodriguez, R (7, 5) OBP: 0.356, SLG: 0.521				0-0 1-2f				1-2 K	1-2 2-3 HBP	1 0 0 0 0 0 1												
Alan Trammell, R (1, 6) OBP: 0.333, SLG: 0.381			0-0 1B SF8 2B		0-0 1B		0-0 G6-4-3		0-3 K	5 1 2 0 0 1 7												
Inning Stats	R: 0 E: 0 K: 0 S: 2	H: 0 LOB: 0 BB: 1 P: 6	R: 1 E: 0 K: 0 S: 4	H: 1 LOB: 1 BB: 1 P: 8	R: 1 E: 0 K: 0 S: 5	H: 2 LOB: 2 BB: 1 P: 9	R: 0 E: 0 K: 0 S: 2	H: 0 LOB: 0 BB: 1 P: 6	R: 0 E: 0 K: 0 S: 4	H: 2 LOB: 1 BB: 0 P: 4	R: 1 E: 1 K: 0 S: 5	H: 2 LOB: 2 BB: 1 P: 9	R: 2 E: 0 K: 0 S: 5	H: 2 LOB: 0 BB: 0 P: 5	R: 0 E: 0 K: 1 S: 6	H: 1 LOB: 1 BB: 0 P: 6	R: 3 E: 0 K: 2 S: 12	H: 5 LOB: 3 BB: 0 P: 13	1B: 12 2B: 2 3B: 0 HR: 1	SF: 2 SAC: 0 DP: 4 HBP: 1	WP: 0 PB: 0 SB: 0 CS: 0	PA: 45
PITCHER	IP WLS BF H R ER SO BB IBB HBP BLK WP HR S P ERA WHIP																					
Andy Reppogle, R (1, 1) ERA: 4.3	6.1 L 30 9 5 4 0 4 1 0 0 0 0 1 25 45 5.68 2.053																					
Jerry Augustine, L (7, 1) ERA: 6.11	1.2 10 5 3 3 1 0 0 0 0 0 0 0 12 12 16.20 3.000																					
Bob McClure, L (9, 1) ERA: 4.56	1.0 5 1 0 0 0 2 0 0 1 0 0 0 8 9 0.00 1.000																					

Detroit Tigers @ Milwaukee Brewers
Milwaukee County Stadium, Milwaukee, WI

Wed Jun 07 1978, 8:05 PM EDT
 Att. 7,437 - Unknown

livebaseballscorecards.com

AB	37
R	8
H	15
RBI	7
BB	5
SO	3
LOB	26



Batter	1	2	3	4	5	6	7	8	9	AB	R	H	RBI	BB	SO	LOB
Robin Yount, R OBP: 0.299, SLG: 0.305 (1, 6) X	0-0 6-3 1B	0-0 FC6-4 1B		0-0 F9			0-0 F8		0-0 F3	5	0	1	0	0	0	4
Don Money, R OBP: 0.346, SLG: 0.393 (1, 4) X	0-0 4-3	0-0 FC6-4 1B			0-0 5-3		0-0 6-3		0-0 F4	5	0	0	0	0	0	6
Cecil Cooper, L OBP: 0.366, SLG: 0.490 (1, 3) B B B B	4-0 BB BB		0-3 K		0-0 G3			0-3 K	0-0 F7	4	0	0	0	1	2	2
Larry Hisle, R OBP: 0.349, SLG: 0.534 (1, 10) B B B B	4-0 1-2 BB		0-3 K		0-0 F8			0-0 E5		3	0	0	0	1	1	0
Sal Bando, R OBP: 0.353, SLG: 0.422 (1, 5) X	0-0 L8		4-0 BB		0-0 F8		0-0 F8	0-0 F6		3	0	0	0	1	0	3
Sixto Lezcano, R OBP: 0.363, SLG: 0.540 (1, 9) X		0-0 F8	0-0 F8			0-0 6-3		0-0 F7		4	0	0	0	0	0	2
Ben Oglivie, L OBP: 0.338, SLG: 0.469 (1, 7) B B B B		4-0 1B BB BB		0-0 F8		0-0 F5			0-0 1B 1B	3	1	1	0	1	0	0
Gorman Thomas, R OBP: 0.372, SLG: 0.532 (1, 8) B B B B		4-0 1B BB		0-0 F9			0-3 K		0-0 1B 1B	3	0	1	0	1	1	0
Buck Martinez, R OBP: 0.275, SLG: 0.316 (1, 2) X		0-0 F6		4-0 BB			0-0 1B		0-0 1B	1	0	0	0	1	0	2
Dick Davis, R OBP: 0.310, SLG: 0.388 (7, PH)										1	0	1	0	0	0	0
Charlie Moore, R OBP: 0.373, SLG: 0.468 (8, 2) X									1-2 2-H 1B	1	0	1	1	0	0	0

Inning Stats	R: 0	H: 0	E: 0	K: 0	S: 3	R: 0	H: 0	E: 0	K: 2	S: 7	R: 0	H: 0	E: 0	K: 0	S: 3	R: 0	H: 0	E: 0	K: 0	S: 3	R: 0	H: 0	E: 1	K: 1	S: 6	R: 0	H: 3	E: 0	K: 0	S: 6	R: 1	H: 0	E: 0	K: 0	S: 6	1B: 5	2B: 0	3B: 0	HR: 0	SF: 0	SAC: 0	DP: 0	HBP: 0	WP: 0	PB: 0	SB: 0	CS: 0	PA: 39
	0	0	0	0	3	0	0	0	2	7	0	0	0	0	3	0	0	0	0	0	3	0	0	1	0	6	0	3	0	0	0	6	0	0	6	5	0	0	0	0	0	0	0	0	0	0	0	39

PITCHER	IP	WLS	BF	H	R	ER	SO	BB	IBB	HBP	BLK	WP	HR	S	P	ERA	WHIP	PITCHER	IP	WLS	BF	H	R	ER	SO	BB	IBB	HBP	BLK	WP	HR	S	P	ERA	WHIP													
Jim Staton, R ERA: 4.39 (1, 1)	9.0	W	39	5	1	1	4	6	0	0	0	0	0	41	65	1.00	1.222																															

DETROIT TIGERS @ MILWAUKEE BREWERS
Milwaukee County Stadium, Milwaukee, WI
 Wed Jun 07 1978, 8:05 PM EDT
 Att. 7,437 - Unknown

AB	33
R	1
H	5
RBI	1
BB	6
SO	4
LOB	19



Batter	1	2	3	4	5	6	7	8	9	AB R H RBI BB SO LOB	TOP		
Willie Wilson, S OBP: 0.298, SLG: 0.317 (1, 8) X	0-0 E1 E S 4-3		0-0 FC6-4 1B		0-0 FC6 1-2f			0-0 5-3		4 1 1 0 0 0 2			
Hal McRae, R OBP: 0.338, SLG: 0.498 (1, 10) X	0-0 4-3 1-H		0-0 FC6-4 1-2f			0-0 F9			4-0 1B SF7 BB	3 1 0 1 1 0 1			
Clint Hurdle, L OBP: 0.297, SLG: 0.362 (1, 3) X	0-0 4-3			0-0 4-3		0-0 3-1			0-0 1-3 1B	4 0 1 0 0 0 0			
George Brett, L OBP: 0.363, SLG: 0.548 (1, 5) X	0-0 CS 1B			0-0 P4		0-0 F9			0-0 P6	4 0 1 0 0 0 2			
Al Cowens, R OBP: 0.319, SLG: 0.401 (1, 9) X	0-0 CS 1-2	0-0 F9		0-3 K			0-0 6-3		0-0 SF7	3 0 0 1 0 1 0			
Darrell Porter, L OBP: 0.379, SLG: 0.462 (1, 2) Amos Otis, R OBP: 0.368, SLG: 0.547 (9, PH)		0-3 K			0-0 4-3		0-0 L6		0-3 3-H K	3 0 0 0 0 1 0 1 0 0 0 0 1 1			
Tom Poquette, L OBP: 0.258, SLG: 0.371 (1, 7) X		0-0 F9			0-0 G3		0-0 L5			3 0 0 0 0 0 0			
U L Washington, S OBP: 0.388, SLG: 0.294 (1, 6) Ralph LaCock, L OBP: 0.225, SLG: 0.243 (8, PH) Jerry Terrell, R OBP: 0.245, SLG: 0.196 (8, 6)			0-0 G3		4-0 S BB			0-0 4-3		1 0 0 0 1 0 0 1 0 0 0 0 0 0 0 0 0 0 0 0 0			
Frank White, R OBP: 0.327, SLG: 0.374 (1, 4) X		0-0 6-3			4-0 FC6 1-2 BB			0-0 P6		2 0 0 0 1 0 0			
Inning Stats	R: 1 E: 1 K: 0 S: 4 H: 1 LOB: 0 BB: 0 P: 4	R: 0 E: 0 K: 1 S: 5 H: 0 LOB: 0 BB: 0 P: 5	R: 0 E: 0 K: 0 S: 4 H: 1 LOB: 1 BB: 0 P: 4	R: 0 E: 0 K: 1 S: 5 H: 0 LOB: 0 BB: 0 P: 5	R: 0 E: 0 K: 0 S: 3 H: 0 LOB: 2 BB: 2 P: 11	R: 0 E: 0 K: 0 S: 3 H: 0 LOB: 0 BB: 0 P: 3	R: 0 E: 0 K: 0 S: 3 H: 0 LOB: 0 BB: 0 P: 3	R: 0 E: 0 K: 0 S: 3 H: 0 LOB: 0 BB: 0 P: 3	R: 1 E: 0 K: 1 S: 6 H: 1 LOB: 1 BB: 1 P: 10	1B: 3 2B: 0 3B: 0 HR: 0 SF: 1 SAC: 0 DP: 0 HBP: 0	WP: 0 PB: 0 SB: 2 CS: 1 PA: 34		
PITCHER Jack Billingham, R ERA: 3.46 (1, 1) John Hiller, L ERA: 2.47 (9, 1)	IP WLS BF H R ER SO BB IBB HBP BLK WP HR S P ERA WHIP	8.0 W 30 3 2 1 2 3 0 0 0 0 0 0 31 43 1.12 0.750	1.0 S 3 0 0 0 1 0 0 0 0 0 0 0 5 5 0.00 0.000										

Kansas City Royals @ Detroit Tigers
 Tiger Stadium, Detroit, MI
 Fri Jun 09 1978, 7:05 PM EDT
 Att. 32,309 - Unknown

livebaseballscorecards.com

AB	29
R	2
H	3
RBI	2
BB	3
SO	3
LOB	6



Batter	1	2	3	4	5	6	7	8	9	AB	R	H	RBI	BB	SO	LOB	BOTTOM																	
Ron LeFlore, R OBP: 0.329, SLG: 0.384 (1, 8) X	0-0 6-3 ①		4-0 FC3-6 S BB		0-0 6-3 ①		0-0 1B 1B			3	0	1	0	1	0	0																		
Steve Kemp, L OBP: 0.432, SLG: 0.389 (1, 7) X	0-0 4-3 ②		4-0 FC3-6 1-2 BB		0-0 E6 1B		0-0 1-3 1B			3	0	2	0	1	0	0																		
Rusty Staub, L OBP: 0.358, SLG: 0.446 (1, 10) X	0-0 G3 ③		0-0 FC3-6 1-2 2-3		0-0 F7 ②		0-3 K ③			4	0	0	0	0	1	5																		
Jason Thompson, L OBP: 0.347, SLG: 0.514 (1, 3) X		0-0 E5 HR	0-0 F5 ③		0-0 4-3 ③			0-0 F8 ①		4	1	0	0	0	0	3																		
Aurelio Rodriguez, R OBP: 0.352, SLG: 0.540 (1, 5) X		0-0 1-H HR		0-0 6-3 ①		0-0 6-3 ①		0-0 L8 ②		4	1	1	2	0	0	0																		
Lance Parrish, R OBP: 0.237, SLG: 0.449 (1, 2) X		0-0 F7 ①		4-0 1B 1B BB		0-0 F9 ②		0-3 K ③		3	1	0	0	1	1	0																		
John Wockenfuss, R OBP: 0.339, SLG: 0.346 (1, 9) X		0-0 5-3 ②		0-0 1B 1B		0-0 6-3 ③				3	0	1	0	0	0	0																		
Tim Corcoran, L OBP: 0.308, SLG: 0.294 (9, 9) X				0-0 1B 1B						0	0	0	0	0	0	0																		
Alan Trammell, R OBP: 0.333, SLG: 0.379 (1, 6) X		0-0 6-3 ③		0-0 1-2 3-H 1B		0-0 P4 ①				3	0	1	1	0	0	0																		
Lou Whitaker, L OBP: 0.348, SLG: 0.338 (1, 4) X			0-0 4-3 ①	0-0 L7 ③		0-0 F8 ②				3	0	0	0	0	0	1																		
Inning Stats	R: 0 E: 0 K: 0 S: 3	H: 0 LOB: 0 BB: 0 P: 3	R: 2 E: 1 K: 0 S: 5	H: 1 LOB: 0 BB: 0 P: 5	R: 0 E: 0 K: 0 S: 3	H: 0 LOB: 2 BB: 2 P: 11	R: 1 E: 0 K: 0 S: 4	H: 2 LOB: 1 BB: 1 P: 8	R: 0 E: 1 K: 0 S: 4	H: 1 LOB: 1 BB: 0 P: 4	R: 0 E: 0 K: 0 S: 3	H: 0 LOB: 0 BB: 0 P: 3	R: 0 E: 0 K: 1 S: 7	H: 2 LOB: 2 BB: 0 P: 7	R: 0 E: 0 K: 1 S: 5	H: 0 LOB: 0 BB: 0 P: 5	1B: 5 2B: 0 3B: 0 HR: 1	SF: 0 SAC: 0 DP: 0 HBP: 0	WP: 0 PB: 0 SB: 1 CS: 0	PA: 33														
PITCHER Paul Splittorf, L ERA: 2.53 (1, 1)	IP 8.0	WLS L	BF 33	H 6	R 3	ER 2	SO 2	BB 3	IBB 0	HBP 0	BLK 0	WP 0	HR 1	S 34	P 46	ERA 2.25	WHIP 1.125																	
																	PITCHER	IP	WLS	BF	H	R	ER	SO	BB	IBB	HBP	BLK	WP	HR	S	P	ERA	WHIP

Kansas City Royals @ Detroit Tigers

Tiger Stadium, Detroit, MI

Fri Jun 09 1978, 7:05 PM EDT
Att. 32,309 - Unknown

livebaseballscorecards.com

AB	30
R	3
H	6
RBI	3
BB	3
SO	2
LOB	9



Batter	1	2	3	4	5	6	7	8	9	AB R H RBI BB SO LOB	TOP																	
Frank White, R (1, 4) OBP: 0.324, SLG: 0.388	0-3 K			0-0 6-3	0-0 F9		0-0 HR		0-0 F8	5 1 1 1 0 1 2																		
Hal McRae, R (1, 10) OBP: 0.339, SLG: 0.495	0-0 G3-6 1B			0-0 5-3		0-0 FC3-6 1B	0-3 K		0-0 G3	5 0 2 0 0 1 0																		
George Brett, L (1, 5) OBP: 0.360, SLG: 0.553	0-0 G3-6 1-2f			0-0 6-3		0-0 FC3-6 1-2f HR	0-0 3B			4 1 1 0 0 0 2																		
Amos Otis, R (1, 8) OBP: 0.371, SLG: 0.561		0-0 6-3			0-0 6-3	0-0 HR	4-0 S BB			3 1 1 2 1 0 0																		
Willie Wilson, S (7, PR) OBP: 0.298, SLG: 0.317										0 0 0 0 0 0 0																		
Al Cowens, R (1, 9) OBP: 0.318, SLG: 0.398						0-0 1B 1B	0-0 5-3		0-0 F2	4 1 1 0 0 0 2																		
John Wathan, R (1, 2) OBP: 0.329, SLG: 0.362						0-0 1B 1B	0-0 1B E 1B		0-0 F9	4 2 2 0 0 0 0																		
Joe Zdeb, R (1, 7) OBP: 0.300, SLG: 0.421			0-0 L8		0-0 1B 1B	0-0 S 1B		0-0 L8		4 0 2 1 0 0 0																		
Clint Hurdle, L (1, 3) OBP: 0.289, SLG: 0.352			0-0 F5		0-0 P6	0-0 P6		0-0 G3		4 0 0 0 0 0 3																		
Ralph LaCock, L (8, 3) OBP: 0.225, SLG: 0.243						1-3 3-H				0 0 0 0 0 0 0																		
U L Washington, S (1, 6) OBP: 0.348, SLG: 0.286			0-0 4-3		0-0 1B		0-3 K		0-0 6-3	4 0 1 1 0 1 0																		
Inning Stats	R: 0 E: 0 K: 1 S: 5	H: 1 LOB: 0 BB: 0 P: 5	R: 0 E: 0 K: 0 S: 3	H: 0 LOB: 0 BB: 0 P: 3	R: 0 E: 0 K: 0 S: 3	H: 0 LOB: 0 BB: 0 P: 3	R: 2 E: 0 K: 0 S: 7	H: 4 LOB: 2 BB: 0 P: 7	R: 3 E: 0 K: 0 S: 7	H: 4 LOB: 1 BB: 0 P: 7	R: 1 E: 0 K: 2 S: 9	H: 2 LOB: 3 BB: 1 P: 13	R: 0 E: 0 K: 0 S: 3	H: 0 LOB: 0 BB: 0 P: 3	R: 0 E: 0 K: 0 S: 3	H: 0 LOB: 0 BB: 0 P: 3	1B: 8 2B: 0 3B: 1 HR: 2	SF: 0 SAC: 0 DP: 1 HBP: 0	WP: 1 PB: 0 SB: 3 CS: 0	PA: 38								
PITCHER	IP WLS BF H R ER SO BB IBB HBP BLK WP HR S P ERA WHIP																											
Bob Sykes, L (1, 1) ERA: 3.35	4.2		18	5	2	2	1	0	0	0	0	0	0	20	20	3.86	1.071											
Jack Morris, R (5, 1) ERA: 4.54	2.1	L	14	6	4	3	2	1	0	0	0	1	2	17	21	11.57	3.000											
Jim Crawford, L (8, 1) ERA: 2.38	2.0		6	0	0	0	0	0	0	0	0	0	0	6	6	0.00	0.000											

Kansas City Royals @ Detroit Tigers
 Tiger Stadium, Detroit, MI
 Sat Jun 10 1978, 3:33 AM EDT
 Att. 32,381 - Unknown

livebaseballscorecards.com

AB	37
R	6
H	11
RBI	5
BB	1
SO	3
LOB	9



Batter	1	2	3	4	5	6	7	8	9	AB R H RBI BB SO LOB
Lou Whitaker, L (1, 4) OBP: 0.343, SLG: 0.333	0-0 2B 1B		0-3 K		0-0 4-3	0-0 F7			0-0 5-3	5 0 1 0 0 1 2
Steve Kemp, L (1, 7) OBP: 0.435, SLG: 0.416	0-0 PB 1-H 1B 2B		0-0 HR		0-0 BB 1B				0-0 F8	5 2 3 1 0 1 0
Rusty Staub, L (1, 10) OBP: 0.352, SLG: 0.438	0-0 G3 2-3		0-0 P5		0-3 K					4 0 0 0 0 1 2
Jason Thompson, L (1, 3) OBP: 0.358, SLG: 0.532	0-0 1B			4-0 2B BB	4-0 1-2 BB				0-0 HR	2 1 2 2 2 0 0
Milt May, L (1, 2) OBP: 0.328, SLG: 0.496	0-0 P6			0-0 F9	0-3 K				0-0 3-1	4 0 0 0 0 1 4
Tim Corcoran, L (1, 9) OBP: 0.307, SLG: 0.301		0-0 3-1		0-0 1-3 2B		0-0 F8			0-0 L7	4 0 1 0 0 0 0
Ron LeFlore, R (1, 8) OBP: 0.324, SLG: 0.377		0-0 F9		0-3 K		0-0 F8			0-0 1-3	4 0 0 0 0 1 2
Phil Mankowski, L (1, 5) OBP: 0.362, SLG: 0.426		0-0 F7		4-0 IBB		0-0 1B 2B			0-0 F8	3 0 1 0 1 0 0
Alan Trammell, R (1, 6) OBP: 0.331, SLG: 0.375			0-0 6-3		0-0 F3				0-3 K	4 0 1 0 0 1 3

Inning Stats	R: 1 E: 0 K: 0 S: 5	H: 3 LOB: 1 BB: 0 P: 5	R: 0 E: 0 K: 0 S: 3	H: 0 LOB: 0 BB: 0 P: 3	R: 1 E: 0 K: 1 S: 6	H: 1 LOB: 0 BB: 0 P: 6	R: 0 E: 0 K: 1 S: 6	H: 1 LOB: 3 BB: 2 P: 14	R: 0 E: 0 K: 2 S: 8	H: 1 LOB: 2 BB: 1 P: 12	R: 0 E: 0 K: 0 S: 5	H: 2 LOB: 2 BB: 0 P: 5	R: 1 E: 0 K: 1 S: 6	H: 1 LOB: 0 BB: 0 P: 6	R: 0 E: 0 K: 0 S: 3	H: 0 LOB: 0 BB: 0 P: 3	R: 0 E: 0 K: 1 S: 5	H: 0 LOB: 0 BB: 0 P: 5	1B: 4 2B: 3 3B: 0 HR: 2	SF: 0 SAC: 0 DP: 0 HBP: 0
--------------	------------------------------	---------------------------------	------------------------------	---------------------------------	------------------------------	---------------------------------	------------------------------	----------------------------------	------------------------------	----------------------------------	------------------------------	---------------------------------	------------------------------	---------------------------------	------------------------------	---------------------------------	------------------------------	---------------------------------	----------------------------------	------------------------------------

PITCHER	IP	WLS	BF	H	R	ER	SO	BB	IBB	HBP	BLK	WP	HR	S	P	ERA	WHIP
Dennis Leonard, R (1, 1) ERA: 4.14	9.0	W	38	9	3	3	6	2	1	0	0	0	2	47	59	3.00	1.222


BOTTOM

Kansas City Royals @ Detroit Tigers
Tiger Stadium, Detroit, MI

Sat Jun 10 1978, 3:33 AM EDT
Att. 32,381 - Unknown

livebaseballscorecards.com

AB	35
R	3
H	9
RBI	3
BB	3
SO	6
LOB	13



WP	PA
0	38

Batter	1	2	3	4	5	6	7	8	9	10	AB	R	H	RBI	BB	SO	LOB	TOP				
Steve Braun, L OBP: 0.280, SLG: 0.366 (1, 7) S S (9, 5)	0-3 K		0-0 F8		0-0 L8			0-0 L8		0-3 K	5	0	0	0	0	2	0					
Hal McRae, R OBP: 0.332, SLG: 0.484 (1, 10) X	0-0 5-3		0-3 K			0-0 6-3		0-3 K		0-0 L6	5	0	0	0	0	2	0					
George Brett, L OBP: 0.357, SLG: 0.545 Willie Wilson, S OBP: 0.298, SLG: 0.317 (1, 5) (9, PR) (9, 7) X	0-0 6-3			0-0 F7		0-0 G3			0-0 S 1B		4	0	1	0	0	0	0					
Amos Otis, R OBP: 0.374, SLG: 0.557 (1, 8)		4-0 G3 WP 6-3 BB		0-0 S 1B		0-0 6-3			0-0 F3		3	1	1	0	1	0	1					
Clint Hurdle, L OBP: 0.294, SLG: 0.351 (1, 3)		4-0 6-3 G3 1-2 BB		0-3 K			0-3 K		0-0 BB 1B		3	0	1	1	1	2	1					
Darrell Porter, L OBP: 0.384, SLG: 0.459 John Wathan, R OBP: 0.324, SLG: 0.357 (1, 2) (9, PH) (9, 2) X		0-0 G3		4-0 BB			4-0 BB		0-3 K		1	0	0	0	2	0	2					
Al Cowens, R OBP: 0.316, SLG: 0.392 (1, 9)		0-0 6-3		0-0 F2			0-0 L7		4-0 FC4 BB		3	0	0	1	1	0	4					
U L Washington, S OBP: 0.333, SLG: 0.280 (1, 6)		0-0 4-3		0-0 CS 1B		0-0 F4		0-0 4-3		0-0 FC4	4	0	1	0	0	0	4					
Frank White, R OBP: 0.320, SLG: 0.383 Tom Poquette, L OBP: 0.255, SLG: 0.367 Jerry Terrell, R OBP: 0.240, SLG: 0.191 (1, 4) (8, PH) (8, 4) X		0-0 5-3		0-0 F4			0-0 F7		0-0 4-3		2	0	0	0	0	0	1					
Inning Stats	R: 0 E: 0 K: 1 S: 5	H: 0 LOB: 0 BB: 0 P: 5	R: 1 E: 0 K: 0 S: 3	H: 0 LOB: 1 BB: 2 P: 11	R: 0 E: 0 K: 1 S: 5	H: 0 LOB: 0 BB: 0 P: 5	R: 0 E: 0 K: 1 S: 6	H: 1 LOB: 2 BB: 1 P: 10	R: 0 E: 0 K: 0 S: 3	H: 0 LOB: 0 BB: 0 P: 3	R: 0 E: 0 K: 1 S: 5	H: 0 LOB: 1 BB: 1 P: 9	R: 0 E: 0 K: 1 S: 5	H: 0 LOB: 0 BB: 0 P: 5	R: 1 E: 0 K: 1 S: 7	H: 2 LOB: 2 BB: 1 P: 11	R: 0 E: 0 K: 1 S: 5	H: 0 LOB: 0 BB: 0 P: 5	1B: 4 2B: 0 3B: 0 HR: 0	SF: 0 SAC: 0 DP: 0 HBP: 0	WP: 1 PB: 0 SB: 2 CS: 1	PA: 38
PITCHER Steve Baker, R ERA: 2.45 John Hiller, L ERA: 2.38	IP 8.1	WLS 32	BF 4	H 4	R 2	ER 2	SO 5	BB 4	IBB 0	HBP 0	BLK 0	WP 1	HR 0	S 38	P 54	ERA 2.16	WHIP 0.960					
	IP 1.2	WLS 6	BF 0	H 0	R 0	ER 0	SO 2	BB 1	IBB 0	HBP 0	BLK 0	WP 0	HR 0	S 9	P 13	ERA 0.00	WHIP 0.600					

Kansas City Royals @ Detroit Tigers
Tiger Stadium, Detroit, MI
Sun Jun 11 1978, 3:33 AM EDT
Att. 24,210 - Unknown

livebaseballscores.com

AB 33
R 2
H 4
RBI 2
BB 5
SO 7
LOB 14



Batter	1	2	3	4	5	6	7	8	9	10	AB R H RBI BB SO LOB
Ron LeFlore, R OBP: 0.325, SLG: 0.382 (1, 8)	G3	K			5-3			FC2-6 1B		HR 2B	5 1 2 0 0 1 1
Steve Kemp, L OBP: 0.435, SLG: 0.410 (1, 7)	1B BB				E4 L1-3			FC2-6 G3-6 1-2f		HR BB	3 2 0 0 2 0 1
Rusty Staub, L OBP: 0.353, SLG: 0.450 (1, 10)	6-3 1B 1-2				L1-3			G3-6 1-2f		HR 1-H 2-H	5 1 2 3 0 0 2
Jason Thompson, L OBP: 0.361, SLG: 0.536 (1, 3)	6-3 1B 1-2 2-H				L9					SH1-3 2B	4 0 2 1 0 0 0
Aurelio Rodriguez, R OBP: 0.342, SLG: 0.524 (1, 5)	6-3 1-2 2-3				P6					SH1-3 2-3	3 0 0 0 0 0 2
Lance Parrish, R OBP: 0.237, SLG: 0.441 (1, 2)	5-3				1B SF8 1B			P4		K	4 1 1 0 0 1 3
John Wockenfuss, R OBP: 0.350, SLG: 0.345 (1, 9)					L3			P4		4-0 IBB	3 0 1 0 1 0 0
Alan Trammell, R OBP: 0.328, SLG: 0.374 (1, 6)					FC5-4 1B			F8		P4	3 0 1 1 0 0 2
Lou Whitaker, L OBP: 0.333, SLG: 0.324 (1, 4)					FC5-4 1-2f			F8		K	4 0 0 0 0 1 2

Inning Stats	R: 1 E: 0 K: 0 S: 5	H: 2 LOB: 2 BB: 1 P: 9	R: 0 E: 0 K: 1 S: 6	H: 1 LOB: 1 BB: 0 P: 6	R: 0 E: 1 K: 0 S: 3	H: 0 LOB: 0 BB: 0 P: 3	R: 1 E: 0 K: 0 S: 5	H: 2 LOB: 1 BB: 0 P: 5	R: 0 E: 0 K: 0 S: 3	H: 0 LOB: 0 BB: 0 P: 3	R: 0 E: 0 K: 0 S: 3	H: 0 LOB: 0 BB: 0 P: 3	R: 0 E: 0 K: 0 S: 3	H: 0 LOB: 0 BB: 0 P: 3	R: 0 E: 0 K: 0 S: 3	H: 1 LOB: 0 BB: 0 P: 3	R: 0 E: 0 K: 1 S: 6	H: 1 LOB: 2 BB: 1 P: 10	R: 3 E: 0 K: 1 S: 5	H: 2 LOB: 0 BB: 1 P: 9	1B: 6 2B: 3 3B: 0 HR: 1	SF: 1 SAC: 1 DP: 2 HBP: 0	WP: 0 PB: 0 SB: 0 CS: 0	PA: 39
--------------	------------------------------	---------------------------------	------------------------------	---------------------------------	------------------------------	---------------------------------	------------------------------	---------------------------------	------------------------------	---------------------------------	------------------------------	---------------------------------	------------------------------	---------------------------------	------------------------------	---------------------------------	------------------------------	----------------------------------	------------------------------	---------------------------------	----------------------------------	------------------------------------	----------------------------------	--------

PITCHER	IP	WLS	BF	H	R	ER	SO	BB	IBB	HBP	BLK	WP	HR	S	P	ERA	WHIP
Larry Gura, L ERA: 3.35 (1, 1)	8.0		30	6	2	2	1	1	0	0	0	0	0	31	35	2.25	0.875
Al Hrabosky, L ERA: 2.45 (9, 1)	1.1	L	9	3	3	3	2	1	1	0	0	0	1	11	19	20.25	3.000

PITCHER	IP	WLS	BF	H	R	ER	SO	BB	IBB	HBP	BLK	WP	HR	S	P	ERA	WHIP
---------	----	-----	----	---	---	----	----	----	-----	-----	-----	----	----	---	---	-----	------


BOTTOM

Kansas City Royals @ Detroit Tigers
Tiger Stadium, Detroit, MI

Sun Jun 11 1978, 3:33 AM EDT
Att: 24,210 - Unknown

livebaseballscorecards.com

AB	34
R	5
H	9
RBI	5
BB	3
SO	3
LOB	13



Batter	1	2	3	4	5	6	7	8	9	AB R H RBI BB SO LOB
Paul Molitor, R (1, 4) OBP: 0.346, SLG: 0.462	0-0 SH1-3 2B		0-0 SH1-3 CS 1B	0-0 1-2 2B 1B		0-0 E 1B FC5-2-5-1 1B		0-0 P6		5 2 4 0 0 0 0
Don Money, R (1, 3) OBP: 0.356, SLG: 0.411	0-0 SH1-3 2-3		0-0 SH1-3 1-3	0-0 1-2 2-H 2B 1B		0-0 E5 1-3 4-3 1B		4-0 BB		2 2 2 1 1 0 0
Dave May, L (1, 7) OBP: 0.250, SLG: 0.318	0-0 F9		0-3 K	0-0 1-H 2-H 2B		0-0 FC5-2-5-1 4-3 1-3 1B		0-0 F9		5 0 1 2 0 1 5
Larry Hisle, R (1, 10) OBP: 0.368, SLG: 0.549	0-0 F9		0-0 1B 3-H	4-0 BB BB		0-0 4-3 2-3 3-H 1B		0-0 P6		4 0 1 2 1 0 3
Ben Oglivie, L (1, 9) OBP: 0.333, SLG: 0.459		0-0 6-3	0-0 1-2 1B	0-0 4-3		0-0 3-1		0-0 G3		5 0 1 0 0 0 3 0 0 0 0 0 0 0
Sixto Lezcano, R (9, 9) OBP: 0.372, SLG: 0.550										
Sal Bando, R (1, 5) OBP: 0.353, SLG: 0.402		0-0 F2	0-0 F3		4-0 BB		1-0 SH2-4 HBP		4-0 1B BB	2 0 0 0 2 0 2
Robin Yount, R (1, 6) OBP: 0.314, SLG: 0.354		0-0 HR 1B		0-0 P6	0-0 L8		0-0 SH2-4 1-2		0-0 1-3 1B	4 1 2 0 0 0 1
Gorman Thomas, R (1, 8) OBP: 0.346, SLG: 0.517		0-0 HR		0-0 5-3	0-3 K		0-3 K		0-3 K	5 1 1 2 0 3 4
Buck Martinez, R (1, 2) OBP: 0.273, SLG: 0.304		0-0 F9		0-0 1B 1B	0-3 K		0-3 K		0-0 F2	5 1 1 0 0 2 4

Inning Stats	R: 0 E: 0 K: 0 S: 4	H: 1 LOB: 1 BB: 0 P: 4	R: 2 E: 0 K: 0 S: 5	H: 2 LOB: 0 BB: 0 P: 5	R: 1 E: 0 K: 1 S: 8	H: 3 LOB: 2 BB: 0 P: 8	R: 3 E: 0 K: 0 S: 7	H: 4 LOB: 2 BB: 1 P: 11	R: 0 E: 0 K: 2 S: 7	H: 0 LOB: 1 BB: 1 P: 11	R: 1 E: 1 K: 0 S: 5	H: 2 LOB: 1 BB: 0 P: 5	R: 0 E: 0 K: 2 S: 7	H: 0 LOB: 1 BB: 0 P: 8	R: 0 E: 0 K: 0 S: 3	H: 0 LOB: 1 BB: 1 P: 7	R: 0 E: 0 K: 1 S: 6	H: 1 LOB: 2 BB: 1 P: 10	1B: 10 2B: 2 3B: 0 HR: 1	SF: 0 SAC: 3 DP: 0 HBP: 1	WP: 0 PB: 0 SB: 0 CS: 1	PA: 45
--------------	------------------------------	---------------------------------	------------------------------	---------------------------------	------------------------------	---------------------------------	------------------------------	----------------------------------	------------------------------	----------------------------------	------------------------------	---------------------------------	------------------------------	---------------------------------	------------------------------	---------------------------------	------------------------------	----------------------------------	-----------------------------------	------------------------------------	----------------------------------	--------

PITCHER	IP	WLS	BF	H	R	ER	SO	BB	IBB	HBP	BLK	WP	HR	S	P	ERA	WHIP
Milt Wilcox, R (1, 1) ERA: 3.93	3.2	L	20	9	6	5	1	0	0	0	0	0	1	22	22	12.27	2.455
Steve Foucault, R (4, 1) ERA: 2.74	2.1		12	3	1	0	2	2	0	0	0	0	0	14	22	0.00	2.143
Jack Morris, R (7, 1) ERA: 4.17	3.0		13	1	0	0	3	2	0	1	0	0	0	16	25	0.00	1.000

TOP

Milwaukee Brewers @ Detroit Tigers

Tiger Stadium, Detroit, MI

Mon Jun 12 1978, 7:05 PM EDT
Att. 14,472 - Unknown

AB	37
R	7
H	13
RBI	7
BB	4
SO	6
LOB	22



Batter	1	2	3	4	5	6	7	8	9	AB R H RBI BB SO LOB	TOP										
Paul Molitor, R (1, 4) OBP: 0.347, SLG: 0.458	0-0 5-3	0-0 L5		4-0 BB		0-0 P6		0-0 E6 1B		4 0 1 0 1 0 1											
Don Money, R (1, 3) OBP: 0.357, SLG: 0.402	0-3 K		1-0 BB 1B HBP	0-0 F7			1-0 FC6-4 HBP	0-0 F6		3 1 0 0 0 1 2											
Sal Bando, R (1, 5) OBP: 0.359, SLG: 0.409	0-0 1B		4-0 1B 1-2 BB		0-0 2B		0-0 L7	0-0 E6 1-3		4 0 2 0 1 0 2											
Larry Hisle, R (1, 10) OBP: 0.364, SLG: 0.538	0-0 P4		0-0 1-2 2-H 1B	0-0 1-3		0-0 FC6-4 1-2f HR		0-0 F6		5 1 1 1 0 0 3											
Ben Oglivie, L (1, 7) OBP: 0.341, SLG: 0.491		0-0 1B 3B	0-0 P6		0-3 K		0-0 1-H HR	4-0 5-3 1B BB		4 2 2 2 1 1 3											
Sixto Lezcano, R (1, 9) OBP: 0.378, SLG: 0.552		0-0 HR 1B 3-H	0-0 F8	0-0 6-3		0-0 1B 1B		0-0 5-3 1B 1-2		5 1 3 1 0 0 3											
Robin Yount, R (1, 6) OBP: 0.318, SLG: 0.356		0-0 L9	0-0 L8			0-0 SH1-4 1B	0-0 1-2 1B	0-0 5-3		5 1 2 0 0 0 5											
Gorman Thomas, R (1, 8) OBP: 0.344, SLG: 0.508		0-0 F7		0-0 6-3		0-0 SH1-4 1-2	0-3 K	4-0 BB		3 0 0 0 1 1 3											
Charlie Moore, R (1, 2) OBP: 0.354, SLG: 0.468		0-0 HR 1-H		0-0 6-3		0-0 CS 1B 2-H		0-0 P4	0-0 5-3	5 1 2 3 0 0 3											
Inning Stats	R: 0 E: 0 K: 1 S: 6	H: 1 LOB: 1 BB: 0 P: 6	R: 3 E: 0 K: 0 S: 6	H: 3 LOB: 0 BB: 0 P: 6	R: 1 E: 0 K: 0 S: 4	H: 1 LOB: 2 BB: 1 P: 9	R: 0 E: 0 K: 0 S: 3	H: 0 LOB: 1 BB: 1 P: 7	R: 0 E: 0 K: 1 S: 6	H: 1 LOB: 1 BB: 0 P: 6	R: 1 E: 0 K: 0 S: 4	H: 2 LOB: 0 BB: 0 P: 4	R: 2 E: 0 K: 1 S: 8	H: 3 LOB: 2 BB: 0 P: 9	R: 0 E: 1 K: 0 S: 4	H: 1 LOB: 1 BB: 0 P: 4	R: 0 E: 0 K: 0 S: 4	H: 1 LOB: 3 BB: 2 P: 12	1B: 9 2B: 1 3B: 1 HR: 2	SF: 0 SAC: 1 DP: 0 HBP: 2	WP: 0 PA: 45 PB: 0 SB: 0 CS: 1
PITCHER	IP WLS BF H R ER SO BB IBB HBP BLK WP HR S P ERA WHIP																				
Jim Slaton, R (1, 1) ERA: 4.77	6.2 L 32 9 7 7 2 2 0 2 0 0 0 2 32 42 9.45 1.650																				
Steve Foucault, R (7, 1) ERA: 2.49	2.1 13 4 0 0 1 2 0 0 0 0 0 0 13 21 0.00 2.571																				

Milwaukee Brewers @ Detroit Tigers
Tiger Stadium, Detroit, MI
Tue Jun 13 1978, 7:05 PM EDT
Att. 16,622 - Unknown

AB	38
R	7
H	13
RBI	7
BB	4
SO	3
LOB	25



Batter	1	2	3	4	5	6	7	8	9	AB	R	H	RBI	BB	SO	LOB
Ron LeFlore, R OBP: 0.323, SLG: 0.378 (1, 8)	0-0 F8		0-0 1B G1-6-3 1B		0-0 5-3		0-0 FC4-6 1-2f			4	1	1	0	0	0	1
Steve Kemp, L OBP: 0.443, SLG: 0.415 (1, 7)	0-0 5-3		0-0 1B G1-6-3 1B		0-0 5-3		0-0 FC4-6 1-2f			4	0	2	1	0	0	1
Rusty Staub, L OBP: 0.349, SLG: 0.452 (1, 10)	4-0 1B BB		0-0 G1-6-3 1-2f 3-H		0-0 5-3			0-0 G3		3	0	0	0	1	0	2
Jason Thompson, L OBP: 0.357, SLG: 0.539 (1, 3)	0-0 1B FC5-4 1-2		0-0 L7			0-0 3-1		0-0 4-3		4	0	1	0	0	0	0
Aurelio Rodriguez, R OBP: 0.342, SLG: 0.509 (1, 5)	0-0 FC5-4 1-2f			0-0 1-3		0-0 E4 1B		0-0 F7		4	0	1	0	0	0	2
Lance Parrish, R OBP: 0.248, SLG: 0.438 (1, 2)		0-0 5-3		0-0 BLK 1B		0-0 F4			4-0 BB BB BB G6-4-3 BB	3	0	1	0	1	0	1
John Wockenfuss, R OBP: 0.333, SLG: 0.317 (1, 9)		0-0 1-3		0-0 F9 1-2		0-0 6-3			0-0 G6-4-3 1-2f	4	0	0	0	0	0	3
Alan Trammell, R OBP: 0.317, SLG: 0.354 (1, 6)		0-0 4-3		0-0 5-3			0-0 6-3		0-0 L8	4	0	0	0	0	0	1
Lou Whitaker, L OBP: 0.335, SLG: 0.327 (1, 4)			0-0 1B 1B 1B		0-0 B1		0-0 FC4-6 1B			3	1	2	0	0	0	0

Inning Stats	R: 0 E: 0 K: 0 S: 4	H: 1 LOB: 2 BB: 1 P: 8	R: 0 E: 0 K: 0 S: 3	H: 0 LOB: 0 BB: 0 P: 3	R: 2 E: 0 K: 0 S: 5	H: 3 LOB: 0 BB: 0 P: 5	R: 0 E: 0 K: 0 S: 4	H: 1 LOB: 1 BB: 0 P: 4	R: 0 E: 1 K: 0 S: 4	H: 1 LOB: 1 BB: 0 P: 4	R: 0 E: 0 K: 0 S: 4	H: 1 LOB: 1 BB: 0 P: 4	R: 0 E: 0 K: 0 S: 3	H: 0 LOB: 0 BB: 0 P: 3	R: 0 E: 0 K: 0 S: 2	H: 0 LOB: 0 BB: 1 P: 6	1B: 8 2B: 0 3B: 0 HR: 0	SF: 0 SAC: 0 DP: 2 HBP: 0	
PITCHER Mike Caldwell, L ERA: 3.11 (1, 1)	IP 9.0	WLS W	BF 35	H 8	R 2	ER 2	SO 0	BB 2	IBB 0	HBP 0	BLK 1	WP 0	HR 0	S 33	P 41	ERA 2.00	WHIP 1.111	WP: 0 PB: 0 SB: 0 CS: 0	PA: 35 ERA WHIP

Milwaukee Brewers @ Detroit Tigers
Tiger Stadium, Detroit, MI
 Tue Jun 13 1978, 7:05 PM EDT
 Att. 16,622 - Unknown

AB	33
R	2
H	8
RBI	1
BB	2
SO	0
LOB	11



Batter	1	2	3	4	5	6	7	8	9	AB R H RBI BB SO LOB	TOP	
Ron LeFlore, R OBP: 0.318, SLG: 0.371 (1, 8)	0-3 K		0-0 L9			0-0 4-3		0-0 L8		4 0 0 0 0 1 1		
Steve Kemp, L OBP: 0.440, SLG: 0.409 (1, 7)	4-0 FC4-6 1B BB		0-0 F7			0-0 F8		0-3 K		3 0 0 0 1 1 1		
Rusty Staub, L OBP: 0.347, SLG: 0.449 (1, 10)	0-0 FC4-6 1B				0-0 F5		0-0 4-3		0-0 G3	4 0 1 0 0 0 0		
Jason Thompson, L OBP: 0.352, SLG: 0.530 (1, 3)	0-0 FC4-6 1B				0-0 P5		0-0 1-6-3		0-0 4-3	4 0 0 0 0 0 2		
Aurelio Rodriguez, R OBP: 0.339, SLG: 0.509 (1, 5)	0-0 4-3				0-0 F9		0-0 2B		0-0 4-3	4 0 1 0 0 0 2		
Mickey Stanley, R OBP: 0.227, SLG: 0.409 (1, 9)		0-0 5-3			0-0 HR		0-0 L1			3 1 1 1 0 0 1		
Lance Parrish, R OBP: 0.240, SLG: 0.424 (1, 2)		0-0 P4			0-0 4-3		0-0 F8			3 0 0 0 0 0 1		
Alan Trammell, R OBP: 0.310, SLG: 0.346 (1, 6)		0-0 F8			0-0 4-3			0-0 F7		3 0 0 0 0 0 0		
Lou Whitaker, L OBP: 0.335, SLG: 0.327 (1, 4)			0-3 K		0-0 3-1			0-0 L8 1B		3 0 1 0 0 1 0		
Inning Stats	R: 0 H: 1 E: 0 LOB: 2 K: 1 BB: 1 S: 6 P: 10	R: 0 H: 0 E: 0 LOB: 0 K: 0 BB: 0 S: 3 P: 3	R: 0 H: 0 E: 0 LOB: 0 K: 1 BB: 0 S: 5 P: 5	R: 0 H: 0 E: 0 LOB: 0 K: 0 BB: 0 S: 3 P: 3	R: 1 H: 1 E: 0 LOB: 0 K: 0 BB: 0 S: 4 P: 4	R: 0 H: 0 E: 0 LOB: 0 K: 0 BB: 0 S: 3 P: 3	R: 0 H: 1 E: 0 LOB: 1 K: 0 BB: 0 S: 4 P: 4	R: 0 H: 1 E: 0 LOB: 1 K: 1 BB: 0 S: 6 P: 6	R: 0 H: 0 E: 0 LOB: 0 K: 0 BB: 0 S: 3 P: 3	1B: 2 SF: 0 2B: 1 SAC: 0 3B: 0 DP: 0 HR: 1 HBP: 0	WP: 0 PA: 32 PB: 0 SB: 0 CS: 0	
PITCHER Paul Splittorff, L ERA: 2.41 (1, 1)	IP WLS BF H R ER SO BB IBB HBP BLK WP HR S P ERA WHIP	9.0 W 32 4 1 1 3 1 0 0 0 0 1 37 41 1.00 0.556										
PITCHER	IP WLS BF H R ER SO BB IBB HBP BLK WP HR S P ERA WHIP											

Detroit Tigers @ Kansas City Royals
Royals Stadium, Kansas City, MO
Wed Jun 14 1978, 8:05 PM EDT
Att: 21,025 - Unknown

livebaseballscorecards.com

AB	31
R	1
H	4
RBI	1
BB	1
SO	3
LOB	8



Batter	1	2	3	4	5	6	7	8	9
Tom Poquette, L (1, 7) OBP: 0.273, SLG: 0.390 Joe Zdeb, R (8, PH) OBP: 0.293, SLG: 0.410 (9, 7)	0-0 4-3		0-0 1B	0-0 G3		4-0 BB		0-0 SH	
Hal McRae, R (1, 10) OBP: 0.325, SLG: 0.466	0-0 1B		0-0 G5-4-3		0-3 K	0-0 L8		0-0 SF8	
George Brett, L (1, 5) OBP: 0.365, SLG: 0.543	0-0 F8		4-0 HR		0-0 1B		0-0 SF8		
Amos Otis, R (1, 8) OBP: 0.365, SLG: 0.553	0-0 1-6-3		0-0 HR		0-0 5-3		0-0 G6-4-3		
Darrell Porter, L (1, 2) OBP: 0.393, SLG: 0.475		0-0 1B	0-0 L7		4-0 IBB		4-0 1B	0-0 3-4-1	
Ralph LaCock, L (1, 3) OBP: 0.235, SLG: 0.313		0-0 G4-3		0-0 5-3	0-0 4-3		0-0 1B		
Al Cowens, R (1, 9) OBP: 0.317, SLG: 0.396		0-0 F2		0-0 5-3		0-0 SF8	0-0 F9		
Freddie Patek, R (1, 6) OBP: 0.312, SLG: 0.352			0-0 WP			0-0 SF8		4-0 SH	
Frank White, R (1, 4) OBP: 0.342, SLG: 0.409			4-0 1B	1-0 HBP		0-0 L4		4-0 SF8	

Inning Stats	R: 0	H: 1	E: 0	LOB: 1	K: 0	BB: 0	S: 4	P: 4
	R: 0	H: 1	E: 0	LOB: 0	K: 0	BB: 0	S: 3	P: 3
	R: 4	H: 3	E: 0	LOB: 0	K: 0	BB: 2	S: 5	P: 13
	R: 0	H: 1	E: 0	LOB: 2	K: 0	BB: 0	S: 4	P: 5
	R: 0	H: 1	E: 0	LOB: 2	K: 1	BB: 1	S: 6	P: 10
	R: 1	H: 1	E: 0	LOB: 1	K: 0	BB: 1	S: 4	P: 8
	R: 0	H: 2	E: 0	LOB: 2	K: 0	BB: 1	S: 4	P: 8
	R: 2	H: 0	E: 0	LOB: 2	K: 0	BB: 3	S: 4	P: 16

PITCHER	IP	WLS	BF	H	R	ER	SO	BB	IBB	HBP	BLK	WP	HR	S	P	ERA	WHIP
Jack Billingham, R (1, 1) ERA: 3.76	6.0	L	29	8	5	5	1	3	1	1	0	1	1	26	43	7.50	1.833
Jim Crawford, L (7, 1) ERA: 2.92	2.0		12	2	2	2	0	3	1	0	0	1	0	8	24	9.00	2.500

AB R H RBI BB SO LOB

3	0	1	1	1	0	2
0	0	0	0	0	0	0
4	0	1	1	0	1	2
3	1	2	1	1	0	1
4	1	1	2	1	0	3
3	0	1	0	2	0	2
4	0	1	0	0	0	3
4	1	1	0	0	0	2
2	2	2	1	1	0	0
1	2	0	0	2	0	0


WP	HR	S	P	ERA	WHIP
3	0	3	41		
0	0	1			
2	0	3			
0	0	1			

Detroit Tigers @ Kansas City Royals
 Royals Stadium, Kansas City, MO
 Wed Jun 14 1978, 8:05 PM EDT
 Att. 21,025 - Unknown

livebaseballscorecards.com

AB	28
R	7
H	10
RBI	6
BB	8
SO	1
LOB	15



Batter	1	2	3	4	5	6	7	8	9	AB R H RBI BB SO LOB	TOP											
Ron LeFlore, R (1, 8) OBP: 0.313, SLG: 0.364	0-3 K		0-3 K		0-0 FC6-4 1B		0-3 K		0-0 FC6	5 0 0 0 0 3 3												
Steve Kemp, L (1, 7) OBP: 0.441, SLG: 0.408	0-0 4-3			4-0 1B BB	0-0 P6		0-0 1B			3 1 1 0 1 0 1												
Rusty Staub, L (1, 10) OBP: 0.350, SLG: 0.450	0-0 3-4-1			0-0 1B 1B	0-0 1B		0-0 F2			4 1 2 0 0 0 1												
Jason Thompson, L (1, 3) OBP: 0.350, SLG: 0.525		0-0 G6-4-3 1B		0-3 K	0-0 F8			0-3 K		4 0 1 0 0 2 4												
Milt May, L (1, 2) OBP: 0.324, SLG: 0.477		0-0 F2		0-0 FC6-4 1B 1-2 2-H		0-3 K		0-3 K		4 0 1 1 0 2 1												
Mickey Stanley, R (1, 9) OBP: 0.231, SLG: 0.385		0-0 G6-4-3		0-0 FC6-4 1B 1-2 2-H		0-0 L7		0-0 F9		4 0 1 1 0 0 1												
Lou Whitaker, L (1, 4) OBP: 0.333, SLG: 0.331			0-0 4-3	0-0 FC6-4 1-2f 2-3		0-0 2B			0-3 K	4 0 1 0 0 1 2	AB 36 R 2 H 10 RBI 2 BB 1 SO 8 LOB 16											
Aurelio Rodriguez, R (1, 5) OBP: 0.328, SLG: 0.491			0-0 5-3	0-0 5-3		0-0 6-3			0-0 F9	4 0 0 0 0 0 3												
Alan Trammell, R (1, 6) OBP: 0.322, SLG: 0.358			0-0 1B		0-0 FC6-4 1B		0-0 5-3		0-0 FC6 1B	4 0 3 0 0 0 0												
Inning Stats	R: 0 E: 0 K: 1 S: 5	H: 0 LOB: 0 BB: 0 P: 5	R: 0 E: 0 K: 0 S: 3	H: 1 LOB: 0 BB: 0 P: 3	R: 0 E: 0 K: 1 S: 6	H: 1 LOB: 1 BB: 0 P: 6	R: 2 E: 0 K: 1 S: 8	H: 3 LOB: 2 BB: 1 P: 12	R: 0 E: 0 K: 0 S: 5	H: 2 LOB: 2 BB: 0 P: 5	R: 0 E: 0 K: 1 S: 6	H: 1 LOB: 1 BB: 0 P: 6	R: 0 E: 0 K: 1 S: 6	H: 1 LOB: 1 BB: 0 P: 6	R: 0 E: 0 K: 2 S: 7	H: 0 LOB: 0 BB: 0 P: 7	R: 0 E: 0 K: 1 S: 6	H: 1 LOB: 1 BB: 0 P: 6	1B: 9 2B: 1 3B: 0 HR: 0	SF: 0 SAC: 0 DP: 1 HBP: 0	WP: 0 PB: 0 SB: 0 CS: 0	PA: 37
PITCHER Dennis Leonard, R (1, 1) ERA: 3.96	IP 9.0 WLS W BF 37 H 10 R 2 ER 2 SO 8 BB 1 IBB 0 HBP 0 BLK 0 WP 0 HR 0 S 52 P 56 ERA 2.00 WHIP 1.222											PITCHER	IP WLS BF H R ER SO BB IBB HBP BLK WP HR S P ERA WHIP									

Detroit Tigers @ Kansas City Royals
 Royals Stadium, Kansas City, MO
 Thu Jun 15 1978, 8:05 PM EDT
 Att. 19,721 - Unknown - 89 F

livebaseballscorecards.com

Batter	1	2	3	4	5	6	7	8	9
Joe Zdeb, R (1, 7) OBP: 0.295, SLG: 0.405 Tom Poquette, L (6, PH) OBP: 0.277, SLG: 0.412 (7, 7)	0-0 F7	0-0 1B		0-3 K		0-0 SF8	0-0 G4-6-3		
Hal McRae, R (1, 10) OBP: 0.323, SLG: 0.462	0-0 1B	0-0 L9		0-0 SF8		0-0 5-3		0-0 F8	
George Brett, L (1, 5) OBP: 0.366, SLG: 0.542	0-0 1B		0-0 4-3	0-0 E S 1B		0-0 SF8		0-3 K	
Amos Otis, R (1, 8) OBP: 0.375, SLG: 0.569	4-0 BB		0-0 HR	0-0 L4		4-0 BB		4-0 2B BB	
Al Cowens, R (1, 9) OBP: 0.314, SLG: 0.396	0-0 L4		0-0 F8		0-0 F9	0-0 6-3		0-0 2B	
John Wathan, R (1, 3) OBP: 0.320, SLG: 0.352 Clint Hurdle, L (2, 3) OBP: 0.304, SLG: 0.355 Ralph LaCock, L (9, 3) OBP: 0.235, SLG: 0.313		0-0 4-3	0-0 1B		0-0 FC6-4 1B		0-0 F7	0-3 K	
Darrell Porter, L (1, 2) OBP: 0.395, SLG: 0.473		0-0 L8	0-0 4-3		0-0 FC6-4 1B		4-0 1B BB		
Freddie Patek, R (1, 6) OBP: 0.316, SLG: 0.352		4-0 1B BB		0-0 E6 2B		0-0 FC6-4	0-0 1B 1B		
Frank White, R (1, 4) OBP: 0.351, SLG: 0.423		0-0 1B 1B		0-0 S SF8 2B		0-0 6-3	0-0 G4-6-3 1B		

Inning Stats	R: 0	H: 2	E: 0	LOB: 2	K: 0	BB: 1	S: 4	P: 8
	R: 1	H: 2	E: 0	LOB: 2	K: 0	BB: 1	S: 5	P: 9
	R: 1	H: 2	E: 0	LOB: 1	K: 0	BB: 0	S: 5	P: 5
	R: 2	H: 2	E: 1	LOB: 1	K: 1	BB: 0	S: 8	P: 8
	R: 0	H: 2	E: 0	LOB: 2	K: 0	BB: 0	S: 5	P: 5
	R: 1	H: 1	E: 0	LOB: 1	K: 0	BB: 1	S: 4	P: 8
	R: 1	H: 2	E: 0	LOB: 1	K: 0	BB: 1	S: 4	P: 8
	R: 1	H: 1	E: 0	LOB: 1	K: 2	BB: 1	S: 8	P: 12

PITCHER														PITCHER																						
IP	WLS	BF	H	R	ER	SO	BB	IBB	HBP	BLK	WP	HR	S	P	ERA	WHIP	IP	WLS	BF	H	R	ER	SO	BB	IBB	HBP	BLK	WP	HR	S	P	ERA	WHIP			
Bob Sykes, L (1, 1) ERA: 3.51	3.0	L	18	7	4	2	0	2	0	0	0	0	1	16	24	6.00	3.000																			
Jack Morris, R (4, 1) ERA: 4.28	3.1		18	6	2	2	1	2	0	0	0	0	0	18	26	5.40	2.400																			
John Hiller, L (7, 1) ERA: 2.49	1.2		6	1	1	1	2	1	0	0	0	0	0	9	13	5.40	1.200																			

BOTTOM

Detroit Tigers @ Kansas City Royals
 Royals Stadium, Kansas City, MO
 Thu Jun 15 1978, 8:05 PM EDT
 Att: 19,721 - Unknown - 89 F

livebaseballscorecards.com

AB	35
R	7
H	14
RBI	7
BB	5
SO	3
LOB	16



WP: 0	PA: 42
PB: 0	
SB: 3	
CS: 0	

Batter	1	2	3	4	5	6	7	8	9	AB R H RBI BB SO LOB	TOP	
Ron LeFlore, R (1, 8) OBP: 0.310, SLG: 0.361	0-3 K		0-0 4-3		0-0 P4		0-0 1B		0-0 L8	5 0 1 0 0 1 4		
Steve Kemp, L (1, 7) OBP: 0.444, SLG: 0.407	0-0 1B		0-3 K		4-0 BB		0-3 K		4-0 1B BB	3 0 1 0 2 2 1		
Rusty Staub, L (1, 10) OBP: 0.347, SLG: 0.442	0-0 F9			4-0 1B BB	0-0 L3		0-0 P4		0-0 F9	4 0 0 0 1 0 7		
Jason Thompson, L (1, 3) OBP: 0.347, SLG: 0.519	0-0 4-3		0-3 K	0-3 K	0-3 K			0-3 K	0-0 1B	5 0 1 1 0 3 5		
Aurelio Rodriguez, R (1, 5) OBP: 0.341, SLG: 0.500 Milt May, L (9, PH) OBP: 0.321, SLG: 0.473		0-0 1-3		0-0 1B		0-0 FC5-4 1B		0-0 FC6-4 1B	0-0 F5	4 0 3 0 0 0 0 1 0 0 0 0 0 2		
Mickey Stanley, R (1, 9) OBP: 0.200, SLG: 0.333		0-0 F6		0-0 5-3		0-0 FC5-4 FC6-4		0-0 FC6-4 1B		4 0 0 0 0 0 3		
Lance Parrish, R (1, 2) OBP: 0.259, SLG: 0.437		0-0 1B			0-0 BB 1B	0-0 FC6-4		0-0 1B		4 1 3 0 0 0 1		
Alan Trammell, R (1, 6) OBP: 0.320, SLG: 0.350		0-0 F8			4-0 BB 1B BB	0-0 P4		0-0 1-3		3 0 0 0 1 0 4		
Lou Whitaker, L (1, 4) OBP: 0.343, SLG: 0.338			4-0 CS BB		0-0 BB 1B		0-3 K		0-0 F9 BB 1B	3 1 2 1 1 1 0		
Inning Stats	R: 0 E: 0 K: 1 S: 6 H: 1 LOB: 1 P: 6	R: 0 E: 0 K: 0 S: 4 H: 1 LOB: 1 P: 4	R: 0 E: 0 K: 1 S: 4 H: 0 LOB: 0 P: 8	R: 0 E: 0 K: 1 S: 5 H: 1 LOB: 1 P: 9	R: 1 E: 0 K: 1 S: 7 H: 2 LOB: 3 P: 15	R: 0 E: 0 K: 0 S: 4 H: 1 LOB: 1 P: 4	R: 0 E: 0 K: 2 S: 8 H: 1 LOB: 1 P: 8	R: 0 E: 0 K: 1 S: 7 H: 2 LOB: 2 P: 7	R: 1 E: 0 K: 0 S: 5 H: 2 LOB: 2 P: 9	1B: 11 2B: 0 3B: 0 HR: 0 SF: 0 SAC: 0 DP: 0 HBP: 0	WP: 0 PB: 0 SB: 0 CS: 1 PA: 41	
PITCHER Darrell Jackson, L (1, 1) ERA: 1.23 Mike Marshall, R (8, 1) ERA: 2.81	IP 7.1 WLS W BF 31 H 7 R 1 ER 1 SO 7 BB 4 IBB 0 HBP 0 BLK 0 WP 0 HR 0 S 41 P 57 ERA 1.23 WHIP 1.500	IP 1.2 WLS BF 10 H 4 R 1 ER 1 SO 0 BB 1 IBB 0 HBP 0 BLK 0 WP 0 HR 0 S 9 P 13 ERA 5.40 WHIP 3.000	PITCHER IP WLS BF H R ER SO BB IBB HBP BLK WP HR S P ERA WHIP									

Detroit Tigers @ Minnesota Twins
Metropolitan Stadium, Bloomington, MI

Fri Jun 16 1978, 8:05 PM EDT
Att: 9,479 - Cloudy - 78 F

livebaseballscorecards.com

AB	36
R	2
H	11
RBI	2
BB	5
SO	7
LOB	27



Batter	1	2	3	4	5	6	7	8	9	AB	R	H	RBI	BB	SO	LOB	BOTTOM																	
Willie Norwood, R (1, 7) OBP: 0.320, SLG: 0.394	0-0 6-3		0-0 5-3	0-0 G6-4-3		0-0 4-3		4-0 FC6-4 BB		4	0	0	0	1	0	6	Detroit Tigers @ Minnesota Twins Metropolitan Stadium, Bloomington, MI Fri Jun 16 1978, 8:05 PM EDT Att. 9,479 - Cloudy - 78 F																	
Rod Carew, L (1, 3) OBP: 0.427, SLG: 0.510	0-0 4-3		0-0 2B		0-0 WP SH5-3 1B		0-0 4-3	0-0 FC6-4 WP S		5	0	2	1	0	0	1																		
Dan Ford, R (1, 8) OBP: 0.361, SLG: 0.495	0-0 1B		0-0 L6		0-0 SH5-3		0-0 4-3 2B	0-3 K		4	1	2	0	0	1	2																		
Jose Morales, R (1, 10) OBP: 0.379, SLG: 0.453 Glenn Adams, L (5, PH) OBP: 0.258, SLG: 0.410	0-0 6-3		0-0 F8		0-0 F7		0-0 4-3			2	0	0	0	0	0	2																		
Mike Cubbage, L (1, 5) OBP: 0.363, SLG: 0.471		0-0 3-1 SH2-4 1B		0-0 FC4-6 1B		0-0 3-1		0-0 WP 2B		4	2	3	1	0	0	1																		
Bombo Rivera, R (1, 9) OBP: 0.446, SLG: 0.413		0-0 SH2-4		0-0 FC4-6 1B BB		0-0 E FC5-2 1B		0-0 1B 2B		3	1	2	1	0	0	1																		
Roy Smalley, S (1, 6) OBP: 0.335, SLG: 0.362		0-0 3-1		0-0 BB 1B		0-0 E7 FC5-2 1B		0-0 2B 1B		4	0	3	0	0	0	1																		
Rob Wilfong, L (1, 4) OBP: 0.300, SLG: 0.238		0-0 CS 1B		0-0 BB 1B		0-3 K		0-0 P6		4	0	2	1	0	1	4																		
Glenn Borgmann, R (1, 2) OBP: 0.356, SLG: 0.388		0-0 CS		0-0 2B 3B		0-0 FC5-2		0-3 K		3	1	1	1	1	1	2																		
Inning Stats	R: 0 E: 0 K: 0 S: 4	H: 1 LOB: 1 BB: 0 P: 4	R: 1 E: 0 K: 0 S: 4	H: 2 LOB: 0 BB: 0 P: 4	R: 1 E: 0 K: 0 S: 5	H: 2 LOB: 1 BB: 0 P: 5	R: 1 E: 0 K: 0 S: 5	H: 3 LOB: 2 BB: 1 P: 9	R: 0 E: 0 K: 0 S: 4	H: 1 LOB: 1 BB: 0 P: 4	R: 0 E: 1 K: 1 S: 7	H: 2 LOB: 2 BB: 0 P: 7	R: 2 E: 0 K: 0 S: 7	H: 4 LOB: 2 BB: 0 P: 7	R: 0 E: 0 K: 2 S: 7	H: 0 LOB: 1 BB: 1 P: 11		1B: 10 2B: 4 3B: 1 HR: 0	SF: 0 SAC: 2 DP: 1 HBP: 0	WP: 3 PB: 0 SB: 1 CS: 1	PA: 40													
PITCHER Dave Rozema, R (1, 1) ERA: 2.72 Steve Baker, R (5, 1) ERA: 2.73	IP 4.0	WLS L	BF 19	H 8	R 3	ER 3	SO 0	BB 1	IBB 0	HBP 0	BLK 0	WP 0	HR 0	S 18	P 22	ERA 6.75	WHIP 2.250																	
																		IP 4.0	WLS L	BF 20	H 7	R 2	ER 2	SO 3	BB 1	IBB 0	HBP 0	BLK 0	WP 1	HR 0	S 25	P 29	ERA 4.50	WHIP 2.000

livebaseballscorecards.com

AB	35
R	5
H	15
RBI	5
BB	2
SO	3
LOB	22



Batter	1	2	3	4	5	6	7	8	9	AB R H RBI BB SO LOB	TOP											
Ron LeFlore, R OBP: 0.313, SLG: 0.360 (1, 8) BB	4-0 FC4-6 BB		x 0-0 CS 1B		x 0-0 5-3			x 0-0 5-3		3 0 1 0 1 0 0												
Steve Kemp, L OBP: 0.441, SLG: 0.409 (1, 7) x	0-0 FC4-6 1B 1-2f		x 0-0 2B		x 0-0 3-1			x 0-0 F6		4 0 1 0 0 0 1												
Rusty Staub, L OBP: 0.342, SLG: 0.435 (1, 10) x	0-0 F2		x 0-0 6-3				x 0-0 4-3	x 0-0 G3		4 0 0 0 0 0 2												
Jason Thompson, L OBP: 0.349, SLG: 0.522 (1, 3) x	0-0 FC5-4 1B 1-2			x 0-0 2B			x 0-0 F9		x 0-0 4-3	4 1 2 0 0 0 0												
Aurelio Rodriguez, R OBP: 0.346, SLG: 0.504 (1, 5) x	0-0 FC5-4 1-2f			x 0-0 4-3 2B 2-H			x 0-0 4-3	BB BB BB 4-0 BB	3 0 1 1 1 0 2													
Mickey Stanley, R OBP: 0.206, SLG: 0.324 (1, 9)		x 0-0 5-3		x 0-0 4-3 2-3			x 0-0 CS 1B	x 0-0 F5	x 0-0 4 0 1 0 0 0 2													
Milt May, L OBP: 0.313, SLG: 0.459 (1, 2)		x 0-0 F6		x 0-3 K			x 0-3 K	x 0-0 F8	x 0-0 4 0 0 0 0 2 3													
Alan Trammell, R OBP: 0.320, SLG: 0.350 (1, 6)		x 0-0 F8		x 0-0 F9			x 0-0 FC6-4 1B 1-2		3 0 1 0 0 0 1													
Lou Whitaker, L OBP: 0.337, SLG: 0.331 (1, 4)			x 0-0 4-3		x 0-0 G3		x 0-0 FC6-4		3 0 0 0 0 0 1													
Inning Stats	R: 0 E: 0 K: 0 S: 4	H: 1 LOB: 2 BB: 1 P: 8	R: 0 E: 0 K: 0 S: 3	H: 0 LOB: 0 BB: 0 P: 3	R: 0 E: 0 K: 0 S: 4	H: 2 LOB: 1 BB: 0 P: 4	R: 1 E: 0 K: 1 S: 7	H: 2 LOB: 1 BB: 0 P: 7	R: 0 E: 0 K: 0 S: 3	H: 0 LOB: 0 BB: 0 P: 3	R: 0 E: 0 K: 1 S: 6	H: 2 LOB: 1 BB: 0 P: 6	R: 0 E: 0 K: 0 S: 3	H: 0 LOB: 0 BB: 0 P: 3	R: 0 E: 0 K: 0 S: 3	H: 0 LOB: 1 BB: 1 P: 7	1B: 4 2B: 3 3B: 0 HR: 0	SF: 0 SAC: 0 DP: 0 HBP: 0	WP: 0 PB: 0 SB: 0 CS: 2	PA: 34		
PITCHER Geoff Zahn, L ERA: 2.61 (1, 1)	IP: 9.0 WLS: W BF: 34 H: 7 R: 1 ER: 1 SO: 2 BB: 2 IBB: 0 HBP: 0 BLK: 0 WP: 0 HR: 0 S: 36 P: 44 ERA: 1.00 WHIP: 1.000																					

Detroit Tigers @ Minnesota Twins
Metropolitan Stadium, Bloomington, MI

Sat Jun 17 1978, 4:33 AM EDT
Att: 9,807 - Unknown - 76 F

livebaseballscorecards.com

AB	32
R	1
H	7
RBI	1
BB	2
SO	2
LOB	12



Batter	1	2	3	4	5	6	7	8	9	AB	R	H	RBI	BB	SO	LOB		
Hosken Powell, L OBP: 0.291, SLG: 0.286 (1, 9)	4-0 BB G6-3		0-0 L5		0-0 4-3		0-0 BB 1B			3	0	1	0	1	0	1		
Roy Smalley, S OBP: 0.341, SLG: 0.370 (1, 6)	0-0 F3		0-0 BB 1B 2-H		0-0 2B		4-0 BB BB BB 1-2 G4-6-3			3	0	2	1	1	0	1		
Rod Carew, L OBP: 0.429, SLG: 0.505 (1, 3)	0-0 G6-3 1-2f		4-0 BB 1-2		4-0 BB		0-0 BB BB BB 1-2f G4-6-3			2	0	0	0	2	0	3		
Dan Ford, R OBP: 0.359, SLG: 0.496 (1, 8)		0-0 6-3	0-0 F9		0-0 1-3		0-0 F8 1B 2B			4	1	1	0	0	0	4		
Butch Wynegar, S OBP: 0.333, SLG: 0.351 (1, 2)		0-0 HR		0-3 K		4-0 BB G3 SH2-4	0-0 F8			3	1	1	1	1	1	1		
Mike Cabbage, L OBP: 0.368, SLG: 0.474 (1, 5)		0-0 F8		0-0 1B		0-0 SH2-4	0-0 G6-4-3 1B			3	0	2	1	0	0	0		
Glenn Adams, L OBP: 0.250, SLG: 0.397 (1, 10)		0-3 K		0-3 K		0-0 G3	0-0 G6-4-3 1-2f			4	0	0	0	0	2	3		
Willie Norwood, R OBP: 0.320, SLG: 0.393 (1, 7)			0-0 SH1-4 1B 1B		0-0 F8	0-3 K				3	1	1	0	0	1	2		
Rob Wilfong, L OBP: 0.288, SLG: 0.227 (1, 4)			0-0 SH1-4		0-3 K		0-3 K			2	0	0	0	0	2	0		
Inning Stats	R: 0 E: 0 K: 0 S: 2	H: 0 LOB: 0 BB: 1 P: 6	R: 1 E: 0 K: 1 S: 6	H: 1 LOB: 0 BB: 0 P: 6	R: 1 E: 0 K: 0 S: 5	H: 2 LOB: 2 BB: 1 P: 9	R: 0 E: 0 K: 2 S: 8	H: 1 LOB: 1 BB: 0 P: 8	R: 0 E: 0 K: 1 S: 5	H: 0 LOB: 1 BB: 1 P: 9	R: 0 E: 0 K: 1 S: 5	H: 1 LOB: 1 BB: 1 P: 9	R: 1 E: 0 K: 0 S: 4	H: 2 LOB: 0 BB: 0 P: 4	1B: 5 2B: 2 3B: 0 HR: 1	SF: 0 SAC: 2 DP: 3 HBP: 0	WP: 0 PB: 0 SB: 0 CS: 0	PA: 34

BOTTOM

Detroit Tigers @ Minnesota Twins
Metropolitan Stadium, Bloomington, MI
Sat Jun 17 1978, 4:33 AM EDT
Att. 9,807 - Unknown - 76 F

livebaseballscores.com

AB	27
R	3
H	8
RBI	3
BB	5
SO	6
LOB	15



PITCHER	IP	WLS	BF	H	R	ER	SO	BB	IBB	HBP	BLK	WP	HR	S	P	ERA	WHIP
Milt Wilcox, R ERA: 3.87 (1, 1)	8.0	L	34	8	3	3	6	5	0	0	0	0	1	41	61	3.38	1.625

Batter	1	2	3	4	5	6	7	8	9	AB R H RBI BB SO LOB	TOP												
Ron LeFlore, R (1, 8) OBP: 0.315, SLG: 0.361	0-0 E3 BB 1B		0-0 G3 S SF8 1B		0-0 5-3		0-0 5-3		0-0 S 1B	5 2 2 0 0 0 0													
Steve Kemp, L (1, 7) OBP: 0.440, SLG: 0.403	4-0 G3-6-3 1B 1-2 BB		0-0 G3 1-3		0-0 4-3		4-0 BB		0-3 K 1-2	3 0 0 0 2 1 2													
Rusty Staub, L (1, 10) OBP: 0.339, SLG: 0.432	0-0 G3-6-3 1B 1-2 2-H		0-0 SF8 3-H		0-3 K		0-0 P4		0-0 F7	4 0 1 2 0 1 2													
Jason Thompson, L (1, 3) OBP: 0.352, SLG: 0.534	0-0 G3-6-3 1-2f 2-3		0-0 3-1		0-0 HR		0-0 1B FC4-2-5 1B		0-0 1B FC4-2-5 1B	4 1 2 1 0 0 2													
Milt May, L (1, 2) OBP: 0.318, SLG: 0.457	4-0 BB		0-0 F9 1B		0-0 4-3		0-0 1B FC3-6 FC4-2-5 1B		0-0 1B FC4-2-5 FC3-6 1B	3 0 1 0 1 0 0													
Tim Corcoran, L (1, 9) OBP: 0.301, SLG: 0.295	0-0 P6		0-0 4-3		0-0 1B		0-0 1B FC4-2-5 FC3-6 1-2 3-H		0-0 FC4-2-5 FC3-6 1-2 3-H	4 0 1 0 0 0 4													
Phil Mankowski, L (1, 5) OBP: 0.351, SLG: 0.410		0-0 L8		0-0 1B		0-0 G1		0-0 FC3-6 FC6-4 1-2f 2-3		4 0 1 0 0 0 3													
Lou Whitaker, L (1, 4) OBP: 0.335, SLG: 0.341		0-0 1-3		0-3 K		0-0 6-3 3B		0-0 FC6-4 1-2f		4 1 1 0 0 1 3													
Alan Trammell, R (1, 6) OBP: 0.312, SLG: 0.340		0-0 F9		0-0 L8		0-0 6-3		0-0 6-3		4 0 0 1 0 0 0													
Inning Stats	R: 1 E: 1 K: 0 S: 4	H: 1 LOB: 2 BB: 2 P: 12	R: 0 E: 0 K: 0 S: 3	H: 0 LOB: 0 BB: 0 P: 3	R: 1 E: 0 K: 0 S: 4	H: 1 LOB: 1 BB: 0 P: 4	R: 0 E: 0 K: 1 S: 6	H: 1 LOB: 1 BB: 0 P: 6	R: 0 E: 0 K: 0 S: 3	H: 0 LOB: 0 BB: 0 P: 3	R: 1 E: 0 K: 1 S: 7	H: 2 LOB: 1 BB: 0 P: 7	R: 1 E: 0 K: 0 S: 4	H: 1 LOB: 1 BB: 1 P: 8	R: 0 E: 0 K: 0 S: 5	H: 2 LOB: 2 BB: 0 P: 5	R: 0 E: 0 K: 1 S: 6	H: 1 LOB: 1 BB: 0 P: 6	1B: 7 2B: 0 3B: 1 HR: 1	SF: 1 SAC: 0 DP: 1 HBP: 0	WP: 0 PB: 0 SB: 2 CS: 0	PA: 39	
PITCHER	IP WLS BF H R ER SO BB IBB HBP BLK WP HR S P ERA WHIP																					PITCHER	IP WLS BF H R ER SO BB IBB HBP BLK WP HR S P ERA WHIP
Dave Goltz, R (1, 1) ERA: 2.77	7.0 W 30 6 4 3 2 3 0 0 0 0 0 1 31 43 3.86 1.286																						
Mike Marshall, R (8, 1) ERA: 2.6	2.0 S 9 3 0 0 1 0 0 0 0 0 0 0 11 11 0.00 1.500																						

Detroit Tigers @ Minnesota Twins
Metropolitan Stadium, Bloomington, MI

Sun Jun 18 1978, 4:33 AM EDT
Att. 21,480 - Unknown - 71 F

livebaseballscorecards.com

AB	35
R	4
H	9
RBI	4
BB	3
SO	3
LOB	16



Batter	1	2	3	4	5	6	7	8	9	AB	R	H	RBI	BB	SO	LOB	BOTTOM			
Hosken Powell, L (1, 9) OBP: 0.303, SLG: 0.289	4-0 BB BB 4-3 BB	4-0 BB BB CS BB		0-0 1B BB BLK 1B		0-0 G3		0-0 SH3-4 1-2		2	2	1	0	2	0	0				
Roy Smalley, S (1, 6) OBP: 0.342, SLG: 0.366	4-0 4-3 BB 1B BB	0-0 F7 1-2		4-0 1B BB		0-0 4-3		0-3 K		3	1	0	0	2	1	2				
Rod Carew, L (1, 3) OBP: 0.440, SLG: 0.512	4-0 4-3 1B BB		0-0 FC1-5 1B	0-0 BLK S 1B		0-0 E S 1B		4-0 2B IBB		3	2	3	0	2	0	0				
Dan Ford, R (1, 8) OBP: 0.364, SLG: 0.500	0-0 4-3 1-2 2-3 3-H		0-0 BB FC1-5 1B	4-0 1-3 BB		0-3 K 1-3		0-0 2B 1-H 2-H		4	1	2	3	1	1	3				
Butch Wynegar, S (1, 2) OBP: 0.340, SLG: 0.360	1-0 1B HBP		0-0 FC1-5 BB	0-0 4-3				0-0 SH3-4 1B		4	0	2	1	0	0	4				
Mike Cabbage, L (1, 5) OBP: 0.372, SLG: 0.478	0-0 FC6-4 1B		0-0 F3		4-0 2B SF8-2-5-2 BB		0-0 SH3-4 1-2		0-0 F8		1	0	1	2	0	0				
Larry Wolfe, R (3, PH) OBP: 0.337, SLG: 0.396										2	1	0	0	1	0	3				
Glenn Adams, L (1, 10) OBP: 0.250, SLG: 0.397	0-3 K		4-0 FC6-4 BB		0-0 2B		4-0 G6-4-3 IBB			0	0	0	0	0	0	0				
Jose Morales, R (1, PH) OBP: 0.394, SLG: 0.466			1-2 2-3 BB		1-3 2B					2	0	1	0	2	1	2				
Willie Norwood, R (1, 7) OBP: 0.314, SLG: 0.387	0-0 FC6-4 1-2f		0-0 FC6-4 1-2f		0-0 SF8-2-5-2 2-3 3-H		0-0 G6-4-3 1-2f			3	0	0	1	0	0	7				
Rob Wilfong, L (1, 4) OBP: 0.288, SLG: 0.227										0	0	0	0	0	0	0				
Bob Randall, R (2, PH) OBP: 0.321, SLG: 0.356		0-0 F5		0-0 6-3		0-0 F5		4-0 SH3-4 2B BB		3	1	0	0	1	0	0				
Inning Stats	R: 3 H: 1 E: 0 K: 1 S: 6	H: 1 LOB: 2 BB: 3 P: 19	R: 0 H: 0 E: 0 K: 0 S: 2	H: 0 LOB: 0 BB: 1 P: 6	R: 0 H: 2 E: 0 K: 0 S: 5	H: 2 LOB: 3 BB: 1 P: 9	R: 1 H: 2 E: 0 K: 0 S: 4	H: 2 LOB: 2 BB: 1 P: 12	R: 1 H: 1 E: 0 K: 0 S: 3	H: 1 LOB: 0 BB: 1 P: 7	R: 0 H: 1 E: 0 K: 1 S: 6	H: 1 LOB: 1 BB: 0 P: 6	R: 0 H: 1 E: 0 K: 0 S: 3	H: 1 LOB: 1 BB: 1 P: 7	R: 3 H: 2 E: 0 K: 1 S: 7	H: 2 LOB: 1 BB: 2 P: 15	1B: 7 2B: 4 3B: 0 HR: 0	SF: 1 SAC: 2 DP: 2 HBP: 1	WP: 0 PB: 0 SB: 2 CS: 1	PA: 42
PITCHER	IP WLS BF H R ER SO	IP WLS BF H R ER SO	IP WLS BF H R ER SO	IP WLS BF H R ER SO	IP WLS BF H R ER SO	IP WLS BF H R ER SO	IP WLS BF H R ER SO	IP WLS BF H R ER SO	IP WLS BF H R ER SO	IP WLS BF H R ER SO	IP WLS BF H R ER SO	IP WLS BF H R ER SO	IP WLS BF H R ER SO	IP WLS BF H R ER SO	IP WLS BF H R ER SO	IP WLS BF H R ER SO	ERA WHIP	ERA WHIP	ERA WHIP	ERA WHIP
Jim Slaton, R (1, 1) ERA: 5.06	0.1	L	6	1	3	3	0										81.00	12.000		
Bob Sykes, L (1, 1) ERA: 3.46	3.1		15	4	1	1	1	3	0	0	0	0	0	0	0	0	2.70	2.100		
Steve Foucault, R (4, 1) ERA: 2.6	2.1		10	2	1	1	1	2	0	0	1	0	0	0	0	0	3.86	1.714		
Jack Morris, R (7, 1) ERA: 4.71	2.0		11	3	3	3	1	1	2	0	0	0	0	0	0	0	13.50	2.000		

Detroit Tigers @ Minnesota Twins
Metropolitan Stadium, Bloomington, MI
Sun Jun 18 1978, 4:33 AM EDT
Att: 21,480 - Unknown - 71 F

livebaseballscores.com

AB	27
R	8
H	10
RBI	7
BB	11
SO	3
LOB	21



Batter	1	2	3	4	5	6	7	8	9	10	11	12	13	AB R H RBI BB SO LOB	TOP																	
Ron LeFlore, R OBP: 0.315, SLG: 0.361 (1, 8)	0-0 4-3 1B 4-3 1B		0-0 G4-6-3 1B		0-0 6-3			0-0 G1		0-0 6-3		0-0 5-3		6 1 2 0 0 0 1																		
Steve Kemp, L OBP: 0.431, SLG: 0.392 (1, 7)	0-0 4-3 1-2		0-0 G4-6-3 1-2f				0-0 F8		0-0 6-3		0-0 F7		0-0 G3	6 0 0 0 0 0 3																		
Rusty Staub, L OBP: 0.338, SLG: 0.429 Steve Dillard, R OBP: 0.275, SLG: 0.276 John Wockenfuss, R OBP: 0.338, SLG: 0.339 (1, 10)	0-0 4-3 2-3		0-0 F9				0-0 4-3		0-0 FC1-6 1B		0-0 F8		0-0 2B	4 0 1 0 0 0 1 0 0 0 0 0 0 0 2 1 1 0 0 0 0																		
Jason Thompson, L OBP: 0.355, SLG: 0.535 (1, 3)	0-0 1B 3-H				0-0 F7		0-3 K		0-0 FC1-6 FC1-4 1B 1-2f WP		0-0 FC6-4 BB		0-0 2B	5 1 2 2 1 1 1																		
Aurelio Rodriguez, R OBP: 0.338, SLG: 0.488 (1, 5)	0-0 F9				0-0 5-3				0-0 FC1-4 1B		0-0 FC4 FC6-4		0-0 2-3	6 0 1 0 0 0 3																		
Mickey Stanley, R OBP: 0.225, SLG: 0.385 (1, 9)		0-0 F5			0-0 HR				0-0 FC1-4 WP		0-0 FC6-4		0-3 K	5 1 1 1 1 1 5																		
Lance Parrish, R OBP: 0.257, SLG: 0.421 (1, 2)		4-0 BB			0-3 K				0-0 F8		0-0 F7			4 0 0 0 1 2 4																		
Alan Trammell, R OBP: 0.302, SLG: 0.329 (1, 6)		0-0 F8							0-0 FC6-4 1-2f		0-0 F8		0-0 F8	5 0 0 0 0 0 2																		
Lou Whitaker, L OBP: 0.331, SLG: 0.343 (1, 4)		0-0 4-3							0-0 F3		0-0 6-3 2B		0-0 4-3	5 0 1 0 0 0 1																		
Inning Stats	R: 1 E: 0 K: 0 S: 5	H: 2 LOB: 1 BB: 0 P: 5	R: 0 E: 0 K: 0 S: 3	H: 0 LOB: 1 BB: 1 P: 7	R: 0 E: 0 K: 0 S: 3	H: 1 LOB: 0 BB: 0 P: 3	R: 1 E: 0 K: 1 S: 6	H: 1 LOB: 0 BB: 0 P: 6	R: 0 E: 0 K: 1 S: 5	H: 0 LOB: 0 BB: 0 P: 5	R: 0 E: 0 K: 1 S: 3	H: 0 LOB: 1 BB: 1 P: 7	R: 0 E: 0 K: 0 S: 4	H: 1 LOB: 1 BB: 0 P: 4	R: 0 E: 1 K: 0 S: 4	H: 0 LOB: 2 BB: 1 P: 8	R: 0 E: 0 K: 0 S: 3	H: 0 LOB: 0 BB: 0 P: 3	R: 1 E: 0 K: 1 S: 7	H: 2 LOB: 1 BB: 0 P: 7	R: 0 E: 0 K: 0 S: 4	H: 1 LOB: 1 BB: 0 P: 4	R: 0 E: 0 K: 0 S: 3	H: 0 LOB: 0 BB: 0 P: 3	R: 1 E: 0 K: 1 S: 7	H: 2 LOB: 1 BB: 0 P: 7	1B: 5 2B: 3 3B: 0 HR: 1	SF: 0 SAC: 0 DP: 1 HBP: 0	WP: 1 PB: 0 SB: 0 CS: 0	PA: 51		
PITCHER	IP WLS BF H R ER SO BB IBB HBP BLK WP HR S P ERA WHIP																															
Jerry Garvin, L ERA: 6.48 (1, 1)	8.1	32	6	3	3	2	2	0	0	0	0	0	0	0	0	0	3.24	0.960														
Tom Murphy, R ERA: 3.73 (9, 1)	1.1	5	1	0	0	1	0	0	0	0	1	0	7	7	0.00	0.750																
Mike Willis, L ERA: 4.91 (10, 1)	3.1	L 14	2	1	1	1	1	0	0	0	0	0	15	19	2.70	0.900																

Detroit Tigers @ Toronto Blue Jays
Exhibition Stadium, Toronto, ON
Tue Jun 20 1978, 7:05 PM EDT
Att: 31,625 - Unknown - 77 F

livebaseballscorecards.com

AB	48
R	4
H	9
RBI	3
BB	3
SO	4
LOB	21




Batter	1	2	3	4	5	6	7	8	9	10	11	12	13	AB R H RBI BB SO LOB
Willie Upshaw, L OBP: 0.328, SLG: 0.375 (1, 7) (10, 8)	0-3 K		0-0 6-3		0-0 4-3		0-0 1-3		0-0 4-3			0-0 1-3		6 0 0 0 0 1 4
Bob Bailor, R OBP: 0.296, SLG: 0.320 (1, 8) (10, 6)	0-0 5-3		0-0 6-3			0-0 F6		0-0 F6		0-0 P6-4 1B		0-0 F7		6 0 1 1 0 0 0
Roy Howell, L OBP: 0.321, SLG: 0.378 (1, 5)	0-0 6-3		0-0 BB			0-0 6-3		0-0 L3		0-0 F8			0-0 1-3	5 0 0 0 1 0 1
Rico Carty, R OBP: 0.347, SLG: 0.468 (1, 10)		0-0 4-3	0-0 5-3			0-0 BB 1B		0-0 6-3		0-0 1-2 1B			0-3 K	6 0 2 0 0 1 1
John Mayberry, L OBP: 0.321, SLG: 0.419 (1, 3)		0-0 1-3 1B		0-0 G4-6-3 1B		0-0 BB 1B		0-0 1-2 BB		0-0 5-3		0-0 P6-4 2-3f	0-0 F9	5 0 2 0 1 0 2
Tom Hutton, L OBP: 0.309, SLG: 0.328 (1, 9)		0-0 1-3		0-0 F9		0-0 4-3		0-0 BB 1B BB		0-0 F9				3 1 0 0 1 0 4
Doug Ault, R OBP: 0.340, SLG: 0.300 (11, PH) (12, 7)		0-0 1-2		0-0 F9		0-0 4-3		0-0 BB 1B BB		0-0 F9				1 0 0 0 0 0 0
Dave McKay, S OBP: 0.264, SLG: 0.349 (1, 4)		0-0 5-3		0-0 G4-6-3 1-2f		0-3 K		0-0 F7		0-3 K				5 0 0 0 0 2 3
Alan Ashby, S OBP: 0.303, SLG: 0.295 (1, 2)			0-0 HR		0-0 G3		0-0 CS BB		0-0 BB 1B BB		0-0 F6			2 1 1 1 1 0 0
Rick Cerone, R OBP: 0.300, SLG: 0.263 (7, PR) (8, 2)			0-0 HR		0-0 G3		0-0 CS BB		0-0 BB 1B BB		0-0 F6			1 0 0 0 1 0 0
Luis Gomez, R OBP: 0.284, SLG: 0.249 (7, PH)			0-0 HR		0-0 G3		0-0 CS BB		0-0 BB 1B BB		0-0 F6			1 1 0 0 1 0 0
Sam Ewing, L OBP: 0.212, SLG: 0.161 (7, PR)			0-0 HR		0-0 G3		0-0 CS BB		0-0 BB 1B BB		0-0 F6			1 0 1 0 0 0 0
Tim Johnson OBP: 0.259, SLG: 0.208 (8, 6)			0-0 HR		0-0 G3		0-0 CS BB		0-0 BB 1B BB		0-0 F6			0 0 0 0 0 0 0
Otto Velez, R OBP: 0.317, SLG: 0.333 (10, 7) (12, 9)			0-0 6-3 BB		0-0 F9		0-0 1-2 1B		0-0 1-2 2-H 1B			0-3 K		2 0 1 1 0 1 0

Inning Stats	R: 0	H: 0	E: 0	K: 1	S: 5	LOB: 0	BB: 0	P: 5	R: 0	H: 1	E: 0	K: 0	S: 4	LOB: 1	BB: 0	P: 4	R: 2	H: 1	E: 0	K: 0	S: 4	LOB: 1	BB: 2	P: 12	R: 0	H: 1	E: 0	K: 0	S: 3	LOB: 0	BB: 0	P: 3	R: 0	H: 0	E: 0	K: 0	S: 3	LOB: 0	BB: 0	P: 3	R: 0	H: 1	E: 0	K: 0	S: 4	LOB: 2	BB: 1	P: 8	R: 0	H: 1	E: 0	K: 1	S: 5	LOB: 1	BB: 1	P: 9	R: 0	H: 0	E: 0	K: 0	S: 3	LOB: 0	BB: 0	P: 3	R: 1	H: 1	E: 0	K: 0	S: 4	LOB: 2	BB: 2	P: 12	R: 0	H: 2	E: 0	K: 0	S: 4	LOB: 1	BB: 0	P: 4	R: 0	H: 0	E: 0	K: 1	S: 5	LOB: 0	BB: 0	P: 5	R: 0	H: 0	E: 0	K: 1	S: 5	LOB: 0	BB: 0	P: 5	R: 0	H: 0	E: 0	K: 1	S: 5	LOB: 0	BB: 0	P: 5	1B: 7	SF: 0	2B: 1	SAC: 0	3B: 0	DP: 2	HR: 1	HBP: 0	WP: 0	PA: 50
--------------	------	------	------	------	------	--------	-------	------	------	------	------	------	------	--------	-------	------	------	------	------	------	------	--------	-------	-------	------	------	------	------	------	--------	-------	------	------	------	------	------	------	--------	-------	------	------	------	------	------	------	--------	-------	------	------	------	------	------	------	--------	-------	------	------	------	------	------	------	--------	-------	------	------	------	------	------	------	--------	-------	-------	------	------	------	------	------	--------	-------	------	------	------	------	------	------	--------	-------	------	------	------	------	------	------	--------	-------	------	------	------	------	------	------	--------	-------	------	-------	-------	-------	--------	-------	-------	-------	--------	-------	--------

DETROIT TIGERS @ TORONTO BLUE JAYS
 Exhibition Stadium, Toronto, ON
 Tue Jun 20 1978, 7:05 PM EDT
 Att: 31,625 - Unknown - 77 F

AB	44
R	3
H	8
RBI	3
BB	6
SO	5
LOB	15



PITCHER	IP	WLS	BF	H	R	ER	SO	BB	IBB	HBP	BLK	WP	HR	S	P	ERA	WHIP
Steve Baker, R ERA: 2.84 (1, 1)	8.1		33	5	3	3	2	5	0	0	0	0	1	32	52	3.24	1.200
John Hiller, L ERA: 2.26 (9, 1)	4.2	W	17	3	0	0	3	1	0	0	0	0	0	22	26	0.00	0.857

Batter	1	2	3	4	5	6	7	8	9	AB R H RBI BB SO LOB	TOP																	
Ron LeFlore, R OBP: 0.316, SLG: 0.361 (1, 8) X	0-0 6-3		0-0 E4 1B 2B	0-0 FC6-4 1-2f		0-0 2B 1B	0-0 S 1B			5 2 2 0 0 0 1																		
Steve Kemp, L OBP: 0.434, SLG: 0.398 (1, 7) X	0-0 F8		0-0 2B 6-3 1B		4-0 2B BB	0-0 1B 2B	0-0 F8			4 3 2 2 1 0 1																		
Rusty Staub, L OBP: 0.343, SLG: 0.440 (1, 10) X	0-0 HR 2B		0-3 K		0-0 1B 8-2 2B	0-0 BB WP 1B		0-0 F8		5 2 3 2 0 1 2																		
Jason Thompson, L OBP: 0.363, SLG: 0.554 (1, 3) X	0-0 2-H HR		0-0 1-3 3-H 2B		0-0 2-3 1B	4-0 WP BB BB		0-0 F5		4 1 3 3 1 0 0																		
Aurelio Rodriguez, R OBP: 0.326, SLG: 0.470 (1, 5) S S S	0-3 K		0-0 6-3		0-3 K	0-0 F7		0-0 6-3		5 0 0 1 0 2 5																		
Mickey Stanley, R OBP: 0.222, SLG: 0.349 (1, 9) X		0-0 F8	0-0 5-3		0-0 8-2	4-0 WP BB		0-0 6-3		4 0 0 0 1 0 3																		
Lance Parrish, R OBP: 0.254, SLG: 0.420 (1, 2) X		0-0 1B 2B		0-3 K		4-3 5-3		0-0 4-3		5 0 1 0 0 1 2																		
Alan Trammell, R OBP: 0.299, SLG: 0.344 (1, 6) S S S		0-3 K		0-0 F8		0-0 HR		0-0 F8		5 1 1 1 0 2 1																		
Lou Whitaker, L OBP: 0.341, SLG: 0.353 (1, 4) X		0-0 2-H 1B		0-0 FC6-4 1B		0-0 1B 2B 1B		0-3 K		4 1 3 0 0 1 0																		
Inning Stats	R: 2 E: 0 K: 1 S: 7	H: 2 LOB: 0 BB: 0 P: 7	R: 0 E: 0 K: 1 S: 6	H: 2 LOB: 2 BB: 0 P: 6	R: 2 E: 1 K: 1 S: 8	H: 2 LOB: 1 BB: 0 P: 8	R: 0 E: 0 K: 1 S: 6	H: 1 LOB: 1 BB: 0 P: 6	R: 1 E: 0 K: 1 S: 6	H: 2 LOB: 1 BB: 1 P: 10	R: 5 E: 0 K: 0 S: 8	H: 5 LOB: 2 BB: 2 P: 16	R: 0 E: 0 K: 2 S: 8	H: 1 LOB: 1 BB: 0 P: 8	R: 0 E: 0 K: 0 S: 3	H: 0 LOB: 0 BB: 0 P: 3	R: 0 E: 0 K: 0 S: 3	H: 0 LOB: 0 BB: 0 P: 3	1B: 8 2B: 6 3B: 0 HR: 2	SF: 0 SAC: 0 DP: 1 HBP: 0	WP: 1 PB: 0 SB: 1 CS: 0	PA: 44						
PITCHER	IP	WLS	BF	H	R	ER	SO	BB	IBB	HBP	BLK	WP	HR	S	P	ERA	WHIP											
Tom Underwood, L (1, 1)	4.0		22	9	5	3	4	1	0	0	0	0	1	29	33	6.75	2.500											
Don Kirkwood, R (5, 1)	1.1	L	7	4	4	4	1	0	0	0	0	0	1	9	9	27.00	3.000											
Dave Lemanczyk, R (6, 1)	0.1		4	1	0	0	0	2	0	0	0	0	0	2	10	0.00	9.000											
Tom Murphy, R (6, 1)	3.1		11	1	1	1	2	0	0	0	0	1	0	15	15	2.70	0.300											

Detroit Tigers @ Toronto Blue Jays
Exhibition Stadium, Toronto, ON
Wed Jun 21 1978, 7:05 PM EDT
Att. 29,439 - Unknown - 75 F

livebaseballscorecards.com

AB	41
R	10
H	15
RBI	9
BB	3
SO	7
LOB	15



Batter	1	2	3	4	5	6	7	8	9	AB R H RBI BB SO LOB
--------	---	---	---	---	---	---	---	---	---	----------------------

Willie Upshaw, L OBP: 0.324, SLG: 0.368 (1, 7)	0-0 F7	0-0 G3	0-0 F6			0-3 K		0-0 1B		5 0 1 0 0 1 1
Bob Bailor, R OBP: 0.298, SLG: 0.322 (1, 8)	0-0 1B	0-0 2B		0-0 F7		0-0 6-3		0-0 5-3		5 2 2 0 0 0 1
Roy Howell, L OBP: 0.330, SLG: 0.394 (1, 5)	0-0 1B	0-0 2B		0-0 6-3		0-0 4-3	5-3 HR	0-0 L4		5 2 4 1 0 0 0
Rico Carty, R OBP: 0.349, SLG: 0.464 (1, 10)	0-0 1B	4-0 BB		0-0 5-3		0-0 5-3		0-0 L4		4 1 1 1 1 0 2
John Mayberry, L OBP: 0.323, SLG: 0.423 (1, 3)	0-0 1B	0-0 F4		0-3 K		0-0 4-3		0-0 2B		5 1 2 1 0 1 3
Tom Hutton, L OBP: 0.313, SLG: 0.333 (1, 9)	0-0 1B		0-0 1B		4-0 BB	0-0 HR		0-3 K		1 0 1 1 0 0 0
Otto Velez, R OBP: 0.337, SLG: 0.387 (3, PH) (4, 9)	1-2 3-H		1B		0-0 SH1-4	0-0 SH1-4		0-3 K		3 2 2 2 1 1 1
Dave McKay, S OBP: 0.266, SLG: 0.349 (1, 4)	0-0 1B		0-0 SH1-4		0-3 K	0-0 F8				3 0 1 1 0 1 1
Alan Ashby, S OBP: 0.300, SLG: 0.291 (1, 2)	0-0 G1-6-3		0-0 PB		0-0 F7		0-3 K			1 0 0 0 0 0 2
Rick Cerone, R OBP: 0.301, SLG: 0.264 (3, PH) (4, 2)	1-2 3-H		2-3 1B		0-0 F7		0-3 K			3 0 1 0 0 1 1
Luis Gomez, R OBP: 0.280, SLG: 0.244 (1, 6)			0-3 K		0-0 F8		0-0 F9			3 0 0 0 0 1 1
Tim Johnson, L OBP: 0.250, SLG: 0.200 (8, PH) (9, 6)		4-3								1 0 0 0 0 0 0

Inning Stats	R: 4	H: 6	E: 0	K: 0	S: 8	LOB: 1	BB: 0	P: 8	R: 1	H: 2	E: 0	K: 0	S: 5	LOB: 2	BB: 1	P: 9	R: 1	H: 2	E: 0	K: 1	S: 7	LOB: 1	BB: 0	P: 7	R: 0	H: 0	E: 0	K: 0	S: 3	LOB: 0	BB: 0	P: 3	R: 0	H: 0	E: 0	K: 2	S: 7	LOB: 1	BB: 1	P: 11	R: 0	H: 0	E: 0	K: 1	S: 5	LOB: 0	BB: 0	P: 5	R: 2	H: 2	E: 0	K: 0	S: 5	LOB: 0	BB: 0	P: 5	R: 0	H: 1	E: 0	K: 1	S: 6	LOB: 1	BB: 0	P: 6	R: 0	H: 2	E: 0	K: 1	S: 6	LOB: 1	BB: 0	P: 6	R: 0	H: 2	E: 0	K: 1	S: 6	LOB: 1	BB: 0	P: 6
--------------	------	------	------	------	------	--------	-------	------	------	------	------	------	------	--------	-------	------	------	------	------	------	------	--------	-------	------	------	------	------	------	------	--------	-------	------	------	------	------	------	------	--------	-------	-------	------	------	------	------	------	--------	-------	------	------	------	------	------	------	--------	-------	------	------	------	------	------	------	--------	-------	------	------	------	------	------	------	--------	-------	------	------	------	------	------	------	--------	-------	------

PITCHER	IP	WLS	BF	H	R	ER	SO	BB	IBB	HBP	BLK	WP	HR	S	P	ERA	WHIP
Jack Billingham, R ERA: 4.19 (1, 1)	0.1		7	6	4	4	0	0	0	0	0	0	0	7	7	108.00	18.000
Jim Crawford, L ERA: 3.19 (1, 1)	6.1	W	26	6	4	3	4	2	0	0	0	0	1	32	40	4.26	1.263
Steve Foucault, R ERA: 2.4 (7, 1)	2.1	S	9	3	0	0	2	0	0	0	0	0	0	13	13	0.00	1.286

BOTTOM

Detroit Tigers @ Toronto Blue Jays
Exhibition Stadium, Toronto, ON
Wed Jun 21 1978, 7:05 PM EDT
Att: 29,439 - Unknown - 75 F

AB	39
R	8
H	15
RBI	7
BB	2
SO	6
LOB	13



WP	HR	S	P	ERA	WHIP
0	0	0	0	0	0

Batter	1	2	3	4	5	6	7	8	9	AB R H RBI BB SO LOB	TOP
Roy White, S (1, 7) OBP: 0.353, SLG: 0.400 (9, 8)	0-0 G3		0-0 F7			0-0 F8		0-0 F8	0-0 1B	5 0 1 1 0 0 1	
Willie Randolph, R (1, 4) OBP: 0.359, SLG: 0.319 Brian Doyle, L (5, 4) OBP: 0.250, SLG: 0.250 Jim Spencer, L (8, PH) OBP: 0.311, SLG: 0.523 Paul Blair, R (8, 4) OBP: 0.278, SLG: 0.338 (8, 6)	0-0 6-3			0-0 6-3		0-0 1B		0-3 K	0-3 K	2 0 0 0 0 0 0 1 0 1 0 0 0 0 1 0 0 0 0 1 0 1 0 0 0 0 1 2	
Thurman Munson, R (1, 2) OBP: 0.295, SLG: 0.373 Cliff Johnson, R (6, 2) OBP: 0.328, SLG: 0.360	0-0 4-3			0-0 1B		0-3 K			0-0 F7	3 0 1 0 0 1 1 1 0 0 0 0 0 0	
Reggie Jackson, L (1, 9) OBP: 0.336, SLG: 0.476		0-0 6-3		0-0 F7			0-0 F5		0-0 HR	4 1 1 1 0 0 1	
Chris Chambliss, L (1, 3) OBP: 0.345, SLG: 0.395		0-0 4-3		0-0 F8			0-0 FC4-6 1B		0-0 E4 1B	4 1 1 0 0 0 1	
Graig Nettles, L (1, 5) OBP: 0.339, SLG: 0.441		0-0 1-3			0-3 K		0-0 1B		0-0 1B	4 1 2 0 0 1 0	
Gary Thomasson, L (1, 8) OBP: 0.276, SLG: 0.343 Lou Piniella, R (9, PH) OBP: 0.391, SLG: 0.428 (9, 7)			4-0 BB 6-3 1-3		0-0 4-3		0-0 FC4-6 1B		0-0 E 1B	2 0 0 0 1 0 2 1 1 1 1 0 0 0	
Jay Johnstone, L (1, 10) OBP: 0.233, SLG: 0.239			0-0 1-3		0-0 P4		0-0 P5		0-0 P5	4 0 0 0 0 0 5	
Fred Stanley, R (1, 6) OBP: 0.458, SLG: 0.462 (8, 4)			0-0 6-3			0-0 F7		0-0 6-3	0-0 E3 1B	4 0 1 1 0 0 1	
Inning Stats	R: 0 H: 0 E: 0 LOB: 0 K: 0 BB: 0 S: 3 P: 3	R: 0 H: 0 E: 0 LOB: 0 K: 0 BB: 0 S: 3 P: 3	R: 0 H: 0 E: 0 LOB: 1 K: 0 BB: 1 S: 3 P: 7	R: 0 H: 1 E: 0 LOB: 1 K: 0 BB: 0 S: 4 P: 4	R: 0 H: 0 E: 0 LOB: 0 K: 1 BB: 0 S: 5 P: 5	R: 0 H: 1 E: 0 LOB: 1 K: 1 BB: 0 S: 6 P: 6	R: 0 H: 2 E: 0 LOB: 2 K: 0 BB: 0 S: 5 P: 5	R: 0 H: 0 E: 0 LOB: 0 K: 1 BB: 0 S: 5 P: 5	R: 4 H: 5 E: 2 LOB: 2 K: 1 BB: 0 S: 11 P: 11	1B: 8 SF: 0 2B: 0 SAC: 0 3B: 0 DP: 0 HR: 1 HBP: 0	WP: 0 PA: 38 PB: 0 SB: 0 CS: 0
PITCHER Dave Rozema, R (1, 1) ERA: 2.49 John Hiller, L (9, 1) ERA: 2.41	IP WLS BF H R ER SO BB IBB HBP BLK WP HR S P ERA WHIP	8.1 L 33 6 3 2 3 1 0 0 0 0 0 1 38 42 2.16 0.840	0.2 5 3 1 0 1 0 0 0 0 0 0 0 7 7 0.00 4.500								

New York Yankees @ Detroit Tigers
Tiger Stadium, Detroit, MI
Thu Jun 22 1978, 7:05 PM EDT
Att: 33,971 - Unknown

livebaseballscores.com

AB 37
R 4
H 9
RBI 4
BB 1
SO 4
LOB 14



Batter	1	2	3	4	5	6	7	8	9	AB	R	H	RBI	BB	SO	LOB
Ron LeFlore, R OBP: 0.316, SLG: 0.371 (1, 8) X	0-0 HR		0-0 F8		0-0 F8			0-0 F8		4	1	1	1	0	0	1
Steve Kemp, L OBP: 0.431, SLG: 0.393 (1, 7) X	0-0 P6		4-0 BB		0-0 FC6-4			0-3 K		3	0	0	0	1	1	1
Rusty Staub, L OBP: 0.341, SLG: 0.437 (1, 10) X	0-0 F7		0-0 G3					0-0 F8		4	0	1	0	0	0	1
Jason Thompson, L OBP: 0.365, SLG: 0.552 (1, 3) S S S	0-3 K							0-0 F8		3	1	1	0	1	1	1
Aurelio Rodriguez, R OBP: 0.320, SLG: 0.460 (1, 5) X								0-0 F8		3	0	0	0	0	1	2
Phil Mankowski, L OBP: 0.348, SLG: 0.406 (9, PH)								0-0 G6-4-3		1	0	0	0	0	1	1
Mickey Stanley, R OBP: 0.250, SLG: 0.370 (1, 9) X								0-0 G6-4-3		3	0	2	0	0	1	0
Tim Corcoran, L OBP: 0.306, SLG: 0.295 (9, PH)								0-0 K		0	0	0	0	1	0	0
Lance Parrish, R OBP: 0.248, SLG: 0.409 (1, 2) S S S								0-3 K		3	0	0	0	0	2	3
Milt May, L OBP: 0.315, SLG: 0.453 (9, PH)								0-0 K		1	0	0	0	0	0	2
Steve Dillard, R OBP: 0.275, SLG: 0.276 (9, PR)								0-0 K		0	0	0	0	0	0	0
Alan Trammell, R OBP: 0.298, SLG: 0.342 (1, 6) S S S								0-0 P4		4	0	1	0	0	1	2
Lou Whitaker, L OBP: 0.335, SLG: 0.347 (1, 4) X								0-0 P4		3	0	0	0	0	1	2

Inning Stats	R: 1	H: 1	E: 0	K: 1	S: 6	LOB: 0	BB: 0	P: 6	R: 0	H: 1	E: 0	K: 2	S: 8	LOB: 1	BB: 0	P: 8	R: 0	H: 0	E: 0	K: 0	S: 3	LOB: 1	BB: 1	P: 7	R: 0	H: 2	E: 0	K: 1	S: 6	LOB: 1	BB: 0	P: 6	R: 0	H: 1	E: 0	K: 1	S: 6	LOB: 0	BB: 0	P: 3	R: 0	H: 1	E: 0	K: 2	S: 8	LOB: 1	BB: 0	P: 8	R: 0	H: 0	E: 0	K: 1	S: 5	LOB: 0	BB: 0	P: 5	R: 1	H: 0	E: 0	K: 1	S: 5	LOB: 1	BB: 2	P: 13	1B: 5	SF: 0	2B: 0	SAC: 0	3B: 0	DP: 2	HR: 1	HBP: 0	WP: 1	PA: 35
--------------	------	------	------	------	------	--------	-------	------	------	------	------	------	------	--------	-------	------	------	------	------	------	------	--------	-------	------	------	------	------	------	------	--------	-------	------	------	------	------	------	------	--------	-------	------	------	------	------	------	------	--------	-------	------	------	------	------	------	------	--------	-------	------	------	------	------	------	------	--------	-------	-------	-------	-------	-------	--------	-------	-------	-------	--------	-------	--------

PITCHER	IP	WLS	BF	H	R	ER	SO	BB	IBB	HBP	BLK	WP	HR	S	P	ERA	WHIP
Ron Guidry, L ERA: 1.5 (1, 1)	8.0	W	31	6	2	2	8	2	0	0	0	0	1	45	53	2.25	1.000
Rich Gossage, R ERA: 2.33 (9, 1)	1.0	S	4	0	0	0	1	1	0	0	0	1	0	5	9	0.00	1.000

BOTTOM

New York Yankees @ Detroit Tigers

Tiger Stadium, Detroit, MI
Thu Jun 22 1978, 7:05 PM EDT
Att. 33,971 - Unknown

AB	32
R	2
H	6
RBI	1
BB	3
SO	9
LOB	16

PITCHER	IP	WLS	BF	H	R	ER	SO	BB	IBB	HBP	BLK	WP	HR	S	P	ERA	WHIP
---------	----	-----	----	---	---	----	----	----	-----	-----	-----	----	----	---	---	-----	------

Batter	1	2	3	4	5	6	7	8	9	AB R H RBI BB SO LOB	TOP											
Roy White, S OBP: 0.354, SLG: 0.421 (1, 7) X	0-0 1B HR 1B	0-0 G3			0-0 F7	0-0 HR 1-H 2-H		0-0 F4		5 2 2 3 0 0 0	<p>New York Yankees @ Detroit Tigers Tiger Stadium, Detroit, MI Fri Jun 23 1978, 7:05 PM EDT Att: 39,022 - Unknown</p>											
Graig Nettles, L OBP: 0.341, SLG: 0.440 (1, 5) X	0-0 1-3 HR 1B	0-0 2-3			0-0 F8	0-0 1B		0-0 F4		5 1 2 0 0 0 0												
Thurman Munson, R OBP: 0.289, SLG: 0.366 (1, 2) X	0-0 1-3				0-0 F8	0-0 E4 1B 2B		0-3 K		5 1 0 0 0 1 3												
Reggie Jackson, L OBP: 0.337, SLG: 0.470 (1, 9) B B B B	4-0 HR BB				0-3 K	0-0 1B 2B BB		0-0 4-3		3 2 0 0 2 2 1												
Chris Chambliss, L OBP: 0.350, SLG: 0.410 (1, 3) X	0-0 HR				0-0 F9	0-0 2B 1B		0-0 FC5-4 1B		5 2 3 4 0 1 0												
Gary Thomasson, L OBP: 0.278, SLG: 0.341 (1, 8) B B B B	4-0 BB				0-3 K	0-0 1B 2B		0-0 FC5-4 E		1 0 0 0 1 1 0												
Paul Blair, R OBP: 0.293, SLG: 0.358 (6, PH) (6, 8)					0-0 K	0-0 1B 2B		0-0 FC4-6 BB		2 2 1 3 1 0 1												
Jay Johnstone, L OBP: 0.227, SLG: 0.232 (1, 10) X Lou Piniella, R OBP: 0.395, SLG: 0.429 (6, PH)	0-0 F8				0-0 G3	0-0 HR 1B		0-0 E1		2 0 0 0 0 0 1												
Fred Stanley, R OBP: 0.415, SLG: 0.409 (1, 6) S S S	0-3 K				0-0 F2	0-0 F8		0-0 FC4-6		2 1 1 1 1 0 0												
Brian Doyle, L OBP: 0.250, SLG: 0.250 (1, 4) X		0-0 3-1			0-0 F9	0-0 HR 1B		0-0 G3		5 0 0 0 0 1 5												
Inning Stats	R: 4 E: 0 K: 1 S: 8	H: 3 LOB: 1 BB: 2 P: 16	R: 0 E: 0 K: 0 S: 3	H: 0 LOB: 0 BB: 0 P: 3	R: 0 E: 0 K: 1 S: 5	H: 0 LOB: 0 BB: 0 P: 5	R: 0 E: 0 K: 1 S: 5	H: 0 LOB: 0 BB: 0 P: 5	R: 0 E: 0 K: 1 S: 3	H: 0 LOB: 0 BB: 0 P: 3	R: 7 E: 1 K: 1 S: 12	H: 6 LOB: 1 BB: 1 P: 16	R: 0 E: 0 K: 1 S: 5	H: 0 LOB: 2 BB: 2 P: 13	R: 0 E: 0 K: 1 S: 5	H: 0 LOB: 0 BB: 0 P: 5	R: 1 E: 1 K: 0 S: 5	H: 1 LOB: 1 BB: 0 P: 5	1B: 7 2B: 1 3B: 0 HR: 2	SF: 0 SAC: 0 DP: 0 HBP: 0	WP: 0 PB: 0 SB: 0 CS: 0	PA: 44
PITCHER	IP WLS BF H R ER SO BB IBB HBP BLK WP HR S P ERA WHIP												PITCHER	IP WLS BF H R ER SO BB IBB HBP BLK WP HR S P ERA WHIP								
Milt Wilcox, R ERA: 4.18 (1, 1)	5.0 L 22 3 6 6 3 3 0 0 0 0 1 25 37 10.80 1.200																					
Bob Sykes, L ERA: 4.25 (6, 1)	0.1 6 5 5 4 0 0 0 0 0 0 0 1 6 6 108.00 15.000																					
Jack Morris, R ERA: 4.34 (6, 1)	3.2 16 2 1 0 3 2 0 0 0 0 0 0 20 28 0.00 1.091																					

livebaseballscores.com

AB	39
R	12
H	10
RBI	11
BB	5
SO	6
LOB	13



Batter	1	2	3	4	5	6	7	8	9	AB R H RBI BB SO LOB	TOP										
Roy White, S (1, 7) OBP: 0.345, SLG: 0.410	0-0 G3	0-0 F9 2-H 3-H			0-0 P4			0-3 K		4 0 0 0 0 1 0											
Graig Nettles, L (1, 5) OBP: 0.339, SLG: 0.437	0-0 1B FC6-4 1B		0-0 G3			0-0 G3		0-0 4-3		4 1 1 0 0 0 0											
Thurman Munson, R (1, 2) OBP: 0.292, SLG: 0.368	0-0 FC6-4 1-3 1B		0-3 K			0-0 G1-6-3 1B		0-0 6-3		4 0 2 0 0 1 0											
Reggie Jackson, L (1, 9) OBP: 0.332, SLG: 0.462	0-0 FC6-4 1-2f 3-H		0-0 6-3			0-0 G1-6-3 1-2f		0-0 L6		4 0 0 1 0 0 2											
Chris Chambliss, L (1, 3) OBP: 0.346, SLG: 0.405	0-0 1-3			0-0 F8			0-0 F7			3 0 0 0 0 0 1											
Gary Thomasson, L (1, 8) OBP: 0.279, SLG: 0.341		0-0 4-3 BB WP 1B		0-3 K			0-0 F9			3 1 1 0 0 1 0											
Jay Johnstone, L (1, 10) OBP: 0.218, SLG: 0.222		0-0 F9		0-0 P5			0-0 F7			3 0 0 0 0 0 1											
Fred Stanley, R (1, 6) OBP: 0.411, SLG: 0.391		4-0 BB BB BB BB E 4-3 BB		0-3 K			0-0 P5			2 1 0 0 1 1 0											
Brian Doyle, L (1, 4) OBP: 0.222, SLG: 0.222		0-0 4-3		0-0 4-3			0-0 P4			2 0 0 0 0 0 2											
Jim Spencer, L (8, PH) OBP: 0.308, SLG: 0.519		1-2 2-3								1 0 0 0 0 0 0											
Damaso Garcia, R (8, 4)										0 0 0 0 0 0 0											
Inning Stats	R: 1 E: 0 K: 0 S: 5	H: 2 LOB: 1 BB: 0 P: 5	R: 2 E: 0 K: 0 S: 4	H: 1 LOB: 0 BB: 1 P: 8	R: 0 E: 0 K: 1 S: 5	H: 0 LOB: 0 BB: 0 P: 5	R: 0 E: 0 K: 1 S: 5	H: 0 LOB: 0 BB: 0 P: 5	R: 0 E: 0 K: 0 S: 3	H: 1 LOB: 0 BB: 0 P: 3	R: 0 E: 0 K: 0 S: 3	H: 0 LOB: 0 BB: 0 P: 3	R: 0 E: 0 K: 1 S: 5	H: 0 LOB: 0 BB: 0 P: 5	R: 0 E: 0 K: 0 S: 3	H: 0 LOB: 0 BB: 0 P: 3	1B: 4 2B: 0 3B: 0 HR: 0	SF: 0 SAC: 0 DP: 1 HBP: 0	WP: 1 PB: 0 SB: 0 CS: 0	PA: 31	
PITCHER Jim Staton, R (1, 1) ERA: 4.78	IP 9.0	WLS W	BF 31	H 4	R 3	ER 2	SO 4	BB 1	IBB 0	HBP 0	BLK 0	WP 1	HR 0	S 38	P 42	ERA 2.00	WHIP 0.556				
PITCHER	IP	WLS	BF	H	R	ER	SO	BB	IBB	HBP	BLK	WP	HR	S	P	ERA	WHIP				

New York Yankees @ Detroit Tigers
Tiger Stadium, Detroit, MI
 Sat Jun 24 1978, 7:05 PM EDT
 Att. 37,681 - Unknown

livebaseballscorecards.com

AB	30
R	3
H	4
RBI	1
BB	1
SO	4
LOB	6



Batter	1	2	3	4	5	6	7	8	9	AB R H RBI BB SO LOB
Ron LeFlore, R (1, 8) OBP: 0.313, SLG: 0.364	0-0 6-3	0-0 F9		0-0 FC6-4 1B		0-0 5-3				4 0 1 0 0 0 1
Lou Whitaker, L (1, 4) OBP: 0.332, SLG: 0.344	4-0 1B 2B BB		0-0 1B 2B	0-0 FC6-4 1-2f		0-3 K				3 2 1 0 0 1 1 2
Rusty Staub, L (1, 10) OBP: 0.344, SLG: 0.438	0-0 2B E 1B		0-0 6-3		0-0 G3 1B		0-0 P2			4 1 2 0 0 0 1
Jason Thompson, L (1, 3) OBP: 0.367, SLG: 0.552	0-0 1-3 E 2B		0-0 2-H 1B		0-3 K		0-0 6-3			4 1 2 2 0 1 1
Steve Kemp, L (1, 7) OBP: 0.432, SLG: 0.390	0-0 E9 4-3 1B		0-0 F8		0-0 G3 1-2		0-0 F7			4 0 1 2 0 0 2
Milt May, L (1, 2) OBP: 0.306, SLG: 0.435	0-0 4-3 2-3		0-0 F8		0-0 3-1		0-0 F5			4 0 0 0 0 0 3
Tim Corcoran, L (1, 9) Mickey Stanley, R (8, PH) OBP: 0.235, SLG: 0.347	0-0 4-1			0-0 4-3		0-0 F8		0-0 F8		3 0 0 0 0 0 1 1 0 0 0 0 0 0
Phil Mankowski, L (1, 5) Aurelio Rodriguez, R (7, 5) OBP: 0.322, SLG: 0.460		0-0 G3		0-0 CS 1B		0-0 F8				3 0 1 0 0 0 0 0 0 0 0 0 0 0
Alan Trammell, R (1, 6) OBP: 0.309, SLG: 0.351		0-0 5-3		0-0 1-2 1B 1B		0-0 1B				3 0 2 0 0 0 0

Inning Stats	R: 3 E: 1 K: 0 S: 6	H: 3 LOB: 1 BB: 1 P: 10	R: 0 E: 0 K: 0 S: 3	H: 0 LOB: 0 BB: 0 P: 3	R: 1 E: 0 K: 0 S: 5	H: 2 LOB: 1 BB: 0 P: 5	R: 0 E: 0 K: 0 S: 5	H: 3 LOB: 2 BB: 0 P: 5	R: 0 E: 0 K: 1 S: 6	H: 1 LOB: 1 BB: 0 P: 6	R: 0 E: 0 K: 0 S: 4	H: 1 LOB: 1 BB: 0 P: 4	R: 0 E: 0 K: 1 S: 5	H: 0 LOB: 0 BB: 0 P: 5	R: 0 E: 0 K: 0 S: 3	H: 0 LOB: 0 BB: 0 P: 3	1B: 8 2B: 2 3B: 0 HR: 0	SF: 0 SAC: 0 DP: 0 HBP: 0	WP: 0 PB: 0 SB: 0 CS: 1	PA: 34
--------------	------------------------------	----------------------------------	------------------------------	---------------------------------	------------------------------	---------------------------------	------------------------------	---------------------------------	------------------------------	---------------------------------	------------------------------	---------------------------------	------------------------------	---------------------------------	------------------------------	---------------------------------	----------------------------------	------------------------------------	----------------------------------	--------

PITCHER	IP	WLS	BF	H	R	ER	SO	BB	IBB	HBP	BLK	WP	HR	S	P	ERA	WHIP	IP	WLS	BF	H	R	ER	SO	BB	IBB	HBP	BLK	WP	HR	S	P	ERA	WHIP		
Ken Clay, R (1, 1) ERA: 4.93	0.1		5	3	3	3	0	1	0	0	0	0	0	4	8	81.00	12.000																			
Dick Tidrow, R (1, 1) ERA: 3.99	5.2	L	23	7	1	1	1	0	0	0	0	0	0	25	25	1.59	1.235																			
Sparky Lyle, L (7, 1) ERA: 3.7	2.0		6	0	0	0	1	0	0	0	0	0	0	8	8	0.00	0.000																			

BOTTOM

New York Yankees @ Detroit Tigers
Tiger Stadium, Detroit, MI
Sat Jun 24 1978, 7:05 PM EDT
Att. 37,681 - Unknown

livebaseballscorecards.com

AB	33
R	4
H	10
RBI	4
BB	1
SO	2
LOB	11



Batter	1	2	3	4	5	6	7	8	9	AB R H RBI BB SO LOB	TOP											
Roy White, S (1, 7) OBP: 0.347, SLG: 0.409	0-0 5-3		0-0 F8		0-0 1B SF8 1B		0-0 F3		0-0 1B 1B	5 1 2 0 0 0 1												
Graig Nettles, L (1, 5) OBP: 0.340, SLG: 0.434	0-3 K		4-0 1B BB		0-0 SF8		4-0 BB		0-0 F8	2 0 0 1 2 1 2												
Thurman Munson, R (1, 2) OBP: 0.301, SLG: 0.373	0-0 1B		0-0 1B		4-0 1B BB		0-0 P6		0-0 FC6-4 1B	4 0 3 2 1 0 1												
Chris Chambliss, L (1, 10) OBP: 0.344, SLG: 0.401	0-0 F8		0-0 5-3		0-0 1B BB		0-0 1-3		0-0 FC6-4 1B	5 0 1 1 0 0 6												
Lou Piniella, R (1, 9) OBP: 0.392, SLG: 0.421		0-0 G3		4-0 BB G6-3		0-0 6-3		0-0 5-3		3 0 0 0 1 0 2												
Jim Spencer, L (1, 3) OBP: 0.298, SLG: 0.500		0-0 F8		0-0 G6-3		0-0 4-3		0-3 K		4 0 0 0 0 1 1												
Gary Thomasson, L (1, 8) OBP: 0.280, SLG: 0.346		0-3 K		0-0 F8		0-0 2B		0-0 F8		3 0 1 0 0 1 0												
Paul Blair, R (8, PH) OBP: 0.289, SLG: 0.353										1 0 0 0 0 0 0												
Fred Stanley, R (1, 6) OBP: 0.400, SLG: 0.380			0-0 FC5-4 1B		0-0 4-3		0-0 6-3		0-3 K	4 0 1 0 0 1 1												
Damaso Garcia, R (1, 4) OBP: 0.500, SLG: 0.500			0-0 FC5-4 1B BB		0-0 1B SF8 1B		0-0 P4		0-0 1B 1B	4 3 2 0 0 0 2												
Inning Stats	R: 0 E: 0 K: 1 S: 6	H: 1 LOB: 1 BB: 0 P: 6	R: 0 E: 0 K: 1 S: 5	H: 0 LOB: 0 BB: 0 P: 5	R: 1 E: 0 K: 0 S: 5	H: 2 LOB: 2 BB: 1 P: 9	R: 0 E: 0 K: 0 S: 2	H: 0 LOB: 0 BB: 1 P: 6	R: 2 E: 0 K: 0 S: 6	H: 3 LOB: 2 BB: 1 P: 10	R: 0 E: 0 K: 0 S: 4	H: 1 LOB: 1 BB: 0 P: 4	R: 0 E: 0 K: 0 S: 3	H: 0 LOB: 1 BB: 1 P: 7	R: 0 E: 0 K: 1 S: 5	H: 0 LOB: 0 BB: 0 P: 5	R: 1 E: 0 K: 1 S: 8	H: 3 LOB: 2 BB: 0 P: 8	1B: 9 2B: 1 3B: 0 HR: 0	SF: 1 SAC: 0 DP: 1 HBP: 0	WP: 0 PB: 0 SB: 0 CS: 0	PA: 40
PITCHER	IP WLS BF H R ER SO BB IBB HBP BLK WP HR S P ERA WHIP																					
Steve Baker, R (1, 1) ERA: 3.12	5.1 L 25 7 3 3 2 3 0 0 0 0 0 0 26 38 5.06 1.875																					
John Hiller, L (6, 1) ERA: 2.41	3.2 15 3 1 1 2 1 0 0 0 0 0 0 18 22 2.46 1.091																					

New York Yankees @ Detroit Tigers
Tiger Stadium, Detroit, MI
Sun Jun 25 1978, 3:33 AM EDT
Att. 34,014 - Unknown

livebaseballscorecards.com

AB	35
R	4
H	10
RBI	4
BB	4
SO	4
LOB	16



Batter	1	2	3	4	5	6	7	8	9	AB R H RBI BB SO LOB
Ron LeFlore, R OBP: 0.314, SLG: 0.362 (1, 8)	0-0 FC6-4 1B		4-0 CS BB		0-0 1-3		0-0 F8		0-0 4-3	4 0 1 0 1 0 2
Steve Kemp, L OBP: 0.426, SLG: 0.383 (1, 7)	0-0 FC6-4 1-2f		0-3 K		0-0 4-3		0-0 F8			4 0 0 0 0 1 3
Rusty Staub, L OBP: 0.346, SLG: 0.438 (1, 10)	0-3 K		0-0 1B 1B		0-0 1B 1B		0-0 F8			4 0 2 1 0 1 1
Jason Thompson, L OBP: 0.369, SLG: 0.551 (1, 3)	0-3 K		0-0 FC5-4 1B		0-0 1-2 1B			0-0 1-3		4 0 2 0 0 1 1
Aurelio Rodriguez, R OBP: 0.314, SLG: 0.448 (1, 5)		0-3 K	0-0 FC5-4		0-0 F9			0-0 6-3		4 0 0 0 0 1 4
Mickey Stanley, R OBP: 0.255, SLG: 0.365 (1, 9)		0-0 1B 2B		0-3 K		4-0 FC3-6 BB		0-3 K		3 1 1 0 1 2 0
Lance Parrish, R OBP: 0.248, SLG: 0.403 (1, 2)		0-0 2-H 1B		0-0 F7		0-0 FC3-6 FC6-4 1-2f			0-3 K	4 0 1 1 0 1 1
Alan Trammell, R OBP: 0.304, SLG: 0.345 (1, 6)		0-0 F8		0-0 F9		0-0 FC6-4 1-2f			0-3 K	3 0 0 0 0 0 2
Tim Corcoran, L OBP: 0.300, SLG: 0.296 (9, PH)										1 0 0 0 0 1 0
Lou Whitaker, L OBP: 0.335, SLG: 0.353 (1, 4)		0-0 1-4-3			0-0 1-3 1B 2B		0-0 F9		0-0 1B	4 1 2 0 0 0 2

Inning Stats	R: 0	H: 1	E: 0	K: 2	S: 8	R: 1	H: 2	E: 0	K: 1	S: 7	R: 0	H: 2	E: 0	K: 1	S: 6	R: 0	H: 0	E: 0	K: 1	S: 5	R: 1	H: 3	E: 0	K: 0	S: 6	R: 0	H: 0	E: 0	K: 0	S: 3	R: 0	H: 0	E: 0	K: 0	S: 3	R: 0	H: 0	E: 0	K: 1	S: 5	R: 0	H: 1	E: 0	K: 2	S: 8	R: 0	H: 1	E: 0	K: 2	S: 8	1B: 7	2B: 3	3B: 0	HR: 0	SF: 0	SAC: 0	DP: 1	HBP: 0	WP: 0	PB: 0	SB: 0	CS: 1	PA: 37
--------------	------	------	------	------	------	------	------	------	------	------	------	------	------	------	------	------	------	------	------	------	------	------	------	------	------	------	------	------	------	------	------	------	------	------	------	------	------	------	------	------	------	------	------	------	------	------	------	------	------	------	-------	-------	-------	-------	-------	--------	-------	--------	-------	-------	-------	-------	--------

PITCHER	IP	WLS	BF	H	R	ER	SO	BB	IBB	HBP	BLK	WP	HR	S	P	ERA	WHIP
Don Gullett, L ERA: 2.89 (1, 1)	7.2	W	32	8	2	2	5	2	0	0	0	0	0	40	48	2.35	1.304
Rich Gossage, R ERA: 2.28 (8, 1)	1.1	S	5	1	0	0	3	0	0	0	0	0	0	11	11	0.00	0.750

BOTTOM

New York Yankees @ Detroit Tigers


Tiger Stadium, Detroit, MI


Sun Jun 25 1978, 3:33 AM EDT

Att. 34,014 - Unknown

livebaseballscorecards.com

AB	35
R	2
H	9
RBI	2
BB	2
SO	8
LOB	16



Batter	1	2	3	4	5	6	7	8	9	AB R H RBI BB SO LOB	TOP														
Ron LeFlore, R (1, 8) OBP: 0.313, SLG: 0.357	0-3 K		0-0 FC6-5 4-3 1-2 2-3f		4-0 4-3 1-3 3-H BB		0-3 K		0-3 K	4 0 0 0 1 3 3	<p>Detroit Tigers @ Cleveland Indians Cleveland Municipal Stadium, Cleveland, OH</p> <p>Mon Jun 26 1978, 7:05 PM EDT Att. 4,633 - Unknown</p> <p>livebaseballscorecards.com</p> <table> <tr><td>AB</td><td>35</td></tr> <tr><td>R</td><td>4</td></tr> <tr><td>H</td><td>8</td></tr> <tr><td>RBI</td><td>3</td></tr> <tr><td>BB</td><td>4</td></tr> <tr><td>SO</td><td>12</td></tr> <tr><td>LOB</td><td>16</td></tr> </table> 	AB	35	R	4	H	8	RBI	3	BB	4	SO	12	LOB	16
AB	35																								
R	4																								
H	8																								
RBI	3																								
BB	4																								
SO	12																								
LOB	16																								
Steve Kemp, L (1, 7) OBP: 0.422, SLG: 0.377	0-3 K		0-0 4-3		0-0 4-3		4-0 1-2 FC1-6 BB	0-3 K	4 0 0 1 1 2 3																
Rusty Staub, L (1, 10) OBP: 0.344, SLG: 0.434	0-0 1B		0-0 G3		0-0 6-3		0-0 FC1-6 1B 1-2f 2-3	0-0 F3	5 1 1 0 0 0 5																
Jason Thompson, L (1, 3) OBP: 0.367, SLG: 0.547	0-3 K			0-0 4-3		0-3 K	0-0 1B 1-3 3-H 1B		4 0 1 1 0 2 1																
Aurelio Rodriguez, R (1, 5) OBP: 0.312, SLG: 0.442		0-0 5-3		0-0 F6		0-0 F9	0-0 1B 1-2 3-H 1B		4 0 1 1 0 0 0																
Mickey Stanley, R (1, 9) OBP: 0.259, SLG: 0.364		0-0 6-3		0-3 K		0-0 1B 1B	0-3 K		3 0 1 0 0 1 0 1 0 0 0 0 1 2																
Tim Corcoran, L (7, PH) OBP: 0.298, SLG: 0.294 (7, 9)																									
Lance Parrish, R (1, 2) OBP: 0.250, SLG: 0.402		0-0 F8			0-3 K	0-0 1B 1-3 1B		0-3 K	3 0 1 0 0 1 0 1 0 0 0 0 1 0																
Milt May, L (8, PH) OBP: 0.304, SLG: 0.432 (8, 2)																									
Alan Trammell, R (1, 6) OBP: 0.308, SLG: 0.345			0-0 FC6-5 BB 1B		4-0 1B WP BB	0-0 F9		0-0 F9	3 1 1 0 1 0 2																
Lou Whitaker, L (1, 4) OBP: 0.343, SLG: 0.358			4-0 4-3 FC6-5 1-2 BB		0-0 PB WP 4-3 1B		0-0 FC1-6 BB 1B	0-3 K	3 2 2 0 1 1 0																
Inning Stats	R: 0 E: 0 K: 3 S: 10	H: 1 LOB: 1 BB: 0 P: 10	R: 0 E: 0 K: 0 S: 3	H: 0 LOB: 0 BB: 0 P: 3	R: 0 E: 0 K: 0 S: 4	H: 1 LOB: 2 BB: 1 P: 8	R: 0 E: 0 K: 1 S: 5	H: 0 LOB: 0 BB: 0 P: 5	R: 2 E: 0 K: 1 S: 6	H: 1 LOB: 1 BB: 2 P: 14	R: 0 E: 0 K: 1 S: 7	H: 2 LOB: 2 BB: 0 P: 7	R: 2 E: 0 K: 2 S: 10	H: 3 LOB: 2 BB: 1 P: 14	R: 0 E: 0 K: 2 S: 7	H: 0 LOB: 0 BB: 0 P: 7	R: 0 E: 0 K: 2 S: 7	H: 0 LOB: 0 BB: 0 P: 7	1B: 8 2B: 0 3B: 0 HR: 0	SF: 0 SAC: 0 DP: 0 HBP: 0	WP: 1 PB: 1 SB: 1 CS: 0	PA: 39			
PITCHER	IP WLS BF H R ER SO BB IBB HBP BLK WP HR S P ERA WHIP																								
Don Hood, L (1, 1) ERA: 4.48	6.1 W 29 6 4 3 7 4 0 0 0 1 0 39 55 4.26 1.579																								
Sid Monge, L (7, 1) ERA: 2.39	0.1 3 2 0 0 0 0 0 0 0 0 0 3 3 0.00 6.000																								
Dan Spillner, R (7, 1) ERA: 3.89	2.1 S 7 0 0 0 5 0 0 0 0 0 0 17 17 0.00 0.000																								

Batter	1	2	3	4	5	6	7	8	9
Paul Dade, R OBP: 0.350, SLG: 0.383 (1, 9)	0-0 F9	0-0 1B		0-0 1-3			0-0 5-3		
Rick Manning, L OBP: 0.312, SLG: 0.348 (1, 8)	0-0 4-3	0-0 1-3			0-0 G5-4-3			0-0 6-3	
Johnny Grubb, L OBP: 0.353, SLG: 0.439 (1, 7)	0-0 1B WP 2B		0-0 F7		0-0 F7			0-0 L4	
Andre Thornton, R OBP: 0.391, SLG: 0.531 (1, 3)	4-0 WP 1B HR BB		0-0 L4-3 1B		0-0 G5-4-3 1-2f			4-0 CS BB	
Bernie Carbo, L OBP: 0.362, SLG: 0.380 (1, 10)	0-0 WP HR 1B		0-0 L4-3 1-2			0-0 1-3		0-0 CS 1-2	
Gary Alexander, R OBP: 0.313, SLG: 0.448 (1, 2)	0-0 HR			0-0 1B SF9 1B		0-3 K			
Ted Cox, R OBP: 0.282, SLG: 0.232 (1, 5)	0-0 4-3			0-0 F9		0-0 4-3			
Duane Kuiper, L OBP: 0.285, SLG: 0.294 (1, 4)		0-0 F7		0-0 1-3 1B			0-0 6-3		
Tom Verzyer, R OBP: 0.270, SLG: 0.315 (1, 6)		0-0 F8		0-0 SF9 3-H			0-0 5-3		

Inning Stats	R: 4	H: 3	E: 0	LOB: 0	K: 0	P: 10	R: 0	H: 1	E: 0	LOB: 1	K: 0	P: 4	R: 0	H: 1	E: 0	LOB: 0	K: 0	P: 3	R: 1	H: 2	E: 0	LOB: 1	K: 0	P: 5	R: 0	H: 1	E: 0	LOB: 0	K: 0	P: 3	R: 0	H: 0	E: 0	LOB: 0	K: 1	P: 5	R: 0	H: 0	E: 0	LOB: 0	K: 0	P: 3	R: 0	H: 0	E: 0	LOB: 0	K: 0	P: 6	
	S: 6	BB: 1					S: 4	BB: 0					S: 3	BB: 0					S: 5	BB: 0					S: 3	BB: 0								S: 3	BB: 0														

PITCHER	IP	WLS	BF	H	R	ER	SO	BB	IBB	HBP	BLK	WP	HR	S	P	ERA	WHIP	PITCHER	IP	WLS	BF	H	R	ER	SO	BB	IBB	HBP	BLK	WP	HR	S	P	ERA	WHIP													
Jack Billingham, R ERA: 4.32 (1, 1)	8.0	L	31	8	5	5	1	2	0	0	0	1	1	31	39	5.62	1.250																															

BOTTOM

AB	R	H	RBI	BB	SO	LOB
4	0	1	0	0	0	1
4	0	1	0	0	0	1
4	1	1	0	0	0	1
2	1	1	0	2	0	1
3	1	1	0	0	0	1
3	2	2	3	0	1	0
3	0	0	0	0	0	1
3	0	1	0	0	0	0
2	0	0	1	0	0	0

AB	28
R	5
H	8
RBI	4
BB	2
SO	1
LOB	6



WP	PA
1	32

Detroit Tigers @ Cleveland Indians
Cleveland Municipal Stadium, Cleveland, OH
 Mon Jun 26 1978, 7:05 PM EDT
 Att. 4,633 - Unknown

livebaseballscorecards.com

Batter	1	2	3	4	5	6	7	8	9	AB R H RBI BB SO LOB	TOP														
Ron LeFlore, R OBP: 0.314, SLG: 0.358 (1, 8)										5 1 2 0 0 1 2															
Lou Whitaker, L OBP: 0.350, SLG: 0.358 (1, 4)										3 1 1 0 2 0 2															
Rusty Staub, L OBP: 0.342, SLG: 0.441 (1, 10)										5 1 1 2 0 0 2															
Jason Thompson, L OBP: 0.365, SLG: 0.541 (1, 3)										5 1 1 0 0 0 1															
Steve Kemp, L OBP: 0.420, SLG: 0.374 (1, 7)										4 1 1 0 0 0 1															
Milt May, L OBP: 0.309, SLG: 0.434 (1, 2)										4 1 2 1 0 0 0															
Tim Corcoran, L OBP: 0.303, SLG: 0.300 (1, 9)										4 0 2 0 0 0 2															
Phil Mankowski, L OBP: 0.364, SLG: 0.413 Aurelio Rodriguez, R OBP: 0.312, SLG: 0.442 (1, 5) (8, 5)										3 0 1 2 1 0 0 0 0 0 0 0 0 0															
Mark Wagner, R OBP: 0.284, SLG: 0.298 (1, 6)										3 0 0 0 0 1 2															
Inning Stats	R: 6 E: 1 K: 0 S: 10	H: 6 LOB: 2 BB: 1 P: 14	R: 0 E: 0 K: 0 S: 5	H: 2 LOB: 2 BB: 0 P: 5	R: 0 E: 0 K: 0 S: 3	H: 0 LOB: 0 BB: 0 P: 3	R: 0 E: 0 K: 0 S: 3	H: 0 LOB: 0 BB: 0 P: 3	R: 0 E: 0 K: 0 S: 4	H: 1 LOB: 2 BB: 1 P: 8	R: 0 E: 0 K: 0 S: 4	H: 2 LOB: 1 BB: 0 P: 4	R: 0 E: 0 K: 0 S: 3	H: 0 LOB: 0 BB: 0 P: 3	R: 0 E: 0 K: 2 S: 7	H: 0 LOB: 0 BB: 0 P: 7	R: 0 E: 0 K: 0 S: 2	H: 0 LOB: 0 BB: 1 P: 6	1B: 10 2B: 1 3B: 0 HR: 1	SF: 0 SAC: 1 DP: 1 HBP: 0	WP: 2 PB: 0 SB: 2 CS: 1	PA: 40			
PITCHER	IP WLS BF H R ER SO BB IBB HBP BLK WP HR S P ERA WHIP																								
Dave Freisleben, R ERA: 7.76 Paul Reuschel, R ERA: 4.24 Jim Kern, R ERA: 4.1 Sid Monge, L ERA: 2.33	(1, 1) (1, 1) (7, 1) (9, 1)	0.0 6.0 2.0 1.0	L 25 6 3	4 7 0 0	6 0 0 0	5 0 0 0	0 0 2 0	1 0 0 1	0 0 0 0	0 0 0 0	0 0 0 0	1 0 10 2	9 28 10 6	∞ 0.00 0.00 0.00	∞ 1.333 0.000 1.000										

Detroit Tigers @ Cleveland Indians
Cleveland Municipal Stadium, Cleveland, OH

Tue Jun 27 1978, 7:05 PM EDT
Att. 12,214 - Unknown - 80 F

livebaseballscorecards.com

AB	36
R	6
H	11
RBI	5
BB	3
SO	2
LOB	12



Batter	1	2	3	4	5	6	7	8	9	AB R H RBI BB SO LOB
Paul Dade, R OBP: 0.349, SLG: 0.381 (1, 9)	0-0 4-3 1B		0-0 6-3			0-3 K		0-0 4-3		4 0 1 0 0 1 0
Rick Manning, L OBP: 0.315, SLG: 0.350 (1, 8)	0-0 4-3 1-2			0-0 FC6-5 1-3 1B		0-0 1B 1B		0-0 F8		4 0 2 0 0 0 1
Johnny Grubb, L OBP: 0.352, SLG: 0.435 (1, 7)	0-0 4-3 2-3			0-0 1-3 1-2		0-0 G5-4-3 1B		0-0 L4		4 0 1 0 0 0 2
Andre Thornton, R OBP: 0.385, SLG: 0.521 (1, 3)	0-0 6-3			0-0 FC6-5 1B 2-3		0-0 G5-4-3 1-2f		0-0 6-3		4 1 0 0 0 0 4
Bernie Carbo, L OBP: 0.371, SLG: 0.389 (1, 10)		0-0 4-3		0-0 1B 1-H		0-0 1B 6-3 1B		0-0 6-3		4 0 2 1 0 0 0
Gary Alexander, R OBP: 0.311, SLG: 0.444 (1, 2)		0-0 F2			0-0 F7		0-0 F9		0-0 1B	4 0 1 0 0 0 1
Ted Cox, R OBP: 0.274, SLG: 0.224 (1, 5)		0-0 5-3			0-0 F9		0-0 6-3 1-2		0-0 4-3	3 0 0 0 0 0 1 1 0 0 0 0 0 1
Jim Norris, L OBP: 0.349, SLG: 0.355 (9, PH)										
Duane Kuiper, L OBP: 0.289, SLG: 0.298 (1, 4)			0-0 F7		0-0 1B		0-0 2-3 1B			3 0 2 0 0 0 0
Tom Verzyer, R OBP: 0.264, SLG: 0.308 (1, 6)			0-0 4-3		0-0 F7		0-3 K			3 0 0 0 0 1 3

Inning Stats	R: 0 E: 0 K: 0 S: 4	H: 1 LOB: 1 BB: 0 P: 4	R: 0 E: 0 K: 0 S: 3	H: 0 LOB: 0 BB: 0 P: 3	R: 0 E: 0 K: 0 S: 3	H: 0 LOB: 0 BB: 0 P: 3	R: 1 E: 0 K: 0 S: 4	H: 2 LOB: 1 BB: 0 P: 4	R: 0 E: 0 K: 0 S: 4	H: 1 LOB: 1 BB: 0 P: 4	R: 0 E: 0 K: 1 S: 6	H: 2 LOB: 1 BB: 0 P: 6	R: 0 E: 0 K: 1 S: 7	H: 2 LOB: 2 BB: 0 P: 7	R: 0 E: 0 K: 0 S: 3	H: 0 LOB: 0 BB: 0 P: 3	R: 0 E: 0 K: 0 S: 4	H: 1 LOB: 1 BB: 0 P: 4	1B: 9 2B: 0 3B: 0 HR: 0	SF: 0 SAC: 0 DP: 1 HBP: 0	WP: 0 PB: 0 SB: 0 CS: 0	PA: 34	
PITCHER Dave Rozema, R ERA: 2.3 (1, 1)	IP 9.0	WLS W	BF 34	H 9	R 1	ER 1	SO 2	BB 0	IBB 0	HBP 0	BLK 0	WP 0	HR 0	S 38	P 38	ERA 1.00	WHIP 1.000						

BOTTOM

Detroit Tigers @ Cleveland Indians
Cleveland Municipal Stadium, Cleveland, OH

Tue Jun 27 1978, 7:05 PM EDT
Att: 12,214 - Unknown - 80 F

livebaseballscorecards.com

AB	34
R	1
H	9
RBI	1
BB	0
SO	2
LOB	13



Batter	1	2	3	4	5	6	7	8	9	AB R H RBI BB SO LOB	TOP							
Ron LeFlore, R OBP: 0.316, SLG: 0.360 (1, 8) X	0-0 3-1 ①		0-0 1B BB 1B 1-3 2-H	0-0 F8 1B 2-H			0-0 4-3 ①		0-0 SH2-4 1-2 ①	4 1 2 2 0 0 0	Detroit Tigers @ Cleveland Indians Cleveland Municipal Stadium, Cleveland, OH Wed Jun 28 1978, 7:05 PM EDT Unknown - 80 F							
Steve Kemp, L OBP: 0.416, SLG: 0.370 (1, 7) B B B	4-0 BB		0-0 SF8 ①	0-0 F8 ②			0-0 E6 1B		0-0 F5 ②	3 0 0 1 1 0 2								
Rusty Staub, L OBP: 0.346, SLG: 0.439 (1, 10) X	0-0 F8 ②		4-0 BB 1B BB 1-2	0-0 4-3 ③			0-0 G4-6-3 1B 1-2		4-0 IBB ③	3 0 1 0 2 0 2								
Jason Thompson, L OBP: 0.359, SLG: 0.531 (1, 3) X	0-0 6-3 ③		0-0 F7 ②				0-0 G4-6-3 ② ③ 1-2f		0-3 K ③	5 0 0 0 0 1 7								
Aurelio Rodriguez, R OBP: 0.323, SLG: 0.457 (1, 5) X		0-0 G6-3 1B 1-2 2-H	0-0 BB 1B 1-2 2-H				0-0 5-3 ②		0-0 G3 2B	4 0 3 1 0 0 0								
Mickey Stanley, R OBP: 0.258, SLG: 0.345 (1, 9) X		0-0 G6-3 ① ② 1-2f	4-0 BB 1B 1-2 2-3				0-0 6-3 ③		0-0 G3 ①	3 0 0 0 1 0 2								
Lance Parrish, R OBP: 0.244, SLG: 0.392 (1, 2) Milt May, L (8, PH) OBP: 0.307, SLG: 0.431 (8, 2) X		0-0 4-3 ③ S S S	0-3 K ③				0-0 6-3 ①		0-3 K ② S S S	3 0 0 0 0 1 3 1 0 0 0 0 1 1								
Mark Wagner, R OBP: 0.283, SLG: 0.295 (1, 6) X			0-0 E5 1B 1B 1-2	0-0 SH3-4 1B 1B			0-0 G3 ②		0-0 5-3 ③	4 2 1 0 0 0 1								
Steve Dillard, R OBP: 0.280, SLG: 0.282 (1, 4) Lou Whitaker, L (9, PH) OBP: 0.353, SLG: 0.358 (9, 4) X			0-0 1B SF8 1B 1-2	0-0 SH3-4 ① 1-2			0-3 K ③ S S S		4-0 SH2-4 BB	2 1 1 0 0 1 0 0 0 0 0 1 0 0								
Inning Stats	R: 0 H: 0 E: 0 K: 0 S: 3	H: 0 LOB: 1 BB: 1 P: 7	R: 0 H: 1 E: 0 K: 0 S: 3	H: 1 LOB: 0 BB: 0 P: 3	R: 3 H: 3 E: 1 K: 1 S: 9	H: 3 LOB: 3 BB: 2 P: 17	R: 1 H: 2 E: 0 K: 0 S: 5	H: 2 LOB: 1 BB: 0 P: 5	R: 0 H: 0 E: 0 K: 0 S: 3	H: 0 LOB: 0 BB: 0 P: 3		R: 0 H: 1 E: 1 K: 0 S: 4	H: 1 LOB: 1 BB: 0 P: 4	R: 0 H: 1 E: 0 K: 1 S: 6	H: 1 LOB: 1 BB: 0 P: 6	R: 0 H: 0 E: 0 K: 1 S: 5	H: 0 LOB: 2 BB: 2 P: 13	1B: 7 SF: 1 2B: 1 SAC: 2 3B: 0 DP: 2 HR: 0 HBP: 0
PITCHER Rick Waits, L (1, 1) ERA: 2.52 Dan Spillner, R (8, 1) ERA: 3.79 Sid Monge, L (9, 1) ERA: 2.29	IP WLS BF H R ER SO BB IBB HBP BLK WP HR S P ERA WHIP	7.1 L 33 8 4 2 2 3 0 0 0 0 0 0 34 46 2.46 1.500	1.0 4 0 0 0 1 1 0 0 0 0 0 0 5 9 0.00 1.000	0.2 3 0 0 0 1 0 1 0 0 0 0 0 4 8 0.00 0.000	PITCHER IP WLS BF H R ER SO BB IBB HBP BLK WP HR S P ERA WHIP													

livebaseballscorecards.com

AB 32
R 4
H 8
RBI 4
BB 5
SO 4
LOB 18



Batter	1	2	3	4	5	6	7	8	9	AB	R	H	RBI	BB	SO	LOB
Paul Dade, R OBP: 0.342, SLG: 0.372 (1, 9)	0-0 F9	0-0 FC6-4			0-0 6-3		0-0 G5-4-3		0-3 K	5	0	0	0	0	1	4
Rick Manning, L OBP: 0.322, SLG: 0.351 (1, 8)	4-0 1B BB					0-0 G6-4-3 1B		0-3 K		2	0	1	0	2	1	0
Johnny Grubb, L OBP: 0.354, SLG: 0.433 (1, 7)	0-0 1-2 1B					0-0 G6-4-3		4-0 WP 1B BB		3	0	1	0	1	0	2
Andre Thornton, R OBP: 0.383, SLG: 0.514 (1, 3)	0-0 F7				0-0 G6-4-3		4-0 BB HR BB	0-3 K		3	1	0	0	1	1	4
Bernie Carbo, L OBP: 0.369, SLG: 0.375 Ron Pruitt, R OBP: 0.301, SLG: 0.344 (1, 10) (8, PH)	0-0 4-3				0-3 K		4-0 1-2 HR BB	0-0 WP 1B		2	1	0	0	1	1	2
Gary Alexander, R OBP: 0.315, SLG: 0.457 (1, 2)					4-0 G1-6-3 BB		0-0 1-H 2-H HR	0-0 5-3		3	1	1	3	1	0	2
Duane Kuiper, L OBP: 0.286, SLG: 0.295 Larvell Blanks, R OBP: 0.261, SLG: 0.288 (1, 4) (9, PH)					0-0 G1-6-3		0-0 F7		0-0 SH1-4 1B	3	0	0	0	0	0	1
Ted Cox, R OBP: 0.275, SLG: 0.228 (1, 5)					0-0 1-2 1B		0-0 F9		0-0 SH1-4	3	0	1	0	0	1	0
Tom Verzyer, R OBP: 0.271, SLG: 0.309 (1, 6)					0-0 5-3		0-0 5-3		0-0 5-3	3	0	1	0	1	0	1

Inning Stats	R: 0	H: 1	E: 0	K: 0	S: 4	LOB: 2	BB: 1	P: 8	R: 0	H: 2	E: 0	K: 0	S: 5	LOB: 2	BB: 0	P: 5	R: 0	H: 0	E: 0	K: 0	S: 2	LOB: 0	BB: 1	P: 6	R: 0	H: 0	E: 0	K: 1	S: 4	LOB: 0	BB: 1	P: 8	R: 0	H: 0	E: 0	K: 0	S: 3	LOB: 0	BB: 0	P: 3	R: 3	H: 2	E: 0	K: 0	S: 4	LOB: 0	BB: 2	P: 12	R: 0	H: 0	E: 0	K: 1	S: 4	LOB: 0	BB: 1	P: 8	R: 0	H: 1	E: 0	K: 2	S: 8	LOB: 2	BB: 1	P: 12	R: 0	H: 1	E: 0	K: 1	S: 6	LOB: 1	BB: 0	P: 6	1B: 6	2B: 0	3B: 0	HR: 1	SF: 0	SAC: 1	DP: 4	HBP: 0	WP: 1	PB: 0	SB: 0	CS: 0	PA: 37
--------------	------	------	------	------	------	--------	-------	------	------	------	------	------	------	--------	-------	------	------	------	------	------	------	--------	-------	------	------	------	------	------	------	--------	-------	------	------	------	------	------	------	--------	-------	------	------	------	------	------	------	--------	-------	-------	------	------	------	------	------	--------	-------	------	------	------	------	------	------	--------	-------	-------	------	------	------	------	------	--------	-------	------	-------	-------	-------	-------	-------	--------	-------	--------	-------	-------	-------	-------	--------


PITCHER	IP	WLS	BF	H	R	ER	SO	BB	IBB	HBP	BLK	WP	HR	S	P	ERA	WHIP
Jim Staton, R ERA: 4.77 (1, 1)	5.2	W	24	5	3	3	1	5	0	0	0	0	1	21	41	4.76	1.765
John Hiller, L ERA: 2.28 (6, 1)	3.1	S	13	2	0	0	4	2	0	0	0	1	0	19	27	0.00	1.200

BOTTOM

Detroit Tigers @ Cleveland Indians
Cleveland Municipal Stadium, Cleveland, OH

Wed Jun 28 1978, 7:05 PM EDT
Unknown - 80 F

AB	29
R	3
H	7
RBI	3
BB	7
SO	5
LOB	16



livebaseballscores.com

Batter	1	2	3	4	5	6	7	8	9	AB R H RBI BB SO LOB	TOP									
Ron LeFlore, R (1, 8) OBP: 0.315, SLG: 0.358	0-0 F8		0-0 4-3			0-0 SH5-4 1B		0-0 F8		4 1 1 0 0 0 1	Detroit Tigers @ Cleveland Indians Cleveland Municipal Stadium, Cleveland, OH Wed Jun 28 1978, 7:05 PM EDT Att. 13,489 - Unknown									
Lou Whitaker, L (1, 4) OBP: 0.348, SLG: 0.352	0-0 4-3		0-0 L6			0-0 SH5-4 1-2		0-0 F8		3 0 0 0 0 0 1										
Rusty Staub, L (1, 10) OBP: 0.348, SLG: 0.438	0-0 4-3					0-0 CS 1B 2-H		4-0 BB 1-2		3 0 1 1 1 0 0										
Jason Thompson, L (1, 3) OBP: 0.357, SLG: 0.527		0-0 1B 1B				0-0 6-3		0-3 BB K		4 0 1 0 0 2 3										
Steve Kemp, L (1, 7) OBP: 0.411, SLG: 0.364		0-0 F6				0-0 F8		0-0 F7		4 0 0 0 0 0 1										
Milt May, L (1, 2) OBP: 0.305, SLG: 0.433		0-0 F7				0-0 F5		0-0 4-3		4 0 1 0 0 0 1										
Phil Mankowski, L (1, 5) OBP: 0.363, SLG: 0.411 Aurelio Rodriguez, R (9, PH) OBP: 0.321, SLG: 0.454		0-0 1-2 1B				0-0 1-3		0-0 G3 2B		3 0 1 0 0 0 1 1 0 0 0 0 1 0										
John Wockenfuss, R (1, 9) OBP: 0.338, SLG: 0.338		0-0 4-3				0-0 FC6-4 1B		0-3 K		3 0 1 0 0 1 3										
Alan Trammell, R (1, 6) OBP: 0.309, SLG: 0.345			0-0 5-3			0-0 FC6-4 1-2f		0-0 BB 1B		3 0 1 0 0 0 1										
Inning Stats	R: 0 E: 0 K: 0 S: 3	H: 0 LOB: 0 BB: 0 P: 3	R: 0 E: 0 K: 0 S: 5	H: 2 LOB: 2 BB: 0 P: 5	R: 0 E: 0 K: 0 S: 3	H: 0 LOB: 0 BB: 0 P: 3	R: 0 E: 0 K: 0 S: 4	H: 1 LOB: 1 BB: 0 P: 4	R: 1 E: 0 K: 1 S: 6	H: 2 LOB: 1 BB: 0 P: 6		R: 0 E: 0 K: 1 S: 6	H: 1 LOB: 1 BB: 0 P: 6	R: 0 E: 0 K: 1 S: 6	H: 1 LOB: 2 BB: 1 P: 10	R: 0 E: 0 K: 1 S: 5	H: 0 LOB: 0 BB: 0 P: 5	1B: 6 2B: 2 3B: 0 HR: 0	SF: 0 SAC: 1 DP: 1 HBP: 0	WP: 0 PB: 0 SB: 0 CS: 1
PITCHER	IP WLS BF H R ER SO BB IBB HBP BLK WP HR S P ERA WHIP																			
Mike Paxton, R (1, 1) ERA: 3.81	7.2 W 30 7 1 1 2 1 0 0 0 0 0 0 33 37 1.17 1.043																			
Sid Monge, L (8, 1) ERA: 2.21	1.1 S 4 0 0 0 2 0 0 0 0 0 0 0 8 8 0.00 0.000																			

livebaseballscorecards.com

AB	32
R	1
H	7
RBI	1
BB	1
SO	4
LOB	12



Batter	1	2	3	4	5	6	7	8	9	AB	R	H	RBI	BB	SO	LOB
Jim Norris, L OBP: 0.346, SLG: 0.345 (1, 9)	0-0 6-3		4-0 1B BB		0-0 G3			0-0 1-3		3	0	0	0	1	0	0
Rick Manning, L OBP: 0.325, SLG: 0.351 (1, 8)	0-3 K		0-0 1B BB			4-0 1B SH3-4 BB		0-0 F8		3	1	1	1	1	1	0
Johnny Grubb, L OBP: 0.354, SLG: 0.429 (1, 7)	0-0 F8		4-0 1-2 BB			0-0 1-2 SH3-4		0-0 F7		2	0	0	0	1	0	0
Andre Thornton, R OBP: 0.383, SLG: 0.512 (1, 3)		0-0 F4	0-3 K			0-0 2-H 1B S				3	0	1	1	0	1	3
Gary Alexander, R OBP: 0.311, SLG: 0.450 (1, 10)		0-3 K		0-3 K		0-3 1-2 K				3	0	0	0	0	3	1
Ted Cox, R OBP: 0.268, SLG: 0.221 (1, 5)		0-0 F7		0-3 K		0-0 4-3				3	0	0	0	0	1	1
Duane Kuiper, L OBP: 0.286, SLG: 0.295 (1, 4)			0-0 1B 4-3 1B		0-0 4-3			0-0 4-3		3	1	1	0	0	0	0
Larvell Blanks, R OBP: 0.257, SLG: 0.284 (1, 6)			0-0 1-2 4-3		0-0 F7		0-3 K			2	0	0	0	0	0	1
Tom Verzyer, R OBP: 0.269, SLG: 0.307 (7, 6)										1	0	0	0	0	1	0
Bo Diaz, R OBP: 0.176, SLG: 0.235 (1, 2)			0-0 F8		0-0 6-3			0-0 6-3		3	0	0	0	0	0	1

Inning Stats	R: 0	H: 0	E: 0	LOB: 0	K: 1	S: 5	P: 5	R: 0	H: 0	E: 0	LOB: 0	K: 1	S: 5	P: 5	R: 1	H: 2	E: 0	LOB: 3	K: 1	S: 7	P: 15	R: 0	H: 0	E: 0	LOB: 0	K: 2	S: 7	P: 7	R: 0	H: 0	E: 0	LOB: 0	K: 0	S: 3	P: 3	R: 1	H: 1	E: 0	LOB: 1	K: 1	S: 6	P: 10	R: 0	H: 0	E: 0	LOB: 0	K: 1	S: 5	P: 5	R: 0	H: 0	E: 0	LOB: 0	K: 0	S: 3	P: 3
PITCHER Milt Wilcox, R ERA: 4.01 (1, 1)	IP	WLS	BF	H	R	ER	SO	BB	IBB	HBP	BLK	WP	HR	S	P	ERA	WHIP	IP	WLS	BF	H	R	ER	SO	BB	IBB	HBP	BLK	WP	HR	S	P	ERA	WHIP	IP	WLS	BF	H	R	ER	SO	BB	IBB	HBP	BLK	WP	HR	S	P	ERA	WHIP					


BOTTOM

Detroit Tigers @ Cleveland Indians
Cleveland Municipal Stadium, Cleveland, OH

Wed Jun 28 1978, 7:05 PM EDT
Att. 13,489 - Unknown

livebaseballscorecards.com

AB	26
R	2
H	3
RBI	2
BB	3
SO	7
LOB	7



WP: 0	PA: 30
PB: 0	SB: 1
CS: 0	

Batter	1	2	3	4	5	6	7	8	9	AB R H RBI BB SO LOB	TOP											
Ron LeFlore, R OBP: 0.317, SLG: 0.360 (1, 8) X	0-0 1-3		0-0 4-3 SF7 2B		4-0 BB BB	0-3 K		0-0 F9		4 1 1 0 1 1 3												
Steve Kemp, L OBP: 0.408, SLG: 0.358 (1, 7) B B B	4-0 BB		0-0 4-3		0-3 K	0-0 G3		0-3 K		4 0 0 0 1 2 4												
Rusty Staub, L OBP: 0.348, SLG: 0.437 (1, 10) X	0-0 F7		0-0 SF7		4-0 BB 1-2		0-0 4-3		0-0 FC4-6 1B	3 0 1 1 1 0 1												
Jason Thompson, L OBP: 0.358, SLG: 0.522 (1, 3) X	0-0 6-3		0-0 3-H 4-0 BB		4-0 BB 1-2 2-3		0-0 4-3		0-0 FC4-6 1-2f	3 0 0 0 2 0 2												
Aurelio Rodriguez, R OBP: 0.317, SLG: 0.446 (1, 5) X		0-0 1-3	0-0 F3		0-3 K		0-0 1B		0-3 K	5 0 1 0 0 2 5												
Mickey Stanley, R OBP: 0.273, SLG: 0.344 (1, 9) B B B B		4-0 PB 1B BB		0-0 6-3		0-0 SH5-4 1B		0-0 F8		3 2 1 0 1 0 1												
Lance Parrish, R OBP: 0.252, SLG: 0.395 (1, 2) X		0-0 G3 1-H 1B		0-0 F7		0-0 E5 1B SH5-4		0-0 6-3 SH3-4 1B		4 0 2 1 0 0 1												
Mark Wagner, R OBP: 0.277, SLG: 0.289 (1, 6) X		0-0 G3		0-0 4-3		0-0 SH5-4		0-0 SH3-4		2 0 0 0 0 0 1												
Steve Dillard, R OBP: 0.282, SLG: 0.284 Lou Whitaker, L OBP: 0.346, SLG: 0.350 (8, PH) (8, 4) X		0-0 5-3		0-0 4-3		0-0 1B 2-3 3-H		0-0 6-3		3 0 1 1 0 0 1 1 0 0 0 0 0 1												
Inning Stats	R: 0 E: 0 K: 0 S: 3	H: 0 LOB: 1 BB: 1 P: 7	R: 1 E: 0 K: 0 S: 4	H: 1 LOB: 1 BB: 1 P: 8	R: 1 E: 0 K: 0 S: 4	H: 1 LOB: 1 BB: 1 P: 8	R: 0 E: 0 K: 0 S: 3	H: 0 LOB: 0 BB: 0 P: 3	R: 0 E: 0 K: 2 S: 7	H: 0 LOB: 3 BB: 3 P: 19	R: 1 E: 1 K: 1 S: 8	H: 2 LOB: 2 BB: 0 P: 8	R: 0 E: 0 K: 0 S: 4	H: 1 LOB: 1 BB: 0 P: 4	R: 0 E: 0 K: 2 S: 8	H: 1 LOB: 1 BB: 0 P: 8	1B: 6 2B: 1 3B: 0 HR: 0	SF: 1 SAC: 2 DP: 0 HBP: 0	WP: 0 PB: 1 SB: 0 CS: 0	PA: 41		
PITCHER David Clyde, L ERA: 3.99 Jim Kern, R ERA: 3.73	IP 5.1	WLS 27	H 4	R 3	ER 2	SO 2	BB 6	IBB 0	HBP 0	BLK 0	WP 0	HR 0	S 25	P 49	ERA 3.38	WHIP 1.875						
	IP 3.2	WLS 14	H 3	R 0	ER 0	SO 3	BB 0	IBB 0	HBP 0	BLK 0	WP 0	HR 0	S 20	P 20	ERA 0.00	WHIP 0.818						

Detroit Tigers @ Cleveland Indians
Cleveland Municipal Stadium, Cleveland, OH

Thu Jun 29 1978, 3:33 AM EDT
Att: 5,672 - Unknown - 76 F

livebaseballscorecards.com

AB	32
R	3
H	7
RBI	3
BB	6
SO	5
LOB	20



Batter	1	2	3	4	5	6	7	8	9	AB R H RBI BB SO LOB	TOP
Ron LeFlore, R OBP: 0.319, SLG: 0.362 (1, 8) X	0-0 1B SF8 1B		0-0 F9			0-0 1B G4-6-3 1B		0-3 K		4 2 2 0 0 1 1	
Steve Kemp, L OBP: 0.409, SLG: 0.360 (1, 7) X	0-0 FC5-4 BB 1-3 1B		0-3 K			0-0 1-3 G4-6-3 1B		0-0 FC4-6		4 0 2 0 0 1 1	
Rusty Staub, L OBP: 0.347, SLG: 0.433 (1, 10) BBB	4-0 FC5-4 1-2 BB		0-0 4-3			0-0 1-2f G4-6-3		0-0 4-3		3 0 0 0 1 0 2	
Jason Thompson, L OBP: 0.360, SLG: 0.527 (1, 3) X	0-0 SF8			0-0 F7		0-0 2B		0-0 BB 1B		3 0 2 1 0 0 0	
Aurelio Rodriguez, R OBP: 0.316, SLG: 0.438 (1, 5) X	0-0 FC5-4 FC5-4 1-2f 2-3			0-0 F8		0-0 F2		4-0 1-2 BB		3 0 0 0 1 0 3	
Mickey Stanley, R OBP: 0.271, SLG: 0.338 (1, 9) X	0-0 FC5-4 1-2f			0-0 1B			0-0 5-3	0-3 K		4 0 1 0 0 1 4	
Lance Parrish, R OBP: 0.259, SLG: 0.398 (1, 2) X		0-0 P6			0-0 FC6-4 1B		0-0 G4-3 1B	0-3 K		4 0 2 0 0 1 2	
Alan Trammell, R OBP: 0.302, SLG: 0.337 (1, 6) X		0-0 P1			0-0 FC6-4 G4-3 1-2f		0-0 G4-3 1-2f	0-0 1-3		4 0 0 0 0 0 4	
Lou Whitaker, L OBP: 0.346, SLG: 0.350 (1, 4) X		0-0 4-3			0-0 G4-3 1-2f			0-0 FC4-6 1B		3 0 1 0 0 0 1	
Inning Stats	R: 1 H: 2 E: 0 LOB: 2 K: 0 BB: 1 S: 5 P: 9	R: 0 H: 0 E: 0 LOB: 0 K: 0 BB: 0 S: 3 P: 3	R: 0 H: 0 E: 0 LOB: 0 K: 1 BB: 0 S: 5 P: 5	R: 0 H: 1 E: 0 LOB: 1 K: 0 BB: 0 S: 3 P: 3	R: 0 H: 1 E: 0 LOB: 0 K: 0 BB: 0 S: 3 P: 3	R: 1 H: 3 E: 0 LOB: 1 K: 0 BB: 0 S: 5 P: 5	R: 0 H: 1 E: 0 LOB: 0 K: 0 BB: 0 S: 3 P: 3	R: 0 H: 1 E: 0 LOB: 1 K: 1 BB: 0 S: 6 P: 6	R: 0 H: 1 E: 0 LOB: 2 K: 2 BB: 1 S: 8 P: 12	1B: 9 SF: 1 2B: 1 SAC: 0 3B: 0 DP: 3 HR: 0 HBP: 0	WP: 0 PA: 35 PB: 0 SB: 0 CS: 0
PITCHER Don Gullett, L (1, 1) ERA: 2.68	IP WLS BF H R ER SO BB IBB HBP BLK WP HR S P ERA WHIP										
	9.0 W 35 10 2 2 4 2 0 0 0 0 0 0 41 49 2.00 1.333										

Detroit Tigers @ New York Yankees
 Yankee Stadium, Bronx, NY
 Fri Jun 30 1978, 7:05 PM EDT
 Att. 33,894 - Unknown - 77 F

AB	32
R	2
H	10
RBI	1
BB	2
SO	4
LOB	18



livebaseballscorecards.com

Batter	1	2	3	4	5	6	7	8	9
Jay Johnstone, L (1, 9) OBP: 0.238, SLG: 0.244 Jim Spencer, L (8, 3) OBP: 0.307, SLG: 0.500	0-0 F8	0-0 FC6-4 1-2 2-3 3-H 1B	0-3 K		0-0 FC5-4 1B		0-0 1-3 1B	0-0 4-3	
Fred Stanley, R (1, 6) OBP: 0.383, SLG: 0.362	0-0 4-1	0-0 FC6-4 1-2f	0-3 K		0-0 FC5-4 1-2f		0-0 F9		
Graig Nettles, L (1, 5) OBP: 0.330, SLG: 0.422 Brian Doyle, L (8, 5) OBP: 0.227, SLG: 0.227	0-0 F8		SH HR BB		0-0 2-3		0-0 F2		
Chris Chambliss, L (1, 3) OBP: 0.353, SLG: 0.410 Paul Blair, R (8, 8) OBP: 0.273, SLG: 0.338		0-0 1B 1B	0-0 SH HR 1B	0-0 G3		0-0 WP 1B 2B	0-0 F8		
Lou Piniella, R (1, 7) OBP: 0.379, SLG: 0.405		0-0 1B 1B	0-0 SH HR 1B	0-0 P5		0-0 WP 1B 2-H	0-0 1B 2B		
Reggie Jackson, L (1, 10) OBP: 0.344, SLG: 0.471		0-0 1B 1B	0-0 HR	0-0 1B 1B		0-0 F9 1-2	0-0 P6		
Gary Thomasson, L (1, 8) OBP: 0.286, SLG: 0.346 (8, 9)		0-3 K	0-0 1B 2B BB	0-0 1-2 1B		0-3 K	0-0 1B 1B 2-H		
Damaso Garcia, R (1, 4) OBP: 0.227, SLG: 0.200		4-0 1B BB	0-0 1-2 2B 1B	0-3 K		0-0 F8	0-3 K		
Mike Heath, R (1, 2) OBP: 0.364, SLG: 0.400	0-0 P5		0-0 1-H 2-H 2B		0-0 5-3		4-0 1B BB	0-0 1-2 1B	

AB	R	H	RBI	BB	SO	LOB
5	0	3	1	0	1	1
1	0	0	0	0	0	2
5	0	0	0	0	1	7
4	1	0	0	1	0	4
0	0	0	0	0	0	0
5	3	3	0	0	0	2
0	0	0	0	0	0	0
4	3	3	1	0	0	0
5	1	3	5	0	0	2
4	1	2	1	1	2	3
4	1	1	0	1	2	4
4	0	2	2	1	0	3

BOTTOM

Detroit Tigers @ New York Yankees
 Yankee Stadium, Bronx, NY
 Fri Jun 30 1978, 7:05 PM EDT
 Att: 33,894 - Unknown - 77 F

livebaseballscorecards.com

AB	41
R	10
H	17
RBI	10
BB	4
SO	6
LOB	28



1B: 13	SF: 0	WP: 2	PA: 46
2B: 3	SAC: 1	PB: 0	
3B: 0	DP: 0	SB: 0	
HR: 1	HBP: 0	CS: 0	

Inning Stats	R	H	E	K	S	P	IP	WLS	BF	H	R	ER	SO	BB	IBB	HBP	BLK	WP	HR	S	P	ERA	WHIP
Steve Baker, R (1, 1) ERA: 3.97	0	0	0	0	3	2	2.0	L	15	6	6	5	1	2	0	0	0	0	1	15	23	22.50	4.000
Jim Crawford, L (3, 1) ERA: 3.62	0	0	0	0	3	2	6.0		31	11	4	4	5	2	0	0	0	2	0	39	47	6.00	2.167

PITCHER	IP	WLS	BF	H	R	ER	SO	BB	IBB	HBP	BLK	WP	HR	S	P	ERA	WHIP
Steve Baker, R (1, 1) ERA: 3.97	2.0	L	15	6	6	5	1	2	0	0	0	0	1	15	23	22.50	4.000
Jim Crawford, L (3, 1) ERA: 3.62	6.0		31	11	4	4	5	2	0	0	0	2	0	39	47	6.00	2.167

Detroit Tigers @ New York Yankees
 Yankee Stadium, Bronx, NY

Sat Jul 01 1978, 3:33 AM EDT
 Att. 37,260 - Sunny

AB	38
R	8
H	13
RBI	7
BB	9
SO	5
LOB	27



WP:	1	PA:	48
PB:	0		
SB:	1		
CS:	0		

Batter	1	2	3	4	5	6	7	8	9	AB	R	H	RBI	BB	SO	LOB
Ron LeFlore, R (1, 8) OBP: 0.325, SLG: 0.365	4-0 FC6-5 S BB	0-3 K	1-0 1B 2B HBP		0-0 G3		4-0 G6-4-3 BB		0-0 2B	3	1	1	0	2	1	2
Lou Whitaker, L (1, 4) OBP: 0.345, SLG: 0.350	0-3 K	0-0 2B 1B	0-0 2B 1B		0-0 6-3		0-0 G6-4-3		0-0 F7	6	0	2	3	0	1	4
Rusty Staub, L (1, 10) OBP: 0.353, SLG: 0.444	0-0 FC6-5 BB 1B	0-0 2B	0-0 2B				0-0 FC3-6 1B		0-0 F8	6	1	4	3	0	0	2
Jason Thompson, L (1, 3) OBP: 0.360, SLG: 0.522	4-0 1B BB	4-0 BB	0-0 F7				0-0 FC3-6 1B		0-0 F8	3	0	0	0	2	0	4
Steve Kemp, L (1, 7) OBP: 0.409, SLG: 0.361	0-0 BB 1B	0-0 F7			0-0 F7		0-0 F7		0-0 FC4-6 1B	5	0	2	1	0	0	3
Milt May, L (1, 2) OBP: 0.314, SLG: 0.435	4-0 1-2 BB		0-3 K		0-0 FC4-6 1B		0-0 1-2 1B		0-0 FC4-6 FC6	4	0	2	0	1	1	1
Tim Corcoran, L (1, 9) OBP: 0.300, SLG: 0.292	0-0 F8		4-0 HBP WP 1B BB		0-0 FC4-6		0-0 4-3		0-0 FC6	4	1	0	0	1	0	7
Phil Mankowski, L (1, 5) OBP: 0.373, SLG: 0.411		4-0 BB 1B BB	4-0 HBP 1B BB		0-3 K2-3				0-0 1B G6-4-3 1B	0	2	0	0	2	0	0
Aurelio Rodriguez, R (4, PH) OBP: 0.316, SLG: 0.436			1-2 1B BB						0-0 F3	3	1	1	0	0	1	2
Alan Trammell, R (1, 6) OBP: 0.305, SLG: 0.335		4-0 1B 2B BB	0-3 K		0-0 5-3		0-0 G6-4-3 BB 1B		0-0 F7	4	2	1	0	1	1	2

Inning Stats	R	H	E	K	S	P	R	H	E	K	S	P	R	H	E	K	S	P	R	H	E	K	S	P	R	H	E	K	S	P	R	H	E	K	S	P
R: 1 E: 0 K: 1 S: 6	H: 1 LOB: 3 BB: 3 P: 18	R: 2 E: 0 K: 1 S: 6	H: 2 LOB: 2 BB: 3 P: 18	R: 3 E: 0 K: 2 S: 9	H: 2 LOB: 2 BB: 2 P: 18	R: 0 E: 0 K: 1 S: 6	H: 1 LOB: 1 BB: 0 P: 6	R: 0 E: 0 K: 0 S: 5	H: 2 LOB: 2 BB: 0 P: 5	R: 2 E: 0 K: 0 S: 5	H: 3 LOB: 1 BB: 1 P: 9	R: 0 E: 0 K: 0 S: 4	H: 1 LOB: 1 BB: 0 P: 4	R: 0 E: 0 K: 0 S: 4	H: 1 LOB: 1 BB: 0 P: 4	1B: 10 2B: 3 3B: 0 HR: 0	SF: 0 SAC: 0 DP: 1 HBP: 1	WP: 1 PB: 0 SB: 1 CS: 0	PA: 48																	

PITCHER	IP	WLS	BF	H	R	ER	SO	BB	IBB	HBP	BLK	WP	HR	S	P	ERA	WHIP
Andy Messersmith, R (1, 1) ERA: 5.64	1.1	L	11	2	3	3	2	5	0	0	0	0	0	10	30	20.25	5.250
Ken Clay, R (2, 1) ERA: 5.87	1.1		9	2	3	3	2	3	0	1	0	1	0	9	22	20.25	3.750
Sparky Lyle, L (3, 1) ERA: 3.38	2.1		9	2	0	0	1	0	0	0	0	0	0	11	11	0.00	0.857
Dick Tidrow, R (6, 1) ERA: 4.12	4.0		19	7	2	2	0	1	0	0	0	0	0	18	22	4.50	2.000

livebaseballscorecards.com

Batter	1	2	3	4	5	6	7	8	9	AB R H RBI BB SO LOB
Jay Johnstone, L (1, 9) OBP: 0.258, SLG: 0.259	0-0 1B		H 1-0 1-2 G6-4-3 HBP		X 0-0 1-3 1B		X 0-0 2-3 3-H SF8		X 0-0 L3	3 0 2 1 0 0 0
Thurman Munson, R (1, 2) OBP: 0.299, SLG: 0.371 Cliff Johnson, R (8, 2) OBP: 0.320, SLG: 0.343	0-0 1-2 G6-3 1B		X 0-0 1-2f G6-4-3		X 0-0 4-3		X 0-0 4-3		X 0-3 K	4 0 1 0 0 0 6 1 0 0 0 0 1 0
Graig Nettles, L (1, 5) OBP: 0.329, SLG: 0.419	0-0 1-2f G6-3			X 0-0 F8		X 0-0 1-3		X 0-0 FC4-6 1B		4 0 1 0 0 0 1
Chris Chambliss, L (1, 3) OBP: 0.352, SLG: 0.411		X 0-0 F9		X 0-0 2B		X 0-0 4-3		X 0-0 1-2f FC4-6 1B HR		4 1 1 0 0 0 1
Lou Piniella, R (1, 7) OBP: 0.377, SLG: 0.407		X 0-0 4-3 2B		X 0-0 5-3		X 0-0 5-3		X 0-0 P4		4 0 1 0 0 0 2
Reggie Jackson, L (1, 10) OBP: 0.342, SLG: 0.467		X 0-0 2-3 4-3		X 0-0 F8		X 0-0 F7		X 0-0 1-2 HR 1B		4 1 1 0 0 0 2
Gary Thomasson, L (1, 8) OBP: 0.290, SLG: 0.364		X 0-0 4-3		X 0-0 6-3		X 0-0 BB SF8 1B		X 0-0 1-H 2-H HR		4 2 2 3 0 0 1
Fred Stanley, R (1, 6) OBP: 0.393, SLG: 0.366 Jim Spencer, L (8, PH) OBP: 0.305, SLG: 0.496 Brian Doyle, L (9, 4) OBP: 0.227, SLG: 0.227			B B B 4-0 FC6-4 BB		X 0-0 F2		X 0-0 1-2 SF8 BB 1B	X 0-0 G3		2 0 1 0 1 0 0 1 0 0 0 0 0 0 0 0 0 0 0 0 0
Damaso Garcia, R (1, 4) OBP: 0.269, SLG: 0.217		X 0-0 1-2f FC6-4 S		X 0-0 1B 1B		X 0-0 1-2 2-3 BB		X 0-0 P2		3 0 1 0 1 0 1

Inning Stats	R: 0 E: 0 K: 0 S: 3	H: 2 LOB: 0 BB: 0 P: 3	R: 0 E: 0 K: 0 S: 4	H: 1 LOB: 1 BB: 0 P: 4	R: 0 E: 0 K: 0 S: 2	H: 0 LOB: 1 BB: 1 P: 7	R: 0 E: 0 K: 0 S: 4	H: 1 LOB: 1 BB: 0 P: 4	R: 0 E: 0 K: 0 S: 5	H: 2 LOB: 2 BB: 0 P: 5	R: 0 E: 0 K: 0 S: 3	H: 0 LOB: 0 BB: 0 P: 3	R: 1 E: 0 K: 0 S: 5	H: 2 LOB: 2 BB: 1 P: 9	R: 3 E: 0 K: 0 S: 6	H: 3 LOB: 0 BB: 0 P: 6	R: 0 E: 0 K: 1 S: 5	H: 0 LOB: 0 BB: 0 P: 5	1B: 8 2B: 2 3B: 0 HR: 1	SF: 1 SAC: 0 DP: 2 HBP: 1	WP: 0 PB: 1 SB: 1 CS: 0	PA: 38
PITCHER	IP	WLS	BF	H	R	ER	SO	BB	IBB	HBP	BLK	WP	HR	S	P	ERA	WHIP					
Jack Billingham, R (1, 1) ERA: 4.35	7.2	W	34	11	4	4	0	2	0	1	0	0	1	31	40	4.70	1.696					
John Hiller, L (8, 1) ERA: 2.23	1.1		4	0	0	0	1	0	0	0	0	0	0	6	6	0.00	0.000					

BOTTOM

Detroit Tigers @ New York Yankees
Yankee Stadium, Bronx, NY
 Sat Jul 01 1978, 3:33 AM EDT
 Att. 37,260 - Sunny

livebaseballscorecards.com

AB	34
R	4
H	11
RBI	4
BB	2
SO	1
LOB	14



Batter	1	2	3	4	5	6	7	8	9	AB R H RBI BB SO LOB	TOP	
Ron LeFlore, R OBP: 0.324, SLG: 0.363 (1, 8) X	0-0 1B 1B	0-0 FC4-6 1-2f			0-0 E5 B5-3		0-0 F9			4 1 1 0 0 0 3		
Steve Kemp, L OBP: 0.407, SLG: 0.360 (1, 7) X	0-0 1B 1-2 FC5-2 1B		0-3 K		0-0 B5-3 1-2f			0-0 F7		4 0 1 0 0 1 1		
Rusty Staub, L OBP: 0.352, SLG: 0.442 (1, 10) X	0-0 L5-4 1-3 2-H 1B		0-3 K		0-0 F7			0-0 P6		4 0 1 1 0 1 0		
Jason Thompson, L OBP: 0.362, SLG: 0.530 (1, 3) X	0-0 FC5-2 1-2 3-H		0-0 HR			0-3 K		4-0 BB		3 1 1 1 1 1 2		
Aurelio Rodriguez, R OBP: 0.315, SLG: 0.428 (1, 5) X	0-0 L5-4 2-3		4-0 FC5-4 BB			0-0 5-3		0-0 F7		3 0 0 0 1 0 3		
Mickey Stanley, R OBP: 0.270, SLG: 0.333 (1, 9)		0-0 FC5-4 1B	0-0 FC5-4 1-2f		0-0 5-3			0-0 6-3		4 0 1 0 0 0 1		
Lance Parrish, R OBP: 0.252, SLG: 0.387 (1, 2)		0-3 K		0-3 K		0-0 5-3		0-0 P3		4 0 0 0 0 2 1		
Alan Trammell, R OBP: 0.300, SLG: 0.330 Milt May, L OBP: 0.312, SLG: 0.432 (9, PH)		0-0 FC5-4 1B 1-2f		0-0 F9		0-0 6-3		0-0 6-3		3 0 0 0 0 0 1 1 0 0 0 0 0 0		
Lou Whitaker, L OBP: 0.345, SLG: 0.349 (1, 4)		0-0 FC4-6 1B 1-2		0-3 K		0-0 E6				3 0 1 0 0 1 0		
Inning Stats	R: 1 E: 0 K: 0 S: 5 H: 3 LOB: 1 BB: 0 P: 5	R: 0 E: 0 K: 1 S: 7 H: 2 LOB: 2 BB: 0 P: 7	R: 1 E: 0 K: 2 S: 8 H: 1 LOB: 1 BB: 1 P: 12	R: 0 E: 0 K: 2 S: 7 H: 0 LOB: 0 BB: 0 P: 7	R: 0 E: 1 K: 0 S: 3 H: 0 LOB: 0 BB: 0 P: 3	R: 0 E: 0 K: 1 S: 5 H: 0 LOB: 0 BB: 0 P: 5	R: 0 E: 1 K: 0 S: 4 H: 0 LOB: 1 BB: 0 P: 4	R: 0 E: 0 K: 0 S: 3 H: 0 LOB: 1 BB: 1 P: 7	R: 0 E: 0 K: 0 S: 3 H: 0 LOB: 0 BB: 0 P: 3	1B: 5 2B: 2 3B: 0 HR: 1 SF: 0 SAC: 0 DP: 2 HBP: 0	WP: 0 PB: 0 SB: 0 CS: 0 PA: 35	
PITCHER Ron Guidry, L ERA: 1.75 Rich Gossage, R ERA: 2.12	IP WLS BF H R ER SO BB IBB HBP BLK WP HR S P ERA WHIP											PITCHER IP WLS BF H R ER SO BB IBB HBP BLK WP HR S P ERA WHIP
	(1, 1) 8.0 W 32 6 2 2 6 2 0 0 0 0 0 1 42 50 2.25 1.000											
	(9, 1) 1.0 S 3 0 0 0 0 0 0 0 0 0 0 0 3 3 0.00 0.000											

Detroit Tigers @ New York Yankees
 Yankee Stadium, Bronx, NY
 Sun Jul 02 1978, 3:33 AM EDT
 Sunny - 75 F

livebaseballscorecards.com

AB	33
R	2
H	6
RBI	2
BB	2
SO	6
LOB	12



Detroit Tigers @ New York Yankees

Yankee Stadium, Bronx, NY

Sun Jul 02 1978, 3:38 AM EDT
Att: 51,327 - Unknown

livebaseballscorecards.com



AB	35
R	3
H	12
RBI	3
BB	4
SO	6
LOB	17

WP:	0	PA:	40
PB:	0		
SB:	1		
CS:	0		

AB	R	H	RBI	BB	SO	LOB
4	1	0	0	1	2	1
4	0	1	0	0	1	1
1	0	0	0	0	1	3
0	0	0	0	0	0	0
4	0	2	2	0	0	1
4	1	2	0	1	0	2
3	0	2	0	1	1	2
4	0	2	1	0	1	1
4	0	0	0	0	0	3
3	0	1	0	1	0	1
0	1	0	0	0	0	0
3	0	1	0	0	0	2
1	0	1	0	0	0	0
0	0	0	0	0	0	0

Batter	1	2	3	4	5	6	7	8	9
Ron LeFlore, R (1, 8) OBP: 0.322, SLG: 0.359	0-3 K		0-3 K		0-0 FC6-4 2B		0-0 5-3		4-0 BB
Mark Wagner, R (1, 6) OBP: 0.276, SLG: 0.287	0-0 1-3		0-3 K		0-0 6-3		0-0		0-3 K
Phil Mankowski, L (9, PH) OBP: 0.370, SLG: 0.407					1-2		1B		
Alan Trammell, R (9, 6) OBP: 0.300, SLG: 0.330									
Rusty Staub, L (1, 10) OBP: 0.352, SLG: 0.446	0-0 2B 1B		0-0 G3		0-0 1B 2B		0-0 F7		0-0 SF7
Jason Thompson, L (1, 3) OBP: 0.365, SLG: 0.532	0-0 1-3 2B			0-0 BB 1B	4-0 1B BB			0-0 F7	0-0 4-3
Aurelio Rodriguez, R (1, 5) OBP: 0.324, SLG: 0.432	0-3 K			4-0 1B BB	0-0 1-2 1B			0-0 FC6-4 1B	
Mickey Stanley, R (1, 9) OBP: 0.262, SLG: 0.356		0-0 6-3 2B		0-0 FC6-4 1B		0-0 F9		0-3 K	
John Wockenfuss, R (1, 7) OBP: 0.320, SLG: 0.319			0-0 6-3		FC6-4		0-0 3-1		0-0 FC6-4
Milt May, L (1, 2) OBP: 0.316, SLG: 0.430			2-3		1-2f				
Lou Whitaker, L (9, PR) OBP: 0.345, SLG: 0.349		4-0 BB BB		0-0 F9		0-0 F2			0-0 BB 1B SF7 1B
Steve Dillard, R (1, 4) OBP: 0.284, SLG: 0.286									
Steve Kemp, L (9, PH) OBP: 0.408, SLG: 0.362		0-0 G5-4-3 BB							0-0 BB 1B
Lance Parrish, R (9, 2) OBP: 0.252, SLG: 0.387			0-0 G5-4-3		0-0 FC6-4 1B		0-0 5-3		0-0 1-2 1B

PITCHER	IP	WLS	BF	H	R	ER	SO	BB	IBB	HBP	BLK	WP	HR	S	P	ERA	WHIP
Dave Rajsich, L (1, 1) ERA: 3.86	4.2		22	7	2	2	4	3	0	0	0	0	0	27	39	3.86	2.143
Sparky Lyle, L (5, 1) ERA: 3.34	3.1		13	4	1	1	1	0	0	0	0	0	0	15	15	2.70	1.200
Rich Gossage, R (9, 1) ERA: 2.09	1.0	W	5	1	0	0	1	1	0	0	0	0	0	6	10	0.00	2.000

PITCHER	IP	WLS	BF	H	R	ER	SO	BB	IBB	HBP	BLK	WP	HR	S	P	ERA	WHIP

Inning	1	2	3	4	5	6	7	8	9
R	0	0	0	1	1	0	0	0	0
H	2	1	0	2	3	0	1	1	2
E	0	0	0	0	0	0	0	0	0
K	2	0	0	2	0	0	1	1	1
S	9	7	7	8	9	3	4	6	7

Batter	1	2	3	4	5	6	7	8	9	AB R H RBI BB SO LOB
Mickey Rivers, L (1, 8) OBP: 0.298, SLG: 0.383	0-0 F8		0-0 F3		0-0 1-3			0-0 FC4-6		4 0 0 0 0 0 2
Jay Johnstone, L (1, 9) OBP: 0.247, SLG: 0.247 Paul Blair, R (9, 9) OBP: 0.273, SLG: 0.338	0-0 F7		0-0 HR 1B			0-0 F2		0-0 F8		4 1 1 0 0 0 1 0 0 0 0 0 0 0
Graig Nettles, L (1, 5) OBP: 0.330, SLG: 0.424	4-0 BB		0-0 HR			0-0 P3			0-3 K	3 1 1 3 1 1 0
Chris Chambliss, L (1, 3) OBP: 0.343, SLG: 0.402	0-0 P6		0-0 F7			0-0 F8			0-0 4-3	4 0 0 0 0 0 1
Reggie Jackson, L (1, 10) OBP: 0.344, SLG: 0.464		0-0 4-3		4-0 CS BB			0-0 4-3		0-0 HR 1B	3 1 1 0 1 0 0
Gary Thomasson, L (1, 7) OBP: 0.299, SLG: 0.388		0-0 F7		0-0 F8		4-0 CS BB			0-0 HR	3 1 1 2 1 0 1
Damaso Garcia, R (1, 4) OBP: 0.258, SLG: 0.214		0-0 F8		0-0 L4		0-3 K				3 0 0 0 0 1 1
Mike Heath, R (1, 2) OBP: 0.357, SLG: 0.385			0-0 FC3-6 1B		0-3 K			0-0 L4		3 0 1 0 0 1 0
Fred Stanley, R (1, 6) OBP: 0.382, SLG: 0.355			0-0 FC3-6 1B HR		0-0 5-3			0-0 FC4-6 1B		3 1 1 0 0 0 1

BOTTOM

Detroit Tigers @ New York Yankees
Yankee Stadium, Bronx, NY
Sun Jul 02 1978, 3:38 AM EDT
Att. 51,327 - Unknown

AB	30
R	5
H	6
RBI	5
BB	3
SO	3
LOB	7



Inning Stats	R: 0	H: 0	E: 0	K: 0	S: 3	R: 0	H: 0	E: 0	K: 0	S: 3	R: 3	H: 3	E: 0	K: 0	S: 6	R: 0	H: 0	E: 0	K: 0	S: 2	R: 0	H: 0	E: 0	K: 1	S: 5	R: 0	H: 0	E: 0	K: 0	S: 3	R: 0	H: 0	E: 0	K: 1	S: 4	R: 0	H: 1	E: 0	K: 0	S: 4	R: 2	H: 2	E: 0	K: 1	S: 6	1B: 4	SF: 0	2B: 0	SAC: 0	3B: 0	DP: 0	HR: 2	HBP: 0	WP: 0	PA: 33
PITCHER Jim Staton, R (1, 1) ERA: 4.81	IP	WLS	BF	H	R	ER	SO	BB	IBB	HBP	BLK	WP	HR	S	P	ERA	WHIP																		PITCHER IP	WLS	BF	H	R	ER	SO	BB	IBB	HBP	BLK	WP	HR	S	P	ERA	WHIP				

Batter	1	2	3	4	5	6	7	8	9	AB R H RBI BB SO LOB	TOP											
Rick Bosetti, R (1, 8) OBP: 0.314, SLG: 0.394	0-3 K		0-0 SH3-4		0-0 HR		0-0 5-3			3 1 1 2 0 1 0												
Bob Bailor, R (1, 9) OBP: 0.304, SLG: 0.322	0-0 F7		0-0 1B		0-0 6-3			0-3 K		4 0 1 1 0 1 0												
Roy Howell, L (1, 5) OBP: 0.338, SLG: 0.399	0-0 F8		0-3 K		0-0 F8			0-0 1B 2B		4 1 1 0 0 1 1												
Rico Carty, R (1, 10) OBP: 0.343, SLG: 0.455		0-3 K	0-3 K		0-0 5-3			0-0 5-3		4 0 0 0 0 2 2												
John Mayberry, L (1, 3) OBP: 0.351, SLG: 0.455		4-0 1B BB		0-0 F8 2B		0-0 F8		0-0 1B		3 0 2 1 1 0 0												
Willie Upshaw, L (1, 7) OBP: 0.318, SLG: 0.360		0-0 1B		0-0 F8		0-0 F4		0-0 F8		4 0 1 0 0 0 2												
Dave McKay, S (1, 4) OBP: 0.272, SLG: 0.365		0-0 G4-6-3		0-0 F4		0-0 4-3			0-0 F7	4 0 0 0 0 0 3	AB 33											
Alan Ashby, S (1, 2) OBP: 0.303, SLG: 0.333			0-0 HR		0-3 K		0-0 G3		0-0 4-3	4 1 1 1 0 1 1	R 5											
Luis Gomez, R (1, 6) OBP: 0.286, SLG: 0.245			4-0 SH3-4 1B BB		0-0 HR 1B		0-0 F9		0-0 5-3	3 2 1 0 1 0 0	H 8											
Inning Stats	R: 0 E: 0 K: 1 S: 5	H: 0 LOB: 0 BB: 0 P: 5	R: 0 E: 0 K: 1 S: 5	H: 1 LOB: 1 BB: 1 P: 9	R: 2 E: 0 K: 2 S: 9	H: 2 LOB: 1 BB: 1 P: 13	R: 0 E: 0 K: 1 S: 6	H: 1 LOB: 1 BB: 0 P: 6	R: 2 E: 0 K: 0 S: 5	H: 2 LOB: 0 BB: 0 P: 5	R: 0 E: 0 K: 0 S: 3	H: 0 LOB: 0 BB: 0 P: 3	R: 0 E: 0 K: 0 S: 3	H: 0 LOB: 0 BB: 0 P: 3	R: 1 E: 0 K: 1 S: 7	H: 2 LOB: 1 BB: 0 P: 7	R: 0 E: 0 K: 0 S: 3	H: 0 LOB: 0 BB: 0 P: 3	1B: 4 2B: 2 3B: 0 HR: 2	SF: 0 SAC: 1 DP: 1 HBP: 0	WP: 0 PB: 0 SB: 0 CS: 0	PA: 36
PITCHER Milt Wilcox, R (1, 1) ERA: 4.1	IP: 9.0 WLS: W BF: 36 H: 8 R: 5 ER: 5 SO: 6 BB: 2 IBB: 0 HBP: 0 BLK: 0 WP: 0 HR: 2 S: 46 P: 54 ERA: 5.00 WHIP: 1.111											PITCHER IP: WLS: BF: H: R: ER: SO: BB: IBB: HBP: BLK: WP: HR: S: P: ERA: WHIP:										

Toronto Blue Jays @ Detroit Tigers
 Tiger Stadium, Detroit, MI
 Mon Jul 03 1978, 7:05 PM EDT
 Att: 21,597 - Unknown

livebaseballscorecards.com



BOTTOM

Toronto Blue Jays @ Detroit Tigers

Tiger Stadium, Detroit, MI

Mon Jul 03 1978, 7:05 PM EDT

Att. 21,597 - Unknown

livebaseballscorecards.com

AB	31
R	6
H	8
RBI	6
BB	5
SO	2
LOB	9



WP	2	PA	38
PB	0		
SB	0		
CS	0		

Batter	1	2	3	4	5	6	7	8	9	AB	R	H	RBI	BB	SO	LOB											
Ron LeFlore, R OBP: 0.326, SLG: 0.362 (1, 8)	0-0 5-3 ①		0-0 1B 2B		4-0 4-3 1B SH5-4 BB		0-0 5-3 ①		4-0 1B IBB	3	2	1	0	2	0	0											
Lou Whitaker, L OBP: 0.352, SLG: 0.357 (1, 4)	0-0 FC4-6 1B		0-0 WP 4-3 1B		0-0 SH5-4 1-2		0-0 F8 ②		0-0 1-2 2-H 3-H 1B	4	1	3	2	0	0	0											
Rusty Staub, L OBP: 0.351, SLG: 0.443 (1, 10)	0-0 FC4-6 WP 1-2f		0-0 4-3 WP SF8 1B		0-0 4-3 2-3		0-0 G3 ③			4	1	1	1	0	0	2											
Jason Thompson, L OBP: 0.367, SLG: 0.529 (1, 3)	4-0 1-2 BB		0-0 4-3 ① 1-3 2-H		4-0 1B BB		0-0 F7 ①			2	0	0	1	2	0	1											
Steve Kemp, L OBP: 0.407, SLG: 0.362 (1, 7)	0-0 G3 ③		0-0 SF8 ② 3-H		0-0 1-2 3-H 1B		0-0 4-3 ②			3	0	1	2	0	0	2											
Milt May, L OBP: 0.309, SLG: 0.420 (1, 2)		0-0 4-3 ①	0-0 G3 ③		0-0 F7 ③		0-3 K ③			4	0	0	0	0	1	2											
Phil Mankowski, L OBP: 0.366, SLG: 0.402 (1, 5)		0-0 1B		0-0 L9 ①		0-0 G3 ①		0-0 F8 ①		4	0	1	0	0	0	0											
Tim Corcoran, L OBP: 0.299, SLG: 0.286 (1, 9)		0-0 F8 ②		0-0 F8 ②		0-0 G3 ②		4-0 2B 1B BB		3	1	0	0	1	0	1											
Alan Trammell, R OBP: 0.296, SLG: 0.325 John Wockenfuss, R OBP: 0.329, SLG: 0.343 Steve Dillard, R OBP: 0.284, SLG: 0.286 (1, 6)		0-0 5-3 ③		0-3 K ③		0-0 F2 ③		0-0 1-3 1B 2B		3	0	0	0	0	1	1											
										1	0	1	0	0	0	0											
										0	1	0	0	0	0	0											
Inning Stats	R: 0 E: 0 K: 0 S: 4	H: 1 LOB: 2 BB: 1 P: 8	R: 0 E: 0 K: 0 S: 4	H: 1 LOB: 1 BB: 0 P: 4	R: 3 E: 0 K: 0 S: 6	H: 3 LOB: 0 BB: 0 P: 6	R: 0 E: 0 K: 1 S: 5	H: 0 LOB: 0 BB: 0 P: 5	R: 1 E: 0 K: 0 S: 4	H: 1 LOB: 2 BB: 2 P: 12	R: 0 E: 0 K: 0 S: 3	H: 0 LOB: 0 BB: 0 P: 3	R: 0 E: 0 K: 1 S: 5	H: 0 LOB: 0 BB: 0 P: 5	R: 2 E: 0 K: 0 S: 3	H: 2 LOB: 2 BB: 2 P: 11	1B: 6 2B: 2 3B: 0 HR: 0	SF: 1 SAC: 1 DP: 0 HBP: 0	WP: 2 PB: 0 SB: 0 CS: 0	PA: 38							
PITCHER	IP	WLS	BF	H	R	ER	SO	BB	IBB	HBP	BLK	WP	HR	S	P	ERA	WHIP										
Jim Clancy, R ERA: 4.85 (1, 1)	8.1		35	6	5	5	2	4	0	0	0	2	0	35	51	5.40	1.200										
Tom Murphy, R ERA: 4.07 (9, PH)	0.0	L	2	1	0	0	0	0	1	0	0	0	0	1	5	∞	∞										
Mike Willis, L ERA: 5.82 (9, 1)	0.0		1	1	1	1	0	0	0	0	0	0	0	1	1	∞	∞										

Batter	1	2	3	4	5	6	7	8	9	AB R H RBI BB SO LOB	TOP		
Rick Bosetti, R (1, 8) OBP: 0.319, SLG: 0.395	0-0 G1-4-3 1B		4-0 G4-6-3 BB	0-0 SF8	0-0 6-3			4-0 SH1-4 2B BB		2 1 1 1 2 0 2			
Bob Bailor, R (1, 9) OBP: 0.304, SLG: 0.322	0-0 G1-4-3 1-2f		0-0 G4-6-3 1-2f	0-0 1B 1B			0-0 5-3	0-0 SH1-4 1-2		4 0 1 1 0 0 2			
Roy Howell, L (1, 5) OBP: 0.342, SLG: 0.406	0-0 1B		0-0 F7	0-0 1B 1B			0-0 4-3	0-0 2B 2B		5 1 3 2 0 0 0			
Rico Carty, R (1, 10) OBP: 0.344, SLG: 0.457	0-0 5-3			0-0 1B 1B F9			0-0 F8	0-0 2B 1B 2B		5 2 2 1 0 0 3			
John Mayberry, L (1, 3) OBP: 0.358, SLG: 0.461		0-0 FC3-6 1B		0-0 1B 1B 1B	0-0 2B SF7 1B			0-0 F9 2B 1B G6-4-3		5 2 4 1 0 0 0			
Willie Upshaw, L (1, 7) OBP: 0.320, SLG: 0.361		0-0 FC3-6 1B		0-0 1B 1B SF8 1B	0-0 SF7 2B			0-0 G6-4-3 1-2f		2 1 1 1 0 0 1			
Otto Velez, R (5, PH) OBP: 0.412, SLG: 0.515		0-0 1B		0-0 1B 1B SF8 1B	0-0 SF7 2B			0-0 FC4-6 1B		3 0 2 0 0 0 1			
Dave McKay, S (1, 4) OBP: 0.270, SLG: 0.362		0-3 K		0-0 1B 1B	0-3 K			0-0 FC4-6 BB 1-2f		5 1 1 0 0 2 4			
Rick Cerone, R (1, 2) OBP: 0.308, SLG: 0.264		0-0 1B		0-0 L5 1B	4-0 BB			4-0 FC6-4 BB 1-2		3 0 1 0 2 0 3			
Luis Gomez, R (1, 6) OBP: 0.284, SLG: 0.245		0-0 6-3		0-0 1B 1B	0-0 SF7			0-0 FC6-4 1-2f		4 1 1 2 0 0 4			
Inning Stats	R: 0 E: 0 K: 0 S: 4 H: 2 LOB: 1 BB: 0 P: 4	R: 0 E: 0 K: 1 S: 7 H: 2 LOB: 2 BB: 0 P: 7	R: 0 E: 0 K: 0 S: 2 H: 0 LOB: 0 BB: 1 P: 6	R: 5 E: 0 K: 0 S: 10 H: 7 LOB: 2 BB: 0 P: 10	R: 1 E: 0 K: 1 S: 7 H: 2 LOB: 2 BB: 1 P: 11	R: 0 E: 0 K: 0 S: 3 H: 0 LOB: 0 BB: 0 P: 3	R: 0 E: 0 K: 0 S: 4 H: 1 LOB: 2 BB: 1 P: 8	R: 3 E: 0 K: 0 S: 5 H: 3 LOB: 0 BB: 1 P: 9	R: 0 E: 0 K: 0 S: 3 H: 0 LOB: 0 BB: 0 P: 3	1B: 14 2B: 3 3B: 0 HR: 0 SF: 2 SAC: 1 DP: 3 HBP: 0	WP: 0 PB: 0 SB: 0 CS: 0 PA: 45		
PITCHER	IP WLS BF H R ER SO BB IBB HBP BLK WP HR S P ERA WHIP											PITCHER	IP WLS BF H R ER SO BB IBB HBP BLK WP HR S P ERA WHIP
Jack Morris, R (1, 1) ERA: 5.03	3.2 L 20 10 5 5 1 1 1 0 0 0 0 0 21 25 12.27 3.000												
Jim Crawford, L (4, 1) ERA: 3.79	0.2 6 3 1 1 1 1 1 0 0 0 0 0 7 11 13.50 6.000												
Steve Foucault, R (5, 1) ERA: 2.97	3.0 14 3 3 3 0 2 0 0 0 0 0 0 12 20 9.00 1.667												
Bob Sykes, L (8, 1) ERA: 4.37	1.2 5 1 0 0 0 0 0 0 0 0 0 0 5 5 0.00 0.600												

Toronto Blue Jays @ Detroit Tigers

Tiger Stadium, Detroit, MI

Tue Jul 04 1978, 7:05 PM EDT

Att: 11,913 - Unknown

livebaseballscorecards.com

AB	38
R	9
H	17
RBI	9
BB	4
SO	2
LOB	20



Batter	1	2	3	4	5	6	7	8	9	AB	R	H	RBI	BB	SO	LOB
--------	---	---	---	---	---	---	---	---	---	----	---	---	-----	----	----	-----

Ron LeFlore, R OBP: 0.331, SLG: 0.364 (1, 8)	0-0 G4-6-3 1B		0-0 F9			4-0 FC4-6 BB		0-0 1B		3	0	2	0	1	0	0
Lou Whitaker, L OBP: 0.346, SLG: 0.350 (1, 4)	0-0 F5		0-0 6-3			0-0 FC4-6 FC1-6 1-2f		0-0 F8		4	0	0	0	0	0	3
Rusty Staub, L OBP: 0.350, SLG: 0.441 (1, 10)	0-0 G4-6-3 1-2f		0-0 6-3			0-0 FC1-6 1-2f		0-0 G4-6-3 1B 1-3		4	0	1	0	0	0	2
Jason Thompson, L OBP: 0.363, SLG: 0.522 (1, 3)		0-3 K		0-0 6-3		0-0 F7		0-0 G4-6-3 1-2f		4	0	0	0	0	1	3
Steve Kemp, L OBP: 0.408, SLG: 0.364 (1, 7)		0-0 1B 1B		0-3 K				0-0 F8		4	2	2	0	0	1	0
Aurelio Rodriguez, R OBP: 0.328, SLG: 0.430 (1, 5)		0-3 K		0-0 F9				4-0 1B BB		3	0	1	0	1	1	1
Mickey Stanley, R OBP: 0.291, SLG: 0.365 (1, 9)		0-0 1B				0-0 F9		0-0 G6-3 1-2f 2-3		1	0	1	0	0	0	0
John Wockenfuss, R OBP: 0.329, SLG: 0.342 (2, PR)		1-2 1B						1-2 1B		3	0	1	0	0	0	2
Lance Parrish, R OBP: 0.259, SLG: 0.390 (1, 2)		0-0 1B		0-3 K				0-3 K		4	0	2	2	0	2	2
Alan Trammell, R OBP: 0.290, SLG: 0.318 (1, 6)		0-3 K		0-0 4-3				0-3 K		4	0	0	0	0	3	5

Inning Stats	R: 0	H: 1	E: 0	K: 0	S: 3	LOB: 0	BB: 0	P: 3	R: 1	H: 3	E: 0	K: 3	S: 12	LOB: 2	BB: 0	P: 12	R: 0	H: 0	E: 0	K: 0	S: 3	LOB: 0	BB: 0	P: 3	R: 0	H: 0	E: 0	K: 1	S: 5	LOB: 0	BB: 0	P: 5	R: 0	H: 0	E: 0	K: 0	S: 5	LOB: 1	BB: 1	P: 7	R: 1	H: 3	E: 0	K: 1	S: 7	LOB: 1	BB: 0	P: 7	R: 0	H: 2	E: 0	K: 0	S: 4	LOB: 1	BB: 0	P: 4	R: 0	H: 1	E: 0	K: 2	S: 8	LOB: 2	BB: 1	P: 12	1B: 10	SF: 0	2B: 0	SAC: 0	3B: 0	DP: 3	HR: 0	HBP: 0	WP: 0	PA: 36
PITCHER	IP	WLS	BF	H	R	ER	SO	BB	IBB	HBP	BLK	WP	HR	S	P	ERA	WHIP																																																									
Balor Moore, L ERA: 3.63 (1, 1)	6.2	W	26	7	2	2	5	1	0	0	0	0	0	35	39	2.70	1.200																																																									
Joe Coleman, R ERA: 2.66 (7, 1)	2.1		10	3	0	0	3	1	0	0	0	0	0	15	19	0.00	1.714																																																									

BOTTOM

Toronto Blue Jays @ Detroit Tigers
Tiger Stadium, Detroit, MI
Tue Jul 04 1978, 7:05 PM EDT
Att. 11,913 - Unknown

AB	34
R	2
H	10
RBI	2
BB	2
SO	8
LOB	18



Batter	1	2	3	4	5	6	7	8	9	AB R H RBI BB SO LOB	TOP																						
Paul Dade, R (1, 9) OBP: 0.357, SLG: 0.366	4-0 FC5-4 BB	0-0 1-3 S 2-3 1B		0-3 K		0-0 5-3		0-0 6-3		4 0 1 0 1 1 2																							
Rick Manning, L (1, 8) OBP: 0.327, SLG: 0.349	0-0 FC5-4 1B HBP 1-2f 1B	4-0 1-3 BB		0-0 F8		0-0 4-3		0-0 FC6-4 1B		4 1 1 0 1 0 1																							
Buddy Bell, R (1, 5) OBP: 0.336, SLG: 0.437	0-3 K	0-0 1-3			0-0 F6		0-0 F9		0-0 FC6-4 1-2f L5-3	5 0 0 1 0 1 4																							
Andre Thornton, R (1, 3) OBP: 0.386, SLG: 0.514	1-0 1B 1B 1-2 HBP	0-0 F8			0-0 2B		4-0 BB		0-0 L5-3 1-2	3 0 1 0 1 0 3																							
Bernie Carbo, L (1, 10) OBP: 0.405, SLG: 0.400	0-0 1B 1-2 2-3 1B			4-0 BB		0-0 F7		0-0 G3		3 0 1 0 1 0 2																							
Gary Alexander, R (1, 2) OBP: 0.325, SLG: 0.494	0-0 1-2 2-3 3-H 1B			0-0 F9		0-0 4-3		0-0 HR		4 1 2 2 0 0 2																							
Johnny Grubb, L (1, 7) OBP: 0.344, SLG: 0.420	0-0 F8			0-0 F9		0-0 G4-6-3 1B		0-0 F8		4 0 1 0 0 0 4																							
Duane Kuiper, L (1, 4) OBP: 0.278, SLG: 0.287		0-0 6-3		0-0 4-3		0-0 G4-6-3 1-2f		0-0 1-3		4 0 0 0 0 0 2																							
Tom Veryzer, R (1, 6) OBP: 0.286, SLG: 0.340		0-0 1B 1-3 2B		0-0 5-3		0-0 1B		0-0 1B		4 1 3 0 0 0 0																							
Inning Stats	R: 1 E: 0 K: 1 S: 7	H: 2 LOB: 3 BB: 1 P: 12	R: 1 E: 0 K: 0 S: 5	H: 2 LOB: 2 BB: 1 P: 9	R: 0 E: 0 K: 0 S: 3	H: 0 LOB: 1 BB: 1 P: 7	R: 0 E: 0 K: 1 S: 5	H: 0 LOB: 0 BB: 0 P: 5	R: 0 E: 0 K: 0 S: 4	H: 1 LOB: 1 BB: 0 P: 4	R: 0 E: 0 K: 0 S: 4	H: 2 LOB: 1 BB: 0 P: 4	R: 0 E: 0 K: 0 S: 3	H: 0 LOB: 1 BB: 1 P: 7	R: 1 E: 0 K: 0 S: 5	H: 2 LOB: 1 BB: 0 P: 5	R: 0 E: 0 K: 0 S: 3	H: 1 LOB: 0 BB: 0 P: 3	1B: 7 2B: 3 3B: 0 HR: 1	SF: 0 SAC: 0 DP: 2 HBP: 1	WP: 0 PB: 0 SB: 1 CS: 0	PA: 40											
PITCHER Jack Billingham, R (1, 1) ERA: 4.23	IP 9.0	WLS W	BF 40	H 10	R 3	ER 3	SO 2	BB 4	IBB 0	HBP 1	BLK 0	WP 0	HR 1	S 39	P 56	ERA 3.00	WHIP 1.556																
											PITCHER	IP	WLS	BF	H	R	ER	SO	BB	IBB	HBP	BLK	WP	HR	S	P	ERA	WHIP					

Cleveland Indians @ Detroit Tigers
Tiger Stadium, Detroit, MI
Wed Jul 05 1978, 7:05 PM EDT
Att: 12,778 - Unknown

AB	35
R	3
H	10
RBI	3
BB	4
SO	2
LOB	20



Batter	1	2	3	4	5	6	7	8	9
Ron LeFlore, R OBP: 0.332, SLG: 0.368 (1, 8)	0-0 F9	0-0 E9 HR		0-0 1B 2B		0-0 F9		0-0 BB 1B WP 1B	
Lou Whitaker, L OBP: 0.352, SLG: 0.357 (1, 4)	0-0 L9	0-0 SF9		0-0 1B		0-0 BB 1B		0-0 WP BB 1B 1B	
Rusty Staub, L OBP: 0.351, SLG: 0.448 (1, 10)	0-0 F8	0-0 HR		0-3 K		4-0 BB 1B BB		0-0 F3	
Jason Thompson, L OBP: 0.369, SLG: 0.527 (1, 3)		0-0 1B 2B		0-0 4-3		0-0 1B		4-0 WP 1B BB	
Steve Kemp, L OBP: 0.408, SLG: 0.362 (1, 7)		0-0 SH 1B BB				0-0 4-3		0-0 1B	
Milt May, L OBP: 0.306, SLG: 0.414 (1, 2)		0-0 F8				0-0 5-3		0-0 1B	
Phil Mankowski, L OBP: 0.366, SLG: 0.402 (1, 5)		0-0 E 1B		0-0 4-3		0-3 K		0-0 3-1	
Aurelio Rodriguez, R OBP: 0.323, SLG: 0.423 (3, PH)		0-0 SH F8 E		0-0 F8		0-0 F7		0-0 3-1	
Tim Corcoran, L OBP: 0.292, SLG: 0.278 (1, 9)		0-0 F8		0-0 F7		0-0 4-3		0-0 6-3	
Alan Trammell, R OBP: 0.294, SLG: 0.322 (1, 6)		0-0 E9 SF9 1B		0-0 F9		0-0 BB 1B 1B		0-0 6-3	

AB	R	H	RBI	BB	SO	LOB
5	3	2	0	0	0	2
4	2	3	2	0	0	0
4	1	1	2	1	1	3
3	2	2	2	2	0	1
4	1	1	2	1	0	3
5	1	1	1	0	1	1
0	1	0	0	0	0	0
3	0	0	0	0	0	0
4	0	0	0	0	0	1
4	2	2	1	0	0	0

BOTTOM

Cleveland Indians @ Detroit Tigers
Tiger Stadium, Detroit, MI
Wed Jul 05 1978, 7:05 PM EDT
Att. 12,778 - Unknown

livebaseballscorecards.com

AB	36
R	13
H	12
RBI	10
BB	4
SO	2
LOB	11



1B: 9	SF: 1	WP: 1	PA: 42
2B: 2	SAC: 1	PB: 0	
3B: 0	DP: 0	SB: 1	
HR: 1	HBP: 0	CS: 0	

Inning Stats	R: 0	H: 0	E: 0	LOB: 0	K: 0	BB: 0	S: 3	P: 3
R: 7	H: 4	E: 3	LOB: 1	K: 0	BB: 2	S: 9	P: 17	
R: 0	H: 0	E: 0	LOB: 0	K: 0	BB: 0	S: 3	P: 3	
R: 1	H: 2	E: 0	LOB: 1	K: 1	BB: 0	S: 7	P: 7	
R: 0	H: 0	E: 0	LOB: 0	K: 1	BB: 0	S: 5	P: 5	
R: 2	H: 3	E: 0	LOB: 2	K: 0	BB: 1	S: 6	P: 10	
R: 0	H: 0	E: 0	LOB: 0	K: 0	BB: 0	S: 3	P: 3	
R: 3	H: 3	E: 0	LOB: 1	K: 0	BB: 1	S: 6	P: 10	

PITCHER	IP	WLS	BF	H	R	ER	SO	BB	IBB	HBP	BLK	WP	HR	S	P	ERA	WHIP
Rick Wise, R ERA: 3.3 (1, 1)	1.2	L	12	4	7	3	0	1	0	0	0	0	1	11	15	16.20	3.000
Don Hood, L ERA: 4.93 (2, 1)	5.2		26	7	5	5	2	2	0	0	0	0	0	28	36	7.94	1.588
Sid Monge, L ERA: 3.4 (8, 1)	0.2		4	1	1	1	0	1	0	0	0	1	0	3	7	13.50	3.000

Batter	1	2	3	4	5	6	7	8	9	AB R H RBI BB SO LOB	TOP																		
Jim Norris, L (1, 9) <small>OBP: 0.333, SLG: 0.320</small> Horace Speed, R (4, PH) <small>OBP: 0.395, SLG: 0.371</small> (4, 9) (8, 8)	0-0 F7		0-0 E8 3-1 E	4-0 G3 BB		0-0 FC6-4 1-2f		0-0 1B 1-3 1B		2 1 0 0 0 0 0 2 0 1 0 1 0 1																			
Rick Manning, L (1, 8) <small>OBP: 0.322, SLG: 0.344</small> Ron Pruitt, R (8, PH) <small>OBP: 0.304, SLG: 0.341</small> (8, 9)	0-0 5-3		0-0 3-1	0-3 K		0-0 F6		0-0 1-3 3-H 1B		4 0 0 0 0 1 4 1 0 1 1 0 0 0																			
Buddy Bell, R (1, 5) <small>OBP: 0.333, SLG: 0.436</small>	0-0 2B		0-0 E4 HR	0-0 G3 1-2 2-3			0-0 F2	0-0 F8		5 1 1 1 0 0 4																			
Andre Thornton, R (1, 3) <small>OBP: 0.389, SLG: 0.524</small>	4-0 BB		0-0 1-H HR	0-0 F2		4-0 FC6-4 BB		0-0 L7		3 1 1 2 2 0 2																			
Gary Alexander, R (1, 2) <small>OBP: 0.323, SLG: 0.486</small>	0-3 K		4-0 FC4-6 BB		0-0 F9	0-3 K		0-0 4-3		4 0 0 0 1 2 3																			
Bernie Carbo, L (1, 10) <small>OBP: 0.395, SLG: 0.388</small> Paul Dade, R (5, PH) <small>OBP: 0.353, SLG: 0.362</small>		0-0 4-3	0-0 FC4-6 2B 1-2f		0-0 F8	0-0 FC6-4 1-2f		0-0 F9		2 0 0 0 0 0 1 3 0 0 0 0 0 1																			
Johnny Grubb, L (1, 7) <small>OBP: 0.344, SLG: 0.423</small> Larvell Blanks, R (8, PH) <small>OBP: 0.286, SLG: 0.349</small> (8, 4)		0-0 F8	0-0 1-3 2B		0-3 K			0-0 1B 1B 1B		3 0 1 0 0 1 0 1 1 1 0 0 0 0																			
Duane Kuiper, L (1, 4) <small>OBP: 0.279, SLG: 0.287</small> Ted Cox, R (8, PH) <small>OBP: 0.279, SLG: 0.227</small> (8, 7)		0-0 1B	0-0 F7			0-0 L4		0-0 F9		3 0 1 0 0 0 2 1 0 0 0 0 0 1																			
Tom Verzyer, R (1, 6) <small>OBP: 0.291, SLG: 0.350</small>		0-0 L6		0-0 G3 2B		0-0 FC6-4 1B		0-3 K		4 0 2 0 0 1 2																			
Inning Stats	R: 0 E: 0 K: 1 S: 6	H: 1 LOB: 2 BB: 1 P: 10	R: 0 E: 0 K: 0 S: 4	H: 1 LOB: 1 BB: 0 P: 4	R: 3 E: 2 K: 0 S: 7	H: 2 LOB: 2 BB: 1 P: 11	R: 0 E: 0 K: 1 S: 5	H: 0 LOB: 0 BB: 0 P: 5	R: 0 E: 0 K: 0 S: 4	H: 1 LOB: 1 BB: 0 P: 4	R: 0 E: 0 K: 1 S: 5	H: 0 LOB: 1 BB: 1 P: 9	R: 1 E: 0 K: 0 S: 8	H: 3 LOB: 2 BB: 0 P: 8	R: 0 E: 0 K: 0 S: 3	H: 0 LOB: 0 BB: 0 P: 3	1B: 5 2B: 3 3B: 0 HR: 1	SF: 0 SAC: 0 DP: 0 HBP: 0	WP: 0 PB: 0 SB: 0 CS: 0	PA: 42									
PITCHER	IP WLS BF H R ER SO BB IBB HBP BLK WP HR S P ERA WHIP																												
Jim Staton, R (1, 1) <small>ERA: 4.7</small>	2.2		16	4	3	0	1	2	0	0	0	0	0	1	16	24	0.00	2.250											
Bob Sykes, L (3, 1) <small>ERA: 4.18</small>	5.0	W	22	5	1	1	4	2	0	0	0	0	0	0	28	36	1.80	1.400											
John Hiller, L (8, 1) <small>ERA: 2.27</small>	1.1	S	4	0	0	0	0	0	0	0	0	0	0	0	4	4	0.00	0.000											

Cleveland Indians @ Detroit Tigers
 Tiger Stadium, Detroit, MI
 Thu Jul 06 1978, 7:05 PM EDT
 Att. 17,125 - Unknown

livebaseballscorecards.com

AB	38
R	4
H	9
RBI	4
BB	4
SO	5
LOB	21



Batter	1	2	3	4	5	6	7	8	9
Ron LeFlore, R OBP: 0.332, SLG: 0.367 (1, 8)	0-0 5-3 BBB	4-0 1B 1-3 1B BB	0-0 4-3		0-0 S 2-H 1B			0-0 6-3	
Lou Whitaker, L OBP: 0.357, SLG: 0.360 (1, 4)	0-0 S HR 1B	0-0 1B 1-3 FC3-6 1B		0-0 F8	0-0 6-3 1-2			4-0 BB BB	
Rusty Staub, L OBP: 0.354, SLG: 0.446 (1, 10)	4-0 HR 1-2 BB	0-0 FC3-6 1-3 1B		0-0 4-3			0-0 1-3	4-0 BB 1-2 BB	
Jason Thompson, L OBP: 0.369, SLG: 0.534 (1, 3)	0-0 HR 1-H 2-H	0-0 FC3-6 WP 1-2f 3-H		0-0 E5 1B			0-3 K SSS	0-3 K SSS	
Steve Kemp, L OBP: 0.410, SLG: 0.375 (1, 7)	0-0 E5 1B	0-0 1-3 1-2		4-0 IBB			0-0 HR	0-0 G3	
Aurelio Rodriguez, R OBP: 0.316, SLG: 0.413 (1, 5)	0-0 F8		0-0 F8	0-0 F3			0-0 F7		
John Wockenfuss, R OBP: 0.337, SLG: 0.351 (1, 9)	0-0 F7		0-0 1B 1B		0-0 SH1-3 1B 1B			0-0 6-3	
Lance Parrish, R OBP: 0.260, SLG: 0.389 (1, 2)		0-0 FC6-4 1B	0-0 L5		0-0 SH1-3 1-2			0-0 6-3	
Alan Trammell, R OBP: 0.293, SLG: 0.320 (1, 6)		0-0 FC6-4 E 1-2f 1B	0-0 1B		0-0 6-3			0-0 6-3	

Inning Stats	R: 3	H: 3	E: 1	LOB: 1	K: 0	P: 10	R: 3	H: 3	E: 1	LOB: 1	K: 0	P: 10	R: 0	H: 2	E: 0	LOB: 2	K: 0	P: 5	R: 0	H: 1	E: 1	LOB: 2	K: 0	P: 8	R: 1	H: 2	E: 0	LOB: 1	K: 0	P: 5	R: 1	H: 1	E: 0	LOB: 0	K: 1	P: 6	R: 0	H: 0	E: 0	LOB: 0	K: 0	P: 3	R: 0	H: 0	E: 0	LOB: 2	K: 1	P: 13
	S: 6	BB: 1	S: 6	BB: 1	S: 6	BB: 10	S: 6	BB: 1	S: 6	BB: 1	S: 6	BB: 10	S: 5	BB: 0	S: 5	BB: 0	S: 4	BB: 8	S: 5	BB: 0	S: 6	BB: 0	S: 4	BB: 8	S: 5	BB: 0	S: 5	BB: 0	S: 5	BB: 5	S: 6	BB: 6	S: 3	BB: 3	S: 5	BB: 13	S: 5	BB: 2	S: 5	BB: 13								

PITCHER	IP	WLS	BF	H	R	ER	SO	BB	IBB	HBP	BLK	WP	HR	S	P	ERA	WHIP
Rick Waits, L ERA: 2.74 (1, 1)	2.1	L	16	7	6	6	0	2	0	0	0	1	1	14	22	23.14	3.857
Paul Reuschel, R ERA: 3.89 (3, 1)	3.2		17	5	2	2	1	0	1	0	0	0	1	18	22	4.91	1.364
Dan Spillner, R ERA: 3.49 (7, 1)	1.0		3	0	0	0	0	0	0	0	0	0	0	3	3	0.00	0.000
Sid Monge, L ERA: 3.32 (8, 1)	1.0		5	0	0	0	1	2	0	0	0	0	0	5	13	0.00	2.000

AB R H RBI BB SO LOB

4	1	1	1	1	0	2
4	2	2	1	1	0	1
3	1	1	1	2	0	0
5	1	2	4	0	2	3
4	1	2	1	1	0	3
4	0	0	0	0	0	3
4	1	2	0	0	0	1
3	0	1	0	0	0	1
4	1	1	0	0	0	2

AB	35
R	8
H	12
RBI	8
BB	5
SO	2
LOB	16



WP	HR	S	P	ERA	WHIP
1	1	0	41		
0	0	0	0		
2	0	0	0		
0	0	0	0		

Cleveland Indians @ Detroit Tigers
Tiger Stadium, Detroit, MI
Thu Jul 06 1978, 7:05 PM EDT
Att. 17,125 - Unknown

livebaseballscorecards.com

Batter	1	2	3	4	5	6	7	8	9	AB	R	H	RBI	BB	SO	LOB
Bobby Bonds, R OBP: 0.323, SLG: 0.434 (1, 9)	0-3 K		0-0 F2		0-0 F8			0-0 HR	0-3 K	5	1	1	1	0	2	1
Bump Wills, S OBP: 0.304, SLG: 0.342 (1, 4)	0-3 K		0-0 2B		0-0 F7			0-0 1B	0-0 1B	5	3	3	1	0	1	0
Jim Sundberg, R OBP: 0.384, SLG: 0.406 Sandy Alomar Sr., S OBP: 0.231, SLG: 0.308 (8, PR) (9, 6)	0-0 L4		0-0 2B		0-0 4-3			0-0 1B	0-0 1B	4	0	2	2	0	0	0
Richie Zisk, R OBP: 0.354, SLG: 0.447 (1, 7)		0-0 6-3	4-0 BB		0-0 6-3			0-0 F9	0-0 F9	4	0	0	0	1	0	2
Mike Hargrove, L OBP: 0.391, SLG: 0.371 Mike Jorgensen, L OBP: 0.355, SLG: 0.174 (8, PR) (9, 3)		0-0 4-1	0-0 3-1		0-0 4-1			0-0 1B		4	0	1	0	0	0	2
Toby Harrah, R OBP: 0.334, SLG: 0.295 (1, 5)		4-0 1B		0-0 E6		0-0 F9		0-0 G6-4-3		3	1	0	0	1	0	2
John Lowenstein, L OBP: 0.361, SLG: 0.441 (1, 10)		0-0 1B		0-0 G3		0-0 4-3			0-0 HR	4	1	2	2	0	0	1
Bert Campaneris, R OBP: 0.286, SLG: 0.256 Jim Mason, L OBP: 0.260, SLG: 0.261 John Ellis, R OBP: 0.267, SLG: 0.415 (7, 6) (9, 2)		0-0 1B		0-0 F7		0-3 K			0-0 2B	2	0	1	0	0	0	1
Bobby Thompson, S OBP: 0.279, SLG: 0.345 (1, 8)			0-3 K		0-0 F8		0-0 4-3		0-0 F7	1	0	0	0	0	1	2

Inning Stats	R: 0	H: 0	E: 0	K: 2	S: 7	R: 1	H: 2	E: 0	K: 0	S: 4	R: 1	H: 2	E: 0	K: 1	S: 7	R: 0	H: 0	E: 1	K: 0	S: 4	R: 0	H: 0	E: 0	K: 1	S: 5	R: 2	H: 4	E: 0	K: 0	S: 6	R: 3	H: 4	E: 0	K: 1	S: 9	1B: 5	SF: 0	2B: 4	SAC: 0	3B: 1	DP: 1	HR: 2	HBP: 0	WP: 0	PA: 40
--------------	------	------	------	------	------	------	------	------	------	------	------	------	------	------	------	------	------	------	------	------	------	------	------	------	------	------	------	------	------	------	------	------	------	------	------	-------	-------	-------	--------	-------	-------	-------	--------	-------	--------

PITCHER	IP	WLS	BF	H	R	ER	SO	BB	IBB	HBP	BLK	WP	HR	S	P	ERA	WHIP
Dave Rozema, R ERA: 2.54 (1, 1)	8.0	W	34	9	5	5	4	2	0	0	0	0	2	40	48	5.62	1.375
John Hiller, L ERA: 2.52 (9, 1)	1.0		6	3	2	2	1	0	0	0	0	0	0	8	8	18.00	3.000

BOTTOM

Detroit Tigers @ Texas Rangers
Arlington Stadium, Arlington, TX
Fri Jul 07 1978, 8:05 PM EDT
Att. 21,069 - Unknown

livebaseballscorecards.com

AB	38
R	7
H	12
RBI	7
BB	2
SO	5
LOB	11



Batter	1	2	3	4	5	6	7	8	9	10	11	12	13	AB R H RBI BB SO LOB	TOP									
Ron LeFlore, R OBP: 0.338, SLG: 0.378 (1, 8)	0-3 K		0-0 6-3		0-0 FC9-6			0-0 F8 SH1-4 1B		0-3 K		0-0 FC6-4		6 0 1 0 0 2 4										
Lou Whitaker, L OBP: 0.358, SLG: 0.358 (1, 4)	0-0 G3 1B		0-0 F7				0-0 1-3	0-0 SH1-4		0-0 G3		0-0 CS	0-0 5-3	5 0 1 0 0 0 2										
Rusty Staub, L OBP: 0.360, SLG: 0.452 Steve Dillard, R OBP: 0.284, SLG: 0.286 John Wockenfuss, R OBP: 0.333, SLG: 0.346 (1, 10)	0-0 G3			0-0 F7			0-0 F9	0-0 F8					0-0 6-3	5 0 1 0 0 0 2 0 0 0 0 0 0 0 1 0 0 0 0 0 0										
Jason Thompson, L OBP: 0.363, SLG: 0.513 (1, 3)	0-3 K			4-0 HR BB			0-0 F5	0-0 4-3				0-3 K	0-0 F7	5 1 0 0 1 2 3										
Steve Kemp, L OBP: 0.411, SLG: 0.392 (1, 7)		0-3 K		0-0 HR			0-0 6-3		0-0 F8		0-3 K			5 1 1 2 0 2 1										
Milt May, L OBP: 0.308, SLG: 0.429 (1, 2)		0-0 F5		0-0 F9			0-0 HR		0-0 4-1		0-0 1B			5 1 2 1 0 0 0										
Phil Mankowski, L OBP: 0.362, SLG: 0.390 Aurelio Rodriguez, R OBP: 0.312, SLG: 0.410 (11, PH)		0-0 F6		0-3 K			0-0 1B 1B		0-0 G3		0-3 K			4 0 1 0 0 1 0 1 0 0 0 0 1 2										
Tim Corcoran, L OBP: 0.302, SLG: 0.297 (1, 9)			0-0 6-3 SH2-4 1B		0-0 FC9-6 2B		0-0 1-3 1B			0-0 F9		0-0 4-3		5 0 3 0 0 0 0										
Alan Trammell, R OBP: 0.314, SLG: 0.336 (1, 6)			0-0 SH2-4		0-3 K		0-0 G4-6-3		0-0 G3		0-0 1B		4-0 FC6-4 BB	3 0 1 0 1 1 3										
Inning Stats	R: 0 E: 0 K: 2 S: 8	H: 1 LOB: 1 BB: 0 P: 8	R: 0 E: 0 K: 1 S: 5	H: 0 LOB: 0 BB: 0 P: 5	R: 0 E: 0 K: 0 S: 4	H: 1 LOB: 1 BB: 0 P: 4	R: 2 E: 0 K: 1 S: 6	H: 1 LOB: 0 BB: 1 P: 10	R: 0 E: 0 K: 1 S: 5	H: 0 LOB: 0 BB: 0 P: 3	R: 1 E: 0 K: 0 S: 5	H: 3 LOB: 1 BB: 0 P: 5	R: 0 E: 0 K: 3 S: 6	H: 1 LOB: 1 BB: 0 P: 6	R: 0 E: 0 K: 3 S: 11	H: 2 LOB: 2 BB: 0 P: 11	R: 0 E: 0 K: 0 S: 2	H: 0 LOB: 0 BB: 1 P: 6	R: 0 E: 0 K: 0 S: 3	H: 0 LOB: 0 BB: 0 P: 3	1B: 8 2B: 2 3B: 0 HR: 2	SF: 0 SAC: 2 DP: 2 HBP: 0	WP: 0 PB: 0 SB: 0 CS: 1	PA: 50
PITCHER	IP WLS BF H R ER SO BB IBB HBP BLK WP HR S P ERA WHIP														IP WLS BF H R ER SO BB IBB HBP BLK WP HR S P ERA WHIP									
Fergie Jenkins, R ERA: 2.83 (1, 1)	10.0	W	38	9	3	3	6	1	0	0	0	0	0	0	2.70	1.000								
Jim Umberger, L ERA: 4.44 (11, 1)	3.0	W	11	2	0	0	3	1	0	0	0	0	0	0	4.44									

Detroit Tigers @ Texas Rangers
Arlington Stadium, Arlington, TX
Sun Jul 09 1978, 8:05 PM EDT
Att. 15,770 - Unknown

livebaseballscorecards.com

AB	45
R	3
H	11
RBI	3
BB	2
SO	9
LOB	17



Batter	1	2	3	4	5	6	7	8	9	10	11	12	13
Bobby Bonds, R OBP: 0.328, SLG: 0.432	4-0 BB G6-4-3		0-0 1B 1-H		0-0 1B BB		0-0 1-3		0-0 5-3			0-0 4-3	
Bump Wills, S OBP: 0.298, SLG: 0.333	0-0 G6-4-3 1-2r		0-0 F7		0-3 K 1-2		0-0 F8		0-0 F3			0-0 4-3	
Jim Sundberg, R OBP: 0.381, SLG: 0.400	0-0 F8		0-0 4-3		0-3 K		0-0 F3		4-0 FC3-6 BB			0-0 F8	
Mike Hargrove, L OBP: 0.394, SLG: 0.372		0-0 4-3		4-0 SH2-4 1B BB	4-0 BB BB		0-0 F8		0-0 FC3-6 1-2r			0-0 BB SH5-4 1B	
Mike Jorgensen, L OBP: 0.389, SLG: 0.160		4-0 BB		4-0 SH2-4 1B BB	4-0 BB BB		0-0 F8		0-0 4-3			0-0 SH5-4 1-2	
Toby Harrah, R OBP: 0.328, SLG: 0.286		0-0 F9		0-0 SH2-4 1-2 2-3	0-0 1-3		0-3 K				0-0 F9		4-0 1B BB IBB
John Ellis, R OBP: 0.288, SLG: 0.404		0-0 F7		0-0 FC4 1B 2-H 3-H		0-3 K		4-0 SH1-4 BB			0-0 F4		4-0 1-2 2-3 3-H BB 1B
Sandy Alomar Sr., S OBP: 0.231, SLG: 0.308													
Pat Putnam, L OBP: 0.179, SLG: 0.135													
Kurt Bevacqua, R OBP: 0.214, SLG: 0.242													
Bert Campaneris, R OBP: 0.279, SLG: 0.249			0-0 F8		0-3 K		0-0 K		0-0 SH1-4			4-0 BB	
John Lowenstein, L OBP: 0.357, SLG: 0.441													
Jim Mason, L OBP: 0.270, SLG: 0.271													
Bobby Thompson, S OBP: 0.289, SLG: 0.365			0-0 PB 1B		0-0 FC4 1-2r		0-0 4-3		0-0 F8			0-3 K	
Richie Zisk, R OBP: 0.348, SLG: 0.438													

Inning Stats	R: 0	H: 0	E: 0	LOB: 0	K: 0	S: 2	P: 6	R: 0	H: 0	E: 0	LOB: 1	K: 0	S: 3	P: 7	R: 1	H: 2	E: 0	LOB: 1	K: 0	S: 5	P: 5	R: 2	H: 1	E: 0	LOB: 1	K: 1	S: 6	P: 14	R: 0	H: 1	E: 0	LOB: 3	K: 2	S: 8	P: 16	R: 0	H: 0	E: 0	LOB: 0	K: 0	S: 7	P: 7	R: 0	H: 0	E: 0	LOB: 0	K: 1	S: 5	P: 5	R: 0	H: 0	E: 0	LOB: 2	K: 0	S: 3	P: 7	R: 0	H: 0	E: 0	LOB: 1	K: 1	S: 5	P: 9	R: 0	H: 0	E: 0	LOB: 0	K: 0	S: 3	P: 3	R: 1	H: 2	E: 0	LOB: 3	K: 0	S: 3	P: 11	R: 0	H: 0	E: 0	LOB: 0	K: 0	S: 3	P: 3	R: 0	H: 0	E: 0	LOB: 0	K: 0	S: 3	P: 3	R: 0	H: 0	E: 0	LOB: 0	K: 0	S: 3	P: 3	R: 0	H: 0	E: 0	LOB: 0	K: 0	S: 3	P: 3
--------------	------	------	------	--------	------	------	------	------	------	------	--------	------	------	------	------	------	------	--------	------	------	------	------	------	------	--------	------	------	-------	------	------	------	--------	------	------	-------	------	------	------	--------	------	------	------	------	------	------	--------	------	------	------	------	------	------	--------	------	------	------	------	------	------	--------	------	------	------	------	------	------	--------	------	------	------	------	------	------	--------	------	------	-------	------	------	------	--------	------	------	------	------	------	------	--------	------	------	------	------	------	------	--------	------	------	------	------	------	------	--------	------	------	------

PITCHER	IP	WLS	BF	H	R	ER	SO	BB	IBB	HBP	BLK	WP	HR	S	P	ERA	WHIP
Steve Baker, R ERA: 4.07	(1, 1)	3.1	16	3	3	2	0	4	0	0	0	0	0	12	28	5.40	2.100
Jim Slaton, R ERA: 4.44	(4, 1)	8.2	33	2	1	1	7	5	0	0	0	0	0	42	62	1.04	0.808
John Hiller, L ERA: 2.51	(13, 1)	0.1	3	0	0	0	0	1	1	0	0	0	0	1	9	0.00	3.000
Steve Foucault, R ERA: 2.97	(13, 1)	0.0	1	1	0	0	0	0	0	0	0	0	0	1	1	∞	∞

BOTTOM


Detroit Tigers @ Texas Rangers
Arlington Stadium, Arlington, TX

Sun Jul 09 1978, 8:05 PM EDT
Att: 15,770 - Unknown

AB	R	H	RBI	BB	SO	LOB
5	0	2	0	1	0	2
6	0	0	0	0	1	3
5	0	0	0	1	1	2
4	2	1	0	2	0	1
2	1	0	0	3	0	1
4	0	0	0	1	1	4
3	0	1	2	1	1	1
0	0	0	0	0	0	0
1	0	0	0	0	0	0
0	0	0	0	1	0	0
3	0	0	0	0	2	1
0	0	0	0	1	0	0
1	0	1	1	0	0	0
3	1	1	0	0	0	1
2	0	0	0	0	1	3

AB	39
R	4
H	6
RBI	3
BB	11
SO	7
LOB	19

livebaseballscorecards.com



WP	PA
0	53
1	1
1	1
0	0

Batter	1	2	3	4	5	6	7	8	9	AB R H RBI BB SO LOB	TOP
Ron LeFlore, R (1, 8) OBP: 0.343, SLG: 0.388	0-0 E8 4-3 2B		0-0 1B 1-2 1B		0-0 K		0-0 1-H 2B			4 2 3 1 0 1 0	
Lou Whitaker, L (1, 4) OBP: 0.356, SLG: 0.357	0-0 4-3		0-0 L4-3 1-3 2-H 1B		0-3 K		0-3 K			4 0 1 2 0 2 1	
Rusty Staub, L (1, 10) OBP: 0.359, SLG: 0.449	0-0 3-H 1B		0-0 L4-3 1-2		0-0 4-3		0-0 F8			4 0 1 0 0 0 3	
Jason Thompson, L (1, 3) OBP: 0.365, SLG: 0.513	0-3 K		0-0 1B 3-H		0-0 1B		0-0 4-3			4 0 2 1 0 1 1	
Steve Kemp, L (1, 7) OBP: 0.407, SLG: 0.387	0-3 K		0-0 1-3		0-3 K		0-0 F5			4 0 0 0 0 2 3	
Milt May, L (1, 2) OBP: 0.302, SLG: 0.420		0-0 F7		0-0 F9		0-0 P4		0-0 G3		4 0 0 0 0 0 1	
Tim Corcoran, L (1, 9) OBP: 0.301, SLG: 0.292		0-0 F5		4-0 BB		0-0 P3		0-0 L7		3 0 0 0 1 0 1	
Phil Mankowski, L (1, 5) Aurelio Rodriguez, R (7, 5) OBP: 0.362, SLG: 0.389 OBP: 0.310, SLG: 0.407		0-0 6-3		0-0 F9		0-0 2B 1B		0-0 F5		3 1 1 0 0 0 1 1 0 0 0 0 0 0	
Alan Trammell, R (1, 6) John Wockenfuss, R (9, PH) OBP: 0.315, SLG: 0.336 OBP: 0.329, SLG: 0.342			0-0 1B 1B		0-0 F8		0-0 L9		0-0 6-3	3 1 1 0 0 0 2 1 0 0 0 0 0 0	
Inning Stats	R: 1 H: 2 E: 1 LOB: 1 K: 2 BB: 0 S: 9 P: 9	R: 0 H: 0 E: 0 LOB: 0 K: 0 BB: 0 S: 3 P: 3	R: 2 H: 4 E: 0 LOB: 1 K: 0 BB: 0 S: 6 P: 6	R: 0 H: 0 E: 0 LOB: 1 K: 0 BB: 1 S: 3 P: 7	R: 0 H: 0 E: 0 LOB: 0 K: 2 BB: 0 S: 7 P: 7	R: 0 H: 1 E: 0 LOB: 1 K: 1 BB: 0 S: 6 P: 6	R: 1 H: 2 E: 0 LOB: 1 K: 1 BB: 0 S: 7 P: 7	R: 0 H: 0 E: 0 LOB: 0 K: 0 BB: 0 S: 3 P: 3	R: 0 H: 0 E: 0 LOB: 0 K: 0 BB: 0 S: 3 P: 3	1B: 7 SF: 0 2B: 3 SAC: 0 3B: 0 DP: 1 HR: 0 HBP: 0	WP: 0 PA: 36 PB: 0 SB: 0 CS: 0
PITCHER Glenn Abbott, R (1, 1) ERA: 4.46 Enrique Romo, R (7, 1) ERA: 3.0	IP WLS BF H R ER SO BB IBB HBP BLK WP HR S P ERA WHIP	6.1 28 9 4 4 5 1 0 0 0 0 0 0 37 41 5.68 1.579	2.2 W 8 0 0 0 1 0 0 0 0 0 0 0 10 10 0.00 0.000								

Detroit Tigers @ Seattle Mariners
 The Kingdome, Seattle, WA
 Thu Jul 13 1978, 10:05 PM EDT
 Att. 7,449 - Dome

livebaseballscorecards.com

AB	35
R	4
H	9
RBI	4
BB	1
SO	6
LOB	13



Batter	1	2	3	4	5	6	7	8	9
Julio Cruz, S OBP: 0.343, SLG: 0.303 (1, 4)	0-3 K		0-0 4-3		0-3 K		0-0 1-5-3	0-0 F8	
Craig Reynolds, L OBP: 0.342, SLG: 0.378 (1, 6)	0-0 G3			0-0 P3		0-0 1B	0-0 3-1	0-0 F9	
Tom Paciorek, R OBP: 0.387, SLG: 0.600 (1, 10)	0-0 L7			0-0 F9		0-0 F8		0-0 2B HR 1B	
Bruce Bochte, L OBP: 0.336, SLG: 0.409 (1, 7) (9, 8)		0-0 F7		0-0 4-3		0-0 1B		0-0 1-3 HR 2B	
Leon Roberts, R OBP: 0.384, SLG: 0.536 (1, 9)		0-0 F2			0-0 6-3	0-0 F8		0-0 2-H HR	
Dan Meyer, L OBP: 0.228, SLG: 0.316 (1, 3)		0-0 4-3			0-0 1-3	0-0 4-3		0-0 PB BB 1B	
Bill Stein, R OBP: 0.318, SLG: 0.354 (1, 5)			0-0 4-3 4-3 1B		0-0 1B 1B		0-0 1-5-3 1B	4-0 1B BB	
Bob Stinson, S OBP: 0.377, SLG: 0.426 (1, 2)			0-0 4-3		0-0 1B 1B		0-0 1-5-3 1B	0-3 K	
John Hale, L OBP: 0.295, SLG: 0.257 (1, 8) Bob Robertson, R OBP: 0.278, SLG: 0.372 (8, PH) Larry Milbourne, S OBP: 0.361, SLG: 0.382 (8, PH) Leroy Stanton, R OBP: 0.275, SLG: 0.265 (9, 7)			0-0 4-3		0-0 1B 1B		0-3 K	0-0 1-2 1B	

Inning Stats	R: 0	H: 0	E: 0	K: 1	S: 5	LOB: 0	BB: 0	P: 5
	R: 0	H: 0	E: 0	K: 0	S: 3	LOB: 0	BB: 0	P: 3
	R: 0	H: 1	E: 0	K: 0	S: 4	LOB: 1	BB: 0	P: 4
	R: 0	H: 0	E: 0	K: 0	S: 3	LOB: 0	BB: 0	P: 3
	R: 1	H: 3	E: 0	K: 1	S: 8	LOB: 2	BB: 0	P: 8
	R: 0	H: 2	E: 0	K: 0	S: 5	LOB: 2	BB: 0	P: 5
	R: 0	H: 2	E: 0	K: 1	S: 7	LOB: 2	BB: 0	P: 7
	R: 4	H: 5	E: 0	K: 1	S: 10	LOB: 2	BB: 1	P: 14

PITCHER	IP	WLS	BF	H	R	ER	SO	BB	IBB	HBP	BLK	WP	HR	S	P	ERA	WHIP
Dave Rozema, R ERA: 2.74 (1, 1)	7.0		32	11	4	4	3	0	0	0	0	0	1	38	38	5.14	1.571
Jim Crawford, L ERA: 3.99 (8, 1)	0.1	L	3	1	0	0	1	1	0	0	0	0	0	4	8	0.00	6.000
Steve Foucault, R ERA: 2.91 (8, 1)	0.2		3	1	1	1	0	0	0	0	0	0	0	3	3	13.50	1.500

AB R H RBI BB SO LOB

5 0 0 0 0 2 7

5 0 1 0 0 0 4

4 1 1 0 0 0 1

4 1 2 0 0 0 0

4 1 1 3 0 0 2

4 1 1 0 0 0 2

3 1 3 0 1 0 0

4 0 2 0 0 1 3

3 0 1 1 0 1 3

0 0 0 0 0 0 0

1 0 1 1 0 0 0


0 0 0 0 0 0 0

1B: 11 SF: 0
2B: 1 SAC: 0
3B: 0 DP: 0
HR: 1 HBP: 0

WP: 0 PA: 38
PB: 1 SB: 0
CS: 0

AB 37
R 5
H 13
RBI 5
BB 1
SO 4
LOB 22

DETROIT TIGERS @ SEATTLE MARINERS
The Kingdom, Seattle, WA
Thu Jul 13 1978, 10:05 PM EDT
Att: 7,449 - Dome



livebaseballscores.com

Batter	1	2	3	4	5	6	7	8	9	AB R H RBI BB SO LOB	BOTTOM
Julio Cruz, S OBP: 0.342, SLG: 0.300 (1, 4)	0-0 4-3		0-0 FC4-6			4-0 BB 1B BB		0-0 6-3		3 0 0 0 1 0 2	Detroit Tigers @ Seattle Mariners The Kingdome, Seattle, WA Fri Jul 14 1978, 10:05 PM EDT Att. 9,742 - Unknown
Craig Reynolds, L OBP: 0.341, SLG: 0.377 (1, 6)	0-0 G6-4-3 1B		0-0 F8			0-0 F2		0-0 G3		4 0 1 0 0 0 3	
Tom Paciorek, R OBP: 0.379, SLG: 0.578 (1, 10)	0-0 G6-4-3				0-0 F8		0-0 BB 1B	0-3 K		4 0 1 0 0 1 1	
Bruce Bochte, L OBP: 0.335, SLG: 0.405 (1, 7)		0-0 4-3		0-0 F7		4-0 BB 1B		0-0 F7		3 0 0 0 1 0 0	
Leon Roberts, R OBP: 0.382, SLG: 0.531 (1, 9)		0-3 K		0-0 F8		0-0 G5-4-3 BB		0-0 1B		4 0 1 0 0 1 3	
Dan Meyer, L OBP: 0.225, SLG: 0.310 (1, 3)		0-0 4-3			0-0 F6		0-0 F8	0-3 K		4 0 0 0 0 1 1	
Bill Stein, R OBP: 0.317, SLG: 0.353 (1, 5)			0-0 F9		0-0 6-3 1B		0-0 2-3	0-0 F9		4 0 1 0 0 0 1	
Bob Stinson, S OBP: 0.380, SLG: 0.429 (1, 2)			0-0 FC4-6 1B		0-0 6-3		0-0 FC6 1B			3 0 2 0 0 0 1	
John Hale, L OBP: 0.296, SLG: 0.258 (1, 8)			0-0 FC4-6 1B		0-0 F6		0-0 FC6			3 0 1 0 0 0 2	
Inning Stats	R: 0 H: 1 E: 0 LOB: 0 K: 0 BB: 0 S: 3 P: 3	R: 0 H: 0 E: 0 LOB: 0 K: 1 BB: 0 S: 5 P: 5	R: 0 H: 2 E: 0 LOB: 2 K: 0 BB: 0 S: 5 P: 5	R: 0 H: 0 E: 0 LOB: 0 K: 0 BB: 0 S: 3 P: 3	R: 0 H: 1 E: 0 LOB: 1 K: 0 BB: 0 S: 4 P: 4	R: 0 H: 1 E: 0 LOB: 2 K: 0 BB: 2 S: 3 P: 11	R: 0 H: 1 E: 0 LOB: 1 K: 0 BB: 0 S: 4 P: 4	R: 0 H: 0 E: 0 LOB: 0 K: 1 BB: 0 S: 5 P: 5	R: 0 H: 1 E: 0 LOB: 1 K: 1 BB: 0 S: 6 P: 6	1B: 7 SF: 0 2B: 0 SAC: 0 3B: 0 DP: 2 HR: 0 HBP: 0	WP: 0 PA: 34 PB: 0 SB: 0 CS: 0
PITCHER Jim Slaton, R ERA: 4.14 (1, 1)	IP 9.0 WLS W BF 34 H 7 R 0 ER 0 SO 3		BB 2 IBB 0 HBP 0 BLK 0	WP 0 HR 0 S 38 P 46	ERA 0.00 WHIP 1.000		PITCHER IP WLS BF H R ER SO BB IBB HBP BLK WP HR S P ERA WHIP				

livebaseballscores.com

AB	32
R	0
H	7
RBI	0
BB	2
SO	3
LOB	14



Batter	1	2	3	4	5	6	7	8	9	AB R H RBI BB SO LOB	TOP																				
Ron LeFlore, R OBP: 0.345, SLG: 0.388 (1, 8) X	0-0 F9 ①		0-0 4-3 1B X		0-0 FC6-5 1B X		0-0 6-3 1-2 X			4 0 2 0 0 0 1																					
Lou Whitaker, L OBP: 0.344, SLG: 0.344 (1, 4) S S	0-3 K ②		0-0 4-3 1-2 X		0-0 FC6-5 1-2 2-3f X			0-3 K ①		4 0 0 0 0 2 3																					
Rusty Staub, L OBP: 0.354, SLG: 0.441 (1, 10) X	0-0 FC4-6 1B X		0-0 G3 X		0-0 4-3 X			0-0 G3 ②		4 0 1 0 0 0 3																					
Jason Thompson, L OBP: 0.365, SLG: 0.512 (1, 3) X	0-0 FC4-6 1-2f ③			0-3 K S S S ①		0-3 K S S S ①		0-0 2B X		4 0 1 0 0 2 1																					
Steve Kemp, L OBP: 0.404, SLG: 0.386 (1, 7)		0-0 G3 ①		0-0 2B X		0-0 G3 ②		0-0 F3 ③		4 0 1 0 0 0 1																					
Lance Parrish, R OBP: 0.272, SLG: 0.407 (1, 2) X		0-0 1B X		0-3 K S S S ②		0-0 1-3 ③			0-0 F8 ①	4 0 1 0 0 1 1																					
Aurelio Rodriguez, R OBP: 0.299, SLG: 0.391 (1, 5) X		0-0 F6 ②		0-0 5-3 ③			0-3 K S S S ①		0-0 4-3 ②	4 0 0 0 0 1 2																					
John Wockenfuss, R OBP: 0.323, SLG: 0.333 (1, 9) X		0-0 F7 ③			0-0 5-3 ①		0-0 F9 ②		0-0 5-3 ③	4 0 0 0 0 0 1																					
Alan Trammell, R OBP: 0.322, SLG: 0.341 (1, 6) X			0-0 4-3 ①		0-0 FC6-5 1B 1B X		0-0 S 1B X			3 0 2 0 0 0 0																					
Inning Stats	R: 0 E: 0 K: 1 S: 6	H: 1 LOB: 1 BB: 0 P: 6	R: 0 E: 0 K: 0 S: 4	H: 1 LOB: 1 BB: 0 P: 4	R: 0 E: 0 K: 0 S: 4	H: 1 LOB: 1 BB: 0 P: 4	R: 0 E: 0 K: 2 S: 8	H: 1 LOB: 1 BB: 0 P: 8	R: 0 E: 0 K: 0 S: 5	H: 2 LOB: 2 BB: 0 P: 5	R: 0 E: 0 K: 1 S: 5	H: 0 LOB: 0 BB: 0 P: 5	R: 0 E: 0 K: 1 S: 6	H: 1 LOB: 1 BB: 0 P: 6	R: 0 E: 0 K: 1 S: 6	H: 1 LOB: 1 BB: 0 P: 6	R: 0 E: 0 K: 0 S: 3	H: 0 LOB: 0 BB: 0 P: 3	1B: 6 2B: 2 3B: 0 HR: 0	SF: 0 SAC: 0 DP: 0 HBP: 0	WP: 0 PB: 0 SB: 1 CS: 0	PA: 35									
PITCHER Frank Tanana, L ERA: 2.9 (1, 1)	IP 9.0	WLS W	BF 35	H 8	R 0	ER 0	SO 6	BB 0	IBB 0	HBP 0	BLK 0	WP 0	HR 0	S 47	P 47	ERA 0.00	WHIP 0.889														
											PITCHER	IP	WLS	BF	H	R	ER	SO	BB	IBB	HBP	BLK	WP	HR	S	P	ERA	WHIP			

Detroit Tigers @ California Angels
Anaheim Stadium, Anaheim, CA
Sat Jul 15 1978, 10:05 PM EDT
Att: 33,001 - Unknown

livebaseballscorecards.com

AB	35
R	0
H	8
RBI	0
BB	0
SO	6
LOB	13



Batter	1	2	3	4	5	6	7	8	9
Rick Miller, L OBP: 0.369, SLG: 0.371 (1, 8) S S	0-3 K		0-0 6-3		0-0 1B 1-2 2-H			0-0 F6	
Bobby Grich, R OBP: 0.347, SLG: 0.308 (1, 4) X	0-0 6-3			0-0 1B G4-6-3		0-0 4-3		0-0 1B	
Lyman Bostock, L OBP: 0.339, SLG: 0.364 (1, 9) X	0-0 1B			0-0 1B G4-6-3 1-2f		0-0 1-6-3		0-0 G3	
Ron Jackson, R OBP: 0.354, SLG: 0.442 (1, 3) X	0-0 1-3			0-0 5-3		0-3 K			
Don Baylor, R OBP: 0.342, SLG: 0.502 (1, 10) S S		0-3 K			0-0 1B 2B		0-0 F4		
Joe Rudi, R OBP: 0.269, SLG: 0.332 (1, 7) X		0-0 F3			0-0 1B 1-3 FC5-2-6 2B		0-3 K		
Carney Lansford, R OBP: 0.354, SLG: 0.465 (1, 5) X		0-0 F6			0-0 1B 1B 2-3 3-H FC5-2-6		0-0 HR		
Dave Chalk, R OBP: 0.336, SLG: 0.284 (1, 6) X			0-0 G3		0-0 1B FC5-2-6		0-0 F8		
Brian Downing, R OBP: 0.356, SLG: 0.351 (1, 2) X			0-0 F9		0-0 F7		0-0 4-3		

Inning Stats	R: 0	H: 1	E: 0	LOB: 1	K: 1	BB: 0	S: 6	P: 6
	R: 0	H: 0	E: 0	LOB: 0	K: 1	BB: 0	S: 5	P: 5
	R: 0	H: 0	E: 0	LOB: 0	K: 0	BB: 0	S: 3	P: 3
	R: 0	H: 1	E: 0	LOB: 0	K: 0	BB: 0	S: 3	P: 3
	R: 1	H: 4	E: 0	LOB: 2	K: 0	BB: 0	S: 6	P: 6
	R: 0	H: 0	E: 0	LOB: 0	K: 1	BB: 0	S: 5	P: 5
	R: 1	H: 1	E: 0	LOB: 0	K: 1	BB: 0	S: 6	P: 6
	R: 0	H: 1	E: 0	LOB: 1	K: 0	BB: 0	S: 4	P: 4

PITCHER	IP	WLS	BF	H	R	ER	SO	BB	IBB	HBP	BLK	WP	HR	S	P	ERA	WHIP
Milt Wilcox, R ERA: 3.74 (1, 1)	8.0	L	30	8	2	2	4	0	0	0	0	0	1	38	38	2.25	1.000

BOTTOM

AB	R	H	RBI	BB	SO	LOB
4	0	1	0	0	1	0
4	0	2	0	0	0	0
4	0	1	0	0	0	2
3	0	0	0	0	1	1
3	1	1	0	0	1	0
3	0	1	0	0	1	0
3	1	2	2	0	0	0
3	0	0	0	0	0	2
3	0	0	0	0	0	2

AB	30
R	2
H	8
RBI	2
BB	0
SO	4
LOB	7



WP	PA
0	30

Detroit Tigers @ California Angels
Anaheim Stadium, Anaheim, CA
Sat Jul 15 1978, 10:05 PM EDT
Att. 33,001 - Unknown

livebaseballscorecards.com

Batter	1	2	3	4	5	6	7	8	9	AB R H RBI BB SO LOB
Ron LeFlore, R OBP: 0.348, SLG: 0.387 (1, 8) BBB	4-0 E WP BB		0-0 HR BB 1B	0-0 G3			1-0 S HBP	0-0 FC4-6 1-2f		3 1 1 0 1 0 3
Lou Whitaker, L OBP: 0.342, SLG: 0.339 (1, 4) X	0-0 5-3 1-2		4-0 HR BB		0-0 4-3		0-0 4-3 1-2		0-0 4-3	4 1 0 0 1 0 2
Rusty Staub, L OBP: 0.357, SLG: 0.451 (1, 10) X	0-0 F6		0-0 HR 1-H 2-H		0-0 1B		0-0 F8		0-0 WP 1B	5 1 3 3 0 0 2
Jason Thompson, L OBP: 0.365, SLG: 0.507 (1, 3) X	0-0 E6 FC5-4 2-3		0-0 4-3		0-0 F9		4-0 1B 1B BB	4-0 G4-6-3 BB		3 1 0 0 2 0 2
Steve Kemp, L OBP: 0.398, SLG: 0.380 (1, 7) X	0-0 FC5-4 1-2f		0-0 6-3		0-0 F8		0-0 F8	0-0 G4-6-3 1-2f		5 0 0 0 0 0 6
Milt May, L OBP: 0.301, SLG: 0.416 (1, 2) X		0-0 F9	0-0 1B		0-0 G3		0-0 F9			4 0 1 0 0 0 1
Tim Corcoran, L OBP: 0.305, SLG: 0.297 (1, 9) X		0-0 G1	0-0 G3		0-0 G4-6-3 1B		0-0 BB 1B 1-2			4 0 2 0 0 0 1
Phil Mankowski, L OBP: 0.366, SLG: 0.392 Aurelio Rodriguez, R OBP: 0.299, SLG: 0.391 (1, 5) (8, 5)		0-0 1B		0-3 K		0-0 G4-6-3 1-2f	0-0 BB 1-2 2-3	0-0 BB 1B		4 0 2 0 0 1 1 0 0 0 0 0 0 0
Alan Trammell, R OBP: 0.321, SLG: 0.336 (1, 6) X		0-0 6-3		0-0 1-3		0-0 1-3	4-0 FC4-6 BB 1-2 2-3 3-H			3 0 0 1 1 0 1

Inning Stats	R: 0 E: 1 K: 0 S: 4	H: 0 LOB: 2 BB: 1 P: 8	R: 0 E: 0 K: 0 S: 4	H: 1 LOB: 1 BB: 0 P: 4	R: 3 E: 0 K: 0 S: 6	H: 3 LOB: 1 BB: 1 P: 10	R: 0 E: 0 K: 1 S: 5	H: 0 LOB: 0 BB: 0 P: 5	R: 0 E: 0 K: 0 S: 4	H: 1 LOB: 1 BB: 0 P: 4	R: 0 E: 0 K: 0 S: 3	H: 1 LOB: 0 BB: 0 P: 3	R: 0 E: 0 K: 0 S: 3	H: 0 LOB: 1 BB: 0 P: 4	R: 1 E: 0 K: 0 S: 5	H: 2 LOB: 3 BB: 2 P: 13	R: 0 E: 0 K: 0 S: 3	H: 1 LOB: 1 BB: 1 P: 7	1B: 8 2B: 0 3B: 0 HR: 1	SF: 0 SAC: 0 DP: 2 HBP: 1	WP: 2 PB: 0 SB: 1 CS: 0	PA: 41
--------------	------------------------------	---------------------------------	------------------------------	---------------------------------	------------------------------	----------------------------------	------------------------------	---------------------------------	------------------------------	---------------------------------	------------------------------	---------------------------------	------------------------------	---------------------------------	------------------------------	----------------------------------	------------------------------	---------------------------------	----------------------------------	------------------------------------	----------------------------------	--------

PITCHER	IP	WLS	BF	H	R	ER	SO	BB	IBB	HBP	BLK	WP	HR	S	P	ERA	WHIP
Dave Frost, R ERA: 2.33 (1, 1)	7.2	L	35	8	4	4	1	3	0	1	0	1	1	33	46	4.70	1.435
Paul Hartzell, R ERA: 3.64 (8, 1)	1.1		6	1	0	0	0	2	0	0	0	1	0	4	12	0.00	2.250

Detroit Tigers @ California Angels
 Anaheim Stadium, Anaheim, CA
 Sun Jul 16 1978, 6:33 AM EDT
 Att: 21,447 - Unknown

AB	35
R	4
H	9
RBI	4
BB	5
SO	1
LOB	19



WP: 2	PA: 41
PB: 0	
SB: 1	
CS: 0	

PITCHER	IP	WLS	BF	H	R	ER	SO	BB	IBB	HBP	BLK	WP	HR	S	P	ERA	WHIP
---------	----	-----	----	---	---	----	----	----	-----	-----	-----	----	----	---	---	-----	------


Batter	1	2	3	4	5	6	7	8	9	AB R H RBI BB SO LOB
Rick Miller, L OBP: 0.366, SLG: 0.368 (1, 8)	0-3 K		0-0 1B		0-0 4-3			0-0 F8	0-0 F7	5 0 1 0 0 1 2
Bobby Grich, R OBP: 0.346, SLG: 0.305 (1, 4)	0-0 F8		0-0 F9			0-0 F9		4-0 FC4-6 BB		3 0 0 0 1 0 1
Lyman Bostock, L OBP: 0.341, SLG: 0.366 (1, 9)	0-0 F9			0-0 G6-4-3 1B		0-0 HBP 1B		0-0 FC4-6 1B 1-2f		4 0 2 0 0 0 1
Ron Jackson, R OBP: 0.356, SLG: 0.440 (1, 3)		0-3 K		0-0 G6-4-3 1-2f		1-0 HBP		0-0 1-2 1B		3 0 1 0 0 1 1
Don Baylor, R OBP: 0.341, SLG: 0.498 (1, 10)		0-0 6-3		0-0 1B		0-0 F3		0-0 F7		4 0 1 0 0 0 4
Joe Rudi, R OBP: 0.272, SLG: 0.339 (1, 7)		0-0 2B		0-0 FC4-6 1B		0-3 K			0-0 6-3	4 0 2 0 0 1 2
Carney Lansford, R OBP: 0.346, SLG: 0.454 (1, 5)		0-0 F2		0-0 FC4-6 1-2f			0-0 F7		0-0 F8	4 0 0 0 0 0 3
Dave Chalk, R OBP: 0.336, SLG: 0.287 (1, 6)			0-0 F8		0-0 G4-3 1B		0-0 G3		0-0 1B 1B	4 0 2 0 0 0 0
Brian Downing, R OBP: 0.354, SLG: 0.348 (1, 2)			0-3 K		0-0 G4-3 1-2f		0-0 6-3		0-0 1B	4 0 1 0 0 1 1

Inning Stats	R: 0 E: 0 K: 1 S: 5	H: 0 LOB: 0 BB: 0 P: 5	R: 0 E: 0 K: 1 S: 6	H: 1 LOB: 1 BB: 0 P: 6	R: 0 E: 0 K: 1 S: 6	H: 1 LOB: 1 BB: 0 P: 6	R: 0 E: 0 K: 0 S: 5	H: 3 LOB: 2 BB: 0 P: 5	R: 0 E: 0 K: 0 S: 3	H: 1 LOB: 0 BB: 0 P: 3	R: 0 E: 0 K: 1 S: 6	H: 1 LOB: 2 BB: 0 P: 7	R: 0 E: 0 K: 0 S: 3	H: 0 LOB: 0 BB: 0 P: 3	R: 0 E: 0 K: 0 S: 4	H: 1 LOB: 2 BB: 1 P: 8	R: 0 E: 0 K: 0 S: 5	H: 2 LOB: 2 BB: 0 P: 5	1B: 9 2B: 1 3B: 0 HR: 0	SF: 0 SAC: 0 DP: 2 HBP: 1
PITCHER Jack Billingham, R ERA: 3.9 (1, 1)	IP: 9.0 WLS: W BF: 37 H: 10 R: 0 ER: 0 SO: 4 BB: 1 IBB: 0 HBP: 1 BLK: 0 WP: 0 HR: 0 S: 43 P: 48 ERA: 0.00 WHIP: 1.222																		WP: 0 PB: 0 SB: 0 CS: 0	PA: 37 ERA WHIP

DETROIT TIGERS @ CALIFORNIA ANGELS
Anaheim Stadium, Anaheim, CA
 Sun Jul 16 1978, 6:33 AM EDT
 Att. 21,447 - Unknown

livebaseballscorecards.com

AB	35
R	0
H	10
RBI	0
BB	1
SO	4
LOB	15



Batter	1	2	3	4	5	6	7	8	9	10	AB R H RBI BB SO LOB	TOP										
Ron LeFlore, R (1, 8) OBP: 0.351, SLG: 0.390	0-0 4-3		0-0 G6-3			0-0 SF7 1B	0-0 1B		0-0 S 1B		5 1 3 0 0 0 2	<p>Detroit Tigers @ California Angels</p> <p>Anaheim Stadium, Anaheim, CA</p> <p>Mon Jul 17 1978, 10:05 PM EDT</p> <p>Att. 32,469 - Unknown</p>										
Lou Whitaker, L (1, 4) OBP: 0.339, SLG: 0.335	0-0 4-3		4-0 BB			0-0 SF7 1-H	0-0 4-3		0-0 1-3		3 0 0 1 1 0 2											
Rusty Staub, L (1, 10) OBP: 0.355, SLG: 0.448	0-0 F4		0-0 F9			0-0 F9		0-0 4-3		0-0 1B G3 1B	5 1 1 0 0 0 2											
Jason Thompson, L (1, 3) OBP: 0.366, SLG: 0.514		0-0 FC4-6 1B		0-0 F7		0-0 HR		0-0 F6		0-3 K	5 1 2 1 0 1 1											
Steve Kemp, L (1, 7) OBP: 0.401, SLG: 0.385		0-0 FC4-6 4-3 1-2f		0-0 G3-6-3 1B		0-0 1B 2B		4-0 S BB		0-0 G3 1-2	4 1 2 0 1 0 2											
Milt May, L (1, 2) OBP: 0.308, SLG: 0.418		0-0 4-3 1-2		0-0 G3-6-3 1-2f		0-0 2-H 1B		4-0 1-2 IBB		0-0 1B 1B	4 0 2 1 1 0 2											
Tim Corcoran, L (1, 9) OBP: 0.302, SLG: 0.293		0-0 F6			0-0 F8		0-3 K		0-0 G3		2 0 0 0 0 0 1											
Mickey Stanley, R (6, PH) OBP: 0.288, SLG: 0.360											1 0 0 0 0 1 1											
John Wockenfuss, R (7, 9) OBP: 0.326, SLG: 0.337											2 0 1 1 0 0 2											
Phil Mankowski, L (1, 5) OBP: 0.362, SLG: 0.396			0-0 G6-3 2B						0-0 F4		4 0 1 0 0 0 0											
Aurelio Rodriguez, R (10, PH) OBP: 0.297, SLG: 0.389									0-0 F6		1 0 0 0 0 0 2											
Alan Trammell, R (1, 6) OBP: 0.320, SLG: 0.332			4-0 G6-3 BB						0-3 K		3 0 0 0 1 1 0											
Inning Stats	R: 0 E: 0 K: 0 S: 3	H: 0 LOB: 0 BB: 0 P: 3	R: 0 E: 0 K: 0 S: 4	H: 1 LOB: 1 BB: 0 P: 4	R: 0 E: 0 K: 0 S: 3	H: 1 LOB: 2 BB: 2 P: 11	R: 0 E: 0 K: 0 S: 3	H: 0 LOB: 0 BB: 0 P: 3	R: 3 E: 0 K: 1 S: 9	H: 4 LOB: 1 BB: 0 P: 9	R: 0 E: 0 K: 1 S: 6	H: 1 LOB: 1 BB: 0 P: 6	R: 0 E: 0 K: 0 S: 3	H: 0 LOB: 2 BB: 2 P: 11	R: 0 E: 0 K: 0 S: 4	H: 1 LOB: 1 BB: 0 P: 4	R: 1 E: 0 K: 1 S: 8	H: 3 LOB: 2 BB: 0 P: 8	1B: 9 2B: 2 3B: 0 HR: 1	SF: 1 SAC: 0 DP: 2 HBP: 0	WP: 0 PB: 0 SB: 4 CS: 0	PA: 44
PITCHER	IP WLS BF H R ER SO BB IBB HBP BLK WP HR S P ERA WHIP															IP WLS BF H R ER SO BB IBB HBP BLK WP HR S P ERA WHIP						
John Caneira, R (1, 1) ERA: 4.76	5.2		23	6	3	3	0	2	0	0	0	0	0	0	0	0	4.76	1.412				
Ken Brett, L ERA: 5.6	(6, 1)	0.0	1	1	0	0	0	0	0	0	0	0	0	0	0	0	∞	∞				
Paul Hartzell, R ERA: 3.46	(6, 1)	3.1	14	2	0	0	2	1	1	0	0	0	0	0	0	0	0.00	0.900				
Dave LaRoche, L ERA: 3.08	(10, 1)	1.0	L 6	3	1	1	1	0	0	0	0	0	0	0	0	8	9.00	3.000				

livebaseballscorecards.com

AB	39
R	4
H	12
RBI	4
BB	4
SO	3
LOB	17



BOTTOM

Detroit Tigers @ California Angels
Anaheim Stadium, Anaheim, CA
Mon Jul 17 1978, 10:05 PM EDT
Att: 32,469 - Unknown

livebaseballscorecards.com

AB 36
R 3
H 9
RBI 2
BB 4
SO 3
LOB 19



WP: 1 PA: 42
PB: 0
SB: 1
CS: 1

AB R H RBI BB SO LOB

2 2 1 0 3 0 0

5 0 2 0 0 0 2

5 0 3 0 0 0 2

5 0 1 1 0 0 3

4 1 0 0 1 2 3

4 0 2 0 0 0 2

3 0 0 1 0 0 1

4 0 0 0 0 1 3

4 0 0 0 0 0 3

1B: 8 SF: 1
E: 1 LOB: 1 SAC: 0
K: 0 BB: 0 DP: 2
S: 4 P: 4 HR: 0 HBP: 0

Batter	1	2	3	4	5	6	7	8	9	10
Rick Miller, L OBP: 0.373, SLG: 0.369 (1, 8)	4-0 1B G6-4-3 BB		x 0-0 G5-4-3 1B		4-0 1B E 1B BB		x 0-0 4-3		4-0 CS BB	
Bobby Grich, R OBP: 0.346, SLG: 0.306 (1, 4)	0-0 1-3 1B		x 0-0 G5-4-3 1-2f		x 0-0 E3 1B 1B		x 0-0 6-3		0-0 CS 1-2	x 0-0 FC6-4 1B
Lyman Bostock, L OBP: 0.344, SLG: 0.372 (1, 9)	0-0 1-2f 3-H G6-4-3		x 0-0 2B		x 0-0 1-2 2-3 1B 1B		x 0-0 S 1B		x 0-0 F2	x 0-0 F2
Ron Jackson, R OBP: 0.354, SLG: 0.436 (1, 3)	0-0 6-3		x 0-0 4-3		x 0-0 1-2 2-H 3-H 1B		x 0-0 F8 1-2		x 0-0 FC6-4 1-2f	x 0-0 FC6-4 1-2f
Don Baylor, R OBP: 0.339, SLG: 0.492 (1, 10)		4-0 1B SF8 BB		0-3 K	0-3 K			0-0 6-3		0-0 F8
Joe Rudi, R OBP: 0.276, SLG: 0.342 (1, 7)		0-0 1-3 5-3 1B		0-0 FC5-4 E 1B	0-0 F6			0-0 6-3		
Carney Lansford, R OBP: 0.339, SLG: 0.446 (1, 5)		0-0 3-H SF8		0-0 E5 FC5-4 1-2		0-0 1-3		0-0 F3		
Dave Chalk, R OBP: 0.333, SLG: 0.283 (1, 6)		0-0 1-2 5-3		0-0 FC5-4 WP 1-2f 2-3		0-3 K		0-0 5-3		
Brian Downing, R OBP: 0.347, SLG: 0.341 (1, 2)		0-0 6-3		0-0 6-3 1-2		0-0 F9		0-0 4-3		

Inning Stats	R: 1	H: 1	E: 0	LOB: 0	K: 0	S: 3	P: 7	R: 1	H: 1	E: 0	LOB: 1	K: 0	S: 4	P: 8	R: 0	H: 2	E: 0	LOB: 1	K: 0	S: 4	P: 4	R: 0	H: 1	E: 1	LOB: 2	K: 1	S: 7	P: 11	R: 0	H: 0	E: 0	LOB: 0	K: 1	S: 5	P: 5	R: 0	H: 1	E: 0	LOB: 1	K: 0	S: 4	P: 4	R: 0	H: 0	E: 0	LOB: 0	K: 0	S: 3	P: 3	R: 0	H: 0	E: 0	LOB: 0	K: 0	S: 2	P: 6	R: 0	H: 1	E: 1	LOB: 1	K: 0	S: 4	P: 4
--------------	------	------	------	--------	------	------	------	------	------	------	--------	------	------	------	------	------	------	--------	------	------	------	------	------	------	--------	------	------	-------	------	------	------	--------	------	------	------	------	------	------	--------	------	------	------	------	------	------	--------	------	------	------	------	------	------	--------	------	------	------	------	------	------	--------	------	------	------

PITCHER	IP	WLS	BF	H	R	ER	SO	BB	IBB	HBP	BLK	WP	HR	S	P	ERA	WHIP
Steve Baker, R ERA: 4.27 (1, 1)	4.0		21	6	3	3	1	3	0	0	0	1	0	20	32	6.75	2.250
Jack Morris, R ERA: 4.53 (5, 1)	6.0	W	20	3	0	0	2	1	0	0	0	0	0	23	27	0.00	0.667

PITCHER	IP	WLS	BF	H	R	ER	SO	BB	IBB	HBP	BLK	WP	HR	S	P	ERA	WHIP
---------	----	-----	----	---	---	----	----	----	-----	-----	-----	----	----	---	---	-----	------

Batter	1	2	3	4	5	6	7	8	9	AB R H RBI BB SO LOB	TOP													
Ron LeFlore, R (1, 8) OBP: 0.352, SLG: 0.390	0-3 K		0-0 1B	0-0 FC1-2		0-0 FC6		0-0 E6		5 0 2 0 0 1 4														
Lou Whitaker, L (1, 4) OBP: 0.340, SLG: 0.333	0-3 K		0-0 FC6-4 1B		4-0 HR BB	0-0 6-3		0-3 K		4 1 1 0 1 2 3														
Rusty Staub, L (1, 10) OBP: 0.355, SLG: 0.455	0-0 1B		0-0 F7		0-0 HR		0-0 4-3		0-0 4-3	5 1 2 2 0 0 3														
Jason Thompson, L (1, 3) OBP: 0.366, SLG: 0.514	0-0 1B		0-0 SF7		0-0 6-3		0-0 F6		0-0 1B	4 0 2 1 0 0 0														
Steve Kemp, L (1, 7) OBP: 0.398, SLG: 0.382	0-0 4-3		0-0 FC6-4		0-0 F9		0-0 BB 1B		0-0 F8	5 0 1 0 0 0 5														
Milt May, L (1, 2) OBP: 0.311, SLG: 0.412		0-0 4-3		4-0 1B FC1-2 BB		0-0 F8		4-0 1-2 BB	0-0 5-3	3 0 0 0 2 0 1														
Tim Corcoran, L (1, 9) OBP: 0.301, SLG: 0.292		0-0 F8		0-0 4-3		0-0 E4 FC6 1B		0-0 3-1		4 0 1 0 0 0 3														
Phil Mankowski, L (1, 5) OBP: 0.364, SLG: 0.397		0-0 G3		0-0 FC1-2 1B		0-0 5-3		0-0 1-3		2 0 1 0 0 0 0														
Aurelio Rodriguez, R (6, PH) OBP: 0.294, SLG: 0.385				2-3 1B						2 0 0 0 0 0 1														
Alan Trammell, R (1, 6) OBP: 0.323, SLG: 0.335			0-0 1B SF7 1B		0-3 K	0-0 FC6 1B		0-0 6-3		4 1 2 0 0 1 2														
Inning Stats	R: 0 E: 0 K: 2 S: 9	H: 2 LOB: 2 BB: 0 P: 9	R: 0 E: 0 K: 0 S: 3	H: 0 LOB: 0 BB: 0 P: 3	R: 1 E: 0 K: 0 S: 6	H: 3 LOB: 2 BB: 0 P: 6	R: 0 E: 0 K: 1 S: 6	H: 1 LOB: 2 BB: 1 P: 10	R: 2 E: 0 K: 0 S: 4	H: 1 LOB: 0 BB: 1 P: 8	R: 0 E: 1 K: 0 S: 5	H: 2 LOB: 2 BB: 0 P: 5	R: 0 E: 0 K: 0 S: 4	H: 1 LOB: 2 BB: 1 P: 8	R: 0 E: 2 K: 1 S: 6	H: 1 LOB: 1 BB: 0 P: 6	R: 0 E: 0 K: 0 S: 4	H: 1 LOB: 1 BB: 0 P: 4	R: 0 E: 0 K: 0 S: 4	H: 1 LOB: 1 BB: 0 P: 4	1B: 11 2B: 0 3B: 0 HR: 1	SF: 1 SAC: 0 DP: 0 HBP: 0	WP: 0 PB: 0 SB: 0 CS: 0	PA: 42
PITCHER	IP WLS BF H R ER SO BB IBB HBP BLK WP HR S P ERA WHIP																					PITCHER	IP WLS BF H R ER SO BB IBB HBP BLK WP HR S P ERA WHIP	
Rick Langford, R (1, 1) ERA: 3.14	5.0 W 24 7 3 3 3 2 0 0 0 0 0 1 28 36 5.40 1.800																							
Bob Lacey, L (6, 1) ERA: 2.89	4.0 S 18 5 0 0 1 1 0 0 0 0 0 0 19 23 0.00 1.500																							

Detroit Tigers @ Oakland Athletics
 Oakland-Alameda County Coliseum, Oakland, CA
 Tue Jul 18 1978, 7:05 PM PDT
 Att. 3,023 - Unknown

AB	38
R	3
H	12
RBI	3
BB	3
SO	4
LOB	22



WP: 0	PA: 42
PB: 0	
SB: 0	
CS: 0	

1B: 11	SF: 1
2B: 0	SAC: 0
3B: 0	DP: 0
HR: 1	HBP: 0

WP: 0	PA: 42
PB: 0	
SB: 0	
CS: 0	

Batter	1	2	3	4	5	6	7	8	9
Joe Wallis, S OBP: 0.339, SLG: 0.484 (1, 8)	0-0 G3 1B	0-0 F8	0-0 L3			0-0 F7		0-3 K	
Taylor Duncan, R OBP: 0.275, SLG: 0.344 (1, 5) Wayne Gross, L OBP: 0.328, SLG: 0.328 (8, 5)	0-0 G3 1-2	0-0 HR 1B		0-0 5-3		4-0 BB		0-3 K	
Mitchell Page, L OBP: 0.373, SLG: 0.475 (1, 7) Glenn Burke, R OBP: 0.272, SLG: 0.306 (7, 7)	0-3 K	0-0 HR		0-0 4-3		0-0 G3			
Willie Horton, R OBP: 0.316, SLG: 0.385 (1, 10)	4-0 BB	0-3 K		0-0 L7			0-0 1-3		
Dave Revering, L OBP: 0.309, SLG: 0.428 (1, 3) Miguel Dilone, S OBP: 0.306, SLG: 0.298 (7, PR) Jim Essian, R OBP: 0.332, SLG: 0.313 (8, 2)	0-0 F8		0-0 G3		0-0 6-3 SH1-4 1B		0-0 E S 1B		
Mario Guerrero, R OBP: 0.301, SLG: 0.364 (1, 6)		0-0 F9	0-0 1B 1B		0-0 SH1-4 1-2		0-0 6-3 1-3		
Jeff Newman, R OBP: 0.306, SLG: 0.400 (1, 2) (8, 3)		0-0 BB 1B 1B	0-0 1B 1B		0-0 6-3 2-3		0-0 F9		
Mike Edwards, R OBP: 0.312, SLG: 0.321 (1, 4)		0-0 BB 1B 1B	0-0 1-2 3-H 1B		0-0 F3		0-0 E S 1B		
Tony Armas, R OBP: 0.269, SLG: 0.289 (1, 9)		4-0 1B HR BB	0-3 K			0-0 5-3		0-0 6-3	


Inning Stats	R: 0	H: 1	E: 0	LOB: 2	K: 1	S: 6	P: 10	R: 5	H: 4	E: 0	LOB: 0	K: 1	S: 9	P: 13	R: 1	H: 3	E: 0	LOB: 2	K: 1	S: 8	P: 8	R: 0	H: 0	E: 0	LOB: 0	K: 0	S: 3	P: 3	R: 0	H: 1	E: 0	LOB: 1	K: 0	S: 4	P: 4	R: 0	H: 0	E: 0	LOB: 1	K: 0	S: 3	P: 7	R: 0	H: 1	E: 0	LOB: 2	K: 0	S: 4	P: 4	R: 0	H: 1	E: 0	LOB: 1	K: 2	S: 8	P: 8
--------------	------	------	------	--------	------	------	-------	------	------	------	--------	------	------	-------	------	------	------	--------	------	------	------	------	------	------	--------	------	------	------	------	------	------	--------	------	------	------	------	------	------	--------	------	------	------	------	------	------	--------	------	------	------	------	------	------	--------	------	------	------

PITCHER	IP	WLS	BF	H	R	ER	SO	BB	IBB	HBP	BLK	WP	HR	S	P	ERA	WHIP
Dave Rozema, R ERA: 3.09 (1, 1)	7.0	L	34	10	6	6	3	3	0	0	0	0	1	37	49	7.71	1.857
Steve Foucault, R ERA: 2.83 (8, 1)	1.0		4	1	0	0	2	0	0	0	0	0	0	8	8	0.00	1.000

AB	R	H	RBI	BB	SO	LOB
5	0	1	0	0	1	6
3	1	1	2	1	0	1
1	0	0	0	0	1	1
4	1	1	3	0	1	2
0	0	0	0	0	0	0
3	0	0	0	1	1	0
4	0	2	0	0	0	2
0	0	0	0	0	0	0
0	0	0	0	0	0	0
3	1	1	0	0	0	1
4	1	2	0	0	0	3
4	1	3	1	0	0	1
3	1	0	0	1	1	3

DETROIT TIGERS @ OAKLAND ATHLETICS
Oakland-Alameda County Coliseum, Oakland, CA
Tue Jul 18 1978, 7:05 PM PDT
Att. 3,023 - Unknown

AB	34
R	6
H	11
RBI	6
BB	3
SO	5
LOB	20



WP: 0	PA: 38
PB: 0	
SB: 2	
CS: 0	

WP	PA	ERA	WHIP
0	38		

Batter	1	2	3	4	5	6	7	8	9	AB R H RBI BB SO LOB	TOP											
Ron LeFlore, R OBP: 0.347, SLG: 0.386 (1, 8)	0-0 F3		0-0 5-3		0-0 SF8		0-0 FC4-6 1B S		0-0 5-3	4 1 0 1 0 0 3												
Lou Whitaker, L OBP: 0.338, SLG: 0.331 (1, 4)	0-3 K		0-0 L1		0-0 F2		0-0 BB 1B		0-0 6-3	5 1 1 1 0 1 2												
Rusty Staub, L OBP: 0.356, SLG: 0.452 (1, 10)	0-0 G3			0-0 F5		4-0 BB	4-0 1B BB		0-0 4-3	3 0 0 0 2 0 0												
Jason Thompson, L OBP: 0.365, SLG: 0.511 (1, 3)		0-3 K		0-0 F4		0-0 F8	0-0 1B BB			4 0 1 2 0 1 1												
Steve Kemp, L OBP: 0.394, SLG: 0.377 (1, 7)		0-0 4-3		0-0 6-3		0-0 F7	0-0 G3			4 0 0 0 0 0 3												
Milt May, L OBP: 0.309, SLG: 0.406 (1, 2)		1-0 HBP			0-0 E6 BB 1B FC4-6	0-0 G3		0-0 F9		3 1 0 0 0 0 1												
Tim Corcoran, L OBP: 0.300, SLG: 0.291 (1, 9)		0-3 K			0-0 FC4-6 BB 1-2 SF8 1B		0-0 4-3	0-3 K		4 1 1 0 0 2 1												
Phil Mankowski, L OBP: 0.377, SLG: 0.413 Aurelio Rodriguez, R OBP: 0.298, SLG: 0.388 (8, PH) (8, 5)			0-0 SH3-4 1B		4-0 FC4-6 1-2 2-3 BB		0-0 FC4-6 1B	0-0 1B		2 1 2 0 1 0 0 1 0 1 0 0 0 0												
Alan Trammell, R OBP: 0.323, SLG: 0.332 (1, 6)			0-0 SH3-4		0-0 FC4-6 1-2 2-3 3-H		4-0 FC4-6 BB	0-0 6-3		2 0 0 1 1 0 3												
Inning Stats	R: 0 E: 0 K: 1 S: 5	H: 0 LOB: 0 BB: 0 P: 5	R: 0 E: 0 K: 2 S: 7	H: 0 LOB: 1 BB: 0 P: 8	R: 0 E: 0 K: 0 S: 4	H: 1 LOB: 1 BB: 0 P: 4	R: 0 E: 0 K: 0 S: 3	H: 0 LOB: 0 BB: 0 P: 3	R: 2 E: 1 K: 0 S: 5	H: 1 LOB: 1 BB: 1 P: 9	R: 0 E: 0 K: 0 S: 3	H: 0 LOB: 1 BB: 1 P: 7	R: 3 E: 0 K: 0 S: 6	H: 3 LOB: 2 BB: 2 P: 14	R: 0 E: 0 K: 1 S: 6	H: 1 LOB: 1 BB: 0 P: 6	R: 0 E: 0 K: 0 S: 3	H: 0 LOB: 0 BB: 0 P: 3	1B: 5 2B: 1 3B: 0 HR: 0	SF: 1 SAC: 1 DP: 0 HBP: 1	WP: 0 PB: 0 SB: 1 CS: 0	PA: 39
PITCHER	IP WLS BF H R ER SO BB IBB HBP BLK WP HR S P ERA WHIP																					
Matt Keough, R ERA: 2.62 (1, 1)	6.2 L 31 5 5 3 3 4 0 1 0 0 0 0 32 49 4.05 1.350																					
Bob Lacey, L ERA: 2.84 (7, 1)	1.1 5 1 0 0 1 0 0 0 0 0 0 0 7 7 0.00 0.750																					
Dave Heaverlo, R ERA: 2.85 (9, 1)	1.0 3 0 0 0 0 0 0 0 0 0 0 0 3 3 0.00 0.000																					

Detroit Tigers @ Oakland Athletics
 Oakland-Alameda County Coliseum, Oakland, CA
 Wed Jul 19 1978, 3:33 AM PDT
 Att. 5,225 - Unknown

AB	32
R	5
H	6
RBI	5
BB	4
SO	4
LOB	14



WP: 0	PA: 39
PB: 0	
SB: 1	
CS: 0	

ERA	WHIP

livebaseballscorecards.com

Batter	1	2	3	4	5	6	7	8	9	AB	R	H	RBI	BB	SO	LOB
Joe Wallis, S OBP: 0.339, SLG: 0.481 (1, 8)	0-3 K		0-0 SH5-4		0-0 F8					3	0	1	0	0	1	1
Taylor Duncan, R OBP: 0.275, SLG: 0.338 (1, 5)	4-0 BB		0-0 SF7			0-0 F3			0-0 6-3	2	0	0	1	1	0	1
Mitchell Page, L OBP: 0.371, SLG: 0.470 (1, 7)	0-0 F6		0-0 F4			4-0 CS BB			0-0 6-3	3	0	0	0	1	0	2
Willie Horton, R OBP: 0.315, SLG: 0.379 (1, 10)	0-0 5-3			0-0 6-3		4-0 HR BB			0-3 K	3	1	0	0	1	1	1
Dave Revering, L OBP: 0.308, SLG: 0.435 (1, 3)		0-0 4-3		0-0 F7		0-0 HR			0-0 F6	4	1	1	2	0	0	0
Mario Guerrero, R OBP: 0.300, SLG: 0.361 (1, 6)		0-0 L4		0-0 F9		4-0 BB			0-0 F8	3	0	0	0	1	0	0
Jeff Newman, R OBP: 0.299, SLG: 0.390 (1, 2)		0-0 F3			0-3 K	0-3 K			0-0 F2	4	0	0	0	0	2	1
Mike Edwards, R OBP: 0.316, SLG: 0.338 (1, 4)			0-0 SH5-4 SF7 1B		0-3 K				0-0 F8	4	2	2	1	0	1	0
Glenn Burke, R OBP: 0.283, SLG: 0.317 Dwayne Murphy, L (9, PH) OBP: 0.278, SLG: 0.200 (1, 9)			0-0 SF7 SH5-4 1B		0-0 S 1B				0-0 4-3	3	0	2	0	0	0	0
									0-0 F3	1	0	0	0	0	0	0

BOTTOM															
Detroit Tigers @ Oakland Athletics Oakland-Alameda County Coliseum, Oakland, CA Wed Jul 19 1978, 3:33 AM PDT Att. 5,225 - Unknown															
											AB 30 R 4 H 6 RBI 4 BB 4 SO 5 LOB 6				
															
											WP: 0 PA: 36 PB: 0 SB: 1 CS: 1				

Inning Stats	R: 0	H: 0	E: 0	K: 1	S: 5	LOB: 1	BB: 1	P: 9	R: 0	H: 0	E: 0	K: 0	S: 3	LOB: 0	BB: 0	P: 3	R: 1	H: 2	E: 0	K: 0	S: 5	LOB: 1	BB: 0	P: 5	R: 0	H: 0	E: 0	K: 0	S: 3	LOB: 0	BB: 0	P: 3	R: 0	H: 1	E: 0	K: 2	S: 8	LOB: 1	BB: 0	P: 8	R: 2	H: 1	E: 0	K: 1	S: 5	LOB: 1	BB: 3	P: 17	R: 0	H: 1	E: 0	K: 0	S: 4	LOB: 1	BB: 0	P: 4	R: 0	H: 0	E: 0	K: 1	S: 5	LOB: 0	BB: 0	P: 5	R: 1	H: 1	E: 0	K: 0	S: 4	LOB: 0	BB: 0	P: 4	R: 0	H: 0	E: 0	K: 0	S: 4	LOB: 0	BB: 0	P: 5	R: 0	H: 0	E: 0	K: 0	S: 4	LOB: 0	BB: 0	P: 4	R: 1	H: 1	E: 0	K: 0	S: 4	LOB: 0	BB: 0	P: 4
PITCHER																	PITCHER																																																																															
Jim Slaton, R ERA: 4.13 (1, 1)	IP	WLS	BF	H	R	ER	SO	BB	IBB	HBP	BLK	WP	HR	S	P	ERA	WHIP																																																																															
	9.0	W	36	6	4	4	5	4	0	0	0	0	2	42	58	4.00	1.111																																																																															
											1B: 4 SF: 1 2B: 0 SAC: 1 3B: 0 DP: 0 HR: 2 HBP: 0																																																																																					

Batter	1	2	3	4	5	6	7	8	9	10	11	AB	R	H	RBI	BB	SO	LOB									
Rick Miller, L (1, 8) OBP: 0.373, SLG: 0.366	F9		F9					FC6-4		F7		6	1	2	0	0	0	1									
Carney Lansford, R (1, 5) OBP: 0.333, SLG: 0.438	L5		BB BB 1B				SH3-4	F7			WP 1B 2B	5	1	2	0	0	1	3									
Lyman Bostock, L (1, 9) OBP: 0.347, SLG: 0.370			BB BB 1B				4-3			SH1-3 1B	BB 1B	5	1	3	1	1	0	3									
Ron Fairly, L (1, 3) OBP: 0.294, SLG: 0.376	G3		FC5-4 BB				2B BB			SH1-3	F9	2	0	0	0	3	0	2									
Don Baylor, R (1, 10) OBP: 0.350, SLG: 0.510			G6-4-3 1B				F7			FC6-4 IBB	F5	5	0	2	1	1	0	7									
Joe Rudi, R (1, 7) OBP: 0.288, SLG: 0.355			G6-4-3 1-2f				5-3			F8	F2	5	0	0	0	1	0	5									
Brian Downing, R (1, 2) OBP: 0.361, SLG: 0.369			1B				K			F7		6	1	3	2	0	1	2									
Dave Chalk, R (1, 6) OBP: 0.322, SLG: 0.273 (10, 4)			F9				L1			4-3		6	0	1	0	0	0	3									
Bobby Grich, R (1, 4) OBP: 0.343, SLG: 0.302			F3									4	0	2	0	0	1	1									
Tony Solaita, L (10, PH) OBP: 0.365, SLG: 0.333							BB 1B 1B			FC6-4 1B		1	0	0	0	0	1	0									
Jim Anderson, R (10, 6) OBP: 0.294, SLG: 0.375												0	0	0	0	0	0	0									
Inning Stats	R: 0 E: 0 K: 0 S: 4	H: 1 LOB: 1 BB: 0 P: 4	R: 0 E: 0 K: 0 S: 4	H: 2 LOB: 1 BB: 0 P: 4	R: 0 E: 0 K: 0 S: 4	H: 1 LOB: 3 BB: 2 P: 12	R: 0 E: 0 K: 1 S: 5	H: 0 LOB: 0 BB: 0 P: 5	R: 0 E: 0 K: 1 S: 7	H: 2 LOB: 3 BB: 1 P: 11	R: 0 E: 0 K: 1 S: 6	H: 1 LOB: 1 BB: 0 P: 6	R: 1 E: 0 K: 0 S: 5	H: 2 LOB: 2 BB: 1 P: 9	R: 1 E: 0 K: 0 S: 5	H: 2 LOB: 1 BB: 0 P: 5	R: 0 E: 0 K: 0 S: 4	H: 1 LOB: 2 BB: 1 P: 8	R: 0 E: 0 K: 1 S: 5	H: 0 LOB: 0 BB: 0 P: 5	R: 2 E: 0 K: 0 S: 6	H: 3 LOB: 2 BB: 1 P: 10	1B: 12 2B: 2 3B: 0 HR: 1	SF: 0 SAC: 2 DP: 1 HBP: 0	WP: 1 PB: 0 SB: 0 CS: 0	PA: 53	
PITCHER	IP	WLS	BF	H	R	ER	SO	BB	IBB	HBP	BLK	WP	HR	S	P	ERA	WHIP										
Milt Wilcox, R (1, 1) ERA: 3.66	7.1		36	11	2	2	3	4	0	0	0	0	0	38	54	2.46	2.045										
Ed Glynn, L (8, 1) ERA:	1.0		4	1	0	0	0	0	0	0	0	0	0	4	4	0.00	1.000										
Steve Foucault, R (9, 1) ERA: 2.78	0.2		3	0	0	0	0	0	1	0	0	0	0	2	6	0.00	0.000										
Kip Young, R (10, 1) ERA: 9.0	2.0	L	10	3	2	2	1	1	0	0	0	1	0	11	15	9.00	2.000										

California Angels @ Detroit Tigers
Tiger Stadium, Detroit, MI
Fri Jul 21 1978, 7:05 PM EDT
Unknown

livebaseballscorecards.com

AB	45
R	4
H	15
RBI	4
BB	6
SO	4
LOB	27



Batter	1	2	3	4	5	6	7	8	9	10	11	AB R H RBI BB SO LOB	BOTTOM			
Ron LeFlore, R (1, 8) OBP: 0.350, SLG: 0.388	0-0 6-3 7 2B		0-0 1-3			0-0 F8		4-0 G6-4-3 IBB			4-0 SH5-4 BB	3 0 1 0 2 0 2	California Angels @ Detroit Tigers Tiger Stadium, Detroit, MI Fri Jul 21 1978, 7:05 PM EDT Unknown			
John Wockenfuss, R (1, 9) OBP: 0.320, SLG: 0.323	0-0 6-3			0-0 F7		0-0 F8		0-0 G6-4-3			4-0 SH5-4 BB	4 0 0 0 1 0 4				
Tim Corcoran, L (11, PR) OBP: 0.300, SLG: 0.291	0-0 2-3					0-0 2-3		0-0 1-2f			1-2 BB	0 0 0 0 0 0 0				
Rusty Staub, L (1, 10) OBP: 0.355, SLG: 0.448	0-0 7			0-0 L3			0-0 1-3		4-0 SH1-4 BB		0-0 SH5-4	3 0 0 0 1 0 1				
Lou Whitaker, L (9, PR) OBP: 0.338, SLG: 0.331	0-0 3-3f								0-0 SH1-4 BB		1-2 2-3	0 0 0 0 0 0 0				
Jason Thompson, L (1, 3) OBP: 0.364, SLG: 0.508		0-3 K		0-3 K			0-0 HR 1B		0-0 SH1-4		0-3 K	4 1 1 0 0 3 3				
Steve Kemp, L (1, 7) OBP: 0.390, SLG: 0.372		0-0 4-3			0-0 F4		0-0 F4		0-0 F7		0-0 F8	5 0 0 0 0 0 6				
Lance Parrish, R (1, 2) OBP: 0.272, SLG: 0.422		0-3 K			0-0 F9		0-0 HR		0-0 F8			4 1 1 2 0 1 2				
Aurelio Rodriguez, R (1, 5) OBP: 0.292, SLG: 0.380			0-0 6-3		0-0 F6		0-0 6-3			0-0 4-3		4 0 0 0 0 0 0				
Mark Wagner, R (1, 6) OBP: 0.284, SLG: 0.296						0-0 6-3		0-0 SH2-4 1B		0-0 1-3		4 0 2 0 0 0 0				
Steve Dillard, R (1, 4) OBP: 0.286, SLG: 0.299					0-0 FC5-4		0-0 WP 2B		0-0 SH2-4		0-0 6-3	3 0 1 0 0 0 1				
Inning Stats	R: 0 H: 1 E: 0 LOB: 0 K: 0 BB: 0 S: 3 P: 3	R: 0 H: 0 E: 0 LOB: 0 K: 2 BB: 0 S: 7 P: 7	R: 0 H: 1 E: 0 LOB: 1 K: 0 BB: 0 S: 4 P: 4	R: 0 H: 0 E: 0 LOB: 0 K: 1 BB: 0 S: 5 P: 5	R: 0 H: 0 E: 0 LOB: 0 K: 0 BB: 0 S: 3 P: 3	R: 0 H: 1 E: 0 LOB: 1 K: 0 BB: 0 S: 4 P: 4	R: 2 H: 2 E: 0 LOB: 0 K: 0 BB: 0 S: 5 P: 5	R: 0 H: 1 E: 0 LOB: 1 K: 0 BB: 1 S: 3 P: 7	R: 0 H: 0 E: 0 LOB: 2 K: 0 BB: 1 S: 3 P: 7	R: 0 H: 0 E: 0 LOB: 0 K: 0 BB: 0 S: 3 P: 3	R: 0 H: 0 E: 0 LOB: 3 K: 1 BB: 2 S: 5 P: 13	1B: 3 SF: 0 2B: 3 SAC: 3 3B: 0 DP: 2 HR: 1 HBP: 0	WP: 1 PA: 41 PB: 0 SB: 0 CS: 0			
PITCHER	IP WLS BF H R ER SO BB IBB HBP BLK WP HR S P ERA WHIP															
Frank Tanana, L (1, 1) ERA: 2.86	8.0	29	6	2	2	3	0	1	0	0	1	1	34	38	2.25	0.750
Dave LaRoche, L (9, 1) ERA: 2.91	3.0	W 12	0	0	0	1	3	0	0	0	0	0	11	23	0.00	1.000

livebaseballscores.com



Batter	1	2	3	4	5	6	7	8	9	AB R H RBI BB SO LOB	TOP											
Rick Miller, L (1, 8) OBP: 0.368, SLG: 0.361	0-0 4-3		0-0 G6-4-3		0-0 G3		0-0 F7			4 0 0 0 0 0 3												
Carney Lansford, R (1, 5) OBP: 0.327, SLG: 0.429	0-0 5-3		0-0 5-3			0-0 F8		0-0 F8		4 0 0 0 0 0 0												
Lyman Bostock, L (1, 9) OBP: 0.346, SLG: 0.367	0-0 F6			0-0 4-3		4-0 FC6-4 BB		0-0 G3		3 0 0 0 1 0 0												
Tony Solaita, L (1, 3) OBP: 0.382, SLG: 0.347		0-0 F7		0-0 1B		4-0 FC6-4 BB		0-0 1B		3 0 2 0 1 0 0												
Don Baylor, R (1, 10) OBP: 0.349, SLG: 0.507		0-0 1B		0-0 F7		0-0 FC6-4		0-0 F5		4 0 1 0 0 0 4												
Joe Rudi, R (1, 7) OBP: 0.284, SLG: 0.349		0-0 F9		0-0 F8		0-0 F4		0-3 K		4 0 0 0 0 1 4												
Dave Chalk, R (1, 4) OBP: 0.321, SLG: 0.273		0-0 1B			0-0 F3		0-0 F3		0-0 6-3	4 0 1 0 0 0 0	AB 33 R 0 H 7 RBI 0 BB 3 SO 1 LOB 15											
Jim Anderson, R (1, 6) OBP: 0.333, SLG: 0.400		0-0 6-3			0-0 F6		0-0 2-3		0-0 1B	4 0 2 0 0 0 2												
Terry Humphrey, R (1, 2) OBP: 0.269, SLG: 0.312			0-0 G6-4-3		4-0 BB		0-0 2-3		0-0 F8	2 0 1 0 1 0 1												
Ron Fairly, L (9, PH) OBP: 0.292, SLG: 0.374							1-2			1 0 0 0 0 0 1												
Inning Stats	R: 0 E: 0 K: 0 S: 3	H: 0 LOB: 0 BB: 0 P: 3	R: 0 E: 0 K: 0 S: 5	H: 2 LOB: 2 BB: 0 P: 5	R: 0 E: 0 K: 0 S: 3	H: 1 LOB: 0 BB: 0 P: 3	R: 0 E: 0 K: 0 S: 4	H: 1 LOB: 1 BB: 0 P: 4	R: 0 E: 0 K: 0 S: 3	H: 0 LOB: 1 BB: 1 P: 7	R: 0 E: 0 K: 0 S: 3	H: 0 LOB: 2 BB: 2 P: 11	R: 0 E: 0 K: 0 S: 4	H: 1 LOB: 1 BB: 0 P: 4	R: 0 E: 0 K: 1 S: 6	H: 1 LOB: 1 BB: 0 P: 6	R: 0 E: 0 K: 1 S: 6	H: 1 LOB: 1 BB: 0 P: 6	1B: 7 2B: 0 3B: 0 HR: 0	SF: 0 SAC: 0 DP: 1 HBP: 0	WP: 0 PB: 0 SB: 0 CS: 0	PA: 36
PITCHER Jack Billingham, R (1, 1) ERA: 3.62	IP 9.0 WLS W BF 36 H 7 R 0 ER 0 SO 1 BB 3 IBB 0 HBP 0 BLK 0 WP 0 HR 0 S 35 P 47 ERA 0.00 WHIP 1.111											PITCHER	IP WLS BF H R ER SO BB IBB HBP BLK WP HR S P ERA WHIP									

California Angels @ Detroit Tigers
Tiger Stadium, Detroit, MI
Fri Jul 21 1978, 7:05 PM EDT
Att. 33,699 - Unknown

livebaseballscorecards.com



Batter	1	2	3	4	5	6	7	8	9	AB	R	H	RBI	BB	SO	LOB
Lou Whitaker, L OBP: 0.336, SLG: 0.328 (1, 4)	0-0 BB 2B 1B	0-0 5-3			0-0 6-3		0-0 F8	0-0 F7		5	1	1	0	0	0	2
Phil Mankowski, L OBP: 0.373, SLG: 0.404 (1, 5) Aurelio Rodriguez, R OBP: 0.292, SLG: 0.380 (8, 5)	4-0 2B 1-2 4-3 BB		0-0 3-1		0-0 4-3		0-0 G3			3	1	0	0	1	0	0
Rusty Staub, L OBP: 0.358, SLG: 0.462 (1, 10)	0-0 4-3 1-3 2-H 2B		0-0 F7		0-0 HR		0-0 FC4-6 1B			4	1	3	2	0	0	0
Jason Thompson, L OBP: 0.363, SLG: 0.508 (1, 3)	0-0 4-3		0-0 1B 2B		0-0 F9		0-0 FC4-6			4	0	1	1	0	0	2
Steve Kemp, L OBP: 0.393, SLG: 0.376 (1, 7)	0-0 G3		0-0 2-3 1B		0-0 SH1-4 1B		0-0 SH1-4 1B			4	1	3	0	0	0	1
Milt May, L OBP: 0.310, SLG: 0.405 (1, 2)	0-0 3-1		0-0 F8		0-0 SH1-4 1B		0-0 SH1-4			3	0	1	0	0	0	3
Tim Corcoran, L OBP: 0.300, SLG: 0.288 (1, 8)		0-0 F4		0-0 F8		0-0 SH1-4		4-0 1B IBB		2	1	0	0	1	0	0
John Wockenfuss, R OBP: 0.327, SLG: 0.323 (1, 9)		0-0 1-3		0-3 K		4-0 G6-4-3 IBB		0-0 FC5-4 1B		3	0	1	1	1	1	0
Alan Trammell, R OBP: 0.322, SLG: 0.328 (1, 6)		4-0 BB		0-3 K		0-0 G6-4-3		0-0 FC5-4		3	0	0	0	1	1	4

Inning Stats	R: 2	H: 2	E: 0	LOB: 1	K: 0	BB: 1	S: 5	P: 9	R: 0	H: 0	E: 0	LOB: 1	K: 0	BB: 1	S: 3	P: 7	R: 0	H: 2	E: 0	LOB: 2	K: 0	BB: 0	S: 5	P: 5	R: 0	H: 0	E: 0	LOB: 0	K: 2	BB: 0	S: 7	P: 7	R: 1	H: 1	E: 0	LOB: 2	K: 0	BB: 0	S: 4	P: 4	R: 0	H: 2	E: 0	LOB: 2	K: 0	BB: 1	S: 4	P: 8	R: 0	H: 1	E: 0	LOB: 1	K: 0	BB: 0	S: 4	P: 4	R: 2	H: 2	E: 1	LOB: 1	K: 0	BB: 1	S: 5	P: 9	1B: 7	SF: 0	2B: 2	SAC: 2	3B: 0	DP: 1	HR: 1	HBP: 0	WP: 0	PA: 37
--------------	------	------	------	--------	------	-------	------	------	------	------	------	--------	------	-------	------	------	------	------	------	--------	------	-------	------	------	------	------	------	--------	------	-------	------	------	------	------	------	--------	------	-------	------	------	------	------	------	--------	------	-------	------	------	------	------	------	--------	------	-------	------	------	------	------	------	--------	------	-------	------	------	-------	-------	-------	--------	-------	-------	-------	--------	-------	--------


PITCHER	IP	WLS	BF	H	R	ER	SO	BB	IBB	HBP	BLK	WP	HR	S	P	ERA	WHIP
Dave Frost, R ERA: 2.66 (1, 1)	5.1	L	26	7	3	3	2	2	1	0	0	0	1	27	39	5.06	1.688
Paul Hartzell, R ERA: 3.45 (6, 1)	2.2		11	3	2	1	0	0	1	0	0	0	0	10	14	3.38	1.125

BOTTOM

California Angels @ Detroit Tigers
Tiger Stadium, Detroit, MI

Fri Jul 21 1978, 7:05 PM EDT
Att. 33,699 - Unknown

AB	31
R	5
H	10
RBI	4
BB	4
SO	2
LOB	12



WP	HR	S	P	ERA	WHIP
0	1	0	2	5.06	1.688
0	0	0	1	3.38	1.125

Batter	1	2	3	4	5	6	7	8	9	AB R H RBI BB SO LOB	TOP						
Rick Miller, L (1, 8) OBP: 0.368, SLG: 0.365	0-3 K		0-0 1B		0-0 1B 2B		0-0 4-3		0-0 F8	5 1 2 1 0 1 1							
Carney Lansford, R (1, 5) OBP: 0.333, SLG: 0.433	0-0 F9		0-0 F9		0-0 G6-4-3 1B 2-3 WP 1B		0-0 BB 1B		0-0 1-2 1B	5 1 3 0 0 0 1							
Lyman Bostock, L (1, 9) OBP: 0.346, SLG: 0.365	0-0 G3		0-0 F7		0-0 G6-4-3 1B 1-2 BB		4-0 1-2 BB		0-3 K	4 0 1 1 1 1 3							
Tony Solaita, L (1, 3) OBP: 0.374, SLG: 0.338 Ron Jackson, R (5, PH) OBP: 0.350, SLG: 0.431 (5, 3)		0-0 F7	0-3 K		0-0 G6-4-3 1-2 2-3		0-3 K		0-0 F9	2 0 0 0 0 1 1 3 0 0 0 0 1 6							
Don Baylor, R (1, 10) OBP: 0.348, SLG: 0.503		0-3 K		0-0 F7	4-0 BB BB		0-0 F8			3 0 0 0 1 1 2							
Joe Rudi, R (1, 7) OBP: 0.283, SLG: 0.348		0-0 1B 1B 1B		0-0 F2	0-0 F8			0-0 F8		4 0 1 0 0 0 1							
Brian Downing, R (1, 2) OBP: 0.364, SLG: 0.372		0-0 1B 1B		0-0 1B		0-0 F3		0-0 F8		4 0 2 0 0 0 0							
Dave Chalk, R (1, 4) OBP: 0.320, SLG: 0.272		0-0 1B		0-0 B1-3		0-0 F8		0-0 F4		4 0 1 0 0 0 1							
Jim Anderson, R (1, 6) OBP: 0.360, SLG: 0.435		0-3 K			0-0 2B 2B		0-3 K		4-0 1B BB	3 1 1 0 1 2 3							
Inning Stats	R: 0 E: 0 K: 1 S: 5 H: 0 LOB: 0 BB: 0 P: 5	R: 0 E: 0 K: 2 S: 10 H: 3 LOB: 3 BB: 0 P: 10	R: 0 E: 0 K: 1 S: 6 H: 1 LOB: 1 BB: 0 P: 6	R: 0 E: 0 K: 0 S: 4 H: 1 LOB: 1 BB: 0 P: 4	R: 3 E: 0 K: 0 S: 6 H: 4 LOB: 1 BB: 1 P: 10	R: 0 E: 0 K: 1 S: 5 H: 0 LOB: 0 BB: 0 P: 5	R: 0 E: 0 K: 1 S: 6 H: 1 LOB: 2 BB: 1 P: 10	R: 0 E: 0 K: 0 S: 3 H: 0 LOB: 0 BB: 0 P: 3	R: 0 E: 0 K: 1 S: 6 H: 1 LOB: 2 BB: 1 P: 10	1B: 9 2B: 2 3B: 0 HR: 0 SF: 0 SAC: 0 DP: 1 HBP: 0	WP: 1 PB: 0 SB: 0 CS: 0 PA: 40						
PITCHER	IP WLS BF H R ER SO BB IBB HBP BLK WP HR S P ERA WHIP																
Jack Morris, R (1, 1) ERA: 4.66	4.0	21	9	3	3	4	0	0	0	0	0	0	29	29	6.75	2.250	
Bob Sykes, L (5, 1) ERA: 3.88	5.0	W	19	2	0	0	3	3	0	0	0	1	0	22	34	0.00	1.000

California Angels @ Detroit Tigers
Tiger Stadium, Detroit, MI
Sat Jul 22 1978, 3:33 AM EDT
Att: 31,107 - Unknown

livebaseballscorecards.com

AB 37
R 3
H 11
RBI 2
BB 3
SO 7
LOB 19



Batter	1	2	3	4	5	6	7	8	9
Lou Whitaker, L (1, 4) OBP: 0.337, SLG: 0.330	0-0 8-5 E 1B		0-0 1-3		0-0 F8	0-0 S 1B	0-0 F7		
Phil Mankowski, L (1, 5) Aurelio Rodriguez, R (5, PH) OBP: 0.369, SLG: 0.399 OBP: 0.297, SLG: 0.385	0-0 FC1 BB HR		0-0 F6		0-0 BB BB 1-3 1B	0-0 2B 1-H 1B		0-0 F3	
Rusty Staub, L (1, 10) OBP: 0.359, SLG: 0.462	0-0 8-5 2-3f		0-3 K		4-0 BB BB 1-2 BB	0-0 1-3 2B		0-0 F2	
Jason Thompson, L (1, 3) OBP: 0.366, SLG: 0.507	4-0 1-2 HR BB			0-0 F5	4-0 1-2 2-3 3-H BB	0-0 F5		0-0 1B 1B	
Steve Kemp, L (1, 7) OBP: 0.393, SLG: 0.385	0-0 1-H 2-H HR			0-0 6-3	0-0 3-1		0-0 E4 1B 1B	0-0 FC6-4 1B	
Milt May, L (1, 2) OBP: 0.312, SLG: 0.402	0-0 F9			4-0 BB		0-0 F7	0-0 1-2 1B 1B	0-0 FC6-4 1-2f	
Tim Corcoran, L (1, 8) OBP: 0.300, SLG: 0.283		0-0 F8		0-0 F8		1-0 HR HBP	0-0 F7		
John Wockenfuss, R (1, 9) OBP: 0.324, SLG: 0.350		0-0 F6			0-0 6-3	0-0 1-H HR	0-3 K		
Alan Trammell, R (1, 6) OBP: 0.321, SLG: 0.326		0-0 F3			0-0 E6 1B BB	0-3 K	0-0 1-2 2-3 1B		

Inning Stats	R: 3 E: 1 K: 0 S: 5	H: 2 LOB: 0 BB: 1 P: 9	R: 0 E: 0 K: 0 S: 3	H: 0 LOB: 0 BB: 0 P: 3	R: 0 E: 0 K: 1 S: 5	H: 0 LOB: 0 BB: 0 P: 5	R: 0 E: 0 K: 0 S: 3	H: 0 LOB: 1 BB: 1 P: 7	R: 1 E: 1 K: 0 S: 5	H: 1 LOB: 3 BB: 2 P: 13	R: 3 E: 0 K: 1 S: 9	H: 4 LOB: 2 BB: 0 P: 10	R: 0 E: 1 K: 1 S: 8	H: 2 LOB: 3 BB: 0 P: 8	R: 0 E: 0 K: 0 S: 5	H: 2 LOB: 2 BB: 0 P: 5
--------------	------------------------------	---------------------------------	------------------------------	---------------------------------	------------------------------	---------------------------------	------------------------------	---------------------------------	------------------------------	----------------------------------	------------------------------	----------------------------------	------------------------------	---------------------------------	------------------------------	---------------------------------


PITCHER	IP	WLS	BF	H	R	ER	SO	BB	IBB	HBP	BLK	WP	HR	S	P	ERA	WHIP
John Caneira, R (1, 1) ERA: 7.04	2.0		9	2	3	3	0	1	0	0	0	0	1	8	12	13.50	1.500
Ken Brett, L (3, 1) ERA: 5.69	3.2	L	19	3	4	3	2	3	0	1	0	0	1	19	32	7.36	1.636
Dyar Miller, R (6, 1) ERA: 2.05	2.1		14	6	0	0	1	0	0	0	0	0	0	16	16	0.00	2.571

BOTTOM

AB	R	H	RBI	BB	SO	LOB
5	1	2	0	0	0	4
2	1	0	0	0	0	1
3	0	2	1	0	0	0
4	0	1	0	1	1	2
3	1	1	1	2	0	2
5	1	2	3	0	0	3
4	0	1	0	1	0	2
3	1	0	0	0	0	3
4	1	1	2	0	1	2
4	1	1	0	0	1	0

California Angels @ Detroit Tigers
Tiger Stadium, Detroit, MI
Sat Jul 22 1978, 3:33 AM EDT
Att. 31,107 - Unknown

AB	37
R	7
H	11
RBI	7
BB	4
SO	3
LOB	19



WP	PA
0	42

1B	SF	WP	PA
8	0	0	42
2B	0	PB	0
3B	0	SB	1
HR	2	CS	0

Batter	1	2	3	4	5	6	7	8	9	AB R H RBI BB SO LOB
Rick Miller, L (1, 8) OBP: 0.366, SLG: 0.360	0-3 K		0-0 G3		0-0 4-3		0-0 4-3		4-0 FC5-4 BB	4 0 0 0 1 1 5
Carney Lansford, R (1, 5) OBP: 0.335, SLG: 0.432	0-0 5-3			0-0 6-3		0-0 1B SF8 1B		0-0 1B FC5-2 1B	0-0 FC5-4 S	5 1 2 0 0 0 1
Lyman Bostock, L (1, 9) OBP: 0.352, SLG: 0.370	0-0 5-3			0-0 CS 1B		0-0 1B WP 1B		0-0 1B FC5-2 BB 1B	4-0 FC4-6 BB	4 1 3 0 1 0 0
Ron Jackson, R (1, 3) OBP: 0.347, SLG: 0.426		0-0 F4		0-0 6-3 1-2		0-0 SF8 3-H		4-0 2B FC5-2 BB	0-0 FC4-6 1-2f	3 1 0 1 1 0 3
Don Baylor, R (1, 10) OBP: 0.347, SLG: 0.500		0-0 F8			0-0 1B BB 1B	0-0 F9 1-2		0-0 2B FC5-2 1-2 2-3 3-Hf		4 0 1 0 0 0 4
Joe Rudi, R (1, 7) OBP: 0.283, SLG: 0.350		0-0 L4			0-0 F8	0-0 F8		0-0 2B 1-3 2-H 3-H		4 0 1 2 0 0 2
Brian Downing, R (1, 2) OBP: 0.366, SLG: 0.368			0-0 6-3		4-0 BB 1B BB	0-3 K2-3		4-0 G6-4-3 IBB		2 0 0 0 2 1 0
Dave Chalk, R (1, 4) OBP: 0.323, SLG: 0.279			0-0 2B		0-0 BB 1B 1-2 2-3	0-0 F9 1-2f		0-0 G6-4-3 1-2f		4 0 2 0 0 0 3
Jim Anderson, R (1, 6) OBP: 0.379, SLG: 0.423			0-0 6-3		4-0 BB 1B 1-2 2-3	0-0 1B		0-0 5-3		3 0 1 0 1 0 1

California Angels @ Detroit Tigers
Tiger Stadium, Detroit, MI
 Sun Jul 23 1978, 3:33 AM EDT
 Unknown

livebaseballscorecards.com

AB	33
R	3
H	10
RBI	3
BB	6
SO	2
LOB	19



Inning Stats	R: 0	H: 0	R: 0	H: 0	R: 0	H: 1	R: 0	H: 1	R: 0	H: 2	R: 1	H: 2	R: 0	H: 1	R: 2	H: 3	R: 0	H: 0
	E: 0	LOB: 0	E: 0	LOB: 0	E: 0	LOB: 1	E: 0	LOB: 0	E: 0	LOB: 3	E: 0	LOB: 1	E: 0	LOB: 1	E: 0	LOB: 2	E: 0	LOB: 2
	K: 1	BB: 0	K: 0	BB: 0	K: 0	BB: 0	K: 0	BB: 0	K: 0	BB: 2	K: 1	BB: 0	K: 1	BB: 0	K: 0	BB: 2	K: 0	BB: 2
	S: 5	P: 5	S: 3	P: 3	S: 4	P: 4	S: 3	P: 3	S: 4	P: 12	S: 5	P: 5	S: 6	P: 6	S: 5	P: 13	S: 3	P: 11

PITCHER	IP	WLS	BF	H	R	ER	SO	BB	IBB	HBP	BLK	WP	HR	S	P	ERA	WHIP
Dave Rozema, R (1, 1) ERA: 3.13	7.1		33	10	3	3	2	3	0	0	0	1	0	34	46	3.68	1.773
Steve Foucault, R (8, 1) ERA: 2.65	1.2	W	7	0	0	0	0	2	1	0	0	0	0	4	16	0.00	1.200

PITCHER	IP	WLS	BF	H	R	ER	SO	BB	IBB	HBP	BLK	WP	HR	S	P	ERA	WHIP

WP: 1	PA: 40
PB: 0	
SB: 1	
CS: 1	

Batter	1	2	3	4	5	6	7	8	9	AB	R	H	RBI	BB	SO	LOB
Ron LeFlore, R OBP: 0.349, SLG: 0.387 (1, 8)	0-3 K		0-3 K			0-0 SH5-4 1B		0-3 K		4	0	1	0	0	3	0
Lou Whitaker, L OBP: 0.340, SLG: 0.344 (1, 4)	0-0 6-3 3B		0-0 4-3			0-0 SH5-4 1-2			0-0 1B 2B	3	2	2	0	0	0	0
Rusty Staub, L OBP: 0.358, SLG: 0.459 (1, 10) Steve Dillard, R OBP: 0.286, SLG: 0.299 (9, PR)	0-0 6-3		0-0 F7			0-0 F5			4-0 BB 1B BB	3	0	0	1	1	0	1
Jason Thompson, L OBP: 0.367, SLG: 0.507 (1, 3)	0-0 3-H 1B			0-0 F8		0-0 F8			0-0 BB PB 1B	4	1	2	1	0	0	1
Steve Kemp, L OBP: 0.389, SLG: 0.381 (1, 7)	0-0 F7			0-0 4-3			0-0 F7		0-3 K	4	0	0	0	0	1	3
Milt May, L OBP: 0.312, SLG: 0.401 (1, 2) Lance Parrish, R OBP: 0.270, SLG: 0.419 (9, PH)		0-0 1B		0-0 1-6-3			0-0 F8		0-3 K	3	0	1	0	0	0	0
Tim Corcoran, L OBP: 0.300, SLG: 0.284 (1, 9) John Wockenfuss, R OBP: 0.330, SLG: 0.350 (9, PH)		0-0 1B			0-0 3-1		0-0 G3		4-0 BB BB	3	0	1	0	0	0	0
Aurelio Rodriguez, R OBP: 0.296, SLG: 0.379 (1, 5)		0-0 L6			0-0 F6			0-0 5-3	4-0 BB BB	3	0	0	1	1	0	1
Alan Trammell, R OBP: 0.317, SLG: 0.322 (1, 6) Phil Mankowski, L OBP: 0.369, SLG: 0.399 (9, PH)		0-0 F7			0-0 1-3			0-0 5-3	0-0 PB	3	0	0	0	0	0	1


Inning Stats	R: 1	H: 2	E: 0	K: 1	S: 7	R: 0	H: 2	E: 0	K: 0	S: 4	R: 0	H: 0	E: 0	K: 1	S: 5	R: 0	H: 0	E: 0	K: 0	S: 3	R: 0	H: 1	E: 0	K: 0	S: 4	R: 0	H: 0	E: 0	K: 1	S: 5	R: 0	H: 0	E: 0	K: 0	S: 3	R: 0	H: 0	E: 0	K: 0	S: 3	R: 0	H: 0	E: 0	K: 0	S: 3	R: 3	H: 2	E: 0	K: 2	S: 8	1B: 5	2B: 1	3B: 1	SF: 0	SAC: 1	DP: 0	HBP: 0	WP: 0	PB: 1	SB: 0	CS: 0	PA: 36
--------------	------	------	------	------	------	------	------	------	------	------	------	------	------	------	------	------	------	------	------	------	------	------	------	------	------	------	------	------	------	------	------	------	------	------	------	------	------	------	------	------	------	------	------	------	------	------	------	------	------	------	-------	-------	-------	-------	--------	-------	--------	-------	-------	-------	-------	--------

PITCHER	IP	WLS	BF	H	R	ER	SO	BB	IBB	HBP	BLK	WP	HR	S	P	ERA	WHIP
Don Aase, R ERA: 4.17 (1, 1)	8.0		30	6	3	3	3	1	0	0	0	0	0	35	39	3.38	0.875
Dave LaRoche, L ERA: 2.87 (9, 1)	0.2	L	5	1	0	0	2	2	0	0	0	0	0	7	15	0.00	4.500
Dyar Miller, R ERA: 2.05 (9, 1)	0.0		1	0	1	0	0	0	0	0	0	0	0	0	0	∞	∞

BOTTOM

California Angels @ Detroit Tigers
Tiger Stadium, Detroit, MI
Sun Jul 23 1978, 3:33 AM EDT
Unknown

AB	32
R	4
H	7
RBI	3
BB	3
SO	5
LOB	11



livebaseballscores.com

Batter	1	2	3	4	5	6	7	8	9	AB R H RBI BB SO LOB	TOP
Rick Miller, L (1, 8) OBP: 0.367, SLG: 0.359	4-0 BB G6-4-3		0-0 3-1			0-0 1B 1B		0-0 P2		3 1 1 0 1 0 1	
Carney Lansford, R (1, 5) OBP: 0.333, SLG: 0.429	0-0 F9			0-0 3-1 1B		0-0 F9		0-0 F2		4 0 1 0 0 0 3	
Lyman Bostock, L (1, 9) OBP: 0.351, SLG: 0.368	0-0 G6-4-3 1-2f			0-0 3-1 1-2		0-0 1B E 1B		0-0 G3		4 1 1 0 0 0 3	
Ron Jackson, R (1, 3) OBP: 0.346, SLG: 0.423		0-3 K		0-0 F7		0-0 E7 1B		0-0 F8		4 0 1 1 0 1 1	
Don Baylor, R (1, 10) OBP: 0.346, SLG: 0.496		0-0 F8		0-0 5-3		0-0 F8		4-0 S 1B BB		3 1 0 0 1 0 2	
Joe Rudi, R (1, 7) OBP: 0.282, SLG: 0.360		0-0 HR			0-0 F9		0-0 5-3		0-0 F8	4 1 1 1 0 0 1	
Dave Chalk, R (1, 4) OBP: 0.328, SLG: 0.286		0-0 6-3			0-0 G5-4-3 1B		0-0 G6-4-3 1B		0-0 2-H 1B	4 0 3 1 0 0 0	
Jim Anderson, R (1, 6) OBP: 0.344, SLG: 0.379			0-0 5-3		0-0 G5-4-3 1-2f		0-0 G6-4-3 1-2f			3 0 0 0 0 0 2	
Terry Humphrey, R (1, 2) OBP: 0.264, SLG: 0.305			0-0 4-3			0-0 F2		4-0 BB		2 0 0 0 0 0 0	
Ron Fairly, L (8, PH) OBP: 0.296, SLG: 0.374										0 0 0 0 1 0 0	
Ken Landreaux, L (8, PR) OBP: 0.280, SLG: 0.324										0 0 0 0 0 0 0	
Brian Downing, R (8, 2) OBP: 0.366, SLG: 0.368										0 0 0 0 0 0 0	
Inning Stats	R: 0 E: 0 K: 0 S: 2 H: 0 LOB: 0 BB: 1 P: 6	R: 1 E: 0 K: 1 S: 6 H: 1 LOB: 0 BB: 0 P: 6	R: 0 E: 0 K: 0 S: 3 H: 0 LOB: 0 BB: 0 P: 3	R: 0 E: 0 K: 0 S: 4 H: 1 LOB: 1 BB: 0 P: 4	R: 0 E: 0 K: 0 S: 3 H: 1 LOB: 0 BB: 0 P: 3	R: 2 E: 1 K: 0 S: 6 H: 3 LOB: 1 BB: 0 P: 6	R: 0 E: 0 K: 0 S: 3 H: 1 LOB: 0 BB: 0 P: 3	R: 0 E: 0 K: 0 S: 3 H: 0 LOB: 1 BB: 1 P: 7	R: 1 E: 0 K: 0 S: 3 H: 1 LOB: 1 BB: 1 P: 7	1B: 7 2B: 0 3B: 0 HR: 1 SF: 0 SAC: 0 DP: 3 HBP: 0	WP: 0 PB: 0 SB: 1 CS: 0 PA: 34
PITCHER Jim Staton, R (1, 1) ERA: 4.06	IP: 9.0 WLS: L BF: 34 H: 8 R: 4 ER: 3 SO: 1 BB: 3 IBB: 0 HBP: 0 BLK: 0 WP: 0 HR: 1 S: 33 P: 45 ERA: 3.00 WHIP: 1.222										

California Angels @ Detroit Tigers
Tiger Stadium, Detroit, MI
Sun Jul 23 1978, 3:38 AM EDT
Att: 35,224 - Unknown

livebaseballscores.com

AB	31
R	4
H	8
RBI	3
BB	3
SO	1
LOB	13



Batter	1	2	3	4	5	6	7	8	9	AB	R	H	RBI	BB	SO	LOB
Ron LeFlore, R OBP: 0.351, SLG: 0.388 (1, 8)	0-0 1B		0-0 HR 1B		0-0 1-3			0-0 F8		4	1	2	0	0	0	0
Phil Mankowski, L OBP: 0.360, SLG: 0.388 (1, 5)	0-3 K 1-2		0-3 K 1-2		0-0 4-3			0-3 K		4	0	0	0	0	3	3
Rusty Staub, L OBP: 0.357, SLG: 0.464 (1, 10)	0-3 K		0-0 HR 2-H 3-H				0-0 1-3	0-0 F9		4	1	1	3	0	1	1
Jason Thompson, L OBP: 0.366, SLG: 0.504 (1, 3)	0-0 P6		0-0 1B				0-0 P6		0-0 F7	4	0	1	0	0	0	1
Steve Kemp, L OBP: 0.386, SLG: 0.376 (1, 7)		0-0 5-3	0-3 K				0-0 3-1		0-3 K	4	0	0	0	0	2	1
Lance Parrish, R OBP: 0.269, SLG: 0.411 (1, 2)		0-3 K		4-0 BB G3-6-3				0-3 K	0-3 K	3	0	0	0	1	3	0
Tim Corcoran, L OBP: 0.296, SLG: 0.280 (1, 9)		0-0 F7		0-0 BB G3-6-3 1-2f				0-3 K		3	0	0	0	0	1	1
Mark Wagner, R OBP: 0.286, SLG: 0.290 (1, 6)			0-3 K	0-0 4-3				4-0 BB FC4-6		2	0	0	0	1	1	0
Steve Dillard, R OBP: 0.287, SLG: 0.292 (1, 4)			4-0 HR BB 1B		0-0 F7			0-0 BB FC4-6 1-2f		2	1	0	0	1	0	1

Inning Stats	R: 0 E: 0 K: 2 S: 8	H: 1 LOB: 1 BB: 0 P: 8	R: 0 E: 0 K: 1 S: 5	H: 0 LOB: 0 BB: 0 P: 5	R: 3 E: 0 K: 3 S: 12	H: 3 LOB: 1 BB: 1 P: 16	R: 0 E: 0 K: 0 S: 2	H: 0 LOB: 0 BB: 1 P: 6	R: 0 E: 0 K: 0 S: 3	H: 0 LOB: 0 BB: 0 P: 3	R: 0 E: 0 K: 0 S: 3	H: 0 LOB: 0 BB: 0 P: 3	R: 0 E: 0 K: 2 S: 7	H: 0 LOB: 1 BB: 1 P: 11	R: 0 E: 0 K: 1 S: 5	H: 0 LOB: 0 BB: 0 P: 5	R: 0 E: 0 K: 2 S: 7	H: 0 LOB: 0 BB: 0 P: 7	1B: 3 2B: 0 3B: 0 HR: 1	SF: 0 SAC: 0 DP: 1 HBP: 0	WP: 0 PB: 0 SB: 2 CS: 0	PA: 33													
PITCHER Nolan Ryan, R ERA: 4.12 (1, 1)	IP 9.0	WLS W	BF 33	H 4	R 3	ER 3	SO 11	BB 3	IBB 0	HBP 0	BLK 0	WP 0	HR 1	S 52	P 64	ERA 3.00	WHIP 0.778																		
																		PITCHER	IP	WLS	BF	H	R	ER	SO	BB	IBB	HBP	BLK	WP	HR	S	P	ERA	WHIP


BOTTOM

California Angels @ Detroit Tigers
Tiger Stadium, Detroit, MI

Sun Jul 23 1978, 3:38 AM EDT
Att. 35,224 - Unknown

livebaseballscorecards.com

AB	30
R	3
H	4
RBI	3
BB	3
SO	11
LOB	8



Batter	1	2	3	4	5	6	7	8	9	AB R H RBI BB SO LOB	TOP														
Mike Edwards, R (1, 4) OBP: 0.322, SLG: 0.352	0-0 5-3	0-0 F5			0-0 4-3 1B		0-0 4-3			4 0 1 0 0 0 2	<p>Oakland Athletics @ Detroit Tigers</p> <p>Tiger Stadium, Detroit, MI</p> <p>Mon Jul 24 1978, 7:05 PM EDT</p> <p>Att: 19,733 - Unknown</p>														
Miguel Dilone, S (1, 9) OBP: 0.304, SLG: 0.291	4-0 BB		0-0 L6		0-0 4-3 1-2		0-0 4-3			3 0 0 0 1 0 1															
Mitchell Page, L (1, 7) OBP: 0.372, SLG: 0.480	0-0 F8 1-2		0-0 F8		0-0 5-3			0-0 F8		4 0 0 0 0 0 2															
Dave Revering, L (1, 3) OBP: 0.302, SLG: 0.424	0-0 F7		0-0 F9		0-0 1-3			0-0 4-3		4 0 0 0 0 0 2															
Willie Horton, R (1, 10) Dwayne Murphy, L (6, PR) OBP: 0.319, SLG: 0.399 OBP: 0.268, SLG: 0.191		0-0 1B 1B 2B		0-0 CS SH 1B		0-0 SH1-4 1B		0-3 K		3 1 3 0 0 0 0 1 0 0 0 0 1 0															
Mario Guerrero, R (1, 6) OBP: 0.310, SLG: 0.365		0-0 FC6-4 1B 2-3		0-0 SH CS 1-2		0-0 SH1-4 1-2		0-0 5-3		2 0 1 0 0 0 0															
Taylor Duncan, R (1, 5) OBP: 0.280, SLG: 0.357		0-0 F4		0-3 K		0-3 K		0-0 6-3		4 0 0 0 0 2 6															
Joe Wallis, S (1, 8) OBP: 0.346, SLG: 0.469		0-0 FC6-4 1B 1-2 3-H		4-0 FC5-4 BB 1-2 2-3		0-0 F9		0-0 G3		3 0 1 1 1 0 2															
Jeff Newman, R (1, 2) OBP: 0.294, SLG: 0.393		0-0 FC6-4 1-2f 2-3		0-0 FC5-4 1-2f		0-0 5-3				3 0 0 0 0 0 4															
Inning Stats	R: 0 E: 0 K: 0 S: 3	H: 0 LOB: 1 BB: 1 P: 7	R: 1 E: 0 K: 0 S: 6	H: 3 LOB: 2 BB: 0 P: 6	R: 0 E: 0 K: 0 S: 3	H: 0 LOB: 0 BB: 0 P: 3	R: 0 E: 1 K: 1 S: 6	H: 1 LOB: 2 BB: 1 P: 10	R: 0 E: 0 K: 1 S: 4	H: 1 LOB: 1 BB: 0 P: 4	R: 0 E: 0 K: 1 S: 6	H: 1 LOB: 2 BB: 0 P: 6	R: 0 E: 0 K: 0 S: 3	H: 0 LOB: 0 BB: 0 P: 3	R: 0 E: 0 K: 1 S: 5	H: 0 LOB: 0 BB: 0 P: 5	R: 0 E: 0 K: 0 S: 3	H: 0 LOB: 0 BB: 0 P: 3	R: 0 E: 0 K: 0 S: 3	H: 0 LOB: 0 BB: 0 P: 3	1B: 5 2B: 1 3B: 0 HR: 0	SF: 0 SAC: 2 DP: 0 HBP: 0	WP: 0 PB: 0 SB: 1 CS: 2	PA: 35	
PITCHER Kip Young, R (1, 1) ERA: 2.45	IP 9.0	WLS W	BF 35	H 6	R 1	ER 1	SO 3	BB 2	IBB 0	HBP 0	BLK 0	WP 0	HR 0	S 39	P 47	ERA 1.00	WHIP 0.889								

livebaseballscorecards.com

AB	31
R	1
H	6
RBI	1
BB	2
SO	3
LOB	19



Batter	1	2	3	4	5	6	7	8	9	AB	R	H	RBI	BB	SO	LOB
Ron LeFlore, R OBP: 0.350, SLG: 0.387 (1, 8)	0-0 F9	0-0 FC5-2-5-2		0-3 K		0-0 SF8 1B				4	1	1	1	0	1	3
Lou Whitaker, L OBP: 0.342, SLG: 0.345 (1, 4)	0-0 HR 1B	4-0 BB		0-0 5-3		0-0 SF8 1B				2	1	1	1	1	0	1
Rusty Staub, L OBP: 0.356, SLG: 0.470 (1, 10)	0-0 HR 1B	0-3 K			0-0 F6	0-0 F8				4	1	1	2	0	1	3
Jason Thompson, L OBP: 0.367, SLG: 0.504 (1, 3)	0-0 FC4-6 1B	0-3 K			0-0 F8 BB 1B		0-0 5-3			4	0	2	0	0	1	3
Steve Kemp, L OBP: 0.387, SLG: 0.376 (1, 7)	0-0 FC4-6 1B		0-0 1-3		4-0 FC4 BB		0-0 6-3			3	0	1	0	1	0	0
Milt May, L OBP: 0.307, SLG: 0.394 (1, 2)	0-0 FC4-6		0-0 L4		0-0 F8		0-0 3-1			4	0	0	0	0	0	4
Tim Corcoran, L OBP: 0.294, SLG: 0.278 John Wockenfuss, R OBP: 0.321, SLG: 0.340 (1, 9) (3, PH) (4, 9)	0-0 F7		0-0 F8		0-0 FC4			0-0 F7		1	0	0	0	0	0	2
Phil Mankowski, L OBP: 0.360, SLG: 0.388 Aurelio Rodriguez, R OBP: 0.304, SLG: 0.395 (1, 5) (1, 5)		0-0 1B FC5-2-5-2 2B		0-0 4-3 2B		0-0 SH3-4 1B		0-0 F9		0	0	0	0	0	0	0
Alan Trammell, R OBP: 0.317, SLG: 0.323 (1, 6)		0-0 FC5-2-5-2 1B		0-0 4-3		0-0 SH3-4		0-3 K		4	1	3	0	0	0	0

Inning Stats	R: 2	H: 4	E: 0	LOB: 2	K: 0	P: 7	R: 0	H: 2	E: 0	LOB: 3	K: 2	P: 13	R: 0	H: 0	E: 0	LOB: 0	K: 0	P: 3	R: 0	H: 1	E: 0	LOB: 1	K: 1	P: 6	R: 0	H: 1	E: 0	LOB: 2	K: 0	P: 8	R: 2	H: 2	E: 0	LOB: 0	K: 0	P: 5	R: 0	H: 0	E: 0	LOB: 0	K: 0	P: 3	R: 0	H: 0	E: 0	LOB: 0	K: 1	P: 5	1B: 7	SF: 1	2B: 2	SAC: 1	3B: 0	DP: 0	HR: 1	HBP: 0	WP: 0	PA: 36
--------------	------	------	------	--------	------	------	------	------	------	--------	------	-------	------	------	------	--------	------	------	------	------	------	--------	------	------	------	------	------	--------	------	------	------	------	------	--------	------	------	------	------	------	--------	------	------	------	------	------	--------	------	------	-------	-------	-------	--------	-------	-------	-------	--------	-------	--------

PITCHER	IP	WLS	BF	H	R	ER	SO	BB	IBB	HBP	BLK	WP	HR	S	P	ERA	WHIP
Matt Keough, R ERA: 2.77 (1, 1)	0.1	L	5	4	2	2	0	0	0	0	0	0	1	5	5	54.00	12.000
Bob Lacey, L ERA: 2.69 (1, 1)	3.2		15	3	0	0	3	1	0	0	0	0	0	20	24	0.00	1.091
Elias Sosa, R ERA: 2.97 (5, 1)	1.0		5	1	0	0	0	1	0	0	0	0	0	4	8	0.00	2.000
Dave Heaverlo, R ERA: 2.8 (6, 1)	3.0		11	2	2	1	1	0	0	0	0	0	0	13	13	3.00	0.667

BOTTOM

Oakland Athletics @ Detroit Tigers
Tiger Stadium, Detroit, MI
Mon Jul 24 1978, 7:05 PM EDT
Att. 19,733 - Unknown

livebaseballscores.com

AB	32
R	4
H	10
RBI	4
BB	2
SO	4
LOB	19



Batter	1	2	3	4	5	6	7	8	9	AB R H RBI BB SO LOB	TOP	
Mike Edwards, R (1, 4) <small>OBP: 0.319, SLG: 0.347</small> Mike Adams, R (8, PH) <small>OBP: 0.455, SLG: 0.267</small> (8, 4)	0-0 		0-0 			0-0 		4-0 		3 0 0 0 0 0 0 0 1 0 0 1 0 0		
Miguel Dilone, S (1, 9) <small>OBP: 0.304, SLG: 0.292</small> Dwayne Murphy, L (8, PH) <small>OBP: 0.281, SLG: 0.229</small> (8, 9)	0-0 			0-0 		0-0 		0-0 		3 0 1 0 0 0 0 1 0 1 1 0 0 0		
Mitchell Page, L (1, 7) <small>OBP: 0.373, SLG: 0.482</small>	0-0 			0-0 		4-0 		0-0 		3 0 1 0 1 0 1		
Dave Revering, L (1, 3) <small>OBP: 0.300, SLG: 0.420</small> Wayne Cross, L (6, 3) <small>OBP: 0.326, SLG: 0.327</small>	0-0 			0-0 		0-0 		0-0 		3 0 0 0 0 0 3 1 0 0 0 0 0 0		
Willie Horton, R (1, 10) <small>OBP: 0.315, SLG: 0.394</small> Glenn Burke, R (9, PH) <small>OBP: 0.263, SLG: 0.286</small>		0-0 			0-0 		0-0 		0-0 		3 0 0 0 0 0 0 1 0 0 0 0 0 0	
Mario Guerrero, R (1, 6) <small>OBP: 0.308, SLG: 0.362</small> Rob Picciolo, R (8, 6) <small>OBP: 0.219, SLG: 0.219</small>		0-0 			0-0 		0-0 		0-0 		3 0 0 0 0 0 0 1 0 1 0 0 0 0	
Taylor Duncan, R (1, 5) <small>OBP: 0.275, SLG: 0.350</small> Tony Armas, R (9, PH) <small>OBP: 0.262, SLG: 0.282</small>		0-3 			0-0 		0-0 		0-3 		3 0 0 0 0 1 0 1 0 0 0 0 1 1	
Joe Wallis, S (1, 8) <small>OBP: 0.345, SLG: 0.483</small>			0-3 			0-0 		0-0 		3 1 1 1 0 1 0		
Jeff Newman, R (1, 2) <small>OBP: 0.291, SLG: 0.388</small> Jim Essian, R (8, PH) <small>OBP: 0.331, SLG: 0.309</small> (8, 2)			0-3 			0-0 		0-0 		2 0 0 0 0 1 0 1 0 0 0 0 0 0		
Inning Stats	R: 0 H: 1 E: 0 LOB: 1 K: 0 BB: 0 S: 4 P: 4	R: 0 H: 0 E: 0 LOB: 0 K: 1 BB: 0 S: 5 P: 5	R: 0 H: 0 E: 0 LOB: 0 K: 2 BB: 0 S: 7 P: 7	R: 0 H: 0 E: 0 LOB: 0 K: 0 BB: 0 S: 3 P: 3	R: 0 H: 0 E: 0 LOB: 0 K: 0 BB: 0 S: 3 P: 3	R: 1 H: 2 E: 0 LOB: 2 K: 0 BB: 1 S: 5 P: 9	R: 0 H: 0 E: 0 LOB: 0 K: 0 BB: 0 S: 3 P: 3	R: 1 H: 1 E: 0 LOB: 1 K: 0 BB: 1 S: 4 P: 8	R: 0 H: 1 E: 0 LOB: 1 K: 1 BB: 0 S: 6 P: 6	1B: 2 SF: 0 2B: 2 SAC: 0 3B: 0 DP: 0 HR: 1 HBP: 0	WP: 1 PA: 34 PB: 0 SB: 1 CS: 0	
PITCHER Milt Wilcox, R (1, 1) <small>ERA: 3.55</small>	IP WLS BF H R ER SO BB IBB HBP BLK WP HR S P ERA WHIP 9.0 W 34 5 2 2 4 2 0 0 0 1 1 40 48 2.00 0.778											

Oakland Athletics @ Detroit Tigers
 Tiger Stadium, Detroit, MI
 Tue Jul 25 1978, 7:05 PM EDT
 Att: 17,723 - Unknown

livebaseballscorecards.com

AB	32
R	2
H	5
RBI	2
BB	2
SO	4
LOB	5



Batter	1	2	3	4	5	6	7	8	9	AB	R	H	RBI	BB	SO	LOB
Ron LeFlore, R OBP: 0.353, SLG: 0.386 (1, 8) X	0-0 F9 ①		4-0 1B BB		0-3 K ① X	0-0 6-3 1B ①	4-0 1B BB			3	1	1	2	2	1	0
Lou Whitaker, L OBP: 0.346, SLG: 0.347 (1, 4) X	0-0 F7 ②		4-0 1B SF7 BB		0-0 1B	0-0 6-3 ② X	0-0 1B			4	1	2	1	1	0	1
Rusty Staub, L OBP: 0.357, SLG: 0.467 (1, 10) B B B B	4-0 BB		0-0 SF7 1B		0-0 F6		0-0 F4 L9			4	0	1	1	1	0	3
Jason Thompson, L OBP: 0.365, SLG: 0.501 (1, 3) X	0-0 1-3 ③		0-0 SF7 ②		0-0 F8 ③		0-0 1B WP 1B	0-0 6-3 ①		4	1	1	1	0	0	2
Steve Kemp, L OBP: 0.387, SLG: 0.379 (1, 7)		0-3 K ① X	0-0 F8 ③			0-0 1B 1B 2B	0-0 1B 1B ①-H	0-0 4-3 ②		5	2	2	1	0	1	1
Milt May, L OBP: 0.313, SLG: 0.396 (1, 2) X		0-0 4-3 ②		0-3 K ①		0-0 1B 1B 1B	0-0 1B FC6 1B	4-0 BB		4	2	2	0	1	1	0
Tim Corcoran, L OBP: 0.306, SLG: 0.302 (1, 9) X		0-0 2B		0-0 2B		0-0 1B 1B 1B	0-0 E FC6 SF8 1B	0-0 F8 ③		5	2	4	2	0	0	1
Phil Mankowski, L OBP: 0.359, SLG: 0.387 (1, 5) X		0-0 F7 ③		0-0 F6 ②		0-0 1B 1B	0-0 FC6 1B E			3	1	1	0	0	0	2
Aurelio Rodriguez, R OBP: 0.303, SLG: 0.394 (7, 5) X						0-0 1B 1B	0-0 1B E			1	1	0	0	0	0	1
Alan Trammell, R OBP: 0.316, SLG: 0.323 (1, 6) X			0-0 F7 ① X	0-0 F9 ③		0-0 1B 1B	0-0 SF8 ②			3	0	1	2	0	0	1

Inning Stats	R: 0	H: 0	E: 0	K: 0	S: 3	R: 0	H: 1	E: 0	K: 1	S: 6	R: 0	H: 1	E: 0	K: 1	S: 6	R: 0	H: 1	E: 0	K: 1	S: 6	R: 4	H: 6	E: 2	K: 0	S: 7	R: 5	H: 5	E: 2	K: 0	S: 9	R: 0	H: 0	E: 0	K: 0	S: 3		
	0	0	0	0	3	0	1	0	1	6	0	1	0	1	6	0	6	0	0	0	6	0	6	0	0	7	0	0	0	0	0	0	0	0	0	0	0

PITCHER	IP	WLS	BF	H	R	ER	SO	BB	IBB	HBP	BLK	WP	HR	S	P	ERA	WHIP
Steve Renko, R ERA: 2.99 (1, 1)	5.0	L	23	5	3	3	3	3	0	0	0	0	0	26	38	5.40	1.600
Pete Broberg, R ERA: 4.5 (6, 1)	0.0		3	3	0	0	0	0	0	0	0	0	0	3	3	∞	∞
Elias Sosa, R ERA: 2.93 (6, 1)	1.0		3	2	3	3	0	0	0	0	0	0	0	3	3	27.00	2.000
Steve McCatty, R ERA: 4.5 (7, 1)	2.0		14	5	5	2	0	2	0	0	0	1	0	12	20	9.00	3.500

BOTTOM


Oakland Athletics @ Detroit Tigers

Tiger Stadium, Detroit, MI

Tue Jul 25 1978, 7:05 PM EDT

Att. 17,723 - Unknown

AB	36
R	11
H	15
RBI	10
BB	5
SO	3
LOB	12



PITCHER	IP	WLS	BF	H	R	ER	SO	BB	IBB	HBP	BLK	WP	HR	S	P	ERA	WHIP
Steve Renko, R ERA: 2.99 (1, 1)	5.0	L	23	5	3	3	3	3	0	0	0	0	0	26	38	5.40	1.600
Pete Broberg, R ERA: 4.5 (6, 1)	0.0		3	3	0	0	0	0	0	0	0	0	0	3	3	∞	∞
Elias Sosa, R ERA: 2.93 (6, 1)	1.0		3	2	3	3	0	0	0	0	0	0	0	3	3	27.00	2.000
Steve McCatty, R ERA: 4.5 (7, 1)	2.0		14	5	5	2	0	2	0	0	0	1	0	12	20	9.00	3.500

Batter	1	2	3	4	5	6	7	8	9	AB R H RBI BB SO LOB	TOP		
Larry Harlow, L (1, 8) OBP: 0.334, SLG: 0.337 Carlos Lopez, R (7, PH) OBP: 0.272, SLG: 0.315 (7, 8)	0-0 G3		0-0 F8		0-0 F9		0-3 K		0-0 FC5-4 BB	3 0 0 0 0 0 2 2 0 0 0 0 1 2			
Rich Dauer, R (1, 4) OBP: 0.324, SLG: 0.397	0-0 6-3		0-0 G3 1B		0-0 1-3		0-0 E8 1B 1B		4-0 1-2 BB	4 0 2 0 1 0 1			
Eddie Murray, S (1, 3) OBP: 0.344, SLG: 0.478	0-3 K		0-0 G3			0-0 1B G4-6-3 1B	0-0 K		0-0 F8	5 1 2 2 0 1 3			
Ken Singleton, S (1, 9) OBP: 0.414, SLG: 0.450		0-0 4-3	0-0 4-3			0-0 1B G4-6-3 1B	0-3 K			4 0 1 0 0 1 3			
Pat Kelly, L (1, 7) OBP: 0.394, SLG: 0.380 Andres Mora, R (8, PH) OBP: 0.290, SLG: 0.400 (8, 7)		0-3 K		0-3 K		0-0 G4-6-3		0-3 K		3 0 0 0 0 2 1 1 0 0 0 0 1 0			
Lee May, R (1, 10) OBP: 0.286, SLG: 0.426		0-0 HR		0-0 P4		0-3 K		0-0 5-3		4 1 1 1 0 1 0			
Doug DeCinces, R (1, 5) OBP: 0.331, SLG: 0.523		0-0 HR		0-3 K			0-0 HR		0-0 P3	4 2 2 2 0 1 0			
Rick Dempsey, R (1, 2) OBP: 0.322, SLG: 0.366		0-0 F7			0-0 F7		0-0 P3		0-0 FC3-6 1B	4 0 1 0 0 0 0			
Kiko Garcia, R (1, 6) OBP: 0.322, SLG: 0.412			0-0 1B G3 1B		0-0 F9 2B		0-0 E 1B 1B		0-0 FC3-6 FC5-4	4 2 3 0 0 0 1			
Inning Stats	R: 0 H: 0 E: 0 LOB: 0 K: 1 BB: 0 S: 5 P: 5	R: 2 H: 2 E: 0 LOB: 0 K: 1 BB: 0 S: 7 P: 7	R: 1 H: 2 E: 0 LOB: 1 K: 0 BB: 0 S: 5 P: 5	R: 0 H: 0 E: 0 LOB: 0 K: 2 BB: 0 S: 7 P: 7	R: 0 H: 1 E: 0 LOB: 1 K: 0 BB: 0 S: 4 P: 4	R: 1 H: 2 E: 0 LOB: 0 K: 1 BB: 0 S: 6 P: 6	R: 2 H: 4 E: 1 LOB: 2 K: 2 BB: 0 S: 11 P: 11	R: 0 H: 0 E: 0 LOB: 0 K: 1 BB: 0 S: 5 P: 5	R: 0 H: 1 E: 0 LOB: 2 K: 0 BB: 1 S: 4 P: 8	1B: 8 SF: 0 2B: 1 SAC: 0 3B: 0 DP: 1 HR: 3 HBP: 0	WP: 0 PA: 39 PB: 0 SB: 0 CS: 0		
PITCHER Jack Billingham, R (1, 1) ERA: 3.79 Bob Sykes, L (7, 1) ERA: 3.73	IP WLS BF H R ER SO BB IBB HBP BLK WP HR S P ERA WHIP	6.1 W 27 9 6 5 5 0 0 0 0 0 3 37 37 7.11 1.421	2.2 S 12 3 0 0 3 1 0 0 0 0 0 0 17 21 0.00 1.500									PITCHER IP WLS BF H R ER SO BB IBB HBP BLK WP HR S P ERA WHIP	

Baltimore Orioles @ Detroit Tigers
Tiger Stadium, Detroit, MI
Wed Jul 26 1978, 7:05 PM EDT
Att: 18,056 - Unknown

livebaseballscorecards.com

AB 38
R 6
H 12
RBI 5
BB 1
SO 8
LOB 13



Batter	1	2	3	4	5	6	7	8	9	AB	R	H	RBI	BB	SO	LOB	BOTTOM	
Ron LeFlore, R OBP: 0.355, SLG: 0.387 (1, 8)	0-0 SH5-4 1B	0-0 FC6-4	0-0 S 1B			0-0 4-3		4-0 1-2 2-3 BB		4	1	2	1	1	0	2	Baltimore Orioles @ Detroit Tigers Tiger Stadium, Detroit, MI Wed Jul 26 1978, 7:05 PM EDT Att. 18,056 - Unknown	
Lou Whitaker, L OBP: 0.342, SLG: 0.344 (1, 4)	0-0 SH5-4 1-2	0-0 G3	0-3 K			0-0 F8		0-0 SF8		3	0	0	1	0	1	3		
Rusty Staub, L OBP: 0.357, SLG: 0.467 (1, 10)	0-0 HR 1B		0-0 FC3-6 1B			0-0 F8		0-0 F2		5	1	2	1	0	0	2		
Jason Thompson, L OBP: 0.369, SLG: 0.510 (1, 3)	0-0 HR		0-0 FC3-6 BB 1B			4-0 G4-6-3 BB		0-0 1B		3	2	2	2	1	0	1		
Steve Kemp, L OBP: 0.388, SLG: 0.379 (1, 7)	0-0 F8		4-0 BB 1B BB			0-0 G4-6-3		0-0 G6-4-3 1B		3	1	1	0	1	0	1		
Lance Parrish, R OBP: 0.269, SLG: 0.404 (1, 2)	0-3 K		4-0 1B BB			0-3 K		0-0 G6-4-3		3	1	0	0	1	2	2		
Aurelio Rodriguez, R OBP: 0.306, SLG: 0.395 (1, 5)		0-0 F9	0-0 1B SF9 1B			0-0 G3-6-3 1B		0-0 F9		4	1	2	2	0	0	0		
John Wockenfuss, R OBP: 0.327, SLG: 0.340 (1, 9)		4-0 FC6-4 1B BB	0-0 WP 1B 1B			0-0 G3-6-3		0-0 BB 1B SF8 1B		0	0	0	0	1	0	0		
Tim Corcoran, L OBP: 0.311, SLG: 0.307 (3, PH) (4, 9)			1-3 2-H			1-2f				3	2	2	1	0	0	1		
Alan Trammell, R OBP: 0.319, SLG: 0.327 (1, 6)		0-0 FC6-4 1B	0-0 SF9			0-0 4-3		0-0 BB 1B		3	0	2	1	0	0	0		
Inning Stats	R: 3 E: 0 K: 1 S: 8	H: 3 LOB: 0 BB: 0 P: 8	R: 0 E: 0 K: 0 S: 4	H: 1 LOB: 2 BB: 1 P: 8	R: 5 E: 0 K: 1 S: 9	H: 4 LOB: 1 BB: 2 P: 17	R: 0 E: 0 K: 0 S: 2	H: 0 LOB: 0 BB: 1 P: 6	R: 0 E: 0 K: 1 S: 5	H: 1 LOB: 0 BB: 0 P: 5	R: 0 E: 0 K: 0 S: 3	H: 2 LOB: 1 BB: 0 P: 4	R: 1 E: 0 K: 0 S: 5	H: 2 LOB: 2 BB: 1 P: 9	1B: 12 2B: 0 3B: 0 HR: 1	SF: 2 SAC: 1 DP: 3 HBP: 0	WP: 1 PB: 0 SB: 1 CS: 0	PA: 39
PITCHER	IP WLS L	WLS L	H R ER SO	H R ER SO	BB IBB HBP BLK	WP HR S P	ERA WHIP	PITCHER	IP WLS L	H R ER SO	BB IBB HBP BLK	WP HR S P	ERA WHIP					
Mike Flanagan, L ERA: 3.78 (1, 1)	2.1		6 7 7 1	7 7 1 1	3 0 0 0	0 1 15 27	27.00 3.857	Dennis Martinez, R ERA: 5.13 (3, 1)	0.1		2 1 1 0	1 0 3 3	27.00 6.000					
Earl Stephenson, L ERA: 2.79 (3, 1)	5.1		5 1 1 2	1 1 2 2	2 0 0 0	0 0 22 30	1.69 1.312											

livebaseballscorecards.com

AB 31
R 9
H 13
RBI 9
BB 5
SO 3
LOB 12



Batter	1	2	3	4	5	6	7	8	9	AB	R	H	RBI	BB	SO	LOB											
Larry Harlow, L (1, 8) OBP: 0.335, SLG: 0.341	0-0 HR 1B	0-0 4-3 1-2		0-0 7-3-5 3-Hr		0-0 P4		0-0 2B		5	1	2	0	0	0	3											
Rich Dauer, R (1, 4) OBP: 0.325, SLG: 0.397	0-0 HR 1B	0-0 4-3		0-0 F7		0-0 1B		0-0 P3		5	1	2	0	0	0	3											
Eddie Murray, S (1, 3) OBP: 0.345, SLG: 0.484	0-0 HR 1-H 2-H		0-0 F8		0-0 1B 2B	0-0 1-3		0-0 F8		5	2	2	3	0	0	1											
Ken Singleton, S (1, 9) OBP: 0.417, SLG: 0.461 Carlos Lopez, R (9, PR) OBP: 0.272, SLG: 0.315	0-0 HR		0-0 G3		0-0 1B 2B		0-0 F8		4-0 BB	4	2	2	1	1	0	0											
Doug DeCinces, R (1, 5) OBP: 0.332, SLG: 0.524	0-3 K		0-0 1B		0-0 WP 1-H 2-H		0-0 F2		0-3 K	5	0	2	2	0	2	1											
Pat Kelly, L (1, 7) OBP: 0.390, SLG: 0.375 Andres Mora, R (5, PH) OBP: 0.291, SLG: 0.399 Mike Anderson, R (9, 7)	0-3 K		0-0 P3		0-0 F5 2-3		0-0 1B		0-3 K	2	0	0	0	0	1	1											
Lee May, R (1, 10) OBP: 0.286, SLG: 0.424	0-0 F7		0-0 1B 2B		0-3 K		0-0 P3			4	1	1	0	0	1	2											
Rick Dempsey, R (1, 2) OBP: 0.324, SLG: 0.365		0-0 F8		0-0 1B 2B		0-0 6-3		4-0 BB G1-6-3		3	0	1	0	1	0	1											
Kiko Garcia, R (1, 6) OBP: 0.330, SLG: 0.427 Mark Belanger, R (8, 6) OBP: 0.282, SLG: 0.243		0-0 1B		0-0 2B		0-3 K		0-0 G1-6-3 1-2f		4	0	2	1	0	1	1											
Inning Stats	R: 4 E: 0 K: 2 S: 11	H: 4 LOB: 0 BB: 0 P: 11	R: 0 E: 0 K: 0 S: 4	H: 1 LOB: 1 BB: 0 P: 4	R: 0 E: 0 K: 0 S: 4	H: 1 LOB: 1 BB: 0 P: 4	R: 1 E: 0 K: 0 S: 5	H: 3 LOB: 1 BB: 0 P: 5	R: 2 E: 0 K: 1 S: 8	H: 3 LOB: 1 BB: 0 P: 8	R: 0 E: 0 K: 1 S: 6	H: 1 LOB: 1 BB: 0 P: 6	R: 0 E: 0 K: 0 S: 4	H: 1 LOB: 1 BB: 0 P: 4	R: 0 E: 0 K: 0 S: 3	H: 1 LOB: 1 BB: 1 P: 7	R: 0 E: 0 K: 2 S: 7	H: 0 LOB: 1 BB: 1 P: 11	1B: 10 2B: 4 3B: 0 HR: 2	SF: 0 SAC: 0 DP: 2 HBP: 0	WP: 1 PB: 0 SB: 0 CS: 0	PA: 42					
PITCHER	IP	WLS	BF	H	R	ER	SO	BB	IBB	HBP	BLK	WP	HR	S	P	ERA	WHIP										
Jim Staton, R (1, 1) ERA: 4.28	3.0	L	18	9	5	5	2	0	0	0	0	0	2	22	22	15.00	3.000										
Jim Crawford, L (4, 1) ERA: 4.35	1.0		5	3	2	2	0	0	0	0	0	0	0	5	5	18.00	3.000										
Jack Morris, R (5, 1) ERA: 4.39	4.0		15	3	0	0	2	1	0	0	0	1	0	18	22	0.00	1.000										
Ed Glynn, L (9, 1) ERA:	1.0		4	0	0	0	2	1	0	0	0	0	0	7	11	0.00	1.000										

Baltimore Orioles @ Detroit Tigers
 Tiger Stadium, Detroit, MI
 Thu Jul 27 1978, 7:05 PM EDT
 Att. 22,856 - Unknown

AB	40
R	7
H	15
RBI	7
BB	2
SO	6
LOB	15



Batter	1	2	3	4	5	6	7	8	9	AB	R	H	RBI	BB	SO	LOB
Ron LeFlore, R OBP: 0.354, SLG: 0.387 (1, 8)	0-0 G3 1B 2B	0-0 F9			0-3 K			0-0 6-3	0-0 F9	5	1	1	0	0	1	3
Lou Whitaker, L OBP: 0.341, SLG: 0.346 (1, 4)	0-0 6-3		0-0 6-3		0-0 F7			0-0 G3 1B 2B		4	1	1	0	0	0	1
Rusty Staub, L OBP: 0.356, SLG: 0.464 (1, 10)	0-0 G3 2-3		0-0 BB 1B		0-0 F9			0-0 G3 2-3		4	0	1	0	0	0	2
Jason Thompson, L OBP: 0.372, SLG: 0.511 (1, 3)	0-0 3B 1B		4-0 BB 1-2 BB		0-0 P5			0-0 BB 1B		3	1	2	2	1	0	0
Steve Kemp, L OBP: 0.387, SLG: 0.383 (1, 7)	0-0 1-H 3B		0-0 F8		0-0 1-3			0-0 3-H F7		4	0	1	1	0	0	3
Lance Parrish, R OBP: 0.269, SLG: 0.400 (1, 2)	0-0 F7		0-0 1-3		0-3 K				0-0 1B 1B	4	0	1	0	0	1	3
Aurelio Rodriguez, R OBP: 0.301, SLG: 0.388 (1, 5)		0-0 F2		0-0 P3				0-0 6-3	0-0 L6	4	0	0	0	0	0	1
John Wockenfuss, R OBP: 0.333, SLG: 0.340 (1, 9)		4-0 BB		0-0 P4				0-0 6-3	0-0 1-2 1B	3	0	1	0	1	0	0
Alan Trammell, R OBP: 0.314, SLG: 0.322 (1, 6)		0-0 F9		0-0 F9				0-0 F8	0-0 F3	4	0	0	0	0	0	3


Inning Stats	R: 2 E: 0 K: 0 S: 6	H: 3 LOB: 1 BB: 0 P: 6	R: 0 E: 0 K: 0 S: 3	H: 0 LOB: 1 BB: 1 P: 7	R: 0 E: 0 K: 0 S: 4	H: 1 LOB: 2 BB: 1 P: 8	R: 0 E: 0 K: 0 S: 3	H: 0 LOB: 0 BB: 0 P: 3	R: 0 E: 0 K: 1 S: 5	H: 0 LOB: 0 BB: 0 P: 5	R: 0 E: 0 K: 0 S: 3	H: 0 LOB: 0 BB: 0 P: 3	R: 1 E: 0 K: 0 S: 5	H: 2 LOB: 1 BB: 0 P: 5	R: 0 E: 0 K: 0 S: 5	H: 2 LOB: 2 BB: 0 P: 5	1B: 5 2B: 2 3B: 1 HR: 0	SF: 0 SAC: 0 DP: 0 HBP: 0	WP: 0 PB: 0 SB: 0 CS: 0	PA: 37
---------------------	------------------------------	---------------------------------	------------------------------	---------------------------------	------------------------------	---------------------------------	------------------------------	---------------------------------	------------------------------	---------------------------------	------------------------------	---------------------------------	------------------------------	---------------------------------	------------------------------	---------------------------------	----------------------------------	------------------------------------	----------------------------------	--------

PITCHER Scott McGregor, L ERA: 3.63 (1, 1)	IP 9.0	WLS W	BF 37	H 8	R 3	ER 3	SO 2	BB 2	IBB 0	HBP 0	BLK 0	WP 0	HR 0	S 39	P 47	ERA 3.00	WHIP 1.111	PITCHER	IP 9.0	WLS W	BF 37	H 8	R 3	ER 3	SO 2	BB 2	IBB 0	HBP 0	BLK 0	WP 0	HR 0	S 39	P 47	ERA 3.00	WHIP 1.111
---------------------------------------------------------	-----------	----------	----------	--------	--------	---------	---------	---------	----------	----------	----------	---------	---------	---------	---------	-------------	---------------	----------------	-----------	----------	----------	--------	--------	---------	---------	---------	----------	----------	----------	---------	---------	---------	---------	-------------	---------------

BOTTOM

Baltimore Orioles @ Detroit Tigers
Tiger Stadium, Detroit, MI
Thu Jul 27 1978, 7:05 PM EDT
Att. 22,856 - Unknown

AB	35
R	3
H	8
RBI	3
BB	2
SO	2
LOB	16



Batter	1	2	3	4	5	6	7	8	9	AB R H RBI BB SO LOB	TOP	
Julio Cruz, S (1, 4) OBP: 0.348, SLG: 0.304	0-0 G3			0-3 K			0-0 1B E 2B	0-0 FC1-6 CS		4 1 1 0 0 1 1		
Craig Reynolds, L (1, 6) OBP: 0.334, SLG: 0.373	0-0 G4-6-3 1B			0-0 F5			0-0 2-3 BB E 1B	0-0 CS	0-0 F7	4 1 2 0 0 0 0		
Ruppert Jones, L (1, 8) OBP: 0.336, SLG: 0.331	0-0 G4-6-3 1-2f			0-0 F8			4-0 1-2 BB E BB		0-0 E S 1B	3 1 1 0 1 0 1		
Leon Roberts, R (1, 9) OBP: 0.367, SLG: 0.533		0-0 F8			0-0 5-3		0-0 E5 1-3 1-H 2-H 3-H		0-0 L6	4 0 0 1 0 0 1		
Tom Paciorek, R (1, 7) OBP: 0.361, SLG: 0.491		0-0 F3			0-0 5-3		0-0 6-3		0-0 5-3	4 0 0 0 0 0 2		
John Hale, L (9, 7) OBP: 0.291, SLG: 0.252										0 0 0 0 0 0 0		
Bruce Bochte, L (1, 10) OBP: 0.341, SLG: 0.399		0-0 G3			0-0 L3		0-0 1-3 2-3			3 0 0 0 0 0 1		
Dan Meyer, L (1, 3) OBP: 0.234, SLG: 0.302			0-0 F7			0-0 1-3	0-0 G3			3 0 0 0 0 0 1		
Juan Bernhardt, R (1, 5) OBP: 0.301, SLG: 0.382			0-3 K			0-0 6-3		0-0 5-3		3 0 0 0 0 1 0		
Bob Stinson, S (1, 2) OBP: 0.364, SLG: 0.394			0-0 3-1			0-0 G3		0-0 FC1-6 1B		3 0 1 0 0 0 0		
Inning Stats	R: 0 H: 1 E: 0 LOB: 0 K: 0 BB: 0 S: 3 P: 3	R: 0 H: 0 E: 0 LOB: 0 K: 0 BB: 0 S: 3 P: 3	R: 0 H: 0 E: 0 LOB: 0 K: 1 BB: 0 S: 5 P: 5	R: 0 H: 0 E: 0 LOB: 0 K: 1 BB: 0 S: 5 P: 5	R: 0 H: 0 E: 0 LOB: 0 K: 0 BB: 0 S: 3 P: 3	R: 0 H: 0 E: 0 LOB: 0 K: 0 BB: 0 S: 3 P: 3	R: 3 H: 2 E: 1 LOB: 1 K: 0 BB: 1 S: 6 P: 10	R: 0 H: 1 E: 0 LOB: 0 K: 0 BB: 0 S: 3 P: 3	R: 0 H: 1 E: 0 LOB: 1 K: 0 BB: 0 S: 4 P: 4	1B: 4 SF: 0 2B: 1 SAC: 0 3B: 0 DP: 1 HR: 0 HBP: 0	WP: 0 PA: 33 PB: 0 SB: 1 CS: 1	
PITCHER Dave Rozema, R (1, 1) ERA: 2.97	IP WLS BF H R ER SO BB IBB HBP BLK WP HR S P ERA WHIP											PITCHER IP WLS BF H R ER SO BB IBB HBP BLK WP HR S P ERA WHIP

Seattle Mariners @ Detroit Tigers
Tiger Stadium, Detroit, MI
Fri Jul 28 1978, 7:05 PM EDT
Att. 20,484 - Unknown

livebaseballscorecards.com

AB 31
R 3
H 5
RBI 1
BB 1
SO 2
LOB 7



BOTTOM

Seattle Mariners @ Detroit Tigers
 Tiger Stadium, Detroit, MI
 Fri Jul 28 1978, 7:05 PM EDT
 Att. 20,484 - Unknown

livebaseballscorecards.com

AB	33
R	4
H	9
RBI	4
BB	4
SO	3
LOB	15



WP: 0	PA: 38
PB: 0	
SB: 2	
CS: 0	


AB R H RBI BB SO LOB

4	2	2	0	1	0	1
4	1	2	2	0	0	1
4	0	2	1	0	0	1
3	1	2	1	1	0	1
3	0	0	0	1	0	4
3	0	0	0	1	0	4
2	0	0	0	0	0	0
2	0	0	0	0	1	3
2	0	0	0	0	0	0
2	0	0	0	0	0	0
3	0	1	0	0	1	0
1	0	0	0	0	1	0

Batter	1	2	3	4	5	6	7	8	9
Ron LeFlore, R OBP: 0.356, SLG: 0.388 (1, 8)	0-0 F3 ①		0-0 S 1B			4-0 SH5-4 S 1B BB	0-0 FC4-6 1-2f		0-0 HR 1B
Lou Whitaker, L OBP: 0.343, SLG: 0.358 (1, 4)	0-0 L9		0-0 4-3 1-2			0-0 SH5-4 1-3		0-0 1-3 BB 1B	0-0 HR 1-H
Rusty Staub, L OBP: 0.357, SLG: 0.465 (1, 10)	0-0 3-1			0-0 BB 1B		0-0 1B 1B 3-H		0-0 F7	
Jason Thompson, L OBP: 0.376, SLG: 0.520 (1, 3)		0-0 HR		0-0 F8		0-0 1-2 1B		4-0 1-3 BB	
Steve Kemp, L OBP: 0.385, SLG: 0.380 (1, 7)		0-0 F8		4-0 G1-6-3 BB		0-0 P6		0-0 1-3	
Milt May, L OBP: 0.312, SLG: 0.390 (1, 2)		0-0 F9		0-0 G1-6-3 1-2f		0-0 L6		4-0 IBB	
Tim Corcoran, L OBP: 0.308, SLG: 0.304 Mickey Stanley, R OBP: 0.280, SLG: 0.351 (7, PH) (8, 9)		0-0 3-1			0-0 4-3		0-0 6-3	0-3 K	
Phil Mankowski, L OBP: 0.355, SLG: 0.382 Aurelio Rodriguez, R OBP: 0.299, SLG: 0.385 (6, 5)			0-0 F7		0-0 1-3		0-0 F9		0-0 6-3
Alan Trammell, R OBP: 0.314, SLG: 0.322 Lance Parrish, R OBP: 0.267, SLG: 0.398 (9, PH)			0-0 F9		0-3 K		0-0 FC4-6 1B		0-3 K

Inning Stats	R: 0	H: 0	E: 0	K: 0	S: 3	R: 1	H: 1	E: 0	K: 0	S: 4	R: 0	H: 1	E: 0	K: 0	S: 4	R: 0	H: 1	E: 0	K: 1	S: 5	R: 1	H: 2	E: 0	K: 0	S: 5	R: 0	H: 1	E: 0	K: 0	S: 4	R: 0	H: 1	E: 0	K: 1	S: 6	R: 2	H: 2	E: 0	K: 1	S: 6	1B: 7	2B: 0	3B: 0	HR: 2	SF: 0	SAC: 1	DP: 1	HBP: 0	WP: 0	PA: 38
	0	0	0	0	3	1	1	0	0	4	0	1	0	0	4	0	1	0	1	5	1	2	0	0	4	0	1	0	1	3	0	1	0	14	2	2	0	6	7	0	0	2	0	0	0	0	0	38		

PITCHER	IP	WLS	BF	H	R	ER	SO	BB	IBB	HBP	BLK	WP	HR	S	P	ERA	WHIP
Jim Colborn, R ERA: 6.04 (1, 1)	5.1		22	5	2	2	1	2	0	0	0	0	1	22	30	3.38	1.312
Tom House, L ERA: 5.06 (6, 1)	2.0		9	2	0	0	0	1	0	0	0	0	0	8	12	0.00	1.500
Enrique Romo, R ERA: 3.13 (8, 1)	1.1	L	7	2	2	2	2	0	1	0	0	0	1	10	14	13.50	1.500

Batter	1	2	3	4	5	6	7	8	9	AB R H RBI BB SO LOB	TOP	
Julio Cruz, S (1, 4) OBP: 0.350, SLG: 0.304	4-0 1B S 5-3 BB		X 0-0 5-3			X 0-0 F7		X 0-0 FC6 1B		3 1 1 0 1 0 0		
Craig Reynolds, L (1, 6) OBP: 0.332, SLG: 0.370	0-0 F2		X 0-0 G3			X 0-0 4-3		X 0-0 FC6 1-2f		3 0 0 0 0 0 1		
Larry Milbourne, S (7, 6) OBP: 0.322, SLG: 0.393	1-2									1 0 0 0 0 0 1		
Ruppert Jones, L (1, 8) OBP: 0.334, SLG: 0.330	0-0 5-3 2-3 1B				X 0-0 F6		X 0-0 4-3		X 0-0 1-3	4 0 1 0 0 0 0		
Leon Roberts, R (1, 9) OBP: 0.368, SLG: 0.531	0-0 5-3				B B B B 4-0 5-3 BB		X 0-0 F8		X 0-0 1B	1 0 0 1 1 0 1		
John Hale, L (6, 9) OBP: 0.293, SLG: 0.255	1-2 3-H									2 0 1 0 0 0 0		
Tom Paciorek, R (1, 7) OBP: 0.355, SLG: 0.483	0-0 F8				X 0-0 5-3		X 0-0 F4		S S S 0-3 K	2 0 0 0 0 0 2		
Leroy Stanton, R (6, 7) OBP: 0.268, SLG: 0.257	1-2				1-2					2 0 0 0 0 1 1		
Bruce Bochte, L (1, 10) OBP: 0.340, SLG: 0.397		S S S 0-3 K			X 0-0 6-3		X 0-0 1B		X 0-0 F8	4 0 1 0 0 1 2		
Dan Meyer, L (1, 3) OBP: 0.232, SLG: 0.300						X 0-0 F9		X 0-0 F7		2 0 0 0 0 0 0		
Bob Robertson, R (5, 3) OBP: 0.326, SLG: 0.418										1 0 0 0 0 0 1	AB 31 R 1 H 4 RBI 1 BB 2 SO 3 LOB 9	
Juan Bernhardt, R (1, 5) OBP: 0.294, SLG: 0.373						X 0-0 F9		X 0-0 5-3		3 0 0 0 0 0 0		
Bob Stinson, S (1, 2) OBP: 0.360, SLG: 0.389			S S S 0-3 K			X 0-0 G3		X 0-0 G3		3 0 0 0 0 1 0		
Inning Stats	R: 1 H: 1 E: 0 LOB: 1 K: 0 BB: 1 S: 4 P: 8	R: 0 H: 0 E: 0 LOB: 0 K: 1 BB: 0 S: 5 P: 5	R: 0 H: 0 E: 0 LOB: 0 K: 1 BB: 0 S: 5 P: 5	R: 0 H: 0 E: 0 LOB: 1 K: 0 BB: 1 S: 3 P: 7	R: 0 H: 0 E: 0 LOB: 0 K: 0 BB: 0 S: 3 P: 3	R: 0 H: 0 E: 0 LOB: 0 K: 0 BB: 0 S: 3 P: 3	R: 0 H: 1 E: 0 LOB: 1 K: 0 BB: 0 S: 4 P: 4	R: 0 H: 1 E: 0 LOB: 1 K: 0 BB: 0 S: 4 P: 4	R: 0 H: 1 E: 0 LOB: 1 K: 1 BB: 0 S: 6 P: 6	1B: 4 SF: 0 2B: 0 SAC: 0 3B: 0 DP: 0 HR: 0 HBP: 0	WP: 0 PA: 33 PB: 0 SB: 1 CS: 0	
PITCHER Kip Young, R (1, 1) ERA: 1.8	IP WLS BF H R ER SO BB IBB HBP BLK WP HR S P ERA WHIP	9.0 W 33 4 1 1 3 2 0 0 0 0 0 0 37 45 1.00 0.667										

Seattle Mariners @ Detroit Tigers
Tiger Stadium, Detroit, MI
Sat Jul 29 1978, 3:33 AM EDT
Att. 22,984 - Unknown

livebaseballscorecards.com

Batter	1	2	3	4	5	6	7	8	9	AB	R	H	RBI	BB	SO	LOB
Ron LeFlore, R OBP: 0.357, SLG: 0.387 (1, 8)	4-0 SH5-3 1B BB	0-0 E1 SF7	0-0 BB 1B		0-0 G4-6-3 1-2f			0-3 K		4	2	1	0	1	1	1
Lou Whitaker, L OBP: 0.345, SLG: 0.357 (1, 4)	0-0 SH5-3 1-2	0-0 SF7 3-H 2-H	4-0 BB 1B		0-0 F7			4-0 WP 1B BB		1	1	0	1	2	0	0
Rusty Staub, L OBP: 0.358, SLG: 0.461 (1, 10)	4-0 1B 2B BB	0-0 G3	0-3 K					0-0 F8 1-2		3	1	0	0	2	1	4
Jason Thompson, L OBP: 0.378, SLG: 0.519 (1, 3)	0-0 2B 1B 1-2 2-H	0-3 K			4-0 E BB			4-0 G4-6-3 1-2f		3	1	1	1	2	1	1
Steve Kemp, L OBP: 0.388, SLG: 0.384 (1, 7)	0-0 1B 2B 1-3 2-H				4-0 FC6-4 BB 1-3			0-0 E6 1-2 2-H		4	1	2	2	1	0	1
Lance Parrish, R OBP: 0.260, SLG: 0.386 (1, 2)	0-0 F5				0-0 FC6-4 E 1-2f			0-0 L1		5	1	0	0	0	1	7
Aurelio Rodriguez, R OBP: 0.302, SLG: 0.391 (1, 5)	0-0 1B 2-H 3-H				0-0 E4 2B 1-H			0-0 6-3		4	1	2	3	0	0	2
John Wockenfuss, R OBP: 0.331, SLG: 0.336 (1, 9)	0-0 5-3				0-0 5-3			0-0 P6		4	0	1	0	0	0	3
Alan Trammell, R OBP: 0.321, SLG: 0.333 (1, 6)					0-0 E 3B			0-0 F8		3	1	2	0	1	0	1

Inning Stats	R: 4	H: 3	E: 0	K: 0	S: 6	LOB: 3	BB: 2	P: 14	R: 2	H: 1	E: 1	K: 1	S: 7	LOB: 0	BB: 0	P: 7	R: 2	H: 3	E: 1	K: 1	S: 8	LOB: 3	BB: 2	P: 16	R: 0	H: 0	E: 1	K: 1	S: 6	LOB: 2	BB: 1	P: 10	R: 0	H: 0	E: 0	K: 0	S: 2	LOB: 0	BB: 1	P: 6	R: 0	H: 1	E: 0	K: 0	S: 4	LOB: 1	BB: 0	P: 4	R: 1	H: 1	E: 0	K: 1	S: 6	LOB: 2	BB: 2	P: 14
--------------	------	------	------	------	------	--------	-------	-------	------	------	------	------	------	--------	-------	------	------	------	------	------	------	--------	-------	-------	------	------	------	------	------	--------	-------	-------	------	------	------	------	------	--------	-------	------	------	------	------	------	------	--------	-------	------	------	------	------	------	------	--------	-------	-------


PITCHER	IP	WLS	BF	H	R	ER	SO	BB	IBB	HBP	BLK	WP	HR	S	P	ERA	WHIP
Rick Honeycutt, L ERA: 4.31 (1, 1)	1.0	L	9	4	5	5	0	2	0	0	0	0	0	7	15	45.00	6.000
Jim Todd, R ERA: 4.73 (2, 1)	1.2		9	2	3	2	1	1	0	0	0	0	0	10	14	10.80	1.800
Shane Rawley, L ERA: 4.22 (3, 1)	5.1		24	3	1	1	3	6	0	0	0	1	0	24	48	1.69	1.688

BOTTOM

Seattle Mariners @ Detroit Tigers
Tiger Stadium, Detroit, MI
Sat Jul 29 1978, 3:33 AM EDT
Att. 22,984 - Unknown

AB	31
R	9
H	9
RBI	7
BB	9
SO	4
LOB	20

WP: 1 PA: 42
PB: 0
SB: 1
CS: 0



livebaseballscores.com

Batter	1	2	3	4	5	6	7	8	9	AB R H RBI BB SO LOB	TOP										
Julio Cruz, S OBP: 0.348, SLG: 0.302 (1, 4) X	0-0 CS 1B		0-0 4-3		0-0 FC5-4 2B 1-2f	0-0 F8		0-0 F8		5 0 1 0 0 0 4	Seattle Mariners @ Detroit Tigers Tiger Stadium, Detroit, MI Sun Jul 30 1978, 3:33 AM EDT Att: 21,575 - Unknown										
Larry Milbourne, S OBP: 0.325, SLG: 0.402 (1, 6) X	0-0 F8		0-0 4-3		0-0 2B 1-3		0-0 SH2-3 1B 1B		0-0 F4	5 1 2 0 0 0 1											
Ruppert Jones, L OBP: 0.337, SLG: 0.341 (1, 8) S S S	0-3 K 1-2			0-0 HR	4-0 FC6-4 BB		0-0 SH2-3 1-2		0-0 F7	3 1 1 1 1 1 1											
Leon Roberts, R OBP: 0.372, SLG: 0.543 (1, 9) X		0-0 HR		0-0 1-3	0-0 FC6-4 1-2f		0-0 2-H 1B		0-0 1B	5 1 3 2 0 0 2											
Bruce Bochte, L OBP: 0.338, SLG: 0.393 (1, 10) S S S		0-3 K		0-0 1-3		4-0 1B 2B BB		0-0 F8	0-0 F7	4 1 0 0 1 1 2											
Bob Robertson, R OBP: 0.331, SLG: 0.421 (1, 3) X		0-0 1B		0-0 1B 1B		0-0 L7		0-0 P4		4 0 2 0 0 0 2											
John Hale, L OBP: 0.297, SLG: 0.261 (1, 7) X		0-0 P4		0-0 1-2 1B		0-0 2B 1-2 1B		0-3 K		4 0 2 0 0 1 1											
Juan Bernhardt, R OBP: 0.293, SLG: 0.377 (1, 5) X		0-0 F9		0-0 F8		0-0 1-3 2-H 2B		0-0 4-3		4 0 1 1 0 0 3											
Bob Stinson, S OBP: 0.361, SLG: 0.390 (1, 2) S S S		0-3 K			0-0 FC5-4 1B			0-0 1B		2 0 1 0 0 1 0											
Tom Paciorek, R OBP: 0.352, SLG: 0.479 (6, PH)										1 0 0 0 0 1 2											
Bill Plummer, R OBP: 0.313, SLG: 0.345 (6, 2) S S S										1 0 1 0 0 0 0											
Inning Stats	R: 0 E: 0 K: 1 S: 5	H: 1 LOB: 0 BB: 0 P: 5	R: 1 E: 0 K: 1 S: 7	H: 2 LOB: 1 BB: 0 P: 7	R: 0 E: 0 K: 1 S: 5	H: 0 LOB: 0 BB: 0 P: 5	R: 1 E: 0 K: 0 S: 6	H: 3 LOB: 2 BB: 0 P: 6	R: 0 E: 0 K: 0 S: 4	H: 2 LOB: 2 BB: 1 P: 8	R: 1 E: 0 K: 1 S: 7	H: 2 LOB: 2 BB: 1 P: 11	R: 1 E: 0 K: 0 S: 5	H: 2 LOB: 1 BB: 0 P: 5	R: 0 E: 0 K: 1 S: 6	H: 1 LOB: 1 BB: 0 P: 6	R: 0 E: 0 K: 0 S: 4	H: 1 LOB: 1 BB: 0 P: 4	1B: 10 2B: 2 3B: 0 HR: 2	SF: 0 SAC: 1 DP: 0 HBP: 0	WP: 0 PA: 41 PB: 0 SB: 0 CS: 1
PITCHER	IP WLS BF H R ER SO BB IBB HBP BLK WP HR S P ERA WHIP												IP WLS BF H R ER SO BB IBB HBP BLK WP HR S P ERA WHIP								
Milt Wilcox, R ERA: 3.61 (1, 1)	5.1 W 26 10 3 3 3 2 0 0 0 0 0 2 30 38 5.06 2.250																				
Bob Sykes, L ERA: 3.67 (6, 1)	3.2 S 15 4 1 1 2 0 0 0 0 0 0 0 19 19 2.46 1.091																				

livebaseballscorecards.com

AB	38
R	4
H	14
RBI	4
BB	2
SO	5
LOB	18



Batter	1	2	3	4	5	6	7	8	9	10	11	12	13	14	AB R H RBI BB SO LOB	TOP																
Ron LeFlore, R OBP: 0.360, SLG: 0.387 (1, 8)	L9		K		F9		5-3		FC3-6 FC4-6 1B	G1-4-3 1B		S BB		S BB	6 1 2 1 2 1 2	Detroit Tigers @ Toronto Blue Jays Exhibition Stadium, Toronto, ON Mon Jul 31 1978, 7:05 PM EDT Att. 18,032 - Unknown - 66 F livebaseballscorecards.com																
Lou Whitaker, L OBP: 0.343, SLG: 0.359 (1, 4)	1B		P9		F7		F8		FC3-6 1B	G1-4-3		F8		1-3	8 0 2 0 0 0 7																	
Rusty Staub, L OBP: 0.364, SLG: 0.464 (1, 10)	K		1B						FC3-6 FC4-6 BB			F8		BB	4 1 2 1 1 1 3																	
Tim Corcoran, L OBP: 0.309, SLG: 0.298 (9, PR)	K		1B		BB		1B		1-2 2-3 3-H			BB		BB	1 0 0 0 1 0 0																	
Jason Thompson, L OBP: 0.378, SLG: 0.513 (1, 3)	G3		1B		F4		F8		FC4-6 BB			BB		F8	5 0 1 2 2 0 4																	
Steve Kemp, L OBP: 0.392, SLG: 0.384 (1, 7)		4-3							FC4-6 BB			F9		BB	4 0 1 2 3 0 3																	
Aurelio Rodriguez, R OBP: 0.298, SLG: 0.392 (1, 5)	K		F9				G6-4-3		FC4-6 BB	5-3		F9		BB	7 0 1 0 0 1 7																	
Lance Parrish, R OBP: 0.261, SLG: 0.404 (1, 2)	4-3				F7		PB		G5-4-3			G3		6-3	7 1 2 1 0 0 3																	
John Wockenfuss, R OBP: 0.344, SLG: 0.339 (1, 9)			1B		F7				BB	1B		5-3		5-3	2 1 1 0 2 0 0																	
Steve Dillard, R OBP: 0.287, SLG: 0.292 (9, PR)			1B						BB	1B					0 1 0 0 0 0 0																	
Mickey Stanley, R OBP: 0.282, SLG: 0.350 (9, 9)			1B						BB	1B					3 0 1 0 0 0 0																	
Alan Trammell, R OBP: 0.320, SLG: 0.330 (1, 6)			1B		F8				BB	1B				6-3	3 1 1 0 0 1 2																	
Milt May, L OBP: 0.317, SLG: 0.392 (9, PH)			1B						BB	1B		WP			0 0 0 0 1 0 0																	
Mark Wagner, R OBP: 0.267, SLG: 0.301 (9, 6)			1B						BB	FC3-6		2B			3 1 1 0 0 1 1																	
Inning Stats	R: 0 E: 0 S: 6	H: 1 LOB: 1 BB: 0 P: 6	R: 0 E: 0 S: 5	H: 0 LOB: 0 BB: 0 P: 5	R: 3 E: 0 K: 1 S: 9	H: 4 LOB: 2 BB: 1 P: 13	R: 0 E: 0 K: 0 S: 3	H: 0 LOB: 0 BB: 0 P: 3	R: 0 E: 0 K: 0 S: 3	H: 0 LOB: 1 BB: 1 P: 7	R: 0 E: 0 K: 0 S: 5	H: 1 LOB: 2 BB: 2 P: 13	R: 0 E: 0 K: 0 S: 2	H: 1 LOB: 1 BB: 0 P: 4	R: 0 E: 0 K: 0 S: 2	H: 0 LOB: 0 BB: 1 P: 6	R: 3 E: 0 K: 0 S: 6	H: 3 LOB: 2 BB: 2 P: 14	R: 1 E: 0 K: 1 S: 7	H: 3 LOB: 1 BB: 0 P: 7	R: 0 E: 0 K: 0 S: 3	H: 0 LOB: 1 BB: 1 P: 7	R: 0 E: 0 K: 0 S: 4	H: 1 LOB: 2 BB: 1 P: 8	R: 0 E: 0 K: 0 S: 3	H: 1 LOB: 2 BB: 2 P: 11	R: 0 E: 0 K: 0 S: 3	H: 0 LOB: 1 BB: 1 P: 7	1B: 11 2B: 3 3B: 0 HR: 1	SF: 0 SAC: 0 DP: 3 HBP: 0	WP: 1 PB: 1 SB: 2 CS: 0	PA: 65
PITCHER	IP WLS BF H R ER SO BB IBB HBP BLK WP HR S P ERA WHIP	IP WLS BF H R ER SO BB IBB HBP BLK WP HR S P ERA WHIP															IP WLS BF H R ER SO BB IBB HBP BLK WP HR S P ERA WHIP															
Bator Moore, L ERA: 3.87 (1, 1)	8.0	35	8	4	4	4	4	5	0	0	0	0	0	0	0	4.50	1.625															
Victor Cruz, R ERA: 0.83 (9, 1)	0.1	5	2	1	1	0	0	2	0	0	0	0	0	0	0	27.00	12.000															
Jerry Garvin, L ERA: 5.79 (9, 1)	0.2	4	2	2	2	0	0	0	0	0	0	0	0	1	4	27.00	3.000															
Tom Murphy, R ERA: 4.37 (10, 1)	3.0	12	2	0	0	1	2	0	0	0	0	1	0	0	12	0.00	1.333															
Mike Willis, L ERA: 5.65 (13, 1)	0.2	4	1	0	0	0	2	0	0	0	0	0	0	0	2	0.00	4.500															
PITCHER	IP WLS BF H R ER SO BB IBB HBP BLK WP HR S P ERA WHIP	IP WLS BF H R ER SO BB IBB HBP BLK WP HR S P ERA WHIP															IP WLS BF H R ER SO BB IBB HBP BLK WP HR S P ERA WHIP															
Joe Coleman, R ERA: 2.76 (13, 1)	1.1	5	0	0	0	0	0	1	0	0	0	0	0	0	4	0.00	0.750															

Batter	1	2	3	4	5	6	7	8	9	10	11	12	13	14	AB	R	H	RBI	BB	SO	LOB
Rick Bosetti, R (1, 8) OBP: 0.306, SLG: 0.365	0-0 BB HR 1B	0-0 6-3		0-0 L1		0-0 F8-3			0-0 BB 1B		0-0 G4-3				6	1	2	0	0	0	2
Bob Bailor, R (1, 9) OBP: 0.309, SLG: 0.335	0-0 BB HR 1B	0-0 6-3			0-0 F7		0-0 1B		0-0 1B		0-0 1-3				5	1	2	0	1	0	0
Roy Howell, L (1, 5) OBP: 0.337, SLG: 0.387	4-0 1-2 HR BB	0-0			0-0 1-3		0-0 SH1-3-5-6		0-3 K		0-3 K		0-3 K		4	1	1	0	1	2	2
Rico Carty, R (1, 10) Dave McKay, S (10, PR) OBP: 0.252, SLG: 0.342	0-0 HR	0-3 K			0-0 BB 1B		0-3 K		0-3 K		4-0 SH3-4 WP SF9 BB		0-0 F3		4	2	2	4	1	2	1
John Mayberry, L (1, 3) Willie Upshaw, L (8, PR) OBP: 0.304, SLG: 0.337	0-0 F8		0-0 4-3		4-0 1B E BB		0-0 1B	0-0 CS 1B		0-0 SH3-4		0-0 4-3			3	1	1	0	1	0	0
Alan Ashby, S (1, 2) OBP: 0.333, SLG: 0.435	0-0 1B		0-0 G3		0-0 E9 1B		0-0 1B	0-0 P1		0-0 SF9		0-0 F9			5	0	2	2	0	0	1
Al Woods, L (1, 7) OBP: 0.214, SLG: 0.212	0-0 F2		0-0 4-3		0-0 F2		0-0 F5	0-0 1-2 F5		0-0 6-3		0-0 6-3			6	0	0	0	0	0	4
Tim Johnson, L (1, 4) OBP: 0.349, SLG: 0.235	0-0 1-2 1B			0-0 G3		0-0 F7			0-0 F8		1-0 G4-3 HBP			0-0 4-3	5	0	1	0	0	0	0
Luis Gomez, R (1, 6) Otto Velez, R (9, PH) OBP: 0.411, SLG: 0.489	0-3 K			0-0 L4		0-0 E6			0-0 6-3		0-0 F3			0-0 HR	3	0	0	0	0	1	2

BOTTOM

Detroit Tigers @ Toronto Blue Jays
Exhibition Stadium, Toronto, ON

Mon Jul 31 1978, 7:05 PM EDT
Att. 18,032 - Unknown - 66 F

livebaseballscorecards.com

AB	46
R	8
H	12
RBI	7
BB	4
SO	5
LOB	13



Inning Stats	R: 4	H: 5	R: 0	H: 1	R: 0	H: 0	R: 0	H: 0	R: 2	H: 2	R: 0	H: 1	R: 0	H: 1	R: 0	H: 1	R: 1	H: 0	R: 0	H: 0	R: 0	H: 0	R: 1	H: 1
IP	4	5	0	1	0	0	0	0	2	2	0	1	0	0	0	0	1	0	0	0	0	0	1	1
LOB	2	2	0	1	0	0	0	0	1	1	0	0	0	0	0	0	0	0	0	0	0	0	0	0
BB	1	1	0	0	0	0	0	0	0	0	0	0	0	0	0	0	0	0	0	0	0	0	0	0
P	14	14	6	6	3	3	3	3	9	9	3	3	3	3	3	3	7	7	5	5	5	5	2	2

PITCHER	IP	WLS	BF	H	R	ER	SO	BB	IBB	HBP	BLK	WP	HR	S	P	ERA	WHIP
Jack Billingham, R (1, 1) ERA: 3.98	5.0		25	8	0	5	2	0	0	0	0	0	0	14	35	9.00	2.000
Jack Morris, R (6, 1) ERA: 4.16	3.2		13	3	0	0	1	1	0	0	0	0	0	14	18	0.00	1.091
Ed Glynn, L (9, 1) ERA:	0.1		1	0	0	0	1	0	0	0	0	0	0	3	3	0.00	0.000
Steve Foucault, R (10, 1) ERA: 2.89	0.0		1	0	1	0	1	0	0	0	0	0	0	4	∞	∞	∞
Bob Sykes, L (10, 1) ERA: 3.59	4.1	L	14	1	1	1	1	0	0	1	0	1	1	15	16	2.08	0.231

Batter	1	2	3	4	5	6	7	8	9	AB R H RBI BB SO LOB	TOP													
Ron LeFlore, R (1, 8) OBP: 0.359, SLG: 0.385	4-0 BB	0-0 SF9			0-0 G6-4-3		0-0 6-3			2 0 0 1 1 0 2														
Lou Whitaker, L (1, 4) OBP: 0.342, SLG: 0.364	0-3 K	0-0 G1			0-0 3B			0-0 4-3		4 0 1 0 0 1 2														
Rusty Staub, L (1, 10) OBP: 0.361, SLG: 0.460	0-0 F8			0-0 4-3	0-0 F9			0-0 F9		4 0 0 0 0 0 2														
Jason Thompson, L (1, 3) OBP: 0.374, SLG: 0.508	0-0 4-3			0-0 G3		0-0 F5		0-0 4-3		4 0 0 0 0 0 1														
Steve Kemp, L (1, 7) OBP: 0.395, SLG: 0.386		4-0 1B 2B BB		0-0 F7		0-0 1B		0-0 1B		3 1 2 0 1 0 0														
Milt May, L (1, 2) OBP: 0.313, SLG: 0.386		0-0 F3		0-0 4-3		0-0 G3		0-0 F4		4 0 0 0 0 0 2														
Tim Corcoran, L (1, 9) OBP: 0.312, SLG: 0.302		0-0 2B SF9 1B		0-0 1-3		0-0 4-3		0-0 G4-6-3 1B		4 1 2 0 0 0 0														
Phil Mankowski, L (1, 5) OBP: 0.358, SLG: 0.391		0-0 SF9 WP 2B		0-0 4-3		0-0 1B		0-0 G4-6-3		3 1 2 1 0 0 0														
Aurelio Rodriguez, R (7, 5) OBP: 0.297, SLG: 0.390		1-3 2-H						0-0 1-2f		1 0 0 0 0 0 2														
Alan Trammell, R (1, 6) OBP: 0.323, SLG: 0.331		4-0 WP BB			0-0 G6-4-3 1B		0-3 K			2 0 1 0 1 1 1														
Inning Stats	R: 0 E: 0 K: 1 S: 5	H: 0 LOB: 1 BB: 1 P: 9	R: 3 E: 0 K: 0 S: 5	H: 2 LOB: 1 BB: 2 P: 13	R: 0 E: 0 K: 0 S: 3	H: 0 LOB: 0 BB: 0 P: 3	R: 0 E: 0 K: 0 S: 3	H: 0 LOB: 0 BB: 0 P: 3	R: 0 E: 0 K: 1 S: 6	H: 1 LOB: 1 BB: 0 P: 6	R: 0 E: 0 K: 0 S: 3	H: 0 LOB: 0 BB: 0 P: 3	R: 0 E: 0 K: 0 S: 4	H: 2 LOB: 1 BB: 0 P: 4	R: 0 E: 0 K: 1 S: 6	H: 1 LOB: 1 BB: 0 P: 6	R: 0 E: 0 K: 0 S: 3	H: 0 LOB: 0 BB: 0 P: 3	R: 0 E: 0 K: 0 S: 4	H: 2 LOB: 1 BB: 0 P: 4	1B: 6 2B: 1 3B: 1 HR: 0	SF: 1 SAC: 0 DP: 2 HBP: 0	WP: 1 PB: 0 SB: 1 CS: 0	PA: 35
PITCHER Jim Clancy, R (1, 1) ERA: 4.4	IP: 9.0 WLS: L BF: 35 H: 8 R: 3 ER: 3 SO: 2 BB: 3 IBB: 0 HBP: 0 BLK: 0 WP: 1 HR: 0 S: 36 P: 48 ERA: 3.00 WHIP: 1.222																				PITCHER	IP: 9.0 WLS: L BF: 35 H: 8 R: 3 ER: 3 SO: 2 BB: 3 IBB: 0 HBP: 0 BLK: 0 WP: 1 HR: 0 S: 36 P: 48 ERA: 3.00 WHIP: 1.222		

Detroit Tigers @ Toronto Blue Jays
 Exhibition Stadium, Toronto, ON
 Tue Aug 01 1978, 7:05 PM EDT
 Att: 19,265 - Unknown

AB	31
R	3
H	8
RBI	2
BB	3
SO	2
LOB	12



livebaseballscorecards.com

Batter	1	2	3	4	5	6	7	8	9	AB R H RBI BB SO LOB
Rick Bosetti, R OBP: 0.310, SLG: 0.368 (1, 8)	0-0 1B S 1B	0-0 1-2 2-3 1B		0-0 6-3			0-0 FC6-4 1B		0-0 1-3	5 1 3 0 0 0 1
Bob Bailor, R OBP: 0.309, SLG: 0.335 (1, 9)	0-0 F8 S 1B	0-0 SF8		0-3 K			0-0 F8			3 0 1 1 0 1 1
Roy Howell, L OBP: 0.334, SLG: 0.383 (1, 5)	0-3 K	0-3 K			0-3 K		0-0 FC6-4			4 0 0 0 0 3 4
Rico Carty, R OBP: 0.337, SLG: 0.449 (1, 10)	0-0 F8		0-0 E5 FC3-6 WP		0-0 6-3			0-0 1-3		4 0 0 0 0 0 1
John Mayberry, L OBP: 0.343, SLG: 0.437 (1, 3)	4-0 BB		0-0 F5		0-0 F9			0-0 F7		3 0 0 0 1 0 1
Alan Ashby, S OBP: 0.331, SLG: 0.427 (1, 2)	0-0 G3		4-0 FC3-6 BB			0-0 F7		0-3 K		3 0 0 0 1 1 2
Al Woods, L OBP: 0.216, SLG: 0.229 (1, 7)		0-0 F4	0-0 FC3-6 1-2f 2-3		0-0 F5			0-0 SH3-4 2B		4 0 1 0 0 0 2
Tim Johnson, L OBP: 0.348, SLG: 0.241 (1, 4)		0-0 1B SF8 1B	0-0 4-3		0-0 5-3			0-0 SH3-4		3 1 1 0 0 0 2
Luis Gomez, R OBP: 0.284, SLG: 0.249 (1, 6)		0-0 1B		0-0 1-3			0-0 4-3		0-0 L3	3 0 1 0 0 0 0
Sam Ewing, L OBP: 0.244, SLG: 0.263 (9, PH)		1-2 1B								1 0 0 0 0 0 1

Inning Stats	R: 1	H: 2	R: 1	H: 3	R: 0	H: 0	R: 0	H: 0	R: 0	H: 0	R: 0	H: 1	R: 0	H: 0	R: 0	H: 1	1B: 6	SF: 1	WP: 1	PA: 37
	E: 0	LOB: 2	E: 0	LOB: 2	E: 1	LOB: 2	E: 0	LOB: 0	E: 0	LOB: 0	E: 0	LOB: 1	E: 0	LOB: 0	E: 0	LOB: 1	2B: 1	SAC: 1	PB: 0	
	K: 1	BB: 1	K: 1	BB: 0	K: 0	BB: 1	K: 1	BB: 0	K: 0	BB: 0	K: 0	BB: 0	K: 1	BB: 0	K: 0	BB: 0	3B: 0	DP: 0	SB: 2	
	S: 7	P: 11	S: 8	P: 8	S: 4	P: 8	S: 5	P: 5	S: 3	P: 3	S: 4	P: 4	S: 5	P: 5	S: 4	P: 4	HR: 0	HBP: 0	CS: 0	

PITCHER	IP	WLS	BF	H	R	ER	SO	BB	IBB	HBP	BLK	WP	HR	S	P	ERA	WHIP													
Jim Staton, R ERA: 4.15 (1, 1)	9.0	W	37	7	2	2	5	2	0	0	0	1	0	45	53	2.00	1.000													

BOTTOM

Detroit Tigers @ Toronto Blue Jays
Exhibition Stadium, Toronto, ON
Tue Aug 01 1978, 7:05 PM EDT
Att. 19,265 - Unknown

livebaseballscores.com

AB	33
R	2
H	7
RBI	1
BB	2
SO	5
LOB	15



Batter	1	2	3	4	5	6	7	8	9	10	AB R H RBI BB SO LOB	TOP										
Thad Bosley, L (1, 8) OBP: 0.307, SLG: 0.323	0-0 L4		0-0 L4			0-0 4-3		0-0 E1		0-3 K	5 0 0 0 0 1 1	Chicago White Sox @ Detroit Tigers Tiger Stadium, Detroit, MI Thu Aug 03 1978, 7:05 PM EDT Att. 11,257 - Unknown										
Don Kessinger, S (1, 6) OBP: 0.321, SLG: 0.308	0-0 4-3			0-0 6-3		0-0 G3		0-0 F5		0-0 SH5-3	4 0 0 0 0 0 1											
Jorge Orta, L (1, 4) OBP: 0.354, SLG: 0.469	0-0 2B			0-0 F7			0-0 1B 2B	0-0 1B		0-3 K	5 1 3 0 0 1 1											
Eric Soderholm, R (1, 5) OBP: 0.323, SLG: 0.460 Kevin Bell, R (7, PR) OBP: 0.250, SLG: 0.182	0-0 F8			0-0 HR		0-0 1B 2B	0-0 1B	0-3 K			3 1 2 1 0 0 1 1 1 0 0 0 1 2											
Ralph Garr, L (1, 7) OBP: 0.328, SLG: 0.382 Tom Spencer, R (7, 7) OBP: 0.343, SLG: 0.333		0-0 L5		0-0 G3		0-0 1B 2B		0-3 K			3 1 1 1 0 0 0 1 0 0 0 0 1 0											
Lamar Johnson, R (1, 3) OBP: 0.322, SLG: 0.383		0-0 FC4-6 1B		0-0 L4		0-0 1B		0-0 F8			4 0 2 1 0 0 0											
Bob Molinaro, L (1, 10) OBP: 0.322, SLG: 0.417 Chet Lemon, R (7, PH) OBP: 0.366, SLG: 0.496		0-0 FC4-6 CS		0-3 K		0-0 G4-6-3		4-0 BB			2 0 0 0 0 1 1 1 0 0 0 1 0 1											
Claudell Washington, L (1, 9) OBP: 0.252, SLG: 0.340	0-0 CS		0-0 F8		0-0 5-3		0-3 K		0-3 K		4 0 0 0 0 2 2											
Mike Colbern, R (1, 2) OBP: 0.265, SLG: 0.273			0-0 F6			0-3 K		0-3 K		0-0 SH5-3 1B	4 0 1 0 0 2 0											
Inning Stats	R: 0 E: 0 K: 0 S: 4	H: 1 LOB: 1 BB: 0 P: 4	R: 0 E: 0 K: 0 S: 3	H: 1 LOB: 0 BB: 0 P: 3	R: 0 E: 0 K: 0 S: 3	H: 0 LOB: 0 BB: 0 P: 3	R: 1 E: 0 K: 0 S: 4	H: 1 LOB: 0 BB: 0 P: 4	R: 0 E: 0 K: 1 S: 5	H: 0 LOB: 0 BB: 0 P: 5	R: 3 E: 0 K: 1 S: 8		H: 4 LOB: 1 BB: 0 P: 8	R: 0 E: 1 K: 2 S: 9	H: 1 LOB: 2 BB: 0 P: 9	R: 0 E: 0 K: 2 S: 7	H: 0 LOB: 1 BB: 0 P: 11	R: 0 E: 0 K: 2 S: 8	H: 1 LOB: 1 BB: 0 P: 8	1B: 6 2B: 2 3B: 0 HR: 1	SF: 0 SAC: 1 DP: 1 HBP: 0	WP: 0 PB: 0 SB: 0 CS: 1
PITCHER	IP WLS BF H R ER SO BB IBB HBP BLK WP HR S P ERA WHIP																					
Dave Rozema, R (1, 1) ERA: 3.12	6.0	24	7	4	4	2	0	0	0	0	0	0	28	28	6.00	1.167						
Bob Sykes, L (7, 1) ERA: 3.42	4.0	15	2	0	0	7	1	0	0	0	0	0	28	32	0.00	0.750						

livebaseballscorecards.com

AB	37
R	4
H	9
RBI	3
BB	1
SO	9
LOB	10



BOTTOM

Chicago White Sox @ Detroit Tigers
Tiger Stadium, Detroit, MI
Thu Aug 03 1978, 7:05 PM EDT
Att: 11,257 - Unknown

livebaseballscorecards.com

AB	41
R	5
H	13
RBI	5
BB	3
SO	7
LOB	25



WP:	0	PA:	46
PB:	0		
SB:	3		
CS:	1		

AB	R	H	RBI	BB	SO	LOB
5	1	2	1	1	2	4

4	0	1	0	1	1	1
---	---	---	---	---	---	---

5	1	1	1	0	0	3
---	---	---	---	---	---	---

5	0	1	1	0	1	2
---	---	---	---	---	---	---

5	1	2	0	0	0	1
---	---	---	---	---	---	---

4	1	2	1	0	1	1
0	1	0	0	0	0	0

4	0	2	1	0	0	1
---	---	---	---	---	---	---

2	0	2	0	1	0	0
2	0	0	0	0	1	4

5	0	0	0	0	1	8
---	---	---	---	---	---	---

1B:	11	SF:	0
2B:	0	SAC:	1
3B:	0	DP:	0
HR:	2	HBP:	1

Batter	1	2	3	4	5	6	7	8	9	10
Ron LeFlore, R OBP: 0.360, SLG: 0.385 (1, 8)	4-0 E S 1B BB	0-3 K			0-0 F9	0-3 K			0-0 F9 S 1B	0-0 1-2 2-3 3-H 1B
Lou Whitaker, L OBP: 0.343, SLG: 0.363 (1, 4)	0-3 K 1-3		0-0 F7		0-0 CS 1B		0-0 F5		4-0 1-2 BB	
Rusty Staub, L OBP: 0.359, SLG: 0.464 (1, 10)	0-0 F1		0-0 F8		0-0 1-2 HR		0-0 3-1		0-0 F9 2-3	
Jason Thompson, L OBP: 0.373, SLG: 0.505 (1, 3)	0-0 1B 3-H		0-3 K		0-0 3-1		0-0 F9		0-0 1-3	
Steve Kemp, L OBP: 0.395, SLG: 0.386 (1, 7)	0-0 F8			0-0 F8		0-0 E9 1B 1B		0-0 F7		0-0 SH HBP FC6-2 1B
Milt May, L OBP: 0.315, SLG: 0.400 Lance Parrish, R OBP: 0.265, SLG: 0.404 (1, 2) (9, 2)		0-0 1B 1B		0-0 HR		0-0 F8		0-3 K		1-0 FC6-2 E 1B HBP
Tim Corcoran, L OBP: 0.315, SLG: 0.306 (1, 9)		0-0 F2		0-0 4-3		0-0 1B 2-H 1B		0-0 S 1B		0-0 SH 1B FC6-2 1-2 2-3
Phil Mankowski, L OBP: 0.369, SLG: 0.399 Aurelio Rodriguez, R OBP: 0.295, SLG: 0.387 (1, 5) (7, 5)		0-0 1B 1-3		4-0 BB		0-0 1-2 1B		0-0 6-3 1-2		0-3 K
Alan Trammell, R OBP: 0.318, SLG: 0.325 (1, 6)		0-3 K		0-0 6-3		0-0 F7			0-0 6-3	0-0 FC6-2 1B 1-2 2-3 3-H

Inning Stats	R: 1 E: 0 K: 1 S: 6	H: 1 LOB: 1 BB: 1 P: 10	R: 0 E: 0 K: 2 S: 9	H: 2 LOB: 2 BB: 0 P: 9	R: 0 E: 0 K: 1 S: 5	H: 0 LOB: 0 BB: 0 P: 5	R: 1 E: 0 K: 0 S: 4	H: 1 LOB: 1 BB: 1 P: 8	R: 1 E: 0 K: 0 S: 4	H: 2 LOB: 0 BB: 0 P: 4	R: 1 E: 1 K: 1 S: 8	H: 3 LOB: 2 BB: 0 P: 8	R: 0 E: 0 K: 0 S: 3	H: 0 LOB: 0 BB: 0 P: 3	R: 0 E: 0 K: 1 S: 6	H: 1 LOB: 1 BB: 0 P: 6	R: 0 E: 0 K: 0 S: 4	H: 1 LOB: 2 BB: 1 P: 8	R: 1 E: 1 K: 1 S: 7	H: 2 LOB: 3 BB: 0 P: 8	1B: 11 2B: 0 3B: 0 HR: 2	SF: 0 SAC: 1 DP: 0 HBP: 1
--------------	------------------------------	----------------------------------	------------------------------	---------------------------------	------------------------------	---------------------------------	------------------------------	---------------------------------	------------------------------	---------------------------------	------------------------------	---------------------------------	------------------------------	---------------------------------	------------------------------	---------------------------------	------------------------------	---------------------------------	------------------------------	---------------------------------	-----------------------------------	------------------------------------

PITCHER	IP	WLS	BF	H	R	ER	SO	BB	IBB	HBP	BLK	WP	HR	S	P	ERA	WHIP
Steve Stone, R ERA: 4.14 (1, 1)	8.0		35	10	4	4	6	2	0	0	0	0	2	45	53	4.50	1.500
Lerrin LaGrow, R ERA: 3.78 (9, 1)	1.2	L	11	3	1	0	1	1	0	1	0	0	0	11	16	0.00	2.400

Batter	1	2	3	4	5	6	7	8	9	AB R H RBI BB SO LOB	TOP											
Thad Bosley, L (1, 8) OBP: 0.292, SLG: 0.307	0-0 1-3		0-0 F8			0-0 B1-3	0-0 F9		0-0 G4-6-3 1-2f	5 0 0 0 0 0 4												
Don Kessinger, S (1, 6) OBP: 0.320, SLG: 0.307	0-3 K		0-0 F7			0-0 4-3		0-0 G4-6-3 1B		4 0 1 0 0 1 0												
Jorge Orta, L (1, 4) OBP: 0.355, SLG: 0.469	0-0 BB 1B		0-0 6-3			0-0 1B		0-0 G4-6-3 1-2f		4 0 2 0 0 0 1												
Eric Soderholm, R (1, 5) OBP: 0.325, SLG: 0.459	4-0 1-2 BB		0-0 F3			0-0 F8		0-0 1B 1B		3 0 1 0 1 0 1												
Ralph Garr, L (1, 7) OBP: 0.328, SLG: 0.380	0-3 K		0-3 K			0-3 K		0-0 1-2 1B		4 0 1 0 0 3 2												
Lamar Johnson, R (1, 3) OBP: 0.321, SLG: 0.380		0-0 L6		0-0 5-3		4-0 BB BB BB BB	4-0 FC6-4 BB	0-0 F8		3 0 0 0 1 0 2												
Bob Molinaro, L (1, 10) OBP: 0.320, SLG: 0.411		0-3 K			4-0 BB BB BB	0-0 G6-3 BB	0-0 FC6-4 1B 1-2f	0-0 F9		3 1 0 0 1 1 1												
Claudell Washington, L (1, 9) OBP: 0.261, SLG: 0.352		0-0 2B			0-0 G6-3 1-2f	0-0 1B 1B	0-0 1B 1B	0-0 1B 1B		4 0 3 0 0 0 1												
Bill Nahorodny, R (1, 2) OBP: 0.293, SLG: 0.372		0-3 K			0-0 F5	0-0 1B 1-2 2-H	0-0 1B	0-0 G4-6-3 1B		4 0 2 1 0 1 1												
Inning Stats	R: 0 E: 0 K: 2 S: 8	H: 1 LOB: 2 BB: 1 P: 12	R: 0 E: 0 K: 2 S: 8	H: 1 LOB: 1 BB: 0 P: 8	R: 0 E: 0 K: 0 S: 3	H: 0 LOB: 0 BB: 0 P: 3	R: 0 E: 0 K: 1 S: 5	H: 0 LOB: 0 BB: 0 P: 5	R: 0 E: 0 K: 0 S: 2	H: 0 LOB: 0 BB: 1 P: 6	R: 0 E: 0 K: 0 S: 4	H: 1 LOB: 1 BB: 0 P: 4	R: 1 E: 0 K: 1 S: 7	H: 2 LOB: 2 BB: 1 P: 11	R: 0 E: 0 K: 0 S: 5	H: 3 LOB: 2 BB: 0 P: 5	R: 0 E: 0 K: 0 S: 4	H: 2 LOB: 1 BB: 0 P: 4	1B: 9 2B: 1 3B: 0 HR: 0	SF: 0 SAC: 0 DP: 3 HBP: 0	WP: 0 PB: 0 SB: 0 CS: 0	PA: 37
PITCHER Kip Young, R (1, 1) ERA: 1.55	IP: 9.0 WLS: W BF: 37 H: 10 R: 1 ER: 1 SO: 6 BB: 3 IBB: 0 HBP: 0 BLK: 0 WP: 0 HR: 0 S: 46 P: 58 ERA: 1.00 WHIP: 1.444											PITCHER	IP: 9.0 WLS: W BF: 37 H: 10 R: 1 ER: 1 SO: 6 BB: 3 IBB: 0 HBP: 0 BLK: 0 WP: 0 HR: 0 S: 46 P: 58 ERA: 1.00 WHIP: 1.444									

Chicago White Sox @ Detroit Tigers
Tiger Stadium, Detroit, MI
Fri Aug 04 1978, 7:05 PM EDT
Att: 31,334 - Unknown

livebaseballscorecards.com

AB 34
R 1
H 10
RBI 1
BB 3
SO 6
LOB 13



Batter	1	2	3	4	5	6	7	8	9	AB	R	H	RBI	BB	SO	LOB					
Ron LeFlore, R OBP: 0.359, SLG: 0.383 (1, 8)	0-0 F8	0-0 5-3		0-0 5-3		0-3 K		0-0 1B		5	0	1	1	0	1	2					
Lou Whitaker, L OBP: 0.344, SLG: 0.360 (1, 4)	4-0 BB 1B BB	0-0 L1			4-0 WP BB BB		0-0 6-3	0-0 SF7		2	1	0	1	2	0	1					
Rusty Staub, L OBP: 0.359, SLG: 0.461 (1, 10)	0-0 F9		0-3 K		4-0 WP BB		4-0 BB	0-0 4-3		3	0	0	0	2	1	2					
Jason Thompson, L OBP: 0.372, SLG: 0.501 (1, 3)	4-0 BB 1B BB		0-0 G3		0-3 K		0-0 F8			3	0	0	0	1	1	3					
Steve Kemp, L OBP: 0.394, SLG: 0.385 (1, 7)	0-0 FC6-4 1B		0-3 K		0-0 F7		0-0 4-3			4	0	1	1	0	1	3					
Aurelio Rodriguez, R OBP: 0.294, SLG: 0.397 (1, 5)	0-0 FC6-4		0-0 4-3		0-0 F2			0-0 HR		4	1	1	1	0	0	4					
Lance Parrish, R OBP: 0.275, SLG: 0.434 (1, 2)		0-0 BB 1B FC1-6 1B		0-0 WP BB 1B 2B		0-0 HR		0-0 F4		4	3	3	1	0	0	0					
Mickey Stanley, R OBP: 0.292, SLG: 0.357 (1, 9)		0-0 FC1-6 1B		0-0 5-3		0-3 K		0-0 WP BB 1B 1B		4	1	2	0	0	1	1					
Alan Trammell, R OBP: 0.320, SLG: 0.325 (1, 6)		0-0 FC1-6 5-3		0-0 1B		0-3 K		4-0 BB 1B SF7 BB		3	1	1	2	1	1	1					
Inning Stats	R: 1 E: 0 K: 0 S: 4	H: 1 LOB: 2 BB: 2 P: 12	R: 1 E: 0 K: 0 S: 5	H: 2 LOB: 1 BB: 0 P: 5	R: 0 E: 0 K: 2 S: 7	H: 0 LOB: 0 BB: 0 P: 7	R: 1 E: 0 K: 1 S: 5	H: 2 LOB: 1 BB: 0 P: 5	R: 0 E: 0 K: 1 S: 5	H: 0 LOB: 2 BB: 2 P: 13	R: 1 E: 0 K: 3 S: 10	H: 1 LOB: 0 BB: 0 P: 10	R: 0 E: 0 K: 0 S: 3	H: 0 LOB: 1 BB: 1 P: 7	R: 3 E: 0 K: 0 S: 6	H: 3 LOB: 1 BB: 1 P: 10	1B: 6 2B: 1 3B: 0 HR: 2	SF: 1 SAC: 0 DP: 0 HBP: 0	WP: 4 PB: 0 SB: 1 CS: 0	PA: 39	
PITCHER	IP	WLS	BF	H	R	ER	SO	BB	IBB	HBP	BLK	WP	HR	S	P	ERA	WHIP				
Wilbur Wood, L ERA: 5.21 (1, 1)	7.1	L	36	8	7	7	6	6	0	0	0	3	2	42	66	8.59	1.909				
Ron Schueler, R ERA: 4.33 (8, 1)	0.2		3	1	0	0	0	0	0	0	0	0	0	3	3	0.00	1.500				

BOTTOM

Chicago White Sox @ Detroit Tigers
Tiger Stadium, Detroit, MI
Fri Aug 04 1978, 7:05 PM EDT
Att. 31,334 - Unknown

livebaseballscorecards.com

AB	32
R	7
H	9
RBI	7
BB	6
SO	6
LOB	17



Batter	1	2	3	4	5	6	7	8	9	AB R H RBI BB SO LOB	TOP									
Thad Bosley, L (1, 8) OBP: 0.282, SLG: 0.295	0-3 K		0-0 4-3		0-0 4-3			0-0 F7		4 0 0 0 0 1 2										
Don Kessinger, S (1, 6) OBP: 0.320, SLG: 0.307 Greg Pryor, R (7, 6) OBP: 0.277, SLG: 0.276	0-3 K		0-0 6-3			0-0 G4-6-3 1B		0-0 F8		3 0 1 0 0 1 1 1 0 0 0 0 0 1										
Jorge Orta, L (1, 4) OBP: 0.356, SLG: 0.471	0-0 2B		4-0 BB			0-0 G4-6-3 1-2f			0-0 1-3	3 0 1 0 1 0 1										
Eric Soderholm, R (1, 5) OBP: 0.323, SLG: 0.454 Kevin Bell, R (7, 5) OBP: 0.231, SLG: 0.167	0-3 K		0-0 4-3			0-0 F8			0-3 K	3 0 0 0 0 1 3 1 0 0 0 0 1 0										
Ralph Garr, L (1, 7) OBP: 0.324, SLG: 0.375		0-0 1-3		0-0 F9			0-0 4-3		0-0 F8	4 0 0 0 0 0 0										
Lamar Johnson, R (1, 3) OBP: 0.321, SLG: 0.377		1-0 BB HBP		0-0 6-3			0-0 5-3			2 0 0 0 0 0 0										
Claudell Washington, L (1, 9) OBP: 0.262, SLG: 0.348		4-0 L4-3 BB		0-0 6-3			0-0 F7			2 0 0 0 1 0 0										
Bob Molinaro, L (1, 10) OBP: 0.321, SLG: 0.409		0-0 L4-3		0-0 4-3				0-0 1B		3 0 1 0 0 0 2										
Mike Colbern, R (1, 2) OBP: 0.270, SLG: 0.278			0-0 6-3 4-3 1B		0-0 4-3			0-3 K		3 0 1 0 0 1 1										
Inning Stats	R: 0 E: 0 K: 3 S: 10	H: 1 LOB: 1 BB: 0 P: 10	R: 0 E: 0 K: 0 S: 2	H: 0 LOB: 1 BB: 1 P: 7	R: 0 E: 0 K: 0 S: 4	H: 1 LOB: 2 BB: 1 P: 8	R: 0 E: 0 K: 0 S: 3	H: 0 LOB: 0 BB: 0 P: 3	R: 0 E: 0 K: 0 S: 3	H: 1 LOB: 0 BB: 0 P: 3	R: 0 E: 0 K: 0 S: 3	H: 0 LOB: 0 BB: 0 P: 3	R: 0 E: 0 K: 0 S: 6	H: 1 LOB: 1 BB: 0 P: 6	R: 0 E: 0 K: 1 S: 5	H: 0 LOB: 0 BB: 0 P: 5	1B: 3 2B: 2 3B: 0 HR: 0	SF: 0 SAC: 0 DP: 2 HBP: 1	WP: 0 PB: 0 SB: 0 CS: 0	PA: 32
PITCHER Jack Billingham, R (1, 1) ERA: 3.73	IP: 9.0 WLS: W BF: 32 H: 4 R: 0 ER: 0 SO: 5 BB: 2 IBB: 0 HBP: 1 BLK: 0 WP: 0 HR: 0 S: 39 P: 48 ERA: 0.00 WHIP: 0.667																			

Chicago White Sox @ Detroit Tigers
Tiger Stadium, Detroit, MI
Sat Aug 05 1978, 7:05 PM EDT
Att: 33,494 - Unknown

livebaseballscorecards.com

AB	29
R	0
H	4
RBI	0
BB	2
SO	5
LOB	11



Batter	1	2	3	4	5	6	7	8	9
Ron LeFlore, R OBP: 0.355, SLG: 0.379 (1, 8)	0-0 6-3		0-0 F9	0-0 FC5-4		0-0 5-3		0-3 K	
Lou Whitaker, L OBP: 0.339, SLG: 0.355 (1, 4)	0-3 K		0-0 FC3-6		0-0 6-3		0-0 6-3	0-0 F8	
Rusty Staub, L OBP: 0.358, SLG: 0.458 (1, 10)	0-0 6-3		0-0 F7		0-0 4-3		4-0 1B BB		
Jason Thompson, L OBP: 0.371, SLG: 0.501 (1, 3)		0-0 E3 SH4-3 2B		0-0 E 2B	0-0 1-3		0-3 K		
Steve Kemp, L OBP: 0.397, SLG: 0.388 (1, 7)		0-0 SH4-3		0-0 E9 HR 1B		4-0 HR BB	0-0 1-2 1B		
Lance Parrish, R OBP: 0.279, SLG: 0.468 (1, 2)		0-3 K		0-0 HR		0-0 HR	0-3 K		
Aurelio Rodriguez, R OBP: 0.301, SLG: 0.410 (1, 5)		0-0 2B		0-0 4-3		0-0 1B		0-0 1B 2B	
Mickey Stanley, R OBP: 0.290, SLG: 0.352 (1, 9)		0-0 L6		0-0 6-3		0-0 F8		0-0 1B	
Alan Trammell, R OBP: 0.323, SLG: 0.325 (1, 6)			0-0 FC3-6 1B	4-0 FC5-4 BB		0-0 F7		0-0 F8	

Inning Stats	R: 0 E: 0 K: 1 S: 5	H: 0 LOB: 0 BB: 0 P: 5	R: 1 E: 1 K: 1 S: 7	H: 1 LOB: 1 BB: 0 P: 7	R: 0 E: 0 K: 0 S: 4	H: 1 LOB: 1 BB: 0 P: 4	R: 3 E: 1 K: 0 S: 6	H: 3 LOB: 1 BB: 1 P: 10	R: 0 E: 0 K: 0 S: 3	H: 0 LOB: 0 BB: 0 P: 3	R: 2 E: 0 K: 0 S: 5	H: 2 LOB: 1 BB: 1 P: 9	R: 0 E: 0 K: 2 S: 8	H: 1 LOB: 2 BB: 1 P: 12	R: 1 E: 0 K: 1 S: 7	H: 2 LOB: 1 BB: 0 P: 7
--------------	------------------------------	---------------------------------	------------------------------	---------------------------------	------------------------------	---------------------------------	------------------------------	----------------------------------	------------------------------	---------------------------------	------------------------------	---------------------------------	------------------------------	----------------------------------	------------------------------	---------------------------------


PITCHER	IP	WLS	BF	H	R	ER	SO	BB	IBB	HBP	BLK	WP	HR	S	P	ERA	WHIP
Britt Burns, L ERA: 9.0 (1, 1)	5.0	L	25	7	6	5	2	2	0	0	0	0	2	27	35	9.00	1.800
Ron Schueler, R ERA: 4.25 (6, 1)	1.0		3	0	0	0	0	0	0	0	0	0	0	3	3	0.00	0.000
Rich Hinton, L ERA: 4.12 (7, 1)	1.0		5	1	0	0	2	1	0	0	0	0	0	8	12	0.00	2.000
Jim Willoughby, R ERA: 3.43 (8, 1)	1.0		5	2	1	1	1	0	0	0	0	0	0	7	7	9.00	2.000

BOTTOM

Chicago White Sox @ Detroit Tigers
Tiger Stadium, Detroit, MI
Sat Aug 05 1978, 7:05 PM EDT
Att. 33,494 - Unknown

AB	R	H	RBI	BB	SO	LOB
5	0	0	0	0	1	4
5	0	0	0	0	1	2
3	0	0	0	1	0	1
4	2	1	0	0	1	1
2	2	2	0	1	0	0
4	2	2	4	0	2	3
4	1	3	1	0	0	0
4	0	1	1	0	0	2
3	0	1	0	1	0	2

AB	34
R	7
H	10
RBI	6
BB	3
SO	5
LOB	15



WP	PA
0	38

1B	SF	WP	PA
5	0	0	38
3	0	0	
0	1	0	
0	0	0	
2	0	0	

Batter	1	2	3	4	5	6	7	8	9	AB R H RBI BB SO LOB	TOP
Thad Bosley, L (1, 8) OBP: 0.298, SLG: 0.306	0-0 S 1B		4-0 1B BB		0-0 6-3			0-0 1B		3 0 2 0 1 0 0	
Don Kessinger, S (1, 6) OBP: 0.319, SLG: 0.307	0-0 F7 1-2		0-0 G5-4-3 1B		0-0 G3			0-0 F7		4 0 1 0 0 0 2	
Jorge Orta, L (1, 4) OBP: 0.353, SLG: 0.466	0-0 F6		0-0 F8					0-0 F8		4 0 0 0 0 0 4	
Eric Soderholm, R (1, 5) OBP: 0.319, SLG: 0.448	0-0 F9		0-0 G5-4-3 1-2f					0-3 K	0-0 F9	4 0 0 0 0 1 3	
Ralph Garr, L (1, 7) OBP: 0.323, SLG: 0.377		0-0 4-3		0-0 E8 L4-6				0-0 4-3	0-0 2B	4 0 1 0 0 0 0	
Lamar Johnson, R (1, 3) OBP: 0.318, SLG: 0.373		0-0 4-3		0-0 E6		0-3 K		0-0 6-3	0-0 6-3	4 0 0 0 0 1 2	
Bob Molinaro, L (1, 10) OBP: 0.319, SLG: 0.406		0-0 1B 1B		0-0 L4-6 2-3		0-0 G3		0-0 F4	0-0 F4	4 0 1 0 0 0 3	
Claudell Washington, L (1, 9) OBP: 0.263, SLG: 0.348		0-0 FC4 1-2 1B		0-0 L6		0-0 1-3				3 0 1 0 0 0 1	
Bill Nahorodny, R (1, 2) OBP: 0.290, SLG: 0.368		0-0 FC4 1-2f		0-3 K				0-0 F8		3 0 0 0 0 1 2	
Inning Stats	R: 0 E: 0 K: 0 S: 4 H: 1 LOB: 1 BB: 0 P: 4	R: 0 E: 0 K: 0 S: 5 H: 2 LOB: 2 BB: 0 P: 5	R: 0 E: 0 K: 0 S: 3 H: 1 LOB: 1 BB: 1 P: 7	R: 0 E: 2 K: 0 S: 4 H: 0 LOB: 1 BB: 0 P: 4	R: 0 E: 0 K: 1 S: 5 H: 0 LOB: 0 BB: 0 P: 5	R: 0 E: 0 K: 1 S: 5 H: 0 LOB: 0 BB: 0 P: 5	R: 0 E: 0 K: 1 S: 5 H: 0 LOB: 0 BB: 0 P: 5	R: 0 E: 0 K: 0 S: 4 H: 1 LOB: 1 BB: 0 P: 4	R: 0 E: 0 K: 0 S: 4 H: 1 LOB: 1 BB: 0 P: 4	1B: 5 2B: 2 3B: 0 HR: 0 SF: 0 SAC: 0 DP: 2 HBP: 0	WP: 0 PB: 0 SB: 1 CS: 0 PA: 34
PITCHER Jim Slaton, R (1, 1) ERA: 3.93	IP: 9.0 WLS: W BF: 34 H: 6 R: 0 ER: 0 SO: 3 BB: 1 IBB: 0 HBP: 0 BLK: 0 WP: 0 HR: 0 S: 39 P: 43 ERA: 0.00 WHIP: 0.778										

Chicago White Sox @ Detroit Tigers
Tiger Stadium, Detroit, MI
Sun Aug 06 1978, 3:33 AM EDT
Att: 27,504 - Unknown

livebaseballscorecards.com

AB	33
R	0
H	6
RBI	0
BB	1
SO	3
LOB	17



Batter	1	2	3	4	5	6	7	8	9
Ron LeFlore, R OBP: 0.356, SLG: 0.380 (1, 8)	4-0 1B BB	0-0 L5-3		0-0 6-3		0-0 E5 1B 2B		0-0 E5	
Lou Whitaker, L OBP: 0.345, SLG: 0.360 (1, 4)	0-0 1B 4-3 1B		0-0 HR 1B		4-0 HR BB	0-0 BB BB BB 1B		0-3 K	
Rusty Staub, L OBP: 0.361, SLG: 0.465 (1, 10)	0-0 F5		0-0 1-H HR		0-0 HR 1B	4-0 BB BB BB BB 1B		0-0 G3	
Jason Thompson, L OBP: 0.370, SLG: 0.499 (1, 3)	0-0 1-3 3-H 1B		0-0 6-3		0-3 K	0-0 F4			
Steve Kemp, L OBP: 0.396, SLG: 0.394 (1, 7)	0-0 4-3		0-0 F8		0-0 1-H 2-H HR			0-0 4-3	
Lance Parrish, R OBP: 0.279, SLG: 0.460 (1, 2)	0-3 K		1-0 HBP		0-0 F8			0-0 F3	
Aurelio Rodriguez, R OBP: 0.296, SLG: 0.404 (1, 5)		0-0 F8	0-3 K		0-0 F3			0-0 6-3	
Mickey Stanley, R OBP: 0.289, SLG: 0.348 (1, 9)		0-0 E4		0-0 F9		0-0 6-3		0-0 E 1B	
Alan Trammell, R OBP: 0.322, SLG: 0.322 (1, 6)		4-0 1-3 L5-3 BB		0-0 6-3		0-0 F8		0-0 L6	

Inning Stats	R: 2	H: 2	E: 0	K: 1	S: 7	LOB: 1	BB: 1	P: 11	R: 0	H: 0	E: 2	K: 0	S: 3	LOB: 1	BB: 1	P: 7	R: 2	H: 2	E: 0	K: 1	S: 7	LOB: 1	BB: 0	P: 8	R: 0	H: 0	E: 0	K: 0	S: 3	LOB: 0	BB: 0	P: 3	R: 3	H: 2	E: 0	K: 1	S: 7	LOB: 0	BB: 1	P: 11	R: 1	H: 2	E: 1	K: 0	S: 5	LOB: 2	BB: 1	P: 9	R: 0	H: 0	E: 0	K: 0	S: 3	LOB: 0	BB: 0	P: 3	R: 0	H: 1	E: 1	K: 1	S: 7	LOB: 2	BB: 0	P: 7
--------------	------	------	------	------	------	--------	-------	-------	------	------	------	------	------	--------	-------	------	------	------	------	------	------	--------	-------	------	------	------	------	------	------	--------	-------	------	------	------	------	------	------	--------	-------	-------	------	------	------	------	------	--------	-------	------	------	------	------	------	------	--------	-------	------	------	------	------	------	------	--------	-------	------


PITCHER		IP	WLS	BF	H	R	ER	SO	BB	IBB	HBP	BLK	WP	HR	S	P	ERA	WHIP
Ken Kravec, L	(1, 1)	4.1	L	23	6	7	7	3	3	0	1	0	0	2	25	38	14.54	2.077
Ron Schueler, R	(5, 1)	2.2		11	2	1	0	0	1	0	0	0	0	0	10	14	0.00	1.125
Jim Willoughby, R	(8, 1)	1.0		5	1	0	0	1	0	0	0	0	0	7	7	0.00	1.000	

BOTTOM

Chicago White Sox @ Detroit Tigers
Tiger Stadium, Detroit, MI
Sun Aug 06 1978, 3:33 AM EDT
Att. 27,504 - Unknown

AB	R	H	RBI	BB	SO	LOB
4	2	1	0	1	0	3
4	3	3	1	1	1	2
4	2	2	2	1	0	4
4	0	1	1	0	1	4
4	1	1	4	0	0	1
3	0	0	0	0	1	1
4	0	0	0	0	1	1
4	0	1	0	0	0	0
3	0	0	0	1	0	1

AB	34
R	8
H	9
RBI	8
BB	4
SO	4
LOB	17



1B:	6	SF:	0	WP:	0	PA:	39
2B:	2	SAC:	0	PB:	0		
3B:	0	DP:	1	SB:	0		
HR:	2	HBP:	1	CS:	0		

livebaseballscorecards.com

Batter	1	2	3	4	5	6	7	8	9	AB	R	H	RBI	BB	SO	LOB	TOP										
Mike Hargrove, L (1, 3) <small>OBP: 0.385, SLG: 0.357</small> Mike Jorgensen, L (5, PR) <small>OBP: 0.346, SLG: 0.132</small> (5, 3)	0-0 G3		0-0 1B CS 1B		0-0 SH WP 1B <small>FC5-2-5-1</small>	0-0 F4		4-0 S BB		2	0	1	0	0	0	0											
Bump Wills, S (1, 4) <small>OBP: 0.315, SLG: 0.336</small>	0-0 G3 S 1B		0-0 CS 1B		0-0 WP 2B 1B <small>FC5-2-5-1</small>		0-0 HR 1B	0-3 K		5	2	4	2	0	1	1											
Jim Sundberg, R (1, 2) <small>OBP: 0.380, SLG: 0.394</small>	0-0 G3		0-0 5-3		0-0 FC5-2-5-1 2B		0-0 HR	0-3 K		5	2	1	2	0	1	6											
Al Oliver, L (1, 10) <small>OBP: 0.350, SLG: 0.508</small>	4-0 BB				0-0 G5-4-3 1B WP 1B		4-0 F7	0-0 F9		3	1	1	0	2	0	1											
Bobby Bonds, R (1, 9) <small>OBP: 0.348, SLG: 0.480</small>	0-0 F8				0-0 G5-4-3 1B		0-0 F9		0-0 HR	5	1	3	3	0	0	2											
Richie Zisk, R (1, 7) <small>OBP: 0.332, SLG: 0.415</small>		0-0 F8			0-0 G5-4-3 1B		0-0 F7		0-0 F7	5	1	1	0	0	0	5											
John Lowenstein, L (1, 5) <small>OBP: 0.352, SLG: 0.414</small> Kurt Bevacqua, R (9, PH) <small>OBP: 0.263, SLG: 0.299</small> (9, 5)		0-0 G3			0-3 K		4-0 F7		0-0 F9	3	0	0	0	1	1	2											
Juan Beniquez, R (1, 8) <small>OBP: 0.302, SLG: 0.380</small>		0-0 1-3			0-0 K		0-0 F7		0-0 2B BB	1	0	1	0	0	0	0											
Toby Harrah, R (1, 6) <small>OBP: 0.331, SLG: 0.293</small>					0-0 SH BB 1B		0-0 5-3		0-0 F9	5	1	2	1	0	0	1											
					0-0 SH BB 1B		0-3 K		0-0 1-3 2-H 2B	4	1	0	0	1	1	3											
Inning Stats	R: 0 E: 0 K: 0 S: 4	H: 1 LOB: 2 BB: 1 P: 8	R: 0 E: 0 K: 0 S: 3	H: 0 LOB: 0 BB: 0 P: 3	R: 0 E: 0 K: 0 S: 4	H: 2 LOB: 1 BB: 0 P: 4	R: 1 E: 0 K: 1 S: 6	H: 2 LOB: 0 BB: 0 P: 6	R: 4 E: 0 K: 0 S: 7	H: 3 LOB: 2 BB: 2 P: 15	R: 0 E: 0 K: 1 S: 5	H: 0 LOB: 0 BB: 0 P: 5	R: 3 E: 0 K: 2 S: 7	H: 4 LOB: 2 BB: 1 P: 11	R: 0 E: 0 K: 2 S: 7	H: 0 LOB: 1 BB: 1 P: 11	R: 1 E: 0 K: 0 S: 5	H: 2 LOB: 1 BB: 0 P: 5	1B: 9 2B: 3 3B: 0 HR: 2	SF: 0 SAC: 1 DP: 1 HBP: 0	WP: 2 PB: 0 SB: 2 CS: 2	PA: 45					
PITCHER	IP	WLS	BF	H	R	ER	SO	BB	IBB	HBP	BLK	WP	HR	S	P	ERA	WHIP										
Dave Rozema, R (1, 1) <small>ERA: 3.38</small> Jack Morris, R (5, 1) <small>ERA: 4.38</small> Ed Glynn, L (7, 1) <small>ERA: 1.93</small>	4.0	L	20	7	5	5	1	2	0	0	0	1	0	20	28	11.25	2.250										
	2.2		15	5	3	3	1	1	1	0	0	1	1	15	23	10.12	2.250										
	2.1		10	2	1	1	2	1	0	0	0	0	1	13	17	3.86	1.286										

Texas Rangers @ Detroit Tigers
 Tiger Stadium, Detroit, MI
 Tue Aug 08 1978, 7:05 PM EDT
 Att: 20,951 - Unknown

livebaseballscorecards.com

AB 39
R 9
H 14
RBI 8
BB 5
SO 4
LOB 21



Batter	1	2	3	4	5	6	7	8	9	AB R H RBI BB SO LOB
Ron LeFlore, R OBP: 0.358, SLG: 0.384 (1, 8)	0-0 6-3 1B		0-0 1-2 1B		0-0 BB 1B		0-3 K		0-0 2-H 2B	5 1 3 1 0 1 0
Lou Whitaker, L OBP: 0.349, SLG: 0.359 (1, 4)	4-0 1B BB		0-3 K		4-0 1B BB			0-0 G3-6-3 1B	0-0 F7	3 1 1 0 2 1 3
Rusty Staub, L OBP: 0.362, SLG: 0.465 (1, 10)	0-0 1B 1-3 1B		0-0 F6		0-0 1-3 2-H 1B			0-0 G3-6-3 1-2f		4 0 2 1 0 0 3
Jason Thompson, L OBP: 0.369, SLG: 0.495 (1, 3)	0-0 F5		0-0 1-3		0-0 4-3			4-0 FC4-6 BB		3 0 0 0 1 0 6
Steve Kemp, L OBP: 0.395, SLG: 0.393 (1, 7)	0-0 1-3 3-H 1B			0-0 F5		0-0 F7		0-0 FC4-6 1-2f		4 0 1 1 0 0 1
Lance Parrish, R OBP: 0.278, SLG: 0.461 (1, 2)		0-0 F7		0-0 F8		0-0 5-3			0-0 2B 2B	4 1 1 0 0 0 0
Aurelio Rodriguez, R OBP: 0.292, SLG: 0.398 (1, 5)		0-3 K		0-0 6-3		0-0 L6			0-0 F4	4 0 0 0 0 1 1
Mickey Stanley, R OBP: 0.283, SLG: 0.340 Tim Corcoran, L OBP: 0.313, SLG: 0.303 (7, PH) (8, 9)		0-0 4-3			0-0 F9		0-0 G3		0-0 F8	2 0 0 0 0 0 0 2 0 0 0 0 0 1
Alan Trammell, R OBP: 0.322, SLG: 0.319 Milt May, L OBP: 0.318, SLG: 0.407 (9, PH)			4-0 1B BB		0-3 K		0-0 F9		0-0 2-H 2B 2B	2 0 0 0 1 1 0 1 1 1 1 0 0 0

Inning Stats	R: 1	H: 2	E: 0	K: 0	S: 4	LOB: 2	BB: 1	P: 8	R: 0	H: 0	E: 0	K: 1	S: 5	LOB: 0	BB: 0	P: 5	R: 0	H: 1	E: 0	K: 1	S: 6	LOB: 2	BB: 1	P: 10	R: 0	H: 0	E: 0	K: 0	S: 3	LOB: 0	BB: 0	P: 3	R: 1	H: 2	E: 0	K: 1	S: 7	LOB: 2	BB: 1	P: 11	R: 0	H: 0	E: 0	K: 0	S: 3	LOB: 0	BB: 0	P: 3	R: 0	H: 0	E: 0	K: 1	S: 5	LOB: 0	BB: 0	P: 5	R: 0	H: 1	E: 0	K: 0	S: 3	LOB: 1	BB: 1	P: 7	R: 2	H: 3	E: 0	K: 0	S: 6	LOB: 1	BB: 0	P: 6	1B: 6	SF: 0	2B: 3	SAC: 0	3B: 0	DP: 1	HR: 0	HBP: 0	WP: 0	PA: 38
--------------	------	------	------	------	------	--------	-------	------	------	------	------	------	------	--------	-------	------	------	------	------	------	------	--------	-------	-------	------	------	------	------	------	--------	-------	------	------	------	------	------	------	--------	-------	-------	------	------	------	------	------	--------	-------	------	------	------	------	------	------	--------	-------	------	------	------	------	------	------	--------	-------	------	------	------	------	------	------	--------	-------	------	-------	-------	-------	--------	-------	-------	-------	--------	-------	--------

PITCHER	IP	WLS	BF	H	R	ER	SO	BB	IBB	HBP	BLK	WP	HR	S	P	ERA	WHIP
Paul Mirabella, L ERA: 5.27 (1, 1)	5.0	W	22	5	2	2	3	3	0	0	0	0	0	25	37	3.60	1.600
Doc Medich, R ERA: 3.78 (6, 1)	4.0	S	16	4	2	2	1	1	0	0	0	0	0	17	21	4.50	1.250

BOTTOM

Texas Rangers @ Detroit Tigers
Tiger Stadium, Detroit, MI
Tue Aug 08 1978, 7:05 PM EDT
Att. 20,951 - Unknown

AB	34
R	4
H	9
RBI	4
BB	4
SO	4
LOB	15



PITCHER	IP	WLS	BF	H	R	ER	SO	BB	IBB	HBP	BLK	WP	HR	S	P	ERA	WHIP
---------	----	-----	----	---	---	----	----	----	-----	-----	-----	----	----	---	---	-----	------

Batter	1	2	3	4	5	6	7	8	9	AB R H RBI BB SO LOB	TOP											
Mike Hargrove, L (1, 3) OBP: 0.382, SLG: 0.355	0-0 F8		0-0 9-2			0-0 SF9		0-0 SF9		2 0 0 2 0 0 2												
Bump Wills, S (1, 4) OBP: 0.312, SLG: 0.332	0-0 6-3			0-0 G3		0-0 F9		0-0 4-3		4 0 0 0 0 0 1												
Jim Sundberg, R (1, 2) OBP: 0.378, SLG: 0.392	0-0 F3			0-3 K			0-0 FC6-4 1B		0-0 F8	4 0 1 0 0 1 0												
Al Oliver, L (1, 7)		0-0 F8		0-0 3-1			0-0 FC6-4 1B		0-0 F8	4 0 1 0 0 0 0												
Bobby Bonds, R (1, 9) OBP: 0.349, SLG: 0.479		0-3 K			4-0 CS S BB		0-0 FC6-4 G6-4-3		0-0 FC6-4 1B	3 0 1 0 1 1 2												
Richie Zisk, R (1, 10) OBP: 0.328, SLG: 0.410		0-0 F8		0-3 K		0-0 G6-4-3		0-0 FC6-4		4 0 0 0 0 1 4												
John Lowenstein, L (1, 5) OBP: 0.352, SLG: 0.407			4-0 S S 9-2 BB		0-0 3-1			0-0 4-3		2 0 0 0 1 0 1												
Juan Beniquez, R (1, 8) OBP: 0.302, SLG: 0.380			0-3 K			0-0 F8		0-0 1B SF9 1B		3 1 1 0 0 1 1												
Toby Harrah, R (1, 6) OBP: 0.337, SLG: 0.297			4-0 BB			0-0 E SF9 1B		0-0 1B SF9 1B		2 1 2 0 1 0 0												
Inning Stats	R: 0 E: 0 K: 0 S: 3	H: 0 LOB: 0 BB: 0 P: 3	R: 0 E: 0 K: 1 S: 5	H: 0 LOB: 0 BB: 0 P: 5	R: 0 E: 0 K: 1 S: 4	H: 0 LOB: 1 BB: 2 P: 12	R: 0 E: 0 K: 1 S: 5	H: 0 LOB: 0 BB: 0 P: 5	R: 0 E: 0 K: 1 S: 4	H: 0 LOB: 0 BB: 1 P: 8	R: 1 E: 1 K: 0 S: 4	H: 1 LOB: 0 BB: 0 P: 4	R: 0 E: 0 K: 0 S: 4	H: 2 LOB: 1 BB: 0 P: 4	R: 1 E: 0 K: 0 S: 5	H: 2 LOB: 1 BB: 0 P: 5	R: 0 E: 0 K: 0 S: 4	H: 1 LOB: 1 BB: 0 P: 4	1B: 6 2B: 1 3B: 0 HR: 0	SF: 2 SAC: 0 DP: 2 HBP: 0	WP: 0 PB: 0 SB: 3 CS: 1	PA: 33
PITCHER Kip Young, R (1, 1) ERA: 1.42	IP: 9.0 WLS: W BF: 33 H: 6 R: 2 ER: 1 SO: 4 BB: 3 IBB: 0 HBP: 0 BLK: 0 WP: 0 HR: 0 S: 38 P: 50 ERA: 1.00 WHIP: 1.000											PITCHER	IP: 9.0 WLS: W BF: 33 H: 6 R: 2 ER: 1 SO: 4 BB: 3 IBB: 0 HBP: 0 BLK: 0 WP: 0 HR: 0 S: 38 P: 50 ERA: 1.00 WHIP: 1.000									

Texas Rangers @ Detroit Tigers
Tiger Stadium, Detroit, MI
Wed Aug 09 1978, 7:05 PM EDT
Att: 30,167 - Unknown

livebaseballscorecards.com

AB 28
R 2
H 6
RBI 2
BB 3
SO 4
LOB 11



Batter	1	2	3	4	5	6	7	8	9
Ron LeFlore, R OBP: 0.355, SLG: 0.381 (1, 8)	0-0 E5 3-1 S		0-3 K		0-0 FC4-6 BB 1B 1-2f 2-3		0-0 G3		
Lou Whitaker, L OBP: 0.348, SLG: 0.358 (1, 4)	0-3 K 1-2		0-0 4-3		0-0 BB 1B 1-2 3-H		0-0 4-3		
Rusty Staub, L OBP: 0.363, SLG: 0.467 (1, 10)	0-0 3-1 2-3			0-0 4-3 BBB	0-0 BB 1B 1-2 2-3			0-0 1B HR 2B	
Jason Thompson, L OBP: 0.368, SLG: 0.493 (1, 3)	0-0 3-1			0-0 4-3	0-0 G3			0-0 BB HR 1B 2-3	
Steve Kemp, L OBP: 0.396, SLG: 0.392 (1, 7)		0-0 F5		0-0 1B		0-0 F6		0-0 BB HR BB 1-2	
Milt May, L OBP: 0.317, SLG: 0.404 (1, 2)		0-0 G3 1B 1B		0-0 4-3		0-0 3-1		0-3 K	
Tim Corcoran, L OBP: 0.320, SLG: 0.324 (1, 9)		0-0 G3 1-2			0-0 FC2-6 1B 1B	0-0 1B		0-0 1-H 2-H 3-H HR	
Phil Mankowski, L OBP: 0.374, SLG: 0.404 (1, 5) Aurelio Rodriguez, R OBP: 0.295, SLG: 0.408 (8, PH) (9, 5)		0-0 1B 2-H			0-0 FC4-6 1B 1B 1-2	0-3 K		0-0 9-2 3B	
Alan Trammell, R OBP: 0.318, SLG: 0.315 (1, 6)			0-3 K		0-0 FC2-6 FC4-6 1-2 2-3f		0-0 F9	0-0 9-2 3-H	

Inning Stats	R: 0 E: 1 K: 1 S: 6	H: 0 LOB: 1 BB: 0 P: 6	R: 0 E: 0 K: 0 S: 4	H: 2 LOB: 2 BB: 0 P: 4	R: 0 E: 0 K: 2 S: 7	H: 0 LOB: 0 BB: 0 P: 7	R: 0 E: 0 K: 0 S: 4	H: 1 LOB: 1 BB: 0 P: 4	R: 1 E: 0 K: 0 S: 6	H: 3 LOB: 3 BB: 1 P: 10	R: 0 E: 0 K: 1 S: 6	H: 1 LOB: 1 BB: 0 P: 6	R: 0 E: 0 K: 0 S: 3	H: 0 LOB: 0 BB: 0 P: 3	R: 4 E: 0 K: 1 S: 8	H: 4 LOB: 0 BB: 1 P: 12
1B: 8 2B: 2 3B: 1 HR: 1	SF: 0 SAC: 0 DP: 1 HBP: 0	WP: 0 PB: 0 SB: 1 CS: 0	PA: 36													

PITCHER	IP	WLS	BF	H	R	ER	SO	BB	IBB	HBP	BLK	WP	HR	S	P	ERA	WHIP
Fergie Jenkins, R ERA: 3.43 (1, 1)	7.0		29	7	1	1	4	1	0	0	0	0	0	36	40	1.29	1.143
Jim Umberger, L ERA: 5.07 (8, 1)	0.1	L	6	4	4	4	1	1	0	0	0	0	1	7	11	108.00	15.000
Reggie Cleveland, R ERA: 2.92 (8, 1)	0.2		1	0	0	0	0	0	0	0	0	0	0	1	1	0.00	0.000

BOTTOM


Texas Rangers @ Detroit Tigers
Tiger Stadium, Detroit, MI
Wed Aug 09 1978, 7:05 PM EDT
Att. 30,167 - Unknown

livebaseballscores.com

AB	34
R	5
H	11
RBI	5
BB	2
SO	5
LOB	17



Batter	1	2	3	4	5	6	7	8	9	AB R H RBI BB SO LOB
Ron LeFlore, R OBP: 0.356, SLG: 0.380 (1, 8) X	0-0 4-3		0-0 2B 1B	1-0 E S SF8 HBP		0-0 1-3		0-0 5-3		4 2 1 0 0 0 1
Lou Whitaker, L OBP: 0.346, SLG: 0.360 (1, 4) X	0-0 F7		0-0 1B 2B	0-0 SF8		0-3 K		0-0 5-3		4 1 1 3 0 1 0
Rusty Staub, L OBP: 0.365, SLG: 0.467 (1, 10) X	0-0 1B		0-0 1B 1B	0-0 6-3		4-0 FC6-4 BB		0-0 G3		4 1 2 2 1 0 0
Jason Thompson, L OBP: 0.366, SLG: 0.490 (1, 3) X	0-0 F7		0-3 K	0-0 F7		0-0 FC6-4 1-2f		0-0 1B 1B		5 0 1 0 0 1 3
Steve Kemp, L OBP: 0.396, SLG: 0.395 (1, 7) X		0-0 F5	0-0 F5		0-0 2B	0-3 K		0-0 1B 1B		5 0 2 0 0 1 2
Lance Parrish, R OBP: 0.276, SLG: 0.455 (1, 2) X		0-0 1-3	0-0 1B 1B		0-0 F7	0-3 K		0-3 K		5 1 1 0 0 2 4
Aurelio Rodriguez, R OBP: 0.294, SLG: 0.405 (1, 5) X		0-0 F3	0-0 1B 1B		0-0 F9		0-0 5-3			4 0 1 1 0 0 1
Mickey Stanley, R OBP: 0.301, SLG: 0.367 (1, 9) X			0-0 1B 2B		0-0 6-3		0-0 2B			4 1 3 1 0 0 1
Alan Trammell, R OBP: 0.317, SLG: 0.312 (1, 6) X			0-0 1B 2B		0-0 5-3		0-0 6-3			3 1 0 0 1 0 3

TOP	
Detroit Tigers @ Chicago White Sox Comiskey Park, Chicago, IL Fri Aug 11 1978, 8:05 PM EDT Att. 25,798 - Unknown - 74 F	
AB 38 R 7 H 12 RBI 7 BB 2 SO 5 LOB 15	
	

Inning Stats	R: 0 E: 0 K: 0 S: 4	H: 1 LOB: 1 BB: 0 P: 4	R: 0 E: 0 K: 0 S: 3	H: 0 LOB: 0 BB: 0 P: 3	R: 6 E: 0 K: 1 S: 12	H: 7 LOB: 2 BB: 1 P: 16	R: 1 E: 0 K: 0 S: 3	H: 0 LOB: 0 BB: 0 P: 4	R: 0 E: 0 K: 0 S: 4	H: 1 LOB: 1 BB: 0 P: 4	R: 0 E: 0 K: 1 S: 5	H: 0 LOB: 0 BB: 0 P: 5	R: 0 E: 0 K: 2 S: 7	H: 0 LOB: 1 BB: 1 P: 11	R: 0 E: 0 K: 0 S: 4	H: 1 LOB: 1 BB: 0 P: 4	R: 0 E: 0 K: 1 S: 7	H: 2 LOB: 2 BB: 0 P: 7	1B: 9 2B: 3 3B: 0 HR: 0	SF: 1 SAC: 0 DP: 0 HBP: 1	WP: 0 PB: 0 SB: 1 CS: 0	PA: 42
--------------	------------------------------	---------------------------------	------------------------------	---------------------------------	-------------------------------	----------------------------------	------------------------------	---------------------------------	------------------------------	---------------------------------	------------------------------	---------------------------------	------------------------------	----------------------------------	------------------------------	---------------------------------	------------------------------	---------------------------------	----------------------------------	------------------------------------	----------------------------------	--------

PITCHER	IP	WLS	BF	H	R	ER	SO	BB	IBB	HBP	BLK	WP	HR	S	P	ERA	WHIP
Britt Burns, L ERA: 12.91 (1, 1)	2.2	L	16	7	6	6	1	1	0	0	0	0	0	17	21	20.25	3.000
Ron Schueler, R ERA: 4.0 (3, 1)	4.1		17	2	1	0	3	1	0	1	0	0	0	21	26	0.00	0.692
Pablo Torrealba, L ERA: 5.02 (8, 1)	2.0		9	3	0	0	1	0	0	0	0	0	0	11	11	0.00	1.500

livebaseballscorecards.com

Batter	1	2	3	4	5	6	7	8	9	AB	R	H	RBI	BB	SO	LOB
Bob Molinaro, L (1, 7) OBP: 0.304, SLG: 0.381	0-0 F8	0-0 F4			0-0 4-3			0-0 F8		4	0	0	0	0	0	0
Thad Bosley, L (1, 9) OBP: 0.292, SLG: 0.287	0-0 B1-3		0-0 4-3		0-0 4-3			0-0 F8		4	0	0	0	0	0	0
Jorge Orta, L (1, 4) OBP: 0.354, SLG: 0.457	1-0 1B HBP		0-0 1B		0-0 4-3			0-0 1B G4-6-3		3	1	2	0	0	0	0
Lamar Johnson, R (1, 10) OBP: 0.324, SLG: 0.387	0-0 1-2 1B		0-0 F9		0-3 K			0-0 1-3 1B G4-6-3		4	0	2	0	0	1	1
Ron Blomberg, L (1, 3) OBP: 0.274, SLG: 0.358	0-0 4-3		0-0 4-3		0-0 5-3			0-0 1-2f 3-H 1B G4-6-3		4	0	0	0	0	0	4
Chet Lemon, R (1, 8) OBP: 0.365, SLG: 0.490		0-0 3-1		0-0 F9		0-0 1B G5-4-3 BB		0-0 5-3		3	0	0	0	1	0	0
Kevin Bell, R (1, 5) OBP: 0.280, SLG: 0.478		0-0 L5		0-0 5-3		0-0 1-2f 1B G5-4-3				3	0	0	0	0	0	1
Greg Pryor, R (1, 6) OBP: 0.288, SLG: 0.288		0-0 E 1B		0-0 F7		0-0 1B F4				3	1	1	0	0	0	0
Mike Colbern, R (1, 2) OBP: 0.267, SLG: 0.341		0-0 E7 1-H 3B		0-0 6-3		0-3 K				3	1	1	1	0	1	0


Inning Stats	R: 0 E: 0 K: 0 S: 4	H: 1 LOB: 2 BB: 0 P: 5	R: 2 E: 1 K: 0 S: 5	H: 2 LOB: 0 BB: 0 P: 5	R: 0 E: 0 K: 0 S: 4	H: 1 LOB: 1 BB: 0 P: 4	R: 0 E: 0 K: 0 S: 3	H: 0 LOB: 0 BB: 0 P: 3	R: 0 E: 0 K: 1 S: 5	H: 0 LOB: 0 BB: 0 P: 3	R: 0 E: 0 K: 0 S: 2	H: 0 LOB: 0 BB: 1 P: 6	R: 0 E: 0 K: 1 S: 5	H: 0 LOB: 0 BB: 0 P: 5	R: 1 E: 0 K: 0 S: 4	H: 2 LOB: 0 BB: 0 P: 4	1B: 5 2B: 0 3B: 1 HR: 0	SF: 0 SAC: 0 DP: 2 HBP: 1
PITCHER Jack Billingham, R (1, 1) ERA: 3.63	IP: 9.0 WLS: W BF: 33 H: 6 R: 3 ER: 2 SO: 2 BB: 1 IBB: 0 HBP: 1 BLK: 0 WP: 0 HR: 0 S: 35 P: 40 ERA: 2.00 WHIP: 0.778																	
PITCHER	IP	WLS	BF	H	R	ER	SO	BB	IBB	HBP	BLK	WP	HR	S	P	ERA	WHIP	

BOTTOM

Detroit Tigers @ Chicago White Sox
Comiskey Park, Chicago, IL

Fri Aug 11 1978, 8:05 PM EDT
Att: 25,798 - Unknown - 74 F

AB	31
R	3
H	6
RBI	1
BB	1
SO	2
LOB	6



WP: 0 PA: 33
PB: 0
SB: 0
CS: 0

livebaseballscorecards.com

Batter	1	2	3	4	5	6	7	8	9	AB R H RBI BB SO LOB	TOP											
Ron LeFlore, R (1, 8) OBP: 0.354, SLG: 0.378	0-0 F9		0-0 1-3			0-0 SF9 1B	0-0 F8		0-0 6-3	5 1 1 0 0 0 1												
Lou Whitaker, L (1, 4) OBP: 0.349, SLG: 0.361	0-0 4-3		0-0 1B			0-0 E6 1B		4-0 1B BB	0-0 5-3	4 1 2 0 1 0 0												
Rusty Staub, L (1, 10) OBP: 0.362, SLG: 0.463	0-0 F8		0-0 F8			0-0 SF9		0-0 F9	0-0 F8	4 0 0 1 0 0 2												
Jason Thompson, L (1, 3) OBP: 0.369, SLG: 0.491		0-0 1B		0-3 K		0-0 1-2 1B		4-0 1-2 1B BB		3 1 2 0 1 1 0												
Steve Kemp, L (1, 7) OBP: 0.393, SLG: 0.391		0-0 F7		0-3 K		0-0 F8		0-0 F7		4 0 0 0 0 1 5												
Lance Parrish, R (1, 2) OBP: 0.276, SLG: 0.450		0-0 F5		0-3 K		0-3 K		0-0 1-2 2-H 1B		4 0 1 1 0 2 3												
Aurelio Rodriguez, R (1, 5) OBP: 0.297, SLG: 0.407		0-0 1-3 1B		0-3 K		0-0 F6		0-0 1-3 2-H BB 1B		4 0 2 1 0 1 0												
Mickey Stanley, R (1, 9) OBP: 0.299, SLG: 0.356		0-0 F9		0-0 E6 G6-3		0-0 1-3		4-0 1-2 BB		3 0 0 0 1 0 2												
Alan Trammell, R (1, 6) OBP: 0.317, SLG: 0.310			0-0 F9		0-0 G6-3		4-0 BB		0-0 F8	2 0 0 0 1 0 1												
Milt May, L (8, PH) OBP: 0.316, SLG: 0.402					1-2f					1 0 0 0 0 0 3												
Mark Wagner, R (8, 6) OBP: 0.287, SLG: 0.301										0 0 0 0 0 0 0												
Inning Stats	R: 0 E: 0 K: 0 S: 3	H: 0 LOB: 0 BB: 0 P: 3	R: 0 E: 0 K: 0 S: 5	H: 2 LOB: 2 BB: 0 P: 5	R: 0 E: 0 K: 0 S: 4	H: 1 LOB: 1 BB: 0 P: 4	R: 0 E: 0 K: 3 S: 9	H: 0 LOB: 0 BB: 0 P: 9	R: 0 E: 1 K: 1 S: 5	H: 0 LOB: 0 BB: 0 P: 5	R: 1 E: 1 K: 1 S: 8	H: 3 LOB: 2 BB: 0 P: 8	R: 0 E: 0 K: 0 S: 3	H: 0 LOB: 1 BB: 1 P: 7	R: 2 E: 0 K: 0 S: 5	H: 2 LOB: 3 BB: 3 P: 17	R: 0 E: 0 K: 0 S: 3	H: 0 LOB: 0 BB: 0 P: 3	1B: 8 2B: 0 3B: 0 HR: 0	SF: 1 SAC: 0 DP: 1 HBP: 0	WP: 0 PB: 0 SB: 0 CS: 0	PA: 39
PITCHER	IP WLS BF H R ER SO BB IBB HBP BLK WP HR S P ERA WHIP																					
Ken Kravec, L (1, 1) ERA: 4.34	7.2 W 33 7 3 3 5 3 0 0 0 0 0 0 40 52 3.52 1.304																					
Pablo Torrealba, L (8, 1) ERA: 5.02	0.0 2 1 0 0 0 1 0 0 0 0 0 0 1 5 ∞ ∞																					
Lerrin LaGrow, R (8, 1) ERA: 3.73	1.1 S 4 0 0 0 0 0 0 0 0 0 0 0 4 4 0.00 0.000																					

Detroit Tigers @ Chicago White Sox
 Comiskey Park, Chicago, IL
 Sat Aug 12 1978, 8:05 PM EDT
 Att. 20,128 - Unknown - 75 F

livebaseballscorecards.com

AB	34
R	3
H	8
RBI	3
BB	4
SO	5
LOB	17



Batter	1	2	3	4	5	6	7	8	9
Bob Molinaro, L (1, 9) OBP: 0.304, SLG: 0.380 Tom Spencer, R (6, PH) OBP: 0.317, SLG: 0.308 (7, 9)	0-0 4-3	0-0 F6		0-0 1B 1-2 1B		0-3 K 1-2	0-0 F7		
Thad Bosley, L (1, 8) OBP: 0.296, SLG: 0.286	0-0 F7		0-0 B1-3	0-0 1B 1-2 2-3		4-0 BB BB		0-3 K	
Jorge Orta, L (1, 4) OBP: 0.357, SLG: 0.455	4-0 BB BB		0-0 F8	0-0 F7		4-0 FC6-4 1-2 2-3 BB		4-0 FC1-5 1B BB	
Lamar Johnson, R (1, 10) OBP: 0.327, SLG: 0.388	4-0 1-2 BB		0-0 1B		0-0 F8	0-0 FC6-4 1-2f		0-0 BB 1-2 1B FC1-5 1B	
Ralph Garr, L (1, 7) OBP: 0.315, SLG: 0.363	0-0 F8		0-0 F5		0-3 K		0-0 L5	0-0 FC1-5 1-2 2-3f 1B BB	
Eric Soderholm, R (1, 5) OBP: 0.311, SLG: 0.433 Kevin Bell, R (7, PR) OBP: 0.308, SLG: 0.478 (8, 5)		0-0 F8		0-0 F3	0-0 F8		4-0 BB 1B BB	4-0 1B 1-2 2-3 BB	
Mike Squires, L (1, 3) OBP: 0.800, SLG: 1.000		0-0 1B 2B		0-0 1B SF7 1B		0-0 F7	4-0 1B 1-2 BB	0-0 1-3 2-H 3-H 1B	
Don Kessinger, S (1, 6) OBP: 0.320, SLG: 0.312		0-0 F7		0-0 1B 1-3 1B		0-0 1B 2B	0-0 F7	0-0 5-3	
Mike Colbern, R (1, 2) OBP: 0.306, SLG: 0.383		0-0 2-H 1B		0-0 SF7 3-H		0-0 BB 2-H 1B	0-0 1-2 2-H 1B		


AB	R	H	RBI	BB	SO	LOB
3	0	1	0	0	0	1
2	0	0	0	0	1	3
4	0	1	0	1	1	0
2	0	0	0	3	0	3
4	1	2	0	1	0	3
5	1	0	0	0	1	5
3	0	0	0	1	0	0
0	1	0	0	1	0	0
4	2	3	2	1	0	0
5	1	2	0	0	0	5
3	0	3	4	0	0	0

BOTTOM

Detroit Tigers @ Chicago White Sox
Comiskey Park, Chicago, IL


Sat Aug 12 1978, 8:05 PM EDT
Att. 20,128 - Unknown - 75 F

AB	35
R	6
H	12
RBI	6
BB	8
SO	3
LOB	20



Inning Stats		R: 0	H: 0	E: 0	K: 0	S: 3	R: 1	H: 2	E: 0	K: 0	S: 5	R: 0	H: 1	E: 0	K: 0	S: 4	R: 1	H: 4	E: 0	K: 0	S: 7	R: 0	H: 0	E: 0	K: 1	S: 5	R: 1	H: 2	E: 0	K: 1	S: 7	R: 1	H: 1	E: 0	K: 0	S: 4	R: 2	H: 2	E: 0	K: 1	S: 7									
IP	WLS	BF	H	R	ER	SO	BB	IBB	HBP	BLK	WP	HR	S	P	ERA	WHIP	IP	WLS	BF	H	R	ER	SO	BB	IBB	HBP	BLK	WP	HR	S	P	ERA	WHIP	IP	WLS	BF	H	R	ER	SO	BB	IBB	HBP	BLK	WP	HR	S	P	ERA	WHIP
5.1	L	27	9	3	3	1	2	0	0	0	0	0	0	35	5.06	2.062	1.1	9	1	1	1	1	4	0	0	0	0	0	0	7	23	6.75	3.750	1.1	8	2	2	2	1	2	0	0	0	0	0	8	16	13.50	3.000	

PITCHER	IP	WLS	BF	H	R	ER	SO	BB	IBB	HBP	BLK	WP	HR	S	P	ERA	WHIP
Jim Slaton, R (1, 1) ERA: 3.97	5.1	L	27	9	3	3	1	2	0	0	0	0	0	0	35	5.06	2.062
Bob Sykes, L (6, 1) ERA: 3.47	1.1		9	1	1	1	1	4	0	0	0	0	0	7	23	6.75	3.750
John Hiller, L (7, 1) ERA: 2.73	1.1		8	2	2	2	1	2	0	0	0	0	0	8	16	13.50	3.000

Batter	1	2	3	4	5	6	7	8	9	AB R H RBI BB SO LOB	TOP											
Ron LeFlore, R (1, 8) OBP: 0.353, SLG: 0.376	0-3 K	0-0 E6 SF9 4-3 1B	0-0 IHR 1B		0-0 5-3		0-0 F9			5 2 1 0 0 1 2												
Lou Whitaker, L (1, 4) OBP: 0.350, SLG: 0.369	0-3 K	0-0 4-3	0-0 IHR		4-0 BB			0-0 F7		4 1 1 3 1 1 2												
Rusty Staub, L (1, 10) OBP: 0.364, SLG: 0.471	4-0 2B 1B BB	0-0 SF9	0-0 1B		0-0 F5			0-0 HR		3 2 2 2 1 0 1												
Jason Thompson, L (1, 3) Mickey Stanley, R (8, 3) OBP: 0.371, SLG: 0.493 OBP: 0.299, SLG: 0.356	0-0 1B 2B	0-0 WP PB 1B	0-3 K			0-0 6-3		4-0 1B BB		4 2 2 1 1 1 1 0 0 0 0 0 0 0												
Steve Kemp, L (1, 7) OBP: 0.393, SLG: 0.391	0-0 1B 1B 2-H 3-H	0-0 E 1B		0-0 F8		0-0 G3		0-0 F3		5 1 2 3 0 0 1												
Milt May, L (1, 2) OBP: 0.321, SLG: 0.406	0-0 1B 1-2 1B	0-0 3-1		0-0 1B		0-3 K		0-0 1B 1-2		5 0 3 0 0 1 1												
Tim Corcoran, L (1, 9) OBP: 0.321, SLG: 0.323	0-0 1B 1-3 2-H		0-0 F8	0-3 K			1-0 HBP		0-0 4-3	4 0 1 1 0 1 1	AB 40 R 10 H 14 RBI 10 BB 3 SO 8 LOB 14											
Phil Mankowski, L (1, 5) OBP: 0.364, SLG: 0.392	0-3 K		0-0 F8	0-0 F5			0-3 K		0-3 K	5 0 0 0 0 3 4												
Alan Trammell, R (1, 6) OBP: 0.318, SLG: 0.311		0-0 4-3 E SF9 1B	0-0 IHR 1B		0-0 F8		0-0 F4		0-0 F8	5 2 2 0 0 0 1												
Inning Stats	R: 3 E: 0 K: 3 S: 13	H: 4 LOB: 2 BB: 1 P: 17	R: 3 E: 2 K: 0 S: 7	H: 3 LOB: 1 BB: 0 P: 7	R: 3 E: 0 K: 1 S: 9	H: 4 LOB: 1 BB: 0 P: 9	R: 0 E: 0 K: 1 S: 6	H: 1 LOB: 1 BB: 0 P: 6	R: 0 E: 0 K: 0 S: 3	H: 0 LOB: 1 BB: 1 P: 7	R: 0 E: 0 K: 1 S: 5	H: 0 LOB: 0 BB: 0 P: 5	R: 0 E: 0 K: 1 S: 5	H: 0 LOB: 1 BB: 0 P: 6	R: 1 E: 0 K: 0 S: 4	H: 2 LOB: 1 BB: 1 P: 8	R: 0 E: 0 K: 1 S: 5	H: 0 LOB: 0 BB: 0 P: 5	1B: 11 2B: 1 3B: 0 HR: 2	SF: 1 SAC: 0 DP: 0 HBP: 1	WP: 1 PB: 1 SB: 0 CS: 0	PA: 45
PITCHER	IP WLS BF H R ER SO BB IBB HBP BLK WP HR S P ERA WHIP																					
Mike Proly, R (1, 1) ERA: 3.89	0.2 L 7 4 3 3 2 1 0 0 0 0 0 0 10 14 40.50 7.500																					
Ron Schueler, R (1, 1) ERA: 3.92	1.1 8 3 3 0 1 0 0 0 0 0 1 0 10 10 0.00 2.250																					
Pablo Torrealba, L (3, 1) ERA: 5.14	6.0 27 7 4 4 4 2 0 1 0 0 1 32 41 6.00 1.500																					
Jim Willoughby, R (9, 1) ERA: 3.53	1.0 3 0 0 0 1 0 0 0 0 0 0 0 5 5 0.00 0.000																					

Detroit Tigers @ Chicago White Sox
 Comiskey Park, Chicago, IL
 Sun Aug 13 1978, 4:33 AM EDT
 Att. 33,128 - Unknown - 75 F

livebaseballscorecards.com

Batter	1	2	3	4	5	6	7	8	9	AB R H RBI BB SO LOB
Bob Molinaro, L (1, 9) OBP: 0.306, SLG: 0.378	1-0 FC4-6 HBP		0-0 F5		0-0 1B		0-0 G3		0-0 4-3	4 0 1 0 0 0 2
Thad Bosley, L (1, 8) OBP: 0.293, SLG: 0.283	0-0 FC4-6 CS		0-0 F6		0-0 4-3		0-0 1B		0-0 1-3	5 0 1 0 0 0 5
Jorge Orta, L (1, 4) OBP: 0.356, SLG: 0.452	0-0 F9		0-0 F9			0-0 SH1-3 1B	0-0 F5			4 1 1 0 0 0 3
Lamar Johnson, R (1, 10) OBP: 0.329, SLG: 0.390		0-0 FC6-4 1B		0-0 6-3		0-0 1B SH1-3 E 1B		0-0 F9		4 1 2 0 0 0 0
Ralph Garr, L (1, 7) OBP: 0.312, SLG: 0.360		0-0 F3		0-0 F7		0-0 SH1-3		0-0 6-3		3 0 0 0 0 0 1
Mike Squires, L (1, 3) OBP: 0.667, SLG: 0.875		0-0 FC6-4 1B		0-0 F6		0-0 FC5-4 1B		0-0 2B		4 0 2 1 0 0 1
Kevin Bell, R (1, 5) OBP: 0.300, SLG: 0.444		0-0 1B			0-0 F9	0-0 FC5-4 1B		0-3 K		4 0 1 0 0 1 2
Don Kessinger, S (1, 6) OBP: 0.321, SLG: 0.313		0-0 B2-3			0-0 1B	0-0 F8			0-0 4-3 2B	2 0 1 0 0 0 2 2 0 1 0 0 0 1
Greg Pryor, R (6, 6) OBP: 0.292, SLG: 0.301					0-0 1B					
Mike Colbern, R (1, 2) OBP: 0.302, SLG: 0.373			0-0 1B		0-0 F2		0-3 K		0-0 F8	4 0 1 0 0 1 2

Inning Stats	R: 0 E: 0 K: 0 S: 2	H: 0 LOB: 0 BB: 0 P: 3	R: 0 E: 0 K: 0 S: 5	H: 2 LOB: 2 BB: 0 P: 5	R: 0 E: 0 K: 0 S: 4	H: 1 LOB: 1 BB: 0 P: 4	R: 0 E: 0 K: 0 S: 3	H: 0 LOB: 0 BB: 0 P: 3	R: 0 E: 0 K: 0 S: 5	H: 2 LOB: 2 BB: 0 P: 5	R: 2 E: 1 K: 0 S: 6	H: 3 LOB: 1 BB: 0 P: 6	R: 0 E: 0 K: 1 S: 6	H: 1 LOB: 1 BB: 0 P: 6	R: 0 E: 0 K: 1 S: 6	H: 1 LOB: 1 BB: 0 P: 4	R: 0 E: 0 K: 0 S: 4	H: 1 LOB: 1 BB: 0 P: 4	1B: 9 2B: 2 3B: 0 HR: 0	SF: 0 SAC: 1 DP: 0 HBP: 1	WP: 0 PB: 0 SB: 0 CS: 1	PA: 38											
PITCHER Dave Rozema, R (1, 1) ERA: 3.22	IP 9.0	WLS W	BF 38	H 11	R 2	ER 1	SO 2	BB 0	IBB 0	HBP 1	BLK 0	WP 0	HR 0	S 41	P 42	ERA 1.00	WHIP 1.222																
											PITCHER	IP 9.0	WLS W	BF 38	H 11	R 2	ER 1	SO 2	BB 0	IBB 0	HBP 1	BLK 0	WP 0	HR 0	S 41	P 42	ERA 1.00	WHIP 1.222					


BOTTOM

Detroit Tigers @ Chicago White Sox
Comiskey Park, Chicago, IL

Sun Aug 13 1978, 4:33 AM EDT
Att: 33,128 - Unknown - 75 F

livebaseballscorecards.com

AB 36
R 2
H 11
RBI 1
BB 0
SO 2
LOB 19



Batter	1	2	3	4	5	6	7	8	9	AB R H RBI BB SO LOB	TOP											
George Brett, L (1, 5) OBP: 0.362, SLG: 0.491	0-0 G3 2B		0-0 L8		0-0 2-H 1B 1B		0-3 K			4 0 2 1 0 1 0	Kansas City Royals @ Detroit Tigers Tiger Stadium, Detroit, MI Mon Aug 14 1978, 7:05 PM EDT Att: 31,409 - Unknown											
Hal McRae, R (1, 10) OBP: 0.331, SLG: 0.428	0-0 1-3		0-3 K		0-0 1-2 1B		0-0 4-3			4 0 1 0 0 1 1												
Ralph LaCock, L (1, 3) OBP: 0.330, SLG: 0.460	0-0 G3 2-3			0-0 L6		0-0 G3		0-0 L9		4 0 0 0 0 0 3												
Al Cowens, R (1, 9) OBP: 0.323, SLG: 0.406	0-0 6-3			0-0 5-3		0-0 F9		0-0 6-3		4 0 0 0 0 0 1												
Clint Hurdle, L (1, 7) OBP: 0.357, SLG: 0.402		0-0 4-3		0-0 1B		0-0 2B 3-1 1B		0-0 F7		4 1 2 0 0 0 0												
Amos Otis, R (1, 8) OBP: 0.365, SLG: 0.493		0-0 4-3		0-0 4-3		0-0 3-1 2B		0-0 BB 1B		3 0 1 0 0 0 1												
Willie Wilson, S (8, 8) OBP: 0.303, SLG: 0.301						0-0 1-3 2B				1 0 1 0 0 0 0												
Darrell Porter, L (1, 2) OBP: 0.369, SLG: 0.412		0-0 1B			0-0 1B 2B		0-0 3-1		0-0 F7	4 1 2 1 0 0 2												
Freddie Patek, R (1, 6) OBP: 0.349, SLG: 0.350		0-3 K			0-0 6-3		0-3 K		4-0 BB 1-2 G5-4-3	3 0 0 0 0 2 3												
Steve Braun, L (9, PH) OBP: 0.350, SLG: 0.387									BB BB BB BB	0 0 0 0 1 0 0												
U L Washington, S (1, 4) OBP: 0.340, SLG: 0.307			0-3 K			0-0 1-3		0-0 F9	0-0 1-2 G5-4-3	4 0 0 0 0 1 3												
Inning Stats	R: 0 E: 0 K: 0 S: 4	H: 1 LOB: 1 BB: 0 P: 4	R: 0 E: 0 K: 1 S: 6	H: 1 LOB: 1 BB: 0 P: 6	R: 0 E: 0 K: 2 S: 7	H: 0 LOB: 0 BB: 0 P: 7	R: 0 E: 0 K: 0 S: 4	H: 1 LOB: 1 BB: 0 P: 4	R: 1 E: 0 K: 0 S: 6	H: 3 LOB: 2 BB: 0 P: 6	R: 1 E: 0 K: 1 S: 7	H: 2 LOB: 1 BB: 0 P: 7	R: 0 E: 0 K: 1 S: 5	H: 0 LOB: 0 BB: 0 P: 5	R: 0 E: 0 K: 0 S: 3	H: 0 LOB: 0 BB: 0 P: 3	R: 0 E: 0 K: 0 S: 3	H: 1 LOB: 1 BB: 1 P: 7	1B: 6 2B: 3 3B: 0 HR: 0	SF: 0 SAC: 0 DP: 1 HBP: 0	WP: 0 PB: 0 SB: 0 CS: 0	PA: 36
PITCHER Milt Wilcox, R (1, 1) ERA: 3.51	IP: 9.0 WLS: W BF: 36 H: 9 R: 2 ER: 2 SO: 5 BB: 1 IBB: 0 HBP: 0 BLK: 0 WP: 0 HR: 0 S: 45 P: 49 ERA: 2.00 WHIP: 1.111											PITCHER	IP: 0.0 WLS: 0 BF: 0 H: 0 R: 0 ER: 0 SO: 0 BB: 0 IBB: 0 HBP: 0 BLK: 0 WP: 0 HR: 0 S: 0 P: 0 ERA: 0.00 WHIP: 0.000									

livebaseballscorecards.com

AB	35
R	2
H	9
RBI	2
BB	1
SO	5
LOB	14



Batter	1	2	3	4	5	6	7	8	9
Ron LeFlore, R OBP: 0.356, SLG: 0.383 (1, 8)	0-0 6-3		0-0 5-3	0-0 E S 1B	4-0 IBB		4-0 SH BB	0-0 HR	
Lou Whitaker, L OBP: 0.353, SLG: 0.370 (1, 4)	0-0 CS 1B		0-0 F7	4-0 1B BB	0-0 F8		0-0 SH G3 1-H 2-H	0-0 G4-6-3 1B	
Rusty Staub, L OBP: 0.366, SLG: 0.470 (1, 10)	0-0 F9		0-0 3B 1B	0-0 1B 1B		0-0 4-3	4-0 G3 E IBB	0-0 G4-6-3	
Steve Kemp, L OBP: 0.394, SLG: 0.397 (1, 7)	0-0 4-3		0-0 1B 3B	0-0 F2		0-0 F9 2B 1B	0-0 G3	0-0 1B	
Milt May, L OBP: 0.332, SLG: 0.412 (1, 2)		4-0 FC3-6 BB	0-0 BB 1B	0-0 1B 1B	0-0 1B	0-0 2B 1B	4-0 E G3 IBB	0-0 F9	
Tim Corcoran, L OBP: 0.319, SLG: 0.320 (1, 9)		0-3 K	0-0 BB 1B	0-0 G3		0-0 F9	0-0 G3		
Phil Mankowski, L OBP: 0.366, SLG: 0.389 (1, 5)		0-0 FC3-6 1B	4-0 1B BB		0-0 1-3	0-0 1-3 2B	4-0 E BB		
Aurelio Rodriguez, R OBP: 0.301, SLG: 0.411 (5, 5)		1-2 1B	1-2 2-3 BB		0-0 K	0-0 5-3	0-0 E5		
Mickey Stanley, R OBP: 0.304, SLG: 0.368 (1, 3)		0-0 1B	0-3 K		0-0 2B		0-0 1-2 2-3 3-H		
Alan Trammell, R OBP: 0.317, SLG: 0.309 (1, 6)		0-3 K		0-3 K	0-3 K				

AB	R	H	RBI	BB	SO	LOB
4	3	2	1	2	0	0
4	2	2	0	1	0	2
5	2	2	1	1	0	2
6	2	3	1	0	0	5
4	0	3	2	2	0	1
5	0	1	1	0	1	7
1	1	0	0	1	0	1
2	0	1	1	1	0	0
5	0	2	1	0	1	7
5	1	1	0	0	3	5

AB	R	H	RBI	BB	SO	LOB
41	11	17	8	8	5	30

Inning Stats	R: 0	H: 1	E: 0	K: 0	S: 4	LOB: 1	BB: 0	P: 4
R: 1	H: 1	E: 1	K: 2	S: 8 <td>LOB: 1</td> <td>BB: 1</td> <td>P: 12 <td></td> </td>	LOB: 1	BB: 1	P: 12 <td></td>	
R: 2	H: 4	E: 0	K: 1	S: 9 <td>LOB: 3</td> <td>BB: 1</td> <td>P: 13 <td></td> </td>	LOB: 3	BB: 1	P: 13 <td></td>	
R: 2	H: 3	E: 0	K: 1	S: 8 <td>LOB: 2</td> <td>BB: 1</td> <td>P: 12 <td></td> </td>	LOB: 2	BB: 1	P: 12 <td></td>	
R: 0	H: 1	E: 0	K: 1	S: 6 <td>LOB: 2</td> <td>BB: 1</td> <td>P: 10 <td></td> </td>	LOB: 2	BB: 1	P: 10 <td></td>	
R: 1	H: 3	E: 0	K: 0	S: 6 <td>LOB: 2</td> <td>BB: 0</td> <td>P: 6 <td></td> </td>	LOB: 2	BB: 0	P: 6 <td></td>	
R: 4	H: 1	E: 2	K: 0	S: 6 <td>LOB: 3</td> <td>BB: 4</td> <td>P: 22 <td></td> </td>	LOB: 3	BB: 4	P: 22 <td></td>	
R: 1	H: 3	E: 0	K: 0	S: 5 <td>LOB: 1</td> <td>BB: 0</td> <td>P: 5 <td></td> </td>	LOB: 1	BB: 0	P: 5 <td></td>	

PITCHER	IP	WLS	BF	H	R	ER	SO	BB	IBB	HBP	BLK	WP	HR	S	P	ERA	WHIP
Rich Gale, R ERA: 2.77 (1, 1)	3.1	L	21	8	5	4	4	3	0	0	0	0	0	26	38	10.80	3.300
Steve Mingori, L ERA: 2.49 (4, 1)	2.1		13	5	1	1	1	0	1	0	0	0	0	14	18	3.86	2.143
Marty Pattin, R ERA: 3.94 (6, 1)	2.1		16	4	5	2	0	2	2	0	0	0	1	12	28	7.71	2.571

PITCHER	IP	WLS	BF	H	R	ER	SO	BB	IBB	HBP	BLK	WP	HR	S	P	ERA	WHIP
1B: 13	SF: 0	2B: 2	SAC: 1	3B: 1	DP: 1	HR: 1	HBP: 0	WP: 0	PA: 50	PB: 0	SB: 1	CS: 1					

Kansas City Royals @ Detroit Tigers
Tiger Stadium, Detroit, MI
Mon Aug 14 1978, 7:05 PM EDT
Att. 31,409 - Unknown

livebaseballscorecards.com



Batter	1	2	3	4	5	6	7	8	9	AB R H RBI BB SO LOB	TOP											
George Brett, L (1, 5) OBP: 0.358, SLG: 0.485	0-0 F8		0-3 K			0-0 4-3		0-0 G3		4 0 0 0 0 1 0												
Hal McRae, R (1, 10) OBP: 0.332, SLG: 0.434	4-0 BB			0-0 HR		0-0 L8		0-0 6-3		3 1 1 1 1 0 0												
Ralph LaCock, L (1, 3) OBP: 0.324, SLG: 0.451	0-0 L9			0-0 4-3		0-0 F8		0-3 K		4 0 0 0 0 1 1												
Darrell Porter, L (1, 2) OBP: 0.368, SLG: 0.418	0-0 4-3			0-3 K		0-0 F8		0-0 HR		4 1 1 1 0 1 1												
Clint Hurdle, L (1, 7) (7, 9) OBP: 0.358, SLG: 0.406		0-0 CS 1B		0-0 F7		0-0 E 2B		0-0 F2		4 1 2 0 0 0 0												
Al Cowens, R (1, 9) (7, 8) OBP: 0.328, SLG: 0.410		0-0 L6			0-0 G6-4-3 1B	0-0 E7 1B 1B		0-0 1B CS 1B		4 1 3 0 0 0 1												
Freddie Patek, R (1, 6) OBP: 0.350, SLG: 0.352		0-3 K			0-0 G6-4-3 1-2f	0-0 1B 1-2 1B		0-0 1B 1-3 1B		4 0 2 0 0 1 1												
U L Washington, S (1, 4) OBP: 0.337, SLG: 0.304			0-0 P3		0-0 1B	0-3 K		0-0 F5		4 0 1 0 0 1 4												
Willie Wilson, S (1, 8) OBP: 0.299, SLG: 0.298			0-3 K			0-0 F7				2 0 0 0 0 1 1												
Steve Braun, L (7, PH) OBP: 0.354, SLG: 0.391										1 0 1 1 0 0 0												
Joe Zdeb, R (8, 7) OBP: 0.288, SLG: 0.333							1-3 2-H 1B			0 0 0 0 0 0 0												
Inning Stats	R: 0 E: 0 K: 0 S: 3	H: 0 LOB: 1 BB: 1 P: 7	R: 0 E: 0 K: 1 S: 5	H: 1 LOB: 0 BB: 0 P: 5	R: 0 E: 0 K: 2 S: 7	H: 0 LOB: 0 BB: 0 P: 7	R: 1 E: 0 K: 1 S: 6	H: 1 LOB: 0 BB: 0 P: 6	R: 0 E: 0 K: 0 S: 4	H: 2 LOB: 1 BB: 0 P: 4	R: 0 E: 0 K: 0 S: 3	H: 0 LOB: 0 BB: 0 P: 3	R: 2 E: 1 K: 1 S: 8	H: 4 LOB: 2 BB: 0 P: 8	R: 0 E: 0 K: 1 S: 5	H: 0 LOB: 0 BB: 0 P: 5	R: 1 E: 0 K: 0 S: 5	H: 3 LOB: 1 BB: 0 P: 5	1B: 8 2B: 1 3B: 0 HR: 2	SF: 0 SAC: 0 DP: 1 HBP: 0	WP: 0 PB: 0 SB: 0 CS: 2	PA: 35
PITCHER	IP WLS BF H R ER SO BB IBB HBP BLK WP HR S P ERA WHIP																					
Kip Young, R (1, 1) ERA: 1.8	7.0 L 27 8 3 3 5 1 0 0 0 0 0 1 36 40 3.86 1.286																					
Bob Sykes, L (8, 1) ERA: 3.52	1.1 7 3 1 1 1 0 0 0 0 0 0 1 9 9 6.75 2.250																					
John Hiller, L (9, 1) ERA: 2.7	0.2 1 0 0 0 0 0 0 0 0 0 0 0 1 1 0.00 0.000																					

Kansas City Royals @ Detroit Tigers
 Tiger Stadium, Detroit, MI
 Tue Aug 15 1978, 7:05 PM EDT
 Att: 33,365 - Unknown

livebaseballscorecards.com

AB	34
R	4
H	11
RBI	3
BB	1
SO	6
LOB	9



Batter	1	2	3	4	5	6	7	8	9	AB R H RBI BB SO LOB
Ron LeFlore, R (1, 8) OBP: 0.357, SLG: 0.384	0-0 6-3	0-0 6-3		0-0 1B			0-0 SH5-3 1B		0-0 F9	5 0 2 0 0 0 1
Lou Whitaker, L (1, 4) OBP: 0.354, SLG: 0.370	4-0 FC3-6 1B BB		0-0 L7	0-0 4-3			0-0 SH5-3 1-2		0-0 1-3 1B	3 1 1 0 1 0 1
Rusty Staub, L (1, 10) OBP: 0.368, SLG: 0.470	0-0 FC3-6 1-2 1B		4-0 WP G3 BB			0-0 3-1	0-0 1B WP 2-H 1B		0-0 1-3	4 0 2 0 1 0 1
Steve Kemp, L (1, 7) OBP: 0.394, SLG: 0.396	0-0 FC3-6 1B 1-2f 2-3		0-0 G3	1-2		4-0 L7-3 BB	0-0 1-3 1B		0-0 P6	4 0 1 0 1 0 4
Milt May, L (1, 2) OBP: 0.335, SLG: 0.411	0-0 1-3 3-H 1B		4-0 BB BB	2-3 BB		0-0 L7-3 1-2	0-0 2-3			3 0 1 1 1 0 3
Tim Corcoran, L (1, 9) OBP: 0.322, SLG: 0.325	0-3 K		4-0 1-2 BB			0-0 L7-3	0-0 1B G5-4-3 2B		0-0 1-6-3	3 1 1 0 1 1 2
Phil Mankowski, L (1, 5) OBP: 0.365, SLG: 0.388		0-0 F7	0-0 P6			0-0 2-3 1B			0-0 1B	3 0 1 0 0 0 3
Aurelio Rodriguez, R (7, 5) OBP: 0.303, SLG: 0.413										1 0 1 0 0 0 0
Mickey Stanley, R (1, 3) OBP: 0.302, SLG: 0.373			0-0 L9	0-0 L9		0-0 G5-4-3	0-0 G5-4-3		0-0 F8	4 0 1 0 0 0 2
Alan Trammell, R (1, 6) OBP: 0.314, SLG: 0.306		0-3 K	0-0 F9			0-0 6-3			0-3 K	3 0 0 0 0 1 1
Lance Parrish, R (8, PH) OBP: 0.274, SLG: 0.448										1 0 0 0 0 1 1
Mark Wagner, R (9, 6) OBP: 0.287, SLG: 0.301										0 0 0 0 0 0 0

Inning Stats	R: 1	H: 2	E: 0	K: 1	S: 7	LOB: 2	BB: 1	P: 11	R: 0	H: 1	E: 0	K: 1	S: 6	LOB: 1	BB: 0	P: 6	R: 0	H: 0	E: 0	K: 0	S: 3	LOB: 3	BB: 3	P: 15	R: 0	H: 1	E: 0	K: 0	S: 4	LOB: 1	BB: 0	P: 4	R: 0	H: 2	E: 0	K: 0	S: 4	LOB: 0	BB: 0	P: 4	R: 0	H: 3	E: 0	K: 0	S: 5	LOB: 2	BB: 0	P: 5	R: 0	H: 1	E: 0	K: 1	S: 6	LOB: 1	BB: 0	P: 6	R: 0	H: 1	E: 0	K: 0	S: 4	LOB: 1	BB: 0	P: 4	1B: 9	2B: 3	3B: 0	HR: 0	SF: 0	SAC: 1	DP: 2	HBP: 0	WP: 2	PB: 0	SB: 1	CS: 0	PA: 40
PITCHER	IP	WLS	BF	H	R	ER	SO	BB	IBB	HBP	BLK	WP	HR	S	P	ERA	WHIP											IP	WLS	BF	H	R	ER	SO	BB	IBB	HBP	BLK	WP	HR	S	P	ERA	WHIP																																	
Dennis Leonard, R (1, 1) ERA: 3.73	6.0	W	28	7	2	2	2	5	0	0	0	1	0	27	47	3.00	2.000																																																												
Al Hrabosky, L (7, 1) ERA: 2.75	3.0	S	12	4	0	0	1	0	0	0	0	1	0	14	14	0.00	1.333																																																												

BOTTOM

Kansas City Royals @ Detroit Tigers
Tiger Stadium, Detroit, MI

Tue Aug 15 1978, 7:05 PM EDT
Att. 33,365 - Unknown

livebaseballscorecards.com

AB	34
R	2
H	11
RBI	1
BB	5
SO	3
LOB	19

Batter	1	2	3	4	5	6	7	8	9	AB R H RBI BB SO LOB	TOP
Rick Manning, L (1, 8) OBP: 0.314, SLG: 0.350	0-0 E 1B		0-0 4-3 5-3 1B		0-0 4-3 1			0-0 5-3 1		4 0 2 0 0 0 0	Cleveland Indians @ Detroit Tigers Tiger Stadium, Detroit, MI Wed Aug 16 1978, 7:05 PM EDT Att: 15,819 - Unknown
Buddy Bell, R (1, 5) OBP: 0.339, SLG: 0.423	0-0 F9 1		0-0 5-3 1-2 1		0-0 6-3 2			0-0 5-3 2		4 0 0 0 0 0 2	
Johnny Grubb, L (1, 7) OBP: 0.377, SLG: 0.472	0-0 F8 2		0-0 4-3 2-3 2		0-0 4-3 3			0-0 1-4-3 3		4 0 0 0 0 0 2	
Andre Thornton, R (1, 3) OBP: 0.397, SLG: 0.533	0-0 E6 1-2 1		0-0 1-3 3			0-0 5-3 1		0-0 1B 1		4 0 1 0 0 0 2	
Gary Alexander, R (1, 2) OBP: 0.315, SLG: 0.459	0-0 F9 3			0-0 6-3 1		0-0 F7 2		0-0 F9 1		4 0 0 0 0 0 3	
Bernie Carbo, L (1, 10) OBP: 0.351, SLG: 0.351		0-0 G3-6-5 1B		0-0 1B FC3-5-2 1B		0-0 G3 3		0-0 F7 2		4 0 2 0 0 0 1	
Jim Norris, L (1, 9) OBP: 0.356, SLG: 0.348		0-0 G3-6-5 1-3f 2		0-0 1B FC3-5-2 1-3 1B			0-0 F6 1		0-0 4-3 3	4 0 1 0 0 0 2	
Duane Kuiper, L (1, 4) OBP: 0.315, SLG: 0.338		0-0 FC6-4 1B		0-0 FC3-5-2 1-3 3-H 1B			0-0 F7 2			3 0 1 0 0 0 2	
Tom Veryzer, R (1, 6) OBP: 0.310, SLG: 0.351		0-0 FC6-4 1-2f 3		0-3 K 3			0-0 F8 3			3 0 0 0 0 1 3	
Inning Stats	R: 0 H: 1 E: 1 LOB: 2 K: 0 BB: 0 S: 5 P: 5	R: 0 H: 2 E: 0 LOB: 1 K: 0 BB: 0 S: 4 P: 4	R: 0 H: 1 E: 0 LOB: 1 K: 0 BB: 0 S: 4 P: 4	R: 0 H: 2 E: 0 LOB: 2 K: 1 BB: 0 S: 7 P: 7	R: 0 H: 0 E: 0 LOB: 0 K: 0 BB: 0 S: 3 P: 3	R: 0 H: 0 E: 0 LOB: 0 K: 0 BB: 0 S: 3 P: 3	R: 0 H: 0 E: 0 LOB: 0 K: 0 BB: 0 S: 3 P: 3	R: 0 H: 0 E: 0 LOB: 0 K: 0 BB: 0 S: 3 P: 3	R: 0 H: 1 E: 0 LOB: 1 K: 0 BB: 0 S: 4 P: 4	1B: 7 SF: 0 2B: 1 SAC: 0 3B: 0 DP: 1 HR: 0 HBP: 0	WP: 0 PA: 34 PB: 0 SB: 0 CS: 0
PITCHER Jack Billingham, R (1, 1) ERA: 3.43	IP WLS BF H R ER SO BB IBB HBP BLK WP HR S P ERA WHIP										
	9.0 W 34 7 0 0 1 0 0 0 0 0 0 0 36 36 0.00 0.778										

livebaseballscorecards.com

AB	34
R	0
H	7
RBI	0
BB	0
SO	1
LOB	17



Batter	1	2	3	4	5	6	7	8	9
Ron LeFlore, R OBP: 0.358, SLG: 0.384 (1, 8)	0-0 2B 1B		0-0 WP BB SF9 1B		0-0 6-3		0-3 K		
Lou Whitaker, L OBP: 0.353, SLG: 0.367 (1, 4)	0-3 K		4-0 SF9 WP 1-2 BB		0-0 E4 1B		0-0 F7		
Rusty Staub, L OBP: 0.367, SLG: 0.469 (1, 10)	0-0 F8		0-0 SF9 1-3 2-H		0-0 1-2 1B		0-0 F3		
Steve Kemp, L OBP: 0.395, SLG: 0.399 (1, 7)	0-0 1-H 2B		0-3 K		0-0 4-3		0-0 1B		
Lance Parrish, R OBP: 0.274, SLG: 0.442 (1, 2)	4-0 BB		0-0 5-3		0-3 K		0-0 F8		
Aurelio Rodriguez, R OBP: 0.299, SLG: 0.407 (1, 5)	0-0 F9			0-0 6-3		0-0 6-3		0-0 5-3	
Mickey Stanley, R OBP: 0.294, SLG: 0.363 (1, 3)		0-0 F7		0-3 K		0-0 5-3			
Tim Corcoran, L OBP: 0.322, SLG: 0.325 (1, 9)		0-0 G6-3 1B		0-3 K			0-0 F9		
Alan Trammell, R OBP: 0.314, SLG: 0.310 (1, 6)		0-0 G6-3 1-2f			0-0 F8			0-0 2B	

Inning Stats	R: 1	H: 2	E: 0	LOB: 2	K: 1	S: 7	P: 11	R: 0	H: 1	E: 0	LOB: 0	K: 0	S: 3	R: 0	H: 1	E: 0	LOB: 0	K: 1	S: 6	R: 0	H: 0	E: 0	LOB: 0	K: 2	S: 7	R: 0	H: 1	E: 1	LOB: 2	K: 0	S: 5	R: 0	H: 0	E: 0	LOB: 0	K: 1	S: 5	R: 0	H: 1	E: 0	LOB: 1	K: 1	S: 6	R: 0	H: 1	E: 0	LOB: 1	K: 0	S: 4				
	1	2	0	2	1	7	11	0	1	0	0	0	3	0	1	0	0	0	6	0	0	0	0	0	1	7	0	0	1	2	0	5	0	0	0	0	0	0	0	0	1	1	0	1	0	1	0	1	0	1	0	1	0

PITCHER	IP	WLS	BF	H	R	ER	SO	BB	IBB	HBP	BLK	WP	HR	S	P	ERA	WHIP	PITCHER	IP	WLS	BF	H	R	ER	SO	BB	IBB	HBP	BLK	WP	HR	S	P	ERA	WHIP														
David Clyde, L ERA: 4.39 (1, 1)	8.0	L	33	7	2	2	6	2	0	0	0	1	0	43	51	2.25	1.125																																

BOTTOM

AB	R	H	RBI	BB	SO	LOB
4	2	2	0	0	1	1
3	0	0	0	1	1	2
3	0	1	1	0	0	1
4	0	2	1	0	1	3
3	0	0	0	1	1	2
4	0	0	0	0	0	3
3	0	0	0	0	1	0
3	0	1	0	0	1	0
3	0	1	0	0	0	1

AB	30
R	2
H	7
RBI	2
BB	2
SO	6
LOB	13



WP	PA
1	33

Cleveland Indians @ Detroit Tigers
Tiger Stadium, Detroit, MI
 Wed Aug 16 1978, 7:05 PM EDT
 Att. 15,819 - Unknown

livebaseballscorecards.com

Batter	1	2	3	4	5	6	7	8	9	AB R H RBI BB SO LOB
Rick Manning, L (1, 8) OBP: 0.312, SLG: 0.347	0-0 F8	0-0 6-3		4-0 BB		0-3 K			0-0 F8	4 0 0 0 1 1 3
Buddy Bell, R (1, 5) OBP: 0.342, SLG: 0.431	0-0 F7		0-0 4-3 3B	0-0 L7			4-0 FC3-6 BB	0-0 1-3 2B	4 1 2 0 1 0 1	
Johnny Grubb, L (1, 7) OBP: 0.375, SLG: 0.469	0-0 HR 1B		0-0 4-3		0-0 4-3		0-0 FC3-6 1-2f	0-3 K	5 1 1 1 0 1 3	
Andre Thornton, R (1, 3) OBP: 0.397, SLG: 0.539	0-0 1-H HR		0-0 3-H 1B		0-0 5-3		0-0 F7	0-0 5-3	5 2 2 2 0 0 3	
Bernie Carbo, L (1, 10) OBP: 0.349, SLG: 0.349 Paul Dade, R (3, PH) OBP: 0.341, SLG: 0.342	0-0 5-3		0-0 F9		0-0 FC6-4 1B		0-0 F3		1 0 0 0 0 0 0 3 0 1 0 0 0 2	
Gary Alexander, R (1, 2) OBP: 0.314, SLG: 0.457		0-3 K	0-0 FC4 1B		0-0 FC6-4 1-2f			0-0 4-3	4 0 1 1 0 1 1	
Jim Norris, L (1, 9) OBP: 0.354, SLG: 0.346		0-0 3B 1B	0-0 FC4 1-2f		0-0 5-3			0-0 G3	4 1 1 0 0 0 1	
Duane Kuiper, L (1, 4) OBP: 0.317, SLG: 0.345		0-0 1-H 3B		0-0 6-3		0-0 1B		0-0 1-3	4 0 2 1 0 0 0	
Tom Verzyer, R (1, 6) OBP: 0.309, SLG: 0.350		0-0 5-3		0-0 5-3		0-3 K		0-0 2B 1B	4 0 1 0 0 1 2	

Cleveland Indians @ Detroit Tigers
Tiger Stadium, Detroit, MI
 Thu Aug 17 1978, 7:05 PM EDT
 Att. 18,966 - Unknown

AB	38
R	5
H	11
RBI	5
BB	2
SO	4
LOB	16



Inning Stats	R: 2	H: 2	E: 0	K: 0	S: 5	P: 5	R: 1	H: 2	E: 0	K: 1	S: 7	P: 7	R: 2	H: 3	E: 0	K: 0	S: 6	P: 6	R: 0	H: 0	E: 0	K: 0	S: 3	P: 7	R: 0	H: 1	E: 0	K: 2	S: 8	P: 8	R: 0	H: 0	E: 0	K: 0	S: 3	P: 7	R: 0	H: 0	E: 0	K: 0	S: 3	P: 3	R: 0	H: 2	E: 0	K: 1	S: 7	P: 7	1B: 7	2B: 1	3B: 2	HR: 1	SF: 0	SAC: 0	DP: 0	HBP: 0	WP: 0	PB: 0	SB: 1	CS: 0	PA: 40
--------------	------	------	------	------	------	------	------	------	------	------	------	------	------	------	------	------	------	------	------	------	------	------	------	------	------	------	------	------	------	------	------	------	------	------	------	------	------	------	------	------	------	------	------	------	------	------	------	------	-------	-------	-------	-------	-------	--------	-------	--------	-------	-------	-------	-------	--------

PITCHER	IP	WLS	BF	H	R	ER	SO	BB	IBB	HBP	BLK	WP	HR	S	P	ERA	WHIP
Jim Slaton, R (1, 1) ERA: 4.17	2.1		13	6	5	5	1	0	0	0	0	0	1	15	15	19.29	2.571
Ed Glynn, L (3, 1) ERA: 1.69	0.2		3	1	0	0	0	0	0	0	0	0	0	3	3	0.00	1.500
Jack Morris, R (4, 1) ERA: 4.05	6.0	W	24	4	0	0	3	2	0	0	0	0	0	28	36	0.00	1.000

PITCHER	IP	WLS	BF	H	R	ER	SO	BB	IBB	HBP	BLK	WP	HR	S	P	ERA	WHIP
---------	----	-----	----	---	---	----	----	----	-----	-----	-----	----	----	---	---	-----	------

Batter	1	2	3	4	5	6	7	8	9	AB R H RBI BB SO LOB
--------	---	---	---	---	---	---	---	---	---	----------------------

Ron LeFlore, R OBP: 0.358, SLG: 0.383 (1, 8)	0-0 F9	0-0 SF8 BB 1B	4-0 G4-3 IBB			0-0 F7	0-0 F9			4 1 1 0 1 0 1
Lou Whitaker, L OBP: 0.356, SLG: 0.368 (1, 4)	0-0 1B HR 1B	4-0 4-3 BB	0-0 G4-3 1-2f			0-0 1B 2B 1B	0-0 F7			4 2 2 0 1 0 4
Rusty Staub, L OBP: 0.367, SLG: 0.468 (1, 10)	0-0 BB HR 1B	0-0 SF8 1-1 2-H		0-0 F8		0-3 K		4-0 BB		3 1 1 1 1 1 1
Jason Thompson, L OBP: 0.374, SLG: 0.493 (1, 3)	4-0 HR BB	0-0 4-3		0-0 1B		0-0 2B 1B		0-3 K		4 2 2 0 1 1 2
Steve Kemp, L OBP: 0.395, SLG: 0.408 (1, 7)	0-0 HR	0-0 1-4-3		0-0 F7		0-0 2B 2B		0-0 F8		5 2 2 6 0 0 3
Milt May, L OBP: 0.339, SLG: 0.427 (1, 2)	4-0 BB BB		0-0 HR	0-3 K		0-0 2B		0-0 F7		4 1 2 2 1 1 2
Tim Corcoran, L OBP: 0.321, SLG: 0.332 (1, 9)	0-0 F9		0-0 4-3		0-0 7-2 3B	0-0 F9				4 0 1 0 0 0 2
Phil Mankowski, L OBP: 0.372, SLG: 0.388 (1, 5)	4-0 1-2 BB		4-0 FC1 BB		0-0 7-2		0-0 F9			0 0 0 0 2 0 0 2 0 0 0 0 0 1
Aurelio Rodriguez, R OBP: 0.297, SLG: 0.404 (5, PH) (6, 5)										
Alan Trammell, R OBP: 0.313, SLG: 0.309 (1, 6)	0-0 L5		0-0 FC1		0-0 F9		0-0 1B			4 0 1 0 0 0 3

Inning Stats	R: 4 E: 0 K: 0 S: 6	H: 3 LOB: 2 BB: 3 P: 18	R: 1 E: 1 K: 0 S: 4	H: 1 LOB: 1 BB: 1 P: 8	R: 1 E: 1 K: 0 S: 4	H: 1 LOB: 2 BB: 2 P: 12	R: 0 E: 0 K: 1 S: 6	H: 1 LOB: 1 BB: 0 P: 6	R: 0 E: 0 K: 0 S: 3	H: 1 LOB: 0 BB: 0 P: 3	R: 3 E: 0 K: 1 S: 9	H: 4 LOB: 1 BB: 0 P: 9	R: 0 E: 0 K: 0 S: 4	H: 1 LOB: 1 BB: 0 P: 4	R: 0 E: 0 K: 1 S: 5	H: 0 LOB: 1 BB: 1 P: 9	1B: 7 2B: 3 3B: 1 HR: 2	SF: 1 SAC: 0 DP: 2 HBP: 0	WP: 0 PB: 0 SB: 0 CS: 0	PA: 42
--------------	------------------------------	----------------------------------	------------------------------	---------------------------------	------------------------------	----------------------------------	------------------------------	---------------------------------	------------------------------	---------------------------------	------------------------------	---------------------------------	------------------------------	---------------------------------	------------------------------	---------------------------------	----------------------------------	------------------------------------	----------------------------------	--------

PITCHER	IP	WLS	BF	H	R	ER	SO	BB	IBB	HBP	BLK	WP	HR	S	P	ERA	WHIP
Dave Freisleben, R ERA: 7.25 (1, 1)	0.1		6	3	4	4	0	2	0	0	0	0	1	4	12	108.00	15.000
Don Hood, L ERA: 4.71 (1, 1)	2.2	L	14	2	2	1	0	3	1	0	0	0	1	10	26	3.38	1.875
Sid Monge, L ERA: 3.04 (4, 1)	2.2		13	6	3	3	2	0	0	0	0	0	0	17	17	10.12	2.250
Dan Spillner, R ERA: 3.88 (6, 1)	2.1		9	1	0	0	1	1	0	0	0	0	0	10	14	0.00	0.857

BOTTOM

Cleveland Indians @ Detroit Tigers

Tiger Stadium, Detroit, MI

Thu Aug 17 1978, 7:05 PM EDT

Att. 18,966 - Unknown

livebaseballscorecards.com

AB	34
R	9
H	12
RBI	9
BB	7
SO	3
LOB	19



Batter	1	2	3	4	5	6	7	8	9	AB R H RBI BB SO LOB	TOP																						
Ron LeFlore, R (1, 8) OBP: 0.357, SLG: 0.382	0-0 6-3		0-0 F9		0-0 FC6-4			0-0 1B 1B		4 0 1 0 0 0 1																							
Lou Whitaker, L (1, 4) OBP: 0.358, SLG: 0.370	0-0 1B 1B		0-0 6-3			0-0 6-3		0-0 1-2 1B		4 0 2 0 0 0 0																							
Rusty Staub, L (1, 10) OBP: 0.366, SLG: 0.467	0-0 1-2 1B			0-0 4-3		0-0 F9		0-0 F9		4 0 1 0 0 0 2																							
Jason Thompson, L (1, 3) OBP: 0.371, SLG: 0.489	0-0 L7			0-0 G3		0-0 F9		0-0 P4		4 0 0 0 0 0 4																							
Steve Kemp, L (1, 7) OBP: 0.396, SLG: 0.408	0-0 L1			0-0 1B			0-0 B1-3		4-0 G4-6-3 1B BB	3 0 1 0 1 0 2																							
Milt May, L (1, 2) OBP: 0.338, SLG: 0.425		0-3 K		0-0 F9			0-0 3-1		0-0 G4-6-3 1-2 1B	4 0 1 0 0 1 1 0 0 0 0 0 0 0																							
Steve Dillard, R (9, PR) OBP: 0.287, SLG: 0.292																																	
Tim Corcoran, L (1, 9) OBP: 0.323, SLG: 0.332		4-0 BB BB			0-0 F9		0-0 1B		0-0 G4-6-3 1-2 2-3	3 0 1 0 1 0 2																							
Phil Mankowski, L (1, 5) OBP: 0.364, SLG: 0.379		0-0 G3-6			0-3 K		0-0 F9		0-0 F9	4 0 0 0 0 1 4																							
Alan Trammell, R (1, 6) OBP: 0.313, SLG: 0.309			0-0 F9		0-0 FC6-4 1B			0-0 F8		3 0 1 0 0 0 0																							
Inning Stats	R: 0 E: 0 K: 0 S: 5	H: 2 LOB: 2 BB: 0 P: 5	R: 0 E: 0 K: 1 S: 4	H: 0 LOB: 0 BB: 1 P: 8	R: 0 E: 0 K: 0 S: 3	H: 0 LOB: 0 BB: 0 P: 3	R: 0 E: 0 K: 0 S: 4	H: 1 LOB: 1 BB: 0 P: 4	R: 0 E: 0 K: 1 S: 6	H: 1 LOB: 1 BB: 0 P: 6	R: 0 E: 0 K: 0 S: 3	H: 0 LOB: 0 BB: 0 P: 3	R: 0 E: 0 K: 0 S: 4	H: 1 LOB: 1 BB: 0 P: 4	R: 0 E: 0 K: 0 S: 5	H: 2 LOB: 2 BB: 0 P: 5	R: 0 E: 0 K: 0 S: 3	H: 1 LOB: 2 BB: 1 P: 7	1B: 8 2B: 0 3B: 0 HR: 0	SF: 0 SAC: 0 DP: 2 HBP: 0	WP: 0 PB: 0 SB: 0 CS: 0	PA: 35											
PITCHER Lary Sorensen, R (1, 1) ERA: 3.05	IP 9.0	WLS W	BF 35	H 8	R 0	ER 0	SO 2	BB 2	IBB 0	HBP 0	BLK 0	WP 0	HR 0	S 37	P 45	ERA 0.00	WHIP 1.111																
											PITCHER	IP	WLS	BF	H	R	ER	SO	BB	IBB	HBP	BLK	WP	HR	S	P	ERA	WHIP					

Detroit Tigers @ Milwaukee Brewers
Milwaukee County Stadium, Milwaukee, WI

Fri Aug 18 1978, 8:05 PM EDT
Att. 27,543 - Unknown - 79 F

livebaseballscorecards.com

AB	33
R	0
H	8
RBI	0
BB	2
SO	2
LOB	16



Batter	1	2	3	4	5	6	7	8	9
Robin Yount, R OBP: 0.338, SLG: 0.412 (1, 6) X	0-0 4-3 ①		0-0 FC5-4 1B			0-0 E3 SH2-3		0-0 SH1-4 ①	
Don Money, R OBP: 0.350, SLG: 0.406 (1, 4) X	0-0 6-3 ②		0-0 FC5-4 G4-6-3 1-2f			0-0 SH2-3 1-2		0-3 K ②	
Ben Oglivie, L OBP: 0.365, SLG: 0.477 (1, 7) X	0-0 G3 ③		0-0 G4-6-3 1-2f			0-0 F7 ②		0-0 F8 ③	
Larry Hisle, R OBP: 0.371, SLG: 0.565 (1, 10) X		0-0 PB 2B 1B		0-0 FC6-4 1B		0-0 F7 ③			
Cecil Cooper, L OBP: 0.368, SLG: 0.488 (1, 3) X		4-0 BB 2B BB		0-0 FC6-4 PO 1-2f			0-0 2B		
Sixto Lezcano, R OBP: 0.371, SLG: 0.473 (1, 9) X		0-0 L8 ①		0-0 L9 ②			0-0 L9 ①		
Sal Bando, R OBP: 0.364, SLG: 0.446 (1, 5) X		0-0 F9 ②		0-0 PO 1-2	0-0 6-3 ①		0-0 F8 ②		
Gorman Thomas, R OBP: 0.353, SLG: 0.540 (1, 8) X		0-0 1-H 2-H 2B ②		0-0 K ②	0-3 K ②		0-0 F7 ③		
Buck Martinez, R OBP: 0.239, SLG: 0.249 (1, 2) X		0-0 6-3 ③		0-0 6-3 ③	0-0 6-3 ③			4-0 SH1-4 BB	

Inning Stats	R: 0	H: 0	E: 0	K: 0	S: 3	R: 2	H: 2	E: 0	K: 0	S: 5	R: 0	H: 1	E: 0	K: 0	S: 3	R: 0	H: 1	E: 0	K: 0	S: 3	R: 0	H: 0	E: 0	K: 1	S: 5	R: 0	H: 0	E: 1	K: 0	S: 4	R: 0	H: 1	E: 0	K: 0	S: 4	R: 0	H: 0	E: 0	K: 1	S: 5	R: 0	H: 0	E: 0	K: 1	S: 5
	LOB: 0	BB: 0	P: 3	LOB: 1	BB: 1	P: 9	LOB: 0	BB: 0	P: 3	LOB: 0	BB: 0	P: 3	LOB: 0	BB: 0	P: 5	LOB: 1	BB: 0	P: 4	LOB: 1	BB: 0	P: 4	LOB: 1	BB: 1	P: 9	LOB: 0	BB: 1	P: 9	LOB: 0	BB: 0	P: 4	LOB: 1	BB: 1	P: 9	LOB: 0	BB: 0	P: 9	LOB: 0	BB: 1	P: 9	LOB: 0	BB: 0	P: 9			

PITCHER	IP	WLS	BF	H	R	ER	SO	BB	IBB	HBP	BLK	WP	HR	S	P	ERA	WHIP	PITCHER	IP	WLS	BF	H	R	ER	SO	BB	IBB	HBP	BLK	WP	HR	S	P	ERA	WHIP												
Dave Rozema, R ERA: 3.16 (1, 1)	8.0	L	30	5	2	2	2	2	0	0	0	0	0	32	40	2.25	0.875																														


BOTTOM

Detroit Tigers @ Milwaukee Brewers
Milwaukee County Stadium, Milwaukee, WI


Fri Aug 18 1978, 8:05 PM EDT
Att: 27,543 - Unknown - 79 F

AB	26
R	2
H	5
RBI	2
BB	2
SO	2
LOB	16

livebaseballscorecards.com



1B: 3	SF: 0	WP: 0	PA: 31
2B: 2	SAC: 2	PB: 1	
3B: 0	DP: 1	SB: 0	
HR: 0	HBP: 0	CS: 0	

Batter	1	2	3	4	5	6	7	8	9	AB R H RBI BB SO LOB	TOP														
Ron LeFlore, R (1, 8) OBP: 0.358, SLG: 0.382	0-0 F9		0-0 E6 SH5-3 4-3 1B		0-0 6-3		0-0 E8 S E 1B		0-3 K	5 2 2 1 0 1 1	<p>Detroit Tigers @ Milwaukee Brewers Milwaukee County Stadium, Milwaukee, WI</p> <p>Sat Aug 19 1978, 8:05 PM EDT Att. 35,104 - Unknown - 68 F</p> <p>livebaseballscorecards.com</p> <table border="1"> <tr><td>AB</td><td>35</td></tr> <tr><td>R</td><td>6</td></tr> <tr><td>H</td><td>9</td></tr> <tr><td>RBI</td><td>5</td></tr> <tr><td>BB</td><td>1</td></tr> <tr><td>SO</td><td>4</td></tr> <tr><td>LOB</td><td>11</td></tr> </table> 	AB	35	R	6	H	9	RBI	5	BB	1	SO	4	LOB	11
AB	35																								
R	6																								
H	9																								
RBI	5																								
BB	1																								
SO	4																								
LOB	11																								
Lou Whitaker, L (1, 4) OBP: 0.357, SLG: 0.368 Mark Wagner, R (7, 4) OBP: 0.284, SLG: 0.298	0-0 4-3		0-0 SH5-3 2-3		0-0 1-3		1-0 HBP HBP		0-0 F9	2 0 0 0 0 0 0 1 0 0 0 0 0 1															
Rusty Staub, L (1, 10) OBP: 0.365, SLG: 0.463	0-0 1-3		0-0 4-3				1-0 HBP		0-0 F2	4 0 0 1 0 0 1															
Steve Kemp, L (1, 7) OBP: 0.395, SLG: 0.410 Steve Dillard, R (7, PH) OBP: 0.284, SLG: 0.289 Tim Corcoran, L (7, 9) OBP: 0.323, SLG: 0.332		0-0 4-3	0-0 G3				0-0 2B		0-0 P4	3 0 1 0 0 0 0 1 0 0 0 0 0 2 0 0 0 0 0 0 0															
Lance Parrish, R (1, 2) OBP: 0.269, SLG: 0.433		0-3 K		0-0 F4			0-0 F5		0-0 P4	4 0 0 0 0 1 3															
Aurelio Rodriguez, R (1, 5) OBP: 0.298, SLG: 0.402		0-0 2B 1B 1B		0-0 6-3			0-0 6-3		0-0 F7	4 1 1 0 0 0 1															
Mickey Stanley, R (1, 3) OBP: 0.301, SLG: 0.376		0-0 1B 2B		0-0 1B			0-0 F5		0-0 F7	4 1 2 0 0 0 0															
John Wockenfuss, R (1, 9) OBP: 0.349, SLG: 0.353		0-0 2H 3H 1B		0-3 K			0-0 E 2B		0-3 K	4 1 2 2 0 2 1															
Alan Trammell, R (1, 6) OBP: 0.315, SLG: 0.310		0-0 F8		0-0 1-3			0-0 2H E 1B		4-0 BB	3 1 1 1 1 0 1															
Inning Stats	R: 0 E: 0 K: 0 S: 3 H: 0 LOB: 0 BB: 0 P: 3	R: 2 E: 0 K: 1 S: 8 H: 3 LOB: 1 BB: 0 P: 8	R: 1 E: 1 K: 0 S: 4 H: 1 LOB: 0 BB: 0 P: 4	R: 0 E: 0 K: 1 S: 6 H: 1 LOB: 1 BB: 0 P: 6	R: 0 E: 0 K: 0 S: 3 H: 0 LOB: 0 BB: 0 P: 3	R: 0 E: 0 K: 0 S: 4 H: 1 LOB: 1 BB: 0 P: 4	R: 3 E: 2 K: 0 S: 6 H: 3 LOB: 2 BB: 0 P: 8	R: 0 E: 0 K: 1 S: 5 H: 0 LOB: 0 BB: 0 P: 5	R: 0 E: 0 K: 1 S: 5 H: 0 LOB: 1 BB: 1 P: 9	1B: 6 2B: 3 3B: 0 HR: 0 SF: 0 SAC: 1 DP: 0 HBP: 2	WP: 0 PB: 0 SB: 1 CS: 0 PA: 39														
PITCHER	IP WLS BF H R ER SO BB IBB HBP BLK WP HR S P ERA WHIP											PITCHER	IP WLS BF H R ER SO BB IBB HBP BLK WP HR S P ERA WHIP												
Jerry Augustine, L (1, 1) ERA: 4.59	6.1 L 27 8 5 4 2 0 0 0 0 0 0 0 31 31 5.68 1.263																								
Randy Stein, R (7, 1) ERA: 4.82	0.0 1 1 0 0 0 0 0 0 0 0 0 0 1 1 ∞ ∞																								
Bob McClure, L (7, 1) ERA: 3.96	2.2 11 0 1 0 2 1 0 2 0 0 0 0 12 18 0.00 0.375																								

Batter	1	2	3	4	5	6	7	8	9	AB	R	H	RBI	BB	SO	LOB
Robin Yount, R OBP: 0.336, SLG: 0.412 (1, 6)	0-0 HR 2B		0-0 F8		0-0 F4		0-0 1-3		0-0 P4	5	1	1	0	0	0	1
Don Money, R OBP: 0.346, SLG: 0.401 (1, 4)	0-3 K		0-0 5-3		0-0 6-3		0-0 F8		0-0 FC6-4 1-2f	5	0	0	0	0	1	2
Ben Oglivie, L OBP: 0.368, SLG: 0.482 (1, 10)	0-3 K		0-0 FC6-4 1B			0-0 6-3 1B 2B	0-0 E6 1B		0-0 4-3	5	1	3	0	0	1	2
Larry Hisle, R OBP: 0.370, SLG: 0.570 (1, 7)	0-0 HR		0-0 FC6-4 1-2f			0-0 6-3 2-3	0-3 K			4	1	1	2	0	1	3
Cecil Cooper, L OBP: 0.366, SLG: 0.484 (1, 3)	0-0 3-1			0-0 4-3		0-0 2B E 1B 3-H		0-0 4-3		4	1	1	1	0	0	0
Sixto Lezcano, R OBP: 0.370, SLG: 0.473 (1, 9)		0-0 F9		0-0 F3		0-0 E G1-2-3 2B		0-0 5-3		4	0	1	0	0	0	0
Sal Bando, R OBP: 0.370, SLG: 0.446 (1, 5)		4-0 4-3 BB		4-0 FC5-4 BB		4-0 E IBB		1-0 HBP		0	0	0	0	3	0	0
Gorman Thomas, R OBP: 0.349, SLG: 0.534 (1, 8)		0-0 4-3 1-2		0-0 FC5-4 1-2f		0-0 E5 1-2 2-3 3-H		0-3 K		4	0	0	1	0	1	5
Charlie Moore, R OBP: 0.299, SLG: 0.374 (1, 2)		0-0 G3			0-0 F9	0-0 G1-2-3 3-Hf			4-0 FC6-4 BB	3	0	0	0	0	0	4
Dave May, L OBP: 0.311, SLG: 0.333 (9, PH)										0	0	0	0	1	0	0

BOTTOM

Detroit Tigers @ Milwaukee Brewers
 Milwaukee County Stadium, Milwaukee, WI
 Sat Aug 19 1978, 8:05 PM EDT
 Att: 35,104 - Unknown - 68 F

livebaseballscores.com

AB	34
R	4
H	7
RBI	4
BB	4
SO	4
LOB	17



Inning Stats	R	H	E	K	S	R	H	E	K	S	BB	IBB	HBP	BLK	WP	HR	S	P	ERA	WHIP	R	H	E	K	S	BB	IBB	HBP	BLK	WP	HR	S	P	ERA	WHIP
	2	2	0	2	9	0	0	0	0	3	0	1	1	0	0	1	42	59	4.00	1.111	0	0	0	0	3	1	1	0	0	1	4	4	4.00	1.111	
PITCHER Milt Wilcox, R ERA: 3.54 (1, 1)	IP	WLS	BF	H	R	ER	SO	BB	IBB	HBP	BLK	WP	HR	S	P	ERA	WHIP																		
	9.0	W	39	7	4	4	4	3	1	1	0	0	1	42	59	4.00	1.111																		

WP	0	PA	39
PB	0		
SB	0		
CS	0		

Batter	1	2	3	4	5	6	7	8	9	AB R H RBI BB SO LOB	TOP
Ron LeFlore, R (1, 8) OBP: 0.357, SLG: 0.381	0-3 K		0-0 FC5-4 G6-4-3 1-2f			0-0 FC1-6 1B		0-0 P4		4 0 1 0 0 1 2	
John Wockenfuss, R (1, 7) OBP: 0.346, SLG: 0.350	0-0 5-3		0-0 G6-4-3 1-2f			0-0 FC1-6 1-2f		0-0 1B 2-H		4 0 1 1 0 0 2	
Rusty Staub, L (1, 10) OBP: 0.362, SLG: 0.459	0-0 1-3			0-0 3-1		0-0 F8		0-0 G3		4 0 0 0 0 0 2	
Lance Parrish, R (1, 2) OBP: 0.264, SLG: 0.425		0-0 5-3		0-3 K		0-0 F8			0-0 6-3	4 0 0 0 0 1 1	
Aurelio Rodriguez, R (1, 5) OBP: 0.296, SLG: 0.400		0-0 5-3		0-0 E5			0-3 K		0-0 FC6-4 1B	4 0 1 0 0 1 0	
Mickey Stanley, R (1, 3) OBP: 0.299, SLG: 0.380		0-0 WP 2B		0-0 F7			0-0 6-3		0-0 F2	4 0 1 0 0 0 2	
Steve Dillard, R (1, 4) OBP: 0.283, SLG: 0.280		4-0 WP BB			0-0 F7		0-0 5-3		0-0 FC6-4 1-2f	3 0 0 0 1 0 1	
Tim Corcoran, L (1, 9) OBP: 0.320, SLG: 0.328		0-3 K 1-2 2-3			0-0 G3			0-0 4-3		3 0 0 0 0 1 2	
Alan Trammell, R (1, 6) OBP: 0.318, SLG: 0.316			0-0 FC5-4 1B			0-0 F8		0-0 1B 2B		3 1 2 0 0 0 0	
Inning Stats	R: 0 E: 0 K: 1 S: 5 H: 0 LOB: 0 BB: 0 P: 5	R: 0 E: 0 K: 1 S: 6 H: 1 LOB: 2 BB: 1 P: 10	R: 0 E: 0 K: 0 S: 3 H: 1 LOB: 0 BB: 0 P: 3	R: 0 E: 1 K: 1 S: 6 H: 0 LOB: 1 BB: 0 P: 6	R: 0 E: 0 K: 0 S: 3 H: 0 LOB: 0 BB: 0 P: 3	R: 0 E: 0 K: 0 S: 4 H: 1 LOB: 1 BB: 0 P: 4	R: 0 E: 0 K: 1 S: 5 H: 0 LOB: 0 BB: 0 P: 5	R: 1 E: 0 K: 0 S: 5 H: 2 LOB: 1 BB: 0 P: 5	R: 0 E: 0 K: 0 S: 4 H: 1 LOB: 1 BB: 0 P: 4	1B: 4 2B: 2 3B: 0 HR: 0 SF: 0 SAC: 0 DP: 1 HBP: 0	WP: 1 PB: 0 SB: 0 CS: 0 PA: 34
PITCHER Mike Caldwell, L (1, 1) ERA: 2.35	IP: 9.0 WLS: W BF: 34 H: 6 R: 1 ER: 1 SO: 4 BB: 1 IBB: 0 HBP: 0 BLK: 0 WP: 1 HR: 0 S: 41 P: 45 ERA: 1.00 WHIP: 0.778	PITCHER IP WLS BF H R ER SO BB IBB HBP BLK WP HR S P ERA WHIP									

Detroit Tigers @ Milwaukee Brewers
Milwaukee County Stadium, Milwaukee, WI

Sun Aug 20 1978, 4:33 AM EDT
Att. 46,791 - Unknown - 73 F

livebaseballscorecards.com

AB 33
R 1
H 6
RBI 1
BB 1
SO 4
LOB 12



Batter	1	2	3	4	5	6	7	8	9
Paul Molitor, R OBP: 0.313, SLG: 0.396 (1, 4) x	0-0 4-3 5-3 CS 1B			x 0-0 CS 1B		x 0-0 F8		x 0-0 SH1-4	
Don Money, R OBP: 0.347, SLG: 0.400 (1, 5) x	0-0 5-3 1-2			x 0-0 1-2 1B		x 0-0 FC6-4 1-2f		H 1-0 2B HBP	
Ben Oglivie, L OBP: 0.369, SLG: 0.485 (1, 7) x	0-0 4-3 2-3			x 0-0 F9		x 0-0 SH1-4 1B		x 0-0 1-3 2-H 2B	
Larry Hisle, R OBP: 0.372, SLG: 0.569 (1, 10) x	0-0 CS 3-H	0-0 CS 1B		0-3 K		x 0-0 SH1-4 1-2		4-0 IBB	
Cecil Cooper, L OBP: 0.365, SLG: 0.479 (1, 3) x		0-0 F7		x 0-0 P5		4-0 1B IBB		x 0-0 P6	
Sixto Lezcano, R OBP: 0.366, SLG: 0.467 (1, 9) x		0-3 K 1-2		0-3 K		0-3 K		0-0 4-3	
Robin Yount, R OBP: 0.336, SLG: 0.411 (1, 6) x			x 0-0 P3		x 0-0 5-3		x 0-0 1-3 2-H 1B		
Gorman Thomas, R OBP: 0.347, SLG: 0.529 (1, 8) x			0-3 K		0-3 K		0-0 F7		
Charlie Moore, R OBP: 0.304, SLG: 0.379 (1, 2) x			x 0-0 L6		x 0-0 FC6-4 1B		x 0-0 SH1-4 2B 1B		

Inning Stats	R: 0	H: 1	E: 0	K: 0	S: 3	LOB: 0	BB: 0	P: 3	R: 0	H: 1	E: 0	K: 1	S: 5	LOB: 1	BB: 0	P: 5	R: 0	H: 0	E: 0	K: 1	S: 5	LOB: 0	BB: 0	P: 5	R: 0	H: 2	E: 0	K: 1	S: 6	LOB: 1	BB: 0	P: 6	R: 0	H: 1	E: 0	K: 1	S: 6	LOB: 1	BB: 0	P: 6	R: 1	H: 2	E: 0	K: 1	S: 7	LOB: 2	BB: 1	P: 11	R: 1	H: 2	E: 0	K: 0	S: 5	LOB: 3	BB: 1	P: 10
	0	1	0	0	3	0	0	3	0	1	0	1	5	1	0	5	0	0	0	1	5	0	0	5	0	2	0	1	6	1	0	6	0	0	6	0	0	6	0	0	11	2	1	11	1	2	0	1	10							

PITCHER		IP	WLS	BF	H	R	ER	SO	BB	IBB	HBP	BLK	WP	HR	S	P	ERA	WHIP
Kip Young, R ERA: 1.89 (1, 1)		7.1	L	30	9	2	2	6	0	0	0	0	0	0	40	45	2.46	1.227
John Hiller, L ERA: 2.67 (8, 1)		0.2		3	0	0	0	0	0	1	0	0	0	0	2	6	0.00	0.000

BOTTOM

AB	R	H	RBI	BB	SO	LOB
3	0	2	0	0	0	1
3	0	1	0	0	0	2
4	1	2	1	0	0	2
2	0	1	0	1	1	1
3	0	0	0	1	0	4
4	0	0	0	0	3	6
3	0	1	1	0	0	0
3	0	0	0	0	2	2
3	1	2	0	0	0	0

AB	28
R	2
H	9
RBI	2
BB	2
SO	6
LOB	18



WP	PA
0	34

Detroit Tigers @ Milwaukee Brewers
Milwaukee County Stadium, Milwaukee, WI
 Sun Aug 20 1978, 4:33 AM EDT
 Att: 46,791 - Unknown - 73 F

livebaseballscores.com

Batter	1	2	3	4	5	6	7	8	9	AB R H RBI BB SO LOB	TOP									
Ron LeFlore, R (1, 8) OBP: 0.357, SLG: 0.382	0-3 K		0-0 5-3		0-0 HR 1B		0-0 HR 1B	0-3 K		5 2 2 0 0 2 0										
John Wockenfuss, R (1, 7) OBP: 0.355, SLG: 0.384	0-0 2B 3B 1B		0-0 F7		0-0 HR		0-0 G3		0-0 FC4-6 1B	5 2 3 2 0 0 2										
Rusty Staub, L (1, 10) OBP: 0.363, SLG: 0.459	0-0 3B 2B		0-0 5-3		0-0 4-3		4-0 HR IBB		0-0 FC4-6 BB	4 2 1 0 1 0 1										
Lance Parrish, R (1, 2) OBP: 0.267, SLG: 0.447	0-0 SF9 3B			0-0 L5		0-0 6-3	0-0 HR		0-0 F8	5 2 2 6 0 0 1										
Aurelio Rodriguez, R (1, 5) OBP: 0.297, SLG: 0.399	0-0 SF9			0-0 6-3		0-0 6-3	0-0 BB 1B		4-0 BB	3 0 1 1 1 0 0										
Mickey Stanley, R (1, 3) OBP: 0.311, SLG: 0.379	0-3 K			4-0 BB		0-0 FC6 1B	4-0 FC6-4 BB		0-0 F8	3 0 1 0 2 1 2										
Steve Dillard, R (1, 4) OBP: 0.272, SLG: 0.268		0-3 K		0-0 P3		0-0 FC6	0-0 FC6-4			4 0 0 0 0 1 4										
Tim Corcoran, L (1, 9) OBP: 0.319, SLG: 0.327		0-3 K			0-0 G3		0-0 1B SH2-4 1B		0-0 6-3	4 1 1 0 0 1 0										
Alan Trammell, R (1, 6) OBP: 0.316, SLG: 0.313		0-0 1-3			0-0 4-3		0-0 SH2-4		0-0 F9	3 0 0 0 0 0 0										
Inning Stats	R: 3 E: 0 K: 2 S: 10	H: 3 LOB: 0 BB: 0 P: 10	R: 0 E: 0 K: 2 S: 7	H: 0 LOB: 0 BB: 0 P: 7	R: 0 E: 0 K: 0 S: 3	H: 0 LOB: 1 BB: 1 P: 7	R: 2 E: 0 K: 0 S: 5	H: 2 LOB: 0 BB: 0 P: 5	R: 0 E: 0 K: 0 S: 4	H: 1 LOB: 1 BB: 0 P: 4	R: 4 E: 0 K: 0 S: 7	H: 4 LOB: 2 BB: 2 P: 15	R: 0 E: 0 K: 1 S: 5	H: 0 LOB: 0 BB: 0 P: 5	R: 0 E: 0 K: 0 S: 4	H: 1 LOB: 2 BB: 1 P: 8	1B: 7 2B: 1 3B: 1 HR: 2	SF: 1 SAC: 1 DP: 0 HBP: 0	WP: 0 PB: 0 SB: 1 CS: 0	PA: 42
PITCHER	IP WLS BF H R ER SO BB IBB HBP BLK WP HR S P ERA WHIP																			
Geoff Zahn, L (1, 1) ERA: 3.33	6.1 L 28 8 7 7 4 1 0 0 0 0 1 35 39 9.95 1.421																			
John Sutton, R (7, 1) ERA: 4.06	0.2 6 2 2 2 0 1 1 0 0 0 1 4 12 27.00 4.500																			
Jeff Holly, L (8, 1) ERA: 3.78	2.0 8 1 0 0 0 1 1 0 0 0 0 9 13 0.00 1.000																			

Detroit Tigers @ Minnesota Twins
Metropolitan Stadium, Bloomington, MI

Mon Aug 21 1978, 8:05 PM EDT
Att: 7,419 - Unknown - 79 F

AB	36
R	9
H	11
RBI	9
BB	4
SO	5
LOB	10



livebaseballscorecards.com

Batter	1	2	3	4	5	6	7	8	9	AB	R	H	RBI	BB	SO	LOB	BOTTOM						
Hosken Powell, L (1, 9) OBP: 0.322, SLG: 0.337 Jose Morales, R (8, PH) OBP: 0.360, SLG: 0.408 Bob Randall, R (9, 4) OBP: 0.331, SLG: 0.348	0-0 CS 1B		0-0 6-3		0-0 5-3		0-0 F9 1B 2B	0-0 F9		4	1	2	0	0	0	1							
Roy Smalley, S (1, 6) OBP: 0.364, SLG: 0.457	0-0 F8		4-0 BB		0-0 L9		0-0 F9 2-3		0-0 HR	4	1	1	1	1	0	2							
Mike Cubbage, L (1, 5) OBP: 0.353, SLG: 0.427	0-0 F5 1-2		0-0 4-3		0-0 F8		0-0 G6-4-3 1B		0-0 L7	5	0	1	1	0	0	3							
Dan Ford, R (1, 8) OBP: 0.352, SLG: 0.458		0-0 F7		0-0 1B 4-3 1B		0-0 F9 1B 2B		0-0 G6-4-3 1-2f	0-0 F4	5	2	2	0	0	0	1							
Butch Wynegar, S (1, 2) OBP: 0.328, SLG: 0.344		0-0 6-3		0-0 4-3 1B		0-0 F9 2-3		0-0 2B 1B 1B	0-0 F7	5	1	2	0	0	0	1							
Glenn Adams, L (1, 10) OBP: 0.296, SLG: 0.398		0-0 2B		0-0 4-3		0-0 F7		0-0 1B 2B		4	1	2	1	0	0	2							
Willie Norwood, R (1, 7) OBP: 0.316, SLG: 0.405		0-0 6-3		0-0 5-3		0-0 1B 1B		0-0 1B 2B		4	0	2	3	0	0	2							
Craig Kusick, R (1, 3) OBP: 0.319, SLG: 0.299			0-3 K		4-0 BB		0-0 1B		0-0 F3	3	0	1	0	1	1	1							
Rob Wilfong, L (1, 4) OBP: 0.347, SLG: 0.324 Bombo Rivera, R (8, PH) OBP: 0.368, SLG: 0.359			0-0 6-3 2B		0-0 F8		0-0 G3		0-3 K	3	0	1	0	0	0	4							
Inning Stats	R: 0 E: 0 K: 0 S: 3	H: 1 LOB: 0 BB: 0 P: 3	R: 0 E: 0 K: 0 S: 4	H: 1 LOB: 1 BB: 0 P: 4	R: 0 E: 0 K: 1 S: 6	H: 1 LOB: 2 BB: 1 P: 10	R: 1 E: 0 K: 0 S: 5	H: 2 LOB: 2 BB: 1 P: 9	R: 0 E: 0 K: 0 S: 3	H: 0 LOB: 0 BB: 0 P: 3	R: 1 E: 0 K: 0 S: 6	H: 3 LOB: 2 BB: 0 P: 6	R: 1 E: 0 K: 0 S: 4	H: 2 LOB: 0 BB: 0 P: 4	R: 2 E: 0 K: 1 S: 8	H: 3 LOB: 1 BB: 0 P: 8	R: 1 E: 0 K: 0 S: 4	H: 1 LOB: 0 BB: 0 P: 4	1B: 8 2B: 5 3B: 0 HR: 1	SF: 0 SAC: 0 DP: 1 HBP: 0	WP: 0 PB: 0 SB: 0 CS: 1	PA: 41	ERA WHIP
PITCHER Jack Billingham, R (1, 1) ERA: 3.55 John Hiller, L (8, 1) ERA: 2.73	IP 7.0	WLS W	BF 34	H 13	R 5	ER 5	SO 1	BB 2	IBB 0	HBP 0	BLK 0	WP 0	HR 0	S 34	P 42	ERA 6.43	WHIP 2.143					ERA WHIP	

Detroit Tigers @ Minnesota Twins
Metropolitan Stadium, Bloomington, MI

Mon Aug 21 1978, 8:05 PM EDT
Att. 7,419 - Unknown - 79 F

livebaseballscorecards.com

AB	39
R	6
H	14
RBI	6
BB	2
SO	2
LOB	19



Batter	1	2	3	4	5	6	7	8	9	AB R H RBI BB SO LOB	TOP																	
Ron LeFlore, R (1, 8) OBP: 0.358, SLG: 0.382	0-3 K		0-0 S 1B	0-0 L9		0-0 2-H 1B		0-0 4-3		5 1 2 1 0 1 2																		
John Wockenfuss, R (1, 7) OBP: 0.364, SLG: 0.388	0-0 6-3		0-0 1-H CS 1B		4-0 BB FC1-4 FC5-2	0-0 6-3		0-0 HBP FC4-2 1B		4 0 2 1 1 0 1																		
Rusty Staub, L (1, 10) OBP: 0.367, SLG: 0.460	0-0 1B		0-3 1-2 K		4-0 BB FC1-4 BB		4-0 E3 BB	0-0 FC4-2 HBP FC3-2 1B		3 0 2 0 2 1 1																		
Lance Parrish, R (1, 2) OBP: 0.266, SLG: 0.439	0-3 K		0-0 F4		0-0 FC1-4 FC5-2		0-3 K	1-0 FC3-2 FC4-2 2B HBP		4 1 0 0 0 2 4																		
Aurelio Rodriguez, R (1, 5) OBP: 0.299, SLG: 0.395		4-0 BB FC4 BB		4-0 2B E BB		0-0 FC5-2	0-0 E3	0-0 FC4-2 FC3-2 2B		3 2 0 0 2 0 6																		
Mickey Stanley, R (1, 3) OBP: 0.299, SLG: 0.364		0-0 FC4 2B		0-0 F5		0-3 K	0-0 6-3	0-0 FC3-2 2B		5 1 0 0 0 1 8																		
Tim Corcoran, L (1, 9) OBP: 0.317, SLG: 0.328		0-0 F9		0-0 F7		0-0 F7		0-0 1-6-3	0-0 1-H 2-H 3-H 2B	5 0 1 3 0 0 2																		
Steve Dillard, R (1, 4) OBP: 0.287, SLG: 0.304		0-0 1-3 2B		0-0 E7 3B 2B		0-0 4-3 1B 1B		0-0 F6	0-0 1-3	5 2 3 0 0 0 1																		
Alan Trammell, R (1, 6) OBP: 0.318, SLG: 0.319		0-0 F9		0-0 3-H 3B		0-0 4-3		4-0 BB		3 0 1 1 1 0 3																		
Inning Stats	R: 0 E: 0 K: 2 S: 8	H: 1 LOB: 1 BB: 0 P: 8	R: 0 E: 0 K: 0 S: 4	H: 1 LOB: 2 BB: 1 P: 8	R: 1 E: 0 K: 1 S: 6	H: 2 LOB: 0 BB: 0 P: 6	R: 2 E: 1 K: 0 S: 5	H: 2 LOB: 1 BB: 1 P: 9	R: 0 E: 0 K: 1 S: 5	H: 0 LOB: 2 BB: 2 P: 13	R: 1 E: 0 K: 0 S: 5	H: 2 LOB: 1 BB: 0 P: 5	R: 0 E: 1 K: 1 S: 5	H: 0 LOB: 1 BB: 1 P: 9	R: 0 E: 0 K: 0 S: 3	H: 0 LOB: 1 BB: 1 P: 7	R: 3 E: 0 K: 0 S: 6	H: 3 LOB: 1 BB: 0 P: 7	1B: 7 2B: 4 3B: 1 HR: 0	SF: 0 SAC: 0 DP: 1 HBP: 1	WP: 0 PB: 0 SB: 1 CS: 1	PA: 44						
PITCHER	IP WLS BF H R ER SO BB IBB HBP BLK WP HR S P ERA WHIP																											
Darrell Jackson, L (1, 1) ERA: 4.85	4.0		21	6	3	3	3	4	0	0	0	0	0	0	23	39	6.75	2.500										
Stan Perzanowski, R (5, 1) ERA: 5.82	5.0	L	23	5	4	4	2	2	0	1	0	0	0	0	24	33	7.20	1.400										

Detroit Tigers @ Minnesota Twins
Metropolitan Stadium, Bloomington, MI

Tue Aug 22 1978, 8:05 PM EDT
Att: 7,726 - Cloudy - 82 F

livebaseballscorecards.com

AB	37
R	7
H	11
RBI	6
BB	6
SO	5
LOB	28



Batter	1	2	3	4	5	6	7	8	9	AB R H RBI BB SO LOB
Hosken Powell, L OBP: 0.323, SLG: 0.341 (1, 9)	0-0 E6 4-3 1B		0-0 L7		0-0 1B 2B		0-0 1B		0-0 5-3	5 2 2 0 0 0 0
Roy Smalley, S OBP: 0.363, SLG: 0.454 (1, 6)	0-0 4-3 1-2		0-0 F5		4-0 1B BB		0-3 K			3 0 0 0 1 1 2
Rod Carew, L OBP: 0.416, SLG: 0.451 (1, 3)	0-0 2-H 1B			0-0 G3	0-0 1-2 2-H 1B			0-0 L7		4 0 2 2 0 0 0
Dan Ford, R OBP: 0.354, SLG: 0.458 (1, 8)	0-3 K			0-0 1B G3	0-0 3-1			0-0 BB 1B		4 1 2 0 0 1 3
Butch Wynegar, S OBP: 0.324, SLG: 0.340 (1, 2)	0-0 F8			0-0 1-2 G3		0-0 4-3		0-0 F9		4 0 0 0 0 0 3
Mike Cubbage, L OBP: 0.355, SLG: 0.426 (1, 5)		0-0 3-1		0-0 2-H 1B		0-0 F7		4-0 1-2 BB		3 0 1 1 1 0 0
Glenn Adams, L OBP: 0.291, SLG: 0.392 (1, 10)		0-0 F8		0-0 4-3		0-0 5-3		0-0 F8		4 0 0 0 0 0 3
Willie Norwood, R OBP: 0.312, SLG: 0.401 (1, 7)		0-0 1-3			0-3 K		0-0 5-3		0-0 F7	4 0 0 0 0 1 0
Rob Wilfong, L OBP: 0.339, SLG: 0.316 (1, 4)			0-0 4-3		0-0 F7		0-0 4-3		0-0 2-3	4 0 0 0 0 0 0

Inning Stats	R: 1	H: 1	E: 1	K: 1	S: 7	R: 0	H: 0	E: 0	K: 0	S: 3	R: 0	H: 0	E: 0	K: 0	S: 3	R: 1	H: 2	E: 0	K: 0	S: 5	R: 1	H: 2	E: 0	K: 1	S: 7	R: 0	H: 0	E: 0	K: 0	S: 3	R: 0	H: 1	E: 0	K: 0	S: 4	R: 0	H: 0	E: 0	K: 0	S: 3	R: 0	H: 1	E: 0	K: 0	S: 3	1B: 6	SF: 0	2B: 1	3B: 0	HR: 0	WP: 0	PB: 0	SB: 0	CS: 0	PA: 37				
PITCHER	IP	WLS	BF	H	R	ER	SO	BB	IBB	HBP	BLK	WP	HR	S	P	ERA	WHIP																PITCHER	IP	WLS	BF	H	R	ER	SO	BB	IBB	HBP	BLK	WP	HR	S	P	ERA	WHIP									
Jim Slaton, R ERA: 4.06 (1, 1)	9.0	W	37	7	3	2	3	2	0	0	0	0	0	41	49	2.00	1.000																																										


BOTTOM

Detroit Tigers @ Minnesota Twins
Metropolitan Stadium, Bloomington, MI

Tue Aug 22 1978, 8:05 PM EDT
Att. 7,726 - Cloudy - 82 F

livebaseballscorecards.com

AB	35
R	3
H	7
RBI	3
BB	2
SO	3
LOB	11



Batter	1	2	3	4	5	6	7	8	9	10	11	12	AB R H RBI BB SO LOB	TOP												
Rick Bosetti, R OBP: 0.304, SLG: 0.353 (1, 8)	0-0 6-3		0-0 E S 1B		0-0 CS 1B			0-0 6-3 1-3 1B		0-0 6-3		0-0 5-3	6 0 3 0 0 0 2	Toronto Blue Jays @ Detroit Tigers Tiger Stadium, Detroit, MI Wed Aug 23 1978, 7:05 PM EDT Unknown												
Bob Bailor, R OBP: 0.310, SLG: 0.336 (1, 9)	0-0 1B		4-0 1-3 BB		0-0 5-3 1-2			0-0 1-3 1-2		0-0 1-2 2-H 1B			4 0 2 0 1 0 2													
Roy Howell, L OBP: 0.320, SLG: 0.368 (1, 5)	0-0 F8		0-3 K		0-0 F8			0-0 6-3 2-3		0-0 F8			5 0 0 0 0 1 4													
Willie Horton, R OBP: 0.319, SLG: 0.404 (1, 10)	0-3 K			0-0 HR 1B				0-0 6-3		0-0 F3		0-0 5-3	5 1 1 0 0 1 2													
John Mayberry, L OBP: 0.342, SLG: 0.433 (1, 3)		0-0 L7		0-0 HR 1B				0-0 G4-6-3 1B		0-0 4-3		0-0 L4	5 1 2 0 0 0 0													
Al Woods, L OBP: 0.287, SLG: 0.402 (1, 7)		0-0 F7		0-0 HR				0-0 G4-6-3 1-2f		0-0 G3-6-3 1B		0-0 F9	5 1 2 3 0 0 1													
Alan Ashby, S OBP: 0.350, SLG: 0.460 (1, 2)		0-0 4-3		0-0 F7				0-0 6-3		0-0 G3-6-3 1-2f		0-0 1B 2B	5 0 1 0 0 0 1 0 1 0 0 0 0 0 0 0 0 0 0 0 0													
Willie Upshaw, L OBP: 0.300, SLG: 0.318 (12, PR)																										
Rick Cerone, R OBP: 0.289, SLG: 0.291 (12, 2)																										
Dave McKay, S OBP: 0.273, SLG: 0.344 (1, 4)			0-3 K	0-0 4-3				0-0 6-3		0-0 5-3		0-0 4-3 2-H 1B	5 0 1 1 0 1 0													
Tim Johnson, L OBP: 0.341, SLG: 0.274 (1, 6)			0-0 4-3	0-0 L7				0-0 3-1		0-0 6-3 1B		0-0 4-3 1-2	5 0 1 0 0 0 2													
Inning Stats	R: 0 E: 0 K: 1 S: 6	H: 1 LOB: 1 BB: 0 P: 6	R: 0 E: 0 K: 0 S: 3	H: 0 LOB: 0 BB: 0 P: 3	R: 0 E: 0 K: 2 S: 8	H: 1 LOB: 2 BB: 1 P: 12	R: 3 E: 0 K: 0 S: 6	H: 3 LOB: 0 BB: 0 P: 6	R: 0 E: 0 K: 0 S: 3	H: 1 LOB: 0 BB: 0 P: 3	R: 0 E: 0 K: 0 S: 3	H: 0 LOB: 0 BB: 0 P: 3	R: 0 E: 0 K: 0 S: 4		H: 1 LOB: 1 BB: 0 P: 4	R: 0 E: 0 K: 0 S: 3	H: 1 LOB: 0 BB: 0 P: 3	R: 0 E: 0 K: 0 S: 4	H: 2 LOB: 2 BB: 0 P: 4	R: 0 E: 0 K: 0 S: 3	H: 0 LOB: 0 BB: 0 P: 3	R: 0 E: 0 K: 0 S: 5	H: 2 LOB: 1 BB: 0 P: 5	1B: 11 2B: 1 3B: 0 HR: 1	SF: 0 SAC: 0 DP: 2 HBP: 0	WP: 0 PB: 0 SB: 1 CS: 1
PITCHER Dave Rozema, R ERA: 3.15 (1, 1)	IP 12.0	WLS L	BF 46	H 13	R 4	ER 4	SO 3	BB 1	IBB 0	HBP 0	BLK 0	WP 0	HR 1	S 51	P 55	ERA 3.00	WHIP 1.167									

livebaseballscorecards.com



Batter	1	2	3	4	5	6	7	8	9	10	11	12	AB	R	H	RBI	BB	SO	LOB
Ron LeFlores, R OBP: 0.356, SLG: 0.379 (1, 8)	0-3 K		0-0 4-3		0-0 1-3		0-0 1B		0-0 FC5-2 1B		0-0 CS	0-0 F8	6	0	1	0	0	1	4
Lou Whitaker, L OBP: 0.362, SLG: 0.371 (1, 4)	0-0 BB 1B		0-0 1B		0-3 K		0-0 F7		0-0 1B		0-0 1B	4-0 BB	5	0	3	0	1	1	3
Rusty Staub, L OBP: 0.365, SLG: 0.460 Phil Mankowski, L OBP: 0.362, SLG: 0.377 (1, 10) (10, PR)	0-0 F3		0-0 F5		0-0 L8		0-3 K		0-0 1B		0-0 G4-6-3 2B	0-0 F8	5	0	1	0	0	1	2
John Wockenfuss, R OBP: 0.372, SLG: 0.409 Steve Kemp, L OBP: 0.395, SLG: 0.409 (1, 7) (12, PH)	4-0 1B			0-0 HR		0-0 F8		0-0 5-3		4-0 G4-6-3 IBB	0-3 K	3	1	1	1	2	0	0	
Aurelio Rodriguez, R OBP: 0.297, SLG: 0.390 (1, 5)	0-0 F8			4-0 G4-3 BB		0-0 F6		0-0 F6		0-0 G4-6-3 1-2f 2-3		4	0	0	0	1	0	4	
Mickey Stanley, R OBP: 0.303, SLG: 0.396 (1, 3)		0-0 5-3		0-0 F9		0-0 HR		0-0 2B		0-3 K		5	2	2	1	0	1	3	
Milt May, L OBP: 0.337, SLG: 0.426 Steve Dillard, R OBP: 0.287, SLG: 0.304 Lance Parrish, R OBP: 0.265, SLG: 0.438 (1, 2) (9, PR) (10, 2)		0-0 6-3		0-0 G4-3 1-2f		0-0 G3		0-0 G3		0-0 SH5-3 FC5-2 2B		4	0	1	1	0	0	1	
Tim Corcoran, L OBP: 0.316, SLG: 0.324 (1, 9)		0-0 G3		0-0 F7		0-0 G3		0-0 SH5-3		0-0 BB BB BB	4-0 CS BB	3	0	0	0	1	0	0	
Alan Trammell, R OBP: 0.321, SLG: 0.325 Jason Thompson, L OBP: 0.372, SLG: 0.489 Mark Wagner, R OBP: 0.282, SLG: 0.295 (1, 6) (9, PH) (9, PR) (10, 6)			0-0 F4		0-0 2B		0-0 1B		4-0 FC5-2 1B IBB		0-3 K	3	0	2	0	0	0	0	


Inning Stats	R: 0	H: 1	E: 0	K: 1	S: 6	LOB: 2	BB: 1	P: 10
	R: 0	H: 0	E: 0	K: 0	S: 3	LOB: 0	BB: 0	P: 3
	R: 0	H: 1	E: 0	K: 0	S: 4	LOB: 1	BB: 0	P: 4
	R: 1	H: 1	E: 0	K: 0	S: 3	LOB: 0	BB: 1	P: 7
	R: 0	H: 1	E: 0	K: 1	S: 6	LOB: 1	BB: 0	P: 6
	R: 0	H: 0	E: 0	K: 0	S: 3	LOB: 0	BB: 0	P: 3
	R: 1	H: 3	E: 0	K: 0	S: 6	LOB: 2	BB: 0	P: 6
	R: 0	H: 0	E: 0	K: 1	S: 5	LOB: 0	BB: 0	P: 5
	R: 1	H: 3	E: 0	K: 0	S: 5	LOB: 3	BB: 1	P: 9
	R: 0	H: 1	E: 0	K: 1	S: 5	LOB: 2	BB: 1	P: 9
	R: 0	H: 0	E: 0	K: 2	S: 6	LOB: 0	BB: 1	P: 10
	R: 0	H: 0	E: 0	K: 1	S: 5	LOB: 0	BB: 1	P: 9
	R: 0	H: 0	E: 0	K: 1	S: 5	LOB: 1	BB: 1	P: 9
	1B: 5	SF: 0	2B: 4	SAC: 1	3B: 0	DP: 2	HR: 2	HBP: 0

PITCHER	IP	WLS	BF	H	R	ER	SO	BB	IBB	HBP	BLK	WP	HR	S	P	ERA	WHIP
Tom Underwood, L ERA: 4.12 (1, 1)	8.1		35	9	3	3	3	2	0	0	0	0	2	39	47	3.24	1.320
Victor Cruz, R ERA: 1.01 (9, 1)	3.2	W	14	2	0	0	4	2	2	0	0	0	0	18	34	0.00	1.091

BOTTOM

Toronto Blue Jays @ Detroit Tigers
Tiger Stadium, Detroit, MI
Wed Aug 23 1978, 7:05 PM EDT
Unknown

AB	42
R	3
H	11
RBI	3
BB	6
SO	7
LOB	20



WP	PA
0	50
PB: 0	
SB: 0	
CS: 1	

Batter	1	2	3	4	5	6	7	8	9	AB R H RBI BB SO LOB	TOP													
Rick Bosetti, R (1, 8) OBP: 0.301, SLG: 0.350	0-0 F3		0-0 6-3		0-0 6-3		0-0 FC6-4			4 0 0 0 0 0 2														
Bob Bailor, R (1, 7) OBP: 0.309, SLG: 0.335	0-0 F8		0-0 HR 1B		0-0 5-3		0-0 G3			4 1 1 1 0 0 1														
Otto Velez, R (1, 9) OBP: 0.407, SLG: 0.472	0-3 K		0-0 HR		0-0 F8			0-0 L1		4 1 1 2 0 1 0														
Willie Horton, R (1, 10) OBP: 0.318, SLG: 0.402		0-0 1B	0-0 F3			0-0 F4		0-0 L7		4 0 1 0 0 0 0														
John Mayberry, L (1, 3) OBP: 0.341, SLG: 0.431		0-0 F5		0-0 4-3		0-0 1B		0-3 K		4 0 1 0 0 1 1														
Roy Howell, L (1, 5) OBP: 0.320, SLG: 0.367		0-0 F7		0-0 HR 1B		0-0 F8			0-0 F2	4 1 1 0 0 0 2														
Dave McKay, S (1, 4) OBP: 0.273, SLG: 0.351		0-3 K		0-0 HR		0-0 F5			0-0 5-3	4 1 1 2 0 1 2														
Rick Cerone, R (1, 2) OBP: 0.296, SLG: 0.303			0-0 1B 2B	0-0 G6-4-3 1B		0-0 F8			0-0 FC6 1B	4 1 3 0 0 0 0														
Luis Gomez, R (1, 6) OBP: 0.288, SLG: 0.258			0-3 K	0-0 G6-4-3		0-0 FC6-4 1B			0-0 FC6	3 0 1 0 0 1 2														
Willie Upshaw, L (9, PH) OBP: 0.299, SLG: 0.316										1 0 0 0 0 0 1														
Tim Johnson, L (9, 6) OBP: 0.341, SLG: 0.274										0 0 0 0 0 0 0														
Inning Stats	R: 0 E: 0 K: 1 S: 5	H: 0 LOB: 0 BB: 0 P: 5	R: 0 E: 0 K: 1 S: 6	H: 1 LOB: 1 BB: 0 P: 6	R: 3 E: 0 K: 1 S: 8	H: 3 LOB: 0 BB: 0 P: 8	R: 2 E: 0 K: 0 S: 5	H: 3 LOB: 0 BB: 0 P: 5	R: 0 E: 0 K: 0 S: 3	H: 0 LOB: 0 BB: 0 P: 3	R: 0 E: 0 K: 0 S: 4	H: 1 LOB: 1 BB: 0 P: 4	R: 0 E: 0 K: 0 S: 4	H: 1 LOB: 1 BB: 0 P: 4	R: 0 E: 0 K: 1 S: 5	H: 0 LOB: 0 BB: 0 P: 5	R: 0 E: 0 K: 0 S: 4	H: 1 LOB: 1 BB: 0 P: 4	R: 0 E: 0 K: 0 S: 4	H: 1 LOB: 1 BB: 0 P: 4	1B: 7 2B: 1 3B: 0 HR: 2	SF: 0 SAC: 0 DP: 1 HBP: 0	WP: 0 PB: 0 SB: 0 CS: 0	PA: 36
PITCHER	IP WLS BF H R ER SO BB IBB HBP BLK WP HR S P ERA WHIP																							
Bob Sykes, L (1, 1) ERA: 3.89	3.1 L 17 7 5 5 3 0 0 0 0 0 2 23 23 13.50 2.100																							
Jack Morris, R (4, 1) ERA: 3.78	5.2 19 3 0 0 1 0 0 0 0 0 0 21 21 0.00 0.529																							

Toronto Blue Jays @ Detroit Tigers
Tiger Stadium, Detroit, MI
Wed Aug 23 1978, 7:05 PM EDT
Att: 26,631 - Unknown

livebaseballscorecards.com

AB	36
R	5
H	10
RBI	5
BB	0
SO	4
LOB	11



Batter	1	2	3	4	5	6	7	8	9	AB R H RBI BB SO LOB	TOP
Bob Bailor, R OBP: 0.306, SLG: 0.332 (1, 8) X	0-0 F8	0-0 4-3		0-0 F9			0-0 5-3		0-0 FC4	5 0 0 0 0 0 5	
Al Woods, L OBP: 0.284, SLG: 0.389 (1, 7) B B B	4-0 1B BB		0-0 3-1	0-0 G3			0-0 F5		0-0 FC3-6	4 0 0 0 1 0 4	
Roy Howell, L OBP: 0.321, SLG: 0.370 (1, 5) X	0-0 1-2 1B		0-0 F7		0-3 K		0-0 2B		0-3 K	5 0 2 0 0 2 1	
Willie Horton, R OBP: 0.318, SLG: 0.400 (1, 10) X	0-0 L5		0-0 1B		0-0 F4		0-0 F9			4 0 1 0 0 0 3	
John Mayberry, L OBP: 0.338, SLG: 0.427 (1, 3) S S S	0-3 K		0-0 F8		0-0 4-3			0-0 5-3		4 0 0 0 0 1 3	
Otto Velez, R OBP: 0.414, SLG: 0.482 (1, 9) B B B B		4-0 CS BB		0-0 FC1-5 1B		0-0 4-3 G3 2B		0-0 5-3		3 1 2 0 1 0 0	
Alan Ashby, S OBP: 0.352, SLG: 0.461 (1, 2) S S		0-3 K		0-0 1B FC1-5 1B		0-0 4-3		0-0 1B		4 0 2 0 0 1 2	
Dave McKay, S OBP: 0.273, SLG: 0.350 (1, 4) X		0-0 2B 1B		0-0 FC1-5 1B		0-0 G3		0-0 4-3		4 1 1 1 0 0 3	
Luis Gomez, R OBP: 0.293, SLG: 0.267 (1, 6) X		0-0 1-H 2B		0-0 1-2 2-3f 1B		0-0 3-H F9			0-0 FC4 1B	4 0 3 1 0 0 0	
Inning Stats	R: 0 H: 1 E: 0 LOB: 2 K: 1 BB: 1 S: 6 P: 10	R: 1 H: 2 E: 0 LOB: 1 K: 1 BB: 1 S: 6 P: 10	R: 0 H: 1 E: 0 LOB: 1 K: 0 BB: 0 S: 4 P: 4	R: 0 H: 3 E: 0 LOB: 3 K: 0 BB: 0 S: 6 P: 6	R: 0 H: 0 E: 0 LOB: 0 K: 1 BB: 0 S: 5 P: 5	R: 1 H: 1 E: 0 LOB: 0 K: 0 BB: 0 S: 4 P: 4	R: 0 H: 1 E: 0 LOB: 1 K: 0 BB: 0 S: 4 P: 4	R: 0 H: 1 E: 0 LOB: 1 K: 0 BB: 0 S: 6 P: 6	1B: 8 SF: 0 2B: 3 SAC: 0 3B: 0 DP: 0 HR: 0 HBP: 0	WP: 1 PA: 39 PB: 0 SB: 0 CS: 1	
PITCHER Milt Wilcox, R ERA: 3.46 (1, 1)	IP WLS BF H R ER SO BB IBB HBP BLK WP HR S P ERA WHIP										
	9.0 W 39 11 2 2 4 2 0 0 0 1 0 45 53 2.00 1.444										

Toronto Blue Jays @ Detroit Tigers
Tiger Stadium, Detroit, MI
Thu Aug 24 1978, 7:05 PM EDT
Att: 13,314 - Unknown

livebaseballscorecards.com

AB 37
R 2
H 11
RBI 2
BB 2
SO 4
LOB 21



Batter	1	2	3	4	5	6	7	8	9	AB R H RBI BB SO LOB	TOP											
Robin Yount, R (1, 6) OBP: 0.330, SLG: 0.409	0-0 F7		0-0 1B		0-0 G5-4-3		0-0 F3		0-0 F7	5 0 1 0 0 0 2	Milwaukee Brewers @ Detroit Tigers Tiger Stadium, Detroit, MI Fri Aug 25 1978, 7:05 PM EDT Att: 32,010 - Unknown livebaseballscorecards.com											
Don Money, R (1, 4) OBP: 0.353, SLG: 0.404	0-0 6-3		0-0 P4			0-0 F7		0-0 F8		4 0 0 0 0 0 1												
Ben Oglivie, L (1, 7) OBP: 0.368, SLG: 0.479	0-0 G3		0-0 4-3			4-0 1B 1B BB		0-0 L3		3 1 0 0 1 0 1												
Larry Hise, R (1, 10) OBP: 0.370, SLG: 0.557		0-0 1B 1B		0-0 5-3		0-0 F8		4-0 HR BB		3 1 1 0 1 0 1												
Cecil Cooper, L (1, 3) OBP: 0.375, SLG: 0.504		0-0 F8		0-0 L8		0-0 1B 1-3 1B		0-0 HR HR		4 1 2 2 0 0 1												
Sixto Lezcano, R (1, 9) OBP: 0.368, SLG: 0.476		0-3 K		0-0 6-3		0-0 1-3 3-H 1B		0-0 1B		4 0 2 1 0 1 1												
Sal Bando, R (1, 5) OBP: 0.376, SLG: 0.453		0-0 1-2 1B			0-0 FC4-6 1B	0-3 K		0-0 P6		4 0 2 0 0 1 3												
Dave May, L (1, 8) OBP: 0.308, SLG: 0.328		0-0 P5			0-0 FC4-6 E 1-2f 1B		0-0 4-3		0-0 F6	3 0 0 0 0 0 3												
Gorman Thomas, R (8, 8) OBP: 0.343, SLG: 0.525										1 0 0 0 0 0 0												
Charlie Moore, R (1, 2) OBP: 0.304, SLG: 0.376			0-3 K		0-0 E9 G5-4-3 1-3 1B		0-3 K		0-0 F7	4 0 1 0 0 2 0												
Inning Stats	R: 0 E: 0 K: 0 S: 3	H: 0 LOB: 0 BB: 0 P: 3	R: 0 E: 0 K: 1 S: 7	H: 2 LOB: 2 BB: 0 P: 7	R: 0 E: 0 K: 1 S: 6	H: 1 LOB: 1 BB: 0 P: 6	R: 0 E: 0 K: 0 S: 3	H: 0 LOB: 0 BB: 0 P: 3	R: 0 E: 1 K: 0 S: 4	H: 2 LOB: 1 BB: 0 P: 4	R: 1 E: 0 K: 1 S: 7	H: 2 LOB: 2 BB: 1 P: 11	R: 0 E: 0 K: 1 S: 5	H: 0 LOB: 0 BB: 0 P: 5	R: 2 E: 0 K: 0 S: 5	H: 2 LOB: 1 BB: 1 P: 9	R: 0 E: 0 K: 0 S: 3	H: 0 LOB: 0 BB: 0 P: 3	1B: 8 2B: 0 3B: 0 HR: 1	SF: 0 SAC: 0 DP: 1 HBP: 0	WP: 0 PB: 0 SB: 0 CS: 0	PA: 37
PITCHER	IP WLS BF H R ER SO BB IBB HBP BLK WP HR S P ERA WHIP																					
Kip Young, R (1, 1) ERA: 2.1	7.2 W 33 9 3 3 4 2 0 0 0 0 0 1 39 47 3.52 1.435																					
John Hiller, L (8, 1) ERA: 2.67	1.1 S 4 0 0 0 0 0 0 0 0 0 0 0 4 4 0.00 0.000																					



Batter	1	2	3	4	5	6	7	8	9
Ron LeFlore, R OBP: 0.356, SLG: 0.386 (1, 8)	0-0 E8 F7 1B	0-0 HR		0-3 K		0-3 K		0-0 6-3	
Lou Whitaker, L OBP: 0.359, SLG: 0.371 (1, 4)	0-0 F7 2-3	0-3 K			0-0 6-3		0-0 G3	0-0 4-3	
Rusty Staub, L OBP: 0.361, SLG: 0.452 (1, 10)	0-3 K	0-0 G3			0-0 3-1		0-0 4-3		
Jason Thompson, L OBP: 0.376, SLG: 0.499 (1, 3)	4-0 BB		0-0 L9		0-0 FC4-6 1B		0-0 1B 1B		
Steve Kemp, L OBP: 0.395, SLG: 0.409 (1, 7)	0-0 5-3		0-0 L9		0-0 FC4-6 1-2f		0-0 1B 1B		
Lance Parrish, R OBP: 0.264, SLG: 0.440 (1, 2)		0-3 K	0-0 F4			0-0 5-3	0-0 1-2 2-H 1B		
John Wockenfuss, R OBP: 0.363, SLG: 0.388 (1, 9)		4-0 1B 1B BB		0-0 E5 SH5-3		0-0 E5 1B E	0-0 L8		
Tim Corcoran, L OBP: 0.317, SLG: 0.326 (7, PH) (8, 9)									
Aurelio Rodriguez, R OBP: 0.294, SLG: 0.387 (1, 5)		0-0 1B HR 1B		0-0 SH5-3		0-3 K		0-0 6-3 2B	
Alan Trammell, R OBP: 0.325, SLG: 0.328 (1, 6)		0-0 1-2 HR 1B		0-0 6-3		0-0 E4 1-1 1B		0-0 6-3	

AB	R	H	RBI	BB	SO	LOB
5	1	2	3	0	2	3
5	0	0	0	0	1	2
4	0	0	0	0	1	1
3	1	2	0	1	0	0
4	0	1	0	0	0	3
4	0	1	1	0	1	0
2	2	0	0	1	0	0
1	0	0	0	0	0	2
3	1	2	0	0	1	1
4	1	2	1	0	0	2

Inning Stats		R: 0	H: 1	E: 1	K: 1	S: 6	L: 2	BB: 1	P: 10
Inning Stats		R: 4	H: 3	E: 0	K: 2	S: 10	L: 0	BB: 1	P: 14
Inning Stats		R: 0	H: 0	E: 0	K: 0	S: 3	L: 0	BB: 0	P: 3
Inning Stats		R: 0	H: 0	E: 1	K: 1	S: 6	L: 0	BB: 0	P: 6
Inning Stats		R: 0	H: 1	E: 0	K: 0	S: 4	L: 1	BB: 0	P: 4
Inning Stats		R: 1	H: 1	E: 2	K: 2	S: 9	L: 1	BB: 0	P: 9
Inning Stats		R: 1	H: 3	E: 0	K: 0	S: 6	L: 2	BB: 0	P: 6
Inning Stats		R: 0	H: 1	E: 0	K: 0	S: 4	L: 1	BB: 0	P: 4

BOTTOM

Milwaukee Brewers @ Detroit Tigers
Tiger Stadium, Detroit, MI
Fri Aug 25 1978, 7:05 PM EDT
Att. 32,010 - Unknown

AB	35
R	6
H	10
RBI	5
BB	2
SO	6
LOB	14



1B:	8	SF:	0	WP:	0	PA:	38
2B:	1	SAC:	1	PB:	0		
3B:	0	DP:	0	SB:	0		
HR:	1	HBP:	0	CS:	0		

PITCHER	IP	WLS	BF	H	R	ER	SO	BB	IBB	HBP	BLK	WP	HR	S	P	ERA	WHIP
Mike Caldwell, L ERA: 2.47 (1, 1)	6.2	L	33	9	6	5	6	2	0	0	0	0	1	43	51	6.75	1.650
Andy Replege, R ERA: 4.37 (7, 1)	1.1		5	1	0	0	0	0	0	0	0	0	0	5	5	0.00	0.750

Batter	1	2	3	4	5	6	7	8	9	AB R H RBI BB SO LOB	TOP											
Paul Molitor, R (1, 4) OBP: 0.311, SLG: 0.389	0-0 6-3	0-0 FC5	0-0 FC5-4		0-0 5-3			0-0 L6		5 0 0 1 0 0 5												
Don Money, R (1, 5) OBP: 0.356, SLG: 0.413	4-0 BB	0-0 F8		0-0 HR		0-0 F9		0-0 2B 1B		4 2 2 1 1 0 2												
Ben Oglivie, L (1, 7) OBP: 0.371, SLG: 0.482	4-0 BB	0-0 1B		0-0 B1-3		0-0 6-3		0-0 1B 2B		4 1 2 2 1 0 0												
Larry Hisle, R (1, 10) OBP: 0.368, SLG: 0.553	0-3 K	0-0 G3		0-3 K		0-3 K		0-0 1B		5 0 1 1 0 3 4												
Cecil Cooper, L (1, 3) OBP: 0.373, SLG: 0.498	0-0 G3		0-0 P6		0-0 F8		0-0 1B	0-0 F9		5 0 1 0 0 0 3												
Sixto Lezcano, R (1, 9) OBP: 0.366, SLG: 0.472		0-0 1B BB 1B	0-0 5-3		0-0 P4		0-3 K	0-0 6-3		5 1 1 0 0 1 1												
Robin Yount, R (1, 6) OBP: 0.333, SLG: 0.411		0-0 BB HBP FC5 1B	0-0 1B 1B		0-0 BB 1B		0-0 F9	0-0 P5		5 3 3 0 0 0 1												
Gorman Thomas, R (1, 8) OBP: 0.348, SLG: 0.534		1-0 FC5 BB HBP 1B	0-0 1B		4-0 1B BB		0-3 K	0-0 HR		3 1 2 1 1 1 1												
Buck Martinez, R (1, 2) OBP: 0.255, SLG: 0.266		4-0 1B FC5 BB	0-0 FC5-4 1B		0-0 1B		0-0 5-3	0-0 F9		4 1 2 3 1 0 0												
Inning Stats	R: 0 E: 0 K: 1 S: 5	H: 0 LOB: 2 BB: 2 P: 13	R: 3 E: 0 K: 0 S: 6	H: 3 LOB: 2 BB: 1 P: 11	R: 1 E: 0 K: 0 S: 6	H: 3 LOB: 0 BB: 0 P: 6	R: 1 E: 0 K: 1 S: 6	H: 1 LOB: 0 BB: 0 P: 6	R: 1 E: 0 K: 0 S: 4	H: 2 LOB: 1 BB: 1 P: 8	R: 0 E: 0 K: 1 S: 5	H: 0 LOB: 0 BB: 0 P: 5	R: 0 E: 0 K: 2 S: 8	H: 1 LOB: 1 BB: 0 P: 8	R: 2 E: 0 K: 0 S: 6	H: 3 LOB: 1 BB: 0 P: 6	R: 1 E: 0 K: 0 S: 4	H: 1 LOB: 0 BB: 0 P: 4	1B: 11 2B: 1 3B: 0 HR: 2	SF: 0 SAC: 0 DP: 0 HBP: 1	WP: 0 PB: 0 SB: 0 CS: 0	PA: 45
PITCHER	IP WLS BF H R ER SO BB IBB HBP BLK WP HR S P ERA WHIP																					
Jack Billingham, R (1, 1) ERA: 3.68	1.2 L 12 3 3 3 1 3 0 1 0 0 0 10 23 16.20 3.600																					
Dave Tobik, R (2, 1) ERA: 9.0	3.0 15 6 3 3 1 1 0 0 0 0 1 16 20 9.00 2.333																					
Bob Sykes, L (5, 1) ERA: 3.94	3.1 14 4 2 2 3 0 0 0 0 0 0 20 20 5.40 1.200																					
Ed Glynn, L (9, 1) ERA: 2.84	1.0 4 1 1 1 0 0 0 0 0 0 0 1 4 4 9.00 1.000																					

Milwaukee Brewers @ Detroit Tigers
Tiger Stadium, Detroit, MI
Sat Aug 26 1978, 3:33 AM EDT
Att: 32,103 - Unknown

AB	40
R	9
H	14
RBI	9
BB	4
SO	5
LOB	17



livebaseballscorecards.com

Batter	1	2	3	4	5	6	7	8	9	AB R H RBI BB SO LOB
Ron LeFlore, R OBP: 0.356, SLG: 0.389 (1, 8)	0-0 F8		0-0 F8		0-0 F9		0-0 1-H 3B		4-0 1-2 BB	4 0 1 1 1 0 0
Lou Whitaker, L OBP: 0.357, SLG: 0.369 (1, 4)	0-0 F8		0-0 1-3		0-0 2B 1B		0-0 4-3		0-0 F7	5 1 1 0 0 0 3
Rusty Staub, L OBP: 0.362, SLG: 0.460 (1, 10)	0-0 F8		0-0 HR		0-0 1-H 2B		0-0 4-3			4 1 2 2 0 0 1
Jason Thompson, L OBP: 0.375, SLG: 0.496 (1, 3)		4-0 FC3-6 BB	0-0 F5		0-0 F5			0-3 K		3 0 0 0 1 1 1
Steve Kemp, L OBP: 0.396, SLG: 0.408 (1, 7)		0-0 FC3-6 HR 1-2f		0-0 F8 1B		4-0 G5-4-3 BB		0-0 F8		3 1 1 0 1 0 1
Lance Parrish, R OBP: 0.264, SLG: 0.449 (1, 2)		0-0 HR 1-H		0-3 K		0-0 F8		0-3 K		4 1 1 2 0 2 2
John Wockenfuss, R OBP: 0.354, SLG: 0.378 (1, 9)		0-0 F7		0-0 F8 1-2		0-0 G5-4-3 1-2f			0-0 P2	4 0 0 0 0 0 2
Aurelio Rodriguez, R OBP: 0.297, SLG: 0.388 (1, 5)		0-0 FC6-4 1B		0-0 P4			0-0 FC6-4 1B		0-0 5-3	4 0 2 0 0 0 1
Alan Trammell, R OBP: 0.324, SLG: 0.325 (1, 6)		0-0 FC6-4 1-2f			0-3 K		0-0 FC6-4 1-2f 3B		1-0 BB HBP	3 1 0 0 0 1 2

Inning Stats	R: 0	H: 0	E: 0	K: 0	S: 3	LOB: 0	BB: 0	P: 3	R: 2	H: 2	E: 0	K: 0	S: 5	LOB: 1	BB: 1	P: 9	R: 1	H: 1	E: 0	K: 0	S: 4	LOB: 0	BB: 0	P: 4	R: 0	H: 1	E: 0	K: 1	S: 6	LOB: 1	BB: 0	P: 6	R: 1	H: 2	E: 0	K: 1	S: 7	LOB: 1	BB: 0	P: 7	R: 0	H: 0	E: 0	K: 0	S: 2	LOB: 0	BB: 1	P: 6	R: 1	H: 2	E: 0	K: 0	S: 5	LOB: 1	BB: 0	P: 5	R: 0	H: 0	E: 0	K: 2	S: 7	LOB: 0	BB: 0	P: 7	R: 0	H: 0	E: 0	K: 0	S: 3	LOB: 2	BB: 1	P: 8	1B: 4	SF: 0	2B: 1	SAC: 0	3B: 1	DP: 1	HR: 2	HBP: 1	WP: 0	PA: 38
--------------	------	------	------	------	------	--------	-------	------	------	------	------	------	------	--------	-------	------	------	------	------	------	------	--------	-------	------	------	------	------	------	------	--------	-------	------	------	------	------	------	------	--------	-------	------	------	------	------	------	------	--------	-------	------	------	------	------	------	------	--------	-------	------	------	------	------	------	------	--------	-------	------	------	------	------	------	------	--------	-------	------	-------	-------	-------	--------	-------	-------	-------	--------	-------	--------

PITCHER	IP	WLS	BF	H	R	ER	SO	BB	IBB	HBP	BLK	WP	HR	S	P	ERA	WHIP
Bill Travers, L ERA: 4.53 (1, 1)	6.0	W	26	7	5	5	2	2	0	0	0	0	2	28	36	7.50	1.500
Eduardo Rodriguez, R ERA: 4.83 (7, 1)	0.1		2	1	0	0	0	0	0	0	0	0	0	2	2	0.00	3.000
Bob McClure, L ERA: 3.75 (7, 1)	2.2	S	10	0	0	0	2	1	0	1	0	0	0	12	17	0.00	0.375


BOTTOM

Milwaukee Brewers @ Detroit Tigers

Tiger Stadium, Detroit, MI

Sat Aug 26 1978, 3:33 AM EDT
Att. 32,103 - Unknown

AB	34
R	5
H	8
RBI	5
BB	3
SO	4
LOB	13



PITCHER	IP	WLS	BF	H	R	ER	SO	BB	IBB	HBP	BLK	WP	HR	S	P	ERA	WHIP
---------	----	-----	----	---	---	----	----	----	-----	-----	-----	----	----	---	---	-----	------

Batter	1	2	3	4	5	6	7	8	9	AB R H RBI BB SO LOB	TOP		
Paul Molitor, R (1, 4) OBP: 0.309, SLG: 0.386	0-0 L8		0-0 G5-4-3		0-0 5-3		4-0 BB		0-0 F8	4 0 0 0 1 0 2	Milwaukee Brewers @ Detroit Tigers Tiger Stadium, Detroit, MI Sun Aug 27 1978, 3:33 AM EDT Att: 43,478 - Unknown		
Don Money, R (1, 3) OBP: 0.355, SLG: 0.413	0-0 F8		0-0 P4		0-0 G3	0-0 F8	0-0 F8	0-0 F7	5 0 1 0 0 0 3				
Ben Oglivie, L (1, 7) OBP: 0.371, SLG: 0.482	0-0 L5			0-0 4-3	0-0 G3	0-0 F9	0-0 F9	4-0 BB	4 0 1 0 1 0 3				
Sixto Lezcano, R (1, 9) OBP: 0.367, SLG: 0.468		0-0 F8		0-3 K	4-0 BB	4-0 BB	4-0 G6-3	0-0 FC5	3 0 0 0 2 1 3				
Cecil Cooper, L (1, 10) OBP: 0.371, SLG: 0.495		0-0 BB		0-0 4-3	0-3 K	0-3 K	0-0 G6-3		4 0 1 0 0 1 4				
Sal Bando, R (1, 5) OBP: 0.377, SLG: 0.452		4-0 BB		0-0 F3	0-0 1-3	0-0 1-3	0-0 1B		3 0 1 0 1 0 3				
Robin Yount, R (1, 6) OBP: 0.333, SLG: 0.410		0-0 F7		0-0 5-3	0-0 5-3	0-0 4-3	0-0 1B		4 0 1 0 0 0 2				
Gorman Thomas, R (1, 8) OBP: 0.350, SLG: 0.541		0-3 K		0-0 HR	0-0 HR	4-0 BB	0-0 P4		3 2 1 1 1 1 4				
Buck Martinez, R (1, 2) OBP: 0.257, SLG: 0.269			0-0 G5-4-3		0-0 F7		0-0 2B		2 0 1 0 0 0 0				
Dave May, L (7, PH) OBP: 0.316, SLG: 0.353								0-0 FC5	1 0 1 1 0 0 0				
Charlie Moore, R (7, 2) OBP: 0.307, SLG: 0.379								0-0 BB	1 0 1 0 0 0 0				
Inning Stats	R: 0 H: 0 E: 0 LOB: 0 K: 0 BB: 0 S: 3 P: 3	R: 0 H: 1 E: 0 LOB: 2 K: 1 BB: 1 S: 6 P: 10	R: 0 H: 1 E: 0 LOB: 0 K: 0 BB: 0 S: 3 P: 3	R: 0 H: 1 E: 0 LOB: 1 K: 1 BB: 0 S: 6 P: 6	R: 1 H: 1 E: 0 LOB: 0 K: 0 BB: 0 S: 4 P: 4	R: 0 H: 1 E: 0 LOB: 2 K: 1 BB: 1 S: 6 P: 10	R: 1 H: 1 E: 0 LOB: 2 K: 0 BB: 2 S: 4 P: 12	R: 0 H: 2 E: 0 LOB: 2 K: 0 BB: 1 S: 4 P: 8	R: 0 H: 1 E: 0 LOB: 2 K: 0 BB: 1 S: 4 P: 8	1B: 5 SF: 0 2B: 3 SAC: 0 3B: 0 DP: 2 HR: 1 HBP: 0	WP: 0 PA: 40 PB: 0 SB: 0 CS: 0		
PITCHER	IP WLS BF H R ER SO BB IBB HBP BLK WP HR S P ERA WHIP											PITCHER	IP WLS BF H R ER SO BB IBB HBP BLK WP HR S P ERA WHIP
Jim Staton, R (1, 1) ERA: 4.02	6.1 W 28 6 2 2 3 4 0 0 0 0 1 30 46 2.84 1.579												
John Hiller, L (7, 1) ERA: 2.58	2.2 S 12 3 0 0 0 2 0 0 0 0 0 0 10 18 0.00 1.875												

AB	34
R	2
H	9
RBI	2
BB	6
SO	3
LOB	24



Batter	1	2	3	4	5	6	7	8	9
Ron LeFlore, R OBP: 0.355, SLG: 0.388 (1, 8)	0-0 4-3		0-0 1B		0-0 5-3		0-0 P6		
Lou Whitaker, L OBP: 0.358, SLG: 0.370 (1, 4)	0-3 K		0-0 1B		0-0 1B		0-0 1-3		
Rusty Staub, L OBP: 0.361, SLG: 0.460 (1, 10)	0-0 2B		0-0 F3		0-0 1B		0-0 4-3		
Jason Thompson, L OBP: 0.372, SLG: 0.491 (1, 3)	0-0 P6			0-0 F7	0-0 P6			0-0 F7	
Steve Kemp, L OBP: 0.395, SLG: 0.406 (1, 7)		0-0 1-3		0-0 F7		4-0 BB		0-3 K	
Milt May, L OBP: 0.328, SLG: 0.414 (1, 2)		0-0 P6		0-0 F8		0-0 G3		0-0 3-1	
Tim Corcoran, L OBP: 0.317, SLG: 0.326 (1, 9)		0-0 F7			0-0 1B	0-3 K			
Phil Mankowski, L OBP: 0.367, SLG: 0.379 (1, 5)			0-0 4-3		0-0 1B	4-0 IBB			
Aurelio Rodriguez, R OBP: 0.297, SLG: 0.388 (8, 5)					1-3 1B				
Alan Trammell, R OBP: 0.324, SLG: 0.328 (1, 6)			0-0 5-3		0-0 1B	0-0 P6			


Inning Stats	R: 0	H: 1	E: 0	K: 1	S: 6	R: 0	H: 0	E: 0	K: 0	S: 3	R: 1	H: 2	E: 0	K: 0	S: 5	R: 0	H: 0	E: 0	K: 0	S: 3	R: 3	H: 4	E: 0	K: 0	S: 7	R: 0	H: 0	E: 0	K: 1	S: 5	R: 0	H: 0	E: 0	K: 0	S: 3	R: 0	H: 0	E: 0	K: 1	S: 5
	LOB: 1	BB: 0	P: 6			LOB: 0	BB: 0	P: 3			LOB: 1	BB: 0	P: 5			LOB: 2	BB: 2	P: 13			LOB: 0	BB: 0	P: 5			LOB: 0	BB: 0	P: 5			LOB: 0	BB: 0	P: 5			LOB: 0	BB: 0	P: 5		

PITCHER	IP	WLS	BF	H	R	ER	SO	BB	IBB	HBP	BLK	WP	HR	S	P	ERA	WHIP	PITCHER	IP	WLS	BF	H	R	ER	SO	BB	IBB	HBP	BLK	WP	HR	S	P	ERA	WHIP					
Lary Sorensen, R ERA: 3.2 (1, 1)	8.0	L	33	7	4	4	3	1	1	0	0	0	0	37	45	4.50	1.000																							

BOTTOM

AB	R	H	RBI	BB	SO	LOB
4	1	1	0	0	0	2
4	0	2	3	0	1	0
4	0	1	0	0	0	2
4	0	0	0	0	0	2
3	0	0	0	1	1	0
4	0	0	0	0	0	1
3	1	1	0	0	1	1
2	1	1	0	1	0	0
0	0	0	0	0	0	0
3	1	1	1	0	0	2

AB 31
R 4
H 7
RBI 4
BB 2
SO 3
LOB 10



Milwaukee Brewers @ Detroit Tigers
Tiger Stadium, Detroit, MI
 Sun Aug 27 1978, 3:33 AM EDT
 Att. 43,478 - Unknown

livebaseballscorecards.com


Batter	1	2	3	4	5	6	7	8	9	AB R H RBI BB SO LOB
Paul Molitor, R (1, 4) OBP: 0.311, SLG: 0.387	0-0 G3-6 1B		0-0 SH5-4 1-2 2-3	0-0 5-3			0-0 SH BB 1B	0-0 F2		4 1 2 0 0 0 2
Robin Yount, R (1, 6) OBP: 0.334, SLG: 0.417	0-0 L6		0-0 HR			0-0 5-3	0-0 SH BB 1B	4-0 2B BB		3 3 1 3 1 0 1
Cecil Cooper, L (1, 3) OBP: 0.372, SLG: 0.495	0-0 G3-6 1-2f		0-0 F8			0-0 4-3	4-0 1B SF7 IBB	0-0 1B 2B		4 2 1 1 1 0 1
Larry Hise, R (1, 10) OBP: 0.370, SLG: 0.551		0-0 F4	4-0 BB			0-0 1B	4-0 WP 1B BB	0-3 K		3 1 1 1 2 1 1
Ben Oglivie, L (1, 9) OBP: 0.372, SLG: 0.481		0-0 G3	0-0 4-3			0-0 4-3	0-0 1B WP	0-0 1B		5 1 2 2 0 0 2
Sal Bando, R (1, 5) OBP: 0.379, SLG: 0.455		0-0 WP 1B		0-0 1B 1B		0-0 SH1-3 1B	0-0 SF7	0-3 K		4 0 3 1 0 1 1
Dave May, L (1, 7) OBP: 0.313, SLG: 0.347		0-0 4-3		0-0 P4		0-0 SH1-3	0-0 BB 1B	0-0 F8		4 0 1 2 0 0 2
Gorman Thomas, R (1, 8) OBP: 0.353, SLG: 0.539			4-0 SH5-4 HR BB	0-0 1-2 1B		0-0 L5	4-0 G6-4-3 BB	0-0 5-3		3 1 1 0 2 0 1
Charlie Moore, R (1, 2) OBP: 0.304, SLG: 0.374			0-0 SH5-4 HR 1B	0-0 F9		0-0 F8	0-0 G6-4-3	0-3 K		5 1 1 0 0 1 5

TOP	
AB	35
R	10
H	13
RBI	10
BB	6
SO	3
LOB	16

Inning Stats	
R: 0 E: 0 K: 0 S: 3	H: 1 LOB: 0 BB: 0 P: 3
R: 0 E: 0 K: 0 S: 4	H: 1 LOB: 1 BB: 0 P: 4
R: 3 E: 0 K: 0 S: 5	H: 2 LOB: 1 BB: 2 P: 13
R: 0 E: 0 K: 0 S: 5	H: 2 LOB: 2 BB: 0 P: 5
R: 0 E: 0 K: 0 S: 4	H: 1 LOB: 1 BB: 0 P: 4
R: 0 E: 1 K: 0 S: 6	H: 3 LOB: 1 BB: 3 P: 18
R: 2 E: 0 K: 2 S: 9	H: 2 LOB: 1 BB: 1 P: 13
R: 0 E: 0 K: 1 S: 5	H: 0 LOB: 0 BB: 0 P: 5
1B: 11 2B: 1 3B: 0 HR: 1	SF: 1 SAC: 3 DP: 2 HBP: 0
WP: 2 PB: 0 SB: 0 CS: 0	PA: 45

PITCHER																	
Dave Rozema, R (1, 1) ERA: 3.2	IP	WLS	BF	H	R	ER	SO	BB	IBB	HBP	BLK	WP	HR	S	P	ERA	WHIP
Jack Morris, R (7, 1) ERA: 4.19	0.1		7	3	5	4	0	1	1	0	0	1	0	5	13	108.00	12.000
Dave Tobik, R (7, 1) ERA: 7.94	2.2		11	2	2	2	3	2	0	0	0	0	0	15	23	6.75	1.500

Milwaukee Brewers @ Detroit Tigers
Tiger Stadium, Detroit, MI
Mon Aug 28 1978, 7:05 PM EDT
Att: 23,037 - Unknown



livebaseballscorecards.com

Batter	1	2	3	4	5	6	7	8	9	AB	R	H	RBI	BB	SO	LOB
Ron LeFlore, R OBP: 0.355, SLG: 0.387 (1, 8) X	0-0 F8 ①		0-0 FC6-4 ③ 1-2f		0-0 1B ③ 1-3 2-H			0-0 F9 ①		4	0	1	1	0	0	1
Lou Whitaker, L OBP: 0.357, SLG: 0.369 (1, 4) X	0-0 4-3 ②			0-0 F7 ①		0-0 4-3 ①		0-0 G3-6-3 1B		4	0	1	0	0	0	0
Rusty Staub, L OBP: 0.359, SLG: 0.457 (1, 10) S S S	0-3 K ③			0-0 F8 ②		0-0 F2 ②		0-0 G3-6-3 1B ② ③		4	0	0	0	0	1	1
Jason Thompson, L OBP: 0.371, SLG: 0.488 (1, 3) X		0-0 5-3 ①		4-0 BB ③		0-0 P5 ③			0-0 P4 ①	3	0	0	0	1	0	0
Steve Kemp, L OBP: 0.394, SLG: 0.403 (1, 7) X		0-0 F7 ②		0-0 F6 ③			4-0 BB BB		0-0 G3 ②	3	0	0	0	1	0	1
Lance Parrish, R OBP: 0.260, SLG: 0.442 (1, 2) X		0-0 5-3 ③			0-0 1-3 ①		0-0 F8 ①		0-0 1-3 ③	4	0	0	0	0	0	1
John Wockenfuss, R OBP: 0.360, SLG: 0.375 (1, 9) B B B B			4-0 FC6-4 BB		0-0 F8 ②		4-0 BB BB			1	0	0	0	2	0	0
Aurelio Rodriguez, R OBP: 0.297, SLG: 0.386 (1, 5) X			0-0 FC6-4 ① 1-2f		1-0 BB 1B HBP		0-0 F8 ②			2	1	0	0	0	0	3
Alan Trammell, R OBP: 0.324, SLG: 0.326 (1, 6) X			0-0 FC6-4 ② 1-2f		4-0 BB 1B		0-0 F8 ③			2	0	0	0	1	0	3

Inning Stats	R: 0 E: 0 K: 1 S: 5	H: 0 LOB: 0 BB: 0 P: 5	R: 0 E: 0 K: 0 S: 3	H: 0 LOB: 0 BB: 0 P: 3	R: 0 E: 0 K: 0 S: 3	H: 0 LOB: 1 BB: 1 P: 7	R: 0 E: 0 K: 0 S: 3	H: 0 LOB: 1 BB: 1 P: 7	R: 1 E: 0 K: 0 S: 3	H: 1 LOB: 2 BB: 1 P: 8	R: 0 E: 0 K: 0 S: 3	H: 0 LOB: 0 BB: 0 P: 3	R: 0 E: 0 K: 0 S: 3	H: 0 LOB: 2 BB: 2 P: 11	R: 0 E: 0 K: 0 S: 3	H: 1 LOB: 0 BB: 0 P: 3	R: 0 E: 0 K: 0 S: 3	H: 0 LOB: 0 BB: 0 P: 3	1B: 2 2B: 0 3B: 0 HR: 0	SF: 0 SAC: 0 DP: 1 HBP: 1	WP: 0 PB: 0 SB: 0 CS: 0	PA: 33											
PITCHER Jerry Augustine, L ERA: 4.49 (1, 1)	IP 9.0	WLS W	BF 33	H 2	R 1	ER 1	SO 1	BB 5	IBB 0	HBP 1	BLK 0	WP 0	HR 0	S 29	P 50	ERA 1.00	WHIP 0.778																
											PITCHER	IP 9.0	WLS W	BF 33	H 2	R 1	ER 1	SO 1	BB 5	IBB 0	HBP 1	BLK 0	WP 0	HR 0	S 29	P 50	ERA 1.00	WHIP 0.778					

BOTTOM

Milwaukee Brewers @ Detroit Tigers

Tiger Stadium, Detroit, MI

Mon Aug 28 1978, 7:05 PM EDT
Att. 23,037 - Unknown

AB	27
R	1
H	2
RBI	1
BB	5
SO	1
LOB	10



livebaseballscorecards.com

Batter	1	2	3	4	5	6	7	8	9	AB R H RBI BB SO LOB	TOP																													
Hosken Powell, L OBP: 0.324, SLG: 0.347 (1, 9) X	0-0 G3		0-0 F5		0-3 K		0-0 G4-6-3			4 0 0 0 0 1 3																														
Mike Cabbage, L OBP: 0.347, SLG: 0.417 (1, 5) X	0-0 HR		0-0 F4			0-0 FC4-6 1B		0-0 G3		4 1 2 1 0 0 0																														
Rod Carew, L OBP: 0.409, SLG: 0.441 (1, 3) S S	0-3 K			0-0 6-3		0-0 FC4-6 4-3		0-0 4-3		4 0 0 0 0 1 1																														
Roy Smalley, S OBP: 0.357, SLG: 0.443 (1, 6) X	0-0 F6			0-0 2B		0-0 4-3		0-0 F4		4 0 1 0 0 0 1																														
Dan Ford, R OBP: 0.347, SLG: 0.448 (1, 8) S S		0-3 K		0-0 6-3		0-3 K			0-0 F9	4 0 0 0 0 2 2																														
Butch Wynegar, S OBP: 0.323, SLG: 0.339 (1, 2) H		1-0 E HBP		0-0 L9			0-0 1B SF8 2B		0-0 F7	3 1 1 0 0 0 1																														
Glenn Adams, L OBP: 0.287, SLG: 0.383 (1, 10) X		0-0 E6 G6-4-3			0-0 4-3		0-0 1B 2-3 1B		0-0 F6	4 0 1 0 0 0 1																														
Willie Norwood, R OBP: 0.312, SLG: 0.392 (1, 7) X		0-0 G6-4-3			0-0 F6		0-0 SF8			2 0 0 1 0 0 2																														
Bob Randall, R OBP: 0.342, SLG: 0.354 (1, 4) X			0-0 5-3		0-0 1B		0-0 1B G4-6-3			3 0 2 0 0 0 0																														
Inning Stats	R: 1 E: 0 K: 1 S: 6	H: 1 LOB: 0 BB: 0 P: 6	R: 0 E: 1 K: 1 S: 5	H: 0 LOB: 1 BB: 0 P: 6	R: 0 E: 0 K: 0 S: 3	H: 0 LOB: 0 BB: 0 P: 3	R: 0 E: 0 K: 0 S: 4	H: 1 LOB: 1 BB: 0 P: 4	R: 0 E: 0 K: 1 S: 6	H: 1 LOB: 1 BB: 0 P: 6	R: 0 E: 0 K: 1 S: 6	H: 1 LOB: 1 BB: 0 P: 6	R: 1 E: 0 K: 0 S: 5	H: 3 LOB: 1 BB: 0 P: 5	R: 0 E: 0 K: 0 S: 3	H: 0 LOB: 0 BB: 0 P: 3	R: 0 E: 0 K: 0 S: 3	H: 0 LOB: 0 BB: 0 P: 3	1B: 4 2B: 2 3B: 0 HR: 1	SF: 1 SAC: 0 DP: 2 HBP: 1	WP: 0 PB: 0 SB: 0 CS: 0	PA: 34																		
PITCHER Milt Wilcox, R ERA: 3.38 (1, 1)	IP 9.0	WLS W	BF 34	H 7	R 2	ER 2	SO 4	BB 0	IBB 0	HBP 1	BLK 0	WP 0	HR 1	S 41	P 42	ERA 2.00	WHIP 0.778						PITCHER	IP 9.0	WLS W	BF 34	H 7	R 2	ER 2	SO 4	BB 0	IBB 0	HBP 1	BLK 0	WP 0	HR 1	S 41	P 42	ERA 2.00	WHIP 0.778

Minnesota Twins @ Detroit Tigers
Tiger Stadium, Detroit, MI
Tue Aug 29 1978, 7:05 PM EDT
Att. 13,839 - Unknown - 77 F

livebaseballscorecards.com

AB 32
R 2
H 7
RBI 2
BB 0
SO 4
LOB 11



Batter	1	2	3	4	5	6	7	8	9
Ron LeFlore, R OBP: 0.354, SLG: 0.385 (1, 8)	0-0 G3		0-3 K	0-0 2B 1B		0-0 F9		0-0 FC6-4	
Lou Whitaker, L OBP: 0.357, SLG: 0.368 (1, 4)	0-0 E 1B		0-0 6-3	0-3 K		0-0 G6-4-3			
Rusty Staub, L OBP: 0.360, SLG: 0.461 (1, 10)	0-0 F9		0-0 2B	0-0 2B			0-0 F7		
Jason Thompson, L OBP: 0.374, SLG: 0.488 (1, 3)	0-0 E7 1B		4-0 BB	4-0 BB			0-0 L6		
Steve Kemp, L OBP: 0.393, SLG: 0.404 (1, 7)	0-0 4-3		0-0 F8	0-0 3-1			0-0 2B		
Milt May, L OBP: 0.327, SLG: 0.411 (1, 2)		0-0 1B 1B		0-0 E3 G3 1B 1B	0-0 F5		0-0 4-3		
Tim Corcoran, L OBP: 0.320, SLG: 0.328 (1, 9)		0-0 FC2-6 1B		0-0 1B G3 1B	0-0 3-1		0-0 F7		
Phil Mankowski, L OBP: 0.361, SLG: 0.372 (1, 5)		0-0 FC2-6 G4-6-3		0-0 G3	0-0 4-3		0-0 6-3		
Aurelio Rodriguez, R OBP: 0.296, SLG: 0.385 (8, 5)				1-2 2-3					
Alan Trammell, R OBP: 0.328, SLG: 0.331 (1, 6)		0-0 G4-6-3		0-0 2B 1B		0-0 G6-4-3 1B		0-0 FC6-4 1B	

Inning Stats	R: 0	H: 2	E: 1	LOB: 2	K: 0	BB: 0	S: 5	P: 5
	R: 0	H: 2	E: 0	LOB: 1	K: 0	BB: 0	S: 4	P: 4
	R: 0	H: 1	E: 0	LOB: 2	K: 1	BB: 1	S: 6	P: 10
	R: 4	H: 4	E: 1	LOB: 2	K: 1	BB: 1	S: 10	P: 14
	R: 0	H: 0	E: 0	LOB: 0	K: 0	BB: 0	S: 3	P: 3
	R: 0	H: 1	E: 0	LOB: 0	K: 0	BB: 0	S: 3	P: 3
	R: 0	H: 1	E: 0	LOB: 1	K: 0	BB: 0	S: 4	P: 4
	R: 0	H: 1	E: 0	LOB: 1	K: 0	BB: 0	S: 4	P: 4

PITCHER	IP	WLS	BF	H	R	ER	SO	BB	IBB	HBP	BLK	WP	HR	S	P	ERA	WHIP
Dave Goltz, R ERA: 2.67 (1, 1)	8.0	L	37	12	4	1	2	2	0	0	0	0	0	39	47	1.12	1.750

AB R H RBI BB SO LOB

5	1	1	1	0	1	2
4	0	1	0	0	1	3
4	0	2	2	0	0	1
2	0	1	0	2	0	0
4	0	1	0	0	0	6
4	1	1	0	0	0	1
4	1	2	0	0	0	0
3	0	0	0	0	0	4
1	0	0	0	0	0	0
4	1	3	1	0	0	2

AB	R	H	RBI	BB	SO	LOB
35	4	12	4	2	2	19



Minnesota Twins @ Detroit Tigers
Tiger Stadium, Detroit, MI
Tue Aug 29 1978, 7:05 PM EDT
Att: 13,839 - Unknown - 77 F

WP: 0 PA: 37
PB: 0
SB: 0
CS: 0

livebaseballscorecards.com

Batter	1	2	3	4	5	6	7	8	9	AB R H RBI BB SO LOB	TOP											
Hosken Powell, L (1, 9) OBP: 0.320, SLG: 0.343	0-3 K		0-0 F9			0-3 K		0-0 4-3		4 0 0 0 0 2 1												
Mike Cubbage, L (1, 5) OBP: 0.343, SLG: 0.412	0-0 F6			0-0 G3		0-0 G3		0-0 4-3		4 0 0 0 0 0 0												
Rod Carew, L (1, 3) OBP: 0.407, SLG: 0.439	0-0 5-3			0-0 6-3		0-0 F8		0-0 2B 1B		4 0 1 0 0 0 0												
Roy Smalley, S (1, 6) OBP: 0.361, SLG: 0.450		4-0 BB		0-0 1B		0-0 HR 2B		0-0 2B		3 1 3 0 1 0 0												
Butch Wynegar, S (1, 2) OBP: 0.320, SLG: 0.336		0-0 P6		0-0 F7		0-0 G3		0-0 F4		4 0 0 0 0 0 5												
Dan Ford, R (1, 8) OBP: 0.346, SLG: 0.445		0-0 G4-3-6-3		0-0 F9		0-0 5-3		4-0 G3 WP SF7 BB		3 1 0 0 1 0 2												
Glenn Adams, L (1, 10) OBP: 0.291, SLG: 0.398			0-0 1-3 1B		0-0 L9		0-0 HR		0-0 G3	3 1 2 2 0 0 0												
Jose Morales, R (9, PH) OBP: 0.359, SLG: 0.407									0-0 G3	1 0 0 0 0 0 1	AB 32											
Rich Chiles, L (1, 7) OBP: 0.335, SLG: 0.361			0-3 K		0-0 HR				0-0 SF7	2 1 1 1 1 1 1	R 4											
Bombo Rivera, R (8, 7) OBP: 0.367, SLG: 0.359									0-0 SF7	0 0 0 1 0 0 0	H 7											
Bob Randall, R (1, 4) OBP: 0.338, SLG: 0.349			0-0 1-3		0-0 F4		0-0 F9		0-3 K	4 0 0 0 0 1 2	RBI 4											
											SO 4											
											LOB 12											
Inning Stats	R: 0 E: 0 K: 1 S: 5	H: 0 LOB: 0 BB: 0 P: 5	R: 0 E: 0 K: 0 S: 2	H: 0 LOB: 0 BB: 1 P: 6	R: 0 E: 0 K: 1 S: 6	H: 1 LOB: 1 BB: 0 P: 6	R: 0 E: 0 K: 0 S: 4	H: 1 LOB: 1 BB: 0 P: 4	R: 1 E: 0 K: 0 S: 4	H: 1 LOB: 0 BB: 0 P: 4	R: 0 E: 0 K: 1 S: 5	H: 0 LOB: 0 BB: 0 P: 5	R: 2 E: 0 K: 0 S: 5	H: 2 LOB: 1 BB: 1 P: 9	R: 0 E: 0 K: 0 S: 5	H: 2 LOB: 2 BB: 0 P: 5	R: 1 E: 0 K: 1 S: 5	H: 0 LOB: 0 BB: 1 P: 9	1B: 3 2B: 2 3B: 0 HR: 2	SF: 1 SAC: 0 DP: 1 HBP: 0	WP: 1 PB: 0 SB: 0 CS: 0	PA: 36
PITCHER	IP WLS BF H R ER SO BB IBB HBP BLK WP HR S P ERA WHIP																					
Kip Young, R (1, 1) ERA: 2.26	7.2 L 31 7 3 3 3 2 0 0 0 0 0 2 35 43 3.52 1.174																					
John Hiller, L (8, 1) ERA: 2.65	1.1 5 0 1 1 1 1 0 0 0 1 0 6 10 6.75 0.750																					

Minnesota Twins @ Detroit Tigers
Tiger Stadium, Detroit, MI
Thu Aug 31 1978, 7:05 PM EDT
Att. 16,995 - Unknown - 72 F

livebaseballscores.com




Batter	1	2	3	4	5	6	7	8	9	AB	R	H	RBI	BB	SO	LOB
Ron LeFlore, R OBP: 0.354, SLG: 0.386 (1, 8)	0-0 F9		0-0 F8			0-0 CS 1B		0-0 3-1 4-3 1B		4	0	2	0	0	0	0
Lou Whitaker, L OBP: 0.356, SLG: 0.365 (1, 4)	0-3 K			0-3 K		4-0 BB 1-2		0-0 4-3 1-2		3	0	0	0	1	2	1
Rusty Staub, L OBP: 0.357, SLG: 0.457 (1, 10)	0-0 G3			0-0 E3 L4-6 1B		0-0 4-3		0-0 3-1 2-3		4	0	0	0	0	0	2
Jason Thompson, L OBP: 0.375, SLG: 0.489 (1, 3)		0-0 4-3		0-0 1-2 1B		0-0 1B E 1B		0-0 F7		4	1	2	0	0	0	1
Steve Kemp, L OBP: 0.390, SLG: 0.400 (1, 7)		0-0 4-3		0-0 L4-6 2-3		0-0 G3 1-2		0-0 4-3		4	0	0	0	0	0	3
Lance Parrish, R OBP: 0.260, SLG: 0.439 (1, 2)		0-0 1B		0-0 K		0-0 F7		0-0 4-3		4	0	1	0	0	1	1
John Wockenfuss, R OBP: 0.357, SLG: 0.372 (1, 9)		0-0 F8		0-0 4-3		0-0 E 1B 2-3		0-0 1-3		4	0	1	0	0	0	1
Aurelio Rodriguez, R OBP: 0.297, SLG: 0.384 (1, 5)			0-0 5-3		0-0 6-3		0-0 E7 1B 1-3 3-H			3	0	1	1	0	0	0
Alan Trammell, R OBP: 0.327, SLG: 0.329 (1, 6)			0-0 F9			0-0 6-3		0-0 G3		2	0	0	0	0	0	0
Milt May, L OBP: 0.326, SLG: 0.410 (7, PH)										1	0	0	0	0	0	2
Mark Wagner, R OBP: 0.282, SLG: 0.295 (8, 6)										0	0	0	0	0	0	0

Inning Stats	R: 0	H: 0	E: 0	K: 1	S: 5	R: 0	H: 1	E: 0	K: 0	S: 4	R: 0	H: 0	E: 0	K: 0	S: 3	R: 0	H: 1	E: 1	K: 1	S: 6	R: 0	H: 0	E: 0	K: 1	S: 5	R: 0	H: 1	E: 0	K: 0	S: 3	R: 1	H: 3	E: 1	K: 0	S: 6	R: 0	H: 1	E: 0	K: 0	S: 4	R: 0	H: 0	E: 0	K: 0	S: 3	1B: 7	SF: 0	2B: 1	SAC: 0	3B: 0	DP: 1	HR: 0	HBP: 0	WP: 0	PA: 34
PITCHER	IP	WLS	BF	H	R	ER	SO	BB	IBB	HBP	BLK	WP	HR	S	P	ERA	WHIP																																						
Geoff Zahn, L ERA: 3.29 (1, 1)	6.2	W	26	6	1	1	3	1	0	0	0	0	0	31	35	1.35	1.050																																						
Mike Marshall, R ERA: 2.58 (7, 1)	2.1	S	8	1	0	0	0	0	0	0	0	0	0	8	8	0.00	0.429																																						

MINNESOTA TWINS @ DETROIT TIGERS
Tiger Stadium, Detroit, MI
Thu Aug 31 1978, 7:05 PM EDT
Att: 16,995 - Unknown - 72 F

AB	33
R	1
H	7
RBI	1
BB	1
SO	3
LOB	11



Batter	1	2	3	4	5	6	7	8	9	AB R H RBI BB SO LOB	TOP											
Ron LeFlore, R (1, 8) OBP: 0.353, SLG: 0.384	0-3 K		0-3 K		0-0 FC4-6 WP 1B S		0-0 1B	0-3 K		5 1 1 0 0 3 5												
Lou Whitaker, L (1, 4) OBP: 0.354, SLG: 0.361	0-3 K		4-0 2B BB		0-0 L8		0-3 K		0-0 1-3	4 1 0 0 1 2 2												
Rusty Staub, L (1, 10) OBP: 0.359, SLG: 0.459	0-3 K		0-0 2B 1-H 2-H		4-0 1B HR BB		0-0 F2		4-0 FC6 BB	3 1 1 2 2 1 1												
Jason Thompson, L (1, 3) OBP: 0.373, SLG: 0.486		0-0 P6	0-0 F8		0-0 HR WP 1B		0-3 K		0-0 P6	5 1 1 1 0 1 3												
Steve Kemp, L (1, 7) OBP: 0.390, SLG: 0.407		0-0 1B		0-0 4-3	0-0 HR 1-H 3-H			0-0 L8	0-0 FC6	5 1 2 3 0 0 1												
Milt May, L (1, 2) OBP: 0.322, SLG: 0.404		0-0 L9		0-0 L9	0-0 F7			0-0 E6 BB 1B		4 0 0 0 0 0 1												
Tim Corcoran, L (1, 9) OBP: 0.322, SLG: 0.335		0-3 K		0-0 2B		0-0 3-1		0-0 BB 1B		4 0 2 0 0 1 1												
Phil Mankowski, L (1, 5) OBP: 0.358, SLG: 0.368			0-0 F9		0-3 K		0-0 F7	0-3 K		2 0 0 0 0 1 1												
Aurelio Rodriguez, R (6, PH) OBP: 0.295, SLG: 0.382										2 0 0 0 0 1 2												
Alan Trammell, R (1, 6) OBP: 0.331, SLG: 0.334			0-0 2B 2B		0-0 FC4-6 1B		0-3 K	4-0 BB		3 1 2 0 1 1 0												
Inning Stats	R: 0 E: 0 K: 3 S: 9	H: 0 LOB: 0 BB: 0 P: 9	R: 0 E: 0 K: 1 S: 6	H: 1 LOB: 1 BB: 0 P: 6	R: 2 E: 0 K: 1 S: 7	H: 2 LOB: 1 BB: 1 P: 11	R: 0 E: 0 K: 1 S: 6	H: 1 LOB: 1 BB: 0 P: 6	R: 4 E: 0 K: 0 S: 6	H: 3 LOB: 0 BB: 1 P: 10	R: 0 E: 0 K: 1 S: 5	H: 0 LOB: 0 BB: 0 P: 5	R: 0 E: 0 K: 2 S: 8	H: 1 LOB: 1 BB: 0 P: 8	R: 0 E: 1 K: 2 S: 9	H: 1 LOB: 3 BB: 1 P: 13	R: 0 E: 0 K: 0 S: 3	H: 0 LOB: 1 BB: 1 P: 7	1B: 5 2B: 3 3B: 0 HR: 1	SF: 0 SAC: 0 DP: 0 HBP: 0	WP: 2 PB: 0 SB: 1 CS: 0	PA: 41
PITCHER	IP WLS BF H R ER SO BB IBB HBP BLK WP HR S P ERA WHIP																					
Dennis Leonard, R (1, 1) ERA: 3.67	5.0 L 24 7 6 6 6 2 0 0 0 2 1 34 42 10.80 1.800																					
Steve Mingori, L (6, 1) ERA: 3.05	2.1 10 2 0 0 3 0 0 0 0 0 0 16 16 0.00 0.857																					
Randy McGilberry, R (8, 1) ERA: 3.94	1.2 7 0 0 0 2 2 0 0 0 0 0 9 17 0.00 1.200																					

Detroit Tigers @ Kansas City Royals
Royals Stadium, Kansas City, MO

Fri Sep 01 1978, 8:05 PM EDT
Att. 32,329 - Unknown - 87 F

livebaseballscorecards.com

AB	37
R	6
H	9
RBI	6
BB	4
SO	11
LOB	17



Batter	1	2	3	4	5	6	7	8	9	AB	R	H	RBI	BB	SO	LOB
George Brett, L (1, 5) OBP: 0.339, SLG: 0.447	0-0 L7		0-0 CS	0-0 4-3		0-0 G6-3		0-0 F9		4	0	0	0	0	0	3
Hal McRae, R (1, 10) OBP: 0.331, SLG: 0.434	0-0 5-3			G3 2B		4-0 BB		0-0 F8		3	0	1	0	1	0	2
Ralph LaCock, L (1, 3) OBP: 0.336, SLG: 0.445	0-0 1-3			G3		0-0 F8			0-0 G3	4	0	0	0	0	0	2
Darrell Porter, L (1, 2) OBP: 0.373, SLG: 0.462		4-0 BB		F3			0-0 G3		0-0 2B	3	1	1	0	1	0	1
Al Cowens, R (1, 9) OBP: 0.326, SLG: 0.415		0-0 G6-4-3			0-0 WP SF9 2B		0-0 G6-3 1B		0-0 G3 2B	4	1	3	1	0	0	1
Clint Hurdle, L (1, 7) OBP: 0.354, SLG: 0.396		0-0 L4			0-0 1-3		0-0 G6-3		0-0 G3	4	0	0	0	0	0	3
Amos Otis, R (1, 8) OBP: 0.352, SLG: 0.474			0-0 F9		0-0 SF9			0-0 1B	0-0 F9	3	0	1	1	0	0	1
Freddie Patek, R (1, 6) OBP: 0.325, SLG: 0.323			0-0 P4		0-0 6-3			0-0 F9		2	0	0	0	0	0	0
Steve Braun, L (8, PH) OBP: 0.355, SLG: 0.372										1	0	0	0	0	0	1
U L Washington, S (9, 6) OBP: 0.328, SLG: 0.301										0	0	0	0	0	0	0
Frank White, R (1, 4) OBP: 0.325, SLG: 0.385			0-0 CS			0-0 G6-3		0-0 1B		2	0	2	0	0	0	0
Tom Poquette, L (8, PH) OBP: 0.251, SLG: 0.314								1-2 1B		1	0	1	0	0	0	0
Jerry Terrell, R (8, PR) OBP: 0.211, SLG: 0.192										0	0	0	0	0	0	0

Inning Stats	R: 0	H: 0	E: 0	K: 0	S: 3	R: 0	H: 0	E: 0	K: 0	S: 2	R: 0	H: 1	E: 0	K: 0	S: 3	R: 0	H: 1	E: 0	K: 0	S: 4	R: 1	H: 1	E: 0	K: 0	S: 4	R: 0	H: 1	E: 0	K: 0	S: 3	R: 0	H: 2	E: 0	K: 0	S: 5	R: 1	H: 2	E: 0	K: 0	S: 5
	LOB: 0	BB: 0	P: 3	LOB: 0	BB: 1	P: 6	LOB: 0	BB: 0	P: 3		LOB: 1	BB: 0	P: 4	LOB: 0	BB: 0	P: 4	LOB: 1	BB: 1	P: 7	LOB: 0	BB: 0	P: 3	LOB: 2	BB: 0	P: 5	LOB: 1	BB: 0	P: 5	LOB: 1	BB: 0	P: 5	LOB: 2	BB: 0	P: 5	LOB: 1	BB: 0	P: 5			

PITCHER	IP	WLS	BF	H	R	ER	SO	BB	IBB	HBP	BLK	WP	HR	S	P	ERA	WHIP
Jack Billingham, R (1, 1) ERA: 3.59	9.0	W	34	9	2	2	0	2	0	0	0	1	0	32	40	2.00	1.222

BOTTOM

Detroit Tigers @ Kansas City Royals
 Royals Stadium, Kansas City, MO
 Fri Sep 01 1978, 8:05 PM EDT
 Att: 32,329 - Unknown - 87 F

AB	31
R	2
H	9
RBI	2
BB	2
SO	0
LOB	14



WP	PA
1	35

Batter	1	2	3	4	5	6	7	8	9	AB R H RBI BB SO LOB	TOP																					
Ron LeFlore, R OBP: 0.356, SLG: 0.391 (1, 8) BB BB	4-0 1B BB		0-0 6-3 S 1B			0-0 HR		0-3 K		3 1 2 1 1 1 0																						
Lou Whitaker, L OBP: 0.353, SLG: 0.360 (1, 4) X	0-0 1-2 G6-4-3 1B		0-0 6-3			0-0 4-3		0-3 K		4 0 1 0 0 1 1																						
Rusty Staub, L OBP: 0.359, SLG: 0.456 (1, 10) X	0-0 F9		0-0 3-1			0-0 F7		4-0 BB		3 0 0 0 1 0 3																						
Jason Thompson, L OBP: 0.371, SLG: 0.482 (1, 3) X	0-0 G6-4-3 1-2f				0-0 3-1	0-3 K		0-0 L4		4 0 0 0 0 1 3																						
Steve Kemp, L OBP: 0.387, SLG: 0.403 (1, 7) X		0-0 4-3			0-0 F8		0-0 F5		0-0 F7	4 0 0 0 0 0 0																						
Lance Parrish, R OBP: 0.260, SLG: 0.448 (1, 2) X		0-0 F3			0-0 6-3		0-0 HR		0-0 L6	4 1 1 1 0 0 0																						
John Wockenfuss, R OBP: 0.366, SLG: 0.401 (1, 9) X		0-0 FC6-4 1B			0-0 5-3		0-0 1B		0-0 HR	4 1 3 1 0 0 0																						
Aurelio Rodriguez, R OBP: 0.292, SLG: 0.377 (1, 5) X		0-0 FC6-4 1-2f			0-0 F7		0-0 L4		0-0 4-3	4 0 0 0 0 0 2																						
Alan Trammell, R OBP: 0.328, SLG: 0.332 (1, 6) X			0-0 4-3		0-0 6-3		0-0 F9			3 0 0 0 0 0 1																						
Inning Stats	R: 0 E: 0 K: 0 S: 3	H: 1 LOB: 1 BB: 1 P: 7	R: 0 E: 0 K: 0 S: 4	H: 1 LOB: 1 BB: 0 P: 4	R: 0 E: 0 K: 0 S: 4	H: 1 LOB: 1 BB: 0 P: 4	R: 0 E: 0 K: 0 S: 3	H: 0 LOB: 0 BB: 0 P: 3	R: 1 E: 0 K: 1 S: 6	H: 1 LOB: 0 BB: 0 P: 6	R: 1 E: 0 K: 0 S: 5	H: 2 LOB: 1 BB: 0 P: 5	R: 0 E: 0 K: 2 S: 7	H: 0 LOB: 1 BB: 1 P: 11	R: 1 E: 0 K: 0 S: 4	H: 1 LOB: 0 BB: 0 P: 4	1B: 4 2B: 0 3B: 0 HR: 3	SF: 0 SAC: 0 DP: 1 HBP: 0	WP: 0 PB: 0 SB: 1 CS: 0	PA: 35												
PITCHER Paul Splittorff, L ERA: 3.24 (1, 1)	IP 9.0	WLS W	BF 35	H 7	R 3	ER 3	SO 3	BB 2	IBB 0	HBP 0	BLK 0	WP 0	HR 3	S 39	P 47	ERA 3.00	WHIP 1.000															
											PITCHER	IP	WLS	BF	H	R	ER	SO	BB	IBB	HBP	BLK	WP	HR	S	P	ERA	WHIP				

Detroit Tigers @ Kansas City Royals
Royals Stadium, Kansas City, MO

Sat Sep 02 1978, 8:05 PM EDT
Att. 34,004 - Unknown - 86 F

livebaseballscorecards.com

AB	33
R	3
H	7
RBI	3
BB	2
SO	3
LOB	10



Batter	1	2	3	4	5	6	7	8	9
George Brett, L OBP: 0.337, SLG: 0.446 (1, 5) X	0-0 6-3 ①		0-0 F7 ② X	0-0 2B ②		0-3 K ②		0-3 K ②	
Hal McRae, R OBP: 0.328, SLG: 0.430 (1, 10) X	0-0 F8 ②		0-0 F4 ③ X	0-0 L5 ③		0-0 F9 ③		0-0 F8 ③	
Ralph LaCock, L OBP: 0.342, SLG: 0.456 (1, 3) X	0-0 2B			4-0 HR BB	0-0 G3 5-3 2B		0-0 1-3 ①		
Darrell Porter, L OBP: 0.374, SLG: 0.468 (1, 2) X	0-0 4-3 ③			0-0 HR ①	0-0 G3 ①		4-0 1B FC5-4 BB		
Al Cowens, R OBP: 0.326, SLG: 0.413 (1, 9)		0-0 5-3 ①		0-0 P4 ①	0-0 5-3 ②		0-0 1B FC5-4		
Clint Hurdle, L OBP: 0.354, SLG: 0.396 (1, 7)		0-0 F7 ②		0-0 HR 1B	0-3 K ③		0-0 FC5-4 ②		
Willie Wilson, S OBP: 0.289, SLG: 0.288 (6, 7)							1-2 3-H 0-0 FC5-4 ③		
Amos Otis, R OBP: 0.353, SLG: 0.490 (1, 8)		0-0 F9 ③		0-0 HR ①		0-0 HR	0-0 F4 ③		
Frank White, R OBP: 0.326, SLG: 0.392 (1, 4)			0-0 6-3 ① X	0-0 2B ②		0-0 SH1-3 2B		0-0 F9 ①	
Jerry Terrell, R OBP: 0.223, SLG: 0.206 (1, 6)			0-0 1B	0-0 6-3 ②		0-0 SH1-3 ①		0-0 1B	

Inning Stats	R: 0	H: 1	E: 0	LOB: 1	K: 0	S: 4	P: 4	R: 0	H: 0	E: 0	LOB: 0	K: 0	S: 3	P: 3	R: 0	H: 1	E: 0	LOB: 1	K: 0	S: 4	R: 5	H: 5	E: 0	LOB: 1	K: 0	S: 8	P: 12	R: 1	H: 1	E: 0	LOB: 0	K: 1	S: 6	P: 6	R: 1	H: 2	E: 0	LOB: 1	K: 1	S: 7	P: 7	R: 1	H: 1	E: 0	LOB: 1	K: 0	S: 4	P: 8	R: 0	H: 1	E: 0	LOB: 1	K: 1	S: 6	P: 6
--------------	------	------	------	--------	------	------	------	------	------	------	--------	------	------	------	------	------	------	--------	------	------	------	------	------	--------	------	------	-------	------	------	------	--------	------	------	------	------	------	------	--------	------	------	------	------	------	------	--------	------	------	------	------	------	------	--------	------	------	------

PITCHER	IP	WLS	BF	H	R	ER	SO	BB	IBB	HBP	BLK	WP	HR	S	P	ERA	WHIP
Jim Slaton, R ERA: 4.21 (1, 1)	4.0	L	21	8	6	6	0	1	0	0	0	0	2	20	24	13.50	2.250
Ed Glynn, L ERA: 3.48 (5, 1)	4.0		17	4	2	2	3	1	0	0	0	0	1	22	26	4.50	1.250

AB R H RBI BB SO LOB

5	0	1	1	0	2	3
5	0	0	0	0	0	4
3	2	2	0	1	0	0
3	2	1	2	1	0	2
4	0	1	1	0	0	0
3	1	1	0	0	1	0
1	0	0	1	0	0	1
4	2	2	3	0	0	1
4	1	2	0	0	0	0
3	0	2	0	0	0	1

1B: 4	SF: 0	WP: 0	PA: 38
2B: 5	SAC: 1	PB: 0	
3B: 0	DP: 0	SB: 0	
HR: 3	HBP: 0	CS: 0	

WP	HR	S	P	ERA	WHIP
----	----	---	---	-----	------

Detroit Tigers @ Kansas City Royals
 Royals Stadium, Kansas City, MO
 Sat Sep 02 1978, 8:05 PM EDT
 Att: 34,004 - Unknown - 86 F

livebaseballscorecards.com

AB	35
R	8
H	12
RBI	8
BB	2
SO	3
LOB	12



Batter	1	2	3	4	5	6	7	8	9	AB R H RBI BB SO LOB	TOP
Ron LeFlore, R OBP: 0.355, SLG: 0.395 (1, 8) X	0-0 1-4-3		0-0 F9		0-0 HR			0-0 4-3		4 1 1 1 0 0 2	
Lou Whitaker, L OBP: 0.352, SLG: 0.359 (1, 4) X	0-0 5-3		0-0 1B		0-0 L8			0-0 F8		4 0 1 0 0 0 0	
Rusty Staub, L OBP: 0.356, SLG: 0.453 (1, 10) X	0-0 F9		0-0 F2		0-3 K			0-0 F8		4 0 0 0 0 1 3	
Jason Thompson, L OBP: 0.368, SLG: 0.478 (1, 3) X		0-0 4-3	0-3 K		0-0 F5			0-0 F9		4 0 0 0 0 1 3	
Steve Kemp, L OBP: 0.385, SLG: 0.400 (1, 7) X		0-0 4-3		0-0 G3		0-0 F7		0-0 4-3		4 0 0 0 0 0 0	
John Wockenfuss, R OBP: 0.360, SLG: 0.394 (1, 9) X		0-3 K		0-0 F7			0-0 P3			3 0 0 0 0 1 0	
Aurelio Rodriguez, R OBP: 0.292, SLG: 0.377 (1, 5) X			0-0 1B	0-0 6-3			0-0 F7			3 1 1 0 0 0 0	
Milt May, L OBP: 0.322, SLG: 0.403 (1, 2) X			0-0 1B		0-0 L6		0-0 P6			3 0 1 0 0 0 0	
Alan Trammell, R OBP: 0.328, SLG: 0.332 (1, 6) X			0-0 1B		0-0 F9			0-0 F9		3 0 1 1 0 0 0	
Inning Stats	R: 0 E: 0 K: 0 S: 3 H: 0 LOB: 0 BB: 0 P: 3	R: 0 E: 0 K: 1 S: 5 H: 0 LOB: 0 BB: 0 P: 5	R: 1 E: 0 K: 1 S: 9 H: 4 LOB: 3 BB: 0 P: 9	R: 0 E: 0 K: 0 S: 3 H: 0 LOB: 0 BB: 0 P: 3	R: 1 E: 0 K: 0 S: 4 H: 1 LOB: 0 BB: 0 P: 4	R: 0 E: 0 K: 1 S: 5 H: 0 LOB: 0 BB: 0 P: 5	R: 0 E: 0 K: 0 S: 3 H: 0 LOB: 0 BB: 0 P: 3	R: 0 E: 0 K: 0 S: 3 H: 0 LOB: 0 BB: 0 P: 3	R: 0 E: 0 K: 0 S: 3 H: 0 LOB: 0 BB: 0 P: 3	1B: 4 2B: 0 3B: 0 HR: 1 SF: 0 SAC: 0 DP: 0 HBP: 0	WP: 0 PB: 0 SB: 0 CS: 0 PA: 32
PITCHER Larry Gura, L (1, 1) ERA: 2.73	IP: 9.0 WLS: W BF: 32 H: 5 R: 2 ER: 2 SO: 3 BB: 0 IBB: 0 HBP: 0 BLK: 0 WP: 0 HR: 1 S: 38 P: 38 ERA: 2.00 WHIP: 0.556										

Detroit Tigers @ Kansas City Royals
Royals Stadium, Kansas City, MO

Sun Sep 03 1978, 4:33 AM EDT
Att. 27,217 - Unknown - 91 F

livebaseballscorecards.com

AB 32
R 2
H 5
RBI 2
BB 0
SO 3
LOB 8



Batter	1	2	3	4	5	6	7	8	9	AB	R	H	RBI	BB	SO	LOB
George Brett, L (1, 5) OBP: 0.336, SLG: 0.444	0-0 4-3		0-0 6-3		0-0 HR 1B		0-0 4-3			4	1	1	2	0	0	0
Hal McRae, R (1, 10) OBP: 0.328, SLG: 0.434	0-0 5-3		0-0 F7		0-0 HR			0-0 L9		4	1	1	3	0	0	0
Ralph LaCock, L (1, 3) OBP: 0.337, SLG: 0.448	0-0 F9			0-0 F9	0-0 1-3			0-0 P3		4	0	0	0	0	0	0
Darrell Porter, L (1, 2) OBP: 0.373, SLG: 0.471		0-0 P4		0-0 F7		0-0 SF8 3B		0-0 4-3		4	1	1	0	0	0	0
Al Cowens, R (1, 9) OBP: 0.326, SLG: 0.415		0-0 2B		0-0 P6		0-0 6-3				3	0	1	0	0	0	1
Clint Hurdle, L (1, 7) OBP: 0.354, SLG: 0.395		4-0 BB			0-0 F8	0-0 SF8				1	0	0	1	1	0	0
Willie Wilson, S (7, 7) OBP: 0.289, SLG: 0.288		G5-4-3 BB								0	0	0	0	0	0	0
Amos Otis, R (1, 8) OBP: 0.353, SLG: 0.488		0-0 G5-4-3			0-0 1B 6-4-3 1B	0-0 6-3				3	1	1	0	0	0	2
Frank White, R (1, 4) OBP: 0.324, SLG: 0.389			0-0 E7 6-3		0-0 6-4-3		0-0 L9			3	1	0	0	0	0	1
Jerry Terrell, R (1, 6) OBP: 0.226, SLG: 0.209			0-0 6-3		0-0 1B HR 1B		0-0 4-3			3	1	1	0	0	0	1

BOTTOM


Detroit Tigers @ Kansas City Royals
Royals Stadium, Kansas City, MO

Sun Sep 03 1978, 4:33 AM EDT
Att: 27,217 - Unknown - 91 F

livebaseballscorecards.com

AB	29
R	6
H	6
RBI	6
BB	1
SO	0
LOB	5

WP: 0 PA: 31
PB: 0 SB: 0 CS: 0



Inning Stats																1B	2B	3B	HR	SF	SAC	DP	HBP	WP	HR	S	P	ERA	WHIP																																																								
R: 0	H: 0	R: 0	H: 1	R: 1	H: 0	R: 0	H: 0	R: 4	H: 4	R: 1	H: 1	R: 0	H: 0	R: 0	H: 0	R: 0	H: 0	1B: 3	SF: 1	WP: 0	PA: 31	E: 0	LOB: 0	E: 0	LOB: 1	E: 1	LOB: 0	E: 0	LOB: 0	E: 0	LOB: 0	E: 0	LOB: 0	E: 0	LOB: 0	E: 0	LOB: 0	PB: 0	SAC: 0	PB: 0	K: 0	BB: 0	K: 0	BB: 1	K: 0	BB: 0	K: 0	BB: 0	K: 0	BB: 0	K: 0	BB: 0	K: 0	BB: 0	K: 0	BB: 0	K: 0	BB: 0	SB: 0	DP: 1	SB: 0	S: 3	P: 3	S: 3	P: 7	S: 4	P: 4	S: 3	P: 3	S: 7	P: 7	S: 4	P: 4	S: 3	P: 3	S: 3	P: 3	S: 3	P: 3	HR: 1	HBP: 0	S: 0	P: 34	ERA: 5.62	WHIP: 0.875

PITCHER																IP	WLS	BF	H	R	ER	SO	BB	IBB	HBP	BLK	WP	HR	S	P	ERA	WHIP
Dave Rozema, R (1, 1) ERA: 3.31																8.0	L	31	6	6	5	0	1	0	0	0	0	1	30	34	5.62	0.875

Batter	1	2	3	4	5	6	7	8	9	AB R H RBI BB SO LOB	TOP
Ron LeFlore, R OBP: 0.358, SLG: 0.398 (1, 8)	4-0 BB CS BB		4-0 BB 1-2 2-3			0-0 1B 2B		0-0 5-3		2 1 1 0 2 0 0	
Lou Whitaker, L OBP: 0.351, SLG: 0.356 (1, 4)	4-0 BB G4-6-3 1-2 BB		0-3 K			0-0 6-3		0-0 3-1		3 0 0 0 1 1 4	
Rusty Staub, L OBP: 0.356, SLG: 0.451 (1, 10)	0-0 G4-6-3 1-2f		0-0 F7			0-0 G4-6-3 1B 2-H		0-0 F9		4 0 1 1 0 0 4	
Jason Thompson, L OBP: 0.365, SLG: 0.474 (1, 3)		0-3 K		0-3 K		0-0 G4-6-3 1-2f		0-0 F7		4 0 0 0 0 2 1	
Steve Kemp, L OBP: 0.384, SLG: 0.398 (1, 7)		0-3 K		0-0 1-3			0-0 F5		1-0 HBP	3 0 0 0 0 1 0	
Lance Parrish, R OBP: 0.259, SLG: 0.444 (1, 2)		0-3 K		0-3 K			0-0 1B		0-3 K	4 0 1 0 0 3 1	
John Wockenfuss, R OBP: 0.354, SLG: 0.386 (1, 9)			0-0 F3		0-3 K		0-0 F9			3 0 0 0 0 1 1	
Aurelio Rodriguez, R OBP: 0.292, SLG: 0.376 (1, 5)			0-0 BB 1B 1B		0-0 6-3		0-0 F4			3 0 1 0 0 0 1	
Alan Trammell, R OBP: 0.328, SLG: 0.332 (1, 6)			0-0 BB 1B		0-0 F9			0-0 5-3		3 0 1 0 0 0 0	
Inning Stats	R: 0 E: 0 K: 0 S: 1 H: 0 LOB: 0 BB: 2 P: 9	R: 0 E: 0 K: 3 S: 9 H: 0 LOB: 0 BB: 0 P: 9	R: 0 E: 0 K: 1 S: 7 H: 2 LOB: 3 BB: 1 P: 11	R: 0 E: 0 K: 2 S: 7 H: 0 LOB: 0 BB: 0 P: 7	R: 0 E: 0 K: 1 S: 5 H: 0 LOB: 0 BB: 0 P: 5	R: 1 E: 0 K: 0 S: 4 H: 2 LOB: 0 BB: 0 P: 4	R: 0 E: 0 K: 0 S: 4 H: 1 LOB: 1 BB: 0 P: 4	R: 0 E: 0 K: 0 S: 3 H: 0 LOB: 0 BB: 0 P: 3	R: 0 E: 0 K: 1 S: 5 H: 0 LOB: 1 BB: 0 P: 6	1B: 4 2B: 1 3B: 0 HR: 0 SF: 0 SAC: 0 DP: 2 HBP: 1	WP: 0 PB: 0 SB: 0 CS: 1 PA: 33
PITCHER Ron Guidry, L ERA: 1.84 (1, 1)	IP: 9.0 WLS: W BF: 33 H: 5 R: 1 ER: 1 SO: 8 BB: 3 IBB: 0 HBP: 1 BLK: 0 WP: 0 HR: 0 S: 45 P: 58 ERA: 1.00 WHIP: 0.889										

Detroit Tigers @ New York Yankees
 Yankee Stadium, Bronx, NY
 Mon Sep 04 1978, 3:33 AM EDT
 Unknown - 74 F

AB	29
R	1
H	5
RBI	1
BB	3
SO	8
LOB	12



livebaseballscorecards.com

BOTTOM

Detroit Tigers @ New York Yankees
 Yankee Stadium, Bronx, NY
 Mon Sep 04 1978, 3:33 AM EDT
 Unknown - 74 F

livebaseballscorecards.com

AB	36
R	9
H	12
RBI	9
BB	2
SO	9
LOB	8



WP: 0	PA: 38
PB: 0	
SB: 0	
CS: 0	

AB R H RBI BB SO LOB

5	1	2	1	0	1	3	
4	1	0	0	1	1	1	
4	1	1	2	0	2	0	
0	0	0	0	0	0	0	
3	0	0	0	0	2	0	
0	1	0	0	1	0	0	
0	0	0	0	0	0	0	
4	1	2	3	0	0	0	
4	1	2	1	0	1	1	
4	1	2	1	0	0	1	
0	0	0	0	0	0	0	
3	0	2	0	0	1	1	
1	1	0	0	0	1	0	
4	1	1	1	0	0	1	
1B: 9	SF: 0	2B: 0	SAC: 0	3B: 2	DP: 0	HR: 1	HBP: 0

Batter	1	2	3	4	5	6	7	8	9
Mickey Rivers, L (1, 8) OBP: 0.295, SLG: 0.404	0-0 HR		0-0 F9		0-3 K		0-0 F5	0-0 FC5-4 1B	
Willie Randolph, R (1, 4) OBP: 0.368, SLG: 0.351	0-0 F7		0-3 K			0-0 6-3	4-0 BB 1B 1-2 2-3 3B BB	0-0 FC5-4 1-2f	
Thurman Munson, R (1, 2) OBP: 0.327, SLG: 0.381 Mike Heath, R (8, 2) OBP: 0.282, SLG: 0.304	0-3 K			0-3 K		0-0 L7	0-0 BB 1B 1-2 2-H 3-H 3B		
Reggie Jackson, L (1, 9) OBP: 0.385, SLG: 0.475 Cliff Johnson, R (7, PH) OBP: 0.308, SLG: 0.335 Gary Thomasson, L (8, 9) OBP: 0.299, SLG: 0.370	0-0 4-3			0-3 K		0-3 K	4-0 1-2 2-3 3B BB		
Chris Chambliss, L (1, 3) OBP: 0.337, SLG: 0.400		0-0 F8			0-0 1B		4-3		
Graig Nettles, L (1, 5) OBP: 0.344, SLG: 0.462		0-0 F7			0-3 K		0-0 1B 3B		
Lou Piniella, R (1, 7) OBP: 0.362, SLG: 0.433 Jay Johnstone, L (8, 7) OBP: 0.266, SLG: 0.248		0-0 1B				0-0 F8	0-0 1B 1B FC6-4		
Jim Spencer, L (1, 10) OBP: 0.301, SLG: 0.457 Dennis Sherrill, R (7, PR)		0-3 K				0-0 FC5-4 1B	0-0 BB 1B 1B 1-3 1B	0-3 K	
Bucky Dent, R (1, 6) OBP: 0.297, SLG: 0.326			0-0 F2			0-0 FC5-4	0-0 BB 1B 1B 1-2 3-H	0-0 F7	

Inning Stats	R: 1	H: 1	E: 0	LOB: 0	K: 1	S: 6	R: 0	H: 1	E: 0	LOB: 1	K: 1	S: 6	R: 0	H: 0	E: 0	LOB: 0	K: 1	S: 5	R: 0	H: 1	E: 0	LOB: 1	K: 1	S: 6	R: 0	H: 0	E: 0	LOB: 0	K: 1	S: 5	R: 8	H: 7	E: 0	LOB: 1	K: 0	S: 10	R: 0	H: 1	E: 0	LOB: 1	K: 1	S: 6	R: 0	H: 1	E: 0	LOB: 1	K: 1	S: 6
--------------	------	------	------	--------	------	------	------	------	------	--------	------	------	------	------	------	--------	------	------	------	------	------	--------	------	------	------	------	------	--------	------	------	------	------	------	--------	------	-------	------	------	------	--------	------	------	------	------	------	--------	------	------

PITCHER	IP	WLS	BF	H	R	ER	SO	BB	IBB	HBP	BLK	WP	HR	S	P	ERA	WHIP
Milt Wilcox, R (1, 1) ERA: 3.51	6.1	L	27	8	5	5	8	0	0	0	0	0	1	43	43	7.11	1.263
Sheldon Burnside, L (7, 1) ERA: 108.0	0.1		6	3	4	4	0	2	0	0	0	0	0	4	12	108.00	15.000
Dave Tobik, R (7, 1) ERA: 6.43	1.1		5	1	0	0	1	0	0	0	0	0	0	7	7	0.00	0.750

PITCHER	IP	WLS	BF	H	R	ER	SO	BB	IBB	HBP	BLK	WP	HR	S	P	ERA	WHIP
---------	----	-----	----	---	---	----	----	----	-----	-----	-----	----	----	---	---	-----	------

Batter	1	2	3	4	5	6	7	8	9	AB R H RBI BB SO LOB	TOP				
Ron LeFlore, R OBP: 0.356, SLG: 0.396 (1, 8) X	0-0 G3 F7 1B	0-0 F9		0-0 5-3		0-3 K			0-0 5-3	5 1 1 0 0 1 2					
Steve Dillard, R OBP: 0.274, SLG: 0.306 (1, 4) X Lou Whitaker, L OBP: 0.351, SLG: 0.356 (9, 4)	0-0 F7 1-2		0-0 5-3		0-0 E4 6-3 3B	0-0 F8			0-0 5-3	5 1 0 0 0 0 1 0 0 0 0 0 0 0					
Rusty Staub, L OBP: 0.353, SLG: 0.447 (1, 10) X	0-0 G3 2-3		0-0 F4		0-0 6-3 1-2		0-0 F8		0-0 3-1	5 0 0 0 0 0 2					
Jason Thompson, L OBP: 0.368, SLG: 0.480 (1, 3) X	0-0 1B 3-H		0-0 1B 1B		0-0 WP 3B 2-H		0-0 4-3			4 1 3 2 0 0 0					
Steve Kemp, L OBP: 0.384, SLG: 0.397 (1, 7) X Mickey Stanley, R OBP: 0.315, SLG: 0.401 (9, 7)	0-0 F8		0-0 1B		4-0 1B BB 3-H		0-0 F7			3 0 1 0 1 0 1 0 0 0 0 0 0 0					
Aurelio Rodriguez, R OBP: 0.295, SLG: 0.367 (1, 5) X		0-0 HR	0-3 K		0-0 FC6 1B 1-3		0-0 4-3			4 1 2 1 0 1 2					
Dave Stegman, R OBP: 0.500, SLG: 1.000 (1, 9) X Tim Corcoran, L OBP: 0.321, SLG: 0.333 (5, PH) (5, 9) John Wockenfuss, R OBP: 0.358, SLG: 0.396 (8, PH) (8, 9)		0-0 F9 2B		0-0 L3	0-3 K		0-0 E 2B			2 0 1 0 0 0 0 1 0 0 0 0 1 2 1 1 1 0 0 0 0					
Milt May, L OBP: 0.321, SLG: 0.399 (1, 2) X	0-0 F9 2-3		0-0 FC4-6 BB		4-0 FC6 1-2f		0-0 F3			3 0 0 0 1 0 4					
Mark Wagner, R OBP: 0.272, SLG: 0.284 (1, 6) X Alan Trammell, R OBP: 0.328, SLG: 0.332 (9, 6)		0-3 K		0-0 FC4-6 1-2f		0-0 6-3		0-0 E9 2-H		4 0 0 0 0 1 2 0 0 0 0 0 0 0					
Inning Stats	R: 1 H: 2 E: 0 LOB: 1 K: 0 BB: 0 S: 5 P: 5	R: 1 H: 2 E: 0 LOB: 1 K: 1 BB: 0 S: 7 P: 7	R: 0 H: 2 E: 0 LOB: 2 K: 1 BB: 0 S: 7 P: 7	R: 0 H: 0 E: 0 LOB: 1 K: 0 BB: 1 S: 3 P: 7	R: 2 H: 2 E: 1 LOB: 2 K: 1 BB: 1 S: 8 P: 12	R: 0 H: 0 E: 0 LOB: 0 K: 1 BB: 0 S: 5 P: 5	R: 0 H: 0 E: 0 LOB: 0 K: 0 BB: 0 S: 3 P: 3	R: 1 H: 1 E: 1 LOB: 1 K: 0 BB: 0 S: 4 P: 4	R: 0 H: 0 E: 0 LOB: 0 K: 0 BB: 0 S: 3 P: 3	1B: 5 SF: 0 2B: 2 SAC: 0 3B: 1 DP: 0 HR: 1 HBP: 0	WP: 1 PA: 39 PB: 0 SB: 0 CS: 0				
PITCHER	IP WLS BF H R ER SO BB IBB HBP BLK WP HR S P ERA WHIP											PITCHER	IP WLS BF H R ER SO BB IBB HBP BLK WP HR S P ERA WHIP		
Paul Lindblad, L ERA: 4.22 (1, 1)	3.0		15 6 2 2 2 0 0 0 0 0 0 1 19 19 6.00 2.000												
Ken Clay, R ERA: 4.67 (4, 1)	4.0		17 2 2 1 2 2 0 0 0 0 1 0 19 27 2.25 1.000												
Sparky Lyle, L ERA: 3.27 (8, 1)	2.0	L	7 1 1 0 0 0 0 0 0 0 0 0 7 7 0.00 0.500												

Detroit Tigers @ New York Yankees
 Yankee Stadium, Bronx, NY
 Mon Sep 04 1978, 3:38 AM EDT
 Att: 46,896 - Unknown

livebaseballscorecards.com

AB	37
R	5
H	9
RBI	3
BB	2
SO	4
LOB	16



Batter	1	2	3	4	5	6	7	8	9	AB	R	H	RBI	BB	SO	LOB
Mickey Rivers, L OBP: 0.292, SLG: 0.400 (1, 8)	0-0 F9	0-0 E4			0-0 G3	0-0 4-3			0-0 6-3	5	0	0	0	0	0	2
Willie Randolph, R OBP: 0.371, SLG: 0.350 (1, 4)	0-0 6-3	0-0 F9			4-0 S 6-3 E BB			4-0 L9-3 BB	0-0 FC1-6 1B	3	1	1	0	2	0	2
Thurman Munson, R OBP: 0.324, SLG: 0.377 (1, 2)	0-0 4-3			0-0 5-3	0-0 6-3			0-0 L9-3	0-0 F8	5	0	0	0	0	0	3
Chris Chambliss, L OBP: 0.339, SLG: 0.404 (1, 3)		0-0 1B 2B	0-0 4-3		0-0 1B 1B			0-0 1B	0-0 FC1-6	5	1	3	0	0	0	1
Graig Nettles, L OBP: 0.347, SLG: 0.464 (1, 5)		0-0 BB 1B	0-0 1B		0-0 FC6-4 1B			0-0 F2		4	1	3	1	0	0	1
Lou Piniella, R OBP: 0.359, SLG: 0.429 (1, 10)		0-3 K	0-3 K		0-0 FC6-4				0-0 5-3	4	0	0	0	0	2	4
Roy White, S OBP: 0.322, SLG: 0.382 (1, 7)		0-0 F8		0-0 F7		0-0 G3		0-0 1B		3	0	0	0	0	0	1
Jay Johnstone, L OBP: 0.272, SLG: 0.254 (7, 7)										1	0	1	0	0	0	0
Gary Thomasson, L OBP: 0.300, SLG: 0.367 (1, 9)		4-0 BB	0-3 K		0-3 K			0-0 F3		2	1	0	0	1	2	0
Cliff Johnson, R OBP: 0.306, SLG: 0.333 (8, PH)		1-2 E BB								1	0	0	0	0	0	1
Paul Blair, R OBP: 0.240, SLG: 0.277 (9, 9)										0	0	0	0	0	0	0
Bucky Dent, R OBP: 0.299, SLG: 0.326 (1, 6)		4-0 E BB		0-0 F3		0-0 1B		0-0 F7		3	0	1	0	1	0	1

BOTTOM

Detroit Tigers @ New York Yankees
Yankee Stadium, Bronx, NY
 Mon Sep 04 1978, 3:38 AM EDT
 Att. 46,896 - Unknown

livebaseballscorecards.com

AB	36
R	4
H	9
RBI	1
BB	4
SO	4
LOB	16



Inning Stats	R: 0	H: 0	E: 0	K: 0	S: 3	H: 0	LOB: 0	BB: 0	P: 3	R: 3	H: 2	E: 1	K: 1	S: 8	R: 0	H: 1	E: 0	K: 1	S: 6	R: 0	H: 0	E: 0	K: 1	S: 5	R: 1	H: 2	E: 0	K: 0	S: 5	R: 0	H: 1	E: 0	K: 1	S: 6	R: 0	H: 1	E: 0	K: 0	S: 3	R: 0	H: 1	E: 0	K: 0	S: 4	R: 0	H: 1	E: 0	K: 0	S: 4	1B: 8	2B: 2	3B: 0	HR: 0	SF: 0	SAC: 0	DP: 1	HBP: 0	WP: 0	PB: 0	SB: 1	CS: 0	PA: 40
--------------	------	------	------	------	------	------	--------	-------	------	------	------	------	------	------	------	------	------	------	------	------	------	------	------	------	------	------	------	------	------	------	------	------	------	------	------	------	------	------	------	------	------	------	------	------	------	------	------	------	------	-------	-------	-------	-------	-------	--------	-------	--------	-------	-------	-------	-------	--------

PITCHER	IP	WLS	BF	H	R	ER	SO	BB	IBB	HBP	BLK	WP	HR	S	P	ERA	WHIP
Jack Morris, R ERA: 4.17 (1, 1)	4.2		23	5	4	2	3	3	0	0	0	0	0	26	38	3.86	1.714
Steve Baker, R ERA: 4.12 (5, 1)	2.0		8	2	0	0	1	1	0	0	0	0	0	9	13	0.00	1.500
John Hiller, L ERA: 2.57 (7, 1)	2.1	W	9	2	0	0	0	0	0	0	0	0	0	9	9	0.00	0.857

Batter	1	2	3	4	5	6	7	8	9	AB R H RBI BB SO LOB	TOP									
Ron LeFlore, R OBP: 0.355, SLG: 0.394 (1, 8) X	0-0 5-3		0-0 F8			0-3 K	0-0 G4-6-3		0-0 1B	5 0 1 0 0 1 2										
Lou Whitaker, L OBP: 0.350, SLG: 0.355 (1, 4) X	0-0 4-3			0-0 4-3		0-0 5-3		0-0 1B	0-0 L6-4	5 0 1 0 0 0 2										
Rusty Staub, L OBP: 0.355, SLG: 0.450 (1, 10) X	0-0 2B			0-0 2B 8-2		4-0 BB 1B BB		0-0 F8		3 0 2 0 1 0 1										
Jason Thompson, L OBP: 0.369, SLG: 0.482 (1, 3) S S S	0-3 K			0-0 1-3 2B		0-0 1-2 1B		0-0 F9		4 0 2 0 0 1 2										
Steve Kemp, L OBP: 0.384, SLG: 0.395 (1, 7) X		0-0 F8		0-0 8-2		4-0 1-2 2-3 BB		0-0 2-3		3 0 0 0 1 0 3										
Milt May, L OBP: 0.317, SLG: 0.394 (1, 2) X		0-0 F8			0-0 G3	0-0 G3			0-0 F4	4 0 0 0 0 0 3										
Tim Corcoran, L OBP: 0.323, SLG: 0.331 (1, 9) X		0-0 3-1			0-0 F9		H 1-0 1B HBP		4-0 HR BB	2 1 0 0 1 0 0										
Phil Mankowski, L OBP: 0.365, SLG: 0.392 (1, 5) X			0-0 F7		0-0 FC6-4 1B		X 0-0 1-3 1B		0-0 HR	4 1 3 2 0 0 0										
Alan Trammell, R OBP: 0.328, SLG: 0.329 (1, 6) X			0-0 F8		0-0 FC6-4		X 0-0 F9		4-0 L6-4 1B BB	3 0 0 0 1 0 3										
Inning Stats	R: 0 E: 0 K: 1 S: 6	H: 1 LOB: 1 BB: 0 P: 6	R: 0 E: 0 K: 0 S: 3	H: 0 LOB: 0 BB: 0 P: 3	R: 0 E: 0 K: 0 S: 4	H: 2 LOB: 1 BB: 0 P: 4	R: 0 E: 0 K: 0 S: 4	H: 1 LOB: 1 BB: 0 P: 4	R: 0 E: 0 K: 1 S: 6	H: 1 LOB: 3 BB: 2 P: 14	R: 0 E: 0 K: 0 S: 3	H: 1 LOB: 1 BB: 0 P: 4	R: 0 E: 0 K: 0 S: 4	H: 1 LOB: 1 BB: 0 P: 4	R: 2 E: 0 K: 0 S: 4	H: 2 LOB: 1 BB: 2 P: 12	1B: 6 2B: 4 3B: 0 HR: 1	SF: 0 SAC: 0 DP: 3 HBP: 1	WP: 0 PB: 0 SB: 0 CS: 0	PA: 38
PITCHER	IP WLS BF H R ER SO BB IBB HBP BLK WP HR S P ERA WHIP																			
Dick Tidrow, R ERA: 3.54 (1, 1)	8.1 W 35 8 2 2 2 3 0 1 0 0 1 35 48 2.16 1.320																			
Sparky Lyle, L ERA: 3.27 (9, 1)	0.0 1 0 0 0 0 1 0 0 0 0 0 0 4 ∞ ∞																			
Rich Gossage, R ERA: 1.94 (9, 1)	0.2 S 2 1 0 0 0 0 0 0 0 0 0 0 2 2 0.00 1.500																			

Detroit Tigers @ New York Yankees
 Yankee Stadium, Bronx, NY
 Tue Sep 05 1978, 7:05 PM EDT
 Att. 16,891 - Unknown - 77 F

AB	33
R	2
H	9
RBI	2
BB	4
SO	2
LOB	16



WP: 0	PA: 38
PB: 0	
SB: 0	
CS: 0	

ERA	WHIP

Batter	1	2	3	4	5	6	7	8	9
Mickey Rivers, L OBP: 0.292, SLG: 0.398 (1, 8)	0-0 4-3		0-0 FC5-4 1B		0-0 G3			0-0 L9	
Willie Randolph, R OBP: 0.372, SLG: 0.350 (1, 4)	0-0 CS 1B		0-0 FC5-4 1-2f		0-0 F8			4-0 BB BB BB	
Thurman Munson, R OBP: 0.321, SLG: 0.375 (1, 2)	0-0 6-3 1-2			0-3 K		0-0 4-3		0-3 K 1-2	
Chris Chambliss, L OBP: 0.337, SLG: 0.401 (1, 3)		0-0 4-3		0-0 G3		0-0 L3		0-0 F9	
Graig Nettles, L OBP: 0.347, SLG: 0.463 (1, 5)		0-0 F7		0-0 BB HR 1B		0-0 F9			
Lou Piniella, R OBP: 0.359, SLG: 0.426 (1, 10)		0-0 5-3		4-0 BB BB BB BB 1-2 HR BB			0-0 F8		
Roy White, S OBP: 0.326, SLG: 0.400 (1, 7)			0-0 1B G6-4-3 2B		0-0 1-H 2-H HR		0-0 3-1		
Gary Thomasson, L OBP: 0.300, SLG: 0.367 (8, 7)				0-0 G6-4-3 1B 2-3		0-0 F8		0-0 L3	
Jay Johnstone, L OBP: 0.273, SLG: 0.256 (1, 9)					0-0 F9				
Bucky Dent, R OBP: 0.300, SLG: 0.327 (1, 6)			0-0 G6-4-3 1-2f 3-H					0-0 PB S 1B	

Inning Stats	R: 0 E: 0 K: 0 S: 3	H: 1 LOB: 0 BB: 0 P: 3	R: 0 E: 0 K: 0 S: 3	H: 0 LOB: 0 BB: 0 P: 3	R: 1 E: 0 K: 0 S: 5	H: 3 LOB: 1 BB: 0 P: 5	R: 3 E: 0 K: 1 S: 7	H: 2 LOB: 0 BB: 1 P: 11	R: 0 E: 0 K: 0 S: 3	H: 0 LOB: 0 BB: 0 P: 3	R: 0 E: 0 K: 0 S: 3	H: 0 LOB: 0 BB: 0 P: 3	R: 0 E: 0 K: 1 S: 6	H: 1 LOB: 2 BB: 1 P: 10
	1B: 5 2B: 1 3B: 0 HR: 1	SF: 0 SAC: 0 DP: 1 HBP: 0	WP: 0 PA: 31	WP: 0 PA: 31										

PITCHER	IP	WLS	BF	H	R	ER	SO	BB	IBB	HBP	BLK	WP	HR	S	P	ERA	WHIP
Kip Young, R ERA: 2.5 (1, 1)	8.0	L	31	7	4	4	2	2	0	0	0	0	1	33	41	4.50	1.125

BOTTOM

AB R H RBI BB SO LOB

4 0 1 0 0 0 1

3 0 1 0 1 0 1

4 0 0 0 0 2 3

4 0 0 0 0 0 2

3 1 1 0 0 0 0

2 1 0 0 1 0 0

3 2 2 3 0 0 0

0 0 0 0 0 0 0

3 0 1 0 0 0 0

3 0 1 0 0 0 1

AB 29

R 4


H 7

RBI 3

BB 2

SO 2

LOB 8



WP: 0 PA: 31

PB: 1

SB: 2

CS: 1

ERA WHIP

Detroit Tigers @ New York Yankees

Yankee Stadium, Bronx, NY

Tue Sep 05 1978, 7:05 PM EDT

Att: 16,891 - Unknown - 77 F

livebaseballscorecards.com

Batter	1	2	3	4	5	6	7	8	9	AB R H RBI BB SO LOB	TOP
Ron LeFlore, R OBP: 0.354, SLG: 0.391 (1, 8) X	0-0 F9	0-0 L4			0-0 L9			4-0 G3 S BB	0-0 F4	4 0 0 0 1 0 4	
Lou Whitaker, L OBP: 0.349, SLG: 0.352 (1, 4) X	0-0 4-3		0-0 5-3			0-0 3-1		4-0 G3 BB		3 0 0 0 1 0 0	
Rusty Staub, L OBP: 0.355, SLG: 0.448 (1, 10) B B B	4-0 BB		0-0 F6			0-0 G3		0-0 F5		3 0 0 0 1 0 2	
Jason Thompson, L OBP: 0.366, SLG: 0.478 (1, 3) X	0-0 F5		0-3 K			0-0 F7		0-0 G3		4 0 0 0 0 1 3	
Steve Kemp, L OBP: 0.383, SLG: 0.396 (1, 7) S S		0-3 K			0-0 F7		0-0 1B 2B	0-0 F7		4 1 1 0 0 1 2	
Milt May, L OBP: 0.319, SLG: 0.395 (1, 2) X		0-0 4-3			0-0 F8		0-0 2-H 1B	0-0 1B 1B		4 0 2 1 0 0 0	
Tim Corcoran, L OBP: 0.324, SLG: 0.331 (1, 9) X		0-0 1B 2B 1B			0-0 G3		0-0 F8	0-0 F8		3 1 1 0 0 0 1	
Mickey Stanley, R OBP: 0.313, SLG: 0.399 (9, PH)										1 0 0 0 0 0 1	
Phil Mankowski, L OBP: 0.365, SLG: 0.392 (1, 5) X		0-0 2B 1B			0-0 F8		0-0 F7	0-0 1B		3 0 1 0 0 0 1	
Aurelio Rodriguez, R OBP: 0.297, SLG: 0.389 (9, PH)		1-2 1B						1-2 1B		1 0 1 0 0 0 0	
Alan Trammell, R OBP: 0.327, SLG: 0.331 (1, 6) X		0-0 1-3 2-H 2B			0-0 5-3		0-0 F8	0-0 F9		4 0 1 1 0 0 3	
Inning Stats	R: 0 H: 0 E: 0 LOB: 1 K: 0 BB: 1 S: 3 P: 7	R: 1 H: 3 E: 0 LOB: 2 K: 1 BB: 0 S: 8 P: 8	R: 0 H: 0 E: 0 LOB: 0 K: 1 BB: 0 S: 5 P: 5	R: 0 H: 0 E: 0 LOB: 0 K: 0 BB: 0 S: 3 P: 3	R: 0 H: 0 E: 0 LOB: 0 K: 0 BB: 0 S: 3 P: 3	R: 0 H: 0 E: 0 LOB: 0 K: 0 BB: 0 S: 3 P: 3	R: 1 H: 2 E: 0 LOB: 1 K: 0 BB: 0 S: 5 P: 5	R: 0 H: 0 E: 0 LOB: 2 K: 0 BB: 2 S: 3 P: 11	R: 0 H: 2 E: 0 LOB: 2 K: 0 BB: 0 S: 5 P: 5	1B: 5 SF: 0 2B: 2 SAC: 0 3B: 0 DP: 0 HR: 0 HBP: 0	WP: 0 PA: 37 PB: 0 SB: 1 CS: 0
PITCHER Ed Figueroa, R ERA: 3.07 (1, 1)	IP: 8.0 WLS: W BF: 32 H: 5 R: 2 ER: 2 SO: 2 BB: 3 IBB: 0 HBP: 0 BLK: 0 WP: 0 HR: 0 S: 33 P: 45 ERA: 2.25 WHIP: 1.000										
Sparky Lyle, L ERA: 3.24 (9, 1)	IP: 1.0 WLS: 5 BF: 2 H: 0 R: 0 ER: 0 SO: 0 BB: 0 IBB: 0 HBP: 0 BLK: 0 WP: 0 HR: 0 S: 5 P: 5 ERA: 0.00 WHIP: 2.000										

Detroit Tigers @ New York Yankees
 Yankee Stadium, Bronx, NY
 Wed Sep 06 1978, 7:05 PM EDT
 Att. 24,452 - Unknown - 80 F

livebaseballscorecards.com

AB	34
R	2
H	7
RBI	2
BB	3
SO	2
LOB	17



Batter	1	2	3	4	5	6	7	8	9	AB	R	H	RBI	BB	SO	LOB
Mickey Rivers, L OBP: 0.296, SLG: 0.401 Paul Blair, R OBP: 0.238, SLG: 0.274 (1, 8) (7, PH) (8, 8)	0-0 SH1-3 BB SF7 1B		0-0 4-3		0-0 SH1-4 SF 1B	0-0 1B E 1B	0-0 1-3			4	3	3	0	0	0	0
Willie Randolph, R OBP: 0.375, SLG: 0.353 (1, 4)	4-0 SH1-3 BB 1-2		0-0 S 1B		0-0 SH1-4 1-2 2-3	0-0 E S FC5-4 1B		0-0 F7		3	1	2	0	1	0	0
Thurman Munson, R OBP: 0.323, SLG: 0.374 (1, 2)	0-0 SH1-3 1-2 2-3		0-3 K 1-2		4-0 SF 1B IBB	0-0 G3 1-2		0-0 FC1-6 1B		3	1	1	0	1	1	3
Chris Chambliss, L OBP: 0.334, SLG: 0.399 (1, 3)	0-0 SF7 3-H		0-0 F9		0-0 SF 1B 2B	0-0 E4 FC5-4		0-0 FC1-6 FC5-4 1-2f		3	1	0	2	0	0	3
Graig Nettles, L OBP: 0.345, SLG: 0.460 (1, 5)	0-3 K				0-0 E4 G3-6-3 BB 1B	0-0 2B 1-2 2-H		0-0 FC5-4 1-2f 3-H		5	1	1	2	0	1	3
Lou Piniella, R OBP: 0.360, SLG: 0.428 (1, 7)			0-0 6-3		4-0 G3-6-3 BB 1-2	0-0 2B 1-3 2-H		0-0 F9		3	0	1	1	1	0	1
Roy White, S OBP: 0.328, SLG: 0.399 (1, 10)			0-0 L7		0-0 G3-6-3 BB 1-2f 2-3	4-0 FC6-4 BB 2B		0-0 1B		3	0	1	0	1	0	2
Jay Johnstone, L OBP: 0.280, SLG: 0.258 (1, 9)			4-0 BB		0-0 CS 1B 3-H	0-3 K 2B		0-0 F8		3	0	1	1	1	1	4
Bucky Dent, R OBP: 0.299, SLG: 0.326 (1, 6)			0-3 K		0-0 CS 1-2	0-0 SH1-4 SF 1B FC6-4		0-0 F8		4	1	1	0	0	1	5

Inning Stats	R: 1	H: 1	E: 0	K: 1	S: 6	LOB: 1	BB: 1	P: 10	R: 0	H: 0	E: 0	K: 1	S: 5	LOB: 1	BB: 1	P: 9	R: 0	H: 1	E: 0	K: 1	S: 6	LOB: 1	BB: 0	P: 6	R: 1	H: 1	E: 1	K: 0	S: 3	LOB: 0	BB: 1	P: 7	R: 4	H: 4	E: 1	K: 1	S: 10	LOB: 3	BB: 2	P: 18	R: 2	H: 2	E: 1	K: 0	S: 6	LOB: 1	BB: 0	P: 6	R: 0	H: 1	E: 0	K: 0	S: 4	LOB: 1	BB: 0	P: 4	R: 0	H: 1	E: 0	K: 0	S: 4	LOB: 1	BB: 0	P: 4	R: 0	H: 1	E: 0	K: 0	S: 4	LOB: 1	BB: 0	P: 4
1B: 10	SF: 2	2B: 1	SAC: 2	3B: 0	DP: 1	HR: 0	HBP: 0	WP: 0	PA: 42	PB: 0	SB: 2	CS: 1	1B: 10	SF: 2	2B: 1	SAC: 2	3B: 0	DP: 1	HR: 0	HBP: 0	WP: 0	PA: 42	PB: 0	SB: 2	CS: 1	1B: 10	SF: 2	2B: 1	SAC: 2	3B: 0	DP: 1	HR: 0	HBP: 0	WP: 0	PA: 42	PB: 0	SB: 2	CS: 1	1B: 10	SF: 2	2B: 1	SAC: 2	3B: 0	DP: 1	HR: 0	HBP: 0	WP: 0	PA: 42	PB: 0	SB: 2	CS: 1																					
PITCHER	IP	WLS	BF	H	R	ER	SO	BB	IBB	HBP	BLK	WP	HR	S	P	ERA	WHIP	PITCHER	IP	WLS	BF	H	R	ER	SO	BB	IBB	HBP	BLK	WP	HR	S	P	ERA	WHIP	PITCHER	IP	WLS	BF	H	R	ER	SO	BB	IBB	HBP	BLK	WP	HR	S	P	ERA	WHIP																			
Jack Billingham, R ERA: 3.7 (1, 1)	4.1	L	24	7	6	4	3	3	1	0	0	0	0	26	42	8.31	2.308	Steve Baker, R ERA: 4.04 (5, 1)	1.0		6	2	2	0	1	1	0	0	0	0	0	7	11	0.00	3.000	Ed Glynn, L ERA: 2.77 (6, 1)	2.2		11	2	0	0	0	0	0	0	0	0	0	0	0	11	11	0.00	0.750																	

BOTTOM

Detroit Tigers @ New York Yankees
Yankee Stadium, Bronx, NY

Wed Sep 06 1978, 7:05 PM EDT
Att: 24,452 - Unknown - 80 F

livebaseballscorecards.com

AB	32
R	8
H	11
RBI	6
BB	5
SO	4
LOB	22



Batter	1	2	3	4	5	6	7	8	9	AB R H RBI BB SO LOB	TOP		
Buddy Bell, R (1, 5) OBP: 0.339, SLG: 0.412	0-0 4-3		0-0 2B BB 1B		0-0 6-3		0-0 6-3		0-0 1-2 1B	5 1 2 0 0 0 0			
Duane Kuiper, L (1, 4) OBP: 0.311, SLG: 0.347	0-0 6-3		4-0 2B BB 1-2		0-3 K		0-3 K		0-0 F8	4 0 0 0 1 2 2			
Bernie Carbo, L (1, 10) OBP: 0.360, SLG: 0.392 Ron Pruitt, R (9, PH) OBP: 0.306, SLG: 0.359	0-0 4-3		0-0 1-3 2-H 2B		0-0 4-3		0-0 1B		0-3 K	4 0 2 1 0 0 0 1 0 0 0 0 1 2			
Andre Thornton, R (1, 3) OBP: 0.384, SLG: 0.527		0-0 6-3	0-0 F3		0-0 6-3		0-0 F6			4 0 0 0 0 0 3			
Gary Alexander, R (1, 2) OBP: 0.313, SLG: 0.442		0-0 WP 1B 2B	0-0 5-3		0-0 F8		0-3 K			4 1 1 0 0 1 2			
Jim Norris, L (1, 9) OBP: 0.365, SLG: 0.375		0-0 6-3		0-0 3-1		0-0 1B 3B		0-0 F7		4 1 1 0 0 0 1			
Ted Cox, R (1, 7) OBP: 0.298, SLG: 0.285		0-0 2-3 1B		0-0 1B		4-0 1B BB		0-0 L9		3 0 2 1 1 0 0			
Rick Manning, L (1, 8) OBP: 0.310, SLG: 0.342		0-0 3-H 1B		0-0 F7		0-0 1-2 3-H 1B		0-0 F5		4 0 1 1 0 0 2			
Tom Verzyer, R (1, 6) OBP: 0.296, SLG: 0.327			0-0 F8		0-0 4-3		0-0 L6		0-0 1B 1B	4 0 1 0 0 0 3			
Inning Stats	R: 0 E: 0 K: 0 S: 3 H: 0 LOB: 0 BB: 0 P: 3	R: 1 E: 0 K: 0 S: 5 H: 2 LOB: 1 BB: 0 P: 5	R: 1 E: 0 K: 0 S: 5 H: 2 LOB: 2 BB: 1 P: 9	R: 0 E: 0 K: 0 S: 4 H: 1 LOB: 1 BB: 0 P: 4	R: 0 E: 0 K: 1 S: 5 H: 0 LOB: 0 BB: 0 P: 5	R: 1 E: 0 K: 0 S: 5 H: 2 LOB: 2 BB: 1 P: 9	R: 0 E: 0 K: 1 S: 6 H: 1 LOB: 1 BB: 0 P: 6	R: 0 E: 0 K: 1 S: 5 H: 0 LOB: 0 BB: 0 P: 5	R: 0 E: 0 K: 1 S: 7 H: 2 LOB: 2 BB: 0 P: 7	1B: 7 2B: 2 3B: 1 HR: 0 SF: 0 SAC: 0 DP: 0 HBP: 0	WP: 1 PB: 0 SB: 0 CS: 0 PA: 39		
PITCHER	IP WLS BF H R ER SO BB IBB HBP BLK WP HR S P ERA WHIP											PITCHER	IP WLS BF H R ER SO BB IBB HBP BLK WP HR S P ERA WHIP
Jim Slaton, R (1, 1) ERA: 4.17	8.1 W 37 10 3 3 3 2 0 0 0 1 0 41 49 3.24 1.440												
John Hiller, L (9, 1) ERA: 2.55	0.2 S 2 0 0 0 1 0 0 0 0 0 0 4 4 0.00 0.000												

Cleveland Indians @ Detroit Tigers
Tiger Stadium, Detroit, MI
Fri Sep 08 1978, 7:05 PM EDT
Att. 13,624 - Unknown

livebaseballscorecards.com

AB	37
R	3
H	10
RBI	3
BB	2
SO	4
LOB	15



BOTTOM

Cleveland Indians @ Detroit Tigers

Tiger Stadium, Detroit, MI

Fri Sep 08 1978, 7:05 PM EDT

Att. 13,624 - Unknown

livebaseballscorecards.com

AB	35
R	6
H	13
RBI	5
BB	7
SO	5
LOB	30



WP:	1	PA:	44
PB:	0		
SB:	0		
CS:	2		

AB	R	H	RBI	BB	SO	LOB									
3	1	2	1	2	0	1									
5	0	2	2	0	1	2									
3	1	2	0	1	0	1									
5	0	2	0	0	2	6									
4	0	0	0	1	1	7									
5	1	1	0	0	0	5									
4	1	2	1	1	0	5									
3	1	1	0	1	0	1									
3	1	1	1	1	1	2									
1B:	7	SF:	0	2B:	5	SAC:	0	3B:	1	DP:	1	HR:	0	HBP:	1

Batter	1	2	3	4	5	6	7	8	9							
Ron LeFlore, R OBP: 0.357, SLG: 0.395 (1, 8)	4-0 CS BB	0-0 1-2 3B 1B		0-0 1-3 2B	0-0 F8		4-0 CS BB									
Lou Whitaker, L OBP: 0.349, SLG: 0.357 (1, 4)	0-0 HBP 1B	0-0 1-H 2-H 3B		0-3 K		0-0 G3	0-0 CS	0-0 F8								
Rusty Staub, L OBP: 0.358, SLG: 0.449 (1, 10)	1-0 HBP	0-0 L4		4-0 IBB		0-0 E 1B 1B		0-0 2B WP 1B								
Jason Thompson, L OBP: 0.367, SLG: 0.480 (1, 3)	0-3 K	0-0 1-3		0-3 K		0-0 E 1B		0-0 WP FC5-2-5 2B								
Steve Kemp, L OBP: 0.381, SLG: 0.392 (1, 7)	0-0 4-3		0-0 L8	0-3 K		0-0 E4 1-2 2-3		4-0 FC5-2-5 WP IBB								
Lance Parrish, R OBP: 0.258, SLG: 0.444 (1, 2)		0-0 4-3	0-0 5-3		0-0 1B 2B	0-0 F4		0-0 FC5-2-5 FC6-4								
John Wockenfuss, R OBP: 0.364, SLG: 0.405 (1, 9)		4-0 2B 1B BB	0-0 2B		0-0 G6-3 BB 2-H 1B	0-0 L6		0-0 FC6-4 1-3 2-H 3-H 1-2f								
Aurelio Rodriguez, R OBP: 0.299, SLG: 0.391 (1, 5)		0-0 1B 1B 2B	0-0 F4		4-0 G6-3 BB 1-2		0-0 4-3									
Alan Trammell, R OBP: 0.329, SLG: 0.331 (1, 6)		0-0 2-3 3-H 3B 1B		4-0 2B BB	0-0 G6-3		0-3 K									
Inning Stats	R: 0 E: 0 K: 1 S: 5	H: 1 LOB: 2 BB: 1 P: 10	R: 4 E: 0 K: 0 S: 7	H: 4 LOB: 1 BB: 1 P: 11	R: 0 E: 0 K: 0 S: 4	H: 1 LOB: 1 BB: 0 P: 4	R: 0 E: 0 K: 3 S: 10	H: 1 LOB: 3 BB: 2 P: 18	R: 1 E: 0 K: 0 S: 4	H: 2 LOB: 1 BB: 1 P: 8	R: 0 E: 1 K: 0 S: 6	H: 2 LOB: 3 BB: 0 P: 6	R: 0 E: 0 K: 1 S: 4	H: 0 LOB: 0 BB: 1 P: 8	R: 1 E: 0 K: 0 S: 5	H: 2 LOB: 2 BB: 1 P: 9

PITCHER	IP	WLS	BF	H	R	ER	SO	BB	IBB	HBP	BLK	WP	HR	S	P	ERA	WHIP
David Clyde, L ERA: 4.56 (1, 1)	1.1	L	11	5	4	4	1	2	0	0	0	0	0	10	19	27.00	5.250
Don Hood, L ERA: 4.75 (2, 1)	2.2		14	4	1	1	3	1	1	0	0	0	0	18	26	3.38	1.875
Jim Kern, R ERA: 2.95 (5, 1)	4.0		18	4	1	1	1	2	1	0	0	1	0	17	29	2.25	1.500
PITCHER	IP	WLS	BF	H	R	ER	SO	BB	IBB	HBP	BLK	WP	HR	S	P	ERA	WHIP

Batter	1	2	3	4	5	6	7	8	9	AB R H RBI BB SO LOB	TOP											
Buddy Bell, R (1, 5) OBP: 0.338, SLG: 0.409	4-0 FC5-6 BB	0-0 4-3		0-0 5-3			0-0 F9			3 0 0 0 1 0 3												
Duane Kuiper, L (1, 4) OBP: 0.308, SLG: 0.344	0-0 FC5-6 FC4-6 1-2f		0-0 G3		0-0 F8		0-0 4-3			4 0 0 0 0 0 1												
Bernie Carbo, L (1, 10) OBP: 0.362, SLG: 0.388	0-0 FC4-6 1-2f		1-0 E HBP		0-0 4-3			4-0 G6-4-3 BB		2 1 0 0 1 0 1												
Andre Thornton, R (1, 3) OBP: 0.383, SLG: 0.523	4-0 FC6-4 BB		0-0 F6		0-0 F6			0-0 G6-4-3 1-2f		3 0 0 0 1 0 2												
Gary Alexander, R (1, 2) OBP: 0.315, SLG: 0.445	0-0 FC6-4 1-2f		0-0 E8 1-H 2B		0-0 B5-6 1B 1B			0-3 K		4 1 2 0 0 1 2												
Jim Norris, L (1, 9) OBP: 0.363, SLG: 0.373		0-0 G3	0-0 F7		0-0 1-2 1B			0-0 4-3		4 0 1 0 0 0 0												
Ted Cox, R (1, 7) OBP: 0.297, SLG: 0.289		0-0 5-3		0-0 6-3 2B		0-0 B5-6 2-3f		0-0 5-3		4 0 1 0 0 0 2												
Rick Manning, L (1, 8) OBP: 0.308, SLG: 0.339		0-0 E6 1B		0-0 6-3 2-3		0-0 F7		0-0 6-3		4 0 0 0 0 0 2												
Tom Verzyer, R (1, 6) OBP: 0.297, SLG: 0.327		0-0 1-2 1B		0-0 5-3			0-0 5-3			3 0 1 0 0 0 1												
Inning Stats	R: 0 E: 1 K: 0 S: 3	H: 0 LOB: 2 BB: 2 P: 11	R: 0 E: 1 K: 0 S: 5	H: 1 LOB: 2 BB: 0 P: 5	R: 2 E: 1 K: 0 S: 4	H: 1 LOB: 0 BB: 0 P: 5	R: 0 E: 0 K: 0 S: 4	H: 1 LOB: 1 BB: 0 P: 4	R: 0 E: 0 K: 0 S: 3	H: 0 LOB: 0 BB: 0 P: 3	R: 0 E: 0 K: 0 S: 4	H: 2 LOB: 1 BB: 0 P: 4	R: 0 E: 0 K: 0 S: 3	H: 0 LOB: 0 BB: 0 P: 3	R: 0 E: 0 K: 1 S: 4	H: 0 LOB: 0 BB: 1 P: 8	R: 0 E: 0 K: 0 S: 3	H: 0 LOB: 0 BB: 0 P: 3	1B: 3 2B: 3 3B: 0 HR: 0	SF: 0 SAC: 0 DP: 2 HBP: 1	WP: 0 PB: 0 SB: 0 CS: 0	PA: 35
PITCHER Dave Rozema, R (1, 1) ERA: 3.15	IP: 9.0 WLS: W BF: 35 H: 5 R: 2 ER: 0 SO: 1 BB: 3 IBB: 0 HBP: 1 BLK: 0 WP: 0 HR: 0 S: 33 P: 46 ERA: 0.00 WHIP: 0.889																					

Cleveland Indians @ Detroit Tigers
 Tiger Stadium, Detroit, MI
 Sat Sep 09 1978, 3:33 AM EDT
 Att: 16,026 - Unknown

livebaseballscorecards.com

AB	31
R	2
H	5
RBI	0
BB	3
SO	1
LOB	14



Batter	1	2	3	4	5	6	7	8	9
Ron LeFlore, R OBP: 0.356, SLG: 0.393 (1, 8)	0-0 6-3		0-0 5-3	0-0 F8		0-0 F9		0-0 1B 1B	
Lou Whitaker, L OBP: 0.354, SLG: 0.361 (1, 4)	4-0 FC4-6 BB		0-0 4-3	0-0 1-2 1B		0-0 PO BLK 1B		0-0 1-2 1B	
Rusty Staub, L OBP: 0.357, SLG: 0.447 (1, 10)	0-0 FC4-6 BB 1-2f		0-3 K	0-3 K		0-3 K		0-0 1-3 2-H 1B	
Jason Thompson, L OBP: 0.370, SLG: 0.482 (1, 3)	4-0 1-2 BB			0-0 E SF8 1B	0-0 FC1-5 BB 1B	0-0 PO	0-0 WP 1B	0-0 L4	
Steve Kemp, L OBP: 0.381, SLG: 0.391 (1, 7)	0-3 K			0-0 SF8 E 2B 1B	4-0 WP FC1-5 BB		0-0 F8	0-3 K	
Milt May, L OBP: 0.318, SLG: 0.393 (1, 2)		0-0 F7		0-0 SF8	0-0 FC1-5 WP		4-0 BB		
Tim Corcoran, L OBP: 0.325, SLG: 0.330 (1, 9)		0-0 F4		1-0 2B HBP	0-0 F4		0-0 F8		
John Wockenfuss, R OBP: 0.360, SLG: 0.400 (5, PH) (6, 9)					1-2 2-3				
Phil Mankowski, L OBP: 0.371, SLG: 0.400 (1, 5)		1-0 HBP		0-0 F8 1B 2B	4-0 BB		0-0 6-3		
Aurelio Rodriguez, R OBP: 0.300, SLG: 0.390 (5, PH) (6, 5)				1-H 3-H					
Alan Trammell, R OBP: 0.328, SLG: 0.328 (1, 6)		0-0 F9		4-0 1B BB	0-0 F4		0-3 K		

AB	R	H	RBI	BB	SO	LOB
5	1	1	0	0	0	2
4	0	3	1	1	0	0
5	0	1	1	0	3	4
4	1	3	0	1	0	2
4	1	1	0	1	2	5
2	0	0	1	1	0	2
1	1	0	0	0	0	0
2	0	0	0	0	0	4
1	1	1	2	0	0	0
1	0	0	0	1	0	2
3	0	0	0	1	1	4


TOP

Cleveland Indians @ Detroit Tigers

Tiger Stadium, Detroit, MI

Sat Sep 09 1978, 3:33 AM EDT
Att. 16,026 - Unknown

AB	32
R	5
H	10
RBI	5
BB	6
SO	6
LOB	25



Inning Stats		R: 0	H: 0	E: 0	K: 1	S: 5	R: 0	H: 0	E: 0	K: 1	S: 5	R: 0	H: 0	E: 0	K: 1	S: 5	R: 0	H: 1	E: 0	K: 0	S: 4	R: 0	H: 1	E: 0	K: 0	S: 4	R: 1	H: 3	E: 0	K: 2	S: 10
		0	0	0	1	13	0	0	0	0	4	0	0	0	0	5	0	1	0	0	12	0	1	0	0	8	3	0	0	10	

PITCHER																
IP	WLS	BF	H	R	ER	SO	BB	IBB	HBP	BLK	WP	HR	S	P	ERA	WHIP
Mike Paxton, R (1, 1)	3.2	L	20	4	4	2	3	0	2	0	0	0	19	33	9.82	1.909
Sid Monge, L (4, 1)	2.2		13	3	0	2	3	0	0	1	2	0	14	26	0.00	2.250
Dan Spillner, R (7, 1)	1.2		8	3	1	2	0	0	0	0	0	0	12	12	5.40	1.800

WP	PA
2	42

Batter	1	2	3	4	5	6	7	8	9	AB R H RBI BB SO LOB	TOP									
Rick Manning, L (1, 8) OBP: 0.311, SLG: 0.341	0-0 BB 1B	0-0 4-3		0-0 CS 1B			0-0 F5		0-0 HR 1B	5 1 3 1 0 0 1										
Buddy Bell, R (1, 5) OBP: 0.337, SLG: 0.413	0-0 F8		0-0 F9	0-0 CS 1-2	0-0 F8		0-0 1-3		0-0 HR	5 1 1 2 0 0 1										
Andre Thornton, R (1, 3) OBP: 0.382, SLG: 0.519	0-0 F7		4-0 BB 1B		0-0 1-3			0-0 5-3	0-0 6-3	4 1 0 0 1 0 1										
Wayne Cage, L (1, 10) OBP: 0.275, SLG: 0.378	4-0 1-2 BB		0-0 1B 1-2 1B		0-3 K			0-0 F6	0-0 4-3	4 0 1 0 1 1 0										
Gary Alexander, R (1, 2) OBP: 0.316, SLG: 0.452	0-0 F6		0-0 1-3 2-H 1B			0-0 F8		0-0 HR		4 1 2 2 0 0 2										
Bernie Carbo, L (1, 9) Horace Speed, R (6, 9) OBP: 0.362, SLG: 0.401 OBP: 0.336, SLG: 0.300		0-3 K	0-3 K			0-0 HR		0-0 2B		3 1 1 1 0 2 2 1 0 1 0 0 0 0										
Jim Norris, L (1, 7) OBP: 0.362, SLG: 0.375		0-0 3B 2B	0-0 F4			0-0 4-3		0-0 F7		4 1 1 0 0 0 3										
Duane Kuiper, L (1, 4) OBP: 0.310, SLG: 0.344		0-0 L4		1-0 CS HBP		0-0 F7		0-0 SH1-4 1B		3 1 1 0 0 0 1										
Tom Verzyer, R (1, 6) OBP: 0.297, SLG: 0.332		0-0 2-H 3B		0-3 K 1-2			0-0 4-3		0-0 SH1-4	3 0 1 1 0 1 1										
Inning Stats	R: 0 H: 1 E: 0 LOB: 2 K: 0 BB: 1 S: 4 P: 8	R: 1 H: 2 E: 0 LOB: 1 K: 1 BB: 0 S: 7 P: 7	R: 1 H: 2 E: 0 LOB: 2 K: 1 BB: 1 S: 7 P: 11	R: 0 H: 1 E: 0 LOB: 0 K: 1 BB: 0 S: 4 P: 5	R: 0 H: 0 E: 0 LOB: 0 K: 1 BB: 0 S: 5 P: 5	R: 1 H: 1 E: 0 LOB: 0 K: 0 BB: 0 S: 4 P: 4	R: 0 H: 0 E: 0 LOB: 0 K: 0 BB: 0 S: 3 P: 3	R: 1 H: 2 E: 0 LOB: 1 K: 0 BB: 0 S: 5 P: 5	R: 3 H: 3 E: 0 LOB: 0 K: 0 BB: 0 S: 6 P: 6	1B: 6 SF: 0 2B: 2 SAC: 1 3B: 1 DP: 0 HR: 3 HBP: 1	WP: 0 PA: 41 PB: 0 SB: 0 CS: 2									
PITCHER	Milt Wilcox, R (1, 1) ERA: 3.59 John Hiller, L (9, 1) ERA: 2.76										PITCHER IP WLS BF H R ER SO BB IBB HBP BLK WP HR S P ERA WHIP									

Cleveland Indians @ Detroit Tigers
Tiger Stadium, Detroit, MI
Sun Sep 10 1978, 3:33 AM EDT
Att: 15,583 - Unknown

livebaseballscorecards.com

AB 36
R 7
H 12
RBI 7
BB 2
SO 4
LOB 12



BOTTOM

Cleveland Indians @ Detroit Tigers
Tiger Stadium, Detroit, MI
Sun Sep 10 1978, 3:33 AM EDT
Att. 15,583 - Unknown

livebaseballscorecards.com

AB 33
R 4
H 7
RBI 4
BB 5
SO 3
LOB 16



WP: 0 PA: 39
PB: 0
SB: 1
CS: 0

AB R H RBI BB SO LOB

4 0 0 0 1 1 1

4 0 1 0 1 0 3

5 0 0 0 0 0 2

2 1 1 0 2 0 1

4 1 1 2 0 2 2

3 0 1 0 1 0 2
0 0 0 0 0 0 0
0 0 0 0 0 0 0

3 1 0 0 0 0 2
1 0 0 0 0 0 1

4 1 2 1 0 0 2

3 0 1 1 0 0 0

1B: 5 SF: 0
2B: 1 SAC: 1
3B: 0 DP: 0
HR: 1 HBP: 0

Batter	1	2	3	4	5	6	7	8	9
Ron LeFlore, R (1, 8) OBP: 0.355, SLG: 0.390	0-0 4-3 BBB	4-0 1-2 BB			0-0 F3		0-3 K		0-0 1-6-3
Lou Whitaker, L (1, 4) OBP: 0.354, SLG: 0.360	0-0 4-3 1B	0-0 F5			0-0 6-3		0-0 4-3		4-0 BB
Rusty Staub, L (1, 10) OBP: 0.354, SLG: 0.443	0-0 4-3 1-2		0-0 1-3		0-0 4-3			0-0 4-3	0-0 4-3
Jason Thompson, L (1, 3) OBP: 0.373, SLG: 0.482	0-0 4-3		4-0 BB			0-0 FC3-6 1B		4-0 HR BB	
Steve Kemp, L (1, 7) OBP: 0.380, SLG: 0.396		0-3 K	0-3 K			0-0 F7		0-0 1-H HR	
Milt May, L (1, 2) OBP: 0.320, SLG: 0.392		0-0	0-0 4-3			0-0 FC3-6 1-2f		4-0 4-3 BB	
Steve Dillard, R (8, PR) OBP: 0.274, SLG: 0.306		FC6-4 1B							
Lance Parrish, R (9, 2) OBP: 0.258, SLG: 0.444									
Tim Corcoran, L (1, 9) OBP: 0.322, SLG: 0.326		0-0 FC6-4 1-2f 2B			0-0 F5		0-0 F7		0-0 4-3 1-2
John Wockenfuss, R (8, PH) OBP: 0.358, SLG: 0.398									
Aurelio Rodriguez, R (1, 5) OBP: 0.302, SLG: 0.394		0-0 1-H 1B 2B			0-0 F3		0-0 SH5-4 1B		0-0 F9
Alan Trammell, R (1, 6) OBP: 0.328, SLG: 0.328		0-0 2-H 1B			0-0 F6		0-0 SH5-4 1-2		0-0 5-3

Inning Stats	R: 0	H: 1	E: 0	K: 0	S: 4	LOB: 1	BB: 0	P: 4	R: 2	H: 3	E: 0	K: 1	S: 8	LOB: 2	BB: 1	P: 12	R: 0	H: 0	E: 0	K: 1	S: 5	LOB: 1	BB: 1	P: 9	R: 0	H: 0	E: 0	K: 0	S: 3	LOB: 0	BB: 0	P: 3	R: 0	H: 1	E: 0	K: 0	S: 4	LOB: 1	BB: 0	P: 4	R: 0	H: 1	E: 0	K: 1	S: 6	LOB: 1	BB: 0	P: 6	R: 2	H: 1	E: 0	K: 0	S: 4	LOB: 2	BB: 2	P: 12	R: 0	H: 0	E: 0	K: 0	S: 3	LOB: 1	BB: 1	P: 7	1B: 5	SF: 0	2B: 1	SAC: 1	3B: 0	DP: 0	HR: 1	HBP: 0	WP: 0	PA: 39
--------------	------	------	------	------	------	--------	-------	------	------	------	------	------	------	--------	-------	-------	------	------	------	------	------	--------	-------	------	------	------	------	------	------	--------	-------	------	------	------	------	------	------	--------	-------	------	------	------	------	------	------	--------	-------	------	------	------	------	------	------	--------	-------	-------	------	------	------	------	------	--------	-------	------	-------	-------	-------	--------	-------	-------	-------	--------	-------	--------

PITCHER	IP	WLS	BF	H	R	ER	SO	BB	IBB	HBP	BLK	WP	HR	S	P	ERA	WHIP
Paul Reuschel, R (1, 1) ERA: 3.82	6.0		25	5	2	2	2	2	2	0	0	0	0	27	35	3.00	1.167
Dan Spillner, R (7, 1) ERA: 3.87	1.1		7	2	2	2	1	1	0	0	0	0	1	8	12	13.50	2.250
Sid Monge, L (8, 1) ERA: 2.82	0.1		2	0	0	0	0	1	0	0	0	0	0	1	5	0.00	3.000
Jim Kern, R (8, 1) ERA: 2.91	1.1	W	5	0	0	0	0	1	0	0	0	0	0	4	8	0.00	0.750

Batter	1	2	3	4	5	6	7	8	9	AB R H RBI BB SO LOB	TOP											
Mickey Rivers, L (1, 8) OBP: 0.299, SLG: 0.400	0-0 6-3		0-0 F2			0-0 1B G6-4-3 2B		0-0 F9		4 1 1 0 0 0 2												
Willie Randolph, R (1, 4) OBP: 0.385, SLG: 0.359	0-0 F4		0-0 G5-4-3			0-0 2-3 1B G6-4-3		0-0 F6		4 0 1 0 0 0 2												
Thurman Munson, R (1, 2) OBP: 0.333, SLG: 0.379 Mike Heath, R (8, 2) OBP: 0.287, SLG: 0.309	0-0 5-3				0-0 G4-6-3 1B	0-0 G6-4-3		0-0 1-2 HR 1B		4 1 2 0 0 0 1 0 0 0 0 0 0 0												
Reggie Jackson, L (1, 9) OBP: 0.363, SLG: 0.481		0-0 4-3		0-3 K		0-0 1B		0-0 1-2 HR		4 1 2 3 0 1 1												
Chris Chambliss, L (1, 3) OBP: 0.329, SLG: 0.392		0-0 F7		0-0 G4-6-3		0-0 F7		0-3 K		4 0 0 0 0 1 2												
Graig Nettles, L (1, 5) OBP: 0.348, SLG: 0.454		4-0 1B BB				0-0 5-3		0-0 F4		2 0 0 0 2 0 0												
Lou Piniella, R (1, 7) OBP: 0.371, SLG: 0.454		0-0 1-2 1B				0-0 6-3		0-0 5-3		4 0 1 0 0 0 1												
Roy White, S (1, 10) OBP: 0.340, SLG: 0.402		0-0 F7				4-0 FC5-4 BB		0-0 5-3		3 0 0 0 1 1 3												
Bucky Dent, R (1, 6) OBP: 0.303, SLG: 0.333			0-0 G5-4-3 1B			0-0 FC5-4		1-0 1B HR HBP		3 1 1 0 0 0 2												
Inning Stats	R: 0 E: 0 K: 0 S: 3	H: 0 LOB: 0 BB: 0 P: 3	R: 0 E: 0 K: 0 S: 4	H: 1 LOB: 2 BB: 1 P: 8	R: 0 E: 0 K: 0 S: 3	H: 1 LOB: 0 BB: 0 P: 3	R: 0 E: 0 K: 1 S: 5	H: 1 LOB: 0 BB: 0 P: 5	R: 0 E: 0 K: 0 S: 3	H: 0 LOB: 1 BB: 1 P: 7	R: 1 E: 0 K: 0 S: 5	H: 3 LOB: 1 BB: 0 P: 5	R: 0 E: 0 K: 0 S: 3	H: 0 LOB: 0 BB: 0 P: 3	R: 3 E: 0 K: 1 S: 7	H: 2 LOB: 0 BB: 0 P: 8	R: 0 E: 0 K: 1 S: 5	H: 0 LOB: 1 BB: 1 P: 9	1B: 6 2B: 1 3B: 0 HR: 1	SF: 0 SAC: 0 DP: 3 HBP: 1	WP: 0 PB: 0 SB: 0 CS: 0	PA: 36
PITCHER	IP WLS BF H R ER SO BB IBB HBP BLK WP HR S P ERA WHIP																					
Kip Young, R (1, 1) ERA: 2.7	7.2 W 31 8 4 4 1 2 0 1 0 0 0 1 30 39 4.70 1.304																					
John Hiller, L (8, 1) ERA: 2.71	1.1 S 5 0 0 0 2 1 0 0 0 0 0 0 8 12 0.00 0.750																					

New York Yankees @ Detroit Tigers
Tiger Stadium, Detroit, MI
 Tue Sep 12 1978, 7:05 PM EDT
 Att. 14,162 - Unknown

livebaseballscorecards.com

AB	32
R	4
H	8
RBI	3
BB	3
SO	3
LOB	14



Batter	1	2	3	4	5	6	7	8	9	AB	R	H	RBI	BB	SO	LOB
Ron LeFlore, R OBP: 0.358, SLG: 0.398 (1, 8)	0-0 F8 HR 2B		0-0 HR	0-0 FC6-4 1-2f		4-0 BB BB		4-0 F9 1B BB		3	2	2	1	2	0	2
Lou Whitaker, L OBP: 0.357, SLG: 0.360 (1, 4)	0-3 K		0-0 6-3		4-0 WP 1B BB	4-0 1-2 2-3 BB		0-0 1-2 3-H 1B		3	1	1	1	2	1	1
Rusty Staub, L OBP: 0.354, SLG: 0.447 (1, 10)	4-0 HR BB		0-0 HR		0-0 F8 1-2	0-0 F9		0-0 F9 2-3		4	2	1	1	1	0	6
Jason Thompson, L OBP: 0.371, SLG: 0.479 (1, 3)	0-0 F8 2-3		0-0 F5		0-0 1B		0-3 K	0-0 F7		5	0	1	1	0	1	4
Steve Kemp, L OBP: 0.381, SLG: 0.403 (1, 7)	0-0 1-H 3-H HR		0-0 F2		0-3 K		0-0 E 1B			4	1	2	3	0	1	1
Milt May, L OBP: 0.317, SLG: 0.387 (1, 2)	0-0 F7			0-0 1-3	0-0 1-3		0-0 E4 L3			4	0	0	0	0	0	2
Tim Corcoran, L OBP: 0.321, SLG: 0.329 (1, 9)		0-0 4-3		0-0 F8 2B		0-3 K	0-0 L3			4	0	1	0	0	1	2
Phil Mankowski, L OBP: 0.369, SLG: 0.398 (1, 5)		0-0 F4		0-0 F8 2-3		0-0 BB 2B		0-0 L1		1	0	0	0	0	0	0
Aurelio Rodriguez, R OBP: 0.302, SLG: 0.397 (4, PH) (5, 5)										3	0	1	0	0	0	1
Alan Trammell, R OBP: 0.329, SLG: 0.333 (1, 6)		0-3 K		4-0 FC6-4 BB		0-0 F4		0-0 1B 3B		3	1	1	0	1	1	1


Inning Stats	R: 3	H: 2	E: 0	K: 1	S: 7	LOB: 0	BB: 11	R: 0	H: 0	E: 0	K: 1	S: 5	LOB: 0	BB: 0	R: 0	H: 1	E: 0	K: 0	S: 4	R: 1	H: 1	E: 0	K: 1	S: 6	LOB: 1	BB: 1	R: 0	H: 1	E: 0	K: 1	S: 6	LOB: 3	BB: 2	R: 0	H: 1	E: 1	K: 1	S: 6	LOB: 1	BB: 0	R: 1	H: 2	E: 0	K: 0	S: 5	LOB: 2	BB: 1	1B: 3	SF: 0	2B: 4	SAC: 0	3B: 1	DP: 1	HR: 3	HBP: 0
--------------	------	------	------	------	------	--------	--------	------	------	------	------	------	--------	-------	------	------	------	------	------	------	------	------	------	------	--------	-------	------	------	------	------	------	--------	-------	------	------	------	------	------	--------	-------	------	------	------	------	------	--------	-------	-------	-------	-------	--------	-------	-------	-------	--------

PITCHER	IP	WLS	BF	H	R	ER	SO	BB	IBB	HBP	BLK	WP	HR	S	P	ERA	WHIP
Dick Tidrow, R ERA: 3.75 (1, 1)	2.1	L	12	4	5	5	2	1	0	0	0	0	3	15	19	19.29	2.143
Paul Lindblad, L ERA: 4.02 (3, 1)	4.2		22	4	1	1	3	4	0	0	0	1	0	24	40	1.93	1.714
Ron Davis, R ERA: 40.5 (8, 1)	0.1		3	1	1	1	0	1	0	0	0	0	0	2	6	27.00	6.000
Sparky Lyle, L ERA: 3.22 (8, 1)	0.2		3	1	0	0	0	0	0	0	0	0	0	3	3	0.00	1.500

BOTTOM

New York Yankees @ Detroit Tigers
Tiger Stadium, Detroit, MI
 Tue Sep 12 1978, 7:05 PM EDT
 Att. 14,162 - Unknown

AB	34
R	7
H	10
RBI	7
BB	6
SO	5
LOB	20



PITCHER	IP	WLS	BF	H	R	ER	SO	BB	IBB	HBP	BLK	WP	HR	S	P	ERA	WHIP
Dick Tidrow, R ERA: 3.75 (1, 1)	2.1	L	12	4	5	5	2	1	0	0	0	0	3	15	19	19.29	2.143
Paul Lindblad, L ERA: 4.02 (3, 1)	4.2		22	4	1	1	3	4	0	0	0	1	0	24	40	1.93	1.714
Ron Davis, R ERA: 40.5 (8, 1)	0.1		3	1	1	1	0	1	0	0	0	0	0	2	6	27.00	6.000
Sparky Lyle, L ERA: 3.22 (8, 1)	0.2		3	1	0	0	0	0	0	0	0	0	0	3	3	0.00	1.500

Batter	1	2	3	4	5	6	7	8	9	AB R H RBI BB SO LOB	TOP		
Mickey Rivers, L (1, 8) OBP: 0.303, SLG: 0.407 Paul Blair, R (8, PH) OBP: 0.233, SLG: 0.267 (8, 8)	0-0 G3		0-0 FC6-5 1B	0-0 SF7 3B		0-0 1B 1-2 1B		0-0 F8		4 2 3 1 0 0 0 1 0 0 0 0 0 0			
Willie Randolph, R (1, 4) OBP: 0.385, SLG: 0.361	0-0 1B		0-0 5-3 1-2	0-0 SF7		0-0 1B 1-3 2-H 1B		0-0 4-3		4 0 2 2 0 0 1			
Thurman Munson, R (1, 2) OBP: 0.333, SLG: 0.378 Mike Heath, R (1, 2) OBP: 0.286, SLG: 0.306	0-0 5-3 1-2		0-0 FC6-5 1B 2-3	0-0 6-3		0-0 1B 1-2 3-H 1B		0-0 5-3		1 0 0 0 0 0 1 4 0 1 1 0 0 1			
Reggie Jackson, L (1, 9) OBP: 0.364, SLG: 0.478 Gary Thomasson, L (9, 9) OBP: 0.303, SLG: 0.368	0-0 F8		0-0 1B 1-2		4-0 SF8 BB	0-3 K		0-3 K		4 1 1 0 1 2 3 0 0 0 0 0 0 0			
Chris Chambliss, L (1, 3) OBP: 0.328, SLG: 0.390		0-0 4-3	0-0 4-3		0-0 3-4-3 1-3	0-0 F9		0-0 1B		5 0 1 0 0 0 5			
Graig Nettles, L (1, 5) OBP: 0.347, SLG: 0.453		0-0 4-3		0-0 3B 1B	0-0 SF8 3-H	0-3 K2-3		0-0 F9		4 1 1 1 0 1 1			
Lou Piniella, R (1, 7) OBP: 0.372, SLG: 0.459		0-0 1B 1B		0-0 1B 3B 1-H	0-0 F9		0-0 F8			4 1 2 1 0 0 0			
Roy White, S (1, 10) OBP: 0.345, SLG: 0.407		0-0 1B 1-2		0-0 3B 1B 3-H		0-0 FC5-4 1B		0-0 F3		4 1 3 1 0 0 0			
Bucky Dent, R (1, 6) OBP: 0.300, SLG: 0.329		0-0 F9		0-0 5-3 1-2		0-0 FC5-4 1B 1-2f		0-0 F5		4 1 0 0 0 0 4			
Inning Stats	R: 0 E: 0 K: 0 S: 4 H: 1 LOB: 1 BB: 0 P: 4	R: 0 E: 0 K: 0 S: 5 H: 2 LOB: 2 BB: 0 P: 5	R: 0 E: 0 K: 0 S: 5 H: 2 LOB: 2 BB: 0 P: 5	R: 4 E: 0 K: 0 S: 7 H: 4 LOB: 0 BB: 0 P: 7	R: 1 E: 0 K: 0 S: 3 H: 0 LOB: 0 BB: 1 P: 7	R: 2 E: 0 K: 1 S: 9 H: 4 LOB: 2 BB: 0 P: 9	R: 0 E: 0 K: 1 S: 5 H: 0 LOB: 0 BB: 0 P: 5	R: 0 E: 0 K: 0 S: 3 H: 0 LOB: 0 BB: 0 P: 3	R: 0 E: 0 K: 1 S: 6 H: 1 LOB: 1 BB: 0 P: 6	1B: 12 2B: 0 3B: 2 HR: 0 SF: 2 SAC: 0 DP: 0 HBP: 0	WP: 0 PB: 0 SB: 2 CS: 0 PA: 42		
PITCHER	IP WLS BF H R ER SO BB IBB HBP BLK WP HR S P ERA WHIP											PITCHER	IP WLS BF H R ER SO BB IBB HBP BLK WP HR S P ERA WHIP
Jack Billingham, R (1, 1) ERA: 3.82	4.0 L 21 9 4 4 0 0 0 0 0 0 0 0 0 21 21 9.00 2.250												
Ed Glynn, L (5, 1) ERA: 3.21	1.0 4 0 1 1 0 1 0 0 0 0 0 0 0 3 7 9.00 1.000												
Jack Morris, R (6, 1) ERA: 4.35	0.1 5 4 2 2 0 0 0 0 0 0 0 0 0 5 5 54.00 12.000												
Sheldon Burnside, L (6, 1) ERA: 9.0	3.2 12 1 0 0 3 0 0 0 0 0 0 0 0 18 18 0.00 0.273												

New York Yankees @ Detroit Tigers
Tiger Stadium, Detroit, MI
 Wed Sep 13 1978, 7:05 PM EDT
 Att: 16,841 - Unknown

livebaseballscorecards.com

AB	39
R	7
H	14
RBI	7
BB	1
SO	3
LOB	16



BOTTOM

New York Yankees @ Detroit Tigers
 Tiger Stadium, Detroit, MI
 Wed Sep 13 1978, 7:05 PM EDT
 Att. 16,841 - Unknown

livebaseballscorecards.com

AB	31
R	3
H	4
RBI	3
BB	9
SO	7
LOB	25



Batter	1	2	3	4	5	6	7	8	9	AB R H RBI BB SO LOB
Ron LeFlore, R OBP: 0.359, SLG: 0.396 (1, 8)	0-0 5-3		0-0 5-3		4-0 FC4-6 BB		0-0 F3		4-0 FC6 BB	3 0 0 0 2 0 3
Lou Whitaker, L OBP: 0.357, SLG: 0.357 (1, 4)	0-3 K		0-0 G3		0-0 FC4-6		4-0 BB		4-0 FC6 BB	3 0 0 1 2 1 3
Rusty Staub, L OBP: 0.353, SLG: 0.444 (1, 10)	0-0 3-1			0-0 FC4-6 1B	0-3 K		0-0 F6		0-3 K	5 0 1 0 0 2 7
Jason Thompson, L OBP: 0.370, SLG: 0.480 (1, 3)		0-0 G1 3B		0-0 FC4-6		0-3 K		0-3 K	0-0 FC6	5 1 1 0 0 2 3
Steve Kemp, L OBP: 0.380, SLG: 0.400 (1, 7)		0-0 G1		0-0 FC4-6		0-0 F4		4-0 1B BB	0-3 K	4 1 0 1 1 1 3
Milt May, L OBP: 0.313, SLG: 0.382 (1, 2)		0-0 3-1		0-0 F8		0-0 3-1		0-0 4-3		4 0 0 0 0 0 2
Tim Corcoran, L OBP: 0.326, SLG: 0.328 (1, 9)		0-0 3-1			4-0 BB FC4-6 BB		4-0 BB 1B BB		4-0 1B BB	1 1 0 0 3 0 0
Phil Mankowski, L OBP: 0.367, SLG: 0.395 (1, 5)			0-0 F9		0-3 K		0-0 F4		0-0 1B	4 0 1 1 0 1 2
Alan Trammell, R OBP: 0.333, SLG: 0.334 (1, 6)			4-0 5-3 BB		1-0 FC4-6 BB HBP		0-0 BB 1B		0-0 F9	2 0 1 0 1 0 2

Inning Stats	R: 0	H: 0	E: 0	K: 1	S: 5	LOB: 0	BB: 0	P: 5	R: 1	H: 1	E: 0	K: 0	S: 4	LOB: 0	BB: 0	P: 4	R: 0	H: 1	E: 0	K: 0	S: 4	LOB: 1	BB: 0	P: 4	R: 1	H: 0	E: 0	K: 2	S: 7	LOB: 2	BB: 2	P: 16	R: 0	H: 0	E: 0	K: 1	S: 5	LOB: 0	BB: 0	P: 5	R: 0	H: 1	E: 0	K: 0	S: 4	LOB: 3	BB: 2	P: 12	R: 1	H: 1	E: 0	K: 1	S: 6	LOB: 2	BB: 2	P: 14	R: 0	H: 0	E: 0	K: 2	S: 7	LOB: 2	BB: 2	P: 15	1B: 3	2B: 0	3B: 1	HR: 0	SF: 0	SAC: 0	DP: 0	HBP: 1	WP: 0	PB: 0	SB: 0	CS: 0	PA: 41
--------------	------	------	------	------	------	--------	-------	------	------	------	------	------	------	--------	-------	------	------	------	------	------	------	--------	-------	------	------	------	------	------	------	--------	-------	-------	------	------	------	------	------	--------	-------	------	------	------	------	------	------	--------	-------	-------	------	------	------	------	------	--------	-------	-------	------	------	------	------	------	--------	-------	-------	-------	-------	-------	-------	-------	--------	-------	--------	-------	-------	-------	-------	--------

PITCHER	IP	WLS	BF	H	R	ER	SO	BB	IBB	HBP	BLK	WP	HR	S	P	ERA	WHIP
Jim Beattie, R ERA: 3.65 (1, 1)	6.1	W	27	3	2	2	4	4	0	1	0	0	0	30	47	2.84	1.105
Rich Gossage, R ERA: 1.92 (7, 1)	2.2		14	1	1	1	3	5	0	0	0	0	0	15	35	3.38	2.250

Batter	1	2	3	4	5	6	7	8	9	AB R H RBI BB SO LOB	TOP		
Mickey Rivers, L (1, 8) OBP: 0.304, SLG: 0.410 Paul Blair, R (8, PR) OBP: 0.233, SLG: 0.267 (8, 8)	0-0 F9 4-3 2B		0-0 G3			0-0 4-3		0-0 1B		4 1 2 0 0 0 0 0 0 0 0 0 0 0			
Willie Randolph, R (1, 4) OBP: 0.385, SLG: 0.359 Jim Spencer, L (8, PH) OBP: 0.304, SLG: 0.458 Fred Stanley, R (8, 4) OBP: 0.331, SLG: 0.292	0-0 F9 2-3		0-0 F8			1-0 2-3 HBP		0-0 F8		2 0 0 0 0 0 1 1 0 0 0 0 0 1 0 0 0 0 0 0 0			
Lou Piniella, R (1, 7) OBP: 0.369, SLG: 0.455	0-0 4-3 3-H		0-0 F9			0-0 2-3 1-2		0-0 F8		4 0 0 1 0 0 2			
Reggie Jackson, L (1, 9) OBP: 0.363, SLG: 0.476	0-0 F8					0-0 1-3 K			0-0 FC4-6 1B	4 0 1 0 0 1 1			
Chris Chambliss, L (1, 3) OBP: 0.327, SLG: 0.389		0-0 HR 1B				0-0 F8		0-0 F7	0-0 FC4-6 2B 1-2f	4 1 1 0 0 0 1			
Graig Nettles, L (1, 5) OBP: 0.350, SLG: 0.468		0-0 1-H HR				0-0 G3		0-0 HR	0-0 2B 1-3	4 2 3 3 0 0 0			
Roy White, S (1, 10) OBP: 0.344, SLG: 0.403						0-0 G3		0-0 G3	4-0 IBB	3 0 0 0 1 0 0			
Bucky Dent, R (1, 6) OBP: 0.297, SLG: 0.325						0-0 F9		0-0 1-3	0-0 F6	4 0 0 0 0 0 3			
Mike Heath, R (1, 2) OBP: 0.274, SLG: 0.292						0-0 6-3		0-0 6-3	0-0 F6	4 0 0 0 0 0 3			
Inning Stats	R: 1 H: 1 E: 0 LOB: 0 K: 0 BB: 0 S: 4 P: 4	R: 2 H: 2 E: 0 LOB: 0 K: 0 BB: 0 S: 5 P: 5	R: 0 H: 0 E: 0 LOB: 0 K: 0 BB: 0 S: 3 P: 3	R: 0 H: 0 E: 0 LOB: 0 K: 0 BB: 0 S: 3 P: 3	R: 0 H: 0 E: 0 LOB: 0 K: 0 BB: 0 S: 3 P: 3	R: 0 H: 0 E: 0 LOB: 1 K: 1 BB: 0 S: 5 P: 6	R: 1 H: 1 E: 0 LOB: 0 K: 0 BB: 0 S: 4 P: 4	R: 0 H: 1 E: 0 LOB: 1 K: 0 BB: 0 S: 4 P: 4	R: 0 H: 2 E: 0 LOB: 3 K: 0 BB: 1 S: 5 P: 9	1B: 3 SF: 0 2B: 2 SAC: 0 3B: 0 DP: 0 HR: 2 HBP: 1	WP: 0 PA: 36 PB: 0 SB: 0 CS: 0		
PITCHER	IP WLS BF H R ER SO BB IBB HBP BLK WP HR S P ERA WHIP											PITCHER	IP WLS BF H R ER SO BB IBB HBP BLK WP HR S P ERA WHIP
Jim Slaton, R (1, 1) ERA: 4.19 John Hiller, L (9, 1) ERA: 2.68	8.0 L 30 5 4 4 1 0 0 0 1 0 0 0 2 31 32 4.50 0.625												

New York Yankees @ Detroit Tigers
 Tiger Stadium, Detroit, MI
 Thu Sep 14 1978, 7:05 PM EDT
 Att: 17,118 - Unknown

livebaseballscorecards.com

AB	34
R	4
H	7
RBI	4
BB	1
SO	1
LOB	12



BOTTOM

New York Yankees @ Detroit Tigers
Tiger Stadium, Detroit, MI
Thu Sep 14 1978, 7:05 PM EDT
Att. 17,118 - Unknown

livebaseballscorecards.com

AB	31
R	2
H	7
RBI	2
BB	4
SO	1
LOB	14



WP	0	PA	35
PB	0		
SB	0		
CS	0		

AB R H RBI BB SO LOB

4 1 2 0 0 0 0

3 0 1 2 1 0 1

3 0 1 0 1 0 2

3 0 0 0 1 0 3

4 0 1 0 0 0 2

3 0 1 0 0 0 1

1 0 0 0 0 1 0

3 0 0 0 0 0 2

1 0 1 0 0 0 0

2 1 0 0 1 0 1

1 0 0 0 0 0 1

3 0 0 0 0 0 1

1B	5	SF	0
2B	2	SAC	0
3B	0	DP	3
HR	0	HBP	0

Batter	1	2	3	4	5	6	7	8	9
Ron LeFlore, R OBP: 0.359, SLG: 0.399 (1, 8)	0-0 F3		0-0 4-3 2B			0-0 6-3		0-0 1-2 2B 1B	
Lou Whitaker, L OBP: 0.358, SLG: 0.359 (1, 4)	0-0 4-3		0-0 4-3 2-3			4-0 FC3-6 BB		0-0 1-H 2-H 2B	
Rusty Staub, L OBP: 0.354, SLG: 0.444 (1, 10)	0-0 BB 1B		0-0 F8			0-0 FC3-6 1-2f		4-0 G4-6-3 BB	
Jason Thompson, L OBP: 0.369, SLG: 0.477 (1, 3)	4-0 1-2 BB			0-0 F8		0-0 4-3		0-0 G4-6-3 1-2f	
Steve Kemp, L OBP: 0.379, SLG: 0.398 (1, 7)	0-0 G3			0-0 6-3			0-0 G1-6-3 1B		0-0 4-3
Milt May, L OBP: 0.313, SLG: 0.382 John Wockenfuss, R (9, PH) OBP: 0.356, SLG: 0.395		0-0 G6-4-3 1B		0-0 3-1			0-0 F5		0-3 K
Tim Corcoran, L OBP: 0.323, SLG: 0.324 Mickey Stanley, R (9, PH) OBP: 0.318, SLG: 0.403			0-0 F7			0-0 6-3		0-0 G1-6-3 1-2f	
Phil Mankowski, L OBP: 0.367, SLG: 0.391 Aurelio Rodriguez, R (9, PH) OBP: 0.302, SLG: 0.395			0-0 G6-4-3 1-2f			0-0 F8		4-0 1B 2B BB	0-0 F9
Alan Trammell, R OBP: 0.331, SLG: 0.332 (1, 6)			0-0 1-3			0-0 3-1		0-0 F2	

Inning Stats	R: 0	H: 1	E: 0	LOB: 2	K: 0	BB: 1	S: 4	P: 8
	R: 0	H: 1	E: 0	LOB: 0	K: 0	BB: 0	S: 3	P: 3
	R: 0	H: 1	E: 0	LOB: 1	K: 0	BB: 0	S: 4	P: 4
	R: 0	H: 0	E: 0	LOB: 0	K: 0	BB: 0	S: 3	P: 3
	R: 0	H: 0	E: 0	LOB: 0	K: 0	BB: 0	S: 3	P: 3
	R: 0	H: 0	E: 1	LOB: 1	K: 0	BB: 1	S: 3	P: 7
	R: 0	H: 1	E: 0	LOB: 0	K: 0	BB: 0	S: 3	P: 3
	R: 2	H: 2	E: 0	LOB: 1	K: 0	BB: 2	S: 4	P: 12
	R: 0	H: 1	E: 0	LOB: 1	K: 1	BB: 0	S: 6	P: 6

PITCHER	IP	WLS	BF	H	R	ER	SO	BB	IBB	HBP	BLK	WP	HR	S	P	ERA	WHIP
Ed Figueroa, R ERA: 3.01 (1, 1)	7.0	W	25	4	0	0	0	2	0	0	0	0	0	23	31	0.00	0.857
Rich Gossage, R ERA: 2.07 (8, 1)	0.1		4	2	2	2	0	1	0	0	0	0	0	3	7	54.00	9.000
Sparky Lyle, L ERA: 3.17 (8, 1)	1.2	S	6	1	0	0	1	1	0	0	0	0	0	7	11	0.00	1.200

Batter	1	2	3	4	5	6	7	8	9	AB R H RBI BB SO LOB	TOP
Ron LeFlore, R (1, 8) OBP: 0.360, SLG: 0.399	0-0 5-3		0-0 FC4-6 1B			0-0 SH5-3 SF7 1B		0-0 6-3		4 1 2 0 0 0 0	Detroit Tigers @ Cleveland Indians Cleveland Municipal Stadium, Cleveland, OH Fri Sep 15 1978, 7:05 PM EDT Att: 4,070 - Unknown - 75 F
Lou Whitaker, L (1, 4) OBP: 0.358, SLG: 0.359	0-0 G6-3 1B		0-0 FC4-6			0-0 SH5-3		0-3 K		3 0 1 0 0 1 2	
Rusty Staub, L (1, 10) OBP: 0.352, SLG: 0.442	0-0 G6-3		0-0 G3			0-0 SF7			0-0 6-3	3 0 0 1 0 0 3	
Jason Thompson, L (1, 3) OBP: 0.368, SLG: 0.478		0-3 K		0-0 1B 2B		0-0 3-1			0-0 F7	4 0 1 0 0 1 0	
Steve Kemp, L (1, 7) OBP: 0.380, SLG: 0.399		0-0 1B		0-0 F7			0-3 K		0-0 1B	4 0 2 0 0 1 1	
Milt May, L (1, 2) OBP: 0.315, SLG: 0.383		0-0 F8		0-0 1B			0-0 FC3-6 1B		0-0 4-3	4 0 2 0 0 0 2	
Tim Corcoran, L (1, 9) OBP: 0.320, SLG: 0.321		0-0 F7			0-0 4-3		0-0 FC3-6			3 0 0 0 0 0 2	
Phil Mankowski, L (1, 5) Aurelio Rodriguez, R (7, 5) OBP: 0.362, SLG: 0.385 OBP: 0.302, SLG: 0.395			0-0 4-3		0-0 4-3		0-0 F7			3 0 0 0 0 0 1 0 0 0 0 0 0 0	
Alan Trammell, R (1, 6) OBP: 0.331, SLG: 0.332			0-0 FC4-6 1B		0-0 6-3			0-0 6-3		3 0 1 0 0 0 0	
Inning Stats	R: 0 H: 1 E: 0 LOB: 0 K: 0 BB: 0 S: 3 P: 3	R: 0 H: 1 E: 0 LOB: 1 K: 1 BB: 0 S: 6 P: 6	R: 0 H: 2 E: 0 LOB: 2 K: 0 BB: 0 S: 5 P: 5	R: 0 H: 2 E: 0 LOB: 2 K: 0 BB: 0 S: 3 P: 3	R: 0 H: 0 E: 0 LOB: 0 K: 0 BB: 0 S: 3 P: 3	R: 1 H: 1 E: 0 LOB: 0 K: 0 BB: 0 S: 4 P: 4	R: 0 H: 1 E: 0 LOB: 1 K: 1 BB: 0 S: 6 P: 6	R: 0 H: 0 E: 0 LOB: 0 K: 1 BB: 0 S: 5 P: 5	R: 0 H: 1 E: 0 LOB: 1 K: 0 BB: 0 S: 4 P: 4	1B: 8 SF: 1 2B: 1 SAC: 1 3B: 0 DP: 1 HR: 0 HBP: 0	
PITCHER	IP WLS BF H R ER SO BB IBB HBP BLK WP HR S P ERA WHIP										
Paul Reuschel, R (1, 1) ERA: 3.6	8.2 L 32 9 1 1 3 0 0 0 0 0 0 0 0 38 38 1.04 1.038										
Sid Monge, L (9, 1) ERA: 2.75	0.1 1 0 0 0 0 0 0 0 0 0 0 0 0 1 1 0.00 0.000										

AB	31
R	1
H	9
RBI	1
BB	0
SO	3
LOB	11



livebaseballscorecards.com

Batter	1	2	3	4	5	6	7	8	9	AB R H RBI BB SO LOB
Rick Manning, L OBP: 0.314, SLG: 0.343 (1, 8) X	0-0 6-3 ①			X 0-0 SH1-4 1B		X 0-0 G6-4-3 1-2f		X 0-0 5-3 ③	4 0 1 0 0 0 1	
Jim Norris, L OBP: 0.354, SLG: 0.363 (1, 7) X	0-0 6-3 ②			X 0-0 SH1-4 1-2		X 0-0 3-1 ①			2 0 0 0 0 0 0	
Andre Thornton, R OBP: 0.379, SLG: 0.520 (1, 3) X	0-0 F8 ③			X 0-0 5-3		B B B B 4-0 L3 BB			2 0 0 0 1 0 1	
Wayne Cage, L OBP: 0.310, SLG: 0.434 (1, 10)		X 0-0 L4-3 1B		X 0-0 F7 ③		X 0-0 L3 1-2 ② ③			3 0 1 0 0 0 2	
Ted Cox, R OBP: 0.293, SLG: 0.265 (1, 5)		X 0-0 L4-3 1-2 ① ②		X 0-0 F6 ①			X 0-0 1-3 ①		3 0 0 0 0 0 1	
Dan Briggs, L OBP: 0.154, SLG: 0.308 (1, 9)		X 0-0 4-3 ③		X 0-0 G3 ②			X 0-0 6-3 ②		3 0 0 0 0 0 0	
Duane Kuiper, L OBP: 0.312, SLG: 0.344 (1, 4)			X 0-0 CS 1B		X 0-0 1-6-3 ③		X 0-0 F8 ③		3 0 1 0 0 0 0	
Tom Veryzer, R OBP: 0.292, SLG: 0.330 Buddy Bell, R OBP: 0.338, SLG: 0.411 (9, PH)			X 0-0 5-3 1-2 ① ②		X 0-0 F7 ①		X 0-0 6-3 ①	2 0 0 0 0 0 1 1 0 0 0 0 0 0		
Bo Diaz, R OBP: 0.262, SLG: 0.325 Gary Alexander, R OBP: 0.313, SLG: 0.448 (9, PH)			X 0-0 6-3 ③		X 0-0 G6-4-3 1B		X 0-3 K S S S ②	2 0 1 0 0 0 0 1 0 0 0 0 1 0		

Inning Stats	R: 0 E: 0 K: 0 S: 3	H: 0 LOB: 0 BB: 0 P: 3	R: 0 E: 0 K: 0 S: 3	H: 1 LOB: 0 BB: 0 P: 3	R: 0 E: 0 K: 0 S: 3	H: 1 LOB: 1 BB: 0 P: 4	R: 0 E: 0 K: 0 S: 3	H: 0 LOB: 0 BB: 0 P: 3	R: 0 E: 0 K: 0 S: 3	H: 1 LOB: 0 BB: 0 P: 3	R: 0 E: 0 K: 0 S: 2	H: 0 LOB: 0 BB: 1 P: 6	R: 0 E: 0 K: 0 S: 3	H: 0 LOB: 0 BB: 0 P: 3	R: 0 E: 0 K: 1 S: 5	H: 0 LOB: 0 BB: 0 P: 5	1B: 4 2B: 2 3B: 0 HR: 0	SF: 0 SAC: 1 DP: 3 HBP: 0	WP: 0 PB: 0 SB: 0 CS: 1	PA: 28 ERA WHIP
PITCHER Dave Rozema, R ERA: 2.99 (1, 1)	IP 9.0 WLS W BF 28 H 4 R 0 ER 0 SO 1 BB 1 IBB 0 HBP 0 BLK 0 WP 0 HR 0 S 29 P 33 ERA 0.00 WHIP 0.556																			

BOTTOM

Detroit Tigers @ Cleveland Indians
Cleveland Municipal Stadium, Cleveland, OH

Fri Sep 15 1978, 7:05 PM EDT
Att. 4,070 - Unknown - 75 F

livebaseballscorecards.com

AB	26
R	0
H	4
RBI	0
BB	1
SO	1
LOB	6



Batter	1	2	3	4	5	6	7	8	9	AB R H RBI BB SO LOB	TOP	
Ron LeFlore, R (1, 8) OBP: 0.362, SLG: 0.401 Tim Corcoran, L (9, 9) OBP: 0.320, SLG: 0.321	0-0 3-1 S 1B		0-0 6-3 S 1B	0-0 F9		0-0 SF8		0-0 CS 1B	0-3 K	5 1 3 1 0 1 2 0 0 0 0 0 0 0		
Lou Whitaker, L (1, 4) OBP: 0.359, SLG: 0.358	0-3 K		0-0 6-3 1-3	0-0 G3		0-0 1B		0-0 CS 1-2	4-0 SH1-4 BB 2B BB	4 1 1 1 1 1 3		
Rusty Staub, L (1, 10) OBP: 0.352, SLG: 0.439	0-0 3-1 1-3		4-0 1B 1B BB			0-0 F8		0-0 F4	4-0 SH1-4 2B BB	3 2 0 0 2 0 3		
Steve Kemp, L (1, 7) OBP: 0.379, SLG: 0.398	0-0 L1		0-0 1B 1-2 3-H 1B			0-0 G3		0-0 F9	0-0 SH1-4 1-2 2-3	4 0 1 1 0 0 3		
Lance Parrish, R (1, 2) OBP: 0.268, SLG: 0.454		0-0 1B SF9 1B	0-0 1-2 2-H 1B			0-0 1B		0-3 K	0-0 E 2B 2B 2-H 3-H	5 2 4 3 0 1 0		
Mickey Stanley, R (1, 3) OBP: 0.314, SLG: 0.396		0-0 1B 1-2 1B	0-0 F8			0-0 F8		0-3 K	0-0 E6 2B 2-3	5 1 1 0 0 1 4		
Aurelio Rodriguez, R (1, 5) OBP: 0.306, SLG: 0.401		0-0 1B G4-6-3 1-2 2-3 1B	0-0 4-3			0-0 BB SF8 1B		0-0 F9	0-0 2B 1-H 3-H 2B	5 2 3 2 0 0 2		
Dave Stegman, R (1, 9) OBP: 0.429, SLG: 0.833		0-0 SF9		0-0 F7		0-0 SF8 BB 1B 1-2 1B		0-0 F9	0-0 2B 2-H	4 1 2 2 0 0 0		
Alan Trammell, R (1, 6) OBP: 0.332, SLG: 0.331		0-0 G4-6-3 1-2 1B		0-0 1B		4-0 1B SF8 BB 1-2 2-3		0-3 K	0-0 F9	4 0 1 0 1 1 3		
Inning Stats	R: 0 H: 1 E: 0 LOB: 1 K: 1 BB: 0 S: 6 P: 6	R: 1 H: 3 E: 0 LOB: 1 K: 0 BB: 0 S: 5 P: 5	R: 2 H: 3 E: 0 LOB: 2 K: 0 BB: 1 S: 6 P: 10	R: 0 H: 1 E: 0 LOB: 1 K: 0 BB: 0 S: 4 P: 4	R: 0 H: 1 E: 0 LOB: 1 K: 0 BB: 0 S: 4 P: 4	R: 2 H: 3 E: 0 LOB: 2 K: 0 BB: 1 S: 6 P: 10	R: 0 H: 0 E: 0 LOB: 0 K: 2 BB: 0 S: 7 P: 7	R: 0 H: 1 E: 0 LOB: 0 K: 1 BB: 0 S: 5 P: 5	R: 5 H: 3 E: 1 LOB: 1 K: 1 BB: 2 S: 9 P: 17	1B: 13 SF: 2 2B: 3 SAC: 1 3B: 0 DP: 1 HR: 0 HBP: 0	WP: 0 PA: 47 PB: 0 SB: 2 CS: 1	
PITCHER	IP WLS BF H R ER SO BB IBB HBP BLK WP HR S P ERA WHIP											
Rick Waits, L (1, 1) ERA: 3.14	2.1 L 13 6 3 3 1 1 0 0 0 0 0 0 14 18 11.57 3.000											
Rick Wise, R (3, 1) ERA: 4.42	3.0 15 5 2 2 0 1 0 0 0 0 0 0 14 18 6.00 2.000											
Sid Monge, L (6, 1) ERA: 2.87	3.0 12 2 2 2 3 2 0 0 0 0 0 0 16 24 6.00 1.333											
Dan Spillner, R (9, 1) ERA: 4.03	0.2 6 3 3 2 1 0 0 0 0 0 0 0 8 8 27.00 4.500											

Detroit Tigers @ Cleveland Indians
Cleveland Municipal Stadium, Cleveland, OH

Sat Sep 16 1978, 3:33 AM EDT
Att: 4,640 - Unknown - 72 F

livebaseballscorecards.com

AB	39
R	10
H	16
RBI	10
BB	4
SO	5
LOB	20



Batter	1	2	3	4	5	6	7	8	9	AB R H RBI BB SO LOB	BOTTOM
Rick Manning, L (1, 8) OBP: 0.312, SLG: 0.340 Ted Cox, R (9, PH) OBP: 0.292, SLG: 0.284	0-0 1-3 		0-0 F6 		0-0 4-3 		0-0 1-3 		0-0 5-3 	4 0 0 0 0 0 3 1 0 0 0 0 0 1	Detroit Tigers @ Cleveland Indians Cleveland Municipal Stadium, Cleveland, OH Sat Sep 16 1978, 3:33 AM EDT Att. 4,640 - Unknown - 72 F
Buddy Bell, R (1, 5) OBP: 0.337, SLG: 0.409	0-0 5-3 		0-0 F8 			0-0 2B SF9 1B 		0-0 5-3 	0-0 F8 	5 1 1 0 0 0 3	
Andre Thornton, R (1, 3) OBP: 0.379, SLG: 0.521	1-0 		0-0 F8 			0-0 SF9 1-3 2B 		0-0 F7 		3 0 1 0 0 0 2	
Wayne Cage, L (1, 10) OBP: 0.306, SLG: 0.421	0-0 4-3 			0-0 FC5-4 1B 		0-0 L6 		0-0 6-3 		4 0 1 0 0 0 3	
Gary Alexander, R (1, 2) OBP: 0.311, SLG: 0.447 Ron Pruitt, R (7, 2) OBP: 0.310, SLG: 0.380		0-3 K 		0-0 FC5-4 		0-0 SF9 			0-0 HR 	2 0 0 1 0 1 1 1 1 1 1 0 0 0	
Jim Norris, L (1, 7) OBP: 0.353, SLG: 0.365		0-3 K2-3 		0-0 F7 		0-0 F7 			0-0 1B 2B 	4 1 1 0 0 1 2	
Dan Briggs, L (1, 9) OBP: 0.176, SLG: 0.294		0-0 4-3 		0-0 F8 			0-0 FC4-6 1B 		0-0 F7 	4 0 1 0 0 0 2	
Duane Kuiper, L (1, 4) OBP: 0.313, SLG: 0.344			4-0 BB BB 		0-0 4-3 		0-0 FC4-6 6-3 		0-0 2B 1B 	3 1 1 1 1 0 1	
Tom Veryzer, R (1, 6) OBP: 0.294, SLG: 0.332			4-0 BB BB 		0-0 5-3 		0-0 6-3 		0-0 2B 	3 0 1 1 1 0 1	
Inning Stats	R: 0 H: 0 E: 0 LOB: 1 K: 0 BB: 0 S: 3 P: 4	R: 0 H: 0 E: 0 LOB: 0 K: 2 BB: 0 S: 7 P: 7	R: 0 H: 0 E: 0 LOB: 2 K: 0 BB: 2 S: 3 P: 11	R: 0 H: 1 E: 0 LOB: 1 K: 0 BB: 0 S: 4 P: 4	R: 0 H: 0 E: 0 LOB: 0 K: 0 BB: 0 S: 3 P: 3	R: 1 H: 2 E: 0 LOB: 1 K: 0 BB: 0 S: 5 P: 5	R: 0 H: 1 E: 0 LOB: 1 K: 0 BB: 0 S: 4 P: 4	R: 0 H: 0 E: 0 LOB: 0 K: 0 BB: 0 S: 3 P: 3	R: 3 H: 4 E: 0 LOB: 1 K: 0 BB: 0 S: 7 P: 7	1B: 4 SF: 1 2B: 3 SAC: 0 3B: 0 DP: 0 HR: 1 HBP: 1	WP: 0 PA: 38 PB: 0 SB: 0 CS: 0
PITCHER	IP WLS BF H R ER SO BB IBB HBP BLK WP HR S P ERA WHIP										
Milt Wilcox, R (1, 1) ERA: 3.62 John Hiller, L (9, 1) ERA: 2.66	8.1 W 36 H 8 R 4 ER 4 SO 2 BB 2 IBB 0 HBP 1 BLK 0 WP 0 HR 1 S 37 P 46 ERA 4.32 WHIP 1.200										

AB	34
R	4
H	8
RBI	4
BB	2
SO	2
LOB	19



Batter	1	2	3	4	5	6	7	8	9	AB R H RBI BB SO LOB	TOP																
Ron LeFlore, R (1, 8) OBP: 0.362, SLG: 0.400	0-3 K		0-0 6-3		4-0 CS BB			4-0 BB		2 0 0 0 2 1 0																	
Lou Whitaker, L (1, 4) OBP: 0.360, SLG: 0.357	4-0 FC4-6 BB		4-0 L9-3 BB		0-0 CS	0-0 6-3		0-0 F7		2 0 0 0 2 0 1																	
Rusty Staub, L (1, 10) OBP: 0.350, SLG: 0.436	0-0 FC4-6 1B E		0-0 L9-3			0-0 1-3		0-0 F5		4 1 0 0 0 0 3																	
Steve Kemp, L (1, 7) OBP: 0.380, SLG: 0.399	0-0 E 1B			0-0 WP 1B		0-0 G3			0-3 K	4 0 2 0 0 1 0																	
Lance Parrish, R (1, 2) OBP: 0.264, SLG: 0.447	0-0 E6			0-0 F7			0-3 K		0-3 K	4 0 0 0 0 2 2																	
Mickey Stanley, R (1, 3) Jason Thompson, L (9, PH) OBP: 0.314, SLG: 0.395 OBP: 0.368, SLG: 0.477	0-0 1-3			0-0 5-3			0-0 1B 1B		0-0 3-1	3 0 1 0 0 0 3 1 0 0 0 0 0 0																	
Aurelio Rodriguez, R (1, 5) OBP: 0.306, SLG: 0.401		0-0 F8		0-0 F8			0-0 G6-4-3 1B			3 0 1 0 0 0 1																	
Dave Stegman, R (1, 9) OBP: 0.300, SLG: 0.556		0-0 6-3			0-0 F7		0-0 G6-4-3			3 0 0 0 0 0 2																	
Alan Trammell, R (1, 6) OBP: 0.330, SLG: 0.328		0-0 F9			0-0 F9			0-3 K		3 0 0 0 0 1 0																	
Inning Stats	R: 1 E: 1 K: 1 S: 7 H: 1 LOB: 2 BB: 1 P: 11	R: 0 E: 0 K: 0 S: 3 H: 0 LOB: 0 BB: 0 P: 3	R: 0 E: 0 K: 0 S: 2 H: 0 LOB: 0 BB: 1 P: 6	R: 0 E: 0 K: 0 S: 4 H: 1 LOB: 1 BB: 0 P: 4	R: 0 E: 0 K: 0 S: 2 H: 0 LOB: 0 BB: 1 P: 6	R: 0 E: 0 K: 0 S: 3 H: 0 LOB: 0 BB: 0 P: 3	R: 0 E: 0 K: 1 S: 6 H: 2 LOB: 1 BB: 0 P: 6	R: 0 E: 0 K: 1 S: 5 H: 0 LOB: 1 BB: 1 P: 9	R: 0 E: 0 K: 2 S: 7 H: 0 LOB: 0 BB: 0 P: 7	1B: 4 2B: 1 3B: 0 HR: 0 SF: 0 SAC: 0 DP: 2 HBP: 0	WP: 1 PB: 0 SB: 0 CS: 1 PA: 34																
PITCHER	IP WLS BF H R ER SO BB IBB HBP BLK WP HR S P ERA WHIP											PITCHER	IP WLS BF H R ER SO BB IBB HBP BLK WP HR S P ERA WHIP														
Don Hood, L (1, 1) ERA: 4.55	6.1	WLS	25	4	1	0	2	3	0	0	0	1	0	26	38	0.00	1.105										
Jim Kern, R (7, 1) ERA: 2.75	2.2	W	8	0	0	0	3	1	0	0	0	0	0	13	17	0.00	0.375										

Detroit Tigers @ Cleveland Indians
Cleveland Municipal Stadium, Cleveland, OH

Sun Sep 17 1978, 3:33 AM EDT
Att: 4,515 - Unknown - 77 F

AB	29
R	1
H	4
RBI	0
BB	4
SO	5
LOB	12



livebaseballscorecards.com

Batter	1	2	3	4	5	6	7	8	9
Rick Manning, L OBP: 0.309, SLG: 0.338 (1, 8) X	0-0 F7 ①		0-0 4-3 ③			0-0 4-3 ①		0-0 4-3 ①	
Jim Norris, L OBP: 0.352, SLG: 0.363 Horace Speed, R OBP: 0.331, SLG: 0.294 (1, 7) X (9, 7)	0-0 F8 ②			0-0 4-3 ①		0-0 4-3 ① S 1B		0-0 F7 ②	
Andre Thornton, R OBP: 0.379, SLG: 0.519 (1, 3) S S	0-3 K ③			0-0 1-3 ② 1B		0-0 F4 ②		0-0 F8 ③	
Wayne Cage, L OBP: 0.308, SLG: 0.417 (1, 10)		0-0 CS 1B		0-0 1-3 ② 1-2		0-0 4-3 ③ 1-2			
Buddy Bell, R OBP: 0.335, SLG: 0.407 (1, 5)		0-3 K ① ② 1-2		0-0 5-3 ③			0-0 F9 ①		
Dan Briggs, L OBP: 0.150, SLG: 0.250 (1, 9)		0-0 F8 ③			0-0 F7 ①		0-0 F8 ②		
Ron Pruitt, R OBP: 0.316, SLG: 0.402 (1, 2)			0-0 F9 ①		0-0 FC6-4 1B		0-0 HR		
Duane Kuiper, L OBP: 0.311, SLG: 0.342 (1, 4)			0-0 4-3 ②		0-3 K ②		0-0 F7 ③		
Tom Verzyer, R OBP: 0.297, SLG: 0.341 (1, 6)			4-0 BB		0-0 FC6-4 1-2			0-0 HR	

Inning Stats	R: 0 E: 0 K: 1 S: 5	H: 0 LOB: 0 BB: 0 P: 5	R: 0 E: 0 K: 1 S: 5	H: 1 LOB: 0 BB: 0 P: 5	R: 0 E: 0 K: 0 S: 3	H: 0 LOB: 1 BB: 1 P: 7	R: 0 E: 0 K: 0 S: 4	H: 1 LOB: 1 BB: 0 P: 4	R: 0 E: 0 K: 1 S: 6	H: 1 LOB: 1 BB: 0 P: 6	R: 0 E: 0 K: 0 S: 4	H: 1 LOB: 1 BB: 0 P: 4	R: 1 E: 0 K: 0 S: 4	H: 1 LOB: 0 BB: 0 P: 4	R: 1 E: 0 K: 0 S: 4	H: 1 LOB: 0 BB: 0 P: 4
	1B: 4 2B: 1 3B: 0 HR: 2	SF: 0 SAC: 0 DP: 1 HBP: 0	1B: 4 2B: 1 3B: 0 HR: 2	SF: 0 SAC: 0 DP: 1 HBP: 0	1B: 4 2B: 1 3B: 0 HR: 2	SF: 0 SAC: 0 DP: 1 HBP: 0	1B: 4 2B: 1 3B: 0 HR: 2	SF: 0 SAC: 0 DP: 1 HBP: 0	1B: 4 2B: 1 3B: 0 HR: 2	SF: 0 SAC: 0 DP: 1 HBP: 0	1B: 4 2B: 1 3B: 0 HR: 2	SF: 0 SAC: 0 DP: 1 HBP: 0	1B: 4 2B: 1 3B: 0 HR: 2	SF: 0 SAC: 0 DP: 1 HBP: 0	1B: 4 2B: 1 3B: 0 HR: 2	SF: 0 SAC: 0 DP: 1 HBP: 0

PITCHER	IP	WLS	BF	H	R	ER	SO	BB	IBB	HBP	BLK	WP	HR	S	P	ERA	WHIP
Kip Young, R ERA: 2.66 (1, 1)	8.0	L	30	6	2	2	3	1	0	0	0	0	2	35	39	2.25	0.875

BOTTOM

AB	R	H	RBI	BB	SO	LOB
4	0	0	0	0	0	1
4	0	1	0	0	0	0
0	0	0	0	0	0	0
4	0	1	0	0	1	1
3	0	1	0	0	0	2
3	0	0	0	0	1	2
3	0	0	0	0	0	0
3	1	2	1	0	0	0
3	0	0	0	0	1	1
2	1	1	1	1	0	1

AB	29
R	2
H	6
RBI	2
BB	1
SO	3
LOB	8



WP	PA	
0	30	
PB	SB	CS
0	1	1

Detroit Tigers @ Cleveland Indians
Cleveland Municipal Stadium, Cleveland, OH
Sun Sep 17 1978, 3:33 AM EDT
Att. 4,515 - Unknown - 77 F

livebaseballscorecards.com

Batter	1	2	3	4	5	6	7	8	9	10	11	AB R H RBI BB SO LOB	TOP																		
Rick Burleson, R (1, 6) OBP: 0.295, SLG: 0.339	0-0 6-3		0-0 F7		1-0 6-3 HBP		0-0 4-3		0-0 F9		0-0 FC3-2 1B	5 0 0 0 0 0 5	<p>Boston Red Sox @ Detroit Tigers Tiger Stadium, Detroit, MI Mon Sep 18 1978, 7:05 PM EDT Att. 13,849 - Unknown</p>																		
Jerry Remy, L (1, 4) OBP: 0.308, SLG: 0.341	0-0 1-3			0-0 1B SF8	0-0 6-3		0-0 5-3		0-0 F7		0-0 E8 1B	6 1 2 1 0 0 2																			
Jim Rice, R (1, 10) OBP: 0.376, SLG: 0.603	0-0 6-3			0-0 1B 1-3	0-0 5-3		0-0 F8					5 0 1 0 0 1 1																			
Carl Yastrzemski, L (1, 7) OBP: 0.366, SLG: 0.413		4-0 BB BB BB		0-3 K		0-0 6-3		0-0 G3		4-0 BB FC6-4		3 0 0 0 2 1 2																			
Carlton Fisk, R (1, 2) OBP: 0.368, SLG: 0.489		0-0 G6-4-3 1-2f		0-0 SF8		4-0 BB HR		0-0 F4		0-0 FC6-4 1-2f		3 1 0 1 1 0 2																			
Fred Lynn, L (1, 8) OBP: 0.374, SLG: 0.497		0-0 4-3		0-0 1B 1-3		0-0 HR		4-0 BB		0-3 K		4 1 2 2 1 1 1																			
Butch Hobson, R (1, 5) OBP: 0.309, SLG: 0.409			0-3 K		0-3 K		0-0 6-3		0-3 K		4-0 BB FC3-2	4 0 0 0 1 3 3																			
Frank Duffy, R (11, PR) OBP: 0.300, SLG: 0.301												0 0 0 0 0 0 0																			
George Scott, R (1, 3) OBP: 0.304, SLG: 0.381			0-0 6-3		0-0 6-3		4-0 BB		0-3 K		0-0 BB 5-3	3 0 0 0 1 1 0																			
Jack Brohamer, L (11, PH) OBP: 0.298, SLG: 0.321											1-3 1B	1 0 1 0 0 0 0																			
Garry Hancock, L (11, PR) OBP: 0.222, SLG: 0.253											0-0 1B	0 1 0 0 0 0 0																			
Dwight Evans, R (1, 9) OBP: 0.341, SLG: 0.461					0-0 HR		0-3 K		4-0 BB		0-0 1-2 5-3	4 1 2 1 1 1 3																			
Inning Stats	R: 0 E: 0 K: 0 S: 3	H: 0 LOB: 0 BB: 0 P: 3	R: 0 E: 0 K: 0 S: 2	H: 0 LOB: 0 BB: 1 P: 6	R: 0 E: 0 K: 1 S: 6	H: 1 LOB: 1 BB: 0 P: 6	R: 1 E: 0 K: 2 S: 10	H: 3 LOB: 2 BB: 0 P: 10	R: 1 E: 0 K: 0 S: 4	H: 1 LOB: 1 BB: 0 P: 5	R: 2 E: 0 K: 1 S: 6	H: 1 LOB: 1 BB: 2 P: 14	R: 0 E: 0 K: 0 S: 3	H: 0 LOB: 0 BB: 0 P: 3	R: 0 E: 0 K: 1 S: 5	H: 0 LOB: 1 BB: 1 P: 9	R: 0 E: 0 K: 1 S: 5	H: 0 LOB: 1 BB: 1 P: 9	R: 0 E: 0 K: 2 S: 7	H: 0 LOB: 1 BB: 1 P: 11	R: 1 E: 1 K: 0 S: 4	H: 2 LOB: 2 BB: 1 P: 8	1B: 6 2B: 0 3B: 0 HR: 2	SF: 1 SAC: 0 DP: 1 HBP: 1	WP: 0 PB: 0 SB: 0 CS: 0	PA: 47					
PITCHER	IP WLS BF H R ER SO BB IBB HBP BLK WP HR S P ERA WHIP																														
Jack Billingham, R (1, 1) ERA: 3.89	5.2		26	6	4	4	3	3	0	1	0	0	0	2	28	41	6.35	1.588													
Steve Baker, R (6, 1) ERA: 3.9	4.1	L	18	1	1	1	5	4	0	0	0	0	0	0	24	40	2.08	1.154													
John Hiller, L (11, 1) ERA: 2.62	1.0		3	1	0	0	0	0	0	0	0	0	0	0	3	3	0.00	1.000													

AB	38
R	5
H	8
RBI	5
BB	7
SO	8
LOB	19



Batter	1	2	3	4	5	6	7	8	9	AB	R	H	RBI	BB	SO	LOB	TOP										
Rick Burleson, R OBP: 0.294, SLG: 0.337 (1, 6) X	0-0 F8 1B	0-0 6-3 1B		0-0 BB 1-2 1B		0-0 6-3 1B	0-3 K 1B			5	1	1	0	0	1	3											
Jerry Remy, L OBP: 0.310, SLG: 0.342 (1, 4) X	0-0 1B HR 1B		0-0 1B SF7 1B	0-0 1-2 2-3 E BB		0-0 E6 S 1B	0-0 4-3 1B			4	3	2	0	1	0	3											
Jim Rice, R OBP: 0.376, SLG: 0.602 (1, 10) X	0-0 1-3 HR 1B		0-3 K 1B	0-0 1-3 E 1B		0-0 L8 1B		0-3 K 1B		5	2	2	2	0	2	2											
Carl Yastrzemski, L OBP: 0.370, SLG: 0.424 (1, 7) X	0-0 1-H 3-H HR 1B		0-0 1-3 1B	0-0 1-H 3-H E4 2B		4-0 1-2 IBB 1B		0-0 4-3 1B		4	1	3	5	1	0	0											
Carlton Fisk, R OBP: 0.365, SLG: 0.486 (1, 2) X	0-0 5-3 1B		0-0 3-H SF7 1B	0-0 5-3 1B		0-3 K 1B		0-0 F3 1B		4	0	0	1	0	1	3											
Fred Lynn, L OBP: 0.374, SLG: 0.497 (1, 8) X	0-0 2B		0-0 F8 1B	4-0 SH1-4 BB 1B		0-0 6-3 1B		0-0 F4 1B		4	0	1	0	1	0	1											
Butch Hobson, R OBP: 0.308, SLG: 0.407 (1, 5) X	0-0 6-3 1B		0-3 K 1B	0-0 SH1-4 1B		0-0 BB 1B 1B		0-3 K 1B		4	0	1	0	0	2	1											
George Scott, R OBP: 0.305, SLG: 0.382 (1, 3) X		0-0 F9 1B	0-0 BB 1B 1B	0-0 5-3 1B		0-0 BB 1B 1B		0-0 F9 1B		5	1	2	0	0	0	1											
Dwight Evans, R OBP: 0.340, SLG: 0.458 (1, 9) X		0-3 K 1B	0-0 F7 1B	0-3 K 1B		4-0 BB 1B				3	0	0	0	1	2	2											
Inning Stats	R: 3 E: 0 K: 0 S: 7	H: 4 LOB: 1 BB: 0 P: 7	R: 0 E: 0 K: 1 S: 5	H: 0 LOB: 0 BB: 0 P: 5	R: 1 E: 0 K: 1 S: 7	H: 2 LOB: 1 BB: 0 P: 7	R: 4 E: 1 K: 1 S: 9	H: 4 LOB: 1 BB: 1 P: 13	R: 0 E: 0 K: 1 S: 5	H: 0 LOB: 1 BB: 1 P: 9	R: 0 E: 1 K: 1 S: 6	H: 0 LOB: 2 BB: 1 P: 10	R: 0 E: 0 K: 1 S: 7	H: 2 LOB: 3 BB: 1 P: 11	R: 0 E: 0 K: 1 S: 5	H: 0 LOB: 0 BB: 0 P: 5	R: 0 E: 0 K: 1 S: 5	H: 0 LOB: 0 BB: 0 P: 5	1B: 9 2B: 2 3B: 0 HR: 1	SF: 1 SAC: 1 DP: 0 HBP: 0	WP: 0 PB: 0 SB: 1 CS: 0	PA: 44					
PITCHER	IP	WLS	BF	H	R	ER	SO	BB	IBB	HBP	BLK	WP	HR	S	P	ERA	WHIP										
Jim Slaton, R ERA: 4.31 (1, 1)	2.1		13	6	4	4	2	0	0	0	0	0	1	17	17	15.43	2.571										
Jack Morris, R ERA: 4.55 (3, 1)	4.0	L	23	6	4	4	3	3	1	0	0	0	0	25	41	9.00	2.250										
Dave Tobik, R ERA: 4.66 (7, 1)	2.2		8	0	0	0	3	0	0	0	0	0	0	14	14	0.00	0.000										

Boston Red Sox @ Detroit Tigers
Tiger Stadium, Detroit, MI
 Tue Sep 19 1978, 7:05 PM EDT
 Att: 15,901 - Unknown

livebaseballscorecards.com

AB	38
R	8
H	12
RBI	8
BB	4
SO	8
LOB	16



Batter	1	2	3	4	5	6	7	8	9	AB R H RBI BB SO LOB	TOP	
Rick Burleson, R OBP: 0.294, SLG: 0.337 (1, 6) X	0-0 FC5 1B 1B		0-0 F9 1B			0-0 3-1 1B		0-0 L1 1B		4 0 1 0 0 0 0		
Jerry Remy, L OBP: 0.315, SLG: 0.349 (1, 4) X	0-0 1-2 1B		0-0 1B			0-0 2B		0-0 HR 1B		4 1 4 0 0 0 0		
Jim Rice, R OBP: 0.375, SLG: 0.604 (1, 10) SSS	0-3 K 1B		0-0 F7 1B			0-0 5-3 1B		0-0 1-H HR 1B		4 1 1 2 0 1 4		
Carl Yastrzemski, L OBP: 0.367, SLG: 0.420 (1, 7) X	0-0 F9 1B				0-0 3-1 1B		0-0 G3 1B		0-0 F9 1B	4 0 0 0 0 0 3		
Carlton Fisk, R OBP: 0.362, SLG: 0.482 (1, 2) X	0-0 FC5 2-3f 1B				0-3 K 1B			0-0 4-3 1B		0-0 5-3 1B	4 0 0 0 0 1 2	
Fred Lynn, L OBP: 0.372, SLG: 0.493 (1, 8) X		0-0 1-3 1B			0-0 G3 1B			0-0 6-3 1B		0-0 G3 1B	4 0 0 0 0 0 0	
Butch Hobson, R OBP: 0.307, SLG: 0.405 (1, 5) X			0-0 F8 1B			0-0 L7 1B		0-0 F8 1B		3 0 0 0 0 0 0		
George Scott, R OBP: 0.303, SLG: 0.379 (1, 3) X		0-0 6-3 1B				0-0 1-3 1B				0-0 F7 1B	3 0 0 0 0 0 0	
Dwight Evans, R OBP: 0.338, SLG: 0.455 (1, 9) SSS			0-3 K 1B			0-0 5-3 1B				0-0 5-3 1B	3 0 0 0 0 1 0	
Inning Stats	R: 0 E: 0 K: 1 S: 7 H: 2 LOB: 2 BB: 0 P: 7	R: 0 E: 0 K: 0 S: 3 H: 0 LOB: 0 BB: 0 P: 3	R: 0 E: 0 K: 1 S: 6 H: 1 LOB: 1 BB: 0 P: 6	R: 0 E: 0 K: 1 S: 5 H: 0 LOB: 0 BB: 0 P: 5	R: 0 E: 0 K: 0 S: 3 H: 0 LOB: 0 BB: 0 P: 3	R: 0 E: 0 K: 0 S: 4 H: 1 LOB: 1 BB: 0 P: 4	R: 0 E: 0 K: 0 S: 3 H: 0 LOB: 0 BB: 0 P: 3	R: 0 E: 0 K: 0 S: 3 H: 0 LOB: 0 BB: 0 P: 3	R: 2 E: 0 K: 0 S: 5 H: 2 LOB: 0 BB: 0 P: 5	1B: 4 2B: 1 3B: 0 HR: 1 SF: 0 SAC: 0 DP: 0 HBP: 0	WP: 0 PB: 0 SB: 0 CS: 0 PA: 33	
PITCHER Dave Rozema, R ERA: 2.95 (1, 1)	IP: 9.0 WLS: W BF: 33 H: 6 R: 2 ER: 2 SO: 3 BB: 0 IBB: 0 HBP: 0 BLK: 0 WP: 0 HR: 1 S: 39 P: 39 ERA: 2.00 WHIP: 0.667											PITCHER IP: WLS: BF: H: R: ER: SO: BB: IBB: HBP: BLK: WP: HR: S: P: ERA: WHIP:

Boston Red Sox @ Detroit Tigers
Tiger Stadium, Detroit, MI
 Wed Sep 20 1978, 7:05 PM EDT
 Att: 16,689 - Unknown

livebaseballscorecards.com

AB	33
R	2
H	6
RBI	2
BB	0
SO	3
LOB	9



BOTTOM

Boston Red Sox @ Detroit Tigers

Tiger Stadium, Detroit, MI

Wed Sep 20 1978, 7:05 PM EDT

Att. 16,689 - Unknown

livebaseballscorecards.com

AB 39
R 12
H 15
RBI 12
BB 6
SO 3
LOB 25



WP: 1 PA: 45
PB: 0
SB: 0
CS: 0

AB R H RBI BB SO LOB

4 2 1 2 1 1 3
0 0 0 0 0 0 0

4 3 2 3 1 0 3

3 1 2 4 2 0 0

5 0 2 0 0 0 3

4 2 1 0 1 1 2

4 1 1 0 1 0 3

2 1 1 1 0 0 0
3 0 0 0 0 1 5

2 0 0 0 0 0 2
3 1 3 1 0 0 0

5 1 2 1 0 0 4

1B: 9 SF: 0
2B: 4 SAC: 0
3B: 0 DP: 1
HR: 2 HBP: 0

Main table with columns for Batter (1-9), Inning Stats, and Pitcher. Batter column includes player names, stats, and play diagrams. Inning Stats column shows R, H, E, K, S for each inning. Pitcher column shows IP, WLS, BF, H, R, ER, SO, BB, IBB, HBP, BLK, WP, HR, S, P, ERA, WHIP.

Pitcher summary table with columns: PITCHER, IP, WLS, BF, H, R, ER, SO, BB, IBB, HBP, BLK, WP, HR, S, P, ERA, WHIP. Rows include Mike Torrez, Henry LaRose, Jim Wright, and Tom Burgmeier.

Batter	1	2	3	4	5	6	7	8	9	AB R H RBI BB SO LOB	TOP												
Rick Burleson, R OBP: 0.298, SLG: 0.341 (1, 6) X	0-0 4-3 F5 1B	0-0 1-3 1B		0-0 1-3 E8 1B		0-0 F8			0-0 G4-6-3 1B	5 1 4 0 0 0 0													
Jerry Remy, L OBP: 0.314, SLG: 0.346 (1, 4) X	0-0 F5	0-0 F6		4-0 BB		0-0 3-1			0-0 G4-6-3 1-2f	4 0 0 0 1 0 4													
Jim Rice, R OBP: 0.372, SLG: 0.599 (1, 7) X	0-0 4-3	0-3 K		0-0 5-3		0-0 F7			0-3 K	5 0 0 0 0 2 5													
Carl Yastrzemski, L OBP: 0.368, SLG: 0.419 (1, 10) B B B B	4-0 WP 1B 1B BB	0-0 4-3		4-0 S 1B BB		0-0 4-3				2 2 0 0 2 0 2													
Carlton Fisk, R OBP: 0.362, SLG: 0.480 (1, 2) X	0-0 1-2 3-H WP 1B 1B		0-3 K	0-3 K		0-0 5-3			0-0 5-3	4 1 1 1 0 2 1													
Fred Lynn, L OBP: 0.374, SLG: 0.493 (1, 8) B B B B	4-0 1-2 2-3 1B BB		0-0 3-1	0-0 G1-4-3 1B		4-0 1B BB			4-0 1B BB	2 1 1 1 2 0 0													
Butch Hobson, R OBP: 0.308, SLG: 0.405 (1, 5) X	0-0 1-3 2-H 3-H 1B		0-0 5-3	0-0 G1-4-3		0-0 G1-4-3			0-0 L4 1B 1B	4 0 2 2 0 0 1													
George Scott, R OBP: 0.303, SLG: 0.377 (1, 3) X	0-0 P9			0-0 F8		0-0 4-3			0-0 1-2 2-H 1B	4 0 1 1 0 0 2													
Dwight Evans, R OBP: 0.339, SLG: 0.454 (1, 9) B B B B		4-0 1B BB		0-0 E 1B 1B		0-3 K			0-0 L4	3 0 1 0 1 1 2													
Inning Stats	R: 3 E: 0 K: 0 S: 6	H: 3 LOB: 2 BB: 2 P: 14	R: 0 E: 0 K: 1 S: 6	H: 1 LOB: 2 BB: 1 P: 10	R: 0 E: 0 K: 1 S: 5	H: 0 LOB: 0 BB: 0 P: 5	R: 0 E: 1 K: 0 S: 4	H: 2 LOB: 2 BB: 1 P: 8	R: 1 E: 0 K: 1 S: 5	H: 1 LOB: 0 BB: 1 P: 9	R: 0 E: 0 K: 1 S: 5	H: 0 LOB: 0 BB: 0 P: 5	R: 0 E: 0 K: 0 S: 3	H: 0 LOB: 0 BB: 0 P: 3	R: 1 E: 0 K: 0 S: 4	H: 2 LOB: 1 BB: 1 P: 8	R: 0 E: 0 K: 1 S: 5	H: 1 LOB: 0 BB: 0 P: 5	1B: 10 2B: 1 3B: 0 HR: 0	SF: 0 SAC: 0 DP: 3 HBP: 0	WP: 1 PB: 0 SB: 1 CS: 0	PA: 39	
PITCHER Milt Wilcox, R ERA: 3.68 (1, 1)	IP 9.0	WLS L	BF 39	H 10	R 5	ER 5	SO 5	BB 6	IBB 0	HBP 0	BLK 0	WP 1	HR 0	S 43	P 67	ERA 5.00	WHIP 1.778						PITCHER IP WLS BF H R ER SO BB IBB HBP BLK WP HR S P ERA WHIP

Boston Red Sox @ Detroit Tigers
Tiger Stadium, Detroit, MI
 Thu Sep 21 1978, 7:05 PM EDT
 Att. 15,213 - Unknown

AB	33
R	5
H	10
RBI	5
BB	6
SO	5
LOB	17




Batter	1	2	3	4	5	6	7	8	9	AB	R	H	RBI	BB	SO	LOB
Ron LeFlore, R OBP: 0.362, SLG: 0.401 (1, 8)	L9		K			F3		F8		4	0	0	0	0	1	1
Lou Whitaker, L OBP: 0.361, SLG: 0.363 (1, 4) Steve Dillard, R OBP: 0.269, SLG: 0.301 (4, 4)	G3		FC4-6			F5		L7		2	0	0	0	0	0	1
Rusty Staub, L OBP: 0.352, SLG: 0.442 (1, 10)	F7		F5			G3				2	0	0	0	0	0	0
Jason Thompson, L OBP: 0.367, SLG: 0.483 (1, 3)		F3		K						4	0	0	0	0	0	1
Steve Kemp, L OBP: 0.380, SLG: 0.402 (1, 7)										4	1	2	1	0	1	0
Milt May, L OBP: 0.313, SLG: 0.375 (1, 2)										4	0	1	0	0	0	1
Tim Corcoran, L OBP: 0.328, SLG: 0.330 (1, 9)										3	0	0	0	0	0	1
Phil Mankowski, L OBP: 0.349, SLG: 0.370 (1, 5)										3	0	0	0	0	1	4
Alan Trammell, R OBP: 0.332, SLG: 0.330 (1, 6)										2	0	0	0	1	0	0

Inning Stats	R: 0	H: 0	E: 0	K: 0	S: 3	R: 0	H: 2	E: 0	K: 1	S: 7	R: 0	H: 0	E: 0	K: 1	S: 5	R: 0	H: 0	E: 0	K: 1	S: 5	R: 0	H: 1	E: 0	K: 0	S: 3	R: 1	H: 2	E: 0	K: 0	S: 5	R: 0	H: 0	E: 0	K: 0	S: 3	R: 0	H: 1	E: 0	K: 0	S: 3	R: 0	H: 0	E: 0	K: 0	S: 3	1B: 5	SF: 0	2B: 0	SAC: 0	3B: 0	DP: 2	HR: 1	HBP: 0	WP: 0	PA: 32
PITCHER Dennis Eckersley, R ERA: 3.2 (1, 1)	IP	WLS	BF	H	R	ER	SO	BB	IBB	HBP	BLK	WP	HR	S	P	ERA	WHIP																																						

BOTTOM

Boston Red Sox @ Detroit Tigers
Tiger Stadium, Detroit, MI
Thu Sep 21 1978, 7:05 PM EDT
Att. 15,213 - Unknown

AB	31
R	1
H	6
RBI	1
BB	1
SO	3
LOB	9



livebaseballscorecards.com

Batter	1	2	3	4	5	6	7	8	9	10	AB R H RBI BB SO LOB	TOP												
Ron LeFlore, R (1, 8) OBP: 0.361, SLG: 0.399	0-0 F9		0-3 K		0-0 5-3		0-0 5-3 2B 1B		0-3 K		5 1 1 0 0 2 2	Detroit Tigers @ Baltimore Orioles Memorial Stadium, Baltimore, MD Fri Sep 22 1978, 7:05 PM EDT Att: 5,444 - Unknown												
John Wockenfuss, R (1, 9) OBP: 0.352, SLG: 0.401	0-3 K		4-0 2B BB		0-3 K		0-0 5-3		0-0 5-3		4 1 0 0 1 2 3													
Rusty Staub, L (1, 10) OBP: 0.353, SLG: 0.445	0-0 4-3		0-0 2B				0-0 F7		0-0 2B		5 0 2 4 0 0 0													
Jason Thompson, L (1, 3) OBP: 0.367, SLG: 0.483		4-0 BB	0-0 4-3				0-0 4-3		0-0 4-3		4 1 1 0 1 0 2													
Steve Kemp, L (1, 7) OBP: 0.379, SLG: 0.400		0-3 K		0-0 F7			4-0 BB		0-3 K		3 0 0 0 1 2 1													
Lance Parrish, R (1, 2) OBP: 0.259, SLG: 0.436		0-0 F5		0-0 F9			0-3 K		0-0 5-3		4 0 0 1 0 1 2													
Aurelio Rodriguez, R (1, 5) OBP: 0.310, SLG: 0.404		0-3 K		0-0 6-3					0-0 5-3		5 1 2 0 0 1 1													
Alan Trammell, R (1, 6) OBP: 0.337, SLG: 0.344			4-0 PB SH5-4 2B BB		0-3 K		0-0 1B 3B		0-0 WP 1B		4 2 3 1 1 1 0													
Steve Dillard, R (1, 4) OBP: 0.276, SLG: 0.316			0-0 SH5-4		0-0 2B		0-0 5-3 2B 1B		0-0 5-3		4 1 2 1 0 0 3													
Inning Stats	R: 0 E: 0 K: 1 S: 5	H: 0 LOB: 0 BB: 0 P: 5	R: 0 E: 0 K: 2 S: 7	H: 0 LOB: 1 BB: 1 P: 11	R: 2 E: 0 K: 1 S: 6	H: 1 LOB: 1 BB: 2 P: 14	R: 0 E: 0 K: 0 S: 3	H: 0 LOB: 0 BB: 0 P: 3	R: 0 E: 0 K: 2 S: 8	H: 1 LOB: 1 BB: 0 P: 8	R: 0 E: 0 K: 1 S: 5		H: 0 LOB: 1 BB: 1 P: 9	R: 3 E: 0 K: 0 S: 7	H: 4 LOB: 1 BB: 0 P: 7	R: 0 E: 0 K: 1 S: 7	H: 2 LOB: 2 BB: 0 P: 7	R: 0 E: 0 K: 1 S: 5	H: 0 LOB: 0 BB: 0 P: 5	R: 2 E: 0 K: 0 S: 6	H: 3 LOB: 1 BB: 0 P: 6	1B: 5 2B: 4 3B: 2 HR: 0	SF: 1 SAC: 2 DP: 0 HBP: 0	WP: 1 PB: 1 SB: 0 CS: 0
PITCHER	IP WLS BF H R ER SO BB IBB HBP BLK WP HR S P ERA WHIP												IP WLS BF H R ER SO BB IBB HBP BLK WP HR S P ERA WHIP											
Mike Flanagan, L (1, 1) ERA: 4.08	9.2	44	11	7	7	9	4	0	0	0	0	0	1	0	58	74	6.52	1.552						
Don Stanhouse, R (10, 1) ERA: 2.94	0.1	1	0	0	0	0	0	0	0	0	0	0	0	0	1	1	0.00	0.000						

livebaseballscorecards.com

AB	38
R	7
H	11
RBI	7
BB	4
SO	9
LOB	14



BOTTOM

Detroit Tigers @ Baltimore Orioles
Memorial Stadium, Baltimore, MD
Fri Sep 22 1978, 7:05 PM EDT
Att. 5,444 - Unknown

livebaseballscorecards.com

AB	40
R	5
H	10
RBI	4
BB	6
SO	9
LOB	21



AB	4	1	1	0	0	1	0
R	2	0	0	0	0	1	3

AB	4	1	2	0	0	2	1
R	1	0	0	0	0	0	0

AB	2	2	1	1	3	0	0
----	---	---	---	---	---	---	---

AB	5	0	2	0	0	1	3
----	---	---	---	---	---	---	---

AB	4	1	1	2	1	0	1
----	---	---	---	---	---	---	---

AB	4	0	1	0	1	2	5
----	---	---	---	---	---	---	---

AB	5	0	2	1	0	1	3
R	0	0	0	0	0	0	0

AB	4	0	0	0	1	0	2
R	0	0	0	0	0	0	0

AB	4	0	0	0	0	0	0
R	1	0	0	0	0	1	3

1B	6	SF	0
2B	3	SAC	0
3B	1	DP	0
HR	0	HBP	0

WP	0	PA	46
PB	0		
SB	0		
CS	0		

Batter	1	2	3	4	5	6	7	8	9	10
Larry Harlow, L OBP: 0.320, SLG: 0.345 Carlos Lopez, R OBP: 0.279, SLG: 0.341	0-3 K		0-0 1B FC6-4 2B	0-0 4-3		0-0 F7		0-3 K		0-0 F7
Pat Kelly, L OBP: 0.358, SLG: 0.433 Gary Roenicke, R OBP: 0.315, SLG: 0.426	0-3 K		0-3 K	0-0 1B 3B			0-0 FC3-6 BB 1B		0-0 F7	
Ken Singleton, S OBP: 0.409, SLG: 0.472	4-0 1B BB		4-0 1B E BB	0-0 1B			4-0 FC3-6 BB		0-0 F9	
Eddie Murray, S OBP: 0.360, SLG: 0.495	0-0 1B 1B		0-0 FC6-4 1B	0-3 K			0-0 FC3-6 BB		0-0 G3	
Doug DeCinces, R OBP: 0.339, SLG: 0.504	0-0 FC6-4 1B		0-0 FC6-4 1B		0-0 6-3		4-0 BB		0-0 F4	
Lee May, R OBP: 0.289, SLG: 0.422	0-0 FC6-4		4-0 1B BB		0-3 K		0-3 K		0-0 2B 2B	
Rick Dempsey, R OBP: 0.319, SLG: 0.352 Mike Dimmel, R (10, PR)		0-0 B2-3	0-0 1B		0-0 F3		0-3 K		0-0 2B 2B	
Rich Dauer, R OBP: 0.306, SLG: 0.359 Kiko Garcia, R OBP: 0.273, SLG: 0.337		0-0 6-3	0-0 F4			0-0 6-3		0-0 F3	4-0 BB	
Mark Belanger, R OBP: 0.300, SLG: 0.248 Andres Mora, R OBP: 0.260, SLG: 0.357		0-0 5-3		0-0 F9		0-0 F8		0-0 F3	0-3 K	

Inning Stats	R: 1	H: 2	E: 0	K: 2	S: 9	R: 0	H: 0	E: 0	K: 0	S: 3	R: 3	H: 3	E: 1	K: 1	S: 8	R: 1	H: 2	E: 0	K: 1	S: 7	R: 0	H: 0	E: 0	K: 0	S: 5	R: 0	H: 0	E: 0	K: 2	S: 8	R: 0	H: 0	E: 0	K: 1	S: 5	R: 0	H: 1	E: 0	K: 2	S: 8	R: 0	H: 0	E: 0	K: 1	S: 5	R: 0	H: 2	E: 0	K: 1	S: 7	1B: 6	2B: 3	3B: 1	HR: 0	SF: 0	SAC: 0	DP: 0	HBP: 0	WP: 0	PA: 46
--------------	------	------	------	------	------	------	------	------	------	------	------	------	------	------	------	------	------	------	------	------	------	------	------	------	------	------	------	------	------	------	------	------	------	------	------	------	------	------	------	------	------	------	------	------	------	------	------	------	------	------	-------	-------	-------	-------	-------	--------	-------	--------	-------	--------

PITCHER	IP	WLS	BF	H	R	ER	SO	BB	IBB	HBP	BLK	WP	HR	S	P	ERA	WHIP
Kip Young, R ERA: 2.95	(1, 1)	6.1	32	8	5	5	5	5	0	0	0	0	0	37	57	7.11	2.053
John Hiller, L ERA: 2.51	(7, 1)	3.2	14	2	0	0	4	1	0	0	0	0	0	21	25	0.00	0.818

Batter	1	2	3	4	5	6	7	8	9	AB R H RBI BB SO LOB	TOP										
Ron LeFlore, R (1, 8) OBP: 0.363, SLG: 0.400	0-3 K			4-0 S BB		0-0 1B 1B		0-0 BB E 1B	0-0 F9	4 1 2 0 1 1 2	<p>Detroit Tigers @ Baltimore Orioles Memorial Stadium, Baltimore, MD Sat Sep 23 1978, 7:05 PM EDT Unknown</p>										
Phil Mankowski, L (1, 5) Aurelio Rodriguez, R (8, 5) OBP: 0.347, SLG: 0.368 OBP: 0.309, SLG: 0.403	0-0 F7			0-0 F5		0-0 1B 1B		0-3 K	0-0 6-3	4 0 1 0 0 1 3 1 0 0 0 0 0 2											
Rusty Staub, L (1, 10) OBP: 0.351, SLG: 0.442	0-0 L4			0-0 F7		0-0 F8		4-0 BB IBB	0-3 K	4 0 0 0 1 1 6											
Jason Thompson, L (1, 3) OBP: 0.368, SLG: 0.482		0-0 1-3		0-0 1-3		0-0 G6-3 1B		4-0 BB IBB		3 0 1 2 1 0 1											
Steve Kemp, L (1, 7) OBP: 0.377, SLG: 0.397		0-0 G3			0-3 K	0-0 G6-3		0-0 G1-4-6-3		4 0 0 0 0 1 5											
Milt May, L (1, 2) Dave Stegman, R (9, PR) Lance Parrish, R (9, 2) OBP: 0.312, SLG: 0.373 OBP: 0.300, SLG: 0.556 OBP: 0.259, SLG: 0.436		0-0 5-3			0-0 4-3		0-3 K		0-0 1B 1B 1B	4 0 1 0 0 1 0 0 1 0 0 0 0 0 0 0 0 0 0 0 0											
Tim Corcoran, L (1, 9) OBP: 0.330, SLG: 0.332			0-3 K		0-0 1B 1B		0-0 3-1		0-0 1B 1B	4 1 2 0 0 1 0											
Alan Trammell, R (1, 6) OBP: 0.338, SLG: 0.345			0-0 5-3		0-0 1B 1B		0-0 F7		0-0 6-3 1B	4 0 2 0 0 0 0											
Steve Dillard, R (1, 4) John Wockenfuss, R (9, PH) Mark Wagner, R (9, 4) OBP: 0.278, SLG: 0.317 OBP: 0.355, SLG: 0.404 OBP: 0.272, SLG: 0.284			0-0 F7		0-0 F2			0-0 E BB 1B	0-0 6-3 1B	3 1 1 0 0 0 2 1 0 1 2 0 0 0 0 0 0 0 0 0 0											
Inning Stats	R: 0 E: 0 K: 1 S: 5	H: 0 LOB: 0 BB: 0 P: 5	R: 0 E: 0 K: 0 S: 3	H: 0 LOB: 0 BB: 0 P: 3	R: 0 E: 0 K: 1 S: 5	H: 0 LOB: 0 BB: 0 P: 5	R: 0 E: 0 K: 0 S: 3	H: 2 LOB: 2 BB: 0 P: 7	R: 1 E: 0 K: 0 S: 5	H: 3 LOB: 1 BB: 0 P: 5	R: 0 E: 0 K: 1 S: 5	H: 0 LOB: 0 BB: 0 P: 5	R: 1 E: 1 K: 1 S: 6	H: 2 LOB: 2 BB: 2 P: 14	R: 2 E: 0 K: 1 S: 9	H: 4 LOB: 3 BB: 0 P: 9	1B: 11 2B: 0 3B: 0 HR: 0	SF: 0 SAC: 0 DP: 2 HBP: 0	WP: 0 PB: 0 SB: 1 CS: 0	PA: 39	
PITCHER Dennis Martinez, R (1, 1) ERA: 3.66 Don Stanhouse, R (9, 1) ERA: 3.03	IP 8.0	WLS L	BF 33	H 8	R 3	ER 2	SO 5	BB 2	IBB 1	HBP 0	BLK 0	WP 0	HR 0	S 40	P 52	ERA 2.25	WHIP 1.250				
PITCHER	IP	WLS	BF	H	R	ER	SO	BB	IBB	HBP	BLK	WP	HR	S	P	ERA	WHIP				

livebaseballscorecards.com

AB	36
R	4
H	11
RBI	4
BB	3
SO	6
LOB	21




Batter	1	2	3	4	5	6	7	8	9	AB R H RBI BB SO LOB
Larry Harlow, L (1, 8) OBP: 0.322, SLG: 0.349 Andres Mora, R (9, PH) OBP: 0.259, SLG: 0.355	0-0 4-3 2B		0-0 6-3		0-0 G3-6-3 1-2f			0-0 1B SF8 1B	0-3 K	4 1 2 0 0 0 2 1 0 0 0 0 1 1
Pat Kelly, L (1, 7) OBP: 0.360, SLG: 0.434 Mark Belanger, R (9, 6) OBP: 0.300, SLG: 0.248	0-3 K		0-0 CS 1B		0-0 F7			0-0 1-3 2B 1B		4 1 2 1 0 1 1 0 0 0 0 0 0 0
Ken Singleton, S (1, 9) OBP: 0.410, SLG: 0.472 Mike Dimmel, R (8, PR) (9, 9)	0-0 4-3 2-3		0-0 3-H 1B		0-0 F7			4-0 2B 1-2 BB		3 0 1 0 1 0 1 0 0 0 0 0 0 0
Eddie Murray, S (1, 3) OBP: 0.359, SLG: 0.493	4-0 BB		0-0 L3		0-3 K			0-0 SF8		2 0 0 1 1 1 1
Doug DeCinces, R (1, 5) OBP: 0.338, SLG: 0.504	0-0 F7			0-3 K				0-0 3-H 1-3 2-H 2B		4 0 1 1 0 1 2
Lee May, R (1, 10) OBP: 0.287, SLG: 0.419		0-3 K		0-0 6-3				0-3 K		4 0 0 0 0 3 3
Kiko Garcia, R (1, 6) OBP: 0.274, SLG: 0.337 Mike Anderson, R (9, 7) OBP: 0.176, SLG: 0.161		0-0 F4		0-0 1B				0-0 3-1		3 0 1 0 0 0 0 1 0 0 0 0 1 0
Rich Dauer, R (1, 4) OBP: 0.303, SLG: 0.356		0-0 L8		0-0 1-3				0-0 F9		4 0 0 0 0 0 1
Dave Skaggs, R (1, 2) OBP: 0.228, SLG: 0.190 Gary Roenicke, R (9, PH) OBP: 0.327, SLG: 0.426 Carlos Lopez, R (9, PR) OBP: 0.279, SLG: 0.341			0-0 1B 3B		0-0 G3-6-3 1B			0-3 K	4-0 BB	3 1 2 0 0 1 0 0 0 0 0 1 0 0 0 0 0 0 0 0 0

Inning Stats	R: 0 E: 0 K: 1 S: 6	H: 1 LOB: 2 BB: 1 P: 10	R: 0 E: 0 K: 1 S: 5	H: 0 LOB: 0 BB: 0 P: 5	R: 1 E: 0 K: 0 S: 5	H: 3 LOB: 1 BB: 0 P: 5	R: 0 E: 0 K: 1 S: 6	H: 1 LOB: 1 BB: 0 P: 6	R: 0 E: 0 K: 0 S: 3	H: 1 LOB: 0 BB: 0 P: 3	R: 0 E: 0 K: 1 S: 5	H: 0 LOB: 0 BB: 0 P: 5	R: 0 E: 0 K: 2 S: 10	H: 3 LOB: 3 BB: 1 P: 14	R: 0 E: 0 K: 2 S: 7	H: 0 LOB: 1 BB: 1 P: 11	1B: 6 2B: 2 3B: 1 HR: 0	SF: 1 SAC: 0 DP: 1 HBP: 0	WP: 0 PB: 0 SB: 0 CS: 1	PA: 37
PITCHER	IP	WLS	BF	H	R	ER	SO	BB	IBB	HBP	BLK	WP	HR	S	P	ERA	WHIP			
Jack Billingham, R (1, 1) ERA: 3.88	7.1		30	8	3	3	6	2	0	0	0	0	0	40	48	3.68	1.364			
John Hiller, L (8, 1) ERA: 2.46	1.2	W	7	1	0	0	3	1	0	0	0	0	0	12	16	0.00	1.200			

DETROIT TIGERS @ BALTIMORE ORIOLES
Memorial Stadium, Baltimore, MD
 Sat Sep 23 1978, 7:05 PM EDT
 Unknown

AB	33
R	3
H	9
RBI	3
BB	3
SO	9
LOB	12



livebaseballscores.com

Batter	1	2	3	4	5	6	7	8	9	AB R H RBI BB SO LOB	TOP											
Ron LeFlore, R (1, 8) OBP: 0.361, SLG: 0.398	0-3 K			0-0 4-3		0-0 6-3		0-0 5-3		4 0 0 0 0 1 1												
Steve Dillard, R (1, 4) OBP: 0.269, SLG: 0.306	0-0 F5			0-0 F2		0-0 F6		0-0 F7	4 0 0 0 0 0 0													
Rusty Staub, L (1, 10) OBP: 0.352, SLG: 0.442	0-0 4-3			0-0 1B		0-0 F7	0-0 F7	4-0 BB BB	3 0 1 0 1 0 0													
Jason Thompson, L (1, 3) OBP: 0.367, SLG: 0.480	0-3 K	0-3 K		0-0 4-3		0-0 F8		4-0 BB BB	3 0 0 0 1 1 1													
Steve Kemp, L (1, 7) OBP: 0.377, SLG: 0.403	0-0 F7			0-0 FC6-4 1B	0-0 FC6-4 1B	0-0 HR		0-3 K	4 1 2 1 0 1 2													
Lance Parrish, R (1, 2) OBP: 0.255, SLG: 0.430	0-0 F2			0-3 K	0-3 K	0-0 F9		0-0 F2	4 0 0 0 0 1 3													
Tim Corcoran, L (1, 9) OBP: 0.327, SLG: 0.329			0-0 1-6-3		0-0 FC6-4		0-0 1-3		3 0 0 0 0 0 1													
Aurelio Rodriguez, R (1, 5) OBP: 0.310, SLG: 0.403			0-0 F9		0-0 F8		0-0 E9 1B		3 0 1 0 0 0 1													
Alan Trammell, R (1, 6) OBP: 0.336, SLG: 0.343			0-0 F9		0-0 F8		0-0 5-3		3 0 0 0 0 0 1													
Inning Stats	R: 0 E: 0 K: 1 S: 5	H: 0 LOB: 0 BB: 0 P: 5	R: 0 E: 0 K: 1 S: 5	H: 0 LOB: 0 BB: 0 P: 5	R: 0 E: 0 K: 0 S: 3	H: 0 LOB: 0 BB: 0 P: 3	R: 0 E: 0 K: 0 S: 4	H: 1 LOB: 1 BB: 0 P: 4	R: 0 E: 0 K: 1 S: 6	H: 1 LOB: 1 BB: 0 P: 6	R: 0 E: 0 K: 0 S: 3	H: 0 LOB: 0 BB: 0 P: 3	R: 1 E: 0 K: 0 S: 4	H: 1 LOB: 0 BB: 0 P: 4	R: 0 E: 1 K: 0 S: 4	H: 1 LOB: 1 BB: 0 P: 4	R: 0 E: 0 K: 1 S: 5	H: 0 LOB: 2 BB: 2 P: 13	1B: 3 2B: 0 3B: 0 HR: 1	SF: 0 SAC: 0 DP: 0 HBP: 0	WP: 0 PB: 0 SB: 0 CS: 0	PA: 33
PITCHER Jim Palmer, R (1, 1) ERA: 2.47	IP: 9.0 WLS: W BF: 33 H: 4 R: 1 ER: 1 SO: 4 BB: 2 IBB: 0 HBP: 0 BLK: 0 WP: 0 HR: 1 S: 39 P: 47 ERA: 1.00 WHIP: 0.667											PITCHER	IP: 9.0 WLS: W BF: 33 H: 4 R: 1 ER: 1 SO: 4 BB: 2 IBB: 0 HBP: 0 BLK: 0 WP: 0 HR: 1 S: 39 P: 47 ERA: 1.00 WHIP: 0.667									

Detroit Tigers @ Baltimore Orioles
 Memorial Stadium, Baltimore, MD
 Sat Sep 23 1978, 7:05 PM EDT
 Att: 13,036 - Unknown

livebaseballscorecards.com

AB	31
R	1
H	4
RBI	1
BB	2
SO	4
LOB	10



Batter	1	2	3	4	5	6	7	8	9
Larry Harlow, L OBP: 0.323, SLG: 0.348 (1, 8)	0-0 FC3-6 1B SF8 1B	4-0 BB 1B 1-2 BB		0-3 K 1-2			0-3 K	0-3 K	
Pat Kelly, L OBP: 0.366, SLG: 0.437 (1, 7)	0-0 FC3-6 1B	0-0 BB 1B		4-0 G6-4-3 BB			0-3 K	0-0 FC4-6 1-2f	
Mike Anderson, R OBP: 0.171, SLG: 0.156 (8, 7)	1-2 FC3-6 1B	1-2 2-3 3-H 1B		0-0 G6-4-3 1-2f			4-0 BB		
Ken Singleton, S OBP: 0.410, SLG: 0.470 (1, 9)	0-0 FC3-6 1-2f 2-3	4-0 G5-4-3 BB		0-0 F6			4-0 BB		
Mike Dimmel, R (7, PR) (8, 9)	0-0 SF8 3-H	0-0 G5-4-3 1-2f		0-0 F9			0-0 F9		
Eddie Murray, S OBP: 0.357, SLG: 0.491 (1, 3)	0-0 SF8	0-0 G5-4-3		0-0 F6			0-0 F9		
Doug DeCinces, R OBP: 0.340, SLG: 0.512 (1, 5)	0-0 4-3		0-0 HR	0-0 5-3			0-0 FC2-5 2B		
Rich Dauer, R OBP: 0.303, SLG: 0.356 (9, 5)				0-0 1-3			1-0 BB FC2-5 BB HBP		
Terry Crowley, L OBP: 0.316, SLG: 0.279 (1, 10)		0-0 F7	0-0 F8	0-0 1-3			0-0 FC2-5 BB BB		
Billy Smith, S OBP: 0.339, SLG: 0.392 (1, 4)		0-0 2B 1B	0-0 F7	0-0 4-3			0-0 FC2-5 BB BB 1-2 2-3f		
Rick Dempsey, R OBP: 0.321, SLG: 0.354 (1, 2)		0-0 1B 1B 2B	0-0 L8	0-0 F8			4-0 BB BB 1-2 2-3		
Kiko Garcia, R OBP: 0.284, SLG: 0.339 (1, 6)		0-0 1B BB 1B		4-0 S BB			4-0 FC4-6 BB 1-2 2-3 3-H		

Inning Stats	R: 1	H: 2	E: 0	K: 0	S: 5	LOB: 1	BB: 0	P: 5	R: 3	H: 4	E: 0	K: 0	S: 6	LOB: 2	BB: 2	P: 14	R: 1	H: 1	E: 0	K: 0	S: 4	LOB: 0	BB: 0	P: 4	R: 0	H: 0	E: 0	K: 0	S: 3	LOB: 0	BB: 0	P: 3	R: 0	H: 0	E: 0	K: 2	S: 7	LOB: 1	BB: 1	P: 11	R: 1	H: 1	E: 0	K: 1	S: 6	LOB: 3	BB: 2	P: 15
	1B: 5	SF: 1	2B: 2	SAC: 0	3B: 0	DP: 2	HR: 1	HBP: 1	1B: 5	SF: 1	2B: 2	SAC: 0	3B: 0	DP: 2	HR: 1	HBP: 1	1B: 5	SF: 1	2B: 2	SAC: 0	3B: 0	DP: 2	HR: 1	HBP: 1	1B: 5	SF: 1	2B: 2	SAC: 0	3B: 0	DP: 2	HR: 1	HBP: 1	1B: 5	SF: 1	2B: 2	SAC: 0	3B: 0	DP: 2	HR: 1	HBP: 1								

PITCHER	IP	WLS	BF	H	R	ER	SO	BB	IBB	HBP	BLK	WP	HR	S	P	ERA	WHIP
Steve Baker, R ERA: 4.4 (1, 1)	1.1	L	12	6	4	4	0	2	0	0	0	0	0	10	18	27.00	6.000
Jack Morris, R ERA: 4.46 (2, 1)	6.0		24	2	2	2	3	5	0	1	0	0	1	24	45	3.00	1.167
Ed Glynn, L ERA: 3.07 (8, 1)	0.2		2	0	0	0	1	0	0	0	0	0	0	4	4	0.00	0.000

BOTTOM

AB R H RBI BB SO LOB

4 1 1 0 1 3 4

3 0 2 1 1 1 0

1 0 0 0 0 0 3

2 0 0 1 2 0 4

0 0 0 0 0 0 0

3 0 0 1 0 0 4

4 1 2 1 0 0 1

0 0 0 0 0 0 0

3 1 0 0 0 0 0

4 1 1 0 0 0 2

3 1 1 1 1 0 0

2 1 1 1 2 0 0

AB 29

R 6


H 8

RBI 6

BB 7

SO 4

LOB 18



WP: 0 PA: 38
PB: 0
SB: 2
CS: 0

Detroit Tigers @ Baltimore Orioles

Memorial Stadium, Baltimore, MD

Sat Sep 23 1978, 7:05 PM EDT

Att. 13,036 - Unknown

livebaseballscorecards.com

Batter	1	2	3	4	5	6	7	8	9	AB R H RBI BB SO LOB	TOP																									
Ron LeFlore, R OBP: 0.360, SLG: 0.398 (1, 8) X	0-0 E8		0-0 SF8 2-3 2B		0-0 FC3-6 1-2f FC6-4		0-0 F4		0-0 FC6-4 1-2f	5 1 1 0 0 0 3																										
John Wockenfuss, R OBP: 0.348, SLG: 0.398 (1, 9) X	0-0 6-3		0-0 SF8 2-3 3-H		0-0 FC6-4 1-2f			0-0 6-3		3 0 0 1 0 0 2																										
Rusty Staub, L OBP: 0.353, SLG: 0.441 (1, 10) B B B	4-0 BB		0-0 2-3			0-0 1B		0-0 F9		3 0 1 1 1 0 0																										
Jason Thompson, L OBP: 0.365, SLG: 0.476 (1, 3) S S S	0-3 K 1-2		0-3 K 3-H			0-3 K		0-0 F8		4 0 0 0 0 3 3																										
Steve Kemp, L OBP: 0.377, SLG: 0.401 (1, 7) X		0-0 4-3		0-0 F6		0-0 F8			4-0 E 1B BB	3 1 0 0 1 0 1																										
Lance Parrish, R OBP: 0.255, SLG: 0.428 (1, 2) X		0-0 FC5-4 1B		0-0 F8		0-0 F7			0-0 G4-6-3 1B 1-3	4 1 1 0 0 0 2																										
Aurelio Rodriguez, R OBP: 0.309, SLG: 0.401 (1, 5) X		0-0 F4		0-0 6-3			0-0 5-3		0-0 G4-6-3 1B 1-2 3-H	4 0 1 1 0 0 1																										
Steve Dillard, R OBP: 0.263, SLG: 0.299 (1, 4) X		0-0 FC5-4		0-0 F3			0-0 6-3		0-0 G4-6-3 1B 1-2f 2-3	3 0 0 0 0 0 1																										
Milt May, L OBP: 0.311, SLG: 0.372 (9, PH)										1 0 0 0 0 0 2																										
Mark Wagner, R OBP: 0.272, SLG: 0.284 (9, 4) X										0 0 0 0 0 0 0																										
Alan Trammell, R OBP: 0.340, SLG: 0.349 (1, 6) X			0-0 E6 2B SF8		0-0 FC3-6 1B		0-0 2B		0-0 FC6-4 1B 3-H	4 1 3 1 0 0 0																										
Inning Stats	R: 0 E: 1 K: 1 S: 5	H: 0 LOB: 1 BB: 1 P: 9	R: 0 E: 0 K: 0 S: 4	H: 1 LOB: 1 BB: 0 P: 4	R: 2 E: 1 K: 1 S: 7	H: 1 LOB: 0 BB: 0 P: 7	R: 0 E: 0 K: 0 S: 3	H: 0 LOB: 0 BB: 0 P: 3	R: 0 E: 0 K: 0 S: 4	H: 1 LOB: 1 BB: 0 P: 4	R: 0 E: 0 K: 1 S: 6	H: 1 LOB: 1 BB: 0 P: 6	R: 0 E: 0 K: 0 S: 4	H: 1 LOB: 1 BB: 0 P: 4	R: 0 E: 0 K: 0 S: 3	H: 0 LOB: 0 BB: 0 P: 3	R: 2 E: 1 K: 0 S: 5	H: 2 LOB: 1 BB: 1 P: 9	1B: 5 2B: 2 3B: 0 HR: 0	SF: 1 SAC: 0 DP: 1 HBP: 0	WP: 0 PB: 0 SB: 0 CS: 0	PA: 37														
PITCHER	IP WLS BF H R ER SO BB IBB HBP BLK WP HR S P ERA WHIP																																			
Scott McGregor, L ERA: 3.32 (1, 1)	7.0		28	5	2	0	3	1	0	0	0	0	0	33	37	0.00	0.857																			
Don Stanhouse, R ERA: 2.95 (8, 1)	2.0	L	9	2	2	0	0	1	0	0	0	0	0	8	12	0.00	1.500																			

Detroit Tigers @ Baltimore Orioles
 Memorial Stadium, Baltimore, MD
 Sun Sep 24 1978, 3:33 AM EDT
 Att. 9,081 - Unknown

livebaseballscorecards.com

AB	34
R	4
H	7
RBI	4
BB	2
SO	3
LOB	15



Batter	1	2	3	4	5	6	7	8	9	AB R H RBI BB SO LOB
Larry Harlow, L (1, 8) OBP: 0.320, SLG: 0.345	0-3 K	0-0 6-3			0-3 K		0-3 K			4 0 0 0 0 3 2
Pat Kelly, L (1, 7) OBP: 0.364, SLG: 0.438	0-0 F8 1B 2B	0-0 G3			0-3 K		0-0 G3-6-3 1-2f			4 1 1 0 0 1 2
Ken Singleton, S (1, 9) OBP: 0.409, SLG: 0.467	0-0 F8 2-3				0-0 F7			0-0 4-3		3 0 0 0 1 0 1
Eddie Murray, S (1, 3) OBP: 0.356, SLG: 0.488	4-0 1B BB				0-0 F7		0-0 1-3	0-0 F7		3 0 0 0 1 0 1
Doug DeCinces, R (1, 5) OBP: 0.339, SLG: 0.510	0-0 1-2 3-H 1B				0-0 F5		0-0 6-3	0-0 F9		4 0 1 1 0 0 1
Terry Crowley, L (1, 10) OBP: 0.313, SLG: 0.278	0-0 F9				0-0 G3		0-0 1B 1B			4 0 1 0 0 0 3
Kiko Garcia, R (1, 6) OBP: 0.289, SLG: 0.343					0-0 L3 1B		0-0 1B 1B			4 0 2 0 0 2 0
Rich Dauer, R (1, 4) OBP: 0.303, SLG: 0.358					0-0 L3 1-2		0-0 F7			3 1 1 0 0 0 3
Al Bumbry, L (9, PH) OBP: 0.346, SLG: 0.368		0-0 2B 2B			0-0 1-2			0-3 K		1 0 0 0 0 1 0
Rick Dempsey, R (1, 2) OBP: 0.323, SLG: 0.357		0-0 6-3 2-H 2B			0-3 K		4-0 G3-6-3 BB			2 0 1 1 1 1 0


Inning Stats	R: 1	H: 2	E: 0	K: 1	S: 7	R: 1	H: 2	E: 0	K: 1	S: 7	R: 0	H: 0	E: 0	K: 0	S: 3	R: 0	H: 1	E: 0	K: 1	S: 5	R: 0	H: 0	E: 0	K: 2	S: 7	R: 0	H: 2	E: 0	K: 0	S: 5	R: 0	H: 0	E: 0	K: 1	S: 4	R: 0	H: 0	E: 0	K: 0	S: 3	R: 0	H: 0	E: 0	K: 2	S: 7	R: 0	H: 0	E: 0	K: 2	S: 7	1B: 4	2B: 4	3B: 0	HR: 0	SF: 0	SAC: 0	DP: 2	HBP: 0	WP: 0	PB: 0	SB: 0	CS: 0	PA: 35
PITCHER Jim Staton, R (1, 1) ERA: 4.22	IP	WLS	BF	H	R	ER	SO	BB	IBB	HBP	BLK	WP	HR	S	P	ERA	WHIP																			IP	WLS	BF	H	R	ER	SO	BB	IBB	HBP	BLK	WP	HR	S	P	ERA	WHIP											

BOTTOM

Detroit Tigers @ Baltimore Orioles
Memorial Stadium, Baltimore, MD
 Sun Sep 24 1978, 3:33 AM EDT
 Att. 9,081 - Unknown

livebaseballscorecards.com

AB	32
R	2
H	7
RBI	2
BB	3
SO	8
LOB	13



Batter	1	2	3	4	5	6	7	8	9	AB R H RBI BB SO LOB	TOP
Ron LeFlore, R OBP: 0.362, SLG: 0.401 (1, 8) X	0-0 S 1B		0-0 S 2B		0-0 1-4-3 S 1B			0-0 6-3		4 0 3 0 0 0 0	
Phil Mankowski, L OBP: 0.342, SLG: 0.361 (1, 5) S S S	0-3 K 1-2		0-0 F6		0-0 1-4-3			0-0 3-1		4 0 0 0 0 1 3	
Rusty Staub, L OBP: 0.351, SLG: 0.438 (1, 10) X	0-0 F2		0-0 6-3		0-0 F4			0-0 F9		4 0 0 0 0 0 3	
Jason Thompson, L OBP: 0.366, SLG: 0.476 (1, 3) B B B	4-0 BB			0-3 K		0-0 L4-3 1B		0-0 F6		3 0 1 0 1 1 0	
Steve Kemp, L OBP: 0.377, SLG: 0.400 (1, 7) X	0-0 F7			4-0 1B BB		0-0 F9		0-0 G3 1B		3 0 1 0 1 0 3	
Milt May, L OBP: 0.308, SLG: 0.368 (1, 2) X		0-0 F8		0-0 F9		0-0 L4-3 1-2		0-0 G3 1-2		4 0 0 0 0 0 3	
Tim Corcoran, L OBP: 0.329, SLG: 0.331 (1, 9) X		0-0 4-3		0-0 1-2 1B			0-0 G4-6-3 1B		0-0 F8	4 0 2 0 0 0 1	
Steve Dillard, R OBP: 0.257, SLG: 0.292 (1, 4) S S S		0-3 K		0-0 F4			0-0 G4-6-3 1-2			3 0 0 0 0 1 3	
Alan Trammell, R OBP: 0.337, SLG: 0.346 (1, 6) S S S			0-3 K		0-0 F4		0-0 F9			3 0 0 0 0 1 0	
Inning Stats	R: 0 H: 1 E: 0 LOB: 2 K: 1 BB: 1 S: 6 P: 10	R: 0 H: 0 E: 0 LOB: 0 K: 1 BB: 0 S: 5 P: 5	R: 0 H: 1 E: 0 LOB: 1 K: 1 BB: 0 S: 6 P: 6	R: 0 H: 1 E: 0 LOB: 2 K: 1 BB: 1 S: 6 P: 10	R: 0 H: 1 E: 0 LOB: 1 K: 0 BB: 0 S: 4 P: 4	R: 0 H: 1 E: 0 LOB: 0 K: 0 BB: 0 S: 3 P: 3	R: 0 H: 1 E: 0 LOB: 0 K: 0 BB: 0 S: 3 P: 3	R: 0 H: 0 E: 0 LOB: 0 K: 0 BB: 0 S: 3 P: 3	R: 0 H: 1 E: 0 LOB: 1 K: 0 BB: 0 S: 4 P: 4	1B: 6 SF: 0 2B: 2 SAC: 0 3B: 0 DP: 2 HR: 0 HBP: 0	WP: 0 PA: 34 PB: 0 SB: 2 CS: 0
PITCHER Dennis Eckersley, R ERA: 3.09 (1, 1)	IP WLS BF H R ER SO BB IBB HBP BLK WP HR S P ERA WHIP										
											PITCHER IP WLS BF H R ER SO BB IBB HBP BLK WP HR S P ERA WHIP

Detroit Tigers @ Boston Red Sox
 Fenway Park, Boston, MA
 Tue Sep 26 1978, 7:05 PM EDT
 Att. 27,078 - Unknown - 52 F

livebaseballscorecards.com

AB	32
R	0
H	7
RBI	0
BB	2
SO	4
LOB	16



Batter	1	2	3	4	5	6	7	8	9
Rick Burleson, R OBP: 0.299, SLG: 0.339 (1, 6)	0-0 F9	0-0 SH5-4		0-0 L4		0-0 1B		0-0 L6	
Jerry Remy, L OBP: 0.317, SLG: 0.345 (1, 4)	0-0 1B	0-0 4-3			0-0 HR	0-0 1B		0-0 P8	
Jim Rice, R OBP: 0.371, SLG: 0.600 (1, 9)	0-0 1B	0-0 6-3			0-0 HR	0-3 K		0-3 K	
Carl Yastrzemski, L OBP: 0.368, SLG: 0.422 (1, 7)	0-0 FC4-6		0-0 5-3		0-0 3-1		0-0 F4		
Carlton Fisk, R OBP: 0.365, SLG: 0.477 (1, 2)	4-0 2B		0-0 FC6-4		0-3 K		0-0 1B		
Fred Lynn, L OBP: 0.376, SLG: 0.489 (1, 8)	0-0 2B		0-0 FC6-4		0-0 F7		0-0 F9		
Butch Hobson, R OBP: 0.308, SLG: 0.407 (1, 10)	0-0 F8		0-0 FC5-4			0-0 1B	0-3 K		
George Scott, R OBP: 0.301, SLG: 0.372 (1, 3)		0-0 SH5-4		0-0 5-3		0-0 6-3		0-0 2B	
Jack Brohamer, L OBP: 0.309, SLG: 0.330 (1, 5)		0-0 SH5-4		0-0 3-1		0-0 F9		0-0 2B	

Inning Stats	R: 3	H: 3	E: 0	K: 0	S: 6	LOB: 1	BB: 1	P: 10
	R: 0	H: 2	E: 0	K: 0	S: 5	LOB: 2	BB: 0	P: 5
	R: 0	H: 1	E: 0	K: 0	S: 4	LOB: 1	BB: 0	P: 4
	R: 0	H: 0	E: 0	K: 0	S: 3	LOB: 0	BB: 0	P: 3
	R: 2	H: 2	E: 0	K: 1	S: 7	LOB: 0	BB: 0	P: 7
	R: 1	H: 3	E: 0	K: 1	S: 8	LOB: 2	BB: 0	P: 8
	R: 0	H: 1	E: 0	K: 1	S: 6	LOB: 1	BB: 0	P: 6
	R: 0	H: 2	E: 0	K: 1	S: 7	LOB: 2	BB: 0	P: 7

PITCHER	IP	WLS	BF	H	R	ER	SO	BB	IBB	HBP	BLK	WP	HR	S	P	ERA	WHIP
Dave Rozema, R ERA: 3.13 (1, 1)	5.2	L	29	11	6	6	1	1	0	0	0	0	1	30	34	9.53	2.118
Dave Tobik, R ERA: 3.75 (6, 1)	2.1		10	3	0	0	3	0	0	0	0	0	0	16	16	0.00	1.286

AB R H RBI BB SO LOB

4	0	1	1	0	0	2
5	2	3	0	0	0	4
5	1	2	2	0	2	6
4	1	0	1	0	0	1
3	1	2	0	1	1	0
4	0	1	2	0	0	2
4	1	1	0	0	1	3
4	0	2	0	0	0	1
4	0	2	0	0	0	1

1B: 11	SF: 0	WP: 0	PA: 39
2B: 2	SAC: 1	PB: 0	
3B: 0	DP: 0	SB: 2	
HR: 1	HBP: 0	CS: 0	

Detroit Tigers @ Boston Red Sox
Fenway Park, Boston, MA
Tue Sep 26 1978, 7:05 PM EDT
Att: 27,078 - Unknown - 52 F

AB 37
R 6
H 14
RBI 6
BB 1
SO 4
LOB 20



WP	HR	S	P	ERA	WHIP
0	0	0	0	0.00	1.286

Batter	1	2	3	4	5	6	7	8	9	AB R H RBI BB SO LOB	TOP											
Ron LeFlore, R (1, 8) OBP: 0.361, SLG: 0.405 Dave Stegman, R (8, 8) OBP: 0.300, SLG: 0.556	0-0 6-3		0-0 F8			0-0 HR		0-0 5-3		4 1 1 1 0 0 0 0 0 0 0 0 0 0												
Lou Whitaker, L (1, 4) OBP: 0.362, SLG: 0.365	0-0 4-3			0-0 2B		4-0 BB		0-3 K		3 0 1 0 1 1 0												
Rusty Staub, L (1, 10) OBP: 0.351, SLG: 0.442	0-0 HR			0-0 F3		0-0 4-3			0-0 F7	4 1 1 1 0 0 2												
Jason Thompson, L (1, 3) OBP: 0.365, SLG: 0.473	0-0 6-3			0-3 K		0-0 F4			4-0 1B BB	3 0 0 0 1 1 2												
Steve Kemp, L (1, 7) OBP: 0.377, SLG: 0.399		0-0 G3		0-0 3-1			0-3 K		0-0 1B	4 0 1 0 0 1 1												
Milt May, L (1, 2) OBP: 0.308, SLG: 0.365 Lance Parrish, R (9, PH) OBP: 0.254, SLG: 0.426		4-0 BB			0-0 B2-3		0-0 5-3		0-0 F7	2 0 0 0 1 0 0 1 0 0 0 0 0 2												
Tim Corcoran, L (1, 9) OBP: 0.328, SLG: 0.329 John Wockenfuss, R (7, PH) OBP: 0.350, SLG: 0.399		0-0 G4-6-3			0-3 K		0-0 1B		0-0 L7	2 0 0 0 0 1 1 2 0 1 0 0 0 2												
Aurelio Rodriguez, R (1, 5) OBP: 0.307, SLG: 0.398			0-0 F8		0-0 6-3		0-0 4-3			3 0 0 0 0 0 1												
Alan Trammell, R (1, 6) OBP: 0.335, SLG: 0.344			0-0 F2			0-3 K		0-0 4-3		3 0 0 0 0 1 0												
Inning Stats	R: 1 E: 0 K: 0 S: 4	H: 1 LOB: 0 BB: 0 P: 4	R: 0 E: 0 K: 0 S: 2	H: 0 LOB: 0 BB: 1 P: 6	R: 0 E: 0 K: 0 S: 3	H: 0 LOB: 0 BB: 0 P: 3	R: 0 E: 0 K: 1 S: 6	H: 1 LOB: 1 BB: 0 P: 6	R: 0 E: 0 K: 1 S: 5	H: 0 LOB: 0 BB: 0 P: 5	R: 1 E: 0 K: 1 S: 6	H: 1 LOB: 1 BB: 1 P: 10	R: 0 E: 0 K: 1 S: 6	H: 1 LOB: 1 BB: 0 P: 6	R: 0 E: 0 K: 1 S: 5	H: 0 LOB: 0 BB: 0 P: 5	R: 0 E: 0 K: 0 S: 4	H: 1 LOB: 2 BB: 1 P: 8	1B: 2 2B: 1 3B: 0 HR: 2	SF: 0 SAC: 0 DP: 1 HBP: 0	WP: 0 PB: 0 SB: 0 CS: 0	PA: 34
PITCHER	IP WLS BF H R ER SO BB IBB HBP BLK WP HR S P ERA WHIP																					
Luis Tiant, R (1, 1) ERA: 3.45	6.0 W 22 3 2 2 3 2 0 0 0 0 0 2 26 34 3.00 0.833																					
Andy Hassler, L (7, 1) ERA: 3.95	2.1 10 2 0 0 2 1 0 0 0 0 0 0 13 17 0.00 1.286																					
Bob Stanley, R (9, 1) ERA: 2.68	0.2 S 2 0 0 0 0 0 0 0 0 0 0 0 2 2 0.00 0.000																					

Detroit Tigers @ Boston Red Sox
 Fenway Park, Boston, MA
 Wed Sep 27 1978, 7:05 PM EDT
 Att. 26,035 - Unknown - 66 F

livebaseballscorecards.com

AB 31
R 2
H 5
RBI 2
BB 3
SO 5
LOB 11




Batter	1	2	3	4	5	6	7	8	9	AB	R	H	RBI	BB	SO	LOB
Rick Burleson, R OBP: 0.297, SLG: 0.337 (1, 6)	0-3 K	0-0 5-3		0-0 1-3			0-0 3-1			4	0	0	0	0	1	1
Jerry Remy, L OBP: 0.319, SLG: 0.344 (1, 4)	4-0 WP 3B BB	4-0 BB			0-0 F7		0-0 G3			2	1	0	0	2	0	0
Jim Rice, R OBP: 0.369, SLG: 0.596 (1, 9)	0-0 6-3 1-2	0-0 F3			0-0 F8		0-0 F4			4	0	0	0	0	0	2
Carl Yastrzemski, L OBP: 0.368, SLG: 0.421 (1, 7)	4-0 3B BB		4-0 FC2-6 BB		0-0 F9			0-3 K		2	1	0	0	2	1	0
Carlton Fisk, R OBP: 0.365, SLG: 0.481 (1, 2)	0-0 1B 3B		0-0 FC2-6 CS		0-0 L7			0-0 1B 1B		4	2	2	2	0	0	1
Fred Lynn, L OBP: 0.376, SLG: 0.489 (1, 8)	0-0 1B		0-3 K		4-0 1B BB			0-0 L9		3	0	1	1	1	1	2
Butch Hobson, R OBP: 0.310, SLG: 0.406 (1, 10)	0-0 6-3		0-0 1-3 1B		0-0 F8			4-0 1B IBB		3	0	1	0	1	0	2
George Scott, R OBP: 0.305, SLG: 0.383 (1, 3)			0-3 K		0-0 FC4-6 1B			0-0 1B		4	1	3	2	0	1	1
Jack Brohamer, L OBP: 0.305, SLG: 0.326 (1, 5)			0-0 HR		0-0 1B			0-0 1B		3	0	0	0	0	0	3
Bob Bailey, R OBP: 0.330, SLG: 0.355 (8, PH)			0-0 G3		0-0 FC4-6			0-0 F4		1	0	0	0	0	0	2
Frank Duffy, R OBP: 0.306, SLG: 0.308 (9, 5)			1-2		1-2					0	0	0	0	0	0	0

Inning Stats	R: 3	H: 2	E: 0	K: 1	S: 7	LOB: 1	BB: 2	P: 15	R: 1	H: 1	E: 0	K: 0	S: 4	LOB: 1	BB: 1	P: 8	R: 0	H: 0	E: 0	K: 1	S: 4	LOB: 1	BB: 1	P: 8	R: 0	H: 0	E: 0	K: 0	S: 3	LOB: 0	BB: 0	P: 3	R: 0	H: 1	E: 0	K: 0	S: 4	LOB: 2	BB: 1	P: 8	R: 0	H: 0	E: 0	K: 0	S: 3	LOB: 0	BB: 0	P: 3	R: 1	H: 2	E: 0	K: 1	S: 7	LOB: 2	BB: 1	P: 11
Inning Stats	R: 3	H: 2	E: 0	K: 1	S: 7	LOB: 1	BB: 2	P: 15	R: 1	H: 1	E: 0	K: 0	S: 4	LOB: 1	BB: 1	P: 8	R: 0	H: 0	E: 0	K: 1	S: 4	LOB: 1	BB: 1	P: 8	R: 0	H: 0	E: 0	K: 0	S: 3	LOB: 0	BB: 0	P: 3	R: 0	H: 1	E: 0	K: 0	S: 4	LOB: 2	BB: 1	P: 8	R: 0	H: 0	E: 0	K: 0	S: 3	LOB: 0	BB: 0	P: 3	R: 1	H: 2	E: 0	K: 1	S: 7	LOB: 2	BB: 1	P: 11
PITCHER	IP	WLS	BF	H	R	ER	SO	BB	IBB	HBP	BLK	WP	HR	S	P	ERA	WHIP																																							
Milt Wilcox, R ERA: 3.76 (1, 1)	7.2	L	35	7	5	5	4	5	1	0	0	1	1	37	61	5.87	1.565																																							
John Hiller, L ERA: 2.45 (8, 1)	0.1		1	0	0	0	0	0	0	0	0	0	0	1	1	0.00	0.000																																							

DETROIT TIGERS @ BOSTON RED SOX
Fenway Park, Boston, MA
 Wed Sep 27 1978, 7:05 PM EDT
 Att: 26,035 - Unknown - 66 F

AB	30
R	5
H	7
RBI	5
BB	6
SO	4
LOB	14



WP: 1	PA: 36
PB: 0	
SB: 1	
CS: 1	

Batter	1	2	3	4	5	6	7	8	9	AB R H RBI BB SO LOB	TOP
Lou Whitaker, L (1, 4) OBP: 0.363, SLG: 0.363	4-0 G6-3 BB		0-0 6-3		0-0 CS 1-2	4-0 B1-6-4 BB		0-0 1-3		2 0 0 0 2 0 0	
Phil Mankowski, L (1, 5) OBP: 0.340, SLG: 0.356	0-0 G6-3 1-2f			4-0 G4-6-3 BB		0-0 B1-6-4 1-2f		0-0 4-3		3 0 0 0 1 0 2	
Rusty Staub, L (1, 10) OBP: 0.351, SLG: 0.441	4-0 BB			0-0 G4-6-3 1-2f		0-0 1B		0-0 F8		3 0 1 0 1 0 1	
Jason Thompson, L (1, 3) OBP: 0.364, SLG: 0.472	0-3 K			0-0 BB 1B		0-3 K		0-0 G3		4 0 1 0 0 2 2	
Steve Kemp, L (1, 7) OBP: 0.378, SLG: 0.399		0-0 G3		4-0 1B 1-2 BB		4-0 G4-6-3 BB				1 0 0 0 2 0 0	
Milt May, L (1, 2) OBP: 0.309, SLG: 0.365		0-0 4-3		0-0 1B 1-2 2-H		0-0 G4-6-3 1-2f				3 0 1 0 0 0 1	
Tim Corcoran, L (1, 9) OBP: 0.325, SLG: 0.326		0-0 3-1			0-0 F9		0-0 G3			3 0 0 0 0 0 0	
Mickey Stanley, R (1, 8) OBP: 0.306, SLG: 0.384			0-0 1-3		0-0 6-3			0-0 4-3		3 0 0 0 0 0 0	
Alan Trammell, R (1, 6) OBP: 0.335, SLG: 0.342			0-3 K		4-0 CS BB			0-3 K		2 0 0 0 1 2 0	
Inning Stats	R: 0 E: 0 K: 1 S: 4 H: 0 LOB: 1 BB: 2 P: 12	R: 0 E: 0 K: 0 S: 3 H: 0 LOB: 0 BB: 0 P: 3	R: 0 E: 0 K: 1 S: 5 H: 0 LOB: 0 BB: 0 P: 5	R: 0 E: 0 K: 0 S: 3 H: 2 LOB: 2 BB: 2 P: 11	R: 0 E: 0 K: 0 S: 2 H: 0 LOB: 0 BB: 1 P: 6	R: 0 E: 0 K: 1 S: 5 H: 1 LOB: 1 BB: 1 P: 9	R: 0 E: 0 K: 0 S: 2 H: 0 LOB: 0 BB: 1 P: 6	R: 0 E: 0 K: 1 S: 5 H: 0 LOB: 0 BB: 0 P: 5	R: 0 E: 0 K: 0 S: 3 H: 0 LOB: 0 BB: 0 P: 3	1B: 3 2B: 0 3B: 0 HR: 0 SF: 0 SAC: 0 DP: 4 HBP: 0	WP: 0 PB: 0 SB: 0 CS: 1 PA: 32
PITCHER Mike Torrez, R (1, 1) ERA: 3.92	IP WLS BF H R ER SO BB IBB HBP BLK WP HR S P ERA WHIP										
	9.0 W 31 3 0 0 4 7 0 0 0 0 0 0 32 60 0.00 1.111										

Detroit Tigers @ Boston Red Sox
 Fenway Park, Boston, MA
 Thu Sep 28 1978, 7:05 PM EDT
 Att. 26,774 - Unknown - 53 F

livebaseballscorecards.com

AB	24
R	0
H	3
RBI	0
BB	7
SO	4
LOB	6



Batter	1	2	3	4	5	6	7	8	9
Rick Burleson, R OBP: 0.295, SLG: 0.335 (1, 6)	0-0 5-3		0-0 5-3		0-0 G5-3 2-3f			0-0 F5	
Jerry Remy, L OBP: 0.317, SLG: 0.342 (1, 4)	0-0 F6		0-0 3-1			0-0 4-3			
Jim Rice, R OBP: 0.369, SLG: 0.600 (1, 9)	0-0 F6			0-0 HR		0-0 5-3			
Carl Yastrzemski, L OBP: 0.367, SLG: 0.418 (1, 7)		0-0 F8		0-0 F8		0-0 F8			
Carlton Fisk, R OBP: 0.365, SLG: 0.479 (1, 2)		4-0 1B BB		0-3 K		0-3 K			
Fred Lynn, L OBP: 0.378, SLG: 0.490 (1, 8)		0-0 1-3 1B		0-0 4-3		0-0 G1-4-3 1B			
Butch Hobson, R OBP: 0.310, SLG: 0.405 (1, 10)		0-3 K		4-0 G5-3 SH3 BB		0-0 G1-4-3 1-2f			
George Scott, R OBP: 0.304, SLG: 0.381 (1, 3)		0-0 F7		0-0 SH3 1-2		0-0 6-3			
Jack Brohamer, L OBP: 0.305, SLG: 0.323 (1, 5)			0-0 F8		4-0 BB		0-0 L7		


Inning Stats	R: 0 E: 0 K: 0 S: 3	H: 0 LOB: 0 BB: 0 P: 3	R: 0 E: 0 K: 1 S: 6	H: 1 LOB: 2 BB: 1 P: 10	R: 0 E: 0 K: 0 S: 3	H: 0 LOB: 0 BB: 0 P: 3	R: 1 E: 0 K: 1 S: 6	H: 1 LOB: 0 BB: 0 P: 6	R: 0 E: 0 K: 0 S: 2	H: 0 LOB: 1 BB: 2 P: 10	R: 0 E: 0 K: 0 S: 3	H: 0 LOB: 0 BB: 0 P: 3	R: 0 E: 0 K: 1 S: 5	H: 1 LOB: 0 BB: 0 P: 5	R: 0 E: 0 K: 0 S: 3	H: 0 LOB: 0 BB: 0 P: 3
1B: 2 2B: 0 3B: 0 HR: 1	SF: 0 SAC: 1 DP: 2 HBP: 0	WP: 0 PB: 0 SB: 0 CS: 0														

PITCHER	IP	WLS	BF	H	R	ER	SO	BB	IBB	HBP	BLK	WP	HR	S	P	ERA	WHIP
Kip Young, R ERA: 2.81 (1, 1)	8.0	L	28	3	1	1	3	3	0	0	0	0	1	31	43	1.12	0.750

DETROIT TIGERS @ BOSTON RED SOX
Fenway Park, Boston, MA
 Thu Sep 28 1978, 7:05 PM EDT
 Att: 26,774 - Unknown - 53 F

AB	R	H	RBI	BB	SO	LOB
4	0	0	0	0	0	2
3	0	0	0	0	0	0
3	1	1	1	0	0	0
3	0	0	0	0	0	0
2	0	0	0	1	2	0
3	0	2	0	0	0	0
2	0	0	0	1	1	3
2	0	0	0	0	0	2
2	0	0	0	1	0	0

AB 24
R 1
H 3
RBI 1
BB 3
SO 3
LOB 7



Batter	1	2	3	4	5	6	7	8	9	AB R H RBI BB SO LOB	TOP	
Larry Harlow, L (1, 8) OBP: 0.322, SLG: 0.344 Lee May, R (9, PH) OBP: 0.287, SLG: 0.415	0-0 E7 G3 6-3 1B		4-0 BB BB BB BB		4-0 FC3-2 BB 1-2 2-3		0-0 6-3		0-0 G3	2 1 1 0 2 0 1 1 0 0 0 0 0 0		
Pat Kelly, L (1, 7) OBP: 0.354, SLG: 0.425 Andres Mora, R (9, PH) OBP: 0.258, SLG: 0.354	0-0 G3 2-3		0-0 5-3		0-0 FC3-2 1-2 2-3 3-H			0-0 F8	0-3 K	4 0 0 0 0 0 5 1 0 0 0 0 1 0		
Ken Singleton, S (1, 9) OBP: 0.407, SLG: 0.460	0-0 6-3 3-H			0-0 F8	0-3 K			0-0 1B 2B 1B		4 1 1 1 0 1 3		
Eddie Murray, S (1, 3) OBP: 0.356, SLG: 0.484	0-0 4-3			0-0 G3		0-0 F7		0-0 2B 1-2 1B		4 0 1 0 0 0 0		
Doug DeCinces, R (1, 5) OBP: 0.344, SLG: 0.523		0-0 5-3		0-0 1B		0-0 F2		0-0 1-3 2-H 2B		4 0 2 1 0 0 0		
Terry Crowley, L (1, 10) OBP: 0.308, SLG: 0.266		0-0 6-3		0-0 F9		0-0 F8		4-0 BB		3 0 0 0 1 0 1		
Kiko Garcia, R (1, 6) OBP: 0.284, SLG: 0.337 Gary Roenicke, R (8, PH) OBP: 0.359, SLG: 0.500 Mark Belanger, R (8, 6) OBP: 0.302, SLG: 0.252		0-0 P4			0-0 5-3		0-0 P4	0-3 K		3 0 0 0 0 0 0 1 0 0 0 0 1 3 0 0 0 0 0 0 0		
Rich Dauer, R (1, 4) OBP: 0.304, SLG: 0.357			0-0 F9		0-0 BB FC3-2 1B 1B		0-0 WP 1B	0-0 F9		4 0 2 0 0 0 3		
Rick Dempsey, R (1, 2) OBP: 0.327, SLG: 0.358			0-0 F8		0-0 FC3-2 BB 1-2 1B		0-0 F8		0-0 6-3	4 0 1 0 0 0 1		
Inning Stats	R: 1 E: 1 K: 0 S: 4 H: 1 LOB: 0 BB: 0 P: 4	R: 0 E: 0 K: 0 S: 3 H: 0 LOB: 0 BB: 0 P: 3	R: 0 E: 0 K: 0 S: 3 H: 0 LOB: 1 BB: 1 P: 7	R: 0 E: 0 K: 0 S: 4 H: 1 LOB: 1 BB: 0 P: 4	R: 0 E: 0 K: 1 S: 7 H: 2 LOB: 3 BB: 1 P: 11	R: 0 E: 0 K: 0 S: 3 H: 0 LOB: 0 BB: 0 P: 3	R: 0 E: 0 K: 0 S: 4 H: 1 LOB: 1 BB: 0 P: 4	R: 1 E: 0 K: 1 S: 8 H: 3 LOB: 3 BB: 1 P: 12	R: 0 E: 0 K: 1 S: 5 H: 0 LOB: 0 BB: 0 P: 5	1B: 7 2B: 1 3B: 0 HR: 0 SF: 0 SAC: 0 DP: 0 HBP: 0	WP: 1 PB: 0 SB: 0 CS: 0 PA: 38	
PITCHER	IP WLS BF H R ER SO BB IBB HBP BLK WP HR S P ERA WHIP											
Jim Slaton, R (1, 1) ERA: 4.12 John Hiller, L (8, 1) ERA: 2.41	7.1 W 32 8 2 1 1 2 0 0 0 1 0 32 40 1.23 1.364											
	1.2 S 6 0 0 0 2 1 0 0 0 0 0 0 9 13 0.00 0.600											

Baltimore Orioles @ Detroit Tigers
Tiger Stadium, Detroit, MI
Fri Sep 29 1978, 7:05 PM EDT
Att. 12,348 - Unknown

livebaseballscorecards.com

AB	35
R	2
H	8
RBI	2
BB	3
SO	3
LOB	17



Batter	1	2	3	4	5	6	7	8	9
Lou Whitaker, L (1, 4) OBP: 0.363, SLG: 0.361	0-0 5-3			0-0 4-3	4-0 1B E BB		0-0 F9		
Phil Mankowski, L (1, 5) OBP: 0.344, SLG: 0.365 Aurelio Rodriguez, R (8, 5) OBP: 0.308, SLG: 0.397	0-0 G3			0-0 G3 1B 2B	0-0 E8 PO 1B 1-H 2-H			0-3 K	
Rusty Staub, L (1, 10) OBP: 0.349, SLG: 0.438	0-3 K			0-0 G3 2-3	0-0 PO 2-3	0-0 4-3		0-0 4-3	
Jason Thompson, L (1, 3) OBP: 0.364, SLG: 0.470		0-0 G3		0-0 1B 1B 3-H		0-0 4-3		0-3 K	
Steve Kemp, L (1, 7) OBP: 0.379, SLG: 0.399		0-0 P6		0-0 1-2 1B		4-0 BB BB BB BB			
Milt May, L (1, 2) OBP: 0.306, SLG: 0.362		0-0 4-3		0-0 F8		0-0 F9			
Tim Corcoran, L (1, 9) OBP: 0.325, SLG: 0.324			0-0 F8		4-0 SH1-4 1B BB		0-0 F7		
Dave Stegman, R (1, 8) OBP: 0.250, SLG: 0.455			0-0 5-3		0-0 SH1-4 1-2		0-3 K		
Alan Trammell, R (1, 6) OBP: 0.335, SLG: 0.342			0-3 K		0-0 6-3		0-0 1B		

AB	R	H	RBI	BB	SO	LOB
3	1	0	0	1	0	1
3	1	2	1	0	0	0
1	0	0	0	0	1	0
4	0	0	0	0	1	1
4	0	1	1	0	1	0
2	0	1	0	1	0	0
3	0	0	0	0	0	3
2	1	0	0	1	0	0
2	0	0	0	0	1	0
3	0	1	0	0	1	1

BOTTOM

Baltimore Orioles @ Detroit Tigers
Tiger Stadium, Detroit, MI
Fri Sep 29 1978, 7:05 PM EDT
Att. 12,348 - Unknown

AB	27
R	3
H	5
RBI	2
BB	3
SO	5
LOB	6



1B: 4	SF: 0
2B: 1	SAC: 1
3B: 0	DP: 0
HR: 0	HBP: 0

WP: 0	PA: 32
PB: 0	
SB: 0	
CS: 0	

Inning	R	H	E	K	S	P	IP	WLS	BF	H	R	ER	SO	BB	IBB	HBP	BLK	WP	HR	S	P	ERA	WHIP
1	0	0	0	1	5		6.0	L	24	4	3	2	2	3	0	0	0	0	0	25	37	3.00	1.167
2	0	0	0	0	5		1.0		4	1	0	0	1	0	0	0	0	0	0	6	6	0.00	1.000
3	0	0	0	0	5		1.0		3	0	0	0	2	0	0	0	0	0	0	7	7	0.00	0.000

PITCHER	IP	WLS	BF	H	R	ER	SO	BB	IBB	HBP	BLK	WP	HR	S	P	ERA	WHIP
Sammy Stewart, R (1, 1) ERA: 3.18	6.0	L	24	4	3	2	2	3	0	0	0	0	0	25	37	3.00	1.167
Tippy Martinez, L (7, 1) ERA: 4.83	1.0		4	1	0	0	1	0	0	0	0	0	0	6	6	0.00	1.000
Joe Kerrigan, R (8, 1) ERA: 4.77	1.0		3	0	0	0	2	0	0	0	0	0	0	7	7	0.00	0.000

PITCHER	IP	WLS	BF	H	R	ER	SO	BB	IBB	HBP	BLK	WP	HR	S	P	ERA	WHIP
Sammy Stewart, R (1, 1) ERA: 3.18	6.0	L	24	4	3	2	2	3	0	0	0	0	0	25	37	3.00	1.167
Tippy Martinez, L (7, 1) ERA: 4.83	1.0		4	1	0	0	1	0	0	0	0	0	0	6	6	0.00	1.000
Joe Kerrigan, R (8, 1) ERA: 4.77	1.0		3	0	0	0	2	0	0	0	0	0	0	7	7	0.00	0.000

Batter	1	2	3	4	5	6	7	8	9	AB	R	H	RBI	BB	SO	LOB	TOP										
Larry Harlow, L (1, 8) OBP: 0.324, SLG: 0.352 Kiko Garcia, R (8, PH) OBP: 0.283, SLG: 0.335 (8, 6)	0-0 6-3		0-3 K		0-0 BB 1B 1B	0-0 2-H HR		0-0 F2		4	1	2	2	0	1	0											
Rich Dauer, R (1, 4) OBP: 0.301, SLG: 0.353	0-0 6-3		0-0 6-3		0-0 F9	0-0 4-3		0-0 F7		5	0	0	0	0	0	1											
Ken Singleton, S (1, 9) OBP: 0.410, SLG: 0.462 Carlos Lopez, R (9, PR) OBP: 0.273, SLG: 0.332	0-0 1B		0-0 E 1B 1B		0-0 BB 1B		0-3 K		4-0 BB BB	4	1	3	0	1	1	0											
Eddie Murray, S (1, 3) OBP: 0.356, SLG: 0.482	0-3 K		0-0 E4 1B		4-0 1-2 2-3 BB		0-3 K		4-0 1-2 BB	3	0	0	0	2	2	2											
Doug DeCinces, R (1, 5) OBP: 0.345, SLG: 0.528		0-0 HR	0-0 1-3 2-H 1B		0-0 F5		0-3 K		0-0 F5	5	1	2	2	0	1	5											
Pat Kelly, L (1, 7) OBP: 0.355, SLG: 0.422		4-0 BB	0-0 G3		0-0 4-3			0-0 1B 1B 1B	0-3 K	4	0	1	0	1	1	7											
Lee May, R (1, 10) OBP: 0.286, SLG: 0.414		0-0 F7		0-0 5-3		0-0 F3		0-0 1B 1B		4	0	1	0	0	0	1											
Rick Dempsey, R (1, 2) OBP: 0.327, SLG: 0.356 Terry Crowley, L (8, PH) OBP: 0.314, SLG: 0.274 Mike Dimmel, R (8, PR) (8, 8)		0-0 6-3		0-0 F5		4-0 WP HR BB		0-0 1B 1B		2	1	0	0	1	0	1											
Mark Belanger, R (1, 6) OBP: 0.299, SLG: 0.250 Gary Roenicke, R (8, PH) OBP: 0.354, SLG: 0.491 Dave Skaggs, R (8, 2) OBP: 0.228, SLG: 0.190		0-0 6-3		0-3 K		0-0 F2		0-3 K		1	0	0	0	0	1	2											
Inning Stats	R: 0 E: 0 K: 1 S: 6	H: 1 LOB: 1 BB: 0 P: 6	R: 1 E: 0 K: 0 S: 4	H: 1 LOB: 1 BB: 1 P: 8	R: 1 E: 1 K: 1 S: 8	H: 2 LOB: 2 BB: 0 P: 8	R: 0 E: 0 K: 1 S: 5	H: 0 LOB: 0 BB: 0 P: 5	R: 0 E: 0 K: 0 S: 5	H: 2 LOB: 3 BB: 1 P: 9	R: 2 E: 0 K: 0 S: 4	H: 1 LOB: 0 BB: 1 P: 8	R: 0 E: 0 K: 3 S: 9	H: 0 LOB: 0 BB: 0 P: 9	R: 0 E: 0 K: 1 S: 7	H: 3 LOB: 2 BB: 0 P: 7	R: 0 E: 0 K: 1 S: 5	H: 0 LOB: 2 BB: 2 P: 13	1B: 8 2B: 0 3B: 0 HR: 2	SF: 0 SAC: 0 DP: 0 HBP: 0	WP: 1 PB: 0 SB: 0 CS: 0	PA: 42					
PITCHER	IP	WLS	BF	H	R	ER	SO	BB	IBB	HBP	BLK	WP	HR	S	P	ERA	WHIP										
Jack Morris, R (1, 1) ERA: 4.33	5.0		24	6	2	1	3	2	0	0	0	0	1	28	36	1.80	1.600										
Steve Baker, R (6, 1) ERA: 4.55	2.0	W	10	3	2	2	3	1	0	0	0	1	1	15	19	9.00	2.000										
John Hiller, L (8, 1) ERA: 2.36	2.0	S	8	1	0	0	2	2	0	0	0	0	0	10	18	0.00	1.500										

Baltimore Orioles @ Detroit Tigers
Tiger Stadium, Detroit, MI
Sat Sep 30 1978, 3:33 AM EDT
Att: 13,919 - Unknown

livebaseballscorecards.com




Batter	1	2	3	4	5	6	7	8	9	AB	R	H	RBI	BB	SO	LOB
Lou Whitaker, L (1, 4) OBP: 0.362, SLG: 0.359	4-0 PB 1B 1B BB	0-0 G3			0-0 4-3		0-0 4-3			3	1	0	0	1	0	0
John Wockenfuss, R (1, 9) OBP: 0.357, SLG: 0.422	0-0 1B 1-2 1B		0-0 P4		0-0 HR		0-0 1B FC3-6 1B			4	2	3	1	0	0	0
Rusty Staub, L (1, 10) OBP: 0.349, SLG: 0.437	0-0 P6		0-0 F9		0-0 P4		0-0 1-3 FC3-6 1B			4	0	1	0	0	0	2
Jason Thompson, L (1, 3) OBP: 0.363, SLG: 0.468	0-3 K 2-3		4-0 BB		0-0 4-3		0-0 FC3-6 1-2f 3-H			3	0	0	1	1	1	3
Steve Kemp, L (1, 7) OBP: 0.380, SLG: 0.400	0-0 FC6-4 1-3 3-H 1B		0-0 4-3		0-0 1B FC6-4 1B		0-0 F8			4	1	2	1	0	0	2
Lance Parrish, R (1, 2) OBP: 0.254, SLG: 0.424	0-0 FC6-4 1-2f		0-3 K		0-0 FC6-4 1-3 1B		0-0 F7			4	0	1	0	0	1	2
Aurelio Rodriguez, R (1, 5) OBP: 0.305, SLG: 0.398		0-0 6-3		0-0 2B		0-0 FC6-4 1-2f 3-H 1B		0-0 4-3		4	0	1	1	0	0	1
Dave Stegman, R (1, 8) OBP: 0.313, SLG: 0.643		0-0 HR		0-3 K		4-0 G6-4-3 BB		0-0 F9		3	1	1	1	1	1	1
Alan Trammell, R (1, 6) OBP: 0.333, SLG: 0.340		0-0 F9		0-0 F9		0-0 G6-4-3 1-2f				3	0	0	0	0	0	3

Inning Stats	R: 1	H: 2	E: 0	LOB: 2	K: 1	S: 7	P: 11	R: 1	H: 1	E: 0	LOB: 0	K: 0	BB: 0	S: 4	P: 4	R: 0	H: 0	E: 0	LOB: 1	K: 0	BB: 1	S: 3	P: 7	R: 0	H: 1	E: 0	LOB: 1	K: 2	BB: 0	S: 8	P: 8	R: 1	H: 1	E: 0	LOB: 0	K: 0	BB: 0	S: 4	P: 4	R: 1	H: 2	E: 1	LOB: 1	K: 0	BB: 1	S: 4	P: 8	R: 1	H: 2	E: 0	LOB: 1	K: 0	BB: 0	S: 5	P: 5	R: 0	H: 0	E: 0	LOB: 0	K: 0	BB: 0	S: 3	P: 3
PITCHER Mike Flanagan, L (1, 1) ERA: 4.03	IP	WLS	BF	H	R	ER	SO	BB	IBB	HBP	BLK	WP	HR	S	P	ERA	WHIP																			PITCHER	IP	WLS	BF	H	R	ER	SO	BB	IBB	HBP	BLK	WP	HR	S	P	ERA	WHIP										

BOTTOM

Baltimore Orioles @ Detroit Tigers
Tiger Stadium, Detroit, MI
Sat Sep 30 1978, 3:33 AM EDT
Att. 13,919 - Unknown

AB	32
R	5
H	9
RBI	5
BB	3
SO	3
LOB	14



WP: 0	PA: 35
PB: 1	SB: 0
CS: 0	

livebaseballscorecards.com

Batter	1	2	3	4	5	6	7	8	9	AB R H RBI BB SO LOB	TOP																											
Larry Harlow, L (1, 8) OBP: 0.324, SLG: 0.354	0-0 4-3		0-0 1B		0-0 P6		0-0 2B		0-3 K	5 0 2 0 0 1 1																												
Billy Smith, S (1, 4) OBP: 0.333, SLG: 0.384	0-0 F7		0-3 K			0-0 F7	0-0 G3		0-0 F2	5 0 0 0 0 1 4																												
Ken Singleton, S (1, 10) OBP: 0.409, SLG: 0.462	0-3 K		0-0 F9			0-0 F7		0-0 G3 HR 2B		4 1 1 0 0 1 1																												
Eddie Murray, S (1, 3) OBP: 0.356, SLG: 0.480		0-0 4-3		0-0 4-3		0-0 E9 1B		0-0 G3		4 1 1 0 0 0 1																												
Doug DeCinces, R (1, 5) OBP: 0.346, SLG: 0.526		0-0 F7		4-0 BB		0-0 1B		0-0 6-3		3 0 1 1 1 0 1																												
Pat Kelly, L (1, 9) OBP: 0.357, SLG: 0.445		0-0 HR		0-0 F7		0-0 L4		0-0 HR		4 2 2 3 0 0 2																												
Carlos Lopez, R (8, 9) OBP: 0.273, SLG: 0.332										0 0 0 0 0 0 0																												
Gary Roenicke, R (1, 7) OBP: 0.348, SLG: 0.466		4-0 BB		0-0 F2			0-0 F8	0-0 P4		3 0 0 0 1 0 1																												
Mike Anderson, R (8, 7) OBP: 0.171, SLG: 0.156		CS 1B BB								0 0 0 0 0 0 0	AB 34 R 4 H 9 RBI 4 BB 3 SO 4 LOB 11																											
Kiko Garcia, R (1, 6) OBP: 0.287, SLG: 0.339		0-0 1B			0-0 F5		0-3 K		0-0 SH3 1B	4 0 2 0 0 1 0																												
Mark Belanger, R (9, 6) OBP: 0.299, SLG: 0.250		1-2 1B								0 0 0 0 0 0 0																												
Dave Skaggs, R (1, 2) OBP: 0.232, SLG: 0.186		0-0 CS	0-0 6-3		0-0 L6		4-0 2B BB		0-0 SH3	2 0 0 0 1 0 0																												
Inning Stats	R: 0 E: 0 K: 1 S: 5	H: 0 LOB: 0 BB: 0 P: 5	R: 1 E: 0 K: 0 S: 4	H: 2 LOB: 1 BB: 1 P: 8	R: 0 E: 0 K: 1 S: 6	H: 1 LOB: 1 BB: 0 P: 6	R: 0 E: 0 K: 0 S: 3	H: 0 LOB: 1 BB: 1 P: 7	R: 0 E: 0 K: 0 S: 3	H: 0 LOB: 0 BB: 0 P: 3	R: 1 E: 1 K: 0 S: 5	H: 2 LOB: 1 BB: 0 P: 5	R: 0 E: 0 K: 1 S: 6	H: 1 LOB: 2 BB: 1 P: 10	R: 2 E: 0 K: 0 S: 5	H: 2 LOB: 0 BB: 0 P: 5	R: 0 E: 0 K: 1 S: 6	H: 1 LOB: 1 BB: 0 P: 6	1B: 5 2B: 2 3B: 0 HR: 2	SF: 0 SAC: 1 DP: 0 HBP: 0	WP: 0 PA: 39 PB: 0 SB: 0 CS: 1																	
PITCHER Dave Rozema, R (1, 1) ERA: 3.14 John Hiller, L (9, 1) ERA: 2.34	IP 8.1	WLS L	BF 36	H 9	R 4	ER 3	SO 3	BB 3	IBB 0	HBP 0	BLK 0	WP 0	HR 2	S 39	P 51	ERA 3.24	WHIP 1.440					PITCHER IP 0.2	WLS L	BF 2	H 0	R 0	ER 0	SO 1	BB 0	IBB 0	HBP 0	BLK 0	WP 0	HR 0	S 4	P 4	ERA 0.00	WHIP 0.000

Baltimore Orioles @ Detroit Tigers
 Tiger Stadium, Detroit, MI
 Sun Oct 01 1978, 3:33 AM EDT
 Att. 13,948 - Unknown

livebaseballscorecards.com



Batter	1	2	3	4	5	6	7	8	9	AB R H RBI BB SO LOB
Ron LeFlore, R OBP: 0.361, SLG: 0.405 (1, 8)	0-0 G4-6-3 2B		0-0 G3 1-3		0-0 6-3		0-0 FC5-4 1-2f			4 0 1 0 0 0 3
Lou Whitaker, L OBP: 0.361, SLG: 0.357 (1, 4)	4-0 G4-6-3 BB		0-0 SF8 3-H		0-0 5-3			0-3 K		2 0 0 1 1 1 0
Rusty Staub, L OBP: 0.347, SLG: 0.435 (1, 10)	0-0 G4-6-3 1-2f 2-3		0-0 3-1		0-0 F8			0-0 4-3		4 0 0 0 0 0 2
Jason Thompson, L OBP: 0.364, SLG: 0.472 (1, 3)	4-0 BB			0-0 HR		0-0 6-3		0-0 F8		3 1 1 1 1 0 0
Steve Kemp, L OBP: 0.379, SLG: 0.399 (1, 7)	0-0 B1-3			0-0 F8 4-1 1B		0-0 F7		0-0 F8		4 0 1 0 0 0 2
Milt May, L OBP: 0.305, SLG: 0.361 (1, 2)		0-3 K		0-0 4-1 1-2		0-0 4-3 SH1-4 1B		0-0 F8		4 0 1 0 0 1 1
Tim Corcoran, L OBP: 0.322, SLG: 0.321 (1, 9)		0-0 1-3		0-0 F8 2-3		0-0 SH1-4 1-2		0-0 F7		3 0 0 0 0 0 1
Aurelio Rodriguez, R OBP: 0.303, SLG: 0.395 (1, 5)		0-0 F9		0-0 F7		0-0 4-3 2-3				3 0 0 0 0 0 2
Alan Trammell, R OBP: 0.335, SLG: 0.339 (1, 6)			4-0 G3 SF8 WP BB		0-0 F9		4-0 FC5-4 BB			1 1 0 0 2 0 0

BOTTOM

Baltimore Orioles @ Detroit Tigers
 Tiger Stadium, Detroit, MI
 Sun Oct 01 1978, 3:33 AM EDT
 Att. 13,948 - Unknown

livebaseballscorecards.com

AB	28
R	2
H	4
RBI	2
BB	4
SO	2
LOB	11



Inning Stats	R: 0 H: 1 E: 0 K: 0 S: 3	H: 1 LOB: 2 BB: 2 P: 11	R: 0 H: 0 E: 0 K: 1 S: 5	H: 0 LOB: 0 BB: 0 P: 5	R: 1 H: 0 E: 0 K: 0 S: 3	H: 0 LOB: 0 BB: 1 P: 7	R: 1 H: 2 E: 0 K: 0 S: 5	H: 2 LOB: 1 BB: 0 P: 5	R: 0 H: 0 E: 0 K: 0 S: 3	H: 0 LOB: 0 BB: 0 P: 3	R: 0 H: 1 E: 0 K: 0 S: 4	H: 1 LOB: 2 BB: 1 P: 8	R: 0 H: 0 E: 0 K: 1 S: 5	H: 0 LOB: 0 BB: 0 P: 5	R: 0 H: 0 E: 0 K: 0 S: 3	H: 0 LOB: 0 BB: 0 P: 3	1B: 2 SF: 1 2B: 1 SAC: 1 3B: 0 DP: 1 HR: 1 HBP: 0	WP: 1 PA: 34 PB: 0 SB: 0 CS: 0
---------------------	--------------------------	-------------------------	--------------------------	------------------------	--------------------------	------------------------	--------------------------	------------------------	--------------------------	------------------------	--------------------------	------------------------	--------------------------	------------------------	--------------------------	------------------------	------------------------------------------------------------	-----------------------------------

PITCHER Dennis Martinez, R ERA: 3.52 (1, 1)	IP 9.0 WLS W BF 34 H 4 R 2 ER 2 SO 2 BB 4 IBB 0 HBP 0 BLK 0 WP 1 HR 1 S 34 P 50 ERA 2.00 WHIP 0.889	PITCHER	IP WLS BF H R ER SO BB IBB HBP BLK WP HR S P ERA WHIP
----------------------------------------------------------	-----------------------------------------------------------------------------------------------------	----------------	-------------------------------------------------------