

Detroit Tigers - 1978

Batter	1	2	3	4	5	6	7	8	9	AB	R	H	RBI	BB	SO	LOB	TOP					
Rick Bosetti, R (1, 8)	0-0 5-3		0-3 K		0-3 K			0-0 E5 1B		4	0	0	0	0	2	3	<p>Toronto Blue Jays @ Detroit Tigers</p> <p>Tiger Stadium, Detroit, MI</p> <p>Fri Apr 07 1978, 3:33 AM EST</p> <p>Att: 52,528 - Unknown - 67 F</p> <p>livebaseballscorecards.com</p>					
Al Woods, L (1, 7)	0-0 1-3		0-3 K		0-0 4-3			0-3 K		4	0	0	0	0	2	4						
Roy Howell, L (1, 5) OBP: 0.250, SLG: 0.250	0-0 1-3			0-0 4-3		0-0 4-3		0-0 1-3 1B		4	0	1	0	0	0	0						
Rico Carty, R (1, 10)		4-0 1B BB		0-0 1-3		0-0 4-3		0-3 K		3	1	0	0	1	1	2						
John Mayberry, L (1, 3) OBP: 0.250, SLG: 0.250		0-0 1B 1-2 G6-4-3 1B		0-0 3-1		0-0 G3			0-0 F5	4	1	1	0	0	0	0						
Tom Hutton, L (1, 9) OBP: 0.250, SLG: 0.250		0-0 1-3 2-H G6-4-3 1B			0-0 F8		0-0 3-1		0-0 G3	4	0	1	1	0	0	0						
Dave McKay, S (1, 4) OBP: 0.250, SLG: 0.250		0-0 G6-4-3 1-2 3-H		0-0 BB 1B 1B		0-0 G1		0-0 1-3		4	0	1	0	0	0	1						
Luis Gomez, R (1, 6) OBP: 0.333, SLG: 0.333		0-0 1-3		0-0 BB 1B		0-0 F9				3	0	1	0	0	0	0						
Alan Ashby, S (1, 2)			0-0 4-3		0-0 1-2 2-S BB			0-0 G3		2	0	0	0	1	0	0						
Inning Stats	R: 0 E: 0 K: 0 S: 3	H: 0 LOB: 0 BB: 0 P: 3	R: 2 E: 0 K: 0 S: 4	H: 2 LOB: 0 BB: 1 P: 8	R: 0 E: 0 K: 2 S: 7	H: 0 LOB: 0 BB: 0 P: 7	R: 0 E: 0 K: 0 S: 3	H: 0 LOB: 0 BB: 0 P: 3	R: 0 E: 0 K: 1 S: 7	H: 2 LOB: 3 BB: 1 P: 11	R: 0 E: 0 K: 0 S: 3	H: 0 LOB: 0 BB: 0 P: 3	R: 0 E: 0 K: 0 S: 3	H: 0 LOB: 0 BB: 0 P: 3	R: 0 E: 1 K: 2 S: 9	H: 1 LOB: 2 BB: 0 P: 9		R: 0 E: 0 K: 0 S: 3	H: 0 LOB: 0 BB: 0 P: 3	1B: 5 2B: 0 3B: 0 HR: 0	SF: 0 SAC: 0 DP: 1 HBP: 0	WP: 0 PB: 0 SB: 0 CS: 0
PITCHER Mark Fidrych, R (1, 1) ERA: 2.0	IP: 9.0 WLS: W BF: 34 H: 5 R: 2 ER: 2 SO: 5 BB: 2 IBB: 0 HBP: 0 BLK: 0 WP: 0 HR: 0 S: 42 P: 50 ERA: 2.00 WHIP: 0.778																					

Batter	1	2	3	4	5	6	7	8	9	AB	R	H	RBI	BB	SO	LOB	BOTTOM			
Ron LeFlore, R (1, 8)	4-0 G3 1-3 BB		0-0 6-3	0-3 K		0-3 K		0-3 K		4	0	0	0	1	3	3	<p>Toronto Blue Jays @ Detroit Tigers</p> <p>Tiger Stadium, Detroit, MI</p> <p>Fri Apr 07 1978, 3:33 AM EST</p> <p>Att: 52,528 - Unknown - 67 F</p> <p>livebaseballscorecards.com</p>			
Phil Mankowski, L (1, 5) OBP: 0.500, SLG: 1.250	0-0 1-3 1-2		0-0 1B 1B	1-H 2-H HR		0-0 4-3 1-2				4	2	2	3	0	0	2				
Rusty Staub, L (1, 10) OBP: 0.500, SLG: 0.500	0-0 G3 2-3		0-0 1B 1B	0-0 1B		0-3 K				4	0	2	0	0	1	2				
Jason Thompson, L (1, 3) OBP: 0.250, SLG: 1.000	0-0 F7		0-3 K	0-0 1-3			0-0 HR			4	1	1	1	0	1	4				
Steve Kemp, L (1, 7) OBP: 0.500, SLG: 0.333		4-0 G4-6-3 BB	0-0 1-2 2-H 1B		0-3 K		0-0 1-3			3	0	1	1	1	1	0				
Tim Corcoran, L (1, 9)		0-0 G4-6-3 1-2	0-0 F7		4-0 1B BB		0-0 4-3			3	0	0	0	1	0	3				
Milt May, L (1, 2) OBP: 0.500, SLG: 1.250		0-0 HR		0-0 1-3		0-0 1-3 1B		0-0 G3		4	1	2	1	0	0	0				
Lou Whitaker, L (1, 4) OBP: 0.500, SLG: 0.667		4-0 S BB		0-0 HR 2B			0-0 F7			3	1	1	0	1	0	1				
Alan Trammell, R (1, 6) OBP: 0.500, SLG: 0.333		0-3 K		4-0 HR BB		0-0 4-3 1B		0-0 5-3		3	1	1	0	1	1	1				
Inning Stats	R: 0 E: 0 K: 0 S: 3	H: 0 LOB: 1 BB: 1 P: 7	R: 1 E: 0 K: 1 S: 5	H: 1 LOB: 2 BB: 2 P: 13	R: 1 E: 0 K: 1 S: 8	H: 3 LOB: 2 BB: 0 P: 8	R: 3 E: 0 K: 1 S: 8	H: 3 LOB: 1 BB: 1 P: 12	R: 0 E: 0 K: 2 S: 8	H: 1 LOB: 1 BB: 0 P: 8	R: 1 E: 0 K: 0 S: 4	H: 1 LOB: 0 BB: 0 P: 4	R: 0 E: 0 K: 1 S: 5	H: 0 LOB: 0 BB: 0 P: 5	R: 0 E: 0 K: 1 S: 5	H: 0 LOB: 0 BB: 0 P: 5		1B: 6 2B: 1 3B: 0 HR: 3	SF: 0 SAC: 0 DP: 1 HBP: 0	WP: 0 PB: 0 SB: 1 CS: 0
PITCHER Dave Lemanczyk, R (1, 1) ERA: 12.27 Jesse Jefferson, R (4, 1) ERA: 2.08	IP: 3.2 WLS: L BF: 21 H: 7 R: 5 ER: 5 SO: 3 BB: 4 IBB: 0 HBP: 0 BLK: 0 WP: 0 HR: 2 S: 23 P: 39 ERA: 12.27 WHIP: 3.000																			

Batter	1	2	3	4	5	6	7	8	9	AB	R	H	RBI	BB	SO	LOB	TOP								
Rick Rosetti, R OBP: 0.222, SLG: 0.333 (1, 8)										5	1	2	0	0	0	3									
Al Woods, L OBP: 0.111, SLG: 0.111 (1, 7)										5	0	1	1	0	2	4									
Roy Howell, L OBP: 0.375, SLG: 0.286 (1, 5)										3	0	1	1	1	0	2									
Rico Carty, R (1, 10)										4	0	0	0	0	1	2									
John Mayberry, L OBP: 0.250, SLG: 0.625 (1, 3)										4	1	1	1	0	0	2									
Tom Hutton, L OBP: 0.375, SLG: 0.714 (1, 9)										3	1	1	1	1	0	0									
Dave McKay, S OBP: 0.250, SLG: 0.143 (1, 4)										3	0	0	0	1	2	1									
Luis Gomez, R OBP: 0.167, SLG: 0.167 (1, 6)										3	1	0	0	0	1	0									
Alan Ashby, S OBP: 0.429, SLG: 0.200 (1, 2)										3	1	1	0	1	0	0									
Inning Stats	R: 1 E: 0 K: 1 S: 7	H: 2 LOB: 1 BB: 0 P: 7	R: 2 E: 2 K: 1 S: 9	H: 2 LOB: 2 BB: 0 P: 9	R: 1 E: 0 K: 1 S: 5	H: 1 LOB: 0 BB: 1 P: 9	R: 0 E: 0 K: 0 S: 3	H: 1 LOB: 0 BB: 0 P: 3	R: 0 E: 0 K: 2 S: 7	H: 0 LOB: 1 BB: 1 P: 11	R: 0 E: 0 K: 1 S: 5	H: 0 LOB: 0 BB: 0 P: 5	R: 0 E: 0 K: 0 S: 3	H: 0 LOB: 0 BB: 0 P: 3	R: 0 E: 0 K: 0 S: 3	H: 0 LOB: 0 BB: 0 P: 3	R: 1 E: 1 K: 0 S: 4	H: 1 LOB: 2 BB: 2 P: 12	1B: 4 2B: 1 3B: 0 HR: 2	SF: 0 SAC: 1 DP: 1 HBP: 0	WP: 0 PB: 0 SB: 1 CS: 2	PA: 39			
PITCHER	IP	WLS	BF	H	R	ER	SO	BB	IBB	HBP	BLK	WP	HR	S	P	ERA	WHIP								
Jim Slaton, R ERA: 3.24 (1, 1)	8.1	L	36	7	5	3	6	4	0	0	0	0	2	44	60	3.24	1.320								
John Hiller, L ERA: (9, 1)	0.2	S	2	0	0	0	0	0	0	0	0	0	0	2	2	0.00	0.000								

Toronto Blue Jays @ Detroit Tigers
Tiger Stadium, Detroit, MI
Sat Apr 08 1978, 3:33 AM EST
Att. 12,413 - Sunny - 45 F

AB	33
R	5
H	7
RBI	4
BB	4
SO	6
LOB	14



Batter	1	2	3	4	5	6	7	8	9	AB	R	H	RBI	BB	SO	LOB	BOTTOM								
Ron LeFlore, R OBP: 0.300, SLG: 0.556 (1, 8)										5	1	2	1	0	1	2									
Steve Dillard, R OBP: 0.400, SLG: 0.400 (1, 4)										5	1	2	0	0	0	1									
Rusty Staub, L OBP: 0.444, SLG: 0.375 (1, 10)										4	0	1	0	1	0	1									
Lou Whitaker, L OBP: 0.500, SLG: 0.667 (9, PR)										0	0	0	0	0	0	0									
Jason Thompson, L OBP: 0.444, SLG: 1.000 (1, 3)										5	0	3	1	0	0	3									
Steve Kemp, L OBP: 0.500, SLG: 0.333 (1, 7)										3	0	1	0	1	0	3									
Charlie Spikes, R OBP: 0.250, SLG: 0.250 (1, 9)										4	0	1	0	0	1	5									
Lance Parrish, R (1, 2)										4	0	0	0	0	3	3									
Aurelio Rodriguez, R (1, 5)										4	0	0	0	0	1	2									
Mark Wagner, R OBP: 0.333, SLG: 1.000 (1, 6)										3	0	1	0	0	0	0									
Tim Corcoran, L (9, PH)										0	0	0	0	1	0	0									
Inning Stats	R: 1 E: 0 K: 0 S: 6	H: 3 LOB: 2 BB: 0 P: 6	R: 0 E: 0 K: 0 S: 4	H: 1 LOB: 1 BB: 0 P: 4	R: 0 E: 0 K: 0 S: 4	H: 2 LOB: 2 BB: 1 P: 8	R: 0 E: 0 K: 1 S: 5	H: 0 LOB: 0 BB: 0 P: 5	R: 0 E: 0 K: 2 S: 9	H: 2 LOB: 2 BB: 0 P: 9	R: 1 E: 0 K: 0 S: 4	H: 1 LOB: 0 BB: 0 P: 4	R: 0 E: 0 K: 2 S: 8	H: 1 LOB: 1 BB: 0 P: 8	R: 0 E: 0 K: 0 S: 4	H: 1 LOB: 3 BB: 2 P: 12	1B: 7 2B: 2 3B: 1 HR: 1	SF: 0 SAC: 0 DP: 0 HBP: 0	WP: 0 PB: 0 SB: 0 CS: 0	PA: 40					
PITCHER	IP	WLS	BF	H	R	ER	SO	BB	IBB	HBP	BLK	WP	HR	S	P	ERA	WHIP								
Jerry Garvin, L ERA: 2.08 (1, 1)	8.2	W	39	11	2	2	6	3	0	0	0	0	1	48	60	2.08	1.615								
Mike Willis, L ERA: (9, 1)	0.1	S	1	0	0	0	0	0	0	0	0	0	0	1	1	0.00	0.000								

Toronto Blue Jays @ Detroit Tigers
Tiger Stadium, Detroit, MI
Sat Apr 08 1978, 3:33 AM EST
Att. 12,413 - Sunny - 45 F

AB	37
R	2
H	11
RBI	2
BB	3
SO	6
LOB	20



Batter	1	2	3	4	5	6	7	8	9	AB	R	H	RBI	BB	SO	LOB	TOP		
Rick Rosetti, R OBP: 0.231, SLG: 0.308 (1, 8)										4	1	1	0	0	0	0			
Al Woods, L OBP: 0.154, SLG: 0.083 (1, 7)										3	1	0	0	1	0	0			
Roy Howell, L OBP: 0.417, SLG: 0.455 (1, 5)										4	2	2	1	0	0	0			
Rico Carty, R OBP: 0.167, SLG: 0.091 (1, 10)										4	0	1	2	0	0	0			
John Mayberry, L OBP: 0.222, SLG: 0.556 (1, 3)										1	0	0	0	0	0	1			
Willie Upshaw, L OBP: 0.667, SLG: 0.500 (3, 9)										2	0	1	0	1	0	0			
Tom Hutton, L OBP: 0.417, SLG: 0.727 (1, 9)										4	0	2	0	0	0	2			
Garth Iorg, R OBP: 0.500, SLG: 0.333 (1, 4)										3	0	1	0	1	0	2			
Luis Gomez, R OBP: 0.111, SLG: 0.111 (1, 6)										3	0	0	0	0	0	2			
Otto Velez, R (9, PH)										1	0	0	0	0	1	2			
Alan Ashby, S OBP: 0.273, SLG: 0.111 (1, 2)										4	0	0	0	0	0	2			
Inning Stats	R: 3 E: 0 K: 0 S: 6	H: 4 LOB: 1 BB: 1 P: 10	R: 0 E: 0 K: 0 S: 3	H: 0 LOB: 0 BB: 0 P: 3	R: 0 E: 0 K: 0 S: 3	H: 0 LOB: 0 BB: 0 P: 3	R: 0 E: 0 K: 0 S: 3	H: 1 LOB: 1 BB: 1 P: 7	R: 0 E: 0 K: 0 S: 3	H: 0 LOB: 0 BB: 0 P: 3	R: 1 E: 0 K: 0 S: 5	H: 2 LOB: 1 BB: 0 P: 5	R: 0 E: 0 K: 0 S: 3	H: 0 LOB: 0 BB: 0 P: 3	R: 0 E: 0 K: 1 S: 6	H: 1 LOB: 2 BB: 1 P: 10	1B: 6 2B: 3 3B: 0 HR: 0	SF: 0 SAC: 0 DP: 2 HBP: 0	WP: 2 PA: 36 PB: 0 SB: 0 CS: 0
PITCHER	IP	WLS	BF	H	R	ER	SO	BB	IBB	HBP	BLK	WP	HR	S	P	ERA	WHIP		
Jack Billingham, R ERA: 4.32 (1, 1)	8.1	W	34	8	4	4	0	3	0	0	0	2	0	31	43	4.32	1.320		
Steve Foucault, R ERA: (9, 1)	0.2	S	2	0	0	0	1	0	0	0	0	0	0	4	4	0.00	0.000		

Toronto Blue Jays @ Detroit Tigers
Tiger Stadium, Detroit, MI
Sun Apr 09 1978, 3:33 AM EST
Att: 9,169 - Overcast - 34 F

AB	33
R	4
H	8
RBI	3
BB	3
SO	1
LOB	11



Batter	1	2	3	4	5	6	7	8	9	AB	R	H	RBI	BB	SO	LOB	BOTTOM		
Ron LeFlore, R OBP: 0.400, SLG: 0.615 (1, 8)										4	1	2	1	1	0	4			
Steve Dillard, R OBP: 0.500, SLG: 0.400 (1, 4)										0	0	0	0	1	0	0			
Lou Whitaker, L OBP: 0.375, SLG: 0.429 (2, PH)										4	1	1	1	0	1	1			
Rusty Staub, L OBP: 0.429, SLG: 0.385 (1, 10)										5	1	2	2	0	0	3			
Jason Thompson, L OBP: 0.286, SLG: 0.643 (1, 3)										5	0	0	0	0	0	4			
Steve Kemp, L OBP: 0.615, SLG: 0.444 (1, 7)										3	1	2	1	2	0	0			
Charlie Spikes, R OBP: 0.333, SLG: 0.333 (1, 9)										5	1	2	1	0	0	3			
Lance Parrish, R OBP: 0.222, SLG: 0.125 (1, 2)										4	1	1	1	1	1	3			
Aurelio Rodriguez, R OBP: 0.200, SLG: 0.200 (1, 5)										1	1	1	0	0	0	0			
Phil Mankowski, L OBP: 0.429, SLG: 0.833 (2, PH)										2	0	0	0	1	0	3			
Mark Wagner, R OBP: 0.333, SLG: 0.600 (1, 6)										2	1	0	1	1	0	1			
Tim Corcoran, L (7, PH)										0	0	0	0	1	0	0			
Alan Trammell, R OBP: 0.500, SLG: 0.333 (8, 6)										0	0	0	0	0	0	0			
Inning Stats	R: 0 E: 0 K: 0 S: 3	H: 1 LOB: 1 BB: 1 P: 7	R: 7 E: 0 K: 0 S: 10	H: 7 LOB: 3 BB: 3 P: 22	R: 0 E: 0 K: 0 S: 3	H: 0 LOB: 1 BB: 1 P: 7	R: 0 E: 0 K: 0 S: 3	H: 0 LOB: 0 BB: 0 P: 3	R: 0 E: 1 K: 0 S: 4	H: 0 LOB: 1 BB: 0 P: 4	R: 0 E: 0 K: 0 S: 3	H: 0 LOB: 0 BB: 0 P: 3	R: 0 E: 0 K: 1 S: 6	H: 1 LOB: 3 BB: 2 P: 14	R: 1 E: 0 K: 1 S: 7	H: 2 LOB: 2 BB: 1 P: 11	1B: 10 2B: 1 3B: 0 HR: 0	SF: 0 SAC: 0 DP: 1 HBP: 0	WP: 0 PA: 43 PB: 0 SB: 2 CS: 0
PITCHER	IP	WLS	BF	H	R	ER	SO	BB	IBB	HBP	BLK	WP	HR	S	P	ERA	WHIP		
Tom Underwood, L ERA: 45.0 (1, 1)	1.0	L	9	4	5	5	0	3	0	0	0	0	0	5	5	45.00	7.000		
Jim Clancy, R ERA: 54.0 (2, 1)	0.1		5	4	2	2	0	0	0	0	0	0	0	5	5	54.00	12.000		
Tom Murphy, R ERA: (2, 1)	5.2		23	1	0	0	1	4	0	0	0	0	0	21	37	0.00	0.882		
Mike Willis, L ERA: 6.75 (8, 1)	1.0		6	2	1	1	1	1	0	0	0	0	0	7	11	9.00	3.000		

Toronto Blue Jays @ Detroit Tigers
Tiger Stadium, Detroit, MI
Sun Apr 09 1978, 3:33 AM EST
Att: 9,169 - Overcast - 34 F

AB	35
R	8
H	11
RBI	8
BB	8
SO	2
LOB	22



Batter	1	2	3	4	5	6	7	8	9	AB	R	H	RBI	BB	SO	LOB	TOP									
Ron LeFlore, R OBP: 0.350, SLG: 0.500	0-0 4-3		0-0 4-3	0-0 FC4-6		0-0 E6		0-0 1B		5	0	1	0	0	0	2										
Phil Mankowski, L OBP: 0.333, SLG: 0.545	0-0 G4-6-3 1B		0-0 4-3		0-0 G3	0-3 K		0-0 6-3		5	0	1	0	0	1	2										
Rusty Staub, L OBP: 0.421, SLG: 0.313	0-0 G4-6-3		0-0 F9		4-0 1B BB	0-3 K		4-0 FC6-4 BB		3	1	0	0	2	1	2										
Jason Thompson, L OBP: 0.263, SLG: 0.500		0-0 F7		4-0 1B BB	0-0 G3		0-3 K	0-3 K		4	1	0	0	1	2	2										
Steve Kemp, L OBP: 0.500, SLG: 0.308		0-3 K		0-0 1-3	4-0 1B HR BB		0-3 K	0-0 FC6-4		4	1	0	0	1	2	2										
Tim Corcoran, L OBP: 0.636, SLG: 0.429		0-0 1B		0-0 2B 1B	0-0 1-3 HR 1B		1-0 HBP	0-3 K		4	2	3	2	0	1	1										
Milt May, L OBP: 0.625, SLG: 1.500		0-0 BB 1B		0-0 1B 2B	0-0 1-3 HR		0-0 4-3			4	1	3	3	0	0	1										
Lou Whitaker, L OBP: 0.333, SLG: 0.300		4-0 1-2 BB		0-0 6-3	0-0 4-3		0-0 1-3			3	0	0	0	1	0	2										
Alan Trammell, R OBP: 0.375, SLG: 0.286		0-0 F9		0-0 FC4-6 1B		0-3 K		0-0 F8		4	0	1	1	0	1	3										
Inning Stats	R: 0 E: 0 K: 0 S: 3	H: 1 LOB: 0 BB: 0 P: 3	R: 0 E: 0 K: 1 S: 7	H: 2 LOB: 3 BB: 1 P: 11	R: 0 E: 0 K: 0 S: 3	H: 0 LOB: 0 BB: 0 P: 3	R: 2 E: 0 K: 0 S: 6	H: 3 LOB: 2 BB: 1 P: 10	R: 4 E: 0 K: 3 S: 10	H: 2 LOB: 0 BB: 0 P: 13	R: 0 E: 1 K: 3 S: 10	H: 0 LOB: 1 BB: 0 P: 10	R: 0 E: 0 K: 2 S: 7	H: 0 LOB: 1 BB: 0 P: 8	R: 0 E: 0 K: 0 S: 4	H: 1 LOB: 1 BB: 0 P: 4	R: 0 E: 0 K: 2 S: 7	H: 0 LOB: 1 BB: 1 P: 11	1B: 7 2B: 1 3B: 0 HR: 1	SF: 0 SAC: 0 DP: 1 HBP: 1	WP: 0 PB: 0 SB: 1 CS: 0	PA: 42				
PITCHER	IP	WLS	BF	H	R	ER	SO	BB	IBB	HBP	BLK	WP	HR	S	P	ERA	WHIP									
Doc Medich, R ERA: 11.57	(1, 1)	4.2	L	25	8	6	6	1	4	0	0	0	0	1	23	39	11.57	2.571								
Jim Umberger, L ERA: 3.95	(5, 1)	4.1		17	1	0	0	7	1	0	1	0	0	0	29	34	0.00	0.462								

Detroit Tigers @ Texas Rangers
Arlington Stadium, Arlington, TX
Tue Apr 11 1978, 7:05 PM EST
Att: 13,764 - Unknown

AB	36
R	6
H	9
RBI	6
BB	5
SO	8
LOB	17



Batter	1	2	3	4	5	6	7	8	9	AB	R	H	RBI	BB	SO	LOB	BOTTOM								
Mike Hargrove, L OBP: 0.313, SLG: 0.231	0-0 3-1		0-0 SF8			0-0 4-3		0-0 E3		3	0	0	1	0	0	2									
Bert Campaneris, R OBP: 0.083, SLG: 0.083	0-3 K		0-0 F8			0-0 6-3		0-0 F9		3	0	0	0	0	1	0									
John Lowenstein, L (8, FH)										1	0	0	0	0	0	3									
Jim Mason, L (9, 6)										0	0	0	0	0	0	0									
Al Oliver, L OBP: 0.375, SLG: 0.438	0-0 4-3			0-0 FC4-6 1B		0-0 G5-4-3 1B		0-0 4-3		4	0	2	0	0	0	0									
Richie Zisk, R OBP: 0.467, SLG: 1.133		0-0 F9 2B		0-0 F9		0-0 G5-4-3		0-0 HR		4	1	2	1	0	0	2									
Toby Harrah, R OBP: 0.231, SLG: 0.250		0-0 F9		0-0 FC4-6		0-0 4-3		0-0 5-3		4	0	0	0	0	0	2									
Claudell Washington, L OBP: 0.200, SLG: 0.111		0-3 K		0-0 CS	0-0 4-3		4-0 FC6-4 BB	0-0 F7		3	0	0	0	1	1	1									
Juan Beniquez, R		0-0 F8			0-0 6-3		0-0 FC6-4 1B			3	0	0	0	0	0	2									
Bump Wills, S OBP: 0.417, SLG: 0.364			0-0 G3 SF8 1B		0-0 5-3		0-0 E 1B			3	1	2	0	0	0	0									
Jim Sundberg, R OBP: 0.083, SLG: 0.083			0-0 G3			0-3 K		0-0 F6		3	0	0	0	0	1	3									
Inning Stats	R: 0 E: 0 K: 1 S: 5	H: 0 LOB: 0 BB: 0 P: 5	R: 0 E: 0 K: 1 S: 6	H: 1 LOB: 0 BB: 0 P: 6	R: 1 E: 0 K: 0 S: 4	H: 1 LOB: 0 BB: 0 P: 4	R: 0 E: 0 K: 0 S: 3	H: 1 LOB: 0 BB: 0 P: 3	R: 0 E: 0 K: 1 S: 5	H: 0 LOB: 0 BB: 0 P: 5	R: 0 E: 0 K: 0 S: 3	H: 1 LOB: 0 BB: 0 P: 3	R: 0 E: 1 K: 0 S: 5	H: 1 LOB: 3 BB: 1 P: 9	R: 1 E: 0 K: 0 S: 4	H: 1 LOB: 0 BB: 0 P: 4	1B: 4 2B: 1 3B: 0 HR: 1	SF: 1 SAC: 0 DP: 1 HBP: 0	WP: 0 PB: 0 SB: 1 CS: 1	PA: 34					
PITCHER	IP	WLS	BF	H	R	ER	SO	BB	IBB	HBP	BLK	WP	HR	S	P	ERA	WHIP								
Dave Rozema, R ERA: 2.0	(1, 1)	9.0	W	33	6	2	2	3	1	0	0	0	1	38	42	2.00	0.778								

Detroit Tigers @ Texas Rangers
Arlington Stadium, Arlington, TX
Tue Apr 11 1978, 7:05 PM EST
Att: 13,764 - Unknown


AB	31
R	2
H	6
RBI	2
BB	1
SO	3
LOB	15



Batter	1	2	3	4	5	6	7	8	9	AB	R	H	RBI	BB	SO	LOB	TOP											
Ron LeFlore, R OBP: 0.400, SLG: 0.522	0-0 CS 1B		0-0 5-3		0-0 1-2 1B		0-0 1-2 3-H 1B		0-0 1-3	5	0	3	1	0	0	0												
Steve Dillard, R OBP: 0.300, SLG: 0.222	0-0 1-3		0-3 K		0-0 1-3		0-3 K			4	0	0	0	0	2	5												
Rusty Staub, L OBP: 0.348, SLG: 0.250	0-0 4-3			0-0 F7		0-0 6-3		0-0 G3		4	0	0	0	0	2													
Jason Thompson, L OBP: 0.217, SLG: 0.409		0-0 6-3		0-0 6-3		0-3 K		0-0 4-3		4	0	0	0	1	0													
Steve Kemp, L OBP: 0.545, SLG: 0.375		0-0 1B 2B 1B		0-0 3-1		0-0 1B		4-0 BB		3	1	2	0	1	0	0												
Charlie Spikes, R OBP: 0.308, SLG: 0.308		0-0 1B 2B 1B		0-3 K		0-0 F4		0-3 K		4	0	1	0	0	2	2												
Lance Parrish, R OBP: 0.231, SLG: 0.417		0-3 K			0-0 HR		0-0 4-3		0-3 K	4	1	1	1	0	2	3												
Aurelio Rodriguez, R OBP: 0.444, SLG: 0.556		0-0 1B 2B		0-0 1B 1B		0-0 1B 1B		0-0 F4		4	1	3	1	0	0	0												
Mark Wagner, R OBP: 0.300, SLG: 0.444			0-0 5-3		0-0 L7		0-0 1B 1B		0-0 4-3	4	0	1	0	0	0	1												
Inning Stats	R: 0 E: 0 K: 0 S: 3	H: 1 LOB: 0 BB: 0 P: 3	R: 1 E: 0 K: 1 S: 7	H: 3 LOB: 2 BB: 0 P: 7	R: 0 E: 0 K: 1 S: 5	H: 0 LOB: 0 BB: 0 P: 5	R: 0 E: 0 K: 0 S: 3	H: 0 LOB: 0 BB: 0 P: 3	R: 1 E: 0 K: 1 S: 8	H: 3 LOB: 2 BB: 0 P: 8	R: 0 E: 0 K: 1 S: 6	H: 1 LOB: 1 BB: 0 P: 6	R: 1 E: 0 K: 1 S: 8	H: 3 LOB: 2 BB: 0 P: 8	R: 0 E: 0 K: 2 S: 7	H: 0 LOB: 1 BB: 1 P: 11	R: 0 E: 0 K: 0 S: 3	H: 0 LOB: 0 BB: 0 P: 3	1B: 9 2B: 1 3B: 0 HR: 1	SF: 0 SAC: 0 DP: 0 HBP: 0	WP: 0 PB: 0 SB: 0 CS: 1	PA: 37						
PITCHER	IP	WLS	BF	H	R	ER	SO	BB	IBB	HBP	BLK	WP	HR	S	P	ERA	WHIP											
Jon Matlack, L ERA: 2.2	(1, 1)	7.1	L	32	11	3	3	5	1	0	0	0	0	1	41	45	3.68	1.636										
Len Barker, R ERA:	(8, 1)	1.2		5	0	0	0	2	0	0	0	0	0	0	9	9	0.00	0.000										

Detroit Tigers @ Texas Rangers
Arlington Stadium, Arlington, TX
Wed Apr 12 1978, 7:05 PM EST
Att: 26,049 - Unknown

AB 36
R 3
H 11
RBI 3
BB 1
SO 7
LOB 13




livebaseballscores.com

Batter	1	2	3	4	5	6	7	8	9	AB	R	H	RBI	BB	SO	LOB	BOTTOM											
Mike Hargrove, L OBP: 0.300, SLG: 0.188	0-0 F7		0-0 F4		0-0 F8			4-0 BB		3	0	0	0	1	0	0												
Mike Jorgensen, L (8, FR)										0	0	0	0	0	0	0												
Bert Campaneris, R OBP: 0.125, SLG: 0.067	4-0 HR BB		0-0 4-3		0-0 1-4-3		0-0 G5-4-3 BB			3	1	0	0	1	0	1												
Al Oliver, L OBP: 0.350, SLG: 0.550	0-0 1-H HR		0-0 4-3		0-0 1-3		0-3 K			4	1	1	2	0	1	0												
Richie Zisk, R OBP: 0.421, SLG: 0.944	4-0 BB		0-0 6-3		0-0 G3		0-3 K			3	0	0	0	1	1	0												
Toby Harrah, R OBP: 0.235, SLG: 0.250	0-0 F8		0-3 K		0-0 F7		0-0 1B 1B			4	0	1	0	0	1	1												
Claudell Washington, L OBP: 0.286, SLG: 0.231	0-3 K		0-0 1B		0-0 6-3		0-0 1B 1B			4	0	2	0	0	1	1												
Juan Beniquez, R OBP: 0.125, SLG: 0.125		0-0 FC6-4 1B		0-0 5-3		0-0 1B 1B		0-0 4-3		4	0	2	0	0	0	3												
Bump Wills, S OBP: 0.333, SLG: 0.286		0-0 FC6-4 1B 1-2		0-0 F8		0-0 3-1				3	0	0	0	0	2													
Jim Sundberg, R OBP: 0.067, SLG: 0.067		0-0 G6-3		0-3 K		0-0 F9				3	0	0	0	0	1	1												
Inning Stats	R: 2 E: 0 K: 1 S: 6	H: 1 LOB: 1 BB: 2 P: 14	R: 0 E: 0 K: 0 S: 3	H: 1 LOB: 0 BB: 0 P: 3	R: 0 E: 0 K: 1 S: 6	H: 1 LOB: 0 BB: 0 P: 6	R: 0 E: 0 K: 1 S: 5	H: 0 LOB: 0 BB: 0 P: 5	R: 0 E: 0 K: 0 S: 3	H: 0 LOB: 0 BB: 0 P: 3	R: 0 E: 0 K: 0 S: 4	H: 1 LOB: 1 BB: 0 P: 4	R: 0 E: 0 K: 0 S: 2	H: 0 LOB: 1 BB: 1 P: 6	R: 0 E: 0 K: 2 S: 9	H: 2 LOB: 2 BB: 0 P: 9	1B: 5 2B: 0 3B: 0 HR: 1	SF: 0 SAC: 0 DP: 2 HBP: 0	WP: 0 PB: 0 SB: 1 CS: 0	PA: 34								
PITCHER	IP	WLS	BF	H	R	ER	SO	BB	IBB	HBP	BLK	WP	HR	S	P	ERA	WHIP											
Mark Fidrych, R ERA: 2.0	(1, 1)	9.0	W	34	6	2	2	5	3	0	0	0	0	1	41	53	2.00	1.000										

Detroit Tigers @ Texas Rangers
Arlington Stadium, Arlington, TX
Wed Apr 12 1978, 7:05 PM EST
Att: 26,049 - Unknown

AB 31
R 2
H 6
RBI 2
BB 3
SO 5
LOB 9



livebaseballscores.com

Batter	1	2	3	4	5	6	7	8	9	AB	R	H	RBI	BB	SO	LOB	TOP									
Ron LeFlore, R OBP: 0.457, SLG: 0.719	F8		F9		E4 1B		HR		SH1-4 1B	5	3	3	1	0	0	1	Detroit Tigers @ Toronto Blue Jays Exhibition Stadium, Toronto, ON Sat Apr 15 1978, 3:33 AM EST Att: 15,024 - Unknown - 41 F									
Steve Dillard, R OBP: 0.286, SLG: 0.231	5-3				F8		F8		SH1-4 1-2	4	0	1	0	0	0	1										
Rusty Staub, L OBP: 0.394, SLG: 0.345	F8		F8		8-3 2-H				2B	5	1	3	2	0	0	2										
Jason Thompson, L OBP: 0.333, SLG: 0.567		FC6-4 BB	K		8-3 1-2		F8		2B	4	0	1	1	1	1	4										
Steve Kemp, L OBP: 0.563, SLG: 0.417		FC6-4 BB 1-2			HR BB				4-3	3	1	1	0	2	0	2										
Charlie Spikes, R OBP: 0.294, SLG: 0.250					FC5-4 BB 1-2		F9		F7	3	0	0	0	1	0	4										
Tim Corcoran, L OBP: 0.471, SLG: 0.250							F7			1	0	0	0	0	0	1										
Lance Parrish, R OBP: 0.176, SLG: 0.313					F6		K		F7	4	0	0	0	0	1	4										
Aurelio Rodriguez, R OBP: 0.438, SLG: 0.667									5-3	3	1	1	2	1	0	2										
Mark Wagner, R OBP: 0.286, SLG: 0.385					1B FC5 2-3		1-3		6-3	4	0	1	0	0	0	2										
Inning Stats	R: 0 E: 0 K: 0 S: 3	H: 0 LOB: 0 BB: 0 P: 3	R: 0 E: 0 K: 0 S: 3	H: 0 LOB: 2 BB: 2 P: 11	R: 0 E: 0 K: 1 S: 7	H: 2 LOB: 0 BB: 0 P: 7	R: 0 E: 1 K: 0 S: 4	H: 1 LOB: 2 BB: 1 P: 8	R: 1 E: 1 K: 0 S: 4	H: 2 LOB: 0 BB: 0 P: 4	R: 2 E: 0 K: 1 S: 6	H: 1 LOB: 0 BB: 1 P: 10	R: 1 E: 0 K: 0 S: 5	H: 2 LOB: 2 BB: 1 P: 9	R: 0 E: 0 K: 0 S: 3	H: 0 LOB: 0 BB: 0 P: 3	R: 2 E: 0 K: 0 S: 6	H: 3 LOB: 1 BB: 0 P: 6	1B: 7 2B: 3 3B: 0 HR: 2	SF: 0 SAC: 1 DP: 1 HBP: 0	WP: 0 PB: 0 SB: 1 CS: 0	PA: 42				
PITCHER	IP	WLS	BF	H	R	ER	SO	BB	IBB	HBP	BLK	WP	HR	S	P	ERA	WHIP									
Tom Underwood, L ERA: 9.0	(1, 1)	6.0	L	27	6	3	2	2	4	0	0	0	0	1	27	43	3.00	1.667								
Mike Willis, L ERA: 7.71	(7, 1)	2.1	L	13	5	3	3	0	1	0	0	0	0	1	12	16	11.57	2.571								
Tom Murphy, R ERA:	(9, 1)	0.2		2	0	0	0	0	0	0	0	0	0	0	2	2	0.00	0.000								

Batter	1	2	3	4	5	6	7	8	9	AB	R	H	RBI	BB	SO	LOB	BOTTOM								
Rick Bosetti, R OBP: 0.219, SLG: 0.281	F8				FC6-4 1-2		L6		F2	5	0	1	0	0	0	2	Detroit Tigers @ Toronto Blue Jays Exhibition Stadium, Toronto, ON Sat Apr 15 1978, 3:33 AM EST Att: 15,024 - Unknown - 41 F								
Bob Bailor, R OBP: 0.474, SLG: 0.471	F8				F7 1-2		6-3		G3	5	0	0	0	0	0	3									
Roy Howell, L OBP: 0.500, SLG: 0.519							G3		4-3	4	0	2	0	0	0	0									
Rico Carty, R OBP: 0.367, SLG: 0.400					FC6 1-2				4-3	3	1	1	0	1	0	1									
John Mayberry, L OBP: 0.296, SLG: 0.333					4-3					4	0	2	0	0	0	2									
Tom Hutton, L OBP: 0.304, SLG: 0.500					1B 1B		1-3		F9	4	1	1	0	0	0	3									
Dave McKay, S OBP: 0.250, SLG: 0.267					F7		F8		5-3	4	1	1	1	0	0	2									
Luis Gomez, R OBP: 0.190, SLG: 0.105							2-3			2	0	1	0	0	0	0									
Al Woods, L OBP: 0.200, SLG: 0.143									K	1	0	1	2	0	0	0									
Tim Nordbrook, R OBP: 0.333, SLG: 0.200										0	0	0	0	0	0	0									
Willie Upshaw, L OBP: 0.333, SLG: 0.200										1	0	0	0	0	1	0									
Alan Ashby, S OBP: 0.227, SLG: 0.056										2	0	0	0	1	0	3									
Doug Ault, R OBP: 1.000, SLG: 1.000										1	0	1	0	0	0	0									
Inning Stats	R: 0 E: 0 K: 0 S: 5	H: 2 LOB: 2 BB: 0 P: 5	R: 0 E: 0 K: 0 S: 4	H: 2 LOB: 1 BB: 0 P: 4	R: 0 E: 0 K: 0 S: 4	H: 2 LOB: 0 BB: 0 P: 4	R: 0 E: 0 K: 0 S: 3	H: 0 LOB: 0 BB: 0 P: 3	R: 0 E: 0 K: 0 S: 3	H: 0 LOB: 0 BB: 0 P: 3	R: 3 E: 0 K: 0 S: 6	H: 3 LOB: 1 BB: 1 P: 10	R: 0 E: 0 K: 0 S: 3	H: 0 LOB: 0 BB: 0 P: 3	R: 0 E: 0 K: 0 S: 4	H: 1 LOB: 1 BB: 0 P: 4	R: 0 E: 0 K: 1 S: 6	H: 1 LOB: 1 BB: 0 P: 6	1B: 10 2B: 1 3B: 0 HR: 0	SF: 0 SAC: 0 DP: 1 HBP: 0	WP: 0 PB: 0 SB: 0 CS: 0	PA: 38			
PITCHER	IP	WLS	BF	H	R	ER	SO	BB	IBB	HBP	BLK	WP	HR	S	P	ERA	WHIP								
Jack Billingham, R ERA: 4.11	(1, 1)	7.0	W	30	9	3	3	0	2	0	0	0	0	28	36	3.86	1.571								
Steve Foucault, R ERA:	(8, 1)	2.0	S	8	2	0	0	1	0	0	0	0	0	10	10	0.00	1.000								

Batter	1	2	3	4	5	6	7	8	9	AB	R	H	RBI	BB	SO	LOB	TOP								
Ralph Garr, L (1,7) OBP: 0.353, SLG: 0.545	F7	G3				P5		E4		4	2	0	0	1	0	2	Chicago White Sox @ Detroit Tigers Tiger Stadium, Detroit, MI Mon Apr 17 1978, 3:33 AM EST Att: 19,841 - Unknown - 50 F								
Chet Lemon, R (1,8) OBP: 0.514, SLG: 0.548	1B	1B	FC3-6		1B	F8		1B		4	2	3	1	1	0	1									
Jorge Orta, L (1,4) OBP: 0.375, SLG: 0.649	L8		FC3-6		F5			1B		4	1	1	1	1	0	3									
Bobby Bonds, R (1,9) OBP: 0.361, SLG: 0.394	2B	1B	G5-4-3		1B			G6-4-3		5	3	3	1	0	0	3									
Lamar Johnson, R (1,3) OBP: 0.316, SLG: 0.361	2B				K			F7		5	0	3	4	0	1	1									
Ron Blomberg, L (1,10) OBP: 0.192, SLG: 0.423 Alan Bannister, R (7,PH)	F7				F8			3-1		3	0	1	1	0	0	2									
Eric Soderholm, R (1,5) OBP: 0.324, SLG: 0.412		E9			L7			5-3		5	0	1	0	0	0	3									
Don Kessinger, S (1,6) OBP: 0.290, SLG: 0.214 Mike Eden, S (5,6)		G3			F9			FC6-4		2	0	0	0	0	0	2									
Bill Nahorodny, R (1,2) OBP: 0.389, SLG: 0.333		FC5-2				SH1-3		F7		1	0	0	0	0	0	1									
Inning Stats	R: 2 E: 0 K: 0 S: 6	H: 3 LOB: 1 BB: 0 P: 6	R: 0 E: 1 K: 0 S: 4	H: 1 LOB: 1 BB: 0 P: 4	R: 0 E: 0 K: 0 S: 3	H: 1 LOB: 1 BB: 0 P: 3	R: 0 E: 0 K: 0 S: 4	H: 1 LOB: 1 BB: 0 P: 4	R: 4 E: 0 K: 1 S: 8	H: 3 LOB: 1 BB: 1 P: 13	R: 0 E: 0 K: 0 S: 3	H: 0 LOB: 1 BB: 1 P: 7	R: 2 E: 0 K: 1 S: 7	H: 2 LOB: 1 BB: 1 P: 11	R: 1 E: 1 K: 0 S: 4	H: 1 LOB: 1 BB: 1 P: 8		R: 0 E: 0 K: 0 S: 3	H: 0 LOB: 0 BB: 0 P: 3	1B: 10 2B: 2 3B: 0 HR: 0	SF: 0 SAC: 1 DP: 2 HBP: 1	WP: 0 PB: 0 SB: 1 CS: 0	PA: 43		
PITCHER	IP	WLS	BF	H	R	ER	SO	BB	IBB	HBP	BLK	WP	HR	S	P	ERA	WHIP								
Mark Fidrych, R (1,1) ERA: 2.45	4.0		17	6	2	2	0	0	0	0	0	0	0	17	17	4.50	1.500								
Mitt Wilcox, R (5,1) ERA: 10.13	2.0		13	3	5	5	1	3	0	1	0	0	0	11	24	22.50	3.000								
John Hiller, L (7,1) ERA: 3.38	3.0	W	13	3	2	1	1	1	0	0	0	0	0	14	18	3.00	1.333								

Batter	1	2	3	4	5	6	7	8	9	AB	R	H	RBI	BB	SO	LOB	BOTTOM								
Ron LeFlore, R (1,8) OBP: 0.478, SLG: 0.675	1-3		FC1-4		HR		1-3		E	5	2	3	2	1	0	4	Chicago White Sox @ Detroit Tigers Tiger Stadium, Detroit, MI Mon Apr 17 1978, 3:33 AM EST Att: 19,841 - Unknown - 50 F								
Steve Dillard, R (1,4) OBP: 0.278, SLG: 0.188 Lou Whitaker, L (8,PH) (9,4)	F8				FC5-2	P3		E9		3	1	0	0	1	0	5									
Rusty Staub, L (1,10) OBP: 0.326, SLG: 0.359	1-3		P4		HR	4-3		2-3		5	1	1	4	0	0	4									
Jason Thompson, L (1,3) OBP: 0.357, SLG: 0.514	6-3				F5		3-1			3	0	0	0	2	0	1									
Steve Kemp, L (1,7) OBP: 0.561, SLG: 0.548		E3			FC6-5			BB		3	1	2	0	2	0	0									
Charlie Spikes, R (1,9) OBP: 0.238, SLG: 0.200 Mitt May, L (8,PH) John Wockenfuss, R (9,9) OBP: 1.000, SLG: 1.000		F9			FC6-5	K		G3-6-1		4	0	0	0	0	2	5									
Lance Parrish, R (1,2) OBP: 0.227, SLG: 0.300		F9			P4	P4		BB		1	0	0	0	0	0	0									
Aurelio Rodriguez, R (1,5) OBP: 0.524, SLG: 0.800		F5			1B	6-3		1B		5	2	4	1	0	0	1									
Mark Wagner, R (1,6) OBP: 0.389, SLG: 0.438 Phil Mankowski, L (9,PH) OBP: 0.444, SLG: 0.563			FC1-4		FC5-2	6-3		2B		3	1	2	1	1	0	0									
Inning Stats	R: 0 E: 0 K: 0 S: 4	H: 1 LOB: 1 BB: 0 P: 4	R: 0 E: 1 K: 0 S: 4	H: 0 LOB: 1 BB: 0 P: 4	R: 0 E: 0 K: 0 S: 3	H: 1 LOB: 1 BB: 1 P: 7	R: 0 E: 0 K: 0 S: 4	H: 1 LOB: 1 BB: 0 P: 4	R: 4 E: 0 K: 1 S: 10	H: 5 LOB: 2 BB: 1 P: 14	R: 1 E: 0 K: 0 S: 4	H: 1 LOB: 1 BB: 1 P: 8	R: 1 E: 0 K: 1 S: 6	H: 1 LOB: 3 BB: 3 P: 18	R: 0 E: 0 K: 0 S: 3	H: 1 LOB: 2 BB: 2 P: 11		R: 0 E: 1 K: 0 S: 5	H: 5 LOB: 1 BB: 0 P: 5	1B: 12 2B: 2 3B: 1 HR: 1	SF: 0 SAC: 0 DP: 1 HBP: 0	WP: 0 PB: 0 SB: 0 CS: 1	PA: 47		
PITCHER	IP	WLS	BF	H	R	ER	SO	BB	IBB	HBP	BLK	WP	HR	S	P	ERA	WHIP								
Wilbur Wood, L (1,1) ERA: 4.29	2.1		13	2	2	2	2	4	0	0	0	0	0	13	29	7.71	2.571								
Pablo Torrealba, L (5,1) ERA: 1.95	0.2		4	1	0	0	0	1	0	0	0	0	0	3	7	0.00	3.000								
Lerrin LaGrow, R (7,1) ERA: 1.8	0.0		1	0	0	0	0	1	0	0	0	0	0	0	4	∞	∞								
Rich Hinton, L (8,1) ERA: 36.0	0.2	L	5	4	4	3	0	0	0	0	0	0	0	5	5	40.50	6.000								
PITCHER	IP	WLS	BF	H	R	ER	SO	BB	IBB	HBP	BLK	WP	HR	S	P	ERA	WHIP								
Ron Schueler, R (9,1) ERA: 7.71	0.0		1	1	0	0	0	0	0	0	0	0	0	1	1	8.31	2.308								

AB	37
R	9
H	12
RBI	8
BB	4
SO	2
LOB	20



Batter	1	2	3	4	5	6	7	8	9	AB	R	H	RBI	BB	SO	LOB	TOP																					
Al Oliver, L OBP: 0.313, SLG: 0.435 (1, 7)	0-0 3-1		0-0 F8		4-0 WP SF8 BB		0-0 FC4-6 1B	0-0 L9		4	1	1	0	1	0	1																						
Bobby Thompson, S OBP: 0.556, SLG: 0.833 (1, 8)	0-0 G1-6-3 1B		4-0 BLK 3B BB		0-0 SF8 1-H		0-0 FC4-6 2B		0-0 G3 3B	3	3	2	1	1	0	1																						
John Lowenstein, L OBP: 0.583, SLG: 0.700 (1, 10)	0-0 G1-6-3 1-2		0-0 1-H 3B		0-0 1B 1B		0-0 F7		0-0 G3	5	0	2	2	0	0	2																						
Richie Zisk, R OBP: 0.378, SLG: 0.650 (1, 9)		0-0 F9	1-0 HBP		0-0 FC3-6 1B		0-0 1B 2B		0-0 F7 3-H	4	1	2	1	0	0	0																						
Mike Jorgensen, L OBP: 0.600, SLG: 0.500 (1, 3)		4-0 F8 1B BB	0-0 F5		0-0 FC3-6 1-2		0-0 S 1B		0-0 1B	4	0	2	1	1	0	4																						
Kurt Bevacqua, R OBP: 0.188, SLG: 0.438 (1, 5)		0-0 1-2 1B		0-0 G3		0-0 P4	0-0 1-3		0-0 F8	5	0	1	0	0	0	2																						
John Ellis, R OBP: 0.250, SLG: 1.000 (1, 2)		0-0 F8 2-3		0-0 F9		0-0 HR		0-0 F8		4	1	1	1	0	0	2																						
Jim Mason, L (1, 6)		0-0 F7		0-3 K		0-0 G3		0-0 E7 1B		3	0	0	0	0	1	2																						
Toby Harrah, R OBP: 0.333, SLG: 0.568 (8, PH)										1	0	1	0	0	0	0																						
Sandy Alomar Sr., S (1, 4)										2	0	0	0	0	0	0																						
Mike Hargrove, L OBP: 0.341, SLG: 0.294 (8, PH)										1	0	0	0	0	1	0																						
Bump Wills, S OBP: 0.250, SLG: 0.212 (6, 4)			0-0 4-3		0-0 L4		0-3 K		0-0 F9	1	0	0	0	0	0	1																						
Inning Stats	R: 0 E: 0 K: 0 S: 3	H: 1 LOB: 0 BB: 0 P: 3	R: 0 E: 0 K: 0 S: 4	H: 1 LOB: 2 BB: 1 P: 8	R: 1 E: 0 K: 0 S: 4	H: 1 LOB: 2 BB: 1 P: 9	R: 0 E: 0 K: 1 S: 5	H: 0 LOB: 0 BB: 0 P: 5	R: 1 E: 0 K: 1 S: 6	H: 1 LOB: 0 BB: 0 P: 6	R: 2 E: 0 K: 0 S: 6	H: 3 LOB: 1 BB: 0 P: 6	R: 0 E: 1 K: 0 S: 4	H: 1 LOB: 1 BB: 0 P: 4	R: 1 E: 0 K: 0 S: 5	H: 2 LOB: 1 BB: 0 P: 5	1B: 8 2B: 1 3B: 2 HR: 1	SF: 1 SAC: 0 DP: 1 HBP: 1	WP: 2 PB: 0 SB: 1 CS: 0	PA: 42																		
PITCHER	IP	WLS	BF	H	R	ER	SO	BB	IBB	HBP	BLK	WP	HR	S	P	ERA	WHIP	PITCHER				IP	WLS	BF	H	R	ER	SO	BB	IBB	HBP	BLK	WP	HR	S	P	ERA	WHIP
Jim Slaton, R ERA: 6.35 (1, 1)	6.2	W	32	9	5	5	2	3	0	1	1	1	1	32	45	6.75	1.800																					
Steve Foucault, R ERA: 1.6 (7, 1)	2.1	S	10	3	1	1	0	0	0	0	0	0	0	10	10	3.86	1.286																					

Texas Rangers @ Detroit Tigers
Tiger Stadium, Detroit, MI
Sun Apr 23 1978, 3:33 AM EST
Unknown

AB 37
R 6
H 12
RBI 6
BB 3
SO 2
LOB 15



Batter	1	2	3	4	5	6	7	8	9	AB	R	H	RBI	BB	SO	LOB	BOTTOM																					
Ron LeFlore, R OBP: 0.439, SLG: 0.588 (1, 8)	0-0 F9	0-0 FC6-4 1-2		0-0 S E 1B	0-0 SH3-4 1B	0-0 6-3		0-0 4-3		6	2	2	0	0	0	2																						
Steve Dillard, R OBP: 0.273, SLG: 0.200 (1, 4)	0-0 F7		0-0 1B 2-3 1B	0-3 K	0-0 SH3-4		0-0 1-3			4	1	1	0	0	1	1																						
Rusty Staub, L OBP: 0.358, SLG: 0.383 (1, 10)	4-0 BB PB BB		0-0 2-3 1-2	0-0 E2 1B BB 1B	0-0 E 1B		0-0 2B 1B			4	2	3	3	1	0	1																						
Jason Thompson, L OBP: 0.442, SLG: 0.636 (1, 3)	4-0 1-2 BB		0-0 HBP 1B 1B	0-0 BB BB 1B	0-0 E3		0-0 2B			4	2	3	1	1	0	1																						
Steve Kemp, L OBP: 0.569, SLG: 0.514 (1, 7)	4-0 1-2 2-3 BB		0-0 HBP 1B 1B	4-0 BB BB	0-3 K		4-0 1B BB			2	1	1	1	3	1	2																						
Lance Parrish, R OBP: 0.208, SLG: 0.273 (1, 2)	0-3 K		0-0 F3	4-0 BB BB	0-0 4-3		0-0 1B			2	0	0	0	0	1	5																						
Mitt May, L OBP: 0.500, SLG: 0.955 (5, 2)			1-2 2-3 3-H	1-2 2-3 3-H	1-2 2-3 3-H		1-3 1B			2	0	1	1	1	0	2																						
Charlie Spikes, R ERA: 3.88 (1, 9)		1-0 FC6-4 HBP	1-0 1B HBP	0-0 SF7		0-0 1-3 1B		0-0 F7		0	0	0	0	0	0	0																						
Tim Corcoran, L OBP: 0.378, SLG: 0.273 (4, PH)			1-2 2-3 3-H	1-2 2-3 3-H	1-2 2-3 3-H		1-3 1B			2	0	1	1	0	0	2																						
Aurelio Rodriguez, R OBP: 0.462, SLG: 0.680 (1, 5)		0-0 F8	0-0 1-2 2-3 3-H	0-0 4-3	0-0 1-3 1B		0-0 K			5	0	1	2	0	1	4																						
Mark Wagner, R OBP: 0.348, SLG: 0.381 (1, 6)		0-0 P4	0-0 L7		0-0 SH3-4 1B 1B		0-0 6-3			5	1	1	0	0	0	4																						
Inning Stats	R: 0 E: 0 K: 1 S: 5	H: 0 LOB: 3 BB: 3 P: 17	R: 0 E: 0 K: 0 S: 3	H: 0 LOB: 1 BB: 0 P: 4	R: 3 E: 0 K: 0 S: 7	H: 4 LOB: 2 BB: 0 P: 8	R: 3 E: 1 K: 1 S: 8	H: 3 LOB: 2 BB: 2 P: 16	R: 2 E: 0 K: 0 S: 4	H: 3 LOB: 1 BB: 0 P: 4	R: 1 E: 0 K: 0 S: 5	H: 3 LOB: 2 BB: 1 P: 9	R: 0 E: 0 K: 1 S: 5	H: 0 LOB: 0 BB: 0 P: 5	R: 0 E: 0 K: 1 S: 5	H: 0 LOB: 0 BB: 0 P: 5	1B: 13 2B: 1 3B: 0 HR: 0	SF: 1 SAC: 1 DP: 0 HBP: 2	WP: 0 PB: 1 SB: 1 CS: 0	PA: 46																		
PITCHER	IP	WLS	BF	H	R	ER	SO	BB	IBB	HBP	BLK	WP	HR	S	P	ERA	WHIP	PITCHER				IP	WLS	BF	H	R	ER	SO	BB	IBB	HBP	BLK	WP	HR	S	P	ERA	WHIP
Jon Matlack, L ERA: 3.88 (1, 1)	3.1	L	23	7	6	6	2	4	0	2	0	21	39	16.20	3.300																							
Doc Medich, R ERA: 9.95 (4, 1)	3.2		20	7	3	3	1	2	0	0	0	20	28	7.36	2.455																							
Reggie Cleveland, R ERA: (8, 1)	1.0		3	0	0	0	1	0	0	0	0	5	5	0.00	0.000																							

Texas Rangers @ Detroit Tigers
Tiger Stadium, Detroit, MI
Sun Apr 23 1978, 3:33 AM EST
Unknown

AB 36
R 9
H 14
RBI 9
BB 6
SO 4
LOB 24



Batter	1	2	3	4	5	6	7	8	9	10	11	AB	R	H	RBI	BB	SO	LOB	TOP			
Mike Hargrove, L OBP: 0.306, SLG: 0.256 (1, 3)	K		F8		L4		K			6-3		5	0	0	0	0	2	0				
Bump Wills, S OBP: 0.244, SLG: 0.289 (1, 4)	G3		4-3		K			HR		K		5	1	1	1	0	2	0				
Al Oliver, L OBP: 0.302, SLG: 0.400 (1, 10)	1B	BB	5-3			F8		4-3		P6		4	0	0	0	1	0	0				
Richie Zisk, R OBP: 0.380, SLG: 0.689 (1, 9)				6-3		L7		L7			HR	5	1	2	1	0	0	0				
Toby Harrah, R OBP: 0.341, SLG: 0.537 (1, 5)	K				1B	BB		5-3				4	0	1	0	1	1	2				
Claudell Washington, L OBP: 0.298, SLG: 0.231 Kurt Bevacqua, R OBP: 0.176, SLG: 0.412 Bobby Thompson, S OBP: 0.556, SLG: 0.833 (1, 7)		4-3		FC1-4-6	2B		FC5-4		G3		5-3	4	0	1	0	0	0	1				
Juan Beniquez, R OBP: 0.189, SLG: 0.222 (1, 8)	F3				2B		1B		F9		G3	5	0	1	0	0	0	2				
Jim Sundberg, R OBP: 0.216, SLG: 0.324 (1, 2)								6-3				3	0	1	0	1	0	2				
Bert Campaneris, R OBP: 0.538, SLG: 0.636 John Lowenstein, L OBP: 0.538, SLG: 0.636 Jim Mason, L (7, 6)	K						F9		G3			2	0	0	0	0	1	1				
Inning Stats	R: 0 E: 0 K: 2 S: 8	H: 1 LOB: 2 BB: 1 P: 12	R: 0 E: 0 K: 1 S: 6	H: 1 LOB: 1 BB: 0 P: 6	R: 0 E: 0 K: 0 S: 3	H: 0 LOB: 0 BB: 0 P: 3	R: 0 E: 0 K: 0 S: 5	H: 2 LOB: 2 BB: 0 P: 5	R: 0 E: 0 K: 1 S: 5	H: 0 LOB: 0 BB: 0 P: 5	R: 1 E: 0 K: 0 S: 4	H: 1 LOB: 0 BB: 0 P: 4	R: 0 E: 0 K: 0 S: 3	H: 0 LOB: 1 BB: 1 P: 7	R: 0 E: 0 K: 1 S: 5	H: 0 LOB: 0 BB: 0 P: 5	R: 1 E: 0 K: 0 S: 4	H: 1 LOB: 0 BB: 0 P: 4	1B: 4 2B: 1 3B: 0 HR: 2	SF: 0 SAC: 0 DP: 0 HBP: 0	WP: 0 PB: 0 SB: 0 CS: 0	PA: 43
PITCHER	IP 9.0	WLS L	BF 36	H 6	R 1	ER 1	SO 5	BB 3	IBB 0	HBP 0	BLK 0	WP 0	HR 1	S 43	P 55	ERA 4.50	WHIP 0.500					
Dave Rozema, R ERA: 2.31 (1, 1)																						
Jim Crawford, L ERA: 5.14 (10, 1)	2.0	L	7	1	1	1	1	0	0	0	0	0	0	1	9	4.50	0.500					

Texas Rangers @ Detroit Tigers
Tiger Stadium, Detroit, MI
Sun Apr 23 1978, 3:38 AM EST
Att: 20,615 - Unknown

AB	40
R	2
H	7
RBI	2
BB	3
SO	6
LOB	9



Batter	1	2	3	4	5	6	7	8	9	10	11	AB	R	H	RBI	BB	SO	LOB	BOTTOM			
Ron LeFlore, R OBP: 0.403, SLG: 0.536 (1, 8)	F3		1-3		F8			6-3	F8			5	0	0	0	0	0	4				
Mickey Stanley, R OBP: 0.250, SLG: 0.250 Steve Kemp, L OBP: 0.577, SLG: 0.514 (1, 7)	1B		6-3		E3			P4		SH3-4	BB	4	1	1	0	0	0	1				
Rusty Staub, L OBP: 0.388, SLG: 0.380 (1, 10)	F7				4-3					SH3-4		3	0	1	0	1	0	3				
Jason Thompson, L OBP: 0.439, SLG: 0.604 (1, 3)	1B		F7			L8		L4			IBB	4	0	1	0	1	0	2				
John Wockenfuss, R OBP: 0.500, SLG: 0.500 Tim Corcoran, L OBP: 0.387, SLG: 0.292 (1, 9)				6-3		F7			WP	1B	K	3	0	1	1	0	0	0				
Aurelio Rodriguez, R OBP: 0.453, SLG: 0.621 Phil Mankowski, L OBP: 0.348, SLG: 0.429 (1, 5)	F9				K			4-3		FC5-2	1B	4	0	1	0	0	1	2				
Milt May, L OBP: 0.414, SLG: 0.778 (1, 2)		F8		4-3				G3			K	5	0	0	0	0	1	2				
Lou Whitaker, L OBP: 0.387, SLG: 0.393 Charlie Spikes, R OBP: 0.533, SLG: 0.200 Steve Dillard, R OBP: 0.261, SLG: 0.190 (1, 4)		6-3			K				FC5-2	1B	K	3	0	1	0	0	1	0				
Alan Trammell, R OBP: 0.333, SLG: 0.304 (1, 6)		F8						F8		FC5-2		5	0	1	0	0	0	4				
Inning Stats	R: 1 E: 0 K: 0 S: 6	H: 3 LOB: 2 BB: 0 P: 6	R: 0 E: 0 K: 0 S: 3	H: 0 LOB: 0 BB: 0 P: 3	R: 0 E: 0 K: 0 S: 4	H: 1 LOB: 1 BB: 0 P: 4	R: 0 E: 0 K: 1 S: 5	H: 0 LOB: 0 BB: 0 P: 5	R: 0 E: 0 K: 0 S: 3	H: 1 LOB: 0 BB: 0 P: 3	R: 0 E: 0 K: 0 S: 3	H: 0 LOB: 1 BB: 1 P: 7	R: 0 E: 0 K: 1 S: 7	H: 2 LOB: 3 BB: 1 P: 11	R: 0 E: 0 K: 1 S: 5	H: 0 LOB: 2 BB: 2 P: 13	R: 0 E: 0 K: 1 S: 5	H: 0 LOB: 0 BB: 0 P: 5	1B: 8 2B: 0 3B: 0 HR: 0	SF: 0 SAC: 1 DP: 0 HBP: 0	WP: 1 PB: 0 SB: 0 CS: 1	PA: 45
PITCHER	IP 9.0	WLS W	BF 37	H 8	R 1	ER 1	SO 3	BB 1	IBB 1	HBP 0	BLK 0	WP 1	HR 0	S 41	P 49	ERA 1.00	WHIP 1.000					
Jim Umberger, L ERA: 3.14 (1, 1)																						
Len Barker, R ERA: 4.0 (10, 1)	2.0	W	8	0	0	0	2	1	1	0	0	0	0	10	18	0.00	0.500					

Texas Rangers @ Detroit Tigers
Tiger Stadium, Detroit, MI
Sun Apr 23 1978, 3:38 AM EST
Att: 20,615 - Unknown


AB	40
R	1
H	8
RBI	1
BB	4
SO	5
LOB	22



Batter	1	2	3	4	5	6	7	8	9	AB	R	H	RBI	BB	SO	LOB	TOP										
Ron LeFlore, R (1, 8) OBP: 0.408, SLG: 0.533	0-3 K	0-0 3B 1B		0-0 6-3			0-0 L3-6 S 1B			4	1	2	1	0	1	0											
Steve Dillard, R (1, 4) OBP: 0.259, SLG: 0.280	0-0 6-3	0-0 1-H 2-H 3B 1B		0-3 K			0-0 L3-6 1-3 1B			4	0	1	2	0	1	1											
Rusty Staub, L (1, 10) OBP: 0.377, SLG: 0.389	0-0 1B 1B	0-0 1-3 1B			0-0 1B 1B		0-0 1-3 1B			4	0	2	0	0	0	1											
Jason Thompson, L (1, 3) OBP: 0.443, SLG: 0.596	0-0 1-3 1B		0-0 F7		0-0 G3-6-1 1B		0-0 3-1 1B			4	0	2	0	0	0	0											
Steve Kemp, L (1, 7) OBP: 0.536, SLG: 0.463	0-3 K		0-0 E7		0-3 K		0-0 4-3 1B			4	0	0	0	0	2	4											
Charlie Spikes, R (1, 9) OBP: 0.508, SLG: 0.182 Tim Corcoran, L (5, PH) OBP: 0.364, SLG: 0.269 (5, 9)		0-3 K	0-0 F9		0-0 G3-6-1 1-2		0-0 5-3 1B			2	0	0	0	0	1	1											
Lance Parrish, R (1, 2) OBP: 0.214, SLG: 0.308		0-0 1B 2B	0-3 K		0-3 K		0-3 K		0-0 F7	4	1	1	0	0	2	1											
Aurelio Rodriguez, R (1, 5) OBP: 0.441, SLG: 0.688		4-0 1B 3B BB		0-0 HR		0-3 K		0-0 5-3 1B		3	2	1	1	1	1	0											
Mark Wagner, R (1, 6) OBP: 0.296, SLG: 0.320		0-0 F3		0-0 6-3		0-3 K		0-0 6-3 1B		4	0	0	0	0	1	2											
Inning Stats	R: 0 E: 0 K: 2 S: 9	H: 2 LOB: 2 BB: 0 P: 9	R: 3 E: 0 K: 1 S: 8	H: 3 LOB: 1 BB: 1 P: 12	R: 0 E: 1 K: 1 S: 6	H: 0 LOB: 0 BB: 0 P: 6	R: 1 E: 0 K: 1 S: 6	H: 1 LOB: 0 BB: 0 P: 6	R: 0 E: 0 K: 3 S: 9	H: 0 LOB: 0 BB: 0 P: 9	R: 0 E: 0 K: 0 S: 3	H: 1 LOB: 0 BB: 0 P: 3	R: 0 E: 0 K: 0 S: 3	H: 0 LOB: 0 BB: 0 P: 3	R: 0 E: 0 K: 0 S: 3	H: 0 LOB: 0 BB: 0 P: 3	1B: 6 2B: 2 3B: 1 HR: 1	SF: 0 SAC: 0 DP: 2 HBP: 0	WP: 0 PB: 0 SB: 1 CS: 0	PA: 36							
PITCHER	IP	WLS	BF	H	R	ER	SO	BB	IBB	HBP	BLK	WP	HR	S	P	ERA	WHIP										
Ken Kravec, L (1, 1) ERA: 6.06	4.1	L	23	8	4	4	6	1	0	0	0	0	1	34	38	8.31	2.077										
Jim Willoughby, R (5, 1) ERA: 6.0	4.2		13	1	0	0	3	0	0	0	0	0	0	19	19	0.00	0.214										

Detroit Tigers @ Chicago White Sox
Comiskey Park, Chicago, IL
Mon Apr 24 1978, 7:05 PM EST
Att. 8,314 - Unknown - 48 F


AB 35
R 4
H 9
RBI 4
BB 1
SO 9
LOB 12



Batter	1	2	3	4	5	6	7	8	9	AB	R	H	RBI	BB	SO	LOB	BOTTOM										
Ralph Garr, L (1, 7) OBP: 0.304, SLG: 0.467	0-0 5-3		0-0 FC3-2 FC4-6 1-2		0-0 1-3			0-0 1-3		4	0	0	0	0	0	2											
Jorge Orta, L (1, 4) OBP: 0.310, SLG: 0.491	0-0 F7		0-0 FC4-6 FC5-4 1-2 2-3			0-0 L6		0-0 1-3		4	0	0	0	0	0	2											
Chet Lemon, R (1, 8) OBP: 0.436, SLG: 0.521	0-0 F8		0-0 FC5-4 1-2			0-0 3-1			0-0 L6	4	0	0	0	0	0	2											
Bobby Bonds, R (1, 9) OBP: 0.327, SLG: 0.396		4-0 S BB		0-3 K		0-0 6-3			0-0 5-3	3	0	0	0	1	1	0											
Lamar Johnson, R (1, 3) OBP: 0.333, SLG: 0.400		0-3 K 1-2		0-0 6-3			0-0 5-3		0-3 K	4	0	0	0	0	2	1											
Bob Molinaro, L (1, 10) OBP: 0.187, SLG: 0.500		0-0 1-3		0-0 E3			0-0 SF7 3B			3	1	1	0	0	0	1											
Eric Soderholm, R (1, 5) OBP: 0.289, SLG: 0.429 Henry Cruz, L (7, PH) OBP: 0.200, SLG: 0.400 Junior Moore, R (8, 5) OBP: 0.286, SLG: 0.350		0-3 K		0-3 K			0-0 SF7 3H			2	0	0	0	0	2	2											
Bill Nahorodny, R (1, 2) OBP: 0.379, SLG: 0.480			0-0 1B FC3-2 1B		0-0 F6		0-0 F7			3	0	1	0	0	0	0											
Greg Pryor, R (1, 6) OBP: 0.333, SLG: 0.333 Ron Blomberg, L (8, PH) OBP: 0.200, SLG: 0.400 Don Kessinger, S (9, 6) OBP: 0.290, SLG: 0.214			0-0 FC4-6 FC3-2 1-3 1B		0-0 F9			0-0 F6		2	0	1	0	0	0	0											
Inning Stats	R: 0 E: 0 K: 0 S: 3	H: 0 LOB: 0 BB: 0 P: 3	R: 0 E: 0 K: 2 S: 7	H: 0 LOB: 1 BB: 1 P: 11	R: 0 E: 0 K: 0 S: 5	H: 2 LOB: 2 BB: 0 P: 5	R: 0 E: 1 K: 2 S: 8	H: 0 LOB: 1 BB: 0 P: 8	R: 0 E: 0 K: 0 S: 3	H: 0 LOB: 0 BB: 0 P: 3	R: 1 E: 0 K: 0 S: 4	H: 1 LOB: 0 BB: 0 P: 4	R: 0 E: 0 K: 0 S: 3	H: 0 LOB: 0 BB: 0 P: 3	R: 0 E: 0 K: 1 S: 5	H: 0 LOB: 0 BB: 0 P: 5	1B: 2 2B: 0 3B: 1 HR: 0	SF: 1 SAC: 0 DP: 0 HBP: 0	WP: 0 PB: 0 SB: 1 CS: 0	PA: 32							
PITCHER	IP	WLS	BF	H	R	ER	SO	BB	IBB	HBP	BLK	WP	HR	S	P	ERA	WHIP										
Jack Billingham, R (1, 1) ERA: 2.96	9.0	W	32	3	1	1	5	1	0	0	0	0	0	41	45	1.00	0.444										

Detroit Tigers @ Chicago White Sox
Comiskey Park, Chicago, IL
Mon Apr 24 1978, 7:05 PM EST
Att. 8,314 - Unknown - 48 F

AB 30
R 1
H 3
RBI 1
BB 1
SO 5
LOB 10



Batter	1	2	3	4	5	6	7	8	9	10	AB	R	H	RBI	BB	SO	LOB	TOP	
Ron LeFlore, R OBP: 0.423, SLG: 0.516 (1, 8)	4-0 E S 3-1 BB		4-1 S			1-0 H 1-2 G4-6-3 HBP			4-0 S 2B BB	0-0 FC6-4 1B 1-2r HR	2	3	0	1	2	0	1		
Lou Whitaker, L OBP: 0.361, SLG: 0.364 (1, 4)	0-3 K			5-3		0-0 L5			0-0 F8	0-0 HR 1B	5	1	1	0	0	1	4		
Rusty Staub, L OBP: 0.379, SLG: 0.458 (1, 10)	0-0 3-1			0-0 F9		0-0 G4-6-3			0-0 3B	0-0 HR	5	2	2	5	0	0	2		
Jason Thompson, L OBP: 0.409, SLG: 0.544 (1, 3)	0-0 G3			0-0 F5				0-0 F7	0-0 6-3	0-0 F8	5	0	0	0	0	0	1		
Steve Kemp, L OBP: 0.533, SLG: 0.500 (1, 7)		0-0 1-3			4-0 3-4-3 BB			0-0 1-3	0-0 PB 3B		3	1	1	1	1	0	0		
Tim Corcoran, L OBP: 0.324, SLG: 0.233 (1, 9)	0-0 F7			0-0 F3				0-0 G3	0-0 G3		4	0	0	0	0	0	1		
Mitt May, L OBP: 0.394, SLG: 0.710 (1, 2)	0-0 L4			0-0 3-4-3				0-0 G3		0-0 1B FC6-4 1B	4	1	1	0	0	0	1		
Phil Mankowski, L OBP: 0.296, SLG: 0.360 (1, 5)			0-0 G3		0-0 1-3			0-0 F7		0-3 K	4	0	0	0	0	1	2		
Alan Trammell, R OBP: 0.346, SLG: 0.320 John Wockenfuss, R OBP: 0.400, SLG: 0.400 Mark Wagner, R OBP: 0.321, SLG: 0.346 (8, 6)			0-0 4-3					0-0 HBP 1B	0-0 6-3	0-0 1B FC6-4 1B	2	0	1	0	0	0	0		
Inning Stats	R: 1 E: 0 K: 1 S: 5	H: 0 LOB: 0 BB: 1 P: 9	R: 0 E: 0 K: 0 S: 3	H: 0 LOB: 0 BB: 0 P: 3	R: 0 E: 0 K: 0 S: 3	H: 0 LOB: 0 BB: 0 P: 3	R: 0 E: 0 K: 0 S: 3	H: 1 LOB: 1 BB: 0 P: 4	R: 0 E: 0 K: 0 S: 3	H: 0 LOB: 0 BB: 0 P: 3	R: 0 E: 0 K: 0 S: 5	H: 2 LOB: 0 BB: 1 P: 9	R: 4 E: 0 K: 1 S: 9	H: 4 LOB: 0 BB: 0 P: 9	1B: 4 2B: 1 3B: 1 HR: 1	SF: 0 SAC: 0 DP: 1 HBP: 1	WP: 0 PA: 40		
PITCHER	IP WLS BF H R ER SO BB IBB HBP BLK WP HR S P ERA WHIP																		
Francisco Barmos, R ERA: 3.42 (1, 1)	8.1	30	2	3	2	1	3	0	0	0	0	0	0	0	0	28	41	2.16	0.600
Pablo Torrealba, L ERA: 2.31 (9, 1)	1.0	5	2	2	1	1	0	0	0	0	0	0	0	0	7	7	9.00	2.000	
Lerrin LaGrow, R ERA: 4.0 (10, 1)	0.1	3	2	0	0	0	0	0	0	0	0	0	0	0	3	3	0.00	6.000	
Rich Hinton, L ERA: 1.69 (10, 1)	0.1	2	1	3	3	0	0	0	0	0	0	0	1	2	2	81.00	3.000		

Detroit Tigers @ Chicago White Sox
Comiskey Park, Chicago, IL
Tue Apr 25 1978, 7:05 PM EST
Att: 13,496 - Unknown - 42 F

AB 36
R 8
H 7
RBI 7
BB 3
SO 2
LOB 12



Batter	1	2	3	4	5	6	7	8	9	10	AB	R	H	RBI	BB	SO	LOB	BOTTOM			
Ralph Garr, L OBP: 0.294, SLG: 0.429 (1, 7)	4-0 2B BB	0-3 K			0-0 F8				0-0 F6		4	1	0	0	1	1	0				
Jorge Orta, L OBP: 0.333, SLG: 0.517 (1, 4)	0-0 E 1H 2B		0-0 F8		0-0 1B			0-0 1-3 1B	0-0 F9		5	1	3	1	0	0	0				
Chet Lemon, R OBP: 0.400, SLG: 0.472 (1, 8)	0-0 F3		0-3 K		0-0 F6			0-0 1-3 1-2	0-3 K		5	0	0	0	0	2	3				
Bobby Bonds, R OBP: 0.333, SLG: 0.404 (1, 9)	0-0 3-1 2B		0-0 F8			0-0 F5		4-0 BB BB	0-0 F7		4	0	1	1	1	0	0				
Lamar Johnson, R OBP: 0.322, SLG: 0.382 (1, 3)	0-0 3-1			0-0 F4		0-0 3B 1B		0-3 K	0-0 F7		5	1	1	0	0	1	3				
Bob Melinero, L OBP: 0.455, SLG: 0.800 (1, 10)	4-0 S BB			0-0 FC6-4 1B		0-0 SF7 3B		0-0 FC4-6 1B	0-0 F7		4	1	3	1	1	0	0				
Eric Soderholm, R OBP: 0.265, SLG: 0.400 (1, 5)	0-0 L3			0-0 FC6-4		0-0 SF7		0-0 F7			3	0	0	1	0	0	4				
Wayne Nordhagen, R OBP: 0.344, SLG: 0.613 (1, 2)		0-3 K		0-0 F5		0-0 2B		0-3 K	0-3 K		4	0	1	0	0	2	2				
Greg Pryor, R OBP: 0.143, SLG: 0.143 (1, 6)		0-0 6-3			0-3 K		0-0 F2	0-0 FC4-6			4	0	0	0	0	1	2				
Inning Stats	R: 2 E: 1 K: 0 S: 5	H: 2 LOB: 2 BB: 2 P: 13	R: 0 E: 0 K: 2 S: 7	H: 0 LOB: 0 BB: 0 P: 7	R: 0 E: 0 K: 1 S: 5	H: 0 LOB: 0 BB: 0 P: 5	R: 0 E: 0 K: 0 S: 4	H: 1 LOB: 1 BB: 0 P: 4	R: 0 E: 0 K: 1 S: 6	H: 3 LOB: 1 BB: 0 P: 6	R: 2 E: 0 K: 0 S: 6	H: 1 LOB: 2 BB: 1 P: 10	R: 0 E: 0 K: 1 S: 6	H: 1 LOB: 1 BB: 0 P: 6	R: 0 E: 0 K: 0 S: 5	H: 0 LOB: 0 BB: 0 P: 5	R: 0 E: 0 K: 0 S: 3	H: 0 LOB: 0 BB: 0 P: 3	1B: 5 2B: 3 3B: 1 HR: 0	SF: 1 SAC: 0 DP: 0 HBP: 0	WP: 0 PA: 42
PITCHER	IP WLS BF H R ER SO BB IBB HBP BLK WP HR S P ERA WHIP																				
Mitt Wilcox, R ERA: 8.18 (6, 1)	5.2	26	7	4	4	4	2	0	0	0	0	0	0	0	0	21	25	6.35	1.588		
John Hiller, L ERA: 1.29 (6, 1)	4.1	16	2	0	0	3	1	0	0	0	0	0	0	0	0	21	25	0.00	0.692		

Detroit Tigers @ Chicago White Sox
Comiskey Park, Chicago, IL
Tue Apr 25 1978, 7:05 PM EST
Att: 13,496 - Unknown - 42 F

AB 38
R 4
H 9
RBI 4
BB 3
SO 7
LOB 14



Batter	1	2	3	4	5	6	7	8	9	AB	R	H	RBI	BB	SO	LOB	TOP			
Ron LeFlore, R (1, 8) OBP: 0.434, SLG: 0.508	4-0 E BB		0-0 6-3		4-0 5-3 BB		0-0 FC1-6 1B		0-0 6-3	3	1	1	0	2	0	1	<p>Detroit Tigers @ Chicago White Sox Comiskey Park, Chicago, IL Wed Apr 26 1978, 4:33 AM EST Att. 7,983 - Unknown - 50 F</p>			
Steve Dillard, R (1, 4) OBP: 0.219, SLG: 0.233	0-0 6-3		0-0 F3		0-0 5-3		0-0 FC1-6 G3		0-3 K	5	0	0	0	0	1	4				
Rusty Staub, L (1, 10) OBP: 0.357, SLG: 0.429	0-0 6-3		0-0 F7		0-0 F8		0-0 G3			4	0	0	0	0	0	3				
Jason Thompson, L (1, 3) OBP: 0.400, SLG: 0.525	0-0 E4 2H			0-0 F7		0-0 FC5-4 1B		0-0 G3		4	1	1	0	0	0	1				
Steve Kemp, L (1, 7) OBP: 0.500, SLG: 0.458	0-0 F6			0-0 4-3		0-0 4-3		0-0 F5		4	0	0	0	0	0	2				
Charlie Spikes, R (1, 9) OBP: 0.500, SLG: 0.192		0-0 4-3		0-0 BB 1B		0-0 E5 FC5-4		0-0 F9		4	0	1	0	0	0	1				
Lance Parrish, R (1, 2) OBP: 0.250, SLG: 0.310				4-0 1-2 BB		0-0 FC5-4 1B		0-0 F7		3	0	1	0	1	0	2				
Aurelio Rodriguez, R (1, 5) OBP: 0.447, SLG: 0.694			0-0 F7		0-3 K2-3		0-0 1-2 3-H 1B		0-0 2B	4	0	2	1	0	1	3				
Mark Wagner, R (1, 6) OBP: 0.290, SLG: 0.310			0-0 F9		0-0 1-3		0-3 K2-3		0-0 1-3	3	0	0	0	0	1	3				
John Wockenfuss, R (9, PH) OBP: 0.333, SLG: 0.333										1	0	0	0	0	0	1				
Inning Stats	R: 1 E: 1 K: 0 S: 4	H: 0 LOB: 1 BB: 1 P: 8	R: 0 E: 0 K: 0 S: 4	H: 1 LOB: 1 BB: 0 P: 4	R: 0 E: 0 K: 1 S: 3	H: 0 LOB: 0 BB: 0 P: 3	R: 0 E: 0 K: 1 S: 6	H: 1 LOB: 2 BB: 1 P: 10	R: 0 E: 0 K: 0 S: 3	H: 0 LOB: 1 BB: 1 P: 7	R: 1 E: 1 K: 1 S: 8	H: 2 LOB: 2 BB: 0 P: 8	R: 0 E: 0 K: 0 S: 4	H: 1 LOB: 1 BB: 0 P: 4	R: 0 E: 0 K: 1 S: 3	H: 0 LOB: 0 BB: 0 P: 3	1B: 5 2B: 1 3B: 0 HR: 0	SF: 0 SAC: 0 DP: 0 HBP: 0	WP: 0 PB: 0 CS: 0	PA: 38
PITCHER Wilbur Wood, L (1, 1) ERA: 3.35	IP: 9.0 WLS: W BF: 38	H: 6 R: 2 ER: 0 SO: 3	BB: 3 IBB: 0 HBP: 0 BLK: 0	WP: 0 HR: 0 S: 41 P: 53	ERA: 0.00 WHIP: 1.000	PITCHER										IP: 9.0 WLS: W BF: 38	H: 6 R: 2 ER: 0 SO: 3	BB: 3 IBB: 0 HBP: 0 BLK: 0	WP: 0 HR: 0 S: 41 P: 53	ERA: 0.00 WHIP: 1.000

AB	35
R	2
H	6
RBI	1
BB	3
SO	3
LOB	21



Batter	1	2	3	4	5	6	7	8	9	AB	R	H	RBI	BB	SO	LOB	BOTTOM			
Ralph Garr, L (1, 7) OBP: 0.278, SLG: 0.404	0-0 F8		0-0 4-3		0-0 G6-3			0-0 E6 1B		3	0	0	0	0	0	1	<p>Detroit Tigers @ Chicago White Sox Comiskey Park, Chicago, IL Wed Apr 26 1978, 4:33 AM EST Att. 7,983 - Unknown - 50 F</p>			
Wayne Nordhagen, R (8, PH) OBP: 0.324, SLG: 0.576					1-2			0-3 FC6-4		2	1	0	0	0	0	2				
Bob Molinaro, L (1, 10) OBP: 0.357, SLG: 0.615	0-0 6-3		0-0 F8			0-0 1-3		0-3 K		3	0	0	0	0	0	0				
Alan Bannister, R (8, PH)								1-2 K		1	0	0	0	0	1	1				
Jorge Orta, L (1, 4) OBP: 0.343, SLG: 0.508	1-0 HBP		0-0 F9			0-0 G3		0-0 E 3B 1B		3	1	1	1	0	0	0				
Bobby Bonds, R (1, 9) OBP: 0.344, SLG: 0.400	0-0 F8			0-0 5-3		0-0 1B		4-0 E 3B IBB		3	1	1	0	1	0	1				
Lamar Johnson, R (1, 3) OBP: 0.317, SLG: 0.373		0-0 SH1-3 1B		0-0 F7		0-0 F7		0-0 E1 3B		4	2	1	0	0	0	3				
Chet Lemon, R (1, 8) OBP: 0.413, SLG: 0.518		0-0 SH1-3		0-0 1B			0-0 L6	0-0 1B 3B		3	1	2	3	0	0	0				
Eric Soderholm, R (1, 5) OBP: 0.283, SLG: 0.469		0-0 PB 1B		0-0 1-3			0-0 HR	0-0 F6		4	1	2	2	0	0	2				
Bill Nahorodny, R (1, 2) OBP: 0.364, SLG: 0.429		0-0 F9			0-0 F7			4-0 1B BB		3	0	0	0	1	0	1				
Greg Pryor, R (1, 6) OBP: 0.273, SLG: 0.200		0-0 6-3			4-0 G6-3 BB			1-2 3-H 1B		3	0	1	1	1	0	1				
Inning Stats	R: 0 E: 0 K: 0 S: 3	H: 2 LOB: 1 BB: 0 P: 4	R: 1 E: 0 K: 0 S: 5	H: 2 LOB: 0 BB: 0 P: 5	R: 0 E: 0 K: 0 S: 3	H: 0 LOB: 0 BB: 0 P: 3	R: 0 E: 0 K: 0 S: 4	H: 1 LOB: 1 BB: 0 P: 4	R: 0 E: 0 K: 0 S: 2	H: 0 LOB: 0 BB: 1 P: 6	R: 0 E: 0 K: 0 S: 4	H: 1 LOB: 1 BB: 0 P: 4	R: 1 E: 0 K: 0 S: 4	H: 1 LOB: 0 BB: 0 P: 4	R: 5 E: 2 K: 1 S: 10	H: 3 LOB: 2 BB: 2 P: 18	1B: 6 2B: 0 3B: 1 HR: 1	SF: 0 SAC: 1 DP: 1 HBP: 1	WP: 0 PB: 2 CS: 0	PA: 37
PITCHER Jack Morris, R (1, 1) ERA: 3.97	IP: 7.0 WLS: L BF: 27	H: 5 R: 2 ER: 2 SO: 0	BB: 1 IBB: 0 HBP: 0 BLK: 0	WP: 0 HR: 0 S: 25 P: 30	ERA: 2.57 WHIP: 0.857	PITCHER										IP: 7.0 WLS: L BF: 27	H: 5 R: 2 ER: 2 SO: 0	BB: 1 IBB: 0 HBP: 0 BLK: 0	WP: 0 HR: 0 S: 25 P: 30	ERA: 2.57 WHIP: 0.857
Jim Crawford, L (8, 1) ERA: 4.91	0.1	L	3	1	2	1	1	0	0	0	0	5	5	27.00	3.000					
Steve Foucault, R (8, 1) ERA: 3.18	0.2	7	2	3	0	0	0	1	1	0	0	5	13	0.00	4.500					

AB	32
R	7
H	8
RBI	7
BB	3
SO	1
LOB	12



Batter	1	2	3	4	5	6	7	8	9	AB	R	H	RBI	BB	SO	LOB	TOP					
Ron LeFlore, R OBP: 0.402, SLG: 0.461 (1, 8)	F9		S 1B		K		1B 1B		6-3	5	1	2	0	0	1	0						
Lou Whitaker, L OBP: 0.375, SLG: 0.361 Steve Dillard, R OBP: 0.184, SLG: 0.194 (1, 4)	E 1B		F7		4-3		F7		F8	1	0	1	0	0	0	0						
Rusty Staub, L OBP: 0.367, SLG: 0.423 (1, 10)	L4		F8		F9		1B 1B			4	0	1	0	0	0	2						
Jason Thompson, L OBP: 0.380, SLG: 0.478 (1, 3)	E8 1B		F8				F8 1B			4	1	1	1	0	0	1						
Steve Kemp, L OBP: 0.521, SLG: 0.472 (1, 7)	2H 1B			4-0 HR BB		1B BB	K			2	1	1	1	2	1	2						
Milt May, L OBP: 0.425, SLG: 0.789 (1, 2)	L9			HR		FC5-4 1B			4-3	4	1	2	2	0	0	1						
Tim Corcoran, L OBP: 0.295, SLG: 0.194 (1, 9)			F8		F8		F9		3-1	4	0	0	0	0	0	2						
Phil Mankowski, L OBP: 0.276, SLG: 0.333 Aurelio Rodriguez, R OBP: 0.467, SLG: 0.690 (6, PH)	F8				K		FC5-4 1B		F7	2	0	0	0	0	1	0						
Alan Trammell, R OBP: 0.300, SLG: 0.276 (1, 6)					F9				F8	2	0	0	0	0	0	2						
									F8	4	0	0	0	0	1	0						
Inning Stats	R: 2 E: 1 K: 0 S: 6	H: 2 LOB: 1 BB: 0 P: 6	R: 0 E: 0 K: 1 S: 5	H: 0 LOB: 0 BB: 0 P: 5	R: 0 E: 0 K: 0 S: 4	H: 1 LOB: 1 BB: 0 P: 4	R: 2 E: 0 K: 1 S: 6	H: 1 LOB: 0 BB: 1 P: 10	R: 0 E: 0 K: 0 S: 5	H: 0 LOB: 2 BB: 0 P: 5	R: 0 E: 0 K: 0 S: 4	H: 1 LOB: 2 BB: 1 P: 8	R: 1 E: 0 K: 1 S: 8	H: 3 LOB: 2 BB: 0 P: 8	R: 0 E: 0 K: 0 S: 3	H: 0 LOB: 0 BB: 0 P: 3	R: 0 E: 0 K: 0 S: 3	H: 0 LOB: 0 BB: 0 P: 3	1B: 7 2B: 0 3B: 0 HR: 1	SF: 0 SAC: 0 DP: 0 HBP: 0	WP: 0 PB: 0 SB: 1 CS: 0	PA: 38
PITCHER	IP WLS BF H R ER SO BB IBB HBP BLK WP HR S P ERA WHIP	IP WLS BF H R ER SO BB IBB HBP BLK WP HR S P ERA WHIP											IP WLS BF H R ER SO BB IBB HBP BLK WP HR S P ERA WHIP									
Paul Mitchell, R ERA: 4.13 Tom House, L ERA: 5.79 (1, 1)	5.1 L 24 5 4 2 3 2 0 0 0 0 0 1 28 36 3.38 1.312	6.1 3.2 14 3 1 1 1 0 0 0 0 0 0 0 16 16 2.46 0.818																				

Detroit Tigers @ Seattle Mariners
The Kingdome, Seattle, WA
Sat Apr 29 1978, 10:05 PM EST
Att: 12,123 - Dome

AB 36
R 5
H 8
RBI 4
BB 2
SO 4
LOB 12



Batter	1	2	3	4	5	6	7	8	9	AB	R	H	RBI	BB	SO	LOB	BOTTOM			
Julio Cruz, S OBP: 0.320, SLG: 0.242 (1, 4)	K		4-3		1-3			3-1		4	0	0	0	0	1	0				
Craig Reynolds, L OBP: 0.355, SLG: 0.424 (1, 6)	1B		4-3 E 1B				1B	1-3		4	0	3	0	0	0	0				
Bruce Bochte, L OBP: 0.380, SLG: 0.433 (1, 7)	G5-4-3 1B		FC4 4-3		F9			1B		4	0	2	0	0	0	2				
Leroy Stanton, R OBP: 0.319, SLG: 0.275 (1, 10)	G5-4-3		4-3				F2	L5		4	0	0	0	0	5					
Ruppert Jones, L OBP: 0.324, SLG: 0.279 (1, 8)		3-1	1-3				4-3		F7	4	0	0	0	0	2					
Dan Meyer, L OBP: 0.219, SLG: 0.344 (1, 3)		F9		G6-4-3 1B			4-3		L4	4	0	1	0	0	0					
Bill Stein, R OBP: 0.265, SLG: 0.295 (1, 5)				G6-4-3			5-3		5-3	4	0	1	0	0	1					
Bob Stinson, S OBP: 0.413, SLG: 0.387 (1, 2)				F7			L9			2	0	0	0	1	0	0				
John Hale, L OBP: 0.250, SLG: 0.148 (1, 9)					K		F9			3	0	0	0	0	2	2				
Inning Stats	R: 0 E: 0 K: 1 S: 6	H: 2 LOB: 1 BB: 0 P: 6	R: 0 E: 0 K: 1 S: 6	H: 1 LOB: 2 BB: 1 P: 10	R: 0 E: 1 K: 0 S: 3	H: 1 LOB: 2 BB: 0 P: 5	R: 0 E: 0 K: 0 S: 3	H: 1 LOB: 0 BB: 0 P: 3	R: 0 E: 0 K: 0 S: 3	H: 0 LOB: 0 BB: 0 P: 3	R: 0 E: 0 K: 0 S: 4	H: 1 LOB: 1 BB: 0 P: 4	R: 0 E: 0 K: 0 S: 3	H: 0 LOB: 0 BB: 0 P: 3	R: 0 E: 0 K: 0 S: 3	H: 0 LOB: 0 BB: 0 P: 3	1B: 6 2B: 1 3B: 0 HR: 0	SF: 0 SAC: 0 DP: 2 HBP: 0	WP: 0 PB: 0 SB: 0 CS: 0	PA: 34
PITCHER	IP WLS BF H R ER SO BB IBB HBP BLK WP HR S P ERA WHIP	IP WLS BF H R ER SO BB IBB HBP BLK WP HR S P ERA WHIP											IP WLS BF H R ER SO BB IBB HBP BLK WP HR S P ERA WHIP							
Dave Rozema, R ERA: 1.67 (1, 1)	9.0 W 34 7 0 0 3 1 0 0 0 0 0 0 39 43 0.00 0.889																			

Detroit Tigers @ Seattle Mariners
The Kingdome, Seattle, WA
Sat Apr 29 1978, 10:05 PM EST
Att: 12,123 - Dome

AB 33
R 0
H 7
RBI 0
BB 1
SO 3
LOB 12



Batter	1	2	3	4	5	6	7	8	9	AB	R	H	RBI	BB	SO	LOB	TOP								
Ron LeFlore, R (1, 8) OBP: 0.375, SLG: 0.435	K		K		K				4-3	5	0	1	2	0	3	2									
Mark Wagner, R (1, 6) OBP: 0.311, SLG: 0.293	P3		K			5-3	K			4	0	0	0	0	2	3									
Rusty Staub, L (1, 10) OBP: 0.383, SLG: 0.422	K					G3				3	0	1	2	1	1	0									
Jason Thompson, L (1, 3) OBP: 0.383, SLG: 0.536			4-3			1-3	F7			4	0	1	0	0	0	3									
Steve Kemp, L (1, 7) OBP: 0.471, SLG: 0.409	K				4-3		K		6-3	4	0	0	0	0	2	1									
John Wockenfuss, R (1, 9) OBP: 0.500, SLG: 0.417										3	1	1	0	0	0	1									
Tim Corcoran, L (7, 9) OBP: 0.300, SLG: 0.195	G5-4-3				6-3		2B		G5-4-3	1	0	1	0	0	0	0									
Lance Parrish, R (1, 2) OBP: 0.279, SLG: 0.450			E6		6-3		2B		G5-4-3	4	2	1	0	0	0	1									
Aurelio Rodriguez, R (1, 5) OBP: 0.446, SLG: 0.627						F7			4-3	3	2	1	0	1	0	0									
Steve Dillard, R (1, 4) OBP: 0.216, SLG: 0.213			FC5			P4			5-3	4	2	1	2	0	0	1									
Inning Stats	R: 0 E: 0 K: 2 S: 7	H: 0 LOB: 0 BB: 0 P: 7	R: 0 E: 0 K: 1 S: 5	H: 1 LOB: 0 BB: 0 P: 5	R: 3 E: 2 K: 2 S: 11	H: 2 LOB: 1 BB: 0 P: 11	R: 0 E: 0 K: 0 S: 3	H: 0 LOB: 0 BB: 0 P: 3	R: 0 E: 0 K: 1 S: 5	H: 0 LOB: 0 BB: 0 P: 5	R: 0 E: 0 K: 0 S: 3	H: 0 LOB: 0 BB: 0 P: 3	R: 4 E: 0 K: 2 S: 11	H: 4 LOB: 2 BB: 2 P: 19	R: 0 E: 0 K: 0 S: 3	H: 1 LOB: 0 BB: 0 P: 3	R: 0 E: 0 K: 0 S: 3	H: 0 LOB: 0 BB: 0 P: 3	1B: 4 2B: 4 3B: 0 HR: 0	SF: 0 SAC: 0 DP: 2 HBP: 0	WP: 0 PB: 0 SB: 0 CS: 0	PA: 37			
PITCHER	IP	WLS	BF	H	R	ER	SO	BB	IBB	HBP	BLK	WP	HR	S	P	ERA	WHIP								
Frank Tanana, L (1, 1) ERA: 2.89	6.1	L	28	7	7	4	7	0	1	0	0	0	0	41	45	5.68	1.105								
Dave LaRoche, L (7, 1) ERA: 1.23	1.2		6	1	0	0	1	1	0	0	0	0	0	7	11	0.00	1.200								
Paul Hartzell, R (9, 1) ERA: 2.82	1.0		3	0	0	0	0	0	0	0	0	0	0	3	3	0.00	0.000								

Detroit Tigers @ California Angels
Anaheim Stadium, Anaheim, CA
Wed May 03 1978, 10:05 PM EDT
Att: 19,462 - Unknown

AB 35
R 7
H 8
RBI 6
BB 2
SO 8
LOB 12



Batter	1	2	3	4	5	6	7	8	9	AB	R	H	RBI	BB	SO	LOB	BOTTOM								
Rick Miller, L (1, 9) OBP: 0.363, SLG: 0.329	K								E6	3	1	1	0	1	1	0									
Joe Rudi, R (9, PH) OBP: 0.289, SLG: 0.463			1B						FC6-4	1	0	0	0	0	0	2									
Rance Mulliniks, L (1, 6) OBP: 0.215, SLG: 0.186	F7									3	0	0	0	0	0	3									
Lyman Bostock, L (1, 8) OBP: 0.205, SLG: 0.265	1-6-3									4	0	1	2	0	0	2									
Ron Fairly, L (1, 3) OBP: 0.263, SLG: 0.389										4	0	0	0	0	0	2									
Don Baylor, R (1, 10) OBP: 0.365, SLG: 0.585										4	1	1	0	0	0	0									
Ken Landreaux, L (1, 7) OBP: 0.250, SLG: 0.323										4	1	1	1	0	1	0									
Bobby Grich, R (1, 4) OBP: 0.337, SLG: 0.244										4	0	1	1	0	0	0									
Dave Chalk, R (1, 5) OBP: 0.400, SLG: 0.309										3	1	1	0	1	0	0									
Terry Humphrey, R (1, 2) OBP: 0.256, SLG: 0.286										2	0	1	0	0	0	1									
Merv Rettenmund, R (7, PH) OBP: 0.286, SLG: 0.500										1	0	0	0	0	0	0									
Ike Hampton, S (8, 2) OBP: 0.400, SLG: 0.250										0	0	0	0	0	0	0									
Ron Jackson, R (9, PH) OBP: 0.371, SLG: 0.421										1	0	0	0	0	0	2									
Inning Stats	R: 0 E: 0 K: 1 S: 5	H: 0 LOB: 0 BB: 0 P: 5	R: 0 E: 0 K: 0 S: 3	H: 0 LOB: 0 BB: 0 P: 3	R: 2 E: 0 K: 0 S: 6	H: 3 LOB: 2 BB: 0 P: 7	R: 0 E: 0 K: 0 S: 3	H: 0 LOB: 0 BB: 0 P: 3	R: 0 E: 0 K: 0 S: 4	H: 1 LOB: 2 BB: 1 P: 8	R: 0 E: 0 K: 1 S: 5	H: 0 LOB: 0 BB: 0 P: 5	R: 0 E: 1 K: 0 S: 3	H: 0 LOB: 0 BB: 0 P: 3	R: 0 E: 0 K: 0 S: 3	H: 0 LOB: 0 BB: 0 P: 3	R: 2 E: 0 K: 0 S: 6	H: 3 LOB: 2 BB: 1 P: 10	1B: 5 2B: 1 3B: 1 HR: 0	SF: 0 SAC: 0 DP: 1 HBP: 1	WP: 2 PB: 0 SB: 0 CS: 0	PA: 37			
PITCHER	IP	WLS	BF	H	R	ER	SO	BB	IBB	HBP	BLK	WP	HR	S	P	ERA	WHIP								
Jim Slaton, R (1, 1) ERA: 5.12	8.1	W	34	7	4	4	2	1	0	1	0	0	0	36	41	4.32	0.960								
John Hiller, L (9, 1) ERA: 1.47	0.2	S	3	0	0	0	0	1	0	0	0	0	0	2	6	0.00	1.500								

Detroit Tigers @ California Angels
Anaheim Stadium, Anaheim, CA
Wed May 03 1978, 10:05 PM EDT
Att: 19,462 - Unknown

AB 34
R 4
H 7
RBI 4
BB 2
SO 2
LOB 12



Batter	1	2	3	4	5	6	7	8	9	AB	R	H	RBI	BB	SO	LOB	TOP			
Ron LeFlore, R OBP: 0.370, SLG: 0.438	6-3		9-2			1B 2B		6-3		4	1	1	0	0	0	1	Detroit Tigers @ Oakland Athletics Oakland-Alameda County Coliseum, Oakland, CA Fri May 05 1978, 7:05 PM PDT Att: 14,612 - Unknown			
Mark Wagner, R OBP: 0.295, SLG: 0.267	5-3			P4		6-3		6-3		4	0	0	0	0	0	1				
Rusty Staub, L OBP: 0.398, SLG: 0.430		FC6-4 1B			BB				4-3	3	0	2	1	1	0	0				
Jason Thompson, L OBP: 0.378, SLG: 0.523	FC6-4			K		K				4	0	1	0	0	2	3				
Steve Kemp, L OBP: 0.451, SLG: 0.386		F8		F9		K				4	0	0	0	0	2	3				
John Wockenfuss, R OBP: 0.444, SLG: 0.333		F8			BB					3	0	0	0	1	1	1				
Lance Parrish, R OBP: 0.261, SLG: 0.419		F8			F8			F9		3	0	0	0	0	0	1				
Aurelio Rodriguez, R OBP: 0.424, SLG: 0.593			E5 SH3 9-2		K			F9		3	0	0	0	0	1	1				
Steve Dillard, R OBP: 0.208, SLG: 0.204			SH3		F9			6-3		2	0	0	0	0	0	1				
Inning Stats	R: 0 E: 0 K: 0 S: 4	H: 1 LOB: 1 BB: 0 P: 4	R: 0 E: 0 K: 0 S: 3	H: 0 LOB: 0 BB: 0 P: 3	R: 0 E: 1 K: 0 S: 3	H: 0 LOB: 0 BB: 0 P: 3	R: 0 E: 0 K: 1 S: 5	H: 0 LOB: 1 BB: 1 P: 9	R: 1 E: 0 K: 2 S: 9	H: 2 LOB: 1 BB: 0 P: 9	R: 0 E: 0 K: 1 S: 5	H: 0 LOB: 0 BB: 0 P: 5	R: 0 E: 0 K: 0 S: 3	H: 0 LOB: 0 BB: 0 P: 3	R: 0 E: 0 K: 1 S: 6	H: 1 LOB: 1 BB: 0 P: 6	1B: 3 2B: 2 3B: 0 HR: 0	SF: 0 SAC: 1 DP: 1 HBP: 0	WP: 0 PB: 0 SB: 0 CS: 0	PA: 33
PITCHER John Henry Johnson, L ERA: 1.19	IP: 9.0 WLS: W BF: 33	H: 4 R: 1 ER: 1 SO: 6	BB: 2 IBB: 0 HBP: 0 BLK: 0	WP: 0 HR: 0 S: 43 P: 51	ERA: 1.00 WHIP: 0.667	PITCHER	IP: 9.0 WLS: W BF: 33	H: 4 R: 1 ER: 1 SO: 6	BB: 2 IBB: 0 HBP: 0 BLK: 0	WP: 0 HR: 0 S: 43 P: 51	ERA: 1.00 WHIP: 0.667	PITCHER	IP: 9.0 WLS: W BF: 33	H: 4 R: 1 ER: 1 SO: 6	BB: 2 IBB: 0 HBP: 0 BLK: 0	WP: 0 HR: 0 S: 43 P: 51	ERA: 1.00 WHIP: 0.667			

Batter	1	2	3	4	5	6	7	8	9	AB	R	H	RBI	BB	SO	LOB	BOTTOM			
Bill North, S OBP: 0.432, SLG: 0.393		CS	E4 SH2-3							4	0	3	0	0	0	0	Detroit Tigers @ Oakland Athletics Oakland-Alameda County Coliseum, Oakland, CA Fri May 05 1978, 7:05 PM PDT Att: 14,612 - Unknown			
Mike Edwards, R OBP: 0.342, SLG: 0.370			SH2-3							2	1	1	0	0	1	1				
Jerry Tabb, L OBP: 0.295, SLG: 0.267										1	0	0	0	0	1	2				
Steve Staggs, R OBP: 0.500, SLG: 0.429										0	0	0	0	0	0	0				
Mitchell Page, L OBP: 0.408, SLG: 0.404										3	1	0	0	1	0	2				
Dwayne Murphy, L OBP: 0.356, SLG: 0.628										0	0	0	0	0	0	0				
Gary Alexander, R OBP: 0.327, SLG: 0.402										3	0	1	1	0	1	1				
Mario Guerrero, R OBP: 0.327, SLG: 0.402										4	0	1	0	0	0	0				
Dave Revering, L OBP: 0.347, SLG: 0.365										3	2	1	0	1	0	2				
Wayne Gross, L OBP: 0.380, SLG: 0.490										4	0	2	0	0	1	1				
Jim Essian, R OBP: 0.326, SLG: 0.347										3	1	1	2	0	0	1				
Miguel Dilone, S OBP: 0.295, SLG: 0.257										4	0	2	0	0	0	2				
Inning Stats	R: 1 E: 1 K: 1 S: 7	H: 3 LOB: 2 BB: 1 P: 11	R: 0 E: 0 K: 0 S: 3	H: 1 LOB: 0 BB: 0 P: 3	R: 0 E: 1 K: 1 S: 6	H: 0 LOB: 1 BB: 0 P: 6	R: 2 E: 0 K: 1 S: 7	H: 3 LOB: 2 BB: 1 P: 11	R: 1 E: 0 K: 0 S: 4	H: 1 LOB: 0 BB: 0 P: 4	R: 1 E: 0 K: 1 S: 8	H: 3 LOB: 2 BB: 0 P: 8	R: 0 E: 0 K: 0 S: 3	H: 0 LOB: 0 BB: 0 P: 3	R: 0 E: 0 K: 0 S: 4	H: 1 LOB: 1 BB: 0 P: 4	1B: 11 2B: 0 3B: 0 HR: 1	SF: 1 SAC: 2 DP: 0 HBP: 0	WP: 1 PB: 0 SB: 2 CS: 2	PA: 37
PITCHER Jack Billingham, R ERA: 3.38	IP: 6.0 WLS: L BF: 29	H: 11 R: 5 ER: 3 SO: 4	BB: 2 IBB: 0 HBP: 0 BLK: 0	WP: 1 HR: 1 S: 35 P: 43	ERA: 4.50 WHIP: 2.167	PITCHER	IP: 6.0 WLS: L BF: 29	H: 11 R: 5 ER: 3 SO: 4	BB: 2 IBB: 0 HBP: 0 BLK: 0	WP: 1 HR: 1 S: 35 P: 43	ERA: 4.50 WHIP: 2.167	PITCHER	IP: 2.0 WLS: 7 BF: 1	H: 0 R: 0 ER: 0 SO: 0	BB: 0 IBB: 0 HBP: 0 BLK: 0	WP: 0 HR: 0 S: 7 P: 7	ERA: 0.00 WHIP: 0.500			




Batter	1	2	3	4	5	6	7	8	9	AB	R	H	RBI	BB	SO	LOB	TOP					
Ron LeFlore, R OBP: 0.372, SLG: 0.434 (1, 8)										3	0	1	1	1	0	1	Detroit Tigers @ Oakland Athletics Oakland-Alameda County Coliseum, Oakland, CA Sat May 06 1978, 3:33 AM PDT Att: 12,539 - Unknown					
Phil Mankowski, L OBP: 0.316, SLG: 0.343 (1, 5)										4	1	2	0	1	0	2						
Rusty Staub, L OBP: 0.398, SLG: 0.422 (1, 10)										4	1	1	1	1	0	3						
Jason Thompson, L OBP: 0.369, SLG: 0.538 (1, 3)										5	1	1	1	0	1	4						
Steve Kemp, L OBP: 0.469, SLG: 0.405 (1, 7)										4	2	3	0	1	0	0						
Milt May, L OBP: 0.449, SLG: 0.739 (1, 2)										3	0	2	1	0	0	1						
Tim Corcoran, L OBP: 0.291, SLG: 0.196 (1, 9)										5	0	1	1	0	0	5						
Alan Trammell, R OBP: 0.350, SLG: 0.342 (1, 6)										5	1	2	1	0	0	6						
Steve Dillard, R OBP: 0.228, SLG: 0.226 (1, 4)										4	0	2	0	0	0	1						
Inning Stats	R: 3 E: 0 K: 1 S: 8	H: 4 LOB: 2 BB: 2 P: 16	R: 0 E: 0 K: 0 S: 3	H: 1 LOB: 2 BB: 2 P: 11	R: 0 E: 1 K: 0 S: 4	H: 1 LOB: 1 BB: 0 P: 4	R: 0 E: 0 K: 0 S: 4	H: 3 LOB: 1 BB: 0 P: 6	R: 0 E: 0 K: 0 S: 3	H: 1 LOB: 1 BB: 0 P: 4	R: 1 E: 0 K: 0 S: 5	H: 2 LOB: 1 BB: 0 P: 5	R: 0 E: 0 K: 0 S: 4	H: 1 LOB: 2 BB: 0 P: 5	1B: 13 2B: 1 3B: 0 HR: 1	SF: 1 SAC: 1 DP: 2 HBP: 1	WP: 1 PB: 0 SB: 5 CS: 2	PA: 45				
PITCHER	IP WLS BF H R ER SO BB IBB HBP BLK WP HR S P ERA WHIP	IP WLS BF H R ER SO BB IBB HBP BLK WP HR S P ERA WHIP																				
Alan Wirth, R ERA: 3.43 (1, 1)	0.2 L 6 3 3 3 1 2 0 0 0 1 0 6 14 40.50 7.500	3.1 17 6 2 2 0 2 0 0 0 0 1 15 23 5.40 2.400	5.1 1.0 4 1 0 0 0 0 0 0 0 0 4 4 0.00 1.000	6.1 2.0 7 2 0 0 0 0 0 0 0 0 7 7 0.00 1.000	8.1 2.0 10 3 1 1 0 0 0 1 0 0 0 9 10 4.50 1.500																	
Bill North, S OBP: 0.400, SLG: 0.355 (1, 8)										3	0	0	0	0	1	0	Detroit Tigers @ Oakland Athletics Oakland-Alameda County Coliseum, Oakland, CA Sat May 06 1978, 3:33 AM PDT Att: 12,539 - Unknown					
Dwayne Murphy, L (6, 8)										1	0	0	0	0	0	0						
Mike Edwards, R OBP: 0.337, SLG: 0.355 (1, 4)										3	0	0	0	1	0	1						
Mitchell Page, L OBP: 0.390, SLG: 0.392 (1, 7)										4	0	1	0	0	2	2						
Gary Alexander, R OBP: 0.340, SLG: 0.598 (1, 10)										4	0	0	0	0	1	1						
Mario Guerrero, R OBP: 0.337, SLG: 0.404 Steve Staggs, R OBP: 0.526, SLG: 0.429 (1, 6) (7, 6)										2	0	1	0	1	0	0						
Dave Revering, L OBP: 0.354, SLG: 0.371 (1, 3)										4	0	2	0	0	0	1						
Wayne Gross, L OBP: 0.376, SLG: 0.395 Marty Perez, R (1, 5) (3, 5)										1	0	0	0	0	1	2						
Jim Essian, R OBP: 0.315, SLG: 0.333 Jeff Newman, R OBP: 0.125, SLG: 0.500 (1, 2) (8, 2)										3	0	0	0	0	0	4						
Miguel Dilone, S OBP: 0.284, SLG: 0.247 (1, 9)										3	0	0	0	0	2	0						
Inning Stats	R: 0 E: 0 K: 1 S: 5	H: 0 LOB: 0 BB: 0 P: 5	R: 0 E: 0 K: 1 S: 7	H: 2 LOB: 2 BB: 0 P: 7	R: 0 E: 0 K: 2 S: 7	H: 0 LOB: 1 BB: 1 P: 11	R: 0 E: 0 K: 0 S: 4	H: 1 LOB: 2 BB: 1 P: 8	R: 0 E: 0 K: 1 S: 5	H: 0 LOB: 0 BB: 0 P: 5	R: 0 E: 0 K: 0 S: 3	H: 1 LOB: 0 BB: 0 P: 3	R: 0 E: 0 K: 1 S: 5	H: 0 LOB: 0 BB: 0 P: 5	R: 0 E: 1 K: 1 S: 6	H: 0 LOB: 1 BB: 0 P: 6	R: 0 E: 0 K: 2 S: 7	H: 0 LOB: 1 BB: 1 P: 11	1B: 4 2B: 0 3B: 0 HR: 0	SF: 0 SAC: 0 DP: 1 HBP: 0	WP: 0 PB: 0 SB: 0 CS: 0	PA: 34
PITCHER	IP WLS BF H R ER SO BB IBB HBP BLK WP HR S P ERA WHIP	IP WLS BF H R ER SO BB IBB HBP BLK WP HR S P ERA WHIP																				
Bob Sykes, L ERA: (1, 1)	9.0 W 34 4 0 0 9 3 0 0 0 0 0 49 61 0.00 0.778																					

Batter	1	2	3	4	5	6	7	8	9	AB	R	H	RBI	BB	SO	LOB	TOP							
Rick Miller, L OBP: 0.357, SLG: 0.304 (1, 9)	F7		6-3 BB	K		FC1-6 1B		4-3 SH2-4 1B	SF8	3	2	0	1	2	1	3								
Dave Chalk, R OBP: 0.393, SLG: 0.329 (1, 6)	L5		6-3		B5-3	F7		SH2-4	K	5	0	0	0	0	1	2								
Lyman Bostock, L OBP: 0.271, SLG: 0.333 (1, 8)						E8 1B		4-3		4	1	3	0	1	0	1								
Ron Fairly, L OBP: 0.340, SLG: 0.478 (1, 3)			F9			5-3 HR		1B		4	1	3	3	1	0	2								
Don Baylor, R OBP: 0.398, SLG: 0.642 (1, 7)						5-3				4	1	2	1	0	0	3								
Ken Landreaux, L OBP: 0.220, SLG: 0.275 (8, 7)	F7									0	0	0	0	0	0	0								
Tony Solaita, L OBP: 0.276, SLG: 0.280 (1, 10)										3	1	1	2	0	1	0								
Merv Rettenmund, R OBP: 0.429, SLG: 0.737 (6, FH)			K			4-3				1	0	0	0	0	0	3								
Bobby Grich, R OBP: 0.345, SLG: 0.247 (1, 4)						4-3				3	0	0	0	1	0	3								
Carney Lansford, R OBP: 0.327, SLG: 0.468 (1, 5)						1B				5	1	1	0	0	0	2								
Terry Humphrey, R OBP: 0.292, SLG: 0.326 (1, 2)						P3				4	0	1	0	1	0	1								
Inning Stats	R: 0 E: 0 K: 0 S: 4	H: 1 LOB: 2 BB: 1 P: 8	R: 0 E: 0 K: 1 S: 5	H: 0 LOB: 0 BB: 0 P: 5	R: 0 E: 0 K: 0 S: 4	H: 1 LOB: 2 BB: 1 P: 8	R: 1 E: 0 K: 1 S: 7	H: 2 LOB: 2 BB: 1 P: 11	R: 3 E: 1 K: 0 S: 6	H: 3 LOB: 1 BB: 0 P: 7	R: 1 E: 0 K: 0 S: 4	H: 1 LOB: 3 BB: 2 P: 13	R: 0 E: 0 K: 0 S: 3	H: 0 LOB: 0 BB: 0 P: 3	R: 1 E: 0 K: 0 S: 5	H: 2 LOB: 3 BB: 1 P: 10	R: 1 E: 0 K: 1 S: 6	H: 1 LOB: 0 BB: 0 P: 6	1B: 6 2B: 3 3B: 0 HR: 2	SF: 1 SAC: 1 DP: 0 HBP: 3	WP: 0 PB: 0 SB: 1 CS: 0	PA: 47		
PITCHER	IP	WLS	BF	H	R	ER	SO	BB	IBB	HBP	BLK	WP	HR	S	P	ERA	WHIP							
Jim Slaton, R ERA: 5.54 (1, 1)	5.2		31	8	5	5	2	5	0	1	0	0	2	29	50	7.94	2.294							
Jim Crawford, L ERA: 3.72 (6, 1)	0.1		2	0	0	0	0	0	0	1	0	0	0	1	2	0.00	0.000							
Steve Foucault, R ERA: 3.6 (7, 1)	2.0	L	10	2	1	1	0	1	0	1	0	0	0	8	13	4.50	1.500							
John Hiller, L ERA: 1.86 (9, 1)	1.0		4	1	1	1	1	0	0	0	0	0	0	6	6	9.00	1.000							

California Angels @ Detroit Tigers
Tiger Stadium, Detroit, MI
Tue May 09 1978, 7:05 PM EDT
Att: 21,089 - Unknown


AB	36
R	7
H	11
RBI	7
BB	6
SO	3
LOB	20



Batter	1	2	3	4	5	6	7	8	9	AB	R	H	RBI	BB	SO	LOB	BOTTOM							
Ron LeFlore, R OBP: 0.377, SLG: 0.430 (1, 8)	6-3		6-3		E6 3B					4	2	1	1	1	0	1								
Mark Wagner, R OBP: 0.276, SLG: 0.300 (1, 6)	F9		4-3							5	0	1	1	0	0	3								
Rusty Staub, L OBP: 0.384, SLG: 0.398 (1, 10)	1-3		F8		L8					5	1	1	1	0	0	2								
Jason Thompson, L OBP: 0.360, SLG: 0.554 (1, 3)			L6		F9					4	0	1	1	0	0	0								
Steve Kemp, L OBP: 0.481, SLG: 0.420 (1, 7)			1B		K					3	0	1	0	1	2	0								
John Wockenfuss, R OBP: 0.500, SLG: 0.579 (1, 9)										4	1	3	1	0	0	2								
Lance Parrish, R OBP: 0.240, SLG: 0.383 (1, 2)			K		K					4	0	0	0	0	2	3								
Aurelio Rodriguez, R OBP: 0.413, SLG: 0.586 (1, 5)			4-3		F7					4	1	1	0	0	0	2								
Steve Dillard, R OBP: 0.219, SLG: 0.217 (1, 4)										4	0	1	0	0	1	1								
Inning Stats	R: 0 E: 0 K: 0 S: 3	H: 0 LOB: 0 BB: 0 P: 3	R: 0 E: 0 K: 1 S: 7	H: 2 LOB: 0 BB: 0 P: 7	R: 0 E: 0 K: 0 S: 4	H: 1 LOB: 1 BB: 0 P: 4	R: 1 E: 0 K: 2 S: 8	H: 1 LOB: 0 BB: 0 P: 8	R: 1 E: 1 K: 1 S: 7	H: 1 LOB: 1 BB: 0 P: 7	R: 0 E: 0 K: 1 S: 6	H: 1 LOB: 1 BB: 0 P: 6	R: 3 E: 0 K: 0 S: 7	H: 4 LOB: 2 BB: 1 P: 11	R: 0 E: 0 K: 0 S: 3	H: 0 LOB: 0 BB: 0 P: 3	R: 0 E: 0 K: 0 S: 2	H: 0 LOB: 0 BB: 1 P: 6	1B: 6 2B: 2 3B: 1 HR: 1	SF: 0 SAC: 0 DP: 1 HBP: 0	WP: 1 PB: 0 SB: 1 CS: 0	PA: 39		
PITCHER	IP	WLS	BF	H	R	ER	SO	BB	IBB	HBP	BLK	WP	HR	S	P	ERA	WHIP							
Frank Tanana, L ERA: 3.06 (1, 1)	6.1		28	8	4	3	5	0	0	0	0	0	1	38	38	4.26	1.263							
Dave LaRoche, L ERA: 1.96 (7, 1)	2.2	W	11	2	1	1	0	2	0	0	0	0	0	9	17	3.38	1.500							

California Angels @ Detroit Tigers
Tiger Stadium, Detroit, MI
Tue May 09 1978, 7:05 PM EDT
Att: 21,089 - Unknown

AB	37
R	5
H	10
RBI	5
BB	2
SO	5
LOB	14



Batter	1	2	3	4	5	6	7	8	9	AB	R	H	RBI	BB	SO	LOB	TOP
Bill North, S OBP: 0.367, SLG: 0.313 Dwayne Murphy, L OBP: 0.263, SLG: 0.071	0-0 6-3			0-3 K			0-0 4-3	0-0 SF9		2	0	0	0	0	1	0	
Mike Edwards, R OBP: 0.309, SLG: 0.314 Steve Stiggs, R OBP: 0.563, SLG: 0.409	0-0 5-3			0-0 F4			0-3 K	2-3 3-H 4-0 1-2 BB		2	0	0	0	0	0	0	
Mitchell Page, L OBP: 0.350, SLG: 0.352	0-0 6-3			0-0 L4			0-0 4-3	0-3 K		4	0	0	0	0	1	3	
Mario Guerrero, R OBP: 0.331, SLG: 0.395		0-0 6-3						0-0 HR	0-0 1B	4	1	2	0	0	0	0	
Dave Revering, L OBP: 0.342, SLG: 0.376		0-0 F8						0-0 1-H HR	0-3 K	4	1	1	2	0	1	1	
Wayne Gross, L OBP: 0.356, SLG: 0.361 Miguel Dilone, S OBP: 0.276, SLG: 0.241 Marty Perez, R OBP: 0.276, SLG: 0.241		0-0 F8						4-0 SH2-4 SF9 BB	0-3 K	2	0	0	0	1	0	0	
Gary Alexander, R OBP: 0.333, SLG: 0.584			0-0 F8					4-0 SF9 SH2-4 BB	0-3 K	3	0	0	0	1	1	1	
Jim Essian, R OBP: 0.306, SLG: 0.315			0-0 5-3					0-0 SH2-4		1	0	0	0	1	0	0	
Gary Thomasson, L OBP: 0.232, SLG: 0.301			0-0 F4					4-0 BB IBB		2	0	0	0	1	0	1	
Inning Stats	R: 0 E: 0 K: 0 S: 3	H: 0 LOB: 0 BB: 0 P: 3	R: 0 E: 0 K: 0 S: 3	H: 0 LOB: 0 BB: 0 P: 3	R: 0 E: 0 K: 1 S: 5	H: 0 LOB: 0 BB: 0 P: 5	R: 0 E: 0 K: 0 S: 2	H: 0 LOB: 0 BB: 1 P: 6	R: 0 E: 0 K: 1 S: 5	H: 0 LOB: 0 BB: 0 P: 5	R: 3 E: 0 K: 1 S: 7	H: 2 LOB: 3 BB: 4 P: 23	R: 0 E: 0 K: 3 S: 10	H: 1 LOB: 1 BB: 0 P: 10	1B: 2 2B: 0 3B: 0 HR: 1	SF: 1 SAC: 1 DP: 1 HBP: 0	WP: 0 PA: 34 PB: 0 SB: 1 CS: 0
PITCHER	IP WLS BF H R ER SO BB IBB HBP BLK WP HR S P ERA WHIP	IP WLS BF H R ER SO BB IBB HBP BLK WP HR S P ERA WHIP	IP WLS BF H R ER SO BB IBB HBP BLK WP HR S P ERA WHIP	IP WLS BF H R ER SO BB IBB HBP BLK WP HR S P ERA WHIP	IP WLS BF H R ER SO BB IBB HBP BLK WP HR S P ERA WHIP	IP WLS BF H R ER SO BB IBB HBP BLK WP HR S P ERA WHIP	IP WLS BF H R ER SO BB IBB HBP BLK WP HR S P ERA WHIP	IP WLS BF H R ER SO BB IBB HBP BLK WP HR S P ERA WHIP	IP WLS BF H R ER SO BB IBB HBP BLK WP HR S P ERA WHIP	IP WLS BF H R ER SO BB IBB HBP BLK WP HR S P ERA WHIP	IP WLS BF H R ER SO BB IBB HBP BLK WP HR S P ERA WHIP	IP WLS BF H R ER SO BB IBB HBP BLK WP HR S P ERA WHIP	IP WLS BF H R ER SO BB IBB HBP BLK WP HR S P ERA WHIP	IP WLS BF H R ER SO BB IBB HBP BLK WP HR S P ERA WHIP	IP WLS BF H R ER SO BB IBB HBP BLK WP HR S P ERA WHIP	IP WLS BF H R ER SO BB IBB HBP BLK WP HR S P ERA WHIP	IP WLS BF H R ER SO BB IBB HBP BLK WP HR S P ERA WHIP
Dave Rozema, R ERA: 2.03 John Hiller, L ERA: 3.18	(1, 1) 7.2 L 29 2 3 3 2 4 1 0 0 0 0 1 28 48 3.52 0.783	(8, 1) 1.1 5 1 0 0 4 0 0 0 0 0 0 0 0 13 13 0.00 0.750															

Oakland Athletics @ Detroit Tigers
Tiger Stadium, Detroit, MI
Sat May 13 1978, 3:33 AM EDT
Att: 16,324 - Unknown

AB 27
R 3
H 3
RBI 3
BB 5
SO 6
LOB 7



Batter	1	2	3	4	5	6	7	8	9	AB	R	H	RBI	BB	SO	LOB	BOTTOM				
Ron LeFlore, R OBP: 0.379, SLG: 0.422	4-0 G6-3 BB		0-0 FC4 E 1B	0-0 E6			0-0 6-3		0-0 S 1B	4	1	2	0	1	0	0					
Lou Whitaker, L OBP: 0.362, SLG: 0.349	0-0 G6-3 1-2		0-0 FC4 F4 FC4-6 1-H	0-0 F8			0-0 1B		0-3 K	5	1	1	0	0	1	3					
Rusty Staub, L OBP: 0.369, SLG: 0.368	4-0 E WP BB		0-0 F4				0-0 F8		0-0 F7	4	0	0	0	1	0	3					
Jason Thompson, L OBP: 0.375, SLG: 0.546	0-3 K		4-0 FC4-6 BB				4-0 G4-6-3 BB		0-0 FC1-5 BB 1B	2	0	1	0	2	1	1					
Steve Kemp, L OBP: 0.482, SLG: 0.400		0-0 1-3					0-0 G4-6-3		4-0 FC6-4 FC1-5 BB	2	0	0	0	2	0	1					
Milt May, L OBP: 0.390, SLG: 0.630		4-0 F8 1B BB					0-0 6-3		0-0 FC1-5 FC6-4	3	0	0	1	1	0	4					
Tim Corcoran, L OBP: 0.281, SLG: 0.185 John Wockenfuss, R OBP: 0.440, SLG: 0.500		0-0 1B					0-0 L3		0-0 FC6-4 1-2 2-3	3	0	1	0	0	0	2					
Phil Mankowski, L OBP: 0.283, SLG: 0.302		0-0 F8					0-0 G3		0-0 4-3	4	0	0	0	0	0	4					
Alan Trammell, R OBP: 0.348, SLG: 0.409 Mickey Stanley, R OBP: 0.200, SLG: 0.200		0-3 K					0-0 5-3		0-0 6-3	3	0	0	0	0	1	2					
Inning Stats	R: 0 E: 1 K: 1 S: 4	H: 0 LOB: 1 BB: 2 P: 12	R: 0 E: 0 K: 1 S: 6	H: 1 LOB: 2 BB: 1 P: 10	R: 2 E: 1 K: 0 S: 5	H: 1 LOB: 2 BB: 2 P: 13	R: 0 E: 1 K: 0 S: 4	H: 0 LOB: 0 BB: 0 P: 4	R: 0 E: 0 K: 0 S: 2	H: 0 LOB: 0 BB: 1 P: 6	R: 0 E: 0 K: 0 S: 3	H: 0 LOB: 0 BB: 0 P: 3	R: 0 E: 0 K: 0 S: 4	H: 1 LOB: 1 BB: 0 P: 4	R: 0 E: 0 K: 0 S: 4	H: 1 LOB: 2 BB: 1 P: 8	R: 0 E: 0 K: 1 S: 6	H: 1 LOB: 1 BB: 0 P: 6	1B: 5 2B: 0 3B: 0 HR: 0	SF: 0 SAC: 0 DP: 2 HBP: 0	WP: 1 PA: 39 PB: 0 SB: 1 CS: 0
PITCHER	IP WLS BF H R ER SO BB IBB HBP BLK WP HR S P ERA WHIP	IP WLS BF H R ER SO BB IBB HBP BLK WP HR S P ERA WHIP	IP WLS BF H R ER SO BB IBB HBP BLK WP HR S P ERA WHIP	IP WLS BF H R ER SO BB IBB HBP BLK WP HR S P ERA WHIP	IP WLS BF H R ER SO BB IBB HBP BLK WP HR S P ERA WHIP	IP WLS BF H R ER SO BB IBB HBP BLK WP HR S P ERA WHIP	IP WLS BF H R ER SO BB IBB HBP BLK WP HR S P ERA WHIP	IP WLS BF H R ER SO BB IBB HBP BLK WP HR S P ERA WHIP	IP WLS BF H R ER SO BB IBB HBP BLK WP HR S P ERA WHIP	IP WLS BF H R ER SO BB IBB HBP BLK WP HR S P ERA WHIP	IP WLS BF H R ER SO BB IBB HBP BLK WP HR S P ERA WHIP	IP WLS BF H R ER SO BB IBB HBP BLK WP HR S P ERA WHIP	IP WLS BF H R ER SO BB IBB HBP BLK WP HR S P ERA WHIP	IP WLS BF H R ER SO BB IBB HBP BLK WP HR S P ERA WHIP	IP WLS BF H R ER SO BB IBB HBP BLK WP HR S P ERA WHIP	IP WLS BF H R ER SO BB IBB HBP BLK WP HR S P ERA WHIP	IP WLS BF H R ER SO BB IBB HBP BLK WP HR S P ERA WHIP				
Matt Keough, R ERA: 2.05 Bob Lacey, L ERA: 2.25 Elias Sosa, R ERA: 0.67	(1, 1) 6.2 W 4 1 0 0 0 1 0 0 0 0 0 3 7 0.00 3.000	(7, 1) 0.2 W 4 1 0 0 0 1 0 0 0 0 0 3 7 0.00 3.000	(8, 1) 1.2 S 6 1 0 0 1 0 0 0 0 0 8 8 0.00 0.600																		

Oakland Athletics @ Detroit Tigers
Tiger Stadium, Detroit, MI
Sat May 13 1978, 3:33 AM EDT
Att: 16,324 - Unknown

AB 32
R 2
H 5
RBI 1
BB 7
SO 3
LOB 22



Batter	1	2	3	4	5	6	7	8	9	AB	R	H	RBI	BB	SO	LOB	TOP					
Mike Edwards, R (1,4) OBP: 0.296, SLG: 0.300	K		G6-4-3			6-3		L6		4	0	0	0	0	1	4	<p>Oakland Athletics @ Detroit Tigers</p> <p>Tiger Stadium, Detroit, MI</p> <p>Sun May 14 1978, 3:33 AM EDT</p> <p>Att: 12,513 - Unknown</p>					
Dwayne Murphy, L (1,8) OBP: 0.291, SLG: 0.059	K2-3			G6-3 BB		F8		1-3		3	0	0	0	1	1	2						
Mitchell Page, L (1,7) OBP: 0.345, SLG: 0.338	F8			G6-3 BB		4-3		6-3		3	0	0	0	1	0	3						
Mario Guerrero, R (1,6) OBP: 0.323, SLG: 0.385		F2		G6-3			F8		4-3	3	0	0	0	0	0	2						
Steve Staggs, R (7,6) OBP: 0.245, SLG: 0.391				1-2 2-3						1	0	0	0	0	0	0						
Dave Revering, L (1,3) OBP: 0.341, SLG: 0.375		F7		F6						3	0	1	0	0	0	1						
Jerry Tabb, L (7, PR) OBP: 0.400, SLG: 0.250							1B			0	0	0	0	1	0	0						
Wayne Gross, L (1,5) OBP: 0.356, SLG: 0.360		F9					1B			3	0	1	0	0	0	0						
Marty Perez, R (7,5)					1-3		G6-4-3		K	1	0	0	0	0	1	1						
Gary Alexander, R (1,10) OBP: 0.339, SLG: 0.573				1B BB			G6-4-3		K	2	0	0	0	2	1	3						
Jim Essian, R (1,2) OBP: 0.315, SLG: 0.319										2	0	1	0	1	0	1						
Miguel Dilone, S (8, PR) OBP: 0.276, SLG: 0.241						L9				0	0	0	0	0	0	0						
Dave Heaverlo, R (8,1)				G6-4-3				1-3 1B		0	0	0	0	0	0	0						
Gary Thomasson, L (1,9) OBP: 0.235, SLG: 0.303								1-3 1B		3	0	1	0	0	1	3						
								1-3 1B														
Inning Stats	R: 0 E: 0 K: 2 S: 7	H: 0 LOB: 0 BB: 0 P: 7	R: 0 E: 0 K: 0 S: 3	H: 0 LOB: 0 BB: 0 P: 3	R: 0 E: 0 K: 0 S: 3	H: 1 LOB: 1 BB: 1 P: 7	R: 0 E: 0 K: 0 S: 2	H: 0 LOB: 1 BB: 2 P: 10	R: 0 E: 0 K: 1 S: 5	H: 0 LOB: 1 BB: 1 P: 9	R: 0 E: 0 K: 0 S: 3	H: 0 LOB: 0 BB: 0 P: 3	R: 0 E: 0 K: 0 S: 4	H: 2 LOB: 2 BB: 0 P: 4	R: 0 E: 0 K: 0 S: 4	H: 1 LOB: 3 BB: 1 P: 8	R: 0 E: 0 K: 2 S: 7	H: 0 LOB: 1 BB: 1 P: 11	1B: 4 2B: 0 3B: 0 HR: 0	SF: 0 SAC: 0 DP: 3 HBP: 0	WP: 0 PB: 0 SB: 0 CS: 0	PA: 34
PITCHER Bob Sykes, L (1,1) ERA:	IP: 9.0 WLS: W BF: 34 H: 4 R: 0 ER: 0 SO: 5 BB: 6 IBB: 0 HBP: 0 BLK: 0 WP: 0 HR: 0 S: 38 P: 62 ERA: 0.00 WHIP: 1.111																					

AB	28
R	0
H	4
RBI	0
BB	6
SO	5
LOB	20



Batter	1	2	3	4	5	6	7	8	9	AB	R	H	RBI	BB	SO	LOB	BOTTOM			
Ron LeFlore, R (1,8) OBP: 0.370, SLG: 0.410	K		FC5							6	1	1	3	0	2	7	<p>Oakland Athletics @ Detroit Tigers</p> <p>Tiger Stadium, Detroit, MI</p> <p>Sun May 14 1978, 3:33 AM EDT</p> <p>Att: 12,513 - Unknown</p>			
Mickey Stanley, R (9,8) OBP: 0.200, SLG: 0.200		5-3			K		5-3	1B FC6-4		0	0	0	0	0	0	0				
Lou Whitaker, L (1,4) OBP: 0.377, SLG: 0.367	4-3				E5		F7			6	1	3	3	0	0	1				
Rusty Staub, L (1,10) OBP: 0.375, SLG: 0.411		4-3			1-3					6	2	3	2	0	0	3				
Jason Thompson, L (1,3) OBP: 0.389, SLG: 0.577					4-3		SF7			3	1	2	3	2	0	1				
Steve Kemp, L (1,7) OBP: 0.475, SLG: 0.407	K				F7		K			6	2	2	0	0	2	5				
Milt May, L (1,2) OBP: 0.406, SLG: 0.678					L9		4-3			5	3	3	2	0	0	3				
Tim Corcoran, L (1,9) OBP: 0.304, SLG: 0.207							F9			4	2	2	0	1	0	1				
Phil Mankowski, L (1,5) OBP: 0.353, SLG: 0.348										3	2	3	1	1	0	0				
Alan Trammell, R (1,6) OBP: 0.353, SLG: 0.417							FC6-4			4	1	1	1	1	0	6				
Inning Stats	R: 1 E: 0 K: 2 S: 9	H: 2 LOB: 1 BB: 0 P: 9	R: 3 E: 0 K: 0 S: 7	H: 4 LOB: 1 BB: 0 P: 7	R: 1 E: 0 K: 0 S: 4	H: 2 LOB: 3 BB: 3 P: 16	R: 0 E: 1 K: 0 S: 4	H: 0 LOB: 1 BB: 0 P: 4	R: 1 E: 0 K: 1 S: 6	H: 1 LOB: 1 BB: 1 P: 10	R: 1 E: 0 K: 1 S: 7	H: 2 LOB: 1 BB: 0 P: 7	R: 1 E: 0 K: 0 S: 5	H: 2 LOB: 1 BB: 0 P: 5	R: 7 E: 0 K: 0 S: 10	H: 7 LOB: 2 BB: 1 P: 15	1B: 14 2B: 3 3B: 0 HR: 3	SF: 1 SAC: 0 DP: 0 HBP: 1	WP: 1 PB: 0 SB: 1 CS: 0	PA: 50
PITCHER Pete Broberg, R (1,1) ERA: 2.72	IP: 1.2 WLS: L BF: 11 H: 6 R: 4 ER: 4 SO: 4 BB: 0 IBB: 0 HBP: 0 BLK: 0 WP: 1 HR: 1 S: 15 P: 15 ERA: 21.60 WHIP: 3.600																			
PITCHER Rick Langford, R (2,1) ERA: 3.12	IP: 5.1 WLS: L BF: 27 H: 7 R: 4 ER: 4 SO: 2 BB: 4 IBB: 0 HBP: 0 BLK: 0 WP: 1 HR: 1 S: 27 P: 43 ERA: 6.75 WHIP: 2.062																			
PITCHER Dave Heaverlo, R (8,1) ERA: 4.55	IP: 1.0 WLS: L BF: 12 H: 7 R: 7 ER: 7 SO: 0 BB: 1 IBB: 0 HBP: 1 BLK: 0 WP: 0 HR: 2 S: 10 P: 15 ERA: 63.00 WHIP: 8.000																			

AB	43
R	15
H	20
RBI	15
BB	5
SO	4
LOB	27



Batter	1	2	3	4	5	6	7	8	9	AB	R	H	RBI	BB	SO	LOB	TOP	
Julio Cruz, S OBP: 0.379, SLG: 0.324 (1, 4)	4-3			SF9 BB	FC4-6			3-1		3	1	0	0	1	0	1		
Craig Reynolds, L OBP: 0.397, SLG: 0.394 (1, 6)	G4-6-3 1B			SF9	F8			F9		3	0	1	1	0	0	1		
Steve Braun, L OBP: 0.315, SLG: 0.375 (1, 10)	G4-6-3			2B SF8 BB				G3-6-3 1B		3	1	1	0	1	0	1		
Bruce Bochte, L OBP: 0.350, SLG: 0.381 (1, 7)		G1-4-3 BB		SF8	2B			G3-6-3		3	0	1	0	1	0	1		
Ruppert Jones, L OBP: 0.320, SLG: 0.292 (1, 8)	K			1-3				F7		3	0	0	0	1	2	1		
Bill Stein, R OBP: 0.317, SLG: 0.355 (1, 5)	G1-4-3				SF8			4-3		2	0	0	1	0	0	1		
John Hale, L OBP: 0.290, SLG: 0.147 (1, 9)				F5	4-3			F8		3	0	0	0	0	0	2		
Juan Bernhardt, R OBP: 0.250, SLG: 0.333 (1, 3)				CS	1B			4-3		3	0	1	0	0	0	0		
Bill Plummer, R OBP: 0.571, SLG: 0.667 (1, 2)				K				6-3		2	0	1	0	0	1	1		
Bob Stinson, S OBP: 0.397, SLG: 0.382 (8, PH)				K				FC4-6 1B		1	0	0	0	0	0	0		
Inning Stats	R: 0 E: 0 K: 0 S: 3	H: 1 LOB: 0 BB: 0 P: 3	R: 0 E: 0 K: 1 S: 4	H: 0 LOB: 0 BB: 1 P: 8	R: 0 E: 0 K: 1 S: 5	H: 1 LOB: 0 BB: 0 P: 5	R: 2 E: 1 K: 0 S: 4	H: 1 LOB: 2 BB: 3 P: 16	R: 0 E: 0 K: 0 S: 3	H: 0 LOB: 0 BB: 0 P: 3	R: 0 E: 0 K: 0 S: 3	H: 0 LOB: 0 BB: 0 P: 3	R: 0 E: 0 K: 1 S: 5	H: 0 LOB: 0 BB: 0 P: 5	1B: 4 2B: 1 3B: 0 HR: 0	SF: 2 SAC: 0 DP: 3 HBP: 0	WP: 0 PB: 0 SB: 1 CS: 1	PA: 32
PITCHER Jim Slaton, R ERA: 4.86 (1, 1)	IP: 9.0 WLS: W BF: 32 H: 5 R: 2 ER: 2 SO: 3 BB: 3 IBB: 1 HBP: 0 BLK: 0 WP: 0 HR: 0 S: 34 P: 50 ERA: 2.00 WHIP: 0.889																	

Seattle Mariners @ Detroit Tigers
Tiger Stadium, Detroit, MI
Mon May 15 1978, 7:05 PM EDT
Att: 8,412 - Cloudy

AB 26
R 2
H 5
RBI 2
BB 4
SO 3
LOB 9



Batter	1	2	3	4	5	6	7	8	9	AB	R	H	RBI	BB	SO	LOB	BOTTOM	
Ron LeFlore, R OBP: 0.359, SLG: 0.397 (1, 8)	6-3		K		L7			K		4	0	0	0	0	2	1		
Lou Whitaker, L OBP: 0.366, SLG: 0.358 (1, 4)	6-4-3 1B		6-3		F7			1-3		4	1	1	0	0	0	0		
Rusty Staub, L OBP: 0.379, SLG: 0.422 (1, 10)	6-4-3			2B HR	1B			L3-6 2B		4	1	2	0	0	0	1		
Jason Thompson, L OBP: 0.392, SLG: 0.583 (1, 3)				HR	2B			L3-6		4	1	2	1	0	0	1		
Steve Kemp, L OBP: 0.463, SLG: 0.394 (1, 7)	6-3			G3				F8		3	0	0	0	0	0	3		
Milt May, L OBP: 0.418, SLG: 0.721 (1, 2)				FC4-6 BB	HR			F9		2	1	1	3	1	0	0		
Tim Corcoran, L OBP: 0.319, SLG: 0.262 (1, 9)				FC4-6	2B			SH1-3 2B		3	0	2	0	0	0	1		
Phil Mankowski, L OBP: 0.346, SLG: 0.340 (1, 5)				4-3	5-3			SH1-3		1	0	0	0	0	0	1		
Aurelio Rodriguez, R OBP: 0.389, SLG: 0.548 (4, PH)								2-3		1	0	0	0	0	0	1		
Alan Trammell, R OBP: 0.333, SLG: 0.392 (1, 6)				F8	F8			F8		3	0	0	0	0	0	2		
Inning Stats	R: 1 E: 0 K: 0 S: 5	H: 2 LOB: 1 BB: 0 P: 5	R: 0 E: 0 K: 0 S: 2	H: 0 LOB: 1 BB: 1 P: 6	R: 0 E: 0 K: 1 S: 5	H: 0 LOB: 0 BB: 0 P: 5	R: 3 E: 0 K: 0 S: 7	H: 4 LOB: 1 BB: 0 P: 7	R: 0 E: 0 K: 0 S: 3	H: 0 LOB: 0 BB: 0 P: 3	R: 0 E: 0 K: 1 S: 6	H: 1 LOB: 1 BB: 0 P: 6	R: 0 E: 0 K: 0 S: 3	H: 1 LOB: 0 BB: 0 P: 3	1B: 3 2B: 5 3B: 0 HR: 1	SF: 0 SAC: 1 DP: 1 HBP: 0	WP: 0 PB: 0 SB: 0 CS: 0	PA: 31
PITCHER Glenn Abbott, R ERA: 4.02 (1, 1)	IP: 3.1 WLS: L BF: 16 H: 6 R: 4 ER: 4 SO: 1 BB: 1 IBB: 0 HBP: 0 BLK: 0 WP: 0 HR: 1 S: 17 P: 21 ERA: 10.80 WHIP: 2.100																	
Tom House, L ERA: 4.35 (4, 1)	IP: 4.2 WLS: L BF: 15 H: 2 R: 0 ER: 0 SO: 1 BB: 0 IBB: 0 HBP: 0 BLK: 0 WP: 0 HR: 0 S: 17 P: 17 ERA: 0.00 WHIP: 0.429																	

Seattle Mariners @ Detroit Tigers
Tiger Stadium, Detroit, MI
Mon May 15 1978, 7:05 PM EDT
Att: 8,412 - Cloudy

AB 29
R 4
H 8
RBI 4
BB 1
SO 2
LOB 11



Batter	1	2	3	4	5	6	7	8	9	10	11	12	13	14	15	16	AB	R	H	RBI	BB	SO	LOB	TOP				
Julio Cruz, S OBP: 0.389, SLG: 0.333 (1.4)	6-3		4-3				K										6	0	3	1	1	1	2					
Craig Reynolds, L OBP: 0.372, SLG: 0.370 (1.8)	G3				1-3			F7		L7-3			4-3		F9		6	0	0	0	1	0	6					
Bruce Bochte, L OBP: 0.348, SLG: 0.368 (1.7)	K			4-3				G3					F8				5	1	0	0	2	2	3					
Leroy Stanton, R OBP: 0.320, SLG: 0.252 (1.10)		F4		5-3		WP SH1-4 SF9 BB		K					F9		FC5-4 BB		6	0	0	0	0	1	3					
Ruppert Jones, L OBP: 0.312, SLG: 0.287 (1.8)	K			L5		SF9		6-3					K				6	0	1	1	0	2	1					
Bill Stein, R OBP: 0.320, SLG: 0.357 (1.5)	F3				L5			F9									5	0	2	0	0	0	0					
Larry Mitroune, S OBP: 0.287, SLG: 0.267 (12. PR)														4-3			2	0	1	0	0	0	0					
John Hale, L OBP: 0.305, SLG: 0.137 (1.9)			E6		4-3			4-3					K				4	0	0	0	0	0	1					
Leon Roberts, R OBP: 0.389, SLG: 0.897 (12. PH)					4-3			4-3						6-3			2	0	0	0	0	1	1					
Steve Braun, L OBP: 0.309, SLG: 0.367 (16. PH)													K				1	0	0	0	0	0	2					
Juan Bernhardt, R OBP: 0.368, SLG: 0.444 (1.3)			4-3			BB 1B		4-3					L6-3				6	1	3	0	1	1	3					
Bob Stinson, S OBP: 0.303, SLG: 0.374 (1.2)					4-3			4-3									2	0	0	0	1	0	2					
Jose Baez, R OBP: 0.271, SLG: 0.233 (10. PH)										G3							1	0	0	0	0	0	0					
Bill Plummer, R OBP: 0.400, SLG: 0.444 (10.2)								4-3							FC3-6 1B		3	0	0	0	0	0	4					
Inning Stats	R: 0 E: 0 K: 1 S: 5	H: 2 LOB: 1 BB: 0 P: 5	R: 0 E: 0 K: 1 S: 5	H: 0 LOB: 0 BB: 0 P: 5	R: 0 E: 1 K: 0 S: 4	H: 1 LOB: 1 BB: 0 P: 4	R: 0 E: 0 K: 0 S: 3	H: 0 LOB: 0 BB: 0 P: 7	R: 0 E: 0 K: 1 S: 5	H: 0 LOB: 0 BB: 0 P: 7	R: 0 E: 0 K: 1 S: 6	H: 1 LOB: 1 BB: 0 P: 6	R: 0 E: 0 K: 1 S: 5	H: 0 LOB: 0 BB: 0 P: 5	R: 0 E: 0 K: 1 S: 5	H: 1 LOB: 2 BB: 0 P: 8	R: 0 E: 0 K: 0 S: 3	H: 0 LOB: 0 BB: 0 P: 3	R: 0 E: 0 K: 1 S: 7	H: 2 LOB: 2 BB: 0 P: 7	R: 0 E: 0 K: 0 S: 5	H: 2 LOB: 3 BB: 1 P: 9	1B: 9 2B: 3 3B: 0 HR: 0	SF: 1 SAC: 1 DP: 2 HBP: 0	WP: 1 PB: 0 SB: 0 CS: 0	PA: 63		
PITCHER	IP	WLS	BF	H	R	ER	SO	BB	IBB	HBP	BLK	WP	HR	S	P	ERA	WHIP											
Milt Hoyer, R ERA: 3.27 (1.1)	6.1	26	3	2	2	2	2	2	0	0	0	0	0	0	31	41	0.00	0.750										
John Hiller, L ERA: 2.45 (7.1)	6.2	23	3	0	0	0	5	2	0	0	0	0	0	0	31	41	0.00	0.750										
Steve Foucault, R ERA: 2.7 (14.1)	3.0	W	14	4	0	0	1	1	0	0	0	0	0	0	15	19	0.00	1.667										

Seattle Mariners @ Detroit Tigers
Tiger Stadium, Detroit, MI
Tue May 16 1978, 7:05 PM EDT
Att. 12,423 - Unknown

AB 55
R 10
H 2
RBI 2
BB 6
SO 8
LOB 28



Batter	1	2	3	4	5	6	7	8	9	10	11	12	13	14	15	16	AB	R	H	RBI	BB	SO	LOB	BOTTOM						
Ron LeFlore, R OBP: 0.356, SLG: 0.386 (1.8)	F9	FC6-4			FC4-6			6-3								K	6	0	1	0	1	1	3							
Mark Wagner, R OBP: 0.368, SLG: 0.326 (1.8)					CS			F8									3	0	2	0	0	0	0							
Tim Corcoran, L OBP: 0.315, SLG: 0.258 (8. PH)	1B							F8									1	0	0	0	0	0	0							
Alan Trammell, R OBP: 0.333, SLG: 0.389 (9.8)										K							3	0	1	0	0	1	4							
Rusty Staub, L OBP: 0.367, SLG: 0.407 (1.10)																	7	0	1	0	0	0	2							
Jason Thompson, L OBP: 0.394, SLG: 0.579 (1.3)																	6	2	2	0	1	0	3							
Steve Kamp, L OBP: 0.453, SLG: 0.378 (1.7)																	4	1	0	1	2	2	2							
John Wockenfuss, R OBP: 0.407, SLG: 0.458 (1.9)																	2	0	0	0	0	0	1							
Phil Mankowski, L OBP: 0.340, SLG: 0.333 (9. PH)																	1	0	0	0	0	0	0							
Mickey Stanley, R OBP: 0.256, SLG: 0.375 (10.9)																	3	0	1	0	0	1	2							
Lance Parrish, R OBP: 0.256, SLG: 0.482 (1.2)																	7	1	2	2	0	0	2							
Aurelio Rodriguez, R OBP: 0.361, SLG: 0.515 (1.5)																	4	0	0	1	0	1	2							
Steve Dillard, R OBP: 0.296, SLG: 0.296 (1.4)																	2	0	2	0	0	0	0							
Milt May, L OBP: 0.412, SLG: 0.710 (8. PH)																	1	0	0	0	0	0	0							
Low Whittaker, L OBP: 0.367, SLG: 0.357 (9.4)																	3	0	1	0	0	0	2							
Inning Stats	R: 0 E: 0 K: 0 S: 4	H: 2 LOB: 1 BB: 0 P: 4	R: 1 E: 0 K: 0 S: 5	H: 2 LOB: 2 BB: 1 P: 9	R: 0 E: 0 K: 0 S: 3	H: 1 LOB: 0 BB: 0 P: 3	R: 0 E: 0 K: 0 S: 3	H: 0 LOB: 0 BB: 0 P: 3	R: 0 E: 0 K: 1 S: 5	H: 1 LOB: 0 BB: 0 P: 5	R: 0 E: 0 K: 0 S: 3	H: 0 LOB: 0 BB: 0 P: 3	R: 1 E: 0 K: 0 S: 4	H: 1 LOB: 0 BB: 0 P: 4	R: 0 E: 0 K: 0 S: 3	H: 2 LOB: 2 BB: 0 P: 7	R: 0 E: 0 K: 0 S: 5	H: 0 LOB: 1 BB: 0 P: 7	R: 0 E: 0 K: 1 S: 5	H: 0 LOB: 0 BB: 0 P: 5	R: 0 E: 0 K: 0 S: 4	H: 1 LOB: 1 BB: 0 P: 4	R: 0 E: 0 K: 1 S: 5	H: 1 LOB: 0 BB: 0 P: 5	R: 2 E: 0 K: 2 S: 8	H: 2 LOB: 0 BB: 0 P: 8	1B: 10 2B: 3 3B: 0 HR: 1	SF: 2 SAC: 2 DP: 3 HBP: 0	WP: 1 PB: 0 SB: 0 CS: 1	PA: 62
PITCHER	IP	WLS	BF	H	R	ER	SO	BB	IBB	HBP	BLK	WP	HR	S	P	ERA	WHIP													
Rick Honeycutt, L ERA: 3.06 (1.1)	6.2	25	6	1	1	1	1	1	0	0	0	0	0	0	25	33	1.35	1.200												
Enrique Romo, R ERA: 3.84 (7.1)	5.1	22	3	1	1	1	1	1	1	0	0	0	0	22	30	1.69	0.750													
Shane Rawley, L ERA: 4.15 (13.1)	3.2	L	14	4	2	2	4	0	0	0	0	0	0	1	22	22	4.91	1.091												

Seattle Mariners @ Detroit Tigers
Tiger Stadium, Detroit, MI
Tue May 16 1978, 7:05 PM EDT
Att. 12,423 - Unknown


AB 53
R 13
H 4
RBI 4
BB 4
SO 6
LOB 23



Batter	1	2	3	4	5	6	7	8	9	AB	R	H	RBI	BB	SO	LOB	TOP										
Ron LeFlore, R OBP: 0.358, SLG: 0.415 (1, 8)										5	0	0	0	0	1	4											
Lou Whitaker, L OBP: 0.406, SLG: 0.379 Mark Wagner, R OBP: 0.319, SLG: 0.338 (8, PH)										1	1	1	0	2	0	0											
Rusty Staub, L OBP: 0.362, SLG: 0.394 (1, 10)										4	1	1	1	1	1	4											
Jason Thompson, L OBP: 0.388, SLG: 0.603 (1, 3)										5	2	2	2	0	0	2											
Steve Kemp, L OBP: 0.449, SLG: 0.402 (1, 7)										5	1	2	3	0	0	1											
Milt May, L OBP: 0.389, SLG: 0.667 (1, 2)										4	0	0	0	0	0	1											
Tim Corcoran, L OBP: 0.312, SLG: 0.258 Mickey Stanley, R OBP: 0.222, SLG: 0.333 (8, PH)										3	0	1	0	0	1	1											
Phil Mankowski, L OBP: 0.339, SLG: 0.333 Aurelio Rodriguez, R OBP: 0.377, SLG: 0.514 (8, PH)										3	0	1	0	0	1	1											
Alan Trammell, R OBP: 0.367, SLG: 0.400 Lance Parrish, R OBP: 0.281, SLG: 0.557 Steve Dillard, R OBP: 0.268, SLG: 0.269 (8, PH)										1	0	1	0	2	0	0											
Inning Stats	R: 0 E: 0 K: 1 S: 4	H: 0 LOB: 0 BB: 1 P: 8	R: 1 E: 0 K: 1 S: 7	H: 2 LOB: 1 BB: 0 P: 7	R: 1 E: 0 K: 0 S: 5	H: 3 LOB: 1 BB: 0 P: 5	R: 0 E: 0 K: 0 S: 4	H: 2 LOB: 0 BB: 0 P: 4	R: 0 E: 0 K: 0 S: 2	H: 0 LOB: 1 BB: 2 P: 10	R: 0 E: 0 K: 1 S: 3	H: 0 LOB: 1 BB: 1 P: 9	R: 5 E: 0 K: 1 S: 10	H: 5 LOB: 1 BB: 1 P: 14	R: 0 E: 1 K: 1 S: 6	H: 0 LOB: 1 BB: 0 P: 6	1B: 9 2B: 2 3B: 0 HR: 2	SF: 0 SAC: 0 DP: 2 HBP: 0	WP: 0 PB: 0 SB: 0 CS: 0	PA: 41							
PITCHER	IP	WLS	BF	H	R	ER	SO	BB	IBB	HBP	BLK	WP	HR	S	P	ERA	WHIP										
Andy Replogle, R ERA: 3.95 Bob McClure, L ERA: 5.19 Bill Castro, R ERA:	(1, 1) (5, 1) (8, 1)	4.1 3.1 1.1	20 15 6	7 4 1	2 5 0	2 5 0	2 2 1	3 2 0	0 0 0	0 0 0	0 0 0	0 0 0	1 17 8	21 25 8	33 25 8	4.15 13.50 0.00	2.308 1.800 0.750										

Detroit Tigers @ Milwaukee Brewers
 Milwaukee County Stadium, Milwaukee, WI
 Thu May 18 1978, 4:33 AM EDT
 Att: 15,217 - Unknown - 76 F


AB	36
R	7
H	12
RBI	7
BB	5
SO	5
LOB	14



Batter	1	2	3	4	5	6	7	8	9	AB	R	H	RBI	BB	SO	LOB	BOTTOM										
Paul Molitor, R OBP: 0.315, SLG: 0.412 (1, 4)										5	2	2	1	0	0	1											
Cecil Cooper, L OBP: 0.369, SLG: 0.573 (1, 3)										4	0	2	2	0	0	0											
Sal Bando, R OBP: 0.385, SLG: 0.433 (1, 5)										3	0	0	1	1	0	1											
Ben Oglivie, L OBP: 0.312, SLG: 0.450 (1, 7)										4	0	1	0	1	1	1											
Sixto Lezcano, R OBP: 0.398, SLG: 0.631 Dick Davis, R OBP: 0.321, SLG: 0.353 (8, 9)										3	2	3	0	0	0	0											
Jim Wehlford, R OBP: 0.226, SLG: 0.233 (1, 10)										4	1	1	0	0	0	7											
Gorman Thomas, R OBP: 0.371, SLG: 0.500 (1, 8)										3	2	1	3	1	1	0											
Robin Yount, R OBP: 0.444, SLG: 0.529 (1, 6)										3	1	2	0	1	0	0											
Buck Martinez, R OBP: 0.264, SLG: 0.313 (1, 2)										3	0	0	1	0	1	2											
Inning Stats	R: 0 E: 0 K: 0 S: 4	H: 1 LOB: 3 BB: 2 P: 12	R: 0 E: 0 K: 1 S: 6	H: 1 LOB: 0 BB: 0 P: 6	R: 0 E: 0 K: 1 S: 5	H: 0 LOB: 0 BB: 0 P: 5	R: 4 E: 0 K: 0 S: 5	H: 3 LOB: 0 BB: 2 P: 13	R: 3 E: 0 K: 0 S: 7	H: 4 LOB: 1 BB: 0 P: 7	R: 0 E: 0 K: 0 S: 5	H: 2 LOB: 3 BB: 0 P: 6	R: 0 E: 0 K: 1 S: 7	H: 0 LOB: 0 BB: 0 P: 5	R: 1 E: 2 K: 1 S: 7	H: 1 LOB: 1 BB: 0 P: 7	1B: 10 2B: 1 3B: 0 HR: 1	SF: 2 SAC: 1 DP: 0 HBP: 1	WP: 0 PB: 0 SB: 2 CS: 1	PA: 42							
PITCHER	IP	WLS	BF	H	R	ER	SO	BB	IBB	HBP	BLK	WP	HR	S	P	ERA	WHIP										
Jack Morris, R ERA: 5.4 Fernando Arroyo, R ERA: 8.1 Steve Foucault, R ERA: 2.51	(1, 1) (4, 1) (8, 1)	3.2 3.1 1.0	20 16 5	5 6 1	4 3 1	4 3 1	2 1 0	4 0 0	0 0 0	0 1 0	0 1 0	0 1 0	17 18 7	20 18 7	36 18 7	9.82 8.10 0.00	2.455 1.800 1.000										

Detroit Tigers @ Milwaukee Brewers
 Milwaukee County Stadium, Milwaukee, WI
 Thu May 18 1978, 4:33 AM EDT
 Att: 15,217 - Unknown - 76 F

AB	33
R	8
H	12
RBI	8
BB	4
SO	4
LOB	13



Batter	1	2	3	4	5	6	7	8	9	AB R H RBI BB SO LOB	TOP															
Rick Burleson, R OBP: 0.290, SLG: 0.286 (1, 6)	F9	F4		L1-3 1B		1B E 2B		F9		5 1 2 1 0 0 1	Boston Red Sox @ Detroit Tigers Tiger Stadium, Detroit, MI Sat May 20 1978, 3:33 AM EDT Att: 30,856 - Unknown															
Jerry Remy, L OBP: 0.333, SLG: 0.347 (1, 4)	F8	1-3		L1-3 1-2		F 2-3 1B		F8		5 0 1 0 0 0 2																
Jim Rice, R OBP: 0.404, SLG: 0.707 (1, 7)	BB 1B			HR		E7 1-3 3-H 1B		K		5 1 3 2 0 2 0																
Carl Yastrzemski, L OBP: 0.404, SLG: 0.392 (1, 3)	BB 1B			L8		BB G6-4-3 HBP		SH1-4 1B		3 1 2 0 1 0 0																
Carlton Fisk, R OBP: 0.359, SLG: 0.405 (1, 2)	BB 1B			1B 2B		F8 G6-4-3 1-2		SH1-4		3 1 1 0 1 0 4																
Fred Lynn, L OBP: 0.392, SLG: 0.531 (1, 8)	4-3			1B 2-H		G5-4-3 BB		1B IBB		3 0 1 1 2 0 3																
Butch Hobson, R OBP: 0.354, SLG: 0.500 (1, 5)				1-3 1B		G5-4-3 1-2		G5-4-3 1B		5 0 2 1 0 0 2																
Dwight Evans, R OBP: 0.365, SLG: 0.459 (1, 9)				HR		F7 S 2B 1B		G5-4-3 1-2		4 2 2 1 1 0 4																
Bernie Carbo, L OBP: 0.346, SLG: 0.341 (1, 10)				4-3		F7 1-3		6-3		3 0 1 0 0 0 3																
Bob Bailey, R OBP: 0.258, SLG: 0.346 (7, PH)				1B				6-3		1 0 0 0 0 0 1																
Inning Stats	R: 0 E: 0 K: 0 S: 5	H: 2 LOB: 3 BB: 1 P: 9	R: 1 E: 0 K: 0 S: 5	H: 2 LOB: 1 BB: 0 P: 5	R: 2 E: 0 K: 0 S: 7	H: 4 LOB: 2 BB: 0 P: 7	R: 0 E: 0 K: 1 S: 5	H: 1 LOB: 0 BB: 0 P: 5	R: 0 E: 0 K: 0 S: 2	H: 0 LOB: 1 BB: 2 P: 10	R: 0 E: 0 K: 0 S: 3	H: 0 LOB: 1 BB: 1 P: 7	R: 0 E: 0 K: 1 S: 5	H: 0 LOB: 0 BB: 0 P: 5	R: 1 E: 0 K: 0 S: 4	H: 2 LOB: 1 BB: 1 P: 8	1B: 11 2B: 3 3B: 0 HR: 2	SF: 0 SAC: 1 DP: 4 HBP: 1	WP: 0 PB: 0 SB: 1 CS: 0	PA: 44						
PITCHER	IP WLS BF H R ER SO BB IBB HBP BLK WP HR S P ERA WHIP											IP WLS BF H R ER SO BB IBB HBP BLK WP HR S P ERA WHIP														
Jim Slaton, R ERA: 5.23 (1, 1)	5.1	28	11	5	5	1	3	0	0	0	0	2	27	39	8.44	2.625										
Jim Crawford, L ERA: 3.75 (6, 1)	1.2	8	2	0	0	0	1	0	1	0	0	0	6	11	0.00	1.800										
Steve Foucault, R ERA: 2.76 (8, 1)	2.0	L	8	2	1	1	1	0	1	0	0	0	9	13	4.50	1.000										

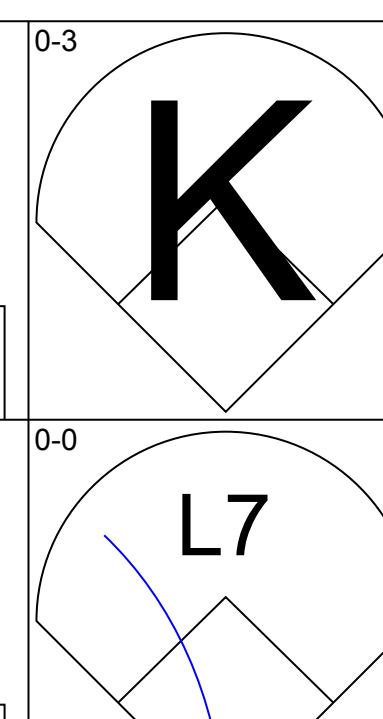
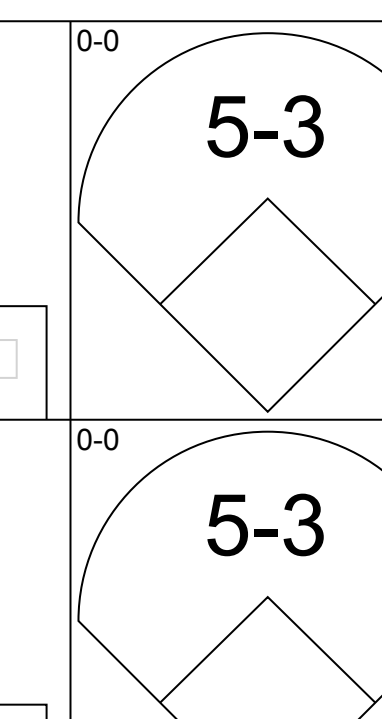
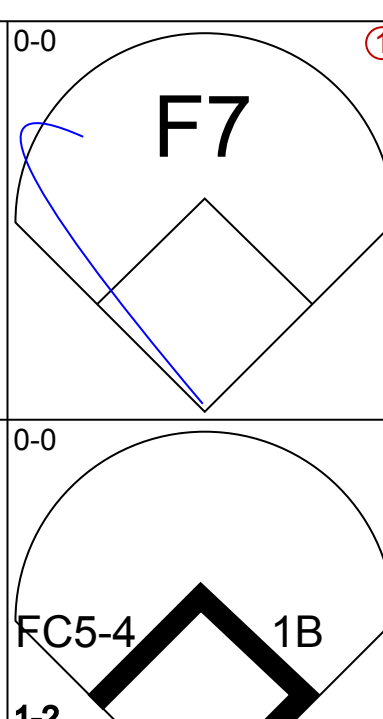
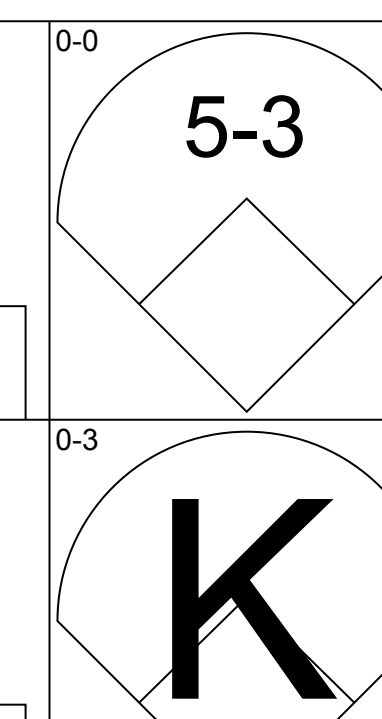
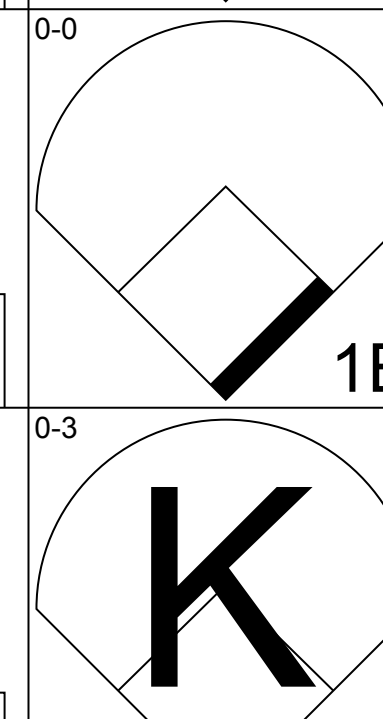

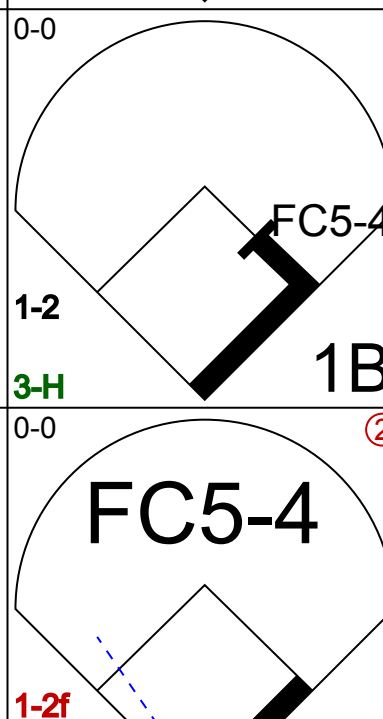
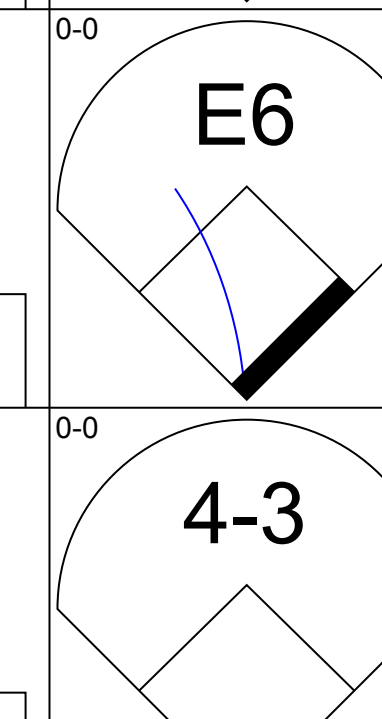

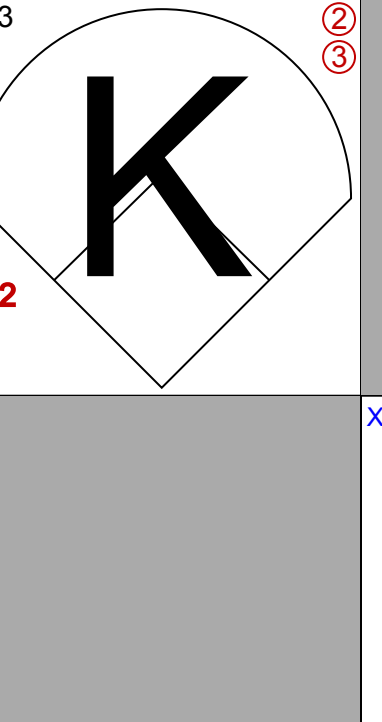
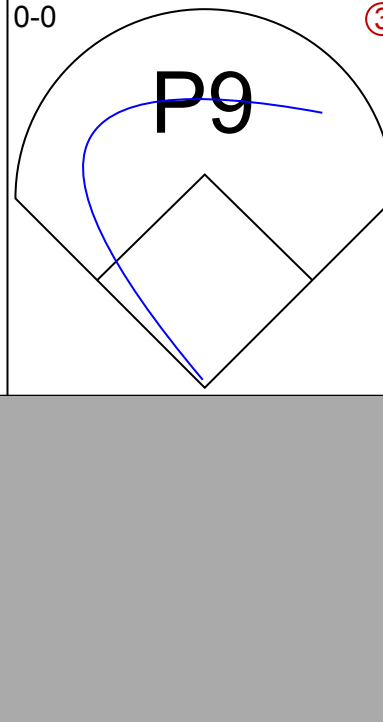





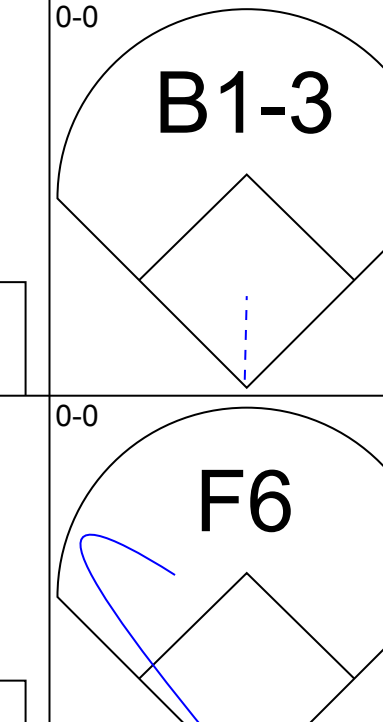
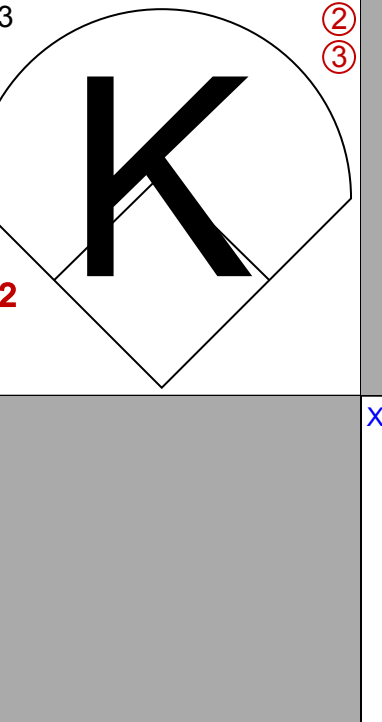
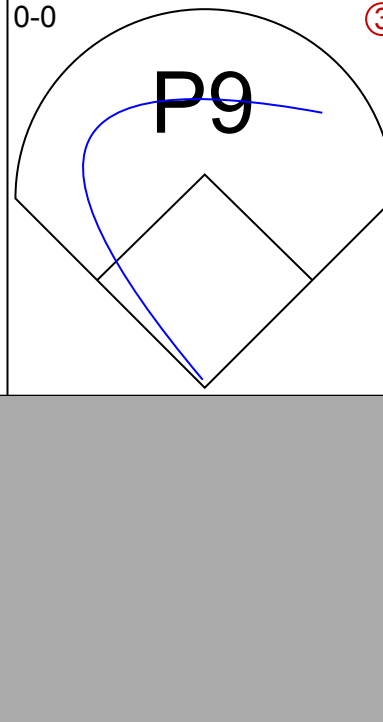
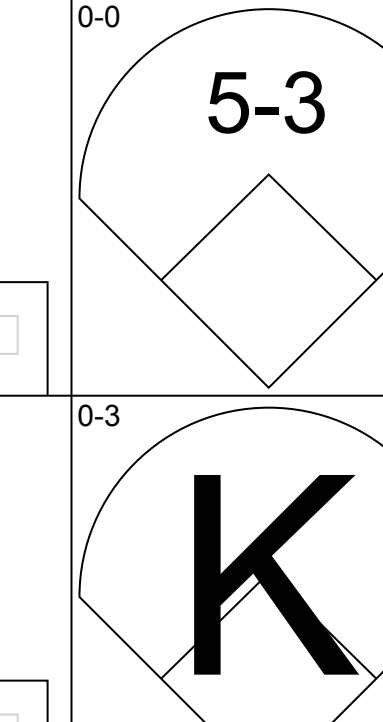
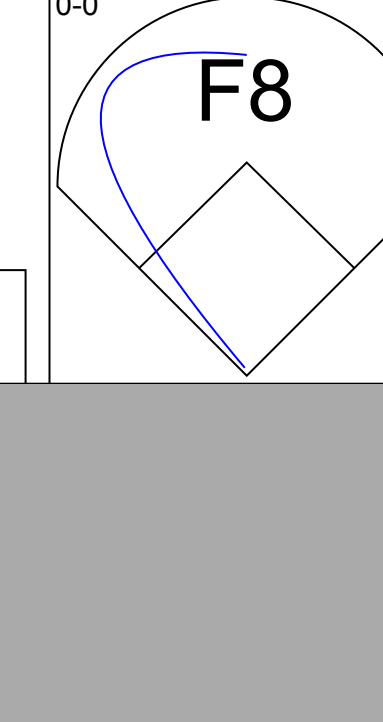

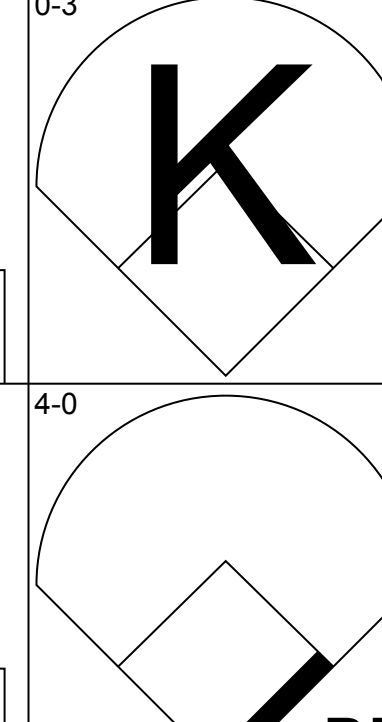
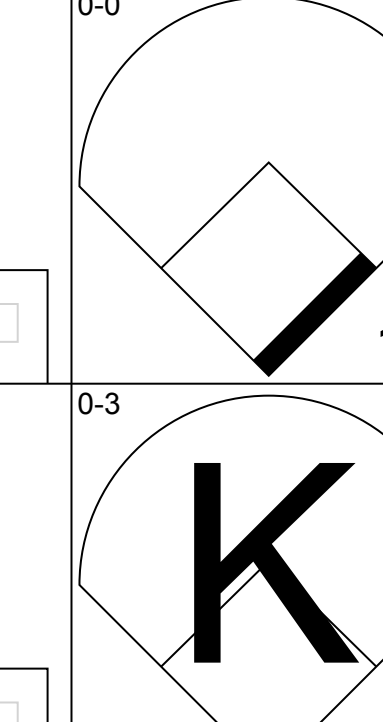

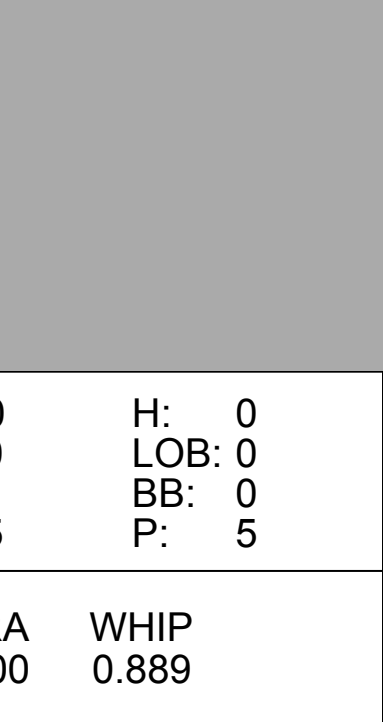
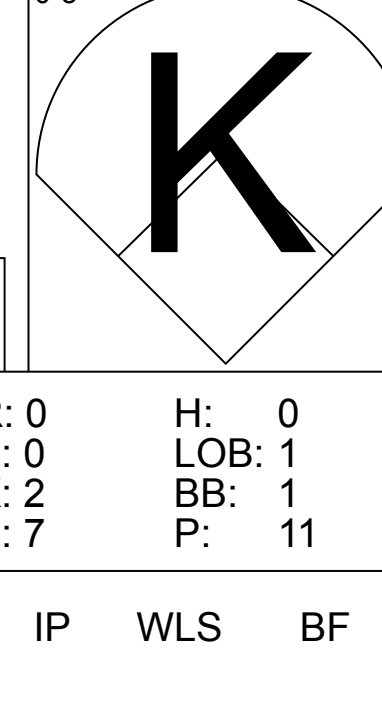
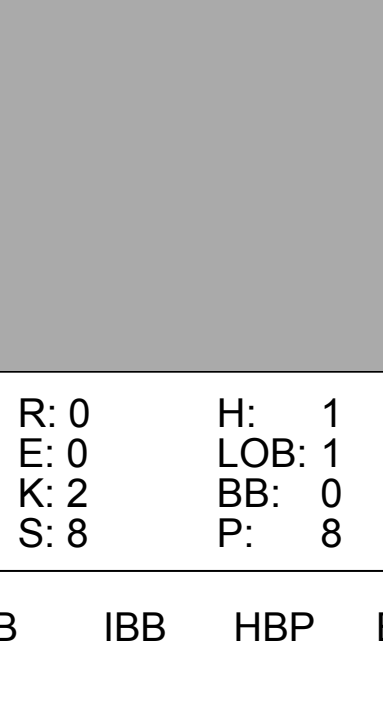
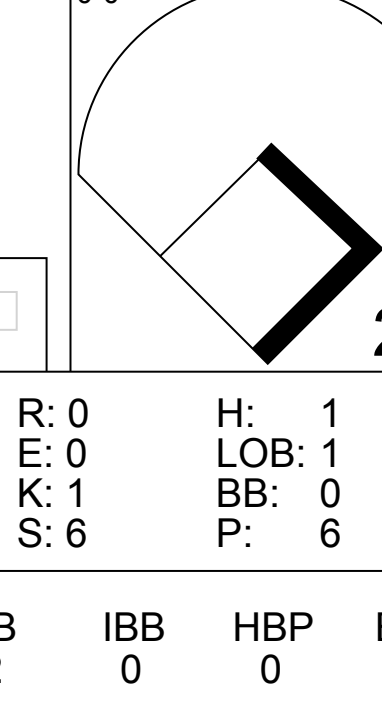
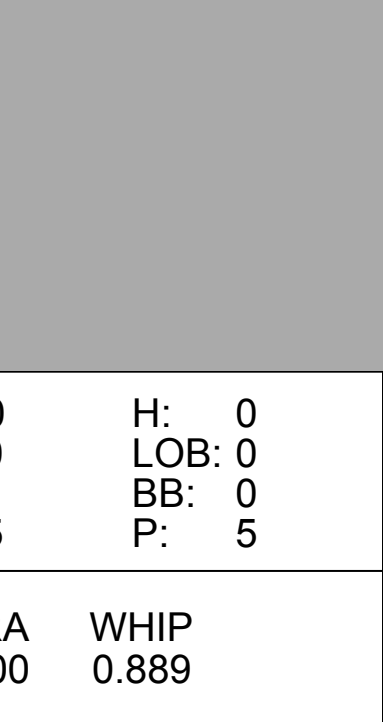
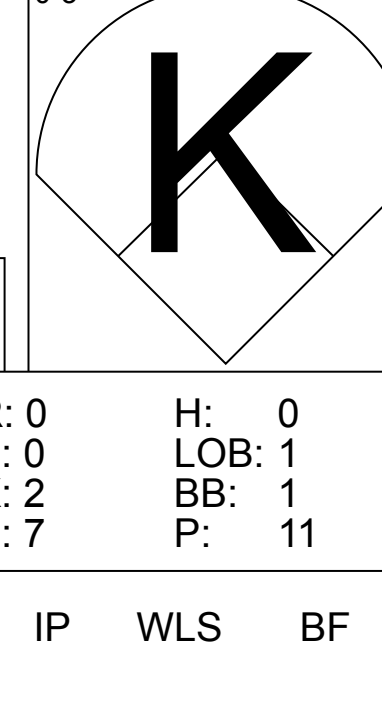
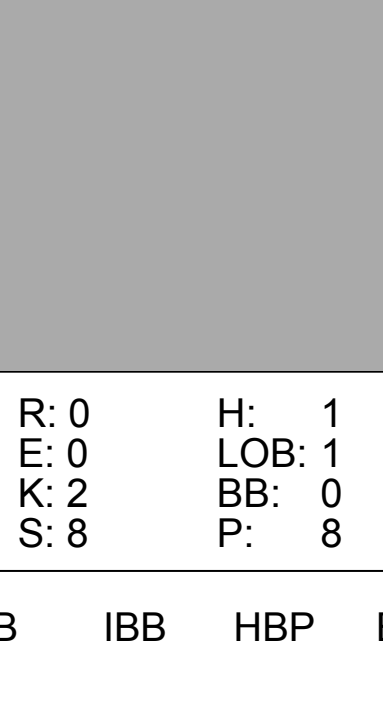
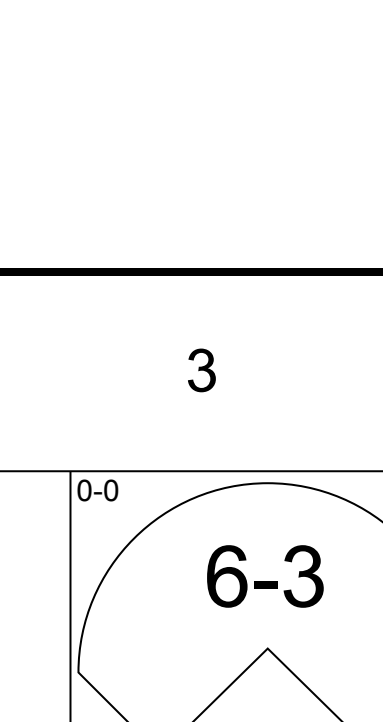
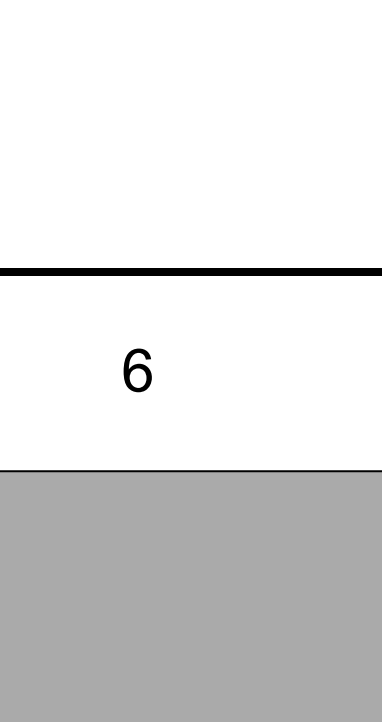
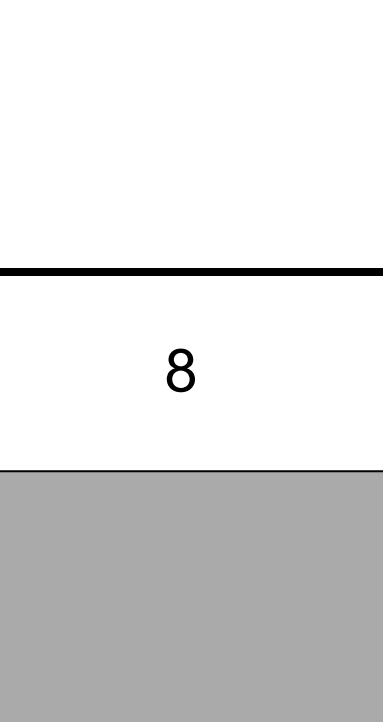
AB	37
R	6
H	15
RBI	6
BB	5
SO	2
LOB	20



Batter	1	2	3	4	5	6	7	8	9	AB R H RBI BB SO LOB	BOTTOM															
Ron LeFlore, R OBP: 0.349, SLG: 0.401 (1, 8)	F8			1B		6-3		K		5 0 1 0 0 1 3	Boston Red Sox @ Detroit Tigers Tiger Stadium, Detroit, MI Sat May 20 1978, 3:33 AM EDT Att: 30,856 - Unknown															
Lou Whitaker, L OBP: 0.411, SLG: 0.379 (1, 4)	F8			1-3 1B		F8		FC1-6-5-1		5 0 1 0 0 0 3																
Rusty Staub, L OBP: 0.363, SLG: 0.417 (1, 10)	1B 2B			L4		F8		4-3		4 1 1 0 0 0 3																
Jason Thompson, L OBP: 0.381, SLG: 0.580 (1, 3)	2B 1B			F9		3-1		3-1		4 0 1 0 0 0 2																
Steve Kemp, L OBP: 0.466, SLG: 0.429 (1, 7)	2B			G3-6-3 BB		HR 2B		3-1		3 1 2 1 1 0 0																
Milt May, L OBP: 0.375, SLG: 0.662 (1, 2)				G3-6-3 1-2		HR		K		4 1 1 2 0 1 1																
Tim Corcoran, L OBP: 0.318, SLG: 0.270 (1, 9)				HR 1B		F9		1B 1B		4 1 2 0 0 0 0																
Phil Mankowski, L OBP: 0.349, SLG: 0.404 (1, 5)				HR		G3		F8		4 1 1 2 0 0 1																
Alan Trammell, R OBP: 0.373, SLG: 0.419 (1, 6)				HR						3 0 1 0 0 0 0																
John Wockenfuss, R OBP: 0.438, SLG: 0.483 (8, PH)				P9		6-3		BLK 1B		1 0 1 0 0 0 0																
Inning Stats	R: 1 E: 0 K: 0 S: 5	H: 3 LOB: 2 BB: 0 P: 5	R: 0 E: 0 K: 0 S: 3	H: 0 LOB: 0 BB: 0 P: 3	R: 0 E: 0 K: 0 S: 5	H: 2 LOB: 0 BB: 0 P: 5	R: 2 E: 0 K: 0 S: 4	H: 2 LOB: 1 BB: 0 P: 8	R: 0 E: 0 K: 0 S: 3	H: 0 LOB: 0 BB: 0 P: 3	R: 2 E: 0 K: 0 S: 5	H: 2 LOB: 0 BB: 0 P: 5	R: 0 E: 0 K: 1 S: 6	H: 1 LOB: 0 BB: 0 P: 6	R: 0 E: 0 K: 1 S: 5	H: 0 LOB: 0 BB: 0 P: 5	R: 0 E: 0 K: 0 S: 5	H: 2 LOB: 2 BB: 0 P: 5	1B: 7 2B: 3 3B: 0 HR: 2	SF: 0 SAC: 0 DP: 1 HBP: 0	WP: 0 PB: 0 SB: 0 CS: 0	PA: 38				
PITCHER	IP WLS BF H R ER SO BB IBB HBP BLK WP HR S P ERA WHIP											IP WLS BF H R ER SO BB IBB HBP BLK WP HR S P ERA WHIP														
Dennis Eckersley, R ERA: 3.95 (1, 1)	6.0	26	9	5	5	0	1	0	0	0	0	2	25	29	7.50	1.667										
Bill Campbell, R ERA: 8.68 (7, 1)	3.0	W	12	3	0	0	2	0	0	0	1	0	16	16	0.00	1.000										

AB	37
R	5
H	12
RBI	5
BB	1
SO	2
LOB	13

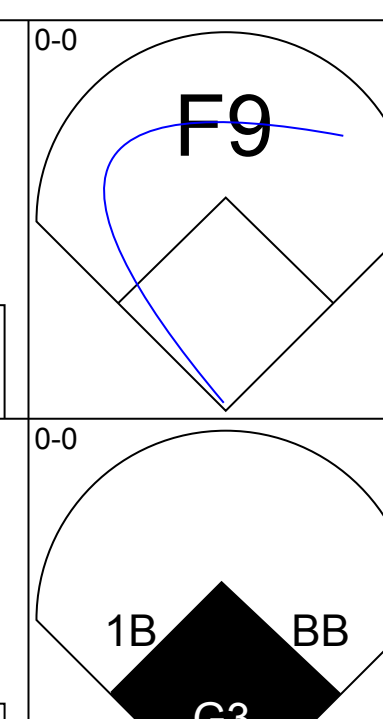
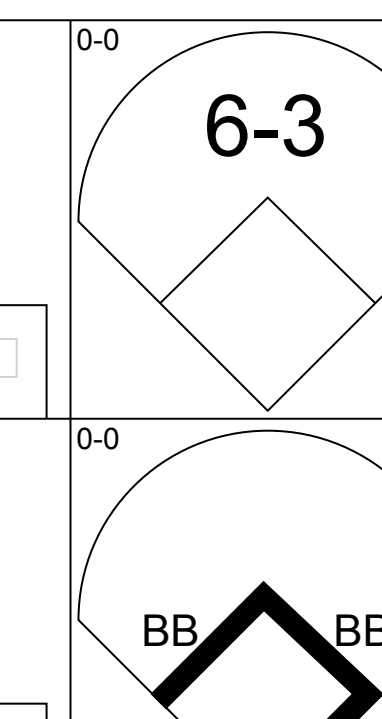
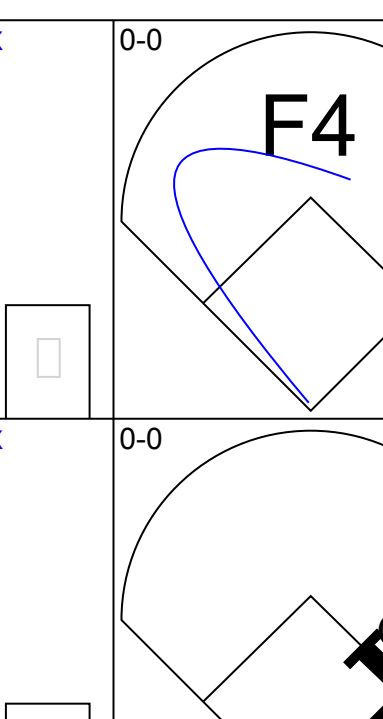
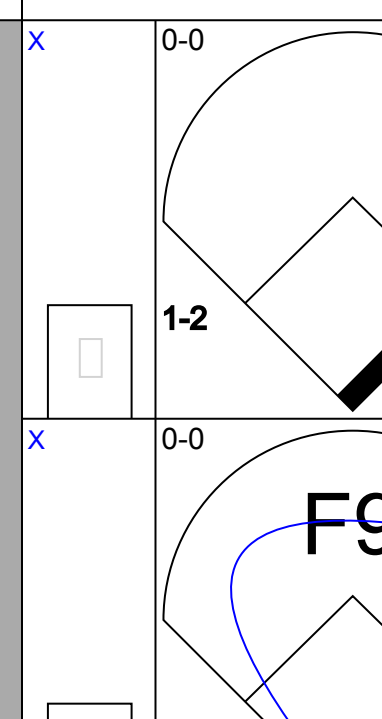
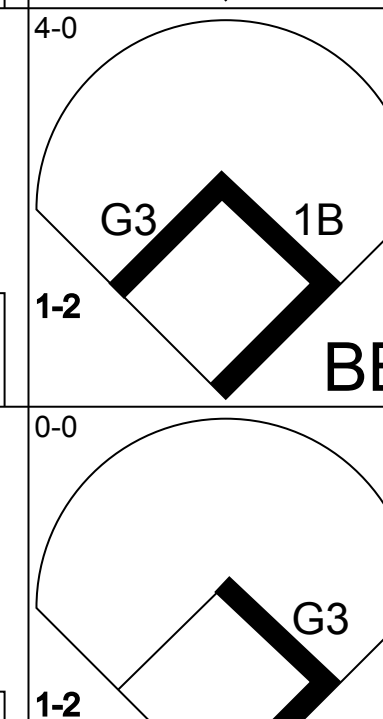
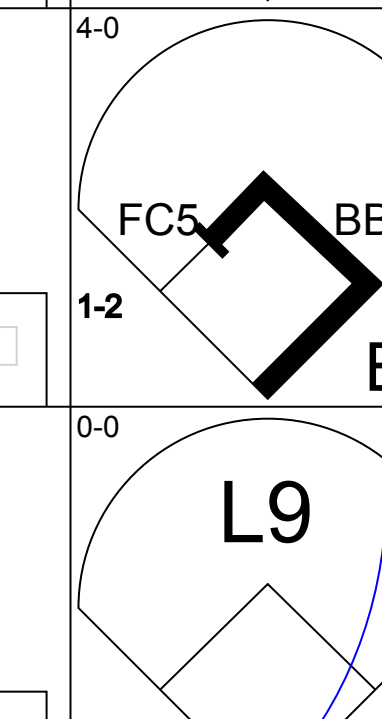
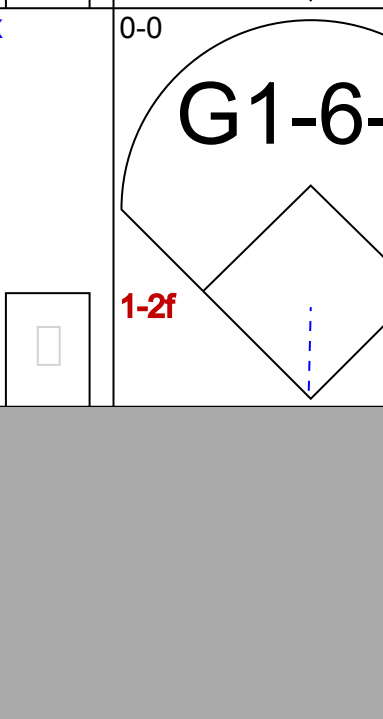
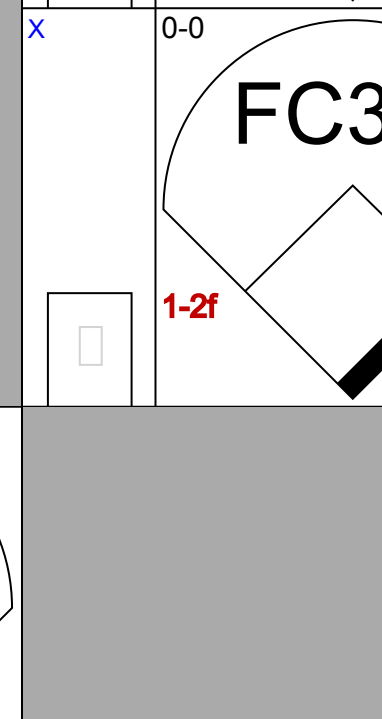
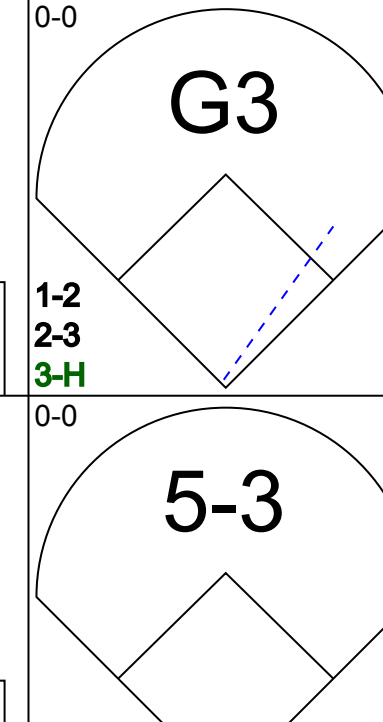
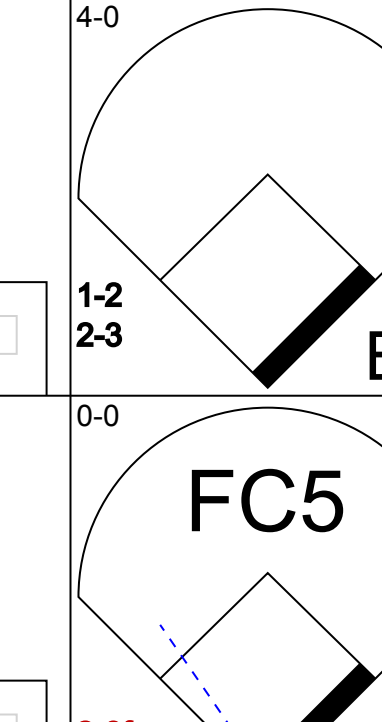

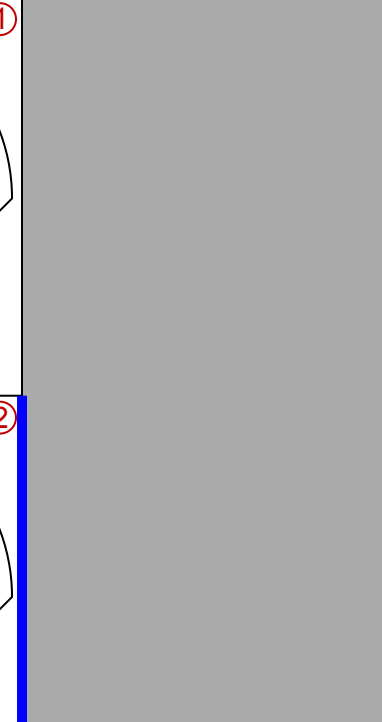


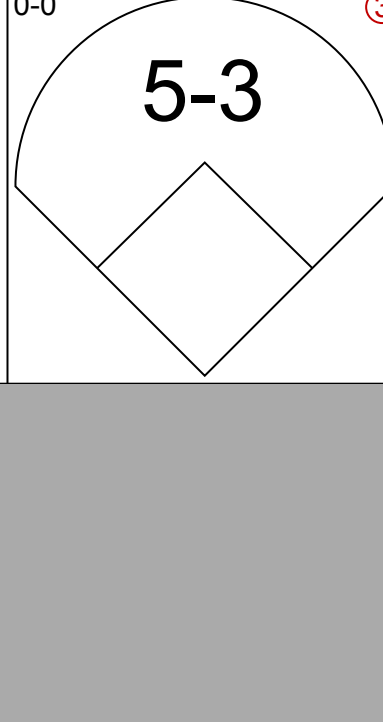


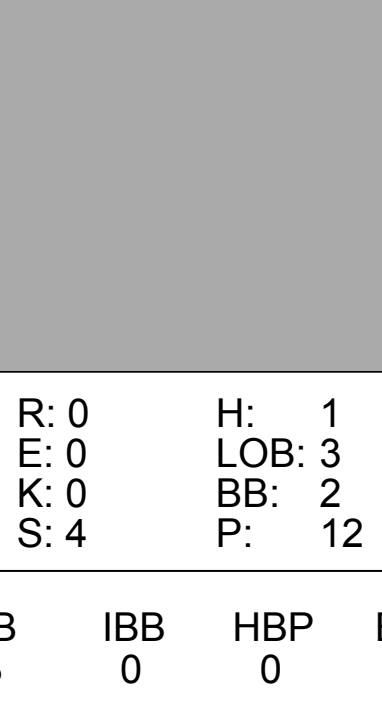






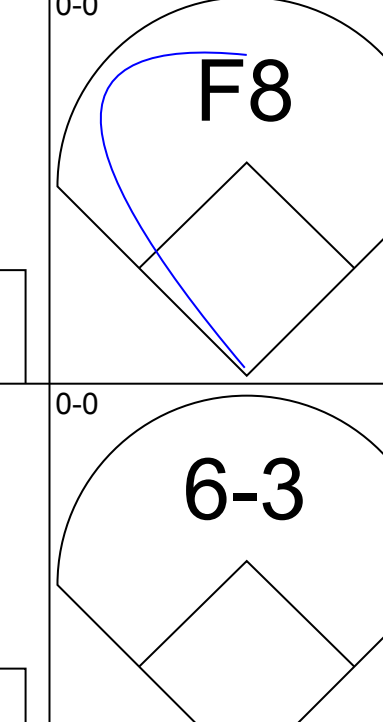
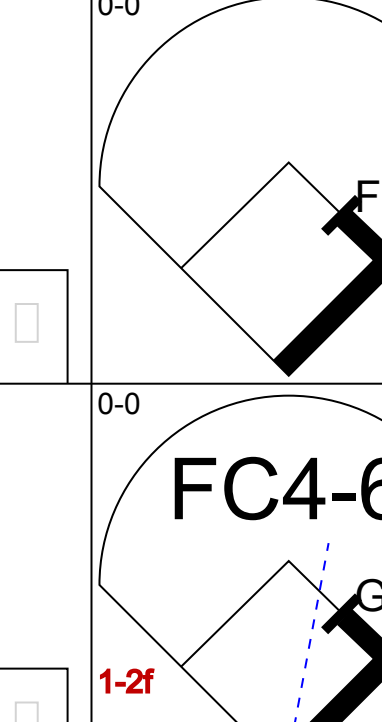
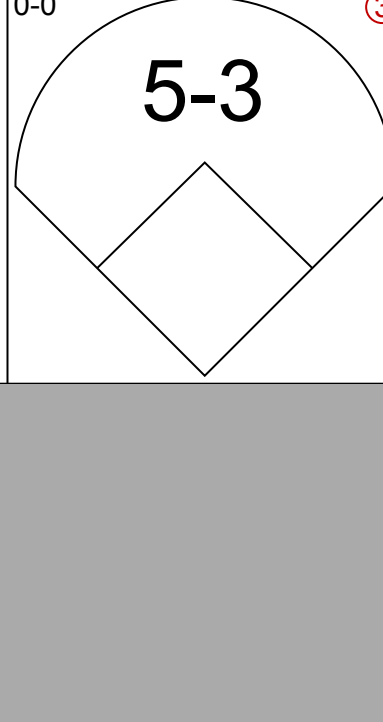
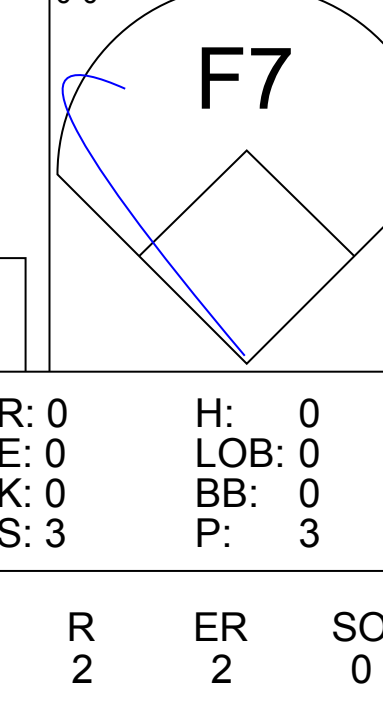
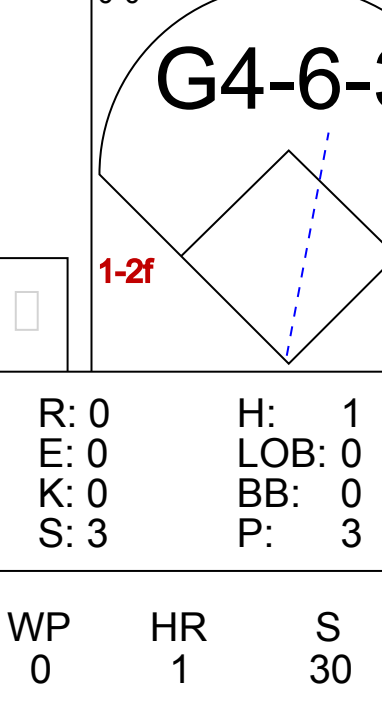






Batter	1	2	3	4	5	6	7	8	9	AB	R	H	RBI	BB	SO	LOB	TOP							
Rick Burleson, R OBP: 0.283, SLG: 0.278 (1, 6)										4	0	0	0	0	1	2								
Jerry Remy, L OBP: 0.331, SLG: 0.344 (1, 4)										4	0	1	0	0	0	1								
Jim Rice, R OBP: 0.406, SLG: 0.702 (1, 7)										4	0	2	1	0	1	0								
Carl Yastrzemski, L OBP: 0.400, SLG: 0.383 (1, 3)										3	0	0	0	1	1	4								
Carlton Fisk, R OBP: 0.350, SLG: 0.393 (1, 2)										4	0	0	0	0	1	4								
Fred Lynn, L OBP: 0.381, SLG: 0.515 (1, 8)										4	0	0	0	0	1	0								
Butch Hobson, R OBP: 0.351, SLG: 0.492 (1, 5)										4	0	1	0	0	2	0								
Dwight Evans, R OBP: 0.362, SLG: 0.446 (1, 9)										3	0	0	0	1	2	1								
Bernie Carbo, L OBP: 0.370, SLG: 0.391 Jack Brohamer, L (6, PR) OBP: 0.375, SLG: 0.361										2	0	2	0	0	0	0								
Inning Stats	R: 0 E: 0 K: 2 S: 8	H: 1 LOB: 1 BB: 0 P: 8	R: 0 E: 0 K: 0 S: 3	H: 0 LOB: 0 BB: 0 P: 3	R: 0 E: 0 K: 1 S: 6	H: 1 LOB: 1 BB: 0 P: 6	R: 0 E: 0 K: 2 S: 6	H: 0 LOB: 1 BB: 1 P: 10	R: 0 E: 0 K: 1 S: 5	H: 0 LOB: 0 BB: 0 P: 5	R: 1 E: 0 K: 0 S: 6	H: 3 LOB: 3 BB: 0 P: 6	R: 0 E: 0 K: 2 S: 7	H: 0 LOB: 1 BB: 1 P: 11	R: 0 E: 1 K: 1 S: 6	H: 0 LOB: 1 BB: 0 P: 6	R: 0 E: 0 K: 2 S: 8	H: 1 LOB: 1 BB: 0 P: 8	1B: 5 2B: 2 3B: 0 HR: 0	SF: 0 SAC: 0 DP: 1 HBP: 0	WP: 0 PB: 0 SB: 1 CS: 1	PA: 35		
PITCHER Milt Wilcox, R ERA: 3.05 (1, 1)	IP: 9.0 WLS: W BF: 35 H: 6 R: 1 ER: 1 SO: 11 BB: 2 IBB: 0 HBP: 0 BLK: 0 WP: 0 HR: 0 S: 55 P: 63 ERA: 1.00 WHIP: 0.889																							

Boston Red Sox @ Detroit Tigers
Tiger Stadium, Detroit, MI
Sun May 21 1978, 3:33 AM EDT
Unknown

AB 33
R 1
H 6
RBI 1
BB 2
SO 11
LOB 13



Batter	1	2	3	4	5	6	7	8	9	AB	R	H	RBI	BB	SO	LOB	BOTTOM			
Ron LeFlore, R OBP: 0.347, SLG: 0.397 (1, 8)										4	0	1	0	0	0	0				
Mark Wagner, R OBP: 0.342, SLG: 0.362 (1, 6)										4	1	3	0	0	0	2				
Rusty Staub, L OBP: 0.366, SLG: 0.411 (1, 10)										2	0	0	0	2	0	3				
Jason Thompson, L OBP: 0.384, SLG: 0.599 (1, 3)										4	1	2	1	0	0	2				
Steve Kemp, L OBP: 0.460, SLG: 0.417 (1, 7)										3	0	0	1	1	0	2				
John Wockenfuss, R OBP: 0.400, SLG: 0.438 Tim Corcoran, L (7, PR) OBP: 0.314, SLG: 0.267										3	0	0	0	0	0	5				
Lance Parrish, R OBP: 0.284, SLG: 0.547 (1, 2)										3	0	1	0	0	0	0				
Aurelio Rodriguez, R OBP: 0.358, SLG: 0.486 (1, 5)										3	0	0	0	0	0	1				
Steve Dillard, R OBP: 0.260, SLG: 0.261 Mickey Stanley, R (7, PH) OBP: 0.300, SLG: 0.400 Lou Whitaker, L (7, PR) (8, 4)										2	0	0	0	0	0	1				
Inning Stats	R: 1 E: 0 K: 0 S: 5	H: 2 LOB: 2 BB: 1 P: 9	R: 0 E: 0 K: 0 S: 3	H: 0 LOB: 0 BB: 0 P: 3	R: 0 E: 0 K: 0 S: 4	H: 1 LOB: 3 BB: 2 P: 12	R: 0 E: 0 K: 0 S: 3	H: 1 LOB: 0 BB: 0 P: 3	R: 1 E: 0 K: 0 S: 4	H: 1 LOB: 0 BB: 0 P: 4	R: 0 E: 0 K: 0 S: 5	H: 2 LOB: 2 BB: 0 P: 5	R: 0 E: 0 K: 0 S: 3	H: 0 LOB: 0 BB: 0 P: 3	R: 0 E: 0 K: 0 S: 3	H: 0 LOB: 0 BB: 0 P: 3	1B: 7 2B: 0 3B: 0 HR: 1	SF: 0 SAC: 0 DP: 2 HBP: 0	WP: 0 PB: 0 SB: 0 CS: 0	PA: 33
PITCHER Bill Lee, L ERA: 2.49 (1, 1)	IP: 8.0 WLS: L BF: 33 H: 8 R: 2 ER: 2 SO: 0 BB: 3 IBB: 0 HBP: 0 BLK: 0 WP: 0 HR: 1 S: 30 P: 42 ERA: 2.25 WHIP: 1.375																			


Boston Red Sox @ Detroit Tigers
Tiger Stadium, Detroit, MI
Sun May 21 1978, 3:33 AM EDT
Unknown


AB 30
R 2
H 8
RBI 2
BB 3
SO 0
LOB 16



Batter	1	2	3	4	5	6	7	8	9	AB	R	H	RBI	BB	SO	LOB	TOP					
Rick Burleson, R OBP: 0.285, SLG: 0.299 (1, 6)	6-3		6-3	3B	4-3			2B	5-3	6	0	2	2	0	0	3	Boston Red Sox @ Detroit Tigers Tiger Stadium, Detroit, MI Sun May 21 1978, 7:05 PM EDT Att: 52,368 - Unknown					
Jerry Remy, L OBP: 0.327, SLG: 0.340 (1, 4)	1B		E3	4-3				F6		5	0	1	0	0	1	3						
Jim Rice, R OBP: 0.411, SLG: 0.695 (1, 7)	K									3	1	1	0	2	1	1						
Carl Yastrzemski, L OBP: 0.394, SLG: 0.380 (1, 3)	G3		1-3					SF9		4	1	1	1	0	0	2						
Fred Lynn, L OBP: 0.368, SLG: 0.500 (1, 8)		6-3		4-3				F3		4	0	0	1	0	1	2						
Butch Hobson, R OBP: 0.366, SLG: 0.507 (1, 5)	1B	1B		FC4-6	1B			F8	3B	4	4	3	0	1	1	0						
Dwight Evans, R OBP: 0.370, SLG: 0.448 (1, 9)	1B	1B		FC4-6	1B			F8		4	0	2	0	1	1	3						
Jack Brohamer, L OBP: 0.395, SLG: 0.368 (1, 10)				FC4-6	1B			5-3		2	1	1	1	1	0	2						
Bob Bailey, R OBP: 0.242, SLG: 0.321 (7, PH)	1B			3B						2	0	0	0	0	0	2						
Bob Montgomery, R OBP: 0.625, SLG: 0.857 (1, 2)	F2			3B	1B			2B	SF9	5	2	4	4	0	0	2						
Inning Stats	R: 0 E: 0 K: 1 S: 6	H: 1 LOB: 1 BB: 0 P: 6	R: 1 E: 0 K: 0 S: 5	H: 3 LOB: 1 BB: 0 P: 5	R: 0 E: 1 K: 0 S: 3	H: 0 LOB: 1 BB: 1 P: 7	R: 3 E: 0 K: 0 S: 6	H: 3 LOB: 1 BB: 1 P: 10	R: 3 E: 1 K: 1 S: 9	H: 4 LOB: 2 BB: 1 P: 13	R: 0 E: 0 K: 1 S: 5	H: 0 LOB: 0 BB: 0 P: 5	R: 0 E: 0 K: 2 S: 7	H: 0 LOB: 1 BB: 1 P: 11	R: 1 E: 0 K: 0 S: 5	H: 2 LOB: 2 BB: 1 P: 9	R: 1 E: 0 K: 0 S: 5	H: 2 LOB: 1 BB: 0 P: 5	1B: 11 2B: 2 3B: 2 HR: 0	SF: 2 SAC: 0 DP: 0 HBP: 0	WP: 0 PB: 0 SB: 1 CS: 2	PA: 46
PITCHER	IP	WLS	BF	H	R	ER	SO	BB	IBB	HBP	BLK	WP	HR	S	P	ERA	WHIP					
Dave Rozema, R ERA: 2.66 (1, 1)	4.0	L	20	7	4	4	1	2	0	0	0	0	0	20	28	9.00	2.250					
Jack Morris, R ERA: 8.75 (5, 1)	1.0		8	4	3	3	1	1	0	0	0	0	0	9	13	27.00	5.000					
Jim Crawford, L ERA: 3.6 (6, 1)	3.0		13	2	1	1	3	1	1	0	0	0	0	17	25	3.00	1.000					
Fernando Arroyo, R ERA: 8.31 (9, 1)	1.0		5	2	1	1	0	0	0	0	0	0	0	5	5	9.00	2.000					

Batter	1	2	3	4	5	6	7	8	9	AB	R	H	RBI	BB	SO	LOB	BOTTOM					
Ron LeFlore, R OBP: 0.343, SLG: 0.388 (1, 8)	F9		E		F7			F8		4	1	0	0	1	0	3	Boston Red Sox @ Detroit Tigers Tiger Stadium, Detroit, MI Sun May 21 1978, 7:05 PM EDT Att: 52,368 - Unknown					
Lou Whitaker, L OBP: 0.410, SLG: 0.380 (1, 4)	K		S		F8			1B		5	1	2	1	0	1	3						
Rusty Staub, L OBP: 0.367, SLG: 0.414 (1, 10)	F9		F5					2B	1B	4	0	1	0	1	0	1						
Jason Thompson, L OBP: 0.378, SLG: 0.585 (1, 3)	L4				F7			F9	1B	5	0	1	1	0	0	1						
Steve Kemp, L OBP: 0.458, SLG: 0.407 (1, 7)	K				1B			K		3	0	0	0	2	3	2						
Milt May, L OBP: 0.381, SLG: 0.649 (1, 2)					1B			F9		3	0	1	0	1	0	2						
Tim Corcoran, L OBP: 0.311, SLG: 0.266 (1, 9)	K				L8			3-1		4	0	1	0	0	1	5						
Phil Mankowski, L OBP: 0.358, SLG: 0.450 (1, 5)			F8		F5			HR		3	1	1	1	1	0	2						
Alan Trammell, R OBP: 0.366, SLG: 0.409 (1, 6)	K				6-3			5-3		4	0	1	0	0	1	0						
Inning Stats	R: 0 E: 0 K: 1 S: 5	H: 0 LOB: 0 BB: 0 P: 5	R: 0 E: 0 K: 2 S: 7	H: 0 LOB: 1 BB: 1 P: 11	R: 1 E: 0 K: 1 S: 6	H: 1 LOB: 1 BB: 1 P: 10	R: 0 E: 0 K: 0 S: 4	H: 1 LOB: 2 BB: 1 P: 8	R: 0 E: 0 K: 1 S: 5	H: 0 LOB: 0 BB: 0 P: 3	R: 0 E: 0 K: 1 S: 5	H: 0 LOB: 0 BB: 0 P: 5	R: 0 E: 0 K: 0 S: 5	H: 2 LOB: 3 BB: 1 P: 9	R: 0 E: 0 K: 0 S: 4	H: 1 LOB: 2 BB: 1 P: 8		R: 2 E: 0 K: 1 S: 8	H: 3 LOB: 2 BB: 1 P: 12	1B: 6 2B: 1 3B: 0 HR: 1	SF: 0 SAC: 0 DP: 0 HBP: 0	WP: 0 PB: 0 SB: 2 CS: 0
PITCHER	IP	WLS	BF	H	R	ER	SO	BB	IBB	HBP	BLK	WP	HR	S	P	ERA	WHIP					
Luis Tiant, R ERA: 4.06 (1, 1)	9.0	W	41	8	3	2	6	6	0	0	0	0	1	47	71	2.00	1.556					

Batter	1	2	3	4	5	6	7	8	9	AB	R	H	RBI	BB	SO	LOB	TOP			
Ron LeFlore, R (1, 8) OBP: 0.346, SLG: 0.387	F7		5-3			BB			G6-4-3 1B	3	0	1	0	1	0	0	Detroit Tigers @ Baltimore Orioles Memorial Stadium, Baltimore, MD Tue May 23 1978, 7:05 PM EDT Att: 4,536 - Unknown livebaseballscorecards.com			
Mark Wagner, R (1, 6) OBP: 0.325, SLG: 0.342	3-1			5-3					G6-4-3 1-2	4	0	0	0	0	0	2				
Rusty Staub, L (1, 10) OBP: 0.365, SLG: 0.409					F5				4-3	4	0	1	0	0	0	0				
Jason Thompson, L (1, 3) OBP: 0.371, SLG: 0.573	K			K						3	0	0	0	0	2	1				
Steve Kemp, L (1, 7) OBP: 0.449, SLG: 0.397		K			K					3	0	0	0	0	3	0				
John Wockenfuss, R (1, 9) OBP: 0.395, SLG: 0.412		F8			K				BB	2	0	0	0	1	1	0				
Lance Parrish, R (1, 2) OBP: 0.271, SLG: 0.522		4-3			F7				BB	3	0	0	0	0	1	1				
Aurelio Rodriguez, R (1, 5) OBP: 0.345, SLG: 0.468			F4			K			K	3	0	0	0	0	2	1				
Steve Dillard, R (1, 4) OBP: 0.253, SLG: 0.254									F8	2	0	0	0	0	0	0	AB 28 R 0 H 2 RBI 0 BB 2 SO 9 LOB 6 			
Mickey Stanley, R (8, PH) OBP: 0.273, SLG: 0.364				5-3						1	0	0	0	0	0	1				
Lou Whitaker, L (8, 4) OBP: 0.410, SLG: 0.380										0	0	0	0	0	0	0				
Inning Stats	R: 0 E: 0 K: 1 S: 6	H: 1 LOB: 1 P: 6	R: 0 E: 0 K: 1 S: 5	H: 0 LOB: 0 P: 5	R: 0 E: 0 K: 0 S: 3	H: 0 LOB: 0 P: 3	R: 0 E: 0 K: 1 S: 5	H: 0 LOB: 0 P: 5	R: 0 E: 0 K: 2 S: 7	H: 0 LOB: 0 P: 7	R: 0 E: 0 K: 1 S: 5	H: 0 LOB: 0 P: 5	R: 0 E: 0 K: 1 S: 5	H: 0 LOB: 1 P: 11	R: 0 E: 0 K: 0 S: 3	H: 1 LOB: 0 P: 3	1B: 2 2B: 0 3B: 0 HR: 0	SF: 0 SAC: 0 DP: 1 HBP: 0	WP: 0 PB: 0 SB: 1 CS: 0	PA: 30
PITCHER Mike Flanagan, L (1, 1) ERA: 3.01	IP: 9.0 WLS: W BF: 30	H: 2 R: 0 ER: 0 SO: 9	BB: 2 IBB: 0 HBP: 0 BLK: 0	WP: 0 HR: 0 S: 46 P: 54	ERA: 0.00 WHIP: 0.444	PITCHER														

Batter	1	2	3	4	5	6	7	8	9	AB	R	H	RBI	BB	SO	LOB	BOTTOM			
Larry Harlow, L (1, 8) OBP: 0.404, SLG: 0.490	F9			E4 BB 1B		FC1-5 BB 1B				4	0	2	0	0	0	0	Detroit Tigers @ Baltimore Orioles Memorial Stadium, Baltimore, MD Tue May 23 1978, 7:05 PM EDT Att: 4,536 - Unknown livebaseballscorecards.com			
Mark Belanger, R (1, 6) OBP: 0.335, SLG: 0.317	6-3			2-3 BB 1B		BB FC3-2 BB			F8	3	0	1	0	1	0	0				
Pat Kelly, L (1, 7) OBP: 0.417, SLG: 0.357	6-3			2-3 BB		FC1-5 FC3-2 BB			6-3	3	1	0	0	1	0	2				
Ken Singleton, S (1, 9) OBP: 0.462, SLG: 0.453		5-3			2-3					3	0	0	0	1	0	2				
Carlos Lopez, R (9, 9) OBP: 0.293, SLG: 0.291					2-3				G3	0	0	0	0	0	0	0				
Eddie Murray, S (1, 3) OBP: 0.331, SLG: 0.442		K			4-3					3	0	0	0	0	1	5				
Lee May, R (1, 10) OBP: 0.287, SLG: 0.442		4-3				F5			FC5-4 BB	2	0	0	1	1	0	0				
Doug DeCinces, R (1, 4) OBP: 0.321, SLG: 0.435										3	0	0	0	0	0	3				
Billy Smith, S (7, 4) OBP: 0.266, SLG: 0.271				F9		5-3			FC5-4 1-2	0	0	0	0	0	0	0	AB 27 R 2 H 4 RBI 2 BB 4 SO 1 LOB 12			
Rick Dempsey, R (1, 2) OBP: 0.324, SLG: 0.319				5-3					6-3	3	1	1	1	0	0	0				
Rich Dauer, R (1, 5) OBP: 0.231, SLG: 0.317				4-3			HR		F7	3	0	0	0	0	0	0				
Inning Stats	R: 0 E: 0 K: 0 S: 3	H: 0 LOB: 0 P: 3	R: 0 E: 0 K: 1 S: 5	H: 0 LOB: 0 P: 5	R: 0 E: 1 K: 0 S: 4	H: 1 LOB: 2 P: 8	R: 1 E: 0 K: 0 S: 4	H: 1 LOB: 0 P: 4	R: 1 E: 0 K: 0 S: 4	H: 1 LOB: 3 P: 16	R: 0 E: 0 K: 0 S: 3	H: 1 LOB: 0 P: 3	R: 0 E: 0 K: 0 S: 3	H: 0 LOB: 0 P: 3	R: 0 E: 0 K: 0 S: 3	H: 0 LOB: 0 P: 3	1B: 3 2B: 0 3B: 0 HR: 1	SF: 0 SAC: 0 DP: 0 HBP: 0	WP: 0 PB: 0 SB: 0 CS: 1	PA: 32
PITCHER Jack Billingham, R (1, 1) ERA: 3.39	IP: 8.0 WLS: L BF: 31	H: 4 R: 2 ER: 2 SO: 1	BB: 4 IBB: 0 HBP: 0 BLK: 0	WP: 0 HR: 1 S: 29 P: 45	ERA: 2.25 WHIP: 1.000	PITCHER														

Batter	1	2	3	4	5	6	7	8	9	AB	R	H	RBI	BB	SO	LOB	TOP								
Ron LeFlore, R (1, 8) OBP: 0.348, SLG: 0.383	0-3 K		0-3 K		0-0 1B		0-0 F9		4-0 FC6-4 BB	4	0	1	0	1	2	0									
Lou Whitaker, L (1, 4) OBP: 0.410, SLG: 0.382	0-0 L3		0-0 5-3		0-0 1B		0-0 1B		0-0 FC6-4 1B	5	1	2	0	0	0	2									
Rusty Staub, L (1, 10) OBP: 0.368, SLG: 0.412	0-0 1B			0-0 BB G4-6-3 1B		0-0 F8		0-0 F4		4	1	2	0	0	0	1									
Jason Thompson, L (1, 3) OBP: 0.374, SLG: 0.571	0-3 K			0-0 G4-6-3 BB 1B		0-0 2B 1B		0-0 F8		4	0	2	0	0	1	2									
Steve Kemp, L (1, 7) OBP: 0.457, SLG: 0.398		4-0 G4-6-3 BB 1B		4-0 G4-6-3 BB		0-3 K		0-0 CS 1B		2	0	1	1	2	1	1									
Milt May, L (1, 2) OBP: 0.398, SLG: 0.667	0-0 1B			0-0 G4-6-3 BB		0-0 1B		0-0 CS		4	0	3	0	0	0	2									
Steve Dillard, R (9, PR) OBP: 0.253, SLG: 0.254	0-0 1B			0-0 G4-6-3 1B		0-0 2B		0-0 CS		0	1	0	0	0	0	0									
Lance Parrish, R (9, 2) OBP: 0.271, SLG: 0.522	0-0 1B			1-2 2-3 3-H 0-0		1-3 2B		1-2 1B		0	0	0	0	0	0	0									
Tim Corcoran, L (1, 9) OBP: 0.301, SLG: 0.256	0-0 G4-6-3 1B			3-1		0-0 F7		0-0 SH1-4 1B		3	0	0	0	0	0	5									
Phil Mankowski, L (1, 5) OBP: 0.343, SLG: 0.429	0-3 K					0-3 K		0-0 F8		3	0	0	0	0	2	1									
Aurelio Rodriguez, R (7, 5) OBP: 0.353, SLG: 0.474	0-3 K					0-3 K		0-0 F8		1	0	1	1	0	0	0									
Alan Trammell, R (1, 6) OBP: 0.347, SLG: 0.386		0-0 6-3				0-3 K		0-0 6-3		4	0	0	0	0	1	1									
Inning Stats	R: 0 E: 0 K: 2 S: 8	H: 1 LOB: 1 BB: 0 P: 8	R: 0 E: 0 K: 1 S: 5	H: 1 LOB: 1 BB: 1 P: 9	R: 0 E: 0 K: 1 S: 5	H: 0 LOB: 0 BB: 0 P: 5	R: 1 E: 0 K: 0 S: 4	H: 2 LOB: 1 BB: 1 P: 8	R: 0 E: 0 K: 2 S: 8	H: 2 LOB: 1 BB: 0 P: 8	R: 0 E: 0 K: 1 S: 7	H: 2 LOB: 0 BB: 0 P: 7	R: 0 E: 0 K: 0 S: 3	H: 0 LOB: 0 BB: 0 P: 3	R: 1 E: 0 K: 0 S: 4	H: 2 LOB: 0 BB: 1 P: 4	R: 1 E: 0 K: 0 S: 5	H: 2 LOB: 2 BB: 1 P: 9	1B: 11 2B: 3 3B: 0 HR: 0	SF: 0 SAC: 1 DP: 2 HBP: 0	WP: 0 PB: 0 SB: 1 CS: 1	PA: 39			
PITCHER	IP 8.1	WLS L	BF 35	H 12	R 3	ER 3	SO 7	BB 2	IBB 0	HBP 0	BLK 0	WP 0	HR 0	S 47	P 55	ERA 3.24	WHIP 1.680								
Dennis Martinez, R (1, 1) ERA: 4.73																									
Don Stanhouse, R (9, 1) ERA: 3.95																									

Detroit Tigers @ Baltimore Orioles
 Memorial Stadium, Baltimore, MD
 Wed May 24 1978, 7:05 PM EDT
 Unknown

AB	34
R	3
H	12
RBI	2
BB	3
SO	7
LOB	15



Batter	1	2	3	4	5	6	7	8	9	AB	R	H	RBI	BB	SO	LOB	BOTTOM								
Larry Harlow, L (1, 8) OBP: 0.407, SLG: 0.495	4-0 SH1-3 E BB		0-0 6-3			0-0 4-3		0-0 4-3 2B		3	1	1	0	1	0	0									
Mark Belanger, R (1, 6) OBP: 0.335, SLG: 0.311	0-0 E4		0-0 2-3			4-0 BB BB		0-0 4-3		2	0	0	0	1	0	1									
Lee May, R (8, PH) OBP: 0.285, SLG: 0.439	0-0 SH1-3					4-0 BB BB		0-0 4-3		1	0	0	0	0	0	1									
Kiko Garcia, R (9, 6) OBP: 0.350, SLG: 0.368	1-2 SH1-3					4-0 BB BB		2-3 4-3		0	0	0	0	0	0	0									
Pat Kelly, L (1, 7) OBP: 0.431, SLG: 0.386	0-0 SH1-3					4-0 G4-6-3 BB		0-0 4-3 2B		2	1	1	1	1	0	0									
Ken Singleton, S (1, 9) OBP: 0.455, SLG: 0.444	0-3 K					0-0 F8		0-0 4-3 2B		4	0	1	1	0	1	4									
Carlos Lopez, R (9, PR) OBP: 0.293, SLG: 0.291	0-0 K					0-0 F8		0-0 G4-6-3		0	0	0	0	0	0	0									
Eddie Murray, S (1, 3) OBP: 0.323, SLG: 0.430	0-0 4-3					0-0 F5		0-3 K		4	0	0	0	0	1	3									
Doug DeCinces, R (1, 4) OBP: 0.326, SLG: 0.445		0-0 6-3				0-0 F8 2B		0-0 1B		4	0	2	0	0	0	0									
Terry Crowley, L (1, 10) OBP: 0.313, SLG: 0.313	0-0 G6-4-3 1B					0-0 F8		0-0 F8		3	0	1	0	0	0	2									
Andres Mora, R (9, PH) OBP: 0.273, SLG: 0.200	0-0 G6-4-3 1B					2-3 F8		0-3 K		1	0	0	0	0	1	0									
Rich Dauer, R (1, 5) OBP: 0.217, SLG: 0.297	0-0 G6-4-3					0-0 F7		0-0 F8		4	0	0	0	0	1	3									
Dave Skaggs, R (1, 2) OBP: 0.194, SLG: 0.094						0-0 F9				2	0	0	0	0	0	1									
Eiroad Hendricks, L (8, PH) (9, 2)						0-0 4-3		0-0 F6		1	0	0	0	0	0	0									
Inning Stats	R: 0 E: 1 K: 1 S: 6	H: 0 LOB: 2 BB: 1 P: 10	R: 0 E: 0 K: 0 S: 3	H: 1 LOB: 0 BB: 0 P: 3	R: 0 E: 0 K: 0 S: 3	H: 0 LOB: 0 BB: 0 P: 3	R: 0 E: 0 K: 0 S: 3	H: 0 LOB: 0 BB: 0 P: 3	R: 0 E: 0 K: 0 S: 4	H: 1 LOB: 1 BB: 0 P: 4	R: 0 E: 0 K: 0 S: 2	H: 0 LOB: 1 BB: 2 P: 10	R: 0 E: 0 K: 1 S: 6	H: 1 LOB: 1 BB: 0 P: 6	R: 2 E: 0 K: 1 S: 8	H: 3 LOB: 1 BB: 0 P: 8	R: 0 E: 0 K: 1 S: 5	H: 0 LOB: 0 BB: 0 P: 5	1B: 3 2B: 3 3B: 0 HR: 0	SF: 0 SAC: 1 DP: 2 HBP: 0	WP: 0 PB: 0 SB: 0 CS: 0	PA: 35			
PITCHER	IP 7.2	WLS W	BF 5	H 1	R 0	ER 0	SO 2	BB 0	IBB 0	HBP 0	BLK 0	WP 0	HR 0	S 31	P 43	ERA 0.00	WHIP 0.750								
Jim Slaton, R (1, 1) ERA: 4.85																									
John Hiller, L (8, 1) ERA: 2.41																									

Detroit Tigers @ Baltimore Orioles
 Memorial Stadium, Baltimore, MD
 Wed May 24 1978, 7:05 PM EDT
 Unknown

AB	31
R	2
H	6
RBI	2
BB	3
SO	4
LOB	15



Batter	1	2	3	4	5	6	7	8	9	AB	R	H	RBI	BB	SO	LOB	TOP			
Ron LeFlore, R OBP: 0.340, SLG: 0.374 (1, 8)	0-0 5-3		0-0 F9			0-0 F9		0-3 K		4	0	0	0	0	1	0	Detroit Tigers @ Baltimore Orioles Memorial Stadium, Baltimore, MD Wed May 24, 1978, 7:05 PM EDT Att: 8,196 - Unknown			
Lou Whitaker, L OBP: 0.391, SLG: 0.363 (1, 4)	0-3 K		0-0 G3			0-0 3-1		0-0 4-3		4	0	0	0	0	1	0				
Rusty Staub, L OBP: 0.376, SLG: 0.417 (1, 10)	0-0 1B			0-0 3-1		4-0 2B BB		0-0 1B		3	0	2	0	1	0	0				
Jason Thompson, L OBP: 0.377, SLG: 0.576 (1, 3)	0-0 F6			0-0 1B 1B		0-0 1-3 2B		0-0 L5		4	0	2	0	0	0	2				
Steve Kemp, L OBP: 0.464, SLG: 0.405 (1, 7)		0-0 1B		0-0 G1-6-3 1B		4-0 BB		0-0 F5		3	0	2	0	1	0	0				
Milt May, L OBP: 0.380, SLG: 0.635 (1, 2)	0-0 F6		0-0 G1-6-3			0-0 F7		0-0 F8		4	0	0	0	0	0	6				
Tim Corcoran, L OBP: 0.289, SLG: 0.244 (1, 9)	0-0 L6			0-0 4-3		0-3 K		0-0 F8		4	0	0	0	0	1	1				
Phil Mankowski, L OBP: 0.329, SLG: 0.409 (1, 5)	0-0 3-1			0-0 F6		0-0 F9				3	0	0	0	0	0	1				
Alan Trammell, R OBP: 0.333, SLG: 0.370 (1, 6)		0-3 K		0-0 L4		0-0 F4				3	0	0	0	0	1	0				
Inning Stats	R: 0 E: 0 K: 1 S: 6	H: 1 LOB: 1 BB: 0 P: 6	R: 0 E: 0 K: 0 S: 4	H: 1 LOB: 1 BB: 0 P: 4	R: 0 E: 0 K: 1 S: 5	H: 0 LOB: 0 BB: 0 P: 5	R: 0 E: 0 K: 0 S: 4	H: 2 LOB: 1 BB: 0 P: 4	R: 0 E: 0 K: 0 S: 3	H: 0 LOB: 0 BB: 0 P: 3	R: 0 E: 0 K: 1 S: 5	H: 0 LOB: 0 BB: 0 P: 5	R: 0 E: 0 K: 1 S: 6	H: 1 LOB: 1 BB: 0 P: 6	R: 0 E: 0 K: 0 S: 3	H: 0 LOB: 0 BB: 0 P: 3	1B: 5 2B: 1 3B: 0 HR: 0	SF: 0 SAC: 0 DP: 1 HBP: 0	WP: 0 PB: 0 SB: 0 CS: 0	PA: 34
PITCHER Jim Palmer, R ERA: 2.77 (1, 1)	IP: 9.0 WLS: W BF: 34 H: 6 R: 0 ER: 0 SO: 4 BB: 2 IBB: 0 HBP: 0 BLK: 0 WP: 0 HR: 0 S: 40 P: 48 ERA: 0.00 WHIP: 0.889															PITCHER				


Batter	1	2	3	4	5	6	7	8	9	AB	R	H	RBI	BB	SO	LOB	BOTTOM			
Larry Harlow, L OBP: 0.402, SLG: 0.485 (1, 8)	0-0 5-3		0-3 K		0-0 4-3			0-0 1B 1B		4	0	1	0	0	1	0	Detroit Tigers @ Baltimore Orioles Memorial Stadium, Baltimore, MD Wed May 24, 1978, 7:05 PM EDT Att: 8,196 - Unknown			
Billy Smith, S OBP: 0.296, SLG: 0.295 (1, 4)	0-0 1B FC6-4		4-0 2B BB		0-0 1B G5-4-3		0-0 1-2 1B			3	0	3	0	1	0	0				
Eddie Murray, S OBP: 0.322, SLG: 0.432 (1, 3)	0-0 1B FC6-4 1-2		0-0 1-3 2B		0-0 G5-4-3 1-2		0-0 F7			4	0	1	0	0	0	4				
Lee May, R OBP: 0.284, SLG: 0.434 (1, 10)	0-0 1-3 1B		0-3 K		0-3 K		0-3 K			4	0	1	0	0	3	4				
Doug DeCinces, R OBP: 0.319, SLG: 0.435 Rich Dauer, R OBP: 0.217, SLG: 0.297 (1, 5) (8, 5)	0-0 F8		0-0 F4		0-0 F3		0-0 HR			3	0	0	0	0	0	0				
Andres Mora, R OBP: 0.286, SLG: 0.462 (1, 7)		0-0 F4		0-0 L9		0-0 F8				3	1	1	1	0	0	0				
Carlos Lopez, R OBP: 0.286, SLG: 0.293 (1, 9)		0-0 G5-4-3 1B		0-0 L4		0-0 F8				3	0	1	0	0	0	0				
Rick Dempsey, R OBP: 0.315, SLG: 0.309 (1, 2)		0-0 G5-4-3 1-2		0-0 L4		0-0 F8				3	0	0	0	0	0	1				
Kiko Garcia, R OBP: 0.304, SLG: 0.318 Mark Belanger, R OBP: 0.339, SLG: 0.311 (1, 6) (9, 6)			0-3 K		0-0 4-3		0-0 5-3			3	0	0	0	0	1	0				
Inning Stats	R: 0 E: 0 K: 0 S: 5	H: 2 LOB: 2 BB: 0 P: 5	R: 0 E: 0 K: 3 S: 10	H: 1 LOB: 2 BB: 1 P: 14	R: 0 E: 0 K: 0 S: 3	H: 0 LOB: 0 BB: 0 P: 3	R: 0 E: 0 K: 1 S: 5	H: 1 LOB: 0 BB: 0 P: 5	R: 1 E: 0 K: 0 S: 4	H: 1 LOB: 0 BB: 0 P: 4	R: 0 E: 0 K: 1 S: 7	H: 2 LOB: 2 BB: 0 P: 7	R: 0 E: 0 K: 1 S: 6	H: 0 LOB: 0 BB: 0 P: 3	R: 0 E: 0 K: 0 S: 3	H: 0 LOB: 0 BB: 0 P: 3	1B: 6 2B: 1 3B: 0 HR: 1	SF: 0 SAC: 0 DP: 2 HBP: 0	WP: 0 PB: 0 SB: 0 CS: 0	PA: 31
PITCHER Bob Sykes, L ERA: 1.32 (1, 1)	IP: 8.0 WLS: L BF: 31 H: 8 R: 1 ER: 1 SO: 5 BB: 1 IBB: 0 HBP: 0 BLK: 0 WP: 0 HR: 1 S: 40 P: 44 ERA: 1.12 WHIP: 1.125															PITCHER				

Batter	1	2	3	4	5	6	7	8	9	AB	R	H	RBI	BB	SO	LOB	TOP					
Ron LeFlore, R OBP: 0.333, SLG: 0.366 (1, 8)	F9		F9		FC6-4			K		4	0	0	0	0	1	2						
Mark Wagner, R OBP: 0.305, SLG: 0.325 (1, 6)	F3		FC4		K			F3		4	0	0	0	0	1	2						
Rusty Staub, L OBP: 0.379, SLG: 0.425 (1, 10)			G1-6-3				F9			4	0	2	0	0	0	2						
Jason Thompson, L OBP: 0.369, SLG: 0.562 (1, 3)	F8				G1		4-3	K		4	0	0	0	0	1	2						
Steve Kemp, L OBP: 0.465, SLG: 0.403 (1, 7)							K			3	0	1	0	1	1	0						
John Wockenfuss, R OBP: 0.357, SLG: 0.368 (1, 9)	K				F7			F8		4	0	0	0	0	1	2						
Lance Parrish, R OBP: 0.270, SLG: 0.549 (1, 2)			FC6-4		K			HR		4	1	1	1	0	1	2						
Aurelio Rodriguez, R OBP: 0.341, SLG: 0.457 (1, 5)			FC6-4				6-3	F9		3	0	0	0	0	0	1						
Steve Dillard, R OBP: 0.269, SLG: 0.270 (1, 4)					FC4			3-1		3	0	2	0	0	0	0						
Inning Stats	R: 0 E: 0 K: 0 S: 4	H: 1 LOB: 1 BB: 0 P: 4	R: 0 E: 0 K: 1 S: 6	H: 1 LOB: 1 BB: 0 P: 6	R: 0 E: 0 K: 0 S: 4	H: 1 LOB: 1 BB: 0 P: 4	R: 0 E: 0 K: 1 S: 5	H: 0 LOB: 1 BB: 1 P: 9	R: 0 E: 0 K: 1 S: 6	H: 1 LOB: 1 BB: 0 P: 6	R: 0 E: 0 K: 1 S: 5	H: 0 LOB: 0 BB: 0 P: 5	R: 1 E: 0 K: 0 S: 4	H: 1 LOB: 0 BB: 0 P: 4	R: 0 E: 0 K: 2 S: 8	H: 1 LOB: 1 BB: 0 P: 8	R: 0 E: 0 K: 0 S: 3	H: 0 LOB: 0 BB: 0 P: 3	1B: 4 2B: 1 3B: 0 HR: 1	SF: 0 SAC: 0 DP: 1 HBP: 0	WP: 0 PB: 0 SB: 0 CS: 0	PA: 34
PITCHER Scott McGregor, L ERA: 4.46 (1, 1)	IP: 9.0 WLS: W BF: 34 H: 6 R: 1 ER: 1 SO: 6 BB: 1 IBB: 0 HBP: 0 BLK: 0 WP: 0 HR: 1 S: 45 P: 49 ERA: 1.00 WHIP: 0.778															PITCHER						

Detroit Tigers @ Baltimore Orioles
Memorial Stadium, Baltimore, MD
Thu May 25 1978, 7:05 PM EDT
Att: 5,109 - Unknown

livebaseballscores.com

AB 33
R 1
H 6
RBI 1
BB 1
SO 6
LOB 13




Batter	1	2	3	4	5	6	7	8	9	AB	R	H	RBI	BB	SO	LOB	BOTTOM			
Larry Harlow, L OBP: 0.405, SLG: 0.509 (1, 8)	4-3				G4-6-3					3	1	1	1	1	0	1				
Billy Smith, S OBP: 0.314, SLG: 0.326 (1, 4)	PB				1B			K		4	0	3	0	0	1	1				
Pat Kelly, L OBP: 0.444, SLG: 0.391 (7, PH)	2B				1B					2	0	1	0	1	0	1				
Andres Mora, R OBP: 0.267, SLG: 0.429 (8, 7)	F6				1B			K		1	0	0	0	0	1	1				
Ken Singleton, S OBP: 0.449, SLG: 0.431 (8, PR)					1B					3	0	0	0	1	2	5				
Carlos Lopez, R OBP: 0.296, SLG: 0.293 (9, 9)	K				F7			K		0	0	0	0	0	0	0				
Eddie Murray, S OBP: 0.320, SLG: 0.428 (1, 3)								CS		4	0	1	0	0	3	1				
Lee May, R OBP: 0.295, SLG: 0.458 (1, 10)	K							BB		3	1	2	1	1	1	1				
Rick Dempsey, R OBP: 0.304, SLG: 0.297 (1, 2)								HR		4	0	0	0	0	1	4				
Mark Belanger, R OBP: 0.331, SLG: 0.303 (1, 6)								F6		3	0	0	0	0	0	2				
Rich Dauer, R OBP: 0.222, SLG: 0.299 (1, 5)										3	0	1	0	0	0	0				
Inning Stats	R: 0 E: 0 K: 1 S: 6	H: 1 LOB: 0 BB: 0 P: 6	R: 0 E: 0 K: 1 S: 5	H: 1 LOB: 0 BB: 0 P: 5	R: 1 E: 0 K: 0 S: 5	H: 2 LOB: 2 BB: 1 P: 9	R: 0 E: 0 K: 2 S: 8	H: 1 LOB: 1 BB: 0 P: 8	R: 0 E: 0 K: 1 S: 7	H: 3 LOB: 2 BB: 0 P: 7	R: 0 E: 0 K: 1 S: 5	H: 0 LOB: 1 BB: 1 P: 9	R: 0 E: 0 K: 2 S: 7	H: 0 LOB: 1 BB: 1 P: 11	R: 1 E: 0 K: 1 S: 5	H: 1 LOB: 1 BB: 1 P: 9	1B: 6 2B: 2 3B: 0 HR: 2	SF: 0 SAC: 0 DP: 3 HBP: 0	WP: 0 PB: 1 SB: 2 CS: 1	PA: 34
PITCHER Steve Baker, R ERA: 1.42 John Hiller, L ERA: 2.55 (7, 1)	IP: 1.2 WLS: L BF: 6 H: 1 R: 1 ER: 1 SO: 3 BB: 1 IBB: 0 HBP: 0 BLK: 0 WP: 0 HR: 1 S: 11 P: 15 ERA: 5.40 WHIP: 1.200															PITCHER				

Detroit Tigers @ Baltimore Orioles
Memorial Stadium, Baltimore, MD
Thu May 25 1978, 7:05 PM EDT
Att: 5,109 - Unknown

livebaseballscores.com

AB 30
R 2
H 9
RBI 2
BB 4
SO 9
LOB 17



Batter	1	2	3	4	5	6	7	8	9	AB	R	H	RBI	BB	SO	LOB	TOP			
Ron LeFlore, R (1, 8) OBP: 0.337, SLG: 0.369	0-0 4-3 1B		0-0 G5-4-3			0-0 G6-4-3 1B		0-0 5-3		4	0	2	0	0	0	1				
Mark Wagner, R (1, 6) OBP: 0.294, SLG: 0.309	0-0 4-3 1-2			0-0 F8		0-0 G6-4-3 1-2		0-0 5-3		4	0	0	0	0	0	2				
Rusty Staub, L (1, 10) OBP: 0.382, SLG: 0.451	0-0 4-3 2-3			0-0 HR		0-0 HR		0-0 F9		4	2	2	1	0	0	1				
Jason Thompson, L (1, 3) OBP: 0.366, SLG: 0.572	0-0 6-3			0-3 K		0-0 HR		0-0 F2		4	1	1	2	0	1	1				
Steve Kemp, L (1, 7) OBP: 0.454, SLG: 0.391		0-0 3-1		0-0 L6		0-0 4-3		0-0 G3		4	0	0	0	0	0	0				
John Wockenfuss, R (1, 9) OBP: 0.356, SLG: 0.366		0-0 5-3			0-0 F8					3	0	1	0	0	0	0				
Lance Parrish, R (1, 2) OBP: 0.280, SLG: 0.527		0-0 1-3			0-0 E5 FC6-4		0-0 G4-6-3 1B 1-2			3	0	0	0	0	0	1				
Aurelio Rodriguez, R (1, 5) OBP: 0.330, SLG: 0.440			0-0 F9		0-3 K		0-0 F7			3	0	0	0	0	1	1				
Steve Dillard, R (1, 4) OBP: 0.275, SLG: 0.276					0-0 FC6-4					2	0	1	0	0	0	1				
Mickey Stanley, R (8, PH) OBP: 0.250, SLG: 0.333										1	0	0	0	0	0	0				
Lou Whitaker, L (8, 4) OBP: 0.391, SLG: 0.363								0-0 5-3		0	0	0	0	0	0	0				
Inning Stats	R: 0 E: 0 K: 0 S: 4	H: 1 LOB: 1 BB: 0 P: 4	R: 0 E: 0 K: 0 S: 3	H: 0 LOB: 0 BB: 0 P: 3	R: 0 E: 0 K: 0 S: 3	H: 1 LOB: 0 BB: 0 P: 3	R: 1 E: 0 K: 1 S: 6	H: 1 LOB: 0 BB: 0 P: 6	R: 0 E: 1 K: 1 S: 6	H: 0 LOB: 1 BB: 0 P: 6	R: 2 E: 0 K: 0 S: 5	H: 3 LOB: 0 BB: 0 P: 5	R: 0 E: 0 K: 0 S: 3	H: 1 LOB: 0 BB: 0 P: 3	R: 0 E: 0 K: 0 S: 3	H: 0 LOB: 0 BB: 0 P: 3	1B: 4 2B: 1 3B: 0 HR: 2	SF: 0 SAC: 0 DP: 3 HBP: 0	WP: 0 PB: 0 SB: 0 CS: 0	PA: 32
PITCHER Bill Lee, L (1, 1) ERA: 2.55	IP: 9.0 WLS: W BF: 32 H: 7 R: 3 ER: 3 SO: 2 BB: 0 IBB: 0 HBP: 0 BLK: 0 WP: 0 HR: 2 S: 36 P: 36 ERA: 3.00 WHIP: 0.778															PITCHER				

Detroit Tigers @ Boston Red Sox
Fenway Park, Boston, MA
Fri May 26 1978, 7:05 PM EDT
Att: 33,431 - Unknown - 57 F

AB 32
R 3
H 7
RBI 3
BB 0
SO 2
LOB 8



Batter	1	2	3	4	5	6	7	8	9	AB	R	H	RBI	BB	SO	LOB	BOTTOM			
Rick Burleson, R (1, 6) OBP: 0.286, SLG: 0.320	0-0 F8		0-0 G4-6-3 1B		0-0 E 2B	0-0 4-3 1B 1-2 2-3 3-H		0-0 F7		5	0	3	1	0	0	0				
Jerry Remy, L (1, 4) OBP: 0.328, SLG: 0.352	4-0 HR BB		0-0 G4-6-3 1-2		0-0 E4 BB	0-0 4-3 1B 1-2 2-3 3-H		0-0 1B		4	1	1	1	1	0	4				
Jim Rice, R (1, 7) OBP: 0.392, SLG: 0.684	0-0 1-H HR		0-0 1B		0-3 K	0-0 1-3		0-3 K		5	1	2	2	0	2	5				
Carl Yastrzemski, L (1, 8) OBP: 0.377, SLG: 0.383	0-0 3-1		0-0 F2		4-0 BB	0-0 4-3		0-0 4-3		3	0	0	0	1	0	1				
Carlton Fisk, R (1, 2) OBP: 0.346, SLG: 0.386	0-0 1B			0-0 F7	0-0 F6	0-0 F7		0-0 F7		4	0	1	0	0	0	3				
Butch Hobson, R (1, 5) OBP: 0.353, SLG: 0.487	0-3 K			0-0 F9		0-0 6-3	4-0 BB	0-0 BB		3	0	0	0	1	1	1				
Jack Brohamer, L (1, 10) OBP: 0.356, SLG: 0.415		0-0 F8		0-0 G3		0-0 1B 1B 2B		0-0 L3		4	1	1	0	0	0	1				
Dwight Evans, R (1, 9) OBP: 0.381, SLG: 0.496		0-3 K			0-0 HR	4-0 1B 1B 4-3 BB		0-0 HR		3	3	2	2	1	1	0				
Fred Kendall, R (1, 3) OBP: 0.278, SLG: 0.333		0-0 F8			0-0 1-3	0-0 4-3 1B 1-2 2-3 1B		0-0 4-3		4	0	1	0	0	0	0				
Inning Stats	R: 2 E: 0 K: 1 S: 7	H: 2 LOB: 1 BB: 1 P: 11	R: 0 E: 0 K: 1 S: 5	H: 0 LOB: 0 BB: 0 P: 5	R: 0 E: 0 K: 0 S: 4	H: 2 LOB: 1 BB: 0 P: 4	R: 0 E: 0 K: 0 S: 3	H: 0 LOB: 0 BB: 0 P: 3	R: 1 E: 1 K: 1 S: 8	H: 2 LOB: 3 BB: 1 P: 12	R: 2 E: 0 K: 0 S: 6	H: 3 LOB: 2 BB: 1 P: 10	R: 0 E: 0 K: 0 S: 3	H: 0 LOB: 1 BB: 1 P: 7	R: 1 E: 0 K: 1 S: 7	H: 2 LOB: 1 BB: 0 P: 7	1B: 6 2B: 2 3B: 0 HR: 3	SF: 0 SAC: 0 DP: 1 HBP: 0	WP: 0 PB: 0 SB: 0 CS: 0	PA: 39
PITCHER Milt Wilcox, R (1, 1) ERA: 3.61	IP: 8.0 WLS: L BF: 39 H: 11 R: 6 ER: 6 SO: 4 BB: 4 IBB: 0 HBP: 0 BLK: 0 WP: 0 HR: 3 S: 43 P: 59 ERA: 6.75 WHIP: 1.875															PITCHER				

Detroit Tigers @ Boston Red Sox
Fenway Park, Boston, MA
Fri May 26 1978, 7:05 PM EDT
Att: 33,431 - Unknown - 57 F


AB 35
R 6
H 11
RBI 6
BB 4
SO 4
LOB 15



Batter	1	2	3	4	5	6	7	8	9	AB	R	H	RBI	BB	SO	LOB	TOP			
Ron LeFlore, R (1, 8) OBP: 0.335, SLG: 0.366	5-3		L8			G4-3 1B		6-3		4	0	1	0	0	0	0				
Lou Whitaker, L (1, 4) OBP: 0.355, SLG: 0.357	4-3		4-3			G4-3 1-2		1B		4	0	1	0	0	0	1				
Rusty Staub, L (1, 10) OBP: 0.379, SLG: 0.446	5-3					F7		F9		4	0	1	0	0	0	1				
Jason Thompson, L (1, 3) OBP: 0.358, SLG: 0.559		F2		K				K		4	0	0	0	0	2	1				
Steve Kemp, L (1, 7) OBP: 0.461, SLG: 0.397		1B BB		F7		F8 1B		1B BB		3	0	2	0	1	0	1				
Milt May, L (1, 2) OBP: 0.396, SLG: 0.636										3	0	2	0	1	0	1				
Steve Dillard, R (8, PR) OBP: 0.275, SLG: 0.276		1B		G3				G4-6-3 BB		0	0	0	0	0	0	0				
Tim Corcoran, L (1, 9) OBP: 0.277, SLG: 0.233		P9				F8		F8		4	0	0	0	0	0	6				
Phil Mankowski, L (1, 5) OBP: 0.316, SLG: 0.391		F9				F8		K		3	0	0	0	0	1	4				
Alan Trammell, R (1, 6) OBP: 0.325, SLG: 0.360				6-3		F8				2	0	0	0	0	0	0				
Lance Parrish, R (8, PH) OBP: 0.256, SLG: 0.520								K		1	0	0	0	0	1	0				
Mark Wagner, R (8, 6) OBP: 0.294, SLG: 0.309										0	0	0	0	0	0	0				
Inning Stats	R: 0 E: 0 K: 0 S: 3	H: 0 LOB: 0 BB: 0 P: 3	R: 0 E: 0 K: 0 S: 4	H: 1 LOB: 2 BB: 1 P: 8	R: 0 E: 0 K: 1 S: 3	H: 0 LOB: 0 BB: 0 P: 3	R: 0 E: 0 K: 1 S: 6	H: 1 LOB: 1 BB: 0 P: 6	R: 0 E: 0 K: 0 S: 3	H: 0 LOB: 0 BB: 0 P: 3	R: 0 E: 0 K: 2 S: 9	H: 2 LOB: 2 BB: 0 P: 9	R: 0 E: 0 K: 1 S: 6	H: 1 LOB: 1 BB: 0 P: 6	R: 0 E: 0 K: 0 S: 3	H: 1 LOB: 2 BB: 1 P: 7	1B: 7 2B: 0 3B: 0 HR: 0	SF: 0 SAC: 0 DP: 2 HBP: 0	WP: 0 PB: 0 SB: 1 CS: 0	PA: 34
PITCHER Luis Tiant, R (1, 1) ERA: 3.15	IP: 9.0 WLS: W BF: 34 H: 7 R: 0 ER: 0 SO: 4 BB: 2 IBB: 0 HBP: 0 BLK: 0 WP: 0 HR: 0 S: 40 P: 48 ERA: 0.00 WHIP: 1.000																			

Detroit Tigers @ Boston Red Sox
Fenway Park, Boston, MA
Sat May 27 1978, 3:33 AM EDT
Att: 33,335 - Unknown - 65 F


AB 32
R 0
H 7
RBI 0
BB 2
SO 4
LOB 15



Batter	1	2	3	4	5	6	7	8	9	AB	R	H	RBI	BB	SO	LOB	BOTTOM			
Rick Burleson, R (1, 6) OBP: 0.280, SLG: 0.314	6-3		F3			F6		F8		4	0	0	0	0	0	0				
Jerry Remy, L (1, 4) OBP: 0.321, SLG: 0.344	F7				G3	P7		F8		4	0	0	0	0	0	0				
Jim Rice, R (1, 7) OBP: 0.391, SLG: 0.695	K				6-3	HR				3	1	1	1	0	1	0				
Carl Yastrzemski, L (1, 8) OBP: 0.371, SLG: 0.376		G3			G3	6-3				3	0	0	0	0	0	0				
Carlton Fisk, R (1, 2) OBP: 0.346, SLG: 0.385		1B				F6		F8		3	0	1	0	0	0	0				
Butch Hobson, R (1, 5) OBP: 0.352, SLG: 0.484		F9				BB 1B		F4		3	0	1	0	0	0	1				
Jack Brohamer, L (1, 10) OBP: 0.371, SLG: 0.418		F8				FC6-4 BB		1B		2	0	1	0	1	0	1				
Dwight Evans, R (1, 9) OBP: 0.373, SLG: 0.485					6-3			K		3	0	0	0	0	1	3				
Fred Kendall, R (1, 3) OBP: 0.238, SLG: 0.286					5-3	FC6-4 1-2		5-3		3	0	0	0	0	0	2				
Inning Stats	R: 0 E: 0 K: 1 S: 5	H: 0 LOB: 0 BB: 0 P: 5	R: 0 E: 0 K: 0 S: 4	H: 1 LOB: 1 BB: 0 P: 4	R: 0 E: 0 K: 0 S: 3	H: 0 LOB: 0 BB: 0 P: 3	R: 0 E: 0 K: 0 S: 3	H: 0 LOB: 0 BB: 0 P: 3	R: 0 E: 0 K: 1 S: 6	H: 1 LOB: 2 BB: 1 P: 10	R: 1 E: 0 K: 0 S: 4	H: 1 LOB: 0 BB: 0 P: 4	R: 0 E: 0 K: 0 S: 4	H: 1 LOB: 1 BB: 0 P: 4	R: 0 E: 0 K: 0 S: 3	H: 0 LOB: 0 BB: 0 P: 3	1B: 3 2B: 0 3B: 0 HR: 1	SF: 0 SAC: 0 DP: 0 HBP: 0	WP: 0 PB: 0 SB: 0 CS: 0	PA: 29
PITCHER Dave Rozema, R (1, 1) ERA: 2.39 Jack Morris, R (6, 1) ERA: 6.16	IP: 5.0 WLS: L BF: 18 H: 2 R: 1 ER: 1 SO: 0 BB: 0 IBB: 0 HBP: 0 BLK: 0 WP: 0 HR: 1 S: 21 P: 25 ERA: 0.00 WHIP: 0.600																			

Detroit Tigers @ Boston Red Sox
Fenway Park, Boston, MA
Sat May 27 1978, 3:33 AM EDT
Att: 33,335 - Unknown - 65 F


AB 28
R 1
H 4
RBI 1
BB 1
SO 2
LOB 7



Batter	1	2	3	4	5	6	7	8	9	10	AB	R	H	RBI	BB	SO	LOB	TOP	
Ron LeFlore, R OBP: 0.346, SLG: 0.399 (1, 8)	BB 4-3 1B		1B G4-6-3 1B		HR		2B 2-3 2B			1-3	5	2	4	1	0	0	0		
Lou Whitaker, L OBP: 0.375, SLG: 0.348 (1, 4)	4-3 1-2		G4-6-3 1B		4-3		6-3			2-3	5	0	1	0	0	0	3		
Rusty Staub, L OBP: 0.374, SLG: 0.439 (1, 10)	F5		G4-6-3 1-2f 3-H		1B		8-2-4-5			F9	5	0	1	0	0	0	4		
Jason Thompson, L OBP: 0.361, SLG: 0.572 (1, 3)	BB BB		F6				HR			5-3	3	1	1	1	1	0	0		
Steve Kemp, L OBP: 0.402, SLG: 0.391 (1, 7)	1-2 2-3 BB				K		4-3			G3-6-1 BB	2	0	0	0	2	1	0		
Milt May, L OBP: 0.380, SLG: 0.609 (1, 2)	L9				4-3		F4			G3-6-1 1-2f	4	0	0	0	0	4			
Tim Corcoran, L OBP: 0.295, SLG: 0.255 (1, 9)		L3								CS 1B	4	0	3	0	0	0			
Phil Mankowski, L OBP: 0.316, SLG: 0.389 Aurelio Rodriguez, R OBP: 0.356, SLG: 0.435 (1, 5) (7, 5)			CS 1B		L4		F8			K	3	0	1	0	0	0	2		
Alan Trammell, R OBP: 0.321, SLG: 0.367 (1, 6)			1-2 K				6-3			2B 1-2 K	4	0	1	0	0	2	2		
Inning Stats	R: 0 E: 0 K: 0 S: 4	H: 1 LOB: 3 BB: 2 P: 12	R: 0 E: 0 K: 1 S: 5	H: 1 LOB: 1 BB: 0 P: 5	R: 1 E: 0 K: 0 S: 4	H: 2 LOB: 0 BB: 0 P: 4	R: 0 E: 0 K: 1 S: 6	H: 1 LOB: 1 BB: 0 P: 6	R: 1 E: 0 K: 0 S: 4	H: 2 LOB: 1 BB: 0 P: 5	R: 0 E: 0 K: 0 S: 4	H: 2 LOB: 1 BB: 0 P: 4	R: 0 E: 0 K: 2 S: 7	H: 1 LOB: 0 BB: 0 P: 7	R: 0 E: 0 K: 0 S: 3	H: 0 LOB: 0 BB: 0 P: 3	1B: 8 2B: 4 3B: 0 HR: 2	SF: 0 SAC: 0 DP: 4 HBP: 0	WP: 0 PA: 39 PB: 0 SB: 0 CS: 2
PITCHER	IP WLS BF H R ER SO BB IBB HBP BLK WP HR S P ERA WHIP	IP WLS BF H R ER SO BB IBB HBP BLK WP HR S P ERA WHIP	IP WLS BF H R ER SO BB IBB HBP BLK WP HR S P ERA WHIP	IP WLS BF H R ER SO BB IBB HBP BLK WP HR S P ERA WHIP	IP WLS BF H R ER SO BB IBB HBP BLK WP HR S P ERA WHIP	IP WLS BF H R ER SO BB IBB HBP BLK WP HR S P ERA WHIP	IP WLS BF H R ER SO BB IBB HBP BLK WP HR S P ERA WHIP	IP WLS BF H R ER SO BB IBB HBP BLK WP HR S P ERA WHIP	IP WLS BF H R ER SO BB IBB HBP BLK WP HR S P ERA WHIP	IP WLS BF H R ER SO BB IBB HBP BLK WP HR S P ERA WHIP	IP WLS BF H R ER SO BB IBB HBP BLK WP HR S P ERA WHIP	IP WLS BF H R ER SO BB IBB HBP BLK WP HR S P ERA WHIP	IP WLS BF H R ER SO BB IBB HBP BLK WP HR S P ERA WHIP	IP WLS BF H R ER SO BB IBB HBP BLK WP HR S P ERA WHIP	IP WLS BF H R ER SO BB IBB HBP BLK WP HR S P ERA WHIP	IP WLS BF H R ER SO BB IBB HBP BLK WP HR S P ERA WHIP	IP WLS BF H R ER SO BB IBB HBP BLK WP HR S P ERA WHIP	IP WLS BF H R ER SO BB IBB HBP BLK WP HR S P ERA WHIP	
Allen Ripley, R ERA: 4.35 (1, 1)	6.0	2.0	2.0	2.0	2.0	2.0	2.0	2.0	2.0	2.0	2.0	2.0	2.0	2.0	2.0	2.0	2.0	2.0	2.0
Tom Burgmeier, L ERA: 5.51 (7, 1)	2.0	2.0	2.0	2.0	2.0	2.0	2.0	2.0	2.0	2.0	2.0	2.0	2.0	2.0	2.0	2.0	2.0	2.0	2.0
Bob Stanley, R ERA: 3.41 (9, 1)	2.0	2.0	2.0	2.0	2.0	2.0	2.0	2.0	2.0	2.0	2.0	2.0	2.0	2.0	2.0	2.0	2.0	2.0	2.0

Detroit Tigers @ Boston Red Sox
Fenway Park, Boston, MA
Sun May 28 1978, 3:33 AM EDT
Unknown - 87 F


AB 36
R 3
H 12
RBI 2
BB 3
SO 4
LOB 16



Batter	1	2	3	4	5	6	7	8	9	10	AB	R	H	RBI	BB	SO	LOB	BOTTOM			
Rick Burleson, R OBP: 0.278, SLG: 0.316 (1, 6)	6-3			4-3 2B	G6-4-3 1-2f		F6			F9	5	1	1	0	0	4					
Jerry Remy, L OBP: 0.313, SLG: 0.335 (1, 4)	G3			4-3 2-3			F7			P7 F8 1-2	5	0	0	0	0	2					
Jim Rice, R OBP: 0.396, SLG: 0.705 (1, 7)	F7			2B SF7 BB			1B BB			6-3	3	2	1	1	2	0					
Carl Yastrzemski, L OBP: 0.378, SLG: 0.391 (1, 3)				1-3 3-H 2B			1B BB			2B 1B	4	1	3	1	0	0					
Carlton Fisk, R OBP: 0.348, SLG: 0.392 (1, 2)				0-0 SF7			G4-6-3 BB			1B 2B	2	0	1	1	1	0					
Fred Lynn, L OBP: 0.361, SLG: 0.470 (1, 8)				3-H 4-3			G4-6-3 1-2f			FC6-4 1B	4	0	1	1	0	4					
Butch Hobson, R OBP: 0.356, SLG: 0.478 (1, 5)				G5-4-3 BB			1B BB			F8 FC6-4 1-2f	2	0	0	0	2	2					
Dwight Evans, R OBP: 0.364, SLG: 0.471 (1, 9)				G5-4-3 1-2f			L9			K	4	0	0	0	2	2					
Jack Brohamer, L OBP: 0.375, SLG: 0.421 Bob Bailey, R OBP: 0.252, SLG: 0.333 Frank Duffy, R OBP: 0.286, SLG: 0.308 (1, 10) (7, PH) (9, PR)				L5			G6-4-3 1B			1B BB	2	0	1	0	0	0					
Inning Stats	R: 0 E: 0 K: 0 S: 3	H: 0 LOB: 0 BB: 0 P: 3	R: 0 E: 0 K: 0 S: 3	H: 0 LOB: 0 BB: 0 P: 3	R: 0 E: 0 K: 0 S: 2	H: 0 LOB: 0 BB: 1 P: 6	R: 2 E: 0 K: 0 S: 5	H: 2 LOB: 1 BB: 1 P: 9	R: 0 E: 0 K: 0 S: 3	H: 1 LOB: 1 BB: 1 P: 7	R: 0 E: 0 K: 1 S: 6	H: 1 LOB: 1 BB: 0 P: 6	R: 1 E: 0 K: 0 S: 6	H: 3 LOB: 2 BB: 0 P: 6	R: 0 E: 0 K: 1 S: 5	H: 0 LOB: 2 BB: 1 P: 9	R: 1 E: 0 K: 0 S: 1	H: 1 LOB: 0 BB: 0 P: 1	1B: 5 2B: 3 3B: 0 HR: 1	SF: 1 SAC: 0 DP: 3 HBP: 0	WP: 0 PA: 39 PB: 0 SB: 1 CS: 0
PITCHER	IP WLS BF H R ER SO BB IBB HBP BLK WP HR S P ERA WHIP	IP WLS BF H R ER SO BB IBB HBP BLK WP HR S P ERA WHIP	IP WLS BF H R ER SO BB IBB HBP BLK WP HR S P ERA WHIP	IP WLS BF H R ER SO BB IBB HBP BLK WP HR S P ERA WHIP	IP WLS BF H R ER SO BB IBB HBP BLK WP HR S P ERA WHIP	IP WLS BF H R ER SO BB IBB HBP BLK WP HR S P ERA WHIP	IP WLS BF H R ER SO BB IBB HBP BLK WP HR S P ERA WHIP	IP WLS BF H R ER SO BB IBB HBP BLK WP HR S P ERA WHIP	IP WLS BF H R ER SO BB IBB HBP BLK WP HR S P ERA WHIP	IP WLS BF H R ER SO BB IBB HBP BLK WP HR S P ERA WHIP	IP WLS BF H R ER SO BB IBB HBP BLK WP HR S P ERA WHIP	IP WLS BF H R ER SO BB IBB HBP BLK WP HR S P ERA WHIP	IP WLS BF H R ER SO BB IBB HBP BLK WP HR S P ERA WHIP	IP WLS BF H R ER SO BB IBB HBP BLK WP HR S P ERA WHIP	IP WLS BF H R ER SO BB IBB HBP BLK WP HR S P ERA WHIP	IP WLS BF H R ER SO BB IBB HBP BLK WP HR S P ERA WHIP	IP WLS BF H R ER SO BB IBB HBP BLK WP HR S P ERA WHIP	IP WLS BF H R ER SO BB IBB HBP BLK WP HR S P ERA WHIP			
Jack Billingham, R ERA: 3.39 (1, 1)	5.1	3.2	3.2	3.2	3.2	3.2	3.2	3.2	3.2	3.2	3.2	3.2	3.2	3.2	3.2	3.2	3.2	3.2	3.2		
John Hiller, L ERA: 2.77 (6, 1)	3.2	3.2	3.2	3.2	3.2	3.2	3.2	3.2	3.2	3.2	3.2	3.2	3.2	3.2	3.2	3.2	3.2	3.2	3.2		

Detroit Tigers @ Boston Red Sox
Fenway Park, Boston, MA
Sun May 28 1978, 3:33 AM EDT
Unknown - 87 F

AB 32
R 4
H 9
RBI 4
BB 6
SO 2
LOB 14



Batter	1	2	3	4	5	6	7	8	9	AB	R	H	RBI	BB	SO	LOB	TOP		
Carlos Lopez, R OBP: 0.276, SLG: 0.366 (1, 8)										4	1	1	1	0	0	2	Baltimore Orioles @ Detroit Tigers Tiger Stadium, Detroit, MI Mon May 29 1978, 7:05 PM EDT Att: 20,534 - Unknown		
Billy Smith, S OBP: 0.344, SLG: 0.400 (1, 4)										4	1	1	0	0	0	1			
Ken Singleton, S OBP: 0.444, SLG: 0.419 Larry Harlow, L OBP: 0.388, SLG: 0.466 (7, 8)										4	1	1	0	0	0	1			
Lee May, R OBP: 0.306, SLG: 0.491 (1, 10)										4	2	3	4	0	1	0			
Eddie Murray, S OBP: 0.306, SLG: 0.408 (1, 3)										4	0	0	0	0	1	1			
Doug DeCinces, R OBP: 0.329, SLG: 0.434 Rich Dauer, R OBP: 0.203, SLG: 0.270 (8, 5)										3	1	0	0	1	0	0			
Andres Mora, R OBP: 0.222, SLG: 0.292 (1, 7)										4	0	1	0	0	0	0			
Rick Dempsey, R OBP: 0.275, SLG: 0.261 (1, 2)										3	0	0	1	0	0	0			
Mark Belanger, R OBP: 0.317, SLG: 0.298 (1, 6)										4	0	0	0	0	2	1			
Inning Stats	R: 1 E: 0 K: 0 S: 5	H: 2 LOB: 1 BB: 0 P: 5	R: 0 E: 0 K: 0 S: 3	H: 0 LOB: 0 BB: 0 P: 3	R: 3 E: 0 K: 1 S: 8	H: 3 LOB: 0 BB: 1 P: 8	R: 1 E: 0 K: 0 S: 6	H: 1 LOB: 1 BB: 0 P: 10	R: 1 E: 0 K: 0 S: 4	H: 1 LOB: 0 BB: 0 P: 4	R: 0 E: 1 K: 0 S: 4	H: 0 LOB: 1 BB: 0 P: 4	R: 0 E: 0 K: 2 S: 7	H: 0 LOB: 0 BB: 0 P: 7	R: 0 E: 0 K: 0 S: 3	H: 0 LOB: 0 BB: 0 P: 3		1B: 4 2B: 0 3B: 0 HR: 3	SF: 1 SAC: 0 DP: 0 HBP: 0
PITCHER	IP WLS BF H R ER SO BB IBB HBP BLK WP HR S P ERA WHIP																		
Bob Sykes, L ERA: 2.54 Jack Morris, R ERA: 5.09 (1, 1) (6, 1)	5.0 L 23 7 6 6 2 1 0 0 0 0 0 3 26 30 10.80 1.600																		

AB	34
R	6
H	7
RBI	6
BB	1
SO	4
LOB	6



Batter	1	2	3	4	5	6	7	8	9	AB	R	H	RBI	BB	SO	LOB	BOTTOM		
Ron LeFlore, R OBP: 0.343, SLG: 0.398 (1, 8)										4	1	2	1	0	0	0	Baltimore Orioles @ Detroit Tigers Tiger Stadium, Detroit, MI Mon May 29 1978, 7:05 PM EDT Att: 20,534 - Unknown		
Alan Trammell, R OBP: 0.308, SLG: 0.349 (1, 6)										4	0	0	0	0	2				
Rusty Staub, L OBP: 0.374, SLG: 0.453 (1, 10)										4	1	1	2	0	0				
Jason Thompson, L OBP: 0.352, SLG: 0.552 (1, 3)										4	0	0	0	0	0				
Steve Kemp, L OBP: 0.453, SLG: 0.397 (1, 7)										4	0	1	0	0	0				
Lance Parrish, R OBP: 0.244, SLG: 0.494 (1, 2)										4	0	0	0	0	1				
John Wockenfuss, R OBP: 0.333, SLG: 0.341 (1, 9)										3	0	0	0	0	0				
Aurelio Rodriguez, R OBP: 0.326, SLG: 0.432 (1, 5)										3	0	1	0	0	0				
Lou Whitaker, L OBP: 0.369, SLG: 0.344 (1, 4)										3	1	1	0	0	0				
Inning Stats	R: 0 E: 0 K: 0 S: 3	H: 0 LOB: 0 BB: 0 P: 3	R: 0 E: 0 K: 1 S: 5	H: 0 LOB: 0 BB: 0 P: 5	R: 1 E: 0 K: 0 S: 5	H: 2 LOB: 1 BB: 0 P: 5	R: 0 E: 0 K: 0 S: 3	H: 0 LOB: 0 BB: 0 P: 3	R: 0 E: 0 K: 0 S: 3	H: 0 LOB: 0 BB: 0 P: 3	R: 0 E: 0 K: 0 S: 4	H: 0 LOB: 0 BB: 0 P: 3	R: 0 E: 0 K: 0 S: 4	H: 1 LOB: 1 BB: 0 P: 4	R: 2 E: 0 K: 0 S: 6	H: 3 LOB: 1 BB: 0 P: 6		1B: 4 2B: 1 3B: 0 HR: 1	SF: 0 SAC: 0 DP: 0 HBP: 0
PITCHER	IP WLS BF H R ER SO BB IBB HBP BLK WP HR S P ERA WHIP																		
Scott McGregor, L ERA: 4.21 (1, 1)	9.0 W 33 6 3 3 1 0 0 0 0 0 1 35 35 3.00 0.667																		

AB	33
R	3
H	6
RBI	3
BB	0
SO	1
LOB	4



Batter	1	2	3	4	5	6	7	8	9	AB	R	H	RBI	BB	SO	LOB	TOP																									
Larry Harlow, L (1, 8) OBP: 0.384, SLG: 0.479										3	0	1	2	0	2	0	<p>Baltimore Orioles @ Detroit Tigers Tiger Stadium, Detroit, MI Tue May 30 1978, 7:05 PM EDT Att: 10,530 - Unknown</p>																									
Mark Belanger, R (1, 6) OBP: 0.317, SLG: 0.294										2	0	0	0	1	1	2																										
Terry Crowley, L (8, PH) OBP: 0.353, SLG: 0.353										0	0	0	0	0	0	0																										
Carlos Lopez, R (8, PH) OBP: 0.273, SLG: 0.361										1	0	0	0	0	0	1																										
Kiko Garcia, R (8, 6) OBP: 0.346, SLG: 0.480										0	0	0	0	0	0	0																										
Pat Kelly, L (1, 7) OBP: 0.409, SLG: 0.339										4	0	1	0	0	2	3																										
Ken Singleton, S (1, 9) OBP: 0.432, SLG: 0.405										4	0	0	0	0	1	3																										
Lee May, R (1, 10) OBP: 0.300, SLG: 0.480										4	0	0	0	0	2	2																										
Eddie Murray, S (1, 3) OBP: 0.300, SLG: 0.399										4	0	0	0	0	0	0																										
Doug DeCinces, R (1, 5) OBP: 0.327, SLG: 0.425										3	1	0	0	1	1	0																										
Billy Smith, S (1, 4) OBP: 0.352, SLG: 0.402										2	0	1	0	1	0	0																										
Rick Dempsey, R (1, 2) OBP: 0.276, SLG: 0.256										2	1	0	0	1	0	3																										
Inning Stats	R: 0 E: 0 K: 2 S: 7	H: 0 LOB: 0 BB: 0 P: 7	R: 0 E: 0 K: 0 S: 3	H: 0 LOB: 0 BB: 0 P: 3	R: 1 E: 1 K: 1 S: 6	H: 0 LOB: 2 BB: 2 P: 14	R: 0 E: 0 K: 1 S: 5	H: 0 LOB: 0 BB: 0 P: 5	R: 0 E: 0 K: 1 S: 5	H: 1 LOB: 0 BB: 0 P: 3	R: 0 E: 0 K: 2 S: 8	H: 1 LOB: 2 BB: 1 P: 12	R: 0 E: 0 K: 1 S: 5	H: 0 LOB: 0 BB: 0 P: 5	R: 1 E: 0 K: 1 S: 6	H: 1 LOB: 1 BB: 1 P: 10	R: 0 E: 0 K: 1 S: 5	H: 0 LOB: 0 BB: 0 P: 5	1B: 2 2B: 0 3B: 1 HR: 0	SF: 1 SAC: 0 DP: 1 HBP: 0	WP: 0 PB: 0 SB: 0 CS: 0	PA: 34																				
PITCHER	IP	WLS	BF	H	R	ER	SO	BB	IBB	HBP	BLK	WP	HR	S	P	ERA	WHIP	PITCHER								IP	WLS	BF	H	R	ER	SO	BB	IBB	HBP	BLK	WP	HR	S	P	ERA	WHIP
Steve Baker, R (1, 1) ERA: 1.35	7.0	W	28	3	2	1	7	4	0	0	0	0	0	38	54	1.29	1.000																									
John Hiller, L (8, 1) ERA: 2.63	2.0	S	6	0	0	0	2	0	0	0	0	0	0	10	10	0.00	0.000																									

AB 29
R 2
H 3
RBI 2
BB 4
SO 9
LOB 14



Batter	1	2	3	4	5	6	7	8	9	AB	R	H	RBI	BB	SO	LOB	BOTTOM																									
Ron LeFlore, R (1, 8) OBP: 0.336, SLG: 0.390										4	0	0	0	0	0	3	<p>Baltimore Orioles @ Detroit Tigers Tiger Stadium, Detroit, MI Tue May 30 1978, 7:05 PM EDT Att: 10,530 - Unknown</p>																									
Lou Whitaker, L (1, 4) OBP: 0.384, SLG: 0.340										4	0	1	0	0	1	0																										
Rusty Staub, L (1, 10) OBP: 0.372, SLG: 0.449										4	0	1	0	0	1	1																										
Jason Thompson, L (1, 3) OBP: 0.350, SLG: 0.546										4	0	1	0	0	2	2																										
Steve Kemp, L (1, 7) OBP: 0.448, SLG: 0.393										4	1	1	0	0	1	2																										
Milt May, L (1, 2) OBP: 0.364, SLG: 0.576										4	1	1	0	0	0	0																										
Tim Corcoran, L (1, 9) OBP: 0.313, SLG: 0.280										3	2	2	1	0	0	0																										
Phil Mankowski, L (1, 5) OBP: 0.333, SLG: 0.416										2	0	2	0	0	0	0																										
Aurelio Rodriguez, R (8, PH) OBP: 0.333, SLG: 0.472										1	1	1	2	0	0	0																										
Alan Trammell, R (1, 6) OBP: 0.309, SLG: 0.348										3	0	1	2	0	1	1																										
Inning Stats	R: 0 E: 0 K: 0 S: 4	H: 1 LOB: 1 BB: 0 P: 4	R: 2 E: 0 K: 0 S: 6	H: 3 LOB: 1 BB: 0 P: 6	R: 0 E: 0 K: 1 S: 6	H: 1 LOB: 1 BB: 0 P: 6	R: 1 E: 0 K: 0 S: 5	H: 3 LOB: 1 BB: 0 P: 5	R: 0 E: 0 K: 1 S: 6	H: 1 LOB: 1 BB: 0 P: 6	R: 2 E: 0 K: 1 S: 7	H: 2 LOB: 0 BB: 0 P: 7	R: 0 E: 0 K: 3 S: 9	H: 0 LOB: 0 BB: 0 P: 9	R: 0 E: 0 K: 0 S: 3	H: 0 LOB: 0 BB: 0 P: 3	1B: 10 2B: 0 3B: 0 HR: 1	SF: 1 SAC: 0 DP: 1 HBP: 0	WP: 0 PB: 0 SB: 1 CS: 0	PA: 34																						
PITCHER	IP	WLS	BF	H	R	ER	SO	BB	IBB	HBP	BLK	WP	HR	S	P	ERA	WHIP	PITCHER								IP	WLS	BF	H	R	ER	SO	BB	IBB	HBP	BLK	WP	HR	S	P	ERA	WHIP
Nelson Briles, R (1, 1) ERA: 4.03	3.1	L	18	8	3	3	1	0	0	0	0	0	0	20	20	8.10	2.400																									
Tippy Martinez, L (4, 1) ERA: 6.33	3.2		13	3	2	2	5	0	0	0	0	0	1	23	23	4.91	0.818																									
John Flinn, R (8, 1) ERA: 6.0	1.0		3	0	0	0	0	0	0	0	0	0	0	3	3	0.00	0.000																									

AB 33
R 5
H 11
RBI 5
BB 0
SO 6
LOB 9



Batter	1	2	3	4	5	6	7	8	9	AB	R	H	RBI	BB	SO	LOB	TOP											
Paul Moltis, R OBP: 0.321, SLG: 0.406 (1, 4)	5-3	4-3			4-3			3B		4	0	1	0	0	0	1	Milwaukee Brewers @ Detroit Tigers Tiger Stadium, Detroit, MI Thu Jun 01 1978, 7:05 PM EDT Att: 11,614 - Unknown											
Don Money, R OBP: 0.356, SLG: 0.352 (1, 10)	F6		F8		F7			BB		3	0	0	0	1	0													
Cecil Cooper, L OBP: 0.366, SLG: 0.500 (1, 3)	E5 HR		F5			K		K		4	1	1	0	0	2	2												
Sal Bando, R OBP: 0.366, SLG: 0.434 (1, 5)	2H HR		5-3			6-3		F7		4	1	1	2	0	0	2												
Ben Oglivie, L OBP: 0.325, SLG: 0.474 (1, 7)	G3				F3			F8		4	0	0	0	0	0	0												
Sixto Lezcano, R OBP: 0.331, SLG: 0.563 (1, 9)		1B SF9 BB			K			6-3		3	1	0	0	1	2	0												
Dick Davis, R OBP: 0.310, SLG: 0.338 (1, 8)		E S 1B				6-3		F8		4	0	2	0	0	0	0												
Robin Yount, R OBP: 0.318, SLG: 0.339 (1, 6)		SF9			4-3			F9		2	0	0	1	0	0	1												
Buck Martinez, R OBP: 0.239, SLG: 0.279 (1, 2)		3H			5-3			6-3		2	0	0	0	0	1	1												
Larry Hisle, R OBP: 0.331, SLG: 0.513 (8, PH)		K								1	0	0	0	0	0	0												
Charlie Moore, R OBP: 0.375, SLG: 0.442 (8, 2)		1-3 K								0	0	0	0	0	0	0												
Inning Stats	R: 2 E: 1 K: 0 S: 5	H: 2 LOB: 0 BB: 0 P: 5	R: 1 E: 0 K: 1 S: 6	H: 1 LOB: 1 BB: 1 P: 10	R: 0 E: 0 K: 0 S: 3	H: 0 LOB: 0 BB: 0 P: 3	R: 0 E: 0 K: 1 S: 6	H: 1 LOB: 1 BB: 0 P: 6	R: 0 E: 0 K: 0 S: 3	H: 0 LOB: 0 BB: 0 P: 3	R: 0 E: 0 K: 0 S: 3	H: 0 LOB: 0 BB: 0 P: 3	R: 0 E: 0 K: 1 S: 6	H: 1 LOB: 2 BB: 1 P: 10	R: 0 E: 0 K: 1 S: 5	H: 0 LOB: 0 BB: 0 P: 5	1B: 2 2B: 1 3B: 1 HR: 1	SF: 1 SAC: 0 DP: 0 HBP: 0	WP: 0 PB: 0 SB: 1 CS: 0	PA: 34								
PITCHER	IP	WLS	BF	H	R	ER	SO	BB	IBB	HBP	BLK	WP	HR	S	P	ERA	WHIP											
Jim Slaton, R ERA: 4.81 (1, 1)	7.1	W	29	5	3	3	3	2	0	0	0	0	0	1	33	41	3.68	0.955										
John Hiller, L ERA: 2.53 (8, 1)	1.2	S	5	0	0	0	2	0	0	0	0	0	0	0	9	9	0.00	0.000										

Batter	1	2	3	4	5	6	7	8	9	AB	R	H	RBI	BB	SO	LOB	BOTTOM											
Ron LeFlore, R OBP: 0.333, SLG: 0.386 (1, 8)	5-3		SF9		1B SF8 1B		6-3			3	1	1	2	0	0	0	Milwaukee Brewers @ Detroit Tigers Tiger Stadium, Detroit, MI Thu Jun 01 1978, 7:05 PM EDT Att: 11,614 - Unknown											
Lou Whitaker, L OBP: 0.366, SLG: 0.346 (1, 4)	K		F7		SF8 1B		CS 1B			4	0	2	1	0	1	1												
Rusty Staub, L OBP: 0.367, SLG: 0.440 (1, 10)	F7				F8		CS	4-3		3	0	0	1	0	0	0												
Jason Thompson, L OBP: 0.346, SLG: 0.534 (1, 3)		F7			F8			F7		4	0	1	0	0	0	1												
Steve Kemp, L OBP: 0.436, SLG: 0.380 (1, 7)		6-3			L8		FC5-6 1B	3-1		4	0	1	0	0	0	1												
Milt May, L OBP: 0.355, SLG: 0.559 (1, 2)		3-1			F8		FC5-6			3	0	0	0	0	0	2												
Tim Corcoran, L OBP: 0.310, SLG: 0.279 (1, 9)			SH1-3 1B SF9 1B		F7		F7			3	1	1	0	0	0	1												
Phil Mankowski, L OBP: 0.345, SLG: 0.425 (1, 5)			SF9 SH1-3 1B		1B 1B		4-3			3	1	2	0	0	0	1												
Aurelio Rodriguez, R OBP: 0.343, SLG: 0.511 (7, 5)					1B 1B					0	0	0	0	0	0	0												
Alan Trammell, R OBP: 0.310, SLG: 0.347 (1, 6)			SH1-3		1B 1B			F8		2	1	1	0	0	0	0												
Inning Stats	R: 0 E: 0 K: 1 S: 5	H: 0 LOB: 0 BB: 0 P: 5	R: 0 E: 0 K: 0 S: 3	H: 0 LOB: 0 BB: 0 P: 3	R: 1 E: 0 K: 0 S: 5	H: 2 LOB: 1 BB: 0 P: 5	R: 0 E: 0 K: 0 S: 4	H: 1 LOB: 1 BB: 0 P: 4	R: 3 E: 0 K: 0 S: 7	H: 4 LOB: 1 BB: 0 P: 7	R: 0 E: 0 K: 0 S: 4	H: 1 LOB: 1 BB: 0 P: 4	R: 0 E: 0 K: 0 S: 3	H: 1 LOB: 0 BB: 0 P: 3	R: 0 E: 0 K: 0 S: 3	H: 0 LOB: 0 BB: 0 P: 3	1B: 9 2B: 0 3B: 0 HR: 0	SF: 2 SAC: 1 DP: 0 HBP: 0	WP: 0 PB: 0 SB: 0 CS: 1	PA: 33								
PITCHER	IP	WLS	BF	H	R	ER	SO	BB	IBB	HBP	BLK	WP	HR	S	P	ERA	WHIP											
Lary Sorensen, R ERA: 3.67 (1, 1)	8.0	L	32	9	4	4	1	0	0	0	0	0	0	0	34	34	4.50	1.125										

Batter	1	2	3	4	5	6	7	8	9	AB	R	H	RBI	BB	SO	LOB	TOP					
Roy Smalley, S OBP: 0.345, SLG: 0.389 (1, 6)	F3			5-3				E9		5	1	2	1	0	0	1						
Bombo Rivera, R OBP: 0.438, SLG: 0.403 (1, 9)		5-3				K				4	1	2	0	1	1	3						
Dan Ford, R OBP: 0.365, SLG: 0.489 (1, 8)	F9		4-3			F9	F8	FC6-4		5	0	0	0	0	0	4						
Jose Morales, R OBP: 0.348, SLG: 0.424 (1, 10)	FC5-4		L6			G3				5	0	1	0	0	0	2						
Craig Kusick, R OBP: 0.296, SLG: 0.329 (1, 3)		5-3	F4							5	1	2	1	0	0	1						
Bob Randall, R OBP: 0.321, SLG: 0.366 (1, 4)				F6						5	2	2	0	0	0	2						
Larry Wolfe, R OBP: 0.329, SLG: 0.406 (1, 5)										5	3	3	5	0	0	1						
Glenn Borgmann, R OBP: 0.349, SLG: 0.343 (1, 2)										3	1	1	0	1	0	0						
Willie Norwood, R OBP: 0.303, SLG: 0.397 (1, 7)										4	0	2	0	0	2	3						
Inning Stats	R: 0 E: 0 K: 0 S: 4	H: 1 LOB: 1 BB: 0 P: 4	R: 2 E: 0 K: 1 S: 8	H: 3 LOB: 2 BB: 1 P: 12	R: 0 E: 0 K: 0 S: 3	H: 0 LOB: 0 BB: 0 P: 3	R: 1 E: 0 K: 0 S: 5	H: 2 LOB: 1 BB: 0 P: 5	R: 4 E: 0 K: 1 S: 7	H: 4 LOB: 0 BB: 0 P: 7	R: 0 E: 0 K: 0 S: 6	H: 2 LOB: 1 BB: 0 P: 6	R: 0 E: 0 K: 0 S: 3	H: 1 LOB: 0 BB: 0 P: 3	R: 2 E: 1 K: 1 S: 7	H: 1 LOB: 1 BB: 1 P: 11	R: 0 E: 0 K: 0 S: 4	H: 1 LOB: 1 BB: 0 P: 4	1B: 12 2B: 2 3B: 0 HR: 2	SF: 0 SAC: 0 DP: 1 HBP: 0	WP: 2 PB: 0 SB: 1 CS: 0	PA: 43
PITCHER	IP	WLS	BF	H	R	ER	SO	BB	IBB	HBP	BLK	WP	HR	S	P	ERA	WHIP					
Bob Sykes, L ERA: 3.3 (1, 1)	4.2	L	23	8	5	5	1	1	0	0	0	0	1	24	28	9.64	1.929					
Steve Foucault, R ERA: 3.39 (5, 1)	2.1		10	5	2	2	1	0	0	0	0	0	1	12	12	7.71	2.143					
Jim Crawford, L ERA: 2.61 (8, 1)	2.0		10	2	2	0	1	1	0	0	0	2	0	11	15	0.00	1.500					

Minnesota Twins @ Detroit Tigers
Tiger Stadium, Detroit, MI
Sat Jun 03 1978, 3:33 AM EDT
Att: 21,227 - Unknown - 67 F

AB 41
R 9
H 15
RBI 7
BB 2
SO 3
LOB 17



Batter	1	2	3	4	5	6	7	8	9	AB	R	H	RBI	BB	SO	LOB	BOTTOM					
Lou Whitaker, L OBP: 0.366, SLG: 0.357 (1, 4)	6-3	E7		F8				6-3		4	0	1	1	0	0	0						
Phil Mankowski, L OBP: 0.337, SLG: 0.407 (1, 5)	4-3	SF9				G3		5-3		3	0	0	1	0	0	0						
Rusty Staub, L OBP: 0.366, SLG: 0.434 (1, 10)						F7		1-3		2	0	0	0	2	0	0						
Jason Thompson, L OBP: 0.352, SLG: 0.538 (1, 3)								F9		4	0	2	0	0	0	2						
Steve Kemp, L OBP: 0.424, SLG: 0.364 (1, 7)				F7		G3		4-3		3	0	0	0	1	0	1						
Milt May, L OBP: 0.339, SLG: 0.527 (1, 2)	F8			4-3				3-1		4	0	1	0	0	0	3						
Tim Corcoran, L OBP: 0.306, SLG: 0.286 (1, 9)										4	0	0	0	0	1	1						
Mickey Stanley, R OBP: 0.250, SLG: 0.313 (1, 8)										4	1	1	0	0	0	1						
Alan Trammell, R OBP: 0.324, SLG: 0.366 (1, 6)										3	1	0	0	1	0	1						
Inning Stats	R: 0 E: 0 K: 0 S: 4	H: 1 LOB: 3 BB: 2 P: 12	R: 2 E: 1 K: 1 S: 7	H: 2 LOB: 2 BB: 2 P: 15	R: 0 E: 0 K: 0 S: 3	H: 0 LOB: 0 BB: 0 P: 3	R: 0 E: 0 K: 0 S: 3	H: 0 LOB: 0 BB: 0 P: 3	R: 0 E: 0 K: 0 S: 4	H: 1 LOB: 1 BB: 0 P: 4	R: 0 E: 0 K: 0 S: 4	H: 1 LOB: 0 BB: 0 P: 4	R: 0 E: 0 K: 0 S: 3	H: 0 LOB: 0 BB: 0 P: 3	R: 0 E: 0 K: 0 S: 3	H: 0 LOB: 0 BB: 0 P: 3	R: 0 E: 0 K: 0 S: 3	H: 0 LOB: 0 BB: 0 P: 3	1B: 4 2B: 0 3B: 1 HR: 0	SF: 1 SAC: 0 DP: 0 HBP: 0	WP: 0 PB: 0 SB: 0 CS: 0	PA: 36
PITCHER	IP	WLS	BF	H	R	ER	SO	BB	IBB	HBP	BLK	WP	HR	S	P	ERA	WHIP					
Dave Goltz, R ERA: 3.13 (1, 1)	9.0	W	36	5	2	1	1	4	0	0	0	0	0	34	50	1.00	1.000					

Minnesota Twins @ Detroit Tigers
Tiger Stadium, Detroit, MI
Sat Jun 03 1978, 3:33 AM EDT
Att: 21,227 - Unknown - 67 F

AB 31
R 2
H 5
RBI 2
BB 4
SO 1
LOB 9




Batter	1	2	3	4	5	6	7	8	9	AB	R	H	RBI	BB	SO	LOB	TOP				
Hosken Powell, L OBP: 0.281, SLG: 0.287 (1, 9)	F4		F7		G3			4-3		4	0	0	0	0	0	0	Minnesota Twins @ Detroit Tigers Tiger Stadium, Detroit, MI Sun Jun 04 1978, 3:33 AM EDT Att: 36,575 - Unknown - 72 F				
Roy Smalley, S OBP: 0.335, SLG: 0.381 (1, 6)	3-1		K		3-1			F8		4	0	0	0	0	1	0					
Rod Carew, L OBP: 0.442, SLG: 0.532 (1, 3)	FC6-4 BB			HR		G3 SH1-3 1B		4-3		3	1	2	1	1	0	0					
Dan Ford, R OBP: 0.369, SLG: 0.489 (1, 8)	FC6-4 1-2			SH1-3 1B BB		SH1-3			G4-6-3 1B	2	1	1	0	1	0	1					
Mike Cabbage, L OBP: 0.371, SLG: 0.478 (1, 5)		4-3		SH1-3		G3			G4-6-3 1B	3	0	0	0	0	0	2					
Glenn Adams, L OBP: 0.287, SLG: 0.432 (1, 10)		HR		1B BB		4-3			HR	3	2	2	2	1	0	1					
Butch Wynegar, S OBP: 0.324, SLG: 0.338 (1, 2)	G4-6-3 BB			1-3 2-H 1B		L4			4-3	3	0	1	1	1	0	0					
Rich Chiles, L OBP: 0.321, SLG: 0.246 (1, 7)	G4-6-3 1-2			K		K				3	0	0	0	0	2	2					
Rob Wilfong, L OBP: 0.286, SLG: 0.229 (1, 4)			5-3		4-3				4-3	3	0	0	0	0	0	0					
Inning Stats	R: 0 E: 0 K: 0 S: 3	H: 0 LOB: 1 BB: 1 P: 7	R: 1 E: 0 K: 0 S: 3	H: 1 LOB: 0 BB: 1 P: 7	R: 0 E: 0 K: 1 S: 5	H: 0 LOB: 0 BB: 0 P: 5	R: 2 E: 0 K: 1 S: 6	H: 2 LOB: 1 BB: 2 P: 14	R: 0 E: 0 K: 0 S: 4	H: 1 LOB: 1 BB: 0 P: 4	R: 0 E: 0 K: 1 S: 5	H: 0 LOB: 0 BB: 0 P: 5	R: 0 E: 0 K: 0 S: 3	H: 0 LOB: 0 BB: 0 P: 3	R: 1 E: 0 K: 0 S: 4	H: 2 LOB: 2 BB: 0 P: 4		1B: 3 2B: 0 3B: 0 HR: 3	SF: 0 SAC: 2 DP: 2 HBP: 0	WP: 0 PB: 0 SB: 0 CS: 0	PA: 34
PITCHER	IP	WLS	BF	H	R	ER	SO	BB	IBB	HBP	BLK	WP	HR	S	P	ERA	WHIP				
Steve Baker, R ERA: 2.6 (1, 1)	4.0		17	3	3	3	2	4	0	0	0	0	2	17	33	6.75	1.750				
Jack Morris, R ERA: 4.02 (5, 1)	5.0	W	17	3	1	1	1	0	0	0	0	0	1	19	19	1.80	0.600				

Batter	1	2	3	4	5	6	7	8	9	AB	R	H	RBI	BB	SO	LOB	BOTTOM				
Alan Trammell, R OBP: 0.321, SLG: 0.362 (1, 6)	F8		P3			F8 SH E 1B		5-3		4	1	1	0	0	0	0	Minnesota Twins @ Detroit Tigers Tiger Stadium, Detroit, MI Sun Jun 04 1978, 3:33 AM EDT Att: 36,575 - Unknown - 72 F				
Aurelio Rodriguez, R OBP: 0.353, SLG: 0.526 (1, 5)	1B 2B		5-3			SH E 1B		SH5-3 1B HR		3	3	2	0	0	0	0					
Rusty Staub, L OBP: 0.370, SLG: 0.443 (1, 10)	1-3 2-H 1B			E 2B		F9		SH5-3 1-2		3	1	2	1	0	0	2					
Jason Thompson, L OBP: 0.345, SLG: 0.527 (1, 3)	1-3 1-2			L9		F8		F8		4	0	0	0	0	0	4					
Steve Kemp, L OBP: 0.421, SLG: 0.379 (1, 7)	K			K		E8 1B		HR		4	1	1	2	0	2	2					
John Wockenfuss, R OBP: 0.340, SLG: 0.347 (1, 9)				4-3		1-3 3-H 1B		HR		3	0	2	1	0	0	0					
Tim Corcoran, L OBP: 0.312, SLG: 0.301 (6, FR) (7, 9)	G6-4-3 1B					1-2 3-H 1B		FC5-4 1B		1	0	1	0	0	0	0					
Lance Parrish, R OBP: 0.236, SLG: 0.465 (1, 2)	G6-4-3 1-2				L5	FC5-4 1-2		6-3		4	0	0	0	0	0	4					
Mickey Stanley, R OBP: 0.211, SLG: 0.263 (1, 8)	4-3				F8			6-3		3	0	0	0	0	0	0					
Lou Whitaker, L OBP: 0.357, SLG: 0.347 (1, 4)			1-3		4-3			4-3		3	0	0	0	0	0	0					
Inning Stats	R: 1 E: 0 K: 1 S: 7	H: 2 LOB: 1 BB: 0 P: 7	R: 0 E: 0 K: 0 S: 3	H: 1 LOB: 0 BB: 0 P: 3	R: 0 E: 0 K: 0 S: 3	H: 0 LOB: 0 BB: 0 P: 3	R: 1 E: 1 K: 1 S: 6	H: 1 LOB: 0 BB: 0 P: 6	R: 0 E: 0 K: 0 S: 3	H: 0 LOB: 0 BB: 0 P: 3	R: 2 E: 1 K: 0 S: 7	H: 2 LOB: 2 BB: 0 P: 7	R: 0 E: 0 K: 0 S: 3	H: 0 LOB: 0 BB: 0 P: 3	R: 2 E: 0 K: 0 S: 6	H: 3 LOB: 1 BB: 0 P: 6	1B: 5 2B: 3 3B: 0 HR: 1	SF: 0 SAC: 2 DP: 1 HBP: 0	WP: 0 PB: 0 SB: 0 CS: 0	PA: 34	
PITCHER	IP	WLS	BF	H	R	ER	SO	BB	IBB	HBP	BLK	WP	HR	S	P	ERA	WHIP				
Geoff Zahn, L ERA: 2.36 (1, 1)	5.2	L	24	6	4	1	2	0	0	0	0	0	0	28	28	1.59	1.059				
Gary Serun, R ERA: 3.91 (6, 1)	1.1		5	1	1	1	0	0	0	0	0	0	0	5	5	6.75	0.750				
Mac Scarce, L ERA: 4.5 (8, 1)	0.2		4	2	1	1	0	0	0	0	0	0	1	4	4	13.50	3.000				
Tom Johnson, R ERA: 5.17 (8, 1)	0.1		1	0	0	0	0	0	0	0	0	0	0	1	1	0.00	0.000				

AB 28
R 4
H 6
RBI 4
BB 4
SO 3
LOB 6



AB 32
R 6
H 9
RBI 4
BB 0
SO 2
LOB 12



Batter	1	2	3	4	5	6	7	8	9	AB	R	H	RBI	BB	SO	LOB	TOP					
Ron LeFlore, R OBP: 0.328, SLG: 0.389	0-0 4-3		0-0 G6-4-3		0-3 K			0-0 1-3		4	0	0	0	0	1	4	Detroit Tigers @ Milwaukee Brewers Milwaukee County Stadium, Milwaukee, WI Tue Jun 06 1978, 8:05 PM EDT Att: 13,022 - Unknown - 73 F					
Lou Whitaker, L OBP: 0.354, SLG: 0.344	0-0 5-3		0-3 K			0-0 G3 1B		0-0 4-3		4	1	1	0	0	1	1						
Rusty Staub, L OBP: 0.364, SLG: 0.434	0-0 G3			0-0 F8		0-0 G3		0-0 6-3		4	0	0	0	0	0	1						
Jason Thompson, L OBP: 0.344, SLG: 0.522		0-0 L6		0-0 3-1		0-0 G4-6-3 1B		0-0 F7		4	0	1	1	0	0	0						
Steve Kemp, L OBP: 0.417, SLG: 0.376		0-0 1B		0-3 K		0-0 G4-6-3 1B		0-3 K		4	0	1	0	0	2	1						
Milt May, L OBP: 0.336, SLG: 0.518		0-0 FC3-6 1B			0-0 3-1			0-0 F8		4	0	1	0	0	0	0						
Tim Corcoran, L OBP: 0.305, SLG: 0.293		0-0 FC3-6 1B			0-0 F6			0-0 F8		3	0	0	0	0	0	1						
Phil Mankowski, L OBP: 0.357, SLG: 0.427			0-0 G6-4-3 1B		0-0 1B			0-0 1B		3	0	3	0	0	0	0						
Alan Trammell, R OBP: 0.330, SLG: 0.370			0-0 1-2 1B		0-0 1-2 1B			0-0 F8		3	0	2	0	0	0	1						
Inning Stats	R: 0 E: 0 K: 0 S: 3	H: 0 LOB: 0 BB: 0 P: 3	R: 0 E: 0 K: 0 S: 4	H: 2 LOB: 1 BB: 0 P: 4	R: 0 E: 0 K: 1 S: 6	H: 2 LOB: 1 BB: 0 P: 6	R: 0 E: 0 K: 1 S: 5	H: 0 LOB: 0 BB: 0 P: 5	R: 0 E: 0 K: 1 S: 7	H: 2 LOB: 2 BB: 0 P: 7	R: 1 E: 0 K: 0 S: 4	H: 2 LOB: 0 BB: 0 P: 4	R: 0 E: 0 K: 0 S: 4	H: 1 LOB: 1 BB: 0 P: 4	R: 0 E: 0 K: 0 S: 3	H: 0 LOB: 0 BB: 0 P: 3	R: 0 E: 0 K: 1 S: 5	H: 0 LOB: 0 BB: 0 P: 5	1B: 9 2B: 0 3B: 0 HR: 0	SF: 0 SAC: 0 DP: 2 HBP: 0	WP: 0 PB: 0 SB: 0 CS: 0	PA: 33
PITCHER Lary Sorensen, R ERA: 3.44	IP: 9.0 WLS: W BF: 33 H: 9 R: 1 ER: 1 SO: 4 BB: 0 IBB: 0 HBP: 0 BLK: 0 WP: 0 HR: 0 S: 41 P: 41 ERA: 1.00 WHIP: 1.000															PITCHER						

Batter	1	2	3	4	5	6	7	8	9	AB	R	H	RBI	BB	SO	LOB	BOTTOM			
Paul Molitor, R OBP: 0.321, SLG: 0.430	0-0 1B		0-0 HR		0-0 4-3			0-0 5-3		4	2	2	1	0	0	2	Detroit Tigers @ Milwaukee Brewers Milwaukee County Stadium, Milwaukee, WI Tue Jun 06 1978, 8:05 PM EDT Att: 13,022 - Unknown - 73 F			
Robin Yount, R OBP: 0.305, SLG: 0.312	0-0 1B		0-0 4-3		0-0 F9		0-0 5-3		4	1	1	0	0	0	0	0				
Cecil Cooper, L OBP: 0.370, SLG: 0.500	0-0 1B		0-0 P6		0-0 G3		0-0 L3		4	0	1	1	0	0	0	0				
Larry Hise, R OBP: 0.352, SLG: 0.546	0-0 G6-4-3		0-0 BB		0-0 2B		0-3 K		3	0	1	0	1	1	1	1				
Sal Bando, R OBP: 0.355, SLG: 0.429	0-0 4-3		0-3 K		0-0 P6			0-0 1B		4	0	1	0	0	1	2				
Sixto Lezcano, R OBP: 0.371, SLG: 0.555		0-0 P6		0-0 F8		0-0 F3		0-3 K		4	0	0	0	0	1	0				
Ben Oglivie, L OBP: 0.333, SLG: 0.471		0-0 CS 1B		0-0 6-3		0-0 HR BB		0-0 5-3		3	1	1	0	1	0	0				
Gorman Thomas, R OBP: 0.370, SLG: 0.535		0-0 1-2 2B		0-0 2B		0-0 HR				3	1	3	2	0	0	0				
Charlie Moore, R OBP: 0.364, SLG: 0.459		0-0 6-3		0-0 BB		0-0 G3				2	0	0	0	1	0	1				
Inning Stats	R: 2 E: 0 K: 0 S: 5	H: 3 LOB: 0 BB: 0 P: 5	R: 0 E: 0 K: 0 S: 4	H: 2 LOB: 1 BB: 0 P: 4	R: 1 E: 0 K: 1 S: 6	H: 1 LOB: 1 BB: 1 P: 10	R: 0 E: 0 K: 0 S: 4	H: 1 LOB: 2 BB: 1 P: 8	R: 2 E: 0 K: 0 S: 4	H: 1 LOB: 0 BB: 1 P: 8	R: 0 E: 0 K: 1 S: 5	H: 0 LOB: 0 BB: 0 P: 5	R: 0 E: 0 K: 1 S: 5	H: 1 LOB: 0 BB: 0 P: 5	R: 0 E: 0 K: 1 S: 5	H: 1 LOB: 0 BB: 0 P: 5	1B: 5 2B: 3 3B: 0 HR: 2	SF: 0 SAC: 0 DP: 1 HBP: 0	WP: 0 PB: 0 SB: 0 CS: 1	PA: 34
PITCHER Milt Wilcox, R ERA: 3.48 Steve Foucault, R ERA: 3.05	IP: 6.0 WLS: L BF: 28 H: 9 R: 5 ER: 5 SO: 1 BB: 3 IBB: 0 HBP: 0 BLK: 0 WP: 0 HR: 2 S: 27 P: 39 ERA: 7.50 WHIP: 2.000															PITCHER				

Batter	1	2	3	4	5	6	7	8	9	AB	R	H	RBI	BB	SO	LOB	TOP										
Willie Wilson, S OBP: 0.298, SLG: 0.317	E1 E S 4-3		FC6-4 1B		FC6 1-2			5-3		4	1	1	0	0	0	2	Kansas City Royals @ Detroit Tigers Tiger Stadium, Detroit, MI Fri Jun 09 1978, 7:05 PM EDT Att: 32,309 - Unknown										
Hal McRae, R OBP: 0.338, SLG: 0.498	4-3		FC6-4 1-2			F9			1B SF7 BB	3	1	0	1	1	0	1											
Clint Hurdle, L OBP: 0.297, SLG: 0.362	4-3			4-3		3-1			1-3 1B	4	0	1	0	0	0	0											
George Brett, L OBP: 0.363, SLG: 0.548				P4		F9			P6	4	0	1	0	0	0	2											
Al Cowens, R OBP: 0.319, SLG: 0.401	CS 1-2	F9		K					SF7	3	0	0	1	0	1	0											
Darrell Porter, L OBP: 0.375, SLG: 0.462					4-3					3	0	0	0	0	1	0											
Amos Otis, R OBP: 0.368, SLG: 0.547						L6			K	1	0	0	0	0	1	1											
Tom Poquette, L OBP: 0.258, SLG: 0.371					F9					3	0	0	0	0	0	0											
U L Washington, S OBP: 0.365, SLG: 0.294										1	0	0	0	1	0	0											
Ralph LaCock, L OBP: 0.225, SLG: 0.243			G3							1	0	0	0	0	0	0											
Jerry Terrell, R OBP: 0.245, SLG: 0.196						S BB				0	0	0	0	0	0	0											
Frank White, R OBP: 0.327, SLG: 0.374				6-3					P6	2	0	0	0	1	0	0											
Inning Stats	R: 1 E: 1 K: 0 S: 4	H: 1 LOB: 0 BB: 0 P: 4	R: 0 E: 0 K: 1 S: 5	H: 0 LOB: 0 BB: 0 P: 5	R: 0 E: 0 K: 1 S: 4	H: 1 LOB: 1 BB: 0 P: 4	R: 0 E: 0 K: 1 S: 5	H: 0 LOB: 0 BB: 0 P: 5	R: 0 E: 0 K: 0 S: 3	H: 0 LOB: 2 BB: 0 P: 11	R: 0 E: 0 K: 0 S: 3	H: 0 LOB: 0 BB: 0 P: 3	R: 0 E: 0 K: 0 S: 3	H: 0 LOB: 0 BB: 0 P: 3	R: 0 E: 0 K: 1 S: 6	H: 1 LOB: 1 BB: 1 P: 10		1B: 3 2B: 0 3B: 0 HR: 0	SF: 1 SAC: 0 DP: 0 HBP: 0	WP: 0 PB: 0 SB: 2 CS: 1	PA: 34						
PITCHER	IP	WLS	BF	H	R	ER	SO	BB	IBB	HBP	BLK	WP	HR	S	P	ERA	WHIP										
Jack Billingham, R ERA: 3.46	(1, 1)	8.0	W	30	3	2	1	2	3	0	0	0	0	31	43	1.12	0.750										
John Hiller, L ERA: 2.47	(9, 1)	1.0	S	3	0	0	0	1	0	0	0	0	0	5	5	0.00	0.000										

Batter	1	2	3	4	5	6	7	8	9	AB	R	H	RBI	BB	SO	LOB	BOTTOM											
Ron LeFlore, R OBP: 0.329, SLG: 0.384	6-3		FC3-6 S BB		6-3					3	0	1	0	1	0	0	Kansas City Royals @ Detroit Tigers Tiger Stadium, Detroit, MI Fri Jun 09 1978, 7:05 PM EDT Att: 32,309 - Unknown											
Steve Kemp, L OBP: 0.432, SLG: 0.389	4-3		FC3-6 1-2 BB		E6 1B					3	0	2	0	1	0	0												
Rusty Staub, L OBP: 0.358, SLG: 0.446	G3		FC3-6 1-2 2-3		F7 1B					4	0	0	0	0	1	5												
Jason Thompson, L OBP: 0.347, SLG: 0.514		E5 HR	F5		4-3					4	1	0	0	0	0	3												
Aurelio Rodriguez, R OBP: 0.352, SLG: 0.540		HR			6-3					4	1	1	2	0	0	0												
Lance Parrish, R OBP: 0.237, SLG: 0.449		F7		1B 1B BB		F9				3	1	0	0	1	1	0												
John Wockenfuss, R OBP: 0.339, SLG: 0.346										3	0	1	0	0	0	0												
Tim Corcoran, L OBP: 0.308, SLG: 0.294		5-3		1B 1B		6-3				0	0	0	0	0	0	0												
Alan Trammell, R OBP: 0.333, SLG: 0.379		6-3								3	0	1	1	0	0	0												
Lou Whitaker, L OBP: 0.348, SLG: 0.338					4-3					3	0	0	0	0	0	1												
Inning Stats	R: 0 E: 0 K: 0 S: 3	H: 0 LOB: 0 BB: 0 P: 3	R: 2 E: 1 K: 0 S: 5	H: 1 LOB: 0 BB: 0 P: 5	R: 0 E: 0 K: 0 S: 3	H: 0 LOB: 2 BB: 2 P: 11	R: 1 E: 0 K: 0 S: 4	H: 2 LOB: 1 BB: 1 P: 8	R: 0 E: 1 K: 0 S: 4	H: 1 LOB: 1 BB: 0 P: 4	R: 0 E: 0 K: 0 S: 3	H: 0 LOB: 0 BB: 0 P: 3	R: 0 E: 0 K: 1 S: 7	H: 2 LOB: 2 BB: 0 P: 7	R: 0 E: 0 K: 1 S: 5	H: 0 LOB: 0 BB: 0 P: 5		1B: 5 2B: 0 3B: 0 HR: 1	SF: 0 SAC: 0 DP: 0 HBP: 0	WP: 0 PB: 0 SB: 1 CS: 0	PA: 33							
PITCHER	IP	WLS	BF	H	R	ER	SO	BB	IBB	HBP	BLK	WP	HR	S	P	ERA		WHIP										
Paul Spittorf, L ERA: 2.53	(1, 1)	8.0	L	33	6	3	2	2	3	0	0	0	1	34	46	2.25		1.125										

Batter	1	2	3	4	5	6	7	8	9	AB	R	H	RBI	BB	SO	LOB	TOP					
Frank White, R OBP: 0.324, SLG: 0.388 (1, 4)										5	1	1	1	0	1	2	Kansas City Royals @ Detroit Tigers Tiger Stadium, Detroit, MI Sat Jun 10 1978, 3:33 AM EDT Att: 32,381 - Unknown					
Hal McRae, R OBP: 0.239, SLG: 0.495 (1, 10)										5	0	2	0	0	1	0						
George Brett, L OBP: 0.360, SLG: 0.553 (1, 5)										4	1	1	0	0	0	2						
Amos Otis, R OBP: 0.371, SLG: 0.561 Willie Wilson, S OBP: 0.296, SLG: 0.317 (7, PR) (7, 8)										3	1	1	2	1	0	0						
Al Cowens, R OBP: 0.318, SLG: 0.398 (1, 9)										4	1	1	0	0	0	2						
John Wathan, R OBP: 0.329, SLG: 0.362 (1, 2)										4	2	2	0	0	0	0						
Joe Zdeb, R OBP: 0.300, SLG: 0.421 (1, 7)										4	0	2	1	0	0	0						
Clint Hurdle, L OBP: 0.289, SLG: 0.352 Ralph LaCock, L OBP: 0.225, SLG: 0.243 (1, 3) (8, 3)										4	0	0	0	0	0	3						
U L Washington, S OBP: 0.348, SLG: 0.286 (1, 6)										4	0	1	1	0	1	0						
Inning Stats	R: 0 E: 0 K: 1 S: 5	H: 1 LOB: 0 BB: 0 P: 5	R: 0 E: 0 K: 0 S: 3	H: 0 LOB: 0 BB: 0 P: 3	R: 0 E: 0 K: 0 S: 3	H: 0 LOB: 0 BB: 0 P: 3	R: 0 E: 0 K: 0 S: 3	H: 0 LOB: 0 BB: 0 P: 3	R: 2 E: 0 K: 0 S: 7	H: 4 LOB: 2 BB: 0 P: 7	R: 3 E: 0 K: 0 S: 7	H: 4 LOB: 1 BB: 0 P: 7	R: 1 E: 0 K: 2 S: 9	H: 2 LOB: 3 BB: 1 P: 13	R: 0 E: 0 K: 0 S: 3	H: 0 LOB: 0 BB: 0 P: 3		R: 0 E: 0 K: 0 S: 3	H: 0 LOB: 0 BB: 0 P: 3	1B: 8 2B: 0 3B: 1 HR: 2	SF: 0 SAC: 0 DP: 1 HBP: 0	WP: 1 PB: 0 SB: 3 CS: 0
PITCHER	IP WLS BF H R ER SO BB IBB HBP BLK WP HR S P ERA WHIP	4.2 L 14 6 4 3 2 1 0 0 0 0 2 17 20 3.86 1.071	2.1 L 14 6 4 3 2 1 0 0 0 1 2 17 21 11.57 3.000	2.0 L 6 0 0 0 0 0 0 0 0 0 0 6 6 0.00 0.000	PITCHER										IP WLS BF H R ER SO BB IBB HBP BLK WP HR S P ERA WHIP							

Batter	1	2	3	4	5	6	7	8	9	AB	R	H	RBI	BB	SO	LOB	BOTTOM					
Lou Whitaker, L OBP: 0.343, SLG: 0.333 (1, 4)										5	0	1	0	0	1	2	Kansas City Royals @ Detroit Tigers Tiger Stadium, Detroit, MI Sat Jun 10 1978, 3:33 AM EDT Att: 32,381 - Unknown					
Steve Kemp, L OBP: 0.435, SLG: 0.416 (1, 7)										5	2	3	1	0	1	0						
Rusty Staub, L OBP: 0.352, SLG: 0.438 (1, 10)										4	0	0	0	0	1	2						
Jason Thompson, L OBP: 0.358, SLG: 0.532 (1, 3)										2	1	2	2	2	0	0						
Milt May, L OBP: 0.328, SLG: 0.496 (1, 2)										4	0	0	0	0	1	4						
Tim Corcoran, L OBP: 0.307, SLG: 0.301 (1, 9)										4	0	1	0	0	0	0						
Ron LeFlore, R OBP: 0.324, SLG: 0.377 (1, 8)										4	0	0	0	0	1	2						
Phil Mankowski, L OBP: 0.362, SLG: 0.426 (1, 5)										3	0	1	0	1	0	0						
Alan Trammell, R OBP: 0.331, SLG: 0.375 (1, 6)										4	0	1	0	0	1	3						
Inning Stats	R: 1 E: 0 K: 0 S: 5	H: 3 LOB: 1 BB: 0 P: 5	R: 0 E: 0 K: 0 S: 3	H: 0 LOB: 0 BB: 0 P: 3	R: 1 E: 0 K: 1 S: 6	H: 1 LOB: 0 BB: 0 P: 6	R: 0 E: 0 K: 1 S: 6	H: 1 LOB: 3 BB: 2 P: 14	R: 0 E: 0 K: 2 S: 8	H: 1 LOB: 2 BB: 1 P: 12	R: 0 E: 0 K: 0 S: 5	H: 2 LOB: 2 BB: 0 P: 5	R: 1 E: 0 K: 1 S: 6	H: 1 LOB: 0 BB: 0 P: 6	R: 0 E: 0 K: 0 S: 3	H: 0 LOB: 0 BB: 0 P: 3		R: 0 E: 0 K: 1 S: 5	H: 0 LOB: 0 BB: 0 P: 5	1B: 4 2B: 3 3B: 0 HR: 2	SF: 0 SAC: 0 DP: 0 HBP: 0	WP: 0 PB: 1 SB: 0 CS: 0
PITCHER	IP WLS BF H R ER SO BB IBB HBP BLK WP HR S P ERA WHIP	9.0 W 38 9 3 3 6 2 1 0 0 0 2 47 59 3.00 1.222	PITCHER										IP WLS BF H R ER SO BB IBB HBP BLK WP HR S P ERA WHIP									

Batter	1	2	3	4	5	6	7	8	9	10	AB	R	H	RBI	BB	SO	LOB	TOP	
Steve Braun, L OBP: 0.280, SLG: 0.366 (1, 7) (9, 5)	0-3 K		0-0 F8		0-0 L8			0-0 L8		0-3 K	5	0	0	0	0	2	0	Kansas City Royals @ Detroit Tigers Tiger Stadium, Detroit, MI Sun Jun 11 1978, 3:33 AM EDT Att: 24,210 - Unknown	
Hal McRae, R OBP: 0.332, SLG: 0.484 (1, 10) X	0-0 5-3		0-3 K			0-0 6-3		0-3 K		0-0 L6	5	0	0	0	0	2	0		
George Brett, L OBP: 0.357, SLG: 0.545 Willie Wilson, S OBP: 0.298, SLG: 0.317 (1, 5) (9, PR) (9, 7)	0-0 6-3			0-0 F7		0-0 G3			0-0 S 1B		4	0	1	0	0	0	0		
Amos Otis, R OBP: 0.374, SLG: 0.557 (1, 8)		4-0 G3 WP 6-3 BB		0-0 S 1B		0-0 6-3			0-0 F3		3	1	1	0	1	0	1		
Clint Hurdle, L OBP: 0.294, SLG: 0.351 (1, 3)		4-0 6-3 G3 1-2 BB		0-3 K				0-3 K		0-0 BB 1B	3	0	1	1	1	2	1		
Darrell Porter, L OBP: 0.324, SLG: 0.357 John Wathan, R OBP: 0.324, SLG: 0.357 (1, 2) (9, PH) (9, 2)		0-0 G3		4-0 BB				4-0 BB		0-3 K	1	0	0	0	2	0	2		
Al Cowens, R OBP: 0.316, SLG: 0.392 (1, 9)		0-0 6-3		0-0 F2				0-0 L7		4-0 FC4 BB	3	0	0	1	1	0	4		
U L Washington, S OBP: 0.333, SLG: 0.280 (1, 6)		0-0 4-3			0-0 CS 1B			0-0 4-3		0-0 FC4	4	0	1	0	0	0	4		
Frank White, R OBP: 0.320, SLG: 0.383 Tom Poquette, L OBP: 0.255, SLG: 0.367 Jerry Terrell, R OBP: 0.240, SLG: 0.191 (1, 4) (8, PH) (8, 4)			0-0 5-3		0-0 F4			0-0 F7		0-0 4-3	2	0	0	0	0	0	1		
Inning Stats	R: 0 E: 0 K: 1 S: 5	H: 0 LOB: 0 BB: 0 P: 5	R: 1 E: 0 K: 0 S: 3	H: 0 LOB: 1 BB: 2 P: 11	R: 0 E: 0 K: 1 S: 5	H: 0 LOB: 0 BB: 0 P: 5	R: 0 E: 0 K: 1 S: 6	H: 1 LOB: 2 BB: 1 P: 10	R: 0 E: 0 K: 0 S: 3	H: 0 LOB: 0 BB: 0 P: 3	R: 0 E: 0 K: 1 S: 5	H: 0 LOB: 1 BB: 1 P: 9	R: 0 E: 0 K: 1 S: 7	H: 2 LOB: 2 BB: 1 P: 11	R: 0 E: 0 K: 1 S: 5	H: 0 LOB: 0 BB: 0 P: 5	1B: 4 2B: 0 3B: 0 HR: 0		SF: 0 SAC: 0 DP: 0 HBP: 0
PITCHER	IP 8.1	WLS 32	BF 4	H 2	R 2	ER 2	SO 5	BB 4	IBB 0	HBP 0	BLK 0	WP 1	HR 0	S 38	P 54	ERA 2.16	WHIP 0.960		
Steve Baker, R ERA: 2.45 John Hiller, L ERA: 2.38 (1, 1) (9, 1)	1.2	W	6	0	0	0	2	1	0	0	0	0	0	9	13	0.00	0.600		

Batter	1	2	3	4	5	6	7	8	9	10	AB	R	H	RBI	BB	SO	LOB	BOTTOM	
Ron LeFlore, R OBP: 0.325, SLG: 0.382 (1, 8) X	0-0 G3		0-3 K		0-0 5-3			0-0 FC2-6 1B		0-0 HR	5	1	2	0	0	1	1	Kansas City Royals @ Detroit Tigers Tiger Stadium, Detroit, MI Sun Jun 11 1978, 3:33 AM EDT Att: 24,210 - Unknown	
Steve Kemp, L OBP: 0.435, SLG: 0.410 (1, 7) BB BB	4-0 1B BB		0-0 E4 1-3		0-0 F7		0-0 FC2-6 G3-6 1-2r		4-0 HR BB	3	2	0	0	2	0	1			
Rusty Staub, L OBP: 0.353, SLG: 0.450 (1, 10) X	0-0 6-3 1B 1-2 1B		0-0 L1-3		0-0 G3		0-0 G3-6 1-2r		0-0 HR	5	1	2	3	0	0	2			
Jason Thompson, L OBP: 0.361, SLG: 0.536 (1, 3) X	0-0 6-3 1B 1-2 2-H		0-0 L9			0-0 P6		0-0 SH1-3 2B			4	0	2	1	0	0			
Aurelio Rodriguez, R OBP: 0.342, SLG: 0.524 (1, 5) X	0-0 6-3			0-0 P6		0-0 6-3		0-0 SH1-3		2-3	3	0	0	0	0	2			
Lance Parrish, R OBP: 0.237, SLG: 0.441 (1, 2) X	0-0 5-3			0-0 1B SF8 1B		0-0 P4		0-0 K			4	1	1	0	0	1	3		
John Wockenfuss, R OBP: 0.350, SLG: 0.345 (1, 9)		0-0 L3		0-0 1-3 1B		0-0 P4		4-0 IBB			3	0	1	0	1	0			
Alan Trammell, R OBP: 0.328, SLG: 0.374 (1, 6)		0-0 FC5-4 1B		0-0 SF8		0-0 F8		0-0 P4			3	0	1	1	0	0	2		
Lou Whitaker, L OBP: 0.333, SLG: 0.324 (1, 4) X	0-0 FC5-4		0-0 L8		0-0 F8			0-3 K			4	0	0	0	0	1	2		
Inning Stats	R: 1 E: 0 K: 0 S: 5	H: 2 LOB: 2 BB: 1 P: 9	R: 0 E: 0 K: 1 S: 6	H: 1 LOB: 1 BB: 0 P: 6	R: 0 E: 1 K: 0 S: 3	H: 0 LOB: 0 BB: 0 P: 3	R: 1 E: 0 K: 0 S: 5	H: 2 LOB: 1 BB: 0 P: 5	R: 0 E: 0 K: 0 S: 3	H: 0 LOB: 0 BB: 0 P: 3	R: 0 E: 0 K: 0 S: 3	H: 1 LOB: 0 BB: 0 P: 3	R: 0 E: 0 K: 1 S: 6	H: 1 LOB: 2 BB: 1 P: 10	R: 3 E: 0 K: 1 S: 5	H: 2 LOB: 0 BB: 1 P: 9	1B: 6 2B: 3 3B: 0 HR: 1		SF: 1 SAC: 1 DP: 2 HBP: 0
PITCHER	IP 8.0	WLS 30	BF 6	H 2	R 2	ER 2	SO 1	BB 1	IBB 0	HBP 0	BLK 0	WP 0	HR 0	S 31	P 35	ERA 2.25	WHIP 0.875		
Larry Gura, L ERA: 3.35 Al Hrabosky, L ERA: 2.45 (1, 1) (9, 1)	1.1	L	9	3	3	3	2	1	1	0	0	0	1	11	19	20.25	3.000		

Batter	1	2	3	4	5	6	7	8	9	AB	R	H	RBI	BB	SO	LOB	TOP					
Paul Moltor, R OBP: 0.347, SLG: 0.458 (1, 4)	5-3	L5		BB		P6		E6		4	0	1	0	1	0	1	Milwaukee Brewers @ Detroit Tigers Tiger Stadium, Detroit, MI Tue Jun 13 1978, 7:05 PM EDT Att: 16,622 - Unknown					
Don Money, R OBP: 0.357, SLG: 0.402 (1, 3)	K		BB	F7			FC6-4	F6		3	1	0	0	0	1	2						
Sal Bando, R OBP: 0.359, SLG: 0.409 (1, 5)	1B		BB	1B			L7	E6		4	0	2	0	1	0	2						
Larry Hisle, R OBP: 0.364, SLG: 0.538 (1, 10)	P4		BB	1B			FC6-4	F6		5	1	1	1	0	0	3						
Ben Oglivie, L OBP: 0.341, SLG: 0.491 (1, 7)		1B		P6				5-3		4	2	2	2	1	1	3						
Sixto Lezcano, R OBP: 0.378, SLG: 0.552 (1, 9)	HR			F8				1B		5	1	3	1	0	0	3						
Robin Yount, R OBP: 0.318, SLG: 0.356 (1, 6)	L9			L8				5-3		5	1	2	0	0	0	5						
Gorman Thomas, R OBP: 0.344, SLG: 0.508 (1, 8)	F7			6-3				1B		3	0	0	0	1	1	3						
Charlie Moore, R OBP: 0.354, SLG: 0.468 (1, 2)	HR			6-3				5-3		5	1	2	3	0	0	3						
Inning Stats	R: 0 E: 0 K: 1 S: 6	H: 1 LOB: 1 BB: 0 P: 6	R: 3 E: 0 K: 0 S: 6	H: 3 LOB: 0 BB: 0 P: 6	R: 1 E: 0 K: 0 S: 4	H: 1 LOB: 2 BB: 1 P: 9	R: 0 E: 0 K: 0 S: 3	H: 0 LOB: 1 BB: 1 P: 7	R: 0 E: 0 K: 1 S: 6	H: 1 LOB: 1 BB: 0 P: 6	R: 1 E: 0 K: 0 S: 4	H: 2 LOB: 0 BB: 0 P: 4	R: 2 E: 0 K: 1 S: 8	H: 3 LOB: 2 BB: 0 P: 9	R: 0 E: 1 K: 0 S: 4	H: 1 LOB: 1 BB: 0 P: 4	R: 0 E: 0 K: 0 S: 4	H: 1 LOB: 3 BB: 2 P: 12	1B: 9 2B: 1 3B: 1 HR: 2	SF: 0 SAC: 1 DP: 0 HBP: 2	WP: 0 PB: 0 SB: 0 CS: 1	PA: 45
PITCHER	IP	WLS	BF	H	R	ER	SO	BB	IBB	HBP	BLK	WP	HR	S	P	ERA	WHIP					
Jim Slaton, R ERA: 4.77 (1, 1)	6.2	L	32	9	7	7	2	2	0	2	0	0	2	32	42	9.45	1.650					
Steve Foucault, R ERA: 2.49 (7, 1)	2.1		13	4	0	0	1	2	0	0	0	0	0	13	21	0.00	2.571					

Batter	1	2	3	4	5	6	7	8	9	AB	R	H	RBI	BB	SO	LOB	BOTTOM				
Ron LeFlore, R OBP: 0.323, SLG: 0.378 (1, 8)	F8		1B				FC4-6			4	1	1	0	0	0	1	Milwaukee Brewers @ Detroit Tigers Tiger Stadium, Detroit, MI Tue Jun 13 1978, 7:05 PM EDT Att: 16,622 - Unknown				
Steve Kemp, L OBP: 0.443, SLG: 0.415 (1, 7)	5-3		1B				FC4-6			4	0	2	1	0	0	1					
Rusty Staub, L OBP: 0.349, SLG: 0.452 (1, 10)	1B		G1-6-3					G3		3	0	0	0	1	0	2					
Jason Thompson, L OBP: 0.357, SLG: 0.539 (1, 3)	1B		L7					4-3		4	0	1	0	0	0	0					
Aurelio Rodriguez, R OBP: 0.342, SLG: 0.509 (1, 5)	FC5-4							F7		4	0	1	0	0	0	2					
Lance Parrish, R OBP: 0.246, SLG: 0.438 (1, 2)	5-3							F4		3	0	1	0	1	0	1					
John Wockenfuss, R OBP: 0.333, SLG: 0.317 (1, 9)	1-3							G6-4-3		4	0	0	0	0	0	3					
Alan Trammell, R OBP: 0.317, SLG: 0.354 (1, 6)	4-3							L8		4	0	0	0	0	0	1					
Lou Whitaker, L OBP: 0.335, SLG: 0.327 (1, 4)			1B					B1		3	1	2	0	0	0	0					
Inning Stats	R: 0 E: 0 K: 0 S: 4	H: 1 LOB: 2 BB: 1 P: 8	R: 0 E: 0 K: 0 S: 3	H: 0 LOB: 0 BB: 0 P: 3	R: 2 E: 0 K: 0 S: 5	H: 3 LOB: 0 BB: 0 P: 5	R: 0 E: 0 K: 0 S: 4	H: 1 LOB: 1 BB: 0 P: 4	R: 0 E: 0 K: 0 S: 4	H: 1 LOB: 1 BB: 0 P: 4	R: 0 E: 1 K: 0 S: 4	H: 1 LOB: 1 BB: 0 P: 4	R: 0 E: 0 K: 0 S: 3	H: 0 LOB: 0 BB: 0 P: 3	R: 0 E: 0 K: 0 S: 2	H: 0 LOB: 0 BB: 1 P: 6	1B: 8 2B: 0 3B: 0 HR: 0	SF: 0 SAC: 0 DP: 2 HBP: 0	WP: 0 PB: 0 SB: 0 CS: 0	PA: 35	
PITCHER	IP	WLS	BF	H	R	ER	SO	BB	IBB	HBP	BLK	WP	HR	S	P	ERA	WHIP				
Mike Caldwell, L ERA: 3.11 (1, 1)	9.0	W	35	8	2	2	0	2	0	0	1	0	0	33	41	2.00	1.111				


Batter	1	2	3	4	5	6	7	8	9	AB	R	H	RBI	BB	SO	LOB	TOP								
Ron LeFlore, R OBP: 0.318, SLG: 0.371 (1, 8)										4	0	0	0	0	1	1	<p>Detroit Tigers @ Kansas City Royals Royals Stadium, Kansas City, MO Wed Jun 14 1978, 8:05 PM EDT Att: 21,025 - Unknown</p>								
Steve Kemp, L OBP: 0.440, SLG: 0.409 (1, 7)										3	0	0	0	1	1										
Rusty Staub, L OBP: 0.347, SLG: 0.449 (1, 10)										4	0	1	0	0	0										
Jason Thompson, L OBP: 0.352, SLG: 0.530 (1, 3)										4	0	0	0	0	2										
Aurelio Rodriguez, R OBP: 0.339, SLG: 0.509 (1, 5)										4	0	1	0	0	2										
Mickey Stanley, R OBP: 0.227, SLG: 0.409 (1, 9)										3	1	1	1	0	0	1									
Lance Parrish, R OBP: 0.240, SLG: 0.424 (1, 2)										3	0	0	0	0	0	1									
Alan Trammell, R OBP: 0.310, SLG: 0.346 (1, 6)										3	0	0	0	0	0	0									
Lou Whitaker, L OBP: 0.335, SLG: 0.327 (1, 4)										3	0	1	0	0	1	0									
Inning Stats	R: 0 E: 0 K: 1 S: 6	H: 1 LOB: 2 BB: 1 P: 10	R: 0 E: 0 K: 0 S: 3	H: 0 LOB: 0 BB: 0 P: 3	R: 0 E: 0 K: 1 S: 5	H: 0 LOB: 0 BB: 0 P: 5	R: 0 E: 0 K: 0 S: 3	H: 0 LOB: 0 BB: 0 P: 3	R: 1 E: 0 K: 0 S: 4	H: 1 LOB: 0 BB: 0 P: 4	R: 0 E: 0 K: 0 S: 3	H: 0 LOB: 0 BB: 0 P: 3	R: 0 E: 0 K: 1 S: 6	H: 1 LOB: 1 BB: 0 P: 6	R: 0 E: 0 K: 0 S: 3	H: 0 LOB: 0 BB: 0 P: 3	1B: 2 2B: 1 3B: 0 HR: 1	SF: 0 LOB: 0 SAC: 0 HBP: 0	WP: 0 PB: 0 SB: 0 CS: 0	PA: 32					
PITCHER Paul Splittorf, L ERA: 2.41 (1, 1)	IP: 9.0 WLS: W BF: 32	H: 4 R: 1 ER: 1 SO: 3	BB: 1 IBB: 0 HBP: 0 BLK: 0	WP: 0 HR: 1 S: 37 P: 41	ERA: 1.00 WHIP: 0.556																				

Batter	1	2	3	4	5	6	7	8	9	AB	R	H	RBI	BB	SO	LOB	BOTTOM								
Tom Poquette, L OBP: 0.273, SLG: 0.390 (1, 7)										3	0	1	1	1	0	2	<p>Detroit Tigers @ Kansas City Royals Royals Stadium, Kansas City, MO Wed Jun 14 1978, 8:05 PM EDT Att: 21,025 - Unknown</p>								
Joe Zdeb, R OBP: 0.293, SLG: 0.410 (8, FH) (9, 7)										4	0	1	1	0	1	2									
Hal McRae, R OBP: 0.325, SLG: 0.466 (1, 10)										3	1	2	1	1	0	1									
George Brett, L OBP: 0.365, SLG: 0.543 (1, 5)										4	1	1	2	1	0	3									
Amos Otis, R OBP: 0.365, SLG: 0.553 (1, 8)										4	1	1	2	1	0	3									
Darrell Porter, L OBP: 0.393, SLG: 0.475 (1, 2)										3	0	1	0	2	0	2									
Ralph LaCock, L OBP: 0.235, SLG: 0.313 (1, 3)										4	0	1	0	0	0	3									
Al Cowens, R OBP: 0.317, SLG: 0.396 (1, 9)										4	1	1	0	0	0	2									
Freddie Patek, R OBP: 0.312, SLG: 0.352 (1, 6)										2	2	2	1	1	0	0									
Frank White, R OBP: 0.342, SLG: 0.409 (1, 4)										1	2	0	0	2	0	0									
Inning Stats	R: 0 E: 0 K: 0 S: 4	H: 1 LOB: 1 BB: 0 P: 4	R: 0 E: 0 K: 0 S: 3	H: 1 LOB: 0 BB: 0 P: 3	R: 4 E: 0 K: 0 S: 5	H: 3 LOB: 0 BB: 2 P: 13	R: 0 E: 0 K: 0 S: 4	H: 1 LOB: 2 BB: 0 P: 5	R: 0 E: 0 K: 1 S: 6	H: 1 LOB: 2 BB: 1 P: 10	R: 1 E: 0 K: 0 S: 4	H: 1 LOB: 1 BB: 1 P: 8	R: 0 E: 0 K: 0 S: 4	H: 2 LOB: 2 BB: 1 P: 8	R: 2 E: 0 K: 0 S: 4	H: 0 LOB: 3 BB: 3 P: 16	1B: 7 2B: 1 3B: 1 HR: 1	SF: 3 LOB: 1 SAC: 1 HBP: 1	WP: 3 PB: 0 SB: 2 CS: 0	PA: 41					
PITCHER Jack Billingham, R ERA: 3.76 Jim Crawford, L ERA: 2.92 (7, 1)	IP: 6.0 WLS: L BF: 29	H: 8 R: 5 ER: 5 SO: 1	BB: 3 IBB: 1 HBP: 0 BLK: 0	WP: 1 HR: 1 S: 26 P: 43	ERA: 7.50 WHIP: 1.833																				

Batter	1	2	3	4	5	6	7	8	9	AB	R	H	RBI	BB	SO	LOB	TOP			
Ron LeFlore, R OBP: 0.313, SLG: 0.364 (1, 8)										5	0	0	0	0	0	3	3			
Steve Kemp, L OBP: 0.441, SLG: 0.408 (1, 7)										3	1	1	0	1	0	1				
Rusty Staub, L OBP: 0.350, SLG: 0.450 (1, 10)										4	1	2	0	0	0	1				
Jason Thompson, L OBP: 0.350, SLG: 0.525 (1, 3)										4	0	1	0	0	2	4				
Milt May, L OBP: 0.324, SLG: 0.477 (1, 2)										4	0	1	1	0	2	1				
Mickey Stanley, R OBP: 0.231, SLG: 0.385 (1, 9)										4	0	1	1	0	0	1				
Lou Whitaker, L OBP: 0.333, SLG: 0.331 (1, 4)										4	0	1	0	0	1	2				
Aurelio Rodriguez, R OBP: 0.328, SLG: 0.491 (1, 5)										4	0	0	0	0	0	3				
Alan Trammell, R OBP: 0.322, SLG: 0.358 (1, 6)										4	0	3	0	0	0	0				
Inning Stats	R: 0 E: 0 K: 1 S: 5	H: 0 LOB: 0 BB: 0 P: 5	R: 0 E: 0 K: 0 S: 3	H: 1 LOB: 0 BB: 3 P: 3	R: 0 E: 0 K: 1 S: 6	H: 1 LOB: 1 BB: 0 P: 6	R: 2 E: 0 K: 1 S: 8	H: 3 LOB: 2 BB: 1 P: 12	R: 0 E: 0 K: 0 S: 5	H: 2 LOB: 2 BB: 0 P: 5	R: 0 E: 0 K: 1 S: 6	H: 1 LOB: 1 BB: 0 P: 6	R: 0 E: 0 K: 1 S: 6	H: 0 LOB: 0 BB: 0 P: 7	R: 0 E: 0 K: 1 S: 6	H: 1 LOB: 1 BB: 0 P: 6	1B: 9 2B: 1 3B: 0 HR: 0	SF: 0 SAC: 0 DP: 1 HBP: 0	WP: 0 PB: 0 SB: 0 CS: 0	PA: 37
PITCHER Dennis Leonard, R ERA: 3.96 (1, 1)	IP: 9.0 WLS: W BF: 37 H: 10 R: 2 ER: 2 SO: 8 BB: 1 IBB: 0 HBP: 0 BLK: 0 WP: 0 HR: 0 S: 52 P: 56 ERA: 2.00 WHIP: 1.222															PITCHER				

Detroit Tigers @ Kansas City Royals
 Royals Stadium, Kansas City, MO
 Thu Jun 15 1978, 8:05 PM EDT
 Att: 19,721 - Unknown - 89 F


AB	36
R	2
H	10
RBI	2
BB	1
SO	8
LOB	16



Batter	1	2	3	4	5	6	7	8	9	AB	R	H	RBI	BB	SO	LOB	BOTTOM			
Joe Zdeb, R OBP: 0.295, SLG: 0.405 (1, 7)										3	0	1	1	0	1	1				
Tom Poquette, L OBP: 0.277, SLG: 0.412 (6, FH) (7, 7)										2	1	1	0	0	0	2				
Hal McRae, R OBP: 0.323, SLG: 0.462 (1, 10)										4	0	1	1	0	0	3				
George Brett, L OBP: 0.366, SLG: 0.542 (1, 5)										4	0	2	1	0	1	0				
Amos Otis, R OBP: 0.375, SLG: 0.569 (1, 8)										2	2	1	1	3	0	1				
Al Cowens, R OBP: 0.314, SLG: 0.396 (1, 9)										5	0	1	1	0	0	3				
John Wathan, R OBP: 0.320, SLG: 0.352 (1, 3)										0	0	0	0	0	0	0				
Clint Hurdle, L OBP: 0.304, SLG: 0.355 (2, 3)										5	0	2	0	0	1	1				
Ralph LaCock, L OBP: 0.235, SLG: 0.313 (9, 3)										0	0	0	0	0	0	0				
Darrell Porter, L OBP: 0.395, SLG: 0.473 (1, 2)										3	1	1	0	1	0	1				
Freddie Patek, R OBP: 0.316, SLG: 0.352 (1, 6)										3	2	1	0	1	0	2				
Frank White, R OBP: 0.351, SLG: 0.423 (1, 4)										4	1	3	2	0	0	2				
Inning Stats	R: 0 E: 0 K: 0 S: 4	H: 2 LOB: 2 BB: 1 P: 8	R: 1 E: 0 K: 0 S: 5	H: 2 LOB: 1 BB: 1 P: 9	R: 1 E: 0 K: 0 S: 5	H: 2 LOB: 1 BB: 0 P: 5	R: 2 E: 1 K: 1 S: 8	H: 2 LOB: 1 BB: 0 P: 8	R: 0 E: 0 K: 0 S: 4	H: 2 LOB: 2 BB: 0 P: 5	R: 1 E: 0 K: 0 S: 4	H: 1 LOB: 1 BB: 1 P: 8	R: 1 E: 0 K: 2 S: 8	H: 1 LOB: 1 BB: 1 P: 12	R: 1 E: 0 K: 2 S: 8	H: 1 LOB: 1 BB: 1 P: 12	1B: 10 2B: 2 3B: 1 HR: 1	SF: 2 SAC: 0 DP: 1 HBP: 0	WP: 0 PB: 0 SB: 3 CS: 0	PA: 42
PITCHER Bob Sykes, L ERA: 3.51 (1, 1)	IP: 3.0 WLS: L BF: 18 H: 7 R: 4 ER: 2 SO: 1 BB: 2 IBB: 0 HBP: 0 BLK: 0 WP: 0 HR: 1 S: 16 P: 24 ERA: 6.00 WHIP: 3.000															PITCHER				
Jack Morris, R ERA: 4.29 (4, 1)	3.1 18 6 2 2 1 2 0 0 0 0 0 0 18 26 5.40 2.400																			
John Hiller, L ERA: 2.49 (7, 1)	1.2 6 1 1 1 2 1 0 0 0 0 0 0 9 13 5.40 1.200																			

Detroit Tigers @ Kansas City Royals
 Royals Stadium, Kansas City, MO
 Thu Jun 15 1978, 8:05 PM EDT
 Att: 19,721 - Unknown - 89 F


AB	35
R	7
H	14
RBI	7
BB	5
SO	3
LOB	16



Batter	1	2	3	4	5	6	7	8	9	AB	R	H	RBI	BB	SO	LOB	TOP			
Ron LeFlore, R (1.8) OBP: 0.313, SLG: 0.360	FC4-6 BB		CS 1B		5-3			5-3		3	0	1	0	1	0	0				
Steve Kemp, L (1.7) OBP: 0.441, SLG: 0.409	FC4-6 1B		2B		3-1			F6		4	0	1	0	0	0	1				
Rusty Staub, L (1.10) OBP: 0.342, SLG: 0.435	F2		6-3					G3		4	0	0	0	0	0	2				
Jason Thompson, L (1.3) OBP: 0.349, SLG: 0.522	FC5-4 1B			2B				F9		4	1	2	0	0	0	0				
Aurelio Rodriguez, R (1.5) OBP: 0.346, SLG: 0.504	FC5-4			4-3 2B				4-3		3	0	1	1	1	0	2				
Mickey Stanley, R (1.9) OBP: 0.206, SLG: 0.324		5-3		4-3				CS 1B		4	0	1	0	0	0	2				
Milt May, L (1.2) OBP: 0.313, SLG: 0.459	F6			K				K		4	0	0	0	0	2	3				
Alan Trammell, R (1.6) OBP: 0.320, SLG: 0.350	F8			F9				FC6-4 1B		3	0	1	0	0	0	1				
Lou Whitaker, L (1.4) OBP: 0.337, SLG: 0.331			4-3					G3		3	0	0	0	0	0	1				
Inning Stats	R: 0 E: 0 K: 0 S: 4	H: 1 LOB: 2 BB: 1 P: 8	R: 0 E: 0 K: 0 S: 3	H: 0 LOB: 0 BB: 0 P: 3	R: 0 E: 0 K: 0 S: 4	H: 2 LOB: 1 BB: 0 P: 4	R: 1 E: 0 K: 1 S: 7	H: 2 LOB: 1 BB: 0 P: 7	R: 0 E: 0 K: 0 S: 3	H: 0 LOB: 0 BB: 0 P: 3	R: 0 E: 0 K: 1 S: 6	H: 2 LOB: 1 BB: 0 P: 6	R: 0 E: 0 K: 0 S: 3	H: 0 LOB: 1 BB: 1 P: 7	R: 0 E: 0 K: 0 S: 3	H: 0 LOB: 0 BB: 0 P: 3	1B: 4 2B: 3 3B: 0 HR: 0	SF: 0 SAC: 0 DP: 0 HBP: 0	WP: 0 PB: 0 SB: 0 CS: 2	PA: 34
PITCHER Geoff Zahn, L (1.1) ERA: 2.61	IP: 9.0 WLS: W BF: 34 H: 7 R: 1 ER: 1 SO: 2 BB: 2 IBB: 0 HBP: 0 BLK: 0 WP: 0 HR: 0 S: 36 P: 44 ERA: 1.00 WHIP: 1.000															PITCHER				

Detroit Tigers @ Minnesota Twins
Metropolitan Stadium, Bloomington, MI
Sat Jun 17 1978, 4:33 AM EDT
Alt. 9,807 - Unknown - 76 F


AB 32
R 1
H 7
RBI 1
BB 2
SO 2
LOB 12



Batter	1	2	3	4	5	6	7	8	9	AB	R	H	RBI	BB	SO	LOB	BOTTOM			
Hosken Powell, L (1.9) OBP: 0.291, SLG: 0.286	G6-3 BB		L5		4-3			BB 1B		3	0	1	0	1	0	1				
Roy Smalley, S (1.6) OBP: 0.341, SLG: 0.370	F3		BB 1B					G4-6-3 BB		3	0	2	1	1	0	1				
Rod Carew, L (1.3) OBP: 0.429, SLG: 0.505	G6-3		2H BB 1B		2B			G4-6-3 BB		2	0	0	0	2	0	3				
Dan Ford, R (1.8) OBP: 0.359, SLG: 0.496		6-3	F9		1-3			F8 1B 2B		4	1	1	0	0	0	4				
Butch Wynegar, S (1.2) OBP: 0.333, SLG: 0.351		HR			K			G3 SH2-4 BB		3	1	1	1	1	1	1				
Mike Cabbage, L (1.5) OBP: 0.368, SLG: 0.474	F8				1B			SH2-4		3	0	2	1	0	0	0				
Glenn Adams, L (1.10) OBP: 0.250, SLG: 0.397	K				K			G3		4	0	0	0	0	2	3				
Willie Norwood, R (1.7) OBP: 0.320, SLG: 0.393			SH1-4 1B 1B		F8			K		3	1	1	0	0	1	2				
Rob Wilfong, L (1.4) OBP: 0.288, SLG: 0.227			SH1-4		K			K		2	0	0	0	0	2	0				
Inning Stats	R: 0 E: 0 K: 0 S: 2	H: 0 LOB: 0 BB: 1 P: 6	R: 1 E: 0 K: 1 S: 6	H: 1 LOB: 0 BB: 0 P: 6	R: 1 E: 0 K: 0 S: 5	H: 2 LOB: 2 BB: 1 P: 9	R: 0 E: 0 K: 2 S: 8	H: 1 LOB: 1 BB: 0 P: 8	R: 0 E: 0 K: 1 S: 6	H: 1 LOB: 2 BB: 1 P: 10	R: 0 E: 0 K: 1 S: 5	H: 0 LOB: 1 BB: 1 P: 9	R: 0 E: 0 K: 1 S: 5	H: 1 LOB: 1 BB: 1 P: 9	R: 1 E: 0 K: 0 S: 4	H: 2 LOB: 2 BB: 0 P: 4	1B: 5 2B: 2 3B: 0 HR: 1	SF: 0 SAC: 2 DP: 3 HBP: 0	WP: 0 PB: 0 SB: 0 CS: 0	PA: 34
PITCHER Milt Wilcox, R (1.1) ERA: 3.87	IP: 8.0 WLS: L BF: 34 H: 8 R: 3 ER: 3 SO: 6 BB: 5 IBB: 0 HBP: 0 BLK: 0 WP: 0 HR: 1 S: 41 P: 61 ERA: 3.38 WHIP: 1.625															PITCHER				

Detroit Tigers @ Minnesota Twins
Metropolitan Stadium, Bloomington, MI
Sat Jun 17 1978, 4:33 AM EDT
Alt. 9,807 - Unknown - 76 F


AB 27
R 3
H 8
RBI 3
BB 5
SO 6
LOB 15



Batter	1	2	3	4	5	6	7	8	9	AB	R	H	RBI	BB	SO	LOB	TOP							
Ron LeFlore, R OBP: 0.315, SLG: 0.361 (1, 8)	E3 BB 1B		G3 SF8 1B		5-3		5-3			5	2	2	0	0	0	0								
Steve Kemp, L OBP: 0.440, SLG: 0.403 (1, 7)	4-0 G3-6-3 1B BB		G3 1-3		4-3					3	0	0	0	2	1	2								
Rusty Staub, L OBP: 0.339, SLG: 0.432 (1, 10)	0-0 G3-6-3 1B		SF8 3-H				K 1-3			4	0	1	2	0	1	2								
Jason Thompson, L OBP: 0.352, SLG: 0.534 (1, 3)	0-0 G3-6-3 1-2 2-3		3-1				HR			4	1	2	1	0	0	2								
Milt May, L OBP: 0.318, SLG: 0.457 (1, 2)	4-0 BB		F9				4-3			3	0	1	0	1	0	0								
Tim Corcoran, L OBP: 0.301, SLG: 0.295 (1, 9)	0-0 P6		4-3							4	0	1	0	0	0	4								
Phil Mankowski, L OBP: 0.351, SLG: 0.410 (1, 5)			L8				G1			4	0	1	0	0	0	3								
Lou Whitaker, L OBP: 0.335, SLG: 0.341 (1, 4)	0-0 1-3		1-3				K			4	1	1	0	0	1	3								
Alan Trammell, R OBP: 0.312, SLG: 0.340 (1, 6)	0-0 F9		F9				L8			4	0	0	1	0	0	0								
Inning Stats	R: 1 E: 1 K: 0 S: 4	H: 1 LOB: 2 BB: 2 P: 12	R: 0 E: 0 K: 0 S: 3	H: 0 LOB: 0 BB: 0 P: 3	R: 1 E: 0 K: 0 S: 4	H: 1 LOB: 0 BB: 0 P: 4	R: 0 E: 0 K: 1 S: 6	H: 1 LOB: 1 BB: 0 P: 6	R: 0 E: 0 K: 0 S: 3	H: 0 LOB: 0 BB: 0 P: 3	R: 1 E: 0 K: 0 S: 7	H: 2 LOB: 1 BB: 1 P: 7	R: 0 E: 0 K: 0 S: 4	H: 1 LOB: 1 BB: 1 P: 8	R: 0 E: 0 K: 0 S: 5	H: 2 LOB: 2 BB: 0 P: 5	R: 0 E: 0 K: 1 S: 6	H: 1 LOB: 1 BB: 0 P: 6	1B: 7 2B: 0 3B: 1 HR: 1	SF: 1 SAC: 0 DP: 1 HBP: 0	WP: 0 PB: 0 SB: 2 CS: 0	PA: 39		
PITCHER	IP	WLS	BF	H	R	ER	SO	BB	IBB	HBP	BLK	WP	HR	S	P	ERA	WHIP							
Dave Goltz, R ERA: 2.77 (1, 1)	7.0	W	30	6	4	3	2	3	0	0	0	0	1	31	43	3.86	1.286							
Mike Marshall, R ERA: 2.6 (8, 1)	2.0	S	9	3	0	0	1	0	0	0	0	0	0	11	11	0.00	1.500							

Detroit Tigers @ Minnesota Twins
Metropolitan Stadium, Bloomington, MI
Sun Jun 18 1978, 4:33 AM EDT
Att: 21,480 - Unknown - 71 F


AB 35
R 4
H 9
RBI 4
BB 3
SO 3
LOB 16



Batter	1	2	3	4	5	6	7	8	9	AB	R	H	RBI	BB	SO	LOB	BOTTOM							
Hosken Powell, L OBP: 0.303, SLG: 0.289 (1, 9)	4-0 BB 4-3 BB									2	2	1	0	2	0	0								
Roy Smalley, S OBP: 0.342, SLG: 0.366 (1, 6)	4-0 4-3 1B BB		F7							3	1	0	0	2	1	2								
Rod Carew, L OBP: 0.440, SLG: 0.512 (1, 3)	4-0 1-2 2-3 1B BB		FC1-5 1B							3	2	3	0	2	0	0								
Dan Ford, R OBP: 0.364, SLG: 0.500 (1, 8)	0-0 4-3		BB FC1-5 1B							4	1	2	3	1	1	3								
Butch Wynegar, S OBP: 0.340, SLG: 0.360 (1, 2)	1-0 1B HBP		FC1-5 BB							4	0	2	1	0	0	4								
Mike Cabbage, L OBP: 0.372, SLG: 0.478 (1, 5)	0-0 FC6-4 1B		F3							1	0	1	2	0	0	0								
Larry Wolfe, R OBP: 0.337, SLG: 0.396 (3, PH) (4, 5)	1-2 2-H 3-H 1B									2	1	0	0	1	0	3								
Glenn Adams, L OBP: 0.250, SLG: 0.397 (1, 10)	0-3 K		FC6-4 BB							0	0	0	0	0	0	0								
Jose Morales, R OBP: 0.394, SLG: 0.466 (1, PH)			FC6-4 BB							2	0	1	0	2	1	2								
Willie Norwood, R OBP: 0.314, SLG: 0.387 (1, 7)	0-0 FC6-4		FC6-4							3	0	0	1	0	0	7								
Rob Wilfong, L OBP: 0.288, SLG: 0.227 (1, 4)			F5							0	0	0	0	0	0	0								
Bob Randall, R OBP: 0.321, SLG: 0.356 (2, PH) (3, 4)										3	1	0	0	1	0	0								
Inning Stats	R: 3 E: 0 K: 1 S: 6	H: 1 LOB: 2 BB: 3 P: 19	R: 0 E: 0 K: 0 S: 2	H: 0 LOB: 1 BB: 1 P: 6	R: 0 E: 0 K: 0 S: 5	H: 2 LOB: 3 BB: 1 P: 9	R: 1 E: 0 K: 0 S: 4	H: 2 LOB: 2 BB: 2 P: 12	R: 1 E: 0 K: 0 S: 3	H: 1 LOB: 0 BB: 1 P: 7	R: 0 E: 0 K: 1 S: 6	H: 1 LOB: 1 BB: 0 P: 6	R: 0 E: 0 K: 0 S: 3	H: 1 LOB: 1 BB: 1 P: 7	R: 3 E: 0 K: 1 S: 7	H: 2 LOB: 1 BB: 2 P: 15	R: 0 E: 0 K: 1 S: 6	H: 1 LOB: 1 BB: 0 P: 6	1B: 7 2B: 4 3B: 0 HR: 0	SF: 1 SAC: 2 DP: 2 HBP: 1	WP: 0 PB: 0 SB: 2 CS: 1	PA: 42		
PITCHER	IP	WLS	BF	H	R	ER	SO	BB	IBB	HBP	BLK	WP	HR	S	P	ERA	WHIP							
Jim Slaton, R ERA: 5.06 (1, 1)	0.1	L	6	1	3	3	0	3	0	0	0	0	0	14	26	2.70	2.100							
Bob Sykes, L ERA: 3.46 (4, 1)	2.1		10	2	1	1	1	2	0	0	1	0	0	10	18	3.86	1.714							
Steve Foucault, R ERA: 2.6 (7, 1)	2.0		11	3	3	3	1	1	2	0	0	0	0	10	22	13.50	2.000							

Detroit Tigers @ Minnesota Twins
Metropolitan Stadium, Bloomington, MI
Sun Jun 18 1978, 4:33 AM EDT
Att: 21,480 - Unknown - 71 F


AB 27
R 8
H 10
RBI 7
BB 11
SO 3
LOB 21



Batter	1	2	3	4	5	6	7	8	9	AB	R	H	RBI	BB	SO	LOB	TOP								
Roy White, S OBP: 0.353, SLG: 0.400 (1, 7)	G3		F7			F8		F8		5	0	1	1	0	0	1									
Willie Randolph, R OBP: 0.395, SLG: 0.319 Brian Doyle, L OBP: 0.250, SLG: 0.250 Jim Spencer, L OBP: 0.311, SLG: 0.523 Paul Blair, R OBP: 0.278, SLG: 0.338 (1, 4) (5, 4) (8, PH) (8, 4) (8, 6)	6-3			6-3				K	K	2	0	0	0	0	0	0									
Thurman Munson, R OBP: 0.295, SLG: 0.373 Cliff Johnson, R OBP: 0.328, SLG: 0.360 (1, 2) (6, 2)	4-3					K			F7	3	0	1	0	0	1	1									
Reggie Jackson, L OBP: 0.336, SLG: 0.476 (1, 9)		6-3		F7				F5		4	1	1	1	0	0	1									
Chris Chambliss, L OBP: 0.345, SLG: 0.395 (1, 3)		4-3		F8				FC4-6	1B	4	1	1	0	0	0	1									
Graig Nettles, L OBP: 0.339, SLG: 0.441 (1, 5)						K		FC4-6	1B	4	1	2	0	0	1	0									
Gary Thomasson, L OBP: 0.276, SLG: 0.343 Lou Piniella, R OBP: 0.391, SLG: 0.428 (1, 8) (9, PH) (9, 7)			6-3	1-3	BB			FC4-6	1B	2	0	0	0	1	0	2									
Jay Johnstone, L OBP: 0.233, SLG: 0.239 (1, 10)			1-3			P4		P5		4	0	0	0	0	0	5									
Fred Stanley, R OBP: 0.458, SLG: 0.462 (1, 6) (8, 4)			6-3			F7		6-3	E3	4	0	1	1	0	0	1									
Inning Stats	R: 0 E: 0 K: 0 S: 3	H: 0 LOB: 0 BB: 0 P: 3	R: 0 E: 0 K: 0 S: 3	H: 0 LOB: 0 BB: 0 P: 3	R: 0 E: 0 K: 0 S: 3	H: 0 LOB: 1 BB: 1 P: 7	R: 0 E: 0 K: 0 S: 4	H: 1 LOB: 1 BB: 0 P: 4	R: 0 E: 0 K: 1 S: 5	H: 0 LOB: 0 BB: 0 P: 5	R: 0 E: 0 K: 0 S: 6	H: 1 LOB: 1 BB: 0 P: 6	R: 0 E: 0 K: 0 S: 5	H: 2 LOB: 2 BB: 0 P: 5	R: 0 E: 0 K: 1 S: 5	H: 0 LOB: 0 BB: 0 P: 5	R: 4 E: 2 K: 1 S: 11	H: 5 LOB: 2 BB: 0 P: 11	1B: 8 2B: 0 3B: 0 HR: 1	SF: 0 SAC: 0 DP: 0 HBP: 0	WP: 0 PB: 0 SB: 0 CS: 0	PA: 38			
PITCHER	IP	WLS	BF	H	R	ER	SO	BB	IBB	HBP	BLK	WP	HR	S	P	ERA	WHIP								
Dave Rozema, R ERA: 2.49 John Hiller, L ERA: 2.41 (1, 1) (9, 1)	8.1	L	33	6	3	2	3	1	0	0	0	0	1	38	42	2.16	0.840								
	0.2	S	5	3	1	0	1	0	0	0	0	0	0	7	7	0.00	4.500								

New York Yankees @ Detroit Tigers
Tiger Stadium, Detroit, MI
Thu Jun 22 1978, 7:05 PM EDT
Att: 33,971 - Unknown

AB 37
R 4
H 9
RBI 4
BB 1
SO 4
LOB 14



Batter	1	2	3	4	5	6	7	8	9	AB	R	H	RBI	BB	SO	LOB	BOTTOM								
Ron LeFlore, R OBP: 0.316, SLG: 0.371 (1, 8)	HR		F8			F8		F8		4	1	1	1	0	0	1									
Steve Kemp, L OBP: 0.431, SLG: 0.393 (1, 7)	P6					FC6-4		K		3	0	0	0	1	1	1									
Rusty Staub, L OBP: 0.341, SLG: 0.437 (1, 10)	F7		G3					F8		4	0	1	0	0	0	1									
Jason Thompson, L OBP: 0.365, SLG: 0.552 (1, 3)								F8		3	1	1	0	1	1	1									
Aurelio Rodriguez, R OBP: 0.320, SLG: 0.460 Phil Mankowski, L OBP: 0.348, SLG: 0.406 (1, 5) (9, PH)			F7			K		G6-4-3		3	0	0	0	0	1	2									
Mickey Stanley, R OBP: 0.290, SLG: 0.370 Tim Corcoran, L OBP: 0.306, SLG: 0.295 (1, 9) (9, PH)									K	3	0	2	0	0	1	0									
Lance Parrish, R OBP: 0.248, SLG: 0.409 Milt May, L OBP: 0.315, SLG: 0.453 Steve Dillard, R OBP: 0.275, SLG: 0.276 (1, 2) (9, PH) (9, PR)									FC3-6	3	0	0	0	0	2	3									
Alan Trammell, R OBP: 0.298, SLG: 0.342 (1, 6)									K	1	0	0	0	0	0	0									
Lou Whitaker, L OBP: 0.335, SLG: 0.347 (1, 4)			G3						P4	4	0	1	0	0	1	2									
Inning Stats	R: 1 E: 0 K: 1 S: 6	H: 1 LOB: 0 BB: 0 P: 6	R: 0 E: 0 K: 2 S: 8	H: 1 LOB: 1 BB: 0 P: 8	R: 0 E: 0 K: 0 S: 3	H: 0 LOB: 1 BB: 1 P: 7	R: 0 E: 0 K: 1 S: 6	H: 2 LOB: 1 BB: 0 P: 6	R: 0 E: 1 K: 1 S: 6	H: 0 LOB: 1 BB: 0 P: 6	R: 0 E: 0 K: 0 S: 3	H: 1 LOB: 0 BB: 0 P: 3	R: 0 E: 0 K: 2 S: 8	H: 1 LOB: 1 BB: 0 P: 8	R: 0 E: 0 K: 1 S: 5	H: 0 LOB: 0 BB: 0 P: 5	R: 1 E: 0 K: 1 S: 5	H: 0 LOB: 1 BB: 2 P: 13	1B: 5 2B: 0 3B: 0 HR: 1	SF: 0 SAC: 0 DP: 2 HBP: 0	WP: 1 PB: 0 SB: 0 CS: 0	PA: 35			
PITCHER	IP	WLS	BF	H	R	ER	SO	BB	IBB	HBP	BLK	WP	HR	S	P	ERA	WHIP								
Ron Guidry, L ERA: 1.5 Rich Gossage, R ERA: 2.33 (1, 1) (9, 1)	8.0	W	31	6	2	2	8	2	0	0	0	1	45	53	2.25	1.000									
	1.0	S	4	0	0	0	1	1	0	0	0	1	0	5	9	0.00	1.000								

New York Yankees @ Detroit Tigers
Tiger Stadium, Detroit, MI
Thu Jun 22 1978, 7:05 PM EDT
Att: 33,971 - Unknown

AB 32
R 2
H 6
RBI 1
BB 3
SO 9
LOB 16



Batter	1	2	3	4	5	6	7	8	9	AB	R	H	RBI	BB	SO	LOB	TOP	
Roy White, S OBP: 0.354, SLG: 0.421										5	2	2	3	0	0	0	New York Yankees @ Detroit Tigers Tiger Stadium, Detroit, MI Fri Jun 23 1978, 7:05 PM EDT Att: 39,022 - Unknown	
Grain Nettles, L OBP: 0.341, SLG: 0.440										5	1	2	0	0	0	0		
Thurman Munson, R OBP: 0.289, SLG: 0.366										5	1	0	0	0	1	3		
Reggie Jackson, L OBP: 0.337, SLG: 0.470										3	2	0	0	2	2	1		
Chris Chambliss, L OBP: 0.350, SLG: 0.410										5	2	3	4	0	1	0		
Gary Thomasson, L OBP: 0.278, SLG: 0.341										1	0	0	0	1	1	0		
Paul Blair, R OBP: 0.293, SLG: 0.358										2	2	1	3	1	0	1		
Jay Johnstone, L OBP: 0.232, SLG: 0.232										2	0	0	0	0	0	1		
Lou Piniella, R OBP: 0.395, SLG: 0.429										2	1	1	1	1	0	0		
Fred Stanley, R OBP: 0.415, SLG: 0.409										5	0	0	0	0	1	5		
Brian Doyle, L OBP: 0.250, SLG: 0.250										4	1	1	0	0	0	2		
Inning Stats	R: 4 E: 0 K: 1 S: 8	H: 3 LOB: 1 BB: 2 P: 16	R: 0 E: 0 K: 0 S: 3	H: 0 LOB: 0 BB: 0 P: 3	R: 0 E: 0 K: 1 S: 5	H: 0 LOB: 0 BB: 0 P: 5	R: 0 E: 0 K: 1 S: 5	H: 0 LOB: 0 BB: 0 P: 5	R: 0 E: 0 K: 1 S: 5	H: 0 LOB: 0 BB: 0 P: 13	R: 0 E: 0 K: 1 S: 5	H: 0 LOB: 0 BB: 0 P: 5	R: 1 E: 0 K: 0 S: 5	H: 1 LOB: 1 BB: 0 P: 5	1B: 7 2B: 1 3B: 0 HR: 2	SF: 0 SAC: 0 DP: 0 HBP: 0	WP: 0 PA: 44 PB: 0 SB: 0 CS: 0	
PITCHER	IP WLS BF H R ER SO BB IBB HBP BLK WP HR S P ERA WHIP	5.0 L 22 3 6 6 3 3 3 0 0 0 0 1 25 37 10.80 1.200	0.1 6 5 5 4 0 0 0 0 0 0 0 1 6 6 108.00 15.000	3.2 16 2 1 0 3 2 0 0 0 0 0 0 20 28 0.00 1.091														
Milt Wilcox, R ERA: 4.18																		
Bob Sykes, L ERA: 4.25																		
Jack Morris, R ERA: 4.34																		

Batter	1	2	3	4	5	6	7	8	9	AB	R	H	RBI	BB	SO	LOB	BOTTOM		
Ron LeFlore, R OBP: 0.314, SLG: 0.365										4	1	0	0	1	0	6	New York Yankees @ Detroit Tigers Tiger Stadium, Detroit, MI Fri Jun 23 1978, 7:05 PM EDT Att: 39,022 - Unknown		
Lou Whitaker, L OBP: 0.326, SLG: 0.339										4	0	0	0	0	0	0			
Rusty Staub, L OBP: 0.342, SLG: 0.437										5	0	2	0	0	0	1			
Jason Thompson, L OBP: 0.365, SLG: 0.549										5	1	2	1	0	0	2			
Steve Kemp, L OBP: 0.434, SLG: 0.392										3	0	1	0	2	0	2			
Milt May, L OBP: 0.314, SLG: 0.448										4	0	1	1	0	0	3			
Tim Corcoran, L OBP: 0.308, SLG: 0.305										2	1	1	0	0	0	0			
Mickey Stanley, R OBP: 0.240, SLG: 0.354										2	0	0	0	0	0	2			
Phil Mankowski, L OBP: 0.360, SLG: 0.417										2	0	2	1	0	0	0			
Aurelio Rodriguez, R OBP: 0.322, SLG: 0.460										2	0	1	0	0	0	0			
Alan Trammell, R OBP: 0.303, SLG: 0.345										4	0	2	0	0	0	1			
Inning Stats	R: 1 E: 0 K: 0 S: 4	H: 1 LOB: 1 BB: 1 P: 8	R: 0 E: 0 K: 0 S: 5	H: 2 LOB: 2 BB: 0 P: 5	R: 0 E: 0 K: 0 S: 3	H: 0 LOB: 0 BB: 0 P: 3	R: 1 E: 0 K: 0 S: 6	H: 4 LOB: 2 BB: 0 P: 6	R: 0 E: 0 K: 0 S: 3	H: 0 LOB: 0 BB: 0 P: 3	R: 0 E: 0 K: 0 S: 4	H: 1 LOB: 2 BB: 1 P: 8	R: 0 E: 1 K: 0 S: 4	H: 1 LOB: 1 BB: 0 P: 4	R: 0 E: 0 K: 0 S: 4	H: 1 LOB: 1 BB: 0 P: 4	1B: 11 2B: 1 3B: 0 HR: 0	SF: 0 SAC: 1 DP: 2 HBP: 0	WP: 0 PA: 41 PB: 0 SB: 0 CS: 0
PITCHER	IP WLS BF H R ER SO BB IBB HBP BLK WP HR S P ERA WHIP	4.2 24 2 0 0 0 1 0 0 0 0 0 0 12 16 0.00 0.900	3.1 W 13 2 0 0 0 1 0 0 0 0 0 0 4 4 0.00 1.000																
Ed Figueroa, R ERA: 3.32																			
Sparky Lyle, L ERA: 3.53																			
Larry McCall, R ERA:																			

Batter	1	2	3	4	5	6	7	8	9	AB	R	H	RBI	BB	SO	LOB	TOP			
Roy White, S OBP: 0.345, SLG: 0.410 (1, 7)	G3	F9			P4			K		4	0	0	0	0	1	0				
Graig Nettles, L OBP: 0.338, SLG: 0.437 (1, 5)	1B FC6-4		G3			G3			4-3	4	1	1	0	0	0	0				
Thurman Munson, R OBP: 0.292, SLG: 0.368 (1, 2)	1B FC6-4		K			1B G1-6-3			6-3	4	0	2	0	0	1	0				
Reggie Jackson, L OBP: 0.332, SLG: 0.462 (1, 9)	1B FC6-4		6-3			1B G1-6-3			L6	4	0	0	1	0	0	2				
Chris Chambliss, L OBP: 0.346, SLG: 0.405 (1, 3)	1-3				F8				F7	3	0	0	0	0	0	1				
Gary Thomasson, L OBP: 0.278, SLG: 0.341 (1, 8)		4-3 BB WP		K		F9				3	1	1	0	0	1	0				
Jay Johnstone, L OBP: 0.218, SLG: 0.222 (1, 10)			F9		P5				F7	3	0	0	0	0	0	1				
Fred Stanley, R OBP: 0.411, SLG: 0.391 (1, 6)		4-3 E BB			K				P5	2	1	0	0	1	1	0				
Brian Doyle, L OBP: 0.222, SLG: 0.222 (1, 4)		4-3			4-3				P4	2	0	0	0	0	0	2				
Jim Spencer, L OBP: 0.308, SLG: 0.519 (8, PH)	4-3				4-3					1	0	0	0	0	0	0				
Damaso Garcia, R (8, 4)	1-2 2-3									0	0	0	0	0	0	0				
Inning Stats	R: 1 E: 0 K: 0 S: 5	H: 2 LOB: 1 BB: 0 P: 5	R: 2 E: 0 K: 0 S: 4	H: 1 LOB: 0 BB: 1 P: 8	R: 0 E: 0 K: 1 S: 5	H: 0 LOB: 0 BB: 0 P: 5	R: 0 E: 0 K: 1 S: 5	H: 0 LOB: 0 BB: 0 P: 5	R: 0 E: 0 K: 0 S: 3	H: 1 LOB: 0 BB: 0 P: 3	R: 0 E: 0 K: 0 S: 3	H: 0 LOB: 0 BB: 0 P: 3	R: 0 E: 0 K: 1 S: 5	H: 0 LOB: 0 BB: 0 P: 5	R: 0 E: 0 K: 0 S: 3	H: 0 LOB: 0 BB: 0 P: 3	1B: 4 2B: 0 3B: 0 HR: 0	SF: 0 SAC: 0 DP: 1 HBP: 0	WP: 1 PB: 0 SB: 0 CS: 0	PA: 31
PITCHER Jim Slaton, R ERA: 4.78 (1, 1)	IP: 9.0 WLS: W BF: 31 H: 4 R: 3 ER: 2 SO: 4 BB: 1 IBB: 0 HBP: 0 BLK: 0 WP: 1 HR: 0 S: 38 P: 42 ERA: 2.00 WHIP: 0.556															PITCHER				

New York Yankees @ Detroit Tigers
Tiger Stadium, Detroit, MI
Sat Jun 24 1978, 7:05 PM EDT
Att: 37,681 - Unknown

AB 30
R 3
H 4
RBI 1
BB 1
SO 4
LOB 6



Batter	1	2	3	4	5	6	7	8	9	AB	R	H	RBI	BB	SO	LOB	BOTTOM			
Ron LeFlore, R OBP: 0.313, SLG: 0.364 (1, 8)	6-3	F9		1B FC6-4		5-3				4	0	1	0	0	0	1				
Lou Whitaker, L OBP: 0.332, SLG: 0.344 (1, 4)	1B 2B BB		1B	1B FC6-4		K				3	2	1	0	1	1	2				
Rusty Staub, L OBP: 0.344, SLG: 0.438 (1, 10)	1B 2B E		6-3	1B G3		P2				4	1	2	0	0	0	1				
Jason Thompson, L OBP: 0.367, SLG: 0.552 (1, 3)	1B E		1B	K		6-3				4	1	2	2	0	1	1				
Steve Kemp, L OBP: 0.432, SLG: 0.390 (1, 7)	1B E9 4-3		F8	1B G3		F7				4	0	1	2	0	0	2				
Milt May, L OBP: 0.306, SLG: 0.435 (1, 2)	1B 4-3		F8	3-1		F5				4	0	0	0	0	0	3				
Tim Corcoran, L OBP: 0.302, SLG: 0.299 (1, 9)	4-1			4-3		F8				3	0	0	0	0	0	1				
Mickey Stanley, R OBP: 0.235, SLG: 0.347 (6, PH) (9, 9)						F8				1	0	0	0	0	0	0				
Phil Mankowski, L OBP: 0.359, SLG: 0.415 (1, 5)		G3				F8				3	0	1	0	0	0	0				
Aurelio Rodriguez, R OBP: 0.322, SLG: 0.460 (7, 5)				1B CS						0	0	0	0	0	0	0				
Alan Trammell, R OBP: 0.309, SLG: 0.351 (1, 6)		5-3		1B 1B						3	0	2	0	0	0	0				
Inning Stats	R: 3 E: 1 K: 0 S: 6	H: 3 LOB: 1 BB: 1 P: 10	R: 0 E: 0 K: 0 S: 3	H: 0 LOB: 0 BB: 0 P: 3	R: 1 E: 0 K: 0 S: 5	H: 2 LOB: 1 BB: 0 P: 5	R: 0 E: 0 K: 0 S: 5	H: 3 LOB: 2 BB: 0 P: 5	R: 0 E: 0 K: 1 S: 6	H: 1 LOB: 1 BB: 0 P: 6	R: 0 E: 0 K: 0 S: 4	H: 1 LOB: 1 BB: 0 P: 4	R: 0 E: 0 K: 1 S: 5	H: 0 LOB: 0 BB: 0 P: 5	R: 0 E: 0 K: 0 S: 3	H: 0 LOB: 0 BB: 0 P: 3	1B: 8 2B: 2 3B: 0 HR: 0	SF: 0 SAC: 0 DP: 0 HBP: 0	WP: 0 PB: 0 SB: 0 CS: 1	PA: 34
PITCHER Ken Clay, R ERA: 4.93 Dick Tidrow, R ERA: 3.99 Sparky Lyle, L ERA: 3.7 (1, 1) (1, 1) (7, 1)	IP: 0.1 WLS: L BF: 23 H: 7 R: 1 ER: 1 SO: 1 BB: 0 IBB: 0 HBP: 0 BLK: 0 WP: 0 HR: 0 S: 25 P: 25 ERA: 1.59 WHIP: 1.235															PITCHER				

New York Yankees @ Detroit Tigers
Tiger Stadium, Detroit, MI
Sat Jun 24 1978, 7:05 PM EDT
Att: 37,681 - Unknown

AB 33
R 4
H 10
RBI 4
BB 1
SO 2
LOB 11



Batter	1	2	3	4	5	6	7	8	9	AB	R	H	RBI	BB	SO	LOB	TOP								
Roy White, S OBP: 0.347, SLG: 0.409 (1, 7)	5-3		F8		SF8 1B		F3		1B 1B	5	1	2	0	0	0	1	New York Yankees @ Detroit Tigers Tiger Stadium, Detroit, MI Sun Jun 25 1978, 3:33 AM EDT Att: 34,014 - Unknown								
Graig Nettles, L OBP: 0.340, SLG: 0.434 (1, 5)	K		1B BB		SF8		BB		F8	2	0	0	1	2	1	2									
Thurman Munson, R OBP: 0.301, SLG: 0.373 (1, 2)	1B		1B		1B BB		P6		FC6-4 1B	4	0	3	2	1	0	1									
Chris Chambliss, L OBP: 0.344, SLG: 0.401 (1, 10)	F8		5-3		1B		1-3		FC6-4	5	0	1	1	0	0	6									
Lou Piniella, R OBP: 0.392, SLG: 0.421 (1, 9)		G3		G6-3 BB	6-3				5-3	3	0	0	0	1	0	2									
Jim Spencer, L OBP: 0.298, SLG: 0.500 (1, 3)	F8			G6-3			4-3		K	4	0	0	0	0	1	1									
Gary Thomasson, L OBP: 0.289, SLG: 0.346 (8, PH)	K			F8					F8	3	0	1	0	0	1	0									
Paul Blair, R OBP: 0.289, SLG: 0.353 (8, 8)										1	0	0	0	0	0	0									
Fred Stanley, R OBP: 0.400, SLG: 0.380 (1, 6)				FC5-4 1B	4-3		6-3		K	4	0	1	0	0	1	1									
Damaso Garcia, R OBP: 0.500, SLG: 0.500 (1, 4)			FC5-4 1B		1B SF8 1B		P4		1B 1B	4	3	2	0	0	0	2									
Inning Stats	R: 0 E: 0 K: 1 S: 6	H: 1 LOB: 1 BB: 0 P: 6	R: 0 E: 0 K: 1 S: 5	H: 0 LOB: 0 BB: 0 P: 5	R: 1 E: 0 K: 0 S: 5	H: 2 LOB: 2 BB: 1 P: 9	R: 0 E: 0 K: 0 S: 2	H: 0 LOB: 0 BB: 1 P: 6	R: 2 E: 0 K: 0 S: 6	H: 3 LOB: 2 BB: 1 P: 10	R: 0 E: 0 K: 0 S: 4	H: 1 LOB: 1 BB: 0 P: 4	R: 0 E: 0 K: 0 S: 3	H: 0 LOB: 0 BB: 1 P: 7	R: 0 E: 0 K: 1 S: 5	H: 0 LOB: 0 BB: 0 P: 5	R: 1 E: 0 K: 1 S: 8	H: 3 LOB: 2 BB: 0 P: 8	1B: 9 2B: 1 3B: 0 HR: 0	SF: 1 SAC: 0 DP: 1 HBP: 0	WP: 0 PB: 0 SB: 0 CS: 0	PA: 40			
PITCHER	IP WLS BF H R ER SO BB IBB HBP BLK WP HR S P ERA WHIP	5.1 L 25 7 3 3 2 3 0 0 0 0 0 26 38 5.06 1.875	3.2 S 15 3 1 1 2 1 0 0 0 0 0 18 22 2.46 1.091																						

livebaseballscorecards.com

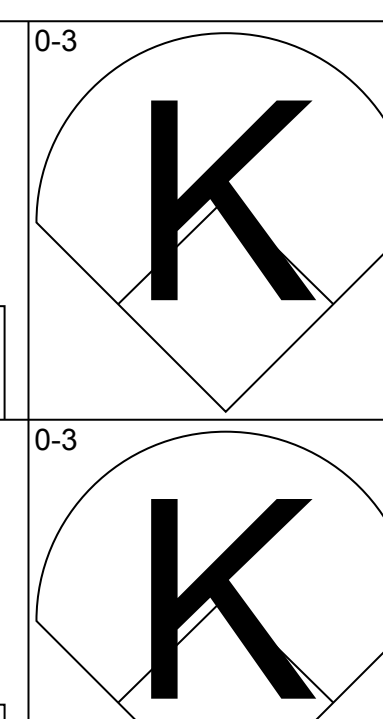
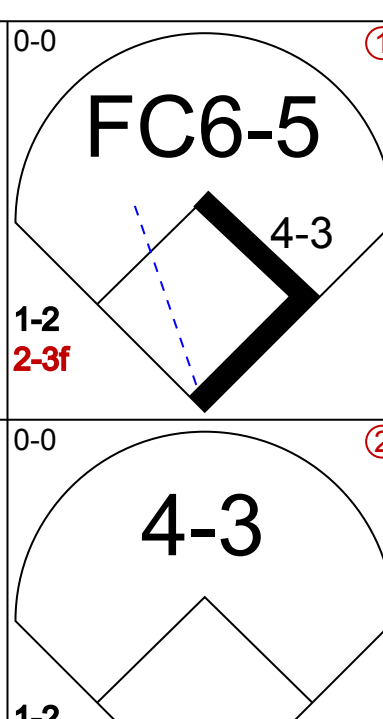
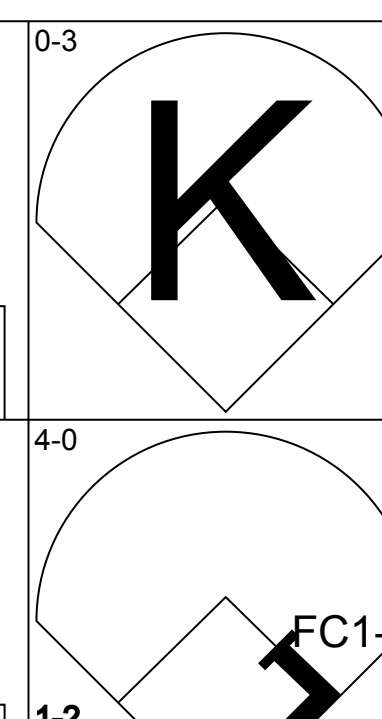
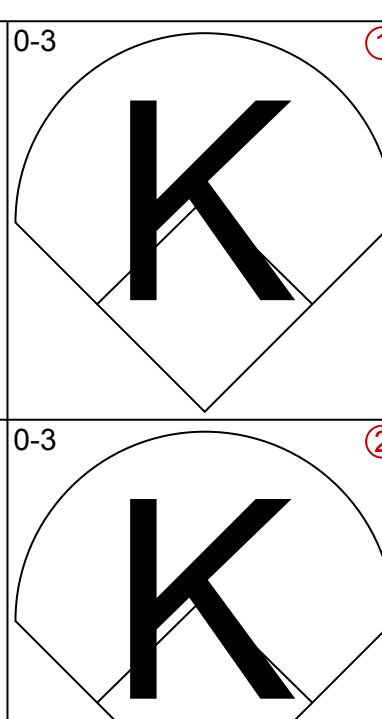

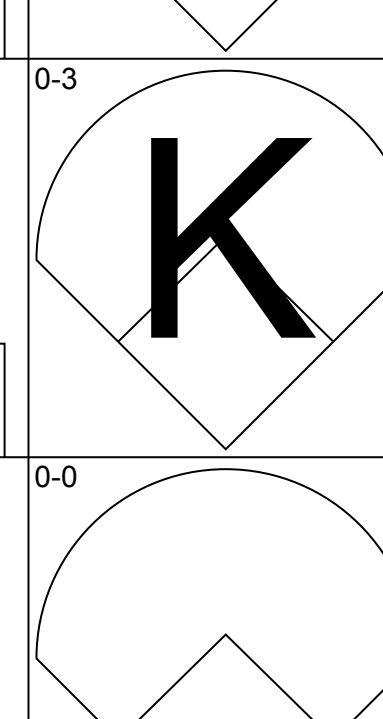
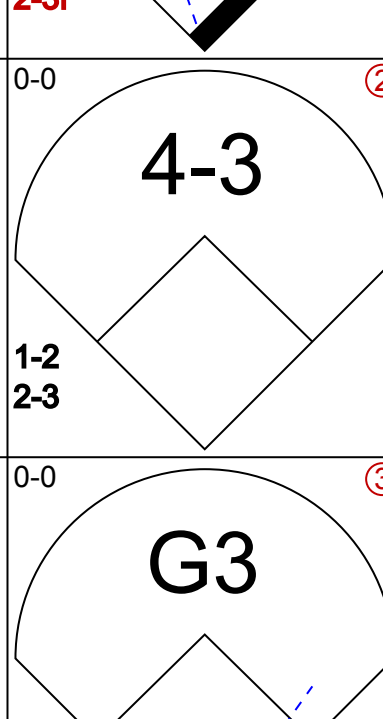
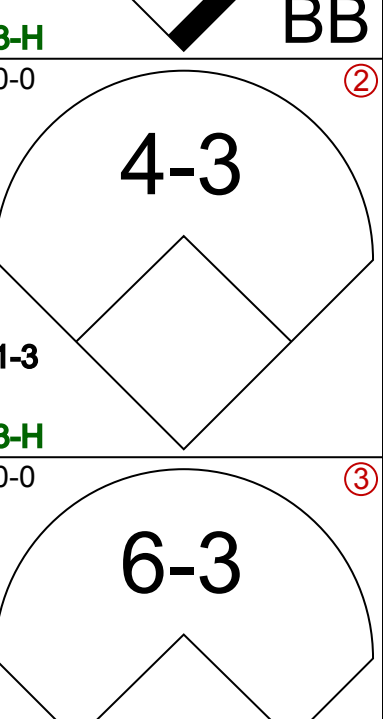
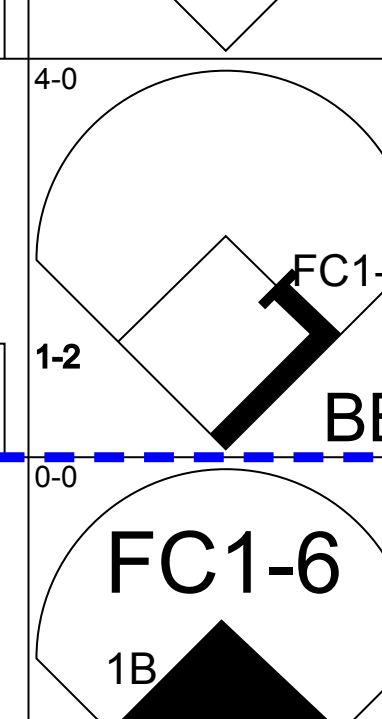
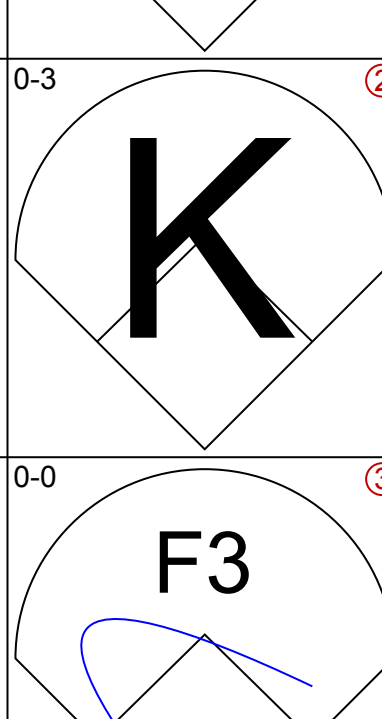
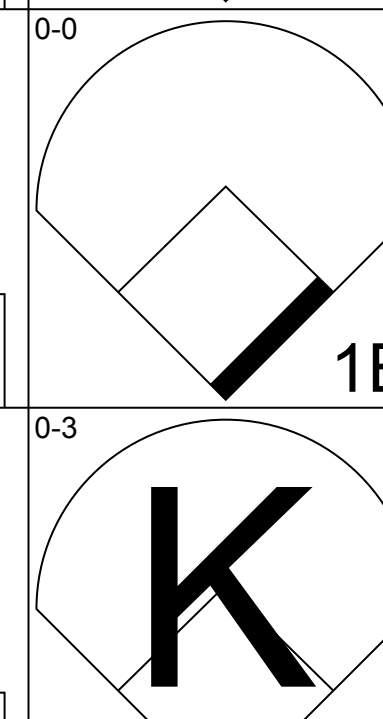
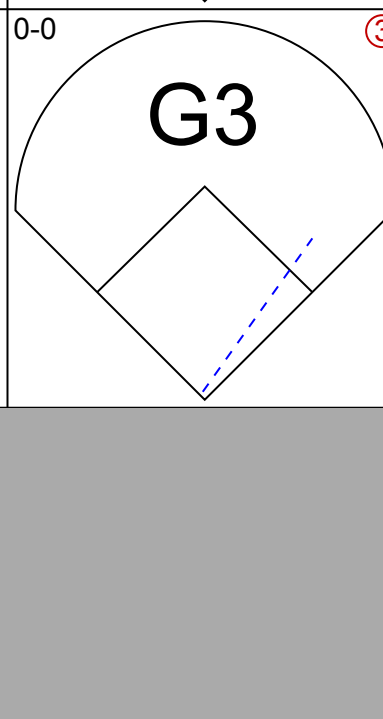
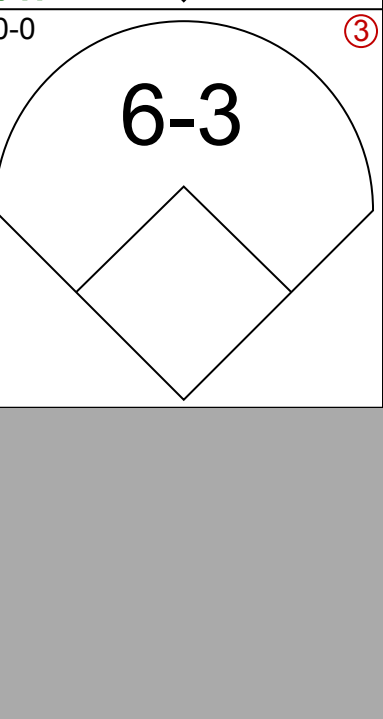
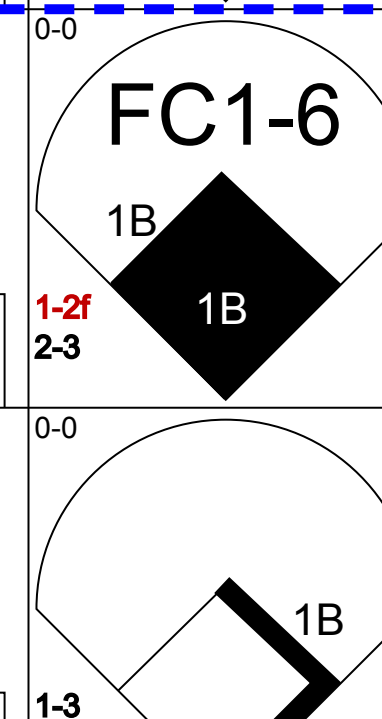
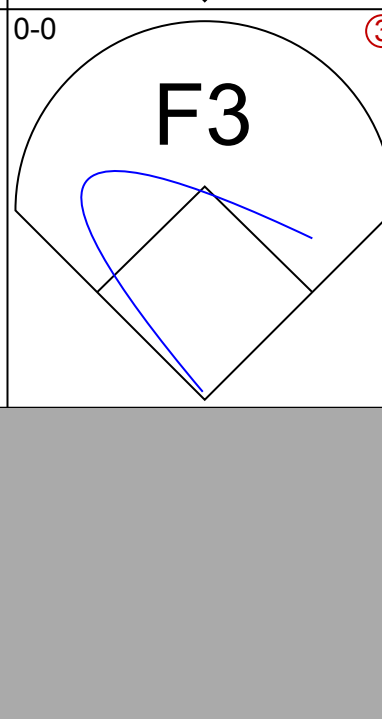
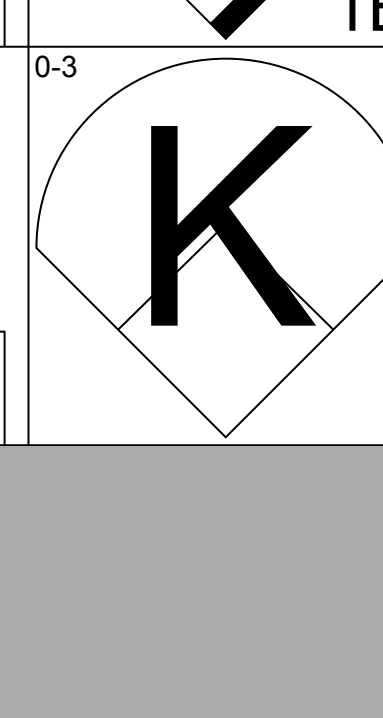
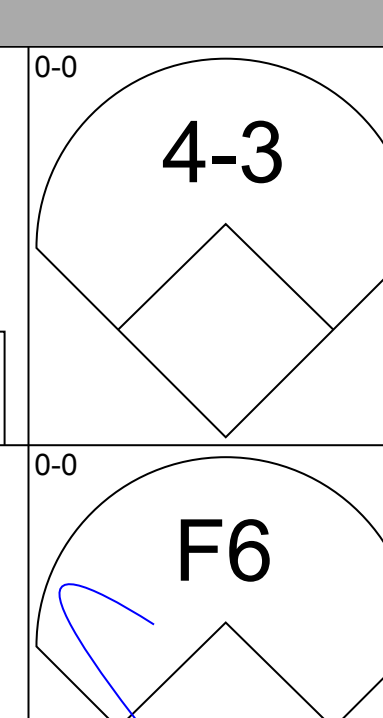
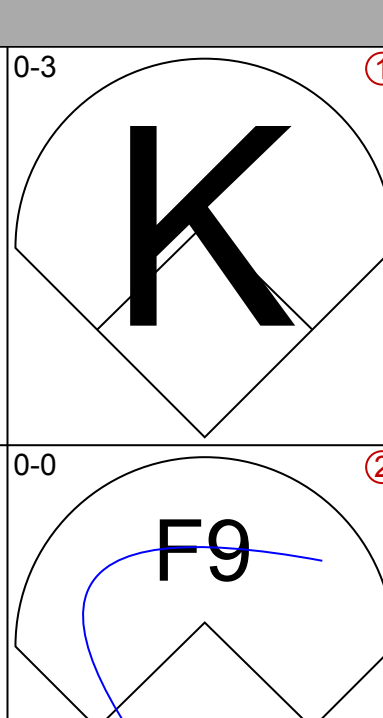

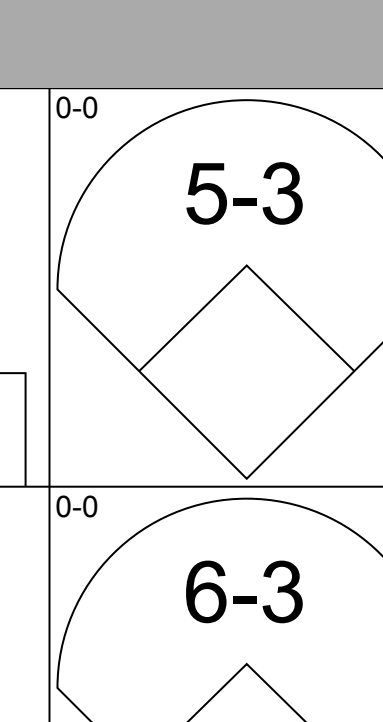
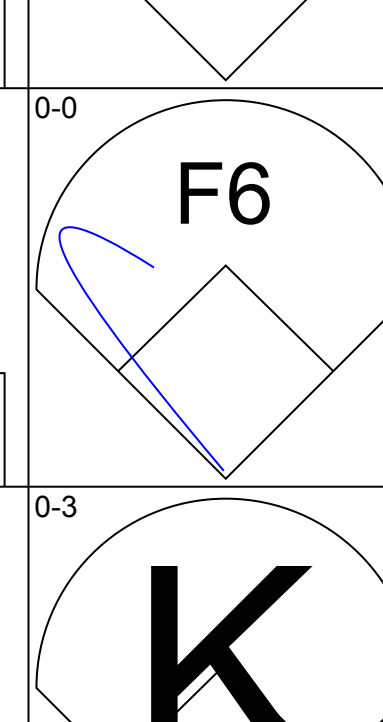
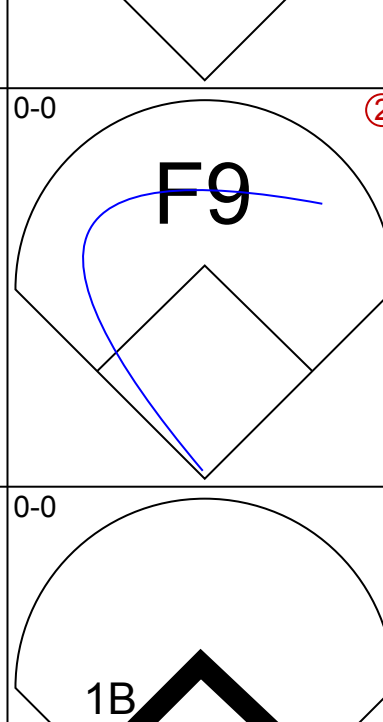

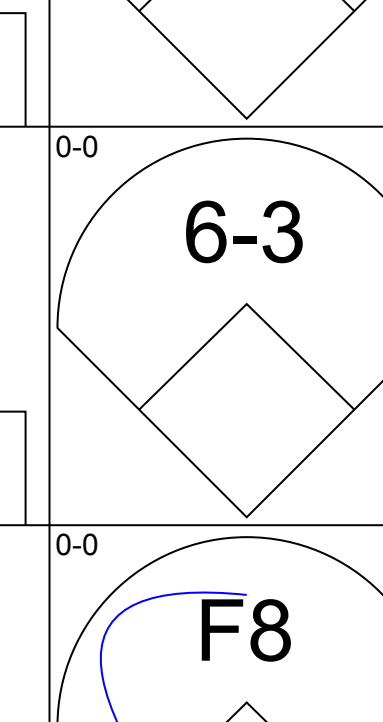
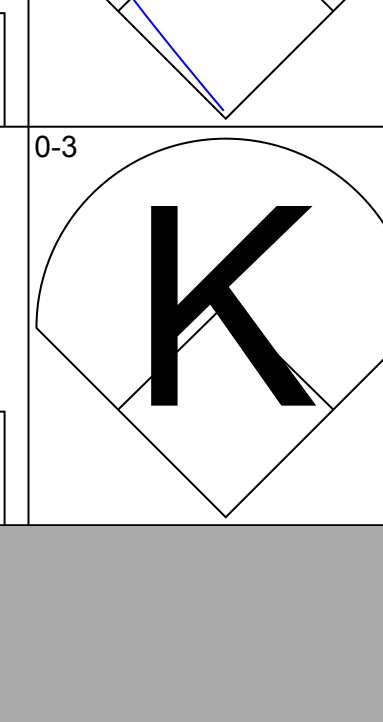
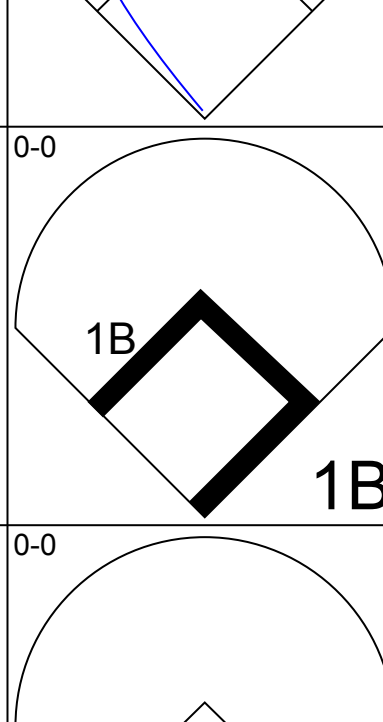

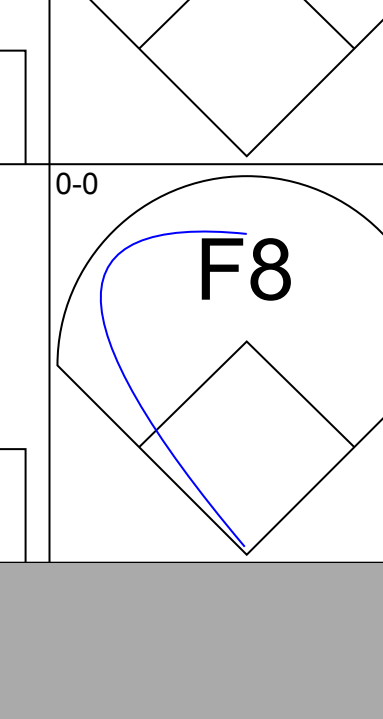
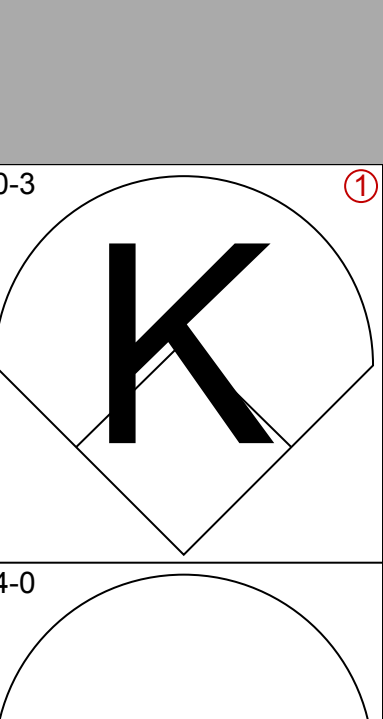
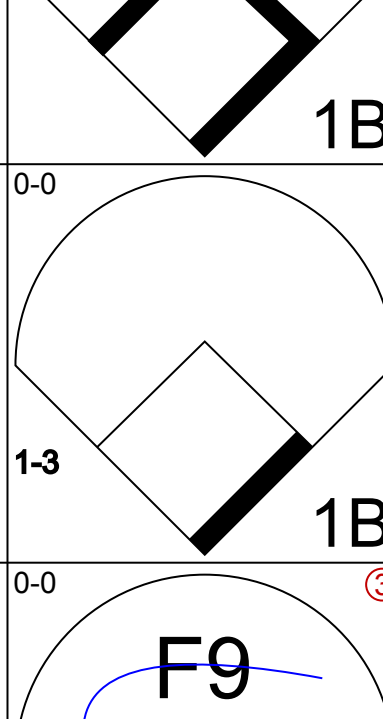
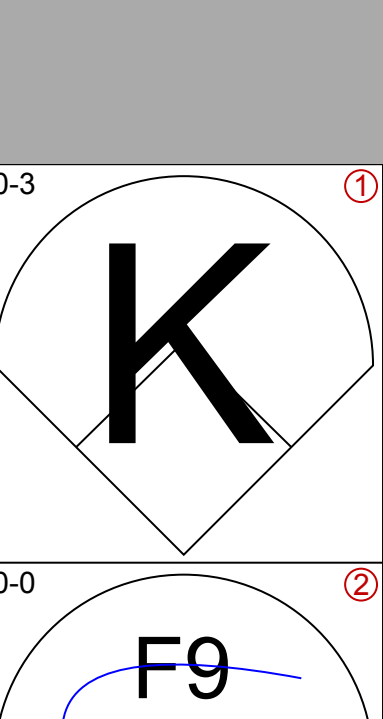
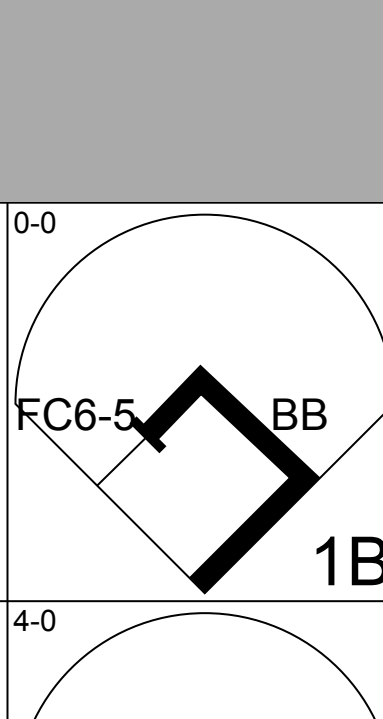
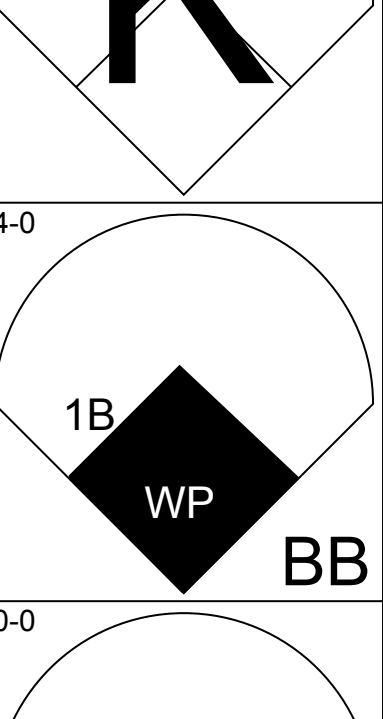
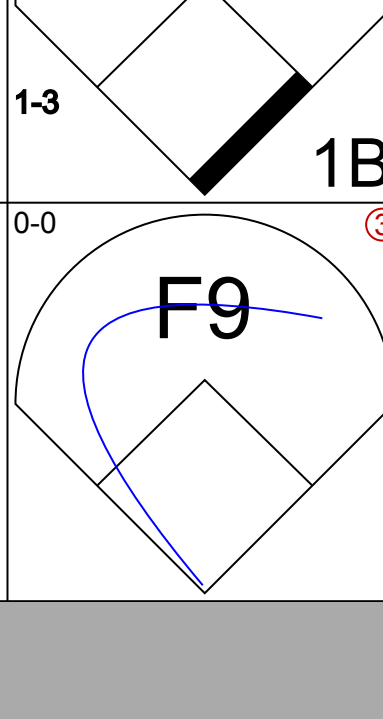
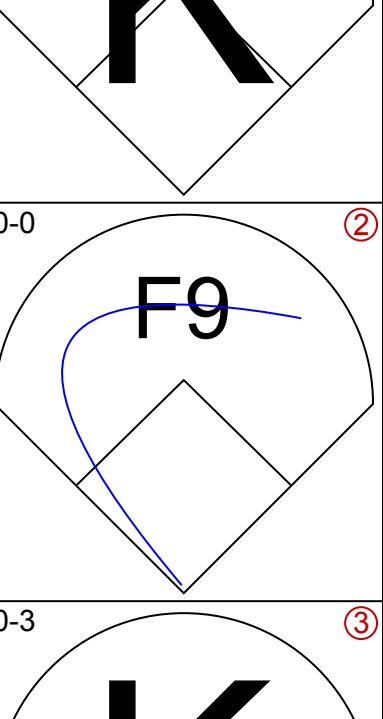
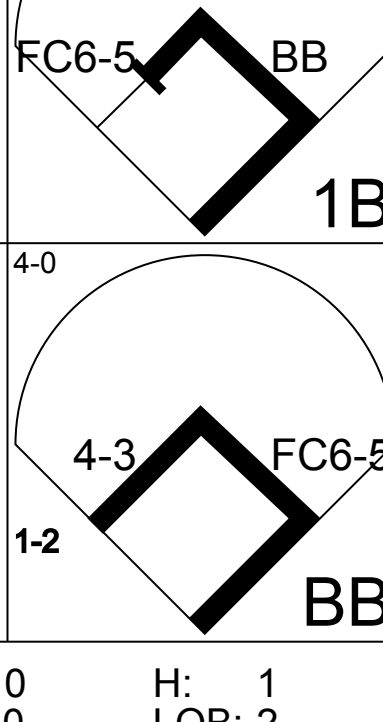
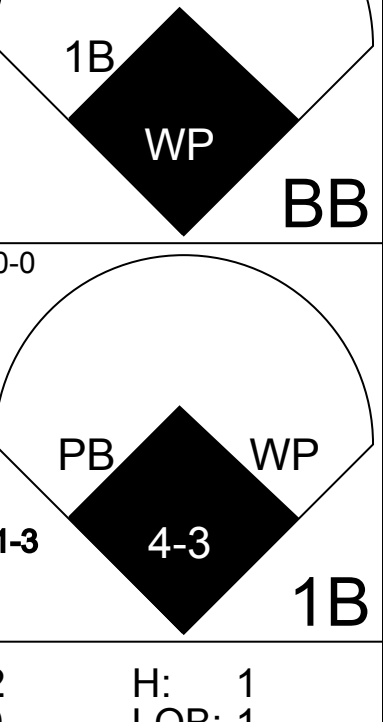
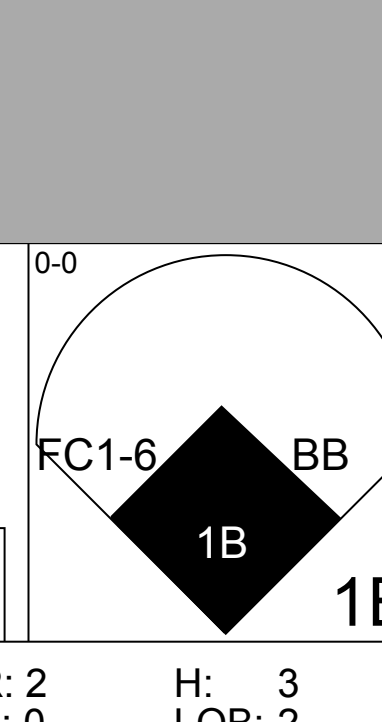
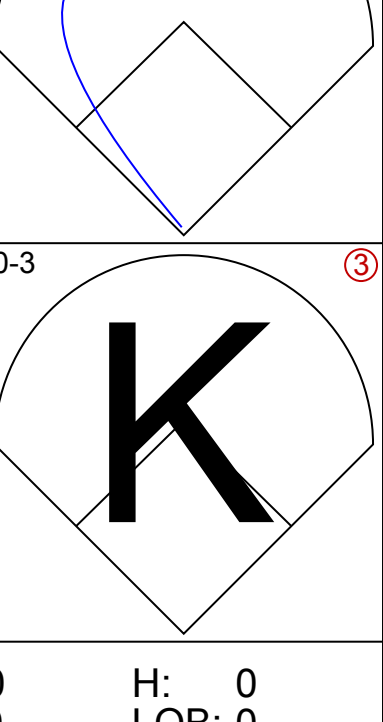
AB 35
R 4
H 10
RBI 4
BB 4
SO 4
LOB 16

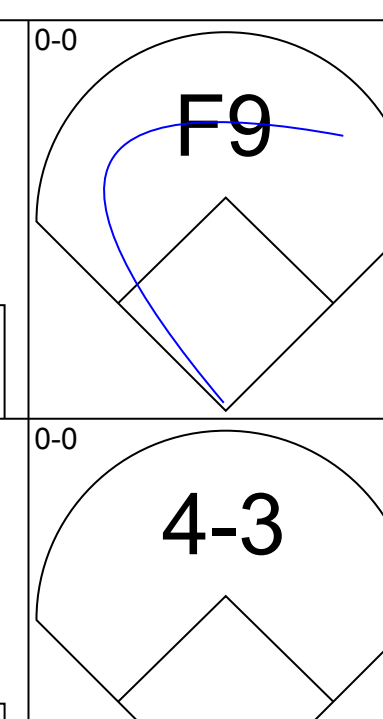
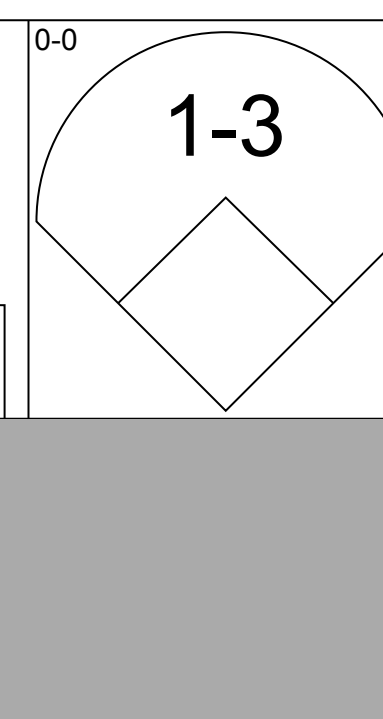
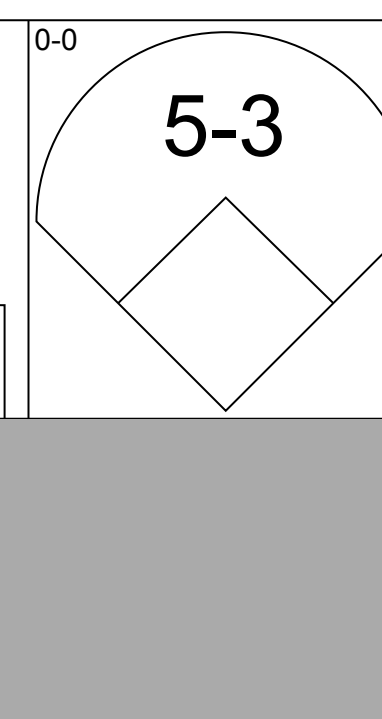

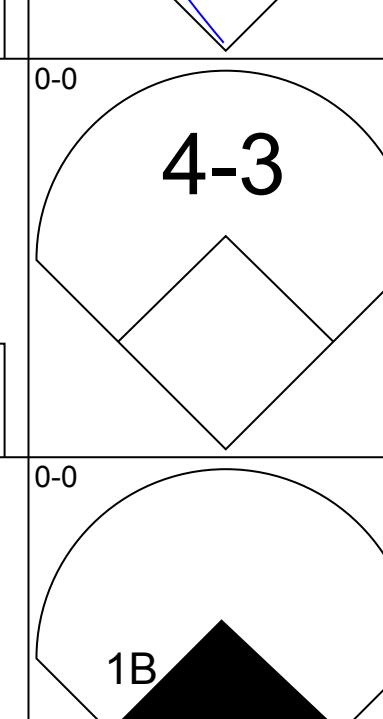
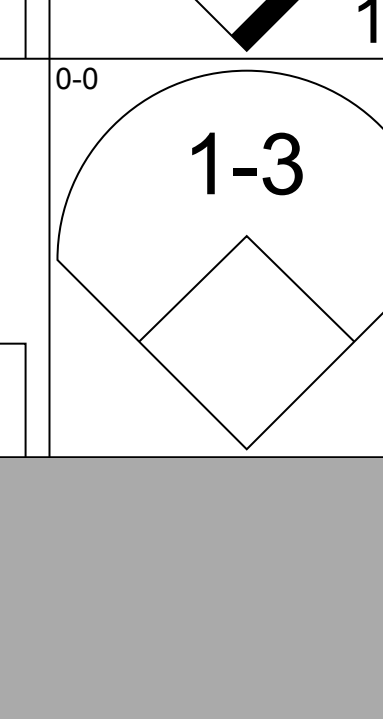
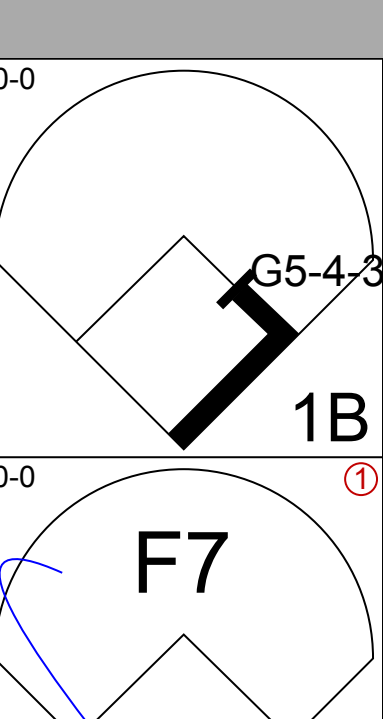
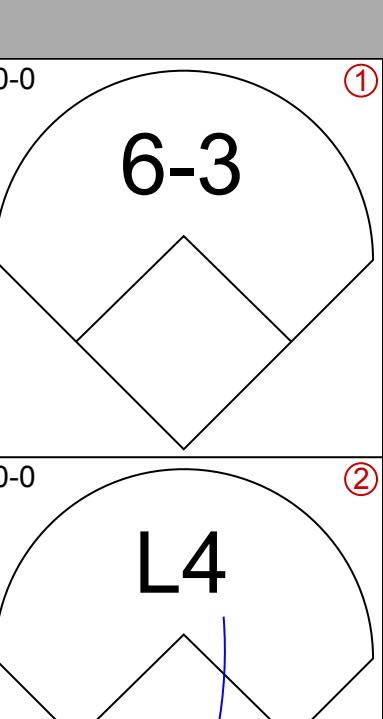
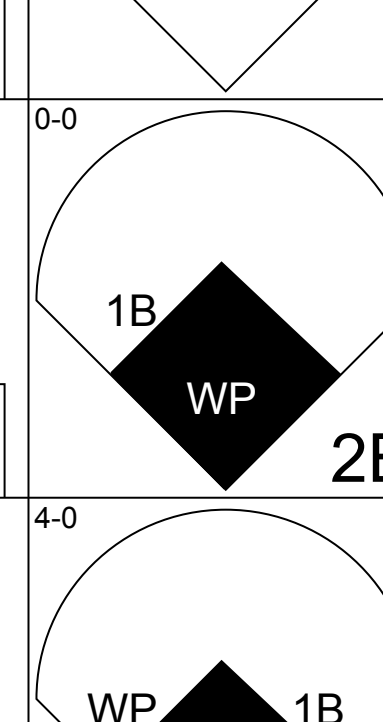
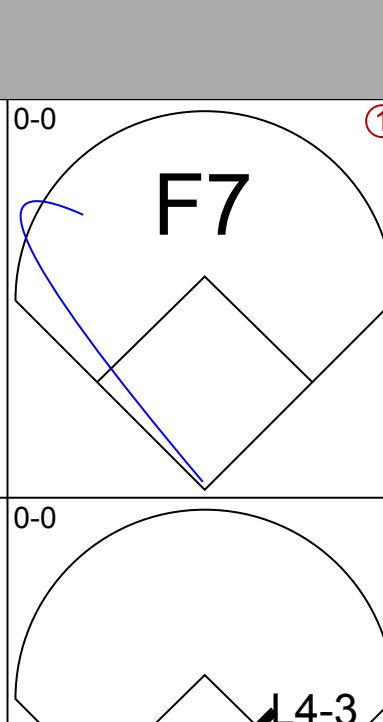
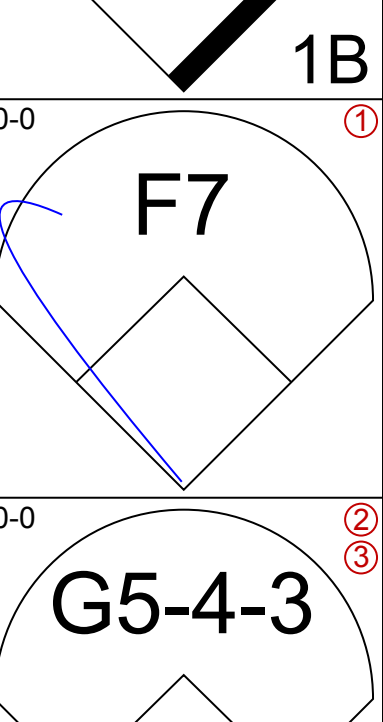
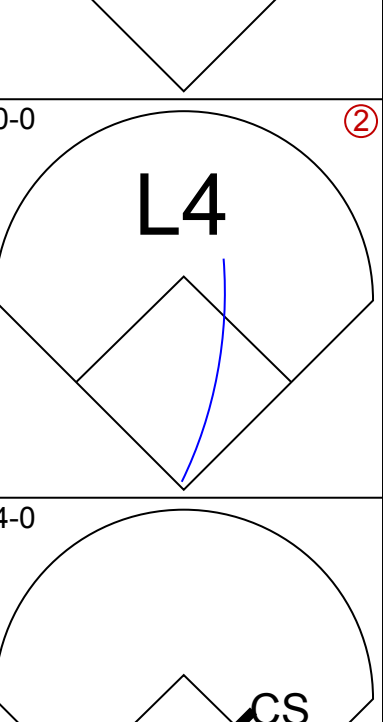
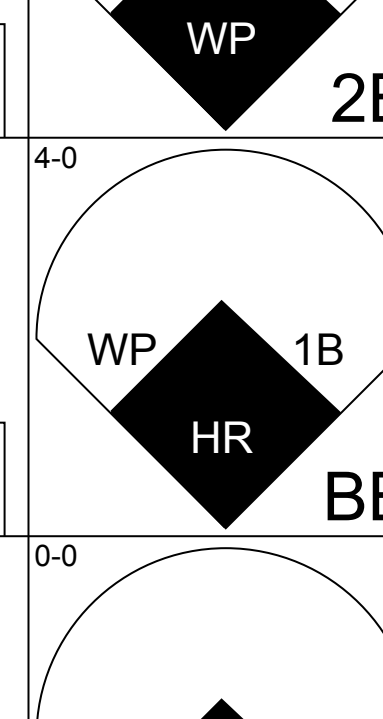
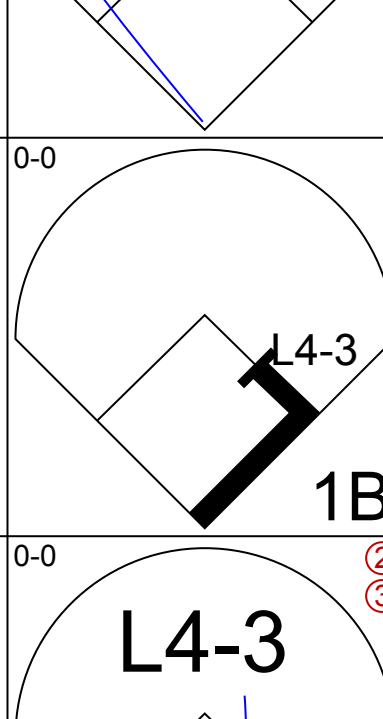
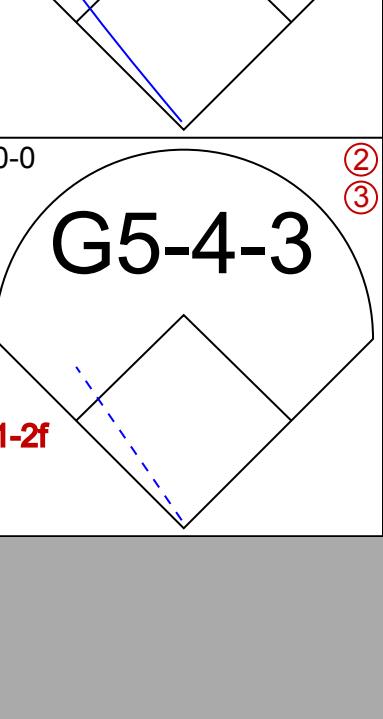
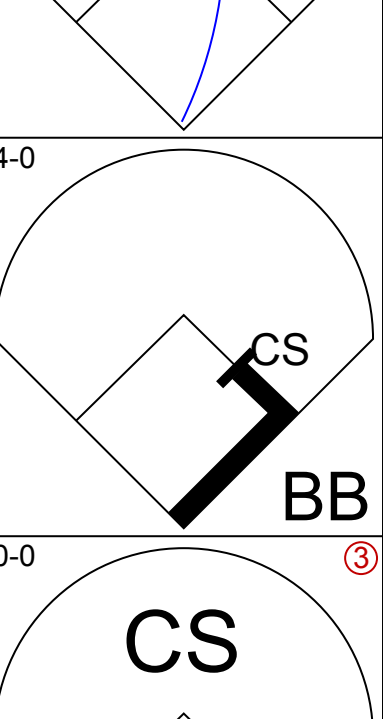
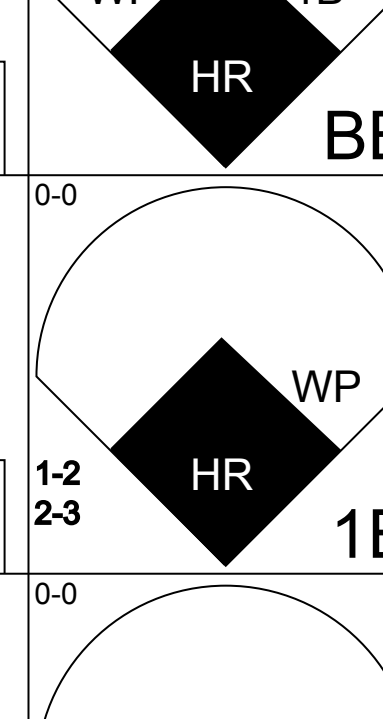
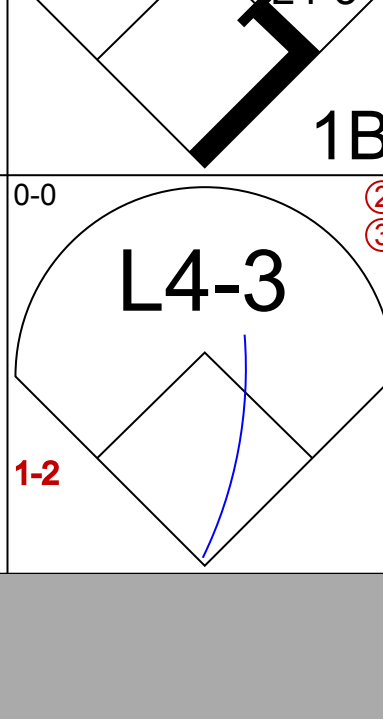
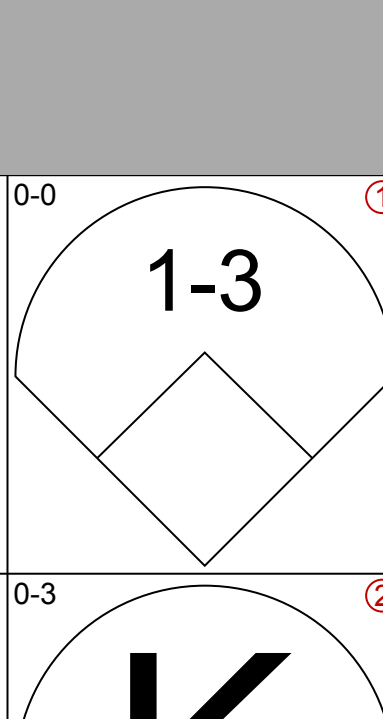
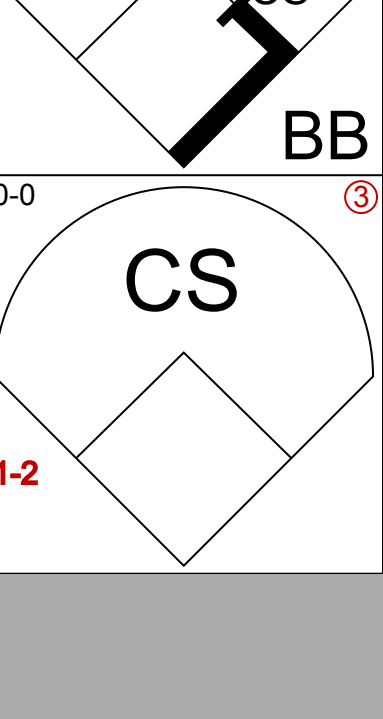
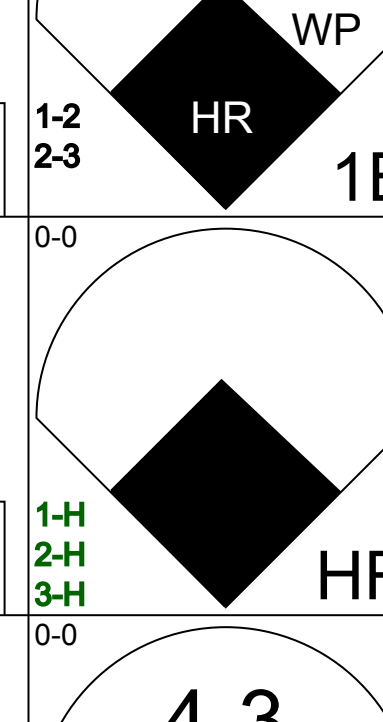
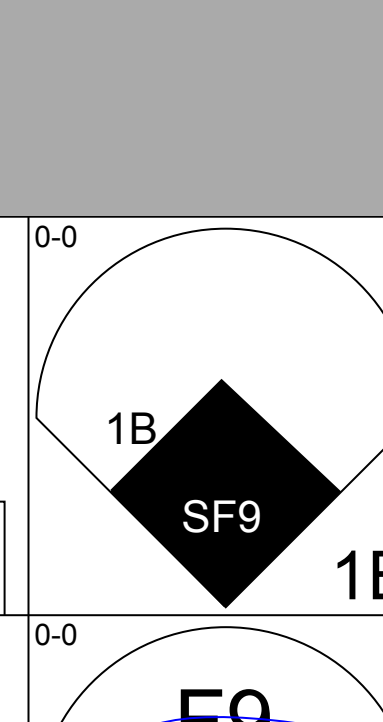
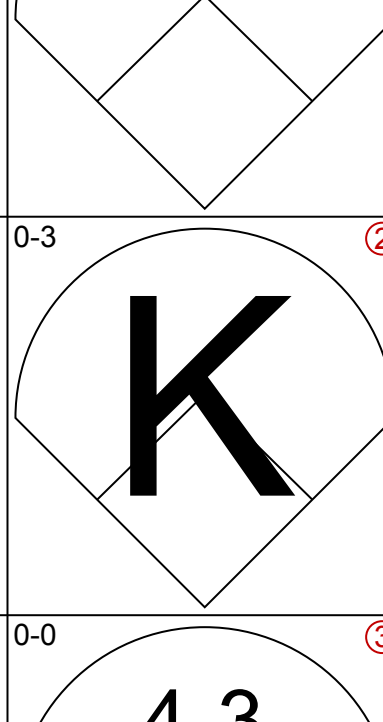
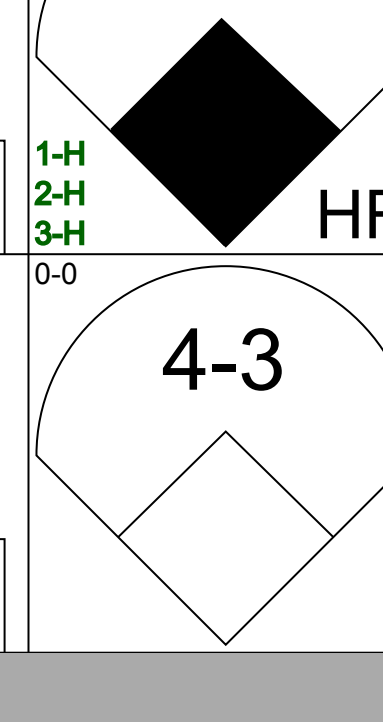
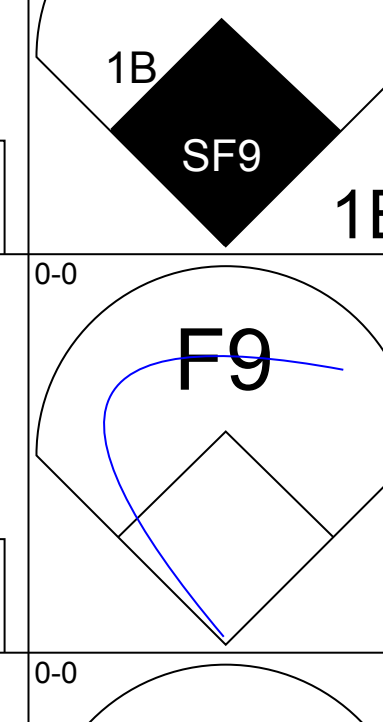
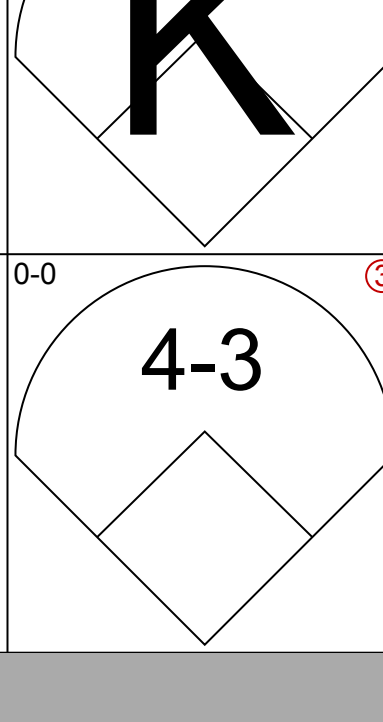
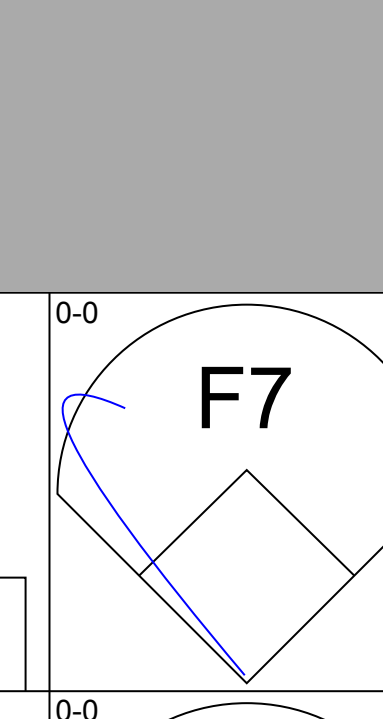
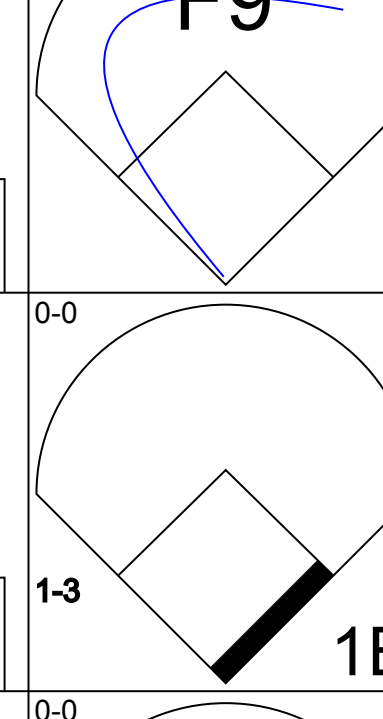
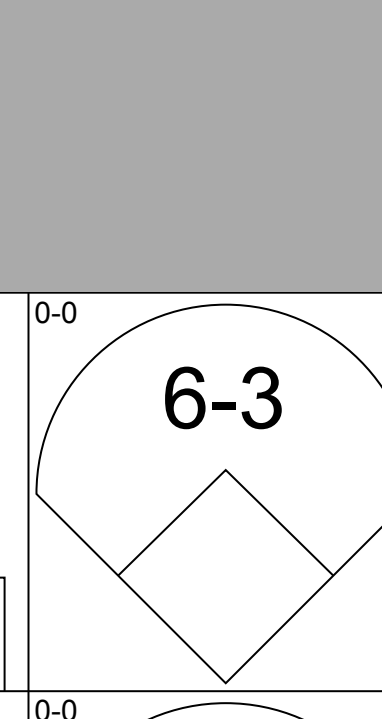
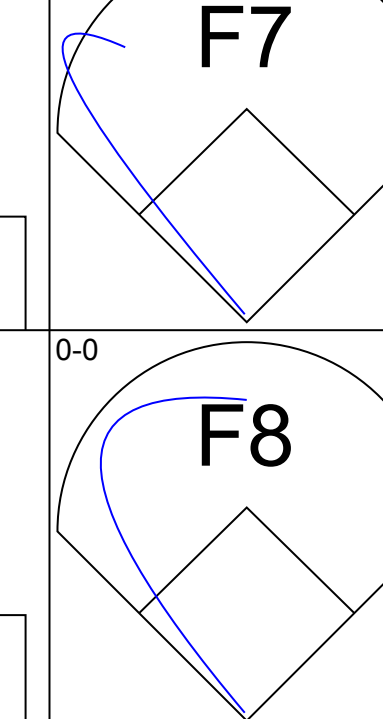
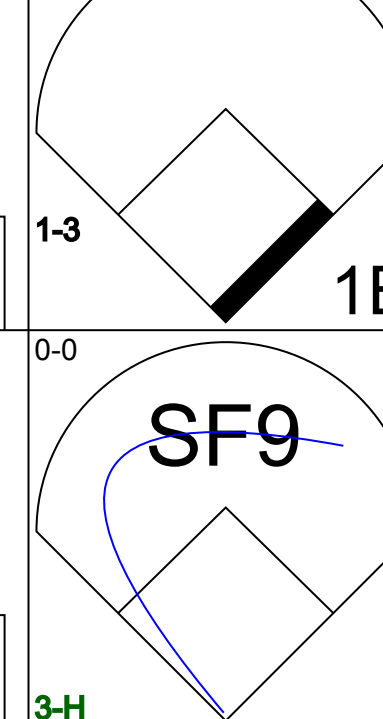
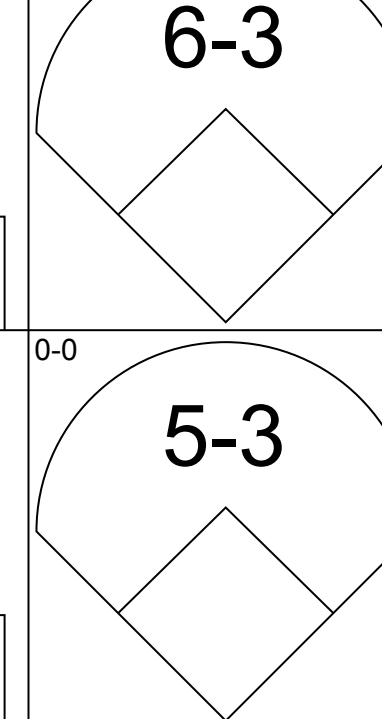


Batter	1	2	3	4	5	6	7	8	9	AB	R	H	RBI	BB	SO	LOB	BOTTOM								
Ron LeFlore, R OBP: 0.314, SLG: 0.362 (1, 8)	FC6-4 1B		CS BB		1-3		F8		4-3	4	0	1	0	1	0	2	New York Yankees @ Detroit Tigers Tiger Stadium, Detroit, MI Sun Jun 25 1978, 3:33 AM EDT Att: 34,014 - Unknown								
Steve Kemp, L OBP: 0.426, SLG: 0.383 (1, 7)	FC6-4 1-2		K		4-3		F8			4	0	0	0	0	1	3									
Rusty Staub, L OBP: 0.346, SLG: 0.438 (1, 10)	K		1B 1B		1B		F8			4	0	2	1	0	1	1									
Jason Thompson, L OBP: 0.369, SLG: 0.551 (1, 3)	K		FC5-4 1B		1-2 1B				1-3	4	0	2	0	0	1	1									
Aurelio Rodriguez, R OBP: 0.314, SLG: 0.448 (1, 5)		K	FC5-4		F9				6-3	4	0	0	0	0	1	4									
Mickey Stanley, R OBP: 0.295, SLG: 0.365 (1, 9)		1B 2B		K			FC3-6 BB		K	3	1	1	0	1	2	0									
Lance Parrish, R OBP: 0.248, SLG: 0.403 (1, 2)		2H 1B		F7			FC3-6 FC6-4		K	4	0	1	1	0	1	1									
Alan Trammell, R OBP: 0.304, SLG: 0.345 (1, 6)	F8			F9			FC6-4		K	3	0	0	0	0	0	2									
Tim Lincecum, L OBP: 0.300, SLG: 0.296 (9, PH)							1-2			1	0	0	0	0	1	0									
Lou Whitaker, L OBP: 0.335, SLG: 0.353 (1, 4)	1-4-3				1-3 1B 2B		F9			4	1	2	0	0	0	2									
Inning Stats	R: 0 E: 0 K: 2 S: 8	H: 1 LOB: 1 BB: 0 P: 8	R: 1 E: 0 K: 1 S: 7	H: 2 LOB: 1 BB: 0 P: 7	R: 0 E: 0 K: 1 S: 6	H: 2 LOB: 2 BB: 1 P: 10	R: 0 E: 0 K: 1 S: 5	H: 0 LOB: 0 BB: 0 P: 5	R: 1 E: 0 K: 0 S: 6	H: 3 LOB: 2 BB: 0 P: 6	R: 0 E: 0 K: 0 S: 3	H: 0 LOB: 1 BB: 1 P: 7	R: 0 E: 0 K: 0 S: 3	H: 0 LOB: 0 BB: 0 P: 3	R: 0 E: 0 K: 1 S: 5	H: 1 LOB: 1 BB: 0 P: 5	R: 0 E: 0 K: 2 S: 8	H: 1 LOB: 1 BB: 0 P: 8	1B: 7 2B: 3 3B: 0 HR: 0	SF: 0 SAC: 0 DP: 1 HBP: 0	WP: 0 PB: 0 SB: 0 CS: 1	PA: 37			
PITCHER	IP WLS BF H R ER SO BB IBB HBP BLK WP HR S P ERA WHIP	7.2 W 32 8 2 2 5 2 0 0 0 0 0 11 11 0.00 0.750																							

AB 35
R 2
H 9
RBI 2
BB 2
SO 8
LOB 16



Batter	1	2	3	4	5	6	7	8	9	AB	R	H	RBI	BB	SO	LOB	TOP									
Ron LeFlore, R OBP: 0.313, SLG: 0.357 (1, 8)										4	0	0	0	1	3	3	<p>Detroit Tigers @ Cleveland Indians Cleveland Municipal Stadium, Cleveland, OH</p> <p>Mon Jun 26 1978, 7:05 PM EDT Att: 4,633 - Unknown</p> <p>livebaseballscorecards.com</p> <p>AB 35 R 4 H 8 RBI 3 BB 4 SO 12 LOB 16</p> 									
Steve Kemp, L OBP: 0.422, SLG: 0.377 (1, 7)										4	0	0	1	1	2	3										
Rusty Staub, L OBP: 0.344, SLG: 0.434 (1, 10)										5	1	1	0	0	0	5										
Jason Thompson, L OBP: 0.367, SLG: 0.547 (1, 3)										4	0	1	1	0	2	1										
Aurelio Rodriguez, R OBP: 0.312, SLG: 0.442 (1, 5)										4	0	1	1	0	0	0										
Mickey Stanley, R OBP: 0.299, SLG: 0.364 Tim Corcoran, L OBP: 0.298, SLG: 0.294 (7, PH) (7, 9)										3	0	1	0	0	0	1		0								
Lance Parrish, R OBP: 0.250, SLG: 0.402 Milt May, L OBP: 0.304, SLG: 0.432 (8, PH) (8, 2)											3	0	1	0	0	1		0								
Alan Trammell, R OBP: 0.308, SLG: 0.345 (1, 6)										3	1	1	0	1	0	2										
Lou Whitaker, L OBP: 0.343, SLG: 0.358 (1, 4)										3	2	2	0	1	1	0										
Inning Stats	R: 0 E: 0 K: 3 S: 10	H: 1 LOB: 1 BB: 0 P: 10	R: 0 E: 0 K: 0 S: 3	H: 0 LOB: 0 BB: 0 P: 3	R: 0 E: 0 K: 0 S: 4	H: 1 LOB: 2 BB: 1 P: 8	R: 0 E: 0 K: 1 S: 5	H: 0 LOB: 0 BB: 0 P: 5	R: 2 E: 0 K: 1 S: 6	H: 1 LOB: 1 BB: 2 P: 14	R: 0 E: 0 K: 1 S: 7	H: 2 LOB: 2 BB: 0 P: 7	R: 2 E: 0 K: 2 S: 10	H: 3 LOB: 2 BB: 1 P: 14	R: 0 E: 0 K: 2 S: 7	H: 0 LOB: 0 BB: 0 P: 7		R: 0 E: 0 K: 2 S: 7	H: 0 LOB: 0 BB: 0 P: 7	1B: 8 2B: 0 3B: 0 HR: 0	SF: 0 SAC: 0 DP: 0 HBP: 0	WP: 1 PB: 1 SB: 1 CS: 0	PA: 39			
PITCHER	IP	WLS	BF	H	R	ER	SO	BB	IBB	HBP	BLK	WP	HR	S	P	ERA	WHIP									
Don Hood, L ERA: 4.48 Sid Monge, L ERA: 2.39 Dan Spillner, R ERA: 3.89	(1, 1)	6.1	W	29	6	4	3	7	4	0	0	0	0	0	39	55	4.26	1.579								
(7, 1)	0.1		3	2	0	0	0	0	0	0	0	0	0	3	3	0.00	6.000									
(7, 1)	2.1	S	7	0	0	0	5	0	0	0	0	0	0	17	17	0.00	0.000									

Batter	1	2	3	4	5	6	7	8	9	AB	R	H	RBI	BB	SO	LOB	BOTTOM									
Paul Dade, R OBP: 0.350, SLG: 0.383 (1, 9)										4	0	1	0	0	0	1	<p>Detroit Tigers @ Cleveland Indians Cleveland Municipal Stadium, Cleveland, OH</p> <p>Mon Jun 26 1978, 7:05 PM EDT Att: 4,633 - Unknown</p> <p>livebaseballscorecards.com</p> <p>AB 28 R 5 H 8 RBI 4 BB 2 SO 1 LOB 6</p> 									
Rick Manning, L OBP: 0.312, SLG: 0.348 (1, 8)										4	0	1	0	0	0	1										
Johnny Grubb, L OBP: 0.353, SLG: 0.439 (1, 7)										4	1	1	0	0	0	1										
Andre Thornton, R OBP: 0.391, SLG: 0.531 (1, 3)										2	1	1	0	2	0	1										
Bernie Carbo, L OBP: 0.362, SLG: 0.380 (1, 10)										3	1	1	0	0	0	1										
Gary Alexander, R OBP: 0.313, SLG: 0.448 (1, 2)										3	2	2	3	0	1	0										
Ted Cox, R OBP: 0.282, SLG: 0.232 (1, 5)										3	0	0	0	0	0	1										
Duane Kuiper, L OBP: 0.285, SLG: 0.294 (1, 4)										3	0	1	0	0	0	0										
Tom Verzyer, R OBP: 0.270, SLG: 0.315 (1, 6)										2	0	0	1	0	0	0										
Inning Stats	R: 4 E: 0 K: 0 S: 6	H: 3 LOB: 0 BB: 1 P: 10	R: 0 E: 0 K: 0 S: 4	H: 1 LOB: 1 BB: 0 P: 4	R: 0 E: 0 K: 0 S: 3	H: 1 LOB: 1 BB: 0 P: 3	R: 0 E: 0 K: 0 S: 5	H: 2 LOB: 1 BB: 0 P: 5	R: 0 E: 0 K: 1 S: 5	H: 0 LOB: 0 BB: 0 P: 5	R: 0 E: 0 K: 0 S: 3	H: 0 LOB: 0 BB: 0 P: 3	R: 0 E: 0 K: 0 S: 2	H: 0 LOB: 0 BB: 1 P: 6	1B: 6 2B: 2 3B: 0 HR: 1	SF: 1 SAC: 0 DP: 2 HBP: 0		WP: 1 PB: 0 SB: 0 CS: 1	PA: 32							
PITCHER	IP	WLS	BF	H	R	ER	SO	BB	IBB	HBP	BLK	WP	HR	S	P	ERA	WHIP									
Jack Billingham, R ERA: 4.32	(1, 1)	8.0	L	31	8	5	5	1	2	0	0	0	1	1	31	39	5.62	1.250								

Batter	1	2	3	4	5	6	7	8	9	AB	R	H	RBI	BB	SO	LOB	TOP					
Ron LeFlore, R OBP: 0.314, SLG: 0.358 (1, 8)										5	1	2	0	0	1	2	Detroit Tigers @ Cleveland Indians Cleveland Municipal Stadium, Cleveland, OH Tue Jun 27 1978, 7:05 PM EDT Att: 12,214 - Unknown - 80 F					
Lou Whitaker, L OBP: 0.350, SLG: 0.358 (1, 4)										3	1	1	0	2	0	2						
Rusty Staub, L OBP: 0.342, SLG: 0.441 (1, 10)										5	1	1	2	0	0	2						
Jason Thompson, L OBP: 0.365, SLG: 0.541 (1, 3)										5	1	1	0	0	0	1						
Steve Kemp, L OBP: 0.420, SLG: 0.374 (1, 7)										4	1	1	0	0	0	1						
Milt May, L OBP: 0.309, SLG: 0.434 (1, 2)										4	1	2	1	0	0	0						
Tim Corcoran, L OBP: 0.303, SLG: 0.300 (1, 9)										4	0	2	0	0	0	2						
Phil Mankowski, L OBP: 0.364, SLG: 0.413 Aurelio Rodriguez, R OBP: 0.312, SLG: 0.442 (1, 5) (8, 5)										3	0	1	2	1	0	0						
Mark Wagner, R OBP: 0.284, SLG: 0.298 (1, 6)										3	0	0	0	0	1	2						
Inning Stats	R: 6 E: 1 K: 0 S: 10	H: 6 LOB: 2 BB: 1 P: 14	R: 0 E: 0 K: 0 S: 5	H: 2 LOB: 2 BB: 0 P: 5	R: 0 E: 0 K: 0 S: 3	H: 0 LOB: 0 BB: 0 P: 3	R: 0 E: 0 K: 0 S: 3	H: 0 LOB: 0 BB: 0 P: 3	R: 0 E: 0 K: 0 S: 4	H: 1 LOB: 2 BB: 1 P: 8	R: 0 E: 0 K: 0 S: 4	H: 2 LOB: 1 BB: 0 P: 4	R: 0 E: 0 K: 0 S: 3	H: 0 LOB: 0 BB: 0 P: 3	R: 0 E: 0 K: 2 S: 7	H: 0 LOB: 0 BB: 0 P: 7	R: 0 E: 0 K: 0 S: 2	H: 0 LOB: 0 BB: 1 P: 6	1B: 10 2B: 1 3B: 0 HR: 1	SF: 0 SAC: 1 DP: 1 HBP: 0	WP: 2 PB: 0 SB: 2 CS: 1	PA: 40
PITCHER	IP WLS BF H R ER SO BB IBB HBP BLK WP HR S P ERA WHIP																					
Dave Freisleben, R ERA: 7.76 (1, 1)	0.0 L 6 4 6 5 0 1 0 0 0 0 1 1 5 9 ∞ ∞																					
Paul Reuschel, R ERA: 4.24 (1, 1)	6.0 25 7 0 0 0 1 0 0 0 0 0 0 24 28 0.00 1.333																					
Jim Kern, R ERA: 4.1 (7, 1)	2.0 6 0 0 0 2 0 0 0 0 0 0 0 10 10 0.00 0.000																					
Sid Monge, L ERA: 2.33 (9, 1)	1.0 3 0 0 0 0 1 0 0 0 0 0 0 2 6 0.00 1.000																					

Batter	1	2	3	4	5	6	7	8	9	AB	R	H	RBI	BB	SO	LOB	BOTTOM			
Paul Dade, R OBP: 0.349, SLG: 0.381 (1, 9)										4	0	1	0	0	1	0	Detroit Tigers @ Cleveland Indians Cleveland Municipal Stadium, Cleveland, OH Tue Jun 27 1978, 7:05 PM EDT Att: 12,214 - Unknown - 80 F			
Rick Manning, L OBP: 0.315, SLG: 0.350 (1, 8)										4	0	2	0	0	0	1				
Johnny Grubb, L OBP: 0.352, SLG: 0.435 (1, 7)										4	0	1	0	0	0	2				
Andre Thornton, R OBP: 0.385, SLG: 0.521 (1, 3)										4	1	0	0	0	0	4				
Bernie Carbo, L OBP: 0.371, SLG: 0.389 (1, 10)										4	0	2	1	0	0	0				
Gary Alexander, R OBP: 0.311, SLG: 0.444 (1, 2)										4	0	1	0	0	0	1				
Ted Cox, R OBP: 0.274, SLG: 0.224 Jim Norris, L OBP: 0.349, SLG: 0.355 (1, 5) (9, PH)										3	0	0	0	0	0	1				
Duane Kuiper, L OBP: 0.289, SLG: 0.298 (1, 4)										3	0	2	0	0	0	0				
Tom Verzyer, R OBP: 0.264, SLG: 0.308 (1, 6)										3	0	0	0	0	1	3				
Inning Stats	R: 0 E: 0 K: 0 S: 4	H: 1 LOB: 1 BB: 0 P: 4	R: 0 E: 0 K: 0 S: 3	H: 0 LOB: 0 BB: 0 P: 3	R: 0 E: 0 K: 0 S: 3	H: 0 LOB: 0 BB: 0 P: 3	R: 1 E: 0 K: 0 S: 4	H: 2 LOB: 1 BB: 0 P: 4	R: 0 E: 0 K: 1 S: 6	H: 1 LOB: 1 BB: 0 P: 4	R: 0 E: 0 K: 1 S: 7	H: 2 LOB: 2 BB: 0 P: 7	R: 0 E: 0 K: 0 S: 3	H: 0 LOB: 0 BB: 0 P: 3	R: 0 E: 0 K: 0 S: 4	H: 1 LOB: 1 BB: 0 P: 4	1B: 9 2B: 0 3B: 0 HR: 0	SF: 0 SAC: 0 DP: 1 HBP: 0	WP: 0 PB: 0 SB: 0 CS: 0	PA: 34
PITCHER	IP WLS BF H R ER SO BB IBB HBP BLK WP HR S P ERA WHIP																			
Dave Rozema, R ERA: 2.3 (1, 1)	9.0 W 34 9 1 1 2 0 0 0 0 0 0 0 38 38 1.00 1.000																			

Batter	1	2	3	4	5	6	7	8	9	AB	R	H	RBI	BB	SO	LOB	TOP										
Ron LeFlore, R (1, 8) OBP: 0.315, SLG: 0.358	F8		4-3			SH5-4 1B		F8		4	1	1	0	0	0	1	Detroit Tigers @ Cleveland Indians Cleveland Municipal Stadium, Cleveland, OH Wed Jun 28 1978, 7:05 PM EDT Att: 13,489 - Unknown										
Lou Whitaker, L (1, 4) OBP: 0.348, SLG: 0.352	4-3		L6			SH5-4		F8		3	0	0	0	0	0	1											
Rusty Staub, L (1, 10) OBP: 0.348, SLG: 0.438	4-3				F8					3	0	1	1	1	0	0											
Jason Thompson, L (1, 3) OBP: 0.357, SLG: 0.527					6-3					4	0	1	0	0	2	3											
Steve Kemp, L (1, 7) OBP: 0.411, SLG: 0.364					F8					4	0	0	0	0	0	1											
Milt May, L (1, 2) OBP: 0.305, SLG: 0.433										4	0	1	0	0	0	1											
Phil Mankowski, L (1, 5) Aurelio Rodriguez, R (9, PH) OBP: 0.393, SLG: 0.411 OBP: 0.321, SLG: 0.454					1-3					3	0	1	0	0	0	1											
John Wockenfuss, R (1, 9) OBP: 0.338, SLG: 0.338										3	0	1	0	0	1	3											
Alan Trammell, R (1, 6) OBP: 0.309, SLG: 0.345					5-3					3	0	1	0	0	0	1											
Inning Stats	R: 0 E: 0 K: 0 S: 3	H: 0 LOB: 0 BB: 0 P: 3	R: 0 E: 0 K: 0 S: 5	H: 2 LOB: 2 BB: 0 P: 5	R: 0 E: 0 K: 0 S: 3	H: 0 LOB: 0 BB: 0 P: 3	R: 0 E: 0 K: 0 S: 3	H: 0 LOB: 0 BB: 0 P: 3	R: 0 E: 0 K: 0 S: 4	H: 1 LOB: 1 BB: 0 P: 4	R: 1 E: 0 K: 1 S: 6	H: 2 LOB: 1 BB: 0 P: 6	R: 0 E: 0 K: 1 S: 6	H: 1 LOB: 1 BB: 0 P: 6	R: 0 E: 0 K: 1 S: 6	H: 1 LOB: 2 BB: 1 P: 10		R: 0 E: 0 K: 1 S: 5	H: 0 LOB: 0 BB: 0 P: 5	1B: 6 2B: 2 3B: 0 HR: 0	SF: 0 SAC: 1 DP: 1 HBP: 0	WP: 0 PB: 0 SB: 0 CS: 1	PA: 34				
PITCHER	IP	WLS	BF	H	R	ER	SO	BB	IBB	HBP	BLK	WP	HR	S	P	ERA	WHIP										
Mike Paxton, R (1, 1) ERA: 3.81	7.2	W	30	7	1	1	2	1	0	0	0	0	0	33	37	1.17	1.043										
Sid Monge, L (8, 1) ERA: 2.21	1.1	S	4	0	0	0	2	0	0	0	0	0	0	8	8	0.00	0.000										

AB	32
R	1
H	7
RBI	1
BB	1
SO	4
LOB	12



Batter	1	2	3	4	5	6	7	8	9	AB	R	H	RBI	BB	SO	LOB	BOTTOM										
Jim Norris, L (1, 9) OBP: 0.346, SLG: 0.345	6-3		1B					1-3		3	0	0	0	1	0	0	Detroit Tigers @ Cleveland Indians Cleveland Municipal Stadium, Cleveland, OH Wed Jun 28 1978, 7:05 PM EDT Att: 13,489 - Unknown										
Rick Manning, L (1, 8) OBP: 0.325, SLG: 0.351	K		BB					F8		3	1	1	1	1	1	0											
Johnny Grubb, L (1, 7) OBP: 0.354, SLG: 0.429	F8		1B					F7		2	0	0	0	1	0	0											
Andre Thornton, R (1, 3) OBP: 0.383, SLG: 0.512										3	0	1	1	0	1	3											
Gary Alexander, R (1, 10) OBP: 0.311, SLG: 0.450										3	0	0	0	0	3	1											
Ted Cox, R (1, 5) OBP: 0.288, SLG: 0.221										3	0	0	0	0	1	1											
Duane Kuiper, L (1, 4) OBP: 0.286, SLG: 0.295										3	1	1	0	0	0	0											
Larryl Blanks, R (1, 6) OBP: 0.257, SLG: 0.284										2	0	0	0	0	0	1											
Tom Verzyer, R (7, 6) OBP: 0.269, SLG: 0.307										1	0	0	0	0	1	0											
Bo Diaz, R (1, 2) OBP: 0.176, SLG: 0.235										3	0	0	0	0	0	1											
Inning Stats	R: 0 E: 0 K: 1 S: 5	H: 0 LOB: 0 BB: 0 P: 5	R: 0 E: 0 K: 1 S: 5	H: 0 LOB: 0 BB: 0 P: 5	R: 1 E: 0 K: 1 S: 7	H: 2 LOB: 3 BB: 2 P: 15	R: 0 E: 0 K: 2 S: 7	H: 0 LOB: 0 BB: 0 P: 7	R: 0 E: 0 K: 0 S: 3	H: 0 LOB: 0 BB: 0 P: 3	R: 1 E: 0 K: 1 S: 6	H: 1 LOB: 1 BB: 1 P: 10	R: 0 E: 0 K: 1 S: 5	H: 0 LOB: 0 BB: 0 P: 5	R: 0 E: 0 K: 0 S: 3	H: 0 LOB: 0 BB: 0 P: 3	1B: 3 2B: 0 3B: 0 HR: 0	SF: 0 SAC: 1 DP: 0 HBP: 0	WP: 0 PB: 0 SB: 1 CS: 0	PA: 30							
PITCHER	IP	WLS	BF	H	R	ER	SO	BB	IBB	HBP	BLK	WP	HR	S	P	ERA	WHIP										
Milt Wilcox, R (1, 1) ERA: 4.01	8.0	L	30	3	2	2	7	3	0	0	0	0	0	41	53	2.25	0.750										

AB	26
R	2
H	3
RBI	2
BB	3
SO	7
LOB	7



Batter	1	2	3	4	5	6	7	8	9	AB	R	H	RBI	BB	SO	LOB	TOP										
Ron LeFlore, R OBP: 0.317, SLG: 0.360 (1, 8)	0-0 1-3		0-0 4-3 SF7 2B		4-0 BB BB	0-3 K		0-0 F9		4	1	1	0	1	1	3											
Steve Kemp, L OBP: 0.408, SLG: 0.358 (1, 7)	4-0 BB		0-0 4-3		0-3 K	0-0 G3		0-3 K		4	0	0	0	1	2	4											
Rusty Staub, L OBP: 0.348, SLG: 0.437 (1, 10)	0-0 F7		0-0 SF7		4-0 BB 1-2 BB		0-0 4-3		0-0 FC4-6 1B	3	0	1	1	1	0	1											
Jason Thompson, L OBP: 0.358, SLG: 0.522 (1, 3)	0-0 6-3		0-0 BB		4-0 1-2 2-3 BB		0-0 4-3		0-0 FC4-6 1-2	3	0	0	0	2	0	2											
Aurelio Rodriguez, R OBP: 0.317, SLG: 0.446 (1, 5)		0-0 1-3	0-0 F3		0-3 K		0-0 1B		0-3 K	5	0	1	0	0	2	5											
Mickey Stanley, R OBP: 0.273, SLG: 0.344 (1, 9)		4-0 PB 1B BB		0-0 6-3		0-0 SH5-4 1B		0-0 F8		3	2	1	0	1	0	1											
Lance Parrish, R OBP: 0.252, SLG: 0.395 (1, 2)		0-0 G3 1-H 1B		0-0 F7		0-0 1B SH5-4 1-2		0-0 6-3 SH3-4 1B		4	0	2	1	0	0	1											
Mark Wagner, R OBP: 0.277, SLG: 0.289 (1, 6)		0-0 G3		0-0 4-3		0-0 SH5-4		0-0 SH3-4		2	0	0	0	0	0	1											
Steve Dillard, R OBP: 0.282, SLG: 0.284 (1, 4)		0-0 5-3		0-0 4-3		0-0 1B		0-0 6-3		3	0	1	1	0	0	1											
Lou Whitaker, L OBP: 0.346, SLG: 0.350 (8, PH) (8, 4)						2-3 3-H 1B				1	0	0	0	0	0	1											
Inning Stats	R: 0 E: 0 K: 0 S: 3	H: 0 LOB: 1 BB: 1 P: 7	R: 1 E: 0 K: 0 S: 4	H: 1 LOB: 1 BB: 1 P: 8	R: 1 E: 0 K: 0 S: 4	H: 1 LOB: 0 BB: 0 P: 3	R: 0 E: 0 K: 2 S: 7	H: 0 LOB: 3 BB: 3 P: 19	R: 1 E: 1 K: 1 S: 8	H: 2 LOB: 2 BB: 0 P: 8	R: 0 E: 0 K: 0 S: 4	H: 1 LOB: 1 BB: 0 P: 4	R: 0 E: 0 K: 2 S: 8	H: 1 LOB: 1 BB: 0 P: 8	R: 0 E: 0 K: 2 S: 8	H: 1 LOB: 1 BB: 0 P: 8	1B: 6 2B: 1 3B: 0 HR: 0	SF: 1 SAC: 2 DP: 0 HBP: 0	WP: 0 PB: 1 SB: 0 CS: 0	PA: 41							
PITCHER	IP	WLS	BF	H	R	ER	SO	BB	IBB	HBP	BLK	WP	HR	S	P	ERA	WHIP										
David Clyde, L ERA: 3.99 (1, 1)	5.1		27	4	3	2	2	6	0	0	0	0	0	25	49	3.38	1.875										
Jim Kern, R ERA: 3.73 (6, 1)	3.2	W	14	3	0	0	3	0	0	0	0	0	0	20	20	0.00	0.818										

Detroit Tigers @ Cleveland Indians
Cleveland Municipal Stadium, Cleveland, OH
Thu Jun 29 1978, 3:33 AM EDT
Att: 5,672 - Unknown - 76 F

AB 32
R 3
H 7
RBI 3
BB 6
SO 5
LOB 20



Batter	1	2	3	4	5	6	7	8	9	AB	R	H	RBI	BB	SO	LOB	BOTTOM										
Paul Dade, R OBP: 0.344, SLG: 0.369 (1, 9)	0-0 1-3		4-0 G3 HR BB		0-0 F8			4-0 BB 1B BB		2	2	0	0	2	0	0											
Tom Verzyer, R OBP: 0.270, SLG: 0.314 (1, 6)			0-0 G3		0-0 F7			4-0 BB 1B BB		3	0	1	0	0	0	1											
Johnny Grubb, L OBP: 0.357, SLG: 0.429 (8, PH)			1-2					1-2 1B BB		0	1	0	0	1	0	0											
Larvell Blanks, R OBP: 0.297, SLG: 0.284 (9, 6)			2B					1-2 1B BB		0	0	0	0	0	0	0											
Andre Thornton, R OBP: 0.388, SLG: 0.511 (1, 3)	4-0 BB		4-0 HR BB		0-0 F8			0-0 1B BB 1B		2	2	1	1	2	0	0											
Gary Alexander, R OBP: 0.310, SLG: 0.460 (1, 10)	0-0 F3		0-0 HR		0-3 K			0-3 K		4	1	1	3	0	2	4											
Ron Pruitt, R OBP: 0.296, SLG: 0.339 (1, 7)	0-0 6-3		0-0 L5		0-0 F7			0-0 BB 1B		2	0	0	0	0	0	2											
Rick Manning, L OBP: 0.326, SLG: 0.352 (5, 8)								1-3 2-H 1B		2	0	1	1	0	0	0											
Ted Cox, R OBP: 0.287, SLG: 0.215 (1, 5)		0-0 6-3		0-0 F9				4-0 BB BB		3	0	0	0	1	0	0											
Horace Speed, R OBP: 0.379, SLG: 0.292 (1, 8) (5, 7)		0-3 K		0-0 4-3				4-0 BB BB		2	0	0	0	0	1	0											
Jim Norris, L OBP: 0.348, SLG: 0.342 (7, PH) (8, 7)								1-2 2-3 3-H BB		1	0	0	1	1	0	0											
Duane Kuiper, L OBP: 0.282, SLG: 0.290 (1, 4)		0-0 F8		0-0 G3				0-3 K		4	0	0	0	0	1	3											
Bo Diaz, R OBP: 0.150, SLG: 0.200 (1, 2)			0-0 6-3		0-0 6-3			0-0 F9		3	0	0	0	0	0	0											
Inning Stats	R: 0 E: 0 K: 0 S: 4	H: 1 LOB: 2 BB: 1 P: 8	R: 0 E: 0 K: 1 S: 5	H: 0 LOB: 0 BB: 0 P: 5	R: 3 E: 0 K: 0 S: 4	H: 1 LOB: 0 BB: 2 P: 12	R: 0 E: 0 K: 0 S: 3	H: 0 LOB: 0 BB: 0 P: 3	R: 0 E: 0 K: 1 S: 5	H: 0 LOB: 0 BB: 0 P: 5	R: 0 E: 0 K: 0 S: 3	H: 0 LOB: 0 BB: 0 P: 3	R: 0 E: 0 K: 2 S: 9	H: 2 LOB: 3 BB: 4 P: 25	R: 3 E: 0 K: 2 S: 9	H: 2 LOB: 3 BB: 4 P: 25	1B: 2 2B: 1 3B: 0 HR: 1	SF: 0 SAC: 0 DP: 0 HBP: 0	WP: 0 PB: 0 SB: 0 CS: 0	PA: 35							
PITCHER	IP	WLS	BF	H	R	ER	SO	BB	IBB	HBP	BLK	WP	HR	S	P	ERA	WHIP										
Bob Sykes, L ERA: 4.5 (1, 1)	3.0		14	2	3	3	1	3	0	0	0	0	0	13	25	9.00	1.667										
Jack Morris, R ERA: 4.5 (4, 1)	4.1	L	16	1	3	3	1	2	0	0	0	0	0	16	24	6.23	0.692										
Steve Foucault, R ERA: 2.37 (8, 1)	0.1		4	1	0	0	1	2	0	0	0	0	0	4	12	0.00	9.000										
Jim Crawford, L ERA: 3.16 (8, 1)	0.1		1	0	0	0	1	0	0	0	0	0	0	3	3	0.00	0.000										

Detroit Tigers @ Cleveland Indians
Cleveland Municipal Stadium, Cleveland, OH
Thu Jun 29 1978, 3:33 AM EDT
Att: 5,672 - Unknown - 76 F

AB 28
R 6
H 4
RBI 6
BB 7
SO 4
LOB 10




Batter	1	2	3	4	5	6	7	8	9	AB	R	H	RBI	BB	SO	LOB	TOP	
Ron LeFlore, R OBP: 0.319, SLG: 0.362 (1, 8)										4	2	2	0	0	1	1	Detroit Tigers @ New York Yankees Yankee Stadium, Bronx, NY Fri Jun 30 1978, 7:05 PM EDT Att: 33,894 - Unknown - 77 F	
Steve Kemp, L OBP: 0.409, SLG: 0.360 (1, 7)										4	0	2	0	0	1	1		
Rusty Staub, L OBP: 0.347, SLG: 0.433 (1, 10)										3	0	0	0	1	0	2		
Jason Thompson, L OBP: 0.360, SLG: 0.527 (1, 3)										3	0	2	1	0	0	0		
Aurelio Rodriguez, R OBP: 0.316, SLG: 0.438 (1, 5)											3	0	0	0	1	0		3
Mickey Stanley, R OBP: 0.271, SLG: 0.338 (1, 9)										4	0	1	0	0	1	4		
Lance Parrish, R OBP: 0.299, SLG: 0.398 (1, 2)											4	0	2	0	0	1		2
Alan Trammell, R OBP: 0.302, SLG: 0.337 (1, 6)										4	0	0	0	0	0	4		
Lou Whitaker, L OBP: 0.346, SLG: 0.350 (1, 4)										3	0	1	0	0	0	1		
Inning Stats	R: 1 E: 0 K: 0 S: 5	H: 2 LOB: 2 BB: 1 P: 9	R: 0 E: 0 K: 0 S: 3	H: 0 LOB: 0 BB: 0 P: 3	R: 0 E: 0 K: 0 S: 3	H: 1 LOB: 1 BB: 0 P: 3	R: 0 E: 0 K: 0 S: 3	H: 3 LOB: 1 BB: 0 P: 5	R: 0 E: 0 K: 1 S: 6	H: 1 LOB: 1 BB: 0 P: 6	R: 0 E: 0 K: 2 S: 8	H: 1 LOB: 2 BB: 1 P: 12	1B: 9 2B: 1 3B: 0 HR: 0	SF: 1 SAC: 0 DP: 3 HBP: 0	WP: 0 PB: 0 SB: 0 CS: 0	PA: 35		
PITCHER Don Gullett, L ERA: 2.68 (1, 1)	IP: 9.0 WLS: W BF: 35 H: 10 R: 2 ER: 2 SO: 4 BB: 2 IBB: 0 HBP: 0 BLK: 0 WP: 0 HR: 0 S: 41 P: 49 ERA: 2.00 WHIP: 1.333																	

Batter	1	2	3	4	5	6	7	8	9	AB	R	H	RBI	BB	SO	LOB	BOTTOM	
Jay Johnstone, L OBP: 0.238, SLG: 0.244 (1, 9)										5	0	3	1	0	1	1	Detroit Tigers @ New York Yankees Yankee Stadium, Bronx, NY Fri Jun 30 1978, 7:05 PM EDT Att: 33,894 - Unknown - 77 F	
Jim Spencer, L OBP: 0.307, SLG: 0.500 (8, 3)										1	0	0	0	0	0	2		
Fred Stanley, R OBP: 0.383, SLG: 0.362 (1, 6)										5	0	0	0	0	1	7		
Graig Nettles, L OBP: 0.350, SLG: 0.422 (1, 5)										4	1	0	0	1	0	4		
Brian Doyle, L OBP: 0.227, SLG: 0.227 (8, 5)										0	0	0	0	0	0	0		
Chris Chambliss, L OBP: 0.353, SLG: 0.410 (1, 3)										5	3	3	0	0	0	2		
Paul Blair, R OBP: 0.273, SLG: 0.338 (8, 8)										4	3	3	1	0	0	0		
Lou Piniella, R OBP: 0.379, SLG: 0.405 (1, 7)										4	3	3	1	0	0	0		
Reggie Jackson, L OBP: 0.344, SLG: 0.471 (1, 10)										5	1	3	5	0	0	2		
Gary Thomasson, L OBP: 0.286, SLG: 0.346 (1, 8)										4	1	2	1	1	2	3		
Damaso Garcia, R OBP: 0.227, SLG: 0.200 (1, 4)										4	1	1	0	1	2	4		
Mike Heath, R OBP: 0.364, SLG: 0.400 (1, 2)										4	0	2	2	1	0	3		
Inning Stats	R: 0 E: 0 K: 0 S: 3	H: 4 LOB: 3 BB: 1 P: 13	R: 6 E: 1 K: 2 S: 12	H: 4 LOB: 1 BB: 2 P: 20	R: 0 E: 0 K: 1 S: 7	H: 2 LOB: 2 BB: 0 P: 7	R: 0 E: 0 K: 0 S: 4	H: 1 LOB: 1 BB: 0 P: 4	R: 1 E: 0 K: 1 S: 7	H: 2 LOB: 1 BB: 0 P: 7	R: 0 E: 0 K: 0 S: 4	H: 1 LOB: 2 BB: 1 P: 8	R: 1 E: 0 K: 1 S: 8	H: 3 LOB: 2 BB: 0 P: 8	1B: 13 2B: 3 3B: 0 HR: 1	SF: 0 SAC: 1 DP: 0 HBP: 0	WP: 2 PB: 0 SB: 0 CS: 0	PA: 46
PITCHER Steve Baker, R ERA: 3.97 Jim Crawford, L ERA: 3.62 (3, 1)	IP: 2.0 WLS: L BF: 15 H: 6 R: 6 ER: 5 SO: 1 BB: 2 IBB: 0 HBP: 0 BLK: 0 WP: 2 HR: 1 S: 15 P: 23 ERA: 22.50 WHIP: 4.000																	

Batter	1	2	3	4	5	6	7	8	9	AB	R	H	RBI	BB	SO	LOB	TOP					
Ron LeFlore, R (1, 8) OBP: 0.324, SLG: 0.363										4	1	1	0	0	0	3						
Steve Kemp, L (1, 7) OBP: 0.407, SLG: 0.360										4	0	1	0	0	0	1						
Rusty Staub, L (1, 10) OBP: 0.352, SLG: 0.442										4	0	1	1	0	1	0						
Jason Thompson, L (1, 3) OBP: 0.362, SLG: 0.530										3	1	1	1	1	1	2						
Aurelio Rodriguez, R (1, 5) OBP: 0.315, SLG: 0.428										3	0	0	0	1	0	3						
Mickey Stanley, R (1, 9) OBP: 0.270, SLG: 0.333										4	0	1	0	0	0	1						
Lance Parrish, R (1, 2) OBP: 0.252, SLG: 0.387										4	0	0	0	0	2	1						
Alan Trammell, R (1, 6) OBP: 0.300, SLG: 0.330										3	0	0	0	0	0	1						
Milt May, L (9, PH) OBP: 0.312, SLG: 0.432										1	0	0	0	0	0	0						
Lou Whitaker, L (1, 4) OBP: 0.345, SLG: 0.349										3	0	1	0	0	1	0						
Inning Stats	R: 1 E: 0 K: 0 S: 5	H: 3 LOB: 1 BB: 0 P: 5	R: 0 E: 0 K: 1 S: 7	H: 2 LOB: 2 BB: 0 P: 7	R: 1 E: 0 K: 2 S: 8	H: 1 LOB: 1 BB: 1 P: 12	R: 0 E: 0 K: 2 S: 7	H: 0 LOB: 0 BB: 0 P: 7	R: 0 E: 1 K: 0 S: 3	H: 0 LOB: 0 BB: 0 P: 3	R: 0 E: 0 K: 1 S: 5	H: 0 LOB: 1 BB: 0 P: 5	R: 0 E: 1 K: 0 S: 4	H: 0 LOB: 1 BB: 0 P: 4	R: 0 E: 0 K: 0 S: 3	H: 0 LOB: 1 BB: 0 P: 7	R: 0 E: 0 K: 0 S: 3	H: 0 LOB: 0 BB: 0 P: 3	1B: 5 2B: 2 3B: 0 HR: 1	SF: 0 SAC: 0 DP: 2 HBP: 0	WP: 0 PB: 0 SB: 0 CS: 0	PA: 35
PITCHER	IP WLS BF H R ER SO BB IBB HBP BLK WP HR S P ERA WHIP																					
Ron Guidry, L (1, 1) ERA: 1.75	8.0 W 32 6 2 2 6 2 0 0 0 0 0 1 42 50 2.25 1.000																					
Rich Gossage, R (9, 1) ERA: 2.12	1.0 S 3 0 0 0 0 0 0 0 0 0 0 0 3 3 0.00 0.000																					

Detroit Tigers @ New York Yankees
Yankee Stadium, Bronx, NY
Sun Jul 02 1978, 3:33 AM EDT
Sunny - 75 F


AB 33
R 2
H 6
RBI 2
BB 2
SO 6
LOB 12



Batter	1	2	3	4	5	6	7	8	9	AB	R	H	RBI	BB	SO	LOB	BOTTOM			
Jay Johnstone, L (1, 9) OBP: 0.247, SLG: 0.247										4	0	0	0	0	1	1				
Brian Doyle, L (8, 4) OBP: 0.227, SLG: 0.227										0	0	0	0	0	0	0				
Graig Nettles, L (1, 5) OBP: 0.328, SLG: 0.415										3	1	0	0	1	0	1				
Thurman Munson, R (1, 2) OBP: 0.305, SLG: 0.380										4	0	3	0	0	0	0				
Chris Chambliss, L (1, 3) OBP: 0.348, SLG: 0.407										3	0	0	1	0	0	2				
Lou Piniella, R (1, 7) OBP: 0.370, SLG: 0.399										4	0	0	0	0	0	2				
Reggie Jackson, L (1, 10) OBP: 0.342, SLG: 0.466										3	0	1	0	0	0	0				
Gary Thomasson, L (1, 8) OBP: 0.295, SLG: 0.374										3	1	2	0	0	1	2				
Damaso Garcia, R (1, 4) OBP: 0.286, SLG: 0.240										2	0	1	0	0	0	1				
Jim Spencer, L (7, PH) OBP: 0.302, SLG: 0.491										1	0	0	0	0	0	1				
Bucky Dent, R (8, 6) OBP: 0.281, SLG: 0.298										0	0	0	0	0	0	0				
Fred Stanley, R (1, 6) OBP: 0.384, SLG: 0.356										2	0	0	0	0	0	1				
Mickey Rivers, L (7, PH) OBP: 0.303, SLG: 0.390										1	1	1	1	0	0	0				
Paul Blair, R (8, 8) OBP: 0.273, SLG: 0.338										0	0	0	0	0	0	0				
Inning Stats	R: 0 E: 0 K: 0 S: 4	H: 1 LOB: 1 BB: 0 P: 4	R: 0 E: 0 K: 0 S: 4	H: 1 LOB: 0 BB: 0 P: 4	R: 0 E: 0 K: 0 S: 3	H: 0 LOB: 0 BB: 0 P: 3	R: 0 E: 0 K: 1 S: 7	H: 2 LOB: 2 BB: 0 P: 7	R: 0 E: 0 K: 0 S: 4	H: 1 LOB: 1 BB: 0 P: 4	R: 0 E: 0 K: 0 S: 3	H: 0 LOB: 0 BB: 0 P: 3	R: 2 E: 1 K: 1 S: 7	H: 2 LOB: 2 BB: 0 P: 7	R: 0 E: 0 K: 0 S: 3	H: 1 LOB: 0 BB: 1 P: 7	1B: 5 2B: 3 3B: 0 HR: 0	SF: 1 SAC: 0 DP: 0 HBP: 0	WP: 0 PB: 0 SB: 0 CS: 1	PA: 32
PITCHER	IP WLS BF H R ER SO BB IBB HBP BLK WP HR S P ERA WHIP																			
Dave Rozema, R (1, 1) ERA: 2.22	6.2 L 27 7 2 1 1 1 0 0 0 0 0 0 29 29 1.35 1.050																			
John Hiller, L (7, 1) ERA: 2.32	1.1 L 5 1 1 1 1 1 0 0 0 0 0 0 6 10 6.75 1.500																			

Detroit Tigers @ New York Yankees
Yankee Stadium, Bronx, NY
Sun Jul 02 1978, 3:33 AM EDT
Sunny - 75 F

AB 30
R 3
H 8
RBI 2
BB 1
SO 2
LOB 11



Batter	1	2	3	4	5	6	7	8	9	AB	R	H	RBI	BB	SO	LOB	TOP					
Ron LeFlore, R (1, 8) OBP: 0.322, SLG: 0.359	0-3 K		0-3 K		0-0 FC6-4 2B		0-0 5-3		4-0 BB	4	1	0	0	1	2	1						
Mark Wagner, R (1, 6) OBP: 0.276, SLG: 0.287	0-0 1-3		0-3 K		0-0 6-3		0-0		0-3 BB	4	0	1	0	0	1	1						
Phil Mankowski, L (9, PH) OBP: 0.370, SLG: 0.407					1-2					1	0	0	0	0	1	3						
Alan Trammell, R (9, 6) OBP: 0.300, SLG: 0.330										0	0	0	0	0	0	0						
Rusty Staub, L (1, 10) OBP: 0.352, SLG: 0.446	0-0 2B		0-0 G3		0-0 1B		0-0 F7		0-0 SF7	4	0	2	2	0	0	1						
Jason Thompson, L (1, 3) OBP: 0.365, SLG: 0.532	0-0 1B			0-0 BB	0-0 1B				0-0 F7	4	1	2	0	1	0	2						
Aurelio Rodriguez, R (1, 5) OBP: 0.324, SLG: 0.432	0-3 K			4-0 BB	0-0 1B				0-0 FC6-4	3	0	2	0	1	1	2						
Mickey Stanley, R (1, 9) OBP: 0.282, SLG: 0.356		0-0 6-3		0-0 FC6-4	0-0 1B		0-0 F9		0-3 K	4	0	2	1	0	1	1						
John Wockenfuss, R (1, 7) OBP: 0.320, SLG: 0.319		0-0 6-3		0-0 FC6-4	0-0 1B		0-0 3-1		0-0 FC6-4	4	0	0	0	0	0	3						
Mitt May, L (1, 2) OBP: 0.316, SLG: 0.430		4-0		0-0 F9			0-0 F2			3	0	1	0	1	0	1						
Lou Whitaker, L (9, PR) OBP: 0.345, SLG: 0.349									0-0 BB	0	1	0	0	0	0	0						
Steve Dillard, R (1, 4) OBP: 0.284, SLG: 0.286		0-0 G5-4-3							0-0 BB	3	0	1	0	0	0	2						
Steve Kemp, L (9, PH) OBP: 0.408, SLG: 0.362									0-0 SF7	1	0	1	0	0	0	0						
Lance Parrish, R (9, 2) OBP: 0.252, SLG: 0.387		0-0 G5-4-3					0-0 FC6-4		0-0 BB	0	0	0	0	0	0	0						
		1-2							1-2	1	0	0	0	0	0	0						
Inning Stats	R: 0 E: 0 K: 2 S: 9	H: 2 LOB: 2 BB: 0 P: 9	R: 0 E: 0 K: 0 S: 3	H: 1 LOB: 1 BB: 1 P: 7	R: 0 E: 0 K: 2 S: 7	H: 0 LOB: 0 BB: 0 P: 7	R: 1 E: 0 K: 0 S: 4	H: 2 LOB: 1 BB: 1 P: 8	R: 1 E: 0 K: 0 S: 5	H: 3 LOB: 2 BB: 1 P: 9	R: 0 E: 0 K: 0 S: 3	H: 0 LOB: 0 BB: 0 P: 3	R: 0 E: 0 K: 1 S: 4	H: 1 LOB: 1 BB: 0 P: 4	R: 0 E: 0 K: 1 S: 6	H: 1 LOB: 1 BB: 0 P: 6	R: 1 E: 0 K: 1 S: 7	H: 2 LOB: 2 BB: 1 P: 11	1B: 9 2B: 3 3B: 0 HR: 0	SF: 1 SAC: 0 DP: 1 HBP: 0	WP: 0 PB: 0 SB: 1 CS: 0	PA: 40
PITCHER	IP	WLS	BF	H	R	ER	SO	BB	IBB	HBP	BLK	WP	HR	S	P	ERA	WHIP					
Dave Rajsch, L (1, 1) ERA: 3.86	4.2		22	7	2	2	4	3	0	0	0	0	0	27	39	3.86	2.143					
Sparky Lyle, L (5, 1) ERA: 3.34	3.1		13	4	1	1	1	0	0	0	0	0	0	15	15	2.70	1.200					
Rich Gossage, R (9, 1) ERA: 2.09	1.0	W	5	1	0	0	1	1	0	0	0	0	0	6	10	0.00	2.000					

Detroit Tigers @ New York Yankees
Yankee Stadium, Bronx, NY
Sun Jul 02 1978, 3:38 AM EDT
Att: 51,327 - Unknown

AB 35
R 3
H 12
RBI 3
BB 4
SO 6
LOB 17



Batter	1	2	3	4	5	6	7	8	9	AB	R	H	RBI	BB	SO	LOB	BOTTOM					
Mickey Rivers, L (1, 8) OBP: 0.298, SLG: 0.383	0-0 F8		0-0 F3		0-0 1-3			0-0 FC4-6		4	0	0	0	0	0	2						
Jay Johnstone, L (1, 9) OBP: 0.247, SLG: 0.247	0-0 F7		0-0				0-0 F2		0-0 F8	4	1	1	0	0	0	1						
Paul Blair, R (9, 9) OBP: 0.273, SLG: 0.338			1-3 HR							0	0	0	0	0	0	0						
Graig Nettles, L (1, 5) OBP: 0.330, SLG: 0.424	4-0		0-0				0-0 P3		0-3 K	3	1	1	3	1	1	0						
Chris Chambliss, L (1, 3) OBP: 0.343, SLG: 0.402	0-0 P6		0-0				0-0 F8		0-0 4-3	4	0	0	0	0	0	1						
Reggie Jackson, L (1, 10) OBP: 0.344, SLG: 0.464		0-0 4-3		4-0 CS			0-0 4-3		0-0 HR	3	1	1	0	1	0	0						
Gary Thomasson, L (1, 7) OBP: 0.299, SLG: 0.388	0-0 F7		0-0		0-0 F8		4-0 CS		0-0 HR	3	1	1	2	1	0	1						
Damaso Garcia, R (1, 4) OBP: 0.258, SLG: 0.214	0-0 F8		0-0		0-0 L4		0-3 K			3	0	0	0	0	1	1						
Mike Heath, R (1, 2) OBP: 0.357, SLG: 0.385			0-0		0-3 K			0-0 L4		3	0	1	0	0	1	0						
Fred Stanley, R (1, 6) OBP: 0.382, SLG: 0.355			0-0		0-0 FC3-6		0-0 5-3		0-0 FC4-6	3	1	1	0	0	0	1						
			1-2						1-2	1	0	0	0	0	0	0						
Inning Stats	R: 0 E: 0 K: 0 S: 3	H: 0 LOB: 1 BB: 1 P: 7	R: 0 E: 0 K: 0 S: 3	H: 0 LOB: 0 BB: 0 P: 3	R: 3 E: 0 K: 0 S: 6	H: 3 LOB: 0 BB: 0 P: 6	R: 0 E: 0 K: 0 S: 2	H: 0 LOB: 0 BB: 1 P: 6	R: 0 E: 0 K: 1 S: 5	H: 0 LOB: 0 BB: 0 P: 5	R: 0 E: 0 K: 0 S: 3	H: 0 LOB: 0 BB: 0 P: 3	R: 0 E: 0 K: 1 S: 4	H: 0 LOB: 0 BB: 1 P: 8	R: 0 E: 0 K: 0 S: 4	H: 1 LOB: 1 BB: 0 P: 4	R: 2 E: 0 K: 1 S: 6	H: 2 LOB: 0 BB: 0 P: 6	1B: 4 2B: 0 3B: 0 HR: 2	SF: 0 SAC: 0 DP: 0 HBP: 0	WP: 0 PB: 0 SB: 0 CS: 2	PA: 33
PITCHER	IP	WLS	BF	H	R	ER	SO	BB	IBB	HBP	BLK	WP	HR	S	P	ERA	WHIP					
Jim Slaton, R (1, 1) ERA: 4.81	8.2	L	33	6	5	5	3	3	0	0	0	0	2	36	48	5.19	1.038					

Detroit Tigers @ New York Yankees
Yankee Stadium, Bronx, NY
Sun Jul 02 1978, 3:38 AM EDT
Att: 51,327 - Unknown

AB 30
R 5
H 6
RBI 5
BB 3
SO 3
LOB 7



Batter	1	2	3	4	5	6	7	8	9	AB	R	H	RBI	BB	SO	LOB	TOP					
Rick Rosetti, R OBP: 0.314, SLG: 0.394 (1, 8)	0-3 K		0-0 SH3-4		0-0 HR		0-0 5-3			3	1	2	0	1	0							
Bob Bailor, R OBP: 0.304, SLG: 0.322 (1, 9)	0-0 F7		0-0 1B		0-0 6-3			0-3 K		4	0	1	1	0	1	0						
Roy Howell, L OBP: 0.338, SLG: 0.399 (1, 5)	0-0 F8		0-3 K		0-0 F8			0-0 5-3 1B	2B	4	1	1	0	0	1	1						
Rico Carty, R OBP: 0.343, SLG: 0.455 (1, 10)		0-3 K	0-3 K		0-0 5-3			0-0 5-3		4	0	0	0	0	2	2						
John Mayberry, L OBP: 0.351, SLG: 0.455 (1, 3)		4-0 1B BB		0-0 F8 2B		0-0 F8		0-0 1B		3	0	2	1	1	0	0						
Willie Upshaw, L OBP: 0.318, SLG: 0.360 (1, 7)	0-0 G4-6-3 1B		0-0 F8		0-0 F4			0-0 F8		4	0	1	0	0	0	2						
Dave McKay, S OBP: 0.272, SLG: 0.365 (1, 4)	0-0 G4-6-3 1-2		0-0 F4		0-0 4-3			0-0 F7		4	0	0	0	0	0	3						
Alan Ashby, S OBP: 0.303, SLG: 0.333 (1, 2)			0-0 HR		0-3 K			0-0 G3		4	1	1	1	0	1	1						
Luis Gomez, R OBP: 0.286, SLG: 0.245 (1, 6)			4-0 1B SH3-4 BB		0-0 HR			0-0 F9		3	2	1	0	1	0	0						
Inning Stats	R: 0 E: 0 K: 1 S: 5	H: 0 LOB: 0 BB: 0 P: 5	R: 0 E: 0 K: 1 S: 5	H: 1 LOB: 1 BB: 1 P: 9	R: 2 E: 0 K: 2 S: 9	H: 2 LOB: 1 BB: 1 P: 13	R: 0 E: 0 K: 1 S: 6	H: 1 LOB: 1 BB: 0 P: 6	R: 2 E: 0 K: 0 S: 5	H: 2 LOB: 0 BB: 0 P: 5	R: 0 E: 0 K: 0 S: 3	H: 0 LOB: 0 BB: 0 P: 3	R: 0 E: 0 K: 0 S: 3	H: 0 LOB: 0 BB: 0 P: 3	R: 1 E: 0 K: 1 S: 7	H: 2 LOB: 1 BB: 0 P: 7	R: 0 E: 0 K: 0 S: 3	H: 0 LOB: 0 BB: 0 P: 3	1B: 4 2B: 2 3B: 0 HR: 2	SF: 0 SAC: 1 DP: 1 HBP: 0	WP: 0 PB: 0 SB: 0 CS: 0	PA: 36
PITCHER Milt Wilcox, R ERA: 4.1 (1, 1)	IP: 9.0 WLS: W BF: 36 H: 8 R: 5 ER: 5 SO: 6 BB: 2 IBB: 0 HBP: 0 BLK: 0 WP: 0 HR: 2 S: 46 P: 54 ERA: 5.00 WHIP: 1.111															PITCHER						

Toronto Blue Jays @ Detroit Tigers
Tiger Stadium, Detroit, MI
Mon Jul 03 1978, 7:05 PM EDT
Att: 21,597 - Unknown

AB 33
R 5
H 8
RBI 5
BB 2
SO 6
LOB 9



Batter	1	2	3	4	5	6	7	8	9	AB	R	H	RBI	BB	SO	LOB	BOTTOM					
Ron LeFlore, R OBP: 0.326, SLG: 0.362 (1, 8)	0-0 5-3		0-0 1B 1B 2B		4-0 4-3 1B SH5-4 BB		0-0 5-3		4-0 1B IBB	3	2	1	0	2	0	0						
Lou Whitaker, L OBP: 0.352, SLG: 0.357 (1, 4)	0-0 FC4-6 1B		0-0 WP 4-3 1B		0-0 SH5-4		0-0 F8		0-0 1-2 2-H 3-H	4	1	3	2	0	0	0						
Rusty Staub, L OBP: 0.351, SLG: 0.443 (1, 10)	0-0 FC4-6 1-2 WP		0-0 4-3 WP SF8 1B		0-0 4-3		0-0 G3			4	1	1	1	0	0	2						
Jason Thompson, L OBP: 0.367, SLG: 0.529 (1, 3)	4-0 1-2 BB		0-0 4-3		4-0 1B BB			0-0 F7		2	0	0	1	2	0	1						
Steve Kemp, L OBP: 0.407, SLG: 0.362 (1, 7)	0-0 G3		0-0 SF8		0-0 1-2 3-H 1B			0-0 4-3		3	0	1	2	0	0	2						
Milt May, L OBP: 0.309, SLG: 0.420 (1, 2)		0-0 4-3	0-0 G3		0-0 F7			0-3 K		4	0	0	0	0	1	2						
Phil Mankowski, L OBP: 0.366, SLG: 0.402 (1, 5)		0-0 1B		0-0 L9		0-0 G3		0-0 F8		4	0	1	0	0	0	0						
Tim Corcoran, L OBP: 0.299, SLG: 0.286 (1, 9)	0-0 F8		0-0 F8		0-0 G3			4-0 2B 1B BB		3	1	0	0	1	0	1						
Alan Trammell, R OBP: 0.296, SLG: 0.325 John Wockenfuss, R (9, PH) OBP: 0.329, SLG: 0.343 Steve Dillard, R (9, PR) OBP: 0.284, SLG: 0.286	0-0 5-3		0-3 K		0-0 F2			0-0 1B 2B		3	0	0	0	0	1	1						
Inning Stats	R: 0 E: 0 K: 0 S: 4	H: 1 LOB: 2 BB: 1 P: 8	R: 0 E: 0 K: 0 S: 4	H: 1 LOB: 0 BB: 0 P: 4	R: 3 E: 0 K: 0 S: 6	H: 3 LOB: 0 BB: 0 P: 6	R: 0 E: 0 K: 1 S: 5	H: 0 LOB: 0 BB: 0 P: 5	R: 1 E: 0 K: 0 S: 4	H: 1 LOB: 2 BB: 2 P: 12	R: 0 E: 0 K: 0 S: 3	H: 0 LOB: 0 BB: 0 P: 3	R: 0 E: 0 K: 0 S: 3	H: 0 LOB: 0 BB: 0 P: 3	R: 0 E: 0 K: 1 S: 5	H: 0 LOB: 0 BB: 0 P: 5	R: 2 E: 0 K: 0 S: 3	H: 2 LOB: 2 BB: 2 P: 11	1B: 6 2B: 2 3B: 0 HR: 0	SF: 1 SAC: 1 DP: 0 HBP: 0	WP: 2 PB: 0 SB: 0 CS: 0	PA: 38
PITCHER Jim Clancy, R ERA: 4.85 Tom Murphy, R ERA: 4.07 Mike Willis, L ERA: 5.82	IP: 8.1 WLS: L BF: 2 H: 1 R: 0 ER: 0 SO: 0 BB: 0 IBB: 0 HBP: 0 BLK: 0 WP: 0 HR: 0 S: 35 P: 51 ERA: 5.40 WHIP: 1.200															PITCHER						

Toronto Blue Jays @ Detroit Tigers
Tiger Stadium, Detroit, MI
Mon Jul 03 1978, 7:05 PM EDT
Att: 21,597 - Unknown

AB 31
R 6
H 8
RBI 6
BB 5
SO 2
LOB 9



Batter	1	2	3	4	5	6	7	8	9	AB	R	H	RBI	BB	SO	LOB	TOP								
Rick Bosetti, R OBP: 0.319, SLG: 0.395 (1, 8)										2	1	1	1	2	0	2	Toronto Blue Jays @ Detroit Tigers Tiger Stadium, Detroit, MI Tue Jul 04 1978, 7:05 PM EDT Att: 11,913 - Unknown								
Bob Bailor, R OBP: 0.304, SLG: 0.322 (1, 9)										4	0	1	1	0	0	2									
Roy Howell, L OBP: 0.342, SLG: 0.406 (1, 5)										5	1	3	2	0	0	0									
Rico Carty, R OBP: 0.344, SLG: 0.457 (1, 10)										5	2	2	1	0	0	3									
John Mayberry, L OBP: 0.358, SLG: 0.461 (1, 3)										5	2	4	1	0	0	0									
Willie Upshaw, L OBP: 0.320, SLG: 0.361 (1, 7)										2	1	1	1	0	0	1									
Otto Velez, R OBP: 0.412, SLG: 0.515 (5, PH)										3	0	2	0	0	0	1									
Dave McKay, S OBP: 0.270, SLG: 0.362 (1, 4)										5	1	1	0	0	2	4									
Rick Cerone, R OBP: 0.309, SLG: 0.264 (1, 2)										3	0	1	0	2	0	3									
Luis Gomez, R OBP: 0.284, SLG: 0.245 (1, 6)										4	1	1	2	0	0	4									
Inning Stats	R: 0 E: 0 K: 0 S: 4	H: 2 LOB: 1 BB: 0 P: 4	R: 0 E: 0 K: 1 S: 7	H: 2 LOB: 2 BB: 0 P: 7	R: 0 E: 0 K: 0 S: 2	H: 0 LOB: 0 BB: 1 P: 6	R: 5 E: 0 K: 0 S: 10	H: 7 LOB: 2 BB: 0 P: 10	R: 1 E: 0 K: 1 S: 7	H: 2 LOB: 2 BB: 1 P: 11	R: 0 E: 0 K: 0 S: 3	H: 0 LOB: 0 BB: 0 P: 3	R: 0 E: 0 K: 0 S: 4	H: 1 LOB: 2 BB: 1 P: 8	R: 3 E: 0 K: 0 S: 5	H: 3 LOB: 0 BB: 1 P: 9	R: 0 E: 0 K: 0 S: 3	H: 0 LOB: 0 BB: 0 P: 3	1B: 14 2B: 3 3B: 0 HR: 0	SF: 2 SAC: 1 DP: 3 HBP: 0	WP: 0 PB: 0 SB: 0 CS: 0	PA: 45			
PITCHER	IP	WLS	BF	H	R	ER	SO	BB	IBB	HBP	BLK	WP	HR	S	P	ERA	WHIP								
Jack Morris, R ERA: 5.03 (1, 1)	3.2	L	20	10	5	5	1	1	0	0	0	0	0	21	25	12.27	3.000								
Jim Crawford, L ERA: 3.79 (4, 1)	0.2		6	3	1	1	1	1	0	0	0	0	0	7	11	13.50	6.000								
Steve Foucault, R ERA: 2.97 (5, 1)	3.0		14	3	3	3	0	2	0	0	0	0	0	12	20	9.00	1.667								
Bob Sykes, L ERA: 4.37 (8, 1)	1.2		5	1	0	0	0	0	0	0	0	0	0	5	5	0.00	0.600								

Batter	1	2	3	4	5	6	7	8	9	AB	R	H	RBI	BB	SO	LOB	BOTTOM								
Ron LeFlore, R OBP: 0.331, SLG: 0.364 (1, 8)										3	0	2	0	1	0	0	Toronto Blue Jays @ Detroit Tigers Tiger Stadium, Detroit, MI Tue Jul 04 1978, 7:05 PM EDT Att: 11,913 - Unknown								
Lou Whitaker, L OBP: 0.346, SLG: 0.350 (1, 4)										4	0	0	0	0	0	3									
Rusty Staub, L OBP: 0.350, SLG: 0.441 (1, 10)										4	0	1	0	0	0	2									
Jason Thompson, L OBP: 0.363, SLG: 0.522 (1, 3)										4	0	0	0	0	1	3									
Steve Kemp, L OBP: 0.408, SLG: 0.364 (1, 7)										4	2	2	0	0	1	0									
Aurelio Rodriguez, R OBP: 0.328, SLG: 0.430 (1, 5)										3	0	1	0	1	1	1									
Mickey Stanley, R OBP: 0.291, SLG: 0.365 (1, 9)										1	0	1	0	0	0	0									
John Wockenfuss, R OBP: 0.329, SLG: 0.342 (2, PR)										3	0	1	0	0	0	2									
Lance Parrish, R OBP: 0.259, SLG: 0.390 (1, 2)										4	0	2	2	0	2	2									
Alan Trammell, R OBP: 0.290, SLG: 0.318 (1, 6)										4	0	0	0	0	3	5									
Inning Stats	R: 0 E: 0 K: 0 S: 3	H: 1 LOB: 0 BB: 0 P: 3	R: 1 E: 0 K: 3 S: 12	H: 3 LOB: 2 BB: 0 P: 12	R: 0 E: 0 K: 1 S: 5	H: 0 LOB: 0 BB: 0 P: 5	R: 0 E: 0 K: 1 S: 5	H: 0 LOB: 0 BB: 0 P: 5	R: 0 E: 0 K: 0 S: 3	H: 0 LOB: 1 BB: 1 P: 7	R: 1 E: 0 K: 1 S: 7	H: 3 LOB: 1 BB: 0 P: 7	R: 0 E: 0 K: 0 S: 4	H: 2 LOB: 1 BB: 0 P: 4	R: 0 E: 0 K: 2 S: 8	H: 1 LOB: 2 BB: 1 P: 12	1B: 10 2B: 0 3B: 0 HR: 0	SF: 0 SAC: 0 DP: 3 HBP: 0	WP: 0 PB: 0 SB: 0 CS: 0	PA: 36					
PITCHER	IP	WLS	BF	H	R	ER	SO	BB	IBB	HBP	BLK	WP	HR	S	P	ERA	WHIP								
Balor Moore, L ERA: 3.63 (1, 1)	6.2	W	26	7	2	2	5	1	0	0	0	0	0	35	39	2.70	1.200								
Joe Coleman, R ERA: 2.66 (7, 1)	2.1		10	3	0	0	3	1	0	0	0	0	0	15	19	0.00	1.714								

AB 38
R 9
H 17
RBI 9
BB 4
SO 2
LOB 20



AB 34
R 2
H 10
RBI 2
BB 2
SO 8
LOB 18



Batter	1	2	3	4	5	6	7	8	9	AB	R	H	RBI	BB	SO	LOB	TOP			
Paul Dade, R OBP: 0.397, SLG: 0.366	4-0 FC5-4 BB	0-0 1-3 S 1B		0-3 K		0-0 5-3		0-0 6-3		4	0	1	0	1	1	2				
Rick Manning, L OBP: 0.327, SLG: 0.349	0-0 FC5-4 1B HBP 1B	4-0 1-3 BB		0-0 F8			0-0 4-3		0-0 FC6-4 1B	4	1	1	0	1	0	1				
Buddy Bell, R OBP: 0.336, SLG: 0.437	0-3 K	0-0 1-3			0-0 F6		0-0 F9		0-0 FC6-4 L5-3	5	0	0	1	0	1	4				
Andre Thornton, R OBP: 0.386, SLG: 0.514	1-0 1B HBP 1B	0-0 F8			0-0 2B		4-0 BB		0-0 L5-3	3	0	1	0	1	0	3				
Bernie Carbo, L OBP: 0.405, SLG: 0.400	0-0 1B		4-0 BB		0-0 F7		0-0 G3			3	0	1	0	1	0	2				
Gary Alexander, R OBP: 0.325, SLG: 0.494	0-0 1B			0-0 F9		0-0 4-3		0-0 HR		4	1	2	2	0	0	2				
Johnny Grubb, L OBP: 0.344, SLG: 0.420	0-0 F8			0-0 F9		0-0 G4-6-3 1B		0-0 F8		4	0	1	0	0	0	4				
Duane Kuiper, L OBP: 0.278, SLG: 0.287		0-0 6-3		0-0 4-3		0-0 G4-6-3		0-0 1-3		4	0	0	0	0	0	2				
Tom Verzyer, R OBP: 0.286, SLG: 0.340		0-0 1B 1-3 2B		0-0 5-3				0-0 1B		4	1	3	0	0	0	0				
Inning Stats	R: 1 E: 0 K: 1 S: 7	H: 2 LOB: 3 BB: 1 P: 12	R: 1 E: 0 K: 0 S: 5	H: 2 LOB: 2 BB: 1 P: 9	R: 0 E: 0 K: 0 S: 3	H: 0 LOB: 1 BB: 1 P: 7	R: 0 E: 0 K: 1 S: 5	H: 0 LOB: 0 BB: 0 P: 5	R: 0 E: 0 K: 0 S: 4	H: 1 LOB: 1 BB: 0 P: 4	R: 0 E: 0 K: 0 S: 3	H: 0 LOB: 1 BB: 1 P: 7	R: 1 E: 0 K: 0 S: 5	H: 2 LOB: 1 BB: 0 P: 5	R: 0 E: 0 K: 0 S: 3	H: 1 LOB: 0 BB: 0 P: 3	1B: 7 2B: 3 3B: 0 HR: 1	SF: 0 SAC: 0 DP: 2 HBP: 1	WP: 0 PB: 0 SB: 1 CS: 0	PA: 40
PITCHER Jack Billingham, R ERA: 4.23	IP: 9.0 WLS: W BF: 40 H: 10 R: 3 ER: 3 SO: 2 BB: 4 IBB: 0 HBP: 1 BLK: 0 WP: 0 HR: 1 S: 39 P: 56 ERA: 3.00 WHIP: 1.556															PITCHER				

Cleveland Indians @ Detroit Tigers
Tiger Stadium, Detroit, MI
Wed Jul 05 1978, 7:05 PM EDT
Att: 12,778 - Unknown

AB 35
R 3
H 10
RBI 3
BB 4
SO 2
LOB 20



Batter	1	2	3	4	5	6	7	8	9	AB	R	H	RBI	BB	SO	LOB	BOTTOM			
Ron LeFlore, R OBP: 0.332, SLG: 0.368	0-0 F9	0-0 E9 HR		0-0 1B 2B		0-0 F9		0-0 BB 1B WP 1B		5	3	2	0	0	0	2				
Lou Whitaker, L OBP: 0.352, SLG: 0.357	0-0 L9	0-0 SF9		0-0 1B		0-0 BB 1B		0-0 WP BB 1B		4	2	3	2	0	0	0				
Rusty Staub, L OBP: 0.351, SLG: 0.448	0-0 F8	0-0 HR		0-3 K		0-0 1B BB		0-0 F3		4	1	1	2	1	1	3				
Jason Thompson, L OBP: 0.369, SLG: 0.527		0-0 2B BB		0-0 4-3		0-0 1B		0-0 WP 1B BB		3	2	2	2	2	0	1				
Steve Kemp, L OBP: 0.408, SLG: 0.362		0-0 E BB		0-0 4-3		0-0 5-3		0-0 1B		4	1	1	2	1	0	3				
Milt May, L OBP: 0.306, SLG: 0.414		0-0 E 1B		0-0 4-3		0-3 K		0-0 3-1		5	1	1	1	0	1	1				
Phil Mankowski, L OBP: 0.399, SLG: 0.402		0-0 SH E		0-0 F8		0-0 F7		0-0 6-3		0	1	0	0	0	0	0				
Aurelio Rodriguez, R OBP: 0.323, SLG: 0.423		0-0 F8 E		0-0 F8				0-0 6-3		3	0	0	0	0	0	0				
Tim Corcoran, L OBP: 0.292, SLG: 0.278		0-0 F8		0-0 F7		0-0 4-3		0-0 5-3		4	0	0	0	0	0	1				
Alan Trammell, R OBP: 0.294, SLG: 0.322		0-0 E9 SF9 1B		0-0 F9		0-0 BB 1B 1B		0-0 6-3		4	2	2	1	0	0	0				
Inning Stats	R: 0 E: 0 K: 0 S: 3	H: 0 LOB: 0 BB: 0 P: 3	R: 7 E: 3 K: 0 S: 9	H: 4 LOB: 1 BB: 2 P: 17	R: 0 E: 0 K: 0 S: 3	H: 0 LOB: 0 BB: 0 P: 3	R: 1 E: 0 K: 1 S: 7	H: 2 LOB: 1 BB: 0 P: 7	R: 0 E: 0 K: 1 S: 5	H: 0 LOB: 0 BB: 0 P: 5	R: 2 E: 0 K: 0 S: 6	H: 3 LOB: 2 BB: 1 P: 10	R: 0 E: 0 K: 0 S: 3	H: 0 LOB: 0 BB: 0 P: 3	R: 3 E: 0 K: 0 S: 6	H: 3 LOB: 1 BB: 1 P: 10	1B: 9 2B: 2 3B: 0 HR: 1	SF: 1 SAC: 1 DP: 0 HBP: 0	WP: 1 PB: 0 SB: 1 CS: 0	PA: 42
PITCHER Rick Wise, R ERA: 3.3	IP: 1.2 WLS: L BF: 26 H: 7 R: 5 ER: 5 SO: 2 BB: 2 IBB: 0 HBP: 0 BLK: 0 WP: 0 HR: 0 S: 28 P: 36 ERA: 7.94 WHIP: 1.588															PITCHER				
Don Hood, L ERA: 4.93	IP: 0.2 WLS: L BF: 4 H: 1 R: 1 ER: 1 SO: 0 BB: 0 IBB: 0 HBP: 0 BLK: 0 WP: 1 HR: 0 S: 3 P: 7 ERA: 13.50 WHIP: 3.000															PITCHER				
Sid Monge, L ERA: 3.4																				

Cleveland Indians @ Detroit Tigers
Tiger Stadium, Detroit, MI
Wed Jul 05 1978, 7:05 PM EDT
Att: 12,778 - Unknown

AB 36
R 13
H 12
RBI 10
BB 4
SO 2
LOB 11



Batter	1	2	3	4	5	6	7	8	9	AB	R	H	RBI	BB	SO	LOB	TOP					
Jim Norris, L OBP: 0.333, SLG: 0.320 Horace Speed, R OBP: 0.395, SLG: 0.371	F7		E8 3-1	G3 BB		FC6-4 1-2		1B 1-3		2	1	0	0	0	0	0	Cleveland Indians @ Detroit Tigers Tiger Stadium, Detroit, MI Thu Jul 06 1978, 7:05 PM EDT Att: 17,125 - Unknown					
Rick Manning, L OBP: 0.322, SLG: 0.344 Ron Pruitt, R OBP: 0.304, SLG: 0.341	5-3		3-1	K		F6		1B 1-3		4	0	0	0	0	1	4						
Buddy Bell, R OBP: 0.333, SLG: 0.436			E4 HR	G3 1-2 2-3				F2	F8	5	1	1	1	0	0	4						
Andre Thornton, R OBP: 0.389, SLG: 0.524				F2				FC6-4 BB	L7	3	1	1	2	2	0	2						
Gary Alexander, R OBP: 0.323, SLG: 0.486	K			HR				K	4-3	4	0	0	0	1	2	3						
Bernie Carbo, L OBP: 0.395, SLG: 0.388 Paul Dade, R OBP: 0.353, SLG: 0.362		4-3	FC4-6 2B 1-2			F8		FC6-4 1-2	F9	2	0	0	0	0	0	1						
Johnny Grubb, L OBP: 0.423, SLG: 0.423 Laryell Blanks, R OBP: 0.286, SLG: 0.349			F8			K			1B 1B	3	0	1	0	0	1	0						
Duane Kuiper, L OBP: 0.279, SLG: 0.287 Ted Cox, R OBP: 0.279, SLG: 0.227				F7		L4		F9		3	0	1	0	0	0	2						
Tom Verzyer, R OBP: 0.291, SLG: 0.350				L6					K	4	0	2	0	0	1	2						
Inning Stats	R: 0 E: 0 K: 1 S: 6	H: 1 LOB: 2 BB: 1 P: 10	R: 0 E: 0 K: 0 S: 4	H: 1 LOB: 1 BB: 0 P: 4	R: 3 E: 2 K: 0 S: 7	H: 2 LOB: 2 BB: 1 P: 11	R: 0 E: 0 K: 1 S: 6	H: 1 LOB: 1 BB: 1 P: 10	R: 0 E: 0 K: 1 S: 5	H: 0 LOB: 0 BB: 0 P: 5	R: 0 E: 0 K: 0 S: 4	H: 1 LOB: 1 BB: 0 P: 4	R: 0 E: 0 K: 1 S: 5	H: 0 LOB: 1 BB: 1 P: 9	R: 1 E: 0 K: 1 S: 8	H: 3 LOB: 2 BB: 0 P: 8		R: 0 E: 0 K: 0 S: 3	H: 0 LOB: 0 BB: 0 P: 3	1B: 5 2B: 3 3B: 0 HR: 1	SF: 0 SAC: 0 DP: 0 HBP: 0	WP: 0 PB: 0 SB: 0 CS: 0
PITCHER	IP WLS BF H R ER SO BB IBB HBP BLK WP HR S P ERA WHIP	IP WLS BF H R ER SO BB IBB HBP BLK WP HR S P ERA WHIP																				
Jim Slaton, R ERA: 4.7	(1, 1)	2.2	16	4	3	0	1	2	0	0	0	0	0	0	1	16	24	0.00	2.250			
Bob Sykes, L ERA: 4.18	(3, 1)	5.0	W	22	5	1	1	4	2	0	0	0	0	0	28	36	1.80	1.400				
John Hiller, L ERA: 2.27	(8, 1)	1.1	S	4	0	0	0	0	0	0	0	0	0	0	4	4	0.00	0.000				

Batter	1	2	3	4	5	6	7	8	9	AB	R	H	RBI	BB	SO	LOB	BOTTOM					
Ron LeFlore, R OBP: 0.332, SLG: 0.367	5-3	1B 1-3 1B BB	4-3					6-3		4	1	1	1	1	0	2	Cleveland Indians @ Detroit Tigers Tiger Stadium, Detroit, MI Thu Jul 06 1978, 7:05 PM EDT Att: 17,125 - Unknown					
Lou Whitaker, L OBP: 0.357, SLG: 0.360					F8			6-3		4	2	2	1	1	0	1						
Rusty Staub, L OBP: 0.354, SLG: 0.446								1-3		3	1	1	1	2	0	0						
Jason Thompson, L OBP: 0.369, SLG: 0.534								1-2 HR BB		5	1	2	4	0	2	3						
Steve Kemp, L OBP: 0.410, SLG: 0.375								1-2 HR 1B		4	1	2	1	1	0	3						
Aurelio Rodriguez, R OBP: 0.316, SLG: 0.413										4	0	0	0	0	0	3						
John Wockenfuss, R OBP: 0.337, SLG: 0.351										4	1	2	0	0	0	1						
Lance Parrish, R OBP: 0.260, SLG: 0.389										3	0	1	0	0	0	1						
Alan Trammell, R OBP: 0.293, SLG: 0.320										4	1	1	0	0	0	2						
Inning Stats	R: 3 E: 1 K: 0 S: 6	H: 3 LOB: 1 BB: 1 P: 10	R: 3 E: 1 K: 0 S: 6	H: 3 LOB: 1 BB: 1 P: 10	R: 0 E: 0 K: 0 S: 5	H: 2 LOB: 2 BB: 0 P: 5	R: 0 E: 1 K: 0 S: 4	H: 1 LOB: 2 BB: 1 P: 8	R: 1 E: 0 K: 1 S: 6	H: 2 LOB: 1 BB: 0 P: 5	R: 1 E: 0 K: 1 S: 6	H: 1 LOB: 0 BB: 0 P: 6	R: 0 E: 0 K: 0 S: 3	H: 0 LOB: 0 BB: 0 P: 3	R: 0 E: 0 K: 1 S: 5	H: 0 LOB: 2 BB: 2 P: 13		R: 0 E: 0 K: 1 S: 5	H: 0 LOB: 2 BB: 2 P: 13	1B: 10 2B: 0 3B: 0 HR: 2	SF: 0 SAC: 1 DP: 0 HBP: 0	WP: 1 PB: 0 SB: 2 CS: 0
PITCHER	IP WLS BF H R ER SO BB IBB HBP BLK WP HR S P ERA WHIP	IP WLS BF H R ER SO BB IBB HBP BLK WP HR S P ERA WHIP																				
Rick Waits, L ERA: 2.74	(1, 1)	2.1	L	16	7	6	0	0	0	0	0	0	0	0	14	22	23.14	3.857				
Paul Reuschel, R ERA: 3.89	(3, 1)	3.2		17	5	2	2	1	0	1	0	0	0	0	18	22	4.91	1.364				
Dan Spillner, R ERA: 3.49	(7, 1)	1.0		3	0	0	0	0	0	0	0	0	0	3	3	0.00	0.000					
Sid Monge, L ERA: 3.32	(8, 1)	1.0		5	0	0	0	1	2	0	0	0	0	5	13	0.00	2.000					

Batter	1	2	3	4	5	6	7	8	9	AB	R	H	RBI	BB	SO	LOB	TOP					
Ron LeFlore, R (1, 8) OBP: 0.341, SLG: 0.382	0-3 K	0-3 K			0-0 4-3	0-0 1B 3B		0-0 1B		5	2	2	2	0	2	2	Detroit Tigers @ Texas Rangers Arlington Stadium, Arlington, TX Sat Jul 08 1978, 8:05 PM EDT Att: 22,993 - Unknown					
Lou Whitaker, L (1, 4) OBP: 0.391, SLG: 0.362	0-0 6-3		0-0 G3		0-0 BB 1B	0-0 1B		0-0 1-3		5	0	2	1	0	0	1						
Rusty Staub, L (1, 10) OBP: 0.362, SLG: 0.455	4-0 BB		0-0 F6		0-0 G3	0-0 1B		0-0 1B		4	0	2	1	1	0	1						
Jason Thompson, L (1, 3) OBP: 0.367, SLG: 0.521	0-3 K		4-0 BB		4-0 BB BB	0-3 K		0-3 K		3	0	0	0	2	3	4						
Steve Kemp, L (1, 7) OBP: 0.414, SLG: 0.385		0-0 HR	0-0 E3		4-0 1-2 BB	0-0 L7			0-0 5-3	4	1	1	1	1	0	3						
Milt May, L (1, 2) OBP: 0.306, SLG: 0.413		0-0 WP 2B	0-0 F8		0-0 F9			0-0 F8		5	0	1	0	0	0	5						
Phil Mankowski, L (1, 5) Aurelio Rodriguez, R (6, 5) OBP: 0.399, SLG: 0.395 OBP: 0.313, SLG: 0.412	0-0 1-3		0-0 G3		4-0 SH1-4 3B BB	0-0 F7		0-0 F9		2	1	0	0	1	0	1						
Tim Corcoran, L (1, 9) OBP: 0.294, SLG: 0.281	0-0 4-3		0-0 F8		0-0 SH1-4	0-3 K				3	0	0	0	0	1	1						
Alan Trammell, R (1, 6) OBP: 0.311, SLG: 0.336	4-0 BB		0-0 F8		4-0 3B BB			0-3 K		2	1	0	0	2	1	0						
Inning Stats	R: 0 E: 0 K: 2 S: 7	H: 0 LOB: 1 BB: 1 P: 11	R: 1 E: 0 K: 1 S: 7	H: 2 LOB: 2 BB: 1 P: 11	R: 0 E: 1 K: 0 S: 4	H: 0 LOB: 2 BB: 1 P: 8	R: 0 E: 0 K: 0 S: 3	H: 0 LOB: 0 BB: 0 P: 3	R: 0 E: 0 K: 0 S: 4	H: 1 LOB: 3 BB: 2 P: 12	R: 3 E: 0 K: 1 S: 8	H: 3 LOB: 2 BB: 2 P: 16	R: 0 E: 0 K: 1 S: 5	H: 0 LOB: 0 BB: 0 P: 5	R: 1 E: 0 K: 2 S: 9	H: 2 LOB: 1 BB: 0 P: 9		R: 0 E: 0 K: 0 S: 3	H: 0 LOB: 0 BB: 0 P: 3	1B: 5 2B: 1 3B: 1 HR: 1	SF: 0 SAC: 1 DP: 0 HBP: 0	WP: 1 PB: 0 SB: 1 CS: 0
PITCHER	IP WLS BF	H R ER SO	BB IBB HBP BLK	WP HR S P	ERA WHIP	PITCHER	IP WLS BF	H R ER SO	BB IBB HBP BLK	WP HR S P	ERA WHIP											
Doyle Alexander, R (1, 1) ERA: 4.03	5.1 L	28 4	4 4	4 4	3 3	7 0	0 0	0 0	0 0	1 1	27 55	6.75 2.062										
Jon Matlack, L (6, 1) ERA: 2.49	3.2	15 4	1 1	1 4	4 4	0 0	0 0	0 0	0 0	0 0	23 23	2.46 1.091										

Batter	1	2	3	4	5	6	7	8	9	AB	R	H	RBI	BB	SO	LOB	BOTTOM					
Bobby Bonds, R (1, 9) OBP: 0.325, SLG: 0.433	0-3 K		0-0 CS S 1B		1-0 G4-6-3 HBP			0-3 K		3	0	1	1	0	2	0	Detroit Tigers @ Texas Rangers Arlington Stadium, Arlington, TX Sat Jul 08 1978, 8:05 PM EDT Att: 22,993 - Unknown					
Bump Wills, S (1, 4) OBP: 0.304, SLG: 0.341	0-0 1B 1B		0-3 K		0-0 G4-6-3			0-0 G3		4	0	1	0	0	1	4						
Jim Sundberg, R (1, 2) OBP: 0.385, SLG: 0.408	0-0 1B		0-0 1-3		0-0 F8			0-0 G3-6 1B		4	0	2	0	0	0	1						
Richie Zisk, R (1, 7) OBP: 0.350, SLG: 0.441	0-0 L9-3-4		0-3 K		0-0 G3			0-0 G3-6		4	0	0	0	0	1	3						
Mike Hargrove, L (1, 3) OBP: 0.393, SLG: 0.373		0-0 FC6-4 1B		0-0 6-3		0-0 F6		0-0 1B		4	0	2	0	0	0	0						
Toby Harrah, R (1, 5) OBP: 0.330, SLG: 0.290	0-0 F9		0-3 K		0-3 K			0-0 F9		4	0	0	0	0	2	2						
John Ellis, R (1, 10) OBP: 0.271, SLG: 0.409	0-0 FC6-4		0-0 HBP SH1-4 1B		0-0 5-3			0-0 F9		3	0	1	0	0	0	1						
Bert Campaneris, R (1, 6) OBP: 0.284, SLG: 0.253	0-0 L8		0-0 SH1-4		0-3 K					2	0	0	0	0	1	1						
Bobby Thompson, S (1, 8) OBP: 0.288, SLG: 0.366		0-0 1B 3B		4-0 HBP BB		0-0 4-3				2	1	1	0	1	0	0						
Inning Stats	R: 0 E: 0 K: 1 S: 6	H: 2 LOB: 1 BB: 0 P: 6	R: 0 E: 0 K: 0 S: 4	H: 1 LOB: 0 BB: 0 P: 4	R: 1 E: 0 K: 1 S: 6	H: 2 LOB: 0 BB: 0 P: 6	R: 0 E: 0 K: 2 S: 7	H: 0 LOB: 0 BB: 0 P: 7	R: 0 E: 0 K: 0 S: 3	H: 1 LOB: 2 BB: 1 P: 8	R: 0 E: 0 K: 0 S: 3	H: 0 LOB: 0 BB: 0 P: 3	R: 0 E: 0 K: 2 S: 7	H: 0 LOB: 0 BB: 0 P: 7	R: 0 E: 0 K: 1 S: 5	H: 0 LOB: 0 BB: 0 P: 5		R: 0 E: 0 K: 0 S: 4	H: 2 LOB: 1 BB: 0 P: 4	1B: 7 2B: 1 3B: 1 HR: 0	SF: 0 SAC: 1 DP: 3 HBP: 1	WP: 0 PB: 0 SB: 1 CS: 1
PITCHER	IP WLS BF	H R ER SO	BB IBB HBP BLK	WP HR S P	ERA WHIP	PITCHER	IP WLS BF	H R ER SO	BB IBB HBP BLK	WP HR S P	ERA WHIP											
Milt Wilcox, R (1, 1) ERA: 3.85	9.0 W	33 8	1 1	1 7	7 7	1 0	0 0	0 45	50 50	1.00 1.000												

AB	35
R	5
H	8
RBI	5
BB	7
SO	7
LOB	18



Batter	1	2	3	4	5	6	7	8	9	10	11	12	13	AB	R	H	RBI	BB	SO	LOB	TOP					
Ron LeFlore, R OBP: 0.336, SLG: 0.378 (1, 8)	K		6-3		FC9-6			F8 SH1-4 1B		K		FC6-4		6	0	1	0	0	2	4						
Lou Whitaker, L OBP: 0.356, SLG: 0.358 (1, 4)	G3 1B		F7				1-3	SH1-4		G3		CS	5-3	5	0	1	0	0	0	2						
Rusty Staub, L OBP: 0.360, SLG: 0.452 Steve Dillard, R OBP: 0.284, SLG: 0.286 John Wockenhus, R OBP: 0.333, SLG: 0.346 (1, 10)	G3		F7				F9	F8				1B	6-3	5	0	1	0	0	0	2						
Jason Thompson, L OBP: 0.363, SLG: 0.513 (1, 3)	K			HR	BB		F5	4-3			K		F7	5	1	0	0	1	2	3						
Steve Kemp, L OBP: 0.411, SLG: 0.392 (1, 7)		K		HR			6-3			F8		K		5	1	1	2	0	2	1						
Milt May, L OBP: 0.306, SLG: 0.429 (1, 2)		F5		F9				HR		4-1				5	1	2	1	0	0	0						
Phil Mankowski, L OBP: 0.362, SLG: 0.390 Aurelio Rodriguez, R OBP: 0.312, SLG: 0.410 (1, 5)		F6		K				1B		G3		K		4	0	1	0	0	1	0						
Tim Corcoran, L OBP: 0.302, SLG: 0.297 (1, 9)													4-3	5	0	3	0	0	0	0						
Alan Trammell, R OBP: 0.314, SLG: 0.336 (1, 6)														3	0	1	0	1	1	3						
Inning Stats	R: 0 E: 0 K: 2 S: 8	H: 1 LOB: 1 BB: 0 P: 8	R: 0 E: 0 K: 1 S: 5	H: 0 LOB: 0 BB: 0 P: 5	R: 0 E: 0 K: 0 S: 4	H: 1 LOB: 1 BB: 0 P: 4	R: 2 E: 0 K: 1 S: 6	H: 1 LOB: 0 BB: 1 P: 10	R: 0 E: 0 K: 1 S: 5	H: 1 LOB: 0 BB: 0 P: 5	R: 0 E: 0 K: 0 S: 3	H: 0 LOB: 0 BB: 0 P: 3	R: 0 E: 0 K: 1 S: 6	H: 1 LOB: 1 BB: 0 P: 6	R: 0 E: 0 K: 3 S: 11	H: 2 LOB: 2 BB: 0 P: 11	R: 0 E: 0 K: 0 S: 2	H: 0 LOB: 0 BB: 1 P: 6	R: 0 E: 0 K: 0 S: 3	H: 0 LOB: 0 BB: 0 P: 3	1B: 8 2B: 2 3B: 0 HR: 2	SF: 0 SAC: 2 DP: 2 HBP: 0	W/P: 0 PB: 0 SB: 0 CS: 1	PA: 50		
PITCHER	IP 10.0	WLS 38	BF 9	H 3	ER 3	SO 6	BB 1	IBB 0	HBP 0	BLK 0	WP 0	HR 2	S 49	P 53	ERA 2.70	WHIP 1.000										
Fergie Jenkins, R ERA: 2.83 Jim Lunsbarger, L ERA: 4.44 (1, 1)	3.0	W	11	2	0	0	3	1	0	0	0	0	16	20	0.00	1.000										

Detroit Tigers @ Texas Rangers
Arlington Stadium, Arlington, TX
Sun Jul 09 1978, 8:05 PM EDT
Att: 15,770 - Unknown

AB 45
R 3
H 11
RBI 3
BB 2
SO 9
LOB 17



Batter	1	2	3	4	5	6	7	8	9	10	11	12	13	AB	R	H	RBI	BB	SO	LOB	BOTTOM					
Bobby Bonds, R OBP: 0.326, SLG: 0.432 (1, 9)	G6-4-3 BB						1-3			5-3		4-3		5	0	2	0	1	0	2						
Bump Wills, S OBP: 0.296, SLG: 0.333 (1, 4)	G6-4-3		F7		K		F8			F3		4-3		6	0	0	0	0	1	3						
Jim Sundberg, R OBP: 0.361, SLG: 0.400 (1, 2)	F8		4-3		K		F3					F8		5	0	0	0	1	1	2						
Mike Hargrove, L OBP: 0.394, SLG: 0.372 (1, 3)		4-3		SH2-4 1B	BB			F8		FC3-6 BB				4	2	1	0	2	0	1						
Mike Jorgensen, L OBP: 0.369, SLG: 0.160 (1, 7)				SH2-4 1B	BB			F8		4-3			SH5-4 1B	2	1	0	0	3	0	1						
Toby Harrah, R OBP: 0.328, SLG: 0.286 (1, 5)		F9		SH2-4	1-3			K				F9		4	0	0	0	1	1	4						
John Ellis, R OBP: 0.288, SLG: 0.404 Sandy Alomar Sr., S OBP: 0.231, SLG: 0.308 Pat Putnam, R OBP: 0.176, SLG: 0.135 Kurt Bevacqua, R OBP: 0.214, SLG: 0.242 (1, 10)		F7										F4		3	0	1	2	1	1	1						
Bert Campaneris, R OBP: 0.270, SLG: 0.249 John Lowenstein, L OBP: 0.301, SLG: 0.441 Jim Mason, L OBP: 0.270, SLG: 0.271 (1, 6)			F8		K					SH1-4 BB				3	0	0	0	0	2	1						
Bobby Thompson, S OBP: 0.289, SLG: 0.365 Richie Zisk, R OBP: 0.348, SLG: 0.438 (8, 7)														3	1	1	0	0	0	1						
Inning Stats	R: 0 E: 0 K: 0 S: 2	H: 0 LOB: 0 BB: 1 P: 6	R: 0 E: 0 K: 0 S: 3	H: 0 LOB: 1 BB: 1 P: 7	R: 1 E: 0 K: 0 S: 5	H: 2 LOB: 1 BB: 0 P: 5	R: 2 E: 0 K: 1 S: 6	H: 1 LOB: 1 BB: 2 P: 14	R: 0 E: 0 K: 2 S: 8	H: 1 LOB: 3 BB: 2 P: 16	R: 0 E: 0 K: 2 S: 7	H: 0 LOB: 0 BB: 0 P: 7	R: 0 E: 0 K: 0 S: 3	H: 0 LOB: 0 BB: 0 P: 3	R: 0 E: 0 K: 1 S: 5	H: 0 LOB: 1 BB: 1 P: 9	R: 0 E: 0 K: 0 S: 3	H: 0 LOB: 0 BB: 0 P: 3	R: 1 E: 0 K: 0 S: 3	H: 2 LOB: 3 BB: 2 P: 11	1B: 6 2B: 0 3B: 0 HR: 0	SF: 0 SAC: 3 DP: 1 HBP: 0	W/P: 0 PB: 1 SB: 1 CS: 0	PA: 53		
PITCHER	IP 3.1	WLS 16	BF 3	H 3	ER 2	SO 0	BB 4	IBB 0	HBP 0	BLK 0	WP 0	HR 0	S 12	P 28	ERA 5.40	WHIP 2.100										
Steve Baker, R ERA: 4.07 Jim Slaton, R ERA: 4.44 John Hillier, L ERA: 2.51 Steve Foucault, R ERA: 2.97 (1, 1)	8.2	L	33	2	1	1	7	5	0	0	0	0	42	62	1.04	0.808										
(13, 1)	0.1		3	0	0	0	0	1	1	0	0	1	9	0.00	3.000											
(13, 1)	0.0		1	1	0	0	0	0	0	0	0	0	1	1	=	=										

Detroit Tigers @ Texas Rangers
Arlington Stadium, Arlington, TX
Sun Jul 09 1978, 8:05 PM EDT
Att: 15,770 - Unknown

AB 39
R 4
H 6
RBI 3
BB 11
SO 7
LOB 19



Batter	1	2	3	4	5	6	7	8	9	AB	R	H	RBI	BB	SO	LOB	TOP											
Ron LeFlore, R (1, 8) OBP: 0.343, SLG: 0.386	0-0 4-3		0-3 K		4-0 IBB		0-0 1B		0-0 FC6-4	4	0	1	1	1	1	3												
Lou Whitaker, L (1, 4) OBP: 0.350, SLG: 0.349	0-0 F8			0-0 6-3	0-0 6-3		0-3 K		0-0 F7	5	0	0	0	0	1	6												
Rusty Staub, L (1, 10) OBP: 0.355, SLG: 0.443	0-0 F9			0-0 4-3		0-0 F8	0-0 F9		0-0 F8	5	0	0	0	0	0	4												
Jason Thompson, L (1, 3) OBP: 0.366, SLG: 0.512		0-0 4-3		0-0 1B		0-0 F8		4-0 BB		3	0	1	0	1	0	0												
Steve Kemp, L (1, 7) OBP: 0.405, SLG: 0.385		0-0 6-3		0-0 1B		0-0 3-1		0-0 F7		4	0	1	0	0	0	1												
Aurelio Rodriguez, R (1, 5) OBP: 0.304, SLG: 0.399		0-0 F8		0-3 K		0-0 F9		0-3 K		4	0	0	0	0	2	3												
Lance Parrish, R (1, 2) OBP: 0.273, SLG: 0.411			4-0 FC4-6 BB		4-0 FC4-6 BB		0-0 HR	0-0 F2		2	1	1	1	2	0	1												
John Wockenfuss, R (1, 9) OBP: 0.337, SLG: 0.349			0-0 F8		0-0 FC4-6		0-0 BB		0-0 FC6-4 1B	4	1	2	0	0	0	2												
Tim Corcoran, L (9, PR) OBP: 0.301, SLG: 0.292					1-2 FC4-6		1B			0	0	0	0	0	0	0												
Alan Trammell, R (1, 6) OBP: 0.318, SLG: 0.336			0-0 FC4-6		0-0 FC4-6 WP		4-0 1B		0-0 FC6-4 1B	3	0	1	0	1	0	2												
Inning Stats	R: 0 E: 0 K: 0 S: 3	H: 0 LOB: 0 BB: 0 P: 3	R: 0 E: 0 K: 0 S: 3	H: 0 LOB: 0 BB: 0 P: 3	R: 0 E: 0 K: 1 S: 5	H: 0 LOB: 1 BB: 1 P: 9	R: 0 E: 0 K: 1 S: 7	H: 2 LOB: 2 BB: 0 P: 7	R: 0 E: 0 K: 0 S: 3	H: 0 LOB: 2 BB: 2 P: 11	R: 2 E: 0 K: 1 S: 8	H: 3 LOB: 2 BB: 1 P: 12	R: 0 E: 0 K: 1 S: 5	H: 0 LOB: 1 BB: 1 P: 9	R: 0 E: 0 K: 0 S: 5	H: 2 LOB: 2 BB: 0 P: 5	1B: 6 2B: 0 3B: 0 HR: 1	SF: 0 SAC: 0 DP: 0 HBP: 0	WP: 1 PA: 39 PB: 0 SB: 0 CS: 0									
PITCHER	IP	WLS	BF	H	R	ER	SO	BB	IBB	HBP	BLK	WP	HR	S	P	ERA	WHIP											
Rick Honeycutt, L (1, 1) ERA: 4.4	6.0		23	2	0	0	2	2	1	0	0	0	1	0	24	36	0.00	0.667										
Shane Rawley, L (7, 1) ERA: 3.75	0.1	L	4	2	2	2	0	1	0	0	0	0	0	1	3	7	54.00	9.000										
Jim Todd, R (7, 1) ERA: 4.5	2.0		10	3	0	0	2	1	0	0	0	0	0	0	13	17	0.00	2.000										
Tom House, L (9, 1) ERA: 5.28	0.2		2	0	0	0	0	0	0	0	0	0	0	0	2	2	0.00	0.000										

Detroit Tigers @ Seattle Mariners
 The Kingdome, Seattle, WA
 Fri Jul 14 1978, 10:05 PM EDT
 Att: 9,742 - Unknown

AB	34
R	2
H	7
RBI	2
BB	5
SO	4
LOB	22



Batter	1	2	3	4	5	6	7	8	9	AB	R	H	RBI	BB	SO	LOB	BOTTOM											
Julio Cruz, S (1, 4) OBP: 0.342, SLG: 0.300	0-0 4-3		0-0 FC4-6			4-0 BB 1B		0-0 6-3		3	0	0	0	1	0	2												
Craig Reynolds, L (1, 6) OBP: 0.341, SLG: 0.377	0-0 G6-4-3 1B		0-0 F8			0-0 F2		0-0 G3		4	0	1	0	0	0	3												
Tom Paciorek, R (1, 10) OBP: 0.379, SLG: 0.578	0-0 G6-4-3			0-0 F8		0-0 BB 1B		0-3 K		4	0	1	0	0	1	1												
Bruce Bochte, L (1, 7) OBP: 0.335, SLG: 0.405		0-0 4-3		0-0 F7		4-0 G5-4-3 BB		0-0 F7		3	0	0	0	1	0	0												
Leon Roberts, R (1, 9) OBP: 0.382, SLG: 0.531		0-3 K		0-0 F8		0-0 G5-4-3				4	0	1	0	0	1	3												
Dan Meyer, L (1, 3) OBP: 0.225, SLG: 0.310		0-0 4-3			0-0 F6		0-0 F8		0-3 K	4	0	0	0	0	1	1												
Bill Stein, R (1, 5) OBP: 0.317, SLG: 0.353			0-0 F9		0-0 6-3 1B		0-0 2-3		0-0 F9	4	0	1	0	0	0	1												
Bob Stinson, S (1, 2) OBP: 0.380, SLG: 0.429			0-0 FC4-6 1B		0-0 6-3		0-0 FC6 1B			3	0	2	0	0	0	1												
John Hale, L (1, 8) OBP: 0.296, SLG: 0.258			0-0 FC4-6 1B		0-0 F6		0-0 FC6			3	0	1	0	0	0	2												
Inning Stats	R: 0 E: 0 K: 0 S: 3	H: 1 LOB: 0 BB: 0 P: 3	R: 0 E: 0 K: 1 S: 5	H: 0 LOB: 0 BB: 0 P: 5	R: 0 E: 0 K: 0 S: 5	H: 2 LOB: 2 BB: 0 P: 5	R: 0 E: 0 K: 0 S: 3	H: 0 LOB: 0 BB: 0 P: 3	R: 0 E: 0 K: 0 S: 4	H: 1 LOB: 1 BB: 0 P: 4	R: 0 E: 0 K: 0 S: 3	H: 1 LOB: 2 BB: 2 P: 11	R: 0 E: 0 K: 0 S: 4	H: 1 LOB: 1 BB: 0 P: 4	R: 0 E: 0 K: 1 S: 5	H: 0 LOB: 0 BB: 0 P: 5	R: 0 E: 0 K: 1 S: 6	H: 1 LOB: 1 BB: 0 P: 6	1B: 7 2B: 0 3B: 0 HR: 0	SF: 0 SAC: 0 DP: 2 HBP: 0	WP: 0 PA: 34 PB: 0 SB: 0 CS: 0							
PITCHER	IP	WLS	BF	H	R	ER	SO	BB	IBB	HBP	BLK	WP	HR	S	P	ERA	WHIP											
Jim Slaton, R (1, 1) ERA: 4.14	9.0	W	34	7	0	0	3	2	0	0	0	0	0	0	38	46	0.00	1.000										

Detroit Tigers @ Seattle Mariners
 The Kingdome, Seattle, WA
 Fri Jul 14 1978, 10:05 PM EDT
 Att: 9,742 - Unknown

AB	32
R	0
H	7
RBI	0
BB	2
SO	3
LOB	14



Batter	1	2	3	4	5	6	7	8	9	AB	R	H	RBI	BB	SO	LOB	TOP			
Ron LeFlore, R OBP: 0.345, SLG: 0.388	F9		4-3 1B		FC6-5 1B		6-3			4	0	2	0	0	0	1				
Lou Whitaker, L OBP: 0.344, SLG: 0.344	K		4-3		FC6-5			K		4	0	0	0	0	2	3				
Rusty Staub, L OBP: 0.354, SLG: 0.441	FC4-6 1B		G3		4-3			G3		4	0	1	0	0	0	3				
Jason Thompson, L OBP: 0.365, SLG: 0.512	FC4-6			K		K				4	0	1	0	0	2	1				
Steve Kemp, L OBP: 0.404, SLG: 0.386		G3				G3		F3		4	0	1	0	0	0	1				
Lance Parrish, R OBP: 0.272, SLG: 0.407							1-3			4	0	1	0	0	1	1				
Aurelio Rodriguez, R OBP: 0.299, SLG: 0.391										4	0	0	0	0	1	2				
John Wockenfuss, R OBP: 0.323, SLG: 0.333										4	0	0	0	0	0	1				
Alan Trammell, R OBP: 0.322, SLG: 0.341			4-3		FC6-5 1B					3	0	2	0	0	0	0				
Inning Stats	R: 0 E: 0 K: 1 S: 6	H: 1 LOB: 1 BB: 0 P: 6	R: 0 E: 0 K: 0 S: 4	H: 1 LOB: 1 BB: 0 P: 4	R: 0 E: 0 K: 0 S: 4	H: 1 LOB: 1 BB: 0 P: 4	R: 0 E: 0 K: 2 S: 8	H: 1 LOB: 1 BB: 0 P: 8	R: 0 E: 0 K: 1 S: 5	H: 2 LOB: 2 BB: 0 P: 5	R: 0 E: 0 K: 1 S: 6	H: 1 LOB: 1 BB: 0 P: 6	R: 0 E: 0 K: 1 S: 6	H: 1 LOB: 0 BB: 0 P: 6	R: 0 E: 0 K: 0 S: 3	H: 0 LOB: 0 BB: 0 P: 3	1B: 6 2B: 2 3B: 0 HR: 0	SF: 0 SAC: 0 DP: 0 HBP: 0	WP: 0 PB: 0 SB: 1 CS: 0	PA: 35
PITCHER Frank Tanana, L ERA: 2.9	IP: 9.0 WLS: W BF: 35 H: 8 R: 0 ER: 0 SO: 6 BB: 0 IBB: 0 HBP: 0 BLK: 0 WP: 0 HR: 0 S: 47 P: 47 ERA: 0.00 WHIP: 0.889																			

Detroit Tigers @ California Angels
Anaheim Stadium, Anaheim, CA
Sat Jul 15 1978, 10:05 PM EDT
Att: 33,001 - Unknown

AB 35
R 0
H 8
RBI 0
BB 0
SO 6
LOB 13



Batter	1	2	3	4	5	6	7	8	9	AB	R	H	RBI	BB	SO	LOB	BOTTOM			
Rick Miller, L OBP: 0.369, SLG: 0.371	K		6-3					F6		4	0	1	0	0	1	0				
Bobby Grich, R OBP: 0.347, SLG: 0.308	6-3									4	0	2	0	0	0	0				
Lyman Bostock, L OBP: 0.339, SLG: 0.364										4	0	1	0	0	0	2				
Ron Jackson, R OBP: 0.354, SLG: 0.442	1-3									3	0	0	0	0	1	1				
Don Baylor, R OBP: 0.342, SLG: 0.502										3	1	1	0	0	1	0				
Joe Rudi, R OBP: 0.289, SLG: 0.332		F3								3	0	1	0	0	1	0				
Carney Lansford, R OBP: 0.354, SLG: 0.465		F6								3	1	2	2	0	0	0				
Dave Chalk, R OBP: 0.336, SLG: 0.284										3	0	0	0	0	0	2				
Brian Downing, R OBP: 0.356, SLG: 0.351										3	0	0	0	0	0	2				
Inning Stats	R: 0 E: 0 K: 1 S: 6	H: 1 LOB: 1 BB: 0 P: 6	R: 0 E: 0 K: 1 S: 5	H: 0 LOB: 0 BB: 0 P: 5	R: 0 E: 0 K: 0 S: 3	H: 0 LOB: 0 BB: 0 P: 3	R: 0 E: 0 K: 0 S: 3	H: 1 LOB: 0 BB: 0 P: 3	R: 1 E: 0 K: 0 S: 6	H: 4 LOB: 2 BB: 0 P: 6	R: 0 E: 0 K: 1 S: 5	H: 0 LOB: 0 BB: 0 P: 5	R: 1 E: 0 K: 1 S: 6	H: 1 LOB: 0 BB: 0 P: 6	R: 0 E: 0 K: 0 S: 4	H: 1 LOB: 1 BB: 0 P: 4	1B: 6 2B: 1 3B: 0 HR: 1	SF: 0 SAC: 0 DP: 1 HBP: 0	WP: 0 PB: 0 SB: 0 CS: 0	PA: 30
PITCHER Milt Wilcox, R ERA: 3.74	IP: 8.0 WLS: L BF: 30 H: 8 R: 2 ER: 2 SO: 4 BB: 0 IBB: 0 HBP: 0 BLK: 0 WP: 0 HR: 1 S: 38 P: 38 ERA: 2.25 WHIP: 1.000																			

Detroit Tigers @ California Angels
Anaheim Stadium, Anaheim, CA
Sat Jul 15 1978, 10:05 PM EDT
Att: 33,001 - Unknown

AB 30
R 2
H 8
RBI 2
BB 0
SO 4
LOB 7



Batter	1	2	3	4	5	6	7	8	9	AB	R	H	RBI	BB	SO	LOB	TOP								
Ron LeFlore, R (1, 8) OBP: 0.348, SLG: 0.387	4-0 E WP BB		0-0 BB HR 1B	0-0 G3			1-0 S HBP	0-0 FC4-6		3	1	1	0	1	0	3									
Lou Whitaker, L (1, 4) OBP: 0.342, SLG: 0.339	0-0 5-3		4-0 BB HR BB		0-0 4-3		0-0 4-3		0-0 4-3	4	1	0	0	1	0	2									
Rusty Staub, L (1, 10) OBP: 0.357, SLG: 0.451	0-0 F6		0-0 1-H 2-H HR		0-0 1B		0-0 F8		0-0 WP 1B	5	1	3	3	0	0	2									
Jason Thompson, L (1, 3) OBP: 0.365, SLG: 0.507	0-0 E6 FC5-4		0-0 4-3		0-0 F9			4-0 1B BB BB	4-0 G4-6-3 BB	3	1	0	0	2	0	2									
Steve Kemp, L (1, 7) OBP: 0.398, SLG: 0.380	0-0 FC5-4		0-0 6-3		0-0 F8			0-0 F8	0-0 G4-6-3	5	0	0	0	0	0	6									
Milt May, L (1, 2) OBP: 0.301, SLG: 0.416		0-0 F9		0-0 1B		0-0 G3		0-0 F9		4	0	1	0	0	0	1									
Tim Corcoran, L (1, 9) OBP: 0.305, SLG: 0.297		0-0 G1		0-0 G3		0-0 G4-6-3 1B		0-0 BB 1B		4	0	2	0	0	0	1									
Phil Mankowski, L (1, 5) OBP: 0.356, SLG: 0.392		0-0 1B			0-3 K		0-0 G4-6-3		0-0 BB	4	0	2	0	0	1	1									
Aurelio Rodriguez, R (8, 5) OBP: 0.299, SLG: 0.391							1-2 2-3 1B		1-2 2-3 1B	0	0	0	0	0	0	0									
Alan Trammell, R (1, 6) OBP: 0.321, SLG: 0.336		0-0 6-3		0-0 1-3			0-0 1-3		4-0 FC4-6 BB	3	0	0	1	1	0	1									
Inning Stats	R: 0 E: 1 K: 0 S: 4	H: 0 LOB: 2 BB: 1 P: 8	R: 0 E: 0 K: 0 S: 4	H: 1 LOB: 1 BB: 0 P: 4	R: 3 E: 0 K: 0 S: 6	H: 3 LOB: 1 BB: 1 P: 10	R: 0 E: 0 K: 1 S: 5	H: 0 LOB: 0 BB: 0 P: 5	R: 0 E: 0 K: 0 S: 4	H: 1 LOB: 1 BB: 0 P: 4	R: 0 E: 0 K: 0 S: 3	H: 0 LOB: 1 BB: 0 P: 3	R: 0 E: 0 K: 0 S: 3	H: 0 LOB: 1 BB: 0 P: 4	R: 1 E: 0 K: 0 S: 5	H: 2 LOB: 2 BB: 2 P: 13	R: 0 E: 0 K: 0 S: 3	H: 1 LOB: 1 BB: 1 P: 7	1B: 8 2B: 0 3B: 0 HR: 1	SF: 0 SAC: 0 DP: 2 HBP: 1	WP: 2 PB: 0 SB: 1 CS: 0	PA: 41			
PITCHER	IP WLS BF H R ER SO BB IBB HBP BLK WP HR S P ERA WHIP	7.2 L 35 8 4 4 1 3 0 1 0 1 1 33 46 4.70 1.435	8.1 L 6 1 0 0 0 2 0 0 0 1 0 4 12 0.00 2.250																						

Detroit Tigers @ California Angels
Anaheim Stadium, Anaheim, CA
Sun Jul 16 1978, 6:33 AM EDT
Att: 21,447 - Unknown

AB	35
R	4
H	9
RBI	4
BB	5
SO	1
LOB	19



Batter	1	2	3	4	5	6	7	8	9	AB	R	H	RBI	BB	SO	LOB	BOTTOM								
Rick Miller, L (1, 8) OBP: 0.366, SLG: 0.368	0-3 K		0-0 1B		0-0 4-3			0-0 F8	0-0 F7	5	0	1	0	0	1	2									
Bobby Grich, R (1, 4) OBP: 0.346, SLG: 0.305	0-0 F8		0-0 F9			0-0 F9		4-0 FC4-6 BB		3	0	0	0	1	0	1									
Lyman Bostock, L (1, 9) OBP: 0.341, SLG: 0.366	0-0 F9			0-0 G6-4-3 1B		0-0 HBP 1B		0-0 FC4-6 1B		4	0	2	0	0	0	1									
Ron Jackson, R (1, 3) OBP: 0.356, SLG: 0.440		0-3 K		0-0 G6-4-3		1-0 HBP 1B		0-0 1B		3	0	1	0	0	1	1									
Don Baylor, R (1, 10) OBP: 0.341, SLG: 0.498		0-0 6-3		0-0 1B 1B		0-0 F3		0-0 F7		4	0	1	0	0	0	4									
Joe Rudi, R (1, 7) OBP: 0.272, SLG: 0.339		0-0 2B		0-0 FC4-6 1B		0-3 K			0-0 6-3	4	0	2	0	0	1	2									
Carney Lansford, R (1, 5) OBP: 0.346, SLG: 0.454		0-0 F2		0-0 FC4-6			0-0 F7		0-0 F8	4	0	0	0	0	0	3									
Dave Chalk, R (1, 6) OBP: 0.338, SLG: 0.287			0-0 F8		0-0 G4-3 1B		0-0 G3		0-0 1B 1B	4	0	2	0	0	0	0									
Brian Downing, R (1, 2) OBP: 0.354, SLG: 0.348			0-3 K		0-0 G4-3		0-0 6-3		0-0 1B	4	0	1	0	0	1	1									
Inning Stats	R: 0 E: 0 K: 1 S: 5	H: 0 LOB: 0 BB: 0 P: 5	R: 0 E: 0 K: 1 S: 6	H: 1 LOB: 1 BB: 0 P: 6	R: 0 E: 0 K: 1 S: 6	H: 1 LOB: 1 BB: 0 P: 6	R: 0 E: 0 K: 0 S: 5	H: 3 LOB: 2 BB: 0 P: 5	R: 0 E: 0 K: 1 S: 6	H: 1 LOB: 2 BB: 0 P: 7	R: 0 E: 0 K: 0 S: 3	H: 0 LOB: 0 BB: 0 P: 3	R: 0 E: 0 K: 0 S: 4	H: 1 LOB: 2 BB: 1 P: 8	R: 0 E: 0 K: 0 S: 5	H: 2 LOB: 2 BB: 0 P: 5	1B: 9 2B: 1 3B: 0 HR: 0	SF: 0 SAC: 0 DP: 2 HBP: 1	WP: 0 PB: 0 SB: 0 CS: 0	PA: 37					
PITCHER	IP WLS BF H R ER SO BB IBB HBP BLK WP HR S P ERA WHIP	9.0 W 37 10 0 0 0 4 1 0 1 0 0 43 48 0.00 1.222																							

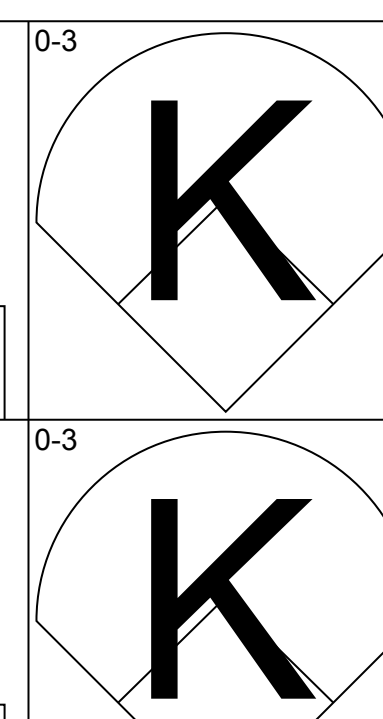
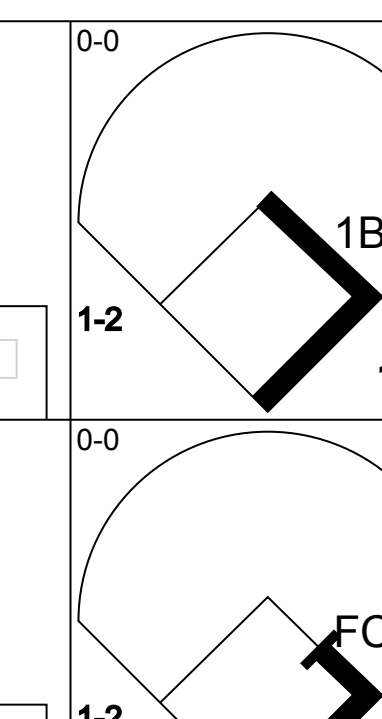
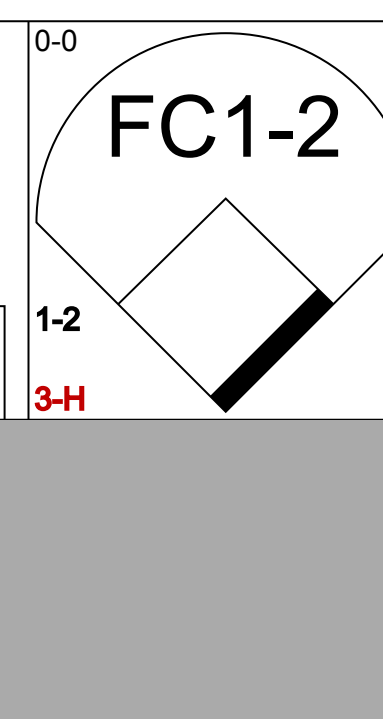
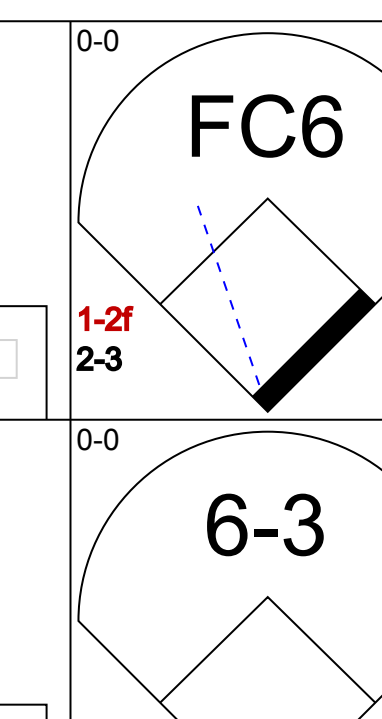
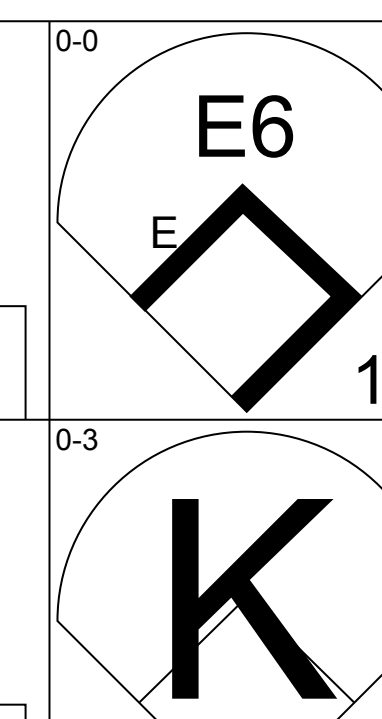
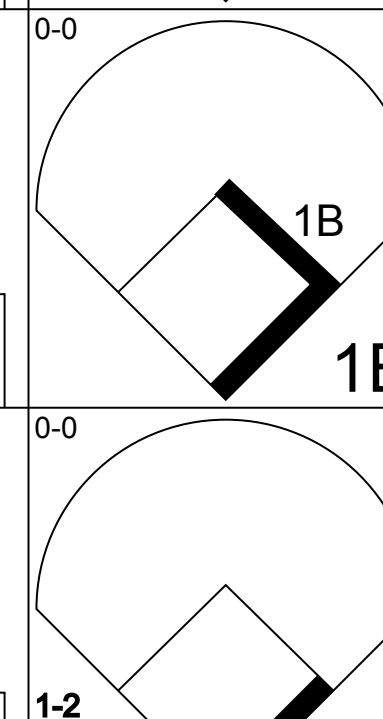
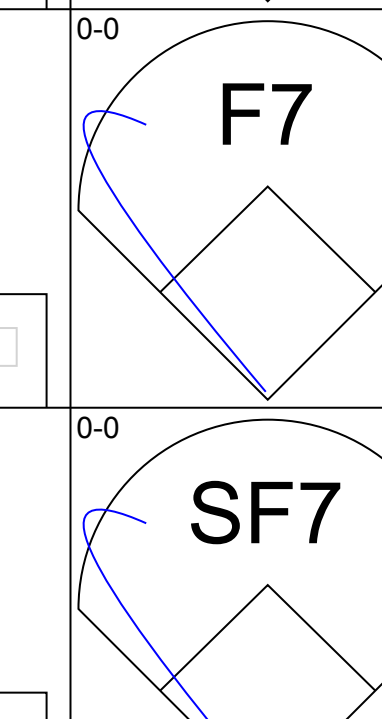
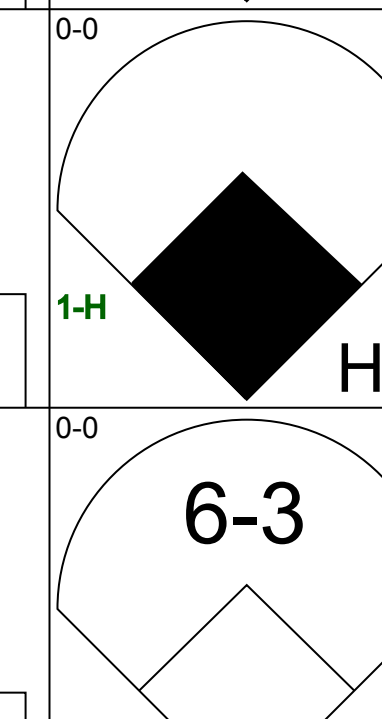


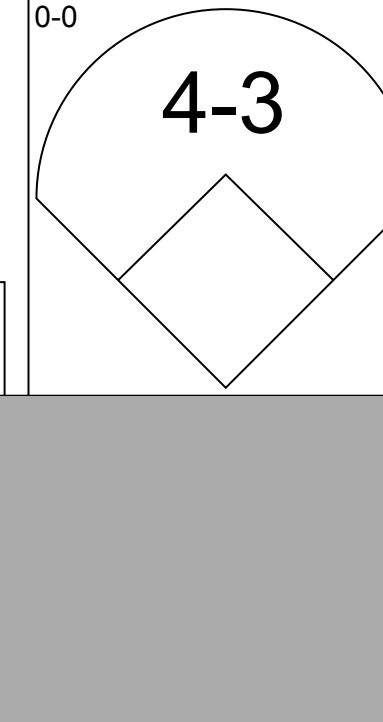
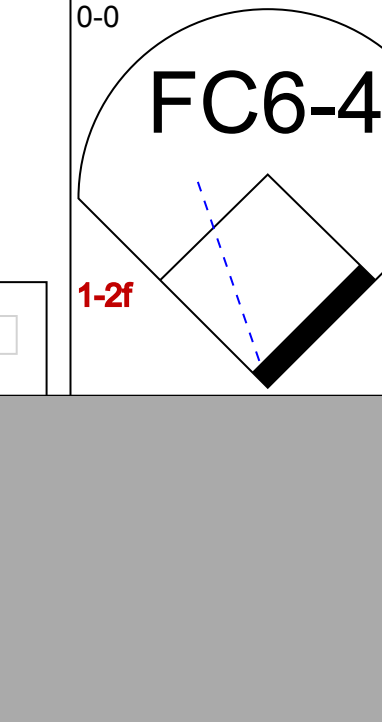
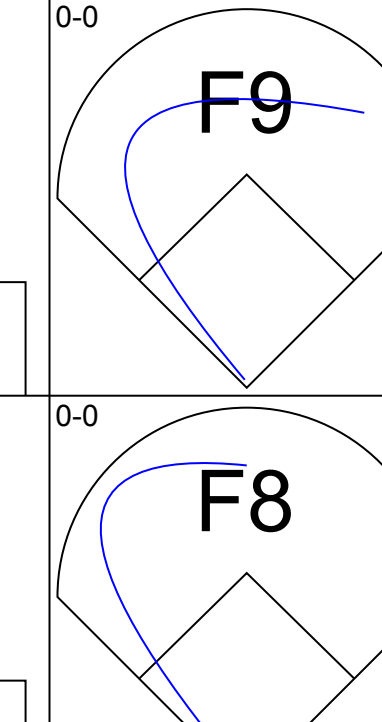
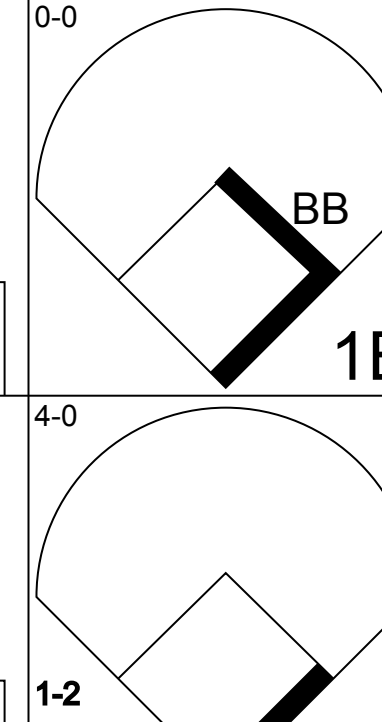
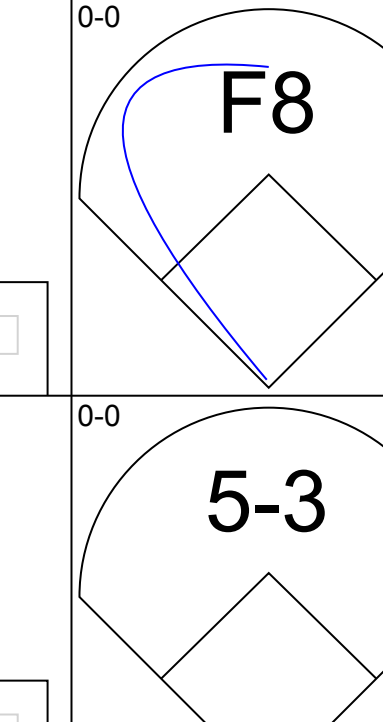



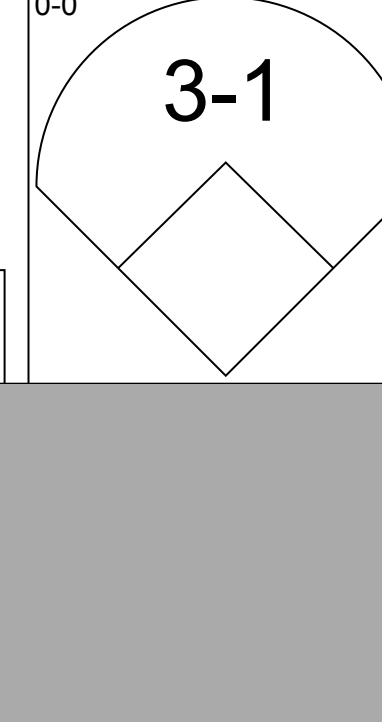


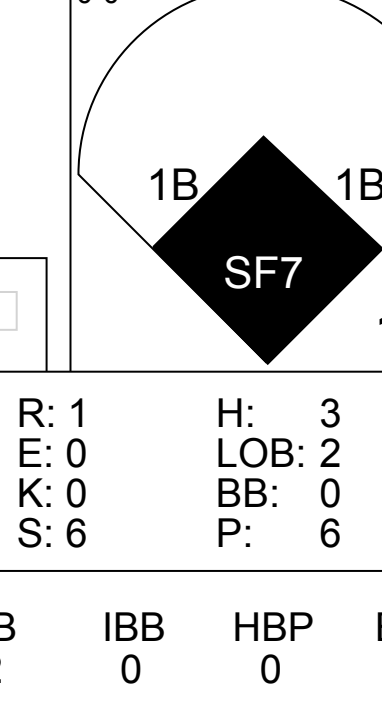
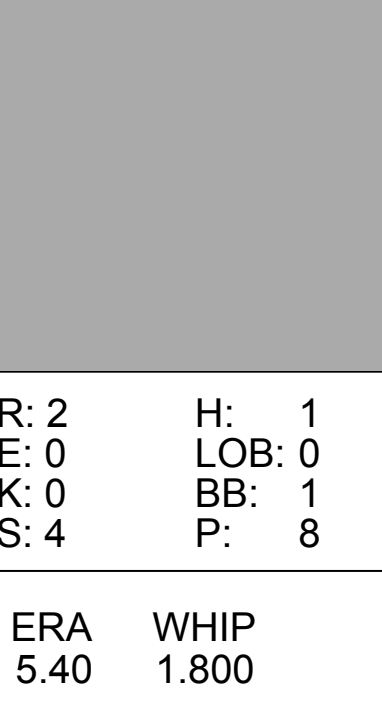

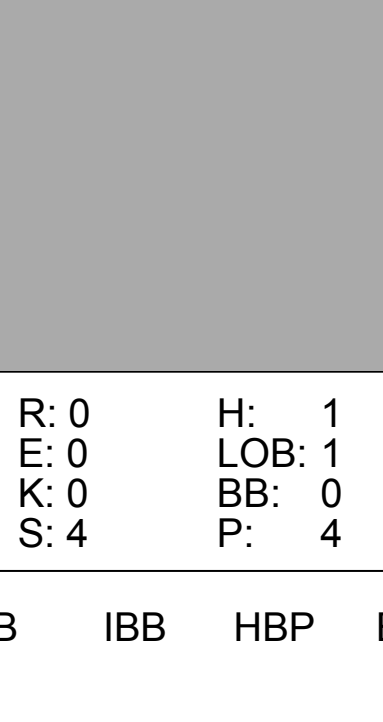
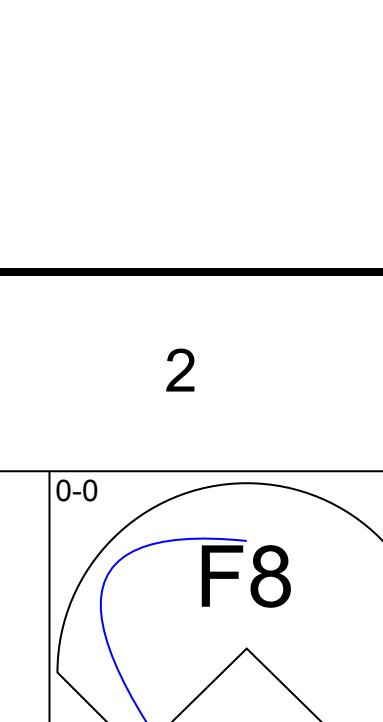
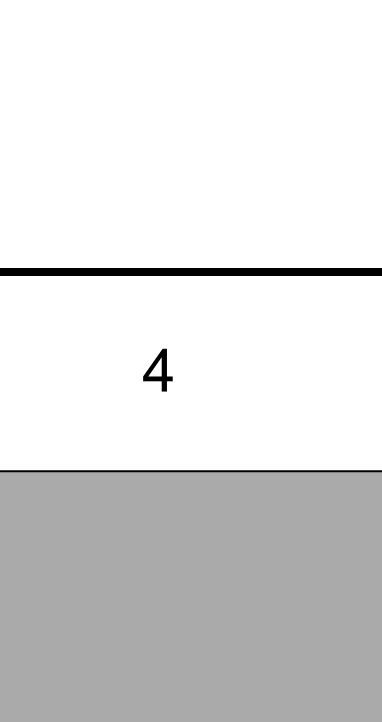
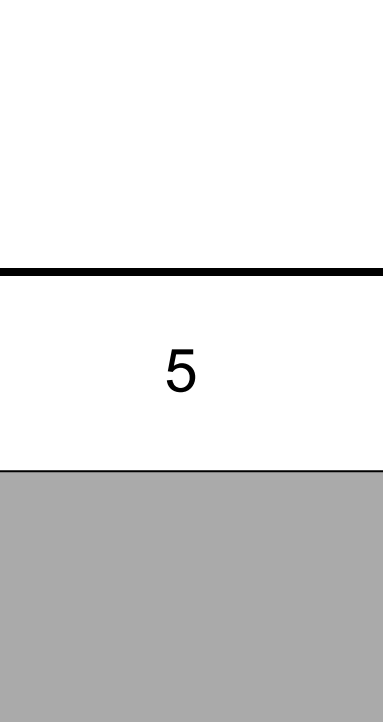
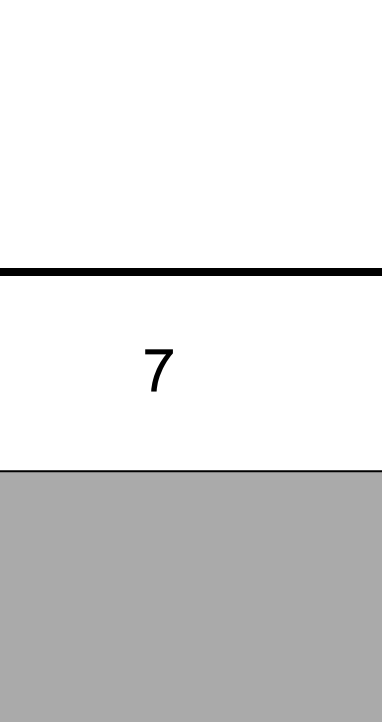
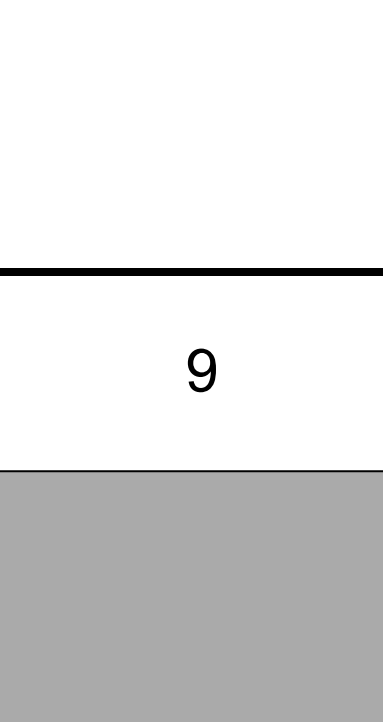
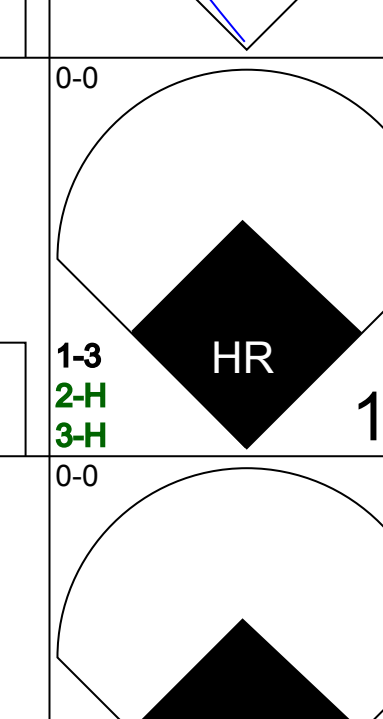
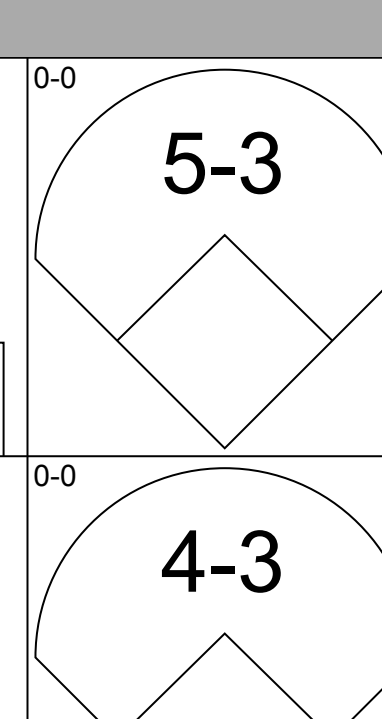
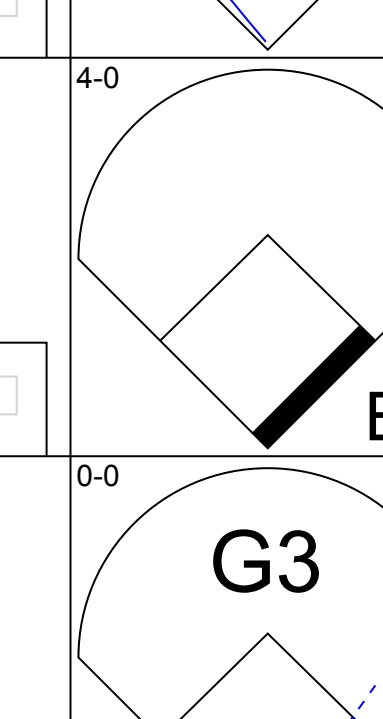
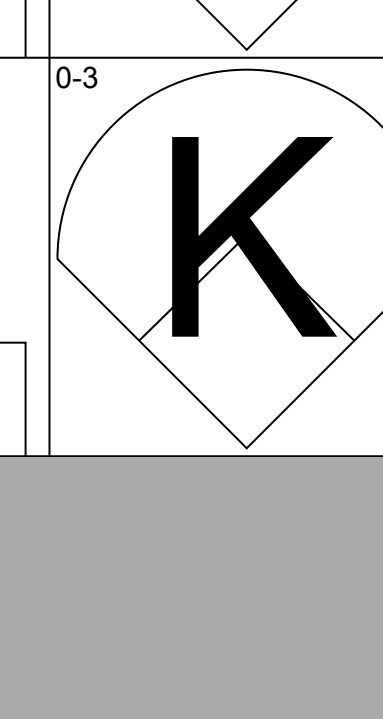
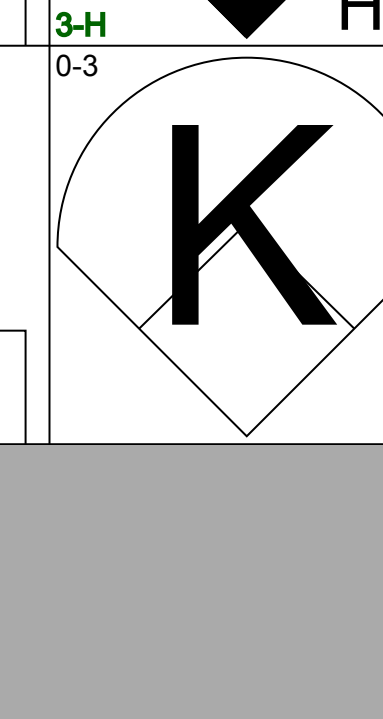
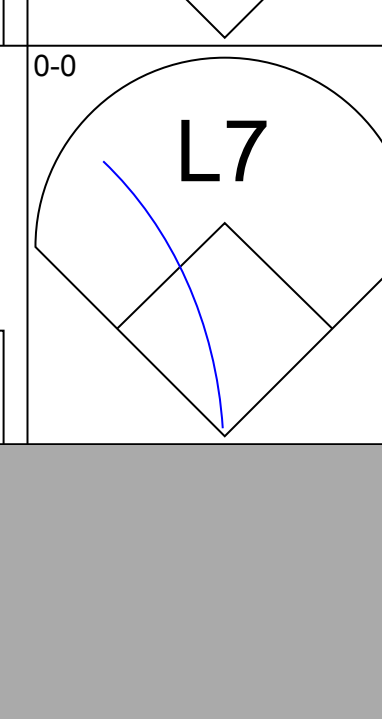


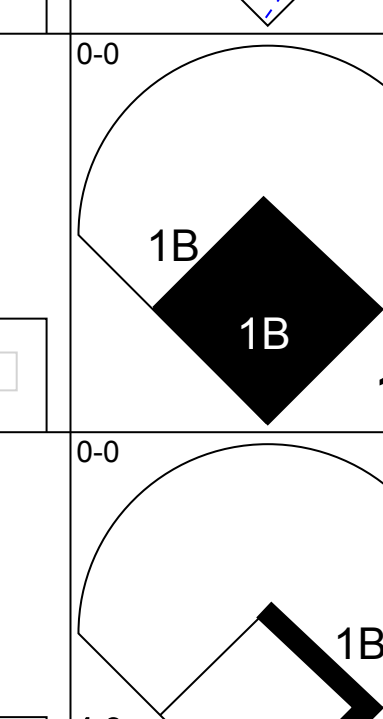



Detroit Tigers @ California Angels
Anaheim Stadium, Anaheim, CA
Sun Jul 16 1978, 6:33 AM EDT
Att: 21,447 - Unknown

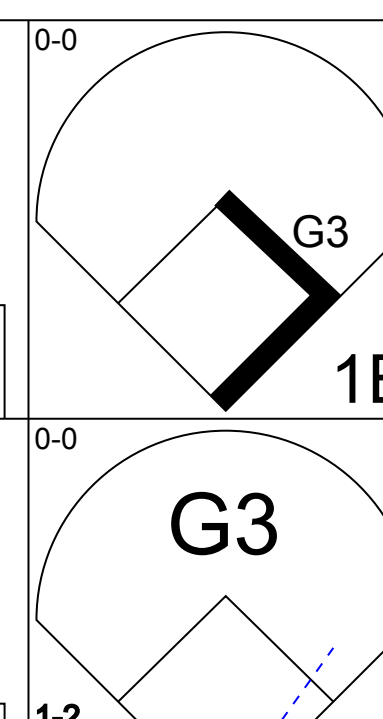
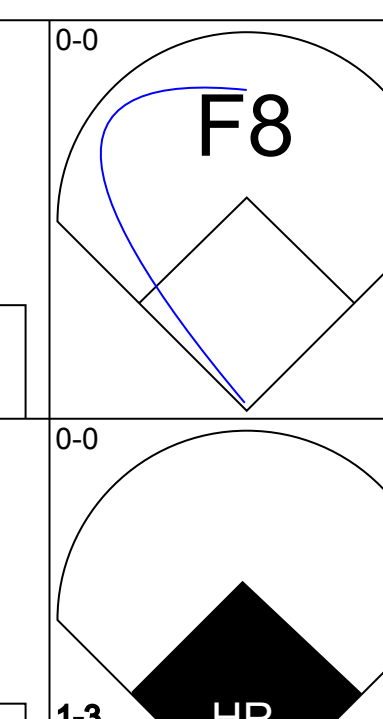
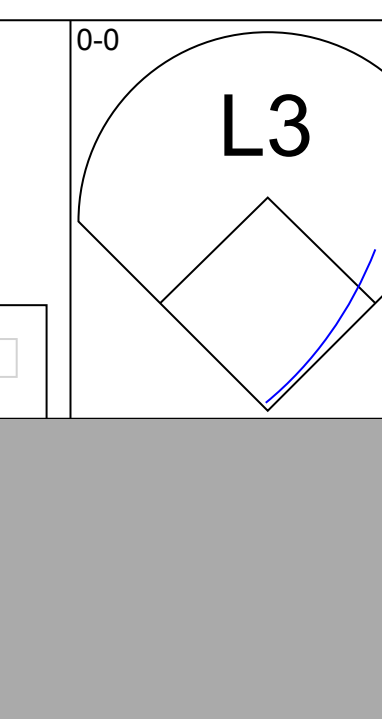
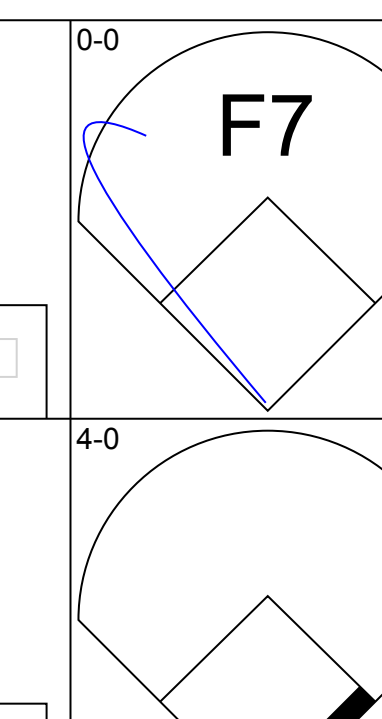
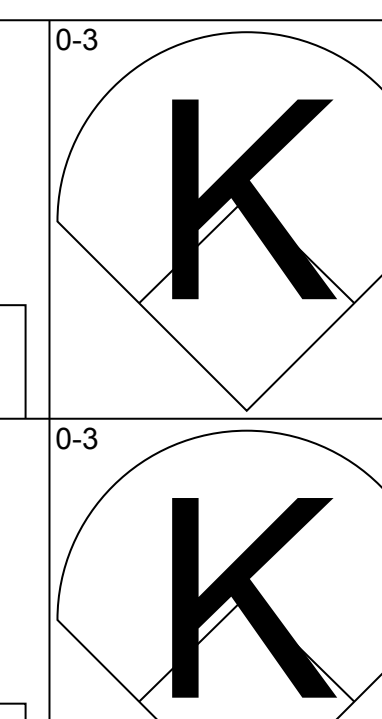
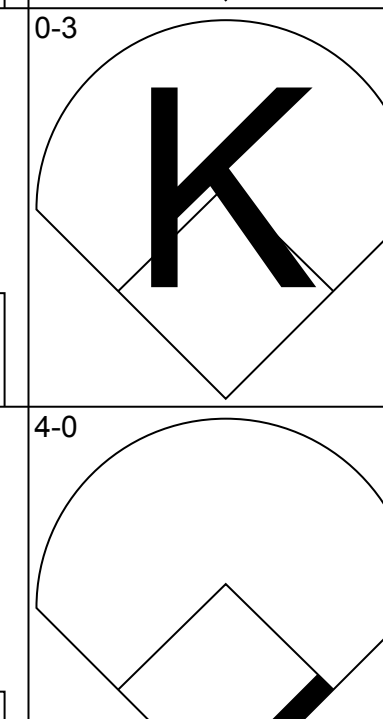
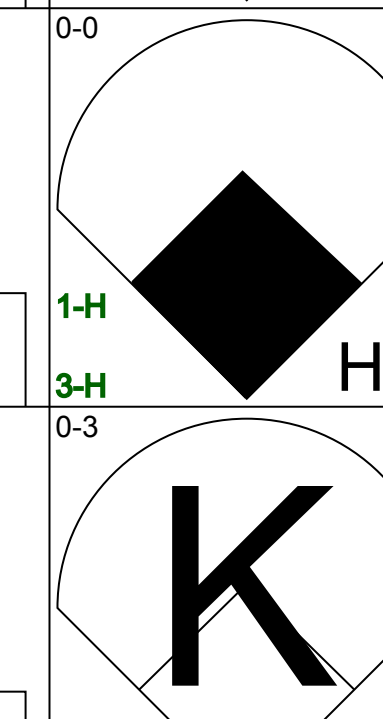
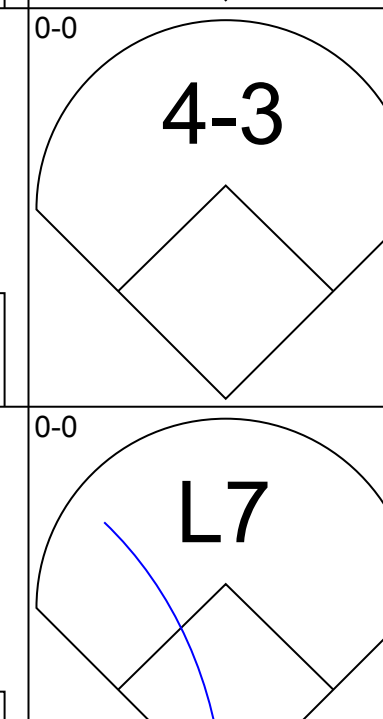
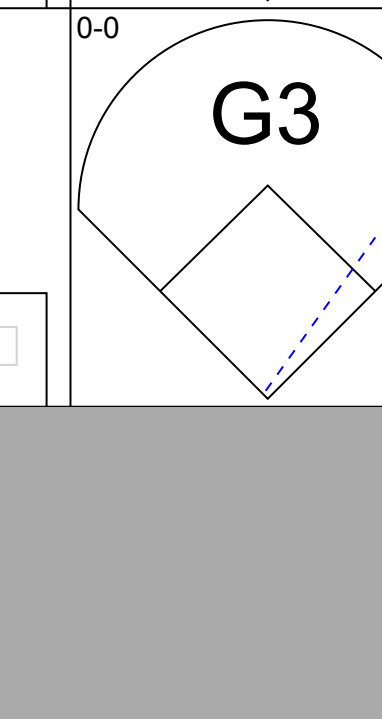

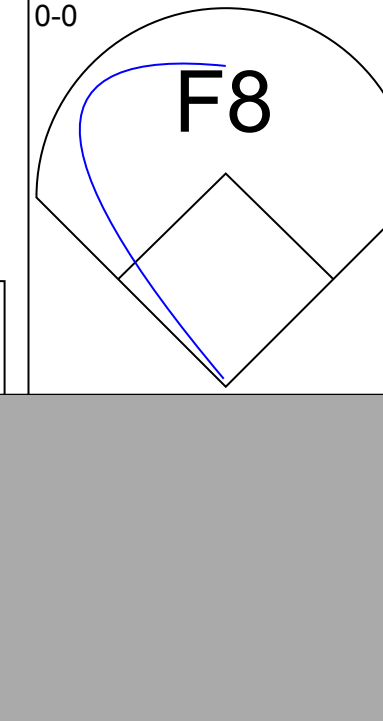
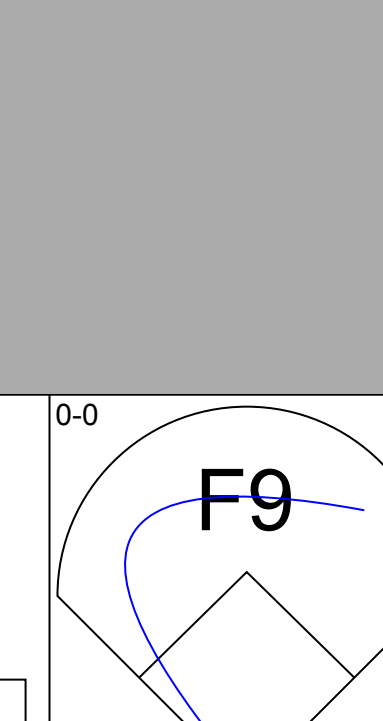



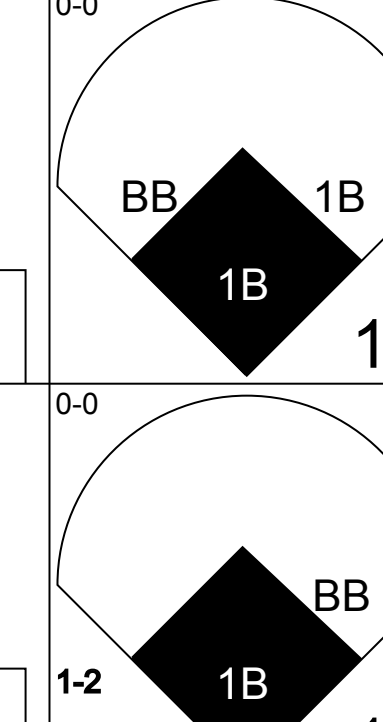

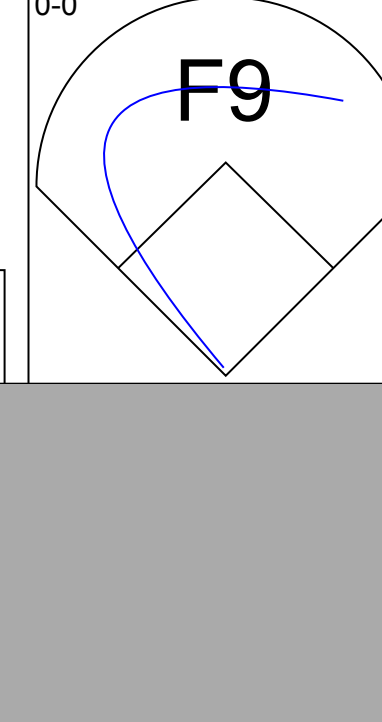
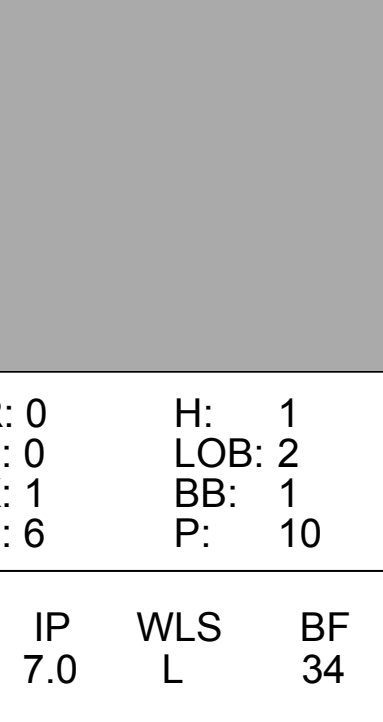
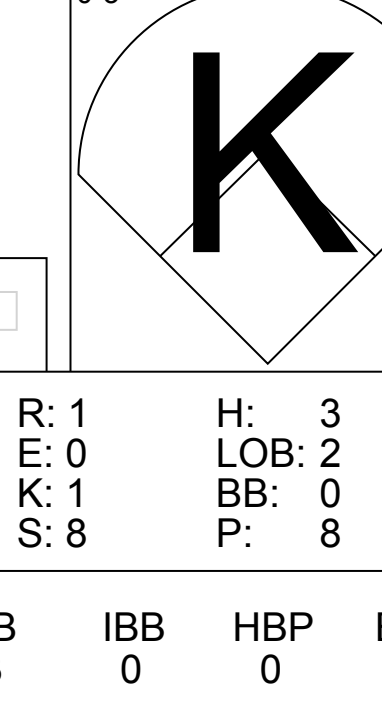
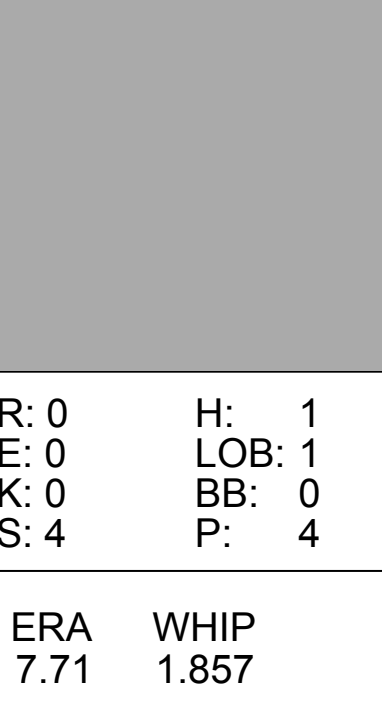

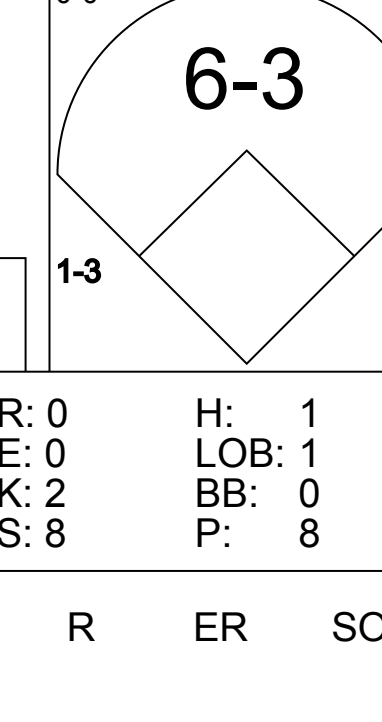





AB	35
R	0
H	10
RBI	0
BB	1
SO	4
LOB	15



Batter	1	2	3	4	5	6	7	8	9	10	AB	R	H	RBI	BB	SO	LOB	TOP				
Ron LeFlore, R OBP: 0.351, SLG: 0.390 (1, 8)	4-3		G6-3			SF7					5	1	3	0	0	0	2	Detroit Tigers @ California Angels Anaheim Stadium, Anaheim, CA Mon Jul 17 1978, 10:05 PM EDT Att: 32,469 - Unknown				
Lou Whitaker, L OBP: 0.339, SLG: 0.335 (1, 4)	4-3					SF7	4-3				3	0	0	1	1	0	2					
Rusty Staub, L OBP: 0.355, SLG: 0.448 (1, 10)	F4		F9			F9		4-3			5	1	1	0	0	0	2					
Jason Thompson, L OBP: 0.366, SLG: 0.514 (1, 3)				F7							5	1	2	1	0	1	1	livebaseballscorecards.com				
Steve Kemp, L OBP: 0.401, SLG: 0.385 (1, 7)		FC4-6				HR					4	1	2	0	1	0	2					
Milt May, L OBP: 0.308, SLG: 0.418 (1, 2)		FC4-6				1B					4	0	2	1	1	0	2					
Tim Corcoran, L OBP: 0.362, SLG: 0.293 Mickey Stanley, R OBP: 0.288, SLG: 0.360 John Wockenfuss, R OBP: 0.326, SLG: 0.337 (1, 9) (6, PH) (6, 9) (7, 9)		4-3		G3-6-3							2	0	0	0	0	1	1	AB 39 R 4 H 12 RBI 4 BB 4 SO 3 LOB 17				
Phil Mankowski, L OBP: 0.362, SLG: 0.396 Aurelio Rodriguez, R OBP: 0.297, SLG: 0.339 (1, 5) (10, PH) (10, 5)											2	0	1	1	0	0	0					
Alan Trammell, R OBP: 0.320, SLG: 0.332 (1, 6)											2	0	1	1	0	0	2					
Inning Stats	R: 0 E: 0 K: 0 S: 3	H: 0 LOB: 0 BB: 0 P: 3	R: 0 E: 0 K: 0 S: 4	H: 1 LOB: 1 BB: 0 P: 4	R: 0 E: 0 K: 0 S: 3	H: 1 LOB: 2 BB: 2 P: 11	R: 0 E: 0 K: 0 S: 3	H: 0 LOB: 0 BB: 0 P: 3	R: 3 E: 0 K: 1 S: 9	H: 4 LOB: 1 BB: 0 P: 9	R: 0 E: 0 K: 1 S: 6	H: 1 LOB: 1 BB: 0 P: 6	R: 0 E: 0 K: 0 S: 3	H: 0 LOB: 2 BB: 2 P: 11	R: 0 E: 0 K: 0 S: 4	H: 1 LOB: 0 BB: 0 P: 4	R: 1 E: 0 K: 1 S: 8	H: 3 LOB: 2 BB: 0 P: 8	1B: 9 2B: 2 3B: 0 HR: 1	SF: 1 SAC: 0 DP: 2 HBP: 0	WP: 0 PB: 0 SB: 4 CS: 0	PA: 44
PITCHER	IP	WLS	BF	H	R	ER	SO	BB	IBB	HBP	BLK	WP	HR	S	P	ERA	WHIP					
John Canera, R ERA: 4.76 Ken Brett, L ERA: 5.6 Paul Hartzell, R ERA: 3.46 Dave LaRoche, L ERA: 3.08 (1, 1) (6, 1) (6, 1) (10, 1)	5.2		23	6	3	3	0	2	0	0	0	0	1	21	29	4.76	1.412					

Batter	1	2	3	4	5	6	7	8	9	10	AB	R	H	RBI	BB	SO	LOB	BOTTOM				
Rick Miller, L OBP: 0.373, SLG: 0.369 (1, 8)	1B		G5-4-3								2	2	1	0	3	0	0	Detroit Tigers @ California Angels Anaheim Stadium, Anaheim, CA Mon Jul 17 1978, 10:05 PM EDT Att: 32,469 - Unknown				
Bobby Grich, R OBP: 0.346, SLG: 0.306 (1, 4)			G5-4-3								5	0	2	0	0	0	2					
Lyman Bostock, L OBP: 0.344, SLG: 0.372 (1, 9)											5	0	3	0	0	0	2					
Ron Jackson, R OBP: 0.354, SLG: 0.436 (1, 3)	6-3		4-3								5	0	1	1	0	0	3	livebaseballscorecards.com				
Don Baylor, R OBP: 0.339, SLG: 0.492 (1, 10)											4	1	0	0	1	2	3					
Joe Rudi, R OBP: 0.276, SLG: 0.342 (1, 7)											4	0	2	0	0	0	2					
Carney Lansford, R OBP: 0.339, SLG: 0.446 (1, 5)											3	0	0	1	0	0	1	AB 36 R 3 H 9 RBI 2 BB 4 SO 3 LOB 19				
Dave Chalk, R OBP: 0.333, SLG: 0.283 (1, 6)											4	0	0	0	0	1	3					
Brian Downing, R OBP: 0.347, SLG: 0.341 (1, 2)											4	0	0	0	0	0	3					
Inning Stats	R: 1 E: 0 K: 0 S: 3	H: 1 LOB: 0 BB: 1 P: 7	R: 1 E: 0 K: 0 S: 4	H: 1 LOB: 1 BB: 1 P: 8	R: 0 E: 0 K: 0 S: 4	H: 2 LOB: 1 BB: 4 P: 4	R: 0 E: 1 K: 1 S: 7	H: 1 LOB: 2 BB: 0 P: 7	R: 1 E: 1 K: 1 S: 7	H: 2 LOB: 2 BB: 1 P: 11	R: 0 E: 0 K: 0 S: 4	H: 1 LOB: 1 BB: 0 P: 4	R: 0 E: 0 K: 0 S: 3	H: 0 LOB: 0 BB: 0 P: 3	R: 0 E: 0 K: 0 S: 2	H: 0 LOB: 0 BB: 1 P: 6	R: 0 E: 1 K: 0 S: 4	H: 1 LOB: 1 BB: 0 P: 4	1B: 8 2B: 1 3B: 0 HR: 0	SF: 1 SAC: 0 DP: 2 HBP: 0	WP: 1 PB: 0 SB: 1 CS: 1	PA: 42
PITCHER	IP	WLS	BF	H	R	ER	SO	BB	IBB	HBP	BLK	WP	HR	S	P	ERA	WHIP					
Steve Baker, R ERA: 4.27 Jack Morris, R ERA: 4.53 (1, 1) (5, 1)	4.0		21	6	3	3	1	3	0	0	0	1	0	20	32	6.75	2.250					

Batter	1	2	3	4	5	6	7	8	9	AB	R	H	RBI	BB	SO	LOB	TOP								
Ron LeFlore, R OBP: 0.352, SLG: 0.390 (1, 8)										5	0	2	0	0	1	4	Detroit Tigers @ Oakland Athletics Oakland-Alameda County Coliseum, Oakland, CA Tue Jul 18 1978, 7:05 PM PDT Att: 3,023 - Unknown livebaseballscorecards.com								
Lou Whitaker, L OBP: 0.340, SLG: 0.333 (1, 4)										4	1	1	0	1	2	3									
Rusty Staub, L OBP: 0.355, SLG: 0.455 (1, 10)										5	1	2	2	0	0	3									
Jason Thompson, L OBP: 0.366, SLG: 0.514 (1, 3)										4	0	2	1	0	0	0									
Steve Kemp, L OBP: 0.398, SLG: 0.382 (1, 7)										5	0	1	0	0	0	5									
Milt May, L OBP: 0.311, SLG: 0.412 (1, 2)										3	0	0	0	2	0	1									
Tim Corcoran, L OBP: 0.301, SLG: 0.292 (1, 9)										4	0	1	0	0	0	3									
Phil Mankowski, L OBP: 0.364, SLG: 0.397 Aurelio Rodriguez, R OBP: 0.294, SLG: 0.385 (6, PH) (6, 5)										2	0	1	0	0	0	0									
Alan Trammell, R OBP: 0.323, SLG: 0.335 (1, 6)										4	1	2	0	0	1	2									
Inning Stats	R: 0 E: 0 K: 2 S: 9	H: 2 LOB: 2 BB: 0 P: 9	R: 0 E: 0 K: 0 S: 3	H: 0 LOB: 0 BB: 0 P: 3	R: 1 E: 0 K: 0 S: 6	H: 3 LOB: 2 BB: 0 P: 6	R: 0 E: 0 K: 1 S: 6	H: 1 LOB: 2 BB: 1 P: 10	R: 2 E: 0 K: 0 S: 4	H: 1 LOB: 0 BB: 1 P: 8	R: 0 E: 1 K: 0 S: 5	H: 2 LOB: 2 BB: 0 P: 5	R: 0 E: 0 K: 0 S: 4	H: 1 LOB: 2 BB: 1 P: 8	R: 0 E: 2 K: 1 S: 6	H: 1 LOB: 1 BB: 0 P: 6		R: 0 E: 0 K: 0 S: 4	H: 1 LOB: 1 BB: 0 P: 4	R: 0 E: 0 K: 0 S: 4	H: 1 LOB: 1 BB: 0 P: 4	1B: 11 2B: 0 3B: 0 HR: 1	SF: 1 SAC: 0 DP: 0 HBP: 0	WP: 0 PB: 0 SB: 0 CS: 0	PA: 42
PITCHER	IP	WLS	BF	H	R	ER	SO	BB	IBB	HBP	BLK	WP	HR	S	P	ERA	WHIP								
Rick Langford, R ERA: 3.14 Bob Lacey, L ERA: 2.89 (1, 1) (6, 1)	5.0	W	24	7	3	3	3	2	0	0	0	0	1	28	36	5.40	1.800								

Batter	1	2	3	4	5	6	7	8	9	AB	R	H	RBI	BB	SO	LOB	BOTTOM								
Joe Wallis, S OBP: 0.339, SLG: 0.484 (1, 8)										5	0	1	0	0	1	6	Detroit Tigers @ Oakland Athletics Oakland-Alameda County Coliseum, Oakland, CA Tue Jul 18 1978, 7:05 PM PDT Att: 3,023 - Unknown livebaseballscorecards.com								
Taylor Duncan, R OBP: 0.275, SLG: 0.344 Wayne Gross, L OBP: 0.328, SLG: 0.328 (1, 5) (8, 5)										3	1	1	2	1	0	1									
Mitchell Page, L OBP: 0.373, SLG: 0.475 Glenn Burke, R OBP: 0.272, SLG: 0.306 (1, 7) (7, 7)										4	1	1	3	0	1	2									
Willie Horton, R OBP: 0.316, SLG: 0.385 (1, 10)										3	0	0	0	1	1	0									
Dave Revering, L OBP: 0.309, SLG: 0.428 Miguel Dilone, S OBP: 0.306, SLG: 0.298 Jim Essian, R OBP: 0.332, SLG: 0.313 (1, 3) (7, PR) (8, 2)										4	0	2	0	0	0	2									
Mario Guerrero, R OBP: 0.301, SLG: 0.364 (1, 6)										3	1	1	0	0	0	1									
Jeff Newman, R OBP: 0.306, SLG: 0.400 (1, 2) (8, 3)										4	1	2	0	0	0	3									
Mike Edwards, R OBP: 0.312, SLG: 0.321 (1, 4)										4	1	3	1	0	0	1									
Tony Armas, R OBP: 0.269, SLG: 0.289 (1, 9)										3	1	0	0	1	1	3									
Inning Stats	R: 0 E: 0 K: 1 S: 6	H: 1 LOB: 2 BB: 1 P: 10	R: 5 E: 0 K: 1 S: 9	H: 4 LOB: 0 BB: 1 P: 13	R: 1 E: 0 K: 1 S: 8	H: 3 LOB: 0 BB: 0 P: 8	R: 0 E: 0 K: 0 S: 3	H: 0 LOB: 0 BB: 0 P: 3	R: 0 E: 0 K: 0 S: 4	H: 1 LOB: 1 BB: 0 P: 4	R: 0 E: 0 K: 0 S: 3	H: 0 LOB: 1 BB: 1 P: 7	R: 0 E: 0 K: 0 S: 4	H: 1 LOB: 2 BB: 0 P: 4	R: 0 E: 0 K: 2 S: 8	H: 1 LOB: 1 BB: 0 P: 8		R: 0 E: 0 K: 0 S: 4	H: 1 LOB: 1 BB: 0 P: 4	1B: 10 2B: 0 3B: 0 HR: 1	SF: 0 SAC: 1 DP: 0 HBP: 0	WP: 0 PB: 0 SB: 2 CS: 0	PA: 38		
PITCHER	IP	WLS	BF	H	R	ER	SO	BB	IBB	HBP	BLK	WP	HR	S	P	ERA	WHIP								
Dave Rozema, R ERA: 3.09 Steve Foucault, R ERA: 2.83 (1, 1) (8, 1)	7.0	L	34	10	6	3	3	3	0	0	0	0	0	37	49	7.71	1.857								

Batter	1	2	3	4	5	6	7	8	9	AB	R	H	RBI	BB	SO	LOB	TOP					
Ron LeFlore, R (1, 8) OBP: 0.347, SLG: 0.386	F3		5-3		SF8		FC4-6 1B		5-3	4	1	0	1	0	0	3	Detroit Tigers @ Oakland Athletics Oakland-Alameda County Coliseum, Oakland, CA Wed Jul 19 1978, 3:33 AM PDT Att: 5,225 - Unknown livebaseballscorecards.com					
Lou Whitaker, L (1, 4) OBP: 0.338, SLG: 0.331	K		L1		F2		BB 1B		6-3	5	1	1	1	0	1	2						
Rusty Staub, L (1, 10)	G3				F5		BB 1B		4-3	3	0	0	0	2	0	0						
Jason Thompson, L (1, 3) OBP: 0.365, SLG: 0.511		K			F4		BB 1B			4	0	1	2	0	1	1						
Steve Kemp, L (1, 7) OBP: 0.394, SLG: 0.377		4-3			6-3		BB 1B			4	0	0	0	0	0	3						
Milt May, L (1, 2) OBP: 0.309, SLG: 0.406							BB FC4-6 1B		F9	3	1	0	0	0	0	1						
Tim Corcoran, L (1, 9) OBP: 0.300, SLG: 0.291							FC4-6 SF8 1B		4-3	4	1	1	0	0	2	1						
Phil Mankowski, L (1, 5) Aurelio Rodriguez, R (8, PH) OBP: 0.377, SLG: 0.413 OBP: 0.298, SLG: 0.388							FC4-6 BB 1B			2	1	2	0	1	0	0						
Alan Trammell, R (1, 6) OBP: 0.323, SLG: 0.332							FC4-6 SF8 1B		6-3	1	0	1	0	0	0	0						
							FC4-6 BB			2	0	0	1	0	0	3						
Inning Stats	R: 0 E: 0 K: 1 S: 5	H: 0 LOB: 0 BB: 0 P: 5	R: 0 E: 0 K: 2 S: 7	H: 0 LOB: 1 BB: 0 P: 8	R: 0 E: 0 K: 0 S: 4	H: 1 LOB: 1 BB: 0 P: 4	R: 0 E: 0 K: 0 S: 3	H: 0 LOB: 0 BB: 0 P: 3	R: 2 E: 1 K: 0 S: 5	H: 1 LOB: 1 BB: 1 P: 9	R: 0 E: 0 K: 0 S: 3	H: 0 LOB: 1 BB: 1 P: 7	R: 3 E: 0 K: 0 S: 6	H: 3 LOB: 2 BB: 2 P: 14	R: 0 E: 0 K: 1 S: 6	H: 1 LOB: 1 BB: 0 P: 6	R: 0 E: 0 K: 0 S: 3	H: 0 LOB: 0 BB: 0 P: 3	1B: 5 2B: 1 3B: 0 HR: 0	SF: 1 SAC: 1 DP: 0 HBP: 1	WP: 0 PB: 0 SB: 1 CS: 0	PA: 39
PITCHER	IP WLS BF H R ER SO BB IBB HBP BLK WP HR S P ERA WHIP																					
Matt Keough, R (1, 1) ERA: 2.62	6.2 L 31 5 5 3 3 4 0 0 0 0 0 0 32 49 4.05 1.350																					
Bob Lacey, L (7, 1) ERA: 2.54	1.1 5 1 0 0 1 0 0 0 0 0 0 0 7 7 0.00 0.750																					
Dave Heaverlo, R (9, 1) ERA: 2.85	1.0 3 0 0 0 0 0 0 0 0 0 0 0 3 3 0.00 0.000																					

Batter	1	2	3	4	5	6	7	8	9	AB	R	H	RBI	BB	SO	LOB	BOTTOM					
Joe Wallis, S (1, 8) OBP: 0.339, SLG: 0.481	K		SH5-4		F8		1B			3	0	1	0	0	1	1	Detroit Tigers @ Oakland Athletics Oakland-Alameda County Coliseum, Oakland, CA Wed Jul 19 1978, 3:33 AM PDT Att: 5,225 - Unknown livebaseballscorecards.com					
Taylor Duncan, R (1, 5) OBP: 0.275, SLG: 0.338			SF7				BB		6-3	2	0	0	1	1	0	1						
Mitchell Page, L (1, 7) OBP: 0.371, SLG: 0.470			F4				CS BB		6-3	3	0	0	0	1	0	2						
Willie Horton, R (1, 10) OBP: 0.315, SLG: 0.379			5-3		6-3		HR BB		K	3	1	0	0	1	1	1						
Dave Revering, L (1, 3) OBP: 0.308, SLG: 0.435			4-3		F7		HR		F6	4	1	1	2	0	0	0						
Mario Guerrero, R (1, 6) OBP: 0.300, SLG: 0.361			L4		F9		HR			3	0	0	0	1	0	0						
Jeff Newman, R (1, 2) OBP: 0.299, SLG: 0.390			F3		K		BB		F2	4	0	0	0	0	2	1						
Mike Edwards, R (1, 4) OBP: 0.316, SLG: 0.338					K				F8	4	2	2	1	0	1	0						
Glenn Burke, R (1, 9) Dwayne Murphy, L (8, PH) OBP: 0.283, SLG: 0.317 OBP: 0.278, SLG: 0.200							S 1B			3	0	2	0	0	0	0						
							SF7 SH5-4 1B		4-3	1	0	0	0	0	0	0						
Inning Stats	R: 0 E: 0 K: 1 S: 5	H: 0 LOB: 1 BB: 1 P: 9	R: 0 E: 0 K: 0 S: 3	H: 0 LOB: 0 BB: 0 P: 3	R: 1 E: 0 K: 0 S: 5	H: 2 LOB: 1 BB: 0 P: 5	R: 0 E: 0 K: 0 S: 3	H: 0 LOB: 0 BB: 0 P: 3	R: 0 E: 0 K: 2 S: 8	H: 1 LOB: 1 BB: 0 P: 8	R: 2 E: 0 K: 1 S: 5	H: 1 LOB: 1 BB: 3 P: 17	R: 0 E: 0 K: 1 S: 5	H: 1 LOB: 1 BB: 0 P: 4	R: 0 E: 0 K: 1 S: 5	H: 0 LOB: 0 BB: 0 P: 5	R: 1 E: 0 K: 0 S: 4	H: 1 LOB: 0 BB: 0 P: 4	1B: 4 2B: 0 3B: 0 HR: 2	SF: 1 SAC: 1 DP: 0 HBP: 0	WP: 0 PB: 0 SB: 1 CS: 1	PA: 36
PITCHER	IP WLS BF H R ER SO BB IBB HBP BLK WP HR S P ERA WHIP																					
Jim Slaton, R (1, 1) ERA: 4.13	9.0 W 36 6 4 4 5 4 0 0 0 0 0 2 42 58 4.00 1.111																					



Batter	1	2	3	4	5	6	7	8	9	10	11	AB	R	H	RBI	BB	SO	LOB	TOP								
Rick Miller, L OBP: 0.373, SLG: 0.366 (1, 8)	F9		F9					FC6-4		F7		6	1	2	0	0	0	1									
Carney Lansford, R OBP: 0.333, SLG: 0.438 (1, 5)	L5		BB BB 1B				SH3-4	F7			WP 1B 2B	5	1	2	0	0	1	3									
Lyman Bostock, L OBP: 0.347, SLG: 0.370 (1, 9)			BB BB 1B				F8	4-3			SH1-3 1B	5	1	3	1	1	0	3									
Ron Fairly, L OBP: 0.294, SLG: 0.376 (1, 3)	G3		BB BB FC5-4 BB					2B BB		SH1-3	F9	2	0	0	0	3	0	2									
Don Baylor, R OBP: 0.350, SLG: 0.510 (1, 10)			G6-4-3 1B				F7			FC6-4 IBB	F5	5	0	2	1	1	0	7									
Joe Rudi, R OBP: 0.288, SLG: 0.355 (1, 7)	G6-4-3						5-3			F8	F2	5	0	0	0	1	0	5									
Brian Downing, R OBP: 0.361, SLG: 0.369 (1, 2)							K			F7	FC6-4	6	1	3	2	0	1	2									
Dave Chalk, R OBP: 0.322, SLG: 0.273 (1, 6)	F9						L1			4-3		6	0	1	0	0	0	3									
Bobby Grich, R OBP: 0.343, SLG: 0.302 (1, 4)											F4	4	0	2	0	0	1	1									
Tony Solaita, L OBP: 0.365, SLG: 0.333 (10, PH)			F3								K	1	0	0	0	0	1	0									
Jim Anderson, R OBP: 0.294, SLG: 0.375 (10, 6)							BB 1B			FC6-4 1B		0	0	0	0	0	0	0									
Inning Stats	R: 0 E: 0 K: 0 S: 4	H: 1 LOB: 1 BB: 0 P: 4	R: 0 E: 0 K: 0 S: 4	H: 2 LOB: 1 BB: 0 P: 4	R: 0 E: 0 K: 0 S: 4	H: 1 LOB: 3 BB: 2 P: 12	R: 0 E: 0 K: 1 S: 5	H: 0 LOB: 0 BB: 0 P: 5	R: 0 E: 0 K: 1 S: 7	H: 2 LOB: 3 BB: 1 P: 11	R: 1 E: 0 K: 0 S: 5	H: 2 LOB: 2 BB: 0 P: 9	R: 1 E: 0 K: 0 S: 5	H: 2 LOB: 1 BB: 0 P: 5	R: 0 E: 0 K: 0 S: 4	H: 1 LOB: 2 BB: 0 P: 8	R: 0 E: 0 K: 1 S: 5	H: 0 LOB: 0 BB: 0 P: 5	R: 2 E: 0 K: 0 S: 6	H: 3 LOB: 2 BB: 1 P: 10	1B: 12 2B: 2 3B: 0 HR: 1	SF: 0 SAC: 2 DP: 1 HBP: 0	WP: 1 PB: 0 SB: 0 CS: 0	PA: 53			
PITCHER	IP WLS BF H R ER SO BB IBB HBP BLK WP HR S P ERA WHIP	Milt Wilcox, R ERA: 3.66 (1, 1)	7.1 1.0 4 1 0 0 0 0 0 0 0 0 0 0 4 4 0.00 1.000	Ed Glynn, L ERA: (8, 1)	1.0 3 0 0 0 0 0 0 0 0 0 0 0 0 2 6 0.00 0.000	Steve Foucault, R ERA: 2.75 (9, 1)	2.0 L 10 3 2 2 1 1 0 0 0 1 0 11 15 9.00 2.000	PITCHER	IP WLS BF H R ER SO BB IBB HBP BLK WP HR S P ERA WHIP																		

California Angels @ Detroit Tigers
Tiger Stadium, Detroit, MI
Fri Jul 21 1978, 7:05 PM EDT
Unknown

AB 45
R 4
H 15
RBI 4
BB 6
SO 4
LOB 27



Batter	1	2	3	4	5	6	7	8	9	10	11	AB	R	H	RBI	BB	SO	LOB	BOTTOM			
Ron LeFlore, R OBP: 0.350, SLG: 0.388 (1, 8)	6-3 2B		1-3					F8		G6-4-3 IBB		3	0	1	0	2	0	2				
John Wockenfuss, R OBP: 0.300, SLG: 0.323 (1, 9)								F8			SH5-4 BB BB	4	0	0	0	1	0	4				
Tim Corcoran, L OBP: 0.300, SLG: 0.291 (11, PR)	6-3							F7		G6-4-3	SH5-4 BB	0	0	0	0	0	0	0				
Rusty Staub, L OBP: 0.355, SLG: 0.448 (1, 10)	7											3	0	0	0	1	0	1				
Lou Whitaker, L OBP: 0.338, SLG: 0.331 (9, PR)								L3			SH5-4	0	0	0	0	0	0	0				
Jason Thompson, L OBP: 0.364, SLG: 0.508 (1, 3)								K			K	4	1	1	0	0	3	3				
Steve Kemp, L OBP: 0.390, SLG: 0.372 (1, 7)								4-3			F8	5	0	0	0	0	0	6				
Lance Parrish, R OBP: 0.272, SLG: 0.422 (1, 2)								K			F8	4	1	1	2	0	1	2				
Aurelio Rodriguez, R OBP: 0.262, SLG: 0.380 (1, 5)												4	0	0	0	0	0	0				
Mark Wagner, R OBP: 0.284, SLG: 0.296 (1, 6)												4	0	2	0	0	0	0				
Steve Dillard, R OBP: 0.296, SLG: 0.299 (1, 4)												3	0	1	0	0	0	1				
Inning Stats	R: 0 E: 0 K: 0 S: 3	H: 1 LOB: 0 BB: 0 P: 3	R: 0 E: 0 K: 2 S: 7	H: 0 LOB: 0 BB: 0 P: 7	R: 0 E: 0 K: 0 S: 4	H: 1 LOB: 1 BB: 0 P: 4	R: 0 E: 0 K: 1 S: 5	H: 0 LOB: 0 BB: 0 P: 5	R: 0 E: 0 K: 0 S: 3	H: 1 LOB: 1 BB: 1 P: 7	R: 2 E: 0 K: 0 S: 5	H: 2 LOB: 0 BB: 0 P: 5	R: 0 E: 0 K: 0 S: 3	H: 1 LOB: 1 BB: 1 P: 7	R: 0 E: 0 K: 0 S: 3	H: 0 LOB: 0 BB: 0 P: 3	R: 0 E: 0 K: 1 S: 5	H: 0 LOB: 3 BB: 2 P: 13	1B: 3 2B: 3 3B: 0 HR: 1	SF: 0 SAC: 3 DP: 2 HBP: 0	WP: 1 PB: 0 SB: 0 CS: 0	PA: 41
PITCHER	IP WLS BF H R ER SO BB IBB HBP BLK WP HR S P ERA WHIP	Frank Tanana, L ERA: 2.86 (1, 1)	8.0 3.0 W 12 0 0 0 1 3 0 0 0 0 0 11 23 0.00 1.000	Dave LaRoche, L ERA: 2.91 (9, 1)																		

California Angels @ Detroit Tigers
Tiger Stadium, Detroit, MI
Fri Jul 21 1978, 7:05 PM EDT
Unknown

AB 34
R 2
H 6
RBI 2
BB 4
SO 4
LOB 19



Batter	1	2	3	4	5	6	7	8	9	AB	R	H	RBI	BB	SO	LOB	TOP			
Rick Miller, L OBP: 0.368, SLG: 0.361 (1, 8)	0-0 4-3		0-0 G6-4-3		0-0 G3		0-0 F7			4	0	0	0	0	0	3				
Carney Lansford, R OBP: 0.327, SLG: 0.429 (1, 5)	0-0 5-3		0-0 5-3			0-0 F8		0-0 F8		4	0	0	0	0	0	0				
Lyman Bostock, L OBP: 0.346, SLG: 0.367 (1, 9)	0-0 F6			0-0 4-3		4-0 FC6-4 BB		0-0 G3		3	0	0	0	1	0	0				
Tony Solaita, L OBP: 0.382, SLG: 0.347 (1, 3)		0-0 F7		0-0 1B		4-0 FC6-4 BB		0-0 1B		3	0	2	0	1	0	0				
Don Baylor, R OBP: 0.349, SLG: 0.507 (1, 10)		0-0 1B 1B		0-0 F7		0-0 FC6-4		0-0 F5		4	0	1	0	0	0	4				
Joe Rudi, R OBP: 0.284, SLG: 0.349 (1, 7)		0-0 F9		0-0 F8		0-0 F4			0-3 K	4	0	0	0	0	1	4				
Dave Chalk, R OBP: 0.321, SLG: 0.273 (1, 4)		0-0 1B		0-0 F3		0-0 F3		0-0 6-3		4	0	1	0	0	0	0				
Jim Anderson, R OBP: 0.333, SLG: 0.400 (1, 6)		0-0 6-3		0-0 F6		0-0 2-3 1B		0-0 1B		4	0	2	0	0	0	2				
Terry Humphrey, R OBP: 0.269, SLG: 0.312 (1, 2)			0-0 G6-4-3 1B		4-0 BB		0-0 2-3		0-0 F8	2	0	1	0	1	0	1				
Ron Fairly, L OBP: 0.292, SLG: 0.374 (9, PH)						1-2				1	0	0	0	0	0	1				
Inning Stats	R: 0 E: 0 K: 0 S: 3	H: 0 LOB: 0 BB: 0 P: 3	R: 0 E: 0 K: 0 S: 5	H: 2 LOB: 2 BB: 0 P: 5	R: 0 E: 0 K: 0 S: 3	H: 1 LOB: 0 BB: 0 P: 3	R: 0 E: 0 K: 0 S: 4	H: 1 LOB: 1 BB: 0 P: 4	R: 0 E: 0 K: 0 S: 3	H: 0 LOB: 1 BB: 1 P: 7	R: 0 E: 0 K: 0 S: 3	H: 0 LOB: 2 BB: 2 P: 11	R: 0 E: 0 K: 0 S: 4	H: 1 LOB: 1 BB: 0 P: 4	R: 0 E: 0 K: 1 S: 6	H: 1 LOB: 1 BB: 0 P: 6	1B: 7 2B: 0 3B: 0 HR: 0	SF: 0 SAC: 0 DP: 1 HBP: 0	WP: 0 PB: 0 SB: 0 CS: 0	PA: 36
PITCHER Jack Billingham, R ERA: 3.62 (1, 1)	IP: 9.0 WLS: W BF: 36 H: 7 R: 0 ER: 0 SO: 1 BB: 3 IBB: 0 HBP: 0 BLK: 0 WP: 0 HR: 0 S: 35 P: 47 ERA: 0.00 WHIP: 1.111																			

California Angels @ Detroit Tigers
Tiger Stadium, Detroit, MI
Fri Jul 21, 1978, 7:05 PM EDT
Att: 33,699 - Unknown

AB 33
R 0
H 7
RBI 0
BB 3
SO 1
LOB 15



Batter	1	2	3	4	5	6	7	8	9	AB	R	H	RBI	BB	SO	LOB	BOTTOM
Lou Whitaker, L OBP: 0.336, SLG: 0.328 (1, 4)	0-0 BB 2B 1B	0-0 5-3			0-0 6-3		0-0 F8	0-0 F7		5	1	1	0	0	0	2	
Phil Mankowski, L OBP: 0.373, SLG: 0.404 (1, 5)	4-0 BB 2B 1B		0-0 3-1		0-0 4-3		0-0 G3			3	1	0	0	1	0	0	
Aurelio Rodriguez, R OBP: 0.292, SLG: 0.380 (8, 5)	1-2 4-3 BB									0	0	0	0	0	0	0	
Rusty Staub, L OBP: 0.358, SLG: 0.462 (1, 10)	0-0 4-3 1-3 2-H 2B		0-0 F7		0-0 HR		0-0 FC4-6 1B			4	1	3	2	0	0	0	
Jason Thompson, L OBP: 0.363, SLG: 0.508 (1, 3)	0-0 4-3		0-0 1B		0-0 F9		0-0 FC4-6			4	0	1	1	0	0	2	
Steve Kemp, L OBP: 0.393, SLG: 0.376 (1, 7)	0-0 G3		0-0 1B		0-0 SH1-4 1B		0-0 SH1-4 1B		0-0 SH1-4 1B	4	1	3	0	0	0	1	
Milt May, L OBP: 0.310, SLG: 0.405 (1, 2)	0-0 3-1		0-0 F8		0-0 SH1-4 1B		0-0 SH1-4 1B		0-0 SH1-4 1B	3	0	1	0	0	0	3	
Tim Corcoran, L OBP: 0.300, SLG: 0.288 (1, 8)		0-0 F4		0-0 F8		0-0 SH1-4 1B		4-0 1B E IBB		2	1	0	0	1	0	0	
John Wockenfuss, R OBP: 0.327, SLG: 0.323 (1, 9)		0-0 1-3		0-3 K		4-0 G6-4-3 IBB		0-0 FC5-4 1B		3	0	1	1	1	1	0	
Alan Trammell, R OBP: 0.322, SLG: 0.328 (1, 6)		4-0 BB		0-3 K		0-0 G6-4-3		0-0 FC5-4		3	0	0	0	1	1	4	
Inning Stats	R: 2 E: 0 K: 0 S: 5	H: 2 LOB: 1 BB: 1 P: 9	R: 0 E: 0 K: 0 S: 3	H: 0 LOB: 1 BB: 1 P: 7	R: 0 E: 0 K: 2 S: 7	H: 0 LOB: 0 BB: 0 P: 7	R: 0 E: 0 K: 0 S: 4	H: 2 LOB: 2 BB: 1 P: 8	R: 0 E: 0 K: 0 S: 4	H: 1 LOB: 1 BB: 0 P: 4	R: 2 E: 1 K: 0 S: 5	H: 2 LOB: 1 BB: 1 P: 9	1B: 7 2B: 2 3B: 0 HR: 1	SF: 0 SAC: 2 DP: 1 HBP: 0	WP: 0 PB: 0 SB: 0 CS: 0	PA: 37	
PITCHER Dave Frost, R ERA: 2.66 (1, 1)	IP: 5.1 WLS: L BF: 26 H: 7 R: 3 ER: 3 SO: 2 BB: 2 IBB: 1 HBP: 0 BLK: 0 WP: 0 HR: 1 S: 27 P: 39 ERA: 5.06 WHIP: 1.688																
Paul Hartzell, R ERA: 3.45 (6, 1)	IP: 2.2 WLS: 11 BF: 3 H: 2 R: 1 ER: 1 SO: 0 BB: 0 IBB: 0 HBP: 0 BLK: 0 WP: 0 HR: 0 S: 10 P: 14 ERA: 3.38 WHIP: 1.125																

California Angels @ Detroit Tigers
Tiger Stadium, Detroit, MI
Fri Jul 21, 1978, 7:05 PM EDT
Att: 33,699 - Unknown

AB 31
R 5
H 10
RBI 4
BB 4
SO 2
LOB 12



Batter	1	2	3	4	5	6	7	8	9	AB	R	H	RBI	BB	SO	LOB	TOP								
Rick Miller, L OBP: 0.368, SLG: 0.365 (1, 8)	0-3 K		0-0 1B		0-0 1B		0-0 4-3		0-0 F8	5	1	2	1	0	1	1	California Angels @ Detroit Tigers Tiger Stadium, Detroit, MI Sat Jul 22 1978, 3:33 AM EDT Att: 31,107 - Unknown								
Carney Lansford, R OBP: 0.333, SLG: 0.433 (1, 5)	0-0 F9		0-0 F9		0-0 G6-4-3 1B		0-0 BB		0-0 1B	5	1	3	0	0	0	1									
Lyman Bostock, L OBP: 0.346, SLG: 0.365 (1, 9)	0-0 G3		0-0 F7		0-0 G6-4-3 1B		0-0 BB		0-3 K	4	0	1	1	1	1	3									
Tony Solaita, L OBP: 0.374, SLG: 0.338 (5, PH) Ron Jackson, R OBP: 0.333, SLG: 0.431 (5, 3)		0-0 F7	0-3 K		0-0 G6-4-3 1B		0-3 K		0-0 F9	2	0	0	0	0	1	1									
Don Baylor, R OBP: 0.348, SLG: 0.503 (1, 10)		0-3 K		0-0 F7		0-0 BB		0-0 F8		3	0	0	0	1	1	2									
Joe Rudi, R OBP: 0.283, SLG: 0.348 (1, 7)		0-0 1B		0-0 F2		0-0 F8		0-0 F8		4	0	1	0	0	0	1									
Brian Downing, R OBP: 0.364, SLG: 0.372 (1, 2)		0-0 1B		0-0 1B		0-0 F3		0-0 F8		4	0	2	0	0	0	0									
Dave Chalk, R OBP: 0.320, SLG: 0.272 (1, 4)		0-0 1B		0-0 B1-3		0-0 F8		0-0 F4		4	0	1	0	0	0	1									
Jim Anderson, R OBP: 0.360, SLG: 0.435 (1, 6)		0-3 K		0-0 2B		0-3 K		4-0 BB		3	1	1	0	1	2	3									
Inning Stats	R: 0 E: 0 K: 1 S: 5	H: 0 LOB: 0 BB: 0 P: 5	R: 0 E: 0 K: 2 S: 10	H: 3 LOB: 3 BB: 0 P: 10	R: 0 E: 0 K: 1 S: 6	H: 1 LOB: 1 BB: 0 P: 6	R: 0 E: 0 K: 0 S: 4	H: 1 LOB: 1 BB: 0 P: 4	R: 3 E: 0 K: 0 S: 6	H: 4 LOB: 1 BB: 1 P: 10	R: 0 E: 0 K: 1 S: 5	H: 0 LOB: 0 BB: 0 P: 5	R: 0 E: 0 K: 1 S: 6	H: 1 LOB: 2 BB: 1 P: 10	R: 0 E: 0 K: 0 S: 3	H: 0 LOB: 0 BB: 0 P: 3	R: 0 E: 0 K: 1 S: 6	H: 1 LOB: 2 BB: 1 P: 10	1B: 9 2B: 2 3B: 0 HR: 0	SF: 0 SAC: 0 DP: 1 HBP: 0	WP: 1 PB: 0 SB: 0 CS: 0	PA: 40			
PITCHER	IP	WLS	BF	H	R	ER	SO	BB	IBB	HBP	BLK	WP	HR	S	P	ERA	WHIP								
Jack Morris, R ERA: 4.66 Bob Sykes, L ERA: 3.88	(1, 1) (5, 1)	4.0 W	21 19	9 2	3 0	3 0	4 3	0 3	0 0	0 0	0 0	0 1	0 0	29 22	29 34	6.75 0.00	2.250 1.000								

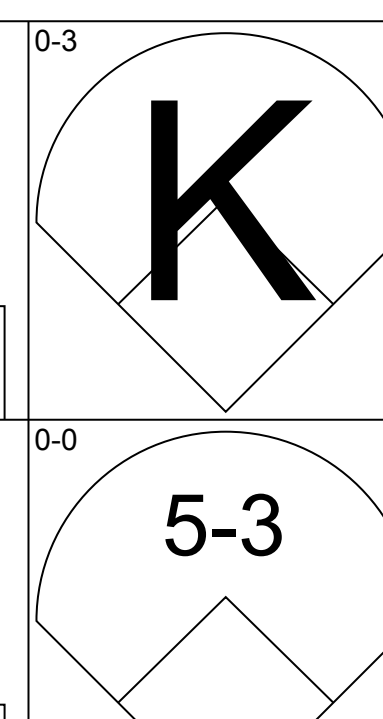
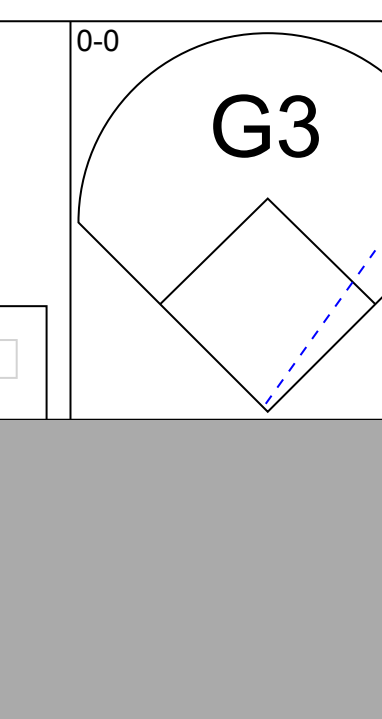
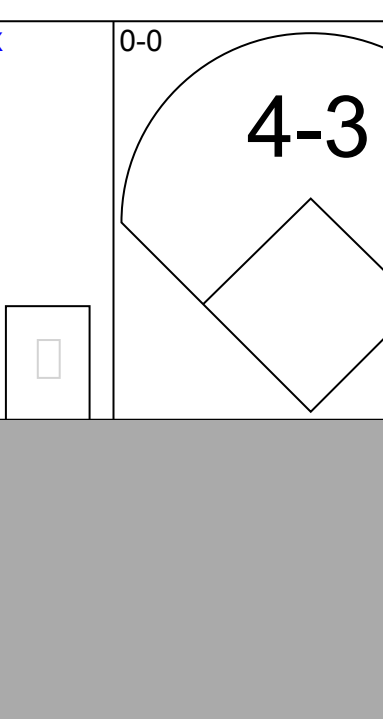
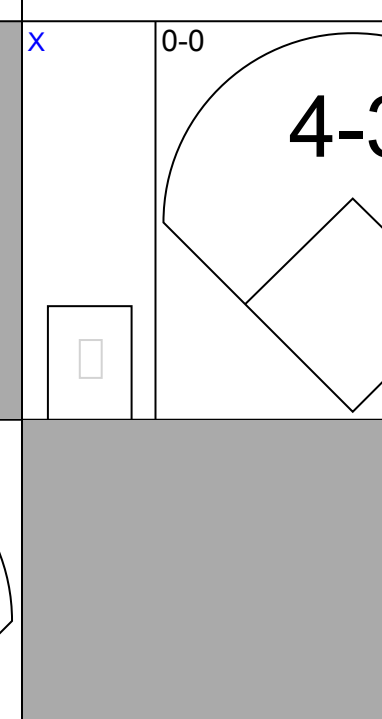
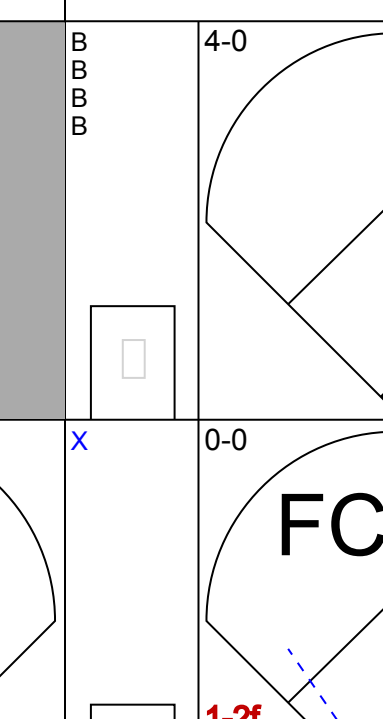
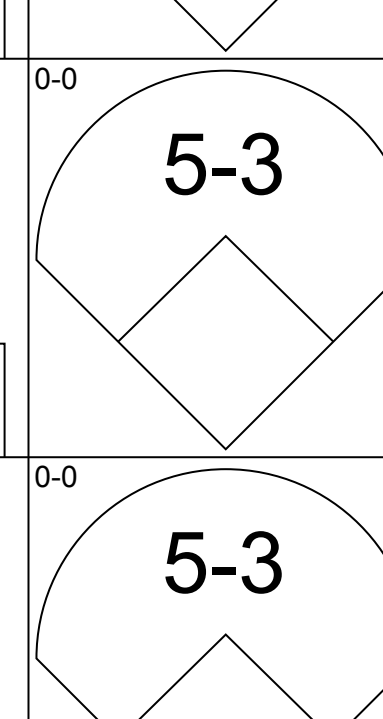
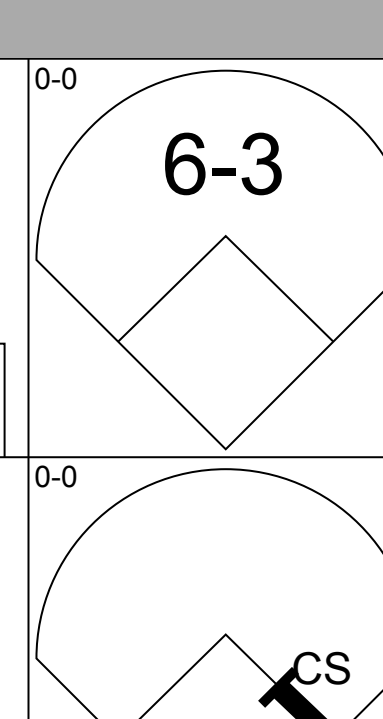
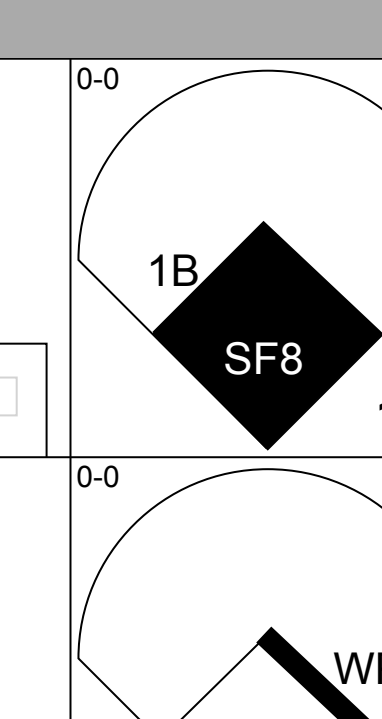
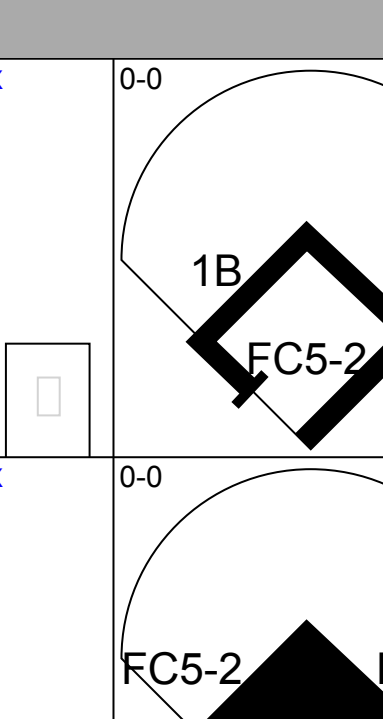
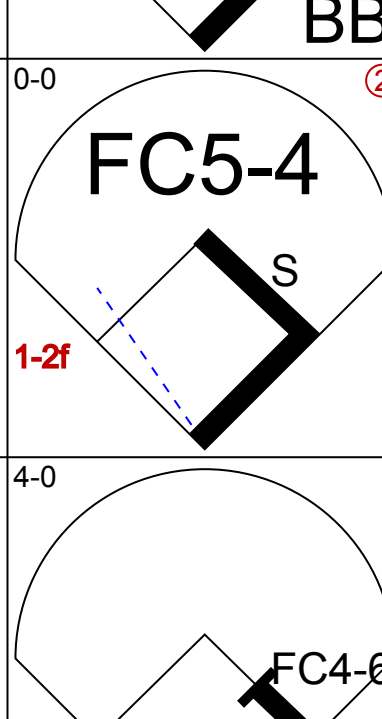
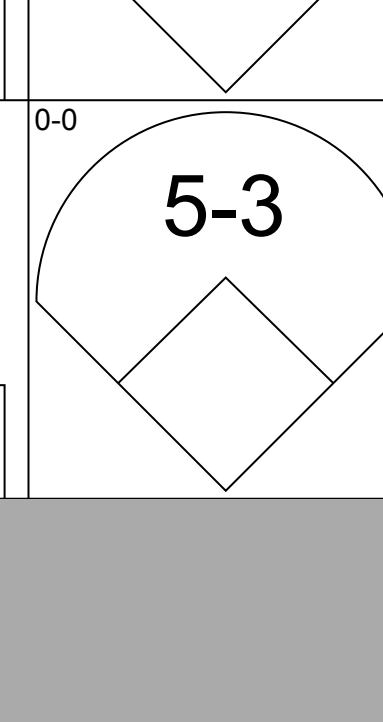
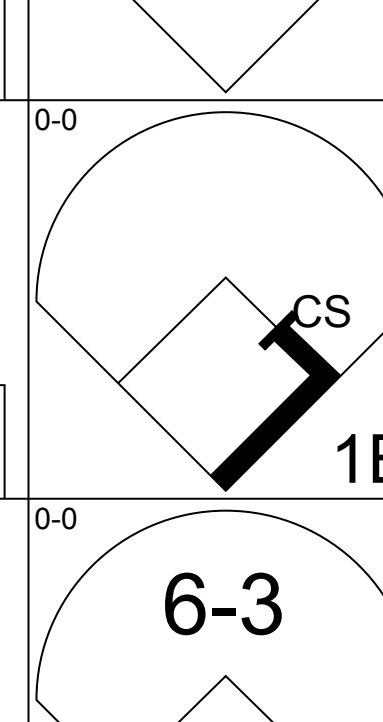
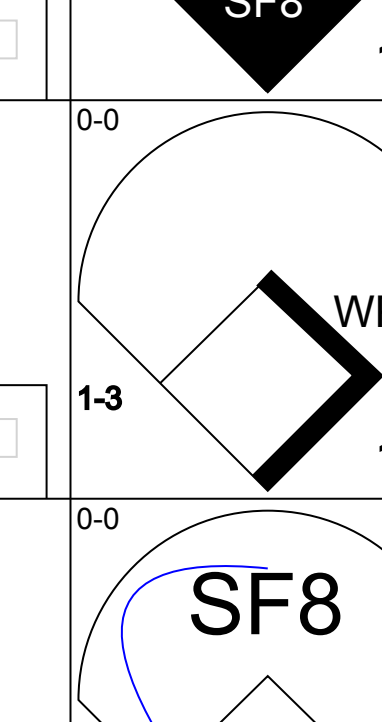
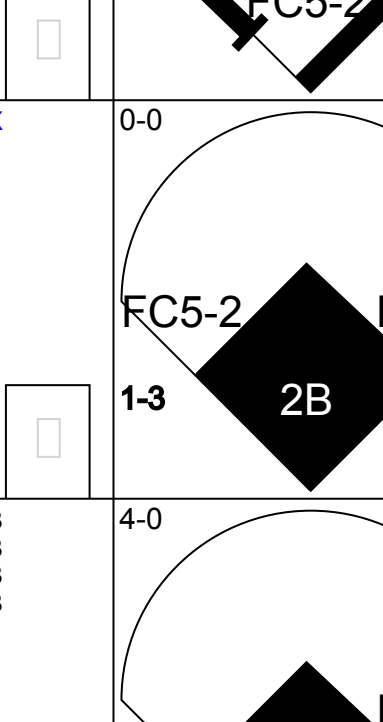
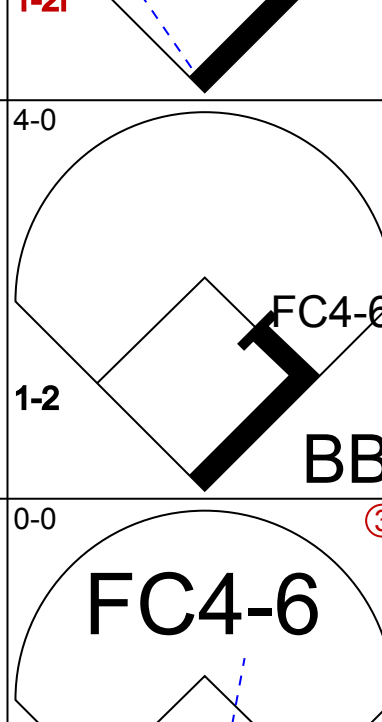
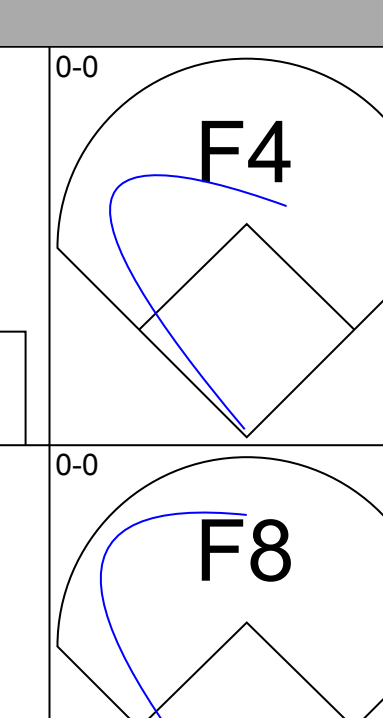
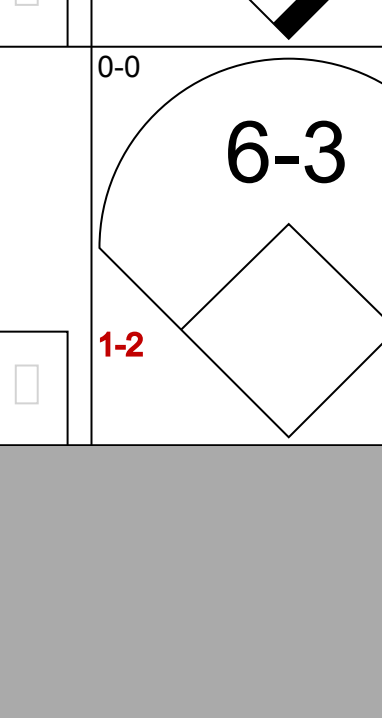
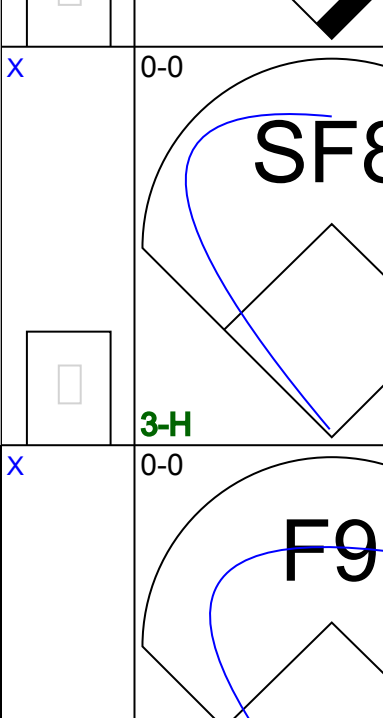
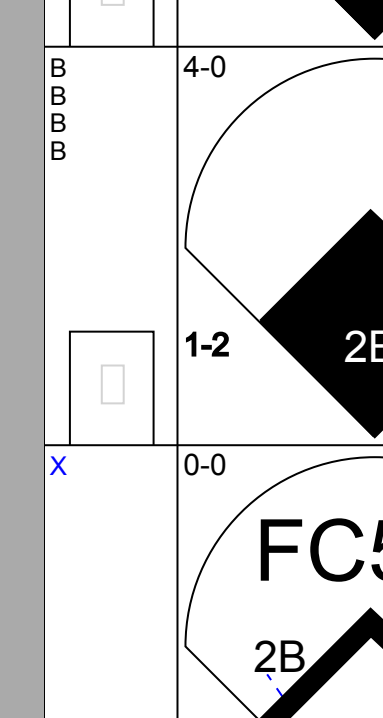
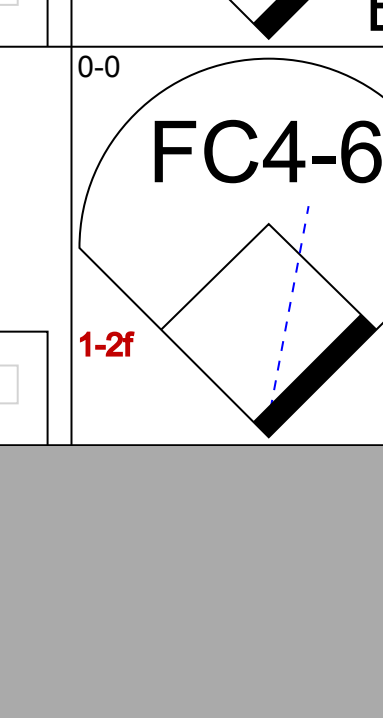
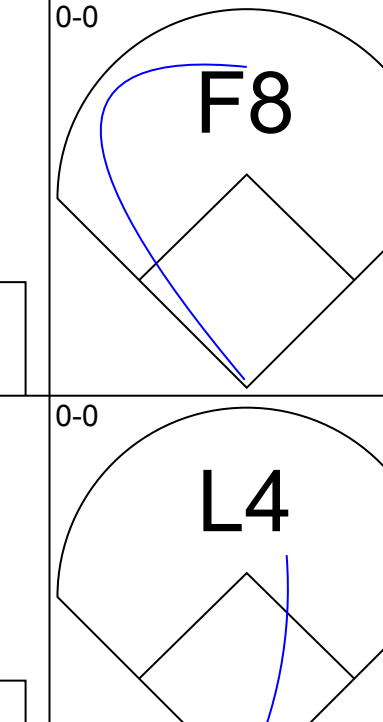
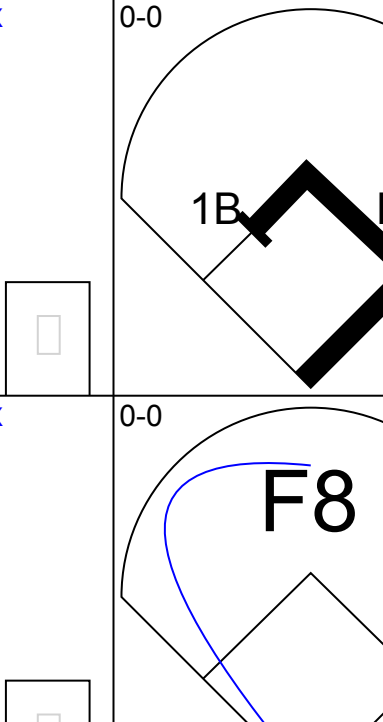
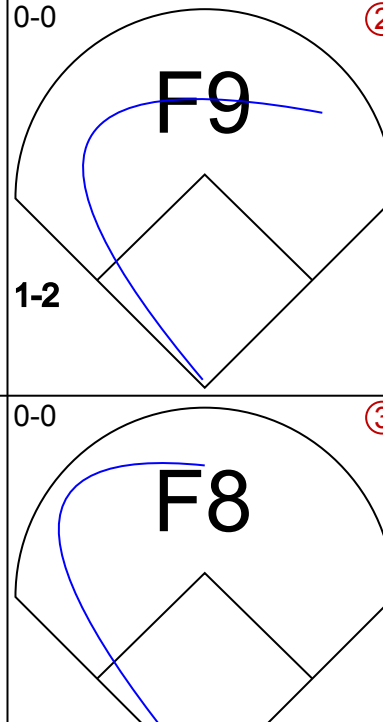
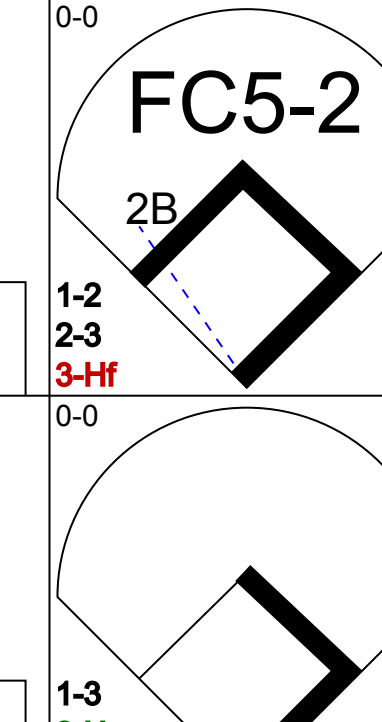
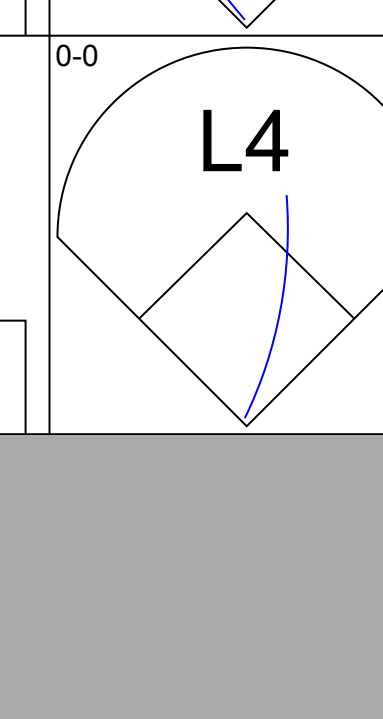
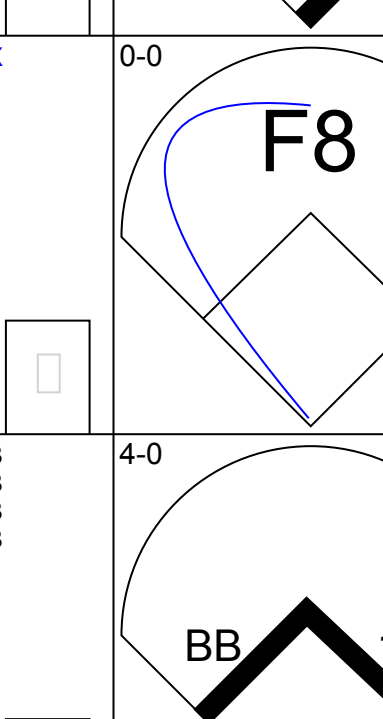
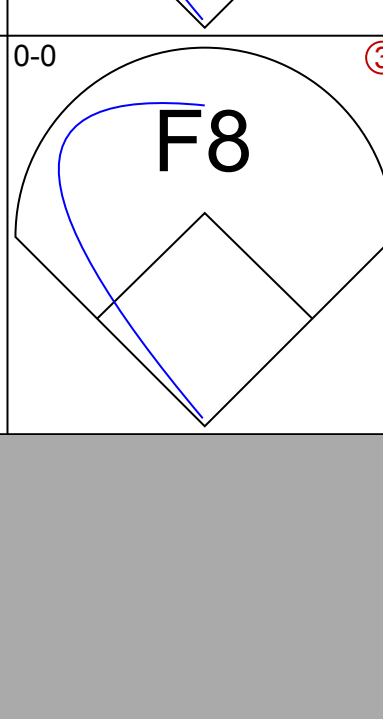
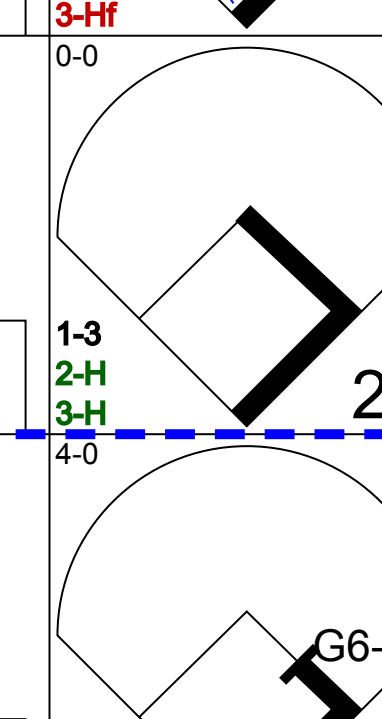
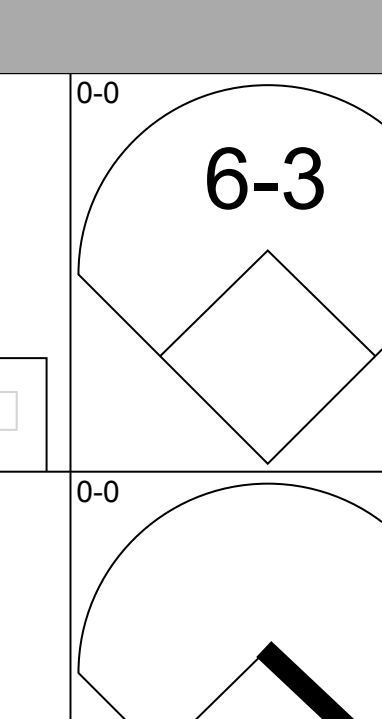
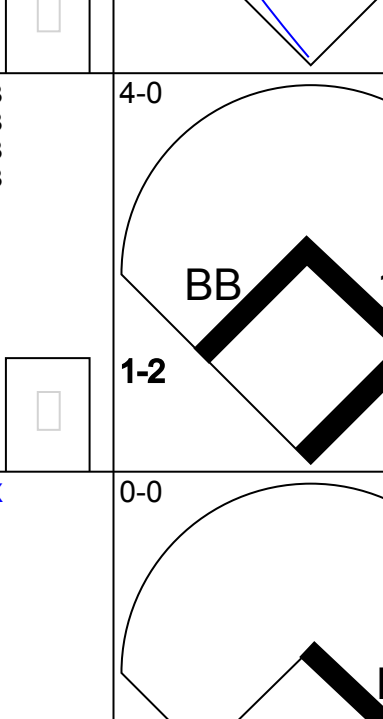
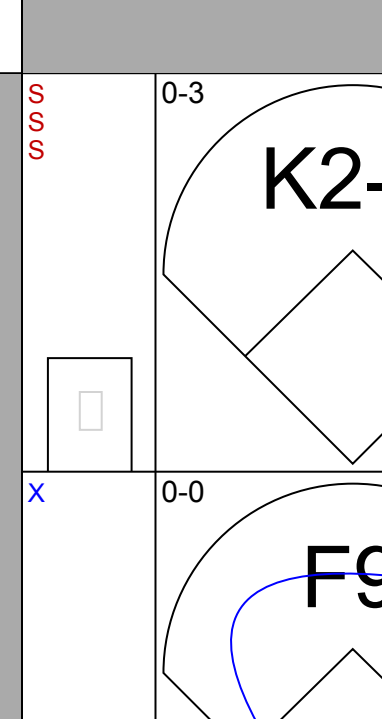
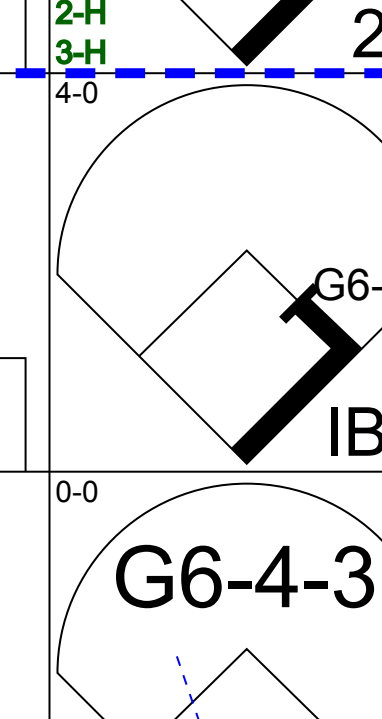
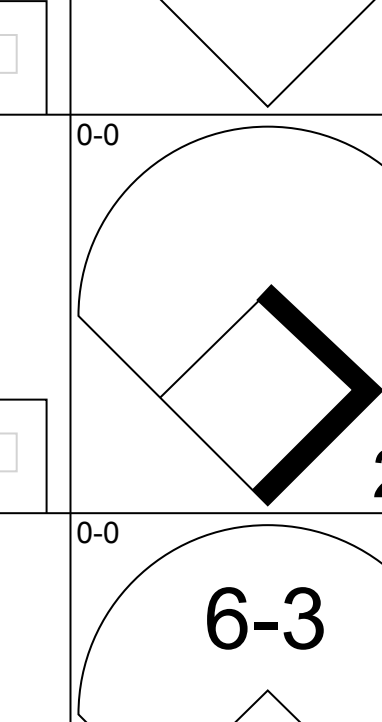
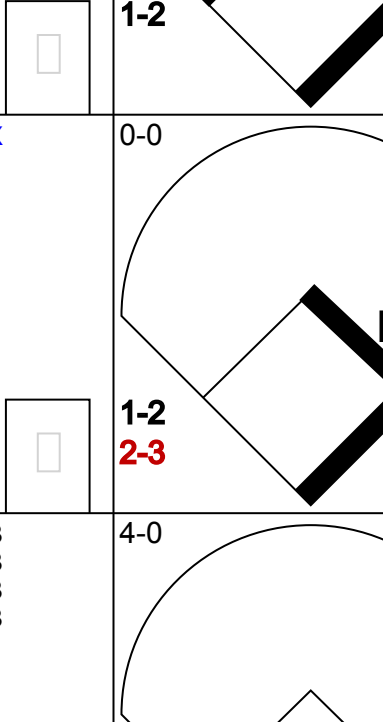
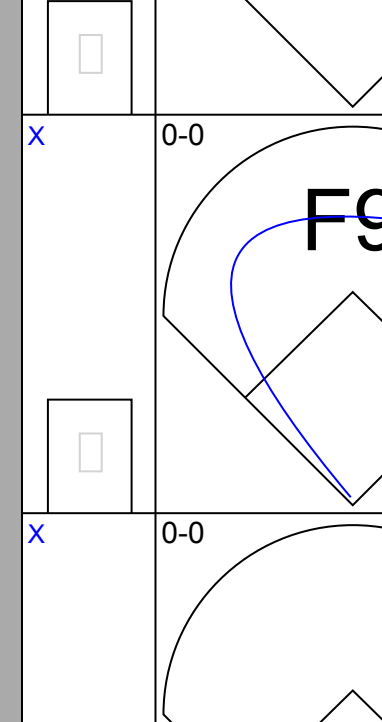
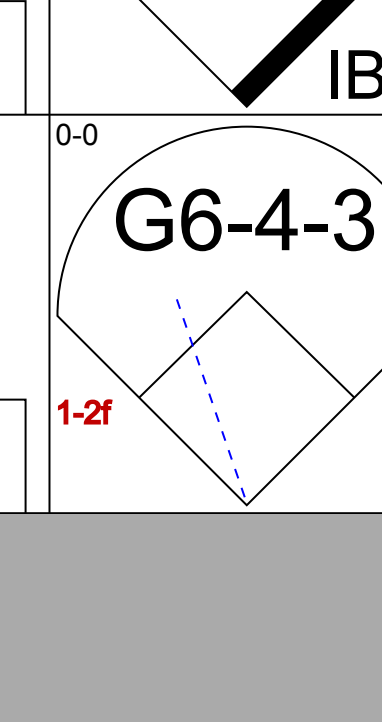
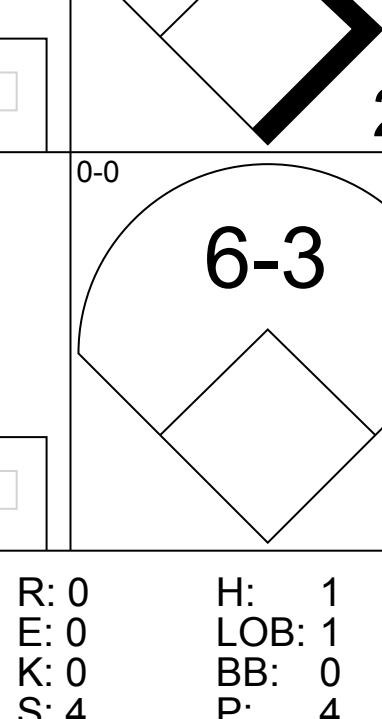
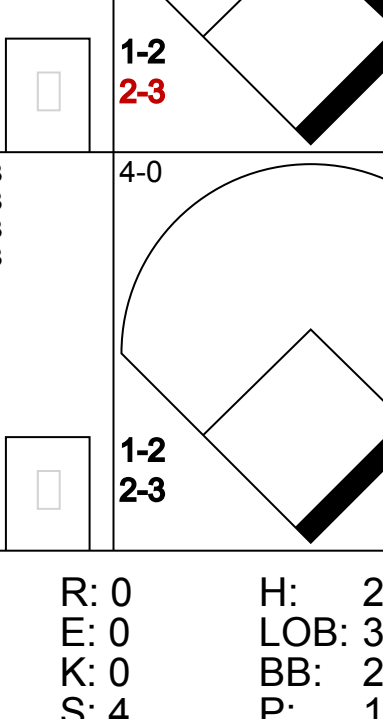
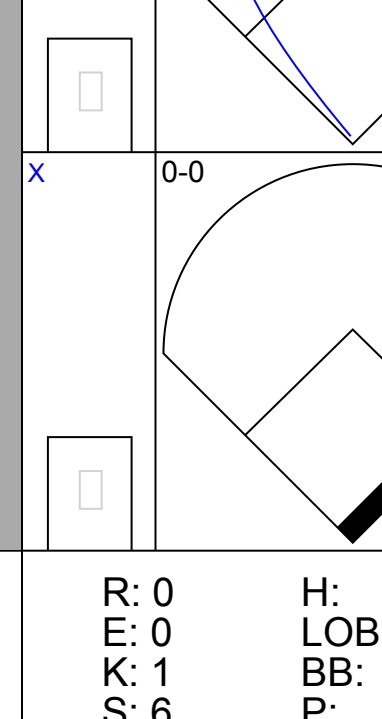
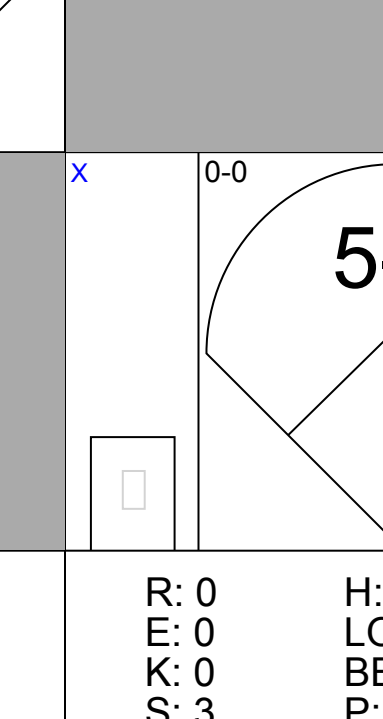

Batter	1	2	3	4	5	6	7	8	9	AB	R	H	RBI	BB	SO	LOB	BOTTOM								
Lou Whitaker, L OBP: 0.337, SLG: 0.330 (1, 4)	0-0 8-5 1B		0-0 1-3		0-0 F8		0-0 S 1B		0-0 F7	5	1	2	0	0	0	4	California Angels @ Detroit Tigers Tiger Stadium, Detroit, MI Sat Jul 22 1978, 3:33 AM EDT Att: 31,107 - Unknown								
Phil Mankowski, L OBP: 0.369, SLG: 0.399 (5, PH) Aurelio Rodriguez, R OBP: 0.297, SLG: 0.385 (6, 5)	0-0 FC1 BB HR		0-0 F6		0-0 BB BB 1B		0-0 2B 1B		0-0 F3	2	1	0	0	0	0	1									
Rusty Staub, L OBP: 0.359, SLG: 0.462 (1, 10)	0-0 8-5 2-3f		0-3 K		0-0 BB BB		0-0 2B		0-0 F2	4	0	1	0	1	1	2									
Jason Thompson, L OBP: 0.366, SLG: 0.507 (1, 3)	4-0 HR BB		0-0 F5		4-0 1-2 2-3 3-H BB		0-0 F5		0-0 1B	3	1	1	1	2	0	2									
Steve Kemp, L OBP: 0.393, SLG: 0.385 (1, 7)	0-0 1-H 2-H HR		0-0 6-3		0-0 3-1		0-0 E4 1B 1B		0-0 FC6-4 1B	5	1	2	3	0	0	3									
Milt May, L OBP: 0.312, SLG: 0.402 (1, 2)	0-0 F9		0-0 BB		0-0 F7		0-0 1B 1B		0-0 FC6-4	4	0	1	0	1	0	2									
Tim Corcoran, L OBP: 0.300, SLG: 0.283 (1, 8)		0-0 F8		0-0 F8		1-0 HR HBP		0-0 F7		3	1	0	0	0	0	3									
John Wockenfuss, R OBP: 0.324, SLG: 0.350 (1, 9)		0-0 F6		0-0 6-3		0-0 1-H HR		0-3 K		4	1	1	2	0	1	2									
Alan Trammell, R OBP: 0.321, SLG: 0.326 (1, 6)		0-0 F3		0-0 E6 1B BB		0-0 K		1-2 2-3 1B		4	1	1	0	0	1	0									
Inning Stats	R: 3 E: 1 K: 0 S: 5	H: 2 LOB: 0 BB: 1 P: 9	R: 0 E: 0 K: 0 S: 3	H: 0 LOB: 0 BB: 0 P: 3	R: 0 E: 0 K: 1 S: 5	H: 0 LOB: 0 BB: 0 P: 5	R: 0 E: 0 K: 0 S: 3	H: 0 LOB: 1 BB: 1 P: 7	R: 1 E: 1 K: 0 S: 5	H: 1 LOB: 3 BB: 2 P: 13	R: 3 E: 0 K: 1 S: 9	H: 4 LOB: 2 BB: 0 P: 10	R: 0 E: 1 K: 1 S: 8	H: 2 LOB: 3 BB: 0 P: 8	R: 0 E: 0 K: 0 S: 5	H: 2 LOB: 2 BB: 0 P: 5	1B: 8 2B: 2 3B: 0 HR: 2	SF: 0 SAC: 0 DP: 1 HBP: 1	WP: 0 PB: 0 SB: 1 CS: 0	PA: 42					
PITCHER	IP	WLS	BF	H	R	ER	SO	BB	IBB	HBP	BLK	WP	HR	S	P	ERA	WHIP								
John Caneira, R ERA: 7.04 Ken Brett, L ERA: 5.69 Dyar Miller, R ERA: 2.05	(1, 1) (3, 1) (6, 1)	2.0 3.2 2.1	L 19	3 3 6	4 4 0	3 3 0	2 2 1	3 3 0	0 0 0	1 1 0	0 0 0	0 0 0	0 1 0	19 32 16	32 16	7.36 0.00	1.636 2.571								

AB	37
R	3
H	11
RBI	2
BB	3
SO	7
LOB	19



AB	37
R	7
H	11
RBI	7
BB	4
SO	3
LOB	19

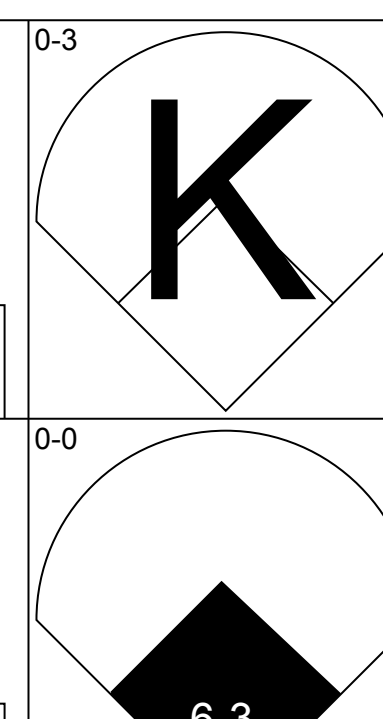
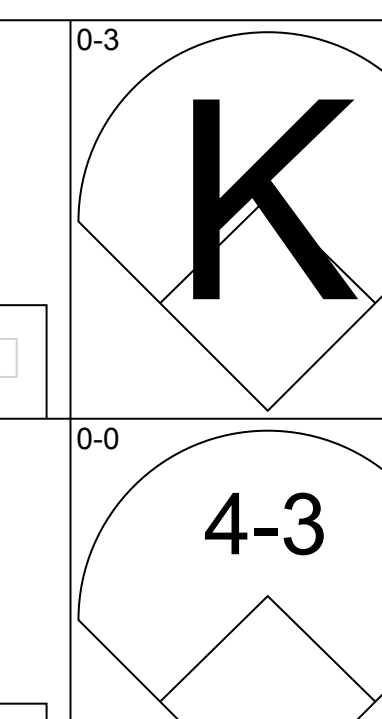
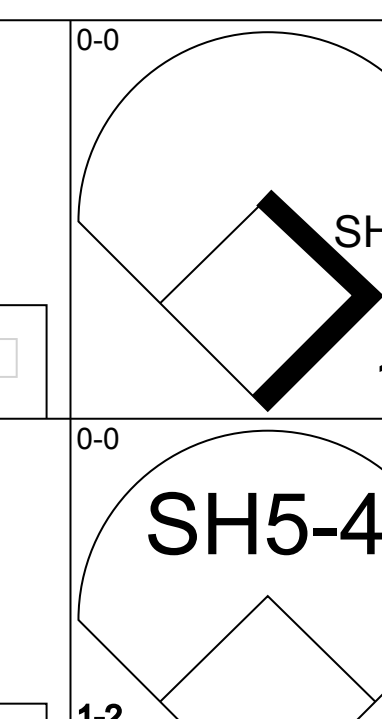
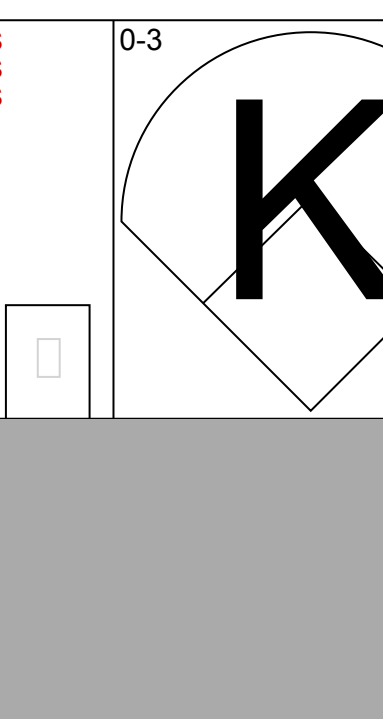
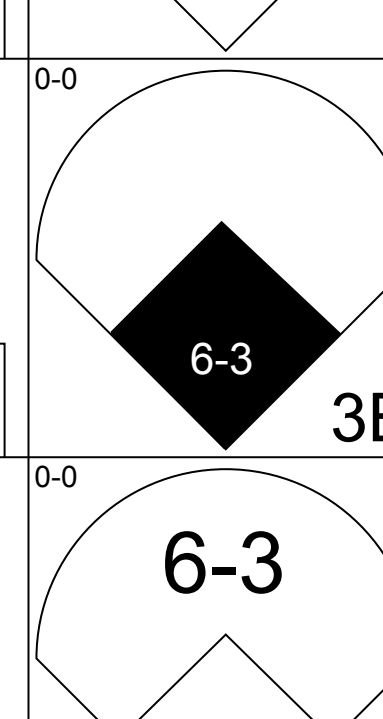
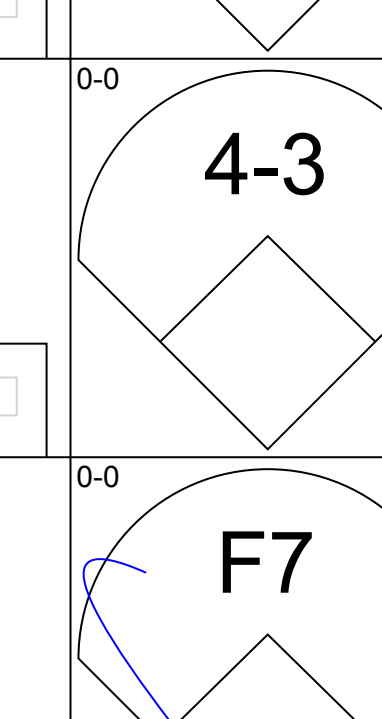
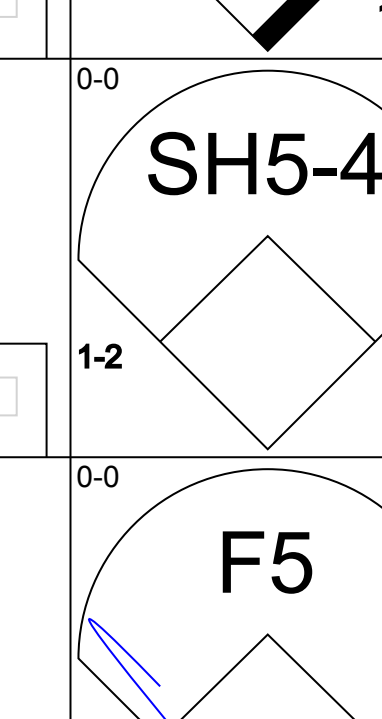
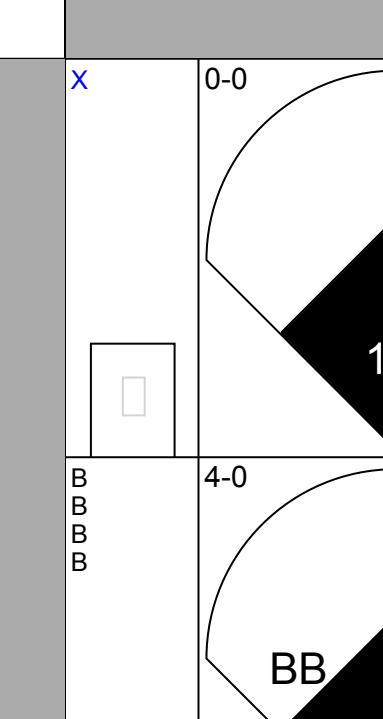
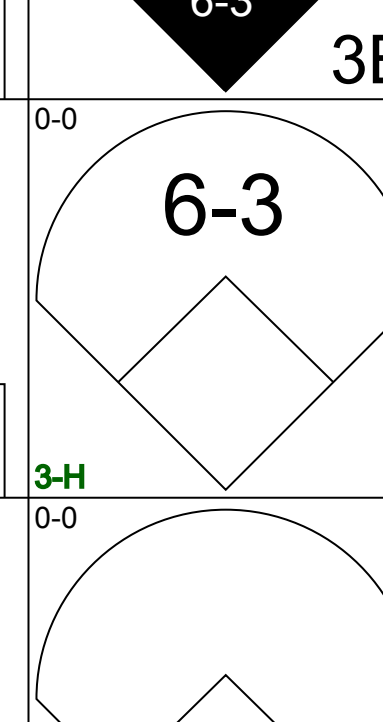
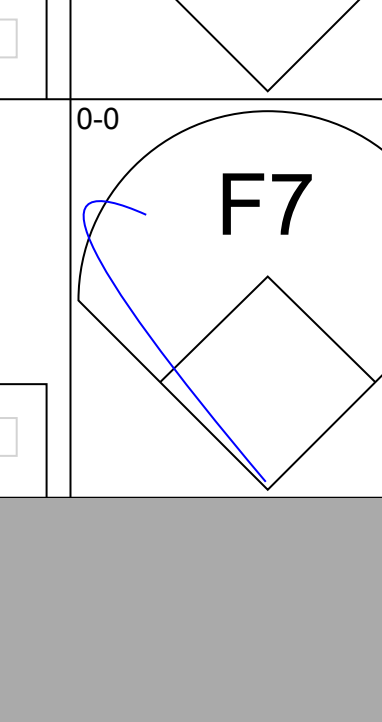
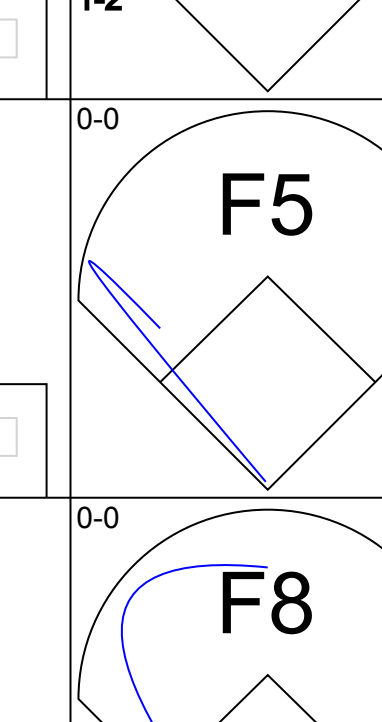
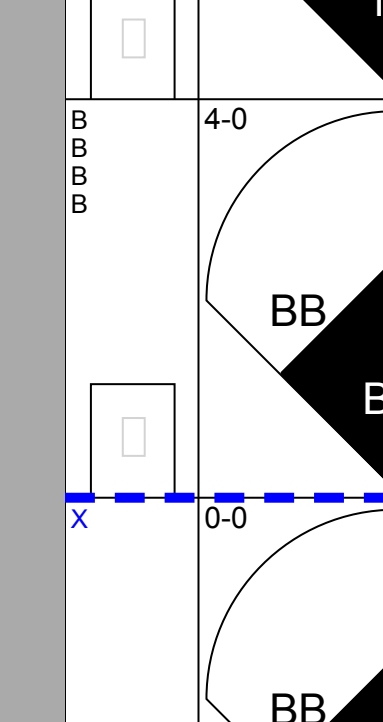
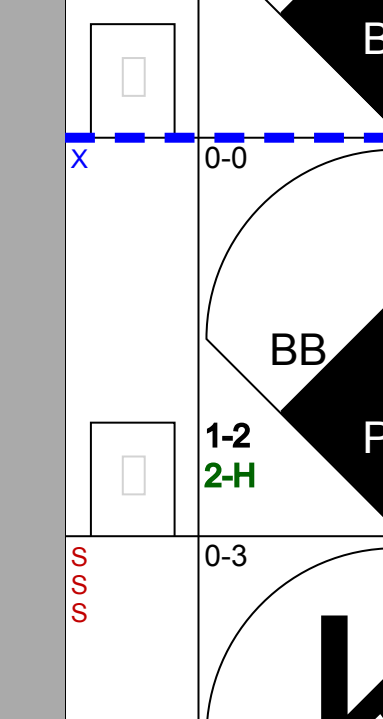
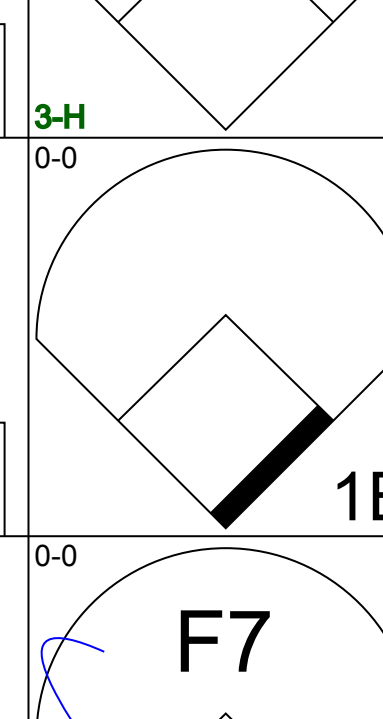
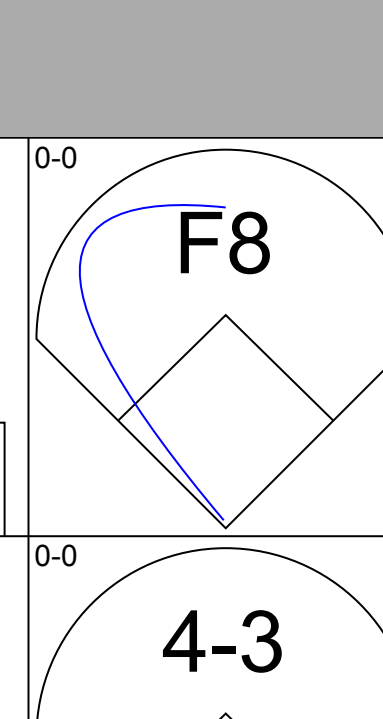
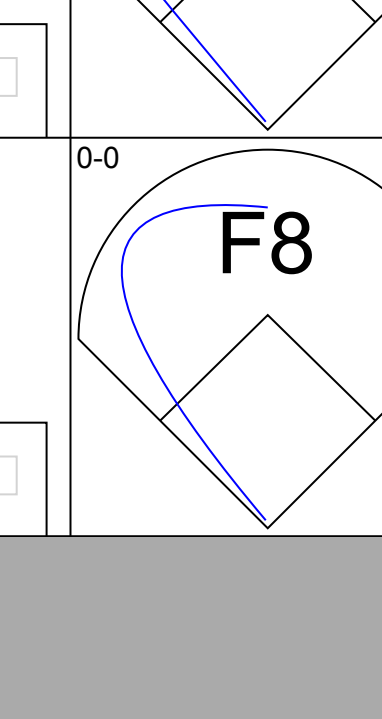
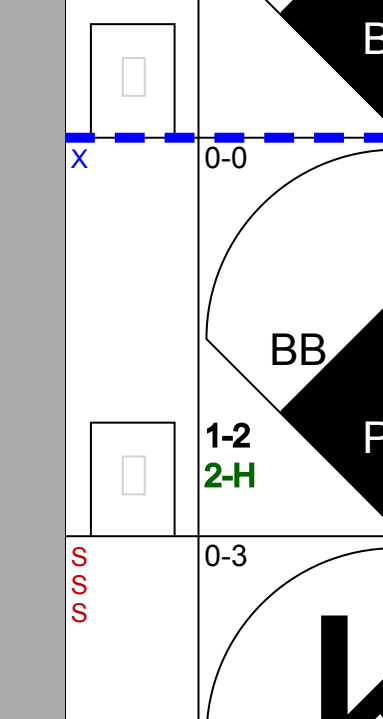
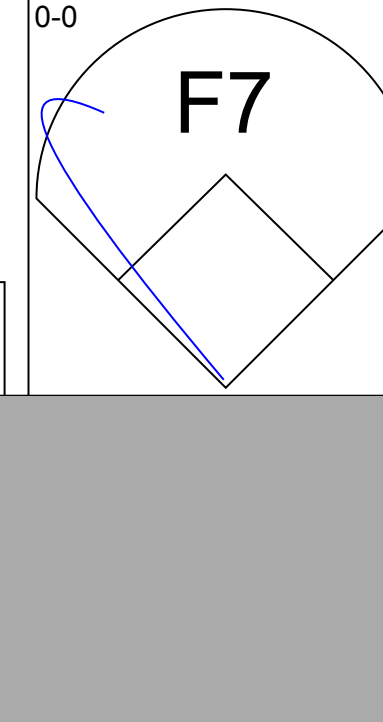
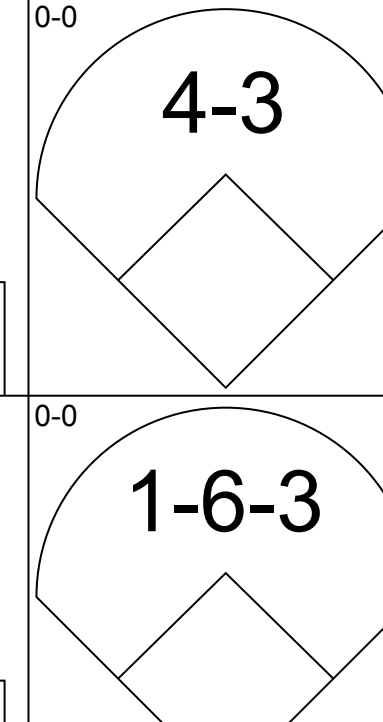
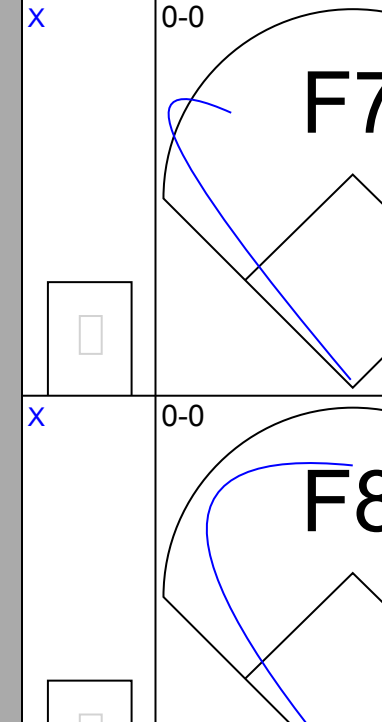
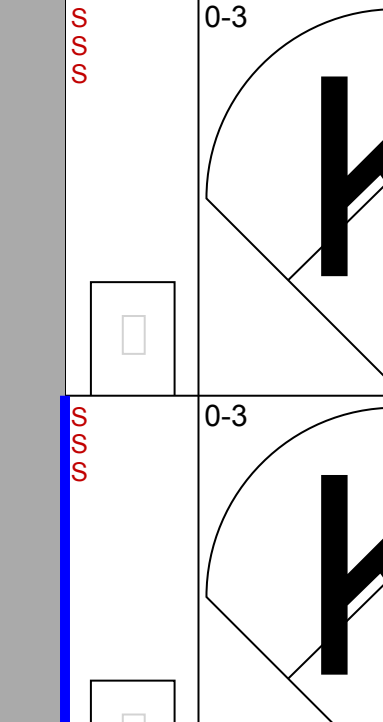
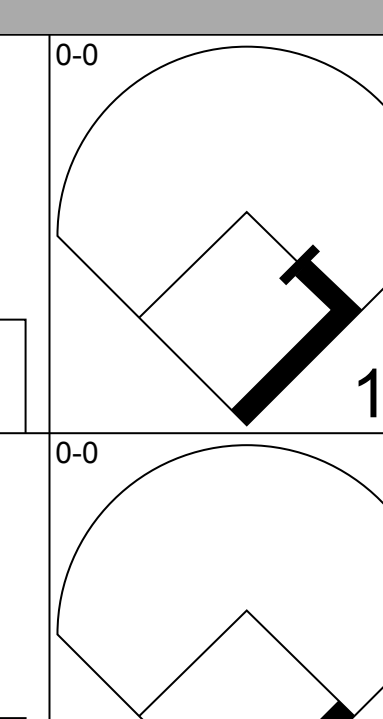
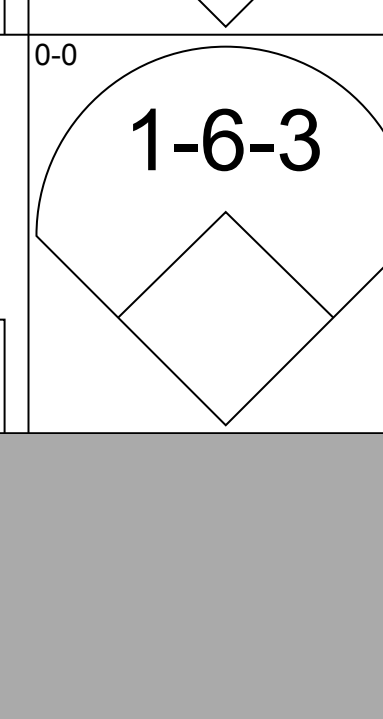
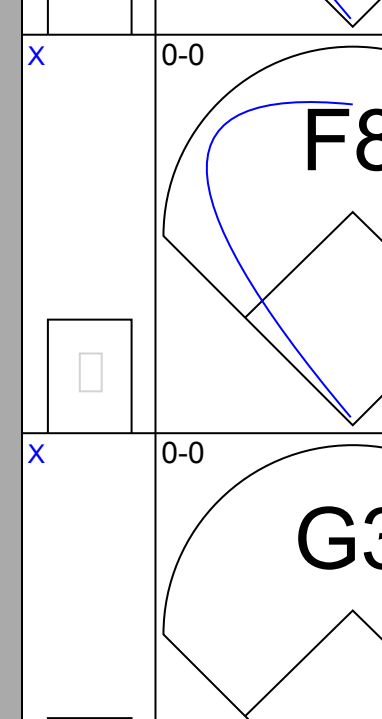
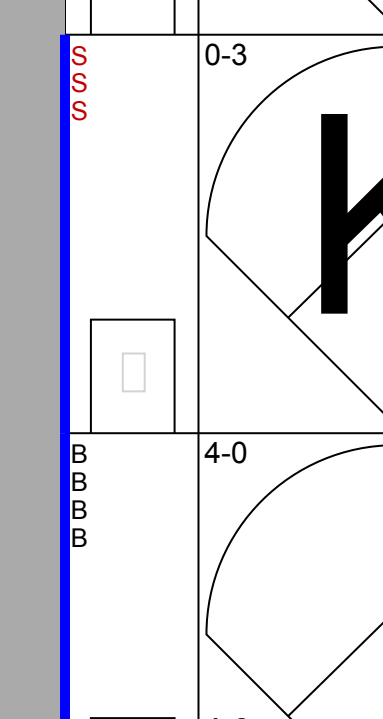
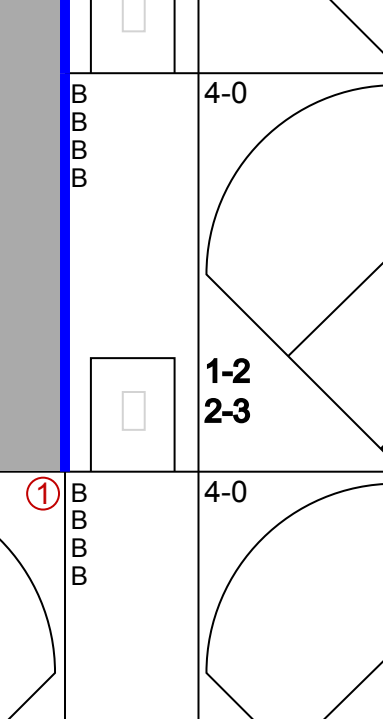
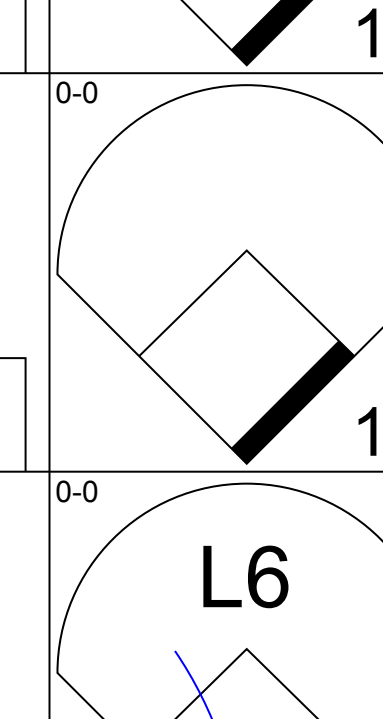
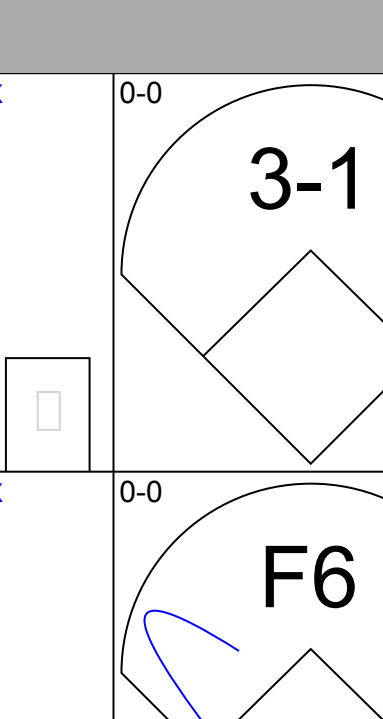
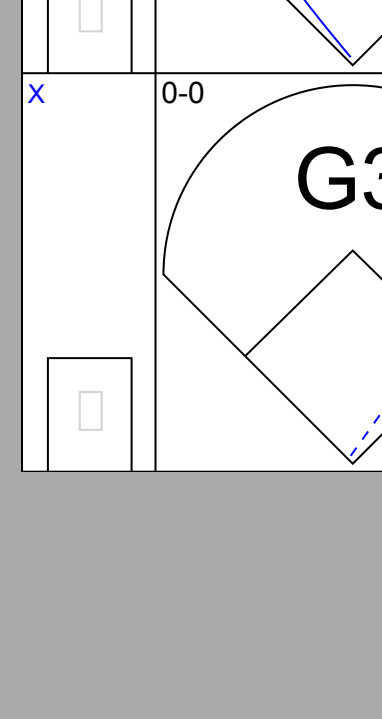
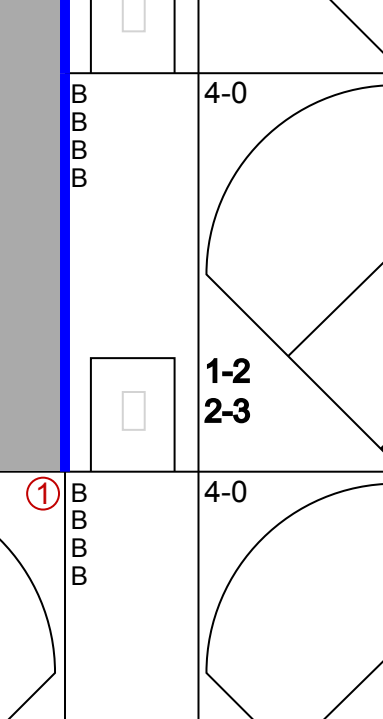
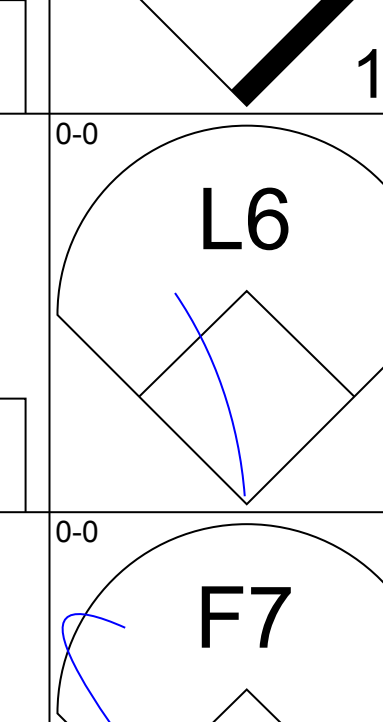
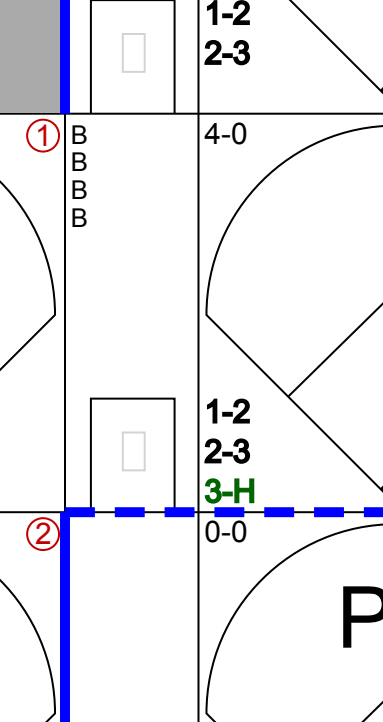
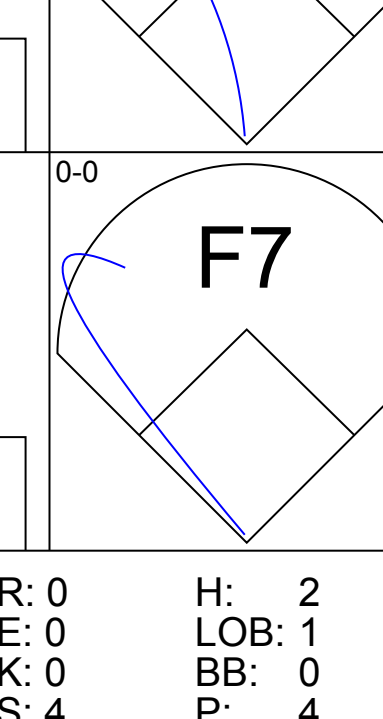
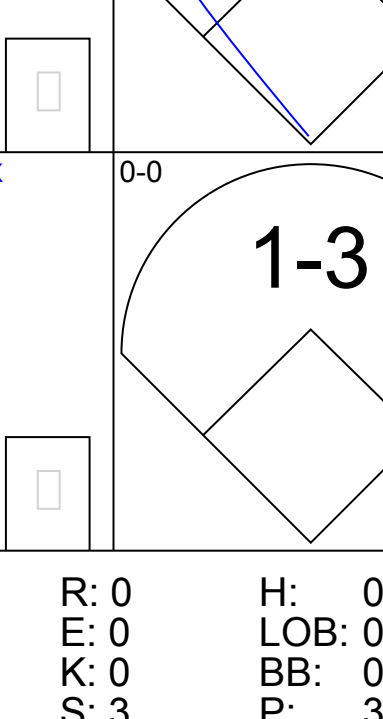
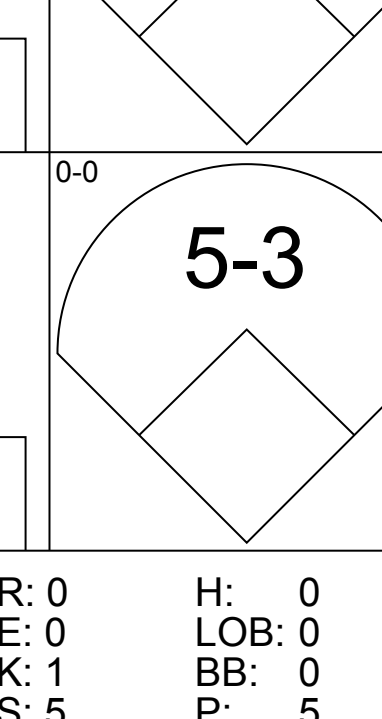
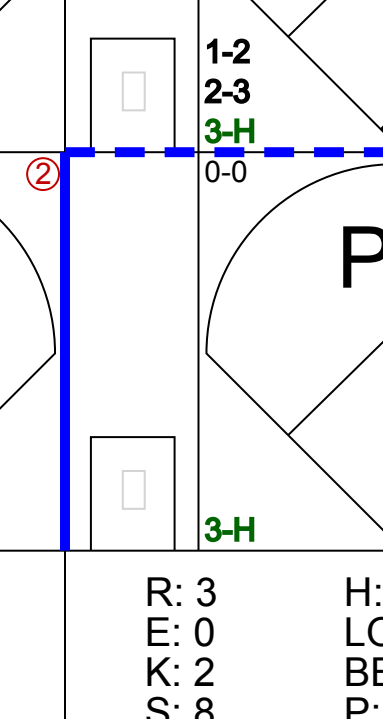
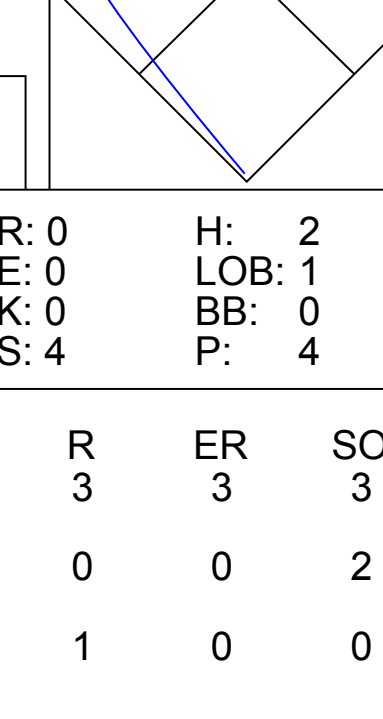
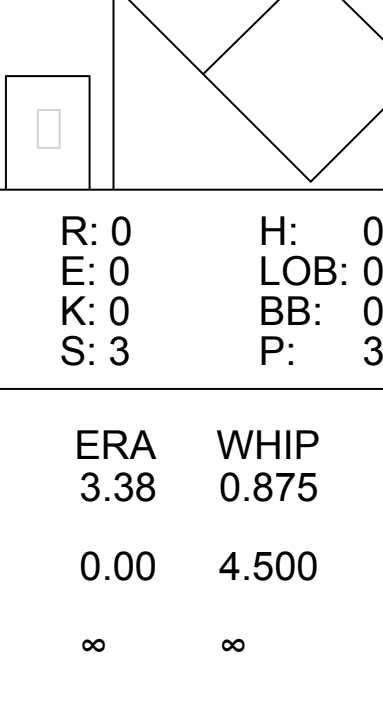
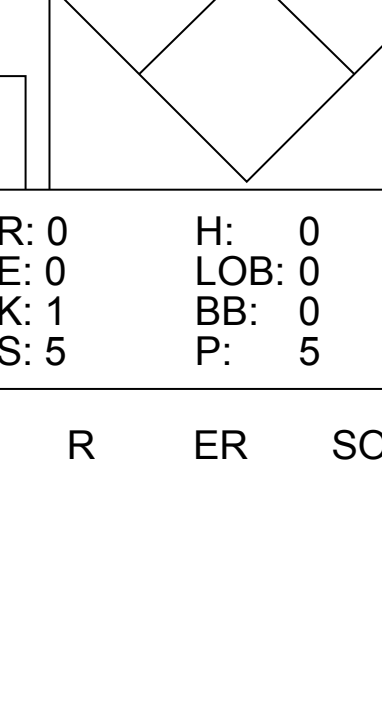
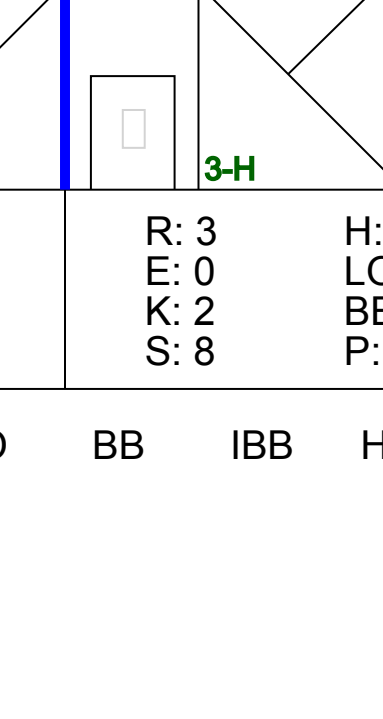




Batter	1	2	3	4	5	6	7	8	9	AB	R	H	RBI	BB	SO	LOB	TOP					
Rick Miller, L OBP: 0.366, SLG: 0.360 (1, 8)										4	0	0	0	1	1	5						
Carney Lansford, R OBP: 0.335, SLG: 0.432 (1, 5)										5	1	2	0	0	0	1						
Lyman Bostock, L OBP: 0.352, SLG: 0.370 (1, 9)										4	1	3	0	1	0	0						
Ron Jackson, R OBP: 0.347, SLG: 0.426 (1, 3)										3	1	0	1	1	0	3						
Don Baylor, R OBP: 0.347, SLG: 0.500 (1, 10)										4	0	1	0	0	0	4						
Joe Rudi, R OBP: 0.283, SLG: 0.350 (1, 7)										4	0	1	2	0	0	2						
Brian Downing, R OBP: 0.366, SLG: 0.368 (1, 2)										2	0	0	0	2	1	0						
Dave Chalk, R OBP: 0.323, SLG: 0.279 (1, 4)										4	0	2	0	0	0	3						
Jim Anderson, R OBP: 0.379, SLG: 0.423 (1, 6)										3	0	1	0	1	0	1						
Inning Stats	R: 0 E: 0 K: 1 S: 5	H: 0 LOB: 0 BB: 0 P: 5	R: 0 E: 0 K: 0 S: 3	H: 0 LOB: 0 BB: 0 P: 3	R: 0 E: 0 K: 0 S: 4	H: 1 LOB: 1 BB: 0 P: 4	R: 0 E: 0 K: 0 S: 3	H: 1 LOB: 0 BB: 0 P: 3	R: 0 E: 0 K: 0 S: 4	H: 2 LOB: 3 BB: 2 P: 12	R: 1 E: 0 K: 0 S: 5	H: 2 LOB: 1 BB: 0 P: 5	R: 0 E: 0 K: 1 S: 6	H: 1 LOB: 1 BB: 0 P: 6	R: 2 E: 0 K: 0 S: 5	H: 3 LOB: 2 BB: 2 P: 13	R: 0 E: 0 K: 0 S: 3	H: 0 LOB: 2 BB: 2 P: 11	1B: 8 2B: 2 3B: 0 HR: 0	SF: 1 SAC: 0 DP: 1 HBP: 0	WP: 1 PB: 0 SB: 1 CS: 1	PA: 40
PITCHER	IP	WLS	BF	H	R	ER	SO	BB	IBB	HBP	BLK	WP	HR	S	P	ERA	WHIP					
Dave Rozema, R ERA: 3.13 (1, 1)	7.1		33	10	3	3	2	3	0	0	0	1	0	34	46	3.68	1.773					
Steve Foucault, R ERA: 2.65 (8, 1)	1.2	W	7	0	0	0	0	2	1	0	0	0	0	4	16	0.00	1.200					

California Angels @ Detroit Tigers
Tiger Stadium, Detroit, MI
Sun Jul 23 1978, 3:33 AM EDT
Unknown

AB 33
R 3
H 10
RBI 3
BB 6
SO 2
LOB 19



Batter	1	2	3	4	5	6	7	8	9	AB	R	H	RBI	BB	SO	LOB	BOTTOM					
Ron LeFlore, R OBP: 0.349, SLG: 0.387 (1, 8)										4	0	1	0	0	3	0						
Lou Whitaker, L OBP: 0.340, SLG: 0.344 (1, 4)										3	2	2	0	0	0	0						
Rusty Staub, L OBP: 0.359, SLG: 0.459 (1, 10)										3	0	0	1	1	0	1						
Steve Dillard, R OBP: 0.286, SLG: 0.299 (9, PR)										0	1	0	0	0	0	0						
Jason Thompson, L OBP: 0.367, SLG: 0.507 (1, 3)										4	1	2	1	0	0	1						
Steve Kemp, L OBP: 0.389, SLG: 0.381 (1, 7)										4	0	0	0	0	1	3						
Milt May, L OBP: 0.312, SLG: 0.401 (1, 2)										3	0	1	0	0	0	0						
Lance Parrish, R OBP: 0.270, SLG: 0.419 (9, PH)										1	0	0	0	0	1	2						
Tim Corcoran, L OBP: 0.300, SLG: 0.284 (9, PH)										3	0	1	0	0	0	0						
John Wockenfuss, R OBP: 0.330, SLG: 0.350 (9, PH)										0	0	0	0	1	0	0						
Aurelio Rodriguez, R OBP: 0.296, SLG: 0.379 (1, 5)										3	0	0	1	1	0	1						
Alan Trammell, R OBP: 0.317, SLG: 0.322 (1, 6)										3	0	0	0	0	0	1						
Phil Mankowski, L OBP: 0.369, SLG: 0.399 (9, PH)										1	0	0	0	0	0	2						
Inning Stats	R: 1 E: 0 K: 1 S: 7	H: 2 LOB: 1 BB: 0 P: 7	R: 0 E: 0 K: 0 S: 4	H: 2 LOB: 1 BB: 0 P: 4	R: 0 E: 0 K: 1 S: 5	H: 0 LOB: 0 BB: 0 P: 5	R: 0 E: 0 K: 0 S: 3	H: 0 LOB: 0 BB: 0 P: 3	R: 0 E: 0 K: 0 S: 4	H: 1 LOB: 1 BB: 0 P: 4	R: 0 E: 0 K: 0 S: 3	H: 0 LOB: 0 BB: 0 P: 3	R: 0 E: 0 K: 1 S: 5	H: 0 LOB: 0 BB: 0 P: 5	R: 3 E: 0 K: 2 S: 8	H: 2 LOB: 3 BB: 3 P: 20	R: 3 E: 0 K: 2 S: 8	H: 2 LOB: 2 BB: 3 P: 20	1B: 5 2B: 1 3B: 1 HR: 0	SF: 0 SAC: 1 DP: 0 HBP: 0	WP: 0 PB: 1 SB: 0 CS: 0	PA: 36
PITCHER	IP	WLS	BF	H	R	ER	SO	BB	IBB	HBP	BLK	WP	HR	S	P	ERA	WHIP					
Don Aase, R ERA: 4.17 (1, 1)	8.0		30	6	3	3	3	1	0	0	0	0	0	35	39	3.38	0.875					
Dave LaRoche, L ERA: 2.87 (9, 1)	0.2	L	5	1	0	0	2	2	0	0	0	0	0	7	15	0.00	4.500					
Dyar Miller, R ERA: 2.05 (9, 1)	0.0		1	0	1	0	0	0	0	0	0	0	0	0	0	∞	∞					

California Angels @ Detroit Tigers
Tiger Stadium, Detroit, MI
Sun Jul 23 1978, 3:33 AM EDT
Unknown

AB 32
R 4
H 7
RBI 3
BB 3
SO 5
LOB 11



Batter	1	2	3	4	5	6	7	8	9	AB	R	H	RBI	BB	SO	LOB	TOP					
Rick Miller, L OBP: 0.367, SLG: 0.359 (1, 8)	4-0 BB G6-4-3		0-0 3-1			0-0 1B 1B		0-0 P2		3	1	1	0	1	0	1	California Angels @ Detroit Tigers Tiger Stadium, Detroit, MI Sun Jul 23 1978, 3:38 AM EDT Att: 35,224 - Unknown					
Carney Lansford, R OBP: 0.333, SLG: 0.429 (1, 5)	0-0 F9			0-0 3-1 1B		0-0 F9		0-0 F2		4	0	1	0	0	0	3						
Lyman Bostock, L OBP: 0.351, SLG: 0.368 (1, 9)	0-0 G6-4-3 1-2			0-0 3-1 1-2		0-0 1B E 1B		0-0 G3		4	1	1	0	0	0	3						
Ron Jackson, R OBP: 0.346, SLG: 0.423 (1, 3)		0-3 K		0-0 F7		0-0 E7 1-H 3-H 1B		0-0 F8		4	0	1	1	0	1	1						
Don Baylor, R OBP: 0.346, SLG: 0.496 (1, 10)	0-0 F8			0-0 5-3		0-0 F8		4-0 S 1B BB		3	1	0	0	1	0	2						
Joe Rudi, R OBP: 0.282, SLG: 0.360 (1, 7)	0-0 HR				0-0 F9		0-0 5-3	0-0 F8 1-2		4	1	1	1	0	0	1						
Dave Chalk, R OBP: 0.328, SLG: 0.286 (1, 4)	0-0 6-3				0-0 G5-4-3 1B		0-0 G6-4-3 1B	0-0 2-H 1B		4	0	3	1	0	0	0						
Jim Anderson, R OBP: 0.344, SLG: 0.379 (1, 6)			0-0 5-3		0-0 G5-4-3 1-2		0-0 G6-4-3 1-2			3	0	0	0	0	0	2						
Terry Humphrey, R OBP: 0.284, SLG: 0.305 (8, PH)			0-0 4-3			0-0 F2		4-0 BB		2	0	0	0	0	0	0						
Ron Fairly, L OBP: 0.296, SLG: 0.374 (8, PR)										0	0	0	0	1	0	0						
Ken Landreaux, L OBP: 0.280, SLG: 0.324 (8, PR)										0	0	0	0	0	0	0						
Brian Downing, R OBP: 0.366, SLG: 0.368 (8, 2)										0	0	0	0	0	0	0						
Inning Stats	R: 0 E: 0 K: 0 S: 2	H: 0 LOB: 0 BB: 1 P: 6	R: 1 E: 0 K: 1 S: 6	H: 1 LOB: 0 BB: 0 P: 6	R: 0 E: 0 K: 0 S: 3	H: 0 LOB: 0 BB: 0 P: 3	R: 0 E: 0 K: 0 S: 4	H: 1 LOB: 1 BB: 0 P: 4	R: 0 E: 0 K: 0 S: 3	H: 1 LOB: 0 BB: 0 P: 3	R: 2 E: 1 K: 0 S: 6	H: 3 LOB: 1 BB: 0 P: 6	R: 0 E: 0 K: 0 S: 3	H: 1 LOB: 0 BB: 0 P: 3	R: 0 E: 0 K: 0 S: 3	H: 0 LOB: 1 BB: 1 P: 7	R: 1 E: 0 K: 0 S: 3	H: 1 LOB: 1 BB: 1 P: 7	1B: 7 2B: 0 3B: 0 HR: 1	SF: 0 SAC: 0 DP: 3 HBP: 0	WP: 0 PB: 0 SB: 1 CS: 0	PA: 34
PITCHER Jim Slaton, R ERA: 4.06 (1, 1)	IP: 9.0 WLS: L BF: 34 H: 8 R: 4 ER: 3 SO: 1 BB: 3 IBB: 0 HBP: 0 BLK: 0 WP: 0 HR: 1 S: 33 P: 45 ERA: 3.00 WHIP: 1.222															PITCHER						

AB	31
R	4
H	8
RBI	3
BB	3
SO	1
LOB	13



Batter	1	2	3	4	5	6	7	8	9	AB	R	H	RBI	BB	SO	LOB	BOTTOM					
Ron LeFlore, R OBP: 0.351, SLG: 0.388 (1, 8)	0-0 S 1B		0-0 1-3 HR 1B			0-0 1-3		0-0 F8		4	1	2	0	0	0	0	California Angels @ Detroit Tigers Tiger Stadium, Detroit, MI Sun Jul 23 1978, 3:38 AM EDT Att: 35,224 - Unknown					
Phil Mankowski, L OBP: 0.380, SLG: 0.388 (1, 5)	0-3 K 1-2		0-3 K 1-2		0-0 4-3		0-3 K			4	0	0	0	0	3	3						
Rusty Staub, L OBP: 0.357, SLG: 0.464 (1, 10)	0-3 K		0-0 2-H 3-H HR			0-0 1-3		0-0 F9		4	1	1	3	0	1	1						
Jason Thompson, L OBP: 0.366, SLG: 0.504 (1, 3)	0-0 P6		0-0 1B			0-0 P6		0-0 F7		4	0	1	0	0	0	1						
Steve Kemp, L OBP: 0.386, SLG: 0.376 (1, 7)		0-0 5-3	0-3 K			0-0 3-1		0-3 K		4	0	0	0	0	2	1						
Lance Parrish, R OBP: 0.289, SLG: 0.411 (1, 2)	0-3 K			4-0 G3-6-3 BB		0-3 K		0-3 K		3	0	0	0	1	3	0						
Tim Corcoran, L OBP: 0.296, SLG: 0.280 (1, 9)	0-0 F7			0-0 G3-6-3 1-2		0-3 K				3	0	0	0	0	1	1						
Mark Wagner, R OBP: 0.286, SLG: 0.290 (1, 6)			0-3 K		0-0 4-3		4-0 FC4-6 BB			2	0	0	0	1	1	0						
Steve Dillard, R OBP: 0.287, SLG: 0.292 (1, 4)			4-0 1B HR BB			0-0 F7		0-0 FC4-6 1-2		2	1	0	0	1	0	1						
Inning Stats	R: 0 E: 0 K: 2 S: 8	H: 1 LOB: 1 BB: 0 P: 8	R: 0 E: 0 K: 1 S: 5	H: 0 LOB: 0 BB: 0 P: 5	R: 3 E: 0 K: 3 S: 12	H: 3 LOB: 1 BB: 1 P: 16	R: 0 E: 0 K: 0 S: 2	H: 0 LOB: 0 BB: 1 P: 6	R: 0 E: 0 K: 0 S: 3	H: 0 LOB: 0 BB: 0 P: 3	R: 0 E: 0 K: 0 S: 3	H: 0 LOB: 1 BB: 0 P: 3	R: 0 E: 0 K: 2 S: 7	H: 0 LOB: 0 BB: 1 P: 11	R: 0 E: 0 K: 1 S: 5	H: 0 LOB: 0 BB: 0 P: 5		R: 0 E: 0 K: 2 S: 7	H: 0 LOB: 0 BB: 0 P: 7	1B: 3 2B: 0 3B: 0 HR: 1	SF: 0 SAC: 0 DP: 1 HBP: 0	WP: 0 PB: 0 SB: 2 CS: 0
PITCHER Nolan Ryan, R ERA: 4.12 (1, 1)	IP: 9.0 WLS: W BF: 33 H: 4 R: 3 ER: 3 SO: 11 BB: 3 IBB: 0 HBP: 0 BLK: 0 WP: 0 HR: 1 S: 52 P: 64 ERA: 3.00 WHIP: 0.778															PITCHER						



Batter	1	2	3	4	5	6	7	8	9	AB	R	H	RBI	BB	SO	LOB	TOP			
Mike Edwards, R (1, 4) OBP: 0.322, SLG: 0.352	5-3	F5			4-3 1B		4-3			4	0	1	0	0	0	2	Oakland Athletics @ Detroit Tigers Tiger Stadium, Detroit, MI Mon Jul 24 1978, 7:05 PM EDT Att: 19,733 - Unknown			
Miguel Dilone, S (1, 9) OBP: 0.304, SLG: 0.291	BB		L6		4-3		4-3			3	0	0	0	1	0	1				
Mitchell Page, L (1, 7) OBP: 0.372, SLG: 0.480	F8		F8		5-3			F8		4	0	0	0	0	2					
Dave Revering, L (1, 3) OBP: 0.302, SLG: 0.424	F7		F9		1-3			4-3		4	0	0	0	0	2					
Willie Horton, R (1, 10) OBP: 0.319, SLG: 0.399 Dwayne Murphy, L (6, PR) OBP: 0.268, SLG: 0.191		1B 2B		CS SH 1B		SH1-4 1B		K		3	1	3	0	0	0	0				
Mario Guerrero, R (1, 6) OBP: 0.310, SLG: 0.365		FC6-4 1B		SH CS 1B		SH1-4		5-3		2	0	1	0	0	0	0				
Taylor Duncan, R (1, 5) OBP: 0.280, SLG: 0.357		F4		K		K		6-3		4	0	0	0	0	2	6				
Joe Wallis, S (1, 8) OBP: 0.346, SLG: 0.469		FC6-4 1B		FC5-4 BB		F9		G3		3	0	1	1	1	0	2				
Jeff Newman, R (1, 2) OBP: 0.294, SLG: 0.393		FC6-4		FC5-4		5-3				3	0	0	0	0	0	4				
Inning Stats	R: 0 E: 0 K: 0 S: 3	H: 0 LOB: 1 BB: 1 P: 7	R: 1 E: 0 K: 0 S: 6	H: 3 LOB: 2 BB: 0 P: 6	R: 0 E: 0 K: 0 S: 3	H: 0 LOB: 0 BB: 0 P: 3	R: 0 E: 1 K: 1 S: 6	H: 1 LOB: 2 BB: 1 P: 10	R: 0 E: 0 K: 0 S: 4	H: 1 LOB: 1 BB: 0 P: 4	R: 0 E: 0 K: 0 S: 3	H: 0 LOB: 0 BB: 0 P: 3	R: 0 E: 0 K: 0 S: 5	H: 0 LOB: 0 BB: 0 P: 5	R: 0 E: 0 K: 0 S: 3	H: 0 LOB: 0 BB: 0 P: 3		1B: 5 2B: 1 3B: 0 HR: 0	SF: 0 SAC: 2 DP: 0 HBP: 0	WP: 0 PB: 0 SB: 1 CS: 2
PITCHER Kip Young, R (1, 1) ERA: 2.45	IP: 9.0 WLS: W BF: 35 H: 6 R: 1 ER: 1 SO: 3 BB: 2 IBB: 0 HBP: 0 BLK: 0 WP: 0 HR: 0 S: 39 P: 47 ERA: 1.00 WHIP: 0.889																			

Batter	1	2	3	4	5	6	7	8	9	AB	R	H	RBI	BB	SO	LOB	BOTTOM			
Ron LeFlore, R (1, 8) OBP: 0.350, SLG: 0.387	F9	FC5-2-5-2		K		E S SF8 1B				4	1	1	1	0	1	3	Oakland Athletics @ Detroit Tigers Tiger Stadium, Detroit, MI Mon Jul 24 1978, 7:05 PM EDT Att: 19,733 - Unknown			
Lou Whitaker, L (1, 4) OBP: 0.342, SLG: 0.345	HR	BB		5-3		SF8				2	1	1	1	1	0	1				
Rusty Staub, L (1, 10) OBP: 0.356, SLG: 0.470	HR			K		F6		F8		4	1	1	2	0	1	3				
Jason Thompson, L (1, 3) OBP: 0.367, SLG: 0.504	FC4-6 1B			K		F8 BB 1B		5-3		4	0	2	0	0	1	3				
Steve Kemp, L (1, 7) OBP: 0.387, SLG: 0.376	FC4-6 1B			1-3		FC4 BB		6-3		3	0	1	0	1	0	0				
Milt May, L (1, 2) OBP: 0.307, SLG: 0.394	FC4-6			L4		F8		3-1		4	0	0	0	0	0	4				
Tim Corcoran, L (1, 9) OBP: 0.294, SLG: 0.278 John Wockenfuss, R (3, PH) OBP: 0.321, SLG: 0.340	F7			F8		FC4		F7		1	0	0	0	0	0	2				
Phil Mankowski, L (1, 5) OBP: 0.360, SLG: 0.388 Aurelio Rodriguez, R (1, 5) OBP: 0.304, SLG: 0.395		1B 2B		4-3 2B		SH3-4 1B		F9		0	0	0	0	0	0	0				
Alan Trammell, R (1, 6) OBP: 0.317, SLG: 0.323		FC5-2-4-2 1B		4-3 2-3		SH3-4		K		3	0	1	0	0	1	1				
Inning Stats	R: 2 E: 0 K: 0 S: 7	H: 4 LOB: 2 BB: 0 P: 7	R: 0 E: 0 K: 2 S: 9	H: 2 LOB: 3 BB: 1 P: 13	R: 0 E: 0 K: 0 S: 3	H: 0 LOB: 0 BB: 0 P: 3	R: 0 E: 0 K: 1 S: 6	H: 1 LOB: 1 BB: 0 P: 6	R: 0 E: 0 K: 0 S: 4	H: 1 LOB: 2 BB: 1 P: 8	R: 2 E: 0 K: 0 S: 5	H: 2 LOB: 0 BB: 0 P: 5	R: 0 E: 0 K: 0 S: 3	H: 0 LOB: 0 BB: 0 P: 3	R: 0 E: 0 K: 1 S: 5	H: 0 LOB: 0 BB: 0 P: 5		1B: 7 2B: 2 3B: 0 HR: 1	SF: 1 SAC: 1 DP: 0 HBP: 0	WP: 0 PB: 0 SB: 1 CS: 0
PITCHER Matt Keough, R (1, 1) ERA: 2.77 Bob Lacey, L (1, 1) ERA: 2.69 Elias Sosa, R (5, 1) ERA: 2.97 Dave Heaverlo, R (6, 1) ERA: 2.8	IP: 3.2 WLS: L BF: 15 H: 3 R: 0 ER: 0 SO: 3 BB: 1 IBB: 0 HBP: 0 BLK: 0 WP: 0 HR: 0 S: 20 P: 24 ERA: 0.00 WHIP: 1.091																			

AB	31
R	1
H	6
RBI	1
BB	2
SO	3
LOB	19



AB	32
R	4
H	10
RBI	4
BB	2
SO	4
LOB	19



Batter	1	2	3	4	5	6	7	8	9	AB	R	H	RBI	BB	SO	LOB	TOP					
Mike Edwards, R (1,4) OBP: 0.319, SLG: 0.347 Mike Adams, R (8,PH) OBP: 0.455, SLG: 0.267	F8		5-3			F9		2B BB		3	0	0	0	0	0	0	Oakland Athletics @ Detroit Tigers Tiger Stadium, Detroit, MI Tue Jul 25 1978, 7:05 PM EDT Att: 17,723 - Unknown					
Miguel Dilone, S (1,9) OBP: 0.304, SLG: 0.292 Dwayne Murphy, L (8,PH) OBP: 0.281, SLG: 0.229	F8			4-3		S 1B		1-H 2B		3	0	1	0	0	0	0						
Mitchell Page, L (1,7) OBP: 0.373, SLG: 0.482	WP 2B			F5		1-2 BB		5-3		3	0	1	0	1	0	1						
Dave Revering, L (1,3) OBP: 0.300, SLG: 0.420 Wayne Gross, L (6,3) OBP: 0.326, SLG: 0.327	4-3			5-3		4-3			F8	3	0	0	0	0	0	3						
Willie Horton, R (1,10) OBP: 0.315, SLG: 0.394 Glenn Burke, R (9,PH) OBP: 0.263, SLG: 0.286		F9			F7			6-3		3	0	0	0	0	0	0						
Mario Guerrero, R (1,6) OBP: 0.308, SLG: 0.362 Rob Picciolo, R (8,6) OBP: 0.219, SLG: 0.219		L4			F8			6-3		3	0	0	0	0	0	0						
Taylor Duncan, R (1,5) OBP: 0.275, SLG: 0.350 Tony Armas, R (9,PH) OBP: 0.262, SLG: 0.282					4-3			G3		3	0	0	0	1	1	0						
Joe Wallis, S (1,8) OBP: 0.345, SLG: 0.483			K			HR		G3		3	1	1	1	0	1	0						
Jeff Newman, R (1,2) OBP: 0.291, SLG: 0.388 Jim Essian, R (8,PH) OBP: 0.331, SLG: 0.309			K			F9		1-3		2	0	0	0	0	1	0						
										1	0	0	0	0	0	0						
Inning Stats	R: 0 E: 0 K: 0 S: 4	H: 1 LOB: 1 BB: 0 P: 4	R: 0 E: 0 K: 1 S: 5	H: 0 LOB: 0 BB: 0 P: 5	R: 0 E: 0 K: 2 S: 7	H: 0 LOB: 0 BB: 0 P: 7	R: 0 E: 0 K: 0 S: 3	H: 0 LOB: 0 BB: 0 P: 3	R: 0 E: 0 K: 0 S: 3	H: 0 LOB: 0 BB: 0 P: 3	R: 1 E: 0 K: 0 S: 5	H: 2 LOB: 2 BB: 1 P: 9	R: 0 E: 0 K: 0 S: 3	H: 0 LOB: 0 BB: 0 P: 3	R: 1 E: 0 K: 0 S: 4	H: 1 LOB: 1 BB: 0 P: 8	R: 0 E: 0 K: 1 S: 6	H: 1 LOB: 1 BB: 0 P: 6	1B: 2 2B: 2 3B: 0 HR: 1	SF: 0 SAC: 0 DP: 0 HBP: 0	WP: 1 PB: 0 SB: 1 CS: 0	PA: 34
PITCHER Milt Wilcox, R (1,1) ERA: 3.55	IP: 9.0 WLS: W BF: 34 H: 5 R: 2 ER: 2 SO: 4 BB: 2 IBB: 0 HBP: 0 BLK: 0 WP: 1 HR: 1 S: 40 P: 48 ERA: 2.00 WHIP: 0.778															PITCHER						

Batter	1	2	3	4	5	6	7	8	9	AB	R	H	RBI	BB	SO	LOB	BOTTOM			
Ron LeFlore, R (1,8) OBP: 0.353, SLG: 0.386	F9		E 1B BB		K	6-3 S 1B	1B BB			3	1	1	2	2	1	0	Oakland Athletics @ Detroit Tigers Tiger Stadium, Detroit, MI Tue Jul 25 1978, 7:05 PM EDT Att: 17,723 - Unknown			
Lou Whitaker, L (1,4) OBP: 0.346, SLG: 0.347	F7		1B SF7 BB			6-3				4	1	2	1	1	0	1				
Rusty Staub, L (1,10) OBP: 0.357, SLG: 0.467			SF7 1B		F6		F4			4	0	1	1	1	0	3				
Jason Thompson, L (1,3) OBP: 0.365, SLG: 0.501	1-3		SF7		F8		WP 1B	6-3		4	1	1	1	0	0	2				
Steve Kemp, L (1,7) OBP: 0.387, SLG: 0.379		K	F8			1B 2B	1-H 1B	4-3		5	2	2	1	0	1	1				
Milt May, L (1,2) OBP: 0.313, SLG: 0.396	4-3			K		1B 1B	1B			4	2	2	0	1	1	0				
Tim Corcoran, L (1,9) OBP: 0.306, SLG: 0.302						1B 1B	1B			5	2	4	2	0	0	1				
Phil Mankowski, L (1,5) OBP: 0.359, SLG: 0.387 Aurelio Rodriguez, R (7,5) OBP: 0.303, SLG: 0.394	F7				F6	1B 1B	3-H 1B	FC6		3	1	1	0	0	0	2				
						1B 1B	1-2 2-3 3-H	E 1B		1	1	0	0	0	0	1				
Alan Trammell, R (1,6) OBP: 0.316, SLG: 0.323			F7		F9	1B	1-2 2-3 3-H	SF8		3	0	1	2	0	0	1				
Inning Stats	R: 0 E: 0 K: 0 S: 3	H: 0 LOB: 1 BB: 1 P: 7	R: 0 E: 0 K: 1 S: 6	H: 1 LOB: 0 BB: 0 P: 6	R: 2 E: 1 K: 0 S: 4	H: 1 LOB: 1 BB: 2 P: 12	R: 0 E: 0 K: 1 S: 6	H: 1 LOB: 0 BB: 0 P: 6	R: 0 E: 0 K: 1 S: 6	H: 1 LOB: 1 BB: 0 P: 6	R: 4 E: 0 K: 0 S: 7	H: 6 LOB: 0 BB: 0 P: 7	R: 5 E: 2 K: 0 S: 9	H: 5 LOB: 2 BB: 1 P: 13	R: 0 E: 0 K: 0 S: 3	H: 0 LOB: 1 BB: 1 P: 7	1B: 12 2B: 3 3B: 0 HR: 0	SF: 2 SAC: 0 DP: 0 HBP: 0	WP: 1 PB: 0 SB: 1 CS: 0	PA: 43
PITCHER Steve Renko, R (1,1) ERA: 2.99 Pete Broberg, R (6,1) ERA: 4.5 Elias Sosa, R (6,1) ERA: 2.93 Steve McCatty, R (7,1) ERA: 4.5	IP: 5.0 WLS: L BF: 23 H: 5 R: 3 ER: 3 SO: 3 BB: 3 IBB: 0 HBP: 0 BLK: 0 WP: 0 HR: 0 S: 26 P: 38 ERA: 5.40 WHIP: 1.600															PITCHER				



Batter	1	2	3	4	5	6	7	8	9	AB	R	H	RBI	BB	SO	LOB	TOP																			
Larry Harlow, L OBP: 0.334, SLG: 0.337 Carlos Lopez, R OBP: 0.272, SLG: 0.315 (7, 8)	G3		F8		F9		K		FC5-4 BB	3	0	0	0	0	0	2	<p>Baltimore Orioles @ Detroit Tigers</p> <p>Tiger Stadium, Detroit, MI</p> <p>Wed Jul 26 1978, 7:05 PM EDT</p> <p>Att: 18,056 - Unknown</p>																			
Rich Dauer, R OBP: 0.324, SLG: 0.397 (1, 4)	6-3				1-3		E8 1B			4	0	2	0	1	0	1																				
Eddie Murray, S OBP: 0.344, SLG: 0.478 (1, 3)	K		G3						F8	5	1	2	2	0	1	3																				
Ken Singleton, S OBP: 0.414, SLG: 0.450 (1, 9)		4-3	4-3							4	0	1	0	0	1	3																				
Pat Kelly, L OBP: 0.394, SLG: 0.380 Andres Mora, R OBP: 0.290, SLG: 0.400 (8, 7)	K									3	0	0	0	0	2	1																				
Lee May, R OBP: 0.286, SLG: 0.426 (1, 10)										4	1	1	1	0	1	0																				
Doug DeCinces, R OBP: 0.331, SLG: 0.523 (1, 5)		HR								4	2	2	2	0	1	0																				
Rick Dempsey, R OBP: 0.322, SLG: 0.366 (1, 2)		HR								4	0	1	0	0	0	0																				
Kiko Garcia, R OBP: 0.322, SLG: 0.412 (1, 6)										4	2	3	0	0	0	1																				
Inning Stats	R: 0 E: 0 K: 1 S: 5	H: 0 LOB: 0 BB: 0 P: 5	R: 2 E: 0 K: 1 S: 7	H: 2 LOB: 0 BB: 0 P: 7	R: 1 E: 0 K: 0 S: 5	H: 2 LOB: 1 BB: 0 P: 5	R: 0 E: 0 K: 2 S: 7	H: 0 LOB: 0 BB: 0 P: 7	R: 0 E: 0 K: 0 S: 4	H: 1 LOB: 1 BB: 0 P: 4	R: 1 E: 0 K: 1 S: 6	H: 2 LOB: 0 BB: 0 P: 6	R: 2 E: 1 K: 2 S: 11	H: 4 LOB: 2 BB: 0 P: 11	R: 0 E: 0 K: 1 S: 5	H: 0 LOB: 0 BB: 0 P: 5		R: 0 E: 0 K: 0 S: 4	H: 1 LOB: 2 BB: 1 P: 8	1B: 8 2B: 1 3B: 0 HR: 3	SF: 0 SAC: 0 DP: 1 HBP: 0	WP: 0 PA: 39 PB: 0 SB: 0 CS: 0														
PITCHER	IP	WLS	BF	H	R	ER	SO	BB	IBB	HBP	BLK	WP	HR	S	P	ERA	WHIP	PITCHER		IP	WLS	BF	H	R	ER	SO	BB	IBB	HBP	BLK	WP	HR	S	P	ERA	WHIP
Jack Billingham, R ERA: 3.79 Bob Sykes, L ERA: 3.73 (7, 1)	6.1	W	27	9	6	5	5	0	0	0	0	0	3	37	37	7.11	1.421			2.2	S	12	3	0	0	3	1	0	0	0	0	0	17	21	0.00	1.500

AB	38
R	6
H	12
RBI	5
BB	1
SO	8
LOB	13



Batter	1	2	3	4	5	6	7	8	9	AB	R	H	RBI	BB	SO	LOB	BOTTOM																			
Ron LeFlore, R OBP: 0.355, SLG: 0.387 (1, 8)	SH5-4 1B	FC6-4	S 1B			4-3				4	1	2	1	1	0	2	<p>Baltimore Orioles @ Detroit Tigers</p> <p>Tiger Stadium, Detroit, MI</p> <p>Wed Jul 26 1978, 7:05 PM EDT</p> <p>Att: 18,056 - Unknown</p>																			
Lou Whitaker, L OBP: 0.342, SLG: 0.344 (1, 4)	SH5-4	G3	K			F8				3	0	0	1	0	1	3																				
Rusty Staub, L OBP: 0.357, SLG: 0.467 (1, 10)	HR 1B		FC3-6 1B			F8				5	1	2	1	0	0	2																				
Jason Thompson, L OBP: 0.369, SLG: 0.510 (1, 3)	HR		FC3-6 BB 1B			G4-6-3 BB				3	2	2	2	1	0	1																				
Steve Kemp, L OBP: 0.388, SLG: 0.379 (1, 7)	F8		BB 1B			G4-6-3				3	1	1	0	1	0	1																				
Lance Parrish, R OBP: 0.285, SLG: 0.404 (1, 2)	K		BB 1B			G6-4-3				3	1	0	0	1	2	2																				
Aurelio Rodriguez, R OBP: 0.306, SLG: 0.395 (1, 5)		F9	SF9 1B							4	1	2	2	0	0	0																				
John Wockenfuss, R OBP: 0.327, SLG: 0.340 Tim Corcoran, L OBP: 0.311, SLG: 0.307 (3, 4)		FC6-4 1B	WP 1B			G3-6-3				0	0	0	0	1	0	0																				
Alan Trammell, R OBP: 0.319, SLG: 0.327 (1, 6)		FC6-4 1B	SF9							3	2	2	1	0	0	1																				
Inning Stats	R: 3 E: 0 K: 1 S: 8	H: 3 LOB: 0 BB: 0 P: 8	R: 0 E: 0 K: 0 S: 4	H: 1 LOB: 2 BB: 1 P: 8	R: 5 E: 0 K: 1 S: 9	H: 4 LOB: 1 BB: 2 P: 17	R: 0 E: 0 K: 0 S: 2	H: 0 LOB: 0 BB: 1 P: 6	R: 0 E: 0 K: 1 S: 5	H: 1 LOB: 0 BB: 0 P: 5	R: 0 E: 0 K: 0 S: 3	H: 0 LOB: 0 BB: 0 P: 3	R: 0 E: 0 K: 0 S: 4	H: 2 LOB: 1 BB: 0 P: 4	R: 1 E: 0 K: 0 S: 5	H: 2 LOB: 2 BB: 1 P: 9		1B: 12 2B: 0 3B: 0 HR: 1	SF: 2 SAC: 1 DP: 3 HBP: 0	WP: 1 PA: 39 PB: 0 SB: 1 CS: 0																
PITCHER	IP	WLS	BF	H	R	ER	SO	BB	IBB	HBP	BLK	WP	HR	S	P	ERA	WHIP	PITCHER		IP	WLS	BF	H	R	ER	SO	BB	IBB	HBP	BLK	WP	HR	S	P	ERA	WHIP
Mike Flanagan, L ERA: 3.78 Dennis Martinez, R ERA: 5.13 Earl Stephenson, L ERA: 2.79 (3, 1)	2.1	L	16	6	7	7	1	3	0	0	0	0	1	15	27	27.00	3.857			5.1		20	5	1	1	2	2	0	0	0	0	0	22	30	1.69	1.312



Batter	1	2	3	4	5	6	7	8	9	AB	R	H	RBI	BB	SO	LOB	TOP			
Julio Cruz, S OBP: 0.348, SLG: 0.304 (1, 4)	G3			K			FC1-6			4	1	1	0	0	1	1				
Craig Reynolds, L OBP: 0.334, SLG: 0.373 (1, 6)	G4-6-3 1B			F5			BB E 1B	CS	F7	4	1	2	0	0	0	0				
Ruppert Jones, L OBP: 0.336, SLG: 0.331 (1, 8)	G4-6-3 1-2			F8			BB E 1-2		E S 1B	3	1	1	0	1	0	1				
Leon Roberts, R OBP: 0.367, SLG: 0.533 (1, 9)		F8			5-3		E5 1-3		L6	4	0	0	1	0	0	1				
Tom Paciorek, R OBP: 0.361, SLG: 0.491 John Hale, L OBP: 0.291, SLG: 0.252 (1, 7) (9, 7)		F3			5-3		6-3		5-3	4	0	0	0	0	0	2				
Bruce Bochte, L OBP: 0.341, SLG: 0.399 (1, 10)		G3			L3		1-3			3	0	0	0	0	0	1				
Dan Meyer, L OBP: 0.234, SLG: 0.302 (1, 3)				F7			1-3		G3	3	0	0	0	0	0	1				
Juan Bernhardt, R OBP: 0.301, SLG: 0.382 (1, 5)				K			6-3		5-3	3	0	0	0	0	1	0				
Bob Stinson, S OBP: 0.364, SLG: 0.394 (1, 2)				3-1			G3		FC1-6 1B	3	0	1	0	0	0	0				
Inning Stats	R: 0 E: 0 K: 0 S: 3	H: 1 LOB: 0 BB: 0 P: 3	R: 0 E: 0 K: 0 S: 3	H: 0 LOB: 0 BB: 0 P: 3	R: 0 E: 0 K: 1 S: 5	H: 0 LOB: 0 BB: 0 P: 5	R: 0 E: 0 K: 0 S: 3	H: 0 LOB: 0 BB: 0 P: 3	R: 0 E: 0 K: 0 S: 3	H: 0 LOB: 0 BB: 0 P: 3	R: 3 E: 1 K: 0 S: 6	H: 2 LOB: 1 BB: 1 P: 10	R: 0 E: 0 K: 0 S: 3	H: 1 LOB: 1 BB: 0 P: 3	R: 0 E: 0 K: 0 S: 4	H: 1 LOB: 1 BB: 0 P: 4	1B: 4 2B: 1 3B: 0 HR: 0	SF: 0 SAC: 0 DP: 1 HBP: 0	WP: 0 PB: 0 SB: 1 CS: 1	PA: 33
PITCHER Dave Rozema, R ERA: 2.97 (1, 1)	IP: 9.0 WLS: W BF: 32	H: 5 R: 3 ER: 1 SO: 2	BB: 1 IBB: 0 HBP: 0 BLK: 0	WP: 0 HR: 0 S: 35 P: 39	ERA: 1.00 WHIP: 0.667															

Seattle Mariners @ Detroit Tigers
Tiger Stadium, Detroit, MI
Fri Jul 28 1978, 7:05 PM EDT
Att: 20,484 - Unknown

AB	31
R	3
H	5
RBI	1
BB	1
SO	2
LOB	7



Batter	1	2	3	4	5	6	7	8	9	AB	R	H	RBI	BB	SO	LOB	BOTTOM			
Ron LeFlore, R OBP: 0.356, SLG: 0.388 (1, 8)	F3			S 1B		SH5-4 1B BB	FC4-6		HR 1B	4	2	2	0	1	0	1				
Lou Whitaker, L OBP: 0.343, SLG: 0.358 (1, 4)	L9			4-3 1-2		SH5-4 1-3		1-3 BB 1B	HR 1B	4	1	2	2	0	0	1				
Rusty Staub, L OBP: 0.357, SLG: 0.465 (1, 10)	3-1			BB 1B		1B 3-H 1B		F7		4	0	2	1	0	0	1				
Jason Thompson, L OBP: 0.376, SLG: 0.520 (1, 3)		HR		F8		1-2 1B		1-3 BB		3	1	2	1	1	0	1				
Steve Kemp, L OBP: 0.385, SLG: 0.380 (1, 7)		F8		G1-6-3 BB		P6		1-3		3	0	0	0	1	0	4				
Milt May, L OBP: 0.312, SLG: 0.390 (1, 2)		F9		G1-6-3 1-2		L6		IBB		3	0	0	0	1	0	4				
Tim Corcoran, L OBP: 0.308, SLG: 0.304 Mickey Stanley, R OBP: 0.280, SLG: 0.351 (1, 9) (7, PH) (8, 9)		3-1			4-3		6-3		K	2	0	0	0	0	0	0				
Phil Mankowski, L OBP: 0.355, SLG: 0.382 Aurelio Rodriguez, R OBP: 0.299, SLG: 0.385 (1, 5) (6, 5)				F7		1-3		F9		2	0	0	0	0	0	0				
Alan Trammell, R OBP: 0.314, SLG: 0.322 Lance Parrish, R OBP: 0.267, SLG: 0.398 (1, 6) (8, PH)		F9			K		FC4-6 1B		K	3	0	1	0	0	1	0				
Inning Stats	R: 0 E: 0 K: 0 S: 3	H: 0 LOB: 0 BB: 0 P: 3	R: 1 E: 0 K: 0 S: 4	H: 1 LOB: 0 BB: 0 P: 4	R: 0 E: 0 K: 0 S: 4	H: 1 LOB: 1 BB: 0 P: 4	R: 0 E: 0 K: 0 S: 3	H: 1 LOB: 1 BB: 1 P: 7	R: 0 E: 0 K: 1 S: 5	H: 0 LOB: 0 BB: 0 P: 5	R: 1 E: 0 K: 0 S: 5	H: 2 LOB: 2 BB: 1 P: 9	R: 0 E: 0 K: 0 S: 4	H: 1 LOB: 3 BB: 2 P: 14	R: 2 E: 0 K: 1 S: 6	H: 2 LOB: 0 BB: 0 P: 6	1B: 7 2B: 0 3B: 0 HR: 2	SF: 0 SAC: 1 DP: 1 HBP: 0	WP: 0 PB: 0 SB: 2 CS: 0	PA: 38
PITCHER Jim Colborn, R ERA: 6.04 Tom House, L ERA: 5.06 Enrique Romo, R ERA: 3.13 (1, 1) (6, 1) (8, 1)	IP: 5.1 WLS: L BF: 22	H: 5 R: 2 ER: 0 SO: 2	BB: 2 IBB: 0 HBP: 0 BLK: 0	WP: 0 HR: 1 S: 22 P: 30	ERA: 3.38 WHIP: 1.312															

Seattle Mariners @ Detroit Tigers
Tiger Stadium, Detroit, MI
Fri Jul 28 1978, 7:05 PM EDT
Att: 20,484 - Unknown

AB	33
R	4
H	9
RBI	4
BB	4
SO	3
LOB	15



Batter	1	2	3	4	5	6	7	8	9	AB	R	H	RBI	BB	SO	LOB	TOP								
Julio Cruz, S OBP: 0.348, SLG: 0.302 (1,4)										5	0	1	0	0	0	4									
Larry Milbourne, S OBP: 0.325, SLG: 0.402 (1,6)										5	1	2	0	0	0	1									
Ruppert Jones, L OBP: 0.337, SLG: 0.341 (1,8)										3	1	1	1	1	1	1									
Leon Roberts, R OBP: 0.372, SLG: 0.543 (1,9)										5	1	3	2	0	0	2									
Bruce Bochte, L OBP: 0.338, SLG: 0.393 (1,10)										4	1	0	0	1	1	2									
Bob Robertson, R OBP: 0.331, SLG: 0.421 (1,3)										4	0	2	0	0	0	2									
John Hale, L OBP: 0.297, SLG: 0.261 (1,7)										4	0	2	0	0	1	1									
Juan Bernhardt, R OBP: 0.293, SLG: 0.377 (1,5)										4	0	1	1	0	0	3									
Bob Stinson, S OBP: 0.361, SLG: 0.390 (1,2)										2	0	1	0	0	1	0									
Tom Paciorek, R OBP: 0.352, SLG: 0.479 (6, PH)										1	0	0	0	0	1	2									
Bill Plummer, R OBP: 0.313, SLG: 0.345 (6,2)										1	0	1	0	0	0	0									
Inning Stats	R: 0 E: 0 K: 1 S: 5	H: 1 LOB: 0 BB: 0 P: 5	R: 1 E: 0 K: 1 S: 7	H: 2 LOB: 1 BB: 0 P: 7	R: 0 E: 0 K: 1 S: 5	H: 0 LOB: 0 BB: 0 P: 5	R: 1 E: 0 K: 0 S: 6	H: 3 LOB: 2 BB: 0 P: 6	R: 0 E: 0 K: 0 S: 4	H: 2 LOB: 2 BB: 1 P: 8	R: 1 E: 0 K: 1 S: 7	H: 2 LOB: 1 BB: 1 P: 11	R: 1 E: 0 K: 0 S: 5	H: 2 LOB: 1 BB: 0 P: 5	R: 0 E: 0 K: 1 S: 6	H: 1 LOB: 0 BB: 0 P: 6	R: 0 E: 0 K: 0 S: 4	H: 1 LOB: 1 BB: 0 P: 4	R: 0 E: 0 K: 0 S: 4	H: 1 LOB: 1 BB: 0 P: 4	1B: 10 2B: 2 3B: 0 HR: 2	SF: 0 SAC: 1 DP: 0 HBP: 0	WP: 0 PB: 0 SB: 0 CS: 1	PA: 41	
PITCHER	IP	WLS	BF	H	R	ER	SO	BB	IBB	HBP	BLK	WP	HR	S	P	ERA	WHIP								
Milt Wilcox, R ERA: 3.61 (1,1)	5.1	W	26	10	3	3	3	2	0	0	0	0	2	30	38	5.06	2.250								
Bob Sykes, L ERA: 3.67 (6,1)	3.2	S	15	4	1	1	2	0	0	0	0	0	0	19	19	2.46	1.091								

Seattle Mariners @ Detroit Tigers
Tiger Stadium, Detroit, MI
Sun Jul 30 1978, 3:33 AM EDT
Att: 21,575 - Unknown

AB	38
R	4
H	14
RBI	4
BB	2
SO	5
LOB	18



Batter	1	2	3	4	5	6	7	8	9	AB	R	H	RBI	BB	SO	LOB	BOTTOM								
Ron LeFlore, R OBP: 0.357, SLG: 0.387 (1,8)										5	1	2	0	0	0	2									
Lou Whitaker, L OBP: 0.345, SLG: 0.362 (1,4)										4	2	1	1	1	0	2									
Rusty Staub, L OBP: 0.361, SLG: 0.464 (1,10)											4	1	3	1	0	2									
Jason Thompson, L OBP: 0.377, SLG: 0.517 (1,3)											3	0	1	1	0	2									
Steve Kemp, L OBP: 0.389, SLG: 0.385 (1,7)											4	0	2	2	0	3									
Milt May, L OBP: 0.315, SLG: 0.392 (1,2)											4	0	2	0	0	2									
Tim Corcoran, L OBP: 0.307, SLG: 0.300 (1,9)											3	0	0	0	1	4									
Phil Mankowski, L OBP: 0.353, SLG: 0.379 (1,5)											1	0	0	0	0	0									
Aurelio Rodriguez, R OBP: 0.302, SLG: 0.395 (4,5)											3	0	1	0	0	3									
Alan Trammell, R OBP: 0.320, SLG: 0.330 (1,6)											3	1	0	0	1	0									
Inning Stats	R: 2 E: 0 K: 0 S: 4	H: 2 LOB: 0 BB: 1 P: 8	R: 0 E: 0 K: 0 S: 3	H: 0 LOB: 0 BB: 0 P: 3	R: 3 E: 0 K: 0 S: 7	H: 4 LOB: 2 BB: 1 P: 11	R: 0 E: 0 K: 0 S: 4	H: 1 LOB: 1 BB: 0 P: 4	R: 0 E: 0 K: 0 S: 5	H: 2 LOB: 3 BB: 1 P: 9	R: 0 E: 0 K: 0 S: 3	H: 0 LOB: 0 BB: 0 P: 3	R: 0 E: 0 K: 0 S: 5	H: 2 LOB: 2 BB: 0 P: 5	R: 0 E: 0 K: 0 S: 4	H: 1 LOB: 1 BB: 0 P: 4	R: 0 E: 0 K: 0 S: 4	H: 1 LOB: 1 BB: 0 P: 4	1B: 10 2B: 1 3B: 1 HR: 0	SF: 1 SAC: 0 DP: 0 HBP: 0	WP: 0 PB: 0 SB: 2 CS: 1	PA: 39			
PITCHER	IP	WLS	BF	H	R	ER	SO	BB	IBB	HBP	BLK	WP	HR	S	P	ERA	WHIP								
Glenn Abbott, R ERA: 4.73 (1,1)	1.0	L	12	4	5	5	0	2	0	0	0	0	0	6	6	0.00	3.000								
Tom House, L ERA: 5.01 (3,1)	1.0		6	3	0	0	0	0	0	0	0	0	0	6	6	0.00	3.000								
Mike Parrott, R ERA: 5.32 (4,1)	4.2		20	5	0	0	0	1	0	0	0	0	0	19	23	0.00	1.286								

Seattle Mariners @ Detroit Tigers
Tiger Stadium, Detroit, MI
Sun Jul 30 1978, 3:33 AM EDT
Att: 21,575 - Unknown

AB	34
R	5
H	12
RBI	5
BB	3
SO	0
LOB	21



Batter	1	2	3	4	5	6	7	8	9	10	11	12	13	14	AB	R	H	RBI	BB	SO	LOB	TOP								
Ron LaFlore, R OBP: 0.365, SLG: 0.387 (1, 8)	L9		K		F9		5-3		FC3-6 1B 1-2 2H	G1-4-3 1B		S BB		S BB	6	1	2	1	2	1	2									
Lou Whitaker, L OBP: 0.343, SLG: 0.359 (1, 4)			P9		F7		F8		FC3-6 1B 1-2 2-3	G1-4-3		F8		1-3	8	0	2	0	0	0	7									
Rusty Staub, L OBP: 0.364, SLG: 0.464 (1, 10)	1B																													
Tim Corcoran, L OBP: 0.308, SLG: 0.298 (9, PR)	K		1B						FC3-6 1B 1-2 2-3																					
Jason Thompson, L OBP: 0.378, SLG: 0.513 (1, 3)	G3		1B		F4		F8		FC4-6 BB 1-2 2-3 3H			F8																		
Steve Kemp, L OBP: 0.392, SLG: 0.384 (1, 7)		4-3	1B						FC4-6 BB 1-2 2-3 3H			F9																		
Aurelio Rodriguez, R OBP: 0.298, SLG: 0.392 (1, 5)		K	F9																											
Lance Parrish, R OBP: 0.261, SLG: 0.404 (1, 2)	4-3				F7				G5-4-3 BB																					
John Wockenfuss, R OBP: 0.344, SLG: 0.339 (9, PR)			1B																											
Steve Dillard, R OBP: 0.287, SLG: 0.292 (9, PR)			1B		F7																									
Mickey Stanley, R OBP: 0.292, SLG: 0.350 (9, 9)			1B						BB 1B																					
Alan Trammell, R OBP: 0.320, SLG: 0.330 (1, 6)			1B																											
Milt May, L OBP: 0.317, SLG: 0.392 (9, PH)			1B		F8				1B 1B																					
Mark Wagner, R OBP: 0.287, SLG: 0.301 (9, 6)			1B						FC3-6 BB 1-2			WP 2B																		
Inning Stats	R: 0 E: 0 K: 1 S: 6	H: 1 LOB: 1 BB: 0 P: 6	R: 0 E: 0 K: 1 S: 5	H: 0 LOB: 0 BB: 0 P: 5	R: 3 E: 0 K: 1 S: 9	H: 4 LOB: 2 BB: 1 P: 13	R: 0 E: 0 K: 0 S: 3	H: 0 LOB: 0 BB: 0 P: 3	R: 0 E: 0 K: 1 S: 5	H: 0 LOB: 1 BB: 1 P: 7	R: 0 E: 0 K: 0 S: 2	H: 0 LOB: 0 BB: 1 P: 6	R: 3 E: 0 K: 1 S: 6	H: 3 LOB: 2 BB: 2 P: 14	R: 1 E: 0 K: 1 S: 7	H: 3 LOB: 1 BB: 0 P: 7	R: 0 E: 0 K: 0 S: 3	H: 0 LOB: 1 BB: 1 P: 7	R: 0 E: 0 K: 0 S: 3	H: 1 LOB: 2 BB: 1 P: 11	R: 0 E: 0 K: 0 S: 3	H: 0 LOB: 1 BB: 1 P: 7	R: 0 E: 0 K: 0 S: 3	H: 0 LOB: 0 BB: 0 P: 7	R: 0 E: 0 K: 0 S: 3	H: 0 LOB: 1 BB: 1 P: 7	1B: 11 2B: 3 3B: 0 HR: 1	SF: 0 SAC: 0 DP: 3 HBP: 0	WP: 1 PB: 1 SB: 2 CS: 0	PA: 65
PITCHER	IP 8.0	WLS 35	BF 8	H 4	R 4	ER 4	SO 4	BB 5	IBB 0	HBP 0	BLK 0	WP 0	HR 0	S 38	P 58	ERA 4.50	WHIP 1.625													
Bator Moore, L ERA: 3.87 (1, 1)	0.1	5	2	1	1	0	2	0	0	0	0	0	0	0	3	11	27.00	12.000												
Victor Cruz, R ERA: 0.93 (9, 1)	0.2	4	2	2	2	0	0	0	0	0	0	0	1	4	4	27.00	3.000													
Jerry Garvin, L ERA: 5.79 (10, 1)	3.0	12	2	0	0	1	2	0	0	0	1	0	0	12	20	0.00	1.333													
Tom Murphy, R ERA: 4.37 (13, 1)	0.2	4	1	0	0	0	2	0	0	0	0	0	0	2	10	0.00	4.500													
PITCHER	IP 1.1	WLS 5	BF 5	H 0	R 0	ER 0	SO 0	BB 1	IBB 0	HBP 0	BLK 0	WP 0	HR 0	S 4	P 8	ERA 0.00	WHIP 0.750													
Joe Coleman, R ERA: 2.78 (13, 1)	1.1	5	2	0	0	0	0	1	0	0	0	0	0	4	8	0.00	0.750													

Detroit Tigers @ Toronto Blue Jays
Exhibition Stadium, Toronto, ON
Mon Jul 31 1978, 7:05 PM EDT
Att: 18,032 - Unknown - 66 F

AB 53
R 7
H 15
RBI 7
BB 12
SO 5
LOB 32



Batter	1	2	3	4	5	6	7	8	9	10	11	12	13	14	AB	R	H	RBI	BB	SO	LOB	BOTTOM					
Rick Bosetti, R OBP: 0.306, SLG: 0.365 (1, 8)	BB	6-3		L1		F8-3					G4-3				6	1	2	0	0	2							
Bob Bailor, R OBP: 0.308, SLG: 0.335 (1, 9)	HR	6-3			F7										5	1	2	0	1	0							
Roy Howell, L OBP: 0.337, SLG: 0.387 (1, 5)	HR			1-3											4	1	1	0	1	2							
Rico Carty, R OBP: 0.340, SLG: 0.454 (1, 10)	HR														4	2	2	4	1	2							
Dave McKay, S OBP: 0.252, SLG: 0.342 (10, PR)	HR	K													1	1	0	0	0	0							
John Mayberry, L OBP: 0.344, SLG: 0.441 (1, 3)	F8		4-3												3	1	1	0	1	0							
Willie Upshaw, L OBP: 0.304, SLG: 0.337 (9, 3)					1B										1	0	0	0	0	0							
Alan Ashby, S OBP: 0.333, SLG: 0.435 (1, 2)	1B		G3		E9										5	0	2	2	0	0							
Al Woods, L OBP: 0.214, SLG: 0.212 (1, 7)	F2		4-3		F2										6	0	0	0	0	4							
Tim Johnson, L OBP: 0.349, SLG: 0.235 (1, 4)				G3		F7									5	0	1	0	0	0							
Luis Gomez, R OBP: 0.293, SLG: 0.248 (1, 6)																											
Otto Velez, R OBP: 0.411, SLG: 0.489 (10, 9)	K			L4		E6									3	0	0	0	0	1							
Inning Stats	R: 4 E: 0 K: 1 S: 10	H: 5 LOB: 2 BB: 1 P: 14	R: 0 E: 0 K: 1 S: 6	H: 1 LOB: 0 BB: 0 P: 6	R: 0 E: 0 K: 0 S: 3	H: 0 LOB: 0 BB: 0 P: 3	R: 0 E: 0 K: 0 S: 3	H: 0 LOB: 0 BB: 0 P: 3	R: 0 E: 0 K: 1 S: 5	H: 1 LOB: 0 BB: 0 P: 5	R: 0 E: 0 K: 0 S: 3	H: 1 LOB: 1 BB: 1 P: 10	R: 1 E: 0 K: 0 S: 3	H: 0 LOB: 0 BB: 0 P: 7	R: 0 E: 0 K: 0 S: 2	H: 0 LOB: 0 BB: 0 P: 3	R: 0 E: 0 K: 1 S: 5	H: 0 LOB: 0 BB: 0 P: 5	R: 0 E: 0 K: 0 S: 3	H: 0 LOB: 0 BB: 0 P: 3	R: 1 E: 0 K: 0 S: 2	H: 1 LOB: 0 BB: 0 P: 2	1B: 10 2B: 2 3B: 0 HR: 2	SF: 1 SAC: 3 DP: 1 HBP: 1	WP: 1 PB: 0 SB: 0 CS: 1	PA: 54	
PITCHER	IP 5.0	WLS 25	BF 8	H 6	R 6	ER 5	SO 2	BB 2	IBB 0	HBP 0	BLK 0	WP 0	HR 1	S 27	P 35	ERA 9.00	WHIP 2.000										
Jack Billingham, R ERA: 3.98 (6, 1)	3.2	13	3	0	0	1	1	0	0	0	0	0	0	14	18	0.00	1.091										
Ed Glynn, L ERA: 4.16 (9, 1)	0.1	1	0	0	0	1	0	0	0	0	0	0	0	3	3	0.00	0.000										
Steve Foucault, R ERA: 2.89 (10, 1)	0.0	1	0	1	1	0	1	0	0	0	0	0	0	4	4	"	"										
Bob Sykes, L ERA: 3.59 (10, 1)	4.1	L	14	1	1	1	1	0	0	1	0	1	1	15	16	2.08	0.231										

Detroit Tigers @ Toronto Blue Jays
Exhibition Stadium, Toronto, ON
Mon Jul 31 1978, 7:05 PM EDT
Att: 18,032 - Unknown - 66 F

AB 46
R 8
H 12
RBI 7
BB 4
SO 5
LOB 13



Batter	1	2	3	4	5	6	7	8	9	AB	R	H	RBI	BB	SO	LOB	TOP
Ron LeFlore, R (1, 8) OBP: 0.359, SLG: 0.385	4-0 BB	0-0 SF9			0-0 G6-4-3		0-0 6-3			2	0	0	1	1	0	2	
Lou Whitaker, L (1, 4) OBP: 0.342, SLG: 0.364	0-3 K	0-0 G1			0-0 3B		0-0 4-3			4	0	1	0	0	1	2	
Rusty Staub, L (1, 10) OBP: 0.361, SLG: 0.460	0-0 F8			0-0 4-3		0-0 F9		0-0 F9		4	0	0	0	0	0	2	
Jason Thompson, L (1, 3) OBP: 0.374, SLG: 0.508	0-0 4-3			0-0 G3		0-0 F5		0-0 4-3		4	0	0	0	0	0	1	
Steve Kemp, L (1, 7) OBP: 0.395, SLG: 0.386		4-0 1B 2B BB		0-0 F7		0-0 1B		0-0 1B		3	1	2	0	1	0	0	
Milt May, L (1, 2) OBP: 0.313, SLG: 0.386		0-0 F3		0-0 4-3		0-0 G3		0-0 F4		4	0	0	0	0	0	2	
Tim Corcoran, L (1, 9) OBP: 0.312, SLG: 0.302		0-0 2B SF9 1B		0-0 1-3		0-0 4-3		0-0 G4-6-3 1B		4	1	2	0	0	0	0	
Phil Mankowski, L (1, 5) OBP: 0.358, SLG: 0.391		0-0 SF9 WP 2B		0-0 4-3		0-0 1B		0-0 G4-6-3		3	1	2	1	0	0	0	
Aurelio Rodriguez, R (7, 5) OBP: 0.297, SLG: 0.390		1-3 2H						1-2		1	0	0	0	0	0	2	
Alan Trammell, R (1, 6) OBP: 0.323, SLG: 0.331		4-0 WP BB			0-0 G6-4-3 1B		0-3 K			2	0	1	0	1	1		
Inning Stats	R: 0 E: 0 K: 1 S: 5	H: 0 LOB: 1 BB: 1 P: 9	R: 3 E: 0 K: 0 S: 5	H: 2 LOB: 1 BB: 2 P: 13	R: 0 E: 0 K: 0 S: 3	H: 0 LOB: 0 BB: 0 P: 3	R: 0 E: 0 K: 0 S: 3	H: 0 LOB: 0 BB: 0 P: 3	R: 0 E: 0 K: 1 S: 6	H: 1 LOB: 1 BB: 0 P: 6	R: 0 E: 0 K: 0 S: 3	H: 0 LOB: 0 BB: 0 P: 3	R: 0 E: 0 K: 0 S: 4	H: 2 LOB: 1 BB: 0 P: 4	1B: 6 2B: 1 3B: 1 HR: 0	SF: 1 SAC: 0 DP: 2 HBP: 0	WP: 1 PA: 35 PB: 0 SB: 1 CS: 0
PITCHER Jim Clancy, R (1, 1) ERA: 4.4	IP: 9.0 WLS: L BF: 35 H: 8 R: 3 ER: 3 SO: 2 BB: 3 IBB: 0 HBP: 0 BLK: 0 WP: 1 HR: 0 S: 36 P: 48 ERA: 3.00 WHIP: 1.222															PITCHER	

Detroit Tigers @ Toronto Blue Jays
Exhibition Stadium, Toronto, ON
Tue Aug 01 1978, 7:05 PM EDT
Att: 19,265 - Unknown

AB 31
R 3
H 8
RBI 2
BB 3
SO 2
LOB 12



Batter	1	2	3	4	5	6	7	8	9	AB	R	H	RBI	BB	SO	LOB	BOTTOM		
Rick Bosetti, R (1, 8) OBP: 0.310, SLG: 0.368	0-0 1B S	0-0 1B		0-0 6-3			0-0 FC6-4 1B		0-0 1-3	5	1	3	0	0	0	1			
Bob Bailor, R (1, 9) OBP: 0.305, SLG: 0.335	0-0 F8 S 1B	0-0 SF8		0-0 K			0-0 F8			3	0	1	1	0	1	1			
Roy Howell, L (1, 5) OBP: 0.334, SLG: 0.383	0-3 K	0-3 K			0-3 K		0-0 FC6-4			4	0	0	0	0	3	4			
Rico Carty, R (1, 10) OBP: 0.337, SLG: 0.449	0-0 F8		0-0 E5 FC3-6 WP		0-0 6-3		0-0 1-3			4	0	0	0	0	0	1			
John Mayberry, L (1, 3) OBP: 0.343, SLG: 0.437	4-0 BB		0-0 F5		0-0 F9		0-0 F7			3	0	0	0	1	0	1			
Alan Ashby, S (1, 2) OBP: 0.331, SLG: 0.427	0-0 G3		4-0 FC3-6 BB		0-0 F7		0-3 K			3	0	0	0	1	1	2			
Al Woods, L (1, 7) OBP: 0.216, SLG: 0.229		0-0 F4	0-0 FC3-6		0-0 F5		0-0 SH3-4 2B			4	0	1	0	0	0	2			
Tim Johnson, L (1, 4) OBP: 0.348, SLG: 0.241		0-0 1B SF8 1B		0-0 4-3		0-0 5-3		0-0 SH3-4		3	1	1	0	0	0	2			
Luis Gomez, R (1, 6) OBP: 0.284, SLG: 0.249		0-0 1B		0-0 1-3			0-0 4-3		0-0 L3	3	0	1	0	0	0	0			
Sam Ewing, L (9, PH) OBP: 0.244, SLG: 0.263		1-2 1B								1	0	0	0	0	0	1			
Inning Stats	R: 1 E: 0 K: 1 S: 7	H: 2 LOB: 2 BB: 1 P: 11	R: 1 E: 0 K: 1 S: 8	H: 3 LOB: 2 BB: 0 P: 8	R: 0 E: 1 K: 0 S: 4	H: 0 LOB: 2 BB: 1 P: 8	R: 0 E: 0 K: 1 S: 5	H: 0 LOB: 0 BB: 0 P: 5	R: 0 E: 0 K: 0 S: 3	H: 0 LOB: 0 BB: 0 P: 3	R: 0 E: 0 K: 0 S: 4	H: 1 LOB: 1 BB: 0 P: 4	R: 0 E: 0 K: 1 S: 5	H: 0 LOB: 0 BB: 0 P: 5	R: 0 E: 0 K: 0 S: 4	H: 1 LOB: 1 BB: 0 P: 4	1B: 6 2B: 1 3B: 0 HR: 0	SF: 1 SAC: 1 DP: 0 HBP: 0	WP: 1 PA: 37 PB: 0 SB: 2 CS: 0
PITCHER Jim Slaton, R (1, 1) ERA: 4.15	IP: 9.0 WLS: W BF: 37 H: 7 R: 2 ER: 2 SO: 5 BB: 2 IBB: 0 HBP: 0 BLK: 0 WP: 1 HR: 0 S: 45 P: 53 ERA: 2.00 WHIP: 1.000															PITCHER			

Detroit Tigers @ Toronto Blue Jays
Exhibition Stadium, Toronto, ON
Tue Aug 01 1978, 7:05 PM EDT
Att: 19,265 - Unknown

AB 33
R 2
H 7
RBI 1
BB 2
SO 5
LOB 15




Batter	1	2	3	4	5	6	7	8	9	10	AB	R	H	RBI	BB	SO	LOB	
Thad Bosley, L OBP: 0.307, SLG: 0.323 (1, 8)	L4		L4			4-3		E1		K	5	0	0	0	0	1	1	
Don Kessinger, S OBP: 0.321, SLG: 0.308 (1, 6)	4-3			6-3		G3		F5		SH5-3	4	0	0	0	0	0	1	
Jorge Orta, L OBP: 0.354, SLG: 0.469 (1, 4)				F7				2B		K	5	1	3	0	0	1	1	
Eric Soderholm, R OBP: 0.329, SLG: 0.460 Kevin Bell, R OBP: 0.250, SLG: 0.182 (7, PR) (7, 5)	F8			HR		2B		1B		K	3	1	2	1	0	0	1	
Ralph Garr, L OBP: 0.322, SLG: 0.382 Tom Spencer, R OBP: 0.343, SLG: 0.333 (7, 7)		L5		G3		1B		1B		K	3	1	1	1	0	0	0	
Lamar Johnson, R OBP: 0.322, SLG: 0.383 (1, 3)						L4		G4-6-3		F8	4	0	2	1	0	0	0	
Bob Molinaro, L OBP: 0.322, SLG: 0.417 Chet Lemon, R OBP: 0.366, SLG: 0.496 (7, PH)				FC4-6		K		G4-6-3			2	0	0	0	0	1	1	
Claudell Washington, L OBP: 0.252, SLG: 0.340 (1, 9)				CS				1B		BB	1	0	0	0	1	0	1	
Mike Colbern, R OBP: 0.265, SLG: 0.273 (1, 2)				F8		5-3		K		K	4	0	0	0	0	2	2	
Inning Stats	R: 0 E: 0 K: 0 S: 4	H: 1 LOB: 1 BB: 0 P: 4	R: 0 E: 0 K: 0 S: 3	H: 1 LOB: 0 BB: 0 P: 3	R: 0 E: 0 K: 0 S: 3	H: 0 LOB: 0 BB: 0 P: 3	R: 1 E: 0 K: 0 S: 4	H: 1 LOB: 0 BB: 0 P: 4	R: 0 E: 0 K: 1 S: 5	H: 0 LOB: 0 BB: 0 P: 5	R: 3 E: 0 K: 1 S: 8	H: 4 LOB: 1 BB: 0 P: 8	R: 0 E: 1 K: 2 S: 7	H: 0 LOB: 1 BB: 1 P: 11	R: 0 E: 0 K: 2 S: 8	H: 1 LOB: 1 BB: 0 P: 8	1B: 6 2B: 2 3B: 0 HR: 1	SF: 0 SAC: 1 DP: 1 HBP: 0
PITCHER	IP	WLS	BF	H	R	ER	SO	BB	IBB	HBP	BLK	WP	HR	S	P	ERA	WHIP	
Dave Rozema, R ERA: 3.12 Bob Sykes, L ERA: 3.42	(1, 1) 6.0		24	7	4	4	2	0	0	0	0	0	0	1	28	28	6.00	1.167
	(7, 1) 4.0	W	15	2	0	0	7	1	0	0	0	0	0	0	28	32	0.00	0.750

TOP

Chicago White Sox @ Detroit Tigers
Tiger Stadium, Detroit, MI
Thu Aug 03 1978, 7:05 PM EDT
Att. 11,257 - Unknown

AB 37
R 4
H 9
RBI 3
BB 1
SO 9
LOB 10




WP: 0 PA: 40
PB: 0
SB: 0
CS: 1

Batter	1	2	3	4	5	6	7	8	9	10	AB	R	H	RBI	BB	SO	LOB					
Ron LeFlore, R OBP: 0.360, SLG: 0.385 (1, 8)	E					F9		K		F9	5	1	2	1	1	2	4					
Lou Whitaker, L OBP: 0.343, SLG: 0.363 (1, 4)	K					F7		F5			4	0	1	0	1	1	1					
Rusty Staub, L OBP: 0.359, SLG: 0.464 (1, 10)	F1					F8		3-1		F9	5	1	1	1	0	0	3					
Jason Thompson, L OBP: 0.373, SLG: 0.505 (1, 3)						K		3-1		1-3	5	0	1	1	0	1	2					
Steve Kemp, L OBP: 0.395, SLG: 0.386 (1, 7)	F8					F8		E9		F7	5	1	2	0	0	0	1					
Milt May, L OBP: 0.315, SLG: 0.400 Lance Parrish, R OBP: 0.265, SLG: 0.404 (9, 2)		1B				HR		F8		K	4	1	2	1	0	1	1					
Tim Corcoran, L OBP: 0.315, SLG: 0.306 (1, 9)		F2				4-3		1B		SH	4	0	2	1	0	0	1					
Phil Mankowski, L OBP: 0.360, SLG: 0.399 Aurelio Rodriguez, R OBP: 0.296, SLG: 0.387 (7, 5)								1B		1B	2	0	2	0	1	0	0					
Alan Trammell, R OBP: 0.318, SLG: 0.325 (1, 6)								6-3		K	2	0	0	0	0	1	4					
Inning Stats	R: 1 E: 0 K: 1 S: 6	H: 1 LOB: 1 BB: 1 P: 10	R: 0 E: 0 K: 2 S: 9	H: 2 LOB: 2 BB: 0 P: 9	R: 0 E: 0 K: 1 S: 5	H: 0 LOB: 0 BB: 0 P: 5	R: 1 E: 0 K: 0 S: 4	H: 1 LOB: 1 BB: 1 P: 8	R: 1 E: 0 K: 0 S: 4	H: 2 LOB: 0 BB: 0 P: 4	R: 1 E: 1 K: 1 S: 8	H: 3 LOB: 2 BB: 0 P: 8	R: 0 E: 0 K: 0 S: 3	H: 0 LOB: 0 BB: 0 P: 3	R: 0 E: 0 K: 1 S: 6	H: 1 LOB: 1 BB: 0 P: 6	R: 0 E: 0 K: 0 S: 4	H: 1 LOB: 2 BB: 1 P: 8	R: 1 E: 1 K: 1 S: 7	H: 2 LOB: 3 BB: 0 P: 8	1B: 11 2B: 0 3B: 0 HR: 2	SF: 0 SAC: 1 DP: 0 HBP: 1
PITCHER	IP	WLS	BF	H	R	ER	SO	BB	IBB	HBP	BLK	WP	HR	S	P	ERA	WHIP					
Steve Stone, R ERA: 4.14 Lerrin LaGrow, R ERA: 3.78	(1, 1) 8.0		35	10	4	4	6	2	0	0	0	0	0	2	45	53	4.50	1.500				
	(9, 1) 1.2	L	11	3	1	0	1	1	0	1	0	0	0	0	11	16	0.00	2.400				

BOTTOM

Chicago White Sox @ Detroit Tigers
Tiger Stadium, Detroit, MI
Thu Aug 03 1978, 7:05 PM EDT
Att. 11,257 - Unknown

AB 41
R 5
H 13
RBI 5
BB 3
SO 7
LOB 25




WP: 0 PA: 46
PB: 0
SB: 3
CS: 1

Batter	1	2	3	4	5	6	7	8	9	AB	R	H	RBI	BB	SO	LOB	TOP			
Thad Bosley, L OBP: 0.292, SLG: 0.307 (1, 8)	0-0 1-3		0-0 F8			0-0 B1-3	0-0 F9		0-0 G4-6-3	5	0	0	0	0	0	4				
Don Kessinger, S OBP: 0.320, SLG: 0.307 (1, 6)	0-3 K		0-0 F7			0-0 4-3			0-0 G4-6-3 1B	4	0	1	0	0	1	0				
Jorge Orta, L OBP: 0.355, SLG: 0.469 (1, 4)	0-0 BB 1B		0-0 6-3			0-0 1B			0-0 G4-6-3 1-2 1B	4	0	2	0	0	0	1				
Eric Soderholm, R OBP: 0.325, SLG: 0.459 (1, 5)	4-0 1-2 BB		0-0 F3			0-0 F8			0-0 1B 1B	3	0	1	0	1	0	1				
Ralph Garr, L OBP: 0.328, SLG: 0.380 (1, 7)	0-3 K		0-3 K			0-3 K			0-0 1-2 1B	4	0	1	0	0	3	2				
Lamar Johnson, R OBP: 0.321, SLG: 0.380 (1, 3)		0-0 L6		0-0 5-3		4-0 FC6-4 BB			0-0 F8	3	0	0	0	1	0	2				
Bob Molinaro, L OBP: 0.320, SLG: 0.411 (1, 10)	0-3 K		4-0 G6-3 BB			0-0 FC6-4 1B 1B			0-0 F9	3	1	0	0	1	1	1	AB 34			
Claudell Washington, L OBP: 0.261, SLG: 0.352 (1, 9)	0-0 2B		0-0 G6-3			0-0 1B 1B			0-0 1B	4	0	3	0	0	0	1	R 1			
Bill Nahorodny, R OBP: 0.293, SLG: 0.372 (1, 2)	0-3 K		0-0 F5			0-0 1-2 2-H 1B			0-0 G4-6-3 1B	4	0	2	1	0	1	1	H 10			
Inning Stats	R: 0 E: 0 K: 2 S: 8	H: 1 LOB: 2 BB: 1 P: 12	R: 0 E: 0 K: 2 S: 8	H: 1 LOB: 0 BB: 0 P: 8	R: 0 E: 0 K: 1 S: 5	H: 0 LOB: 0 BB: 0 P: 5	R: 0 E: 0 K: 1 S: 5	H: 0 LOB: 0 BB: 1 P: 6	R: 0 E: 0 K: 0 S: 4	H: 1 LOB: 1 BB: 0 P: 4	R: 1 E: 0 K: 1 S: 7	H: 2 LOB: 2 BB: 1 P: 11	R: 0 E: 0 K: 0 S: 5	H: 3 LOB: 2 BB: 0 P: 5	R: 0 E: 0 K: 0 S: 4	H: 2 LOB: 1 BB: 0 P: 4	1B: 9 2B: 1 3B: 0 HR: 0	SF: 0 SAC: 0 DP: 3 HBP: 0	WP: 0 PB: 0 CS: 0	PA: 37
PITCHER Kip Young, R ERA: 1.55 (1, 1)	IP: 9.0 WLS: W BF: 37 H: 10 R: 1 ER: 1 SO: 6 BB: 3 IBB: 0 HBP: 0 BLK: 0 WP: 0 HR: 0 S: 46 P: 58 ERA: 1.00 WHIP: 1.444															PITCHER	IP: 0 WLS: 0 BF: 0 H: 0 R: 0 ER: 0 SO: 0 BB: 0 IBB: 0 HBP: 0 BLK: 0 WP: 0 HR: 0 S: 0 P: 0 ERA: 0.00 WHIP: 0.000			

Chicago White Sox @ Detroit Tigers
Tiger Stadium, Detroit, MI
Fri Aug 04 1978, 7:05 PM EDT
Att: 31,334 - Unknown

livebaseballscorecards.com

AB 34
R 1
H 10
RBI 1
BB 3
SO 6
LOB 13




Batter	1	2	3	4	5	6	7	8	9	AB	R	H	RBI	BB	SO	LOB	BOTTOM			
Ron LeFlore, R OBP: 0.359, SLG: 0.383 (1, 8)	0-0 F8		0-0 5-3		0-0 5-3		0-3 K		0-0 S 1B	5	0	1	1	0	1	2				
Lou Whitaker, L OBP: 0.344, SLG: 0.360 (1, 4)	4-0 BB 1B	0-0 L1			4-0 WP BB BB		0-0 6-3		0-0 SF7	2	1	0	1	2	0	1				
Rusty Staub, L OBP: 0.359, SLG: 0.461 (1, 10)	0-0 F9		0-3 K		4-0 WP BB		4-0 6-3		0-0 4-3	3	0	0	0	2	1	2				
Jason Thompson, L OBP: 0.372, SLG: 0.501 (1, 3)	4-0 1B BB		0-0 G3		0-3 K		0-0 F8			3	0	0	0	1	1	3				
Steve Kemp, L OBP: 0.394, SLG: 0.385 (1, 7)	0-0 FC6-4		0-3 K		0-0 F7		0-0 4-3			4	0	1	1	0	1	3				
Aurelio Rodriguez, R OBP: 0.294, SLG: 0.397 (1, 5)	0-0 FC6-4		0-0 4-3		0-0 F2				0-0 HR	4	1	1	1	0	0	4				
Lance Parrish, R OBP: 0.275, SLG: 0.434 (1, 2)		0-0 1B FC1-6 1B		0-0 WP 1B 2B		0-0 HR			0-0 F4	4	3	3	1	0	0	0	AB 32			
Mickey Stanley, R OBP: 0.292, SLG: 0.357 (1, 9)		0-0 FC1-6 1B		0-0 5-3		0-3 K			0-0 WP 1B 1B	4	1	2	0	0	1	1	R 7			
Alan Trammell, R OBP: 0.320, SLG: 0.325 (1, 6)		0-0 FC1-6		0-0 5-3		0-3 K			4-0 1B SF7 BB	3	1	1	2	1	1	1	H 9			
Inning Stats	R: 1 E: 0 K: 0 S: 4	H: 1 LOB: 2 BB: 2 P: 12	R: 1 E: 0 K: 0 S: 5	H: 2 LOB: 1 BB: 0 P: 5	R: 0 E: 0 K: 2 S: 7	H: 0 LOB: 0 BB: 0 P: 7	R: 1 E: 0 K: 0 S: 5	H: 2 LOB: 1 BB: 0 P: 5	R: 0 E: 0 K: 1 S: 5	H: 0 LOB: 2 BB: 2 P: 13	R: 1 E: 0 K: 3 S: 10	H: 1 LOB: 0 BB: 0 P: 10	R: 0 E: 0 K: 0 S: 3	H: 0 LOB: 1 BB: 1 P: 7	R: 3 E: 0 K: 0 S: 6	H: 3 LOB: 1 BB: 1 P: 10	1B: 6 2B: 1 3B: 0 HR: 2	SF: 1 SAC: 0 DP: 0 HBP: 0	WP: 4 PB: 0 CS: 0	PA: 39
PITCHER Wilbur Wood, L ERA: 5.21 Ron Schueler, R ERA: 4.33 (8, 1)	IP: 7.1 WLS: L BF: 36 H: 8 R: 7 ER: 7 SO: 6 BB: 6 IBB: 0 HBP: 0 BLK: 0 WP: 0 HR: 2 S: 42 P: 66 ERA: 8.59 WHIP: 1.909															PITCHER	IP: 0 WLS: 0 BF: 0 H: 0 R: 0 ER: 0 SO: 0 BB: 0 IBB: 0 HBP: 0 BLK: 0 WP: 0 HR: 0 S: 0 P: 0 ERA: 0.00 WHIP: 0.000			

Chicago White Sox @ Detroit Tigers
Tiger Stadium, Detroit, MI
Fri Aug 04 1978, 7:05 PM EDT
Att: 31,334 - Unknown

livebaseballscorecards.com

AB 32
R 7
H 9
RBI 7
BB 6
SO 6
LOB 17



Batter	1	2	3	4	5	6	7	8	9	AB	R	H	RBI	BB	SO	LOB	TOP			
Thad Bosley, L (1, 8) OBP: 0.282, SLG: 0.295	0-3 K		0-0 4-3		0-0 4-3			0-0 F7		4	0	0	0	0	1	2	Chicago White Sox @ Detroit Tigers Tiger Stadium, Detroit, MI Sat Aug 05 1978, 7:05 PM EDT Att: 33,494 - Unknown			
Don Kessinger, S (1, 6) OBP: 0.320, SLG: 0.307 Greg Pryor, R (7, 6) OBP: 0.277, SLG: 0.276	0-3 K		0-0 6-3			0-0 G4-6-3 1B		0-0 F8		3	0	1	0	0	1	1				
Jorge Orta, L (1, 4) OBP: 0.356, SLG: 0.471	0-0 2B		4-0 BB			0-0 G4-6-3 1-2			0-0 1-3	3	0	1	0	1	0	1				
Eric Soderholm, R (1, 5) OBP: 0.323, SLG: 0.454 Kevin Bell, R (7, 5) OBP: 0.231, SLG: 0.167	0-3 K		0-0 4-3			0-0 F8			0-3 K	3	0	0	0	0	1	3				
Ralph Garr, L (1, 7) OBP: 0.324, SLG: 0.375		0-0 1-3		0-0 F9			0-0 4-3		0-0 F8	4	0	0	0	0	0	0				
Lamar Johnson, R (1, 3) OBP: 0.321, SLG: 0.377		1-0 BB HBP		0-0 6-3			0-0 5-3			2	0	0	0	0	0	0				
Claudell Washington, L (1, 9) OBP: 0.262, SLG: 0.348		4-0 BB BB BB		0-0 6-3			0-0 F7			2	0	0	0	1	0	0				
Bob Molinaro, L (1, 10) OBP: 0.321, SLG: 0.409		0-0 L4-3 1-2		0-0 4-3			0-0 1B			3	0	1	0	0	0	2				
Mike Colbern, R (1, 2) OBP: 0.270, SLG: 0.278			0-0 6-3 4-3 1B		0-0 4-3		0-3 K			3	0	1	0	0	1	1				
Inning Stats	R: 0 E: 0 K: 3 S: 10	H: 1 LOB: 1 BB: 0 P: 10	R: 0 E: 0 K: 0 S: 2	H: 0 LOB: 1 BB: 1 P: 7	R: 0 E: 0 K: 0 S: 4	H: 1 LOB: 2 BB: 1 P: 8	R: 0 E: 0 K: 0 S: 3	H: 0 LOB: 0 BB: 0 P: 3	R: 0 E: 0 K: 0 S: 3	H: 1 LOB: 0 BB: 0 P: 3	R: 0 E: 0 K: 0 S: 3	H: 0 LOB: 0 BB: 0 P: 3	R: 0 E: 0 K: 1 S: 6	H: 1 LOB: 1 BB: 0 P: 6	R: 0 E: 0 K: 1 S: 5	H: 0 LOB: 0 BB: 0 P: 5		1B: 3 2B: 2 3B: 0 HR: 0	SF: 0 SAC: 0 DP: 2 HBP: 1	WP: 0 PB: 0 SB: 0 CS: 0
PITCHER Jack Billingham, R (1, 1) ERA: 3.73	IP: 9.0 WLS: W BF: 32 H: 4 R: 0 ER: 0 SO: 5 BB: 2 IBB: 0 HBP: 1 BLK: 0 WP: 0 HR: 0 S: 39 P: 48 ERA: 0.00 WHIP: 0.667																			

Batter	1	2	3	4	5	6	7	8	9	AB	R	H	RBI	BB	SO	LOB	BOTTOM			
Ron LeFlore, R (1, 8) OBP: 0.355, SLG: 0.379	0-0 6-3		0-0 F9	0-0 FC5-4 1-2		0-0 5-3		0-3 K		5	0	0	0	0	1	4	Chicago White Sox @ Detroit Tigers Tiger Stadium, Detroit, MI Sat Aug 05 1978, 7:05 PM EDT Att: 33,494 - Unknown			
Lou Whitaker, L (1, 4) OBP: 0.335, SLG: 0.355	0-3 K		0-0 FC3-6 1-2		0-0 6-3		0-0 6-3	0-0 F8		5	0	0	0	0	1	2				
Rusty Staub, L (1, 10) OBP: 0.358, SLG: 0.458	0-0 6-3		0-0 F7		0-0 4-3		4-0 1B BB			3	0	0	0	1	0	1				
Jason Thompson, L (1, 3) OBP: 0.371, SLG: 0.501		0-0 E3 SH4-3 2B		0-0 E 2B		0-0 1-3		0-3 K		4	2	1	0	0	1	1				
Steve Kemp, L (1, 7) OBP: 0.397, SLG: 0.388		0-0 SH4-3 1-2		0-0 E9 HR 1B		4-0 HR BB		0-0 1-2 1B		2	2	2	0	1	0	0				
Lance Parrish, R (1, 2) OBP: 0.275, SLG: 0.468		0-3 K		0-0 HR 1H		0-0 HR 1H		0-3 K		4	2	2	4	0	2	3				
Aurelio Rodriguez, R (1, 5) OBP: 0.301, SLG: 0.410		0-0 2H 2B		0-0 4-3		0-0 1B		0-0 1B 2B		4	1	3	1	0	0	0				
Mickey Stanley, R (1, 9) OBP: 0.290, SLG: 0.352		0-0 L6		0-0 6-3		0-0 F8		0-0 1B		4	0	1	1	0	0	2				
Alan Trammell, R (1, 6) OBP: 0.323, SLG: 0.325			0-0 FC3-6 1B	4-0 FC5-4 BB		0-0 F7		0-0 F8		3	0	1	0	1	0	2				
Inning Stats	R: 0 E: 0 K: 1 S: 5	H: 0 LOB: 0 BB: 0 P: 5	R: 1 E: 1 K: 1 S: 7	H: 1 LOB: 1 BB: 0 P: 7	R: 0 E: 0 K: 0 S: 4	H: 1 LOB: 1 BB: 0 P: 4	R: 3 E: 1 K: 0 S: 6	H: 3 LOB: 1 BB: 1 P: 10	R: 0 E: 0 K: 0 S: 3	H: 0 LOB: 0 BB: 0 P: 3	R: 2 E: 0 K: 0 S: 5	H: 2 LOB: 2 BB: 1 P: 9	R: 0 E: 0 K: 2 S: 8	H: 1 LOB: 2 BB: 1 P: 12	R: 1 E: 0 K: 1 S: 7	H: 2 LOB: 1 BB: 0 P: 7		1B: 5 2B: 3 3B: 0 HR: 2	SF: 0 SAC: 1 DP: 0 HBP: 0	WP: 0 PB: 0 SB: 0 CS: 0
PITCHER Britt Burns, L (1, 1) ERA: 9.0 Ron Schueeler, R (6, 1) ERA: 4.25 Rich Hinton, L (7, 1) ERA: 4.12 Jim Willoughby, R (8, 1) ERA: 3.43	IP: 5.0 WLS: L BF: 25 H: 7 R: 6 ER: 5 SO: 2 BB: 2 IBB: 0 HBP: 0 BLK: 0 WP: 0 HR: 2 S: 27 P: 35 ERA: 9.00 WHIP: 1.800																			

Batter	1	2	3	4	5	6	7	8	9	AB	R	H	RBI	BB	SO	LOB	TOP			
Thad Bosley, L OBP: 0.298, SLG: 0.306 (1, 8)										3	0	2	0	1	0	0	Chicago White Sox @ Detroit Tigers Tiger Stadium, Detroit, MI Sun Aug 06 1978, 3:33 AM EDT Att: 27,504 - Unknown			
Don Kessinger, S OBP: 0.319, SLG: 0.307 (1, 6)										4	0	1	0	0	0	2				
Jorge Orta, L OBP: 0.353, SLG: 0.466 (1, 4)										4	0	0	0	0	0	4				
Eric Soderholm, R OBP: 0.319, SLG: 0.448 (1, 5)										4	0	0	0	0	1	3				
Ralph Carr, L OBP: 0.323, SLG: 0.377 (1, 7)										4	0	1	0	0	0	0				
Lamar Johnson, R OBP: 0.318, SLG: 0.373 (1, 3)										4	0	0	0	0	1	2				
Bob Molinaro, L OBP: 0.319, SLG: 0.406 (1, 10)										4	0	1	0	0	0	3				
Claudell Washington, L OBP: 0.263, SLG: 0.348 (1, 9)										3	0	1	0	0	0	1				
Bill Nahorodny, R OBP: 0.290, SLG: 0.368 (1, 2)										3	0	0	0	0	1	2				
Inning Stats	R: 0 E: 0 K: 0 S: 4	H: 1 LOB: 1 BB: 0 P: 4	R: 0 E: 0 K: 0 S: 5	H: 2 LOB: 2 BB: 0 P: 5	R: 0 E: 0 K: 0 S: 3	H: 1 LOB: 1 BB: 1 P: 7	R: 0 E: 2 K: 0 S: 4	H: 0 LOB: 0 BB: 0 P: 4	R: 0 E: 0 K: 1 S: 5	H: 0 LOB: 0 BB: 0 P: 5	R: 0 E: 0 K: 1 S: 5	H: 0 LOB: 0 BB: 0 P: 5	R: 0 E: 0 K: 0 S: 4	H: 1 LOB: 1 BB: 0 P: 4	R: 0 E: 0 K: 0 S: 4	H: 1 LOB: 1 BB: 0 P: 4	1B: 5 2B: 2 3B: 0 HR: 0	SF: 0 SAC: 0 DP: 2 HBP: 0	WP: 0 PB: 0 SB: 1 CS: 0	PA: 34
PITCHER Jim Slaton, R ERA: 3.93 (1, 1)	IP: 9.0 WLS: W BF: 34 H: 6 R: 0 ER: 0 SO: 3 BB: 1 IBB: 0 HBP: 0 BLK: 0 WP: 0 HR: 0 S: 39 P: 43 ERA: 0.00 WHIP: 0.778															PITCHER				

Batter	1	2	3	4	5	6	7	8	9	AB	R	H	RBI	BB	SO	LOB	BOTTOM			
Ron LeFlore, R OBP: 0.356, SLG: 0.380 (1, 8)										4	2	1	0	1	0	3	Chicago White Sox @ Detroit Tigers Tiger Stadium, Detroit, MI Sun Aug 06 1978, 3:33 AM EDT Att: 27,504 - Unknown			
Lou Whitaker, L OBP: 0.345, SLG: 0.360 (1, 4)										4	3	3	1	1	1	2				
Rusty Staub, L OBP: 0.361, SLG: 0.465 (1, 10)										4	2	2	2	1	0	4				
Jason Thompson, L OBP: 0.370, SLG: 0.499 (1, 3)										4	0	1	1	0	1	4				
Steve Kemp, L OBP: 0.396, SLG: 0.394 (1, 7)										4	1	1	4	0	0	1				
Lance Parrish, R OBP: 0.275, SLG: 0.460 (1, 2)										3	0	0	0	0	1	1				
Aurelio Rodriguez, R OBP: 0.296, SLG: 0.404 (1, 5)										4	0	0	0	0	1	1				
Mickey Stanley, R OBP: 0.289, SLG: 0.348 (1, 9)										4	0	1	0	0	0	0				
Alan Trammell, R OBP: 0.322, SLG: 0.322 (1, 6)										3	0	0	0	1	0	1				
Inning Stats	R: 2 E: 0 K: 1 S: 7	H: 2 LOB: 1 BB: 1 P: 11	R: 0 E: 0 K: 0 S: 3	H: 0 LOB: 1 BB: 1 P: 7	R: 2 E: 0 K: 1 S: 7	H: 2 LOB: 1 BB: 0 P: 8	R: 0 E: 0 K: 0 S: 3	H: 0 LOB: 0 BB: 0 P: 3	R: 3 E: 0 K: 1 S: 7	H: 2 LOB: 0 BB: 1 P: 11	R: 1 E: 1 K: 0 S: 5	H: 2 LOB: 2 BB: 1 P: 9	R: 0 E: 0 K: 0 S: 3	H: 0 LOB: 0 BB: 0 P: 3	R: 0 E: 1 K: 1 S: 7	H: 1 LOB: 2 BB: 0 P: 7	1B: 6 2B: 2 3B: 0 HR: 2	SF: 0 SAC: 0 DP: 1 HBP: 1	WP: 0 PB: 0 SB: 0 CS: 0	PA: 39
PITCHER Ken Kravec, L ERA: 4.39 (1, 1)	IP: 4.1 WLS: L BF: 23 H: 6 R: 7 ER: 7 SO: 3 BB: 3 IBB: 0 HBP: 1 BLK: 0 WP: 0 HR: 2 S: 25 P: 38 ERA: 14.54 WHIP: 2.077															PITCHER				
Ron Schueler, R ERA: 4.06 (5, 1)	IP: 2.2 WLS: L BF: 11 H: 2 R: 1 ER: 0 SO: 0 BB: 1 IBB: 0 HBP: 0 BLK: 0 WP: 0 HR: 0 S: 10 P: 14 ERA: 0.00 WHIP: 1.125															PITCHER				
Jim Willoughby, R ERA: 3.39 (8, 1)	IP: 1.0 WLS: L BF: 5 H: 1 R: 0 ER: 0 SO: 1 BB: 0 IBB: 0 HBP: 0 BLK: 0 WP: 0 HR: 0 S: 7 P: 7 ERA: 0.00 WHIP: 1.000															PITCHER				

Batter	1	2	3	4	5	6	7	8	9	AB	R	H	RBI	BB	SO	LOB	TOP					
Mike Hargrove, L (1, 3) OBP: 0.382, SLG: 0.355	F8		9-2			SF9		SF9		2	0	0	2	0	0	2	<p>Texas Rangers @ Detroit Tigers Tiger Stadium, Detroit, MI Wed Aug 09 1978, 7:05 PM EDT Att: 30,167 - Unknown</p>					
Bump Willis, S (1, 4) OBP: 0.312, SLG: 0.332	6-3			G3		F9		4-3		4	0	0	0	0	1							
Jim Sundberg, R (1, 2) OBP: 0.378, SLG: 0.392	F3			K			FC6-4 1B		F8	4	0	1	0	0	1							
Al Oliver, L (1, 7) OBP: 0.349, SLG: 0.504		F8		3-1			FC6-4 1B		F8	4	0	1	0	0	0							
Bobby Bonds, R (1, 9) OBP: 0.349, SLG: 0.479		K			4-0	CS S	FC6-4 1B			3	0	1	0	1	2							
Richie Zisk, R (1, 10) OBP: 0.328, SLG: 0.410	F8			K		BB	G6-4-3			4	0	0	0	0	1							
John Lowenstein, L (1, 5) OBP: 0.352, SLG: 0.407				3-1					4-3	2	0	0	0	1	0							
Juan Beniquez, R (1, 8) OBP: 0.302, SLG: 0.380				K					F8	3	1	1	0	0	1							
Toby Harrah, R (1, 6) OBP: 0.337, SLG: 0.297										2	1	2	0	1	0							
Inning Stats	R: 0 E: 0 K: 0 S: 3	H: 0 LOB: 0 BB: 0 P: 3	R: 0 E: 0 K: 1 S: 5	H: 0 LOB: 0 BB: 0 P: 5	R: 0 E: 0 K: 1 S: 4	H: 0 LOB: 1 BB: 2 P: 12	R: 0 E: 0 K: 1 S: 5	H: 0 LOB: 0 BB: 0 P: 5	R: 0 E: 0 K: 1 S: 4	H: 0 LOB: 0 BB: 1 P: 8	R: 1 E: 1 K: 0 S: 4	H: 1 LOB: 0 BB: 0 P: 4	R: 0 E: 0 K: 0 S: 4	H: 2 LOB: 0 BB: 0 P: 4	R: 1 E: 0 K: 0 S: 5	H: 2 LOB: 1 BB: 0 P: 5	R: 0 E: 0 K: 0 S: 4	H: 1 LOB: 0 BB: 0 P: 4	1B: 6 2B: 1 3B: 0 HR: 0	SF: 2 SAC: 0 DP: 2 HBP: 0	WP: 0 PB: 0 SB: 3 CS: 1	PA: 33
PITCHER Kip Young, R (1, 1) ERA: 1.42	IP: 9.0 WLS: W BF: 33 H: 6 R: 2 ER: 1 SO: 4 BB: 3 IBB: 0 HBP: 0 BLK: 0 WP: 0 HR: 0 S: 38 P: 50 ERA: 1.00 WHIP: 1.000															PITCHER						

Batter	1	2	3	4	5	6	7	8	9	AB	R	H	RBI	BB	SO	LOB	BOTTOM			
Ron LeFlore, R (1, 8) OBP: 0.355, SLG: 0.381	E5		K		FC4-6		G3			4	0	0	0	0	1	2	<p>Texas Rangers @ Detroit Tigers Tiger Stadium, Detroit, MI Wed Aug 09 1978, 7:05 PM EDT Att: 30,167 - Unknown</p>			
Lou Whitaker, L (1, 4) OBP: 0.346, SLG: 0.358	K		4-3				4-3			4	0	1	1	0	1					
Rusty Staub, L (1, 10) OBP: 0.363, SLG: 0.467	3-1			4-3						3	1	1	0	1	0					
Jason Thompson, L (1, 3) OBP: 0.368, SLG: 0.493	3-1			4-3		G3				4	1	1	0	0	4					
Steve Kemp, L (1, 7) OBP: 0.396, SLG: 0.392		F5					F6			3	1	1	0	1	0					
Milt May, L (1, 2) OBP: 0.317, SLG: 0.404				4-3			3-1			4	0	1	0	0	1					
Tim Corcoran, L (1, 9) OBP: 0.320, SLG: 0.324										4	1	3	4	0	0					
Phil Mankowski, L (1, 5) OBP: 0.374, SLG: 0.404 Aurelio Rodriguez, R (8, PH) OBP: 0.295, SLG: 0.408										3	1	2	0	0	1					
Alan Trammell, R (1, 6) OBP: 0.318, SLG: 0.315				K						4	0	0	0	0	1					
Inning Stats	R: 0 E: 1 K: 1 S: 6	H: 0 LOB: 1 BB: 0 P: 6	R: 0 E: 0 K: 0 S: 4	H: 2 LOB: 0 BB: 0 P: 4	R: 0 E: 0 K: 2 S: 7	H: 0 LOB: 0 BB: 0 P: 7	R: 0 E: 0 K: 0 S: 4	H: 1 LOB: 1 BB: 0 P: 4	R: 0 E: 0 K: 0 S: 6	H: 3 LOB: 3 BB: 1 P: 10	R: 0 E: 0 K: 1 S: 6	H: 1 LOB: 1 BB: 0 P: 6	R: 0 E: 0 K: 0 S: 3	H: 0 LOB: 0 BB: 0 P: 3	R: 4 E: 0 K: 1 S: 8	H: 4 LOB: 0 BB: 1 P: 12	1B: 8 2B: 2 3B: 1 HR: 1	SF: 0 SAC: 0 DP: 1 HBP: 0	WP: 0 PB: 0 SB: 1 CS: 0	PA: 36
PITCHER Fergie Jenkins, R (1, 1) ERA: 3.45 Jim Umberger, L (8, 1) ERA: 5.07 Reggie Cleveland, R (8, 1) ERA: 2.92	IP: 7.0 WLS: L BF: 6 H: 4 R: 4 ER: 4 SO: 1 BB: 1 IBB: 0 HBP: 0 BLK: 0 WP: 0 HR: 1 S: 7 P: 11 ERA: 108.00 WHIP: 15.000															PITCHER				

AB	28
R	2
H	6
RBI	2
BB	3
SO	4
LOB	11

AB	34
R	5
H	11
RBI	5
BB	2
SO	5
LOB	17



Batter	1	2	3	4	5	6	7	8	9	AB	R	H	RBI	BB	SO	LOB	TOP					
Ron LeFlore, R OBP: 0.356, SLG: 0.380 (1, 8)	4-3		2B 1B	E SF8 HBP		1-3		5-3		4	2	1	0	0	0	1						
Lou Whitaker, L OBP: 0.346, SLG: 0.360 (1, 4)	F7		1B 2B	SF8		K			5-3	4	1	1	3	0	1	0						
Rusty Staub, L OBP: 0.365, SLG: 0.467 (1, 10)	1B		1B 1B	6-3			FC6-4 BB		G3	4	1	2	2	1	0	0						
Jason Thompson, L OBP: 0.366, SLG: 0.490 (1, 3)	F7		K	F7		FC6-4 1-2		1B 1B		5	0	1	0	0	1	3						
Steve Kemp, L OBP: 0.396, SLG: 0.395 (1, 7)		F5	F5		2B	K		1-3 1B		5	0	2	0	0	1	2						
Lance Parrish, R OBP: 0.276, SLG: 0.455 (1, 2)	1-3		1B 1B	F7		K		K		5	1	1	0	0	2	4						
Aurelio Rodriguez, R OBP: 0.294, SLG: 0.405 (1, 5)	F3		1B 1B	F9				5-3		4	0	1	1	0	0	1						
Mickey Stanley, R OBP: 0.301, SLG: 0.367 (1, 9)			1B 1B	6-3						4	1	3	1	0	0	1						
Alan Trammell, R OBP: 0.317, SLG: 0.312 (1, 6)			1B BB	5-3				6-3		3	1	0	0	1	0	3						
Inning Stats	R: 0 E: 0 K: 0 S: 4	H: 1 LOB: 1 BB: 0 P: 4	R: 0 E: 0 K: 0 S: 3	H: 0 LOB: 0 BB: 0 P: 3	R: 6 E: 0 K: 1 S: 12	H: 7 LOB: 2 BB: 1 P: 16	R: 1 E: 0 K: 0 S: 3	H: 0 LOB: 0 BB: 0 P: 4	R: 0 E: 0 K: 0 S: 4	H: 1 LOB: 1 BB: 0 P: 4	R: 0 E: 0 K: 1 S: 5	H: 0 LOB: 0 BB: 0 P: 5	R: 0 E: 0 K: 2 S: 7	H: 0 LOB: 1 BB: 1 P: 11	R: 0 E: 0 K: 0 S: 4	H: 1 LOB: 1 BB: 0 P: 4	R: 0 E: 0 K: 1 S: 7	H: 2 LOB: 2 BB: 0 P: 7	1B: 9 2B: 3 3B: 0 HR: 0	SF: 1 SAC: 0 DP: 0 HBP: 1	WP: 0 PB: 0 SB: 1 CS: 0	PA: 42
PITCHER	IP	WLS	BF	H	R	ER	SO	BB	IBB	HBP	BLK	WP	HR	S	P	ERA	WHIP					
Britt Burns, L ERA: 12.91 (1, 1)	2.2	L	16	7	6	6	1	1	0	0	0	0	0	17	21	20.25	3.000					
Ron Schueler, R ERA: 4.0 (3, 1)	4.1		17	2	1	0	3	1	0	1	0	0	0	21	26	0.00	0.692					
Pablo Torrealba, L ERA: 5.02 (8, 1)	2.0		9	3	0	0	1	0	0	0	0	0	0	11	11	0.00	1.500					

Detroit Tigers @ Chicago White Sox
Comiskey Park, Chicago, IL
Fri Aug 11 1978, 8:05 PM EDT
Att: 25,798 - Unknown - 74 F

AB	38
R	7
H	12
RBI	7
BB	2
SO	5
LOB	15



Batter	1	2	3	4	5	6	7	8	9	AB	R	H	RBI	BB	SO	LOB	BOTTOM					
Bob Molinaro, L OBP: 0.304, SLG: 0.381 (1, 7)	F8	F4			4-3			F8		4	0	0	0	0	0	0						
Thad Bosley, L OBP: 0.292, SLG: 0.287 (1, 9)	B1-3		4-3		4-3			F8		4	0	0	0	0	0	0						
Jorge Orta, L OBP: 0.354, SLG: 0.457 (1, 4)	1B HBP		1B		4-3			1B G4-6-3		3	1	2	0	0	0	0						
Lamar Johnson, R OBP: 0.324, SLG: 0.387 (1, 10)	1-2 1B		F9		K			1-3 1B G4-6-3		4	0	2	0	0	1	1						
Ron Blomberg, L OBP: 0.274, SLG: 0.358 (1, 3)	4-3		4-3		5-3			1-2 3-H G4-6-3		4	0	0	0	0	0	4						
Chet Lemon, R OBP: 0.395, SLG: 0.490 (1, 8)		3-1			F9		G5-4-3 BB	5-3		3	0	0	0	1	0	0						
Kevin Bell, R OBP: 0.280, SLG: 0.478 (1, 5)		L5			5-3		G5-4-3 1-2			3	0	0	0	0	0	1						
Greg Pryor, R OBP: 0.288, SLG: 0.288 (1, 6)			E 1B		F7			F4		3	1	1	0	0	0	0						
Mike Colbern, R OBP: 0.267, SLG: 0.341 (1, 2)		E7 1-H			6-3			K		3	1	1	1	0	1	0						
Inning Stats	R: 0 E: 0 K: 0 S: 4	H: 1 LOB: 2 BB: 0 P: 5	R: 2 E: 1 K: 0 S: 5	H: 2 LOB: 0 BB: 0 P: 5	R: 0 E: 0 K: 0 S: 4	H: 1 LOB: 1 BB: 0 P: 4	R: 0 E: 0 K: 0 S: 3	H: 0 LOB: 0 BB: 0 P: 3	R: 0 E: 0 K: 1 S: 5	H: 0 LOB: 0 BB: 0 P: 5	R: 0 E: 0 K: 0 S: 2	H: 0 LOB: 0 BB: 1 P: 6	R: 0 E: 0 K: 1 S: 5	H: 0 LOB: 0 BB: 0 P: 5	R: 1 E: 0 K: 0 S: 4	H: 2 LOB: 0 BB: 0 P: 4	1B: 5 2B: 0 3B: 1 HR: 0	SF: 0 SAC: 0 DP: 2 HBP: 1	WP: 0 PB: 0 SB: 0 CS: 0	PA: 33		
PITCHER	IP	WLS	BF	H	R	ER	SO	BB	IBB	HBP	BLK	WP	HR	S	P	ERA	WHIP					
Jack Billingham, R ERA: 3.83 (1, 1)	9.0	W	33	6	3	2	2	1	0	1	0	0	0	35	40	2.00	0.778					

Detroit Tigers @ Chicago White Sox
Comiskey Park, Chicago, IL
Fri Aug 11 1978, 8:05 PM EDT
Att: 25,798 - Unknown - 74 F

AB	31
R	3
H	6
RBI	1
BB	1
SO	2
LOB	6



Batter	1	2	3	4	5	6	7	8	9	AB	R	H	RBI	BB	SO	LOB	TOP								
Ron LeFlore, R OBP: 0.354, SLG: 0.378 (1, 8)	F9		1-3			E 1B SF9 1B	F8		6-3	5	1	1	0	0	0	1									
Lou Whitaker, L OBP: 0.349, SLG: 0.361 (1, 4)	4-3					E6 1B 1-3 1B		BB 1B BB	5-3	4	1	2	0	1	0	0									
Rusty Staub, L OBP: 0.362, SLG: 0.463 (1, 10)	F8		F8			SF9		F9	F8	4	0	0	1	0	0	2									
Jason Thompson, L OBP: 0.369, SLG: 0.491 (1, 3)		1B 1B		K		3-H 0-0 1-2 1B		4-0 1-2 1B BB		3	1	2	0	1	1	0									
Steve Kemp, L OBP: 0.393, SLG: 0.391 (1, 7)	F7			K		F8		F7		4	0	0	0	0	1	5									
Lance Parrish, R OBP: 0.276, SLG: 0.450 (1, 2)	F5			K		K		1B 1-2 2-H 1B		4	0	1	1	0	2	3									
Aurelio Rodriguez, R OBP: 0.297, SLG: 0.407 (1, 5)		1-3 1B		K		K		F6 BB 1-3 2-H 1B		4	0	2	1	0	1	0									
Mickey Stanley, R OBP: 0.299, SLG: 0.356 (1, 9)	F9			E6 G6-3		1-3		4-0 1-2 BB		3	0	0	0	1	0	2									
Alan Trammell, R OBP: 0.317, SLG: 0.310 (8, PH)			F9			G6-3 1-2		0-0 F8		2	0	0	0	1	0	1									
Milt May, L OBP: 0.316, SLG: 0.402 (8, PH)								0-0 F8		1	0	0	0	0	0	3									
Mark Wagner, R OBP: 0.287, SLG: 0.301 (8, 6)								0-0 F8		0	0	0	0	0	0	0									
Inning Stats	R: 0 E: 0 K: 0 S: 3	H: 0 LOB: 0 BB: 0 P: 3	R: 0 E: 0 K: 0 S: 5	H: 2 LOB: 2 BB: 0 P: 5	R: 0 E: 0 K: 0 S: 4	H: 1 LOB: 1 BB: 0 P: 4	R: 0 E: 0 K: 3 S: 9	H: 0 LOB: 0 BB: 0 P: 9	R: 0 E: 1 K: 1 S: 5	H: 0 LOB: 0 BB: 0 P: 5	R: 1 E: 1 K: 1 S: 8	H: 3 LOB: 2 BB: 0 P: 8	R: 0 E: 0 K: 0 S: 3	H: 0 LOB: 1 BB: 1 P: 7	R: 2 E: 0 K: 0 S: 5	H: 2 LOB: 3 BB: 3 P: 17	R: 0 E: 0 K: 0 S: 3	H: 0 LOB: 0 BB: 0 P: 3	1B: 8 2B: 0 3B: 0 HR: 0	SF: 1 SAC: 0 DP: 1 HBP: 0	WP: 0 PB: 0 SB: 0 CS: 0	PA: 39			
PITCHER	IP	WLS	BF	H	R	ER	SO	BB	IBB	HBP	BLK	WP	HR	S	P	ERA	WHIP								
Ken Kravec, L ERA: 4.34 (1, 1)	7.2	W	33	7	3	3	5	3	0	0	0	0	0	40	52	3.52	1.304								
Pablo Torrealba, L ERA: 5.02 (8, 1)	0.0		2	1	0	0	0	1	0	0	0	0	0	1	5	∞	∞								
Lerrin LaGrow, R ERA: 3.73 (8, 1)	1.1	S	4	0	0	0	0	0	0	0	0	0	0	4	4	0.00	0.000								

Detroit Tigers @ Chicago White Sox
 Comiskey Park, Chicago, IL
 Sat Aug 12 1978, 8:05 PM EDT
 Att: 20,128 - Unknown - 75 F

AB	34
R	3
H	8
RBI	3
BB	4
SO	5
LOB	17



Batter	1	2	3	4	5	6	7	8	9	AB	R	H	RBI	BB	SO	LOB	BOTTOM								
Bob Molinaro, L OBP: 0.304, SLG: 0.380 (1, 9)	4-3	F6		1B 1-2 1B		K 1-2	F7			3	0	1	0	0	0	1									
Tom Spencer, R OBP: 0.317, SLG: 0.308 (6, PH) (7, 9)										2	0	0	0	0	1	3									
Thad Bosley, L OBP: 0.295, SLG: 0.286 (1, 8)	F7		B1-3	1-2 2-3 1B		BB BB		K		4	0	1	0	1	1	0									
Jorge Orta, L OBP: 0.357, SLG: 0.455 (1, 4)	BB BB		F8	F7		FC6-4 BB		FC1-5 1B BB		2	0	0	0	3	0	3									
Lamar Johnson, R OBP: 0.327, SLG: 0.388 (1, 10)	4-0 1-2 BB				F8	FC6-4		BB FC1-5 1B 1B		4	1	2	0	1	0	3									
Ralph Garr, L OBP: 0.315, SLG: 0.363 (1, 7)	F8		F5		K		L5	FC1-5 BB 1B		5	1	0	0	0	1	5									
Eric Soderholm, R OBP: 0.311, SLG: 0.433 (7, FR) (8, 5)		F8		F3	F8		BB 1B BB	1B 1-2 2-3 BB		3	0	0	0	1	0	0									
Kevin Bell, R OBP: 0.308, SLG: 0.478 (7, FR) (8, 5)										0	1	0	0	1	0	0									
Mike Squires, L OBP: 0.800, SLG: 1.000 (1, 3)		1B 2B		1B SF7 1B		F7		1-3 2-H 3-H 1B		4	2	3	2	1	0	0									
Don Kessinger, S OBP: 0.320, SLG: 0.312 (1, 6)		F7		1B 1B 1-3 1B		1B 2B		F7	5-3	5	1	2	0	0	0	5									
Mike Colbern, R OBP: 0.306, SLG: 0.383 (1, 2)				SF7		BB PB 1B		1-2 2-H 1B		3	0	3	4	0	0	0									
Inning Stats	R: 0 E: 0 K: 0 S: 3	H: 0 LOB: 2 BB: 2 P: 11	R: 1 E: 0 K: 0 S: 5	H: 2 LOB: 1 BB: 0 P: 5	R: 0 E: 0 K: 0 S: 4	H: 1 LOB: 1 BB: 0 P: 4	R: 1 E: 0 K: 0 S: 7	H: 4 LOB: 3 BB: 0 P: 7	R: 0 E: 0 K: 1 S: 5	H: 0 LOB: 0 BB: 0 P: 5	R: 1 E: 0 K: 1 S: 7	H: 2 LOB: 3 BB: 2 P: 15	R: 1 E: 0 K: 0 S: 4	H: 1 LOB: 2 BB: 2 P: 12	R: 2 E: 0 K: 1 S: 7	H: 2 LOB: 2 BB: 2 P: 15	R: 0 E: 0 K: 0 S: 3	H: 0 LOB: 0 BB: 0 P: 3	1B: 10 2B: 2 3B: 0 HR: 0	SF: 1 SAC: 0 DP: 0 HBP: 0	WP: 0 PB: 1 SB: 0 CS: 0	PA: 44			
PITCHER	IP	WLS	BF	H	R	ER	SO	BB	IBB	HBP	BLK	WP	HR	S	P	ERA	WHIP								
Jim Slaton, R ERA: 3.97 (1, 1)	5.1	L	27	9	3	3	1	2	0	0	0	0	0	27	35	5.06	2.062								
Bob Sykes, L ERA: 3.47 (6, 1)	1.1		9	1	1	1	1	4	0	0	0	0	0	7	23	6.75	3.750								
John Hiller, L ERA: 2.73 (7, 1)	1.1		8	2	2	2	1	2	0	0	0	0	0	8	16	13.50	3.000								

Detroit Tigers @ Chicago White Sox
 Comiskey Park, Chicago, IL
 Sat Aug 12 1978, 8:05 PM EDT
 Att: 20,128 - Unknown - 75 F

AB	35
R	6
H	12
RBI	6
BB	8
SO	3
LOB	20



Batter	1	2	3	4	5	6	7	8	9	AB	R	H	RBI	BB	SO	LOB	TOP					
George Brett, L (1, 5) OBP: 0.362, SLG: 0.491										4	0	2	1	0	1	0	Kansas City Royals @ Detroit Tigers Tiger Stadium, Detroit, MI Mon Aug 14 1978, 7:05 PM EDT Att: 31,409 - Unknown					
Hal McRae, R (1, 10) OBP: 0.331, SLG: 0.428										4	0	1	0	0	1	1						
Ralph LaCock, L (1, 3) OBP: 0.330, SLG: 0.460										4	0	0	0	0	3							
Al Cowens, R (1, 9) OBP: 0.323, SLG: 0.406										4	0	0	0	0	1							
Clint Hurdle, L (1, 7) OBP: 0.357, SLG: 0.402										4	1	2	0	0	0							
Amos Otis, R (1, 8) OBP: 0.365, SLG: 0.493										3	0	1	0	0	0	1						
Willie Wilson, S (8, 8) OBP: 0.303, SLG: 0.301										1	0	1	0	0	0							
Darrell Porter, L (1, 2) OBP: 0.369, SLG: 0.412										4	1	2	1	0	0	2						
Freddie Patek, R (1, 6) OBP: 0.349, SLG: 0.350										3	0	0	0	0	2	3						
Steve Braun, L (9, PH) OBP: 0.350, SLG: 0.387										0	0	0	0	1	0	0						
U L Washington, S (1, 4) OBP: 0.340, SLG: 0.307										4	0	0	0	0	1	3						
Inning Stats	R: 0 E: 0 K: 0 S: 4	H: 1 LOB: 1 BB: 0 P: 4	R: 0 E: 0 K: 1 S: 6	H: 1 LOB: 1 BB: 0 P: 6	R: 0 E: 0 K: 2 S: 7	H: 0 LOB: 0 BB: 0 P: 7	R: 0 E: 0 K: 0 S: 4	H: 1 LOB: 1 BB: 0 P: 4	R: 1 E: 0 K: 0 S: 6	H: 3 LOB: 2 BB: 0 P: 6	R: 1 E: 0 K: 1 S: 7	H: 2 LOB: 1 BB: 0 P: 7	R: 0 E: 0 K: 1 S: 5	H: 0 LOB: 0 BB: 0 P: 5	R: 0 E: 0 K: 0 S: 3	H: 0 LOB: 0 BB: 0 P: 3	R: 0 E: 0 K: 0 S: 3	H: 1 LOB: 1 BB: 1 P: 7	1B: 6 2B: 3 3B: 0 HR: 0	SF: 0 SAC: 0 DP: 1 HBP: 0	WP: 0 PB: 0 SB: 0 CS: 0	PA: 36
PITCHER Mitt Wilcox, R (1, 1) ERA: 3.51	IP: 9.0 WLS: W BF: 36	H: 9 R: 2 ER: 2 SO: 5	BB: 1 IBB: 0 HBP: 0 BLK: 0	WP: 0 HR: 0 S: 45 P: 49	ERA: 2.00 WHIP: 1.111	PITCHER										IP: 9.0 WLS: W BF: 36	H: 9 R: 2 ER: 2 SO: 5	BB: 1 IBB: 0 HBP: 0 BLK: 0	WP: 0 HR: 0 S: 45 P: 49	ERA: 2.00 WHIP: 1.111		

Batter	1	2	3	4	5	6	7	8	9	AB	R	H	RBI	BB	SO	LOB	BOTTOM			
Ron LeFlore, R (1, 8) OBP: 0.356, SLG: 0.383										4	3	2	1	2	0	0	Kansas City Royals @ Detroit Tigers Tiger Stadium, Detroit, MI Mon Aug 14 1978, 7:05 PM EDT Att: 31,409 - Unknown			
Lou Whitaker, L (1, 4) OBP: 0.353, SLG: 0.370										4	2	2	0	1	0	2				
Rusty Staub, L (1, 10) OBP: 0.366, SLG: 0.470										5	2	2	1	1	0	2				
Steve Kemp, L (1, 7) OBP: 0.394, SLG: 0.397										6	2	3	1	0	0	5				
Mitt May, L (1, 2) OBP: 0.332, SLG: 0.412										4	0	3	2	2	0	1				
Tim Corcoran, L (1, 9) OBP: 0.318, SLG: 0.320										5	0	1	1	0	1	7				
Phil Mankowski, L (1, 5) OBP: 0.369, SLG: 0.389										1	1	0	0	1	0	1				
Aurelio Rodriguez, R (5, 5) OBP: 0.301, SLG: 0.411										2	0	1	1	1	0	0				
Mickey Stanley, R (1, 3) OBP: 0.304, SLG: 0.368										5	0	2	1	0	1	7				
Alan Trammell, R (1, 6) OBP: 0.317, SLG: 0.309										5	1	1	0	0	3	5				
Inning Stats	R: 0 E: 0 K: 0 S: 4	H: 1 LOB: 1 BB: 0 P: 4	R: 1 E: 1 K: 2 S: 8	H: 1 LOB: 1 BB: 1 P: 12	R: 2 E: 0 K: 1 S: 9	H: 4 LOB: 3 BB: 1 P: 13	R: 2 E: 0 K: 1 S: 8	H: 3 LOB: 2 BB: 1 P: 12	R: 0 E: 0 K: 1 S: 6	H: 1 LOB: 2 BB: 1 P: 10	R: 1 E: 0 K: 0 S: 6	H: 3 LOB: 2 BB: 0 P: 6	R: 4 E: 2 K: 0 S: 6	H: 1 LOB: 3 BB: 4 P: 22	R: 1 E: 0 K: 0 S: 5	H: 3 LOB: 1 BB: 0 P: 5	1B: 13 2B: 2 3B: 1 HR: 1	SF: 0 SAC: 1 DP: 1 HBP: 0	WP: 0 PB: 0 SB: 1 CS: 1	PA: 50
PITCHER Rich Gale, R (1, 1) ERA: 2.77	IP: 3.1 WLS: L BF: 21	H: 5 R: 5 ER: 4 SO: 4	BB: 3 IBB: 0 HBP: 0 BLK: 0	WP: 0 HR: 0 S: 26 P: 38	ERA: 10.80 WHIP: 3.300	PITCHER										IP: 3.1 WLS: L BF: 21	H: 5 R: 5 ER: 4 SO: 4	BB: 3 IBB: 0 HBP: 0 BLK: 0	WP: 0 HR: 0 S: 26 P: 38	ERA: 10.80 WHIP: 3.300
Steve Mingo, L (4, 1) ERA: 2.49	IP: 2.1 WLS: L BF: 13	H: 5 R: 1 ER: 1 SO: 1	BB: 0 IBB: 0 HBP: 0 BLK: 0	WP: 0 HR: 0 S: 14 P: 18	ERA: 3.86 WHIP: 2.143	PITCHER										IP: 2.1 WLS: L BF: 13	H: 5 R: 1 ER: 1 SO: 1	BB: 0 IBB: 0 HBP: 0 BLK: 0	WP: 0 HR: 0 S: 14 P: 18	ERA: 3.86 WHIP: 2.143
Marty Pattin, R (6, 1) ERA: 3.94	IP: 2.1 WLS: L BF: 16	H: 4 R: 5 ER: 2 SO: 0	BB: 2 IBB: 2 HBP: 0 BLK: 0	WP: 0 HR: 1 S: 12 P: 28	ERA: 7.71 WHIP: 2.571	PITCHER										IP: 2.1 WLS: L BF: 16	H: 4 R: 5 ER: 2 SO: 0	BB: 2 IBB: 2 HBP: 0 BLK: 0	WP: 0 HR: 1 S: 12 P: 28	ERA: 7.71 WHIP: 2.571

Batter	1	2	3	4	5	6	7	8	9	AB	R	H	RBI	BB	SO	LOB	TOP					
George Brett, L (1,5) OBP: 0.358, SLG: 0.485	F8		K			4-3		G3		4	0	0	0	0	1	0	Kansas City Royals @ Detroit Tigers Tiger Stadium, Detroit, MI Tue Aug 15 1978, 7:05 PM EDT Att: 33,365 - Unknown					
Hal McRae, R (1,10) OBP: 0.332, SLG: 0.434	BB			HR		L8		6-3		3	1	1	1	1	0	0						
Ralph LaCock, L (1,3) OBP: 0.324, SLG: 0.451	L9			4-3		F8		K		4	0	0	0	0	1	1						
Darrell Porter, L (1,2) OBP: 0.368, SLG: 0.418	4-3			K			F8		HR	4	1	1	1	0	1	1						
Clint Hurdle, L (1,7) OBP: 0.358, SLG: 0.406		CS 1B		F7			E 2B		F2	4	1	2	0	0	0	0						
Al Cowens, R (1,9) OBP: 0.328, SLG: 0.410	L6					G6-4-3 1B		E7 1B 1B		4	1	3	0	0	0	1						
Freddie Patek, R (1,6) OBP: 0.350, SLG: 0.352			K			G6-4-3 1B		1B 1B		4	0	2	0	0	1	1						
U L Washington, S (1,4) OBP: 0.337, SLG: 0.304			P3					K		4	0	1	0	0	1	4						
Willie Wilson, S (1,8) OBP: 0.299, SLG: 0.298										2	0	0	0	0	1	1						
Steve Braun, L (7,PH) OBP: 0.354, SLG: 0.391			K			F7				1	0	1	1	0	0	0						
Joe Zdeb, R (8,7) OBP: 0.288, SLG: 0.333							1-3 2-H	1B		0	0	0	0	0	0	0						
Inning Stats	R: 0 E: 0 K: 0 S: 3	H: 0 LOB: 1 BB: 1 P: 7	R: 0 E: 0 K: 1 S: 5	H: 1 LOB: 0 BB: 0 P: 5	R: 0 E: 0 K: 2 S: 7	H: 0 LOB: 0 BB: 0 P: 7	R: 1 E: 0 K: 1 S: 6	H: 1 LOB: 0 BB: 0 P: 6	R: 0 E: 0 K: 0 S: 4	H: 2 LOB: 1 BB: 0 P: 4	R: 0 E: 0 K: 0 S: 3	H: 0 LOB: 0 BB: 0 P: 3	R: 2 E: 1 K: 1 S: 8	H: 4 LOB: 2 BB: 0 P: 8	R: 0 E: 0 K: 1 S: 5	H: 0 LOB: 0 BB: 0 P: 5	R: 1 E: 0 K: 0 S: 5	H: 3 LOB: 1 BB: 0 P: 5	1B: 8 2B: 1 3B: 0 HR: 2	SF: 0 SAC: 0 DP: 1 HBP: 0	WP: 0 PB: 0 SB: 0 CS: 2	PA: 35
PITCHER	IP WLS BF H R ER SO BB IBB HBP BLK WP HR S P ERA WHIP																					
Kip Young, R (1,1) ERA: 1.8	7.0 L 27 8 3 3 5 1 0 0 0 0 0 1 36 40 3.86 1.286																					
Bob Sykes, L (8,1) ERA: 3.52	1.1 7 3 1 1 1 0 0 0 0 0 0 1 9 9 6.75 2.250																					
John Hiller, L (9,1) ERA: 2.7	0.2 1 0 0 0 0 0 0 0 0 0 0 0 1 1 0.00 0.000																					

Batter	1	2	3	4	5	6	7	8	9	AB	R	H	RBI	BB	SO	LOB	BOTTOM					
Ron LeFlore, R (1,8) OBP: 0.357, SLG: 0.384	6-3	6-3		S 1B					F9	5	0	2	0	0	0	1	Kansas City Royals @ Detroit Tigers Tiger Stadium, Detroit, MI Tue Aug 15 1978, 7:05 PM EDT Att: 33,365 - Unknown					
Lou Whitaker, L (1,4) OBP: 0.354, SLG: 0.370	FC3-6 1B BB		L7	4-3		SH5-3 1B		SH5-3		3	1	1	0	1	0	1						
Rusty Staub, L (1,10) OBP: 0.368, SLG: 0.470	FC3-6 1-2 1B		WP G3 BB		3-1		1B WP	1-3 1B		4	0	2	0	1	0	1						
Steve Kemp, L (1,7) OBP: 0.394, SLG: 0.396	FC3-6 1B 1-2 2-3		G3			L7-3 BB		1-3 1B		4	0	1	0	1	0	4						
Mitt May, L (1,2) OBP: 0.335, SLG: 0.411	1-3 3-H 1B			BB		L7-3		2-3		3	0	1	1	1	0	3						
Tim Corcoran, L (1,9) OBP: 0.322, SLG: 0.325	K							1-6-3		3	1	1	0	1	1	2						
Phil Mankowski, L (1,5) OBP: 0.365, SLG: 0.388			F7							3	0	1	0	0	0	3						
Aurelio Rodriguez, R (7,5) OBP: 0.303, SLG: 0.413			P6							1	0	1	0	0	0	0						
Mickey Stanley, R (1,3) OBP: 0.302, SLG: 0.373					L9		G5-4-3	F8		4	0	1	0	0	0	2						
Alan Trammell, R (1,6) OBP: 0.314, SLG: 0.306										3	0	0	0	0	1	1						
Lance Parrish, R (8,PH) OBP: 0.274, SLG: 0.448										1	0	0	0	0	1	1						
Mark Wagner, R (9,6) OBP: 0.287, SLG: 0.301										0	0	0	0	0	0	0						
Inning Stats	R: 1 E: 0 K: 1 S: 7	H: 2 LOB: 2 BB: 1 P: 11	R: 0 E: 0 K: 1 S: 6	H: 1 LOB: 1 BB: 0 P: 6	R: 0 E: 0 K: 0 S: 3	H: 0 LOB: 3 BB: 3 P: 15	R: 0 E: 0 K: 0 S: 4	H: 1 LOB: 1 BB: 0 P: 4	R: 0 E: 0 K: 0 S: 2	H: 0 LOB: 0 BB: 1 P: 6	R: 1 E: 0 K: 0 S: 4	H: 2 LOB: 0 BB: 0 P: 4	R: 0 E: 0 K: 0 S: 5	H: 3 LOB: 2 BB: 0 P: 5	R: 0 E: 0 K: 1 S: 6	H: 1 LOB: 1 BB: 0 P: 6	R: 0 E: 0 K: 0 S: 4	H: 1 LOB: 1 BB: 0 P: 4	1B: 9 2B: 3 3B: 0 HR: 0	SF: 0 SAC: 1 DP: 2 HBP: 0	WP: 2 PB: 0 SB: 1 CS: 0	PA: 40
PITCHER	IP WLS BF H R ER SO BB IBB HBP BLK WP HR S P ERA WHIP																					
Dennis Leonard, R (1,1) ERA: 3.73	6.0 W 28 7 2 2 2 5 0 0 0 0 1 0 27 47 3.00 2.000																					
Al Hrabosky, L (7,1) ERA: 2.75	3.0 S 12 4 0 0 1 0 0 0 0 0 1 0 14 14 0.00 1.333																					

Batter	1	2	3	4	5	6	7	8	9	AB	R	H	RBI	BB	SO	LOB	TOP
Rick Manning, L OBP: 0.314, SLG: 0.350 (1, 8) X	0-0 E 1B		0-0 4-3 5-3 1B		0-0 4-3 1			0-0 5-3 1		4	0	2	0	0	0	0	Cleveland Indians @ Detroit Tigers Tiger Stadium, Detroit, MI Wed Aug 16 1978, 7:05 PM EDT Att: 15,819 - Unknown livebaseballscorecards.com
Buddy Bell, R OBP: 0.339, SLG: 0.423 (1, 5) X	0-0 F9 1		0-0 5-3 1-2 1		0-0 6-3 2			0-0 5-3 2		4	0	0	0	0	0	2	
Johnny Grubb, L OBP: 0.377, SLG: 0.472 (1, 7) X	0-0 F8 2		0-0 4-3 2-3 2		0-0 4-3 3			0-0 1-4-3 3		4	0	0	0	0	0	2	
Andre Thornton, R OBP: 0.397, SLG: 0.533 (1, 3) X	0-0 E6 1-2 1		0-0 1-3 3		0-0 5-3 1			0-0 1B 1		4	0	1	0	0	0	2	
Gary Alexander, R OBP: 0.315, SLG: 0.459 (1, 2) X	0-0 F9 3			0-0 6-3 1			0-0 F7 2		0-0 F9 1	4	0	0	0	0	0	3	
Bernie Carbo, L OBP: 0.351, SLG: 0.351 (1, 10) X		0-0 G3-6-5 1B 1		0-0 1B FC3-5-2 1B 1			0-0 G3 3		0-0 F7 2	4	0	2	0	0	0	1	
Jim Norris, L OBP: 0.356, SLG: 0.348 (1, 9) X		0-0 G3-6-5 1-3H 2		0-0 1B FC3-5-2 1-3 1B 2			0-0 F6 1		0-0 4-3 3	4	0	1	0	0	0	2	
Duane Kuiper, L OBP: 0.315, SLG: 0.338 (1, 4) X		0-0 FC6-4 1B 1		0-0 FC3-5-2 1-3 3-H 1B 3			0-0 F7 2			3	0	1	0	0	0	2	
Tom Verzyer, R OBP: 0.310, SLG: 0.351 (1, 6) X		0-0 FC6-4 1-2H 3		0-0 K 0-3 3			0-0 F8 3			3	0	0	0	0	1	3	
Inning Stats	R: 0 E: 1 K: 0 S: 5	H: 1 LOB: 2 BB: 0 P: 5	R: 0 E: 0 K: 0 S: 4	H: 2 LOB: 1 BB: 0 P: 4	R: 0 E: 0 K: 1 S: 4	H: 1 LOB: 2 BB: 0 P: 7	R: 0 E: 0 K: 0 S: 3	H: 0 LOB: 0 BB: 0 P: 3	R: 0 E: 0 K: 0 S: 3	H: 0 LOB: 0 BB: 0 P: 3	R: 0 E: 0 K: 0 S: 3	H: 0 LOB: 0 BB: 0 P: 3	R: 0 E: 0 K: 0 S: 4	H: 1 LOB: 1 BB: 0 P: 4	1B: 7 2B: 1 3B: 0 HR: 0	SF: 0 SAC: 0 DP: 1 HBP: 0	WP: 0 PA: 34 CS: 0
PITCHER Jack Billingham, R ERA: 3.43 (1, 1)	IP: 9.0 WLS: W BF: 34 H: 7 R: 0 ER: 0 SO: 1 BB: 0 IBB: 0 HBP: 0 BLK: 0 WP: 0 HR: 0 S: 36 P: 36 ERA: 0.00 WHIP: 0.778																

Batter	1	2	3	4	5	6	7	8	9	AB	R	H	RBI	BB	SO	LOB	BOTTOM		
Ron LeFlore, R OBP: 0.358, SLG: 0.384 (1, 8) X	0-0 2B 1B		0-0 WP BB SF9 1B		0-0 6-3 2		0-3 K 2			4	2	2	0	0	1	1	Cleveland Indians @ Detroit Tigers Tiger Stadium, Detroit, MI Wed Aug 16 1978, 7:05 PM EDT Att: 15,819 - Unknown livebaseballscorecards.com		
Lou Whitaker, L OBP: 0.353, SLG: 0.367 (1, 4) S	0-3 K 1		4-0 SF9 WP 1-2 BB 1B		0-0 E4 1B 1		0-0 F7 3			3	0	0	0	1	1	2			
Rusty Staub, L OBP: 0.367, SLG: 0.469 (1, 10) X	0-0 F8 2		0-0 SF9 1-3 2-H 1		0-0 1-2 1B 1			0-0 F3 1		3	0	1	1	0	0	1			
Steve Kemp, L OBP: 0.395, SLG: 0.399 (1, 7) X	0-0 1-H 2B 1		0-3 K 2		0-0 4-3 3			0-0 1B 1		4	0	2	1	0	1	3			
Lance Parrish, R OBP: 0.274, SLG: 0.442 (1, 2) B	4-0 BB 1		0-0 5-3 3			0-3 K 1		0-0 F8 2		3	0	0	0	1	1	2			
Aurelio Rodriguez, R OBP: 0.299, SLG: 0.407 (1, 5) X	0-0 F9 3			0-0 6-3 1		0-0 6-3 2		0-0 5-3 3		4	0	0	0	0	0	3			
Mickey Stanley, R OBP: 0.294, SLG: 0.363 (1, 3) X		0-0 F7 1		0-3 K 2		0-0 5-3 3				3	0	0	0	0	1	0			
Tim Corcoran, L OBP: 0.322, SLG: 0.325 (1, 9) X		0-0 G6-3 1B 1		0-3 K 3			0-0 F9 1			3	0	1	0	0	1	0			
Alan Trammell, R OBP: 0.314, SLG: 0.310 (1, 6) X		0-0 G6-3 1-2H 3			0-0 F8 1			0-0 2B 1		3	0	1	0	0	0	1			
Inning Stats	R: 1 E: 0 K: 1 S: 7	H: 2 LOB: 2 BB: 1 P: 11	R: 0 E: 0 K: 0 S: 3	H: 1 LOB: 0 BB: 0 P: 3	R: 1 E: 0 K: 1 S: 6	H: 1 LOB: 1 BB: 1 P: 10	R: 0 E: 0 K: 2 S: 7	H: 0 LOB: 0 BB: 0 P: 7	R: 0 E: 1 K: 0 S: 5	H: 1 LOB: 2 BB: 0 P: 5	R: 0 E: 0 K: 1 S: 5	H: 0 LOB: 0 BB: 0 P: 5	R: 0 E: 0 K: 1 S: 6	H: 1 LOB: 1 BB: 0 P: 6	R: 0 E: 0 K: 0 S: 4	H: 1 LOB: 1 BB: 0 P: 4	1B: 5 2B: 2 3B: 0 HR: 0	SF: 1 SAC: 0 DP: 1 HBP: 0	WP: 1 PA: 33 CS: 0
PITCHER David Clyde, L ERA: 4.39 (1, 1)	IP: 8.0 WLS: L BF: 33 H: 7 R: 2 ER: 2 SO: 6 BB: 2 IBB: 0 HBP: 0 BLK: 0 WP: 1 HR: 0 S: 43 P: 51 ERA: 2.25 WHIP: 1.125																		

Batter	1	2	3	4	5	6	7	8	9	AB	R	H	RBI	BB	SO	LOB	TOP					
Ron LeFlore, R OBP: 0.357, SLG: 0.382	0-0 6-3		0-0 F9		0-0 FC6-4			0-0 1B		4	0	1	0	0	0	1	Detroit Tigers @ Milwaukee Brewers Milwaukee County Stadium, Milwaukee, WI Fri Aug 18, 1978, 8:05 PM EDT Att: 27,543 - Unknown - 79 F livebaseballscorecards.com					
Lou Whitaker, L OBP: 0.356, SLG: 0.370	0-0 1B		0-0 6-3			0-0 6-3		0-0 1B		4	0	2	0	0	0	0						
Rusty Staub, L OBP: 0.366, SLG: 0.467	0-0 1B			0-0 4-3		0-0 F9		0-0 F9		4	0	1	0	0	0	2						
Jason Thompson, L OBP: 0.371, SLG: 0.489	0-0 L7			0-0 G3		0-0 F9		0-0 P4		4	0	0	0	0	0	4						
Steve Kemp, L OBP: 0.396, SLG: 0.408	0-0 L1				0-0 1B			0-0 B1-3	4-0 G4-6-3 1B	3	0	1	0	1	0	2						
Milt May, L OBP: 0.338, SLG: 0.425		0-3 K			0-0 F9			0-0 3-1	0-0 G4-6-3 1B	4	0	1	0	0	1	1						
Steve Dillard, R OBP: 0.287, SLG: 0.292										0	0	0	0	0	0	0						
Tim Corcoran, L OBP: 0.323, SLG: 0.332		4-0 G3-6 BB			0-0 F9			0-0 1B	0-0 G4-6-3 1B	3	0	1	0	1	0	2						
Phil Mankowski, L OBP: 0.364, SLG: 0.379		0-0 G3-6			0-3 K			0-0 F9	0-0 F9	4	0	0	0	0	1	4						
Alan Trammell, R OBP: 0.313, SLG: 0.309				0-0 F9				0-0 F8		3	0	1	0	0	0	0						
Inning Stats	R: 0 E: 0 K: 0 S: 5	H: 2 LOB: 2 BB: 0 P: 5	R: 0 E: 0 K: 1 S: 4	H: 0 LOB: 0 BB: 1 P: 8	R: 0 E: 0 K: 0 S: 3	H: 0 LOB: 0 BB: 0 P: 3	R: 0 E: 0 K: 0 S: 4	H: 1 LOB: 1 BB: 0 P: 4	R: 0 E: 0 K: 1 S: 6	H: 1 LOB: 1 BB: 0 P: 6	R: 0 E: 0 K: 0 S: 3	H: 0 LOB: 0 BB: 0 P: 3	R: 0 E: 0 K: 0 S: 4	H: 1 LOB: 1 BB: 0 P: 4	R: 0 E: 0 K: 0 S: 5	H: 2 LOB: 2 BB: 0 P: 5	R: 0 E: 0 K: 0 S: 3	H: 1 LOB: 2 BB: 1 P: 7	1B: 8 2B: 0 3B: 0 HR: 0	SF: 0 SAC: 0 DP: 2 HBP: 0	WP: 0 PB: 0 SB: 0 CS: 0	PA: 35
PITCHER Larry Sorensen, R ERA: 3.05	IP: 9.0 WLS: W BF: 35	H: 8 R: 0 ER: 0 SO: 2	BB: 2 IBB: 0 HBP: 0 BLK: 0	WP: 0 HR: 0 S: 37 P: 45	ERA: 0.00 WHIP: 1.111	PITCHER																

Batter	1	2	3	4	5	6	7	8	9	AB	R	H	RBI	BB	SO	LOB	BOTTOM			
Robin Yount, R OBP: 0.338, SLG: 0.412	0-0 4-3		0-0 FC5-4 1B			0-0 E3 SH2-3		0-0 SH1-4		3	0	1	0	0	0	0	Detroit Tigers @ Milwaukee Brewers Milwaukee County Stadium, Milwaukee, WI Fri Aug 18, 1978, 8:05 PM EDT Att: 27,543 - Unknown - 79 F livebaseballscorecards.com			
Don Money, R OBP: 0.350, SLG: 0.406	0-0 6-3		0-0 FC5-4 G4-6-3			0-0 SH2-3		0-3 K		3	0	0	0	0	1	2				
Ben Oglivie, L OBP: 0.365, SLG: 0.477	0-0 G3		0-0 G4-6-3			0-0 F7		0-0 F8		4	0	0	0	0	0	3				
Larry Hise, R OBP: 0.371, SLG: 0.565		0-0 PB 2B 1B		0-0 FC6-4 1B		0-0 F7				3	1	2	0	0	0	1				
Cecil Cooper, L OBP: 0.368, SLG: 0.488		4-0 2B BB		0-0 FC6-4 PO				0-0 2B		2	1	1	0	1	0	1				
Sixto Lezcano, R OBP: 0.371, SLG: 0.473		0-0 L8		0-0 L9				0-0 L9		3	0	0	0	0	0	4				
Sal Bando, R OBP: 0.364, SLG: 0.446		0-0 F9		0-0 PO	0-0 6-3			0-0 F8		3	0	0	0	0	0	3				
Gorman Thomas, R OBP: 0.353, SLG: 0.540		0-0 2B		0-0 K	0-3 K			0-0 F7		3	0	1	2	0	1	1				
Buck Martinez, R OBP: 0.239, SLG: 0.249		0-0 6-3		0-0 6-3				4-0 SH1-4 BB		2	0	0	0	1	0	1				
Inning Stats	R: 0 E: 0 K: 0 S: 3	H: 0 LOB: 0 BB: 0 P: 3	R: 2 E: 0 K: 0 S: 5	H: 2 LOB: 1 BB: 1 P: 9	R: 0 E: 0 K: 0 S: 3	H: 1 LOB: 0 BB: 0 P: 3	R: 0 E: 0 K: 1 S: 5	H: 0 LOB: 0 BB: 0 P: 5	R: 0 E: 1 K: 0 S: 4	H: 0 LOB: 1 BB: 0 P: 4	R: 0 E: 0 K: 0 S: 4	H: 1 LOB: 1 BB: 0 P: 4	R: 0 E: 0 K: 1 S: 5	H: 0 LOB: 1 BB: 1 P: 9	R: 0 E: 0 K: 1 S: 5	H: 0 LOB: 1 BB: 1 P: 9	1B: 3 2B: 2 3B: 0 HR: 0	SF: 0 SAC: 2 DP: 1 HBP: 0	WP: 0 PB: 1 SB: 0 CS: 0	PA: 31
PITCHER Dave Rozema, R ERA: 3.16	IP: 8.0 WLS: L BF: 30	H: 5 R: 2 ER: 2 SO: 2	BB: 2 IBB: 0 HBP: 0 BLK: 0	WP: 0 HR: 0 S: 32 P: 40	ERA: 2.25 WHIP: 0.875	PITCHER														

Batter	1	2	3	4	5	6	7	8	9	AB	R	H	RBI	BB	SO	LOB	TOP								
Ron LeFlore, R (1, 8) OBP: 0.358, SLG: 0.382	F9		E6 SH5-3 4-3 1B		6-3		E8 S E 1B		K	5	2	2	1	0	1	1									
Lou Whitaker, L (1, 4) OBP: 0.357, SLG: 0.368	4-3		SH5-3		1-3		HBP HBP		F9	2	0	0	0	0	0	0									
Mark Wagner, R (7, 4) OBP: 0.284, SLG: 0.298	4-3		2-3		1-3		HBP HBP		F9	1	0	0	0	0	0	1									
Rusty Staub, L (1, 10) OBP: 0.365, SLG: 0.463	1-3		4-3		4-3		HBP		F2	4	0	0	1	0	0	1									
Steve Kemp, L (1, 7) OBP: 0.395, SLG: 0.410		4-3	G3				P4			3	0	1	0	0	0	0									
Steve Dillard, R (7, PH) OBP: 0.294, SLG: 0.289		4-3					P4			1	0	0	0	0	0	2									
Tim Corcoran, L (7, 9) OBP: 0.323, SLG: 0.332		4-3					P4			0	0	0	0	0	0	0									
Lance Parrish, R (1, 2) OBP: 0.269, SLG: 0.433		K			F4		F5		P4	4	0	0	0	0	1	3									
Aurelio Rodriguez, R (1, 5) OBP: 0.236, SLG: 0.402		2B 1B			6-3		6-3		F7	4	1	1	0	0	0	1									
Mickey Stanley, R (1, 3) OBP: 0.301, SLG: 0.376		1B 2B					F5		F7	4	1	2	0	0	0	0									
John Wockenfuss, R (1, 9) OBP: 0.349, SLG: 0.353		1B					F5		F7	4	1	2	2	0	2	1									
John Wockenfuss, R (7, 7) OBP: 0.349, SLG: 0.353		1B			K		E 2B		K	4	1	2	2	0	2	1									
Alan Trammell, R (1, 6) OBP: 0.315, SLG: 0.310		F8			1-3		E2 E 1B			3	1	1	1	1	0	1									
Inning Stats	R: 0 E: 0 K: 0 S: 3	H: 0 LOB: 0 BB: 0 P: 3	R: 2 E: 0 K: 1 S: 8	H: 3 LOB: 1 BB: 0 P: 8	R: 1 E: 1 K: 0 S: 4	H: 1 LOB: 0 BB: 0 P: 4	R: 0 E: 0 K: 1 S: 6	H: 1 LOB: 1 BB: 0 P: 6	R: 0 E: 0 K: 0 S: 3	H: 0 LOB: 0 BB: 0 P: 3	R: 0 E: 0 K: 0 S: 4	H: 1 LOB: 1 BB: 0 P: 4	R: 3 E: 2 K: 0 S: 6	H: 3 LOB: 2 BB: 0 P: 8	R: 0 E: 0 K: 1 S: 5	H: 0 LOB: 0 BB: 0 P: 5	R: 0 E: 0 K: 1 S: 5	H: 0 LOB: 1 BB: 1 P: 9	1B: 6 2B: 3 3B: 0 HR: 0	SF: 0 SAC: 1 DP: 0 HBP: 2	WP: 0 PB: 0 SB: 1 CS: 0	PA: 39			
PITCHER	IP	WLS	BF	H	R	ER	SO	BB	IBB	HBP	BLK	WP	HR	S	P	ERA	WHIP								
Jerry Augustine, L (1, 1) ERA: 4.59	6.1	L	27	8	5	4	2	0	0	0	0	0	0	31	31	5.68	1.263								
Randy Stein, R (7, 1) ERA: 4.92	0.0		1	1	0	0	0	0	0	0	0	0	0	1	1	∞	∞								
Bob McClure, L (7, 1) ERA: 3.96	2.2		11	0	1	0	2	1	0	2	0	0	0	12	18	0.00	0.375								

Detroit Tigers @ Milwaukee Brewers
Milwaukee County Stadium, Milwaukee, WI

AB 35
R 6
H 9
RBI 5
BB 1
SO 4
LOB 11




WP: 0 PA: 39
PB: 0
SB: 1
CS: 0

Batter	1	2	3	4	5	6	7	8	9	AB	R	H	RBI	BB	SO	LOB	BOTTOM								
Robin Yount, R (1, 6) OBP: 0.336, SLG: 0.412	HR 2B		F8		F4		1-3		P4	5	1	1	0	0	0	1									
Don Money, R (1, 4) OBP: 0.346, SLG: 0.401	K		5-3		6-3		F8		FC6-4	5	0	0	0	0	1	2									
Ben Oglivie, L (1, 10) OBP: 0.368, SLG: 0.482	K		FC6-4 1B		6-3 2B		E6 1B		4-3	5	1	3	0	0	1	2									
Larry Hisle, R (1, 7) OBP: 0.370, SLG: 0.570	HR		FC6-4		6-3		K			4	1	1	2	0	1	3									
Cecil Cooper, L (1, 3) OBP: 0.366, SLG: 0.484	3-1				4-3		2B E 1B		4-3	4	1	1	1	0	0	0									
Sixto Lezcano, R (1, 9) OBP: 0.370, SLG: 0.473		F9			F3		E G1-2-3 2B		5-3	4	0	1	0	0	0	0									
Sal Bando, R (1, 5) OBP: 0.370, SLG: 0.446		4-3 BB			FC5-4 BB		E IBB			0	0	0	0	3	0	0									
Gorman Thomas, R (1, 8) OBP: 0.349, SLG: 0.534		4-3			FC5-4		E5		K	4	0	0	1	0	1	5									
Charlie Moore, R (1, 2) OBP: 0.299, SLG: 0.374		G3			F9		G1-2-3			3	0	0	0	0	0	4									
Dave May, L (9, PH) OBP: 0.311, SLG: 0.333					F9		G1-2-3		FC6-4 BB	0	0	0	0	1	0	0									
Inning Stats	R: 2 E: 0 K: 2 S: 9	H: 2 LOB: 0 BB: 0 P: 9	R: 0 E: 0 K: 0 S: 3	H: 0 LOB: 1 BB: 1 P: 7	R: 0 E: 0 K: 0 S: 4	H: 1 LOB: 0 BB: 0 P: 4	R: 0 E: 0 K: 0 S: 3	H: 0 LOB: 0 BB: 1 P: 7	R: 0 E: 0 K: 0 S: 3	H: 0 LOB: 0 BB: 0 P: 3	R: 2 E: 1 K: 0 S: 6	H: 3 LOB: 2 BB: 1 P: 10	R: 0 E: 1 K: 1 S: 6	H: 1 LOB: 1 BB: 0 P: 6	R: 0 E: 0 K: 1 S: 5	H: 0 LOB: 1 BB: 0 P: 6	R: 0 E: 0 K: 0 S: 3	H: 0 LOB: 1 BB: 1 P: 7	1B: 3 2B: 3 3B: 0 HR: 1	SF: 0 SAC: 0 DP: 1 HBP: 1	WP: 0 PB: 0 SB: 0 CS: 0	PA: 39			
PITCHER	IP	WLS	BF	H	R	ER	SO	BB	IBB	HBP	BLK	WP	HR	S	P	ERA	WHIP								
Milt Wilcox, R (1, 1) ERA: 3.54	9.0	W	39	7	4	4	4	3	1	1	0	0	1	42	59	4.00	1.111								

Detroit Tigers @ Milwaukee Brewers
Milwaukee County Stadium, Milwaukee, WI

AB 34
R 4
H 7
RBI 4
BB 4
SO 4
LOB 17



WP: 0 PA: 39
PB: 0
SB: 0
CS: 0

Sat Aug 19 1978, 8:05 PM EDT
Att: 35,104 - Unknown - 68 F

livebaseballscores.com


Batter	1	2	3	4	5	6	7	8	9	AB	R	H	RBI	BB	SO	LOB	TOP					
Ron LeFlore, R (1, 8) OBP: 0.357, SLG: 0.381	0-3 K		0-0 FC5-4			0-0 FC1-6 1B		0-0 P4		4	0	1	0	0	1	2	Detroit Tigers @ Milwaukee Brewers Milwaukee County Stadium, Milwaukee, WI Sun Aug 20 1978, 4:33 AM EDT Att: 46,791 - Unknown - 73 F					
John Wockenfuss, R (1, 7) OBP: 0.346, SLG: 0.350	0-0 5-3		0-0 G6-4-3			0-0 FC1-6 1B		0-0 1B		4	0	1	1	0	0	2						
Rusty Staub, L (1, 10) OBP: 0.362, SLG: 0.459	0-0 1-3			0-0 3-1		0-0 F8		0-0 G3		4	0	0	0	0	0	2						
Lance Parrish, R (1, 2) OBP: 0.264, SLG: 0.425		0-0 5-3		0-3 K		0-0 F8			0-0 6-3	4	0	0	0	0	1	1						
Aurelio Rodriguez, R (1, 5) OBP: 0.296, SLG: 0.400		0-0 5-3		0-0 E5			0-3 K		0-0 FC6-4 1B	4	0	1	0	0	1	0						
Mickey Stanley, R (1, 3) OBP: 0.299, SLG: 0.380		0-0 WP 2B		0-0 F7			0-0 6-3		0-0 F2	4	0	1	0	0	0	2						
Steve Dillard, R (1, 4) OBP: 0.283, SLG: 0.280		4-0 WP BB		0-0 F7			0-0 5-3		0-0 FC6-4 1B	3	0	0	0	1	0	1						
Tim Corcoran, L (1, 9) OBP: 0.320, SLG: 0.328		0-3 K		0-0 G3				0-0 4-3		3	0	0	0	0	1	2						
Alan Trammell, R (1, 6) OBP: 0.318, SLG: 0.316			0-0 FC5-4 1B			0-0 F8		0-0 1B 2B		3	1	2	0	0	0	0						
Inning Stats	R: 0 E: 0 K: 1 S: 5	H: 0 LOB: 0 BB: 0 P: 5	R: 0 E: 0 K: 1 S: 6	H: 1 LOB: 2 BB: 1 P: 10	R: 0 E: 0 K: 0 S: 3	H: 1 LOB: 0 BB: 0 P: 3	R: 0 E: 1 K: 1 S: 6	H: 0 LOB: 1 BB: 0 P: 6	R: 0 E: 0 K: 0 S: 3	H: 0 LOB: 0 BB: 0 P: 3	R: 0 E: 0 K: 0 S: 4	H: 1 LOB: 1 BB: 0 P: 4	R: 0 E: 0 K: 1 S: 5	H: 0 LOB: 0 BB: 0 P: 5	R: 1 E: 0 K: 0 S: 5	H: 2 LOB: 1 BB: 0 P: 5	R: 0 E: 0 K: 0 S: 4	H: 1 LOB: 1 BB: 0 P: 4	1B: 4 2B: 2 3B: 0 HR: 0	SF: 0 SAC: 0 DP: 1 HBP: 0	WP: 1 PB: 0 SB: 0 CS: 0	PA: 34
PITCHER Mike Caldwell, L (1, 1) ERA: 2.35	IP: 9.0 WLS: W BF: 34 H: 6 R: 1 ER: 1 SO: 4 BB: 1 IBB: 0 HBP: 0 BLK: 0 WP: 1 HR: 0 S: 41 P: 45 ERA: 1.00 WHIP: 0.778																					

Batter	1	2	3	4	5	6	7	8	9	AB	R	H	RBI	BB	SO	LOB	BOTTOM					
Paul Molitor, R (1, 4) OBP: 0.313, SLG: 0.396	0-0 4-3 5-3 CS 1B			0-0 CS 1B		0-0 F8		0-0 SH1-4		3	0	2	0	0	0	1	Detroit Tigers @ Milwaukee Brewers Milwaukee County Stadium, Milwaukee, WI Sun Aug 20 1978, 4:33 AM EDT Att: 46,791 - Unknown - 73 F					
Don Money, R (1, 5) OBP: 0.347, SLG: 0.400	0-0 5-3 1-2			0-0 1-2 1B		0-0 FC6-4 1B		1-0 2B HBP		3	0	1	0	0	0	2						
Ben Oglivie, L (1, 7) OBP: 0.369, SLG: 0.485	0-0 4-3 2-3			0-0 F9			0-0 SH1-4 1B	0-0 1-3 2-H 2B		4	1	2	1	0	0	2						
Larry Hise, R (1, 10) OBP: 0.372, SLG: 0.569	0-0 CS 3-H	0-0 CS 1B		0-3 K			0-0 SH1-4 1B	4-0 1B IBB		2	0	1	0	1	1	1						
Cecil Cooper, L (1, 3) OBP: 0.365, SLG: 0.479		0-0 F7			0-0 P5		4-0 1B IBB	0-0 P6		3	0	0	0	1	0	4						
Sixto Lezcano, R (1, 9) OBP: 0.366, SLG: 0.467	0-3 K 1-2				0-3 K		0-3 K	0-0 4-3		4	0	0	0	0	3	6						
Robin Yount, R (1, 6) OBP: 0.336, SLG: 0.411			0-0 P3		0-0 5-3			1-3 2-H 1B		3	0	1	1	0	0	0						
Gorman Thomas, R (1, 8) OBP: 0.347, SLG: 0.529			0-3 K			0-3 K		0-0 F7		3	0	0	0	0	2	2						
Charlie Moore, R (1, 2) OBP: 0.304, SLG: 0.379			0-0 L6			0-0 FC6-4 1B		0-0 SH1-4 2B 1B		3	1	2	0	0	0	0						
Inning Stats	R: 0 E: 0 K: 0 S: 3	H: 1 LOB: 0 BB: 0 P: 3	R: 0 E: 0 K: 1 S: 5	H: 1 LOB: 0 BB: 0 P: 5	R: 0 E: 0 K: 1 S: 5	H: 0 LOB: 0 BB: 0 P: 5	R: 0 E: 0 K: 1 S: 6	H: 2 LOB: 1 BB: 0 P: 6	R: 0 E: 0 K: 1 S: 5	H: 0 LOB: 0 BB: 0 P: 5	R: 0 E: 0 K: 1 S: 6	H: 1 LOB: 1 BB: 0 P: 6	R: 1 E: 0 K: 1 S: 7	H: 2 LOB: 2 BB: 1 P: 11	R: 1 E: 0 K: 0 S: 5	H: 2 LOB: 3 BB: 1 P: 10	R: 1 E: 0 K: 0 S: 4	H: 2 LOB: 1 BB: 0 P: 4	1B: 8 2B: 2 3B: 0 HR: 0	SF: 0 SAC: 2 DP: 1 HBP: 1	WP: 0 PB: 0 SB: 0 CS: 3	PA: 34
PITCHER Kip Young, R (1, 1) ERA: 1.89 John Hiller, L (8, 1) ERA: 2.67	IP: 7.1 WLS: L BF: 30 H: 9 R: 2 ER: 2 SO: 6 BB: 0 IBB: 1 HBP: 1 BLK: 0 WP: 0 HR: 0 S: 40 P: 45 ERA: 2.46 WHIP: 1.227																					

Batter	1	2	3	4	5	6	7	8	9	AB	R	H	RBI	BB	SO	LOB	TOP								
Ron LeFlore, R (1, 8) OBP: 0.357, SLG: 0.382			5-3							5	2	2	0	0	2	0									
John Wockenfuss, R (1, 7) OBP: 0.355, SLG: 0.384			F7				G3			5	2	3	2	0	0	2									
Rusty Staub, L (1, 10) OBP: 0.363, SLG: 0.459			5-3		4-3					4	2	1	0	1	0	1									
Lance Parrish, R (1, 2) OBP: 0.267, SLG: 0.447				L5		6-3			F8	5	2	2	6	0	0	1									
Aurelio Rodriguez, R (1, 5) OBP: 0.297, SLG: 0.399			SF9	6-3		6-3				3	0	1	1	1	0	0									
Mickey Stanley, R (1, 3) OBP: 0.311, SLG: 0.379									F8	3	0	1	0	2	1	2									
Steve Dillard, R (1, 4) OBP: 0.272, SLG: 0.268				P3						4	0	0	0	0	1	4									
Tim Corcoran, L (1, 9) OBP: 0.319, SLG: 0.327					G3			6-3		4	1	1	0	0	1	0									
Alan Trammell, R (1, 6) OBP: 0.316, SLG: 0.313		1-3			4-3		SH2-4	F9		3	0	0	0	0	0	0									
Inning Stats	R: 3 E: 0 K: 2 S: 10	H: 3 LOB: 0 BB: 0 P: 10	R: 0 E: 0 K: 2 S: 7	H: 0 LOB: 0 BB: 0 P: 7	R: 0 E: 0 K: 0 S: 3	H: 0 LOB: 0 BB: 0 P: 3	R: 0 E: 0 K: 0 S: 3	H: 0 LOB: 1 BB: 1 P: 7	R: 2 E: 0 K: 0 S: 5	H: 2 LOB: 0 BB: 0 P: 5	R: 0 E: 0 K: 0 S: 4	H: 1 LOB: 1 BB: 0 P: 4	R: 4 E: 0 K: 0 S: 7	H: 4 LOB: 2 BB: 2 P: 15	R: 0 E: 0 K: 1 S: 5	H: 0 LOB: 0 BB: 0 P: 5	R: 0 E: 0 K: 0 S: 4	H: 1 LOB: 2 BB: 1 P: 8	1B: 7 2B: 1 3B: 1 HR: 2	SF: 1 SAC: 1 DP: 0 HBP: 0	WP: 0 PB: 0 SB: 1 CS: 0	PA: 42			
PITCHER	IP	WLS	BF	H	R	ER	SO	BB	IBB	HBP	BLK	WP	HR	S	P	ERA	WHIP								
Geoff Zahn, L (1, 1) ERA: 3.33	6.1	L	28	8	7	7	4	1	0	0	0	0	1	35	39	9.95	1.421								
John Sutton, R (7, 1) ERA: 4.06	0.2		6	2	2	2	0	1	1	0	0	0	1	4	12	27.00	4.500								
Jeff Holly, L (8, 1) ERA: 3.78	2.0		8	1	0	0	1	1	0	0	0	0	0	9	13	0.00	1.000								

Detroit Tigers @ Minnesota Twins
Metropolitan Stadium, Bloomington, MI
Mon Aug 21 1978, 8:05 PM EDT
Att. 7,419 - Unknown - 79 F


AB 36
R 9
H 11
RBI 9
BB 4
SO 5
LOB 10



Batter	1	2	3	4	5	6	7	8	9	AB	R	H	RBI	BB	SO	LOB	BOTTOM								
Hosken Powell, L (1, 9) OBP: 0.322, SLG: 0.337			6-3		5-3			F9		4	1	2	0	0	0	1									
Jose Morales, R (8, PH) OBP: 0.360, SLG: 0.408			2-3							1	0	0	0	0	0	1									
Bob Randall, R (9, 4) OBP: 0.331, SLG: 0.348										0	0	0	0	0	0	0									
Roy Smalley, S (1, 6) OBP: 0.364, SLG: 0.457					L9		F9			4	1	1	1	1	0	2									
Mike Cabbage, L (1, 5) OBP: 0.353, SLG: 0.427			4-3		F8				L7	5	0	1	1	0	0	3									
Dan Ford, R (1, 8) OBP: 0.352, SLG: 0.458		F7				F9	G6-4-3		F4	5	2	2	0	0	0	1									
Butch Wynegar, S (1, 2) OBP: 0.328, SLG: 0.344		6-3		4-3		F9			F7	5	1	2	0	0	0	1									
Glenn Adams, L (1, 10) OBP: 0.296, SLG: 0.398				4-3		F7				4	1	2	1	0	0	2									
Willie Norwood, R (1, 7) OBP: 0.316, SLG: 0.405				5-3						4	0	2	3	0	0	2									
Craig Kusick, R (1, 3) OBP: 0.319, SLG: 0.299									F3	3	0	1	0	1	1	1									
Rob Wilfong, L (1, 4) OBP: 0.347, SLG: 0.324										3	0	1	0	0	0	4									
Bombo Rivera, R (8, PH) OBP: 0.368, SLG: 0.359			6-3		F8		G3			1	0	0	0	0	1	1									
Inning Stats	R: 0 E: 0 K: 0 S: 3	H: 1 LOB: 0 BB: 0 P: 3	R: 0 E: 0 K: 0 S: 4	H: 1 LOB: 1 BB: 0 P: 4	R: 0 E: 0 K: 1 S: 6	H: 1 LOB: 2 BB: 1 P: 10	R: 1 E: 0 K: 0 S: 5	H: 2 LOB: 2 BB: 1 P: 9	R: 0 E: 0 K: 0 S: 3	H: 0 LOB: 0 BB: 0 P: 3	R: 1 E: 0 K: 0 S: 6	H: 3 LOB: 2 BB: 0 P: 6	R: 1 E: 0 K: 0 S: 4	H: 2 LOB: 0 BB: 0 P: 4	R: 2 E: 0 K: 1 S: 8	H: 3 LOB: 1 BB: 0 P: 8	R: 1 E: 0 K: 0 S: 4	H: 1 LOB: 0 BB: 0 P: 4	1B: 8 2B: 5 3B: 0 HR: 1	SF: 0 SAC: 0 DP: 1 HBP: 0	WP: 0 PB: 0 SB: 0 CS: 1	PA: 41			
PITCHER	IP	WLS	BF	H	R	ER	SO	BB	IBB	HBP	BLK	WP	HR	S	P	ERA	WHIP								
Jack Billingham, R (1, 1) ERA: 3.55	7.0	W	34	13	5	5	1	2	0	0	0	0	0	34	42	6.43	2.143								
John Hiller, L (8, 1) ERA: 2.73	2.0		7	1	1	1	1	0	0	0	0	0	1	9	9	4.50	0.500								

Detroit Tigers @ Minnesota Twins
Metropolitan Stadium, Bloomington, MI
Mon Aug 21 1978, 8:05 PM EDT
Att. 7,419 - Unknown - 79 F


AB 39
R 6
H 14
RBI 6
BB 2
SO 2
LOB 19



Batter	1	2	3	4	5	6	7	8	9	10	11	12	AB	R	H	RBI	BB	SO	LOB	TOP	
Rick Bosetti, R OBP: 0.304, SLG: 0.353 (1.8)	6-3		E S 1B		CS 1B			6-3 1-3 1B		6-3		5-3	6	0	3	0	0	0	2		
Bob Bailor, R OBP: 0.310, SLG: 0.336 (1.9)	1B		1-3 BB		1-2			1-3		1-2		1B	4	0	2	0	1	0	2		
Roy Howell, L OBP: 0.320, SLG: 0.368 (1.5)	F8		K		F8			6-3		2-3		F8	5	0	0	0	0	1	4		
Willie Horton, R OBP: 0.319, SLG: 0.404 (1.10)	K				1B HR			6-3		F3		5-3	5	1	1	0	0	1	2		
John Mayberry, L OBP: 0.342, SLG: 0.433 (1.3)		L7			1B HR			G4-6-3 1B		4-3		L4	5	1	2	0	0	0	0		
Al Woods, L OBP: 0.287, SLG: 0.402 (1.7)	F7				1-2 HR			G4-6-3		G3-6-3 1B		F9	5	1	2	3	0	0	1		
Alan Ashby, S OBP: 0.350, SLG: 0.460 (1.2)					1-2 HR			6-3		G3-6-3		1B	5	0	1	0	0	0	1		
Willie Upshaw, L OBP: 0.300, SLG: 0.318 (12. PR)	4-3				F7			6-3		1-2		1B	0	1	0	0	0	0	0		
Rick Cerone, R OBP: 0.289, SLG: 0.291 (12.2)										1-2		2B	0	0	0	0	0	0	0		
Dave McKay, S OBP: 0.273, SLG: 0.344 (1.4)			K		4-3			6-3				5-3	5	0	1	1	0	1	0		
Tim Johnson, L OBP: 0.341, SLG: 0.274 (1.6)			4-3		L7			3-1		1B 6-3		4-3	5	0	1	0	0	0	2		
Inning Stats	R: 0 E: 0 K: 1 S: 6	H: 1 LOB: 1 BB: 0 P: 6	R: 0 E: 0 K: 0 S: 3	H: 0 LOB: 0 BB: 0 P: 3	R: 0 E: 0 K: 2 S: 8	H: 1 LOB: 2 BB: 1 P: 12	R: 3 E: 0 K: 0 S: 6	H: 3 LOB: 0 BB: 0 P: 6	R: 0 E: 0 K: 1 S: 3	H: 1 LOB: 0 BB: 0 P: 3	R: 0 E: 0 K: 0 S: 3	H: 1 LOB: 1 BB: 0 P: 4	R: 0 E: 0 K: 0 S: 3	H: 2 LOB: 2 BB: 0 P: 4	R: 0 E: 0 K: 0 S: 3	H: 0 LOB: 0 BB: 0 P: 3	R: 1 E: 0 K: 0 S: 5	H: 2 LOB: 1 BB: 0 P: 6	1B: 11 2B: 1 3B: 0 HR: 1	SF: 0 SAC: 0 DP: 2 HBP: 0	WP: 0 PA: 46 PB: 0 SB: 1 CS: 1
PITCHER Dave Rozema, R ERA: 3.15 (1.1)	IP: 12.0 WLS: L BF: 46 H: 13 R: 4 ER: 4 SO: 3	BB: 1 IBB: 0 HBP: 0 BLK: 0	WP: 0 HR: 1 S: 51 P: 55	ERA: 3.00 WHIP: 1.167																	

Toronto Blue Jays @ Detroit Tigers
Tiger Stadium, Detroit, MI
Wed Aug 23 1978, 7:05 PM EDT
Unknown


AB 45
R 4
H 13
RBI 4
BB 1
SO 3
LOB 14



Batter	1	2	3	4	5	6	7	8	9	10	11	12	AB	R	H	RBI	BB	SO	LOB	BOTTOM							
Ron LeFlore, R OBP: 0.356, SLG: 0.379 (1.8)	K		4-3		1-3			1-2 1B		FC5-2 1B		CS	6	0	1	0	0	1	4								
Lou Whitaker, L OBP: 0.362, SLG: 0.371 (1.4)	BB 1B		1B		K			F7		3-4 1B		1-2	5	0	3	0	1	1	3								
Rusty Staub, L OBP: 0.365, SLG: 0.460 (1.10)	F3		F5		L8			K		G4-6-3 2B		F8	5	0	1	0	0	1	2								
Phil Mankowski, L OBP: 0.362, SLG: 0.377 (10. PR)												BB BB BB BB BB BB	1	0	0	0	0	0	1								
John Wockenfuss, R OBP: 0.372, SLG: 0.409 (1.7)	4-0				HR			F8		5-3		K	3	1	1	1	2	0	0								
Steve Kemp, L OBP: 0.395, SLG: 0.409 (12. PH)	1-2 BB				G4-3 BB			F6		G4-6-3 IBB		K	1	0	0	0	0	1	1								
Aurelio Rodriguez, R OBP: 0.297, SLG: 0.390 (1.5)	F8				G4-3 BB			F6		G4-6-3		1-2 2-3	4	0	0	0	1	0	4								
Mickey Stanley, R OBP: 0.303, SLG: 0.396 (1.3)			5-3		F9			HR		2B		K	5	2	2	1	0	1	3								
Mit May, L OBP: 0.337, SLG: 0.426 (1.2)								G3		SH5-3 FC5-2 2B		K	4	0	1	1	0	0	1								
Steve Dillard, R OBP: 0.287, SLG: 0.304 (9. PR)	6-3				G4-3			G3		2-4 FC5-2 2B		CS	0	0	0	0	0	0	0								
Lance Parrish, R OBP: 0.265, SLG: 0.438 (10.2)					1-2			G3		SH5-3		BB	1	0	0	0	1	0	0								
Tim Corcoran, L OBP: 0.316, SLG: 0.324 (1.9)			G3		F7			G3		2-3		CS	3	0	0	0	1	0	0								
Alan Trammell, R OBP: 0.321, SLG: 0.325 (9. PH)										4-0		BB	3	0	2	0	0	0	0								
Jason Thompson, L OBP: 0.372, SLG: 0.489 (9. PH)			F4					1B		FC5-2 1B IBB		K	0	0	0	1	0	0	1								
Mark Wagner, R OBP: 0.262, SLG: 0.295 (10.6)								2B				K	1	0	0	0	1	1	1								
Inning Stats	R: 0 E: 0 K: 1 S: 6	H: 1 LOB: 2 BB: 1 P: 10	R: 0 E: 0 K: 0 S: 3	H: 0 LOB: 0 BB: 0 P: 3	R: 0 E: 0 K: 0 S: 4	H: 1 LOB: 1 BB: 0 P: 4	R: 1 E: 0 K: 0 S: 3	H: 1 LOB: 0 BB: 1 P: 7	R: 0 E: 0 K: 1 S: 6	H: 1 LOB: 1 BB: 0 P: 6	R: 0 E: 0 K: 0 S: 3	H: 0 LOB: 0 BB: 0 P: 3	R: 1 E: 0 K: 0 S: 5	H: 3 LOB: 2 BB: 0 P: 6	R: 0 E: 0 K: 1 S: 5	H: 0 LOB: 0 BB: 0 P: 5	R: 1 E: 0 K: 0 S: 5	H: 3 LOB: 3 BB: 1 P: 9	R: 0 E: 0 K: 1 S: 5	H: 1 LOB: 2 BB: 1 P: 9	R: 0 E: 0 K: 1 S: 6	H: 0 LOB: 0 BB: 0 P: 10	R: 0 E: 0 K: 1 S: 5	H: 0 LOB: 1 BB: 1 P: 9	1B: 5 2B: 4 3B: 0 HR: 2	SF: 0 SAC: 1 DP: 2 HBP: 0	WP: 0 PA: 50 PB: 0 SB: 0 CS: 1
PITCHER Tom Underwood, L ERA: 4.12 (1.1)	IP: 8.1 WLS: W BF: 35 H: 9 R: 3 ER: 3 SO: 3	BB: 2 IBB: 0 HBP: 0 BLK: 0	WP: 0 HR: 2 S: 39 P: 47	ERA: 3.24 WHIP: 1.320																							
Victor Cruz, R ERA: 1.01 (9.1)	IP: 3.2 WLS: W BF: 14 H: 2 R: 0 ER: 0 SO: 4	BB: 2 IBB: 2 HBP: 0 BLK: 0	WP: 0 HR: 0 S: 18 P: 34	0.00 1.091																							

Toronto Blue Jays @ Detroit Tigers
Tiger Stadium, Detroit, MI
Wed Aug 23 1978, 7:05 PM EDT
Unknown

AB 42
R 3
H 11
RBI 3
BB 6
SO 7
LOB 20



Batter	1	2	3	4	5	6	7	8	9	AB	R	H	RBI	BB	SO	LOB	TOP										
Rick Rosetti, R OBP: 0.301, SLG: 0.350 (1, 8)	F3		6-3		6-3		FC6-4			4	0	0	0	0	0	2											
Bob Bailor, R OBP: 0.305, SLG: 0.335 (1, 7)	F8		HR		5-3		G3			4	1	1	1	0	0	1											
Otto Velez, R OBP: 0.407, SLG: 0.472 (1, 9)	K		HR		F8				L1	4	1	1	2	0	1	0											
Willie Horton, R OBP: 0.318, SLG: 0.402 (1, 10)			F3						L7	4	0	1	0	0	0	0											
John Mayberry, L OBP: 0.341, SLG: 0.431 (1, 3)					4-3				K	4	0	1	0	0	1	1											
Roy Howell, L OBP: 0.320, SLG: 0.367 (1, 5)										4	1	1	0	0	0	2											
Dave McKay, S OBP: 0.273, SLG: 0.351 (1, 4)										4	1	1	2	0	1	2											
Rick Cerone, R OBP: 0.296, SLG: 0.303 (1, 2)										4	1	3	0	0	0	0											
Luis Gomez, R OBP: 0.288, SLG: 0.258 (1, 6)										3	0	1	0	0	1	2											
Willie Upshaw, L OBP: 0.299, SLG: 0.316 (9, PH)										1	0	0	0	0	0	1											
Tim Johnson, L OBP: 0.341, SLG: 0.274 (9, 6)										0	0	0	0	0	0	0											
Inning Stats	R: 0 E: 0 K: 1 S: 5	H: 0 LOB: 0 BB: 0 P: 5	R: 0 E: 0 K: 1 S: 6	H: 1 LOB: 1 BB: 0 P: 6	R: 3 E: 0 K: 1 S: 8	H: 3 LOB: 0 BB: 0 P: 8	R: 2 E: 0 K: 0 S: 5	H: 3 LOB: 0 BB: 0 P: 5	R: 0 E: 0 K: 0 S: 3	H: 0 LOB: 0 BB: 0 P: 3	R: 0 E: 0 K: 0 S: 4	H: 1 LOB: 1 BB: 0 P: 4	R: 0 E: 0 K: 0 S: 4	H: 1 LOB: 0 BB: 0 P: 4	R: 0 E: 0 K: 1 S: 5	H: 0 LOB: 0 BB: 0 P: 5	R: 0 E: 0 K: 0 S: 4	H: 1 LOB: 1 BB: 0 P: 4	R: 0 E: 0 K: 0 S: 5	H: 1 LOB: 0 BB: 0 P: 4	1B: 7 2B: 1 3B: 0 HR: 2	SF: 0 SAC: 0 DP: 1 HBP: 0	WP: 0 PB: 0 SB: 0 CS: 0	PA: 36			
PITCHER	IP	WLS	BF	H	R	ER	SO	BB	IBB	HBP	BLK	WP	HR	S	P	ERA	WHIP										
Bob Sykes, L ERA: 3.89 (1, 1)	3.1	L	17	7	5	5	3	0	0	0	0	0	2	23	23	13.50	2.100										
Jack Morris, R ERA: 3.78 (4, 1)	5.2		19	3	0	0	1	0	0	0	0	0	0	21	21	0.00	0.529										

Toronto Blue Jays @ Detroit Tigers
Tiger Stadium, Detroit, MI
Wed Aug 23 1978, 7:05 PM EDT
Att: 26,631 - Unknown

AB 36
R 5
H 10
RBI 5
BB 0
SO 4
LOB 11



Batter	1	2	3	4	5	6	7	8	9	AB	R	H	RBI	BB	SO	LOB	BOTTOM										
Ron LeFlore, R OBP: 0.356, SLG: 0.381 (1, 8)	F8				FC5-4				FC6-4	5	1	2	2	0	0	2											
Steve Dillard, R OBP: 0.286, SLG: 0.321 (1, 4)	L7								CS	4	1	1	1	0	0	1											
Rusty Staub, L OBP: 0.364, SLG: 0.458 (1, 10)	4-3									4	0	1	1	0	0	0											
Steve Kemp, L OBP: 0.395, SLG: 0.409 (1, 7)										4	0	2	0	0	1	1											
John Wockenfuss, R OBP: 0.368, SLG: 0.400 (1, 9)										3	0	0	0	1	0	2											
Aurelio Rodriguez, R OBP: 0.294, SLG: 0.385 (1, 5)										4	0	0	0	0	0	4											
Milt May, L OBP: 0.332, SLG: 0.420 (1, 2)										4	0	0	0	0	1	1											
Mickey Stanley, R OBP: 0.315, SLG: 0.401 (1, 3)										3	1	2	0	1	0	0											
Alan Trammell, R OBP: 0.320, SLG: 0.324 (1, 6)										4	1	1	0	0	1	2											
Inning Stats	R: 0 E: 0 K: 0 S: 3	H: 0 LOB: 0 BB: 0 P: 3	R: 0 E: 0 K: 1 S: 6	H: 1 LOB: 1 BB: 0 P: 6	R: 0 E: 0 K: 0 S: 4	H: 1 LOB: 1 BB: 0 P: 4	R: 0 E: 0 K: 0 S: 4	H: 1 LOB: 1 BB: 0 P: 4	R: 0 E: 0 K: 0 S: 3	H: 0 LOB: 1 BB: 1 P: 7	R: 0 E: 0 K: 0 S: 4	H: 1 LOB: 2 BB: 1 P: 8	R: 4 E: 0 K: 1 S: 9	H: 4 LOB: 0 BB: 0 P: 9	R: 0 E: 0 K: 0 S: 3	H: 0 LOB: 0 BB: 0 P: 3	R: 0 E: 0 K: 1 S: 5	H: 1 LOB: 0 BB: 0 P: 5	R: 0 E: 0 K: 0 S: 5	H: 1 LOB: 0 BB: 0 P: 5	1B: 7 2B: 1 3B: 1 HR: 0	SF: 0 SAC: 0 DP: 0 HBP: 0	WP: 0 PB: 0 SB: 0 CS: 1	PA: 38			
PITCHER	IP	WLS	BF	H	R	ER	SO	BB	IBB	HBP	BLK	WP	HR	S	P	ERA	WHIP										
Jerry Garvin, L ERA: 5.8 (1, 1)	6.1	W	29	8	4	4	1	2	0	0	0	0	0	29	37	5.68	1.579										
Mike Willis, L ERA: 5.29 (7, 1)	2.2	S	8	1	0	0	2	0	0	0	0	0	0	12	12	0.00	0.375										

Toronto Blue Jays @ Detroit Tigers
Tiger Stadium, Detroit, MI
Wed Aug 23 1978, 7:05 PM EDT
Att: 26,631 - Unknown

AB 35
R 4
H 9
RBI 4
BB 2
SO 3
LOB 13



Batter	1	2	3	4	5	6	7	8	9	AB	R	H	RBI	BB	SO	LOB	TOP			
Bob Bailor, R OBP: 0.306, SLG: 0.332 (1, 8)	F8	4-3		F9			5-3		FC4	5	0	0	0	0	0	5				
Al Woods, L OBP: 0.284, SLG: 0.389 (1, 7)	1B		3-1	G3			F5		FC3-6	4	0	0	0	1	0	4				
Roy Howell, L OBP: 0.321, SLG: 0.370 (1, 5)	1B			F7					K	5	0	2	0	0	2	1				
Willie Horton, R OBP: 0.318, SLG: 0.400 (1, 10)	L5						F9			4	0	1	0	0	0	3				
John Mayberry, L OBP: 0.338, SLG: 0.427 (1, 3)	K			F8			4-3			4	0	0	0	0	1	3				
Otto Velez, R OBP: 0.414, SLG: 0.482 (1, 9)										3	1	2	0	1	0	0				
Alan Ashby, S OBP: 0.352, SLG: 0.461 (1, 2)										4	0	2	0	0	1	2				
Dave McKay, S OBP: 0.273, SLG: 0.350 (1, 4)										4	1	1	1	0	0	3				
Luis Gomez, R OBP: 0.293, SLG: 0.267 (1, 6)										4	0	3	1	0	0	0				
Inning Stats	R: 0 E: 0 K: 1 S: 6	H: 1 LOB: 2 BB: 1 P: 10	R: 1 E: 0 K: 1 S: 6	H: 2 LOB: 1 BB: 1 P: 10	R: 0 E: 0 K: 0 S: 4	H: 1 LOB: 1 BB: 0 P: 4	R: 0 E: 0 K: 0 S: 6	H: 3 LOB: 3 BB: 0 P: 6	R: 0 E: 0 K: 1 S: 5	H: 0 LOB: 0 BB: 0 P: 5	R: 1 E: 0 K: 0 S: 4	H: 1 LOB: 0 BB: 0 P: 4	R: 0 E: 0 K: 0 S: 4	H: 1 LOB: 1 BB: 0 P: 4	R: 0 E: 0 K: 1 S: 6	H: 1 LOB: 1 BB: 0 P: 6	1B: 8 2B: 3 3B: 0 HR: 0	SF: 0 SAC: 0 DP: 0 HBP: 0	WP: 1 PB: 0 SB: 0 CS: 1	PA: 39
PITCHER Milt Wilcox, R ERA: 3.46 (1, 1)	IP: 9.0 WLS: W BF: 39 H: 11 R: 2 ER: 2 SO: 4 BB: 2 IBB: 0 HBP: 0 BLK: 0 WP: 1 HR: 0 S: 45 P: 53 ERA: 2.00 WHIP: 1.444															PITCHER				

Toronto Blue Jays @ Detroit Tigers
Tiger Stadium, Detroit, MI
Thu Aug 24 1978, 7:05 PM EDT
Att: 13,314 - Unknown

AB	37
R	2
H	11
RBI	2
BB	2
SO	4
LOB	21



Batter	1	2	3	4	5	6	7	8	9	AB	R	H	RBI	BB	SO	LOB	BOTTOM			
Ron LeFlore, R OBP: 0.355, SLG: 0.380 (1, 8)	L1									4	1	1	0	0	0	1				
Lou Whitaker, L OBP: 0.363, SLG: 0.376 (1, 4)										3	1	1	2	1	0	1				
Rusty Staub, L OBP: 0.363, SLG: 0.455 (1, 10)	K									3	0	0	0	0	1	1				
Jason Thompson, L OBP: 0.373, SLG: 0.498 (1, 3)	G3									4	1	2	1	0	0	2				
Steve Kemp, L OBP: 0.396, SLG: 0.410 (1, 7)										4	1	2	0	0	1	2				
Lance Parrish, R OBP: 0.284, SLG: 0.443 (1, 2)										4	0	1	1	0	0	3				
John Wockenfuss, R OBP: 0.364, SLG: 0.394 (1, 9)										2	0	0	0	0	0	1				
Tim Corcoran, L OBP: 0.318, SLG: 0.327 (6, PH) (7, 9)										1	0	1	0	0	0	0				
Aurelio Rodriguez, R OBP: 0.291, SLG: 0.381 (1, 5)										3	0	0	0	0	0	3				
Alan Trammell, R OBP: 0.323, SLG: 0.326 (1, 6)										2	1	1	0	1	0	0				
Inning Stats	R: 0 E: 0 K: 1 S: 5	H: 0 LOB: 1 BB: 1 P: 9	R: 1 E: 0 K: 0 S: 4	H: 2 LOB: 0 BB: 0 P: 4	R: 3 E: 1 K: 1 S: 8	H: 3 LOB: 1 BB: 0 P: 9	R: 0 E: 0 K: 0 S: 3	H: 0 LOB: 0 BB: 0 P: 3	R: 0 E: 0 K: 0 S: 5	H: 3 LOB: 1 BB: 0 P: 5	R: 0 E: 0 K: 0 S: 2	H: 0 LOB: 1 BB: 1 P: 6	R: 0 E: 0 K: 0 S: 4	H: 1 LOB: 1 BB: 0 P: 4	R: 0 E: 0 K: 1 S: 6	H: 1 LOB: 1 BB: 0 P: 4	1B: 5 2B: 2 3B: 2 HR: 1	SF: 0 SAC: 0 DP: 3 HBP: 1	WP: 0 PB: 0 SB: 0 CS: 0	PA: 33
PITCHER Balor Moore, L ERA: 5.0 (1, 1)	IP: 5.0 WLS: L BF: 23 H: 7 R: 5 ER: 4 SO: 2 BB: 1 IBB: 0 HBP: 1 BLK: 0 WP: 0 HR: 1 S: 25 P: 30 ERA: 7.20 WHIP: 1.600															PITCHER				
Tom Murphy, R ERA: 4.04 (6, 1)	IP: 3.0 WLS: 10 BF: 2 H: 2 R: 0 ER: 0 SO: 0 BB: 1 IBB: 0 HBP: 0 BLK: 0 WP: 0 HR: 0 S: 9 P: 13 ERA: 0.00 WHIP: 1.000															PITCHER				

Toronto Blue Jays @ Detroit Tigers
Tiger Stadium, Detroit, MI
Thu Aug 24 1978, 7:05 PM EDT
Att: 13,314 - Unknown

AB	30
R	5
H	9
RBI	4
BB	2
SO	2
LOB	14



Batter	1	2	3	4	5	6	7	8	9	AB	R	H	RBI	BB	SO	LOB	TOP					
Robin Yount, R OBP: 0.330, SLG: 0.409 (1, 6)	F7		G5-4-3				F3		F7	5	0	1	0	0	0	2	Milwaukee Brewers @ Detroit Tigers Tiger Stadium, Detroit, MI Fri Aug 25 1978, 7:05 PM EDT Att: 32,010 - Unknown					
Don Money, R OBP: 0.353, SLG: 0.404 (1, 4)	6-3		P4				F7		F8	4	0	0	0	0	0	1						
Ben Oglivie, L OBP: 0.368, SLG: 0.479 (1, 7)	G3		4-3						L3	3	1	0	0	1	0	1						
Larry Hisle, R OBP: 0.370, SLG: 0.557 (1, 10)										3	1	1	0	1	0	1						
Cecil Cooper, L OBP: 0.375, SLG: 0.504 (1, 3)										4	1	2	2	0	0	1						
Sixto Lezcano, R OBP: 0.368, SLG: 0.476 (1, 9)										4	0	2	1	0	1	1						
Sal Bando, R OBP: 0.376, SLG: 0.453 (1, 5)										4	0	2	0	0	1	3						
Dave May, L OBP: 0.308, SLG: 0.328 (1, 8)										3	0	0	0	0	0	3						
Gorman Thomas, R OBP: 0.343, SLG: 0.525 (8, 8)										1	0	0	0	0	0	0						
Charlie Moore, R OBP: 0.304, SLG: 0.376 (1, 2)										4	0	1	0	0	2	0						
Inning Stats	R: 0 E: 0 K: 0 S: 3	H: 0 LOB: 0 BB: 0 P: 3	R: 0 E: 0 K: 1 S: 7	H: 2 LOB: 1 BB: 0 P: 7	R: 0 E: 0 K: 1 S: 6	H: 1 LOB: 1 BB: 0 P: 6	R: 0 E: 0 K: 0 S: 3	H: 0 LOB: 0 BB: 0 P: 3	R: 0 E: 1 K: 0 S: 4	H: 2 LOB: 1 BB: 0 P: 4	R: 1 E: 0 K: 1 S: 7	H: 2 LOB: 2 BB: 1 P: 11	R: 0 E: 0 K: 1 S: 5	H: 0 LOB: 0 BB: 0 P: 5	R: 2 E: 0 K: 0 S: 5	H: 2 LOB: 1 BB: 1 P: 9	R: 0 E: 0 K: 0 S: 3	H: 0 LOB: 0 BB: 0 P: 3	1B: 8 2B: 0 3B: 0 HR: 1	SF: 0 SAC: 0 DP: 1 HBP: 0	WP: 0 PB: 0 SB: 0 CS: 0	PA: 37
PITCHER	IP	WLS	BF	H	R	ER	SO	BB	IBB	HBP	BLK	WP	HR	S	P	ERA	WHIP					
Kip Young, R ERA: 2.1 (1, 1)	7.2	W	33	9	3	3	4	2	0	0	0	0	1	39	47	3.52	1.435					
John Hiller, L ERA: 2.67 (8, 1)	1.1	S	4	0	0	0	0	0	0	0	0	0	0	4	4	0.00	0.000					

Batter	1	2	3	4	5	6	7	8	9	AB	R	H	RBI	BB	SO	LOB	BOTTOM				
Ron LeFlore, R OBP: 0.356, SLG: 0.386 (1, 8)	E8									5	1	2	3	0	2	3	Milwaukee Brewers @ Detroit Tigers Tiger Stadium, Detroit, MI Fri Aug 25 1978, 7:05 PM EDT Att: 32,010 - Unknown				
Lou Whitaker, L OBP: 0.355, SLG: 0.371 (1, 4)	F7									5	0	0	0	0	1	2					
Rusty Staub, L OBP: 0.361, SLG: 0.452 (1, 10)										4	0	0	0	0	1	1					
Jason Thompson, L OBP: 0.376, SLG: 0.499 (1, 3)										3	1	2	0	1	0	0					
Steve Kemp, L OBP: 0.395, SLG: 0.409 (1, 7)										4	0	1	0	0	0	3					
Lance Parrish, R OBP: 0.284, SLG: 0.440 (1, 2)										4	0	1	1	0	1	0					
John Wockenfuss, R OBP: 0.363, SLG: 0.388 (1, 9)										2	2	0	0	1	0	0					
Tim Corcoran, L OBP: 0.317, SLG: 0.326 (7, PH) (8, 9)										1	0	0	0	0	0	2					
Aurelio Rodriguez, R OBP: 0.294, SLG: 0.387 (1, 5)										3	1	2	0	0	1	1					
Alan Trammell, R OBP: 0.325, SLG: 0.328 (1, 6)										4	1	2	1	0	0	2					
Inning Stats	R: 0 E: 1 K: 1 S: 6	H: 1 LOB: 2 BB: 1 P: 10	R: 4 E: 0 K: 2 S: 10	H: 3 LOB: 0 BB: 1 P: 14	R: 0 E: 0 K: 0 S: 3	H: 0 LOB: 0 BB: 0 P: 3	R: 0 E: 1 K: 1 S: 6	H: 0 LOB: 1 BB: 0 P: 6	R: 0 E: 0 K: 0 S: 4	H: 1 LOB: 1 BB: 0 P: 4	R: 1 E: 2 K: 2 S: 9	H: 1 LOB: 1 BB: 0 P: 9	R: 1 E: 0 K: 0 S: 6	H: 3 LOB: 2 BB: 0 P: 6	R: 0 E: 0 K: 0 S: 4	H: 1 LOB: 1 BB: 0 P: 4	1B: 8 2B: 1 3B: 0 HR: 1	SF: 0 SAC: 1 DP: 0 HBP: 0	WP: 0 PB: 0 SB: 0 CS: 0	PA: 38	
PITCHER	IP	WLS	BF	H	R	ER	SO	BB	IBB	HBP	BLK	WP	HR	S	P	ERA	WHIP				
Mike Caldwell, L ERA: 2.47 (1, 1)	6.2	L	33	9	6	5	6	2	0	0	0	0	1	43	51	6.75	1.650				
Andy Replegle, R ERA: 4.37 (7, 1)	1.1		5	1	0	0	0	0	0	0	0	0	0	5	5	0.00	0.750				

Batter	1	2	3	4	5	6	7	8	9	AB	R	H	RBI	BB	SO	LOB	TOP
Paul Moltzer, R OBP: 0.311, SLG: 0.389 (1, 4)	0-0 6-3	0-0 FC5 1B	0-0 FC5-4		0-0 5-3			0-0 L6		5	0	0	1	0	0	5	Milwaukee Brewers @ Detroit Tigers Tiger Stadium, Detroit, MI Sat Aug 26 1978, 3:33 AM EDT Att: 32,103 - Unknown
Don Money, R OBP: 0.356, SLG: 0.413 (1, 5)	4-0 BB	0-0 F8		0-0 HR	0-0 F9			0-0 2B 1B		4	2	2	1	1	0	2	
Ben Oglivie, L OBP: 0.371, SLG: 0.482 (1, 7)	4-0 BB	0-0		0-0 B1-3	0-0 6-3			0-0 1B 2B		4	1	2	2	1	0	0	
Larry Hisle, R OBP: 0.368, SLG: 0.553 (1, 10)	0-3 K	0-0 G3		0-3 K	0-3 K			0-0 1B		5	0	1	1	0	3	4	
Cecil Cooper, L OBP: 0.373, SLG: 0.498 (1, 3)	0-0 G3		0-0 P6	0-0 F8			0-0 1B	0-0 F9		5	0	1	0	0	0	3	
Sixto Lezcano, R OBP: 0.366, SLG: 0.472 (1, 9)		0-0 1B BB	0-0 5-3		0-0 P4		0-3 K		0-0 6-3	5	1	1	0	0	1	1	
Robin Yount, R OBP: 0.333, SLG: 0.411 (1, 6)		0-0 BB HBP FC5 1B	0-0 1B 1B		0-0 1B BB 1B		0-0 F9		0-0 P5	5	3	3	0	0	0	1	
Gorman Thomas, R OBP: 0.348, SLG: 0.534 (1, 8)		1-0 FC5 BB HBP 1B	0-0 1B 1B		4-0 1B BB 1B		0-3 K		0-0 HR	3	1	2	1	1	1	1	
Buck Martinez, R OBP: 0.255, SLG: 0.266 (1, 2)	4-0 1B BB FC5	0-0 FC5-4 1B		0-0 1B	0-0 1B			0-0 5-3	0-0 F9	4	1	2	3	1	0	0	
Inning Stats	R: 0 E: 0 K: 1 S: 5	H: 0 LOB: 2 BB: 2 P: 13	R: 3 E: 0 K: 0 S: 6	H: 3 LOB: 2 BB: 1 P: 11	R: 1 E: 0 K: 0 S: 6	H: 1 LOB: 0 BB: 0 P: 6	R: 1 E: 0 K: 1 S: 4	H: 2 LOB: 1 BB: 1 P: 8	R: 0 E: 0 K: 2 S: 8	H: 1 LOB: 1 BB: 0 P: 8	R: 2 E: 0 K: 0 S: 6	H: 3 LOB: 1 BB: 0 P: 6	R: 1 E: 0 K: 0 S: 4	H: 1 LOB: 0 BB: 0 P: 4	1B: 11 2B: 1 3B: 0 HR: 2	SF: 0 SAC: 0 DP: 0 HBP: 1	WP: 0 PA: 45 PB: 0 SB: 0 CS: 0
PITCHER	IP WLS BF H R ER SO BB IBB HBP BLK WP HR S P ERA WHIP	IP WLS BF H R ER SO BB IBB HBP BLK WP HR S P ERA WHIP	IP WLS BF H R ER SO BB IBB HBP BLK WP HR S P ERA WHIP	IP WLS BF H R ER SO BB IBB HBP BLK WP HR S P ERA WHIP	IP WLS BF H R ER SO BB IBB HBP BLK WP HR S P ERA WHIP	IP WLS BF H R ER SO BB IBB HBP BLK WP HR S P ERA WHIP	IP WLS BF H R ER SO BB IBB HBP BLK WP HR S P ERA WHIP	IP WLS BF H R ER SO BB IBB HBP BLK WP HR S P ERA WHIP	IP WLS BF H R ER SO BB IBB HBP BLK WP HR S P ERA WHIP	IP WLS BF H R ER SO BB IBB HBP BLK WP HR S P ERA WHIP	IP WLS BF H R ER SO BB IBB HBP BLK WP HR S P ERA WHIP	IP WLS BF H R ER SO BB IBB HBP BLK WP HR S P ERA WHIP	IP WLS BF H R ER SO BB IBB HBP BLK WP HR S P ERA WHIP	IP WLS BF H R ER SO BB IBB HBP BLK WP HR S P ERA WHIP	IP WLS BF H R ER SO BB IBB HBP BLK WP HR S P ERA WHIP	IP WLS BF H R ER SO BB IBB HBP BLK WP HR S P ERA WHIP	IP WLS BF H R ER SO BB IBB HBP BLK WP HR S P ERA WHIP
Jack Billingham, R ERA: 3.68 (1, 1)	1.2 L	12 3	3 3	3 3	1 1	3 0	0 0	1 16	20 20	5.40 1.200	9.00 2.333	16.20 3.600	9.00 2.333	5.40 1.200	9.00 1.000		
Dave Tobik, R ERA: 9.0 (2, 1)	3.0	15 6	3 3	3 1	0 0	0 0	0 0	1 16	20 20	5.40 1.200	9.00 2.333	16.20 3.600	9.00 2.333	5.40 1.200	9.00 1.000		
Bob Sykes, L ERA: 3.94 (5, 1)	3.1	14 4	2 2	2 3	0 0	0 0	0 0	1 16	20 20	5.40 1.200	9.00 2.333	16.20 3.600	9.00 2.333	5.40 1.200	9.00 1.000		
Ed Glynn, L ERA: 2.84 (9, 1)	1.0	4 1	1 1	1 0	0 0	0 0	0 0	1 4	4 4	9.00 1.000							

Batter	1	2	3	4	5	6	7	8	9	AB	R	H	RBI	BB	SO	LOB	BOTTOM
Ron LeFlore, R OBP: 0.356, SLG: 0.389 (1, 8)	0-0 F8		0-0 F8		0-0 F9		0-0 1H 3B		4-0 1-2 BB	4	0	1	1	1	0	0	Milwaukee Brewers @ Detroit Tigers Tiger Stadium, Detroit, MI Sat Aug 26 1978, 3:33 AM EDT Att: 32,103 - Unknown
Lou Whitaker, L OBP: 0.357, SLG: 0.369 (1, 4)	0-0 F8		0-0 1-3		0-0 2B 1B		0-0 4-3		0-0 F7	5	1	1	0	0	0	3	
Rusty Staub, L OBP: 0.362, SLG: 0.460 (1, 10)	0-0 F8		0-0 HR		0-0 1H 2B		0-0 4-3			4	1	2	2	0	0	1	
Jason Thompson, L OBP: 0.375, SLG: 0.496 (1, 3)		4-0 FC3-6 BB	0-0 F5		0-0 F5		0-3 K			3	0	0	0	1	1	1	
Steve Kemp, L OBP: 0.396, SLG: 0.408 (1, 7)		0-0 FC3-6 HR		0-0 F8 1B		4-0 G5-4-3 BB		0-0 F8		3	1	1	0	1	0	1	
Lance Parrish, R OBP: 0.284, SLG: 0.449 (1, 2)		0-0 HR		0-3 K		0-0 F8		0-3 K		4	1	1	2	0	2	2	
John Wockenfuss, R OBP: 0.354, SLG: 0.378 (1, 9)		0-0 F7		0-0 F8		0-0 G5-4-3		0-0 P2		4	0	0	0	0	0	2	
Aurelio Rodriguez, R OBP: 0.297, SLG: 0.388 (1, 5)		0-0 FC6-4 1B		0-0 P4		0-0 FC6-4 1B		0-0 5-3		4	0	2	0	0	0	1	
Alan Trammell, R OBP: 0.324, SLG: 0.325 (1, 6)		0-0 FC6-4		0-3 K		0-0 FC6-4 3B		0-0 HBP		3	1	0	0	0	1	2	
Inning Stats	R: 0 E: 0 K: 0 S: 3	H: 0 LOB: 0 BB: 0 P: 3	R: 2 E: 0 K: 0 S: 5	H: 2 LOB: 1 BB: 1 P: 9	R: 1 E: 0 K: 0 S: 4	H: 1 LOB: 0 BB: 0 P: 4	R: 0 E: 0 K: 1 S: 6	H: 1 LOB: 1 BB: 0 P: 6	R: 1 E: 0 K: 1 S: 7	H: 2 LOB: 1 BB: 0 P: 7	R: 0 E: 0 K: 2 S: 7	H: 0 LOB: 0 BB: 0 P: 7	R: 0 E: 0 K: 0 S: 3	H: 0 LOB: 2 BB: 1 P: 8	1B: 4 2B: 1 3B: 1 HR: 2	SF: 0 SAC: 0 DP: 1 HBP: 1	WP: 0 PA: 38 PB: 0 SB: 0 CS: 0
PITCHER	IP WLS BF H R ER SO BB IBB HBP BLK WP HR S P ERA WHIP	IP WLS BF H R ER SO BB IBB HBP BLK WP HR S P ERA WHIP	IP WLS BF H R ER SO BB IBB HBP BLK WP HR S P ERA WHIP	IP WLS BF H R ER SO BB IBB HBP BLK WP HR S P ERA WHIP	IP WLS BF H R ER SO BB IBB HBP BLK WP HR S P ERA WHIP	IP WLS BF H R ER SO BB IBB HBP BLK WP HR S P ERA WHIP	IP WLS BF H R ER SO BB IBB HBP BLK WP HR S P ERA WHIP	IP WLS BF H R ER SO BB IBB HBP BLK WP HR S P ERA WHIP	IP WLS BF H R ER SO BB IBB HBP BLK WP HR S P ERA WHIP	IP WLS BF H R ER SO BB IBB HBP BLK WP HR S P ERA WHIP	IP WLS BF H R ER SO BB IBB HBP BLK WP HR S P ERA WHIP	IP WLS BF H R ER SO BB IBB HBP BLK WP HR S P ERA WHIP	IP WLS BF H R ER SO BB IBB HBP BLK WP HR S P ERA WHIP	IP WLS BF H R ER SO BB IBB HBP BLK WP HR S P ERA WHIP	IP WLS BF H R ER SO BB IBB HBP BLK WP HR S P ERA WHIP	IP WLS BF H R ER SO BB IBB HBP BLK WP HR S P ERA WHIP	IP WLS BF H R ER SO BB IBB HBP BLK WP HR S P ERA WHIP
Bill Travers, L ERA: 4.53 (1, 1)	6.0	26 7	5 5	2 2	0 0	0 0	0 0	2 28	36 36	7.50 1.500	6.00 3.000	7.50 1.500	6.00 3.000	7.50 1.500	6.00 3.000		
Eduardo Rodriguez, R ERA: 4.83 (7, 1)	0.1	2 1	0 0	0 0	0 0	0 0	0 0	2 2	2 2	0.00 3.000							
Bob McClure, L ERA: 3.75 (7, 1)	2.2	10 0	0 0	0 2	1 0	0 1	0 0	0 12	17 17	0.00 0.375							

Batter	1	2	3	4	5	6	7	8	9	AB	R	H	RBI	BB	SO	LOB	TOP					
Paul Mollitor, R (1,4) OBP: 0.309, SLG: 0.386	L8		G5-4-3		5-3				F8	4	0	0	0	1	0	2						
Don Money, R (1,3) OBP: 0.355, SLG: 0.413	F8		P4						F7	5	0	1	0	0	0	3						
Ben Oglivie, L (1,7) OBP: 0.371, SLG: 0.482	L5									4	0	1	0	1	0	3						
Sixto Lezcano, R (1,9) OBP: 0.367, SLG: 0.468		F8		K					FC5	3	0	0	0	2	1	3						
Cecil Cooper, L (1,10) OBP: 0.371, SLG: 0.495				4-3						4	0	1	0	0	1	4						
Sal Bando, R (1,5) OBP: 0.377, SLG: 0.452				F3						3	0	1	0	1	0	3						
Robin Yount, R (1,6) OBP: 0.333, SLG: 0.410		F7			5-3					4	0	1	0	0	0	2						
Gorman Thomas, R (1,8) OBP: 0.350, SLG: 0.541										3	2	1	1	1	1	4						
Buck Martinez, R (1,2) OBP: 0.257, SLG: 0.269										2	0	1	0	0	0	0						
Dave May, L (7,PH) OBP: 0.316, SLG: 0.353										1	0	1	1	0	0	0						
Charlie Moore, R (7,2) OBP: 0.307, SLG: 0.379										1	0	1	0	0	0	0						
Inning Stats	R: 0 E: 0 K: 0 S: 3	H: 0 LOB: 0 BB: 0 P: 3	R: 0 E: 0 K: 1 S: 6	H: 1 LOB: 2 BB: 1 P: 10	R: 0 E: 0 K: 0 S: 3	H: 1 LOB: 0 BB: 0 P: 3	R: 0 E: 0 K: 1 S: 6	H: 1 LOB: 1 BB: 0 P: 6	R: 1 E: 0 K: 0 S: 4	H: 1 LOB: 0 BB: 0 P: 4	R: 0 E: 0 K: 1 S: 6	H: 1 LOB: 2 BB: 2 P: 10	R: 1 E: 0 K: 0 S: 4	H: 1 LOB: 2 BB: 2 P: 12	R: 0 E: 0 K: 0 S: 4	H: 2 LOB: 2 BB: 1 P: 8	R: 0 E: 0 K: 0 S: 4	H: 1 LOB: 2 BB: 1 P: 8	1B: 5 2B: 3 3B: 0 HR: 1	SF: 0 SAC: 0 DP: 2 HBP: 0	WP: 0 PB: 0 SB: 0 CS: 0	PA: 40
PITCHER	IP	WLS	BF	H	R	ER	SO	BB	IBB	HBP	BLK	WP	HR	S	P	ERA	WHIP					
Jim Slaton, R (1,1) ERA: 4.02	6.1	W	28	6	2	2	3	4	0	0	0	0	1	30	46	2.84	1.579					
John Hiller, L (7,1) ERA: 2.99	2.2	S	12	3	0	0	0	2	0	0	0	0	0	10	18	0.00	1.875					

Milwaukee Brewers @ Detroit Tigers
Tiger Stadium, Detroit, MI
Sun Aug 27 1978, 3:33 AM EDT
Att: 43,478 - Unknown

AB	34
R	2
H	9
RBI	2
BB	6
SO	3
LOB	24



Batter	1	2	3	4	5	6	7	8	9	AB	R	H	RBI	BB	SO	LOB	BOTTOM				
Ron LeFlore, R (1,8) OBP: 0.355, SLG: 0.388	4-3				5-3					4	1	1	0	0	0	2					
Lou Whitaker, L (1,4) OBP: 0.355, SLG: 0.370	K									4	0	2	3	0	1	0					
Rusty Staub, L (1,10) OBP: 0.361, SLG: 0.460										4	0	1	0	0	0	2					
Jason Thompson, L (1,3) OBP: 0.372, SLG: 0.491	P6									4	0	0	0	0	0	2					
Steve Kemp, L (1,7) OBP: 0.395, SLG: 0.406										3	0	0	0	1	1	0					
Milt May, L (1,2) OBP: 0.328, SLG: 0.414										4	0	0	0	0	0	1					
Tim Corcoran, L (1,9) OBP: 0.317, SLG: 0.326										3	1	1	0	0	1	1					
Phil Mankowski, L (1,5) OBP: 0.367, SLG: 0.379										2	1	1	0	1	0	0					
Aurelio Rodriguez, R (8,5) OBP: 0.297, SLG: 0.388										0	0	0	0	0	0	0					
Alan Trammell, R (1,6) OBP: 0.324, SLG: 0.328										3	1	1	1	0	0	2					
Inning Stats	R: 0 E: 0 K: 1 S: 6	H: 1 LOB: 1 BB: 0 P: 6	R: 1 E: 0 K: 0 S: 5	H: 2 LOB: 1 BB: 0 P: 5	R: 0 E: 0 K: 0 S: 3	H: 0 LOB: 0 BB: 0 P: 3	R: 0 E: 0 K: 1 S: 5	H: 0 LOB: 2 BB: 2 P: 13	R: 0 E: 0 K: 1 S: 5	H: 0 LOB: 0 BB: 0 P: 3	R: 0 E: 0 K: 1 S: 5	H: 0 LOB: 0 BB: 0 P: 5	R: 0 E: 0 K: 1 S: 5	H: 0 LOB: 0 BB: 0 P: 5	1B: 5 2B: 2 3B: 0 HR: 0	SF: 0 SAC: 0 DP: 0 HBP: 0	WP: 0 PB: 0 SB: 1 CS: 0	PA: 33			
PITCHER	IP	WLS	BF	H	R	ER	SO	BB	IBB	HBP	BLK	WP	HR	S	P	ERA	WHIP				
Lary Sorensen, R (1,1) ERA: 3.2	8.0	L	33	7	4	4	3	1	1	0	0	0	0	37	45	4.50	1.000				

Milwaukee Brewers @ Detroit Tigers
Tiger Stadium, Detroit, MI
Sun Aug 27 1978, 3:33 AM EDT
Att: 43,478 - Unknown

AB	31
R	4
H	7
RBI	4
BB	2
SO	3
LOB	10



Batter	1	2	3	4	5	6	7	8	9	AB	R	H	RBI	BB	SO	LOB	TOP			
Paul Moltitor, R OBP: 0.311, SLG: 0.387 (1, 4)			SH5-4 	5-3 				F2 		4	1	2	0	0	0	2				
Robin Yount, R OBP: 0.334, SLG: 0.417 (1, 6)	L6 		HR 		5-3 		SH BB 1B 	2B BB 		3	3	1	3	1	0	1				
Cecil Cooper, L OBP: 0.372, SLG: 0.495 (1, 3)	G3-6 		F8 		4-3 		1B BB SF7 IBB 	1B 2B 1H 		4	2	1	1	1	0	1				
Larry Hisle, R OBP: 0.370, SLG: 0.551 (1, 10)		F4 	BB 		1B 		WP 1B BB 	K 		3	1	1	1	2	1	1				
Ben Oglivie, L OBP: 0.372, SLG: 0.481 (1, 9)	G3 		4-3 		4-3 		WP 1B BB 	1B 2H 		5	1	2	2	0	0	2				
Sal Bando, R OBP: 0.379, SLG: 0.455 (1, 5)	WP 1B 						SH1-3 1B 	K 		4	0	3	1	0	1	1				
Dave May, L OBP: 0.313, SLG: 0.347 (1, 7)	4-3 						SH1-3 1B 	BB 1B 	F8 	4	0	1	2	0	0	2				
Gorman Thomas, R OBP: 0.353, SLG: 0.539 (1, 8)			SH5-4 HR BB 		1B 		L5 	G6-4-3 BB 	5-3 	3	1	1	0	2	0	1				
Charlie Moore, R OBP: 0.304, SLG: 0.374 (1, 2)			HR SH5-4 1B 		F9 		F8 	G6-4-3 	K 	5	1	1	0	0	1	5				
Inning Stats	R: 0 E: 0 K: 0 S: 3	H: 1 LOB: 0 BB: 0 P: 3	R: 0 E: 0 K: 0 S: 4	H: 1 LOB: 1 BB: 0 P: 4	R: 3 E: 0 K: 0 S: 5	H: 2 LOB: 1 BB: 2 P: 13	R: 0 E: 0 K: 0 S: 5	H: 2 LOB: 2 BB: 0 P: 5	R: 0 E: 0 K: 0 S: 4	H: 1 LOB: 1 BB: 0 P: 4	R: 5 E: 1 K: 0 S: 6	H: 3 LOB: 1 BB: 3 P: 18	R: 2 E: 0 K: 2 S: 9	H: 2 LOB: 1 BB: 1 P: 13	R: 0 E: 0 K: 1 S: 5	H: 0 LOB: 0 BB: 0 P: 5	1B: 11 2B: 1 3B: 0 HR: 1	SF: 1 SAC: 3 DP: 2 HBP: 0	WP: 2 PA: 45 PB: 0 SB: 0 CS: 0	
PITCHER	IP WLS BF H R ER SO BB IBB HBP BLK WP HR S P ERA WHIP	IP WLS BF H R ER SO BB IBB HBP BLK WP HR S P ERA WHIP	IP WLS BF H R ER SO BB IBB HBP BLK WP HR S P ERA WHIP	IP WLS BF H R ER SO BB IBB HBP BLK WP HR S P ERA WHIP	IP WLS BF H R ER SO BB IBB HBP BLK WP HR S P ERA WHIP	IP WLS BF H R ER SO BB IBB HBP BLK WP HR S P ERA WHIP	IP WLS BF H R ER SO BB IBB HBP BLK WP HR S P ERA WHIP	IP WLS BF H R ER SO BB IBB HBP BLK WP HR S P ERA WHIP	IP WLS BF H R ER SO BB IBB HBP BLK WP HR S P ERA WHIP	IP WLS BF H R ER SO BB IBB HBP BLK WP HR S P ERA WHIP	IP WLS BF H R ER SO BB IBB HBP BLK WP HR S P ERA WHIP	IP WLS BF H R ER SO BB IBB HBP BLK WP HR S P ERA WHIP	IP WLS BF H R ER SO BB IBB HBP BLK WP HR S P ERA WHIP	IP WLS BF H R ER SO BB IBB HBP BLK WP HR S P ERA WHIP	IP WLS BF H R ER SO BB IBB HBP BLK WP HR S P ERA WHIP	IP WLS BF H R ER SO BB IBB HBP BLK WP HR S P ERA WHIP	IP WLS BF H R ER SO BB IBB HBP BLK WP HR S P ERA WHIP	IP WLS BF H R ER SO BB IBB HBP BLK WP HR S P ERA WHIP	IP WLS BF H R ER SO BB IBB HBP BLK WP HR S P ERA WHIP	
Dave Rozema, R ERA: 3.2 (1, 1)	6.0 L 27	8 3 3 0	2 0 0 0	1 1 0 0	1 0 5 13	108.00 12.000	6.75 1.500													
Jack Morris, R ERA: 4.19 (7, 1)	0.1	7 3 5 4 0	1 1 0 0	1 0 5 13	108.00 12.000	6.75 1.500														
Dave Tobik, R ERA: 7.94 (7, 1)	2.2	11 2 2 2 3	2 0 0 0	0 0 15 23	6.75 1.500															

Milwaukee Brewers @ Detroit Tigers
Tiger Stadium, Detroit, MI
Mon Aug 28 1978, 7:05 PM EDT
Att: 23,037 - Unknown

AB 35
R 10
H 13
RBI 10
BB 6
SO 3
LOB 16



Batter	1	2	3	4	5	6	7	8	9	AB	R	H	RBI	BB	SO	LOB	BOTTOM			
Ron LeFlore, R OBP: 0.355, SLG: 0.387 (1, 8)	F8 		FC6-4 		1B 			F9 		4	0	1	1	0	0	1				
Lou Whitaker, L OBP: 0.357, SLG: 0.369 (1, 4)	4-3 				F7 		4-3 	G3-6-3 1B 		4	0	1	0	0	0	0				
Rusty Staub, L OBP: 0.359, SLG: 0.457 (1, 10)	K 				F8 		F2 	G3-6-3 		4	0	0	0	0	1	1				
Jason Thompson, L OBP: 0.371, SLG: 0.488 (1, 3)		5-3 			BB 		P5 		P4 	3	0	0	0	1	0	0				
Steve Kemp, L OBP: 0.394, SLG: 0.403 (1, 7)		F7 			F6 		BB BB 		G3 	3	0	0	0	1	0	1				
Lance Parrish, R OBP: 0.280, SLG: 0.442 (1, 2)		5-3 			1-3 		F8 		1-3 	4	0	0	0	0	0	1				
John Wockenfuss, R OBP: 0.360, SLG: 0.375 (1, 9)			FC6-4 BB 		F8 		BB 1-2 BB 			1	0	0	0	2	0	0				
Aurelio Rodriguez, R OBP: 0.297, SLG: 0.386 (1, 5)			FC6-4 FC6-4 		BB 1B HBP 		F8 			2	1	0	0	0	0	3				
Alan Trammell, R OBP: 0.324, SLG: 0.326 (1, 6)			FC6-4 		1B BB 		F8 			2	0	0	0	1	0	3				
Inning Stats	R: 0 E: 0 K: 1 S: 5	H: 0 LOB: 0 BB: 0 P: 5	R: 0 E: 0 K: 0 S: 3	H: 0 LOB: 0 BB: 0 P: 3	R: 0 E: 0 K: 0 S: 3	H: 0 LOB: 1 BB: 1 P: 7	R: 0 E: 0 K: 0 S: 3	H: 0 LOB: 1 BB: 1 P: 7	R: 1 E: 0 K: 0 S: 3	H: 1 LOB: 2 BB: 1 P: 8	R: 0 E: 0 K: 0 S: 3	H: 0 LOB: 0 BB: 2 P: 11	R: 0 E: 0 K: 0 S: 3	H: 1 LOB: 0 BB: 0 P: 3	R: 0 E: 0 K: 0 S: 3	H: 0 LOB: 0 BB: 0 P: 3	1B: 2 2B: 0 3B: 0 HR: 0	SF: 0 SAC: 0 DP: 1 HBP: 1	WP: 0 PA: 33 PB: 0 SB: 0 CS: 0	
PITCHER	IP WLS BF H R ER SO BB IBB HBP BLK WP HR S P ERA WHIP	IP WLS BF H R ER SO BB IBB HBP BLK WP HR S P ERA WHIP	IP WLS BF H R ER SO BB IBB HBP BLK WP HR S P ERA WHIP	IP WLS BF H R ER SO BB IBB HBP BLK WP HR S P ERA WHIP	IP WLS BF H R ER SO BB IBB HBP BLK WP HR S P ERA WHIP	IP WLS BF H R ER SO BB IBB HBP BLK WP HR S P ERA WHIP	IP WLS BF H R ER SO BB IBB HBP BLK WP HR S P ERA WHIP	IP WLS BF H R ER SO BB IBB HBP BLK WP HR S P ERA WHIP	IP WLS BF H R ER SO BB IBB HBP BLK WP HR S P ERA WHIP	IP WLS BF H R ER SO BB IBB HBP BLK WP HR S P ERA WHIP	IP WLS BF H R ER SO BB IBB HBP BLK WP HR S P ERA WHIP	IP WLS BF H R ER SO BB IBB HBP BLK WP HR S P ERA WHIP	IP WLS BF H R ER SO BB IBB HBP BLK WP HR S P ERA WHIP	IP WLS BF H R ER SO BB IBB HBP BLK WP HR S P ERA WHIP	IP WLS BF H R ER SO BB IBB HBP BLK WP HR S P ERA WHIP	IP WLS BF H R ER SO BB IBB HBP BLK WP HR S P ERA WHIP	IP WLS BF H R ER SO BB IBB HBP BLK WP HR S P ERA WHIP	IP WLS BF H R ER SO BB IBB HBP BLK WP HR S P ERA WHIP	IP WLS BF H R ER SO BB IBB HBP BLK WP HR S P ERA WHIP	
Jerry Augustine, L ERA: 4.49 (1, 1)	9.0 W 33	2 1 1 1	5 0 1 0	0 0 29 50	1.00 0.778															

Milwaukee Brewers @ Detroit Tigers
Tiger Stadium, Detroit, MI
Mon Aug 28 1978, 7:05 PM EDT
Att: 23,037 - Unknown

AB 27
R 1
H 2
RBI 1
BB 5
SO 1
LOB 10



Batter	1	2	3	4	5	6	7	8	9	AB	R	H	RBI	BB	SO	LOB	TOP					
Hosken Powell, L OBP: 0.324, SLG: 0.347 (1, 9)	G3		F5		K		G4-6-3			4	0	0	0	0	1	3						
Mike Cubbage, L OBP: 0.347, SLG: 0.417 (1, 5)	HR		F4			FC4-6 1B		G3		4	1	2	1	0	0	0						
Rod Carew, L OBP: 0.409, SLG: 0.441 (1, 3)	K			6-3		FC4-6 4-3 1-2		4-3		4	0	0	0	0	1	1						
Roy Smalley, S OBP: 0.357, SLG: 0.443 (1, 6)	F6				2B	4-3		F4		4	0	1	0	0	0	1						
Dan Ford, R OBP: 0.347, SLG: 0.448 (1, 8)		K		6-3		K			F9	4	0	0	0	0	2	2						
Butch Wynegar, S OBP: 0.323, SLG: 0.339 (1, 2)		HBP		L9				1B SF8 2B		3	1	1	0	0	0	1						
Glenn Adams, L OBP: 0.287, SLG: 0.383 (1, 10)		E6				4-3		1B		4	0	1	0	0	0	1						
Willie Norwood, R OBP: 0.312, SLG: 0.392 (1, 7)		G6-4-3				F6		SF8		2	0	0	1	0	0	2						
Bob Randall, R OBP: 0.342, SLG: 0.354 (1, 4)				5-3				1B		3	0	2	0	0	0	0						
Inning Stats	R: 1 E: 0 K: 1 S: 6	H: 1 LOB: 0 BB: 0 P: 6	R: 0 E: 1 K: 1 S: 5	H: 0 LOB: 1 BB: 0 P: 6	R: 0 E: 0 K: 0 S: 3	H: 0 LOB: 0 BB: 0 P: 3	R: 0 E: 0 K: 0 S: 4	H: 1 LOB: 1 BB: 0 P: 4	R: 0 E: 0 K: 1 S: 6	H: 1 LOB: 1 BB: 0 P: 6	R: 0 E: 0 K: 0 S: 6	H: 1 LOB: 1 BB: 0 P: 6	R: 1 E: 0 K: 0 S: 5	H: 3 LOB: 1 BB: 0 P: 5	R: 0 E: 0 K: 0 S: 3	H: 0 LOB: 0 BB: 0 P: 3	R: 0 E: 0 K: 0 S: 3	H: 0 LOB: 0 BB: 0 P: 3	1B: 4 2B: 2 3B: 0 HR: 1	SF: 1 SAC: 0 DP: 2 HBP: 1	WP: 0 PB: 0 SB: 0 CS: 0	PA: 34
PITCHER Milt Wilcox, R ERA: 3.38 (1, 1)	IP: 9.0 WLS: W BF: 34 H: 7 R: 2 ER: 2 SO: 4 BB: 0 IBB: 0 HBP: 1 BLK: 0 WP: 0 HR: 1 S: 41 P: 42 ERA: 2.00 WHIP: 0.778															PITCHER						

Minnesota Twins @ Detroit Tigers
Tiger Stadium, Detroit, MI
Tue Aug 29 1978, 7:05 PM EDT
Att: 13,839 - Unknown - 77 F

AB 32
R 2
H 7
RBI 2
BB 0
SO 4
LOB 11

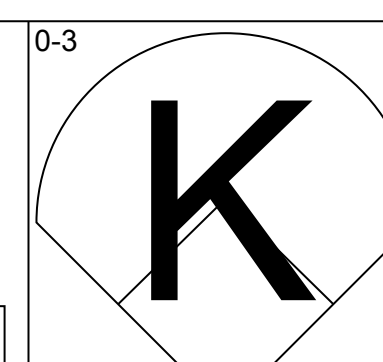
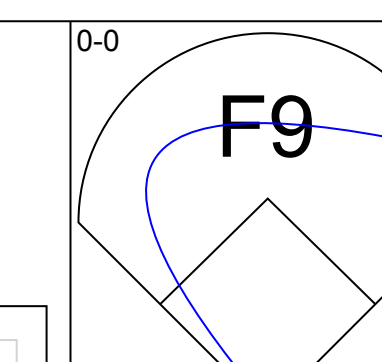
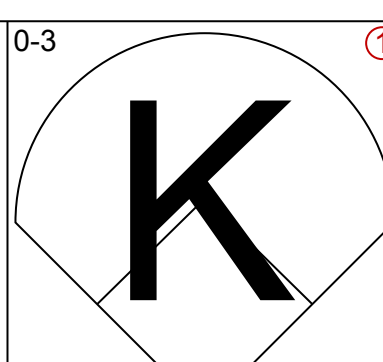
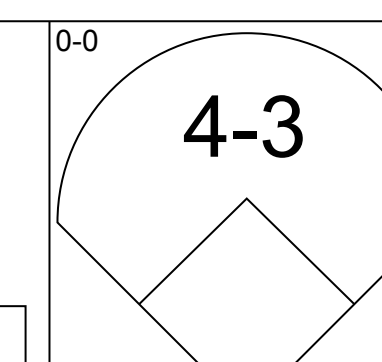
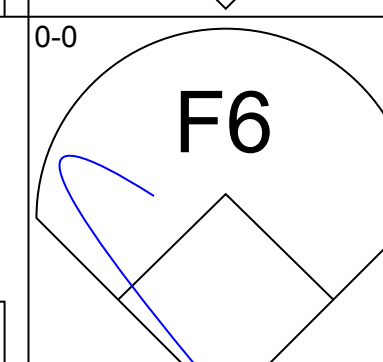
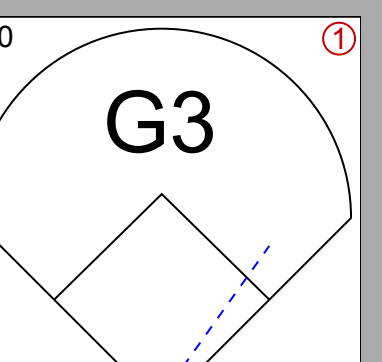
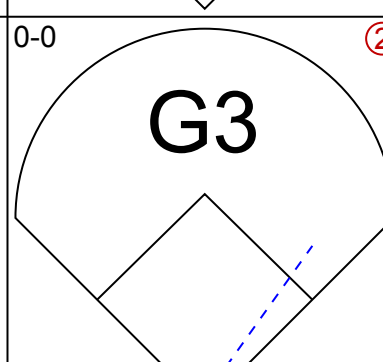
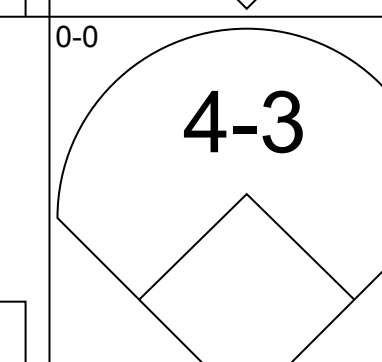
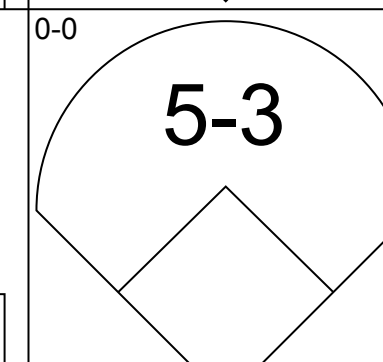
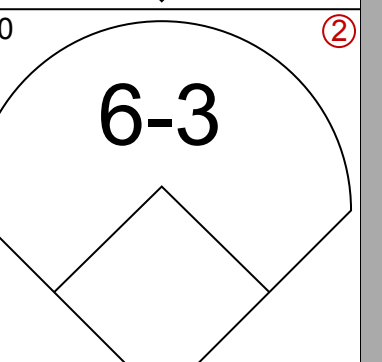
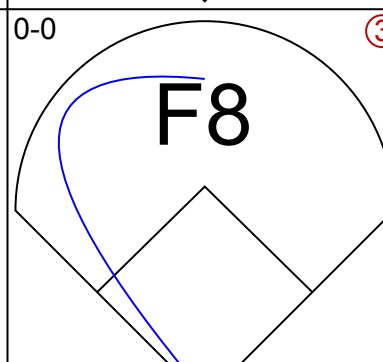
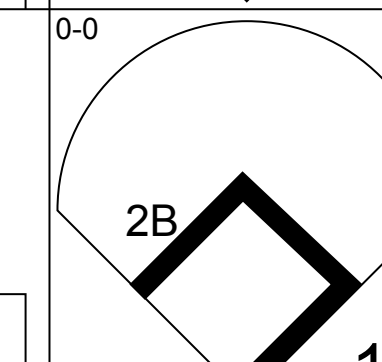
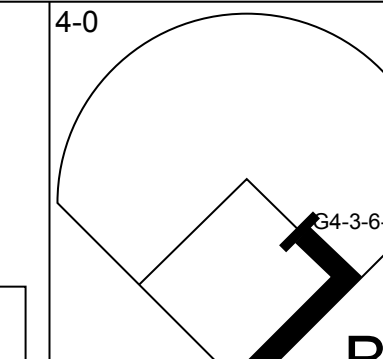
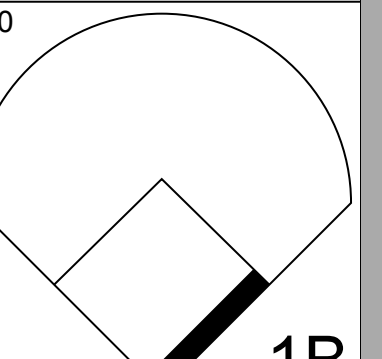
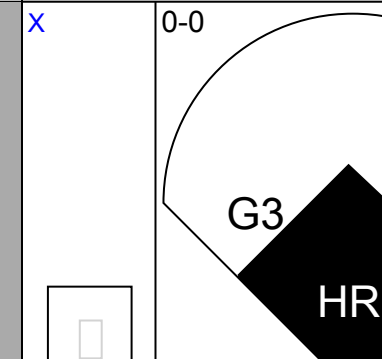
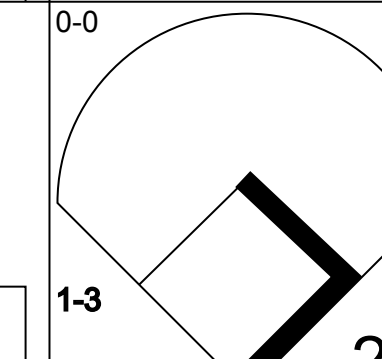
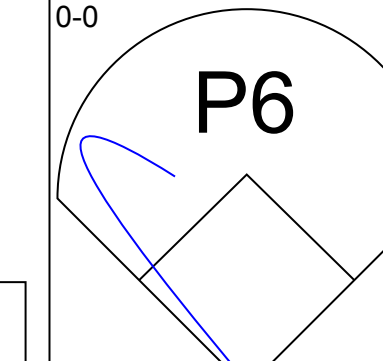
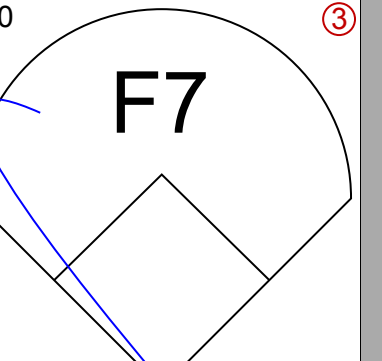
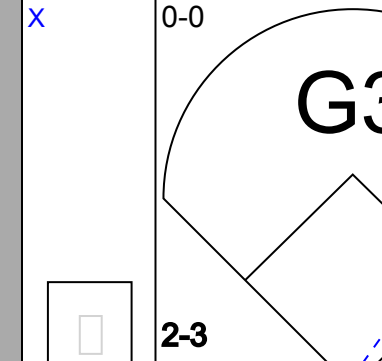
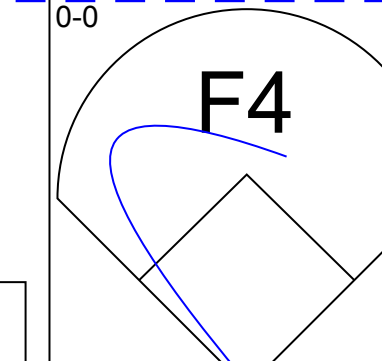
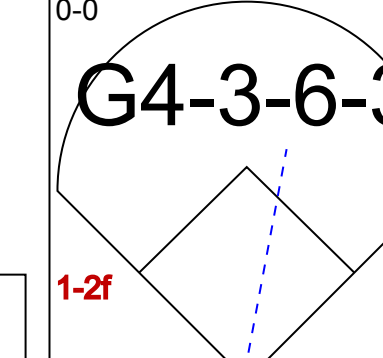
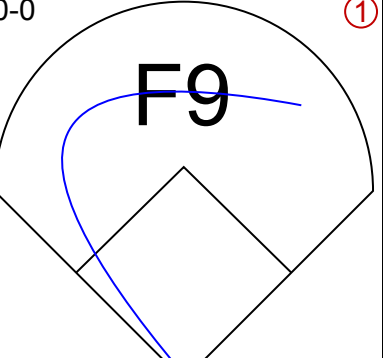
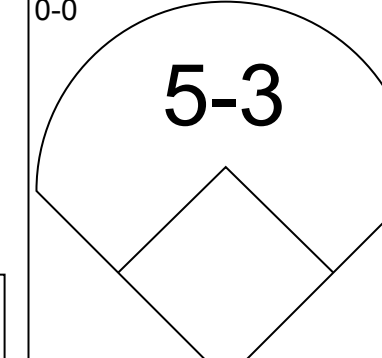
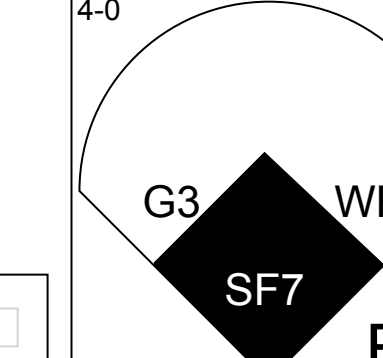
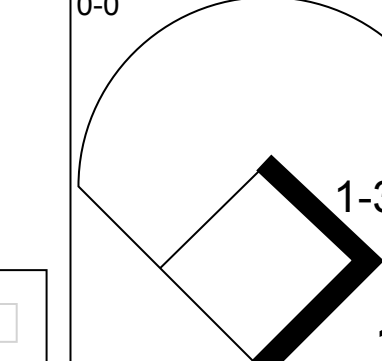
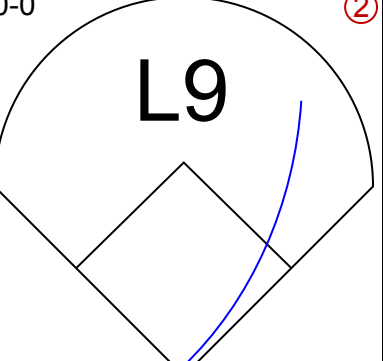
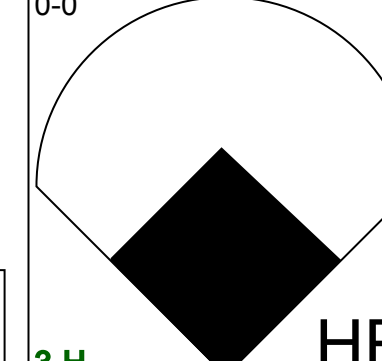
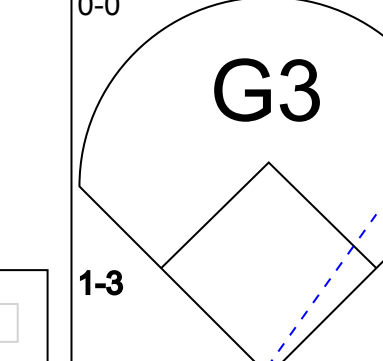
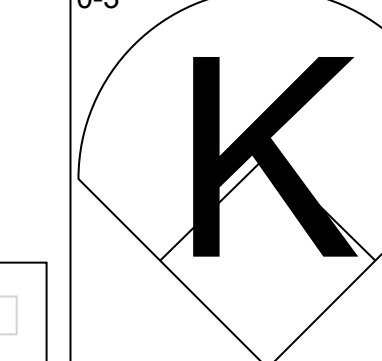
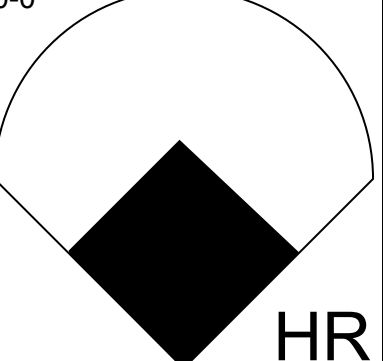
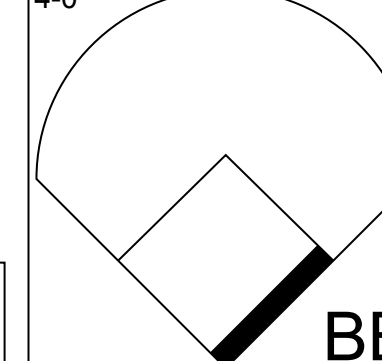
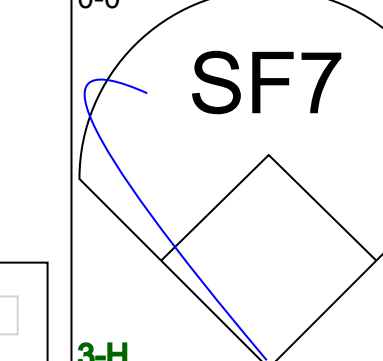
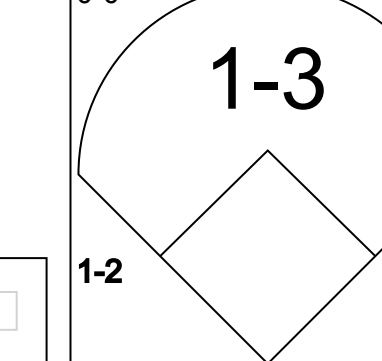
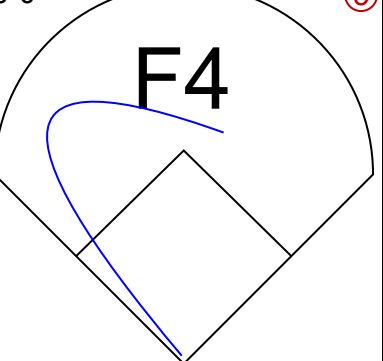
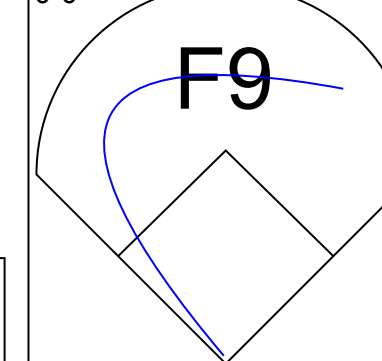
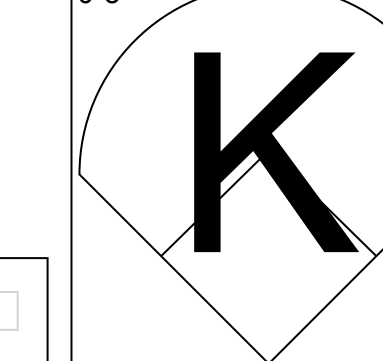


Batter	1	2	3	4	5	6	7	8	9	AB	R	H	RBI	BB	SO	LOB	BOTTOM			
Ron LeFlore, R OBP: 0.354, SLG: 0.385 (1, 8)	G3		K	2B 1B		F9		FC6-4		5	1	1	1	0	1	2				
Lou Whitaker, L OBP: 0.357, SLG: 0.368 (1, 4)	1B		6-3	K		G6-4-3				4	0	1	0	0	1	3				
Rusty Staub, L OBP: 0.360, SLG: 0.461 (1, 10)	F9			2B	1H 2H			F7		4	0	2	2	0	0	1				
Jason Thompson, L OBP: 0.374, SLG: 0.488 (1, 3)	E7			BB	BB	L6				2	0	1	0	2	0	0				
Steve Kemp, L OBP: 0.393, SLG: 0.404 (1, 7)	4-3		F8	3-1				2B		4	0	1	0	0	0	6				
Milt May, L OBP: 0.327, SLG: 0.411 (1, 2)		1B		E3 G3 1B 1B		F5		4-3		4	1	1	0	0	0	1				
Tim Corcoran, L OBP: 0.320, SLG: 0.328 (1, 9)				1B G3 1B 1B		3-1		F7		4	1	2	0	0	0	0				
Phil Mankowski, L OBP: 0.361, SLG: 0.372 Aurelio Rodriguez, R OBP: 0.296, SLG: 0.385 (8, 5)		FC2-6 1B		G3		4-3		6-3		3	0	0	0	0	0	4				
Alan Trammell, R OBP: 0.328, SLG: 0.331 (1, 6)		G4-6-3								1	0	0	0	0	0	0				
Inning Stats	R: 0 E: 1 K: 0 S: 5	H: 2 LOB: 2 BB: 0 P: 5	R: 0 E: 0 K: 0 S: 4	H: 2 LOB: 1 BB: 0 P: 4	R: 0 E: 0 K: 1 S: 6	H: 1 LOB: 2 BB: 1 P: 10	R: 4 E: 1 K: 1 S: 10	H: 4 LOB: 2 BB: 1 P: 14	R: 0 E: 0 K: 0 S: 3	H: 0 LOB: 0 BB: 0 P: 3	R: 0 E: 0 K: 0 S: 3	H: 1 LOB: 1 BB: 0 P: 3	R: 0 E: 0 K: 0 S: 4	H: 1 LOB: 1 BB: 0 P: 4	R: 0 E: 0 K: 0 S: 4	H: 1 LOB: 1 BB: 0 P: 4	1B: 9 2B: 3 3B: 0 HR: 0	SF: 0 SAC: 0 DP: 2 HBP: 0	WP: 0 PB: 0 SB: 0 CS: 0	PA: 37
PITCHER Dave Goltz, R ERA: 2.67 (1, 1)	IP: 8.0 WLS: L BF: 37 H: 12 R: 4 ER: 1 SO: 2 BB: 2 IBB: 0 HBP: 0 BLK: 0 WP: 0 HR: 0 S: 39 P: 47 ERA: 1.12 WHIP: 1.750															PITCHER				

Minnesota Twins @ Detroit Tigers
Tiger Stadium, Detroit, MI
Tue Aug 29 1978, 7:05 PM EDT
Att: 13,839 - Unknown - 77 F

AB 35
R 4
H 12
RBI 4
BB 2
SO 2
LOB 19

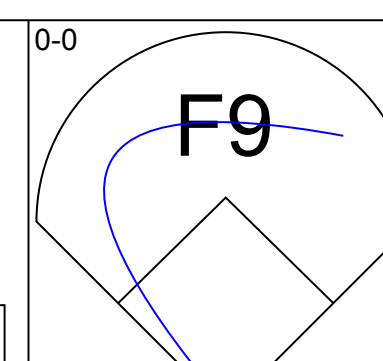
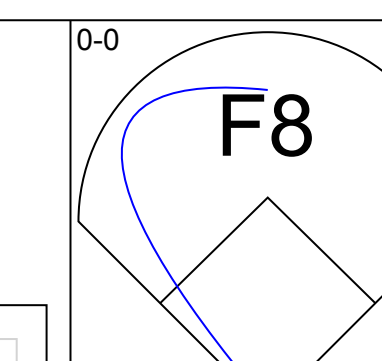
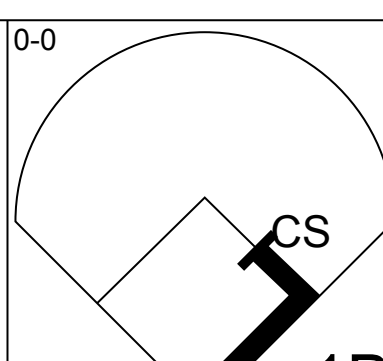
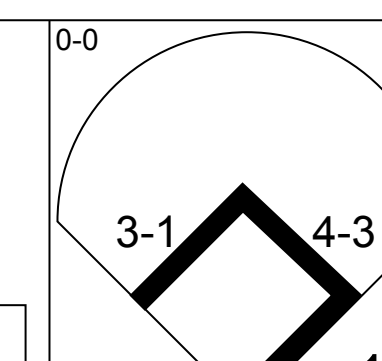
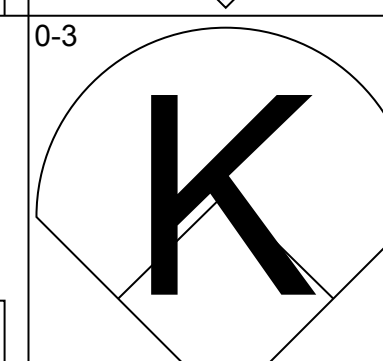

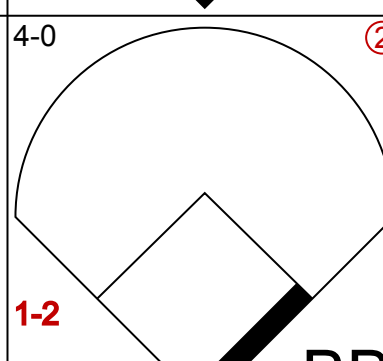
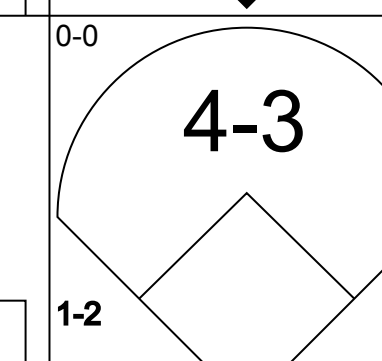
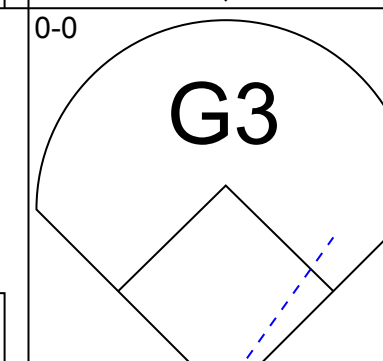
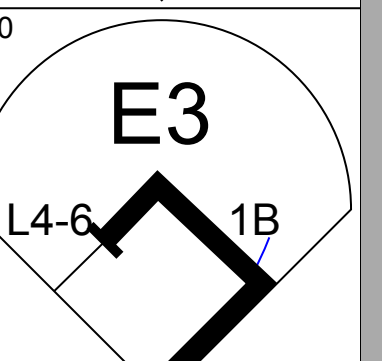
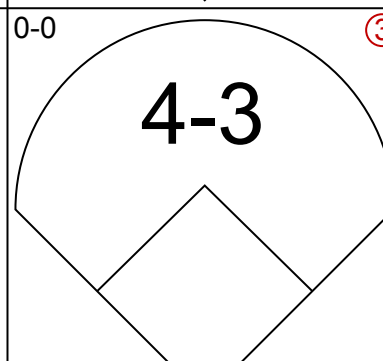
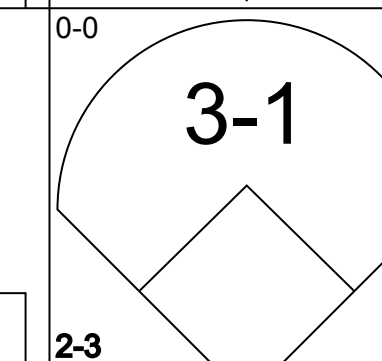
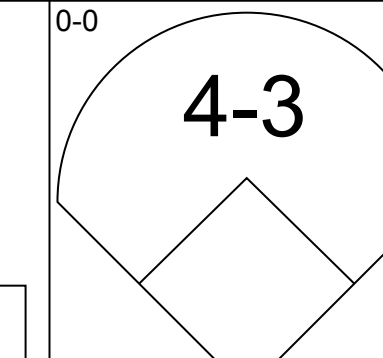
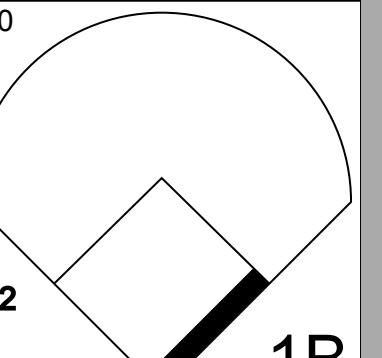
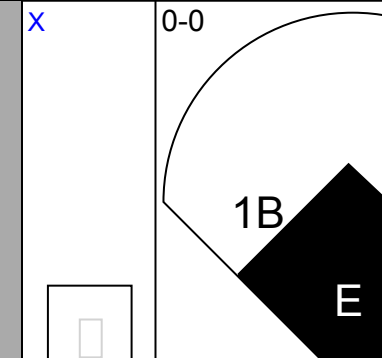
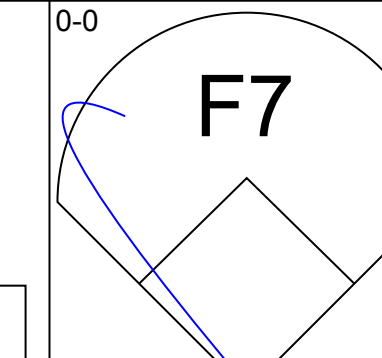
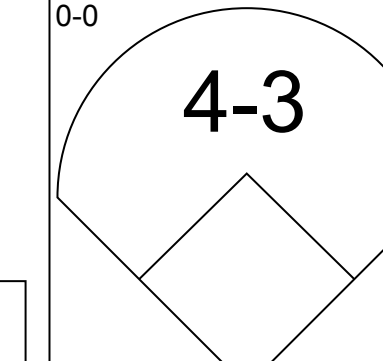
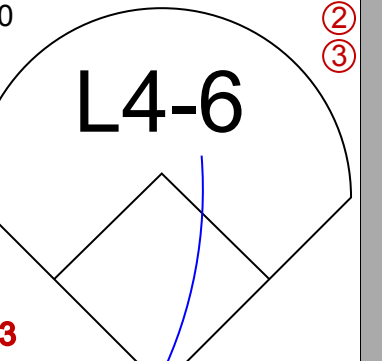
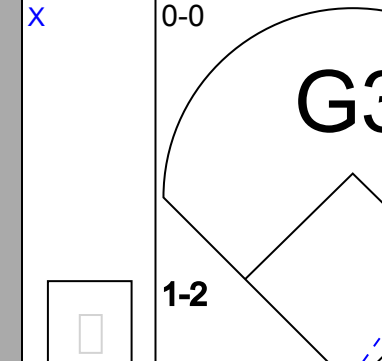
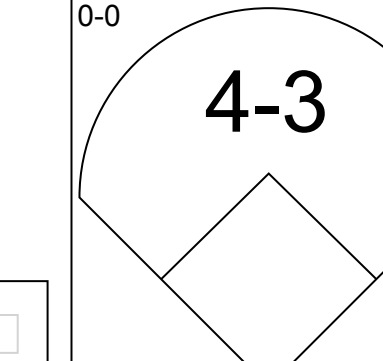
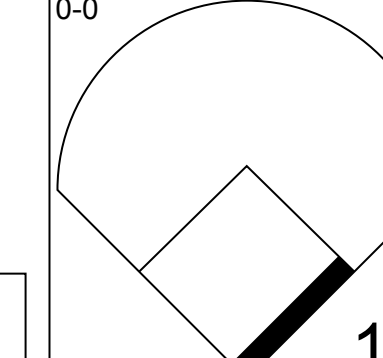
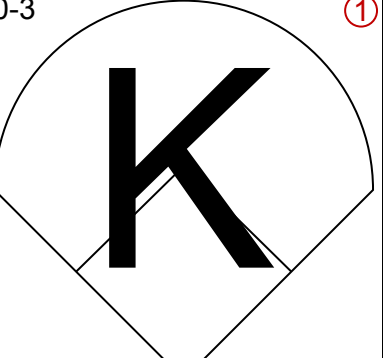
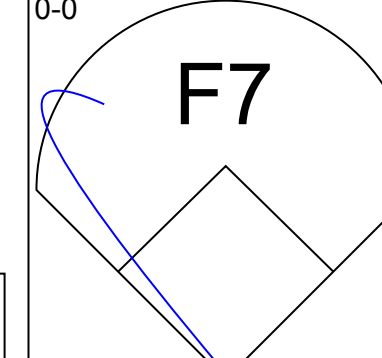
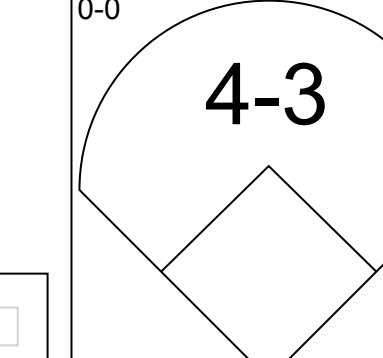
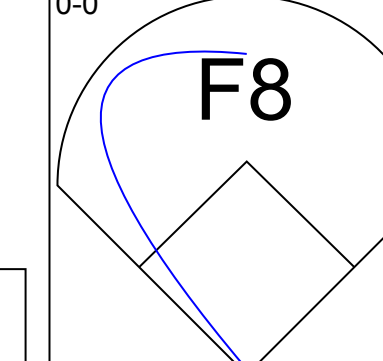
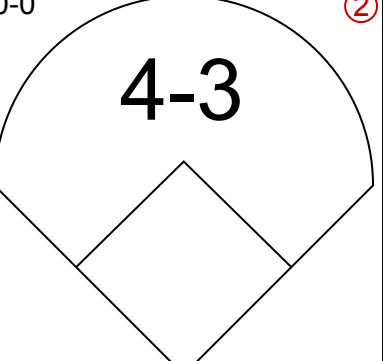
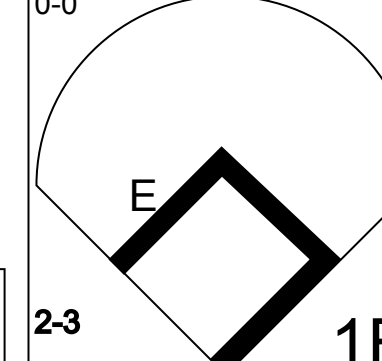
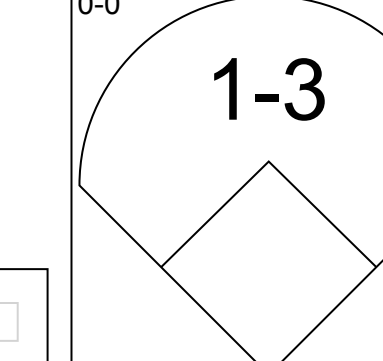
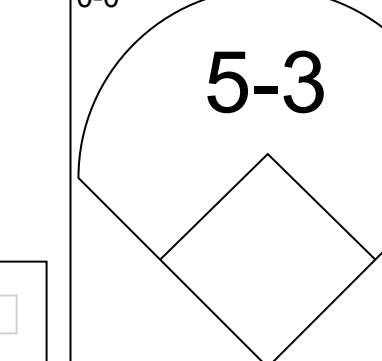
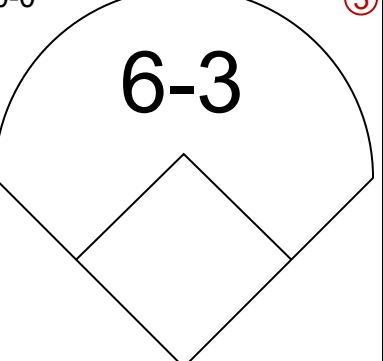
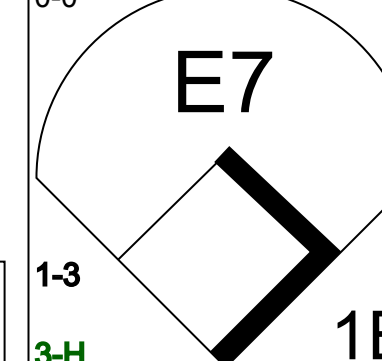
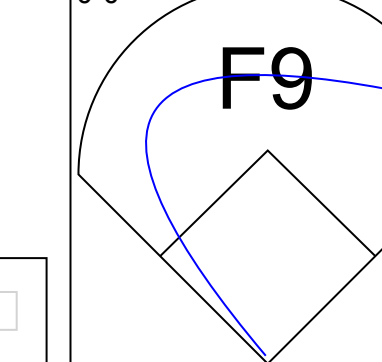
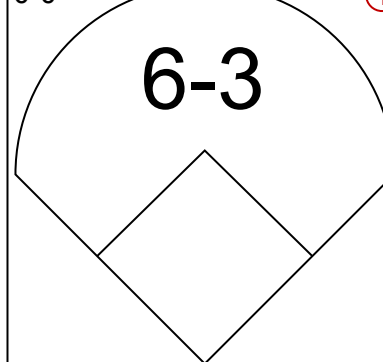
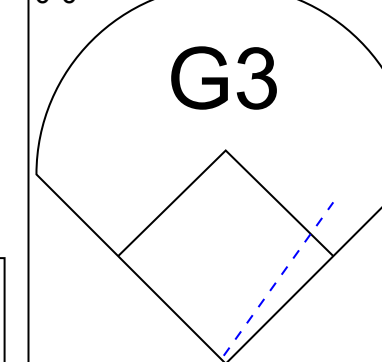


Batter	1	2	3	4	5	6	7	8	9	AB	R	H	RBI	BB	SO	LOB	TOP					
Hosken Powell, L OBP: 0.320, SLG: 0.343 (1, 9)										4	0	0	0	0	2	1						
Mike Cabbage, L OBP: 0.343, SLG: 0.412 (1, 5)										4	0	0	0	0	0	0						
Rod Carew, L OBP: 0.407, SLG: 0.439 (1, 3)										4	0	1	0	0	0	0						
Roy Smalley, S OBP: 0.361, SLG: 0.450 (1, 6)										3	1	3	0	1	0	0						
Butch Wynegar, S OBP: 0.320, SLG: 0.336 (1, 2)										4	0	0	0	0	0	5						
Dan Ford, R OBP: 0.346, SLG: 0.445 (1, 8)										3	1	0	0	1	0	2						
Glenn Adams, L OBP: 0.291, SLG: 0.398 Jose Morales, R OBP: 0.359, SLG: 0.407 (9, PH)										3	1	2	2	0	0	0						
Rich Chiles, L OBP: 0.335, SLG: 0.361 Bombo Rivera, R OBP: 0.397, SLG: 0.359 (8, 7)										2	1	1	1	1	1	1						
Bob Randall, R OBP: 0.338, SLG: 0.349 (1, 4)										4	0	0	0	0	1	2						
Inning Stats	R: 0 E: 0 K: 1 S: 5	H: 0 LOB: 0 BB: 0 P: 5	R: 0 E: 0 K: 0 S: 2	H: 0 LOB: 0 BB: 1 P: 6	R: 0 E: 0 K: 1 S: 6	H: 1 LOB: 1 BB: 0 P: 6	R: 0 E: 0 K: 0 S: 4	H: 1 LOB: 1 BB: 0 P: 4	R: 1 E: 0 K: 0 S: 4	H: 1 LOB: 0 BB: 0 P: 4	R: 0 E: 0 K: 1 S: 5	H: 0 LOB: 0 BB: 0 P: 5	R: 2 E: 0 K: 0 S: 5	H: 2 LOB: 1 BB: 1 P: 9	R: 0 E: 0 K: 0 S: 5	H: 2 LOB: 2 BB: 0 P: 5	R: 1 E: 0 K: 1 S: 5	H: 0 LOB: 0 BB: 1 P: 9	1B: 3 2B: 2 3B: 0 HR: 2	SF: 1 SAC: 0 DP: 1 HBP: 0	WP: 1 PB: 0 SB: 0 CS: 0	PA: 36
PITCHER	IP WLS BF H R ER SO BB IBB HBP BLK WP HR S P ERA WHIP																					
Kip Young, R ERA: 2.26 John Hiller, L ERA: 2.65	(1, 1) 7.2 L 31 7 3 3 3 2 0 0 0 0 0 2 35 43 3.52 1.174	(8, 1) 1.1 5 0 1 1 1 1 0 0 0 0 1 0 6 10 6.75 0.750																				

Minnesota Twins @ Detroit Tigers
Tiger Stadium, Detroit, MI
Thu Aug 31 1978, 7:05 PM EDT
Att: 16,995 - Unknown - 72 F

AB 32
R 4
H 7
RBI 4
BB 3
SO 4
LOB 12



Batter	1	2	3	4	5	6	7	8	9	AB	R	H	RBI	BB	SO	LOB	BOTTOM					
Ron LeFlore, R OBP: 0.354, SLG: 0.386 (1, 8)										4	0	2	0	0	0	0						
Lou Whitaker, L OBP: 0.356, SLG: 0.365 (1, 4)										3	0	0	0	1	2	1						
Rusty Staub, L OBP: 0.357, SLG: 0.457 (1, 10)										4	0	0	0	0	0	2						
Jason Thompson, L OBP: 0.375, SLG: 0.489 (1, 3)										4	1	2	0	0	0	1						
Steve Kemp, L OBP: 0.390, SLG: 0.400 (1, 7)										4	0	0	0	0	0	3						
Lance Parrish, R OBP: 0.280, SLG: 0.439 (1, 2)										4	0	1	0	0	1	1						
John Wockenfuss, R OBP: 0.357, SLG: 0.372 (1, 9)										4	0	1	0	0	0	1						
Aurelio Rodriguez, R OBP: 0.297, SLG: 0.384 (1, 5)										3	0	1	1	0	0	0						
Alan Trammell, R OBP: 0.327, SLG: 0.329 Milt May, L OBP: 0.326, SLG: 0.410 Mark Wagner, R OBP: 0.282, SLG: 0.295 (7, PH) (8, 6)										2	0	0	0	0	0	0						
Inning Stats	R: 0 E: 0 K: 1 S: 5	H: 0 LOB: 0 BB: 0 P: 5	R: 0 E: 0 K: 0 S: 4	H: 1 LOB: 1 BB: 0 P: 4	R: 0 E: 0 K: 0 S: 3	H: 0 LOB: 0 BB: 0 P: 3	R: 0 E: 1 K: 1 S: 6	H: 1 LOB: 1 BB: 0 P: 6	R: 0 E: 0 K: 1 S: 5	H: 0 LOB: 0 BB: 0 P: 5	R: 0 E: 0 K: 0 S: 3	H: 1 LOB: 1 BB: 1 P: 7	R: 1 E: 1 K: 0 S: 6	H: 3 LOB: 2 BB: 0 P: 6	R: 0 E: 0 K: 0 S: 4	H: 1 LOB: 1 BB: 0 P: 4	R: 0 E: 0 K: 0 S: 3	H: 0 LOB: 0 BB: 0 P: 3	1B: 7 2B: 1 3B: 0 HR: 0	SF: 0 SAC: 0 DP: 1 HBP: 0	WP: 0 PB: 0 SB: 0 CS: 1	PA: 34
PITCHER	IP WLS BF H R ER SO BB IBB HBP BLK WP HR S P ERA WHIP																					
Geoff Zahn, L ERA: 3.29 Mike Marshall, R ERA: 2.59	(1, 1) 6.2 W 26 6 1 1 3 0 1 0 0 0 0 0 0 8 8 0.00 0.429																					

Minnesota Twins @ Detroit Tigers
Tiger Stadium, Detroit, MI
Thu Aug 31 1978, 7:05 PM EDT
Att: 16,995 - Unknown - 72 F

AB 33
R 1
H 7
RBI 1
BB 1
SO 3
LOB 11




Batter	1	2	3	4	5	6	7	8	9	AB	R	H	RBI	BB	SO	LOB	TOP					
Ron LeFlore, R (1, 8) OBP: 0.353, SLG: 0.384										5	1	1	0	0	3	5	Detroit Tigers @ Kansas City Royals Royals Stadium, Kansas City, MO Fri Sep 01 1978, 8:05 PM EDT Att: 32,329 - Unknown - 87 F					
Lou Whitaker, L (1, 4) OBP: 0.354, SLG: 0.361										4	1	0	0	1	2	2						
Rusty Staub, L (1, 10) OBP: 0.359, SLG: 0.459										3	1	1	2	2	1	1						
Jason Thompson, L (1, 3) OBP: 0.373, SLG: 0.486										5	1	1	1	0	1	3						
Steve Kemp, L (1, 7) OBP: 0.390, SLG: 0.407										5	1	2	3	0	0	1						
Milt May, L (1, 2) OBP: 0.322, SLG: 0.404										4	0	0	0	0	0	1						
Tim Corcoran, L (1, 9) OBP: 0.322, SLG: 0.335										4	0	2	0	0	1	1						
Phil Mankowski, L (1, 5) Aurelio Rodriguez, R (6, PH) Steve Mingo, L (6, 5) OBP: 0.295, SLG: 0.382										2	0	0	0	0	1	1						
Alan Trammell, R (1, 6) OBP: 0.331, SLG: 0.334										3	1	2	0	1	1	0						
Inning Stats	R: 0 E: 0 K: 3 S: 9	H: 0 LOB: 0 BB: 0 P: 9	R: 0 E: 0 K: 1 S: 6	H: 1 LOB: 1 BB: 0 P: 6	R: 2 E: 0 K: 1 S: 7	H: 2 LOB: 1 BB: 1 P: 11	R: 0 E: 0 K: 1 S: 6	H: 1 LOB: 0 BB: 0 P: 6	R: 4 E: 0 K: 0 S: 6	H: 3 LOB: 0 BB: 1 P: 10	R: 0 E: 0 K: 2 S: 5	H: 0 LOB: 0 BB: 0 P: 5	R: 0 E: 0 K: 2 S: 8	H: 1 LOB: 1 BB: 0 P: 8	R: 0 E: 1 K: 2 S: 9	H: 1 LOB: 3 BB: 1 P: 13		R: 0 E: 0 K: 0 S: 3	H: 0 LOB: 1 BB: 1 P: 7	1B: 5 2B: 3 3B: 0 HR: 1	SF: 0 SAC: 0 DP: 0 HBP: 0	WP: 2 PB: 0 SB: 1 CS: 0
PITCHER	IP	WLS	BF	H	R	ER	SO	BB	IBB	HBP	BLK	WP	HR	S	P	ERA	WHIP					
Dennis Leonard, R (1, 1) ERA: 3.67	5.0	L	24	7	6	6	6	2	0	0	0	2	1	34	42	10.80	1.800					
Steve Mingo, L (6, 1) ERA: 3.05	2.1		10	2	0	0	3	0	0	0	0	0	0	16	16	0.00	0.857					
Randy McGilberry, R (8, 1) ERA: 3.94	1.2		7	0	0	0	2	2	0	0	0	0	0	9	17	0.00	1.200					

Batter	1	2	3	4	5	6	7	8	9	AB	R	H	RBI	BB	SO	LOB	BOTTOM					
George Brett, L (1, 5) OBP: 0.339, SLG: 0.447										4	0	0	0	0	0	3	Detroit Tigers @ Kansas City Royals Royals Stadium, Kansas City, MO Fri Sep 01 1978, 8:05 PM EDT Att: 32,329 - Unknown - 87 F					
Hal McRae, R (1, 10) OBP: 0.331, SLG: 0.434										3	0	1	0	1	0	2						
Ralph LaCock, L (1, 3) OBP: 0.336, SLG: 0.445										4	0	0	0	0	0	2						
Darrell Porter, L (1, 2) OBP: 0.373, SLG: 0.462										3	1	1	0	1	0	1						
Al Cowens, R (1, 9) OBP: 0.326, SLG: 0.415										4	1	3	1	0	0	1						
Clint Hurdle, L (1, 7) OBP: 0.354, SLG: 0.396										4	0	0	0	0	0	3						
Amos Otis, R (1, 8) OBP: 0.352, SLG: 0.474										3	0	1	1	0	0	1						
Freddie Patek, R (1, 6) OBP: 0.325, SLG: 0.323										2	0	0	0	0	0	0						
Steve Braun, L (8, PH) OBP: 0.251, SLG: 0.314										1	0	0	0	0	0	1						
U L Washington, S (9, 6) OBP: 0.328, SLG: 0.301										0	0	0	0	0	0	0						
Frank White, R (1, 4) OBP: 0.325, SLG: 0.385										2	0	2	0	0	0	0						
Tom Poquette, L (8, PH) OBP: 0.251, SLG: 0.314										1	0	1	0	0	0	0						
Jerry Terrell, R (9, 4) OBP: 0.211, SLG: 0.192										0	0	0	0	0	0	0						
Inning Stats	R: 0 E: 0 K: 0 S: 3	H: 0 LOB: 0 BB: 0 P: 3	R: 0 E: 0 K: 0 S: 2	H: 0 LOB: 0 BB: 1 P: 6	R: 0 E: 0 K: 0 S: 3	H: 1 LOB: 0 BB: 0 P: 3	R: 0 E: 0 K: 0 S: 4	H: 1 LOB: 1 BB: 0 P: 4	R: 1 E: 0 K: 0 S: 4	H: 1 LOB: 0 BB: 0 P: 4	R: 0 E: 0 K: 0 S: 3	H: 1 LOB: 1 BB: 1 P: 7	R: 0 E: 0 K: 0 S: 3	H: 1 LOB: 0 BB: 0 P: 3	R: 0 E: 0 K: 0 S: 5	H: 2 LOB: 2 BB: 0 P: 5	R: 1 E: 0 K: 0 S: 5	H: 2 LOB: 1 BB: 0 P: 5	1B: 5 2B: 4 3B: 0 HR: 0	SF: 1 SAC: 0 DP: 3 HBP: 0	WP: 1 PB: 0 SB: 0 CS: 1	PA: 35
PITCHER	IP	WLS	BF	H	R	ER	SO	BB	IBB	HBP	BLK	WP	HR	S	P	ERA	WHIP					
Jack Billingham, R (1, 1) ERA: 3.59	9.0	W	34	9	2	2	0	2	0	0	0	1	0	32	40	2.00	1.222					

Batter	1	2	3	4	5	6	7	8	9	AB	R	H	RBI	BB	SO	LOB	TOP			
Ron LeFlore, R (1, 8) OBP: 0.356, SLG: 0.391	4-0 1B BB		0-0 6-3 1B			0-0 HR		0-3 K		3	1	2	1	1	1	0				
Lou Whitaker, L (1, 4) OBP: 0.353, SLG: 0.360	0-0 G6-4-3 1B		0-0 6-3			0-0 4-3		0-3 K		4	0	1	0	0	1	1				
Rusty Staub, L (1, 10) OBP: 0.359, SLG: 0.456	0-0 F9		0-0 3-1			0-0 F7		4-0 BB		3	0	0	0	1	0	3				
Jason Thompson, L (1, 3) OBP: 0.371, SLG: 0.482	0-0 G6-4-3			0-0 3-1		0-3 K		0-0 L4		4	0	0	0	0	1	3				
Steve Kemp, L (1, 7) OBP: 0.387, SLG: 0.403		0-0 4-3		0-0 F8			0-0 F5		0-0 F7	4	0	0	0	0	0	0				
Lance Parrish, R (1, 2) OBP: 0.280, SLG: 0.448		0-0 F3		0-0 6-3			0-0 HR		0-0 L6	4	1	1	1	0	0	0				
John Wockenfuss, R (1, 9) OBP: 0.366, SLG: 0.401					0-0 5-3		0-0 1B		0-0 HR	4	1	3	1	0	0	0				
Aurelio Rodriguez, R (1, 5) OBP: 0.292, SLG: 0.377		0-0 FC6-4 1B			0-0 F7		0-0 L4		0-0 4-3	4	0	0	0	0	0	2				
Alan Trammell, R (1, 6) OBP: 0.328, SLG: 0.332			0-0 4-3		0-0 6-3		0-0 F9			3	0	0	0	0	0	1				
Inning Stats	R: 0 E: 0 K: 0 S: 3	H: 1 LOB: 1 BB: 1 P: 7	R: 0 E: 0 K: 0 S: 4	H: 1 LOB: 1 BB: 0 P: 4	R: 0 E: 0 K: 0 S: 4	H: 1 LOB: 0 BB: 0 P: 4	R: 0 E: 0 K: 0 S: 3	H: 0 LOB: 0 BB: 0 P: 3	R: 1 E: 0 K: 1 S: 6	H: 1 LOB: 0 BB: 0 P: 6	R: 1 E: 0 K: 0 S: 5	H: 2 LOB: 1 BB: 0 P: 5	R: 0 E: 0 K: 2 S: 7	H: 0 LOB: 1 BB: 1 P: 11	R: 1 E: 0 K: 0 S: 4	H: 1 LOB: 0 BB: 0 P: 4	1B: 4 2B: 0 3B: 0 HR: 3	SF: 0 SAC: 0 DP: 1 HBP: 0	WP: 0 PB: 0 SB: 1 CS: 0	PA: 35
PITCHER Paul Spittorf, L (1, 1) ERA: 3.24	IP: 9.0 WLS: W BF: 35 H: 7 R: 3 ER: 3 SO: 3 BB: 2 IBB: 0 HBP: 0 BLK: 0 WP: 0 HR: 3 S: 39 P: 47 ERA: 3.00 WHIP: 1.000															PITCHER				

Detroit Tigers @ Kansas City Royals
 Royals Stadium, Kansas City, MO
 Sat Sep 02 1978, 8:05 PM EDT
 Att: 34,004 - Unknown - 86 F


AB	33
R	3
H	7
RBI	3
BB	2
SO	3
LOB	10



Batter	1	2	3	4	5	6	7	8	9	AB	R	H	RBI	BB	SO	LOB	BOTTOM			
George Brett, L (1, 5) OBP: 0.337, SLG: 0.446	0-0 6-3		0-0 F7	0-0 2H 2B		0-3 K		0-3 K		5	0	1	1	0	2	3				
Hal McRae, R (1, 10) OBP: 0.328, SLG: 0.430	0-0 F8		0-0 F4	0-0 L5		0-0 F9		0-0 F8		5	0	0	0	0	0	4				
Ralph LaCock, L (1, 3) OBP: 0.342, SLG: 0.456	0-0 2B			4-0 HR BB	0-0 G3 5-3 2B		0-0 1-3			3	2	2	0	1	0	0				
Darrell Porter, L (1, 2) OBP: 0.374, SLG: 0.468	0-0 4-3			0-0 1H HR	0-0 G3		4-0 1B FC5-4 BB			3	2	1	2	1	0	2				
Al Cowens, R (1, 9) OBP: 0.326, SLG: 0.413		0-0 5-3		0-0 P4	0-0 5-3		0-0 FC5-4 1B			4	0	1	1	0	0	0				
Clint Hurdle, L (1, 7) OBP: 0.354, SLG: 0.396		0-0 F7		0-0 HR	0-0 K		0-0 FC5-4			3	1	1	0	0	1	0				
Willie Wilson, S (6, 7) OBP: 0.289, SLG: 0.288							0-0 1-2 HR			1	0	0	1	0	0	1				
Amos Otis, R (1, 8) OBP: 0.353, SLG: 0.490		0-0 F9		0-0 1H HR		0-0 HR		0-0 F4		4	2	2	3	0	0	1				
Frank White, R (1, 4) OBP: 0.326, SLG: 0.392			0-0 6-3	0-0 2B 2B		0-0 SH1-3 2B		0-0 F9		4	1	2	0	0	0	0				
Jerry Terrell, R (1, 6) OBP: 0.223, SLG: 0.206			0-0 1B	0-0 6-3		0-0 SH1-3		0-0 1B		3	0	2	0	0	0	1				
Inning Stats	R: 0 E: 0 K: 0 S: 4	H: 1 LOB: 0 BB: 0 P: 4	R: 0 E: 0 K: 0 S: 3	H: 0 LOB: 0 BB: 0 P: 3	R: 0 E: 0 K: 0 S: 4	H: 1 LOB: 1 BB: 0 P: 4	R: 5 E: 0 K: 0 S: 8	H: 5 LOB: 1 BB: 1 P: 12	R: 1 E: 0 K: 1 S: 6	H: 1 LOB: 0 BB: 0 P: 6	R: 1 E: 0 K: 0 S: 4	H: 1 LOB: 1 BB: 1 P: 8	R: 0 E: 0 K: 1 S: 6	H: 1 LOB: 1 BB: 0 P: 6	R: 0 E: 0 K: 1 S: 6	H: 1 LOB: 0 BB: 0 P: 6	1B: 4 2B: 5 3B: 0 HR: 3	SF: 0 SAC: 1 DP: 0 HBP: 0	WP: 0 PB: 0 SB: 0 CS: 0	PA: 38
PITCHER Jim Slaton, R (1, 1) ERA: 4.21 Ed Glynn, L (5, 1) ERA: 3.46	IP: 4.0 WLS: L BF: 17 H: 4 R: 2 ER: 2 SO: 3 BB: 1 IBB: 0 HBP: 0 BLK: 0 WP: 0 HR: 1 S: 20 P: 24 ERA: 13.50 WHIP: 2.250															PITCHER				

Detroit Tigers @ Kansas City Royals
 Royals Stadium, Kansas City, MO
 Sat Sep 02 1978, 8:05 PM EDT
 Att: 34,004 - Unknown - 86 F


AB	35
R	8
H	12
RBI	8
BB	2
SO	3
LOB	12



Batter	1	2	3	4	5	6	7	8	9	AB	R	H	RBI	BB	SO	LOB	TOP			
Ron LeFlore, R OBP: 0.355, SLG: 0.395 (1, 8)	0-0 1-4-3		0-0 F9		0-0 HR			0-0 4-3		4	1	1	1	0	0	2				
Lou Whitaker, L OBP: 0.352, SLG: 0.359 (1, 4)	0-0 5-3		0-0 1B		0-0 L8			0-0 F8		4	0	1	0	0	0	0				
Rusty Staub, L OBP: 0.356, SLG: 0.453 (1, 10)	0-0 F9		0-0 F2			0-3 K			0-0 F8	4	0	0	0	0	1	3				
Jason Thompson, L OBP: 0.368, SLG: 0.478 (1, 3)		0-0 4-3	0-3 K			0-0 F5			0-0 F9	4	0	0	0	0	1	3				
Steve Kemp, L OBP: 0.385, SLG: 0.400 (1, 7)	0-0 4-3			0-0 G3		0-0 F7			0-0 4-3	4	0	0	0	0	0	0				
John Wockenfuss, R OBP: 0.360, SLG: 0.394 (1, 9)		0-3 K		0-0 F7					0-0 P3	3	0	0	0	0	1	0				
Aurelio Rodriguez, R OBP: 0.292, SLG: 0.377 (1, 5)			0-0 1B	0-0 6-3				0-0 F7		3	1	1	0	0	0	0				
Mitt May, L OBP: 0.322, SLG: 0.403 (1, 2)			0-0 1B		0-0 L6			0-0 P6		3	0	1	0	0	0	0				
Alan Trammell, R OBP: 0.328, SLG: 0.332 (1, 6)			0-0 1B		0-0 F9			0-0 F9		3	0	1	1	0	0	0				
Inning Stats	R: 0 E: 0 K: 0 S: 3	H: 0 LOB: 0 BB: 0 P: 3	R: 0 E: 0 K: 1 S: 5	H: 0 LOB: 0 BB: 0 P: 5	R: 1 E: 0 K: 1 S: 9	H: 4 LOB: 3 BB: 0 P: 9	R: 0 E: 0 K: 0 S: 3	H: 0 LOB: 0 BB: 0 P: 3	R: 1 E: 0 K: 0 S: 4	H: 1 LOB: 0 BB: 0 P: 4	R: 0 E: 0 K: 1 S: 5	H: 0 LOB: 0 BB: 0 P: 5	R: 0 E: 0 K: 0 S: 3	H: 0 LOB: 0 BB: 0 P: 3	R: 0 E: 0 K: 0 S: 3	H: 0 LOB: 0 BB: 0 P: 3	1B: 4 2B: 0 3B: 0 HR: 1	SF: 0 SAC: 0 DP: 0 HBP: 0	WP: 0 PB: 0 SB: 0 CS: 0	PA: 32
PITCHER Larry Gura, L ERA: 2.73 (1, 1)	IP: 9.0 WLS: W BF: 32 H: 5 R: 2 ER: 2 SO: 3 BB: 0 IBB: 0 HBP: 0 BLK: 0 WP: 0 HR: 1 S: 38 P: 38 ERA: 2.00 WHIP: 0.556															PITCHER				

Detroit Tigers @ Kansas City Royals
Royals Stadium, Kansas City, MO
Sun Sep 03 1978, 4:33 AM EDT
Att: 27,217 - Unknown - 91 F


AB	32
R	2
H	5
RBI	2
BB	0
SO	3
LOB	8



Batter	1	2	3	4	5	6	7	8	9	AB	R	H	RBI	BB	SO	LOB	BOTTOM			
George Brett, L OBP: 0.336, SLG: 0.444 (1, 5)	0-0 4-3		0-0 6-3		0-0 HR			0-0 4-3		4	1	1	2	0	0	0				
Hal McRae, R OBP: 0.328, SLG: 0.434 (1, 10)	0-0 5-3		0-0 F7		0-0 HR			0-0 L9		4	1	1	3	0	0	0				
Ralph LaCock, L OBP: 0.337, SLG: 0.448 (1, 3)	0-0 F9			0-0 F9	0-0 1-3			0-0 P3		4	0	0	0	0	0	0				
Darrell Porter, L OBP: 0.373, SLG: 0.471 (1, 2)		0-0 P4		0-0 F7		0-0 SF8		0-0 4-3		4	1	1	0	0	0	0				
Al Cowens, R OBP: 0.326, SLG: 0.415 (1, 9)		0-0 2B		0-0 P6		0-0 6-3				3	0	1	0	0	0	1				
Clint Hurdle, L OBP: 0.354, SLG: 0.395 (1, 7)		4-0 BB			0-0 F8	0-0 SF8				1	0	0	1	1	0	0				
Willie Wilson, S OBP: 0.289, SLG: 0.288 (7, 7)										0	0	0	0	0	0	0				
Amos Otis, R OBP: 0.353, SLG: 0.488 (1, 8)		0-0 G5-4-3		0-0 G5-4-3	0-0 1B	0-0 6-4-3		0-0 6-3		3	1	1	0	0	0	2				
Frank White, R OBP: 0.324, SLG: 0.389 (1, 4)			0-0 E7		0-0 6-4-3			0-0 L9		3	1	0	0	0	0	1				
Jerry Terrell, R OBP: 0.226, SLG: 0.209 (1, 6)			0-0 6-3		0-0 1B			0-0 4-3		3	1	1	0	0	0	1				
Inning Stats	R: 0 E: 0 K: 0 S: 3	H: 0 LOB: 0 BB: 0 P: 3	R: 0 E: 0 K: 0 S: 3	H: 1 LOB: 1 BB: 1 P: 7	R: 1 E: 1 K: 0 S: 4	H: 0 LOB: 0 BB: 0 P: 4	R: 0 E: 0 K: 0 S: 3	H: 0 LOB: 0 BB: 0 P: 3	R: 4 E: 0 K: 0 S: 7	H: 4 LOB: 0 BB: 0 P: 7	R: 1 E: 0 K: 0 S: 4	H: 1 LOB: 0 BB: 0 P: 4	R: 0 E: 0 K: 0 S: 3	H: 0 LOB: 0 BB: 0 P: 3	R: 0 E: 0 K: 0 S: 3	H: 0 LOB: 0 BB: 0 P: 3	1B: 3 2B: 1 3B: 1 HR: 1	SF: 1 SAC: 0 DP: 1 HBP: 0	WP: 0 PB: 0 SB: 0 CS: 0	PA: 31
PITCHER Dave Rozema, R ERA: 3.31 (1, 1)	IP: 8.0 WLS: L BF: 31 H: 6 R: 6 ER: 5 SO: 0 BB: 1 IBB: 0 HBP: 0 BLK: 0 WP: 0 HR: 1 S: 30 P: 34 ERA: 5.62 WHIP: 0.875															PITCHER				

Detroit Tigers @ Kansas City Royals
Royals Stadium, Kansas City, MO
Sun Sep 03 1978, 4:33 AM EDT
Att: 27,217 - Unknown - 91 F


AB	29
R	6
H	6
RBI	6
BB	1
SO	0
LOB	5



Batter	1	2	3	4	5	6	7	8	9	AB	R	H	RBI	BB	SO	LOB	TOP					
Ron LeFlore, R (1, 8) OBP: 0.358, SLG: 0.398	4-0 CS BB		4-0 BB			0-0 1B 2B		0-0 5-3		2	1	1	0	2	0	0						
Lou Whitaker, L (1, 4) OBP: 0.351, SLG: 0.356	4-0 G4-6-3 BB		0-3 K			0-0 6-3		0-0 3-1		3	0	0	0	1	1	4						
Rusty Staub, L (1, 10) OBP: 0.356, SLG: 0.451	0-0 G4-6-3		0-0 F7			0-0 G4-6-3 2-H 1B		0-0 F9		4	0	1	1	0	0	4						
Jason Thompson, L (1, 3) OBP: 0.365, SLG: 0.474		0-3 K		0-3 K		0-0 G4-6-3 1-2		0-0 F7		4	0	0	0	0	2	1						
Steve Kemp, L (1, 7) OBP: 0.384, SLG: 0.398		0-3 K		0-0 1-3			0-0 F5		1-0 HBP	3	0	0	0	0	1	0						
Lance Parrish, R (1, 2) OBP: 0.295, SLG: 0.444		0-3 K		0-3 K			0-0 1B		0-3 K	4	0	1	0	0	3	1						
John Wockenfuss, R (1, 9) OBP: 0.354, SLG: 0.386			0-0 F3		0-3 K		0-0 F9			3	0	0	0	0	1	1						
Aurelio Rodriguez, R (1, 5) OBP: 0.292, SLG: 0.376			0-0 BB 1B		0-0 6-3		0-0 F4			3	0	1	0	0	0	1						
Alan Trammell, R (1, 6) OBP: 0.328, SLG: 0.332			0-0 BB 1B		0-0 F9			0-0 5-3		3	0	1	0	0	0	0						
Inning Stats	R: 0 E: 0 K: 0 S: 1	H: 0 LOB: 0 BB: 2 P: 9	R: 0 E: 0 K: 3 S: 9	H: 0 LOB: 0 BB: 0 P: 9	R: 0 E: 0 K: 1 S: 7	H: 2 LOB: 3 BB: 1 P: 11	R: 0 E: 0 K: 2 S: 7	H: 0 LOB: 0 BB: 0 P: 7	R: 0 E: 0 K: 1 S: 5	H: 0 LOB: 0 BB: 0 P: 5	R: 1 E: 0 K: 0 S: 4	H: 2 LOB: 0 BB: 0 P: 4	R: 0 E: 0 K: 0 S: 4	H: 1 LOB: 1 BB: 0 P: 4	R: 0 E: 0 K: 0 S: 3	H: 0 LOB: 0 BB: 0 P: 3	R: 0 E: 0 K: 1 S: 5	H: 0 LOB: 1 BB: 0 P: 6	1B: 4 2B: 1 3B: 0 HR: 0	SF: 0 SAC: 0 DP: 2 HBP: 1	WP: 0 PB: 0 SB: 0 CS: 1	PA: 33
PITCHER Ron Guidry, L (1, 1) ERA: 1.84	IP: 9.0 WLS: W BF: 33 H: 5 R: 1 ER: 1 SO: 8 BB: 3 IBB: 0 HBP: 1 BLK: 0 WP: 0 HR: 0 S: 45 P: 58 ERA: 1.00 WHIP: 0.889															PITCHER						

Detroit Tigers @ New York Yankees
 Yankee Stadium, Bronx, NY
 Mon Sep 04 1978, 3:33AM EDT
 Unknown - 74 F


AB 29
R 1
H 5
RBI 1
BB 3
SO 8
LOB 12



Batter	1	2	3	4	5	6	7	8	9	AB	R	H	RBI	BB	SO	LOB	BOTTOM			
Mickey Rivers, L (1, 8) OBP: 0.295, SLG: 0.404	0-0 HR		0-0 F9		0-3 K		0-0 F5	0-0 FC5-4 1B		5	1	2	1	0	1	3				
Willie Randolph, R (1, 4) OBP: 0.385, SLG: 0.351	0-0 F7		0-3 K			0-0 6-3	4-0 BB 1B 3B BB	0-0 FC5-4 1-2 1-2		4	1	0	0	1	1	1				
Thurman Munson, R (1, 2) OBP: 0.362, SLG: 0.381 Mike Heath, R (8, 2) OBP: 0.282, SLG: 0.304	0-3 K			0-3 K		0-0 L7	0-0 BB 1B 3B BB	0-0 FC5-4 1-2 2-H 3-H		4	1	1	2	0	2	0				
Reggie Jackson, L (1, 9) OBP: 0.365, SLG: 0.475 Cliff Johnson, R (7, PH) OBP: 0.308, SLG: 0.335 Gary Thomasson, L (8, 9) OBP: 0.299, SLG: 0.370	0-0 4-3			0-3 K		0-0 L7	0-0 BB 1B 3B BB	0-0 FC5-4 1-2 2-3		3	0	0	0	0	2	0				
Chris Chambliss, L (1, 3) OBP: 0.337, SLG: 0.400		0-0 F8		0-0 1B		0-0 K	0-0 4-3 BB 1B 3B			4	1	2	3	0	0	0				
Graig Nettles, L (1, 5) OBP: 0.344, SLG: 0.462		0-0 F7		0-3 K		0-0 K	0-0 BB 1B 3B BB FC5-4 1B			4	1	2	1	0	1	1				
Lou Piniella, R (1, 7) OBP: 0.362, SLG: 0.433 Jay Johnstone, L (8, 7) OBP: 0.266, SLG: 0.248		0-0 1B			0-0 F8		0-0 BB 1B 3B BB FC6-4 1B			4	1	2	1	0	0	1				
Jim Spencer, L (1, 10) OBP: 0.301, SLG: 0.457 Dennis Sherrill, R (7, PR)		0-3 K			0-0 FC5-4 1B		0-0 BB 1B 1B BB 1B	0-3 K		3	0	2	0	0	1	1				
Bucky Dent, R (1, 6) OBP: 0.297, SLG: 0.326			0-0 F2		0-0 FC5-4 1-2		0-0 BB 1B 1B	0-0 F7		4	1	1	1	0	0	1				
Inning Stats	R: 1 E: 0 K: 1 S: 6	H: 1 LOB: 0 BB: 0 P: 6	R: 0 E: 0 K: 1 S: 6	H: 1 LOB: 0 BB: 0 P: 6	R: 0 E: 0 K: 1 S: 5	H: 0 LOB: 0 BB: 0 P: 5	R: 0 E: 0 K: 3 S: 10	H: 1 LOB: 1 BB: 0 P: 10	R: 0 E: 0 K: 1 S: 6	H: 1 LOB: 1 BB: 0 P: 6	R: 0 E: 0 K: 1 S: 5	H: 0 LOB: 0 BB: 0 P: 5	R: 8 E: 0 K: 0 S: 10	H: 7 LOB: 1 BB: 2 P: 18	R: 0 E: 0 K: 1 S: 6	H: 1 LOB: 1 BB: 0 P: 6	1B: 9 2B: 0 3B: 2 HR: 1	SF: 0 SAC: 0 DP: 0 HBP: 0	WP: 0 PB: 0 SB: 0 CS: 0	PA: 38
PITCHER Mit Wilcox, R (1, 1) ERA: 3.51 Sheldon Burnside, L (7, 1) ERA: 108.0 Dave Tobik, R (7, 1) ERA: 6.43	IP: 6.1 WLS: L BF: 27 H: 8 R: 5 ER: 5 SO: 8 BB: 0 IBB: 0 HBP: 0 BLK: 0 WP: 0 HR: 1 S: 43 P: 43 ERA: 7.11 WHIP: 1.263															PITCHER				

Detroit Tigers @ New York Yankees
 Yankee Stadium, Bronx, NY
 Mon Sep 04 1978, 3:33AM EDT
 Unknown - 74 F

AB 36
R 9
H 12
RBI 9
BB 2
SO 9
LOB 8



Batter	1	2	3	4	5	6	7	8	9	AB	R	H	RBI	BB	SO	LOB	TOP	
Ron LeFlore, R OBP: 0.356, SLG: 0.396 (1, 8)										5	1	1	0	0	1	2		
Steve Dillard, R OBP: 0.274, SLG: 0.306 Lou Whitaker, L OBP: 0.351, SLG: 0.356 (1, 4)										5	1	0	0	0	0	1		
Rusty Staub, L OBP: 0.353, SLG: 0.447 (1, 10)										5	0	0	0	0	0	2		
Jason Thompson, L OBP: 0.368, SLG: 0.480 (1, 3)										4	1	3	2	0	0	0		
Steve Kemp, L OBP: 0.384, SLG: 0.397 Mickey Stanley, R OBP: 0.315, SLG: 0.401 (1, 7)										3	0	1	0	1	0	1		
Aurelio Rodriguez, R OBP: 0.258, SLG: 0.387 (1, 5)										4	1	2	1	0	1	2		
Dave Stegman, R OBP: 0.500, SLG: 1.000 Tim Corcoran, L OBP: 0.321, SLG: 0.333 (5, PH)										2	0	1	0	0	0	0		
John Wockenfuss, R OBP: 0.358, SLG: 0.396 (8, PH)										1	1	1	0	0	0	0		
Mitt May, L OBP: 0.321, SLG: 0.399 (1, 2)										3	0	0	0	1	0	4		
Mark Wagner, R OBP: 0.272, SLG: 0.284 Alan Trammell, R OBP: 0.328, SLG: 0.332 (1, 6)										4	0	0	0	0	1	2		
										0	0	0	0	0	0	0		
Inning Stats	R: 1 E: 0 K: 0 S: 5	H: 2 LOB: 1 BB: 0 P: 5	R: 0 E: 0 K: 1 S: 7	H: 2 LOB: 2 BB: 0 P: 7	R: 0 E: 0 K: 1 S: 3	H: 0 LOB: 1 BB: 1 P: 7	R: 2 E: 0 K: 1 S: 8	H: 2 LOB: 0 BB: 0 P: 12	R: 0 E: 0 K: 0 S: 3	H: 0 LOB: 0 BB: 0 P: 3	R: 1 E: 1 K: 0 S: 4	H: 1 LOB: 1 BB: 0 P: 4	R: 0 E: 0 K: 0 S: 3	H: 0 LOB: 0 BB: 0 P: 3	1B: 5 2B: 2 3B: 1 HR: 1	SF: 0 SAC: 0 DP: 0 HBP: 0	WP: 1 PA: 39	
PITCHER	IP	WLS	BF	H	R	ER	SO	BB	IBB	HBP	BLK	WP	HR	S	P	ERA	WHIP	
Paul Lindblad, L ERA: 4.22 Ken Clay, R ERA: 4.57 Sparky Lyle, L ERA: 3.27	(1, 1)	3.0	15	6	2	2	2	0	0	0	0	0	1	19	19	6.00	2.000	
	(4, 1)	4.0	17	2	2	1	2	2	0	0	0	1	0	19	27	2.25	1.000	
	(8, 1)	2.0	L	7	1	1	0	0	0	0	0	0	0	7	7	0.00	0.500	

Detroit Tigers @ New York Yankees
Yankee Stadium, Bronx, NY
Mon Sep 04 1978, 3:38 AM EDT
Att: 46,896 - Unknown

AB 37
R 5
H 9
RBI 3
BB 2
SO 4
LOB 16



Batter	1	2	3	4	5	6	7	8	9	AB	R	H	RBI	BB	SO	LOB	BOTTOM				
Mickey Rivers, L OBP: 0.292, SLG: 0.400 (1, 8)										5	0	0	0	0	0	2					
Willie Randolph, R OBP: 0.371, SLG: 0.350 (1, 4)										3	1	1	0	2	0	2					
Thurman Munson, R OBP: 0.324, SLG: 0.377 (1, 2)										5	0	0	0	0	0	3					
Chris Chambliss, L OBP: 0.339, SLG: 0.404 (1, 3)										5	1	3	0	0	0	1					
Graig Nettles, L OBP: 0.347, SLG: 0.464 (1, 5)										4	1	3	1	0	0	1					
Lou Piniella, R OBP: 0.359, SLG: 0.429 (1, 10)										4	0	0	0	0	2	4					
Roy White, S OBP: 0.322, SLG: 0.382 Jay Johnstone, L OBP: 0.272, SLG: 0.254 (1, 7)										3	0	0	0	0	0	1					
Gary Thomasson, L OBP: 0.300, SLG: 0.367 Cliff Johnson, R OBP: 0.305, SLG: 0.333 Paul Blair, R OBP: 0.240, SLG: 0.277 (1, 9)										2	1	0	0	1	2	0					
Bucky Dent, R OBP: 0.299, SLG: 0.326 (1, 6)										3	0	1	0	1	0	1					
Inning Stats	R: 0 E: 0 K: 0 S: 3	H: 0 LOB: 0 BB: 0 P: 3	R: 3 E: 1 K: 1 S: 8	H: 2 LOB: 2 BB: 2 P: 16	R: 0 E: 0 K: 1 S: 6	H: 1 LOB: 0 BB: 0 P: 6	R: 0 E: 0 K: 1 S: 5	H: 0 LOB: 0 BB: 0 P: 5	R: 1 E: 0 K: 0 S: 5	H: 2 LOB: 2 BB: 1 P: 9	R: 0 E: 0 K: 1 S: 6	H: 1 LOB: 1 BB: 0 P: 6	R: 0 E: 0 K: 0 S: 3	H: 1 LOB: 1 BB: 1 P: 7	R: 0 E: 0 K: 0 S: 4	H: 1 LOB: 1 BB: 0 P: 4	R: 0 E: 0 K: 0 S: 4	H: 1 LOB: 1 BB: 0 P: 4	1B: 8 2B: 2 3B: 0 HR: 0	SF: 0 SAC: 0 DP: 1 HBP: 0	WP: 0 PA: 40
PITCHER	IP	WLS	BF	H	R	ER	SO	BB	IBB	HBP	BLK	WP	HR	S	P	ERA	WHIP				
Jack Morris, R ERA: 4.17 Steve Baker, R ERA: 4.12 John Hiller, L ERA: 2.57	(1, 1)	4.2	23	5	4	2	3	3	0	0	0	0	0	26	38	3.86	1.714				
	(5, 1)	2.0	8	2	0	0	1	1	0	0	0	0	0	9	13	0.00	1.500				
	(7, 1)	2.1	W	9	2	0	0	0	0	0	0	0	0	9	9	0.00	0.857				

Detroit Tigers @ New York Yankees
Yankee Stadium, Bronx, NY
Mon Sep 04 1978, 3:38 AM EDT
Att: 46,896 - Unknown

AB 36
R 4
H 9
RBI 1
BB 4
SO 4
LOB 16



Batter	1	2	3	4	5	6	7	8	9	AB	R	H	RBI	BB	SO	LOB	TOP								
Ron LeFlore, R (1, 8) OBP: 0.355, SLG: 0.394	5-3		F8			K	G4-6-3		1B	5	0	1	0	0	1	2									
Lou Whitaker, L (1, 4) OBP: 0.350, SLG: 0.355	4-3			4-3		5-3		1B	L6-4	5	0	1	0	0	0	2									
Rusty Staub, L (1, 10) OBP: 0.355, SLG: 0.450				2B	1B	BB	1B	BB	F8	3	0	2	0	1	0	1									
Jason Thompson, L (1, 3) OBP: 0.369, SLG: 0.482				K	2B			F9		4	0	2	0	0	1	2									
Steve Kemp, L (1, 7) OBP: 0.384, SLG: 0.395		F8			8-2			2-3		3	0	0	0	1	0	3									
Milt May, L (1, 2) OBP: 0.317, SLG: 0.394		F8				G3	G3		F4	4	0	0	0	0	0	3									
Tim Corcoran, L (1, 9) OBP: 0.323, SLG: 0.331		3-1				F9		1B	HR	2	1	0	0	1	0	0									
Phil Mankowski, L (1, 5) OBP: 0.365, SLG: 0.392			F7			FC6-4	1B		HR	4	1	3	2	0	0	0									
Alan Trammell, R (1, 6) OBP: 0.328, SLG: 0.329			F8			FC6-4	F9		L6-4	3	0	0	0	1	0	3									
Inning Stats	R: 0 E: 0 K: 1 S: 6	H: 1 LOB: 1 BB: 0 P: 6	R: 0 E: 0 K: 0 S: 3	H: 0 LOB: 0 BB: 0 P: 3	R: 0 E: 0 K: 0 S: 3	H: 0 LOB: 0 BB: 0 P: 3	R: 0 E: 0 K: 0 S: 4	H: 2 LOB: 1 BB: 0 P: 4	R: 0 E: 0 K: 0 S: 4	H: 1 LOB: 3 BB: 2 P: 14	R: 0 E: 0 K: 0 S: 3	H: 1 LOB: 1 BB: 0 P: 4	R: 0 E: 0 K: 0 S: 4	H: 1 LOB: 1 BB: 0 P: 4	R: 0 E: 0 K: 0 S: 4	H: 1 LOB: 1 BB: 0 P: 12	R: 2 E: 0 K: 0 S: 4	H: 2 LOB: 1 BB: 2 P: 12	1B: 6 2B: 4 3B: 0 HR: 1	SF: 0 SAC: 0 DP: 3 HBP: 1	WP: 0 PB: 0 SB: 0 CS: 0	PA: 38			
PITCHER	IP	WLS	BF	H	R	ER	SO	BB	IBB	HBP	BLK	WP	HR	S	P	ERA	WHIP								
Dick Tidrow, R (1, 1) ERA: 3.54	8.1	W	35	8	2	2	2	3	0	1	0	0	1	35	48	2.16	1.320								
Sparky Lyle, L (9, 1) ERA: 3.27	0.0		1	0	0	0	0	1	0	0	0	0	0	0	4	∞	∞								
Rich Gossage, R (9, 1) ERA: 1.94	0.2	S	2	1	0	0	0	0	0	0	0	0	0	2	2	0.00	1.500								

Detroit Tigers @ New York Yankees
Yankee Stadium, Bronx, NY
Tue Sep 05 1978, 7:05 PM EDT
Att: 16,891 - Unknown - 77 F

AB 33
R 2
H 9
RBI 2
BB 4
SO 2
LOB 16



Batter	1	2	3	4	5	6	7	8	9	AB	R	H	RBI	BB	SO	LOB	BOTTOM								
Mickey Rivers, L (1, 8) OBP: 0.292, SLG: 0.398	4-3		FC5-4		G3			L9		4	0	1	0	0	0	1									
Willie Randolph, R (1, 4) OBP: 0.372, SLG: 0.350			FC5-4		F8			S	BB	3	0	1	0	1	0	1									
Thurman Munson, R (1, 2) OBP: 0.321, SLG: 0.375	6-3				K			K		4	0	0	0	0	2	3									
Chris Chambliss, L (1, 3) OBP: 0.337, SLG: 0.401		4-3			G3			L3	F9	4	0	0	0	0	0	2									
Graig Nettles, L (1, 5) OBP: 0.347, SLG: 0.463		F7			BB	HR		F9		3	1	1	0	0	0	0									
Lou Piniella, R (1, 10) OBP: 0.359, SLG: 0.426		5-3			HR	BB		F8		2	1	0	0	1	0	0									
Roy White, S (1, 7) OBP: 0.326, SLG: 0.490								3-1		3	2	2	3	0	0	0									
Gary Thomasson, L (8, 7) OBP: 0.300, SLG: 0.367				1B	HR					0	0	0	0	0	0	0									
Jay Johnstone, L (1, 9) OBP: 0.273, SLG: 0.256					F8			L3		3	0	1	0	0	0	0									
Bucky Dent, R (1, 6) OBP: 0.300, SLG: 0.327					G6-4-3			F9		3	0	1	0	0	0	1									
Inning Stats	R: 0 E: 0 K: 0 S: 3	H: 1 LOB: 0 BB: 0 P: 3	R: 0 E: 0 K: 0 S: 3	H: 0 LOB: 0 BB: 0 P: 3	R: 1 E: 0 K: 0 S: 5	H: 3 LOB: 1 BB: 0 P: 5	R: 3 E: 0 K: 1 S: 7	H: 2 LOB: 0 BB: 1 P: 11	R: 0 E: 0 K: 0 S: 3	H: 0 LOB: 0 BB: 0 P: 3	R: 0 E: 0 K: 0 S: 3	H: 0 LOB: 0 BB: 0 P: 3	R: 0 E: 0 K: 1 S: 6	H: 1 LOB: 2 BB: 1 P: 10	R: 0 E: 0 K: 0 S: 6	H: 1 LOB: 1 BB: 0 P: 10	1B: 5 2B: 1 3B: 0 HR: 1	SF: 0 SAC: 0 DP: 1 HBP: 0	WP: 0 PB: 1 SB: 2 CS: 1	PA: 31					
PITCHER	IP	WLS	BF	H	R	ER	SO	BB	IBB	HBP	BLK	WP	HR	S	P	ERA	WHIP								
Kip Young, R (1, 1) ERA: 2.5	8.0	L	31	7	4	4	2	2	0	0	0	0	1	33	41	4.50	1.125								

Detroit Tigers @ New York Yankees
Yankee Stadium, Bronx, NY
Tue Sep 05 1978, 7:05 PM EDT
Att: 16,891 - Unknown - 77 F

AB 29
R 4
H 7
RBI 3
BB 2
SO 2
LOB 8



Batter	1	2	3	4	5	6	7	8	9	AB	R	H	RBI	BB	SO	LOB	TOP
Ron LeFlore, R OBP: 0.354, SLG: 0.391 (1, 8)	F9	L4			L9			G3 S BB	F4	4	0	0	0	1	0	4	Detroit Tigers @ New York Yankees Yankee Stadium, Bronx, NY Wed Sep 06 1978, 7:05 PM EDT Att: 24,452 - Unknown - 80 F
Lou Whitaker, L OBP: 0.346, SLG: 0.352 (1, 4)	4-3		5-3			3-1		G3 BB		3	0	0	0	1	0	0	
Rusty Staub, L OBP: 0.355, SLG: 0.448 (1, 10)	BB		F6		G3			F5		3	0	0	0	1	0	2	
Jason Thompson, L OBP: 0.366, SLG: 0.478 (1, 3)	F5		K		F7			G3		4	0	0	0	0	1	3	
Steve Kemp, L OBP: 0.383, SLG: 0.396 (1, 7)		K			F7			F7		4	1	1	0	0	1	2	
Milt May, L OBP: 0.319, SLG: 0.395 (1, 2)	4-3				F8			1B		4	0	2	1	0	0	0	
Tim Corcoran, L OBP: 0.324, SLG: 0.331 (9, PH)					G3			F8		3	1	1	0	0	0	1	
Mickey Stanley, R OBP: 0.313, SLG: 0.399 (9, PH)		1B 2B						F8		1	0	0	0	0	0	1	
Phil Mankowski, L OBP: 0.365, SLG: 0.392 (9, PH)		2B			F8			F7		3	0	1	0	0	0	1	
Aurelio Rodriguez, R OBP: 0.297, SLG: 0.389 (9, PH)		1-2 1B						1-2 1B		1	0	1	0	0	0	0	
Alan Trammell, R OBP: 0.327, SLG: 0.331 (1, 6)		1-3 2-H 2B			5-3			F8		4	0	1	1	0	0	3	
Inning Stats	R: 0 E: 0 K: 0 S: 3	H: 0 LOB: 1 BB: 1 P: 7	R: 1 E: 0 K: 1 S: 8	H: 3 LOB: 2 BB: 0 P: 8	R: 0 E: 0 K: 1 S: 5	H: 0 LOB: 0 BB: 0 P: 5	R: 0 E: 0 K: 0 S: 3	H: 0 LOB: 0 BB: 0 P: 3	R: 1 E: 0 K: 0 S: 5	H: 2 LOB: 1 BB: 0 P: 5	R: 0 E: 0 K: 0 S: 3	H: 0 LOB: 2 BB: 2 P: 11	R: 0 E: 0 K: 0 S: 5	H: 2 LOB: 2 BB: 0 P: 5	1B: 5 2B: 2 3B: 0 HR: 0	SF: 0 SAC: 0 DP: 0 HBP: 0	WP: 0 PA: 37 PB: 0 SB: 1 CS: 0
PITCHER	IP WLS BF H R ER SO BB IBB HBP BLK WP HR S P ERA WHIP	8.0 W 32 5 2 2 2 3 0 0 0 0 0 0 33 45 2.25 1.000	1.0 5 2 0 0 0 0 0 0 0 0 0 0 0 5 5 0.00 2.000	PITCHER													
Ed Figueroa, R ERA: 3.07 (1, 1)																	
Sparky Lyle, L ERA: 3.24 (9, 1)																	

Batter	1	2	3	4	5	6	7	8	9	AB	R	H	RBI	BB	SO	LOB	BOTTOM		
Mickey Rivers, L OBP: 0.296, SLG: 0.401 (1, 8)	SH1-3 BB SF7 1B		4-3		SH1-4 SF 1B	1B E 1B	1-3			4	3	3	0	0	0	0	Detroit Tigers @ New York Yankees Yankee Stadium, Bronx, NY Wed Sep 06 1978, 7:05 PM EDT Att: 24,452 - Unknown - 80 F		
Paul Blair, R OBP: 0.238, SLG: 0.274 (7, PH)										1	0	0	0	0	0	1			
Willie Randolph, R OBP: 0.375, SLG: 0.353 (1, 4)	SH1-3 BB		S 1B		SH1-4 1-2 2-3	E S FC5-4 1B		F7		3	1	2	0	1	0	0			
Thurman Munson, R OBP: 0.323, SLG: 0.374 (1, 2)	SH1-3 1-2 2-3		K		1B IBB	G3		FC1-6 1B		3	1	1	0	1	1	3			
Chris Chambliss, L OBP: 0.334, SLG: 0.399 (1, 3)	SF7		F9		SF 1B 2B	E4 FC5-4		FC1-6 FC5-4		3	1	0	2	0	0	3			
Graig Nettles, L OBP: 0.345, SLG: 0.460 (1, 5)	K			E4 C3-6-3 1B	2B	FC5-4		FC5-4		5	1	1	2	0	1	3			
Lou Piniella, R OBP: 0.360, SLG: 0.428 (1, 7)		6-3		1-2 BB	1-3 2-H 2B	F9				3	0	1	1	1	0	1			
Roy White, S OBP: 0.328, SLG: 0.399 (1, 10)	L7			1-2 2-3	G3-6-3 BB	FC6-4 BB		1B		3	0	1	0	1	0	2			
Jay Johnstone, L OBP: 0.280, SLG: 0.258 (1, 9)				CS 1B	K			F8		3	0	1	1	1	1	4			
Bucky Dent, R OBP: 0.299, SLG: 0.326 (1, 6)	K			CS 1B	SH1-4 1B	FC6-4		F8		4	1	1	0	0	1	5			
Inning Stats	R: 1 E: 0 K: 1 S: 6	H: 1 LOB: 1 BB: 1 P: 10	R: 0 E: 0 K: 1 S: 5	H: 0 LOB: 1 BB: 1 P: 9	R: 0 E: 0 K: 1 S: 6	H: 1 LOB: 0 BB: 1 P: 6	R: 1 E: 1 K: 0 S: 3	H: 1 LOB: 0 BB: 1 P: 7	R: 4 E: 1 K: 1 S: 10	H: 4 LOB: 3 BB: 2 P: 18	R: 2 E: 1 K: 0 S: 6	H: 2 LOB: 1 BB: 0 P: 6	R: 0 E: 0 K: 0 S: 4	H: 1 LOB: 1 BB: 0 P: 4	R: 0 E: 0 K: 0 S: 4	H: 1 LOB: 1 BB: 0 P: 4	1B: 10 2B: 1 3B: 0 HR: 0	SF: 2 SAC: 2 DP: 1 HBP: 0	WP: 0 PA: 42 PB: 0 SB: 2 CS: 1
PITCHER	IP WLS BF H R ER SO BB IBB HBP BLK WP HR S P ERA WHIP	4.1 L 24 7 6 4 3 3 0 0 0 0 0 0 26 42 8.31 2.308	1.0 6 2 2 0 1 1 0 0 0 0 0 0 7 11 0.00 3.000	2.2 11 2 0 0 0 0 0 0 0 0 0 0 11 11 0.00 0.750	PITCHER														
Jack Billingham, R ERA: 3.7 (1, 1)																			
Steve Baker, R ERA: 4.04 (5, 1)																			
Ed Glynn, L ERA: 2.77 (6, 1)																			

Batter	1	2	3	4	5	6	7	8	9	AB	R	H	RBI	BB	SO	LOB	TOP			
Buddy Bell, R OBP: 0.339, SLG: 0.412 (1, 5)	0-0 4-3		0-0 BB 2B 1B		0-0 6-3		0-0 6-3		0-0 1-2 1B	5	1	2	0	0	0	0	Cleveland Indians @ Detroit Tigers Tiger Stadium, Detroit, MI Fri Sep 08 1978, 7:05 PM EDT Att: 13,624 - Unknown			
Duane Kuiper, L OBP: 0.311, SLG: 0.347 (1, 4)	0-0 6-3		4-0 2B 1-2 BB		0-3 K		0-3 K		0-0 F8	4	0	0	0	1	2	2				
Bernie Carbo, L OBP: 0.360, SLG: 0.392 (1, 10) Ron Pruitt, R OBP: 0.306, SLG: 0.359 (9, PH)	0-0 4-3		0-0 1-3 2-H 2B		0-0 4-3		0-0 1B		0-3 K	4	0	2	1	0	0	0				
Andre Thornton, R OBP: 0.384, SLG: 0.527 (1, 3)		0-0 6-3	0-0 F3		0-0 6-3		0-0 F6			4	0	0	0	0	0	3				
Gary Alexander, R OBP: 0.313, SLG: 0.442 (1, 2)		0-0 WP 1B 2B	0-0 5-3			0-0 F8		0-3 K		4	1	1	0	0	1	2				
Jim Norris, L OBP: 0.365, SLG: 0.375 (1, 9)		0-0 6-3		0-0 3-1		0-0 1B 3B		0-0 F7		4	1	1	0	0	0	1				
Ted Cox, R OBP: 0.298, SLG: 0.285 (1, 7)		0-0 1B		0-0 1B		4-0 1B BB		0-0 L9		3	0	2	1	1	0	0				
Rick Manning, L OBP: 0.310, SLG: 0.342 (1, 8)	0-0 4-3		0-0 F7		0-0 1B			0-0 F5		4	0	1	1	0	0	2				
Tom Verzyer, R OBP: 0.296, SLG: 0.327 (1, 6)			0-0 F8		0-0 4-3		0-0 L6		0-0 1B 1B	4	0	1	0	0	0	3				
Inning Stats	R: 0 E: 0 K: 0 S: 3	H: 0 LOB: 0 BB: 0 P: 3	R: 1 E: 0 K: 0 S: 5	H: 2 LOB: 1 BB: 0 P: 5	R: 1 E: 0 K: 0 S: 5	H: 2 LOB: 2 BB: 1 P: 9	R: 0 E: 0 K: 0 S: 4	H: 1 LOB: 1 BB: 0 P: 4	R: 0 E: 0 K: 1 S: 5	H: 0 LOB: 0 BB: 0 P: 5	R: 0 E: 0 K: 1 S: 6	H: 1 LOB: 1 BB: 0 P: 6	R: 0 E: 0 K: 1 S: 5	H: 0 LOB: 0 BB: 0 P: 5	R: 0 E: 0 K: 1 S: 7	H: 2 LOB: 2 BB: 0 P: 7	1B: 7 2B: 2 3B: 1 HR: 0	SF: 0 SAC: 0 DP: 0 HBP: 0	WP: 1 PB: 0 SB: 0 CS: 0	PA: 39
PITCHER	IP WLS BF H R ER SO	IP WLS BF H R ER SO	IP WLS BF H R ER SO	IP WLS BF H R ER SO	IP WLS BF H R ER SO	IP WLS BF H R ER SO	IP WLS BF H R ER SO	IP WLS BF H R ER SO	IP WLS BF H R ER SO	IP WLS BF H R ER SO	IP WLS BF H R ER SO	IP WLS BF H R ER SO	IP WLS BF H R ER SO	IP WLS BF H R ER SO	IP WLS BF H R ER SO	IP WLS BF H R ER SO	ERA WHIP	ERA WHIP		
Jim Slaton, R ERA: 4.17 (1, 1)	8.1 W 37	10 R 3	3 ER 3	3 SO 3	2 BB 0	0 IBB 0	0 HBP 0	0 BLK 0	1 WP 0	0 HR 0	41 S 41	49 P 49	3.24 ERA	1.440 WHIP						
John Hiller, L ERA: 2.55 (9, 1)	0.2 S	2 BF	0 H	0 R	0 ER	1 SO	0 BB	0 IBB	0 HBP	0 BLK	0 WP	4 S	4 P	0.00 ERA	0.000 WHIP					

Batter	1	2	3	4	5	6	7	8	9	AB	R	H	RBI	BB	SO	LOB	BOTTOM	
Ron LeFlore, R OBP: 0.357, SLG: 0.395 (1, 8)	4-0 CS BB	0-0 1-2 3-H 3B 1B		0-0 1-3 2B		0-0 F8		4-0 CS BB		3	1	2	1	2	0	1	Cleveland Indians @ Detroit Tigers Tiger Stadium, Detroit, MI Fri Sep 08 1978, 7:05 PM EDT Att: 13,624 - Unknown	
Lou Whitaker, L OBP: 0.345, SLG: 0.357 (1, 4)	0-0 HBP 1B	0-0 1-H 2-H 3B		0-3 K		0-0 G3		0-0 CS	0-0 F8	5	0	2	2	0	1	2		
Rusty Staub, L OBP: 0.358, SLG: 0.449 (1, 10)	1-0 HBP	0-0 L4		4-0 IBB		0-0 E 1B 1B		0-0 2B WP 1B		3	1	2	0	1	0	1		
Jason Thompson, L OBP: 0.367, SLG: 0.480 (1, 3)	0-3 K	0-0 1-3		0-3 K		0-0 E 1B		0-0 WP CS-2-3 2B		5	0	2	0	0	2	6		
Steve Kemp, L OBP: 0.381, SLG: 0.392 (1, 7)	0-0 4-3		0-0 L8		0-3 K		0-0 E4		4-0 FC5-2-5 WP IBB	4	0	0	0	1	1	7		
Lance Parrish, R OBP: 0.256, SLG: 0.444 (1, 2)		0-0 4-3	0-0 5-3		0-0 1B 2B		0-0 F4		0-0 FC5-2-5 FC6-4	5	1	1	0	0	0	5		
John Wockenfuss, R OBP: 0.364, SLG: 0.495 (1, 9)		4-0 2B 1B BB	0-0 2B		0-0 G6-3 BB 2-H 1B		0-0 L6		0-0 FC6-4	4	1	2	1	1	0	5		
Aurelio Rodriguez, R OBP: 0.299, SLG: 0.391 (1, 5)		0-0 1B 1-3 1B 2B	0-0 F4		4-0 G6-3 BB		0-0 4-3			3	1	1	0	1	0	1		
Alan Trammell, R OBP: 0.329, SLG: 0.331 (1, 6)		0-0 2-3 3-H 3B 1B		4-0 2B BB		0-0 G6-3		0-3 K		3	1	1	1	1	1	2		
Inning Stats	R: 0 E: 0 K: 1 S: 5	H: 1 LOB: 2 BB: 1 P: 10	R: 4 E: 0 K: 0 S: 7	H: 4 LOB: 1 BB: 1 P: 11	R: 0 E: 0 K: 3 S: 10	H: 1 LOB: 3 BB: 2 P: 18	R: 0 E: 0 K: 0 S: 4	H: 2 LOB: 3 BB: 0 P: 6	R: 0 E: 0 K: 1 S: 4	H: 0 LOB: 0 BB: 1 P: 8	R: 1 E: 0 K: 0 S: 5	H: 2 LOB: 2 BB: 1 P: 9	1B: 7 2B: 5 3B: 1 HR: 0	SF: 0 SAC: 0 DP: 1 HBP: 1	WP: 1 PB: 0 SB: 0 CS: 2	PA: 44		
PITCHER	IP WLS BF H R ER SO	IP WLS BF H R ER SO	IP WLS BF H R ER SO	IP WLS BF H R ER SO	IP WLS BF H R ER SO	IP WLS BF H R ER SO	IP WLS BF H R ER SO	IP WLS BF H R ER SO	IP WLS BF H R ER SO	IP WLS BF H R ER SO	IP WLS BF H R ER SO	IP WLS BF H R ER SO	IP WLS BF H R ER SO	IP WLS BF H R ER SO	IP WLS BF H R ER SO	IP WLS BF H R ER SO	ERA WHIP	ERA WHIP
David Clyde, L ERA: 4.56 (1, 1)	1.1 L	11 BF	5 H	4 R	4 ER	4 SO	2 BB	0 IBB	0 HBP	0 BLK	0 WP	0 HR	10 S	10 P	27.00 ERA	5.250 WHIP		
Don Hood, L ERA: 4.75 (2, 1)	2.2	14 BF	4 H	1 R	1 ER	3 SO	1 BB	1 IBB	0 HBP	0 BLK	0 WP	0 HR	18 S	26 P	3.38 ERA	1.875 WHIP		
Jim Kern, R ERA: 2.95 (5, 1)	4.0	18 BF	4 H	1 R	1 ER	1 SO	2 BB	1 IBB	0 HBP	0 BLK	1 WP	0 HR	17 S	29 P	2.25 ERA	1.500 WHIP		

Batter	1	2	3	4	5	6	7	8	9	AB	R	H	RBI	BB	SO	LOB	TOP		
Buddy Bell, R OBP: 0.338, SLG: 0.409	4-0 FC5-6 BB	0-0 4-3		0-0 5-3			0-0 F9			3	0	0	0	1	0	3			
Duane Kuiper, L OBP: 0.308, SLG: 0.344	0-0 FC5-6 FC4-6 1-2		0-0 G3		0-0 F8		0-0 4-3			4	0	0	0	0	0	1			
Bernie Carbo, L OBP: 0.362, SLG: 0.388	0-0 FC4-6 1-2		1-0 E HBP		0-0 4-3			4-0 G6-4-3 BB		2	1	0	0	1	0	1			
Andre Thornton, R OBP: 0.383, SLG: 0.523	4-0 FC6-4 BB		0-0 F6		0-0 F6			0-0 G6-4-3 1-2		3	0	0	0	1	0	2			
Gary Alexander, R OBP: 0.315, SLG: 0.445	0-0 FC6-4 1-2		0-0 E8 2B			0-0 B5-6 1B		0-3 K		4	1	2	0	0	1	2			
Jim Norris, L OBP: 0.363, SLG: 0.373		0-0 G3	0-0 F7			0-0 1B			0-0 4-3	4	0	1	0	0	0	0			
Ted Cox, R OBP: 0.297, SLG: 0.289		0-0 5-3		0-0 6-3 2B		0-0 B5-6 2-3			0-0 5-3	4	0	1	0	0	0	2			
Rick Manning, L OBP: 0.308, SLG: 0.339		0-0 E6 1B		0-0 6-3 2-3		0-0 F7			0-0 6-3	4	0	0	0	0	0	2			
Tom Verzyer, R OBP: 0.297, SLG: 0.327		0-0 1-2 1B		0-0 5-3					0-0 5-3	3	0	1	0	0	0	1			
Inning Stats	R: 0 E: 1 K: 0 S: 3	H: 0 LOB: 2 BB: 2 P: 11	R: 0 E: 1 K: 0 S: 5	H: 1 LOB: 2 BB: 0 P: 5	R: 2 E: 1 K: 0 S: 4	H: 1 LOB: 1 BB: 0 P: 5	R: 0 E: 0 K: 0 S: 4	H: 1 LOB: 0 BB: 0 P: 4	R: 0 E: 0 K: 0 S: 4	H: 2 LOB: 1 BB: 0 P: 4	R: 0 E: 0 K: 0 S: 3	H: 0 LOB: 0 BB: 0 P: 3	R: 0 E: 0 K: 1 S: 4	H: 0 LOB: 1 BB: 1 P: 8	R: 0 E: 0 K: 0 S: 3	H: 0 LOB: 0 BB: 0 P: 3	1B: 3 2B: 3 3B: 0 HR: 0	SF: 0 SAC: 0 DP: 2 HBP: 1	WP: 0 PA: 35 PB: 0 SB: 0 CS: 0
PITCHER Dave Rozema, R ERA: 3.15	IP: 9.0 WLS: W BF: 35 H: 5 R: 2 ER: 0 SO: 1 BB: 3 IBB: 0 HBP: 1 BLK: 0 WP: 0 HR: 0 S: 33 P: 46 ERA: 0.00 WHIP: 0.889															PITCHER			

Cleveland Indians @ Detroit Tigers
Tiger Stadium, Detroit, MI
Sat Sep 09 1978, 3:33 AM EDT
Att: 16,026 - Unknown

AB 31
R 2
H 5
RBI 0
BB 3
SO 1
LOB 14



Batter	1	2	3	4	5	6	7	8	9	AB	R	H	RBI	BB	SO	LOB	BOTTOM		
Ron LeFlore, R OBP: 0.356, SLG: 0.393	0-0 6-3		0-0 5-3	0-0 F8 2-3		0-0 F9		0-0 1B 1B		5	1	1	0	0	0	2			
Lou Whitaker, L OBP: 0.354, SLG: 0.361	4-0 FC4-6 BB		0-0 4-3	0-0 1B 1-2 3-H		0-0 PO BLK 1B		0-0 1B 1-2		4	0	3	1	1	0	0			
Rusty Staub, L OBP: 0.357, SLG: 0.447	0-0 FC4-6 BB 1-2		0-3 K	0-3 K		0-3 K 1-2		0-0 1B 1-3 2-H		5	0	1	1	0	3	4			
Jason Thompson, L OBP: 0.370, SLG: 0.482	4-0 1-2 BB		0-0 E SF8 1B	0-0 FC1-5 BB 1B		0-0 PO 2-3		0-0 L4		4	1	3	0	1	0	2			
Steve Kemp, L OBP: 0.381, SLG: 0.391	0-3 K		0-0 SF8 E 2B 1B	0-0 WP FC1-5 BB		0-0 F8 1-2		0-3 K		4	1	1	0	1	2	5			
Milt May, L OBP: 0.318, SLG: 0.393		0-0 F7		0-0 SF8 1-3 2-H		0-0 FC1-5 WP		4-0 BB		2	0	0	1	1	0	2			
Tim Corcoran, L OBP: 0.325, SLG: 0.330		0-0 F4		1-0 2B HBP		0-0 F4		0-0 F8		1	1	0	0	0	0	0			
John Wockenfuss, R OBP: 0.360, SLG: 0.400				0-0 2B HBP		0-0 F4		0-0 F8		2	0	0	0	0	0	4			
Phil Mankowski, L OBP: 0.371, SLG: 0.400		1-0 HBP		0-0 F8 1-H 1B 2B		4-0 BB				1	1	1	2	0	0	0			
Aurelio Rodriguez, R OBP: 0.300, SLG: 0.390				1-0 HBP		0-0 F8 1-H 1B 2B		0-0 6-3		1	0	0	0	1	0	2			
Alan Trammell, R OBP: 0.328, SLG: 0.328		0-0 F9		0-0 1B BB		0-0 F4		0-3 K		3	0	0	0	1	1	4			
Inning Stats	R: 0 E: 0 K: 1 S: 5	H: 0 LOB: 2 BB: 2 P: 13	R: 0 E: 0 K: 0 S: 3	H: 0 LOB: 1 BB: 0 P: 4	R: 0 E: 0 K: 1 S: 5	H: 0 LOB: 0 BB: 0 P: 5	R: 4 E: 1 K: 1 S: 9	H: 4 LOB: 2 BB: 1 P: 14	R: 0 E: 0 K: 0 S: 4	H: 1 LOB: 3 BB: 2 P: 12	R: 0 E: 0 K: 1 S: 5	H: 1 LOB: 0 BB: 0 P: 5	R: 0 E: 0 K: 0 S: 4	H: 1 LOB: 2 BB: 1 P: 8	R: 1 E: 0 K: 2 S: 10	H: 3 LOB: 2 BB: 0 P: 10	1B: 9 2B: 1 3B: 0 HR: 0	SF: 1 SAC: 0 DP: 0 HBP: 2	WP: 2 PA: 42 PB: 0 SB: 0 CS: 0
PITCHER Mike Paxton, R ERA: 3.7	IP: 3.2 WLS: L BF: 20 H: 4 R: 4 ER: 4 SO: 2 BB: 3 IBB: 4 HBP: 2 BLK: 0 WP: 0 HR: 0 S: 19 P: 33 ERA: 9.82 WHIP: 1.909															PITCHER			
Stu Minge, L ERA: 2.53	IP: 4.1 WLS: L BF: 13 H: 3 R: 0 ER: 0 SO: 2 BB: 3 IBB: 0 HBP: 0 BLK: 1 WP: 2 HR: 0 S: 14 P: 26 ERA: 0.00 WHIP: 2.250															PITCHER			
Dan Spillner, R ERA: 3.7	IP: 7.1 WLS: L BF: 8 H: 3 R: 1 ER: 1 SO: 2 BB: 0 IBB: 0 HBP: 0 BLK: 0 WP: 0 HR: 0 S: 12 P: 12 ERA: 5.40 WHIP: 1.800															PITCHER			

Cleveland Indians @ Detroit Tigers
Tiger Stadium, Detroit, MI
Sat Sep 09 1978, 3:33 AM EDT
Att: 16,026 - Unknown

AB 32
R 5
H 10
RBI 5
BB 6
SO 6
LOB 25



Batter	1	2	3	4	5	6	7	8	9	AB	R	H	RBI	BB	SO	LOB	TOP										
Rick Manning, L OBP: 0.311, SLG: 0.341	0-0 BB 1B	0-0 4-3		0-0 CS 1B			0-0 F5		0-0 HR 1B	5	1	3	1	0	0	1											
Buddy Bell, R OBP: 0.337, SLG: 0.413	0-0 F8		0-0 F9	0-0 CS 1-2	0-0 F8		0-0 1-3		0-0 HR 2H	5	1	1	2	0	0	1											
Andre Thornton, R OBP: 0.382, SLG: 0.519	0-0 F7		4-0 1B 1B		0-0 1-3			0-0 5-3	0-0 6-3	4	1	0	0	1	0	1											
Wayne Cage, L OBP: 0.275, SLG: 0.378	4-0 BB 1-2 BB		0-0 1B 1-2 1B		0-3 K			0-0 F6	0-0 4-3	4	0	1	0	1	1	0											
Gary Alexander, R OBP: 0.316, SLG: 0.452	0-0 F6		0-0 1-3 2H	0-0 1B			0-0 F8		0-0 HR	4	1	2	2	0	0	2											
Bernie Carbo, L OBP: 0.382, SLG: 0.401		0-3 K	0-3 K				0-0 HR			3	1	1	1	0	2	2											
Horace Speed, R OBP: 0.336, SLG: 0.300										1	0	1	0	0	0	0											
Jim Norris, L OBP: 0.362, SLG: 0.375		0-0 3B 2B	0-0 F4				0-0 4-3		0-0 F7	4	1	1	0	0	0	3											
Duane Kuiper, L OBP: 0.310, SLG: 0.344		0-0 L4		1-0 CS HBP			0-0 F7		0-0 SH1-4 1B	3	1	1	0	0	0	1											
Tom Verzyer, R OBP: 0.297, SLG: 0.332		0-0 2H 3B	0-3 K	0-3 K			0-0 4-3		0-0 SH1-4	3	0	1	1	0	1	1											
Inning Stats	R: 0 E: 0 K: 0 S: 4	H: 1 LOB: 2 BB: 1 P: 8	R: 1 E: 0 K: 1 S: 7	H: 2 LOB: 1 BB: 0 P: 7	R: 1 E: 0 K: 1 S: 7	H: 2 LOB: 2 BB: 1 P: 11	R: 0 E: 0 K: 1 S: 4	H: 1 LOB: 0 BB: 0 P: 5	R: 0 E: 0 K: 0 S: 5	H: 0 LOB: 0 BB: 0 P: 5	R: 1 E: 0 K: 0 S: 4	H: 1 LOB: 0 BB: 0 P: 4	R: 0 E: 0 K: 0 S: 3	H: 0 LOB: 0 BB: 0 P: 3	R: 1 E: 0 K: 0 S: 5	H: 2 LOB: 1 BB: 0 P: 5	R: 3 E: 0 K: 0 S: 6	H: 3 LOB: 0 BB: 0 P: 6	1B: 6 2B: 2 3B: 1 HR: 3	SF: 0 SAC: 1 DP: 0 HBP: 1	WP: 0 PB: 0 SB: 0 CS: 2	PA: 41					
PITCHER	IP	WLS	BF	H	R	ER	SO	BB	IBB	HBP	BLK	WP	HR	S	P	ERA	WHIP										
Mitt Wilcox, R ERA: 3.59	8.1	L	36	10	5	5	4	2	0	1	0	0	2	41	50	5.40	1.440										
John Hiller, L ERA: 2.75	0.2		4	2	2	2	0	0	0	0	0	0	1	4	4	27.00	3.000										

Cleveland Indians @ Detroit Tigers
Tiger Stadium, Detroit, MI
Sun Sep 10 1978, 3:33 AM EDT
Att: 15,583 - Unknown

AB 36
R 7
H 12
RBI 7
BB 2
SO 4
LOB 12



Batter	1	2	3	4	5	6	7	8	9	AB	R	H	RBI	BB	SO	LOB	BOTTOM										
Ron LeFlore, R OBP: 0.355, SLG: 0.390	0-0 4-3	4-0 BB 1-2 BB			0-0 F3		0-3 K		0-0 1-6-3	4	0	0	0	1	1	1											
Lou Whitaker, L OBP: 0.354, SLG: 0.360	0-0 4-3 1B	0-0 F5			0-0 6-3		0-0 4-3		4-0 BB	4	0	1	0	1	0	3											
Rusty Staub, L OBP: 0.354, SLG: 0.443	0-0 4-3 1-2		0-0 1-3		0-0 4-3			0-0 4-3	0-0 4-3	5	0	0	0	0	0	2											
Jason Thompson, L OBP: 0.373, SLG: 0.482	0-0 4-3		4-0 BB			0-0 FC3-6 1B		4-0 HR BB		2	1	1	0	2	0	1											
Steve Kemp, L OBP: 0.380, SLG: 0.396		0-3 K	0-3 K			0-0 F7		0-0 HR 1-H		4	1	1	2	0	2	2											
Mitt May, L OBP: 0.320, SLG: 0.392		0-0	0-0 4-3			0-0 FC3-6		4-0 HR BB		3	0	1	0	1	0	2											
Steve Dillard, R OBP: 0.274, SLG: 0.306				0-0 4-3			0-0 FC3-6 1-2		0-0 4-3 BB	0	0	0	0	0	0	0											
Lance Parrish, R OBP: 0.256, SLG: 0.444		0-0 FC6-4 1B				0-0 1-2		0-0 4-3 BB		0	0	0	0	0	0	0											
Tim Corcoran, L OBP: 0.322, SLG: 0.326		0-0 FC6-4 2B		0-0 F5			0-0 F7		0-0 4-3	3	1	0	0	0	0	2											
John Wockenfuss, R OBP: 0.358, SLG: 0.398		0-0 1-2 2B						0-0 1-2		1	0	0	0	0	0	1											
Aurelio Rodriguez, R OBP: 0.302, SLG: 0.394		0-0 1-H 1B		0-0 F3			0-0 SH5-4 1B		0-0 F9	4	1	2	1	0	0	2											
Alan Trammell, R OBP: 0.328, SLG: 0.328		0-0 S 1B		0-0 F6			0-0 SH5-4 1-2		0-0 5-3	3	0	1	1	0	0	0											
Inning Stats	R: 0 E: 0 K: 0 S: 4	H: 1 LOB: 1 BB: 0 P: 4	R: 2 E: 0 K: 1 S: 8	H: 3 LOB: 2 BB: 1 P: 12	R: 0 E: 0 K: 1 S: 5	H: 0 LOB: 1 BB: 1 P: 9	R: 0 E: 0 K: 0 S: 3	H: 0 LOB: 0 BB: 0 P: 3	R: 0 E: 0 K: 0 S: 4	H: 1 LOB: 1 BB: 0 P: 4	R: 0 E: 0 K: 1 S: 6	H: 1 LOB: 1 BB: 0 P: 6	R: 2 E: 0 K: 0 S: 4	H: 1 LOB: 2 BB: 2 P: 12	R: 0 E: 0 K: 0 S: 3	H: 0 LOB: 1 BB: 1 P: 7	1B: 5 2B: 1 3B: 0 HR: 1	SF: 0 SAC: 1 DP: 0 HBP: 0	WP: 0 PB: 0 SB: 1 CS: 0	PA: 39							
PITCHER	IP	WLS	BF	H	R	ER	SO	BB	IBB	HBP	BLK	WP	HR	S	P	ERA	WHIP										
Paul Reuschel, R ERA: 3.82	6.0		25	5	2	2	2	2	0	0	0	0	0	27	35	3.00	1.167										
Dan Spillner, R ERA: 3.87	1.1	7	2	2	2	1	1	0	0	0	0	0	1	8	12	13.50	2.250										
Sid Monge, L ERA: 2.82	0.1	2	0	0	0	0	1	0	0	0	0	0	0	1	5	0.00	3.000										
Jim Kern, R ERA: 2.91	1.1	W	5	0	0	0	0	1	0	0	0	0	0	4	8	0.00	0.750										

Cleveland Indians @ Detroit Tigers
Tiger Stadium, Detroit, MI
Sun Sep 10 1978, 3:33 AM EDT
Att: 15,583 - Unknown

AB 33
R 4
H 7
RBI 4
BB 5
SO 3
LOB 16



Batter	1	2	3	4	5	6	7	8	9	AB	R	H	RBI	BB	SO	LOB	TOP					
Mickey Rivers, L (1, 8) OBP: 0.303, SLG: 0.407 Paul Blair, R (8, FH) OBP: 0.233, SLG: 0.267 (8, 8)	G3		FC6-5 5-3 1B	SF7 2H 3B		1B 1-2 1B		F8		4	2	3	1	0	0	0						
Willie Randolph, R (1, 4) OBP: 0.395, SLG: 0.361			5-3 1-2	SF7 3H		1B 1-3 2H		4-3		4	0	2	2	0	0	1						
Thurman Munson, R (1, 2) OBP: 0.333, SLG: 0.378 Mike Heath, R (1, 2) OBP: 0.286, SLG: 0.306	5-3 1-2		FC6-5 2-3 1B	6-3		1B 1-2			5-3	1	0	0	0	0	0	1						
Reggie Jackson, L (1, 9) OBP: 0.364, SLG: 0.478 Gary Thomasson, L (9, 9) OBP: 0.303, SLG: 0.368	F8								K	4	1	1	0	1	2	3						
Chris Chambliss, L (1, 3) OBP: 0.328, SLG: 0.390		4-3	4-3							5	0	1	0	0	0	5						
Graig Nettles, L (1, 5) OBP: 0.347, SLG: 0.453	4-3									4	1	1	1	0	1	1						
Lou Piniella, R (1, 7) OBP: 0.372, SLG: 0.459										4	1	2	1	0	0	0						
Roy White, S (1, 10) OBP: 0.345, SLG: 0.407										4	1	3	1	0	0	0						
Bucky Dent, R (1, 6) OBP: 0.300, SLG: 0.329	F9									4	1	0	0	0	0	4						
Inning Stats	R: 0 E: 0 K: 0 S: 4	H: 1 LOB: 1 BB: 0 P: 4	R: 0 E: 0 K: 0 S: 5	H: 2 LOB: 2 BB: 0 P: 5	R: 0 E: 0 K: 0 S: 5	H: 2 LOB: 2 BB: 0 P: 5	R: 4 E: 0 K: 0 S: 7	H: 4 LOB: 0 BB: 0 P: 7	R: 1 E: 0 K: 1 S: 3	H: 0 LOB: 0 BB: 1 P: 7	R: 2 E: 0 K: 1 S: 9	H: 4 LOB: 2 BB: 0 P: 9	R: 0 E: 0 K: 1 S: 5	H: 0 LOB: 0 BB: 0 P: 5	R: 0 E: 0 K: 1 S: 3	H: 0 LOB: 0 BB: 0 P: 3	R: 0 E: 0 K: 1 S: 6	H: 1 LOB: 1 BB: 0 P: 6	1B: 12 2B: 0 3B: 2 HR: 0	SF: 2 SAC: 0 DP: 0 HBP: 0	WP: 0 PB: 0 SB: 2 CS: 0	PA: 42
PITCHER	IP WLS BF H R ER SO BB IBB HBP BLK WP HR S P ERA WHIP																					
Jack Billingham, R (1, 1) ERA: 3.62	4.0 L 21 9 4 4 0 0 0 0 0 0 0 0 0 21 21 9.00 2.250																					
Ed Glynn, L (5, 1) ERA: 3.21	1.0 4 4 1 1 0 1 0 0 0 0 0 0 3 7 9.00 1.000																					
Jack Morris, R (6, 1) ERA: 4.25	0.1 5 4 2 2 0 0 0 0 0 0 0 0 5 5 54.00 12.000																					
Sheldon Burnside, L (6, 1) ERA: 9.0	3.2 12 1 0 0 3 0 0 0 0 0 0 0 18 18 0.00 0.273																					

New York Yankees @ Detroit Tigers
Tiger Stadium, Detroit, MI
Wed Sep 13 1978, 7:05 PM EDT
Att: 16,841 - Unknown

AB 39
R 7
H 14
RBI 7
BB 1
SO 3
LOB 16



Batter	1	2	3	4	5	6	7	8	9	AB	R	H	RBI	BB	SO	LOB	BOTTOM					
Ron LeFlore, R (1, 8) OBP: 0.359, SLG: 0.396	5-3		5-3 1-2							3	0	0	0	2	0	3						
Lou Whitaker, L (1, 4) OBP: 0.357, SLG: 0.357	K		G3							3	0	0	1	2	1	3						
Rusty Staub, L (1, 10) OBP: 0.353, SLG: 0.444	3-1									5	0	1	0	0	2	7						
Jason Thompson, L (1, 3) OBP: 0.370, SLG: 0.480										5	1	1	0	0	2	3						
Steve Kemp, L (1, 7) OBP: 0.380, SLG: 0.400										4	1	0	1	1	1	3						
Milt May, L (1, 2) OBP: 0.313, SLG: 0.382										4	0	0	0	0	0	2						
Tim Corcoran, L (1, 9) OBP: 0.326, SLG: 0.328										1	1	0	0	3	0	0						
Phil Mankowski, L (1, 5) OBP: 0.367, SLG: 0.395										4	0	1	1	0	1	2						
Alan Trammell, R (1, 6) OBP: 0.333, SLG: 0.334										2	0	1	0	1	0	2						
Inning Stats	R: 0 E: 0 K: 1 S: 5	H: 0 LOB: 0 BB: 0 P: 5	R: 1 E: 0 K: 0 S: 4	H: 1 LOB: 0 BB: 0 P: 4	R: 0 E: 0 K: 0 S: 3	H: 0 LOB: 1 BB: 1 P: 7	R: 0 E: 0 K: 0 S: 4	H: 1 LOB: 1 BB: 0 P: 4	R: 1 E: 0 K: 2 S: 7	H: 0 LOB: 2 BB: 2 P: 16	R: 0 E: 0 K: 1 S: 5	H: 0 LOB: 0 BB: 0 P: 5	R: 0 E: 0 K: 0 S: 4	H: 1 LOB: 3 BB: 2 P: 12	R: 1 E: 0 K: 1 S: 6	H: 1 LOB: 2 BB: 2 P: 14	R: 0 E: 0 K: 2 S: 7	H: 0 LOB: 2 BB: 2 P: 15	1B: 3 2B: 0 3B: 1 HR: 0	SF: 0 SAC: 0 DP: 0 HBP: 1	WP: 0 PB: 0 SB: 0 CS: 0	PA: 41
PITCHER	IP WLS BF H R ER SO BB IBB HBP BLK WP HR S P ERA WHIP																					
Jim Beattie, R (1, 1) ERA: 3.65	6.1 W 27 3 2 2 4 4 0 0 0 0 0 0 15 35 2.84 1.105																					
Rich Gossage, R (7, 1) ERA: 1.92	2.2 14 1 1 1 3 5 0 0 0 0 0 0 15 35 3.38 2.250																					

New York Yankees @ Detroit Tigers
Tiger Stadium, Detroit, MI
Wed Sep 13 1978, 7:05 PM EDT
Att: 16,841 - Unknown

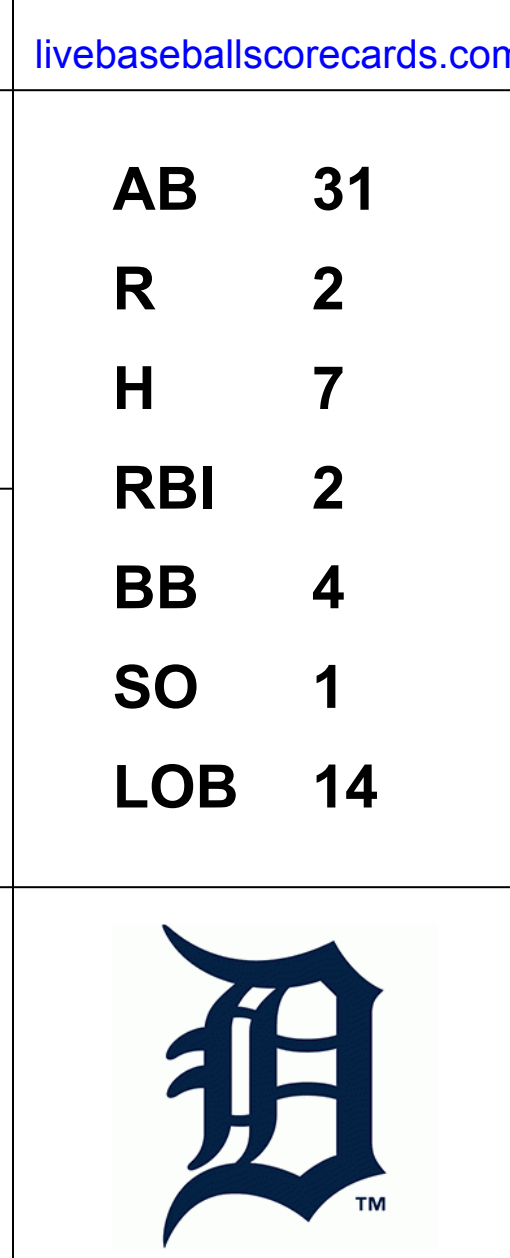
AB 31
R 3
H 4
RBI 3
BB 9
SO 7
LOB 25



Batter	1	2	3	4	5	6	7	8	9	AB	R	H	RBI	BB	SO	LOB	TOP				
Mickey Rivers, L (1,8) OBP: 0.304, SLG: 0.410 Paul Blair, R (8, FR) OBP: 0.233, SLG: 0.267 (8,8)										4	1	2	0	0	0	0	New York Yankees @ Detroit Tigers Tiger Stadium, Detroit, MI Thu Sep 14 1978, 7:05 PM EDT Att: 17,118 - Unknown				
Willie Randolph, R (1,4) OBP: 0.385, SLG: 0.359 Jim Spencer, L (8, PH) OBP: 0.304, SLG: 0.458 Fred Stanley, R (8,4) OBP: 0.331, SLG: 0.292										2	0	0	0	0	0	1					
Lou Piniella, R (1,7) OBP: 0.369, SLG: 0.455										4	0	0	1	0	0	2					
Reggie Jackson, L (1,9) OBP: 0.363, SLG: 0.476										4	0	1	0	0	1	1					
Chris Chambliss, L (1,3) OBP: 0.327, SLG: 0.389											4	1	1	0	0	0		1			
Graig Nettles, L (1,5) OBP: 0.350, SLG: 0.468											4	2	3	3	0	0		0			
Roy White, S (1,10) OBP: 0.344, SLG: 0.403											3	0	0	0	1	0		0			
Bucky Dent, R (1,6) OBP: 0.297, SLG: 0.325											4	0	0	0	0	0		3			
Mike Heath, R (1,2) OBP: 0.274, SLG: 0.292											4	0	0	0	0	0		3			
Inning Stats	R: 1 E: 0 K: 0 S: 4	H: 1 LOB: 0 BB: 0 P: 4	R: 2 E: 0 K: 0 S: 5	H: 2 LOB: 0 BB: 0 P: 5	R: 0 E: 0 K: 0 S: 3	H: 0 LOB: 0 BB: 0 P: 3	R: 0 E: 0 K: 0 S: 3	H: 0 LOB: 0 BB: 0 P: 3	R: 0 E: 0 K: 1 S: 5	H: 0 LOB: 1 BB: 0 P: 6	R: 1 E: 0 K: 0 S: 4	H: 1 LOB: 0 BB: 0 P: 4	R: 0 E: 0 K: 0 S: 4	H: 1 LOB: 3 BB: 1 P: 4	R: 0 E: 0 K: 0 S: 5	H: 2 LOB: 3 BB: 1 P: 9		1B: 3 2B: 2 3B: 0 HR: 2	SF: 0 SAC: 0 DP: 0 HBP: 1	WP: 0 PB: 0 SB: 0 CS: 0	PA: 36
PITCHER	IP	WLS	BF	H	R	ER	SO	BB	IBB	HBP	BLK	WP	HR	S	P	ERA	WHIP				
Jim Slaton, R (1,1) ERA: 4.19	8.0	L	30	5	4	4	1	0	0	1	0	0	2	31	32	4.50	0.625				
John Hiller, L (9,1) ERA: 2.69	1.0		6	2	0	0	0	0	1	0	0	0	0	5	9	0.00	2.000				

Batter	1	2	3	4	5	6	7	8	9	AB	R	H	RBI	BB	SO	LOB	BOTTOM				
Ron LeFlore, R (1,8) OBP: 0.359, SLG: 0.399										4	1	2	0	0	0	0	New York Yankees @ Detroit Tigers Tiger Stadium, Detroit, MI Thu Sep 14 1978, 7:05 PM EDT Att: 17,118 - Unknown				
Lou Whitaker, L (1,4) OBP: 0.356, SLG: 0.359										3	0	1	2	1	0	1					
Rusty Staub, L (1,10) OBP: 0.354, SLG: 0.444										3	0	1	0	1	0	2					
Jason Thompson, L (1,3) OBP: 0.369, SLG: 0.477										3	0	0	0	1	0	3					
Steve Kemp, L (1,7) OBP: 0.379, SLG: 0.398											4	0	1	0	0	0		2			
Milt May, L (1,2) OBP: 0.313, SLG: 0.382 John Wockenfuss, R (9, PH) OBP: 0.356, SLG: 0.395											3	0	1	0	0	0		1			
Tim Corcoran, L (1,9) OBP: 0.323, SLG: 0.324 Mickey Stanley, R (9, PH) OBP: 0.318, SLG: 0.403											3	0	0	0	0	0		2			
Phil Mankowski, L (1,5) OBP: 0.367, SLG: 0.391 Aurelio Rodriguez, R (9, PH) OBP: 0.302, SLG: 0.395										2	1	0	0	1	0	1					
Alan Trammell, R (1,6) OBP: 0.331, SLG: 0.332										3	0	0	0	0	0	1					
Inning Stats	R: 0 E: 0 K: 0 S: 4	H: 1 LOB: 2 BB: 1 P: 8	R: 0 E: 0 K: 0 S: 3	H: 1 LOB: 0 BB: 0 P: 3	R: 0 E: 0 K: 0 S: 3	H: 0 LOB: 0 BB: 0 P: 3	R: 0 E: 0 K: 0 S: 3	H: 0 LOB: 1 BB: 1 P: 7	R: 0 E: 0 K: 0 S: 4	H: 2 LOB: 1 BB: 2 P: 12	R: 2 E: 0 K: 1 S: 6	H: 1 LOB: 1 BB: 0 P: 6	1B: 5 2B: 2 3B: 0 HR: 0	SF: 0 SAC: 0 DP: 3 HBP: 0	WP: 0 PB: 0 SB: 0 CS: 0	PA: 35					
PITCHER	IP	WLS	BF	H	R	ER	SO	BB	IBB	HBP	BLK	WP	HR	S	P	ERA	WHIP				
Ed Figueroa, R (1,1) ERA: 3.01	7.0	W	25	4	0	0	0	2	0	0	0	0	0	23	31	0.00	0.857				
Rich Gossage, R (8,1) ERA: 2.07	0.1		4	2	2	2	0	1	0	0	0	0	0	3	7	54.00	9.000				
Sparky Lyle, L (8,1) ERA: 3.17	1.2	S	6	1	0	0	1	1	0	0	0	0	0	7	11	0.00	1.200				

livebaseballscorecards.com



Batter	1	2	3	4	5	6	7	8	9	AB	R	H	RBI	BB	SO	LOB	TOP	
Ron LeFlore, R OBP: 0.362, SLG: 0.401 Tim Corcoran, L OBP: 0.359, SLG: 0.321	0-0 3-1 S 1B		0-0 6-3 S 1B	0-0 F9		0-0 SF8		0-0 CS 1B	0-3 K	5	1	3	1	0	1	2		
Lou Whitaker, L OBP: 0.358, SLG: 0.358	0-3 K		0-0 6-3	0-0 G3		0-0 1-2 2-3 3-H 1B		0-0 CS 1B	4-0 SH1-4 BB 2B	4	1	1	1	1	1	3		
Rusty Staub, L OBP: 0.352, SLG: 0.439	0-0 3-1		4-0 1B 1B		0-0 F8	0-0 F4			4-0 SH1-4 BB 2B	3	2	0	0	2	0	3		
Steve Kemp, L OBP: 0.379, SLG: 0.398	0-0 L1		0-0 1-2 1B		0-0 G3	0-0 F9			0-0 SH1-4	4	0	1	1	0	0	3		
Lance Parrish, R OBP: 0.268, SLG: 0.454		0-0 1B SF9 1B	0-0 1-2 2-H 1B		0-0 1B			0-3 K	0-0 E 2B	5	2	4	3	0	1	0		
Mickey Stanley, R OBP: 0.314, SLG: 0.396	0-0 1-2 1B		0-0 F8		0-0 F8			0-3 K	0-0 E6 2B	5	1	1	0	0	1	4		
Aurelio Rodriguez, R OBP: 0.309, SLG: 0.491	0-0 1-2 2-3 1B		0-0 4-3			0-0 BB SF8 1B		0-0 F9	0-0 2B	5	2	3	2	0	0	2		
Dave Stegman, R OBP: 0.329, SLG: 0.833	0-0 SF9			0-0 F7		0-0 SF8 BB 1B		0-0 F9	0-0 2B	4	1	2	2	0	0	0		
Alan Trammell, R OBP: 0.332, SLG: 0.331	0-0 G4-6-3			0-0 1B		4-0 1B SF8 BB		0-3 K	0-0 F9	4	0	1	0	1	1	3		
Inning Stats	R: 0 E: 0 K: 1 S: 6	H: 1 LOB: 1 BB: 0 P: 6	R: 1 E: 0 K: 0 S: 5	H: 3 LOB: 1 BB: 0 P: 5	R: 2 E: 0 K: 0 S: 6	H: 3 LOB: 2 BB: 1 P: 10	R: 0 E: 0 K: 0 S: 4	H: 1 LOB: 1 BB: 0 P: 4	R: 0 E: 0 K: 0 S: 4	H: 0 LOB: 0 BB: 0 P: 7	R: 0 E: 0 K: 1 S: 5	H: 1 LOB: 0 BB: 0 P: 5	R: 5 E: 1 K: 1 S: 9	H: 3 LOB: 1 BB: 2 P: 17	1B: 13 2B: 3 3B: 0 HR: 0	SF: 2 SAC: 1 DP: 1 HBP: 0	WP: 0 PA: 47	
PITCHER	IP WLS BF H R ER SO BB IBB HBP BLK WP HR S P ERA WHIP																	
Rick Waits, L ERA: 3.14	2.1	L	13	6	3	3	1	1	0	0	0	0	0	0	14	18	11.57	3.000
Rick Wise, R ERA: 4.42	3.0		15	5	2	2	0	1	0	0	0	0	0	0	14	18	6.00	2.000
Sid Monge, L ERA: 2.87	3.0		12	2	2	2	3	2	0	0	0	0	0	16	24	6.00	1.333	
Dan Spillner, R ERA: 4.03	0.2		6	3	3	2	1	0	0	0	0	0	0	8	8	27.00	4.500	

Detroit Tigers @ Cleveland Indians
Cleveland Municipal Stadium, Cleveland, OH
Sat Sep 16 1978, 3:33 AM EDT
Att. 4,640 - Unknown - 72 F

AB 39
R 10
H 16
RBI 10
BB 4
SO 5
LOB 20



Batter	1	2	3	4	5	6	7	8	9	AB	R	H	RBI	BB	SO	LOB	BOTTOM	
Rick Manning, L OBP: 0.312, SLG: 0.340 Ted Cox, R OBP: 0.292, SLG: 0.284	0-0 1-3		0-0 F6		0-0 4-3		0-0 1-3		0-0 5-3	4	0	0	0	0	0	3		
Buddy Bell, R OBP: 0.337, SLG: 0.409	0-0 5-3		0-0 F8			0-0 2B SF9 1B		0-0 5-3	0-0 F8	5	1	1	0	0	0	3		
Andre Thornton, R OBP: 0.379, SLG: 0.521	1-0 HBP		0-0 F8			0-0 SF9 1-3 2B		0-0 F7		3	0	1	0	0	0	2		
Wayne Cagle, L OBP: 0.306, SLG: 0.421	0-0 4-3			0-0 FC5-4 1B		0-0 L6		0-0 6-3		4	0	1	0	0	0	3		
Gary Alexander, R OBP: 0.311, SLG: 0.447 Ron Pruitt, R OBP: 0.310, SLG: 0.380		0-3 K		0-0 FC5-4		0-0 SF9			0-0 HR	2	0	0	1	0	1	1		
Jim Norris, L OBP: 0.353, SLG: 0.365	0-3 K2-3		0-0 F7		0-0 F7		0-0 F7		0-0 1B 2B	4	1	1	0	0	1	2		
Dan Briggs, L OBP: 0.176, SLG: 0.294	0-0 4-3		0-0 F8			0-0 FC4-6 1B			0-0 F7	4	0	1	0	0	0	2		
Duane Kuiper, L OBP: 0.313, SLG: 0.344			4-0 BB BB		0-0 4-3		0-0 FC4-6 6-3		0-0 2B 1B	3	1	1	1	1	0	1		
Tom Verzyer, R OBP: 0.294, SLG: 0.332			4-0 1-2 BB		0-0 5-3		0-0 6-3		0-0 1-1 2B	3	0	1	1	1	0	1		
Inning Stats	R: 0 E: 0 K: 0 S: 3	H: 0 LOB: 1 BB: 0 P: 4	R: 0 E: 0 K: 2 S: 7	H: 0 LOB: 0 BB: 0 P: 7	R: 0 E: 0 K: 0 S: 3	H: 0 LOB: 2 BB: 2 P: 11	R: 0 E: 0 K: 0 S: 4	H: 1 LOB: 1 BB: 0 P: 4	R: 0 E: 0 K: 0 S: 3	H: 0 LOB: 0 BB: 0 P: 3	R: 0 E: 0 K: 0 S: 3	H: 0 LOB: 0 BB: 0 P: 3	R: 3 E: 0 K: 0 S: 7	H: 4 LOB: 1 BB: 0 P: 7	1B: 4 2B: 3 3B: 0 HR: 1	SF: 1 SAC: 0 DP: 0 HBP: 1	WP: 0 PA: 38	
PITCHER	IP WLS BF H R ER SO BB IBB HBP BLK WP HR S P ERA WHIP																	
Milt Wilcox, R ERA: 3.62	8.1	W	36	8	4	4	2	2	0	0	0	0	0	0	0	0	4.32	1.200
John Hiller, L ERA: 2.66	0.2		2	0	0	0	0	0	0	0	0	0	0	2	2	0.00	0.000	

Detroit Tigers @ Cleveland Indians
Cleveland Municipal Stadium, Cleveland, OH
Sat Sep 16 1978, 3:33 AM EDT
Att. 4,640 - Unknown - 72 F

AB 34
R 4
H 8
RBI 4
BB 2
SO 2
LOB 19



Batter	1	2	3	4	5	6	7	8	9	AB	R	H	RBI	BB	SO	LOB	TOP	
Ron LeFlore, R (1, 8) OBP: 0.362, SLG: 0.400			6-3								2	0	0	0	2	1	0	
Lou Whitaker, L (1, 4) OBP: 0.350, SLG: 0.357											2	0	0	0	2	0	1	
Rusty Staub, L (1, 10) OBP: 0.350, SLG: 0.436											4	1	0	0	0	0	3	
Steve Kemp, L (1, 7) OBP: 0.380, SLG: 0.399											4	0	2	0	0	1	0	
Lance Parrish, R (1, 2) OBP: 0.264, SLG: 0.447											4	0	0	0	0	2	2	
Mickey Stanley, R (1, 3) OBP: 0.314, SLG: 0.395											3	0	1	0	0	0	3	
Jason Thompson, L (9, PH) OBP: 0.368, SLG: 0.477											1	0	0	0	0	0	0	
Aurelio Rodriguez, R (1, 5) OBP: 0.300, SLG: 0.401											3	0	1	0	0	0	1	
Dave Stegman, R (1, 9) OBP: 0.300, SLG: 0.556											3	0	0	0	0	0	2	
Alan Trammell, R (1, 6) OBP: 0.330, SLG: 0.328											3	0	0	0	0	1	0	
Inning Stats	R: 1 E: 1 K: 1 S: 7	H: 1 LOB: 2 BB: 1 P: 11	R: 0 E: 0 K: 0 S: 3	H: 0 LOB: 0 BB: 0 P: 3	R: 0 E: 0 K: 0 S: 2	H: 1 LOB: 1 BB: 1 P: 4	R: 0 E: 0 K: 0 S: 2	H: 0 LOB: 0 BB: 1 P: 6	R: 0 E: 0 K: 1 S: 5	H: 2 LOB: 1 BB: 0 P: 6	R: 0 E: 0 K: 1 S: 5	H: 0 LOB: 0 BB: 1 P: 9	R: 0 E: 0 K: 2 S: 7	H: 0 LOB: 0 BB: 0 P: 7	1B: 4 2B: 1 3B: 0 HR: 0	SF: 0 SAC: 0 DP: 2 HBP: 0	WP: 1 PB: 0 SB: 0 CS: 1	PA: 34
PITCHER	IP WLS BF H R ER SO BB IBB HBP BLK WP HR S P ERA WHIP																	
Don Hood, L (1, 1) ERA: 4.55	6.1	25	4	1	0	2	3	0	0	0	0	1	0	26	38	0.00	1.105	
Jim Kern, R (7, 1) ERA: 2.75	2.2	8	0	0	0	3	1	0	0	0	0	0	0	13	17	0.00	0.375	

Detroit Tigers @ Cleveland Indians
Cleveland Municipal Stadium, Cleveland, OH
Sun Sep 17 1978, 3:33 AM EDT
Att. 4,515 - Unknown - 77 F

AB 29
R 1
H 4
RBI 0
BB 4
SO 5
LOB 12



Batter	1	2	3	4	5	6	7	8	9	AB	R	H	RBI	BB	SO	LOB	BOTTOM			
Rick Manning, L (1, 8) OBP: 0.309, SLG: 0.338			4-3								4	0	0	0	0	1	0			
Jim Norris, L (1, 7) OBP: 0.352, SLG: 0.363											4	0	1	0	0	0	0			
Horace Speed, R (9, 7) OBP: 0.331, SLG: 0.294											0	0	0	0	0	0	0			
Andre Thornton, R (1, 3) OBP: 0.379, SLG: 0.519											4	0	1	0	0	1	1			
Wayne Cage, L (1, 10) OBP: 0.308, SLG: 0.417											3	0	1	0	0	0	2			
Buddy Bell, R (1, 5) OBP: 0.335, SLG: 0.407											3	0	0	0	0	1	2			
Dan Briggs, L (1, 9) OBP: 0.150, SLG: 0.250											3	0	0	0	0	0	0			
Ron Pruitt, R (1, 2) OBP: 0.316, SLG: 0.402											3	1	2	1	0	0	0			
Duane Kuiper, L (1, 4) OBP: 0.311, SLG: 0.342											3	0	0	0	0	1	1			
Tom Verzyer, R (1, 6) OBP: 0.297, SLG: 0.341											2	1	1	1	1	0	1			
Inning Stats	R: 0 E: 0 K: 1 S: 5	H: 0 LOB: 0 BB: 0 P: 5	R: 0 E: 0 K: 1 S: 5	H: 1 LOB: 0 BB: 0 P: 5	R: 0 E: 0 K: 0 S: 3	H: 0 LOB: 1 BB: 1 P: 7	R: 0 E: 0 K: 0 S: 4	H: 1 LOB: 1 BB: 0 P: 4	R: 0 E: 0 K: 1 S: 6	H: 1 LOB: 1 BB: 0 P: 6	R: 0 E: 0 K: 0 S: 4	H: 1 LOB: 1 BB: 0 P: 4	R: 1 E: 0 K: 0 S: 4	H: 1 LOB: 0 BB: 0 P: 4	R: 1 E: 0 K: 0 S: 4	H: 1 LOB: 0 BB: 0 P: 4	1B: 4 2B: 1 3B: 0 HR: 2	SF: 0 SAC: 0 DP: 1 HBP: 0	WP: 0 PB: 0 SB: 1 CS: 1	PA: 30
PITCHER	IP WLS BF H R ER SO BB IBB HBP BLK WP HR S P ERA WHIP																			
Kip Young, R (1, 1) ERA: 2.86	8.0	30	6	2	2	3	1	0	0	0	0	0	2	35	39	2.25	0.875			

Detroit Tigers @ Cleveland Indians
Cleveland Municipal Stadium, Cleveland, OH
Sun Sep 17 1978, 3:33 AM EDT
Att. 4,515 - Unknown - 77 F

AB 29
R 2
H 6
RBI 2
BB 1
SO 3
LOB 8



Batter	1	2	3	4	5	6	7	8	9	AB	R	H	RBI	BB	SO	LOB	TOP		
Rick Burleson, R OBP: 0.294, SLG: 0.337 (1, 6)										4	0	1	0	0	0	0			
Jerry Remy, L OBP: 0.316, SLG: 0.349 (1, 4)										4	1	4	0	0	0	0			
Jim Rice, R OBP: 0.375, SLG: 0.604 (1, 10)										4	1	1	2	0	1	4			
Carl Yastrzemski, L OBP: 0.367, SLG: 0.420 (1, 7)										4	0	0	0	0	0	3			
Carlton Fisk, R OBP: 0.362, SLG: 0.482 (1, 2)										4	0	0	0	0	1	2			
Fred Lynn, L OBP: 0.372, SLG: 0.493 (1, 8)										4	0	0	0	0	0	0			
Butch Hobson, R OBP: 0.307, SLG: 0.405 (1, 5)										3	0	0	0	0	0	0			
George Scott, R OBP: 0.303, SLG: 0.379 (1, 3)										3	0	0	0	0	0	0			
Dwight Evans, R OBP: 0.338, SLG: 0.455 (1, 9)										3	0	0	0	0	1	0			
Inning Stats	R: 0 E: 0 K: 1 S: 7	H: 2 LOB: 2 BB: 0 P: 7	R: 0 E: 0 K: 0 S: 3	H: 0 LOB: 0 BB: 0 P: 3	R: 0 E: 0 K: 1 S: 6	H: 1 LOB: 1 BB: 0 P: 6	R: 0 E: 0 K: 1 S: 5	H: 0 LOB: 0 BB: 0 P: 5	R: 0 E: 0 K: 0 S: 4	H: 1 LOB: 1 BB: 0 P: 4	R: 0 E: 0 K: 0 S: 3	H: 0 LOB: 0 BB: 0 P: 3	R: 0 E: 0 K: 0 S: 3	H: 0 LOB: 0 BB: 0 P: 3	R: 2 E: 0 K: 0 S: 5	H: 2 LOB: 0 BB: 0 P: 5	1B: 4 2B: 1 3B: 0 HR: 1	SF: 0 SAC: 0 DP: 0 HBP: 0	WP: 0 PA: 33
PITCHER Dave Rozema, R ERA: 2.95 (1, 1)	IP: 9.0 WLS: W BF: 33 H: 6 R: 2 ER: 2 SO: 3 BB: 0 IBB: 0 HBP: 0 BLK: 0 WP: 0 HR: 1 S: 39 P: 39 ERA: 2.00 WHIP: 0.667															PITCHER			

Boston Red Sox @ Detroit Tigers
Tiger Stadium, Detroit, MI
Wed Sep 20 1978, 7:05 PM EDT
Att: 16,689 - Unknown

AB 33
R 2
H 6
RBI 2
BB 0
SO 3
LOB 9



Batter	1	2	3	4	5	6	7	8	9	AB	R	H	RBI	BB	SO	LOB	BOTTOM		
Ron LeFlore, R OBP: 0.365, SLG: 0.403 (1, 8)										4	2	1	2	1	1	3			
Dave Stegman, R OBP: 0.300, SLG: 0.556 (8, 8)										0	0	0	0	0	0	0			
Lou Whitaker, L OBP: 0.363, SLG: 0.365 (1, 4)										4	3	2	3	1	0	3			
Rusty Staub, L OBP: 0.354, SLG: 0.445 (1, 10)										3	1	2	4	2	0	0			
Jason Thompson, L OBP: 0.366, SLG: 0.477 (1, 3)										5	0	2	0	0	0	3			
Steve Kemp, L OBP: 0.381, SLG: 0.403 (1, 7)										4	2	1	0	1	1	2			
Milt May, L OBP: 0.316, SLG: 0.378 (1, 2)										4	1	1	0	1	0	3			
Tim Corcoran, L OBP: 0.322, SLG: 0.323 (1, 9)										2	1	1	1	0	0	0			
John Wockenfuss, R OBP: 0.356, SLG: 0.410 (6, 9)										3	0	0	0	0	1	5			
Phil Mankowski, L OBP: 0.354, SLG: 0.376 (1, 5)										2	0	0	0	0	0	2			
Aurelio Rodriguez, R OBP: 0.309, SLG: 0.404 (6, 5)										3	1	3	1	0	0	0			
Alan Trammell, R OBP: 0.332, SLG: 0.332 (1, 6)										5	1	2	1	0	0	4			
Inning Stats	R: 1 E: 0 K: 1 S: 7	H: 2 LOB: 1 BB: 0 P: 7	R: 0 E: 0 K: 0 S: 3	H: 0 LOB: 0 BB: 0 P: 3	R: 0 E: 0 K: 0 S: 4	H: 1 LOB: 2 BB: 1 P: 8	R: 2 E: 1 K: 1 S: 9	H: 3 LOB: 2 BB: 0 P: 9	R: 0 E: 0 K: 0 S: 3	H: 1 LOB: 2 BB: 2 P: 11	R: 3 E: 0 K: 0 S: 5	H: 2 LOB: 1 BB: 1 P: 9	R: 6 E: 0 K: 1 S: 10	H: 5 LOB: 1 BB: 2 P: 18	R: 0 E: 0 K: 0 S: 4	H: 1 LOB: 1 BB: 0 P: 4	1B: 9 2B: 4 3B: 0 HR: 2	SF: 0 SAC: 0 DP: 1 HBP: 0	WP: 1 PA: 45
PITCHER Mike Torrez, R ERA: 4.0 (1, 1)	IP: 4.0 WLS: L BF: 22 H: 7 R: 3 ER: 3 SO: 2 BB: 2 IBB: 0 HBP: 0 BLK: 0 WP: 0 HR: 1 S: 24 P: 32 ERA: 4.50 WHIP: 2.250															PITCHER			
Henry LaRose, L ERA: 22.5 (5, 1)	IP: 2.0 WLS: L BF: 11 H: 3 R: 5 ER: 5 SO: 2 BB: 1 IBB: 0 HBP: 0 BLK: 0 WP: 0 HR: 0 S: 8 P: 20 ERA: 13.50 WHIP: 3.000															PITCHER			
Jim Wright, R ERA: 3.57 (7, 1)	IP: 0.2 WLS: L BF: 4 H: 2 R: 1 ER: 1 SO: 1 BB: 0 IBB: 0 HBP: 0 BLK: 0 WP: 0 HR: 0 S: 6 P: 6 ERA: 20.25 WHIP: 3.000															PITCHER			
Tom Burgmeier, L ERA: 4.45 (7, 1)	IP: 1.1 WLS: L BF: 8 H: 3 R: 3 ER: 3 SO: 0 BB: 1 IBB: 0 HBP: 0 BLK: 0 WP: 0 HR: 1 S: 7 P: 11 ERA: 20.25 WHIP: 3.000															PITCHER			

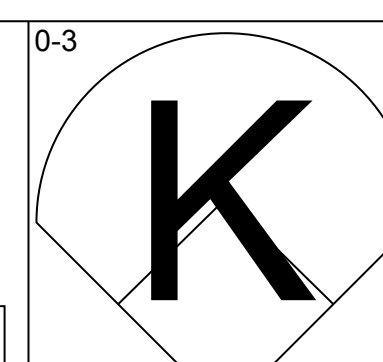
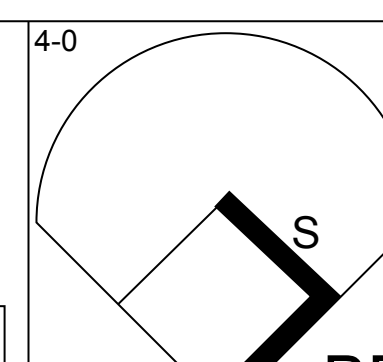
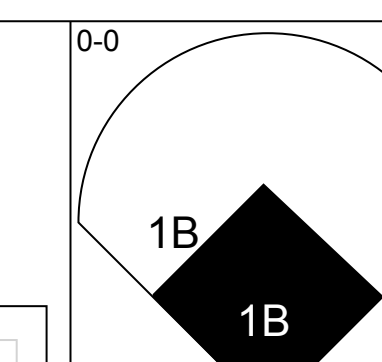
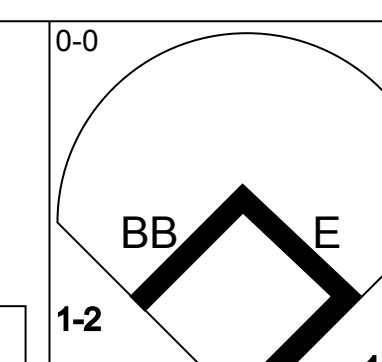
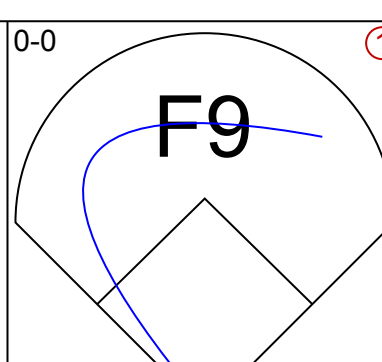
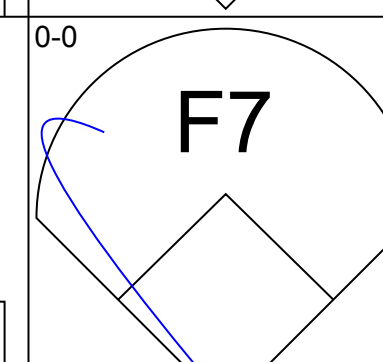
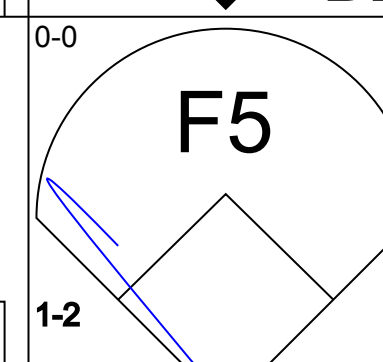
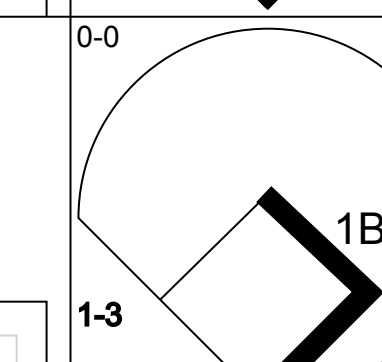
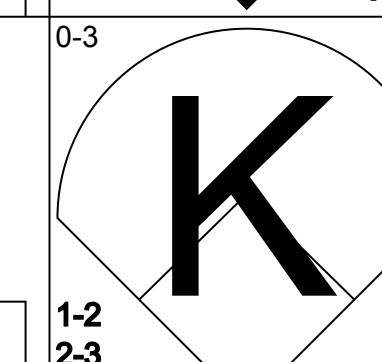
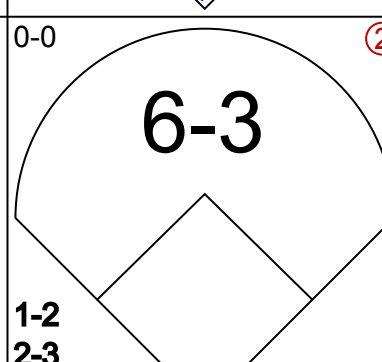
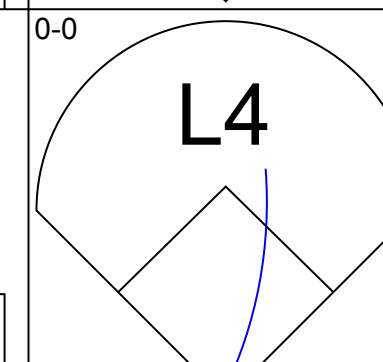
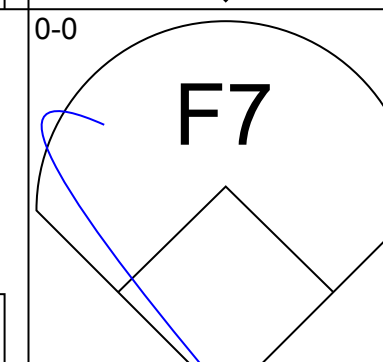
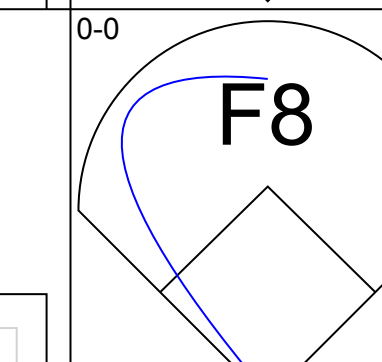
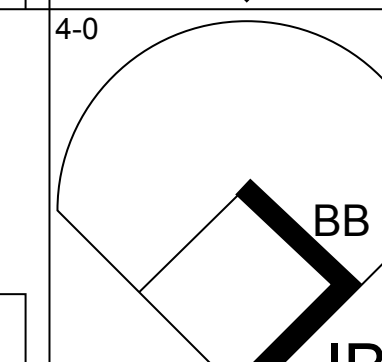
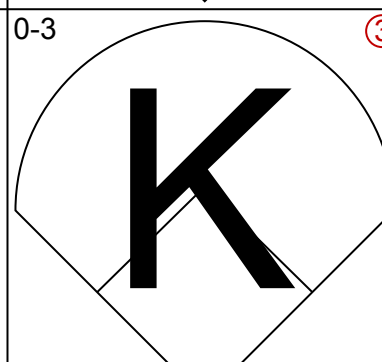
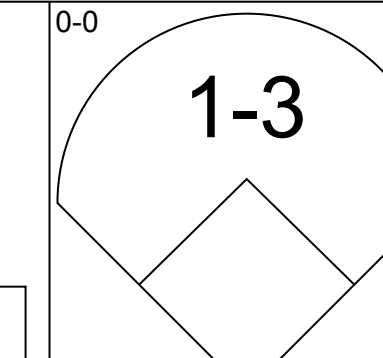
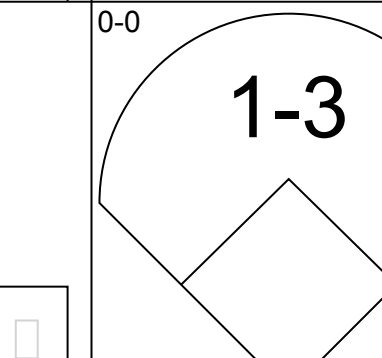
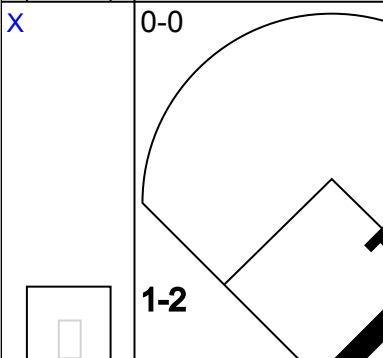
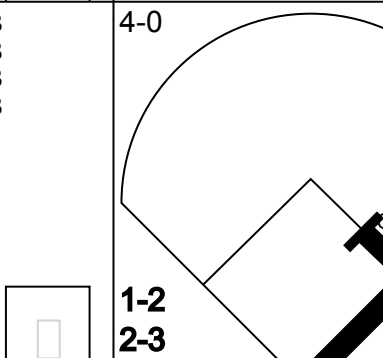
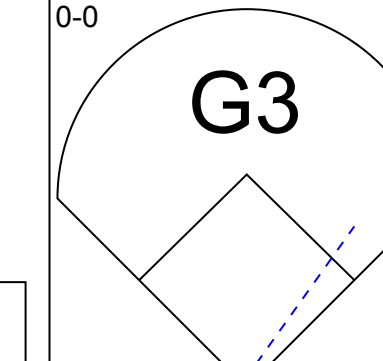
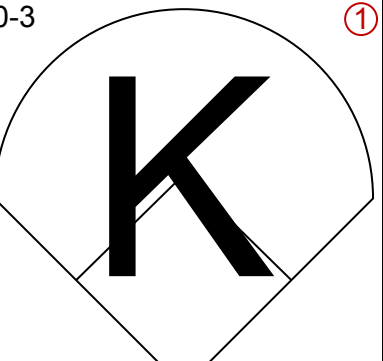
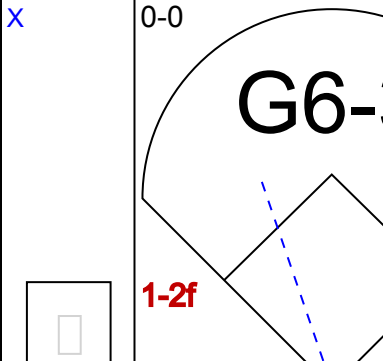
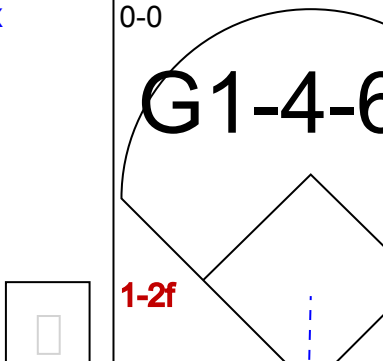
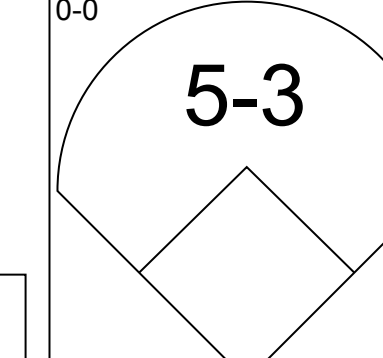
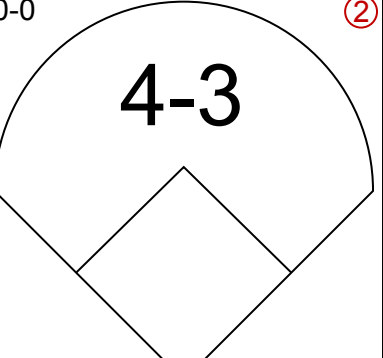
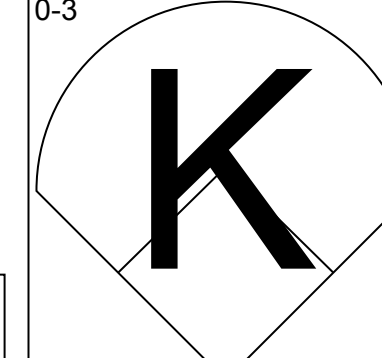
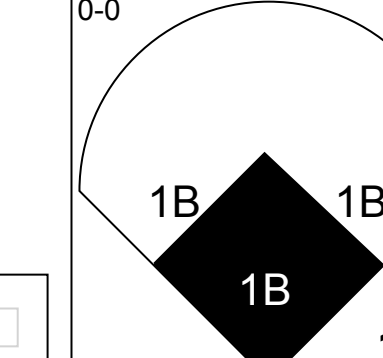
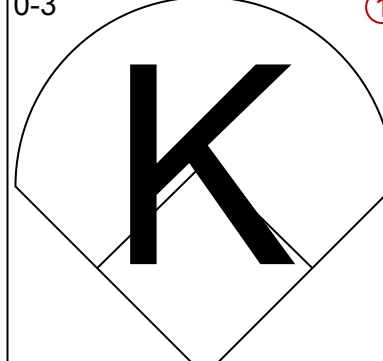
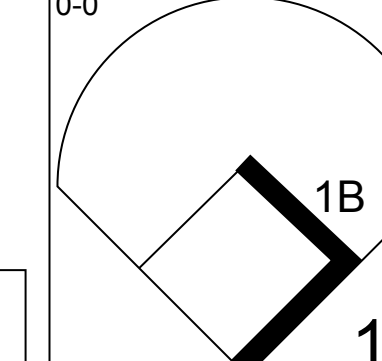
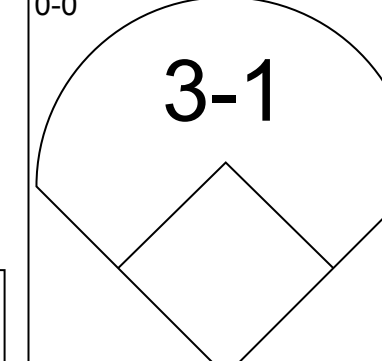
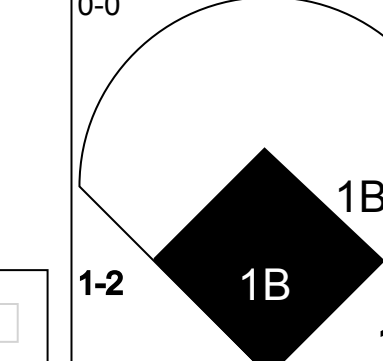
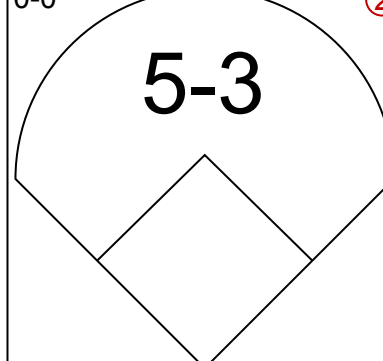
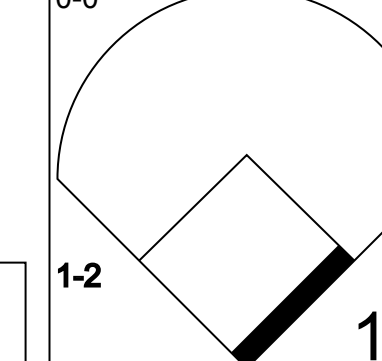
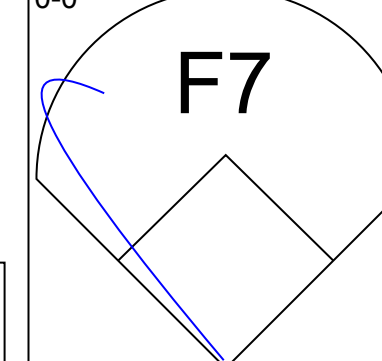
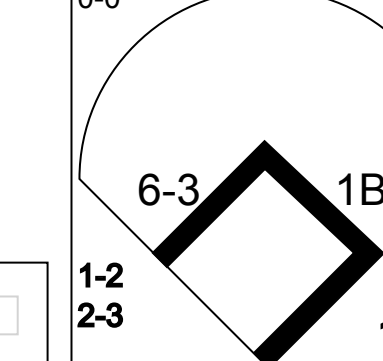
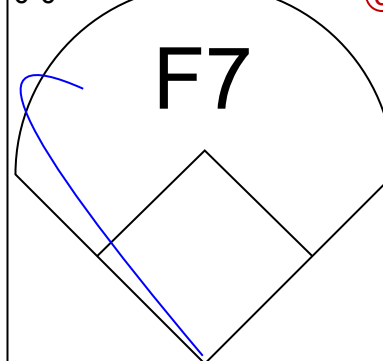
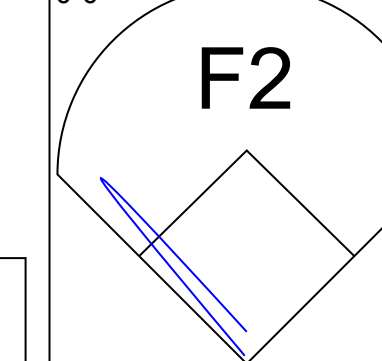
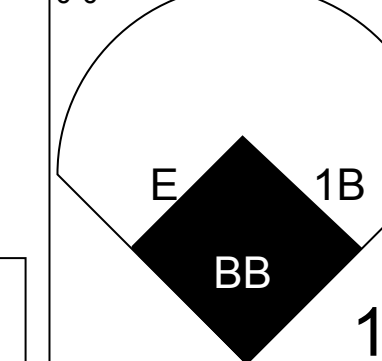
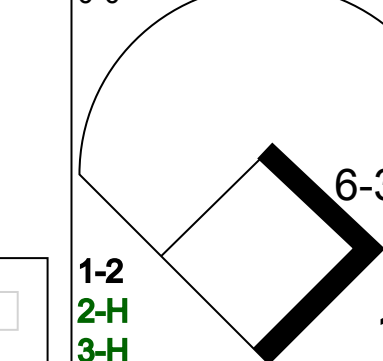
Boston Red Sox @ Detroit Tigers
Tiger Stadium, Detroit, MI
Wed Sep 20 1978, 7:05 PM EDT
Att: 16,689 - Unknown

AB 39
R 12
H 15
RBI 12
BB 6
SO 3
LOB 25




Batter	1	2	3	4	5	6	7	8	9	AB	R	H	RBI	BB	SO	LOB	TOP					
Rick Burleson, R OBP: 0.298, SLG: 0.341 (1, 6)	0-0 4-3 F5 1B	0-0 1-3 1B		0-0 1-3 E8 1B		0-0 F8			0-0 G4-6-3 1B	5	1	4	0	0	0	0	Boston Red Sox @ Detroit Tigers Tiger Stadium, Detroit, MI Thu Sep 21 1978, 7:05 PM EDT Att: 15,213 - Unknown					
Jerry Remy, L OBP: 0.314, SLG: 0.346 (1, 4)	0-0 F5	0-0 F6		4-0 BB			0-0 3-1		0-0 G4-6-3 1B	4	0	0	0	1	0	4						
Jim Rice, R OBP: 0.372, SLG: 0.599 (1, 7)	0-0 4-3	0-3 K		0-0 5-3			0-0 F7		0-3 K	5	0	0	0	0	2	5						
Carl Yastrzemski, L OBP: 0.368, SLG: 0.419 (1, 10)	4-0 WP 1B 1B BB	0-0 4-3			4-0 S 1B BB			0-0 4-3		2	2	0	0	2	0	2						
Carlton Fisk, R OBP: 0.362, SLG: 0.480 (1, 2)	0-0 WP 1B 1B		0-3 K		0-3 K				0-0 5-3	4	1	1	1	0	2	1						
Fred Lynn, L OBP: 0.374, SLG: 0.493 (1, 8)	4-0 3H 1B 1B 2-3 BB		0-0 3-1		0-0 G1-4-3 1B			4-0 1B BB		2	1	1	1	2	0	0						
Butch Hobson, R OBP: 0.308, SLG: 0.405 (1, 5)	0-0 1-3 2H 3H 1B		0-0 5-3		0-0 G1-4-3 1B			0-0 L4 1B 1B		4	0	2	2	0	0	1						
George Scott, R OBP: 0.303, SLG: 0.377 (1, 3)	0-0 P9			0-0 F8		0-0 4-3		0-0 1-2 2H 1B		4	0	1	1	0	0	2						
Dwight Evans, R OBP: 0.339, SLG: 0.454 (1, 9)		4-0 1B BB		0-0 E 1B 1B		0-3 K		0-0 L4 2-3		3	0	1	0	1	1	2						
Inning Stats	R: 3 E: 0 K: 0 S: 6	H: 3 LOB: 2 BB: 2 P: 14	R: 0 E: 0 K: 1 S: 6	H: 1 LOB: 2 BB: 1 P: 10	R: 0 E: 0 K: 1 S: 5	H: 0 LOB: 0 BB: 0 P: 5	R: 0 E: 1 K: 0 S: 4	H: 2 LOB: 2 BB: 1 P: 8	R: 1 E: 0 K: 1 S: 5	H: 1 LOB: 0 BB: 1 P: 9	R: 0 E: 0 K: 0 S: 5	H: 0 LOB: 0 BB: 0 P: 5	R: 0 E: 0 K: 0 S: 3	H: 0 LOB: 0 BB: 0 P: 3	R: 1 E: 0 K: 0 S: 4	H: 2 LOB: 1 BB: 1 P: 8	R: 0 E: 0 K: 1 S: 5	H: 1 LOB: 0 BB: 0 P: 5	1B: 10 2B: 1 3B: 0 HR: 0	SF: 0 SAC: 0 DP: 3 HBP: 0	WP: 1 PB: 0 SB: 1 CS: 0	PA: 39
PITCHER Milt Wilcox, R ERA: 3.68 (1, 1)	IP: 9.0 WLS: L BF: 39 H: 10 R: 5 ER: 5 SO: 5 BB: 6 IBB: 0 HBP: 0 BLK: 0 WP: 1 HR: 0 S: 43 P: 67 ERA: 5.00 WHIP: 1.778															PITCHER						

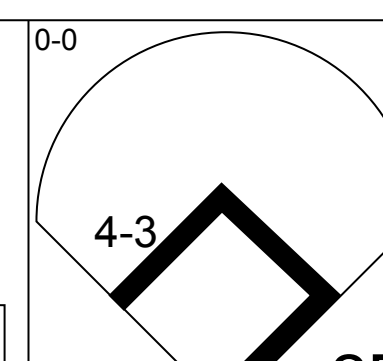
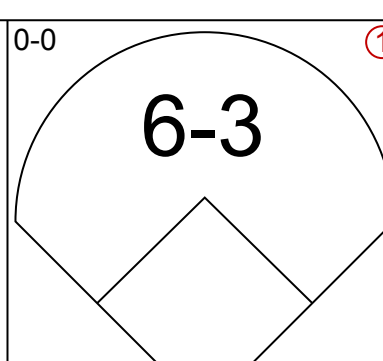
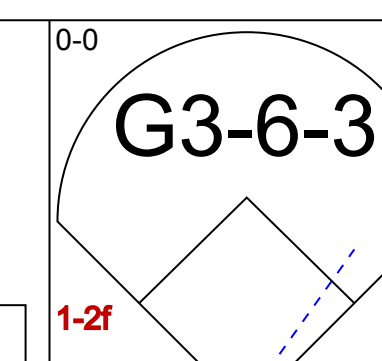
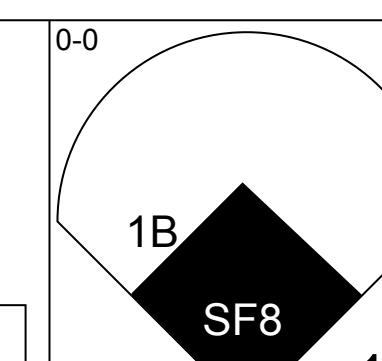
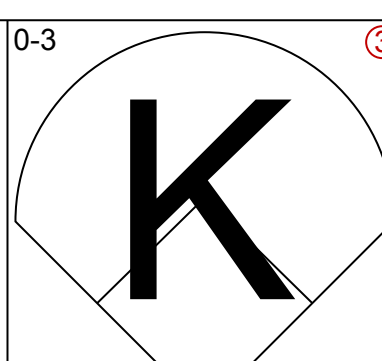
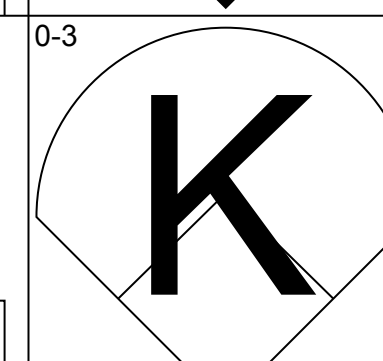
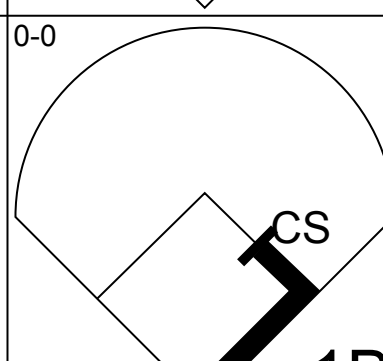
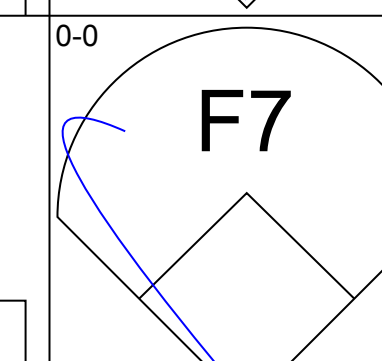
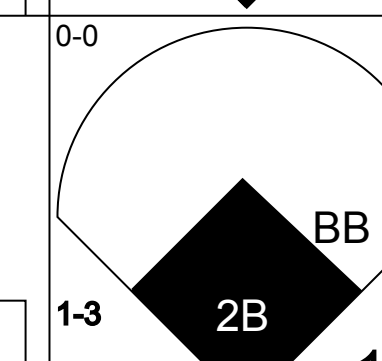
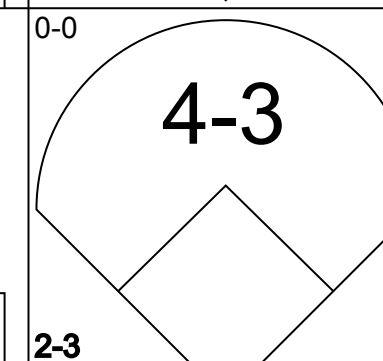
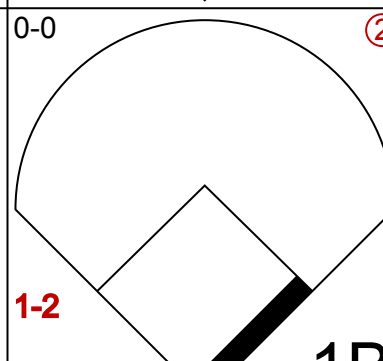
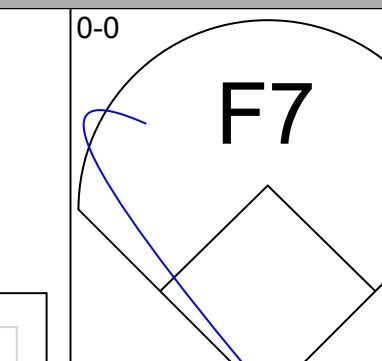
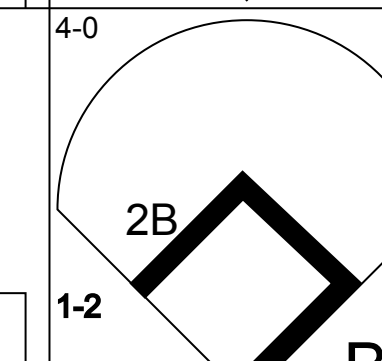
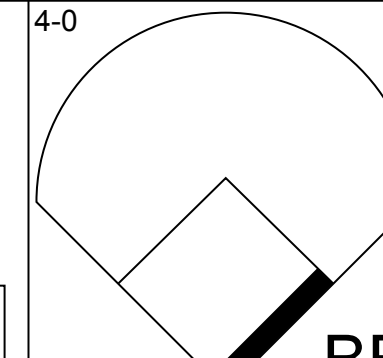
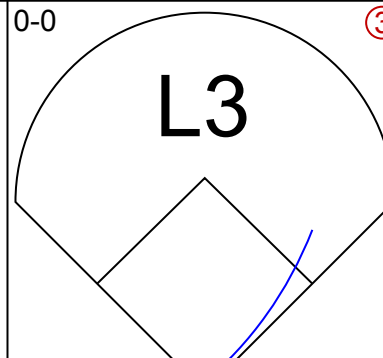
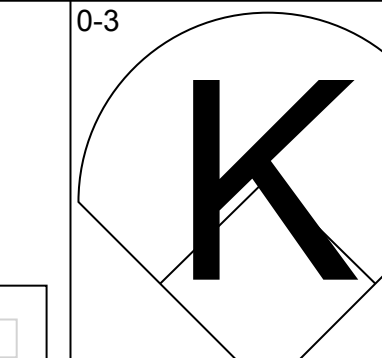
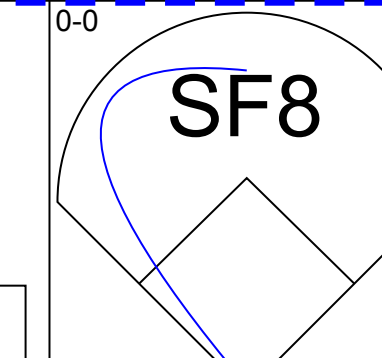
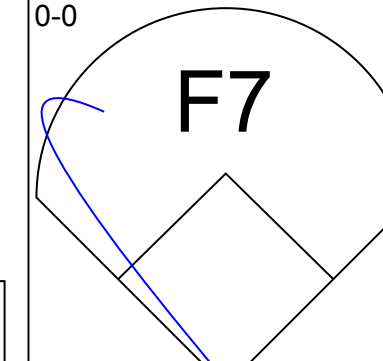

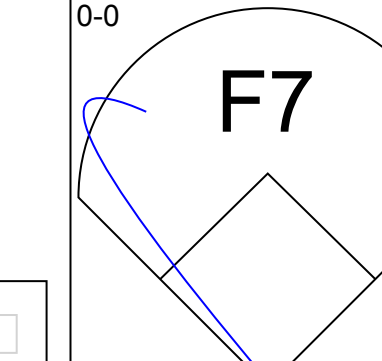
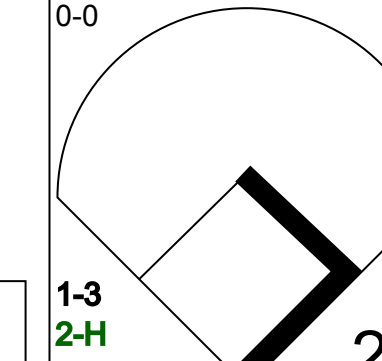

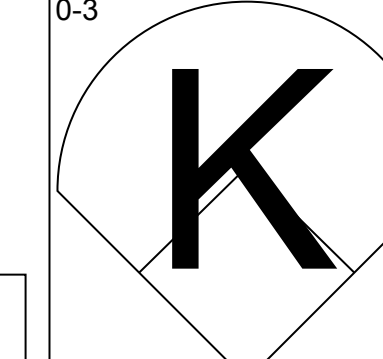
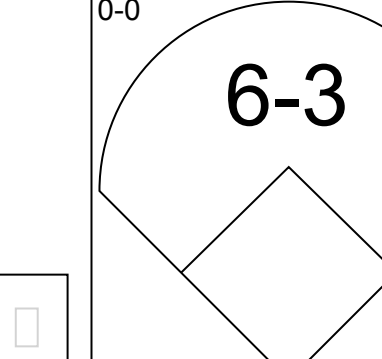
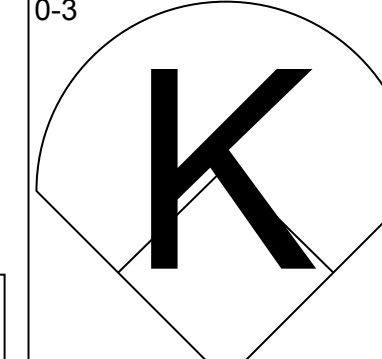
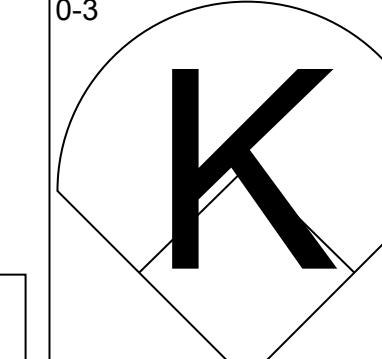
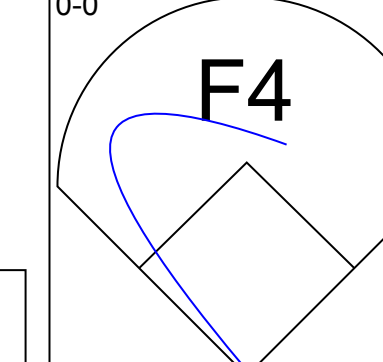
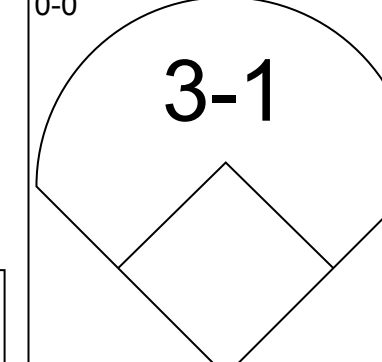
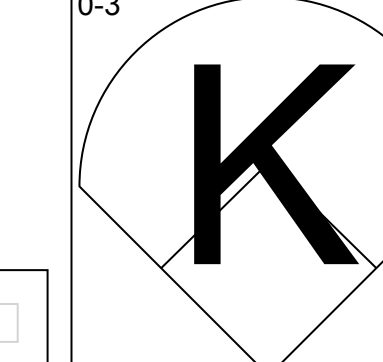
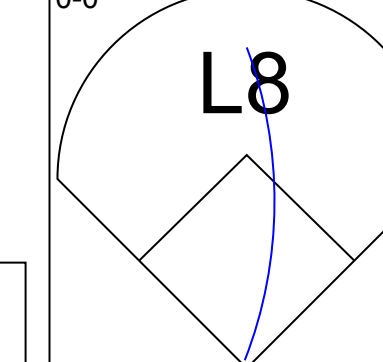
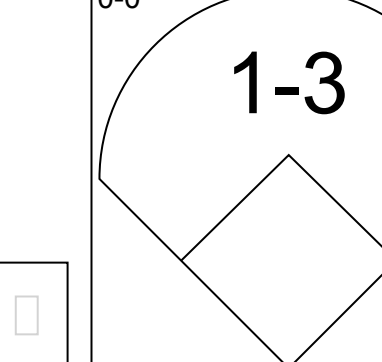



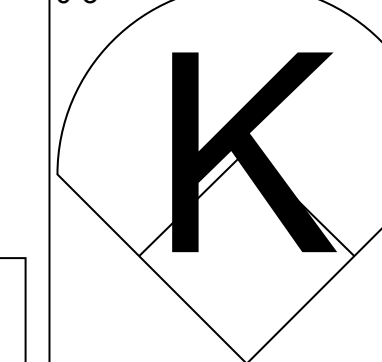
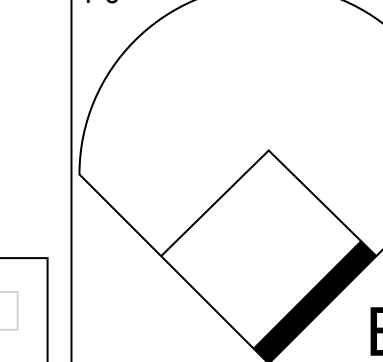
Batter	1	2	3	4	5	6	7	8	9	AB	R	H	RBI	BB	SO	LOB	BOTTOM			
Ron LeFlore, R OBP: 0.362, SLG: 0.401 (1, 8)	0-0 L9		0-3 K			0-0 F3		0-0 F8		4	0	0	0	0	1	1	Boston Red Sox @ Detroit Tigers Tiger Stadium, Detroit, MI Thu Sep 21 1978, 7:05 PM EDT Att: 15,213 - Unknown			
Lou Whitaker, L OBP: 0.361, SLG: 0.363 Steve Dillard, R OBP: 0.269, SLG: 0.301 (1, 4) (4, 4)	0-0 G3		0-0 FC4-6 1-2			0-0 F5		0-0 L7		2	0	0	0	0	0	1				
Rusty Staub, L OBP: 0.352, SLG: 0.442 (1, 10)	0-0 F7		0-0 F5			0-0 G3			0-0 6-3	4	0	0	0	0	0	1				
Jason Thompson, L OBP: 0.367, SLG: 0.483 (1, 3)		0-0 F3		0-3 K			0-0 HR		0-0 G3-6-3 1B	4	1	2	1	0	1	0				
Steve Kemp, L OBP: 0.380, SLG: 0.402 (1, 7)		0-0 1B 1B		0-0 F9			0-0 L8		0-0 G3-6-3 1-2	4	0	1	0	0	0	1				
Milt May, L OBP: 0.313, SLG: 0.375 (1, 2)		0-0 F3		0-0 F8			0-0 F9			3	0	0	0	0	0	1				
Tim Corcoran, L OBP: 0.328, SLG: 0.330 (1, 9)					0-0 G4-6-3 1B					3	0	3	0	0	0	0				
Phil Mankowski, L OBP: 0.349, SLG: 0.370 (1, 5)		0-3 K			0-0 G4-6-3 1-2				0-0 FC4-6 1-2	3	0	0	0	0	1	4				
Alan Trammell, R OBP: 0.332, SLG: 0.330 (1, 6)			4-0 FC4-6 BB		0-0 5-3				0-0 F3	2	0	0	0	1	0	0				
Inning Stats	R: 0 E: 0 K: 0 S: 3	H: 0 LOB: 0 BB: 0 P: 3	R: 0 E: 0 K: 1 S: 7	H: 2 LOB: 2 BB: 0 P: 7	R: 0 E: 0 K: 1 S: 5	H: 0 LOB: 1 BB: 1 P: 9	R: 0 E: 0 K: 1 S: 5	H: 0 LOB: 0 BB: 0 P: 5	R: 0 E: 0 K: 0 S: 3	H: 0 LOB: 0 BB: 0 P: 3	R: 1 E: 0 K: 0 S: 5	H: 2 LOB: 1 BB: 0 P: 5	R: 0 E: 0 K: 0 S: 3	H: 0 LOB: 0 BB: 0 P: 3	R: 0 E: 0 K: 0 S: 3	H: 1 LOB: 0 BB: 0 P: 3	1B: 5 2B: 0 3B: 0 HR: 1	SF: 0 SAC: 0 DP: 2 HBP: 0	WP: 0 PB: 0 SB: 0 CS: 0	PA: 32
PITCHER Dennis Eckersley, R ERA: 3.2 (1, 1)	IP: 9.0 WLS: W BF: 32 H: 6 R: 1 ER: 1 SO: 3 BB: 1 IBB: 0 HBP: 0 BLK: 0 WP: 0 HR: 1 S: 37 P: 41 ERA: 1.00 WHIP: 0.778															PITCHER				

Batter	1	2	3	4	5	6	7	8	9	AB	R	H	RBI	BB	SO	LOB	TOP				
Ron LeFlore, R (1, 8) OBP: 0.363, SLG: 0.400										4	1	2	0	1	1	2					
Phil Mankowski, L (1, 5) Aurelio Rodriguez, R (8, 5) OBP: 0.347, SLG: 0.368 OBP: 0.309, SLG: 0.403										4	0	1	0	0	1	3					
Rusty Staub, L (1, 10) OBP: 0.351, SLG: 0.442										4	0	0	0	1	1	6					
Jason Thompson, L (1, 3) OBP: 0.368, SLG: 0.482										3	0	1	2	1	0	1					
Steve Kemp, L (1, 7) OBP: 0.377, SLG: 0.397										4	0	0	0	0	1	5					
Milt May, L (1, 2) Dave Stegman, R (9, PR) Lance Parrish, R (9, 2) OBP: 0.312, SLG: 0.373 OBP: 0.300, SLG: 0.556 OBP: 0.259, SLG: 0.436										4	0	1	0	0	0	1					
Tim Corcoran, L (1, 9) OBP: 0.330, SLG: 0.332										4	1	2	0	0	1	0					
Alan Trammell, R (1, 6) OBP: 0.338, SLG: 0.345										4	0	2	0	0	0	0					
Steve Dillard, R (1, 4) John Wockenfuss, R (9, PH) Mark Wagner, R (9, 4) OBP: 0.278, SLG: 0.317 OBP: 0.355, SLG: 0.404 OBP: 0.272, SLG: 0.284										3	1	1	0	0	0	2					
Inning Stats	R: 0 E: 0 K: 1 S: 5	H: 0 LOB: 0 BB: 0 P: 5	R: 0 E: 0 K: 0 S: 3	H: 0 LOB: 0 BB: 0 P: 3	R: 0 E: 0 K: 1 S: 5	H: 0 LOB: 0 BB: 0 P: 5	R: 0 E: 0 K: 0 S: 3	H: 0 LOB: 1 BB: 1 P: 7	R: 0 E: 0 K: 1 S: 7	H: 2 LOB: 2 BB: 0 P: 7	R: 1 E: 0 K: 0 S: 5	H: 3 LOB: 1 BB: 0 P: 5	R: 0 E: 0 K: 1 S: 5	H: 0 LOB: 0 BB: 0 P: 5	R: 1 E: 1 K: 1 S: 6	H: 2 LOB: 2 BB: 14	R: 2 E: 0 K: 1 S: 9	H: 4 LOB: 3 BB: 9	1B: 11 2B: 0 3B: 0 HR: 0	SF: 0 SAC: 0 DP: 2 HBP: 0	WP: 0 PA: 39 PB: 0 SB: 1 CS: 0
PITCHER	IP	WLS	BF	H	R	ER	SO	BB	IBB	HBP	BLK	WP	HR	S	P	ERA	WHIP				
Dennis Martinez, R (1, 1) ERA: 3.66	8.0		33	8	3	2	5	2	1	0	0	0	0	40	52	2.25	1.250				
Don Stanhouse, R (9, 1) ERA: 3.03	1.0	L	6	3	1	1	1	0	0	0	0	0	0	8	8	9.00	3.000				

Detroit Tigers @ Baltimore Orioles
Memorial Stadium, Baltimore, MD
Sat Sep 23 1978, 7:05 PM EDT
Unknown


AB 36
R 4
H 11
RBI 4
BB 3
SO 6
LOB 21



Batter	1	2	3	4	5	6	7	8	9	AB	R	H	RBI	BB	SO	LOB	BOTTOM				
Larry Harlow, L (1, 8) Andres Mora, R (9, PH) OBP: 0.322, SLG: 0.349 OBP: 0.259, SLG: 0.355										4	1	2	0	0	0	2					
Pat Kelly, L (1, 7) Mark Belanger, R (9, 6) OBP: 0.360, SLG: 0.434 OBP: 0.300, SLG: 0.248										4	1	2	1	0	1	1					
Ken Singleton, S (1, 9) Mike Dimmel, R (9, PR) OBP: 0.410, SLG: 0.472										3	0	1	0	1	0	1					
Eddie Murray, S (1, 3) OBP: 0.359, SLG: 0.493										2	0	0	1	1	1	1					
Doug DeCinces, R (1, 5) OBP: 0.338, SLG: 0.504										4	0	1	1	0	1	2					
Lee May, R (1, 10) OBP: 0.287, SLG: 0.419										4	0	0	0	0	3	3					
Kiko Garcia, R (1, 6) Mike Anderson, R (9, 7) OBP: 0.274, SLG: 0.337 OBP: 0.176, SLG: 0.161										3	0	1	0	0	0	0					
Rich Dauer, R (1, 4) OBP: 0.303, SLG: 0.356										1	0	0	0	0	1	0					
Dave Skaggs, R (1, 2) Gary Roenicke, R (9, PH) Carlos Lopez, R (9, PR) OBP: 0.228, SLG: 0.190 OBP: 0.327, SLG: 0.426 OBP: 0.279, SLG: 0.341																					
Inning Stats	R: 0 E: 0 K: 1 S: 6	H: 1 LOB: 2 BB: 1 P: 10	R: 0 E: 0 K: 1 S: 5	H: 0 LOB: 0 BB: 0 P: 5	R: 1 E: 0 K: 0 S: 5	H: 3 LOB: 1 BB: 0 P: 5	R: 0 E: 0 K: 1 S: 6	H: 1 LOB: 0 BB: 0 P: 6	R: 0 E: 0 K: 0 S: 3	H: 1 LOB: 0 BB: 0 P: 3	R: 0 E: 0 K: 1 S: 5	H: 0 LOB: 0 BB: 0 P: 5	R: 0 E: 0 K: 1 S: 5	H: 0 LOB: 0 BB: 0 P: 5	R: 2 E: 0 K: 2 S: 10	H: 3 LOB: 3 BB: 1 P: 14	R: 0 E: 0 K: 2 S: 7	H: 0 LOB: 1 BB: 1 P: 11	1B: 6 2B: 2 3B: 1 HR: 0	SF: 1 SAC: 0 DP: 1 HBP: 0	WP: 0 PA: 37 PB: 0 SB: 0 CS: 1
PITCHER	IP	WLS	BF	H	R	ER	SO	BB	IBB	HBP	BLK	WP	HR	S	P	ERA	WHIP				
Jack Billingham, R (1, 1) ERA: 3.88	7.1		30	8	3	3	6	2	0	0	0	0	0	40	48	3.68	1.364				
John Hiller, L (8, 1) ERA: 2.46	1.2	W	7	1	0	0	3	1	0	0	0	0	0	12	16	0.00	1.200				

Detroit Tigers @ Baltimore Orioles
Memorial Stadium, Baltimore, MD
Sat Sep 23 1978, 7:05 PM EDT
Unknown

AB 33
R 3
H 9
RBI 3
BB 3
SO 9
LOB 12



Batter	1	2	3	4	5	6	7	8	9	AB	R	H	RBI	BB	SO	LOB	TOP					
Ron LeFlore, R OBP: 0.361, SLG: 0.398 (1, 8)	0-3 K			0-0 4-3		0-0 6-3		0-0 5-3		4	0	0	0	0	1	1	Detroit Tigers @ Baltimore Orioles Memorial Stadium, Baltimore, MD Sat Sep 23 1978, 7:05 PM EDT Att: 13,036 - Unknown					
Steve Dillard, R OBP: 0.269, SLG: 0.306 (1, 4)	0-0 F5			0-0 F2		0-0 F6			0-0 F7	4	0	0	0	0	0	0						
Rusty Staub, L OBP: 0.352, SLG: 0.442 (1, 10)	0-0 4-3			0-0 1B			0-0 F7		4-0 BB	3	0	1	0	1	0	0						
Jason Thompson, L OBP: 0.367, SLG: 0.480 (1, 3)		0-3 K		0-0 4-3			0-0 F8		4-0 BB	3	0	0	0	1	1	1						
Steve Kemp, L OBP: 0.377, SLG: 0.403 (1, 7)		0-0 F7			0-0 FC6-4 1B				0-3 K	4	1	2	1	0	1	2						
Lance Parrish, R OBP: 0.255, SLG: 0.430 (1, 2)		0-0 F2			0-3 K		0-0 HR		0-0 F2	4	0	0	0	0	1	3						
Tim Corcoran, L OBP: 0.327, SLG: 0.329 (1, 9)			0-0 1-6-3		0-0 FC6-4 1-2			0-0 1-3		3	0	0	0	0	0	1						
Aurelio Rodriguez, R OBP: 0.310, SLG: 0.403 (1, 5)			0-0 F9		0-0 F8			0-0 E9 1B		3	0	1	0	0	0	1						
Alan Trammell, R OBP: 0.336, SLG: 0.343 (1, 6)			0-0 F9			0-0 F8		0-0 5-3		3	0	0	0	0	0	1						
Inning Stats	R: 0 E: 0 K: 1 S: 5	H: 0 LOB: 0 BB: 0 P: 5	R: 0 E: 0 K: 1 S: 5	H: 0 LOB: 0 BB: 0 P: 5	R: 0 E: 0 K: 0 S: 3	H: 0 LOB: 0 BB: 0 P: 3	R: 0 E: 0 K: 0 S: 4	H: 1 LOB: 1 BB: 0 P: 4	R: 0 E: 0 K: 1 S: 6	H: 1 LOB: 1 BB: 0 P: 6	R: 0 E: 0 K: 0 S: 3	H: 0 LOB: 0 BB: 0 P: 3	R: 1 E: 0 K: 0 S: 4	H: 1 LOB: 0 BB: 0 P: 4	R: 0 E: 1 K: 0 S: 4	H: 1 LOB: 1 BB: 0 P: 4	R: 0 E: 0 K: 1 S: 5	H: 0 LOB: 2 BB: 2 P: 13	1B: 3 2B: 0 3B: 0 HR: 1	SF: 0 SAC: 0 DP: 0 HBP: 0	WP: 0 PB: 0 SB: 0 CS: 0	PA: 33
PITCHER Jim Palmer, R ERA: 2.47 (1, 1)	IP: 9.0 WLS: W BF: 33 H: 4 R: 1 ER: 1 SO: 4 BB: 2 IBB: 0 HBP: 0 BLK: 0 WP: 0 HR: 1 S: 39 P: 47 ERA: 1.00 WHIP: 0.667															PITCHER						

Batter	1	2	3	4	5	6	7	8	9	AB	R	H	RBI	BB	SO	LOB	BOTTOM	
Larry Harlow, L OBP: 0.323, SLG: 0.348 (1, 8)	0-0 FC3-6 1B SF8	4-0 BB 1B		0-3 K			0-3 K	0-3 K		4	1	1	0	1	3	4	Detroit Tigers @ Baltimore Orioles Memorial Stadium, Baltimore, MD Sat Sep 23 1978, 7:05 PM EDT Att: 13,036 - Unknown	
Pat Kelly, L OBP: 0.366, SLG: 0.437 Mike Anderson, R OBP: 0.171, SLG: 0.156 (1, 7) (8, 7)	0-0 FC3-6 1B	0-0 BB 1B		4-0 G6-4-3 BB			0-3 K	0-0 FC4-6 1-2		3	0	2	1	1	1	0		
Ken Singleton, S OBP: 0.410, SLG: 0.470 Mike Dimmel, R (7, PR) (8, 9)	0-0 FC3-6 1-2 2-3 3-H	4-0 G5-4-3 BB		0-0 G6-4-3 1-2			4-0 BB			2	0	0	1	2	0	4		
Eddie Murray, S OBP: 0.357, SLG: 0.491 (1, 3)	0-0 SF8 3-H	0-0 G5-4-3 1-2 2-3 3-H			0-0 F6		0-0 F9			3	0	0	1	0	0	4		
Doug DeCinces, R OBP: 0.340, SLG: 0.512 Rich Dauer, R OBP: 0.303, SLG: 0.356 (1, 5) (9, 5)	0-0 4-3		0-0 HR		0-0 5-3			0-0 FC2-5 2B		4	1	2	1	0	0	1		
Terry Crowley, L OBP: 0.316, SLG: 0.279 (1, 10)		0-0 F7	0-0 F8		0-0 1-3			1-0 BB FC2-5 HBP		3	1	0	0	0	0	0		
Billy Smith, S OBP: 0.339, SLG: 0.392 (1, 4)		0-0 2B 1B		0-0 F7		0-0 4-3		0-0 FC2-5 BB 2-3		4	1	1	0	0	0	2		
Rick Dempsey, R OBP: 0.321, SLG: 0.354 (1, 2)		0-0 1B 1B 2B		0-0 L8		0-0 F8		4-0 BB BB		3	1	1	1	1	0	0		
Kiko Garcia, R OBP: 0.284, SLG: 0.339 (1, 6)		0-0 1B BB 1B		4-0 S BB		0-0 5-3		4-0 FC4-6 1-2 2-3 3-H		2	1	1	1	2	0	0		
Inning Stats	R: 1 E: 0 K: 0 S: 5	H: 2 LOB: 1 BB: 0 P: 5	R: 3 E: 0 K: 0 S: 6	H: 4 LOB: 2 BB: 2 P: 14	R: 1 E: 0 K: 0 S: 4	H: 1 LOB: 0 BB: 0 P: 4	R: 0 E: 0 K: 1 S: 4	H: 0 LOB: 1 BB: 2 P: 12	R: 0 E: 0 K: 0 S: 3	H: 0 LOB: 0 BB: 0 P: 3	R: 0 E: 0 K: 2 S: 7	H: 0 LOB: 1 BB: 1 P: 11	R: 0 E: 0 K: 1 S: 6	H: 1 LOB: 3 BB: 2 P: 15	1B: 5 2B: 2 3B: 0 HR: 1	SF: 1 SAC: 0 DP: 2 HBP: 1	WP: 0 PB: 0 SB: 2 CS: 0	PA: 38
PITCHER Steve Baker, R ERA: 4.4 Jack Morris, R ERA: 4.46 Ed Glynn, L ERA: 3.07 (1, 1) (2, 1) (8, 1)	IP: 1.1 WLS: L BF: 12 H: 6 R: 4 ER: 4 SO: 6 BB: 2 IBB: 0 HBP: 0 BLK: 0 WP: 0 HR: 0 S: 10 P: 18 ERA: 27.00 WHIP: 6.000															PITCHER		

AB	31
R	1
H	4
RBI	1
BB	2
SO	4
LOB	10



AB	29
R	6
H	8
RBI	6
BB	7
SO	4
LOB	18




Batter	1	2	3	4	5	6	7	8	9	AB	R	H	RBI	BB	SO	LOB	TOP								
Ron LeFlore, R OBP: 0.360, SLG: 0.398 (1, 8)										5	1	1	0	0	0	3	Detroit Tigers @ Baltimore Orioles Memorial Stadium, Baltimore, MD Sun Sep 24 1978, 3:33 AM EDT Att: 9,081 - Unknown livebaseballscorecards.com								
John Wockenfuss, R OBP: 0.348, SLG: 0.398 (1, 9)										3	0	0	1	0	0	2									
Rusty Staub, L OBP: 0.353, SLG: 0.441 (1, 10)										3	0	1	1	1	0	0									
Jason Thompson, L OBP: 0.365, SLG: 0.476 (1, 3)										4	0	0	0	0	3	3									
Steve Kemp, L OBP: 0.377, SLG: 0.401 (1, 7)										3	1	0	0	1	0	1									
Lance Parrish, R OBP: 0.285, SLG: 0.428 (1, 2)										4	1	1	0	0	0	2									
Aurelio Rodriguez, R OBP: 0.359, SLG: 0.491 (1, 5)										4	0	1	1	0	0	1									
Steve Dillard, R OBP: 0.263, SLG: 0.299 (9, PH)									3	0	0	0	0	0	1										
Milt May, L OBP: 0.311, SLG: 0.372 (9, PH)									1	0	0	0	0	0	2										
Mark Wagner, R OBP: 0.272, SLG: 0.284 (9, 4)									0	0	0	0	0	0	0										
Alan Trammell, R OBP: 0.340, SLG: 0.349 (1, 6)										4	1	3	1	0	0	0									
Inning Stats	R: 0 E: 1 K: 1 S: 5	H: 0 LOB: 1 BB: 1 P: 9	R: 0 E: 0 K: 0 S: 4	H: 1 LOB: 1 BB: 0 P: 4	R: 2 E: 1 K: 1 S: 7	H: 1 LOB: 0 BB: 0 P: 7	R: 0 E: 0 K: 0 S: 3	H: 0 LOB: 0 BB: 0 P: 3	R: 0 E: 0 K: 0 S: 4	H: 1 LOB: 1 BB: 0 P: 4	R: 0 E: 0 K: 0 S: 6	H: 1 LOB: 1 BB: 0 P: 6	R: 0 E: 0 K: 0 S: 4	H: 1 LOB: 0 BB: 0 P: 4	R: 0 E: 0 K: 0 S: 3	H: 0 LOB: 0 BB: 0 P: 3	R: 2 E: 1 K: 0 S: 5	H: 2 LOB: 1 BB: 1 P: 9	1B: 5 2B: 2 HR: 0	SF: 1 SAC: 0 DP: 1 HBP: 0	WP: 0 PB: 0 SB: 0 CS: 0	PA: 37			
PITCHER	IP	WLS	BF	H	R	ER	SO	BB	IBB	HBP	BLK	WP	HR	S	P	ERA	WHIP								
Scott McGregor, L ERA: 3.32 (1, 1)	7.0		28	5	2	0	3	1	0	0	0	0	0	33	37	0.00	0.857								
Don Stanhouse, R ERA: 2.95 (8, 1)	2.0	L	9	2	2	0	0	1	0	0	0	0	0	8	12	0.00	1.500								

Batter	1	2	3	4	5	6	7	8	9	AB	R	H	RBI	BB	SO	LOB	BOTTOM								
Larry Harlow, L OBP: 0.320, SLG: 0.345 (1, 8)										4	0	0	0	0	3	2	Detroit Tigers @ Baltimore Orioles Memorial Stadium, Baltimore, MD Sun Sep 24 1978, 3:33 AM EDT Att: 9,081 - Unknown livebaseballscorecards.com								
Pat Kelly, L OBP: 0.364, SLG: 0.438 (1, 7)										4	1	1	0	0	1	2									
Ken Singleton, S OBP: 0.409, SLG: 0.467 (1, 9)										3	0	0	0	1	0	1									
Eddie Murray, S OBP: 0.356, SLG: 0.488 (1, 3)										3	0	0	0	1	0	1									
Doug DeCinces, R OBP: 0.339, SLG: 0.510 (1, 5)										4	0	1	1	0	0	1									
Terry Crowley, L OBP: 0.313, SLG: 0.278 (1, 10)										4	0	1	0	0	0	3									
Kiko Garcia, R OBP: 0.289, SLG: 0.343 (1, 6)										4	0	2	0	0	2	0									
Rich Dauer, R OBP: 0.303, SLG: 0.358 (9, PH)										3	1	1	0	0	0	3									
Al Bumbry, L OBP: 0.346, SLG: 0.368 (9, PH)										1	0	0	0	0	1	0									
Rick Dempsey, R OBP: 0.323, SLG: 0.357 (1, 2)										2	0	1	1	1	1	0									
Inning Stats	R: 1 E: 0 K: 1 S: 7	H: 2 LOB: 2 BB: 1 P: 11	R: 1 E: 0 K: 1 S: 7	H: 2 LOB: 1 BB: 0 P: 7	R: 0 E: 0 K: 0 S: 3	H: 0 LOB: 1 BB: 1 P: 7	R: 0 E: 0 K: 1 S: 5	H: 1 LOB: 0 BB: 0 P: 5	R: 0 E: 0 K: 2 S: 7	H: 0 LOB: 0 BB: 0 P: 7	R: 0 E: 0 K: 0 S: 5	H: 2 LOB: 2 BB: 0 P: 5	R: 0 E: 0 K: 1 S: 4	H: 0 LOB: 0 BB: 1 P: 8	R: 0 E: 0 K: 0 S: 3	H: 0 LOB: 0 BB: 0 P: 3	R: 0 E: 0 K: 2 S: 7	H: 0 LOB: 0 BB: 0 P: 7	1B: 4 2B: 4 HR: 0	SF: 0 SAC: 0 DP: 2 HBP: 0	WP: 0 PB: 0 SB: 0 CS: 0	PA: 35			
PITCHER	IP	WLS	BF	H	R	ER	SO	BB	IBB	HBP	BLK	WP	HR	S	P	ERA	WHIP								
Jim Slaton, R ERA: 4.22 (1, 1)	9.0	W	35	7	2	2	8	3	0	0	0	0	0	48	60	2.00	1.111								


Detroit Tigers @ Baltimore Orioles
 Memorial Stadium, Baltimore, MD
 Sun Sep 24 1978, 3:33 AM EDT
 Att: 9,081 - Unknown

AB 34
 R 4
 H 7
 RBI 4
 BB 2
 SO 3
 LOB 15



Detroit Tigers @ Baltimore Orioles
 Memorial Stadium, Baltimore, MD
 Sun Sep 24 1978, 3:33 AM EDT
 Att: 9,081 - Unknown


AB 32
 R 2
 H 7
 RBI 2
 BB 3
 SO 8
 LOB 13



Batter	1	2	3	4	5	6	7	8	9	AB	R	H	RBI	BB	SO	LOB	TOP			
Ron LeFlore, R OBP: 0.362, SLG: 0.401	0-0 S 1B		0-0 S 2B		0-0 1-4-3 S 1B			0-0 6-3		4	0	3	0	0	0	0				
Phil Mankowski, L OBP: 0.342, SLG: 0.361	0-3 K		0-0 F6		0-0 1-4-3			0-0 3-1		4	0	0	0	0	1	3				
Rusty Staub, L OBP: 0.351, SLG: 0.438	0-0 F2		0-0 6-3		0-0 F4			0-0 F9		4	0	0	0	0	0	3				
Jason Thompson, L OBP: 0.366, SLG: 0.476	4-0 BB			0-3 K		0-0 L4-3 1B			0-0 F6	3	0	1	0	1	1	0				
Steve Kemp, L OBP: 0.377, SLG: 0.400	0-0 F7			4-0 1B BB		0-0 F9			0-0 G3 1B	3	0	1	0	1	0	3				
Milt May, L OBP: 0.308, SLG: 0.368		0-0 F8		0-0 F9		0-0 L4-3			0-0 G3	4	0	0	0	0	0	3				
Tim Corcoran, L OBP: 0.329, SLG: 0.331		0-0 4-3		0-0 1B			0-0 G4-6-3 1B		0-0 F8	4	0	2	0	0	0	1				
Steve Dillard, R OBP: 0.257, SLG: 0.292	0-3 K			0-0 F4			0-0 G4-6-3			3	0	0	0	0	1	3				
Alan Trammell, R OBP: 0.337, SLG: 0.346			0-3 K		0-0 F4			0-0 F9		3	0	0	0	0	1	0				
Inning Stats	R: 0 E: 0 K: 1 S: 6	H: 1 LOB: 2 BB: 1 P: 10	R: 0 E: 0 K: 1 S: 5	H: 0 LOB: 0 BB: 0 P: 5	R: 0 E: 0 K: 1 S: 6	H: 1 LOB: 1 BB: 0 P: 6	R: 0 E: 0 K: 1 S: 6	H: 1 LOB: 2 BB: 1 P: 10	R: 0 E: 0 K: 0 S: 4	H: 1 LOB: 0 BB: 0 P: 4	R: 0 E: 0 K: 0 S: 3	H: 1 LOB: 0 BB: 0 P: 3	R: 0 E: 0 K: 0 S: 3	H: 0 LOB: 0 BB: 0 P: 3	R: 0 E: 0 K: 0 S: 4	H: 1 LOB: 1 BB: 0 P: 4	1B: 6 2B: 2 3B: 0 HR: 0	SF: 0 SAC: 0 DP: 2 HBP: 0	WP: 0 PB: 0 SB: 2 CS: 0	PA: 34
PITCHER Dennis Eckersley, R ERA: 3.09	IP: 9.0 WLS: W BF: 34 H: 7 R: 0 ER: 0 SO: 4 BB: 2 IBB: 0 HBP: 0 BLK: 0 WP: 0 HR: 0 S: 40 P: 48 ERA: 0.00 WHIP: 1.000																			

Detroit Tigers @ Boston Red Sox
Fenway Park, Boston, MA
Tue Sep 26 1978, 7:05 PM EDT
Att: 27,078 - Unknown - 52 F


AB 32
R 0
H 7
RBI 0
BB 2
SO 4
LOB 16



Batter	1	2	3	4	5	6	7	8	9	AB	R	H	RBI	BB	SO	LOB	BOTTOM			
Rick Burleson, R OBP: 0.299, SLG: 0.339	0-0 F9	0-0 SH5-4		0-0 L4		0-0 1B 2H 1B		0-0 L6		4	0	1	1	0	0	2				
Jerry Remy, L OBP: 0.317, SLG: 0.345	0-0 1B FC4-6 S 1B	0-0 4-3			0-0 HR 1B			0-0 P8		5	2	3	0	0	0	4				
Jim Rice, R OBP: 0.371, SLG: 0.600	0-0 FC4-6 1B	0-0 6-3			0-0 1H HR 1B			0-3 K		5	1	2	2	0	2	6				
Carl Yastrzemski, L OBP: 0.368, SLG: 0.422	0-0 FC4-6 2B		0-0 5-3		0-0 3-1			0-0 F4		4	1	0	1	0	0	1				
Carlton Fisk, R OBP: 0.365, SLG: 0.477	4-0 2B BB		0-0 FC6-4 1B		0-3 K			0-0 1B		3	1	2	0	1	1	0				
Fred Lynn, L OBP: 0.376, SLG: 0.489	0-0 1H 2H 2B		0-0 FC6-4 FC5-4		0-0 F7			0-0 F9		4	0	1	2	0	0	2				
Butch Hobson, R OBP: 0.308, SLG: 0.407	0-0 F8		0-0 FC5-4			0-0 S 1B		0-3 K		4	1	1	0	0	1	3				
George Scott, R OBP: 0.301, SLG: 0.372		0-0 SH5-4 1B		0-0 5-3		0-0 6-3		0-0 2B 1B		4	0	2	0	0	0	1				
Jack Brohamer, L OBP: 0.309, SLG: 0.330		0-0 SH5-4 1B		0-0 3-1		0-0 F9		0-0 1B		4	0	2	0	0	0	1				
Inning Stats	R: 3 E: 0 K: 0 S: 6	H: 3 LOB: 1 BB: 1 P: 10	R: 0 E: 0 K: 0 S: 5	H: 2 LOB: 2 BB: 0 P: 5	R: 0 E: 0 K: 0 S: 4	H: 1 LOB: 1 BB: 0 P: 4	R: 0 E: 0 K: 0 S: 3	H: 0 LOB: 0 BB: 0 P: 3	R: 2 E: 0 K: 1 S: 7	H: 2 LOB: 0 BB: 0 P: 7	R: 1 E: 0 K: 1 S: 8	H: 3 LOB: 2 BB: 0 P: 8	R: 0 E: 0 K: 1 S: 6	H: 1 LOB: 1 BB: 0 P: 6	R: 0 E: 0 K: 1 S: 7	H: 2 LOB: 2 BB: 0 P: 7	1B: 11 2B: 2 3B: 0 HR: 1	SF: 0 SAC: 1 DP: 0 HBP: 0	WP: 0 PB: 0 SB: 2 CS: 0	PA: 39
PITCHER Dave Rozema, R ERA: 3.13 Dave Tobik, R ERA: 3.75	IP: 5.2 WLS: L BF: 29 H: 11 R: 6 ER: 6 SO: 1 BB: 1 IBB: 0 HBP: 0 BLK: 0 WP: 0 HR: 1 S: 30 P: 34 ERA: 9.53 WHIP: 2.118																			

Detroit Tigers @ Boston Red Sox
Fenway Park, Boston, MA
Tue Sep 26 1978, 7:05 PM EDT
Att: 27,078 - Unknown - 52 F

AB 37
R 6
H 14
RBI 6
BB 1
SO 4
LOB 20




Batter	1	2	3	4	5	6	7	8	9	AB	R	H	RBI	BB	SO	LOB	TOP										
Ron LeFlore, R (1, 8) OBP: 0.361, SLG: 0.405 Dave Stegman, R (8, 8) OBP: 0.300, SLG: 0.556	0-0 6-3		0-0 F8					0-0 5-3		4	1	1	1	0	0	0	Detroit Tigers @ Boston Red Sox Fenway Park, Boston, MA Wed Sep 27 1978, 7:05 PM EDT Att: 26,035 - Unknown - 66 F										
Lou Whitaker, L (1, 4) OBP: 0.392, SLG: 0.365	0-0 4-3					4-0 HR		0-3 K		3	0	1	0	1	1	0											
Rusty Staub, L (1, 10) OBP: 0.351, SLG: 0.442	0-0 HR			0-0 F3		4-3 BB		0-0 F7		4	1	1	1	0	0	2											
Jason Thompson, L (1, 3) OBP: 0.365, SLG: 0.473	0-0 6-3			0-3 K		0-0 F4		4-0 1B BB		3	0	0	0	1	1	2											
Steve Kemp, L (1, 7) OBP: 0.377, SLG: 0.399		0-0 G3		0-0 3-1		0-3 K		0-0 1B BB		4	0	1	0	0	1	1											
Milt May, L (1, 2) OBP: 0.308, SLG: 0.365 Lance Parrish, R (9, PH) OBP: 0.254, SLG: 0.426		4-0 G4-6-3 BB			0-0 B2-3		0-0 5-3	0-0 F7		2	0	0	0	1	0	0											
Tim Corcoran, L (1, 9) OBP: 0.328, SLG: 0.329 John Wockenfuss, R (7, PH) OBP: 0.350, SLG: 0.399		0-0 G4-6-3 1-2			0-3 K		0-0 1B	0-0 L7		2	0	0	0	0	1	1											
Aurelio Rodriguez, R (1, 5) OBP: 0.307, SLG: 0.398			0-0 F8		0-0 6-3		0-0 4-3			3	0	0	0	0	0	1											
Alan Trammell, R (1, 6) OBP: 0.335, SLG: 0.344			0-0 F2			0-3 K		0-0 4-3		3	0	0	0	0	1	0											
Inning Stats	R: 1 E: 0 K: 0 S: 4	H: 1 LOB: 0 BB: 0 P: 4	R: 0 E: 0 K: 0 S: 2	H: 0 LOB: 0 BB: 1 P: 6	R: 0 E: 0 K: 1 S: 3	H: 0 LOB: 0 BB: 0 P: 3	R: 0 E: 0 K: 1 S: 6	H: 1 LOB: 1 BB: 0 P: 6	R: 0 E: 0 K: 1 S: 5	H: 0 LOB: 0 BB: 0 P: 5	R: 1 E: 0 K: 1 S: 6	H: 1 LOB: 1 BB: 1 P: 10	R: 0 E: 0 K: 1 S: 6	H: 1 LOB: 1 BB: 0 P: 6	R: 0 E: 0 K: 1 S: 5	H: 0 LOB: 0 BB: 0 P: 5		R: 0 E: 0 K: 0 S: 4	H: 1 LOB: 2 BB: 1 P: 8	1B: 2 2B: 1 3B: 0 HR: 2	SF: 0 SAC: 0 DP: 1 HBP: 0	WP: 0 PB: 0 SB: 0 CS: 0	PA: 34				
PITCHER	IP	WLS	BF	H	R	ER	SO	BB	IBB	HBP	BLK	WP	HR	S	P	ERA	WHIP										
Luis Tiant, R (1, 1) ERA: 3.45 Andy Hassler, L (7, 1) ERA: 3.95 Bob Stanley, R (9, 1) ERA: 2.68	6.0	W	22	3	2	2	3	2	0	0	0	0	2	26	34	3.00	0.833										

Batter	1	2	3	4	5	6	7	8	9	AB	R	H	RBI	BB	SO	LOB	BOTTOM											
Rick Burleson, R (1, 6) OBP: 0.297, SLG: 0.337	0-3 K	0-0 5-3		0-0 1-3					0-0 3-1	4	0	0	0	0	1	1	Detroit Tigers @ Boston Red Sox Fenway Park, Boston, MA Wed Sep 27 1978, 7:05 PM EDT Att: 26,035 - Unknown - 66 F											
Jerry Remy, L (1, 4) OBP: 0.316, SLG: 0.344	4-0 WP 3B BB	4-0 BB			0-0 F7		0-0 G3		0-0 G3	2	1	0	0	2	0	0												
Jim Rice, R (1, 9) OBP: 0.369, SLG: 0.596	0-0 6-3 1-2	0-0 F3			0-0 F8		0-0 F4		0-0 F4	4	0	0	0	0	0	2												
Carl Yastrzemski, L (1, 7) OBP: 0.368, SLG: 0.421	4-0 3B BB		4-0 FC2-6 BB		0-0 F9			0-3 K		2	1	0	0	2	1	0												
Carlton Fisk, R (1, 2) OBP: 0.365, SLG: 0.481	0-0 1B 3B		0-0 FC2-6 CS		0-0 L7		0-0 1B 1B		0-0 1B 1B	4	2	2	2	0	0	1												
Fred Lynn, L (1, 8) OBP: 0.376, SLG: 0.489	0-0 1B		0-3 K		4-0 1B BB		0-0 L9		0-0 L9	3	0	1	1	1	1	2												
Butch Hobson, R (1, 10) OBP: 0.310, SLG: 0.406	0-0 6-3			0-0 1-3 1B		0-0 F8		4-0 1B IBB		3	0	1	0	1	0	2												
George Scott, R (1, 3) OBP: 0.305, SLG: 0.383		0-0 HR		0-3 K		0-0 FC4-6 1B		0-0 1B 1B		4	1	3	2	0	1	1												
Jack Brohamer, L (1, 5) OBP: 0.305, SLG: 0.326 Bob Bailey, R (8, PH) OBP: 0.330, SLG: 0.355 Frank Duffy, R (9, 5) OBP: 0.306, SLG: 0.308		0-0 G3		0-0 1-3		0-0 FC4-6 1-2		0-0 F4		3	0	0	0	0	0	3												
Inning Stats	R: 3 E: 0 K: 1 S: 7	H: 2 LOB: 1 BB: 2 P: 15	R: 1 E: 0 K: 0 S: 4	H: 1 LOB: 1 BB: 1 P: 8	R: 0 E: 0 K: 1 S: 4	H: 0 LOB: 1 BB: 1 P: 8	R: 0 E: 0 K: 1 S: 6	H: 1 LOB: 1 BB: 0 P: 6	R: 0 E: 0 K: 0 S: 3	H: 0 LOB: 0 BB: 0 P: 3	R: 0 E: 0 K: 0 S: 4	H: 1 LOB: 2 BB: 1 P: 8	R: 0 E: 0 K: 0 S: 3	H: 0 LOB: 0 BB: 0 P: 3	R: 1 E: 0 K: 1 S: 7	H: 2 LOB: 2 BB: 1 P: 11		1B: 5 2B: 1 3B: 1 HR: 1	SF: 0 SAC: 0 DP: 1 HBP: 0	WP: 1 PB: 0 SB: 1 CS: 1	PA: 36							
PITCHER	IP	WLS	BF	H	R	ER	SO	BB	IBB	HBP	BLK	WP	HR	S	P	ERA	WHIP											
Milt Wilcox, R (1, 1) ERA: 3.76 John Hiller, L (8, 1) ERA: 2.45	7.2	L	35	7	5	5	4	5	1	0	0	0	0	1	37	61	5.87	1.565										

AB	31
R	2
H	5
RBI	2
BB	3
SO	5
LOB	11



AB	30
R	5
H	7
RBI	5
BB	6
SO	4
LOB	14



Batter	1	2	3	4	5	6	7	8	9	AB	R	H	RBI	BB	SO	LOB	TOP					
Lou Whitaker, L (1, 4) OBP: 0.363, SLG: 0.363	G6-3 BB		6-3		CS	B1-6-4 BB		1-3		2	0	0	0	2	0	0						
Phil Mankowski, L (1, 5) OBP: 0.340, SLG: 0.356	G6-3 1-2f			G4-6-3 BB		B1-6-4 1-2f		4-3		3	0	0	0	1	0	2						
Rusty Staub, L (1, 10) OBP: 0.351, SLG: 0.441				G4-6-3 1-2f				F8		3	0	1	0	1	0	1						
Jason Thompson, L (1, 3) OBP: 0.364, SLG: 0.472	K			BB 1B		K		G3		4	0	1	0	0	2	2						
Steve Kemp, L (1, 7) OBP: 0.378, SLG: 0.399		G3		BB 1B		G4-6-3 BB				1	0	0	0	2	0	0						
Milt May, L (1, 2) OBP: 0.309, SLG: 0.365		4-3		BB 1B		G4-6-3 1-2f				3	0	1	0	0	0	1						
Tim Corcoran, L (1, 9) OBP: 0.325, SLG: 0.326		3-1				F9		G3		3	0	0	0	0	0	0						
Mickey Stanley, R (1, 8) OBP: 0.306, SLG: 0.384			1-3		6-3			4-3		3	0	0	0	0	0	0						
Alan Trammell, R (1, 6) OBP: 0.335, SLG: 0.342			K			CS BB		K		2	0	0	0	1	2	0						
Inning Stats	R: 0 E: 0 K: 1 S: 4	H: 0 LOB: 1 BB: 2 P: 12	R: 0 E: 0 K: 0 S: 3	H: 0 LOB: 0 BB: 0 P: 3	R: 0 E: 0 K: 1 S: 5	H: 0 LOB: 0 BB: 0 P: 5	R: 0 E: 0 K: 0 S: 3	H: 2 LOB: 2 BB: 2 P: 11	R: 0 E: 0 K: 0 S: 2	H: 0 LOB: 0 BB: 1 P: 6	R: 0 E: 0 K: 1 S: 5	H: 1 LOB: 1 BB: 1 P: 9	R: 0 E: 0 K: 0 S: 2	H: 0 LOB: 0 BB: 1 P: 6	R: 0 E: 0 K: 1 S: 5	H: 0 LOB: 0 BB: 0 P: 5	R: 0 E: 0 K: 0 S: 3	H: 0 LOB: 0 BB: 0 P: 3	1B: 3 2B: 0 3B: 0 HR: 0	SF: 0 SAC: 0 DP: 4 HBP: 0	WP: 0 PB: 0 SB: 0 CS: 1	PA: 32
PITCHER Mike Torrez, R (1, 1) ERA: 3.92	IP: 9.0 WLS: W BF: 31 H: 3 R: 0 ER: 0 SO: 4 BB: 7 IBB: 0 HBP: 0 BLK: 0 WP: 0 HR: 0 S: 32 P: 60 ERA: 0.00 WHIP: 1.111															PITCHER						

Detroit Tigers @ Boston Red Sox
Fenway Park, Boston, MA
Thu Sep 28 1978, 7:05 PM EDT
Att: 26,774 - Unknown - 53 F

AB	24
R	0
H	3
RBI	0
BB	7
SO	4
LOB	6



Batter	1	2	3	4	5	6	7	8	9	AB	R	H	RBI	BB	SO	LOB	BOTTOM					
Rick Burleson, R (1, 6) OBP: 0.295, SLG: 0.335	5-3		5-3		G5-3 2-3f			F5		4	0	0	0	0	0	2						
Jerry Remy, L (1, 4) OBP: 0.317, SLG: 0.342	F6		3-1			4-3				3	0	0	0	0	0	0						
Jim Rice, R (1, 9) OBP: 0.369, SLG: 0.600	F6			HR		5-3				3	1	1	1	0	0	0						
Carl Yastrzemski, L (1, 7) OBP: 0.367, SLG: 0.418		F8		F8		F8				3	0	0	0	0	0	0						
Carlton Fisk, R (1, 2) OBP: 0.365, SLG: 0.479		BB 1B		K		K		K		2	0	0	0	1	2	0						
Fred Lynn, L (1, 8) OBP: 0.376, SLG: 0.490		BB 1B		4-3		G1-4-3 1B				3	0	2	0	0	0	0						
Butch Hobson, R (1, 10) OBP: 0.310, SLG: 0.405		K			G5-3 SH3 BB		G1-4-3 1-2f			2	0	0	0	1	1	3						
George Scott, R (1, 3) OBP: 0.304, SLG: 0.381		F7			SH3			6-3		2	0	0	0	0	0	2						
Jack Brohamer, L (1, 5) OBP: 0.305, SLG: 0.323			F8					L7		2	0	0	0	1	0	0						
Inning Stats	R: 0 E: 0 K: 0 S: 3	H: 0 LOB: 0 BB: 0 P: 3	R: 0 E: 0 K: 1 S: 6	H: 1 LOB: 2 BB: 1 P: 10	R: 0 E: 0 K: 0 S: 3	H: 0 LOB: 0 BB: 0 P: 3	R: 1 E: 0 K: 1 S: 6	H: 1 LOB: 0 BB: 0 P: 6	R: 0 E: 0 K: 0 S: 2	H: 0 LOB: 1 BB: 2 P: 10	R: 0 E: 0 K: 0 S: 3	H: 0 LOB: 0 BB: 0 P: 3	R: 0 E: 0 K: 1 S: 5	H: 1 LOB: 0 BB: 0 P: 5	R: 0 E: 0 K: 0 S: 3	H: 0 LOB: 0 BB: 0 P: 3	R: 0 E: 0 K: 0 S: 3	H: 0 LOB: 0 BB: 0 P: 3	1B: 2 2B: 0 3B: 0 HR: 1	SF: 0 SAC: 1 DP: 2 HBP: 0	WP: 0 PB: 0 SB: 0 CS: 0	PA: 28
PITCHER Kip Young, R (1, 1) ERA: 2.81	IP: 8.0 WLS: L BF: 28 H: 3 R: 1 ER: 1 SO: 3 BB: 3 IBB: 0 HBP: 0 BLK: 0 WP: 0 HR: 1 S: 31 P: 43 ERA: 1.12 WHIP: 0.750															PITCHER						

Detroit Tigers @ Boston Red Sox
Fenway Park, Boston, MA
Thu Sep 28 1978, 7:05 PM EDT
Att: 26,774 - Unknown - 53 F

AB	24
R	1
H	3
RBI	1
BB	3
SO	3
LOB	7



Batter	1	2	3	4	5	6	7	8	9	AB	R	H	RBI	BB	SO	LOB	TOP										
Larry Harlow, L (1, 8) OBP: 0.322, SLG: 0.344 Lee May, R (9, PH) OBP: 0.287, SLG: 0.415	E7 G3 6-3 1B		BB	FC3-2 BB			6-3		G3	2	1	1	0	2	0	1											
Pat Kelly, L (1, 7) OBP: 0.354, SLG: 0.425 Andres Mora, R (9, PH) OBP: 0.258, SLG: 0.354	G3 2-3		5-3		FC3-2 BB			F8	K	4	0	0	0	0	0	5											
Ken Singleton, S (1, 9) OBP: 0.407, SLG: 0.460	6-3				K				1B 2B 1B	4	1	1	1	0	1	3											
Eddie Murray, S (1, 3) OBP: 0.356, SLG: 0.484	4-3				G3				2B 1B	4	0	1	0	0	0	0											
Doug DeCinces, R (1, 5) OBP: 0.344, SLG: 0.523		5-3			F2				2B	4	0	2	1	0	0	0											
Terry Crowley, L (1, 10) OBP: 0.308, SLG: 0.266	6-3				F8				BB	3	0	0	0	1	0	1											
Kiko Garcia, R (1, 6) Gary Roenicke, R (8, PH) Mark Belanger, R (8, 6) OBP: 0.359, SLG: 0.500 OBP: 0.302, SLG: 0.252	P4				5-3				K	3	0	0	0	0	0	0											
Rich Dauer, R (1, 4) OBP: 0.304, SLG: 0.357					F9				F9	4	0	2	0	0	0	3											
Rick Dempsey, R (1, 2) OBP: 0.327, SLG: 0.358					F8				6-3	4	0	1	0	0	0	1											
Inning Stats	R: 1 E: 1 K: 0 S: 4	H: 1 LOB: 0 BB: 0 P: 4	R: 0 E: 0 K: 0 S: 3	H: 0 LOB: 0 BB: 0 P: 3	R: 0 E: 0 K: 0 S: 3	H: 0 LOB: 1 BB: 1 P: 7	R: 0 E: 0 K: 0 S: 4	H: 1 LOB: 1 BB: 0 P: 4	R: 0 E: 0 K: 1 S: 7	H: 2 LOB: 3 BB: 1 P: 11	R: 0 E: 0 K: 0 S: 3	H: 0 LOB: 0 BB: 0 P: 3	R: 0 E: 0 K: 0 S: 4	H: 1 LOB: 1 BB: 0 P: 4	R: 1 E: 0 K: 1 S: 8	H: 3 LOB: 3 BB: 1 P: 12	R: 0 E: 0 K: 1 S: 5	H: 0 LOB: 0 BB: 0 P: 5	1B: 7 2B: 1 3B: 0 HR: 0	SF: 0 SAC: 0 DP: 0 HBP: 0	WP: 1 PA: 38 PB: 0 SB: 0 CS: 0						
PITCHER	IP	WLS	BF	H	R	ER	SO	BB	IBB	HBP	BLK	WP	HR	S	P	ERA	WHIP										
Jim Slaton, R (1, 1) ERA: 4.12	7.1	W	32	8	2	1	1	2	0	0	0	1	0	32	40	1.23	1.364										
John Hiller, L (8, 1) ERA: 2.41	1.2	S	6	0	0	0	2	1	0	0	0	0	0	9	13	0.00	0.600										

Baltimore Orioles @ Detroit Tigers
Tiger Stadium, Detroit, MI
Fri Sep 29 1978, 7:05 PM EDT
Att: 12,348 - Unknown

AB	35
R	2
H	8
RBI	2
BB	3
SO	3
LOB	17





Batter	1	2	3	4	5	6	7	8	9	AB	R	H	RBI	BB	SO	LOB	BOTTOM										
Lou Whitaker, L (1, 4) OBP: 0.363, SLG: 0.361	5-3			4-3	1B E BB				F9	3	1	0	0	1	0	1											
Phil Mankowski, L (1, 5) Aurelio Rodriguez, R (8, 5) OBP: 0.344, SLG: 0.365 OBP: 0.306, SLG: 0.397	G3			G3 1B 2B	E8 PO 1-1 2-H 1B				K	3	1	2	1	0	0	0											
Rusty Staub, L (1, 10) OBP: 0.349, SLG: 0.438	K			G3	PO				4-3	4	0	0	0	0	1	1											
Jason Thompson, L (1, 3) OBP: 0.364, SLG: 0.470		G3		1B 1B	4-3				4-3	4	0	1	1	0	1	0											
Steve Kemp, L (1, 7) OBP: 0.379, SLG: 0.399		P6		1B	BB				BB	2	0	1	0	1	0	0											
Milt May, L (1, 2) OBP: 0.306, SLG: 0.362	4-3			F8	F9				F9	3	0	0	0	0	0	3											
Tim Corcoran, L (1, 9) OBP: 0.325, SLG: 0.324				F8	SH1-4 1B BB				F7	2	1	0	0	1	0	0											
Dave Stegman, R (1, 8) OBP: 0.250, SLG: 0.455				5-3	SH1-4				K	2	0	0	0	0	1	0											
Alan Trammell, R (1, 6) OBP: 0.335, SLG: 0.342				K	6-3				1B	3	0	1	0	0	1	1											
Inning Stats	R: 0 E: 0 K: 1 S: 5	H: 0 LOB: 0 BB: 0 P: 5	R: 0 E: 0 K: 0 S: 3	H: 0 LOB: 0 BB: 0 P: 3	R: 0 E: 0 K: 1 S: 5	H: 0 LOB: 0 BB: 0 P: 5	R: 1 E: 0 K: 0 S: 6	H: 3 LOB: 2 BB: 0 P: 6	R: 2 E: 1 K: 0 S: 3	H: 1 LOB: 0 BB: 2 P: 11	R: 0 E: 0 K: 0 S: 3	H: 0 LOB: 1 BB: 1 P: 7	R: 0 E: 0 K: 1 S: 6	H: 1 LOB: 0 BB: 0 P: 6	R: 0 E: 0 K: 2 S: 7	H: 0 LOB: 0 BB: 0 P: 7	1B: 4 2B: 1 3B: 0 HR: 0	SF: 0 SAC: 1 DP: 0 HBP: 0	WP: 0 PA: 32 PB: 0 SB: 0 CS: 0								
PITCHER	IP	WLS	BF	H	R	ER	SO	BB	IBB	HBP	BLK	WP	HR	S	P	ERA	WHIP										
Sammy Stewart, R (1, 1) ERA: 3.18	6.0	L	24	4	3	2	2	3	0	0	0	0	0	25	37	3.00	1.167										
Tippy Martinez, L (7, 1) ERA: 4.53	1.0		4	1	0	0	1	0	0	0	0	0	0	6	6	0.00	1.000										
Joe Kerrigan, R (8, 1) ERA: 4.77	1.0		3	0	0	0	2	0	0	0	0	0	0	7	7	0.00	0.000										

Baltimore Orioles @ Detroit Tigers
Tiger Stadium, Detroit, MI
Fri Sep 29 1978, 7:05 PM EDT
Att: 12,348 - Unknown

AB	27
R	3
H	5
RBI	2
BB	3
SO	5
LOB	6



Batter	1	2	3	4	5	6	7	8	9	AB	R	H	RBI	BB	SO	LOB	TOP											
Larry Harlow, L OBP: 0.324, SLG: 0.354 (1, 8)	0-0 4-3		0-0 1B		0-0 P6		0-0 2B		0-3 K	5	0	2	0	0	1	1	<p>Baltimore Orioles @ Detroit Tigers Tiger Stadium, Detroit, MI Sun Oct 01 1978, 3:33 AM EDT Att: 13,948 - Unknown</p> <p>livebaseballscorecards.com</p> <p>AB 34 R 4 H 9 RBI 4 BB 3 SO 4 LOB 11</p> 											
Billy Smith, S OBP: 0.333, SLG: 0.384 (1, 4)	0-0 F7		0-3 K			0-0 F7	0-0 G3		0-0 F2	5	0	0	0	0	1	4												
Ken Singleton, S OBP: 0.409, SLG: 0.462 (1, 10)	0-3 K		0-0 F9			0-0 F7		0-0 G3 HR 2B		4	1	1	0	0	1	1												
Eddie Murray, S OBP: 0.356, SLG: 0.480 (1, 3)		0-0 4-3		0-0 4-3		0-0 E9 1B		0-0 G3		4	1	1	0	0	0	1												
Doug DeCinces, R OBP: 0.346, SLG: 0.526 (1, 5)		0-0 F7		4-0 BB		0-0 BB 1B		0-0 6-3		3	0	1	1	1	0	1												
Pat Kelly, L OBP: 0.357, SLG: 0.445 Carlos Lopez, R OBP: 0.273, SLG: 0.332 (8, 9)		0-0 HR		0-0 F7		0-0 L4		0-0 HR		4	2	3	0	0	2	0												
Gary Roenicke, R Mike Anderson, R OBP: 0.171, SLG: 0.156 (8, 7)		4-0 CS 1B BB		0-0 F2			0-0 F8	0-0 P4		3	0	0	0	1	0	1												
Kiko Garcia, R Mark Belanger, R OBP: 0.287, SLG: 0.339 OBP: 0.295, SLG: 0.250 (9, 6)		0-0 1B		0-0 F5		0-0 K		0-0 SH3 1B		4	0	2	0	0	1	0												
Dave Skaggs, R OBP: 0.232, SLG: 0.186 (1, 2)		0-0 CS 2-3	0-0 6-3		0-0 L6		4-0 2B BB	0-0 SH3		2	0	0	0	1	0	0												
Inning Stats	R: 0 E: 0 K: 1 S: 5	H: 0 LOB: 0 BB: 0 P: 5	R: 1 E: 0 K: 0 S: 4	H: 2 LOB: 1 BB: 1 P: 8	R: 0 E: 0 K: 1 S: 6	H: 1 LOB: 1 BB: 0 P: 6	R: 0 E: 0 K: 0 S: 3	H: 0 LOB: 1 BB: 1 P: 7	R: 0 E: 0 K: 0 S: 3	H: 0 LOB: 0 BB: 0 P: 3	R: 1 E: 1 K: 0 S: 5	H: 2 LOB: 1 BB: 0 P: 5	R: 0 E: 0 K: 1 S: 6	H: 1 LOB: 2 BB: 1 P: 10	R: 2 E: 0 K: 0 S: 5	H: 2 LOB: 2 BB: 0 P: 5		R: 0 E: 0 K: 1 S: 6	H: 1 LOB: 1 BB: 0 P: 6	1B: 5 2B: 2 3B: 0 HR: 2	SF: 0 SAC: 1 DP: 0 HBP: 0	WP: 0 PB: 0 SB: 0 CS: 1	PA: 39					
PITCHER	IP	WLS	BF	H	R	ER	SO	BB	IBB	HBP	BLK	WP	HR	S	P	ERA		WHIP										
Dave Rozema, R ERA: 3.14 John Hiller, L ERA: 2.34 (1, 1) (9, 1)	8.1	L	36	9	4	3	3	3	0	0	0	0	2	39	51	3.24		1.440										

Batter	1	2	3	4	5	6	7	8	9	AB	R	H	RBI	BB	SO	LOB	BOTTOM											
Ron LeFlore, R OBP: 0.361, SLG: 0.405 (1, 8)	0-0 G4-6-3 2B		0-0 G3		0-0 6-3		0-0 FC5-4			4	0	1	0	0	0	3	<p>Baltimore Orioles @ Detroit Tigers Tiger Stadium, Detroit, MI Sun Oct 01 1978, 3:33 AM EDT Att: 13,948 - Unknown</p> <p>livebaseballscorecards.com</p> <p>AB 28 R 2 H 4 RBI 2 BB 4 SO 2 LOB 11</p> 											
Lou Whitaker, L OBP: 0.361, SLG: 0.357 (1, 4)	4-0 G4-6-3 BB		0-0 SF8		0-0 5-3			0-3 K		2	0	0	1	1	1	0												
Rusty Staub, L OBP: 0.347, SLG: 0.435 (1, 10)	0-0 G4-6-3 1-2 2-3		0-0 3-1			0-0 F8		0-0 4-3		4	0	0	0	0	2	0												
Jason Thompson, L OBP: 0.364, SLG: 0.472 (1, 3)	4-0 BB			0-0 HR		0-0 6-3		0-0 F8		3	1	1	1	1	0	0												
Steve Kemp, L OBP: 0.379, SLG: 0.399 (1, 7)	0-0 B1-3			0-0 F8 4-1 1B		0-0 F7			0-0 F8	4	0	1	0	0	2	0												
Milt May, L OBP: 0.305, SLG: 0.361 (1, 2)		0-3 K		0-0 4-1 1-2		0-0 4-3 SH1-4 1B		0-0 F8		4	0	1	0	0	1	1												
Tim Corcoran, L OBP: 0.322, SLG: 0.321 (1, 9)		0-0 1-3		0-0 F8 2-3		0-0 SH1-4		0-0 F7		3	0	0	0	0	1	0												
Aurelio Rodriguez, R OBP: 0.303, SLG: 0.395 (1, 5)		0-0 F9		0-0 F7		0-0 4-3			0-0 F7	3	0	0	0	0	2	0												
Alan Trammell, R OBP: 0.335, SLG: 0.339 (1, 6)			4-0 G3 WP SF8 BB		0-0 F9		4-0 FC5-4 BB			1	1	0	0	2	0	0												
Inning Stats	R: 0 E: 0 K: 0 S: 3	H: 1 LOB: 2 BB: 2 P: 11	R: 0 E: 0 K: 1 S: 5	H: 0 LOB: 0 BB: 0 P: 5	R: 1 E: 0 K: 0 S: 3	H: 0 LOB: 0 BB: 1 P: 7	R: 1 E: 0 K: 0 S: 5	H: 2 LOB: 1 BB: 0 P: 5	R: 0 E: 0 K: 0 S: 3	H: 0 LOB: 0 BB: 0 P: 3	R: 0 E: 0 K: 0 S: 3	H: 0 LOB: 0 BB: 0 P: 3	R: 0 E: 0 K: 1 S: 5	H: 0 LOB: 0 BB: 0 P: 5	R: 0 E: 0 K: 0 S: 3	H: 0 LOB: 0 BB: 0 P: 3		R: 0 E: 0 K: 1 S: 3	H: 0 LOB: 0 BB: 0 P: 3	1B: 2 2B: 1 3B: 0 HR: 1	SF: 1 SAC: 1 DP: 1 HBP: 0	WP: 1 PB: 0 SB: 0 CS: 0	PA: 34					
PITCHER	IP	WLS	BF	H	R	ER	SO	BB	IBB	HBP	BLK	WP	HR	S	P	ERA		WHIP										
Dennis Martinez, R ERA: 3.52 (1, 1)	9.0	W	34	4	2	2	2	4	0	0	0	1	1	34	50	2.00		0.889										