Detroit Tigers - 1979

Batter	1	2	3	4	5	6	7	8	9	AB	R	H	RBI	BB	SO	LOB
Bump Wills, S (1, 4) OBP: 0.600, SLG: 0.750	HR 1B	F7			E HBP		1B 2B	K		4	3	2	0	0	1	2
Johnny Grubb, L (1, 7) (7, 9) OBP: 0.200, SLG: 0.800	1-H HR	4-3			E8 SF8 1-H		P4	K		5	2	1	2	0	1	3
Al Oliver, L (1, 8) OBP: 0.200, SLG: 0.250	6-3	1-3			SF8 3-H		BB 2B 2-H 1B		3-1	4	1	1	2	0	0	0
Richie Zisk, R (1, 9) OBP: 0.250, SLG: 0.250	6-3 1B	4-3			1-3		P4		WP 1B	4	0	1	0	0	0	1
Bill Sample, R (7, 7) OBP: 1.000, SLG: 1.000										1	0	1	0	0	0	0
Buddy Bell, R (1, 5)	6-3 1-2	5-3				E6 PB 1B BBBB	1-2 2B BB		F8 1-2	4	2	0	0	1	0	2
Oscar Gamble, L (1, 10) John Ellis, R (7, PH) Pat Putnam, L (7, PH) OBP: 0.500, SLG: 1.000	FC6-4 IBB			L4		K	1-H 2-H 2B		P4	2 0 2	0 0 0	0 0 1	0 0 2	1 0 0	1 0 0	1 0 1
Jim Sundberg, R (1, 2) OBP: 0.250, SLG: 0.250	FC6-4 1-2f			1-3		1-H 1B	6-3			4	0	1	1	0	0	3
Mike Jorgensen, L (1, 3)		4-3		G3		F9		SH3-4 BB		3	0	0	0	1	0	1
Nelson Norman, S (1, 6)		BBBB BB			F9	F9		SH3-4 1-2		2	0	0	0	1	0	1
Inning Stats	R: 2 E: 0 K: 0 S: 6 H: 3 LOB: 2 BB: 1 P: 10	R: 0 E: 0 K: 0 S: 3 H: 0 LOB: 1 BB: 1 P: 7	R: 0 E: 0 K: 0 S: 3 H: 0 LOB: 0 BB: 0 P: 3	R: 0 E: 0 K: 0 S: 3 H: 0 LOB: 0 BB: 0 P: 3	R: 2 E: 1 K: 0 S: 4 H: 0 LOB: 0 BB: 0 P: 5	R: 1 E: 1 K: 1 S: 7 H: 1 LOB: 1 BB: 0 P: 7	R: 3 E: 0 K: 0 S: 6 H: 3 LOB: 1 BB: 1 P: 10	R: 0 E: 0 K: 2 S: 7 H: 0 LOB: 1 BB: 1 P: 11	R: 0 E: 0 K: 0 S: 4 H: 1 LOB: 1 BB: 0 P: 4	1B: 5 2B: 2 3B: 0 HR: 1 SF: 1 SAC: 1 DP: 0 HBP: 1						

PITCHER		IP	WLS	BF	H	R	ER	SO	BB	IBB	HBP	BLK	WP	HR	S	P	ERA	WHIP
Dave Rozema, R ERA: 3.38	(1, 1)	5.1	L	25	4	5	2	1	1	1	1	0	0	1	24	33	3.38	0.938
Sheldon Burnside, L ERA: 20.25	(6, 1)	1.1		7	2	3	3	0	1	0	0	0	0	0	6	10	20.25	2.250
Aurelio Lopez, R ERA:	(7, 1)	2.1		10	2	0	0	2	1	0	0	0	1	0	13	17	0.00	1.286

PITCHER	IP	WLS	BF	H	R	ER	SO	BB	IBB	HBP	BLK	WP	HR	S	P	ERA	WHIP

TOP

Texas Rangers @ Detroit Tigers

Tiger Stadium, Detroit, MI

Sat Apr 07 1979, 3:33 AM EST
Att. 43,708 - Unknown

livebaseballscorecards.com

AB	35
R	8
H	8
RBI	7
BB	4
SO	3
LOB	15

WP: 1	PA: 42		
PB: 1			
SB: 0			
CS: 0			

Texas Rangers @ Detroit Tigers

Tiger Stadium, Detroit, MI

Sat Apr 07 1979, 3:33 AM EST

Att. 43,708 - Unknown

livebaseballscorecards.com

BOTTOM

Batter	1	2	3	4	5	6	7	8	9	AB	R	H	RBI	BB	SO	LOB
Ron LeFlore, R (1, 8)	K		G4-6-3 1-2f		1-3			E6 G1-6-3		4	0	0	0	0	1	1
Lou Whitaker, L (1, 4) OBP: 0.250, SLG: 0.750	6-3		3B		P6			G1-6-3 1-2f		4	0	1	0	0	0	1
Jason Thompson, L (1, 3)	F5		F7			K		BB		3	0	0	0	1	1	1
Steve Kemp, L (1, 7) OBP: 0.500, SLG: 1.250		FC5-4 1B		HR		F7		F8		4	1	2	1	0	0	1
Jerry Morales, R (1, 9) OBP: 0.250, SLG: 0.500		FC5-4 1B E 1-2f		4-3 2B		5-3			K	4	1	1	0	0	1	1
Lance Parrish, R (1, 2) OBP: 0.250, SLG: 0.250		E 1B 1-3 1B		5-3			1-3		E6 E 3-1	4	0	1	0	0	0	1
Phil Mankowski, L (1, 5) OBP: 0.500, SLG: 0.750		E9 1-H 3-H 1B		4-3 2-3			3-1 2B		3-1 1-2	4	0	2	1	0	0	2
Tim Corcoran, L (1, 10)		F8		K			3-1 2-3		E3 2-3	4	0	0	0	0	1	4
Alan Trammell, R (1, 6)			G4-6-3 BB		K		F9		F9	2	0	0	0	1	1	1
Dan Gonzales, L (9, PH)										1	0	0	0	0	0	2

	AB	34
	R	2
	H	7
	RBI	2
	BB	2
	SO	5
	LOB	15

Inning Stats									
	R: 0 H: 0 E: 0 LOB: 0 K: 1 BB: 0 S: 5 P: 5	R: 1 H: 3 E: 1 LOB: 1 K: 0 BB: 0 S: 5 P: 5	R: 0 H: 1 E: 0 LOB: 1 K: 0 BB: 1 S: 3 P: 7	R: 1 H: 2 E: 0 LOB: 1 K: 1 BB: 0 S: 7 P: 7	R: 0 H: 0 E: 0 LOB: 0 K: 1 BB: 0 S: 5 P: 5	R: 0 H: 0 E: 0 LOB: 0 K: 1 BB: 0 S: 5 P: 5	R: 0 H: 1 E: 0 LOB: 1 K: 0 BB: 0 S: 4 P: 4	R: 0 H: 0 E: 1 LOB: 1 K: 0 BB: 1 S: 3 P: 7	R: 0 H: 0 E: 2 LOB: 2 K: 1 BB: 0 S: 7 P: 7

	1B: 3	SF: 0	WP: 0	PA: 36
	2B: 2	SAC: 0	PB: 0	
	3B: 1	DP: 2	SB: 0	
	HR: 1	HBP: 0	CS: 0	

PITCHER	IP	WLS	BF	H	R	ER	SO	BB	IBB	HBP	BLK	WP	HR	S	P	ERA	WHIP
Fergie Jenkins, R (1, 1) ERA: 2.0	9.0	W	36	7	2	2	5	2	0	0	0	0	1	44	52	2.00	1.000

PITCHER	IP	WLS	BF	H	R	ER	SO	BB	IBB	HBP	BLK	WP	HR	S	P	ERA	WHIP

Batter	1	2	3	4	5	6	7	8	9	AB	R	H	RBI	BB	SO	LOB
Ron LeFlore, R (1, 8) OBP: 0.222, SLG: 0.333	5-3		K 1-2		5-3		E4 1-H 3-H 2B		E 1-2 2-H 3-H SF7 1B	5	1	2	4	0	1	1
Lou Whitaker, L (1, 4) OBP: 0.111, SLG: 0.333	K		F7			F8	F8		FC1 S 1-3 2-H	5	0	0	0	0	1	2
Jerry Morales, R (1, 9) OBP: 0.222, SLG: 0.500	K			5-3		2B		K	SF7 1-2 3-H	4	0	1	1	0	2	0
Steve Kemp, L (1, 7) OBP: 0.444, SLG: 1.000		6-3 5-3 1B		SF9 3B		F7		F7	4-3	5	1	2	0	0	0	2
Jason Thompson, L (1, 3)		5-3 1-2		BB		G3		3-1		3	0	0	0	1	0	2
Phil Mankowski, L (1, 5) OBP: 0.625, SLG: 0.800		6-3 BB		SF9 3-H			1B E 1B		1B 1B 1B BB	1	2	1	1	2	0	0
Lance Parrish, R (1, 2) OBP: 0.250, SLG: 0.250		6-3 1-2 2-3		F5			L8		1B 1B 1-2 1B	4	1	1	0	0	0	4
Dan Gonzales, L (1, 10)		6-3			K		F9		K	3	0	0	0	0	1	3
John Wockenfuss, R (9, PH)										1	0	0	0	0	1	2
Alan Trammell, R (1, 6) OBP: 0.571, SLG: 0.500			CS 1B		K		E 1-3 1B		FC1 1B E 1-2 2-3 1B	4	2	3	0	0	1	0

TOP

Detroit Tigers @ Kansas City Royals

Royals Stadium, Kansas City, MO

Mon Apr 09 1979, 7:05 PM EST

Att. 18,429 - Unknown - 43 F

livebaseballscorecards.com

AB	35
R	7
H	10
RBI	6
BB	3
SO	7
LOB	16

Inning Stats	1	2	3	4	5	6	7	8	9	1B: 7 SF: 2	WP: 0 PA: 40
	R: 0 H: 0 E: 0 LOB: 0 K: 2 BB: 0 S: 7 P: 7	R: 0 H: 1 E: 0 LOB: 2 K: 0 BB: 1 S: 4 P: 8	R: 0 H: 1 E: 0 LOB: 0 K: 1 BB: 0 S: 5 P: 5	R: 1 H: 1 E: 0 LOB: 1 K: 0 BB: 1 S: 4 P: 8	R: 0 H: 0 E: 0 LOB: 0 K: 2 BB: 0 S: 7 P: 7	R: 0 H: 1 E: 0 LOB: 1 K: 0 BB: 0 S: 4 P: 4	R: 2 H: 3 E: 1 LOB: 1 K: 0 BB: 0 S: 6 P: 6	R: 0 H: 0 E: 0 LOB: 0 K: 1 BB: 0 S: 5 P: 5	R: 4 H: 3 E: 1 LOB: 1 K: 1 BB: 1 S: 9 P: 13	2B: 3 SAC: 0 3B: 1 DP: 1 HR: 0 HBP: 0	PB: 0 SB: 1 CS: 1

PITCHER		IP	WLS	BF	H	R	ER	SO	BB	IBB	HBP	BLK	WP	HR	S	P	ERA	WHIP
Rich Gale, R ERA: 4.05	(1, 1)	6.2	L	28	7	3	3	5	2	0	0	0	0	0	36	44	4.05	1.350
Steve Mingori, L ERA: 3.86	(7, 1)	1.2		10	3	4	2	2	1	0	0	0	0	0	13	17	10.80	2.400
Eduardo Rodriguez, R ERA:	(9, 1)	0.2		2	0	0	0	0	0	0	0	0	0	0	2	2	0.00	0.000

PITCHER	IP	WLS	BF	H	R	ER	SO	BB	IBB	HBP	BLK	WP	HR	S	P	ERA	WHIP

Batter	1	2	3	4	5	6	7	8	9	AB	R	H	RBI	BB	SO	LOB
George Brett, L (1, 5) OBP: 0.474, SLG: 0.611	L8 S 1B		5-3 1B		4-3		1-3		P6	5	0	2	0	0	0	1
Hal McRae, R (1, 10) OBP: 0.368, SLG: 0.267	F9		5-3 1-3		CS 1B		P5		BBBB 1B BB	4	0	1	0	1	0	2
Amos Otis, R (1, 8) OBP: 0.500, SLG: 0.750	L8 1-3		4-3		CS 1-2	F9	1B		1-2 2-H 1B	5	0	2	1	0	0	2
Darrell Porter, L (1, 2) OBP: 0.588, SLG: 0.615	BBBB BB			SSS K		2B 1B	4-3		P4	4	1	1	0	1	1	3
Ralph LaCock, L (1, 3) OBP: 0.333, SLG: 0.455 John Wathan, R (8, PH) OBP: 0.400, SLG: 1.000 (9, 3)	1-3			BBBB 5-4-3 BB		BB SF7 1-H 2B		E5 G5-4-3		2 1	1 0	1 0	1 0	1 0	0 0	2 0
Clint Hurdle, L (1, 7) OBP: 0.308, SLG: 0.200 Willie Wilson, S (6, PR) (7, 7)		SSS K	5-4-3 1-2			BB IBB		P6		2 1	0 0	0 0	0 0	1 0	1 0	1 1
Al Cowens, R (1, 9) OBP: 0.176, SLG: 0.067		F8	E5			BBBB 1-2 2-3 BB		G5-4-3 1-2f		3	0	0	0	1	0	2
Frank White, R (1, 4) OBP: 0.235, SLG: 0.267		SSS K	4-3			SF7 3-H			1B 2B	3	1	1	1	0	1	2
Freddie Patek, R (1, 6) OBP: 0.375, SLG: 0.333			F9		SSS K	F7			F9	4	0	0	0	0	1	3
Inning Stats	R: 0 H: 1 E: 0 LOB: 2 K: 0 BB: 1 S: 4 P: 8	R: 0 H: 0 E: 0 LOB: 0 K: 2 BB: 0 S: 7 P: 7	R: 0 H: 1 E: 0 LOB: 1 K: 0 BB: 0 S: 4 P: 4	R: 0 H: 0 E: 1 LOB: 2 K: 1 BB: 1 S: 6 P: 10	R: 0 H: 1 E: 0 LOB: 0 K: 1 BB: 0 S: 5 P: 5	R: 2 H: 2 E: 0 LOB: 2 K: 0 BB: 2 S: 5 P: 13	R: 0 H: 1 E: 0 LOB: 1 K: 0 BB: 0 S: 4 P: 4	R: 0 H: 0 E: 1 LOB: 0 K: 0 BB: 0 S: 3 P: 3	R: 1 H: 2 E: 0 LOB: 2 K: 0 BB: 1 S: 5 P: 9	1B: 6 SF: 1 2B: 2 SAC: 0 3B: 0 DP: 1 HR: 0 HBP: 0						

PITCHER	IP	WLS	BF	H	R	ER	SO	BB	IBB	HBP	BLK	WP	HR	S	P	ERA	WHIP
Milt Wilcox, R (1, 1) ERA: 3.0	6.0	W	27	5	2	2	4	3	1	0	0	0	0	31	47	3.00	1.333
John Hiller, L (7, 1) ERA: 3.0	3.0	S	13	3	1	1	0	1	0	0	0	0	0	12	16	3.00	1.333

PITCHER	IP	WLS	BF	H	R	ER	SO	BB	IBB	HBP	BLK	WP	HR	S	P	ERA	WHIP

BOTTOM

Detroit Tigers @ Kansas City Royals

Royals Stadium, Kansas City, MO

Mon Apr 09 1979, 7:05 PM EST

Att. 18,429 - Unknown - 43 F

livebaseballscorecards.com

AB	34
R	3
H	8
RBI	3
BB	5
SO	4
LOB	19

Batter	1	2	3	4	5	6	7	8	9	AB	R	H	RBI	BB	SO	LOB
Ron LeFlore, R (1, 8) OBP: 0.308, SLG: 0.385	S S S 0-3 ① K		x 0-0 ① 4-3			x 0-0 ① S 1B 1B		x 0-0 ① SH5-3 1B		4	1	2	0	0	1	0
Lou Whitaker, L (1, 4) OBP: 0.083, SLG: 0.250	x 0-0 ② 6-3		x 0-0 ② 4-3			x 0-0 ① F8 1-3		x 0-0 ① SH5-3 1-2		3	0	0	0	0	0	1
Jerry Morales, R (1, 9) OBP: 0.231, SLG: 0.364	B B B B 4-0 BB		x 0-0 ③ 4-3			x 0-0 ② 1-3		x 0-0 ② 1-3		3	0	0	0	1	0	2
Lance Parrish, R (1, 2) OBP: 0.250, SLG: 0.250	x 0-0 ③ L4			S S S 0-3 ① K		x 0-0 S 1B 1B 3-H		x 0-0 ③ F8		4	1	1	1	0	1	2
Steve Kemp, L (1, 7) OBP: 0.462, SLG: 0.833		x 0-0 ① L7		B B B B 4-0 G5-4-3 BB		x 0-0 1-H 1B			x 0-0 ① L7	3	0	1	1	1	0	0
John Wockenfuss, R (1, 10) OBP: 0.200, SLG: 0.800		x 0-0 HR		x 0-0 ② ③ G5-4-3 1-2f		x 0-0 ③ F9			x 0-0 ② F9	4	1	1	1	0	0	2
Jason Thompson, L (1, 3) OBP: 0.333, SLG: 0.111		x 0-0 ② 4-3			x 0-0 ① P6		x 0-0 FC1-6 1B		B B B B 4-0 2B BB	3	0	1	0	1	0	0
Aurelio Rodriguez, R (1, 5) OBP: 0.500, SLG: 0.750		x 0-0 1B			x 0-0 ② F7		x 0-0 ① FC1-6 G6-3 1-2f		x 0-0 ③ 1-H 2B	4	0	2	0	0	0	1
Alan Trammell, R (1, 6) OBP: 0.400, SLG: 0.333		x 0-0 ③ F9			S S S 0-3 ③ K		x 0-0 ② ③ G6-3 1-2f			3	0	0	0	0	1	2
Inning Stats	R: 0 H: 0 E: 0 LOB: 1 K: 1 BB: 1 S: 5 P: 9	R: 1 H: 2 E: 0 LOB: 1 K: 0 BB: 0 S: 5 P: 5	R: 0 H: 0 E: 0 LOB: 0 K: 0 BB: 0 S: 3 P: 3	R: 0 H: 0 E: 0 LOB: 0 K: 1 BB: 1 S: 4 P: 8	R: 0 H: 0 E: 0 LOB: 0 K: 1 BB: 0 S: 5 P: 5	R: 2 H: 3 E: 0 LOB: 1 K: 0 BB: 0 S: 6 P: 6	R: 0 H: 1 E: 0 LOB: 0 K: 0 BB: 0 S: 3 P: 3	R: 0 H: 1 E: 0 LOB: 1 K: 0 BB: 0 S: 4 P: 4	R: 0 H: 1 E: 0 LOB: 2 K: 0 BB: 1 S: 3 P: 7	1B: 6 2B: 1 3B: 0 HR: 1	SF: 0 SAC: 1 DP: 2 HBP: 0						

PITCHER		IP	WLS	BF	H	R	ER	SO	BB	IBB	HBP	BLK	WP	HR	S	P	ERA	WHIP
Larry Gura, L ERA: 3.6	(1, 1)	7.1		29	7	3	3	3	2	0	0	0	0	1	33	41	3.68	1.227
Eduardo Rodriguez, R ERA:	(8, 1)	0.2	W	2	0	0	0	0	0	0	0	0	0	0	2	2	0.00	0.000
Al Hrabosky, L ERA:	(9, 1)	1.0		4	1	0	0	0	1	0	0	0	0	0	3	7	0.00	2.000

PITCHER	IP	WLS	BF	H	R	ER	SO	BB	IBB	HBP	BLK	WP	HR	S	P	ERA	WHIP

TOP

Detroit Tigers @ Kansas City Royals

Royals Stadium, Kansas City, MO

Wed Apr 11 1979, 7:05 PM EST

Att. 14,833 - Unknown - 64 F

livebaseballscorecards.com

AB	31
R	3
H	8
RBI	3
BB	3
SO	3
LOB	10

WP: 0 PA: 35
PB: 0
SB: 3
CS: 0

BOTTOM

Batter	1	2	3	4	5	6	7	8	9	AB	R	H	RBI	BB	SO	LOB
George Brett, L (1, 5) OBP: 0.500, SLG: 0.682	G3		PB, 1-3, 1B, 2B		CS, 1-2	5-3	FC5-4, 1-2, BB	2B, 2-H, 2B		4	2	2	1	1	0	0
Hal McRae, R (1, 10) OBP: 0.417, SLG: 0.400	G1-4-3, 1B		G6-4-3, 2-H, 3-H, 1B			F7	FC5-4, 1-2f	2B, 2-H, 2B		5	0	3	2	0	0	3
Amos Otis, R (1, 8) OBP: 0.478, SLG: 0.650	G1-4-3, 1-2f		G6-4-3, 1-2f			BBBB, BB	SH5-4, FC6, 1B; 5-3			4	1	1	0	1	0	3
Darrell Porter, L (1, 2) OBP: 0.500, SLG: 0.500		4-3		SSS, K		G3	F7	FC6, SH5-4, E, 1-2, 1B		5	1	1	0	0	1	2
Ralph LaCock, L (1, 3) OBP: 0.333, SLG: 0.429 Willie Wilson, S (7, PR) (8, 7)		6-3		F7			FC4-6, 1B	SH5-4, 1-2, 2-3		3 0	0 0	1 0	0 0	0 0	0 0	0 0
Clint Hurdle, L (1, 7) OBP: 0.333, SLG: 0.182 John Wathan, R (7, PH) (8, 3) OBP: 0.429, SLG: 0.833	BBBB, BB			F7			FC4-6, 1-2f, 1B, 1B	E, SH, IBB		1 1	0 2	0 0	0 0	1 1	0 0	0 1
Al Cowens, R (1, 9) OBP: 0.190, SLG: 0.105		F9			P6		1B, 1-3, 1B	FC6, SH, 1-3, 2-H, 3-H, 2B		4	1	1	1	0	0	2
Frank White, R (1, 4) OBP: 0.200, SLG: 0.222			5-3		5-3		SSS, K	SH, 1-2, 3-H, 2B		3	1	0	1	0	1	2
Freddie Patek, R (1, 6) OBP: 0.500, SLG: 0.526			2B, PB, 1B		CS, 1B		S, 1-3, 3-H, 1B	1-H, 2-H, 2B, 2B		4	2	4	3	0	0	0
Inning Stats	R: 0 E: 0 K: 0 S: 3 H: 1 LOB: 0 BB: 0 P: 3	R: 0 E: 0 K: 0 S: 3 H: 0 LOB: 1 BB: 1 P: 7	R: 2 E: 0 K: 0 S: 5 H: 3 LOB: 0 BB: 0 P: 5	R: 0 E: 0 K: 1 S: 5 H: 0 LOB: 0 BB: 0 P: 5	R: 0 E: 0 K: 0 S: 3 H: 1 LOB: 0 BB: 0 P: 3	R: 0 E: 0 K: 0 S: 3 H: 0 LOB: 1 BB: 1 P: 7	R: 1 E: 0 K: 1 S: 8 H: 3 LOB: 3 BB: 1 P: 12	R: 7 E: 1 K: 0 S: 10 H: 5 LOB: 1 BB: 1 P: 14		1B: 9 2B: 4 3B: 0 HR: 0 SF: 0 SAC: 2 DP: 2 HBP: 0						

PITCHER		IP	WLS	BF	H	R	ER	SO	BB	IBB	HBP	BLK	WP	HR	S	P	ERA	WHIP
Jack Billingham, R ERA: 4.5	(1, 1)	6.0		23	6	3	3	1	2	0	0	0	0	0	23	31	4.50	1.333
John Hiller, L ERA: 2.45	(7, 1)	0.2		5	2	0	0	1	1	0	0	0	0	0	6	10	0.00	4.500
Bruce Taylor, R ERA: 67.5	(7, 1)	0.2	L	8	3	6	5	0	0	1	0	0	0	0	7	11	67.50	4.500
Aurelio Lopez, R ERA: 3.0	(8, 1)	0.2		4	2	1	1	0	0	0	0	0	0	0	4	4	13.50	3.000

PITCHER	IP	WLS	BF	H	R	ER	SO	BB	IBB	HBP	BLK	WP	HR	S	P	ERA	WHIP

Detroit Tigers @ Kansas City Royals

Royals Stadium, Kansas City, MO

Wed Apr 11 1979, 7:05 PM EST

Att. 14,833 - Unknown - 64 F

livebaseballscorecards.com

AB	34
R	10
H	13
RBI	8
BB	4
SO	2
LOB	13

Detroit Tigers @ Texas Rangers

Arlington Stadium, Arlington, TX

Fri Apr 13 1979, 7:05 PM EST

Att. 23,095 - Unknown

Batter	1	2	3	4	5	6	7	8	9	AB	R	H	RBI	BB	SO	LOB
Ron LeFlore, R (1, 10) OBP: 0.222, SLG: 0.278	4-3	5-3			FC5-4 1B 1-2 2-3		4-3 2-3		F9	5	0	0	0	0	0	4
Lou Whitaker, L (1, 4) OBP: 0.250, SLG: 0.375	2B 1B		G3		1-3 1B		E 3-H 1B			4	2	3	1	0	0	0
Jerry Morales, R (1, 9) OBP: 0.235, SLG: 0.400	4-3 1-H 2B		F8		5-3		E6 1-H			4	0	1	1	0	0	2
Steve Kemp, L (1, 7) OBP: 0.412, SLG: 0.750	4-3 2-3		S S S K			1B G3-6 2B	4-3			4	1	1	0	0	1	2
Jason Thompson, L (1, 3) OBP: 0.375, SLG: 0.167	B B B B BB			P6		G3-6 2-3 1B		4-3		3	0	1	0	1	0	0
Phil Mankowski, L (1, 5) OBP: 0.417, SLG: 0.444	F3			G3		F7		P6		4	0	0	0	0	0	4
Milt May, L (1, 2)		4-3		4-3		G3-6 1-2f 3-H		3-1		4	0	0	0	0	0	1
Lynn Jones, R (1, 8) OBP: 0.750, SLG: 0.667		B B B B S BB			FC5-4 1B 1B		4-3 1-3 1B 1B		1-5-3	3	1	2	0	1	0	0
Alan Trammell, R (1, 6) OBP: 0.385, SLG: 0.333		S S S K 1-2			FC5-4 1-2 1B		1-3 1-2		P6	3	0	1	0	0	1	2
Lance Parrish, R (9, PH) OBP: 0.231, SLG: 0.231										1	0	0	0	0	0	0

Inning Stats	1	2	3	4	5	6	7	8	9		
	R: 1 E: 0 K: 0 S: 5	R: 0 E: 0 K: 1 S: 5	R: 0 E: 0 K: 1 S: 5	R: 0 E: 0 K: 0 S: 3	R: 0 E: 0 K: 0 S: 5	R: 1 E: 0 K: 0 S: 4	R: 2 E: 1 K: 0 S: 6	R: 0 E: 0 K: 0 S: 3	R: 0 E: 0 K: 0 S: 3	1B: 7 2B: 2 3B: 0 HR: 0	SF: 0 SAC: 0 DP: 2 HBP: 0
	H: 2 LOB: 2 BB: 1 P: 9	H: 0 LOB: 1 BB: 1 P: 9	H: 0 LOB: 0 BB: 0 P: 5	H: 0 LOB: 0 BB: 0 P: 3	H: 3 LOB: 2 BB: 0 P: 5	H: 2 LOB: 0 BB: 0 P: 4	H: 2 LOB: 1 BB: 0 P: 6	H: 0 LOB: 0 BB: 0 P: 3	H: 0 LOB: 0 BB: 0 P: 3	WP: 0 PB: 0 SB: 1 CS: 0	PA: 37

PITCHER		IP	WLS	BF	H	R	ER	SO	BB	IBB	HBP	BLK	WP	HR	S	P	ERA	WHIP
Dock Ellis, R ERA: 3.6	(1, 1)	5.0		23	7	2	2	2	2	0	0	0	0	0	25	33	3.60	1.800
Jim Kern, R ERA: 1.17	(6, 1)	3.1	W	12	2	2	1	0	0	0	0	0	0	0	12	12	2.70	0.600
Sparky Lyle, L ERA:	(9, 1)	0.2	S	2	0	0	0	0	0	0	0	0	0	0	2	2	0.00	0.000

PITCHER	IP	WLS	BF	H	R	ER	SO	BB	IBB	HBP	BLK	WP	HR	S	P	ERA	WHIP

livebaseballscorecards.com

AB	35
R	4
H	9
RBI	2
BB	2
SO	2
LOB	15

Batter	1	2	3	4	5	6	7	8	9	AB	R	H	RBI	BB	SO	LOB
Bump Wills, S (1, 4) OBP: 0.455, SLG: 0.389	F7		4-3		BB, 1B 1-2		G4-6-3, SH 1-2			4	1	2	0	0	0	0
Bill Sample, R (1, 7) OBP: 0.438, SLG: 0.364 Pat Putnam, L (4, 3) OBP: 0.429, SLG: 0.667	1B		5-3		F8		SH, G4-6-3 1-2 2-3			2 1	1 0	1 0	0 0	0 0	0 0	0 2
Al Oliver, L (1, 8) OBP: 0.381, SLG: 0.737	G3-6-1 2-H		6-3		BBB, 1B 1-2 2-3		G4-6-3 1-2f 2-3 3-H			3	0	1	1	1	0	2
Buddy Bell, R (1, 5) OBP: 0.333, SLG: 0.235	G3-6-1 1-2f			5-3	1B 1-2 2-H 3-H		FC5-4, IBB			3	0	1	2	1	0	1
Oscar Gamble, L (1, 10) OBP: 0.500, SLG: 0.778 John Ellis, R (7, PH) OBP: 0.143, SLG: 0.167		G3, 1B		F8	P6		FC5-4 1-2f			3 1	1 0	1 0	0 0	0 0	0 0	2 2
Johnny Grubb, L (1, 9) OBP: 0.176, SLG: 0.313 (4, 7)	G3 2-3			BBB, FC6-4 BB	SSS, K			SSS, K		3	0	0	0	1	2	1
Jim Sundberg, R (1, 2) OBP: 0.211, SLG: 0.222	FC6-4 3-H			FC6-4 1-2f	F8			F6		4	0	1	1	0	0	1
Mike Jorgensen, L (1, 3) OBP: 0.250, SLG: 0.273 (4, 9)	SSS, K				4-3		L3	SSS, K		4	0	0	0	0	2	1
Nelson Norman, S (1, 6) OBP: 0.500, SLG: 0.364	FC6-4 1-2f				BB, 1B, 1B		BBB, SH, 1B, G4-6-3, BB			2	2	1	0	1	0	1
Inning Stats	R: 1 E: 0 K: 0 S: 4 H: 2 LOB: 0 BB: 0 P: 4	R: 1 E: 0 K: 1 S: 7 H: 2 LOB: 1 BB: 0 P: 7	R: 0 E: 0 K: 0 S: 3 H: 0 LOB: 0 BB: 0 P: 3	R: 0 E: 0 K: 0 S: 3 H: 0 LOB: 1 BB: 1 P: 7	R: 2 E: 0 K: 0 S: 6 H: 3 LOB: 2 BB: 1 P: 10	R: 0 E: 0 K: 1 S: 5 H: 0 LOB: 0 BB: 0 P: 5	R: 1 E: 0 K: 0 S: 4 H: 1 LOB: 2 BB: 2 P: 12	R: 0 E: 0 K: 2 S: 7 H: 0 LOB: 0 BB: 0 P: 7		1B: 6 2B: 2 3B: 0 HR: 0 SF: 0 SAC: 1 DP: 2 HBP: 0				WP: 0 PB: 0 SB: 0 CS: 0 PA: 35		

PITCHER		IP	WLS	BF	H	R	ER	SO	BB	IBB	HBP	BLK	WP	HR	S	P	ERA	WHIP
Dave Rozema, R ERA: 5.4	(1, 1)	4.2		22	7	4	4	1	2	0	0	0	0	0	22	30	7.71	1.929
Sheldon Burnside, L ERA: 10.8	(5, 1)	2.0	L	9	1	1	1	1	1	1	0	0	0	0	9	17	4.50	1.000
Bruce Taylor, R ERA: 45.0	(7, 1)	0.1		1	0	0	0	0	0	0	0	0	0	0	1	1	0.00	0.000
John Hiller, L ERA: 1.93	(8, 1)	1.0		3	0	0	0	2	0	0	0	0	0	0	7	7	0.00	0.000

PITCHER	IP	WLS	BF	H	R	ER	SO	BB	IBB	HBP	BLK	WP	HR	S	P	ERA	WHIP

BOTTOM

Detroit Tigers @ Texas Rangers

Arlington Stadium, Arlington, TX

Fri Apr 13 1979, 7:05 PM EST

Att. 23,095 - Unknown

livebaseballscorecards.com

AB	30
R	5
H	8
RBI	4
BB	4
SO	4
LOB	13

Batter	1	2	3	4	5	6	7	8	9	AB	R	H	RBI	BB	SO	LOB
Ron LeFlore, R (1, 10) OBP: 0.261, SLG: 0.273	BBBB 4-0 E BB	x 0-0 S 2-H 1B		x 0-0 ②③ 3-6 2-3f		SSS 0-3 ② K	x 0-0 ③ F9			4	0	1	1	1	1	5
Lou Whitaker, L (1, 4) OBP: 0.286, SLG: 0.316	x 0-0 ① F8	BBBB 4-0 1-2 BB			BBBB 4-0 1-3 2B BB	x 0-0 E6 1-2 2B		x 0-0 ① G3		3	2	0	0	2	0	2
Steve Kemp, L (1, 7) OBP: 0.409, SLG: 0.714	x 0-0 ② F9	x 0-0 ③ G3			x 0-0 ① 1-3 1-2	x 0-0 1-H 2-H 2B		x 0-0 L7-4 BB 1B		5	0	2	2	0	0	4
Jason Thompson, L (1, 3) OBP: 0.429, SLG: 0.267	x 0-0 E6 1-3		x 0-0 ① 3-1		x 0-0 2-H 2B	┆ 4-0 IBB		BBBB 4-0 1-2 BB		3	0	1	1	2	0	1
Jerry Morales, R (1, 9) OBP: 0.182, SLG: 0.300	x 0-0 ③ F8		x 0-0 ② F7		x 0-0 ② F8	x 0-0 ③ 6-3		x 0-0 ②③ L7-4 2-3		5	0	0	0	0	0	7
Lance Parrish, R (1, 2) OBP: 0.200, SLG: 0.200 Milt May, L (5, PH) (5, 2) John Wockenfuss, R (9, PH) OBP: 0.167, SLG: 0.667		SSS 0-3 ① K	SSS 0-3 ③ K		┆ 4-0 IBB		x 0-0 ① 3-1		x 0-0 ① 5-3	2 1 1	0 0 0	0 0 0	0 1 0	0 0 0	2 0 0	0 0 0
Lynn Jones, R (1, 8) OBP: 0.556, SLG: 0.429		BBBB 4-0 S 2B BB		x 0-0 ① 5-3	x 0-0 ③ F9		x 0-0 E5 1B		x 0-0 ② 4-3	4	1	1	0	1	0	2
Aurelio Rodriguez, R (1, 5) OBP: 0.444, SLG: 0.667		x 0-0 1-H 1B 2B		x 0-0 3-6 1B 1B		x 0-0 ① 5-3	x 0-0 ② F8		x 0-0 ③ F7	5	1	2	1	0	0	1
Alan Trammell, R (1, 6) OBP: 0.438, SLG: 0.400 Tim Corcoran, L (7, PH) Mark Wagner, R (7, 6)		x 0-0 ② F2		x 0-0 1-2 1B		x 0-0 E 2B 1B	┆ 4-0 IBB			3 0 0	1 0 0	2 0 0	0 0 0	0 1 0	0 0 0	1 0 0
Inning Stats	R: 0 E: 1 K: 0 S: 4 H: 0 LOB: 2 BB: 1 P: 8	R: 2 E: 0 K: 1 S: 7 H: 2 LOB: 2 BB: 2 P: 15	R: 0 E: 0 K: 1 S: 5 H: 0 LOB: 0 BB: 0 P: 5	R: 0 E: 0 K: 0 S: 4 H: 2 LOB: 1 BB: 0 P: 4	R: 1 E: 0 K: 0 S: 4 H: 1 LOB: 2 BB: 2 P: 12	R: 2 E: 1 K: 1 S: 8 H: 2 LOB: 2 BB: 1 P: 12	R: 0 E: 1 K: 0 S: 4 H: 1 LOB: 2 BB: 1 P: 8	R: 0 E: 0 K: 0 S: 3 H: 1 LOB: 1 BB: 1 P: 7	R: 0 E: 0 K: 0 S: 3 H: 0 LOB: 0 BB: 0 P: 3	1B: 6 2B: 5 3B: 0 HR: 0 SF: 0 SAC: 0 DP: 2 HBP: 0						

TOP

Detroit Tigers @ Texas Rangers

Arlington Stadium, Arlington, TX

Sat Apr 14 1979, 7:05 PM EST

Att. 30,014 - Unknown

livebaseballscorecards.com

AB	36
R	5
H	9
RBI	5
BB	8
SO	3
LOB	23

WP: 0 PB: 0 SB: 2 CS: 0 PA: 44

PITCHER	IP	WLS	BF	H	R	ER	SO	BB	IBB	HBP	BLK	WP	HR	S	P	ERA	WHIP
Doyle Alexander, R (1, 1) ERA: 2.7	5.1		27	6	4	3	2	4	1	0	0	0	0	26	46	5.06	1.875
Ed Farmer, R (6, 1) ERA:	2.0		13	3	1	0	1	1	2	0	0	0	0	12	24	0.00	2.000
Sparky Lyle, L (8, 1) ERA:	1.2	W	4	0	0	0	0	0	0	0	0	0	0	4	4	0.00	0.000

PITCHER	IP	WLS	BF	H	R	ER	SO	BB	IBB	HBP	BLK	WP	HR	S	P	ERA	WHIP

Detroit Tigers @ Texas Rangers

Arlington Stadium, Arlington, TX

Sat Apr 14 1979, 7:05 PM EST

Att. 30,014 - Unknown

BOTTOM

Batter	1	2	3	4	5	6	7	8	9	AB	R	H	RBI	BB	SO	LOB
Bump Wills, S (1, 4) OBP: 0.462, SLG: 0.381	B1-3		SH1-3 1-2 2-3		S 2B 1B	G1-6-3 1-2f		S BB		3	1	1	0	1	0	1
Johnny Grubb, L (1, 7) OBP: 0.136, SLG: 0.238	F8		G3 2-3 3-H		F7	F7		K 1-2		5	0	0	1	0	1	3
Al Oliver, L (1, 8) OBP: 0.462, SLG: 0.773	1B		2B 3-H		IBB 1-2		K	BB		3	0	2	1	2	1	0
Buddy Bell, R (1, 5) OBP: 0.346, SLG: 0.318	F8		6-3		2B 1-H 2-H		1B	L7		5	1	2	1	0	0	4
Oscar Gamble, L (1, 10) OBP: 0.500, SLG: 0.636		4-3		BB 4-3 1B	IBB HBP 1B		F8			2	1	0	0	2	0	1
Jim Sundberg, R (1, 2) OBP: 0.217, SLG: 0.227		6-3		4-3 1-2	HBP 1-2 3-H 1B		1-3			4	0	1	1	0	0	2
Pat Putnam, L (1, 3) OBP: 0.455, SLG: 0.556		4-3		1B 2-H	HBP 1-2 2-3			3-1		3	0	1	1	0	0	0
Nelson Norman, S (1, 6) OBP: 0.500, SLG: 0.357			1B SH1-3 BB G3	F3	1-3			HR BB		3	2	1	0	1	0	4
Mike Jorgensen, L (1, 9) OBP: 0.333, SLG: 0.250			BB G3 SH1-3 1-2 2B	F8		G1-6-3 BB		1-H HR		1	1	0	0	2	0	1
Richie Zisk, R (8, PH) (9, 9) OBP: 0.400, SLG: 1.000										1	1	1	2	0	0	0
Inning Stats	R: 0 E: 0 K: 0 S: 4 H: 1 LOB: 1 BB: 0 P: 4	R: 0 E: 0 K: 0 S: 3 H: 0 LOB: 0 BB: 0 P: 3	R: 2 E: 0 K: 0 S: 5 H: 2 LOB: 1 BB: 1 P: 9	R: 1 E: 0 K: 0 S: 4 H: 1 LOB: 1 BB: 1 P: 8	R: 2 E: 0 K: 0 S: 5 H: 3 LOB: 3 BB: 2 P: 14	R: 0 E: 0 K: 0 S: 2 H: 0 LOB: 0 BB: 1 P: 6	R: 0 E: 0 K: 1 S: 6 H: 1 LOB: 1 BB: 0 P: 6	R: 2 E: 0 K: 1 S: 6 H: 1 LOB: 2 BB: 3 P: 18		1B: 6 2B: 2 3B: 0 HR: 1 SF: 0 SAC: 1 DP: 1 HBP: 1						

livebaseballscorecards.com

AB	30
R	7
H	9
RBI	7
BB	8
SO	2
LOB	16

WP: 0 PB: 0 SB: 2 CS: 0 PA: 40

PITCHER		IP	WLS	BF	H	R	ER	SO	BB	IBB	HBP	BLK	WP	HR	S	P	ERA	WHIP
Milt Wilcox, R ERA: 5.91	(1, 1)	4.2		23	6	5	5	0	2	2	0	0	0	0	19	35	9.64	1.714
Steve Baker, R ERA: 3.38	(5, 1)	2.2	L	12	2	1	1	1	2	0	1	0	0	0	11	20	3.38	1.500
John Hiller, L ERA: 3.38	(8, 1)	0.2		5	1	1	1	1	2	0	0	0	0	1	5	13	13.50	4.500

PITCHER	IP	WLS	BF	H	R	ER	SO	BB	IBB	HBP	BLK	WP	HR	S	P	ERA	WHIP

Detroit Tigers @ Texas Rangers

Arlington Stadium, Arlington, TX

Sun Apr 15 1979, 4:33 AM EST

Att. 19,353 - Unknown

TOP

Batter	1	2	3	4	5	6	7	8	9	AB	R	H	RBI	BB	SO	LOB
Ron LeFlore, R (1, 10) OBP: 0.276, SLG: 0.259	F8		1B		F9		HR 1-2		F9 6-3	5	1	1	0	1	0	2
Lou Whitaker, L (1, 4) OBP: 0.346, SLG: 0.348	F7		1-3 2-H 1B		4-3 1-2		HR 1-3 2-H 1B		BB 1B 1B	4	2	2	1	1	0	1
Steve Kemp, L (1, 7) OBP: 0.481, SLG: 0.840	1B		P6		BB		HR 2-H 3-H		1B BB 1-3 1B	4	2	3	3	1	0	2
Jason Thompson, L (1, 3) OBP: 0.385, SLG: 0.211	G3		F8		4-3		L6		BB 1B 1-2 1B	4	1	0	0	1	0	5
Jerry Morales, R (1, 9) OBP: 0.192, SLG: 0.333		P6		5-3		F2		4-3 2B	1B 1-2 2-3 3-H 1B	4	0	1	0	0	0	0
Tim Corcoran, L (9, PH) OBP: 0.333, SLG: 0.200 (9, 9)										1	1	1	1	0	0	0
Milt May, L (1, 2) OBP: 0.222, SLG: 0.250		4-1		2B		F8		K	E 1B 2B 1-3 2-H 3-H 1B	3	0	1	0	0	0	0
John Wockenfuss, R (7, 2) OBP: 0.143, SLG: 0.571										1	0	0	0	0	1	1
Phil Mankowski, L (9, PH) OBP: 0.462, SLG: 0.500										1	1	1	2	0	0	0
Mark Wagner, R (9, 6)										0	0	0	0	0	0	0
Lynn Jones, R (1, 8) OBP: 0.429, SLG: 0.333		K		6-3		5-3		4-3 2-3	E 2B 1-2 3-H 1B	5	1	1	1	0	1	2
Aurelio Rodriguez, R (1, 5) OBP: 0.286, SLG: 0.429			K	F5			K	5-3	E6 2B 1-2 2-3	5	1	0	0	0	2	4
Alan Trammell, R (1, 6) OBP: 0.526, SLG: 0.500			1B 1B		4-3		BB 1B		6-3 2B	3	1	3	0	0	0	0
Lance Parrish, R (9, PH) OBP: 0.235, SLG: 0.294 (9, 2)										2	0	1	3	0	0	0
Inning Stats	R: 0 E: 0 K: 0 S: 4 H: 1 LOB: 1 BB: 0 P: 4	R: 0 E: 0 K: 1 S: 5 H: 0 LOB: 0 BB: 0 P: 5	R: 1 E: 0 K: 1 S: 8 H: 3 LOB: 2 BB: 0 P: 8	R: 0 E: 0 K: 0 S: 4 H: 1 LOB: 1 BB: 0 P: 4	R: 0 E: 0 K: 0 S: 4 H: 1 LOB: 2 BB: 1 P: 8	R: 0 E: 0 K: 0 S: 3 H: 0 LOB: 0 BB: 0 P: 3	R: 3 E: 0 K: 1 S: 7 H: 3 LOB: 0 BB: 1 P: 11	R: 0 E: 0 K: 1 S: 6 H: 1 LOB: 1 BB: 0 P: 6	R: 7 E: 1 K: 0 S: 9 H: 5 LOB: 1 BB: 2 P: 17	1B: 11 2B: 3 3B: 0 HR: 1 SF: 0 SAC: 0 DP: 0 HBP: 0	WP: 0 PB: 0 SB: 0 CS: 0 PA: 46					

livebaseballscorecards.com

	AB	42
	R	11
	H	15
	RBI	11
	BB	4
	SO	4
	LOB	17

PITCHER		IP	WLS	BF	H	R	ER	SO	BB	IBB	HBP	BLK	WP	HR	S	P	ERA	WHIP
Steve Comer, R ERA: 1.98	(1, 1)	6.2		29	8	3	3	3	2	0	0	0	0	0	33	41	4.05	1.500
Sparky Lyle, L ERA: 5.14	(7, 1)	2.0	L	11	3	4	4	1	2	0	0	0	0	1	11	19	18.00	2.500
Jim Kern, R ERA: 2.35	(9, 1)	0.0		5	4	4	1	0	0	0	0	0	0	0	5	5	∞	∞
Dave Rajsich, L ERA:	(9, 1)	0.1		1	0	0	0	0	0	0	0	0	0	0	1	1	0.00	0.000

PITCHER	IP	WLS	BF	H	R	ER	SO	BB	IBB	HBP	BLK	WP	HR	S	P	ERA	WHIP

Batter	1	2	3	4	5	6	7	8	9	AB	R	H	RBI	BB	SO	LOB
Bump Wills, S (1, 4) OBP: 0.419, SLG: 0.320	G3		L4		F8 S S BB	G6-4-3 1-2f			F9	4	1	0	0	1	0	1
Johnny Grubb, L (1, 7) OBP: 0.192, SLG: 0.250 (6, 9) Gary Gray, R (9, PH) OBP: 0.250, SLG: 0.250	4-3 1B 1B		P6		BB S 1-2 BB		K		1B 1B	3 1	1 0	1 1	0 0	1 0	1 0	0 0
Al Oliver, L (1, 8) OBP: 0.452, SLG: 0.704	4-3 1-2			1B HR 1B	F8 2-3		F2		1-3 1B	5	1	2	0	0	0	3
Buddy Bell, R (1, 5) OBP: 0.387, SLG: 0.346	2-H 1B			1-3 HR 1B	BB 1-2 3-H BB		F7		F8	4	1	2	1	1	0	1
Oscar Gamble, L (1, 10) OBP: 0.500, SLG: 0.846 John Ellis, R (5, PH) OBP: 0.111, SLG: 0.125	K			1-H 3-H HR	P3			6-3		2 2	1 0	1 0	3 0	0 0	1 0	1 2
Jim Sundberg, R (1, 2) OBP: 0.222, SLG: 0.200		F2		L5	BB 1-2 2-3			5-3		3	0	0	0	1	0	0
Pat Putnam, L (1, 3) OBP: 0.385, SLG: 0.455 Bill Sample, R (5, PH) OBP: 0.444, SLG: 0.385 (6, 7)	K			K	K			S 1B 1B		2 2	0 0	0 1	0 0	0 0	2 1	0 3
Bert Campaneris, R (1, 6) OBP: 0.250, SLG: 0.250	1-3			K		F7		S 1-2 1B		4	0	1	0	0	1	0
Mike Jorgensen, L (1, 9) OBP: 0.368, SLG: 0.500 (6, 3)			L9		HR	G6-4-3 1B		K 1-2 2-3		4	1	2	1	0	1	2
Inning Stats	R: 1 E: 0 K: 1 S: 7 H: 2 LOB: 1 BB: 0 P: 7	R: 0 E: 0 K: 1 S: 5 H: 0 LOB: 0 BB: 0 P: 5	R: 0 E: 0 K: 0 S: 3 H: 0 LOB: 0 BB: 0 P: 3	R: 3 E: 0 K: 2 S: 10 H: 3 LOB: 0 BB: 0 P: 10	R: 2 E: 0 K: 1 S: 6 H: 1 LOB: 3 BB: 4 P: 22	R: 0 E: 0 K: 0 S: 3 H: 1 LOB: 0 BB: 0 P: 3	R: 0 E: 0 K: 1 S: 5 H: 0 LOB: 0 BB: 0 P: 5	R: 0 E: 0 K: 1 S: 7 H: 2 LOB: 2 BB: 0 P: 7	R: 0 E: 0 K: 0 S: 4 H: 2 LOB: 1 BB: 0 P: 4	1B: 9 2B: 0 3B: 0 HR: 2 SF: 0 SAC: 0 DP: 1 HBP: 0				WP: 0 PB: 0 SB: 5 CS: 0	PA: 40	

PITCHER		IP	WLS	BF	H	R	ER	SO	BB	IBB	HBP	BLK	WP	HR	S	P	ERA	WHIP
Kip Young, R ERA: 13.5	(1, 1)	4.0		20	6	6	6	4	2	0	0	0	0	2	26	34	13.50	2.000
Sheldon Burnside, L ERA: 4.32	(5, 1)	5.0	W	20	5	0	0	3	2	0	0	0	0	0	24	32	0.00	1.400

PITCHER	IP	WLS	BF	H	R	ER	SO	BB	IBB	HBP	BLK	WP	HR	S	P	ERA	WHIP

BOTTOM

Detroit Tigers @ Texas Rangers

Arlington Stadium, Arlington, TX

Sun Apr 15 1979, 4:33 AM EST

Att. 19,353 - Unknown

livebaseballscorecards.com

AB	36
R	6
H	11
RBI	5
BB	4
SO	7
LOB	13

Batter	1	2	3	4	5	6	7	8	9	AB	R	H	RBI	BB	SO	LOB
George Brett, L (1, 5) OBP: 0.395, SLG: 0.513	5-3		L5		F3	L7 1-2 2-3		F7		5	0	0	0	0	0	3
U L Washington, S (8, 4)										0	0	0	0	0	0	0
Hal McRae, R (1, 10) OBP: 0.512, SLG: 0.576	6-3		1B E 1B		BBBB 4-0 BB 1B BB	SSS 0-3 K			SSS 0-3 K	4	2	1	0	1	2	2
Amos Otis, R (1, 8) OBP: 0.439, SLG: 0.500	1B 1B		S 1-3 1B		BBBB 4-0 FC5-4 1B PB 1-2 BB		SSS 0-3 K		SSS 0-3 K	4	2	2	0	1	2	0
Darrell Porter, L (1, 2) OBP: 0.462, SLG: 0.438	FC5-4 1-3 1B		BBBB 4-0 1B 1-3 3-H BB		0-0 FC5-4 1-2 2-H 1B		1B		3-1	4	0	3	1	1	0	0
Al Cowens, R (1, 9) OBP: 0.306, SLG: 0.313	FC5-4 1-2f		G1-6-3 1-3 3-H 1B		FC5-4 PB 1-2f 2-3		P6			4	0	1	1	0	0	5
Ralph LaCock, L (1, 3) OBP: 0.310, SLG: 0.393		G3 1B	G1-6-3 1-2f		SSS 0-3 K 1-2 3-H		F8			4	0	1	0	0	1	4
Clint Hurdle, L (1, 7) OBP: 0.355, SLG: 0.360		G3 1-2		SSS 0-3 K		1B FC5-2-5 2B		P6		4	0	1	0	0	1	1
Frank White, R (1, 4) OBP: 0.294, SLG: 0.290		L3		G1-4-3 1B		WP FC5-2-5 2-3 1B		F8		3	0	2	0	0	0	1
Steve Braun, L (8, PH) OBP: 0.500, SLG: 0.500 (8, 5)										1	0	0	0	0	0	0
Freddie Patek, R (1, 6) OBP: 0.424, SLG: 0.452		1-3		G1-4-3 1-2f		FC5-2-5 WP 1-2 3-H		BBBB 4-0 BB		3	0	0	0	0	0	4
Jamie Quirk, L (8, PH) (8, 6)										0	0	0	0	1	0	0
Inning Stats	R: 0 E: 0 K: 0 S: 5 H: 2 LOB: 2 BB: 0 P: 5	R: 0 E: 0 K: 0 S: 4 H: 1 LOB: 1 BB: 0 P: 4	R: 2 E: 0 K: 0 S: 5 H: 3 LOB: 1 BB: 1 P: 9	R: 0 E: 0 K: 1 S: 5 H: 1 LOB: 0 BB: 0 P: 5	R: 2 E: 0 K: 1 S: 6 H: 1 LOB: 1 BB: 2 P: 14	R: 0 E: 0 K: 1 S: 7 H: 2 LOB: 2 BB: 0 P: 7	R: 0 E: 0 K: 1 S: 6 H: 1 LOB: 1 BB: 0 P: 6	R: 0 E: 0 K: 0 S: 3 H: 0 LOB: 1 BB: 1 P: 7	R: 0 E: 0 K: 2 S: 7 H: 0 LOB: 0 BB: 0 P: 7	1B: 10 2B: 1 3B: 0 HR: 0	SF: 0 SAC: 0 DP: 2 HBP: 0					

TOP

Kansas City Royals @ Detroit Tigers

Tiger Stadium, Detroit, MI

Mon Apr 16 1979, 3:33 AM EST

Att. 9,457 - Unknown - 48 F

livebaseballscorecards.com

AB	36
R	4
H	11
RBI	2
BB	4
SO	6
LOB	20

WP: 1 PB: 1 SB: 2 CS: 0 PA: 40

PITCHER	IP	WLS	BF	H	R	ER	SO	BB	IBB	HBP	BLK	WP	HR	S	P	ERA	WHIP
Jack Billingham, R (1, 1) ERA: 4.91	5.0	W	25	9	4	3	2	3	0	0	0	0	0	26	38	5.40	2.400
Steve Baker, R (6, 1) ERA: 1.35	4.0	S	15	2	0	0	4	1	0	0	0	1	0	22	26	0.00	0.750

PITCHER	IP	WLS	BF	H	R	ER	SO	BB	IBB	HBP	BLK	WP	HR	S	P	ERA	WHIP

BOTTOM

Kansas City Royals @ Detroit Tigers

Tiger Stadium, Detroit, MI

Mon Apr 16 1979, 3:33 AM EST

Att. 9,457 - Unknown - 48 F

livebaseballscorecards.com

Batter	1	2	3	4	5	6	7	8	9	AB	R	H	RBI	BB	SO	LOB
Ron LeFlore, R (1, 10) OBP: 0.235, SLG: 0.226	x 0-0 E5 1B SF9	x 0-0 ② SF8 1-2 2-3 3-H		x 0-0 ② 5-3		x 0-0 ② 6-3	S S S 0-3 ③ K			4	1	0	1	0	1	1
Lou Whitaker, L (1, 4) OBP: 0.419, SLG: 0.519	x 0-0 SF9 1-3 1B	B B B B 4-0 1B BB		x 0-0 HR		S S S 0-3 ③ K		x 0-0 4-3 1B		4	1	3	1	1	1	0
Steve Kemp, L (1, 7) OBP: 0.500, SLG: 0.833	S S S 0-3 ① K	x 0-0 1-3 2-H 3-H 1B		x 0-0 2B			x 0-0 L8 BB 1B 1B	x 0-0 ① F8		5	1	3	2	0	1	3
Jason Thompson, L (1, 3) OBP: 0.387, SLG: 0.190	x 0-0 ② SF9 2-3 3-H	x 0-0 ③ 1-3		B B B B 4-0 BB			B B B B 4-0 1B 1B 1-2 E BB	x 0-0 ② 4-3 1-2		2	1	0	1	2	0	3
Jerry Morales, R (1, 9) OBP: 0.161, SLG: 0.276	x 0-0 ③ 4-3		x 0-0 ① L8	x 0-0 ③ F8			x 0-0 ① L8 2-3	S S S 0-3 ③ K		5	0	0	0	0	1	6
John Wockenfuss, R (1, 2) OBP: 0.300, SLG: 0.556 Milt May, L (6, 2) OBP: 0.300, SLG: 0.333		x 0-0 BB E SF8 1B	B B B B 4-0 5-3 1B BB		x 0-0 ① 5-3		x 0-0 E 1B 1-2 3-H 1B			2 1	2 1	1 1	0 1	1 0	0 0	0 0
Lynn Jones, R (1, 8) OBP: 0.389, SLG: 0.313		x 0-0 ① F8	x 0-0 ② 5-3 1-2		S S S 0-3 ② K		x 0-0 E 1B 1-2 2-3 1B			4	1	1	0	0	1	2
Aurelio Rodriguez, R (1, 5) OBP: 0.278, SLG: 0.389		x 0-0 E6 SF8 BB 1-2 1B	x 0-0 ③ 2-H 1B		x 0-0 ③ F8		x 0-0 E5 1B 1-2 2-3 3-H			4	1	1	2	0	0	3
Alan Trammell, R (1, 6) OBP: 0.522, SLG: 0.476		B B B B 4-0 SF8 1B 1-2 2-3 BB		x 0-0 ① 4-3		x 0-0 ① 4-3	x 0-0 ② 1-3 2-H 3-H 1B			3	1	1	2	1	0	0
Inning Stats	R: 1 E: 1 K: 1 S: 7 H: 1 LOB: 1 BB: 0 P: 7	R: 3 E: 1 K: 0 S: 6 H: 2 LOB: 2 BB: 2 P: 14	R: 1 E: 0 K: 0 S: 3 H: 1 LOB: 1 BB: 1 P: 7	R: 1 E: 0 K: 0 S: 5 H: 2 LOB: 2 BB: 1 P: 9	R: 0 E: 0 K: 1 S: 5 H: 0 LOB: 0 BB: 0 P: 5	R: 0 E: 0 K: 1 S: 5 H: 0 LOB: 0 BB: 0 P: 5	R: 4 E: 1 K: 1 S: 9 H: 4 LOB: 1 BB: 1 P: 13	R: 0 E: 0 K: 1 S: 6 H: 1 LOB: 1 BB: 0 P: 6		1B: 9 2B: 1 3B: 0 HR: 1	SF: 2 SAC: 0 DP: 0 HBP: 0					

	AB	34
	R	10
	H	11
	RBI	10
	BB	5
	SO	5
	LOB	18

PITCHER	IP	WLS	BF	H	R	ER	SO	BB	IBB	HBP	BLK	WP	HR	S	P	ERA	WHIP
Larry Gura, L (1, 1) ERA: 4.64	6.1	L	33	8	9	5	3	5	0	0	0	0	1	34	54	7.11	2.053
Eduardo Rodriguez, R (7, 1) ERA: 2.25	1.2		8	3	1	1	2	0	0	0	0	0	0	12	12	5.40	1.800

PITCHER	IP	WLS	BF	H	R	ER	SO	BB	IBB	HBP	BLK	WP	HR	S	P	ERA	WHIP

Batter	1	2	3	4	5	6	7	8	9	AB	R	H	RBI	BB	SO	LOB
George Brett, L (1, 5) OBP: 0.396, SLG: 0.523	E 1B		4-3		P5		1B 2B		K	5	1	2	0	0	1	2
Hal McRae, R (1, 10) OBP: 0.458, SLG: 0.500	L7		4-3		F8		3-1		F8	5	0	0	0	0	0	4
Amos Otis, R (1, 8) OBP: 0.391, SLG: 0.439	E6 G4-6-3 1-2			4-3	G3		5-3		6-3	5	0	0	0	0	0	4
Darrell Porter, L (1, 2) OBP: 0.488, SLG: 0.441	G4-6-3 1-2f			E FC6 1B		BBBB 1B 1B BB	BBBB 1B BB			2	1	1	0	2	0	2
Al Cowens, R (1, 9) OBP: 0.350, SLG: 0.361		FC1-5 E 1B		FC6 1-3		4-3 1B 6-3 1-2 1B	FC5-4 1-2 2-H 1B			4	1	3	1	0	0	1
Ralph LaCock, L (1, 3) OBP: 0.313, SLG: 0.387 John Wathan, R (7, PH) OBP: 0.400, SLG: 0.667 (7, 3)		P3 1-2		P4		4-3 1-2 2-H 1B	FC5-4 1-2f			3 1	0 0	1 0	1 0	0 0	0 0	3 2
Clint Hurdle, L (1, 7) OBP: 0.314, SLG: 0.310		FC1-5 2-3		1-3		4-3 1-2 2-3		K		4	0	0	0	0	1	5
Frank White, R (1, 4) OBP: 0.289, SLG: 0.286		F8			E 1B	6-3 3-H		F7		4	0	1	1	0	0	2
Freddie Patek, R (1, 6) OBP: 0.378, SLG: 0.400			F8		E5 1-2	6-3		F9		4	0	0	0	0	0	2
Inning Stats	R: 0 H: 1 E: 1 LOB: 1 K: 0 BB: 0 S: 4 P: 4	R: 0 H: 1 E: 1 LOB: 1 K: 0 BB: 0 S: 4 P: 4	R: 0 H: 0 E: 0 LOB: 0 K: 0 BB: 0 S: 3 P: 3	R: 0 H: 1 E: 1 LOB: 2 K: 0 BB: 0 S: 5 P: 5	R: 0 H: 1 E: 1 LOB: 2 K: 0 BB: 0 S: 5 P: 5	R: 2 H: 2 E: 0 LOB: 1 K: 0 BB: 1 S: 5 P: 9	R: 1 H: 2 E: 0 LOB: 2 K: 0 BB: 1 S: 5 P: 9	R: 0 H: 0 E: 0 LOB: 0 K: 1 BB: 0 S: 5 P: 5	R: 0 H: 0 E: 0 LOB: 0 K: 1 BB: 0 S: 5 P: 5	1B: 7 SF: 0 2B: 1 SAC: 0 3B: 0 DP: 1 HR: 0 HBP: 0						

TOP

Kansas City Royals @ Detroit Tigers

Tiger Stadium, Detroit, MI

Tue Apr 17 1979, 3:33 AM EST
Att. 15,275 - Unknown - 55 F

livebaseballscorecards.com

AB	37
R	3
H	8
RBI	3
BB	2
SO	2
LOB	27

WP: 0 PA: 39
PB: 0
SB: 0
CS: 0

PITCHER		IP	WLS	BF	H	R	ER	SO	BB	IBB	HBP	BLK	WP	HR	S	P	ERA	WHIP
Dave Rozema, R ERA: 5.06	(1, 1)	6.0		28	7	3	3	0	1	0	0	0	0	0	27	31	4.50	1.333
John Hiller, L ERA: 2.16	(7, 1)	3.0	W	11	1	0	0	2	1	0	0	0	0	0	14	18	0.00	0.667

PITCHER	IP	WLS	BF	H	R	ER	SO	BB	IBB	HBP	BLK	WP	HR	S	P	ERA	WHIP

BOTTOM

Kansas City Royals @ Detroit Tigers

Tiger Stadium, Detroit, MI

Tue Apr 17 1979, 3:33 AM EST

Att. 15,275 - Unknown - 55 F

Batter	1	2	3	4	5	6	7	8	9	AB	R	H	RBI	BB	SO	LOB
Ron LeFlore, R (1, 10) OBP: 0.289, SLG: 0.265	S 1B		L8-3 1-2		S BB		1B 1-2 2B 1B			3	1	2	0	1	0	1
Lou Whitaker, L (1, 4) OBP: 0.400, SLG: 0.516	K 1-2			HR 2B	K 1-2		F7			4	1	1	0	0	2	4
Steve Kemp, L (1, 7) OBP: 0.472, SLG: 0.765	F8			F8	3-1		1-3 2-H 2B 1B			4	1	1	1	0	0	2
Jason Thompson, L (1, 3) OBP: 0.382, SLG: 0.333 Milt May, L (7, 2) OBP: 0.364, SLG: 0.500	4-3			2-H HR	P4		1-H 3-H 2B			3 1	1 0	1 1	2 2	0 0	0 0	1 0
Jerry Morales, R (1, 9) OBP: 0.200, SLG: 0.281		G1-4-3 1B		6-3	BB 2B		6-3			3	1	1	0	1	0	1
John Wockenfuss, R (1, 2) OBP: 0.357, SLG: 0.583 (7, 3) Tim Corcoran, L (9, 3) OBP: 0.333, SLG: 0.200	G1-4-3 1-2f			BB	1-H 2B			5-3		3 0	0 0	1 0	1 0	1 0	0 0	1 0
Lynn Jones, R (1, 8) OBP: 0.318, SLG: 0.250	1-3			5-3	3-1			L4		4	0	0	0	0	0	2
Aurelio Rodriguez, R (1, 5) OBP: 0.318, SLG: 0.381		FC5-4 1B			P4		L6	BB		3	0	1	0	1	0	0
Alan Trammell, R (1, 6) OBP: 0.522, SLG: 0.476 Mark Wagner, R (2, 6) OBP: 0.250, SLG: 0.250		FC5-4 L8-3 1-2f			F9		1B 1B 1B	K		0 4	0 1	0 1	0 0	0 0	0 1	0 2
Inning Stats	R: 0 H: 1 E: 0 LOB: 1 K: 1 BB: 0 S: 6 P: 6	R: 0 H: 1 E: 0 LOB: 0 K: 0 BB: 0 S: 3 P: 3	R: 0 H: 1 E: 0 LOB: 0 K: 0 BB: 0 S: 3 P: 3	R: 2 H: 2 E: 0 LOB: 1 K: 0 BB: 1 S: 5 P: 9	R: 0 H: 0 E: 0 LOB: 1 K: 1 BB: 1 S: 5 P: 9	R: 1 H: 1 E: 0 LOB: 1 K: 0 BB: 0 S: 4 P: 8	R: 3 H: 4 E: 0 LOB: 1 K: 0 BB: 0 S: 7 P: 7	R: 0 H: 0 E: 0 LOB: 1 K: 1 BB: 1 S: 5 P: 9		1B: 6 SF: 0 2B: 4 SAC: 0 3B: 0 DP: 2 HR: 1 HBP: 0						

livebaseballscorecards.com

	AB	32
	R	6
	H	10
	RBI	6
	BB	4
	SO	3
	LOB	14

PITCHER		IP	WLS	BF	H	R	ER	SO	BB	IBB	HBP	BLK	WP	HR	S	P	ERA	WHIP
Paul Splittorff, L ERA: 4.43	(1, 1)	6.1	L	28	8	5	5	2	3	0	0	0	0	1	29	41	7.11	1.737
Al Hrabosky, L ERA: 1.8	(7, 1)	1.2		8	2	1	1	1	1	0	0	0	0	0	9	13	5.40	1.800

PITCHER	IP	WLS	BF	H	R	ER	SO	BB	IBB	HBP	BLK	WP	HR	S	P	ERA	WHIP

Batter	1	2	3	4	5	6	7	8	9	AB	R	H	RBI	BB	SO	LOB
Alfredo Griffin, S (1, 6) OBP: 0.291, SLG: 0.116	x 0-0 ① G3		x 0-0 ② G3 1-2			x 0-0 G5-4-3 1B		x 0-0 ② 6-3		4	0	1	0	0	0	2
Al Woods, L (1, 7) OBP: 0.417, SLG: 0.484	S S S 0-3 ② K		x 0-0 ③ 4-3			x 0-0 ① ② G5-4-3 1-2f		x 0-0 2-H 1B		4	0	1	1	0	1	2
Rick Bosetti, R (1, 8) OBP: 0.240, SLG: 0.250	S S S 0-3 ③ K			x 0-0 ① 4-3		x 0-0 ③ 6-3		x 0-0 ③ F2		4	0	0	0	0	1	1
Rico Carty, R (1, 10) OBP: 0.412, SLG: 0.500		S S S 0-3 ① K		x 0-0 ② 6-3			x 0-0 ① 6-3		x 0-0 ① F8	4	0	0	0	0	1	0
John Mayberry, L (1, 3) OBP: 0.480, SLG: 0.595		x 0-0 ② G3		x 0-0 ③ F8			x 0-0 HR		x 0-0 ② 1-3	4	1	1	1	0	0	0
Otto Velez, R (1, 9) OBP: 0.353, SLG: 0.400		H 1-0 HBP			x 0-0 FC5-4 1B		x 0-0 ② 6-3		x 0-0 FC4-6 1B	3	0	2	0	0	0	0
Roy Howell, L (1, 5) OBP: 0.222, SLG: 0.244		x 0-0 ③ G3			x 0-0 ① L8		x 0-0 ③ 1-3		x 0-0 ③ FC4-6 1-2f	4	0	0	0	0	0	3
Dave McKay, S (1, 4) OBP: 0.311, SLG: 0.326			S S S 0-3 ① K		S S S 0-3 ② K			x 0-0 ① 1-4-3		3	0	0	0	0	2	1
Rick Cerone, R (1, 2) OBP: 0.404, SLG: 0.550			B B B B 4-0 G3 BB		x 0-0 ③ FC5-4 1-2f			x 0-0 1B 2B		2	1	1	0	1	0	1
Inning Stats	R: 0 H: 0 E: 0 LOB: 0 K: 2 BB: 0 S: 7 P: 7	R: 0 H: 0 E: 0 LOB: 1 K: 1 BB: 0 S: 5 P: 6	R: 0 H: 0 E: 0 LOB: 1 K: 1 BB: 1 S: 5 P: 9	R: 0 H: 0 E: 0 LOB: 0 K: 0 BB: 0 S: 3 P: 3	R: 0 H: 1 E: 0 LOB: 1 K: 1 BB: 0 S: 6 P: 6	R: 0 H: 1 E: 0 LOB: 0 K: 0 BB: 0 S: 3 P: 3	R: 1 H: 1 E: 0 LOB: 0 K: 0 BB: 0 S: 4 P: 4	R: 1 H: 2 E: 0 LOB: 1 K: 0 BB: 0 S: 5 P: 5	R: 0 H: 1 E: 0 LOB: 1 K: 0 BB: 0 S: 4 P: 4	1B: 4 SF: 0 2B: 1 SAC: 0 3B: 0 DP: 1 HR: 1 HBP: 1						

PITCHER	IP	WLS	BF	H	R	ER	SO	BB	IBB	HBP	BLK	WP	HR	S	P	ERA	WHIP
Milt Wilcox, R (1, 1) ERA: 4.12	9.0	W	34	6	2	2	5	1	0	1	0	0	1	42	47	2.00	0.778

PITCHER	IP	WLS	BF	H	R	ER	SO	BB	IBB	HBP	BLK	WP	HR	S	P	ERA	WHIP

TOP

Toronto Blue Jays @ Detroit Tigers

Tiger Stadium, Detroit, MI

Fri Apr 20 1979, 6:05 PM EST

Att. 13,617 - Unknown

livebaseballscorecards.com

AB	32
R	2
H	6
RBI	2
BB	1
SO	5
LOB	10

WP: 0 PA: 34
PB: 0
SB: 0
CS: 0

Batter	1	2	3	4	5	6	7	8	9	AB	R	H	RBI	BB	SO	LOB
Ron LeFlore, R (1, 10) OBP: 0.310, SLG: 0.289	0-0 BB BB 1B 1B	0-3 K ③			0-3 K2-3 ①	0-0 S 1B				4	1	2	0	0	2	1
Lou Whitaker, L (1, 4) OBP: 0.462, SLG: 0.636	4-0 BB 1B 1-2 BB		0-0 HR		0-0 ② 2-H 1B	1-0 1-2 HBP				2	2	2	1	1	0	0
Jerry Morales, R (1, 8) OBP: 0.205, SLG: 0.257	0-0 ① F5		0-0 ① F7		4-0 BB	0-0 ③ 5-3				3	0	0	0	1	0	4
Steve Kemp, L (1, 7) OBP: 0.450, SLG: 0.703	4-0 1B 1B 1-2 2-3 BB		0-3 ② K		0-0 ③ G1		0-0 ① 6-3			3	1	0	0	1	1	2
Tim Corcoran, L (1, 3) OBP: 0.400, SLG: 0.250	0-0 1B 1-2 2-H 3-H 1B		4-0 CS BB			0-0 ① 6-3	0-0 ② 4-3			3	0	1	2	1	0	0
Lance Parrish, R (1, 2) OBP: 0.286, SLG: 0.333	0-0 G4-6-3 1-2 2-H 1B	0-0 ③ CS 1-2	0-0 E6 G4-6-3			0-0 2B FC6-2 1B	0-3 ③ K			4	0	2	1	0	1	0
Dan Gonzales, L (1, 9) OBP: 0.125, SLG: 0.250	0-0 ② ③ G4-6-3 1-2f		0-0 ① ② G4-6-3 1-2f			0-0 FC6-2 1-3 HR 2B		0-0 ① P6		4	1	1	0	0	0	3
Aurelio Rodriguez, R (1, 5) OBP: 0.269, SLG: 0.320		0-0 ① P4			0-3 ③ K	0-0 ② FC6-2 2-3 3-H HR		0-0 ② 5-3		4	1	0	0	0	1	2
Mark Wagner, R (1, 6) OBP: 0.375, SLG: 0.875		0-0 ② F9			0-0 1B 2B	0-0 1-H 3-H HR		0-0 ③ G3		4	1	2	3	0	0	0
Inning Stats	R: 3 H: 3 E: 0 LOB: 1 K: 0 BB: 2 S: 5 P: 13	R: 0 H: 0 E: 0 LOB: 0 K: 1 BB: 0 S: 5 P: 5	R: 1 H: 1 E: 0 LOB: 0 K: 1 BB: 1 S: 5 P: 9	R: 0 H: 0 E: 1 LOB: 0 K: 1 BB: 0 S: 5 P: 5	R: 0 H: 2 E: 0 LOB: 2 K: 1 BB: 1 S: 6 P: 10	R: 3 H: 4 E: 0 LOB: 2 K: 0 BB: 0 S: 7 P: 8	R: 0 H: 0 E: 0 LOB: 0 K: 1 BB: 0 S: 5 P: 5	R: 0 H: 0 E: 0 LOB: 0 K: 0 BB: 0 S: 3 P: 3		1B: 6 SF: 0 2B: 2 SAC: 0 3B: 0 DP: 2 HR: 2 HBP: 1						

PITCHER		IP	WLS	BF	H	R	ER	SO	BB	IBB	HBP	BLK	WP	HR	S	P	ERA	WHIP
Mark Lemongello, R ERA: 9.18	(1, 1)	5.1	L	25	8	6	6	4	4	0	0	0	0	1	29	45	10.12	2.250
Dave Lemanczyk, R ERA: 3.48	(6, 1)	2.2		11	2	1	1	1	0	0	1	0	0	1	12	13	3.38	0.750

PITCHER	IP	WLS	BF	H	R	ER	SO	BB	IBB	HBP	BLK	WP	HR	S	P	ERA	WHIP

BOTTOM

Toronto Blue Jays @ Detroit Tigers

Tiger Stadium, Detroit, MI

Fri Apr 20 1979, 6:05 PM EST

Att. 13,617 - Unknown

livebaseballscorecards.com

AB	31
R	7
H	10
RBI	7
BB	4
SO	5
LOB	12

WP: 0	PA: 37		
PB: 0			
SB: 1			
CS: 1			

Batter	1	2	3	4	5	6	7	8	9	AB	R	H	RBI	BB	SO	LOB
Alfredo Griffin, S (1, 6) OBP: 0.276, SLG: 0.109	E1 BB 1B		1-3		SH1-4 1-2		L8	G3		3	1	0	0	0	0	0
Otto Velez, R (8, PH) OBP: 0.333, SLG: 0.375										1	0	0	0	0	0	2
Luis Gomez, R (8, 6)										0	0	0	0	0	0	0
Bob Bailor, R (1, 9) OBP: 0.388, SLG: 0.422	L3		5-3		G3 2-3		2B 1B		BBBB 6-3 SH1-3 BB	4	1	1	0	1	0	2
Rick Bosetti, R (1, 8) OBP: 0.259, SLG: 0.346	F2		F9		HR 3-H		1-H 2B		SH1-3 1-2	4	1	2	3	0	0	1
Rico Carty, R (1, 10) OBP: 0.429, SLG: 0.477	BBBB 1B 1-2 BB			5-3	H HBP		IIII IBB		6-3 2-3	2	0	0	0	2	0	1
John Mayberry, L (1, 3) OBP: 0.473, SLG: 0.565	1-3 2-H 1B			BBBB 2B 4-3 BB	L6		SSS K		F8	4	1	1	1	1	1	4
Al Woods, L (1, 7) OBP: 0.425, SLG: 0.514	F2			4-3 1-3 2B		1-3		SH1-3 1B		4	0	2	0	0	0	2
Roy Howell, L (1, 5) OBP: 0.229, SLG: 0.250		CS 1B		4-3 2-3 3-H		SSS K		SH1-3 1-2		3	0	1	1	0	1	1
Dave McKay, S (1, 4) OBP: 0.286, SLG: 0.298		SSS K 1-2		SSS K		L8		5-3		4	0	0	0	0	2	3
Rick Cerone, R (1, 2) OBP: 0.412, SLG: 0.524		F3			BBBB G3 SH1-4 HR BB		5-3	IIII IBB		2	1	0	0	2	0	0
Inning Stats	R: 1 E: 1 K: 0 S: 5 H: 1 LOB: 2 BB: 1 P: 9	R: 0 E: 0 K: 1 S: 5 H: 1 LOB: 0 BB: 0 P: 5	R: 0 E: 0 K: 0 S: 3 H: 0 LOB: 0 BB: 0 P: 3	R: 1 E: 0 K: 1 S: 6 H: 1 LOB: 1 BB: 1 P: 10	R: 2 E: 0 K: 0 S: 4 H: 1 LOB: 1 BB: 1 P: 9	R: 0 E: 0 K: 1 S: 5 H: 0 LOB: 0 BB: 0 P: 5	R: 1 E: 0 K: 1 S: 7 H: 2 LOB: 2 BB: 1 P: 11	R: 0 E: 0 K: 0 S: 4 H: 1 LOB: 2 BB: 1 P: 8	R: 0 E: 0 K: 0 S: 3 H: 0 LOB: 1 BB: 1 P: 7	1B: 4 2B: 2 3B: 0 HR: 1 SF: 0 SAC: 3 DP: 0 HBP: 1				WP: 0 PB: 0 SB: 0 CS: 1	PA: 41	

TOP

Toronto Blue Jays @ Detroit Tigers

Tiger Stadium, Detroit, MI

Sat Apr 21 1979, 6:05 PM EST

Att. 10,904 - Unknown

livebaseballscorecards.com

AB	31
R	5
H	7
RBI	5
BB	6
SO	4
LOB	16

PITCHER		IP	WLS	BF	H	R	ER	SO	BB	IBB	HBP	BLK	WP	HR	S	P	ERA	WHIP
Jack Billingham, R ERA: 5.17	(1, 1)	4.2	L	22	4	4	3	2	3	0	1	0	0	1	22	35	5.79	1.500
Steve Baker, R ERA: 2.08	(5, 1)	2.0		9	2	1	1	1	0	1	0	0	0	0	10	14	4.50	1.000
Sheldon Burnside, L ERA: 3.86	(7, 1)	1.0		5	1	0	0	1	0	1	0	0	0	0	6	10	0.00	1.000
Bruce Taylor, R ERA: 19.29	(8, 1)	1.1		5	0	0	0	0	1	0	0	0	0	0	4	8	0.00	0.750

PITCHER	IP	WLS	BF	H	R	ER	SO	BB	IBB	HBP	BLK	WP	HR	S	P	ERA	WHIP

Toronto Blue Jays @ Detroit Tigers

Tiger Stadium, Detroit, MI

Sat Apr 21 1979, 6:05 PM EST

Att. 10,904 - Unknown

BOTTOM

Batter	1	2	3	4	5	6	7	8	9	AB	R	H	RBI	BB	SO	LOB
Ron LeFlore, R (1, 10) OBP: 0.319, SLG: 0.349	F9	2-H 3B			F9		FC5-4 E S SF7 1-2f		1B 1-2 1B	5	1	2	1	0	0	2
Lou Whitaker, L (1, 4) OBP: 0.432, SLG: 0.595	F7	F7			F8		SF7 1-H		G6-4-3 1-2 2-H 1B	4	0	1	2	0	0	2
Jerry Morales, R (1, 8) OBP: 0.205, SLG: 0.250	BB BB 1B		F9		P4		6-3		G6-4-3 1-2f	5	0	1	0	0	0	3
Steve Kemp, L (1, 7) OBP: 0.477, SLG: 0.692	BB 1-2 BB		G4-6-3 1B			FC3-6 BB		K		2	0	1	0	2	1	0
Tim Corcoran, L (1, 3) OBP: 0.357, SLG: 0.182	BB 1-2 2-3 BB		G4-6-3 1-2f			FC3-6 5-3 1-2f 1B		4-3		3	1	0	0	1	0	2
Lance Parrish, R (1, 2) OBP: 0.280, SLG: 0.292	1-3			K		5-3 1-2		BB		3	0	0	0	1	1	4
Dan Gonzales, L (1, 9) OBP: 0.167, SLG: 0.250		F8		4-3		G3 2-H 1B		G3		4	0	1	1	0	0	1
Aurelio Rodriguez, R (1, 5) OBP: 0.286, SLG: 0.333 Phil Mankowski, L (6, PH) (7, 5) OBP: 0.400, SLG: 0.417		WP 3B 1B		5-3		G3			4-3	2 2	1 0	1 0	0 0	0 0	0 0	0 1
Mark Wagner, R (1, 6) OBP: 0.455, SLG: 0.800 Jason Thompson, L (9, PH) OBP: 0.400, SLG: 0.360 Dave Machemer, R (9, PR)		F8 1-2			BB		FC5-4 1B		1B 1B 1B	2 1 0	0 0 1	1 1 0	0 0 0	1 0 0	0 0 0	1 0 0
Inning Stats	R: 0 E: 0 K: 0 S: 4 H: 1 LOB: 3 BB: 2 P: 12	R: 1 E: 0 K: 0 S: 5 H: 2 LOB: 1 BB: 0 P: 5	R: 0 E: 0 K: 0 S: 3 H: 1 LOB: 0 BB: 0 P: 3	R: 0 E: 0 K: 1 S: 5 H: 0 LOB: 0 BB: 0 P: 5	R: 0 E: 0 K: 0 S: 3 H: 0 LOB: 1 BB: 1 P: 7	R: 1 E: 0 K: 0 S: 4 H: 1 LOB: 1 BB: 1 P: 8	R: 1 E: 0 K: 0 S: 4 H: 1 LOB: 0 BB: 0 P: 4	R: 0 E: 0 K: 1 S: 5 H: 0 LOB: 1 BB: 1 P: 9	R: 1 E: 0 K: 0 S: 5 H: 3 LOB: 2 BB: 0 P: 5							

livebaseballscorecards.com

AB	33
R	4
H	9
RBI	4
BB	5
SO	2
LOB	16

1B: 8	SF: 1	WP: 1	PA: 39
2B: 0	SAC: 0	PB: 0	
3B: 1	DP: 2	SB: 1	
HR: 0	HBP: 0	CS: 0	

PITCHER		IP	WLS	BF	H	R	ER	SO	BB	IBB	HBP	BLK	WP	HR	S	P	ERA	WHIP
Phil Huffman, R ERA: 5.93	(1, 1)	6.0	W	26	5	2	2	1	4	0	0	0	1	0	24	40	3.00	1.500
Dave Freisleben, R ERA: 3.72	(7, 1)	3.0	S	13	4	2	1	1	1	0	0	0	0	0	14	18	3.00	1.667

PITCHER	IP	WLS	BF	H	R	ER	SO	BB	IBB	HBP	BLK	WP	HR	S	P	ERA	WHIP

Toronto Blue Jays @ Detroit Tigers

Tiger Stadium, Detroit, MI

Sun Apr 22 1979, 3:33 AM EST

Att. 14,543 - Unknown

livebaseballscorecards.com

Batter	1	2	3	4	5	6	7	8	9	AB	R	H	RBI	BB	SO	LOB
Alfredo Griffin, S (1, 6) OBP: 0.262, SLG: 0.102	2-3			K		4-3			3-1	3	0	0	0	0	1	0
Tim Johnson, L (9, PH)										1	0	0	0	0	0	0
Bob Bailor, R (1, 9) OBP: 0.358, SLG: 0.388	6-3			1-3			1-3		E6 G5-4-3	4	0	0	0	0	0	0
Rick Bosetti, R (1, 8) OBP: 0.259, SLG: 0.339	4-3			4-3			1B		G5-4-3 1-2f	4	0	1	0	0	0	1
Rico Carty, R (1, 10) OBP: 0.407, SLG: 0.447		F8			K		F9			3	0	0	0	0	1	1
John Mayberry, L (1, 3) OBP: 0.466, SLG: 0.542		F9			G4-6-3 BB		5-3			2	0	0	0	1	0	1
Al Woods, L (1, 7) OBP: 0.419, SLG: 0.526		6-3			G4-6-3 1-2f			G3 2B		3	0	1	0	0	0	1
Roy Howell, L (1, 5) OBP: 0.235, SLG: 0.319			1-3			HR		6-3		3	1	1	1	0	0	1
Dave McKay, S (1, 4) OBP: 0.269, SLG: 0.280			3-1			3-1		G3 2-3		3	0	0	0	0	0	1
Rick Cerone, R (1, 2) OBP: 0.389, SLG: 0.489			K			5-3		F9		3	0	0	0	0	1	1

	AB	R	H	RBI	BB	SO	LOB
AB	29						
R	1						
H	3						
RBI	1						
BB	1						
SO	3						
LOB	7						

Inning Stats	1	2	3	4	5	6	7	8	9		
	R: 0 E: 0 K: 0 S: 3	H: 0 LOB: 0 BB: 0 P: 3	R: 0 E: 0 K: 0 S: 3	H: 0 LOB: 0 BB: 0 P: 3	R: 0 E: 0 K: 1 S: 5	H: 0 LOB: 0 BB: 0 P: 5	R: 0 E: 0 K: 1 S: 5	H: 0 LOB: 0 BB: 0 P: 5	R: 0 E: 0 K: 1 S: 4	H: 0 LOB: 0 BB: 1 P: 8	R: 1 E: 0 K: 0 S: 4	H: 1 LOB: 0 BB: 0 P: 4
	R: 0 E: 0 K: 0 S: 4	H: 1 LOB: 1 BB: 0 P: 4	R: 0 E: 0 K: 0 S: 4	H: 1 LOB: 1 BB: 0 P: 4	R: 0 E: 1 K: 0 S: 3	H: 0 LOB: 0 BB: 0 P: 3	1B: 1 2B: 1 3B: 0 HR: 1	SF: 0 SAC: 0 DP: 2 HBP: 0	WP: 0 PB: 0 SB: 0 CS: 0	PA: 30	

PITCHER	IP	WLS	BF	H	R	ER	SO	BB	IBB	HBP	BLK	WP	HR	S	P	ERA	WHIP
Dave Rozema, R (1, 1) ERA: 3.6	9.0	W	30	3	1	1	3	1	0	0	0	0	1	35	39	1.00	0.444

Toronto Blue Jays @ Detroit Tigers

Tiger Stadium, Detroit, MI

Sun Apr 22 1979, 3:33 AM EST

Att. 14,543 - Unknown

BOTTOM

Batter	1	2	3	4	5	6	7	8	9	AB	R	H	RBI	BB	SO	LOB
Ron LeFlore, R (1, 10) OBP: 0.314, SLG: 0.340	F7		1-3, 1B		1-3		G6-3, 1-2f			4	0	1	0	0	0	2
Lou Whitaker, L (1, 4) OBP: 0.417, SLG: 0.561	F9		F5			WP, 1B, 1B		4-3		4	1	1	0	0	0	2
Steve Kemp, L (1, 7) OBP: 0.479, SLG: 0.667	K		P6			FC5-4, 1-H, 1B		BBBB, CS, BB		3	0	1	1	1	1	2
Lance Parrish, R (1, 2) OBP: 0.276, SLG: 0.393		HR		K		FC5-4, CS, 1-2f		F9		4	1	1	1	0	1	2
John Wockenfuss, R (1, 3) OBP: 0.294, SLG: 0.467 Tim Corcoran, L (8, 3) OBP: 0.357, SLG: 0.182	K		5-3		F8, 1-2			CS, 1-2		3 0	0 0	0 0	0 0	0 0	1 0	1 0
Jerry Morales, R (1, 9) OBP: 0.234, SLG: 0.279	F7		E8, 1B				FC1-4, BB, 1B			3	1	2	0	0	0	0
Lynn Jones, R (1, 8) OBP: 0.360, SLG: 0.273	G3		2-H, 1B				BBBB, FC1-4, 1-2, 1B, BB			2	1	1	1	1	0	0
Aurelio Rodriguez, R (1, 5) OBP: 0.258, SLG: 0.300			F8		K		FC1-4, 1-2, 2-3f, 1B			3	0	0	0	0	1	2
Mark Wagner, R (1, 6) OBP: 0.500, SLG: 0.769			1B, 1B		K		G6-3, 1-2, 2-H, 1B			3	0	2	1	0	1	0
Inning Stats	R: 0 E: 0 K: 1 S: 5 H: 0 LOB: 0 BB: 0 P: 5	R: 1 E: 0 K: 1 S: 6 H: 1 LOB: 0 BB: 0 P: 6	R: 0 E: 0 K: 0 S: 5 H: 2 LOB: 2 BB: 0 P: 5	R: 1 E: 1 K: 1 S: 6 H: 2 LOB: 1 BB: 0 P: 6	R: 0 E: 0 K: 2 S: 7 H: 0 LOB: 0 BB: 0 P: 7	R: 1 E: 0 K: 0 S: 4 H: 2 LOB: 0 BB: 0 P: 4	R: 1 E: 0 K: 0 S: 4 H: 2 LOB: 1 BB: 1 P: 8	R: 0 E: 0 K: 0 S: 2 H: 0 LOB: 0 BB: 1 P: 6		1B: 8 2B: 0 3B: 0 HR: 1 SF: 0 SAC: 0 DP: 1 HBP: 0						

livebaseballscorecards.com

AB	29
R	4
H	9
RBI	4
BB	2
SO	5
LOB	11

PITCHER		IP	WLS	BF	H	R	ER	SO	BB	IBB	HBP	BLK	WP	HR	S	P	ERA	WHIP
Tom Underwood, L ERA: 7.27	(1, 1)	6.0	L	25	8	4	3	5	1	0	0	0	1	1	34	38	4.50	1.500
Jesse Jefferson, R ERA: 5.4	(7, 1)	2.0		6	1	0	0	0	1	0	0	0	0	0	5	9	0.00	1.000

PITCHER		IP	WLS	BF	H	R	ER	SO	BB	IBB	HBP	BLK	WP	HR	S	P	ERA	WHIP

Batter	1	2	3	4	5	6	7	8	9	AB	R	H	RBI	BB	SO	LOB
Ron LeFlore, R (1, 10) OBP: 0.327, SLG: 0.340	F8	K			1B		BB			3	0	1	0	1	1	1
Lou Whitaker, L (1, 4) OBP: 0.404, SLG: 0.533	1B		F7		L7		FC4			4	0	1	0	0	0	3
Jason Thompson, L (1, 3) OBP: 0.385, SLG: 0.345	F3		4-3			1B		4-3		4	0	1	0	0	0	1
Lance Parrish, R (1, 2) OBP: 0.273, SLG: 0.375	1B		F8			K		L6		4	0	1	0	0	1	1
Jerry Morales, R (1, 8) OBP: 0.216, SLG: 0.255	4-3			F8		L5		K		4	0	0	0	0	1	3
Phil Mankowski, L (1, 5) OBP: 0.316, SLG: 0.313		K		4-3		4-3			F7	4	0	0	0	0	1	1
Tim Corcoran, L (1, 7) OBP: 0.389, SLG: 0.214		BB		4-3			G3		1B	3	1	1	0	1	0	0
Dan Gonzales, L (1, 9) OBP: 0.250, SLG: 0.313		4-3			F2		1B		F8	4	0	2	1	0	0	1
Mark Wagner, R (1, 6) OBP: 0.412, SLG: 0.625		4-3			6-3		F9		K	3	0	0	0	0	0	2
Milt May, L (9, PH) OBP: 0.333, SLG: 0.455										1	0	0	0	0	1	1
Inning Stats	R: 0 E: 0 K: 0 S: 5 H: 2 LOB: 2 BB: 0 P: 5	R: 1 E: 0 K: 2 S: 8 H: 1 LOB: 1 BB: 1 P: 12	R: 0 E: 0 K: 0 S: 3 H: 0 LOB: 0 BB: 0 P: 3	R: 0 E: 0 K: 0 S: 3 H: 0 LOB: 0 BB: 0 P: 3	R: 0 E: 0 K: 0 S: 4 H: 1 LOB: 1 BB: 0 P: 4	R: 0 E: 0 K: 1 S: 6 H: 1 LOB: 1 BB: 0 P: 6	R: 0 E: 0 K: 0 S: 4 H: 1 LOB: 2 BB: 1 P: 8	R: 0 E: 0 K: 1 S: 5 H: 0 LOB: 0 BB: 0 P: 5	R: 0 E: 0 K: 1 S: 6 H: 1 LOB: 1 BB: 0 P: 6	1B: 7 2B: 0 3B: 0 HR: 0 SF: 0 SAC: 0 DP: 0 HBP: 0						

PITCHER	IP	WLS	BF	H	R	ER	SO	BB	IBB	HBP	BLK	WP	HR	S	P	ERA	WHIP
Jim Slaton, R (1, 1) ERA: 2.75	9.0	W	36	7	1	1	5	2	0	0	0	0	0	44	52	1.00	1.000

PITCHER	IP	WLS	BF	H	R	ER	SO	BB	IBB	HBP	BLK	WP	HR	S	P	ERA	WHIP

TOP

Detroit Tigers @ Milwaukee Brewers

Milwaukee County Stadium, Milwaukee, WI

Thu Apr 26 1979, 4:33 AM EST

Unknown - 52 F

livebaseballscorecards.com

AB	34
R	1
H	7
RBI	1
BB	2
SO	5
LOB	14

WP: 0 PA: 36
PB: 0
SB: 3
CS: 0

BOTTOM

Detroit Tigers @ Milwaukee Brewers

Milwaukee County Stadium, Milwaukee, WI

Thu Apr 26 1979, 4:33 AM EST

Unknown - 52 F

livebaseballscorecards.com

Batter	1	2	3	4	5	6	7	8	9	AB	R	H	RBI	BB	SO	LOB
Robin Yount, R (1, 6) OBP: 0.288, SLG: 0.373	F9		6-3			6-3	FC5-2-5 1-2 2-H			4	0	0	0	0	0	3
Gorman Thomas, R (1, 8) OBP: 0.283, SLG: 0.348	G3 2B			G4-6-3 1B		5-3		HR		4	1	3	1	0	0	1
Cecil Cooper, L (1, 3) OBP: 0.457, SLG: 0.810	G3 2-3			G4-6-3 1-2f			HR	F8		4	1	1	1	0	0	2
Don Money, R (1, 10) OBP: 0.382, SLG: 0.517	5-3			F7			SH3-4 1B 1B HBP	K		2	0	0	0	0	0	1
Jim Wohlford, R (7, PR) OBP: 0.250, SLG: 0.182										1	1	0	0	0	1	0
Ben Oglivie, L (1, 7) OBP: 0.244, SLG: 0.389		G3			F9		SH3-4 1-2 1B	HR		4	2	2	1	0	0	0
Sixto Lezcano, R (1, 9) OBP: 0.379, SLG: 0.596		F6			F8		SH3-4 1-2 2-3	6-3		3	0	0	0	0	0	0
Sal Bando, R (1, 5) OBP: 0.345, SLG: 0.340		5-3			6-3		WP 1B FC5-2-5 IBB			2	0	0	0	1	0	0
Jim Gantner, L (1, 4)			4-3			BBBB SSS SH1-3 BB		K		1	0	0	0	1	0	0
Paul Molitor, R (7, PH) OBP: 0.391, SLG: 0.483 (8, 4)										1	0	0	0	0	1	3
Charlie Moore, R (1, 2) OBP: 0.393, SLG: 0.375			1-3			SH1-3 1-2	WP 1-2 2-H 3-H 1B			2	0	1	2	0	0	0
Inning Stats	R: 0 E: 0 K: 0 S: 4 H: 1 LOB: 1 BB: 0 P: 4	R: 0 E: 0 K: 0 S: 3 H: 0 LOB: 0 BB: 0 P: 3	R: 0 E: 0 K: 0 S: 3 H: 0 LOB: 0 BB: 0 P: 3	R: 0 E: 0 K: 0 S: 3 H: 1 LOB: 0 BB: 0 P: 3	R: 0 E: 0 K: 0 S: 3 H: 0 LOB: 0 BB: 0 P: 3	R: 0 E: 0 K: 0 S: 3 H: 0 LOB: 1 BB: 1 P: 7	R: 3 E: 0 K: 1 S: 8 H: 3 LOB: 3 BB: 1 P: 13	R: 2 E: 0 K: 1 S: 7 H: 2 LOB: 0 BB: 0 P: 7		1B: 3 2B: 1 3B: 0 HR: 3	SF: 0 SAC: 2 DP: 1 HBP: 1			WP: 1 PB: 0 SB: 0 CS: 0	PA: 33		

PITCHER		IP	WLS	BF	H	R	ER	SO	BB	IBB	HBP	BLK	WP	HR	S	P	ERA	WHIP
Jack Billingham, R ERA: 4.57	(1, 1)	6.0	L	22	3	2	2	0	1	0	1	0	0	1	20	25	3.00	0.667
John Hiller, L ERA: 4.35	(7, 1)	2.0		11	4	3	3	2	0	1	0	0	1	2	14	18	13.50	2.000

PITCHER	IP	WLS	BF	H	R	ER	SO	BB	IBB	HBP	BLK	WP	HR	S	P	ERA	WHIP

Batter	1	2	3	4	5	6	7	8	9	AB	R	H	RBI	BB	SO	LOB
Ron LeFlore, R (1, 10) OBP: 0.333, SLG: 0.345	1-3		K		1B	F8			S 2B 1B	5	1	2	0	0	1	4
Lou Whitaker, L (1, 4) OBP: 0.439, SLG: 0.551	CS 1B		FC4 1-2f		1-3 1B		FC5-4 1B		2B SF9 1-2 BB	4	1	3	0	1	0	2
Jason Thompson, L (1, 3) OBP: 0.341, SLG: 0.294	F8 1-2			4-3	K		F8		K	5	0	0	0	0	2	6
Lance Parrish, R (1, 2) OBP: 0.263, SLG: 0.378		5-3		F8		F8	FC5-4 1-2f		SF9 1-3 2-H 2B	5	0	1	1	0	0	1
Jerry Morales, R (1, 9) OBP: 0.214, SLG: 0.255		F8		FC6-4 1B		F4	F8		SF9 2-3 3-H	4	0	1	1	0	0	1
John Wockenfuss, R (1, 7) OBP: 0.300, SLG: 0.611 Tim Corcoran, L (6, 7) OBP: 0.350, SLG: 0.188		F7		FC6-4 1-2f		HR		F9	4-3	3 2	1 0	1 0	1 0	0 0	0 0	1 1
Lynn Jones, R (1, 8) OBP: 0.379, SLG: 0.423			G3		HR	E6 1B 1B		FC4-6 1B		4	2	2	1	0	0	0
Aurelio Rodriguez, R (1, 5) OBP: 0.294, SLG: 0.333 Phil Mankowski, L (8, PH) OBP: 0.300, SLG: 0.294 (8, 5)			1B 1B		5-3	1B 1-3 1B		K		3 1	0 0	2 0	0 0	0 0	0 1	0 1
Mark Wagner, R (1, 6) OBP: 0.450, SLG: 0.632 Dan Gonzales, L (8, PH) OBP: 0.235, SLG: 0.294 Alan Trammell, R (8, 6) OBP: 0.522, SLG: 0.476			FC4 1-2 1B		5-3	1-2 3-H 1B		FC4-6 1-2f		3 1 0	0 0 0	2 0 0	1 0 0	0 0 0	0 0 0	0 1 0
Inning Stats	R: 0 E: 0 K: 0 S: 3 H: 1 LOB: 0 BB: 0 P: 3	R: 0 E: 0 K: 0 S: 3 H: 0 LOB: 0 BB: 0 P: 3	R: 0 E: 0 K: 1 S: 7 H: 2 LOB: 2 BB: 0 P: 7	R: 0 E: 0 K: 0 S: 4 H: 1 LOB: 1 BB: 0 P: 4	R: 1 E: 0 K: 1 S: 8 H: 3 LOB: 2 BB: 0 P: 8	R: 2 E: 1 K: 0 S: 7 H: 3 LOB: 2 BB: 0 P: 7	R: 0 E: 0 K: 0 S: 4 H: 1 LOB: 1 BB: 0 P: 4	R: 0 E: 0 K: 1 S: 6 H: 1 LOB: 1 BB: 0 P: 6	R: 2 E: 0 K: 1 S: 7 H: 2 LOB: 1 BB: 1 P: 11	1B: 11 2B: 1 3B: 0 HR: 2	SF: 1 SAC: 0 DP: 0 HBP: 0					

PITCHER		IP	WLS	BF	H	R	ER	SO	BB	IBB	HBP	BLK	WP	HR	S	P	ERA	WHIP
Jerry Augustine, L ERA: 4.35	(1, 1)	5.2		27	10	3	2	2	0	0	0	0	0	2	31	31	3.18	1.765
Reggie Cleveland, R ERA: 4.63	(6, 1)	2.2	W	13	4	2	2	2	1	0	0	0	0	0	16	20	6.75	1.875
Bill Castro, R ERA: 1.93	(9, 1)	0.2	S	2	0	0	0	0	0	0	0	0	0	0	2	2	0.00	0.000

PITCHER	IP	WLS	BF	H	R	ER	SO	BB	IBB	HBP	BLK	WP	HR	S	P	ERA	WHIP

TOP

Detroit Tigers @ Milwaukee Brewers

Milwaukee County Stadium, Milwaukee, WI

Thu Apr 26 1979, 4:38 AM EST
Att. 8,839 - Unknown - 50 F

livebaseballscorecards.com

AB	40
R	5
H	14
RBI	5
BB	1
SO	4
LOB	18

1B: 11 SF: 1
2B: 1 SAC: 0
3B: 0 DP: 0
HR: 2 HBP: 0

WP: 0 PA: 42
PB: 0
SB: 1
CS: 1

BOTTOM

Detroit Tigers @ Milwaukee Brewers

Milwaukee County Stadium, Milwaukee, WI

Thu Apr 26 1979, 4:38 AM EST

Att. 8,839 - Unknown - 50 F

livebaseballscorecards.com

Batter	1	2	3	4	5	6	7	8	9	AB	R	H	RBI	BB	SO	LOB
Robin Yount, R (1, 6) OBP: 0.313, SLG: 0.418	BBBB 4-0 FC3-6 1B BB	x 0-0 ③ F7		x 0-0 ③ F8		x 0-0 1-H 2-H 3-H 2B		x 0-0 1-3 3-H 1B 2B		4	1	2	4	1	0	1
Gorman Thomas, R (1, 8) OBP: 0.310, SLG: 0.431	x 0-0 1-2 FC3-6 1B		x 0-0 HR		SSS 0-3 ① K	x 0-0 ③ F9		x 0-0 2-H 3-H 1B		5	1	3	3	0	1	1
Cecil Cooper, L (1, 3) OBP: 0.440, SLG: 0.761	x 0-0 ① FC3-6 BB 1-2f 2-3		SSS 0-3 ① K		SSS 0-3 ② K		x 0-0 ① 3-1	4-0 IBB		4	0	0	0	1	2	2
Don Money, R (1, 10) OBP: 0.368, SLG: 0.485 Jim Wohlford, R (7, PR) OBP: 0.231, SLG: 0.167	x 0-0 ② F3		x 0-0 ② 5-3		SSS 0-3 ③ K		x 0-0 S 1B	SSS 0-3 ② K		4 1	0 0	1 0	0 0	0 0	1 1	2 2
Ben Oglivie, L (1, 7) OBP: 0.283, SLG: 0.425	BBBB 4-0 1-2 BB		x 0-0 2B			x 0-0 1B WP 2B 1B	SSS 0-3 ② K 1-2	x 0-0 ③ F8		4	1	2	0	1	1	3
Sixto Lezcano, R (1, 9) OBP: 0.371, SLG: 0.560	SSS 0-3 ③ K	BBBB 4-0 BB				x 0-0 ① F9 1-2	x 0-0 ③ F8			3	0	0	0	1	1	6
Sal Bando, R (1, 5) OBP: 0.355, SLG: 0.327		x 0-0 ① F4	x 0-0 ③ F4			BBBB 4-0 1B 2B BB		BBBB 4-0 E FC1 2B BB		2	2	0	0	2	0	2
Jim Gantner, L (1, 4) OBP: 0.333, SLG: 0.111		BBBB 4-0 BB		x 0-0 CS 1B		x 0-0 ② F6		x 0-0 FC1 2B 1-3 1B		3	1	1	0	1	0	3
Buck Martinez, R (1, 2) OBP: 0.059, SLG: 0.059 Larry Hisle, R (6, PH) OBP: 0.375, SLG: 0.593 Ray Fosse, R (7, 2) OBP: 0.231, SLG: 0.167		x 0-0 ② F4		SSS 0-3 ① ② K 1-2		x 0-0 1-2 2-3 2B 1B		SSS 0-3 ① K		2 1 1	0 1 0	0 1 0	0 0 0	0 0 1	1 0 1	2 0 2
Inning Stats	R: 0 E: 0 K: 1 S: 6 H: 1 LOB: 3 BB: 2 P: 14	R: 0 E: 0 K: 0 S: 3 H: 0 LOB: 1 BB: 1 P: 7	R: 1 E: 0 K: 1 S: 7 H: 2 LOB: 2 BB: 1 P: 11	R: 0 E: 0 K: 1 S: 5 H: 1 LOB: 0 BB: 0 P: 5	R: 0 E: 0 K: 3 S: 9 H: 0 LOB: 0 BB: 0 P: 9	R: 3 E: 0 K: 0 S: 6 H: 3 LOB: 1 BB: 1 P: 10	R: 0 E: 0 K: 1 S: 6 H: 1 LOB: 2 BB: 0 P: 6	R: 3 E: 1 K: 2 S: 10 H: 2 LOB: 2 BB: 2 P: 18		1B: 6 2B: 3 3B: 0 HR: 1	SF: 0 SAC: 0 DP: 0 HBP: 0			WP: 1 PB: 0 SB: 1 CS: 1		PA: 41	

	AB	34
	R	7
	H	10
	RBI	7
	BB	7
	SO	9
	LOB	26

PITCHER		IP	WLS	BF	H	R	ER	SO	BB	IBB	HBP	BLK	WP	HR	S	P	ERA	WHIP
Steve Baker, R ERA: 3.77	(1, 1)	5.2	L	28	7	4	4	6	5	0	0	0	1	1	35	55	6.35	2.118
Bruce Taylor, R ERA: 13.5	(6, 1)	2.1		13	3	3	2	3	1	1	0	0	0	0	17	25	7.71	1.714

PITCHER	IP	WLS	BF	H	R	ER	SO	BB	IBB	HBP	BLK	WP	HR	S	P	ERA	WHIP

Batter	1	2	3	4	5	6	7	8	9	AB	R	H	RBI	BB	SO	LOB
Mike Cubbage, L (1, 5) OBP: 0.351, SLG: 0.360	0-0 SH1-3 SH1-4 1B	0-0 CS SF7 1-3 2-H 1B		0-0 L9 ③			0-0 4-3 ②			3	0	2	1	0	0	1
John Castino, R (6, 5) OBP: 0.450, SLG: 0.579										1	0	0	0	0	0	0
Roy Smalley, S (1, 6) OBP: 0.481, SLG: 0.581	0-0 SH1-4 ① 1-2	0-0 SF7 ② 1-2 3-H			0-0 2-3 1B		0-0 F3 ③			2	0	1	1	0	0	0
Ken Landreaux, L (1, 7) OBP: 0.329, SLG: 0.394	0-0 SH1-3 ② 2-3	0-0 CS ③ 2-3	0-0 1-3 ①		0-0 2-3 ① 1-2			0-0 F5 ①		3	0	0	0	0	0	1
Ron Jackson, R (1, 3) OBP: 0.289, SLG: 0.333	0-0 L6 ③		0-0 1-3 ②		H 1-0 G1-4-3 HBP			0-0 G6-4-3 1B		3	0	1	0	0	0	1
Glenn Adams, L (1, 10) OBP: 0.347, SLG: 0.426	0-0 1B G4 1B 1B	0-0 F9 ③			0-0 G1-4-3 ② ③ 1-2f			0-0 G6-4-3 ② ③ 1-2f		2	1	1	0	0	0	0
Jose Morales, R (5, PH) OBP: 0.417, SLG: 0.500										2	0	0	0	0	0	3
Butch Wynegar, S (1, 2) OBP: 0.388, SLG: 0.379	0-0 G4 ① 1-2		0-0 SH3-4 1B 1B		0-0 F3 ①			0-0 F9 ①		4	1	1	0	0	0	1
Rob Wilfong, L (1, 4) OBP: 0.358, SLG: 0.383	0-0 1B 1B 2-3 1B	0-0 SH3-4 ① 1-2		0-3 K ②			0-0 1-3 ②			3	1	1	0	0	1	0
Willie Norwood, R (1, 8) OBP: 0.338, SLG: 0.547	0-0 1B 1B 1-2 3-H 1B	0-0 F7 ②		0-0 CS 1B			0-3 K ③			4	1	2	1	0	1	1
Bombo Rivera, R (1, 9) OBP: 0.258, SLG: 0.267	0-0 1B SF7 1-2 2-H 1B	0-0 2-H 1B		0-0 CS ③ 1-2			0-0 F7 ①			3	1	2	2	0	0	0
Inning Stats	R: 0 E: 0 K: 0 S: 4 H: 1 LOB: 1 BB: 0 P: 4	R: 4 E: 0 K: 0 S: 7 H: 5 LOB: 0 BB: 0 P: 7	R: 0 E: 0 K: 0 S: 3 H: 0 LOB: 0 BB: 0 P: 3	R: 1 E: 0 K: 0 S: 5 H: 2 LOB: 1 BB: 0 P: 5	R: 0 E: 0 K: 0 S: 3 H: 1 LOB: 1 BB: 0 P: 4	R: 0 E: 0 K: 1 S: 5 H: 1 LOB: 0 BB: 0 P: 5	R: 0 E: 0 K: 0 S: 3 H: 0 LOB: 0 BB: 0 P: 3	R: 0 E: 0 K: 0 S: 3 H: 1 LOB: 0 BB: 0 P: 3	R: 0 E: 0 K: 1 S: 5 H: 0 LOB: 0 BB: 0 P: 5	1B: 11 2B: 0 3B: 0 HR: 0	SF: 1 SAC: 3 DP: 2 HBP: 1						

PITCHER		IP	WLS	BF	H	R	ER	SO	BB	IBB	HBP	BLK	WP	HR	S	P	ERA	WHIP
Dave Rozema, R ERA: 4.6	(1, 1)	4.1	L	22	9	5	5	0	0	0	1	0	0	0	21	22	10.38	2.077
Sheldon Burnside, L ERA: 2.57	(5, 1)	4.2		13	2	0	0	2	0	0	0	0	0	0	17	17	0.00	0.429

PITCHER	IP	WLS	BF	H	R	ER	SO	BB	IBB	HBP	BLK	WP	HR	S	P	ERA	WHIP

TOP

Minnesota Twins @ Detroit Tigers

Tiger Stadium, Detroit, MI

Fri Apr 27 1979, 6:05 PM EST

Att. 11,262 - Unknown - 49 F

livebaseballscorecards.com

AB	30
R	5
H	11
RBI	5
BB	0
SO	2
LOB	8

1B: 11	SF: 1	WP: 0	PA: 37
2B: 0	SAC: 3	PB: 0	
3B: 0	DP: 2	SB: 0	
HR: 0	HBP: 1	CS: 2	

Minnesota Twins @ Detroit Tigers

Tiger Stadium, Detroit, MI

Fri Apr 27 1979, 6:05 PM EST

Att. 11,262 - Unknown - 49 F

BOTTOM

Batter	1	2	3	4	5	6	7	8	9	AB	R	H	RBI	BB	SO	LOB
Ron LeFlore, R (1, 10) OBP: 0.328, SLG: 0.390	5-3		HR		6-3			K		4	1	1	2	0	1	0
Lou Whitaker, L (1, 4) OBP: 0.426, SLG: 0.528	L5		CS 1B			K		6-3		4	0	1	0	0	1	0
John Wockenfuss, R (1, 3) OBP: 0.333, SLG: 0.714	K		F3			FC6-4 BB			HR	3	1	1	1	1	1	1
Lance Parrish, R (1, 2) OBP: 0.310, SLG: 0.415		1B 1B		G6-4-3 1B		K			3-1 1B	4	0	3	0	0	1	1
Jerry Morales, R (1, 9) OBP: 0.200, SLG: 0.236		L9		G6-4-3		FC6-4			K	4	0	0	0	0	1	4
Lynn Jones, R (1, 8) OBP: 0.406, SLG: 0.448 Jason Thompson, L (9, PH) OBP: 0.333, SLG: 0.286		G5-4-3 1B		1B			K		3-1	3 1	0 0	2 0	0 0	0 0	1 0	0 1
Aurelio Rodriguez, R (1, 5) OBP: 0.270, SLG: 0.306 Steve Kemp, L (9, PH) OBP: 0.469, SLG: 0.651		G5-4-3		K			F8		K	3 1	0 0	0 0	0 0	0 0	1 1	3 1
Mark Wagner, R (1, 6) OBP: 0.435, SLG: 0.571			FC6-4 BB		F8		K			2	0	0	0	1	1	0
Dave Machemer, R (1, 7)			FC6-4 HR		K			3-1		3	1	0	0	0	1	1
Inning Stats	R: 0 H: 0 E: 0 LOB: 0 K: 1 BB: 0 S: 5 P: 5	R: 0 H: 2 E: 0 LOB: 1 K: 0 BB: 0 S: 4 P: 4	R: 2 H: 2 E: 0 LOB: 0 K: 0 BB: 1 S: 4 P: 8	R: 0 H: 2 E: 0 LOB: 1 K: 1 BB: 0 S: 6 P: 6	R: 0 H: 0 E: 0 LOB: 0 K: 1 BB: 0 S: 5 P: 5	R: 0 H: 0 E: 0 LOB: 1 K: 2 BB: 1 S: 7 P: 11	R: 0 H: 0 E: 0 LOB: 0 K: 2 BB: 0 S: 7 P: 7	R: 0 H: 0 E: 0 LOB: 0 K: 1 BB: 0 S: 5 P: 5	R: 1 H: 2 E: 0 LOB: 1 K: 2 BB: 0 S: 9 P: 9	1B: 6 SF: 0 2B: 0 SAC: 0 3B: 0 DP: 2 HR: 2 HBP: 0						

livebaseballscorecards.com

	AB	32
	R	3
	H	8
	RBI	3
	BB	2
	SO	10
	LOB	12

PITCHER		IP	WLS	BF	H	R	ER	SO	BB	IBB	HBP	BLK	WP	HR	S	P	ERA	WHIP
Jerry Koosman, L ERA: 4.02	(1, 1)	8.0	W	30	7	3	3	8	2	0	0	0	0	2	44	52	3.38	1.125
Mike Marshall, R ERA: 1.62	(9, 1)	1.0	S	4	1	0	0	2	0	0	0	0	0	0	8	8	0.00	1.000

PITCHER	IP	WLS	BF	H	R	ER	SO	BB	IBB	HBP	BLK	WP	HR	S	P	ERA	WHIP

TOP

Minnesota Twins @ Detroit Tigers

Tiger Stadium, Detroit, MI

Sat Apr 28 1979, 3:33 AM EST

Att. 8,818 - Unknown - 44 F

Batter	1	2	3	4	5	6	7	8	9	AB	R	H	RBI	BB	SO	LOB
Rob Wilfong, L (1, 4) OBP: 0.339, SLG: 0.360	0-3 K		0-0 G3 2-3		0-0 E6 FC4-6		0-0 5-3 1B		0-0 5-3 1-2 2-3	3	0	0	0	0	1	1
Bob Randall, R (7, PH) OBP: 0.294, SLG: 0.250 (7, 4)										2	0	1	0	0	0	2
Butch Wynegar, S (1, 2) OBP: 0.375, SLG: 0.413	0-0 HR		0-0 F9		0-0 FC4-6 1-2f		0-0 F3		0-0 L5	5	1	1	1	0	0	6
Mike Cubbage, L (1, 5) OBP: 0.350, SLG: 0.358	0-0 4-3			0-0 1B 1B	0-0 4-3		0-0 5-3 1-2		0-0 6-3	3	0	1	0	0	0	1
John Castino, R (7, PH) OBP: 0.409, SLG: 0.524 (7, 5)										2	0	0	0	0	0	4
Roy Smalley, S (1, 6) OBP: 0.457, SLG: 0.545	0-0 F8			0-0 F4		0-0 F8	0-3 K			4	0	0	0	0	1	2
Glenn Adams, L (1, 10) OBP: 0.365, SLG: 0.440		0-0 F7		0-0 1-2 1B		0-0 1B 1B 1B		0-0 F9		3	1	2	0	0	0	0
Jose Morales, R (8, PH) OBP: 0.400, SLG: 0.476										1	0	0	0	0	0	0
Ken Landreaux, L (1, 7) OBP: 0.325, SLG: 0.386		0-0 F2		0-0 F7		0-0 S 1B 1-3 1B		0-0 F3		4	0	1	0	0	0	2
Willie Norwood, R (1, 8) OBP: 0.333, SLG: 0.529		0-0 F8		0-0 4-3		0-0 S 1-2 3-H 1B		0-0 F7		4	0	1	1	0	0	2
Bombo Rivera, R (1, 9) OBP: 0.229, SLG: 0.235			0-0 1-3		0-0 F8	0-0 F8			0-0 E6 5-3 1B	4	0	0	0	0	0	2
Craig Kusick, R (1, 3) OBP: 0.231, SLG: 0.538			0-0 G3 2B		0-0 HR	0-3 K 1-2 2-3			0-0 5-3 1-2 1B	4	1	3	1	0	1	2
Dave Edwards, R (9, PR) OBP: 0.333, SLG: 0.333										0	0	0	0	0	0	0

	AB	39
	R	3
	H	10
	RBI	3
	BB	0
	SO	3
	LOB	24

livebaseballscorecards.com

Inning Stats	1	2	3	4	5	6	7	8	9	1B: 7	SF: 0	WP: 0	PA: 39
R	1	0	0	0	1	1	0	0	0	2B: 1	SAC: 0	PB: 0	
E	0	0	0	0	1	0	0	0	1	3B: 0	DP: 0	SB: 2	
K	1	0	0	0	0	1	1	0	0	HR: 2	HBP: 0	CS: 0	
S	6	3	4	5	5	8	6	3	5				
H	1	0	1	2	1	3	1	0	1				
LOB	0	0	1	0	1	2	1	0	3				
BB	0	0	0	0	0	0	0	0	0				
P	6	3	4	5	5	8	6	3	5				

PITCHER		IP	WLS	BF	H	R	ER	SO	BB	IBB	HBP	BLK	WP	HR	S	P	ERA	WHIP
Kip Young, R ERA: 8.68	(1, 1)	5.1	W	25	8	3	3	1	0	0	0	0	0	2	27	27	5.06	1.500
John Hiller, L ERA: 3.21	(6, 1)	3.2	S	14	2	0	0	2	0	0	0	0	0	0	18	18	0.00	0.545

PITCHER	IP	WLS	BF	H	R	ER	SO	BB	IBB	HBP	BLK	WP	HR	S	P	ERA	WHIP

Minnesota Twins @ Detroit Tigers

Tiger Stadium, Detroit, MI

Sat Apr 28 1979, 3:33 AM EST

Att. 8,818 - Unknown - 44 F

livebaseballscorecards.com

BOTTOM

Batter	1	2	3	4	5	6	7	8	9	AB	R	H	RBI	BB	SO	LOB
Ron LeFlore, R (1, 10) OBP: 0.368, SLG: 0.410	BBBB 4-0 CS BB		x 0-0 4-3 BB 1B		x 0-0 F8 SH5-3 WP 1B		BBBB 4-0 SH5-4 1B BB			2	2	2	0	2	0	0
Lou Whitaker, L (1, 4) OBP: 0.444, SLG: 0.556	x 0-0 ① 1-2 1B 2B		BBBB 4-0 1-2 4-3 BB		x 0-0 ① SH5-3 1-2		x 0-0 ① SH5-4 1-2			1	1	1	0	1	0	0
Steve Kemp, L (1, 7) OBP: 0.491, SLG: 0.644 Tim Corcoran, L (7, PR) OBP: 0.350, SLG: 0.188 (8, 7)	x 0-0 G3 2-H 1B		x 0-0 ② 4-3 1-2 2-3		BBBB 4-0 WP 2B BB		BBBB 4-0 1B BB			2 0	1 0	1 0	1 0	2 0	0 0	2 0
Jason Thompson, L (1, 3) OBP: 0.327, SLG: 0.282 Dave Machemer, R (7, PR) John Wockenfuss, R (8, 3) OBP: 0.333, SLG: 0.714	x 0-0 ② G3 1-2		x 0-0 ③ F7		x 0-0 ② F8 2-3		x 0-0 CS 1-3 2-H 1B			4 0 0	0 0 0	1 0 0	1 0 0	0 0 0	0 0 0	5 0 0
Lance Parrish, R (1, 2) OBP: 0.304, SLG: 0.422	SSS 0-3 ③ K			x 0-0 ① 5-3	x 0-0 1-H 3-H 2B		x 0-0 ②③ 6-3 1-2			4	0	1	1	0	1	3
Phil Mankowski, L (1, 5) OBP: 0.304, SLG: 0.300 Aurelio Rodriguez, R (7, 5) OBP: 0.263, SLG: 0.297		x 0-0 G6-3 1B		x 0-0 ② 1-3	x 0-0 ③ F9			x 0-0 ① 6-3		3 1	0 0	1 0	0 0	0 0	0 0	1 0
Jerry Morales, R (1, 9) OBP: 0.203, SLG: 0.254		x 0-0 ①② G6-3 1-2f		x 0-0 1B 2B		x 0-0 ① F7		x 0-0 ② F7		4	1	1	0	0	0	1
Lynn Jones, R (1, 8) OBP: 0.444, SLG: 0.469		x 0-0 ③ 6-3		x 0-0 2-H 1B		x 0-0 CS 1B		BBBB 4-0 FC6-4 BB		3	0	2	1	1	0	0
Alan Trammell, R (1, 6) OBP: 0.444, SLG: 0.400			x 0-0 ① 5-3	x 0-0 ③ F8		x 0-0 ②③ F9 1-2		x 0-0 ③ FC6-4 1-2f		4	0	0	0	0	0	3
Inning Stats	R: 1 E: 0 K: 1 S: 6 H: 2 LOB: 1 BB: 1 P: 10	R: 0 E: 0 K: 0 S: 3 H: 1 LOB: 0 BB: 0 P: 3	R: 0 E: 0 K: 0 S: 4 H: 1 LOB: 2 BB: 1 P: 8	R: 1 E: 0 K: 0 S: 5 H: 2 LOB: 1 BB: 0 P: 5	R: 2 E: 0 K: 0 S: 5 H: 2 LOB: 1 BB: 1 P: 9	R: 0 E: 0 K: 0 S: 3 H: 1 LOB: 0 BB: 0 P: 3	R: 1 E: 0 K: 0 S: 3 H: 1 LOB: 2 BB: 2 P: 11	R: 0 E: 0 K: 0 S: 3 H: 0 LOB: 1 BB: 1 P: 7		1B: 7 2B: 3 3B: 0 HR: 0	SF: 0 SAC: 2 DP: 1 HBP: 0			WP: 1 PB: 0 SB: 0 CS: 3	PA: 36	

	AB	28
	R	5
	H	10
	RBI	4
	BB	6
	SO	1
	LOB	15

PITCHER		IP	WLS	BF	H	R	ER	SO	BB	IBB	HBP	BLK	WP	HR	S	P	ERA	WHIP
Dave Goltz, R ERA: 4.5	(1, 1)	6.0	L	27	9	4	4	1	3	0	0	0	1	0	26	38	6.00	2.000
Pete Redfern, R ERA: 1.46	(7, 1)	0.1		2	0	1	1	0	1	0	0	0	0	0	1	5	27.00	3.000
Jeff Holly, L ERA: 7.11	(7, 1)	0.0		2	1	0	0	0	1	0	0	0	0	0	1	5	∞	∞
Gary Serum, R ERA: 6.97	(7, 1)	1.2		5	0	0	0	0	1	0	0	0	0	0	4	8	0.00	0.600

PITCHER	IP	WLS	BF	H	R	ER	SO	BB	IBB	HBP	BLK	WP	HR	S	P	ERA	WHIP

Batter	1	2	3	4	5	6	7	8	9	AB	R	H	RBI	BB	SO	LOB
Mike Cubbage, L (1, 10) OBP: 0.323, SLG: 0.328	F9	G3		K		F2		4-3		5	0	0	0	0	1	2
Roy Smalley, S (1, 6) OBP: 0.477, SLG: 0.620	BB, 1B, 1B		1B, 2B, 1B	HR		F7			2B	5	3	4	1	0	0	1
Ken Landreaux, L (1, 7) OBP: 0.354, SLG: 0.397	1B, 1-2, BB		2B, 1-3, 1B	HBP, 1B		BB			F5	3	1	2	0	2	0	1
Glenn Adams, L (1, 9) OBP: 0.368, SLG: 0.444	K		F8, 1B, 1-H, 3-H, 2B	1-2, HBP		F7			F2	4	1	1	2	0	1	5
Bombo Rivera, R (9, 9) OBP: 0.229, SLG: 0.235										0	0	0	0	0	0	0
Butch Wynegar, S (1, 2) OBP: 0.377, SLG: 0.403	1-3, 2-H, 1B		F8, 2-3	4-3			3-1		IBB	4	0	1	1	1	0	3
Willie Norwood, R (1, 8) OBP: 0.312, SLG: 0.493	1-3		K		F7		L7		F8	5	0	0	0	0	1	5
Rob Wilfong, L (1, 4) OBP: 0.333, SLG: 0.352		3-1	S, 3-H, 1B		F8		K			4	0	1	1	0	1	0
John Castino, R (1, 5) OBP: 0.385, SLG: 0.458		BB	5-3, 1-2		K2-3			K		3	0	0	0	1	2	1
Craig Kusick, R (1, 3) OBP: 0.235, SLG: 0.529		F2		K		2B		F9		4	0	1	0	0	1	1
Inning Stats	R: 1 E: 0 K: 1 S: 7 H: 2 LOB: 2 BB: 1 P: 11	R: 0 E: 0 K: 0 S: 3 H: 0 LOB: 1 BB: 1 P: 7	R: 3 E: 0 K: 1 S: 9 H: 4 LOB: 1 BB: 0 P: 9	R: 1 E: 0 K: 2 S: 9 H: 2 LOB: 2 BB: 0 P: 10	R: 0 E: 0 K: 1 S: 5 H: 0 LOB: 0 BB: 0 P: 5	R: 0 E: 0 K: 0 S: 4 H: 1 LOB: 2 BB: 1 P: 8	R: 0 E: 0 K: 1 S: 5 H: 0 LOB: 0 BB: 0 P: 5	R: 0 E: 0 K: 1 S: 5 H: 0 LOB: 0 BB: 0 P: 5	R: 0 E: 0 K: 0 S: 4 H: 1 LOB: 2 BB: 1 P: 8	1B: 6 2B: 3 3B: 0 HR: 1 SF: 0 SAC: 0 DP: 0 HBP: 1						

Minnesota Twins @ Detroit Tigers

Tiger Stadium, Detroit, MI

Sun Apr 29 1979, 3:33 AM EDT

Att. 12,577 - Unknown - 47 F

TOP

livebaseballscorecards.com

AB	37
R	5
H	10
RBI	5
BB	4
SO	7
LOB	19

WP: 0 PB: 0 SB: 1 CS: 0 PA: 42

PITCHER		IP	WLS	BF	H	R	ER	SO	BB	IBB	HBP	BLK	WP	HR	S	P	ERA	WHIP
Milt Wilcox, R ERA: 5.24	(1, 1)	2.2	L	16	6	4	4	2	2	0	0	0	0	0	18	26	13.50	3.000
Sheldon Burnside, L ERA: 3.0	(3, 1)	1.0		6	2	1	1	2	0	0	1	0	0	1	9	10	9.00	2.000
Aurelio Lopez, R ERA: 1.08	(4, 1)	5.1		20	2	0	0	3	1	1	0	0	0	0	24	32	0.00	0.562

PITCHER	IP	WLS	BF	H	R	ER	SO	BB	IBB	HBP	BLK	WP	HR	S	P	ERA	WHIP

Minnesota Twins @ Detroit Tigers

Tiger Stadium, Detroit, MI

Sun Apr 29 1979, 3:33 AM EDT

Att. 12,577 - Unknown - 47 F

BOTTOM

Batter	1	2	3	4	5	6	7	8	9	AB	R	H	RBI	BB	SO	LOB
Ron LeFlore, R (1, 10) OBP: 0.361, SLG: 0.406	1B	SF9 2-3 3-H			FC5-4 1-2f		G6-4-3 1-2f			3	1	1	1	0	0	2
Lou Whitaker, L (1, 4) OBP: 0.448, SLG: 0.552	1B 1-2	L4			G6-3 1-3		3-1			4	0	2	0	0	0	2
Steve Kemp, L (1, 7) OBP: 0.491, SLG: 0.633	1B 1-3 2-H	CS 1-2	G5-4-3		G6-3 1-2f			K		4	0	2	1	0	1	2
Lance Parrish, R (1, 2) OBP: 0.280, SLG: 0.388	K		G5-4-3 1-2f			F8		L7		4	0	0	0	0	1	3
Jason Thompson, L (1, 3) OBP: 0.321, SLG: 0.262	K		3-1			2B BB		K		3	0	0	0	1	2	2
Jerry Morales, R (1, 9) OBP: 0.206, SLG: 0.270	5-3			6-3		1B 2B 1-H			F8	4	1	1	0	0	0	2
Lynn Jones, R (1, 8) OBP: 0.450, SLG: 0.472		1B SF9 1B		L8		1B 2-H			L4	4	1	2	1	0	0	0
Aurelio Rodriguez, R (1, 5) OBP: 0.268, SLG: 0.300 Phil Mankowski, L (9, PH) OBP: 0.292, SLG: 0.286		SF9 1B 1-2 1B		5-3		F9			F9	3 1	0 0	1 0	0 0	0 0	0 0	1 0
Alan Trammell, R (1, 6) OBP: 0.500, SLG: 0.464		CS 1-2 2-3			FC5-4		G6-4-3			3	0	3	0	0	0	0

Inning Stats									
	R: 1 H: 3 E: 0 LOB: 2 K: 2 BB: 0 S: 10 P: 10	R: 1 H: 3 E: 0 LOB: 1 K: 0 BB: 0 S: 5 P: 5	R: 0 H: 1 E: 0 LOB: 0 K: 0 BB: 0 S: 3 P: 3	R: 0 H: 0 E: 0 LOB: 0 K: 0 BB: 0 S: 3 P: 3	R: 0 H: 2 E: 0 LOB: 1 K: 0 BB: 0 S: 4 P: 4	R: 1 H: 2 E: 0 LOB: 1 K: 0 BB: 1 S: 4 P: 8	R: 0 H: 1 E: 0 LOB: 0 K: 0 BB: 0 S: 3 P: 3	R: 0 H: 0 E: 0 LOB: 0 K: 2 BB: 0 S: 7 P: 7	R: 0 H: 0 E: 0 LOB: 0 K: 0 BB: 0 S: 3 P: 3

	AB	33
	R	3
	H	12
	RBI	3
	BB	1
	SO	4
	LOB	14

1B: 11 SF: 1
2B: 1 SAC: 0
3B: 0 DP: 3
HR: 0 HBP: 0

WP: 0 PA: 36
PB: 0
SB: 0
CS: 1

PITCHER		IP	WLS	BF	H	R	ER	SO	BB	IBB	HBP	BLK	WP	HR	S	P	ERA	WHIP
Geoff Zahn, L ERA: 2.61	(1, 1)	5.2	W	25	11	3	3	2	1	0	0	0	0	0	28	32	4.76	2.118
Mike Marshall, R ERA: 1.35	(6, 1)	3.1	S	10	1	0	0	2	0	0	0	0	0	0	14	14	0.00	0.300

PITCHER	IP	WLS	BF	H	R	ER	SO	BB	IBB	HBP	BLK	WP	HR	S	P	ERA	WHIP

livebaseballscorecards.com

Batter	1	2	3	4	5	6	7	8	9	AB	R	H	RBI	BB	SO	LOB
Ron LeFlore, R (1, 10) OBP: 0.351, SLG: 0.391	S S S 0-3 ① K		x 0-0 S 1-3 1B 1B		x 0-0 ① F8		x 0-0 ② 6-3		S S S 0-3 ③ K	5	1	1	0	0	2	1
Lou Whitaker, L (1, 4) OBP: 0.423, SLG: 0.525	x 0-0 ② 4-3		x 0-0 ② SF7 1-2 3-H		x 0-0 ② F5		x 0-0 ③ 6-3			3	0	0	1	0	0	1
Steve Kemp, L (1, 7) OBP: 0.475, SLG: 0.604	S S S 0-3 ③ K		x 0-0 2B 2-H 1B		S S S 0-3 ③ K			x 0-0 ① F2		4	1	1	1	0	2	0
Jason Thompson, L (1, 3) OBP: 0.316, SLG: 0.283		x 0-0 ① F5	x 0-0 1-H 2B			x 0-0 ① F8		x 0-0 ② 5-3		4	0	1	1	0	0	0
Lance Parrish, R (1, 2) OBP: 0.296, SLG: 0.442		B B B B 4-0 BB BB	x 0-0 ③ 6-3			x 0-0 ② 6-3		x 0-0 HR		3	1	1	1	1	0	1
Jerry Morales, R (1, 9) OBP: 0.250, SLG: 0.338		B B B B 4-0 G6-4-3 1-2 BB		x 0-0 FC1-6 1B		B B B 4-0 BB		x 0-0 HR		2	1	2	1	2	0	0
Lynn Jones, R (1, 8) OBP: 0.409, SLG: 0.425		x 0-0 ② ③ G6-4-3 1-2f		x 0-0 ① FC1-6 1-2f		x 0-0 ③ 6-3		x 0-0 ③ 6-3		4	0	0	0	0	0	4
Aurelio Rodriguez, R (1, 5) OBP: 0.289, SLG: 0.302			B B B B 4-0 FC5-4 BB	x 0-0 ② F8			x 0-0 SH1-4 1B		x 0-0 ① 5-3	3	0	1	0	1	0	1
Alan Trammell, R (1, 6) OBP: 0.455, SLG: 0.419			x 0-0 ① FC5-4 1B 1-2f SF7	x 0-0 ③ F9			x 0-0 ① SH1-4 1-2		S S S 0-3 ② K	3	1	0	0	0	1	2
Inning Stats	R: 0 H: 0 E: 0 LOB: 0 K: 2 BB: 0 S: 7 P: 7	R: 0 H: 0 E: 0 LOB: 1 K: 0 BB: 2 S: 2 P: 10	R: 3 H: 3 E: 0 LOB: 1 K: 0 BB: 1 S: 6 P: 10	R: 0 H: 1 E: 0 LOB: 1 K: 0 BB: 0 S: 4 P: 4	R: 0 H: 0 E: 0 LOB: 0 K: 1 BB: 0 S: 5 P: 5	R: 0 H: 0 E: 0 LOB: 1 K: 0 BB: 1 S: 3 P: 7	R: 0 H: 1 E: 0 LOB: 1 K: 0 BB: 0 S: 4 P: 4	R: 2 H: 2 E: 0 LOB: 0 K: 0 BB: 0 S: 5 P: 5	R: 0 H: 0 E: 0 LOB: 0 K: 2 BB: 0 S: 7 P: 7	1B: 4 SF: 1 2B: 1 SAC: 1 3B: 0 DP: 1 HR: 2 HBP: 0						WP: 0 PA: 37 PB: 0 SB: 1 CS: 0	

TOP

Detroit Tigers @ Chicago White Sox

Comiskey Park, Chicago, IL

Tue May 01 1979, 8:05 PM EDT

Att. 16,470 - Unknown - 42 F

livebaseballscorecards.com

AB	31
R	5
H	7
RBI	5
BB	4
SO	5
LOB	10

PITCHER		IP	WLS	BF	H	R	ER	SO	BB	IBB	HBP	BLK	WP	HR	S	P	ERA	WHIP
Ken Kravec, L ERA: 5.03	(1, 1)	8.0	L	34	7	5	5	3	4	0	0	0	0	2	36	52	5.62	1.375
Randy Scarbery, R ERA: 1.23	(9, 1)	1.0		3	0	0	0	2	0	0	0	0	0	0	7	7	0.00	0.000

PITCHER	IP	WLS	BF	H	R	ER	SO	BB	IBB	HBP	BLK	WP	HR	S	P	ERA	WHIP

BOTTOM

Batter	1	2	3	4	5	6	7	8	9	AB	R	H	RBI	BB	SO	LOB
Ralph Garr, L (1, 7) OBP: 0.350, SLG: 0.411	S S S 0-3 K ①		x 0-0 5-3 ③			B B B B 4-0 1B HBP BB 1-2		x 0-0 4-3 1B		3	0	1	0	1	1	1
Claudell Washington, L (1, 9) OBP: 0.311, SLG: 0.410	S S S 0-3 K ②			x 0-0 G6-3 BB 1B		x 0-0 F5 ①		x 0-0 4-3 ② 1-2		4	0	1	0	0	1	3
Chet Lemon, R (1, 8) OBP: 0.457, SLG: 0.585	x 0-0 F9 ③			B B B 4-0 G6-3 BB 1-2		H 1-0 1B HBP 1-2 2-3		x 0-0 6-3 ③		2	0	0	0	1	0	1
Mike Squires, L (1, 3) OBP: 0.320, SLG: 0.391		x 0-0 F8 ①		x 0-0 G6-3 ① ② 1-2f 2-3		x 0-0 F4 ②			x 0-0 G3 ①	4	0	0	0	0	0	5
Alan Bannister, R (1, 4) OBP: 0.452, SLG: 0.528		S S S 0-3 K ②		S S S 0-3 K ③		x 0-0 1B ③ 1-3 2-3 3-H			x 0-0 E 1B 1B	4	1	2	1	0	2	1
Jorge Orta, L (1, 10) OBP: 0.333, SLG: 0.231		x 0-0 F4 ③			B B B 4-0 G4-3 BB		x 0-0 6-3 ①		x 0-0 FC4 1B 1-2	3	0	0	0	1	0	1
Eric Soderholm, R (1, 5) OBP: 0.364, SLG: 0.367			x 0-0 F8 ①		x 0-0 G4-3 ① ② 1-2f		x 0-0 6-3 ②		x 0-0 G4-6-3 1B 1-3 2-H	4	0	1	1	0	0	1
Marv Foley, L (1, 2) OBP: 0.260, SLG: 0.283			x 0-0 4-3 ②		x 0-0 F5-6 ③		x 0-0 F9 ③		x 0-0 G4-6-3 ② ③ 1-2f	3	0	0	0	0	0	0
Wayne Nordhagen, R (9, PH) OBP: 0.367, SLG: 0.308										1	0	0	0	0	0	2
Greg Pryor, R (1, 6) OBP: 0.386, SLG: 0.473			x 0-0 1B			x 0-0 HBP BB 1B 1B		x 0-0 F6 ①		3	1	2	0	0	0	0

Inning Stats									
	R: 0 E: 0 K: 2 S: 7	H: 0 LOB: 0 BB: 0 P: 7	R: 0 E: 0 K: 1 S: 5	H: 0 LOB: 0 BB: 0 P: 5	R: 0 E: 0 K: 0 S: 4	H: 1 LOB: 1 BB: 0 P: 4	R: 0 E: 0 K: 1 S: 5	H: 1 LOB: 1 BB: 1 P: 9	R: 0 E: 0 K: 0 S: 2	H: 0 LOB: 0 BB: 1 P: 6
	R: 1 E: 0 K: 0 S: 4	H: 2 LOB: 3 BB: 1 P: 9	R: 0 E: 0 K: 0 S: 3	H: 0 LOB: 0 BB: 0 P: 3	R: 0 E: 0 K: 0 S: 4	H: 1 LOB: 1 BB: 0 P: 4	R: 1 E: 1 K: 0 S: 5	H: 2 LOB: 1 BB: 0 P: 5	1B: 7 2B: 0 3B: 0 HR: 0	SF: 0 SAC: 0 DP: 3 HBP: 1
	WP: 0 PB: 0 SB: 0 CS: 0	PA: 35								

PITCHER		IP	WLS	BF	H	R	ER	SO	BB	IBB	HBP	BLK	WP	HR	S	P	ERA	WHIP
Steve Baker, R ERA: 3.1	(1, 1)	6.0	W	23	4	1	1	4	3	0	1	0	0	0	27	40	1.50	1.167
Jack Billingham, R ERA: 4.01	(7, 1)	3.0	S	12	3	1	0	0	0	0	0	0	0	0	12	12	0.00	1.000

PITCHER	IP	WLS	BF	H	R	ER	SO	BB	IBB	HBP	BLK	WP	HR	S	P	ERA	WHIP

Detroit Tigers @ Chicago White Sox

Comiskey Park, Chicago, IL

Tue May 01 1979, 8:05 PM EDT

Att. 16,470 - Unknown - 42 F

livebaseballscorecards.com

AB	31
R	2
H	7
RBI	2
BB	3
SO	4
LOB	15

Batter	1	2	3	4	5	6	7	8	9	AB	R	H	RBI	BB	SO	LOB
Ron LeFlore, R (1, 8) OBP: 0.366, SLG: 0.432	E S BB 1B	1-H 3B 3B		F9 ②			L9 ①	2-3 FC6-4 1B		5	2	3	1	0	0	0
Tim Corcoran, L (8, 9) OBP: 0.350, SLG: 0.188										0	0	0	0	0	0	0
Lou Whitaker, L (1, 4) OBP: 0.421, SLG: 0.545	4-3 ① 1-2	3-H CS 3B		F7 ③			FC6-4 1B	FC6-4 ③ 1-2f		5	0	2	1	0	0	3
Steve Kemp, L (1, 7) OBP: 0.470, SLG: 0.579	B B B B BB E BB	3-1 ② ③ 3-H			FC1-5 BB 1B		FC6-4 ② 1-2f HR		F3 ①	4	1	1	0	1	0	2
Jason Thompson, L (1, 3) OBP: 0.371, SLG: 0.362	B B B B BB 1-2 2-3 BB		B B B B G1 1B BB		B B B B FC1-5 1-2 BB		1-H HR		B B B B 1B BB	1	1	1	2	4	0	0
Mark Wagner, R (9, PR) OBP: 0.435, SLG: 0.571										0	0	0	0	0	0	0
Rusty Staub, L (1, 10) OBP: 0.500, SLG: 0.667	B B B B 1-2 2-3 3-H BB	S S S K ①			FC1-5 ① G6-4-3 1-2 2-3f		1B 2B		G6-4-3 1-2 1B	3	0	1	1	1	1	3
Lynn Jones, R (7, PR) OBP: 0.422, SLG: 0.439										1	1	1	0	0	0	0
Lance Parrish, R (1, 2) OBP: 0.305, SLG: 0.439	S S S K ②	G1 1-2 1B			G6-4-3 ② ③ 1-2f		2-H 1B		G6-4-3 1-2f	5	0	2	1	0	1	7
Jerry Morales, R (1, 9) OBP: 0.250, SLG: 0.333	F9 ③	G1 ② 1-2 2-3				4-3 ①		1B SH3-4 1B		4	0	1	0	0	0	5
(8, 8)																
Phil Mankowski, L (1, 5) OBP: 0.269, SLG: 0.261		S S S K ①	1-6-3 ③			6-3 ②		SH3-4 ① 1-2		2	0	0	0	0	1	2
Aurelio Rodriguez, R (6, PH) OBP: 0.283, SLG: 0.295										1	0	0	0	0	0	0
(6, 5)																
Alan Trammell, R (1, 6) OBP: 0.432, SLG: 0.400		3B 1B		F9 ①		L9 ③		6-3 ②		4	1	1	0	0	0	1
Inning Stats	R: 1 H: 1 E: 1 LOB: 3 K: 1 BB: 3 S: 6 P: 18	R: 2 H: 3 E: 0 LOB: 0 K: 1 BB: 0 S: 7 P: 7	R: 0 H: 1 E: 0 LOB: 2 K: 1 BB: 1 S: 6 P: 10	R: 0 H: 0 E: 0 LOB: 0 K: 0 BB: 0 S: 3 P: 3	R: 0 H: 1 E: 0 LOB: 1 K: 0 BB: 1 S: 3 P: 7	R: 0 H: 0 E: 0 LOB: 0 K: 0 BB: 0 S: 3 P: 3	R: 3 H: 4 E: 0 LOB: 2 K: 0 BB: 0 S: 6 P: 6	R: 0 H: 2 E: 0 LOB: 2 K: 0 BB: 0 S: 5 P: 5	R: 0 H: 1 E: 0 LOB: 2 K: 0 BB: 1 S: 3 P: 7	1B: 9 SF: 0 2B: 1 SAC: 1 3B: 2 DP: 2 HR: 1 HBP: 0						

PITCHER		IP	WLS	BF	H	R	ER	SO	BB	IBB	HBP	BLK	WP	HR	S	P	ERA	WHIP
Roger Erickson, R ERA: 7.79	(1, 1)	1.1		11	4	3	3	2	3	0	0	0	0	0	12	24	20.25	5.250
Ken Brett, L ERA: 5.06	(2, 1)	5.1		21	5	3	3	1	2	0	0	0	0	1	21	29	5.06	1.312
Mike Marshall, R ERA: 0.99	(7, 1)	2.1	W	10	4	0	0	0	1	0	0	0	0	0	9	13	0.00	2.143

PITCHER	IP	WLS	BF	H	R	ER	SO	BB	IBB	HBP	BLK	WP	HR	S	P	ERA	WHIP

TOP

Detroit Tigers @ Minnesota Twins

Metropolitan Stadium, Bloomington , MI

Thu May 03 1979, 8:05 PM EDT

Att. 4,581 - Unknown - 52 F

livebaseballscorecards.com

AB	35
R	6
H	13
RBI	6
BB	6
SO	3
LOB	23

BOTTOM

Detroit Tigers @ Minnesota Twins

Metropolitan Stadium, Bloomington , MI

Thu May 03 1979, 8:05 PM EDT

Att. 4,581 - Unknown - 52 F

Batter	1	2	3	4	5	6	7	8	9	AB	R	H	RBI	BB	SO	LOB
Mike Cubbage, L (1, 5) OBP: 0.312, SLG: 0.304 John Castino, R (6, PH) OBP: 0.419, SLG: 0.444 (7, 5)	4-3		4-3		SH1-4 1-2	BB 1B 1-2 3-H	K			2 2	0 0	0 1	0 1	0 0	0 1	0 2
Roy Smalley, S (1, 6) OBP: 0.472, SLG: 0.602	FC6-4 BB 1B		2B 1B		1B BB	F7		HR		4	2	3	1	1	0	2
Ken Landreaux, L (1, 7) OBP: 0.410, SLG: 0.500	FC6-4 1-2 BB		4-3 1-H 2B		1-2 2-H 1B	BB 1-2 2-3		FC5-4 1B 1B		3	0	3	2	2	0	0
Glenn Adams, L (1, 9) OBP: 0.333, SLG: 0.394 Bombo Rivera, R (5, PH) OBP: 0.237, SLG: 0.270 (6, 9) Jose Morales, R (6, PH) OBP: 0.393, SLG: 0.435 Dave Edwards, R (7, 9) OBP: 0.333, SLG: 0.333 Rick Sofield, L (8, PH) OBP: 0.341, SLG: 0.282 (9, 9)	FC6-4 1-2f 2-3		4-3 2-3		K	F7		FC5-4 1-2 1B		2 1 1 0 1	0 0 0 0 0	0 0 0 0 1	0 0 0 0 0	0 1 0 0 0	0 1 0 0 0	3 2 3 0 0
Butch Wynegar, S (1, 2) OBP: 0.358, SLG: 0.398	F2		F5		F3		F8	F1		5	0	0	0	0	0	7
Ron Jackson, R (1, 3) OBP: 0.286, SLG: 0.369		1-3		1-3		K	E BB 1B	FC5-4 1-2f 2-3		5	1	1	0	0	1	2
Craig Kusick, R (1, 10) OBP: 0.192, SLG: 0.385		5-3		F6		E7 1B 1B	L6	F6		5	1	1	0	0	0	3
Willie Norwood, R (1, 8) OBP: 0.337, SLG: 0.518		K		CS 1B		SH 2-H 1B 1B	E 1-2 BB			3	1	2	1	1	1	0
Rob Wilfong, L (1, 4) OBP: 0.386, SLG: 0.508 Bob Randall, R (6, PH) OBP: 0.333, SLG: 0.263 (7, 4)			HR	CS 1-2	SH1-4 1B BB	SH BB 1B 1-3	E7 1-3 2-H 1B			1 1	2 0	1 1	1 1	1 0	0 0	0 0
Inning Stats	R: 0 H: 1 E: 0 LOB: 2 K: 0 BB: 1 S: 4 P: 8	R: 0 H: 0 E: 0 LOB: 0 K: 1 BB: 0 S: 5 P: 5	R: 2 H: 3 E: 0 LOB: 1 K: 0 BB: 0 S: 6 P: 6	R: 0 H: 1 E: 0 LOB: 0 K: 0 BB: 0 S: 3 P: 3	R: 1 H: 1 E: 0 LOB: 2 K: 1 BB: 2 S: 6 P: 14	R: 2 H: 3 E: 2 LOB: 3 K: 1 BB: 1 S: 9 P: 13	R: 1 H: 2 E: 1 LOB: 2 K: 1 BB: 1 S: 7 P: 11	R: 1 H: 3 E: 0 LOB: 2 K: 0 BB: 0 S: 6 P: 6		1B: 11 SF: 0 2B: 1 SAC: 2 3B: 0 DP: 0 HR: 2 HBP: 0						

livebaseballscorecards.com

AB	36
R	7
H	14
RBI	7
BB	5
SO	4
LOB	24

WP: 0 PA: 44
PB: 0
SB: 0
CS: 1

PITCHER		IP	WLS	BF	H	R	ER	SO	BB	IBB	HBP	BLK	WP	HR	S	P	ERA	WHIP
Kip Young, R ERA: 7.9	(1, 1)	4.1		20	5	3	3	1	3	0	0	0	0	1	19	31	6.23	1.846
Sheldon Burnside, L ERA: 3.94	(5, 1)	1.0		6	3	2	2	2	0	0	0	0	0	0	10	10	18.00	3.000
John Hiller, L ERA: 3.52	(6, 1)	1.1		10	3	1	1	0	2	0	0	0	0	0	8	16	6.75	3.750
Jack Billingham, R ERA: 4.15	(7, 1)	1.1	L	7	3	1	1	1	0	0	0	0	0	1	9	9	6.75	2.250

PITCHER	IP	WLS	BF	H	R	ER	SO	BB	IBB	HBP	BLK	WP	HR	S	P	ERA	WHIP

Batter	1	2	3	4	5	6	7	8	9	AB	R	H	RBI	BB	SO	LOB
Ron LeFlore, R (1, 8) OBP: 0.379, SLG: 0.443	S S S 0-3 ① K		x 0-0 WP BB BB 1B	x 0-0 FC3-2 1-2 2-3 1B 1B		x 0-0 1B SF7 1B	x 0-0 ③ G3			5	3	3	0	0	1	0
Lou Whitaker, L (1, 4) OBP: 0.420, SLG: 0.522	B B B B 4-0 BB		B B B B 4-0 BB WP 1-2 BB	x 0-0 ② FC3-2 1B 1-2 2-3 3-Hf		S S S 0-3 ① K		x 0-0 ① F7		3	0	0	0	2	1	4
Steve Kemp, L (1, 7) OBP: 0.479, SLG: 0.597	S S S 0-3 ② K		x 0-0 ② F7 1-2 2-3	x 0-0 1-2 2-H 3-H 1B		x 0-0 1-3 2B 1B		x 0-0 1B 2B		5	1	3	2	0	1	3
Jason Thompson, L (1, 3) OBP: 0.373, SLG: 0.360	x 0-0 ③ 4-3		B B B B 4-0 BB BB	x 0-0 ③ 1-3		x 0-0 ② SF7 3-H		x 0-0 G1-6-3 2-3 1B		3	0	1	1	1	0	3
Rusty Staub, L (1, 10) OBP: 0.667, SLG: 1.000		x 0-0 2B	B B B B 4-0 FC5-4 1-2 2-3 3-H BB		x 0-0 L9 1B 1B	x 0-0 1-H 2B		x 0-0 ②③ G1-6-3 1-2f		4	0	3	2	1	0	2
Lance Parrish, R (1, 2) OBP: 0.297, SLG: 0.419		x 0-0 ① F2	x 0-0 ③ FC5-4 1-2f		x 0-0 ① L5	x 0-0 ③ 6-3			x 0-0 FC5-4 1B	5	0	1	0	0	0	6
Jerry Morales, R (1, 9) OBP: 0.272, SLG: 0.365		S S S 0-3 ② K	x 0-0 1B E FC3-2 1B	x 0-0 1-2 1B		x 0-0 F8 SF8 2B		S S S 0-3 ① K		5	1	3	0	0	2	2
Phil Mankowski, L (1, 5) OBP: 0.226, SLG: 0.214		S S S 0-3 ③ K	x 0-0 ① F8	x 0-0 ② L9 2-3		x 0-0 ① F8 2-3		x 0-0 ② F8		5	0	0	0	0	1	6
Alan Trammell, R (1, 6) OBP: 0.400, SLG: 0.368 Tim Corcoran, L (7, PH) OBP: 0.333, SLG: 0.188 Mark Wagner, R (7, 6) OBP: 0.435, SLG: 0.571 John Wockenfuss, R (9, PH) OBP: 0.320, SLG: 0.682			x 0-0 ① 1-3	x 0-0 E4 FC3-2 1-2 1B 1B	S S S 0-3 ③ K	x 0-0 ② SF8 3-H		x 0-0 ③ FC5-4 1-2f		3 0 0 1	1 0 0 0	0 0 0 0	0 1 0 0	1 0 0 0	0 0 0 0	3 0 0 1
Inning Stats	R: 0 E: 0 K: 2 S: 7 H: 0 LOB: 1 BB: 1 P: 11	R: 0 E: 0 K: 2 S: 8 H: 1 LOB: 1 BB: 0 P: 8	R: 1 E: 0 K: 0 S: 4 H: 1 LOB: 3 BB: 3 P: 16	R: 2 E: 1 K: 0 S: 7 H: 3 LOB: 2 BB: 0 P: 7	R: 0 E: 0 K: 1 S: 7 H: 2 LOB: 2 BB: 0 P: 7	R: 2 E: 0 K: 1 S: 8 H: 3 LOB: 1 BB: 0 P: 8	R: 1 E: 0 K: 0 S: 4 H: 1 LOB: 0 BB: 0 P: 4	R: 0 E: 0 K: 0 S: 4 H: 2 LOB: 1 BB: 0 P: 4	R: 0 E: 0 K: 1 S: 6 H: 1 LOB: 1 BB: 0 P: 6	1B: 10 2B: 4 3B: 0 HR: 0 SF: 2 SAC: 0 DP: 1 HBP: 0						

TOP

Detroit Tigers @ Minnesota Twins

Metropolitan Stadium, Bloomington , MI

Fri May 04 1979, 8:05 PM EDT

Att. 5,768 - Unknown - 53 F

livebaseballscorecards.com

AB	39
R	6
H	14
RBI	6
BB	4
SO	7
LOB	30

WP: 1 PB: 0 SB: 0 CS: 0 PA: 45

PITCHER		IP	WLS	BF	H	R	ER	SO	BB	IBB	HBP	BLK	WP	HR	S	P	ERA	WHIP
Pete Redfern, R ERA: 1.65	(1, 1)	4.0		22	5	3	1	4	4	0	0	0	1	0	26	42	2.25	2.250
Gary Serum, R ERA: 7.5	(5, 1)	1.2		10	5	2	2	2	0	0	0	0	0	0	14	14	10.80	3.000
Mike Bacsik, R ERA: 13.5	(6, 1)	0.2		3	1	1	1	0	0	0	0	0	0	0	3	3	13.50	1.500
Mike Marshall, R ERA: 0.9	(7, 1)	2.2	W	10	3	0	0	1	0	0	0	0	0	0	12	12	0.00	1.125

PITCHER	IP	WLS	BF	H	R	ER	SO	BB	IBB	HBP	BLK	WP	HR	S	P	ERA	WHIP

BOTTOM

Detroit Tigers @ Minnesota Twins

Metropolitan Stadium, Bloomington , MI

Fri May 04 1979, 8:05 PM EDT

Att. 5,768 - Unknown - 53 F

Batter	1	2	3	4	5	6	7	8	9	AB	R	H	RBI	BB	SO	LOB
Mike Cubbage, L (1, 5) OBP: 0.321, SLG: 0.329 John Castino, R (8, PH) OBP: 0.419, SLG: 0.444 (9, 5)	4-3		6-3 2-3	1B 1-2 2-H 3-H 1B		1-H 2B		SH1-4 1-2		4 0	0 0	2 0	3 0	0 0	0 0	1 0
Roy Smalley, S (1, 6) OBP: 0.486, SLG: 0.604	1B		B B B B E BB	1-2 2-H 1B		F7		I I I IBB		3	0	2	1	2	0	1
Ken Landreaux, L (1, 7) OBP: 0.390, SLG: 0.473	F5		E3 1-2 3-H	F6		F7				5	0	0	0	0	0	7
Glenn Adams, L (1, 9) OBP: 0.329, SLG: 0.429 Bombo Rivera, R (8, 9) OBP: 0.237, SLG: 0.270	1-3		F9		G3		HR			4 0	1 0	1 0	1 0	0 0	0 0	3 0
Butch Wynegar, S (1, 2) OBP: 0.354, SLG: 0.391		F7		1B 1B 1B	F8		F7			4	1	1	0	0	0	0
Ron Jackson, R (1, 3) OBP: 0.295, SLG: 0.402		5-3		F9	HR		B B B B G6-4-3 BB			3	1	1	1	1	0	1
Jose Morales, R (1, 10) OBP: 0.344, SLG: 0.370		5-3		F7	F7		G6-4-3 1-2f			4	0	0	0	0	0	2
Willie Norwood, R (1, 8) OBP: 0.344, SLG: 0.517			6-3 SH3-4 E 1B	S 1-3 1B 1B		5-3		F7		4	2	2	0	0	0	0
Rob Wilfong, L (1, 4) OBP: 0.411, SLG: 0.523			SH3-4 1-2	B B B 1B 1-2 1B BB		2B 1B		SH1-4 1B		2	2	2	0	1	0	0
Inning Stats	R: 0 E: 0 K: 0 S: 4 H: 1 LOB: 1 BB: 0 P: 4	R: 0 E: 0 K: 0 S: 3 H: 0 LOB: 0 BB: 0 P: 3	R: 1 E: 1 K: 0 S: 5 H: 1 LOB: 2 BB: 1 P: 9	R: 3 E: 0 K: 0 S: 7 H: 4 LOB: 2 BB: 1 P: 11	R: 1 E: 0 K: 0 S: 4 H: 1 LOB: 0 BB: 0 P: 4	R: 1 E: 0 K: 0 S: 5 H: 2 LOB: 1 BB: 0 P: 5	R: 1 E: 0 K: 0 S: 3 H: 1 LOB: 0 BB: 1 P: 7	R: 0 E: 0 K: 0 S: 4 H: 1 LOB: 2 BB: 1 P: 8		1B: 8 2B: 1 3B: 0 HR: 2	SF: 0 SAC: 2 DP: 1 HBP: 0						

livebaseballscorecards.com

AB	33
R	7
H	11
RBI	6
BB	4
SO	0
LOB	15

PITCHER		IP	WLS	BF	H	R	ER	SO	BB	IBB	HBP	BLK	WP	HR	S	P	ERA	WHIP
Milt Wilcox, R ERA: 5.6	(1, 1)	5.0		25	7	5	4	0	2	0	0	0	0	1	23	31	7.20	1.800
Aurelio Lopez, R ERA: 2.53	(6, 1)	2.1	L	11	4	2	2	0	1	0	0	0	0	1	10	14	7.71	2.143
John Hiller, L ERA: 3.38	(8, 1)	0.2		3	0	0	0	0	0	1	0	0	0	0	2	6	0.00	0.000

PITCHER	IP	WLS	BF	H	R	ER	SO	BB	IBB	HBP	BLK	WP	HR	S	P	ERA	WHIP

Batter	1	2	3	4	5	6	7	8	9	AB	R	H	RBI	BB	SO	LOB
Ron LeFlore, R (1, 8) OBP: 0.402, SLG: 0.482	BBBB 4-0 1B BB	x 0-0 F8 S 2B 1B	x 0-0 3-H 1B			x 0-0 ① 4-3		x 0-0 2-H 1B 3B	x 0-0 ③ F6	4	3	3	2	1	0	0
Lynn Jones, R (8, 8) OBP: 0.413, SLG: 0.429										1	0	0	0	0	0	1
Jerry Morales, R (1, 9) OBP: 0.267, SLG: 0.354	x 0-0 1-2 2B 1B	x 0-0 ② F8 1-3	x 0-0 ③ F9			x 0-0 ② F3		x 0-0 ① 6-3		5	1	1	0	0	0	3
Rusty Staub, L (1, 10) OBP: 0.643, SLG: 1.000	x 0-0 1-H 2-H 2B 2B	x 0-0 PB 3-H 2B 2B		x 0-0 ① G3		BBBB 4-0 BB		x 0-0 ② F5		4	2	2	3	1	0	1
Steve Kemp, L (1, 7) OBP: 0.500, SLG: 0.636	x 0-0 2-H 2B	x 0-0 2-H 2B		x 0-0 1B 1B		x 0-0 ③ G3		BBBB 4-0 FC5 1B BB		4	0	3	2	1	0	1
Jason Thompson, L (1, 3) OBP: 0.403, SLG: 0.377	x 0-0 ① F7	IIII 4-0 IBB		x 0-0 ② 1-3 1B			BBBB 4-0 SH5-3 BB	x 0-0 1-2 3-H 1B		3	0	2	1	2	0	1
Lance Parrish, R (1, 2) OBP: 0.279, SLG: 0.394	SSS 0-3 ② K	x 0-0 ③ F2		x 0-0 ③ L9			x 0-0 ① SH5-3 1-2	x 0-0 ③ FC5 2-3f		4	0	0	0	0	1	6
Phil Mankowski, L (1, 5) OBP: 0.286, SLG: 0.233	IIII 4-0 IBB		x 0-0 G6-3 1B 1B 1B		x 0-0 ① F7		IIII 4-0 G4-6-3 IBB		x 0-0 SH5-4 E1	2	1	1	0	2	0	0
Aurelio Rodriguez, R (8, 5) OBP: 0.277, SLG: 0.289										1	0	0	0	0	0	0
Mark Wagner, R (1, 4) OBP: 0.407, SLG: 0.520	x 0-0 ③ 6-3		x 0-0 1-2 G6-3 1B		x 0-0 ② 6-3		x 0-0 ②③ G4-6-3 1-2f		x 0-0 ① SH5-4 1-2	4	0	1	0	0	0	4
Alan Trammell, R (1, 6) OBP: 0.356, SLG: 0.326		x 0-0 ① 6-3	x 0-0 ①② G6-3 1-2f 2-3		SSS 0-3 ③ K			x 0-0 E8 3B	x 0-0 ② F3	5	1	0	0	0	1	3
Inning Stats	R: 3 H: 3 E: 0 LOB: 2 K: 1 BB: 2 S: 8 P: 16	R: 2 H: 3 E: 0 LOB: 2 K: 0 BB: 1 S: 6 P: 10	R: 1 H: 3 E: 0 LOB: 1 K: 0 BB: 0 S: 5 P: 5	R: 0 H: 2 E: 0 LOB: 1 K: 0 BB: 0 S: 4 P: 4	R: 0 H: 0 E: 0 LOB: 0 K: 1 BB: 0 S: 5 P: 5	R: 0 H: 0 E: 0 LOB: 1 K: 0 BB: 1 S: 3 P: 7	R: 0 H: 0 E: 0 LOB: 1 K: 0 BB: 2 S: 2 P: 10	R: 2 H: 2 E: 1 LOB: 2 K: 0 BB: 1 S: 6 P: 10	R: 0 H: 0 E: 1 LOB: 1 K: 0 BB: 0 S: 4 P: 4	1B: 8 SF: 0 2B: 4 SAC: 2 3B: 1 DP: 2 HR: 0 HBP: 0						

TOP

Detroit Tigers @ Minnesota Twins

Metropolitan Stadium, Bloomington , MI

Sat May 05 1979, 4:33 AM EDT

Att. 15,002 - Sunny - 62 F

livebaseballscorecards.com

AB	37
R	8
H	13
RBI	8
BB	7
SO	2
LOB	20

PITCHER		IP	WLS	BF	H	R	ER	SO	BB	IBB	HBP	BLK	WP	HR	S	P	ERA	WHIP
Paul Hartzell, R ERA: 5.34	(1, 1)	4.0	L	24	11	6	6	1	1	2	0	0	0	0	23	35	13.50	3.000
Mike Bacsik, R ERA: 2.25	(5, 1)	3.1		14	1	2	0	1	2	1	0	0	0	0	13	25	0.00	0.900
Ken Brett, L ERA: 4.5	(8, 1)	0.2		4	1	0	0	0	1	0	0	0	0	0	3	7	0.00	3.000
Gary Serum, R ERA: 6.92	(9, 1)	1.0		4	0	0	0	0	0	0	0	0	0	0	4	4	0.00	0.000

PITCHER	IP	WLS	BF	H	R	ER	SO	BB	IBB	HBP	BLK	WP	HR	S	P	ERA	WHIP

BOTTOM

Batter	1	2	3	4	5	6	7	8	9	AB	R	H	RBI	BB	SO	LOB
Mike Cubbage, L (1, 5) OBP: 0.313, SLG: 0.320	6-3		F4		F9		5-3		L8	2	0	0	0	0	0	1
John Castino, R (5, PH) OBP: 0.382, SLG: 0.400 (6, 5)										3	0	0	0	0	0	1
Roy Smalley, S (1, 6) OBP: 0.483, SLG: 0.611	6-3		1-H 3B		K		1B FC4-6 BB		6-3	4	1	1	1	1	1	1
Ken Landreaux, L (1, 7) OBP: 0.391, SLG: 0.469	K		L7		4-3		FC4-6 1-3 1B		1B	5	0	2	0	0	1	2
Glenn Adams, L (1, 10) OBP: 0.333, SLG: 0.444		3-1		G5-4-3 2B 2B		F9	FC4-6 1-2f 3-H		1-2 1B	2	1	1	0	0	0	0
Jose Morales, R (6, PH) OBP: 0.343, SLG: 0.367										3	0	1	1	0	0	1
Butch Wynegar, S (1, 2) OBP: 0.356, SLG: 0.418		F9		G5-4-3 BB		HR	4-3		K	4	1	1	1	1	1	3
Ron Jackson, R (1, 3) OBP: 0.303, SLG: 0.407		1B		G5-4-3 1-2f 2-3		E 1B		F7		4	0	2	0	0	0	2
Rob Wilfong, L (1, 4) OBP: 0.413, SLG: 0.537		L6		3-H 2B		E6 1-2		FC4-6 1B		2	0	1	1	0	0	1
Bob Randall, R (6, PH) OBP: 0.348, SLG: 0.286 (7, 4)										2	0	1	0	0	0	1
Willie Norwood, R (1, 8) OBP: 0.330, SLG: 0.495			F8	F5		K		K		4	0	0	0	0	2	4
Rick Sofield, L (1, 9) OBP: 0.356, SLG: 0.282			3B BB		BB	F8		FC4-6 1-2f		0	1	0	0	1	0	0
Bombo Rivera, R (5, PH) OBP: 0.244, SLG: 0.256 (6, 9)										2	0	0	0	1	0	3
Inning Stats	R: 0 E: 0 K: 1 S: 5 H: 0 LOB: 0 BB: 0 P: 5	R: 0 E: 0 K: 0 S: 4 H: 1 LOB: 1 BB: 0 P: 4	R: 1 E: 0 K: 0 S: 4 H: 1 LOB: 1 BB: 1 P: 8	R: 1 E: 0 K: 0 S: 4 H: 2 LOB: 1 BB: 1 P: 8	R: 0 E: 0 K: 1 S: 5 H: 0 LOB: 1 BB: 1 P: 9	R: 1 E: 1 K: 1 S: 8 H: 2 LOB: 2 BB: 0 P: 8	R: 1 E: 0 K: 0 S: 4 H: 1 LOB: 1 BB: 1 P: 8	R: 0 E: 0 K: 1 S: 6 H: 1 LOB: 1 BB: 0 P: 6	R: 0 E: 0 K: 1 S: 7 H: 2 LOB: 2 BB: 0 P: 7	1B: 6 2B: 2 3B: 1 HR: 1	SF: 0 SAC: 0 DP: 1 HBP: 0						

PITCHER		IP	WLS	BF	H	R	ER	SO	BB	IBB	HBP	BLK	WP	HR	S	P	ERA	WHIP
Mark Fidrych, R ERA: 4.5	(1, 1)	4.0		17	4	2	2	1	2	0	0	0	0	0	17	25	4.50	1.500
Sheldon Burnside, L ERA: 4.15	(5, 1)	1.1		8	2	1	1	1	1	0	0	0	0	1	9	13	6.75	2.250
Jack Billingham, R ERA: 3.94	(6, 1)	3.2	W	16	4	1	1	3	1	0	0	0	0	0	21	25	2.46	1.364

PITCHER	IP	WLS	BF	H	R	ER	SO	BB	IBB	HBP	BLK	WP	HR	S	P	ERA	WHIP

Detroit Tigers @ Minnesota Twins

Metropolitan Stadium, Bloomington , MI

Sat May 05 1979, 4:33 AM EDT

Att. 15,002 - Sunny - 62 F

livebaseballscorecards.com

AB	37
R	4
H	10
RBI	4
BB	4
SO	5
LOB	20

1B: 6	SF: 0	WP: 0	PA: 41
2B: 2	SAC: 0	PB: 0	
3B: 1	DP: 1	SB: 0	
HR: 1	HBP: 0	CS: 0	

Batter	1	2	3	4	5	6	7	8	9	AB	R	H	RBI	BB	SO	LOB
Ron LeFlore, R (1, 8) OBP: 0.402, SLG: 0.506	B B B B 4-0 1B G4-6-3 BB		x 0-0 ② 6-3		x 0-0 ③ 6-3		x 0-0 1-H HR		x 0-0 ③ 4-3	4	2	1	2	1	0	1
Jerry Morales, R (1, 9) OBP: 0.267, SLG: 0.349	x 0-0 G4-6-3 1-3 1B		S S S 0-3 ③ K			x 0-0 ① 6-3	S S S 0-3 ② K			4	0	1	0	0	2	0
Rusty Staub, L (1, 10) OBP: 0.556, SLG: 0.786	x 0-0 ① ② G4-6-3 1-2f 3-H			B B B B 4-0 1B 3-1 L9-2 BB		x 0-0 ② 4-3	S S S 0-3 ③ K			3	0	0	0	1	1	1
Steve Kemp, L (1, 7) OBP: 0.488, SLG: 0.614	x 0-0 ③ 6-3			x 0-0 ① 3-1 1-2		x 0-0 ③ F6		x 0-0 SH1-4 1B		4	0	1	0	0	0	1
Jason Thompson, L (1, 3) OBP: 0.413, SLG: 0.393		S S S 0-3 ① K		x 0-0 2-3 1B			x 0-0 E 2B 1B	x 0-0 ① SH1-4 1-2		3	1	2	0	0	1	0
Lance Parrish, R (1, 2) OBP: 0.292, SLG: 0.406		x 0-0 F9 2B		x 0-0 ② ③ L9-2 3-H			x 0-0 E4 1-3 2B	B B B B 4-0 G6-4-3 BB		3	1	1	0	1	0	3
Aurelio Rodriguez, R (1, 5) OBP: 0.280, SLG: 0.313 Lou Whitaker, L (8, PH) OBP: 0.415, SLG: 0.514 (8, 4)		x 0-0 ② F9 2-3			x 0-0 ① 5-3		x 0-0 1B 2-H 3-H 2B	x 0-0 ② ③ G6-4-3 1-2f		3 1	1 0	1 0	2 0	0 0	0 0	1 2
Mark Wagner, R (1, 4) OBP: 0.367, SLG: 0.464 Phil Mankowski, L (8, 5) OBP: 0.278, SLG: 0.226		x 0-0 ③ 4-3			S S S 0-3 ② K		x 0-0 ① 4-3		x 0-0 ① 4-3	3 1	0 0	0 0	0 0	0 0	1 0	2 0
Alan Trammell, R (1, 6) OBP: 0.367, SLG: 0.362			x 0-0 ① L9		x 0-0 2B		x 0-0 HR 2-H 1B		x 0-0 ② L3	4	1	2	1	0	0	0
Inning Stats	R: 1 E: 0 K: 0 S: 3 H: 1 LOB: 0 BB: 1 P: 7	R: 0 E: 0 K: 1 S: 6 H: 1 LOB: 1 BB: 0 P: 6	R: 0 E: 0 K: 1 S: 5 H: 0 LOB: 0 BB: 0 P: 5	R: 0 E: 0 K: 0 S: 3 H: 1 LOB: 1 BB: 1 P: 7	R: 0 E: 0 K: 1 S: 6 H: 1 LOB: 1 BB: 0 P: 6	R: 0 E: 0 K: 0 S: 3 H: 0 LOB: 0 BB: 0 P: 3	R: 5 E: 1 K: 2 S: 12 H: 4 LOB: 0 BB: 0 P: 12	R: 0 E: 0 K: 0 S: 3 H: 1 LOB: 1 BB: 1 P: 7	R: 0 E: 0 K: 0 S: 3 H: 0 LOB: 0 BB: 0 P: 3	1B: 5 2B: 4 3B: 0 HR: 1	SF: 0 SAC: 1 DP: 3 HBP: 0					

TOP

Detroit Tigers @ Minnesota Twins

Metropolitan Stadium, Bloomington , MI

Sun May 06 1979, 4:33 AM EDT

Att. 15,235 - Unknown - 56 F

livebaseballscorecards.com

AB	33
R	6
H	9
RBI	5
BB	3
SO	5
LOB	11

WP: 0 PB: 0 SB: 0 CS: 0 PA: 37

PITCHER		IP	WLS	BF	H	R	ER	SO	BB	IBB	HBP	BLK	WP	HR	S	P	ERA	WHIP
Jerry Koosman, L ERA: 4.23	(1, 1)	7.1		32	9	6	5	5	2	0	0	0	0	1	40	48	6.14	1.500
Mike Marshall, R ERA: 0.85	(8, 1)	1.2	W	5	0	0	0	0	1	0	0	0	0	0	4	8	0.00	0.600

PITCHER	IP	WLS	BF	H	R	ER	SO	BB	IBB	HBP	BLK	WP	HR	S	P	ERA	WHIP

BOTTOM

Detroit Tigers @ Minnesota Twins

Metropolitan Stadium, Bloomington , MI

Sun May 06 1979, 4:33 AM EDT

Att. 15,235 - Unknown - 56 F

Batter	1	2	3	4	5	6	7	8	9	AB	R	H	RBI	BB	SO	LOB
Butch Wynegar, S (1, 2) OBP: 0.376, SLG: 0.457	L8		FC3-2 1B 1-3 2-H 1B	BB		HR		HR BB 1-2		3	3	2	2	2	0	0
Roy Smalley, S (1, 6) OBP: 0.471, SLG: 0.620	F7		FC3-2 1B 1-2 3-H	F4		3-1		HR 1-H 2-H		5	1	1	3	0	0	4
Ken Landreaux, L (1, 7) OBP: 0.391, SLG: 0.466	S S S K		1B 1-2 2-H	4-3		1B		L8		5	0	2	1	0	1	2
Glenn Adams, L (1, 10) OBP: 0.325, SLG: 0.429		G3	G3		F9 1B 1B	G3		L8		5	0	1	0	0	0	3
Mike Cubbage, L (1, 5) OBP: 0.326, SLG: 0.333	G3			1B 1B 1B	1B 1-2		F8			3	1	2	0	0	0	0
John Castino, R (7, PH) OBP: 0.371, SLG: 0.387 (8, 5)										1	0	0	0	0	0	0
Ron Jackson, R (1, 3) OBP: 0.301, SLG: 0.400	F7			1B 2B 1-2 1B	F9 2-3		F8			4	1	1	0	0	0	2
Rob Wilfong, L (1, 4) OBP: 0.423, SLG: 0.543			FC6-4 1B	2B 1-2 2-H 1B	L6		S S S K			3	1	2	1	0	0	2
Bombo Rivera, R (7, PH) OBP: 0.238, SLG: 0.250 (8, 9)										1	0	0	0	0	1	0
Willie Norwood, R (1, 8) OBP: 0.337, SLG: 0.500			FC6-4 1B 1-2f 1B	2B 1-H 2-H	1-3			BB HR BB		3	2	1	2	1	0	3
Rick Sofield, L (1, 9) OBP: 0.354, SLG: 0.286			1B 1-2 FC3-2 1B	F9		3-1		F9		3	0	1	0	0	0	1
Bob Randall, R (8, 4) OBP: 0.333, SLG: 0.273										1	0	0	0	0	0	1
Inning Stats	R: 0 E: 0 K: 1 S: 5 H: 0 LOB: 0 BB: 0 P: 5	R: 0 E: 0 K: 0 S: 3 H: 0 LOB: 0 BB: 0 P: 3	R: 2 E: 0 K: 0 S: 7 H: 4 LOB: 2 BB: 0 P: 7	R: 3 E: 0 K: 0 S: 7 H: 4 LOB: 2 BB: 1 P: 11	R: 0 E: 0 K: 0 S: 5 H: 2 LOB: 2 BB: 0 P: 5	R: 1 E: 0 K: 0 S: 5 H: 2 LOB: 1 BB: 0 P: 5	R: 0 E: 0 K: 1 S: 5 H: 0 LOB: 0 BB: 0 P: 5	R: 3 E: 0 K: 0 S: 4 H: 1 LOB: 0 BB: 2 P: 12		1B: 10 2B: 1 3B: 0 HR: 2 SF: 0 SAC: 0 DP: 0 HBP: 0						

PITCHER		IP	WLS	BF	H	R	ER	SO	BB	IBB	HBP	BLK	WP	HR	S	P	ERA	WHIP
Steve Baker, R ERA: 4.63	(1, 1)	3.0		16	7	5	5	1	0	0	0	0	0	0	18	18	15.00	2.333
Aurelio Lopez, R ERA: 2.63	(4, 1)	3.0		15	5	1	1	0	1	0	0	0	0	1	14	18	3.00	2.000
John Hiller, L ERA: 4.5	(7, 1)	2.0	L	9	1	3	3	1	2	0	0	0	0	1	9	17	13.50	1.500

PITCHER	IP	WLS	BF	H	R	ER	SO	BB	IBB	HBP	BLK	WP	HR	S	P	ERA	WHIP

AB	37
R	9
H	13
RBI	9
BB	3
SO	2
LOB	18

WP: 0 PA: 40
PB: 0
SB: 0
CS: 0

livebaseballscorecards.com

Batter	1	2	3	4	5	6	7	8	9	AB	R	H	RBI	BB	SO	LOB
Ralph Garr, L (1, 7) OBP: 0.338, SLG: 0.471	6-3		HR (1-H)	G3			G4-6-3, 1B (1-3)		F8	3	1	1	2	0	0	1
Junior Moore, R (7, PH) OBP: 0.387, SLG: 0.423										1	0	1	0	0	0	0
Rusty Torres, S (7, 7)										0	0	0	0	0	0	0
Mike Squires, L (9, PH) OBP: 0.345, SLG: 0.388										1	0	0	0	0	0	2
Claudell Washington, L (1, 9) OBP: 0.325, SLG: 0.467	3B		S, HR, 1B		CS, 1B		G4-6-3 (1-2f)			4	1	3	0	0	0	2
Chet Lemon, R (1, 8) OBP: 0.466, SLG: 0.608	BB (G6-4-3)		K (1-2)		5-3 (1-2)			K		3	0	0	0	1	2	2
Eric Soderholm, R (1, 5) OBP: 0.361, SLG: 0.429	G6-4-3 (1-2f)		HR (2-H)		F9			BB		3	1	1	2	1	0	2
Alan Bannister, R (1, 4) OBP: 0.443, SLG: 0.478		FC5-4, 1B	6-3		CS, 1B			G5-4-3, BB (1-2)		3	0	2	0	1	0	0
Jorge Orta, L (1, 10) OBP: 0.325, SLG: 0.235		F7	4-3		F9			G5-4-3 (1-2f)		3	0	0	0	0	0	2
Wayne Nordhagen, R (8, PH) OBP: 0.343, SLG: 0.323										1	0	0	0	0	0	2
Lamar Johnson, R (1, 3) OBP: 0.415, SLG: 0.511		FC5-4 (1-2f)		G6-4-3, 1B	F8				SH5-4, HBP	3	0	1	0	0	0	2
Thad Bosley, L (9, PR) OBP: 0.263, SLG: 0.222										0	0	0	0	0	0	0
Greg Pryor, R (1, 6) OBP: 0.382, SLG: 0.466		5-3		G6-4-3 (1-2f)	CS (1-2)		1B		SH5-4 (1-2)	3	0	1	0	0	0	2
Marv Foley, L (1, 2) OBP: 0.274, SLG: 0.273			HR, 1B	BB			B1		L7	3	1	1	0	1	0	3

TOP

Chicago White Sox @ Detroit Tigers

Tiger Stadium, Detroit, MI

Mon May 07 1979, 7:05 PM EDT

Att. 13,921 - Unknown

livebaseballscorecards.com

AB	31
R	4
H	11
RBI	4
BB	4
SO	2
LOB	20

Inning Stats	1	2	3	4	5	6	7	8	9
	R: 0 E: 0 K: 0 S: 3	H: 1 LOB: 1 BB: 1 P: 7	R: 0 E: 0 K: 0 S: 4	H: 1 LOB: 1 BB: 0 P: 4	R: 4 E: 0 K: 1 S: 9	H: 4 LOB: 0 BB: 0 P: 9	R: 0 E: 0 K: 0 S: 3	H: 1 LOB: 1 BB: 1 P: 7	R: 0 E: 0 K: 0 S: 3	H: 1 LOB: 0 BB: 0 P: 3	R: 0 E: 0 K: 0 S: 3	H: 1 LOB: 0 BB: 0 P: 3	R: 0 E: 0 K: 0 S: 4	H: 2 LOB: 1 BB: 0 P: 4	R: 0 E: 0 K: 1 S: 4	H: 0 LOB: 1 BB: 2 P: 12	R: 0 E: 0 K: 0 S: 3	H: 0 LOB: 2 BB: 0 P: 4

PITCHER		IP	WLS	BF	H	R	ER	SO	BB	IBB	HBP	BLK	WP	HR	S	P	ERA	WHIP	PITCHER		IP	WLS	BF	H	R	ER	SO	BB	IBB	HBP	BLK	WP	HR	S	P	ERA	WHIP
Dave Rozema, R ERA: 4.79	(1, 1)	6.1		27	10	4	4	1	2	0	0	0	0	2	27	35	5.68	1.895																			
John Hiller, L ERA: 4.26	(7, 1)	1.0		5	1	0	0	1	2	0	0	0	0	0	5	13	0.00	3.000																			
Bruce Taylor, R ERA: 9.95	(8, 1)	1.2	W	5	0	0	0	0	0	0	1	0	0	0	4	5	0.00	0.000																			

1B: 8	SF: 0	WP: 0	PA: 38
2B: 0	SAC: 1	PB: 0	
3B: 1	DP: 4	SB: 1	
HR: 2	HBP: 1	CS: 2	

BOTTOM

Chicago White Sox @ Detroit Tigers

Tiger Stadium, Detroit, MI

Mon May 07 1979, 7:05 PM EDT

Att. 13,921 - Unknown

livebaseballscorecards.com

Batter	1	2	3	4	5	6	7	8	9	AB	R	H	RBI	BB	SO	LOB
Ron LeFlore, R (1, 8) OBP: 0.396, SLG: 0.495	F9		F4		FC5-6 1B		F9			4	0	1	0	0	0	0
Lynn Jones, R (9, 8) OBP: 0.413, SLG: 0.429										0	0	0	0	0	0	0
Lou Whitaker, L (1, 4) OBP: 0.407, SLG: 0.493	BB		5-3		FC5-6 G3 1-2f		K			3	0	0	0	1	1	1
Rusty Staub, L (1, 10) OBP: 0.545, SLG: 0.706	F7			HR 1B	G3 1-2			1B 1B HBP		3	1	1	0	0	0	2
Mark Wagner, R (8, PR) OBP: 0.367, SLG: 0.464										0	1	0	0	0	0	0
Steve Kemp, L (1, 7) OBP: 0.488, SLG: 0.649	F8			1-H HR	K			1B 1-2 1B		4	2	2	2	0	1	2
Jason Thompson, L (1, 3) OBP: 0.430, SLG: 0.417		G5-4-3 1B 1B		4-3 1B 1B		G3		FC1-5 1B 1-3 2-H		4	1	3	1	0	0	0
Tim Corcoran, L (8, PR) OBP: 0.333, SLG: 0.188										0	0	0	0	0	0	0
(9, 3)																
Lance Parrish, R (1, 2) OBP: 0.329, SLG: 0.431		G5-4-3 1-2 1B		4-3 1-2 1B 1B		FC6-4 BB		FC5 FC1-5 1-2 3-H 1B		3	0	3	1	1	0	0
Jerry Morales, R (1, 9) OBP: 0.255, SLG: 0.333	G5-4-3 1-2f 2-3			4-3 1-2 2-3		K		FC1-5 1-2 2-3f		4	0	0	0	0	1	7
Aurelio Rodriguez, R (1, 5) OBP: 0.259, SLG: 0.288	5-3			F2		FC6-4 1-2f		F6		4	0	0	0	0	0	6
Alan Trammell, R (1, 6) OBP: 0.358, SLG: 0.353			F9	2-H 3-H 1B			F8	FC5 2-3f		4	0	1	1	0	0	2
Inning Stats	R: 0 E: 0 K: 0 S: 3 H: 0 LOB: 1 BB: 1 P: 7	R: 0 E: 0 K: 0 S: 4 H: 2 LOB: 1 BB: 0 P: 4	R: 0 E: 0 K: 0 S: 3 H: 0 LOB: 0 BB: 0 P: 3	R: 3 E: 0 K: 0 S: 7 H: 5 LOB: 2 BB: 0 P: 7	R: 0 E: 0 K: 1 S: 6 H: 1 LOB: 1 BB: 0 P: 6	R: 0 E: 0 K: 1 S: 5 H: 0 LOB: 1 BB: 1 P: 9	R: 0 E: 0 K: 1 S: 5 H: 0 LOB: 0 BB: 0 P: 5	R: 2 E: 0 K: 0 S: 6 H: 3 LOB: 2 BB: 0 P: 7		1B: 10 2B: 0 3B: 0 HR: 1	SF: 0 SAC: 0 DP: 1 HBP: 1					

	AB	33
	R	5
	H	11
	RBI	5
	BB	2
	SO	3
	LOB	20

PITCHER		IP	WLS	BF	H	R	ER	SO	BB	IBB	HBP	BLK	WP	HR	S	P	ERA	WHIP
Steve Trout, L ERA: 6.43	(1, 1)	7.0	L	32	10	5	5	3	2	0	1	0	0	0	35	44	6.43	1.714
Mike Proly, R ERA: 3.77	(8, 1)	1.0		4	1	0	0	0	0	0	0	0	0	0	4	4	0.00	1.000

PITCHER	IP	WLS	BF	H	R	ER	SO	BB	IBB	HBP	BLK	WP	HR	S	P	ERA	WHIP

Batter	1	2	3	4	5	6	7	8	9	AB	R	H	RBI	BB	SO	LOB
Ralph Garr, L (1, 7) OBP: 0.350, SLG: 0.480	0-0 FC1-5 1B 1B	0-0 1B 1B 2B		0-0 ① L8	B B B 4-0 FC6-4 1-2 2-3 3-H BB			0-0 ① 4-3	0-0 ③ G3	5	1	2	0	1	0	1
Claudell Washington, L (1, 9) OBP: 0.336, SLG: 0.473	0-0 1B FC1-5 1B 1-2 1B	0-0 1B 2-3 1B		0-0 ② F7	0-0 ③ FC6-4 1-2f			0-0 WP BB 2B 1B		5	2	3	0	0	0	3
Chet Lemon, R (1, 8) OBP: 0.463, SLG: 0.594	0-0 ① FC1-5 1B 1-2 2-3f	0-0 G3-6-3 1-3 3-H 1B		0-0 ③ 5-3		0-0 ① L4		B B B B 4-0 WP 1-2 2B BB		4	1	1	1	1	0	2
Eric Soderholm, R (1, 5) OBP: 0.372, SLG: 0.476	0-0 ② 1-3 2-3 1B 1B	0-0 ② ③ G3-6-3 1-2f			0-0 HR	0-0 ② L7		0-0 1-H 2-H 2B		5	2	3	3	0	0	2
Alan Bannister, R (1, 4) OBP: 0.459, SLG: 0.489	0-0 BB 2-H 3-H 1B	0-0 BB BB 1B			B B B B 4-0 1B BLK BB	0-0 FC4-6 1B		0-0 ② 5-3		4	1	3	2	1	0	1
Jorge Orta, L (1, 10) OBP: 0.330, SLG: 0.225	B B B B 4-0 1-2 BB	B B B B 4-0 1-2 BB			S S S 0-3 ① K	0-0 ③ FC4-6 1-2f		0-0 ③ 3-1		3	0	0	0	2	1	3
Lamar Johnson, R (1, 3) OBP: 0.414, SLG: 0.519	0-0 ③ F8	0-0 ① F8			0-0 BLK BB 1-3 1B	S S S 0-3 ① K			0-0 2B	5	0	2	0	0	1	4
Greg Pryor, R (1, 6) OBP: 0.370, SLG: 0.442		0-0 ① F9	B B B B 4-0 G4-6-3 1-2 2-3 BB		S S S 0-3 ② K	0-0 ② 6-3			S S S 0-3 ① K	4	0	0	0	1	2	3
Marv Foley, L (1, 2) OBP: 0.284, SLG: 0.322		0-0 HR	0-0 ② ③ G4-6-3 1-2f		B B B 4-0 BLK 1-2 BB	0-0 ③ L4			0-0 ② F8	4	1	1	1	1	0	4
Inning Stats	R: 2 E: 0 K: 0 S: 6 H: 4 LOB: 2 BB: 1 P: 10	R: 2 E: 0 K: 0 S: 6 H: 4 LOB: 1 BB: 0 P: 6	R: 0 E: 0 K: 0 S: 3 H: 1 LOB: 2 BB: 2 P: 11	R: 0 E: 0 K: 0 S: 3 H: 0 LOB: 0 BB: 0 P: 3	R: 2 E: 0 K: 2 S: 9 H: 2 LOB: 3 BB: 3 P: 21	R: 0 E: 0 K: 0 S: 4 H: 1 LOB: 1 BB: 0 P: 4	R: 0 E: 0 K: 1 S: 5 H: 0 LOB: 0 BB: 0 P: 5	R: 2 E: 0 K: 0 S: 5 H: 2 LOB: 1 BB: 1 P: 9	R: 0 E: 0 K: 1 S: 6 H: 1 LOB: 1 BB: 0 P: 6	1B: 10 2B: 3 3B: 0 HR: 2	SF: 0 SAC: 0 DP: 2 HBP: 0	WP: 1 PB: 0 SB: 0 CS: 0	PA: 46				

Chicago White Sox @ Detroit Tigers

Tiger Stadium, Detroit, MI

Tue May 08 1979, 7:05 PM EDT

Att. 13,769 - Unknown - 81 F

TOP

livebaseballscorecards.com

AB	39
R	8
H	15
RBI	7
BB	7
SO	4
LOB	23

PITCHER		IP	WLS	BF	H	R	ER	SO	BB	IBB	HBP	BLK	WP	HR	S	P	ERA	WHIP
Kip Young, R ERA: 9.6	(1, 1)	1.1		12	8	4	4	0	1	0	0	0	0	1	11	15	27.00	6.750
Steve Baker, R ERA: 4.73	(2, 1)	3.1		16	3	2	2	2	5	0	0	1	0	1	15	35	5.40	2.400
Jack Billingham, R ERA: 3.97	(5, 1)	4.1	W	18	4	2	2	2	1	0	0	0	1	0	21	25	4.15	1.154

PITCHER	IP	WLS	BF	H	R	ER	SO	BB	IBB	HBP	BLK	WP	HR	S	P	ERA	WHIP

BOTTOM

Chicago White Sox @ Detroit Tigers

Tiger Stadium, Detroit, MI

Tue May 08 1979, 7:05 PM EDT

Att. 13,769 - Unknown - 81 F

livebaseballscorecards.com

Batter	1	2	3	4	5	6	7	8	9	AB	R	H	RBI	BB	SO	LOB
Ron LeFlore, R (1, 8) OBP: 0.396, SLG: 0.479	BBBB 4-0 1B S BB BB	x 0-0 ③ 6-3			x 0-0 ① F9	x 0-0 ① F3 1-2		BBBB 4-0 FC4-6 1-2 BB		3	1	0	0	2	0	1
Lynn Jones, R (9, 8) OBP: 0.413, SLG: 0.429										0	0	0	0	0	0	0
Lou Whitaker, L (1, 4) OBP: 0.407, SLG: 0.481	BBBBB 4-0 BB 1B 1B 1-2 BB		x 0-0 ① 4-3		x 0-0 BB 1B 1B	x 0-0 ② 1-3		x 0-0 ② FC4-6 1-2f 2-3		4	2	1	0	1	0	3
Rusty Staub, L (1, 10) OBP: 0.556, SLG: 0.650	x 0-0 BB 1B 1-2 2-3 1B		x 0-0 ② F9		BBBB 4-0 1B 2B 1-2 BB	BBBB 4-0 BB		x 0-0 ③ 4-3		3	2	1	0	2	0	2
Steve Kemp, L (1, 7) OBP: 0.489, SLG: 0.636	BBBB 4-0 G5-4-3 1B WP 1-2 2-3 3-H BB		x 0-0 ③ F6		x 0-0 1-2 2-H 2B 1B	x 0-0 ③ F7				3	2	1	2	1	0	2
Jason Thompson, L (1, 3) OBP: 0.422, SLG: 0.406	x 0-0 G5-4-3 1-2 2-H 3-H 1B			x 0-0 ① L3	x 0-0 ② F7		x 0-0 ① 5-3			4	0	1	2	0	0	2
Lance Parrish, R (1, 2) OBP: 0.338, SLG: 0.440	x 0-0 ① ② G5-4-3 1-2f 2-3			BBB 4-0 HR BB	x 0-0 1-H 2-H 2B 2B		x 0-0 ② F5			3	2	1	2	1	0	2
Jerry Morales, R (1, 9) OBP: 0.265, SLG: 0.385	x 0-0 ③ F7 3-H			x 0-0 1-H HR	x 0-0 2-H 2B		SSS 0-3 ③ K			4	1	2	3	0	1	0
Aurelio Rodriguez, R (1, 5) OBP: 0.241, SLG: 0.268		x 0-0 ① L5		x 0-0 ② F6	SSS 0-3 ③ K			x 0-0 ① F9		4	0	0	0	0	1	1
Alan Trammell, R (1, 6) OBP: 0.368, SLG: 0.352		x 0-0 ② F9		SSS 0-3 ③ K		x 0-0 WP 1B		BBBB 4-0 FC4-6 S BB		3	0	1	0	1	1	0
Inning Stats	R: 4 H: 2 E: 0 LOB: 0 K: 0 BB: 3 S: 4 P: 16	R: 0 H: 0 E: 0 LOB: 0 K: 0 BB: 0 S: 3 P: 3	R: 0 H: 0 E: 0 LOB: 0 K: 0 BB: 0 S: 3 P: 3	R: 2 H: 1 E: 0 LOB: 0 K: 1 BB: 1 S: 6 P: 10	R: 4 H: 4 E: 0 LOB: 1 K: 1 BB: 1 S: 9 P: 13	R: 0 H: 1 E: 0 LOB: 2 K: 0 BB: 1 S: 4 P: 8	R: 0 H: 0 E: 0 LOB: 0 K: 1 BB: 0 S: 5 P: 5	R: 0 H: 0 E: 0 LOB: 2 K: 0 BB: 2 S: 3 P: 11		1B: 5 SF: 0 2B: 2 SAC: 0 3B: 0 DP: 1 HR: 1 HBP: 0						

	AB	31
	R	10
	H	8
	RBI	9
	BB	8
	SO	3
	LOB	13

PITCHER		IP	WLS	BF	H	R	ER	SO	BB	IBB	HBP	BLK	WP	HR	S	P	ERA	WHIP
Francisco Barrios, R ERA: 4.23	(1, 1)	0.0		5	2	4	2	0	3	0	0	0	0	0	2	14	∞	∞
Ron Schueler, R ERA: 4.5	(1, 1)	4.0		13	1	2	2	1	1	0	0	0	1	1	14	18	4.50	0.500
Randy Scarbery, R ERA: 5.59	(5, 1)	0.2	L	7	4	4	4	0	1	0	0	0	0	0	6	10	54.00	7.500
Lerrin LaGrow, R ERA: 9.17	(5, 1)	2.2		12	1	0	0	2	3	0	0	0	1	0	13	25	0.00	1.500
Mike Proly, R ERA: 3.69	(8, 1)	0.2		2	0	0	0	0	0	0	0	0	0	0	2	2	0.00	0.000

PITCHER		IP	WLS	BF	H	R	ER	SO	BB	IBB	HBP	BLK	WP	HR	S	P	ERA	WHIP

Chicago White Sox @ Detroit Tigers

Tiger Stadium, Detroit, MI

Wed May 09 1979, 7:05 PM EDT

Att. 13,167 - Unknown

TOP

livebaseballscorecards.com

Batter	1	2	3	4	5	6	7	8	9	AB	R	H	RBI	BB	SO	LOB
Ralph Garr, L (1, 10) OBP: 0.365, SLG: 0.519	F4		WP, 3-1, BB; 1-2 2-3 3-H	F8			HR		G3, 1B	4	1	2	2	1	0	2
Claudell Washington, L (1, 9) OBP: 0.323, SLG: 0.453	G3		3-1; 1-2 2-3 3-H		6-3		K		G3; 1-2	5	0	0	1	0	1	3
Chet Lemon, R (1, 8) OBP: 0.460, SLG: 0.578	6-3		K		6-3		1B, BB		HBP	3	0	0	0	1	1	2
Eric Soderholm, R (1, 5) OBP: 0.364, SLG: 0.463		K	K; 2-3 3-H		3-1		1-2 1B		F6	5	0	1	0	0	2	3
Alan Bannister, R (1, 4) OBP: 0.452, SLG: 0.474		K	FC5-4, BB			F8	K			3	0	0	0	1	2	2
Lamar Johnson, R (1, 3) OBP: 0.387, SLG: 0.482 Mike Squires, L (8, 3) OBP: 0.345, SLG: 0.388		F7	FC5-4, 1B; 1-2f 1B			F7		6-3		4 0	1 0	0 0	0 0	0 0	0 0	1 0
Junior Moore, R (1, 7) OBP: 0.429, SLG: 0.448			2B, BB; 1B	1B; 1-3 1B		BB		F9		3	1	2	0	1	0	0
Bill Nahorodny, R (1, 2) OBP: 0.295, SLG: 0.462			BB, 3-1; 1-3 2B	1-2 3-H 1B		F8		K		4	1	2	1	0	1	1
Don Kessinger, S (1, 6) OBP: 0.200, SLG: 0.214			3-1, BB, WP; BB	K			F7		F7	3	1	0	0	1	1	2

	AB	34
	R	5
	H	7
	RBI	4
	BB	5
	SO	8
	LOB	16

Inning Stats										
	R: 0 E: 0 K: 0 S: 3	H: 0 LOB: 0 BB: 0 P: 3	R: 0 E: 0 K: 2 S: 7	H: 0 LOB: 0 BB: 0 P: 7	R: 3 E: 0 K: 2 S: 9	H: 2 LOB: 1 BB: 2 P: 17	R: 1 E: 0 K: 1 S: 7	H: 2 LOB: 2 BB: 1 P: 11	R: 0 E: 0 K: 0 S: 3	H: 0 LOB: 0 BB: 0 P: 3
	R: 0 E: 0 K: 0 S: 3	H: 0 LOB: 1 BB: 1 P: 7	R: 1 E: 0 K: 2 S: 9	H: 2 LOB: 2 BB: 1 P: 13	R: 0 E: 0 K: 1 S: 5	H: 0 LOB: 0 BB: 0 P: 5	R: 0 E: 0 K: 0 S: 4	H: 1 LOB: 2 BB: 0 P: 5	1B: 5 2B: 1 3B: 0 HR: 1	SF: 0 SAC: 0 DP: 0 HBP: 1

	WP: 1	PA: 40
	PB: 0	
	SB: 0	
	CS: 0	

PITCHER		IP	WLS	BF	H	R	ER	SO	BB	IBB	HBP	BLK	WP	HR	S	P	ERA	WHIP
Milt Wilcox, R (1, 1) ERA: 6.16		3.1	L	17	4	4	4	4	3	0	0	0	1	0	22	34	10.80	2.100
Aurelio Lopez, R (4, 1) ERA: 2.65		3.1		14	2	1	1	2	2	0	0	0	0	1	16	24	2.70	1.200
Bruce Taylor, R (7, 1) ERA: 7.27		2.1		9	1	0	0	2	0	0	1	0	0	0	12	13	0.00	0.429

PITCHER	IP	WLS	BF	H	R	ER	SO	BB	IBB	HBP	BLK	WP	HR	S	P	ERA	WHIP

Batter	1	2	3	4	5	6	7	8	9	AB	R	H	RBI	BB	SO	LOB
Ron LeFlore, R (1, 8) OBP: 0.396, SLG: 0.475	0-0 S 1B 1B	0-0 1-2 1B			0-3 ① K	0-0 ② FC3-6 S 1-2f		0-0 ② FC6-4 1-2f		5	1	2	0	0	1	2
Lou Whitaker, L (1, 4) OBP: 0.396, SLG: 0.457	0-0 ① L6	0-0 ③ F7			4-0 BB BB	0-0 ③ 6-3 1-2		0-0 ③ F7		4	0	0	0	1	0	5
Rusty Staub, L (1, 10) OBP: 0.563, SLG: 0.609	0-0 2B 1-H 1B		0-0 ① F2		4-0 1-2 BB		4-0 FC5-4 BB		0-0 ① G3	3	0	1	1	2	0	0
Steve Kemp, L (1, 7) OBP: 0.484, SLG: 0.622	0-0 ② F5		0-0 1B		0-0 ② F7		0-0 ① FC5-4 1B 1-2f		0-0 3B 1B	5	1	2	0	0	0	4
Jason Thompson, L (1, 3) OBP: 0.420, SLG: 0.420	0-0 1-3 2B		0-0 ② F5		0-0 ③ F7		0-0 1-2 1B		0-0 ② F8	5	0	2	0	0	0	4
Lance Parrish, R (1, 2) OBP: 0.341, SLG: 0.463	0-0 ③ F3		0-0 ③ F8			0-0 HR 1B	0-0 ② F6		0-0 1-H 3B	5	1	2	1	0	0	5
Jerry Morales, R (1, 9) OBP: 0.257, SLG: 0.372 Tim Corcoran, L (7, PH) OBP: 0.318, SLG: 0.176 (8, 9) Lynn Jones, R (9, PH) OBP: 0.404, SLG: 0.419		0-3 ① K		0-0 ① 6-3		0-0 ① F2	0-3 ③ K		0-0 ③ F9	3 1 1	0 0 0	0 0 0	0 0 0	1 1 0	1 2 1	1 2 1
Aurelio Rodriguez, R (1, 5) OBP: 0.262, SLG: 0.339 Phil Mankowski, L (8, PH) OBP: 0.270, SLG: 0.219 (9, 5)	0-0 FC4-6 1B			0-0 ② 5-3		0-0 1-H HR		0-0 ① 3-1		3 1	1 0	2 0	2 0	0 0	0 0	0 0
Alan Trammell, R (1, 6) OBP: 0.367, SLG: 0.351 John Wockenfuss, R (8, PH) OBP: 0.346, SLG: 0.696 Mark Wagner, R (9, 6) OBP: 0.367, SLG: 0.464	0-0 ② FC4-6 1B 1-2f			0-0 ③ 5-3		0-0 FC3-6 1B		0-0 FC6-4 1B		3 1 0	0 0 0	1 1 0	0 0 0	0 0 0	0 0 0	1 0 0
Inning Stats	R: 1 E: 0 K: 0 S: 6 H: 3 LOB: 2 BB: 0 P: 6	R: 0 E: 0 K: 1 S: 7 H: 2 LOB: 2 BB: 0 P: 7	R: 0 E: 0 K: 0 S: 4 H: 1 LOB: 1 BB: 0 P: 4	R: 0 E: 0 K: 0 S: 3 H: 0 LOB: 0 BB: 0 P: 3	R: 0 E: 0 K: 1 S: 5 H: 0 LOB: 2 BB: 2 P: 13	R: 2 E: 0 K: 0 S: 6 H: 3 LOB: 1 BB: 0 P: 6	R: 0 E: 0 K: 1 S: 6 H: 1 LOB: 2 BB: 1 P: 10	R: 0 E: 0 K: 0 S: 4 H: 1 LOB: 1 BB: 0 P: 4	R: 1 E: 0 K: 0 S: 5 H: 2 LOB: 1 BB: 0 P: 5	1B: 10 2B: 1 3B: 1 HR: 1 SF: 0 SAC: 0 DP: 0 HBP: 0						

PITCHER		IP	WLS	BF	H	R	ER	SO	BB	IBB	HBP	BLK	WP	HR	S	P	ERA	WHIP
Ross Baumgarten, L ERA: 2.97	(1, 1)	5.1	W	27	9	3	3	2	2	0	0	0	0	1	29	37	5.06	2.062
Mike Proly, R ERA: 3.6	(6, 1)	3.1		15	4	1	1	1	1	0	0	0	0	0	16	20	2.70	1.500
Ken Kravec, L ERA: 4.07	(9, 1)	0.1	S	1	0	0	0	0	0	0	0	0	0	0	1	1	0.00	0.000

PITCHER	IP	WLS	BF	H	R	ER	SO	BB	IBB	HBP	BLK	WP	HR	S	P	ERA	WHIP

BOTTOM

Chicago White Sox @ Detroit Tigers

Tiger Stadium, Detroit, MI

Wed May 09 1979, 7:05 PM EDT

Att. 13,167 - Unknown

livebaseballscorecards.com

AB	40
R	4
H	13
RBI	4
BB	3
SO	3
LOB	25

WP: 0	PA: 43		
PB: 0			
SB: 2			
CS: 0			

Batter	1	2	3	4	5	6	7	8	9	AB	R	H	RBI	BB	SO	LOB
Paul Molitor, R (1, 4) OBP: 0.355, SLG: 0.430	5-3		6-3		SH5-4 1B 1-2	2B 2-H 3-H			G3	5	0	2	2	0	0	0
Robin Yount, R (1, 6) OBP: 0.305, SLG: 0.391	2B 2B		F4		SH5-4 1-2 2-3	K S S S			L9	4	1	1	0	0	1	1
Cecil Cooper, L (1, 3) OBP: 0.374, SLG: 0.584	1-6-3 2B 2-H		4-3		G6-4-3 IBB		K S S S		5-3	4	0	1	1	1	1	0
Sal Bando, R (1, 5) OBP: 0.382, SLG: 0.330	1-6-3 2-3			L7	G6-4-3 1-2f		F4			4	0	0	0	0	0	4
Ben Oglivie, L (1, 7) OBP: 0.343, SLG: 0.512	G3			1B BB B B B B		F9 2B 2B	F9			3	1	1	0	1	0	1
Sixto Lezcano, R (1, 9) OBP: 0.395, SLG: 0.532		4-3		F6		F9 2-3		F9		4	0	0	0	0	0	2
Gorman Thomas, R (1, 8) OBP: 0.452, SLG: 0.660		FC3-6-4 2B		1B 1-3		2B 2B IBB		HR		3	2	3	1	1	0	0
Ray Fosse, R (1, 10) OBP: 0.240, SLG: 0.217		HBP FC3-6-4		6-3		2B 2B 1-3 3-H		F8		3	1	1	1	0	0	2
Buck Martinez, R (1, 2) OBP: 0.176, SLG: 0.152		FC3-6-4 1-2 2-3			SH5-4 1B	K S S S		6-3		4	0	1	0	0	1	4
Inning Stats	R: 1 E: 0 K: 0 S: 5 H: 2 LOB: 1 BB: 0 P: 5	R: 0 E: 0 K: 0 S: 3 H: 1 LOB: 1 BB: 0 P: 4	R: 0 E: 0 K: 0 S: 3 H: 0 LOB: 0 BB: 0 P: 3	R: 0 E: 0 K: 0 S: 4 H: 1 LOB: 2 BB: 1 P: 8	R: 0 E: 0 K: 0 S: 4 H: 2 LOB: 2 BB: 1 P: 8	R: 3 E: 0 K: 2 S: 10 H: 3 LOB: 1 BB: 1 P: 14	R: 0 E: 0 K: 1 S: 5 H: 0 LOB: 0 BB: 0 P: 5	R: 1 E: 0 K: 0 S: 4 H: 1 LOB: 0 BB: 0 P: 4	R: 0 E: 0 K: 0 S: 3 H: 0 LOB: 0 BB: 0 P: 3	1B: 3 2B: 7 3B: 0 HR: 1 SF: 0 SAC: 1 DP: 2 HBP: 1						

TOP

Milwaukee Brewers @ Detroit Tigers

Tiger Stadium, Detroit, MI

Fri May 11 1979, 7:05 PM EDT

Att. 42,563 - Unknown

livebaseballscorecards.com

AB	34
R	5
H	10
RBI	5
BB	3
SO	3
LOB	14

PITCHER		IP	WLS	BF	H	R	ER	SO	BB	IBB	HBP	BLK	WP	HR	S	P	ERA	WHIP	PITCHER	IP	WLS	BF	H	R	ER	SO	BB	IBB	HBP	BLK	WP	HR	S	P	ERA	WHIP
Mark Fidrych, R ERA: 5.79	(1, 1)	5.1	L	26	8	4	4	0	1	2	1	0	0	0	22	35	6.75	1.688																	
Jack Billingham, R ERA: 3.89	(6, 1)	0.2		3	1	0	0	2	0	0	0	0	0	0	7	7	0.00	1.500																	
Steve Baker, R ERA: 4.55	(7, 1)	3.0		10	1	1	1	1	0	0	0	0	0	1	12	12	3.00	0.333																	

WP: 0	PB: 0	SB: 0	CS: 0	PA: 39

BOTTOM

Milwaukee Brewers @ Detroit Tigers

Tiger Stadium, Detroit, MI

Fri May 11 1979, 7:05 PM EDT

Att. 42,563 - Unknown

livebaseballscorecards.com

Batter	1	2	3	4	5	6	7	8	9	AB	R	H	RBI	BB	SO	LOB
Ron LeFlore, R (1, 8) OBP: 0.391, SLG: 0.476	4-3		2B			5-3			F9	4	0	1	0	0	0	0
Lou Whitaker, L (1, 4) OBP: 0.400, SLG: 0.459	FC3-6 1B		K			K			L3 1B	4	0	2	0	0	2	1
Rusty Staub, L (1, 10) OBP: 0.500, SLG: 0.519	FC3-6 1-2f			4-3		G3			L3 1-2	4	0	0	0	0	0	2
Steve Kemp, L (1, 7) OBP: 0.469, SLG: 0.600	4-3			K			L7			3	0	0	0	0	1	1
Jason Thompson, L (1, 3) OBP: 0.407, SLG: 0.403		K		3-1			F8			3	0	0	0	0	1	0
Lance Parrish, R (1, 2) OBP: 0.341, SLG: 0.494		F3			HR		F4			3	1	1	1	0	0	0
Tim Corcoran, L (1, 9) OBP: 0.280, SLG: 0.150		4-3			4-3			3-1		3	0	0	0	0	0	0
Phil Mankowski, L (1, 5) OBP: 0.275, SLG: 0.229			L3 1B		L7			1-3		3	0	1	0	0	0	0
Alan Trammell, R (1, 6) OBP: 0.349, SLG: 0.333			L3 1-2		6-3			6-3		3	0	0	0	0	0	1
Inning Stats	R: 0 E: 0 K: 0 S: 4 H: 1 LOB: 1 BB: 0 P: 4	R: 0 E: 0 K: 1 S: 5 H: 0 LOB: 0 BB: 0 P: 5	R: 0 E: 0 K: 1 S: 6 H: 2 LOB: 1 BB: 0 P: 6	R: 0 E: 0 K: 1 S: 5 H: 0 LOB: 0 BB: 0 P: 5	R: 1 E: 0 K: 0 S: 4 H: 1 LOB: 0 BB: 0 P: 4	R: 0 E: 0 K: 1 S: 5 H: 0 LOB: 0 BB: 0 P: 5	R: 0 E: 0 K: 0 S: 3 H: 0 LOB: 0 BB: 0 P: 3	R: 0 E: 0 K: 0 S: 3 H: 0 LOB: 0 BB: 0 P: 3	R: 0 E: 0 K: 0 S: 3 H: 1 LOB: 0 BB: 0 P: 3	1B: 3 2B: 3 3B: 0 HR: 1 SF: 0 SAC: 0 DP: 2 HBP: 0	WP: 0 PB: 0 SB: 0 CS: 0 PA: 30					

	AB	30
	R	1
	H	5
	RBI	1
	BB	0
	SO	4
	LOB	5

PITCHER	IP	WLS	BF	H	R	ER	SO	BB	IBB	HBP	BLK	WP	HR	S	P	ERA	WHIP
Lary Sorensen, R (1, 1) ERA: 2.54	9.0	W	30	5	1	1	4	0	0	0	0	0	1	38	38	1.00	0.556

PITCHER	IP	WLS	BF	H	R	ER	SO	BB	IBB	HBP	BLK	WP	HR	S	P	ERA	WHIP

Batter	1	2	3	4	5	6	7	8	9	AB	R	H	RBI	BB	SO	LOB
Paul Molitor, R (1, 4) OBP: 0.341, SLG: 0.411	F8		5-3		6-3		5-3		6-3	5	0	0	0	0	0	3
Robin Yount, R (1, 6) OBP: 0.295, SLG: 0.378	F7		F4			5-3		F8		4	0	0	0	0	0	0
Cecil Cooper, L (1, 3) OBP: 0.378, SLG: 0.581	5-3		F5			1B		1B		4	0	2	0	0	0	0
Sal Bando, R (1, 5) OBP: 0.370, SLG: 0.317		L8		F8		L8		F7		4	0	0	0	0	0	2
Ben Oglivie, L (1, 7) OBP: 0.340, SLG: 0.511		HR 2B		1-3		K		G3		4	1	1	0	0	1	2
Sixto Lezcano, R (1, 9) OBP: 0.407, SLG: 0.571		2-H HR		1B			CS 1B		F8	4	1	3	2	0	0	0
Gorman Thomas, R (1, 8) OBP: 0.438, SLG: 0.635		F6		K			K 1-2		K	4	0	0	0	0	3	2
Ray Fosse, R (1, 10) OBP: 0.286, SLG: 0.240		1-0 HBP			5-3		BB 1B		2B	2	0	1	0	0	0	0
Jim Wohlford, R (7, PR) OBP: 0.192, SLG: 0.200										1	1	1	0	0	0	0
Buck Martinez, R (1, 2) OBP: 0.189, SLG: 0.143		K			F9		BB 1-2		2B 2-H	2	0	0	0	1	1	1
Charlie Moore, R (9, PH) OBP: 0.424, SLG: 0.439										1	0	1	1	0	0	0
(9, 2)																

TOP

Milwaukee Brewers @ Detroit Tigers

Tiger Stadium, Detroit, MI

Sat May 12 1979, 3:33 AM EDT
Att. 19,801 - Unknown - 59 F

livebaseballscorecards.com

AB	35
R	3
H	9
RBI	3
BB	1
SO	5
LOB	10

Inning Stats	1	2	3	4	5	6	7	8	9			
	R: 0 E: 0 K: 0 S: 3	H: 0 LOB: 0 BB: 0 P: 3	R: 2 E: 0 K: 1 S: 7	H: 2 LOB: 1 BB: 0 P: 8	R: 0 E: 0 K: 0 S: 3	H: 0 LOB: 0 BB: 0 P: 3	R: 0 E: 0 K: 1 S: 6	H: 1 LOB: 1 BB: 0 P: 6	R: 0 E: 0 K: 0 S: 3	H: 0 LOB: 0 BB: 0 P: 3	R: 0 E: 0 K: 1 S: 6	H: 1 LOB: 1 BB: 0 P: 6
	R: 0 E: 0 K: 1 S: 6	H: 2 LOB: 2 BB: 1 P: 10	R: 0 E: 0 K: 0 S: 4	H: 1 LOB: 1 BB: 0 P: 4	R: 1 E: 0 K: 1 S: 7	H: 2 LOB: 1 BB: 0 P: 7	1B: 5 2B: 4 3B: 0 HR: 1	SF: 0 SAC: 0 DP: 1 HBP: 1	WP: 0 PB: 0 SB: 0 CS: 1	PA: 37		

PITCHER		IP	WLS	BF	H	R	ER	SO	BB	IBB	HBP	BLK	WP	HR	S	P	ERA	WHIP
Dave Rozema, R ERA: 4.65	(1, 1)	5.0		19	3	2	2	2	0	0	1	0	0	1	22	23	3.60	0.600
Aurelio Lopez, R ERA: 2.41	(6, 1)	1.2		8	3	0	0	2	1	0	0	0	0	0	11	15	0.00	2.400
Bruce Taylor, R ERA: 6.55	(7, 1)	2.1	L	10	3	1	1	1	0	0	0	0	0	0	12	12	3.86	1.286

PITCHER	IP	WLS	BF	H	R	ER	SO	BB	IBB	HBP	BLK	WP	HR	S	P	ERA	WHIP

Milwaukee Brewers @ Detroit Tigers

Tiger Stadium, Detroit, MI

Sat May 12 1979, 3:33 AM EDT

Att. 19,801 - Unknown - 59 F

BOTTOM

Batter	1	2	3	4	5	6	7	8	9	AB	R	H	RBI	BB	SO	LOB
Ron LeFlore, R (1, 8) OBP: 0.392, SLG: 0.481	6-3 S 4-3 1B		1B 2B		K		6-3		F9	5	2	2	0	0	1	3
Lou Whitaker, L (1, 4) OBP: 0.390, SLG: 0.444	6-3 1-3		1B 1B 2-H		FC6-4 1-2f 2-3		K		F8	5	0	1	1	0	1	4
Rusty Staub, L (1, 10) OBP: 0.500, SLG: 0.500	4-3 3-H		1B 1-3		F8		BB			3	0	1	1	1	0	2
Steve Kemp, L (1, 7) OBP: 0.450, SLG: 0.573	F8		K			2-3	4-3			4	0	0	0	0	1	3
Jason Thompson, L (1, 3) OBP: 0.389, SLG: 0.382		F8	K	K		F8		F7		4	0	0	0	0	1	0
Lance Parrish, R (1, 2) OBP: 0.337, SLG: 0.477		6-3	K	K		2B BB		4-3		3	0	0	0	1	1	0
Lynn Jones, R (1, 9) OBP: 0.392, SLG: 0.426		6-3	F9	F9		1-3 2B		L9		4	0	1	0	0	0	0
Aurelio Rodriguez, R (1, 5) OBP: 0.270, SLG: 0.344 Phil Mankowski, L (6, PH) OBP: 0.286, SLG: 0.222 (7, 5)			F7		FC6-4 BB 1B	IBB			F8	2 1	0 0	1 0	0 0	0 1	0 0	0 0
Alan Trammell, R (1, 6) OBP: 0.354, SLG: 0.328 John Wockenfuss, R (6, PH) OBP: 0.333, SLG: 0.667 Mark Wagner, R (7, 6) OBP: 0.387, SLG: 0.483			6-3		1-2 FC6-4 BB	K			1B	1 1 1	0 0 0	0 0 1	0 0 0	1 0 0	0 1 0	0 3 0
Inning Stats	R: 1 E: 0 K: 0 S: 4 H: 1 LOB: 0 BB: 0 P: 4	R: 0 E: 0 K: 0 S: 3 H: 0 LOB: 0 BB: 0 P: 3	R: 1 E: 0 K: 1 S: 8 H: 3 LOB: 2 BB: 0 P: 8	R: 0 E: 0 K: 2 S: 7 H: 0 LOB: 0 BB: 0 P: 7	R: 0 E: 0 K: 1 S: 6 H: 1 LOB: 2 BB: 1 P: 10	R: 0 E: 0 K: 1 S: 6 H: 1 LOB: 3 BB: 2 P: 14	R: 0 E: 0 K: 1 S: 5 H: 0 LOB: 1 BB: 1 P: 9	R: 0 E: 0 K: 0 S: 3 H: 0 LOB: 0 BB: 0 P: 3	R: 0 E: 0 K: 0 S: 4 H: 1 LOB: 1 BB: 0 P: 4	1B: 5 2B: 2 3B: 0 HR: 0	SF: 0 SAC: 0 DP: 0 HBP: 0						

	AB	34
	R	2
	H	7
	RBI	2
	BB	4
	SO	6
	LOB	15

WP: 0 PB: 0 SB: 1 CS: 0 PA: 38

livebaseballscorecards.com

PITCHER		IP	WLS	BF	H	R	ER	SO	BB	IBB	HBP	BLK	WP	HR	S	P	ERA	WHIP
Bill Travers, L ERA: 4.3	(1, 1)	5.2		25	6	2	2	4	2	0	0	0	0	0	31	39	3.18	1.412
Reggie Cleveland, R ERA: 4.7	(6, 1)	0.2		3	0	0	0	1	0	1	0	0	0	0	4	8	0.00	0.000
Jerry Augustine, L ERA: 2.76	(7, 1)	2.0	W	8	1	0	0	1	1	0	0	0	0	0	9	13	0.00	1.000
Bill Castro, R ERA: 1.23	(9, 1)	0.1		1	0	0	0	0	0	0	0	0	0	0	1	1	0.00	0.000
Bob McClure, L ERA: 5.0	(9, 1)	0.1	S	1	0	0	0	0	0	0	0	0	0	0	1	1	0.00	0.000

PITCHER		IP	WLS	BF	H	R	ER	SO	BB	IBB	HBP	BLK	WP	HR	S	P	ERA	WHIP

Milwaukee Brewers @ Detroit Tigers

Tiger Stadium, Detroit, MI

Sun May 13 1979, 3:33 AM EDT

Att. 12,162 - Unknown - 60 F

TOP

livebaseballscorecards.com

Batter	1	2	3	4	5	6	7	8	9	AB	R	H	RBI	BB	SO	LOB
Paul Molitor, R (1, 4) OBP: 0.338, SLG: 0.400	E6 3-1 4-3		BBB 4-0 FC6-4 BB		F3			4-3		3	0	0	0	1	0	1
Robin Yount, R (1, 6) OBP: 0.301, SLG: 0.382	4-3 1-2		FC6-4 1-2f			1B SF9 1B		1B 1B		4	1	2	0	0	0	2
Cecil Cooper, L (1, 3) OBP: 0.381, SLG: 0.579	3-1 2-3			3-1		G5-3 1B 1-3 1B		1-2 1B		4	0	2	0	0	0	1
Sal Bando, R (1, 5) OBP: 0.359, SLG: 0.308	F8			5-3		SF9 3-H		F5		3	0	0	1	0	0	3
Ben Oglivie, L (1, 7) OBP: 0.336, SLG: 0.500		SSS K		SSS K		1-2 1B		G3		4	0	1	0	0	2	2
Sixto Lezcano, R (1, 9) OBP: 0.410, SLG: 0.574		BBBB L6-3 BB			1B 2B	G5-3 2-3f			SSS K	3	1	1	0	1	1	2
Gorman Thomas, R (1, 8) OBP: 0.432, SLG: 0.617		L6-3 1-2			5-3		BBBB G5-4-3 BB		5-3	3	0	0	0	1	0	2
Dick Davis, R (1, 10) OBP: 0.281, SLG: 0.290			SSS K		1-4-3 2-H 1B		G5-4-3 1-2f		1B	4	0	2	1	0	1	1
Charlie Moore, R (1, 2) OBP: 0.400, SLG: 0.410			SSS K		1-4-3 2-3		SSS K		SSS K	4	0	0	0	0	3	2

	AB	32
	R	2
	H	8
	RBI	2
	BB	3
	SO	7
	LOB	16

Inning Stats	1	2	3	4	5	6	7	8	9
	R: 0 E: 1 K: 0 S: 4 H: 0 LOB: 1 BB: 0 P: 4	R: 0 E: 0 K: 1 S: 4 H: 0 LOB: 0 BB: 1 P: 8	R: 0 E: 0 K: 2 S: 7 H: 0 LOB: 1 BB: 1 P: 11	R: 0 E: 0 K: 1 S: 5 H: 0 LOB: 0 BB: 0 P: 5	R: 1 E: 0 K: 0 S: 5 H: 2 LOB: 1 BB: 0 P: 5	R: 1 E: 0 K: 0 S: 5 H: 3 LOB: 1 BB: 0 P: 5	R: 0 E: 0 K: 1 S: 4 H: 0 LOB: 0 BB: 1 P: 8	R: 0 E: 0 K: 0 S: 5 H: 2 LOB: 2 BB: 0 P: 5	R: 0 E: 0 K: 2 S: 8 H: 1 LOB: 1 BB: 0 P: 8

	1B: 7	SF: 1	WP: 0	PA: 36
	2B: 2	SAC: 0	PB: 0	
	3B: 0	DP: 3	SB: 0	
	HR: 0	HBP: 0	CS: 0	

PITCHER	IP	WLS	BF	H	R	ER	SO	BB	IBB	HBP	BLK	WP	HR	S	P	ERA	WHIP
Jack Morris, R (1, 1) ERA: 2.45	7.1	W	30	7	2	2	5	3	0	0	0	0	0	37	49	2.46	1.364
Jack Billingham, R (8, 1) ERA: 3.72	1.2	S	6	1	0	0	2	0	0	0	0	0	0	10	10	0.00	0.600

PITCHER	IP	WLS	BF	H	R	ER	SO	BB	IBB	HBP	BLK	WP	HR	S	P	ERA	WHIP

Batter	1	2	3	4	5	6	7	8	9	AB	R	H	RBI	BB	SO	LOB
Ron LeFlore, R (1, 8) OBP: 0.387, SLG: 0.473	4-3		CS, 1B		K			F8		4	0	1	0	0	1	1
Jerry Morales, R (9, 9) OBP: 0.257, SLG: 0.372										0	0	0	0	0	0	0
Lou Whitaker, L (1, 4) OBP: 0.394, SLG: 0.441	F7		E, S, HR, 1-2, BB			G6-3, 1B		G3, 1-2		3	1	1	0	1	0	1
Rusty Staub, L (1, 10) OBP: 0.500, SLG: 0.588	F5		1-H, HR			G6-3, 1-2f		WP, BB, 2-H, 1B		4	1	2	3	0	0	1
Steve Kemp, L (1, 7) OBP: 0.462, SLG: 0.609		HR, 1B	F7			HR		WP, 1-2, BB		3	2	2	1	1	0	0
Jason Thompson, L (1, 3) OBP: 0.404, SLG: 0.430		1-H, HR		FC5-4, 1B		F7		1-2, 2-3, HBP		3	1	2	2	0	0	0
Lance Parrish, R (1, 2) OBP: 0.323, SLG: 0.456		F8		K			F3	F9		4	0	0	0	0	1	4
Lynn Jones, R (1, 9) OBP: 0.370, SLG: 0.400 (9, 8)		L8		FC5-4, CS, 1-2f			F8			3	0	0	0	0	0	1
Aurelio Rodriguez, R (1, 5) OBP: 0.258, SLG: 0.328		F3		CS, 1-2		6-3		5-3		3	0	0	0	0	0	0
Alan Trammell, R (1, 6) OBP: 0.353, SLG: 0.328			6-3			F9		G3, 1B, 1B		3	1	1	0	0	0	0
Inning Stats	R: 0 E: 0 K: 0 S: 3 H: 0 LOB: 0 BB: 0 P: 3	R: 2 E: 0 K: 0 S: 5 H: 2 LOB: 0 BB: 0 P: 5	R: 2 E: 0 K: 0 S: 4 H: 2 LOB: 0 BB: 1 P: 8	R: 0 E: 0 K: 1 S: 5 H: 1 LOB: 0 BB: 0 P: 5	R: 0 E: 0 K: 1 S: 5 H: 0 LOB: 0 BB: 0 P: 5	R: 1 E: 0 K: 0 S: 4 H: 2 LOB: 0 BB: 0 P: 4	R: 0 E: 0 K: 0 S: 3 H: 0 LOB: 0 BB: 0 P: 3	R: 1 E: 0 K: 0 S: 5 H: 2 LOB: 3 BB: 1 P: 10		1B: 6 2B: 0 3B: 0 HR: 3	SF: 0 SAC: 0 DP: 1 HBP: 1						

PITCHER		IP	WLS	BF	H	R	ER	SO	BB	IBB	HBP	BLK	WP	HR	S	P	ERA	WHIP
Moose Haas, R ERA: 4.42	(1, 1)	7.2	L	30	9	6	6	2	1	0	0	0	0	3	33	37	7.04	1.304
Bob McClure, L ERA: 5.0	(8, 1)	0.0		2	0	0	0	0	1	0	1	0	1	0	0	5	∞	∞
Bill Castro, R ERA: 1.17	(8, 1)	0.1		1	0	0	0	0	0	0	0	0	0	0	1	1	0.00	0.000

PITCHER	IP	WLS	BF	H	R	ER	SO	BB	IBB	HBP	BLK	WP	HR	S	P	ERA	WHIP

BOTTOM

Milwaukee Brewers @ Detroit Tigers

Tiger Stadium, Detroit, MI

Sun May 13 1979, 3:33 AM EDT

Att. 12,162 - Unknown - 60 F

livebaseballscorecards.com

AB	30
R	6
H	9
RBI	6
BB	2
SO	2
LOB	8

WP: 1	PA: 34		
PB: 0			
SB: 1			
CS: 2			

Batter	1	2	3	4	5	6	7	8	9	AB	R	H	RBI	BB	SO	LOB
Ron LeFlore, R (1, 8) OBP: 0.391, SLG: 0.478 Lynn Jones, R (8, 8) OBP: 0.364, SLG: 0.392	x 0-0 ① 6-3		x 0-0 L8 SF9 2B		x 0-0 ② F8			BBB 4-0 4-1 SH5-4 1B BB	SSS 0-3 ③ K	3 1	2 0	1 0	0 0	1 0	0 1	0 0
Lou Whitaker, L (1, 4) OBP: 0.402, SLG: 0.453	x 0-0 4-3 2B		x 0-0 ① L8 2-3		BBBB 4-0 BB			x 0-0 ① SH5-4 1-2		2	0	1	0	1	0	1
Rusty Staub, L (1, 10) OBP: 0.458, SLG: 0.541	x 0-0 ② 4-3 2-3		x 0-0 ② SF9 3-H		x 0-0 ③ F9			x 0-0 ② 4-1 2-3		3	0	0	1	0	0	3
Steve Kemp, L (1, 9) OBP: 0.463, SLG: 0.600 Tim Corcoran, L (9, 9) OBP: 0.280, SLG: 0.150	BBBB 4-0 BB		x 0-0 ③ 3-1			x 0-0 ① 4-3		x 0-0 2B 1B 3-H 1B		3 0	1 0	1 0	1 0	1 0	0 0	0 0
Jason Thompson, L (1, 3) OBP: 0.398, SLG: 0.434	x 0-0 ③ F7			x 0-0 ① 4-3		x 0-0 ② F8		x 0-0 1B 1-3 2B		4	0	1	0	0	0	2
Lance Parrish, R (1, 2) OBP: 0.320, SLG: 0.447		SSS 0-3 ① K		x 0-0 ② 6-3		x 0-0 ③ F2		x 0-0 2-3 3-H 1B		4	0	1	1	0	1	0
Jerry Morales, R (1, 7) OBP: 0.267, SLG: 0.388		x 0-0 ② L4		x 0-0 1B			x 0-0 FC1-6-3 2B	x 0-0 ③ F4		4	0	2	0	0	0	2
Aurelio Rodriguez, R (1, 5) OBP: 0.257, SLG: 0.338		x 0-0 2B		x 0-0 ③ L4			x 0-0 ①② FC1-6-3 2-3		x 0-0 ① F9	4	0	1	0	0	0	2
Alan Trammell, R (1, 6) OBP: 0.333, SLG: 0.309		SSS 0-3 ③ K			x 0-0 ① 4-3		x 0-0 ③ 4-3		x 0-0 ② 6-3	4	0	0	0	0	1	1
Inning Stats	R: 0 H: 1 E: 0 LOB: 2 K: 0 BB: 1 S: 4 P: 8	R: 0 H: 1 E: 0 LOB: 1 K: 2 BB: 0 S: 8 P: 8	R: 1 H: 1 E: 0 LOB: 0 K: 0 BB: 0 S: 4 P: 4	R: 0 H: 1 E: 0 LOB: 1 K: 0 BB: 0 S: 4 P: 4	R: 0 H: 0 E: 0 LOB: 1 K: 0 BB: 1 S: 3 P: 7	R: 0 H: 0 E: 0 LOB: 0 K: 0 BB: 0 S: 3 P: 3	R: 0 H: 1 E: 0 LOB: 0 K: 0 BB: 0 S: 3 P: 3	R: 2 H: 3 E: 0 LOB: 2 K: 0 BB: 1 S: 6 P: 10	R: 0 H: 0 E: 0 LOB: 0 K: 1 BB: 0 S: 5 P: 5	1B: 3 SF: 1 2B: 6 SAC: 1 3B: 0 DP: 1 HR: 0 HBP: 0						WP: 0 PA: 37 PB: 0 SB: 0 CS: 0	

PITCHER	IP	WLS	BF	H	R	ER	SO	BB	IBB	HBP	BLK	WP	HR	S	P	ERA	WHIP
Ed Figueroa, R (1, 1) ERA: 3.66	8.0	L	34	8	3	3	2	3	0	0	0	0	0	35	47	3.38	1.375
Ken Clay, R (9, 1) ERA: 5.31	1.0		3	0	0	0	1	0	0	0	0	0	0	5	5	0.00	0.000

PITCHER	IP	WLS	BF	H	R	ER	SO	BB	IBB	HBP	BLK	WP	HR	S	P	ERA	WHIP

Detroit Tigers @ New York Yankees

Yankee Stadium, Bronx, NY

Mon May 14 1979, 7:05 PM EDT

Att. 15,650 - Unknown

TOP

livebaseballscorecards.com

AB	32
R	3
H	8
RBI	3
BB	3
SO	3
LOB	11

BOTTOM

Detroit Tigers @ New York Yankees

Yankee Stadium, Bronx, NY

Mon May 14 1979, 7:05 PM EDT

Att. 15,650 - Unknown

livebaseballscorecards.com

Batter	1	2	3	4	5	6	7	8	9	AB	R	H	RBI	BB	SO	LOB
Willie Randolph, R (1, 4) OBP: 0.305, SLG: 0.278	5-3		6-3 1B 3-H 1B		1-3			4-3		4	0	1	1	0	0	0
Thurman Munson, R (1, 2) OBP: 0.356, SLG: 0.425	2B		6-3 1-2 1B		4-3			K		4	0	2	0	0	1	0
Graig Nettles, L (1, 5) OBP: 0.376, SLG: 0.440	K		6-3 1-2 2-3			L9		F8		4	0	0	0	0	1	3
Reggie Jackson, L (1, 9) OBP: 0.409, SLG: 0.568	K		FC5-4 IBB			F7			4-3	3	0	0	0	1	1	1
Lou Piniella, R (1, 7) OBP: 0.273, SLG: 0.387		L7	FC5-4 1-2f			F8			F8	4	0	0	0	0	0	3
Jim Spencer, L (1, 10) OBP: 0.361, SLG: 0.527 Fred Stanley, R (7, PR) OBP: 0.400, SLG: 0.333 Jay Johnstone, L (9, PH) OBP: 0.281, SLG: 0.387		F2		K			FC4-6 BB		F7	2 0 1	0 0 0	0 0 0	0 0 0	1 0 0	1 0 0	0 0 0
Chris Chambliss, L (1, 3) OBP: 0.217, SLG: 0.300		F7		F7			FC4-6 FC5-4 1-2f			3	0	0	0	0	0	1
Juan Beniquez, R (1, 8) OBP: 0.313, SLG: 0.421			SH1-3 1B 2B	1-6-3			FC5-4 1-2f			3	1	1	0	0	0	1
Bucky Dent, R (1, 6) OBP: 0.359, SLG: 0.359			SH1-3 2-3		K		K			2	0	0	0	0	2	1

	AB	30
	R	1
	H	4
	RBI	1
	BB	2
	SO	6
	LOB	10

Inning Stats	1	2	3	4	5	6	7	8	9
	R: 0 H: 1 E: 0 LOB: 1 K: 2 BB: 0 S: 8 P: 8	R: 0 H: 0 E: 0 LOB: 0 K: 0 BB: 0 S: 3 P: 3	R: 1 H: 3 E: 0 LOB: 3 K: 0 BB: 1 S: 6 P: 10	R: 0 H: 0 E: 0 LOB: 0 K: 1 BB: 0 S: 5 P: 5	R: 0 H: 0 E: 0 LOB: 0 K: 1 BB: 0 S: 5 P: 5	R: 0 H: 0 E: 0 LOB: 0 K: 0 BB: 0 S: 3 P: 3	R: 0 H: 0 E: 0 LOB: 1 K: 1 BB: 1 S: 5 P: 9	R: 0 H: 0 E: 0 LOB: 0 K: 1 BB: 0 S: 5 P: 5	R: 0 H: 0 E: 0 LOB: 0 K: 0 BB: 0 S: 3 P: 3

1B: 2	SF: 0	WP: 0	PA: 33
2B: 2	SAC: 1	PB: 0	
3B: 0	DP: 0	SB: 0	
HR: 0	HBP: 0	CS: 0	

PITCHER	IP	WLS	BF	H	R	ER	SO	BB	IBB	HBP	BLK	WP	HR	S	P	ERA	WHIP
Milt Wilcox, R (1, 1) ERA: 4.99	9.0	W	33	4	1	1	6	1	1	0	0	0	0	43	51	1.00	0.556

PITCHER	IP	WLS	BF	H	R	ER	SO	BB	IBB	HBP	BLK	WP	HR	S	P	ERA	WHIP

Batter	1	2	3	4	5	6	7	8	9	AB	R	H	RBI	BB	SO	LOB
Ron LeFlore, R (1, 8) OBP: 0.402, SLG: 0.487	x 0-0 CS 1B			x 0-0 ① F8		x 0-0 1B		x 0-0 S 1B 2-3 3-H 1B		4	1	3	1	0	0	0
Lou Whitaker, L (1, 4) OBP: 0.397, SLG: 0.444	x 0-0 ①② 1-3 1-2			x 0-0 ② F8		S S S 0-3 ③ K		x 0-0 1-H 3-H 1B		4	0	1	2	0	1	2
Rusty Staub, L (1, 10) OBP: 0.423, SLG: 0.488	S S S 0-3 ③ K			x 0-0 ③ 4-3			x 0-0 ① F2	x 0-0 ③ 1-3		4	0	0	0	0	1	1
Steve Kemp, L (1, 9) OBP: 0.455, SLG: 0.586		x 0-0 ① 4-3			x 0-0 ① 4-3		S S S 0-3 ② K		x 0-0 G4-6-3 1B	4	0	1	0	0	1	0
Jason Thompson, L (1, 3) OBP: 0.393, SLG: 0.425		x 0-0 ② F8			x 0-0 FC5-4 1B		x 0-0 ③ 6-3		x 0-0 ①② G4-6-3 1-2f	4	0	1	0	0	0	1
Jerry Morales, R (1, 7) OBP: 0.257, SLG: 0.373		x 0-0 ③ F7			x 0-0 ② FC5-4 FC5-4 1-2f			x 0-0 ① 5-3	x 0-0 ③ F9	4	0	0	0	0	0	1
Lance Parrish, R (1, 2) OBP: 0.320, SLG: 0.438			x 0-0 ① F9		x 0-0 ③ FC5-4 1-2f			B B B B 4-0 4-3 1B 1B BB		2	1	0	0	1	0	1
Aurelio Rodriguez, R (1, 5) OBP: 0.260, SLG: 0.338			x 0-0 ② 5-3			S S S 0-3 ① K		x 0-0 1B 4-3 1-2 1B 1B		3	1	1	0	0	1	0
Alan Trammell, R (1, 6) OBP: 0.320, SLG: 0.296			x 0-0 ③ 1-3			S S S 0-3 ② K		x 0-0 ② 4-3 1-2 2-3		3	0	0	0	0	1	2
Inning Stats	R: 0 H: 1 E: 0 LOB: 0 K: 1 BB: 0 S: 5 P: 5	R: 0 H: 0 E: 0 LOB: 0 K: 0 BB: 0 S: 3 P: 3	R: 0 H: 0 E: 0 LOB: 0 K: 0 BB: 0 S: 3 P: 3	R: 0 H: 0 E: 0 LOB: 0 K: 0 BB: 0 S: 3 P: 3	R: 0 H: 1 E: 0 LOB: 1 K: 0 BB: 0 S: 4 P: 4	R: 0 H: 1 E: 0 LOB: 1 K: 3 BB: 0 S: 10 P: 10	R: 0 H: 0 E: 0 LOB: 0 K: 1 BB: 0 S: 5 P: 5	R: 3 H: 3 E: 0 LOB: 1 K: 0 BB: 1 S: 6 P: 10	R: 0 H: 1 E: 0 LOB: 0 K: 0 BB: 0 S: 3 P: 3	1B: 7 SF: 0 2B: 0 SAC: 0 3B: 0 DP: 1 HR: 0 HBP: 0						

PITCHER	IP	WLS	BF	H	R	ER	SO	BB	IBB	HBP	BLK	WP	HR	S	P	ERA	WHIP
Tommy John, L (1, 1) ERA: 1.81	9.0	W	33	7	3	3	5	1	0	0	0	0	0	42	46	3.00	0.889

PITCHER	IP	WLS	BF	H	R	ER	SO	BB	IBB	HBP	BLK	WP	HR	S	P	ERA	WHIP

TOP

Detroit Tigers @ New York Yankees

Yankee Stadium, Bronx, NY

Tue May 15 1979, 7:05 PM EDT

Att. 18,876 - Unknown - 61 F

livebaseballscorecards.com

AB	32
R	3
H	7
RBI	3
BB	1
SO	5
LOB	8

WP: 0	PA: 33		
PB: 0			
SB: 1			
CS: 1			

Batter	1	2	3	4	5	6	7	8	9	AB	R	H	RBI	BB	SO	LOB
Mickey Rivers, L (1, 8) OBP: 0.286, SLG: 0.398	L3	2B		4-3		1B 1B 1B 1-3	K			4	0	2	0	0	0	0
Juan Beniquez, R (6, PR) (7, 8) OBP: 0.308, SLG: 0.414										1	1	0	0	0	1	0
Willie Randolph, R (1, 4) OBP: 0.321, SLG: 0.297	1B SF9 1B	K			2B 1B	1B 1B 1B 1-2 3-H		5-3 PB SF8 1B		5	4	4	1	0	1	1
Thurman Munson, R (1, 2) OBP: 0.358, SLG: 0.424	E 1B 1-3	5-3			F4	1B SF7 1B 1-2 2-3		5-3 1-3		5	1	2	0	0	0	3
Graig Nettles, L (1, 5) OBP: 0.377, SLG: 0.445	SF9 3-H		G4-6-3 1B		K	FC6-4 1B 1-3 2-H 3-H		SF8 3-H		3	0	2	4	0	1	1
Reggie Jackson, L (1, 9) OBP: 0.409, SLG: 0.574	E8 1B 1-3		G4-6-3 1-2f		2B 1-H	SF7 3-H		F8		4	1	2	2	0	0	1
Lou Piniella, R (1, 7) OBP: 0.282, SLG: 0.412	K	2B	2B		2B 2-H	FC6-4 1-2f				4	0	2	1	0	1	3
Jim Spencer, L (1, 10) OBP: 0.369, SLG: 0.527		HR BB	6-3		5-3		F2			0	1	0	0	1	0	0
Cliff Johnson, R (3, PH) OBP: 0.381, SLG: 0.486										3	0	0	0	0	0	2
Chris Chambliss, L (1, 3) OBP: 0.227, SLG: 0.360		HR 1-H		F8		F6	HR			4	2	2	3	0	0	0
Bucky Dent, R (1, 6) OBP: 0.355, SLG: 0.347		F9		F6		1B 1B BB	F7			3	1	0	0	1	0	0
Inning Stats	R: 1 E: 1 K: 1 S: 8 H: 3 LOB: 2 BB: 0 P: 8	R: 2 E: 0 K: 1 S: 7 H: 2 LOB: 1 BB: 1 P: 11	R: 0 E: 0 K: 0 S: 4 H: 2 LOB: 1 BB: 0 P: 4	R: 0 E: 0 K: 0 S: 3 H: 0 LOB: 0 BB: 0 P: 3	R: 2 E: 0 K: 1 S: 8 H: 3 LOB: 1 BB: 0 P: 8	R: 4 E: 0 K: 0 S: 7 H: 4 LOB: 1 BB: 1 P: 11	R: 1 E: 0 K: 1 S: 6 H: 1 LOB: 0 BB: 0 P: 6	R: 1 E: 0 K: 0 S: 4 H: 1 LOB: 0 BB: 0 P: 4		1B: 10 2B: 4 3B: 0 HR: 2	SF: 3 SAC: 0 DP: 1 HBP: 0						

PITCHER		IP	WLS	BF	H	R	ER	SO	BB	IBB	HBP	BLK	WP	HR	S	P	ERA	WHIP
Steve Baker, R ERA: 5.12	(1, 1)	2.0	L	13	6	3	3	2	1	0	0	0	0	1	16	20	13.50	3.500
Sheldon Burnside, L ERA: 5.66	(3, 1)	3.1		16	6	5	5	1	1	0	0	0	0	0	17	21	13.50	2.100
Bruce Taylor, R ERA: 6.59	(6, 1)	2.2		12	4	3	2	1	0	0	0	0	0	1	14	14	6.75	1.500

PITCHER	IP	WLS	BF	H	R	ER	SO	BB	IBB	HBP	BLK	WP	HR	S	P	ERA	WHIP

BOTTOM

Detroit Tigers @ New York Yankees

Yankee Stadium, Bronx, NY

Tue May 15 1979, 7:05 PM EDT
Att. 18,876 - Unknown - 61 F

livebaseballscorecards.com

AB	36
R	11
H	16
RBI	11
BB	2
SO	4
LOB	11

Detroit Tigers @ New York Yankees

Yankee Stadium, Bronx, NY

Wed May 16 1979, 7:05 PM EDT

Att. 43,843 - Unknown - 69 F

livebaseballscorecards.com

Batter	1	2	3	4	5	6	7	8	9	AB	R	H	RBI	BB	SO	LOB
Ron LeFlore, R (1, 8) OBP: 0.390, SLG: 0.472	K		FC6-4 CS 1-2f		FC5-4 1-2f			F8		4	0	0	0	0	1	4
Jerry Morales, R (1, 7) OBP: 0.257, SLG: 0.368	K		CS 1-2	K		G6-4-3 1B		F8		4	0	1	0	0	2	0
Rusty Staub, L (1, 10) OBP: 0.411, SLG: 0.467	4-3			K	G6-4-3 1-2f				HR 1B	4	1	1	0	0	1	1
Steve Kemp, L (1, 9) OBP: 0.466, SLG: 0.621		1B		K	1B				1-H HR	4	1	3	2	0	1	0
John Wockenfuss, R (1, 3) OBP: 0.323, SLG: 0.607		K			K	K			G6-4-3 1B	4	0	1	0	0	3	2
Lance Parrish, R (1, 2) OBP: 0.318, SLG: 0.430		K			BB 1B		K		G6-4-3 1-2f	4	0	1	0	0	2	2
Aurelio Rodriguez, R (1, 5) OBP: 0.260, SLG: 0.333		F7			BB 1-2		F5		6-3	4	0	1	0	0	0	1
Lou Whitaker, L (1, 4) OBP: 0.387, SLG: 0.431			K		K		5-3			3	0	0	0	0	2	2
Mark Wagner, R (1, 6) OBP: 0.412, SLG: 0.484			FC6-4 1B		FC5-4 1-2 2-3 BB			K		2	0	1	0	1	1	0

TOP	
AB	33
R	2
H	9
RBI	2
BB	1
SO	13
LOB	12

Inning Stats																																		
	R: 0	H: 0		R: 0	H: 1		R: 0	H: 1		R: 0	H: 0		R: 0	H: 2		R: 0	H: 2		R: 0	H: 0		R: 0	H: 0		R: 2	H: 3		1B: 8	SF: 0		WP: 0	PA: 35		
	E: 0	LOB: 0		E: 0	LOB: 1		E: 0	LOB: 0		E: 0	LOB: 0		E: 0	LOB: 3		E: 0	LOB: 1		E: 0	LOB: 0		E: 0	LOB: 0		E: 0	LOB: 0		2B: 0	SAC: 0		PB: 0			
	K: 2	BB: 0		K: 2	BB: 0		K: 1	BB: 0		K: 3	BB: 0		K: 2	BB: 1		K: 1	BB: 0		K: 1	BB: 0		K: 1	BB: 0		K: 0	BB: 0		3B: 0	DP: 2		SB: 0			
	S: 7	P: 7		S: 8	P: 8		S: 5	P: 5		S: 9	P: 9		S: 9	P: 13		S: 6	P: 6		S: 5	P: 5		S: 5	P: 5		S: 5	P: 5		HR: 1	HBP: 0		CS: 1			

PITCHER	IP	WLS	BF	H	R	ER	SO	BB	IBB	HBP	BLK	WP	HR	S	P	ERA	WHIP
Ron Guidry, L (1, 1) ERA: 2.26	9.0	W	34	9	2	2	13	1	0	0	0	0	1	59	63	2.00	1.111

PITCHER	IP	WLS	BF	H	R	ER	SO	BB	IBB	HBP	BLK	WP	HR	S	P	ERA	WHIP

Batter	1	2	3	4	5	6	7	8	9	AB	R	H	RBI	BB	SO	LOB
Mickey Rivers, L (1, 8) OBP: 0.275, SLG: 0.381	F9		F8		F8		4-3			4	0	0	0	0	0	1
Juan Beniquez, R (8, 8) OBP: 0.308, SLG: 0.414										0	0	0	0	0	0	0
Willie Randolph, R (1, 4) OBP: 0.319, SLG: 0.296	HR, S, 1B		5-3		K			1-3		4	1	1	0	0	1	0
Thurman Munson, R (1, 2) OBP: 0.355, SLG: 0.420	K, 1-2			HR, 1B	F8			K		4	1	1	0	0	2	1
Graig Nettles, L (1, 5) OBP: 0.380, SLG: 0.492	2-H, HR			1-H, HR		G3		F9		4	2	2	4	0	0	0
Reggie Jackson, L (1, 9) OBP: 0.407, SLG: 0.564	BB, CS			K		K				2	0	0	0	1	2	0
Lou Piniella, R (1, 7) OBP: 0.283, SLG: 0.420	CS, 1-2	F8		HR, 2B		4-3				3	1	1	0	0	0	0
Chris Chambliss, L (1, 3) OBP: 0.230, SLG: 0.385		4-3		2-H, HR			F7			3	1	1	2	0	0	0
Jim Spencer, L (1, 10) OBP: 0.368, SLG: 0.513		F8		K			BB			2	0	0	0	1	1	0
Bucky Dent, R (1, 6) OBP: 0.345, SLG: 0.337			5-3	5-3			P1			3	0	0	0	0	0	1
Inning Stats	R: 2 E: 0 K: 1 S: 6 H: 2 LOB: 0 BB: 1 P: 10	R: 0 E: 0 K: 0 S: 3 H: 0 LOB: 0 BB: 0 P: 3	R: 0 E: 0 K: 0 S: 3 H: 0 LOB: 0 BB: 0 P: 3	R: 4 E: 0 K: 2 S: 11 H: 4 LOB: 0 BB: 0 P: 11	R: 0 E: 0 K: 1 S: 5 H: 0 LOB: 0 BB: 0 P: 5	R: 0 E: 0 K: 1 S: 5 H: 0 LOB: 0 BB: 0 P: 5	R: 0 E: 0 K: 0 S: 3 H: 0 LOB: 1 BB: 1 P: 7	R: 0 E: 0 K: 1 S: 5 H: 0 LOB: 0 BB: 0 P: 5		1B: 2 2B: 1 3B: 0 HR: 3	SF: 0 SAC: 0 DP: 0 HBP: 0						

BOTTOM

Detroit Tigers @ New York Yankees

Yankee Stadium, Bronx, NY

Wed May 16 1979, 7:05 PM EDT

Att. 43,843 - Unknown - 69 F

livebaseballscorecards.com

AB	29
R	6
H	6
RBI	6
BB	2
SO	6
LOB	3

WP: 0 PB: 0 SB: 1 CS: 1 PA: 32

PITCHER		IP	WLS	BF	H	R	ER	SO	BB	IBB	HBP	BLK	WP	HR	S	P	ERA	WHIP
Mark Fidrych, R ERA: 8.53	(1, 1)	3.1	L	16	6	6	6	2	1	0	0	0	0	3	19	23	16.20	2.100
Aurelio Lopez, R ERA: 2.11	(4, 1)	2.2		8	0	0	0	3	0	0	0	0	0	0	14	14	0.00	0.000
John Hiller, L ERA: 3.86	(7, 1)	2.0		7	0	0	0	1	1	0	0	0	0	0	8	12	0.00	0.500

PITCHER	IP	WLS	BF	H	R	ER	SO	BB	IBB	HBP	BLK	WP	HR	S	P	ERA	WHIP

Detroit Tigers @ Cleveland Indians

Cleveland Municipal Stadium, Cleveland, OH

Fri May 18 1979, 7:05 PM EDT

Att. 10,452 - Unknown

TOP

livebaseballscorecards.com

Batter	1	2	3	4	5	6	7	8	9	AB	R	H	RBI	BB	SO	LOB
Ron LeFlore, R (1, 8) OBP: 0.390, SLG: 0.469	E S 1B 1B		F9		L9		F9		1-2 2B 1B	5	2	2	0	0	0	3
Lou Whitaker, L (1, 4) OBP: 0.402, SLG: 0.467	G4-6-3 1-H 1B		2B		1-H 2B		F8		WP 1-H 2-H 2B	3	0	3	2	0	0	0
Mark Wagner, R (5, 4) OBP: 0.417, SLG: 0.515										2	0	1	2	0	0	2
Rusty Staub, L (1, 10) OBP: 0.417, SLG: 0.479	G4-6-3 1-2f		F8			F9 2B		BBBB FC1-6 BB	K 2-3	3	0	1	0	1	0	2
Lynn Jones, R (8, PR) OBP: 0.357, SLG: 0.385										1	0	0	0	0	1	1
Steve Kemp, L (1, 7) OBP: 0.467, SLG: 0.610	HBP			BBBB 1B SF9-6 BB		F9 2-3		FC1-6 4-3 1-2f		2	1	0	0	1	0	2
Jason Thompson, L (1, 3) OBP: 0.387, SLG: 0.418	4-3			SF9-6 1-3 1B		F8		4-3 1-2		4	0	1	0	0	0	3
Jerry Morales, R (1, 9) OBP: 0.256, SLG: 0.367		G4-6-3 1B		SF9-6 1-2 3-H		F7		K		3	0	1	1	0	1	3
Lance Parrish, R (1, 2) OBP: 0.315, SLG: 0.417		F4		6-3			BBBB SH BB		6-3	3	0	0	0	1	0	1
Aurelio Rodriguez, R (1, 5) OBP: 0.275, SLG: 0.346		G4-6-3 1-2f			2B 1B		SH 1-2		1B 2B 1B	3	2	2	0	0	0	1
Alan Trammell, R (1, 6) OBP: 0.304, SLG: 0.280			SSS K		F9		F2		F8	4	0	0	0	0	1	4

	AB	33
	R	5
	H	11
	RBI	5
	BB	3
	SO	3
	LOB	22

Inning Stats										
	R: 1	H: 2	R: 0	H: 1	R: 0	H: 1	R: 1	H: 1	R: 1	H: 2
	E: 0	LOB: 1	E: 0	LOB: 0	E: 0	LOB: 1	E: 0	LOB: 0	E: 0	LOB: 1
	K: 0	BB: 0	K: 0	BB: 0	K: 1	BB: 0	K: 0	BB: 1	K: 0	BB: 0
	S: 4	P: 5	S: 3	P: 3	S: 6	P: 6	S: 3	P: 7	S: 4	P: 4

Inning Stats										
	R: 0	H: 1	R: 0	H: 0	R: 0	H: 0	R: 2	H: 3	1B: 7	SF: 1
	E: 0	LOB: 1	E: 0	LOB: 2	E: 0	LOB: 2	E: 0	LOB: 1	2B: 5	SAC: 1
	K: 0	BB: 0	K: 1	BB: 1	K: 1	BB: 1	K: 1	BB: 0	3B: 0	DP: 3
	S: 4	P: 4	S: 5	P: 9	S: 4	P: 8	S: 8	P: 8	HR: 0	HBP: 1

	WP: 1	PA: 39
	PB: 0	
	SB: 1	
	CS: 0	

PITCHER		IP	WLS	BF	H	R	ER	SO	BB	IBB	HBP	BLK	WP	HR	S	P	ERA	WHIP
Wayne Garland, R ERA: 6.99	(1, 1)	7.0		30	8	3	3	1	3	0	1	0	0	0	28	41	3.86	1.571
Sid Monge, L ERA: 1.8	(8, 1)	2.0	L	9	3	2	2	2	0	0	0	0	1	0	13	13	9.00	1.500

PITCHER		IP	WLS	BF	H	R	ER	SO	BB	IBB	HBP	BLK	WP	HR	S	P	ERA	WHIP

Batter	1	2	3	4	5	6	7	8	9	AB	R	H	RBI	BB	SO	LOB
Bobby Bonds, R (1, 10) OBP: 0.378, SLG: 0.486	6-3		F9		K			K		4	0	0	0	0	2	2
Paul Dade, R (1, 9) OBP: 0.329, SLG: 0.329	F9		2-H 2B		6-3			S 1B		4	0	2	1	0	0	1
Rick Manning, L (1, 8) OBP: 0.309, SLG: 0.331	4-3		F3			SF4 3B		F6		4	1	1	0	0	0	2
Andre Thornton, R (1, 3) OBP: 0.288, SLG: 0.342		6-3 1B 2B	F6			5-3		1-2 IBB		3	1	1	0	1	0	2
Jim Norris, L (1, 7) OBP: 0.264, SLG: 0.231		6-3 2-3		G3		CS BB		F8		3	0	0	0	1	0	3
Toby Harrah, R (1, 5) OBP: 0.344, SLG: 0.352		5-3		6-3		3-H SF4			BB	2	0	0	1	1	0	1
Gary Alexander, R (1, 2) OBP: 0.276, SLG: 0.333		3-H 1B		K		1-2 CS	F8		K	4	0	1	1	0	2	1
Duane Kuiper, L (1, 4) OBP: 0.292, SLG: 0.276		L6			SH5-4 1B		F7		L7	4	0	1	0	0	0	2
Tom Veryzer, R (1, 6) OBP: 0.304, SLG: 0.281			2B 2B		1-2 SH5-4		5-3		F6	3	1	1	0	0	0	1
Inning Stats	R: 0 E: 0 K: 0 S: 3 H: 0 LOB: 0 BB: 0 P: 3	R: 1 E: 0 K: 0 S: 5 H: 2 LOB: 1 BB: 0 P: 5	R: 1 E: 0 K: 0 S: 5 H: 2 LOB: 1 BB: 0 P: 5	R: 0 E: 0 K: 1 S: 5 H: 0 LOB: 0 BB: 0 P: 5	R: 0 E: 0 K: 1 S: 6 H: 1 LOB: 1 BB: 0 P: 6	R: 1 E: 0 K: 0 S: 3 H: 1 LOB: 0 BB: 1 P: 7	R: 0 E: 0 K: 0 S: 3 H: 0 LOB: 0 BB: 0 P: 3	R: 0 E: 0 K: 1 S: 6 H: 1 LOB: 2 BB: 1 P: 10	R: 0 E: 0 K: 1 S: 5 H: 0 LOB: 1 BB: 1 P: 9	1B: 3 2B: 3 3B: 1 HR: 0	SF: 1 SAC: 1 DP: 0 HBP: 0						

PITCHER	IP	WLS	BF	H	R	ER	SO	BB	IBB	HBP	BLK	WP	HR	S	P	ERA	WHIP
Dave Rozema, R (1, 1) ERA: 4.5	7.1		29	7	3	3	3	1	0	0	0	0	0	34	38	3.68	1.091
John Hiller, L (8, 1) ERA: 3.57	1.2	W	7	0	0	0	1	1	1	0	0	0	0	7	15	0.00	0.600

PITCHER	IP	WLS	BF	H	R	ER	SO	BB	IBB	HBP	BLK	WP	HR	S	P	ERA	WHIP

BOTTOM

Detroit Tigers @ Cleveland Indians

Cleveland Municipal Stadium, Cleveland, OH

Fri May 18 1979, 7:05 PM EDT

Att. 10,452 - Unknown

livebaseballscorecards.com

AB	31
R	3
H	7
RBI	3
BB	3
SO	4
LOB	15

Batter	1	2	3	4	5	6	7	8	9	AB	R	H	RBI	BB	SO	LOB
Ron LeFlore, R (1, 8) OBP: 0.379, SLG: 0.455	F9		G6-3 1-2f			6-3		K		4	0	0	0	0	1	1
Lou Whitaker, L (1, 4) OBP: 0.397, SLG: 0.454	6-3 BB		4-3			F8		F7		3	0	0	0	1	0	0
Rusty Staub, L (1, 10) OBP: 0.406, SLG: 0.451	6-3 1-2			3-1			BB BB HBP		F8	3	0	0	0	0	0	1
Steve Kemp, L (1, 7) OBP: 0.484, SLG: 0.617	BB			CS 1B			1-2 BB		G4-6-3 1B	2	0	2	0	2	0	0
Jason Thompson, L (1, 3) OBP: 0.374, SLG: 0.400	K			F5 1-2			F8		G4-6-3 1-2f	4	0	0	0	0	1	6
Lance Parrish, R (1, 2) OBP: 0.333, SLG: 0.429		G4-3 1B			FC5-4 1B		1-2 2-3 BB			2	0	2	0	1	0	0
Jerry Morales, R (1, 9) OBP: 0.250, SLG: 0.357		F8 1-1			FC5-4 G5-4-3 1-2f		F3			3	0	0	0	0	0	5
Aurelio Rodriguez, R (1, 5) OBP: 0.265, SLG: 0.333		G4-3 1-2f			G5-4-3 1-2f		5-3			3	0	0	0	0	0	5
Mark Wagner, R (1, 6) OBP: 0.385, SLG: 0.472			E5 G6-3			6-3		4-3		3	0	0	0	0	0	0
Inning Stats	R: 0 E: 0 K: 1 S: 5 H: 0 LOB: 2 BB: 2 P: 13	R: 0 E: 0 K: 0 S: 3 H: 1 LOB: 0 BB: 0 P: 3	R: 0 E: 1 K: 0 S: 3 H: 0 LOB: 0 BB: 0 P: 3	R: 0 E: 0 K: 0 S: 3 H: 1 LOB: 0 BB: 0 P: 3	R: 0 E: 0 K: 0 S: 3 H: 1 LOB: 0 BB: 0 P: 3	R: 0 E: 0 K: 0 S: 3 H: 0 LOB: 0 BB: 0 P: 3	R: 0 E: 0 K: 0 S: 3 H: 0 LOB: 3 BB: 2 P: 12	R: 0 E: 0 K: 1 S: 5 H: 0 LOB: 0 BB: 0 P: 5	R: 0 E: 0 K: 0 S: 3 H: 1 LOB: 0 BB: 0 P: 3	1B: 4 2B: 0 3B: 0 HR: 0 SF: 0 SAC: 0 DP: 4 HBP: 1	WP: 0 PB: 0 SB: 0 CS: 2 PA: 32					

PITCHER		IP	WLS	BF	H	R	ER	SO	BB	IBB	HBP	BLK	WP	HR	S	P	ERA	WHIP
Rick Waits, L ERA: 3.71	(1, 1)	6.0	W	22	3	0	0	1	3	0	1	0	0	0	20	33	0.00	1.000
Don Hood, L ERA: 4.5	(7, 1)	0.1		2	0	0	0	0	1	0	0	0	0	0	1	5	0.00	3.000
Dan Spillner, R ERA: 3.38	(7, 1)	2.2		8	1	0	0	1	0	0	0	0	0	0	10	10	0.00	0.375

PITCHER	IP	WLS	BF	H	R	ER	SO	BB	IBB	HBP	BLK	WP	HR	S	P	ERA	WHIP

TOP

Detroit Tigers @ Cleveland Indians

Cleveland Municipal Stadium, Cleveland, OH

Sat May 19 1979, 3:33 AM EDT
Att. 7,229 - Unknown

livebaseballscorecards.com

AB	27
R	0
H	4
RBI	0
BB	4
SO	2
LOB	18

Detroit Tigers @ Cleveland Indians

Cleveland Municipal Stadium, Cleveland, OH

Sat May 19 1979, 3:33 AM EDT

Att. 7,229 - Unknown

livebaseballscorecards.com

BOTTOM

Batter	1	2	3	4	5	6	7	8	9	AB	R	H	RBI	BB	SO	LOB
Bobby Bonds, R (1, 10) OBP: 0.369, SLG: 0.472	K		F9		F5		F7 1-2			4	0	0	0	0	1	1
Paul Dade, R (1, 9) OBP: 0.349, SLG: 0.351	6-3 S 1B			E S SF7 1B		FC5-4 1B HR 1B	1-3			4	2	3	0	0	0	1
Rick Manning, L (1, 8) OBP: 0.315, SLG: 0.346	6-3 1-3			SF7 1-H		FC5-4 1-2 1B		F7 L1-5 2B		3	0	2	1	0	0	1
Andre Thornton, R (1, 3) OBP: 0.287, SLG: 0.339	5-3			S HR 1B		FC5-4 1-2f 2-3 HR		F7 2-3		4	2	1	0	0	0	4
Jim Norris, L (1, 7) OBP: 0.286, SLG: 0.329		CS 1B		1-H HR		1-H 3-H HR		L1-5 3-H		4	2	3	5	0	0	1
Toby Harrah, R (1, 5) OBP: 0.344, SLG: 0.351	K 1-2			G5-4-3 1B		F5				3	0	1	0	0	1	1
Gary Alexander, R (1, 2) OBP: 0.270, SLG: 0.325	F9			G5-4-3 1-2f		K				3	0	0	0	0	1	1
Duane Kuiper, L (1, 4) OBP: 0.293, SLG: 0.278 Dave Rosello, R (8, 4) OBP: 0.200, SLG: 0.800			5-3		F7		FC6-4 1B			3 0	0 0	1 0	0 0	0 0	0 0	0 0
Tom Veryzer, R (1, 6) OBP: 0.297, SLG: 0.274			5-3		6-3		FC6-4 F7 1-2f			3	0	0	0	0	0	1
Inning Stats	R: 0 H: 1 E: 0 LOB: 1 K: 1 BB: 0 S: 6 P: 6	R: 0 H: 1 E: 0 LOB: 0 K: 1 BB: 0 S: 5 P: 5	R: 0 H: 0 E: 0 LOB: 0 K: 0 BB: 0 S: 3 P: 3	R: 3 H: 4 E: 0 LOB: 0 K: 0 BB: 0 S: 6 P: 6	R: 0 H: 0 E: 0 LOB: 0 K: 0 BB: 0 S: 3 P: 3	R: 3 H: 3 E: 0 LOB: 0 K: 1 BB: 0 S: 8 P: 8	R: 0 H: 1 E: 0 LOB: 1 K: 0 BB: 0 S: 4 P: 4	R: 0 H: 1 E: 0 LOB: 0 K: 0 BB: 0 S: 3 P: 3		1B: 8 SF: 1 2B: 2 SAC: 0 3B: 0 DP: 2 HR: 2 HBP: 0					WP: 0 PA: 32 PB: 0 SB: 3 CS: 1	

	AB	R	H	RBI	BB	SO	LOB
AB	**31**						
R	**6**						
H	**11**						
RBI	**6**						
BB	**0**						
SO	**3**						
LOB	**11**						

PITCHER		IP	WLS	BF	H	R	ER	SO	BB	IBB	HBP	BLK	WP	HR	S	P	ERA	WHIP
Jack Morris, R ERA: 5.4	(1, 1)	6.0	L	25	9	6	6	3	0	0	0	0	0	2	31	31	9.00	1.500
Bruce Taylor, R ERA: 5.74	(7, 1)	2.0		7	2	0	0	0	0	0	0	0	0	0	7	7	0.00	1.000

PITCHER	IP	WLS	BF	H	R	ER	SO	BB	IBB	HBP	BLK	WP	HR	S	P	ERA	WHIP

Batter	1	2	3	4	5	6	7	8	9	AB	R	H	RBI	BB	SO	LOB
Ron LeFlore, R (1, 8) OBP: 0.380, SLG: 0.453	0-0 E S HR 1B	0-0 6-3 ②		0-0 CS 1-3 1B			0-0 6-3 ①		0-3 K ③	5	1	2	0	0	1	0
Lou Whitaker, L (1, 4) OBP: 0.385, SLG: 0.438	0-0 L7 ① 1-2	0-0 F8 ③		0-0 CS ③ 1-2	0-0 G3 ①		0-0 F7 ②			4	0	0	0	0	0	1
Steve Kemp, L (1, 7) OBP: 0.477, SLG: 0.600	B B B B 4-0 E HR BB		0-0 1-3 ①		S S S 0-3 K ②		S S S 0-3 K ③			3	1	0	0	1	2	0
Rusty Staub, L (1, 10) OBP: 0.397, SLG: 0.426	B B B B 4-0 1-2 2-3 HR BB		0-0 F8 ②		0-0 F9 ③			0-0 4-3 ①		3	1	0	0	1	0	0
Jason Thompson, L (1, 3) OBP: 0.387, SLG: 0.439	0-0 1-H 2-H 3-H HR		0-0 6-3 ③			B B B B 4-0 2B 4-3 BB		0-0 1B		3	2	2	4	1	0	0
Lance Parrish, R (1, 2) OBP: 0.347, SLG: 0.450	0-0 BB 1B			0-0 E S 1B 1B		0-0 4-3 1-3 SF5 2B		0-3 K ②		4	2	3	0	0	1	1
Jerry Morales, R (1, 9) OBP: 0.250, SLG: 0.348	B B B B 4-0 1-2 G4-6-3 BB			S S S 0-3 K ① 1-3		0-0 4-3 ① 2-3 3-H		0-0 F8 ③		3	0	0	1	1	1	3
Aurelio Rodriguez, R (1, 5) OBP: 0.271, SLG: 0.337 Phil Mankowski, L (6, PH) (6, 5) OBP: 0.273, SLG: 0.216	0-0 G4-6-3 ② ③ 1-2f			0-0 1B 3-H 1B		0-0 SF5 ② 3-H			0-0 4-3 ①	2	0	1	1	0	0	2
										1	0	0	1	0	0	0
Alan Trammell, R (1, 6) OBP: 0.289, SLG: 0.266		S S S 0-3 K ①		S S S 0-3 K ②		0-0 F8 ③			0-0 F4 ②	4	0	0	0	0	2	1
Inning Stats	R: 4 E: 1 K: 0 S: 5 H: 3 LOB: 1 BB: 3 P: 17	R: 0 E: 0 K: 1 S: 5 H: 0 LOB: 0 BB: 0 P: 5	R: 0 E: 0 K: 0 S: 3 H: 0 LOB: 0 BB: 0 P: 3	R: 1 E: 0 K: 2 S: 9 H: 3 LOB: 1 BB: 0 P: 9	R: 0 E: 0 K: 1 S: 5 H: 0 LOB: 0 BB: 0 P: 5	R: 2 E: 0 K: 0 S: 4 H: 1 LOB: 0 BB: 1 P: 8	R: 0 E: 0 K: 1 S: 5 H: 0 LOB: 0 BB: 0 P: 5	R: 0 E: 0 K: 1 S: 6 H: 1 LOB: 1 BB: 0 P: 6	R: 0 E: 0 K: 1 S: 5 H: 0 LOB: 0 BB: 0 P: 5	1B: 6 2B: 1 3B: 0 HR: 1	SF: 1 SAC: 0 DP: 1 HBP: 0						

PITCHER	IP	WLS	BF	H	R	ER	SO	BB	IBB	HBP	BLK	WP	HR	S	P	ERA	WHIP
Eric Wilkins, R (1, 1) ERA: 5.29	0.1		7	3	4	4	0	3	0	0	0	0	1	4	16	108.00	18.000
Len Barker, R (1, 1) ERA: 7.52	4.2		17	4	3	3	4	1	0	0	0	0	0	24	28	5.79	1.071
Dan Spillner, R (6, 1) ERA: 2.84	4.0	W	13	1	0	0	3	0	0	0	0	0	0	19	19	0.00	0.250

PITCHER	IP	WLS	BF	H	R	ER	SO	BB	IBB	HBP	BLK	WP	HR	S	P	ERA	WHIP

TOP

Detroit Tigers @ Cleveland Indians

Cleveland Municipal Stadium, Cleveland, OH

Sun May 20 1979, 3:33 AM EDT
Att. 11,571 - Unknown

livebaseballscorecards.com

AB	32
R	7
H	8
RBI	7
BB	4
SO	7
LOB	8

1B: 6 SF: 1
2B: 1 SAC: 0
3B: 0 DP: 1
HR: 1 HBP: 0

WP: 0 PA: 38
PB: 0
SB: 2
CS: 1

Detroit Tigers @ Cleveland Indians

Cleveland Municipal Stadium, Cleveland, OH

Sun May 20 1979, 3:33 AM EDT

Att. 11,571 - Unknown

livebaseballscorecards.com

BOTTOM

Batter	1	2	3	4	5	6	7	8	9	AB	R	H	RBI	BB	SO	LOB
Bobby Bonds, R (1, 10) OBP: 0.370, SLG: 0.466	FC6-4 S 1B		K	3-1	K BB 1B	F7	F6	S IBB		4	0	1	0	1	2	2
Paul Dade, R (1, 9) OBP: 0.341, SLG: 0.338	K 1-2		F9		BB 1B 1B BB	K 1-2		SF8 2-3 3-H		3	1	0	1	1	2	2
Rick Manning, L (1, 8) OBP: 0.324, SLG: 0.346	FC6-4 HBP			3-1	BB 1B 1-2 2-H 1B		F6	BB 1-2		3	1	1	1	1	0	0
Andre Thornton, R (1, 3) OBP: 0.297, SLG: 0.360	FC6-4 1-2f 2-3			2B 2B	1B 2B 1-2 2-3 BB		2B	F8		4	2	2	0	1	0	5
Jim Norris, L (1, 7) OBP: 0.281, SLG: 0.322	F7			F7	BB 2B 1-3 2-H 3-H 1B		K		3-1	5	1	1	2	0	1	4
Toby Harrah, R (1, 5) OBP: 0.358, SLG: 0.361		G1-6-3 BB		2-H 2B	2B 1-2 BB		6-3		HR BB	2	1	1	1	3	0	1
Gary Alexander, R (1, 2) OBP: 0.282, SLG: 0.363	K		F9		1-3 2-H 3-H 2B			PB SH SF8 BB	1-H HR	4	2	2	4	1	1	2
Duane Kuiper, L (1, 4) OBP: 0.287, SLG: 0.271		G1-6-3 1-2f	L4 5-3					SH SF8 PB 1-2		3	0	0	0	0	0	3
Tom Veryzer, R (1, 6) OBP: 0.303, SLG: 0.289			F9		1B 2B	CS 1B		K 1-2 2-3		4	1	2	0	0	1	2

	AB	32
	R	9
	H	10
	RBI	9
	BB	8
	SO	7
	LOB	21

Inning Stats																		
	R: 0	H: 1	R: 0	H: 0	R: 0	H: 0	R: 1	H: 2	R: 5	H: 4	R: 0	H: 1	R: 0	H: 1	R: 1	H: 0	R: 2	H: 1
	E: 0	LOB: 2	E: 0	LOB: 0	E: 0	LOB: 0	E: 0	LOB: 1	E: 0	LOB: 2	E: 0	LOB: 0	E: 0	LOB: 1	E: 0	LOB: 3	E: 0	LOB: 0
	K: 1	BB: 0	K: 1	BB: 1	K: 1	BB: 0	K: 0	BB: 0	K: 1	BB: 3	K: 1	BB: 0	K: 1	BB: 0	K: 1	BB: 3	K: 0	BB: 1
	S: 6	P: 7	S: 4	P: 8	S: 5	P: 5	S: 5	P: 5	S: 9	P: 21	S: 5	P: 5	S: 6	P: 6	S: 6	P: 18	S: 2	P: 6

	1B: 4	SF: 1	WP: 0	PA: 43
	2B: 5	SAC: 1	PB: 1	
	3B: 0	DP: 1	SB: 2	
	HR: 1	HBP: 1	CS: 1	

PITCHER		IP	WLS	BF	H	R	ER	SO	BB	IBB	HBP	BLK	WP	HR	S	P	ERA	WHIP
Milt Wilcox, R (1, 1) ERA: 5.68	(1, 1)	4.2		23	6	6	6	4	3	0	1	0	0	0	27	40	11.57	1.929
Aurelio Lopez, R (5, 1) ERA: 2.11	(5, 1)	0.0		2	1	0	0	0	1	0	0	0	0	0	1	5	∞	∞
Steve Baker, R (5, 1) ERA: 5.03	(5, 1)	2.1		9	2	1	1	2	1	0	0	0	0	0	12	16	3.86	1.286
John Hiller, L (8, 1) ERA: 4.13	(8, 1)	1.1	L	9	1	2	2	1	2	1	0	0	0	1	8	20	13.50	2.250

PITCHER		IP	WLS	BF	H	R	ER	SO	BB	IBB	HBP	BLK	WP	HR	S	P	ERA	WHIP

Batter	1	2	3	4	5	6	7	8	9	AB	R	H	RBI	BB	SO	LOB
Mickey Rivers, L (1, 8) OBP: 0.311, SLG: 0.405	4-3		CS 1B		4-3			F8		4	0	1	0	0	0	2
Willie Randolph, R (1, 4) OBP: 0.333, SLG: 0.314	BBBB S BB		F9 1-2			1-3		1B		3	0	1	0	1	0	1
Thurman Munson, R (1, 2) OBP: 0.355, SLG: 0.404 Jerry Narron, L (5, 2) OBP: 0.333, SLG: 0.200	1-3 1-2			BBBB G4-6-3 BB		E3 1B		6-3		1 2	0 0	0 0	0 0	1 0	0 0	1 1
Graig Nettles, L (1, 5) OBP: 0.377, SLG: 0.490	SSS K			G4-6-3 1-2f		1-3 1B			G4-6-3 BB 1B	4	0	2	0	0	1	2
Reggie Jackson, L (1, 9) OBP: 0.408, SLG: 0.573		1B G4-6-3 1B		BBBB CS BB		4-3			BBBB G4-6-3 1-2 BB	2	1	1	0	2	0	1
Chris Chambliss, L (1, 3) OBP: 0.259, SLG: 0.406		G4-6-3 1-3 1B		CS 1-2	SH1-3 1B		6-3		G4-6-3 1-2f 2-3	4	0	2	0	0	0	2
Roy White, S (1, 7) OBP: 0.294, SLG: 0.239		G4-6-3 1-2f 3-H			SH1-3 1-2 1B		G3		SSS K	4	0	1	0	0	1	2
Jim Spencer, L (1, 10) OBP: 0.343, SLG: 0.456		G3			L5		F9			3	0	0	0	0	0	2
Bucky Dent, R (1, 6) OBP: 0.331, SLG: 0.321			SSS K		SH1-3 1-2 2-3			F9		2	0	0	0	0	1	0
Inning Stats	R: 0 E: 0 K: 1 S: 5 H: 0 LOB: 1 BB: 1 P: 9	R: 1 E: 0 K: 0 S: 4 H: 2 LOB: 0 BB: 0 P: 4	R: 0 E: 0 K: 1 S: 5 H: 1 LOB: 0 BB: 0 P: 5	R: 0 E: 0 K: 0 S: 1 H: 0 LOB: 0 BB: 2 P: 9	R: 0 E: 0 K: 0 S: 5 H: 2 LOB: 2 BB: 0 P: 5	R: 0 E: 1 K: 0 S: 4 H: 1 LOB: 1 BB: 0 P: 4	R: 0 E: 0 K: 0 S: 3 H: 0 LOB: 0 BB: 0 P: 3	R: 0 E: 0 K: 0 S: 4 H: 1 LOB: 1 BB: 0 P: 4	R: 0 E: 0 K: 1 S: 5 H: 1 LOB: 1 BB: 1 P: 9	1B: 8 2B: 0 3B: 0 HR: 0 SF: 0 SAC: 1 DP: 3 HBP: 0						

PITCHER	IP	WLS	BF	H	R	ER	SO	BB	IBB	HBP	BLK	WP	HR	S	P	ERA	WHIP
Jack Billingham, R (1, 1) ERA: 3.18	9.0	W	34	8	1	1	3	4	0	0	0	0	0	36	52	1.00	1.333

PITCHER	IP	WLS	BF	H	R	ER	SO	BB	IBB	HBP	BLK	WP	HR	S	P	ERA	WHIP

New York Yankees @ Detroit Tigers

Tiger Stadium, Detroit, MI

Mon May 21 1979, 7:05 PM EDT

Att. 26,153 - Unknown - 58 F

TOP

livebaseballscorecards.com

AB	29
R	1
H	8
RBI	0
BB	4
SO	3
LOB	14

WP: 0 PB: 0 SB: 1 CS: 2 PA: 35

New York Yankees @ Detroit Tigers

Tiger Stadium, Detroit, MI

Mon May 21 1979, 7:05 PM EDT

Att. 26,153 - Unknown - 58 F

livebaseballscorecards.com

BOTTOM

Batter	1	2	3	4	5	6	7	8	9	AB	R	H	RBI	BB	SO	LOB
Ron LeFlore, R (1, 8) OBP: 0.377, SLG: 0.454	G3		K		F9		SH5-4, 1B, 2B			4	1	1	0	0	1	1
Lou Whitaker, L (1, 4) OBP: 0.398, SLG: 0.461	G4-6-3, 1B		1-2 G4-6-3, 1B		2B		SH5-4 2-3			3	0	3	0	0	0	0
Steve Kemp, L (1, 7) OBP: 0.470, SLG: 0.588	G4-6-3 1-2f		G4-6-3 1-2f		F7		3-H, 1B			4	0	1	1	0	0	4
Rusty Staub, L (1, 10) OBP: 0.389, SLG: 0.431		6-3		4-3, WP, 2B		1-3	G3-6-3-4 1-2f			4	1	1	0	0	0	1
Jason Thompson, L (1, 3) OBP: 0.390, SLG: 0.441		1B, 1B		4-3 2-3		1B, BB, 1B		F9		4	0	2	0	0	0	1
Lance Parrish, R (1, 2) OBP: 0.352, SLG: 0.478		1-2, 1B		K 3-H		F9		HR		4	1	2	1	0	1	1
Lynn Jones, R (1, 9) OBP: 0.367, SLG: 0.382		K		1B		1B 1-2 BB		1-3		3	0	1	0	1	1	2
Aurelio Rodriguez, R (1, 5) OBP: 0.270, SLG: 0.333		F9		K		1-2 2-3, 1B		K		4	0	1	0	0	2	3
Alan Trammell, R (1, 6) OBP: 0.291, SLG: 0.268			1B, 1B		F9	F8				3	0	1	0	0	0	3
Inning Stats	R: 0 E: 0 K: 0 S: 3 H: 1 LOB: 0 BB: 0 P: 3	R: 0 E: 0 K: 1 S: 7 H: 2 LOB: 2 BB: 0 P: 7	R: 0 E: 0 K: 1 S: 6 H: 2 LOB: 1 BB: 0 P: 6	R: 1 E: 0 K: 2 S: 9 H: 2 LOB: 1 BB: 0 P: 9	R: 0 E: 0 K: 0 S: 4 H: 1 LOB: 1 BB: 0 P: 4	R: 0 E: 0 K: 0 S: 5 H: 2 LOB: 3 BB: 1 P: 9	R: 1 E: 0 K: 0 S: 4 H: 2 LOB: 0 BB: 0 P: 4	R: 1 E: 0 K: 1 S: 6 H: 1 LOB: 0 BB: 0 P: 6		1B: 9 2B: 3 3B: 0 HR: 1 SF: 0 SAC: 1 DP: 3 HBP: 0				WP: 1 PB: 0 SB: 0 CS: 0 PA: 35		

	AB	33
	R	3
	H	13
	RBI	2
	BB	1
	SO	5
	LOB	16

PITCHER	IP	WLS	BF	H	R	ER	SO	BB	IBB	HBP	BLK	WP	HR	S	P	ERA	WHIP
Ron Guidry, L (1, 1) ERA: 2.39	8.0	L	35	13	3	3	5	1	0	0	0	1	1	44	48	3.38	1.750

PITCHER	IP	WLS	BF	H	R	ER	SO	BB	IBB	HBP	BLK	WP	HR	S	P	ERA	WHIP

Batter	1	2	3	4	5	6	7	8	9	AB	R	H	RBI	BB	SO	LOB
Mickey Rivers, L (1, 8) OBP: 0.325, SLG: 0.426	0-0 1B		0-0 1B BB 2B	0-0 6-3		S S S 0-3 K			S S S 0-3 K 1-2	4	2	3	0	0	0	2
Juan Beniquez, R (4, 8) OBP: 0.290, SLG: 0.387			0-0 E7 1B							2	0	0	0	0	2	2
Willie Randolph, R (1, 4) OBP: 0.335, SLG: 0.312	S S S 0-3 K		4-0 BB 1B BB	0-0 F8	0-0 F9				0-0 E6	4	1	1	1	1	1	1
Brian Doyle, L (7, 4)			0-0 2-H 1B							1	0	0	0	0	0	0
Graig Nettles, L (1, 5) OBP: 0.387, SLG: 0.490	0-0 BB 1-3 1B		0-0 1-2 2-3 BB 1B	B B B B 4-0 CS BB	B B B B 4-0 L3-6 BB				0-0 F6	4	1	2	0	2	0	2
			0-0 G3													
Reggie Jackson, L (1, 9) OBP: 0.420, SLG: 0.571	B B B B 4-0 1-2 BB		B B B B 4-0 1B 1-2 2-3 3-H 2B BB	0-0 1B FC4-6 1B	S S S 0-3 K 1-2		B B B B 4-0 1-2 BB			2	2	1	1	3	1	1
Chris Chambliss, L (1, 3) OBP: 0.271, SLG: 0.428	S S S 0-3 K		0-0 2B 1B 1-3 2-H 3-H 1B	0-0 FC4-6 1-3 1B		0-0 PB 3B	0-0 L3-6 2-3			5	2	3	2	0	1	5
Roy White, S (1, 10) OBP: 0.304, SLG: 0.260	0-0 L4		0-0 1B 1-3 3-H 2B	0-0 FC4-6 1B 1-2f 3-H	B B B B 4-0 4-3 PB 3B BB			0-0 F9		4	3	1	2	1	0	4
Jay Johnstone, L (1, 7) OBP: 0.263, SLG: 0.351		0-0 L4	0-0 E SF8 2-H 3-H 1B	0-0 F7		0-0 4-3 1-3 3-H		0-0 F8		5	1	1	2	0	0	2
Jerry Narron, L (1, 2) OBP: 0.353, SLG: 0.400		0-0 F8	0-0 FC3 1-3	0-0 1B 1-3 1B		0-0 3-H 3B		0-0 F7		5	0	2	1	0	0	1
Bucky Dent, R (1, 6) OBP: 0.328, SLG: 0.322		0-0 4-1	0-0 SF8 3-H	0-0 1-2 3-H 1B		0-0 5-3			B B B B 4-0 CS BB	3	0	1	2	0	0	1
Fred Stanley, R (7, 6) OBP: 0.455, SLG: 0.333										0	0	0	0	1	0	0
Inning Stats	R: 0 E: 0 K: 2 S: 9 H: 2 LOB: 3 BB: 1 P: 13	R: 0 E: 0 K: 0 S: 3 H: 0 LOB: 0 BB: 0 P: 3	R: 8 E: 2 K: 0 S: 10 H: 7 LOB: 1 BB: 2 P: 18	R: 2 E: 0 K: 0 S: 7 H: 4 LOB: 2 BB: 0 P: 7	R: 0 E: 0 K: 1 S: 4 H: 0 LOB: 1 BB: 1 P: 8	R: 2 E: 0 K: 1 S: 7 H: 2 LOB: 1 BB: 1 P: 11	R: 0 E: 0 K: 0 S: 2 H: 0 LOB: 1 BB: 2 P: 10	R: 0 E: 0 K: 0 S: 3 H: 0 LOB: 0 BB: 0 P: 3	R: 0 E: 1 K: 1 S: 5 H: 0 LOB: 1 BB: 1 P: 9	1B: 11 2B: 5 3B: 2 HR: 0 SF: 1 SAC: 0 DP: 3 HBP: 0							

TOP

New York Yankees @ Detroit Tigers

Tiger Stadium, Detroit, MI

Tue May 22 1979, 7:05 PM EDT

Att. 33,497 - Unknown - 62 F

livebaseballscorecards.com

AB	39
R	12
H	15
RBI	11
BB	8
SO	5
LOB	21

WP: 0 PB: 1 SB: 0 CS: 2 PA: 48

PITCHER		IP	WLS	BF	H	R	ER	SO	BB	IBB	HBP	BLK	WP	HR	S	P	ERA	WHIP
Mark Fidrych, R ERA: 10.43	(1, 1)	2.0	L	14	5	5	5	2	3	0	0	0	0	0	15	27	22.50	4.000
Sheldon Burnside, L ERA: 6.33	(3, 1)	0.2		6	4	3	2	0	0	0	0	0	0	0	6	6	27.00	6.000
Aurelio Lopez, R ERA: 3.28	(3, 1)	3.1		17	6	4	4	2	2	0	0	0	0	0	19	27	10.80	2.400
Bruce Taylor, R ERA: 4.82	(7, 1)	3.0		11	0	0	0	1	3	0	0	0	0	0	10	22	0.00	1.000

PITCHER	IP	WLS	BF	H	R	ER	SO	BB	IBB	HBP	BLK	WP	HR	S	P	ERA	WHIP

BOTTOM

New York Yankees @ Detroit Tigers

Tiger Stadium, Detroit, MI

Tue May 22 1979, 7:05 PM EDT

Att. 33,497 - Unknown - 62 F

livebaseballscorecards.com

Batter	1	2	3	4	5	6	7	8	9	AB	R	H	RBI	BB	SO	LOB
Ron LeFlore, R (1, 8) OBP: 0.376, SLG: 0.448	F8		BB			F9		1B		2	0	0	0	1	0	0
Tim Corcoran, L (7, 9) OBP: 0.333, SLG: 0.273								WP, 2B		2	1	2	2	0	0	0
Lou Whitaker, L (1, 4) OBP: 0.391, SLG: 0.458	2B		1-3			L7		F8		5	0	1	0	0	0	3
								4-3								
Steve Kemp, L (1, 7) OBP: 0.467, SLG: 0.576	F7			F7		1B		E, 1B	F8	4	1	1	0	1	0	1
Rusty Staub, L (1, 10) OBP: 0.377, SLG: 0.460	F7			5-3		F5		E3, BB, 1B, 1B	HR	5	2	1	1	0	0	3
Jason Thompson, L (1, 3) OBP: 0.398, SLG: 0.453		F5		2B			F3	BB, 1B	G6-3, BB	4	1	2	1	1	0	0
Lance Parrish, R (1, 2) OBP: 0.354, SLG: 0.470		5-3		F9			2B, 1B	1B, SF9, BB	G6-3	4	1	1	0	1	0	2
Lynn Jones, R (1, 9) OBP: 0.375, SLG: 0.407 (7, 8)		F7			F8		2B	1B, WP, 2B, 1B		4	1	2	2	0	0	0
Aurelio Rodriguez, R (1, 5) OBP: 0.264, SLG: 0.326			F5		F7		F7	SF9		2	0	0	0	0	0	0
Phil Mankowski, L (6, 5) OBP: 0.261, SLG: 0.211										1	0	0	1	0	0	2
Alan Trammell, R (1, 6) OBP: 0.289, SLG: 0.267			F7		L8		5-3	2B, 1B		4	1	1	0	0	0	2

	AB	37
	R	8
	H	11
	RBI	7
	BB	4
	SO	0
	LOB	13

Inning Stats	1	2	3	4	5	6	7	8	9
	R: 0 H: 1 E: 0 LOB: 1 K: 0 BB: 0 S: 4 P: 4	R: 0 H: 0 E: 0 LOB: 0 K: 0 BB: 0 S: 3 P: 3	R: 0 H: 0 E: 0 LOB: 1 K: 0 BB: 1 S: 3 P: 7	R: 0 H: 1 E: 0 LOB: 1 K: 0 BB: 0 S: 4 P: 4	R: 0 H: 0 E: 0 LOB: 0 K: 0 BB: 0 S: 3 P: 3	R: 0 H: 1 E: 0 LOB: 1 K: 0 BB: 0 S: 4 P: 4	R: 0 H: 2 E: 0 LOB: 2 K: 0 BB: 0 S: 5 P: 5	R: 7 H: 5 E: 1 LOB: 1 K: 0 BB: 2 S: 9 P: 17	R: 1 H: 1 E: 0 LOB: 0 K: 0 BB: 1 S: 3 P: 7

| | | | | | | | | | |

New York Yankees @ Detroit Tigers

Tiger Stadium, Detroit, MI

Wed May 23 1979, 7:05 PM EDT

Att. 21,671 - Unknown - 66 F

TOP

Batter	1	2	3	4	5	6	7	8	9	AB	R	H	RBI	BB	SO	LOB
Mickey Rivers, L (1, 8) OBP: 0.336, SLG: 0.433	0-0 1B PB 6-3 1B		0-0 ① F5		0-0 ① 1-3		0-0 E9 G6-4-3 1-3 1B		0-0 1-2 1B	5	1	3	0	0	0	0
Willie Randolph, R (1, 4) OBP: 0.342, SLG: 0.321	0-0 6-3 1-3 1B		0-0 1B 1B		0-0 S 5-3 1B		0-0 ②③ G6-4-3 1-2f		0-0 ③ 4-3	5	0	3	0	0	0	4
Thurman Munson, R (1, 2) OBP: 0.358, SLG: 0.413	0-0 ① 6-3 1-2 3-H		0-0 G6-3 1-3 1B		0-0 ② 5-3 1-2			0-0 2B		4	0	2	1	0	0	2
Graig Nettles, L (1, 5) OBP: 0.379, SLG: 0.477	0-0 ② F8		0-0 ②③ G6-3 1-2f		0-0 ③ 4-3 2-3			0-0 ① F2		4	0	0	0	0	0	5
Reggie Jackson, L (1, 9) OBP: 0.410, SLG: 0.555	0-0 ③ 6-3			0-0 ① 6-3		S S S 0-3 ① K		0-0 ② F7		4	0	0	0	0	1	2
Chris Chambliss, L (1, 3) OBP: 0.270, SLG: 0.418		0-0 ① 6-3		B B B 4-0 HR BB		0-0 ② F7		0-0 ③ F7		3	1	0	0	1	0	1
Roy White, S (1, 10) OBP: 0.317, SLG: 0.321		B B B 4-0 6-3 WP BB		0-0 1-H HR		0-0 ③ F9			0-0 ① F2	3	1	1	2	1	0	0
Jay Johnstone, L (1, 7) OBP: 0.244, SLG: 0.325		0-0 ② 6-3 1-3		0-0 ② L9			0-0 ① F8		0-0 1B 1B	3	0	0	0	0	0	1
Lou Piniella, R (9, PH) OBP: 0.304, SLG: 0.434										1	0	1	0	0	0	0
Juan Beniquez, R (9, PR) OBP: 0.290, SLG: 0.387 (9, 7)										0	0	0	0	0	0	0
Bucky Dent, R (1, 6) OBP: 0.326, SLG: 0.319		0-0 ③ F9		0-0 ③ F8			0-0 E 1B 1B		0-0 ② F8	4	0	1	0	0	0	2

Inning Stats																																
	R: 1	E: 0	K: 0	S: 5	H: 2	LOB: 1	BB: 0	P: 5	R: 0	E: 0	K: 0	S: 3	H: 0	LOB: 1	BB: 1	P: 7	R: 0	E: 0	K: 0	S: 4	H: 2	LOB: 1	BB: 0	P: 4	R: 2	E: 0	K: 0	S: 4	H: 1	LOB: 0	BB: 1	P: 8
	R: 0	E: 0	K: 0	S: 4	H: 1	LOB: 1	BB: 0	P: 4	R: 0	E: 0	K: 1	S: 5	H: 0	LOB: 0	BB: 0	P: 5	R: 0	E: 1	K: 0	S: 4	H: 2	LOB: 1	BB: 0	P: 4	R: 0	E: 0	K: 0	S: 4	H: 1	LOB: 1	BB: 0	P: 4
	R: 0	E: 0	K: 0	S: 5	H: 2	LOB: 2	BB: 0	P: 5	1B: 9	2B: 1	3B: 0	HR: 1	SF: 0	SAC: 0	DP: 2	HBP: 0	WP: 1	PB: 1	SB: 1	CS: 0	PA: 38												

PITCHER		IP	WLS	BF	H	R	ER	SO	BB	IBB	HBP	BLK	WP	HR	S	P	ERA	WHIP
Jack Morris, R (1, 1) ERA: 4.87		7.0		30	9	3	3	1	2	0	0	0	1	1	30	38	3.86	1.571
John Hiller, L (8, 1) ERA: 3.81		2.0	W	8	2	0	0	0	0	0	0	0	0	0	8	8	0.00	1.000

PITCHER	IP	WLS	BF	H	R	ER	SO	BB	IBB	HBP	BLK	WP	HR	S	P	ERA	WHIP

AB	36
R	3
H	11
RBI	3
BB	2
SO	1
LOB	17

livebaseballscorecards.com

New York Yankees @ Detroit Tigers

Tiger Stadium, Detroit, MI

Wed May 23 1979, 7:05 PM EDT

Att. 21,671 - Unknown - 66 F

livebaseballscorecards.com

BOTTOM

Batter	1	2	3	4	5	6	7	8	9	AB	R	H	RBI	BB	SO	LOB
Ron LeFlore, R (1, 8) OBP: 0.377, SLG: 0.438	S S S 0-3 ① **K**		x 0-0 ③ **6-3**			B B B B 4-0 **SF7** **SH3** 1-2 **BB**		S S S 0-3 ② **K**	B B B B 4-0 **HBP** **FC5-2** 1-2 2-3 **BB**	3	0	0	0	2	2	0
Lou Whitaker, L (1, 4) OBP: 0.394, SLG: 0.455	x 0-0 ② **5-3**			B B B B 4-0 **G4-3** **BB**		x 0-0 ① **SH3** 1-2 2-3		x 0-0 **1B** **1B**	x 0-0 ② **FC5-2** **HBP** 1-2 2-3 3-Hf	3	1	1	0	1	0	3
Steve Kemp, L (1, 7) OBP: 0.479, SLG: 0.583	x 0-0 **1B**			B B B B 4-0 **G4-3** 1-2 **BB**		x 0-0 ② **SF7** 2-3 3-H		x 0-0 **1B** **1B** 1-3	H 1-0 1-2 2-3 3-H **HBP**	2	1	2	2	1	0	0
Rusty Staub, L (1, 10) OBP: 0.370, SLG: 0.448 Tim Corcoran, L (8, PR) OBP: 0.333, SLG: 0.273	x 0-0 ③ **F9**			x 0-0 ① ② **G4-3** 1-2f 2-3		x 0-0 ③ **F9**		x 0-0 **1B** 1-2 3-H **1B**		4 0	0 0	1 0	1 0	0 0	0 0	4 0
Jason Thompson, L (1, 3) OBP: 0.402, SLG: 0.464		x 0-0 ① **3-1**		x 0-0 ③ **F6**			x 0-0 **2B**	x 0-0 1-3 2-H **1B**		4	0	2	1	0	0	1
Lance Parrish, R (1, 2) OBP: 0.351, SLG: 0.463		x 0-0 ② **F9**			x 0-0 **G6-4-3** **1B**		x 0-0 ① **L9**	S S S 0-3 ③ **K**		4	0	1	0	0	1	3
Lynn Jones, R (1, 9) OBP: 0.353, SLG: 0.381	S S S 0-3 ③ **K**				x 0-0 ① ② **G6-4-3** 1-2f		S S S 0-3 ② **K**		x 0-0 ① **6-3**	4	0	0	0	0	2	2
Phil Mankowski, L (1, 5) OBP: 0.260, SLG: 0.195 Jerry Morales, R (9, PR) OBP: 0.250, SLG: 0.348		x 0-0 ① **4-3**			x 0-0 ③ **G3**		x 0-0 ③ **G3**		B B B B 4-0 **BB** **1B** **FC5-2** **BB**	3 0	0 0	0 0	0 0	1 0	0 0	1 0
Alan Trammell, R (1, 6) OBP: 0.293, SLG: 0.264 John Wockenfuss, R (8, PH) OBP: 0.313, SLG: 0.586 Mark Wagner, R (9, 6) OBP: 0.400, SLG: 0.486		x 0-0 ② **1-6-3**				B B B B 4-0 **SH3** **BB** **SF7** **BB**		x 0-0 ① **5-3**	x 0-0 **FC5-2** **BB** 1-2 **HBP** **1B**	1 1 1	1 0 1	0 0 1	0 0 0	1 0 0	0 0 0	0 0 0
Inning Stats	R: 0 E: 0 K: 1 S: 6 H: 1 LOB: 1 BB: 0 P: 6	R: 0 E: 0 K: 1 S: 5 H: 0 LOB: 0 BB: 0 P: 5	R: 0 E: 0 K: 0 S: 3 H: 0 LOB: 0 BB: 0 P: 3	R: 0 E: 0 K: 0 S: 2 H: 0 LOB: 1 BB: 2 P: 10	R: 0 E: 0 K: 0 S: 3 H: 1 LOB: 0 BB: 0 P: 3	R: 1 E: 0 K: 0 S: 3 H: 0 LOB: 1 BB: 2 P: 11	R: 0 E: 0 K: 1 S: 6 H: 1 LOB: 1 BB: 0 P: 6	R: 2 E: 0 K: 2 S: 11 H: 4 LOB: 2 BB: 0 P: 11	R: 1 E: 0 K: 0 S: 3 H: 1 LOB: 3 BB: 2 P: 12	1B: 7 2B: 1 3B: 0 HR: 0	SF: 1 SAC: 1 DP: 2 HBP: 1						

PITCHER		IP	WLS	BF	H	R	ER	SO	BB	IBB	HBP	BLK	WP	HR	S	P	ERA	WHIP
Jim Beattie, R ERA: 3.3	(1, 1)	7.2		32	7	3	3	4	4	0	0	0	0	0	36	52	3.52	1.435
Ken Clay, R ERA: 5.57	(8, 1)	0.2	L	5	1	1	1	1	2	0	0	0	0	0	5	13	13.50	4.500
Jim Kaat, L ERA: 4.82	(9, 1)	0.1		2	0	0	0	0	0	0	1	0	0	0	1	2	0.00	0.000

PITCHER	IP	WLS	BF	H	R	ER	SO	BB	IBB	HBP	BLK	WP	HR	S	P	ERA	WHIP

AB	30
R	4
H	8
RBI	4
BB	6
SO	5
LOB	14

WP: 0 PB: 0 SB: 0 CS: 0 PA: 39

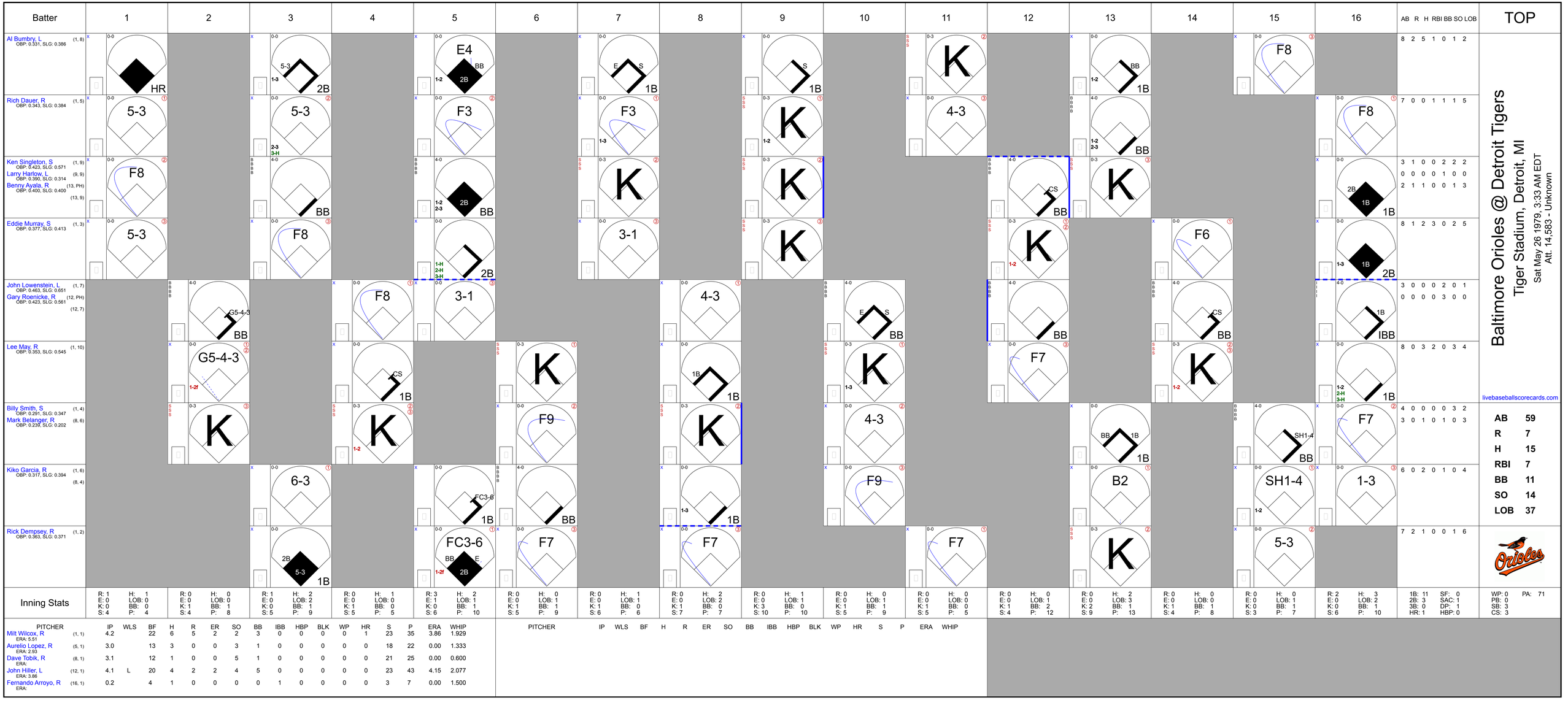

Baltimore Orioles @ Detroit Tigers

Tiger Stadium, Detroit, MI

Sat May 26 1979, 3:33 AM EDT
Att. 14,583 - Unknown

livebaseballscorecards.com

Batter	1	2	3	4	5	6	7	8	9	10	11	12	13	14	15	16	AB	R	H	RBI	BB	SO	LOB
Al Bumbry, L (1, 8) OBP: 0.331, SLG: 0.386	HR		5-3 1-3 2B		E4 BB 1-2 2B		E S 1B		S 1B		K		BB 1-2 1B		F8		8	2	5	1	0	1	2
Rich Dauer, R (1, 5) OBP: 0.343, SLG: 0.384	5-3		5-3 2-3 3-H		F3		F3 1-3		K 1-2		4-3		BB 1-2 2-3			F8	7	0	0	1	1	1	5
Ken Singleton, S (1, 9) OBP: 0.423, SLG: 0.571	F8		BB		BB 1-2 2-3 2B		K		K			CS BB	K			2B 1B 1B	3	1	0	0	2	2	2
Larry Harlow, L (9, 9) OBP: 0.390, SLG: 0.314																	0	0	0	0	1	0	0
Benny Ayala, R (13, PH) OBP: 0.400, SLG: 0.400 (13, 9)																	2	1	1	0	0	1	3
Eddie Murray, S (1, 3) OBP: 0.377, SLG: 0.413	5-3		F8		1-H 2-H 3-H 2B		3-1		K			K 1-2		F6		1-3 1B 2B	8	1	2	3	0	2	5
John Lowenstein, L (1, 7) OBP: 0.463, SLG: 0.651		G5-4-3 BB		F8	3-1			4-3		E S BB		BB		CS BB		1B IBB	3	0	0	0	2	0	1
Gary Roenicke, R (12, PH) OBP: 0.423, SLG: 0.561 (12, 7)																	0	0	0	0	3	0	0
Lee May, R (1, 10) OBP: 0.353, SLG: 0.545		G5-4-3 1-2f		CS 1B		K		1B 1B		K 1-3		F7		K 1-2		1-2 2-H 3-H 1B	8	0	3	2	0	3	4
Billy Smith, S (1, 4) OBP: 0.291, SLG: 0.347	K			K 1-2		F9		K		4-3			BB 1B 1B		SH1-4 BB	F7	4	0	0	0	0	3	2
Mark Belanger, R (8, 6) OBP: 0.239, SLG: 0.202																	3	0	1	0	1	0	3
Kiko Garcia, R (1, 6) OBP: 0.317, SLG: 0.394 (8, 4)			6-3		FC3-6 1B	BB		1-3 1B		F9			B2		SH1-4 1-2	1-3	6	0	2	0	1	0	4
Rick Dempsey, R (1, 2) OBP: 0.363, SLG: 0.371			2B 5-3 1B		FC3-6 BB E 1-2f 2B	F7		F7			F7		K		5-3		7	2	1	0	0	1	6

Inning Stats	1	2	3	4	5	6	7	8	9	10	11	12	13	14	15	16	AB	R	H	RBI	BB	SO	LOB
	R: 1 E: 0 K: 0 S: 4	H: 1 LOB: 0 BB: 0 P: 4	R: 0 E: 0 K: 1 S: 4	H: 0 LOB: 0 BB: 1 P: 8	R: 1 E: 0 K: 0 S: 5	H: 2 LOB: 2 BB: 1 P: 9	R: 0 E: 0 K: 1 S: 5	H: 1 LOB: 0 BB: 0 P: 5	R: 3 E: 1 K: 0 S: 6	H: 2 LOB: 1 BB: 1 P: 10	R: 0 E: 0 K: 1 S: 5	H: 0 LOB: 1 BB: 1 P: 9	R: 0 E: 0 K: 1 S: 6	H: 1 LOB: 1 BB: 0 P: 6	R: 0 E: 0 K: 1 S: 7	H: 2 LOB: 2 BB: 0 P: 7	R: 0 E: 0 K: 3 S: 10	H: 1 LOB: 1 BB: 0 P: 10	R: 0 E: 0 K: 1 S: 5	H: 0 LOB: 1 BB: 1 P: 9	R: 0 E: 0 K: 1 S: 5	H: 0 LOB: 0 BB: 0 P: 5	R: 0 E: 0 K: 1 S: 4	H: 0 LOB: 1 BB: 2 P: 12	R: 0 E: 0 K: 2 S: 9	H: 2 LOB: 3 BB: 1 P: 13	R: 0 E: 0 K: 1 S: 4	H: 0 LOB: 0 BB: 1 P: 8	R: 0 E: 0 K: 0 S: 3	H: 0 LOB: 1 BB: 1 P: 7	R: 2 E: 0 K: 0 S: 6	H: 3 LOB: 2 BB: 1 P: 10	1B: 11 2B: 3 3B: 0 HR: 1	SF: 0 SAC: 1 DP: 1 HBP: 0	WP: 0 PB: 0 SB: 3 CS: 3	PA: 71

PITCHER	IP	WLS	BF	H	R	ER	SO	BB	IBB	HBP	BLK	WP	HR	S	P	ERA	WHIP
Milt Wilcox, R (1, 1) ERA: 5.51	4.2		22	6	5	2	2	3	0	0	0	0	1	23	35	3.86	1.929
Aurelio Lopez, R (5, 1) ERA: 2.93	3.0		13	3	0	0	3	1	0	0	0	0	0	18	22	0.00	1.333
Dave Tobik, R (8, 1) ERA:	3.1		12	1	0	0	5	1	0	0	0	0	0	21	25	0.00	0.600
John Hiller, L (12, 1) ERA: 3.86	4.1	L	20	4	2	2	4	5	0	0	0	0	0	23	43	4.15	2.077
Fernando Arroyo, R (16, 1) ERA:	0.2		4	1	0	0	0	0	1	0	0	0	0	3	7	0.00	1.500

PITCHER	IP	WLS	BF	H	R	ER	SO	BB	IBB	HBP	BLK	WP	HR	S	P	ERA	WHIP

AB	59
R	7
H	15
RBI	7
BB	11
SO	14
LOB	37

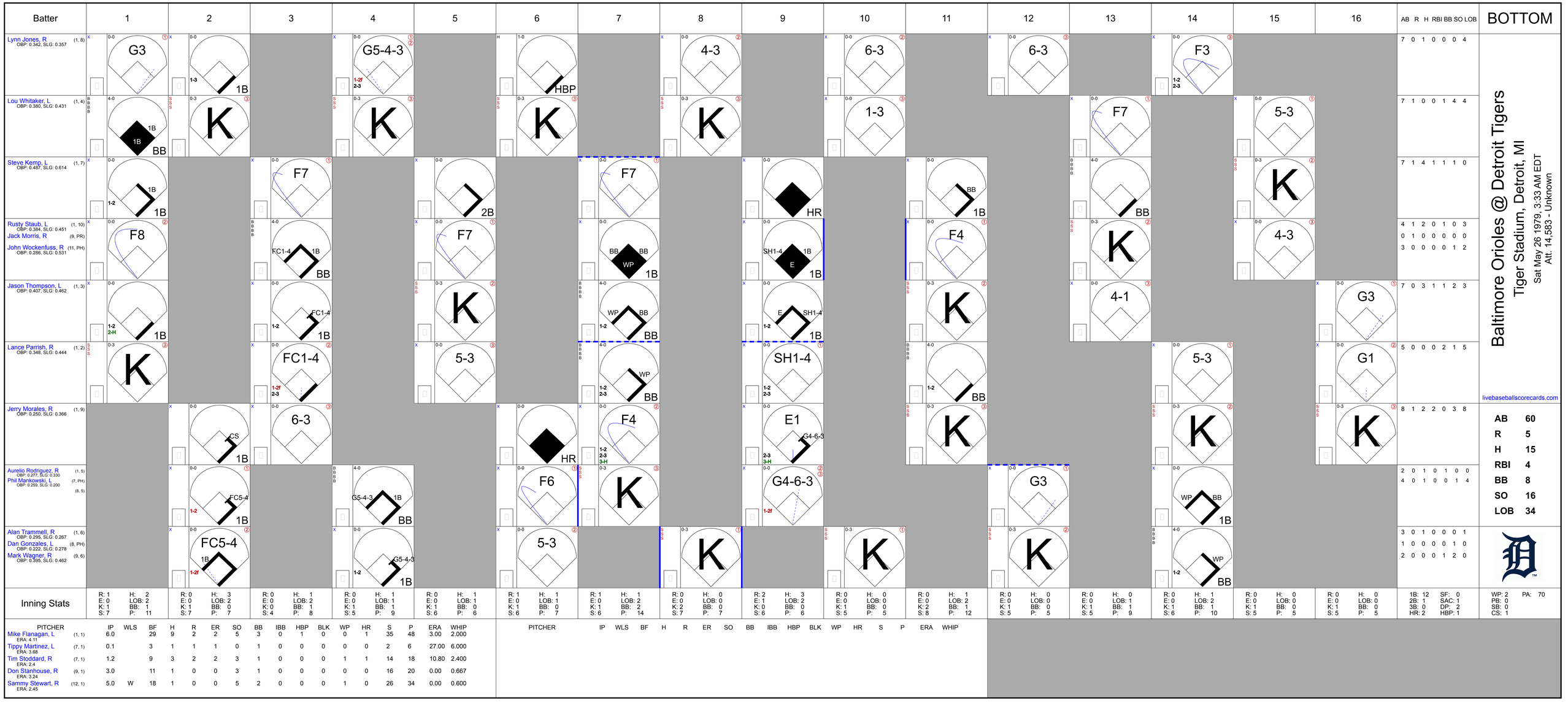
Batter
1
2
3
4
5
6
7
8
9
10
11
12
13
14
15
16
AB R H RBI BB SO LOB
BOTTOM
Lynn Jones, R (1, 8) OBP: 0.342, SLG: 0.357
Lou Whitaker, L (1, 4) OBP: 0.380, SLG: 0.431
Steve Kemp, L (1, 7) OBP: 0.487, SLG: 0.614
Rusty Staub, L (1, 10) OBP: 0.384, SLG: 0.451
Jack Morris, R (9, PR)
John Wockenfuss, R (11, PH) OBP: 0.286, SLG: 0.531
Jason Thompson, L (1, 3) OBP: 0.407, SLG: 0.462
Lance Parrish, R (1, 2) OBP: 0.348, SLG: 0.444
Jerry Morales, R (1, 9) OBP: 0.250, SLG: 0.366
Aurelio Rodriguez, R (1, 5) OBP: 0.277, SLG: 0.330
Phil Mankowski, L (7, PH) OBP: 0.259, SLG: 0.200
(8, 5)
Alan Trammell, R (1, 6) OBP: 0.295, SLG: 0.267
Dan Gonzales, L (8, PH) OBP: 0.222, SLG: 0.278
Mark Wagner, R (9, 6) OBP: 0.395, SLG: 0.462
Inning Stats
Baltimore Orioles @ Detroit Tigers
Tiger Stadium, Detroit, MI
Sat May 26 1979, 3:33 AM EDT
Att. 14,583 - Unknown
livebaseballscorecards.com
AB 60
R 5
H 15
RBI 4
BB 8
SO 16
LOB 34
PITCHER IP WLS BF H R ER SO BB IBB HBP BLK WP HR S P ERA WHIP
Mike Flanagan, L (1, 1) ERA: 4.11
Tippy Martinez, L (7, 1) ERA: 3.68
Tim Stoddard, R (7, 1) ERA: 2.4
Don Stanhouse, R (9, 1) ERA: 3.24
Sammy Stewart, R (12, 1) ERA: 2.45
1B: 12 2B: 1 3B: 0 HR: 2
SF: 0 SAC: 1 DP: 2 HBP: 1
WP: 2 PB: 0 SB: 0 CS: 1
PA: 70

Batter	1	2	3	4	5	6	7	8	9	AB	R	H	RBI	BB	SO	LOB
Larry Harlow, L (1, 8) OBP: 0.400, SLG: 0.316	4-3		K			BB		1B		3	0	1	0	1	1	0
Rich Dauer, R (1, 5) OBP: 0.335, SLG: 0.374	4-3			F8		F3		FC6-4		4	0	0	0	0	0	3
Ken Singleton, S (1, 10) OBP: 0.415, SLG: 0.557	K			F9		4-3			F8	4	0	0	0	0	1	2
Eddie Murray, S (1, 3) OBP: 0.369, SLG: 0.404		F4		F8			F9		3-1	4	0	0	0	0	0	0
John Lowenstein, L (1, 9) OBP: 0.448, SLG: 0.609		BB			F4		4-3		F6	3	0	0	0	1	0	0
Gary Roenicke, R (1, 7) OBP: 0.413, SLG: 0.545		F5			6-3		F2			3	0	0	0	0	0	1
Billy Smith, S (1, 4) OBP: 0.280, SLG: 0.333		F8			K			B2-3		3	0	0	0	0	1	1
Kiko Garcia, R (1, 6) OBP: 0.327, SLG: 0.396			G6-4-3			BB		F8		2	0	1	0	1	0	0
Dave Skaggs, R (1, 2) OBP: 0.333, SLG: 0.290			G6-4-3			K		HR		2	0	0	0	0	1	2
Terry Crowley, L (8, PH) OBP: 0.412, SLG: 0.692										1	1	1	1	0	0	0
Rick Dempsey, R (8, 2) OBP: 0.363, SLG: 0.371										0	0	0	0	0	0	0
Inning Stats	R: 0 E: 0 K: 1 S: 5 H: 0 LOB: 0 BB: 0 P: 5	R: 0 E: 0 K: 0 S: 3 H: 0 LOB: 1 BB: 1 P: 7	R: 0 E: 0 K: 1 S: 5 H: 1 LOB: 0 BB: 0 P: 5	R: 0 E: 0 K: 0 S: 3 H: 0 LOB: 0 BB: 0 P: 3	R: 0 E: 0 K: 1 S: 5 H: 0 LOB: 0 BB: 0 P: 5	R: 0 E: 0 K: 1 S: 5 H: 0 LOB: 2 BB: 2 P: 13	R: 0 E: 0 K: 0 S: 3 H: 0 LOB: 0 BB: 0 P: 3	R: 1 E: 0 K: 0 S: 5 H: 2 LOB: 1 BB: 0 P: 5	R: 0 E: 0 K: 0 S: 3 H: 0 LOB: 0 BB: 0 P: 3	1B: 2 2B: 0 3B: 0 HR: 1 SF: 0 SAC: 0 DP: 1 HBP: 0						

PITCHER	IP	WLS	BF	H	R	ER	SO	BB	IBB	HBP	BLK	WP	HR	S	P	ERA	WHIP
Jack Billingham, R (1, 1) ERA: 2.82	9.0	W	32	3	1	1	4	3	0	0	0	0	1	37	49	1.00	0.667

PITCHER	IP	WLS	BF	H	R	ER	SO	BB	IBB	HBP	BLK	WP	HR	S	P	ERA	WHIP

TOP

Baltimore Orioles @ Detroit Tigers

Tiger Stadium, Detroit, MI

Sun May 27 1979, 3:33 AM EDT

Unknown

livebaseballscorecards.com

AB	29
R	1
H	3
RBI	1
BB	3
SO	4
LOB	9

PA: 32

WP: 0
PB: 0
SB: 1
CS: 0

Baltimore Orioles @ Detroit Tigers

Tiger Stadium, Detroit, MI

Sun May 27 1979, 3:33 AM EDT

Unknown

BOTTOM

Batter	1	2	3	4	5	6	7	8	9	AB	R	H	RBI	BB	SO	LOB
Ron LeFlore, R (1, 8) OBP: 0.367, SLG: 0.427	6-3		6-3	G6-4-3 1-2f			F9			4	0	0	0	0	0	2
Lynn Jones, R (8, 8) OBP: 0.342, SLG: 0.357										0	0	0	0	0	0	0
Lou Whitaker, L (1, 4) OBP: 0.383, SLG: 0.429	6-3		HR 1B		1-3		3-1 BB BB			3	1	1	0	1	0	0
Steve Kemp, L (1, 7) OBP: 0.494, SLG: 0.646	1B 2B		1-H HR		F6		3-1 1-2 BB			3	2	2	2	1	0	0
Champ Summers, L (7, PR) OBP: 0.351, SLG: 0.317										0	0	0	0	0	0	0
(8, 9)																
Rusty Staub, L (1, 10) OBP: 0.378, SLG: 0.432	1B BB		F9		F3		3-1 1-2 2-3			3	0	0	0	1	0	2
Jason Thompson, L (1, 3) OBP: 0.403, SLG: 0.455	1-2 2-H 1B		3-1			E8 2B	F8			4	1	1	1	0	0	3
John Wockenfuss, R (1, 2) OBP: 0.308, SLG: 0.639	F8			HR		2-H 2B	F7			4	1	2	2	0	0	2
Jerry Morales, R (1, 9) OBP: 0.257, SLG: 0.365		CS BB		E 1B		F6		K		3	0	1	0	1	1	1
(8, 7)																
Aurelio Rodriguez, R (1, 5) OBP: 0.276, SLG: 0.326		F5 1-2		E5 G6-4-3 1-2		5-3		1B		4	0	1	0	0	0	3
Alan Trammell, R (1, 6) OBP: 0.283, SLG: 0.255		F4		B1		F4		F9		4	0	0	0	0	0	4
Inning Stats	R: 1 E: 0 K: 0 S: 5 H: 2 LOB: 2 BB: 1 P: 9	R: 0 E: 0 K: 0 S: 2 H: 0 LOB: 0 BB: 1 P: 6	R: 2 E: 0 K: 0 S: 5 H: 2 LOB: 0 BB: 0 P: 5	R: 1 E: 1 K: 0 S: 5 H: 2 LOB: 1 BB: 0 P: 5	R: 0 E: 0 K: 0 S: 3 H: 0 LOB: 0 BB: 0 P: 3	R: 1 E: 1 K: 0 S: 5 H: 1 LOB: 1 BB: 0 P: 5	R: 0 E: 0 K: 0 S: 3 H: 0 LOB: 3 BB: 2 P: 11	R: 0 E: 0 K: 1 S: 6 H: 1 LOB: 1 BB: 0 P: 6		1B: 4 2B: 2 3B: 0 HR: 2 SF: 0 SAC: 0 DP: 1 HBP: 0						

PITCHER		IP	WLS	BF	H	R	ER	SO	BB	IBB	HBP	BLK	WP	HR	S	P	ERA	WHIP
Scott McGregor, L ERA: 6.63	(1, 1)	6.1	L	30	7	5	4	0	4	0	0	0	0	2	26	42	5.68	1.737
Tippy Martinez, L ERA: 3.31	(7, 1)	1.2		6	1	0	0	1	0	0	0	0	0	0	8	8	0.00	0.600

PITCHER	IP	WLS	BF	H	R	ER	SO	BB	IBB	HBP	BLK	WP	HR	S	P	ERA	WHIP

AB	32
R	5
H	8
RBI	5
BB	4
SO	1
LOB	17

WP: 0 PB: 0 SB: 0 CS: 1 PA: 36

livebaseballscorecards.com

Baltimore Orioles @ Detroit Tigers

Tiger Stadium, Detroit, MI

Sun May 27 1979, 3:38 AM EDT

Att. 27,425 - Unknown

TOP

Batter	1	2	3	4	5	6	7	8	9	AB	R	H	RBI	BB	SO	LOB
Al Bumbry, L (1, 8) OBP: 0.322, SLG: 0.374	E7 SH5-3 SF7	F7			G3-6-3 1-2f		F7		1-6-3	5	1	0	0	0	0	3
Mark Belanger, R (1, 6) OBP: 0.243, SLG: 0.200	SH5-3 2-3		BBBB G4-6-3 BB		P6			F8		1	0	0	0	1	0	0
Larry Harlow, L (8, PH) OBP: 0.391, SLG: 0.308										1	0	0	0	0	0	0
Billy Smith, S (8, 4) OBP: 0.280, SLG: 0.333										0	0	0	0	0	0	0
Ken Singleton, S (1, 9) OBP: 0.421, SLG: 0.559	BBBB BB		G4-6-3 1-2f			FC4-6 1B		FC5 1B 1B		3	0	2	0	1	0	1
Eddie Murray, S (1, 3) OBP: 0.362, SLG: 0.397	SF7 3-H		F8			FC4-6 WP 1B 1-2f		F8		3	0	0	1	0	0	2
John Lowenstein, L (1, 5) OBP: 0.468, SLG: 0.612	4-3			BBBB 1B BB		CS 1-2 1B		1-2 1B		3	0	2	0	1	0	1
Lee May, R (1, 10) OBP: 0.344, SLG: 0.531		F8		P4	SSS K 1-2 2-3			FC5 2-3f		4	0	0	0	0	1	5
Pat Kelly, L (1, 7) OBP: 0.457, SLG: 0.607		E E 1B		G5-4-3 1-2 1B			BBBB FC4-6 BB		HR	3	2	3	1	1	0	0
Kiko Garcia, R (1, 4) OBP: 0.318, SLG: 0.384 (8, 6)		SSS K		G5-4-3 1-2f			FC4-6 B5-3 1-2f		L6	3	0	0	0	0	1	4
Terry Crowley, L (9, PH) OBP: 0.389, SLG: 0.643										1	0	0	0	0	0	0
Rick Dempsey, R (1, 2) OBP: 0.362, SLG: 0.370		E5 1-H			G3-6-3 1B		B5-3 1-2		6-3	3	0	1	0	0	0	1
Gary Roenicke, R (9, PH) OBP: 0.409, SLG: 0.539										1	0	0	0	0	0	0
Inning Stats	R: 1 E: 1 K: 0 S: 4 H: 0 LOB: 1 BB: 1 P: 8	R: 1 E: 1 K: 1 S: 7 H: 1 LOB: 1 BB: 0 P: 7	R: 0 E: 0 K: 0 S: 2 H: 0 LOB: 0 BB: 1 P: 6	R: 0 E: 0 K: 0 S: 3 H: 1 LOB: 1 BB: 1 P: 7	R: 0 E: 0 K: 0 S: 3 H: 1 LOB: 0 BB: 0 P: 3	R: 0 E: 0 K: 1 S: 6 H: 2 LOB: 1 BB: 0 P: 6	R: 0 E: 0 K: 0 S: 3 H: 0 LOB: 1 BB: 1 P: 7	R: 0 E: 0 K: 0 S: 5 H: 2 LOB: 2 BB: 0 P: 5	R: 1 E: 0 K: 0 S: 4 H: 1 LOB: 0 BB: 0 P: 4	1B: 7 2B: 0 3B: 0 HR: 1 SF: 1 SAC: 1 DP: 3 HBP: 0	WP: 1 PB: 0 SB: 0 CS: 1 PA: 37					

livebaseballscorecards.com

	AB	31
	R	3
	H	8
	RBI	2
	BB	4
	SO	2
	LOB	17

PITCHER	IP	WLS	BF	H	R	ER	SO	BB	IBB	HBP	BLK	WP	HR	S	P	ERA	WHIP
Dave Rozema, R (1, 1) ERA: 3.95	9.0	W	37	8	3	1	2	4	0	0	0	1	1	37	53	1.00	1.333

PITCHER	IP	WLS	BF	H	R	ER	SO	BB	IBB	HBP	BLK	WP	HR	S	P	ERA	WHIP

Baltimore Orioles @ Detroit Tigers

Tiger Stadium, Detroit, MI

Sun May 27 1979, 3:38 AM EDT

Att. 27,425 - Unknown

livebaseballscorecards.com

BOTTOM

Batter	1	2	3	4	5	6	7	8	9	AB	R	H	RBI	BB	SO	LOB
Ron LeFlore, R (1, 8) OBP: 0.365, SLG: 0.418	P3	BBB S 3B BB		F8 1-2			6-3 1-2	4-3		3	1	0	0	1	0	2
Lynn Jones, R (8, 8) OBP: 0.338, SLG: 0.352										1	0	0	0	0	0	1
Lou Whitaker, L (1, 4) OBP: 0.386, SLG: 0.445	F8	1-H 3-H 3B			F7		2-H 1B			4	0	2	3	0	0	0
Steve Kemp, L (1, 7) OBP: 0.487, SLG: 0.657	HR	F2			3-1		SSS K			4	1	1	1	0	1	2
Jerry Morales, R (8, 7) OBP: 0.257, SLG: 0.365										0	0	0	0	0	0	0
Rusty Staub, L (1, 10) OBP: 0.362, SLG: 0.410	4-3		F8		F9			F7		4	0	0	0	0	0	0
Jason Thompson, L (1, 3) OBP: 0.405, SLG: 0.452		BBBB BB 2B BB	F8			FC4-6 1B		5-3		3	1	1	0	1	0	0
Champ Summers, L (1, 9) OBP: 0.346, SLG: 0.313		P6	4-3			FC4-6 1-2f CS		BB 1B 2B		4	1	1	0	0	0	2
Lance Parrish, R (1, 2) OBP: 0.359, SLG: 0.450		BBBB 2B 1-2 4-3 BB		E 1B		SSS K 1-2		BB 2B 1-2 1B		3	3	2	0	1	1	1
Aurelio Rodriguez, R (1, 5) OBP: 0.284, SLG: 0.337		4-3 3B 1-3 2-H 2B		F7 1-3			5-3	BBBB 1-2 2-3 2B BB		3	2	1	1	1	0	1
Alan Trammell, R (1, 6) OBP: 0.301, SLG: 0.286		4-3 2-3 3-H		CS 3-H 1B			6-3 1B 1B	1-H 2-H 3-H 2B		4	1	3	5	0	0	1
Inning Stats	R: 1 E: 0 K: 0 S: 4 H: 1 LOB: 0 BB: 0 P: 4	R: 4 E: 0 K: 0 S: 5 H: 2 LOB: 1 BB: 3 P: 17	R: 0 E: 0 K: 0 S: 3 H: 0 LOB: 0 BB: 0 P: 3	R: 1 E: 1 K: 0 S: 4 H: 2 LOB: 0 BB: 0 P: 4	R: 0 E: 0 K: 0 S: 3 H: 0 LOB: 0 BB: 0 P: 3	R: 0 E: 0 K: 1 S: 5 H: 1 LOB: 0 BB: 0 P: 5	R: 1 E: 0 K: 1 S: 7 H: 2 LOB: 1 BB: 0 P: 7	R: 3 E: 0 K: 0 S: 6 H: 3 LOB: 1 BB: 1 P: 10		1B: 7 2B: 2 3B: 1 HR: 1 SF: 0 SAC: 0 DP: 0 HBP: 0					

	AB	33
	R	10
	H	11
	RBI	10
	BB	4
	SO	2
	LOB	10

WP: 0 PB: 0 SB: 1 CS: 2 PA: 37

PITCHER		IP	WLS	BF	H	R	ER	SO	BB	IBB	HBP	BLK	WP	HR	S	P	ERA	WHIP
Steve Stone, R ERA: 4.1	(1, 1)	6.2	L	29	8	7	6	1	3	0	0	0	0	1	28	40	8.10	1.650
Tippy Martinez, L ERA: 4.58	(7, 1)	1.1		8	3	3	3	1	1	0	0	0	0	0	9	13	20.25	3.000

PITCHER	IP	WLS	BF	H	R	ER	SO	BB	IBB	HBP	BLK	WP	HR	S	P	ERA	WHIP

Batter	1	2	3	4	5	6	7	8	9	AB	R	H	RBI	BB	SO	LOB
Lynn Jones, R (1, 8) OBP: 0.329, SLG: 0.342	1-3	1-3 2-H 1B		5-3			1-3		6-3	5	0	1	1	0	0	1
Lou Whitaker, L (1, 4) OBP: 0.387, SLG: 0.447	F7		BBBB F9 4-3 1B BB		4-3		4-3 1B 2B		SSS K	4	2	1	0	1	1	0
Steve Kemp, L (1, 7) OBP: 0.472, SLG: 0.633	F7		4-3 1-2		F7		4-3 2-3		F5	5	0	0	0	0	0	2
Rusty Staub, L (1, 10) OBP: 0.367, SLG: 0.427		G3	F9 2-3		2B		1B 3-H 1B			4	0	2	1	0	0	1
Jason Thompson, L (1, 3) OBP: 0.408, SLG: 0.453		F5	1B 3-H 1B		4-3		1-2 1B			4	0	2	1	0	0	1
Champ Summers, L (1, 9) OBP: 0.366, SLG: 0.382		HR	1-3 1B			2B SF8-5 1B	G3			4	2	3	1	0	0	2
Lance Parrish, R (1, 2) OBP: 0.370, SLG: 0.466		E8 1B 1B		6-3 6-3 1B		SF8-5 1-3 2B		6-3		4	1	3	0	0	0	0
Aurelio Rodriguez, R (1, 5) OBP: 0.292, SLG: 0.356		BB 1B 3-H 1B		6-3 1-2		SF8-5 2-3 3-H		FC8-4 2B		3	1	2	2	0	0	1
Alan Trammell, R (1, 6) OBP: 0.299, SLG: 0.277		BBBB 1B 1-2 BB		6-3 2-3		SSS K		FC8-4 2-3		3	0	0	0	1	1	2
Inning Stats	R: 0 E: 0 K: 0 S: 3 H: 0 LOB: 0 BB: 0 P: 3	R: 3 E: 1 K: 0 S: 6 H: 4 LOB: 2 BB: 1 P: 10	R: 1 E: 0 K: 0 S: 4 H: 2 LOB: 2 BB: 1 P: 8	R: 0 E: 0 K: 0 S: 4 H: 1 LOB: 1 BB: 0 P: 4	R: 0 E: 0 K: 0 S: 4 H: 1 LOB: 1 BB: 0 P: 4	R: 1 E: 0 K: 1 S: 6 H: 2 LOB: 0 BB: 0 P: 6	R: 1 E: 0 K: 0 S: 6 H: 3 LOB: 2 BB: 0 P: 6	R: 0 E: 0 K: 0 S: 3 H: 1 LOB: 0 BB: 0 P: 3	R: 0 E: 0 K: 1 S: 5 H: 0 LOB: 0 BB: 0 P: 5	1B: 9 2B: 6 3B: 0 HR: 1 SF: 1 SAC: 0 DP: 2 HBP: 0	WP: 0 PB: 0 SB: 0 CS: 0 PA: 39					

PITCHER	IP	WLS	BF	H	R	ER	SO	BB	IBB	HBP	BLK	WP	HR	S	P	ERA	WHIP
Dave Lemanczyk, R (1, 1) ERA: 3.1	6.2	L	32	13	6	6	1	2	0	0	0	0	1	32	40	8.10	2.250
Mike Willis, L (7, 1) ERA: 6.05	2.1		7	1	0	0	1	0	0	0	0	0	0	9	9	0.00	0.429

PITCHER	IP	WLS	BF	H	R	ER	SO	BB	IBB	HBP	BLK	WP	HR	S	P	ERA	WHIP

TOP

Detroit Tigers @ Toronto Blue Jays

Exhibition Stadium, Toronto, ON

Mon May 28 1979, 7:05 PM EDT

Att. 10,740 - Unknown - 54 F

livebaseballscorecards.com

AB	36
R	6
H	14
RBI	6
BB	2
SO	2
LOB	10

Detroit Tigers @ Toronto Blue Jays

Exhibition Stadium, Toronto, ON

Mon May 28 1979, 7:05 PM EDT

Att. 10,740 - Unknown - 54 F

BOTTOM

Batter	1	2	3	4	5	6	7	8	9	AB	R	H	RBI	BB	SO	LOB
Danny Ainge, R (1, 4) OBP: 0.348, SLG: 0.318	1-3	G4-6-3 1-2f			K		4-3			4	0	0	0	0	1	2
Bob Bailor, R (1, 9) OBP: 0.313, SLG: 0.281	6-3		F7		G1-6-3 HBP			6-3		3	0	0	0	0	0	0
Roy Howell, L (1, 5) OBP: 0.344, SLG: 0.408	BB		K		G1-6-3 1-2f			G1-4-3 1B		3	0	1	0	1	1	1
Rico Carty, R (1, 10) OBP: 0.328, SLG: 0.381	4-3		5-3			F9		G1-4-3 1-2f		4	0	0	0	0	0	2
John Mayberry, L (1, 3) OBP: 0.393, SLG: 0.460		HR		5-3		FC4 1B			E4	4	1	2	1	0	0	0
Al Woods, L (1, 7) OBP: 0.333, SLG: 0.367		2B 1B		3B		F6			F5	4	1	2	0	0	0	2
Rick Bosetti, R (1, 8) OBP: 0.244, SLG: 0.317		1B 1-H 2B		HBP		FC4 1-2f			F7	3	0	1	1	0	0	2
Rick Cerone, R (1, 2) OBP: 0.305, SLG: 0.291		K		F4			F7		F8	4	0	0	0	0	1	4
Luis Gomez, R (1, 6) OBP: 0.385, SLG: 0.385		G4-6-3 2-3 1B		6-3			5-3			3	0	1	0	0	0	2

livebaseballscorecards.com

AB	32
R	2
H	7
RBI	2
BB	1
SO	3
LOB	15

Inning Stats	1	2	3	4	5	6	7	8	9	1B: 4	SF: 0	WP: 0	PA: 35
R	0	2	0	0	0	0	0	0	0	2B: 1	SAC: 0	PB: 0	
E	0	0	0	0	0	0	0	0	1	3B: 1	DP: 3	SB: 0	
K	0	1	1	0	1	0	0	0	0	HR: 1	HBP: 2	CS: 0	
S	3	8	5	4	4	4	3	3	4				
H	0	4	0	1	0	1	0	1	0				
LOB	1	1	0	2	0	1	0	0	1				
BB	1	0	0	0	0	0	0	0	0				
P	7	8	5	5	5	4	3	3	4				

PITCHER	IP	WLS	BF	H	R	ER	SO	BB	IBB	HBP	BLK	WP	HR	S	P	ERA	WHIP
Jack Morris, R (1, 1) ERA: 3.99	9.0	W	35	7	2	2	3	1	0	2	0	0	1	38	44	2.00	0.889

PITCHER	IP	WLS	BF	H	R	ER	SO	BB	IBB	HBP	BLK	WP	HR	S	P	ERA	WHIP

Detroit Tigers @ Toronto Blue Jays

Exhibition Stadium, Toronto, ON

Tue May 29 1979, 7:05 PM EDT

Att. 11,449 - Unknown - 59 F

TOP

livebaseballscorecards.com

Batter	1	2	3	4	5	6	7	8	9	AB	R	H	RBI	BB	SO	LOB
Ron LeFlore, R (1, 8) OBP: 0.364, SLG: 0.411	6-3 S 1B		2B BB	FC6-4 1-2f		K	1-3		G3	5	1	1	0	1	1	5
Lynn Jones, R (9, 8) OBP: 0.329, SLG: 0.342										0	0	0	0	0	0	0
Lou Whitaker, L (1, 4) OBP: 0.393, SLG: 0.455	6-3 1-3		S 4-3 2B 1-H		1B 2B BB	6-3		SH1-4 1B 1B		4	3	2	1	1	0	1
Steve Kemp, L (1, 7) OBP: 0.467, SLG: 0.629	K		K 2-3		L9		G3 1B 2B	SH1-4 1-2		4	1	1	0	0	2	3
Rusty Staub, L (1, 10) OBP: 0.369, SLG: 0.419	BB		4-3 3-H		2B 2B 1B 1-3		G3 2-3	F8		4	1	1	1	1	0	2
Jason Thompson, L (1, 3) OBP: 0.408, SLG: 0.443	F8		4-3		K		1B BB 1B BB	1B IBB		3	1	0	0	2	1	4
Lance Parrish, R (1, 2) OBP: 0.377, SLG: 0.474		5-3		K	2B 2B 1-3 3-H		1B 1B BB 1-2	1B 1-3 2-H		4	2	2	2	1	1	0
Jerry Morales, R (1, 9) OBP: 0.266, SLG: 0.380		F9	F8 HBP 1B		2B 2-H 3-H		1B 1-2 2-3 3-H		5-3 SH1-3 1B	3	0	2	2	0	0	0
Champ Summers, L (7, PH) OBP: 0.381, SLG: 0.400 (7, 9)										2	0	2	1	0	0	0
Aurelio Rodriguez, R (1, 5) OBP: 0.300, SLG: 0.356	1B		FC6-4 1-2 HBP		F5		F8		SH1-3 1-2	3	0	1	0	0	0	4
Alan Trammell, R (1, 6) OBP: 0.295, SLG: 0.274	G3		F8 2-3			F8	1B 1-2 2-H 3-H		5-3 2-3	5	0	1	2	0	0	4

	AB	37
	R	9
	H	13
	RBI	9
	BB	6
	SO	5
	LOB	23

Inning Stats																		
	R: 0	H: 1	R: 0	H: 1	R: 2	H: 1	R: 0	H: 1	R: 3	H: 3	R: 0	H: 0	R: 3	H: 3	R: 1	H: 2	R: 0	H: 1
	E: 0	LOB: 2	E: 0	LOB: 1	E: 0	LOB: 0	E: 0	LOB: 2	E: 0	LOB: 1	E: 0	LOB: 0	E: 0	LOB: 2	E: 0	LOB: 2	E: 0	LOB: 1
	K: 1	BB: 1	K: 0	BB: 0	K: 1	BB: 1	K: 1	BB: 0	K: 1	BB: 1	K: 1	BB: 0	K: 0	BB: 2	K: 0	BB: 1	K: 0	BB: 0
	S: 6	P: 10	S: 4	P: 4	S: 6	P: 10	S: 6	P: 7	S: 8	P: 12	S: 5	P: 5	S: 6	P: 14	S: 4	P: 8	S: 4	P: 4

1B: 9	SF: 0
2B: 4	SAC: 2
3B: 0	DP: 0
HR: 0	HBP: 1

WP: 0	PA: 46
PB: 0	
SB: 2	
CS: 0	

PITCHER		IP	WLS	BF	H	R	ER	SO	BB	IBB	HBP	BLK	WP	HR	S	P	ERA	WHIP
Jerry Garvin, L ERA: 4.32	(1, 1)	4.1		21	4	3	3	3	3	0	1	0	0	0	23	36	6.23	1.615
Dave Freisleben, R ERA: 7.94	(5, 1)	2.1		15	6	5	5	2	2	0	0	0	0	0	17	25	19.29	3.429
Tom Buskey, R ERA: 4.22	(7, 1)	2.1	L	10	3	1	1	0	0	1	0	0	0	0	9	13	3.86	1.286

PITCHER	IP	WLS	BF	H	R	ER	SO	BB	IBB	HBP	BLK	WP	HR	S	P	ERA	WHIP

Detroit Tigers @ Toronto Blue Jays

Exhibition Stadium, Toronto, ON

Tue May 29 1979, 7:05 PM EDT

Att. 11,449 - Unknown - 59 F

livebaseballscorecards.com

BOTTOM

Batter	1	2	3	4	5	6	7	8	9	AB	R	H	RBI	BB	SO	LOB
Alfredo Griffin, S (1, 6) OBP: 0.352, SLG: 0.366	0-0: 1B, FC1-2, 1B	0-0: FC6-4, 1-2f			BBBB 4-0: FC6-4, BB, 1B, BB	0-0: S, 1B	0-0: 6-3			4	1	2	0	1	0	2
Bob Bailor, R (1, 9) OBP: 0.318, SLG: 0.283 Ted Wilborn, S (6, 9)	0-0: FC1-2, 1-3, 1B		0-0: 6-3		BBBB 4-0: FC6-4, 1-2, BB	4-0: 1-2, BB		SSS 0-3: K		2 1	0 0	1 0	0 0	1 1	0 1	0 0
Roy Howell, L (1, 5) OBP: 0.339, SLG: 0.397	SSS 0-3: K		BBBB 4-0: WP, 2B, BB		0-0: FC6-4, 1B, 1-2f, 2-3	0-0: F7		0-0: F8		4	2	0	0	1	1	6
Rico Carty, R (1, 10) OBP: 0.335, SLG: 0.400	0-0: FC1-2, 1-2, 3-H		0-0: F9, 1-H, 2B		0-0: 2B, 1-2, 3-H, 1B		0-0: 1B, 2B, 2B	0-0: 4-3		5	2	3	2	0	0	2
Otto Velez, R (1, 3) OBP: 0.352, SLG: 0.480	SSS 0-3: K		0-0: F9, 2-3		SSS 0-3: K		0-0: 2B, 2-3, 1B		BBBB 4-0: SH3-4, BB	4	1	1	0	1	2	5
Al Woods, L (1, 7) OBP: 0.331, SLG: 0.371		0-0: F8	0-0: 4-3		0-0: 1-H, 2-H, 2B		0-0: F6		0-0: SH3-4, 1-2	4	0	1	2	0	0	3
Rick Bosetti, R (1, 8) OBP: 0.247, SLG: 0.325		0-0: S, 1B, 1B		0-0: F7	0-0: 5-3		0-0: 1-H, 3-H, 2B, 2B		0-0: F2	5	2	2	2	0	0	2
Danny Ainge, R (1, 4) OBP: 0.357, SLG: 0.370		SSS 0-3: K, 1-2		0-0: G4-6-3, 1B		0-0: 5-3	0-0: 2-H, 2B		0-0: F4	5	0	2	1	0	1	2
Bob Davis, R (1, 2) OBP: 0.118, SLG: 0.118		0-0: FC6-4, 2-H, 1B		0-0: G4-6-3, 1-2f		SSS 0-0: F5	SSS 0-3: K			4	0	1	1	0	1	2
Inning Stats	R: 0 E: 0 K: 2 S: 9 H: 2 LOB: 2 BB: 0 P: 9	R: 1 E: 0 K: 1 S: 7 H: 2 LOB: 1 BB: 0 P: 7	R: 1 E: 0 K: 0 S: 4 H: 1 LOB: 1 BB: 1 P: 8	R: 0 E: 0 K: 0 S: 3 H: 1 LOB: 0 BB: 0 P: 3	R: 3 E: 0 K: 1 S: 7 H: 2 LOB: 1 BB: 2 P: 15	R: 0 E: 0 K: 0 S: 4 H: 1 LOB: 2 BB: 1 P: 8	R: 3 E: 0 K: 1 S: 9 H: 4 LOB: 1 BB: 0 P: 9	R: 0 E: 0 K: 1 S: 5 H: 0 LOB: 0 BB: 0 P: 5	R: 0 E: 0 K: 0 S: 3 H: 0 LOB: 1 BB: 1 P: 7	1B: 8 2B: 5 3B: 0 HR: 0 SF: 0 SAC: 1 DP: 1 HBP: 0						

	AB	38
	R	8
	H	13
	RBI	8
	BB	5
	SO	6
	LOB	24

WP: 1 PA: 44
PB: 0
SB: 2
CS: 0

PITCHER		IP	WLS	BF	H	R	ER	SO	BB	IBB	HBP	BLK	WP	HR	S	P	ERA	WHIP
Steve Baker, R ERA: 5.45	(1, 1)	4.0		19	6	3	3	3	2	0	0	0	1	0	23	31	6.75	2.000
Aurelio Lopez, R ERA: 3.64	(5, 1)	2.0		13	5	4	4	1	2	0	0	0	0	0	13	21	18.00	3.500
Dave Tobik, R ERA: 2.08	(7, 1)	1.0	W	5	2	1	1	1	0	0	0	0	0	0	7	7	9.00	2.000
John Hiller, L ERA: 3.62	(8, 1)	2.0	S	7	0	0	0	1	1	0	0	0	0	0	8	12	0.00	0.500

PITCHER	IP	WLS	BF	H	R	ER	SO	BB	IBB	HBP	BLK	WP	HR	S	P	ERA	WHIP

Detroit Tigers @ Toronto Blue Jays

Exhibition Stadium, Toronto, ON

Wed May 30 1979, 7:05 PM EDT

Att. 21,359 - Unknown - 62 F

TOP

livebaseballscorecards.com

Batter	1	2	3	4	5	6	7	8	9	AB	R	H	RBI	BB	SO	LOB
Ron LeFlore, R (1, 8) OBP: 0.363, SLG: 0.405 Lynn Jones, R (9, 8) OBP: 0.329, SLG: 0.342	1-3	FC5 2-3f		BBBB E 1-2 2-3 BB		S 1B		FC5-4 S 1-2f	F9	5 0	0 0	1 0	0 0	1 0	0 0	5 0
Lou Whitaker, L (1, 4) OBP: 0.387, SLG: 0.446	F8		4-3	SF8 1-2 2-3 3-H		4-3 1-2		BBBB 1-2 BB		3	0	0	1	1	0	1
Steve Kemp, L (1, 7) OBP: 0.453, SLG: 0.608	F5		4-3	F6			3-1	G3		5	0	0	0	0	0	4
Rusty Staub, L (1, 10) OBP: 0.380, SLG: 0.473		1B 1B 2B	HR	F8			F9		1B BB 2B 1B	5	3	3	1	0	0	2
Jason Thompson, L (1, 3) OBP: 0.407, SLG: 0.437		F7	BBBB BB		F8		1B		SSS K	4	0	1	0	1	1	2
Champ Summers, L (1, 9) OBP: 0.382, SLG: 0.392		1B 1B 2-3 1B	F9		4-3		G3		BBBB 1-2 1B 2B BB	4	1	1	0	1	0	2
Lance Parrish, R (1, 2) OBP: 0.391, SLG: 0.507		FC5 1B 1-2 3-H 1B		1B E 1B	L7			HR	2B SF9 1-2 2-3 1B	5	3	4	2	0	0	0
Aurelio Rodriguez, R (1, 5) OBP: 0.304, SLG: 0.367		F7		BB E SF8 1-3 1B		4-3		5-3	1-3 2-H 3-H 2B	5	1	2	2	0	0	2
Alan Trammell, R (1, 6) OBP: 0.299, SLG: 0.275		1-2 2-3 1B		E5 E BB 1-2 3-H		L6		BBBB FC5-4 BB	SF9 3-H	3	0	1	2	1	0	1
Inning Stats	R: 0 E: 0 K: 0 S: 3 H: 0 LOB: 0 BB: 0 P: 3	R: 1 E: 0 K: 0 S: 7 H: 4 LOB: 3 BB: 0 P: 7	R: 1 E: 0 K: 0 S: 4 H: 1 LOB: 1 BB: 1 P: 8	R: 2 E: 2 K: 0 S: 6 H: 2 LOB: 2 BB: 1 P: 10	R: 0 E: 0 K: 0 S: 3 H: 0 LOB: 0 BB: 0 P: 3	R: 0 E: 0 K: 0 S: 4 H: 1 LOB: 1 BB: 0 P: 4	R: 0 E: 0 K: 0 S: 4 H: 1 LOB: 1 BB: 0 P: 4	R: 1 E: 0 K: 0 S: 4 H: 1 LOB: 2 BB: 2 P: 12	R: 3 E: 0 K: 1 S: 8 H: 3 LOB: 1 BB: 1 P: 12	1B: 9 2B: 2 3B: 0 HR: 2 SF: 2 SAC: 0 DP: 0 HBP: 0	WP: 0 PB: 0 SB: 2 CS: 0 PA: 46					

	AB	39
	R	8
	H	13
	RBI	8
	BB	5
	SO	1
	LOB	19

PITCHER	IP	WLS	BF	H	R	ER	SO	BB	IBB	HBP	BLK	WP	HR	S	P	ERA	WHIP
Phil Huffman, R (1, 1) ERA: 6.22	7.2	L	38	10	5	4	0	4	0	0	0	0	2	34	50	4.70	1.826
Mark Lemongello, R (8, 1) ERA: 6.75	1.1		8	3	3	3	1	1	0	0	0	0	0	9	13	20.25	3.000

PITCHER	IP	WLS	BF	H	R	ER	SO	BB	IBB	HBP	BLK	WP	HR	S	P	ERA	WHIP

BOTTOM

Batter	1	2	3	4	5	6	7	8	9	AB	R	H	RBI	BB	SO	LOB
Alfredo Griffin, S (1, 6) OBP: 0.354, SLG: 0.367	S, 1B		1B, BB, FC6, 1B	4-3			4-3		L7	5	1	2	0	0	0	1
Bob Bailor, R (1, 9) OBP: 0.317, SLG: 0.279	6-3		FC6, 1B, BB		6-3		F3			3	0	0	0	1	0	1
Roy Howell, L (1, 5) OBP: 0.337, SLG: 0.394	F7		FC6, 1B		4-3		6-3			4	0	1	1	0	0	1
Rico Carty, R (1, 10) OBP: 0.333, SLG: 0.393	5-3		FC6, BB		BB			F9		3	0	0	1	1	0	3
Otto Velez, R (1, 3) OBP: 0.360, SLG: 0.480		FC4-6, HBP	K		5-3			K		0	0	0	0	0	0	0
Bob Robertson, R (3, 3) OBP: 0.222, SLG: 0.250										3	0	0	0	0	2	3
Al Woods, L (1, 7) OBP: 0.336, SLG: 0.370		F6	FC5-4, BB			F8, 6-3, 1B		4-3		3	0	1	0	1	0	1
Rick Bosetti, R (1, 8) OBP: 0.243, SLG: 0.318		FC4-6, S	FC5-4			6-3			K	4	0	0	0	0	1	5
Danny Ainge, R (1, 4) OBP: 0.344, SLG: 0.355		6-3		6-3		F8			S, 1B	4	0	1	0	0	0	2
Bob Davis, R (1, 2) OBP: 0.143, SLG: 0.100			BB, 1B, 1B, HBP	K		1-3			K	3	1	0	0	0	2	2
Inning Stats	R: 0 E: 0 K: 0 S: 4 H: 1 LOB: 1 BB: 0 P: 4	R: 0 E: 0 K: 0 S: 3 H: 0 LOB: 1 BB: 0 P: 4	R: 2 E: 0 K: 1 S: 7 H: 2 LOB: 3 BB: 2 P: 16	R: 0 E: 0 K: 1 S: 5 H: 0 LOB: 0 BB: 0 P: 5	R: 0 E: 0 K: 0 S: 3 H: 0 LOB: 1 BB: 1 P: 7	R: 0 E: 0 K: 0 S: 4 H: 1 LOB: 1 BB: 0 P: 4	R: 0 E: 0 K: 0 S: 3 H: 0 LOB: 0 BB: 0 P: 3	R: 0 E: 0 K: 1 S: 5 H: 0 LOB: 0 BB: 0 P: 5	R: 0 E: 0 K: 2 S: 8 H: 1 LOB: 1 BB: 0 P: 8	1B: 5 2B: 0 3B: 0 HR: 0 SF: 0 SAC: 0 DP: 0 HBP: 2	WP: 0 PB: 0 SB: 3 CS: 0 PA: 37					

PITCHER	IP	WLS	BF	H	R	ER	SO	BB	IBB	HBP	BLK	WP	HR	S	P	ERA	WHIP
Milt Wilcox, R (1, 1) ERA: 4.97	9.0	W	37	5	2	2	5	3	0	2	0	0	0	42	56	2.00	0.889

PITCHER	IP	WLS	BF	H	R	ER	SO	BB	IBB	HBP	BLK	WP	HR	S	P	ERA	WHIP

Detroit Tigers @ Toronto Blue Jays

Exhibition Stadium, Toronto, ON

Wed May 30 1979, 7:05 PM EDT

Att. 21,359 - Unknown - 62 F

livebaseballscorecards.com

AB	32
R	2
H	5
RBI	2
BB	3
SO	5
LOB	19

Batter	1	2	3	4	5	6	7	8	9	AB	R	H	RBI	BB	SO	LOB
Ron LeFlore, R (1, 8) OBP: 0.360, SLG: 0.401 Lynn Jones, R (8, 8) OBP: 0.329, SLG: 0.342	F9		F9			1-3		PB 1B		4 0	0 0	1 0	0 0	0 0	0 0	0 0
Lou Whitaker, L (1, 4) OBP: 0.390, SLG: 0.447	CS 1B		F8			G1-6-3 1B		K 1-2		4	0	2	0	0	1	1
Steve Kemp, L (1, 7) OBP: 0.443, SLG: 0.592	K 1-2			1-3		G1-6-3 1-2f			4-3	4	0	0	0	0	1	2
Rusty Staub, L (1, 10) OBP: 0.366, SLG: 0.453		F8		F7			F3		K	4	0	0	0	0	1	0
Jason Thompson, L (1, 3) OBP: 0.404, SLG: 0.428		F7		F9			K		FC6-4 BB	3	0	0	0	1	1	0
Lance Parrish, R (1, 2) OBP: 0.394, SLG: 0.503		1B 1B			5-3 BB		K		FC6-4 1-2f	3	0	1	0	1	1	1
Jerry Morales, R (1, 9) OBP: 0.275, SLG: 0.409		1-3 1B			5-3 1-2			HR		3	1	2	1	0	0	1
Aurelio Rodriguez, R (1, 5) OBP: 0.297, SLG: 0.357		1-3			K			6-3		3	0	0	0	0	1	3
Alan Trammell, R (1, 6) OBP: 0.292, SLG: 0.268			F4		L6			F8		3	0	0	0	0	0	1

TOP

Detroit Tigers @ Toronto Blue Jays

Exhibition Stadium, Toronto, ON

Thu May 31 1979, 7:05 PM EDT

Att. 12,423 - Unknown - 70 F

livebaseballscorecards.com

AB	31
R	1
H	6
RBI	1
BB	2
SO	6
LOB	9

Inning Stats	1	2	3	4	5	6	7	8	9
R	0	0	0	0	0	0	0	1	0
E	0	0	0	0	0	0	0	0	0
K	1	0	0	0	1	0	2	1	1
S	5	5	3	3	5	3	7	7	5
H	1	2	0	0	0	1	0	2	0
LOB	0	2	0	0	1	0	0	1	0
BB	0	0	0	0	1	0	0	0	1
P	5	5	3	3	9	3	7	7	9

1B	5
2B	0
3B	0
HR	1
SF	0
SAC	0
DP	1
HBP	0

WP	0
PB	1
SB	0
CS	1
PA	33

PITCHER	IP	WLS	BF	H	R	ER	SO	BB	IBB	HBP	BLK	WP	HR	S	P	ERA	WHIP
Tom Underwood, L (1, 1) ERA: 4.8	9.0	L	33	6	1	1	6	2	0	0	0	0	1	43	51	1.00	0.889

PITCHER	IP	WLS	BF	H	R	ER	SO	BB	IBB	HBP	BLK	WP	HR	S	P	ERA	WHIP

Detroit Tigers @ Toronto Blue Jays

Exhibition Stadium, Toronto, ON

Thu May 31 1979, 7:05 PM EDT

Att. 12,423 - Unknown - 70 F

BOTTOM

livebaseballscorecards.com

Batter	1	2	3	4	5	6	7	8	9	AB	R	H	RBI	BB	SO	LOB
Alfredo Griffin, S (1, 6) OBP: 0.353, SLG: 0.372	F6			F7		SH5-3 (1-2)			2B	3	0	1	0	0	0	0
Bob Bailor, R (1, 9) OBP: 0.311, SLG: 0.273	L9			L7		6-3			F9	4	0	0	0	0	0	2
Roy Howell, L (1, 5) OBP: 0.330, SLG: 0.384	K			G3			F8		K	4	0	0	0	0	2	1
Rico Carty, R (1, 10) OBP: 0.333, SLG: 0.398		F4			2B		F8			3	0	1	0	0	0	0
Otto Velez, R (1, 3) (9, 7) OBP: 0.348, SLG: 0.462		K			5-3		5-3			3	0	0	0	0	1	1
Rick Bosetti, R (1, 8) OBP: 0.239, SLG: 0.313		4-3			6-3			6-3		3	0	0	0	0	0	1
Danny Ainge, R (1, 4) OBP: 0.343, SLG: 0.353			F8		K			PO 1-3 1B		3	0	1	0	0	1	1
Rick Cerone, R (1, 2) OBP: 0.305, SLG: 0.287			F6			SH5-3 BB		1-3 (1-2)		2	0	0	0	1	0	1
Al Woods, L (1, 7) OBP: 0.331, SLG: 0.365			4-3			K		PO (2-3)	2-3	2	0	0	0	0	1	1
Bob Robertson, R (8, PH) (9, 3) OBP: 0.214, SLG: 0.240										1	0	0	0	0	0	0
Inning Stats	R: 0 E: 0 K: 1 S: 5 H: 0 LOB: 0 BB: 0 P: 5	R: 0 E: 0 K: 1 S: 5 H: 0 LOB: 0 BB: 0 P: 5	R: 0 E: 0 K: 0 S: 3 H: 0 LOB: 0 BB: 0 P: 3	R: 0 E: 0 K: 0 S: 3 H: 0 LOB: 0 BB: 0 P: 3	R: 0 E: 0 K: 1 S: 6 H: 1 LOB: 1 BB: 0 P: 6	R: 0 E: 0 K: 1 S: 5 H: 0 LOB: 1 BB: 1 P: 9	R: 0 E: 0 K: 0 S: 3 H: 0 LOB: 0 BB: 0 P: 3	R: 0 E: 0 K: 0 S: 3 H: 1 LOB: 0 BB: 0 P: 3	R: 0 E: 0 K: 1 S: 6 H: 1 LOB: 1 BB: 0 P: 6	1B: 1 2B: 2 3B: 0 HR: 0 SF: 0 SAC: 1 DP: 0 HBP: 0							

	AB	28
	R	0
	H	3
	RBI	0
	BB	1
	SO	5
	LOB	8

WP: 0 PB: 0 SB: 0 CS: 0 PA: 31

PITCHER		IP	WLS	BF	H	R	ER	SO	BB	IBB	HBP	BLK	WP	HR	S	P	ERA	WHIP
Pat Underwood, L ERA:	(1, 1)	8.1	W	28	3	0	0	4	1	0	0	0	0	0	35	39	0.00	0.480
Dave Tobik, R ERA: 1.93	(9, 1)	0.1		1	0	0	0	0	0	0	0	0	0	0	1	1	0.00	0.000
John Hiller, L ERA: 3.58	(9, 1)	0.1	S	1	0	0	0	1	0	0	0	0	0	0	3	3	0.00	0.000

PITCHER	IP	WLS	BF	H	R	ER	SO	BB	IBB	HBP	BLK	WP	HR	S	P	ERA	WHIP

Detroit Tigers @ Oakland Athletics

Oakland-Alameda County Coliseum, Oakland, CA

Fri Jun 01 1979, 7:05 PM PDT

Att. 2,731 - Unknown

TOP

livebaseballscorecards.com

Batter	1	2	3	4	5	6	7	8	9	AB	R	H	RBI	BB	SO	LOB
Ron LeFlore, R (1, 8) OBP: 0.353, SLG: 0.392	S S S 0-3 ① K		0-0 ③ CS 1-2	S S S 0-3 ① K		S S S 0-3 ① K		x 0-0 ② L6		4	0	0	0	0	3	0
Lynn Jones, R (8, 8) OBP: 0.329, SLG: 0.342										0	0	0	0	0	0	0
Lou Whitaker, L (1, 4) OBP: 0.387, SLG: 0.442	x 0-0 ② F8			x 0-0 1B SF9 1B		x 0-0 ② F8		x 0-0 ③ 4-3		4	1	1	0	0	0	0
Steve Kemp, L (1, 7) OBP: 0.439, SLG: 0.583	x 0-0 ③ F8			x 0-0 1-3 1B		x 0-0 ③ F7			x 0-0 ① F8	4	0	1	0	0	0	0
Rusty Staub, L (1, 10) OBP: 0.353, SLG: 0.439		x 0-0 ① F9		x 0-0 ② SF9 3-H			x 0-0 ① F5		x 0-0 ② 3-1	3	0	0	1	0	0	0
Jason Thompson, L (1, 3) OBP: 0.400, SLG: 0.444		x 0-0 ② F5		x 0-0 ③ F9			x 0-0 HR		x 0-0 ③ 1-3	4	1	1	1	0	0	1
Champ Summers, L (1, 9) OBP: 0.380, SLG: 0.382		x 0-0 ③ F9			B B B B 4-0 P2-6 BB BB		x 0-0 ② G3			2	0	0	0	1	0	0
Lance Parrish, R (1, 2) OBP: 0.393, SLG: 0.497			x 0-0 ① 5-3		B B B B 4-0 1-2 BB		x 0-0 E6			2	0	0	0	1	0	0
Phil Mankowski, L (1, 5) OBP: 0.246, SLG: 0.188			S S S 0-3 ② K		x 0-0 ① ② P2-6 2-3f		x 0-0 ③ F9			3	0	0	0	0	1	3
Alan Trammell, R (1, 6) OBP: 0.293, SLG: 0.270			x 0-0 CS 1B		x 0-0 ③ F8			S S S 0-3 ① K		3	0	1	0	0	1	1
Inning Stats	R: 0 E: 0 K: 1 S: 5 H: 0 LOB: 0 BB: 0 P: 5	R: 0 E: 0 K: 0 S: 3 H: 0 LOB: 0 BB: 0 P: 3	R: 0 E: 0 K: 1 S: 5 H: 1 LOB: 0 BB: 0 P: 5	R: 1 E: 0 K: 1 S: 7 H: 2 LOB: 1 BB: 0 P: 7	R: 0 E: 0 K: 0 S: 2 H: 0 LOB: 1 BB: 2 P: 10	R: 0 E: 0 K: 1 S: 5 H: 0 LOB: 0 BB: 0 P: 5	R: 1 E: 1 K: 0 S: 5 H: 1 LOB: 1 BB: 0 P: 5	R: 0 E: 0 K: 1 S: 5 H: 0 LOB: 0 BB: 0 P: 5	R: 0 E: 0 K: 0 S: 3 H: 0 LOB: 0 BB: 0 P: 3	1B: 3 2B: 1 3B: 0 HR: 1 SF: 1 SAC: 0 DP: 1 HBP: 0							

	AB	29
	R	2
	H	4
	RBI	2
	BB	2
	SO	5
	LOB	5

WP: 0 PB: 0 SB: 0 CS: 1 PA: 33

PITCHER	IP	WLS	BF	H	R	ER	SO	BB	IBB	HBP	BLK	WP	HR	S	P	ERA	WHIP
Steve McCatty, R (1, 1) ERA: 1.1	9.0	W	32	4	2	2	5	2	0	0	0	0	1	40	48	2.00	0.667

PITCHER	IP	WLS	BF	H	R	ER	SO	BB	IBB	HBP	BLK	WP	HR	S	P	ERA	WHIP

BOTTOM

Detroit Tigers @ Oakland Athletics

Oakland-Alameda County Coliseum, Oakland, CA

Fri Jun 01 1979, 7:05 PM PDT

Att. 2,731 - Unknown

livebaseballscorecards.com

Batter	1	2	3	4	5	6	7	8	9	AB	R	H	RBI	BB	SO	LOB
Dwayne Murphy, L (1, 8) OBP: 0.416, SLG: 0.407	G3		F7			G2			G6-4-3, 1B, 1B, BB	3	1	0	0	1	0	2
Mitchell Page, L (1, 10) OBP: 0.317, SLG: 0.323	4-3			F7		G4-6-3; 1-2f			G6-4-3; 1-2, 2-3	4	0	1	0	0	0	1
Jeff Newman, R (1, 2) OBP: 0.259, SLG: 0.446 Mike Edwards, R (7, PR) OBP: 0.276, SLG: 0.274 Jim Essian, R (8, 2) OBP: 0.262, SLG: 0.299	K			K			CS, 1B		G6-4-3; 1-2f, 2-3, 3-H	3 0 1	0 0 0	1 0 0	0 0 0	0 0 0	2 0 0	0 0 2
Dave Revering, L (1, 3) OBP: 0.333, SLG: 0.410		F7		2B, 1B			L9		BB	3	1	1	0	1	0	1
Mario Guerrero, R (1, 6) OBP: 0.264, SLG: 0.291		F9		1-H, 2B			5-3; 1-2		1-2, 3-H, 1B	4	0	2	2	0	0	1
Wayne Gross, L (1, 5) OBP: 0.402, SLG: 0.479		F9			F7			F9		3	0	0	0	0	0	0
Glenn Burke, R (1, 7) OBP: 0.263, SLG: 0.286			F9		K			5-3		3	0	0	0	0	1	0
Milt Ramirez, R (1, 4) OBP: 0.250, SLG: 0.250			F7		6-3			5-3		3	0	0	0	0	0	0
Larry Murray, S (1, 9) OBP: 0.254, SLG: 0.214			BB			G4-6-3, BB			1B, G6-4-3, 2B	1	1	1	0	2	0	0
Inning Stats	R: 0 E: 0 K: 1 S: 5 H: 0 LOB: 0 BB: 0 P: 5	R: 0 E: 0 K: 0 S: 3 H: 0 LOB: 0 BB: 0 P: 3	R: 0 E: 0 K: 0 S: 3 H: 0 LOB: 1 BB: 1 P: 7	R: 1 E: 0 K: 1 S: 6 H: 2 LOB: 1 BB: 0 P: 6	R: 0 E: 0 K: 1 S: 5 H: 0 LOB: 0 BB: 0 P: 5	R: 0 E: 0 K: 0 S: 2 H: 0 LOB: 0 BB: 1 P: 6	R: 0 E: 0 K: 0 S: 3 H: 1 LOB: 1 BB: 0 P: 3	R: 0 E: 0 K: 0 S: 3 H: 0 LOB: 0 BB: 0 P: 3	R: 2 E: 0 K: 0 S: 4 H: 3 LOB: 2 BB: 2 P: 12	1B: 4 2B: 2 3B: 0 HR: 0 SF: 0 SAC: 0 DP: 2 HBP: 0						

AB	28
R	3
H	6
RBI	2
BB	4
SO	3
LOB	7

WP: 0 PB: 0 SB: 0 CS: 1 PA: 32

PITCHER		IP	WLS	BF	H	R	ER	SO	BB	IBB	HBP	BLK	WP	HR	S	P	ERA	WHIP
Jack Billingham, R ERA: 2.74	(1, 1)	8.0		27	4	2	2	3	2	0	0	0	0	0	31	39	2.25	0.750
John Hiller, L ERA: 3.78	(9, 1)	0.2	L	4	1	0	0	0	2	0	0	0	0	0	2	10	0.00	4.500
Fernando Arroyo, R ERA:	(9, 1)	0.0		1	1	1	1	0	0	0	0	0	0	0	1	1	∞	∞

PITCHER	IP	WLS	BF	H	R	ER	SO	BB	IBB	HBP	BLK	WP	HR	S	P	ERA	WHIP

Detroit Tigers @ Oakland Athletics

Oakland-Alameda County Coliseum, Oakland, CA

Sat Jun 02 1979, 3:33 AM PDT

Att. 3,420 - Unknown

livebaseballscorecards.com

Batter	1	2	3	4	5	6	7	8	9	AB	R	H	RBI	BB	SO	LOB
Ron LeFlore, R (1, 8) OBP: 0.364, SLG: 0.403	S, 2B, 1B	9-2, 3-Hf			4-3, S, 1B	S, 1-3, 2-H, 1B			1B, 1B	5	2	4	1	0	0	3
Lou Whitaker, L (1, 4) OBP: 0.392, SLG: 0.440	BBBB, 1-2, 2B, BB	BBBB, 1-2, 2-3, BB			4-3, 1-2	SSS, 1-3, 3-H, K			1B, S, 1B, 1-3, 1B	3	2	1	0	2	1	2
Lance Parrish, R (1, 2) OBP: 0.399, SLG: 0.507	1-H, 2-H, 2B	F7			4-3, 2-3		1B, G4-3, 1B		1B, BB, 1B, 1-3, 3-H	5	2	3	3	0	0	4
Rusty Staub, L (1, 10) OBP: 0.355, SLG: 0.431	F8		G3		F4		G4-3, 1-3, 1B		BBBB, 1B, 1B, 1-2, BB	4	0	1	0	1	0	2
Jason Thompson, L (1, 3) OBP: 0.394, SLG: 0.435	F7		F7			6-3	G4-3, 1-2f, 3-H		G5-3, 1B, 1-2, 2-3, 3-H, 1B	5	0	1	1	0	0	2
Jerry Morales, R (1, 9) OBP: 0.272, SLG: 0.409	6-3		SSS, K			2B, 2B	6-3		F8	5	1	1	0	0	1	4
John Wockenfuss, R (1, 7) OBP: 0.310, SLG: 0.615		1B, BB, 9-2, 1B		6-3		5-3		SSS, K	1-2, 2-3, 3-H, 1B	3	0	1	0	0	0	1
Lynn Jones, R (6, 7) OBP: 0.333, SLG: 0.346										2	0	1	1	0	1	0
Aurelio Rodriguez, R (1, 5) OBP: 0.301, SLG: 0.362		BBBB, BB, 1B, 1-2, BB		F8		2-H, 1B, 2B		SSS, F7	G5-3, 2-3f	4	1	1	1	1	0	3
Alan Trammell, R (1, 6) OBP: 0.299, SLG: 0.271		BB, 1-2, 2-3, 1B		6-3		BBBB, 1B, WP, BB		SSS, K		3	1	1	0	1	1	0

Inning Stats	1	2	3	4	5	6	7	8	9
	R: 2 E: 0 K: 0 S: 5	R: 0 E: 0 K: 0 S: 4	R: 0 E: 0 K: 1 S: 5	R: 0 E: 0 K: 0 S: 3	R: 0 E: 0 K: 0 S: 4	R: 3 E: 0 K: 1 S: 8	R: 1 E: 0 K: 0 S: 4	R: 0 E: 0 K: 2 S: 7	R: 3 E: 0 K: 0 S: 7
	H: 2 LOB: 1 BB: 1 P: 9	H: 2 LOB: 3 BB: 2 P: 12	H: 0 LOB: 0 BB: 0 P: 5	H: 0 LOB: 0 BB: 0 P: 3	H: 1 LOB: 1 BB: 0 P: 4	H: 3 LOB: 1 BB: 1 P: 12	H: 2 LOB: 0 BB: 0 P: 4	H: 0 LOB: 0 BB: 0 P: 7	H: 5 LOB: 2 BB: 1 P: 11

AB	39
R	9
H	15
RBI	7
BB	5
SO	4
LOB	21

		1B: 12	SF: 0	WP: 1	PA: 44
		2B: 4	SAC: 0	PB: 0	
		3B: 0	DP: 3	SB: 5	
		HR: 0	HBP: 0	CS: 0	

PITCHER		IP	WLS	BF	H	R	ER	SO	BB	IBB	HBP	BLK	WP	HR	S	P	ERA	WHIP
Craig Minetto, L ERA: 4.6	(1, 1)	1.0	L	9	4	2	2	0	2	0	0	0	0	0	7	15	18.00	6.000
Jim Todd, R ERA: 8.31	(2, 1)	4.1		15	2	1	1	1	1	0	0	0	0	0	16	20	2.08	0.692
Bob Lacey, L ERA: 5.29	(6, 1)	1.2		9	4	3	3	1	1	0	0	0	1	0	10	14	16.20	3.000
Mike Norris, R ERA: 5.78	(8, 1)	1.0		6	3	3	3	2	0	0	0	0	0	0	10	10	27.00	3.000
Dave Hamilton, L ERA: 3.09	(9, 1)	1.0		5	2	0	0	0	1	0	0	0	0	0	4	8	0.00	3.000

PITCHER	IP	WLS	BF	H	R	ER	SO	BB	IBB	HBP	BLK	WP	HR	S	P	ERA	WHIP

Batter	1	2	3	4	5	6	7	8	9	AB	R	H	RBI	BB	SO	LOB
Dwayne Murphy, L (1, 8) OBP: 0.412, SLG: 0.399	K		K			F3		BB		3	1	0	0	1	2	1
Milt Ramirez, R (1, 4) OBP: 0.250, SLG: 0.211	5-3		6-3			K		PB 1B BB		3	0	0	0	1	1	1
Mitchell Page, L (1, 10) OBP: 0.311, SLG: 0.316	F9			F4		5-3		K		4	0	0	0	0	1	3
Dave Revering, L (1, 3) OBP: 0.337, SLG: 0.412		4-3 1B		4-3			K	PB 1B		4	0	2	2	0	1	0
Mario Guerrero, R (1, 6) OBP: 0.255, SLG: 0.280		4-3		G3			F8	F4		4	0	0	0	0	0	3
Wayne Gross, L (1, 5) OBP: 0.399, SLG: 0.470		4-3			4-3		1B BB	K		3	0	0	0	1	1	3
Glenn Burke, R (1, 7) OBP: 0.262, SLG: 0.284		K			4-3		1B		K	4	0	1	0	0	2	1
Jim Essian, R (1, 2) OBP: 0.261, SLG: 0.333			5-3		HR		F7		F6	4	1	1	1	0	0	2
Larry Murray, S (1, 9) OBP: 0.261, SLG: 0.217			S BB		F6			BB BB 1B 1B	F2	3	1	1	0	1	0	0
Inning Stats	R: 0 H: 0 E: 0 LOB: 0 K: 1 BB: 0 S: 5 P: 5	R: 0 H: 1 E: 0 LOB: 1 K: 1 BB: 0 S: 6 P: 6	R: 0 H: 0 E: 0 LOB: 1 K: 1 BB: 1 S: 5 P: 9	R: 0 H: 0 E: 0 LOB: 0 K: 0 BB: 0 S: 3 P: 3	R: 1 H: 1 E: 0 LOB: 0 K: 0 BB: 0 S: 4 P: 4	R: 0 H: 0 E: 0 LOB: 0 K: 1 BB: 0 S: 5 P: 5	R: 0 H: 1 E: 0 LOB: 2 K: 1 BB: 1 S: 6 P: 10	R: 2 H: 2 E: 0 LOB: 2 K: 2 BB: 2 S: 9 P: 17	R: 0 H: 0 E: 0 LOB: 0 K: 1 BB: 0 S: 5 P: 5	1B: 4 SF: 0 2B: 0 SAC: 0 3B: 0 DP: 0 HR: 1 HBP: 0						WP: 0 PA: 36 PB: 1 SB: 1 CS: 0	

PITCHER		IP	WLS	BF	H	R	ER	SO	BB	IBB	HBP	BLK	WP	HR	S	P	ERA	WHIP
Jack Morris, R ERA: 3.96	(1, 1)	7.0	W	29	4	3	3	5	4	0	0	0	0	1	35	51	3.86	1.143
Dave Tobik, R ERA: 1.35	(8, 1)	2.0	S	7	1	0	0	3	0	0	0	0	0	0	13	13	0.00	0.500

PITCHER	IP	WLS	BF	H	R	ER	SO	BB	IBB	HBP	BLK	WP	HR	S	P	ERA	WHIP

BOTTOM

Detroit Tigers @ Oakland Athletics

Oakland-Alameda County Coliseum, Oakland, CA

Sat Jun 02 1979, 3:33 AM PDT

Att. 3,420 - Unknown

livebaseballscorecards.com

AB	32
R	3
H	5
RBI	3
BB	4
SO	8
LOB	14

Batter	1	2	3	4	5	6	7	8	9	AB	R	H	RBI	BB	SO	LOB
Ron LeFlore, R (1, 8) OBP: 0.362, SLG: 0.400	F3		G1-6-3 1-2f			E4 1B		5-3		4	0	1	0	0	0	1
Jerry Morales, R (1, 9) OBP: 0.272, SLG: 0.404	5-3			L8		F7		1B		4	0	1	0	0	0	1
Steve Kemp, L (1, 7) OBP: 0.429, SLG: 0.569	K			G3		F7		F9		4	0	0	0	0	1	2
Rusty Staub, L (1, 10) OBP: 0.352, SLG: 0.419		BB		F9		F3			K	3	0	0	0	1	1	1
Lance Parrish, R (1, 2) OBP: 0.395, SLG: 0.519		F3			L4		HR		4-3	4	1	1	1	0	0	1
John Wockenfuss, R (1, 3) OBP: 0.311, SLG: 0.595 Jason Thompson, L (7, 3) OBP: 0.398, SLG: 0.439		K			1B SF7 1B		F9		1B	3 1	1 0	1 1	0 0	0 0	1 0	1 0
Aurelio Rodriguez, R (1, 5) OBP: 0.299, SLG: 0.358		F3			1-3 1B		F8		5-3	4	0	1	0	0	0	2
Mark Wagner, R (1, 4) OBP: 0.370, SLG: 0.439			E5 G1-6-3		SF7 3-H		F4			2	0	0	1	0	0	0
Alan Trammell, R (1, 6) OBP: 0.292, SLG: 0.264			F4		F3			G1		3	0	0	0	0	0	2
Inning Stats	R: 0 E: 0 K: 1 S: 5 H: 0 LOB: 0 BB: 0 P: 5	R: 0 E: 0 K: 1 S: 5 H: 0 LOB: 1 BB: 1 P: 9	R: 0 E: 1 K: 0 S: 3 H: 0 LOB: 0 BB: 0 P: 3	R: 0 E: 0 K: 0 S: 3 H: 0 LOB: 0 BB: 0 P: 3	R: 1 E: 0 K: 0 S: 5 H: 2 LOB: 1 BB: 0 P: 5	R: 0 E: 1 K: 0 S: 4 H: 1 LOB: 1 BB: 0 P: 4	R: 1 E: 0 K: 0 S: 4 H: 1 LOB: 0 BB: 0 P: 4	R: 0 E: 0 K: 0 S: 4 H: 1 LOB: 1 BB: 0 P: 4	R: 0 E: 0 K: 1 S: 6 H: 1 LOB: 1 BB: 0 P: 6	1B: 5 2B: 0 3B: 0 HR: 1 SF: 1 SAC: 0 DP: 1 HBP: 0	WP: 0 PB: 0 SB: 0 CS: 0 PA: 34					

PITCHER	IP	WLS	BF	H	R	ER	SO	BB	IBB	HBP	BLK	WP	HR	S	P	ERA	WHIP
John Henry Johnson, L (1, 1) ERA: 4.68	9.0	L	34	6	2	2	3	1	0	0	0	0	1	39	43	2.00	0.778

PITCHER	IP	WLS	BF	H	R	ER	SO	BB	IBB	HBP	BLK	WP	HR	S	P	ERA	WHIP

TOP

Detroit Tigers @ Oakland Athletics

Oakland-Alameda County Coliseum, Oakland, CA

Sun Jun 03 1979, 3:33 AM PDT

Att. 4,030 - Unknown

livebaseballscorecards.com

AB	32
R	2
H	6
RBI	2
BB	1
SO	3
LOB	11

BOTTOM

Detroit Tigers @ Oakland Athletics

Oakland-Alameda County Coliseum, Oakland, CA

Sun Jun 03 1979, 3:33 AM PDT

Att. 4,030 - Unknown

livebaseballscorecards.com

Batter	1	2	3	4	5	6	7	8	9	AB	R	H	RBI	BB	SO	LOB
Dwayne Murphy, L (1, 8) OBP: 0.425, SLG: 0.411	G3 3-1 1B		1B			E 1B		BBB 4-0 BB		3	0	3	0	1	0	0
Larry Murray, S (1, 9) OBP: 0.254, SLG: 0.210	3-1 1-2		F7			E6 G5-3 1-3		SSS 0-3 K		4	0	0	0	0	1	4
Mitchell Page, L (1, 10) OBP: 0.306, SLG: 0.309	G3 2-3		G3			F7		G3		4	0	0	0	0	0	5
Dave Revering, L (1, 3) OBP: 0.335, SLG: 0.405	F4			G3		IBB			F7	3	0	0	0	1	0	1
Jeff Newman, R (1, 2) OBP: 0.253, SLG: 0.434		6-3		F3		G5-3 2-3f			SSS K	4	0	0	0	0	1	3
Mario Guerrero, R (1, 6) OBP: 0.254, SLG: 0.279		F7		5-3			1-3		1B	4	0	1	0	0	0	0
Wayne Gross, L (1, 5) OBP: 0.396, SLG: 0.464		FC5-4 1B	SSS K				F8		SSS K	4	0	1	0	0	2	1
Glenn Burke, R (1, 7) OBP: 0.253, SLG: 0.274		FC5-4 1-2f		6-3			F4			3	0	0	0	0	0	1
Mike Edwards, R (1, 4) OBP: 0.270, SLG: 0.268			F9	3-1				F8		3	0	0	0	0	0	0

Inning Stats	1	2	3	4	5	6	7	8	9
	R: 0 H: 1 E: 0 LOB: 1 K: 0 BB: 0 S: 4 P: 4	R: 0 H: 1 E: 0 LOB: 1 K: 0 BB: 0 S: 4 P: 4	R: 0 H: 1 E: 0 LOB: 1 K: 0 BB: 0 S: 4 P: 4	R: 0 H: 0 E: 0 LOB: 0 K: 0 BB: 0 S: 3 P: 3	R: 0 H: 0 E: 0 LOB: 0 K: 1 BB: 0 S: 5 P: 5	R: 0 H: 1 E: 1 LOB: 2 K: 0 BB: 1 S: 4 P: 8	R: 0 H: 0 E: 0 LOB: 0 K: 0 BB: 0 S: 3 P: 3	R: 0 H: 0 E: 0 LOB: 1 K: 1 BB: 1 S: 5 P: 9	R: 0 H: 1 E: 0 LOB: 1 K: 2 BB: 0 S: 8 P: 8

	AB	32
	R	0
	H	5
	RBI	0
	BB	2
	SO	4
	LOB	15

	1B: 5	SF: 0	WP: 0	PA: 34
	2B: 0	SAC: 0	PB: 0	
	3B: 0	DP: 1	SB: 0	
	HR: 0	HBP: 0	CS: 0	

PITCHER	IP	WLS	BF	H	R	ER	SO	BB	IBB	HBP	BLK	WP	HR	S	P	ERA	WHIP
Dave Rozema, R (1, 1) ERA: 3.41	9.0	W	34	5	0	0	4	1	1	0	0	0	0	40	48	0.00	0.667

PITCHER	IP	WLS	BF	H	R	ER	SO	BB	IBB	HBP	BLK	WP	HR	S	P	ERA	WHIP

Batter	1	2	3	4	5	6	7	8	9	AB	R	H	RBI	BB	SO	LOB
Ron LeFlore, R (1, 8) OBP: 0.360, SLG: 0.393	6-3		F9			FC6-4 (1-2f) FC6-4		BB S		3	0	0	0	1	0	1
Jerry Morales, R (1, 9) OBP: 0.265, SLG: 0.393	4-3			F8		FC6-4 (1-2f)		F3 (1-2)		4	0	0	0	0	0	2
Steve Kemp, L (1, 7) OBP: 0.441, SLG: 0.595	2B			BB G4-6-3			1B 2B		F8 G3 2B	3	2	3	0	1	0	0
Jason Thompson, L (1, 3) OBP: 0.394, SLG: 0.434	F8			G4-6-3 (1-2f)			L3 (2-H) 1B		F8 (2-3)	4	0	1	1	0	0	3
Rusty Staub, L (1, 10) OBP: 0.341, SLG: 0.404		K			F8		L3 (1-2)		G3 (3-H)	4	0	0	1	0	1	1
Lance Parrish, R (1, 2) OBP: 0.392, SLG: 0.509		F9			F8		FC5-4 BB		1-3	3	0	0	0	1	0	0
Aurelio Rodriguez, R (1, 5) OBP: 0.292, SLG: 0.350		6-3			4-3		FC5-4 (1-2f)			3	0	0	0	0	0	1
Mark Wagner, R (1, 4) OBP: 0.347, SLG: 0.409			F9			5-3		4-3		3	0	0	0	0	0	0
Alan Trammell, R (1, 6) OBP: 0.293, SLG: 0.266			L4			FC6-4 1B		4-3		3	0	1	0	0	0	0
Inning Stats	R: 0 E: 0 K: 0 S: 4 H: 1 LOB: 1 BB: 0 P: 4	R: 0 E: 0 K: 1 S: 5 H: 0 LOB: 0 BB: 0 P: 5	R: 0 E: 0 K: 0 S: 3 H: 0 LOB: 0 BB: 0 P: 3	R: 0 E: 0 K: 0 S: 2 H: 0 LOB: 0 BB: 1 P: 6	R: 0 E: 0 K: 0 S: 3 H: 0 LOB: 0 BB: 0 P: 3	R: 0 E: 0 K: 0 S: 4 H: 1 LOB: 1 BB: 0 P: 4	R: 1 E: 0 K: 0 S: 4 H: 2 LOB: 1 BB: 1 P: 8	R: 0 E: 0 K: 0 S: 3 H: 0 LOB: 1 BB: 1 P: 7	R: 1 E: 0 K: 0 S: 4 H: 1 LOB: 0 BB: 0 P: 4	1B: 2 2B: 4 3B: 0 HR: 0	SF: 0 SAC: 0 DP: 2 HBP: 0					

PITCHER	IP	WLS	BF	H	R	ER	SO	BB	IBB	HBP	BLK	WP	HR	S	P	ERA	WHIP
Rick Honeycutt, L (1, 1) ERA: 4.76	9.0	W	33	5	2	2	1	3	0	0	0	0	0	32	44	2.00	0.889

PITCHER	IP	WLS	BF	H	R	ER	SO	BB	IBB	HBP	BLK	WP	HR	S	P	ERA	WHIP

Detroit Tigers @ Seattle Mariners

The Kingdome, Seattle, WA

Mon Jun 04 1979, 10:05 PM EDT

Att. 5,529 - Dome

TOP

livebaseballscorecards.com

AB	30
R	2
H	5
RBI	2
BB	3
SO	1
LOB	8

WP: 0	PA: 33		
PB: 0			
SB: 1			
CS: 0			

BOTTOM

Detroit Tigers @ Seattle Mariners

The Kingdome, Seattle, WA

Mon Jun 04 1979, 10:05 PM EDT

Att. 5,529 - Dome

Batter	1	2	3	4	5	6	7	8	9	AB	R	H	RBI	BB	SO	LOB
Julio Cruz, S (1, 4) OBP: 0.331, SLG: 0.279	BBBB 4-0 BB HR BB	0-0 ②③ G3-6-3 1-2f		0-0 ③ FC6 1-2f		0-0 1-H 3B		0-0 1-2 HR 1B		1	1	0	0	1	0	2
Larry Milbourne, S (3, 4) OBP: 0.333, SLG: 0.394										3	1	2	1	0	0	1
Ruppert Jones, L (1, 8) OBP: 0.356, SLG: 0.500	BBBB 4-0 1-2 HR BB		SSS 0-3 ① K		0-0 ① 4-3	BBBB 4-0 FC6-4 BB		0-0 1-H 2-H HR		3	2	1	3	2	1	0
Bruce Bochte, L (1, 3) OBP: 0.435, SLG: 0.558	0-0 1-H 2-H HR	0-0 ② 6-3		0-0 ③ FC6-4 1-2f	0-0 HBP 1B			SSS 0-3 ① K		5	1	2	3	0	1	2
Willie Horton, R (1, 10) OBP: 0.345, SLG: 0.493	0-0 ① F8	0-0 HR			H 1-0 FC5-4 1-2 HBP		0-0 ① F9	0-0 4-3 2B		2	1	1	1	0	0	0
Bobby Valentine, R (7, PH) OBP: 0.389, SLG: 0.367										2	0	1	0	0	0	0
Dan Meyer, L (1, 5) OBP: 0.348, SLG: 0.458	0-0 ② F8	0-0 ③ F5			0-0 ② F6		0-0 HR	0-0 ② 4-3 2-3		5	1	1	1	0	0	3
Leon Roberts, R (1, 9) OBP: 0.333, SLG: 0.434	0-0 ③ 5-3			0-0 ① F8	0-0 ③ FC5-4 1-2f		0-0 ② 5-3	0-0 ③ 5-3		5	0	0	0	0	0	3
Joe Simpson, L (9, 9) OBP: 0.245, SLG: 0.373										0	0	0	0	0	0	0
Larry Cox, R (1, 2) OBP: 0.340, SLG: 0.442		0-0 ① 4-3		SSS 0-3 ② K		0-0 ① F8	0-0 HR			4	1	1	1	0	1	0
John Hale, L (1, 7) OBP: 0.480, SLG: 0.600		0-0 1B 1B		0-0 HR		BBBB 4-0 3B BB	0-0 ③ G3			3	2	2	1	1	0	0
Mario Mendoza, R (1, 6) OBP: 0.206, SLG: 0.223	0-0 G3-6-3 1-3 1B			0-0 E5 FC6		0-0 ② F8		0-0 1B HR 1B		4	1	2	0	0	0	1

Inning Stats																							
	R: 3	H: 1	R: 0	H: 2	R: 1	H: 1	R: 1	H: 1	R: 0	H: 1	R: 1	H: 1	R: 2	H: 2	R: 3	H: 4	1B: 5	SF: 0	WP: 0	PA: 42			
	E: 0	LOB: 0	E: 0	LOB: 1	E: 0	LOB: 0	E: 1	LOB: 1	E: 0	LOB: 2	E: 0	LOB: 2	E: 0	LOB: 0	E: 0	LOB: 1	2B: 1	SAC: 0	PB: 0				
	K: 0	BB: 2	K: 0	BB: 0	K: 1	BB: 0	S: 7	BB: 0	K: 0	BB: 0	K: 0	BB: 2	S: 5	BB: 0	S: 1	BB: 0	3B: 1	DP: 1	SB: 0				
	S: 4	P: 12	S: 4	P: 4	S: 6	P: 6		P: 7	S: 4	P: 5	S: 4	P: 12		P: 5	S: 9	P: 9	HR: 6	HBP: 1	CS: 0				

PITCHER		IP	WLS	BF	H	R	ER	SO	BB	IBB	HBP	BLK	WP	HR	S	P	ERA	WHIP
Milt Wilcox, R ERA: 5.34	(1, 1)	4.1	L	22	6	5	5	2	2	0	1	0	0	3	23	32	10.38	1.846
Pat Underwood, L ERA: 4.91	(5, 1)	2.2		16	6	6	6	0	2	0	0	0	0	3	14	22	20.25	3.000
Fernando Arroyo, R ERA:	(8, 1)	1.0		4	1	0	0	1	0	0	0	0	0	0	6	6	0.00	1.000

PITCHER	IP	WLS	BF	H	R	ER	SO	BB	IBB	HBP	BLK	WP	HR	S	P	ERA	WHIP

AB	37
R	11
H	13
RBI	11
BB	4
SO	3
LOB	12

livebaseballscorecards.com

Detroit Tigers @ Seattle Mariners

The Kingdome, Seattle, WA

Tue Jun 05 1979, 10:05 PM EDT

Att. 6,156 - Dome

TOP

livebaseballscorecards.com

Batter	1	2	3	4	5	6	7	8	9	AB	R	H	RBI	BB	SO	LOB
Ron LeFlore, R (1, 8) OBP: 0.359, SLG: 0.392	5-3	CS 2-3 1B		F9		F7			HR	3	0	1	0	0	0	1
Jerry Morales, R (5, 8) OBP: 0.268, SLG: 0.415										2	1	1	1	0	0	2
Champ Summers, L (1, 9) OBP: 0.381, SLG: 0.395	3-1 1B 2B	CS 1-2	4-3 1B		G3-6 1B		4-3		F8	5	1	2	0	0	0	0
Steve Kemp, L (1, 7) OBP: 0.435, SLG: 0.583	3-1 2-3				G3-6 1-2f		K		4-3	5	0	1	0	0	1	2
Jason Thompson, L (1, 3) OBP: 0.397, SLG: 0.429	1B BB	F8	1B		BB		4-3			2	0	0	0	2	0	1
Rusty Staub, L (1, 10) OBP: 0.338, SLG: 0.398	1-2 3-H 1B	F8	F8		F8			4-3		4	0	1	1	0	0	2
Lance Parrish, R (1, 2) OBP: 0.383, SLG: 0.497	F8			K		F9		F8		4	0	0	0	0	1	2
Aurelio Rodriguez, R (1, 5) OBP: 0.291, SLG: 0.341		5-3		F9		5-3		BB		3	0	0	0	1	0	0
Mark Wagner, R (1, 4) OBP: 0.377, SLG: 0.438		1B 4-3 1B		2B 1B		1B 1B		5-3		4	1	3	0	0	0	1
Alan Trammell, R (1, 6) OBP: 0.299, SLG: 0.281		4-3 1-2		1-H 2B		1-2 1B			F9	4	0	2	1	0	0	1

AB	36
R	3
H	11
RBI	3
BB	3
SO	2
LOB	12

Inning Stats	1	2	3	4	5	6	7	8	9
	R: 1 E: 0 K: 0 S: 5	R: 0 E: 0 K: 0 S: 4	R: 0 E: 0 K: 0 S: 4	R: 1 E: 0 K: 1 S: 7	R: 0 E: 0 K: 0 S: 3	R: 0 E: 0 K: 0 S: 5	R: 0 E: 0 K: 1 S: 5	R: 0 E: 0 K: 0 S: 3	R: 1 E: 0 K: 0 S: 4
	H: 2 LOB: 2 BB: 1 P: 9	H: 2 LOB: 1 BB: 0 P: 4	H: 1 LOB: 1 BB: 0 P: 4	H: 2 LOB: 1 BB: 0 P: 7	H: 1 LOB: 1 BB: 1 P: 7	H: 2 LOB: 2 BB: 0 P: 5	H: 0 LOB: 0 BB: 0 P: 5	H: 0 LOB: 1 BB: 1 P: 7	H: 1 LOB: 0 BB: 0 P: 4

1B: 8 SF: 0
2B: 2 SAC: 0
3B: 0 DP: 1
HR: 1 HBP: 0

WP: 0 PA: 40
PB: 0
SB: 0
CS: 1

PITCHER		IP	WLS	BF	H	R	ER	SO	BB	IBB	HBP	BLK	WP	HR	S	P	ERA	WHIP
Glenn Abbott, R ERA: 5.17	(1, 1)	6.0	L	28	10	2	2	1	2	0	0	0	0	0	28	36	3.00	2.000
Shane Rawley, L ERA: 4.53	(7, 1)	3.0		11	1	1	1	1	1	0	0	0	0	1	12	16	3.00	0.667

PITCHER	IP	WLS	BF	H	R	ER	SO	BB	IBB	HBP	BLK	WP	HR	S	P	ERA	WHIP

Batter	1	2	3	4	5	6	7	8	9	AB	R	H	RBI	BB	SO	LOB
Larry Milbourne, S (1, 4) OBP: 0.325, SLG: 0.382	G3 S SF8 1B		4-3			G3	F9		4-3	5	1	1	0	0	0	5
Ruppert Jones, L (1, 8) OBP: 0.354, SLG: 0.493	G3 1-3			4-3		BBBB S BB		F6		3	0	0	0	1	0	1
Bruce Bochte, L (1, 3) OBP: 0.432, SLG: 0.552	SF8 3-H			3-1		BBBB 1-2 BB		SSS K		2	0	0	1	1	1	0
Willie Horton, R (1, 10) OBP: 0.343, SLG: 0.489	F7			SSS K		F7		1B		4	0	1	0	0	1	2
Dan Meyer, L (1, 5) OBP: 0.340, SLG: 0.447		SSS K	SSS K				F9	F9		4	0	0	0	0	2	1
Leon Roberts, R (1, 9) OBP: 0.341, SLG: 0.439		5-3	BBBB 1B BB				E 2B		BBBB BB	2	0	1	0	2	0	0
Larry Cox, R (1, 2) OBP: 0.346, SLG: 0.439		F8	1-2 G4-6-3 1B			BBBB E BB			F4	3	0	1	0	1	0	1
John Hale, L (1, 7) OBP: 0.429, SLG: 0.522 Bob Stinson, S (9, PH) OBP: 0.360, SLG: 0.374 Joe Simpson, L (9, PR) OBP: 0.245, SLG: 0.373			G3	G4-6-3 1-2f		FC4 1-2 2-3			BBBB 1-2 BB	3 0 0	0 0 0	0 0 0	0 0 0	0 1 0	0 0 0	4 0 0
Mario Mendoza, R (1, 6) OBP: 0.204, SLG: 0.220 Charlie Beamon, L (7, PH) Tom Paciorek, R (7, PH) OBP: 0.309, SLG: 0.408 Bobby Valentine, R (8, 6) OBP: 0.378, SLG: 0.355			6-3			5-3	F3		F6	2 0 1 1	0 0 0 0	0 0 0 0	0 0 0 0	0 0 0 0	0 0 0 0	0 0 3 2
Inning Stats	R: 1 H: 1 E: 0 LOB: 0 K: 0 BB: 0 S: 4 P: 4	R: 0 H: 0 E: 0 LOB: 0 K: 1 BB: 0 S: 5 P: 5	R: 0 H: 0 E: 0 LOB: 0 K: 0 BB: 0 S: 3 P: 3	R: 0 H: 0 E: 0 LOB: 0 K: 1 BB: 0 S: 5 P: 5	R: 0 H: 1 E: 0 LOB: 1 K: 1 BB: 1 S: 5 P: 9	R: 0 H: 0 E: 0 LOB: 2 K: 0 BB: 2 S: 3 P: 11	R: 0 H: 1 E: 1 LOB: 3 K: 0 BB: 1 S: 5 P: 9	R: 0 H: 1 E: 0 LOB: 1 K: 1 BB: 0 S: 6 P: 6	R: 0 H: 0 E: 0 LOB: 2 K: 0 BB: 2 S: 3 P: 11	1B: 3 SF: 1 2B: 1 SAC: 0 3B: 0 DP: 1 HR: 0 HBP: 0						

PITCHER	IP	WLS	BF	H	R	ER	SO	BB	IBB	HBP	BLK	WP	HR	S	P	ERA	WHIP
Jack Billingham, R (1, 1) ERA: 2.62	6.1	W	26	3	1	1	3	4	0	0	0	0	0	28	44	1.42	1.105
John Hiller, L (7, 1) ERA: 3.5	2.2	S	11	1	0	0	1	2	0	0	0	0	0	11	19	0.00	1.125

PITCHER	IP	WLS	BF	H	R	ER	SO	BB	IBB	HBP	BLK	WP	HR	S	P	ERA	WHIP

BOTTOM

Detroit Tigers @ Seattle Mariners

The Kingdome, Seattle, WA

Tue Jun 05 1979, 10:05 PM EDT

Att. 6,156 - Dome

livebaseballscorecards.com

AB	30
R	1
H	4
RBI	1
BB	6
SO	4
LOB	19

WP: 0	PA: 37		
PB: 0			
SB: 2			
CS: 0			

Batter	1	2	3	4	5	6	7	8	9	AB	R	H	RBI	BB	SO	LOB
Mark Wagner, R (1, 4) OBP: 0.362, SLG: 0.404	S S S 0-3 ① K	x 0-0 ③ F8			B B B B 4-0 4-3 BB BB		x 0-0 ② 5-3 1-2		x 0-0 ③ FC6-4 1-2f	4	0	0	0	1	1	4
Jerry Morales, R (1, 8) OBP: 0.273, SLG: 0.413	x 0-0 BB HR 1B	x 0-0 ① 3-1			B B B B 4-0 4-3 1-2 BB		x 0-0 ③ F7			3	1	1	0	1	0	1
Steve Kemp, L (1, 7) OBP: 0.431, SLG: 0.573	B B B B 4-0 1-2 HR BB	x 0-0 ② F7			x 0-0 ② 4-3 1-2 2-3			x 0-0 ① F8		3	1	0	0	1	0	2
Jason Thompson, L (1, 3) OBP: 0.388, SLG: 0.418	x 0-0 ② F8		S S S 0-3 ③ K		x 0-0 ③ F2			x 0-0 ② 4-3		4	0	0	0	0	1	4
Rusty Staub, L (1, 10) OBP: 0.336, SLG: 0.419	x 0-0 1-H 2-H HR			x 0-0 ① 5-3		x 0-0 ① 4-3		x 0-0 ③ F8		4	1	1	3	0	0	0
Lance Parrish, R (1, 2) OBP: 0.386, SLG: 0.494	S S S 0-3 ③ K			x 0-0 CS 1B		x 0-0 ② F7			B B B B 4-0 2B 8-2 BB	3	0	1	0	1	1	0
John Wockenfuss, R (1, 9) OBP: 0.327, SLG: 0.600 Lou Whitaker, L (9, PR) OBP: 0.392, SLG: 0.440		x 0-0 ① 6-3		B B B B 4-0 ② FC5-4 1-2 BB		x 0-0 ③ F9			x 0-0 1-3 2B	3 0	0 0	1 0	0 0	1 0	0 0	0 0
Aurelio Rodriguez, R (1, 5) OBP: 0.292, SLG: 0.341 Phil Mankowski, L (9, PH) OBP: 0.259, SLG: 0.188		S S S 0-3 ② K		x 0-0 ③ FC5-4 1-2f			x 0-0 5-3 1B		x 4-0 FC6-4 IBB	3 0	0 0	1 0	0 0	0 1	1 0	1 0
Alan Trammell, R (1, 6) OBP: 0.300, SLG: 0.282 Champ Summers, L (9, PH) OBP: 0.378, SLG: 0.390		x 0-0 1B			x 0-0 ① F9		x 0-0 ① F8		x 0-0 ① ② 8-2 3-Hf	3 1	0 0	1 0	0 0	0 0	0 0	1 3
Inning Stats	R: 3 H: 2 E: 0 LOB: 0 K: 2 BB: 1 S: 9 P: 13	R: 0 H: 1 E: 0 LOB: 1 K: 1 BB: 0 S: 6 P: 6	R: 0 H: 0 E: 0 LOB: 0 K: 1 BB: 0 S: 5 P: 5	R: 0 H: 1 E: 0 LOB: 1 K: 0 BB: 1 S: 3 P: 7	R: 0 H: 0 E: 0 LOB: 2 K: 0 BB: 2 S: 3 P: 11	R: 0 H: 0 E: 0 LOB: 0 K: 0 BB: 0 S: 3 P: 3	R: 0 H: 1 E: 0 LOB: 1 K: 0 BB: 0 S: 4 P: 4	R: 0 H: 0 E: 0 LOB: 0 K: 0 BB: 0 S: 3 P: 3	R: 0 H: 1 E: 0 LOB: 2 K: 0 BB: 2 S: 3 P: 11	1B: 4 SF: 0 2B: 2 SAC: 0 3B: 0 DP: 1 HR: 1 HBP: 0						

TOP

Detroit Tigers @ Seattle Mariners

The Kingdome, Seattle, WA

Wed Jun 06 1979, 10:05 PM EDT

Att. 6,382 - Dome

livebaseballscorecards.com

AB	31
R	3
H	6
RBI	3
BB	6
SO	4
LOB	16

WP: 0 PA: 37
PB: 0
SB: 0
CS: 1

PITCHER		IP	WLS	BF	H	R	ER	SO	BB	IBB	HBP	BLK	WP	HR	S	P	ERA	WHIP
Floyd Bannister, L ERA: 3.98	(1, 1)	7.0	W	29	5	3	3	4	4	0	0	0	0	1	33	49	3.86	1.286
Shane Rawley, L ERA: 4.44	(8, 1)	1.0		5	1	0	0	0	1	0	0	0	0	0	4	8	0.00	2.000
Byron McLaughlin, R ERA: 6.19	(9, 1)	1.0	S	3	0	0	0	0	0	1	0	0	0	0	2	6	0.00	0.000

PITCHER	IP	WLS	BF	H	R	ER	SO	BB	IBB	HBP	BLK	WP	HR	S	P	ERA	WHIP

BOTTOM

Detroit Tigers @ Seattle Mariners

The Kingdome, Seattle, WA

Wed Jun 06 1979, 10:05 PM EDT

Att. 6,382 - Dome

livebaseballscorecards.com

Batter	1	2	3	4	5	6	7	8	9	AB	R	H	RBI	BB	SO	LOB
Larry Milbourne, S (1, 4) OBP: 0.310, SLG: 0.363	4-3	5-3			G3		F6			4	0	0	0	0	0	0
Ruppert Jones, L (1, 8) OBP: 0.361, SLG: 0.515	HR 2B		G3		HR		BB G3 S			3	2	2	1	1	0	0
Bruce Bochte, L (1, 3) OBP: 0.429, SLG: 0.545	K		1B		K2-3		G3 1-3			4	0	1	0	0	2	2
Willie Horton, R (1, 10) OBP: 0.346, SLG: 0.502	HR 2-H		F8			FC4-6 1B	F6			4	1	2	2	0	0	2
Dan Meyer, L (1, 5) OBP: 0.339, SLG: 0.439	BB 1B		F7			FC4-6 2B SF8 1-2f		F8		3	1	0	0	1	0	2
Leon Roberts, R (1, 9) OBP: 0.344, SLG: 0.446	1B 1-3			F5		SF8 2B 1-3		6-3		4	0	2	0	0	0	0
Larry Cox, R (1, 2) OBP: 0.333, SLG: 0.426	G3			F8		SF8 2-3 3-H		6-3		3	0	0	1	0	0	2
John Hale, L (1, 7) OBP: 0.419, SLG: 0.480		K		F3		IBB				2	0	0	0	1	1	0
Mario Mendoza, R (1, 6) OBP: 0.200, SLG: 0.216		K			F4	1-3				3	0	0	0	0	1	2
Inning Stats	R: 2 E: 0 K: 1 S: 8 H: 3 LOB: 2 BB: 1 P: 12	R: 0 E: 0 K: 2 S: 7 H: 0 LOB: 0 BB: 0 P: 7	R: 0 E: 0 K: 0 S: 4 H: 1 LOB: 1 BB: 0 P: 4	R: 0 E: 0 K: 0 S: 3 H: 0 LOB: 0 BB: 0 P: 3	R: 1 E: 0 K: 1 S: 6 H: 1 LOB: 0 BB: 0 P: 6	R: 1 E: 0 K: 0 S: 5 H: 2 LOB: 2 BB: 1 P: 9	R: 0 E: 0 K: 0 S: 3 H: 0 LOB: 1 BB: 1 P: 7	R: 0 E: 0 K: 0 S: 3 H: 0 LOB: 0 BB: 0 P: 3		1B: 3 2B: 2 3B: 0 HR: 2 SF: 1 SAC: 0 DP: 0 HBP: 0	WP: 0 PB: 0 SB: 1 CS: 0 PA: 34					

	AB	30
	R	4
	H	7
	RBI	4
	BB	3
	SO	4
	LOB	10

PITCHER		IP	WLS	BF	H	R	ER	SO	BB	IBB	HBP	BLK	WP	HR	S	P	ERA	WHIP
Jack Morris, R ERA: 4.25	(1, 1)	6.0	L	27	7	4	4	4	1	1	0	0	0	2	33	41	6.00	1.333
Dave Tobik, R ERA: 1.04	(7, 1)	2.0		7	0	0	0	0	1	0	0	0	0	0	6	10	0.00	0.500

PITCHER	IP	WLS	BF	H	R	ER	SO	BB	IBB	HBP	BLK	WP	HR	S	P	ERA	WHIP

Batter	1	2	3	4	5	6	7	8	9	AB	R	H	RBI	BB	SO	LOB
Ron LeFlore, R (1, 8) OBP: 0.357, SLG: 0.389	S S S 0-3 ① K			x 0-0 BB BB SF7 1B		S S S 0-3 ① K		x 0-0 ③ 6-3		4	1	1	0	0	2	0
Lou Whitaker, L (1, 4) OBP: 0.389, SLG: 0.432	x 0-0 ② F7			B B B B 4-0 BB 1-2 BB		x 0-0 ② F7			x 0-0 E1 1B E	3	1	0	0	1	0	0
Steve Kemp, L (1, 7) OBP: 0.433, SLG: 0.569	x 0-0 ③ 6-3			B B B B 4-0 1-2 2-3 BB		S S S 0-3 ③ K			x 0-0 E 1-2 1B 1B	3	1	1	0	1	1	0
Rusty Staub, L (1, 10) OBP: 0.333, SLG: 0.417		x 0-0 G4-6-3 1B		x 0-0 ① SF7 3-H			x 0-0 ① F8		x 0-0 ① F7	3	0	1	1	0	0	2
Jason Thompson, L (1, 3) OBP: 0.385, SLG: 0.410		x 0-0 ① ② G4-6-3 1-2f		S S S 0-3 ② K			B B B B 4-0 BB		x 0-0 E6 BB 1B 1-3 2-H	3	1	0	0	1	1	4
Champ Summers, L (1, 9) OBP: 0.373, SLG: 0.376		x 0-0 ③ F8		x 0-0 ③ F8			x 0-0 ② L9		B B B B 4-0 1B 1-2 BB	3	0	0	0	1	0	3
Lance Parrish, R (1, 2) OBP: 0.383, SLG: 0.488		x 0-0 ① 5-3		x 0-0 ① F8			x 0-0 ③ F3		x 0-0 1-2 2-H 3-H 1B	4	0	1	2	0	0	1
Aurelio Rodriguez, R (1, 5) OBP: 0.284, SLG: 0.331		x 0-0 ② F9		x 0-0 ② F9				x 0-0 ① F6	x 0-0 ② F9	4	0	0	0	0	0	2
Alan Trammell, R (1, 6) OBP: 0.294, SLG: 0.276		x 0-0 ③ 4-3		x 0-0 ③ 6-3				x 0-0 ② G3	S S S 0-3 ③ K	3	0	0	0	0	0	0
John Wockenfuss, R (9, PH) OBP: 0.320, SLG: 0.587										1	0	0	0	0	1	2
Inning Stats	R: 0 E: 0 K: 1 S: 5 H: 0 LOB: 0 BB: 0 P: 5	R: 0 E: 0 K: 0 S: 3 H: 1 LOB: 0 BB: 0 P: 3	R: 0 E: 0 K: 0 S: 3 H: 0 LOB: 0 BB: 0 P: 3	R: 1 E: 0 K: 1 S: 6 H: 1 LOB: 2 BB: 2 P: 14	R: 0 E: 0 K: 0 S: 3 H: 0 LOB: 0 BB: 0 P: 3	R: 0 E: 0 K: 2 S: 7 H: 0 LOB: 0 BB: 0 P: 7	R: 0 E: 0 K: 0 S: 3 H: 0 LOB: 1 BB: 1 P: 7	R: 0 E: 0 K: 0 S: 3 H: 0 LOB: 0 BB: 0 P: 3	R: 3 E: 2 K: 1 S: 9 H: 2 LOB: 2 BB: 1 P: 13	1B: 4 2B: 0 3B: 0 HR: 0	SF: 1 SAC: 0 DP: 1 HBP: 0						

TOP

Detroit Tigers @ California Angels

Anaheim Stadium, Anaheim, CA

Fri Jun 08 1979, 10:05 PM EDT

Att. 28,298 - Unknown

livebaseballscorecards.com

AB	31
R	4
H	4
RBI	3
BB	4
SO	5
LOB	14

PITCHER		IP	WLS	BF	H	R	ER	SO	BB	IBB	HBP	BLK	WP	HR	S	P	ERA	WHIP
Don Aase, R ERA: 3.82	(1, 1)	8.1	W	33	3	4	1	4	4	0	0	0	0	0	37	53	1.08	0.840
Mark Clear, R ERA: 2.72	(9, 1)	0.2	S	3	1	0	0	1	0	0	0	0	0	0	5	5	0.00	1.500

PITCHER	IP	WLS	BF	H	R	ER	SO	BB	IBB	HBP	BLK	WP	HR	S	P	ERA	WHIP

BOTTOM

Detroit Tigers @ California Angels

Anaheim Stadium, Anaheim, CA

Fri Jun 08 1979, 10:05 PM EDT

Att. 28,298 - Unknown

Batter	1	2	3	4	5	6	7	8	9	AB	R	H	RBI	BB	SO	LOB
Bert Campaneris, R (1, 6) OBP: 0.298, SLG: 0.243	0-0 1B 1B		0-3 K		4-0 5-3 2-3 3-H BB		0-0 SH3-4 1-2 2-3	0-3 K		3	0	1	0	1	2	3
Carney Lansford, R (1, 5) OBP: 0.337, SLG: 0.429	0-0 CS 1-3 1B		0-0 1-2 1B		0-0 F5		4-0 HR IBB			3	1	2	0	1	0	2
Dan Ford, R (1, 9) OBP: 0.361, SLG: 0.481	0-0 F4 1-2		0-3 K		0-0 5-3 1-2 3-H		0-0 1-H 2-H 3-H HR			4	1	1	5	0	1	5
Don Baylor, R (1, 7) OBP: 0.393, SLG: 0.548	0-0 F6		0-0 B4		0-0 F8		0-3 K			4	0	0	0	0	1	4
Willie Aikens, L (1, 3) OBP: 0.353, SLG: 0.492		0-3 K		0-3 K		0-3 K	0-0 F2			4	0	0	0	0	3	0
Brian Downing, R (1, 2) OBP: 0.387, SLG: 0.492		4-0 BB BB		0-0 6-3		0-0 3-1		0-0 6-3		3	0	0	0	1	0	0
Larry Harlow, L (1, 8) OBP: 0.357, SLG: 0.271		4-0 G1-4-3 1-2 BB		0-3 K		0-3 K		0-0 2B 1B		3	0	1	0	1	2	0
Bobby Grich, R (1, 4) OBP: 0.368, SLG: 0.586		0-0 G1-4-3 1-2f			0-0 2B PB 1B		1-0 SH3-4 1B HR HBP	0-0 L7		3	2	1	0	0	0	3
Willie Davis, L (1, 10) OBP: 0.269, SLG: 0.292			0-0 WP 1B		0-0 PB 5-3 1-3 2B		0-0 SH3-4 1-2 HR 1B	0-0 1-3 2B		4	2	4	0	0	0	0
Inning Stats	R: 0 E: 0 K: 0 S: 4 H: 2 LOB: 1 BB: 0 P: 4	R: 0 E: 0 K: 1 S: 4 H: 0 LOB: 1 BB: 2 P: 12	R: 0 E: 0 K: 2 S: 9 H: 2 LOB: 2 BB: 0 P: 9	R: 0 E: 0 K: 2 S: 7 H: 0 LOB: 0 BB: 0 P: 7	R: 2 E: 0 K: 0 S: 5 H: 2 LOB: 1 BB: 1 P: 9	R: 0 E: 0 K: 2 S: 7 H: 0 LOB: 0 BB: 0 P: 7	R: 4 E: 0 K: 1 S: 7 H: 2 LOB: 0 BB: 1 P: 12	R: 0 E: 0 K: 1 S: 7 H: 2 LOB: 2 BB: 0 P: 7		1B: 7 2B: 2 3B: 0 HR: 1	SF: 0 SAC: 1 DP: 1 HBP: 1					

livebaseballscorecards.com

AB	31
R	6
H	10
RBI	5
BB	4
SO	9
LOB	17

WP: 1 PB: 1 SB: 0 CS: 1 PA: 37

PITCHER		IP	WLS	BF	H	R	ER	SO	BB	IBB	HBP	BLK	WP	HR	S	P	ERA	WHIP
Milt Wilcox, R ERA: 5.37	(1, 1)	6.1	L	29	7	5	4	7	3	1	1	0	1	0	38	55	5.68	1.579
John Hiller, L ERA: 3.58	(7, 1)	1.2		8	3	1	1	2	0	0	0	0	0	1	12	12	5.40	1.800

PITCHER	IP	WLS	BF	H	R	ER	SO	BB	IBB	HBP	BLK	WP	HR	S	P	ERA	WHIP

Detroit Tigers @ California Angels

Anaheim Stadium, Anaheim, CA

Sat Jun 09 1979, 10:05 PM EDT

Att. 36,499 - Unknown

TOP

livebaseballscorecards.com

Batter	1	2	3	4	5	6	7	8	9	AB	R	H	RBI	BB	SO	LOB
Ron LeFlore, R (1, 8) OBP: 0.350, SLG: 0.381	S S S 0-3 ① K		S S S 0-3 ② K		S S S 0-3 ③ K			x 0-0 ① 5-3		4	0	0	0	0	3	2
Lou Whitaker, L (1, 4) OBP: 0.387, SLG: 0.424	S S S 0-3 ② K		S S S 0-3 ③ K			B B B B 4-0 HBP BB		S S S 0-3 ② K		3	0	0	0	1	3	1
Steve Kemp, L (1, 7) OBP: 0.434, SLG: 0.571	B B B B 4-0 BB			x 0-0 1B 2B		S S S 0-3 ① K		S S S 0-3 ③ K		3	1	1	0	1	2	1
Rusty Staub, L (1, 10) OBP: 0.331, SLG: 0.407	x 0-0 ③ F5			x 0-0 ① F9		H 1-0 1-2 HBP			S S S 0-3 ① K	3	0	0	0	0	1	2
Jason Thompson, L (1, 3) OBP: 0.383, SLG: 0.406		x 0-0 ① F6		x 0-0 2-H G4-6-3 1B		S S S 0-3 ② K			S S S 0-3 ② K	4	0	1	1	0	2	2
Champ Summers, L (1, 9) OBP: 0.358, SLG: 0.360		x 0-0 ② G3		x 0-0 ② ③ G4-6-3 1-2f		S S S 0-3 ③ K			x 0-0 ③ 4-3	4	0	0	0	0	1	3
Lance Parrish, R (1, 2) OBP: 0.379, SLG: 0.483		x 0-0 ③ 6-3			S S S 0-3 ① K		x 0-0 ① 4-3			2	0	0	0	0	1	0
John Wockenfuss, R (6, 2) OBP: 0.314, SLG: 0.574										1	0	0	0	0	0	0
Aurelio Rodriguez, R (1, 5) OBP: 0.292, SLG: 0.338			x 0-0 1B		x 0-0 1B		x 0-0 ② 6-3			3	0	2	0	0	0	0
Alan Trammell, R (1, 6) OBP: 0.288, SLG: 0.270			S S S 0-3 ① K		S S S 0-3 ② K		S S S 0-3 ③ K			3	0	0	0	0	3	2
Inning Stats	R: 0 E: 0 K: 2 S: 7 H: 0 LOB: 1 BB: 1 P: 11	R: 0 E: 0 K: 0 S: 3 H: 0 LOB: 0 BB: 0 P: 3	R: 0 E: 0 K: 3 S: 10 H: 1 LOB: 1 BB: 0 P: 10	R: 1 E: 0 K: 0 S: 4 H: 2 LOB: 0 BB: 0 P: 4	R: 0 E: 0 K: 3 S: 10 H: 1 LOB: 1 BB: 0 P: 10	R: 0 E: 0 K: 3 S: 9 H: 0 LOB: 2 BB: 1 P: 14	R: 0 E: 0 K: 1 S: 5 H: 0 LOB: 0 BB: 0 P: 5	R: 0 E: 0 K: 2 S: 7 H: 0 LOB: 0 BB: 0 P: 7	R: 0 E: 0 K: 2 S: 7 H: 0 LOB: 0 BB: 0 P: 7	1B: 3 2B: 1 3B: 0 HR: 0 SF: 0 SAC: 0 DP: 1 HBP: 1						

	AB	30
	R	1
	H	4
	RBI	1
	BB	2
	SO	16
	LOB	13

WP: 0 PB: 0 SB: 0 CS: 0 PA: 33

PITCHER	IP	WLS	BF	H	R	ER	SO	BB	IBB	HBP	BLK	WP	HR	S	P	ERA	WHIP
Nolan Ryan, R (1, 1) ERA: 2.92	9.0	W	33	4	1	1	16	2	0	1	0	0	0	62	71	1.00	0.667

PITCHER	IP	WLS	BF	H	R	ER	SO	BB	IBB	HBP	BLK	WP	HR	S	P	ERA	WHIP

Batter	1	2	3	4	5	6	7	8	9	AB	R	H	RBI	BB	SO	LOB
Bert Campaneris, R (1, 6) OBP: 0.296, SLG: 0.243	4-3		SH1-4		2B 1B		5-3	K		4	1	1	0	0	1	0
Carney Lansford, R (1, 5) OBP: 0.347, SLG: 0.453	F8		1B		2B		FC6-4 E HR 1B	HR		5	2	4	3	0	0	0
Dan Ford, R (1, 9) OBP: 0.352, SLG: 0.468	K		G3		L6		FC5 FC6-4	K		5	0	0	0	0	2	3
Don Baylor, R (1, 7) OBP: 0.389, SLG: 0.538		6-3		F2	5-3		FC6-4 HR	WP 1B BB		4	2	0	0	1	0	3
Willie Aikens, L (1, 3) OBP: 0.368, SLG: 0.524		F7		BB 1B 1B	BB		HR	1B		4	1	3	4	1	0	0
Brian Downing, R (1, 2) OBP: 0.392, SLG: 0.495		1B		BB 1B	L7		3B 1B	F2		5	1	3	0	0	0	3
Larry Harlow, L (1, 8) OBP: 0.350, SLG: 0.308		G3		K		G3	1B 3B			4	1	1	1	0	1	3
Bobby Grich, R (1, 4) OBP: 0.370, SLG: 0.582			K	BB		K	1B			3	0	1	1	1	2	0
Willie Davis, L (1, 10) OBP: 0.267, SLG: 0.286			1B 1B	K		F8	K			4	1	1	0	0	2	4
Inning Stats	R: 0 E: 0 K: 1 S: 5 H: 0 LOB: 0 BB: 0 P: 5	R: 0 E: 0 K: 0 S: 4 H: 1 LOB: 1 BB: 0 P: 4	R: 1 E: 0 K: 1 S: 7 H: 2 LOB: 1 BB: 0 P: 7	R: 0 E: 0 K: 2 S: 9 H: 2 LOB: 3 BB: 1 P: 13	R: 1 E: 0 K: 0 S: 5 H: 2 LOB: 2 BB: 1 P: 9	R: 0 E: 0 K: 1 S: 5 H: 0 LOB: 0 BB: 0 P: 5	R: 5 E: 1 K: 1 S: 11 H: 5 LOB: 1 BB: 0 P: 11	R: 2 E: 0 K: 2 S: 9 H: 2 LOB: 1 BB: 1 P: 13		1B: 10 2B: 1 3B: 1 HR: 2	SF: 0 SAC: 1 DP: 0 HBP: 0					

BOTTOM

Detroit Tigers @ California Angels

Anaheim Stadium, Anaheim, CA

Sat Jun 09 1979, 10:05 PM EDT

Att. 36,499 - Unknown

livebaseballscorecards.com

AB	38
R	9
H	14
RBI	9
BB	3
SO	8
LOB	16

PITCHER		IP	WLS	BF	H	R	ER	SO	BB	IBB	HBP	BLK	WP	HR	S	P	ERA	WHIP
Dave Rozema, R ERA: 3.34	(1, 1)	6.2	L	34	11	7	2	5	2	0	0	0	0	1	42	50	2.70	1.950
Dave Tobik, R ERA: 1.0	(7, 1)	0.1		2	1	0	0	1	0	0	0	0	0	0	4	4	0.00	3.000
Aurelio Lopez, R ERA: 4.11	(8, 1)	1.0		6	2	2	2	2	1	0	0	0	1	1	9	13	18.00	3.000

PITCHER	IP	WLS	BF	H	R	ER	SO	BB	IBB	HBP	BLK	WP	HR	S	P	ERA	WHIP

Batter	1	2	3	4	5	6	7	8	9	AB	R	H	RBI	BB	SO	LOB
Ron LeFlore, R (1, 8) OBP: 0.352, SLG: 0.382	L9		1B E 1-2 1B	S 2B 1B		K	CS 1-2	K		5	2	2	0	0	2	0
Lynn Jones, R (8, 8) OBP: 0.333, SLG: 0.346										0	0	0	0	0	0	0
Lou Whitaker, L (1, 4) OBP: 0.392, SLG: 0.432	F8		E7 BB 1-H 2-H 1B	HR 1-H 2B		3-1 BB BB		F7		4	2	2	2	1	0	0
Steve Kemp, L (1, 7) OBP: 0.438, SLG: 0.583	B5-3		BB BB SF7 BB	2-H HR		3-1 1-2 BB		3-1		3	2	1	2	2	0	0
Rusty Staub, L (1, 10) OBP: 0.327, SLG: 0.394		G3	SF7 BB 1-2 BB	F6		3-1 1-2 2-3			4-3	4	0	0	0	1	0	2
Lance Parrish, R (1, 2) OBP: 0.379, SLG: 0.477		WP HR 1B	F6	F6		4-0 BB			F8	4	1	1	0	1	0	3
Jason Thompson, L (1, 3) OBP: 0.378, SLG: 0.396		K	SF7 1-2 2-3 3-H BB		K	K			L4	4	0	0	1	1	3	4
Jerry Morales, R (1, 9) OBP: 0.273, SLG: 0.431		1-H HR	SF7 1-2 2-3 3-H		4-3		F9			3	1	1	3	0	0	0
Aurelio Rodriguez, R (1, 5) OBP: 0.284, SLG: 0.329		1-3	F6		4-3		F3			4	0	0	0	0	0	2
Alan Trammell, R (1, 6) OBP: 0.293, SLG: 0.298			1B 1B 1B	K		HR	E6 CS			4	2	2	1	0	1	0
Inning Stats	R: 0 E: 0 K: 0 S: 3 H: 0 LOB: 0 BB: 0 P: 3	R: 2 E: 0 K: 1 S: 7 H: 2 LOB: 0 BB: 0 P: 7	R: 4 E: 1 K: 0 S: 6 H: 3 LOB: 2 BB: 3 P: 18	R: 3 E: 0 K: 1 S: 8 H: 3 LOB: 0 BB: 0 P: 8	R: 0 E: 0 K: 1 S: 5 H: 0 LOB: 0 BB: 0 P: 5	R: 1 E: 0 K: 2 S: 8 H: 1 LOB: 3 BB: 3 P: 20	R: 0 E: 1 K: 0 S: 3 H: 0 LOB: 0 BB: 0 P: 3	R: 0 E: 0 K: 1 S: 5 H: 0 LOB: 0 BB: 0 P: 5	R: 0 E: 0 K: 0 S: 3 H: 0 LOB: 0 BB: 0 P: 3	1B: 5 2B: 1 3B: 0 HR: 3	SF: 1 SAC: 0 DP: 0 HBP: 0						

TOP

Detroit Tigers @ California Angels

Anaheim Stadium, Anaheim, CA

Sun Jun 10 1979, 6:33 AM EDT

Att. 30,229 - Unknown

livebaseballscorecards.com

AB	35
R	10
H	9
RBI	9
BB	6
SO	6
LOB	11

WP: 1 PB: 0 SB: 1 CS: 1 PA: 43

PITCHER		IP	WLS	BF	H	R	ER	SO	BB	IBB	HBP	BLK	WP	HR	S	P	ERA	WHIP
Frank Tanana, L ERA: 4.85	(1, 1)	2.0	L	12	5	6	6	1	1	0	0	0	1	1	13	17	27.00	3.000
Dave LaRoche, L ERA: 5.7	(3, 1)	3.1		18	4	4	4	3	4	0	0	0	0	2	20	36	10.80	2.400
Mike Barlow, R ERA: 4.73	(6, 1)	3.2		12	0	0	0	2	1	0	0	0	0	0	15	19	0.00	0.273

PITCHER	IP	WLS	BF	H	R	ER	SO	BB	IBB	HBP	BLK	WP	HR	S	P	ERA	WHIP

Detroit Tigers @ California Angels

Anaheim Stadium, Anaheim, CA

Sun Jun 10 1979, 6:33 AM EDT

Att. 30,229 - Unknown

BOTTOM

Batter	1	2	3	4	5	6	7	8	9	AB	R	H	RBI	BB	SO	LOB
Larry Harlow, L (1, 8) OBP: 0.369, SLG: 0.321	HBP		1B		1B		K		L6	4	1	2	0	0	1	0
Carney Lansford, R (1, 5) OBP: 0.352, SLG: 0.461	G6-4-3 1B		FC5-4 1B		G6-4-3 1B		S 1B		1-3 2B	5	2	3	0	0	0	2
Dan Ford, R (1, 9) OBP: 0.363, SLG: 0.474	G6-4-3 1B		1B 1B		1B		BB		1-3	4	0	3	1	1	0	1
Don Baylor, R (1, 7) OBP: 0.382, SLG: 0.527	G6-4-3		K		L7		F4		F7	5	0	0	0	0	1	7
Willie Aikens, L (1, 3) OBP: 0.378, SLG: 0.577	HR		1B			HR		K		4	2	3	3	0	1	0
Brian Downing, R (1, 2) OBP: 0.389, SLG: 0.489	F8		L4			F8		HR 1B		4	1	1	0	0	0	2
Willie Davis, L (1, 10) OBP: 0.235, SLG: 0.250		G3		1-3		4-3		K		4	0	0	0	0	1	1
Bobby Grich, R (1, 4) OBP: 0.373, SLG: 0.596		G5-6-3 1B		F9		K		HR		4	1	2	2	0	1	0
Jim Anderson, R (1, 6) OBP: 0.278, SLG: 0.200		G5-6-3		F7			F9	G3		4	0	0	0	0	0	1
Inning Stats	R: 3 E: 0 K: 0 S: 5 H: 3 LOB: 0 BB: 0 P: 6	R: 0 E: 0 K: 0 S: 3 H: 1 LOB: 0 BB: 0 P: 3	R: 1 E: 0 K: 1 S: 8 H: 3 LOB: 2 BB: 0 P: 8	R: 0 E: 0 K: 0 S: 3 H: 0 LOB: 0 BB: 0 P: 3	R: 0 E: 0 K: 0 S: 4 H: 2 LOB: 1 BB: 0 P: 4	R: 1 E: 0 K: 1 S: 6 H: 1 LOB: 0 BB: 0 P: 6	R: 0 E: 0 K: 1 S: 6 H: 1 LOB: 2 BB: 1 P: 10	R: 2 E: 0 K: 2 S: 9 H: 2 LOB: 0 BB: 0 P: 9	R: 0 E: 0 K: 0 S: 4 H: 1 LOB: 1 BB: 0 P: 4	1B: 10 2B: 1 3B: 0 HR: 3	SF: 0 SAC: 0 DP: 3 HBP: 1						

PITCHER		IP	WLS	BF	H	R	ER	SO	BB	IBB	HBP	BLK	WP	HR	S	P	ERA	WHIP
Jack Billingham, R ERA: 3.03	(1, 1)	2.2		14	7	4	4	1	0	0	1	0	0	1	15	16	13.50	2.625
Fernando Arroyo, R ERA: 3.86	(3, 1)	5.1	W	22	6	3	3	4	1	0	0	0	0	2	29	33	5.06	1.312
John Hiller, L ERA: 3.49	(9, 1)	1.0	S	4	1	0	0	0	0	0	0	0	0	0	4	4	0.00	1.000

PITCHER	IP	WLS	BF	H	R	ER	SO	BB	IBB	HBP	BLK	WP	HR	S	P	ERA	WHIP

livebaseballscorecards.com

AB	38
R	7
H	14
RBI	6
BB	1
SO	5
LOB	14

PA: 40

WP: 0 PB: 0 SB: 1 CS: 0

Batter	1	2	3	4	5	6	7	8	9	AB	R	H	RBI	BB	SO	LOB
Dwayne Murphy, L (1, 8) OBP: 0.433, SLG: 0.388	1-3		F4		1B E 1B		1B			4	0	2	0	0	0	0
Larry Murray, S (1, 9) OBP: 0.269, SLG: 0.265	1B 1B		3-1		S 1-3 1B		G3			4	0	2	0	0	0	1
Mitchell Page, L (1, 10) OBP: 0.310, SLG: 0.319	1-2 1B		F2		K 1-2			K		4	0	1	0	0	2	2
Jeff Newman, R (1, 3) OBP: 0.242, SLG: 0.413	K			1B PB 1B 1B	4-3			6-3		4	1	1	0	0	1	4
Wayne Gross, L (1, 5) OBP: 0.393, SLG: 0.436	F7			F2 1-2		4-3		F6		4	0	0	0	0	0	3
Jim Essian, R (1, 2) OBP: 0.277, SLG: 0.366		BBBB FC5-4 BB		1B 2-3 1B		K			E5 G4-3	3	0	1	0	1	1	0
Derek Bryant, R (1, 7) OBP: 0.231, SLG: 0.183		F9		G6-4-3 1-3 3-H 1B		4-3			G4-3 1-2f	4	0	1	1	0	0	2
Milt Ramirez, R (1, 4) OBP: 0.234, SLG: 0.182		FC5-4 FC6-4 1-2f		G6-4-3 1-2f			4-3		FC4-6 1B	3	0	0	0	0	0	3
Dave Revering, L (9, PH) OBP: 0.340, SLG: 0.411										1	0	1	0	0	0	0
Mike Edwards, R (9, PR) OBP: 0.284, SLG: 0.289										0	0	0	0	0	0	0
Rob Picciolo, R (1, 6) OBP: 0.213, SLG: 0.293		FC6-4 1-2f			F4		F8		FC4-6 1-2f	3	0	0	0	0	0	1
Mario Guerrero, R (9, PH) OBP: 0.228, SLG: 0.250										1	0	0	0	0	0	1
Inning Stats	R: 0 H: 2 E: 0 LOB: 2 K: 1 BB: 0 S: 7 P: 7	R: 0 H: 0 E: 0 LOB: 1 K: 0 BB: 1 S: 3 P: 7	R: 0 H: 0 E: 0 LOB: 0 K: 0 BB: 0 S: 3 P: 3	R: 1 H: 3 E: 0 LOB: 1 K: 0 BB: 0 S: 5 P: 5	R: 0 H: 2 E: 1 LOB: 2 K: 1 BB: 0 S: 7 P: 7	R: 0 H: 0 E: 0 LOB: 0 K: 1 BB: 0 S: 5 P: 5	R: 0 H: 1 E: 0 LOB: 1 K: 0 BB: 0 S: 4 P: 4	R: 0 H: 0 E: 0 LOB: 0 K: 1 BB: 0 S: 5 P: 5	R: 0 H: 1 E: 1 LOB: 1 K: 0 BB: 0 S: 4 P: 4	1B: 9 SF: 0 2B: 0 SAC: 0 3B: 0 DP: 2 HR: 0 HBP: 0						

PITCHER	IP	WLS	BF	H	R	ER	SO	BB	IBB	HBP	BLK	WP	HR	S	P	ERA	WHIP
Jack Morris, R (1, 1) ERA: 3.68	9.0	W	36	9	1	1	4	1	0	0	0	0	0	43	47	1.00	1.111

PITCHER	IP	WLS	BF	H	R	ER	SO	BB	IBB	HBP	BLK	WP	HR	S	P	ERA	WHIP

TOP

Oakland Athletics @ Detroit Tigers

Tiger Stadium, Detroit, MI

Mon Jun 11 1979, 7:05 PM EDT

Att. 15,625 - Unknown

livebaseballscorecards.com

AB	35
R	1
H	9
RBI	1
BB	1
SO	4
LOB	17

WP: 0	PA: 36
PB: 1	
SB: 1	
CS: 0	

Oakland Athletics @ Detroit Tigers

Tiger Stadium, Detroit, MI

Mon Jun 11 1979, 7:05 PM EDT

Att. 15,625 - Unknown

BOTTOM

Batter	1	2	3	4	5	6	7	8	9	AB	R	H	RBI	BB	SO	LOB
Ron LeFlore, R (1, 8) OBP: 0.357, SLG: 0.387	E6 CS	G1-6-3 1B 1-2		FC1-5 1B 2-3		S 1B		1B		5	1	3	0	0	0	1
Lou Whitaker, L (1, 4) OBP: 0.392, SLG: 0.431	1-3 1B 1-2 1B	G1-6-3 1-2f		1B 1B 1-3 1B		K 1-2		5-3		5	2	2	0	0	1	4
Steve Kemp, L (1, 7) OBP: 0.439, SLG: 0.579	1-3 1-2		E FC3-5-2 BB	1B 1-2 3-H 1B		F8				3	0	1	1	1	0	2
Rusty Staub, L (1, 10) OBP: 0.331, SLG: 0.392	1B BB		E3 FC3-6 FC3-5-2 1-3	1-3 2-H 1B		6-3				3	0	1	1	1	0	2
Jason Thompson, L (1, 3) OBP: 0.380, SLG: 0.395	BB 1-3 2-H 1B		FC3-5-2 FC3-6 1-2 3-H	1-3			L3 BB			3	0	1	1	1	0	4
Champ Summers, L (1, 9) OBP: 0.358, SLG: 0.352 Jerry Morales, R (7, PH) OBP: 0.271, SLG: 0.429 (8, 9)	BB 1-2 BB		FC3-6 1-2f 2-3		K		F9			2 1	0 0	0 0	0 0	1 0	1 0	2 1
Lance Parrish, R (1, 2) OBP: 0.377, SLG: 0.469	F9		5-3		BB		L3 1-2			3	0	0	0	1	0	6
Phil Mankowski, L (1, 5) OBP: 0.262, SLG: 0.196 Aurelio Rodriguez, R (6, 5) OBP: 0.282, SLG: 0.326		6-3		FC1-5 SH3 1B	F8			5-3		3 1	0 0	1 0	0 0	0 0	0 0	1 0
Alan Trammell, R (1, 6) OBP: 0.294, SLG: 0.294		BB 1-2		SH3	F9			F9		2	0	0	0	1	0	1

	AB	31
	R	3
	H	9
	RBI	3
	BB	6
	SO	2
	LOB	24

livebaseballscorecards.com

Inning Stats	1	2	3	4	5	6	7	8	9
	R: 1 E: 1 K: 0 S: 5	H: 2 LOB: 3 BB: 2 P: 13	R: 0 E: 0 K: 0 S: 3	H: 1 LOB: 1 BB: 1 P: 7	R: 0 E: 1 K: 0 S: 4	H: 0 LOB: 2 BB: 1 P: 8	R: 2 E: 0 K: 0 S: 7	H: 4 LOB: 2 BB: 0 P: 7	R: 0 E: 0 K: 1 S: 5	H: 0 LOB: 1 BB: 1 P: 9	R: 0 E: 0 K: 1 S: 6	H: 1 LOB: 1 BB: 0 P: 6	R: 0 E: 0 K: 0 S: 2	H: 0 LOB: 0 BB: 1 P: 6	R: 0 E: 0 K: 0 S: 4	H: 1 LOB: 1 BB: 0 P: 4

	1B	2B	3B	HR	SF	SAC	DP	HBP	WP	PB	SB	CS	PA
	9	1	0	0	0	1	2	0	0	0	1	1	38

PITCHER		IP	WLS	BF	H	R	ER	SO	BB	IBB	HBP	BLK	WP	HR	S	P	ERA	WHIP
Steve McCatty, R ERA: 1.49	(1, 1)	3.2	L	22	7	3	3	0	4	0	0	0	0	0	18	34	7.36	3.000
Bob Lacey, L ERA: 4.57	(4, 1)	3.1		12	1	0	0	2	2	0	0	0	0	0	14	22	0.00	0.900
Matt Keough, R ERA: 6.21	(8, 1)	1.0		4	1	0	0	0	0	0	0	0	0	0	4	4	0.00	1.000

PITCHER	IP	WLS	BF	H	R	ER	SO	BB	IBB	HBP	BLK	WP	HR	S	P	ERA	WHIP

Batter	1	2	3	4	5	6	7	8	9	AB	R	H	RBI	BB	SO	LOB
Dwayne Murphy, L (1, 8) OBP: 0.429, SLG: 0.381	F7		K			2B BB		K		3	1	0	0	1	2	0
Larry Murray, S (1, 7) OBP: 0.269, SLG: 0.271	K			F6		2B		F6		4	0	1	2	0	1	0
Mitchell Page, L (1, 10) OBP: 0.305, SLG: 0.313	4-3			K		K		G3		4	0	0	0	0	2	1
Jeff Newman, R (1, 3) OBP: 0.237, SLG: 0.404		6-3		L8		6-3			K	4	0	0	0	0	1	1
Mario Guerrero, R (1, 6) OBP: 0.229, SLG: 0.250		4-3			CS 1B	F8			4-3	4	0	1	0	0	0	1
Tony Armas, R (1, 9) OBP: 0.220, SLG: 0.174		E3 2B			F8		F4		F8	4	0	1	0	0	0	1
Jim Essian, R (1, 2) OBP: 0.288, SLG: 0.385		4-3			1-2 1B		2B			3	0	2	0	0	0	1
Wayne Gross, L (1, 5) OBP: 0.393, SLG: 0.431			K		4-3		F8-6-3 BB			2	0	0	0	1	1	1
Mike Edwards, R (1, 4) OBP: 0.285, SLG: 0.290			K			2B BB 1B	F8-6-3 1-2			3	1	1	0	0	1	2
Inning Stats	R: 0 E: 0 K: 1 S: 5 H: 0 LOB: 0 BB: 0 P: 5	R: 0 E: 1 K: 0 S: 4 H: 1 LOB: 1 BB: 0 P: 4	R: 0 E: 0 K: 3 S: 9 H: 0 LOB: 0 BB: 0 P: 9	R: 0 E: 0 K: 1 S: 5 H: 0 LOB: 0 BB: 0 P: 5	R: 0 E: 0 K: 0 S: 4 H: 2 LOB: 1 BB: 0 P: 4	R: 2 E: 0 K: 1 S: 7 H: 2 LOB: 1 BB: 1 P: 11	R: 0 E: 0 K: 0 S: 3 H: 1 LOB: 1 BB: 1 P: 7	R: 0 E: 0 K: 1 S: 5 H: 0 LOB: 0 BB: 0 P: 5	R: 0 E: 0 K: 1 S: 5 H: 0 LOB: 0 BB: 0 P: 5	1B: 3 2B: 4 3B: 0 HR: 0	SF: 0 SAC: 0 DP: 1 HBP: 0						

TOP

Oakland Athletics @ Detroit Tigers

Tiger Stadium, Detroit, MI

Tue Jun 12 1979, 7:05 PM EDT

Att. 16,278 - Unknown

livebaseballscorecards.com

AB	31
R	2
H	6
RBI	2
BB	2
SO	8
LOB	8

WP: 0 PB: 0 SB: 0 CS: 1 PA: 33

PITCHER	IP	WLS	BF	H	R	ER	SO	BB	IBB	HBP	BLK	WP	HR	S	P	ERA	WHIP
Pat Underwood, L (1, 1) ERA: 3.6	9.0	W	33	6	2	2	8	2	0	0	0	0	0	47	55	2.00	0.889

PITCHER	IP	WLS	BF	H	R	ER	SO	BB	IBB	HBP	BLK	WP	HR	S	P	ERA	WHIP

Oakland Athletics @ Detroit Tigers

Tiger Stadium, Detroit, MI

Tue Jun 12 1979, 7:05 PM EDT

Att. 16,278 - Unknown

BOTTOM

Batter	1	2	3	4	5	6	7	8	9	AB	R	H	RBI	BB	SO	LOB
Ron LeFlore, R (1, 8) OBP: 0.358, SLG: 0.385	S S S 0-3 ① K		B B B B 4-0 FC6 BB		x 0-0 E3 1B 1B 2-3	x 0-0 ② F8		x 0-0 FC6-4 1B 1-2		4	1	1	0	1	1	2
Lou Whitaker, L (1, 4) OBP: 0.392, SLG: 0.427	S S S 0-3 ② K		x 0-0 ③ FC6 1-2f		x 0-0 1B E 1B 1-3 3-H	B B B B 4-0 1B 2B BB 1-2		x 0-0 ① FC6-4 S 1-2f 2-3		4	2	1	1	1	1	3
Steve Kemp, L (1, 7) OBP: 0.443, SLG: 0.580	x 0-0 ③ F5			x 0-0 FC6-4 BB 1B	x 0-0 E BB E 1B 1-3 3-H	x 0-0 2B 1B 1-2 2-3		S S S 0-3 ② K 1-2 3-H		5	1	3	1	0	1	1
Rusty Staub, L (1, 10) OBP: 0.346, SLG: 0.429		x 0-0 HR		B B B B 4-0 FC6-4 BB 1-2	B B B B 4-0 E E BB 1-2	x 0-0 2B 1B 1-3 2-H 3-H		x 0-0 ③ F9		3	1	2	3	2	0	1
Lance Parrish, R (1, 2) OBP: 0.374, SLG: 0.462		B B B B 4-0 G4-6-3 BB		x 0-0 ① FC6-4 G4-6-3 1-2f 2-3	x 0-0 E6 E 1-2 2-3 3-H	S S S 0-3 ③ K				3	0	0	1	1	1	6
Jason Thompson, L (1, 3) OBP: 0.373, SLG: 0.386	x 0-0 ① ② G4-6-3 1-2f		x 0-0 ② ③ G4-6-3 1-2f		x 0-0 FC3 G6-4-3 1-2 2-3 3-H		x 0-0 ① F8			4	0	0	0	0	0	5
Jerry Morales, R (1, 9) OBP: 0.271, SLG: 0.443	S S S 0-3 ③ K				x 0-0 HR		x 0-0 ② P1			4	1	1	1	0	1	3
Aurelio Rodriguez, R (1, 5) OBP: 0.281, SLG: 0.319			x 0-0 ① F6		B B B B 4-0 E SH2-4 1B BB	x 0-0 ① F9	x 0-0 ③ F5			3	1	0	0	1	0	0
Alan Trammell, R (1, 6) OBP: 0.301, SLG: 0.301			x 0-0 ② L7		x 0-0 ① SH2-4 1-2	x 0-0 1B BB 2B 1B		x 0-0 FC6-4 1B S 1B		3	2	2	0	0	0	0
Inning Stats	R: 0 H: 0 E: 0 LOB: 0 K: 2 BB: 0 S: 7 P: 7	R: 1 H: 1 E: 0 LOB: 0 K: 1 BB: 1 S: 5 P: 9	R: 0 H: 0 E: 0 LOB: 1 K: 0 BB: 1 S: 3 P: 7	R: 0 H: 1 E: 0 LOB: 1 K: 0 BB: 1 S: 3 P: 7	R: 5 H: 3 E: 3 LOB: 2 K: 0 BB: 2 S: 8 P: 16	R: 2 H: 3 E: 0 LOB: 2 K: 1 BB: 1 S: 8 P: 12	R: 0 H: 0 E: 0 LOB: 0 K: 0 BB: 0 S: 3 P: 3	R: 1 H: 2 E: 0 LOB: 1 K: 1 BB: 0 S: 7 P: 7		1B: 7 SF: 0 2B: 1 SAC: 1 3B: 0 DP: 3 HR: 2 HBP: 0						

livebaseballscorecards.com

AB	33
R	9
H	10
RBI	7
BB	6
SO	5
LOB	21

WP: 0 PA: 40
PB: 0
SB: 2
CS: 0

PITCHER		IP	WLS	BF	H	R	ER	SO	BB	IBB	HBP	BLK	WP	HR	S	P	ERA	WHIP
Craig Minetto, L ERA: 4.61	(1, 1)	4.1	L	22	5	6	3	3	5	0	0	0	0	2	23	43	6.23	2.308
Rick Langford, R ERA: 6.24	(5, 1)	1.2		10	3	2	2	1	1	0	0	0	0	0	11	15	10.80	2.400
Dave Heaverlo, R ERA: 2.45	(7, 1)	2.0		8	2	1	1	1	0	0	0	0	0	0	10	10	4.50	1.000

PITCHER	IP	WLS	BF	H	R	ER	SO	BB	IBB	HBP	BLK	WP	HR	S	P	ERA	WHIP

Batter	1	2	3	4	5	6	7	8	9	AB	R	H	RBI	BB	SO	LOB
Larry Milbourne, S (1, 4) OBP: 0.315, SLG: 0.352	F7		G3, 1-H, 2B		6-3		L5-3, 1-2			4	0	1	1	0	0	1
Ruppert Jones, L (1, 8) OBP: 0.363, SLG: 0.513	G3, 1B		G3, 2-3			BBBB, FC4-6, 1B, BB	F6			3	1	1	0	1	0	1
Bruce Bochte, L (1, 3) OBP: 0.408, SLG: 0.517	G3, 1-2		F4			BBBB, FC4-6, 1-2, BB		F5		3	0	0	0	1	0	2
Willie Horton, R (1, 10) OBP: 0.346, SLG: 0.496	F3			SSS, K		FC4-6, E, 1B, 1-2f, 2-3		1B		4	0	1	0	0	1	3
Dan Meyer, L (1, 5) OBP: 0.335, SLG: 0.449		G6-3, 1B		HR		F6		F6		4	1	2	1	0	0	3
Joe Simpson, L (1, 9) OBP: 0.295, SLG: 0.375		SSS, K		BBBB, 5-3-5, BB		E, 1-2, 3-H, 1B		SSS, K		2	0	1	1	1	1	1
Leon Roberts, R (8, PH) OBP: 0.336, SLG: 0.436 (8, 9)										1	0	0	0	0	1	1
Larry Cox, R (1, 2) OBP: 0.302, SLG: 0.372		G6-3, 1-2f		5-3-5, 1-3f		E4, 1-2, 2-3			5-3	4	0	0	0	0	0	4
John Hale, L (1, 7) OBP: 0.408, SLG: 0.475			SSS, K		3-1	SSS, K			F9	3	0	0	0	0	2	3
Tom Paciorek, R (9, PH) OBP: 0.302, SLG: 0.395										1	0	0	0	0	0	0
Mario Mendoza, R (1, 6) OBP: 0.212, SLG: 0.228			2B, 1B		F8		L5-3, 1B		K	4	1	2	0	0	1	0
Inning Stats	R: 0 E: 0 K: 0 S: 4 H: 1 LOB: 1 BB: 0 P: 4	R: 0 E: 0 K: 1 S: 5 H: 1 LOB: 0 BB: 0 P: 5	R: 1 E: 0 K: 1 S: 7 H: 2 LOB: 1 BB: 0 P: 7	R: 1 E: 0 K: 1 S: 5 H: 1 LOB: 0 BB: 1 P: 9	R: 0 E: 0 K: 0 S: 3 H: 0 LOB: 0 BB: 0 P: 3	R: 1 E: 1 K: 1 S: 7 H: 1 LOB: 3 BB: 2 P: 15	R: 0 E: 0 K: 0 S: 3 H: 1 LOB: 0 BB: 0 P: 3	R: 0 E: 0 K: 1 S: 6 H: 1 LOB: 1 BB: 0 P: 6	R: 0 E: 0 K: 1 S: 5 H: 0 LOB: 0 BB: 0 P: 5	1B: 6 2B: 3 3B: 0 HR: 1 SF: 0 SAC: 0 DP: 3 HBP: 0						

PITCHER	IP	WLS	BF	H	R	ER	SO	BB	IBB	HBP	BLK	WP	HR	S	P	ERA	WHIP
Milt Wilcox, R (1, 1) ERA: 5.23	7.0	W	29	7	3	3	4	3	0	0	0	0	1	34	46	3.86	1.429
John Hiller, L (8, 1) ERA: 3.32	2.0	S	7	1	0	0	2	0	0	0	0	0	0	11	11	0.00	0.500

PITCHER	IP	WLS	BF	H	R	ER	SO	BB	IBB	HBP	BLK	WP	HR	S	P	ERA	WHIP

Seattle Mariners @ Detroit Tigers

Tiger Stadium, Detroit, MI

Wed Jun 13 1979, 7:05 PM EDT

Att. 16,113 - Unknown

TOP

livebaseballscorecards.com

AB	33
R	3
H	8
RBI	3
BB	3
SO	6
LOB	19

PA: 36

WP: 0
PB: 0
SB: 0
CS: 0

Seattle Mariners @ Detroit Tigers

Tiger Stadium, Detroit, MI

Wed Jun 13 1979, 7:05 PM EDT

Att. 16,113 - Unknown

livebaseballscorecards.com

BOTTOM

Batter	1	2	3	4	5	6	7	8	9	AB	R	H	RBI	BB	SO	LOB
Ron LeFlore, R (1, 8) OBP: 0.361, SLG: 0.396	6-3	6-3		SF8 1-H 2-H 3-H 3B		S S 1B		6-3		4	1	2	3	0	0	3
Alan Trammell, R (1, 6) OBP: 0.294, SLG: 0.295	K		F8	SF8 3-H		S 1-3				4	0	0	1	0	1	1
Steve Kemp, L (1, 7) OBP: 0.439, SLG: 0.571	G3		6-3	BB			F9			3	0	0	0	1	0	0
Rusty Staub, L (1, 10) OBP: 0.337, SLG: 0.416		3-1	F7	F5			F3			4	0	0	0	0	0	1
Jason Thompson, L (1, 3) OBP: 0.376, SLG: 0.391		1B 2B		BB 1B BB	4-3		F5			3	2	1	0	1	0	0
Champ Summers, L (1, 9) OBP: 0.372, SLG: 0.394		1B BB 2-H 1B		BB 1B 1-2 3B BB	F7			G3		3	2	2	2	1	0	0
John Wockenfuss, R (1, 2) OBP: 0.309, SLG: 0.549		K		P1	6-3			HR		4	0	1	0	0	1	3
Phil Mankowski, L (1, 5) OBP: 0.277, SLG: 0.204		1B 1-2 BB		BB 1-2 2-H 3B 1B		F7		1B		3	1	1	1	1	0	1
Mark Wagner, R (1, 4) OBP: 0.371, SLG: 0.400		1-2 2-3 1B		1-2 2-3 3B BB		6-3		F7		3	1	1	0	1	0	1
Inning Stats	R: 0 E: 0 K: 1 S: 5 H: 0 LOB: 0 BB: 0 P: 5	R: 1 E: 0 K: 1 S: 8 H: 3 LOB: 3 BB: 1 P: 12	R: 0 E: 0 K: 0 S: 3 H: 0 LOB: 0 BB: 0 P: 3	R: 5 E: 0 K: 0 S: 5 H: 2 LOB: 1 BB: 4 P: 21	R: 0 E: 0 K: 0 S: 3 H: 0 LOB: 0 BB: 0 P: 3	R: 0 E: 0 K: 0 S: 3 H: 1 LOB: 1 BB: 0 P: 3	R: 0 E: 0 K: 0 S: 3 H: 0 LOB: 0 BB: 0 P: 3	R: 1 E: 0 K: 0 S: 5 H: 2 LOB: 1 BB: 0 P: 5		1B: 5 2B: 1 3B: 1 HR: 1 SF: 1 SAC: 0 DP: 0 HBP: 0						

	AB	31
	R	7
	H	8
	RBI	7
	BB	5
	SO	2
	LOB	10

PITCHER		IP	WLS	BF	H	R	ER	SO	BB	IBB	HBP	BLK	WP	HR	S	P	ERA	WHIP
Mike Parrott, R ERA: 3.33	(1, 1)	3.1	L	18	4	5	5	2	4	0	0	0	0	0	18	34	13.50	2.400
John Montague, R ERA: 3.47	(4, 1)	0.2		4	1	1	1	0	1	0	0	0	0	0	3	7	13.50	3.000
Rob Dressler, R ERA: 2.25	(5, 1)	4.0		15	3	1	1	0	0	0	0	0	0	1	14	14	2.25	0.750

PITCHER	IP	WLS	BF	H	R	ER	SO	BB	IBB	HBP	BLK	WP	HR	S	P	ERA	WHIP

Seattle Mariners @ Detroit Tigers

Tiger Stadium, Detroit, MI

Thu Jun 14 1979, 7:05 PM EDT

Att. 21,957 - Unknown

TOP

Batter	1	2	3	4	5	6	7	8	9	AB	R	H	RBI	BB	SO	LOB
Larry Milbourne, S (1, 4) OBP: 0.310, SLG: 0.345	4-3		G3-6-3 1B	F7			F8		E5 3-H	5	1	1	0	0	0	1
Ruppert Jones, L (1, 8) OBP: 0.364, SLG: 0.511	G4-3 1B		G3-6-3 1-3 1B		4-3		F8		F7	5	0	2	0	0	0	1
Bruce Bochte, L (1, 3) OBP: 0.406, SLG: 0.512	G4-3 1-2f		G3-6-3 1-2f 3-H		5-3		CS 1B			4	0	1	0	0	0	2
Willie Horton, R (1, 10) OBP: 0.344, SLG: 0.492		6-3	3B 1B		F3		CS 1-2	4-3		4	1	1	0	0	0	0
Dan Meyer, L (1, 5) OBP: 0.342, SLG: 0.465		4-3 1B 1B	1-H 3B			SH3-4 1B		4-3		4	0	3	1	0	0	0
Joe Simpson, L (1, 9) (9, 7) OBP: 0.313, SLG: 0.390		4-3 1-2 1B	F8			SH3-4 1-2		CS 1B		3	0	2	0	0	0	1
Bob Stinson, S (1, 2) OBP: 0.348, SLG: 0.358		4-3 1-2 2-3		F9		F7		CS 1-2	K	3	0	0	0	0	0	3
Larry Cox, R (9, PH) (9, 2) OBP: 0.300, SLG: 0.369									K	1	0	0	0	0	1	0
John Hale, L (1, 7) OBP: 0.423, SLG: 0.463		IBB		4-3		FC6-4 IBB			E 3B	1	0	0	0	2	0	0
Leon Roberts, R (9, PH) (9, 9) OBP: 0.339, SLG: 0.447										1	1	1	0	0	0	0
Mario Mendoza, R (1, 6) OBP: 0.213, SLG: 0.229		4-3		1B		FC6-4 1-2f			K	4	0	1	0	0	1	6

	AB	35
	R	3
	H	12
	RBI	1
	BB	2
	SO	2
	LOB	14

Inning Stats	1	2	3	4	5	6	7	8	9	1B	SF	WP	PA
R	0	0	2	0	0	0	0	0	1	10	0	0	40
E	0	0	0	0	0	0	0	0	1	2B 0	SAC 1	PB 0	
K	0	0	0	0	0	0	0	0	2	3B 2	DP 2	SB 0	
S	3	5	6	4	3	4	3	3	9	HR 0	HBP 0	CS 2	
H	1	2	4	1	0	1	0	1	1				
LOB	0	3	1	1	0	2	0	0	1				
BB	0	1	0	0	0	1	0	0	0				
P	3	9	6	4	3	8	3	3	9				

PITCHER		IP	WLS	BF	H	R	ER	SO	BB	IBB	HBP	BLK	WP	HR	S	P	ERA	WHIP
Jack Billingham, R ERA: 2.84	(1, 1)	8.0		33	11	2	1	0	0	2	0	0	0	0	31	39	1.12	1.375
John Hiller, L ERA: 3.24	(9, 1)	1.0	L	5	1	1	0	2	0	0	0	0	0	0	9	9	0.00	1.000

PITCHER	IP	WLS	BF	H	R	ER	SO	BB	IBB	HBP	BLK	WP	HR	S	P	ERA	WHIP

livebaseballscorecards.com

Seattle Mariners @ Detroit Tigers

Tiger Stadium, Detroit, MI

Thu Jun 14 1979, 7:05 PM EDT

Att. 21,957 - Unknown

BOTTOM

Batter	1	2	3	4	5	6	7	8	9	AB	R	H	RBI	BB	SO	LOB
Ron LeFlore, R (1, 8) OBP: 0.361, SLG: 0.401	5-3		F8		2B		1B		F8	5	0	2	0	0	0	1
Jerry Morales, R (1, 9) OBP: 0.282, SLG: 0.453	6-3		1B E 2B		FC6 HBP		G4-3		F9	3	1	2	0	0	0	0
Champ Summers, L (9, PH) OBP: 0.368, SLG: 0.389							1-3 1B			1	0	0	0	0	0	1
Steve Kemp, L (1, 7) OBP: 0.436, SLG: 0.564	K		E 2-3 1B		F6		F8			4	0	1	0	0	1	5
Rusty Staub, L (1, 10) OBP: 0.329, SLG: 0.404		6-3	E5 1-3 3-H		F5		G4-3 1-2f			4	0	0	0	0	0	6
Lance Parrish, R (1, 2) OBP: 0.372, SLG: 0.457		4-3 1B 1B	F8		FC6 1-2f			F8		4	1	1	0	0	0	5
Jason Thompson, L (1, 3) OBP: 0.369, SLG: 0.383		4-3 1-2		6-3		K		4-3		4	0	0	0	0	1	1
Aurelio Rodriguez, R (1, 5) OBP: 0.293, SLG: 0.331		FC5-4 2-H 1B		G6-3 1B		1B		F7		4	0	3	1	0	0	0
Alan Trammell, R (1, 6) OBP: 0.287, SLG: 0.288		FC5-4 1-2f		G6-3 1-2f		F8			6-3	4	0	0	0	0	0	3
Mark Wagner, R (1, 4) OBP: 0.369, SLG: 0.386			6-3		BB	K			BB	2	0	0	0	1	1	1
John Wockenfuss, R (9, PH) OBP: 0.321, SLG: 0.549										0	0	0	0	1	0	0
Dave Machemer, R (9, PR)										0	0	0	0	0	0	0
Inning Stats	R: 0 E: 0 K: 1 S: 5 H: 0 LOB: 0 BB: 0 P: 5	R: 1 E: 0 K: 0 S: 5 H: 2 LOB: 1 BB: 0 P: 5	R: 1 E: 1 K: 0 S: 6 H: 2 LOB: 2 BB: 0 P: 6	R: 0 E: 0 K: 0 S: 3 H: 1 LOB: 0 BB: 0 P: 3	R: 0 E: 0 K: 0 S: 4 H: 1 LOB: 3 BB: 1 P: 9	R: 0 E: 0 K: 2 S: 8 H: 1 LOB: 1 BB: 0 P: 8	R: 0 E: 0 K: 0 S: 4 H: 2 LOB: 1 BB: 0 P: 4	R: 0 E: 0 K: 0 S: 3 H: 0 LOB: 0 BB: 0 P: 3	R: 0 E: 0 K: 0 S: 3 H: 0 LOB: 1 BB: 1 P: 7	1B: 7 2B: 2 3B: 0 HR: 0	SF: 0 SAC: 0 DP: 2 HBP: 1						

livebaseballscorecards.com

AB	35
R	2
H	9
RBI	1
BB	2
SO	3
LOB	23

WP: 0 PB: 0 SB: 0 CS: 0 PA: 38

PITCHER		IP	WLS	BF	H	R	ER	SO	BB	IBB	HBP	BLK	WP	HR	S	P	ERA	WHIP
Rick Honeycutt, L ERA: 4.76	(1, 1)	4.0		20	6	2	1	1	1	0	1	0	0	0	20	25	2.25	1.750
Shane Rawley, L ERA: 4.1	(5, 1)	4.1	W	16	3	0	0	2	1	0	0	0	0	0	19	23	0.00	0.923
Byron McLaughlin, R ERA: 5.97	(9, 1)	0.2	S	2	0	0	0	0	0	0	0	0	0	0	2	2	0.00	0.000

PITCHER	IP	WLS	BF	H	R	ER	SO	BB	IBB	HBP	BLK	WP	HR	S	P	ERA	WHIP

California Angels @ Detroit Tigers

Tiger Stadium, Detroit, MI

Fri Jun 15 1979, 7:05 PM EDT

Att. 41,151 - Unknown

TOP

livebaseballscorecards.com

Batter	1	2	3	4	5	6	7	8	9	AB	R	H	RBI	BB	SO	LOB
Bert Campaneris, R (1, 6) OBP: 0.276, SLG: 0.238	F8		SH, G3, 1-H, SF9	F3			K		F7	4	1	0	0	0	1	1
Carney Lansford, R (1, 5) OBP: 0.355, SLG: 0.465	F7		G3, 2-3		K		HR		K	5	1	1	1	0	2	1
Dan Ford, R (1, 9) OBP: 0.371, SLG: 0.474	F8		SF9, 3-H		6-3		K		HR	4	1	1	2	0	1	0
Don Baylor, R (1, 7) OBP: 0.397, SLG: 0.526		5-3	BB, CS		F2		5-3		1B	4	0	1	0	1	0	0
Willie Aikens, L (1, 3) OBP: 0.399, SLG: 0.589		G3	CS, 1-2	F8		BB, 2B		BB, 3-1, SH1-4	G3	3	1	0	0	2	0	1
Brian Downing, R (1, 10) OBP: 0.414, SLG: 0.533		1B		5-3		FC6-5, 1-H, 2B		SH1-4, 1-2		3	0	2	1	0	0	0
Larry Harlow, L (1, 8) OBP: 0.376, SLG: 0.299		4-3		HR, HBP		K		3-1, 2-3		3	1	0	0	0	1	3
Bobby Grich, R (1, 4) OBP: 0.383, SLG: 0.601			HR	HR, 1-H		FC6-5, 2-3		IBB		3	2	2	3	1	0	1
Tom Donohue, R (1, 2) OBP: 0.310, SLG: 0.400			SH, HBP	1B		K		F7		3	1	1	0	0	1	3

	AB	32
	R	8
	H	8
	RBI	7
	BB	4
	SO	6
	LOB	10

Inning Stats	1	2	3	4	5	6	7	8	9	1B: 3	SF: 1	WP: 0	PA: 42
	R: 0 E: 0 K: 0 S: 3	H: 0 LOB: 0 BB: 0 P: 3	R: 0 E: 0 K: 0 S: 4	H: 1 LOB: 1 BB: 0 P: 4	R: 3 E: 1 K: 0 S: 4	H: 1 LOB: 0 BB: 1 P: 9	R: 2 E: 0 K: 0 S: 5	H: 2 LOB: 1 BB: 0 P: 6	R: 0 E: 0 K: 1 S: 5	H: 0 LOB: 0 BB: 0 P: 5	R: 1 E: 0 K: 2 S: 8	H: 1 LOB: 1 BB: 1 P: 12	R: 1 E: 0 K: 2 S: 8	H: 1 LOB: 0 BB: 0 P: 8	R: 0 E: 0 K: 0 S: 3	H: 0 LOB: 2 BB: 2 P: 11	R: 1 E: 0 K: 1 S: 7	H: 2 LOB: 1 BB: 0 P: 7	2B: 1 3B: 0 HR: 4	SAC: 2 DP: 0 HBP: 2	PB: 0 SB: 0 CS: 1	

PITCHER		IP	WLS	BF	H	R	ER	SO	BB	IBB	HBP	BLK	WP	HR	S	P	ERA	WHIP
Dave Rozema, R ERA: 3.48	(1, 1)	5.0		22	4	5	3	1	1	0	2	0	0	2	21	27	5.40	1.000
Steve Baker, R ERA: 5.63	(6, 1)	2.0		10	2	2	2	4	2	0	0	0	0	1	16	24	9.00	2.000
Dave Tobik, R ERA: 1.64	(8, 1)	2.0	L	9	2	1	1	1	0	1	0	0	0	1	10	14	4.50	1.000

PITCHER	IP	WLS	BF	H	R	ER	SO	BB	IBB	HBP	BLK	WP	HR	S	P	ERA	WHIP

California Angels @ Detroit Tigers

Tiger Stadium, Detroit, MI

Fri Jun 15 1979, 7:05 PM EDT

Att. 41,151 - Unknown

livebaseballscorecards.com

BOTTOM

Batter	1	2	3	4	5	6	7	8	9	AB	R	H	RBI	BB	SO	LOB
Ron LeFlore, R (1, 8) OBP: 0.362, SLG: 0.398	L6		4-3 S SF8 1B	E6 1-2		6-3	BBBB 4-0 1-2 BB			4	1	1	0	1	0	1
Rusty Staub, L (1, 10) OBP: 0.320, SLG: 0.390	SSS 0-3 K		0-0 4-3 1-3	SSS 0-3 K		0-0 4-3	SSS 0-3 K			5	0	0	0	0	3	5
Steve Kemp, L (1, 7) OBP: 0.435, SLG: 0.561	0-0 4-3		0-0 SF8 3-H		0-0 WP HR 1B	BBBB 4-0 1B BB		0-0 F6		3	1	1	1	1	0	0
Jason Thompson, L (1, 3) OBP: 0.374, SLG: 0.401		0-0 F7	BBBB 4-0 BB		0-0 1-H HR	0-0 1-2 1B		0-0 F7		4	1	2	2	1	0	0
Lance Parrish, R (1, 2) OBP: 0.368, SLG: 0.455		0-0 G3 1B 2B	0-0 F8		SSS 0-3 K	0-3 K		SSS 0-3 K		5	1	1	0	0	3	3
Champ Summers, L (1, 9) OBP: 0.378, SLG: 0.424 Dave Machemer, R (9, PR)		0-0 G3 2-3		0-0 4-3	0-0 HR		0-0 S E 1B		BBBB 4-0 CS BB	4 0	2 0	2 0	1 0	1 0	0 0	1 0
Aurelio Rodriguez, R (1, 5) OBP: 0.302, SLG: 0.346		0-0 1B 3-H 1B		0-0 1B 2B	SSS 0-3 K		0-0 E8 SH1-4 1-H FC4-2 1B	SSS 0-3 1-2 K		5	1	3	2	0	2	1
Alan Trammell, R (1, 6) OBP: 0.292, SLG: 0.293		0-0 FC5-4 1-3 1B		0-0 L6	0-0 1B		0-0 SH1-4 2-3	0-0 F7		4	0	2	0	0	0	2
Mark Wagner, R (1, 4) OBP: 0.362, SLG: 0.377		0-0 FC5-4 1-2f		0-0 E 2-H 1B	0-0 F7		0-0 FC4-2 S 3-H			4	0	1	1	0	0	4

	AB	38
	R	7
	H	13
	RBI	7
	BB	4
	SO	8
	LOB	17

Inning Stats										
	R: 0 H: 0 E: 0 LOB: 0 K: 1 BB: 0 S: 5 P: 5	R: 1 H: 3 E: 0 LOB: 2 K: 0 BB: 0 S: 6 P: 6	R: 1 H: 1 E: 0 LOB: 1 K: 0 BB: 1 S: 4 P: 8	R: 1 H: 2 E: 1 LOB: 2 K: 1 BB: 0 S: 8 P: 8	R: 3 H: 4 E: 0 LOB: 1 K: 2 BB: 0 S: 11 P: 11	R: 0 H: 1 E: 0 LOB: 2 K: 1 BB: 1 S: 6 P: 10	R: 1 H: 2 E: 1 LOB: 2 K: 1 BB: 1 S: 7 P: 11	R: 0 H: 0 E: 0 LOB: 0 K: 1 BB: 0 S: 5 P: 5	R: 0 H: 0 E: 0 LOB: 1 K: 1 BB: 1 S: 4 P: 8	1B: 9 SF: 1 2B: 2 SAC: 1 3B: 0 DP: 0 HR: 2 HBP: 0	WP: 1 PA: 44 PB: 0 SB: 3 CS: 1

PITCHER		IP	WLS	BF	H	R	ER	SO	BB	IBB	HBP	BLK	WP	HR	S	P	ERA	WHIP
Jim Barr, R ERA: 4.11	(1, 1)	4.0		22	8	5	5	2	1	0	0	0	1	1	25	29	11.25	2.250
Mike Barlow, R ERA: 4.88	(5, 1)	2.0		11	4	2	2	3	1	0	0	0	0	1	16	20	9.00	2.500
Mark Clear, R ERA: 2.76	(7, 1)	3.0	W	11	1	0	0	3	2	0	0	0	0	0	15	23	0.00	1.000

PITCHER	IP	WLS	BF	H	R	ER	SO	BB	IBB	HBP	BLK	WP	HR	S	P	ERA	WHIP

Batter	1	2	3	4	5	6	7	8	9	AB	R	H	RBI	BB	SO	LOB
Bert Campaneris, R (1, 6) OBP: 0.267, SLG: 0.230	4-3		F3	F8			6-3	F4		5	0	0	0	0	0	3
Carney Lansford, R (1, 5) OBP: 0.353, SLG: 0.458	BB 1B		5-3	F8			6-3	K		4	0	0	0	1	1	3
Dan Ford, R (1, 9) (8, 8) OBP: 0.372, SLG: 0.470	L5-3 1-2 1B		BB 2B 1B		6-3		4-3		4-3	4	1	1	0	1	0	0
Don Baylor, R (1, 7) OBP: 0.394, SLG: 0.524	L5-3 1-2		1B 1-3 2B		F7			K	F8	5	1	1	0	0	1	2
Willie Aikens, L (1, 3) OBP: 0.404, SLG: 0.587		WP 4-3 1B	IBB 1B		K			BB 1B	G3	4	1	2	0	1	1	0
Brian Downing, R (1, 10) OBP: 0.415, SLG: 0.531		4-3 1-2	BB 1-3 2-H 3-H 1B			F4		PB 1B 1-2 1B BB		3	1	1	2	1	0	1
Larry Harlow, L (1, 8) OBP: 0.375, SLG: 0.291		K	BB 1-2			K		1B PB 1-2 2-H 1B		2	0	0	0	1	2	1
Joe Rudi, R (8, PH) (8, 9) OBP: 0.295, SLG: 0.384										1	0	1	1	0	0	0
Bobby Grich, R (1, 4) OBP: 0.389, SLG: 0.600		IBB WP	1-3			1B		IBB 1B		2	0	1	0	2	0	3
Tom Donohue, R (1, 2) OBP: 0.304, SLG: 0.386		4-3 1-2 2-3		K		K		1B 1-2 2-3 3-H		4	0	1	1	0	2	3
Inning Stats	R: 0 H: 1 E: 0 LOB: 1 K: 0 BB: 1 S: 3 P: 7	R: 0 H: 1 E: 0 LOB: 2 K: 1 BB: 1 S: 6 P: 10	R: 2 H: 2 E: 0 LOB: 3 K: 0 BB: 3 S: 5 P: 17	R: 0 H: 0 E: 0 LOB: 0 K: 1 BB: 0 S: 5 P: 5	R: 0 H: 0 E: 0 LOB: 0 K: 1 BB: 0 S: 5 P: 5	R: 0 H: 1 E: 0 LOB: 1 K: 2 BB: 0 S: 8 P: 8	R: 0 H: 0 E: 0 LOB: 0 K: 0 BB: 0 S: 3 P: 3	R: 2 H: 3 E: 0 LOB: 3 K: 2 BB: 2 S: 10 P: 18	R: 0 H: 0 E: 0 LOB: 0 K: 0 BB: 0 S: 3 P: 3	1B: 7 SF: 0 2B: 2 SAC: 0 3B: 0 DP: 1 HR: 0 HBP: 0						

TOP

California Angels @ Detroit Tigers

Tiger Stadium, Detroit, MI

Sat Jun 16 1979, 7:05 PM EDT

Att. 39,240 - Unknown - 85 F

livebaseballscorecards.com

AB	34
R	4
H	8
RBI	4
BB	7
SO	7
LOB	16

WP: 1 PA: 41
PB: 1
SB: 0
CS: 0

PITCHER		IP	WLS	BF	H	R	ER	SO	BB	IBB	HBP	BLK	WP	HR	S	P	ERA	WHIP
Jack Morris, R ERA: 3.84	(1, 1)	7.1	L	33	6	4	4	6	4	2	0	0	1	0	39	63	4.91	1.364
John Hiller, L ERA: 3.24	(8, 1)	0.0		3	2	0	0	0	0	1	0	0	0	0	2	6	∞	∞
Dave Tobik, R ERA: 1.42	(8, 1)	1.2		5	0	0	0	1	0	0	0	0	0	0	7	7	0.00	0.000

PITCHER	IP	WLS	BF	H	R	ER	SO	BB	IBB	HBP	BLK	WP	HR	S	P	ERA	WHIP

BOTTOM

Batter	1	2	3	4	5	6	7	8	9	AB	R	H	RBI	BB	SO	LOB
Ron LeFlore, R (1, 8) OBP: 0.360, SLG: 0.396	L4-6 S 1B		F9			F4		L9		4	0	1	0	0	0	0
Rusty Staub, L (1, 10) OBP: 0.313, SLG: 0.380	L4-6 1-3			G3		L3			G3	4	0	0	0	0	0	1
Steve Kemp, L (1, 7) OBP: 0.436, SLG: 0.557	BB			L7			K		G6-4-3 1B	3	0	1	0	1	1	0
Jason Thompson, L (1, 3) OBP: 0.376, SLG: 0.435	K			HR			HR		G6-4-3 1-2f	4	2	2	2	0	1	2
Lance Parrish, R (1, 2) OBP: 0.363, SLG: 0.448		F8		K			E1			3	0	0	0	0	1	0
Champ Summers, L (1, 9) OBP: 0.369, SLG: 0.412		G3			K		P7			3	0	0	0	0	1	1
Aurelio Rodriguez, R (1, 5) OBP: 0.297, SLG: 0.340		K			L4		1-3			3	0	0	0	0	1	1
Alan Trammell, R (1, 6) OBP: 0.292, SLG: 0.294			K		F8			G4-6-3 1B		3	0	1	0	0	1	0
Mark Wagner, R (1, 4) OBP: 0.352, SLG: 0.365			6-3			4-3		G4-6-3 1-2f		2	0	0	0	0	0	0
Phil Mankowski, L (8, PH) OBP: 0.273, SLG: 0.200										1	0	0	0	0	0	1
Dave Machemer, R (9, 4)										0	0	0	0	0	0	0
Inning Stats	R: 0 E: 0 K: 1 S: 5 H: 1 LOB: 1 BB: 1 P: 9	R: 0 E: 0 K: 1 S: 5 H: 0 LOB: 0 BB: 0 P: 5	R: 0 E: 0 K: 1 S: 5 H: 0 LOB: 0 BB: 0 P: 5	R: 1 E: 0 K: 1 S: 6 H: 1 LOB: 0 BB: 0 P: 6	R: 0 E: 0 K: 1 S: 5 H: 0 LOB: 0 BB: 0 P: 5	R: 0 E: 0 K: 0 S: 3 H: 0 LOB: 0 BB: 0 P: 3	R: 1 E: 1 K: 1 S: 7 H: 1 LOB: 1 BB: 0 P: 7	R: 0 E: 0 K: 0 S: 3 H: 1 LOB: 0 BB: 0 P: 3	R: 0 E: 0 K: 0 S: 3 H: 1 LOB: 0 BB: 0 P: 3	1B: 3 2B: 1 3B: 0 HR: 2	SF: 0 SAC: 0 DP: 3 HBP: 0						

PITCHER	IP	WLS	BF	H	R	ER	SO	BB	IBB	HBP	BLK	WP	HR	S	P	ERA	WHIP
Dave Frost, R (1, 1) ERA: 4.59	8.1	W	30	5	2	2	6	1	0	0	0	0	2	41	45	2.16	0.720
Dave LaRoche, L (9, 1) ERA: 5.82	0.2	S	1	0	0	0	0	0	0	0	0	0	0	1	1	0.00	0.000

PITCHER	IP	WLS	BF	H	R	ER	SO	BB	IBB	HBP	BLK	WP	HR	S	P	ERA	WHIP

California Angels @ Detroit Tigers

Tiger Stadium, Detroit, MI

Sat Jun 16 1979, 7:05 PM EDT

Att. 39,240 - Unknown - 85 F

livebaseballscorecards.com

AB	30
R	2
H	5
RBI	2
BB	1
SO	6
LOB	6

WP: 0 PA: 31
PB: 0
SB: 1
CS: 0

Batter	1	2	3	4	5	6	7	8	9	AB	R	H	RBI	BB	SO	LOB
Dickie Thon, R (1, 6) OBP: 0.412, SLG: 0.438	K	1B 1-3 2-H 3-H		F9 2-3			1B		F8-6 1B	4	0	2	2	0	1	1
Willie Davis, L (9, PH) OBP: 0.237, SLG: 0.250										1	0	1	0	0	0	0
Carney Lansford, R (1, 5) OBP: 0.354, SLG: 0.457	1B	K		K			F4		1-2 1B	5	0	2	0	0	2	4
Dan Ford, R (1, 9) OBP: 0.369, SLG: 0.469	K		F8		CS 2B		L8		K	5	0	1	0	0	2	4
Don Baylor, R (1, 7) OBP: 0.391, SLG: 0.516	L4		5-3		6-3			FC4 BB E HBP	F8-6 2-3	4	1	0	0	0	0	4
Brian Downing, R (1, 10) OBP: 0.417, SLG: 0.530		FC5-4 1B	1B		L9 2-3			F9		4	0	2	0	0	0	2
Willie Aikens, L (1, 3) OBP: 0.401, SLG: 0.576		FC5-4 BB 1B 1B 1-2f	6-3			K		1-2 FC4 BB		3	1	0	0	1	1	2
Bobby Grich, R (1, 4) OBP: 0.387, SLG: 0.598		F8		F8 2B 2B		6-3		FC4 E 1-2f 2-3		4	1	1	0	0	0	3
Tom Donohue, R (1, 2) OBP: 0.300, SLG: 0.375		BB 1B 1B 1-2		F8 2-3		K		E5 1-2 3-H		4	1	1	0	0	1	2
Larry Harlow, L (1, 8) OBP: 0.380, SLG: 0.305		1B BB 1-2 2-3		F9 3-H 2B			4-3	K		3	0	1	1	1	1	2
Inning Stats	R: 0 E: 0 K: 2 S: 8 H: 1 LOB: 1 BB: 0 P: 8	R: 2 E: 0 K: 1 S: 8 H: 3 LOB: 2 BB: 1 P: 12	R: 0 E: 0 K: 0 S: 4 H: 1 LOB: 1 BB: 0 P: 4	R: 1 E: 0 K: 1 S: 7 H: 2 LOB: 1 BB: 0 P: 7	R: 0 E: 0 K: 0 S: 3 H: 1 LOB: 0 BB: 0 P: 3	R: 0 E: 0 K: 2 S: 7 H: 0 LOB: 0 BB: 0 P: 7	R: 0 E: 0 K: 0 S: 4 H: 1 LOB: 1 BB: 0 P: 4	R: 1 E: 1 K: 1 S: 6 H: 0 LOB: 2 BB: 1 P: 11	R: 0 E: 0 K: 1 S: 6 H: 2 LOB: 1 BB: 0 P: 6	1B: 8 2B: 4 3B: 0 HR: 0 SF: 0 SAC: 0 DP: 1 HBP: 1						

TOP

California Angels @ Detroit Tigers

Tiger Stadium, Detroit, MI

Sun Jun 17 1979, 3:33 AM EDT

Att. 32,744 - Unknown - 84 F

livebaseballscorecards.com

AB	37
R	4
H	11
RBI	3
BB	2
SO	8
LOB	24

WP: 0 PB: 0 SB: 0 CS: 1 PA: 40

PITCHER		IP	WLS	BF	H	R	ER	SO	BB	IBB	HBP	BLK	WP	HR	S	P	ERA	WHIP
Pat Underwood, L ERA: 3.62	(1, 1)	7.1		33	9	4	3	6	2	0	1	0	0	0	42	51	3.68	1.500
Aurelio Lopez, R ERA: 3.9	(8, 1)	1.2	W	7	2	0	0	2	0	0	0	0	0	0	11	11	0.00	1.200

PITCHER	IP	WLS	BF	H	R	ER	SO	BB	IBB	HBP	BLK	WP	HR	S	P	ERA	WHIP

BOTTOM

California Angels @ Detroit Tigers

Tiger Stadium, Detroit, MI

Sun Jun 17 1979, 3:33 AM EDT

Att. 32,744 - Unknown - 84 F

Batter	1	2	3	4	5	6	7	8	9	AB	R	H	RBI	BB	SO	LOB
Ron LeFlore, R (1, 8) OBP: 0.365, SLG: 0.404	F9	K		S 1B			SH3-4 2B	BB 1B		5	2	3	0	0	1	1
Rusty Staub, L (1, 10) OBP: 0.311, SLG: 0.377	G3	F3		K			SH3-4	BB 1B		4	0	1	0	0	1	3
Dave Machemer, R (8, PR)										0	1	0	0	0	0	0
Steve Kemp, L (1, 7) OBP: 0.444, SLG: 0.564	BB 1B		BBBB L6-3 BB		4-3		WP 2B	1B 1B BB		3	1	2	1	2	0	0
Jason Thompson, L (1, 3) OBP: 0.381, SLG: 0.433	BBBB BB		L6-3		3-1		WP IBB	1B 1B		3	1	1	2	2	0	1
Lance Parrish, R (1, 2) OBP: 0.364, SLG: 0.447	K		1B		F4		F4	1B		5	0	2	1	0	1	4
Champ Summers, L (1, 9) OBP: 0.373, SLG: 0.419		F6	K			SH1-4 SF8 2B	FC6-4 IBB	1B		3	1	1	0	1	1	1
Lynn Jones, R (8, 9)										1	0	1	1	0	0	0
Aurelio Rodriguez, R (1, 5) OBP: 0.290, SLG: 0.331		E6 HR		F8		SH1-4	FC6-4	G3		4	1	0	0	0	0	5
Alan Trammell, R (1, 6) OBP: 0.297, SLG: 0.315		HR		BBBB CS BB		SF8		F8		2	1	1	3	1	0	0
Mark Wagner, R (1, 4) OBP: 0.360, SLG: 0.373		1B		1B 1B		F7		F3		4	0	2	0	0	0	0
Inning Stats	R: 0 E: 0 K: 1 S: 6 H: 1 LOB: 2 BB: 1 P: 10	R: 2 E: 1 K: 1 S: 8 H: 2 LOB: 1 BB: 0 P: 8	R: 0 E: 0 K: 1 S: 5 H: 1 LOB: 1 BB: 1 P: 9	R: 0 E: 0 K: 1 S: 6 H: 2 LOB: 2 BB: 1 P: 10	R: 0 E: 0 K: 0 S: 3 H: 0 LOB: 0 BB: 0 P: 3	R: 1 E: 0 K: 0 S: 4 H: 1 LOB: 0 BB: 0 P: 4	R: 1 E: 0 K: 0 S: 5 H: 2 LOB: 3 BB: 2 P: 13	R: 4 E: 0 K: 0 S: 8 H: 5 LOB: 2 BB: 1 P: 12		1B: 10 2B: 4 3B: 0 HR: 1	SF: 1 SAC: 2 DP: 1 HBP: 0					

livebaseballscorecards.com

AB	34
R	8
H	14
RBI	8
BB	6
SO	4
LOB	15

WP: 1 PB: 0 SB: 1 CS: 1 PA: 43

PITCHER		IP	WLS	BF	H	R	ER	SO	BB	IBB	HBP	BLK	WP	HR	S	P	ERA	WHIP
Don Aase, R ERA: 3.72	(1, 1)	7.2	L	37	10	5	4	4	3	2	0	0	1	1	40	60	4.70	1.696
Dave LaRoche, L ERA: 6.62	(8, 1)	0.0		3	2	1	1	0	1	0	0	0	0	0	2	6	∞	∞
Mike Barlow, R ERA: 4.83	(8, 1)	0.1		3	2	2	2	0	0	0	0	0	0	0	3	3	54.00	6.000

TOP

Detroit Tigers @ Boston Red Sox

Fenway Park, Boston, MA

Mon Jun 18 1979, 7:05 PM EDT

Att. 29,533 - Unknown - 60 F

livebaseballscorecards.com

Batter	1	2	3	4	5	6	7	8	9	AB	R	H	RBI	BB	SO	LOB
Ron LeFlore, R (1, 8) OBP: 0.362, SLG: 0.400	K		K	E5 HR 1-3		S 1B		6-3		5	2	1	0	0	2	2
Rusty Staub, L (1, 10) OBP: 0.319, SLG: 0.376	3-1		F8	HR BB		1B BB 1-2		1B		3	1	1	0	2	0	1
Steve Kemp, L (1, 7) OBP: 0.447, SLG: 0.584	K		1B 2B 1-3	HR 1-H 2-H 3-H		G4-6-3 1-3 2-H		K		5	2	3	5	0	2	1
Jason Thompson, L (1, 3) OBP: 0.381, SLG: 0.429		F9	1B IBB	K		G4-6-3 1-2f			1B 1B	4	1	1	0	1	1	2
John Wockenfuss, R (1, 2) OBP: 0.311, SLG: 0.518		F2	1B 1-2 2-H 3-H		6-3		F9		F9	5	0	1	2	0	0	1
Jerry Morales, R (1, 9) OBP: 0.291, SLG: 0.458		2B 1B	F7		6-3		FC5-4 1B		1B 1-2	5	0	3	0	0	0	2
Aurelio Rodriguez, R (1, 5) OBP: 0.299, SLG: 0.352 Dave Machemer, R (9, PR)	2B 1-3			5-3	2B	FC5-4 1-2f			1B 1-2 2-H	5 0	0 0	3 0	1 0	0 0	0 0	1 0
Alan Trammell, R (1, 6) OBP: 0.296, SLG: 0.313 Champ Summers, L (9, PH) OBP: 0.370, SLG: 0.415	K			E HR 1B	F4		K		K	4 1	1 0	1 0	0 0	0 0	2 1	4 2
Mark Wagner, R (1, 4) OBP: 0.354, SLG: 0.366 Phil Mankowski, L (9, PH) OBP: 0.269, SLG: 0.196			2B 1B 1B	P9		4-3		K	4-3	4 1	1 0	1 0	0 0	0 0	1 0	1 2

| Inning Stats | | |

Batter	1	2	3	4	5	6	7	8	9	AB	R	H	RBI	BB	SO	LOB
Jerry Remy, L (1, 4) OBP: 0.357, SLG: 0.356	BBBB 4-0 1B BB	0-0 ③ CS 1-2	x 0-0 1B 1B 2B	x 0-0 G5-4-3 1B		x 0-0 1B SF9 1B		x 0-0 SH 1B SH5-4 1-2		3	3	3	0	1	0	0
Rick Burleson, R (1, 6) OBP: 0.320, SLG: 0.376	x 0-0 ① 1B FC6-4 1-2 1B		x 0-0 1B FC4-6 2-3 1B	x 0-0 ②③ G5-4-3 1-2f		x 0-0 1-3 1B		x 0-0 ① SH5-4 1-2 2-3		4	2	3	0	0	0	1
Fred Lynn, L (1, 8) OBP: 0.397, SLG: 0.588 Tom Poquette, L (6, 8) OBP: 0.275, SLG: 0.229	x 0-0 FC6-4 1-3 1B		x 0-0 FC4-6 1-3 3-H 1B		x 0-0 2B 1B 1B	x 0-0 ② SF9 3-H		4-0 1B 1B IBB		3 0	1 1	3 0	1 1	0 1	0 0	0 0
Jim Rice, R (1, 7) OBP: 0.397, SLG: 0.583	x 0-0 ② FC6-4 1-2f 3-H		SSS 0-3 ① K		x 0-0 1-3 1B 2B	x 0-0 ③ F9		x 0-0 E 1B 1-2 2-H 3-H 1B		5	1	2	3	0	1	4
Carl Yastrzemski, L (1, 3) OBP: 0.393, SLG: 0.513	BBBB 4-0 BB		x 0-0 ② FC4-6 2B 1-2f 3-H		x 0-0 2-H 3-H 1B		x 0-0 ① 3-1	x 0-0 ② F5		4	0	1	3	1	0	3
Carlton Fisk, R (1, 2) OBP: 0.327, SLG: 0.479 Gary Allenson, R (8, 2) OBP: 0.284, SLG: 0.311	x 0-0 ③ L8		x 0-0 FC5 1-3 2B		x 0-0 ① F6		SSS 0-3 ② K	x 0-0 E7 1-3 2-H 1B		4 1	0 0	1 1	0 1	0 1	1 0	3 0
Bob Watson, R (1, 10) OBP: 0.315, SLG: 0.316		H 1-0 CS HBP	IIII 4-0 IBB		x 0-0 ② F6		BBBB 4-0 FC6-4 BB	IIII 4-0 IBB		1	0	0	0	3	0	1
Butch Hobson, R (1, 5) OBP: 0.283, SLG: 0.463		SSS 0-3 ① K	x 0-0 ③ FC5 2-3f		SSS 0-3 ③ K		x 0-0 ③ FC6-4 1-2f	x 0-0 ③ 1-3		5	0	0	0	0	2	9
Dwight Evans, R (1, 9) OBP: 0.356, SLG: 0.442		BBBB 4-0 ② CS 1-2 BB		x 0-0 ① 4-3		x 0-0 ① 5-3		x 0-0 SH5-4 SH 1B 1B		3	1	1	0	1	0	0
Inning Stats	R: 1 E: 1 K: 0 S: 4 H: 2 LOB: 2 BB: 2 P: 12	R: 0 E: 0 K: 1 S: 3 H: 0 LOB: 0 BB: 1 P: 8	R: 2 E: 0 K: 1 S: 9 H: 4 LOB: 3 BB: 1 P: 13	R: 0 E: 0 K: 0 S: 3 H: 1 LOB: 0 BB: 0 P: 3	R: 2 E: 0 K: 1 S: 8 H: 3 LOB: 1 BB: 0 P: 8	R: 1 E: 0 K: 0 S: 5 H: 2 LOB: 1 BB: 0 P: 5	R: 0 E: 0 K: 1 S: 5 H: 0 LOB: 1 BB: 1 P: 9	R: 3 E: 1 K: 0 S: 7 H: 3 LOB: 3 BB: 2 P: 15		1B: 12 2B: 3 3B: 0 HR: 0	SF: 1 SAC: 2 DP: 1 HBP: 1					

PITCHER		IP	WLS	BF	H	R	ER	SO	BB	IBB	HBP	BLK	WP	HR	S	P	ERA	WHIP
Milt Wilcox, R ERA: 5.54	(1, 1)	4.0		23	10	5	5	2	3	1	1	0	0	0	22	39	11.25	3.250
Fernando Arroyo, R ERA: 6.1	(5, 1)	3.1	L	17	4	4	4	2	1	1	0	0	0	0	19	27	10.80	1.500
Aurelio Lopez, R ERA: 3.82	(8, 1)	0.2		4	1	0	0	0	0	1	0	0	0	0	3	7	0.00	1.500

PITCHER	IP	WLS	BF	H	R	ER	SO	BB	IBB	HBP	BLK	WP	HR	S	P	ERA	WHIP

BOTTOM

Detroit Tigers @ Boston Red Sox

Fenway Park, Boston, MA

Mon Jun 18 1979, 7:05 PM EDT

Att. 29,533 - Unknown - 60 F

livebaseballscorecards.com

AB	33
R	9
H	15
RBI	9
BB	7
SO	4
LOB	21

WP: 0 PB: 0 SB: 0 CS: 2 PA: 45

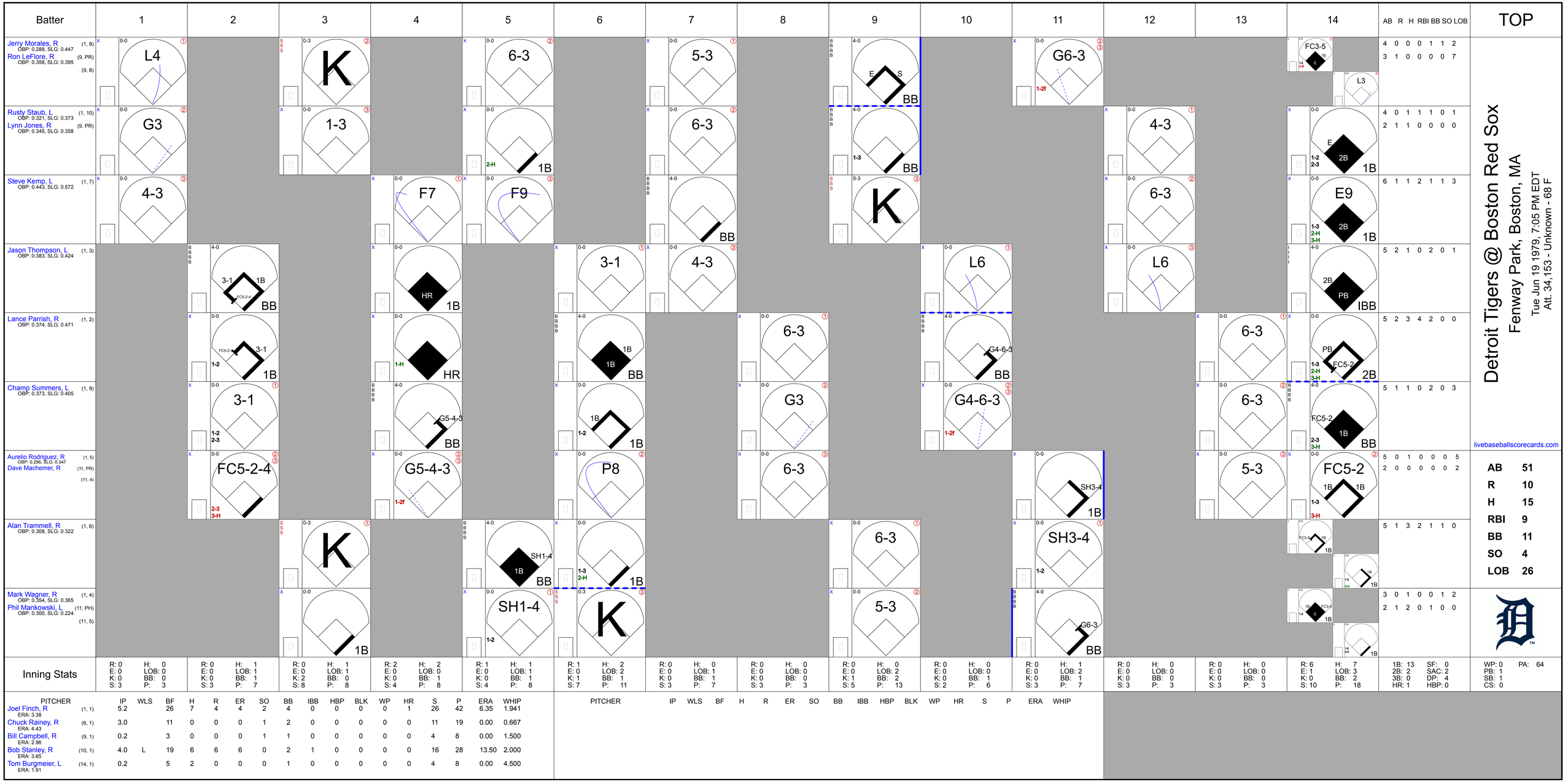
Batter
1
2
3
4
5
6
7
8
9
10
11
12
13
14
AB R H RBI BB SO LOB
TOP
Jerry Morales, R (1, 8)
OBP: 0.288, SLG: 0.447
Ron LeFlore, R (9, PR)
OBP: 0.358, SLG: 0.395
(9, 8)
L4
K
6-3
5-3
BB
G6-3
1-2f
FC3-5
E6
1-2
3-H
L3
4 0 0 0 1 1 2
3 1 0 0 0 0 7
Rusty Staub, L (1, 10)
OBP: 0.321, SLG: 0.373
Lynn Jones, R (9, PR)
OBP: 0.345, SLG: 0.358
G3
1-3
6-3
2-H
1B
BB
4-3
E
1-2
2-3
2B
1B
4 0 1 1 1 0 1
2 1 1 0 0 0 0
Steve Kemp, L (1, 7)
OBP: 0.443, SLG: 0.572
4-3
F7
F9
BB
K
6-3
E9
1-3
2-H
3-H
2B
1B
6 1 1 2 1 1 3
Jason Thompson, L (1, 3)
OBP: 0.383, SLG: 0.424
3-1
1B
FC5-2-4
BB
HR
1B
3-1
L6
4-3
L6
2B
PB
IBB
5 2 1 0 2 0 1
Lance Parrish, R (1, 2)
OBP: 0.374, SLG: 0.471
FC5-2-4
3-1
1-2
1B
1-H
HR
6-3
1B
BB
G4-6-3
BB
6-3
6-3
PB
FC5-2
1-3
2-H
3-H
2B
5 2 3 4 2 0 0
Champ Summers, L (1, 9)
OBP: 0.373, SLG: 0.405
3-1
1-2
2-3
G5-4-3
BB
1B
G3
G4-6-3
1-2f
6-3
FC5-2
2-3
3-H
1B
BB
5 1 1 0 2 0 3
Aurelio Rodriguez, R (1, 5)
OBP: 0.296, SLG: 0.347
Dave Machemer, R (11, PR)
(11, 4)
FC5-2-4
2-3
3-H
G5-4-3
1-2f
P8
6-3
SH3-4
1B
5-3
FC5-2
1B
1B
1-3
3-H
5 0 1 0 0 0 5
2 0 0 0 0 0 2
Alan Trammell, R (1, 6)
OBP: 0.308, SLG: 0.322
K
SH1-4
1B
BB
1-3
2-H
1B
6-3
SH3-4
1-2
FC3-5
E6
1B
1B
5 1 3 2 1 1 0
Mark Wagner, R (1, 4)
OBP: 0.354, SLG: 0.365
Phil Mankowski, L (11, PH)
OBP: 0.300, SLG: 0.224
(11, 5)
K
SH1-4
1-2
K
5-3
G6-3
BB
FC5-9
E6
1B
1B
3 0 1 0 0 1 2
2 1 2 0 1 0 0
Detroit Tigers @ Boston Red Sox
Fenway Park, Boston, MA
Tue Jun 19 1979, 7:05 PM EDT
Att. 34,153 - Unknown - 68 F
livebaseballscorecards.com
AB 51
R 10
H 15
RBI 9
BB 11
SO 4
LOB 26
Inning Stats
R: 0 H: 0 E: 0 LOB: 0 K: 0 BB: 0 S: 3 P: 3
R: 0 H: 1 E: 0 LOB: 1 K: 0 BB: 1 S: 3 P: 7
R: 0 H: 1 E: 0 LOB: 1 K: 2 BB: 0 S: 8 P: 8
R: 2 H: 2 E: 0 LOB: 0 K: 0 BB: 1 S: 4 P: 8
R: 1 H: 1 E: 0 LOB: 1 K: 0 BB: 1 S: 4 P: 8
R: 1 H: 2 E: 0 LOB: 2 K: 1 BB: 1 S: 7 P: 11
R: 0 H: 0 E: 0 LOB: 1 K: 0 BB: 1 S: 3 P: 7
R: 0 H: 0 E: 0 LOB: 0 K: 0 BB: 0 S: 3 P: 3
R: 0 H: 0 E: 0 LOB: 2 K: 1 BB: 2 S: 5 P: 13
R: 0 H: 0 E: 0 LOB: 0 K: 0 BB: 1 S: 2 P: 6
R: 0 H: 1 E: 0 LOB: 2 K: 0 BB: 1 S: 3 P: 7
R: 0 H: 0 E: 0 LOB: 0 K: 0 BB: 0 S: 3 P: 3
R: 0 H: 0 E: 0 LOB: 0 K: 0 BB: 0 S: 3 P: 3
R: 6 H: 7 E: 1 LOB: 3 K: 0 BB: 2 S: 10 P: 18
1B: 13 SF: 0 2B: 2 SAC: 2 3B: 0 DP: 4 HR: 1 HBP: 0
WP: 0 PA: 64 PB: 1 SB: 1 CS: 0
PITCHER IP WLS BF H R ER SO BB IBB HBP BLK WP HR S P ERA WHIP
Joel Finch, R (1, 1) ERA: 3.38 5.2 26 7 4 4 2 4 0 0 0 0 1 26 42 6.35 1.941
Chuck Rainey, R (6, 1) ERA: 4.43 3.0 11 0 0 0 1 2 0 0 0 0 0 11 19 0.00 0.667
Bill Campbell, R (9, 1) ERA: 2.96 0.2 3 0 0 0 1 1 0 0 0 0 0 4 8 0.00 1.500
Bob Stanley, R (10, 1) ERA: 3.65 4.0 L 19 6 6 6 0 2 1 0 0 0 0 16 28 13.50 2.000
Tom Burgmeier, L (14, 1) ERA: 1.91 0.2 5 2 0 0 0 1 0 0 0 0 0 4 8 0.00 4.500
PITCHER IP WLS BF H R ER SO BB IBB HBP BLK WP HR S P ERA WHIP

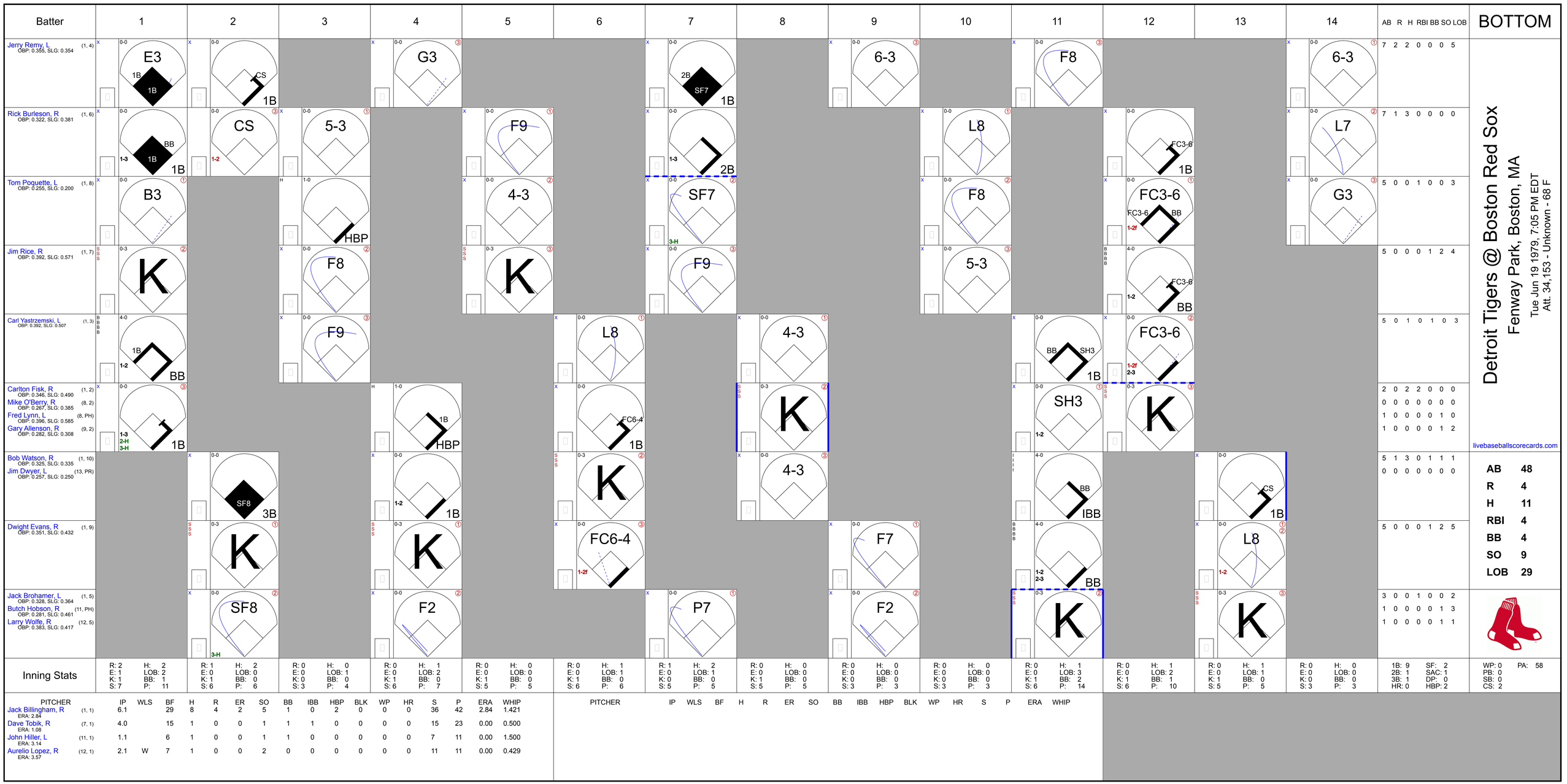
Batter
1
2
3
4
5
6
7
8
9
10
11
12
13
14
AB R H RBI BB SO LOB
BOTTOM
Jerry Remy, L (1, 4) OBP: 0.355, SLG: 0.354
E3
1B
1B
CS
1B
G3
2B
SF7
1B
6-3
F8
6-3
7 2 2 0 0 0 5
Rick Burleson, R (1, 6) OBP: 0.322, SLG: 0.381
BB
1B
1-3
1B
CS
1-2
5-3
F9
1-3
2B
L8
FC3-6
1B
L7
7 1 3 0 0 0 0
Tom Poquette, L (1, 8) OBP: 0.255, SLG: 0.200
B3
HBP
4-3
SF7
3-H
F8
FC3-6
FC3-6
BB
1-2f
G3
5 0 0 1 0 0 3
Jim Rice, R (1, 7) OBP: 0.392, SLG: 0.571
K
F8
K
F9
5-3
FC3-6
1-2
BB
5 0 0 0 1 2 4
Carl Yastrzemski, L (1, 3) OBP: 0.392, SLG: 0.507
1B
1-2
BB
F9
L8
4-3
BB
SH3
1B
FC3-6
1-2f
2-3
5 0 1 0 1 0 3
Carlton Fisk, R (1, 2) OBP: 0.346, SLG: 0.490
Mike O'Berry, R (8, 2) OBP: 0.267, SLG: 0.385
Fred Lynn, L (8, PH) OBP: 0.396, SLG: 0.585
Gary Allenson, R (9, 2) OBP: 0.282, SLG: 0.308
1-3
2-H
3-H
1B
1B
HBP
FC6-4
1B
K
SH3
1-2
K
2 0 2 2 0 0 0
0 0 0 0 0 0 0
1 0 0 0 0 1 0
1 0 0 0 0 1 2
Bob Watson, R (1, 10) OBP: 0.325, SLG: 0.335
Jim Dwyer, L (13, PR) OBP: 0.257, SLG: 0.250
SF8
3B
1-2
1B
K
4-3
BB
IBB
CS
1B
5 1 3 0 1 1 1
0 0 0 0 0 0 0
Dwight Evans, R (1, 9) OBP: 0.351, SLG: 0.432
K
K
FC6-4
1-2f
F7
BB
1-2
2-3
L8
1-2
5 0 0 0 1 2 5
Jack Brohamer, L (1, 5) OBP: 0.328, SLG: 0.364
Butch Hobson, R (11, PH) OBP: 0.281, SLG: 0.461
Larry Wolfe, R (12, 5) OBP: 0.383, SLG: 0.417
SF8
3-H
F2
P7
F2
K
K
3 0 0 1 0 0 2
1 0 0 0 0 1 3
1 0 0 0 0 1 1
Inning Stats
R: 2 E: 1 K: 1 S: 7
H: 2 LOB: 2 BB: 1 P: 11
R: 1 E: 0 K: 1 S: 6
H: 2 LOB: 0 BB: 0 P: 6
R: 0 E: 0 K: 0 S: 3
H: 0 LOB: 1 BB: 0 P: 4
R: 0 E: 0 K: 1 S: 6
H: 1 LOB: 2 BB: 0 P: 7
R: 0 E: 0 K: 1 S: 5
H: 0 LOB: 0 BB: 0 P: 5
R: 0 E: 0 K: 1 S: 6
H: 1 LOB: 1 BB: 0 P: 6
R: 1 E: 0 K: 0 S: 5
H: 2 LOB: 1 BB: 0 P: 5
R: 0 E: 0 K: 1 S: 5
H: 0 LOB: 0 BB: 0 P: 5
R: 0 E: 0 K: 0 S: 3
H: 0 LOB: 0 BB: 0 P: 3
R: 0 E: 0 K: 0 S: 3
H: 0 LOB: 0 BB: 0 P: 3
R: 0 E: 0 K: 1 S: 6
H: 1 LOB: 3 BB: 2 P: 14
R: 0 E: 0 K: 1 S: 6
H: 1 LOB: 2 BB: 1 P: 10
R: 0 E: 0 K: 1 S: 5
H: 1 LOB: 1 BB: 0 P: 5
R: 0 E: 0 K: 0 S: 3
H: 0 LOB: 0 BB: 0 P: 3
1B: 9 2B: 1 3B: 1 HR: 0
SF: 2 SAC: 1 DP: 0 HBP: 2
WP: 0 PB: 0 SB: 0 CS: 2
PA: 58
PITCHER IP WLS BF H R ER SO BB IBB HBP BLK WP HR S P ERA WHIP
Jack Billingham, R (1, 1) ERA: 2.84 6.1 29 8 4 2 5 1 0 2 0 0 0 0 36 42 2.84 1.421
Dave Tobik, R (7, 1) ERA: 1.08 4.0 15 1 0 0 1 1 1 0 0 0 0 0 15 23 0.00 0.500
John Hiller, L (11, 1) ERA: 3.14 1.1 6 1 0 0 1 1 0 0 0 0 0 0 7 11 0.00 1.500
Aurelio Lopez, R (12, 1) ERA: 3.57 2.1 W 7 1 0 0 2 0 0 0 0 0 0 0 11 11 0.00 0.429
PITCHER IP WLS BF H R ER SO BB IBB HBP BLK WP HR S P ERA WHIP
Detroit Tigers @ Boston Red Sox
Fenway Park, Boston, MA
Tue Jun 19 1979, 7:05 PM EDT
Att. 34,153 - Unknown - 68 F
livebaseballscorecards.com
AB 48
R 4
H 11
RBI 4
BB 4
SO 9
LOB 29

Detroit Tigers @ Boston Red Sox

Fenway Park, Boston, MA

Wed Jun 20 1979, 7:05 PM EDT

Att. 34,035 - Unknown - 65 F

TOP

livebaseballscorecards.com

Batter	1	2	3	4	5	6	7	8	9	AB	R	H	RBI	BB	SO	LOB
Ron LeFlore, R (1, 8) OBP: 0.364, SLG: 0.402	BBBB 4-0 FC3-6 BB 1B BB	x 0-0 2B			x 0-0 6-4-3 1B		x 0-0 ① FC6-5 G3-6-1 1-2 2-3f			3	1	2	0	1	0	2
Rusty Staub, L (1, 10) OBP: 0.320, SLG: 0.366	BBBB 4-0 FC3-6 1-2 BB	x 0-0 ③ F8			x 0-0 ① 6-4-3 1-2		x 0-0 ②③ G3-6-1 1-2f			3	0	0	0	1	0	4
Steve Kemp, L (1, 7) OBP: 0.436, SLG: 0.562 Lynn Jones, R (8, 7) OBP: 0.345, SLG: 0.358	x 0-0 ① FC3-6 1B 2B 1-2f 2-3		x 0-0 ① F7		x 0-0 ② 1-4-3			x 0-0 ① 3-1		4 0	1 0	0 0	0 0	0 0	0 0	3 0
Jason Thompson, L (1, 3) OBP: 0.381, SLG: 0.420	x 0-0 2B 1-2 1B 3-H		x 0-0 ② G3		x 0-0 ③ L7			x 0-0 ② G3		4	1	1	1	0	0	1
Lance Parrish, R (1, 2) OBP: 0.368, SLG: 0.462 Ed Putman, R (8, 2)	SSS 0-3 ② K		SSS 0-3 ③ K			SSS 0-3 ① K		x 0-0 ③ F9		4 0	0 0	0 0	0 0	0 0	3 0	2 0
Champ Summers, L (1, 9) OBP: 0.370, SLG: 0.409	x 0-0 2B 1-H 2-H			SSS 0-3 ① K		x 0-0 ② F3			x 0-0 ① 4-3	4	0	1	2	0	1	0
Aurelio Rodriguez, R (1, 5) OBP: 0.291, SLG: 0.341 Phil Mankowski, L (8, 5) OBP: 0.296, SLG: 0.220	x 0-0 ③ 6-3			x 0-0 ② 6-3		x 0-0 ③ 5-3			SSS 0-3 ② K	3 1	0 0	0 0	0 0	0 0	0 1	1 0
Alan Trammell, R (1, 6) OBP: 0.317, SLG: 0.331		x 0-0 ① F8		x 0-0 FC6-4 1B			x 0-0 FC6-5 BB 1B		x 0-0 1B	4	0	3	0	0	0	0
Mark Wagner, R (1, 4) OBP: 0.349, SLG: 0.351		x 0-0 ② 4-3		x 0-0 ③ FC6-4 1-2f			BBBB 4-0 FC6-5 1-2 BB		x 0-0 ③ F9	3	0	0	0	1	0	2
Inning Stats	R: 3 H: 2 E: 0 LOB: 1 K: 1 BB: 2 S: 7 P: 15	R: 0 H: 1 E: 0 LOB: 1 K: 0 BB: 0 S: 4 P: 4	R: 0 H: 0 E: 0 LOB: 0 K: 1 BB: 0 S: 5 P: 5	R: 0 H: 1 E: 0 LOB: 1 K: 1 BB: 0 S: 6 P: 6	R: 0 H: 1 E: 0 LOB: 1 K: 0 BB: 0 S: 4 P: 4	R: 0 H: 0 E: 0 LOB: 0 K: 1 BB: 0 S: 5 P: 5	R: 0 H: 1 E: 0 LOB: 1 K: 0 BB: 1 S: 3 P: 7	R: 0 H: 0 E: 0 LOB: 0 K: 0 BB: 0 S: 3 P: 3	R: 0 H: 1 E: 0 LOB: 1 K: 1 BB: 0 S: 6 P: 6	1B: 5 SF: 0 2B: 2 SAC: 0 3B: 0 DP: 1 HR: 0 HBP: 0						

	AB	33
	R	3
	H	7
	RBI	3
	BB	3
	SO	5
	LOB	15

WP: 0 PA: 36
PB: 0
SB: 0
CS: 0

PITCHER	IP	WLS	BF	H	R	ER	SO	BB	IBB	HBP	BLK	WP	HR	S	P	ERA	WHIP
Mike Torrez, R (1, 1) ERA: 4.81	9.0	W	36	7	3	3	5	3	0	0	0	0	0	43	55	3.00	1.111

PITCHER	IP	WLS	BF	H	R	ER	SO	BB	IBB	HBP	BLK	WP	HR	S	P	ERA	WHIP

Batter	1	2	3	4	5	6	7	8	9	AB	R	H	RBI	BB	SO	LOB
Jerry Remy, L (1, 4) OBP: 0.352, SLG: 0.350 Larry Wolfe, R (8, 4) OBP: 0.383, SLG: 0.417	BBBB 4-0 FC5-4 BB		x 0-0 ① 4-3 2-3	x 0-0 ① SF7 3-H		x 0-0 ① F7	x 0-0 ② 6-3			3 0 0 1 1 0 2 0 0 0 0 0 0 0						
Rick Burleson, R (1, 6) OBP: 0.320, SLG: 0.381 Stan Papi, R (8, 6) OBP: 0.222, SLG: 0.389	x 0-0 ① P9		x 0-0 ② F9	x 0-0 ②③ G6-4-3 1-2f		x 0-0 4-3 1-H 2B	x 0-0 ③ F7			5 0 1 1 0 0 4 0 0 0 0 0 0 0						
Fred Lynn, L (1, 8) OBP: 0.397, SLG: 0.601 Tom Poquette, L (8, 8) OBP: 0.250, SLG: 0.195	SSS 0-3 ② K		x 0-0 3-H HR		x 0-0 2B	x 0-0 ② 4-3 2-3		x 0-0 ① 6-3		4 1 2 2 0 1 2 1 0 0 0 0 0 0						
Jim Rice, R (1, 7) OBP: 0.389, SLG: 0.563	x 0-0 ③ FC5-4 1-2f		BBBB 4-0 HR BB		x 0-0 ① 5-3	x 0-0 ③ 5-3		x 0-0 ② F4		4 1 0 0 1 0 3						
Carl Yastrzemski, L (1, 3) OBP: 0.390, SLG: 0.515 Jim Dwyer, L (8, 3) OBP: 0.278, SLG: 0.364		x 0-0 ① 4-3	x 0-0 1-H HR		x 0-0 ② L9		x 0-0 ① F7	x 0-0 HR		4 1 1 2 0 0 1 1 1 1 1 0 0 0						
Carlton Fisk, R (1, 2) OBP: 0.352, SLG: 0.495 Gary Allenson, R (8, 2) OBP: 0.280, SLG: 0.306		BBBB 4-0 4-3 BB	x 0-0 ③ L8		x 0-0 ③ G3		x 0-0 1B 2B 2B	x 0-0 ③ 5-3		3 1 1 0 1 0 1 1 0 0 0 0 0 0						
Bob Watson, R (1, 10) OBP: 0.333, SLG: 0.360		x 0-0 ② 4-3 1-2		x 0-0 1B BB SF7 1B		x 0-0 HR	x 0-0 2B HR 2-3 1B			4 3 3 1 0 0 1						
Dwight Evans, R (1, 9) OBP: 0.358, SLG: 0.454		SSS 0-3 ③ K		BBBB 4-0 1B 1-2 BB		x 0-0 HR	x 0-0 1-3 HR 3-H 2B			3 2 2 2 1 1 1						
Butch Hobson, R (1, 5) OBP: 0.296, SLG: 0.492 Jack Brohamer, L (8, 5) OBP: 0.328, SLG: 0.364			x 0-0 4-3 HR 2B	x 0-0 1-2 2-3 G6-4-3 1B		BBBB 4-0 2B BB	x 0-0 2-H 3-H HR			3 3 3 3 1 0 0 0 0 0 0 0 0 0						
Inning Stats	R: 0 H: 0 E: 0 LOB: 1 K: 1 BB: 1 S: 5 P: 9	R: 0 H: 0 E: 0 LOB: 1 K: 1 BB: 1 S: 5 P: 9	R: 4 H: 3 E: 0 LOB: 0 K: 0 BB: 1 S: 6 P: 10	R: 1 H: 2 E: 0 LOB: 1 K: 0 BB: 1 S: 4 P: 8	R: 0 H: 1 E: 0 LOB: 1 K: 0 BB: 0 S: 4 P: 4	R: 3 H: 3 E: 0 LOB: 1 K: 0 BB: 1 S: 6 P: 10	R: 4 H: 4 E: 0 LOB: 0 K: 0 BB: 0 S: 7 P: 7	R: 1 H: 1 E: 0 LOB: 0 K: 0 BB: 0 S: 4 P: 4		1B: 3 SF: 1 2B: 5 SAC: 0 3B: 0 DP: 1 HR: 6 HBP: 0						

PITCHER		IP	WLS	BF	H	R	ER	SO	BB	IBB	HBP	BLK	WP	HR	S	P	ERA	WHIP
Steve Baker, R ERA: 6.14	(1, 1)	4.0	L	20	5	5	5	2	4	0	0	0	0	2	20	36	11.25	2.250
Aurelio Lopez, R ERA: 4.17	(5, 1)	1.1		9	4	3	3	0	1	0	0	0	0	2	8	12	20.25	3.750
Fernando Arroyo, R ERA: 8.25	(6, 1)	1.2		9	4	4	4	0	0	0	0	0	0	1	9	9	21.60	2.400
Kip Young, R ERA: 9.56	(8, 1)	1.0		4	1	1	1	0	0	0	0	0	0	1	4	4	9.00	1.000

PITCHER	IP	WLS	BF	H	R	ER	SO	BB	IBB	HBP	BLK	WP	HR	S	P	ERA	WHIP

BOTTOM

Detroit Tigers @ Boston Red Sox

Fenway Park, Boston, MA

Wed Jun 20 1979, 7:05 PM EDT

Att. 34,035 - Unknown - 65 F

livebaseballscorecards.com

AB	36
R	13
H	14
RBI	13
BB	5
SO	2
LOB	15

Batter	1	2	3	4	5	6	7	8	9	AB	R	H	RBI	BB	SO	LOB
Ron LeFlore, R (1, 8) OBP: 0.366, SLG: 0.408	S S S 0-3 ① K		x 0-0 ② 2B		x 0-0 S 1-3 3-H 1B			x 0-0 ① 1-3		4	0	2	1	0	1	0
Rusty Staub, L (1, 10) OBP: 0.313, SLG: 0.357	x 0-0 ② 4-3		x 0-0 ③ G3		x 0-0 ③ F4 1-2			x 0-0 ② G3		4	0	0	0	0	0	3
Steve Kemp, L (1, 7) OBP: 0.433, SLG: 0.561	x 0-0 ③ G3			x 0-0 CS 2B		x 0-0 ① 4-3		x 0-0 ③ G3		4	0	1	0	0	0	0
Jason Thompson, L (1, 3) OBP: 0.375, SLG: 0.412		x 0-0 ① F6		x 0-0 ① F9		x 0-0 ② F7			x 0-0 ① G3	4	0	0	0	0	0	1
Lance Parrish, R (1, 2) OBP: 0.366, SLG: 0.472		x 0-0 HR		S S S 0-3 ② ③ K 2-3		S S S 0-3 ③ K			S S S 0-3 ② K	4	1	1	1	0	3	1
Champ Summers, L (1, 9) OBP: 0.366, SLG: 0.403		S S S 0-3 ② K			x 0-0 ① G3		x 0-0 G3 1B		x 0-0 ③ P7	4	0	1	0	0	1	0
Phil Mankowski, L (1, 5) OBP: 0.297, SLG: 0.226		S S S 0-3 ③ K			x 0-0 1B 1B 1B		x 0-0 ① G3 1-2			3	1	1	0	0	1	1
Alan Trammell, R (1, 6) OBP: 0.313, SLG: 0.326			x 0-0 ① F4		x 0-0 ② F6		x 0-0 ② 1-3			3	0	0	0	0	0	2
Mark Wagner, R (1, 4) OBP: 0.352, SLG: 0.354 Dave Machemer, R (5, PR) (5, 4)			S S S 0-3 ② K		x 0-0 1B 1-3 1B		x 0-0 ③ F3			2 1	0 0	1 0	0 0	0 0	1 0	0 1
Inning Stats	R: 0 E: 0 K: 1 S: 5 H: 0 LOB: 0 BB: 0 P: 5	R: 1 E: 0 K: 2 S: 8 H: 1 LOB: 0 BB: 0 P: 8	R: 0 E: 0 K: 1 S: 6 H: 1 LOB: 1 BB: 0 P: 6	R: 0 E: 0 K: 1 S: 5 H: 1 LOB: 0 BB: 0 P: 5	R: 1 E: 0 K: 0 S: 6 H: 3 LOB: 3 BB: 0 P: 6	R: 0 E: 0 K: 1 S: 5 H: 0 LOB: 0 BB: 0 P: 5	R: 0 E: 0 K: 0 S: 4 H: 1 LOB: 1 BB: 0 P: 4	R: 0 E: 0 K: 0 S: 3 H: 0 LOB: 0 BB: 0 P: 3	R: 0 E: 0 K: 1 S: 5 H: 0 LOB: 0 BB: 0 P: 5	1B: 4 2B: 2 3B: 0 HR: 1	SF: 0 SAC: 0 DP: 0 HBP: 0						

PITCHER	IP	WLS	BF	H	R	ER	SO	BB	IBB	HBP	BLK	WP	HR	S	P	ERA	WHIP
Dennis Eckersley, R (1, 1) ERA: 2.97	9.0	W	33	7	2	2	7	0	0	0	0	0	1	47	47	2.00	0.778

PITCHER	IP	WLS	BF	H	R	ER	SO	BB	IBB	HBP	BLK	WP	HR	S	P	ERA	WHIP

TOP

Detroit Tigers @ Boston Red Sox

Fenway Park, Boston, MA

Thu Jun 21 1979, 7:05 PM EDT

Att. 34,316 - Unknown - 68 F

livebaseballscorecards.com

AB	33
R	2
H	7
RBI	2
BB	0
SO	7
LOB	9

PA: 33

WP: 0 PB: 0 SB: 1 CS: 1

Batter	1	2	3	4	5	6	7	8	9	AB	R	H	RBI	BB	SO	LOB
Jerry Remy, L (1, 4) OBP: 0.354, SLG: 0.356	1B 2B		3-1		FC4 1B 1-2f			5-3 S SF9 1B		4	1	2	0	0	0	1
Rick Burleson, R (1, 6) OBP: 0.323, SLG: 0.381	BBBB 1B BB		3-1		1-2 1B			5-3 1-3		3	0	1	0	1	0	1
Fred Lynn, L (1, 8) OBP: 0.395, SLG: 0.602	F5			HR 2B	SSS K			SF9 3-H		3	1	1	1	0	1	4
Jim Rice, R (1, 7) OBP: 0.391, SLG: 0.573	1-2 2-H 1B			2-H HR		6-3		6-3		4	1	2	2	0	0	0
Carl Yastrzemski, L (1, 3) OBP: 0.385, SLG: 0.508	SSS K2-3			SSS K		4-3				3	0	0	0	0	2	2
Carlton Fisk, R (1, 2) OBP: 0.342, SLG: 0.481		SSS K		F4		1-3				3	0	0	0	0	1	0
Bob Watson, R (1, 10) OBP: 0.329, SLG: 0.354		6-3		6-3			6-3			3	0	0	0	0	0	0
Dwight Evans, R (1, 9) OBP: 0.357, SLG: 0.452		SSS K			FC4 1B		6-3			3	0	1	0	0	1	0
Butch Hobson, R (1, 5) OBP: 0.291, SLG: 0.484			L8		SSS K		F5			3	0	0	0	0	1	1
Inning Stats	R: 0 E: 0 K: 1 S: 6 H: 2 LOB: 2 BB: 1 P: 10	R: 0 E: 0 K: 2 S: 7 H: 0 LOB: 0 BB: 0 P: 7	R: 0 E: 0 K: 0 S: 3 H: 0 LOB: 0 BB: 0 P: 3	R: 2 E: 0 K: 1 S: 7 H: 2 LOB: 0 BB: 0 P: 7	R: 0 E: 0 K: 2 S: 9 H: 2 LOB: 2 BB: 0 P: 9	R: 0 E: 0 K: 0 S: 3 H: 0 LOB: 0 BB: 0 P: 3	R: 0 E: 0 K: 0 S: 3 H: 0 LOB: 0 BB: 0 P: 3	R: 1 E: 0 K: 0 S: 4 H: 1 LOB: 0 BB: 0 P: 4		1B: 4 2B: 2 3B: 0 HR: 1	SF: 1 SAC: 0 DP: 0 HBP: 0						

PITCHER	IP	WLS	BF	H	R	ER	SO	BB	IBB	HBP	BLK	WP	HR	S	P	ERA	WHIP
Jack Morris, R (1, 1) ERA: 3.78	8.0	L	31	7	3	3	6	1	0	0	0	0	1	42	46	3.38	1.000

PITCHER	IP	WLS	BF	H	R	ER	SO	BB	IBB	HBP	BLK	WP	HR	S	P	ERA	WHIP

BOTTOM

Detroit Tigers @ Boston Red Sox

Fenway Park, Boston, MA

Thu Jun 21 1979, 7:05 PM EDT

Att. 34,316 - Unknown - 68 F

livebaseballscorecards.com

AB	29
R	3
H	7
RBI	3
BB	1
SO	6
LOB	9

WP: 0 PA: 31
PB: 0
SB: 1
CS: 0

Detroit Tigers @ Baltimore Orioles

Memorial Stadium, Baltimore, MD

Fri Jun 22 1979, 7:05 PM EDT

Att. 35,456 - Unknown

Batter	1	2	3	4	5	6	7	8	9	AB	R	H	RBI	BB	SO	LOB
Ron LeFlore, R (1, 8) OBP: 0.375, SLG: 0.417	SH5-3 1B 2B	E S 1-3 1B			BB 1B 1B		BB 1B 1-2			2	1	2	0	2	0	0
Alan Trammell, R (1, 6) OBP: 0.318, SLG: 0.331	SH5-3 2-3	F9 1-3 3-H			1B 1-2 1B		1B 1-2			3	0	2	0	0	0	1
Steve Kemp, L (1, 7) OBP: 0.434, SLG: 0.559	CS 3-H 1B		K		G6-3 1-3 2-H 1B		F7			4	0	2	1	0	1	2
Lance Parrish, R (1, 2) OBP: 0.364, SLG: 0.481	K 1-2		HR		G6-3 1-2f			6-3		4	1	1	1	0	1	3
Jerry Morales, R (1, 10) OBP: 0.282, SLG: 0.437		6-3	F5			F7		F8		4	0	0	0	0	0	0
John Wockenfuss, R (1, 3) OBP: 0.308, SLG: 0.500		K	CS 1B			3-1		F9		4	0	1	0	0	1	0
Aurelio Rodriguez, R (1, 5) OBP: 0.286, SLG: 0.335		CI E 1B	CS 1-2	1-3		5-3			K	3	1	0	0	0	1	0
Lynn Jones, R (1, 9) OBP: 0.330, SLG: 0.341		E6 1-3 1B		L8			4-3		G3	4	1	0	0	0	0	1
Dave Machemer, R (1, 4) OBP: 0.200, SLG: 0.111		1B E 2-H 3-H 1B		1-3			CS BB		1-3	3	1	1	2	1	0	0

TOP

livebaseballscorecards.com

AB	31
R	5
H	9
RBI	4
BB	3
SO	4
LOB	7

Inning Stats	1	2	3	4	5	6	7	8	9	AB	R	H	RBI	BB	SO	LOB
	R: 1 H: 2 E: 0 LOB: 0 K: 1 BB: 0 S: 6 P: 6	R: 3 H: 2 E: 2 LOB: 1 K: 1 BB: 0 S: 9 P: 9	R: 1 H: 2 E: 0 LOB: 0 K: 1 BB: 0 S: 6 P: 6	R: 0 H: 0 E: 0 LOB: 0 K: 0 BB: 0 S: 3 P: 3	R: 0 H: 2 E: 0 LOB: 1 K: 0 BB: 1 S: 3 P: 7	R: 0 H: 0 E: 0 LOB: 0 K: 0 BB: 0 S: 3 P: 3	R: 0 H: 1 E: 0 LOB: 2 K: 0 BB: 2 S: 3 P: 11	R: 0 H: 0 E: 0 LOB: 0 K: 0 BB: 0 S: 3 P: 3	R: 0 H: 0 E: 0 LOB: 0 K: 1 BB: 0 S: 5 P: 5	1B: 7 SF: 0 2B: 1 SAC: 1 3B: 0 DP: 1 HR: 1 HBP: 0	WP: 0 PA: 37 PB: 0 SB: 1 CS: 3						

PITCHER		IP	WLS	BF	H	R	ER	SO	BB	IBB	HBP	BLK	WP	HR	S	P	ERA	WHIP
Mike Flanagan, L ERA: 3.93	(1, 1)	2.2		15	6	5	2	3	0	0	0	0	0	1	21	21	6.75	2.250
Sammy Stewart, R ERA: 2.72	(3, 1)	4.0		14	3	0	0	0	3	0	0	0	0	0	11	23	0.00	1.500
Tippy Martinez, L ERA: 3.76	(7, 1)	2.1	W	7	0	0	0	1	0	0	0	0	0	0	9	9	0.00	0.000

PITCHER	IP	WLS	BF	H	R	ER	SO	BB	IBB	HBP	BLK	WP	HR	S	P	ERA	WHIP

Batter	1	2	3	4	5	6	7	8	9	AB	R	H	RBI	BB	SO	LOB
Al Bumbry, L (1, 8) OBP: 0.326, SLG: 0.359	1-3	1-3		BB (CS)		L7		K		4	0	0	0	1	1	2
Kiko Garcia, R (1, 6) OBP: 0.309, SLG: 0.377	2B (1B)		K	BB (1B; 1-2)		4-3			F9	4	1	2	0	1	1	0
Ken Singleton, S (1, 9) OBP: 0.421, SLG: 0.554	1B (2-H)		2B (1B)	1B (1-2)		4-3 (1-2)			HR	5	2	4	2	0	0	1
Eddie Murray, S (1, 3) OBP: 0.360, SLG: 0.416	F8		1B (FC6-4; 2-H)	K		F9			HR (1B)	5	1	2	1	0	1	4
Gary Roenicke, R (1, 7) OBP: 0.433, SLG: 0.578	F9		2B (FC6-4; BB; 1-2f)		1B (FC5-4)		F7		F4	5	1	1	0	0	0	3
Doug DeCinces, R (1, 5) OBP: 0.326, SLG: 0.441		1B (G6-4-3)	2B (BB; 1-2)		F7		K		HR (1-H)	4	1	2	2	1	1	1
Lee May, R (1, 10) OBP: 0.332, SLG: 0.486		1B (G6-4-3; 1-2)	2B (1-3; 2-H)		FC5-4 (1B; 1-2f)		K			4	0	2	1	0	1	1
Rich Dauer, R (1, 4) OBP: 0.315, SLG: 0.371 Pat Kelly, L (8, PH) OBP: 0.385, SLG: 0.511 Billy Smith, S (9, 4) OBP: 0.288, SLG: 0.356		G6-4-3 (1-2f; 2-3)	F8		1B (1-2)			K		3 1 0	0 0 0	1 0 0	0 0 0	0 1 0	0 0 0	4 0 0
Rick Dempsey, R (1, 2) OBP: 0.356, SLG: 0.399 John Lowenstein, L (8, PH) OBP: 0.435, SLG: 0.600 Dave Skaggs, R (9, 2) OBP: 0.322, SLG: 0.269		BB		B3-1	L7			6-3		2 1 0	0 0 0	0 0 0	0 0 0	1 0 0	0 0 0	2 0 0
Inning Stats	R: 1 E: 0 K: 0 S: 5 H: 2 LOB: 1 BB: 0 P: 5	R: 0 E: 0 K: 0 S: 4 H: 2 LOB: 2 BB: 1 P: 8	R: 2 E: 0 K: 1 S: 8 H: 3 LOB: 2 BB: 1 P: 12	R: 0 E: 0 K: 1 S: 5 H: 1 LOB: 2 BB: 2 P: 13	R: 0 E: 0 K: 0 S: 5 H: 2 LOB: 2 BB: 0 P: 5	R: 0 E: 0 K: 0 S: 4 H: 1 LOB: 1 BB: 0 P: 4	R: 0 E: 0 K: 2 S: 7 H: 0 LOB: 0 BB: 0 P: 7	R: 0 E: 0 K: 2 S: 7 H: 0 LOB: 0 BB: 0 P: 7	R: 3 E: 0 K: 0 S: 5 H: 3 LOB: 0 BB: 0 P: 5	1B: 9 2B: 3 3B: 0 HR: 2 SF: 0 SAC: 0 DP: 1 HBP: 0						

PITCHER		IP	WLS	BF	H	R	ER	SO	BB	IBB	HBP	BLK	WP	HR	S	P	ERA	WHIP
Pat Underwood, L ERA: 4.2	(1, 1)	2.2		16	7	3	3	1	2	0	0	0	0	0	16	24	10.12	3.375
Kip Young, R ERA: 7.17	(3, 1)	5.1		21	4	0	0	5	2	0	0	0	0	0	29	37	0.00	1.125
Dave Tobik, R ERA: 2.6	(9, 1)	0.2	L	5	3	3	3	0	0	0	0	0	0	2	5	5	40.50	4.500

PITCHER	IP	WLS	BF	H	R	ER	SO	BB	IBB	HBP	BLK	WP	HR	S	P	ERA	WHIP

BOTTOM

Detroit Tigers @ Baltimore Orioles

Memorial Stadium, Baltimore, MD

Fri Jun 22 1979, 7:05 PM EDT

Att. 35,456 - Unknown

livebaseballscorecards.com

AB	38
R	6
H	14
RBI	6
BB	4
SO	6
LOB	18

Batter	1	2	3	4	5	6	7	8	9	AB	R	H	RBI	BB	SO	LOB
Ron LeFlore, R (1, 8) OBP: 0.377, SLG: 0.418	S 1B 1B	L7			SH5-3 1-2 1B 1B		4-3			4	2	2	0	0	0	0
Alan Trammell, R (1, 6) OBP: 0.313, SLG: 0.326	F9 1-2	F9			SH5-3 1-2 2-3			6-3		3	0	0	0	0	0	1
Steve Kemp, L (1, 7) OBP: 0.435, SLG: 0.558	1B 2B 2-H 1B	G3			G6-4-3 2-H 3-H 1B			4-3		4	1	2	3	0	0	0
Lance Parrish, R (1, 2) OBP: 0.366, SLG: 0.479	2B 1-2 1B	K			G6-4-3 1-2f			BB		3	1	1	0	1	1	1
Jason Thompson, L (1, 3) OBP: 0.373, SLG: 0.409	K		F9			G6-3 1B		G3		4	0	1	0	0	1	3
Jerry Morales, R (1, 9) OBP: 0.281, SLG: 0.438	1-H 2-H 2B		F8			G6-3 1-2f			6-3	4	0	1	2	0	0	1
John Wockenfuss, R (1, 10) OBP: 0.290, SLG: 0.469	5-3		1-3			L8			F8	4	0	0	0	0	0	1
Aurelio Rodriguez, R (1, 5) OBP: 0.286, SLG: 0.350		K			HR		F7		5-3	4	1	1	1	0	1	0
Dave Machemer, R (1, 4) OBP: 0.231, SLG: 0.091		5-3			SH5-3 1B 1B BB		L8			2	1	0	0	1	0	0
Inning Stats	R: 3 E: 0 K: 1 S: 9 H: 4 LOB: 1 BB: 0 P: 9	R: 0 E: 0 K: 1 S: 5 H: 0 LOB: 0 BB: 0 P: 5	R: 0 E: 0 K: 1 S: 5 H: 0 LOB: 0 BB: 0 P: 5	R: 0 E: 0 K: 0 S: 3 H: 0 LOB: 0 BB: 0 P: 3	R: 3 E: 0 K: 0 S: 5 H: 3 LOB: 0 BB: 1 P: 9	R: 0 E: 0 K: 0 S: 3 H: 1 LOB: 0 BB: 0 P: 3	R: 0 E: 0 K: 0 S: 3 H: 0 LOB: 0 BB: 0 P: 3	R: 0 E: 0 K: 0 S: 3 H: 0 LOB: 1 BB: 1 P: 7	R: 0 E: 0 K: 0 S: 3 H: 0 LOB: 0 BB: 0 P: 3	1B: 6 2B: 1 3B: 0 HR: 1 SF: 0 SAC: 1 DP: 2 HBP: 0						

PITCHER	IP	WLS	BF	H	R	ER	SO	BB	IBB	HBP	BLK	WP	HR	S	P	ERA	WHIP
Scott McGregor, L (1, 1) ERA: 5.21	4.1		21	7	6	6	3	1	0	0	0	0	1	26	30	12.46	1.846
Tim Stoddard, R (5, 1) ERA: 1.66	0.2		2	1	0	0	0	0	0	0	0	0	0	2	2	0.00	1.500
Tippy Martinez, L (6, 1) ERA: 3.26	4.0	W	12	0	0	0	0	1	0	0	0	0	0	11	15	0.00	0.250

PITCHER	IP	WLS	BF	H	R	ER	SO	BB	IBB	HBP	BLK	WP	HR	S	P	ERA	WHIP

TOP

Detroit Tigers @ Baltimore Orioles

Memorial Stadium, Baltimore, MD

Sat Jun 23 1979, 7:05 PM EDT

Unknown

livebaseballscorecards.com

AB	32
R	6
H	8
RBI	6
BB	2
SO	3
LOB	7

WP: 0 PA: 35
PB: 0
SB: 1
CS: 0

Detroit Tigers @ Baltimore Orioles

Memorial Stadium, Baltimore, MD

Sat Jun 23 1979, 7:05 PM EDT

Unknown

BOTTOM

Batter	1	2	3	4	5	6	7	8	9	AB	R	H	RBI	BB	SO	LOB
Al Bumbry, L (1, 8) OBP: 0.331, SLG: 0.359	BBBB 4-0 BB WP SF7 BB		x 0-0 ① 6-3		x 0-0 ② 4-3	x 0-0 1-2 2-H 3-H 1B			BBBB 4-0 SH2-4 HR BB	3	2	1	2	2	0	0
Billy Smith, S (1, 6) OBP: 0.296, SLG: 0.385	BBBB 4-0 1-2 BB BB		x 0-0 ② F7		x 0-0 HR	SSS 0-3 ③ K			x 0-0 ① SH2-4 1-2	3	1	1	1	1	1	2
Ken Singleton, S (1, 9) OBP: 0.421, SLG: 0.547 John Lowenstein, L (9, PR) OBP: 0.435, SLG: 0.600	BBBB 4-0 1-2 2-3 BB		x 0-0 ③ 4-3		x 0-0 ③ 4-3		SSS 0-3 ① K		BBBB 4-0 HR BB	3 0	0 1	0 0	0 0	2 0	1 0	0 0
Eddie Murray, S (1, 3) OBP: 0.360, SLG: 0.429	x 0-0 ① SF7 3-H			x 0-0 1B 1B		x 0-0 ① P6	x 0-0 ② F9		x 0-0 1-H 2-H HR	4	1	2	4	0	0	0
Gary Roenicke, R (1, 7) OBP: 0.430, SLG: 0.568	x 0-0 ② F8			SSS 0-3 ① K		BBBB 4-0 1B 1B BB	x 0-0 ③ 6-3			3	1	0	0	1	1	3
Lee May, R (1, 10) OBP: 0.331, SLG: 0.482	x 0-0 ③ F2			SSS 0-3 ② K		x 0-0 BB 1B 1-2 1B		x 0-0 ① F7		4	1	1	0	0	1	3
Doug DeCinces, R (1, 5) OBP: 0.324, SLG: 0.434		x 0-0 ① F8		x 0-0 FC5-4 1-3 1B		x 0-0 ② F5		x 0-0 ② 5-3		4	0	1	0	0	0	2
Rich Dauer, R (1, 4) OBP: 0.317, SLG: 0.373		x 0-0 ② F9		x 0-0 ③ FC5-4 1-2f		x 0-0 BB 1B 1-2 2-H 1B		x 0-0 1B		4	1	2	1	0	0	2
Dave Skaggs, R (1, 2) OBP: 0.311, SLG: 0.259 Terry Crowley, L (6, PH) OBP: 0.440, SLG: 0.579 Rick Dempsey, R (6, PR) OBP: 0.354, SLG: 0.396 (7, 2)		x 0-0 ③ F6			x 0-0 ① F9	BBBB 4-0 1B 1-2 2-3 BB		SSS 0-3 ③ K		2 0 1	0 0 0	0 0 0	0 0 0	0 1 1	0 0 1	0 0 1
Inning Stats	R: 1 E: 0 K: 0 S: 3 H: 0 LOB: 2 BB: 3 P: 15	R: 0 E: 0 K: 0 S: 3 H: 0 LOB: 0 BB: 0 P: 3	R: 0 E: 0 K: 0 S: 3 H: 0 LOB: 0 BB: 0 P: 3	R: 0 E: 0 K: 2 S: 9 H: 2 LOB: 2 BB: 0 P: 9	R: 1 E: 0 K: 0 S: 4 H: 1 LOB: 0 BB: 0 P: 4	R: 3 E: 0 K: 1 S: 8 H: 3 LOB: 2 BB: 2 P: 16	R: 0 E: 0 K: 1 S: 5 H: 0 LOB: 0 BB: 0 P: 5	R: 0 E: 0 K: 1 S: 6 H: 1 LOB: 1 BB: 0 P: 6	R: 3 E: 0 K: 0 S: 2 H: 1 LOB: 1 BB: 2 P: 10	1B: 6 2B: 0 3B: 0 HR: 2	SF: 1 SAC: 1 DP: 0 HBP: 0						

livebaseballscorecards.com

AB	31
R	8
H	8
RBI	8
BB	7
SO	5
LOB	13

		WP: 1	PA: 40
		PB: 0	
		SB: 0	
		CS: 0	

PITCHER		IP	WLS	BF	H	R	ER	SO	BB	IBB	HBP	BLK	WP	HR	S	P	ERA	WHIP
Milt Wilcox, R ERA: 5.61	(1, 1)	5.1		24	4	4	4	2	4	0	0	0	1	1	24	40	6.75	1.500
Aurelio Lopez, R ERA: 4.12	(6, 1)	2.2		12	3	1	1	3	1	0	0	0	0	0	17	21	3.38	1.500
John Hiller, L ERA: 3.74	(9, 1)	0.1	L	4	1	3	3	0	2	0	0	0	0	1	2	10	81.00	9.000

PITCHER	IP	WLS	BF	H	R	ER	SO	BB	IBB	HBP	BLK	WP	HR	S	P	ERA	WHIP

Batter	1	2	3	4	5	6	7	8	9	AB	R	H	RBI	BB	SO	LOB
Ron LeFlore, R (1, 8) OBP: 0.376, SLG: 0.417	K2-3	FC4-6, 1B		K		2B			G3	3	0	1	1	0	2	0
Lynn Jones, R (4, 8) OBP: 0.333, SLG: 0.356										2	0	1	1	0	0	0
Rusty Staub, L (1, 10) OBP: 0.315, SLG: 0.355	FC4-6, BB, 1B, 1B	FC4-6, BB, 1B		K		6-3			G6-3, HBP	4	1	1	2	0	1	2
Jerry Morales, R (9, PR) OBP: 0.281, SLG: 0.438										0	0	0	0	0	0	0
Steve Kemp, L (1, 7) OBP: 0.434, SLG: 0.553	FC4-6, BB	BB, 1B		F5		K			G6-3	4	0	1	0	1	1	2
Jason Thompson, L (1, 3) OBP: 0.371, SLG: 0.404	FC4-6, 1B	BB			F7		G3			3	0	0	0	1	0	2
John Wockenfuss, R (1, 2) OBP: 0.288, SLG: 0.456	1B	K			F7		F7			4	0	1	1	0	1	3
Champ Summers, L (1, 9) OBP: 0.363, SLG: 0.393	K		9-6, 1B, BB		5-3		5-3			3	0	0	0	1	1	2
Phil Mankowski, L (1, 5) OBP: 0.295, SLG: 0.227		FC1-5, BB, 1B	K		F7			K		4	0	1	0	0	2	1
Alan Trammell, R (1, 6) OBP: 0.322, SLG: 0.332		FC1-5, 1B, BB	1B		2B, 1B			6-3		3	2	2	0	1	0	0
Dave Machemer, R (1, 4) OBP: 0.235, SLG: 0.133		FC1-5, 1B, FC4-6	9-6		2B, 6-3, 1B			1-3		4	2	1	0	0	0	4
Inning Stats	R: 1 E: 0 K: 2 S: 9 H: 2 LOB: 2 BB: 1 P: 13	R: 2 E: 0 K: 1 S: 8 H: 3 LOB: 3 BB: 2 P: 16	R: 0 E: 0 K: 1 S: 5 H: 1 LOB: 1 BB: 1 P: 9	R: 0 E: 0 K: 2 S: 7 H: 0 LOB: 0 BB: 0 P: 7	R: 0 E: 0 K: 0 S: 3 H: 0 LOB: 0 BB: 0 P: 3	R: 2 E: 0 K: 1 S: 8 H: 3 LOB: 1 BB: 0 P: 8	R: 0 E: 0 K: 0 S: 3 H: 0 LOB: 0 BB: 0 P: 3	R: 0 E: 0 K: 1 S: 5 H: 0 LOB: 0 BB: 0 P: 5	R: 0 E: 0 K: 0 S: 2 H: 0 LOB: 1 BB: 0 P: 3	1B: 8 2B: 2 3B: 0 HR: 0 SF: 0 SAC: 0 DP: 2 HBP: 1						

PITCHER		IP	WLS	BF	H	R	ER	SO	BB	IBB	HBP	BLK	WP	HR	S	P	ERA	WHIP
Jim Palmer, R ERA: 3.27	(1, 1)	5.1		28	9	5	5	6	4	0	0	0	0	0	36	52	8.44	2.438
Sammy Stewart, R ERA: 2.56	(6, 1)	3.2	W	11	0	0	0	2	0	0	1	0	0	0	14	15	0.00	0.000

PITCHER	IP	WLS	BF	H	R	ER	SO	BB	IBB	HBP	BLK	WP	HR	S	P	ERA	WHIP

TOP

Detroit Tigers @ Baltimore Orioles

Memorial Stadium, Baltimore, MD

Sat Jun 23 1979, 7:05 PM EDT

Att. 45,814 - Unknown

livebaseballscorecards.com

AB	34
R	5
H	9
RBI	5
BB	4
SO	8
LOB	16

WP: 0 PA: 39
PB: 0
SB: 0
CS: 0

Detroit Tigers @ Baltimore Orioles

Memorial Stadium, Baltimore, MD

Sat Jun 23 1979, 7:05 PM EDT

Att. 45,814 - Unknown

BOTTOM

livebaseballscorecards.com

Batter	1	2	3	4	5	6	7	8	9	AB	R	H	RBI	BB	SO	LOB
Al Bumbry, L (1, 8) OBP: 0.336, SLG: 0.365	L8		F8		HR 2B		1B 1B 1B 1-2	IBB		4	2	2	0	1	0	0
Kiko Garcia, R (1, 6) OBP: 0.316, SLG: 0.400	G3 1B 1B		G4-6-3 1B		2-H HR		F7	K		5	2	3	2	0	1	5
Ken Singleton, S (1, 10) OBP: 0.422, SLG: 0.547	G3 1-2		G4-6-3 1-2f		1B		G4-6-3 1B 1-H 2-H			4	0	2	2	0	0	2
Eddie Murray, S (1, 3) OBP: 0.362, SLG: 0.428	BB 1B 2-H			5-3 BB	F7		G4-6-3 1-2f			3	0	1	1	1	0	2
John Lowenstein, L (1, 9) OBP: 0.427, SLG: 0.575	BB 1-2			F7	K			E4 S 1B		3	1	0	0	1	1	2
Doug DeCinces, R (1, 5) OBP: 0.317, SLG: 0.424	K			5-3 1-2		5-3		E 1B BB 1-2		3	0	0	0	0	1	3
Rich Dauer, R (7, 5)										0	0	0	0	1	0	0
Pat Kelly, L (1, 7) OBP: 0.393, SLG: 0.500		G4-6-3 1B		BB		6-3		F8		3	0	1	0	1	0	2
Gary Roenicke, R (9, 7) OBP: 0.430, SLG: 0.568										0	0	0	0	0	0	0
Wayne Krenchicki, L (1, 4) OBP: 0.125, SLG: 0.125		G4-6-3 1-2f		G3		G3		F5		4	0	0	0	0	0	5
Rick Dempsey, R (1, 2) OBP: 0.354, SLG: 0.392		5-3		F7			1B 1B BB	E8 1B 1-3 2-H		2	1	0	0	1	0	0
Terry Crowley, L (8, PH) OBP: 0.462, SLG: 0.600										1	0	1	1	0	0	0
Dave Skaggs, R (9, 2) OBP: 0.311, SLG: 0.259										0	0	0	0	0	0	0
Inning Stats	R: 1 E: 0 K: 1 S: 7 H: 2 LOB: 2 BB: 1 P: 11	R: 0 E: 0 K: 0 S: 3 H: 1 LOB: 0 BB: 0 P: 3	R: 0 E: 0 K: 0 S: 3 H: 1 LOB: 0 BB: 0 P: 3	R: 0 E: 0 K: 0 S: 3 H: 0 LOB: 2 BB: 2 P: 11	R: 2 E: 0 K: 1 S: 8 H: 3 LOB: 1 BB: 0 P: 8	R: 0 E: 0 K: 0 S: 3 H: 0 LOB: 0 BB: 0 P: 3	R: 2 E: 0 K: 0 S: 4 H: 2 LOB: 0 BB: 1 P: 8	R: 1 E: 2 K: 1 S: 7 H: 1 LOB: 3 BB: 2 P: 15		1B: 8 2B: 1 3B: 0 HR: 1	SF: 0 SAC: 0 DP: 3 HBP: 0						

	AB	32
	R	6
	H	10
	RBI	6
	BB	6
	SO	3
	LOB	21

PITCHER		IP	WLS	BF	H	R	ER	SO	BB	IBB	HBP	BLK	WP	HR	S	P	ERA	WHIP
Jack Billingham, R ERA: 3.11	(1, 1)	7.0	L	33	9	6	5	2	5	0	0	0	0	1	32	52	6.43	2.000
Dave Tobik, R ERA: 2.45	(8, 1)	1.0		5	1	0	0	1	0	1	0	0	0	0	6	10	0.00	1.000

PITCHER	IP	WLS	BF	H	R	ER	SO	BB	IBB	HBP	BLK	WP	HR	S	P	ERA	WHIP

Batter	1	2	3	4	5	6	7	8	9	AB	R	H	RBI	BB	SO	LOB
Jerry Morales, R (1, 8) OBP: 0.279, SLG: 0.437	SSS 0-3 ① K		x 0-0 ① WP, SF9, 1-H, 2B		SSS 0-3 ① K		x 0-0 ① FC6-4, BB, 1-2f, 1B		x 0-0 ① FC1-5, 2-3, 3B	5	3	1	1	0	2	2
Rusty Staub, L (1, 10) OBP: 0.332, SLG: 0.394 Phil Mankowski, L (9, PR) OBP: 0.295, SLG: 0.227	x 0-0 WP, 1B	BBBB 4-0 2-3, BB			x 0-0 HR		BBBB 4-0 1B, 1-2, BB		x 0-0 1B, 1-H, 3B	3 0	1 1	3 0	2 0	2 0	0 0	0 0
Steve Kemp, L (1, 7) OBP: 0.434, SLG: 0.549	x 0-0 ② F7, 1-2	x 0-0 ① SF9, 3-H			BBBB 4-0 FC4-6, BB		x 0-0 ② F7		BBBB 4-0 1-3, 1B, BB	2	0	0	1	2	0	3
Jason Thompson, L (1, 3) OBP: 0.371, SLG: 0.404	x 0-0 ③ 3-1	x 0-0 ② F7			x 0-0 ② FC4-6, 1-2f		x 0-0 1-3, 2-H, 1B		x 0-0 1-3, 1-2, 3-H, 1B	5	0	2	2	0	0	3
Lance Parrish, R (1, 2) OBP: 0.359, SLG: 0.469		SSS 0-3 ① K	x 0-0 ③ 5-3		x 0-0 ③ 4-3		x 0-0 ③ F8		x 0-0 ② 1-3, 1-2, 2-3	5	0	0	0	0	1	7
Champ Summers, L (1, 9) OBP: 0.362, SLG: 0.387 Lynn Jones, R (6, 9) OBP: 0.337, SLG: 0.352		BBBB 4-0 BB		x 0-0 ① F5		x 0-0 ① 4-3		x 0-0 ① F7	BBBB 4-0 BB	2 1	0 0	0 0	0 0	1 1	0 0	0 0
Aurelio Rodriguez, R (1, 5) OBP: 0.278, SLG: 0.341		x 0-0 ② F3		x 0-0 ② 6-3		x 0-0 ② 4-3		x 0-0 ② 5-3	x 0-0 ③ F2	5	0	0	0	0	0	4
Alan Trammell, R (1, 6) OBP: 0.320, SLG: 0.330		x 0-0 ③ 6-3		x 0-0 1B		x 0-0 ③ F9		SSS 0-3 ③ K		4	0	1	0	0	1	1
Dave Machemer, R (1, 4) OBP: 0.333, SLG: 0.316			x 0-0 2B, 1B	SSS 0-3 ③ K			x 0-0 FC6-4, 1B		x 0-0 FC1-5, 2B	4	1	3	0	0	1	1
Inning Stats	R: 0 H: 1 E: 0 LOB: 1 K: 1 BB: 0 S: 6 P: 6	R: 0 H: 0 E: 0 LOB: 1 K: 1 BB: 1 S: 5 P: 9	R: 2 H: 2 E: 0 LOB: 1 K: 0 BB: 1 S: 5 P: 9	R: 0 H: 1 E: 0 LOB: 1 K: 1 BB: 0 S: 6 P: 6	R: 1 H: 1 E: 0 LOB: 1 K: 1 BB: 1 S: 6 P: 10	R: 0 H: 0 E: 0 LOB: 0 K: 0 BB: 0 S: 3 P: 3	R: 1 H: 2 E: 0 LOB: 2 K: 0 BB: 1 S: 5 P: 9	R: 0 H: 0 E: 0 LOB: 0 K: 1 BB: 0 S: 5 P: 5	R: 2 H: 3 E: 0 LOB: 3 K: 0 BB: 2 S: 6 P: 14	1B: 6 SF: 1 2B: 2 SAC: 0 3B: 1 DP: 0 HR: 1 HBP: 0						

TOP

Detroit Tigers @ Baltimore Orioles

Memorial Stadium, Baltimore, MD

Sun Jun 24 1979, 3:33 AM EDT

Att. 41,200 - Unknown

livebaseballscorecards.com

AB	36
R	6
H	10
RBI	6
BB	6
SO	5
LOB	21

PITCHER		IP	WLS	BF	H	R	ER	SO	BB	IBB	HBP	BLK	WP	HR	S	P	ERA	WHIP
Dennis Martinez, R ERA: 3.45	(1, 1)	8.1	L	38	9	6	6	5	4	0	0	0	2	1	44	60	6.48	1.560
Tippy Martinez, L ERA: 3.26	(9, 1)	0.0		2	1	0	0	0	1	0	0	0	0	0	1	5	∞	∞
Don Stanhouse, R ERA: 2.78	(9, 1)	0.2		3	0	0	0	0	1	0	0	0	0	0	2	6	0.00	1.500

PITCHER	IP	WLS	BF	H	R	ER	SO	BB	IBB	HBP	BLK	WP	HR	S	P	ERA	WHIP

Detroit Tigers @ Baltimore Orioles

Memorial Stadium, Baltimore, MD

Sun Jun 24 1979, 3:33 AM EDT

Att. 41,200 - Unknown

BOTTOM

Batter	1	2	3	4	5	6	7	8	9	AB	R	H	RBI	BB	SO	LOB
Al Bumbry, L (1, 8) OBP: 0.333, SLG: 0.362	K		F7		CS 1B	4-3			F7	5	0	1	0	0	1	0
Billy Smith, S (1, 4) OBP: 0.294, SLG: 0.380	1B 1B		4-3		K 1-2		3-1			4	0	1	0	0	1	1
Doug DeCinces, R (8, 5) OBP: 0.317, SLG: 0.424										0	0	0	0	0	0	0
Ken Singleton, S (1, 9) OBP: 0.426, SLG: 0.550	1-3 1B		1B		HBP WP 1B 1B		K			4	1	3	0	0	1	0
Eddie Murray, S (1, 3) OBP: 0.361, SLG: 0.423	P5		K		1-2 HBP 1B IBB		F9			3	1	0	0	1	1	3
Gary Roenicke, R (1, 7) OBP: 0.431, SLG: 0.561	F5			FC6-4 BB	1B 1-2 2-3 HBP			K		2	0	0	0	1	1	2
Lee May, R (1, 10) OBP: 0.329, SLG: 0.478		F2		F8	1-3 2-H 3-H 1B			K		4	0	1	2	0	1	1
Kiko Garcia, R (1, 6) OBP: 0.315, SLG: 0.397		1B 1B		FC6-4 S HR 1-2f	L9			K		4	1	1	0	0	1	3
Rich Dauer, R (1, 5) OBP: 0.324, SLG: 0.390		1-3 G5-6-4-3 1B		1-H HR		L8			F7	3	1	2	2	0	0	0
(8, 4)										1	0	0	0	0	0	0
John Lowenstein, L (9, PH) OBP: 0.422, SLG: 0.568																
Dave Skaggs, R (1, 2) OBP: 0.297, SLG: 0.246		G5-6-4-3 1-2f		F5		F7			K	3	0	0	0	0	0	2
Terry Crowley, L (9, PH) OBP: 0.444, SLG: 0.571										1	0	0	0	0	1	0

livebaseballscorecards.com

AB	34
R	4
H	9
RBI	4
BB	2
SO	8
LOB	12

Inning Stats	1	2	3	4	5	6	7	8	9
	R: 0 E: 0 K: 1 S: 7	H: 2 LOB: 2 BB: 0 P: 7	R: 0 E: 0 K: 0 S: 4	H: 2 LOB: 1 BB: 0 P: 4	R: 0 E: 0 K: 1 S: 6	H: 1 LOB: 1 BB: 0 P: 6	R: 2 E: 0 K: 0 S: 4	H: 1 LOB: 0 BB: 1 P: 8	R: 2 E: 0 K: 1 S: 7	H: 3 LOB: 2 BB: 1 P: 12
	R: 0 E: 0 K: 0 S: 3	H: 0 LOB: 0 BB: 0 P: 3	R: 0 E: 0 K: 1 S: 5	H: 0 LOB: 0 BB: 0 P: 5	R: 0 E: 0 K: 3 S: 9	H: 0 LOB: 0 BB: 0 P: 9	R: 0 E: 0 K: 1 S: 5	H: 0 LOB: 0 BB: 0 P: 5		

1B: 8	SF: 0
2B: 0	SAC: 0
3B: 0	DP: 1
HR: 1	HBP: 1

WP: 1	PA: 37
PB: 0	
SB: 1	
CS: 1	

PITCHER		IP	WLS	BF	H	R	ER	SO	BB	IBB	HBP	BLK	WP	HR	S	P	ERA	WHIP
Steve Baker, R ERA: 6.12	(1, 1)	6.0		28	9	4	4	3	1	1	1	0	1	1	31	40	6.00	1.667
Aurelio Lopez, R ERA: 3.83	(7, 1)	3.0	W	9	0	0	0	5	0	0	0	0	0	0	19	19	0.00	0.000

PITCHER	IP	WLS	BF	H	R	ER	SO	BB	IBB	HBP	BLK	WP	HR	S	P	ERA	WHIP

Batter	1	2	3	4	5	6	7	8	9	AB	R	H	RBI	BB	SO	LOB
Jerry Remy, L (1, 4) OBP: 0.357, SLG: 0.354	F8	6-3			FC5-4 1-2f		4-3			4	0	0	0	0	0	3
Rick Burleson, R (1, 6) OBP: 0.320, SLG: 0.373	5-3		5-3		G1			1-3		4	0	0	0	0	0	1
Fred Lynn, L (1, 8) OBP: 0.395, SLG: 0.624	4-3		F3			4-3		K		4	0	0	0	0	1	0
Jim Rice, R (1, 7) OBP: 0.390, SLG: 0.585		1B, 1B, WP 1B	1-3			K		1B		4	1	2	0	0	1	0
Carl Yastrzemski, L (1, 3) OBP: 0.395, SLG: 0.554		WP, 1B 1-2 1B		L7		HR		L8		4	2	2	1	0	0	1
Bob Watson, R (1, 10) OBP: 0.326, SLG: 0.376		WP 1-2 2-3 1B		5-3		4-3			BB	3	1	1	0	1	0	0
Butch Hobson, R (1, 5) OBP: 0.296, SLG: 0.477		K		F5			1B		F9	4	0	1	0	0	1	4
Dwight Evans, R (1, 9) OBP: 0.358, SLG: 0.448		K			FC5-4 BB		F8		F6	3	0	0	0	1	1	5
Gary Allenson, R (1, 2) OBP: 0.280, SLG: 0.318 Tom Poquette, L (9, PH) OBP: 0.279, SLG: 0.216		1-H 2-H 3-H 1B			B3		K		L7	3 1	0 0	1 0	2 0	0 0	1 0	2 1
Inning Stats	R: 0 E: 0 K: 0 S: 3 H: 0 LOB: 0 BB: 0 P: 3	R: 3 E: 0 K: 2 S: 11 H: 4 LOB: 1 BB: 0 P: 11	R: 0 E: 0 K: 0 S: 3 H: 0 LOB: 0 BB: 0 P: 3	R: 0 E: 0 K: 0 S: 3 H: 0 LOB: 0 BB: 0 P: 3	R: 0 E: 0 K: 0 S: 3 H: 0 LOB: 1 BB: 1 P: 7	R: 1 E: 0 K: 1 S: 6 H: 1 LOB: 0 BB: 0 P: 6	R: 0 E: 0 K: 1 S: 6 H: 1 LOB: 1 BB: 0 P: 6	R: 0 E: 0 K: 1 S: 6 H: 1 LOB: 1 BB: 0 P: 6	R: 0 E: 0 K: 0 S: 3 H: 0 LOB: 1 BB: 1 P: 7	1B: 6 2B: 0 3B: 0 HR: 1 SF: 0 SAC: 0 DP: 0 HBP: 0						

PITCHER	IP	WLS	BF	H	R	ER	SO	BB	IBB	HBP	BLK	WP	HR	S	P	ERA	WHIP
Jack Morris, R (1, 1) ERA: 3.81	9.0	W	36	7	4	4	5	2	0	0	0	1	1	44	52	4.00	1.000

PITCHER	IP	WLS	BF	H	R	ER	SO	BB	IBB	HBP	BLK	WP	HR	S	P	ERA	WHIP

TOP

Boston Red Sox @ Detroit Tigers

Tiger Stadium, Detroit, MI

Tue Jun 26 1979, 7:05 PM EDT

Att. 36,247 - Unknown - 75 F

livebaseballscorecards.com

AB	34
R	4
H	7
RBI	3
BB	2
SO	5
LOB	17

WP: 1 PA: 36
PB: 0
SB: 0
CS: 0

Boston Red Sox @ Detroit Tigers

Tiger Stadium, Detroit, MI

Tue Jun 26 1979, 7:05 PM EDT

Att. 36,247 - Unknown - 75 F

BOTTOM

Batter	1	2	3	4	5	6	7	8	9	AB	R	H	RBI	BB	SO	LOB
Ron LeFlore, R (1, 8) OBP: 0.371, SLG: 0.411	1-3		K		6-3			4-3		4	0	0	0	0	1	0
Rusty Staub, L (1, 10) OBP: 0.325, SLG: 0.385	F8		F5			G3		F5		4	0	0	0	0	0	0
Steve Kemp, L (1, 7) OBP: 0.438, SLG: 0.554	1B			G3 2B		G3		WP 1B BB		3	0	2	0	1	0	0
Lynn Jones, R (8, PR) (9, 7) OBP: 0.337, SLG: 0.352										0	1	0	0	0	0	0
Jason Thompson, L (1, 3) OBP: 0.369, SLG: 0.398	K			G3 2-3		4-3		HBP 1B 1-2 2-3 BB		3	1	0	0	1	1	2
Lance Parrish, R (1, 2) OBP: 0.357, SLG: 0.463		K		K			K	1B 1B HBP 1-2		3	1	0	0	0	3	1
Champ Summers, L (1, 9) OBP: 0.379, SLG: 0.425		HR		BB			HR 1B	1B 1-3 2-H 3-H 1B		3	2	3	3	1	0	0
Aurelio Rodriguez, R (1, 5) OBP: 0.283, SLG: 0.360		F7		F6			1-H HR	1B 1-2 3-H 1B		4	1	2	3	0	0	2
Alan Trammell, R (1, 6) OBP: 0.314, SLG: 0.323		F9			F3		K	F8		4	0	0	0	0	1	2
Dave Machemer, R (1, 4) OBP: 0.292, SLG: 0.273			3-1		F4		F2			3	0	0	0	0	0	0
Inning Stats	R: 0 E: 0 K: 1 S: 6 H: 1 LOB: 1 BB: 0 P: 6	R: 1 E: 0 K: 1 S: 6 H: 1 LOB: 0 BB: 0 P: 6	R: 0 E: 0 K: 1 S: 5 H: 0 LOB: 0 BB: 0 P: 5	R: 0 E: 0 K: 1 S: 6 H: 1 LOB: 2 BB: 1 P: 10	R: 0 E: 0 K: 0 S: 3 H: 0 LOB: 0 BB: 0 P: 3	R: 0 E: 0 K: 0 S: 3 H: 0 LOB: 0 BB: 0 P: 3	R: 2 E: 0 K: 2 S: 9 H: 2 LOB: 0 BB: 0 P: 9	R: 3 E: 0 K: 0 S: 5 H: 2 LOB: 2 BB: 2 P: 14		1B: 4 2B: 1 3B: 0 HR: 2 SF: 0 SAC: 0 DP: 0 HBP: 1						

livebaseballscorecards.com

AB	31
R	6
H	7
RBI	6
BB	3
SO	6
LOB	7

WP: 1 PA: 35
PB: 0
SB: 1
CS: 0

PITCHER		IP	WLS	BF	H	R	ER	SO	BB	IBB	HBP	BLK	WP	HR	S	P	ERA	WHIP
Dennis Eckersley, R ERA: 3.02	(1, 1)	7.1		28	5	3	3	6	1	0	0	0	0	2	39	43	3.68	0.818
Bill Campbell, R ERA: 3.58	(8, 1)	0.1	L	3	0	0	0	0	2	0	0	0	1	0	1	9	0.00	6.000
Dick Drago, R ERA: 2.93	(8, 1)	0.0		2	1	2	2	0	0	0	1	0	0	0	1	2	∞	∞
Bob Stanley, R ERA: 3.64	(8, 1)	0.1		2	1	1	1	0	0	0	0	0	0	0	2	2	27.00	3.000

PITCHER	IP	WLS	BF	H	R	ER	SO	BB	IBB	HBP	BLK	WP	HR	S	P	ERA	WHIP

Boston Red Sox @ Detroit Tigers

Tiger Stadium, Detroit, MI

Wed Jun 27 1979, 7:05 PM EDT

Att. 32,381 - Unknown - 78 F

TOP

livebaseballscorecards.com

Batter	1	2	3	4	5	6	7	8	9	AB	R	H	RBI	BB	SO	LOB
Jerry Remy, L (1, 4) OBP: 0.354, SLG: 0.350	K		K			SH1-4 2-3		SH1-4 1-2 2-3	4-3	3	0	0	0	0	2	2
Rick Burleson, R (1, 6) Stan Papi, R (9, 6) OBP: 0.319, SLG: 0.370 OBP: 0.167, SLG: 0.292	F4			HBP		K		SF8 3-H		2 0	0 0	0 0	1 0	0 0	1 0	1 0
Fred Lynn, L (1, 8) OBP: 0.389, SLG: 0.615	L6			F7		F6		F8		4	0	0	0	0	0	3
Jim Rice, R (1, 7) OBP: 0.392, SLG: 0.587		K		1B 1-3			K		2B	4	1	2	0	0	2	0
Bob Watson, R (1, 10) OBP: 0.333, SLG: 0.374		BB		L6			WP BB		2B SF7 BB	1	1	0	0	3	0	1
Carl Yastrzemski, L (1, 3) OBP: 0.390, SLG: 0.545		K 1-2			1-3		K		L4	4	0	0	0	0	2	4
Butch Hobson, R (1, 5) OBP: 0.295, SLG: 0.478		K			F7		5-3 1-2		2B 1-3 2-H	4	0	1	1	0	1	2
Dwight Evans, R (1, 9) OBP: 0.360, SLG: 0.447			F3		L8			SH1-4 SH SF8 1B	IBB	3	1	1	0	1	0	0
Gary Allenson, R (1, 2) OBP: 0.283, SLG: 0.327 Tom Poquette, L (9, PH) OBP: 0.274, SLG: 0.216 Mike O'Berry, R (9, 2) OBP: 0.267, SLG: 0.385			4-3			SH1-4 2B		SH 1-2 SH1-4	SF7 3-H	2 0 0	0 0 0	1 0 0	0 1 0	0 0 0	0 0 0	0 0 0
Inning Stats	R: 0 E: 0 K: 1 S: 5 H: 0 LOB: 0 BB: 0 P: 5	R: 0 E: 0 K: 3 S: 9 H: 0 LOB: 1 BB: 1 P: 13	R: 0 E: 0 K: 1 S: 5 H: 0 LOB: 0 BB: 0 P: 5	R: 0 E: 0 K: 0 S: 3 H: 1 LOB: 1 BB: 0 P: 4	R: 0 E: 0 K: 0 S: 3 H: 0 LOB: 0 BB: 0 P: 3	R: 0 E: 0 K: 1 S: 6 H: 1 LOB: 1 BB: 0 P: 6	R: 0 E: 0 K: 2 S: 7 H: 0 LOB: 1 BB: 1 P: 11	R: 1 E: 0 K: 0 S: 5 H: 1 LOB: 1 BB: 0 P: 5	R: 2 E: 0 K: 0 S: 5 H: 2 LOB: 2 BB: 2 P: 13	1B: 2 2B: 3 3B: 0 HR: 0	SF: 2 SAC: 3 DP: 0 HBP: 1						

	AB	27
	R	3
	H	5
	RBI	3
	BB	4
	SO	8
	LOB	13

WP: 1 PB: 0 SB: 1 CS: 0 PA: 37

PITCHER		IP	WLS	BF	H	R	ER	SO	BB	IBB	HBP	BLK	WP	HR	S	P	ERA	WHIP
Pat Underwood, L ERA: 3.62	(1, 1)	7.1		28	3	1	1	8	2	0	1	0	1	0	41	50	1.23	0.682
Dave Tobik, R ERA: 3.26	(8, 1)	1.0	L	6	2	2	2	0	1	0	0	0	0	0	5	9	18.00	3.000
Milt Wilcox, R ERA: 5.57	(9, 1)	0.2		3	0	0	0	0	0	1	0	0	0	0	2	6	0.00	0.000

PITCHER	IP	WLS	BF	H	R	ER	SO	BB	IBB	HBP	BLK	WP	HR	S	P	ERA	WHIP

Boston Red Sox @ Detroit Tigers

Tiger Stadium, Detroit, MI

Wed Jun 27 1979, 7:05 PM EDT

Att. 32,381 - Unknown - 78 F

BOTTOM

Batter	1	2	3	4	5	6	7	8	9	AB	R	H	RBI	BB	SO	LOB
Ron LeFlore, R (1, 8) OBP: 0.373, SLG: 0.410	L4-3 1B		PO 1-2	K	BB 1-2		6-3			3	0	1	0	1	1	1
Rusty Staub, L (1, 10) OBP: 0.324, SLG: 0.388	L4-3 1-2			BB 2B	3-1			F7		4	0	1	0	0	0	3
Steve Kemp, L (1, 7) OBP: 0.439, SLG: 0.551	4-3			BB BB		G4-6-3 1B		2-3		3	0	1	0	1	0	0
Jason Thompson, L (1, 3) OBP: 0.364, SLG: 0.391		3-1		F9		F9		K		4	0	0	0	0	1	3
Lance Parrish, R (1, 2) OBP: 0.355, SLG: 0.457		F5		BB 1-2 2-3		G4-6-3 1-2f			F7	3	0	0	0	1	0	1
Champ Summers, L (1, 9) OBP: 0.376, SLG: 0.443		3-1		K2-3			HR		F8	4	1	1	1	0	1	3
Aurelio Rodriguez, R (1, 5) OBP: 0.282, SLG: 0.358			6-3		4-3		F9		E 1B 1B	4	0	1	0	0	0	0
Alan Trammell, R (1, 6) OBP: 0.319, SLG: 0.328			E9 FC6 1B		5-3		FC1-6 1B		E2 1-3 1B	3	0	2	0	0	0	0
John Wockenfuss, R (9, PH) OBP: 0.297, SLG: 0.464										1	0	1	0	0	0	0
Dave Machemer, R (1, 4) OBP: 0.296, SLG: 0.250			FC6 PO 2-3		BB BB		FC1-6 1-2f		F7	2	0	0	0	1	0	2
Mark Wagner, R (8, 4) OBP: 0.352, SLG: 0.354										0	0	0	0	0	0	0
Jerry Morales, R (9, PH) OBP: 0.278, SLG: 0.435										1	0	0	0	0	0	2
Inning Stats	R: 0 E: 0 K: 0 S: 3 H: 1 LOB: 0 BB: 0 P: 3	R: 0 E: 0 K: 0 S: 3 H: 0 LOB: 0 BB: 0 P: 3	R: 0 E: 1 K: 0 S: 3 H: 1 LOB: 0 BB: 0 P: 3	R: 0 E: 0 K: 2 S: 8 H: 1 LOB: 3 BB: 2 P: 16	R: 0 E: 0 K: 0 S: 3 H: 0 LOB: 2 BB: 2 P: 11	R: 0 E: 0 K: 0 S: 3 H: 1 LOB: 0 BB: 0 P: 3	R: 1 E: 0 K: 0 S: 5 H: 2 LOB: 1 BB: 0 P: 5	R: 0 E: 0 K: 1 S: 5 H: 0 LOB: 0 BB: 0 P: 5	R: 0 E: 1 K: 0 S: 5 H: 2 LOB: 2 BB: 0 P: 5	1B: 6 2B: 2 3B: 0 HR: 1 SF: 0 SAC: 0 DP: 2 HBP: 0						

livebaseballscorecards.com

AB	32
R	1
H	8
RBI	1
BB	4
SO	3
LOB	15

PITCHER		IP	WLS	BF	H	R	ER	SO	BB	IBB	HBP	BLK	WP	HR	S	P	ERA	WHIP
Joel Finch, R ERA: 2.65	(1, 1)	6.1		26	6	1	1	2	4	0	0	0	0	1	26	42	1.42	1.579
Bob Stanley, R ERA: 3.55	(7, 1)	2.2	W	10	2	0	0	1	0	0	0	0	0	0	12	12	0.00	0.750

PITCHER	IP	WLS	BF	H	R	ER	SO	BB	IBB	HBP	BLK	WP	HR	S	P	ERA	WHIP

Batter	1	2	3	4	5	6	7	8	9	AB	R	H	RBI	BB	SO	LOB
Jerry Remy, L (1, 4) OBP: 0.356, SLG: 0.350	F8		BB			F8	1B			3	0	1	2	1	0	0
Rick Burleson, R (1, 6) OBP: 0.318, SLG: 0.368	F8		CS	F9		2B 1B	5-3			4	1	1	0	0	0	1
Fred Lynn, L (1, 8) OBP: 0.391, SLG: 0.617	3-1			FC5-4 1B		1-3 2B		K		4	0	2	1	0	1	0
Jim Rice, R (1, 7) OBP: 0.387, SLG: 0.579		5-3		FC5-4 BB		1-3		6-3		4	0	0	0	0	0	2
Carl Yastrzemski, L (1, 3) OBP: 0.391, SLG: 0.541		BB		BB		K		5-3		2	0	0	0	2	1	1
Bob Watson, R (1, 10) OBP: 0.336, SLG: 0.373		K		5-3			WP 1B 1B		HBP	3	1	1	0	0	1	3
Butch Hobson, R (1, 5) OBP: 0.290, SLG: 0.468		F6			F8		F6		F2	4	0	0	0	0	0	3
Dwight Evans, R (1, 9) OBP: 0.363, SLG: 0.448			F8		G5-4-3 1B		WP 1B 1B		F8	4	1	2	0	0	0	1
Gary Allenson, R (1, 2) OBP: 0.280, SLG: 0.322			5-3		G5-4-3		K		1-3	2	0	0	0	0	0	1
Carlton Fisk, R (7, PH) OBP: 0.339, SLG: 0.476										1	0	0	0	0	1	2
Mike O'Berry, R (7, 2) OBP: 0.267, SLG: 0.385										0	0	0	0	0	0	0
Tom Poquette, L (9, PH) OBP: 0.270, SLG: 0.212										1	0	0	0	0	0	1
Inning Stats	R: 0 E: 0 K: 0 S: 3 H: 0 LOB: 0 BB: 0 P: 3	R: 0 E: 0 K: 1 S: 5 H: 0 LOB: 1 BB: 1 P: 9	R: 0 E: 0 K: 0 S: 2 H: 0 LOB: 0 BB: 1 P: 6	R: 0 E: 0 K: 0 S: 4 H: 1 LOB: 2 BB: 1 P: 8	R: 0 E: 0 K: 0 S: 3 H: 1 LOB: 0 BB: 0 P: 3	R: 1 E: 0 K: 1 S: 7 H: 2 LOB: 1 BB: 0 P: 7	R: 2 E: 0 K: 1 S: 8 H: 3 LOB: 1 BB: 0 P: 8	R: 0 E: 0 K: 1 S: 5 H: 0 LOB: 0 BB: 0 P: 5	R: 0 E: 0 K: 0 S: 3 H: 0 LOB: 1 BB: 0 P: 4	1B: 6 2B: 1 3B: 0 HR: 0 SF: 0 SAC: 0 DP: 1 HBP: 1						

PITCHER	IP	WLS	BF	H	R	ER	SO	BB	IBB	HBP	BLK	WP	HR	S	P	ERA	WHIP
Jack Billingham, R (1, 1) ERA: 3.16	7.0	W	29	7	3	3	3	3	0	0	0	1	0	32	44	3.86	1.429
Aurelio Lopez, R (8, 1) ERA: 3.65	2.0	S	7	0	0	0	1	0	0	1	0	0	0	8	9	0.00	0.000

PITCHER	IP	WLS	BF	H	R	ER	SO	BB	IBB	HBP	BLK	WP	HR	S	P	ERA	WHIP

Boston Red Sox @ Detroit Tigers

Tiger Stadium, Detroit, MI

Thu Jun 28 1979, 7:05 PM EDT

Att. 32,755 - Unknown

TOP

livebaseballscorecards.com

AB	32
R	3
H	7
RBI	3
BB	3
SO	4
LOB	15

Batter	1	2	3	4	5	6	7	8	9	AB	R	H	RBI	BB	SO	LOB
Ron LeFlore, R (1, 8) OBP: 0.368, SLG: 0.404	F9		F9	4-3		6-3				4	0	0	0	0	0	3
Rusty Staub, L (1, 10) OBP: 0.318, SLG: 0.380	F8		F7		3-1	K				4	0	0	0	0	1	1
Steve Kemp, L (1, 7) OBP: 0.433, SLG: 0.543	K		K		4-3		6-3			4	0	0	0	0	2	0
Jason Thompson, L (1, 3) OBP: 0.370, SLG: 0.399		FC6 2B		BB 1B 1B	HR BB 1B		K			3	3	2	0	1	1	0
Lance Parrish, R (1, 2) OBP: 0.358, SLG: 0.455		F7		1B 1B 1B 1-2	HR BB 1-2		F8			3	2	1	0	1	0	1
Champ Summers, L (1, 9) OBP: 0.385, SLG: 0.474		FC6 1B 2-3		FC2-6 1B 1B 1-2 2-3	HR 1-H 2-H			4-3		4	1	3	3	0	0	0
Aurelio Rodriguez, R (1, 5) OBP: 0.282, SLG: 0.355		FC6 1-2 3-H		FC2-6 1B 1-2 2-H 3-H	K			F8		4	0	1	3	0	1	1
Alan Trammell, R (1, 6) OBP: 0.318, SLG: 0.327		K		FC2-6 1-2 2-3f		SH3-4 1B		F7		4	0	1	0	0	1	4
Dave Machemer, R (1, 4) OBP: 0.276, SLG: 0.231		5-3		F2		SH3-4 1-2				2	0	0	0	0	0	4
Mark Wagner, R (7, 4) OBP: 0.352, SLG: 0.354										0	0	0	0	0	0	0
Inning Stats	R: 0 E: 0 K: 1 S: 5 H: 0 LOB: 0 BB: 0 P: 5	R: 1 E: 0 K: 1 S: 8 H: 2 LOB: 2 BB: 0 P: 8	R: 0 E: 0 K: 1 S: 5 H: 0 LOB: 0 BB: 0 P: 5	R: 2 E: 0 K: 0 S: 6 H: 3 LOB: 2 BB: 1 P: 10	R: 3 E: 0 K: 1 S: 7 H: 2 LOB: 0 BB: 1 P: 11	R: 0 E: 0 K: 1 S: 6 H: 1 LOB: 1 BB: 0 P: 6	R: 0 E: 0 K: 1 S: 5 H: 0 LOB: 0 BB: 0 P: 5	R: 0 E: 0 K: 0 S: 3 H: 0 LOB: 0 BB: 0 P: 3		1B: 6 2B: 1 3B: 0 HR: 1	SF: 0 SAC: 1 DP: 0 HBP: 0					

BOTTOM

Boston Red Sox @ Detroit Tigers

Tiger Stadium, Detroit, MI

Thu Jun 28 1979, 7:05 PM EDT

Att. 32,755 - Unknown

livebaseballscorecards.com

AB	32
R	6
H	8
RBI	6
BB	2
SO	6
LOB	14

WP: 0 PB: 0 SB: 0 CS: 0 PA: 35

PITCHER		IP	WLS	BF	H	R	ER	SO	BB	IBB	HBP	BLK	WP	HR	S	P	ERA	WHIP
Steve Renko, R ERA: 3.63	(1, 1)	5.0	L	25	7	6	6	4	2	0	0	0	0	1	31	39	10.80	1.800
Bill Campbell, R ERA: 3.34	(6, 1)	2.0		7	1	0	0	2	0	0	0	0	0	0	11	11	0.00	0.500
Tom Burgmeier, L ERA: 1.62	(8, 1)	1.0		3	0	0	0	0	0	0	0	0	0	0	3	3	0.00	0.000

PITCHER	IP	WLS	BF	H	R	ER	SO	BB	IBB	HBP	BLK	WP	HR	S	P	ERA	WHIP

Cleveland Indians @ Detroit Tigers

Tiger Stadium, Detroit, MI

Fri Jun 29 1979, 7:05 PM EDT

Att. 20,289 - Unknown - 68 F

TOP

livebaseballscorecards.com

Batter	1	2	3	4	5	6	7	8	9	AB	R	H	RBI	BB	SO	LOB
Rick Manning, L (1, 8) OBP: 0.338, SLG: 0.314	BBBB 4-0 BB BB	BBB 4-0 1-2 2-3 BB	x 0-0 1-H 2-H 3-H 2B			x 0-0 ① 4-3			x 0-0 ① F7	3	0	1	3	2	0	0
Duane Kuiper, L (1, 4) OBP: 0.306, SLG: 0.302	SSS 0-3 ① K	x 0-0 ②③ L6-4 2-3	x 0-0 ③ 1-3			x 0-0 ② F7			x 0-0 BB 1B	5	0	1	0	0	1	5
Bobby Bonds, R (1, 10) OBP: 0.377, SLG: 0.463	x 0-0 ② F6		BBBB 4-0 HBP S SF8 BB	x 0-0 PB BB 9 1B		x 0-0 ③ F5			x 0-0 ② F8	4	1	1	0	1	0	2
Andre Thornton, R (1, 3) OBP: 0.357, SLG: 0.437	BBBB 4-0 1-2 BB	SSS 0-3 ① K 1-2	BBBB 4-0 PB 1-2 BB				x 0-0 ① F8		BBBB 4-0 1-2 BB	2	0	0	0	3	1	1
Toby Harrah, R (1, 5) (8, 6) OBP: 0.385, SLG: 0.411	x 0-0 ③ 4-3		BBBB 4-0 BB HBP FC BB	x 0-0 ① L5 1-2 2-3			x 0-0 ② F3		x 0-0 ③ F9	4	1	0	0	1	0	6
Mike Hargrove, L (1, 7) OBP: 0.322, SLG: 0.260		SSS 0-3 ① K	H 1-0 FC BB 2B 1-2 2-3 HBP	x 0-0 ②③ 9 3-3f			x 0-0 ③ F7			3	1	0	0	0	1	2
Jim Norris, L (1, 9) OBP: 0.299, SLG: 0.308		x 0-0 1B 1B 1B	x 0-0 ② SF8 3-H		x 0-0 ① 4-3			x 0-0 ① F6		3	1	1	1	0	0	0
Ron Hassey, L (1, 2) OBP: 0.295, SLG: 0.317		x 0-0 E 1B 1-2 1B	BBBB 4-0 FC 2B 1-2 2-3 BB		x 0-0 ② 3-1			x 0-0 ② F7		3	1	1	0	1	0	0
Tom Veryzer, R (1, 6) OBP: 0.300, SLG: 0.277 Dell Alston, L (8, PH) Ted Cox, R (8, 5) OBP: 0.282, SLG: 0.250		x 0-0 L6-4 E 1-2 2-H 1B	x 0-0 FC 2B 1-2 2-3 3-H		x 0-0 ③ F4			SSS 0-3 ③ K		3 1 0	1 0 0	1 0 0	1 0 0	0 1 0	0 0 0	2 0 0
Inning Stats	R: 0 E: 0 K: 1 S: 5 H: 0 LOB: 2 BB: 2 P: 13	R: 1 E: 1 K: 1 S: 7 H: 3 LOB: 2 BB: 1 P: 11	R: 5 E: 0 K: 1 S: 7 H: 1 LOB: 1 BB: 3 P: 20	R: 0 E: 0 K: 0 S: 3 H: 1 LOB: 1 BB: 1 P: 7	R: 0 E: 0 K: 0 S: 3 H: 0 LOB: 0 BB: 0 P: 3	R: 0 E: 0 K: 0 S: 3 H: 0 LOB: 0 BB: 0 P: 3	R: 0 E: 0 K: 0 S: 3 H: 0 LOB: 0 BB: 0 P: 3	R: 0 E: 0 K: 1 S: 5 H: 0 LOB: 0 BB: 0 P: 5	R: 0 E: 0 K: 0 S: 4 H: 1 LOB: 2 BB: 1 P: 8	1B: 5 2B: 3 3B: 0 HR: 0 SF: 1 SAC: 0 DP: 2 HBP: 1						

AB	31
R	6
H	6
RBI	5
BB	8
SO	4
LOB	18

WP: 0 PB: 1 SB: 1 CS: 0 PA: 41

PITCHER		IP	WLS	BF	H	R	ER	SO	BB	IBB	HBP	BLK	WP	HR	S	P	ERA	WHIP
Steve Baker, R ERA: 6.54	(1, 1)	2.1		15	3	4	4	3	5	0	1	0	0	0	15	36	15.43	3.429
Milt Wilcox, R ERA: 5.38	(3, 1)	6.1	W	25	3	2	2	1	3	0	0	0	0	0	24	36	2.84	0.947
Dave Tobik, R ERA: 3.2	(9, 1)	0.1	S	1	0	0	0	0	0	0	0	0	0	0	1	1	0.00	0.000

PITCHER	IP	WLS	BF	H	R	ER	SO	BB	IBB	HBP	BLK	WP	HR	S	P	ERA	WHIP

Batter	1	2	3	4	5	6	7	8	9	AB	R	H	RBI	BB	SO	LOB
Ron LeFlore, R (1, 10) OBP: 0.368, SLG: 0.401	x 0-0 ① 5-3		x 0-0 ② 6-3		x 0-0 1-2 2-H 2B 1B	B B B B 4-0 1-2 BB		x 0-0 ① F9		4	1	1	1	1	0	0
Alan Trammell, R (1, 6) OBP: 0.320, SLG: 0.330	B B B B 4-0 CS BB		x 0-0 ③ 6-3		x 0-0 1-H 2-H 2B	x 0-0 ③ F8		x 0-0 ② G3		4	0	1	2	1	0	2
Jerry Morales, R (1, 9) OBP: 0.271, SLG: 0.423	x 0-0 ② F7			x 0-0 ① F8	S S S 0-3 ② K		x 0-0 ① F8	x 0-0 ③ 5-3		5	0	0	0	0	1	2
Lance Parrish, R (1, 2) OBP: 0.356, SLG: 0.449	0-0 ③ CS 1-2	x 0-0 ① F9		x 0-0 ② 6-3	x 0-0 ③ 1-3		H 1-0 BB BB FC1-2 HBP			3	0	0	0	0	0	1
Jason Thompson, L (1, 3) OBP: 0.375, SLG: 0.403		S S S 0-3 ② K		x 0-0 1B		x 0-0 B B B HR 1B	4-0 FC1-2 BB 1-2 1B BB			3	2	2	0	1	1	0
John Wockenfuss, R (1, 7) OBP: 0.299, SLG: 0.500 Steve Kemp, L (7, PH) OBP: 0.435, SLG: 0.543 (8, 7)	x 0-0 HR		S S S 0-3 ③ K			x 0-0 ① B B B F7	4-0 FC1-2 1B 1-2 2-3 BB			3 0	1 1	1 0	1 0	0 1	1 0	2 0
Aurelio Rodriguez, R (1, 5) OBP: 0.281, SLG: 0.350	B B B B 4-0 BB				x 0-0 ① 5-3	x 0-0 ② F8	x 0-0 ② FC1-2 1B 1-2 2-3 3-Hf			3	0	0	0	1	0	4
Lynn Jones, R (1, 8) OBP: 0.354, SLG: 0.396	x 0-0 ③ F9				B B B B 4-0 1B 1B BB	x 0-0 1-H HR	x 0-0 1-3 2-H 3-H 1B			3	2	2	4	1	0	1
Mark Wagner, R (1, 4) OBP: 0.359, SLG: 0.354			x 0-0 ① 4-3		x 0-0 1-2 1B 2B 1B	B B B B 4-0 S BB	x 0-0 ③ F7			3	1	1	0	1	0	2
Inning Stats	R: 0 H: 0 E: 0 LOB: 0 K: 0 BB: 1 S: 2 P: 6	R: 1 H: 1 E: 0 LOB: 1 K: 1 BB: 1 S: 6 P: 10	R: 0 H: 0 E: 0 LOB: 0 K: 0 BB: 0 S: 3 P: 3	R: 0 H: 1 E: 0 LOB: 1 K: 1 BB: 0 S: 6 P: 6	R: 3 H: 3 E: 0 LOB: 1 K: 1 BB: 1 S: 8 P: 12	R: 2 H: 2 E: 0 LOB: 2 K: 0 BB: 2 S: 5 P: 13	R: 2 H: 1 E: 0 LOB: 2 K: 0 BB: 2 S: 4 P: 13	R: 0 H: 0 E: 0 LOB: 0 K: 0 BB: 0 S: 3 P: 3		1B: 5 SF: 0 2B: 1 SAC: 0 3B: 0 DP: 0 HR: 2 HBP: 1				WP: 0 PA: 40 PB: 0 SB: 1 CS: 1		

BOTTOM

Cleveland Indians @ Detroit Tigers

Tiger Stadium, Detroit, MI

Fri Jun 29 1979, 7:05 PM EDT

Att. 20,289 - Unknown - 68 F

livebaseballscorecards.com

AB	31
R	8
H	8
RBI	8
BB	7
SO	3
LOB	14

PITCHER		IP	WLS	BF	H	R	ER	SO	BB	IBB	HBP	BLK	WP	HR	S	P	ERA	WHIP
Rick Waits, L ERA: 3.97	(1, 1)	5.2		27	7	6	6	3	4	0	0	0	0	2	29	45	9.53	1.941
Victor Cruz, R ERA: 4.58	(6, 1)	0.2	L	5	0	2	2	0	2	0	1	0	0	0	2	11	27.00	3.000
Sid Monge, L ERA: 1.99	(7, 1)	1.2		7	1	0	0	0	1	0	0	0	0	0	6	10	0.00	1.200

PITCHER	IP	WLS	BF	H	R	ER	SO	BB	IBB	HBP	BLK	WP	HR	S	P	ERA	WHIP

Batter	1	2	3	4	5	6	7	8	9	AB	R	H	RBI	BB	SO	LOB
Rick Manning, L (1, 8) OBP: 0.332, SLG: 0.308	F8	3-1			4-3		K		K	5	0	0	0	0	2	4
Duane Kuiper, L (1, 4) OBP: 0.304, SLG: 0.298	F8		5-3		L7		BB 1-2		G3	4	0	0	0	1	0	0
Bobby Bonds, R (1, 10) OBP: 0.372, SLG: 0.457	K		6-3		K		L7			4	0	0	0	0	2	3
Andre Thornton, R (1, 3) OBP: 0.359, SLG: 0.450		1B PB SF7 1B	HR			1-3		K		4	2	2	1	0	1	0
Toby Harrah, R (1, 5) OBP: 0.389, SLG: 0.416		1B 1B FC6-4 1-3 1B	4-3			G6-4-3 1B		4-3 1B 1B		4	2	3	0	0	0	0
Mike Hargrove, L (1, 7) OBP: 0.316, SLG: 0.256		SF7 3-H		F8		G6-4-3 1-2f		4-3 1-2		3	0	0	1	0	0	2
Jim Norris, L (1, 9) OBP: 0.313, SLG: 0.330		FC6-4 1B 1-2 1B		S 1B			1B 2B	2-H 1B		4	0	4	1	0	0	0
Ron Hassey, L (1, 2) OBP: 0.313, SLG: 0.333		FC6-4 1-2 2-3 1B		F8 1-2			BB 2-3 1B	4-3		4	0	2	0	0	0	2
Tom Veryzer, R (1, 6) OBP: 0.296, SLG: 0.272		FC6-4 1-2f 2-3 3-H		5-3			K		6-3	4	0	0	1	0	1	5
Inning Stats	R: 0 H: 0 E: 0 LOB: 0 K: 1 BB: 0 S: 5 P: 5	R: 2 H: 4 E: 0 LOB: 2 K: 0 BB: 0 S: 7 P: 7	R: 1 H: 1 E: 0 LOB: 0 K: 0 BB: 0 S: 4 P: 4	R: 0 H: 1 E: 0 LOB: 1 K: 0 BB: 0 S: 4 P: 4	R: 0 H: 0 E: 0 LOB: 0 K: 1 BB: 0 S: 5 P: 5	R: 0 H: 1 E: 0 LOB: 0 K: 0 BB: 0 S: 3 P: 3	R: 0 H: 2 E: 0 LOB: 3 K: 2 BB: 1 S: 9 P: 13	R: 1 H: 2 E: 0 LOB: 1 K: 1 BB: 0 S: 7 P: 7	R: 0 H: 0 E: 0 LOB: 0 K: 1 BB: 0 S: 5 P: 5	1B: 9 SF: 1 2B: 1 SAC: 0 3B: 0 DP: 1 HR: 1 HBP: 0						

TOP

Cleveland Indians @ Detroit Tigers

Tiger Stadium, Detroit, MI

Sat Jun 30 1979, 3:33 AM EDT

Att. 27,104 - Unknown

livebaseballscorecards.com

AB	36
R	4
H	11
RBI	4
BB	1
SO	6
LOB	16

PITCHER	IP	WLS	BF	H	R	ER	SO	BB	IBB	HBP	BLK	WP	HR	S	P	ERA	WHIP
Kip Young, R (1, 1) ERA: 6.51	6.1	L	27	9	3	3	3	0	0	0	0	0	1	33	33	4.26	1.421
John Hiller, L (7, 1) ERA: 3.72	2.2		11	2	1	1	3	1	0	0	0	0	0	16	20	3.38	1.125

PITCHER	IP	WLS	BF	H	R	ER	SO	BB	IBB	HBP	BLK	WP	HR	S	P	ERA	WHIP

Cleveland Indians @ Detroit Tigers

Tiger Stadium, Detroit, MI

Sat Jun 30 1979, 3:33 AM EDT

Att. 27,104 - Unknown

BOTTOM

Batter	1	2	3	4	5	6	7	8	9	AB	R	H	RBI	BB	SO	LOB
Ron LeFlore, R (1, 10) OBP: 0.363, SLG: 0.396	K		4-3		L4		6-3			4	0	0	0	0	1	3
Alan Trammell, R (1, 6) OBP: 0.314, SLG: 0.324	6-3		L8			F8		K		4	0	0	0	0	1	0
Steve Kemp, L (1, 7) OBP: 0.432, SLG: 0.536	K			K		F8		BB		3	0	0	0	1	2	0
Lance Parrish, R (1, 2) OBP: 0.354, SLG: 0.446		WP 1B		L7		6-3		K		4	0	1	0	0	1	1
Jerry Morales, R (1, 9) (8, 8) OBP: 0.271, SLG: 0.425		F8 1-2		5-3			1B 1B 2B	L9		4	1	1	0	0	0	2
John Wockenfuss, R (1, 3) OBP: 0.304, SLG: 0.493 Jason Thompson, L (7, PH) (8, 3) OBP: 0.379, SLG: 0.405	BB				F3		E 1B 1B 2-3	BB	BB	1	0	0	0	1	0	0
										1	0	1	0	1	0	0
Aurelio Rodriguez, R (1, 5) OBP: 0.278, SLG: 0.347 Rusty Staub, L (7, PH) OBP: 0.317, SLG: 0.378 Lou Whitaker, L (8, 4) OBP: 0.390, SLG: 0.425	F7		6-3				F5	K		2	0	0	0	0	0	2
										1	0	0	0	0	0	2
										1	0	0	0	0	1	1
Lynn Jones, R (1, 8) OBP: 0.356, SLG: 0.398 Champ Summers, L (7, PH) (8, 9) OBP: 0.380, SLG: 0.467	F9		1B E 1B				K	K		2	1	1	0	0	0	2
										2	0	0	0	0	2	3
Mark Wagner, R (1, 4) (8, 5) OBP: 0.365, SLG: 0.360			F9		E8 1-H		E1 1-3 3-H	F9		4	0	2	1	0	0	1

	AB	33
	R	2
	H	6
	RBI	1
	BB	3
	SO	8
	LOB	17

Inning Stats	R: 0	H: 0	R: 0	H: 1	R: 0	H: 0	R: 0	H: 0	R: 1	H: 2	R: 0	H: 0	R: 1	H: 3	R: 0	H: 0	R: 0	H: 0	1B: 5	SF: 0	WP: 1	PA: 36
	E: 0	LOB: 0	E: 0	LOB: 2	E: 0	LOB: 0	E: 0	LOB: 0	E: 1	LOB: 1	E: 0	LOB: 0	E: 1	LOB: 2	E: 0	LOB: 1	E: 0	LOB: 1	2B: 1	SAC: 0	PB: 0	
	K: 2	BB: 0	K: 0	BB: 1	K: 0	BB: 0	K: 1	BB: 0	K: 0	BB: 0	K: 0	BB: 0	K: 1	BB: 0	K: 2	BB: 1	K: 2	BB: 1	3B: 0	DP: 0	SB: 0	
	S: 7	P: 7	S: 4	P: 8	S: 3	P: 3	S: 5	P: 5	S: 5	P: 5	S: 3	P: 3	S: 8	P: 8	S: 7	P: 11	S: 7	P: 11	HR: 0	HBP: 0	CS: 0	

livebaseballscorecards.com

PITCHER		IP	WLS	BF	H	R	ER	SO	BB	IBB	HBP	BLK	WP	HR	S	P	ERA	WHIP
David Clyde, L ERA: 2.57	(1, 1)	6.0	W	23	4	2	1	3	1	0	0	0	1	0	28	32	1.50	0.833
Dan Spillner, R ERA: 4.02	(7, 1)	0.1		2	1	0	0	0	0	0	0	0	0	0	2	2	0.00	3.000
Sid Monge, L ERA: 1.91	(7, 1)	2.2	S	11	1	0	0	5	2	0	0	0	0	0	19	27	0.00	1.125

PITCHER	IP	WLS	BF	H	R	ER	SO	BB	IBB	HBP	BLK	WP	HR	S	P	ERA	WHIP

Cleveland Indians @ Detroit Tigers

Tiger Stadium, Detroit, MI

Sun Jul 01 1979, 3:33 AM EDT

Att. 20,121 - Unknown - 63 F

TOP

livebaseballscorecards.com

Batter	1	2	3	4	5	6	7	8	9	AB	R	H	RBI	BB	SO	LOB
Rick Manning, L (1, 8) OBP: 0.331, SLG: 0.305	G3		F7			5-3			BB	3	1	0	0	1	0	0
Duane Kuiper, L (1, 4) OBP: 0.303, SLG: 0.297	4-3			F7			PB 1B		K	4	0	1	0	0	1	1
Bobby Bonds, R (1, 10) OBP: 0.376, SLG: 0.471	HR			CS 1B			F9		1-3 1B	4	1	3	1	0	0	1
Andre Thornton, R (1, 3) OBP: 0.357, SLG: 0.445	F9			K			1-2 BB		K	3	0	0	0	1	2	3
Toby Harrah, R (1, 5) OBP: 0.391, SLG: 0.415		F9		CS 1-2	G3-6-1 BB		F8		1-2 3-H 1B	3	0	1	1	1	0	2
Mike Hargrove, L (1, 7) OBP: 0.310, SLG: 0.250		3-1			G3-6-1 1-2f		4-3		1-3	4	0	0	0	0	0	5
Jim Norris, L (1, 9) OBP: 0.308, SLG: 0.324		G3			K			F7		3	0	0	0	0	1	0
Ron Hassey, L (1, 2) OBP: 0.294, SLG: 0.313			F3			F6		4-3		3	0	0	0	0	0	0
Tom Veryzer, R (1, 6) OBP: 0.292, SLG: 0.269			F5			5-3		F3		3	0	0	0	0	0	0

	AB	30
	R	2
	H	5
	RBI	2
	BB	3
	SO	4
	LOB	12

Inning Stats	1	2	3	4	5	6	7	8	9
	R: 1 E: 0 K: 0 S: 4	H: 1 LOB: 0 BB: 0 P: 4	R: 0 E: 0 K: 0 S: 3	H: 0 LOB: 0 BB: 0 P: 3	R: 0 E: 0 K: 0 S: 3	H: 0 LOB: 0 BB: 0 P: 3	R: 0 E: 0 K: 1 S: 5	H: 1 LOB: 0 BB: 0 P: 5	R: 0 E: 0 K: 1 S: 4	H: 0 LOB: 0 BB: 1 P: 8	R: 0 E: 0 K: 0 S: 3	H: 0 LOB: 0 BB: 0 P: 3	R: 0 E: 0 K: 0 S: 4	H: 1 LOB: 2 BB: 1 P: 8	R: 0 E: 0 K: 0 S: 3	H: 0 LOB: 0 BB: 0 P: 3	R: 1 E: 0 K: 2 S: 9	H: 2 LOB: 2 BB: 1 P: 13

	1B: 4	SF: 0	WP: 0	PA: 34
	2B: 0	SAC: 0	PB: 1	
	3B: 0	DP: 1	SB: 0	
	HR: 1	HBP: 0	CS: 1	

PITCHER	IP	WLS	BF	H	R	ER	SO	BB	IBB	HBP	BLK	WP	HR	S	P	ERA	WHIP
Jack Morris, R (1, 1) ERA: 3.61	9.0	W	33	5	2	2	4	3	0	0	0	0	1	38	50	2.00	0.889

PITCHER	IP	WLS	BF	H	R	ER	SO	BB	IBB	HBP	BLK	WP	HR	S	P	ERA	WHIP

Batter	1	2	3	4	5	6	7	8	9	AB	R	H	RBI	BB	SO	LOB
Ron LeFlore, R (1, 8) OBP: 0.367, SLG: 0.397	4-3	1B 1-3 2-H 1B		1B 2-H 2B 1B	K		BB HR BB	1-3		4	2	2	2	1	1	1
Lynn Jones, R (8, 8) OBP: 0.353, SLG: 0.394										1	0	0	0	0	0	2
Lou Whitaker, L (1, 4) OBP: 0.400, SLG: 0.429	1B SF8 BB	2-3 3-H 1B		2B 1-3 1B 1B	L8		1-2 HR BB			3	3	2	1	2	0	1
Dave Machemer, R (8, 4) OBP: 0.276, SLG: 0.231										0	0	0	0	0	0	0
Steve Kemp, L (1, 7) OBP: 0.435, SLG: 0.553	SF8 1-3 1B	K		1B 1-3 3-H 2B		F7 1-H 2-H HR				5	2	3	4	0	1	2
Jason Thompson, L (1, 3) OBP: 0.380, SLG: 0.407	SF8 1-2 3-H	K	4-3 2-H 3-H 1B			BB 1B 1B	F5			4	0	2	3	0	1	0
Champ Summers, L (1, 9) OBP: 0.375, SLG: 0.458	K	K 1B	4-3 1-2			BB 1-2 1B	4-3			5	0	1	0	0	2	2
Rusty Staub, L (1, 10) OBP: 0.323, SLG: 0.377	BB 1B BB	G5-4-3 1-3 1B	FC6-4 BB			F6		F2		3	1	1	0	2	0	2
Lance Parrish, R (1, 2) OBP: 0.353, SLG: 0.440	L6	G5-4-3 1-2f	FC6-4 1-2f			BB 1-2 2-3		K		3	0	0	0	1	0	5
Ed Putman, R (8, PH) (9, 2)										1	0	0	0	0	1	0
Phil Mankowski, L (1, 5) OBP: 0.301, SLG: 0.254	F8			1B 2B	1-3	F6		1B 1B		5	1	2	0	0	0	4
Alan Trammell, R (1, 6) OBP: 0.317, SLG: 0.324	1B 1B 1-2 BB			F5	1B		K	1-3 1B		3	1	1	0	1	1	1
Mark Wagner, R (8, PH) OBP: 0.371, SLG: 0.368										1	0	1	0	0	0	0
(9, 6)																
Inning Stats	R: 1 E: 0 K: 1 S: 6 H: 1 LOB: 1 BB: 1 P: 10	R: 2 E: 0 K: 1 S: 7 H: 2 LOB: 2 BB: 2 P: 15	R: 0 E: 0 K: 2 S: 8 H: 1 LOB: 1 BB: 0 P: 8	R: 4 E: 0 K: 0 S: 8 H: 5 LOB: 2 BB: 1 P: 12	R: 0 E: 0 K: 1 S: 6 H: 1 LOB: 1 BB: 0 P: 6	R: 0 E: 0 K: 0 S: 5 H: 2 LOB: 3 BB: 1 P: 9	R: 3 E: 0 K: 1 S: 6 H: 1 LOB: 0 BB: 2 P: 14	R: 0 E: 0 K: 1 S: 7 H: 2 LOB: 2 BB: 0 P: 7		1B: 12 2B: 2 3B: 0 HR: 1 SF: 1 SAC: 0 DP: 1 HBP: 0						

PITCHER		IP	WLS	BF	H	R	ER	SO	BB	IBB	HBP	BLK	WP	HR	S	P	ERA	WHIP
Len Barker, R ERA: 5.68	(1, 1)	3.1	L	20	7	6	6	4	3	0	0	0	1	0	25	37	16.20	3.000
Dan Spillner, R ERA: 4.35	(4, 1)	4.2		26	8	4	4	3	4	0	0	0	0	1	28	44	7.71	2.571

PITCHER	IP	WLS	BF	H	R	ER	SO	BB	IBB	HBP	BLK	WP	HR	S	P	ERA	WHIP

BOTTOM

Cleveland Indians @ Detroit Tigers

Tiger Stadium, Detroit, MI

Sun Jul 01 1979, 3:33 AM EDT
Att. 20,121 - Unknown - 63 F

livebaseballscorecards.com

AB	38
R	10
H	15
RBI	10
BB	7
SO	7
LOB	20

WP: 1 PA: 46
PB: 0
SB: 0
CS: 0

Batter	1	2	3	4	5	6	7	8	9	10	11	AB	R	H	RBI	BB	SO	LOB
Jim Norris, L (1, 8) (7, 7) (10, 8) OBP: 0.309, SLG: 0.335	S 2B 1B	FC6-4 1-2f			F8		F8 2-3		F8		SF9 1-H 2-H 3-H 3B	6	2	2	3	0	0	4
Ron Pruitt, R (1, 7) OBP: 0.350, SLG: 0.333	K		G5-4-3 1B		K		E6 3-H		6-3		SF9 3-H	3	0	1	0	0	2	2
Rick Manning, L (7, PH) (7, 8) OBP: 0.329, SLG: 0.302												2	0	0	0	0	0	1
Mike Hargrove, L (10, 7) OBP: 0.308, SLG: 0.250												0	0	0	1	0	0	0
Bobby Bonds, R (1, 9) OBP: 0.370, SLG: 0.462	K 1-2		K			K	F5			K	5-3	6	0	0	0	0	4	3
Andre Thornton, R (1, 3) OBP: 0.358, SLG: 0.446	2-H 2B		G5-4-3 1-2f			BB 1B		K		5-3		4	0	1	1	1	1	1
Toby Harrah, R (1, 10) OBP: 0.390, SLG: 0.415	F8			K		G6-4-3 1-2 1B		F5		1-3		3	0	1	0	0	1	1
Dell Alston, L (8, PH)												2	0	0	0	0	0	0
Gary Alexander, R (1, 2) OBP: 0.290, SLG: 0.342		K		K		G6-4-3 1-2f		BB			E FC6-2 BB	3	0	0	0	2	2	2
Dave Rosello, R (1, 4) (7, 5) OBP: 0.348, SLG: 0.857		HR		K			K	K			E3 1B FC6-2 1-3 3B	5	2	1	1	0	3	2
Tom Veryzer, R (1, 6) OBP: 0.290, SLG: 0.267		K			F9		2B 1B		K		FC6-2 1B 1-2 3B 3-H	5	2	1	0	0	2	2
Ted Cox, R (1, 5) OBP: 0.301, SLG: 0.282		FC6-4 1B			1B		F8 1-H E 2B		BB		1-2 2-3 3B 1B	3	1	3	1	0	0	0
Duane Kuiper, L (7, 4) OBP: 0.308, SLG: 0.300												1	1	1	0	1	0	0
Inning Stats	R: 1 E: 0 K: 2 S: 9 H: 2 LOB: 1 BB: 0 P: 9	R: 1 E: 0 K: 2 S: 9 H: 2 LOB: 1 BB: 0 P: 9	R: 0 E: 0 K: 1 S: 5 H: 1 LOB: 0 BB: 0 P: 5	R: 0 E: 0 K: 3 S: 9 H: 0 LOB: 0 BB: 0 P: 9	R: 0 E: 0 K: 1 S: 6 H: 1 LOB: 1 BB: 0 P: 6	R: 0 E: 0 K: 1 S: 5 H: 1 LOB: 1 BB: 1 P: 9	R: 2 E: 1 K: 1 S: 8 H: 2 LOB: 1 BB: 0 P: 8	R: 0 E: 0 K: 2 S: 7 H: 0 LOB: 1 BB: 1 P: 11	R: 0 E: 0 K: 1 S: 5 H: 0 LOB: 1 BB: 1 P: 9	R: 0 E: 0 K: 1 S: 5 H: 0 LOB: 0 BB: 0 P: 5	R: 4 E: 1 K: 0 S: 6 H: 2 LOB: 0 BB: 1 P: 10	1B: 7 2B: 2 3B: 1 HR: 1 SF: 1 SAC: 0 DP: 2 HBP: 0						

PITCHER		IP	WLS	BF	H	R	ER	SO	BB	IBB	HBP	BLK	WP	HR	S	P	ERA	WHIP
Pat Underwood, L ERA: 3.68	(1, 1)	6.2		28	9	4	3	11	1	0	0	0	0	1	49	53	4.05	1.500
Aurelio Lopez, R ERA: 3.56	(7, 1)	3.2	L	16	0	2	2	4	3	0	0	0	0	0	21	33	4.91	0.818
John Hiller, L ERA: 4.05	(11, 1)	0.2		4	2	2	1	0	0	0	0	0	0	0	4	4	13.50	3.000

PITCHER	IP	WLS	BF	H	R	ER	SO	BB	IBB	HBP	BLK	WP	HR	S	P	ERA	WHIP

Cleveland Indians @ Detroit Tigers

Tiger Stadium, Detroit, MI

Mon Jul 02 1979, 7:05 PM EDT

Att. 20,990 - Unknown

TOP

livebaseballscorecards.com

AB	43
R	8
H	11
RBI	7
BB	4
SO	15
LOB	18

Cleveland Indians @ Detroit Tigers

Tiger Stadium, Detroit, MI

Mon Jul 02 1979, 7:05 PM EDT

Att. 20,990 - Unknown

livebaseballscorecards.com

BOTTOM

Batter	1	2	3	4	5	6	7	8	9	10	11	AB	R	H	RBI	BB	SO	LOB
Ron LeFlore, R (1, 8) OBP: 0.363, SLG: 0.392	5-3		L9	6-3		S 1B		FC1-6 S 1-2f		4-3		6	0	1	0	0	0	2
Lou Whitaker, L (1, 4) OBP: 0.407, SLG: 0.430	F7		4-3 1B	E 1B 3-H		1-3 1-2		BB 1-2		CS BB		4	0	2	1	2	0	1
Steve Kemp, L (1, 7) OBP: 0.430, SLG: 0.542	BB		4-3 1-2	E4 1-2		F7		1-3		CS 1-2	F7	5	0	0	0	1	0	5
Jason Thompson, L (1, 3) OBP: 0.372, SLG: 0.397	K		F8	K			F9		4-3		K	6	0	0	0	0	3	4
Champ Summers, L (1, 9) OBP: 0.366, SLG: 0.445 Jerry Morales, R (9, PH) OBP: 0.273, SLG: 0.423 (10, 9)		4-3		K	F9		K		WP BB		6-3	4 1	0 0	0 0	0 0	0 1	2 0	0 0
Rusty Staub, L (1, 10) OBP: 0.330, SLG: 0.381 Dave Machemer, R (7, PR) OBP: 0.276, SLG: 0.231 John Wockenfuss, R (9, PH) OBP: 0.300, SLG: 0.486		F8		E 1B 1B BB	1B		1B		F9 1-3			3 0 1	1 0 0	2 0 0	0 0 0	1 0 0	0 0 0	0 0 1
Lance Parrish, R (1, 2) OBP: 0.357, SLG: 0.441		1B 1B		E5 1B 1-3 3B	K		6-3		IBB			4	1	2	0	1	1	2
Phil Mankowski, L (1, 5) OBP: 0.310, SLG: 0.267 Aurelio Rodriguez, R (9, PH) OBP: 0.277, SLG: 0.345 (10, 5)		FC6 1-2		3B 1-3 3-H	K			K	K			4 1	1 0	2 0	1 0	0 0	2 1	1 2
Alan Trammell, R (1, 6) OBP: 0.319, SLG: 0.332		FC6 1-2f		1B 1-H 3-H 3B		1-3		FC1-6 BB		F9		4	1	1	2	1	0	2

Inning Stats	1	2	3	4	5	6	7	8	9	10	11
	R: 0 E: 0 K: 1 S: 5	H: 0 LOB: 1 BB: 1 P: 9	R: 0 E: 0 K: 0 S: 5	H: 2 LOB: 2 BB: 0 P: 5	R: 0 E: 0 K: 0 S: 4	H: 1 LOB: 1 BB: 0 P: 4	R: 4 E: 2 K: 2 S: 12	H: 4 LOB: 2 BB: 1 P: 16	R: 0 E: 0 K: 2 S: 8	H: 1 LOB: 1 BB: 0 P: 8	R: 0 E: 0 K: 0 S: 4	H: 1 LOB: 1 BB: 0 P: 4	R: 0 E: 0 K: 1 S: 6	H: 1 LOB: 1 BB: 0 P: 6	R: 0 E: 0 K: 1 S: 5	H: 0 LOB: 2 BB: 2 P: 13	R: 0 E: 0 K: 1 S: 5	H: 0 LOB: 2 BB: 2 P: 13	R: 0 E: 0 K: 0 S: 2	H: 0 LOB: 0 BB: 1 P: 6	R: 0 E: 0 K: 1 S: 5	H: 0 LOB: 0 BB: 0 P: 5

	AB	43
	R	4
	H	10
	RBI	4
	BB	7
	SO	9
	LOB	20

1B: 9	SF: 0	WP: 2	PA: 51
2B: 0	SAC: 0	PB: 0	
3B: 1	DP: 0	SB: 2	
HR: 0	HBP: 0	CS: 1	

PITCHER		IP	WLS	BF	H	R	ER	SO	BB	IBB	HBP	BLK	WP	HR	S	P	ERA	WHIP
Mike Paxton, R ERA: 6.14	(1, 1)	7.2		37	10	4	4	7	3	0	0	0	0	0	48	60	4.70	1.696
Sid Monge, L ERA: 1.88	(8, 1)	1.0		6	0	0	0	0	2	1	0	0	1	0	3	15	0.00	2.000
Victor Cruz, R ERA: 4.32	(9, 1)	2.1	W	7	0	0	0	2	1	0	0	0	0	0	10	14	0.00	0.429

PITCHER	IP	WLS	BF	H	R	ER	SO	BB	IBB	HBP	BLK	WP	HR	S	P	ERA	WHIP

Batter	1	2	3	4	5	6	7	8	9	AB	R	H	RBI	BB	SO	LOB
Alfredo Griffin, S (1, 6) OBP: 0.334, SLG: 0.339	6-3	H 1-0 FC4-6 HBP		FC5-4 1B 1B	F9 7-2 2B		1B			4	1	3	0	0	0	0
Al Woods, L (1, 7) OBP: 0.340, SLG: 0.403	2B HR 1B	FC4-6 CS 1-2f		1-2 FC5-4 1B	2-3 F9		F6			5	1	2	0	0	0	3
Rick Bosetti, R (1, 8) OBP: 0.281, SLG: 0.348	1-3 HR 2B	1-2 1B		1-2f 2-3 FC5-4 BB 1B	3-Hf 7-2			1-3		5	2	2	0	0	0	3
John Mayberry, L (1, 3) OBP: 0.362, SLG: 0.464	HR IBB	L9		1B 1-2 SF9 BB		F6		K		3	2	0	0	2	1	1
Roy Howell, L (1, 10) OBP: 0.344, SLG: 0.411	1-H 2-H 3-H HR		4-3	1-3 2-H 3-H SF9 1B 1B		BB		1B		4	2	3	6	1	0	0
Rick Cerone, R (1, 2) OBP: 0.301, SLG: 0.282	1B 1B		WP 1B 1B	SF9 1-2 3-H		F9		F3		4	1	2	1	0	0	2
Joe Cannon, L (1, 9) OBP: 0.190, SLG: 0.190	1-3 1B		F7 1-2	HBP 2-H 1B		K			K	5	0	2	1	0	2	2
Danny Ainge, R (1, 4) OBP: 0.310, SLG: 0.338	K		2-H 1B	1-2 HBP			6-3	4-3		4	0	1	1	0	1	2
Luis Gomez, R (1, 5) OBP: 0.314, SLG: 0.325	6-3		F4	F5			F7	F7		5	0	0	0	0	0	5
Inning Stats	R: 4 E: 0 K: 1 S: 10 H: 5 LOB: 2 BB: 1 P: 14	R: 0 E: 0 K: 0 S: 3 H: 1 LOB: 1 BB: 0 P: 4	R: 1 E: 0 K: 0 S: 5 H: 2 LOB: 1 BB: 0 P: 5	R: 4 E: 0 K: 0 S: 7 H: 4 LOB: 2 BB: 1 P: 12	R: 0 E: 0 K: 0 S: 3 H: 1 LOB: 0 BB: 0 P: 3	R: 0 E: 0 K: 1 S: 5 H: 0 LOB: 1 BB: 1 P: 9	R: 0 E: 0 K: 0 S: 4 H: 1 LOB: 1 BB: 0 P: 4	R: 0 E: 0 K: 1 S: 6 H: 1 LOB: 1 BB: 0 P: 6	R: 0 E: 0 K: 1 S: 5 H: 0 LOB: 0 BB: 0 P: 5	1B: 12 2B: 3 3B: 0 HR: 1 SF: 1 SAC: 0 DP: 1 HBP: 2						

TOP

Toronto Blue Jays @ Detroit Tigers

Tiger Stadium, Detroit, MI

Tue Jul 03 1979, 7:05 PM EDT

Att. 20,885 - Unknown

livebaseballscorecards.com

AB	39
R	9
H	15
RBI	9
BB	3
SO	4
LOB	18

PITCHER		IP	WLS	BF	H	R	ER	SO	BB	IBB	HBP	BLK	WP	HR	S	P	ERA	WHIP
Jack Billingham, R ERA: 3.51	(1, 1)	3.0	L	18	8	5	5	1	0	1	1	0	1	1	18	23	15.00	2.667
Milt Wilcox, R ERA: 5.47	(4, 1)	5.0		24	7	4	4	2	2	0	1	0	0	0	25	34	7.20	1.800
Dave Tobik, R ERA: 3.05	(9, 1)	1.0		3	0	0	0	1	0	0	0	0	0	0	5	5	0.00	0.000

PITCHER	IP	WLS	BF	H	R	ER	SO	BB	IBB	HBP	BLK	WP	HR	S	P	ERA	WHIP

Batter	1	2	3	4	5	6	7	8	9	AB	R	H	RBI	BB	SO	LOB
Ron LeFlore, R (1, 10) OBP: 0.358, SLG: 0.385	5-3		F9		G6-3 1-2f		FC6-4 1B 1-2f		K	5	0	0	0	0	1	5
Lou Whitaker, L (1, 4) OBP: 0.409, SLG: 0.429	K		4-3 1-2 2-3		S E BB		1-2 1B			3	1	1	0	1	1	2
Steve Kemp, L (1, 7) OBP: 0.424, SLG: 0.534	4-3		4-3		F8 1-H		4-3			4	0	0	0	0	0	4
Lance Parrish, R (1, 2) OBP: 0.363, SLG: 0.448		K		2B 1B		5-3 2B		FC5-4 BB		3	0	2	0	1	1	0
Jerry Morales, R (1, 9) OBP: 0.272, SLG: 0.419		1B		F9		5-3 2-3		FC5-4 G5-4-3 1-2f		4	0	1	0	0	0	3
John Wockenfuss, R (1, 3) OBP: 0.286, SLG: 0.462		K		F9		F2		G5-4-3 1-2f		4	0	0	0	0	1	4
Aurelio Rodriguez, R (1, 5) OBP: 0.276, SLG: 0.348		K		2B 1-3		F5			5-3	4	0	1	0	0	1	2
Lynn Jones, R (1, 8) OBP: 0.358, SLG: 0.398			4-3 BB 1B	F8			5-3		FC6-4 1B	4	0	2	0	0	0	2
Alan Trammell, R (1, 6) OBP: 0.326, SLG: 0.336			4-3 1-2 BB		G6-3 1B		FC6-4 1B		FC6-4 1-2f	3	0	2	0	1	0	1
Inning Stats	R: 0 E: 0 K: 1 S: 5 H: 0 LOB: 0 BB: 0 P: 5	R: 0 E: 0 K: 3 S: 10 H: 1 LOB: 1 BB: 0 P: 10	R: 0 E: 0 K: 0 S: 4 H: 1 LOB: 2 BB: 1 P: 8	R: 0 E: 0 K: 0 S: 5 H: 2 LOB: 2 BB: 0 P: 5	R: 1 E: 0 K: 0 S: 3 H: 1 LOB: 0 BB: 1 P: 7	R: 0 E: 0 K: 0 S: 4 H: 1 LOB: 1 BB: 0 P: 4	R: 0 E: 0 K: 0 S: 5 H: 2 LOB: 2 BB: 0 P: 5	R: 0 E: 0 K: 0 S: 2 H: 0 LOB: 0 BB: 1 P: 6	R: 0 E: 0 K: 1 S: 6 H: 1 LOB: 1 BB: 0 P: 6	1B: 7 2B: 2 3B: 0 HR: 0	SF: 0 SAC: 0 DP: 2 HBP: 0					

PITCHER	IP	WLS	BF	H	R	ER	SO	BB	IBB	HBP	BLK	WP	HR	S	P	ERA	WHIP
Balor Moore, L (1, 1) ERA: 3.92	9.0	W	37	9	1	0	5	3	0	0	0	0	0	44	56	0.00	1.333

PITCHER	IP	WLS	BF	H	R	ER	SO	BB	IBB	HBP	BLK	WP	HR	S	P	ERA	WHIP

BOTTOM

Toronto Blue Jays @ Detroit Tigers

Tiger Stadium, Detroit, MI

Tue Jul 03 1979, 7:05 PM EDT

Att. 20,885 - Unknown

livebaseballscorecards.com

AB	34
R	1
H	9
RBI	0
BB	3
SO	5
LOB	23

Batter	1	2	3	4	5	6	7	8	9	10	11	AB	R	H	RBI	BB	SO	LOB
Alfredo Griffin, S (1, 6) OBP: 0.329, SLG: 0.332	6-3		2-3		F7			1-3	K		K	6	0	0	0	0	2	1
Al Woods, L (1, 7) OBP: 0.338, SLG: 0.398	K		1-3			K		BLK 1B HR 1B		K	1-3	5	1	1	0	0	3	0
Bob Bailor, R (10, 7) OBP: 0.291, SLG: 0.254 (11, 5)												1	0	0	0	0	0	0
Rick Bosetti, R (1, 8) OBP: 0.283, SLG: 0.347	F4			G3		F8		1-2 BLK HR 1B		BB		4	1	1	0	1	0	0
John Mayberry, L (1, 3) OBP: 0.369, SLG: 0.477		FC5-4 BB		BB		1B		1-H 2-H HR		F4		3	1	2	3	2	0	1
Roy Howell, L (1, 10) OBP: 0.341, SLG: 0.420		K		F2		F8		HR		K		5	1	1	1	0	2	4
Rick Cerone, R (1, 2) OBP: 0.299, SLG: 0.280		FC5-4 WP 1B 1-2f		F3			F8	1B			F7	5	0	1	0	0	0	2
Joe Cannon, L (1, 9) OBP: 0.213, SLG: 0.213 (11, 7)		WP 1-2 1B			4-3		F9	K			S HR 1B	5	1	2	0	0	1	1
Danny Ainge, R (1, 4) OBP: 0.313, SLG: 0.336		4-3 1-2 2-3			5-3		5-3		B2-6-4 1B		HR BB	4	1	1	0	1	0	2
Luis Gomez, R (1, 5) OBP: 0.311, SLG: 0.314			F6		BB			4-3	B2-6-4 1-2f		1-H 2-H HR	3	0	0	0	1	0	1
Otto Velez, R (11, PH) OBP: 0.374, SLG: 0.529 (11, 9)												1	1	1	3	0	0	0
Inning Stats	R: 0 E: 0 K: 1 S: 5 H: 0 LOB: 0 BB: 0 P: 5	R: 0 E: 0 K: 1 S: 6 H: 1 LOB: 2 BB: 1 P: 10	R: 0 E: 0 K: 0 S: 3 H: 0 LOB: 0 BB: 0 P: 3	R: 0 E: 0 K: 0 S: 3 H: 0 LOB: 1 BB: 1 P: 7	R: 0 E: 0 K: 0 S: 3 H: 0 LOB: 1 BB: 1 P: 7	R: 0 E: 0 K: 1 S: 6 H: 1 LOB: 1 BB: 0 P: 6	R: 0 E: 0 K: 0 S: 3 H: 0 LOB: 0 BB: 0 P: 3	R: 4 E: 0 K: 1 S: 10 H: 5 LOB: 1 BB: 0 P: 10	R: 0 E: 0 K: 1 S: 5 H: 1 LOB: 0 BB: 0 P: 5	R: 0 E: 0 K: 2 S: 7 H: 0 LOB: 1 BB: 1 P: 11	R: 3 E: 0 K: 1 S: 7 H: 2 LOB: 0 BB: 1 P: 11	1B: 7 2B: 0 3B: 0 HR: 3	SF: 0 SAC: 0 DP: 1 HBP: 0	WP: 1 PB: 0 SB: 1 CS: 0	PA: 47			

PITCHER	IP	WLS	BF	H	R	ER	SO	BB	IBB	HBP	BLK	WP	HR	S	P	ERA	WHIP
Steve Baker, R (1, 1) ERA: 6.15	7.2		31	5	3	3	3	3	0	0	1	1	1	34	46	3.52	1.043
Dave Tobik, R (8, 1) ERA: 4.13	3.1	L	16	5	4	4	5	2	0	0	0	0	2	24	32	10.80	2.100

PITCHER	IP	WLS	BF	H	R	ER	SO	BB	IBB	HBP	BLK	WP	HR	S	P	ERA	WHIP

TOP

Toronto Blue Jays @ Detroit Tigers

Tiger Stadium, Detroit, MI

Wed Jul 04 1979, 7:05 PM EDT

Att. 13,772 - Unknown

livebaseballscorecards.com

AB	42
R	7
H	10
RBI	7
BB	5
SO	8
LOB	12

Toronto Blue Jays @ Detroit Tigers

Tiger Stadium, Detroit, MI

Wed Jul 04 1979, 7:05 PM EDT

Att. 13,772 - Unknown

livebaseballscorecards.com

BOTTOM

Batter	1	2	3	4	5	6	7	8	9	10	11	AB	R	H	RBI	BB	SO	LOB
Ron LeFlore, R (1, 8) OBP: 0.352, SLG: 0.379	3-1		K		4-3			L4		F9		5	0	0	0	0	1	0
Lou Whitaker, L (1, 4) OBP: 0.409, SLG: 0.425	1-3		BB, S, 2B		K			G6-3, 1B		1-3		4	1	1	0	1	1	0
Steve Kemp, L (1, 7) OBP: 0.424, SLG: 0.534	BB, HR, 1B		2B, 1-H		4-3			G6-3, 1-2f			K	4	1	1	1	1	1	1
Jason Thompson, L (1, 3) OBP: 0.369, SLG: 0.393	1B, HR, 1-2		G3			1-3			F3		K	5	1	1	0	0	1	1
Champ Summers, L (1, 9) OBP: 0.369, SLG: 0.463 Lynn Jones, R (9, PR) (10, 9) OBP: 0.364, SLG: 0.414	HR, 1-H, 2-H		4-3			L9			BB, 1B, G2-3		HR, 2B	3 1	1 1	1 1	3 0	1 0	0 0	1 0
Rusty Staub, L (1, 10) OBP: 0.332, SLG: 0.397	G3			F8		4-3			IBB, 1B, 1-3		HR, 2-H	5	1	2	2	0	0	0
Lance Parrish, R (1, 2) OBP: 0.364, SLG: 0.443		F7		K					BB, G6-4-3		5-3	3	0	0	0	2	1	0
Phil Mankowski, L (1, 5) OBP: 0.308, SLG: 0.278		6-3		2B					F7	IBB, 1-2		4	0	1	0	0	0	4
Alan Trammell, R (1, 6) OBP: 0.321, SLG: 0.330		F8		6-3					G6-4-3, 1-2f			4	0	0	0	0	0	2
Inning Stats	R: 3 H: 2 E: 0 LOB: 0 K: 0 BB: 1 S: 5 P: 9	R: 0 H: 0 E: 0 LOB: 0 K: 0 BB: 0 S: 3 P: 3	R: 1 H: 1 E: 0 LOB: 1 K: 1 BB: 1 S: 6 P: 10	R: 0 H: 1 E: 0 LOB: 1 K: 1 BB: 0 S: 6 P: 6	R: 0 H: 0 E: 0 LOB: 0 K: 1 BB: 0 S: 5 P: 5	R: 0 H: 0 E: 0 LOB: 0 K: 0 BB: 0 S: 3 P: 3		R: 0 H: 0 E: 0 LOB: 0 K: 0 BB: 0 S: 2 P: 6	R: 0 H: 1 E: 0 LOB: 0 K: 0 BB: 0 S: 3 P: 3	R: 0 H: 1 E: 0 LOB: 2 K: 0 BB: 2 S: 3 P: 11	R: 0 H: 0 E: 0 LOB: 0 K: 0 BB: 0 S: 3 P: 3	R: 2 H: 2 E: 0 LOB: 0 K: 2 BB: 0 S: 9 P: 9	1B: 3 SF: 0 2B: 3 SAC: 0 3B: 0 DP: 3 HR: 2 HBP: 0					

	AB	38
	R	6
	H	8
	RBI	6
	BB	5
	SO	5
	LOB	9

PITCHER		IP	WLS	BF	H	R	ER	SO	BB	IBB	HBP	BLK	WP	HR	S	P	ERA	WHIP
Dave Stieb, R ERA: 6.75	(1, 1)	6.0		24	4	4	4	3	2	0	0	0	0	1	28	36	6.00	1.000
Jim Clancy, R ERA: 4.21	(7, 1)	2.0		6	1	0	0	0	1	0	0	0	0	0	5	9	0.00	1.000
Tom Buskey, R ERA: 3.06	(9, 1)	3.0	W	13	3	2	2	2	1	1	0	0	0	1	15	23	6.00	1.333

PITCHER	IP	WLS	BF	H	R	ER	SO	BB	IBB	HBP	BLK	WP	HR	S	P	ERA	WHIP

Batter	1	2	3	4	5	6	7	8	9	AB	R	H	RBI	BB	SO	LOB
Alfredo Griffin, S (1, 6) OBP: 0.328, SLG: 0.331	F8		4-3			F8			1B G4-6-3 1B	4	1	1	0	0	0	1
Al Woods, L (1, 7) OBP: 0.336, SLG: 0.396	1-3			L6		F7			G4-6-3 1-3 1B	4	0	1	0	0	0	1
Rick Bosetti, R (1, 8) OBP: 0.280, SLG: 0.342	G3			5-3		F7			G4-6-3 1-2f 3-H	4	0	0	0	0	0	2
John Mayberry, L (1, 3) OBP: 0.371, SLG: 0.476 Bob Bailor, R (9, PR) OBP: 0.291, SLG: 0.254		F9		1B			K		FC6-4 BB	3 0	0 0	1 0	0 0	1 0	1 0	0 0
Roy Howell, L (1, 10) OBP: 0.336, SLG: 0.413		6-3		1-3			F8		FC6-4 1-2f	4	0	0	0	0	0	2
Rick Cerone, R (1, 2) OBP: 0.296, SLG: 0.276		5-3			F7		K			3	0	0	0	0	1	0
Joe Cannon, L (1, 9) OBP: 0.220, SLG: 0.280			HR		G3			F8		3	1	1	1	0	0	0
Danny Ainge, R (1, 4) OBP: 0.307, SLG: 0.329			K		F3			F3		3	0	0	0	0	1	0
Luis Gomez, R (1, 5) OBP: 0.312, SLG: 0.315			F9			1B		4-3		3	0	1	0	0	0	0

TOP

Toronto Blue Jays @ Detroit Tigers

Tiger Stadium, Detroit, MI

Thu Jul 05 1979, 7:05 PM EDT

Att. 13,199 - Unknown

livebaseballscorecards.com

AB	31
R	2
H	5
RBI	1
BB	1
SO	3
LOB	6

Inning Stats	1	2	3	4	5	6	7	8	9
	R: 0 E: 0 K: 0 S: 3	R: 0 E: 0 K: 0 S: 3	R: 1 E: 0 K: 1 S: 6	R: 0 E: 0 K: 0 S: 4	R: 0 E: 0 K: 0 S: 3	R: 0 E: 0 K: 0 S: 4	R: 0 E: 0 K: 2 S: 7	R: 0 E: 0 K: 0 S: 3	R: 1 E: 0 K: 0 S: 4
	H: 0 LOB: 0 BB: 0 P: 3	H: 0 LOB: 0 BB: 0 P: 3	H: 1 LOB: 0 BB: 0 P: 6	H: 1 LOB: 1 BB: 0 P: 4	H: 0 LOB: 0 BB: 0 P: 3	H: 1 LOB: 1 BB: 0 P: 4	H: 0 LOB: 0 BB: 0 P: 7	H: 0 LOB: 0 BB: 0 P: 3	H: 2 LOB: 1 BB: 1 P: 8

1B: 4 SF: 0
2B: 0 SAC: 0
3B: 0 DP: 1
HR: 1 HBP: 0

WP: 0 PA: 32
PB: 0
SB: 0
CS: 0

PITCHER		IP	WLS	BF	H	R	ER	SO	BB	IBB	HBP	BLK	WP	HR	S	P	ERA	WHIP
Kip Young, R ERA: 5.55	(1, 1)	8.0	W	29	5	2	2	3	0	0	0	0	0	1	35	35	2.25	0.625
Aurelio Lopez, R ERA: 3.49	(9, 1)	1.0	S	3	0	0	0	0	1	0	0	0	0	0	2	6	0.00	1.000

PITCHER	IP	WLS	BF	H	R	ER	SO	BB	IBB	HBP	BLK	WP	HR	S	P	ERA	WHIP

Batter	1	2	3	4	5	6	7	8	9	AB	R	H	RBI	BB	SO	LOB
Ron LeFlore, R (1, 8) OBP: 0.350, SLG: 0.374	BBBB 4-0 F8 WP 6-3 BB	x 0-0 ③ FC6-4 1-2f		x 0-0 ③ F3		x 0-0 ②③ F7 1-2		x 0-0 ③ 5-3		4	1	0	0	1	0	7
Lou Whitaker, L (1, 4) OBP: 0.415, SLG: 0.423	x 0-0 ① F8 1-3		BBBB 4-0 F7 BLK BB		BBBB 4-0 E SF9 BB		BBBB 4-0 G4-6-3 BB			1	1	0	0	3	0	1
Steve Kemp, L (1, 7) OBP: 0.419, SLG: 0.526	x 0-0 ② 6-3 3-H		x 0-0 ① F8 1-2		x 0-0 ① F8 1-3		x 0-0 ① F9			4	0	0	1	0	0	3
Jason Thompson, L (1, 3) OBP: 0.368, SLG: 0.392	x 0-0 FC6 1B		x 0-0 ② F7 2-3		x 0-0 ② SF9 3-H		x 0-0 ②③ G4-6-3 1-2f			3	0	1	1	0	0	2
Champ Summers, L (1, 9) OBP: 0.372, SLG: 0.484	x 0-0 ③ FC6 1-2f		x 0-0 ③ F7		x 0-0 1B 1B			x 0-0 HR		4	1	2	1	0	0	2
Rusty Staub, L (1, 10) OBP: 0.331, SLG: 0.394		x 0-0 ① L3		x 0-0 ① F9	x 0-0 1-3 1B			x 0-0 ① F5		4	0	1	0	0	0	0
Lance Parrish, R (1, 2) OBP: 0.362, SLG: 0.438		BBBB 4-0 1B BB		x 0-0 ② F6	x 0-0 ③ F7			x 0-0 ② 6-3		3	0	0	0	1	0	2
Phil Mankowski, L (1, 5) OBP: 0.316, SLG: 0.280		x 0-0 ② L9	BBBB 4-0 1B BB			x 0-0 ① F8		x 0-0 BB 1B		3	0	1	0	1	0	1
Alan Trammell, R (1, 6) OBP: 0.332, SLG: 0.339		x 0-0 FC6-4 1-2 1B		x 0-0 1-2 1B		x 0-0 CS 1B		BBBB 4-0 1-2 BB		3	0	3	0	1	0	0
Inning Stats	R: 1 H: 1 E: 0 LOB: 1 K: 0 BB: 1 S: 4 P: 8	R: 0 H: 1 E: 0 LOB: 2 K: 0 BB: 1 S: 4 P: 8	R: 0 H: 0 E: 0 LOB: 1 K: 0 BB: 1 S: 3 P: 7	R: 0 H: 1 E: 0 LOB: 2 K: 0 BB: 1 S: 4 P: 8	R: 1 H: 2 E: 1 LOB: 2 K: 0 BB: 1 S: 5 P: 9	R: 0 H: 1 E: 0 LOB: 0 K: 0 BB: 0 S: 3 P: 3	R: 0 H: 0 E: 0 LOB: 0 K: 0 BB: 1 S: 2 P: 6	R: 1 H: 2 E: 0 LOB: 2 K: 0 BB: 1 S: 5 P: 9		1B: 7 SF: 1 2B: 0 SAC: 0 3B: 0 DP: 1 HR: 1 HBP: 0						

Toronto Blue Jays @ Detroit Tigers

Tiger Stadium, Detroit, MI

Thu Jul 05 1979, 7:05 PM EDT

Att. 13,199 - Unknown

BOTTOM

livebaseballscorecards.com

AB	29
R	3
H	8
RBI	3
BB	7
SO	0
LOB	18

WP: 1 PA: 37
PB: 0
SB: 0
CS: 1

PITCHER		IP	WLS	BF	H	R	ER	SO	BB	IBB	HBP	BLK	WP	HR	S	P	ERA	WHIP
Phil Huffman, R ERA: 6.18	(1, 1)	7.2	L	35	8	3	3	0	6	0	0	1	1	1	29	53	3.52	1.826
Dave Freisleben, R ERA: 4.87	(8, 1)	0.1		2	0	0	0	0	1	0	0	0	0	0	1	5	0.00	3.000

Batter	1	2	3	4	5	6	7	8	9	AB	R	H	RBI	BB	SO	LOB
Ron LeFlore, R (1, 8) OBP: 0.344, SLG: 0.368	K		F9		K		5-3		6-3	5	0	0	0	0	2	1
Lou Whitaker, L (1, 4) OBP: 0.418, SLG: 0.424	S, 1B		K		F7			1B	G4-6-3, BB	4	2	2	0	1	1	1
Steve Kemp, L (1, 7) OBP: 0.415, SLG: 0.520	K 1-2			1-3	K			SH1-4, 1B 1-3	G4-6-3 1-2f	5	1	1	0	0	2	3
Jason Thompson, L (1, 3) OBP: 0.373, SLG: 0.398	2-H			1B, 1B WP		K		SH1-4 1-2 3-H		4	2	3	2	0	1	0
Champ Summers, L (1, 9) OBP: 0.372, SLG: 0.481	K			WP, 1B 1-2		F8		SH1-4 1-2 2-3		3	0	1	0	0	1	1
Jerry Morales, R (8, PH) OBP: 0.272, SLG: 0.419 (8, 9)										0	0	0	0	0	0	0
Rusty Staub, L (1, 10) OBP: 0.337, SLG: 0.413		F8		WP 1-2 2-3		HR		E, 1B IBB		3	2	2	1	1	0	0
Lance Parrish, R (1, 2) OBP: 0.364, SLG: 0.438		K		F5 1-2 2-3 3-H		CS, 1B		FC3-6 1-2 2-H 3-H		4	0	2	2	0	1	2
Phil Mankowski, L (1, 5) OBP: 0.303, SLG: 0.267		F9	K		CS 1-2		F7	FC3-6 1-2f 2-H		4	0	0	0	0	1	3
Alan Trammell, R (1, 6) OBP: 0.331, SLG: 0.338			1-3		1B		F7	K		4	0	1	0	0	1	1
Inning Stats	R: 1 H: 2 E: 0 LOB: 1 K: 3 BB: 0 S: 11 P: 11	R: 0 H: 0 E: 0 LOB: 0 K: 1 BB: 0 S: 5 P: 5	R: 0 H: 0 E: 0 LOB: 0 K: 1 BB: 0 S: 5 P: 5	R: 1 H: 3 E: 0 LOB: 2 K: 1 BB: 0 S: 8 P: 8	R: 0 H: 1 E: 0 LOB: 1 K: 2 BB: 0 S: 8 P: 8	R: 1 H: 2 E: 0 LOB: 0 K: 1 BB: 0 S: 6 P: 6	R: 0 H: 0 E: 0 LOB: 0 K: 0 BB: 0 S: 3 P: 3	R: 4 H: 4 E: 1 LOB: 1 K: 1 BB: 1 S: 9 P: 13	R: 0 H: 0 E: 0 LOB: 0 K: 0 BB: 1 S: 2 P: 6	1B: 11 SF: 0 2B: 0 SAC: 1 3B: 0 DP: 1 HR: 1 HBP: 0						

TOP

Detroit Tigers @ Milwaukee Brewers

Milwaukee County Stadium, Milwaukee, WI

Fri Jul 06 1979, 8:05 PM EDT

Unknown

livebaseballscorecards.com

AB	36
R	7
H	12
RBI	5
BB	2
SO	10
LOB	12

WP: 1 PA: 40
PB: 0
SB: 1
CS: 1

PITCHER		IP	WLS	BF	H	R	ER	SO	BB	IBB	HBP	BLK	WP	HR	S	P	ERA	WHIP
Moose Haas, R ERA: 5.55	(1, 1)	7.0	L	30	10	5	5	9	0	0	0	0	1	1	48	48	6.43	1.429
Jerry Augustine, L ERA: 3.02	(8, 1)	0.1		3	1	0	0	0	0	1	0	0	0	0	2	6	0.00	3.000
Bill Castro, R ERA: 1.8	(8, 1)	1.2		6	1	2	1	1	1	0	0	0	0	0	7	11	5.40	1.200

PITCHER	IP	WLS	BF	H	R	ER	SO	BB	IBB	HBP	BLK	WP	HR	S	P	ERA	WHIP

Batter	1	2	3	4	5	6	7	8	9	AB	R	H	RBI	BB	SO	LOB
Paul Molitor, R (1, 10) OBP: 0.386, SLG: 0.497	E1 L5-3		7-3 1-2		BB S		K		1B 1-2 3-H	4	0	1	1	1	1	1
Don Money, R (1, 5) OBP: 0.295, SLG: 0.360 Sal Bando, R (8, 5) OBP: 0.335, SLG: 0.342	L5-3 1-2		1B 2-3		K 1-2	5-3			F9	4 1	0 0	1 0	0 0	0 0	1 0	2 2
Cecil Cooper, L (1, 3) OBP: 0.389, SLG: 0.495	1B CS		2B 3-H			5-3		4-3		4	0	2	1	0	0	0
Gorman Thomas, R (1, 8) OBP: 0.378, SLG: 0.540	CS 1-2	2B 1B	K			HR		F7		4	2	2	1	0	1	1
Ben Oglivie, L (1, 7) OBP: 0.318, SLG: 0.477		1B 4-3 2-H		L4		K F9 1B		L3		4	0	1	1	0	1	0
Sixto Lezcano, R (1, 9) OBP: 0.414, SLG: 0.492		K		5-3		1B 1-2			6-3	4	0	1	0	0	1	1
Robin Yount, R (1, 6) OBP: 0.302, SLG: 0.370		4-3 1-2		CS 1B		F9 2-3			1B FC6-4 1B	4	1	2	0	0	0	3
Charlie Moore, R (1, 2) OBP: 0.434, SLG: 0.503		K		CS 1-2	F7	5-3			FC6-4 1B	4	0	1	0	0	1	3
Jim Gantner, L (1, 4) OBP: 0.330, SLG: 0.316			1B 7-3 2B 1B		F7		F8		FC6-4 1B 1-2f 2-3	4	1	1	0	0	0	2
Inning Stats	R: 0 E: 1 K: 0 S: 3 H: 1 LOB: 0 BB: 0 P: 3	R: 1 E: 0 K: 2 S: 9 H: 2 LOB: 1 BB: 0 P: 9	R: 1 E: 0 K: 1 S: 7 H: 3 LOB: 1 BB: 0 P: 7	R: 0 E: 0 K: 0 S: 3 H: 1 LOB: 0 BB: 0 P: 3	R: 0 E: 0 K: 1 S: 5 H: 0 LOB: 1 BB: 1 P: 9	R: 1 E: 0 K: 1 S: 8 H: 2 LOB: 2 BB: 0 P: 8	R: 0 E: 0 K: 1 S: 5 H: 0 LOB: 0 BB: 0 P: 5	R: 0 E: 0 K: 0 S: 3 H: 0 LOB: 0 BB: 0 P: 3	R: 1 E: 0 K: 0 S: 6 H: 3 LOB: 2 BB: 0 P: 6	1B: 9 2B: 3 3B: 0 HR: 1 SF: 0 SAC: 0 DP: 1 HBP: 0						

PITCHER	IP	WLS	BF	H	R	ER	SO	BB	IBB	HBP	BLK	WP	HR	S	P	ERA	WHIP
Jack Morris, R (1, 1) ERA: 3.68	8.1	W	35	11	4	4	6	1	0	0	0	0	1	46	50	4.32	1.440
Aurelio Lopez, R (9, 1) ERA: 3.44	0.2	S	3	1	0	0	0	0	0	0	0	0	0	3	3	0.00	1.500

PITCHER	IP	WLS	BF	H	R	ER	SO	BB	IBB	HBP	BLK	WP	HR	S	P	ERA	WHIP

BOTTOM

Detroit Tigers @ Milwaukee Brewers

Milwaukee County Stadium, Milwaukee, WI

Fri Jul 06 1979, 8:05 PM EDT

Unknown

livebaseballscorecards.com

AB	37
R	4
H	12
RBI	4
BB	1
SO	6
LOB	15

1B: 9	SF: 0	WP: 0	PA: 40
2B: 3	SAC: 0	PB: 1	
3B: 0	DP: 1	SB: 1	
HR: 1	HBP: 0	CS: 2	

Batter	1	2	3	4	5	6	7	8	9	AB	R	H	RBI	BB	SO	LOB
Ron LeFlore, R (1, 8) OBP: 0.342, SLG: 0.365	F6 S 4-3 1B		5-3		F9		F9		K	5	1	1	0	0	1	3
Lou Whitaker, L (1, 4) OBP: 0.422, SLG: 0.423	F6 1-3			F8		BBBB 4-3 HR BB	BB 1-2 1B		BBBB FC3-6 BB	3	1	1	0	2	0	1
Steve Kemp, L (1, 7) OBP: 0.409, SLG: 0.511	4-3 3-H			5-3	4-3 1-2		F8		FC3-6 1-2f	5	0	0	1	0	0	4
Jason Thompson, L (1, 3) OBP: 0.373, SLG: 0.407	6-3			F7	BBBB 2-H HR	BB 1-2 2-3			K	4	1	1	2	1	1	1
Champ Summers, L (1, 9) OBP: 0.376, SLG: 0.491 Jerry Morales, R (7, PH) OBP: 0.271, SLG: 0.417 (7, 9)		4-3			1B 1B 2B	WP 1B 1B	F4			3 1	2 0	2 0	0 0	0 0	0 0	0 3
Rusty Staub, L (1, 10) OBP: 0.332, SLG: 0.405		1-3			F4	F5 1-2		F9		4	0	0	0	0	0	2
John Wockenfuss, R (1, 2) OBP: 0.295, SLG: 0.463		4-3			1B 2-3 1B	FC4 2-H 1B		F8		4	0	2	1	0	0	0
Aurelio Rodriguez, R (1, 5) OBP: 0.276, SLG: 0.346			6-3		1-2 3-H 1B	FC4 1-2f		E5		4	0	1	1	0	0	1
Mark Wagner, R (1, 6) OBP: 0.366, SLG: 0.363			5-3		F9		BB 1B 1B	F7		4	0	1	0	0	0	3
Inning Stats	R: 1 E: 0 K: 0 S: 4 H: 1 LOB: 0 BB: 0 P: 4	R: 0 E: 0 K: 0 S: 3 H: 0 LOB: 0 BB: 0 P: 3	R: 0 E: 0 K: 0 S: 3 H: 0 LOB: 0 BB: 0 P: 3	R: 0 E: 0 K: 0 S: 3 H: 0 LOB: 0 BB: 0 P: 3	R: 1 E: 0 K: 0 S: 6 H: 3 LOB: 2 BB: 0 P: 6	R: 3 E: 0 K: 0 S: 6 H: 3 LOB: 1 BB: 1 P: 10	R: 0 E: 0 K: 0 S: 5 H: 2 LOB: 3 BB: 1 P: 9	R: 0 E: 1 K: 0 S: 4 H: 0 LOB: 1 BB: 0 P: 4	R: 0 E: 0 K: 2 S: 7 H: 0 LOB: 1 BB: 1 P: 11	1B: 7 2B: 1 3B: 0 HR: 1 SF: 0 SAC: 0 DP: 0 HBP: 0						

TOP

Detroit Tigers @ Milwaukee Brewers

Milwaukee County Stadium, Milwaukee, WI

Fri Jul 06 1979, 8:05 PM EDT
Att. 54,630 - Unknown

livebaseballscorecards.com

AB	37
R	5
H	9
RBI	5
BB	3
SO	2
LOB	18

WP: 1 PB: 0 SB: 1 CS: 0 PA: 40

PITCHER		IP	WLS	BF	H	R	ER	SO	BB	IBB	HBP	BLK	WP	HR	S	P	ERA	WHIP
Jim Slaton, R ERA: 3.05	(1, 1)	5.2	L	25	7	5	5	0	1	0	0	0	1	1	24	28	7.94	1.412
Reggie Cleveland, R ERA: 4.5	(6, 1)	1.0		6	2	0	0	0	1	0	0	0	0	0	5	9	0.00	3.000
Bob McClure, L ERA: 5.08	(7, 1)	2.1		9	0	0	0	2	1	0	0	0	0	0	12	16	0.00	0.429

PITCHER	IP	WLS	BF	H	R	ER	SO	BB	IBB	HBP	BLK	WP	HR	S	P	ERA	WHIP

Batter	1	2	3	4	5	6	7	8	9	AB	R	H	RBI	BB	SO	LOB
Paul Molitor, R (1, 4) (2, 6) OBP: 0.385, SLG: 0.494	FC5 1B 1B		G5-4-3 1-2f	4-3			F2			4	0	1	0	0	0	3
Don Money, R (1, 10) OBP: 0.303, SLG: 0.360	E 1-2 1B		1B BB		F6		3-1			3	1	1	0	1	0	0
Cecil Cooper, L (1, 3) OBP: 0.387, SLG: 0.492	FC5 SF8 1-H 2-3f		1B 1-2		F8			K		4	1	1	0	0	1	1
Gorman Thomas, R (1, 8) OBP: 0.374, SLG: 0.535	SF8 2-H		K		F4			K		3	0	0	1	0	2	2
Ben Oglivie, L (1, 9) OBP: 0.321, SLG: 0.485	F7			1B 3B		5-3 1B		3-1		4	1	2	0	0	0	0
Dick Davis, R (1, 7) OBP: 0.302, SLG: 0.424		K		K		K			6-3 SF9 2B	4	1	1	0	0	3	2
Sal Bando, R (1, 5) OBP: 0.334, SLG: 0.341		F9		F8 1B 1B 3-H		5-3 1-2			6-3 2-3	4	0	1	1	0	0	2
Robin Yount, R (1, 6) OBP: 0.302, SLG: 0.370 Jim Gantner, L (2, 4) OBP: 0.330, SLG: 0.316 Sixto Lezcano, R (9, PH) OBP: 0.413, SLG: 0.492		K		1-2 1B		4-3			SF9 3-H	0 3 0	0 0 0	0 1 0	0 0 1	0 1 0	0 1 0	0 1 0
Buck Martinez, R (1, 2) OBP: 0.253, SLG: 0.347 Charlie Moore, R (7, PH) OBP: 0.429, SLG: 0.497 (8, 2)			G5-4-3 BB	F8 2-3			K		F2	1 2	0 0	0 0	0 0	1 0	0 1	2 0
Inning Stats	R: 2 E: 1 K: 0 S: 5 H: 2 LOB: 0 BB: 0 P: 5	R: 0 E: 0 K: 2 S: 7 H: 0 LOB: 0 BB: 0 P: 7	R: 0 E: 0 K: 1 S: 5 H: 1 LOB: 2 BB: 2 P: 13	R: 1 E: 0 K: 1 S: 8 H: 3 LOB: 2 BB: 0 P: 8	R: 0 E: 0 K: 0 S: 3 H: 0 LOB: 0 BB: 0 P: 3	R: 0 E: 0 K: 1 S: 6 H: 1 LOB: 1 BB: 0 P: 6	R: 0 E: 0 K: 1 S: 5 H: 0 LOB: 0 BB: 0 P: 5	R: 0 E: 0 K: 2 S: 7 H: 0 LOB: 0 BB: 0 P: 7	R: 1 E: 0 K: 0 S: 4 H: 1 LOB: 0 BB: 0 P: 4	1B: 6 2B: 1 3B: 1 HR: 0 SF: 2 SAC: 0 DP: 1 HBP: 0						

PITCHER		IP	WLS	BF	H	R	ER	SO	BB	IBB	HBP	BLK	WP	HR	S	P	ERA	WHIP
Milt Wilcox, R ERA: 5.24	(1, 1)	6.0	W	26	7	3	1	5	2	0	0	0	0	0	34	42	1.50	1.500
Dave Tobik, R ERA: 4.0	(7, 1)	3.0	S	10	1	1	1	3	0	0	0	0	0	0	16	16	3.00	0.333

PITCHER	IP	WLS	BF	H	R	ER	SO	BB	IBB	HBP	BLK	WP	HR	S	P	ERA	WHIP

BOTTOM

Detroit Tigers @ Milwaukee Brewers

Milwaukee County Stadium, Milwaukee, WI

Fri Jul 06 1979, 8:05 PM EDT

Att. 54,630 - Unknown

livebaseballscorecards.com

AB	32
R	4
H	8
RBI	3
BB	2
SO	8
LOB	13

Batter	1	2	3	4	5	6	7	8	9	AB	R	H	RBI	BB	SO	LOB
Ron LeFlore, R (1, 8) OBP: 0.346, SLG: 0.375	E4 S 1B		S 1B	5-3			SF7 3B	1B 1-2 PO 1B		5	2	3	0	0	0	1
Lou Whitaker, L (1, 4) OBP: 0.418, SLG: 0.417	K 1-2		1-3 1-2		F8 BB G3 BB		SF7 3-H	K		3	1	0	1	1	2	4
Steve Kemp, L (1, 7) OBP: 0.418, SLG: 0.526	E S 2-H 1B		BB		G3 1-2 BB		HR	1-3 2-H 1B		3	1	3	3	2	0	0
Jason Thompson, L (1, 3) OBP: 0.370, SLG: 0.403	K 1-3		K		F8 2-3		1B	PO 3-H	K	5	0	1	0	0	3	5
Champ Summers, L (1, 9) OBP: 0.370, SLG: 0.481	F8		F3		G3 1-2 3-H		L9		CS 1B	3	0	0	1	0	0	4
Jerry Morales, R (7, PH) (7, 9) OBP: 0.273, SLG: 0.418										2	0	1	0	0	0	1
Rusty Staub, L (1, 10) OBP: 0.333, SLG: 0.405		FC9-6 1B		F9	F6		1-2 1B		K 1-2	5	0	2	0	0	1	2
Lance Parrish, R (1, 2) OBP: 0.362, SLG: 0.436		K	S 2B 1B			1-3	K			4	1	1	0	0	2	3
Aurelio Rodriguez, R (1, 5) OBP: 0.276, SLG: 0.349		FC9-6 1-2f	K 1-2			5-3		1B 2B		4	0	1	0	0	1	2
Alan Trammell, R (1, 6) OBP: 0.331, SLG: 0.342		1-3	2-H 2B			F4		1B 2-3 1B		3	0	1	1	0	0	1
Mark Wagner, R (7, 6) OBP: 0.373, SLG: 0.370										1	1	1	0	0	0	0
Inning Stats	R: 1 E: 1 K: 2 S: 9 H: 1 LOB: 1 BB: 0 P: 9	R: 0 E: 0 K: 1 S: 6 H: 1 LOB: 1 BB: 0 P: 6	R: 0 E: 0 K: 1 S: 6 H: 1 LOB: 2 BB: 1 P: 10	R: 1 E: 0 K: 1 S: 7 H: 2 LOB: 1 BB: 0 P: 7	R: 1 E: 0 K: 0 S: 3 H: 0 LOB: 1 BB: 2 P: 11	R: 0 E: 0 K: 0 S: 3 H: 0 LOB: 0 BB: 0 P: 3	R: 2 E: 0 K: 1 S: 9 H: 4 LOB: 2 BB: 0 P: 9	R: 1 E: 0 K: 1 S: 7 H: 4 LOB: 1 BB: 0 P: 7	R: 0 E: 0 K: 2 S: 7 H: 1 LOB: 0 BB: 0 P: 7	1B: 10 2B: 2 3B: 1 HR: 1 SF: 1 SAC: 0 DP: 0 HBP: 0							WP: 0 PB: 0 SB: 4 CS: 1 PA: 43

TOP

Detroit Tigers @ Milwaukee Brewers

Milwaukee County Stadium, Milwaukee, WI

Sat Jul 07 1979, 4:33 AM EDT

Att. 33,265 - Unknown

livebaseballscorecards.com

AB	38
R	6
H	14
RBI	6
BB	3
SO	9
LOB	23

PITCHER		IP	WLS	BF	H	R	ER	SO	BB	IBB	HBP	BLK	WP	HR	S	P	ERA	WHIP
Paul Mitchell, R ERA: 5.33	(1, 1)	6.1	L	30	7	5	4	5	3	0	0	0	0	1	37	49	5.68	1.579
Jerry Augustine, L ERA: 3.0	(7, 1)	0.1		3	2	0	0	0	0	0	0	0	0	0	3	3	0.00	6.000
Reggie Cleveland, R ERA: 4.68	(7, 1)	0.2		4	3	1	1	1	0	0	0	0	0	0	6	6	13.50	4.500
Bob McClure, L ERA: 4.8	(8, 1)	1.2		5	2	0	0	3	0	0	0	0	0	0	11	11	0.00	1.200

PITCHER	IP	WLS	BF	H	R	ER	SO	BB	IBB	HBP	BLK	WP	HR	S	P	ERA	WHIP

Detroit Tigers @ Milwaukee Brewers

Milwaukee County Stadium, Milwaukee, WI

Sat Jul 07 1979, 4:33 AM EDT

Att. 33,265 - Unknown

BOTTOM

Batter	1	2	3	4	5	6	7	8	9	AB	R	H	RBI	BB	SO	LOB
Paul Molitor, R (1, 6) OBP: 0.380, SLG: 0.487	S S S 0-3 K ①	x 0-0 F8 ③			x 0-0 F8 ③		x 0-0 F9 ③			4	0	0	0	0	1	4
Don Money, R (1, 4) OBP: 0.291, SLG: 0.344	x 0-0 6-3 ②		x 0-0 5-3 ①			x 0-0 F3 ①		x 0-0 5-3 ①		4	0	0	0	0	0	0
Sal Bando, R (1, 5) OBP: 0.333, SLG: 0.339	x 0-0 F7 ③		x 0-0 F5 ②			x 0-0 F4 ②		x 0-0 1B		4	0	1	0	0	0	0
Gorman Thomas, R (1, 8) OBP: 0.372, SLG: 0.534		x 0-0 WP 1B 2B	x 0-0 F7 ③			S S S 0-3 K ③		S S S 0-3 K ②		4	1	1	0	0	2	1
Sixto Lezcano, R (1, 9) OBP: 0.414, SLG: 0.490		B B B B 4-0 L4 WP BB		x 0-0 F7 ①			x 0-0 FC1-5 1B 1B	S S S 0-3 K ③		3	0	1	0	1	1	1
Cecil Cooper, L (1, 3) OBP: 0.388, SLG: 0.492		x 0-0 L4 ① ② 1-3 2-3		x 0-0 4-3 ②			x 0-0 BB FC1-5 1-2 1B		x 0-0 G6-4-3 1B	4	0	2	0	0	0	2
Dick Davis, R (1, 10) OBP: 0.301, SLG: 0.420		x 0-0 2B 2B 1B 3-H		x 0-0 F8 ③			x 0-0 FC1-5 ① BB 1-2 2-3f		x 0-0 G6-4-3 ① ② 1-2f	4	1	1	1	0	0	3
Charlie Moore, R (1, 2) OBP: 0.431, SLG: 0.503		x 0-0 2B 2B 1-3			x 0-0 F8 ①		S S S 0-3 K ②		x 0-0 1B	4	1	2	0	0	1	2
Jim Wohlford, R (1, 7) OBP: 0.298, SLG: 0.341 Ben Oglivie, L (7, PH) (8, 7) OBP: 0.322, SLG: 0.483		x 0-0 2B 2-H 3-H			x 0-0 F6 ②		B B B B 4-0 BB 1-2 2-3		x 0-0 G3 ③	2	0	1	2	0	0	0
										1	0	0	0	1	0	1
Inning Stats	R: 0 E: 0 K: 1 S: 5 H: 0 LOB: 0 P: 5	R: 3 E: 0 K: 0 S: 6 H: 4 LOB: 1 BB: 1 P: 10	R: 0 E: 0 K: 0 S: 3 H: 0 LOB: 0 BB: 0 P: 3	R: 0 E: 0 K: 0 S: 3 H: 0 LOB: 0 BB: 0 P: 3	R: 0 E: 0 K: 0 S: 3 H: 0 LOB: 0 BB: 0 P: 3	R: 0 E: 0 K: 1 S: 5 H: 0 LOB: 0 BB: 0 P: 5	R: 0 E: 0 K: 1 S: 7 H: 2 LOB: 3 BB: 1 P: 11	R: 0 E: 0 K: 2 S: 8 H: 1 LOB: 1 BB: 0 P: 8	R: 0 E: 0 K: 0 S: 4 H: 2 LOB: 1 BB: 0 P: 4	1B: 6 2B: 4 3B: 0 HR: 0	SF: 0 SAC: 0 DP: 2 HBP: 0			WP: 1 PB: 0 SB: 0 CS: 0	PA: 36		

livebaseballscorecards.com

AB	34
R	3
H	9
RBI	3
BB	2
SO	5
LOB	14

PITCHER		IP	WLS	BF	H	R	ER	SO	BB	IBB	HBP	BLK	WP	HR	S	P	ERA	WHIP
Pat Underwood, L ERA: 3.78	(1, 1)	6.0	W	24	6	3	3	2	1	0	0	0	1	0	27	31	4.50	1.167
Aurelio Lopez, R ERA: 3.25	(7, 1)	3.0	S	12	3	0	0	3	1	0	0	0	0	0	17	21	0.00	1.333

PITCHER	IP	WLS	BF	H	R	ER	SO	BB	IBB	HBP	BLK	WP	HR	S	P	ERA	WHIP

Batter	1	2	3	4	5	6	7	8	9	AB	R	H	RBI	BB	SO	LOB
Ron LeFlore, R (1, 8) OBP: 0.351, SLG: 0.380	SH2-3 1B		S 1-3 1B		K			2-H 1B		4	0	3	1	0	1	1
Lou Whitaker, L (1, 4) OBP: 0.411, SLG: 0.409	K		L5 1-2 3-H		K			F2		4	0	0	0	0	2	5
Steve Kemp, L (1, 7) OBP: 0.414, SLG: 0.521	SH2-3 1-2			F8		K		L9		3	0	0	0	0	1	1
Jerry Morales, R (1, 9) OBP: 0.273, SLG: 0.429	5-3			HR		F9		F6		4	1	1	1	0	0	2
Lance Parrish, R (1, 2) OBP: 0.364, SLG: 0.448		WP 6-3 K2-5-2 1B		4-3		5-3			HR	4	1	2	1	0	0	0
John Wockenfuss, R (1, 3) OBP: 0.283, SLG: 0.442		6-3 1-2		K			K		1-3	4	0	0	0	0	2	1
Rusty Staub, L (1, 10) OBP: 0.332, SLG: 0.406		K2-5-2 2-3			2B 2B		F8		F5	4	1	1	0	0	1	1
Aurelio Rodriguez, R (1, 5) OBP: 0.279, SLG: 0.356			1B L5 1B		SH1-3 2-H 2B		F4		K	4	0	2	1	0	1	0
Mark Wagner, R (1, 6) OBP: 0.375, SLG: 0.383			K		SH1-3 2-3			1B 2B		2	1	1	0	0	1	1
Inning Stats	R: 0 E: 0 K: 1 S: 6 H: 1 LOB: 1 BB: 0 P: 6	R: 0 E: 0 K: 1 S: 5 H: 1 LOB: 1 BB: 0 P: 5	R: 0 E: 0 K: 1 S: 6 H: 2 LOB: 1 BB: 0 P: 6	R: 1 E: 0 K: 1 S: 6 H: 1 LOB: 0 BB: 0 P: 6	R: 1 E: 0 K: 2 S: 9 H: 2 LOB: 1 BB: 0 P: 9	R: 0 E: 0 K: 1 S: 5 H: 0 LOB: 0 BB: 0 P: 5	R: 0 E: 0 K: 1 S: 5 H: 0 LOB: 0 BB: 0 P: 5	R: 1 E: 0 K: 0 S: 5 H: 2 LOB: 1 BB: 0 P: 5	R: 1 E: 0 K: 1 S: 6 H: 1 LOB: 0 BB: 0 P: 6	1B: 5 2B: 5 3B: 0 HR: 2	SF: 0 SAC: 2 DP: 2 HBP: 0	WP: 1 PB: 0 SB: 1 CS: 0	PA: 35				

PITCHER	IP	WLS	BF	H	R	ER	SO	BB	IBB	HBP	BLK	WP	HR	S	P	ERA	WHIP
Mike Caldwell, L (1, 1) ERA: 3.27	9.0	W	35	10	4	4	9	0	0	0	0	1	2	53	53	4.00	1.111

PITCHER	IP	WLS	BF	H	R	ER	SO	BB	IBB	HBP	BLK	WP	HR	S	P	ERA	WHIP

TOP

Detroit Tigers @ Milwaukee Brewers

Milwaukee County Stadium, Milwaukee, WI

Sun Jul 08 1979, 4:33 AM EDT

Unknown - 73 F

livebaseballscorecards.com

AB	33
R	4
H	10
RBI	4
BB	0
SO	9
LOB	12

Batter	1	2	3	4	5	6	7	8	9	AB	R	H	RBI	BB	SO	LOB
Paul Molitor, R (1, 4) OBP: 0.381, SLG: 0.489	6-3		1B 2B		E4 G5-4-3	5-3		BB 1B 1-2		5	1	2	0	0	0	2
Don Money, R (1, 10) OBP: 0.296, SLG: 0.340	6-3		5-3		G5-4-3 1-2f		PB SH1-4 HR 1B	BBBB 1-2 2-3 BB		4	1	1	0	1	0	2
Cecil Cooper, L (1, 3) OBP: 0.392, SLG: 0.491	BBBB FC5-4 BB		IIII 1B IBB		BBBB BB		SH1-4 1-2	SSS		1	0	0	0	3	1	3
Gorman Thomas, R (1, 8) OBP: 0.370, SLG: 0.528	FC5-4 1-2f		1-3 2-H 1B		F2		1-3 2-3	SSS		5	0	1	1	0	1	6
Ben Oglivie, L (1, 7) OBP: 0.331, SLG: 0.523		HR	BBBB G6-4-3 BB		HR	HR	HR 3-H			3	3	3	4	1	0	0
Sixto Lezcano, R (1, 9) OBP: 0.412, SLG: 0.494		E6 FC1-4	G6-4-3 1-2f		SSS K	3B				4	0	1	0	0	1	1
Robin Yount, R (1, 6) OBP: 0.301, SLG: 0.366		FC1-4 G4-3 1-2f	BBBB 1B BB		F2	G3				3	0	0	0	1	0	2
Charlie Moore, R (1, 2) OBP: 0.432, SLG: 0.500		G4-3 1-2f	FC4-6 1-3 1B		BBBB 2B BB			F3		3	0	1	0	1	0	1
Jim Gantner, L (1, 5) OBP: 0.336, SLG: 0.333			6-3	FC4-6 1-2f		2B 1-3		BB 1B		4	0	2	0	0	0	2
Inning Stats	R: 0 E: 0 K: 0 S: 3 H: 0 LOB: 1 BB: 1 P: 7	R: 1 E: 1 K: 0 S: 4 H: 1 LOB: 0 BB: 0 P: 4	R: 1 E: 0 K: 0 S: 4 H: 2 LOB: 2 BB: 1 P: 8	R: 0 E: 0 K: 0 S: 3 H: 1 LOB: 2 BB: 2 P: 11	R: 0 E: 1 K: 0 S: 3 H: 0 LOB: 1 BB: 1 P: 7	R: 1 E: 0 K: 1 S: 7 H: 2 LOB: 2 BB: 1 P: 11	R: 2 E: 0 K: 0 S: 6 H: 3 LOB: 1 BB: 0 P: 6	R: 0 E: 0 K: 2 S: 9 H: 2 LOB: 3 BB: 1 P: 13		1B: 5 2B: 2 3B: 1 HR: 3	SF: 0 SAC: 1 DP: 3 HBP: 0						

PITCHER	IP	WLS	BF	H	R	ER	SO	BB	IBB	HBP	BLK	WP	HR	S	P	ERA	WHIP
Jack Billingham, R (1, 1) ERA: 3.55	3.2		17	4	2	2	0	3	1	0	0	0	1	13	29	4.91	1.909
John Hiller, L (4, 1) ERA: 4.32	3.1	L	17	5	3	3	1	2	0	0	0	0	2	17	25	8.10	2.100
Aurelio Lopez, R (8, 1) ERA: 3.19	1.0		6	2	0	0	2	1	0	0	0	0	0	9	13	0.00	3.000

PITCHER	IP	WLS	BF	H	R	ER	SO	BB	IBB	HBP	BLK	WP	HR	S	P	ERA	WHIP

BOTTOM

Detroit Tigers @ Milwaukee Brewers

Milwaukee County Stadium, Milwaukee, WI

Sun Jul 08 1979, 4:33 AM EDT

Unknown - 73 F

livebaseballscorecards.com

AB	32
R	5
H	11
RBI	5
BB	7
SO	3
LOB	19

WP: 0	PB: 1	SB: 0	CS: 0
PA: 40			

Batter	1	2	3	4	5	6	7	8	9	AB	R	H	RBI	BB	SO	LOB
Ron LeFlore, R (1, 10) OBP: 0.350, SLG: 0.376	S S S 0-3 ① K		x 0-0 ③ F8			B B B B 4-0 G1 BB		x 0-0 ③ 6-3		3	0	0	0	1	1	1
Lou Whitaker, L (1, 4) OBP: 0.405, SLG: 0.401	x 0-0 ② 6-3			x 0-0 ① 6-3		x 0-0 ② G1 1-2 2-3			x 0-0 ① B5-3	4	0	0	0	0	0	2
Jerry Morales, R (1, 9) OBP: 0.268, SLG: 0.421	S S S 0-3 ③ K			x 0-0 ② F3		x 0-0 ③ F3			x 0-0 ② F8	4	0	0	0	0	1	2
John Wockenfuss, R (1, 7) OBP: 0.281, SLG: 0.433		x 0-0 ① F7		x 0-0 ③ F8			x 0-0 ① F6		x 0-0 BB 1B	4	0	1	0	0	0	0
Lance Parrish, R (1, 2) OBP: 0.363, SLG: 0.443		x 0-0 ② F5			x 0-0 ① F2		x 0-0 ② F9		B B B B 4-0 1-2 BB	3	0	0	0	1	0	0
Lynn Jones, R (1, 8) OBP: 0.351, SLG: 0.398		x 0-0 ③ F8			x 0-0 ② F4		x 0-0 ③ F7		x 0-0 ③ F9	4	0	0	0	0	0	2
Aurelio Rodriguez, R (1, 5) OBP: 0.284, SLG: 0.374			x 0-0 E8 1B		x 0-0 ③ 6-3			x 0-0 HR		3	1	2	1	0	0	0
Ed Putman, R (1, 3) OBP: 0.250, SLG: 0.500			S S S 0-3 ① K2-3			x 0-0 G1 2B		S S S 0-3 ① K		3	0	1	0	0	2	1
Mark Wagner, R (1, 6) OBP: 0.364, SLG: 0.371			x 0-0 ② F3			x 0-0 ① F9		x 0-0 ② F4		3	0	0	0	0	0	2
Inning Stats	R: 0 E: 0 K: 2 S: 7 H: 0 LOB: 0 BB: 0 P: 7	R: 0 E: 0 K: 0 S: 3 H: 0 LOB: 0 BB: 0 P: 3	R: 0 E: 1 K: 1 S: 6 H: 1 LOB: 1 BB: 0 P: 6	R: 0 E: 0 K: 0 S: 3 H: 0 LOB: 0 BB: 0 P: 3	R: 0 E: 0 K: 0 S: 3 H: 0 LOB: 0 BB: 0 P: 3	R: 0 E: 0 K: 0 S: 4 H: 1 LOB: 2 BB: 1 P: 8	R: 0 E: 0 K: 0 S: 3 H: 0 LOB: 0 BB: 0 P: 3	R: 1 E: 0 K: 1 S: 6 H: 1 LOB: 0 BB: 0 P: 6	R: 0 E: 0 K: 0 S: 4 H: 1 LOB: 2 BB: 1 P: 8	1B: 2 2B: 1 3B: 0 HR: 1 SF: 0 SAC: 0 DP: 0 HBP: 0							

PITCHER	IP	WLS	BF	H	R	ER	SO	BB	IBB	HBP	BLK	WP	HR	S	P	ERA	WHIP
Bill Travers, L (1, 1) ERA: 3.12	9.0	W	33	4	1	1	4	2	0	0	0	0	1	39	47	1.00	0.667

PITCHER	IP	WLS	BF	H	R	ER	SO	BB	IBB	HBP	BLK	WP	HR	S	P	ERA	WHIP

TOP

Detroit Tigers @ Milwaukee Brewers

Milwaukee County Stadium, Milwaukee, WI

Sun Jul 08 1979, 4:38 AM EDT

Att. 39,141 - Unknown - 75 F

livebaseballscorecards.com

AB	31
R	1
H	4
RBI	1
BB	2
SO	4
LOB	10

PA: 33

WP: 0 PB: 0 SB: 0 CS: 0

BOTTOM

Detroit Tigers @ Milwaukee Brewers

Milwaukee County Stadium, Milwaukee, WI

Sun Jul 08 1979, 4:38 AM EDT

Att. 39,141 - Unknown - 75 F

livebaseballscorecards.com

Batter	1	2	3	4	5	6	7	8	9	AB	R	H	RBI	BB	SO	LOB
Paul Molitor, R (1, 4) OBP: 0.379, SLG: 0.486	SH2-3 1B		F1		6-3 2-3		F8			4	0	1	0	0	0	1
Don Money, R (1, 5) OBP: 0.304, SLG: 0.347	K			2B 1B	6-3			1B SH2-4 1B		4	1	2	0	0	1	2
Cecil Cooper, L (1, 3) OBP: 0.394, SLG: 0.495	SH2-3 1-2			1-H 2B		FC5-4 1B		SH2-4 1-2		1	0	1	1	0	0	0
Jim Wohlford, R (4, PR) (5, 7) OBP: 0.305, SLG: 0.348										1	1	1	0	0	0	0
Gorman Thomas, R (1, 8) OBP: 0.369, SLG: 0.524	1-3			K		FC5-4 E 1-2f 1B		2-3 1B		4	1	1	0	0	1	3
Ben Oglivie, L (1, 7) (5, 3) OBP: 0.333, SLG: 0.524		4-3		5-3 2-H 2B		1B 1-2 IBB		K		3	0	1	1	1	1	2
Sixto Lezcano, R (1, 9) OBP: 0.413, SLG: 0.494		G5-4-3 1B		5-3 2-3		G6-4-3 1-3 2-H 1B		F9		4	0	2	1	0	0	3
Sal Bando, R (1, 10) OBP: 0.330, SLG: 0.336		G5-4-3 1-2f		6-3		G6-4-3 1-2f				3	0	0	0	0	0	5
Robin Yount, R (1, 6) OBP: 0.301, SLG: 0.366			6-3		6-3 SH1-3 1B		6-3			3	0	1	0	0	0	0
Buck Martinez, R (1, 2) OBP: 0.248, SLG: 0.340			6-3		SH1-3 1-2		F2			2	0	0	0	0	0	0
Inning Stats	R: 0 H: 1 E: 0 LOB: 1 K: 1 BB: 0 S: 6 P: 6	R: 0 H: 1 E: 0 LOB: 0 K: 0 BB: 0 S: 3 P: 3	R: 0 H: 0 E: 0 LOB: 0 K: 0 BB: 0 S: 3 P: 3	R: 2 H: 3 E: 0 LOB: 2 K: 1 BB: 0 S: 8 P: 8	R: 0 H: 1 E: 0 LOB: 1 K: 0 BB: 0 S: 4 P: 4	R: 1 H: 2 E: 1 LOB: 1 K: 0 BB: 1 S: 4 P: 8	R: 0 H: 0 E: 0 LOB: 0 K: 0 BB: 0 S: 3 P: 3	R: 0 H: 2 E: 0 LOB: 2 K: 1 BB: 0 S: 7 P: 7		1B: 8 SF: 0 2B: 2 SAC: 3 3B: 0 DP: 2 HR: 0 HBP: 0						

	AB	29
	R	3
	H	10
	RBI	3
	BB	1
	SO	3
	LOB	16

WP: 0 PA: 33
PB: 0
SB: 0
CS: 0

PITCHER		IP	WLS	BF	H	R	ER	SO	BB	IBB	HBP	BLK	WP	HR	S	P	ERA	WHIP
Dan Petry, R ERA: 3.68	(1, 1)	7.1	L	31	10	3	3	2	0	1	0	0	0	0	34	38	3.68	1.364
Dave Tobik, R ERA: 3.9	(8, 1)	0.2		2	0	0	0	1	0	0	0	0	0	0	4	4	0.00	0.000

PITCHER	IP	WLS	BF	H	R	ER	SO	BB	IBB	HBP	BLK	WP	HR	S	P	ERA	WHIP

Minnesota Twins @ Detroit Tigers

Tiger Stadium, Detroit, MI

Mon Jul 09 1979, 7:05 PM EDT

Att. 15,742 - Unknown - 74 F

livebaseballscorecards.com

Batter	1	2	3	4	5	6	7	8	9	AB	R	H	RBI	BB	SO	LOB
Butch Wynegar, S (1, 2) OBP: 0.380, SLG: 0.367	F7		1-3		F9			SH3-4 1B	F9	5	0	1	0	0	0	2
Rob Wilfong, L (1, 4) OBP: 0.359, SLG: 0.449	K		G3			G3 S 1B 1B		SH3-4 1-2		3	1	1	0	0	1	0
Roy Smalley, S (1, 6) OBP: 0.438, SLG: 0.564	HBP		F9			F5 1-2		F5		3	0	0	0	0	0	2
Glenn Adams, L (1, 10) OBP: 0.385, SLG: 0.476	1-3			HR		G3 2-3		F4		4	1	1	1	0	0	3
Ken Landreaux, L (1, 8) OBP: 0.338, SLG: 0.401		K		G6-4-3 1B		S 3-H 1B			G3 1B 2B	4	1	3	1	0	1	0
Mike Cubbage, L (1, 5) OBP: 0.333, SLG: 0.303		F9		G6-4-3 1-2f		F8 1-2			G3 2-3	4	0	0	0	0	0	3
John Castino, R (9, 5) OBP: 0.335, SLG: 0.376										0	0	0	0	0	0	0
Ron Jackson, R (1, 3) OBP: 0.334, SLG: 0.472		HR 1B		6-3			F8		BB 3-H 1B	4	1	2	1	0	0	0
Willie Norwood, R (1, 9) OBP: 0.295, SLG: 0.400		1-H HR			F4		4-3		L9	4	1	1	2	0	0	1
Bombo Rivera, R (9, 9) OBP: 0.331, SLG: 0.383										0	0	0	0	0	0	0
Dave Edwards, R (1, 7) OBP: 0.355, SLG: 0.536		F8			K		F8		BB 1-2	3	0	0	0	1	1	0
Inning Stats	R: 0 E: 0 K: 1 S: 5 H: 0 LOB: 1 BB: 0 P: 6	R: 2 E: 0 K: 1 S: 7 H: 2 LOB: 0 BB: 0 P: 7	R: 0 E: 0 K: 0 S: 3 H: 0 LOB: 0 BB: 0 P: 3	R: 1 E: 0 K: 0 S: 4 H: 2 LOB: 0 BB: 0 P: 4	R: 0 E: 0 K: 1 S: 5 H: 0 LOB: 0 BB: 0 P: 5	R: 1 E: 0 K: 0 S: 5 H: 2 LOB: 1 BB: 0 P: 5	R: 0 E: 0 K: 0 S: 3 H: 0 LOB: 0 BB: 0 P: 3	R: 0 E: 0 K: 0 S: 4 H: 1 LOB: 1 BB: 0 P: 4	R: 1 E: 0 K: 0 S: 5 H: 2 LOB: 2 BB: 1 P: 9	1B: 6 2B: 1 3B: 0 HR: 2 SF: 0 SAC: 1 DP: 1 HBP: 1	WP: 0 PB: 0 SB: 2 CS: 0 PA: 37					

PITCHER		IP	WLS	BF	H	R	ER	SO	BB	IBB	HBP	BLK	WP	HR	S	P	ERA	WHIP
Steve Baker, R ERA: 6.09	(1, 1)	8.0	L	32	8	5	5	3	0	0	1	0	0	2	37	38	5.62	1.000
Dave Tobik, R ERA: 3.77	(9, 1)	1.0		5	1	0	0	0	1	0	0	0	0	0	4	8	0.00	2.000

PITCHER	IP	WLS	BF	H	R	ER	SO	BB	IBB	HBP	BLK	WP	HR	S	P	ERA	WHIP

AB	34
R	5
H	9
RBI	5
BB	1
SO	3
LOB	11

Batter	1	2	3	4	5	6	7	8	9	AB	R	H	RBI	BB	SO	LOB
Ron LeFlore, R (1, 8) OBP: 0.351, SLG: 0.381	6-3		FC5-4 1-2f		1-3 2B		1-2 1B			4	0	2	0	0	0	1
Lou Whitaker, L (1, 4) OBP: 0.402, SLG: 0.398	K			E 1B 1B	1-3		1-3			4	1	1	0	0	1	4
Steve Kemp, L (1, 7) OBP: 0.412, SLG: 0.517	F7			E8 1-H 1B	L7			K		4	0	1	0	0	1	2
Jerry Morales, R (1, 9) OBP: 0.263, SLG: 0.413		5-3		6-3		4-3		F7		4	0	0	0	0	0	0
Lance Parrish, R (1, 2) OBP: 0.361, SLG: 0.440		1B		F8		F6		K		4	0	1	0	0	1	0
Jason Thompson, L (1, 3) OBP: 0.369, SLG: 0.401		1-3			HR 1B	K			F8	4	1	1	0	0	1	0
Rusty Staub, L (1, 10) OBP: 0.331, SLG: 0.417			F5		1-H HR		K		F5	4	1	1	2	0	1	0
Aurelio Rodriguez, R (1, 5) OBP: 0.284, SLG: 0.376			F3		FC3-5 2B		6-3		F9	4	0	1	0	0	0	0
Mark Wagner, R (1, 6) OBP: 0.373, SLG: 0.374			FC5-4 1B		FC3-5 2B 2-3		1B BB			2	0	1	0	1	0	1
Inning Stats	R: 0 H: 0 E: 0 LOB: 0 K: 1 BB: 0 S: 5 P: 5	R: 0 H: 1 E: 0 LOB: 0 K: 0 BB: 0 S: 3 P: 3	R: 0 H: 1 E: 0 LOB: 1 K: 0 BB: 0 S: 4 P: 4	R: 1 H: 2 E: 1 LOB: 0 K: 0 BB: 0 S: 4 P: 4	R: 2 H: 4 E: 0 LOB: 2 K: 0 BB: 0 S: 7 P: 7	R: 0 H: 0 E: 0 LOB: 0 K: 1 BB: 0 S: 5 P: 5	R: 0 H: 1 E: 0 LOB: 2 K: 1 BB: 1 S: 6 P: 10	R: 0 H: 0 E: 0 LOB: 0 K: 2 BB: 0 S: 7 P: 7	R: 0 H: 0 E: 0 LOB: 0 K: 0 BB: 0 S: 3 P: 3	1B: 6 SF: 0 2B: 2 SAC: 0 3B: 0 DP: 0 HR: 1 HBP: 0						

PITCHER		IP	WLS	BF	H	R	ER	SO	BB	IBB	HBP	BLK	WP	HR	S	P	ERA	WHIP
Jerry Koosman, L ERA: 3.52	(1, 1)	7.0	W	29	9	3	2	3	1	0	0	0	0	1	34	38	2.57	1.429
Mike Marshall, R ERA: 2.21	(8, 1)	2.0	S	6	0	0	0	2	0	0	0	0	0	0	10	10	0.00	0.000

PITCHER	IP	WLS	BF	H	R	ER	SO	BB	IBB	HBP	BLK	WP	HR	S	P	ERA	WHIP

BOTTOM

Minnesota Twins @ Detroit Tigers

Tiger Stadium, Detroit, MI

Mon Jul 09 1979, 7:05 PM EDT

Att. 15,742 - Unknown - 74 F

livebaseballscorecards.com

AB	34
R	3
H	9
RBI	2
BB	1
SO	5
LOB	8

WP: 0	PA: 35		
PB: 0			
SB: 0			
CS: 0			

Batter	1	2	3	4	5	6	7	8	9	AB	R	H	RBI	BB	SO	LOB
Butch Wynegar, S (1, 2) OBP: 0.383, SLG: 0.372	0-0 1B FC7-2 2B		0-0 ② F5		4-0 BB 1B 1-2 SF8 BB		0-0 4-3 SH1-4 1B	0-0 ③ 4-3		4	1	2	0	1	0	2
Rob Wilfong, L (1, 4) OBP: 0.366, SLG: 0.460	0-0 2-3 1B		0-0 2B		0-0 BB 1-2 2-H 3-H 1B		0-0 ① SH1-4 1-2		0-0 ① F9	4	0	3	2	0	0	0
Roy Smalley, S (1, 6) OBP: 0.435, SLG: 0.557	0-3 ① K		0-0 ③ 4-3		4-0 1-2 2-3 BB		0-0 ② 4-3 2-3		0-3 ② K	4	0	0	0	1	2	4
Glenn Adams, L (1, 9) OBP: 0.377, SLG: 0.467 Bombo Rivera, R (9, 9) OBP: 0.331, SLG: 0.383	0-0 ②③ FC7-2 3-H			0-0 ① L7	0-0 ① SF8 3-H		0-0 ③ 1-3		0-0 ③ 4-3	4 0	0 0	0 0	1 0	0 0	0 0	3 0
Ken Landreaux, L (1, 8) OBP: 0.337, SLG: 0.399		0-0 ① 1-3		0-0 ② L3	0-0 ② F8			0-0 SH1-4 1B SH3 1B		4	1	1	0	0	0	2
Mike Cubbage, L (1, 10) OBP: 0.337, SLG: 0.304		4-0 BB		0-0 ③ F8	0-0 ③ F7			0-0 SH3 SH1-4 1-2 1B		3	0	1	0	1	0	2
Ron Jackson, R (1, 3) OBP: 0.334, SLG: 0.470		0-3 ② K			0-0 2B 1B 1B		0-3 ① K	0-0 ① SH1-4 1-2 2-3		3	1	1	0	0	2	1
Dave Edwards, R (1, 7) OBP: 0.363, SLG: 0.542		0-0 ③ 4-3			0-0 1B 1-3 1B 2B		0-0 ② F3	4-0 SH3 IBB		3	1	1	0	1	0	1
John Castino, R (1, 5) OBP: 0.335, SLG: 0.375			0-0 ① 5-3		0-0 BB 2-3 3-H 1B		0-3 ③ K	0-0 ② SH3 1-2 2-3 3-H		3	1	1	2	0	1	0
Inning Stats	R: 0 E: 0 K: 1 S: 6 H: 2 LOB: 1 BB: 0 P: 6	R: 0 E: 0 K: 1 S: 5 H: 0 LOB: 1 BB: 1 P: 9	R: 0 E: 0 K: 0 S: 4 H: 1 LOB: 1 BB: 0 P: 4	R: 0 E: 0 K: 0 S: 3 H: 0 LOB: 0 BB: 0 P: 3	R: 4 E: 0 K: 0 S: 7 H: 4 LOB: 2 BB: 2 P: 15	R: 0 E: 0 K: 2 S: 7 H: 0 LOB: 0 BB: 0 P: 7	R: 0 E: 0 K: 0 S: 4 H: 1 LOB: 1 BB: 0 P: 4	R: 1 E: 0 K: 0 S: 5 H: 2 LOB: 2 BB: 1 P: 9	R: 0 E: 0 K: 1 S: 5 H: 0 LOB: 0 BB: 0 P: 5	1B: 7 2B: 4 3B: 0 HR: 0 SF: 1 SAC: 3 DP: 1 HBP: 0						

PITCHER		IP	WLS	BF	H	R	ER	SO	BB	IBB	HBP	BLK	WP	HR	S	P	ERA	WHIP
Kip Young, R ERA: 5.67	(1, 1)	4.0		18	6	3	3	2	1	0	0	0	0	0	21	25	6.75	1.750
Dave Tobik, R ERA: 4.08	(5, 1)	0.0		3	1	0	0	0	2	0	0	0	0	0	1	9	∞	∞
Aurelio Lopez, R ERA: 3.07	(5, 1)	5.0	W	19	3	2	2	3	0	1	0	0	0	0	24	28	3.60	0.600

PITCHER	IP	WLS	BF	H	R	ER	SO	BB	IBB	HBP	BLK	WP	HR	S	P	ERA	WHIP

Minnesota Twins @ Detroit Tigers

Tiger Stadium, Detroit, MI

Tue Jul 10 1979, 7:05 PM EDT

Att. 17,747 - Unknown - 78 F

TOP

livebaseballscorecards.com

AB	32
R	5
H	10
RBI	5
BB	4
SO	5
LOB	15

WP: 0	PA: 40		
PB: 0			
SB: 0			
CS: 0			

Batter	1	2	3	4	5	6	7	8	9	AB	R	H	RBI	BB	SO	LOB
Ron LeFlore, R (1, 8) OBP: 0.352, SLG: 0.379	S S S 0-3 ① K		x 0-0 ① 4-3		x 0-0 ① 6-3		x 0-0 ① 1B 1B		B B B B 4-0 E S 1B BB	4	1	1	0	1	1	0
Lou Whitaker, L (1, 4) OBP: 0.406, SLG: 0.400	B B B B 4-0 HR BB		x 0-0 ② F7		x 0-0 ② F7		x 0-0 1-2 1B		x 0-0 1-H 1B	4	1	2	1	1	0	0
Steve Kemp, L (1, 7) OBP: 0.410, SLG: 0.524	x 0-0 1-H HR		x 0-0 ③ 4-3		x 0-0 ③ L9		x 0-0 ③ 3-1			4	1	1	2	0	0	2
Jerry Morales, R (1, 9) OBP: 0.263, SLG: 0.410	x 0-0 FC6 1B			x 0-0 ① F7		x 0-0 ① 4-3		x 0-0 ① F3		4	0	1	0	0	0	0
Lance Parrish, R (1, 2) OBP: 0.360, SLG: 0.444	x 0-0 ② L6			x 0-0 FC5-4 3B		x 0-0 ② 6-3		x 0-0 ② F7		4	1	1	0	0	0	1
Jason Thompson, L (1, 3) OBP: 0.370, SLG: 0.398	x 0-0 ③ FC6 1-2f			B B B B 4-0 FC5-4 BB		B B B B 4-0 FC5-4 BB		x 0-0 ③ F7		2	0	0	0	2	0	1
John Wockenfuss, R (1, 10) OBP: 0.280, SLG: 0.426		x 0-0 ① F2		x 0-0 ② FC5-4 E 1-2f 3-H		x 0-0 ③ FC5-4 1-2f			x 0-0 FC4-6 1B	4	0	1	1	0	0	2
Tom Brookens, R (1, 5) OBP: 0.333, SLG: 0.333 Rusty Staub, L (9, PH) OBP: 0.330, SLG: 0.415 Mark Wagner, R (9, PR) OBP: 0.373, SLG: 0.374		x 0-0 CS E 1B		x 0-0 E4 1-2			x 0-0 ① 5-3		x 0-0 ① FC4-6 1-2f HR	3 1 0	0 0 1	1 0 0	0 0 0	0 0 0	0 0 0	1 1 0
Alan Trammell, R (1, 6) OBP: 0.327, SLG: 0.338 Champ Summers, L (9, PH) OBP: 0.374, SLG: 0.503		x 0-0 ② ③ 4-3 1-3		x 0-0 ③ 5-3			x 0-0 ② 4-3		x 0-0 1-H HR	3 1	0 1	0 1	0 2	0 0	0 0	3 0
Inning Stats	R: 2 E: 0 K: 1 S: 7 H: 2 LOB: 1 BB: 1 P: 11	R: 0 E: 1 K: 0 S: 3 H: 1 LOB: 0 BB: 0 P: 3	R: 0 E: 0 K: 0 S: 3 H: 0 LOB: 0 BB: 0 P: 3	R: 1 E: 1 K: 0 S: 5 H: 1 LOB: 2 BB: 1 P: 9	R: 0 E: 0 K: 0 S: 3 H: 0 LOB: 0 BB: 0 P: 3	R: 0 E: 0 K: 0 S: 3 H: 0 LOB: 1 BB: 1 P: 7	R: 0 E: 0 K: 0 S: 5 H: 2 LOB: 2 BB: 0 P: 5	R: 0 E: 0 K: 0 S: 3 H: 0 LOB: 0 BB: 0 P: 3	R: 3 E: 0 K: 0 S: 4 H: 3 LOB: 1 BB: 1 P: 8	1B: 6 2B: 0 3B: 1 HR: 2	SF: 0 SAC: 0 DP: 0 HBP: 0		WP: 0 PB: 0 SB: 1 CS: 1	PA: 38			

PITCHER	IP	WLS	BF	H	R	ER	SO	BB	IBB	HBP	BLK	WP	HR	S	P	ERA	WHIP
Geoff Zahn, L (1, 1) ERA: 3.24	6.2		29	6	3	3	1	3	0	0	0	0	1	28	40	4.05	1.350
Mike Marshall, R (7, 1) ERA: 2.39	1.2	L	9	3	3	2	0	1	0	0	0	0	1	8	12	10.80	2.400

PITCHER	IP	WLS	BF	H	R	ER	SO	BB	IBB	HBP	BLK	WP	HR	S	P	ERA	WHIP

BOTTOM

Minnesota Twins @ Detroit Tigers

Tiger Stadium, Detroit, MI

Tue Jul 10 1979, 7:05 PM EDT

Att. 17,747 - Unknown - 78 F

livebaseballscorecards.com

AB	34
R	6
H	9
RBI	6
BB	4
SO	1
LOB	11

Batter	1	2	3	4	5	6	7	8	9	AB	R	H	RBI	BB	SO	LOB
Rob Wilfong, L (1, 4) OBP: 0.360, SLG: 0.454	F6		SF7 3-H		4-3 1-2		G3 2-3			3	0	0	1	0	0	2
Roy Smalley, S (1, 6) OBP: 0.430, SLG: 0.550	4-3		E5 1-H		PO 2-3	6-3	G3			4	0	0	0	0	0	1
Ken Landreaux, L (1, 8) OBP: 0.333, SLG: 0.394	F5		5-3			3-1		K		4	0	0	0	0	1	1
Glenn Adams, L (1, 9) OBP: 0.374, SLG: 0.472 Bombo Rivera, R (8, 9) OBP: 0.331, SLG: 0.383		F8	4-3			1B 3B		4-3		4 0	1 0	1 0	0 0	0 0	0 0	1 0
Butch Wynegar, S (1, 2) OBP: 0.382, SLG: 0.371		L8		G3		BB 3-H 1B		G3		4	0	1	1	0	0	0
Mike Cubbage, L (1, 10) OBP: 0.341, SLG: 0.300		BB FC5-4		4-3		BB 1-2			G3	2	0	0	0	2	0	0
Ron Jackson, R (1, 3) OBP: 0.331, SLG: 0.464		FC5-4 1-2f		F5		5-3			F9	4	0	0	0	0	0	3
Dave Edwards, R (1, 7) OBP: 0.381, SLG: 0.554			S SF7 2B		PO 4-3 BB		G3 SH3-4 BB		K	2	1	1	0	2	1	0
John Castino, R (1, 5) OBP: 0.336, SLG: 0.373			E 2-3 BB		K		SH3-4 1-2			1	1	0	0	1	1	1
Inning Stats	R: 0 E: 0 K: 0 S: 3 H: 0 LOB: 0 BB: 0 P: 3	R: 0 E: 0 K: 0 S: 3 H: 0 LOB: 1 BB: 1 P: 7	R: 2 E: 1 K: 0 S: 5 H: 1 LOB: 1 BB: 1 P: 9	R: 0 E: 0 K: 0 S: 3 H: 0 LOB: 0 BB: 0 P: 3	R: 0 E: 0 K: 1 S: 4 H: 0 LOB: 0 BB: 1 P: 8	R: 1 E: 0 K: 0 S: 5 H: 2 LOB: 2 BB: 1 P: 9	R: 0 E: 0 K: 0 S: 3 H: 0 LOB: 1 BB: 1 P: 7	R: 0 E: 0 K: 1 S: 5 H: 0 LOB: 0 BB: 0 P: 5	R: 0 E: 0 K: 1 S: 5 H: 0 LOB: 0 BB: 0 P: 5	1B: 1 2B: 1 3B: 1 HR: 0 SF: 1 SAC: 1 DP: 0 HBP: 0				WP: 0 PB: 0 SB: 1 CS: 0	PA: 36	

PITCHER	IP	WLS	BF	H	R	ER	SO	BB	IBB	HBP	BLK	WP	HR	S	P	ERA	WHIP
Jack Morris, R (1, 1) ERA: 3.53	9.0	L	35	3	3	2	3	5	0	0	0	0	0	36	56	2.00	0.889

PITCHER	IP	WLS	BF	H	R	ER	SO	BB	IBB	HBP	BLK	WP	HR	S	P	ERA	WHIP

Minnesota Twins @ Detroit Tigers

Tiger Stadium, Detroit, MI

Wed Jul 11 1979, 7:05 PM EDT

Att. 16,180 - Unknown - 72 F

TOP

livebaseballscorecards.com

AB	28
R	3
H	3
RBI	2
BB	5
SO	3
LOB	9

Batter	1	2	3	4	5	6	7	8	9	AB	R	H	RBI	BB	SO	LOB
Ron LeFlore, R (1, 8) OBP: 0.353, SLG: 0.378	0-0 1B		0-0 F3 ①		0-0 1-3 ③		BBBB 4-0 1-2 2-3 BB		SSS 0-3 K ③	4	0	1	0	1	1	2
Lou Whitaker, L (1, 4) OBP: 0.407, SLG: 0.399	0-0 S 1-3 1B		BBBB 4-0 G3 BB			0-0 1-3 ①	SSS 0-3 K ③			3	0	1	0	1	1	3
Steve Kemp, L (1, 7) OBP: 0.406, SLG: 0.517	SSS 0-3 K ①		0-0 G3 ② 1-2			SSS 0-3 K ②		0-0 G3 ①		4	0	0	0	0	2	3
Jerry Morales, R (1, 9) OBP: 0.263, SLG: 0.407	SSS 0-3 K ② 1-2		SSS 0-3 K ③			0-0 1B		0-0 F4 ②		4	0	1	0	0	2	3
Lance Parrish, R (1, 2) OBP: 0.355, SLG: 0.438	0-0 5-3 ③			SSS 0-3 K ①		0-0 F3 ③		0-0 F8 ③		4	0	0	0	0	1	3
Jason Thompson, L (1, 3) OBP: 0.369, SLG: 0.399		0-0 6-3 ①		SSS 0-3 K ②			0-0 BB 2B		SSS 0-3 K ①	4	0	1	0	0	2	0
Rusty Staub, L (1, 10) OBP: 0.325, SLG: 0.408		0-0 F8 ②		0-0 4-3 ③			0-0 F8 ①		0-0 G1 ②	4	0	0	0	0	0	1
Tom Brookens, R (1, 5) OBP: 0.429, SLG: 0.429		0-0 WP S 1B			0-0 L8 ①		SSS 0-3 K ②		0-0 BB 1B	4	0	2	0	0	1	1
Alan Trammell, R (1, 6) OBP: 0.327, SLG: 0.335 Champ Summers, L (9, PH) OBP: 0.377, SLG: 0.503		0-0 1-3 ③ 1-3			0-0 F8 ②		BBBB 4-0 BB BB		BBBB 4-0 1-2 BB	2	0	0	0	1	0	1
										0	0	0	0	1	0	0
Inning Stats	R: 0 H: 2 E: 0 LOB: 2 K: 2 BB: 0 S: 9 P: 9	R: 0 H: 1 E: 0 LOB: 1 K: 0 BB: 0 S: 4 P: 4	R: 0 H: 0 E: 0 LOB: 1 K: 1 BB: 1 S: 5 P: 9	R: 0 H: 0 E: 0 LOB: 0 K: 2 BB: 0 S: 7 P: 7	R: 0 H: 0 E: 0 LOB: 0 K: 0 BB: 0 S: 3 P: 3	R: 0 H: 1 E: 0 LOB: 1 K: 1 BB: 0 S: 6 P: 6	R: 0 H: 1 E: 0 LOB: 3 K: 2 BB: 2 S: 8 P: 16	R: 0 H: 0 E: 0 LOB: 0 K: 0 BB: 0 S: 3 P: 3	R: 0 H: 1 E: 0 LOB: 2 K: 2 BB: 1 S: 8 P: 12	1B: 5 SF: 0 2B: 1 SAC: 0 3B: 0 DP: 0 HR: 0 HBP: 0						

PITCHER		IP	WLS	BF	H	R	ER	SO	BB	IBB	HBP	BLK	WP	HR	S	P	ERA	WHIP
Darrell Jackson, L ERA: 2.63	(1, 1)	6.2	W	27	5	0	0	7	2	0	0	0	1	0	39	47	0.00	1.050
Pete Redfern, R ERA: 3.08	(7, 1)	2.1	S	10	1	0	0	3	2	0	0	0	0	0	14	22	0.00	1.286

PITCHER	IP	WLS	BF	H	R	ER	SO	BB	IBB	HBP	BLK	WP	HR	S	P	ERA	WHIP

BOTTOM

Minnesota Twins @ Detroit Tigers

Tiger Stadium, Detroit, MI

Wed Jul 11 1979, 7:05 PM EDT

Att. 16,180 - Unknown - 72 F

livebaseballscorecards.com

AB	33
R	0
H	6
RBI	0
BB	4
SO	10
LOB	17

WP: 1	PA: 37		
PB: 0			
SB: 2			
CS: 0			

Detroit Tigers @ Chicago White Sox

Comiskey Park, Chicago, IL

Thu Jul 12 1979, 4:33 AM EDT

Att. 47,795 - Unknown

TOP

livebaseballscorecards.com

Batter	1	2	3	4	5	6	7	8	9	AB	R	H	RBI	BB	SO	LOB
Ron LeFlore, R (1, 8) OBP: 0.353, SLG: 0.378	5-3	FC5-4 1-2f		F9			S 1B		S 1B	5	0	2	0	0	0	1
Lou Whitaker, L (1, 4) OBP: 0.404, SLG: 0.392	BBBB 1B E BB		3-1		6-3		6-3 1-2		F7 1-2	4	1	0	0	1	0	2
Rusty Staub, L (1, 10) OBP: 0.327, SLG: 0.407	S 1-3 1B		BBBB 1B 1B BB		SSS K		4-3			3	1	1	0	1	1	1
Jason Thompson, L (1, 3) OBP: 0.364, SLG: 0.394	SSS K 1-2 3-H		F9		SSS K			SSS K		4	0	0	0	0	3	2
Champ Summers, L (1, 9) OBP: 0.385, SLG: 0.506	F7		1B 1-2 1B			S 1B 1B		BBBB 1B BB		3	1	2	0	1	0	1
Jerry Morales, R (1, 7) OBP: 0.267, SLG: 0.409		E5 S 3B	1-3 2-H 1B			5-3 1-2		L6-3 1-3 1B		4	1	2	1	0	0	1
Lance Parrish, R (1, 2) OBP: 0.354, SLG: 0.436		F7 1-2	SSS K			G1-6-3 2-H 1B		L6-3 1-2		4	0	1	1	0	1	5
Tom Brookens, R (1, 5) OBP: 0.364, SLG: 0.545		FC6-2 2-H 3B		5-3		G1-6-3 1-2f			5-3	4	0	1	1	0	0	1
Alan Trammell, R (1, 6) OBP: 0.322, SLG: 0.329		FC6-2 FC5-4 3-H		6-3			F8		L4	4	0	0	0	0	0	1

Inning Stats	R: 1 E: 0 K: 1 S: 6	H: 1 LOB: 1 BB: 1 P: 10	R: 1 E: 1 K: 0 S: 5	H: 1 LOB: 1 BB: 0 P: 5	R: 1 E: 0 K: 1 S: 7	H: 2 LOB: 2 BB: 1 P: 11	R: 0 E: 0 K: 0 S: 3	H: 0 LOB: 0 BB: 0 P: 3	R: 0 E: 0 K: 2 S: 7	H: 0 LOB: 0 BB: 0 P: 7	R: 1 E: 0 K: 0 S: 4	H: 2 LOB: 0 BB: 0 P: 4	R: 0 E: 0 K: 0 S: 4	H: 1 LOB: 1 BB: 0 P: 4	R: 0 E: 0 K: 1 S: 5	H: 1 LOB: 1 BB: 1 P: 9	R: 0 E: 0 K: 0 S: 4	H: 1 LOB: 1 BB: 0 P: 4	1B: 8 2B: 1 3B: 1 HR: 0	SF: 0 SAC: 0 DP: 2 HBP: 0	WP: 0 PB: 0 SB: 5 CS: 0	PA: 38

PITCHER	IP	WLS	BF	H	R	ER	SO	BB	IBB	HBP	BLK	WP	HR	S	P	ERA	WHIP
Fred Howard, R (1, 1) ERA: 3.67	5.1	L	25	6	4	2	4	2	0	0	0	0	0	31	39	3.38	1.500
Ed Farmer, R (6, 1) ERA: 4.94	3.2		13	3	0	0	1	1	0	0	0	0	0	14	18	0.00	1.091

PITCHER	IP	WLS	BF	H	R	ER	SO	BB	IBB	HBP	BLK	WP	HR	S	P	ERA	WHIP

AB	35
R	4
H	9
RBI	3
BB	3
SO	5
LOB	15

BOTTOM

Detroit Tigers @ Chicago White Sox

Comiskey Park, Chicago, IL

Thu Jul 12 1979, 4:33 AM EDT

Att. 47,795 - Unknown

livebaseballscorecards.com

Batter	1	2	3	4	5	6	7	8	9	AB	R	H	RBI	BB	SO	LOB
Alan Bannister, R (1, 4) OBP: 0.387, SLG: 0.426	4-3 2B		F7			6-3		5-3		4	0	1	0	0	0	0
Junior Moore, R (1, 7) OBP: 0.314, SLG: 0.326	4-3 2-3		5-3			6-3		2B		4	0	1	0	0	0	1
Chet Lemon, R (1, 8) OBP: 0.393, SLG: 0.479	L6		6-3			FC5 BB 1B		BBB FC6-4 BB		3	0	1	0	1	0	1
Lamar Johnson, R (1, 3) OBP: 0.363, SLG: 0.454	F8			SSS K		BBBB 1-2 BB		FC6-4 1-2f		3	0	0	0	1	1	3
Wayne Nordhagen, R (1, 10) OBP: 0.320, SLG: 0.426 Jorge Orta, L (9, PH) OBP: 0.330, SLG: 0.340		4-3		F7		FC5 2-3f			F2	3 1	0 0	0 0	0 0	0 0	0 0	2 0
Rusty Torres, S (1, 9) OBP: 0.387, SLG: 0.400 Claudell Washington, L (9, PH) OBP: 0.321, SLG: 0.440	2B 1B			F8			F9		SSS K	3 1	1 0	1 0	0 0	0 0	0 1	0 0
Jim Morrison, R (1, 5) OBP: 0.222, SLG: 0.125	SSS K			SSS K			5-3		SSS K	4	0	0	0	0	3	1
Greg Pryor, R (1, 6) OBP: 0.340, SLG: 0.350	1-H 2B			F8			F2			3	0	1	1	0	0	0
Mike Colbern, R (1, 2) OBP: 0.292, SLG: 0.304	6-3			F9				6-3		3	0	0	0	0	0	1
Inning Stats	R: 0 H: 1 E: 0 LOB: 1 K: 0 BB: 0 S: 4 P: 4	R: 1 H: 2 E: 0 LOB: 1 K: 1 BB: 0 S: 7 P: 7	R: 0 H: 0 E: 0 LOB: 0 K: 0 BB: 0 S: 3 P: 3	R: 0 H: 0 E: 0 LOB: 0 K: 1 BB: 0 S: 5 P: 5	R: 0 H: 0 E: 0 LOB: 0 K: 1 BB: 0 S: 5 P: 5	R: 0 H: 1 E: 0 LOB: 2 K: 0 BB: 1 S: 4 P: 8	R: 0 H: 0 E: 0 LOB: 0 K: 0 BB: 0 S: 3 P: 3	R: 0 H: 1 E: 0 LOB: 2 K: 0 BB: 1 S: 4 P: 8	R: 0 H: 0 E: 0 LOB: 0 K: 2 BB: 0 S: 7 P: 7	1B: 2 SF: 0 2B: 3 SAC: 0 3B: 0 DP: 0 HR: 0 HBP: 0						

PITCHER	IP	WLS	BF	H	R	ER	SO	BB	IBB	HBP	BLK	WP	HR	S	P	ERA	WHIP
Pat Underwood, L (1, 1) ERA: 3.43	7.2	W	30	5	1	1	3	2	0	0	0	0	0	34	42	1.17	0.913
Aurelio Lopez, R (8, 1) ERA: 3.0	1.1	S	4	0	0	0	2	0	0	0	0	0	0	8	8	0.00	0.000

PITCHER	IP	WLS	BF	H	R	ER	SO	BB	IBB	HBP	BLK	WP	HR	S	P	ERA	WHIP

AB	32
R	1
H	5
RBI	1
BB	2
SO	5
LOB	9

WP: 0 PA: 34
PB: 0
SB: 0
CS: 0

Batter	1	2	3	4	5	6	7	8	9	AB	R	H	RBI	BB	SO	LOB
Inning Stats										1B: 0 2B: 0 3B: 0 HR: 0		SF: 0 SAC: 0 DP: 0 HBP: 0			WP: 0 PB: 0 SB: 0 CS: 0		PA: 0

TOP

Detroit Tigers @ Chicago White Sox

Comiskey Park, Chicago, IL

Thu Jul 12 1979, 8:05 PM EDT

Unknown

livebaseballscorecards.com

AB	**0**
R	**0**
H	**0**
RBI	**0**
BB	**0**
SO	**0**
LOB	**0**

PITCHER	IP	WLS	BF	H	R	ER	SO	BB	IBB	HBP	BLK	WP	HR	S	P	ERA	WHIP

PITCHER	IP	WLS	BF	H	R	ER	SO	BB	IBB	HBP	BLK	WP	HR	S	P	ERA	WHIP

Batter	1	2	3	4	5	6	7	8	9	AB	R	H	RBI	BB	SO	LOB
Inning Stats																

BOTTOM

Detroit Tigers @ Chicago White Sox

Comiskey Park, Chicago, IL

Thu Jul 12 1979, 8:05 PM EDT

Unknown

livebaseballscorecards.com

AB	**0**
R	**0**
H	**0**
RBI	**0**
BB	**0**
SO	**0**
LOB	**0**

1B: 0	SF: 0	WP: 0	PA: 0
2B: 0	SAC: 0	PB: 0	
3B: 0	DP: 0	SB: 0	
HR: 0	HBP: 0	CS: 0	

PITCHER	IP	WLS	BF	H	R	ER	SO	BB	IBB	HBP	BLK	WP	HR	S	P	ERA	WHIP

PITCHER	IP	WLS	BF	H	R	ER	SO	BB	IBB	HBP	BLK	WP	HR	S	P	ERA	WHIP

Detroit Tigers @ Chicago White Sox

Comiskey Park, Chicago, IL

Fri Jul 13 1979, 8:05 PM EDT

Att. 27,587 - Unknown - 85 F

TOP

livebaseballscorecards.com

Batter	1	2	3	4	5	6	7	8	9	AB	R	H	RBI	BB	SO	LOB
Ron LeFlore, R (1, 8) OBP: 0.352, SLG: 0.376	F8		5-3			CS BB 1B		6-3		4	0	1	0	0	0	0
Lou Whitaker, L (1, 4) OBP: 0.409, SLG: 0.396	S 1B			K		1-2 BB		CS 1B		3	0	2	0	1	1	0
Jerry Morales, R (1, 9) OBP: 0.266, SLG: 0.419	1-3 K			F8		1-2 2-3 K		1-2 HR		4	1	1	1	0	2	3
Lance Parrish, R (1, 2) OBP: 0.353, SLG: 0.431	6-3			BB		K		F3		3	0	0	0	1	1	2
John Wockenfuss, R (1, 3) OBP: 0.288, SLG: 0.439		F5		K			2B 1B		G3 E 2B	4	2	2	0	0	1	1
Rusty Staub, L (1, 10) OBP: 0.326, SLG: 0.404		F8			1B		F8		G3 2-3	4	0	1	0	0	0	2
Lynn Jones, R (1, 7) OBP: 0.351, SLG: 0.396		CS 1B			F9		F8		L3-6 E IBB	3	0	1	0	0	0	2
Champ Summers, L (9, PH) OBP: 0.388, SLG: 0.506 (9, 7)										0	0	0	0	1	0	0
Tom Brookens, R (1, 5) OBP: 0.357, SLG: 0.571	CS 1-2		F3		F8		1-H 2B		E5 1-2 3-H	3	0	1	1	0	0	1
Steve Kemp, L (9, PH) OBP: 0.405, SLG: 0.515										1	0	0	0	0	0	1
Aurelio Rodriguez, R (9, 5) OBP: 0.284, SLG: 0.376										0	0	0	0	0	0	0
Alan Trammell, R (1, 6) OBP: 0.317, SLG: 0.324			F8		F9		6-3		L3-6 2-3	4	0	0	0	0	0	4

	AB	33
	R	3
	H	9
	RBI	2
	BB	3
	SO	5
	LOB	16

Inning Stats	1	2	3	4	5	6	7	8	9
	R: 0 E: 0 K: 1 S: 6	H: 1 LOB: 1 BB: 0 P: 6	R: 0 E: 0 K: 0 S: 3	H: 1 LOB: 0 BB: 0 P: 3	R: 0 E: 0 K: 0 S: 3	H: 0 LOB: 0 BB: 0 P: 3	R: 0 E: 0 K: 2 S: 7	H: 0 LOB: 1 BB: 1 P: 11	R: 0 E: 0 K: 0 S: 4	H: 1 LOB: 1 BB: 0 P: 4	R: 0 E: 0 K: 2 S: 7	H: 1 LOB: 1 BB: 1 P: 11	R: 1 E: 0 K: 0 S: 5	H: 2 LOB: 1 BB: 0 P: 5	R: 1 E: 0 K: 0 S: 4	H: 2 LOB: 0 BB: 0 P: 4	R: 1 E: 1 K: 0 S: 4	H: 1 LOB: 1 BB: 1 P: 8

	1B: 6	SF: 0	WP: 0	PA: 37
	2B: 4	SAC: 0	PB: 0	
	3B: 0	DP: 2	SB: 2	
	HR: 1	HBP: 0	CS: 4	

PITCHER		IP	WLS	BF	H	R	ER	SO	BB	IBB	HBP	BLK	WP	HR	S	P	ERA	WHIP
Ken Kravec, L ERA: 3.55	(1, 1)	8.1	L	33	9	3	2	5	2	0	0	0	0	1	41	49	2.16	1.320
Randy Scarbery, R ERA: 3.53	(9, 1)	0.0		1	0	0	0	0	0	1	0	0	0	0	0	4	∞	∞
Guy Hoffman, L ERA: 2.45	(9, 1)	0.2		2	0	0	0	0	0	0	0	0	0	0	2	2	0.00	0.000

PITCHER	IP	WLS	BF	H	R	ER	SO	BB	IBB	HBP	BLK	WP	HR	S	P	ERA	WHIP

BOTTOM

Detroit Tigers @ Chicago White Sox

Comiskey Park, Chicago, IL

Fri Jul 13 1979, 8:05 PM EDT

Att. 27,587 - Unknown - 85 F

Batter	1	2	3	4	5	6	7	8	9	AB	R	H	RBI	BB	SO	LOB
Alan Bannister, R (1, 10) OBP: 0.382, SLG: 0.420	F6		F8			5-3		FC5-4 1-2f		4	0	0	0	0	0	1
Ralph Garr, L (1, 7) OBP: 0.335, SLG: 0.414	4-3		F8			F7			4-3	4	0	0	0	0	0	0
Chet Lemon, R (1, 8) OBP: 0.388, SLG: 0.472	6-3			F9		4-3			4-3	4	0	0	0	0	0	0
Lamar Johnson, R (1, 3) OBP: 0.365, SLG: 0.453		1B 1B		CS HBP			4-3		K	3	0	1	0	0	1	0
Jorge Orta, L (1, 4) OBP: 0.329, SLG: 0.338		K		1-2 1B			4-3		K	4	0	1	0	0	2	2
Claudell Washington, L (1, 9) OBP: 0.321, SLG: 0.439		G6-4-3 1-2 1B		F7			K			3	0	1	0	0	1	1
Greg Pryor, R (1, 6) OBP: 0.337, SLG: 0.346		G6-4-3 1-2f			F7			F3		3	0	0	0	0	0	2
Jim Morrison, R (1, 5) OBP: 0.250, SLG: 0.100			5-3		F8			FC5-4 BB		2	0	0	0	1	0	0
Milt May, L (1, 2) OBP: 0.312, SLG: 0.450			HR		G3			F7		3	1	1	1	0	0	1

	AB	30
	R	1
	H	4
	RBI	1
	BB	1
	SO	4
	LOB	7

Inning Stats										
	R: 0 E: 0 K: 0 S: 3	H: 0 LOB: 0 BB: 0 P: 3	R: 0 E: 0 K: 1 S: 6	H: 2 LOB: 1 BB: 0 P: 6	R: 1 E: 0 K: 0 S: 4	H: 1 LOB: 0 BB: 0 P: 4	R: 0 E: 0 K: 0 S: 3	H: 1 LOB: 1 BB: 0 P: 4	R: 0 E: 0 K: 0 S: 3	H: 0 LOB: 0 BB: 0 P: 3
	R: 0 E: 0 K: 0 S: 3	H: 0 LOB: 0 BB: 0 P: 3	R: 0 E: 0 K: 1 S: 5	H: 0 LOB: 0 BB: 0 P: 5	R: 0 E: 0 K: 0 S: 3	H: 0 LOB: 1 BB: 1 P: 7	R: 0 E: 0 K: 2 S: 8	H: 0 LOB: 1 BB: 0 P: 8	1B: 3 2B: 0 3B: 0 HR: 1	SF: 0 SAC: 0 DP: 1 HBP: 1

	WP: 0	PB: 1	SB: 0	CS: 1	PA: 32

PITCHER	IP	WLS	BF	H	R	ER	SO	BB	IBB	HBP	BLK	WP	HR	S	P	ERA	WHIP
Dan Petry, R (1, 1) ERA: 2.2	9.0	W	32	4	1	1	4	1	0	1	0	0	1	38	43	1.00	0.556

PITCHER	IP	WLS	BF	H	R	ER	SO	BB	IBB	HBP	BLK	WP	HR	S	P	ERA	WHIP

livebaseballscorecards.com

Batter	1	2	3	4	5	6	7	8	9	AB	R	H	RBI	BB	SO	LOB
Ron LeFlore, R (1, 8) OBP: 0.355, SLG: 0.380	5-3	6-3			1B	FC6-4	S		1B	5	0	3	0	0	0	1
Lou Whitaker, L (1, 4) OBP: 0.405, SLG: 0.391	5-3		E5 G3 S		1-2 1B	FC6-4 1-2f	K 1-2			5	0	1	0	0	1	2
Jerry Morales, R (1, 9) OBP: 0.269, SLG: 0.421	PB BB		5-3 1-2		F4		F9	HR 2B		4	1	1	0	1	0	4
Lance Parrish, R (1, 2) OBP: 0.348, SLG: 0.425	F9 1-2		G3 2-3		F7			K		4	0	0	0	0	1	5
John Wockenfuss, R (1, 3) OBP: 0.287, SLG: 0.461		5-3	F9			6-3		2-H HR		4	1	1	2	0	0	1
Rusty Staub, L (1, 10) OBP: 0.329, SLG: 0.403		1B FC6-5-4 BB		6-3		F9		WP 1B		3	1	1	0	1	0	0
Lynn Jones, R (1, 7) OBP: 0.347, SLG: 0.391		FC6-5-4 1-3 1B		F8		6-3		6-3 1-2		4	0	1	0	0	0	1
Tom Brookens, R (1, 5) OBP: 0.278, SLG: 0.444		FC6-5-4 2B 2-3 3-H		F9			K	5-3		4	1	0	1	0	1	2
Alan Trammell, R (1, 6) OBP: 0.316, SLG: 0.327		2-H 2B			K		B5-3		5-3	4	0	1	1	0	1	0
Inning Stats	R: 0 E: 0 K: 0 S: 3 H: 0 LOB: 1 BB: 1 P: 7	R: 2 E: 0 K: 0 S: 5 H: 2 LOB: 1 BB: 1 P: 9	R: 0 E: 1 K: 0 S: 4 H: 0 LOB: 1 BB: 0 P: 4	R: 0 E: 0 K: 0 S: 3 H: 0 LOB: 0 BB: 0 P: 3	R: 0 E: 0 K: 1 S: 7 H: 2 LOB: 2 BB: 0 P: 7	R: 0 E: 0 K: 0 S: 3 H: 0 LOB: 0 BB: 0 P: 3	R: 0 E: 0 K: 1 S: 6 H: 1 LOB: 1 BB: 0 P: 6	R: 2 E: 0 K: 1 S: 8 H: 3 LOB: 1 BB: 0 P: 8	R: 0 E: 0 K: 1 S: 6 H: 1 LOB: 1 BB: 0 P: 6	1B: 6 2B: 2 3B: 0 HR: 1	SF: 0 SAC: 0 DP: 0 HBP: 0						

TOP

Detroit Tigers @ Chicago White Sox

Comiskey Park, Chicago, IL

Sat Jul 14 1979, 8:05 PM EDT

Att. 23,887 - Unknown - 73 F

livebaseballscorecards.com

AB	37
R	4
H	9
RBI	4
BB	2
SO	4
LOB	16

PITCHER		IP	WLS	BF	H	R	ER	SO	BB	IBB	HBP	BLK	WP	HR	S	P	ERA	WHIP
Ross Baumgarten, L ERA: 3.77	(1, 1)	7.1	W	33	8	4	4	3	2	0	0	0	0	1	37	45	4.91	1.364
Ed Farmer, R ERA: 4.79	(8, 1)	1.2		6	1	0	0	1	0	0	0	0	1	0	8	8	0.00	0.600

PITCHER	IP	WLS	BF	H	R	ER	SO	BB	IBB	HBP	BLK	WP	HR	S	P	ERA	WHIP

Batter	1	2	3	4	5	6	7	8	9	AB	R	H	RBI	BB	SO	LOB
Alan Bannister, R (1, 10) OBP: 0.383, SLG: 0.424	S S S 0-3 K ①	B B B B 4-0 1-2 BB		x 0-0 F5 ②		x 0-0 HR 2-H 3B	S S S 0-3 K ③			4	1	1	1	1	2	1
Ralph Garr, L (1, 7) Junior Moore, R (7, 7) OBP: 0.338, SLG: 0.434 OBP: 0.318, SLG: 0.331	x 0-0 1B 2B	x 0-0 F2 ③		S S S 0-3 K ③		x 0-0 3-H HR		x 0-0 BB HR 1B		4 1	2 1	2 1	2 1	0 0	1 0	3 0
Jorge Orta, L (1, 4) OBP: 0.335, SLG: 0.338	x 0-0 BB 2-H 1B	x 0-0 E4 G5-4-3			B B B B 4-0 1B BB	S S S 0-3 K ②		B B B B 4-0 1-2 HR BB		3	1	1	1	2	1	0
Lamar Johnson, R (1, 3) Mike Squires, L (7, 3) OBP: 0.364, SLG: 0.447 OBP: 0.292, SLG: 0.292	B B B B 4-0 1-2 BB	x 0-0 G5-4-3 ① ② 1-2f			x 0-0 F8 ①	S S S 0-3 K ③		x 0-0 F6 ①		3 1	0 0	0 0	0 0	1 0	1 0	2 2
Claudell Washington, L (1, 9) OBP: 0.326, SLG: 0.470	S S S 0-3 K ②	x 0-0 HR			x 0-0 F9 ②		x 0-0 HR	x 0-0 1-H 2-H HR		5	3	3	5	0	1	3
Rusty Torres, S (1, 8) OBP: 0.388, SLG: 0.435	x 0-0 F9 ③	S S S 0-3 K ③			x 0-0 1-3 1B		x 0-0 HR	S S S 0-3 K ②		5	1	2	1	0	2	2
Milt May, L (1, 2) OBP: 0.307, SLG: 0.433		S S S 0-3 K ①		B B B B 4-0 SH3-4 1B BB	x 0-0 4-3 ③		x 0-0 F4 ①	x 0-0 4-3 ③		4	1	0	0	1	1	2
Jim Morrison, R (1, 5) OBP: 0.333, SLG: 0.462		x 0-0 F9 ②		x 0-0 SH3-4 ① 1-2		x 0-0 SH3-4 3B 1B	x 0-0 HR			3	2	2	1	0	0	0
Don Kessinger, S (1, 6) OBP: 0.250, SLG: 0.283		B B B B 4-0 BB BB		x 0-0 2-H 1B		x 0-0 ① SH3-4 1-2	S S S 0-3 K ②			2	0	1	1	1	1	0
Inning Stats	R: 1 E: 0 K: 2 S: 9 H: 2 LOB: 2 BB: 1 P: 13	R: 0 E: 0 K: 1 S: 5 H: 0 LOB: 2 BB: 2 P: 13	R: 1 E: 1 K: 1 S: 6 H: 1 LOB: 0 BB: 0 P: 6	R: 1 E: 0 K: 1 S: 6 H: 1 LOB: 1 BB: 1 P: 10	R: 0 E: 0 K: 0 S: 4 H: 1 LOB: 2 BB: 1 P: 8	R: 3 E: 0 K: 2 S: 10 H: 3 LOB: 0 BB: 0 P: 10	R: 3 E: 0 K: 2 S: 10 H: 3 LOB: 0 BB: 0 P: 10	R: 3 E: 0 K: 1 S: 7 H: 2 LOB: 0 BB: 1 P: 11		1B: 5 2B: 1 3B: 1 HR: 6 SF: 0 SAC: 2 DP: 1 HBP: 0						

PITCHER		IP	WLS	BF	H	R	ER	SO	BB	IBB	HBP	BLK	WP	HR	S	P	ERA	WHIP
Steve Baker, R ERA: 6.07	(1, 1)	4.2	L	24	5	3	3	5	5	0	0	0	0	1	29	49	5.79	2.143
Milt Wilcox, R ERA: 5.61	(5, 1)	1.1		9	5	5	5	2	0	0	0	0	0	3	13	13	33.75	3.750
Dave Tobik, R ERA: 4.99	(7, 1)	2.0		10	3	4	4	3	1	0	0	0	0	2	15	19	18.00	2.000

PITCHER	IP	WLS	BF	H	R	ER	SO	BB	IBB	HBP	BLK	WP	HR	S	P	ERA	WHIP

BOTTOM

Detroit Tigers @ Chicago White Sox

Comiskey Park, Chicago, IL

Sat Jul 14 1979, 8:05 PM EDT

Att. 23,887 - Unknown - 73 F

livebaseballscorecards.com

AB	35
R	12
H	13
RBI	12
BB	6
SO	10
LOB	15

Batter	1	2	3	4	5	6	7	8	9	AB	R	H	RBI	BB	SO	LOB
Ron LeFlore, R (1, 8) OBP: 0.356, SLG: 0.378	0-0 S 1B 1B	0-0 F9 ②		0-0 5-3 ①	0-3 K ②	4-0 1B 1-2 2-3 BB		0-0 F9 ③		4	2	1	0	1	1	3
Mark Wagner, R (7, 6) OBP: 0.369, SLG: 0.370										1	0	0	0	0	0	0
Lou Whitaker, L (1, 4) OBP: 0.407, SLG: 0.392	0-3 K ① 1-2	4-0 1-2 BB		0-0 1B 2-H 1B	0-0 1-3 ③	0-0 1B 1-3 2-H 3-H 1B			0-0 L7 ①	5	1	2	3	1	1	2
Steve Kemp, L (1, 7) OBP: 0.412, SLG: 0.521	0-0 2-H 1B	0-3 K ③		0-0 1B 2B 2-H 1B		1B BB 1B FC6-4 1-2 3-H 1B			0-0 G5-4-3 1B	6	2	5	3	0	1	2
Jerry Morales, R (1, 9) OBP: 0.263, SLG: 0.410	0-3 K ②	0-0 F3 ①		0-0 F7 ②		F7 FC6-4 1-2f			0-0 G5-4-3 ② ③ 1-2f	6	0	0	0	0	1	6
Rusty Staub, L (1, 10) OBP: 0.330, SLG: 0.403	0-0 F9 ③	0-0 F2 ②		0-0 1-2 2B 1B		0-0 BB 1B 1-2 SF8 1B	0-0 F8 ①			5	2	2	0	0	0	1
Lance Parrish, R (1, 2) OBP: 0.355, SLG: 0.438	0-0 F8 1B 2B	0-0 S 1B 1B		0-0 1-H 2-H 2B		0-0 SF8 BB 1-2 2-3 1B 1B	0-0 1-3 ②			5	3	4	2	0	0	0
Jason Thompson, L (1, 3) OBP: 0.365, SLG: 0.392	0-0 F8 ① 2-3	0-0 FC6-4 1-H 1B		0-0 6-3 ③		4-0 BB 1B 1-2 2-3 3-H 1B BB	0-0 G3 ③			4	1	1	2	1	0	2
Tom Brookens, R (1, 5) OBP: 0.304, SLG: 0.455	0-0 E S S 3-H 1B	0-0 FC6-4 ③ 1-2f		0-0 1B		0-0 SF8 ② 2-3 3-H		0-0 F8 ①		4	1	2	2	0	0	1
Alan Trammell, R (1, 6) OBP: 0.322, SLG: 0.337	0-0 BB 1-H 1B			0-0 1B 2B	0-3 K ①	0-0 BB 1B 1-2 3-H 1B		0-0 6-3 ②		4	2	3	1	0	1	1
Lynn Jones, R (7, 8) OBP: 0.345, SLG: 0.387										1	0	0	0	0	0	0
Inning Stats	R: 1 E: 0 K: 2 S: 9 H: 2 LOB: 1 BB: 0 P: 9	R: 2 E: 0 K: 1 S: 8 H: 3 LOB: 2 BB: 1 P: 12	R: 1 E: 0 K: 0 S: 5 H: 2 LOB: 1 BB: 0 P: 5	R: 4 E: 0 K: 0 S: 8 H: 5 LOB: 1 BB: 0 P: 8	R: 0 E: 0 K: 2 S: 8 H: 1 LOB: 1 BB: 0 P: 8	R: 6 E: 0 K: 0 S: 9 H: 6 LOB: 2 BB: 2 P: 17	R: 0 E: 0 K: 0 S: 3 H: 0 LOB: 0 BB: 0 P: 3	R: 0 E: 0 K: 0 S: 3 H: 0 LOB: 0 BB: 0 P: 3	R: 0 E: 0 K: 0 S: 3 H: 1 LOB: 0 BB: 0 P: 3	1B: 17 2B: 3 3B: 0 HR: 0	SF: 1 SAC: 0 DP: 1 HBP: 0						

TOP

Detroit Tigers @ Chicago White Sox

Comiskey Park, Chicago, IL

Sun Jul 15 1979, 4:33 AM EDT
Att. 25,873 - Unknown - 84 F

livebaseballscorecards.com

AB	45
R	14
H	20
RBI	13
BB	3
SO	5
LOB	18

WP: 0 PB: 0 SB: 4 CS: 0 PA: 49

PITCHER		IP	WLS	BF	H	R	ER	SO	BB	IBB	HBP	BLK	WP	HR	S	P	ERA	WHIP
Rich Wortham, L ERA: 5.16	(1, 1)	3.1	L	20	9	6	6	3	1	0	0	0	0	0	25	29	16.20	3.000
Randy Scarbery, R ERA: 4.25	(4, 1)	2.0		13	7	5	5	2	0	0	0	0	0	0	17	17	22.50	3.500
Steve Trout, L ERA: 3.09	(6, 1)	0.0		1	0	0	0	0	1	0	0	0	0	0	0	4	∞	∞
Fred Howard, R ERA: 4.07	(6, 1)	0.1		4	2	2	2	0	1	0	0	0	0	0	3	7	54.00	9.000
Guy Hoffman, L ERA: 1.29	(6, 1)	3.1		11	2	1	1	0	0	0	0	0	0	0	11	11	2.70	0.600

PITCHER	IP	WLS	BF	H	R	ER	SO	BB	IBB	HBP	BLK	WP	HR	S	P	ERA	WHIP

Batter	1	2	3	4	5	6	7	8	9	AB	R	H	RBI	BB	SO	LOB
Alan Bannister, R (1, 10) OBP: 0.377, SLG: 0.418	4-3		F3		F2		F4		F5	5	0	0	0	0	0	4
Mike Squires, L (1, 3) OBP: 0.297, SLG: 0.297	F9		1-3		4-3		1-3 1B		1B	5	0	2	0	0	0	3
Ralph Garr, L (1, 7) OBP: 0.338, SLG: 0.432 Wayne Nordhagen, R (7, 9) OBP: 0.315, SLG: 0.419	4-3			5-3		FC5-4 1B	K		F4	3	0	1	0	0	0	0
										2	0	0	0	0	1	3
Claudell Washington, L (1, 9) OBP: 0.323, SLG: 0.466 Kevin Bell, R (7, 6) OBP: 0.267, SLG: 0.185		4-3		K		FC5-4 4-3 1-2f HR		1B 1B BB	1-2 1B	3	1	0	0	0	1	1
										1	1	1	0	1	0	0
Jorge Orta, L (1, 4) OBP: 0.336, SLG: 0.345		4-3 2B		F7		4-3 1-2		1-3 BB 1B 1B	F8	5	1	2	0	0	0	3
Rusty Torres, S (1, 8) OBP: 0.392, SLG: 0.483		4-3 2-3			1B 2B	2-H HR		F5		4	2	2	2	0	0	3
Jim Morrison, R (1, 5) OBP: 0.316, SLG: 0.375		F6			5-3	F7		1B 1-2 BB		3	0	0	0	1	0	2
Milt May, L (1, 2) OBP: 0.331, SLG: 0.463			2B		1B 2-H 1B		1B 1B	G5-4-3 1-3 2-H 3-H 1B		4	0	4	3	0	0	0
Don Kessinger, S (1, 6) OBP: 0.255, SLG: 0.287 Junior Moore, R (7, 7) OBP: 0.314, SLG: 0.326		F7			1-3 1B		F7	G5-4-3 1-2f		2	0	1	0	0	0	1
										2	0	0	0	0	0	3
Inning Stats	R: 0 E: 0 K: 0 S: 3 H: 0 LOB: 0 BB: 0 P: 3	R: 0 E: 0 K: 0 S: 4 H: 1 LOB: 1 BB: 0 P: 4	R: 0 E: 0 K: 0 S: 4 H: 1 LOB: 1 BB: 0 P: 4	R: 0 E: 0 K: 1 S: 5 H: 0 LOB: 0 BB: 0 P: 5	R: 1 E: 0 K: 0 S: 6 H: 3 LOB: 2 BB: 0 P: 6	R: 2 E: 0 K: 0 S: 5 H: 2 LOB: 0 BB: 0 P: 5	R: 0 E: 0 K: 1 S: 7 H: 2 LOB: 2 BB: 0 P: 7	R: 2 E: 0 K: 0 S: 4 H: 2 LOB: 1 BB: 2 P: 12	R: 0 E: 0 K: 0 S: 5 H: 2 LOB: 2 BB: 0 P: 5	1B: 9 2B: 3 3B: 0 HR: 1	SF: 0 SAC: 0 DP: 1 HBP: 0						

PITCHER	IP	WLS	BF	H	R	ER	SO	BB	IBB	HBP	BLK	WP	HR	S	P	ERA	WHIP
Jack Morris, R (1, 1) ERA: 3.55	7.0	W	30	9	3	3	2	0	0	0	0	0	1	34	34	3.86	1.286
John Hiller, L (8, 1) ERA: 4.5	2.0		11	4	2	2	0	2	0	0	0	0	0	9	17	9.00	3.000

PITCHER	IP	WLS	BF	H	R	ER	SO	BB	IBB	HBP	BLK	WP	HR	S	P	ERA	WHIP

BOTTOM

Detroit Tigers @ Chicago White Sox

Comiskey Park, Chicago, IL

Sun Jul 15 1979, 4:33 AM EDT

Att. 25,873 - Unknown - 84 F

livebaseballscorecards.com

AB	39
R	5
H	13
RBI	5
BB	2
SO	2
LOB	23

Detroit Tigers @ Minnesota Twins

Metropolitan Stadium, Bloomington , MI

Thu Jul 19 1979, 8:05 PM EDT

Att. 17,391 - Unknown - 76 F

Batter	1	2	3	4	5	6	7	8	9	AB	R	H	RBI	BB	SO	LOB
Ron LeFlore, R (1, 8) OBP: 0.359, SLG: 0.382	G3	1B, IBB		3B, 2B		FC5, FC6, S, 1B	FC4-6			4	2	2	1	1	0	1
Lou Whitaker, L (1, 4) OBP: 0.407, SLG: 0.389	F5	1B		K		FC6, SF7, E, BB		K		4	1	1	1	1	2	1
Jerry Morales, R (1, 9) OBP: 0.265, SLG: 0.405	1B, BB	L6		3B, BB		FC5, E		F8		3	2	0	0	2	0	4
Lance Parrish, R (1, 2) OBP: 0.356, SLG: 0.444	1B		L5	3B		FC6		K		5	0	2	3	0	1	2
Rusty Staub, L (1, 10) OBP: 0.331, SLG: 0.402	1B		G1-6-3, HBP	G3		SF7			F2	3	0	1	2	0	0	1
Jason Thompson, L (1, 3) OBP: 0.363, SLG: 0.386	6-3		G1-6-3		K	F8			BB	4	0	0	0	1	1	5
Lynn Jones, R (1, 7) OBP: 0.347, SLG: 0.383		S, 1B, BB		SH5-3, S, 3B, 1B	F8		F3		K	4	2	1	0	1	1	1
Tom Brookens, R (1, 5) OBP: 0.296, SLG: 0.423		K		SH5-3	K		FC4-6, 1B		5-3	4	0	1	0	0	2	2
Alan Trammell, R (1, 6) OBP: 0.321, SLG: 0.344		K		2B, 3B		6-3	F9			4	1	1	1	0	1	2

Inning Stats	1	2	3	4	5	6	7	8	9	AB	R	H	RBI	BB	SO	LOB
	R: 1 E: 0 K: 0 S: 5	R: 1 E: 0 K: 2 S: 8	R: 0 E: 0 K: 0 S: 2	R: 4 E: 0 K: 1 S: 9	R: 0 E: 0 K: 2 S: 7	R: 2 E: 2 K: 0 S: 6	R: 0 E: 0 K: 0 S: 4	R: 0 E: 0 K: 2 S: 7	R: 0 E: 0 K: 1 S: 5	1B: 6 2B: 1 3B: 2 HR: 0	SF: 1 SAC: 1 DP: 1 HBP: 1	WP: 0 PB: 0 SB: 3 CS: 0	PA: 44			

PITCHER		IP	WLS	BF	H	R	ER	SO	BB	IBB	HBP	BLK	WP	HR	S	P	ERA	WHIP
Jerry Koosman, L ERA: 3.92	(1, 1)	3.2	L	21	6	6	6	3	3	1	1	0	0	0	22	39	14.73	2.455
Mike Bacsik, R ERA: 4.29	(4, 1)	2.1		12	2	2	0	2	1	0	0	0	0	0	15	19	0.00	1.286
Geoff Zahn, L ERA: 3.24	(7, 1)	3.0		11	1	0	0	3	1	0	0	0	0	0	16	20	0.00	0.667

PITCHER	IP	WLS	BF	H	R	ER	SO	BB	IBB	HBP	BLK	WP	HR	S	P	ERA	WHIP

livebaseballscorecards.com

AB	35
R	8
H	9
RBI	8
BB	6
SO	8
LOB	19

BOTTOM

Batter	1	2	3	4	5	6	7	8	9	AB	R	H	RBI	BB	SO	LOB
Bob Randall, R (1, 4) OBP: 0.354, SLG: 0.336	L6		5-3		2B 1B		F6			4	1	1	0	0	0	0
Bombo Rivera, R (1, 7) OBP: 0.325, SLG: 0.381	F5			F3	1-H 2B			L9		4	0	1	1	0	0	0
Roy Smalley, S (1, 6) OBP: 0.422, SLG: 0.532	K			1B FC1-2 1B 1B	F7			F6		4	0	1	0	0	1	1
Ron Jackson, R (1, 3) OBP: 0.337, SLG: 0.463		L6		FC1-2 1B 1B 1-2	F6			5-3		4	1	1	0	0	0	1
Jose Morales, R (1, 10) OBP: 0.339, SLG: 0.359		5-3		FC1-2 1B 1-2 2-3		L9			4-3	4	1	1	0	0	0	0
Dave Edwards, R (1, 8) OBP: 0.400, SLG: 0.575		2B		FC1-2 1B 1-2 2-3 3-Hf		6-3			BB 1B B B B	3	0	1	0	1	0	3
Willie Norwood, R (1, 9) OBP: 0.295, SLG: 0.396		L8		1B 1-3 2-H 3-H		F8			1-2 1B	4	0	2	2	0	0	1
John Castino, R (1, 5) OBP: 0.335, SLG: 0.375			5-3	F4			F9		S S S K	3	0	0	0	0	0	2
Ken Landreaux, L (9, PH) OBP: 0.331, SLG: 0.391										1	0	0	0	0	1	2
Glenn Borgmann, R (1, 2) OBP: 0.298, SLG: 0.200			6-3		F7		S S S K		G3	3	0	0	0	0	1	0
Glenn Adams, L (9, PH) OBP: 0.375, SLG: 0.465										1	0	0	0	0	0	2
Inning Stats	R: 0 H: 0 E: 0 LOB: 0 K: 1 BB: 0 S: 5 P: 5	R: 0 H: 1 E: 0 LOB: 1 K: 0 BB: 0 S: 4 P: 4	R: 0 H: 0 E: 0 LOB: 0 K: 0 BB: 0 S: 3 P: 3	R: 2 H: 4 E: 0 LOB: 2 K: 0 BB: 0 S: 7 P: 7	R: 1 H: 2 E: 0 LOB: 1 K: 0 BB: 0 S: 5 P: 5	R: 0 H: 0 E: 0 LOB: 0 K: 0 BB: 0 S: 3 P: 3	R: 0 H: 0 E: 0 LOB: 0 K: 1 BB: 0 S: 5 P: 5	R: 0 H: 0 E: 0 LOB: 0 K: 0 BB: 0 S: 3 P: 3	R: 0 H: 1 E: 0 LOB: 2 K: 1 BB: 1 S: 6 P: 10	1B: 6 SF: 0 2B: 2 SAC: 0 3B: 0 DP: 0 HR: 0 HBP: 0						

PITCHER	IP	WLS	BF	H	R	ER	SO	BB	IBB	HBP	BLK	WP	HR	S	P	ERA	WHIP
Pat Underwood, L (1, 1) ERA: 3.41	8.1	W	34	8	3	3	2	1	0	0	0	0	0	37	41	3.24	1.080
Aurelio Lopez, R (9, 1) ERA: 2.97	0.2		2	0	0	0	1	0	0	0	0	0	0	4	4	0.00	0.000

PITCHER	IP	WLS	BF	H	R	ER	SO	BB	IBB	HBP	BLK	WP	HR	S	P	ERA	WHIP

Detroit Tigers @ Minnesota Twins
Metropolitan Stadium, Bloomington , MI
Thu Jul 19 1979, 8:05 PM EDT
Att. 17,391 - Unknown - 76 F

livebaseballscorecards.com

AB	35
R	3
H	8
RBI	3
BB	1
SO	3
LOB	12

PA: 36
WP: 0
PB: 0
SB: 0
CS: 0

Batter	1	2	3	4	5	6	7	8	9	AB	R	H	RBI	BB	SO	LOB
Ron LeFlore, R (1, 8) OBP: 0.361, SLG: 0.384	CS 1B		6-3	5-3			1B		G6-4-3 1-2f	4	0	2	0	0	0	1
Lynn Jones, R (8, 8) OBP: 0.344, SLG: 0.379										1	0	0	0	0	0	1
Lou Whitaker, L (1, 4) OBP: 0.405, SLG: 0.387	F7 1-2		HR 1B		4-3		F8			4	1	1	0	0	0	2
Mark Wagner, R (7, 4) OBP: 0.369, SLG: 0.370										0	0	0	0	0	0	0
Steve Kemp, L (1, 7) OBP: 0.413, SLG: 0.540	F2		1-H HR		HR		SSS K			4	2	2	3	0	1	1
Lance Parrish, R (1, 2) OBP: 0.359, SLG: 0.450		CS 1B			E5 G5-4-3			SSS K		3	0	2	0	0	0	0
Ed Putman, R (8, PH) OBP: 0.200, SLG: 0.400			2B							1	0	0	0	0	1	0
(8, 2)																
Jerry Morales, R (1, 9) OBP: 0.265, SLG: 0.402		BB 1-2 HR 1B	SSS K		G5-4-3 1-2f			5-3		4	1	1	0	0	1	2
Jason Thompson, L (1, 3) OBP: 0.367, SLG: 0.387	BBBB	1-2 HR BB	G3			FC3-6 1B		BBBB	BB	2	1	1	0	2	0	1
John Wockenfuss, R (1, 10) OBP: 0.295, SLG: 0.491		1-H 2-H HR		1B		FC3-6 G6-4-3 1-2f		F5		4	1	2	3	0	0	2
Tom Brookens, R (1, 5) OBP: 0.258, SLG: 0.367		6-3		F5		G6-4-3 1-2f			SSS K	4	0	0	0	0	1	2
Alan Trammell, R (1, 6) OBP: 0.320, SLG: 0.340		5-3		F8			4-3		BBBB G6-4-3 BB	3	0	0	0	1	0	1
Inning Stats	R: 0 E: 0 K: 0 S: 3 H: 1 LOB: 0 BB: 0 P: 3	R: 3 E: 0 K: 0 S: 5 H: 3 LOB: 0 BB: 1 P: 9	R: 2 E: 0 K: 1 S: 8 H: 3 LOB: 1 BB: 0 P: 8	R: 0 E: 0 K: 0 S: 4 H: 1 LOB: 1 BB: 0 P: 4	R: 1 E: 1 K: 0 S: 4 H: 1 LOB: 0 BB: 0 P: 4	R: 0 E: 0 K: 0 S: 3 H: 1 LOB: 0 BB: 0 P: 3	R: 0 E: 0 K: 1 S: 6 H: 1 LOB: 1 BB: 0 P: 6	R: 0 E: 0 K: 1 S: 5 H: 0 LOB: 1 BB: 1 P: 9	R: 0 E: 0 K: 1 S: 4 H: 0 LOB: 0 BB: 1 P: 8	1B: 7 2B: 1 3B: 0 HR: 3 SF: 0 SAC: 0 DP: 3 HBP: 0	WP: 0 PB: 0 SB: 0 CS: 2 PA: 37					

PITCHER	IP	WLS	BF	H	R	ER	SO	BB	IBB	HBP	BLK	WP	HR	S	P	ERA	WHIP
Darrell Jackson, L (1, 1) ERA: 3.86	3.0		15	7	5	5	1	1	0	0	0	0	2	16	20	15.00	2.667
Gary Serum, R (4, 1) ERA: 6.33	6.0	W	22	4	1	1	3	2	0	0	0	0	1	26	34	1.50	1.000

PITCHER	IP	WLS	BF	H	R	ER	SO	BB	IBB	HBP	BLK	WP	HR	S	P	ERA	WHIP

TOP

Detroit Tigers @ Minnesota Twins

Metropolitan Stadium, Bloomington , MI

Fri Jul 20 1979, 8:05 PM EDT

Att. 14,509 - Unknown - 75 F

livebaseballscorecards.com

AB	34
R	6
H	11
RBI	6
BB	3
SO	4
LOB	13

Batter	1	2	3	4	5	6	7	8	9	AB	R	H	RBI	BB	SO	LOB
Mike Cubbage, L (1, 5) OBP: 0.344, SLG: 0.323	L4			HR BB	4-3 HR 2B FC SF8 WP 1B		1B 3B			2	2	1	0	1	0	0
John Castino, R (5, PH) OBP: 0.341, SLG: 0.391 (6, 5)										2	2	2	1	0	0	0
Roy Smalley, S (1, 6) OBP: 0.422, SLG: 0.539	G4-6-3 1B			1-H HR	4-3 FC		F6			5	1	2	3	0	0	3
Ken Landreaux, L (1, 8) OBP: 0.334, SLG: 0.404	G4-6-3 1-2f			1B 1B	HR SF8		3-H 1B			4	2	3	4	0	0	1
Glenn Adams, L (1, 7) OBP: 0.375, SLG: 0.476		4-3		1B 1-3 1B	HR 4-3		F8			5	2	2	1	0	0	2
Bombo Rivera, R (8, 7) OBP: 0.325, SLG: 0.381										0	0	0	0	0	0	0
Danny Goodwin, L (1, 10)		K		K	BB 1B 1B	F8		F9		2	0	0	0	0	2	2
Jose Morales, R (5, PH) OBP: 0.345, SLG: 0.365										1	1	1	0	0	0	0
Hosken Powell, L (6, PH) OBP: 0.421, SLG: 0.470										2	0	0	0	0	0	0
Rob Wilfong, L (1, 4) OBP: 0.362, SLG: 0.455		6-3		1B 1-3 3-H 1B	BB 1-2 1B 1B	F8		4-3		5	1	2	1	0	0	0
Ron Jackson, R (1, 3) OBP: 0.340, SLG: 0.463		F6		1-2 3-H 1B	1B 1-2 2-3 BB	1B		F8		4	1	2	1	1	0	0
Butch Wynegar, S (1, 2) OBP: 0.383, SLG: 0.377		3-1		F7	1B 1-2 2-H 3-H 1B	F8				4	1	1	2	0	0	3
Dave Edwards, R (1, 9) OBP: 0.394, SLG: 0.560		F8		K	WP 1B FC 1-2 2-H 1B		6-3			4	1	1	1	0	1	2
Inning Stats	R: 0 E: 0 K: 0 S: 3 H: 1 LOB: 0 BB: 0 P: 3	R: 0 E: 0 K: 1 S: 5 H: 0 LOB: 0 BB: 0 P: 5	R: 0 E: 0 K: 0 S: 3 H: 0 LOB: 0 BB: 0 P: 3	R: 4 E: 0 K: 2 S: 12 H: 5 LOB: 2 BB: 1 P: 16	R: 9 E: 0 K: 0 S: 12 H: 8 LOB: 1 BB: 1 P: 16	R: 0 E: 0 K: 0 S: 4 H: 1 LOB: 1 BB: 0 P: 4	R: 1 E: 0 K: 0 S: 5 H: 2 LOB: 1 BB: 0 P: 5	R: 0 E: 0 K: 0 S: 3 H: 0 LOB: 0 BB: 0 P: 3		1B: 12 2B: 1 3B: 1 HR: 3	SF: 1 SAC: 0 DP: 1 HBP: 0				WP: 1 PB: 0 SB: 0 CS: 0	PA: 43	

PITCHER		IP	WLS	BF	H	R	ER	SO	BB	IBB	HBP	BLK	WP	HR	S	P	ERA	WHIP
Jack Morris, R ERA: 3.77	(1, 1)	3.1		16	6	4	4	2	1	0	0	0	0	1	19	23	10.80	2.100
Kip Young, R ERA: 6.2	(4, 1)	1.0	L	6	3	3	3	1	0	0	0	0	0	2	8	8	27.00	3.000
John Hiller, L ERA: 5.37	(5, 1)	0.0		5	4	3	3	0	1	0	0	0	0	0	4	8	∞	∞
Dave Tobik, R ERA: 4.98	(5, 1)	3.2		16	4	4	4	0	0	0	0	0	1	0	16	16	9.82	1.091

PITCHER	IP	WLS	BF	H	R	ER	SO	BB	IBB	HBP	BLK	WP	HR	S	P	ERA	WHIP

BOTTOM

Detroit Tigers @ Minnesota Twins

Metropolitan Stadium, Bloomington , MI

Fri Jul 20 1979, 8:05 PM EDT

Att. 14,509 - Unknown - 75 F

livebaseballscorecards.com

AB	40
R	14
H	17
RBI	14
BB	2
SO	3
LOB	13

Chicago White Sox @ Detroit Tigers

Tiger Stadium, Detroit, MI

Sat Jul 21 1979, 7:05 PM EDT

Att. 37,596 - Unknown - 78 F

TOP

livebaseballscorecards.com

Batter	1	2	3	4	5	6	7	8	9	AB	R	H	RBI	BB	SO	LOB
Ralph Garr, L (1, 10) OBP: 0.340, SLG: 0.457	BBBB 4-0 1-3 2B BB		x 0-0 ② F8		x 0-0 ① 4-3		x 0-0 ② 4-3			3	1	0	0	1	0	0
Jorge Orta, L (1, 4) OBP: 0.353, SLG: 0.398	x 0-0 ① 1-3 1-2		x 0-0 HR		x 0-0 1B		x 0-0 ③ F8			4	1	2	1	0	0	1
Chet Lemon, R (1, 8) OBP: 0.384, SLG: 0.485	x 0-0 L3-6 2-H 2B		x 0-0 BB 1B		x 0-0 ② F8			x 0-0 ① 4-3		4	0	2	1	0	0	1
Lamar Johnson, R (1, 3) OBP: 0.370, SLG: 0.454	x 0-0 ② ③ L3-6 2-3		BBBB 4-0 1-2 BB		x 0-0 ③ F8			SSS 0-3 ② K		3	0	0	0	1	1	2
Alan Bannister, R (1, 7) OBP: 0.371, SLG: 0.411		H 1-0 3-1 S HBP	x 0-0 ③ F3			x 0-0 E5		x 0-0 ③ 6-3		3	0	0	0	0	0	2
Rusty Torres, S (1, 9) OBP: 0.363, SLG: 0.440		x 0-0 ① 3-1 1-3		x 0-0 ① 4-3		x 0-0 ① F5			x 0-0 ① 1B	4	0	1	0	0	0	2
Greg Pryor, R (1, 6) OBP: 0.334, SLG: 0.343		x 0-0 ② F4		x 0-0 ② 1B CS 1B		x 0-0 ② L9			SSS 0-3 ① K	3	0	1	0	0	0	2
Claudell Washington, L (9, PH) OBP: 0.318, SLG: 0.457										1	0	0	0	0	1	1
Milt May, L (1, 2) OBP: 0.338, SLG: 0.479		x 0-0 ③ F7		x 0-0 1-3 1B		x 0-0 ③ 1-3			SSS 0-3 ② K	4	0	1	0	0	1	3
Jim Morrison, R (1, 5) OBP: 0.267, SLG: 0.333			x 0-0 ① SSS F8		x 0-3 ② ③ K 3-H		x 0-0 ① F2		x 0-0 ③ F3	3	0	0	0	0	1	2
Wayne Nordhagen, R (9, PH) OBP: 0.308, SLG: 0.415										1	0	0	0	0	0	1

	AB	33
	R	2
	H	7
	RBI	2
	BB	2
	SO	4
	LOB	17

Inning Stats	1	2	3	4	5	6	7	8	9			
	R: 1 H: 1 E: 0 LOB: 0 K: 0 BB: 1 S: 3 P: 7	R: 0 H: 0 E: 0 LOB: 1 K: 0 BB: 0 S: 3 P: 4	R: 1 H: 2 E: 0 LOB: 2 K: 0 BB: 1 S: 5 P: 9	R: 0 H: 2 E: 0 LOB: 1 K: 1 BB: 0 S: 6 P: 6	R: 0 H: 1 E: 0 LOB: 1 K: 0 BB: 0 S: 4 P: 4	R: 0 H: 0 E: 1 LOB: 1 K: 0 BB: 0 S: 4 P: 4	R: 0 H: 0 E: 0 LOB: 0 K: 0 BB: 0 S: 3 P: 3	R: 0 H: 0 E: 0 LOB: 0 K: 1 BB: 0 S: 5 P: 5	R: 0 H: 1 E: 0 LOB: 1 K: 2 BB: 0 S: 8 P: 8	1B: 5 SF: 0 2B: 2 SAC: 0 3B: 0 DP: 1 HR: 1 HBP: 1	WP: 0 PA: 36 PB: 0 SB: 1 CS: 1	

PITCHER		IP	WLS	BF	H	R	ER	SO	BB	IBB	HBP	BLK	WP	HR	S	P	ERA	WHIP
Dan Petry, R ERA: 2.22	(1, 1)	8.0	W	33	7	2	2	2	2	0	1	0	0	1	34	43	2.25	1.125
Aurelio Lopez, R ERA: 2.92	(9, 1)	1.0	S	3	0	0	0	2	0	0	0	0	0	0	7	7	0.00	0.000

PITCHER	IP	WLS	BF	H	R	ER	SO	BB	IBB	HBP	BLK	WP	HR	S	P	ERA	WHIP

BOTTOM

Chicago White Sox @ Detroit Tigers

Tiger Stadium, Detroit, MI

Sat Jul 21 1979, 7:05 PM EDT

Att. 37,596 - Unknown - 78 F

Batter	1	2	3	4	5	6	7	8	9	AB	R	H	RBI	BB	SO	LOB
Ron LeFlore, R (1, 8) OBP: 0.359, SLG: 0.382	5-3	5-3			WP, E, 1B		L3			4	1	1	0	0	0	1
Lou Whitaker, L (1, 4) OBP: 0.403, SLG: 0.385	F8		G3		E5, G5-4-3, 1-H, 1B		F6			4	0	1	0	0	0	0
Steve Kemp, L (1, 7) OBP: 0.414, SLG: 0.540	BB, BB, 1B		4-1		F3			SH, WP, 1B		4	1	2	0	0	0	1
Lance Parrish, R (1, 2) OBP: 0.358, SLG: 0.447	BBBB, BB, 1-2, BB		S S S, K		G5-4-3, 1-2f			SH, WP, 1-3		2	0	0	0	1	1	1
Jerry Morales, R (1, 9) OBP: 0.266, SLG: 0.399 Champ Summers, L (8, PH) OBP: 0.386, SLG: 0.503 (9, 9)	BBBB, 1-2, 2-3, BB			L8		F3		F6		2 1	0 0	0 0	0 0	1 0	0 0	0 2
Jason Thompson, L (1, 3) OBP: 0.366, SLG: 0.383	3-1			L6		BBBB, S, BB		S S S, K, 2-3, 3-H		3	0	0	0	1	1	4
John Wockenfuss, R (1, 10) OBP: 0.302, SLG: 0.486		S, 1B		BBBB, HR, BB		L8, 1-2		F9		3	1	1	0	1	0	2
Aurelio Rodriguez, R (1, 5) OBP: 0.285, SLG: 0.389		S S S, K, 1-2		1-H, HR		F2				3	1	1	2	0	1	2
Alan Trammell, R (1, 6) OBP: 0.317, SLG: 0.336		F9		F3			5-3			3	0	0	0	0	0	1
Inning Stats	R: 0 E: 0 K: 0 S: 4 H: 1 LOB: 3 BB: 2 P: 12	R: 0 E: 0 K: 1 S: 6 H: 1 LOB: 1 BB: 0 P: 6	R: 0 E: 0 K: 1 S: 5 H: 0 LOB: 0 BB: 0 P: 5	R: 2 E: 0 K: 0 S: 4 H: 1 LOB: 0 BB: 1 P: 8	R: 1 E: 1 K: 0 S: 4 H: 2 LOB: 0 BB: 0 P: 4	R: 0 E: 0 K: 0 S: 3 H: 0 LOB: 1 BB: 1 P: 7	R: 0 E: 0 K: 0 S: 3 H: 0 LOB: 0 BB: 0 P: 3	R: 1 E: 1 K: 1 S: 7 H: 1 LOB: 1 BB: 0 P: 7		1B: 5 2B: 0 3B: 0 HR: 1	SF: 0 SAC: 1 DP: 1 HBP: 0						

livebaseballscorecards.com

AB	29
R	4
H	6
RBI	2
BB	4
SO	3
LOB	14

WP: 2 PB: 0 SB: 2 CS: 0 PA: 34

PITCHER		IP	WLS	BF	H	R	ER	SO	BB	IBB	HBP	BLK	WP	HR	S	P	ERA	WHIP
Ross Baumgarten, L ERA: 3.7	(1, 1)	7.0	L	31	6	4	2	2	4	0	0	0	1	1	31	47	2.57	1.429
Fred Howard, R ERA: 4.04	(8, 1)	0.1		1	0	0	0	0	0	0	0	0	0	0	1	1	0.00	0.000
Guy Hoffman, L ERA: 1.08	(8, 1)	0.2		2	0	0	0	1	0	0	0	0	1	0	4	4	0.00	0.000

PITCHER	IP	WLS	BF	H	R	ER	SO	BB	IBB	HBP	BLK	WP	HR	S	P	ERA	WHIP

Batter	1	2	3	4	5	6	7	8	9	AB	R	H	RBI	BB	SO	LOB
Ralph Garr, L (1, 10) OBP: 0.339, SLG: 0.454	x 0-0 ① G3		x 0-0 BB 1B			x 0-0 ① F8		x 0-0 ① F8		4	0	1	0	0	0	0
Mike Squires, L (1, 3) OBP: 0.296, SLG: 0.288	x 0-0 E6 E		B B B B 4-0 G1-4-3 1-2 BB			x 0-0 ② F9		x 0-0 ② 6-3		3	0	0	0	1	0	0
Chet Lemon, R (1, 8) OBP: 0.380, SLG: 0.479	x 0-0 E5 1-2		x 0-0 ②③ G1-4-3 1-2f			S S S 0-3 ③ K		x 0-0 ③ F9		4	0	0	0	0	1	3
Jorge Orta, L (1, 4) OBP: 0.351, SLG: 0.396	x 0-0 ② L9			x 0-0 ① 1-3			x 0-0 1B 1B 1B		x 0-0 ① G3	4	0	1	0	0	0	2
Alan Bannister, R (1, 7) OBP: 0.369, SLG: 0.409	S S S 0-3 ③ K			x 0-0 ② 1-3			x 0-0 1B 1-2 1B		S S S 0-3 ② K	4	0	1	0	0	2	2
Rusty Torres, S (1, 9) OBP: 0.359, SLG: 0.427		x 0-0 ① F7		x 0-0 ③ G3			x 0-0 ① F6		B B B B 4-0 1B BB	3	0	0	0	1	0	2
Greg Pryor, R (1, 6) OBP: 0.334, SLG: 0.343 Wayne Nordhagen, R (9, PH) OBP: 0.313, SLG: 0.419 Don Kessinger, S (9, PR) OBP: 0.261, SLG: 0.287		x 0-0 ② 6-3			x 0-0 ① F8		x 0-0 1-2 2-3 1B		x 0-0 1-3 1B	3 1 0	0 0 0	1 1 0	0 0 0	0 0 0	0 0 0	0 0 0
Mike Colbern, R (1, 2) OBP: 0.250, SLG: 0.259 Milt May, L (7, PH) OBP: 0.333, SLG: 0.471 (7, 2)		x 0-0 ③ 6-3			S S S 0-3 ② K		x 0-0 ② F3		x 0-0 ③ 4-3	2 2	0 0	0 0	0 0	0 0	1 0	0 5
Kevin Bell, R (1, 5) OBP: 0.257, SLG: 0.188 Lamar Johnson, R (7, PH) OBP: 0.369, SLG: 0.452 Jim Morrison, R (7, 5) OBP: 0.267, SLG: 0.333			x 0-0 ① F8		S S S 0-3 ③ K		x 0-0 ③ L5			2 1 0	0 0 0	0 0 0	0 0 0	0 0 0	1 0 0	0 3 0
Inning Stats	R: 0 H: 0 E: 2 LOB: 2 K: 1 BB: 0 S: 7 P: 7	R: 0 H: 0 E: 0 LOB: 0 K: 0 BB: 0 S: 3 P: 3	R: 0 H: 1 E: 0 LOB: 1 K: 0 BB: 1 S: 3 P: 7	R: 0 H: 0 E: 0 LOB: 0 K: 0 BB: 0 S: 3 P: 3	R: 0 H: 0 E: 0 LOB: 0 K: 2 BB: 0 S: 7 P: 7	R: 0 H: 0 E: 0 LOB: 0 K: 1 BB: 0 S: 5 P: 5	R: 0 H: 3 E: 0 LOB: 3 K: 0 BB: 0 S: 6 P: 6	R: 0 H: 0 E: 0 LOB: 0 K: 0 BB: 0 S: 3 P: 3	R: 0 H: 1 E: 0 LOB: 2 K: 1 BB: 1 S: 6 P: 10	1B: 5 SF: 0 2B: 0 SAC: 0 3B: 0 DP: 1 HR: 0 HBP: 0						

PITCHER		IP	WLS	BF	H	R	ER	SO	BB	IBB	HBP	BLK	WP	HR	S	P	ERA	WHIP
Milt Wilcox, R ERA: 5.29	(1, 1)	6.1	W	25	4	0	0	4	1	0	0	0	0	0	32	36	0.00	0.789
Aurelio Lopez, R ERA: 2.8	(7, 1)	2.2	S	10	1	0	0	1	1	0	0	0	0	0	11	15	0.00	0.750

PITCHER	IP	WLS	BF	H	R	ER	SO	BB	IBB	HBP	BLK	WP	HR	S	P	ERA	WHIP

Chicago White Sox @ Detroit Tigers

Tiger Stadium, Detroit, MI

Sun Jul 22 1979, 3:33 AM EDT

Att. 27,461 - Unknown - 84 F

TOP

livebaseballscorecards.com

AB	33
R	0
H	5
RBI	0
BB	2
SO	5
LOB	17

1B: 5	SF: 0	WP: 0	PA: 35
2B: 0	SAC: 0	PB: 0	
3B: 0	DP: 1	SB: 0	
HR: 0	HBP: 0	CS: 0	

Batter	1	2	3	4	5	6	7	8	9	AB	R	H	RBI	BB	SO	LOB
Ron LeFlore, R (1, 8) OBP: 0.357, SLG: 0.379	6-3		E5			K				3	0	0	0	0	1	0
Lou Whitaker, L (1, 4) OBP: 0.399, SLG: 0.380	F9		6-3			4-3				3	0	0	0	0	0	1
Steve Kemp, L (1, 7) OBP: 0.410, SLG: 0.535	4-3			F8			F9			3	0	0	0	0	0	0
Jason Thompson, L (1, 3) OBP: 0.365, SLG: 0.386		F3		L3-6 2B			K			3	0	1	0	0	1	0
Champ Summers, L (1, 9) OBP: 0.385, SLG: 0.497		BBBB 4-0 S 1B BB		L3-6 2-3			F6			2	1	0	0	1	0	1
Lance Parrish, R (1, 2) OBP: 0.355, SLG: 0.442		F8			F8			6-3		3	0	0	0	0	0	1
Jerry Morales, R (1, 10) OBP: 0.267, SLG: 0.398		1-H CS 1B			F8			F8		3	0	1	1	0	0	0
Aurelio Rodriguez, R (1, 5) OBP: 0.281, SLG: 0.384		CS 1-2	F7		F3			5-3		3	0	0	0	0	0	0
Alan Trammell, R (1, 6) OBP: 0.315, SLG: 0.333			5-3			F8				2	0	0	0	0	0	0
Inning Stats	R: 0 E: 0 K: 0 S: 3 H: 0 LOB: 0 BB: 0 P: 3	R: 1 E: 0 K: 0 S: 3 H: 1 LOB: 0 BB: 1 P: 7	R: 0 E: 1 K: 0 S: 4 H: 0 LOB: 1 BB: 0 P: 4	R: 0 E: 0 K: 0 S: 3 H: 1 LOB: 0 BB: 0 P: 3	R: 0 E: 0 K: 0 S: 3 H: 0 LOB: 0 BB: 0 P: 3	R: 0 E: 0 K: 1 S: 5 H: 0 LOB: 0 BB: 0 P: 5	R: 0 E: 0 K: 1 S: 5 H: 0 LOB: 0 BB: 0 P: 5	R: 0 E: 0 K: 0 S: 3 H: 0 LOB: 0 BB: 0 P: 3		1B: 1 2B: 2 3B: 0 HR: 0 SF: 0 SAC: 0 DP: 1 HBP: 0						

PITCHER		IP	WLS	BF	H	R	ER	SO	BB	IBB	HBP	BLK	WP	HR	S	P	ERA	WHIP
Randy Scarbery, R ERA: 3.88	(1, 1)	7.0	L	23	2	1	1	2	1	0	0	0	0	0	26	30	1.29	0.429
Ed Farmer, R ERA: 4.4	(8, 1)	1.0		3	0	0	0	0	0	0	0	0	0	0	3	3	0.00	0.000

PITCHER	IP	WLS	BF	H	R	ER	SO	BB	IBB	HBP	BLK	WP	HR	S	P	ERA	WHIP

BOTTOM

Chicago White Sox @ Detroit Tigers

Tiger Stadium, Detroit, MI

Sun Jul 22 1979, 3:33 AM EDT

Att. 27,461 - Unknown - 84 F

livebaseballscorecards.com

AB	25
R	1
H	2
RBI	1
BB	1
SO	2
LOB	3

WP: 0 PA: 27
PB: 0
SB: 1
CS: 1

Chicago White Sox @ Detroit Tigers

Tiger Stadium, Detroit, MI

Mon Jul 23 1979, 7:05 PM EDT

Att. 21,436 - Unknown - 81 F

TOP

Batter	1	2	3	4	5	6	7	8	9	AB	R	H	RBI	BB	SO	LOB
Ralph Garr, L (1, 10) OBP: 0.338, SLG: 0.449	E 1B 1B	F4			F6	1B 1-2 2-3 BB	1-3		5-3	5	1	1	0	1	0	2
Mike Squires, L (1, 3) OBP: 0.314, SLG: 0.318	E 1-2 SF9 1B	1B			2B 2B	1-3 2-H 3-H 1B		F8	4-3	6	2	4	2	0	0	0
Chet Lemon, R (1, 8) OBP: 0.383, SLG: 0.477	E9 SF9 1-3 2-H 1B	F9			L7		SH5-4 1B BB	HR BB		3	2	1	1	2	0	2
Jorge Orta, L (1, 4) OBP: 0.356, SLG: 0.415	F7	K			2-H 2B		1B SH5-4 1-2 1B BB	1-H HR		4	2	2	3	1	1	3
Alan Bannister, R (1, 7) OBP: 0.365, SLG: 0.405	SF9 2-3 3-H	4-3			F2		SH5-4 1-2 2-3	F8		3	0	0	1	0	0	2
Rusty Torres, S (1, 9) OBP: 0.377, SLG: 0.457	HBP			3-1 SH5-4 BB		K	1B E 1B IBB	HR		2	2	1	1	2	1	0
Greg Pryor, R (1, 5) OBP: 0.336, SLG: 0.348	4-3			SH5-4 1-2	K	E 1-2 2-3 3-H 1B		2B		4	0	2	1	0	1	2
Milt May, L (1, 2) OBP: 0.336, SLG: 0.464		F8		3-1 2-3		BB 1B 1B BB	E6 1-3 2-H 3-H 1B	F4		4	1	1	1	1	0	2
Don Kessinger, S (1, 6) OBP: 0.259, SLG: 0.283		F7		F8	BB 1-2 1B	K			K	5	1	1	0	0	2	3
Inning Stats	R: 2 E: 1 K: 0 S: 6 H: 3 LOB: 2 BB: 0 P: 7	R: 0 E: 0 K: 0 S: 3 H: 0 LOB: 0 BB: 0 P: 3	R: 0 E: 0 K: 1 S: 6 H: 1 LOB: 1 BB: 0 P: 6	R: 0 E: 0 K: 0 S: 3 H: 0 LOB: 1 BB: 1 P: 7	R: 1 E: 0 K: 0 S: 5 H: 2 LOB: 1 BB: 0 P: 5	R: 2 E: 0 K: 2 S: 8 H: 2 LOB: 2 BB: 2 P: 16	R: 3 E: 1 K: 1 S: 7 H: 2 LOB: 2 BB: 3 P: 19	R: 3 E: 0 K: 0 S: 6 H: 3 LOB: 1 BB: 1 P: 10	R: 0 E: 0 K: 1 S: 5 H: 0 LOB: 0 BB: 0 P: 5	1B: 8 2B: 3 3B: 0 HR: 2 SF: 1 SAC: 2 DP: 0 HBP: 1						

	AB	36
	R	11
	H	13
	RBI	10
	BB	7
	SO	5
	LOB	16

WP: 0 PB: 0 SB: 0 CS: 0 PA: 47

livebaseballscorecards.com

PITCHER		IP	WLS	BF	H	R	ER	SO	BB	IBB	HBP	BLK	WP	HR	S	P	ERA	WHIP
Steve Baker, R ERA: 6.2	(1, 1)	5.2	L	28	7	5	5	3	3	0	1	0	0	0	30	43	7.94	1.765
Jack Billingham, R ERA: 3.7	(6, 1)	0.2		6	2	3	2	0	2	1	0	0	0	0	3	15	27.00	6.000
Dave Tobik, R ERA: 5.5	(7, 1)	1.2		10	4	3	3	1	1	0	0	0	0	2	11	15	16.20	3.000
Kip Young, R ERA: 6.05	(9, 1)	1.0		3	0	0	0	1	0	0	0	0	0	0	5	5	0.00	0.000

PITCHER	IP	WLS	BF	H	R	ER	SO	BB	IBB	HBP	BLK	WP	HR	S	P	ERA	WHIP

Batter	1	2	3	4	5	6	7	8	9	AB	R	H	RBI	BB	SO	LOB
Lynn Jones, R (1, 8) OBP: 0.346, SLG: 0.375	0-0 1B S 2B 1B		0-0 5-3 ①		0-3 K ①② 1-2		4-0 FC4-6 1-2 BB		0-3 K ①	4	1	1	0	1	2	2
Tom Brookens, R (1, 4) OBP: 0.294, SLG: 0.375 Lou Whitaker, L (7, PH) OBP: 0.396, SLG: 0.377 (8, 4)	0-0 1-3 2B 1B		0-3 K ②		4-0 1B BB		0-0 FC4-6 ① 1B 1-2f 2-3		0-0 L6 ②	2 2	1 0	1 0	0 0	1 0	1 0	0 3
Steve Kemp, L (1, 7) OBP: 0.413, SLG: 0.540	0-0 1-H 3-H 2B		0-0 BB 1B		0-0 FC3-6 1-2 1B		0-0 SF8 ② 3-H		0-0 1-3 ③	4	0	3	3	0	0	1
Lance Parrish, R (1, 2) OBP: 0.360, SLG: 0.443 Ed Putman, R (8, 2) OBP: 0.200, SLG: 0.400	4-0 L5-3 BB		4-0 1-2 BB		0-0 FC3-6 ③ 1-2f		0-0 1-2 1B			2 0	0 0	1 0	0 0	2 0	0 0	2 0
Jerry Morales, R (1, 9) OBP: 0.263, SLG: 0.392	0-0 F8 ①		0-3 K ③			0-0 F8 ①	0-3 K ③			4	0	0	0	0	2	6
Jason Thompson, L (1, 3) OBP: 0.364, SLG: 0.382	0-0 L5-3 ②③ 1-2			0-3 K ①		4-0 BB		0-0 F8 ①		3	0	0	0	1	1	2
John Wockenfuss, R (1, 10) OBP: 0.294, SLG: 0.473 Al Greene, L (8, PH)		0-0 4-3 ①		0-3 K ②		0-3 K ②		0-0 5-3 ②		3 1	0 0	0 0	0 0	0 0	2 0	1 0
Aurelio Rodriguez, R (1, 5) OBP: 0.276, SLG: 0.377		0-0 5-3 ②		0-3 K ③		0-0 5-3 ③		0-3 K ③		4	0	0	0	0	2	1
Alan Trammell, R (1, 6) OBP: 0.321, SLG: 0.339		0-0 F9 ③			0-0 CS 1B		0-0 FC4-6 BB SF8 1B		0-0 1B	4	1	3	0	0	0	0
Inning Stats	R: 2 H: 3 E: 0 LOB: 1 K: 0 BB: 1 S: 5 P: 9	R: 0 H: 0 E: 0 LOB: 0 K: 0 BB: 0 S: 3 P: 3	R: 0 H: 1 E: 0 LOB: 2 K: 2 BB: 1 S: 8 P: 12	R: 0 H: 0 E: 0 LOB: 0 K: 3 BB: 0 S: 9 P: 9	R: 0 H: 2 E: 0 LOB: 2 K: 1 BB: 1 S: 6 P: 10	R: 0 H: 0 E: 0 LOB: 1 K: 1 BB: 1 S: 5 P: 9	R: 1 H: 2 E: 0 LOB: 2 K: 1 BB: 1 S: 7 P: 11	R: 0 H: 0 E: 0 LOB: 0 K: 1 BB: 0 S: 5 P: 5	R: 0 H: 1 E: 0 LOB: 1 K: 1 BB: 0 S: 6 P: 6	1B: 8 2B: 2 3B: 0 HR: 0	SF: 1 SAC: 0 DP: 1 HBP: 0					

PITCHER		IP	WLS	BF	H	R	ER	SO	BB	IBB	HBP	BLK	WP	HR	S	P	ERA	WHIP
Steve Trout, L ERA: 3.43	(1, 1)	6.0	W	28	7	3	3	7	5	0	0	0	0	0	37	57	4.50	2.000
Ed Farmer, R ERA: 4.2	(7, 1)	3.0	S	11	2	0	0	3	0	0	0	0	0	0	17	17	0.00	0.667

PITCHER	IP	WLS	BF	H	R	ER	SO	BB	IBB	HBP	BLK	WP	HR	S	P	ERA	WHIP

BOTTOM

Chicago White Sox @ Detroit Tigers

Tiger Stadium, Detroit, MI

Mon Jul 23 1979, 7:05 PM EDT

Att. 21,436 - Unknown - 81 F

livebaseballscorecards.com

AB	33
R	3
H	9
RBI	3
BB	5
SO	10
LOB	18

WP: 0	PA: 39		
PB: 0			
SB: 1			
CS: 1			

Milwaukee Brewers @ Detroit Tigers

Tiger Stadium, Detroit, MI

Tue Jul 24 1979, 7:05 PM EDT

Att. 20,630 - Unknown

TOP

Batter	1	2	3	4	5	6	7	8	9	AB	R	H	RBI	BB	SO	LOB
Paul Molitor, R (1, 6) OBP: 0.366, SLG: 0.467	B2		2-H 3B		5-3		5-3			4	0	1	1	0	0	0
Cecil Cooper, L (1, 3) OBP: 0.379, SLG: 0.487	F9		6-3		F5		1-3			4	0	0	0	0	0	1
Don Money, R (1, 4) OBP: 0.305, SLG: 0.346	F2			F4		F4		F8		4	0	0	0	0	0	0
Gorman Thomas, R (1, 8) OBP: 0.346, SLG: 0.491		F6		BBB 3B BB		HR		SSS K		3	2	1	1	1	1	0
Dick Davis, R (1, 10) OBP: 0.316, SLG: 0.462		SSS K		1-H SF7 3B		FC5-4 1B		1-3		4	1	2	1	0	1	0
Ben Oglivie, L (1, 9) OBP: 0.332, SLG: 0.513		F8		SF7 3-H		SSS K			F3	3	0	0	1	0	1	1
Sal Bando, R (1, 5) OBP: 0.336, SLG: 0.349			S 3B 1B	BBB BB		FC5-4 1-2f			1B	3	1	2	0	1	0	1
Jim Wohlford, R (1, 7) OBP: 0.280, SLG: 0.339			F3 1-2	F8			L5		F9	4	0	0	0	0	0	3
Buck Martinez, R (1, 2) OBP: 0.262, SLG: 0.380			F3		4-3		HR		F8	4	1	1	1	0	0	2
Inning Stats	R: 0 E: 0 K: 0 S: 3 H: 0 LOB: 0 BB: 0 P: 3	R: 0 E: 0 K: 1 S: 5 H: 0 LOB: 0 BB: 0 P: 5	R: 1 E: 0 K: 0 S: 5 H: 2 LOB: 1 BB: 0 P: 5	R: 2 E: 0 K: 0 S: 4 H: 1 LOB: 1 BB: 2 P: 12	R: 0 E: 0 K: 0 S: 3 H: 0 LOB: 0 BB: 0 P: 3	R: 1 E: 0 K: 1 S: 7 H: 2 LOB: 1 BB: 0 P: 7	R: 1 E: 0 K: 0 S: 4 H: 1 LOB: 0 BB: 0 P: 4	R: 0 E: 0 K: 1 S: 5 H: 0 LOB: 0 BB: 0 P: 5	R: 0 E: 0 K: 0 S: 4 H: 1 LOB: 1 BB: 0 P: 4	1B: 3 2B: 0 3B: 2 HR: 2 SF: 1 SAC: 0 DP: 0 HBP: 0						

	AB	33
	R	5
	H	7
	RBI	5
	BB	2
	SO	3
	LOB	8

WP: 0 PB: 0 SB: 1 CS: 0 PA: 36

PITCHER	IP	WLS	BF	H	R	ER	SO	BB	IBB	HBP	BLK	WP	HR	S	P	ERA	WHIP
Pat Underwood, L (1, 1) ERA: 3.7	7.0	L	29	6	5	5	2	2	0	0	0	0	2	31	39	6.43	1.143
Aurelio Lopez, R (8, 1) ERA: 2.71	2.0		7	1	0	0	1	0	0	0	0	0	0	9	9	0.00	0.500

PITCHER	IP	WLS	BF	H	R	ER	SO	BB	IBB	HBP	BLK	WP	HR	S	P	ERA	WHIP

livebaseballscorecards.com

BOTTOM

Batter	1	2	3	4	5	6	7	8	9	AB	R	H	RBI	BB	SO	LOB
Lynn Jones, R (1, 8) OBP: 0.346, SLG: 0.374 Champ Summers, L (8, PH) OBP: 0.383, SLG: 0.494 (9, 9)	G4-6-3 1B		F7			5-3		6-3		3	0	1	0	0	0	0
										1	0	0	0	0	0	0
Lou Whitaker, L (1, 4) OBP: 0.394, SLG: 0.375	G4-6-3 1-2f		F7			1B		6-3		4	0	1	0	0	0	1
Steve Kemp, L (1, 7) OBP: 0.411, SLG: 0.537	F9			L8		4-3		1B		4	0	1	0	0	0	0
Lance Parrish, R (1, 2) OBP: 0.364, SLG: 0.465		S 1B		HR			HR	K		4	2	3	2	0	1	1
Jerry Morales, R (1, 9) OBP: 0.263, SLG: 0.390 (9, 8)		F8 1-2		F6			WP 1B 1B		F7	4	1	1	0	0	0	1
Jason Thompson, L (1, 3) OBP: 0.362, SLG: 0.380 Ed Putman, R (6, 3) OBP: 0.167, SLG: 0.333 Al Greene, L (9, PH)		K		4-3			5-3 1-2		L7	2	0	0	0	0	1	1
										1	0	0	0	0	0	1
										1	0	0	0	0	0	0
John Wockenfuss, R (1, 10) OBP: 0.293, SLG: 0.466 Mark Wagner, R (9, PR) OBP: 0.369, SLG: 0.370		5-3			5-3		6-3		FC6-4 1B	4	0	1	0	0	0	2
										0	0	0	0	0	0	0
Tom Brookens, R (1, 5) OBP: 0.316, SLG: 0.472			HR		F6		FC4-6 2-H 1B		FC6-4 1-2f	4	1	2	2	0	0	1
Alan Trammell, R (1, 6) OBP: 0.318, SLG: 0.336			F9		F3		FC4-6 1-2f			3	0	0	0	0	0	1
Inning Stats	R: 0 E: 0 K: 0 S: 3 H: 1 LOB: 0 BB: 0 P: 3	R: 0 E: 0 K: 1 S: 6 H: 1 LOB: 1 BB: 0 P: 6	R: 1 E: 0 K: 0 S: 4 H: 1 LOB: 0 BB: 0 P: 4	R: 1 E: 0 K: 0 S: 4 H: 1 LOB: 0 BB: 0 P: 4	R: 0 E: 0 K: 0 S: 3 H: 0 LOB: 0 BB: 0 P: 3	R: 0 E: 0 K: 0 S: 3 H: 1 LOB: 0 BB: 0 P: 3	R: 2 E: 0 K: 0 S: 6 H: 3 LOB: 1 BB: 0 P: 6	R: 0 E: 0 K: 1 S: 6 H: 1 LOB: 1 BB: 0 P: 6	R: 0 E: 0 K: 0 S: 4 H: 1 LOB: 1 BB: 0 P: 4	1B: 7 2B: 0 3B: 0 HR: 3 SF: 0 SAC: 0 DP: 1 HBP: 0							

PITCHER		IP	WLS	BF	H	R	ER	SO	BB	IBB	HBP	BLK	WP	HR	S	P	ERA	WHIP
Bill Travers, L ERA: 3.29	(1, 1)	6.2	W	26	8	4	4	1	0	0	0	0	1	3	28	28	5.40	1.200
Bob Galasso, R ERA: 5.01	(7, 1)	2.1	S	9	2	0	0	1	0	0	0	0	0	0	11	11	0.00	0.857

PITCHER	IP	WLS	BF	H	R	ER	SO	BB	IBB	HBP	BLK	WP	HR	S	P	ERA	WHIP

Milwaukee Brewers @ Detroit Tigers

Tiger Stadium, Detroit, MI

Tue Jul 24 1979, 7:05 PM EDT

Att. 20,630 - Unknown

livebaseballscorecards.com

AB	35
R	4
H	10
RBI	4
BB	0
SO	2
LOB	9

WP: 1 PB: 0 SB: 1 CS: 0 PA: 35

Batter	1	2	3	4	5	6	7	8	9	AB	R	H	RBI	BB	SO	LOB
Jim Gantner, L (1, 4) OBP: 0.341, SLG: 0.362	S S S 0-3 ① K		x 0-0 4-3 1B			x 0-0 ① 4-3	S S S 0-3 ③ K			4	0	1	0	0	2	1
Don Money, R (1, 10) OBP: 0.315, SLG: 0.348	B B B B 4-0 BB		x 0-0 ② 4-3 1-2			x 0-0 HR 1B		H 1-0 G3-6-3 HBP		2	1	1	0	1	0	1
Cecil Cooper, L (1, 3) OBP: 0.378, SLG: 0.493	S S S 0-3 ② K		x 0-0 ③ F8			x 0-0 1-H HR		x 0-0 ①② G3-6-3 1-2f		4	1	1	2	0	1	3
Gorman Thomas, R (1, 8) OBP: 0.345, SLG: 0.487	x 0-0 ③ F8			S S S 0-3 ① K		B B B B 4-0 1B BB		x 0-0 ③ 1-3		3	0	0	0	1	1	1
Ben Oglivie, L (1, 9) OBP: 0.334, SLG: 0.513		x 0-0 6-3 6-3 1B		S S S 0-3 ② K		x 0-0 G5-4-3 1-2 1B			x 0-0 ① 1-3	4	0	2	0	0	1	0
Dick Davis, R (1, 7) OBP: 0.310, SLG: 0.453		x 0-0 ① 6-3 1-2		S S S 0-3 ③ K		x 0-0 ②③ G5-4-3 1-2f			x 0-0 ② 6-3	4	0	0	0	0	1	3
Sal Bando, R (1, 5) OBP: 0.332, SLG: 0.345		x 0-0 ② 6-3 2-3	x 0-0 ① 5-3				x 0-0 ① F7		x 0-0 ③ 4-3	4	0	0	0	0	0	1
Robin Yount, R (1, 6) OBP: 0.307, SLG: 0.384		x 0-0 ③ F8	x 0-0 ② F9				x 0-0 ② 5-3			3	0	0	0	0	0	1
Charlie Moore, R (1, 2) OBP: 0.417, SLG: 0.478			x 0-0 ① 5-3		x 0-0 ③ L6		B B B B 4-0 BB			2	0	0	0	1	0	0
Inning Stats	R: 0 H: 0 E: 0 LOB: 1 K: 2 BB: 1 S: 7 P: 11	R: 0 H: 1 E: 0 LOB: 1 K: 0 BB: 0 S: 4 P: 4	R: 0 H: 1 E: 0 LOB: 1 K: 0 BB: 0 S: 4 P: 4	R: 0 H: 0 E: 0 LOB: 0 K: 3 BB: 0 S: 9 P: 9	R: 0 H: 0 E: 0 LOB: 0 K: 0 BB: 0 S: 3 P: 3	R: 2 H: 3 E: 0 LOB: 1 K: 0 BB: 1 S: 5 P: 9	R: 0 H: 0 E: 0 LOB: 1 K: 1 BB: 1 S: 5 P: 9	R: 0 H: 0 E: 0 LOB: 0 K: 0 BB: 0 S: 2 P: 3	R: 0 H: 0 E: 0 LOB: 0 K: 0 BB: 0 S: 3 P: 3	1B: 4 SF: 0 2B: 0 SAC: 0 3B: 0 DP: 2 HR: 1 HBP: 1						

TOP

Milwaukee Brewers @ Detroit Tigers

Tiger Stadium, Detroit, MI

Wed Jul 25 1979, 7:05 PM EDT

Att. 17,858 - Unknown - 77 F

livebaseballscorecards.com

AB	30
R	2
H	5
RBI	2
BB	3
SO	6
LOB	11

PITCHER		IP	WLS	BF	H	R	ER	SO	BB	IBB	HBP	BLK	WP	HR	S	P	ERA	WHIP
Jack Morris, R ERA: 3.66	(1, 1)	8.0	W	31	5	2	2	6	3	0	1	0	0	1	39	52	2.25	1.000
John Hiller, L ERA: 5.26	(9, 1)	1.0		3	0	0	0	0	0	0	0	0	0	0	3	3	0.00	0.000

PITCHER	IP	WLS	BF	H	R	ER	SO	BB	IBB	HBP	BLK	WP	HR	S	P	ERA	WHIP

BOTTOM

Milwaukee Brewers @ Detroit Tigers

Tiger Stadium, Detroit, MI

Wed Jul 25 1979, 7:05 PM EDT

Att. 17,858 - Unknown - 77 F

livebaseballscorecards.com

Batter	1	2	3	4	5	6	7	8	9	AB	R	H	RBI	BB	SO	LOB
Ron LeFlore, R (1, 8) OBP: 0.357, SLG: 0.382	4-3	CS 3-H	4-3	1-3			SH2-3 1-2 1B 1B	1-H 3B 2B		5	2	2	1	0	0	0
Lou Whitaker, L (1, 4) OBP: 0.399, SLG: 0.386	BB 1B BB		1B 2B 1B		F8		SH2-3 1-2 2-3	SF7 2-H 3B		3	2	2	1	1	0	0
Steve Kemp, L (1, 7) OBP: 0.408, SLG: 0.533	F8	F6			4-3		1B 2-H 3-H	SF7 3-H		4	0	1	3	0	0	2
Jason Thompson, L (1, 3) OBP: 0.365, SLG: 0.381	1B 1-3		2B 1B 1-3		G3		F6 BB	HR BB		4	1	2	0	1	0	1
Champ Summers, L (1, 9) OBP: 0.388, SLG: 0.526	F8		2B 1-3 3-H			2B	5-3	HR 1-H		5	1	3	3	0	0	3
Lance Parrish, R (1, 2) OBP: 0.362, SLG: 0.471		F9	4-3			K		HR K		5	1	1	1	0	2	3
Al Greene, L (1, 10) OBP: 0.200, SLG: 0.800		K		HR		K		HR		3	1	1	1	0	2	1
John Wockenfuss, R (8, PH) OBP: 0.298, SLG: 0.496										1	1	1	1	0	0	0
Tom Brookens, R (1, 5) OBP: 0.333, SLG: 0.475		1B CS 1B		K		F3		FC6-4 1B		4	0	2	0	0	1	1
Alan Trammell, R (1, 6) OBP: 0.320, SLG: 0.336		1-3 1B		6-3			SH2-3 1B 1B BB	FC6-4 S 1-2f 2B		3	2	1	0	1	0	1
Inning Stats	R: 0 E: 0 K: 0 S: 4 H: 1 LOB: 2 BB: 1 P: 8	R: 0 E: 0 K: 1 S: 6 H: 2 LOB: 1 BB: 0 P: 6	R: 1 E: 0 K: 0 S: 6 H: 3 LOB: 2 BB: 0 P: 6	R: 1 E: 0 K: 1 S: 6 H: 1 LOB: 0 BB: 0 P: 6	R: 0 E: 0 K: 0 S: 3 H: 0 LOB: 0 BB: 0 P: 3	R: 0 E: 0 K: 2 S: 8 H: 1 LOB: 1 BB: 0 P: 8	R: 2 E: 0 K: 0 S: 5 H: 2 LOB: 1 BB: 1 P: 9	R: 7 E: 0 K: 1 S: 11 H: 6 LOB: 0 BB: 1 P: 15		1B: 8 2B: 3 3B: 1 HR: 4 SF: 1 SAC: 1 DP: 0 HBP: 0					WP: 0 PB: 0 SB: 1 CS: 1 PA: 43	

	AB	37
	R	11
	H	16
	RBI	11
	BB	3
	SO	5
	LOB	12

PITCHER		IP	WLS	BF	H	R	ER	SO	BB	IBB	HBP	BLK	WP	HR	S	P	ERA	WHIP
Jim Slaton, R ERA: 2.83	(1, 1)	6.0	L	28	9	4	4	4	2	0	0	0	0	1	34	42	6.00	1.833
Jerry Augustine, L ERA: 3.4	(7, 1)	1.0		7	4	3	3	0	0	0	0	0	0	2	7	7	27.00	4.000
Reggie Cleveland, R ERA: 4.57	(8, 1)	1.0		7	3	4	4	1	1	0	0	0	0	1	8	12	36.00	4.000

PITCHER	IP	WLS	BF	H	R	ER	SO	BB	IBB	HBP	BLK	WP	HR	S	P	ERA	WHIP

Batter	1	2	3	4	5	6	7	8	9	AB	R	H	RBI	BB	SO	LOB
Paul Molitor, R (1, 4) OBP: 0.365, SLG: 0.467	F7		F8 2B		4-3			K		4	0	1	0	0	1	1
Sal Bando, R (1, 10) OBP: 0.329, SLG: 0.341	6-3		F8 2-3			F2		6-3		4	0	0	0	0	0	1
Cecil Cooper, L (1, 3) OBP: 0.379, SLG: 0.495	2B		F8			PB BB			F8	3	0	1	0	1	0	1
Gorman Thomas, R (1, 8) OBP: 0.346, SLG: 0.487 Jim Wohlford, R (5, 8) OBP: 0.283, SLG: 0.342	5-3			1B		F8 1-2			HR 1B	2 2	0 1	1 1	0 0	0 0	0 0	1 1
Ben Oglivie, L (1, 9) OBP: 0.333, SLG: 0.519		5-3		F8		F3			1-H HR	4	1	1	2	0	0	1
Dick Davis, R (1, 7) OBP: 0.304, SLG: 0.444		4-3		K			6-3		F7	4	0	0	0	0	1	0
Robin Yount, R (1, 6) OBP: 0.307, SLG: 0.383		1B			F7		5-3		F3	4	0	1	0	0	0	0
Charlie Moore, R (1, 2) OBP: 0.412, SLG: 0.471		F8			F8		F7			3	0	0	0	0	0	1
Jim Gantner, L (1, 5) OBP: 0.340, SLG: 0.362			5-3		1B			K		3	0	1	0	0	1	0
Inning Stats	R: 0 E: 0 K: 0 S: 4 H: 1 LOB: 1 BB: 0 P: 4	R: 0 E: 0 K: 0 S: 4 H: 1 LOB: 1 BB: 0 P: 4	R: 0 E: 0 K: 0 S: 4 H: 1 LOB: 1 BB: 0 P: 4	R: 0 E: 0 K: 1 S: 5 H: 1 LOB: 0 BB: 0 P: 5	R: 0 E: 0 K: 0 S: 4 H: 1 LOB: 1 BB: 0 P: 4	R: 0 E: 0 K: 0 S: 3 H: 0 LOB: 1 BB: 1 P: 7	R: 0 E: 0 K: 0 S: 3 H: 0 LOB: 0 BB: 0 P: 3	R: 0 E: 0 K: 2 S: 7 H: 0 LOB: 0 BB: 0 P: 7	R: 2 E: 0 K: 0 S: 5 H: 2 LOB: 0 BB: 0 P: 5	1B: 4 2B: 2 3B: 0 HR: 1 SF: 0 SAC: 0 DP: 0 HBP: 0						

PITCHER	IP	WLS	BF	H	R	ER	SO	BB	IBB	HBP	BLK	WP	HR	S	P	ERA	WHIP
Dan Petry, R (1, 1) ERA: 2.16	9.0	W	34	7	2	2	3	1	0	0	0	0	1	39	43	2.00	0.889

PITCHER	IP	WLS	BF	H	R	ER	SO	BB	IBB	HBP	BLK	WP	HR	S	P	ERA	WHIP

TOP

Milwaukee Brewers @ Detroit Tigers

Tiger Stadium, Detroit, MI

Thu Jul 26 1979, 7:05 PM EDT

Att. 24,079 - Unknown - 75 F

livebaseballscorecards.com

AB	33
R	2
H	7
RBI	2
BB	1
SO	3
LOB	7

Milwaukee Brewers @ Detroit Tigers

Tiger Stadium, Detroit, MI

Thu Jul 26 1979, 7:05 PM EDT
Att. 24,079 - Unknown - 75 F

livebaseballscorecards.com

Batter	1	2	3	4	5	6	7	8	9	AB	R	H	RBI	BB	SO	LOB
Ron LeFlore, R (1, 8) OBP: 0.356, SLG: 0.381	L6		HR S 1-H 1B		5-3		6-3			4	1	1	1	0	0	0
Lou Whitaker, L (1, 4) OBP: 0.397, SLG: 0.382	K		HR 1-2 BB		6-3			4-3		3	1	0	0	1	1	0
Steve Kemp, L (1, 7) OBP: 0.404, SLG: 0.527	4-3		K		K			L4		4	0	0	0	0	2	2
Jason Thompson, L (1, 3) OBP: 0.367, SLG: 0.390		G4-6-3 1B BB	HR 1-H 2-H			K		K		3	1	1	3	1	2	0
Champ Summers, L (1, 9) OBP: 0.392, SLG: 0.528		G4-6-3 1-2 1B	4-3			CS S 1B				3	0	2	0	0	0	0
Lance Parrish, R (1, 2) OBP: 0.362, SLG: 0.468		G4-6-3 1-2f 2-3		FC5-2 1B BB		K 1-3				2	0	0	0	1	1	3
Al Greene, L (1, 10) OBP: 0.250, SLG: 0.625		K		FC5-2 1-3 1B			K			3	0	1	0	0	2	1
Tom Brookens, R (1, 5) OBP: 0.333, SLG: 0.535			F8	FC5-2 1-3 3-H			HR			3	1	1	1	0	0	2
Alan Trammell, R (1, 6) OBP: 0.320, SLG: 0.336			S 1B 1B	5-3			K			3	1	1	0	0	1	1

Inning Stats	1	2	3	4	5	6	7	8	9	
	R: 0 H: 0 E: 0 LOB: 0 K: 1 BB: 0 S: 5 P: 5	R: 0 H: 1 E: 0 LOB: 1 K: 1 BB: 1 S: 5 P: 9	R: 4 H: 3 E: 0 LOB: 0 K: 1 BB: 1 S: 8 P: 12	R: 0 H: 1 E: 0 LOB: 1 K: 0 BB: 1 S: 3 P: 7	R: 0 H: 0 E: 0 LOB: 0 K: 1 BB: 0 S: 5 P: 5	R: 0 H: 1 E: 0 LOB: 1 K: 2 BB: 0 S: 7 P: 7	R: 1 H: 1 E: 0 LOB: 0 K: 2 BB: 0 S: 8 P: 8	R: 0 H: 0 E: 0 LOB: 0 K: 1 BB: 0 S: 5 P: 5		1B: 5 SF: 0 2B: 2 SAC: 0 3B: 0 DP: 3 HR: 2 HBP: 0

WP: 0 PA: 31
PB: 0
SB: 3
CS: 1

PITCHER		IP	WLS	BF	H	R	ER	SO	BB	IBB	HBP	BLK	WP	HR	S	P	ERA	WHIP
Moose Haas, R ERA: 5.19	(1, 1)	3.0	L	16	5	4	4	3	3	0	0	0	0	1	19	31	12.00	2.667
Paul Mitchell, R ERA: 4.9	(4, 1)	5.0		15	2	1	1	6	0	0	0	0	0	1	27	27	1.80	0.400

PITCHER	IP	WLS	BF	H	R	ER	SO	BB	IBB	HBP	BLK	WP	HR	S	P	ERA	WHIP

Batter	1	2	3	4	5	6	7	8	9	10	11	AB	R	H	RBI	BB	SO	LOB
Ron LeFlore, R (1, 8) OBP: 0.354, SLG: 0.377	F8		K		F9 2-3		F8		1-2 1B		E6 PO 2-H	6	0	1	0	0	1	2
Lou Whitaker, L (1, 4) OBP: 0.394, SLG: 0.376	K			1-6-3	1-2 BB		L6		1-3		PO 1-2	4	0	0	0	1	1	2
Steve Kemp, L (1, 7) OBP: 0.407, SLG: 0.528	1B			F7	F8			1B		L1-3 1B		5	0	3	0	0	0	3
Jason Thompson, L (1, 3) OBP: 0.362, SLG: 0.384	F5			K		4-3		F7		L1-3 1-2		5	0	0	0	0	1	3
Champ Summers, L (1, 9) OBP: 0.393, SLG: 0.528 Jerry Morales, R (6, PH) OBP: 0.263, SLG: 0.389 (6, 9)		6-3			1B	F8		F8		1B		2 3	0 0	1 1	0 0	0 0	0 0	0 1
Al Greene, L (1, 10) OBP: 0.300, SLG: 0.600 John Wockenfuss, R (6, PH) OBP: 0.299, SLG: 0.517		F9			HR 1B	HR		6-3		K		2 3	1 1	1 1	0 1	0 0	0 1	0 2
Tom Brookens, R (1, 5) OBP: 0.340, SLG: 0.583		F4			1-H HR	1B			K		F6	5	1	2	2	0	1	0
Ed Putman, R (1, 2) OBP: 0.364, SLG: 0.500 Lynn Jones, R (11, PR) OBP: 0.346, SLG: 0.374 Lance Parrish, R (11, 2) OBP: 0.362, SLG: 0.468			CS BB		F9 BB 1B	6-3			6-3		E 2B	4 0 0	0 1 0	2 0 0	0 0 0	1 0 0	0 0 0	1 0 0
Alan Trammell, R (1, 6) OBP: 0.321, SLG: 0.335			K 1-2		BB 1-2 BB		F3		1B 1B		F8	4	0	1	0	1	1	2
Inning Stats	R: 0 E: 0 K: 1 S: 6 H: 1 LOB: 1 BB: 0 P: 6	R: 0 E: 0 K: 0 S: 3 H: 0 LOB: 0 BB: 0 P: 3	R: 0 E: 0 K: 2 S: 6 H: 0 LOB: 0 BB: 1 P: 10	R: 0 E: 0 K: 1 S: 5 H: 0 LOB: 0 BB: 0 P: 5	R: 2 E: 0 K: 0 S: 6 H: 4 LOB: 3 BB: 2 P: 14	R: 1 E: 0 K: 0 S: 5 H: 2 LOB: 1 BB: 0 P: 5	R: 0 E: 0 K: 0 S: 3 H: 0 LOB: 0 BB: 0 P: 3	R: 0 E: 0 K: 0 S: 4 H: 1 LOB: 1 BB: 0 P: 4	R: 0 E: 0 K: 1 S: 7 H: 2 LOB: 2 BB: 0 P: 7	R: 0 E: 0 K: 1 S: 6 H: 2 LOB: 1 BB: 0 P: 6	R: 1 E: 1 K: 0 S: 4 H: 1 LOB: 1 BB: 0 P: 4	1B: 10 2B: 2 3B: 0 HR: 2	SF: 0 SAC: 0 DP: 1 HBP: 0	WP: 0 PB: 0 SB: 0 CS: 1	PA: 47			

PITCHER		IP	WLS	BF	H	R	ER	SO	BB	IBB	HBP	BLK	WP	HR	S	P	ERA	WHIP
Phil Huffman, R ERA: 5.93	(1, 1)	4.2		20	5	2	2	4	3	0	0	0	0	1	25	37	3.86	1.714
Balor Moore, L ERA: 3.89	(5, 1)	2.2		11	3	1	1	0	0	0	0	0	0	1	11	11	3.38	1.125
Tom Buskey, R ERA: 2.66	(8, 1)	3.2	L	15	5	1	0	2	0	0	0	0	0	0	19	19	0.00	1.364

PITCHER	IP	WLS	BF	H	R	ER	SO	BB	IBB	HBP	BLK	WP	HR	S	P	ERA	WHIP

Detroit Tigers @ Toronto Blue Jays

Exhibition Stadium, Toronto, ON

Fri Jul 27 1979, 7:05 PM EDT

Att. 23,814 - Unknown - 75 F

TOP

livebaseballscorecards.com

AB	43
R	4
H	13
RBI	3
BB	3
SO	6
LOB	16

BOTTOM

Detroit Tigers @ Toronto Blue Jays

Exhibition Stadium, Toronto, ON

Fri Jul 27 1979, 7:05 PM EDT

Att. 23,814 - Unknown - 75 F

livebaseballscorecards.com

Batter	1	2	3	4	5	6	7	8	9	10	11	AB	R	H	RBI	BB	SO	LOB
Alfredo Griffin, S (1, 6) OBP: 0.303, SLG: 0.305	4-3		3-1		6-3			1B	K			5	0	1	0	0	1	1
Danny Ainge, R (1, 4) OBP: 0.301, SLG: 0.309	L9		K		6-3			1-2 1B		G4-6-3 1B		5	0	2	0	0	1	0
Roy Howell, L (1, 5) OBP: 0.321, SLG: 0.405	1B		F8			F2		F5		K		5	0	1	0	0	1	3
Rico Carty, R (1, 10) OBP: 0.334, SLG: 0.373	F9			E E SF8-3-5 1B		G3 2B		K		G4-6-3 1-2f		5	1	2	0	0	1	4
John Mayberry, L (1, 3) OBP: 0.369, SLG: 0.462		1-3 1B 1B		FC4 SF8-3-5 E 1-2		G3 2-3		F5			F5	5	0	1	0	0	0	4
Otto Velez, R (1, 9) OBP: 0.395, SLG: 0.599		K 1B		E5 SF8-3-5 1-2 2-3		F8			4-0 HR BB		F9	3	0	0	0	1	1	4
Bob Bailor, R (9, PR) (10, 9)												0	1	0	0	0	0	0
Craig Kusick, R (11, PH) OBP: 0.276, SLG: 0.473												1	0	0	0	0	0	0
Al Woods, L (1, 7) OBP: 0.337, SLG: 0.387		1-3 1-2 1B		SF8-3-5 1-2 2-3 3-H			6-3		F6		4-3	4	0	1	1	0	0	1
Rick Bosetti, R (1, 8) OBP: 0.284, SLG: 0.355		1-3 1-2 2-3		4-3			6-3		F8			4	0	0	0	0	0	4
Rick Cerone, R (1, 2) OBP: 0.301, SLG: 0.321		5-3			F2		K		1-H HR			4	1	1	2	0	1	2
Inning Stats	R: 0 E: 0 K: 0 S: 4 H: 1 LOB: 1 BB: 0 P: 4	R: 0 E: 0 K: 1 S: 7 H: 2 LOB: 2 BB: 0 P: 7	R: 0 E: 0 K: 1 S: 5 H: 0 LOB: 0 BB: 0 P: 5	R: 1 E: 2 K: 0 S: 5 H: 1 LOB: 1 BB: 0 P: 5	R: 0 E: 0 K: 0 S: 3 H: 0 LOB: 0 BB: 0 P: 3	R: 0 E: 0 K: 0 S: 4 H: 1 LOB: 1 BB: 0 P: 4	R: 0 E: 0 K: 1 S: 5 H: 0 LOB: 0 BB: 0 P: 5	R: 0 E: 0 K: 1 S: 7 H: 2 LOB: 2 BB: 0 P: 7	R: 2 E: 0 K: 1 S: 6 H: 1 LOB: 1 BB: 1 P: 10	R: 0 E: 0 K: 1 S: 5 H: 1 LOB: 0 BB: 0 P: 5	R: 0 E: 0 K: 0 S: 3 H: 0 LOB: 0 BB: 0 P: 3	1B: 7 2B: 2 3B: 0 HR: 1	SF: 1 SAC: 0 DP: 2 HBP: 0					

	AB	41
	R	3
	H	9
	RBI	3
	BB	1
	SO	6
	LOB	23

WP: 0 PB: 0 SB: 0 CS: 0 PA: 43

PITCHER	IP	WLS	BF	H	R	ER	SO	BB	IBB	HBP	BLK	WP	HR	S	P	ERA	WHIP
Milt Wilcox, R (1, 1) ERA: 4.96	7.1		30	7	1	0	3	0	0	0	0	0	0	36	36	0.00	0.955
Aurelio Lopez, R (8, 1) ERA: 2.83	3.2	W	13	2	2	2	3	1	0	0	0	0	1	18	22	4.91	0.818

PITCHER	IP	WLS	BF	H	R	ER	SO	BB	IBB	HBP	BLK	WP	HR	S	P	ERA	WHIP

Batter	1	2	3	4	5	6	7	8	9	AB	R	H	RBI	BB	SO	LOB
Ron LeFlore, R (1, 8) OBP: 0.350, SLG: 0.373	x 0-0 ① L4			x 0-0 ① 6-3		x 0-0 ③ 6-3			S S S 0-3 ① K	4	0	0	0	0	1	1
Lou Whitaker, L (1, 4) OBP: 0.392, SLG: 0.375	x 0-0 ② 4-3			x 0-0 ② F7			x 0-0 G6-3 1B		x 0-0 ② 6-3	4	0	1	0	0	0	0
Steve Kemp, L (1, 7) OBP: 0.405, SLG: 0.525	x 0-0 ③ F5			x 0-0 ③ 4-3			x 0-0 ①② G6-3 1-2f		x 0-0 1B	4	0	1	0	0	0	1
Jason Thompson, L (1, 3) OBP: 0.361, SLG: 0.386		S S S 0-3 ① K			x 0-0 ① F7		x 0-0 2B		S S S 0-3 ③ K	4	0	1	0	0	2	1
Champ Summers, L (1, 9) OBP: 0.393, SLG: 0.522		x 0-0 ② 4-3			x 0-0 ② F9		B B B B 4-0 FC6-4 BB			2	0	0	0	1	0	0
Lance Parrish, R (1, 2) OBP: 0.359, SLG: 0.463		x 0-0 ③ 6-3			x 0-0 ③ 1-3		x 0-0 ③ FC6-4 1-2f			3	0	0	0	0	0	2
Al Greene, L (1, 10) OBP: 0.231, SLG: 0.462			x 0-0 ① G3			x 0-0 ① F8		x 0-0 ① F9		3	0	0	0	0	0	0
Tom Brookens, R (1, 5) OBP: 0.340, SLG: 0.560			x 0-0 ② G3			B B B B 4-0 SH3-4 BB		x 0-0 ② 4-3		2	0	0	0	1	0	0
Mark Wagner, R (1, 6) OBP: 0.363, SLG: 0.363			S S S 0-3 ③ K			x 0-0 ② SH3-4 1-2		x 0-0 ③ F6		2	0	0	0	0	1	0
Inning Stats	R: 0 H: 0 E: 0 LOB: 0 K: 0 BB: 0 S: 3 P: 3	R: 0 H: 0 E: 0 LOB: 0 K: 1 BB: 0 S: 5 P: 5	R: 0 H: 0 E: 0 LOB: 0 K: 1 BB: 0 S: 5 P: 5	R: 0 H: 0 E: 0 LOB: 0 K: 0 BB: 0 S: 3 P: 3	R: 0 H: 0 E: 0 LOB: 0 K: 0 BB: 0 S: 3 P: 3	R: 0 H: 0 E: 0 LOB: 1 K: 0 BB: 1 S: 3 P: 7	R: 0 H: 2 E: 0 LOB: 2 K: 0 BB: 1 S: 4 P: 8	R: 0 H: 0 E: 0 LOB: 0 K: 0 BB: 0 S: 3 P: 3	R: 0 H: 1 E: 0 LOB: 1 K: 2 BB: 0 S: 8 P: 8	1B: 2 SF: 0 2B: 1 SAC: 1 3B: 0 DP: 1 HR: 0 HBP: 0						

TOP

Detroit Tigers @ Toronto Blue Jays

Exhibition Stadium, Toronto, ON

Sat Jul 28 1979, 7:05 PM EDT

Att. 30,131 - Unknown - 77 F

livebaseballscorecards.com

AB	28
R	0
H	3
RBI	0
BB	2
SO	4
LOB	5

PITCHER	IP	WLS	BF	H	R	ER	SO	BB	IBB	HBP	BLK	WP	HR	S	P	ERA	WHIP
Dave Lemanczyk, R (1, 1) ERA: 3.31	9.0	W	31	3	0	0	4	2	0	0	0	0	0	37	45	0.00	0.556

PITCHER	IP	WLS	BF	H	R	ER	SO	BB	IBB	HBP	BLK	WP	HR	S	P	ERA	WHIP

Batter	1	2	3	4	5	6	7	8	9	AB	R	H	RBI	BB	SO	LOB
Alfredo Griffin, S (1, 6) OBP: 0.302, SLG: 0.307	6-3		F8			4-3 1-3 1B 2B		F8		4	1	1	0	0	0	1
Danny Ainge, R (1, 4) OBP: 0.296, SLG: 0.303	4-3			F9		4-3 2-3 3-H		1-3		4	0	0	1	0	0	1
Roy Howell, L (1, 5) OBP: 0.320, SLG: 0.403	F7			K		3-H 1B		K		4	0	1	1	0	2	0
Rico Carty, R (1, 10) OBP: 0.332, SLG: 0.370		L9		F9		6-3				3	0	0	0	0	0	1
Otto Velez, R (1, 9) OBP: 0.394, SLG: 0.594 Bob Bailor, R (7, PR) OBP: 0.291, SLG: 0.252 (8, 9)		K			5-3		1B E 1B			3 0	0 1	1 0	0 0	0 0	1 0	0 0
Rick Bosetti, R (1, 8) OBP: 0.284, SLG: 0.355		K			F8		CS K 1-3 1B			3	0	1	0	0	1	0
Rick Cerone, R (1, 2) OBP: 0.302, SLG: 0.325			2B		F9		K 1-2 3-H			3	0	1	0	0	1	1
Craig Kusick, R (1, 3) OBP: 0.267, SLG: 0.456 John Mayberry, L (7, PH) OBP: 0.370, SLG: 0.462 (8, 3)			6-3			F8 BBBB	BB			2 0	0 0	0 0	0 0	0 1	0 0	1 0
Al Woods, L (1, 7) OBP: 0.337, SLG: 0.387			6-3			2B 4-3 1B	K 2-3			3	1	1	0	0	1	3
Inning Stats	R: 0 E: 0 K: 0 S: 3 H: 0 LOB: 0 BB: 0 P: 3	R: 0 E: 0 K: 2 S: 7 H: 0 LOB: 0 BB: 0 P: 7	R: 0 E: 0 K: 0 S: 4 H: 1 LOB: 1 BB: 0 P: 4	R: 0 E: 0 K: 1 S: 5 H: 0 LOB: 0 BB: 0 P: 5	R: 0 E: 0 K: 0 S: 3 H: 0 LOB: 0 BB: 0 P: 3	R: 2 E: 0 K: 0 S: 6 H: 3 LOB: 1 BB: 0 P: 6	R: 1 E: 0 K: 2 S: 8 H: 2 LOB: 2 BB: 1 P: 12	R: 0 E: 0 K: 1 S: 5 H: 0 LOB: 0 BB: 0 P: 5		1B: 4 2B: 3 3B: 0 HR: 0	SF: 0 SAC: 0 DP: 1 HBP: 0					

PITCHER		IP	WLS	BF	H	R	ER	SO	BB	IBB	HBP	BLK	WP	HR	S	P	ERA	WHIP
Bruce Robbins, L ERA: 3.0	(1, 1)	6.0	L	22	4	2	2	3	0	0	0	0	0	0	28	28	3.00	0.667
Jack Billingham, R ERA: 3.69	(7, 1)	0.1		3	2	1	0	1	0	0	0	0	0	0	5	5	0.00	6.000
John Hiller, L ERA: 5.1	(7, 1)	1.2		5	0	0	0	2	1	0	0	0	0	0	8	12	0.00	0.600

PITCHER	IP	WLS	BF	H	R	ER	SO	BB	IBB	HBP	BLK	WP	HR	S	P	ERA	WHIP

BOTTOM

Detroit Tigers @ Toronto Blue Jays

Exhibition Stadium, Toronto, ON

Sat Jul 28 1979, 7:05 PM EDT

Att. 30,131 - Unknown - 77 F

livebaseballscorecards.com

AB	29
R	3
H	6
RBI	2
BB	1
SO	6
LOB	8

WP: 0 PB: 0 SB: 0 CS: 1 PA: 30

Batter	1	2	3	4	5	6	7	8	9	AB	R	H	RBI	BB	SO	LOB
Tom Brookens, R (1, 4) (9, 5) OBP: 0.310, SLG: 0.509	SSS 0-3 ① K		x 0-0 ① 1-3		SSS 0-3 ① K		x 0-0 ② F8		x 0-0 ② F8	5	0	0	0	0	2	2
Jerry Morales, R (1, 8) OBP: 0.262, SLG: 0.386	x 0-0 ② F8		x 0-0 ② F8		x 0-0 ② F8		x 0-0 ③ 6-3		x 0-0 1-2 1B	5	0	1	0	0	0	1
Steve Kemp, L (1, 10) OBP: 0.410, SLG: 0.535	BBBB 4-0 BB		x 0-0 2-H S 1B		x 0-0 HR			BBBB 4-0 5-3 1B BB	x 0-0 ③ F5	3	2	2	2	2	0	2
Jason Thompson, L (1, 3) OBP: 0.357, SLG: 0.381	x 0-0 ③ 6-3		SSS 0-3 ③ K 1-2		x 0-0 ③ F7			x 0-0 ① 5-3 1-2		4	0	0	0	0	1	3
Champ Summers, L (1, 9) OBP: 0.394, SLG: 0.519		x 0-0 ① 6-3		x 0-0 ① G3		BBBB 4-0 G3 S BB		x 0-0 2-H CS 1B		3	0	1	1	1	0	0
Lance Parrish, R (1, 2) OBP: 0.363, SLG: 0.483		x 0-0 HR		x 0-0 HR		x 0-0 ① F9 1-2		BBBB 4-0 ② 1-2 BB		3	2	2	2	1	0	1
Al Greene, L (1, 7) OBP: 0.176, SLG: 0.353 Lynn Jones, R (8, 7) OBP: 0.346, SLG: 0.374		x 0-0 ② G3		x 0-0 ② 4-3		x 0-0 ② G3 2-3		SSS 0-3 ③ K		4	0	0	0	0	1	2
										0	0	0	0	0	0	0
Aurelio Rodriguez, R (1, 5) OBP: 0.280, SLG: 0.383 Lou Whitaker, L (9, PR) (9, 4) OBP: 0.392, SLG: 0.375		SSS 0-3 ③ K		x 0-0 2B		x 0-0 ③ F9			x 0-0 1B 1B	4	0	2	0	0	1	1
										0	0	0	0	0	0	0
Alan Trammell, R (1, 6) OBP: 0.321, SLG: 0.337			x 0-0 1B 2B	x 0-0 ③ F8			x 0-0 ① F9		x 0-0 ① F9	4	1	1	0	0	0	2
Inning Stats	R: 0 H: 0 E: 0 LOB: 1 K: 1 BB: 1 S: 5 P: 9	R: 1 H: 1 E: 0 LOB: 0 K: 1 BB: 0 S: 6 P: 6	R: 1 H: 2 E: 0 LOB: 1 K: 1 BB: 0 S: 7 P: 7	R: 1 H: 2 E: 0 LOB: 1 K: 0 BB: 0 S: 5 P: 5	R: 1 H: 1 E: 0 LOB: 0 K: 1 BB: 0 S: 6 P: 6	R: 0 H: 0 E: 0 LOB: 1 K: 0 BB: 1 S: 3 P: 7	R: 0 H: 0 E: 0 LOB: 0 K: 0 BB: 0 S: 3 P: 3	R: 1 H: 1 E: 0 LOB: 1 K: 1 BB: 2 S: 5 P: 13	R: 0 H: 2 E: 0 LOB: 2 K: 0 BB: 0 S: 5 P: 5	1B: 4 SF: 0 2B: 2 SAC: 0 3B: 0 DP: 0 HR: 3 HBP: 0						

PITCHER	IP	WLS	BF	H	R	ER	SO	BB	IBB	HBP	BLK	WP	HR	S	P	ERA	WHIP
Jim Clancy, R (1, 1) ERA: 5.63	6.0	L	26	6	4	4	4	2	0	0	0	0	3	32	40	6.00	1.333
Jesse Jefferson, R (7, 1) ERA: 4.81	2.2		12	3	1	1	1	2	0	0	0	0	0	12	20	3.38	1.875
Balor Moore, L (9, 1) ERA: 3.87	0.1		1	0	0	0	0	0	0	0	0	0	0	1	1	0.00	0.000

PITCHER	IP	WLS	BF	H	R	ER	SO	BB	IBB	HBP	BLK	WP	HR	S	P	ERA	WHIP

TOP

Detroit Tigers @ Toronto Blue Jays

Exhibition Stadium, Toronto, ON

Sun Jul 29 1979, 3:33 AM EDT

Att. 33,824 - Unknown - 77 F

livebaseballscorecards.com

AB	35
R	5
H	9
RBI	5
BB	4
SO	5
LOB	14

WP: 0 PA: 39
PB: 0
SB: 2
CS: 1

BOTTOM

Detroit Tigers @ Toronto Blue Jays

Exhibition Stadium, Toronto, ON

Sun Jul 29 1979, 3:33 AM EDT

Att. 33,824 - Unknown - 77 F

Batter	1	2	3	4	5	6	7	8	9	AB	R	H	RBI	BB	SO	LOB
Rick Bosetti, R (1, 8) OBP: 0.288, SLG: 0.358	0-0 CS 1B		0-3 ② K		0-0 FC6-4 1B		0-0 1B	0-0 ③ F3		5	0	3	0	0	1	3
Danny Ainge, R (1, 4) OBP: 0.298, SLG: 0.305	0-3 ①② K 1-2		0-0 BB 1B		0-0 ③ FC6-4 1-2f		0-0 ③ 1-3		0-0 FC3-6 1B	5	0	2	0	0	1	3
Roy Howell, L (1, 5) OBP: 0.321, SLG: 0.401	0-0 ③ F7		4-0 BB 1-2			0-0 2B 1B		0-3 ① K	0-0 ① FC3-6 1B 1-2f	4	1	1	0	1	1	1
Rico Carty, R (1, 10) OBP: 0.335, SLG: 0.384 Joe Cannon, L (9, PR) OBP: 0.179, SLG: 0.224		0-0 HR	0-0 ③ F4			0-0 2B 1-H		0-0 ② F4	0-0 G5-4-3 1B 1-2	5 0	1 0	3 0	2 0	0 0	0 0	2 0
Otto Velez, R (1, 9) OBP: 0.389, SLG: 0.582		0-3 ① K		0-0 ① L7		0-0 ① F6		0-0 ② 3B 1B	0-0 ② ③ G5-4-3 1-2f	5	1	1	0	0	1	3
Rick Cerone, R (1, 2) OBP: 0.304, SLG: 0.335		0-0 1B		0-0 ② 5-3		0-3 ② K		0-0 1-H 2B 3B		4	1	2	1	0	1	1
Craig Kusick, R (1, 3) OBP: 0.254, SLG: 0.433 John Mayberry, L (8, PH) OBP: 0.372, SLG: 0.466 Tim Johnson, L (8, PR) OBP: 0.186, SLG: 0.125 (9, 3)		0-3 ② K		0-0 ③ 5-3		0-0 ③ F2		0-0 E 3-H 2B		3 1 0	0 0 0	0 1 0	0 1 0	0 0 0	1 0 0	2 0 0
Al Woods, L (1, 7) OBP: 0.339, SLG: 0.386		0-0 ③ F4			0-0 G6-4-3 1B		0-0 ① F9	4-0 BB E BB		3	0	1	0	1	0	1
Luis Gomez, R (1, 6) OBP: 0.287, SLG: 0.289			0-0 ① L3		0-0 ①② G6-4-3 1-2f		0-0 ② F7	0-0 FC6 1-2 2-3		4	0	0	0	0	0	3
Inning Stats	R: 0 H: 1 E: 0 LOB: 0 K: 1 BB: 0 S: 5 P: 5	R: 1 H: 2 E: 0 LOB: 1 K: 2 BB: 0 S: 9 P: 9	R: 0 H: 1 E: 0 LOB: 2 K: 1 BB: 1 S: 6 P: 10	R: 0 H: 0 E: 0 LOB: 0 K: 0 BB: 0 S: 3 P: 3	R: 0 H: 2 E: 0 LOB: 1 K: 0 BB: 0 S: 4 P: 4	R: 1 H: 2 E: 0 LOB: 1 K: 1 BB: 0 S: 7 P: 7	R: 0 H: 1 E: 0 LOB: 1 K: 0 BB: 0 S: 4 P: 4	R: 2 H: 3 E: 1 LOB: 3 K: 1 BB: 1 S: 9 P: 13	R: 0 H: 2 E: 0 LOB: 2 K: 0 BB: 0 S: 4 P: 4	1B: 10 SF: 0 2B: 2 SAC: 0 3B: 1 DP: 2 HR: 1 HBP: 0						WP: 0 PA: 41 PB: 0 SB: 0 CS: 1	

livebaseballscorecards.com

AB	39
R	4
H	14
RBI	4
BB	2
SO	6
LOB	19

PITCHER		IP	WLS	BF	H	R	ER	SO	BB	IBB	HBP	BLK	WP	HR	S	P	ERA	WHIP
Pat Underwood, L ERA: 3.79	(1, 1)	7.2	W	33	11	4	4	6	1	0	0	0	0	1	44	48	4.70	1.565
Aurelio Lopez, R ERA: 2.78	(8, 1)	1.1	S	8	3	0	0	0	1	0	0	0	0	0	7	11	0.00	3.000

PITCHER	IP	WLS	BF	H	R	ER	SO	BB	IBB	HBP	BLK	WP	HR	S	P	ERA	WHIP

Detroit Tigers @ Texas Rangers

Arlington Stadium, Arlington, TX

Mon Jul 30 1979, 8:05 PM EDT

Att. 14,297 - Unknown

TOP

livebaseballscorecards.com

Batter	1	2	3	4	5	6	7	8	9	AB	R	H	RBI	BB	SO	LOB
Ron LeFlore, R (1, 8) OBP: 0.351, SLG: 0.375	0-0 1B 1B 2B	4-0 IBB		0-0 ① FC6-4 S 1-2f 3-H		0-0 ③ 4-3		0-0 ③ FC5-4 1-2f		4	1	1	1	1	0	3
Tom Brookens, R (1, 4) OBP: 0.311, SLG: 0.500	0-0 1B S 2-3 1B	0-3 ② K		0-3 ② K 1-2			BBB 4-0 CS BB		x 0-0 ① 6-3	3	1	1	0	0	2	3
Lou Whitaker, L (7, PH) (7, 4) OBP: 0.393, SLG: 0.373										1	0	0	0	1	0	0
Steve Kemp, L (1, 7) OBP: 0.410, SLG: 0.531	SSS 0-3 ① K	SSS 0-3 ③ K		4-0 IBB			x 0-0 ①② 4-3 1-2		x 0-0 CS 1B	4	0	1	0	1	2	5
Lance Parrish, R (1, 2) OBP: 0.361, SLG: 0.478	0-0 ② F4	x 0-0 ① F8	x 0-0 5-3				x 0-0 6-3		BBBB 4-0 ② E 1-2 1B BB	4	1	0	0	1	0	4
Jerry Morales, R (1, 9) OBP: 0.265, SLG: 0.386	0-0 S 1-3 3-H 1B	x 0-0 ② 4-3			x 0-0 ① F3			x 0-0 ① F3	x 0-0 1-H 1B	5	0	2	2	0	0	0
Jason Thompson, L (1, 3) OBP: 0.358, SLG: 0.379	0-0 ③ F7 1-2 3-H	x 0-0 1B			x 0-0 ② F7			BBBB 4-0 1B BB SF8 BB	SSS 0-3 ③ K	4	1	1	0	1	1	2
John Wockenfuss, R (1, 10) OBP: 0.300, SLG: 0.537		x 0-0 HR	x 0-0 ③ F8		SSS 0-3 ③ K			BBBB 4-0 1B 1-2 BB		3	1	1	1	0	1	1
Champ Summers, L (8, PH) OBP: 0.397, SLG: 0.519										0	0	0	0	1	0	0
Aurelio Rodriguez, R (1, 5) OBP: 0.287, SLG: 0.389		x 0-0 SH1-4 1B		x 0-0 1B FC6-4 1B		x 0-0 ① L9		x 0-0 FC5-4 1-2 2-3 1B		4	1	3	0	0	0	0
Alan Trammell, R (1, 6) OBP: 0.322, SLG: 0.338		x 0-0 ① SH1-4 1-2		x 0-0 FC6-4 1-3 1B		x 0-0 ② L6		x 0-0 ② SF8 3-H		2	0	1	0	0	0	0
Al Greene, L (8, PH) OBP: 0.167, SLG: 0.353										0	0	0	1	0	0	0
Mark Wagner, R (8, 6) OBP: 0.363, SLG: 0.363										0	0	0	0	0	0	0
Inning Stats	R: 2 E: 0 K: 1 S: 8 H: 3 LOB: 1 BB: 0 P: 8	R: 1 E: 0 K: 2 S: 9 H: 2 LOB: 2 BB: 1 P: 13	R: 0 E: 0 K: 0 S: 4 H: 1 LOB: 1 BB: 0 P: 4	R: 1 E: 0 K: 1 S: 7 H: 2 LOB: 2 BB: 1 P: 11	R: 0 E: 0 K: 1 S: 5 H: 0 LOB: 0 BB: 0 P: 5	R: 0 E: 0 K: 0 S: 3 H: 0 LOB: 0 BB: 0 P: 3	R: 0 E: 0 K: 0 S: 2 H: 0 LOB: 0 BB: 1 P: 6	R: 1 E: 0 K: 0 S: 4 H: 1 LOB: 2 BB: 2 P: 12	R: 1 E: 1 K: 1 S: 6 H: 2 LOB: 1 BB: 1 P: 10	1B: 9 2B: 1 3B: 0 HR: 1 SF: 1 SAC: 1 DP: 0 HBP: 0							

	AB	34
	R	6
	H	11
	RBI	5
	BB	6
	SO	6
	LOB	18

WP: 0 PB: 0 SB: 3 CS: 2 PA: 42

PITCHER		IP	WLS	BF	H	R	ER	SO	BB	IBB	HBP	BLK	WP	HR	S	P	ERA	WHIP
John Henry Johnson, L ERA: 4.21	(1, 1)	3.1		19	8	4	4	3	0	1	0	0	0	1	24	28	10.80	2.400
Danny Darwin, R ERA: 4.86	(4, 1)	4.0	L	14	0	1	1	2	2	1	0	0	0	0	15	27	2.25	0.500
Jim Kern, R ERA: 1.37	(8, 1)	1.1		8	3	1	0	0	2	0	0	0	0	0	6	14	0.00	3.750
Dave Rajsich, L ERA: 3.42	(9, 1)	0.1		1	0	0	0	1	0	0	0	0	0	0	3	3	0.00	0.000

PITCHER		IP	WLS	BF	H	R	ER	SO	BB	IBB	HBP	BLK	WP	HR	S	P	ERA	WHIP

BOTTOM

Detroit Tigers @ Texas Rangers

Arlington Stadium, Arlington, TX

Mon Jul 30 1979, 8:05 PM EDT

Att. 14,297 - Unknown

Batter	1	2	3	4	5	6	7	8	9	AB	R	H	RBI	BB	SO	LOB
Johnny Grubb, L (1, 9) OBP: 0.349, SLG: 0.430	K		1-3 1B		4-3		SH1-4 1-2 2-3		G6-4-3 BB	3	0	1	0	0	1	1
Bill Sample, R (7, PH) OBP: 0.352, SLG: 0.391										0	0	0	0	0	0	0
Eric Soderholm, R (8, 5) OBP: 0.301, SLG: 0.363										0	0	0	0	1	0	0
Buddy Bell, R (1, 5) OBP: 0.323, SLG: 0.426	6-3		F9		6-3		F3		F7	5	0	0	0	0	0	6
(8, 6)																
Al Oliver, L (1, 8) OBP: 0.336, SLG: 0.470	K		L8			1B 1B BB	2-H 3-H 1B		G6-4-3 1-2f	4	1	1	2	1	1	3
(8, 7)																
Pat Putnam, L (1, 3) OBP: 0.336, SLG: 0.485		4-3		G6-4-3 1B		L8	4-3			4	0	1	0	0	0	2
Richie Zisk, R (1, 7) OBP: 0.326, SLG: 0.386		5-3		G6-4-3 1-2f		1B 1-2 1B		1B SH3-4 1B		4	0	2	0	0	0	1
(8, 9)																
Oscar Gamble, L (1, 10) OBP: 0.458, SLG: 0.522		1B		L4		F4		SH3-4 1-2		3	0	1	0	0	0	2
Mike Jorgensen, L (8, PH) OBP: 0.333, SLG: 0.471										0	0	0	0	0	0	0
Jim Sundberg, R (1, 2) OBP: 0.319, SLG: 0.365	K				1-3 2B 1B	1-3 2-H 1B		FC6-4 2-3 1B		4	1	3	1	0	1	1
Dave Roberts, R (1, 4) OBP: 0.306, SLG: 0.351			FC4-6 1B		1-3 1-2		SH1-4 1B 1B	F6		2	0	1	0	0	0	1
Mickey Rivers, L (7, PH) OBP: 0.316, SLG: 0.417										2	1	1	0	0	0	2
(8, 8)																
Nelson Norman, S (1, 6) OBP: 0.246, SLG: 0.245			FC4-6 1B 1-2f		4-3 2-H 2B		SH1-4 1-2 1B	FC6-4 1-2f		2	0	1	1	0	0	1
Larvell Blanks, R (7, PH) OBP: 0.269, SLG: 0.245										2	1	1	0	0	0	2
(8, 4)																
Inning Stats	R: 0 E: 0 K: 2 S: 7 H: 0 LOB: 0 BB: 0 P: 7	R: 0 E: 0 K: 1 S: 6 H: 1 LOB: 1 BB: 0 P: 6	R: 0 E: 0 K: 0 S: 5 H: 2 LOB: 2 BB: 0 P: 5	R: 0 E: 0 K: 0 S: 3 H: 1 LOB: 0 BB: 0 P: 3	R: 1 E: 0 K: 0 S: 5 H: 2 LOB: 1 BB: 0 P: 5	R: 1 E: 0 K: 0 S: 4 H: 2 LOB: 2 BB: 1 P: 8	R: 2 E: 0 K: 0 S: 6 H: 3 LOB: 1 BB: 0 P: 6	R: 0 E: 0 K: 0 S: 5 H: 2 LOB: 2 BB: 0 P: 5	R: 0 E: 0 K: 0 S: 2 H: 0 LOB: 0 BB: 1 P: 6	1B: 12 2B: 1 3B: 0 HR: 0	SF: 0 SAC: 2 DP: 2 HBP: 0						

livebaseballscorecards.com

AB	35
R	4
H	13
RBI	4
BB	2
SO	3
LOB	22

WP: 0 PB: 0 SB: 0 CS: 0 PA: 39

PITCHER		IP	WLS	BF	H	R	ER	SO	BB	IBB	HBP	BLK	WP	HR	S	P	ERA	WHIP
Jack Morris, R ERA: 3.63	(1, 1)	6.0		25	8	2	2	3	1	0	0	0	0	0	30	34	3.00	1.500
John Hiller, L ERA: 5.3	(7, 1)	1.1	W	8	4	2	2	0	0	0	0	0	0	0	8	8	13.50	3.000
Aurelio Lopez, R ERA: 2.71	(8, 1)	1.2	S	6	1	0	0	0	1	0	0	0	0	0	5	9	0.00	1.200

PITCHER	IP	WLS	BF	H	R	ER	SO	BB	IBB	HBP	BLK	WP	HR	S	P	ERA	WHIP

Batter	1	2	3	4	5	6	7	8	9	AB	R	H	RBI	BB	SO	LOB
Ron LeFlore, R (1, 8) OBP: 0.350, SLG: 0.373	x 0-0 ① 4-3		x 0-0 ① L9		x 0-0 G4-6-3 1B		x 0-0 ③ 6-3		x 0-0 ② F6	4	0	1	0	0	0	1
Al Greene, L (7, 9) OBP: 0.158, SLG: 0.333										1	0	0	0	0	0	1
Lou Whitaker, L (1, 4) OBP: 0.391, SLG: 0.369	S S S 0-3 ② K		B B B 4-0 G6-4-3 1-2 BB		x 0-0 ② ③ G4-6-3 1-2f			x 0-0 ① 3-1	x 0-0 ③ F8	3	0	0	0	1	1	1
Tom Brookens, R (8, 4) OBP: 0.306, SLG: 0.492										1	0	0	0	0	0	1
Steve Kemp, L (1, 7) OBP: 0.413, SLG: 0.537	x 0-0 2B		x 0-0 ② ③ G6-4-3 1-2f			x 0-0 FC4-6 1B 1B		x 0-0 3B 1B		4	1	3	0	0	0	2
Jason Thompson, L (1, 3) OBP: 0.362, SLG: 0.382	B B B B 4-0 BB			x 0-0 4-3 1B		x 0-0 FC4-6 1-2 1B		x 0-0 ② F7		3	0	2	0	1	0	1
Champ Summers, L (1, 10) OBP: 0.395, SLG: 0.524	x 0-0 ③ 3-1			x 0-0 ① 4-3 1-2		x 0-0 ① FC4-6 1-2f 2-3		x 0-0 1-H HR 3B		4	1	1	1	0	0	5
Lance Parrish, R (1, 2) OBP: 0.358, SLG: 0.473		x 0-0 ① 5-3		S S S 0-3 ② K		x 0-0 ② F3		x 0-0 3-H HR		3	0	0	0	0	1	3
Ed Putman, R (6, 2) OBP: 0.417, SLG: 0.818										1	1	1	2	0	0	0
Jerry Morales, R (1, 9) OBP: 0.264, SLG: 0.382		x 0-0 ② 5-3		H 1-0 HBP		x 0-0 ③ 1-3		x 0-0 ③ F5		3	0	0	0	0	0	2
(7, 8)																
Aurelio Rodriguez, R (1, 5) OBP: 0.283, SLG: 0.383		x 0-0 ③ 1-3		S S S 0-3 ③ K			x 0-0 ① 6-3		x 0-0 ① F8	4	0	0	0	0	1	2
Alan Trammell, R (1, 6) OBP: 0.319, SLG: 0.334			x 0-0 E3 BB		x 0-0 ① L3		x 0-0 ② F7		x 0-0 1B	3	0	0	0	0	0	0
Mark Wagner, R (7, 6) OBP: 0.368, SLG: 0.369										1	0	1	0	0	0	0
Inning Stats	R: 0 H: 1 E: 0 LOB: 2 K: 1 BB: 1 S: 6 P: 10	R: 0 H: 0 E: 0 LOB: 0 K: 0 BB: 0 S: 3 P: 3	R: 0 H: 0 E: 1 LOB: 1 K: 0 BB: 1 S: 3 P: 7	R: 0 H: 1 E: 0 LOB: 2 K: 2 BB: 0 S: 8 P: 9	R: 0 H: 1 E: 0 LOB: 0 K: 0 BB: 0 S: 3 P: 3	R: 0 H: 2 E: 0 LOB: 2 K: 0 BB: 0 S: 5 P: 5	R: 0 H: 0 E: 0 LOB: 0 K: 0 BB: 0 S: 3 P: 3	R: 3 H: 3 E: 0 LOB: 0 K: 0 BB: 0 S: 6 P: 6	R: 0 H: 1 E: 0 LOB: 1 K: 0 BB: 0 S: 4 P: 4	1B: 6 SF: 0 2B: 1 SAC: 0 3B: 1 DP: 2 HR: 1 HBP: 1						

TOP

Detroit Tigers @ Texas Rangers

Arlington Stadium, Arlington, TX

Tue Jul 31 1979, 8:05 PM EDT

Att. 12,218 - Unknown

livebaseballscorecards.com

AB	35
R	3
H	9
RBI	3
BB	2
SO	3
LOB	19

PITCHER	IP	WLS	BF	H	R	ER	SO	BB	IBB	HBP	BLK	WP	HR	S	P	ERA	WHIP
Doc Medich, R (1, 1) ERA: 4.56	9.0	W	38	9	3	3	3	2	0	1	0	0	1	41	50	3.00	1.222

PITCHER	IP	WLS	BF	H	R	ER	SO	BB	IBB	HBP	BLK	WP	HR	S	P	ERA	WHIP

Batter	1	2	3	4	5	6	7	8	9	AB	R	H	RBI	BB	SO	LOB
Mickey Rivers, L (1, 8) OBP: 0.317, SLG: 0.416	G4-6-3 1B		1-3 1B	5-3	F9		4-3			5	0	2	0	0	0	2
Buddy Bell, R (1, 5) OBP: 0.325, SLG: 0.430	G4-6-3 1-2f		SF8 3-H		1B 2B 1B	WP 1B 2B	6-3			3	2	2	1	0	0	1
Eric Soderholm, R (7, 5) OBP: 0.300, SLG: 0.361										1	0	0	0	0	0	0
Al Oliver, L (1, 7) OBP: 0.341, SLG: 0.477	2B		F8		2B 1-3 SF8 1B	BB 2-H 1B 1B	6-3			4	2	3	1	0	0	1
Bill Sample, R (7, PH) (8, 7) OBP: 0.350, SLG: 0.389										1	0	0	0	0	0	0
Richie Zisk, R (1, 9) OBP: 0.327, SLG: 0.393	4-3			1B 2B	SF8 1-3 3-H 1B 2B	S S S K		F9		5	2	2	1	0	1	2
Pat Putnam, L (1, 3) OBP: 0.338, SLG: 0.485		F6		2B 2-H 2B 1B	SF8 2-3 3-H	B B B B	BB 1-2 1B BB	6-3		2	1	1	2	1	0	0
Mike Jorgensen, L (6, PR) (7, 3) OBP: 0.331, SLG: 0.467										1	0	0	0	0	0	0
Johnny Grubb, L (1, 10) OBP: 0.350, SLG: 0.434		S S S K		2B 1-3 2B 2B	4-3 WP 3-H 2B 1B	BB 1-2 2-H 1B 1B		S S S K		2	1	1	0	0	1	0
John Ellis, R (5, PH) OBP: 0.295, SLG: 0.439										3	1	2	2	0	1	0
Jim Sundberg, R (1, 2) OBP: 0.321, SLG: 0.363		L9		2B IBB	B B B 4-3 1-2 2B BB	L8				2	1	0	0	2	0	2
Dave Roberts, R (1, 4) OBP: 0.318, SLG: 0.367			L7	1-H 2-H 3-H 2B	4-3 1-2 2-3	B B B 1-2 2-3 BB				3	0	1	2	1	0	2
Nelson Norman, S (1, 6) OBP: 0.250, SLG: 0.255			1B SF8 1B	6-3	2-H 3-H 2B	4-3				4	1	2	2	0	0	4
Inning Stats	R: 0 E: 0 K: 0 S: 4 H: 2 LOB: 1 BB: 0 P: 4	R: 0 E: 0 K: 1 S: 5 H: 0 LOB: 0 BB: 0 P: 5	R: 1 E: 0 K: 0 S: 5 H: 2 LOB: 1 BB: 0 P: 5	R: 3 E: 0 K: 0 S: 6 H: 4 LOB: 1 BB: 1 P: 10	R: 5 E: 0 K: 0 S: 8 H: 5 LOB: 1 BB: 1 P: 12	R: 2 E: 0 K: 1 S: 8 H: 3 LOB: 3 BB: 2 P: 16	R: 0 E: 0 K: 0 S: 3 H: 0 LOB: 0 BB: 0 P: 3	R: 0 E: 0 K: 1 S: 5 H: 0 LOB: 0 BB: 0 P: 5		1B: 9 2B: 7 3B: 0 HR: 0 SF: 2 SAC: 0 DP: 1 HBP: 0					WP: 2 PB: 0 SB: 0 CS: 0 PA: 42	

Detroit Tigers @ Texas Rangers

Arlington Stadium, Arlington, TX

Tue Jul 31 1979, 8:05 PM EDT

Att. 12,218 - Unknown

BOTTOM

livebaseballscorecards.com

AB	36
R	11
H	16
RBI	11
BB	4
SO	3
LOB	14

PITCHER		IP	WLS	BF	H	R	ER	SO	BB	IBB	HBP	BLK	WP	HR	S	P	ERA	WHIP
Dan Petry, R ERA: 2.95	(1, 1)	3.1	L	17	8	4	4	1	0	1	0	0	0	0	18	22	10.80	2.400
Mike Chris, L ERA: 27.0	(4, 1)	1.0		6	3	3	3	0	0	0	0	0	0	0	6	6	27.00	3.000
Steve Baker, R ERA: 6.53	(5, 1)	1.2		13	5	4	4	1	3	0	0	0	2	0	12	24	21.60	4.800
Jack Billingham, R ERA: 3.62	(7, 1)	2.0		6	0	0	0	1	0	0	0	0	0	0	8	8	0.00	0.000

PITCHER	IP	WLS	BF	H	R	ER	SO	BB	IBB	HBP	BLK	WP	HR	S	P	ERA	WHIP

Detroit Tigers @ Texas Rangers

Arlington Stadium, Arlington, TX

Wed Aug 01 1979, 8:05 PM EDT

Att. 13,803 - Unknown

TOP

livebaseballscorecards.com

Batter	1	2	3	4	5	6	7	8	9	AB	R	H	RBI	BB	SO	LOB
Ron LeFlore, R (1, 8) OBP: 0.351, SLG: 0.375	6-3		S 1B		G6-4-3 1-2f		1-2 2-H 1B			4	0	2	1	0	0	2
Lou Whitaker, L (1, 4) OBP: 0.386, SLG: 0.364	G3		K 1-2			F8	K			4	0	0	0	0	2	3
Steve Kemp, L (1, 7) OBP: 0.409, SLG: 0.531	E6			3-1		F7		K		4	0	0	0	0	1	0
Jason Thompson, L (1, 3) OBP: 0.360, SLG: 0.380	1-3			G6-4-3 1B		K		K		4	0	1	0	0	2	1
Champ Summers, L (1, 9) OBP: 0.392, SLG: 0.516 Lynn Jones, R (8, 9) OBP: 0.346, SLG: 0.374		L6		G6-4-3 1-2f			FC5 1B BB	K		3 0	0 0	0 0	0 0	1 0	1 0	1 0
Lance Parrish, R (1, 2) OBP: 0.357, SLG: 0.469		F7			5-3		F9		F2-4 BB	3	0	0	0	1	0	1
Al Greene, L (1, 10) OBP: 0.217, SLG: 0.333		F7			BB 1B BB		FC5 1-2 1B 1B		F2-4 1-2	3	2	1	0	1	0	1
Tom Brookens, R (1, 5) OBP: 0.303, SLG: 0.468			K		1B 1-2 BB		FC5 1-2 1B 2-3f		K	3	1	0	0	1	2	2
Alan Trammell, R (1, 6) OBP: 0.322, SLG: 0.338			6-3		G6-4-3 1-2 2-H 1B		1B 1-2 2-H 1B			3	0	2	2	0	0	0
Inning Stats	R: 0 E: 1 K: 0 S: 4 H: 0 LOB: 1 BB: 0 P: 4	R: 0 E: 0 K: 0 S: 3 H: 0 LOB: 0 BB: 0 P: 3	R: 0 E: 0 K: 2 S: 8 H: 1 LOB: 1 BB: 0 P: 8	R: 0 E: 0 K: 0 S: 3 H: 1 LOB: 0 BB: 0 P: 3	R: 1 E: 0 K: 0 S: 3 H: 1 LOB: 1 BB: 2 P: 11	R: 0 E: 0 K: 1 S: 5 H: 0 LOB: 0 BB: 0 P: 5	R: 2 E: 0 K: 1 S: 8 H: 3 LOB: 2 BB: 1 P: 12	R: 0 E: 0 K: 3 S: 9 H: 0 LOB: 0 BB: 0 P: 9	R: 0 E: 0 K: 1 S: 4 H: 0 LOB: 0 BB: 1 P: 8	1B: 6 2B: 1 3B: 0 HR: 0 SF: 0 SAC: 0 DP: 3 HBP: 0						

	AB	31
	R	3
	H	6
	RBI	3
	BB	4
	SO	8
	LOB	11

WP: 0 PB: 0 SB: 1 CS: 0 PA: 35

PITCHER		IP	WLS	BF	H	R	ER	SO	BB	IBB	HBP	BLK	WP	HR	S	P	ERA	WHIP
Steve Comer, R ERA: 3.44	(1, 1)	6.2	W	28	6	3	3	3	3	0	0	0	0	0	31	43	4.05	1.350
Jim Kern, R ERA: 1.34	(7, 1)	2.1	S	7	0	0	0	5	1	0	0	0	0	0	16	20	0.00	0.429

PITCHER	IP	WLS	BF	H	R	ER	SO	BB	IBB	HBP	BLK	WP	HR	S	P	ERA	WHIP

Detroit Tigers @ Texas Rangers

Arlington Stadium, Arlington, TX

Wed Aug 01 1979, 8:05 PM EDT

Att. 13,803 - Unknown

BOTTOM

Batter	1	2	3	4	5	6	7	8	9	AB	R	H	RBI	BB	SO	LOB
Mickey Rivers, L (1, 8) OBP: 0.316, SLG: 0.414	F8		6-3 3-H 1B		F8		4-3			4	0	1	1	0	0	1
Buddy Bell, R (1, 5) OBP: 0.326, SLG: 0.433	2B		6-3 1-2		2-H 1B		1-3			4	0	2	1	0	0	1
Al Oliver, L (1, 7) OBP: 0.337, SLG: 0.471	K		F7		4-3		6-3			4	0	0	0	0	1	3
Richie Zisk, R (1, 9) OBP: 0.326, SLG: 0.391	6-3			F9		E 3B 1B		F9		4	1	1	0	0	0	1
Pat Putnam, L (1, 3) OBP: 0.333, SLG: 0.478		L6		K		F5		K		4	0	0	0	0	2	1
Johnny Grubb, L (1, 10) OBP: 0.349, SLG: 0.429		4-3		B B B B 4-0 FC6-4 BB		E4 1-3 3B		F7		3	1	0	0	1	0	1
Jim Sundberg, R (1, 2) OBP: 0.322, SLG: 0.369		F9		FC6-4 1-2f		1-H 3-H 3B				3	0	1	2	0	0	1
Dave Roberts, R (1, 4) OBP: 0.333, SLG: 0.387			SH3 1B 2B	B B B B 4-0 SH3-4 1B BB		F4				2	2	1	0	1	0	1
Nelson Norman, S (1, 6) OBP: 0.249, SLG: 0.253			SH3 2-3		SH3-4 1-2	K				1	0	0	0	0	1	1
Inning Stats	R: 0 H: 1 E: 0 LOB: 1 K: 1 BB: 0 S: 6 P: 6	R: 0 H: 0 E: 0 LOB: 0 K: 0 BB: 0 S: 3 P: 3	R: 1 H: 2 E: 0 LOB: 1 K: 0 BB: 0 S: 5 P: 5	R: 0 H: 0 E: 0 LOB: 1 K: 1 BB: 0 S: 5 P: 9	R: 1 H: 1 E: 0 LOB: 1 K: 0 BB: 1 S: 4 P: 8	R: 2 H: 2 E: 1 LOB: 1 K: 1 BB: 0 S: 8 P: 8	R: 0 H: 0 E: 0 LOB: 0 K: 0 BB: 0 S: 3 P: 3	R: 0 H: 0 E: 0 LOB: 0 K: 1 BB: 0 S: 5 P: 5		1B: 3 SF: 0 2B: 2 SAC: 2 3B: 1 DP: 0 HR: 0 HBP: 0						

livebaseballscorecards.com

AB	29
R	4
H	6
RBI	4
BB	2
SO	4
LOB	11

PITCHER	IP	WLS	BF	H	R	ER	SO	BB	IBB	HBP	BLK	WP	HR	S	P	ERA	WHIP
Milt Wilcox, R (1, 1) ERA: 4.86	8.0	L	33	6	4	3	4	2	0	0	0	0	0	39	47	3.38	1.000

PITCHER	IP	WLS	BF	H	R	ER	SO	BB	IBB	HBP	BLK	WP	HR	S	P	ERA	WHIP

Batter	1	2	3	4	5	6	7	8	9	AB	R	H	RBI	BB	SO	LOB
Freddie Patek, R (1, 6) OBP: 0.280, SLG: 0.312	5-3		K 1-2	5-3			F9			4	0	0	0	0	1	2
Hal McRae, R (1, 10) OBP: 0.306, SLG: 0.429	L7		2-H 1B		5-3		HR			4	1	2	2	0	0	0
Amos Otis, R (1, 8) OBP: 0.363, SLG: 0.431	1B		L8		L8		F9			4	0	1	0	0	0	1
George Brett, L (1, 5) OBP: 0.379, SLG: 0.542	F8		6-3		4-3			1-3		4	0	0	0	0	0	2
Jerry Terrell, R (8, 5) OBP: 0.385, SLG: 0.538										0	0	0	0	0	0	0
Al Cowens, R (1, 9) OBP: 0.353, SLG: 0.421		E1		HR 2B		3-1 S SF9 1B		F7		4	2	2	0	0	0	0
Darrell Porter, L (1, 2) OBP: 0.416, SLG: 0.475		F7		2-H HR		3-1 1-3		K		4	1	1	2	0	1	2
George Scott, R (1, 3) OBP: 0.318, SLG: 0.381		6-3	K		SF9 3-H				6-3	3	0	0	1	0	1	1
Frank White, R (1, 4) OBP: 0.287, SLG: 0.381		5-3	4-3		CS 1B				6-3	4	0	1	0	0	0	1
Willie Wilson, S (1, 7) OBP: 0.347, SLG: 0.419			S 1B BB	3B	CS 1-2		K		1-3	3	1	1	0	1	1	0
Inning Stats	R: 0 E: 0 K: 0 S: 4 H: 1 LOB: 1 BB: 0 P: 4	R: 0 E: 1 K: 0 S: 4 H: 0 LOB: 1 BB: 0 P: 4	R: 1 E: 0 K: 1 S: 6 H: 1 LOB: 1 BB: 1 P: 10	R: 2 E: 0 K: 1 S: 8 H: 3 LOB: 1 BB: 0 P: 8	R: 0 E: 0 K: 0 S: 3 H: 0 LOB: 0 BB: 0 P: 3	R: 1 E: 0 K: 0 S: 4 H: 2 LOB: 0 BB: 0 P: 4	R: 1 E: 0 K: 1 S: 6 H: 1 LOB: 0 BB: 0 P: 6	R: 0 E: 0 K: 1 S: 5 H: 0 LOB: 0 BB: 0 P: 5	R: 0 E: 0 K: 0 S: 3 H: 0 LOB: 0 BB: 0 P: 3	1B: 4 2B: 1 3B: 1 HR: 2	SF: 1 SAC: 0 DP: 0 HBP: 0						

TOP

Kansas City Royals @ Detroit Tigers

Tiger Stadium, Detroit, MI

Fri Aug 03 1979, 7:05 PM EDT

Unknown - 76 F

livebaseballscorecards.com

AB	34
R	5
H	8
RBI	5
BB	1
SO	4
LOB	9

WP: 0 PB: 0 SB: 2 CS: 1 PA: 37

PITCHER		IP	WLS	BF	H	R	ER	SO	BB	IBB	HBP	BLK	WP	HR	S	P	ERA	WHIP
Pat Underwood, L ERA: 4.0	(1, 1)	7.0	L	30	8	5	5	3	1	0	0	0	0	2	35	39	6.43	1.286
Jack Billingham, R ERA: 3.56	(8, 1)	2.0		6	0	0	0	1	0	0	0	0	0	0	8	8	0.00	0.000

PITCHER	IP	WLS	BF	H	R	ER	SO	BB	IBB	HBP	BLK	WP	HR	S	P	ERA	WHIP

Batter	1	2	3	4	5	6	7	8	9	AB	R	H	RBI	BB	SO	LOB
Ron LeFlore, R (1, 8) OBP: 0.349, SLG: 0.373	5-3	K		K 1-2		F9			G6-4-3 1B	5	0	1	0	0	2	4
Lou Whitaker, L (1, 4) OBP: 0.382, SLG: 0.359	6-3	K		4-3 2-3			K		G6-4-3 1-2f	4	0	0	0	0	2	4
John Wockenfuss, R (9, PH) OBP: 0.298, SLG: 0.532										1	0	0	0	0	0	1
Steve Kemp, L (1, 7) OBP: 0.412, SLG: 0.548	BB		HR	P5			HR			3	2	2	2	1	0	1
Jason Thompson, L (1, 3) OBP: 0.359, SLG: 0.379	K		FC3-6 1B		L4		4-3			4	0	1	0	0	1	1
Champ Summers, L (1, 9) OBP: 0.396, SLG: 0.513		E S 1B BB	FC3-6 1-2f		FC4-6 BB		F7			1	1	0	0	2	0	1
Lynn Jones, R (7, PH) OBP: 0.343, SLG: 0.371										1	0	0	0	0	0	0
(8, 9)																
Al Greene, L (1, 10) OBP: 0.231, SLG: 0.304		BB 1B 1-3 BB	K		FC4-6 1-2f			6-3		2	0	0	0	1	1	2
Jerry Morales, R (8, PH) OBP: 0.264, SLG: 0.380										1	0	0	0	0	0	0
Ed Putman, R (1, 2) OBP: 0.400, SLG: 0.692		K	BB		F6			6-3		2	0	0	0	1	1	3
Lance Parrish, R (8, PH) OBP: 0.356, SLG: 0.468										1	0	0	0	0	0	0
(9, 2)																
Aurelio Rodriguez, R (1, 5) OBP: 0.282, SLG: 0.381		BB 1-2 3-H 1B	F8			L7		6-3		4	0	1	1	0	0	2
Alan Trammell, R (1, 6) OBP: 0.324, SLG: 0.336		1-2 2-3 BB		4-3 S BB		F7			4-3	2	0	0	0	2	0	0
Inning Stats	R: 0 E: 0 K: 1 S: 5 H: 0 LOB: 1 BB: 1 P: 9	R: 1 E: 0 K: 3 S: 10 H: 1 LOB: 3 BB: 3 P: 22	R: 1 E: 0 K: 1 S: 7 H: 2 LOB: 2 BB: 1 P: 11	R: 0 E: 0 K: 1 S: 5 H: 0 LOB: 1 BB: 1 P: 9	R: 0 E: 0 K: 0 S: 3 H: 0 LOB: 1 BB: 1 P: 7	R: 0 E: 0 K: 0 S: 3 H: 0 LOB: 0 BB: 0 P: 3	R: 1 E: 0 K: 1 S: 6 H: 1 LOB: 0 BB: 0 P: 6	R: 0 E: 0 K: 0 S: 3 H: 0 LOB: 0 BB: 0 P: 3	R: 0 E: 0 K: 0 S: 3 H: 1 LOB: 0 BB: 0 P: 3	1B: 3 2B: 0 3B: 0 HR: 2 SF: 0 SAC: 0 DP: 1 HBP: 0							

PITCHER	IP	WLS	BF	H	R	ER	SO	BB	IBB	HBP	BLK	WP	HR	S	P	ERA	WHIP
Steve Busby, R (1, 1) ERA: 3.39	6.0	W	28	3	2	2	6	7	0	0	0	0	1	33	61	3.00	1.667
Steve Mingori, L (7, 1) ERA: 3.54	1.0		4	1	1	1	1	0	0	0	0	0	1	6	6	9.00	1.000
Dan Quisenberry, R (8, 1) ERA: 1.53	1.1		5	1	0	0	0	0	0	0	0	0	0	5	5	0.00	0.750
Al Hrabosky, L (9, 1) ERA: 4.08	0.2	S	1	0	0	0	0	0	0	0	0	0	0	1	1	0.00	0.000

PITCHER	IP	WLS	BF	H	R	ER	SO	BB	IBB	HBP	BLK	WP	HR	S	P	ERA	WHIP

BOTTOM

Kansas City Royals @ Detroit Tigers

Tiger Stadium, Detroit, MI

Fri Aug 03 1979, 7:05 PM EDT

Unknown - 76 F

livebaseballscorecards.com

AB	31
R	3
H	5
RBI	3
BB	7
SO	7
LOB	19

WP: 0	PB: 0	SB: 2	CS: 0
PA: 38			

Batter	1	2	3	4	5	6	7	8	9	AB	R	H	RBI	BB	SO	LOB
Willie Wilson, S (1, 7) OBP: 0.345, SLG: 0.416	0-0 L8 1B WP 1B	0-0 F3			0-3 K		0-3 K		0-0 F9	5	1	1	0	0	2	1
Frank White, R (1, 4) OBP: 0.286, SLG: 0.379	0-0 WP 1B 1-2 1B		0-0 F8		0-0 5-3		0-0 F3			4	1	1	0	0	0	0
Hal McRae, R (1, 10) OBP: 0.313, SLG: 0.432	0-0 L8 2-3		0-0 1B		0-0 1B			1-0 SH1-4 HBP		3	0	2	0	0	0	2
Amos Otis, R (1, 8) OBP: 0.361, SLG: 0.428	0-3 K 1-2 3-H		0-3 K		0-0 5-3			0-0 SH1-4 1-2		3	0	0	0	0	2	3
Al Cowens, R (1, 9) OBP: 0.355, SLG: 0.420	0-0 1B 2-H 1B		0-0 P5			4-0 CS BB		0-0 P3		3	0	1	1	1	0	2
George Scott, R (1, 3) OBP: 0.319, SLG: 0.380 Ralph LaCock, L (8, PH) OBP: 0.348, SLG: 0.385 (8, 3)	0-0 1-3 1B			0-0 F9		0-3 K 1-2		0-0 F7		3 1	0 0	1 0	0 0	0 0	1 0	1 1
John Wathan, R (1, 2) OBP: 0.233, SLG: 0.312 U L Washington, S (9, PH) OBP: 0.299, SLG: 0.326	0-0 4-3			0-0 P4		0-0 5-3			0-3 K	3 1	0 0	0 0	0 0	0 0	0 1	2 0
Jerry Terrell, R (1, 5) OBP: 0.438, SLG: 0.733 Jamie Quirk, L (9, PH) OBP: 0.347, SLG: 0.404		0-0 4-3		4-0 BB			0-0 HR		0-3 K	2 1	1 0	1 0	1 0	0 0	0 1	0 0
Todd Cruz, R (1, 6) OBP: 0.218, SLG: 0.286 Darrell Porter, L (9, PH) OBP: 0.417, SLG: 0.475 Freddie Patek, R (9, PR) OBP: 0.280, SLG: 0.312		0-0 F9		0-0 F7			0-3 K		4-0 BB	3 0 0	0 0 0	0 0 0	0 0 0	1 0 0	1 0 0	1 0 0
Inning Stats	R: 2 E: 0 K: 1 S: 9 H: 4 LOB: 2 BB: 0 P: 9	R: 0 E: 0 K: 0 S: 3 H: 0 LOB: 0 BB: 0 P: 3	R: 0 E: 0 K: 1 S: 6 H: 1 LOB: 1 BB: 0 P: 6	R: 0 E: 0 K: 0 S: 3 H: 0 LOB: 1 BB: 1 P: 7	R: 0 E: 0 K: 1 S: 6 H: 1 LOB: 1 BB: 0 P: 6	R: 0 E: 0 K: 1 S: 4 H: 0 LOB: 0 BB: 1 P: 8	R: 1 E: 0 K: 2 S: 8 H: 1 LOB: 0 BB: 0 P: 8	R: 0 E: 0 K: 0 S: 3 H: 0 LOB: 1 BB: 0 P: 4	R: 0 E: 0 K: 2 S: 7 H: 0 LOB: 1 BB: 1 P: 11	1B: 6 2B: 1 3B: 0 HR: 1 SF: 0 SAC: 1 DP: 1 HBP: 1						

PITCHER		IP	WLS	BF	H	R	ER	SO	BB	IBB	HBP	BLK	WP	HR	S	P	ERA	WHIP
Bruce Robbins, L ERA: 3.75	(1, 1)	6.0		26	7	3	3	4	2	0	0	0	1	1	32	40	4.50	1.500
Aurelio Lopez, R ERA: 2.61	(7, 1)	3.0	W	11	0	0	0	4	1	0	1	0	0	0	17	22	0.00	0.333

PITCHER IP WLS BF H R ER SO BB IBB HBP BLK WP HR S P ERA WHIP

Kansas City Royals @ Detroit Tigers

Tiger Stadium, Detroit, MI

Fri Aug 03 1979, 7:05 PM EDT

Att. 43,047 - Unknown

TOP

livebaseballscorecards.com

AB	32
R	3
H	7
RBI	2
BB	3
SO	8
LOB	13

WP: 1	PA: 37		
PB: 0			
SB: 0			
CS: 1			

Batter	1	2	3	4	5	6	7	8	9	AB	R	H	RBI	BB	SO	LOB
Ron LeFlore, R (1, 10) OBP: 0.351, SLG: 0.381	4-3		F9		HR			SH1-3 1-2 1B		4	1	2	1	0	0	1
Lou Whitaker, L (1, 4) OBP: 0.379, SLG: 0.355	5-3		F7		L7			SH1-3 1-2 2-3		3	0	0	0	0	0	1
Steve Kemp, L (1, 7) OBP: 0.411, SLG: 0.544	F5			P4		F7		IBB		3	0	0	0	1	0	0
Jerry Morales, R (1, 9) OBP: 0.260, SLG: 0.376		6-3		F8		4-3		SF7 3-H		3	0	0	1	0	0	0
Lance Parrish, R (1, 2) OBP: 0.355, SLG: 0.465		L5		HR 1B		6-3		K SSS		4	1	1	0	0	1	2
John Wockenfuss, R (1, 3) OBP: 0.306, SLG: 0.559		1B		1-H HR			F7			3	1	2	2	0	0	0
Lynn Jones, R (1, 8) OBP: 0.336, SLG: 0.362		4-3		3-1			5-3			3	0	0	0	0	0	1
Tom Brookens, R (1, 5) OBP: 0.290, SLG: 0.446			6-3		L7		L1			3	0	0	0	0	0	0
Mark Wagner, R (1, 6) OBP: 0.376, SLG: 0.377			1B		L8			SH1-3 SF7 1B 1B		3	1	2	0	0	0	0
Inning Stats	R: 0 E: 0 K: 0 S: 3 H: 0 LOB: 0 BB: 0 P: 3	R: 0 E: 0 K: 0 S: 4 H: 1 LOB: 1 BB: 0 P: 4	R: 0 E: 0 K: 0 S: 4 H: 1 LOB: 1 BB: 0 P: 4	R: 2 E: 0 K: 0 S: 5 H: 2 LOB: 0 BB: 0 P: 5	R: 1 E: 0 K: 0 S: 4 H: 1 LOB: 0 BB: 0 P: 4	R: 0 E: 0 K: 0 S: 3 H: 0 LOB: 0 BB: 0 P: 3	R: 0 E: 0 K: 0 S: 3 H: 0 LOB: 0 BB: 0 P: 3	R: 1 E: 0 K: 1 S: 7 H: 2 LOB: 2 BB: 1 P: 11		1B: 5 2B: 0 3B: 0 HR: 2 SF: 1 SAC: 1 DP: 0 HBP: 0						

PITCHER		IP	WLS	BF	H	R	ER	SO	BB	IBB	HBP	BLK	WP	HR	S	P	ERA	WHIP
Paul Splittorff, L ERA: 3.9	(1, 1)	7.0		26	5	3	3	0	0	0	0	0	0	2	26	26	3.86	0.714
Steve Mingori, L ERA: 3.73	(8, 1)	0.1	L	3	2	1	1	0	0	0	0	0	0	0	3	3	27.00	6.000
Eduardo Rodriguez, R ERA: 4.54	(8, 1)	0.2		3	0	0	0	1	0	1	0	0	0	0	4	8	0.00	0.000

PITCHER	IP	WLS	BF	H	R	ER	SO	BB	IBB	HBP	BLK	WP	HR	S	P	ERA	WHIP

BOTTOM

Kansas City Royals @ Detroit Tigers

Tiger Stadium, Detroit, MI

Fri Aug 03 1979, 7:05 PM EDT

Att. 43,047 - Unknown

livebaseballscorecards.com

AB	29
R	4
H	7
RBI	4
BB	1
SO	1
LOB	5

1B: 5	SF: 1	WP: 0	PA: 32
2B: 0	SAC: 1	PB: 0	
3B: 0	DP: 0	SB: 0	
HR: 2	HBP: 0	CS: 0	

Batter	1	2	3	4	5	6	7	8	9	AB	R	H	RBI	BB	SO	LOB
Willie Wilson, S (1, 7) OBP: 0.341, SLG: 0.411	1-3			4-3		K		K		4	0	0	0	0	2	0
Frank White, R (1, 4) OBP: 0.289, SLG: 0.379	L4			S, BB, FC5-2, BB		P4		G4, 1B		3	0	1	0	1	0	0
Darrell Porter, L (1, 2) OBP: 0.418, SLG: 0.472	F2			FC5-2, S, 1-2, BB			2B, 1B, BB	G4, 1-2		2	1	0	0	2	0	1
Hal McRae, R (1, 10) OBP: 0.312, SLG: 0.433		K		FC5-2, WP, 1-3, 2-H			1B, 1-3, 2B	F3		4	1	1	0	0	1	3
Al Cowens, R (1, 9) OBP: 0.354, SLG: 0.418		1-3		K, 1-2			WP, 1B, 2-H, 3-H, 1B		P4	4	0	1	2	0	1	2
Amos Otis, R (1, 8) OBP: 0.360, SLG: 0.426		5-3			F8		WP, 1-2, 1B		L7	4	0	1	0	0	0	0
George Scott, R (1, 3) OBP: 0.318, SLG: 0.378			F9		K		F9, 1-2, 2-3		1B	4	0	1	0	0	1	2
Freddie Patek, R (1, 6) OBP: 0.276, SLG: 0.307			6-3		F8		K		F2	4	0	0	0	0	1	3
Jerry Terrell, R (1, 5) OBP: 0.368, SLG: 0.611			5-3			5-3	5-3			3	0	0	0	0	0	2
Inning Stats	R: 0 E: 0 K: 0 S: 3	H: 0 LOB: 0 BB: 0 P: 3	R: 0 E: 0 K: 1 S: 5	H: 0 LOB: 0 BB: 0 P: 5	R: 0 E: 0 K: 0 S: 3	H: 0 LOB: 0 BB: 0 P: 3	R: 0 E: 0 K: 1 S: 5	H: 0 LOB: 2 BB: 2 P: 13	R: 0 E: 0 K: 1 S: 5	H: 0 LOB: 0 BB: 0 P: 5	R: 0 E: 0 K: 1 S: 5	H: 0 LOB: 0 BB: 0 P: 5	R: 2 E: 0 K: 1 S: 8	H: 3 LOB: 2 BB: 1 P: 12	R: 0 E: 0 K: 1 S: 6	H: 1 LOB: 1 BB: 0 P: 6	R: 0 E: 0 K: 0 S: 4	H: 1 LOB: 1 BB: 0 P: 4	1B: 4 2B: 1 3B: 0 HR: 0	SF: 0 SAC: 0 DP: 0 HBP: 0	WP: 2 PB: 0 SB: 2 CS: 0	PA: 35

Kansas City Royals @ Detroit Tigers

Tiger Stadium, Detroit, MI

Sat Aug 04 1979, 3:33 AM EDT

Att. 39,402 - Unknown

TOP

livebaseballscorecards.com

AB	32
R	2
H	5
RBI	2
BB	3
SO	6
LOB	13

PITCHER		IP	WLS	BF	H	R	ER	SO	BB	IBB	HBP	BLK	WP	HR	S	P	ERA	WHIP
Mike Chris, L ERA: 6.43	(1, 1)	6.0	W	23	2	2	2	4	3	0	0	0	1	0	28	40	3.00	0.833
John Hiller, L ERA: 5.03	(7, 1)	3.0	S	12	3	0	0	2	0	0	0	0	1	0	16	16	0.00	1.000

PITCHER	IP	WLS	BF	H	R	ER	SO	BB	IBB	HBP	BLK	WP	HR	S	P	ERA	WHIP

Kansas City Royals @ Detroit Tigers

Tiger Stadium, Detroit, MI

Sat Aug 04 1979, 3:33 AM EDT

Att. 39,402 - Unknown

BOTTOM

Batter	1	2	3	4	5	6	7	8	9	AB	R	H	RBI	BB	SO	LOB
Ron LeFlore, R (1, 8) OBP: 0.353, SLG: 0.383	5-3		S 3B 1B		CS 1B		E5 1B 1B			3	1	2	0	0	0	0
Lynn Jones, R (7, PH) (8, 8) OBP: 0.333, SLG: 0.359										1	1	0	0	0	0	0
Lou Whitaker, L (1, 4) OBP: 0.380, SLG: 0.364	F7		1-H 2B 3B		P5		1-3 F7 E 1B			4	2	2	1	0	0	1
Steve Kemp, L (1, 7) OBP: 0.414, SLG: 0.546	B B B B FC5-4 BB		3-H 2B		1-2 CS BB		1-2 F7			2	0	1	1	2	0	2
Jerry Morales, R (1, 9) OBP: 0.260, SLG: 0.375	FC5-4 1-2f		F7		1-2 CS	F8	2-H 3-H E2 1B			4	0	1	1	0	0	2
Lance Parrish, R (1, 2) OBP: 0.351, SLG: 0.460		4-3	S S S K			F3	S S S K			4	0	0	0	0	2	2
John Wockenfuss, R (1, 10) OBP: 0.312, SLG: 0.565		1B	S S S K			1B 2B		F7		4	1	2	0	0	1	0
Jason Thompson, L (1, 3) OBP: 0.358, SLG: 0.377		F2	1-3			2-H 1B		S S S K		4	0	1	1	0	1	1
Tom Brookens, R (1, 5) OBP: 0.288, SLG: 0.435		F7	1B			5-3		L7		4	0	1	0	0	0	2
Alan Trammell, R (1, 6) OBP: 0.321, SLG: 0.332			5-3	F2			4-3			3	0	0	0	0	0	1
Inning Stats	R: 0 H: 0 E: 0 LOB: 1 K: 0 BB: 1 S: 3 P: 7	R: 0 H: 1 E: 0 LOB: 1 K: 0 BB: 0 S: 4 P: 4	R: 2 H: 3 E: 0 LOB: 1 K: 1 BB: 0 S: 8 P: 8	R: 0 H: 1 E: 0 LOB: 1 K: 1 BB: 0 S: 6 P: 6	R: 0 H: 1 E: 0 LOB: 0 K: 0 BB: 1 S: 2 P: 6	R: 1 H: 2 E: 0 LOB: 1 K: 0 BB: 0 S: 5 P: 5	R: 2 H: 2 E: 2 LOB: 1 K: 1 BB: 0 S: 8 P: 8	R: 0 H: 0 E: 0 LOB: 0 K: 1 BB: 0 S: 5 P: 5		1B: 7 SF: 0 2B: 2 SAC: 0 3B: 1 DP: 0 HR: 0 HBP: 0						

livebaseballscorecards.com

	AB	33
	R	5
	H	10
	RBI	4
	BB	2
	SO	4
	LOB	11

WP: 0 PA: 36
PB: 0
SB: 1
CS: 2

PITCHER		IP	WLS	BF	H	R	ER	SO	BB	IBB	HBP	BLK	WP	HR	S	P	ERA	WHIP
Larry Gura, L ERA: 4.85	(1, 1)	6.2	L	30	9	5	3	2	2	0	0	0	0	0	32	40	4.05	1.650
Marty Pattin, R ERA: 4.18	(7, 1)	1.1		5	1	0	0	2	0	0	0	0	0	0	9	9	0.00	0.750

PITCHER	IP	WLS	BF	H	R	ER	SO	BB	IBB	HBP	BLK	WP	HR	S	P	ERA	WHIP

Kansas City Royals @ Detroit Tigers

Tiger Stadium, Detroit, MI

Sun Aug 05 1979, 3:33 AM EDT

Att. 28,703 - Unknown

TOP

Batter	1	2	3	4	5	6	7	8	9	AB	R	H	RBI	BB	SO	LOB
Willie Wilson, S (1, 7) OBP: 0.343, SLG: 0.413	WP 6-3 2B	K			K		SH3-4 2-3		S BB	3	1	1	0	1	2	1
Hal McRae, R (1, 10) OBP: 0.310, SLG: 0.425	6-3 2-H		G3		5-3		K		G4-6-3 1-2 BB	4	0	0	1	1	1	1
Jamie Quirk, L (1, 5) OBP: 0.346, SLG: 0.400	P5		3-4-3 1B		K		K		G4-6-3 1-2f	3	0	1	0	0	1	0
George Scott, R (7, PH) OBP: 0.317, SLG: 0.377										1	0	0	0	0	1	1
Jerry Terrell, R (7, 5) OBP: 0.350, SLG: 0.579										1	0	0	0	0	0	2
Darrell Porter, L (1, 2) OBP: 0.419, SLG: 0.479	BB		3-4-3 1-2			HR		F8		3	1	1	1	1	0	1
Ralph LaCock, L (1, 3) OBP: 0.347, SLG: 0.383	F7		4-3			4-3		L8 WP 1B		4	0	1	0	0	0	2
Al Cowens, R (1, 9) OBP: 0.355, SLG: 0.417		F8 SF9 1B 1B		1-3		6-3		1-2 BB		3	1	1	0	1	0	0
Amos Otis, R (1, 8) OBP: 0.363, SLG: 0.426		SF9 F8 1-2 1B		BB		BB		L8 2-3		2	0	1	0	2	0	2
Frank White, R (1, 4) OBP: 0.285, SLG: 0.373		F8 1-2 2-3		F7 1-2		K		F7		4	0	0	0	0	1	6
Freddie Patek, R (1, 6) OBP: 0.276, SLG: 0.311		SF9 2-3 3-H		5-3			SH3-4 2B		K	3	0	1	1	0	1	1
Inning Stats	R: 1 E: 0 K: 0 S: 4 H: 1 LOB: 1 BB: 1 P: 8	R: 1 E: 0 K: 1 S: 7 H: 2 LOB: 1 BB: 0 P: 7	R: 0 E: 0 K: 0 S: 4 H: 1 LOB: 1 BB: 0 P: 4	R: 0 E: 0 K: 0 S: 3 H: 0 LOB: 1 BB: 1 P: 7	R: 0 E: 0 K: 2 S: 7 H: 0 LOB: 0 BB: 0 P: 7	R: 1 E: 0 K: 1 S: 6 H: 1 LOB: 1 BB: 1 P: 10	R: 0 E: 0 K: 2 S: 8 H: 1 LOB: 1 BB: 0 P: 8	R: 0 E: 0 K: 0 S: 4 H: 1 LOB: 2 BB: 1 P: 8	R: 0 E: 0 K: 1 S: 4 H: 0 LOB: 1 BB: 2 P: 12	1B: 4 2B: 2 3B: 0 HR: 1 SF: 1 SAC: 1 DP: 1 HBP: 0							

PITCHER	IP	WLS	BF	H	R	ER	SO	BB	IBB	HBP	BLK	WP	HR	S	P	ERA	WHIP
Dan Petry, R (1, 1) ERA: 3.16	6.0	L	26	5	3	3	4	3	0	0	0	1	1	31	43	4.50	1.333
John Hiller, L (7, 1) ERA: 4.92	1.1		7	2	0	0	2	1	0	0	0	1	0	10	14	0.00	2.250
Aurelio Lopez, R (8, 1) ERA: 2.55	1.2		6	0	0	0	1	2	0	0	0	0	0	6	14	0.00	1.200

PITCHER	IP	WLS	BF	H	R	ER	SO	BB	IBB	HBP	BLK	WP	HR	S	P	ERA	WHIP

livebaseballscorecards.com

AB	31
R	3
H	7
RBI	3
BB	6
SO	7
LOB	17

WP: 2	PB: 0	SB: 2	CS: 0
PA: 39			

Kansas City Royals @ Detroit Tigers

Tiger Stadium, Detroit, MI

Sun Aug 05 1979, 3:33 AM EDT

Att. 28,703 - Unknown

livebaseballscorecards.com

BOTTOM

Batter	1	2	3	4	5	6	7	8	9	AB	R	H	RBI	BB	SO	LOB
Jerry Morales, R (1, 8) OBP: 0.260, SLG: 0.373	K		BB, 1-H, 1B			F5		6-3		4	0	1	1	0	1	0
Lou Whitaker, L (1, 4) OBP: 0.384, SLG: 0.367	5-3		BB, 1-2			1B			FC5-6, 1B, 1-6-3, 1B	3	1	2	0	1	0	0
Steve Kemp, L (1, 10) OBP: 0.413, SLG: 0.543	K		3-1			F7			FC5-6, 1-2, 1B	4	0	1	0	0	1	3
Jason Thompson, L (1, 3) OBP: 0.356, SLG: 0.374 Lynn Jones, R (9, PH) OBP: 0.331, SLG: 0.357		K		4-3		G3			FC5-6, 1-6-3, 1-2f, 2-3	3 1	0 0	0 0	0 0	0 0	1 0	1 2
Champ Summers, L (1, 9) OBP: 0.391, SLG: 0.505 John Wockenfuss, R (9, PH) OBP: 0.309, SLG: 0.561		G3		P6			K		1-6-3, 1-2, 3-H	3 1	0 0	0 0	0 1	0 0	1 0	0 1
Al Greene, L (1, 7) OBP: 0.267, SLG: 0.280	K			BB, CS			4-3		IBB	2	0	0	0	2	1	0
Lance Parrish, R (1, 2) OBP: 0.348, SLG: 0.455			K	CS, 1-2	K		K		K	4	0	0	0	0	4	2
Tom Brookens, R (1, 5) OBP: 0.289, SLG: 0.431			F8		F8-3, 1B			F2		3	0	1	0	0	0	0
Alan Trammell, R (1, 6) OBP: 0.321, SLG: 0.332			WP, 1B, 1B		F8-3, 1-2			6-3		3	1	1	0	0	0	1
Inning Stats	R: 0 E: 0 K: 2 S: 7 H: 0 LOB: 0 BB: 0 P: 7	R: 0 E: 0 K: 2 S: 7 H: 0 LOB: 0 BB: 0 P: 7	R: 1 E: 0 K: 1 S: 7 H: 2 LOB: 2 BB: 1 P: 11	R: 0 E: 0 K: 0 S: 2 H: 0 LOB: 0 BB: 1 P: 6	R: 0 E: 0 K: 1 S: 5 H: 1 LOB: 0 BB: 0 P: 5	R: 0 E: 0 K: 0 S: 4 H: 1 LOB: 1 BB: 0 P: 4	R: 0 E: 0 K: 2 S: 7 H: 0 LOB: 0 BB: 0 P: 7	R: 0 E: 0 K: 0 S: 3 H: 0 LOB: 0 BB: 0 P: 3	R: 1 E: 0 K: 1 S: 7 H: 2 LOB: 2 BB: 1 P: 11	1B: 6 2B: 1 3B: 0 HR: 0 SF: 0 SAC: 0 DP: 1 HBP: 0						

AB	31
R	2
H	6
RBI	2
BB	3
SO	9
LOB	10

WP: 1 PA: 35
PB: 0
SB: 0
CS: 1

PITCHER		IP	WLS	BF	H	R	ER	SO	BB	IBB	HBP	BLK	WP	HR	S	P	ERA	WHIP
Dennis Leonard, R ERA: 4.68	(1, 1)	8.0	W	29	5	2	2	8	2	0	0	0	1	0	43	51	2.25	0.875
Al Hrabosky, L ERA: 4.05	(9, 1)	0.1		2	1	0	0	0	0	0	0	0	0	0	2	2	0.00	3.000
Dan Quisenberry, R ERA: 1.47	(9, 1)	0.2	S	3	0	0	0	1	0	1	0	0	0	0	4	8	0.00	0.000

PITCHER		IP	WLS	BF	H	R	ER	SO	BB	IBB	HBP	BLK	WP	HR	S	P	ERA	WHIP

Batter	1	2	3	4	5	6	7	8	9	AB	R	H	RBI	BB	SO	LOB
Mickey Rivers, L (1, 8) OBP: 0.305, SLG: 0.394	L3		5-3		4-3		4-3			4	0	0	0	0	0	1
Buddy Bell, R (1, 6) OBP: 0.332, SLG: 0.449	CS 1B		2B 2B		1-3			F8		4	1	2	0	0	0	0
Al Oliver, L (1, 7) OBP: 0.353, SLG: 0.477	K		2-H 2B		4-3			1B		4	0	2	1	0	1	1
Richie Zisk, R (1, 9) OBP: 0.332, SLG: 0.407	CS 1-2	FC6-5 1-3 1B	5-3			K		F5		4	0	1	0	0	1	2
Pat Putnam, L (1, 3) OBP: 0.327, SLG: 0.478		1-3 1-2		6-3		F7		F9		4	0	0	0	0	0	2
John Ellis, R (1, 10) OBP: 0.307, SLG: 0.458 Bill Sample, R (9, PR) OBP: 0.345, SLG: 0.383		FC6-5 1B 2-3		F8 1B 1B		6-3			G5-4-3 1B	4 0	0 0	2 0	0 0	0 0	0 0	1 0
Eric Soderholm, R (1, 5) OBP: 0.302, SLG: 0.359		FC5-4 1B 1-2		1-2 1B			K		G5-4-3 1-2f	4	0	2	0	0	1	1
Jim Sundberg, R (1, 2) OBP: 0.328, SLG: 0.373		FC5-4 1-2f		F8 2-3			F8		1-3	4	0	0	0	0	0	5
Larvell Blanks, R (1, 4) OBP: 0.268, SLG: 0.270			5-3	K			2B			3	0	1	0	0	1	2
Inning Stats	R: 0 H: 1 E: 0 LOB: 0 K: 1 BB: 0 S: 5 P: 5	R: 0 H: 2 E: 0 LOB: 2 K: 0 BB: 0 S: 5 P: 5	R: 1 H: 2 E: 0 LOB: 1 K: 0 BB: 0 S: 5 P: 5	R: 0 H: 2 E: 0 LOB: 2 K: 1 BB: 0 S: 7 P: 7	R: 0 H: 0 E: 0 LOB: 0 K: 0 BB: 0 S: 3 P: 3	R: 0 H: 0 E: 0 LOB: 0 K: 1 BB: 0 S: 5 P: 5	R: 0 H: 1 E: 0 LOB: 1 K: 1 BB: 0 S: 6 P: 6	R: 0 H: 1 E: 0 LOB: 1 K: 0 BB: 0 S: 4 P: 4	R: 0 H: 1 E: 0 LOB: 1 K: 0 BB: 0 S: 3 P: 3	1B: 7 SF: 0 2B: 3 SAC: 0 3B: 0 DP: 1 HR: 0 HBP: 0						

PITCHER	IP	WLS	BF	H	R	ER	SO	BB	IBB	HBP	BLK	WP	HR	S	P	ERA	WHIP
Milt Wilcox, R (1, 1) ERA: 4.6	9.0	W	35	10	1	1	4	0	0	0	0	0	0	43	43	1.00	1.111

PITCHER	IP	WLS	BF	H	R	ER	SO	BB	IBB	HBP	BLK	WP	HR	S	P	ERA	WHIP

TOP

Texas Rangers @ Detroit Tigers

Tiger Stadium, Detroit, MI

Tue Aug 07 1979, 7:05 PM EDT

Unknown - 92 F

livebaseballscorecards.com

AB	35
R	1
H	10
RBI	1
BB	0
SO	4
LOB	15

WP: 0	PA: 36		
PB: 0			
SB: 0			
CS: 1			

Texas Rangers @ Detroit Tigers

Tiger Stadium, Detroit, MI

Tue Aug 07 1979, 7:05 PM EDT

Unknown - 92 F

BOTTOM

Batter	1	2	3	4	5	6	7	8	9	AB	R	H	RBI	BB	SO	LOB
Ron LeFlore, R (1, 8) OBP: 0.350, SLG: 0.380	L9		K			F9		4-3		4	0	0	0	0	1	2
Lou Whitaker, L (1, 4) OBP: 0.385, SLG: 0.367	L7		F4			1B			HR, BB	3	1	1	0	1	0	0
Steve Kemp, L (1, 7) OBP: 0.411, SLG: 0.548	4-3			4-3		L8			1-H, HR	4	1	1	2	0	0	1
Jason Thompson, L (1, 3) OBP: 0.355, SLG: 0.382		HR		F6			E5, G3-6			3	1	1	1	0	0	0
Champ Summers, L (1, 10) OBP: 0.386, SLG: 0.497		1-3		F7			L8			3	0	0	0	0	0	1
Jerry Morales, R (1, 9) OBP: 0.260, SLG: 0.376		2B			6-3		G3-6, 1-2f			3	0	1	0	0	0	1
Lance Parrish, R (1, 2) OBP: 0.345, SLG: 0.451		F8			F8			L7		3	0	0	0	0	0	1
Aurelio Rodriguez, R (1, 5) OBP: 0.283, SLG: 0.380 Tom Brookens, R (8, PR) (9, 5) OBP: 0.289, SLG: 0.431		F7			F8			SH3-4, 1B		3 0	0 0	1 0	0 0	0 0	0 0	1 0
Alan Trammell, R (1, 6) OBP: 0.319, SLG: 0.330			K			5-3		SH3-4, 1-2		2	0	0	0	0	1	0
Inning Stats	R: 0 E: 0 K: 0 S: 3 H: 0 LOB: 0 BB: 0 P: 3	R: 1 E: 0 K: 0 S: 5 H: 2 LOB: 1 BB: 0 P: 5	R: 0 E: 0 K: 2 S: 7 H: 0 LOB: 0 BB: 0 P: 7	R: 0 E: 0 K: 0 S: 3 H: 0 LOB: 0 BB: 0 P: 3	R: 0 E: 0 K: 0 S: 3 H: 0 LOB: 0 BB: 0 P: 3	R: 0 E: 0 K: 0 S: 4 H: 1 LOB: 1 BB: 0 P: 4	R: 0 E: 1 K: 0 S: 3 H: 0 LOB: 0 BB: 0 P: 3	R: 0 E: 0 K: 0 S: 4 H: 1 LOB: 2 BB: 0 P: 4	R: 2 E: 0 K: 0 S: 1 H: 1 LOB: 0 BB: 1 P: 5	1B: 2 2B: 1 3B: 0 HR: 2 SF: 0 SAC: 1 DP: 1 HBP: 0							

livebaseballscorecards.com

AB	28
R	3
H	5
RBI	3
BB	1
SO	2
LOB	7

PITCHER		IP	WLS	BF	H	R	ER	SO	BB	IBB	HBP	BLK	WP	HR	S	P	ERA	WHIP
Steve Comer, R ERA: 3.34	(1, 1)	7.1		26	4	1	1	2	0	0	0	0	0	1	30	30	1.23	0.545
Jim Kern, R ERA: 1.49	(8, 1)	0.2	L	4	1	2	2	0	1	0	0	0	0	1	3	7	27.00	3.000

PITCHER	IP	WLS	BF	H	R	ER	SO	BB	IBB	HBP	BLK	WP	HR	S	P	ERA	WHIP

Texas Rangers @ Detroit Tigers

Tiger Stadium, Detroit, MI

Tue Aug 07 1979, 7:05 PM EDT

Att. 27,009 - Unknown

TOP

livebaseballscorecards.com

Batter	1	2	3	4	5	6	7	8	9	AB	R	H	RBI	BB	SO	LOB
Mickey Rivers, L (1, 8) OBP: 0.301, SLG: 0.390	G3		F9		F9		K			4	0	0	0	0	1	3
Buddy Bell, R (1, 6) OBP: 0.331, SLG: 0.454	6-3		HR			6-3		L9		4	1	1	1	0	0	0
Al Oliver, L (1, 10) OBP: 0.352, SLG: 0.475	4-3		F7			L6		2B 1B		4	0	1	0	0	0	0
Richie Zisk, R (1, 9) OBP: 0.336, SLG: 0.421		BBBB FC4-6 BB		4-3		HR		1-3 2B		3	1	2	1	1	0	0
Pat Putnam, L (1, 3) OBP: 0.323, SLG: 0.471		FC4-6 F8 1B 1-2f		F9		SSS K		F5		4	0	0	0	0	1	3
John Ellis, R (1, 2) OBP: 0.308, SLG: 0.458 Jim Sundberg, R (6, 2) OBP: 0.329, SLG: 0.374		1-2 1B		6-3			G3 5-3 1B	F8		2 2	0 0	1 1	0 0	0 0	0 0	0 2
Eric Soderholm, R (1, 5) OBP: 0.302, SLG: 0.358		F8 2-3			FC4-6 1B		5-3 1-2		4-3	4	0	1	0	0	0	3
Bill Sample, R (1, 7) OBP: 0.340, SLG: 0.377		SSS K			FC4-6 S 1-2f		G3 2-3		L9	4	0	0	0	0	1	4
Larvell Blanks, R (1, 4) OBP: 0.270, SLG: 0.265 Mike Jorgensen, L (9, PH) OBP: 0.329, SLG: 0.453			5-3		F7 1-2		BBBB BB		4-3	2 1	0 0	0 0	0 0	1 0	0 0	1 0
Inning Stats	R: 0 E: 0 K: 0 S: 3 H: 0 LOB: 0 BB: 0 P: 3	R: 0 E: 0 K: 1 S: 6 H: 1 LOB: 2 BB: 1 P: 10	R: 1 E: 0 K: 0 S: 4 H: 1 LOB: 0 BB: 0 P: 4	R: 0 E: 0 K: 0 S: 3 H: 0 LOB: 0 BB: 0 P: 3	R: 0 E: 0 K: 0 S: 4 H: 1 LOB: 1 BB: 0 P: 4	R: 1 E: 0 K: 1 S: 6 H: 1 LOB: 0 BB: 0 P: 6	R: 0 E: 0 K: 1 S: 6 H: 1 LOB: 2 BB: 1 P: 10	R: 0 E: 0 K: 0 S: 5 H: 2 LOB: 2 BB: 0 P: 5	R: 0 E: 0 K: 0 S: 3 H: 0 LOB: 0 BB: 0 P: 3	1B: 4 2B: 1 3B: 0 HR: 2 SF: 0 SAC: 0 DP: 0 HBP: 0						

	AB	34
	R	2
	H	7
	RBI	2
	BB	2
	SO	3
	LOB	16

WP: 0 PB: 0 SB: 1 CS: 0 PA: 36

PITCHER	IP	WLS	BF	H	R	ER	SO	BB	IBB	HBP	BLK	WP	HR	S	P	ERA	WHIP
Jack Billingham, R (1, 1) ERA: 3.53	6.0	W	24	5	2	2	2	1	0	0	0	0	2	27	31	3.00	1.000
Aurelio Lopez, R (7, 1) ERA: 2.45	3.0	S	12	2	0	0	1	1	0	0	0	0	0	13	17	0.00	1.000

PITCHER	IP	WLS	BF	H	R	ER	SO	BB	IBB	HBP	BLK	WP	HR	S	P	ERA	WHIP

Batter	1	2	3	4	5	6	7	8	9	AB	R	H	RBI	BB	SO	LOB
Ron LeFlore, R (1, 10) OBP: 0.348, SLG: 0.377	S S S 0-3 ① K		x 0-0 ③ 5-3		x 0-0 ③ 6-3		x 0-0 ③ F9	x 0-0 FC5-4 1-2 2-3 3-H 1B		5	0	1	1	0	1	0
Alan Trammell, R (1, 6) OBP: 0.320, SLG: 0.329	x 0-0 ② 6-3			x 0-0 S 1B 1B		B B B B 4-0 S 3B BB		x 0-0 F8 x 0-0 ③ FC5-4 1-2f		4	2	1	0	1	0	3
Steve Kemp, L (1, 7) OBP: 0.412, SLG: 0.548	x 0-0 ③ 3-1			x 0-0 1-H HR 1B		x 0-0 ① L7 1-3		x 0-0 HR 1B		4	2	2	1	0	0	1
Jerry Morales, R (1, 9) OBP: 0.263, SLG: 0.398		x 0-0 ① F4		x 0-0 1-H HR		S S S 0-3 ② K		x 0-0 1-H HR		4	2	2	4	0	1	1
John Wockenfuss, R (1, 2) (8, 3) OBP: 0.315, SLG: 0.570		x 0-0 ② F3		x 0-0 ① F6		x 0-0 3-H 3B		B B B B 4-0 1B 1B BB		3	1	1	1	1	0	0
Lynn Jones, R (1, 8) OBP: 0.336, SLG: 0.356		B B B B 4-0 1B CS BB		x 0-0 ② 6-3		x 0-0 FC1 FC5-4		x 0-0 BB 1B 1B 1-2 1B		3	1	1	0	1	0	1
Tom Brookens, R (1, 5) OBP: 0.288, SLG: 0.421		x 0-0 1-3 1B		x 0-0 ③ 6-3		x 0-0 ③ FC5-4 1-2f		S S S 0-3 ② K		4	0	1	0	0	1	4
Ed Putman, R (1, 3) OBP: 0.333, SLG: 0.563		0-0 ③ CS 3-H	x 0-0 ① 5-3		x 0-0 ① 5-3		S S S 0-3 ① K	x 0-0 1B BB 1-2 2-H 1B		3	0	0	0	0	1	0
Lance Parrish, R (8, 2) OBP: 0.347, SLG: 0.453										1	0	1	1	0	0	0
Mark Wagner, R (1, 4) OBP: 0.367, SLG: 0.367			x 0-0 ② 4-3		x 0-0 ② 5-3		x 0-0 ② 5-3	B B B B 4-0 1B 1-2 2-3 BB		3	0	0	0	0	0	0
Champ Summers, L (8, PH) OBP: 0.388, SLG: 0.497										0	0	0	0	1	0	0
Lou Whitaker, L (9, 4) OBP: 0.385, SLG: 0.367										0	0	0	0	0	0	0
Inning Stats	R: 0 E: 0 K: 1 S: 5 H: 0 LOB: 0 BB: 0 P: 5	R: 0 E: 0 K: 0 S: 3 H: 1 LOB: 1 BB: 1 P: 7	R: 0 E: 0 K: 0 S: 3 H: 0 LOB: 0 BB: 0 P: 3	R: 3 E: 0 K: 0 S: 6 H: 3 LOB: 0 BB: 0 P: 6	R: 0 E: 0 K: 0 S: 3 H: 0 LOB: 0 BB: 0 P: 3	R: 1 E: 1 K: 1 S: 7 H: 1 LOB: 2 BB: 1 P: 11	R: 0 E: 0 K: 1 S: 5 H: 0 LOB: 0 BB: 0 P: 5	R: 4 E: 0 K: 1 S: 10 H: 5 LOB: 3 BB: 2 P: 18		1B: 7 2B: 0 3B: 1 HR: 2	SF: 0 SAC: 0 DP: 0 HBP: 0						

PITCHER		IP	WLS	BF	H	R	ER	SO	BB	IBB	HBP	BLK	WP	HR	S	P	ERA	WHIP
Dave Rajsich, L ERA: 4.05	(1, 1)	5.2	L	23	5	4	4	2	2	0	0	0	0	1	25	33	6.35	1.235
Sparky Lyle, L ERA: 3.46	(6, 1)	2.0		12	4	4	4	2	1	0	0	0	0	1	15	19	18.00	2.500
Bob Babcock, R ERA: 9.0	(8, 1)	0.1		3	1	0	0	0	1	0	0	0	0	0	2	6	0.00	6.000

PITCHER	IP	WLS	BF	H	R	ER	SO	BB	IBB	HBP	BLK	WP	HR	S	P	ERA	WHIP

Texas Rangers @ Detroit Tigers

Tiger Stadium, Detroit, MI

Tue Aug 07 1979, 7:05 PM EDT

Att. 27,009 - Unknown

BOTTOM

livebaseballscorecards.com

AB	34
R	8
H	10
RBI	8
BB	4
SO	4
LOB	10

Batter	1	2	3	4	5	6	7	8	9	AB	R	H	RBI	BB	SO	LOB
Mickey Rivers, L (1, 8) OBP: 0.302, SLG: 0.401	0-0 2B	0-0 G6-3 1-2f		0-0 L8	0-0 4-3	0-0 G6-3 1-2f		0-0 HR		6	2	2	1	0	0	6
Fergie Jenkins, R (8, 1)										0	0	0	0	0	0	0
Jim Kern, R (9, 1)										0	0	0	0	0	0	0
Buddy Bell, R (1, 6) OBP: 0.331, SLG: 0.455	0-0 1B 2B 2-H		0-0 6-3		0-0 FC8-5 BB 1B	0-0 F8	0-0 L6	0-0 F8		6	1	2	1	0	0	0
Al Oliver, L (1, 7) OBP: 0.357, SLG: 0.488	BBBB 4-0 1B SF7 BB		0-0 1B PB 1B		0-0 F5	0-0 HR	0-0 1B 2B		0-0 F5	5	4	3	1	1	0	1
Richie Zisk, R (1, 9) OBP: 0.346, SLG: 0.424	0-0 1B 1-3 2-H		0-0 PB BB SF7 1B 1-3		BBBB 4-0 HR FC8-5 BB 1-2	BBBB 4-0 BB 1B WP BB	BBBB 4-0 1B BB		BBBB 4-0 3-1 BB	2	3	2	1	4	0	0
John Ellis, R (1, 3) OBP: 0.310, SLG: 0.458	0-0 SF7 3-H		BBBB 4-0 PB BB 1-2		0-0 FC8-5 HR 1-2 2-3f	0-0 WP BB 2B 1B 1-2	0-0 F7		0-0 3-1 1-2	0	0	0	1	1	0	0
Mike Jorgensen, L (3, PR) OBP: 0.327, SLG: 0.447 (3, 3)										4	2	1	0	0	0	5
Eric Soderholm, R (1, 5) OBP: 0.308, SLG: 0.384	0-0 HR	0-0 SF7 1-2 2-H 3-H			0-0 HR 1-H 2-H	BBBB 4-0 WP 2B 1-2 2-3	0-0 1-2 2-H		0-0 F8	4	3	3	6	1	0	1
Jim Sundberg, R (1, 2) OBP: 0.327, SLG: 0.374	0-0 5-3	0-0 L5			0-0 E5 BB 1B	0-0 1B 2B 1-H 2-H 3-H	0-0 F4			5	1	1	2	0	0	4
Bill Sample, R (1, 10) OBP: 0.341, SLG: 0.377 (8, 8)	0-0 G6-3 1B		0-0 B2		0-0 BB 1B 1-2	0-0 E5 1B		0-0 F4		5	0	2	0	0	0	1
Larvell Blanks, R (1, 4) OBP: 0.275, SLG: 0.264	0-0 F8		0-0 5-3		BBBB 4-0 BB 1-2 2-3	0-0 G6-3 1B 1-3 2-H		SSS 0-3 K		4	0	1	1	1	1	1
Inning Stats	R: 4 H: 4 E: 0 LOB: 0 K: 0 BB: 1 S: 6 P: 10	R: 0 H: 1 E: 0 LOB: 0 K: 0 BB: 0 S: 3 P: 3	R: 2 H: 2 E: 0 LOB: 2 K: 0 BB: 1 S: 5 P: 9	R: 0 H: 0 E: 0 LOB: 0 K: 0 BB: 0 S: 3 P: 3	R: 3 H: 3 E: 1 LOB: 3 K: 0 BB: 2 S: 7 P: 15	R: 5 H: 4 E: 1 LOB: 1 K: 0 BB: 2 S: 7 P: 15	R: 1 H: 2 E: 0 LOB: 2 K: 0 BB: 1 S: 5 P: 9	R: 1 H: 1 E: 0 LOB: 0 K: 1 BB: 0 S: 6 P: 6	R: 0 H: 0 E: 0 LOB: 1 K: 0 BB: 1 S: 3 P: 7	1B: 9 SF: 2 2B: 4 SAC: 0 3B: 0 DP: 2 HR: 4 HBP: 0						

TOP

Texas Rangers @ Detroit Tigers

Tiger Stadium, Detroit, MI

Wed Aug 08 1979, 7:05 PM EDT

Unknown

livebaseballscorecards.com

AB	41
R	16
H	17
RBI	14
BB	8
SO	1
LOB	19

| | | | | | | | | | |

Texas Rangers @ Detroit Tigers

Tiger Stadium, Detroit, MI

Wed Aug 08 1979, 7:05 PM EDT

Unknown

BOTTOM

Batter	1	2	3	4	5	6	7	8	9	AB	R	H	RBI	BB	SO	LOB
Lou Whitaker, L (1, 4) OBP: 0.391, SLG: 0.372	0-0 1B		G3 SH1-3 1B		1-2 G1-4-3 1B		0-0 ② F8		4-0 E WP 1-2 2B BB	4	1	3	0	1	0	0
Alan Trammell, R (1, 6) OBP: 0.319, SLG: 0.327	0-0 ① F7		0-0 ① SH1-3 1-2		0-0 ②③ G1-4-3 1-2f		S S S 0-3 ③ K		B B B B 4-0 1-2 2-3 2B E BB	2	0	0	0	0	0	3
Mark Wagner, R (6, 6) OBP: 0.369, SLG: 0.364										1	1	0	0	1	1	0
Steve Kemp, L (1, 7) OBP: 0.412, SLG: 0.554	S S S 0-3 ② K		0-0 ② G3 2-3			0-0 E8 1B HR 1B		0-0 HR	S S S 0-3 ② K	5	2	2	1	0	2	5
Jason Thompson, L (1, 3) OBP: 0.355, SLG: 0.382	0-0 ③ G3		0-0 ③ F7			0-0 HR 2-3 1B		0-0 ① 6-3	0-0 E6 2B 1-2 2-3 3-H	3	1	1	0	0	0	2
Lynn Jones, R (7, 8) OBP: 0.331, SLG: 0.351										2	0	0	0	0	0	2
Champ Summers, L (1, 9) OBP: 0.397, SLG: 0.520		B B B B 4-0 1B 2B BB		0-0 ① F9		0-0 1-H 3-H HR		B B B B 4-0 FC6-4 BB	0-0 1-3 2-H 3-H 2B	3	2	2	5	2	0	0
(7, 3)																
Jerry Morales, R (1, 8) OBP: 0.266, SLG: 0.396	x 0-0 2B 1-3 SF9-5 1B		B B B B 4-0 G5-4-3 BB		x 0-0 ① 5-3			x 0-0 ② FC6-4 1-2f	S S S 0-3 ③ K	4	1	1	0	1	1	3
(7, 9)																
Lance Parrish, R (1, 2) OBP: 0.347, SLG: 0.456	x 0-0 SF9-5 1-3 3-H 2B		x 0-0 ②③ G5-4-3 1-2f		x 0-0 ② F6			x 0-0 ③ L5		2	0	1	1	0	0	1
Ed Putman, R (6, 2) OBP: 0.300, SLG: 0.500										2	0	0	0	0	0	1
Al Greene, L (1, 10) OBP: 0.265, SLG: 0.250	S S S 0-3 ① K				x 0-0 ① F7	S S S 0-3 ③ K			B B B B 4-0 WP BB E BB	3	1	0	0	1	2	2
Aurelio Rodriguez, R (1, 5) OBP: 0.283, SLG: 0.380		x 0-0 ②③ SF9-5 2-3 3-H			x 0-0 1B 1B		x 0-0 ① 5-3		S S S 0-3 ① K	3	0	1	1	0	1	1

	AB	34
	R	9
	H	11
	RBI	8
	BB	6
	SO	7
	LOB	20

livebaseballscorecards.com

Inning Stats	1	2	3	4	5	6	7	8	9	1B: 7	SF: 1	WP: 1	PA: 42
R	0	2	0	0	0	3	0	1	3	2B: 3	SAC: 1	PB: 0	
E	0	0	0	0	0	1	0	0	1	3B: 0	DP: 3	SB: 0	
K	1	1	0	0	0	1	1	0	3	HR: 2	HBP: 0	CS: 0	
S	6	6	4	2	4	8	5	4	11				
H	1	2	1	0	2	3	0	1	1				
LOB	1	0	1	0	1	0	0	1	2				
BB	0	1	0	1	0	0	0	1	3				
P	6	10	4	6	4	8	5	8	23				

PITCHER		IP	WLS	BF	H	R	ER	SO	BB	IBB	HBP	BLK	WP	HR	S	P	ERA	WHIP
Fergie Jenkins, R ERA: 3.8	(1, 1)	8.0	W	34	10	6	6	4	3	0	0	0	0	2	39	51	6.75	1.625
Fergie Jenkins, R ERA: 3.8	(8, 1)	8.0	W	34	10	6	6	4	3	0	0	0	0	2	39	51	6.75	1.625
Jim Kern, R ERA: 1.48	(9, 1)	1.0		8	1	3	0	3	3	0	0	0	1	0	11	23	0.00	4.000

PITCHER		IP	WLS	BF	H	R	ER	SO	BB	IBB	HBP	BLK	WP	HR	S	P	ERA	WHIP

Texas Rangers @ Detroit Tigers

Tiger Stadium, Detroit, MI

Wed Aug 08 1979, 7:05 PM EDT

Att. 28,619 - Unknown

livebaseballscorecards.com

TOP

Batter	1	2	3	4	5	6	7	8	9	AB	R	H	RBI	BB	SO	LOB
Mickey Rivers, L (1, 8) OBP: 0.306, SLG: 0.402	6-3		F5			FC4-6 E, BB	1B, 1B; 1-3, 2-H, 3-H		S, 1B	4	1	2	2	1	0	1
Buddy Bell, R (1, 6) OBP: 0.330, SLG: 0.452	F8		F8			FC6, FC4-6; 1-2	BB, 1B; 1-2, 3-H		F3; 1-2	5	0	1	1	0	0	3
Al Oliver, L (1, 7) OBP: 0.355, SLG: 0.484	6-3			F8		FC4-6, G6-4-3; 1-2f, 2-3	BB; 1-2, 2-H		E5	5	0	1	1	0	0	3
Richie Zisk, R (1, 9) OBP: 0.347, SLG: 0.420		BB		K		G6-4-3; 1-2f	BB; 1-2, 2-3		K	3	0	0	0	2	2	4
John Ellis, R (1, 10) OBP: 0.312, SLG: 0.455		F7		BB			BB, BB, 1B; K		K	4	1	1	0	1	2	6
Eric Soderholm, R (1, 5) OBP: 0.308, SLG: 0.382		F9		L8			F8	FC3-6, 1B		4	0	1	0	0	0	3
Jim Sundberg, R (1, 2) OBP: 0.324, SLG: 0.370		K			K		K	F9		4	0	0	0	0	3	3
Mike Jorgensen, L (1, 3) OBP: 0.325, SLG: 0.437			6-3		1-3		BB, 1B, BB; 1-2	FC3-6; 1-2f		3	1	0	0	1	0	1
Larvell Blanks, R (1, 4) OBP: 0.279, SLG: 0.262			BB		6-3		1B, 1B, BB; 1-2, 2-3	F4		1	0	0	0	1	0	0
Pat Putnam, L (7, PH) OBP: 0.325, SLG: 0.471										0	1	0	0	1	0	0
Nelson Norman, S (7, 4) OBP: 0.245, SLG: 0.249										1	0	0	0	0	0	1
Inning Stats	R: 0 E: 0 K: 0 S: 3 H: 0 LOB: 0 BB: 0 P: 3	R: 0 E: 0 K: 1 S: 5 H: 0 LOB: 1 BB: 1 P: 9	R: 0 E: 0 K: 0 S: 3 H: 0 LOB: 1 BB: 1 P: 7	R: 0 E: 0 K: 1 S: 5 H: 0 LOB: 1 BB: 1 P: 9	R: 0 E: 0 K: 1 S: 5 H: 0 LOB: 0 BB: 0 P: 5	R: 0 E: 1 K: 0 S: 3 H: 0 LOB: 1 BB: 1 P: 7	R: 4 E: 0 K: 2 S: 11 H: 4 LOB: 3 BB: 3 P: 23	R: 0 E: 0 K: 0 S: 4 H: 1 LOB: 1 BB: 0 P: 4	R: 0 E: 1 K: 2 S: 9 H: 1 LOB: 2 BB: 0 P: 9	1B: 6 2B: 0 3B: 0 HR: 0	SF: 0 SAC: 0 DP: 1 HBP: 0						

AB	34
R	4
H	6
RBI	4
BB	7
SO	7
LOB	25

WP: 0 PB: 0 SB: 1 CS: 0 PA: 41

PITCHER	IP	WLS	BF	H	R	ER	SO	BB	IBB	HBP	BLK	WP	HR	S	P	ERA	WHIP
Bruce Robbins, L (1, 1) ERA: 3.38	6.2	W	26	1	2	2	4	5	0	0	0	0	0	29	49	2.70	0.900
Aurelio Lopez, R (7, 1) ERA: 2.6	2.1		15	5	2	2	3	2	0	0	0	0	0	19	27	7.71	3.000

PITCHER	IP	WLS	BF	H	R	ER	SO	BB	IBB	HBP	BLK	WP	HR	S	P	ERA	WHIP

Texas Rangers @ Detroit Tigers

Tiger Stadium, Detroit, MI

Wed Aug 08 1979, 7:05 PM EDT

Att. 28,619 - Unknown

BOTTOM

livebaseballscorecards.com

Batter	1	2	3	4	5	6	7	8	9	AB	R	H	RBI	BB	SO	LOB
Lynn Jones, R (1, 8) OBP: 0.340, SLG: 0.388	F9 ①		HR	2-H 2B		3B 1B		6-3 ②		5	2	3	2	0	0	0
Alan Trammell, R (1, 6) OBP: 0.323, SLG: 0.338	F9 ②		BB S HR 1B	F9 ③		1-H SF8 3B		1B		5	2	3	1	0	0	1
Steve Kemp, L (1, 10) OBP: 0.412, SLG: 0.551	K ③		BB HR 1-2 BB		BB 1B BB BB	SF8 ① 3-H		6-3 ③		2	2	0	1	2	1	1
Jerry Morales, R (1, 9) OBP: 0.265, SLG: 0.392 Champ Summers, L (7, 9) OBP: 0.397, SLG: 0.520		F8 ①	HR 1-2 2-3 BB		K ①	K ②				3 0	1 0	0 0	0 0	1 0	2 0	1 0
John Wockenfuss, R (1, 7) OBP: 0.327, SLG: 0.619		HR	1-H 2-H 3-H HR		BB BB 1-2 1B	K ③				4	2	3	5	0	1	0
Lance Parrish, R (1, 2) OBP: 0.344, SLG: 0.451		6-3 ②	F2 ③		K ②		K ①			4	0	0	0	0	2	2
Jason Thompson, L (1, 3) OBP: 0.354, SLG: 0.379		K ③		F6 ①	BB 1-2 2-3 BB		L7 ②			3	0	0	0	1	1	0
Tom Brookens, R (1, 5) OBP: 0.298, SLG: 0.410			6-3 ①	S 2B BB	BB BB		6-3 ③			2	1	0	1	2	0	0
Mark Wagner, R (1, 4) OBP: 0.357, SLG: 0.351			G3 ②	K ② 1-2	G3 ③			1-3 ①		4	0	0	0	0	1	4
Inning Stats	R: 0 H: 0 E: 0 LOB: 0 K: 1 BB: 0 S: 5 P: 5	R: 1 H: 1 E: 0 LOB: 0 K: 1 BB: 0 S: 6 P: 6	R: 5 H: 3 E: 0 LOB: 0 K: 0 BB: 2 S: 6 P: 14	R: 1 H: 1 E: 0 LOB: 1 K: 1 BB: 1 S: 6 P: 10	R: 1 H: 1 E: 0 LOB: 3 K: 2 BB: 3 S: 8 P: 20	R: 2 H: 2 E: 0 LOB: 0 K: 2 BB: 0 S: 9 P: 9	R: 0 H: 0 E: 0 LOB: 0 K: 1 BB: 0 S: 5 P: 5	R: 0 H: 1 E: 0 LOB: 1 K: 0 BB: 0 S: 4 P: 4		1B: 4 SF: 1 2B: 1 SAC: 0 3B: 1 DP: 0 HR: 3 HBP: 0						WP: 0 PA: 39 PB: 0 SB: 2 CS: 0

	AB	R	H	RBI	BB	SO	LOB
AB	**32**						
R	**10**						
H	**9**						
RBI	**10**						
BB	**6**						
SO	**8**						
LOB	**9**						

PITCHER		IP	WLS	BF	H	R	ER	SO	BB	IBB	HBP	BLK	WP	HR	S	P	ERA	WHIP
John Henry Johnson, L ERA: 4.88	(1, 1)	2.2	L	14	4	6	6	2	2	0	0	0	0	3	16	24	20.25	2.250
Brian Allard, R ERA: 9.0	(3, 1)	2.0		11	2	2	2	3	3	0	0	0	0	0	14	26	9.00	2.500
Bob Babcock, R ERA: 10.13	(5, 1)	1.1		7	2	2	2	2	1	0	0	0	0	0	10	14	13.50	2.250
Jerry Don Gleaton, L ERA: 5.4	(7, 1)	2.0		7	1	0	0	1	0	0	0	0	0	0	9	9	0.00	0.500

PITCHER	IP	WLS	BF	H	R	ER	SO	BB	IBB	HBP	BLK	WP	HR	S	P	ERA	WHIP

Texas Rangers @ Detroit Tigers

Tiger Stadium, Detroit, MI

Thu Aug 09 1979, 7:05 PM EDT

Att. 23,663 - Unknown

livebaseballscorecards.com

Batter	1	2	3	4	5	6	7	8	9	AB	R	H	RBI	BB	SO	LOB
Mickey Rivers, L (1, 8) OBP: 0.305, SLG: 0.397	BBBB 4-0 4-3 S 1B BB	x 0-0 ③ 1-3			x 0-0 ① 4-3		x 0-0 ② 4-3		x 0-0 E4 L3 2-3	4	1	0	0	1	0	2
Buddy Bell, R (1, 6) OBP: 0.333, SLG: 0.452	SSS 0-3 ① K 1-2		BBBB 4-0 4-3 BB		x 0-0 CS 1B		x 0-0 1B 1B		x 0-0 ②③ L3 1-2	4	0	2	0	1	1	3
Al Oliver, L (1, 7) OBP: 0.354, SLG: 0.481	x 0-0 ② 4-3 2-3		x 0-0 ① 4-3 1-2		x 0-0 ②③ G3 1-2		x 0-0 1-3 1B			4	0	1	0	0	0	3
Richie Zisk, R (1, 9) OBP: 0.349, SLG: 0.421	x 0-0 FC4 3-H 1B		SSS 0-3 ② K			x 0-0 1B 1B 1B	x 0-0 ③ F8			4	0	2	1	0	1	3
John Ellis, R (1, 10) OBP: 0.311, SLG: 0.451	x 0-0 ③ FC4 1-2f		x 0-0 ③ 5-3			x 0-0 L4-6 1B 1-2 1B		x 0-0 ① L8		4	0	1	0	0	0	2
Eric Soderholm, R (1, 5) OBP: 0.310, SLG: 0.393		x 0-0 HR		x 0-0 ① L6		x 0-0 1-2 2-3 1B		x 0-0 ② 5-3		4	1	2	1	0	0	0
Pat Putnam, L (1, 3) OBP: 0.326, SLG: 0.472 Bill Sample, R (6, PH) OBP: 0.341, SLG: 0.377 Mike Jorgensen, L (6, PH) OBP: 0.320, SLG: 0.431 (6, 3)		x 0-0 1B		SSS 0-3 ② K		x 0-0 ①② L4-6 2-3		SSS 0-3 ③ K		2 0 2	0 0 0	1 0 0	0 0 0	0 0 0	1 0 1	0 0 3
Jim Sundberg, R (1, 2) OBP: 0.326, SLG: 0.372		x 0-0 ① F6		x 0-0 1B		x 0-0 ③ F9			x 0-0 E SH2-4 1B	4	0	2	0	0	0	3
Larvell Blanks, R (1, 4) OBP: 0.272, SLG: 0.255		x 0-0 ② L9		SSS 0-3 ③ K			x 0-0 ① F7		x 0-0 ① SH2-4 1-2	3	0	0	0	0	1	2
Inning Stats	R: 1 H: 1 E: 0 LOB: 1 K: 1 BB: 1 S: 6 P: 10	R: 1 H: 2 E: 0 LOB: 1 K: 0 BB: 0 S: 5 P: 5	R: 0 H: 0 E: 0 LOB: 1 K: 1 BB: 1 S: 5 P: 9	R: 0 H: 1 E: 0 LOB: 1 K: 2 BB: 0 S: 8 P: 8	R: 0 H: 1 E: 0 LOB: 0 K: 0 BB: 0 S: 3 P: 3	R: 0 H: 3 E: 0 LOB: 2 K: 0 BB: 0 S: 5 P: 5	R: 0 H: 2 E: 0 LOB: 2 K: 0 BB: 0 S: 5 P: 5	R: 0 H: 0 E: 0 LOB: 0 K: 1 BB: 0 S: 5 P: 5	R: 0 H: 1 E: 1 LOB: 1 K: 0 BB: 0 S: 4 P: 4	1B: 10 SF: 0 2B: 2 SAC: 1 3B: 0 DP: 2 HR: 1 HBP: 0						

TOP	
AB	35
R	2
H	11
RBI	2
BB	2
SO	5
LOB	21

		WP: 0	PA: 38
		PB: 0	
		SB: 1	
		CS: 1	

PITCHER		IP	WLS	BF	H	R	ER	SO	BB	IBB	HBP	BLK	WP	HR	S	P	ERA	WHIP
Mike Chris, L ERA: 5.25	(1, 1)	5.0	W	24	8	2	2	4	2	0	0	0	0	1	30	38	3.60	2.000
Aurelio Lopez, R ERA: 2.48	(6, 1)	4.0	S	14	3	0	0	1	0	0	0	0	0	0	16	16	0.00	0.750

PITCHER		IP	WLS	BF	H	R	ER	SO	BB	IBB	HBP	BLK	WP	HR	S	P	ERA	WHIP

Texas Rangers @ Detroit Tigers

Tiger Stadium, Detroit, MI

Thu Aug 09 1979, 7:05 PM EDT

Att. 23,663 - Unknown

BOTTOM

livebaseballscorecards.com

Batter	1	2	3	4	5	6	7	8	9	AB	R	H	RBI	BB	SO	LOB
Lou Whitaker, L (1, 4) OBP: 0.390, SLG: 0.370	6-3		SF8, 1B	F7			E1			4	0	1	0	0	0	2
Alan Trammell, R (1, 6) OBP: 0.322, SLG: 0.341	5-3		SF8		2B		L8			3	1	1	1	0	0	1
Steve Kemp, L (1, 7) OBP: 0.412, SLG: 0.552	BB		F8		2B		K			3	0	1	1	1	1	2
Jason Thompson, L (1, 3) OBP: 0.351, SLG: 0.374	F7		F4		1-3		4-3			4	0	0	0	0	0	4
Champ Summers, L (1, 10) OBP: 0.398, SLG: 0.532		K		HR	G6-4-3, IBB			K		3	1	1	1	1	2	0
Jerry Morales, R (1, 9) OBP: 0.265, SLG: 0.388		BB		6-3	G6-4-3			6-3		3	0	0	0	1	0	2
Lance Parrish, R (1, 2) OBP: 0.341, SLG: 0.446		K		6-3			K	6-3		4	0	0	0	0	2	1
Tom Brookens, R (1, 5) OBP: 0.299, SLG: 0.407		K		1B			K			3	0	1	0	0	2	1
Lynn Jones, R (1, 8) OBP: 0.346, SLG: 0.397			1B, SF8, 2B	BB			K			2	1	1	0	1	1	0
Inning Stats	R: 0 E: 0 K: 0 S: 3 H: 0 LOB: 1 BB: 1 P: 7	R: 0 E: 0 K: 3 S: 9 H: 0 LOB: 1 BB: 1 P: 13	R: 1 E: 0 K: 0 S: 5 H: 2 LOB: 1 BB: 0 P: 5	R: 1 E: 0 K: 0 S: 5 H: 2 LOB: 2 BB: 1 P: 9	R: 1 E: 0 K: 0 S: 4 H: 2 LOB: 1 BB: 1 P: 8		R: 0 E: 0 K: 3 S: 9 H: 0 LOB: 0 BB: 0 P: 9	R: 0 E: 1 K: 1 S: 6 H: 0 LOB: 1 BB: 0 P: 6	R: 0 E: 0 K: 1 S: 5 H: 0 LOB: 0 BB: 0 P: 5		1B: 2 2B: 3 3B: 0 HR: 1	SF: 1 SAC: 0 DP: 1 HBP: 0					

	AB	29
	R	3
	H	6
	RBI	3
	BB	4
	SO	8
	LOB	13

PITCHER		IP	WLS	BF	H	R	ER	SO	BB	IBB	HBP	BLK	WP	HR	S	P	ERA	WHIP
Doc Medich, R ERA: 4.88	(1, 1)	4.0	L	21	6	3	3	3	3	0	0	0	0	1	24	36	6.75	2.250
Jim Kern, R ERA: 1.42	(5, 1)	4.0		13	0	0	0	5	0	1	0	0	0	0	22	26	0.00	0.000

PITCHER	IP	WLS	BF	H	R	ER	SO	BB	IBB	HBP	BLK	WP	HR	S	P	ERA	WHIP

Detroit Tigers @ Kansas City Royals

Royals Stadium, Kansas City, MO

Fri Aug 10 1979, 8:05 PM EDT

Unknown

TOP

livebaseballscorecards.com

Batter	1	2	3	4	5	6	7	8	9	AB	R	H	RBI	BB	SO	LOB
Lou Whitaker, L (1, 4) OBP: 0.392, SLG: 0.370	BBBB 4-0 CS BB		x 0-0 ② F7		SSS 0-3 ③ K			x 0-0 G5-4-3 1B 1B	IIII 4-0 IBB	3	0	1	0	2	1	1
Alan Trammell, R (1, 6) OBP: 0.323, SLG: 0.341	x 0-0 ①② F9 1-2		x 0-0 ③ F8			BBBB 4-0 HR BB		x 0-0 G5-4-3 1-2 1B	x 0-0 ② SF8 2-3 3-H	3	1	1	1	1	0	1
Ron LeFlore, R (1, 10) OBP: 0.344, SLG: 0.373	x 0-0 ③ 6-3			SSS 0-3 ① K		x 0-0 ① L8		x 0-0 ①② G5-4-3 1-2f 2-3	x 0-0 ③ 1-3	5	0	0	0	0	1	5
Steve Kemp, L (1, 7) OBP: 0.415, SLG: 0.559		BBBB 4-0 FC6-4 SF8 BB BB		BBBB 4-0 BB		x 0-0 1-H HR		x 0-0 ③ F5		2	2	1	2	2	0	1
Jason Thompson, L (1, 3) OBP: 0.352, SLG: 0.372	BBBB 4-0 FC6-4 1-2 BB			x 0-0 ② P4	SSS 0-3 ② K				BBBB 4-0 BB 1B BB	2	0	0	0	2	1	1
Mark Wagner, R (9, PR) (9, 5) OBP: 0.357, SLG: 0.351										0	1	0	0	0	0	0
Champ Summers, L (1, 9) OBP: 0.394, SLG: 0.524		x 0-0 ① FC6-4 1-2f 2-3		x 0-0 ③ G3		x 0-0 ③ F5			x 0-0 ① F8	3	0	0	0	0	0	3
John Wockenfuss, R (9, PH) (9, 3) OBP: 0.324, SLG: 0.614										1	0	0	0	0	0	1
Jerry Morales, R (1, 8) OBP: 0.265, SLG: 0.386		x 0-0 ② SF8 3-H			SSS 0-3 ① K		x 0-0 ① 1-3		BBBB 4-0 1B 1-2 2B BB	2	1	0	1	1	1	0
Lance Parrish, R (1, 2) OBP: 0.342, SLG: 0.449		SSS 0-3 ③ K			x 0-0 3-1 2B		x 0-0 ② F2		x 0-0 2B SF8 1-3 2-H 1B	4	1	2	1	0	1	1
Aurelio Rodriguez, R (1, 5) OBP: 0.279, SLG: 0.375			x 0-0 ① F9		x 0-0 ② 3-1 2-3		x 0-0 ③ F9		x 0-0 SF8 1-3 3-H 2B	3	0	0	0	0	0	1
Al Greene, L (9, PH) OBP: 0.286, SLG: 0.310										1	0	1	1	0	0	0
Lynn Jones, R (9, 9) OBP: 0.346, SLG: 0.397										0	0	0	0	0	0	0
Inning Stats	R: 0 H: 0 E: 0 LOB: 0 K: 0 BB: 1 S: 2 P: 6	R: 1 H: 0 E: 0 LOB: 1 K: 1 BB: 2 S: 5 P: 13	R: 0 H: 0 E: 0 LOB: 0 K: 0 BB: 0 S: 3 P: 3	R: 0 H: 0 E: 0 LOB: 1 K: 1 BB: 1 S: 5 P: 9	R: 0 H: 1 E: 0 LOB: 1 K: 2 BB: 0 S: 8 P: 8	R: 2 H: 1 E: 0 LOB: 0 K: 1 BB: 1 S: 6 P: 10	R: 0 H: 0 E: 0 LOB: 0 K: 0 BB: 0 S: 3 P: 3	R: 0 H: 2 E: 0 LOB: 1 K: 0 BB: 0 S: 4 P: 4	R: 3 H: 2 E: 0 LOB: 2 K: 0 BB: 3 S: 5 P: 17	1B: 3 SF: 2 2B: 2 SAC: 0 3B: 0 DP: 1 HR: 1 HBP: 0						WP: 0 PA: 39 PB: 0 SB: 0 CS: 1	

	AB	29
	R	6
	H	6
	RBI	6
	BB	8
	SO	5
	LOB	15

PITCHER		IP	WLS	BF	H	R	ER	SO	BB	IBB	HBP	BLK	WP	HR	S	P	ERA	WHIP
Rich Gale, R ERA: 5.27	(1, 1)	7.2		30	4	3	3	5	5	0	0	0	0	1	35	55	3.52	1.174
Al Hrabosky, L ERA: 4.37	(8, 1)	0.2		4	0	2	2	0	2	0	0	0	0	0	2	10	27.00	3.000
Dan Quisenberry, R ERA: 1.83	(9, 1)	0.2	W	5	2	1	1	0	0	1	0	0	0	0	4	8	13.50	3.000

PITCHER		IP	WLS	BF	H	R	ER	SO	BB	IBB	HBP	BLK	WP	HR	S	P	ERA	WHIP

Batter	1	2	3	4	5	6	7	8	9	AB	R	H	RBI	BB	SO	LOB
Willie Wilson, S (1, 7) OBP: 0.338, SLG: 0.408	0-0 S 1B 1B	0-0 G3 1-2			0-0 1-3		0-0 SH1-4 1-2	0-0 F2		4	1	1	0	0	0	1
Hal McRae, R (1, 10) OBP: 0.318, SLG: 0.450	4-0 1B SF9 1-2 BB	0-0 F9			0-0 2-3		0-0 F9 2-3		0-0 HR	4	2	1	1	1	0	1
George Brett, L (1, 5) OBP: 0.379, SLG: 0.540	0-0 PB 1-3 2-H 1B	0-0 F5				0-0 6-3	0-0 1B 3-H 3B		0-0 F9	5	1	2	2	0	0	0
Darrell Porter, L (1, 2) OBP: 0.419, SLG: 0.479	0-0 SF9 3-H	0-0 F8				0-0 BB 1B 1B	4-0 1B IBB		4-0 1B 1B BB	2	1	1	1	2	0	0
Ralph LaCock, L (1, 3) OBP: 0.356, SLG: 0.388	0-0 6-3 1-2			0-0 G3		0-0 F8	0-0 1-2 3-H 1B		0-0 1-2 1B	5	0	2	1	0	0	2
Amos Otis, R (1, 8) OBP: 0.363, SLG: 0.427	0-3 K			0-3 K		0-0 1-2 BB	0-0 F7		0-0 1-2 2-H	5	0	2	1	0	2	3
Al Cowens, R (1, 9) OBP: 0.349, SLG: 0.415		0-0 6-3		0-0		4-0 1-2 2-3 BB		0-0 E9		3	1	2	0	1	0	0
Frank White, R (1, 4) OBP: 0.286, SLG: 0.369		0-0 6-3		0-0 G1		0-0 P5		0-0 5-3		4	0	0	0	0	0	4
Freddie Patek, R (1, 6) OBP: 0.288, SLG: 0.315		4-0 S BB			0-0 6-3		0-0 F9 SH1-4 3B 1B	0-3 K		3	1	1	0	1	1	0
Inning Stats	R: 2 H: 2 E: 0 LOB: 1 K: 1 BB: 1 S: 7 P: 11	R: 0 H: 0 E: 0 LOB: 1 K: 0 BB: 1 S: 3 P: 7	R: 0 H: 0 E: 0 LOB: 0 K: 0 BB: 0 S: 3 P: 3	R: 0 H: 1 E: 0 LOB: 1 K: 1 BB: 0 S: 6 P: 6	R: 0 H: 0 E: 0 LOB: 0 K: 0 BB: 0 S: 3 P: 3	R: 0 H: 2 E: 0 LOB: 3 K: 0 BB: 1 S: 5 P: 9	R: 2 H: 3 E: 0 LOB: 2 K: 0 BB: 1 S: 6 P: 10	R: 1 H: 1 E: 1 LOB: 0 K: 1 BB: 0 S: 6 P: 6	R: 2 H: 3 E: 0 LOB: 2 K: 0 BB: 1 S: 4 P: 8	1B: 10 SF: 1 2B: 0 SAC: 1 3B: 1 DP: 0 HR: 1 HBP: 0						WP: 0 PA: 42 PB: 1 SB: 2 CS: 0	

PITCHER		IP	WLS	BF	H	R	ER	SO	BB	IBB	HBP	BLK	WP	HR	S	P	ERA	WHIP
Dan Petry, R ERA: 3.47	(1, 1)	6.2		30	7	4	4	2	3	0	0	0	0	0	31	43	5.40	1.500
Dave Tobik, R ERA: 5.3	(7, 1)	1.1		7	2	1	0	1	0	1	0	0	0	0	8	12	0.00	1.500
Aurelio Lopez, R ERA: 2.68	(9, 1)	0.1	L	5	3	2	2	0	1	0	0	0	0	1	4	8	54.00	12.000

PITCHER	IP	WLS	BF	H	R	ER	SO	BB	IBB	HBP	BLK	WP	HR	S	P	ERA	WHIP

BOTTOM

Detroit Tigers @ Kansas City Royals

Royals Stadium, Kansas City, MO

Fri Aug 10 1979, 8:05 PM EDT

Unknown

livebaseballscorecards.com

AB	35
R	7
H	12
RBI	6
BB	5
SO	3
LOB	11

Batter	1	2	3	4	5	6	7	8	9	AB	R	H	RBI	BB	SO	LOB
Lou Whitaker, L (1, 4) OBP: 0.388, SLG: 0.365	F7		F7			F7		F8		4	0	0	0	0	0	1
Tom Brookens, R (1, 5) OBP: 0.297, SLG: 0.400	F8		F8			F8		G4-3 1B (1-2)		4	0	1	0	0	0	0
Steve Kemp, L (1, 10) OBP: 0.412, SLG: 0.553	F7			6-3			P5	G4-3 (1-2f)		4	0	0	0	0	0	2
Champ Summers, L (1, 9) OBP: 0.397, SLG: 0.524 Ron LeFlore, R (9, PH) OBP: 0.346, SLG: 0.374		FC3-6 1B		K (SSS)			BB HR BB (BBBB)		BB 1B	2 1	1 0	1 1	0 0	1 0	1 0	0 0
Jason Thompson, L (1, 3) OBP: 0.349, SLG: 0.368	F7			F8			K (SSS)		F7	4	0	0	0	0	1	3
Al Greene, L (1, 7) OBP: 0.289, SLG: 0.290 Jerry Morales, R (9, PH) OBP: 0.267, SLG: 0.386	FC3-6 1B (1-2f)				L3		HR (1-2) BB (BBBB)		G6-4-3 (1-2) BB (BBBB)	2 0	1 0	0 0	0 0	1 1	0 0	1 0
John Wockenfuss, R (1, 2) OBP: 0.329, SLG: 0.632	1-3 1B				6-3		HR (1-H, 2-H)		G6-4-3 (1-2f)	4	1	2	3	0	0	2
Lynn Jones, R (1, 8) OBP: 0.340, SLG: 0.389	G3				6-3		6-3			3	0	0	0	0	0	2
Mark Wagner, R (1, 6) OBP: 0.357, SLG: 0.345			K (SSS)			4-3		BB (BBBB)		2	0	0	0	1	1	0
Inning Stats	R: 0 E: 0 K: 0 S: 3 H: 0 LOB: 0 BB: 0 P: 3	R: 0 E: 0 K: 0 S: 5 H: 2 LOB: 2 BB: 0 P: 5	R: 0 E: 0 K: 1 S: 5 H: 0 LOB: 0 BB: 0 P: 5	R: 0 E: 0 K: 1 S: 5 H: 0 LOB: 0 BB: 0 P: 5	R: 0 E: 0 K: 0 S: 3 H: 0 LOB: 0 BB: 0 P: 3	R: 0 E: 0 K: 0 S: 3 H: 0 LOB: 0 BB: 0 P: 3	R: 3 E: 0 K: 1 S: 6 H: 1 LOB: 0 BB: 2 P: 14	R: 0 E: 0 K: 0 S: 3 H: 1 LOB: 1 BB: 1 P: 7	R: 0 E: 0 K: 0 S: 3 H: 1 LOB: 1 BB: 1 P: 7	1B: 4 2B: 0 3B: 0 HR: 1	SF: 0 SAC: 0 DP: 2 HBP: 0						

PITCHER		IP	WLS	BF	H	R	ER	SO	BB	IBB	HBP	BLK	WP	HR	S	P	ERA	WHIP
Dennis Leonard, R ERA: 4.61	(1, 1)	8.0	W	30	4	3	3	3	3	0	0	0	0	1	33	45	3.38	0.875
Al Hrabosky, L ERA: 4.34	(9, 1)	0.1		3	1	0	0	0	1	0	0	0	0	0	2	6	0.00	6.000
Dan Quisenberry, R ERA: 1.77	(9, 1)	0.2	S	1	0	0	0	0	0	0	0	0	0	0	1	1	0.00	0.000

PITCHER	IP	WLS	BF	H	R	ER	SO	BB	IBB	HBP	BLK	WP	HR	S	P	ERA	WHIP

TOP

Detroit Tigers @ Kansas City Royals

Royals Stadium, Kansas City, MO

Fri Aug 10 1979, 8:05 PM EDT

Att. 37,012 - Unknown

livebaseballscorecards.com

AB	30
R	3
H	5
RBI	3
BB	4
SO	3
LOB	11

BOTTOM

Detroit Tigers @ Kansas City Royals

Royals Stadium, Kansas City, MO

Fri Aug 10 1979, 8:05 PM EDT

Att. 37,012 - Unknown

Batter	1	2	3	4	5	6	7	8	9	AB	R	H	RBI	BB	SO	LOB
Frank White, R (1, 4) OBP: 0.291, SLG: 0.380	IHR	BB		5-3		1B		6-3		4	3	2	1	1	0	0
Hal McRae, R (1, 10) OBP: 0.323, SLG: 0.458	1B	1B		F7		2B		5-3		5	0	3	1	0	0	0
George Brett, L (1, 5) OBP: 0.375, SLG: 0.534	F8	F7		4-3		P4		F7		5	0	0	0	0	0	5
Amos Otis, R (1, 8) OBP: 0.364, SLG: 0.427	K	1B			K	IBB				3	0	1	1	1	2	1
Al Cowens, R (1, 9) OBP: 0.353, SLG: 0.425	1B	G6-4-3 IBB			3B	SF8				2	1	2	1	1	0	0
George Scott, R (1, 3) OBP: 0.313, SLG: 0.372	K	G6-4-3			BB	F7				4	0	1	1	0	1	7
John Wathan, R (1, 2) OBP: 0.237, SLG: 0.308		BB	6-3		F7		K			3	1	0	0	1	1	1
Freddie Patek, R (1, 6) OBP: 0.290, SLG: 0.318		2B	K		BB		3-1			3	1	1	0	1	1	0
Willie Wilson, S (1, 7) OBP: 0.338, SLG: 0.406		1B	F9		6-3		K			4	1	1	2	0	1	2
Inning Stats	R: 1 E: 0 K: 2 S: 10 H: 3 LOB: 2 BB: 0 P: 10	R: 4 E: 0 K: 0 S: 6 H: 4 LOB: 2 BB: 3 P: 18	R: 0 E: 0 K: 1 S: 5 H: 0 LOB: 0 BB: 0 P: 5	R: 0 E: 0 K: 0 S: 3 H: 0 LOB: 0 BB: 0 P: 3	R: 1 E: 0 K: 1 S: 7 H: 2 LOB: 2 BB: 1 P: 11	R: 1 E: 0 K: 0 S: 5 H: 2 LOB: 2 BB: 1 P: 9	R: 0 E: 0 K: 2 S: 7 H: 0 LOB: 0 BB: 0 P: 7	R: 0 E: 0 K: 0 S: 3 H: 0 LOB: 0 BB: 0 P: 3		1B: 7 2B: 2 3B: 1 HR: 1 SF: 1 SAC: 0 DP: 1 HBP: 0						

	AB	33
	R	7
	H	11
	RBI	7
	BB	5
	SO	6
	LOB	16

WP: 0 PB: 0 SB: 1 CS: 0 PA: 39

livebaseballscorecards.com

PITCHER		IP	WLS	BF	H	R	ER	SO	BB	IBB	HBP	BLK	WP	HR	S	P	ERA	WHIP
Pat Underwood, L ERA: 4.82	(1, 1)	1.1	L	13	7	5	5	2	2	0	0	0	0	0	15	23	33.75	6.750
John Hiller, L ERA: 5.45	(2, 1)	4.2		20	4	2	2	2	1	2	0	0	0	0	21	33	3.86	1.071
Dave Tobik, R ERA: 5.03	(7, 1)	2.0		6	0	0	0	2	0	0	0	0	0	0	10	10	0.00	0.000

PITCHER	IP	WLS	BF	H	R	ER	SO	BB	IBB	HBP	BLK	WP	HR	S	P	ERA	WHIP

Batter	1	2	3	4	5	6	7	8	9	AB	R	H	RBI	BB	SO	LOB
Lou Whitaker, L (1, 4) OBP: 0.383, SLG: 0.359	F7	P4			F8		6-3		6-3	5	0	0	0	0	0	1
Alan Trammell, R (1, 6) OBP: 0.327, SLG: 0.348	1B		1B 2B		1-3		3B 1B		F8	5	2	3	0	0	0	0
Ron LeFlore, R (1, 8) OBP: 0.348, SLG: 0.382	1-2 1B		5-3		1B		1-H 2B 3B		L9	5	1	3	1	0	0	1
Steve Kemp, L (1, 10) OBP: 0.413, SLG: 0.555	F7		2-H G6-4-3 1B		L4		1B 2B			4	1	2	2	0	0	3
Jerry Morales, R (1, 9) OBP: 0.267, SLG: 0.384	F4		G6-4-3 1-2f			F9	FC5-4 2-H 1B			4	0	1	1	0	0	3
John Wockenfuss, R (1, 3) OBP: 0.321, SLG: 0.615		5-3		F8		K	FC5-4 1-2f			4	0	0	0	0	1	1
Lance Parrish, R (1, 2) OBP: 0.346, SLG: 0.452		1B 2B		B B B B S BB		B B B B BB		6-3		2	1	1	0	2	0	0
Tom Brookens, R (1, 5) OBP: 0.295, SLG: 0.393		2-H 1B		P4 1-2		F8		4-3		4	0	1	1	0	0	2
Lynn Jones, R (1, 7) OBP: 0.331, SLG: 0.378		F9		6-3			F9	K		4	0	0	0	0	1	2
Inning Stats	R: 0 E: 0 K: 0 S: 5 H: 2 LOB: 2 BB: 0 P: 5	R: 1 E: 0 K: 0 S: 5 H: 2 LOB: 1 BB: 0 P: 5	R: 1 E: 0 K: 0 S: 4 H: 2 LOB: 0 BB: 0 P: 4	R: 0 E: 0 K: 0 S: 3 H: 0 LOB: 1 BB: 1 P: 7	R: 0 E: 0 K: 0 S: 4 H: 1 LOB: 1 BB: 0 P: 4	R: 0 E: 0 K: 1 S: 5 H: 0 LOB: 1 BB: 1 P: 9	R: 3 E: 0 K: 0 S: 7 H: 4 LOB: 1 BB: 0 P: 7	R: 0 E: 0 K: 1 S: 5 H: 0 LOB: 0 BB: 0 P: 5	R: 0 E: 0 K: 0 S: 3 H: 0 LOB: 0 BB: 0 P: 3	1B: 7 2B: 3 3B: 1 HR: 0 SF: 0 SAC: 0 DP: 1 HBP: 0						

TOP

Detroit Tigers @ Kansas City Royals

Royals Stadium, Kansas City, MO

Sat Aug 11 1979, 8:05 PM EDT

Att. 40,255 - Unknown

livebaseballscorecards.com

AB	37
R	5
H	11
RBI	5
BB	2
SO	2
LOB	13

WP: 0 PB: 0 SB: 1 CS: 0 PA: 39

PITCHER		IP	WLS	BF	H	R	ER	SO	BB	IBB	HBP	BLK	WP	HR	S	P	ERA	WHIP
Paul Splittorff, L ERA: 3.91	(1, 1)	6.2	W	31	10	5	5	1	2	0	0	0	0	0	31	39	6.75	1.800
Dan Quisenberry, R ERA: 1.59	(7, 1)	2.1		8	1	0	0	1	0	0	0	0	0	0	10	10	0.00	0.429

PITCHER		IP	WLS	BF	H	R	ER	SO	BB	IBB	HBP	BLK	WP	HR	S	P	ERA	WHIP

Batter	1	2	3	4	5	6	7	8	9	AB	R	H	RBI	BB	SO	LOB
Willie Wilson, S (1, 7) OBP: 0.338, SLG: 0.406	6-3		6-3		L5	HR 1B		2B 1B		5	2	2	2	0	0	0
Hal McRae, R (1, 10) OBP: 0.325, SLG: 0.473	K		F8		6-3	HR		2B 2B		5	2	2	5	0	1	0
George Brett, L (1, 5) OBP: 0.379, SLG: 0.543	G3			F8 1B 2B	CS 1B	2B		2B		5	1	4	1	0	0	0
Darrell Porter, L (1, 2) OBP: 0.419, SLG: 0.480		FC5-4 2B		F8	CS	4-3 1B F8		F7		5	1	2	0	0	0	3
Ralph LaCock, L (1, 3) OBP: 0.353, SLG: 0.383		BBBB 4-0 FC5-4 BB		F5		4-3	P3	4-3		4	0	0	0	1	0	3
Amos Otis, R (1, 8) OBP: 0.365, SLG: 0.426		FC5-4 S 1B 1-2f 2-3	H	1B 1B HBP		E S 1B 2-H 1B	SSS	K		3	2	1	1	0	1	2
Al Cowens, R (1, 9) OBP: 0.355, SLG: 0.424		IIII 4-0 G6-4-3 IBB 1-2		1B 1B 1-2 3-H 1B		F3 1-2	P4			3	0	1	1	1	0	1
Frank White, R (1, 4) OBP: 0.293, SLG: 0.380		G6-4-3 1-2f		1B 1-2 2-H 1B		BBBB 4-0 E 1B BB		F9		3	1	1	1	1	0	3
Freddie Patek, R (1, 6) OBP: 0.293, SLG: 0.321			F9	1-2 2-H 1B		E4 1B HR 1-2 2-3		1B S 2B 1B		4	2	2	0	0	0	2
Inning Stats	R: 0 E: 0 K: 1 S: 5 H: 0 LOB: 0 BB: 0 P: 5	R: 0 E: 0 K: 0 S: 3 H: 1 LOB: 2 BB: 2 P: 11	R: 0 E: 0 K: 0 S: 3 H: 0 LOB: 0 BB: 0 P: 3	R: 2 E: 0 K: 0 S: 6 H: 4 LOB: 2 BB: 0 P: 7	R: 0 E: 0 K: 0 S: 3 H: 1 LOB: 0 BB: 0 P: 3	R: 6 E: 1 K: 0 S: 9 H: 5 LOB: 1 BB: 1 P: 13	R: 0 E: 0 K: 1 S: 5 H: 0 LOB: 0 BB: 0 P: 5	R: 3 E: 0 K: 0 S: 7 H: 4 LOB: 1 BB: 0 P: 7		1B: 9 2B: 5 3B: 0 HR: 1 SF: 0 SAC: 0 DP: 1 HBP: 1						

BOTTOM

Detroit Tigers @ Kansas City Royals

Royals Stadium, Kansas City, MO

Sat Aug 11 1979, 8:05 PM EDT

Att. 40,255 - Unknown

livebaseballscorecards.com

AB	37
R	11
H	15
RBI	11
BB	3
SO	2
LOB	14

PITCHER	IP	WLS	BF	H	R	ER	SO	BB	IBB	HBP	BLK	WP	HR	S	P	ERA	WHIP
Jack Billingham, R (1, 1) ERA: 3.59	5.2	L	29	10	8	3	1	2	1	1	0	0	1	27	40	4.76	2.118
Dave Tobik, R (6, 1) ERA: 5.4	2.1		12	5	3	3	1	0	0	0	0	0	0	14	14	11.57	2.143

PITCHER	IP	WLS	BF	H	R	ER	SO	BB	IBB	HBP	BLK	WP	HR	S	P	ERA	WHIP

Detroit Tigers @ Kansas City Royals

Royals Stadium, Kansas City, MO

Sun Aug 12 1979, 4:33 AM EDT
Att. 32,671 - Unknown - 78 F

TOP

livebaseballscorecards.com

Batter	1	2	3	4	5	6	7	8	9	AB	R	H	RBI	BB	SO	LOB
Lou Whitaker, L (1, 4) OBP: 0.384, SLG: 0.367	F8		6-3			1B		3B		4	0	2	0	0	0	0
Alan Trammell, R (1, 6) OBP: 0.326, SLG: 0.344	F7			G6-3 BB		P6		F8		3	0	0	0	1	0	2
Ron LeFlore, R (1, 8) OBP: 0.348, SLG: 0.381	5-3			K		K			1B SF9 1B	4	1	1	0	0	2	2
Steve Kemp, L (1, 7) OBP: 0.409, SLG: 0.550		3-1		G6-3 1-2f		F9			F5	4	0	0	0	0	0	3
Jason Thompson, L (1, 3) OBP: 0.348, SLG: 0.367		K			G3		F9		1-3 1B	4	0	1	0	0	1	0
Champ Summers, L (1, 9) OBP: 0.398, SLG: 0.524		1B			1B BB		F3		SF9 3-H	2	0	1	1	1	0	0
Lance Parrish, R (1, 2) OBP: 0.346, SLG: 0.451 Ed Putman, R (7, 2) OBP: 0.286, SLG: 0.474		K			1-2 1B		F8		F7	3 1	0 0	1 0	0 0	0 0	1 0	1 1
Al Greene, L (1, 10) OBP: 0.268, SLG: 0.265			K		P4			L9		3	0	0	0	0	1	2
Tom Brookens, R (1, 5) OBP: 0.286, SLG: 0.380			K		P4			F7		3	0	0	0	0	1	2

	AB	31
	R	1
	H	6
	RBI	1
	BB	2
	SO	6
	LOB	13

Inning Stats										
	R: 0 E: 0 K: 0 S: 3	H: 0 LOB: 0 BB: 0 P: 3	R: 0 E: 0 K: 2 S: 8	H: 1 LOB: 1 BB: 0 P: 8	R: 0 E: 0 K: 2 S: 7	H: 0 LOB: 0 BB: 0 P: 7	R: 0 E: 0 K: 1 S: 4	H: 0 LOB: 0 BB: 1 P: 8	R: 0 E: 0 K: 0 S: 4	H: 1 LOB: 2 BB: 1 P: 8
	R: 0 E: 0 K: 1 S: 6	H: 1 LOB: 1 BB: 0 P: 6	R: 0 E: 0 K: 0 S: 3	H: 0 LOB: 0 BB: 0 P: 3	R: 0 E: 0 K: 0 S: 4	H: 1 LOB: 1 BB: 0 P: 4	R: 1 E: 0 K: 0 S: 5	H: 2 LOB: 1 BB: 0 P: 5	1B: 5 2B: 0 3B: 1 HR: 0	SF: 1 SAC: 0 DP: 1 HBP: 0
	WP: 0 PB: 0 SB: 0 CS: 0	PA: 34								

PITCHER	IP	WLS	BF	H	R	ER	SO	BB	IBB	HBP	BLK	WP	HR	S	P	ERA	WHIP
Craig Chamberlain, R (1, 1) ERA: 1.0	9.0	W	34	6	1	1	6	2	0	0	0	0	0	44	52	1.00	0.889

PITCHER	IP	WLS	BF	H	R	ER	SO	BB	IBB	HBP	BLK	WP	HR	S	P	ERA	WHIP

Batter	1	2	3	4	5	6	7	8	9	AB	R	H	RBI	BB	SO	LOB
Willie Wilson, S (1, 7) OBP: 0.337, SLG: 0.403	L8		6-3 1-2 3-H		S 2B 1B	F8		P4		5	1	1	1	0	0	2
Hal McRae, R (1, 10) OBP: 0.327, SLG: 0.475	K		F9		F9 1-H 2B	BB 1-2 BB				3	0	1	1	1	1	1
George Brett, L (1, 5) OBP: 0.378, SLG: 0.540	6-3			4-3	F9 2-3	1-2 2-3 BB				3	0	0	0	1	0	1
Darrell Porter, L (1, 2) OBP: 0.419, SLG: 0.482		F8		4-3 1B 2B	BB	K				3	1	1	0	1	1	3
Ralph LaCock, L (1, 3) OBP: 0.349, SLG: 0.378		G3		4-3 2-3	F8		G3			4	0	0	0	0	0	3
Amos Otis, R (1, 8) OBP: 0.366, SLG: 0.434		B1-3		S HR 3-H 1B		HR	5-3			4	2	2	2	0	0	0
Al Cowens, R (1, 9) OBP: 0.356, SLG: 0.433			1B 6-3 1B	1-H HR		F5	L3			4	2	2	2	0	0	0
Frank White, R (1, 4) OBP: 0.296, SLG: 0.391			6-3 1-3 1B	F2		HR		5-3		4	1	2	1	0	0	0
Todd Cruz, R (1, 6) OBP: 0.231, SLG: 0.307			K		6-3	BB BB 1B		2B		4	0	2	0	0	1	2
Inning Stats	R: 0 E: 0 K: 1 S: 5 H: 0 LOB: 0 BB: 0 P: 5	R: 0 E: 0 K: 0 S: 3 H: 0 LOB: 0 BB: 0 P: 3	R: 1 E: 0 K: 1 S: 7 H: 2 LOB: 1 BB: 0 P: 7	R: 3 E: 0 K: 0 S: 6 H: 3 LOB: 0 BB: 0 P: 6	R: 1 E: 0 K: 0 S: 5 H: 2 LOB: 2 BB: 1 P: 9	R: 2 E: 0 K: 1 S: 8 H: 3 LOB: 3 BB: 2 P: 16	R: 0 E: 0 K: 0 S: 3 H: 0 LOB: 0 BB: 0 P: 3	R: 0 E: 0 K: 0 S: 3 H: 1 LOB: 0 BB: 0 P: 3								

PITCHER		IP	WLS	BF	H	R	ER	SO	BB	IBB	HBP	BLK	WP	HR	S	P	ERA	WHIP
Milt Wilcox, R ERA: 4.87	(1, 1)	5.1	L	27	10	7	7	2	1	0	0	0	0	3	30	34	11.81	2.062
John Hiller, L ERA: 5.25	(6, 1)	2.2		10	1	0	0	1	2	0	0	0	0	0	10	18	0.00	1.125

PITCHER	IP	WLS	BF	H	R	ER	SO	BB	IBB	HBP	BLK	WP	HR	S	P	ERA	WHIP

BOTTOM

Detroit Tigers @ Kansas City Royals

Royals Stadium, Kansas City, MO

Sun Aug 12 1979, 4:33 AM EDT

Att. 32,671 - Unknown - 78 F

livebaseballscorecards.com

AB	34
R	7
H	11
RBI	7
BB	3
SO	3
LOB	12

1B: 5	SF: 0	WP: 0	PA: 37		
2B: 3	SAC: 0	PB: 0			
3B: 0	DP: 0	SB: 2			
HR: 3	HBP: 0	CS: 0			

Batter	1	2	3	4	5	6	7	8	9	AB	R	H	RBI	BB	SO	LOB
Lou Whitaker, L (1, 4) OBP: 0.392, SLG: 0.376	S 1B		FC6-4 1B		1B BB	1-H 2-H 3-H 2B		BB S BB		3	0	3	3	2	0	0
Alan Trammell, R (1, 6) OBP: 0.327, SLG: 0.343	G2		FC6-4 FC4-6		1-3 1B	K		BB		4	0	1	0	1	1	4
Ron LeFlore, R (1, 8) OBP: 0.348, SLG: 0.379	F6		FC4-6		L9		E6 4-3 1B	FC4-6		4	0	1	1	1	0	5
Steve Kemp, L (1, 7) OBP: 0.405, SLG: 0.543	1-3			1-3		K	4-3	FC4-6		5	0	0	0	0	1	5
Jason Thompson, L (1, 3) OBP: 0.349, SLG: 0.366		F7		FC5-4 BB		1B 1B SF8 1B	K		K	4	1	1	0	1	2	1
Champ Summers, L (1, 10) OBP: 0.396, SLG: 0.519 Lynn Jones, R (9, PH) OBP: 0.329, SLG: 0.376		F9		FC5-4		HBP 1B 2B 1B	L5		L5	4 1	1 0	1 0	0 0	0 0	0 0	2 0
Jerry Morales, R (1, 9) OBP: 0.269, SLG: 0.384		6-3		F8		HBP 2B 1B		E S BB 1B	6-3	5	2	2	0	0	0	1
Lance Parrish, R (1, 2) OBP: 0.343, SLG: 0.447			K		F7	SF8		K		3	0	0	1	0	2	1
Tom Brookens, R (1, 5) OBP: 0.294, SLG: 0.379			FC6-4 1B 1B		F9	2B HBP		K		3	1	1	0	0	1	1
Inning Stats	R: 0 E: 0 K: 0 S: 4 H: 1 LOB: 1 BB: 0 P: 4	R: 0 E: 0 K: 0 S: 3 H: 0 LOB: 0 BB: 0 P: 3	R: 0 E: 0 K: 1 S: 7 H: 2 LOB: 2 BB: 0 P: 7	R: 0 E: 0 K: 0 S: 3 H: 0 LOB: 1 BB: 1 P: 7	R: 0 E: 0 K: 0 S: 4 H: 1 LOB: 2 BB: 1 P: 8	R: 4 E: 0 K: 2 S: 11 H: 4 LOB: 1 BB: 0 P: 12	R: 0 E: 1 K: 1 S: 6 H: 1 LOB: 1 BB: 0 P: 6	R: 1 E: 0 K: 2 S: 8 H: 1 LOB: 3 BB: 3 P: 20	R: 0 E: 0 K: 1 S: 5 H: 0 LOB: 0 BB: 0 P: 5	1B: 9 2B: 1 3B: 0 HR: 0	SF: 1 SAC: 0 DP: 0 HBP: 1						

TOP

Detroit Tigers @ California Angels

Anaheim Stadium, Anaheim, CA

Mon Aug 13 1979, 10:05 PM EDT

Att. 34,032 - Unknown

livebaseballscorecards.com

AB	36
R	5
H	10
RBI	5
BB	5
SO	7
LOB	20

WP: 0 PB: 0 SB: 3 CS: 0 PA: 43

PITCHER		IP	WLS	BF	H	R	ER	SO	BB	IBB	HBP	BLK	WP	HR	S	P	ERA	WHIP
Nolan Ryan, R ERA: 2.83	(1, 1)	5.2	L	27	7	4	4	2	2	0	1	0	0	0	28	37	6.35	1.588
Mark Clear, R ERA: 3.0	(6, 1)	2.0		12	3	1	1	4	3	0	0	0	0	0	17	29	4.50	3.000
Ralph Botting, L ERA: 6.98	(8, 1)	1.1		4	0	0	0	1	0	0	0	0	0	0	6	6	0.00	0.000

PITCHER	IP	WLS	BF	H	R	ER	SO	BB	IBB	HBP	BLK	WP	HR	S	P	ERA	WHIP

Batter	1	2	3	4	5	6	7	8	9	AB	R	H	RBI	BB	SO	LOB
Rod Carew, L (1, 3) OBP: 0.445, SLG: 0.444	FC6-5 2B		1-3		G4-6-3 1-2f			SF8 1-3 2B		4	0	2	0	0	0	1
Carney Lansford, R (1, 5) OBP: 0.336, SLG: 0.436	FC6-5 4-3 2-3		K			K		BB SF8		3	0	0	0	1	2	1
Dan Ford, R (1, 9) OBP: 0.349, SLG: 0.474	4-3 1-2			BB S HR		F4		SF8 1-2 2-3 3-H		2	1	0	1	1	0	1
Don Baylor, R (1, 7) OBP: 0.373, SLG: 0.542	2-3			HR 1-H		1B		F4		4	1	2	2	0	0	3
Willie Aikens, L (1, 10) OBP: 0.358, SLG: 0.471		G4-6-3 1B 1B		K		K		F5		4	0	1	0	0	2	3
Brian Downing, R (1, 2) OBP: 0.424, SLG: 0.471		G4-6-3 1-2 1B		5-3			6-3		K	4	0	1	0	0	1	0
Rick Miller, L (1, 8) OBP: 0.380, SLG: 0.379		G4-6-3 1-2f 2-3		K			3-1		FC6-4 BB	3	0	0	0	1	1	2
Bobby Grich, R (1, 4) OBP: 0.368, SLG: 0.546		6-3			4-3		5-3		K	4	0	0	0	0	1	2
Bert Campaneris, R (1, 6) OBP: 0.293, SLG: 0.285 Jim Anderson, R (6, 6) OBP: 0.302, SLG: 0.331 Willie Davis, L (8, PH) OBP: 0.234, SLG: 0.227 Dickie Thon, R (9, 6) OBP: 0.400, SLG: 0.370 Joe Rudi, R (9, PH) OBP: 0.291, SLG: 0.393			F8		G4-6-3 1B			2B SF8 BB	FC6-4 1-2f	2 0 0 0 1	0 0 1 0 0	1 0 0 0 0	0 0 1 0 0	0 0 0 0 0	0 0 0 0 0	0 0 0 0 1
Inning Stats	R: 0 E: 0 K: 0 S: 4 H: 1 LOB: 1 BB: 0 P: 4	R: 0 E: 0 K: 0 S: 4 H: 2 LOB: 1 BB: 0 P: 4	R: 0 E: 0 K: 1 S: 5 H: 0 LOB: 0 BB: 0 P: 5	R: 2 E: 0 K: 2 S: 8 H: 1 LOB: 0 BB: 1 P: 12	R: 0 E: 0 K: 0 S: 3 H: 1 LOB: 0 BB: 0 P: 3	R: 0 E: 0 K: 2 S: 8 H: 1 LOB: 1 BB: 0 P: 8	R: 0 E: 0 K: 0 S: 3 H: 0 LOB: 0 BB: 0 P: 3	R: 1 E: 0 K: 0 S: 4 H: 1 LOB: 2 BB: 2 P: 12	R: 0 E: 0 K: 2 S: 7 H: 0 LOB: 1 BB: 1 P: 11	1B: 4 2B: 2 3B: 0 HR: 1	SF: 1 SAC: 0 DP: 2 HBP: 0						

PITCHER		IP	WLS	BF	H	R	ER	SO	BB	IBB	HBP	BLK	WP	HR	S	P	ERA	WHIP
Jack Morris, R ERA: 3.65	(1, 1)	7.0	W	28	7	3	3	5	2	0	0	0	0	1	36	44	3.86	1.286
Aurelio Lopez, R ERA: 2.62	(8, 1)	2.0	S	8	0	0	0	2	2	0	0	0	0	0	10	18	0.00	1.000

PITCHER	IP	WLS	BF	H	R	ER	SO	BB	IBB	HBP	BLK	WP	HR	S	P	ERA	WHIP

BOTTOM

Detroit Tigers @ California Angels

Anaheim Stadium, Anaheim, CA

Mon Aug 13 1979, 10:05 PM EDT

Att. 34,032 - Unknown

livebaseballscorecards.com

AB	31
R	3
H	7
RBI	3
BB	4
SO	7
LOB	14

PA: 36

Detroit Tigers @ California Angels

Anaheim Stadium, Anaheim, CA

Tue Aug 14 1979, 10:05 PM EDT

Att. 29,465 - Unknown

TOP

livebaseballscorecards.com

Batter	1	2	3	4	5	6	7	8	9	AB	R	H	RBI	BB	SO	LOB
Lou Whitaker, L (1, 4) OBP: 0.392, SLG: 0.380	2B		6-3			1B	1-3		F7	5	1	2	0	0	0	0
Alan Trammell, R (1, 6) OBP: 0.326, SLG: 0.342	K			1-3		4-3	F8			4	1	1	0	0	1	1
Ron LeFlore, R (1, 8) OBP: 0.349, SLG: 0.379	K			F9		FC6-5 S		3-4-3		3	1	1	1	1	1	1
Champ Summers, L (1, 9) OBP: 0.398, SLG: 0.523	F8			HR		4-3		3-4-3		4	1	2	1	0	0	2
Jason Thompson, L (1, 3) OBP: 0.352, SLG: 0.376		G6-4-3		HR		FC6-5		3-4-3		3	1	2	3	1	0	1
Jerry Morales, R (1, 7) OBP: 0.266, SLG: 0.379		F8		6-3		FC6-5		F8		4	0	0	0	0	0	4
Al Greene, L (1, 10) OBP: 0.244, SLG: 0.237		G6-4-3		F8		4-3		4-3		4	0	0	0	0	0	4
Lance Parrish, R (1, 2) OBP: 0.342, SLG: 0.453			5-3	F8		HR			K	4	1	1	1	0	1	0
Aurelio Rodriguez, R (1, 5) OBP: 0.275, SLG: 0.370			F9	6-3		K			F4	4	0	0	0	0	1	0
Inning Stats	R: 0 E: 0 K: 2 S: 8 H: 1 LOB: 1 BB: 0 P: 8	R: 0 E: 0 K: 0 S: 3 H: 1 LOB: 0 BB: 0 P: 3	R: 0 E: 0 K: 0 S: 3 H: 0 LOB: 0 BB: 0 P: 3	R: 2 E: 0 K: 0 S: 5 H: 2 LOB: 0 BB: 0 P: 5	R: 0 E: 0 K: 0 S: 3 H: 0 LOB: 0 BB: 0 P: 3	R: 2 E: 0 K: 0 S: 6 H: 3 LOB: 2 BB: 1 P: 10	R: 1 E: 0 K: 1 S: 6 H: 1 LOB: 0 BB: 0 P: 6	R: 1 E: 0 K: 0 S: 4 H: 1 LOB: 1 BB: 1 P: 8	R: 0 E: 0 K: 1 S: 5 H: 0 LOB: 0 BB: 0 P: 5	1B: 5 2B: 2 3B: 0 HR: 2	SF: 0 SAC: 0 DP: 1 HBP: 0						

	AB	35
	R	6
	H	9
	RBI	6
	BB	2
	SO	4
	LOB	13

WP: 0 PB: 0 SB: 2 CS: 0 PA: 37

PITCHER	IP	WLS	BF	H	R	ER	SO	BB	IBB	HBP	BLK	WP	HR	S	P	ERA	WHIP
Don Aase, R (1, 1) ERA: 4.36	5.1	L	23	7	4	4	2	0	1	0	0	0	1	26	30	6.75	1.312
Chris Knapp, R (6, 1) ERA: 5.49	3.2		14	2	2	2	2	1	0	0	0	0	1	17	21	4.91	0.818

PITCHER	IP	WLS	BF	H	R	ER	SO	BB	IBB	HBP	BLK	WP	HR	S	P	ERA	WHIP

Batter	1	2	3	4	5	6	7	8	9	AB	R	H	RBI	BB	SO	LOB
Rod Carew, L (1, 3) OBP: 0.444, SLG: 0.439	BBBB 4-0 E SF8 BB		x 0-0 ① 5-3		BBB 4-0 1B BB		x 0-0 ① FC4-6 4-3 1B 1-2f		x 0-0 ② 4-3	3	1	0	0	2	0	1
Carney Lansford, R (1, 5) OBP: 0.339, SLG: 0.438	x 0-0 E2 1-3 1B 1B		x 0-0 ② F8		x 0-0 1-2 2-H 1B		x 0-0 4-3 1-2 1B		SSS 0-3 ③ K	5	1	3	1	0	1	0
Dan Ford, R (1, 9) OBP: 0.346, SLG: 0.471	x 0-0 ① SF8 3-H		x 0-0 ③ F9		x 0-0 ③ F9		x 0-0 ② 4-3 1-2 2-3			3	0	0	1	0	0	4
Don Baylor, R (1, 10) OBP: 0.374, SLG: 0.540	x 0-0 1B 2-H 1B			x 0-0 ① F4		BBBB 4-0 5-3 1B BB	x 0-0 ③ F7			3	0	1	1	1	0	2
Joe Rudi, R (1, 7) OBP: 0.294, SLG: 0.394	x 0-0 G6-4-3 1-2 1B			SSS 0-3 ② K		x 0-0 5-3 1-2 1B		x 0-0 ① B1-3		4	0	2	0	0	1	0
Bobby Grich, R (1, 4) OBP: 0.364, SLG: 0.541	x 0-0 ② ③ G6-4-3 1-2f			x 0-0 ③ L9		x 0-0 ① 5-3 1-2 2-3		x 0-0 ② F8		4	0	0	0	0	0	4
Tom Donohue, R (1, 2) OBP: 0.267, SLG: 0.349		x 0-0 ① 5-3			x 0-0 ① 6-3	SSS 0-3 ② K		x 0-0 1B		4	0	1	0	0	1	2
Rick Miller, L (1, 8) OBP: 0.375, SLG: 0.373		x 0-0 ② B3			x 0-0 ② 4-3	x 0-0 ③ 4-3		x 0-0 ③ 6-3		4	0	0	0	0	0	3
Jim Anderson, R (1, 6) OBP: 0.309, SLG: 0.345 Willie Aikens, L (9, PH) OBP: 0.357, SLG: 0.469		SSS 0-3 ③ K			x 0-0 1B 2B		x 0-0 FC4-6 1B		SSS 0-3 ① K	3 1	1 0	2 0	0 0	0 0	1 1	0 0
Inning Stats	R: 2 E: 1 K: 0 S: 5 H: 3 LOB: 1 BB: 1 P: 9	R: 0 E: 0 K: 1 S: 5 H: 0 LOB: 0 BB: 0 P: 5	R: 0 E: 0 K: 0 S: 3 H: 0 LOB: 0 BB: 0 P: 3	R: 0 E: 0 K: 1 S: 5 H: 0 LOB: 0 BB: 0 P: 5	R: 1 E: 0 K: 0 S: 5 H: 2 LOB: 2 BB: 1 P: 9	R: 0 E: 0 K: 1 S: 6 H: 1 LOB: 2 BB: 1 P: 10	R: 0 E: 0 K: 0 S: 5 H: 2 LOB: 2 BB: 0 P: 5	R: 0 E: 0 K: 0 S: 4 H: 1 LOB: 1 BB: 0 P: 4	R: 0 E: 0 K: 2 S: 7 H: 0 LOB: 0 BB: 0 P: 7	1B: 8 2B: 1 3B: 0 HR: 0	SF: 1 SAC: 0 DP: 1 HBP: 0	WP: 0 PB: 0 SB: 0 CS: 0	PA: 38				

PITCHER		IP	WLS	BF	H	R	ER	SO	BB	IBB	HBP	BLK	WP	HR	S	P	ERA	WHIP
Bruce Robbins, L ERA: 3.65	(1, 1)	6.0	W	26	6	3	3	3	3	0	0	0	0	0	29	41	4.50	1.500
Jack Billingham, R ERA: 3.5	(7, 1)	3.0	S	12	3	0	0	2	0	0	0	0	0	0	16	16	0.00	1.000

PITCHER	IP	WLS	BF	H	R	ER	SO	BB	IBB	HBP	BLK	WP	HR	S	P	ERA	WHIP

BOTTOM

Detroit Tigers @ California Angels

Anaheim Stadium, Anaheim, CA

Tue Aug 14 1979, 10:05 PM EDT

Att. 29,465 - Unknown

livebaseballscorecards.com

AB	34
R	3
H	9
RBI	3
BB	3
SO	5
LOB	16

Detroit Tigers @ California Angels

Anaheim Stadium, Anaheim, CA

Wed Aug 15 1979, 10:05 PM EDT

Att. 31,885 - Unknown

TOP

livebaseballscorecards.com

Batter	1	2	3	4	5	6	7	8	9	AB	R	H	RBI	BB	SO	LOB
Lou Whitaker, L (1, 4) OBP: 0.393, SLG: 0.378	0-0 CS S 1B		0-0 5-3		4-0 BB		0-3 K 1-2		0-0 F7	4	0	1	0	1	1	2
Alan Trammell, R (1, 6) OBP: 0.328, SLG: 0.342	0-0 F6			0-0 1B 1B	0-0 F8			4-0 SH5-4 1B WP BB		3	2	1	0	1	0	2
Ron LeFlore, R (1, 8) OBP: 0.353, SLG: 0.381	4-0 FC5 S 1-3 BB			0-0 1B HR 1-2 1B		0-0 6-3		0-0 WP SH5-4 1-2 1B		3	1	2	0	1	0	0
Champ Summers, L (1, 9) OBP: 0.401, SLG: 0.538 Lynn Jones, R (6, 9) OBP: 0.329, SLG: 0.376	0-0 FC5 1-3			0-0 1B 1-2 2-H		0-0 HR		0-0 SH5-4 1-2 2-3		3 0	1 0	2 0	2 0	0 0	0 0	1 0
Jason Thompson, L (1, 3) OBP: 0.351, SLG: 0.383		0-0 4-3		0-0 HR 2-H		0-0 6-3		0-3 K 2-3 3-H		4	1	1	2	0	1	1
Jerry Morales, R (1, 7) OBP: 0.263, SLG: 0.375		0-0 5-3		0-0 F9		0-0 5-3		0-3 K		4	0	0	0	0	1	1
John Wockenfuss, R (1, 10) OBP: 0.319, SLG: 0.603		0-0 4-3		0-0 1-3			0-0 6-3		4-0 L4 1B BB	3	0	0	0	1	0	0
Lance Parrish, R (1, 2) OBP: 0.343, SLG: 0.456			0-0 6-3		0-0 F7		0-0 1B 2B		0-0 1-2 1B	4	1	2	0	0	0	0
Aurelio Rodriguez, R (1, 5) OBP: 0.275, SLG: 0.368			0-0 4-3		0-0 5-3		0-0 CS 2-H 1B		0-0 L4 2-3	4	0	1	1	0	0	2
Inning Stats	R: 0 H: 1 E: 0 LOB: 1 K: 0 BB: 1 S: 3 P: 7	R: 0 H: 0 E: 0 LOB: 0 K: 0 BB: 0 S: 3 P: 3	R: 0 H: 0 E: 0 LOB: 0 K: 0 BB: 0 S: 3 P: 3	R: 3 H: 4 E: 0 LOB: 0 K: 0 BB: 0 S: 6 P: 6	R: 0 H: 0 E: 0 LOB: 1 K: 0 BB: 1 S: 3 P: 7	R: 1 H: 1 E: 0 LOB: 0 K: 0 BB: 0 S: 4 P: 4	R: 1 H: 2 E: 0 LOB: 0 K: 1 BB: 0 S: 6 P: 6	R: 1 H: 1 E: 0 LOB: 1 K: 2 BB: 1 S: 8 P: 12	R: 0 H: 1 E: 0 LOB: 1 K: 0 BB: 1 S: 3 P: 7	1B: 7 SF: 0 2B: 2 SAC: 1 3B: 0 DP: 1 HR: 2 HBP: 0						WP: 1 PA: 37 PB: 0 SB: 2 CS: 2	

	AB	32
	R	6
	H	10
	RBI	5
	BB	4
	SO	3
	LOB	9

PITCHER		IP	WLS	BF	H	R	ER	SO	BB	IBB	HBP	BLK	WP	HR	S	P	ERA	WHIP
Jim Barr, R ERA: 4.15	(1, 1)	6.1	L	27	8	5	5	0	2	0	0	0	0	2	25	33	7.11	1.579
Ralph Botting, L ERA: 6.86	(7, 1)	1.2		6	1	1	1	3	1	0	0	0	1	0	11	15	5.40	1.200
Mike Barlow, R ERA: 4.84	(9, 1)	1.0		4	1	0	0	0	1	0	0	0	0	0	3	7	0.00	2.000

PITCHER	IP	WLS	BF	H	R	ER	SO	BB	IBB	HBP	BLK	WP	HR	S	P	ERA	WHIP

Detroit Tigers @ California Angels

Anaheim Stadium, Anaheim, CA

Wed Aug 15 1979, 10:05 PM EDT

Att. 31,885 - Unknown

BOTTOM

Batter	1	2	3	4	5	6	7	8	9	AB	R	H	RBI	BB	SO	LOB
Rick Miller, L (1, 8) OBP: 0.370, SLG: 0.368	K		F8		K			4-3		4	0	0	0	0	2	0
Carney Lansford, R (1, 5) OBP: 0.338, SLG: 0.435	K		E6 1B E		F9			4-0 G6-4-3 BB		3	1	0	0	1	1	0
Dan Ford, R (1, 9) OBP: 0.345, SLG: 0.469	F4		0-0 E 1-3 1B			5-3		G6-4-3 1-2f		4	0	1	0	0	0	1
Don Baylor, R (1, 10) OBP: 0.377, SLG: 0.539		1-0 S HBP	4-0 1-2 3-H BB			6-3			4-0 FC6-4 BB	1	0	0	0	2	0	0
Rod Carew, L (1, 3) OBP: 0.439, SLG: 0.432		K	L6			6-3			K	4	0	0	0	0	2	4
Joe Rudi, R (1, 7) OBP: 0.294, SLG: 0.394		5-3 1-2		5-3			FC5-4 1B		F8	3	0	1	0	0	0	1
Larry Harlow, L (9, 7) OBP: 0.331, SLG: 0.237										0	0	0	0	0	0	0
Merv Rettenmund, R (9, PH) OBP: 0.351, SLG: 0.353										1	0	0	0	0	0	1
Bobby Grich, R (1, 4) OBP: 0.366, SLG: 0.538		IBB		G4-3 BB			F7		FC6-4 1-2f	2	0	0	0	2	0	2
Jim Anderson, R (1, 6) OBP: 0.303, SLG: 0.338		F7		G4-3 1-2f			F4			3	0	0	0	0	0	4
Tom Donohue, R (1, 2) OBP: 0.258, SLG: 0.337			F5		F8		FC5-4 1-2f			3	0	0	0	0	0	1
Inning Stats	R: 0 E: 0 K: 2 S: 7 H: 0 LOB: 0 BB: 0 P: 7	R: 0 E: 0 K: 1 S: 5 H: 0 LOB: 2 BB: 1 P: 10	R: 1 E: 2 K: 0 S: 5 H: 1 LOB: 2 BB: 1 P: 9	R: 0 E: 0 K: 0 S: 2 H: 0 LOB: 0 BB: 1 P: 6	R: 0 E: 0 K: 1 S: 5 H: 0 LOB: 0 BB: 0 P: 5	R: 0 E: 0 K: 0 S: 3 H: 0 LOB: 0 BB: 0 P: 3	R: 0 E: 0 K: 0 S: 4 H: 1 LOB: 1 BB: 0 P: 4	R: 0 E: 0 K: 0 S: 2 H: 0 LOB: 0 BB: 1 P: 6	R: 0 E: 0 K: 1 S: 5 H: 0 LOB: 1 BB: 1 P: 9	1B: 2 2B: 0 3B: 0 HR: 0 SF: 0 SAC: 0 DP: 2 HBP: 1	WP: 0 PB: 0 SB: 1 CS: 0 PA: 34					

livebaseballscorecards.com

	AB	28
	R	1
	H	2
	RBI	0
	BB	5
	SO	5
	LOB	14

PITCHER		IP	WLS	BF	H	R	ER	SO	BB	IBB	HBP	BLK	WP	HR	S	P	ERA	WHIP
Dan Petry, R ERA: 2.98	(1, 1)	8.0	W	31	2	1	0	4	4	1	1	0	0	0	33	54	0.00	0.750
Pat Underwood, L ERA: 4.76	(9, 1)	1.0		3	0	0	0	1	0	0	0	0	0	0	5	5	0.00	0.000

PITCHER		IP	WLS	BF	H	R	ER	SO	BB	IBB	HBP	BLK	WP	HR	S	P	ERA	WHIP

Batter	1	2	3	4	5	6	7	8	9	AB	R	H	RBI	BB	SO	LOB
Ron LeFlore, R (1, 8) OBP: 0.351, SLG: 0.378	BBBB 4-0 F9 S 1B BB		x 0-0 ② 6-3		x 0-0 ② F9		x 0-0 ① 6-3	x 0-0 ③ 6-3		4	1	0	0	1	0	0
Tom Brookens, R (1, 4) OBP: 0.308, SLG: 0.378	x 0-0 ① F9 1-3		x 0-0 1B HR 1B		BBBB 4-0 CS BB		x 0-0 ② F3		BBBB 4-0 BB	3	1	1	0	2	0	1
Jerry Morales, R (1, 9) OBP: 0.268, SLG: 0.378	x 0-0 E S 3-H 1B		x 0-0 1-3 HR 1B		0-0 ③ CS 1-2	x 0-0 1B FC 1B	x 0-0 E5 E		x 0-0 ① F8	5	2	3	1	0	0	1
John Wockenfuss, R (1, 10) OBP: 0.321, SLG: 0.615	SSS 0-3 ② K 1-3		x 0-0 1-H HR 3-H			x 0-0 1-3 FC FC 1-3 1B	x 0-0 E5 1-2		x 0-0 ② F9	5	2	2	3	0	1	3
Lynn Jones, R (1, 7) OBP: 0.319, SLG: 0.364	x 0-0 ③ F9		x 0-0 ③ F3			x 0-0 FC FC 1-3 SF9 1-2 3-H	x 0-0 ③ L4		x 0-0 ③ F7	5	1	0	1	0	0	5
Jason Thompson, L (1, 3) OBP: 0.350, SLG: 0.389		SSS 0-3 ① K	SSS 0-3 ① K		x 0-0 ① 1-3 1-2 2-3			x 0-0 HR		4	1	1	1	0	2	2
Ed Putman, R (1, 2) OBP: 0.280, SLG: 0.565		x 0-0 ② F8	x 0-0 ② F3		x 0-0 FC 2-3 3-H			x 0-0 HR		4	1	1	2	0	0	1
Aurelio Rodriguez, R (1, 5) OBP: 0.271, SLG: 0.364		SSS 0-3 ③ K	x 0-0 ③ F9		x 0-0 ② SF9 3-H			x 0-0 ① 6-3		3	0	0	1	0	1	0
Mark Wagner, R (1, 6) OBP: 0.346, SLG: 0.333			x 0-0 ① F9		SSS 0-3 ① K	x 0-0 ③ F9		x 0-0 ② 3-1		4	0	0	0	0	1	1
Inning Stats	R: 1 H: 1 E: 0 LOB: 1 K: 1 BB: 1 S: 6 P: 10	R: 0 H: 0 E: 0 LOB: 0 K: 2 BB: 0 S: 7 P: 7	R: 3 H: 3 E: 0 LOB: 0 K: 0 BB: 0 S: 6 P: 6	R: 0 H: 0 E: 0 LOB: 0 K: 1 BB: 0 S: 5 P: 5	R: 0 H: 0 E: 0 LOB: 0 K: 1 BB: 1 S: 4 P: 8	R: 3 H: 2 E: 0 LOB: 1 K: 0 BB: 0 S: 7 P: 7	R: 0 H: 0 E: 2 LOB: 2 K: 0 BB: 0 S: 5 P: 5	R: 2 H: 2 E: 0 LOB: 0 K: 0 BB: 0 S: 5 P: 5	R: 0 H: 0 E: 0 LOB: 1 K: 0 BB: 1 S: 3 P: 7	1B: 5 SF: 1 2B: 0 SAC: 0 3B: 0 DP: 0 HR: 3 HBP: 0						

TOP

Detroit Tigers @ Seattle Mariners

The Kingdome, Seattle, WA

Fri Aug 17 1979, 10:05 PM EDT

Att. 11,074 - Dome

livebaseballscorecards.com

AB	37
R	9
H	8
RBI	9
BB	3
SO	5
LOB	14

PITCHER		IP	WLS	BF	H	R	ER	SO	BB	IBB	HBP	BLK	WP	HR	S	P	ERA	WHIP
Rick Honeycutt, L ERA: 4.02	(1, 1)	5.0	L	22	6	6	6	5	2	0	0	0	0	1	30	38	10.80	1.600
John Montague, R ERA: 5.48	(6, 1)	2.0		10	0	1	1	0	0	0	0	0	0	0	10	10	4.50	0.000
Odell Jones, R ERA: 5.97	(8, 1)	1.0		5	2	2	2	0	0	0	0	0	0	2	5	5	18.00	2.000
Glenn Abbott, R ERA: 5.17	(9, 1)	1.0		4	0	0	0	0	1	0	0	0	0	0	3	7	0.00	1.000

PITCHER	IP	WLS	BF	H	R	ER	SO	BB	IBB	HBP	BLK	WP	HR	S	P	ERA	WHIP

Detroit Tigers @ Seattle Mariners

The Kingdome, Seattle, WA

Fri Aug 17 1979, 10:05 PM EDT

Att. 11,074 - Dome

livebaseballscorecards.com

BOTTOM

Batter	1	2	3	4	5	6	7	8	9	AB	R	H	RBI	BB	SO	LOB
Julio Cruz, S (1, 4) OBP: 0.351, SLG: 0.301	S 2B 1B	F7		1-3		4-3			F8 ①	5	1	1	0	0	0	6
Ruppert Jones, L (1, 8) OBP: 0.352, SLG: 0.470	K 1-2		F7-4 1B		L3		1B		G3 ②	5	0	2	0	0	1	1
Bruce Bochte, L (1, 3) OBP: 0.392, SLG: 0.504	G3 2-H 2B		1-2 1B		K		G4-6-3 1-2 1B		F7 ③	5	0	3	1	0	1	0
Willie Horton, R (1, 10) OBP: 0.313, SLG: 0.431	G3 ② 2-3		F7-4 ① ② 2-3		5-3		K ①			4	0	0	0	0	1	5
Dan Meyer, L (1, 5) OBP: 0.331, SLG: 0.488	F8 ③		K ③			FC5-4 1B	G4-6-3 ② ③ 1-2f			4	0	1	0	0	1	4
Tom Paciorek, R (1, 7) OBP: 0.374, SLG: 0.471		BBBB 4-0 5-3 SH3-4 BB		0-0 FC6-4 1B		0-0 ① FC5-4 4-3 1B 1-2f		0-0 2B		3	1	2	0	1	0	1
Bob Stinson, S (1, 2) OBP: 0.350, SLG: 0.344 Bobby Valentine, R (8, PH) OBP: 0.355, SLG: 0.308 (9, 2)		0-0 ① SH3-4 1-2		SSS 0-3 ① K		0-0 ② 4-3 1-2		0-0 ① 5-3		2 1	0 0	0 0	0 0	0 0	1 0	2 1
Joe Simpson, L (1, 9) OBP: 0.302, SLG: 0.347 Leon Roberts, R (8, PH) OBP: 0.349, SLG: 0.440 (9, 9)		BBBB 4-0 5-3 BB		0-0 ② FC6-4 WP 1-2f		0-0 1B 2-H 1B		SSS 0-3 ② K		2 1	0 0	1 0	1 0	1 0	0 1	1 1
Mario Mendoza, R (1, 6) OBP: 0.223, SLG: 0.258 Larry Milbourne, S (6, PH) OBP: 0.319, SLG: 0.346 (7, 6) Bill Stein, R (8, PH) OBP: 0.284, SLG: 0.333 (9, 6)		0-0 ② 5-3 1-2 2-3		BBBB 4-0 1-2 BB		0-0 1-2 1B		0-0 ③ F8		1 1 1	0 0 0	0 1 0	0 0 0	1 0 0	0 0 0	2 0 1
Inning Stats	R: 1 E: 0 K: 1 S: 7 H: 2 LOB: 1 BB: 0 P: 7	R: 0 E: 0 K: 0 S: 3 H: 0 LOB: 2 BB: 2 P: 11	R: 0 E: 0 K: 1 S: 6 H: 2 LOB: 1 BB: 0 P: 6	R: 0 E: 0 K: 1 S: 6 H: 1 LOB: 2 BB: 1 P: 10	R: 0 E: 0 K: 1 S: 5 H: 0 LOB: 0 BB: 0 P: 5	R: 1 E: 0 K: 0 S: 6 H: 3 LOB: 2 BB: 0 P: 6	R: 0 E: 0 K: 1 S: 6 H: 2 LOB: 1 BB: 0 P: 6	R: 0 E: 0 K: 1 S: 6 H: 1 LOB: 1 BB: 0 P: 6	R: 0 E: 0 K: 0 S: 3 H: 0 LOB: 0 BB: 0 P: 3	1B: 9 2B: 3 3B: 0 HR: 0		SF: 0 SAC: 1 DP: 2 HBP: 0				

	AB	35
	R	2
	H	11
	RBI	2
	BB	3
	SO	6
	LOB	25

WP: 1 PB: 0 SB: 1 CS: 0 PA: 39

PITCHER		IP	WLS	BF	H	R	ER	SO	BB	IBB	HBP	BLK	WP	HR	S	P	ERA	WHIP
Milt Wilcox, R ERA: 4.8	(1, 1)	6.0	W	29	9	2	2	4	3	0	0	0	1	0	34	46	3.00	2.000
John Hiller, L ERA: 5.04	(7, 1)	3.0	S	10	2	0	0	2	0	0	0	0	0	0	14	14	0.00	0.667

PITCHER	IP	WLS	BF	H	R	ER	SO	BB	IBB	HBP	BLK	WP	HR	S	P	ERA	WHIP

Detroit Tigers @ Seattle Mariners

The Kingdome, Seattle, WA

Sat Aug 18 1979, 10:05 PM EDT

Att. 14,049 - Dome

TOP

livebaseballscorecards.com

Batter	1	2	3	4	5	6	7	8	9	AB	R	H	RBI	BB	SO	LOB
Lou Whitaker, L (1, 4) OBP: 0.393, SLG: 0.378	0-0 1B S 1B 1B	0-3 ③ K			0-3 ③ K			0-0 2-H 1B	0-0 ③ 6-3	5	1	2	1	0	2	1
Mark Wagner, R (1, 6) OBP: 0.343, SLG: 0.331	0-0 5-3 1B 1-3 1B 1B		0-0 ① 5-3			0-3 ① K		0-0 ② 6-3		4	1	1	0	0	1	1
Ron LeFlore, R (1, 8) OBP: 0.350, SLG: 0.376	0-0 5-3 1B 1-2 3-H 1B		0-3 ② K			0-0 ② 6-3		0-0 ③ F8		4	1	1	1	0	1	1
Steve Kemp, L (1, 10) OBP: 0.403, SLG: 0.540 Lynn Jones, R (9, PR) OBP: 0.319, SLG: 0.364 (9, 9)	0-0 ① F7		0-0 ③ 1-3			0-3 ③ K			0-0 4-3 E 1B 1B	4 0	0 1	1 0	0 0	0 0	1 0	2 0
Champ Summers, L (1, 9) OBP: 0.395, SLG: 0.529 Jack Morris, R (9, 1) Aurelio Lopez, R (9, 1)	0-0 ② 5-3 1-2 2-3			0-0 ① 6-3			0-0 ① G3		0-0 ① 4-3 1-3	4 0 0	0 0 0	0 0 0	0 0 0	0 0 0	0 0 0	3 0 0
Jason Thompson, L (1, 3) OBP: 0.354, SLG: 0.391	0-0 FC6-4 2-H 3-H 1B			B 4-0 G6-4-3 B B B BB			0-0 ② F7		0-0 FC6-4 3-H 1B	3	0	2	3	1	0	0
Jerry Morales, R (1, 7) OBP: 0.265, SLG: 0.373	0-0 ③ FC6-4 1-2f			0-0 ② ③ G6-4-3 1-2f			0-0 ③ 4-3		0-0 ② FC6-4 1B 1-2f 1B	4	1	0	0	0	0	3
John Wockenfuss, R (1, 2) OBP: 0.320, SLG: 0.606		0-0 ① 6-3			0-0 ① 5-3			0-0 ① 6-3	0-0 S 1-3 1B 1B	4	1	1	0	0	0	0
Tom Brookens, R (1, 5) OBP: 0.315, SLG: 0.392		0-0 ② F3			0-0 ② L3			0-0 1B 2B	0-0 1-H 3-H 1B	4	1	2	2	0	0	0
Inning Stats	R: 3 H: 4 E: 0 LOB: 1 K: 0 BB: 0 S: 7 P: 7	R: 0 H: 0 E: 0 LOB: 0 K: 1 BB: 0 S: 5 P: 5	R: 0 H: 0 E: 0 LOB: 0 K: 1 BB: 0 S: 5 P: 5	R: 0 H: 0 E: 0 LOB: 0 K: 0 BB: 1 S: 2 P: 6	R: 0 H: 0 E: 0 LOB: 0 K: 1 BB: 0 S: 5 P: 5	R: 0 H: 0 E: 0 LOB: 0 K: 2 BB: 0 S: 7 P: 7	R: 0 H: 0 E: 0 LOB: 0 K: 0 BB: 0 S: 3 P: 3	R: 1 H: 2 E: 0 LOB: 1 K: 0 BB: 0 S: 5 P: 5	R: 3 H: 4 E: 1 LOB: 1 K: 0 BB: 0 S: 7 P: 7	1B: 9 SF: 0 2B: 1 SAC: 0 3B: 0 DP: 1 HR: 0 HBP: 0						WP: 0 PA: 37 PB: 0 SB: 2 CS: 0	

	AB	36
	R	7
	H	10
	RBI	7
	BB	1
	SO	5
	LOB	11

PITCHER	IP	WLS	BF	H	R	ER	SO	BB	IBB	HBP	BLK	WP	HR	S	P	ERA	WHIP
Rob Dressler, R (1, 1) ERA: 5.82	9.0	L	37	10	7	7	5	1	0	0	0	0	0	46	50	7.00	1.222

PITCHER	IP	WLS	BF	H	R	ER	SO	BB	IBB	HBP	BLK	WP	HR	S	P	ERA	WHIP

Detroit Tigers @ Seattle Mariners

The Kingdome, Seattle, WA

Sat Aug 18 1979, 10:05 PM EDT

Att. 14,049 - Dome

livebaseballscorecards.com

Batter	1	2	3	4	5	6	7	8	9	AB	R	H	RBI	BB	SO	LOB
Julio Cruz, S (1, 4) OBP: 0.352, SLG: 0.300	4-3		K			F7		BB	1B 1-2 2-H	4	0	1	1	1	1	0
Ruppert Jones, L (1, 8) OBP: 0.350, SLG: 0.467	4-3		F5			WP S 1B		G3 1-2	K	5	0	1	0	0	1	3
Bruce Bochte, L (1, 3) OBP: 0.393, SLG: 0.502	1B			K		WP 1-2		G3		3	0	1	0	1	1	1
Willie Horton, R (1, 10) OBP: 0.312, SLG: 0.430	F9			K		K			BB 1B SF9 1B	4	1	1	0	0	2	3
Dan Meyer, L (1, 5) OBP: 0.330, SLG: 0.486		F6		F9		K 1-2 2-3			SF9 BB 1B 1-2 1B	4	1	1	0	0	1	2
Tom Paciorek, R (1, 7) OBP: 0.372, SLG: 0.464		5-3			4-3		6-3		1B 1B 1-2 2-3 BB	3	1	0	0	1	0	0
Larry Milbourne, S (1, 6) OBP: 0.318, SLG: 0.346		K			K		G6-4-3 1B		SF9 2-3 3-H	3	0	1	1	0	2	0
Joe Simpson, L (1, 9) OBP: 0.306, SLG: 0.351			K		1B		G6-4-3 1-2f		1B 1-2 3-H 1B	4	0	2	1	0	1	1
Bob Stinson, S (1, 2) OBP: 0.348, SLG: 0.357			HR		K			K	K	4	1	1	1	0	3	3
Inning Stats	R: 0 H: 1 E: 0 LOB: 1 K: 0 BB: 0 S: 4 P: 4	R: 0 H: 0 E: 0 LOB: 0 K: 1 BB: 0 S: 5 P: 5	R: 1 H: 1 E: 0 LOB: 0 K: 2 BB: 0 S: 8 P: 8	R: 0 H: 0 E: 0 LOB: 0 K: 2 BB: 0 S: 7 P: 7	R: 0 H: 1 E: 0 LOB: 1 K: 2 BB: 0 S: 8 P: 8	R: 0 H: 1 E: 0 LOB: 2 K: 2 BB: 1 S: 8 P: 12	R: 0 H: 1 E: 0 LOB: 0 K: 0 BB: 0 S: 3 P: 3	R: 0 H: 0 E: 0 LOB: 1 K: 1 BB: 1 S: 5 P: 9	R: 3 H: 4 E: 0 LOB: 2 K: 2 BB: 1 S: 11 P: 15	1B: 8 SF: 1 2B: 0 SAC: 0 3B: 0 DP: 1 HR: 1 HBP: 0						

	AB	34
	R	4
	H	9
	RBI	4
	BB	3
	SO	12
	LOB	13

WP: 1 PA: 38
PB: 0
SB: 1
CS: 0

PITCHER		IP	WLS	BF	H	R	ER	SO	BB	IBB	HBP	BLK	WP	HR	S	P	ERA	WHIP
Jack Morris, R ERA: 3.69	(1, 1)	8.0	W	33	7	4	4	10	3	0	0	0	1	1	50	62	4.50	1.250
Jack Morris, R ERA: 3.69	(9, 1)	8.0	W	33	7	4	4	10	3	0	0	0	1	1	50	62	4.50	1.250
Aurelio Lopez, R ERA: 2.59	(9, 1)	1.0		5	2	0	0	2	0	0	0	0	0	0	9	9	0.00	2.000

PITCHER	IP	WLS	BF	H	R	ER	SO	BB	IBB	HBP	BLK	WP	HR	S	P	ERA	WHIP

Batter	1	2	3	4	5	6	7	8	9	AB	R	H	RBI	BB	SO	LOB
Ron LeFlore, R (1, 8) OBP: 0.353, SLG: 0.381	x 0-0 S E 1B		x 0-0 F9 2B		x 0-0 ② 6-3		x 0-0 ③ 6-3		x 0-0 S 1B	5	1	3	0	0	0	1
Alan Trammell, R (1, 6) OBP: 0.324, SLG: 0.337	S S S 0-3 ① K		x 0-0 ① F9 2-3		x 0-0 ③ F8			x 0-0 ① 6-3	S S S 0-3 ① K 1-2	5	0	0	0	0	2	3
Jerry Morales, R (1, 7) OBP: 0.264, SLG: 0.369	B B B B 4-0 E5 S 1-H BB		S S S 0-3 ② K			x 0-0 E6 6-3		x 0-0 ② L4	S S S 0-3 ② K	4	0	0	0	1	2	2
John Wockenfuss, R (1, 10) OBP: 0.328, SLG: 0.599	B B B B 4-0 FC5-4 1-2 BB		B B B 4-0 CS BB			x 0-0 ① F7		B B B 4-0 BB 1B BB	S S S 0-3 ③ K	2	0	0	0	3	1	2
Lance Parrish, R (1, 2) OBP: 0.343, SLG: 0.463 Aurelio Rodriguez, R (7, 3) OBP: 0.274, SLG: 0.366 (8, 5)	S S S 0-3 ② K		0-0 ③ CS 1-2	x 0-0 HR		x 0-0 ② 6-3 1-2		x 0-0 BB 1B 1-2		3 1	1 0	1 1	1 0	0 0	1 0	3 0
Lynn Jones, R (1, 9) OBP: 0.324, SLG: 0.359	x 0-0 ③ FC5-4 1-2f			B B B B 4-0 CS BB		x 0-0 ③ F7		B B B B 4-0 1-2 2-3 BB		2	0	0	0	2	0	3
Tom Brookens, R (1, 5) OBP: 0.307, SLG: 0.381 Jason Thompson, L (8, PH) OBP: 0.353, SLG: 0.390 (8, 3)		x 0-0 ① F9		S S S 0-3 ① ② K 1-2			x 0-0 ① F9	x 0-0 ③ F9		3 1	0 0	0 0	0 0	0 0	1 0	1 3
Ed Putman, R (1, 3) OBP: 0.310, SLG: 0.577 (7, 2)		S S S 0-3 ② K		x 0-0 ③ F8			x 0-0 2B		B B B B 4-0 HR BB	3	1	1	0	1	1	0
Mark Wagner, R (1, 4) OBP: 0.336, SLG: 0.323 Al Greene, L (9, PH) OBP: 0.261, SLG: 0.333		x 0-0 ③ F8			x 0-0 ① F9		x 0-0 ② 6-3		x 0-0 1-H HR	3 1	0 1	0 1	0 2	0 0	0 0	1 0
Inning Stats	R: 1 E: 1 K: 2 S: 8 H: 1 LOB: 2 BB: 2 P: 16	R: 0 E: 0 K: 1 S: 5 H: 0 LOB: 0 BB: 0 P: 5	R: 0 E: 0 K: 1 S: 5 H: 1 LOB: 1 BB: 1 P: 9	R: 1 E: 0 K: 1 S: 5 H: 1 LOB: 0 BB: 1 P: 9	R: 0 E: 0 K: 0 S: 3 H: 0 LOB: 0 BB: 0 P: 3	R: 0 E: 1 K: 0 S: 4 H: 0 LOB: 1 BB: 0 P: 4	R: 0 E: 0 K: 0 S: 4 H: 1 LOB: 1 BB: 0 P: 4	R: 0 E: 0 K: 0 S: 4 H: 1 LOB: 3 BB: 2 P: 12	R: 2 E: 0 K: 3 S: 11 H: 2 LOB: 1 BB: 1 P: 15	1B: 3 2B: 2 3B: 0 HR: 2	SF: 0 SAC: 0 DP: 0 HBP: 0						

TOP

Detroit Tigers @ Seattle Mariners

The Kingdome, Seattle, WA

Sun Aug 19 1979, 10:05 PM EDT

Att. 7,262 - Dome

livebaseballscorecards.com

AB	33
R	4
H	7
RBI	3
BB	7
SO	8
LOB	19

WP: 0 PB: 0 SB: 4 CS: 2 PA: 41

PITCHER		IP	WLS	BF	H	R	ER	SO	BB	IBB	HBP	BLK	WP	HR	S	P	ERA	WHIP
Floyd Bannister, L ERA: 3.92	(1, 1)	7.0	W	28	4	2	1	5	4	0	0	0	0	1	34	50	1.29	1.143
Byron McLaughlin, R ERA: 4.92	(8, 1)	1.0		8	2	2	2	0	3	0	0	0	0	1	5	17	18.00	5.000
Randy Stein, R ERA: 6.41	(9, 1)	1.0		4	1	0	0	3	0	0	0	0	0	0	10	10	0.00	1.000

PITCHER	IP	WLS	BF	H	R	ER	SO	BB	IBB	HBP	BLK	WP	HR	S	P	ERA	WHIP

Detroit Tigers @ Seattle Mariners

The Kingdome, Seattle, WA

Sun Aug 19 1979, 10:05 PM EDT

Att. 7,262 - Dome

BOTTOM

livebaseballscorecards.com

Batter	1	2	3	4	5	6	7	8	9	AB	R	H	RBI	BB	SO	LOB
Julio Cruz, S (1, 4) OBP: 0.359, SLG: 0.307	1-3	FC5 FC5-2-5 1B 2-3		S 1B	G3-6-3 1B 2-H 3-H			BB B B B		4	0	3	2	1	0	0
Ruppert Jones, L (1, 8) OBP: 0.351, SLG: 0.467	2B 2B	FC5-2-5 1-2 3-H		FC5-4 IBB 1-2	G3-6-3 1-2f			F9 1-2		4	1	1	0	1	0	4
Tom Paciorek, R (1, 3) OBP: 0.368, SLG: 0.463	HR 2B 2-H	FC5 2-3f		L4		F8		F9		5	1	1	1	0	0	5
Willie Horton, R (1, 10) OBP: 0.312, SLG: 0.434	F9	HR		FC5-4 1-2f		5-3				4	1	1	1	0	0	3
Leon Roberts, R (1, 7) OBP: 0.353, SLG: 0.449	HR 2-H	FC5-4 1B			E 1B 1B BB B B B	F9				3	2	2	2	1	0	0
Bill Stein, R (1, 5) OBP: 0.288, SLG: 0.337	1B	F8			E3 1B E 1B 1-3		K S S S			4	1	2	0	0	1	1
Bobby Valentine, R (1, 9) OBP: 0.346, SLG: 0.299 Joe Simpson, L (5, PH) (6, 9) OBP: 0.308, SLG: 0.349	5-3	FC5-4 FC6-4 1-2f			E 1B IBB		F7			2 0 0 0 0 0 2 1 1 0 0 1 0 0						
Larry Cox, R (1, 2) OBP: 0.287, SLG: 0.327		1B SH3-4 FC5-2-5 BB B B B B	FC6-4 1-2f		E5 1B 1B 1-3 2-H 3-H		F9			3	1	1	1	1	0	1
Mario Mendoza, R (1, 6) OBP: 0.221, SLG: 0.255		SH3-4 1-2		K S S S	5-3			6-3		3	0	0	0	0	1	2
Inning Stats	R: 3 H: 4 E: 0 LOB: 1 K: 0 BB: 0 S: 7 P: 7	R: 0 H: 1 E: 0 LOB: 2 K: 0 BB: 1 S: 4 P: 8	R: 1 H: 2 E: 0 LOB: 1 K: 0 BB: 0 S: 5 P: 5	R: 0 H: 1 E: 0 LOB: 2 K: 1 BB: 1 S: 6 P: 10	R: 4 H: 3 E: 2 LOB: 0 K: 0 BB: 2 S: 5 P: 13	R: 0 H: 0 E: 0 LOB: 0 K: 0 BB: 0 S: 3 P: 3	R: 0 H: 0 E: 0 LOB: 0 K: 1 BB: 0 S: 5 P: 5	R: 0 H: 0 E: 0 LOB: 1 K: 0 BB: 1 S: 3 P: 7		1B: 7 SF: 0 2B: 2 SAC: 1 3B: 0 DP: 1 HR: 2 HBP: 0						

AB	33
R	8
H	11
RBI	7
BB	5
SO	2
LOB	18

WP: 0 PA: 39
PB: 0
SB: 2
CS: 0

PITCHER		IP	WLS	BF	H	R	ER	SO	BB	IBB	HBP	BLK	WP	HR	S	P	ERA	WHIP
Bruce Robbins, L ERA: 4.55	(1, 1)	3.0	L	17	7	4	4	0	1	0	0	0	0	2	16	20	12.00	2.667
Jack Billingham, R ERA: 3.68	(4, 1)	1.1		11	4	4	3	1	1	2	0	0	0	0	10	22	20.25	3.750
Pat Underwood, L ERA: 4.73	(5, 1)	0.2		1	0	0	0	0	0	0	0	0	0	0	1	1	0.00	0.000
Dave Tobik, R ERA: 5.04	(6, 1)	3.0		10	0	0	0	1	1	0	0	0	0	0	11	15	0.00	0.333

PITCHER	IP	WLS	BF	H	R	ER	SO	BB	IBB	HBP	BLK	WP	HR	S	P	ERA	WHIP

Batter	1	2	3	4	5	6	7	8	9	AB	R	H	RBI	BB	SO	LOB
Lou Whitaker, L (1, 4) OBP: 0.393, SLG: 0.377	BBBB 4-0 BLK BB		x 0-0 ② F5		SSS 0-3 ② K	x 0-0 ③ 4-3	x 0-0 ③ 2-H 1B			4	0	1	0	1	1	3
Alan Trammell, R (1, 6) OBP: 0.325, SLG: 0.338	SSS 0-3 ① K 1-2		x 0-0 E 1B 1-2 1B		x 0-0 ③ F6			x 0-0 SH 1B 1B 1B	x 0-0 ① 5-3	5	1	2	0	0	1	1
Ron LeFlore, R (1, 8) OBP: 0.355, SLG: 0.386	SSS 0-3 ② K		x 0-0 E9 BB 1-3 2-H 1B			x 0-0 ① L8		x 0-0 1B SH 1-2 2B 1B	x 0-0 S FC 2B	5	2	3	1	0	1	1
John Wockenfuss, R (1, 2) OBP: 0.326, SLG: 0.588	x 0-0 ③ F3		BBBB 4-0 1-2 BB			x 0-0 ② F8		x 0-0 SH 1B 1-2 2-3 2B	x 0-0 FC 2-H	3	1	0	1	1	0	1
Jerry Morales, R (1, 7) OBP: 0.263, SLG: 0.367		x 0-0 ① F7	x 0-0 ③ F8			x 0-0 ③ 6-3		x 0-0 1-2 2-3 3-H 2B 1B	x 0-0 ② F4	5	1	1	1	0	0	4
Tom Brookens, R (1, 10) (7, 5) OBP: 0.303, SLG: 0.367		x 0-0 ② F8		SSS 0-3 ① K			BBBB 4-0 1B BB	SSS 0-3 ① K	x 0-0 ③ F4	4	0	0	0	1	2	4
Jason Thompson, L (1, 3) OBP: 0.352, SLG: 0.391		x 0-0 ③ F8		x 0-0 ② 6-3			SSS 0-3 ① K	x 0-0 1-H 2-H 3-H 2B 2B		4	1	1	3	0	1	1
Lynn Jones, R (1, 9) OBP: 0.333, SLG: 0.375			x 0-0 CS 1B	SSS 0-3 ③ K2-3			x 0-0 1-3 1B	x 0-0 2-H 1B 2B		4	0	3	1	0	1	0
Aurelio Rodriguez, R (1, 5) OBP: 0.275, SLG: 0.367 Champ Summers, L (7, PH) OBP: 0.393, SLG: 0.526 Dan Petry, R (7, 1) Ed Putman, R (8, PH) OBP: 0.300, SLG: 0.556 Aurelio Lopez, R (8, 1)			x 0-0 ① 1-2 1B 1B		x 0-0 ① 6-3		SSS 0-3 ② K	SSS 0-3 ② K		2 1 0 1 0	1 0 0 0 0	1 0 0 0 0	0 0 0 0 0	0 1 0 1 0	0 2 0 1 0	0 2 0 1 0

Inning Stats	1	2	3	4	5	6	7	8	9
R:	0	0	1	0	0	0	0	5	1
E:	0	0	1	0	0	0	0	1	0
K:	2	0	0	2	1	0	2	2	0
S:	7	3	6	7	5	3	8	13	5
H:	0	0	4	0	0	0	1	6	1
LOB:	1	0	3	0	0	0	2	2	1
BB:	1	0	1	0	0	0	1	0	0
P:	11	3	10	7	5	3	12	13	5

1B:	9	SF:	0	WP:	0	PA:	42
2B:	3	SAC:	1	PB:	0		
3B:	0	DP:	0	SB:	1		
HR:	0	HBP:	0	CS:	1		

PITCHER		IP	WLS	BF	H	R	ER	SO	BB	IBB	HBP	BLK	WP	HR	S	P	ERA	WHIP
Craig Minetto, L ERA: 5.6	(1, 1)	6.1		26	5	1	1	6	3	0	0	1	0	0	35	47	1.42	1.263
Dave Heaverlo, R ERA: 4.29	(7, 1)	1.0	L	7	3	4	4	2	0	0	0	0	0	0	11	11	36.00	3.000
Dave Hamilton, L ERA: 3.81	(8, 1)	0.0		2	2	1	0	0	0	0	0	0	0	0	2	2	∞	∞
Jim Todd, R ERA: 6.75	(8, 1)	1.2		7	2	1	1	1	0	0	0	0	0	0	9	9	5.40	1.200

PITCHER	IP	WLS	BF	H	R	ER	SO	BB	IBB	HBP	BLK	WP	HR	S	P	ERA	WHIP

TOP

Detroit Tigers @ Oakland Athletics

Oakland-Alameda County Coliseum, Oakland, CA

Mon Aug 20 1979, 7:05 PM PDT

Att. 5,171 - Unknown

livebaseballscorecards.com

AB	38
R	7
H	12
RBI	7
BB	3
SO	9
LOB	18

BOTTOM

Detroit Tigers @ Oakland Athletics

Oakland-Alameda County Coliseum, Oakland, CA

Mon Aug 20 1979, 7:05 PM PDT

Att. 5,171 - Unknown

livebaseballscorecards.com

Batter	1	2	3	4	5	6	7	8	9	AB	R	H	RBI	BB	SO	LOB
Rickey Henderson, R (1, 7) OBP: 0.310, SLG: 0.290	5-3		F9		6-3			F9		4	0	0	0	0	0	0
Dwayne Murphy, L (1, 8) OBP: 0.405, SLG: 0.389	F9			3-1 WP 4-3 1B	K			BB		3	1	1	0	1	1	0
Wayne Gross, L (1, 5) OBP: 0.334, SLG: 0.365	F9			4-3 1-2		F6		F8		4	0	0	0	0	0	2
Dave Revering, L (1, 3) OBP: 0.319, SLG: 0.466		4-3		3-1 2-3		K		F8		4	0	0	0	0	1	2
Jeff Newman, R (1, 2) OBP: 0.272, SLG: 0.428		2B		E S 1B 3-H BB		L8			K	3	1	1	0	1	1	0
Mitchell Page, L (1, 10) OBP: 0.325, SLG: 0.350		K		2B 1-H 1B			CS BB		5-3	3	0	1	1	1	1	1
Tony Armas, R (1, 9) OBP: 0.290, SLG: 0.432		F8		1-3 2B			F7 1-2		HR	4	1	2	1	0	0	2
Dave Chalk, R (1, 4) OBP: 0.335, SLG: 0.278			K	L1			FC5-4 1B		F8	4	0	1	0	0	1	2
Rob Picciolo, R (1, 6) OBP: 0.274, SLG: 0.341			6-3		6-3		FC5-4 1-2f			3	0	0	0	0	0	1
Inning Stats	R: 0 H: 0 E: 0 LOB: 0 K: 0 BB: 0 S: 3 P: 3	R: 0 H: 1 E: 0 LOB: 1 K: 1 BB: 0 S: 6 P: 6	R: 0 H: 0 E: 0 LOB: 0 K: 1 BB: 0 S: 5 P: 5	R: 2 H: 3 E: 0 LOB: 2 K: 0 BB: 1 S: 6 P: 10	R: 0 H: 0 E: 0 LOB: 0 K: 1 BB: 0 S: 5 P: 5	R: 0 H: 0 E: 0 LOB: 0 K: 1 BB: 0 S: 5 P: 5	R: 0 H: 1 E: 0 LOB: 1 K: 0 BB: 1 S: 3 P: 7	R: 0 H: 0 E: 0 LOB: 1 K: 0 BB: 1 S: 3 P: 7	R: 1 H: 1 E: 0 LOB: 0 K: 1 BB: 0 S: 6 P: 6	1B: 3 SF: 0 2B: 2 SAC: 0 3B: 0 DP: 0 HR: 1 HBP: 0						

	AB	32
	R	3
	H	6
	RBI	2
	BB	3
	SO	5
	LOB	10

PITCHER		IP	WLS	BF	H	R	ER	SO	BB	IBB	HBP	BLK	WP	HR	S	P	ERA	WHIP
Dan Petry, R ERA: 2.94	(1, 1)	7.0	W	27	5	2	2	4	2	0	0	0	1	0	33	41	2.57	1.000
Dan Petry, R ERA: 2.94	(7, 1)	7.0	W	27	5	2	2	4	2	0	0	0	1	0	33	41	2.57	1.000
Aurelio Lopez, R ERA: 2.63	(8, 1)	2.0		8	1	1	1	1	1	0	0	0	0	1	9	13	4.50	1.000

PITCHER	IP	WLS	BF	H	R	ER	SO	BB	IBB	HBP	BLK	WP	HR	S	P	ERA	WHIP

WP: 1 PA: 35
PB: 0
SB: 1
CS: 1

Batter	1	2	3	4	5	6	7	8	9	AB	R	H	RBI	BB	SO	LOB
Lou Whitaker, L (1, 4) OBP: 0.390, SLG: 0.374	F7		E1		K			F9		3	0	0	0	0	1	1
Mark Wagner, R (5, 4) OBP: 0.333, SLG: 0.320										1	0	0	0	0	0	0
Alan Trammell, R (1, 6) OBP: 0.321, SLG: 0.334	F9		F8			F8		F8		4	0	0	0	0	0	1
Ron LeFlore, R (1, 8) OBP: 0.353, SLG: 0.382	K			6-3		K			4-3	4	0	0	0	0	2	0
Jason Thompson, L (1, 3) OBP: 0.351, SLG: 0.388		F8		K		BB			F8	3	0	0	0	1	1	0
Champ Summers, L (1, 10) OBP: 0.391, SLG: 0.522		1B		K		G3			F5	4	0	1	0	0	1	1
John Wockenfuss, R (1, 2) OBP: 0.320, SLG: 0.577		K			F8		F6			3	0	0	0	0	1	1
Jerry Morales, R (1, 7) OBP: 0.261, SLG: 0.363		F3			F2		K			3	0	0	0	0	1	1
Lynn Jones, R (1, 9) OBP: 0.333, SLG: 0.374			4-3		E6 3B		F7			3	1	1	0	0	0	0
Tom Brookens, R (1, 5) OBP: 0.303, SLG: 0.384			F8		2-H 3B			F8		3	0	1	1	0	0	0
Inning Stats	R: 0 E: 0 K: 1 S: 5 H: 0 LOB: 0 BB: 0 P: 5	R: 0 E: 0 K: 1 S: 6 H: 1 LOB: 1 BB: 0 P: 6	R: 0 E: 1 K: 0 S: 4 H: 0 LOB: 1 BB: 0 P: 4	R: 0 E: 0 K: 2 S: 7 H: 0 LOB: 0 BB: 0 P: 7	R: 1 E: 1 K: 1 S: 7 H: 2 LOB: 1 BB: 0 P: 7	R: 0 E: 0 K: 1 S: 5 H: 0 LOB: 1 BB: 1 P: 9	R: 0 E: 0 K: 1 S: 5 H: 0 LOB: 0 BB: 0 P: 5	R: 0 E: 0 K: 0 S: 3 H: 0 LOB: 0 BB: 0 P: 3	R: 0 E: 0 K: 0 S: 3 H: 0 LOB: 0 BB: 0 P: 3	1B: 2 2B: 0 3B: 1 HR: 0 SF: 0 SAC: 0 DP: 0 HBP: 0						

PITCHER	IP	WLS	BF	H	R	ER	SO	BB	IBB	HBP	BLK	WP	HR	S	P	ERA	WHIP
Brian Kingman, R (1, 1) ERA: 3.97	9.0	W	32	3	1	1	7	1	0	0	0	0	0	45	49	1.00	0.444

PITCHER	IP	WLS	BF	H	R	ER	SO	BB	IBB	HBP	BLK	WP	HR	S	P	ERA	WHIP

TOP

Detroit Tigers @ Oakland Athletics

Oakland-Alameda County Coliseum, Oakland, CA

Tue Aug 21 1979, 7:05 PM PDT

Att. 1,563 - Unknown

livebaseballscorecards.com

AB	31
R	1
H	3
RBI	1
BB	1
SO	7
LOB	5

BOTTOM

Detroit Tigers @ Oakland Athletics

Oakland-Alameda County Coliseum, Oakland, CA

Tue Aug 21 1979, 7:05 PM PDT

Att. 1,563 - Unknown

livebaseballscorecards.com

Batter	1	2	3	4	5	6	7	8	9	AB	R	H	RBI	BB	SO	LOB
Rickey Henderson, R (1, 7) OBP: 0.316, SLG: 0.294	SH1-3 1B 1B	BBB 1-2 3B BB	F7		1B			5-3		4	2	2	0	1	0	1
Dwayne Murphy, L (1, 8) OBP: 0.406, SLG: 0.396	SH1-3 1-2	1-H 2-H 1B 3B		5-3	4-3			BBBB BB		3	1	1	2	1	0	1
Jim Essian, R (1, 5) OBP: 0.331, SLG: 0.432	K	WP 3-H 1B		1B HR 1B		K		F9		5	1	2	1	0	2	2
Dave Revering, L (1, 3) OBP: 0.323, SLG: 0.466	1B 2-H 1B	BBB 1-2 BB		HR 1-2 1B		F8		K		4	1	2	1	1	1	1
Jeff Newman, R (1, 2) OBP: 0.274, SLG: 0.436	1-3 1B	F3		1-H 2-H HR		F3				4	1	2	3	0	0	2
Mike Edwards, R (1, 4) OBP: 0.273, SLG: 0.293	4-3		F8 S 1B 1B	K			1-3			4	1	1	0	0	1	2
Tony Armas, R (1, 9) OBP: 0.286, SLG: 0.426		5-3	K 1-2	K			K			4	0	0	0	0	3	1
Mitchell Page, L (1, 10) OBP: 0.327, SLG: 0.352		BB 3B 1B	F8 2-3		1-3		1B			4	1	2	0	0	0	1
Rob Picciolo, R (1, 6) OBP: 0.273, SLG: 0.339		K	3-H 1B		4-3		F4			4	0	1	1	0	1	2
Inning Stats	R: 1 H: 3 E: 0 LOB: 2 K: 1 BB: 0 S: 8 P: 8	R: 3 H: 3 E: 0 LOB: 2 K: 1 BB: 2 S: 8 P: 16	R: 1 H: 2 E: 0 LOB: 1 K: 1 BB: 0 S: 7 P: 7	R: 3 H: 3 E: 0 LOB: 0 K: 2 BB: 0 S: 10 P: 10	R: 0 H: 1 E: 0 LOB: 1 K: 0 BB: 0 S: 4 P: 4	R: 0 H: 0 E: 0 LOB: 0 K: 1 BB: 0 S: 5 P: 5	R: 0 H: 1 E: 0 LOB: 1 K: 1 BB: 0 S: 6 P: 6	R: 0 H: 0 E: 0 LOB: 1 K: 1 BB: 1 S: 5 P: 9		1B: 11 SF: 0 2B: 0 SAC: 1 3B: 1 DP: 0 HR: 1 HBP: 0						

	AB	36
	R	8
	H	13
	RBI	8
	BB	3
	SO	8
	LOB	13

WP: 1 PA: 40
PB: 0
SB: 1
CS: 0

PITCHER		IP	WLS	BF	H	R	ER	SO	BB	IBB	HBP	BLK	WP	HR	S	P	ERA	WHIP
Mike Chris, L ERA: 7.24	(1, 1)	1.2	L	13	6	4	4	2	2	0	0	0	1	0	15	23	21.60	4.800
Pat Underwood, L ERA: 4.79	(2, 1)	6.1		27	7	4	4	6	1	0	0	0	0	1	38	42	5.68	1.263

PITCHER	IP	WLS	BF	H	R	ER	SO	BB	IBB	HBP	BLK	WP	HR	S	P	ERA	WHIP

Detroit Tigers @ Oakland Athletics

Oakland-Alameda County Coliseum, Oakland, CA

Wed Aug 22 1979, 3:33 AM PDT
Att. 2,609 - Unknown

livebaseballscorecards.com

Batter	1	2	3	4	5	6	7	8	9	AB	R	H	RBI	BB	SO	LOB
Ron LeFlore, R (1, 8) OBP: 0.353, SLG: 0.381	0-0 HR 1B		0-0 F8		4-0 CS BB		0-0 F3		0-0 F9	4	1	1	0	1	0	3
Alan Trammell, R (1, 6) OBP: 0.321, SLG: 0.342	0-0 1-H HR		0-3 K		0-0 F8 1-2		0-3 K 1-2			4	1	1	2	0	2	3
Champ Summers, L (1, 9) OBP: 0.393, SLG: 0.517	0-0 F5		0-0 CS 1-2	1-0 1B 1B SF9 HBP	4-0 BB			0-0 L3		2	1	0	0	1	0	0
Jason Thompson, L (1, 3) OBP: 0.351, SLG: 0.388	0-0 F3			0-0 SF9 1B 1-2 1B	0-0 1-3			4-0 HBP BB		3	0	1	0	0	0	1
Ed Putman, R (7, 3) OBP: 0.323, SLG: 0.556										0	0	0	0	1	0	0
John Wockenfuss, R (1, 2) OBP: 0.324, SLG: 0.573	0-3 K			0-0 BB 1-2 2-3 1B		0-0 F6		1-0 G4-6-3 1-2 HBP		3	0	1	0	0	1	0
Jerry Morales, R (1, 7) OBP: 0.261, SLG: 0.363		0-0 6-3		0-0 SF9 2-3 3-H		0-0 1B 1B		0-0 G4-6-3 1-2f		3	0	1	1	0	0	2
Al Greene, L (1, 10) OBP: 0.280, SLG: 0.333		0-0 G3		4-0 1-2 BB		0-0 G6-3 1-2 1B			0-0 F8	3	0	1	0	1	0	0
Aurelio Rodriguez, R (1, 5) OBP: 0.275, SLG: 0.366		0-3 K		0-3 K		0-0 G6-3 1-2f			0-0 FC1-6 1B	4	0	1	0	0	2	5
Mark Wagner, R (1, 4) OBP: 0.331, SLG: 0.313			4-0 CS BB	0-0 3-1			0-0 E4 CS		0-0 FC1-6 1-2f	3	0	0	0	1	0	4

Inning Stats	1	2	3	4	5	6	7	8	9	AB	R	H	RBI	BB	SO	LOB
	R: 2 E: 0 K: 1 S: 7	R: 0 E: 0 K: 1 S: 5	R: 0 E: 0 K: 1 S: 4	R: 1 E: 0 K: 1 S: 7	R: 0 E: 0 K: 0 S: 2	R: 0 E: 0 K: 0 S: 4	R: 0 E: 1 K: 1 S: 5	R: 0 E: 0 K: 0 S: 2	R: 0 E: 0 K: 0 S: 4	1B: 6 2B: 0 3B: 0 HR: 1	SF: 1 SAC: 0 DP: 2 HBP: 2	WP: 0 PB: 0 SB: 0 CS: 3	PA: 38			

PITCHER	IP	WLS	BF	H	R	ER	SO	BB	IBB	HBP	BLK	WP	HR	S	P	ERA	WHIP
Steve McCatty, R (1, 1) ERA: 4.07	9.0	L	37	7	3	3	5	5	0	2	0	0	1	40	62	3.00	1.333

PITCHER	IP	WLS	BF	H	R	ER	SO	BB	IBB	HBP	BLK	WP	HR	S	P	ERA	WHIP

AB	29
R	3
H	7
RBI	3
BB	5
SO	5
LOB	18

Batter	1	2	3	4	5	6	7	8	9	AB	R	H	RBI	BB	SO	LOB
Rickey Henderson, R (1, 7) (4, 8) OBP: 0.319, SLG: 0.298	2-3		FC1-2 1B 1-2 3-H		S 1B			S E 1B		4	0	2	0	0	0	2
Dwayne Murphy, L (1, 8) OBP: 0.405, SLG: 0.394	4-3		FC6-4 1-3 2-H 1B		1-3 1-2			FC4 G1-6-3 1-2		1	0	0	0	0	0	0
Mike Heath, R (3, PH) OBP: 0.301, SLG: 0.335										3	0	1	1	0	0	2
(4, 7)																
Larry Murray, S (8, PR) OBP: 0.281, SLG: 0.265										0	0	0	0	0	0	0
(9, 7)																
Jim Essian, R (1, 2) OBP: 0.325, SLG: 0.424	K		FC6-4 1-2f			4-3		G1-6-3 1-2f 2-3		4	0	0	0	0	1	4
Dave Revering, L (1, 3) OBP: 0.322, SLG: 0.462		4-3		HBP		3-1		K		3	0	0	0	0	1	2
Mitchell Page, L (1, 10) OBP: 0.326, SLG: 0.349		E6 G6-4-3		F7		F7			1B BB	3	0	0	0	1	0	1
Mike Edwards, R (1, 4) OBP: 0.276, SLG: 0.295		G6-4-3 1-2f		F8			FC1-5 1B 1B		1-2 1B	4	0	2	0	0	0	2
Tony Armas, R (1, 9) OBP: 0.289, SLG: 0.431			1B FC1-2 2B	K			FC1-5 1-2 1B		F3	4	0	2	0	0	1	3
Dave Chalk, R (1, 5) OBP: 0.330, SLG: 0.273			L3		5-3		FC1-5 G1-4-3 1-2 2-3f		K	3	0	0	0	0	0	3
Jeff Newman, R (9, PH) OBP: 0.273, SLG: 0.435										1	0	0	0	0	1	2
Rob Picciolo, R (1, 6) OBP: 0.274, SLG: 0.339			FC1-2 1B 2-3 1B		K		G1-4-3 1-2f		K	3	1	1	0	0	1	2
Wayne Gross, L (9, PH) OBP: 0.333, SLG: 0.364										1	0	0	0	0	1	2
Inning Stats	R: 0 H: 0 E: 0 LOB: 0 K: 1 BB: 0 S: 5 P: 5	R: 0 H: 0 E: 1 LOB: 0 K: 0 BB: 0 S: 3 P: 3	R: 1 H: 3 E: 0 LOB: 2 K: 0 BB: 0 S: 6 P: 6	R: 0 H: 0 E: 0 LOB: 1 K: 1 BB: 0 S: 5 P: 6	R: 0 H: 1 E: 0 LOB: 1 K: 1 BB: 0 S: 6 P: 6	R: 0 H: 0 E: 0 LOB: 0 K: 0 BB: 0 S: 3 P: 3	R: 0 H: 2 E: 0 LOB: 1 K: 0 BB: 0 S: 4 P: 4	R: 0 H: 1 E: 1 LOB: 2 K: 1 BB: 0 S: 6 P: 6	R: 0 H: 1 E: 0 LOB: 2 K: 2 BB: 1 S: 8 P: 12	1B: 7 SF: 0 2B: 1 SAC: 0 3B: 0 DP: 3 HR: 0 HBP: 1						

PITCHER		IP	WLS	BF	H	R	ER	SO	BB	IBB	HBP	BLK	WP	HR	S	P	ERA	WHIP
Milt Wilcox, R ERA: 4.64	(1, 1)	7.0	W	29	7	1	1	3	0	0	1	0	0	0	34	35	1.29	1.000
Aurelio Lopez, R ERA: 2.58	(8, 1)	2.0	S	7	1	0	0	3	1	0	0	0	0	0	12	16	0.00	1.000

PITCHER	IP	WLS	BF	H	R	ER	SO	BB	IBB	HBP	BLK	WP	HR	S	P	ERA	WHIP

BOTTOM

Detroit Tigers @ Oakland Athletics

Oakland-Alameda County Coliseum, Oakland, CA

Wed Aug 22 1979, 3:33 AM PDT

Att. 2,609 - Unknown

livebaseballscorecards.com

AB	34
R	1
H	8
RBI	1
BB	1
SO	6
LOB	25

WP: 0	PA: 36		
PB: 0			
SB: 2			
CS: 0			

Batter	1	2	3	4	5	6	7	8	9	AB	R	H	RBI	BB	SO	LOB
Julio Cruz, S (1, 4) OBP: 0.375, SLG: 0.329	G4-3 S 1B		F7			5-3		1-2 2-3 3-H BB 1B		4	0	2	1	0	0	0
Ruppert Jones, L (1, 8) OBP: 0.354, SLG: 0.472	B B B B 1-2 G4-3 BB			4-3			S S S K	3-H SF9		2	0	0	1	1	1	0
Bruce Bochte, L (1, 3) OBP: 0.398, SLG: 0.499	G4-3 1-2f 2-3			F7			4-3	B B B B 1-2 2-3 BB		3	0	0	0	1	0	2
Willie Horton, R (1, 10) OBP: 0.313, SLG: 0.439	F9			S S S K			1B	F8		4	0	1	0	0	1	4
Dan Meyer, L (1, 5) OBP: 0.327, SLG: 0.480		F9			G3		G3		S S S K	4	0	0	0	0	1	1
Tom Paciorek, R (1, 7) OBP: 0.373, SLG: 0.482		F3			6-3			E5 BB 1B 1B	E 1B 1B	4	1	1	0	0	0	0
Joe Simpson, L (1, 9) OBP: 0.312, SLG: 0.354		3-1			3-1			1B BB 1-2 SF9 1B	S S S K	4	1	1	0	0	1	1
Larry Milbourne, S (1, 6) OBP: 0.322, SLG: 0.347			4-3			G3		F6	E7 1-3 1B	4	0	1	0	0	0	2
Larry Cox, R (1, 2) OBP: 0.280, SLG: 0.332			4-3			S S S K		B B B B 1-2 2-3 BB 1B BB	F7	2	0	0	0	0	1	0
Bob Stinson, S (8, PH) OBP: 0.346, SLG: 0.349 (8, 2)										1	0	0	0	1	0	2
Inning Stats	R: 0 E: 0 K: 0 S: 3 H: 1 LOB: 1 BB: 1 P: 7	R: 0 E: 0 K: 0 S: 3 H: 0 LOB: 0 BB: 0 P: 3	R: 0 E: 0 K: 0 S: 3 H: 0 LOB: 0 BB: 0 P: 3	R: 0 E: 0 K: 1 S: 5 H: 0 LOB: 0 BB: 0 P: 5	R: 0 E: 0 K: 0 S: 3 H: 0 LOB: 0 BB: 0 P: 3	R: 0 E: 0 K: 1 S: 5 H: 0 LOB: 0 BB: 0 P: 5	R: 0 E: 0 K: 1 S: 6 H: 1 LOB: 1 BB: 0 P: 6	R: 2 E: 1 K: 0 S: 6 H: 2 LOB: 3 BB: 2 P: 14	R: 0 E: 1 K: 2 S: 9 H: 2 LOB: 2 BB: 0 P: 9	1B: 6 2B: 0 3B: 0 HR: 0 SF: 1 SAC: 0 DP: 1 HBP: 0							

Seattle Mariners @ Detroit Tigers

Tiger Stadium, Detroit, MI

Fri Aug 24 1979, 7:05 PM EDT

Att. 26,068 - Unknown

TOP

livebaseballscorecards.com

AB	32
R	2
H	6
RBI	2
BB	3
SO	5
LOB	12

WP: 0 PB: 0 SB: 1 CS: 0 PA: 36

PITCHER		IP	WLS	BF	H	R	ER	SO	BB	IBB	HBP	BLK	WP	HR	S	P	ERA	WHIP
Jack Morris, R ERA: 3.51	(1, 1)	7.1	W	28	4	2	0	3	2	0	0	0	0	0	32	40	0.00	0.818
Aurelio Lopez, R ERA: 2.53	(8, 1)	1.2	S	8	2	0	0	2	1	0	0	0	0	0	11	15	0.00	1.800

PITCHER	IP	WLS	BF	H	R	ER	SO	BB	IBB	HBP	BLK	WP	HR	S	P	ERA	WHIP

Seattle Mariners @ Detroit Tigers

Tiger Stadium, Detroit, MI

Fri Aug 24 1979, 7:05 PM EDT

Att. 26,068 - Unknown

livebaseballscorecards.com

BOTTOM

Batter	1	2	3	4	5	6	7	8	9	AB	R	H	RBI	BB	SO	LOB
Lou Whitaker, L (1, 4) OBP: 0.393, SLG: 0.374	BBBB 4-0 5-3 E BB	BBBB 4-0 FC3-2 S BB		x 0-0 ① F7		x 0-0 ① SH1-4 1-2 2-3		x 0-0 ① F7 1-H 1B		2	1	1	0	2	0	1
Alan Trammell, R (1, 6) OBP: 0.322, SLG: 0.341	x 0-0 ① 5-3 1-2	BBBB 4-0 FC3-2 1-2 2-3 BB		x 0-0 CS 2-H 1B		x 0-0 ② FC6-2 2-3 3-H		x 0-0 ② F7 2-3		4	0	1	1	1	0	4
Ron LeFlore, R (1, 8) OBP: 0.350, SLG: 0.377	x 0-0 E5 1B 2B 2-H	x 0-0 ② FC3-2 1-2 2-3 3-Hf		SSS 0-3 ② ③ K 1-2		x 0-0 ③ 1-3		x 0-0 ③ 6-3		5	1	0	0	0	1	7
Steve Kemp, L (1, 10) OBP: 0.402, SLG: 0.537	x 0-0 ③ S 2B 2-3 1B	x 0-0 ③ 3-1			x 0-0 ① F6		x 0-0 ① F9			4	1	1	0	0	0	3
John Wockenfuss, R (1, 3) OBP: 0.332, SLG: 0.584 Jason Thompson, L (5, PH) OBP: 0.354, SLG: 0.388 (6, 3)	x 0-0 1-H 3-H 2B		x 0-0 4-3 1B		BBBB 4-0 BB		BBBB 4-0 BB			2 0	0 0	2 0	2 0	0 2	0 0	0 0
Jerry Morales, R (1, 7) OBP: 0.258, SLG: 0.359	x 0-0 ② 5-3		x 0-0 ① 4-3 1-2		x 0-0 ② F9		SSS 0-3 ② K			4	0	0	0	0	1	4
Lance Parrish, R (1, 2) OBP: 0.340, SLG: 0.458	SSS 0-3 ③ K		x 0-0 ② F7		SSS 0-3 ③ K		x 0-0 ③ F9			4	0	0	0	0	2	4
Lynn Jones, R (1, 9) OBP: 0.343, SLG: 0.398		x 0-0 S SH1-3 FC3-2 1B	x 0-0 ③ F8			BBBB 4-0 SH1-4 1B FC6-2 BB		x 0-0 HR		3	1	2	1	1	0	1
Tom Brookens, R (1, 5) OBP: 0.320, SLG: 0.404		x 0-0 ① SH1-3 1-2		x 0-0 1B 2B		x 0-0 FC6-2 SH1-4 1-2 1B		BBBB 4-0 1B 1B BB		2	1	2	0	1	0	0
Inning Stats	R: 3 E: 1 K: 1 S: 8 H: 2 LOB: 1 BB: 1 P: 12	R: 0 E: 0 K: 0 S: 4 H: 1 LOB: 3 BB: 2 P: 12	R: 0 E: 0 K: 0 S: 4 H: 1 LOB: 1 BB: 0 P: 4	R: 1 E: 0 K: 1 S: 6 H: 2 LOB: 0 BB: 0 P: 6	R: 0 E: 0 K: 1 S: 5 H: 0 LOB: 1 BB: 1 P: 9	R: 0 E: 0 K: 0 S: 4 H: 1 LOB: 2 BB: 1 P: 8	R: 0 E: 0 K: 1 S: 5 H: 0 LOB: 1 BB: 1 P: 9	R: 1 E: 0 K: 0 S: 4 H: 2 LOB: 1 BB: 1 P: 8		1B: 6 2B: 2 3B: 0 HR: 1	SF: 0 SAC: 2 DP: 0 HBP: 0		WP: 0 PB: 0 SB: 3 CS: 1	PA: 39		

	AB	30
	R	5
	H	9
	RBI	4
	BB	7
	SO	4
	LOB	24

PITCHER		IP	WLS	BF	H	R	ER	SO	BB	IBB	HBP	BLK	WP	HR	S	P	ERA	WHIP
Floyd Bannister, L ERA: 4.02	(1, 1)	3.1	L	20	6	4	3	1	3	0	0	0	0	0	19	31	8.10	2.700
Randy Stein, R ERA: 5.93	(4, 1)	3.2		15	2	1	1	3	3	0	0	0	0	1	18	30	2.46	1.364
Byron McLaughlin, R ERA: 4.7	(8, 1)	1.0		4	1	0	0	0	1	0	0	0	0	0	3	7	0.00	2.000

PITCHER	IP	WLS	BF	H	R	ER	SO	BB	IBB	HBP	BLK	WP	HR	S	P	ERA	WHIP

Batter	1	2	3	4	5	6	7	8	9	AB	R	H	RBI	BB	SO	LOB
Julio Cruz, S (1, 4) OBP: 0.375, SLG: 0.330	1-3		E 1-3 HR 1B		6-3		1B		6-3	5	1	2	0	0	0	0
Ruppert Jones, L (1, 8) OBP: 0.353, SLG: 0.469	K		E HR IBB		G3		F3			3	1	0	0	1	1	1
Bruce Bochte, L (1, 3) OBP: 0.395, SLG: 0.494	K		E6 1-2 2-3 3-H HR		4-3		4-3			4	1	0	1	0	1	3
Willie Horton, R (1, 10) OBP: 0.316, SLG: 0.455		4-3	1-H 2-H 3-H HR			HR		2B		4	2	3	5	0	0	0
Dan Meyer, L (1, 5) OBP: 0.326, SLG: 0.484		HR	F8			F7		4-3		4	1	1	1	0	0	1
Tom Paciorek, R (1, 7) OBP: 0.375, SLG: 0.480		K	CS 1B			CS BB		5-3		3	0	1	0	1	1	1
Joe Simpson, L (1, 9) OBP: 0.309, SLG: 0.351		K	CS 1-2	K		K		4-3		2	0	0	0	0	2	0
Leon Roberts, R (6, PH) OBP: 0.348, SLG: 0.442 (6, 9)										2	0	0	0	0	1	2
Larry Milbourne, S (1, 6) OBP: 0.321, SLG: 0.355			F7	4-3		CS 1-2	HR		F7	4	1	1	1	0	0	0
Larry Cox, R (1, 2) OBP: 0.280, SLG: 0.330			1B E 1B	K			K		L6	4	1	1	0	0	2	0
Inning Stats	R: 0 E: 0 K: 2 S: 7 H: 0 LOB: 0 BB: 0 P: 7	R: 1 E: 0 K: 2 S: 8 H: 1 LOB: 0 BB: 0 P: 8	R: 5 E: 1 K: 0 S: 7 H: 4 LOB: 0 BB: 1 P: 11	R: 0 E: 0 K: 2 S: 7 H: 0 LOB: 0 BB: 0 P: 7	R: 0 E: 0 K: 0 S: 3 H: 0 LOB: 0 BB: 0 P: 3	R: 1 E: 0 K: 1 S: 5 H: 1 LOB: 0 BB: 1 P: 9	R: 1 E: 0 K: 1 S: 7 H: 2 LOB: 1 BB: 0 P: 7	R: 0 E: 0 K: 0 S: 4 H: 1 LOB: 1 BB: 0 P: 4	R: 0 E: 0 K: 0 S: 3 H: 0 LOB: 0 BB: 0 P: 3	1B: 4 2B: 1 3B: 0 HR: 4 SF: 0 SAC: 0 DP: 0 HBP: 0						

PITCHER	IP	WLS	BF	H	R	ER	SO	BB	IBB	HBP	BLK	WP	HR	S	P	ERA	WHIP
Dan Petry, R (1, 1) ERA: 3.45	6.0	L	25	6	7	6	7	1	1	0	0	0	3	37	45	9.00	1.167
John Hiller, L (7, 1) ERA: 4.96	3.0		12	3	1	1	1	0	0	0	0	0	1	14	14	3.00	1.000

PITCHER	IP	WLS	BF	H	R	ER	SO	BB	IBB	HBP	BLK	WP	HR	S	P	ERA	WHIP

TOP

Seattle Mariners @ Detroit Tigers

Tiger Stadium, Detroit, MI

Sat Aug 25 1979, 3:33 AM EDT

Att. 28,770 - Unknown

livebaseballscorecards.com

AB	35
R	8
H	9
RBI	8
BB	2
SO	8
LOB	8

WP: 0	PA: 39
PB: 0	
SB: 0	
CS: 2	

Seattle Mariners @ Detroit Tigers

Tiger Stadium, Detroit, MI

Sat Aug 25 1979, 3:33 AM EDT

Att. 28,770 - Unknown

BOTTOM

Batter	1	2	3	4	5	6	7	8	9	AB	R	H	RBI	BB	SO	LOB
Lou Whitaker, L (1, 4) OBP: 0.392, SLG: 0.373	1-3		1B			G3		1-3		4	0	1	0	0	0	0
Mark Wagner, R (9, 4) OBP: 0.331, SLG: 0.313										0	0	0	0	0	0	0
Alan Trammell, R (1, 6) OBP: 0.318, SLG: 0.337	K		K			F8		F7		4	0	0	0	0	2	1
Steve Kemp, L (1, 7) OBP: 0.401, SLG: 0.535	F7			4-3		L9			G3 HR 1B	4	1	1	0	0	0	0
Jason Thompson, L (1, 10) OBP: 0.355, SLG: 0.395		4-3		HR			BB BB		G3 1-2	3	1	1	1	1	0	1
Champ Summers, L (1, 3) OBP: 0.394, SLG: 0.542		HR		4-3			F8		HR 2-H	4	2	2	3	0	0	1
Jerry Morales, R (1, 8) OBP: 0.258, SLG: 0.356		6-3		5-3			BB 1-2		5-3	3	0	0	0	1	0	0
Lynn Jones, R (1, 9) OBP: 0.335, SLG: 0.388		6-3			K		K		F8	4	0	0	0	0	2	2
Lance Parrish, R (1, 2) OBP: 0.339, SLG: 0.457			K		K		K			1	0	0	0	0	1	0
Ed Putman, R (4, 2) OBP: 0.303, SLG: 0.517										2	0	0	0	0	2	2
Tom Brookens, R (1, 5) OBP: 0.313, SLG: 0.393			K		F9			F9		3	0	0	0	0	1	0
Inning Stats	R: 0 H: 0 E: 0 LOB: 0 K: 1 BB: 0 S: 5 P: 5	R: 1 H: 1 E: 0 LOB: 0 K: 0 BB: 0 S: 4 P: 4	R: 0 H: 1 E: 0 LOB: 1 K: 3 BB: 0 S: 10 P: 10	R: 1 H: 1 E: 0 LOB: 0 K: 0 BB: 0 S: 4 P: 4	R: 0 H: 0 E: 0 LOB: 0 K: 2 BB: 0 S: 7 P: 7	R: 0 H: 0 E: 0 LOB: 0 K: 0 BB: 0 S: 3 P: 3	R: 0 H: 0 E: 0 LOB: 2 K: 2 BB: 2 S: 7 P: 15	R: 0 H: 0 E: 0 LOB: 0 K: 0 BB: 0 S: 3 P: 3	R: 2 H: 2 E: 0 LOB: 0 K: 0 BB: 0 S: 5 P: 5	1B: 2 SF: 0 2B: 0 SAC: 0 3B: 0 DP: 0 HR: 3 HBP: 0							

	AB	32
	R	4
	H	5
	RBI	4
	BB	2
	SO	8
	LOB	7

PITCHER	IP	WLS	BF	H	R	ER	SO	BB	IBB	HBP	BLK	WP	HR	S	P	ERA	WHIP
Mike Parrott, R (1, 1) ERA: 3.62	9.0	W	34	5	4	4	8	2	0	0	0	0	3	48	56	4.00	0.778

PITCHER	IP	WLS	BF	H	R	ER	SO	BB	IBB	HBP	BLK	WP	HR	S	P	ERA	WHIP

livebaseballscorecards.com

Batter	1	2	3	4	5	6	7	8	9	10	AB	R	H	RBI	BB	SO	LOB
Julio Cruz, S (1, 4) OBP: 0.369, SLG: 0.324	6-3		F9	K			F7		CS 1-2	F8	5	0	0	0	0	1	2
Ruppert Jones, L (1, 8) OBP: 0.354, SLG: 0.471	K		2B		FC6-4 1B		F6			6-3	5	0	2	0	0	1	0
Tom Paciorek, R (1, 3) (9, 7) OBP: 0.368, SLG: 0.470	L6		F9		FC6-4 S 1-2f		F2			K	5	0	0	0	0	1	2
Willie Horton, R (1, 10) OBP: 0.318, SLG: 0.456 Joe Simpson, L (8, PR) OBP: 0.309, SLG: 0.351		K		2B E 1B	K			CS 1B			4 0	1 0	2 0	0 0	0 0	2 0	1 0
Bill Stein, R (1, 5) OBP: 0.287, SLG: 0.340		5-3		E7 1B 1-H SF8 2B	K 1-2			F8 1-2			4	1	1	0	0	1	2
Bobby Valentine, R (1, 9) OBP: 0.366, SLG: 0.294		S 1B BB		SF8 1B BB		CS BB		K			1	1	0	0	3	1	1
Leon Roberts, R (1, 7) OBP: 0.349, SLG: 0.443 Bob Stinson, S (9, 2) OBP: 0.346, SLG: 0.349		1-H 1B		SF8 1-2 2-3 1B		6-3 1-2			1-3		4 0	0 0	2 0	1 0	0 0	0 0	1 0
Larry Cox, R (1, 2) OBP: 0.280, SLG: 0.332 Bruce Bochte, L (9, PH) (9, 3) OBP: 0.394, SLG: 0.493		K		SF8 1-2 2-3 3-H		1B			K		2 1	0 0	1 0	1 0	0 0	1 1	1 0
Mario Mendoza, R (1, 6) OBP: 0.217, SLG: 0.250 Dan Meyer, L (9, PH) OBP: 0.328, SLG: 0.484 Larry Milbourne, S (9, PR) OBP: 0.321, SLG: 0.355 (9, 6)			6-3	K		F9				CS BB	3 0 0	0 0 0	0 0 0	0 0 0	0 1 0	1 0 0	3 0 0
Inning Stats	R: 0 E: 0 K: 1 S: 5 H: 0 LOB: 0 BB: 0 P: 5	R: 1 E: 0 K: 2 S: 8 H: 1 LOB: 1 BB: 1 P: 12	R: 0 E: 0 K: 0 S: 4 H: 1 LOB: 1 BB: 0 P: 4	R: 2 E: 1 K: 2 S: 10 H: 3 LOB: 2 BB: 1 P: 14	R: 0 E: 0 K: 2 S: 8 H: 1 LOB: 1 BB: 0 P: 8	R: 0 E: 0 K: 0 S: 3 H: 1 LOB: 1 BB: 1 P: 7	R: 0 E: 0 K: 0 S: 3 H: 0 LOB: 0 BB: 0 P: 3	R: 0 E: 0 K: 1 S: 5 H: 1 LOB: 1 BB: 0 P: 5	R: 0 E: 0 K: 1 S: 4 H: 0 LOB: 1 BB: 1 P: 8	R: 0 E: 0 K: 1 S: 5 H: 0 LOB: 0 BB: 0 P: 5	1B: 6 2B: 2 3B: 0 HR: 0	SF: 1 SAC: 0 DP: 0 HBP: 0						

PITCHER	IP	WLS	BF	H	R	ER	SO	BB	IBB	HBP	BLK	WP	HR	S	P	ERA	WHIP
Mike Chris, L (1, 1) ERA: 7.56	3.0		16	5	3	3	3	2	0	0	0	0	0	20	28	9.00	2.333
Dave Tobik, R (4, 1) ERA: 4.62	4.0		14	2	0	0	4	1	0	0	0	0	0	21	25	0.00	0.750
Aurelio Lopez, R (8, 1) ERA: 2.45	3.0	W	9	1	0	0	3	1	0	0	0	0	0	14	18	0.00	0.667

PITCHER	IP	WLS	BF	H	R	ER	SO	BB	IBB	HBP	BLK	WP	HR	S	P	ERA	WHIP

Seattle Mariners @ Detroit Tigers

Tiger Stadium, Detroit, MI

Sun Aug 26 1979, 3:33 AM EDT

Unknown

TOP

livebaseballscorecards.com

AB	34
R	3
H	8
RBI	2
BB	4
SO	10
LOB	13

1B: 6 2B: 2 3B: 0 HR: 0 SF: 1 SAC: 0 DP: 0 HBP: 0

WP: 0 PB: 0 SB: 2 CS: 3 PA: 40

Seattle Mariners @ Detroit Tigers

Tiger Stadium, Detroit, MI

Sun Aug 26 1979, 3:33 AM EDT

Unknown

BOTTOM

Batter	1	2	3	4	5	6	7	8	9	10	AB	R	H	RBI	BB	SO	LOB
Lou Whitaker, L (1, 4) OBP: 0.390, SLG: 0.373	0-0 1-4-3 FC 2B		0-0 ③ F7			0-0 ① 4-3	0-0 ③ 4-3		0-0 ② FC4-2 FC6-4 1-2 2-3 3-Hf		5	1	1	0	0	0	4
Ron LeFlore, R (1, 8) OBP: 0.346, SLG: 0.373 Alan Trammell, R (10, 6) OBP: 0.318, SLG: 0.337	0-0 ① 1-4-3 2-3			0-0 ① 5-3		SSS 0-3 ② K		0-0 ① 6-3	0-0 ③ FC6-4 1-2f		5 0	0 0	0 0	0 0	0 0	1 0	4 0
Steve Kemp, L (1, 7) OBP: 0.405, SLG: 0.552	0-0 FC G6-3 3-H			0-0 1B		0-0 HR		0-0 1B		0-0 HR	5	2	4	3	0	0	0
Jason Thompson, L (1, 3) OBP: 0.354, SLG: 0.401	0-0 ② ③ G6-3 1-2f			0-0 ② F4		0-0 HR		0-0 ② F8			4	1	1	1	0	0	3
Champ Summers, L (1, 9) OBP: 0.392, SLG: 0.537		0-0 ① F7		0-0 ③ F5		0-0 1B		0-0 ③ G3			4	0	1	0	0	0	2
John Wockenfuss, R (1, 2) OBP: 0.325, SLG: 0.571		0-0 ② 5-3			0-0 ① F8	0-0 ③ F8			0-0 ① 5-3		4	0	0	0	0	0	1
Al Greene, L (1, 10) OBP: 0.278, SLG: 0.311 Lynn Jones, R (9, PR) OBP: 0.335, SLG: 0.388		0-0 ③ 3-1			0-0 ② F5		0-0 ① G3		BBBB 4-0 BB 1B FC4-2 BB		3 0	0 0	0 0	0 0	1 0	0 0	0 0
Aurelio Rodriguez, R (1, 5) OBP: 0.281, SLG: 0.371			0-0 ① 6-3		0-0 1B		0-0 SH3 1B		0-0 FC4-2 BB 1-2 1B		4	0	3	0	0	0	0
Mark Wagner, R (1, 6) OBP: 0.327, SLG: 0.308 Jerry Morales, R (9, PH) OBP: 0.260, SLG: 0.356 (10, 8)			0-0 ② 2-3		SSS 0-3 ③ K		0-0 ② SH3 1-2		BBBB 4-0 FC4-2 BB 1-2 2-3		2 0	0 0	0 0	0 0	1 1	1 0	1 0
Inning Stats	R: 1 H: 1 E: 0 LOB: 0 K: 0 BB: 0 S: 4 P: 4	R: 0 H: 0 E: 0 LOB: 0 K: 0 BB: 0 S: 3 P: 3	R: 0 H: 0 E: 0 LOB: 0 K: 0 BB: 0 S: 3 P: 3	R: 0 H: 1 E: 0 LOB: 1 K: 0 BB: 0 S: 4 P: 4	R: 0 H: 1 E: 0 LOB: 1 K: 1 BB: 0 S: 6 P: 6	R: 2 H: 3 E: 0 LOB: 1 K: 1 BB: 0 S: 8 P: 8	R: 0 H: 1 E: 0 LOB: 1 K: 0 BB: 0 S: 4 P: 4	R: 0 H: 1 E: 0 LOB: 1 K: 0 BB: 0 S: 4 P: 4	R: 0 H: 1 E: 0 LOB: 3 K: 0 BB: 2 S: 4 P: 12	R: 1 H: 1 E: 0 LOB: 0 K: 0 BB: 0 S: 1 P: 1	1B: 6 2B: 1 3B: 0 HR: 3	SF: 0 SAC: 1 DP: 1 HBP: 0						

livebaseballscorecards.com

AB	36
R	4
H	10
RBI	4
BB	2
SO	2
LOB	15

WP: 0 PA: 39
PB: 0
SB: 0
CS: 0

PITCHER	IP	WLS	BF	H	R	ER	SO	BB	IBB	HBP	BLK	WP	HR	S	P	ERA	WHIP
Rob Dressler, R (1, 1) ERA: 5.68	6.1		26	7	3	3	2	0	0	0	0	0	2	30	30	4.26	1.105
Byron McLaughlin, R (7, 1) ERA: 4.66	2.2	L	13	3	1	1	0	2	0	0	0	0	1	11	19	3.38	1.875

PITCHER	IP	WLS	BF	H	R	ER	SO	BB	IBB	HBP	BLK	WP	HR	S	P	ERA	WHIP

Seattle Mariners @ Detroit Tigers

Tiger Stadium, Detroit, MI

Sun Aug 26 1979, 3:38 AM EDT

Att. 31,770 - Unknown

TOP

Batter	1	2	3	4	5	6	7	8	9	AB	R	H	RBI	BB	SO	LOB
Julio Cruz, S (1, 4) OBP: 0.369, SLG: 0.322	S S S 0-3 ① K	x 0-0 ③ F9		x 0-0 1B		x 0-0 ② 2-3	B B B B 4-0 BB 1-2 BB		S S S 0-3 ② K	5	0	1	0	1	2	1
Ruppert Jones, L (1, 8) OBP: 0.354, SLG: 0.474	S S S 0-3 ② K		x 0-0 ① 6-3	x 0-0 ③ F9		x 0-0 HR	B B B B 4-0 1-2 2-3 BB		x 0-0 ③ F7	5	1	1	1	1	1	2
Tom Paciorek, R (1, 3) OBP: 0.376, SLG: 0.475	x 0-0 1B 1B 1B		x 0-0 PB 1B 1B		x 0-0 FC6-4 BB HR 1B	B B B B 4-0 HR BB	x 0-0 ② F7			4	4	3	0	1	0	3
Willie Horton, R (1, 10) OBP: 0.318, SLG: 0.461	x 0-0 1B 1-2 1B		x 0-0 ② F9 1-2		S S S 0-3 ① K	x 0-0 1-H HR	S S S 0-3 ③ K			5	1	2	2	0	2	5
Leon Roberts, R (1, 7) OBP: 0.352, SLG: 0.442	x 0-0 1B 1-3 2-H 1B	I I I I 4-0 1B IBB			B B B B 4-0 FC6-4 1-2 BB	x 0-0 E4		x 0-0 ① F5		3	0	1	1	2	0	0
Bobby Valentine, R (1, 9) OBP: 0.384, SLG: 0.310 Joe Simpson, L (7, 9) OBP: 0.307, SLG: 0.349	x 0-0 FC5-4 1-2 1B	x 0-0 FC6-4 1-3 2-H 1B			x 0-0 ② FC6-4 1-2f 2-3 HR	B B B B 4-0 BB		x 0-0 ② F5		3 1	1 0	2 0	1 0	1 0	0 0	2 0
Bill Stein, R (1, 5) OBP: 0.285, SLG: 0.351	x 0-0 ③ FC5-4 1-2f	x 0-0 ③ FC6-4 1-2f			x 0-0 1-H 3-H HR	x 0-0 ③ F9		S S S 0-3 ③ K		5	1	1	3	0	1	7
Larry Cox, R (1, 2) OBP: 0.276, SLG: 0.326 Larry Milbourne, S (9, PH) OBP: 0.323, SLG: 0.358		x 0-0 ① 5-3		x 0-0 ① 5-3	x 0-0 ③ 5-3		x 0-0 ① 6-3		x 0-0 1B	4 1	0 0	0 1	0 0	0 0	0 0	0 0
Mario Mendoza, R (1, 6) OBP: 0.217, SLG: 0.250 Bruce Bochte, L (9, PH) OBP: 0.393, SLG: 0.492		x 0-0 ② F9		x 0-0 ② F7		x 0-0 ① 1-3	x 0-0 BB BB 1B		x 0-0 ① F5	4 1	0 0	1 0	0 0	0 0	0 0	0 1
Inning Stats	R: 1 E: 0 K: 2 S: 11 H: 4 LOB: 3 BB: 0 P: 11	R: 0 E: 0 K: 0 S: 3 H: 0 LOB: 0 BB: 0 P: 3	R: 1 E: 0 K: 0 S: 5 H: 2 LOB: 2 BB: 1 P: 9	R: 0 E: 0 K: 0 S: 4 H: 1 LOB: 1 BB: 0 P: 4	R: 3 E: 0 K: 1 S: 7 H: 2 LOB: 0 BB: 1 P: 11	R: 3 E: 1 K: 0 S: 6 H: 2 LOB: 2 BB: 2 P: 14	R: 0 E: 0 K: 1 S: 6 H: 1 LOB: 3 BB: 2 P: 14	R: 0 E: 0 K: 1 S: 5 H: 0 LOB: 0 BB: 0 P: 5	R: 0 E: 0 K: 1 S: 6 H: 1 LOB: 1 BB: 0 P: 6	1B: 10 2B: 0 3B: 0 HR: 3	SF: 0 SAC: 0 DP: 0 HBP: 0						

	AB	41
	R	8
	H	13
	RBI	8
	BB	6
	SO	6
	LOB	21

WP: 0 PB: 1 SB: 0 CS: 0 PA: 47

livebaseballscorecards.com

PITCHER		IP	WLS	BF	H	R	ER	SO	BB	IBB	HBP	BLK	WP	HR	S	P	ERA	WHIP
Pat Underwood, L ERA: 5.0	(1, 1)	5.0		26	9	5	5	3	1	1	0	0	0	1	30	38	9.00	2.000
John Hiller, L ERA: 5.22	(6, 1)	1.1		12	3	3	3	0	4	0	0	0	0	2	8	24	20.25	5.250
Dave Tobik, R ERA: 4.38	(7, 1)	2.2	W	9	1	0	0	3	0	0	0	0	0	0	15	15	0.00	0.375

PITCHER		IP	WLS	BF	H	R	ER	SO	BB	IBB	HBP	BLK	WP	HR	S	P	ERA	WHIP

Batter	1	2	3	4	5	6	7	8	9	AB	R	H	RBI	BB	SO	LOB
Ron LeFlore, R (1, 8) OBP: 0.347, SLG: 0.372	BBBB 4-0 E 6-3 S BB		x 0-0 E 1B S 1B	SSS 0-3 ③ K		x 0-0 ③ L3		SSS 0-3 ③ K		4	2	1	0	1	2	1
Alan Trammell, R (1, 6) OBP: 0.323, SLG: 0.338	x 0-0 ① 6-3 1-H		x 0-0 CS 1-H 1B		BBBB 4-0 F8 1B 2B BB		BBBB 4-0 HR BB			2	2	1	2	2	0	0
Steve Kemp, L (1, 10) OBP: 0.406, SLG: 0.558	x 0-0 ② F5		SSS 0-3 ① ② K 1-2		x 0-0 F8 1-2 2B 1B		x 0-0 1-H HR			4	2	2	2	0	1	1
John Wockenfuss, R (1, 3) OBP: 0.332, SLG: 0.573 Jason Thompson, L (5, PH) OBP: 0.353, SLG: 0.399 (6, 3)	x 0-0 FC6-4 1B		BBBB 4-0 FC5-4 BB		x 0-0 ① F8 1-2 2-3		x 0-0 ① F8			1 2	0 0	1 0	0 0	1 0	0 0	0 2
Jerry Morales, R (1, 7) OBP: 0.260, SLG: 0.358	x 0-0 ③ FC6-4 1-2f		x 0-0 ③ FC5-4 1-2f		x 0-0 S 1B 2B 2-H 3-H		SSS 0-3 ② K			4	1	1	2	0	1	2
Lynn Jones, R (1, 9) OBP: 0.333, SLG: 0.385		x 0-0 ① 6-3		x 0-0 ① F9	x 0-0 G6-4-3 2-H 1B		SSS 0-3 ③ K			4	0	1	1	0	1	0
Tom Brookens, R (1, 5) OBP: 0.318, SLG: 0.392		BBBB 4-0 S BB		x 0-0 ② 1B SF8 1B	x 0-0 ② ③ G6-4-3 1-2f			x 0-0 ① 6-3		3	1	1	0	1	0	1
Ed Putman, R (1, 2) OBP: 0.306, SLG: 0.500 Champ Summers, L (8, PH) OBP: 0.394, SLG: 0.551 Lance Parrish, R (9, 2) OBP: 0.339, SLG: 0.457		x 0-0 ② F4 1-2		x 0-0 1-3 1B		x 0-0 ① 5-3		x 0-0 HR		3 1 0	0 1 0	1 1 0	0 1 0	0 0 0	0 0 0	1 0 0
Mark Wagner, R (1, 4) OBP: 0.320, SLG: 0.304 Lou Whitaker, L (8, PH) OBP: 0.389, SLG: 0.372 (9, 4)		SSS 0-3 ③ K		x 0-0 ② SF8 3-H		SSS 0-3 ② K		SSS 0-3 ② K		2 1	0 0	0 0	1 0	0 0	2 1	1 0
Inning Stats	R: 1 H: 1 E: 0 LOB: 1 K: 0 BB: 1 S: 4 P: 8	R: 0 H: 0 E: 0 LOB: 1 K: 1 BB: 1 S: 5 P: 9	R: 1 H: 2 E: 0 LOB: 1 K: 1 BB: 1 S: 6 P: 10	R: 1 H: 2 E: 0 LOB: 1 K: 1 BB: 0 S: 7 P: 7	R: 3 H: 3 E: 0 LOB: 0 K: 0 BB: 1 S: 5 P: 9	R: 0 H: 0 E: 0 LOB: 0 K: 1 BB: 0 S: 5 P: 5	R: 2 H: 1 E: 0 LOB: 0 K: 2 BB: 1 S: 8 P: 12	R: 1 H: 1 E: 0 LOB: 0 K: 2 BB: 0 S: 8 P: 8		1B: 7 SF: 1 2B: 1 SAC: 0 3B: 0 DP: 1 HR: 2 HBP: 0						

BOTTOM

Seattle Mariners @ Detroit Tigers

Tiger Stadium, Detroit, MI

Sun Aug 26 1979, 3:38 AM EDT

Att. 31,770 - Unknown

livebaseballscorecards.com

AB	31
R	9
H	10
RBI	9
BB	5
SO	8
LOB	9

PITCHER		IP	WLS	BF	H	R	ER	SO	BB	IBB	HBP	BLK	WP	HR	S	P	ERA	WHIP
Shane Rawley, L ERA: 4.31	(1, 1)	3.0		14	3	2	1	2	3	0	0	0	0	0	15	27	3.00	2.000
John Montague, R ERA: 5.57	(4, 1)	1.1		9	4	4	4	1	1	0	0	0	0	0	10	14	27.00	3.750
Randy Stein, R ERA: 6.09	(5, 1)	3.2	L	14	3	3	3	5	1	0	0	0	0	2	23	27	7.36	1.091

PITCHER		IP	WLS	BF	H	R	ER	SO	BB	IBB	HBP	BLK	WP	HR	S	P	ERA	WHIP

California Angels @ Detroit Tigers

Tiger Stadium, Detroit, MI

Mon Aug 27 1979, 7:05 PM EDT

Att. 22,874 - Unknown

TOP

livebaseballscorecards.com

Batter	1	2	3	4	5	6	7	8	9	AB	R	H	RBI	BB	SO	LOB
Rod Carew, L (1, 3) OBP: 0.432, SLG: 0.416	1-3		S 1B		G3		FC6-2 3-H			4	0	1	0	0	0	1
Carney Lansford, R (1, 5) OBP: 0.342, SLG: 0.434	1B		1-2 IBB		6-3		5-3			3	0	1	0	1	0	1
Dan Ford, R (1, 9) OBP: 0.342, SLG: 0.470	K		4-3			K		K		4	0	0	0	0	3	3
Don Baylor, R (1, 7) OBP: 0.373, SLG: 0.534	L6			S WP 1B		5-3		F9		4	1	1	0	0	0	1
Willie Aikens, L (1, 10) OBP: 0.369, SLG: 0.489		F7		F8		BB		F5		3	0	0	0	1	0	1
Brian Downing, R (1, 2) OBP: 0.424, SLG: 0.467		F8		F5 1-2		K			F8	4	0	0	0	0	1	2
Bobby Grich, R (1, 4) OBP: 0.375, SLG: 0.562		K		4-0 2-H BB			6-3		1-3	3	0	0	0	1	1	0
Rick Miller, L (1, 8) OBP: 0.369, SLG: 0.373			F8	4-3			3B 1B		BB	3	1	1	0	1	0	1
Bert Campaneris, R (1, 6) OBP: 0.288, SLG: 0.288			5-3		F7		1-H FC6-2 3B		K	4	0	1	1	0	1	1
Inning Stats	R: 0 E: 0 K: 1 S: 6 H: 1 LOB: 1 BB: 0 P: 6	R: 0 E: 0 K: 1 S: 5 H: 0 LOB: 0 BB: 0 P: 5	R: 0 E: 0 K: 0 S: 4 H: 1 LOB: 2 BB: 1 P: 8	R: 1 E: 0 K: 0 S: 4 H: 1 LOB: 1 BB: 1 P: 8	R: 0 E: 0 K: 0 S: 3 H: 0 LOB: 0 BB: 0 P: 3	R: 0 E: 0 K: 2 S: 7 H: 0 LOB: 1 BB: 1 P: 11	R: 1 E: 0 K: 0 S: 5 H: 2 LOB: 1 BB: 0 P: 5	R: 0 E: 0 K: 1 S: 5 H: 0 LOB: 0 BB: 0 P: 5	R: 0 E: 0 K: 1 S: 5 H: 0 LOB: 1 BB: 1 P: 9	1B: 4 2B: 0 3B: 1 HR: 0 SF: 0 SAC: 0 DP: 0 HBP: 0						

	AB	32
	R	2
	H	5
	RBI	1
	BB	4
	SO	6
	LOB	11

WP: 2 PA: 36
PB: 0
SB: 2
CS: 0

PITCHER		IP	WLS	BF	H	R	ER	SO	BB	IBB	HBP	BLK	WP	HR	S	P	ERA	WHIP
Jack Billingham, R ERA: 3.62	(1, 1)	7.0	W	29	5	2	2	4	2	1	0	0	1	0	34	46	2.57	1.000
Aurelio Lopez, R ERA: 2.41	(8, 1)	2.0	S	7	0	0	0	2	1	0	0	0	0	0	10	14	0.00	0.500

PITCHER		IP	WLS	BF	H	R	ER	SO	BB	IBB	HBP	BLK	WP	HR	S	P	ERA	WHIP

Batter	1	2	3	4	5	6	7	8	9	AB	R	H	RBI	BB	SO	LOB
Lou Whitaker, L (1, 4) OBP: 0.386, SLG: 0.369	5-3		SH5-4 2-3		K			4-3		3	0	0	0	0	1	0
Alan Trammell, R (1, 6) OBP: 0.324, SLG: 0.340	5-3		G6-4-3 1B 3-H		S 1B			6-3		4	0	2	1	0	0	0
Ron LeFlore, R (1, 8) OBP: 0.346, SLG: 0.370	F8		G6-4-3 1-2f		F9 1-2			BB S		3	0	0	0	1	0	2
Steve Kemp, L (1, 7) OBP: 0.406, SLG: 0.559		BB FC4-6		3-1 4-3 2B	K	K		K 1-2		3	1	1	0	1	2	1
Jason Thompson, L (1, 3) OBP: 0.351, SLG: 0.396		K		3-1 2-3		F8				3	0	0	0	0	1	2
Champ Summers, L (1, 10) OBP: 0.390, SLG: 0.545		FC4-6 FC6-4 1-2f		4-3 3-H		K				3	0	0	1	0	1	1
Jerry Morales, R (1, 9) OBP: 0.263, SLG: 0.360		FC6-4 1-2f		1B			G5-4-3 1B			3	0	2	0	0	0	1
John Wockenfuss, R (1, 2) OBP: 0.332, SLG: 0.575			2B 2B	F4			G5-4-3 1-2f			3	1	1	0	0	0	2
Lance Parrish, R (8, 2) OBP: 0.339, SLG: 0.457										0	0	0	0	0	0	0
Tom Brookens, R (1, 5) OBP: 0.319, SLG: 0.398			SH5-4 1B 2-H 2B		F6		5-3			3	1	1	1	0	0	0
Inning Stats	R: 0 E: 0 K: 0 S: 3 H: 0 LOB: 0 BB: 0 P: 3	R: 0 E: 0 K: 1 S: 5 H: 0 LOB: 1 BB: 1 P: 9	R: 2 E: 0 K: 0 S: 5 H: 3 LOB: 0 BB: 0 P: 5	R: 1 E: 0 K: 0 S: 5 H: 2 LOB: 1 BB: 0 P: 5	R: 0 E: 0 K: 1 S: 6 H: 1 LOB: 1 BB: 0 P: 6	R: 0 E: 0 K: 2 S: 7 H: 0 LOB: 0 BB: 0 P: 7	R: 0 E: 0 K: 0 S: 3 H: 1 LOB: 0 BB: 0 P: 3	R: 0 E: 0 K: 1 S: 5 H: 0 LOB: 1 BB: 1 P: 9		1B: 4 2B: 3 3B: 0 HR: 0 SF: 0 SAC: 1 DP: 2 HBP: 0						

PITCHER		IP	WLS	BF	H	R	ER	SO	BB	IBB	HBP	BLK	WP	HR	S	P	ERA	WHIP
Jim Barr, R ERA: 4.25	(1, 1)	3.2	L	16	5	3	2	1	1	0	0	0	0	0	17	21	4.91	1.636
Mike Barlow, R ERA: 4.76	(4, 1)	4.0		14	2	0	0	3	1	0	0	0	0	0	19	23	0.00	0.750
Dave LaRoche, L ERA: 5.73	(8, 1)	0.1		1	0	0	0	1	0	0	0	0	0	0	3	3	0.00	0.000

PITCHER	IP	WLS	BF	H	R	ER	SO	BB	IBB	HBP	BLK	WP	HR	S	P	ERA	WHIP

California Angels @ Detroit Tigers

Tiger Stadium, Detroit, MI

Mon Aug 27 1979, 7:05 PM EDT

Att. 22,874 - Unknown

BOTTOM

livebaseballscorecards.com

AB	28
R	3
H	7
RBI	3
BB	2
SO	5
LOB	9

Batter	1	2	3	4	5	6	7	8	9	AB	R	H	RBI	BB	SO	LOB
Rod Carew, L (1, 3) OBP: 0.434, SLG: 0.417	x 0-0 G4-6-3 1B 1B		x 0-0 6-3 ①		x 0-0 1B		B B B B 4-0 1-3 BB		x 0-0 4-3 ③	4	1	2	0	1	0	1
Carney Lansford, R (1, 5) OBP: 0.341, SLG: 0.433	x 0-0 1-2 G4-6-3 1B		x 0-0 6-3 ②		x 0-0 F3 ③		x 0-0 F9 ③			4	0	1	0	0	0	3
Dan Ford, R (1, 9) OBP: 0.339, SLG: 0.466 Willie Davis, L (8, 9) OBP: 0.245, SLG: 0.283	x 0-0 ① ② G4-6-3 1-2f 2-3		x 0-0 F3 ③			x 0-0 L3 ①		x 0-0 F9 ①		4	0	0	0	0	0	2
										0	0	0	0	0	0	0
Don Baylor, R (1, 10) OBP: 0.374, SLG: 0.533	B B B B 4-0 1B BB			x 0-0 5-3 ①		x 0-0 FC6-4 1B		x 0-0 6-3 ②		3	0	1	0	1	0	0
Brian Downing, R (1, 2) OBP: 0.422, SLG: 0.465 Tom Donohue, R (8, PR) (8, 2) OBP: 0.272, SLG: 0.378	x 0-0 1-2 3-H 1B			x 0-0 1-3 ②		x 0-0 F7 ②		x 0-0 E4 WP		4	0	1	1	0	0	1
										0	0	0	0	0	0	0
Bobby Grich, R (1, 4) OBP: 0.372, SLG: 0.558 Dickie Thon, R (7, 4) OBP: 0.389, SLG: 0.380	x 0-0 4-3 ③			S S S 0-3 K ③		x 0-0 FC6-4 ③ 1-2f		S S S 0-3 1-2 K ③		3	0	0	0	0	1	3
										1	0	0	0	0	1	1
Bobby Clark, R (1, 7) OBP: 0.438, SLG: 0.933		x 0-0 3-1 ①			x 0-0 G3 SF8 2B		S S S 0-3 K ①		x 0-0 L8 ①	4	1	1	0	0	1	0
Rick Miller, L (1, 8) OBP: 0.366, SLG: 0.370 Larry Harlow, L (7, 8) OBP: 0.328, SLG: 0.234		x 0-0 6-3 ②			x 0-0 G3 ① 2-3		S S S 0-3 K ②		x 0-0 1B	3	0	0	0	0	1	1
										1	0	1	0	0	0	0
Bert Campaneris, R (1, 6) OBP: 0.287, SLG: 0.289		S S S 0-3 K ③			x 0-0 SF8 ② 3-H		x 0-0 WP S 1B		S S S 0-3 K ②	3	0	1	1	0	2	1
Inning Stats	R: 1 H: 3 E: 0 LOB: 2 K: 0 BB: 1 S: 5 P: 9	R: 0 H: 0 E: 0 LOB: 0 K: 1 BB: 0 S: 5 P: 5	R: 0 H: 0 E: 0 LOB: 0 K: 0 BB: 0 S: 3 P: 3	R: 0 H: 0 E: 0 LOB: 0 K: 1 BB: 0 S: 5 P: 5	R: 1 H: 2 E: 0 LOB: 1 K: 0 BB: 0 S: 5 P: 5	R: 0 H: 1 E: 0 LOB: 1 K: 0 BB: 0 S: 4 P: 4	R: 0 H: 1 E: 0 LOB: 2 K: 2 BB: 1 S: 8 P: 12	R: 0 H: 0 E: 1 LOB: 2 K: 1 BB: 0 S: 6 P: 6	R: 0 H: 1 E: 0 LOB: 1 K: 1 BB: 0 S: 6 P: 6	1B: 7 SF: 1 2B: 1 SAC: 0 3B: 0 DP: 1 HR: 0 HBP: 0						WP: 2 PA: 37 PB: 0 SB: 1 CS: 0	

TOP

California Angels @ Detroit Tigers

Tiger Stadium, Detroit, MI

Tue Aug 28 1979, 7:05 PM EDT

Att. 19,178 - Unknown

livebaseballscorecards.com

AB	34
R	2
H	8
RBI	2
BB	2
SO	6
LOB	13

PITCHER		IP	WLS	BF	H	R	ER	SO	BB	IBB	HBP	BLK	WP	HR	S	P	ERA	WHIP
Bruce Robbins, L ERA: 4.28	(1, 1)	6.0	W	24	6	2	2	2	1	0	0	0	0	0	27	31	3.00	1.167
Dave Tobik, R ERA: 4.22	(7, 1)	2.0		9	1	0	0	3	1	0	0	0	2	0	14	18	0.00	1.000
Mike Chris, L ERA: 7.13	(9, 1)	1.0		4	1	0	0	1	0	0	0	0	0	0	6	6	0.00	1.000

PITCHER	IP	WLS	BF	H	R	ER	SO	BB	IBB	HBP	BLK	WP	HR	S	P	ERA	WHIP

California Angels @ Detroit Tigers

Tiger Stadium, Detroit, MI

Tue Aug 28 1979, 7:05 PM EDT

Att. 19,178 - Unknown

livebaseballscorecards.com

Batter	1	2	3	4	5	6	7	8	9	AB	R	H	RBI	BB	SO	LOB
Lou Whitaker, L (1, 4) OBP: 0.391, SLG: 0.373	6-3		1B; BB 1B		HR 1B		BB 1B			4	2	3	1	1	0	0
Alan Trammell, R (1, 6) OBP: 0.326, SLG: 0.347	6-3		F8; FC6-4 BB		1-H HR		1-3 1B			3	1	1	2	1	0	1
Mark Wagner, R (7, 6) OBP: 0.325, SLG: 0.309										1	0	1	0	0	0	0
Ron LeFlore, R (1, 8) OBP: 0.347, SLG: 0.374	6-3		1-H BB 3B; FC6-4		1B		F8			5	1	2	1	0	0	5
Steve Kemp, L (1, 10) OBP: 0.406, SLG: 0.555		G6-4-3 BB	BB 1B BB	3-1	K			4-3		3	1	0	0	2	1	1
Jason Thompson, L (1, 3) OBP: 0.351, SLG: 0.402		G6-4-3 1-2f	1-2 BB 1B BB	K		K		HR		4	2	1	1	1	2	1
Champ Summers, L (1, 9) OBP: 0.397, SLG: 0.559		2B BB	1-2 2-3 3-H 1B BB	HR		4-3		5-3		1	3	1	2	2	0	0
Lynn Jones, R (6, PH) OBP: 0.330, SLG: 0.381										2	0	0	0	0	0	0
Jerry Morales, R (1, 7) OBP: 0.264, SLG: 0.363		1-H 1B 2B	1-3 2-H 3-H 1B 1B	6-3		G3		1-3		5	2	2	3	0	0	0
John Wockenfuss, R (1, 2) OBP: 0.335, SLG: 0.571		1B BB	1-2 3-H BB 1B		F8		K			3	0	1	1	1	1	0
Tom Brookens, R (1, 5) OBP: 0.317, SLG: 0.394		1-3 2-H 1B	F7		F2		F9			4	0	1	1	0	0	2
Inning Stats	R: 0 E: 0 K: 0 S: 3 H: 0 LOB: 0 BB: 0 P: 3	R: 2 E: 0 K: 0 S: 3 H: 2 LOB: 2 BB: 3 P: 15	R: 6 E: 0 K: 0 S: 8 H: 5 LOB: 3 BB: 4 P: 24	R: 1 E: 0 K: 1 S: 6 H: 1 LOB: 0 BB: 0 P: 6	R: 2 E: 0 K: 1 S: 8 H: 3 LOB: 1 BB: 0 P: 8	R: 0 E: 0 K: 1 S: 5 H: 0 LOB: 0 BB: 0 P: 5	R: 0 E: 0 K: 1 S: 6 H: 1 LOB: 2 BB: 1 P: 10	R: 1 E: 0 K: 0 S: 4 H: 1 LOB: 0 BB: 0 P: 4		1B: 8 2B: 1 3B: 1 HR: 3 SF: 0 SAC: 0 DP: 1 HBP: 0					

	AB	35
	R	12
	H	13
	RBI	12
	BB	8
	SO	4
	LOB	10

WP: 0 PA: 43
PB: 0
SB: 0
CS: 0

PITCHER		IP	WLS	BF	H	R	ER	SO	BB	IBB	HBP	BLK	WP	HR	S	P	ERA	WHIP
Don Aase, R ERA: 4.6	(1, 1)	2.1	L	14	4	6	6	0	5	0	0	0	0	0	9	29	23.14	3.857
Ralph Botting, L ERA: 8.79	(3, 1)	5.2		29	9	6	6	4	3	0	0	0	0	3	34	46	9.53	2.118

PITCHER	IP	WLS	BF	H	R	ER	SO	BB	IBB	HBP	BLK	WP	HR	S	P	ERA	WHIP

California Angels @ Detroit Tigers

Tiger Stadium, Detroit, MI

Wed Aug 29 1979, 7:05 PM EDT

Att. 19,880 - Unknown

TOP

livebaseballscorecards.com

Batter	1	2	3	4	5	6	7	8	9	AB	R	H	RBI	BB	SO	LOB
Rod Carew, L (1, 3) OBP: 0.431, SLG: 0.413	0-0 1-3		0-0 F8		0-3 K		0-0 1B		0-0 4-3	3	0	0	0	0	1	0
Larry Harlow, L (5, 7) OBP: 0.330, SLG: 0.238										2	0	1	0	0	0	0
Carney Lansford, R (1, 5) OBP: 0.339, SLG: 0.430	0-0 5-3		0-0 F8		0-3 K		0-0 F8			4	0	0	0	0	1	1
Dan Ford, R (1, 9) OBP: 0.340, SLG: 0.465	0-0 F8		4-0 BB		0-0 F8			0-0 1B		3	0	1	0	1	0	0
Don Baylor, R (1, 7) OBP: 0.375, SLG: 0.535 (5, 3)		0-0 WP G6-4-3 2B	0-0 F7			0-0 5-3		0-0 1-3 1B		4	1	2	0	0	0	1
Willie Aikens, L (1, 10) OBP: 0.370, SLG: 0.488		4-0 G6-4-3 2-3 BB		0-0 PB 4-3 1B		0-0 4-3		0-3 K		3	0	1	0	1	1	2
Brian Downing, R (1, 2) OBP: 0.421, SLG: 0.463		0-0 G6-4-3 1-2f 3-H		0-0 4-3 1-2		0-0 FC6-4 1B		0-0 L8		4	0	1	0	0	0	4
Bobby Grich, R (1, 4) OBP: 0.373, SLG: 0.558		0-0 1B 1B		0-3 K		0-0 FC6-4 1-2f		0-0 F9		2	0	1	0	0	1	1
Dickie Thon, R (4, 4) OBP: 0.382, SLG: 0.373										1	0	0	0	0	0	1
Merv Rettenmund, R (8, PH) OBP: 0.345, SLG: 0.329										1	0	0	0	0	0	2
Jim Anderson, R (8, 4) OBP: 0.306, SLG: 0.339										0	0	0	0	0	0	0
Rick Miller, L (1, 8) OBP: 0.367, SLG: 0.369		0-0 1-3 1B		4-0 FC4-6 2-3 BB			0-0 1-4-3		0-3 K	3	0	1	0	1	1	0
Bert Campaneris, R (1, 6) OBP: 0.283, SLG: 0.285		0-0 1-3		0-0 FC4-6 1-2f			0-0 5-3		0-0 F2	3	0	0	0	0	0	4
Willie Davis, L (9, PH) OBP: 0.240, SLG: 0.277										1	0	0	0	0	0	0

	AB	34
	R	1
	H	8
	RBI	0
	BB	3
	SO	5
	LOB	16

Inning Stats	1	2	3	4	5	6	7	8	9					
	R: 0 E: 0 K: 0 S: 3	H: 0 LOB: 0 BB: 0 P: 3	R: 1 E: 0 K: 0 S: 5	H: 3 LOB: 2 BB: 1 P: 9	R: 0 E: 0 K: 0 S: 3	H: 0 LOB: 1 BB: 1 P: 7	R: 0 E: 0 K: 1 S: 6	H: 1 LOB: 2 BB: 1 P: 10	R: 0 E: 0 K: 2 S: 7	H: 0 LOB: 0 BB: 0 P: 7	R: 0 E: 0 K: 0 S: 4	H: 1 LOB: 1 BB: 0 P: 4	R: 0 E: 0 K: 0 S: 4	H: 1 LOB: 1 BB: 0 P: 4	R: 0 E: 0 K: 1 S: 7	H: 2 LOB: 2 BB: 0 P: 7	R: 0 E: 0 K: 1 S: 5	H: 0 LOB: 0 BB: 0 P: 5	1B: 7 2B: 1 3B: 0 HR: 0	SF: 0 SAC: 0 DP: 1 HBP: 0	WP: 1 PB: 1 SB: 0 CS: 0	PA: 37

PITCHER	IP	WLS	BF	H	R	ER	SO	BB	IBB	HBP	BLK	WP	HR	S	P	ERA	WHIP
Jack Morris, R (1, 1) ERA: 3.41	7.0	W	31	8	1	1	3	3	0	0	0	1	0	34	46	1.29	1.571
Aurelio Lopez, R (8, 1) ERA: 2.36	2.0	S	6	0	0	0	2	0	0	0	0	0	0	10	10	0.00	0.000

PITCHER	IP	WLS	BF	H	R	ER	SO	BB	IBB	HBP	BLK	WP	HR	S	P	ERA	WHIP

Batter	1	2	3	4	5	6	7	8	9	AB	R	H	RBI	BB	SO	LOB
Lou Whitaker, L (1, 4) OBP: 0.392, SLG: 0.373	4-3		4-3			SH1-4 1B 1B	BBBB 1-2 2-3 BB			3	1	1	0	1	0	0
Alan Trammell, R (1, 6) OBP: 0.324, SLG: 0.345	1-3		5-3			SH1-4 1-2	F4			3	0	0	0	0	0	3
Steve Kemp, L (1, 7) OBP: 0.405, SLG: 0.553	4-3		4-3			1B 2-H 1B		F3		4	0	1	1	0	0	0
Jason Thompson, L (1, 3) OBP: 0.352, SLG: 0.403		BB BB FC4-6 1B		4-3		G4-6-3 1-3 1B		6-3		4	1	2	0	0	0	0
Champ Summers, L (1, 9) OBP: 0.398, SLG: 0.554		BBBB FC4-6 1-2 BB		BBBB CS BB		G4-6-3 1-2f		F6		2	0	0	0	2	0	2
Ron LeFlore, R (1, 10) OBP: 0.346, SLG: 0.373		BBBB FC4-6 1-2 2-3 BB		4-3 1-2			6-3			2	0	0	0	1	0	1
Jerry Morales, R (1, 8) OBP: 0.263, SLG: 0.360		FC4-6 S 1-2f 2-3 3-H			F8		F7			3	0	0	1	0	0	2
John Wockenfuss, R (1, 2) OBP: 0.332, SLG: 0.565 Lance Parrish, R (6, 2) OBP: 0.341, SLG: 0.458		SSS K			F8		BB 1B 1B			2 1	0 0	0 1	0 0	0 0	1 0	2 0
Tom Brookens, R (1, 5) OBP: 0.317, SLG: 0.392		SSS K 1-2			4-3		BB 1-2 1B			3	0	1	0	0	1	2
Inning Stats	R: 0 E: 0 K: 0 S: 3 H: 0 LOB: 0 BB: 0 P: 3	R: 1 E: 0 K: 2 S: 8 H: 1 LOB: 2 BB: 2 P: 16	R: 0 E: 0 K: 0 S: 3 H: 0 LOB: 0 BB: 0 P: 3	R: 0 E: 0 K: 0 S: 2 H: 0 LOB: 0 BB: 1 P: 6	R: 0 E: 0 K: 0 S: 3 H: 0 LOB: 0 BB: 0 P: 3	R: 1 E: 0 K: 0 S: 5 H: 3 LOB: 1 BB: 0 P: 5	R: 0 E: 0 K: 0 S: 5 H: 2 LOB: 3 BB: 1 P: 9	R: 0 E: 0 K: 0 S: 3 H: 0 LOB: 0 BB: 0 P: 3		1B: 6 2B: 0 3B: 0 HR: 0 SF: 0 SAC: 1 DP: 1 HBP: 0						

PITCHER		IP	WLS	BF	H	R	ER	SO	BB	IBB	HBP	BLK	WP	HR	S	P	ERA	WHIP
Dave Frost, R ERA: 3.48	(1, 1)	7.0	L	29	6	2	2	2	4	0	0	0	0	0	29	45	2.57	1.429
Dave LaRoche, L ERA: 5.65	(8, 1)	1.0		3	0	0	0	0	0	0	0	0	0	0	3	3	0.00	0.000

PITCHER	IP	WLS	BF	H	R	ER	SO	BB	IBB	HBP	BLK	WP	HR	S	P	ERA	WHIP

BOTTOM

California Angels @ Detroit Tigers

Tiger Stadium, Detroit, MI

Wed Aug 29 1979, 7:05 PM EDT

Att. 19,880 - Unknown

livebaseballscorecards.com

AB	27
R	2
H	6
RBI	2
BB	4
SO	2
LOB	12

WP: 0 PA: 32
PB: 0
SB: 1
CS: 1

Oakland Athletics @ Detroit Tigers

Tiger Stadium, Detroit, MI

Thu Aug 30 1979, 7:05 PM EDT

Att. 12,870 - Unknown

TOP

livebaseballscorecards.com

Batter	1	2	3	4	5	6	7	8	9	AB	R	H	RBI	BB	SO	LOB
Rickey Henderson, R (1, 7) (8, 8) OBP: 0.325, SLG: 0.305	SH2-3 2B 1B		6-3		5-3 1-2		F3		F7	5	1	1	0	0	0	1
Larry Murray, S (1, 9) OBP: 0.287, SLG: 0.284	SH2-3 1-2		BBBB 4-0 BB		HR 2-H 1B			SH3-4 1B 1B		1	1	1	1	1	0	0
Mike Heath, R (8, PH) (8, 7) OBP: 0.305, SLG: 0.353										1	1	1	0	0	0	0
Dwayne Murphy, L (1, 8) (8, 9) OBP: 0.399, SLG: 0.394	1B 2-H 2B		G3		HR 1-H			SH3-4 1-2		3	2	2	3	0	0	1
Dave Revering, L (1, 3) OBP: 0.329, SLG: 0.465	G6-4-3 2-H 1B			S 1B	F9			FC6-4 2-H 1B		4	0	3	2	0	0	0
Mario Guerrero, R (1, 6) OBP: 0.254, SLG: 0.259	G6-4-3 1-2f			F9 1-2		6-3		FC6-4 FC6 1-2f		4	0	0	0	0	0	3
Mitchell Page, L (1, 10) OBP: 0.328, SLG: 0.346		BBBB 4-0 CS BB		BBBB 4-0 L3 BB		4-3		FC6 1-2f		2	0	0	0	2	0	1
Wayne Gross, L (1, 5) OBP: 0.326, SLG: 0.363		F7		L3 1-2		SSS 0-3 K			HR	4	1	1	1	0	1	3
Jim Essian, R (1, 2) OBP: 0.326, SLG: 0.428		SSS 0-3 K 1-2			5-3 1B 1B		F5		5-3	4	1	1	0	0	1	1
Rob Picciolo, R (1, 4) OBP: 0.278, SLG: 0.341			6-3		L9		1-3		F8	3	0	0	0	0	0	1
Jeff Newman, R (9, PH) OBP: 0.271, SLG: 0.424										1	0	0	0	0	0	0

	AB	32
	R	7
	H	10
	RBI	7
	BB	3
	SO	2
	LOB	11

Inning Stats										
	R: 2 E: 0 K: 0 S: 5	H: 3 LOB: 0 BB: 0 P: 5	R: 0 E: 0 K: 1 S: 4	H: 0 LOB: 0 BB: 1 P: 8	R: 0 E: 0 K: 0 S: 3	H: 0 LOB: 1 BB: 1 P: 7	R: 0 E: 0 K: 0 S: 3	H: 1 LOB: 1 BB: 1 P: 7	R: 3 E: 0 K: 0 S: 6	H: 3 LOB: 0 BB: 0 P: 6
	R: 0 E: 0 K: 1 S: 5	H: 0 LOB: 0 BB: 0 P: 5	R: 0 E: 0 K: 0 S: 3	H: 0 LOB: 0 BB: 0 P: 3	R: 1 E: 0 K: 0 S: 5	H: 2 LOB: 1 BB: 0 P: 5	R: 1 E: 0 K: 0 S: 4	H: 1 LOB: 0 BB: 0 P: 4	1B: 7 2B: 2 3B: 0 HR: 2	SF: 0 SAC: 2 DP: 2 HBP: 0

WP: 0 PB: 0 SB: 1 CS: 1 PA: 37

PITCHER		IP	WLS	BF	H	R	ER	SO	BB	IBB	HBP	BLK	WP	HR	S	P	ERA	WHIP
Dan Petry, R ERA: 3.84	(1, 1)	4.2		21	7	5	5	1	3	0	0	0	0	1	20	32	9.64	2.143
Pat Underwood, L ERA: 4.96	(5, 1)	2.2		10	2	1	1	1	0	0	0	0	0	0	12	12	3.38	0.750
Dave Tobik, R ERA: 4.25	(8, 1)	1.2	W	6	1	1	1	0	0	0	0	0	0	1	6	6	5.40	0.600

PITCHER	IP	WLS	BF	H	R	ER	SO	BB	IBB	HBP	BLK	WP	HR	S	P	ERA	WHIP

Oakland Athletics @ Detroit Tigers

Tiger Stadium, Detroit, MI

Thu Aug 30 1979, 7:05 PM EDT

Att. 12,870 - Unknown

BOTTOM

Batter	1	2	3	4	5	6	7	8	9	AB	R	H	RBI	BB	SO	LOB
Tom Brookens, R (1, 4) OBP: 0.315, SLG: 0.388	F8		S 1B 1-3 3-H 1B	K		K		IBB		4	1	1	0	0	2	2
Lou Whitaker, L (8, PH) OBP: 0.393, SLG: 0.373 (9, 4)										0	0	0	0	1	0	0
Alan Trammell, R (1, 6) OBP: 0.320, SLG: 0.340	F9		F4 1-3 3-H	F6			L8	F8		5	0	0	0	0	0	5
Steve Kemp, L (1, 7) OBP: 0.402, SLG: 0.548	L4		K		L6		4-3			4	0	0	0	0	1	1
Ron LeFlore, R (1, 10) OBP: 0.348, SLG: 0.371		K	S 1B BB		HR BB		F8			2	2	0	0	2	1	0
Jerry Morales, R (1, 8) OBP: 0.270, SLG: 0.380		BB	1B 1-2 BB		1-H HR			HR		2	2	2	3	2	0	0
Lance Parrish, R (1, 2) OBP: 0.340, SLG: 0.456		K	1-3 2-H 3-H 1B		F2			5-3		4	0	1	2	0	1	1
Jason Thompson, L (1, 3) OBP: 0.354, SLG: 0.407		K		1B S BB	L8			2B 3B		3	1	1	0	1	1	1
Lynn Jones, R (1, 9) OBP: 0.338, SLG: 0.394			1B E 1B	1-3 1B		F8		3-H 2B		4	1	3	1	0	0	0
Aurelio Rodriguez, R (1, 5) OBP: 0.281, SLG: 0.369			1-3 1B E E	F3		F9		K		4	1	1	0	0	1	3
Inning Stats	R: 0 E: 0 K: 0 S: 3 H: 0 LOB: 0 BB: 0 P: 3	R: 0 E: 0 K: 3 S: 9 H: 0 LOB: 1 BB: 1 P: 13	R: 4 E: 1 K: 1 S: 8 H: 4 LOB: 2 BB: 2 P: 16	R: 0 E: 0 K: 1 S: 6 H: 1 LOB: 2 BB: 1 P: 10	R: 2 E: 0 K: 0 S: 4 H: 1 LOB: 0 BB: 1 P: 8	R: 0 E: 0 K: 1 S: 5 H: 0 LOB: 0 BB: 0 P: 5	R: 0 E: 0 K: 0 S: 3 H: 0 LOB: 0 BB: 0 P: 3	R: 2 E: 0 K: 1 S: 8 H: 3 LOB: 2 BB: 1 P: 12		1B: 5 2B: 1 3B: 1 HR: 2 SF: 0 SAC: 0 DP: 0 HBP: 0					

livebaseballscorecards.com

AB	32
R	8
H	9
RBI	6
BB	6
SO	7
LOB	13

PITCHER		IP	WLS	BF	H	R	ER	SO	BB	IBB	HBP	BLK	WP	HR	S	P	ERA	WHIP
Craig Minetto, L ERA: 5.81	(1, 1)	7.0	L	32	7	7	7	6	5	0	0	0	0	2	39	59	9.00	1.714
Jim Todd, R ERA: 6.78	(8, 1)	1.0		6	2	1	1	1	0	1	0	0	0	0	7	11	9.00	2.000

PITCHER	IP	WLS	BF	H	R	ER	SO	BB	IBB	HBP	BLK	WP	HR	S	P	ERA	WHIP

WP: 0 PB: 0 SB: 4 CS: 0 PA: 38

Batter	1	2	3	4	5	6	7	8	9	AB	R	H	RBI	BB	SO	LOB
Rickey Henderson, R (1, 7) OBP: 0.323, SLG: 0.303	S S S 0-3 ① K		x 0-0 F9 1B 1B 1B	x 0-0 ③ FC5-4 1-2f		x 0-0 ① ② G6-4-3 1-2f 2-3 3-H		S S S 0-3 ③ K		5	1	1	0	0	2	4
Dwayne Murphy, L (1, 8) OBP: 0.402, SLG: 0.393	B B B B 4-0 2B BB		x 0-0 1B 1-2 1B		x 0-0 ① 4-3	B B B 4-0 BB			x 0-0 ① L7	3	1	1	0	2	0	0
Wayne Gross, L (1, 5) OBP: 0.325, SLG: 0.361	S S S 0-3 ② K		x 0-0 ② F9 2-3		x 0-0 1B SF7 1B	x 0-0 ③ G3			x 0-0 ② F8	5	1	1	0	0	1	5
Dave Revering, L (1, 3) OBP: 0.333, SLG: 0.469	x 0-0 ③ 1-H 2B		x 0-0 1-3 3-H 1B		x 0-0 1-3 1B		x 0-0 ① L9		S S S 0-3 ③ K	5	0	3	2	0	1	0
Mario Guerrero, R (1, 6) OBP: 0.254, SLG: 0.261		x 0-0 1B 1B	x 0-0 ③ 1-3		x 0-0 ② SF7 3-H		x 0-0 ② 6-3			3	0	1	1	0	0	2
Mitchell Page, L (1, 10) OBP: 0.327, SLG: 0.345		x 0-0 G1-4-3 1-2 1B		S S S 0-3 ① K	x 0-0 ③ 6-3		S S S 0-3 ③ K			4	0	1	0	0	2	1
Jeff Newman, R (1, 2) OBP: 0.271, SLG: 0.423		S S S 0-3 ① K		S S S 0-3 ② K		x 0-0 1B 1B G6-4-3 1B		x 0-0 ① 6-3		4	1	1	0	0	2	2
Mike Heath, R (1, 9) OBP: 0.309, SLG: 0.356 Larry Murray, S (8, 9) OBP: 0.287, SLG: 0.284		x 0-0 ② ③ G1-4-3 1-2f		x 0-0 1B 1B		x 0-0 G6-4-3 1B 1-2 1B		x 0-0 ② 6-3		4	0	2	0	0	0	2
										0	0	0	0	0	0	0
Rob Picciolo, R (1, 4) OBP: 0.285, SLG: 0.358			x 0-0 ① F4	x 0-0 FC5-4 1-2 1B		x 0-0 G6-4-3 1-2 2-3 1B		x 0-0 HR		4	1	3	1	0	0	0
Inning Stats	R: 1 E: 0 K: 2 S: 7 H: 1 LOB: 1 BB: 1 P: 11	R: 0 E: 0 K: 1 S: 6 H: 2 LOB: 1 BB: 0 P: 6	R: 1 E: 0 K: 0 S: 6 H: 3 LOB: 2 BB: 0 P: 6	R: 0 E: 0 K: 2 S: 9 H: 2 LOB: 2 BB: 0 P: 9	R: 1 E: 0 K: 0 S: 5 H: 2 LOB: 1 BB: 0 P: 5	R: 1 E: 0 K: 0 S: 5 H: 3 LOB: 2 BB: 1 P: 9	R: 0 E: 0 K: 1 S: 5 H: 0 LOB: 0 BB: 0 P: 5	R: 1 E: 0 K: 1 S: 6 H: 1 LOB: 0 BB: 0 P: 6	R: 0 E: 0 K: 1 S: 5 H: 0 LOB: 0 BB: 0 P: 5	1B: 12 2B: 1 3B: 0 HR: 1	SF: 1 SAC: 0 DP: 2 HBP: 0						

TOP

Oakland Athletics @ Detroit Tigers

Tiger Stadium, Detroit, MI

Fri Aug 31 1979, 7:05 PM EDT

Att. 18,454 - Unknown

livebaseballscorecards.com

AB	37
R	5
H	14
RBI	4
BB	2
SO	8
LOB	16

PITCHER		IP	WLS	BF	H	R	ER	SO	BB	IBB	HBP	BLK	WP	HR	S	P	ERA	WHIP
Milt Wilcox, R ERA: 4.66	(1, 1)	5.0		24	10	3	3	5	1	0	0	0	0	0	33	37	5.40	2.200
Dave Tobik, R ERA: 4.37	(6, 1)	0.2	L	4	3	1	1	0	0	0	0	0	0	0	4	4	13.50	4.500
Mike Chris, L ERA: 6.63	(6, 1)	1.1		5	0	0	0	1	1	0	0	0	0	0	6	10	0.00	0.750
Aurelio Lopez, R ERA: 2.4	(8, 1)	2.0		7	1	1	1	2	0	0	0	0	0	1	11	11	4.50	0.500

PITCHER	IP	WLS	BF	H	R	ER	SO	BB	IBB	HBP	BLK	WP	HR	S	P	ERA	WHIP

Oakland Athletics @ Detroit Tigers

Tiger Stadium, Detroit, MI

Fri Aug 31 1979, 7:05 PM EDT

Att. 18,454 - Unknown

BOTTOM

Batter	1	2	3	4	5	6	7	8	9	AB	R	H	RBI	BB	SO	LOB
Lou Whitaker, L (1, 4) OBP: 0.390, SLG: 0.369	K	K		6-3			G4-6-3			4	0	0	0	0	2	5
Ron LeFlore, R (1, 10) OBP: 0.345, SLG: 0.368	K		K		F9			6-3		4	0	0	0	0	2	0
Steve Kemp, L (1, 7) OBP: 0.399, SLG: 0.543	L7		F8		F7			F8		4	0	0	0	0	0	0
Jason Thompson, L (1, 3) OBP: 0.353, SLG: 0.413		HR	F7		4-1			3-1		4	1	1	1	0	0	0
Champ Summers, L (1, 9) OBP: 0.399, SLG: 0.553		BB, F8, 1B		2B, 1B		F8			E9, 1B, WP	4	1	2	0	0	0	0
Jerry Morales, R (1, 8) OBP: 0.270, SLG: 0.381		F8, 1-2		1-3, 1B, 2B		L7			F9, 1-2	4	0	1	0	0	0	2
Lance Parrish, R (1, 2) OBP: 0.341, SLG: 0.457		K		1B, SH3, 2-H, 3-H, 1B		K			2-3, 1B	4	1	2	1	0	2	1
Aurelio Rodriguez, R (1, 5) OBP: 0.285, SLG: 0.370 Al Greene, L (9, PH) OBP: 0.278, SLG: 0.311 Lynn Jones, R (9, PH) OBP: 0.337, SLG: 0.392		BB, BB		SH3, 1-3, 1B			K		K	2 0 1	0 0 0	1 0 0	0 0 0	1 0 0	1 0 1	0 0 2
Mark Wagner, R (1, 6) OBP: 0.333, SLG: 0.314 Alan Trammell, R (7, PR) OBP: 0.320, SLG: 0.340 (8, 6) John Wockenfuss, R (9, PH) OBP: 0.330, SLG: 0.561		BB, 1-2, 2-3, BB		SH3, 1-2, 3-H			G4-6-3, 1B		K2-3	1 0 1	0 0 0	1 0 0	1 0 0	1 0 0	0 0 1	0 0 2
Inning Stats	R: 0 E: 0 K: 2 S: 7 H: 0 LOB: 0 BB: 0 P: 7	R: 1 E: 0 K: 2 S: 9 H: 2 LOB: 3 BB: 2 P: 17	R: 0 E: 0 K: 1 S: 5 H: 0 LOB: 0 BB: 0 P: 5	R: 2 E: 0 K: 0 S: 6 H: 4 LOB: 1 BB: 0 P: 6	R: 0 E: 0 K: 0 S: 3 H: 0 LOB: 0 BB: 0 P: 3	R: 0 E: 0 K: 1 S: 5 H: 0 LOB: 0 BB: 0 P: 5	R: 0 E: 0 K: 1 S: 5 H: 1 LOB: 1 BB: 0 P: 5	R: 0 E: 0 K: 0 S: 3 H: 0 LOB: 0 BB: 0 P: 3	R: 0 E: 1 K: 2 S: 9 H: 1 LOB: 2 BB: 0 P: 9	1B: 6 2B: 1 3B: 0 HR: 1	SF: 0 SAC: 1 DP: 1 HBP: 0			WP: 1 PB: 0 SB: 0 CS: 0	PA: 36		

livebaseballscorecards.com

	AB	33
	R	3
	H	8
	RBI	3
	BB	2
	SO	9
	LOB	12

PITCHER		IP	WLS	BF	H	R	ER	SO	BB	IBB	HBP	BLK	WP	HR	S	P	ERA	WHIP
Brian Kingman, R ERA: 4.38	(1, 1)	8.1	W	34	8	3	3	7	2	0	0	0	1	1	46	54	3.24	1.200
Dave Hamilton, L ERA: 3.66	(9, 1)	0.2	S	2	0	0	0	2	0	0	0	0	0	0	6	6	0.00	0.000

PITCHER	IP	WLS	BF	H	R	ER	SO	BB	IBB	HBP	BLK	WP	HR	S	P	ERA	WHIP

Oakland Athletics @ Detroit Tigers

Tiger Stadium, Detroit, MI

Sat Sep 01 1979, 3:33 AM EDT

Att. 15,235 - Unknown

TOP

livebaseballscorecards.com

Batter	1	2	3	4	5	6	7	8	9	10	AB	R	H	RBI	BB	SO	LOB
Rickey Henderson, R (1, 7) OBP: 0.325, SLG: 0.306	5-3		SH5-4 1-2 2-3		K			G4-6-3 1B		S S 1-3 3-H 1B	4	1	2	1	0	1	0
Dwayne Murphy, L (1, 8) OBP: 0.399, SLG: 0.388	G3		G3-6-3 IBB			K		G4-6-3 1-2f		K 1-H 3-H	4	0	0	0	1	2	1
Wayne Gross, L (1, 5) OBP: 0.326, SLG: 0.367	4-3		G3-6-3 1-2f			HR		BB		F4	4	1	1	1	1	0	4
Dave Revering, L (1, 3) OBP: 0.333, SLG: 0.475		1B G4-6-3 BB		F8		HR		F2		K	4	2	1	1	1	1	2
Jim Essian, R (1, 2) OBP: 0.325, SLG: 0.425		G4-6-3 1-3 1B		L5		F7			F4		4	0	1	0	0	0	0
Mitchell Page, L (1, 10) OBP: 0.327, SLG: 0.344		G4-6-3 1-2f 3-H		1B		4-3			K		4	0	1	0	0	1	1
Larry Murray, S (1, 9) OBP: 0.282, SLG: 0.278		F8		4-3			F6		F7		4	0	0	0	0	0	1
Dave Chalk, R (1, 4) OBP: 0.329, SLG: 0.275			SH5-4 1B		6-3		4-3			SH S 1B	4	0	2	0	0	0	0
Mike Edwards, R (10, PR) OBP: 0.272, SLG: 0.294 (10, 4)			1B							1B	0	1	0	0	0	0	0
Rob Picciolo, R (1, 6) OBP: 0.285, SLG: 0.358			SH5-4 1-2 1B		1-3		K			SH 1B 1-3 E	3	1	1	0	0	1	0
Inning Stats	R: 0 H: 0 E: 0 LOB: 0 K: 0 BB: 0 S: 3 P: 3	R: 1 H: 1 E: 0 LOB: 0 K: 0 BB: 1 S: 3 P: 7	R: 0 H: 2 E: 0 LOB: 2 K: 0 BB: 1 S: 4 P: 8	R: 0 H: 1 E: 0 LOB: 1 K: 0 BB: 0 S: 4 P: 4	R: 0 H: 0 E: 0 LOB: 0 K: 1 BB: 0 S: 5 P: 5	R: 2 H: 2 E: 0 LOB: 0 K: 1 BB: 0 S: 7 P: 7	R: 0 H: 0 E: 0 LOB: 0 K: 1 BB: 0 S: 5 P: 5	R: 0 H: 1 E: 0 LOB: 1 K: 0 BB: 1 S: 3 P: 7	R: 0 H: 0 E: 0 LOB: 0 K: 1 BB: 0 S: 5 P: 5	R: 3 H: 2 E: 1 LOB: 1 K: 2 BB: 0 S: 10 P: 10	1B: 7 SF: 0 2B: 0 SAC: 2 3B: 0 DP: 3 HR: 2 HBP: 0						

	AB	35
	R	6
	H	9
	RBI	3
	BB	3
	SO	6
	LOB	9

WP: 0 PA: 40
PB: 0
SB: 3
CS: 0

PITCHER		IP	WLS	BF	H	R	ER	SO	BB	IBB	HBP	BLK	WP	HR	S	P	ERA	WHIP
Jack Billingham, R ERA: 3.55	(1, 1)	5.0		19	4	1	1	1	1	1	0	0	0	0	19	27	1.80	1.000
Pat Underwood, L ERA: 4.98	(6, 1)	3.0		12	3	2	2	2	1	0	0	0	0	2	15	19	6.00	1.333
Aurelio Lopez, R ERA: 2.44	(9, 1)	2.0	L	9	2	3	1	3	0	0	0	0	0	0	15	15	4.50	1.000

PITCHER	IP	WLS	BF	H	R	ER	SO	BB	IBB	HBP	BLK	WP	HR	S	P	ERA	WHIP

Batter	1	2	3	4	5	6	7	8	9	10	AB	R	H	RBI	BB	SO	LOB
Lou Whitaker, L (1, 4) OBP: 0.394, SLG: 0.373	6-3		CS 1B		FC6-4 BB			HR 1B		FC1-6 1B	4	1	3	0	1	0	0
Alan Trammell, R (1, 6) OBP: 0.321, SLG: 0.347	S BB 1B BB		F4		FC6-4 1-2f			1-H HR		FC1-6 1B 1-2f	4	2	1	2	1	0	3
Steve Kemp, L (1, 7) OBP: 0.401, SLG: 0.547	1B 1-2 BB		1-2 3B		F5			4-3		1-3 1B	4	0	2	0	1	0	1
Jason Thompson, L (1, 3) OBP: 0.349, SLG: 0.408	K 2-3		4-3			F5		K		K	5	0	0	0	0	3	5
Champ Summers, L (1, 9) OBP: 0.397, SLG: 0.549 John Wockenfuss, R (10, PH) OBP: 0.328, SLG: 0.559	FC5-4 1-2 3-H 1B			F7		F8		F8		1-3	4 1	0 0	1 0	1 0	0 0	0 0	0 2
Ron LeFlore, R (1, 10) OBP: 0.346, SLG: 0.370	FC5-4 1-2f			4-3 2B		BB CS			6-3		3	0	1	0	1	0	2
Jerry Morales, R (1, 8) OBP: 0.267, SLG: 0.377		K		4-3 2-3		CS 1-2	K		F7		4	0	0	0	0	2	1
Lance Parrish, R (1, 2) OBP: 0.341, SLG: 0.455		6-3		5-3			K		1B		4	0	1	0	0	1	1
Phil Mankowski, L (1, 5) OBP: 0.291, SLG: 0.256		K			G3		F9		F7		4	0	0	0	0	1	1
Inning Stats	R: 1 H: 1 E: 0 LOB: 2 K: 1 BB: 2 S: 6 P: 14	R: 0 H: 0 E: 0 LOB: 0 K: 2 BB: 0 S: 7 P: 7	R: 0 H: 2 E: 0 LOB: 1 K: 0 BB: 0 S: 4 P: 4	R: 0 H: 1 E: 0 LOB: 1 K: 0 BB: 0 S: 4 P: 4	R: 0 H: 0 E: 0 LOB: 1 K: 0 BB: 1 S: 3 P: 7	R: 0 H: 0 E: 0 LOB: 0 K: 0 BB: 1 S: 2 P: 6	R: 0 H: 0 E: 0 LOB: 0 K: 2 BB: 0 S: 7 P: 7	R: 2 H: 2 E: 0 LOB: 0 K: 1 BB: 0 S: 7 P: 7	R: 0 H: 1 E: 0 LOB: 1 K: 0 BB: 0 S: 4 P: 4	R: 0 H: 2 E: 0 LOB: 2 K: 1 BB: 0 S: 7 P: 7	1B: 6 SF: 0 2B: 1 SAC: 0 3B: 1 DP: 0 HR: 1 HBP: 0					WP: 0 PA: 42 PB: 0 SB: 1 CS: 2	

PITCHER		IP	WLS	BF	H	R	ER	SO	BB	IBB	HBP	BLK	WP	HR	S	P	ERA	WHIP
Steve McCatty, R ERA: 4.02	(1, 1)	9.1	W	39	9	3	3	6	4	0	0	0	0	1	47	63	2.89	1.393
Dave Hamilton, L ERA: 3.63	(10, 1)	0.2	S	2	0	0	0	1	0	0	0	0	0	0	4	4	0.00	0.000

PITCHER	IP	WLS	BF	H	R	ER	SO	BB	IBB	HBP	BLK	WP	HR	S	P	ERA	WHIP

BOTTOM

Oakland Athletics @ Detroit Tigers

Tiger Stadium, Detroit, MI

Sat Sep 01 1979, 3:33 AM EDT

Att. 15,235 - Unknown

livebaseballscorecards.com

AB	37
R	3
H	9
RBI	3
BB	4
SO	7
LOB	16

Batter	1	2	3	4	5	6	7	8	9	AB	R	H	RBI	BB	SO	LOB
Rickey Henderson, R (1, 8) OBP: 0.330, SLG: 0.306	F9		G4-3 BB		E5 2B 2-H 1B		CS BB		6-3	3	1	1	0	2	0	0
Larry Murray, S (1, 7) OBP: 0.282, SLG: 0.282	F2		G4-3 1-2f		2B 2-H		K 1-2			4	0	1	1	0	1	2
Jeff Newman, R (1, 2) OBP: 0.268, SLG: 0.419	K			K	F3			F6		4	0	0	0	0	2	0
Dave Revering, L (1, 10) OBP: 0.337, SLG: 0.475		F9 BB WP 1B		1B 1B BB	F9			1B WP BB		2	3	1	0	2	0	0
Mike Heath, R (1, 9) OBP: 0.317, SLG: 0.361		G3 WP 1-2 BB		1B 1-2 1B		6-3		WP 1-3 1B		3	0	2	0	1	0	0
Jim Essian, R (1, 5) OBP: 0.324, SLG: 0.422 Mike Edwards, R (8, 4) OBP: 0.272, SLG: 0.294		F9 2-3		1-2 2-H 1B		5-3		K 1-2 3-H		4 0	0 0	1 0	1 0	0 0	1 0	3 0
Wayne Gross, L (1, 3) OBP: 0.325, SLG: 0.364		G3 1-3 3-H		K		BB		4-3		3	0	0	0	1	1	4
Dave Chalk, R (1, 4) OBP: 0.322, SLG: 0.269 (8, 5)		F8		F7		6-3			1-3	4	0	0	0	0	0	4
Rob Picciolo, R (1, 6) OBP: 0.285, SLG: 0.360			F9		E 2B		4-3		6-3	4	1	1	0	0	0	0
Inning Stats	R: 0 H: 0 E: 0 LOB: 0 K: 1 BB: 0 S: 5 P: 5	R: 1 H: 1 E: 0 LOB: 1 K: 0 BB: 1 S: 4 P: 8	R: 0 H: 0 E: 0 LOB: 0 K: 0 BB: 1 S: 2 P: 6	R: 1 H: 2 E: 0 LOB: 2 K: 2 BB: 1 S: 9 P: 13	R: 2 H: 3 E: 1 LOB: 0 K: 0 BB: 0 S: 5 P: 5	R: 0 H: 0 E: 0 LOB: 1 K: 0 BB: 1 S: 3 P: 7	R: 0 H: 0 E: 0 LOB: 0 K: 1 BB: 1 S: 4 P: 8	R: 1 H: 1 E: 0 LOB: 1 K: 1 BB: 1 S: 6 P: 10	R: 0 H: 0 E: 0 LOB: 0 K: 0 BB: 0 S: 3 P: 3	1B: 5 SF: 0 2B: 2 SAC: 0 3B: 0 DP: 1 HR: 0 HBP: 0						

TOP

Oakland Athletics @ Detroit Tigers

Tiger Stadium, Detroit, MI

Sun Sep 02 1979, 3:33 AM EDT

Att. 14,379 - Unknown

livebaseballscorecards.com

AB	31
R	5
H	7
RBI	2
BB	6
SO	5
LOB	13

PITCHER		IP	WLS	BF	H	R	ER	SO	BB	IBB	HBP	BLK	WP	HR	S	P	ERA	WHIP
Bruce Robbins, L ERA: 4.74	(1, 1)	4.1	L	20	6	4	4	3	3	0	0	0	1	0	23	35	8.31	2.077
Dave Tobik, R ERA: 4.25	(5, 1)	3.2		14	1	1	1	2	3	0	0	0	1	0	15	27	2.46	1.091
Mike Chris, L ERA: 6.3	(9, 1)	1.0		3	0	0	0	0	0	0	0	0	0	0	3	3	0.00	0.000

PITCHER	IP	WLS	BF	H	R	ER	SO	BB	IBB	HBP	BLK	WP	HR	S	P	ERA	WHIP

Oakland Athletics @ Detroit Tigers

Tiger Stadium, Detroit, MI

Sun Sep 02 1979, 3:33 AM EDT

Att. 14,379 - Unknown

BOTTOM

Batter	1	2	3	4	5	6	7	8	9	AB	R	H	RBI	BB	SO	LOB
Ron LeFlore, R (1, 8) OBP: 0.347, SLG: 0.370	0-0 1B 1B		0-3 K		0-0 F9 2-3			0-0 F9-1-6 1B	0-0 5-3	5	0	2	0	0	1	2
Lou Whitaker, L (1, 4) OBP: 0.391, SLG: 0.369	0-0 F7		0-0 4-3		0-3 K			0-0 F9-1-6 1-2		4	0	0	0	0	1	4
Steve Kemp, L (1, 7) OBP: 0.403, SLG: 0.554	0-0 1-3 1B		0-0 L3			0-0 HR		4-0 BB		3	1	2	1	1	0	0
Champ Summers, L (1, 3) OBP: 0.392, SLG: 0.540	0-0 F5			0-0 G3		0-0 L7		0-0 G3		4	0	0	0	0	0	3
Jason Thompson, L (1, 10) OBP: 0.349, SLG: 0.406	0-0 4-3			0-0 F9		0-0 F9			0-0 FC5-4 1B	4	0	1	0	0	0	2
Jerry Morales, R (1, 9) OBP: 0.264, SLG: 0.373		0-0 6-3		0-0 6-3		0-0 5-3			0-0 FC5-4 1-2f HR 1B	4	1	0	0	0	0	1
Lance Parrish, R (1, 2) OBP: 0.344, SLG: 0.458		0-0 FC4-6 1B			0-0 FC1-5 1B		0-0 1-3		0-0 HR 1-2 1B	4	1	3	0	0	0	0
Phil Mankowski, L (1, 5) OBP: 0.290, SLG: 0.255		0-0 FC4-6 FC4-6 1-2f			0-0 F9 FC1-5 1-2 1B		0-0 F9		0-0 F9	4	0	1	0	0	0	3
Alan Trammell, R (1, 6) OBP: 0.320, SLG: 0.354		0-0 FC4-6 1-2f			0-0 FC1-5 1-2 2-3f		0-0 4-3		0-0 HR 1-H 2-H	4	1	1	3	0	0	3
Inning Stats	R: 0 E: 0 K: 0 S: 5 H: 2 LOB: 2 BB: 0 P: 5	R: 0 E: 0 K: 0 S: 4 H: 1 LOB: 1 BB: 0 P: 4	R: 0 E: 0 K: 1 S: 5 H: 0 LOB: 0 BB: 0 P: 5	R: 0 E: 0 K: 0 S: 3 H: 0 LOB: 0 BB: 0 P: 3	R: 0 E: 0 K: 1 S: 7 H: 2 LOB: 2 BB: 0 P: 7	R: 1 E: 0 K: 0 S: 4 H: 1 LOB: 0 BB: 0 P: 4	R: 0 E: 0 K: 0 S: 3 H: 0 LOB: 0 BB: 0 P: 3	R: 0 E: 0 K: 0 S: 3 H: 1 LOB: 1 BB: 1 P: 7	R: 3 E: 0 K: 0 S: 6 H: 3 LOB: 0 BB: 0 P: 6	1B: 8 2B: 1 3B: 0 HR: 2	SF: 0 SAC: 0 DP: 1 HBP: 0						

PITCHER	IP	WLS	BF	H	R	ER	SO	BB	IBB	HBP	BLK	WP	HR	S	P	ERA	WHIP
Rick Langford, R (1, 1) ERA: 4.15	9.0	W	37	10	4	4	2	1	0	0	0	0	2	40	44	4.00	1.222

PITCHER	IP	WLS	BF	H	R	ER	SO	BB	IBB	HBP	BLK	WP	HR	S	P	ERA	WHIP

AB	36
R	4
H	10
RBI	4
BB	1
SO	2
LOB	18

WP: 0	PB: 0	SB: 0	CS: 0
PA: 37			

livebaseballscorecards.com

Batter	1	2	3	4	5	6	7	8	9	AB	R	H	RBI	BB	SO	LOB
Ron LeFlore, R (1, 8) OBP: 0.346, SLG: 0.375	0-0 ① 6-3		0-0 ②③ G6-4-3 1-2f		0-0 1-H HR			S S S 0-3 ② K		4	1	1	2	0	1	1
Lou Whitaker, L (1, 4) OBP: 0.389, SLG: 0.366	0-0 ② F7			B B B 4-0 1B SF8 BB	0-0 ③ F8			0-0 ③ F7		3	1	0	0	1	0	0
Steve Kemp, L (1, 7) OBP: 0.400, SLG: 0.549	0-0 ③ F6			0-0 ① F9		0-0 ① 4-3			0-0 ① 3-1	4	0	0	0	0	0	1
Champ Summers, L (1, 10) OBP: 0.394, SLG: 0.543		0-0 3-1 2B		0-0 1-3 1B		0-0 ② G3			0-0 ② F8	4	0	2	0	0	0	0
Jason Thompson, L (1, 3) OBP: 0.346, SLG: 0.404		0-0 ① 3-1 2-3		0-0 ② SF8 3-H		0-0 ③ G3			0-0 ③ F6	3	0	0	1	0	0	1
Jerry Morales, R (1, 9) OBP: 0.263, SLG: 0.370		0-0 ② F3		0-0 ③ F7			0-0 ① 1-3			3	0	0	0	0	0	2
Lance Parrish, R (1, 2) OBP: 0.342, SLG: 0.454		0-0 ③ 5-3			0-0 ① 1-3		0-0 ② F4			3	0	0	0	0	0	1
Aurelio Rodriguez, R (1, 5) OBP: 0.285, SLG: 0.370			0-0 G6-4-3 1B		0-0 ② F8		0-0 ③ 5-3			3	0	1	0	0	0	0
Alan Trammell, R (1, 6) OBP: 0.320, SLG: 0.354			0-0 ① F8		0-0 HR 1B			S S S 0-3 ① K		3	1	1	0	0	1	1
Inning Stats	R: 0 E: 0 K: 0 S: 3 H: 0 LOB: 0 BB: 0 P: 3	R: 0 E: 0 K: 0 S: 4 H: 1 LOB: 1 BB: 0 P: 4	R: 0 E: 0 K: 0 S: 3 H: 1 LOB: 0 BB: 0 P: 3	R: 1 E: 0 K: 0 S: 4 H: 1 LOB: 1 BB: 1 P: 8	R: 2 E: 0 K: 0 S: 5 H: 2 LOB: 0 BB: 0 P: 5	R: 0 E: 0 K: 0 S: 3 H: 0 LOB: 0 BB: 0 P: 3	R: 0 E: 0 K: 0 S: 3 H: 0 LOB: 0 BB: 0 P: 3	R: 0 E: 0 K: 2 S: 7 H: 0 LOB: 0 BB: 0 P: 7	R: 0 E: 0 K: 0 S: 3 H: 0 LOB: 0 BB: 0 P: 3	1B: 3 2B: 1 3B: 0 HR: 1	SF: 1 SAC: 0 DP: 1 HBP: 0						

TOP

Detroit Tigers @ Cleveland Indians

Cleveland Municipal Stadium, Cleveland, OH

Mon Sep 03 1979, 3:33 AM EDT

Att. 9,095 - Unknown - 75 F

livebaseballscorecards.com

AB	30
R	3
H	5
RBI	3
BB	1
SO	2
LOB	7

PITCHER		IP	WLS	BF	H	R	ER	SO	BB	IBB	HBP	BLK	WP	HR	S	P	ERA	WHIP
Rick Wise, R ERA: 3.58	(1, 1)	9.0	W	32	5	3	3	2	1	0	0	0	0	1	35	39	3.00	0.667

PITCHER	IP	WLS	BF	H	R	ER	SO	BB	IBB	HBP	BLK	WP	HR	S	P	ERA	WHIP

BOTTOM

Detroit Tigers @ Cleveland Indians

Cleveland Municipal Stadium, Cleveland, OH

Mon Sep 03 1979, 3:33 AM EDT

Att. 9,095 - Unknown - 75 F

Batter	1	2	3	4	5	6	7	8	9	AB	R	H	RBI	BB	SO	LOB
Mike Hargrove, L (1, 7) OBP: 0.391, SLG: 0.423	4-3 2B	L4			HR		BB 1-3			3	1	2	1	1	0	1
Rick Manning, L (1, 8) OBP: 0.333, SLG: 0.315	4-3 2-3		F7		4-3		1-3 1-2			4	0	0	0	0	0	2
Bobby Bonds, R (1, 9) OBP: 0.369, SLG: 0.453	4-3		6-3		F6		F3			4	0	0	0	0	0	2
Toby Harrah, R (1, 5) OBP: 0.391, SLG: 0.437	K		F7		5-3			F6		4	0	0	0	0	1	1
Andre Thornton, R (1, 3) OBP: 0.351, SLG: 0.450		HR		1B 2B 1B		6-3		BB G3-6-3		3	2	2	1	1	0	0
Ron Hassey, L (1, 2) OBP: 0.312, SLG: 0.355		F8		1-3 2B 1B		G3 2B		G3-6-3 1-2f		4	0	2	0	0	0	1
Jim Norris, L (1, 10) OBP: 0.324, SLG: 0.344		1-3		1-H 3-H 2B		G3 2-3				3	0	1	1	0	0	1
Duane Kuiper, L (1, 4) OBP: 0.316, SLG: 0.296		E3 1B		F6		4-3				3	1	0	0	0	0	2
Tom Veryzer, R (1, 6) OBP: 0.276, SLG: 0.241		2-H 1B		K			L5			3	0	1	1	0	1	1
Inning Stats	R: 0 H: 1 E: 0 LOB: 1 K: 1 BB: 0 S: 6 P: 6	R: 2 H: 2 E: 1 LOB: 1 K: 0 BB: 0 S: 6 P: 6	R: 0 H: 0 E: 0 LOB: 0 K: 0 BB: 0 S: 3 P: 3	R: 1 H: 3 E: 0 LOB: 1 K: 1 BB: 0 S: 7 P: 7	R: 1 H: 1 E: 0 LOB: 0 K: 0 BB: 0 S: 4 P: 4	R: 0 H: 1 E: 0 LOB: 1 K: 0 BB: 0 S: 4 P: 4	R: 0 H: 0 E: 0 LOB: 1 K: 0 BB: 1 S: 3 P: 7	R: 0 H: 0 E: 0 LOB: 0 K: 0 BB: 1 S: 2 P: 6		1B: 3 SF: 0 2B: 3 SAC: 0 3B: 0 DP: 1 HR: 2 HBP: 0						

livebaseballscorecards.com

AB	31
R	4
H	8
RBI	4
BB	2
SO	2
LOB	11

PITCHER	IP	WLS	BF	H	R	ER	SO	BB	IBB	HBP	BLK	WP	HR	S	P	ERA	WHIP
Jack Morris, R (1, 1) ERA: 3.41	8.0	L	33	8	4	3	2	2	0	0	0	0	2	35	43	3.38	1.250

PITCHER	IP	WLS	BF	H	R	ER	SO	BB	IBB	HBP	BLK	WP	HR	S	P	ERA	WHIP

Batter	1	2	3	4	5	6	7	8	9	AB	R	H	RBI	BB	SO	LOB
Ron LeFlore, R (1, 8) OBP: 0.346, SLG: 0.374	5-3		K		FC6-4 1-2f		1B 1-2 2-3		G5-4-3 BB	4	1	1	0	1	1	1
Lou Whitaker, L (1, 4) OBP: 0.390, SLG: 0.366 John Wockenfuss, R (9, PH) OBP: 0.327, SLG: 0.556	BB		K		F8		1B 1-2 2-3 3-H		G5-4-3 1-2f	3 1	0 0	1 0	1 0	1 0	1 0	1 1
Steve Kemp, L (1, 7) OBP: 0.401, SLG: 0.548	F7			F8 BB		K	1B 1-2 2-H 3-H			3	0	1	2	1	1	1
Champ Summers, L (1, 9) OBP: 0.393, SLG: 0.539 Jerry Morales, R (7, PH) OBP: 0.262, SLG: 0.370 (7, 9)	5-3			BB 1-2		F7	F7			2 1	0 0	0 0	0 0	1 0	0 0	1 2
Jason Thompson, L (1, 3) OBP: 0.345, SLG: 0.402		1B		F8 2-3		4-3		K		4	0	1	0	0	1	2
Al Greene, L (1, 10) OBP: 0.281, SLG: 0.298 Lynn Jones, R (8, PH) OBP: 0.340, SLG: 0.396		F7		G1-6-3 1-2			F9	1B		2 1	0 0	0 1	0 0	1 0	0 0	1 0
Lance Parrish, R (1, 2) OBP: 0.341, SLG: 0.451		K		G1-6-3 1-2f			1B 1B BB	F4		3	1	0	0	1	1	5
Tom Brookens, R (1, 5) OBP: 0.307, SLG: 0.377		F4			P1		F8	K		4	0	0	0	0	1	3
Alan Trammell, R (1, 6) OBP: 0.322, SLG: 0.355			F8		FC6-4		1B 1B 1B 1-2		F7	4	1	2	0	0	0	0
Inning Stats	R: 0 E: 0 K: 0 S: 3 H: 0 LOB: 1 BB: 1 P: 7	R: 0 E: 0 K: 1 S: 6 H: 1 LOB: 1 BB: 0 P: 6	R: 0 E: 0 K: 2 S: 7 H: 0 LOB: 0 BB: 0 P: 7	R: 0 E: 0 K: 0 S: 2 H: 0 LOB: 2 BB: 3 P: 14	R: 0 E: 0 K: 0 S: 4 H: 1 LOB: 1 BB: 0 P: 4	R: 0 E: 0 K: 1 S: 5 H: 0 LOB: 0 BB: 0 P: 5	R: 3 E: 0 K: 0 S: 7 H: 4 LOB: 2 BB: 1 P: 11	R: 0 E: 0 K: 2 S: 8 H: 1 LOB: 1 BB: 0 P: 8	R: 0 E: 0 K: 0 S: 2 H: 0 LOB: 0 BB: 1 P: 6	1B: 7 2B: 0 3B: 0 HR: 0 SF: 0 SAC: 0 DP: 2 HBP: 0						

PITCHER		IP	WLS	BF	H	R	ER	SO	BB	IBB	HBP	BLK	WP	HR	S	P	ERA	WHIP
Len Barker, R ERA: 4.18	(1, 1)	6.2	W	30	6	3	3	4	5	0	0	0	0	0	33	53	4.05	1.650
Sid Monge, L ERA: 2.48	(7, 1)	2.1	S	8	1	0	0	2	1	0	0	0	0	0	11	15	0.00	0.857

PITCHER	IP	WLS	BF	H	R	ER	SO	BB	IBB	HBP	BLK	WP	HR	S	P	ERA	WHIP

TOP

Detroit Tigers @ Cleveland Indians

Cleveland Municipal Stadium, Cleveland, OH

Tue Sep 04 1979, 7:05 PM EDT
Att. 4,824 - Unknown - 72 F

livebaseballscorecards.com

AB	32
R	3
H	7
RBI	3
BB	6
SO	6
LOB	18

WP: 0 PB: 0 SB: 0 CS: 0 PA: 38

Detroit Tigers @ Cleveland Indians

Cleveland Municipal Stadium, Cleveland, OH

Tue Sep 04 1979, 7:05 PM EDT

Att. 4,824 - Unknown - 72 F

livebaseballscorecards.com

BOTTOM

Batter	1	2	3	4	5	6	7	8	9	AB	R	H	RBI	BB	SO	LOB
Mike Hargrove, L (1, 7) OBP: 0.392, SLG: 0.425	BBBB 4-0 HR BB BB	x 0-0 1B 3-H 2B		SSS 0-3 ② K			x 0-0 ① G3			3	2	1	1	1	1	0
Rick Manning, L (1, 8) OBP: 0.332, SLG: 0.313	BBBB 4-0 1-2 HR BB	x 0-0 ② F8		SSS 0-3 ③ K			x 0-0 ② 6-3			3	1	0	0	1	1	1
Bobby Bonds, R (1, 9) OBP: 0.371, SLG: 0.462	x 0-0 1-H 2-H HR	x 0-0 2-H 1B			SSS 0-3 ① K		x 0-0 1B			4	1	3	4	0	1	0
Toby Harrah, R (1, 5) OBP: 0.392, SLG: 0.437	x 0-0 G5-4-3 1B	x 0-0 ③ L4			BBBB 4-0 G5-4-3 BB		x 0-0 ③ F3			3	0	1	0	1	0	2
Andre Thornton, R (1, 3) OBP: 0.351, SLG: 0.447	x 0-0 ① ② G5-4-3 1-2f		BBBB 4-0 G4-6-3 BB		x 0-0 ② ③ G5-4-3 1-2f			x 0-0 ① F8		3	0	0	0	1	0	2
Ron Hassey, L (1, 2) OBP: 0.320, SLG: 0.366	x 0-0 1B		x 0-0 ① ② G4-6-3 1-2f			x 0-0 2B		BBBB 4-0 BB		3	0	2	0	1	0	1
Jim Norris, L (1, 10) OBP: 0.324, SLG: 0.347 Ron Pruitt, R (8, PH) OBP: 0.336, SLG: 0.323	x 0-0 ③ F8		x 0-0 2B			x 0-0 ① 5-3		x 0-0 ② F9		3 1	0 0	1 0	0 0	0 0	0 0	2 1
Duane Kuiper, L (1, 4) OBP: 0.313, SLG: 0.293		x 0-0 ① G3	x 0-0 ③ 6-3			x 0-0 ② F7		x 0-0 ③ 4-3		4	0	0	0	0	0	3
Tom Veryzer, R (1, 6) OBP: 0.276, SLG: 0.247		x 0-0 2B 3B		x 0-0 ① F8		x 0-0 ③ 6-3				3	1	1	0	0	0	1
Inning Stats	R: 3 H: 3 E: 0 LOB: 1 K: 0 BB: 2 S: 5 P: 13	R: 2 H: 3 E: 0 LOB: 1 K: 0 BB: 0 S: 6 P: 6	R: 0 H: 1 E: 0 LOB: 1 K: 0 BB: 1 S: 3 P: 7	R: 0 H: 0 E: 0 LOB: 0 K: 2 BB: 0 S: 7 P: 7	R: 0 H: 0 E: 0 LOB: 0 K: 1 BB: 1 S: 4 P: 8	R: 0 H: 1 E: 0 LOB: 1 K: 0 BB: 0 S: 4 P: 4	R: 0 H: 1 E: 0 LOB: 1 K: 0 BB: 0 S: 4 P: 4	R: 0 H: 0 E: 0 LOB: 1 K: 0 BB: 1 S: 3 P: 7		1B: 4 SF: 0 2B: 3 SAC: 0 3B: 1 DP: 3 HR: 1 HBP: 0						

	AB	30
	R	5
	H	9
	RBI	5
	BB	5
	SO	3
	LOB	13

WP: 0 PB: 0 SB: 0 CS: 0 PA: 35

PITCHER		IP	WLS	BF	H	R	ER	SO	BB	IBB	HBP	BLK	WP	HR	S	P	ERA	WHIP
Dan Petry, R ERA: 4.32	(1, 1)	2.0	L	13	6	5	5	0	2	0	0	0	0	1	11	19	22.50	4.000
Mike Chris, L ERA: 4.85	(3, 1)	6.0		22	3	0	0	3	3	0	0	0	0	0	25	37	0.00	1.000

PITCHER	IP	WLS	BF	H	R	ER	SO	BB	IBB	HBP	BLK	WP	HR	S	P	ERA	WHIP

Batter	1	2	3	4	5	6	7	8	9	AB	R	H	RBI	BB	SO	LOB
Ron LeFlore, R (1, 8) OBP: 0.349, SLG: 0.380	F8		6-3 1-3		4-3 S 1B		E SF8 1-3 1B		1B 1-H 3B	5	2	3	1	0	0	1
Lou Whitaker, L (1, 4) OBP: 0.390, SLG: 0.364 John Wockenfuss, R (7, PH) OBP: 0.330, SLG: 0.558 Mark Wagner, R (7, PR) OBP: 0.333, SLG: 0.314 (7, 4) Al Greene, L (9, PH) OBP: 0.293, SLG: 0.298 Tom Brookens, R (9, 4) OBP: 0.307, SLG: 0.377	K		S 3-H BB		4-3 1-3		E7 SF8 1-3 3-H 1B		E 1B 1B BB	2 1 0 0 1 0	0 1 0 0 1 0	0 1 0 0 0 0	0 1 0 0 1 0	1 0 0 0 0 0	1 0 0 0 0 0	1 0 0 0 0 0
Steve Kemp, L (1, 10) OBP: 0.401, SLG: 0.546	S BB		F8 1-2		F8		SF8 2-3 3-H		E 1B 1-2 3-H 1B	3	1	1	2	1	0	2
Champ Summers, L (1, 9) OBP: 0.399, SLG: 0.554 Lynn Jones, R (7, PH) OBP: 0.342, SLG: 0.397 (7, 9)	 1-2 BB			HR		G4-6-3 1B	K		4-3 SF7 1-H 2-H 1B	2 2	1 1	2 1	1 2	1 0	0 1	0 2
Jason Thompson, L (1, 3) OBP: 0.346, SLG: 0.403	6-3			2B		G4-6-3 1-2f		F9 BLK BB	4-3 2-3	4	0	1	0	1	0	4
Jerry Morales, R (1, 7) OBP: 0.261, SLG: 0.368		F9		K		1B		K 1-2	SF7 3-H	4	0	1	1	0	2	2
Lance Parrish, R (1, 2) OBP: 0.340, SLG: 0.450		K		K		F4		F9 2-3	1B 2B	5	1	1	0	0	2	3
Aurelio Rodriguez, R (1, 5) OBP: 0.284, SLG: 0.367		K		1-3			F4	4-3	1B 2-H	5	0	1	1	0	1	2
Alan Trammell, R (1, 6) OBP: 0.325, SLG: 0.355			6-3 S CS BB		1-3		1B E 1B		BB F8	3	2	1	0	2	0	1
Inning Stats	R: 0 E: 0 K: 1 S: 5 H: 0 LOB: 2 BB: 2 P: 13	R: 0 E: 0 K: 2 S: 7 H: 0 LOB: 0 BB: 0 P: 7	R: 0 E: 0 K: 0 S: 2 H: 0 LOB: 1 BB: 2 P: 10	R: 1 E: 0 K: 2 S: 9 H: 2 LOB: 1 BB: 0 P: 9	R: 0 E: 0 K: 0 S: 4 H: 1 LOB: 1 BB: 0 P: 4	R: 0 E: 0 K: 0 S: 4 H: 2 LOB: 1 BB: 0 P: 4	R: 2 E: 1 K: 1 S: 8 H: 3 LOB: 2 BB: 0 P: 8	R: 0 E: 0 K: 1 S: 5 H: 0 LOB: 1 BB: 1 P: 9	R: 6 E: 1 K: 0 S: 8 H: 5 LOB: 1 BB: 2 P: 16	1B: 9 2B: 2 3B: 1 HR: 1 SF: 2 SAC: 0 DP: 1 HBP: 0						

PITCHER	IP	WLS	BF	H	R	ER	SO	BB	IBB	HBP	BLK	WP	HR	S	P	ERA	WHIP
Dan Spillner, R (1, 1) ERA: 4.43	6.1		28	7	3	3	5	4	0	0	0	0	1	34	50	4.26	1.737
Sid Monge, L (7, 1) ERA: 2.47	0.1		2	1	0	0	0	0	0	0	0	0	0	2	2	0.00	3.000
Victor Cruz, R (7, 1) ERA: 4.54	1.1	L	10	3	5	5	2	3	0	0	1	0	0	11	23	33.75	4.500
Wayne Garland, R (9, 1) ERA: 4.98	1.0		5	2	1	1	0	0	0	0	0	0	0	5	5	9.00	2.000

PITCHER	IP	WLS	BF	H	R	ER	SO	BB	IBB	HBP	BLK	WP	HR	S	P	ERA	WHIP

TOP

Detroit Tigers @ Cleveland Indians

Cleveland Municipal Stadium, Cleveland, OH

Wed Sep 05 1979, 7:05 PM EDT

Att. 5,172 - Unknown - 81 F

livebaseballscorecards.com

AB	36
R	9
H	13
RBI	9
BB	7
SO	7
LOB	18

WP: 0 PB: 0 SB: 4 CS: 1 PA: 45

BOTTOM

Detroit Tigers @ Cleveland Indians

Cleveland Municipal Stadium, Cleveland, OH

Wed Sep 05 1979, 7:05 PM EDT

Att. 5,172 - Unknown - 81 F

livebaseballscorecards.com

Batter	1	2	3	4	5	6	7	8	9	AB	R	H	RBI	BB	SO	LOB
Mike Hargrove, L (1, 7) OBP: 0.394, SLG: 0.424	F8		BB	1B		K			BB	3	1	1	0	2	1	0
Rick Manning, L (1, 8) OBP: 0.331, SLG: 0.311	BB		K	G3		K			F7	4	0	0	0	1	2	5
Bobby Bonds, R (1, 9) OBP: 0.368, SLG: 0.457	F8		K		F7		F7		K	5	0	0	0	0	2	4
Andre Thornton, R (1, 3) OBP: 0.353, SLG: 0.453	F6		1B BB		HR		F6		BB	3	1	1	1	2	0	1
Cliff Johnson, R (1, 10) OBP: 0.350, SLG: 0.500		F3	1B		HR		K		F4	5	1	2	2	0	1	3
Ron Hassey, L (1, 2) OBP: 0.319, SLG: 0.360		F9	F7		BB			K		3	0	0	0	1	1	2
Ted Cox, R (1, 5) OBP: 0.270, SLG: 0.297 Toby Harrah, R (8, PH) OBP: 0.391, SLG: 0.436 (9, 5)		1B HBP		5-3		F9		B5-3		2 1	0 0	0 0	0 0	0 0	0 0	1 0
Dave Rosello, R (1, 4) OBP: 0.317, SLG: 0.509		1B		E6		K		5-3		4	0	1	0	0	1	1
Tom Veryzer, R (1, 6) OBP: 0.274, SLG: 0.245 Jim Norris, L (9, PH) OBP: 0.326, SLG: 0.347		G3		F8		K			WP BB	3 0	0 0	0 0	0 0	0 1	1 0	3 0
Inning Stats	R: 0 H: 0 E: 0 LOB: 1 K: 0 BB: 1 S: 3 P: 7	R: 0 H: 1 E: 0 LOB: 2 K: 0 BB: 0 S: 4 P: 5	R: 1 H: 1 E: 0 LOB: 2 K: 2 BB: 2 S: 8 P: 16	R: 0 H: 1 E: 1 LOB: 2 K: 0 BB: 0 S: 5 P: 5	R: 2 H: 2 E: 0 LOB: 1 K: 1 BB: 1 S: 7 P: 11	R: 0 H: 0 E: 0 LOB: 0 K: 3 BB: 0 S: 9 P: 9	R: 0 H: 0 E: 0 LOB: 0 K: 1 BB: 0 S: 5 P: 5	R: 0 H: 0 E: 0 LOB: 0 K: 1 BB: 0 S: 5 P: 5	R: 0 H: 0 E: 0 LOB: 3 K: 1 BB: 3 S: 5 P: 17	1B: 3 SF: 0 2B: 0 SAC: 0 3B: 0 DP: 0 HR: 2 HBP: 1						

	AB	33
	R	3
	H	5
	RBI	3
	BB	7
	SO	9
	LOB	20

WP: 1 PA: 41
PB: 0
SB: 0
CS: 0

PITCHER		IP	WLS	BF	H	R	ER	SO	BB	IBB	HBP	BLK	WP	HR	S	P	ERA	WHIP
Dave Rozema, R ERA: 3.62	(1, 1)	4.1		24	5	3	3	2	4	0	1	0	0	2	23	40	6.23	2.077
Pat Underwood, L ERA: 4.91	(5, 1)	1.2		5	0	0	0	4	0	0	0	0	0	0	13	13	0.00	0.000
Aurelio Lopez, R ERA: 2.37	(7, 1)	3.0	W	12	0	0	0	3	3	0	0	0	1	0	15	27	0.00	1.000

PITCHER	IP	WLS	BF	H	R	ER	SO	BB	IBB	HBP	BLK	WP	HR	S	P	ERA	WHIP

New York Yankees @ Detroit Tigers

Tiger Stadium, Detroit, MI

Thu Sep 06 1979, 7:05 PM EDT

Att. 19,196 - Unknown - 75 F

TOP

livebaseballscorecards.com

Batter	1	2	3	4	5	6	7	8	9	10	AB	R	H	RBI	BB	SO	LOB
Bobby Murcer, L (1, 8) OBP: 0.344, SLG: 0.397	L7			5-3		F6		L5		1B WP 2B 1-3	5	1	1	0	0	0	3
Willie Randolph, R (1, 4) OBP: 0.379, SLG: 0.375	6-3			1-3		K		L7		WP BB 1B 2-3 3-H	5	0	1	1	0	1	3
Oscar Gamble, L (1, 7) OBP: 0.460, SLG: 0.570	4-3			F3			G1-6-3 1B		4-3	WP BB 1-2	4	0	1	0	1	0	0
Lou Piniella, R (10, 7) OBP: 0.331, SLG: 0.436											0	0	0	0	0	0	0
Reggie Jackson, L (1, 9) OBP: 0.379, SLG: 0.530		CS 1B			HR		F9		BB	K 1-2 2-3 3-H	4	1	2	1	1	1	3
Chris Chambliss, L (1, 3) OBP: 0.323, SLG: 0.441		K			E 1B		G1-6-3 1-2f		F7		4	0	1	0	0	1	3
Graig Nettles, L (1, 5) OBP: 0.320, SLG: 0.384		4-3 1-2			K 1-2			SH2-4 E 1B	F8		4	0	1	0	0	1	3
Jim Spencer, L (1, 10) OBP: 0.356, SLG: 0.565			F8		K			FC 1-2		1-3	3	0	0	0	0	1	2
Lenny Randle, S (8, PR) OBP: 0.220, SLG: 0.179								SH2-4			1	0	0	0	0	0	0
Brad Gulden, L (1, 2) OBP: 0.247, SLG: 0.203			CS BB		F8			SH2-4 1-2 2-3		F8	2	0	0	0	1	0	1
Fred Stanley, R (1, 6) OBP: 0.266, SLG: 0.311			L1 1-2			5-3		IBB		2B 1B 1B	2	0	0	0	0	0	1
Roy White, S (8, PH) OBP: 0.283, SLG: 0.267											0	0	0	0	1	0	0
Bucky Dent, R (8, 6) OBP: 0.291, SLG: 0.288											1	1	1	0	0	0	0
Inning Stats	R: 0 E: 0 K: 0 S: 3 H: 0 LOB: 0 BB: 0 P: 3	R: 0 E: 0 K: 1 S: 5 H: 1 LOB: 0 BB: 0 P: 5	R: 0 E: 0 K: 0 S: 2 H: 0 LOB: 0 BB: 1 P: 6	R: 0 E: 0 K: 0 S: 3 H: 0 LOB: 0 BB: 0 P: 3	R: 1 E: 1 K: 2 S: 9 H: 2 LOB: 1 BB: 0 P: 9	R: 0 E: 0 K: 1 S: 5 H: 0 LOB: 0 BB: 0 P: 5	R: 0 E: 0 K: 0 S: 3 H: 1 LOB: 0 BB: 0 P: 3	R: 0 E: 1 K: 0 S: 5 H: 1 LOB: 3 BB: 1 P: 9	R: 0 E: 0 K: 0 S: 3 H: 0 LOB: 1 BB: 1 P: 7	R: 2 E: 0 K: 1 S: 8 H: 3 LOB: 2 BB: 1 P: 12	1B: 6 2B: 1 3B: 0 HR: 1 SF: 0 SAC: 1 DP: 1 HBP: 0	WP: 1 PB: 0 SB: 0 CS: 2	PA: 40				

	AB	35
	R	3
	H	8
	RBI	2
	BB	4
	SO	5
	LOB	19

PITCHER		IP	WLS	BF	H	R	ER	SO	BB	IBB	HBP	BLK	WP	HR	S	P	ERA	WHIP
Milt Wilcox, R ERA: 4.55	(1, 1)	9.2	L	39	8	3	3	4	3	1	0	0	0	1	43	59	2.79	1.138
Pat Underwood, L ERA: 4.89	(10, 1)	0.1		1	0	0	0	1	0	0	0	0	1	0	3	3	0.00	0.000

PITCHER	IP	WLS	BF	H	R	ER	SO	BB	IBB	HBP	BLK	WP	HR	S	P	ERA	WHIP

Batter	1	2	3	4	5	6	7	8	9	10	AB	R	H	RBI	BB	SO	LOB
Ron LeFlore, R (1, 8) OBP: 0.349, SLG: 0.380	4-3		SH2-4 1B 1-2		5-3		1B 1B 1-2		FC5-4 1-2f		5	0	2	0	0	0	2
Alan Trammell, R (1, 6) OBP: 0.324, SLG: 0.354	K		SH2-4 1-2 2-3		F8		1B 1-3 2-H			F8	4	0	1	1	0	1	1
Steve Kemp, L (1, 7) OBP: 0.401, SLG: 0.545	1B		FC1-5-2-5-2 2-3 3-H			G6-4-3 1B	L3			K	5	0	2	0	0	1	4
John Wockenfuss, R (1, 3) OBP: 0.330, SLG: 0.552 Jason Thompson, L (8, 3) OBP: 0.344, SLG: 0.401	F8			BB		G6-4-3 1-2f		F5		4-3	2 2	0 0	0 0	0 0	1 0	0 0	2 0
Jerry Morales, R (1, 10) OBP: 0.259, SLG: 0.365		6-3		K		E6		F9			4	0	0	0	0	1	1
Lance Parrish, R (1, 2) OBP: 0.337, SLG: 0.446		L9		K		4-3		F3			4	0	0	0	0	1	2
Lynn Jones, R (1, 9) OBP: 0.343, SLG: 0.398 Champ Summers, L (7, PH) OBP: 0.396, SLG: 0.550 (8, 9)	1B			F7			K		L9		2 2	0 0	1 0	0 0	0 0	0 1	1 0
Aurelio Rodriguez, R (1, 5) OBP: 0.283, SLG: 0.369	F9				4-3 2B		5-3		F7		4	0	1	0	0	0	1
Tom Brookens, R (1, 4) OBP: 0.318, SLG: 0.387			SH2-4 1B FC1-5-2-5-2		4-3 2-3		1B 1B		FC5-4 1B		4	1	3	0	0	0	1
Inning Stats	R: 0 H: 1 E: 0 LOB: 1 K: 1 BB: 0 S: 6 P: 6	R: 0 H: 1 E: 0 LOB: 1 K: 0 BB: 0 S: 4 P: 4	R: 0 H: 2 E: 0 LOB: 1 K: 0 BB: 0 S: 4 P: 4	R: 0 H: 0 E: 0 LOB: 1 K: 2 BB: 1 S: 7 P: 11	R: 0 H: 1 E: 0 LOB: 1 K: 0 BB: 0 S: 4 P: 4	R: 0 H: 1 E: 1 LOB: 1 K: 0 BB: 0 S: 4 P: 4	R: 1 H: 3 E: 0 LOB: 2 K: 1 BB: 0 S: 8 P: 8	R: 0 H: 0 E: 0 LOB: 0 K: 0 BB: 0 S: 3 P: 3	R: 0 H: 1 E: 0 LOB: 1 K: 0 BB: 0 S: 4 P: 4	R: 0 H: 0 E: 0 LOB: 0 K: 1 BB: 0 S: 5 P: 5	1B: 9 SF: 0 2B: 2 SAC: 1 3B: 0 DP: 2 HR: 0 HBP: 0						

PITCHER		IP	WLS	BF	H	R	ER	SO	BB	IBB	HBP	BLK	WP	HR	S	P	ERA	WHIP
Don Hood, L ERA: 3.1	(1, 1)	5.2		23	6	0	0	3	1	0	0	0	0	0	28	32	0.00	1.235
Ron Davis, R ERA: 3.12	(6, 1)	1.0		6	3	1	1	1	0	0	0	0	0	0	8	8	9.00	3.000
Rich Gossage, R ERA: 2.63	(7, 1)	3.1	W	11	1	0	0	1	0	0	0	0	0	0	13	13	0.00	0.300

PITCHER	IP	WLS	BF	H	R	ER	SO	BB	IBB	HBP	BLK	WP	HR	S	P	ERA	WHIP

BOTTOM

New York Yankees @ Detroit Tigers

Tiger Stadium, Detroit, MI

Thu Sep 06 1979, 7:05 PM EDT

Att. 19,196 - Unknown - 75 F

livebaseballscorecards.com

AB	38
R	1
H	10
RBI	1
BB	1
SO	5
LOB	15

1B: 9 SF: 0
2B: 2 SAC: 1
3B: 0 DP: 2
HR: 0 HBP: 0

WP: 0 PA: 40
PB: 0
SB: 0
CS: 0

Batter	1	2	3	4	5	6	7	8	9	AB	R	H	RBI	BB	SO	LOB
Willie Randolph, R (1, 4) OBP: 0.378, SLG: 0.373	BBBB 4-0 G4-6-3 BB		x 0-0 ② F3		x 0-0 ③ F2			x 0-0 ①② G6-4-3 1-2f		3	0	0	0	1	0	3
Bobby Murcer, L (1, 8) OBP: 0.343, SLG: 0.396	x 0-0 ①② G4-6-3 1-2f		x 0-0 2-3 1B			x 0-0 ① 4-3		x 0-0 ③ 6-3		4	0	1	0	0	0	1
Lou Piniella, R (1, 7) OBP: 0.328, SLG: 0.432	x 0-0 ③ 5-3		x 0-0 ③ 4-3			x 0-0 ② F8			x 0-0 ① 6-3	4	0	0	0	0	0	2
Reggie Jackson, L (1, 9) OBP: 0.377, SLG: 0.526		BBBB 4-0 FC4-6 BB		x 0-0 ① F8		x 0-0 ③ 6-3			SSS 0-3 ② K	3	0	0	0	1	1	0
George Scott, R (1, 10) OBP: 0.313, SLG: 0.388 Oscar Gamble, L (7, PH) OBP: 0.460, SLG: 0.569		x 0-0 ① F3		x 0-0 ② 1-3			x 0-0 ① F8		x 0-0 1B	2 2	0 0	0 1	0 0	0 0	0 0	1 0
Chris Chambliss, L (1, 3) OBP: 0.323, SLG: 0.439		x 0-0 ② FC4-6 1-2f		x 0-0 ③ F9			x 0-0 5-3 1B		x 0-0 ③ F7	4	0	1	0	0	0	2
Fred Stanley, R (1, 5) OBP: 0.256, SLG: 0.299		x 0-0 ③ F9		SSS 0-3 ① K			x 0-0 ② 5-3 1-2			3	0	0	0	0	1	2
Bucky Dent, R (1, 6) OBP: 0.294, SLG: 0.290			x 0-0 1B 1-3 1B	x 0-0 1B			SSS 0-3 ③ K			3	0	2	0	0	1	1
Brad Gulden, L (1, 2) OBP: 0.241, SLG: 0.197 Jerry Narron, L (7, 2) OBP: 0.226, SLG: 0.259			x 0-0 ① 1-3 1-2	x 0-0 ② F8				x 0-0 G6-4-3 1B		2 1	0 0	0 1	0 0	0 0	0 0	2 0
Inning Stats	R: 0 E: 0 K: 0 S: 2 H: 0 LOB: 0 BB: 1 P: 6	R: 0 E: 0 K: 0 S: 3 H: 0 LOB: 1 BB: 1 P: 7	R: 0 E: 0 K: 0 S: 5 H: 2 LOB: 2 BB: 0 P: 5	R: 0 E: 0 K: 0 S: 3 H: 0 LOB: 0 BB: 0 P: 3	R: 0 E: 0 K: 1 S: 6 H: 1 LOB: 1 BB: 0 P: 6	R: 0 E: 0 K: 0 S: 3 H: 0 LOB: 0 BB: 0 P: 3	R: 0 E: 0 K: 1 S: 6 H: 1 LOB: 1 BB: 0 P: 6	R: 0 E: 0 K: 0 S: 3 H: 1 LOB: 0 BB: 0 P: 3	R: 0 E: 0 K: 1 S: 6 H: 1 LOB: 1 BB: 0 P: 6	1B: 6 2B: 0 3B: 0 HR: 0	SF: 0 SAC: 0 DP: 2 HBP: 0						

PITCHER		IP	WLS	BF	H	R	ER	SO	BB	IBB	HBP	BLK	WP	HR	S	P	ERA	WHIP
Bruce Robbins, L ERA: 4.43	(1, 1)	2.2		11	2	0	0	0	2	0	0	0	0	0	9	17	0.00	1.500
Jack Billingham, R ERA: 3.4	(3, 1)	6.1	W	22	4	0	0	3	0	0	0	0	0	0	28	28	0.00	0.632

PITCHER	IP	WLS	BF	H	R	ER	SO	BB	IBB	HBP	BLK	WP	HR	S	P	ERA	WHIP

TOP

New York Yankees @ Detroit Tigers

Tiger Stadium, Detroit, MI

Fri Sep 07 1979, 7:05 PM EDT

Att. 28,943 - Unknown - 58 F

livebaseballscorecards.com

AB	31
R	0
H	6
RBI	0
BB	2
SO	3
LOB	14

1B: 6 SF: 0
2B: 0 SAC: 0
3B: 0 DP: 2
HR: 0 HBP: 0

WP: 0 PA: 33
PB: 0
SB: 0
CS: 0

New York Yankees @ Detroit Tigers

Tiger Stadium, Detroit, MI

Fri Sep 07 1979, 7:05 PM EDT

Att. 28,943 - Unknown - 58 F

livebaseballscorecards.com

BOTTOM

Batter	1	2	3	4	5	6	7	8	9	AB	R	H	RBI	BB	SO	LOB
Ron LeFlore, R (1, 8) OBP: 0.350, SLG: 0.385	4-3	3B 2B		F4		1-H 2-H 2B				4	1	2	2	0	0	0
Lou Whitaker, L (1, 4) OBP: 0.393, SLG: 0.379	HR	2-H 3B			BBBB 4-0 G3 1B BB	1-3				3	2	2	2	1	0	1
Steve Kemp, L (1, 7) OBP: 0.398, SLG: 0.540	3-1	F7			G3 1-2		4-1			4	0	0	0	0	0	2
Champ Summers, L (1, 10) OBP: 0.401, SLG: 0.551	BBBB 4-0 2B BB		CS 1B		0-0 G4-6-3 2-H 1B		SSS 0-3 K			3	1	2	1	1	1	0
Jason Thompson, L (1, 3) OBP: 0.344, SLG: 0.402	E 1-H 2B		SSS 0-3 K		G4-6-3 1-2f		5-3			4	0	1	1	0	1	2
Jerry Morales, R (1, 9) OBP: 0.259, SLG: 0.366	E1 2-3	1-2 2B				6-3		5-3		4	0	1	0	0	0	1
Lance Parrish, R (1, 2) OBP: 0.336, SLG: 0.443	5-3	5-3				BBBB 4-0 1B 2B BB		SSS 0-3 K		3	1	0	0	1	1	3
Aurelio Rodriguez, R (1, 5) OBP: 0.283, SLG: 0.367		SSS 0-3 K2-3		5-3		1-2 2B 1B		L9		4	1	1	0	0	1	0
Alan Trammell, R (1, 6) OBP: 0.322, SLG: 0.351		6-3		SSS 0-3 K		F8				3	0	0	0	0	1	2
Inning Stats	R: 2 H: 2 E: 1 LOB: 2 K: 0 BB: 1 S: 6 P: 10	R: 1 H: 2 E: 0 LOB: 1 K: 1 BB: 0 S: 7 P: 7	R: 0 H: 2 E: 0 LOB: 1 K: 1 BB: 0 S: 6 P: 6	R: 0 H: 0 E: 0 LOB: 0 K: 1 BB: 0 S: 5 P: 5	R: 1 H: 1 E: 0 LOB: 0 K: 0 BB: 1 S: 3 P: 7	R: 2 H: 2 E: 0 LOB: 1 K: 0 BB: 1 S: 5 P: 9	R: 0 H: 0 E: 0 LOB: 0 K: 1 BB: 0 S: 5 P: 5	R: 0 H: 0 E: 0 LOB: 0 K: 1 BB: 0 S: 5 P: 5		1B: 3 SF: 0 2B: 4 SAC: 0 3B: 1 DP: 1 HR: 1 HBP: 0						

	AB	32
	R	6
	H	9
	RBI	6
	BB	3
	SO	5
	LOB	11

WP: 0 PA: 35
PB: 0
SB: 0
CS: 1

PITCHER		IP	WLS	BF	H	R	ER	SO	BB	IBB	HBP	BLK	WP	HR	S	P	ERA	WHIP
Ken Clay, R ERA: 5.4	(1, 1)	2.0	L	13	5	3	3	1	1	0	0	0	0	1	14	18	13.50	3.000
Jim Kaat, L ERA: 3.73	(3, 1)	4.0		16	4	3	3	2	2	0	0	0	0	0	18	26	6.75	1.500
Roger Slagle, R ERA:	(7, 1)	2.0		6	0	0	0	2	0	0	0	0	0	0	10	10	0.00	0.000

PITCHER	IP	WLS	BF	H	R	ER	SO	BB	IBB	HBP	BLK	WP	HR	S	P	ERA	WHIP

Batter	1	2	3	4	5	6	7	8	9	AB	R	H	RBI	BB	SO	LOB
Bobby Murcer, L (1, 8) OBP: 0.344, SLG: 0.397	BBBB 4-0 2B BB	x 0-0 1-H 1B 2B		x 0-0 ① 6-3			x 0-0 ① 4-3		SSS 0-3 ③ K	4	2	1	1	1	1	0
Chris Chambliss, L (1, 3) OBP: 0.322, SLG: 0.437	x 0-0 ① F5	x 0-0 2-H 1B		x 0-0 ② F7			x 0-0 ② F8			4	0	1	1	0	0	1
Oscar Gamble, L (1, 7) OBP: 0.455, SLG: 0.562 Lou Piniella, R (6, 7) OBP: 0.327, SLG: 0.431	x 0-0 ② F8	SSS 0-3 ③ K		SSS 0-3 ③ K			x 0-0 ③ F8			3 1	0 0	0 0	0 0	0 0	2 0	2 0
Reggie Jackson, L (1, 9) OBP: 0.376, SLG: 0.525	x 0-0 WP 1-H 2B		x 0-0 ① 4-3		SSS 0-3 ① K			x 0-0 ① F9		4	0	1	1	0	1	0
Jim Spencer, L (1, 10) OBP: 0.362, SLG: 0.566	III 4-0 WP IBB		x 0-0 BB 1B 1B		x 0-0 CS 1B			x 0-0 ② 4-3		3	1	2	0	1	0	0
Graig Nettles, L (1, 5) OBP: 0.321, SLG: 0.390	x 0-0 ③ F6 1-2 2-3		BBBB 4-0 1B 1-2 BB		x 0-0 ② F9			x 0-0 HR		3	1	1	1	1	0	3
Jerry Narron, L (1, 2) OBP: 0.229, SLG: 0.261 Roy White, S (8, PH) OBP: 0.282, SLG: 0.265 Brad Gulden, L (8, 2) OBP: 0.241, SLG: 0.197		x 0-0 FC5-4 1B	x 0-0 ② F4		0-0 ③ CS 1-2	SSS 0-3 ① K		x 0-0 ③ 6-3		3 1 0	0 0 0	1 0 0	0 0 0	0 0 0	1 0 0	2 0 0
Brian Doyle, L (1, 4) OBP: 0.292, SLG: 0.286		x 0-0 ① B2	x 0-0 1-2 2-H 1B			x 0-0 ② F7			x 0-0 ① 3-1	4	0	1	1	0	0	1
Bucky Dent, R (1, 6) OBP: 0.291, SLG: 0.288		x 0-0 ② FC5-4 1-2f 2B	x 0-0 ③ F3			x 0-0 ③ F9			x 0-0 ② F4	4	1	0	0	0	0	3
Inning Stats	R: 1 E: 0 K: 0 S: 4 H: 1 LOB: 2 BB: 2 P: 12	R: 2 E: 0 K: 1 S: 8 H: 3 LOB: 1 BB: 0 P: 8	R: 1 E: 0 K: 0 S: 5 H: 2 LOB: 2 BB: 1 P: 9	R: 0 E: 0 K: 1 S: 5 H: 0 LOB: 0 BB: 0 P: 5	R: 0 E: 0 K: 1 S: 5 H: 1 LOB: 0 BB: 0 P: 5	R: 0 E: 0 K: 1 S: 5 H: 0 LOB: 0 BB: 0 P: 5	R: 0 E: 0 K: 0 S: 3 H: 0 LOB: 0 BB: 0 P: 3	R: 1 E: 0 K: 0 S: 4 H: 1 LOB: 0 BB: 0 P: 4	R: 0 E: 0 K: 1 S: 5 H: 0 LOB: 0 BB: 0 P: 5	1B: 5 2B: 2 3B: 0 HR: 1 SF: 0 SAC: 0 DP: 0 HBP: 0						

PITCHER	IP	WLS	BF	H	R	ER	SO	BB	IBB	HBP	BLK	WP	HR	S	P	ERA	WHIP
Jack Morris, R (1, 1) ERA: 3.56	3.0	L	18	6	4	4	1	2	1	0	0	1	0	17	29	12.00	2.667
Pat Underwood, L (4, 1) ERA: 4.76	5.0		16	2	1	1	3	0	0	0	0	0	1	22	22	1.80	0.400
Aurelio Lopez, R (9, 1) ERA: 2.35	1.0		3	0	0	0	1	0	0	0	0	0	0	5	5	0.00	0.000

PITCHER	IP	WLS	BF	H	R	ER	SO	BB	IBB	HBP	BLK	WP	HR	S	P	ERA	WHIP

TOP

New York Yankees @ Detroit Tigers

Tiger Stadium, Detroit, MI

Sat Sep 08 1979, 7:05 PM EDT

Att. 30,069 - Unknown

livebaseballscorecards.com

AB	34
R	5
H	8
RBI	5
BB	3
SO	5
LOB	12

WP: 1 PB: 0 SB: 0 CS: 1 PA: 38

BOTTOM

New York Yankees @ Detroit Tigers

Tiger Stadium, Detroit, MI

Sat Sep 08 1979, 7:05 PM EDT

Att. 30,069 - Unknown

livebaseballscorecards.com

Batter	1	2	3	4	5	6	7	8	9	AB	R	H	RBI	BB	SO	LOB
Ron LeFlore, R (1, 10) OBP: 0.351, SLG: 0.394	F4			PB WP 2B		4-3		HR		4	2	2	1	0	0	0
Tom Brookens, R (1, 4) Champ Summers, L (8, PH) Alan Trammell, R (9, 6) OBP: 0.312, SLG: 0.379 OBP: 0.399, SLG: 0.549 OBP: 0.322, SLG: 0.351	K			K2-3 2-H		6-3		K		3 1 0	0 0 0	0 0 0	0 0 0	0 0 0	2 1 0	0 0 0
Jerry Morales, R (1, 9) OBP: 0.261, SLG: 0.366	F8			BB S 1B		E5 1B		F6		3	0	1	0	1	0	0
John Wockenfuss, R (1, 3) Jason Thompson, L (9, PH) OBP: 0.325, SLG: 0.544 OBP: 0.343, SLG: 0.401		5-3		K 1-2		K			K	3 1	0 0	0 0	0 0	0 0	2 1	2 0
Lance Parrish, R (1, 2) Steve Kemp, L (9, PH) OBP: 0.336, SLG: 0.442 OBP: 0.399, SLG: 0.541		K		1B 2-H			5-3		1B	3 1	0 0	1 1	0 0	0 0	1 0	0 0
Lynn Jones, R (1, 7) Al Greene, L (9, PH) OBP: 0.343, SLG: 0.394 OBP: 0.288, SLG: 0.292		K			BB E S 5-3		4-3		K	2 1	1 0	0 0	0 0	1 0	1 1	0 1
Dave Stegman, R (1, 8) Kirk Gibson, L (9, PH) OBP: 0.333, SLG: 1.333			E5 G5-4-3		5-3 1-H		HR		K	3 1	1 0	1 0	2 0	0 0	0 1	0 1
Aurelio Rodriguez, R (1, 5) OBP: 0.280, SLG: 0.364			G5-4-3 1-2f		5-3		K			3	0	0	0	0	1	1
Mark Wagner, R (1, 6) Rick Peters, S (8, PH) (9, 4) OBP: 0.329, SLG: 0.309			K		K			K		2 1	0 0	0 0	0 0	0 0	2 1	0 0
Inning Stats	R: 0 H: 0 E: 0 LOB: 0 K: 1 BB: 0 S: 5 P: 5	R: 0 H: 0 E: 0 LOB: 0 K: 2 BB: 0 S: 7 P: 7	R: 0 H: 0 E: 1 LOB: 0 K: 1 BB: 0 S: 5 P: 5	R: 1 H: 2 E: 0 LOB: 2 K: 2 BB: 1 S: 8 P: 12	R: 1 H: 0 E: 0 LOB: 0 K: 1 BB: 1 S: 5 P: 9	R: 0 H: 1 E: 1 LOB: 1 K: 1 BB: 0 S: 6 P: 6	R: 1 H: 1 E: 0 LOB: 0 K: 1 BB: 0 S: 6 P: 6	R: 1 H: 1 E: 0 LOB: 0 K: 2 BB: 0 S: 8 P: 8	R: 0 H: 1 E: 0 LOB: 1 K: 3 BB: 0 S: 10 P: 10	1B: 3 SF: 0 2B: 1 SAC: 0 3B: 0 DP: 1 HR: 2 HBP: 0						

	AB	32
	R	4
	H	6
	RBI	3
	BB	2
	SO	14
	LOB	5

WP: 1 PA: 34
PB: 1
SB: 2
CS: 0

PITCHER		IP	WLS	BF	H	R	ER	SO	BB	IBB	HBP	BLK	WP	HR	S	P	ERA	WHIP
Ron Guidry, L ERA: 2.86	(1, 1)	7.1	W	28	5	4	3	10	2	0	0	0	1	2	46	54	3.68	0.955
Rich Gossage, R ERA: 2.53	(8, 1)	1.2	S	6	1	0	0	4	0	0	0	0	0	0	14	14	0.00	0.600

PITCHER	IP	WLS	BF	H	R	ER	SO	BB	IBB	HBP	BLK	WP	HR	S	P	ERA	WHIP

Batter	1	2	3	4	5	6	7	8	9	AB	R	H	RBI	BB	SO	LOB
Willie Randolph, R (1, 4) OBP: 0.377, SLG: 0.371	K		G6-3 1-2f		F8			BB 1-2		3	0	0	0	1	1	3
Bobby Murcer, L (1, 8) OBP: 0.341, SLG: 0.393	G3			4-3		1-3		F8 2-3		4	0	0	0	0	0	2
Lou Piniella, R (1, 7) OBP: 0.327, SLG: 0.434	5-3			4-3 3B		K		K 1-2		4	1	1	0	0	2	2
Reggie Jackson, L (1, 9) OBP: 0.373, SLG: 0.520		1-3		4-3 3-H		K			K	4	0	0	1	0	2	0
Chris Chambliss, L (1, 3) OBP: 0.322, SLG: 0.438		G3 2B		K			G3		F8	4	0	1	0	0	1	0
Graig Nettles, L (1, 5) OBP: 0.321, SLG: 0.389		G3 2-3			1B 1B		F8		K	4	0	1	0	0	1	1
George Scott, R (1, 10) OBP: 0.311, SLG: 0.384		F7			K		F8			3	0	0	0	0	1	2
Bucky Dent, R (1, 6) OBP: 0.291, SLG: 0.288			E6 G6-3		1-3 1B			F8		3	0	1	0	0	0	0
Brad Gulden, L (1, 2) OBP: 0.235, SLG: 0.192			K		K					2	0	0	0	0	2	3
Roy White, S (8, PH) OBP: 0.285, SLG: 0.265										0	0	0	0	1	0	0
Jerry Narron, L (8, 2) OBP: 0.229, SLG: 0.261								F8 BB BB		0	0	0	0	0	0	0
Inning Stats	R: 0 E: 0 K: 1 S: 5 H: 0 LOB: 0 BB: 0 P: 5	R: 0 E: 0 K: 0 S: 4 H: 1 LOB: 1 BB: 0 P: 4	R: 0 E: 1 K: 1 S: 5 H: 0 LOB: 0 BB: 0 P: 5	R: 1 E: 0 K: 1 S: 6 H: 1 LOB: 0 BB: 0 P: 6	R: 0 E: 0 K: 2 S: 9 H: 2 LOB: 2 BB: 0 P: 9	R: 0 E: 0 K: 2 S: 7 H: 0 LOB: 0 BB: 0 P: 7	R: 0 E: 0 K: 0 S: 3 H: 0 LOB: 0 BB: 0 P: 3	R: 0 E: 0 K: 1 S: 5 H: 0 LOB: 2 BB: 2 P: 13	R: 0 E: 0 K: 2 S: 7 H: 0 LOB: 0 BB: 0 P: 7	1B: 2 2B: 1 3B: 1 HR: 0 SF: 0 SAC: 0 DP: 1 HBP: 0						

TOP

New York Yankees @ Detroit Tigers

Tiger Stadium, Detroit, MI

Sun Sep 09 1979, 3:33 AM EDT

Att. 30,836 - Unknown - 66 F

livebaseballscorecards.com

AB	31
R	1
H	4
RBI	1
BB	2
SO	10
LOB	13

WP: 0 PB: 0 SB: 1 CS: 0 PA: 33

PITCHER	IP	WLS	BF	H	R	ER	SO	BB	IBB	HBP	BLK	WP	HR	S	P	ERA	WHIP
Mike Chris, L (1, 1) ERA: 4.05	7.1	W	27	4	1	1	7	1	0	0	0	0	0	40	44	1.23	0.682
Aurelio Lopez, R (8, 1) ERA: 2.32	1.2	S	6	0	0	0	3	1	0	0	0	0	0	11	15	0.00	0.600

PITCHER	IP	WLS	BF	H	R	ER	SO	BB	IBB	HBP	BLK	WP	HR	S	P	ERA	WHIP

Batter	1	2	3	4	5	6	7	8	9	AB	R	H	RBI	BB	SO	LOB
Ron LeFlore, R (1, 10) OBP: 0.351, SLG: 0.393	BB 1B SF8 1B		K	K		F8				4	1	1	0	0	2	1
Alan Trammell, R (1, 6) OBP: 0.326, SLG: 0.355	CS BB 1-2 1B		BB 2B 1B	1-2 1B		4-3				4	1	3	0	0	0	0
Steve Kemp, L (1, 7) OBP: 0.400, SLG: 0.539	CS 1-2 2-3 BB		1-2 2B BB	4-3			G3			2	1	0	0	2	0	2
John Wockenfuss, R (1, 3) OBP: 0.333, SLG: 0.553 Jason Thompson, L (9, 3) OBP: 0.343, SLG: 0.401	SF8 3-H		1-H 2-H 2B		E7 1B 1B		G1-6-3 HBP			2 0	0 0	2 0	3 0	0 0	0 0	0 0
Jerry Morales, R (1, 9) OBP: 0.259, SLG: 0.362	3-1 1-2 2-3		5-3		5-3		G1-6-3 1-2f			4	0	0	0	0	0	5
Lance Parrish, R (1, 2) OBP: 0.340, SLG: 0.444		5-3	FC4-6 BB		CS 2-3 1B			1B 1B		3	0	2	0	1	0	0
Tom Brookens, R (1, 4) OBP: 0.323, SLG: 0.385		1B	FC4-6 1-2f		1-2 BB			F9-3 1-2 1B		3	0	2	0	1	0	2
Aurelio Rodriguez, R (1, 5) OBP: 0.280, SLG: 0.362		F9		1B 1B	6-3			F9-3 1-2		4	0	1	0	0	0	4
Dave Stegman, R (1, 8) OBP: 0.167, SLG: 0.667		K		F2		1-3				3	0	0	0	0	1	2
Inning Stats	R: 1 H: 2 E: 0 LOB: 1 K: 0 BB: 1 S: 4 P: 8	R: 0 H: 1 E: 0 LOB: 1 K: 1 BB: 0 S: 6 P: 6	R: 2 H: 2 E: 0 LOB: 2 K: 1 BB: 2 S: 7 P: 15	R: 0 H: 2 E: 0 LOB: 2 K: 1 BB: 0 S: 7 P: 7	R: 0 H: 2 E: 1 LOB: 2 K: 0 BB: 1 S: 4 P: 8	R: 0 H: 0 E: 0 LOB: 0 K: 0 BB: 0 S: 3 P: 3	R: 0 H: 0 E: 0 LOB: 0 K: 0 BB: 0 S: 2 P: 3	R: 0 H: 2 E: 0 LOB: 0 K: 0 BB: 0 S: 3 P: 3		1B: 10 SF: 1 2B: 2 SAC: 0 3B: 0 DP: 2 HR: 0 HBP: 1						WP: 0 PA: 35 PB: 0 SB: 0 CS: 3

BOTTOM

New York Yankees @ Detroit Tigers

Tiger Stadium, Detroit, MI

Sun Sep 09 1979, 3:33 AM EDT

Att. 30,836 - Unknown - 66 F

livebaseballscorecards.com

AB	29
R	3
H	11
RBI	3
BB	4
SO	3
LOB	16

PITCHER	IP	WLS	BF	H	R	ER	SO	BB	IBB	HBP	BLK	WP	HR	S	P	ERA	WHIP
Tommy John, L (1, 1) ERA: 2.98	8.0	L	35	11	3	3	3	4	0	1	0	0	0	36	53	3.38	1.875

PITCHER	IP	WLS	BF	H	R	ER	SO	BB	IBB	HBP	BLK	WP	HR	S	P	ERA	WHIP

Cleveland Indians @ Detroit Tigers

Tiger Stadium, Detroit, MI

Tue Sep 11 1979, 7:05 PM EDT

Att. 7,983 - Unknown

TOP

livebaseballscorecards.com

Batter	1	2	3	4	5	6	7	8	9	AB	R	H	RBI	BB	SO	LOB
Mike Hargrove, L (1, 7) OBP: 0.402, SLG: 0.423	F8		K	F9		G3		F8		5	0	0	0	0	1	5
Rick Manning, L (1, 8) OBP: 0.330, SLG: 0.309	F8 1B 1B		4-3		4-3		F7		F7	3	0	1	0	0	0	0
Jim Norris, L (5, 8) OBP: 0.323, SLG: 0.342										2	0	0	0	0	0	0
Bobby Bonds, R (1, 9) OBP: 0.373, SLG: 0.468	1-2 1B		1B 1B		K		F5		2B 3B	3	0	2	0	0	1	0
Dell Alston, L (5, 9) OBP: 0.338, SLG: 0.386										2	1	1	0	0	0	0
Toby Harrah, R (1, 5) OBP: 0.394, SLG: 0.441	F8 2-3		1-2 1B		WP BB BB		1B		F5	2	0	1	0	1	0	2
Ted Cox, R (5, 5) OBP: 0.271, SLG: 0.298										2	0	1	0	0	0	1
Andre Thornton, R (1, 3) OBP: 0.352, SLG: 0.451	F7		K		WP 1-2 BB		G3		3-H 2B	2	0	0	0	1	1	4
Wayne Cage, L (5, 3) OBP: 0.320, SLG: 0.333										2	0	1	1	0	0	1
Cliff Johnson, R (1, 10) OBP: 0.344, SLG: 0.484		BB 1B	K	K	K 1-2 2-3			6-3	6-3	3	0	1	0	0	2	2
Ron Pruitt, R (8, PH) OBP: 0.347, SLG: 0.346										2	0	0	0	0	0	1
Ron Hassey, L (1, 2) OBP: 0.330, SLG: 0.369		F9	BB 1B			6-3		K		2	0	1	0	0	0	1
Bo Diaz, R (4, 2) OBP: 0.222, SLG: 0.200										2	0	0	0	0	1	0
Dave Rosello, R (1, 4) OBP: 0.365, SLG: 0.508	G5-4-3 1-2 BB		1-2 BB			1B		BB 1B		2	0	2	0	2	0	0
Tom Veryzer, R (1, 6) OBP: 0.277, SLG: 0.248	G5-4-3 1-2f		F8			F4		1-2 BB		3	0	0	0	1	0	5
Inning Stats	R: 0 H: 2 E: 0 LOB: 2 K: 0 BB: 0 S: 5 P: 5	R: 0 H: 1 E: 0 LOB: 1 K: 0 BB: 1 S: 3 P: 7	R: 0 H: 2 E: 0 LOB: 2 K: 2 BB: 0 S: 9 P: 9	R: 0 H: 1 E: 0 LOB: 2 K: 1 BB: 1 S: 6 P: 10	R: 0 H: 0 E: 0 LOB: 2 K: 2 BB: 2 S: 7 P: 15	R: 0 H: 1 E: 0 LOB: 1 K: 0 BB: 0 S: 4 P: 4	R: 0 H: 1 E: 0 LOB: 1 K: 0 BB: 0 S: 4 P: 4	R: 0 H: 1 E: 0 LOB: 2 K: 1 BB: 1 S: 6 P: 10	R: 1 H: 2 E: 0 LOB: 1 K: 0 BB: 0 S: 5 P: 5	1B: 9 SF: 0 2B: 1 SAC: 0 3B: 1 DP: 1 HR: 0 HBP: 0						

	AB	37
	R	1
	H	11
	RBI	1
	BB	5
	SO	6
	LOB	22

	WP: 1	PA: 42
	PB: 0	
	SB: 0	
	CS: 0	

PITCHER		IP	WLS	BF	H	R	ER	SO	BB	IBB	HBP	BLK	WP	HR	S	P	ERA	WHIP
Dave Rozema, R ERA: 3.41	(1, 1)	5.0	W	24	6	0	0	5	4	0	0	0	1	0	30	46	0.00	2.000
Dave Tobik, R ERA: 4.11	(6, 1)	2.0		8	2	0	0	0	0	0	0	0	0	0	8	8	0.00	1.000
Kip Young, R ERA: 5.98	(8, 1)	2.0		10	3	1	1	1	1	0	0	0	0	0	11	15	4.50	2.000

PITCHER	IP	WLS	BF	H	R	ER	SO	BB	IBB	HBP	BLK	WP	HR	S	P	ERA	WHIP

Batter	1	2	3	4	5	6	7	8	9	AB	R	H	RBI	BB	SO	LOB
Ron LeFlore, R (1, 8) OBP: 0.354, SLG: 0.400	S BB 1B		1-H 3B		L8 ②		G6-3 1-2 3-H 1B			3	1	3	1	0	0	0
Dave Stegman, R (4, 8) OBP: 0.250, SLG: 0.625	FC4-6 1-3 1B									2	0	1	1	0	0	1
Lou Whitaker, L (1, 4) OBP: 0.391, SLG: 0.375	BB S 2B 1-2 BB		6-3 ①		4-3 ③		G6-3 ② ③ 1-2f			4	1	0	1	1	0	5
Kip Young, R (8, 1)	FC4-6 1-2f 3-H									0	0	0	0	0	0	0
Steve Kemp, L (1, 7) OBP: 0.399, SLG: 0.536	BB 2B 1-2 2-3 BB		L3 ②			4-3 ①		K ①		3	1	0	0	1	0	2
Al Greene, L (7, 7) OBP: 0.283, SLG: 0.286	4-3									1	0	0	0	0	1	0
Champ Summers, L (1, 9) OBP: 0.402, SLG: 0.547	BBB 2B 1-2 2-3 3-H BB	HR HBP	F4 ③			4-3 ②		F7 ②		1	2	0	1	1	0	1
Kirk Gibson, L (4, 9)										2	0	0	0	0	0	0
Jason Thompson, L (1, 3) OBP: 0.343, SLG: 0.410	1B FC1-5-2 1-H 2-H 3-H 2B	K ①		F6 ①		4-3 ③		HR		5	1	2	4	0	1	1
Lance Parrish, R (1, 2) OBP: 0.342, SLG: 0.452	FC1-5-2 2-3 1B 1B	HR		5-3 ②			2B FC6-4 1B	K ③		3	2	2	2	0	0	0
Ed Putman, R (6, 2) OBP: 0.316, SLG: 0.500										2	1	1	0	0	1	0
Tom Brookens, R (1, 5) OBP: 0.317, SLG: 0.377	FC1-5-2 ① S 1-3 3-H 1B	5-3 ②		F9 ③			FC6-4 1-3 1B 2B			3	1	0	0	0	0	2
Phil Mankowski, L (6, 5) OBP: 0.296, SLG: 0.274										1	1	1	0	0	0	0
Rick Peters, S (1, 10) OBP: 0.600, SLG: 0.500	E 1B 1-H 3-H 1B	4-3 ③			1B		BBB FC6-4 BB			3	1	2	2	1	0	0
(8, 4)																
Alan Trammell, R (1, 6) OBP: 0.328, SLG: 0.356	1B FC4-6 1-H 1B		BBB 3B BB		F3 ①		FC6-4 ① 1-2f 2-3 3-H 1B			2	2	1	1	1	0	1
Mark Wagner, R (6, 6) OBP: 0.327, SLG: 0.307										1	0	0	1	0	0	2
Inning Stats	R: 8 E: 1 K: 0 S: 9 H: 6 LOB: 1 BB: 3 P: 21	R: 2 E: 0 K: 1 S: 6 H: 1 LOB: 0 BB: 0 P: 7	R: 1 E: 0 K: 0 S: 4 H: 1 LOB: 1 BB: 1 P: 8	R: 0 E: 0 K: 0 S: 3 H: 0 LOB: 0 BB: 0 P: 3	R: 0 E: 0 K: 0 S: 4 H: 1 LOB: 1 BB: 0 P: 4	R: 0 E: 0 K: 0 S: 3 H: 0 LOB: 0 BB: 0 P: 3	R: 2 E: 0 K: 0 S: 5 H: 3 LOB: 1 BB: 1 P: 9	R: 1 E: 0 K: 2 S: 8 H: 1 LOB: 0 BB: 0 P: 8		1B: 8 2B: 2 3B: 1 HR: 2 SF: 0 SAC: 0 DP: 1 HBP: 1						

PITCHER		IP	WLS	BF	H	R	ER	SO	BB	IBB	HBP	BLK	WP	HR	S	P	ERA	WHIP
Dan Spillner, R ERA: 4.89	(1, 1)	0.1	L	8	4	7	7	0	3	0	0	0	0	0	5	17	189.00	21.000
Wayne Garland, R ERA: 5.24	(1, 1)	2.2		14	4	4	4	1	1	0	1	0	0	1	14	19	13.50	1.875
Sandy Wihtol, R ERA: 8.31	(4, 1)	3.1		15	4	2	2	0	1	0	0	0	0	0	14	18	5.40	1.500
Larry Andersen, R ERA: 7.9	(7, 1)	1.2		5	1	1	1	2	0	0	0	0	0	1	9	9	5.40	0.600

PITCHER	IP	WLS	BF	H	R	ER	SO	BB	IBB	HBP	BLK	WP	HR	S	P	ERA	WHIP

BOTTOM

Cleveland Indians @ Detroit Tigers

Tiger Stadium, Detroit, MI

Tue Sep 11 1979, 7:05 PM EDT

Att. 7,983 - Unknown

AB	36
R	14
H	13
RBI	14
BB	5
SO	3
LOB	15

WP: 0 PA: 42
PB: 0
SB: 3
CS: 0

livebaseballscorecards.com

Cleveland Indians @ Detroit Tigers

Tiger Stadium, Detroit, MI

Wed Sep 12 1979, 7:05 PM EDT

Att. 8,517 - Unknown

TOP

livebaseballscorecards.com

Batter	1	2	3	4	5	6	7	8	9	AB	R	H	RBI	BB	SO	LOB
Mike Hargrove, L (1, 7) OBP: 0.400, SLG: 0.426	4-3		F8			3B		F8		4	0	1	0	0	0	1
Jim Norris, L (1, 8) OBP: 0.322, SLG: 0.339	BB		F8			F7		4-3 1-2		3	0	0	0	1	0	2
Bobby Bonds, R (1, 9) OBP: 0.371, SLG: 0.464	F4			E6 L9-3		K		CS 2-3	F4	4	0	0	0	0	1	2
Toby Harrah, R (1, 5) (8, 6) OBP: 0.394, SLG: 0.439	1-2 BB			L9-3 1-2		6-3			BB	2	0	0	0	2	0	2
Andre Thornton, R (1, 3) OBP: 0.349, SLG: 0.447	F9			6-3			F7		F7	4	0	0	0	0	0	3
Cliff Johnson, R (1, 10) OBP: 0.343, SLG: 0.478		K			F7		F7		1-2 BB	3	0	0	0	1	1	0
Ron Hassey, L (1, 2) OBP: 0.329, SLG: 0.381		4-3			4-3		HR		4-3	4	1	1	1	0	0	2
Dave Rosello, R (1, 4) OBP: 0.364, SLG: 0.500		K			1B		F9			3	0	1	0	0	1	0
Tom Veryzer, R (1, 6) OBP: 0.276, SLG: 0.246			F8		K			CS 4-3 1B		2	0	0	0	0	1	1
Dell Alston, L (8, PH) OBP: 0.348, SLG: 0.397										1	0	1	0	0	0	0
Ted Cox, R (8, 5) OBP: 0.271, SLG: 0.298										0	0	0	0	0	0	0
Inning Stats	R: 0 E: 0 K: 0 S: 3 H: 0 LOB: 2 BB: 2 P: 11	R: 0 E: 0 K: 2 S: 7 H: 0 LOB: 0 BB: 0 P: 7	R: 0 E: 0 K: 0 S: 3 H: 0 LOB: 0 BB: 0 P: 3	R: 0 E: 1 K: 0 S: 3 H: 0 LOB: 0 BB: 0 P: 3	R: 0 E: 0 K: 1 S: 6 H: 1 LOB: 1 BB: 0 P: 6	R: 0 E: 0 K: 1 S: 6 H: 1 LOB: 1 BB: 0 P: 6	R: 1 E: 0 K: 0 S: 4 H: 1 LOB: 0 BB: 0 P: 4	R: 0 E: 0 K: 0 S: 3 H: 1 LOB: 0 BB: 0 P: 3	R: 0 E: 0 K: 0 S: 3 H: 0 LOB: 2 BB: 2 P: 11	1B: 2 2B: 1 3B: 1 HR: 1	SF: 0 SAC: 0 DP: 1 HBP: 0						

	AB	30
	R	1
	H	4
	RBI	1
	BB	4
	SO	4
	LOB	13

WP: 0 PB: 0 SB: 0 CS: 1 PA: 35

PITCHER		IP	WLS	BF	H	R	ER	SO	BB	IBB	HBP	BLK	WP	HR	S	P	ERA	WHIP
Milt Wilcox, R ERA: 4.4	(1, 1)	8.0	W	29	4	1	1	4	2	0	0	0	0	1	35	43	1.12	0.750
Aurelio Lopez, R ERA: 2.3	(9, 1)	1.0	S	5	0	0	0	0	2	0	0	0	0	0	3	11	0.00	2.000

PITCHER		IP	WLS	BF	H	R	ER	SO	BB	IBB	HBP	BLK	WP	HR	S	P	ERA	WHIP

Batter	1	2	3	4	5	6	7	8	9	AB	R	H	RBI	BB	SO	LOB
Ron LeFlore, R (1, 10) OBP: 0.355, SLG: 0.401	BBBB 4-0 S FC1-2 BB		x 0-0 ③ F9		x 0-0 ③ 6-3			x 0-0 SF8 1-3 SF8 2B		3	1	1	0	1	0	0
Alan Trammell, R (1, 6) OBP: 0.330, SLG: 0.359	BBBB 4-0 FC1-2 S 1-2 BB			x 0-0 2B 2B		x 0-0 ① F9		BBBB 4-0 BB		2	1	1	0	1	0	0
Rick Peters, S (8, PH) OBP: 0.667, SLG: 0.500										0	0	0	0	1	0	0
Mark Wagner, R (9, 6) OBP: 0.327, SLG: 0.307										0	0	0	0	0	0	0
Jerry Morales, R (1, 9) OBP: 0.259, SLG: 0.364	x 0-0 ① FC1-2 G6-3 1-3 2-H			x 0-0 S 2B 2-H 2B		x 0-0 ② 5-3		x 0-0 ① SF8 2-3 3-H		3	1	1	1	0	0	2
Steve Kemp, L (8, PH) OBP: 0.398, SLG: 0.536										0	0	0	1	0	0	0
(9, 7)																
John Wockenfuss, R (1, 3) OBP: 0.327, SLG: 0.545	x 0-0 ②③ G6-3 1-2f			x 0-0 ① 1-3		x 0-0 ③ 5-3		x 0-0 ② SF8 3-H		3	0	0	1	0	0	3
Jason Thompson, L (9, 3) OBP: 0.343, SLG: 0.410										0	0	0	0	0	0	0
Lance Parrish, R (1, 2) OBP: 0.343, SLG: 0.455		SSS 0-3 ① K		x 0-0 CS 2-H 2B			x 0-0 1B	SSS 0-3 ③ K		4	0	2	1	0	2	1
Lynn Jones, R (1, 7) OBP: 0.343, SLG: 0.393		x 0-0 ② F9		x 0-0 ② S 2-3 1B			x 0-0 ① F3			3	0	1	0	0	0	1
(9, 9)																
Tom Brookens, R (1, 4) OBP: 0.311, SLG: 0.370		x 0-0 ③ 6-3		SSS 0-3 ③ K 1-2			SSS 0-3 ② K			3	0	0	0	0	2	2
Aurelio Rodriguez, R (1, 5) OBP: 0.277, SLG: 0.359			x 0-0 ① 5-3		x 0-0 ① F8		x 0-0 ③ F7			3	0	0	0	0	0	1
Dave Stegman, R (1, 8) OBP: 0.182, SLG: 0.455			x 0-0 ② 6-3		x 0-0 ② 6-3			x 0-0 E6 2B SF8		3	1	0	0	0	0	0
Inning Stats	R: 0 E: 0 K: 0 S: 2 H: 0 LOB: 1 BB: 2 P: 10	R: 0 E: 0 K: 1 S: 5 H: 0 LOB: 0 BB: 0 P: 5	R: 0 E: 0 K: 0 S: 3 H: 0 LOB: 0 BB: 0 P: 3	R: 2 E: 0 K: 1 S: 8 H: 4 LOB: 1 BB: 0 P: 8	R: 0 E: 0 K: 0 S: 3 H: 0 LOB: 0 BB: 0 P: 3	R: 0 E: 0 K: 0 S: 3 H: 0 LOB: 0 BB: 0 P: 3	R: 0 E: 0 K: 1 S: 6 H: 1 LOB: 1 BB: 0 P: 6	R: 2 E: 1 K: 1 S: 7 H: 1 LOB: 1 BB: 1 P: 11		1B: 2 2B: 4 3B: 0 HR: 0	SF: 2 SAC: 0 DP: 1 HBP: 0						

PITCHER		IP	WLS	BF	H	R	ER	SO	BB	IBB	HBP	BLK	WP	HR	S	P	ERA	WHIP
Rick Waits, L ERA: 4.69	(1, 1)	7.0	L	28	6	4	2	3	2	0	0	0	0	0	32	40	2.57	1.143
Victor Cruz, R ERA: 4.54	(8, 1)	0.0		1	0	0	0	0	1	0	0	0	0	0	0	4	∞	∞
Sid Monge, L ERA: 2.42	(8, 1)	1.0		3	0	0	0	1	0	0	0	0	0	0	5	5	0.00	0.000

PITCHER	IP	WLS	BF	H	R	ER	SO	BB	IBB	HBP	BLK	WP	HR	S	P	ERA	WHIP

BOTTOM

Cleveland Indians @ Detroit Tigers

Tiger Stadium, Detroit, MI

Wed Sep 12 1979, 7:05 PM EDT

Att. 8,517 - Unknown

livebaseballscorecards.com

AB	27
R	4
H	6
RBI	4
BB	3
SO	4
LOB	10

Detroit Tigers @ New York Yankees

Yankee Stadium, Bronx, NY

Sat Sep 15 1979, 3:33 AM EDT

Unknown - 70 F

TOP

livebaseballscorecards.com

Batter	1	2	3	4	5	6	7	8	9	AB	R	H	RBI	BB	SO	LOB
Ron LeFlore, R (1, 10) OBP: 0.358, SLG: 0.404	5-3			5-3 1B 1B	1B 3-H 2B		BBBB 4-0 G6-4-3 BB			3	2	2	1	1	0	0
Alan Trammell, R (1, 6) OBP: 0.330, SLG: 0.358	6-3			5-3 1-2	2-H 1B		0-0 G6-4-3 1-2f			4	0	1	1	0	0	3
Jerry Morales, R (1, 9) OBP: 0.259, SLG: 0.363	4-3			5-3 2-H 1B	4-3			F8		4	0	1	1	0	0	1
John Wockenfuss, R (1, 3) OBP: 0.321, SLG: 0.534 Jason Thompson, L (8, 3) OBP: 0.343, SLG: 0.410		5-3		5-3 1-2		6-3		F8		4 0	0 0	0 0	0 0	0 0	0 0	1 0
Lance Parrish, R (1, 2) OBP: 0.342, SLG: 0.453	SSS K			SSS K		5-3		FC5-4 1B		4	0	1	0	0	2	1
Lynn Jones, R (1, 7) OBP: 0.346, SLG: 0.392	6-3				FC4-6 1B	BBBB BB		FC5-4 1-2f		3	0	1	0	1	0	1
Dave Stegman, R (1, 8) OBP: 0.133, SLG: 0.333		F9			FC4-6 1-2f 2B	5-3			4-3	4	1	0	0	0	0	2
Tom Brookens, R (1, 4) OBP: 0.316, SLG: 0.380 Lou Whitaker, L (9, 4) OBP: 0.391, SLG: 0.375		F8			3-1 1-H 2B 2B		SH1-4 1B		F9	4 0	1 0	2 0	1 0	0 0	0 0	0 0
Rick Peters, S (1, 5) OBP: 0.500, SLG: 0.333 Aurelio Rodriguez, R (7, 5) OBP: 0.277, SLG: 0.358		5-3			3-1 2-3		SH1-4 1-2		6-3	2 1	0 0	0 0	0 0	0 0	0 0	1 0
Inning Stats	R: 0 E: 0 K: 0 S: 3 H: 0 LOB: 0 BB: 0 P: 3	R: 0 E: 0 K: 1 S: 5 H: 0 LOB: 0 BB: 0 P: 5	R: 0 E: 0 K: 0 S: 3 H: 0 LOB: 0 BB: 0 P: 3	R: 1 E: 0 K: 1 S: 7 H: 2 LOB: 1 BB: 0 P: 7	R: 3 E: 0 K: 0 S: 7 H: 4 LOB: 1 BB: 0 P: 7	R: 0 E: 0 K: 0 S: 3 H: 0 LOB: 1 BB: 1 P: 7	R: 0 E: 0 K: 0 S: 3 H: 1 LOB: 1 BB: 1 P: 7	R: 0 E: 0 K: 0 S: 4 H: 1 LOB: 1 BB: 0 P: 4	R: 0 E: 0 K: 0 S: 3 H: 0 LOB: 0 BB: 0 P: 3	1B: 6 2B: 2 3B: 0 HR: 0 SF: 0 SAC: 1 DP: 1 HBP: 0						

	AB	33
	R	4
	H	8
	RBI	4
	BB	2
	SO	2
	LOB	10

WP: 0 PB: 0 SB: 0 CS: 0 PA: 36

PITCHER	IP	WLS	BF	H	R	ER	SO	BB	IBB	HBP	BLK	WP	HR	S	P	ERA	WHIP
Tommy John, L (1, 1) ERA: 3.01	9.0	L	36	8	4	4	2	2	0	0	0	0	0	38	46	4.00	1.111

PITCHER	IP	WLS	BF	H	R	ER	SO	BB	IBB	HBP	BLK	WP	HR	S	P	ERA	WHIP

BOTTOM

Detroit Tigers @ New York Yankees

Yankee Stadium, Bronx, NY

Sat Sep 15 1979, 3:33 AM EDT

Unknown - 70 F

livebaseballscorecards.com

Batter	1	2	3	4	5	6	7	8	9	AB	R	H	RBI	BB	SO	LOB
Bobby Murcer, L (1, 8) OBP: 0.346, SLG: 0.392	F7		6-3		BB		F8		BB	3	0	0	0	2	0	0
Oscar Gamble, L (1, 7) OBP: 0.457, SLG: 0.554	1B		HR BB		F6		6-3		F3	2	1	1	0	1	0	1
Lou Piniella, R (7, PH) OBP: 0.326, SLG: 0.432 (8, 7)										2	0	0	0	0	0	2
Jim Spencer, L (1, 10) OBP: 0.369, SLG: 0.579	K		1-H HR			F3		1B		2	1	1	2	0	1	1
George Scott, R (6, PH) OBP: 0.315, SLG: 0.391										2	0	1	0	0	0	0
Reggie Jackson, L (1, 9) OBP: 0.378, SLG: 0.533	K		K			F9		F9		4	0	0	0	0	2	2
Chris Chambliss, L (1, 3) OBP: 0.320, SLG: 0.434		F8 SH 2B		F8		1B 1B		F7		4	1	2	0	0	0	1
Graig Nettles, L (1, 5) OBP: 0.316, SLG: 0.385		F8 2-3		F8		BB 1-3 1B		1-3		4	0	1	0	0	0	2
Brian Doyle, L (1, 4) OBP: 0.280, SLG: 0.273		SH G4-6-3 3-H		4-3		BB 1-2			F4	1	0	0	1	0	0	0
Willie Randolph, R (6, PH) OBP: 0.377, SLG: 0.374 (7, 4)										1	0	0	0	1	0	0
Brad Gulden, L (1, 2) OBP: 0.224, SLG: 0.182		G4-6-3 1-2f			G3	F2			K	2	0	0	0	0	0	1
Roy White, S (6, PH) OBP: 0.287, SLG: 0.268										1	0	0	0	0	0	3
Jerry Narron, L (7, 2) OBP: 0.208, SLG: 0.237										1	0	0	0	0	1	0
Bucky Dent, R (1, 6) OBP: 0.289, SLG: 0.284			F7		1-3		F7		BB	3	0	0	0	0	0	0
Lenny Randle, S (9, PH) OBP: 0.238, SLG: 0.179										0	0	0	0	1	0	0
Inning Stats	R: 0 E: 0 K: 2 S: 8 H: 1 LOB: 1 BB: 0 P: 8	R: 1 E: 1 K: 0 S: 4 H: 1 LOB: 0 BB: 0 P: 4	R: 2 E: 0 K: 1 S: 6 H: 1 LOB: 0 BB: 1 P: 10	R: 0 E: 0 K: 0 S: 3 H: 0 LOB: 0 BB: 0 P: 3	R: 0 E: 0 K: 0 S: 3 H: 0 LOB: 1 BB: 1 P: 7	R: 0 E: 0 K: 0 S: 5 H: 2 LOB: 3 BB: 1 P: 9	R: 0 E: 0 K: 0 S: 3 H: 0 LOB: 0 BB: 0 P: 3	R: 0 E: 0 K: 0 S: 4 H: 1 LOB: 1 BB: 0 P: 4	R: 0 E: 0 K: 1 S: 5 H: 0 LOB: 2 BB: 2 P: 13	1B: 4 2B: 1 3B: 0 HR: 1	SF: 0 SAC: 1 DP: 1 HBP: 0						

	AB	32
	R	3
	H	6
	RBI	3
	BB	5
	SO	4
	LOB	13

WP: 0 PB: 0 SB: 0 CS: 0 PA: 38

PITCHER		IP	WLS	BF	H	R	ER	SO	BB	IBB	HBP	BLK	WP	HR	S	P	ERA	WHIP
Jack Morris, R ERA: 3.62	(1, 1)	5.0	W	20	3	3	3	3	2	0	0	0	0	1	24	32	5.40	1.000
Pat Underwood, L ERA: 4.64	(6, 1)	3.0		13	3	0	0	0	1	0	0	0	0	0	12	16	0.00	1.333
Aurelio Lopez, R ERA: 2.28	(9, 1)	1.0	S	5	0	0	0	1	2	0	0	0	0	0	5	13	0.00	2.000

PITCHER	IP	WLS	BF	H	R	ER	SO	BB	IBB	HBP	BLK	WP	HR	S	P	ERA	WHIP

TOP

Detroit Tigers @ New York Yankees

Yankee Stadium, Bronx, NY

Sat Sep 15 1979, 3:38 AM EDT

Att. 30,050 - Unknown

livebaseballscorecards.com

Batter	1	2	3	4	5	6	7	8	9	AB	R	H	RBI	BB	SO	LOB
Ron LeFlore, R (1, 10) OBP: 0.355, SLG: 0.401	6-3		G4-6-3 1-2f			F9			F9	4	0	0	0	0	0	2
Tom Brookens, R (1, 4) OBP: 0.312, SLG: 0.375	5-3		6-3			G4-3 1-2f			K	2	0	0	0	0	0	0
Lou Whitaker, L (6, PH) OBP: 0.389, SLG: 0.373 (6, 4)										2	0	0	0	0	1	1
Jerry Morales, R (1, 9) OBP: 0.259, SLG: 0.369	5-3			4-3			F7		HR	4	1	1	1	0	0	0
John Wockenfuss, R (1, 3) OBP: 0.320, SLG: 0.532		F9		K			F7		G1	1	0	0	0	0	0	0
Jason Thompson, L (4, PH) OBP: 0.341, SLG: 0.407 (4, 3)										3	0	0	0	0	1	0
Lynn Jones, R (1, 7) OBP: 0.349, SLG: 0.395		S 1B		3-1			4-3			1	0	1	0	0	0	0
Kirk Gibson, L (4, PH) (4, 8)										2	0	0	0	0	0	0
Dave Stegman, R (1, 8) OBP: 0.125, SLG: 0.313		F9 1-2			K			BB FC6-4		1	0	0	0	0	0	1
Rick Peters, S (4, 7) OBP: 0.500, SLG: 0.286										1	0	0	0	1	1	0
Aurelio Rodriguez, R (1, 5) OBP: 0.277, SLG: 0.355		BB			F7			1B FC6-4 1-2f		2	0	0	0	1	0	1
Ed Putman, R (1, 2) OBP: 0.317, SLG: 0.486		F9			K			G6-4-3 1-2 1B		3	0	1	0	0	1	2
Mark Wagner, R (1, 6) OBP: 0.333, SLG: 0.310			G4-6-3 BB			G4-3 1B		G6-4-3 1-2f		2	0	1	0	1	0	2

AB	28
R	1
H	4
RBI	1
BB	3
SO	4
LOB	9

Inning Stats	1	2	3	4	5	6	7	8	9
	R: 0 E: 0 K: 0 S: 3	H: 0 LOB: 0 BB: 0 P: 3	R: 0 E: 0 K: 0 S: 4	H: 1 LOB: 2 BB: 1 P: 8	R: 0 E: 0 K: 0 S: 2	H: 0 LOB: 0 BB: 1 P: 6	R: 0 E: 0 K: 1 S: 5	H: 0 LOB: 0 BB: 0 P: 5	R: 0 E: 0 K: 2 S: 7	H: 0 LOB: 0 BB: 0 P: 7	R: 0 E: 0 K: 0 S: 3	H: 1 LOB: 0 BB: 0 P: 3	R: 0 E: 0 K: 0 S: 3	H: 0 LOB: 0 BB: 0 P: 3	R: 0 E: 0 K: 0 S: 3	H: 1 LOB: 1 BB: 1 P: 7	R: 1 E: 0 K: 1 S: 6	H: 1 LOB: 0 BB: 0 P: 6

1B: 3	SF: 0	WP: 0	PA: 31
2B: 0	SAC: 0	PB: 0	
3B: 0	DP: 3	SB: 1	
HR: 1	HBP: 0	CS: 0	

PITCHER		IP	WLS	BF	H	R	ER	SO	BB	IBB	HBP	BLK	WP	HR	S	P	ERA	WHIP
Don Hood, L ERA: 3.02	(1, 1)	2.0		8	1	0	0	0	1	0	0	0	0	0	7	11	0.00	1.000
Ron Davis, R ERA: 3.0	(3, 1)	4.0	W	12	1	0	0	3	1	0	0	0	0	0	17	21	0.00	0.500
Jim Kaat, L ERA: 3.69	(7, 1)	3.0	S	11	2	1	1	1	1	0	0	0	0	1	12	16	3.00	1.000

PITCHER	IP	WLS	BF	H	R	ER	SO	BB	IBB	HBP	BLK	WP	HR	S	P	ERA	WHIP

Batter	1	2	3	4	5	6	7	8	9	AB	R	H	RBI	BB	SO	LOB
Willie Randolph, R (1, 4) OBP: 0.377, SLG: 0.374	x 0-0 ① L6	x 0-0 S 1B 1-3 2-H 3-H 1B		x 0-0 ① F8		x 0-0 FC6-4 1B		x 0-0 ① F9		5	1	2	2	0	0	2
Juan Beniquez, R (1, 8) OBP: 0.284, SLG: 0.381	S S S 0-3 ② K	x 0-0 1-H 3-H 1B		x 0-0 ② F7		x 0-0 ① FC6-4 1B 1-2f		x 0-0 ② F7		5	0	1	2	0	1	3
Lou Piniella, R (1, 7) OBP: 0.329, SLG: 0.434	x 0-0 ③ 4-3	x 0-0 ③ 1-3		x 0-0 1-3 1B		x 0-0 G6-3 1B 1-2		x 0-0 1-2 1B		5	0	3	0	0	0	1
Reggie Jackson, L (1, 9) OBP: 0.378, SLG: 0.530		B B B B 4-0 BB 1B SF7 BB	x 0-0 ① 1B	x 0-0 ③ F4		x 0-0 ② ③ G6-3 1-2f		x 0-0 ③ L5		4	1	1	0	1	0	6
George Scott, R (1, 10) OBP: 0.317, SLG: 0.395		x 0-0 BB BB 1B 1-2 1B	x 0-0 3-1 2B		x 0-0 ① F7		x 0-0 ① 6-3			4	2	2	0	0	0	0
Chris Chambliss, L (1, 3) OBP: 0.318, SLG: 0.430		S S S 0-3 ① K	x 0-0 ② 3-1 2-3		x 0-0 ② 4-3		x 0-0 ② 4-3			4	0	0	0	0	1	3
Graig Nettles, L (1, 5) OBP: 0.321, SLG: 0.396		B B B B 4-0 BB 1B 1-2 2-3 BB	x 0-0 3-H 2B		x 0-0 HR		B B B B 4-0 FC6-4 BB			2	2	2	2	2	0	0
Fred Stanley, R (1, 6) OBP: 0.256, SLG: 0.300		x 0-0 ② SF7 3-H	x 0-0 ③ 6-3		x 0-0 1B		x 0-0 ③ FC6-4 1-2f			3	0	1	1	0	0	2
Brad Gulden, L (1, 2) OBP: 0.247, SLG: 0.200		B B B B 4-0 1B 1B 1-2 2-3 BB		x 0-0 1B 1B	x 0-0 ③ 5-3			x 0-0 1B 1B		3	1	2	0	1	0	1
Inning Stats	R: 0 E: 0 K: 1 S: 5 H: 0 LOB: 0 BB: 0 P: 5	R: 5 E: 0 K: 1 S: 8 H: 3 LOB: 1 BB: 3 P: 20	R: 1 E: 0 K: 0 S: 5 H: 3 LOB: 1 BB: 0 P: 5	R: 0 E: 0 K: 0 S: 5 H: 2 LOB: 2 BB: 0 P: 5	R: 1 E: 0 K: 0 S: 5 H: 2 LOB: 1 BB: 0 P: 5	R: 0 E: 0 K: 0 S: 4 H: 2 LOB: 1 BB: 0 P: 4	R: 0 E: 0 K: 0 S: 3 H: 0 LOB: 1 BB: 1 P: 7	R: 0 E: 0 K: 0 S: 5 H: 2 LOB: 2 BB: 0 P: 5		1B: 11 2B: 2 3B: 0 HR: 1	SF: 1 SAC: 0 DP: 1 HBP: 0			WP: 0 PB: 0 SB: 1 CS: 0	PA: 40	

PITCHER		IP	WLS	BF	H	R	ER	SO	BB	IBB	HBP	BLK	WP	HR	S	P	ERA	WHIP
Mike Chris, L ERA: 5.25	(1, 1)	2.2	L	16	6	6	6	2	3	0	0	0	0	0	17	29	20.25	3.375
Jack Billingham, R ERA: 3.34	(3, 1)	5.1		24	8	1	1	0	1	0	0	0	0	1	23	27	1.69	1.688

PITCHER	IP	WLS	BF	H	R	ER	SO	BB	IBB	HBP	BLK	WP	HR	S	P	ERA	WHIP

BOTTOM

Detroit Tigers @ New York Yankees

Yankee Stadium, Bronx, NY

Sat Sep 15 1979, 3:38 AM EDT

Att. 30,050 - Unknown

livebaseballscorecards.com

AB	35
R	7
H	14
RBI	7
BB	4
SO	2
LOB	18

Batter	1	2	3	4	5	6	7	8	9	10	11	12	AB	R	H	RBI	BB	SO	LOB
Ron LeFlore, R (1, 10) OBP: 0.356, SLG: 0.399	B B B B 4-0 F9 S BB		x 0-0 ① 6-3		B B B B 4-0 S 1-2 3B BB		x 0-0 ③ FC5 2-3		B B B 4-0 BB	x 0-0 ③ 5-3	x 0-0 ③ FC5-4 1-2f		4	1	0	0	3	0	4
Alan Trammell, R (1, 6) OBP: 0.332, SLG: 0.357 Rick Peters, S (8, PH) OBP: 0.545, SLG: 0.286 Mark Wagner, R (8, 6) OBP: 0.335, SLG: 0.313	B B B B 4-0 S 1-2 BB		B B B B 4-0 CS S BB		S S S 0-3 ② K 1-2 2-3			B B B B 4-0 1B G3 BB	x 0-0 ③ F8			x 0-0 1B SH 1B 1B	1 0 2	0 1 1	0 0 0	0 1 0	2 0 0	1 0 0	2 0 2
Jerry Morales, R (1, 9) (7, 8) OBP: 0.263, SLG: 0.375	x 0-0 ① F9 2-3		B B B B 4-0 ② 1-3 BB		x 0-0 ③ 2-H 3-H 3B			x 0-0 G3 1-3 1B		x 0-0 ① F5		x 0-0 SH 1B 1-2 1B	4	1	2	2	1	0	2
John Wockenfuss, R (1, 3) OBP: 0.317, SLG: 0.527 Jason Thompson, L (6, PH) OBP: 0.343, SLG: 0.408 (6, 3)	x 0-0 ② F3 1-2		x 0-0 ③ 5-3			x 0-0 ① F7		x 0-0 ① G3 1-2 3-H		x 0-0 1B 1B		x 0-0 1B E 1-2 2-3 1B	2 4	0 1	0 2	0 1	0 0	0 0	3 1
Lance Parrish, R (1, 2) OBP: 0.342, SLG: 0.452	S S S 0-3 ③ K			x 0-0 ① 5-3		x 0-0 ② 6-3		S S S 0-3 ② K		x 0-0 G4-6-3 1-2 1B		x 0-0 ① E7 1-H 2-H 3-H 1B	6	0	2	2	0	2	3
Lynn Jones, R (1, 7) OBP: 0.346, SLG: 0.391 Steve Kemp, L (6, PH) OBP: 0.397, SLG: 0.537 (6, 7)		x 0-0 ① 6-3		x 0-0 ② 4-3		S S S 0-3 ③ K		x 0-0 ③ F7		x 0-0 ② G4-6-3 1-2f ③		x 0-0 2B 3B	2 4	0 1	0 1	0 1	0 0	0 1	0 3
Tom Brookens, R (1, 4) OBP: 0.309, SLG: 0.370 Lou Whitaker, L (7, PH) OBP: 0.390, SLG: 0.377 (7, 4)		S S S 0-3 ② K		x 0-0 ③ F2			x 0-0 ① 4-3		x 0-0 SH1-4 1B		x 0-0 E6 F7	x 0-0 3-H 2B	2 4	0 0	0 2	0 1	0 0	1 0	0 0
Aurelio Rodriguez, R (1, 5) OBP: 0.278, SLG: 0.356 Phil Mankowski, L (7, PH) OBP: 0.288, SLG: 0.265 (7, 5)	x 0-0 CS 1B				x 0-0 ① F9		S S S 0-3 ② K		x 0-0 ① SH1-4 1-2		S S S 0-3 ① K	x 0-0 ② 3-1	2 3	0 0	1 0	0 0	0 0	0 2	0 2
Dave Stegman, R (1, 8) OBP: 0.222, SLG: 0.529 Champ Summers, L (7, PH) OBP: 0.403, SLG: 0.548 (7, 9)		0-0 ③ CS 1-2	x 0-0 HR		B B B B 4-0 S BB 3B BB		x 0-0 FC5 2B		x 0-0 ② F8		x 0-0 ② F7 1-2	4-0 FC5-4 IBB	1 3	2 0	1 1	1 0	1 1	0 0	0 2
Inning Stats	R: 0 H: 0 E: 0 LOB: 2 K: 1 BB: 2 S: 5 P: 13	R: 0 H: 1 E: 0 LOB: 0 K: 1 BB: 0 S: 5 P: 5	R: 1 H: 1 E: 0 LOB: 1 K: 0 BB: 2 S: 3 P: 11	R: 0 H: 0 E: 0 LOB: 0 K: 0 BB: 0 S: 3 P: 3	R: 2 H: 1 E: 0 LOB: 1 K: 1 BB: 2 S: 5 P: 13	R: 0 H: 0 E: 0 LOB: 0 K: 1 BB: 0 S: 5 P: 5	R: 0 H: 1 E: 0 LOB: 1 K: 1 BB: 0 S: 6 P: 6	R: 1 H: 1 E: 0 LOB: 1 K: 1 BB: 1 S: 6 P: 10	R: 0 H: 1 E: 0 LOB: 2 K: 0 BB: 1 S: 4 P: 8	R: 0 H: 2 E: 0 LOB: 1 K: 0 BB: 0 S: 4 P: 4	R: 0 H: 0 E: 1 LOB: 1 K: 1 BB: 0 S: 6 P: 6	R: 4 H: 5 E: 2 LOB: 2 K: 0 BB: 1 S: 8 P: 12	1B: 8 2B: 2 3B: 2 HR: 1	SF: 0 SAC: 2 DP: 1 HBP: 0		WP: 0 PB: 0 SB: 5 CS: 2		PA: 56	

PITCHER		IP	WLS	BF	H	R	ER	SO	BB	IBB	HBP	BLK	WP	HR	S	P	ERA	WHIP
Dave Righetti, L ERA: 5.4	(1, 1)	5.0		21	3	3	3	3	6	0	0	0	0	1	21	45	5.40	1.800
Ron Davis, R ERA: 2.93	(6, 1)	1.2		6	1	0	0	2	0	0	0	0	0	0	10	10	0.00	0.600
Rich Gossage, R ERA: 2.88	(7, 1)	5.1	L	28	9	5	4	2	2	1	0	0	0	0	29	41	6.75	2.062

PITCHER	IP	WLS	BF	H	R	ER	SO	BB	IBB	HBP	BLK	WP	HR	S	P	ERA	WHIP

TOP

Detroit Tigers @ New York Yankees

Yankee Stadium, Bronx, NY

Sun Sep 16 1979, 3:33 AM EDT

Att. 40,192 - Unknown - 67 F

livebaseballscorecards.com

AB	44
R	8
H	13
RBI	7
BB	9
SO	7
LOB	24

Batter	1	2	3	4	5	6	7	8	9	10	11	12	AB	R	H	RBI	BB	SO	LOB
Bobby Murcer, L (1, 8) OBP: 0.348, SLG: 0.391	G3		F4		BB, 1B		BB		K			G6-4-3, BB	4	0	1	0	2	1	0
Willie Randolph, R (1, 4) OBP: 0.375, SLG: 0.370	6-3		6-3		G5-4-3, BB 1-2		F9			F8		G6-4-3 1-2f	5	0	0	0	1	0	2
Oscar Gamble, L (1, 7) OBP: 0.454, SLG: 0.549 Lou Piniella, R (5, PH) (6, 7) OBP: 0.327, SLG: 0.431	G3		F6		G5-4-3 1-2f		F4			F8			2 3	0 0	0 0	0 0	0 0	0 0	0 3
Reggie Jackson, L (1, 9) OBP: 0.378, SLG: 0.527		1B, SF7, BB		4-3		CS, 1B		K		K			4	1	1	0	1	2	0
Chris Chambliss, L (1, 3) OBP: 0.320, SLG: 0.438		E, FC3 1-3, 1B		HR		K		G4-6-3, 1B			4-3		5	2	3	1	0	1	1
Graig Nettles, L (1, 5) OBP: 0.322, SLG: 0.398		SF7 2-3 3-H		2B		1B, BB 1-2		G4-6-3 1-2f			F5		3	0	1	1	1	0	1
Jim Spencer, L (1, 10) OBP: 0.366, SLG: 0.575 George Scott, R (6, PH) OBP: 0.320, SLG: 0.398	FC3 3-H		F8		1-3, 1B				6-3		1B		2 3	0 0	0 2	1 0	0 0	0 0	1 0
Fred Stanley, R (1, 6) OBP: 0.247, SLG: 0.289 Roy White, S (9, PH) OBP: 0.290, SLG: 0.286 Bucky Dent, R (10, 6) OBP: 0.289, SLG: 0.283	F8		5-3		F8				HR		L7		3 1 1	0 1 0	0 1 0	0 1 0	0 0 0	0 0 0	4 0 1
Brad Gulden, L (1, 2) OBP: 0.237, SLG: 0.190 Jerry Narron, L (12, PH) OBP: 0.206, SLG: 0.235	1-3				L3		F7		F7			F6	4 1	0 0	0 0	0 0	0 0	0 0	1 0
Inning Stats	R: 0 H: 0 E: 0 LOB: 0 K: 0 BB: 0 S: 3 P: 3	R: 2 H: 1 E: 1 LOB: 1 K: 0 BB: 1 S: 5 P: 9	R: 0 H: 0 E: 0 LOB: 0 K: 0 BB: 0 S: 3 P: 3	R: 1 H: 2 E: 0 LOB: 1 K: 0 BB: 0 S: 5 P: 5	R: 0 H: 1 E: 0 LOB: 1 K: 0 BB: 1 S: 3 P: 7	R: 0 H: 2 E: 0 LOB: 2 K: 1 BB: 1 S: 6 P: 10	R: 0 H: 0 E: 0 LOB: 1 K: 0 BB: 1 S: 3 P: 7	R: 0 H: 1 E: 0 LOB: 0 K: 1 BB: 0 S: 5 P: 5	R: 1 H: 1 E: 1 LOB: 0 K: 1 BB: 0 S: 6 P: 6	R: 0 H: 0 E: 0 LOB: 0 K: 1 BB: 0 S: 5 P: 5	R: 0 H: 1 E: 0 LOB: 1 K: 0 BB: 0 S: 4 P: 4	R: 0 H: 0 E: 0 LOB: 0 K: 0 BB: 1 S: 2 P: 6	1B: 6 2B: 1 3B: 0 HR: 2	SF: 1 SAC: 0 DP: 3 HBP: 0					WP: 0 PA: 47 PB: 0 SB: 0 CS: 1	

PITCHER		IP	WLS	BF	H	R	ER	SO	BB	IBB	HBP	BLK	WP	HR	S	P	ERA	WHIP
Dave Rozema, R ERA: 3.45	(1, 1)	4.1		20	4	3	2	0	2	0	0	0	0	1	18	26	4.15	1.385
Bruce Robbins, L ERA: 4.22	(5, 1)	2.0		8	2	0	0	1	2	0	0	0	0	0	8	16	0.00	2.000
Dave Tobik, R ERA: 4.04	(7, 1)	1.0		4	1	0	0	1	0	0	0	0	0	0	6	6	0.00	1.000
Aurelio Lopez, R ERA: 2.26	(8, 1)	4.2	W	15	2	1	1	2	1	0	0	0	0	1	18	22	1.93	0.643

PITCHER	IP	WLS	BF	H	R	ER	SO	BB	IBB	HBP	BLK	WP	HR	S	P	ERA	WHIP

BOTTOM

Detroit Tigers @ New York Yankees

Yankee Stadium, Bronx, NY

Sun Sep 16 1979, 3:33 AM EDT

Att. 40,192 - Unknown - 67 F

livebaseballscorecards.com

AB	41
R	4
H	9
RBI	4
BB	5
SO	4
LOB	14

Baltimore Orioles @ Detroit Tigers

Tiger Stadium, Detroit, MI

Mon Sep 17 1979, 7:05 PM EDT

Att. 12,918 - Unknown

TOP

livebaseballscorecards.com

Batter	1	2	3	4	5	6	7	8	9	AB	R	H	RBI	BB	SO	LOB
Al Bumbry, L (1, 8) OBP: 0.337, SLG: 0.375	F7		6-3			F8		HR		4	1	1	1	0	0	1
Billy Smith, S (1, 4) OBP: 0.301, SLG: 0.386	K2-3			P6		FC6-2 3B		F3		3	0	1	0	0	1	0
Rich Dauer, R (6, 4) OBP: 0.301, SLG: 0.348										1	0	0	0	0	0	0
Ken Singleton, S (1, 9) OBP: 0.412, SLG: 0.556	K			S 1B		FC6-2 3-H			HR	4	1	2	1	0	1	1
Eddie Murray, S (1, 3) OBP: 0.362, SLG: 0.470		1-3		K 1-2		1-3			5-3	4	0	0	0	0	1	2
Pat Kelly, L (1, 10) OBP: 0.370, SLG: 0.521		4-3		F7			L3		K	4	0	0	0	0	1	1
Gary Roenicke, R (1, 7) OBP: 0.385, SLG: 0.527		K			G4-6-3 BB		F9		HBP	2	0	0	0	1	1	0
Doug DeCinces, R (1, 5) OBP: 0.316, SLG: 0.405			FC4-6 BB		G4-6-3 1-2f		K		1-3	3	0	0	0	1	1	2
Kiko Garcia, R (1, 6) OBP: 0.304, SLG: 0.368			F7		2B			L4		3	0	1	0	0	0	1
Dave Skaggs, R (8, 2) OBP: 0.284, SLG: 0.248										0	0	0	0	0	0	0
Rick Dempsey, R (1, 2) OBP: 0.307, SLG: 0.350			FC4-6 1-2f		F8			K		2	0	0	0	0	0	2
John Lowenstein, L (8, PH) OBP: 0.366, SLG: 0.511										1	0	0	0	0	1	0
Mark Belanger, R (8, 6) OBP: 0.280, SLG: 0.234										0	0	0	0	0	0	0

	AB	31
	R	2
	H	5
	RBI	2
	BB	2
	SO	7
	LOB	10

Inning Stats	1	2	3	4	5	6	7	8	9
	R: 0 E: 0 K: 2 S: 7	H: 0 LOB: 0 BB: 0 P: 7	R: 0 E: 0 K: 1 S: 5	H: 0 LOB: 0 BB: 0 P: 5	R: 0 E: 0 K: 0 S: 3	H: 0 LOB: 1 BB: 1 P: 7	R: 0 E: 0 K: 1 S: 6	H: 1 LOB: 1 BB: 0 P: 6	R: 0 E: 0 K: 0 S: 3	H: 1 LOB: 1 BB: 1 P: 7	R: 0 E: 0 K: 0 S: 4	H: 1 LOB: 1 BB: 0 P: 4	R: 0 E: 0 K: 1 S: 5	H: 0 LOB: 0 BB: 0 P: 5	R: 1 E: 0 K: 1 S: 6	H: 1 LOB: 0 BB: 0 P: 6	R: 1 E: 0 K: 1 S: 6	H: 1 LOB: 1 BB: 0 P: 7

	1B: 1	SF: 0	WP: 0	PA: 34
	2B: 1	SAC: 0	PB: 0	
	3B: 1	DP: 1	SB: 1	
	HR: 2	HBP: 1	CS: 0	

PITCHER	IP	WLS	BF	H	R	ER	SO	BB	IBB	HBP	BLK	WP	HR	S	P	ERA	WHIP
Milt Wilcox, R (1, 1) ERA: 4.28	9.0	L	34	5	2	2	7	2	0	1	0	0	2	45	54	2.00	0.778

PITCHER	IP	WLS	BF	H	R	ER	SO	BB	IBB	HBP	BLK	WP	HR	S	P	ERA	WHIP

Baltimore Orioles @ Detroit Tigers

Tiger Stadium, Detroit, MI

Mon Sep 17 1979, 7:05 PM EDT

Att. 12,918 - Unknown

Batter	1	2	3	4	5	6	7	8	9	AB	R	H	RBI	BB	SO	LOB
Ron LeFlore, R (1, 10) OBP: 0.355, SLG: 0.397	F8		5-3		G6-4-3 1-2f			CS 1B		4	0	1	0	0	0	1
Alan Trammell, R (1, 6) OBP: 0.335, SLG: 0.365	1B		3B			S 1B		F8 1-2		4	0	3	0	0	0	1
Jerry Morales, R (1, 9) OBP: 0.262, SLG: 0.373	F7		BB FC6-4			F7 1-2		6-3		3	0	0	0	1	0	2
John Wockenfuss, R (1, 3) OBP: 0.316, SLG: 0.521	F8		FC6-4 1-2f			P4			1B SF7 1B	4	0	1	0	0	0	4
Kirk Gibson, L (9, PR)										0	1	0	0	0	0	0
Lance Parrish, R (1, 2) OBP: 0.341, SLG: 0.450		F8		F8		K			1-3 1B	4	0	1	0	0	1	1
Rick Peters, S (9, PR) OBP: 0.545, SLG: 0.286										0	0	0	0	0	0	0
Lynn Jones, R (1, 7) OBP: 0.349, SLG: 0.395		SH1-3 1B		5-3			SH3-4 1B		SF7 3-H	3	0	2	1	0	0	0
Tom Brookens, R (1, 4) OBP: 0.305, SLG: 0.366		SH1-3 1-2		6-3			SH3-4 1-2		K	2	0	0	0	0	1	1
Aurelio Rodriguez, R (1, 5) OBP: 0.275, SLG: 0.352		K			F9		6-3		K	4	0	0	0	0	2	3
Dave Stegman, R (1, 8) OBP: 0.190, SLG: 0.450			F9		E5 G6-4-3		P3			3	0	0	0	0	0	1

livebaseballscorecards.com

AB	31
R	1
H	8
RBI	1
BB	1
SO	4
LOB	14

Inning Stats	1	2	3	4	5	6	7	8	9						
	R: 0 H: 1	R: 0 H: 1	R: 0 H: 1	R: 0 H: 0	R: 0 H: 0	R: 0 H: 1	R: 0 H: 1	R: 0 H: 1	R: 1 H: 2	1B: 7	SF: 1	WP: 0	PA: 35
	E: 0 LOB: 1	E: 0 LOB: 1	E: 0 LOB: 2	E: 0 LOB: 0	E: 1 LOB: 0	E: 0 LOB: 1	E: 0 LOB: 1	E: 0 LOB: 0	E: 0 LOB: 1	2B: 0	SAC: 2	PB: 0	
	K: 0 BB: 0	K: 1 BB: 0	K: 0 BB: 1	K: 0 BB: 0	K: 0 BB: 0	K: 1 BB: 0	K: 0 BB: 0	K: 0 BB: 0	K: 2 BB: 0	3B: 1	DP: 1	SB: 1	
	S: 4 P: 4	S: 6 P: 6	S: 4 P: 8	S: 3 P: 3	S: 3 P: 3	S: 6 P: 6	S: 4 P: 4	S: 3 P: 3	S: 9 P: 9	HR: 0	HBP: 0	CS: 1	

PITCHER	IP	WLS	BF	H	R	ER	SO	BB	IBB	HBP	BLK	WP	HR	S	P	ERA	WHIP
Scott McGregor, L (1, 1) ERA: 3.26	9.0	W	35	8	1	1	4	1	0	0	0	0	0	42	46	1.00	1.000

PITCHER	IP	WLS	BF	H	R	ER	SO	BB	IBB	HBP	BLK	WP	HR	S	P	ERA	WHIP

Baltimore Orioles @ Detroit Tigers

Tiger Stadium, Detroit, MI

Tue Sep 18 1979, 7:05 PM EDT

Att. 13,586 - Unknown

TOP

livebaseballscorecards.com

Batter	1	2	3	4	5	6	7	8	9	AB	R	H	RBI	BB	SO	LOB
Al Bumbry, L (1, 8) OBP: 0.335, SLG: 0.372	0-0 5-3		0-3 K			0-0 6-3		0-0 G3 1-2		4	0	0	0	0	1	1
Kiko Garcia, R (1, 6) OBP: 0.306, SLG: 0.375	0-0 3-1		0-0 3B			0-0 CS 1B		0-0 F9		4	0	2	0	0	0	2
Ken Singleton, S (1, 9) OBP: 0.411, SLG: 0.553	4-0 PB BB		0-0 6-3			0-0 1-3 1-2			0-0 6-3	3	0	0	0	1	0	2
Eddie Murray, S (1, 3) OBP: 0.360, SLG: 0.467	0-0 6-3 1-2			0-0 1-3			0-0 F9		0-0 F8	4	0	0	0	0	0	1
John Lowenstein, L (1, 10) OBP: 0.364, SLG: 0.503		4-0 FC6-4 BB		0-0 4-3			0-0 F8		0-0 F6	3	0	0	0	1	0	0
Pat Kelly, L (1, 7) OBP: 0.364, SLG: 0.510		0-0 F7		0-0 5-3			0-0 F8			3	0	0	0	0	0	1
Doug DeCinces, R (1, 5) OBP: 0.316, SLG: 0.412		0-0 F6			0-0 F8			0-0 HR		3	1	1	1	0	0	1
Rich Dauer, R (1, 4) OBP: 0.300, SLG: 0.347		0-0 FC6-4 1-2f			0-0 F9			0-3 K		2	0	0	0	0	0	1
Bob Molinaro, L (8, PH)										1	0	0	0	0	1	0
Dave Skaggs, R (8, 2) OBP: 0.284, SLG: 0.248										0	0	0	0	0	0	0
Rick Dempsey, R (1, 2) OBP: 0.305, SLG: 0.348			0-0 F8		0-0 6-3			0-0 G3 1B		2	0	0	0	0	0	0
Terry Crowley, L (8, PH) OBP: 0.446, SLG: 0.483										1	0	1	0	0	0	0
Wayne Krenchicki, L (8, PR) OBP: 0.167, SLG: 0.250										0	0	0	0	0	0	0
(8, 4)																

Inning Stats	1	2	3	4	5	6	7	8	9
	R: 0 H: 0 E: 0 LOB: 1 K: 0 BB: 1 S: 3 P: 7	R: 0 H: 0 E: 0 LOB: 1 K: 0 BB: 1 S: 3 P: 7	R: 0 H: 1 E: 0 LOB: 1 K: 1 BB: 0 S: 6 P: 6	R: 0 H: 0 E: 0 LOB: 0 K: 0 BB: 0 S: 3 P: 3	R: 0 H: 0 E: 0 LOB: 0 K: 0 BB: 0 S: 3 P: 3	R: 0 H: 1 E: 0 LOB: 0 K: 0 BB: 0 S: 3 P: 3	R: 0 H: 0 E: 0 LOB: 0 K: 0 BB: 0 S: 3 P: 3	R: 1 H: 2 E: 0 LOB: 2 K: 1 BB: 0 S: 7 P: 7	R: 0 H: 0 E: 0 LOB: 0 K: 0 BB: 0 S: 3 P: 3

1B: 2 SF: 0
2B: 0 SAC: 0
3B: 1 DP: 0
HR: 1 HBP: 0

WP: 0 PA: 32
PB: 1
SB: 0
CS: 1

	AB	30
	R	1
	H	4
	RBI	1
	BB	2
	SO	2
	LOB	9

PITCHER		IP	WLS	BF	H	R	ER	SO	BB	IBB	HBP	BLK	WP	HR	S	P	ERA	WHIP
Dan Petry, R ERA: 4.06	(1, 1)	7.1	W	27	4	1	1	2	2	0	0	0	0	1	29	37	1.23	0.818
Aurelio Lopez, R ERA: 2.23	(8, 1)	1.2	S	5	0	0	0	0	0	0	0	0	0	0	5	5	0.00	0.000

PITCHER		IP	WLS	BF	H	R	ER	SO	BB	IBB	HBP	BLK	WP	HR	S	P	ERA	WHIP

Baltimore Orioles @ Detroit Tigers

Tiger Stadium, Detroit, MI

Tue Sep 18 1979, 7:05 PM EDT

Att. 13,586 - Unknown

BOTTOM

Batter	1	2	3	4	5	6	7	8	9	AB	R	H	RBI	BB	SO	LOB
Ron LeFlore, R (1, 8) OBP: 0.355, SLG: 0.402	SSS 0-3 ① K		x 0-0 ② 1-2 HR		x 0-0 ①② G6-4-3 1-2f 2-3		x 0-0 ② FC6-4 BB 1-2f 3-H			4	1	1	2	0	1	3
Alan Trammell, R (1, 6) OBP: 0.335, SLG: 0.363	SSS 0-3 ② K		x 0-0 ③ F9		x 0-0 ③ P6		BBBB 4-0 1-2 BB			3	0	0	0	1	1	1
Jerry Morales, R (1, 10) OBP: 0.262, SLG: 0.370	BBBB 4-0 BB			x 0-0 ① 6-3		x 0-0 ① P6	x 0-0 ③ F7			3	0	0	0	1	0	2
John Wockenfuss, R (1, 3) OBP: 0.319, SLG: 0.519 Jason Thompson, L (9, 3) OBP: 0.343, SLG: 0.408	x 0-0 ③ F8			BBBB 4-0 BB BB		x 0-0 ① 2B 1B		x 0-0 ① 6-3		3 0	0 0	1 0	0 0	1 0	0 0	1 0
Lance Parrish, R (1, 2) OBP: 0.341, SLG: 0.450		SSS 0-3 ① K		x 0-0 ② F9		x 0-0 ② 1-H 2B		x 0-0 ② 5-3		4	0	1	0	0	1	1
Lynn Jones, R (1, 7) OBP: 0.347, SLG: 0.389		x 0-0 ② P4		BBB 4-0 1-2 BB		x 0-0 ③ 1-3		SSS 0-3 ③ K		3	0	0	0	1	1	1
Tom Brookens, R (1, 4) OBP: 0.306, SLG: 0.365 Lou Whitaker, L (9, 4) OBP: 0.390, SLG: 0.377		x 0-0 ③ 6-3		SSS 0-3 ③ K			x 0-0 SH3-4 E FC6-4 1B			3 0	1 0	1 0	0 0	0 0	1 0	2 0
Aurelio Rodriguez, R (1, 5) OBP: 0.276, SLG: 0.353			x 0-0 ① P5		x 0-0 G6-4-3 1B 1B		x 0-0 ① SH3-4 1-3			2	0	1	0	0	0	0
Dave Stegman, R (1, 9) OBP: 0.292, SLG: 0.500			x 0-0 CS 1B		x 0-0 1-2 G6-4-3 1B		BBBB 4-0 FC6-4 BB			2	0	2	0	1	0	0
Inning Stats	R: 0 H: 0 E: 0 LOB: 1 K: 2 BB: 1 S: 7 P: 11	R: 0 H: 0 E: 0 LOB: 0 K: 1 BB: 0 S: 5 P: 5	R: 1 H: 2 E: 0 LOB: 0 K: 0 BB: 0 S: 4 P: 4	R: 0 H: 0 E: 0 LOB: 2 K: 1 BB: 2 S: 5 P: 13	R: 0 H: 2 E: 0 LOB: 1 K: 0 BB: 0 S: 4 P: 4	R: 0 H: 2 E: 0 LOB: 1 K: 0 BB: 0 S: 4 P: 4	R: 1 H: 1 E: 1 LOB: 2 K: 0 BB: 2 S: 4 P: 12	R: 0 H: 0 E: 0 LOB: 0 K: 1 BB: 0 S: 5 P: 5		1B: 5 SF: 0 2B: 1 SAC: 1 3B: 0 DP: 1 HR: 1 HBP: 0						

livebaseballscorecards.com

AB	27
R	2
H	7
RBI	2
BB	5
SO	5
LOB	11

WP: 0 PB: 0 SB: 0 CS: 1 PA: 33

PITCHER	IP	WLS	BF	H	R	ER	SO	BB	IBB	HBP	BLK	WP	HR	S	P	ERA	WHIP
Mike Flanagan, L (1, 1) ERA: 3.12	8.0	L	33	7	2	1	5	5	0	0	0	0	1	38	58	1.12	1.500

PITCHER	IP	WLS	BF	H	R	ER	SO	BB	IBB	HBP	BLK	WP	HR	S	P	ERA	WHIP

Batter	1	2	3	4	5	6	7	8	9	AB	R	H	RBI	BB	SO	LOB
Al Bumbry, L (1, 8) OBP: 0.336, SLG: 0.373	G4-6-3 1B		4-3			4-3			FC5 WP 1B	4	0	2	0	0	0	0
Tom Chism, L (1, 2) Dave Skaggs, R (1, 2) OBP: 0.282, SLG: 0.246 John Lowenstein, L (6, PH) OBP: 0.362, SLG: 0.500 Elrod Hendricks, L (6, 2)	G4-6-3 1-2f			K		K			P4	1 1 1 1	0 0 0 0	0 0 0 0	0 0 0 0	0 0 0 0	0 1 1 0	1 0 0 1
Ken Singleton, S (1, 9) OBP: 0.412, SLG: 0.552	BB			BB 1B		K			K 1-2	3	0	1	0	1	2	1
Eddie Murray, S (1, 3) OBP: 0.362, SLG: 0.467	4-3			G6-4-3 1-2 BB			G6-4-3 1B		BB	2	0	1	0	2	0	1
Lee May, R (1, 10) OBP: 0.296, SLG: 0.411		F2		G6-4-3 1-2f			G6-4-3 1-2f		FC5 2-3f	4	0	0	0	0	0	5
Gary Roenicke, R (1, 7) OBP: 0.382, SLG: 0.522		F8			K		6-3			3	0	0	0	0	1	0
Kiko Garcia, R (1, 6) OBP: 0.306, SLG: 0.373		K			FC4-6 HBP			K		2	0	0	0	0	2	0
Rich Dauer, R (1, 5) OBP: 0.298, SLG: 0.344			6-3		FC4-6 WP 1-2f			6-3		3	0	0	0	0	0	1
Wayne Krenchicki, L (1, 4) OBP: 0.133, SLG: 0.200			F8		4-3 1-2			3-1		3	0	0	0	0	0	1
Inning Stats	R: 0 H: 1 E: 0 LOB: 1 K: 0 BB: 1 S: 3 P: 7	R: 0 H: 0 E: 0 LOB: 0 K: 1 BB: 0 S: 5 P: 5	R: 0 H: 0 E: 0 LOB: 0 K: 0 BB: 0 S: 3 P: 3	R: 0 H: 1 E: 0 LOB: 1 K: 1 BB: 1 S: 5 P: 9	R: 0 H: 0 E: 0 LOB: 1 K: 1 BB: 0 S: 5 P: 6	R: 0 H: 0 E: 0 LOB: 0 K: 2 BB: 0 S: 7 P: 7	R: 0 H: 1 E: 0 LOB: 0 K: 0 BB: 0 S: 3 P: 3	R: 0 H: 0 E: 0 LOB: 0 K: 1 BB: 0 S: 5 P: 5	R: 0 H: 1 E: 0 LOB: 2 K: 1 BB: 1 S: 6 P: 10	1B: 4 SF: 0 2B: 0 SAC: 0 3B: 0 DP: 3 HR: 0 HBP: 1						

PITCHER	IP	WLS	BF	H	R	ER	SO	BB	IBB	HBP	BLK	WP	HR	S	P	ERA	WHIP
Jack Morris, R (1, 1) ERA: 3.44	9.0	W	32	4	0	0	7	3	0	1	0	2	0	42	55	0.00	0.778

PITCHER	IP	WLS	BF	H	R	ER	SO	BB	IBB	HBP	BLK	WP	HR	S	P	ERA	WHIP

TOP

Baltimore Orioles @ Detroit Tigers

Tiger Stadium, Detroit, MI

Wed Sep 19 1979, 7:05 PM EDT

Att. 12,573 - Unknown

livebaseballscorecards.com

AB	28
R	0
H	4
RBI	0
BB	3
SO	7
LOB	11

Baltimore Orioles @ Detroit Tigers

Tiger Stadium, Detroit, MI

Wed Sep 19 1979, 7:05 PM EDT

Att. 12,573 - Unknown

livebaseballscorecards.com

BOTTOM

Batter	1	2	3	4	5	6	7	8	9	AB	R	H	RBI	BB	SO	LOB
Ron LeFlore, R (1, 8) OBP: 0.354, SLG: 0.401	K		L9		SH5-3 1-H 1B		F9			4	0	1	1	0	1	0
Lou Whitaker, L (1, 4) OBP: 0.394, SLG: 0.387	FC4-6 1B		2B 1B		SH5-3 1-2		E 3B			3	2	3	0	0	0	0
Steve Kemp, L (1, 7) OBP: 0.396, SLG: 0.537	FC4-6 1-2f 2B		G3 1-H 2B		6-3		F7 3-H			4	1	1	1	0	0	2
Champ Summers, L (1, 10) OBP: 0.404, SLG: 0.550	1-H 2B		G3 2-3		BB		F8			3	0	1	1	1	0	1
Jason Thompson, L (1, 3) OBP: 0.340, SLG: 0.405	4-3		P6		5-3			3-1		4	0	0	0	0	0	4
Kirk Gibson, L (1, 9) OBP: 0.222, SLG: 0.222		CS 1B	K			S E 1B		G3		4	1	2	0	0	1	0
Lance Parrish, R (1, 2) OBP: 0.338, SLG: 0.446		P4	K			F8 1-H		K		4	0	0	0	0	2	1
Rick Peters, S (1, 5) OBP: 0.500, SLG: 0.222 Aurelio Rodriguez, R (7, 5) OBP: 0.276, SLG: 0.353		BB 1-2		1-3		1-3				2 0	0 0	0 0	0 0	1 0	0 0	0 0
Alan Trammell, R (1, 6) OBP: 0.335, SLG: 0.361		F8			S 1B BB		F8			2	1	0	0	1	0	1
Inning Stats	R: 1 E: 0 K: 1 S: 7 H: 2 LOB: 1 BB: 0 P: 7	R: 0 E: 0 K: 0 S: 3 H: 1 LOB: 1 BB: 1 P: 7	R: 1 E: 0 K: 0 S: 5 H: 2 LOB: 1 BB: 0 P: 5	R: 0 E: 0 K: 2 S: 7 H: 0 LOB: 0 BB: 0 P: 7	R: 1 E: 0 K: 0 S: 4 H: 1 LOB: 2 BB: 2 P: 12	R: 1 E: 0 K: 0 S: 4 H: 1 LOB: 0 BB: 0 P: 4	R: 1 E: 1 K: 0 S: 4 H: 1 LOB: 0 BB: 0 P: 4	R: 0 E: 0 K: 1 S: 5 H: 0 LOB: 0 BB: 0 P: 5		1B: 5 2B: 2 3B: 1 HR: 0 SF: 0 SAC: 1 DP: 0 HBP: 0						

	AB	30
	R	5
	H	8
	RBI	3
	BB	3
	SO	4
	LOB	9

WP: 0 PB: 0 SB: 3 CS: 1 PA: 34

PITCHER		IP	WLS	BF	H	R	ER	SO	BB	IBB	HBP	BLK	WP	HR	S	P	ERA	WHIP
Dennis Martinez, R ERA: 3.61	(1, 1)	7.0	L	31	8	5	5	3	3	0	0	0	0	0	34	46	6.43	1.571
Tim Stoddard, R ERA: 1.53	(8, 1)	1.0		3	0	0	0	1	0	0	0	0	0	0	5	5	0.00	0.000

PITCHER	IP	WLS	BF	H	R	ER	SO	BB	IBB	HBP	BLK	WP	HR	S	P	ERA	WHIP

Baltimore Orioles @ Detroit Tigers

Tiger Stadium, Detroit, MI

Thu Sep 20 1979, 7:05 PM EDT

Att. 10,024 - Unknown

TOP

Batter	1	2	3	4	5	6	7	8	9	AB	R	H	RBI	BB	SO	LOB
Mark Belanger, R (1, 6) OBP: 0.283, SLG: 0.230	S S S 0-3 ① K	B B B B 4-0 1-2 BB		x 0-0 E5 1B E		x 0-0 ① F8		B B B 4-0 2B BB		3	2	0	0	2	1	0
Benny Ayala, R (1, 7) OBP: 0.287, SLG: 0.500	S S S 0-3 ② K	x 0-0 ① L1-6 2-3 ②		x 0-0 E5 1-H 1B		x 0-0 ② F7		x 0-0 1-H 2B		1	0	0	0	0	1	0
Al Bumbry, L (2, PH) (2, 8) OBP: 0.337, SLG: 0.376										4	0	2	1	0	0	2
Ken Singleton, S (1, 9) OBP: 0.409, SLG: 0.547	S S S 0-3 ③ K	S S S 0-3 ③ K		x 0-0 ③ 4-3		x 0-0 ③ F7		x 0-0 ③ F8		5	0	0	0	0	2	3
Eddie Murray, S (1, 3) OBP: 0.363, SLG: 0.471		x 0-0 ① 2B 2B 1B	x 0-0 ① 1-3		S S S 0-3 ① K		x 0-0 HR		S S S 0-3 ① K	5	2	2	1	0	2	0
Gary Roenicke, R (1, 8) (2, 7) OBP: 0.384, SLG: 0.523		x 0-0 1-3 2B 2B	B B B B 4-0 BB		B B B B 4-0 WP BB BB		x 0-0 ① F7		x 0-0 ② P4	3	1	1	0	2	0	0
Doug DeCinces, R (1, 5) OBP: 0.319, SLG: 0.415		x 0-0 2-H 3-H HR 2B	x 0-0 ② F8		B B B B 4-0 FC5 WP 1-2 BB		x 0-0 G6-4-3 1B		S S S 0-3 ③ K	4	1	2	2	1	1	1
Lee May, R (1, 10) OBP: 0.296, SLG: 0.416		x 0-0 2-H HR	S S S 0-3 ③ K		S S S 0-3 ② K		x 0-0 ② ③ G6-4-3 1-2f			4	1	1	2	0	2	4
Rich Dauer, R (1, 4) OBP: 0.300, SLG: 0.351		x 0-0 HR		x 0-0 ① F8	4-0 1-2 2-3 IBB			x 0-0 ① P3		3	1	1	1	1	0	0
Rick Dempsey, R (1, 2) OBP: 0.305, SLG: 0.347		x 0-0 L1-6 BB 1B		x 0-0 ② B1	x 0-0 ③ FC5 2-3f			x 0-0 ② 4-3		4	0	1	0	0	0	3
Inning Stats	R: 0 E: 0 K: 3 S: 9 H: 0 LOB: 0 BB: 0 P: 9	R: 5 E: 0 K: 1 S: 10 H: 6 LOB: 1 BB: 1 P: 14	R: 0 E: 0 K: 1 S: 5 H: 0 LOB: 1 BB: 1 P: 9	R: 1 E: 2 K: 0 S: 5 H: 1 LOB: 1 BB: 0 P: 5	R: 0 E: 0 K: 2 S: 7 H: 0 LOB: 3 BB: 3 P: 19	R: 0 E: 0 K: 0 S: 3 H: 0 LOB: 0 BB: 0 P: 3	R: 1 E: 0 K: 0 S: 4 H: 2 LOB: 0 BB: 0 P: 4	R: 1 E: 0 K: 0 S: 4 H: 1 LOB: 1 BB: 1 P: 8	R: 0 E: 0 K: 2 S: 7 H: 0 LOB: 0 BB: 0 P: 7	1B: 4 2B: 4 3B: 0 HR: 3	SF: 0 SAC: 0 DP: 2 HBP: 0					

	AB	36
	R	8
	H	10
	RBI	7
	BB	6
	SO	9
	LOB	13

WP: 1 PB: 0 SB: 0 CS: 0 PA: 42

livebaseballscorecards.com

PITCHER		IP	WLS	BF	H	R	ER	SO	BB	IBB	HBP	BLK	WP	HR	S	P	ERA	WHIP
Mike Chris, L ERA: 6.08	(1, 1)	1.0		7	4	4	4	3	0	0	0	0	0	1	13	13	36.00	4.000
Dave Tobik, R ERA: 4.06	(2, 1)	2.0		9	2	1	1	2	2	0	0	0	0	1	11	19	4.50	2.000
Jack Billingham, R ERA: 3.35	(4, 1)	4.2	L	21	3	3	2	2	3	1	0	0	1	1	21	37	3.86	1.286
Pat Underwood, L ERA: 4.63	(8, 1)	0.1		2	1	0	0	0	0	0	0	0	0	0	2	2	0.00	3.000
Aurelio Lopez, R ERA: 2.21	(9, 1)	1.0		3	0	0	0	2	0	0	0	0	0	0	7	7	0.00	0.000

PITCHER	IP	WLS	BF	H	R	ER	SO	BB	IBB	HBP	BLK	WP	HR	S	P	ERA	WHIP

Baltimore Orioles @ Detroit Tigers

Tiger Stadium, Detroit, MI

Thu Sep 20 1979, 7:05 PM EDT

Att. 10,024 - Unknown

BOTTOM

Batter	1	2	3	4	5	6	7	8	9	AB	R	H	RBI	BB	SO	LOB
Ron LeFlore, R (1, 8) OBP: 0.353, SLG: 0.404	HR	L1-6 2-3		K	6-3			K		5	1	1	1	0	2	4
Lou Whitaker, L (1, 4) OBP: 0.400, SLG: 0.388	HR BB	BB 1-2		BB 1B 1-2 G3 1B		FC6-5 S BB		FC4-6 1-2 BB		1	2	1	0	4	0	0
Steve Kemp, L (1, 10) OBP: 0.398, SLG: 0.543	1-H HR	1-2 2-3 BB		G3 BB 1-2 2-3 1B		K		FC4-6 BB BB 1-2f 2-3		4	2	2	2	1	1	3
Champ Summers, L (1, 9) OBP: 0.402, SLG: 0.546 Jerry Morales, R (4, PH) OBP: 0.265, SLG: 0.369 (5, 9)	K	K		1B G3 1-2 2-3 3-H BB		FC6-5 1-3		BB 1-2 BB		2 1	0 0	0 0	0 1	0 2	2 0	3 1
Jason Thompson, L (1, 3) OBP: 0.339, SLG: 0.402 John Wockenfuss, R (8, PH) OBP: 0.322, SLG: 0.519 (9, 3)	L6-4 1B BB	3-1		G3 1-2 2-3 3-H	4-3			BB 1-2 2-3 3-H BB		3 0	0 0	0 0	1 1	1 1	0 0	3 0
Kirk Gibson, L (1, 7) OBP: 0.357, SLG: 0.429	1-2 1B	CS 2B		2-3 3-H 1B			K	F7		5	0	3	1	0	1	3
Lance Parrish, R (1, 2) OBP: 0.337, SLG: 0.443	L6-4 2-3	2-3 BB		5-3			5-3		6-3	4	0	0	0	1	0	4
Rick Peters, S (1, 5) OBP: 0.500, SLG: 0.273 Tom Brookens, R (5, 5) OBP: 0.302, SLG: 0.361 Al Greene, L (9, PH) OBP: 0.279, SLG: 0.280	L1-6 1B 1B	F8			K		5-3		K	2 2 1	0 0 0	1 0 0	0 0 0	0 0 0	0 1 1	1 0 0
Alan Trammell, R (1, 6) OBP: 0.337, SLG: 0.364	BB BB 1-2 1B			1B 1B BB 1B	K2-3			FC4-6 BB BB 1B	F8	5	2	3	0	0	1	0
Inning Stats	R: 3 E: 0 K: 1 S: 7 H: 3 LOB: 1 BB: 2 P: 15	R: 0 E: 0 K: 1 S: 6 H: 2 LOB: 3 BB: 2 P: 14	R: 0 E: 0 K: 0 S: 3 H: 1 LOB: 1 BB: 1 P: 7	R: 3 E: 0 K: 1 S: 9 H: 4 LOB: 2 BB: 1 P: 13	R: 0 E: 0 K: 2 S: 7 H: 0 LOB: 0 BB: 0 P: 7	R: 0 E: 0 K: 1 S: 5 H: 0 LOB: 1 BB: 1 P: 9	R: 0 E: 0 K: 1 S: 5 H: 0 LOB: 0 BB: 0 P: 5	R: 1 E: 0 K: 1 S: 6 H: 1 LOB: 3 BB: 3 P: 18	R: 0 E: 0 K: 1 S: 5 H: 0 LOB: 0 BB: 0 P: 5	1B: 8 2B: 3 3B: 0 HR: 2 SF: 0 SAC: 0 DP: 2 HBP: 0						

AB	35
R	7
H	11
RBI	7
BB	10
SO	9
LOB	22

livebaseballscorecards.com

PITCHER		IP	WLS	BF	H	R	ER	SO	BB	IBB	HBP	BLK	WP	HR	S	P	ERA	WHIP
Steve Stone, R ERA: 3.83	(1, 1)	0.1		5	2	3	3	1	2	0	0	0	0	2	5	13	81.00	12.000
Sammy Stewart, R ERA: 3.53	(1, 1)	3.0		16	7	3	3	2	3	0	0	0	0	0	17	29	9.00	3.333
Tippy Martinez, L ERA: 3.04	(4, 1)	4.1	W	19	2	1	1	5	4	0	0	0	0	0	25	41	2.08	1.385
Don Stanhouse, R ERA: 2.93	(8, 1)	1.1	S	5	0	0	0	1	1	0	0	0	0	0	6	10	0.00	0.750

PITCHER	IP	WLS	BF	H	R	ER	SO	BB	IBB	HBP	BLK	WP	HR	S	P	ERA	WHIP

Batter	1	2	3	4	5	6	7	8	9	AB	R	H	RBI	BB	SO	LOB
Ron LeFlore, R (1, 10) OBP: 0.353, SLG: 0.404	x 0-0 ① G3		x 0-0 ③ 1B		S S S 0-3 ③ K					3	0	1	0	0	1	3
Alan Trammell, R (1, 6) OBP: 0.335, SLG: 0.361	S S S 0-3 ② K			S S S 0-3 ① K		x 0-0 E5 1B 1B				3	1	0	0	0	2	0
Jerry Morales, R (1, 9) OBP: 0.263, SLG: 0.367	x 0-0 ③ P9			x 0-0 ② 6-3		x 0-0 ① F6				3	0	0	0	0	0	1
John Wockenfuss, R (1, 3) OBP: 0.326, SLG: 0.521		x 0-0 1B		x 0-0 ③ 6-3		x 0-0 L4 1B 1-2 1B				3	0	2	0	0	0	0
Lance Parrish, R (1, 2) OBP: 0.338, SLG: 0.443		x 0-0 ① F4			B B B B 4-0 1B 1B BB	x 0-0 1-2 2-H 1B				2	0	1	1	1	0	1
Lynn Jones, R (1, 7) OBP: 0.342, SLG: 0.383		x 0-0 ② P9			x 0-0 ① P9	x 0-0 ②③ L4 2-3				3	0	0	0	0	0	4
Dave Stegman, R (1, 8) OBP: 0.259, SLG: 0.440		x 0-0 ③ L4			x 0-0 ② F8		x 0-0 ① 6-3			3	0	0	0	0	0	2
Aurelio Rodriguez, R (1, 5) OBP: 0.277, SLG: 0.353			x 0-0 ① 6-3		x 0-0 1B 1-2 1B		x 0-0 ② F3			3	0	1	0	0	0	0
Tom Brookens, R (1, 4) OBP: 0.303, SLG: 0.360			S S S 0-3 ② K		x 0-0 1-2 2-3 1B		x 0-0 ③ 1-3			3	0	1	0	0	1	0
Inning Stats	R: 0 H: 0 E: 0 LOB: 0 K: 1 BB: 0 S: 5 P: 5	R: 0 H: 1 E: 0 LOB: 1 K: 0 BB: 0 S: 4 P: 4	R: 0 H: 1 E: 0 LOB: 1 K: 1 BB: 0 S: 5 P: 5	R: 0 H: 0 E: 0 LOB: 0 K: 1 BB: 0 S: 5 P: 5	R: 0 H: 2 E: 0 LOB: 3 K: 1 BB: 1 S: 7 P: 11	R: 1 H: 2 E: 1 LOB: 1 K: 0 BB: 0 S: 5 P: 5	R: 0 H: 0 E: 0 LOB: 0 K: 0 BB: 0 S: 3 P: 3			1B: 6 SF: 0 2B: 1 SAC: 0 3B: 0 DP: 1 HR: 0 HBP: 0						

TOP

Detroit Tigers @ Boston Red Sox

Fenway Park, Boston, MA

Fri Sep 21 1979, 7:05 PM EDT

Att. 24,802 - Unknown - 65 F

livebaseballscorecards.com

AB	26
R	1
H	6
RBI	1
BB	1
SO	4
LOB	11

WP: 0 PA: 27
PB: 0
SB: 0
CS: 0

PITCHER	IP	WLS	BF	H	R	ER	SO	BB	IBB	HBP	BLK	WP	HR	S	P	ERA	WHIP
John Tudor, L (1, 1) ERA: 6.43	7.0	W	27	6	1	0	4	1	0	0	0	0	0	34	38	0.00	1.000

PITCHER	IP	WLS	BF	H	R	ER	SO	BB	IBB	HBP	BLK	WP	HR	S	P	ERA	WHIP

Batter	1	2	3	4	5	6	7	8	9	AB	R	H	RBI	BB	SO	LOB
Rick Burleson, R (1, 6) OBP: 0.316, SLG: 0.370	6-3	K		5-3						3	0	0	0	0	1	0
Ted Sizemore, R (1, 4) OBP: 0.314, SLG: 0.323	1B 1B 2B		E9 SF8 1B		5-3					3	2	2	0	0	0	0
Fred Lynn, L (1, 8) OBP: 0.426, SLG: 0.640	1B 1B BB		SF8 3-H		K					1	1	0	1	1	1	0
Jim Rice, R (1, 7) OBP: 0.386, SLG: 0.612	1B FC4 1-2 2-3 1B		G3 1B		1B 1B					3	1	3	0	0	0	0
Carl Yastrzemski, L (1, 10) OBP: 0.351, SLG: 0.458	E 1-3 2-H 3-H 1B		G3 1-2		1-3 1B					3	0	2	2	0	0	1
Jim Dwyer, L (1, 3) OBP: 0.348, SLG: 0.385	FC4 G6-4-3 1-2 3-H		BB		4-3					2	0	0	1	1	0	3
Butch Hobson, R (1, 5) OBP: 0.292, SLG: 0.487	G6-4-3 1-2f		F4		L5-3 1B					3	0	1	0	0	0	4
Dwight Evans, R (1, 9) OBP: 0.367, SLG: 0.457		K		5-3	F8					3	0	0	0	0	1	1
Gary Allenson, R (1, 2) OBP: 0.263, SLG: 0.300		6-3		F2	L5-3 1-2					3	0	0	0	0	0	1
Inning Stats	R: 3 E: 1 K: 0 S: 6 H: 3 LOB: 1 BB: 1 P: 10	R: 0 E: 0 K: 2 S: 7 H: 0 LOB: 0 BB: 0 P: 7	R: 1 E: 1 K: 0 S: 5 H: 2 LOB: 2 BB: 1 P: 9	R: 0 E: 0 K: 0 S: 3 H: 0 LOB: 0 BB: 0 P: 3	R: 0 E: 0 K: 1 S: 7 H: 2 LOB: 2 BB: 0 P: 7	R: 0 E: 0 K: 0 S: 3 H: 1 LOB: 0 BB: 0 P: 3				1B: 7 2B: 2 3B: 0 HR: 0 SF: 1 SAC: 0 DP: 2 HBP: 0						

PITCHER	IP	WLS	BF	H	R	ER	SO	BB	IBB	HBP	BLK	WP	HR	S	P	ERA	WHIP
Dave Rozema, R (1, 1) ERA: 3.51	6.0	L	27	8	4	3	3	2	0	0	0	0	0	31	39	4.50	1.667

PITCHER	IP	WLS	BF	H	R	ER	SO	BB	IBB	HBP	BLK	WP	HR	S	P	ERA	WHIP

BOTTOM

Detroit Tigers @ Boston Red Sox

Fenway Park, Boston, MA

Fri Sep 21 1979, 7:05 PM EDT

Att. 24,802 - Unknown - 65 F

livebaseballscorecards.com

AB	24
R	4
H	8
RBI	4
BB	2
SO	3
LOB	10

WP: 0 PA: 27
PB: 0
SB: 0
CS: 0

Detroit Tigers @ Boston Red Sox

Fenway Park, Boston, MA

Sun Sep 23 1979, 3:33 AM EDT

Unknown - 62 F

TOP

livebaseballscorecards.com

Batter	1	2	3	4	5	6	7	8	9	AB	R	H	RBI	BB	SO	LOB
Ron LeFlore, R (1, 8) OBP: 0.353, SLG: 0.404	K		S 1B 1-2		K		F8 S 1B 3-H		K	5	0	2	1	0	3	2
Lou Whitaker, L (1, 4) OBP: 0.398, SLG: 0.385	1-3		K 1-2 2-3		SH5-4 1-2 2-3		F8 1-3			3	0	0	0	0	1	4
Kirk Gibson, L (1, 7) OBP: 0.333, SLG: 0.389	CS 1B		F6		4-3		F8			4	0	1	0	0	0	6
Champ Summers, L (1, 9) OBP: 0.403, SLG: 0.544	CS 1-2	1B HBP		FC3-6 1B		F2		F6		3	0	1	0	0	0	0
Jason Thompson, L (1, 3) OBP: 0.342, SLG: 0.407		1B 1-2		L9		1B		2B		4	0	3	0	0	0	1
John Wockenfuss, R (1, 2) OBP: 0.321, SLG: 0.511		F7		FC3-6 1-2f		K		F7		4	0	0	0	0	1	4
Jerry Morales, R (1, 10) OBP: 0.261, SLG: 0.363		K		K		F9		K		4	0	0	0	0	3	4
Aurelio Rodriguez, R (1, 5) OBP: 0.280, SLG: 0.356 Rick Peters, S (7, PR) OBP: 0.500, SLG: 0.273 Phil Mankowski, L (7, 5) OBP: 0.286, SLG: 0.263			F8	SH5-4 PB BB			SH1-4 1B 2B		P7	2 0 1	0 1 0	1 0 0	0 0 0	1 0 0	0 0 0	0 0 0
Mark Wagner, R (1, 6) OBP: 0.344, SLG: 0.317 Al Greene, L (9, PH) OBP: 0.274, SLG: 0.275			S 1B 1B	SH5-4 1-2 BB			SH1-4 2-3		L3	1 1	0 0	1 0	0 0	1 0	0 0	0 0
Inning Stats	R: 0 E: 0 K: 1 S: 5 H: 1 LOB: 0 BB: 0 P: 5	R: 0 E: 0 K: 1 S: 5 H: 1 LOB: 1 BB: 0 P: 6	R: 0 E: 0 K: 1 S: 7 H: 2 LOB: 2 BB: 0 P: 7	R: 0 E: 0 K: 1 S: 6 H: 1 LOB: 1 BB: 0 P: 6	R: 0 E: 0 K: 1 S: 5 H: 0 LOB: 2 BB: 2 P: 13	R: 0 E: 0 K: 1 S: 6 H: 1 LOB: 1 BB: 0 P: 6	R: 1 E: 0 K: 0 S: 5 H: 2 LOB: 2 BB: 0 P: 5	R: 0 E: 0 K: 1 S: 6 H: 1 LOB: 1 BB: 0 P: 6	R: 0 E: 0 K: 1 S: 5 H: 0 LOB: 0 BB: 0 P: 5	1B: 7 2B: 2 3B: 0 HR: 0 SF: 0 SAC: 2 DP: 0 HBP: 1						

AB	32
R	1
H	9
RBI	1
BB	2
SO	8
LOB	21

WP: 0 PB: 1 SB: 3 CS: 1 PA: 38

PITCHER	IP	WLS	BF	H	R	ER	SO	BB	IBB	HBP	BLK	WP	HR	S	P	ERA	WHIP
Dennis Eckersley, R (1, 1) ERA: 2.99	9.0	W	37	9	1	1	8	2	0	1	0	0	0	50	59	1.00	1.222

PITCHER	IP	WLS	BF	H	R	ER	SO	BB	IBB	HBP	BLK	WP	HR	S	P	ERA	WHIP

Detroit Tigers @ Boston Red Sox

Fenway Park, Boston, MA

Sun Sep 23 1979, 3:33 AM EDT

Unknown - 62 F

BOTTOM

Batter	1	2	3	4	5	6	7	8	9	AB	R	H	RBI	BB	SO	LOB
Rick Burleson, R (1, 6) OBP: 0.314, SLG: 0.368	F4		K			F8		SH3-4		3	0	0	0	0	1	1
Ted Sizemore, R (1, 4) Jim Dwyer, L (8, PH) Stan Papi, R (9, 4) OBP: 0.312, SLG: 0.321 OBP: 0.354, SLG: 0.392 OBP: 0.218, SLG: 0.281	F3			P7		1-3		G3-6-1		3 1 0	0 0 0	0 1 0	0 1 0	0 0 0	0 0 0	0 0 0
Fred Lynn, L (1, 8) OBP: 0.425, SLG: 0.639	4-3			4-3		1B 2B		G3-6-1		4	1	1	0	0	0	1
Jim Rice, R (1, 7) OBP: 0.386, SLG: 0.610		F9		5-3		S 1B				3	0	1	1	0	0	0
Carl Yastrzemski, L (1, 3) OBP: 0.349, SLG: 0.455		K			F9	F9				3	0	0	0	0	1	1
Carlton Fisk, R (1, 10) OBP: 0.300, SLG: 0.440		F8			FC6-4 HBP		K			2	0	0	0	0	1	0
Butch Hobson, R (1, 5) OBP: 0.291, SLG: 0.484			F3		FC6-4 2B		L4			3	0	0	0	0	0	1
Dwight Evans, R (1, 9) OBP: 0.368, SLG: 0.459			BB		2B		5-3			2	0	1	0	1	0	0
Gary Allenson, R (1, 2) Tom Poquette, L (8, PH) Mike O'Berry, R (9, 2) OBP: 0.261, SLG: 0.297 OBP: 0.330, SLG: 0.362 OBP: 0.233, SLG: 0.222			K		F2			SH3-4 1B		2 1 0	0 1 0	0 1 0	0 0 0	0 0 0	1 0 0	3 0 0
Inning Stats	R: 0 E: 0 K: 0 S: 3 H: 0 LOB: 0 BB: 0 P: 3	R: 0 E: 0 K: 1 S: 5 H: 0 LOB: 0 BB: 0 P: 5	R: 0 E: 0 K: 2 S: 7 H: 0 LOB: 1 BB: 1 P: 11	R: 0 E: 0 K: 0 S: 3 H: 0 LOB: 0 BB: 0 P: 3	R: 0 E: 0 K: 0 S: 4 H: 1 LOB: 2 BB: 0 P: 5	R: 1 E: 0 K: 0 S: 5 H: 2 LOB: 1 BB: 0 P: 5	R: 0 E: 0 K: 1 S: 5 H: 0 LOB: 0 BB: 0 P: 5	R: 1 E: 0 K: 0 S: 4 H: 2 LOB: 0 BB: 0 P: 4		1B: 3 2B: 2 3B: 0 HR: 0 SF: 0 SAC: 1 DP: 1 HBP: 1						

PITCHER	IP	WLS	BF	H	R	ER	SO	BB	IBB	HBP	BLK	WP	HR	S	P	ERA	WHIP
Milt Wilcox, R (1, 1) ERA: 4.2	8.0	L	30	5	2	2	4	1	0	1	0	0	0	36	41	2.25	0.750

PITCHER	IP	WLS	BF	H	R	ER	SO	BB	IBB	HBP	BLK	WP	HR	S	P	ERA	WHIP

livebaseballscorecards.com

AB	27
R	2
H	5
RBI	2
BB	1
SO	4
LOB	7

WP: 0 PB: 0 SB: 1 CS: 0 PA: 30

Batter	1	2	3	4	5	6	7	8	9	10	AB	R	H	RBI	BB	SO	LOB
Ron LeFlore, R (1, 8) OBP: 0.355, SLG: 0.404	SSS 0-3 ① K		SSS 0-3 K SH5-3 S 6-3	x 0-0 E S 2-H 1B			x 0-0 L8-6-4 S 1B			BBBB 4-0 SH5-4 S 1B BB	4	2	2	1	1	2	0
Lou Whitaker, L (1, 4) OBP: 0.400, SLG: 0.384	BBBB 4-0 FC4-6 BB		x 0-0 ① SH5-3 1-3	SSS 0-3 ③ K 1-3			BBBB 4-0 1-2 BB			x 0-0 ① SH5-4 1-3	1	0	0	0	2	1	1
Kirk Gibson, L (1, 7) OBP: 0.261, SLG: 0.304	x 0-0 ② F7		x 0-0 ② 6-3 3-H		x 0-0 ① F7		x 0-0 ②③ L8-6-4 2-3			x 0-0 FC3 1B	5	0	0	1	0	0	4
Champ Summers, L (1, 9) OBP: 0.403, SLG: 0.541	x 0-0 ③ FC4-6 1-2f		x 0-0 S 1B		x 0-0 ② F8			SSS 0-3 ① K		x 0-0 ② 1B 1-3 3-H 1B	5	0	2	1	0	1	1
Jason Thompson, L (1, 3) OBP: 0.343, SLG: 0.406		SSS 0-3 ① K	4-0 1-2 IBB		x 0-0 ③ F9			x 0-0 ② G3		x 0-0 1-2 1B	4	0	1	0	1	1	0
John Wockenfuss, R (1, 10) OBP: 0.315, SLG: 0.500		SSS 0-3 ② K	SSS 0-3 ③ K			SSS 0-3 ① K		x 0-0 ③ F6		x 0-0 ③ F8	5	0	0	0	0	3	4
Lance Parrish, R (1, 2) OBP: 0.340, SLG: 0.445		x 0-0 HBP 1B		x 0-0 FC1-5 2B		x 0-0 ② L7			SSS 0-3 ① K		4	0	2	0	0	1	0
Tom Brookens, R (1, 5) OBP: 0.302, SLG: 0.354		H 1-0 FC6-4 1-2 HBP		x 0-0 ① FC1-5 6-3 1B 2-3		x 0-0 ③ F8			x 0-0 ② F8		3	1	0	0	0	0	1
Alan Trammell, R (1, 6) OBP: 0.333, SLG: 0.358		x 0-0 ③ FC6-4 1-2f		x 0-0 ② 6-3 1-2			x 0-0 ① F2		x 0-0 ③ 6-3		4	0	0	0	0	0	3
Inning Stats	R: 0 H: 0 E: 0 LOB: 1 K: 1 BB: 1 S: 5 P: 9	R: 0 H: 1 E: 0 LOB: 2 K: 2 BB: 0 S: 8 P: 9	R: 1 H: 1 E: 0 LOB: 2 K: 2 BB: 1 S: 9 P: 13	R: 1 H: 2 E: 0 LOB: 1 K: 1 BB: 0 S: 7 P: 7	R: 0 H: 0 E: 0 LOB: 0 K: 0 BB: 0 S: 3 P: 3	R: 0 H: 0 E: 0 LOB: 0 K: 1 BB: 0 S: 5 P: 5	R: 0 H: 1 E: 0 LOB: 1 K: 0 BB: 1 S: 3 P: 7	R: 0 H: 0 E: 0 LOB: 0 K: 1 BB: 0 S: 5 P: 5	R: 0 H: 0 E: 0 LOB: 0 K: 1 BB: 0 S: 5 P: 5	R: 1 H: 2 E: 0 LOB: 2 K: 0 BB: 1 S: 5 P: 9	1B: 6 SF: 0 2B: 2 SAC: 2 3B: 0 DP: 1 HR: 0 HBP: 1						

PITCHER	IP	WLS	BF	H	R	ER	SO	BB	IBB	HBP	BLK	WP	HR	S	P	ERA	WHIP
Mike Torrez, R (1, 1) ERA: 4.55	10.0	L	42	7	3	2	9	3	1	1	0	0	0	55	72	1.80	1.000

PITCHER	IP	WLS	BF	H	R	ER	SO	BB	IBB	HBP	BLK	WP	HR	S	P	ERA	WHIP

TOP

Detroit Tigers @ Boston Red Sox

Fenway Park, Boston, MA

Sun Sep 23 1979, 3:38 AM EDT

Att. 31,871 - Unknown - 62 F

livebaseballscorecards.com

AB	35
R	3
H	7
RBI	3
BB	4
SO	9
LOB	14

1B: 6	SF: 0	WP: 0	PA: 42
2B: 2	SAC: 2	PB: 1	
3B: 0	DP: 1	SB: 5	
HR: 0	HBP: 1	CS: 0	

Batter	1	2	3	4	5	6	7	8	9	10	AB	R	H	RBI	BB	SO	LOB
Rick Burleson, R (1, 6) OBP: 0.312, SLG: 0.366	4-3		F9		F8			1-3			4	0	0	0	0	0	1
Ted Sizemore, R (1, 4) OBP: 0.314, SLG: 0.322	FC6-4, 1B		1-3, 1B		F8			F7			4	0	2	0	0	0	0
Tom Poquette, L (1, 8) OBP: 0.328, SLG: 0.361	F5		SF7, 3-H			G5-3, PB, 1B		F8			3	0	1	1	0	0	1
Jim Rice, R (1, 7) OBP: 0.385, SLG: 0.607	FC6-4, 1-2f		K			1-2, IBB			6-3		3	0	0	0	1	1	2
Carlton Fisk, R (1, 10) OBP: 0.296, SLG: 0.434		6-3		5-3		F4			F8		4	0	0	0	0	0	2
Butch Hobson, R (1, 5) OBP: 0.290, SLG: 0.482		L4, WP, 1B		5-3		G5-3, 2-3f			K		4	0	1	0	0	1	2
Jim Dwyer, L (1, 3) OBP: 0.350, SLG: 0.380		1-2, BB		F9			3-1			K	3	0	0	0	1	1	0
Dwight Evans, R (1, 9) OBP: 0.367, SLG: 0.464		L4, 2-3			HR		5-3			K	4	1	1	1	0	1	2
Mike O'Berry, R (1, 2) OBP: 0.238, SLG: 0.214 Carl Yastrzemski, L (10, PH) OBP: 0.348, SLG: 0.454			1B, SF7, HBP		F5		6-3			F8	2 1	1 0	0 0	0 0	0 0	0 0	0 0
Inning Stats	R: 0 E: 0 K: 0 S: 4 H: 1 LOB: 1 BB: 0 P: 4	R: 0 E: 0 K: 0 S: 3 H: 1 LOB: 1 BB: 1 P: 7	R: 1 E: 0 K: 1 S: 6 H: 1 LOB: 1 BB: 0 P: 7	R: 0 E: 0 K: 0 S: 3 H: 0 LOB: 0 BB: 0 P: 3	R: 1 E: 0 K: 0 S: 4 H: 1 LOB: 0 BB: 0 P: 4	R: 0 E: 0 K: 0 S: 3 H: 1 LOB: 1 BB: 1 P: 7	R: 0 E: 0 K: 0 S: 3 H: 0 LOB: 0 BB: 0 P: 3	R: 0 E: 0 K: 0 S: 3 H: 0 LOB: 0 BB: 0 P: 3	R: 0 E: 0 K: 1 S: 5 H: 0 LOB: 0 BB: 0 P: 5	R: 0 E: 0 K: 2 S: 7 H: 0 LOB: 0 BB: 0 P: 7	1B: 4 2B: 1 3B: 0 HR: 1	SF: 1 SAC: 0 DP: 2 HBP: 1	WP: 1 PB: 1 SB: 0 CS: 0	PA: 36			

PITCHER	IP	WLS	BF	H	R	ER	SO	BB	IBB	HBP	BLK	WP	HR	S	P	ERA	WHIP
Dan Petry, R (1, 1) ERA: 3.9	8.0		30	5	2	2	1	1	1	1	0	1	1	29	38	2.25	0.750
Aurelio Lopez, R (9, 1) ERA: 2.18	2.0	W	6	0	0	0	3	0	0	0	0	0	0	12	12	0.00	0.000

PITCHER	IP	WLS	BF	H	R	ER	SO	BB	IBB	HBP	BLK	WP	HR	S	P	ERA	WHIP

BOTTOM

Detroit Tigers @ Boston Red Sox

Fenway Park, Boston, MA

Sun Sep 23 1979, 3:38 AM EDT

Att. 31,871 - Unknown - 62 F

AB	32
R	2
H	5
RBI	2
BB	2
SO	4
LOB	10

livebaseballscorecards.com

Batter	1	2	3	4	5	6	7	8	9	AB	R	H	RBI	BB	SO	LOB
Ron LeFlore, R (1, 8) OBP: 0.355, SLG: 0.404	S S S 0-3 ① K		x 0-0 ① FC6-4 G6-4-3 1-2f			x 0-0 ① F9		x 0-0 FC6-4 S 1B	x 0-0 1-3 2-H 1B	5	0	2	1	0	1	1
Lou Whitaker, L (1, 4) OBP: 0.398, SLG: 0.382	x 0-0 4-1 1B		x 0-0 ② ③ G6-4-3 1-2f			S S S 0-3 ② K		x 0-0 E6 FC6-4 1-2	x 0-0 ③ 1-3	5	0	1	0	0	1	4
Kirk Gibson, L (1, 7) OBP: 0.296, SLG: 0.423	x 0-0 ② 4-1 1-2			x 0-0 HR		B B B B 4-0 S BB		x 0-0 ② FC6-4 FC6-4 1-2f 2-3		3	1	1	1	1	0	3
Champ Summers, L (1, 9) (9, 3) OBP: 0.401, SLG: 0.537	x 0-0 ③ F7			x 0-0 CS 1B		x 0-0 ③ F7 1-2		x 0-0 ③ FC6-4 1-2f		4	0	1	0	0	0	4
Jason Thompson, L (1, 3) OBP: 0.341, SLG: 0.403 Jerry Morales, R (9, PH) (9, 9) OBP: 0.261, SLG: 0.362		S S S 0-3 ① K		x 0-0 ① F7			S S S 0-3 ① K		x 0-0 ① F8	3 1	0 0	0 0	0 0	0 0	2 0	1 0
Lance Parrish, R (1, 2) OBP: 0.341, SLG: 0.450		x 0-0 2B		x 0-0 ② ③ 5-3 1-2			x 0-0 2B		x 0-0 E5 1B 1B	4	1	2	0	0	0	1
Alan Trammell, R (1, 6) OBP: 0.332, SLG: 0.357		x 0-0 ② 5-3			x 0-0 ① F7		x 0-0 ② P4		x 0-0 1B 1-2 1B 1B	4	1	1	0	0	0	2
Tom Brookens, R (1, 5) OBP: 0.297, SLG: 0.348 Lynn Jones, R (9, PH) OBP: 0.345, SLG: 0.386 Phil Mankowski, L (9, 5) OBP: 0.286, SLG: 0.263		x 0-0 ③ 2-3			S S S 0-3 ② K		S S S 0-3 ③ K		x 0-0 1B 1-2 2-H 1B	3 1 0	0 0 0	0 1 0	0 1 0	0 0 0	2 0 0	2 0 0
Rick Peters, S (1, 10) OBP: 0.450, SLG: 0.267			x 0-0 FC6-4 1B		x 0-0 ③ 6-3			x 0-0 ① F7	x 0-0 ② F9	4	0	1	0	0	0	2
Inning Stats	R: 0 E: 0 K: 1 S: 6 H: 1 LOB: 1 BB: 0 P: 6	R: 0 E: 0 K: 1 S: 6 H: 1 LOB: 1 BB: 0 P: 6	R: 0 E: 0 K: 0 S: 3 H: 1 LOB: 0 BB: 0 P: 3	R: 1 E: 0 K: 0 S: 4 H: 2 LOB: 0 BB: 0 P: 4	R: 0 E: 0 K: 1 S: 5 H: 0 LOB: 0 BB: 0 P: 5	R: 0 E: 0 K: 1 S: 5 H: 0 LOB: 1 BB: 1 P: 9	R: 0 E: 0 K: 2 S: 8 H: 1 LOB: 1 BB: 0 P: 8	R: 0 E: 1 K: 0 S: 5 H: 1 LOB: 2 BB: 0 P: 5	R: 2 E: 1 K: 0 S: 7 H: 3 LOB: 2 BB: 0 P: 7	1B: 7 2B: 2 3B: 0 HR: 1 SF: 0 SAC: 0 DP: 1 HBP: 0						

TOP

Detroit Tigers @ Baltimore Orioles

Memorial Stadium, Baltimore, MD

Tue Sep 25 1979, 7:05 PM EDT

Att. 12,543 - Unknown

livebaseballscorecards.com

AB	37
R	3
H	10
RBI	3
BB	1
SO	6
LOB	20

WP: 0 PB: 0 SB: 2 CS: 1 PA: 38

PITCHER		IP	WLS	BF	H	R	ER	SO	BB	IBB	HBP	BLK	WP	HR	S	P	ERA	WHIP
Steve Stone, R ERA: 3.77	(1, 1)	5.0		18	5	1	1	3	0	0	0	0	0	1	24	24	1.80	1.000
Sammy Stewart, R ERA: 3.47	(6, 1)	2.0		8	1	0	0	3	1	0	0	0	0	0	13	17	0.00	1.000
Tim Stoddard, R ERA: 1.76	(8, 1)	1.0		5	1	0	0	0	0	0	0	0	0	0	5	5	0.00	1.000
Tippy Martinez, L ERA: 3.0	(9, 1)	1.0	L	7	3	2	0	0	0	0	0	0	0	0	7	7	0.00	3.000

PITCHER	IP	WLS	BF	H	R	ER	SO	BB	IBB	HBP	BLK	WP	HR	S	P	ERA	WHIP

Batter	1	2	3	4	5	6	7	8	9	AB	R	H	RBI	BB	SO	LOB
Al Bumbry, L (1, 8) OBP: 0.340, SLG: 0.383	S S S 0-3 K ①		x 0-0 G3 ① 1-2 2-3		x 0-0 F7 ② 1-2 2-3		x 0-0 5-3 ③			4	0	0	0	0	1	4
Kiko Garcia, R (1, 6) OBP: 0.305, SLG: 0.367	S S S 0-3 K ②		B B B B 4-0 G3-6-3 BB 2-3 3-H		x 0-0 5-3 ③			x 0-0 F8 ①		3	0	0	0	1	1	2
Ken Singleton, S (1, 9) OBP: 0.406, SLG: 0.540 Mark Corey, R (6, PR) (7, 9)	S S S 0-3 K ③		x 0-0 G3-6-3 ② ③ 1-2f			B B B B 4-0 1B SF8 BB		x 0-0 5-3 ②		2 1	0 1	0 0	0 0	1 0	1 0	2 0
Eddie Murray, S (1, 3) OBP: 0.369, SLG: 0.477		x 0-0 F8 ①		S S S 0-3 K ①		x 0-0 FC6-4 1B 1-3		x 0-0 S 1B		4	0	2	0	0	1	0
John Lowenstein, L (1, 7) OBP: 0.357, SLG: 0.492 Bob Molinaro, L (7, 7)		x 0-0 S 1B		x 0-0 F7 ②		x 0-0 SF8 ① 3-H		x 0-0 4-3 ③ 1-2		2 1	0 0	1 0	1 0	0 0	0 0	0 1
Lee May, R (1, 10) OBP: 0.294, SLG: 0.412		S S S 0-3 K ② 1-2		x 0-0 5-3 ③		S S S 0-3 K ②			x 0-0 SH1-4 1B	4	0	1	0	0	2	2
Doug DeCinces, R (1, 5) OBP: 0.311, SLG: 0.404 Wayne Krenchicki, L (7, 4) OBP: 0.167, SLG: 0.222		x 0-0 1-3 ③			x 0-0 5-3 ①	x 0-0 FC6-4 ③ 1-2f			x 0-0 SH1-4 ① 1-2	3 0	0 0	0 0	0 0	0 0	0 0	2 0
Rich Dauer, R (1, 4) OBP: 0.301, SLG: 0.351 (7, 5) Terry Crowley, L (9, PH) OBP: 0.440, SLG: 0.475			x 0-0 G3 1B WP 1B		x 0-0 BLK E 1B		x 0-0 5-3 ①		S S S 0-3 K ②	3 1	1 0	2 0	0 0	0 0	0 1	0 1
Rick Dempsey, R (1, 2) OBP: 0.309, SLG: 0.356 Pat Kelly, L (9, PH) OBP: 0.361, SLG: 0.524			x 0-0 WP G3 1-2 1B		x 0-0 E6 BLK 1-2		S S S 0-3 K ②		S S S 0-3 K ③	3 1	0 0	1 0	0 0	0 0	1 1	1 1
Inning Stats	R: 0 H: 0 E: 0 LOB: 0 K: 3 BB: 0 S: 9 P: 9	R: 0 H: 1 E: 0 LOB: 1 K: 1 BB: 0 S: 6 P: 6	R: 1 H: 2 E: 0 LOB: 1 K: 0 BB: 1 S: 4 P: 8	R: 0 H: 0 E: 0 LOB: 0 K: 1 BB: 0 S: 5 P: 5	R: 0 H: 1 E: 1 LOB: 2 K: 0 BB: 0 S: 5 P: 5	R: 1 H: 1 E: 0 LOB: 1 K: 1 BB: 1 S: 6 P: 10	R: 0 H: 0 E: 0 LOB: 0 K: 1 BB: 0 S: 5 P: 5	R: 0 H: 1 E: 0 LOB: 1 K: 0 BB: 0 S: 4 P: 4	R: 0 H: 1 E: 0 LOB: 1 K: 2 BB: 0 S: 8 P: 8	1B: 7 SF: 1 2B: 0 SAC: 1 3B: 0 DP: 1 HR: 0 HBP: 0						

PITCHER	IP	WLS	BF	H	R	ER	SO	BB	IBB	HBP	BLK	WP	HR	S	P	ERA	WHIP
Jack Morris, R (1, 1) ERA: 3.39	8.0	W	32	6	2	2	7	2	0	0	1	1	0	44	52	2.25	1.000
Aurelio Lopez, R (9, 1) ERA: 2.16	1.0	S	4	1	0	0	2	0	0	0	0	0	0	8	8	0.00	1.000

PITCHER	IP	WLS	BF	H	R	ER	SO	BB	IBB	HBP	BLK	WP	HR	S	P	ERA	WHIP

BOTTOM

Detroit Tigers @ Baltimore Orioles

Memorial Stadium, Baltimore, MD

Tue Sep 25 1979, 7:05 PM EDT

Att. 12,543 - Unknown

livebaseballscorecards.com

AB	32
R	2
H	7
RBI	1
BB	2
SO	9
LOB	16

WP: 1	PA: 36		
PB: 0			
SB: 2			
CS: 0			

Detroit Tigers @ Baltimore Orioles

Memorial Stadium, Baltimore, MD

Wed Sep 26 1979, 7:05 PM EDT

Att. 17,205 - Unknown

TOP

livebaseballscorecards.com

Batter	1	2	3	4	5	6	7	8	9	AB	R	H	RBI	BB	SO	LOB
Ron LeFlore, R (1, 10) OBP: 0.352, SLG: 0.401	L9		5-3 1-2		F8		K		K	5	0	0	0	0	2	2
Alan Trammell, R (1, 6) OBP: 0.334, SLG: 0.359	1B 1B		G6-4-3 2-3 1B		5-3		K			3	0	2	0	0	0	0
Mark Wagner, R (6, 6) OBP: 0.341, SLG: 0.315										1	0	0	0	0	1	0
Lynn Jones, R (1, 7) OBP: 0.348, SLG: 0.389	G6-4-3 1-2 1B		G6-4-3 1-2f		FC6-4 1B			6-3		4	0	2	0	0	0	2
Jerry Morales, R (1, 9) OBP: 0.260, SLG: 0.364	G6-4-3 1-2f			E 2B	FC6-4 1-2f			1-3		4	1	1	0	0	0	3
John Wockenfuss, R (1, 3) OBP: 0.321, SLG: 0.509		5-3 1B		E8 2-H 1B		G6-4-3 1B		2B		4	0	3	1	0	0	0
Lance Parrish, R (1, 2) OBP: 0.343, SLG: 0.451				BBBB FC6-4 BB		G6-4-3 1-2f		F4		1	0	1	0	1	0	0
Ed Putman, R (6, PH) OBP: 0.302, SLG: 0.462		1B								2	0	0	0	0	0	2
(6, 2)																
Dave Stegman, R (1, 8) OBP: 0.258, SLG: 0.517		K		F7		HR			F9	4	1	1	1	0	1	3
Aurelio Rodriguez, R (1, 5) OBP: 0.280, SLG: 0.355		F5		FC6-4 FC6-4 1-2f		F9			1B	4	0	1	0	0	0	3
Tom Brookens, R (1, 4) OBP: 0.296, SLG: 0.346			1B S 1B	FC6-4 1-2f			4-3		K	4	0	1	0	0	1	3

AB	36
R	2
H	12
RBI	2
BB	1
SO	5
LOB	18

Inning Stats	1	2	3	4	5	6	7	8	9
	R: 0 E: 0 K: 0 S: 4	H: 2 LOB: 1 BB: 0 P: 4	R: 0 E: 0 K: 1 S: 6	H: 1 LOB: 1 BB: 0 P: 6	R: 0 E: 0 K: 0 S: 4	H: 2 LOB: 1 BB: 0 P: 4	R: 1 E: 1 K: 0 S: 5	H: 2 LOB: 2 BB: 1 P: 9	R: 0 E: 0 K: 0 S: 4	H: 1 LOB: 1 BB: 0 P: 4	R: 1 E: 0 K: 0 S: 4	H: 2 LOB: 0 BB: 0 P: 4	R: 0 E: 0 K: 2 S: 7	H: 0 LOB: 0 BB: 0 P: 7	R: 0 E: 0 K: 0 S: 4	H: 1 LOB: 1 BB: 0 P: 4	R: 0 E: 0 K: 2 S: 8	H: 1 LOB: 1 BB: 0 P: 8

1B: 9	SF: 0	WP: 0
2B: 2	SAC: 0	PB: 0
3B: 0	DP: 3	SB: 1
HR: 1	HBP: 0	CS: 0

PA: 37

PITCHER		IP	WLS	BF	H	R	ER	SO	BB	IBB	HBP	BLK	WP	HR	S	P	ERA	WHIP
Scott McGregor, L ERA: 3.35	(1, 1)	6.0	W	26	10	2	2	1	1	0	0	0	0	1	27	31	3.00	1.833
Tim Stoddard, R ERA: 1.73	(7, 1)	1.0		3	0	0	0	2	0	0	0	0	0	0	7	7	0.00	0.000
Dave Ford, R ERA: 1.88	(8, 1)	2.0		8	2	0	0	2	0	0	0	0	0	0	12	12	0.00	1.000

PITCHER	IP	WLS	BF	H	R	ER	SO	BB	IBB	HBP	BLK	WP	HR	S	P	ERA	WHIP

BOTTOM

Batter	1	2	3	4	5	6	7	8	9	AB	R	H	RBI	BB	SO	LOB
Mark Belanger, R (1, 6) OBP: 0.273, SLG: 0.217	L6	G5-4-3 1-2f	F4		HR BB		K			3	0	0	0	0	0	4
Kiko Garcia, R (5, PH) OBP: 0.306, SLG: 0.366 (6, 6)										1	1	0	0	1	1	0
Benny Ayala, R (1, 7) OBP: 0.293, SLG: 0.524	6-3		E 2B BB BB		HR 1-H		K			3	2	1	2	1	0	2
Bob Molinaro, L (6, 7)			FC4-6 1-2f							1	0	0	0	0	1	0
Ken Singleton, S (1, 9) OBP: 0.405, SLG: 0.538	K		E 1-2 2B BB	4-3	L8			F3		3	1	0	0	1	1	0
Mark Corey, R (6, 9)										1	0	0	0	0	0	0
Eddie Murray, S (1, 3) OBP: 0.370, SLG: 0.481		HR	E3 2B 1-2 2-3 BB	2-3	F9			FC6-4 BB		4	2	1	1	1	0	2
Tom Chism, L (8, PR) (9, 3)										0	0	0	0	0	0	0
Lee May, R (1, 10) OBP: 0.295, SLG: 0.416	F8		BB 1-3 2-H 3-H 1B 2B	1B 2B		K		FC6-4 1-2f		5	2	2	2	0	1	1
Gary Roenicke, R (1, 8) OBP: 0.379, SLG: 0.509	1B 1B BB		BB 1B HBP	2-H 2B 1B		F8		F8		3	3	1	1	1	0	1
Doug DeCinces, R (1, 5) OBP: 0.317, SLG: 0.418	1B 1-2 1B		1B 1-2 2-3 3-H BB	1-H 2B		HR				3	2	3	3	1	0	0
Wayne Krenchicki, L (7, 5) OBP: 0.167, SLG: 0.222										0	0	0	0	0	0	0
Rich Dauer, R (1, 4) OBP: 0.303, SLG: 0.352	1B 1-3 2-H 1B		FC4-6 1-2 2-H 3-H 1B	6-3		F3				4	0	2	3	0	0	1
Rick Dempsey, R (1, 2) OBP: 0.308, SLG: 0.355	G5-4-3 1-2 3-H 1B		F8	5-3			K			4	0	1	1	0	1	2
Inning Stats	R: 0 E: 0 K: 1 S: 5 H: 0 LOB: 0 BB: 0 P: 5	R: 3 E: 0 K: 0 S: 6 H: 4 LOB: 1 BB: 1 P: 10	R: 5 E: 1 K: 0 S: 6 H: 2 LOB: 2 BB: 3 P: 19	R: 2 E: 0 K: 0 S: 6 H: 3 LOB: 1 BB: 0 P: 6	R: 2 E: 0 K: 0 S: 4 H: 1 LOB: 0 BB: 1 P: 8	R: 1 E: 0 K: 1 S: 6 H: 1 LOB: 0 BB: 0 P: 6	R: 0 E: 0 K: 3 S: 9 H: 0 LOB: 0 BB: 0 P: 9	R: 0 E: 0 K: 0 S: 3 H: 0 LOB: 1 BB: 1 P: 7								

PITCHER		IP	WLS	BF	H	R	ER	SO	BB	IBB	HBP	BLK	WP	HR	S	P	ERA	WHIP
Mike Chris, L ERA: 6.92	(1, 1)	2.0	L	12	4	5	5	1	3	0	0	0	0	1	11	23	22.50	3.500
Kip Young, R ERA: 6.39	(3, 1)	0.0		5	2	3	2	0	1	0	1	0	0	0	3	8	∞	∞
Dave Tobik, R ERA: 4.41	(3, 1)	3.0		14	4	4	4	0	1	0	0	0	0	1	13	17	12.00	1.667
Pat Underwood, L ERA: 4.59	(6, 1)	3.0		11	1	1	1	4	1	0	0	0	0	1	18	22	3.00	0.667

PITCHER	IP	WLS	BF	H	R	ER	SO	BB	IBB	HBP	BLK	WP	HR	S	P	ERA	WHIP

Detroit Tigers @ Baltimore Orioles

Memorial Stadium, Baltimore, MD

Wed Sep 26 1979, 7:05 PM EDT

Att. 17,205 - Unknown

livebaseballscorecards.com

AB	35
R	13
H	11
RBI	13
BB	6
SO	5
LOB	13

1B: 5	SF: 0	WP: 0	PA: 42
2B: 3	SAC: 0	PB: 0	
3B: 0	DP: 1	SB: 0	
HR: 3	HBP: 1	CS: 0	

Batter	1	2	3	4	5	6	7	8	9	AB	R	H	RBI	BB	SO	LOB
Rick Burleson, R (1, 6) OBP: 0.313, SLG: 0.363	F7		2B FC3-6 BB	1B WP BB 1-2 2-3			WP FC3-2 2B	6-3		3	2	1	0	2	0	1
Tom Poquette, L (1, 7) OBP: 0.339, SLG: 0.380	2B		E 2B 1-3 2-H	1B 1-3 2-H 3-H			E FC3-2 E BB 2-3	4-3		4	2	3	3	1	0	1
Fred Lynn, L (1, 8) OBP: 0.423, SLG: 0.638	BB		FC3-6 BB	K 3-H			FC3-2 E 1-2 3-H		6-3	3	0	0	0	2	1	2
Carl Yastrzemski, L (1, 10) OBP: 0.346, SLG: 0.450 Jim Rice, R (5, PH) OBP: 0.382, SLG: 0.599	F3		FC3-6 FC5 1-2f 2-H 3-H		5-3		K		F6	2 3	0 0	0 0	1 0	0 0	0 1	3 2
Butch Hobson, R (1, 5) OBP: 0.295, SLG: 0.495	K		FC5 2-3		G1-6-3 1B		E5 1-3 2-H		1B	5	0	2	0	0	1	4
Jim Dwyer, L (1, 3) OBP: 0.360, SLG: 0.393		B1-3	2-3		G1-6-3 1-2f		BB		1B 1-2	4	0	1	0	1	0	2
Dwight Evans, R (1, 9) OBP: 0.365, SLG: 0.459		K		5-3		F9	F8		F8	5	0	0	0	0	1	5
Ted Sizemore, R (1, 4) OBP: 0.316, SLG: 0.330		F5		BB 1B 1B		G6-4-3 1B		5-3 2B		4	1	3	0	0	0	0
Gary Allenson, R (1, 2) OBP: 0.265, SLG: 0.300			2B	BB 1B 1B 1-2		G6-4-3 1-2f		5-3 2-3		4	2	2	0	0	0	2

TOP

Boston Red Sox @ Detroit Tigers

Tiger Stadium, Detroit, MI

Fri Sep 28 1979, 7:05 PM EDT

Att. 17,846 - Unknown - 63 F

livebaseballscorecards.com

AB	37
R	7
H	12
RBI	4
BB	6
SO	4
LOB	22

Inning Stats	1	2	3	4	5	6	7	8	9
	R: 0 E: 0 K: 1 S: 6	H: 1 LOB: 2 BB: 1 P: 10	R: 0 E: 0 K: 1 S: 5	H: 0 LOB: 0 BB: 0 P: 5	R: 3 E: 1 K: 0 S: 5	H: 2 LOB: 1 BB: 2 P: 13	R: 3 E: 0 K: 1 S: 7	H: 3 LOB: 0 BB: 1 P: 11	R: 0 E: 0 K: 0 S: 3	H: 1 LOB: 0 BB: 0 P: 3
	R: 0 E: 0 K: 0 S: 3	H: 1 LOB: 0 BB: 0 P: 3	R: 1 E: 1 K: 1 S: 7	H: 1 LOB: 3 BB: 2 P: 15	R: 0 E: 0 K: 0 S: 4	H: 1 LOB: 1 BB: 0 P: 4	R: 0 E: 0 K: 0 S: 5	H: 2 LOB: 2 BB: 0 P: 5	1B: 7 2B: 5 3B: 0 HR: 0	SF: 0 SAC: 0 DP: 2 HBP: 0

	WP: 2	PA: 43
	PB: 0	
	SB: 0	
	CS: 0	

PITCHER		IP	WLS	BF	H	R	ER	SO	BB	IBB	HBP	BLK	WP	HR	S	P	ERA	WHIP
Milt Wilcox, R ERA: 4.35	(1, 1)	3.1	L	19	5	6	5	2	4	0	0	0	0	0	19	35	13.50	2.700
Bruce Robbins, L ERA: 3.91	(4, 1)	3.1		14	4	1	0	2	2	0	0	0	2	0	16	24	0.00	1.800
Jack Billingham, R ERA: 3.3	(7, 1)	2.1		10	3	0	0	0	0	0	0	0	0	0	10	10	0.00	1.286

PITCHER	IP	WLS	BF	H	R	ER	SO	BB	IBB	HBP	BLK	WP	HR	S	P	ERA	WHIP

Batter	1	2	3	4	5	6	7	8	9	AB	R	H	RBI	BB	SO	LOB
Ron LeFlore, R (1, 8) OBP: 0.352, SLG: 0.403	5-3		K		FC1-6 CS 1-2f 2-3		1B 3B 1-H			4	1	1	1	0	1	2
Lou Whitaker, L (1, 4) OBP: 0.396, SLG: 0.381	K			G3	CS 1-2	K	1B 3-H			4	0	1	1	0	2	0
Kirk Gibson, L (1, 7) OBP: 0.290, SLG: 0.433	6-3			L8		2B	4-3			4	0	1	0	0	0	1
Champ Summers, L (1, 9) OBP: 0.402, SLG: 0.540 Lynn Jones, R (6, PH) (7, 9) OBP: 0.349, SLG: 0.390		3-1		2B		F7		G4-6-3 1B		2 2	0 0	1 1	0 0	0 0	0 0	0 1
Jason Thompson, L (1, 3) OBP: 0.339, SLG: 0.401 John Wockenfuss, R (8, PH) (9, 3) OBP: 0.320, SLG: 0.506		4-3		F8		3-1		K		3 1	0 0	0 0	0 0	0 1	0 1	2 1
Lance Parrish, R (1, 2) OBP: 0.345, SLG: 0.458	1B				F8		HR	G4-6-3 1-2f		4	1	2	1	0	0	1
Alan Trammell, R (1, 6) OBP: 0.333, SLG: 0.357	F7				BLK 1B BB		B5-3		F9	3	1	0	0	1	0	1
Tom Brookens, R (1, 5) OBP: 0.300, SLG: 0.349			F7		FC1-6 1B 1-H 1B		3B 1B		K	4	1	2	1	0	1	0
Rick Peters, S (1, 10) OBP: 0.417, SLG: 0.263			1-3		FC1-6 1-2 1B		K		F9	4	0	1	0	0	1	1
Inning Stats	R: 0 H: 0 E: 0 LOB: 0 K: 1 BB: 0 S: 5 P: 5	R: 0 H: 1 E: 0 LOB: 1 K: 0 BB: 0 S: 4 P: 4	R: 0 H: 0 E: 0 LOB: 0 K: 1 BB: 0 S: 5 P: 5	R: 0 H: 1 E: 0 LOB: 1 K: 0 BB: 0 S: 4 P: 4	R: 1 H: 2 E: 0 LOB: 1 K: 0 BB: 1 S: 4 P: 8	R: 0 H: 1 E: 0 LOB: 1 K: 1 BB: 0 S: 6 P: 6	R: 3 H: 4 E: 0 LOB: 1 K: 1 BB: 0 S: 9 P: 9	R: 0 H: 1 E: 0 LOB: 0 K: 1 BB: 0 S: 5 P: 5	R: 0 H: 0 E: 0 LOB: 0 K: 1 BB: 0 S: 5 P: 5	1B: 6 SF: 0 2B: 2 SAC: 0 3B: 1 DP: 1 HR: 1 HBP: 0						

PITCHER		IP	WLS	BF	H	R	ER	SO	BB	IBB	HBP	BLK	WP	HR	S	P	ERA	WHIP
Mike Torrez, R ERA: 4.49	(1, 1)	5.0	W	19	4	1	1	2	1	0	0	1	0	0	22	26	1.80	1.000
Tom Burgmeier, L ERA: 2.74	(6, 1)	4.0	S	17	6	3	3	4	0	0	0	0	0	1	25	25	6.75	1.500

PITCHER	IP	WLS	BF	H	R	ER	SO	BB	IBB	HBP	BLK	WP	HR	S	P	ERA	WHIP

BOTTOM

Boston Red Sox @ Detroit Tigers

Tiger Stadium, Detroit, MI

Fri Sep 28 1979, 7:05 PM EDT

Att. 17,846 - Unknown - 63 F

livebaseballscorecards.com

AB	35
R	4
H	10
RBI	4
BB	1
SO	6
LOB	10

PA: 37

Boston Red Sox @ Detroit Tigers

Tiger Stadium, Detroit, MI

Sat Sep 29 1979, 3:33 AM EDT

Att. 19,907 - Unknown - 73 F

TOP

Batter	1	2	3	4	5	6	7	8	9	AB	R	H	RBI	BB	SO	LOB
Rick Burleson, R (1, 6) OBP: 0.315, SLG: 0.368	0-0 1B SF9 2B		0-0 ② 6-3		0-0 1-H 2B		0-0 S 1B		SSS 0-3 ① K	5	1	3	1	0	1	0
Tom Poquette, L (1, 9) OBP: 0.340, SLG: 0.386	0-0 2-3 1B		0-0 ③ 3-1		SSS 0-3 ③ K		0-0 ② F7 1-2		0-0 1B 2B	5	1	2	0	0	1	2
Fred Lynn, L (1, 8) OBP: 0.423, SLG: 0.637 Dwight Evans, R (6, PR) OBP: 0.365, SLG: 0.459 (6, 8)	0-0 ① SF9 3-H			SSS 0-3 ① K		BBBB 4-0 CS BB BB	0-0 ③ F8		0-0 HR 1B 2-H	1 2	0 1	0 1	1 1	1 0	1 0	0 1
Jim Rice, R (1, 7) OBP: 0.381, SLG: 0.596	SSS 0-3 ② K			0-0 BLK 1B 1B		SSS 0-3 ① K		0-0 ① 6-3	0-0 ② F8	5	1	1	0	0	2	3
Carlton Fisk, R (1, 10) OBP: 0.307, SLG: 0.456	0-0 ③ 5-3			SSS 0-3 ② K		BBBB 4-0 1B 1-2 E BB		H 1-0 BB 1B SF9 HBP	0-0 1-H HR	3	3	1	2	1	1	2
Butch Hobson, R (1, 5) OBP: 0.298, SLG: 0.496		0-0 ① F9		0-0 CS 1B 1-H		0-0 ② E8 1B 1-H 2-3		0-0 BB 1B 1-2	0-0 ③ 6-3	5	0	3	1	0	0	0
Jim Dwyer, L (1, 3) OBP: 0.372, SLG: 0.394		0-0 G6-3 1B		0-0 ③ CS 1-2	0-0 ① 4-3	4-0 FC4-6 IBB		BBBB 4-0 1-2 2-3 BB		2	0	1	0	2	0	0
Ted Sizemore, R (1, 4) OBP: 0.316, SLG: 0.329 Carl Yastrzemski, L (8, PH) OBP: 0.346, SLG: 0.450 Stan Papi, R (8, 4) OBP: 0.218, SLG: 0.281		0-0 ② ③ G6-3 1-2f			BBBB 4-0 2B BB	0-0 ③ FC4-6 1-2f		0-0 ② SF9 3-H		2 0 0	1 0 0	0 0 0	0 1 0	1 0 0	0 0 0	3 0 0
Gary Allenson, R (1, 2) OBP: 0.261, SLG: 0.295			SSS 0-3 ① K		0-0 ② F8		0-0 ① F7	SSS 0-3 ③ K		4	0	0	0	0	2	3

Inning Stats																								
	R: 1	H: 2	R: 0	H: 1	R: 0	H: 0	R: 1	H: 2	R: 1	H: 1	R: 1	H: 1	R: 0	H: 1	R: 1	H: 1	R: 3	H: 3	1B: 8	SF: 2	WP: 0	PA: 43
	E: 0	LOB: 1	E: 0	LOB: 0	E: 0	LOB: 0	E: 0	LOB: 0	E: 0	LOB: 1	E: 1	LOB: 2	E: 0	LOB: 2	E: 0	LOB: 2	E: 0	LOB: 0	2B: 3	SAC: 0	PB: 0	
	K: 1	BB: 0	K: 0	BB: 0	K: 1	BB: 0	K: 2	BB: 0	K: 1	BB: 1	K: 1	BB: 3	K: 0	BB: 0	K: 1	BB: 1	K: 1	BB: 0	3B: 0	DP: 1	SB: 1	
	S: 7	P: 7	S: 3	P: 3	S: 5	P: 5	S: 8	P: 8	S: 6	P: 10	S: 5	P: 17	S: 4	P: 4	S: 6	P: 11	S: 8	P: 8	HR: 1	HBP: 1	CS: 2	

PITCHER		IP	WLS	BF	H	R	ER	SO	BB	IBB	HBP	BLK	WP	HR	S	P	ERA	WHIP
Dan Petry, R ERA: 3.95	(1, 1)	5.2		24	7	4	3	6	3	0	0	1	0	0	33	45	4.76	1.765
Dave Tobik, R ERA: 4.33	(6, 1)	1.1		6	1	0	0	0	0	1	0	0	0	0	5	9	0.00	0.750
Aurelio Lopez, R ERA: 2.41	(8, 1)	2.0	L	12	4	4	4	2	1	0	1	0	0	1	14	19	18.00	2.500

PITCHER	IP	WLS	BF	H	R	ER	SO	BB	IBB	HBP	BLK	WP	HR	S	P	ERA	WHIP

AB	34
R	8
H	12
RBI	7
BB	5
SO	8
LOB	14

livebaseballscorecards.com

Batter	1	2	3	4	5	6	7	8	9	AB	R	H	RBI	BB	SO	LOB
Ron LeFlore, R (1, 8) OBP: 0.353, SLG: 0.408	5-3		HR		BB G6-4-3		F8			3	1	1	1	1	0	1
Lou Whitaker, L (1, 4) OBP: 0.395, SLG: 0.378	BB E 4-3		F6		G6-4-3 1-2f			6-3		3	1	0	0	1	0	1
Kirk Gibson, L (1, 7) OBP: 0.286, SLG: 0.441	4-3 1-H		2B			F6		4-3		4	0	1	1	0	0	0
Champ Summers, L (1, 9) OBP: 0.400, SLG: 0.546	K		4-3			HR		K		4	1	1	1	0	2	1
Jason Thompson, L (1, 3) OBP: 0.339, SLG: 0.406		3-1		4-3		K			HR	4	1	1	1	0	1	0
Lance Parrish, R (1, 2) OBP: 0.344, SLG: 0.458		F8		2B		6-3			6-3	4	0	1	0	0	0	0
Al Greene, L (1, 10) OBP: 0.273, SLG: 0.327		HR		F4			5-3		4-3	4	1	1	1	0	0	1
Aurelio Rodriguez, R (1, 5) OBP: 0.277, SLG: 0.351		1-3		K			6-3		K	4	0	0	0	0	2	1
Alan Trammell, R (1, 6) OBP: 0.333, SLG: 0.357			F8		F5		1B			3	0	1	0	0	0	0
Inning Stats	R: 1 E: 1 K: 1 S: 5 H: 0 LOB: 0 BB: 1 P: 9	R: 1 E: 0 K: 0 S: 4 H: 1 LOB: 0 BB: 0 P: 4	R: 1 E: 0 K: 0 S: 5 H: 2 LOB: 1 BB: 0 P: 5	R: 0 E: 0 K: 1 S: 6 H: 1 LOB: 1 BB: 0 P: 6	R: 0 E: 0 K: 0 S: 2 H: 0 LOB: 0 BB: 1 P: 6	R: 1 E: 0 K: 1 S: 6 H: 1 LOB: 0 BB: 0 P: 6	R: 0 E: 0 K: 0 S: 4 H: 1 LOB: 1 BB: 0 P: 4	R: 0 E: 0 K: 1 S: 5 H: 0 LOB: 0 BB: 0 P: 5	R: 1 E: 0 K: 1 S: 6 H: 1 LOB: 0 BB: 0 P: 6	1B: 1 2B: 2 3B: 0 HR: 4 SF: 0 SAC: 0 DP: 1 HBP: 0	WP: 0 PB: 0 SB: 0 CS: 0 PA: 35					

PITCHER	IP	WLS	BF	H	R	ER	SO	BB	IBB	HBP	BLK	WP	HR	S	P	ERA	WHIP
Steve Renko, R (1, 1) ERA: 4.11	7.1	W	29	6	4	3	3	2	0	0	0	0	3	33	41	3.68	1.091
Dick Drago, R (8, 1) ERA: 2.93	1.2	S	6	1	1	1	2	0	0	0	0	0	1	10	10	5.40	0.600

PITCHER	IP	WLS	BF	H	R	ER	SO	BB	IBB	HBP	BLK	WP	HR	S	P	ERA	WHIP

Boston Red Sox @ Detroit Tigers

Tiger Stadium, Detroit, MI

Sat Sep 29 1979, 3:33 AM EDT

Att. 19,907 - Unknown - 73 F

BOTTOM

livebaseballscorecards.com

AB	33
R	5
H	7
RBI	5
BB	2
SO	5
LOB	5

Batter	1	2	3	4	5	6	7	8	9	AB	R	H	RBI	BB	SO	LOB
Jim Dwyer, L (1, 7) OBP: 0.361, SLG: 0.381	F8		5-3			K		F7		4	0	0	0	0	1	1
Ted Sizemore, R (1, 4) OBP: 0.315, SLG: 0.330	4-3 2B		G3			F8		B1-3 2-3		4	0	1	0	0	0	1
Tom Poquette, L (1, 8) OBP: 0.343, SLG: 0.394	4-3 2-3			G5-3 2B		K		3-H 1B		4	0	2	1	0	1	1
Carlton Fisk, R (1, 10) OBP: 0.304, SLG: 0.450	5-3			K			5-3	F7		4	0	0	0	0	1	3
Dwight Evans, R (1, 9) OBP: 0.364, SLG: 0.456		F4		BB			F8		F9	3	0	0	0	1	0	0
Gary Allenson, R (1, 5) OBP: 0.264, SLG: 0.299		SH5-3 1B		G5-3 2-3f			1B 1B		F8	4	0	2	0	0	0	2
Stan Papi, R (1, 6) OBP: 0.221, SLG: 0.282		SH5-3 1-2			6-3		FC6-4 1-2 1B		F9	3	0	1	0	0	0	0
Larry Wolfe, R (1, 3) OBP: 0.378, SLG: 0.410		F8			K		FC6-4 1-2f			3	0	0	0	0	1	3
Mike O'Berry, R (1, 2) OBP: 0.242, SLG: 0.237			F9		6-3			B1-3 1B 2B		3	1	1	0	0	0	0
Inning Stats	R: 0 H: 1 E: 0 LOB: 1 K: 0 BB: 0 S: 4 P: 4	R: 0 H: 1 E: 0 LOB: 1 K: 0 BB: 0 S: 4 P: 4	R: 0 H: 0 E: 0 LOB: 0 K: 0 BB: 0 S: 3 P: 3	R: 0 H: 1 E: 0 LOB: 1 K: 1 BB: 1 S: 5 P: 9	R: 0 H: 0 E: 0 LOB: 0 K: 1 BB: 0 S: 5 P: 5	R: 0 H: 0 E: 0 LOB: 0 K: 2 BB: 0 S: 7 P: 7	R: 0 H: 2 E: 0 LOB: 2 K: 0 BB: 0 S: 5 P: 5	R: 1 H: 2 E: 0 LOB: 1 K: 0 BB: 0 S: 5 P: 5	R: 0 H: 0 E: 0 LOB: 0 K: 0 BB: 0 S: 3 P: 3	1B: 4 SF: 0 2B: 3 SAC: 1 3B: 0 DP: 1 HR: 0 HBP: 0						

TOP

Boston Red Sox @ Detroit Tigers

Tiger Stadium, Detroit, MI

Sun Sep 30 1979, 3:33 AM EDT

Att. 20,167 - Unknown - 73 F

livebaseballscorecards.com

AB	32
R	1
H	7
RBI	1
BB	1
SO	4
LOB	11

PITCHER		IP	WLS	BF	H	R	ER	SO	BB	IBB	HBP	BLK	WP	HR	S	P	ERA	WHIP
Jack Morris, R ERA: 3.28	(1, 1)	9.0	W	34	7	1	1	4	1	0	0	0	0	0	41	45	1.00	0.889

PITCHER	IP	WLS	BF	H	R	ER	SO	BB	IBB	HBP	BLK	WP	HR	S	P	ERA	WHIP

Boston Red Sox @ Detroit Tigers

Tiger Stadium, Detroit, MI

Sun Sep 30 1979, 3:33 AM EDT

Att. 20,167 - Unknown - 73 F

BOTTOM

Batter	1	2	3	4	5	6	7	8	9	AB	R	H	RBI	BB	SO	LOB
Ron LeFlore, R (1, 8) OBP: 0.355, SLG: 0.415 Dave Stegman, R (3, PH) OBP: 0.242, SLG: 0.484 (4, 8)	HR 1B	HR	F8			K				2 2	2 0	2 0	1 0	0 0	0 1	0 4
Tom Brookens, R (1, 4) OBP: 0.309, SLG: 0.374	1-H HR	1B		1B		F6				4	1	3	2	0	0	1
Kirk Gibson, L (1, 7) OBP: 0.256, SLG: 0.395	3-1	F7		F7		F8				4	0	0	0	0	0	3
Champ Summers, L (1, 9) OBP: 0.401, SLG: 0.556	HR		FC6-4 1B 1B	K			4-3			4	2	2	1	0	1	1
Jason Thompson, L (1, 3) OBP: 0.338, SLG: 0.404	L7		1-2 FC6-4 1B	F5			K			4	0	1	0	0	1	1
Lance Parrish, R (1, 2) OBP: 0.343, SLG: 0.456	1B		FC6-4 BB 1B 1-2f 2-3		6-3		5-3			4	0	1	0	0	0	2
Al Greene, L (1, 10) OBP: 0.257, SLG: 0.305	G3		K		L7			K		4	0	0	0	0	2	3
Aurelio Rodriguez, R (1, 5) OBP: 0.277, SLG: 0.350		F4	1-2 BB 3-H 1B		F3			F5		4	0	1	1	0	0	0
Alan Trammell, R (1, 6) OBP: 0.335, SLG: 0.357		K	1-2 2-3 BB			1B		F3		3	0	1	0	1	1	0
Inning Stats	R: 3 H: 4 E: 0 LOB: 1 K: 0 BB: 0 S: 7 P: 7	R: 1 H: 2 E: 0 LOB: 1 K: 1 BB: 0 S: 7 P: 7	R: 1 H: 3 E: 0 LOB: 3 K: 1 BB: 1 S: 8 P: 12	R: 0 H: 1 E: 0 LOB: 1 K: 1 BB: 0 S: 6 P: 6	R: 0 H: 0 E: 0 LOB: 0 K: 0 BB: 0 S: 3 P: 3	R: 0 H: 1 E: 0 LOB: 1 K: 1 BB: 0 S: 6 P: 6	R: 0 H: 0 E: 0 LOB: 0 K: 1 BB: 0 S: 5 P: 5	R: 0 H: 0 E: 0 LOB: 0 K: 1 BB: 0 S: 5 P: 5		1B: 8 SF: 0 2B: 0 SAC: 0 3B: 0 DP: 0 HR: 3 HBP: 0						

livebaseballscorecards.com

AB	35
R	5
H	11
RBI	5
BB	1
SO	6
LOB	15

WP: 0 PA: 36
PB: 0
SB: 0
CS: 0

PITCHER		IP	WLS	BF	H	R	ER	SO	BB	IBB	HBP	BLK	WP	HR	S	P	ERA	WHIP
Bob Stanley, R ERA: 3.99	(1, 1)	2.0	L	14	8	5	5	1	0	0	0	0	0	3	16	16	22.50	4.000
Win Remmerswaal, R ERA: 7.08	(3, 1)	6.0		22	3	0	0	5	1	0	0	0	0	0	31	35	0.00	0.667

PITCHER	IP	WLS	BF	H	R	ER	SO	BB	IBB	HBP	BLK	WP	HR	S	P	ERA	WHIP