


Detroit Tigers - 1979

Batter	1	2	3	4	5	6	7	8	9	AB	R	H	RBI	BB	SO	LOB	TOP					
Bump Wills, S (1,4) OBP: 0.600, SLG: 0.750	0-0 HR 1B	0-0 F7					1-0 E HBP	0-0 1B 2B	0-3 K								4 3 2 0 0 1 2					
Johnny Grubb, L (1,7) OBP: 0.200, SLG: 0.800	0-0 HR	0-0 4-3					0-0 E8 SF8	0-0 P4	0-3 K								5 2 1 2 0 1 3					
Al Oliver, L (1,8) OBP: 0.200, SLG: 0.250	0-0 6-3						0-0 SF8	0-0 BB 2B 1B	0-0 3-1								4 1 1 2 0 0 0					
Richie Zisk, R (1,9) OBP: 0.250, SLG: 0.250	0-0 6-3 1B						0-0 1-3	0-0 P4	0-0 WP 1B								4 0 1 0 0 0 1					
Bill Sample, R (7,7) OBP: 1.000, SLG: 1.000							0-0 1-3	0-0 P4									1 0 1 0 0 0 0					
Buddy Bell, R (1,5)	0-0 6-3 1-2						0-0 E6 PB 1B	4-0 2B BB	0-0 F8								4 2 0 0 1 0 2					
Oscar Gamble, L (1,10) John Ellis, R (7,PH) Pat Putnam, L (7,PH) OBP: 1.000, SLG: 1.000	4-0 FC6-4 IBB						0-0 L4	0-3 K	0-0 2B								2 0 0 0 1 1 1					
Jim Sundberg, R (1,2) OBP: 0.250, SLG: 0.250	0-0 FC6-4 1-2						0-0 1-3	0-0 1B	0-0 6-3								4 0 1 1 0 0 3					
Mike Jorgensen, L (1,3)		0-0 4-3					0-0 G3	0-0 F9	4-0 SH3-4 BB								3 0 0 0 1 0 1					
Nelson Norman, S (1,6)		4-0 BB					0-0 F9	0-0 F9	0-0 SH3-4								2 0 0 0 1 0 1					
Inning Stats	R: 2 E: 0 K: 0 S: 6	H: 3 LOB: 2 BB: 1 P: 10	R: 0 E: 0 K: 0 S: 3	H: 0 LOB: 1 BB: 1 P: 7	R: 0 E: 0 K: 0 S: 3	H: 0 LOB: 0 BB: 0 P: 3	R: 0 E: 0 K: 0 S: 3	H: 0 LOB: 0 BB: 0 P: 3	R: 2 E: 1 K: 1 S: 4	H: 0 LOB: 0 BB: 0 P: 5	R: 1 E: 1 K: 1 S: 7	H: 1 LOB: 1 BB: 0 P: 7	R: 3 E: 0 K: 0 S: 6	H: 3 LOB: 1 BB: 1 P: 10	R: 0 E: 0 K: 2 S: 7	H: 0 LOB: 1 BB: 0 P: 11	R: 0 E: 0 K: 0 S: 4	H: 1 LOB: 1 BB: 0 P: 4	1B: 5 2B: 2 3B: 0 HR: 1	SF: 1 SAC: 1 DP: 0 HBP: 1	WP: 1 PB: 1 SB: 0 CS: 0	PA: 42
PITCHER	IP WLS BF H R ER SO BB IBB HBP BLK WP HR S P ERA WHIP																					
Dave Rozema, R (1,1) ERA: 3.38	5.1 L 25 4 5 2 1 1 1 1 0 0 1 24 33 3.38 0.938																					
Sheldon Burnside, L (6,1) ERA: 20.25	1.1 7 2 3 3 0 1 0 0 0 0 0 6 10 20.25 2.250																					
Aurelio López, R (7,1) ERA:	2.1 10 2 0 0 2 1 0 0 0 1 0 13 17 0.00 1.286																					

Texas Rangers @ Detroit Tigers
Tiger Stadium, Detroit, MI
Sat Apr 07 1979, 3:33 AM EST
Att: 43,708 - Unknown

AB 35
R 8
H 8
RBI 7
BB 4
SO 3
LOB 15



Batter	1	2	3	4	5	6	7	8	9	AB	R	H	RBI	BB	SO	LOB	BOTTOM					
Ron LeFlore, R (1,8)	0-3 K							0-0 E6 G1-6-3									4 0 0 0 0 1 1					
Lou Whitaker, L (1,4) OBP: 0.250, SLG: 0.750	0-0 6-3						0-0 P6	0-0 G1-6-3									4 0 1 0 0 0 1					
Jason Thompson, L (1,3)	0-0 F5						0-0 F7	0-0 BB									3 0 0 0 1 1 1					
Steve Kemp, L (1,7) OBP: 0.500, SLG: 1.250		0-0 FC5-4 1B					0-0 HR	0-0 F7	0-0 F8								4 1 2 1 0 0 1					
Jerry Morales, R (1,9) OBP: 0.250, SLG: 0.500		0-0 FC5-4 1B E					0-0 4-3 2B	0-0 5-3	0-3 K								4 1 1 0 0 1 1					
Lance Parrish, R (1,2) OBP: 0.250, SLG: 0.250		0-0 E 1B 1B					0-0 5-3	0-0 1-3	0-0 E6 E 3-1								4 0 1 0 0 0 1					
Phil Mankowski, L (1,5) OBP: 0.500, SLG: 0.750		0-0 E9 1B					0-0 4-3	0-0 3-1 2B	0-0 3-1								4 0 2 1 0 0 2					
Tim Corcoran, L (1,10)		0-0 F8					0-0 K	0-0 3-1	0-0 E3								4 0 0 0 0 1 4					
Alan Trammell, R (1,6) Dan Gonzales, L (9,PH)			4-0 G4-6-3 BB				0-3 K	0-0 F9	0-0 F9								2 0 0 0 1 1 1					
Inning Stats	R: 0 E: 0 K: 1 S: 5	H: 0 LOB: 0 BB: 0 P: 5	R: 1 E: 1 K: 0 S: 5	H: 3 LOB: 1 BB: 0 P: 5	R: 0 E: 0 K: 0 S: 3	H: 1 LOB: 1 BB: 1 P: 7	R: 1 E: 0 K: 1 S: 7	H: 2 LOB: 1 BB: 0 P: 7	R: 0 E: 0 K: 1 S: 5	H: 0 LOB: 0 BB: 0 P: 5	R: 0 E: 0 K: 1 S: 5	H: 0 LOB: 0 BB: 0 P: 5	R: 0 E: 0 K: 0 S: 4	H: 1 LOB: 1 BB: 0 P: 4	R: 0 E: 1 K: 0 S: 3	H: 0 LOB: 2 BB: 1 P: 7	R: 0 E: 2 K: 1 S: 7	H: 0 LOB: 2 BB: 0 P: 7	1B: 3 2B: 2 3B: 1 HR: 1	SF: 0 SAC: 0 DP: 2 HBP: 0	WP: 0 PB: 0 SB: 0 CS: 0	PA: 36
PITCHER	IP WLS BF H R ER SO BB IBB HBP BLK WP HR S P ERA WHIP																					
Fergie Jenkins, R (1,1) ERA: 2.0	9.0 W 36 7 2 2 5 2 0 0 0 0 1 44 52 2.00 1.000																					

Texas Rangers @ Detroit Tigers
Tiger Stadium, Detroit, MI
Sat Apr 07 1979, 3:33 AM EST
Att: 43,708 - Unknown

AB 34
R 2
H 7
RBI 2
BB 2
SO 5
LOB 15



Batter	1	2	3	4	5	6	7	8	9	AB	R	H	RBI	BB	SO	LOB	TOP								
Ron LeFlore, R OBP: 0.222, SLG: 0.333 (1, 8)	5-3		K		5-3		E4		SF7 1B	5	1	2	4	0	1	1									
Lou Whitaker, L OBP: 0.111, SLG: 0.333 (1, 4)	K		F7			F8	F8		FC1	5	0	0	0	0	1	2									
Jerry Morales, R OBP: 0.222, SLG: 0.500 (1, 9)	K			5-3				K	SF7	4	0	1	1	0	2	0									
Steve Kemp, L OBP: 0.444, SLG: 1.000 (1, 7)		6-3 5-3 1B		SF9 3B		F7		F7	4-3	5	1	2	0	0	0	2									
Jason Thompson, L (1, 3)	5-3					G3		3-1		3	0	0	0	1	0	2									
Phil Mankowski, L OBP: 0.625, SLG: 0.800 (1, 5)		4-0 BB		SF9					1B 1B BB	1	2	1	1	2	0	0									
Lance Parrish, R OBP: 0.250, SLG: 0.250 (1, 2)	6-3					F5		L8	1B 1B	4	1	1	0	0	0	4									
Dan Gonzales, L (1, 10)	6-3								1B 1B	3	0	0	0	0	1	3									
John Wockenfuss, R (9, PH)	6-3						F9		K	1	0	0	0	0	1	2									
Alan Trammell, R OBP: 0.571, SLG: 0.500 (1, 6)									FC1 1B 1B	4	2	3	0	0	1	0									
Inning Stats	R: 0 E: 0 K: 2 S: 7	H: 0 LOB: 0 BB: 0 P: 7	R: 0 E: 0 K: 0 S: 4	H: 1 LOB: 2 BB: 1 P: 8	R: 0 E: 0 K: 1 S: 5	H: 1 LOB: 0 BB: 0 P: 5	R: 1 E: 0 K: 0 S: 4	H: 1 LOB: 1 BB: 1 P: 8	R: 0 E: 0 K: 2 S: 7	H: 0 LOB: 0 BB: 0 P: 7	R: 0 E: 0 K: 0 S: 4	H: 1 LOB: 1 BB: 0 P: 4	R: 2 E: 1 K: 0 S: 6	H: 3 LOB: 1 BB: 0 P: 6	R: 0 E: 0 K: 1 S: 5	H: 0 LOB: 0 BB: 0 P: 5	R: 4 E: 1 K: 1 S: 9	H: 3 LOB: 1 BB: 1 P: 13	1B: 7 2B: 3 3B: 1 HR: 0	SF: 2 SAC: 0 DP: 1 HBP: 0	WP: 0 PB: 0 SB: 1 CS: 1	PA: 40			
PITCHER	IP	WLS	BF	H	R	ER	SO	BB	IBB	HBP	BLK	WP	HR	S	P	ERA	WHIP								
Rich Gale, R ERA: 4.05 (1, 1)	6.2	L	28	7	3	3	5	2	0	0	0	0	0	36	44	4.05	1.350								
Steve Mingo, L ERA: 3.86 (7, 1)	1.2		10	3	4	2	2	1	0	0	0	0	0	13	17	10.80	2.400								
Eduardo Rodriguez, R ERA: (9, 1)	0.2		2	0	0	0	0	0	0	0	0	0	0	2	2	0.00	0.000								

Detroit Tigers @ Kansas City Royals
Royals Stadium, Kansas City, MO
Mon Apr 09 1979, 7:05 PM EST
Att: 18,429 - Unknown - 43 F

AB 35
R 7
H 10
RBI 6
BB 3
SO 7
LOB 16



Batter	1	2	3	4	5	6	7	8	9	AB	R	H	RBI	BB	SO	LOB	BOTTOM								
George Brett, L OBP: 0.474, SLG: 0.611 (1, 5)	L8 S 1B		5-3 1B		4-3		1-3		P6	5	0	2	0	0	0	1									
Hal McRae, R OBP: 0.368, SLG: 0.267 (1, 10)	F9		5-3				P5		1B BB	4	0	1	0	1	0	2									
Amos Otis, R OBP: 0.500, SLG: 0.750 (1, 8)	L8		4-3		CS		F9			5	0	2	1	0	0	2									
Darrell Porter, L OBP: 0.588, SLG: 0.615 (1, 2)				K			4-3		P4	4	1	1	0	1	1	3									
Ralph LaCock, L OBP: 0.333, SLG: 0.455 John Wathan, R OBP: 0.400, SLG: 1.000 (8, PH) (9, 3)	1-3			5-4-3 BB		BB SF7 2B		E5 G5-4-3		2	1	1	1	1	0	2									
Clint Hurdle, L OBP: 0.308, SLG: 0.200 Willie Wilson, S (6, FR) (7, 7)		K		5-4-3			BB IBB		P6	2	0	0	0	1	1	1									
Al Cowens, R OBP: 0.176, SLG: 0.067 (1, 9)	F8			E5				G5-4-3		3	0	0	0	1	0	2									
Frank White, R OBP: 0.235, SLG: 0.267 (1, 4)	K			4-3			SF7		1B 2B	3	1	1	1	0	1	2									
Freddie Patek, R OBP: 0.375, SLG: 0.333 (1, 6)			F9				F7		F9	4	0	0	0	0	1	3									
Inning Stats	R: 0 E: 0 K: 0 S: 4	H: 1 LOB: 2 BB: 1 P: 8	R: 0 E: 0 K: 2 S: 7	H: 0 LOB: 0 BB: 0 P: 7	R: 0 E: 0 K: 1 S: 4	H: 1 LOB: 1 BB: 0 P: 4	R: 0 E: 1 K: 1 S: 6	H: 0 LOB: 2 BB: 1 P: 10	R: 0 E: 0 K: 1 S: 5	H: 1 LOB: 0 BB: 0 P: 5	R: 2 E: 0 K: 0 S: 5	H: 2 LOB: 2 BB: 2 P: 13	R: 0 E: 0 K: 0 S: 4	H: 1 LOB: 1 BB: 0 P: 4	R: 0 E: 1 K: 0 S: 3	H: 0 LOB: 0 BB: 0 P: 3	R: 1 E: 0 K: 0 S: 5	H: 2 LOB: 2 BB: 1 P: 9	1B: 6 2B: 2 3B: 0 HR: 0	SF: 1 SAC: 0 DP: 1 HBP: 0	WP: 0 PB: 0 SB: 1 CS: 1	PA: 41			
PITCHER	IP	WLS	BF	H	R	ER	SO	BB	IBB	HBP	BLK	WP	HR	S	P	ERA	WHIP								
Milt Wilcox, R ERA: 3.0 (1, 1)	6.0	W	27	5	2	2	4	3	1	0	0	0	0	31	47	3.00	1.333								
John Hiller, L ERA: 3.0 (7, 1)	3.0	S	13	3	1	1	0	1	0	0	0	0	0	12	16	3.00	1.333								

Detroit Tigers @ Kansas City Royals
Royals Stadium, Kansas City, MO
Mon Apr 09 1979, 7:05 PM EST
Att: 18,429 - Unknown - 43 F

AB 34
R 3
H 8
RBI 3
BB 5
SO 4
LOB 19



Batter	1	2	3	4	5	6	7	8	9	AB	R	H	RBI	BB	SO	LOB	TOP								
Ron LeFlore, R OBP: 0.308, SLG: 0.385 (1, 8)										4	1	2	0	0	1	0	Detroit Tigers @ Kansas City Royals Royals Stadium, Kansas City, MO Wed Apr 11 1979, 7:05 PM EST Att: 14,833 - Unknown - 64 F								
Lou Whitaker, L OBP: 0.083, SLG: 0.250 (1, 4)										3	0	0	0	0	0	1									
Jerry Morales, R OBP: 0.231, SLG: 0.364 (1, 9)										3	0	0	0	1	0	2									
Lance Parrish, R OBP: 0.250, SLG: 0.250 (1, 2)										4	1	1	1	0	1	2									
Steve Kemp, L OBP: 0.462, SLG: 0.833 (1, 7)										3	0	1	1	1	0	0									
John Wockenfuss, R OBP: 0.200, SLG: 0.800 (1, 10)										4	1	1	1	0	0	2									
Jason Thompson, L OBP: 0.333, SLG: 0.111 (1, 3)										3	0	1	0	1	0	0									
Aurelio Rodriguez, R OBP: 0.500, SLG: 0.750 (1, 5)										4	0	2	0	0	0	1									
Alan Trammell, R OBP: 0.400, SLG: 0.333 (1, 6)										3	0	0	0	0	1	2									
Inning Stats	R: 0 E: 0 K: 1 S: 5	H: 0 LOB: 1 BB: 1 P: 9	R: 1 E: 0 K: 0 S: 5	H: 2 LOB: 1 BB: 0 P: 5	R: 0 E: 0 K: 1 S: 3	H: 0 LOB: 0 BB: 0 P: 3	R: 0 E: 0 K: 1 S: 4	H: 0 LOB: 0 BB: 1 P: 8	R: 0 E: 0 K: 1 S: 5	H: 0 LOB: 0 BB: 0 P: 5	R: 2 E: 0 K: 0 S: 6	H: 3 LOB: 1 BB: 0 P: 6	R: 0 E: 0 K: 0 S: 3	H: 1 LOB: 0 BB: 0 P: 3	R: 0 E: 0 K: 0 S: 4	H: 1 LOB: 2 BB: 1 P: 4	R: 0 E: 0 K: 0 S: 3	H: 1 LOB: 1 BB: 1 P: 7	1B: 6 2B: 1 3B: 0 HR: 1	SF: 0 SAC: 1 DP: 2 HBP: 0	WP: 0 PB: 0 SB: 3 CS: 0	PA: 35			
PITCHER	IP	WLS	BF	H	R	ER	SO	BB	IBB	HBP	BLK	WP	HR	S	P	ERA	WHIP								
Larry Gura, L ERA: 3.8 (1, 1)	7.1		29	7	3	3	3	2	0	0	0	0	1	33	41	3.68	1.227								
Eduardo Rodriguez, R ERA: (8, 1)	0.2	W	2	0	0	0	0	0	0	0	0	0	0	2	2	0.00	0.000								
Al Hrabosky, L ERA: (9, 1)	1.0		4	1	0	0	0	1	0	0	0	0	0	3	7	0.00	2.000								

AB	31
R	3
H	8
RBI	3
BB	3
SO	3
LOB	10



Batter	1	2	3	4	5	6	7	8	9	AB	R	H	RBI	BB	SO	LOB	BOTTOM								
George Brett, L OBP: 0.500, SLG: 0.682 (1, 5)										4	2	2	1	1	0	0	Detroit Tigers @ Kansas City Royals Royals Stadium, Kansas City, MO Wed Apr 11 1979, 7:05 PM EST Att: 14,833 - Unknown - 64 F								
Hal McRae, R OBP: 0.417, SLG: 0.400 (1, 10)										5	0	3	2	0	0	3									
Amos Otis, R OBP: 0.478, SLG: 0.650 (1, 8)										4	1	1	0	1	0	3									
Darrell Porter, L OBP: 0.500, SLG: 0.500 (1, 2)										5	1	1	0	0	1	2									
Ralph LaCock, L OBP: 0.333, SLG: 0.429 Willie Wilson, S (7, PR) (8, 7)										3	0	1	0	0	0	0									
Clint Hurdle, L OBP: 0.333, SLG: 0.182 John Wathan, R OBP: 0.429, SLG: 0.833 (7, PH) (8, 3)										1	0	0	0	1	0	0									
Al Cowens, R OBP: 0.190, SLG: 0.105 (1, 9)										4	1	1	1	0	0	2									
Frank White, R OBP: 0.200, SLG: 0.222 (1, 4)										3	1	0	1	0	1	2									
Freddie Patek, R OBP: 0.500, SLG: 0.526 (1, 6)										4	2	4	3	0	0	0									
Inning Stats	R: 0 E: 0 K: 0 S: 3	H: 1 LOB: 0 BB: 0 P: 3	R: 0 E: 0 K: 0 S: 3	H: 0 LOB: 1 BB: 1 P: 7	R: 2 E: 0 K: 0 S: 5	H: 3 LOB: 0 BB: 0 P: 5	R: 0 E: 0 K: 1 S: 5	H: 0 LOB: 0 BB: 0 P: 5	R: 0 E: 0 K: 0 S: 3	H: 1 LOB: 0 BB: 0 P: 3	R: 1 E: 0 K: 0 S: 8	H: 3 LOB: 3 BB: 1 P: 12	R: 0 E: 0 K: 0 S: 10	H: 5 LOB: 1 BB: 1 P: 14	1B: 9 2B: 4 3B: 0 HR: 0	SF: 0 SAC: 2 DP: 2 HBP: 0	WP: 0 PB: 1 SB: 1 CS: 1	PA: 41							
PITCHER	IP	WLS	BF	H	R	ER	SO	BB	IBB	HBP	BLK	WP	HR	S	P	ERA	WHIP								
Jack Billingham, R ERA: 4.5 (1, 1)	6.0		23	6	3	3	1	2	0	0	0	0	0	6	10	0.00	4.500								
John Hiller, L ERA: 2.45 (7, 1)	0.2		5	2	0	0	1	1	0	0	0	0	0	6	10	0.00	4.500								
Bruce Taylor, R ERA: 67.5 (7, 1)	0.2	L	8	3	6	5	0	0	1	0	0	0	0	7	11	67.50	4.500								
Aurelio Lopez, R ERA: 3.0 (8, 1)	0.2		4	2	1	1	0	0	0	0	0	0	0	4	4	13.50	3.000								

AB	34
R	10
H	13
RBI	8
BB	4
SO	2
LOB	13



Batter	1	2	3	4	5	6	7	8	9	AB	R	H	RBI	BB	SO	LOB	TOP								
Ron LeFlore, R OBP: 0.222, SLG: 0.278 (1, 10)	4-3	5-3			FC5-4 1B		4-3		F9	5	0	0	0	0	0	4									
Lou Whitaker, L OBP: 0.250, SLG: 0.375 (1, 4)	2B		G3				E			4	2	3	1	0	0	0									
Jerry Morales, R OBP: 0.235, SLG: 0.400 (1, 9)	4-3 1-H		F8		5-3		E6			4	0	1	1	0	0	2									
Steve Kemp, L OBP: 0.412, SLG: 0.750 (1, 7)	4-3		K				4-3			4	1	1	0	0	1	2									
Jason Thompson, L OBP: 0.375, SLG: 0.167 (1, 3)				P6				4-3		3	0	1	0	1	0	0									
Phil Mankowski, L OBP: 0.417, SLG: 0.444 (1, 5)	F3			G3			F7		P6	4	0	0	0	0	0	4									
Milt May, L (1, 2)			4-3	4-3			G3-6		3-1	4	0	0	0	0	0	1									
Lynn Jones, R OBP: 0.750, SLG: 0.667 (1, 8)									1-5-3	3	1	2	0	1	0	0									
Alan Trammell, R OBP: 0.385, SLG: 0.333 Lance Parrish, R OBP: 0.231, SLG: 0.231 (9, PH)		K					1-3		P6	3	0	1	0	0	1	2									
										1	0	0	0	0	0	0									
Inning Stats	R: 1 E: 0 K: 0 S: 5	H: 2 LOB: 2 BB: 1 P: 9	R: 0 E: 0 K: 1 S: 5	H: 0 LOB: 1 BB: 1 P: 9	R: 0 E: 0 K: 1 S: 5	H: 0 LOB: 0 BB: 0 P: 5	R: 0 E: 0 K: 0 S: 3	H: 0 LOB: 0 BB: 0 P: 3	R: 0 E: 0 K: 0 S: 5	H: 3 LOB: 2 BB: 0 P: 5	R: 1 E: 0 K: 0 S: 4	H: 2 LOB: 0 BB: 0 P: 4	R: 2 E: 1 K: 0 S: 6	H: 2 LOB: 1 BB: 0 P: 6	R: 0 E: 0 K: 0 S: 3	H: 0 LOB: 0 BB: 0 P: 3	R: 0 E: 0 K: 0 S: 3	H: 0 LOB: 0 BB: 0 P: 3	1B: 7 2B: 2 3B: 0 HR: 0	SF: 0 SAC: 0 DP: 2 HBP: 0	WP: 0 PB: 0 SB: 1 CS: 0	PA: 37			
PITCHER	IP	WLS	BF	H	R	ER	SO	BB	IBB	HBP	BLK	WP	HR	S	P	ERA	WHIP								
Dock Ellis, R ERA: 3.6 (1, 1)	5.0		23	7	2	2	2	2	0	0	0	0	0	25	33	3.60	1.800								
Jim Kern, R ERA: 1.17 (6, 1)	3.1	W	12	2	2	1	0	0	0	0	0	0	0	12	12	2.70	0.600								
Sparky Lyle, L ERA: (9, 1)	0.2	S	2	0	0	0	0	0	0	0	0	0	0	2	2	0.00	0.000								

Detroit Tigers @ Texas Rangers
 Arlington Stadium, Arlington, TX
 Fri Apr 13 1979, 7:05 PM EST
 Att: 23,095 - Unknown

AB	35
R	4
H	9
RBI	2
BB	2
SO	2
LOB	15



Batter	1	2	3	4	5	6	7	8	9	AB	R	H	RBI	BB	SO	LOB	BOTTOM								
Bump Willis, S OBP: 0.455, SLG: 0.389 (1, 4)	F7		4-3							4	1	2	0	0	0	0									
Bill Sample, R OBP: 0.438, SLG: 0.364 Pat Putnam, L OBP: 0.429, SLG: 0.667 (4, 3)	1B		5-3				SH			2	1	1	0	0	0	0									
Al Oliver, L OBP: 0.381, SLG: 0.737 (1, 8)			6-3							1	0	0	0	0	0	2									
Buddy Bell, R OBP: 0.333, SLG: 0.235 (1, 5)	G3-6-1			5-3						3	0	1	2	1	0	1									
Oscar Gamble, L OBP: 0.500, SLG: 0.778 John Ellis, R OBP: 0.143, SLG: 0.167 (7, PH)					F8		P6		FC5-4	3	1	1	0	0	0	2									
Johnny Grubb, L OBP: 0.176, SLG: 0.313 (4, 7)										1	0	0	0	0	0	2									
Jim Sundberg, R OBP: 0.211, SLG: 0.222 (1, 2)										3	0	0	0	1	2	1									
Mike Jorgensen, L OBP: 0.250, SLG: 0.273 (4, 9)										4	0	1	1	0	0	1									
Mike Jorgensen, L OBP: 0.250, SLG: 0.273 (4, 9)										4	0	0	0	0	2	1									
Nelson Norman, S OBP: 0.500, SLG: 0.364 (1, 6)										2	2	1	0	1	0	1									
Inning Stats	R: 1 E: 0 K: 0 S: 4	H: 2 LOB: 0 BB: 0 P: 4	R: 1 E: 0 K: 1 S: 7	H: 2 LOB: 0 BB: 0 P: 7	R: 0 E: 0 K: 0 S: 3	H: 0 LOB: 0 BB: 0 P: 3	R: 0 E: 0 K: 0 S: 3	H: 0 LOB: 1 BB: 1 P: 7	R: 0 E: 0 K: 0 S: 5	H: 0 LOB: 0 BB: 0 P: 5	R: 2 E: 0 K: 0 S: 6	H: 3 LOB: 2 BB: 1 P: 10	R: 0 E: 0 K: 1 S: 5	H: 0 LOB: 0 BB: 0 P: 5	R: 1 E: 0 K: 0 S: 4	H: 1 LOB: 2 BB: 2 P: 12	R: 0 E: 0 K: 2 S: 7	H: 0 LOB: 0 BB: 0 P: 7	1B: 6 2B: 2 3B: 0 HR: 0	SF: 0 SAC: 1 DP: 2 HBP: 0	WP: 0 PB: 0 SB: 0 CS: 0	PA: 35			
PITCHER	IP	WLS	BF	H	R	ER	SO	BB	IBB	HBP	BLK	WP	HR	S	P	ERA	WHIP								
Dave Rozema, R ERA: 5.4 (1, 1)	4.2		22	7	4	4	1	2	0	0	0	0	0	22	30	7.71	1.929								
Sheldon Burnside, L ERA: 10.8 (5, 1)	2.0	L	9	1	1	1	1	1	1	0	0	0	0	9	17	4.50	1.000								
Bruce Taylor, R ERA: 45.0 (7, 1)	0.1		1	0	0	0	0	0	0	0	0	0	0	1	1	0.00	0.000								
John Hiller, L ERA: 1.93 (8, 1)	1.0		3	0	0	0	2	0	0	0	0	0	0	7	7	0.00	0.000								

Detroit Tigers @ Texas Rangers
 Arlington Stadium, Arlington, TX
 Fri Apr 13 1979, 7:05 PM EST
 Att: 23,095 - Unknown


AB	30
R	5
H	8
RBI	4
BB	4
SO	4
LOB	13



Batter	1	2	3	4	5	6	7	8	9	AB	R	H	RBI	BB	SO	LOB	TOP			
Ron LeFlore, R (1, 10) OBP: 0.261, SLG: 0.273										4	0	1	1	1	1	5				
Lou Whitaker, L (1, 4) OBP: 0.296, SLG: 0.316										3	2	0	0	2	0	2				
Steve Kemp, L (1, 7) OBP: 0.409, SLG: 0.714										5	0	2	2	0	0	4				
Jason Thompson, L (1, 3) OBP: 0.429, SLG: 0.267										3	0	1	1	2	0	1				
Jerry Morales, R (1, 9) OBP: 0.182, SLG: 0.300										5	0	0	0	0	0	7				
Lance Parrish, R (1, 2) OBP: 0.200, SLG: 0.200										2	0	0	0	0	2	0				
Mitt May, L (5, PH) (5, 2)										1	0	0	0	1	0	0				
John Wockenfuss, R (9, PH) OBP: 0.167, SLG: 0.667										1	0	0	0	0	0	0				
Lynn Jones, R (1, 8) OBP: 0.556, SLG: 0.429										4	1	1	0	1	0	2				
Aurelio Rodriguez, R (1, 5) OBP: 0.444, SLG: 0.667										5	1	2	1	0	0	1				
Alan Trammell, R (1, 6) OBP: 0.438, SLG: 0.400										3	1	2	0	0	0	1				
Tim Corcoran, L (7, PH)										0	0	0	0	1	0	0				
Mark Wagner, R (7, 6)										0	0	0	0	0	0	0				
Inning Stats	R: 0 E: 1 K: 0 S: 4	H: 0 LOB: 2 BB: 1 P: 8	R: 2 E: 0 K: 1 S: 7	H: 2 LOB: 2 BB: 2 P: 15	R: 0 E: 0 K: 1 S: 5	H: 0 LOB: 0 BB: 0 P: 5	R: 0 E: 0 K: 0 S: 4	H: 2 LOB: 1 BB: 0 P: 4	R: 1 E: 0 K: 0 S: 4	H: 1 LOB: 2 BB: 1 P: 12	R: 2 E: 1 K: 1 S: 8	H: 2 LOB: 2 BB: 1 P: 12	R: 0 E: 1 K: 0 S: 4	H: 1 LOB: 2 BB: 1 P: 8	R: 0 E: 0 K: 0 S: 3	H: 0 LOB: 0 BB: 0 P: 3	1B: 6 2B: 5 3B: 0 HR: 0	SF: 0 SAC: 0 DP: 2 HBP: 0	WP: 0 PB: 0 SB: 2 CS: 0	PA: 44
PITCHER	IP	WLS	BF	H	R	ER	SO	BB	IBB	HBP	BLK	WP	HR	S	P	ERA	WHIP			
Doyle Alexander, R (1, 1) ERA: 2.7	5.1		27	6	4	3	2	4	1	0	0	0	0	26	46	5.06	1.875			
Ed Farmer, R (6, 1) ERA:	2.0		13	3	1	0	1	1	2	0	0	0	0	12	24	0.00	2.000			
Sparky Lyle, L (8, 1) ERA:	1.2	W	4	0	0	0	0	0	0	0	0	0	0	4	4	0.00	0.000			

Detroit Tigers @ Texas Rangers
Arlington Stadium, Arlington, TX
Sat Apr 14 1979, 7:05 PM EST
Att: 30,014 - Unknown


AB 36
R 5
H 9
RBI 5
BB 8
SO 3
LOB 23



Batter	1	2	3	4	5	6	7	8	9	AB	R	H	RBI	BB	SO	LOB	BOTTOM			
Bump Wills, S (1, 4) OBP: 0.462, SLG: 0.381										3	1	1	0	1	0	1				
Johnny Grubb, L (1, 7) OBP: 0.136, SLG: 0.238										5	0	0	1	0	1	3				
Al Oliver, L (1, 8) OBP: 0.462, SLG: 0.773										3	0	2	1	2	1	0				
Buddy Bell, R (1, 5) OBP: 0.346, SLG: 0.318										5	1	2	1	0	0	4				
Oscar Gamble, L (1, 10) OBP: 0.500, SLG: 0.636										2	1	0	0	2	0	1				
Jim Sundberg, R (1, 2) OBP: 0.217, SLG: 0.227										4	0	1	1	0	0	2				
Pat Putnam, L (1, 3) OBP: 0.456, SLG: 0.556										3	0	1	1	0	0	0				
Nelson Norman, S (1, 6) OBP: 0.500, SLG: 0.357										3	2	1	0	1	0	4				
Mike Jorgensen, L (1, 9) OBP: 0.333, SLG: 0.250										1	1	0	0	2	0	1				
Richie Zisk, R (8, PH) OBP: 0.400, SLG: 1.000										1	1	1	2	0	0	0				
Inning Stats	R: 0 E: 0 K: 0 S: 4	H: 1 LOB: 1 BB: 0 P: 4	R: 0 E: 0 K: 0 S: 3	H: 0 LOB: 0 BB: 0 P: 3	R: 2 E: 0 K: 0 S: 5	H: 2 LOB: 1 BB: 1 P: 9	R: 1 E: 0 K: 0 S: 4	H: 1 LOB: 1 BB: 1 P: 8	R: 2 E: 0 K: 0 S: 5	H: 3 LOB: 3 BB: 2 P: 14	R: 0 E: 0 K: 0 S: 2	H: 0 LOB: 0 BB: 1 P: 6	R: 0 E: 0 K: 1 S: 6	H: 1 LOB: 1 BB: 0 P: 6	R: 2 E: 0 K: 1 S: 6	H: 1 LOB: 2 BB: 3 P: 18	1B: 6 2B: 2 3B: 0 HR: 1	SF: 0 SAC: 1 DP: 1 HBP: 1	WP: 0 PB: 0 SB: 2 CS: 0	PA: 40
PITCHER	IP	WLS	BF	H	R	ER	SO	BB	IBB	HBP	BLK	WP	HR	S	P	ERA	WHIP			
Milt Wilcox, R (1, 1) ERA: 5.91	4.2		23	6	5	5	0	2	2	0	0	0	0	19	35	9.64	1.714			
Steve Baker, R (5, 1) ERA: 3.38	2.2	L	12	2	1	1	1	2	0	1	0	0	0	11	20	3.38	1.500			
John Hiller, L (8, 1) ERA: 3.38	0.2		5	1	1	1	1	2	0	0	0	0	1	5	13	13.50	4.500			

Detroit Tigers @ Texas Rangers
Arlington Stadium, Arlington, TX
Sat Apr 14 1979, 7:05 PM EST
Att: 30,014 - Unknown


AB 30
R 7
H 9
RBI 7
BB 8
SO 2
LOB 16



Batter	1	2	3	4	5	6	7	8	9	AB	R	H	RBI	BB	SO	LOB	TOP										
Ron LeFlore, R OBP: 0.276, SLG: 0.259 (1, 10)	F8		F8		F9		1B HR BB		F9	5	1	1	0	1	0	2											
Lou Whitaker, L OBP: 0.346, SLG: 0.348 (1, 4)	F7		1B		4-3		1B HR		1B	4	2	2	1	1	0	1											
Steve Kemp, L OBP: 0.481, SLG: 0.840 (1, 7)	1B		P6		BB		HR		1B BB	4	2	3	3	1	0	2											
Jason Thompson, L OBP: 0.385, SLG: 0.211 (1, 3)	G3		F8		4-3		HR		1B BB	4	1	0	0	1	0	5											
Jerry Morales, R OBP: 0.192, SLG: 0.333 Tim Corcoran, L OBP: 0.333, SLG: 0.200 (9, PH) (9, 9)		P6		5-3		F2		4-3	1B 1B	4	0	1	0	0	0	0											
Milt May, L OBP: 0.222, SLG: 0.250 John Wockenfuss, R OBP: 0.143, SLG: 0.571 Phil Mankowski, L OBP: 0.462, SLG: 0.500 Mark Wagner, R (9, 6)	4-1					F8		K	E 1B	3	0	1	0	0	0	0											
Lynn Jones, R OBP: 0.429, SLG: 0.333 (1, 8)	K			6-3		5-3		4-3	2B 1B	5	1	1	1	0	1	2											
Aurelio Rodriguez, R OBP: 0.286, SLG: 0.429 (1, 5)			K		F5		K		E6	5	1	0	0	0	2	4											
Alan Trammell, R OBP: 0.526, SLG: 0.500 Lance Parrish, R OBP: 0.235, SLG: 0.294 (9, PH) (9, 2)			1B				BB		6-3	3	1	3	0	0	0	0											
Inning Stats	R: 0 E: 0 K: 0 S: 4	H: 1 LOB: 1 BB: 0 P: 4	R: 0 E: 0 K: 1 S: 5	H: 0 LOB: 0 BB: 0 P: 5	R: 1 E: 0 K: 1 S: 8	H: 3 LOB: 2 BB: 0 P: 8	R: 0 E: 0 K: 0 S: 4	H: 1 LOB: 1 BB: 0 P: 4	R: 0 E: 0 K: 0 S: 3	H: 0 LOB: 0 BB: 0 P: 3	R: 3 E: 0 K: 1 S: 7	H: 3 LOB: 1 BB: 1 P: 11	R: 0 E: 0 K: 1 S: 6	H: 1 LOB: 1 BB: 0 P: 6	R: 7 E: 1 K: 0 S: 9	H: 5 LOB: 1 BB: 2 P: 17	1B: 11 2B: 3 3B: 0 HR: 1	SF: 0 SAC: 0 DP: 0 HBP: 0	WP: 0 PB: 0 CS: 0	PA: 46							
PITCHER	IP	WLS	BF	H	R	ER	SO	BB	IBB	HBP	BLK	WP	HR	S	P	ERA	WHIP										
Steve Comer, R ERA: 1.98 Sparky Lyle, L ERA: 5.14 Jim Kern, R ERA: 2.35 Dave Rajsich, L ERA:	6.2	L	29	8	3	3	3	2	0	0	0	0	0	33	41	4.05	1.500										

Detroit Tigers @ Texas Rangers
Arlington Stadium, Arlington, TX
Sun Apr 15 1979, 4:33 AM EST
Att: 19,353 - Unknown


AB 42
R 11
H 15
RBI 11
BB 4
SO 4
LOB 17



Batter	1	2	3	4	5	6	7	8	9	AB	R	H	RBI	BB	SO	LOB	BOTTOM										
Bump Willis, S OBP: 0.419, SLG: 0.320 (1, 4)	G3		L4		F8 S	G6-4-3			F9	4	1	0	0	1	0	1											
Johnny Grubb, L OBP: 0.192, SLG: 0.250 (1, 7) (6, 9)			P6		BB S				1B	3	1	1	0	1	1	0											
Gary Gray, R OBP: 0.250, SLG: 0.250 (9, PH)	4-3				BB				1B	1	0	1	0	0	0	0											
Al Oliver, L OBP: 0.452, SLG: 0.704 (1, 8)	4-3				1B HR				1B	5	1	2	0	0	0	3											
Buddy Bell, R OBP: 0.387, SLG: 0.346 (1, 5)					1B HR				1B	4	1	2	1	1	0	1											
Oscar Gamble, L OBP: 0.365, SLG: 0.846 John Ellis, R OBP: 0.111, SLG: 0.125 (5, PH)	K				HR				6-3	2	1	1	3	0	1	1											
Jim Sundberg, R OBP: 0.222, SLG: 0.200 (1, 2)					L5				5-3	3	0	0	0	1	0	0											
Pat Putnam, L OBP: 0.365, SLG: 0.455 Bill Sample, R OBP: 0.444, SLG: 0.385 (6, 7)					K				K	2	0	0	0	0	2	0											
Bert Campaneris, R OBP: 0.250, SLG: 0.250 (1, 6)					K				1B	2	0	1	0	0	1	3											
Mike Jorgensen, L OBP: 0.368, SLG: 0.500 (6, 3)					K				1B	4	0	1	0	0	1	0											
Inning Stats	R: 1 E: 0 K: 1 S: 7	H: 2 LOB: 1 BB: 0 P: 7	R: 0 E: 0 K: 1 S: 5	H: 0 LOB: 0 BB: 0 P: 5	R: 0 E: 0 K: 0 S: 3	H: 0 LOB: 0 BB: 0 P: 3	R: 3 E: 0 K: 2 S: 10	H: 3 LOB: 0 BB: 0 P: 10	R: 2 E: 0 K: 1 S: 6	H: 1 LOB: 3 BB: 4 P: 22	R: 0 E: 0 K: 0 S: 3	H: 1 LOB: 0 BB: 0 P: 3	R: 0 E: 0 K: 1 S: 5	H: 0 LOB: 0 BB: 0 P: 5	R: 0 E: 0 K: 1 S: 7	H: 2 LOB: 2 BB: 0 P: 7	R: 0 E: 0 K: 0 S: 4	H: 2 LOB: 1 BB: 0 P: 4	1B: 9 2B: 0 3B: 0 HR: 2	SF: 0 SAC: 0 DP: 1 HBP: 0	WP: 0 PB: 0 CS: 0	PA: 40					
PITCHER	IP	WLS	BF	H	R	ER	SO	BB	IBB	HBP	BLK	WP	HR	S	P	ERA	WHIP										
Kip Young, R ERA: 3.5 Sheldon Burnside, L ERA: 4.32	4.0		20	5	0	0	3	2	0	0	0	0	0	24	32	0.00	1.400										

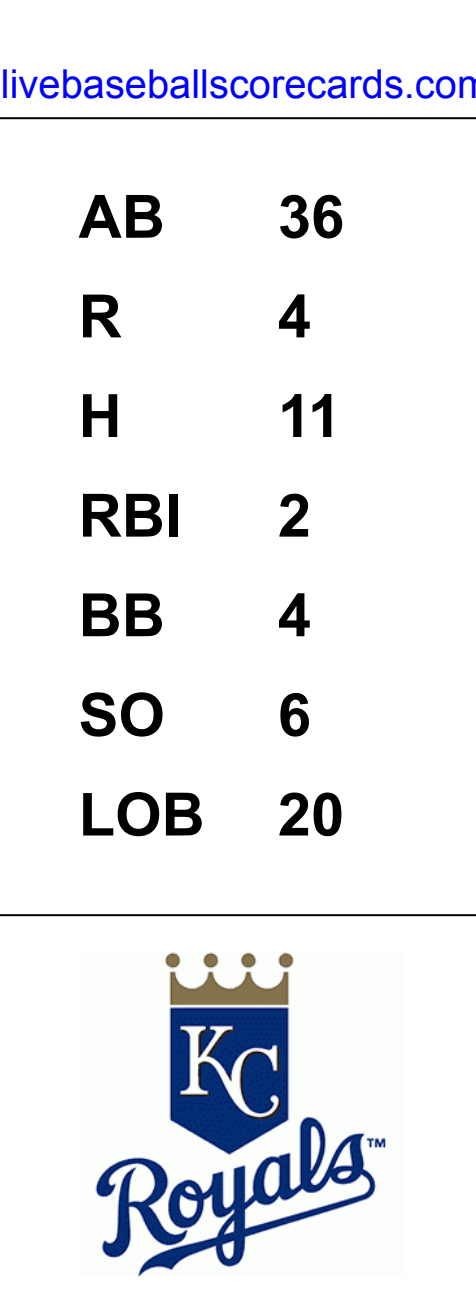
Detroit Tigers @ Texas Rangers
Arlington Stadium, Arlington, TX
Sun Apr 15 1979, 4:33 AM EST
Att: 19,353 - Unknown

AB 36
R 6
H 11
RBI 5
BB 4
SO 7
LOB 13



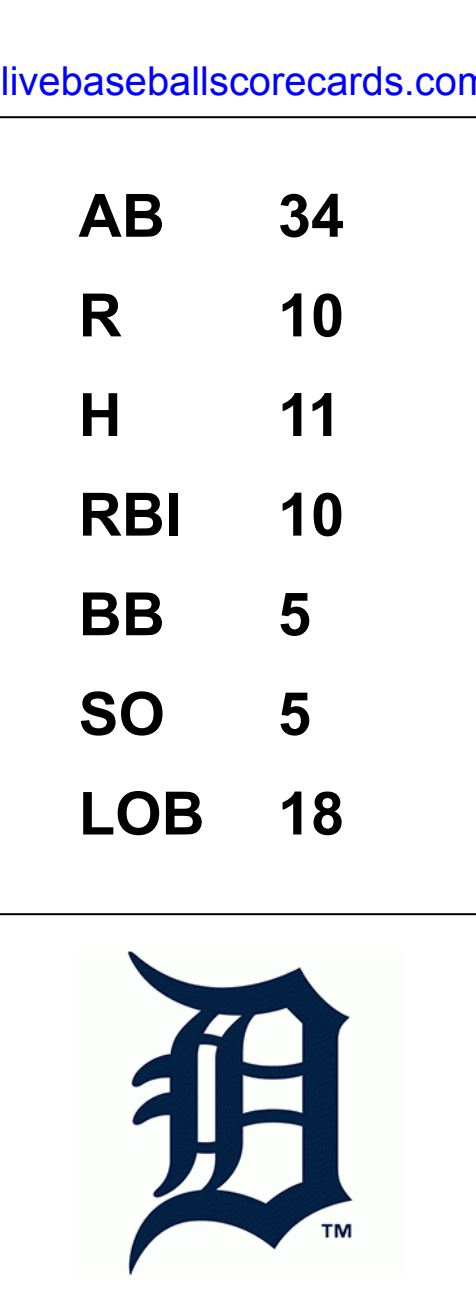
Batter	1	2	3	4	5	6	7	8	9	AB	R	H	RBI	BB	SO	LOB	TOP					
George Brett, L (1, 5) OBP: 0.395, SLG: 0.513 U L Washington, S (8, 4)	5-3		L5		F3	L7		F7		5	0	0	0	0	0	3						
Hal McRae, R (1, 10) OBP: 0.512, SLG: 0.576	6-3		1B E		BB 1B	K		K		4	2	1	0	1	2	2						
Amos Otis, R (1, 8) OBP: 0.439, SLG: 0.500	1B		S 1B		FC5-4 PB		K			4	2	2	0	1	2	0						
Darrell Porter, L (1, 2) OBP: 0.462, SLG: 0.438	FC5-4 1B		1B BB		FC5-4 1B		1B			4	0	3	1	1	0	0						
Al Cowens, R (1, 9) OBP: 0.306, SLG: 0.313	FC5-4		G1-6-3 1B		FC5-4 PB		P6			4	0	1	1	0	0	5						
Ralph LaCock, L (1, 3) OBP: 0.310, SLG: 0.393			G1-6-3 1B		K		F8			4	0	1	0	0	1	4						
Clint Hurdle, L (1, 7) OBP: 0.355, SLG: 0.360			G3 1B		K		1B FC5-5 2B		P6	4	0	1	0	0	1	1	AB 36					
Frank White, R (1, 4) OBP: 0.294, SLG: 0.290 Steve Braun, L (8, PH) OBP: 0.500, SLG: 0.500	L3		G1-4-3 1B		WP FC5-2-5 1B		F8			3	0	2	0	0	0	1	R 4					
Freddie Patek, R (1, 6) OBP: 0.424, SLG: 0.452 Jamie Quirk, L (8, PH) (8, 6)	1-3		G1-4-3		FC5-2-5 WP		BB			1	0	0	0	0	0	4	H 11					
										3	0	0	0	0	0	4	RBI 2					
										0	0	0	0	1	0	0	BB 4					
																	SO 6					
																	LOB 20					
Inning Stats	R: 0 E: 0 K: 0 S: 5	H: 2 LOB: 2 BB: 0 P: 5	R: 0 E: 0 K: 0 S: 4	H: 1 LOB: 1 BB: 0 P: 4	R: 2 E: 0 K: 0 S: 5	H: 3 LOB: 1 BB: 1 P: 9	R: 0 E: 0 K: 1 S: 5	H: 1 LOB: 1 BB: 2 P: 5	R: 2 E: 0 K: 1 S: 6	H: 1 LOB: 1 BB: 2 P: 14	R: 0 E: 0 K: 1 S: 7	H: 2 LOB: 2 BB: 0 P: 7	R: 0 E: 0 K: 1 S: 6	H: 1 LOB: 1 BB: 0 P: 6	R: 0 E: 0 K: 0 S: 3	H: 0 LOB: 0 BB: 1 P: 7	R: 0 E: 0 K: 2 S: 7	H: 0 LOB: 0 BB: 0 P: 7	1B: 10 2B: 1 3B: 0 HR: 0	SF: 0 SAC: 0 DP: 2 HBP: 0	WP: 1 PB: 1 SB: 2 CS: 0	PA: 40
PITCHER	IP WLS BF H R ER SO BB IBB HBP BLK WP HR S P ERA WHIP																					
Jack Billingham, R (1, 1) ERA: 4.91	5.0 W 25 9 4 3 2 3 0 0 0 0 0 26 38 5.40 2.400																					
Steve Baker, R (6, 1) ERA: 1.35	4.0 S 15 2 0 0 4 1 0 0 0 1 0 22 26 0.00 0.750																					

Kansas City Royals @ Detroit Tigers
Tiger Stadium, Detroit, MI
Mon Apr 16 1979, 3:33 AM EST
Att. 9,457 - Unknown - 48 F



Batter	1	2	3	4	5	6	7	8	9	AB	R	H	RBI	BB	SO	LOB	BOTTOM			
Ron LeFlore, R (1, 10) OBP: 0.235, SLG: 0.226	E5 1B SF9	SF8		5-3		6-3	K			4	1	0	1	0	1	1				
Lou Whitaker, L (1, 4) OBP: 0.416, SLG: 0.519	SF9 1B	1B BB		HR		K		4-3 1B		4	1	3	1	1	1	0				
Steve Kemp, L (1, 7) OBP: 0.500, SLG: 0.833	K	1B		2B			L8 1B	F8		5	1	3	2	0	1	3				
Jason Thompson, L (1, 3) OBP: 0.387, SLG: 0.190	SF9	1-3		BB			1B E BB	4-3		2	1	0	1	2	0	3				
Jerry Morales, R (1, 9) OBP: 0.161, SLG: 0.276	4-3		L8		F8		L8	K		5	0	0	0	0	1	6				
John Wockenfuss, R (1, 2) OBP: 0.300, SLG: 0.556 Mitt May, L (6, 2) OBP: 0.300, SLG: 0.333		BB E SF8 1B	5-3 1B BB		5-3		E 1B	1B		2	2	1	0	1	0	0				
Lynn Jones, R (1, 8) OBP: 0.389, SLG: 0.313		F8	5-3		K		E 1B	1B		4	1	1	0	0	1	2	AB 34			
Aurelio Rodriguez, R (1, 5) OBP: 0.278, SLG: 0.389		E6 SF8 BB 1B			F8		E5			4	1	1	2	0	0	3	R 10			
Alan Trammell, R (1, 6) OBP: 0.522, SLG: 0.476		SF8 1B BB		4-3		4-3		1B		4	1	1	2	1	0	0	H 11			
										4	1	1	2	0	0	3	RBI 10			
																	BB 5			
																	SO 5			
																	LOB 18			
Inning Stats	R: 1 E: 1 K: 1 S: 7	H: 1 LOB: 1 BB: 0 P: 7	R: 3 E: 1 K: 0 S: 6	H: 2 LOB: 2 BB: 2 P: 14	R: 1 E: 0 K: 0 S: 3	H: 1 LOB: 1 BB: 1 P: 7	R: 1 E: 0 K: 0 S: 5	H: 2 LOB: 2 BB: 1 P: 9	R: 0 E: 0 K: 1 S: 5	H: 0 LOB: 0 BB: 0 P: 5	R: 0 E: 0 K: 1 S: 5	H: 0 LOB: 0 BB: 0 P: 5	R: 4 E: 1 K: 1 S: 9	H: 4 LOB: 1 BB: 1 P: 13	R: 0 E: 0 K: 1 S: 6	H: 1 LOB: 1 BB: 0 P: 6	1B: 9 2B: 1 3B: 0 HR: 1	SF: 2 SAC: 0 DP: 0 HBP: 0	WP: 0 PB: 0 SB: 0 CS: 0	PA: 41
PITCHER	IP WLS BF H R ER SO BB IBB HBP BLK WP HR S P ERA WHIP																			
Larry Gura, L (1, 1) ERA: 4.64	6.1 L 33 8 9 5 3 5 0 0 0 0 0 34 54 7.11 2.053																			
Eduardo Rodriguez, R (7, 1) ERA: 2.25	1.2 8 3 1 1 2 0 0 0 0 0 0 12 12 5.40 1.800																			

Kansas City Royals @ Detroit Tigers
Tiger Stadium, Detroit, MI
Mon Apr 16 1979, 3:33 AM EST
Att. 9,457 - Unknown - 48 F



Batter	1	2	3	4	5	6	7	8	9	AB	R	H	RBI	BB	SO	LOB	TOP										
George Brett, L OBP: 0.396, SLG: 0.523 (1, 5)										5	1	2	0	0	1	2	Kansas City Royals @ Detroit Tigers Tiger Stadium, Detroit, MI Tue Apr 17 1979, 3:33 AM EST Att: 15,275 - Unknown - 55 F										
Hal McRae, R OBP: 0.458, SLG: 0.500 (1, 10)										5	0	0	0	0	0	4											
Amos Otis, R OBP: 0.391, SLG: 0.439 (1, 8)										5	0	0	0	0	0	4											
Darrell Porter, L OBP: 0.488, SLG: 0.441 (1, 2)										2	1	1	0	2	0	2											
Al Cowens, R OBP: 0.350, SLG: 0.361 (1, 9)										4	1	3	1	0	0	1											
Ralph LaCock, L OBP: 0.313, SLG: 0.387 (1, 3)										3	0	1	1	0	0	3											
John Wathan, R OBP: 0.400, SLG: 0.667 (7, PH) (7, 3)										1	0	0	0	0	0	2											
Clint Hurdle, L OBP: 0.314, SLG: 0.310 (1, 7)										4	0	0	0	0	1	5											
Frank White, R OBP: 0.289, SLG: 0.286 (1, 4)										4	0	1	1	0	0	2											
Freddie Patek, R OBP: 0.378, SLG: 0.400 (1, 6)										4	0	0	0	0	0	2											
Inning Stats	R: 0 E: 1 K: 0 S: 4	H: 1 LOB: 1 BB: 0 P: 4	R: 0 E: 1 K: 0 S: 4	H: 1 LOB: 1 BB: 0 P: 4	R: 0 E: 0 K: 0 S: 3	H: 0 LOB: 0 BB: 0 P: 3	R: 0 E: 1 K: 0 S: 5	H: 1 LOB: 2 BB: 0 P: 5	R: 0 E: 0 K: 0 S: 5	H: 2 LOB: 1 BB: 1 P: 9	R: 1 E: 0 K: 0 S: 5	H: 2 LOB: 1 BB: 1 P: 9	R: 0 E: 0 K: 1 S: 5	H: 0 LOB: 0 BB: 0 P: 5	R: 0 E: 0 K: 1 S: 5	H: 0 LOB: 0 BB: 0 P: 5	1B: 7 2B: 1 3B: 0 HR: 0	SF: 0 SAC: 0 DP: 1 HBP: 0	WP: 0 PB: 0 SB: 0 CS: 0	PA: 39							
PITCHER	IP	WLS	BF	H	R	ER	SO	BB	IBB	HBP	BLK	WP	HR	S	P	ERA	WHIP										
Dave Rozema, R ERA: 5.06 (1, 1)	6.0		28	7	3	3	0	1	0	0	0	0	0	27	31	4.50	1.333										
John Hiller, L ERA: 2.16 (7, 1)	3.0	W	11	1	0	0	2	1	0	0	0	0	0	14	18	0.00	0.667										

Batter	1	2	3	4	5	6	7	8	9	AB	R	H	RBI	BB	SO	LOB	BOTTOM										
Ron LeFlore, R OBP: 0.289, SLG: 0.265 (1, 10)										3	1	2	0	1	0	1	Kansas City Royals @ Detroit Tigers Tiger Stadium, Detroit, MI Tue Apr 17 1979, 3:33 AM EST Att: 15,275 - Unknown - 55 F										
Lou Whitaker, L OBP: 0.400, SLG: 0.516 (1, 4)										4	1	1	0	0	2	4											
Steve Kemp, L OBP: 0.472, SLG: 0.765 (1, 7)										4	1	1	1	0	0	2											
Jason Thompson, L OBP: 0.382, SLG: 0.333 (1, 3)										3	1	1	2	0	0	1											
Milt May, L OBP: 0.364, SLG: 0.500 (7, 2)										1	0	1	2	0	0	0											
Jerry Morales, R OBP: 0.200, SLG: 0.281 (1, 9)										3	1	1	0	1	0	1											
John Wockenfuss, R OBP: 0.357, SLG: 0.583 (1, 2) (7, 3)										3	0	1	1	1	0	1											
Tim Corcoran, L OBP: 0.333, SLG: 0.200 (9, 3)										0	0	0	0	0	0	0											
Lynn Jones, R OBP: 0.318, SLG: 0.250 (1, 8)										4	0	0	0	0	0	2											
Aurelio Rodriguez, R OBP: 0.318, SLG: 0.381 (1, 5)										3	0	1	0	1	0	0											
Alan Trammell, R OBP: 0.522, SLG: 0.476 (1, 6)										0	0	0	0	0	0	0											
Mark Wagner, R OBP: 0.250, SLG: 0.250 (2, 6)										4	1	1	0	0	1	2											
Inning Stats	R: 0 E: 0 K: 1 S: 6	H: 1 LOB: 1 BB: 0 P: 6	R: 0 E: 0 K: 0 S: 3	H: 1 LOB: 0 BB: 0 P: 3	R: 0 E: 0 K: 0 S: 3	H: 1 LOB: 0 BB: 0 P: 3	R: 2 E: 0 K: 0 S: 5	H: 2 LOB: 1 BB: 1 P: 9	R: 0 E: 0 K: 1 S: 5	H: 0 LOB: 1 BB: 1 P: 9	R: 1 E: 0 K: 0 S: 4	H: 1 LOB: 1 BB: 1 P: 8	R: 3 E: 0 K: 0 S: 7	H: 4 LOB: 1 BB: 0 P: 7	R: 0 E: 0 K: 1 S: 5	H: 0 LOB: 1 BB: 1 P: 9	1B: 6 2B: 4 3B: 0 HR: 1	SF: 0 SAC: 0 DP: 2 HBP: 0	WP: 0 PB: 0 SB: 2 CS: 0	PA: 36							
PITCHER	IP	WLS	BF	H	R	ER	SO	BB	IBB	HBP	BLK	WP	HR	S	P	ERA	WHIP										
Paul Splitteroff, L ERA: 4.43 (1, 1)	6.1	L	28	8	5	5	2	3	0	0	0	0	0	29	41	7.11	1.737										
Al Hrabosky, L ERA: 1.6 (7, 1)	1.2		8	2	1	1	1	1	0	0	0	0	0	9	13	5.40	1.800										

Batter	1	2	3	4	5	6	7	8	9	AB	R	H	RBI	BB	SO	LOB	TOP					
Alfredo Griffin, S OBP: 0.291, SLG: 0.116	G3		G3			G5-4-3 1B		6-3		4	0	1	0	0	0	2	Toronto Blue Jays @ Detroit Tigers Tiger Stadium, Detroit, MI Fri Apr 20 1979, 6:05 PM EST Att: 13,617 - Unknown					
Al Woods, L OBP: 0.417, SLG: 0.484	K		4-3			G5-4-3 1-2				4	0	1	1	0	1	2						
Rick Bosetti, R OBP: 0.240, SLG: 0.250	K			4-3				6-3		4	0	0	0	0	1	1						
Rico Carty, R OBP: 0.412, SLG: 0.500		K			6-3					4	0	0	0	0	1	0						
John Mayberry, L OBP: 0.480, SLG: 0.595		G3			F8					4	1	1	1	0	0	0						
Otto Velez, R OBP: 0.353, SLG: 0.400										3	0	2	0	0	0	0						
Roy Howell, L OBP: 0.222, SLG: 0.244										4	0	0	0	0	0	3						
Dave McKay, S OBP: 0.311, SLG: 0.326										3	0	0	0	0	2	1						
Rick Cerone, R OBP: 0.404, SLG: 0.550										2	1	1	0	1	0	1						
Inning Stats	R: 0 E: 0 K: 2 S: 7	H: 0 LOB: 0 BB: 0 P: 7	R: 0 E: 0 K: 1 S: 5	H: 0 LOB: 1 BB: 0 P: 6	R: 0 E: 0 K: 1 S: 5	H: 0 LOB: 1 BB: 1 P: 9	R: 0 E: 0 K: 0 S: 3	H: 0 LOB: 0 BB: 0 P: 3	R: 0 E: 0 K: 1 S: 6	H: 1 LOB: 1 BB: 0 P: 6	R: 0 E: 0 K: 0 S: 3	H: 1 LOB: 0 BB: 0 P: 3	R: 1 E: 0 K: 0 S: 4	H: 1 LOB: 0 BB: 0 P: 4	R: 1 E: 0 K: 0 S: 5	H: 2 LOB: 1 BB: 0 P: 5	R: 0 E: 0 K: 0 S: 4	H: 1 LOB: 1 BB: 0 P: 4	1B: 4 2B: 1 3B: 0 HR: 1	SF: 0 SAC: 0 DP: 1 HBP: 1	WP: 0 PB: 0 SB: 0 CS: 0	PA: 34
PITCHER Milt Wilcox, R ERA: 4.12	IP: 9.0 WLS: W BF: 34 H: 6 R: 2 ER: 2 SO: 5 BB: 1 IBB: 0 HBP: 1 BLK: 0 WP: 0 HR: 1 S: 42 P: 47 ERA: 2.00 WHIP: 0.778															PITCHER						

Batter	1	2	3	4	5	6	7	8	9	AB	R	H	RBI	BB	SO	LOB	BOTTOM			
Ron LeFlore, R OBP: 0.310, SLG: 0.289	BB 1B	K			K2-3	S 1B				4	1	2	0	0	2	1	Toronto Blue Jays @ Detroit Tigers Tiger Stadium, Detroit, MI Fri Apr 20 1979, 6:05 PM EST Att: 13,617 - Unknown			
Lou Whitaker, L OBP: 0.462, SLG: 0.636	BB 1B					HR				2	2	2	1	1	0	0				
Jerry Morales, R OBP: 0.205, SLG: 0.257	F5				F7					3	0	0	0	1	0	4				
Steve Kemp, L OBP: 0.450, SLG: 0.703	BB 1B									3	1	0	0	1	1	2				
Tim Corcoran, L OBP: 0.400, SLG: 0.250	BB 1B									3	0	1	2	1	0	0				
Lance Parrish, R OBP: 0.286, SLG: 0.333	BB 1B									4	0	2	1	0	1	0				
Dan Gonzales, L OBP: 0.125, SLG: 0.250	G4-6-3				G4-6-3					4	1	1	0	0	0	3				
Aurelio Rodriguez, R OBP: 0.269, SLG: 0.320		P4								4	1	0	0	0	1	2				
Mark Wagner, R OBP: 0.375, SLG: 0.875		F9								4	1	2	3	0	0	0				
Inning Stats	R: 3 E: 0 K: 0 S: 5	H: 3 LOB: 1 BB: 2 P: 13	R: 0 E: 0 K: 1 S: 5	H: 0 LOB: 0 BB: 0 P: 5	R: 1 E: 0 K: 1 S: 5	H: 1 LOB: 0 BB: 1 P: 9	R: 0 E: 1 K: 1 S: 5	H: 0 LOB: 0 BB: 0 P: 5	R: 0 E: 0 K: 1 S: 6	H: 2 LOB: 2 BB: 1 P: 10	R: 3 E: 0 K: 0 S: 7	H: 4 LOB: 2 BB: 0 P: 8	R: 0 E: 0 K: 1 S: 5	H: 0 LOB: 0 BB: 0 P: 5	R: 0 E: 0 K: 0 S: 3	H: 0 LOB: 0 BB: 0 P: 3	1B: 6 2B: 2 3B: 0 HR: 2	SF: 0 SAC: 0 DP: 2 HBP: 1	WP: 0 PB: 0 SB: 1 CS: 1	PA: 37
PITCHER Mark Lemongello, R ERA: 9.18 Dave Lemanczyk, R ERA: 3.49	IP: 5.1 WLS: L BF: 25 H: 8 R: 6 ER: 6 SO: 4 BB: 4 IBB: 0 HBP: 0 BLK: 0 WP: 0 HR: 1 S: 29 P: 45 ERA: 10.12 WHIP: 2.250															PITCHER				

AB	32
R	2
H	6
RBI	2
BB	1
SO	5
LOB	10



AB	31
R	7
H	10
RBI	7
BB	4
SO	5
LOB	12



Batter	1	2	3	4	5	6	7	8	9	AB	R	H	RBI	BB	SO	LOB	TOP					
Alfredo Griffin, S (1, 6) OBP: 0.262, SLG: 0.102 Tim Johnson, L (9, FH)	0-0 2-3			0-3 K		0-0 4-3			0-0 3-1	3	0	0	0	0	1	0						
Bob Bailor, R (1, 9) OBP: 0.386, SLG: 0.388	0-0 6-3			0-0 1-3			0-0 1-3		0-0 E6	4	0	0	0	0	0	0						
Rick Bosetti, R (1, 8) OBP: 0.299, SLG: 0.339	0-0 4-3			0-0 4-3					0-0 G5-4-3	4	0	1	0	0	0	1						
Rico Carty, R (1, 10) OBP: 0.407, SLG: 0.447		0-0 F8			0-3 K				0-0 F9	3	0	0	0	0	1	1						
John Mayberry, L (1, 3) OBP: 0.466, SLG: 0.542		0-0 F9			4-0 BB				0-0 5-3	2	0	0	0	1	0	1						
Al Woods, L (1, 7) OBP: 0.419, SLG: 0.526		0-0 6-3			0-0 G4-6-3					3	0	1	0	0	0	1						
Roy Howell, L (1, 5) OBP: 0.235, SLG: 0.319			0-0 1-3						0-0 6-3	3	1	1	1	0	0	1						
Dave McKay, S (1, 4) OBP: 0.269, SLG: 0.280			0-0 3-1						0-0 G3	3	0	0	0	0	0	1						
Rick Cerone, R (1, 2) OBP: 0.389, SLG: 0.489			0-3 K						0-0 F9	3	0	0	0	0	1	1						
Inning Stats	R: 0 E: 0 K: 0 S: 3	H: 0 LOB: 0 BB: 0 P: 3	R: 0 E: 0 K: 0 S: 3	H: 0 LOB: 0 BB: 0 P: 3	R: 0 E: 0 K: 1 S: 5	H: 0 LOB: 0 BB: 0 P: 5	R: 0 E: 0 K: 1 S: 5	H: 0 LOB: 0 BB: 0 P: 5	R: 0 E: 0 K: 1 S: 4	H: 0 LOB: 0 BB: 1 P: 8	R: 1 E: 0 K: 0 S: 4	H: 1 LOB: 0 BB: 0 P: 4	R: 0 E: 0 K: 0 S: 4	H: 1 LOB: 1 BB: 0 P: 4	R: 0 E: 0 K: 0 S: 4	H: 1 LOB: 1 BB: 0 P: 4	R: 0 E: 1 K: 0 S: 3	H: 0 LOB: 0 BB: 0 P: 3	1B: 1 2B: 1 3B: 0 HR: 1	SF: 0 SAC: 0 DP: 2 HBP: 0	WP: 0 PB: 0 SB: 0 CS: 0	PA: 30
PITCHER Dave Rozema, R (1, 1) ERA: 3.6	IP: 9.0 WLS: W BF: 30 H: 3 R: 1 ER: 1 SO: 3 BB: 1 IBB: 0 HBP: 0 BLK: 0 WP: 0 HR: 1 S: 35 P: 39 ERA: 1.00 WHIP: 0.444															PITCHER	IP: 9.0 WLS: W BF: 30 H: 3 R: 1 ER: 1 SO: 3 BB: 1 IBB: 0 HBP: 0 BLK: 0 WP: 0 HR: 1 S: 35 P: 39 ERA: 1.00 WHIP: 0.444					

Toronto Blue Jays @ Detroit Tigers
Tiger Stadium, Detroit, MI
Sun Apr 22 1979, 3:33 AM EST
Att: 14,543 - Unknown

AB 29
R 1
H 3
RBI 1
BB 1
SO 3
LOB 7



Batter	1	2	3	4	5	6	7	8	9	AB	R	H	RBI	BB	SO	LOB	BOTTOM			
Ron LeFlore, R (1, 10) OBP: 0.314, SLG: 0.340	0-0 F7				0-0 1-3				0-0 G6-3	4	0	1	0	0	0	2				
Lou Whitaker, L (1, 4) OBP: 0.417, SLG: 0.561	0-0 F9								0-0 4-3	4	1	1	0	0	0	2				
Steve Kemp, L (1, 7) OBP: 0.479, SLG: 0.667	0-3 K								4-0 CS	3	0	1	1	1	1	2				
Lance Parrish, R (1, 2) OBP: 0.276, SLG: 0.393		0-0 HR			0-3 K				0-0 F9	4	1	1	1	0	1	2				
John Wockenfuss, R (1, 3) OBP: 0.294, SLG: 0.467 Tim Corcoran, L (8, 3) OBP: 0.357, SLG: 0.162		0-3 K			0-0 5-3				0-0 CS	3	0	0	0	0	1	1				
Jerry Morales, R (1, 9) OBP: 0.234, SLG: 0.279		0-0 F7			0-0 E8				0-0 CS	0	0	0	0	0	0	0				
Lynn Jones, R (1, 8) OBP: 0.360, SLG: 0.273		0-0 G3			0-0 1B				0-0 CS	3	1	2	0	0	0	0				
Aurelio Rodriguez, R (1, 5) OBP: 0.258, SLG: 0.300			0-0 F8			0-3 K			0-0 FC1-4	3	0	0	0	0	1	2				
Mark Wagner, R (1, 6) OBP: 0.500, SLG: 0.769			0-0 1B			0-3 K			0-0 G6-3	3	0	2	1	0	1	0				
Inning Stats	R: 0 E: 0 K: 1 S: 5	H: 1 LOB: 0 BB: 0 P: 5	R: 1 E: 0 K: 1 S: 6	H: 1 LOB: 0 BB: 0 P: 6	R: 0 E: 0 K: 0 S: 5	H: 2 LOB: 2 BB: 0 P: 5	R: 1 E: 1 K: 1 S: 6	H: 2 LOB: 1 BB: 0 P: 6	R: 0 E: 0 K: 2 S: 7	H: 0 LOB: 0 BB: 0 P: 7	R: 1 E: 0 K: 0 S: 4	H: 2 LOB: 0 BB: 0 P: 4	R: 1 E: 0 K: 0 S: 4	H: 2 LOB: 1 BB: 1 P: 8	R: 0 E: 0 K: 0 S: 2	H: 0 LOB: 0 BB: 1 P: 6	1B: 8 2B: 0 3B: 0 HR: 1	SF: 0 SAC: 0 DP: 1 HBP: 0	WP: 1 PB: 0 SB: 0 CS: 2	PA: 32
PITCHER Tom Underwood, L (1, 1) ERA: 7.27 Jesse Jefferson, R (7, 1) ERA: 5.4	IP: 6.0 WLS: L BF: 25 H: 8 R: 4 ER: 3 SO: 5 BB: 1 IBB: 0 HBP: 0 BLK: 0 WP: 1 HR: 1 S: 34 P: 38 ERA: 4.50 WHIP: 1.500															PITCHER	IP: 6.0 WLS: L BF: 25 H: 8 R: 4 ER: 3 SO: 5 BB: 1 IBB: 0 HBP: 0 BLK: 0 WP: 1 HR: 1 S: 34 P: 38 ERA: 4.50 WHIP: 1.500			

Toronto Blue Jays @ Detroit Tigers
Tiger Stadium, Detroit, MI
Sun Apr 22 1979, 3:33 AM EST
Att: 14,543 - Unknown

AB 29
R 4
H 9
RBI 4
BB 2
SO 5
LOB 11



Batter	1	2	3	4	5	6	7	8	9	AB	R	H	RBI	BB	SO	LOB	TOP					
Ron LeFlore, R OBP: 0.327, SLG: 0.340 (1, 10)	F8	K				S 1B	FC4 BB			3	0	1	0	1	1	1						
Lou Whitaker, L OBP: 0.404, SLG: 0.533 (1, 4)	1B		F7			L7	FC4			4	0	1	0	0	0	3						
Jason Thompson, L OBP: 0.385, SLG: 0.345 (1, 3)	F3		4-3					4-3		4	0	1	0	0	0	1						
Lance Parrish, R OBP: 0.273, SLG: 0.375 (1, 2)	1B		F8			K		L6		4	0	1	0	0	1	1						
Jerry Morales, R OBP: 0.216, SLG: 0.255 (1, 8)	4-3				F8	L5		K		4	0	0	0	0	1	3						
Phil Mankowski, L OBP: 0.316, SLG: 0.313 (1, 5)		K			4-3				F7	4	0	0	0	0	1	1						
Tim Corcoran, L OBP: 0.389, SLG: 0.214 (1, 7)		S 1B BB			4-3			G3		3	1	1	0	1	0	0						
Dan Gonzales, L OBP: 0.250, SLG: 0.313 (1, 9)							F2		F8	4	0	2	1	0	0	1						
Mark Wagner, R OBP: 0.412, SLG: 0.625 Milt May, L OBP: 0.333, SLG: 0.455 (9, PH)					4-3		6-3		F9	3	0	0	0	0	0	2						
										1	0	0	0	0	1	1						
Inning Stats	R: 0 E: 0 K: 0 S: 5	H: 2 LOB: 2 BB: 0 P: 5	R: 1 E: 0 K: 2 S: 8	H: 1 LOB: 1 BB: 1 P: 12	R: 0 E: 0 K: 0 S: 3	H: 0 LOB: 0 BB: 0 P: 3	R: 0 E: 0 K: 0 S: 3	H: 0 LOB: 0 BB: 0 P: 3	R: 0 E: 0 K: 1 S: 4	H: 1 LOB: 1 BB: 0 P: 4	R: 0 E: 0 K: 1 S: 6	H: 1 LOB: 2 BB: 1 P: 6	R: 0 E: 0 K: 0 S: 4	H: 0 LOB: 0 BB: 0 P: 8	R: 0 E: 0 K: 1 S: 5	H: 0 LOB: 0 BB: 0 P: 5	R: 0 E: 0 K: 1 S: 6	H: 1 LOB: 1 BB: 0 P: 6	1B: 7 2B: 0 3B: 0 HR: 0	SF: 0 SAC: 0 DP: 0 HBP: 0	WP: 0 PB: 0 SB: 3 CS: 0	PA: 36
PITCHER Jim Slaton, R ERA: 2.75 (1, 1)	IP: 9.0 WLS: W BF: 36 H: 7 R: 1 ER: 1 SO: 5 BB: 2 IBB: 0 HBP: 0 BLK: 0 WP: 0 HR: 0 S: 44 P: 52 ERA: 1.00 WHIP: 1.000															PITCHER	IP: 9.0 WLS: W BF: 36 H: 7 R: 1 ER: 1 SO: 5 BB: 2 IBB: 0 HBP: 0 BLK: 0 WP: 0 HR: 0 S: 44 P: 52 ERA: 1.00 WHIP: 1.000					

Detroit Tigers @ Milwaukee Brewers
Milwaukee County Stadium, Milwaukee, WI
Thu Apr 26 1979, 4:33 AM EST
Unknown - 52 F

AB 34
R 1
H 7
RBI 1
BB 2
SO 5
LOB 14



Batter	1	2	3	4	5	6	7	8	9	AB	R	H	RBI	BB	SO	LOB	BOTTOM			
Robin Yount, R OBP: 0.288, SLG: 0.373 (1, 6)	F9		6-3			6-3	FC5-2-5			4	0	0	0	0	0	3				
Gorman Thomas, R OBP: 0.283, SLG: 0.348 (1, 8)	G3				G4-6-3 1B	5-3		HR		4	1	3	1	0	0	1				
Cecil Cooper, L OBP: 0.457, SLG: 0.810 (1, 3)	G3				G4-6-3 1-2		HR	F8		4	1	1	1	0	0	2				
Don Money, R OBP: 0.382, SLG: 0.517 Jim Wohlford, R OBP: 0.250, SLG: 0.182 (7, PR)	5-3				F7		SH3-4 1B HBP	K		2	0	0	0	0	0	1				
							SH3-4 1B HBP			1	1	0	0	0	1	0				
Ben Oglivie, L OBP: 0.244, SLG: 0.389 (1, 7)		G3				F9		HR		4	2	2	1	0	0	0				
Sixto Lezcano, R OBP: 0.379, SLG: 0.596 (1, 9)		F6				F8		HR		3	0	0	0	0	0	0				
							SH3-4	6-3												
Sal Bando, R OBP: 0.345, SLG: 0.340 (1, 5)		5-3				6-3				2	0	0	0	1	0	0				
							WP 1B IBB													
Jim Gantner, L (1, 4)					4-3		SH1-3 BB			1	0	0	0	1	0	0				
Paul Molitor, R OBP: 0.591, SLG: 0.483 (8, 4)								K		1	0	0	0	0	1	3				
Charlie Moore, R OBP: 0.393, SLG: 0.375 (1, 2)					1-3		SH1-3			2	0	1	2	0	0	0				
							1-2 2-H 3-H	1B												
Inning Stats	R: 0 E: 0 K: 0 S: 4	H: 1 LOB: 1 BB: 0 P: 4	R: 0 E: 0 K: 0 S: 3	H: 0 LOB: 0 BB: 0 P: 3	R: 0 E: 0 K: 0 S: 3	H: 0 LOB: 0 BB: 0 P: 3	R: 0 E: 0 K: 0 S: 3	H: 1 LOB: 0 BB: 0 P: 3	R: 0 E: 0 K: 0 S: 3	H: 0 LOB: 0 BB: 0 P: 3	R: 3 E: 0 K: 1 S: 8	H: 3 LOB: 3 BB: 1 P: 13	R: 2 E: 0 K: 1 S: 7	H: 2 LOB: 0 BB: 0 P: 7	R: 0 E: 0 K: 1 S: 5	H: 0 LOB: 0 BB: 0 P: 5	1B: 3 2B: 1 3B: 0 HR: 3	SF: 0 SAC: 2 DP: 1 HBP: 1	WP: 1 PB: 0 SB: 0 CS: 0	PA: 33
PITCHER Jack Billingham, R ERA: 4.57 John Hiller, L ERA: 4.35 (7, 1)	IP: 6.0 WLS: L BF: 22 H: 3 R: 2 ER: 2 SO: 2 BB: 1 IBB: 0 HBP: 1 BLK: 0 WP: 1 HR: 2 S: 20 P: 25 ERA: 3.00 WHIP: 0.667															PITCHER	IP: 2.0 WLS: 11 BF: 4 H: 4 R: 3 ER: 3 SO: 2 BB: 0 IBB: 1 HBP: 0 BLK: 0 WP: 1 HR: 2 S: 14 P: 18 ERA: 13.50 WHIP: 2.000			

Detroit Tigers @ Milwaukee Brewers
Milwaukee County Stadium, Milwaukee, WI
Thu Apr 26 1979, 4:33 AM EST
Unknown - 52 F

AB 28
R 5
H 7
RBI 5
BB 2
SO 2
LOB 10



Batter	1	2	3	4	5	6	7	8	9	AB	R	H	RBI	BB	SO	LOB	TOP										
Ron LeFlore, R OBP: 0.333, SLG: 0.345 (1, 10)	0-0 1-3		0-3 K		0-0 1B	0-0 F8		0-0 2B	0-0 2B	5	1	2	0	0	1	4	Detroit Tigers @ Milwaukee Brewers Milwaukee County Stadium, Milwaukee, WI Thu Apr 26 1979, 4:38 AM EST Att: 8,839 - Unknown - 50 F										
Lou Whitaker, L OBP: 0.439, SLG: 0.551 (1, 4)	0-0 CS		0-0 FC4		0-0 1B		0-0 FC5-4	4-0 2B	4-0 SF9	4	1	3	0	1	0	2											
Jason Thompson, L OBP: 0.341, SLG: 0.294 (1, 3)	0-0 F8			0-0 4-3	0-3 K		0-0 F8		0-3 K	5	0	0	0	0	2	6											
Lance Parrish, R OBP: 0.263, SLG: 0.378 (1, 2)		0-0 5-3		0-0 F8		0-0 F8	0-0 FC5-4		0-0 SF9	5	0	1	1	0	0	1											
Jerry Morales, R OBP: 0.214, SLG: 0.255 (1, 9)	0-0 F8		0-0 FC6-4		0-0 F4	0-0 F8		0-0 SF9	0-0 SF9	4	0	1	1	0	0	1											
John Wockenfuss, R OBP: 0.300, SLG: 0.611 Tim Corcoran, L OBP: 0.350, SLG: 0.188 (1, 7) (6, 7)	0-0 F7		0-0 FC6-4					0-0 HR	0-0 F9	3	1	1	1	0	0	1											
Lynn Jones, R OBP: 0.379, SLG: 0.423 (1, 8)			0-0 G3		0-0 HR	0-0 E6		0-0 FC4-6		4	2	2	1	0	0	0											
Aurelio Rodriguez, R OBP: 0.294, SLG: 0.333 Phil Mankowski, L OBP: 0.300, SLG: 0.294 (1, 5) (8, PH) (8, 5)			0-0 1B		0-0 5-3	0-0 1B		0-3 K		3	0	2	0	0	0	0											
Mark Wagner, R OBP: 0.450, SLG: 0.632 Dan Gonzales, L OBP: 0.235, SLG: 0.294 Alan Trammell, R OBP: 0.522, SLG: 0.476 (1, 6) (8, PH) (8, 6)			0-0 FC4		0-0 5-3	0-0 1B		0-0 FC4-6		3	0	2	1	0	0	0											
Inning Stats	R: 0 E: 0 K: 0 S: 3	H: 1 LOB: 0 BB: 0 P: 3	R: 0 E: 0 K: 0 S: 3	H: 0 LOB: 0 BB: 0 P: 3	R: 0 E: 0 K: 1 S: 7	H: 2 LOB: 2 BB: 0 P: 7	R: 0 E: 0 K: 0 S: 4	H: 1 LOB: 1 BB: 0 P: 4	R: 1 E: 0 K: 1 S: 8	H: 3 LOB: 2 BB: 0 P: 8	R: 2 E: 1 K: 0 S: 7	H: 3 LOB: 2 BB: 0 P: 7	R: 0 E: 0 K: 0 S: 4	H: 1 LOB: 1 BB: 0 P: 4	R: 0 E: 0 K: 1 S: 6	H: 1 LOB: 1 BB: 0 P: 6		R: 2 E: 0 K: 1 S: 7	H: 2 LOB: 1 BB: 1 P: 11	1B: 11 2B: 1 3B: 0 HR: 2	SF: 1 SAC: 0 DP: 0 HBP: 0	WP: 0 PB: 0 SB: 1 CS: 1	PA: 42				
PITCHER	IP	WLS	BF	H	R	ER	SO	BB	IBB	HBP	BLK	WP	HR	S	P	ERA	WHIP										
Jerry Augustine, L ERA: 4.35 Reggie Cleveland, R ERA: 4.63 Bill Castro, R ERA: 1.93 (1, 1) (6, 1) (9, 1)	5.2		27	10	3	2	2	0	0	0	0	0	2	31	31	3.18	1.765										

Batter	1	2	3	4	5	6	7	8	9	AB	R	H	RBI	BB	SO	LOB	BOTTOM										
Robin Yount, R OBP: 0.313, SLG: 0.418 (1, 6)	4-0 FC3-6	0-0 F7		0-0 F8		0-0 2B		0-0 1B		4	1	2	4	1	0	1	Detroit Tigers @ Milwaukee Brewers Milwaukee County Stadium, Milwaukee, WI Thu Apr 26 1979, 4:38 AM EST Att: 8,839 - Unknown - 50 F										
Gorman Thomas, R OBP: 0.310, SLG: 0.431 (1, 8)	0-0 FC3-6		0-0 HR		0-3 K	0-0 F9		0-0 1B		5	1	3	3	0	1	1											
Cecil Cooper, L OBP: 0.440, SLG: 0.761 (1, 3)	0-0 FC3-6		0-3 K		0-3 K		0-0 3-1	0-0 IBB		4	0	0	0	1	2	2											
Don Money, R OBP: 0.368, SLG: 0.485 Jim Wohlford, R OBP: 0.231, SLG: 0.167 (1, 10) (7, PR)	0-0 F3		0-0 5-3		0-3 K		0-0 S	0-3 K		4	0	1	0	0	1	2											
Ben Oglivie, L OBP: 0.283, SLG: 0.425 (1, 7)	4-0 1-2		0-0 2B		0-0 1B	0-0 WP	0-3 K	0-0 F8		4	1	2	0	1	1	3											
Sixto Lezcano, R OBP: 0.371, SLG: 0.560 (1, 9)	0-3 K		4-0 BB		0-0 F9	0-0 F8				3	0	0	0	1	1	6											
Sal Bando, R OBP: 0.355, SLG: 0.327 (1, 5)		0-0 F4	0-0 F4		0-0 2B	4-0 1B		4-0 E		2	2	0	0	2	0	2											
Jim Gantner, L OBP: 0.333, SLG: 0.111 (1, 4)	4-0 BB		0-0 CS		0-0 1B	0-0 F6		0-0 FC1		3	1	1	0	1	0	3											
Buck Martinez, R OBP: 0.059, SLG: 0.059 Larry Hisle, R OBP: 0.375, SLG: 0.593 Ray Fosse, R OBP: 0.231, SLG: 0.167 (1, 2) (6, PH) (7, 2)	0-0 F4		0-3 K		0-0 2B	0-0 1B		0-3 K		2	0	0	0	0	1	2											
Inning Stats	R: 0 E: 0 K: 1 S: 6	H: 1 LOB: 3 BB: 2 P: 14	R: 0 E: 0 K: 0 S: 3	H: 0 LOB: 1 BB: 1 P: 7	R: 1 E: 0 K: 1 S: 7	H: 2 LOB: 1 BB: 1 P: 11	R: 0 E: 0 K: 1 S: 5	H: 1 LOB: 0 BB: 0 P: 5	R: 0 E: 0 K: 3 S: 9	H: 0 LOB: 0 BB: 0 P: 9	R: 3 E: 0 K: 0 S: 6	H: 3 LOB: 1 BB: 1 P: 10	R: 0 E: 0 K: 1 S: 6	H: 1 LOB: 2 BB: 0 P: 6	R: 3 E: 1 K: 2 S: 10	H: 2 LOB: 2 BB: 2 P: 18		1B: 6 2B: 3 3B: 0 HR: 1	SF: 0 SAC: 0 DP: 0 HBP: 0	WP: 1 PB: 0 SB: 1 CS: 1	PA: 41						
PITCHER	IP	WLS	BF	H	R	ER	SO	BB	IBB	HBP	BLK	WP	HR	S	P	ERA	WHIP										
Steve Baker, R ERA: 3.77 Bruce Taylor, R ERA: 13.5 (1, 1) (6, 1)	5.2	L	28	7	4	4	3	5	1	0	0	0	0	17	25	6.35	2.118										

Batter	1	2	3	4	5	6	7	8	9	AB	R	H	RBI	BB	SO	LOB	TOP			
Mike Cabbage, L (1, 5) OBP: 0.391, SLG: 0.360 John Castino, R (6, 5) OBP: 0.450, SLG: 0.579	SH1-3 SH1-4 1B	CS SF7 1B		L9			4-3			3	0	2	1	0	0	1				
Roy Smalley, S (1, 6) OBP: 0.461, SLG: 0.581	SH1-4 1-2	SF7 1-2 3-H				2-3 1B	F3			2	0	1	1	0	0	0				
Ken Landreaux, L (1, 7) OBP: 0.329, SLG: 0.394	SH1-3 2-3	CS 2-3	1-3			2-3 1-2		F5		3	0	0	0	0	0	1				
Ron Jackson, R (1, 3) OBP: 0.289, SLG: 0.333	L6		1-3			G1-4-3 HBP		G6-4-3 1B		3	0	1	0	0	0	1				
Glenn Adams, L (1, 10) OBP: 0.347, SLG: 0.426 Jose Morales, R (5, PH) OBP: 0.417, SLG: 0.500		1B G4 1B	F9			G1-4-3 1-2		G6-4-3 1-2		2	1	1	0	0	0	0				
Butch Wynegar, S (1, 2) OBP: 0.388, SLG: 0.379		G4				SH3-4 1B	F3		F9	4	1	1	0	0	0	1				
Rob Wilfong, L (1, 4) OBP: 0.358, SLG: 0.383		1B 1B	SH3-4 1-2			SH3-4 1-2	K		1-3	3	1	1	0	0	1	0				
Willie Norwood, R (1, 8) OBP: 0.338, SLG: 0.547		1B 1B	F7			CS 1B			K	4	1	2	1	0	1	1				
Bombo Rivera, R (1, 9) OBP: 0.258, SLG: 0.267		1B SF7 1B				CS 1-2 2-H 1B		CS F7		3	1	2	2	0	0	0				
Inning Stats	R: 0 E: 0 K: 0 S: 4	H: 1 LOB: 1 BB: 0 P: 4	R: 4 E: 0 K: 0 S: 7	H: 5 LOB: 0 BB: 0 P: 7	R: 0 E: 0 K: 0 S: 3	H: 0 LOB: 0 BB: 0 P: 3	R: 1 E: 0 K: 0 S: 5	H: 2 LOB: 1 BB: 0 P: 5	R: 0 E: 0 K: 1 S: 5	H: 1 LOB: 0 BB: 0 P: 5	R: 0 E: 0 K: 0 S: 3	H: 0 LOB: 0 BB: 0 P: 3	R: 0 E: 0 K: 1 S: 5	H: 0 LOB: 0 BB: 0 P: 5	R: 0 E: 0 K: 1 S: 5	H: 0 LOB: 0 BB: 0 P: 5	1B: 11 2B: 0 3B: 0 HR: 0	SF: 1 SAC: 3 DP: 2 HBP: 1	WP: 0 PA: 37 PB: 0 SB: 0 CS: 2	
PITCHER	IP WLS BF H R ER SO BB IBB HBP BLK WP HR S P ERA WHIP	IP WLS BF H R ER SO BB IBB HBP BLK WP HR S P ERA WHIP	IP WLS BF H R ER SO BB IBB HBP BLK WP HR S P ERA WHIP	IP WLS BF H R ER SO BB IBB HBP BLK WP HR S P ERA WHIP	IP WLS BF H R ER SO BB IBB HBP BLK WP HR S P ERA WHIP	IP WLS BF H R ER SO BB IBB HBP BLK WP HR S P ERA WHIP	IP WLS BF H R ER SO BB IBB HBP BLK WP HR S P ERA WHIP	IP WLS BF H R ER SO BB IBB HBP BLK WP HR S P ERA WHIP	IP WLS BF H R ER SO BB IBB HBP BLK WP HR S P ERA WHIP	IP WLS BF H R ER SO BB IBB HBP BLK WP HR S P ERA WHIP	IP WLS BF H R ER SO BB IBB HBP BLK WP HR S P ERA WHIP	IP WLS BF H R ER SO BB IBB HBP BLK WP HR S P ERA WHIP	IP WLS BF H R ER SO BB IBB HBP BLK WP HR S P ERA WHIP	IP WLS BF H R ER SO BB IBB HBP BLK WP HR S P ERA WHIP	IP WLS BF H R ER SO BB IBB HBP BLK WP HR S P ERA WHIP	IP WLS BF H R ER SO BB IBB HBP BLK WP HR S P ERA WHIP	IP WLS BF H R ER SO BB IBB HBP BLK WP HR S P ERA WHIP	IP WLS BF H R ER SO BB IBB HBP BLK WP HR S P ERA WHIP	IP WLS BF H R ER SO BB IBB HBP BLK WP HR S P ERA WHIP	
Dave Rozema, R (1, 1) ERA: 4.8 Sheldon Burnside, L (5, 1) ERA: 2.57	4.1 L 22 9 5 5 0 0 0 0 0 0 0 21 22 10.38 2.077	4.2 S 13 2 0 0 2 0 0 0 0 0 0 17 17 0.00 0.429																		

Minnesota Twins @ Detroit Tigers
Tiger Stadium, Detroit, MI
Fri Apr 27 1979, 6:05 PM EST
Att: 11,262 - Unknown - 49 F

AB 30
R 5
H 11
RBI 5
BB 0
SO 2
LOB 8



Batter	1	2	3	4	5	6	7	8	9	AB	R	H	RBI	BB	SO	LOB	BOTTOM			
Ron LeFlore, R (1, 10) OBP: 0.328, SLG: 0.390	5-3		HR		6-3			K		4	1	1	2	0	1	0				
Lou Whitaker, L (1, 4) OBP: 0.426, SLG: 0.528	L5		CS 1B			K		6-3		4	0	1	0	0	1	0				
John Wockenfuss, R (1, 3) OBP: 0.333, SLG: 0.714	K		F3 1-2			FC6-4 BB			HR	3	1	1	1	1	1	1				
Lance Parrish, R (1, 2) OBP: 0.310, SLG: 0.415		1B 1B			G6-4-3 1B	K			3-1 1B	4	0	3	0	0	1	1				
Jerry Morales, R (1, 9) OBP: 0.200, SLG: 0.236		L9			G6-4-3 1-2	FC6-4 1-2			K	4	0	0	0	0	1	4				
Lynn Jones, R (1, 8) OBP: 0.406, SLG: 0.448 Jason Thompson, L (9, PH) OBP: 0.333, SLG: 0.286		G5-4-3 1B					K		3-1	3	0	2	0	0	1	0				
Aurelio Rodriguez, R (1, 5) OBP: 0.270, SLG: 0.306 Steve Kemp, L (9, PH) OBP: 0.469, SLG: 0.651		G5-4-3 1-2			K		F8		K	3	0	0	0	0	1	3				
Mark Wagner, R (1, 6) OBP: 0.335, SLG: 0.571			FC6-4 BB			F8		K		2	0	0	0	1	1	0				
Dave Machemer, R (1, 7) OBP: 0.335, SLG: 0.571			FC6-4 HR			K		3-1		3	1	0	0	0	1	1				
Inning Stats	R: 0 E: 0 K: 1 S: 5	H: 0 LOB: 0 BB: 0 P: 5	R: 0 E: 0 K: 0 S: 4	H: 2 LOB: 1 BB: 0 P: 4	R: 2 E: 0 K: 0 S: 4	H: 2 LOB: 0 BB: 1 P: 8	R: 0 E: 0 K: 1 S: 6	H: 2 LOB: 1 BB: 0 P: 6	R: 0 E: 0 K: 2 S: 7	H: 0 LOB: 0 BB: 1 P: 11	R: 0 E: 0 K: 2 S: 7	H: 0 LOB: 0 BB: 0 P: 7	R: 0 E: 0 K: 1 S: 5	H: 0 LOB: 0 BB: 0 P: 5	R: 1 E: 0 K: 2 S: 9	H: 2 LOB: 1 BB: 0 P: 9	1B: 6 2B: 0 3B: 0 HR: 2	SF: 0 SAC: 0 DP: 2 HBP: 0	WP: 0 PA: 34 PB: 0 SB: 0 CS: 1	
PITCHER	IP WLS BF H R ER SO BB IBB HBP BLK WP HR S P ERA WHIP	IP WLS BF H R ER SO BB IBB HBP BLK WP HR S P ERA WHIP	IP WLS BF H R ER SO BB IBB HBP BLK WP HR S P ERA WHIP	IP WLS BF H R ER SO BB IBB HBP BLK WP HR S P ERA WHIP	IP WLS BF H R ER SO BB IBB HBP BLK WP HR S P ERA WHIP	IP WLS BF H R ER SO BB IBB HBP BLK WP HR S P ERA WHIP	IP WLS BF H R ER SO BB IBB HBP BLK WP HR S P ERA WHIP	IP WLS BF H R ER SO BB IBB HBP BLK WP HR S P ERA WHIP	IP WLS BF H R ER SO BB IBB HBP BLK WP HR S P ERA WHIP	IP WLS BF H R ER SO BB IBB HBP BLK WP HR S P ERA WHIP	IP WLS BF H R ER SO BB IBB HBP BLK WP HR S P ERA WHIP	IP WLS BF H R ER SO BB IBB HBP BLK WP HR S P ERA WHIP	IP WLS BF H R ER SO BB IBB HBP BLK WP HR S P ERA WHIP	IP WLS BF H R ER SO BB IBB HBP BLK WP HR S P ERA WHIP	IP WLS BF H R ER SO BB IBB HBP BLK WP HR S P ERA WHIP	IP WLS BF H R ER SO BB IBB HBP BLK WP HR S P ERA WHIP	IP WLS BF H R ER SO BB IBB HBP BLK WP HR S P ERA WHIP	IP WLS BF H R ER SO BB IBB HBP BLK WP HR S P ERA WHIP	IP WLS BF H R ER SO BB IBB HBP BLK WP HR S P ERA WHIP	
Jerry Kosman, L (1, 1) ERA: 4.02 Mike Marshall, R (9, 1) ERA: 1.62	8.0 W 30 7 3 3 8	1.0 S 4 1 0 0 2																		

Minnesota Twins @ Detroit Tigers
Tiger Stadium, Detroit, MI
Fri Apr 27 1979, 6:05 PM EST
Att: 11,262 - Unknown - 49 F

AB 32
R 3
H 8
RBI 3
BB 2
SO 10
LOB 12




Batter	1	2	3	4	5	6	7	8	9	AB	R	H	RBI	BB	SO	LOB	TOP				
Rob Wilfong, L (1, 4) OBP: 0.338, SLG: 0.360 Bob Randall, R (7, PH) OBP: 0.294, SLG: 0.250 (7, 4)	0-3 K		0-0 G3		0-0 E6		0-0 5-3		0-0 5-3	3	0	0	0	0	1	1	Minnesota Twins @ Detroit Tigers Tiger Stadium, Detroit, MI Sat Apr 28 1979, 3:33 AM EST Alt. 8,818 - Unknown - 44 F				
Butch Wynegar, S (1, 2) OBP: 0.375, SLG: 0.413	0-0 HR		0-0 F9		0-0 FC4-6		0-0 F3		0-0 L5	5	1	1	1	0	0	6					
Mike Cabbage, L (1, 5) John Castino, R (7, PH) OBP: 0.409, SLG: 0.524 (7, 5)	0-0 4-3			0-0 1B	0-0 4-3		0-0 5-3		0-0 6-3	3	0	1	0	0	0	1					
Roy Smalley, S (1, 6) OBP: 0.457, SLG: 0.545	0-0 F8			0-0 1B		0-0 F8	0-3 K			4	0	0	0	0	1	2					
Glenn Adams, L (1, 10) Jose Morales, R (8, PH) OBP: 0.365, SLG: 0.440 (8, PH) OBP: 0.400, SLG: 0.476		0-0 F7		0-0 1B		0-0 1B		0-0 F9		3	1	2	0	0	0	0					
Ken Landreaux, L (1, 7) OBP: 0.325, SLG: 0.386	0-0 F2		0-0 F7		0-0 1B	0-0 S	0-0 F3			4	0	1	0	0	0	2					
Willie Norwood, R (1, 8) OBP: 0.333, SLG: 0.529	0-0 F8		0-0 4-3		0-0 1B	0-0 S	0-0 F7			4	0	1	1	0	0	2					
Bombo Rivera, R (1, 9) OBP: 0.229, SLG: 0.235			0-0 1-3		0-0 F8	0-0 F8		0-0 E6		4	0	0	0	0	0	2					
Craig Kusick, R (1, 3) Dave Edwards, R (9, PR) OBP: 0.231, SLG: 0.538 (9, PR) OBP: 0.333, SLG: 0.333			0-0 G3		0-0 HR	0-0 K		0-0 5-3		4	1	3	1	0	1	2					
Inning Stats	R: 1 E: 0 K: 1 S: 6	H: 1 LOB: 0 BB: 0 P: 6	R: 0 E: 0 K: 0 S: 3	H: 0 LOB: 0 BB: 0 P: 3	R: 0 E: 0 K: 0 S: 4	H: 1 LOB: 1 BB: 0 P: 4	R: 0 E: 0 K: 0 S: 5	H: 2 LOB: 2 BB: 0 P: 5	R: 1 E: 1 K: 0 S: 5	H: 1 LOB: 1 BB: 0 P: 5	R: 1 E: 0 K: 1 S: 8	H: 3 LOB: 2 BB: 0 P: 8	R: 0 E: 0 K: 1 S: 6	H: 1 LOB: 1 BB: 0 P: 6	R: 0 E: 0 K: 0 S: 3	H: 0 LOB: 0 BB: 0 P: 3		1B: 7 2B: 1 3B: 0 HR: 2	SF: 0 SAC: 0 DP: 0 HBP: 0	WP: 0 PB: 0 SB: 2 CS: 0	PA: 39
PITCHER	IP WLS BF H R ER SO BB IBB HBP BLK WP HR S P ERA WHIP																				
Kip Young, R (1, 1) ERA: 8.88	5.1 W 25 8 3 3 1 0 0 0 0 0 2 27 27 5.06 1.500																				
John Hiller, L (6, 1) ERA: 3.21	3.2 S 14 2 0 0 2 0 0 0 0 0 0 0 18 18 0.00 0.545																				

Batter	1	2	3	4	5	6	7	8	9	AB	R	H	RBI	BB	SO	LOB	BOTTOM				
Ron LeFlore, R (1, 10) OBP: 0.368, SLG: 0.410	4-0 CS		0-0 4-3		0-0 F8		4-0 1B		0-0 5-3	2	2	2	0	2	0	0	Minnesota Twins @ Detroit Tigers Tiger Stadium, Detroit, MI Sat Apr 28 1979, 3:33 AM EST Alt. 8,818 - Unknown - 44 F				
Lou Whitaker, L (1, 4) OBP: 0.444, SLG: 0.556	0-0 1B		0-0 4-3		0-0 SH5-3		0-0 SH5-4		0-0 SH5-4	1	1	1	0	1	0	0					
Steve Kemp, L (1, 7) Tim Corcoran, L (7, PR) OBP: 0.491, SLG: 0.644 (7, PR) OBP: 0.350, SLG: 0.188 (8, 7)	0-0 2B		0-0 4-3		0-0 2B		0-0 1B		0-0 1B	2	1	1	1	2	0	2					
Jason Thompson, L (1, 3) Dave Machemer, R (7, PR) John Wockenfuss, R (8, 3) OBP: 0.327, SLG: 0.282 (7, PR) OBP: 0.333, SLG: 0.714 (8, 3)	0-0 G3		0-0 F7		0-0 F8		0-0 CS		0-0 1B	4	0	1	1	0	0	5					
Lance Parrish, R (1, 2) OBP: 0.304, SLG: 0.422	0-3 K			0-0 5-3		0-0 2B		0-0 6-3		4	0	1	1	0	1	3					
Phil Mankowski, L (1, 5) Aurelio Rodriguez, R (7, 5) OBP: 0.304, SLG: 0.300 (7, 5) OBP: 0.263, SLG: 0.297		0-0 G6-3		0-0 1-3		0-0 F9		0-0 6-3		3	0	1	0	0	0	1					
Jerry Morales, R (1, 9) OBP: 0.203, SLG: 0.254		0-0 G6-3		0-0 1B		0-0 F7		0-0 F7		4	1	1	0	0	0	1					
Lynn Jones, R (1, 8) OBP: 0.444, SLG: 0.469		0-0 6-3		0-0 2B		0-0 CS		0-0 FC6-4		3	0	2	1	1	0	0					
Alan Trammell, R (1, 6) OBP: 0.444, SLG: 0.400			0-0 5-3		0-0 F8		0-0 F9		0-0 FC6-4	4	0	0	0	0	0	3					
Inning Stats	R: 1 E: 0 K: 1 S: 6	H: 2 LOB: 1 BB: 1 P: 10	R: 0 E: 0 K: 0 S: 3	H: 1 LOB: 0 BB: 0 P: 3	R: 0 E: 0 K: 0 S: 4	H: 1 LOB: 2 BB: 1 P: 8	R: 1 E: 0 K: 0 S: 5	H: 2 LOB: 1 BB: 0 P: 5	R: 2 E: 0 K: 0 S: 5	H: 2 LOB: 1 BB: 1 P: 9	R: 0 E: 0 K: 0 S: 3	H: 1 LOB: 0 BB: 0 P: 3	R: 1 E: 0 K: 0 S: 3	H: 1 LOB: 2 BB: 2 P: 11	R: 0 E: 0 K: 0 S: 3	H: 0 LOB: 1 BB: 1 P: 7		1B: 7 2B: 3 3B: 0 HR: 0	SF: 0 SAC: 2 DP: 1 HBP: 0	WP: 1 PB: 0 SB: 0 CS: 3	PA: 36
PITCHER	IP WLS BF H R ER SO BB IBB HBP BLK WP HR S P ERA WHIP																				
Dave Goltz, R (1, 1) ERA: 4.5	6.0 L 27 9 4 4 4 1 0 0 0 0 0 0 1 26 38 6.00 2.000																				
Pete Redfern, R (7, 1) ERA: 1.49	0.1 2 0 1 1 0 1 0 0 0 0 0 0 1 5 27.00 3.000																				
Jeff Holly, L (7, 1) ERA: 7.11	0.0 2 1 0 0 0 0 1 0 0 0 0 0 0 1 5 ∞ ∞																				
Gary Serun, R (7, 1) ERA: 6.97	1.2 5 0 0 0 0 0 1 0 0 0 0 0 0 4 8 0.00 0.600																				

Batter	1	2	3	4	5	6	7	8	9	AB	R	H	RBI	BB	SO	LOB	TOP								
Ron LeFlore, R (1, 10) OBP: 0.391, SLG: 0.391	0-3 K		0-0 S 1B		0-0 F8		0-0 6-3		0-3 K	5	1	1	0	0	2	1									
Lou Whitaker, L (1, 4) OBP: 0.423, SLG: 0.525	0-0 4-3		0-0 SF7		0-0 F5		0-0 6-3			3	0	0	1	0	0	1									
Steve Kemp, L (1, 7) OBP: 0.475, SLG: 0.604	0-3 K		0-0 2B		0-3 K			0-0 F2		4	1	1	1	0	2	0									
Jason Thompson, L (1, 3) OBP: 0.316, SLG: 0.283		0-0 F5	0-0 2B		0-0 F8			0-0 5-3		4	0	1	1	0	0	0									
Lance Parrish, R (1, 2) OBP: 0.296, SLG: 0.442		4-0 BB	0-0 6-3		0-0 6-3			0-0 HR		3	1	1	1	1	0	1									
Jerry Morales, R (1, 9) OBP: 0.250, SLG: 0.338		4-0 BB		0-0 FC1-6		4-0 BB		0-0 HR		2	1	2	1	2	0	0									
Lynn Jones, R (1, 8) OBP: 0.409, SLG: 0.425		0-0 G6-4-3		0-0 FC1-6		0-0 6-3		0-0 6-3		4	0	0	0	0	0	4									
Aurelio Rodriguez, R (1, 5) OBP: 0.289, SLG: 0.302			4-0 FC5-4		0-0 F8		0-0 SH1-4		0-0 5-3	3	0	1	0	1	0	1									
Alan Trammell, R (1, 6) OBP: 0.455, SLG: 0.419			0-0 FC5-4		0-0 F9		0-0 SH1-4		0-3 K	3	1	0	0	0	1	2									
Inning Stats	R: 0 E: 0 K: 2 S: 7	H: 0 LOB: 0 BB: 0 P: 7	R: 0 E: 0 K: 0 S: 2	H: 0 LOB: 1 BB: 2 P: 10	R: 3 E: 0 K: 0 S: 6	H: 3 LOB: 1 BB: 1 P: 10	R: 0 E: 0 K: 0 S: 4	H: 1 LOB: 1 BB: 0 P: 4	R: 0 E: 0 K: 1 S: 5	H: 0 LOB: 0 BB: 0 P: 5	R: 0 E: 0 K: 0 S: 3	H: 0 LOB: 1 BB: 1 P: 7	R: 0 E: 0 K: 0 S: 4	H: 1 LOB: 1 BB: 0 P: 4	R: 2 E: 0 K: 0 S: 5	H: 2 LOB: 2 BB: 0 P: 5	R: 0 E: 0 K: 2 S: 7	H: 0 LOB: 0 BB: 0 P: 7	1B: 4 2B: 1 HR: 2	SF: 1 SAC: 1 DP: 1 HBP: 0	WP: 0 PB: 0 SB: 1 CS: 0	PA: 37			
PITCHER	IP	WLS	BF	H	R	ER	SO	BB	IBB	HBP	BLK	WP	HR	S	P	ERA	WHIP								
Ken Kravec, L (1, 1) ERA: 5.03	8.0	L	34	7	5	5	3	4	0	0	0	0	2	36	52	5.62	1.375								
Randy Scarbery, R (9, 1) ERA: 1.23	1.0	S	3	0	0	0	2	0	0	0	0	0	0	7	7	0.00	0.000								

Detroit Tigers @ Chicago White Sox
 Comiskey Park, Chicago, IL
 Tue May 01 1979, 8:05 PM EDT
 Att: 16,470 - Unknown - 42 F


AB 31
 R 5
 H 7
 RBI 5
 BB 4
 SO 5
 LOB 10



Batter	1	2	3	4	5	6	7	8	9	AB	R	H	RBI	BB	SO	LOB	BOTTOM								
Ralph Garr, L (1, 7) OBP: 0.350, SLG: 0.411	0-3 K		0-0 5-3			4-0 1B		0-0 4-3		3	0	1	0	1	1	1									
Claudell Washington, L (1, 9) OBP: 0.319, SLG: 0.410	0-3 K			0-0 G6-3		0-0 F5		0-0 4-3		4	0	1	0	0	1	3									
Chet Lemon, R (1, 8) OBP: 0.457, SLG: 0.585	0-0 F9			4-0 G6-3		1-0 1B		0-0 6-3		2	0	0	0	1	0	1									
Mike Squires, L (1, 3) OBP: 0.320, SLG: 0.391		0-0 F8		0-0 G6-3		0-0 F4			0-0 G3	4	0	0	0	0	0	5									
Alan Bannister, R (1, 4) OBP: 0.452, SLG: 0.528		0-3 K		0-3 K		0-0 1B			0-0 E	4	1	2	1	0	2	1									
Jorge Orta, L (1, 10) OBP: 0.333, SLG: 0.231		0-0 F4			4-0 G4-3		0-0 6-3		0-0 FC4	3	0	0	0	1	0	1									
Eric Soderholm, R (1, 5) OBP: 0.364, SLG: 0.367			0-0 F8		0-0 G4-3		0-0 6-3		0-0 G4-6-3	4	0	1	1	0	0	1									
Mary Foley, L (1, 2) OBP: 0.260, SLG: 0.283			0-0 4-3		0-0 F5-6		0-0 F9		0-0 G4-6-3	3	0	0	0	0	0	0									
Wayne Nordhagen, R (9, PH) OBP: 0.397, SLG: 0.395									0-0 G4-6-3	1	0	0	0	0	0	2									
Greg Pryor, R (1, 6) OBP: 0.386, SLG: 0.473						0-0 HBP		0-0 F6		3	1	2	0	0	0	0									
Inning Stats	R: 0 E: 0 K: 2 S: 7	H: 0 LOB: 0 BB: 0 P: 7	R: 0 E: 0 K: 1 S: 5	H: 0 LOB: 0 BB: 0 P: 5	R: 0 E: 0 K: 0 S: 4	H: 1 LOB: 1 BB: 0 P: 4	R: 0 E: 0 K: 1 S: 5	H: 1 LOB: 1 BB: 1 P: 9	R: 0 E: 0 K: 0 S: 2	H: 0 LOB: 0 BB: 1 P: 6	R: 1 E: 0 K: 0 S: 4	H: 2 LOB: 3 BB: 1 P: 9	R: 0 E: 0 K: 0 S: 3	H: 0 LOB: 0 BB: 0 P: 3	R: 0 E: 0 K: 0 S: 4	H: 1 LOB: 1 BB: 0 P: 4	R: 1 E: 1 K: 0 S: 5	H: 2 LOB: 1 BB: 0 P: 5	1B: 7 2B: 0 HR: 0	SF: 0 SAC: 0 DP: 3 HBP: 1	WP: 0 PB: 0 SB: 0 CS: 0	PA: 35			
PITCHER	IP	WLS	BF	H	R	ER	SO	BB	IBB	HBP	BLK	WP	HR	S	P	ERA	WHIP								
Steve Baker, R (1, 1) ERA: 3.1	6.0	W	23	4	1	1	4	4	1	1	0	0	0	27	40	1.50	1.167								
Jack Billingham, R (7, 1) ERA: 4.01	3.0	S	12	3	1	0	0	0	0	0	0	0	0	12	12	0.00	1.000								

Detroit Tigers @ Chicago White Sox
 Comiskey Park, Chicago, IL
 Tue May 01 1979, 8:05 PM EDT
 Att: 16,470 - Unknown - 42 F


AB 31
 R 2
 H 7
 RBI 2
 BB 3
 SO 4
 LOB 15



Batter	1	2	3	4	5	6	7	8	9	AB	R	H	RBI	BB	SO	LOB	TOP										
Ron LeFlore, R OBP: 0.366, SLG: 0.432 Tim Corcoran, L OBP: 0.350, SLG: 0.188	0-0 E S BB 1B	0-0 1-H 3B 3B		0-0 F9			0-0 L9	0-0 FC6-4 1B		5	2	3	1	0	0	0											
Lou Whitaker, L OBP: 0.421, SLG: 0.545	0-0 4-3	0-0 CS 3B		0-0 F7			0-0 FC6-4 1B	0-0 FC6-4 1B		5	0	2	1	0	0	3											
Steve Kemp, L OBP: 0.470, SLG: 0.579	4-0 BB E BB	0-0 3-1					0-0 FC6-4 HR		0-0 F3	4	1	1	0	1	0	2											
Jason Thompson, L OBP: 0.371, SLG: 0.362 Mark Wagner, R OBP: 0.335, SLG: 0.571	4-0 BB BB		4-0 G1 1B BB		4-0 FC1-5 BB		0-0 HR		4-0 1B BB	1	1	1	2	4	0	0											
Rusty Staub, L OBP: 0.500, SLG: 0.667 Lynn Jones, R OBP: 0.422, SLG: 0.439	4-0 BB		0-3 K		0-0 FC1-5 BB		0-0 1B 2B		0-0 1B BB	3	0	1	1	1	1	3											
Lance Parrish, R OBP: 0.305, SLG: 0.439	0-3 K		0-0 G1 1B		0-0 G6-4-3		0-0 1B		0-0 G6-4-3 1B	5	0	2	1	0	1	7											
Jerry Morales, R OBP: 0.250, SLG: 0.333	0-0 F9		0-0 G1		0-0 4-3		0-0 1B SH3-4 1B			4	0	1	0	0	0	5											
Phil Mankowski, L OBP: 0.289, SLG: 0.261 Aurelio Rodriguez, R OBP: 0.283, SLG: 0.295		0-3 K	0-0 1-6-3		0-0 6-3		0-0 SH3-4		0-0 1-2	2	0	0	0	0	1	2											
Alan Trammell, R OBP: 0.432, SLG: 0.400		0-0 3B 1B		0-0 F9		0-0 L9		0-0 6-3		4	1	1	0	0	0	1											
Inning Stats	R: 1 E: 1 K: 1 S: 6	H: 1 LOB: 3 BB: 3 P: 18	R: 2 E: 0 K: 1 S: 7	H: 3 LOB: 0 BB: 0 P: 7	R: 0 E: 0 K: 1 S: 6	H: 1 LOB: 2 BB: 1 P: 10	R: 0 E: 0 K: 0 S: 3	H: 0 LOB: 0 BB: 0 P: 3	R: 0 E: 0 K: 0 S: 3	H: 0 LOB: 1 BB: 1 P: 7	R: 0 E: 0 K: 0 S: 3	H: 0 LOB: 0 BB: 0 P: 3	R: 3 E: 0 K: 0 S: 6	H: 4 LOB: 2 BB: 0 P: 6	R: 0 E: 0 K: 0 S: 5	H: 2 LOB: 2 BB: 1 P: 5	R: 0 E: 0 K: 0 S: 3	H: 1 LOB: 2 BB: 1 P: 7	1B: 9 2B: 1 3B: 2 HR: 1	SF: 0 SAC: 1 DP: 2 HBP: 0	WP: 0 PB: 0 SB: 1 CS: 1	PA: 42					
PITCHER	IP	WLS	BF	H	R	ER	SO	BB	IBB	HBP	BLK	WP	HR	S	P	ERA	WHIP										
Roger Erickson, R ERA: 7.79	1.1		11	4	3	3	2	3	0	0	0	0	0	12	24	20.25	5.250										
Ken Brett, L ERA: 5.09	5.1		21	5	3	3	1	2	0	0	0	0	1	21	29	5.06	1.312										
Mike Marshall, R ERA: 0.99	2.1	W	10	4	0	0	0	1	0	0	0	0	0	9	13	0.00	2.143										

Detroit Tigers @ Minnesota Twins
Metropolitan Stadium, Bloomington, MI
Thu May 03 1979, 8:05 PM EDT
Att. 4,581 - Unknown - 52 F


AB 35
R 6
H 13
RBI 6
BB 6
SO 3
LOB 23



Batter	1	2	3	4	5	6	7	8	9	AB	R	H	RBI	BB	SO	LOB	BOTTOM										
Mike Cabbage, L OBP: 0.312, SLG: 0.304 John Castino, R OBP: 0.419, SLG: 0.444	0-0 4-3		0-0 4-3		0-0 SH1-4	0-0 BB 1B	0-0 K			2	0	0	0	0	0	0											
Roy Smalley, S OBP: 0.472, SLG: 0.602	0-0 FC6-4 BB 1B		0-0 2B 1B		4-0 1B BB	0-0 F7		0-0 HR		4	2	3	1	1	0	2											
Ken Landreaux, L OBP: 0.410, SLG: 0.500	4-0 FC6-4 BB		0-0 4-3 2B		0-0 1-2 2-H 1B	4-0 1-2 2-3 BB		0-0 FC5-4 1B		3	0	3	2	2	0	0											
Glenn Adams, L OBP: 0.333, SLG: 0.394 Bombo Rivera, R OBP: 0.237, SLG: 0.270	0-0 FC6-4		0-0 4-3		0-3 K	0-0 F7		0-0 FC5-4 1B		2	0	0	0	0	0	3											
Jose Morales, R OBP: 0.303, SLG: 0.430 Dave Edwards, R OBP: 0.333, SLG: 0.333 Rick Snodgrass, R OBP: 0.341, SLG: 0.282	0-0 1-2 2-3		0-0 2-3		0-0 K	0-0 F7		0-0 FC5-4 1B		1	0	0	0	0	0	0											
Butch Wynegar, S OBP: 0.358, SLG: 0.398	0-0 F2		0-0 F5		0-0 F3		0-0 F8	0-0 F1		5	0	0	0	0	0	7											
Ron Jackson, R OBP: 0.286, SLG: 0.369		0-0 1-3		0-0 1-3		0-3 K	0-0 BB E 1B	0-0 FC5-4 1B		5	1	1	0	0	1	2											
Craig Kusick, R OBP: 0.192, SLG: 0.385		0-0 5-3		0-0 F6		0-0 E7 1B 1B	0-0 L6	0-0 F6		5	1	1	0	0	0	3											
Willie Norwood, R OBP: 0.337, SLG: 0.518		0-3 K		0-0 CS 1B		0-0 SH 1B 1B	4-0 E BB			3	1	2	1	1	1	0											
Rob Wilfong, L OBP: 0.388, SLG: 0.508 Bob Randall, R OBP: 0.333, SLG: 0.263			0-0 HR		0-0 CS	4-0 SH 1B BB	0-0 E7 1B			1	2	1	1	1	0	0											
Inning Stats	R: 0 E: 0 K: 0 S: 4	H: 1 LOB: 2 BB: 1 P: 8	R: 0 E: 0 K: 1 S: 5	H: 0 LOB: 0 BB: 0 P: 5	R: 2 E: 0 K: 0 S: 6	H: 3 LOB: 1 BB: 0 P: 6	R: 0 E: 0 K: 0 S: 3	H: 1 LOB: 0 BB: 0 P: 3	R: 1 E: 0 K: 1 S: 6	H: 1 LOB: 2 BB: 2 P: 14	R: 2 E: 2 K: 1 S: 9	H: 3 LOB: 3 BB: 1 P: 13	R: 1 E: 1 K: 1 S: 7	H: 2 LOB: 2 BB: 1 P: 11	R: 1 E: 0 K: 0 S: 6	H: 3 LOB: 2 BB: 0 P: 6	1B: 11 2B: 1 3B: 0 HR: 2	SF: 0 SAC: 2 DP: 0 HBP: 0	WP: 0 PB: 0 SB: 0 CS: 1	PA: 44							
PITCHER	IP	WLS	BF	H	R	ER	SO	BB	IBB	HBP	BLK	WP	HR	S	P	ERA	WHIP										
Kip Young, R ERA: 3.94	1.1		20	5	3	3	1	3	0	0	0	0	0	19	31	6.23	1.846										
Sheldon Burnside, L ERA: 3.94	1.0		6	3	2	2	2	0	0	0	0	0	0	10	10	18.00	3.000										
John Hiller, L ERA: 3.55	1.1		10	3	1	1	0	2	0	0	0	0	0	8	16	6.75	3.750										
Jack Billingham, R ERA: 4.15	1.1	L	7	3	1	1	1	0	0	0	0	0	1	9	9	6.75	2.250										

Detroit Tigers @ Minnesota Twins
Metropolitan Stadium, Bloomington, MI
Thu May 03 1979, 8:05 PM EDT
Att. 4,581 - Unknown - 52 F

AB 36
R 7
H 14
RBI 7
BB 5
SO 4
LOB 24



Batter	1	2	3	4	5	6	7	8	9	AB	R	H	RBI	BB	SO	LOB	TOP										
Ron LeFlore, R (1, 8) OBP: 0.402, SLG: 0.506	4-0 1B G4-6-3 BB		0-0 6-3		0-0 6-3		0-0 HR		0-0 4-3	4	2	1	2	1	0	1											
Jerry Morales, R (1, 9) OBP: 0.297, SLG: 0.349	0-0 1-3 1B G4-6-3		0-3 K			0-0 6-3	0-3 K			4	0	1	0	0	2	0											
Rusty Staub, L (1, 10) OBP: 0.556, SLG: 0.786	0-0 G4-6-3 1-2 3-H			4-0 1B L9-2 BB		0-0 4-3	0-3 K			3	0	0	0	1	1	1											
Steve Kemp, L (1, 7) OBP: 0.488, SLG: 0.614	0-0 6-3			0-0 3-1 1-2 BB		0-0 F6		0-0 SH1-4 1B		4	0	1	0	0	0	1											
Jason Thompson, L (1, 3) OBP: 0.413, SLG: 0.393		0-3 K		0-0 1B 2-3			0-0 E 2B 1B	0-0 SH1-4		3	1	2	0	0	1	0											
Lance Parrish, R (1, 2) OBP: 0.292, SLG: 0.406	0-0 F9 2B			0-0 L9-2 3-H			0-0 E4 2B 1-3	4-0 G6-4-3 BB		3	1	1	0	1	0	3											
Aurelio Rodriguez, R (1, 5) Lou Whitaker, L (8, PH) OBP: 0.415, SLG: 0.514	0-0 F9 2-3				0-0 5-3		0-0 1B 2B 2-H 3-H	0-0 G6-4-3 1-2		3	1	1	2	0	0	1											
Mark Wagner, R (1, 4) Phil Mankowski, L (8, 5) OBP: 0.367, SLG: 0.464	0-0 4-3				0-3 K		0-0 4-3		0-0 4-3	3	0	0	0	0	1	2											
Alan Trammell, R (1, 6) OBP: 0.367, SLG: 0.362			0-0 L9				0-0 HR 1B 2-H		0-0 L3	4	1	2	1	0	0	0											
Inning Stats	R: 1 E: 0 K: 0 S: 3	H: 1 LOB: 0 BB: 1 P: 7	R: 0 E: 0 K: 1 S: 6	H: 1 LOB: 1 BB: 0 P: 6	R: 0 E: 0 K: 1 S: 5	H: 0 LOB: 0 BB: 0 P: 5	R: 0 E: 0 K: 0 S: 3	H: 1 LOB: 1 BB: 1 P: 7	R: 0 E: 0 K: 1 S: 6	H: 1 LOB: 1 BB: 0 P: 6	R: 0 E: 0 K: 0 S: 3	H: 0 LOB: 0 BB: 0 P: 3	R: 5 E: 1 K: 2 S: 12	H: 4 LOB: 0 BB: 0 P: 12	R: 0 E: 0 K: 0 S: 3	H: 1 LOB: 1 BB: 1 P: 7	R: 0 E: 0 K: 0 S: 3	H: 0 LOB: 0 BB: 0 P: 3	1B: 5 2B: 4 HR: 1	SF: 0 SAC: 1 DP: 3 HBP: 0	WP: 0 PB: 0 SB: 0 CS: 0	PA: 37					
PITCHER	IP	WLS	BF	H	R	ER	SO	BB	IBB	HBP	BLK	WP	HR	S	P	ERA	WHIP										
Jerry Kosman, L (1, 1) ERA: 4.23	7.1		32	9	6	5	5	2	0	0	0	0	1	40	48	6.14	1.500										
Mike Marshall, R (8, 1) ERA: 0.85	1.2	W	5	0	0	0	0	1	0	0	0	0	0	4	8	0.00	0.600										

Detroit Tigers @ Minnesota Twins
Metropolitan Stadium, Bloomington, MI
Sun May 06 1979, 4:33 AM EDT
Att: 15,235 - Unknown - 56 F

AB 33
R 6
H 9
RBI 5
BB 3
SO 5
LOB 11



Batter	1	2	3	4	5	6	7	8	9	AB	R	H	RBI	BB	SO	LOB	BOTTOM										
Butch Wynegar, S (1, 2) OBP: 0.376, SLG: 0.457	0-0 L8		0-0 FC3-2 1B 1-3 2-H	4-0 BB		0-0 HR		4-0 HR BB		3	3	2	2	2	0	0											
Roy Smalley, S (1, 6) OBP: 0.471, SLG: 0.620	0-0 F7		0-0 FC3-2 1B 1-2 3-H	0-0 F4		0-0 3-1		0-0 HR BB 1-H 2-H		5	1	1	3	0	0	4											
Ken Landreaux, L (1, 7) OBP: 0.391, SLG: 0.466	0-3 K		0-0 1-2 2-H 1B	0-0 4-3		0-0 1B		0-0 L8		5	0	2	1	0	1	2											
Glenn Adams, L (1, 10) OBP: 0.325, SLG: 0.429		0-0 G3	0-0 G3		0-0 F9 1B 1B	0-0 G3		0-0 L8		5	0	1	0	0	0	3											
Mike Cabbage, L (1, 5) John Castino, R (7, PH) OBP: 0.326, SLG: 0.333	0-0 G3			0-0 1B 1B 1-2	0-0 1B 1B		0-0 F8			3	1	2	0	0	0	0											
Ron Jackson, R (1, 3) OBP: 0.301, SLG: 0.400	0-0 F7			0-0 1B 2B 1B 1-2	0-0 F9 2-3		0-0 F8			4	1	1	0	0	0	2											
Rob Wilfong, L (1, 4) Bombo Rivera, R (7, PH) OBP: 0.238, SLG: 0.250			0-0 FC6-4 1B 1-2 2-H	0-0 2B 1B 1-2 2-H	0-0 L6		0-3 K			3	1	2	1	0	0	2											
Willie Norwood, R (1, 8) OBP: 0.337, SLG: 0.500			0-0 FC6-4 1B 1-2	0-0 1B 2B 1-H 2-H	0-0 1-3			4-0 BB HR BB		3	2	1	2	1	0	3											
Rick Sofield, L (1, 9) Bob Randall, R (8, 4) OBP: 0.354, SLG: 0.286			0-0 1B FC3-2 1B 1-2	0-0 F9		0-0 3-1		0-0 F9		3	0	1	0	0	0	1											
Inning Stats	R: 0 E: 0 K: 1 S: 5	H: 0 LOB: 0 BB: 0 P: 5	R: 0 E: 0 K: 0 S: 3	H: 0 LOB: 0 BB: 0 P: 3	R: 2 E: 0 K: 0 S: 7	H: 4 LOB: 2 BB: 0 P: 7	R: 3 E: 0 K: 0 S: 7	H: 4 LOB: 2 BB: 1 P: 11	R: 0 E: 0 K: 0 S: 5	H: 2 LOB: 2 BB: 0 P: 5	R: 1 E: 0 K: 0 S: 5	H: 2 LOB: 1 BB: 0 P: 5	R: 0 E: 0 K: 1 S: 5	H: 0 LOB: 0 BB: 0 P: 5	R: 3 E: 0 K: 0 S: 4	H: 1 LOB: 0 BB: 2 P: 12	1B: 10 2B: 1 3B: 0 HR: 2	SF: 0 SAC: 0 DP: 0 HBP: 0	WP: 0 PB: 0 SB: 0 CS: 0	PA: 40							
PITCHER	IP	WLS	BF	H	R	ER	SO	BB	IBB	HBP	BLK	WP	HR	S	P	ERA	WHIP										
Steve Baker, R (1, 1) ERA: 4.63	3.0		16	7	5	5	1	0	0	0	0	0	1	14	18	3.00	2.333										
Aurelio Lopez, R (4, 1) ERA: 2.53	3.0	L	15	5	1	1	0	1	0	0	0	0	1	9	17	13.50	1.500										
John Hiller, L (7, 1) ERA: 4.5	2.0		9	1	3	3	1	2	0	0	0	0	1	9	17	13.50	1.500										

Detroit Tigers @ Minnesota Twins
Metropolitan Stadium, Bloomington, MI
Sun May 06 1979, 4:33 AM EDT
Att: 15,235 - Unknown - 56 F

AB 37
R 9
H 13
RBI 9
BB 3
SO 2
LOB 18



Batter	1	2	3	4	5	6	7	8	9	AB	R	H	RBI	BB	SO	LOB	TOP			
Ralph Garr, L (1, 7) OBP: 0.338, SLG: 0.471	0-0 6-3		0-0 HR	0-0 G3			0-0 1B		0-0 F8	3	1	2	0	0	1		Chicago White Sox @ Detroit Tigers Tiger Stadium, Detroit, MI Mon May 07 1979, 7:05 PM EDT Att: 13,921 - Unknown			
Junior Moore, R (7, PH) OBP: 0.387, SLG: 0.423										1	0	1	0	0	0					
Rusty Torres, S (7, 7)										0	0	0	0	0	0					
Mike Squires, L (9, PH) OBP: 0.345, SLG: 0.388										1	0	0	0	0	2					
Claudell Washington, L (1, 9) OBP: 0.325, SLG: 0.467	0-0 3B		0-0 1B		0-0 1B		0-0 G4-6-3			4	1	3	0	0	2					
Chet Lemon, R (1, 8) OBP: 0.466, SLG: 0.608	4-0 BB		0-3 1B		0-0 1B			0-3 K		3	0	0	0	1	2					
Eric Soderholm, R (1, 5) OBP: 0.361, SLG: 0.429	0-0 G6-4-3		0-0 HR		0-0 F9			4-0 BB		3	1	1	2	1	0	2				
Alan Bannister, R (1, 4) OBP: 0.443, SLG: 0.478		0-0 1B	0-0 6-3			0-0 1B		4-0 BB		3	0	2	0	1	0	0				
Jorge Orta, L (1, 10) OBP: 0.325, SLG: 0.235		0-0 F7	0-0 4-3			0-0 F9		0-0 BB		3	0	0	0	0	2					
Wayne Nordhagen, R (8, PH) OBP: 0.343, SLG: 0.323								0-0 G5-4-3		1	0	0	0	0	2					
Lamar Johnson, R (1, 3) OBP: 0.415, SLG: 0.511		0-0 FC5-4		0-0 1B		0-0 F8		1-0 SH5-4		3	0	1	0	0	2					
Thad Bosley, L (9, PR) OBP: 0.263, SLG: 0.222	1-2 1B							0-0 HBP		0	0	0	0	0	0					
Greg Pryor, R (1, 6) OBP: 0.382, SLG: 0.466	0-0 5-3		0-0 G6-4-3		0-0 CS	0-0 1B		0-0 SH5-4		3	0	1	0	0	2					
Mary Foley, L (1, 2) OBP: 0.274, SLG: 0.273			0-0 HR	4-0 1B		0-0 BB		0-0 L7		3	1	1	0	1	0	3				
Inning Stats	R: 0 E: 0 K: 0 S: 3	H: 1 LOB: 1 BB: 1 P: 7	R: 0 E: 0 K: 0 S: 4	H: 1 LOB: 1 BB: 0 P: 4	R: 4 E: 0 K: 1 S: 9	H: 4 LOB: 0 BB: 0 P: 9	R: 0 E: 0 K: 0 S: 3	H: 1 LOB: 1 BB: 1 P: 7	R: 0 E: 0 K: 0 S: 3	H: 1 LOB: 0 BB: 0 P: 3	R: 0 E: 0 K: 0 S: 4	H: 2 LOB: 0 BB: 0 P: 4	R: 0 E: 0 K: 1 S: 4	H: 0 LOB: 1 BB: 2 P: 12	R: 0 E: 0 K: 0 S: 3	H: 0 LOB: 2 BB: 0 P: 4	1B: 8 2B: 0 3B: 1 HR: 2	SF: 0 SAC: 1 DP: 4 HBP: 1	WP: 0 PB: 0 SB: 1 CS: 2	PA: 38
PITCHER	IP WLS BF H R ER SO BB IBB HBP BLK WP HR S P ERA WHIP	6.1 27 10 4 4 1 2 0 0 0 0 2 27 35 5.68 1.895	1.0 5 1 0 0 1 2 0 0 0 0 0 5 13 0.00 3.000	1.2 W 5 0 0 0 0 0 0 1 0 0 0 4 5 0.00 0.000																

Batter	1	2	3	4	5	6	7	8	9	AB	R	H	RBI	BB	SO	LOB	BOTTOM			
Ron LeFlore, R (1, 8) OBP: 0.396, SLG: 0.495	0-0 F9		0-0 F4		0-0 FC5-6		0-0 F9			4	0	1	0	0	0		Chicago White Sox @ Detroit Tigers Tiger Stadium, Detroit, MI Mon May 07 1979, 7:05 PM EDT Att: 13,921 - Unknown			
Lynn Jones, R (9, 8) OBP: 0.413, SLG: 0.429					0-0 1B					0	0	0	0	0	0					
Lou Whitaker, L (1, 4) OBP: 0.407, SLG: 0.493	4-0 BB		0-0 5-3		0-0 FC5-6		0-3 K			3	0	0	0	1	1					
Rusty Staub, L (1, 10) OBP: 0.345, SLG: 0.706	0-0 F7			0-0 HR	0-0 G3			1-0 1B		3	1	1	0	0	2					
Mark Wagner, R (8, PR) OBP: 0.367, SLG: 0.464				0-0 1B	0-0 1B			0-0 HBP		0	1	0	0	0	0					
Steve Kemp, L (1, 7) OBP: 0.488, SLG: 0.649	0-0 F8			0-0 HR	0-3 K			0-0 1B		4	2	2	2	0	1	2				
Jason Thompson, L (1, 3) OBP: 0.430, SLG: 0.417		0-0 G5-4-3		0-0 1B		0-0 G3		0-0 1B		4	1	3	1	0	0					
Tim Corcoran, L (8, PR) OBP: 0.333, SLG: 0.188				0-0 1B	0-0 1B			0-0 1B		0	0	0	0	0	0					
Lance Parrish, R (1, 2) OBP: 0.325, SLG: 0.431		0-0 G5-4-3		0-0 1B	4-3 1B		4-0 BB	0-0 1B		3	0	3	1	1	0					
Jerry Morales, R (1, 9) OBP: 0.255, SLG: 0.333		0-0 G5-4-3		0-0 4-3		0-3 K		0-0 FC1-5		4	0	0	0	0	1	7				
Aurelio Rodriguez, R (1, 5) OBP: 0.259, SLG: 0.288		0-0 5-3		0-0 F2		0-0 FC6-4		0-0 F6		4	0	0	0	0	6					
Alan Trammell, R (1, 6) OBP: 0.358, SLG: 0.353			0-0 F9	0-0 1B			0-0 F8	0-0 FC5		4	0	1	1	0	2					
Inning Stats	R: 0 E: 0 K: 0 S: 3	H: 0 LOB: 1 BB: 1 P: 7	R: 0 E: 0 K: 0 S: 4	H: 2 LOB: 1 BB: 0 P: 4	R: 0 E: 0 K: 0 S: 3	H: 0 LOB: 0 BB: 0 P: 3	R: 3 E: 0 K: 0 S: 7	H: 5 LOB: 2 BB: 0 P: 7	R: 0 E: 0 K: 1 S: 6	H: 1 LOB: 1 BB: 0 P: 6	R: 0 E: 0 K: 1 S: 5	H: 0 LOB: 1 BB: 1 P: 9	R: 0 E: 0 K: 1 S: 5	H: 0 LOB: 0 BB: 0 P: 5	R: 2 E: 0 K: 0 S: 6	H: 3 LOB: 2 BB: 0 P: 7	1B: 10 2B: 0 3B: 0 HR: 1	SF: 0 SAC: 0 DP: 1 HBP: 1	WP: 0 PB: 0 SB: 0 CS: 0	PA: 36
PITCHER	IP WLS BF H R ER SO BB IBB HBP BLK WP HR S P ERA WHIP	7.0 L 32 10 5 5 3 2 0 1 0 0 1 35 44 6.43 1.714	1.0 4 1 0 0 0 0 0 0 0 0 0 0 4 4 0.00 1.000																	

Batter	1	2	3	4	5	6	7	8	9	AB	R	H	RBI	BB	SO	LOB	TOP					
Ralph Garr, L OBP: 0.350, SLG: 0.480 (1, 7)										5	1	2	0	1	0	1	Chicago White Sox @ Detroit Tigers Tiger Stadium, Detroit, MI Tue May 08 1979, 7:05 PM EDT Att: 13,769 - Unknown - 81 F					
Claudell Washington, L OBP: 0.336, SLG: 0.473 (1, 9)										5	2	3	0	0	0	3						
Chet Lemon, R OBP: 0.463, SLG: 0.594 (1, 8)										4	1	1	1	1	0	2						
Eric Soderholm, R OBP: 0.372, SLG: 0.476 (1, 5)										5	2	3	3	0	0	2						
Alan Bannister, R OBP: 0.459, SLG: 0.489 (1, 4)										4	1	3	2	1	0	1						
Jorge Orta, L OBP: 0.330, SLG: 0.225 (1, 10)										3	0	0	0	2	1	3						
Lamar Johnson, R OBP: 0.414, SLG: 0.519 (1, 3)										5	0	2	0	0	1	4						
Greg Pryor, R OBP: 0.370, SLG: 0.442 (1, 6)										4	0	0	0	1	2	3						
Mary Foley, L OBP: 0.284, SLG: 0.322 (1, 2)										4	1	1	1	1	0	4						
Inning Stats	R: 2 E: 0 K: 0 S: 6	H: 4 LOB: 2 BB: 1 P: 10	R: 2 E: 0 K: 0 S: 6	H: 4 LOB: 1 BB: 0 P: 6	R: 0 E: 0 K: 0 S: 3	H: 1 LOB: 2 BB: 2 P: 11	R: 0 E: 0 K: 0 S: 3	H: 0 LOB: 0 BB: 0 P: 3	R: 2 E: 0 K: 2 S: 9	H: 2 LOB: 3 BB: 3 P: 21	R: 0 E: 0 K: 0 S: 4	H: 1 LOB: 1 BB: 0 P: 4	R: 0 E: 0 K: 1 S: 5	H: 0 LOB: 0 BB: 0 P: 5	R: 2 E: 0 K: 0 S: 5	H: 2 LOB: 1 BB: 1 P: 9		R: 0 E: 0 K: 1 S: 6	H: 1 LOB: 1 BB: 0 P: 6	1B: 10 2B: 3 3B: 0 HR: 2	SF: 0 SAC: 0 DP: 2 HBP: 0	WP: 1 PB: 0 CS: 0
PITCHER	IP	WLS	BF	H	R	ER	SO	BB	IBB	HBP	BLK	WP	HR	S	P	ERA	WHIP					
Kip Young, R ERA: 9.6 (1, 1)	1.1		12	8	4	4	0	1	0	0	0	0	1	11	15	27.00	6.750					
Steve Baker, R ERA: 4.73 (2, 1)	3.1		16	3	2	2	2	5	0	0	1	0	1	15	35	5.40	2.400					
Jack Billingham, R ERA: 3.97 (5, 1)	4.1	W	18	4	2	2	2	1	0	0	0	1	0	21	25	4.15	1.154					

Batter	1	2	3	4	5	6	7	8	9	AB	R	H	RBI	BB	SO	LOB	BOTTOM				
Ron LeFlore, R OBP: 0.396, SLG: 0.479 (1, 8)										3	1	0	0	2	0	1	Chicago White Sox @ Detroit Tigers Tiger Stadium, Detroit, MI Tue May 08 1979, 7:05 PM EDT Att: 13,769 - Unknown - 81 F				
Lynn Jones, R OBP: 0.413, SLG: 0.429 (9, 8)										0	0	0	0	0	0	0					
Lou Whitaker, L OBP: 0.407, SLG: 0.481 (1, 4)										4	2	1	0	1	0	3					
Rusty Staub, L OBP: 0.556, SLG: 0.650 (1, 10)										3	2	1	0	2	0	2					
Steve Kemp, L OBP: 0.489, SLG: 0.636 (1, 7)										3	2	1	2	1	0	2					
Jason Thompson, L OBP: 0.422, SLG: 0.406 (1, 3)										4	0	1	2	0	0	2					
Lance Parrish, R OBP: 0.338, SLG: 0.440 (1, 2)										3	2	1	2	1	0	2					
Jerry Morales, R OBP: 0.265, SLG: 0.385 (1, 9)										4	1	2	3	0	1	0					
Aurelio Rodriguez, R OBP: 0.241, SLG: 0.268 (1, 5)										4	0	0	0	0	1	1					
Alan Trammell, R OBP: 0.368, SLG: 0.352 (1, 6)										3	0	1	0	1	1	0					
Inning Stats	R: 4 E: 0 K: 0 S: 4	H: 2 LOB: 0 BB: 3 P: 16	R: 0 E: 0 K: 0 S: 3	H: 0 LOB: 0 BB: 0 P: 3	R: 0 E: 0 K: 1 S: 6	H: 1 LOB: 0 BB: 1 P: 10	R: 2 E: 0 K: 1 S: 9	H: 1 LOB: 1 BB: 1 P: 13	R: 0 E: 0 K: 0 S: 4	H: 1 LOB: 2 BB: 1 P: 8	R: 0 E: 0 K: 1 S: 5	H: 0 LOB: 0 BB: 0 P: 5	R: 0 E: 0 K: 0 S: 3	H: 0 LOB: 2 BB: 2 P: 11	R: 0 E: 0 K: 0 S: 3	H: 0 LOB: 2 BB: 2 P: 11	1B: 5 2B: 2 3B: 0 HR: 1	SF: 0 SAC: 0 DP: 1 HBP: 0	WP: 2 PB: 0 CS: 0	PA: 39	
PITCHER	IP	WLS	BF	H	R	ER	SO	BB	IBB	HBP	BLK	WP	HR	S	P	ERA	WHIP				
Francisco Barrios, R ERA: 4.23 (1, 1)	0.0		5	2	4	2	0	3	0	0	0	0	2	14							
Ron Schueter, R ERA: 4.5 (1, 1)	4.0		13	1	2	2	1	1	0	0	0	1	1	14	18	4.50	0.500				
Randy Scarbery, R ERA: 5.55 (5, 1)	0.2	L	7	4	4	4	0	1	0	0	0	0	0	6	10	54.00	7.500				
Lerrin LaGrow, R ERA: 9.17 (5, 1)	2.2		12	1	0	0	2	3	0	0	0	1	0	13	25	0.00	1.500				
Mike Proly, R ERA: 3.69 (8, 1)	0.2		2	0	0	0	0	0	0	0	0	0	0	2	2	0.00	0.000				

Batter	1	2	3	4	5	6	7	8	9	AB	R	H	RBI	BB	SO	LOB	TOP										
Ralph Garr, L OBP: 0.365, SLG: 0.519 (1, 10)	F4		WP 3-1 BB	F8			HR		G3 1B	4	1	2	2	1	0	2	Chicago White Sox @ Detroit Tigers Tiger Stadium, Detroit, MI Wed May 09 1979, 7:05 PM EDT Att: 13,167 - Unknown										
Claudell Washington, L OBP: 0.323, SLG: 0.453 (1, 9)	G3		3-1		6-3		K		G3	5	0	0	1	0	1	3											
Chet Lemon, R OBP: 0.460, SLG: 0.578 (1, 8)	6-3		K		6-3		1B BB		HBP	3	0	0	0	1	1	2											
Eric Soderholm, R OBP: 0.364, SLG: 0.463 (1, 5)		K	K		3-1		1-2 1B		F6	5	0	1	0	0	2	3											
Alan Bannister, R OBP: 0.452, SLG: 0.474 (1, 4)	K			FC5-4 BB		F8	K			3	0	0	0	1	2	2											
Lamar Johnson, R OBP: 0.387, SLG: 0.482 Mike Squires, L OBP: 0.345, SLG: 0.388 (8, 3)	F7			FC5-4 1B		F7		6-3		4	1	0	0	0	0	1											
Junior Moore, R OBP: 0.429, SLG: 0.448 (1, 7)			2B BB 1B	1-3 1B		4-0 BB		F9		3	1	2	0	1	0	0											
Bill Nahorodny, R OBP: 0.295, SLG: 0.462 (1, 2)			BB 3-1 2B	1-2 3-H 1B		F8		K		4	1	2	1	0	1	1											
Don Kessinger, S OBP: 0.200, SLG: 0.214 (1, 6)			3-1 BB WP BB	K			F7		F7	3	1	0	0	1	1	2											
Inning Stats	R: 0 E: 0 K: 0 S: 3	H: 0 LOB: 0 BB: 0 P: 3	R: 0 E: 0 K: 2 S: 7	H: 0 LOB: 0 BB: 0 P: 7	R: 3 E: 0 K: 2 S: 9	H: 2 LOB: 1 BB: 2 P: 17	R: 1 E: 0 K: 1 S: 7	H: 2 LOB: 2 BB: 1 P: 11	R: 0 E: 0 K: 0 S: 3	H: 0 LOB: 0 BB: 0 P: 3	R: 0 E: 0 K: 2 S: 3	H: 0 LOB: 1 BB: 1 P: 7	R: 1 E: 0 K: 2 S: 9	H: 2 LOB: 2 BB: 1 P: 13	R: 0 E: 0 K: 1 S: 5	H: 0 LOB: 0 BB: 0 P: 5		R: 0 E: 0 K: 0 S: 4	H: 1 LOB: 2 BB: 0 P: 5	1B: 5 2B: 1 3B: 0 HR: 1	SF: 0 SAC: 0 DP: 0 HBP: 1	WP: 1 PB: 0 CS: 0	PA: 40				
PITCHER	IP	WLS	BF	H	R	ER	SO	BB	IBB	HBP	BLK	WP	HR	S	P	ERA	WHIP										
Milt Wilcox, R ERA: 6.16 (1, 1)	3.1	L	17	4	4	4	4	3	0	0	0	1	0	22	34	10.80	2.100										
Aurelio Lopez, R ERA: 2.55 (4, 1)	3.1		14	2	1	1	2	2	0	0	0	0	1	16	24	2.70	1.200										
Bruce Taylor, R ERA: 7.27 (7, 1)	2.1		9	1	0	0	2	0	0	1	0	0	0	12	13	0.00	0.429										

Batter	1	2	3	4	5	6	7	8	9	AB	R	H	RBI	BB	SO	LOB	BOTTOM										
Ron LeFlore, R OBP: 0.396, SLG: 0.475 (1, 8)	S 1B					FC3-6 S		FC6-4		5	1	2	0	0	1	2	Chicago White Sox @ Detroit Tigers Tiger Stadium, Detroit, MI Wed May 09 1979, 7:05 PM EDT Att: 13,167 - Unknown										
Lou Whitaker, L OBP: 0.396, SLG: 0.457 (1, 4)	L6	F7			BB	6-3		F7		4	0	0	0	1	0	5											
Rusty Staub, L OBP: 0.563, SLG: 0.609 (1, 10)	2B 1B		F2		4-0 1-2 BB		FC5-4 BB		G3	3	0	1	1	2	0	0											
Steve Kemp, L OBP: 0.484, SLG: 0.622 (1, 7)	F5				F7		FC5-4 1B		3B 1B	5	1	2	0	0	0	4											
Jason Thompson, L OBP: 0.420, SLG: 0.420 (1, 3)			F5		F7			F8		5	0	2	0	0	0	4											
Lance Parrish, R OBP: 0.341, SLG: 0.463 (1, 2)	F3		F8			HR 1B		F6		5	1	2	1	0	0	5											
Jerry Morales, R OBP: 0.257, SLG: 0.372 (1, 9)									F9	3	0	0	0	0	1	1											
Tim Corcoran, L OBP: 0.318, SLG: 0.176 (7, PH) (8, 9)		K			6-3		F2			1	0	0	0	0	1	2											
Lynn Jones, R OBP: 0.404, SLG: 0.419 (9, PH)										1	0	0	0	0	0	1											
Aurelio Rodriguez, R OBP: 0.262, SLG: 0.339 Phil Mankowski, L OBP: 0.270, SLG: 0.219 (8, PH) (9, 5)		FC4-6 1B			5-3		HR		3-1	3	1	2	2	0	0	0											
Alan Trammell, R OBP: 0.367, SLG: 0.351 John Wockenfuss, R OBP: 0.346, SLG: 0.696 Mark Wagner, R OBP: 0.367, SLG: 0.464 (8, PH) (9, 6)		FC4-6 1B			5-3		FC3-6 1B		FC6-4 1B	3	0	1	0	0	0	0											
Inning Stats	R: 1 E: 0 K: 0 S: 6	H: 3 LOB: 2 BB: 0 P: 6	R: 0 E: 0 K: 1 S: 7	H: 2 LOB: 0 BB: 0 P: 7	R: 0 E: 0 K: 0 S: 4	H: 1 LOB: 1 BB: 0 P: 4	R: 0 E: 0 K: 0 S: 3	H: 0 LOB: 0 BB: 0 P: 3	R: 0 E: 0 K: 1 S: 5	H: 0 LOB: 2 BB: 2 P: 13	R: 2 E: 0 K: 0 S: 6	H: 3 LOB: 1 BB: 0 P: 6	R: 0 E: 0 K: 1 S: 6	H: 1 LOB: 2 BB: 1 P: 10	R: 0 E: 0 K: 0 S: 4	H: 1 LOB: 1 BB: 0 P: 4	R: 0 E: 0 K: 0 S: 5	H: 2 LOB: 1 BB: 0 P: 5	1B: 10 2B: 1 3B: 1 HR: 1	SF: 0 SAC: 0 DP: 0 HBP: 0	WP: 0 PB: 0 CS: 0	PA: 43					
PITCHER	IP	WLS	BF	H	R	ER	SO	BB	IBB	HBP	BLK	WP	HR	S	P	ERA	WHIP										
Ross Baumgarten, L ERA: 2.97 (1, 1)	5.1	W	27	9	3	3	2	2	0	0	0	0	1	29	37	5.06	2.062										
Mike Proby, R ERA: 3.6 (6, 1)	3.1		15	4	1	1	1	1	0	0	0	0	0	16	20	2.70	1.500										
Ken Kravec, L ERA: 4.07 (9, 1)	0.1	S	1	0	0	0	0	0	0	0	0	0	0	1	1	0.00	0.000										

Batter	1	2	3	4	5	6	7	8	9	AB	R	H	RBI	BB	SO	LOB	TOP										
Paul Moltzer, R OBP: 0.355, SLG: 0.430 (1, 4)	5-3		6-3		SH5-4 1B	2B			G3	5	0	2	2	0	0	0	Milwaukee Brewers @ Detroit Tigers Tiger Stadium, Detroit, MI Fri May 11 1979, 7:05 PM EDT Att: 42,563 - Unknown										
Robin Yount, R OBP: 0.305, SLG: 0.391 (1, 6)	2B		F4		SH5-4	K		L9	4	1	1	0	0	1	1												
Cecil Cooper, L OBP: 0.374, SLG: 0.584 (1, 3)	1-6-3 2B		4-3		G6-4-3 IBB		K		5-3	4	0	1	1	1	1	0											
Sal Bando, R OBP: 0.382, SLG: 0.330 (1, 5)	1-6-3		L7		G6-4-3		F4			4	0	0	0	0	0	4											
Ben Oglivie, L OBP: 0.343, SLG: 0.512 (1, 7)	G3		1B BB		F9 2B		F9			3	1	1	0	1	0	1											
Sixto Lezcano, R OBP: 0.395, SLG: 0.532 (1, 9)		4-3		F6		F9		F9		4	0	0	0	0	0	2											
Gorman Thomas, R OBP: 0.452, SLG: 0.660 (1, 8)		FC3-6-4 2B		1B		2B IBB		HR		3	2	3	1	1	0	0											
Ray Fosse, R OBP: 0.240, SLG: 0.217 (1, 10)		FC3-6-4 HBP		6-3		2B		F8		3	1	1	1	0	0	2											
Buck Martinez, R OBP: 0.176, SLG: 0.152 (1, 2)	FC3-6-4			SH5-4 1B		K		6-3		4	0	1	0	0	1	4											
Inning Stats	R: 1 E: 0 K: 0 S: 5	H: 2 LOB: 1 BB: 0 P: 5	R: 0 E: 0 K: 0 S: 3	H: 1 LOB: 1 BB: 0 P: 4	R: 0 E: 0 K: 0 S: 3	H: 0 LOB: 0 BB: 0 P: 3	R: 0 E: 0 K: 0 S: 4	H: 1 LOB: 2 BB: 1 P: 8	R: 0 E: 0 K: 0 S: 4	H: 2 LOB: 2 BB: 1 P: 8	R: 3 E: 0 K: 2 S: 10	H: 3 LOB: 1 BB: 1 P: 14	R: 0 E: 0 K: 1 S: 5	H: 0 LOB: 0 BB: 0 P: 5	R: 1 E: 0 K: 0 S: 4	H: 1 LOB: 0 BB: 0 P: 4		R: 0 E: 0 K: 0 S: 3	H: 0 LOB: 0 BB: 0 P: 3	1B: 3 2B: 7 3B: 0 HR: 1	SF: 0 SAC: 1 DP: 2 HBP: 1	WP: 0 PA: 39 PB: 0 SB: 0 CS: 0					
PITCHER	IP	WLS	BF	H	R	ER	SO	BB	IBB	HBP	BLK	WP	HR	S	P	ERA	WHIP										
Mark Fidrych, R ERA: 5.79 (1, 1)	5.1	L	26	8	4	4	0	1	2	1	0	0	0	22	35	6.75	1.688										
Jack Billingham, R ERA: 3.59 (6, 1)	0.2		3	1	0	0	2	0	0	0	0	0	0	7	7	0.00	1.500										
Steve Baker, R ERA: 4.55 (7, 1)	3.0		10	1	1	1	1	0	0	0	0	0	1	12	12	3.00	0.333										

Batter	1	2	3	4	5	6	7	8	9	AB	R	H	RBI	BB	SO	LOB	BOTTOM										
Ron LeFlore, R OBP: 0.391, SLG: 0.476 (1, 8)	4-3		2B			5-3			F9	4	0	1	0	0	0	0	Milwaukee Brewers @ Detroit Tigers Tiger Stadium, Detroit, MI Fri May 11 1979, 7:05 PM EDT Att: 42,563 - Unknown										
Lou Whitaker, L OBP: 0.400, SLG: 0.459 (1, 4)	FC3-6 1B		K			K			L3 1B	4	0	2	0	0	2	1											
Rusty Staub, L OBP: 0.500, SLG: 0.519 (1, 10)	FC3-6 1-2			4-3		G3			L3 1-2	4	0	0	0	0	0	2											
Steve Kemp, L OBP: 0.469, SLG: 0.600 (1, 7)	4-3			K		L7				3	0	0	0	0	1	1											
Jason Thompson, L OBP: 0.407, SLG: 0.403 (1, 3)		K		3-1		F8				3	0	0	0	0	1	0											
Lance Parrish, R OBP: 0.341, SLG: 0.494 (1, 2)		F3			HR	F4				3	1	1	1	0	0	0											
Tim Corcoran, L OBP: 0.280, SLG: 0.150 (1, 9)		4-3			4-3				3-1	3	0	0	0	0	0	0											
Phil Mankowski, L OBP: 0.275, SLG: 0.229 (1, 5)			L3 1B		L7				1-3	3	0	1	0	0	0	0											
Alan Trammell, R OBP: 0.349, SLG: 0.333 (1, 6)			L3 1-2		6-3				6-3	3	0	0	0	0	0	1											
Inning Stats	R: 0 E: 0 K: 0 S: 4	H: 1 LOB: 1 BB: 0 P: 4	R: 0 E: 0 K: 1 S: 5	H: 0 LOB: 0 BB: 0 P: 5	R: 0 E: 0 K: 1 S: 6	H: 2 LOB: 1 BB: 0 P: 6	R: 0 E: 0 K: 1 S: 5	H: 0 LOB: 0 BB: 0 P: 5	R: 1 E: 0 K: 0 S: 4	H: 1 LOB: 0 BB: 0 P: 4	R: 0 E: 0 K: 1 S: 5	H: 0 LOB: 0 BB: 0 P: 5	R: 0 E: 0 K: 0 S: 3	H: 0 LOB: 0 BB: 0 P: 3	R: 0 E: 0 K: 0 S: 3	H: 0 LOB: 0 BB: 0 P: 3		R: 0 E: 0 K: 0 S: 3	H: 1 LOB: 0 BB: 0 P: 3	1B: 3 2B: 3 3B: 0 HR: 1	SF: 0 SAC: 0 DP: 2 HBP: 0	WP: 0 PA: 30 PB: 0 SB: 0 CS: 0					
PITCHER	IP	WLS	BF	H	R	ER	SO	BB	IBB	HBP	BLK	WP	HR	S	P	ERA	WHIP										
Lary Sorensen, R ERA: 2.54 (1, 1)	9.0	W	30	5	1	1	4	0	0	0	0	0	1	38	38	1.00	0.556										

AB	34
R	5
H	10
RBI	5
BB	3
SO	3
LOB	14



AB	30
R	1
H	5
RBI	1
BB	0
SO	4
LOB	5



Batter	1	2	3	4	5	6	7	8	9	AB	R	H	RBI	BB	SO	LOB	TOP										
Paul Mollitor, R OBP: 0.341, SLG: 0.411 (1, 4)										5	0	0	0	0	0	3											
Robin Yount, R OBP: 0.295, SLG: 0.378 (1, 6)										4	0	0	0	0	0	0											
Cecil Cooper, L OBP: 0.378, SLG: 0.581 (1, 3)										4	0	2	0	0	0	0											
Sal Bando, R OBP: 0.370, SLG: 0.317 (1, 5)										4	0	0	0	0	2												
Ben Oglivie, L OBP: 0.340, SLG: 0.511 (1, 7)										4	1	1	0	0	1	2											
Sixto Lezcano, R OBP: 0.407, SLG: 0.571 (1, 9)										4	1	3	2	0	0	0											
Gorman Thomas, R OBP: 0.438, SLG: 0.635 (1, 8)										4	0	0	0	0	3	2											
Ray Fosse, R OBP: 0.286, SLG: 0.240 (7, PR)										2	0	1	0	0	0	0											
Jim Wohlford, R OBP: 0.192, SLG: 0.200 (9, PH)										1	1	1	0	0	0	0											
Buck Martinez, R OBP: 0.189, SLG: 0.143 (9, PH)										2	0	0	0	1	1	1											
Charlie Moore, R OBP: 0.424, SLG: 0.439 (9, 2)										1	0	1	1	0	0	0											
Inning Stats	R: 0 E: 0 K: 0 S: 3	H: 0 LOB: 0 BB: 0 P: 3	R: 2 E: 0 K: 1 S: 7	H: 2 LOB: 1 BB: 0 P: 8	R: 0 E: 0 K: 0 S: 3	H: 0 LOB: 0 BB: 0 P: 3	R: 0 E: 0 K: 1 S: 6	H: 1 LOB: 1 BB: 0 P: 6	R: 0 E: 0 K: 0 S: 3	H: 0 LOB: 0 BB: 0 P: 3	R: 0 E: 0 K: 1 S: 6	H: 1 LOB: 1 BB: 0 P: 6	R: 0 E: 0 K: 1 S: 6	H: 2 LOB: 2 BB: 1 P: 10	R: 0 E: 0 K: 0 S: 4	H: 1 LOB: 1 BB: 0 P: 4	R: 1 E: 0 K: 1 S: 7	H: 2 LOB: 1 BB: 0 P: 7	1B: 5 2B: 4 3B: 0 HR: 1	SF: 0 SAC: 0 DP: 1 HBP: 1	WP: 0 PB: 0 SB: 0 CS: 1	PA: 37					
PITCHER	IP	WLS	BF	H	R	ER	SO	BB	IBB	HBP	BLK	WP	HR	S	P	ERA	WHIP										
Dave Rozema, R ERA: 4.65 (1, 1)	5.0		19	3	2	2	2	0	0	1	0	0	1	22	23	3.60	0.600										
Aurelio Lopez, R ERA: 2.41 (6, 1)	1.2		8	3	0	0	2	1	0	0	0	0	0	11	15	0.00	2.400										
Bruce Taylor, R ERA: 6.55 (7, 1)	2.1	L	10	3	1	1	1	0	0	0	0	0	0	12	12	3.86	1.286										

Milwaukee Brewers @ Detroit Tigers
Tiger Stadium, Detroit, MI
Sat May 12 1979, 3:33 AM EDT
Att: 19,801 - Unknown - 59 F

AB 35
R 3
H 9
RBI 3
BB 1
SO 5
LOB 10



Batter	1	2	3	4	5	6	7	8	9	AB	R	H	RBI	BB	SO	LOB	BOTTOM										
Ron LeFlore, R OBP: 0.392, SLG: 0.481 (1, 8)										5	2	2	0	0	1	3											
Lou Whitaker, L OBP: 0.390, SLG: 0.444 (1, 4)										5	0	1	1	0	1	4											
Rusty Staub, L OBP: 0.500, SLG: 0.500 (1, 10)										3	0	1	1	1	0	2											
Steve Kemp, L OBP: 0.450, SLG: 0.573 (1, 7)										4	0	0	0	0	1	3											
Jason Thompson, L OBP: 0.389, SLG: 0.382 (1, 3)										4	0	0	0	0	1	0											
Lance Parrish, R OBP: 0.337, SLG: 0.477 (1, 2)										3	0	0	0	1	1	0											
Lynn Jones, R OBP: 0.392, SLG: 0.426 (1, 9)										4	0	1	0	0	0	0											
Aurelio Rodriguez, R OBP: 0.270, SLG: 0.344 (6, PH)										2	0	1	0	0	0	0											
Phil Mankowski, L OBP: 0.286, SLG: 0.222 (7, 5)										1	0	0	0	1	0	0											
Alan Trammell, R OBP: 0.354, SLG: 0.328 (6, PH)										1	0	0	0	1	0	0											
John Wockenfuss, R OBP: 0.333, SLG: 0.687 (7, 6)										1	0	0	0	0	1	3											
Mark Wagner, R OBP: 0.387, SLG: 0.483 (9, 1)										1	0	1	0	0	0	0											
Inning Stats	R: 1 E: 0 K: 0 S: 4	H: 1 LOB: 0 BB: 0 P: 4	R: 0 E: 0 K: 0 S: 3	H: 0 LOB: 0 BB: 0 P: 3	R: 1 E: 0 K: 1 S: 8	H: 3 LOB: 2 BB: 0 P: 8	R: 0 E: 0 K: 2 S: 7	H: 0 LOB: 0 BB: 0 P: 7	R: 0 E: 0 K: 1 S: 6	H: 1 LOB: 2 BB: 1 P: 10	R: 0 E: 0 K: 1 S: 6	H: 1 LOB: 3 BB: 2 P: 14	R: 0 E: 0 K: 1 S: 5	H: 0 LOB: 1 BB: 1 P: 9	R: 0 E: 0 K: 0 S: 3	H: 0 LOB: 0 BB: 0 P: 3	R: 0 E: 0 K: 0 S: 4	H: 1 LOB: 1 BB: 0 P: 4	1B: 5 2B: 2 3B: 0 HR: 0	SF: 0 SAC: 0 DP: 0 HBP: 0	WP: 0 PB: 0 SB: 1 CS: 0	PA: 38					
PITCHER	IP	WLS	BF	H	R	ER	SO	BB	IBB	HBP	BLK	WP	HR	S	P	ERA	WHIP										
Bill Travers, L ERA: 4.3 (1, 1)	5.2		25	6	2	2	4	2	0	0	0	0	0	31	39	3.18	1.412										
Reggie Cleveland, R ERA: 4.7 (6, 1)	0.2		3	0	0	0	1	0	1	0	0	0	0	4	8	0.00	0.000										
Jerry Augustine, L ERA: 2.76 (7, 1)	2.0	W	8	1	0	0	1	1	0	0	0	0	0	9	13	0.00	1.000										
Bill Castro, R ERA: 1.23 (9, 1)	0.1		1	0	0	0	0	0	0	0	0	0	0	1	1	0.00	0.000										
Bob McClure, L ERA: 5.0 (9, 1)	0.1	S	1	0	0	0	0	0	0	0	0	0	0	1	1	0.00	0.000										

Milwaukee Brewers @ Detroit Tigers
Tiger Stadium, Detroit, MI
Sat May 12 1979, 3:33 AM EDT
Att: 19,801 - Unknown - 59 F

AB 34
R 2
H 7
RBI 2
BB 4
SO 6
LOB 15



Batter	1	2	3	4	5	6	7	8	9	AB	R	H	RBI	BB	SO	LOB	TOP										
Paul Moltzer, R OBP: 0.338, SLG: 0.400 (1,4)	E6 3-1 4-3		FC6-4 BB		F3			4-3		3	0	0	0	1	0	1	Milwaukee Brewers @ Detroit Tigers Tiger Stadium, Detroit, MI Sun May 13 1979, 3:33 AM EDT Att: 12,162 - Unknown - 60 F										
Robin Yount, R OBP: 0.301, SLG: 0.382 (1,6)	4-3		FC6-4			1B SF9 1B		1B		4	1	2	0	0	0	2											
Cecil Cooper, L OBP: 0.361, SLG: 0.579 (1,3)	3-1			3-1		G5-3 1B		1B		4	0	2	0	0	0	1											
Sal Bando, R OBP: 0.359, SLG: 0.308 (1,5)	F8			5-3		SF9		F5		3	0	0	1	0	0	3											
Ben Oglivie, L OBP: 0.336, SLG: 0.500 (1,7)		K		K				G3		4	0	1	0	0	2	2											
Sixto Lezcano, R OBP: 0.410, SLG: 0.574 (1,9)		L6-3 BB				G5-3 1B			K	3	1	1	0	1	1	2											
Gorman Thomas, R OBP: 0.432, SLG: 0.617 (1,8)		L6-3			5-3			5-3		3	0	0	0	1	0	2											
Dick Davis, R OBP: 0.281, SLG: 0.290 (1,10)			K			G5-4-3 BB				4	0	2	1	0	1	1											
Charlie Moore, R OBP: 0.400, SLG: 0.410 (1,2)			K		1-4-3			K		4	0	0	0	0	3	2											
Inning Stats	R: 0 E: 1 K: 0 S: 4	H: 0 LOB: 1 BB: 0 P: 4	R: 0 E: 0 K: 1 S: 4	H: 0 LOB: 0 BB: 1 P: 8	R: 0 E: 0 K: 2 S: 7	H: 0 LOB: 1 BB: 1 P: 11	R: 0 E: 0 K: 1 S: 5	H: 0 LOB: 0 BB: 0 P: 5	R: 1 E: 0 K: 0 S: 5	H: 2 LOB: 1 BB: 0 P: 5	R: 1 E: 0 K: 0 S: 5	H: 3 LOB: 1 BB: 0 P: 5	R: 0 E: 0 K: 1 S: 4	H: 0 LOB: 0 BB: 1 P: 8	R: 0 E: 0 K: 2 S: 8	H: 1 LOB: 1 BB: 0 P: 8	1B: 7 2B: 2 3B: 0 HR: 0	SF: 1 SAC: 0 DP: 3 HBP: 0	WP: 0 PB: 0 SB: 0 CS: 0	PA: 36							
PITCHER	IP	WLS	BF	H	R	ER	SO	BB	IBB	HBP	BLK	WP	HR	S	P	ERA	WHIP										
Jack Morris, R ERA: 2.45 (1,1)	7.1	W	30	7	2	2	5	3	0	0	0	0	0	37	49	2.46	1.364										
Jack Billingham, R ERA: 3.72 (8,1)	1.2	S	6	1	0	0	2	0	0	0	0	0	0	10	10	0.00	0.600										

Batter	1	2	3	4	5	6	7	8	9	AB	R	H	RBI	BB	SO	LOB	BOTTOM										
Ron LeFlore, R OBP: 0.387, SLG: 0.473 (1,8)	4-3		CS 1B		K			F8		4	0	1	0	0	1	1	Milwaukee Brewers @ Detroit Tigers Tiger Stadium, Detroit, MI Sun May 13 1979, 3:33 AM EDT Att: 12,162 - Unknown - 60 F										
Jerry Morales, R OBP: 0.257, SLG: 0.372 (9,9)										0	0	0	0	0	0	0											
Lou Whitaker, L OBP: 0.394, SLG: 0.441 (1,4)	F7		E S HR BB			G6-3 1B		G3		3	1	1	0	1	0	1											
Rusty Staub, L OBP: 0.500, SLG: 0.588 (1,10)	F5		1-H HR			G6-3		WP BB 1B		4	1	2	3	0	0	1											
Steve Kemp, L OBP: 0.462, SLG: 0.609 (1,7)		HR 1B	F7			HR		WP BB		3	2	2	1	1	0	0											
Jason Thompson, L OBP: 0.404, SLG: 0.430 (1,3)				FC5-4 1B		F7		1-2 2-3 HBP		3	1	2	2	0	0	0											
Lance Parrish, R OBP: 0.323, SLG: 0.456 (1,2)	F8		K			F3		F9		4	0	0	0	0	1	4											
Lynn Jones, R OBP: 0.370, SLG: 0.490 (1,9)	L8		FC5-4 CS			F8				3	0	0	0	0	0	1											
Aurelio Rodriguez, R OBP: 0.258, SLG: 0.328 (1,5)	F3		CS		6-3			5-3		3	0	0	0	0	0	0											
Alan Trammell, R OBP: 0.353, SLG: 0.328 (1,6)			6-3			F9		G3 1B		3	1	1	0	0	0	0											
Inning Stats	R: 0 E: 0 K: 0 S: 3	H: 0 LOB: 0 BB: 0 P: 3	R: 2 E: 0 K: 0 S: 5	H: 2 LOB: 0 BB: 0 P: 5	R: 2 E: 0 K: 0 S: 4	H: 2 LOB: 0 BB: 1 P: 8	R: 0 E: 0 K: 1 S: 5	H: 1 LOB: 0 BB: 0 P: 5	R: 0 E: 0 K: 1 S: 5	H: 0 LOB: 0 BB: 0 P: 5	R: 1 E: 0 K: 0 S: 4	H: 2 LOB: 0 BB: 0 P: 4	R: 0 E: 0 K: 0 S: 3	H: 0 LOB: 0 BB: 0 P: 3	R: 1 E: 0 K: 0 S: 5	H: 2 LOB: 3 BB: 1 P: 10	1B: 6 2B: 0 3B: 0 HR: 3	SF: 0 SAC: 0 DP: 1 HBP: 1	WP: 1 PB: 0 SB: 1 CS: 2	PA: 34							
PITCHER	IP	WLS	BF	H	R	ER	SO	BB	IBB	HBP	BLK	WP	HR	S	P	ERA	WHIP										
Moose Haas, R ERA: 4.42 (1,1)	7.2	L	30	9	6	6	2	1	0	0	0	0	0	33	37	7.04	1.304										
Bob McClure, L ERA: 5.0 (8,1)	0.0		2	0	0	0	0	1	0	1	0	1	0	0	5	∞	∞										
Bill Castro, R ERA: 1.17 (8,1)	0.1		1	0	0	0	0	0	0	0	0	0	0	1	1	0.00	0.000										

Batter	1	2	3	4	5	6	7	8	9	AB	R	H	RBI	BB	SO	LOB	TOP										
Ron LeFlore, R OBP: 0.391, SLG: 0.478 Lynn Jones, R OBP: 0.364, SLG: 0.392	0-0 6-3		0-0 L8 SF9 2B		0-0 F8			4-0 SH5-4 1B BB	0-3 K	3	2	1	0	1	0	0											
Lou Whitaker, L OBP: 0.402, SLG: 0.453	0-0 4-3 2B		0-0 L8		4-0 BB			0-0 SH5-4		2	0	1	0	1	0	1											
Rusty Staub, L OBP: 0.458, SLG: 0.541	0-0 4-3		0-0 SF9		0-0 F9			0-0 4-1		3	0	0	1	0	0	3											
Steve Kemp, L OBP: 0.463, SLG: 0.600 Tim Corcoran, L OBP: 0.290, SLG: 0.150	4-0 BB		0-0 3-1		0-0 4-3			0-0 2B 1B		3	1	1	1	1	0	0											
Jason Thompson, L OBP: 0.398, SLG: 0.434	0-0 F7			0-0 4-3				0-0 1B 2B		4	0	1	0	0	0	2											
Lance Parrish, R OBP: 0.320, SLG: 0.447		0-3 K		0-0 6-3				0-0 2B 1B		4	0	1	1	0	1	0											
Jerry Morales, R OBP: 0.267, SLG: 0.388		0-0 L4		0-0 1B				0-0 F4		4	0	2	0	0	0	2											
Aurelio Rodriguez, R OBP: 0.257, SLG: 0.338		0-0 2B		0-0 L4				0-0 FC1-6-3		4	0	1	0	0	0	2											
Alan Trammell, R OBP: 0.333, SLG: 0.309	0-3 K			0-0 4-3				0-0 4-3		4	0	0	0	0	1	1											
Inning Stats	R: 0 E: 0 K: 0 S: 4	H: 1 LOB: 2 BB: 1 P: 8	R: 0 E: 0 K: 2 S: 8	H: 1 LOB: 1 BB: 0 P: 8	R: 1 E: 0 K: 0 S: 4	H: 1 LOB: 1 BB: 0 P: 4	R: 0 E: 0 K: 0 S: 4	H: 1 LOB: 1 BB: 0 P: 4	R: 0 E: 0 K: 0 S: 3	H: 0 LOB: 0 BB: 0 P: 3	R: 0 E: 0 K: 0 S: 3	H: 1 LOB: 0 BB: 0 P: 3	R: 2 E: 0 K: 0 S: 6	H: 3 LOB: 2 BB: 1 P: 10	R: 0 E: 0 K: 1 S: 5	H: 0 LOB: 0 BB: 0 P: 5	1B: 3 2B: 6 3B: 0 HR: 0	SF: 1 SAC: 1 DP: 1 HBP: 0	WP: 0 PB: 0 SB: 0 CS: 0	PA: 37							
PITCHER	IP	WLS	BF	H	R	ER	SO	BB	IBB	HBP	BLK	WP	HR	S	P	ERA	WHIP										
Ed Figueroa, R ERA: 3.66 Ken Clay, R ERA: 5.31	(1, 1) 8.0	L	34	8	3	3	2	3	0	0	0	0	0	35	47	3.38	1.375										

Detroit Tigers @ New York Yankees
Yankee Stadium, Bronx, NY
Mon May 14 1979, 7:05 PM EDT
Att: 15,650 - Unknown

AB 32
R 3
H 8
RBI 3
BB 3
SO 3
LOB 11



Batter	1	2	3	4	5	6	7	8	9	AB	R	H	RBI	BB	SO	LOB	BOTTOM										
Willie Randolph, R OBP: 0.305, SLG: 0.278	0-0 5-3		0-0 6-3 1B		0-0 1-3			0-0 4-3		4	0	1	1	0	0	0											
Thurman Munson, R OBP: 0.356, SLG: 0.425	0-0 2B		0-0 1-2 1B		0-0 4-3			0-3 K		4	0	2	0	0	1	0											
Graig Nettles, L OBP: 0.376, SLG: 0.440	0-3 K		0-0 6-3		0-0 L9			0-0 F8		4	0	0	0	0	1	3											
Reggie Jackson, L OBP: 0.409, SLG: 0.568	0-3 K		4-0 FC5-4 1B		0-0 F7			0-0 4-3		3	0	0	0	1	1	1											
Lou Piniella, R OBP: 0.273, SLG: 0.387		0-0 L7	0-0 FC5-4		0-0 F8			0-0 F8		4	0	0	0	0	0	3											
Jim Spencer, L OBP: 0.361, SLG: 0.527 Fred Stanley, R OBP: 0.400, SLG: 0.333 Jay Johnstone, L OBP: 0.291, SLG: 0.387	0-0 F2		0-0 1-2 2B		0-3 K			4-0 FC4-6 BB		2	0	0	0	1	1	0											
Chris Chambliss, L OBP: 0.217, SLG: 0.300	0-0 F7		0-0 F7		0-0 F7			0-0 FC4-6 FC5-4		3	0	0	0	0	0	1											
Juan Beniquez, R OBP: 0.313, SLG: 0.421			0-0 SH1-3 1B 2B		0-0 1-6-3			0-0 FC5-4		3	1	1	0	0	0	1											
Bucky Dent, R OBP: 0.359, SLG: 0.359			0-0 SH1-3		0-3 K			0-3 K		2	0	0	0	0	2	1											
Inning Stats	R: 0 E: 0 K: 2 S: 8	H: 1 LOB: 0 BB: 0 P: 8	R: 0 E: 0 K: 0 S: 3	H: 0 LOB: 0 BB: 0 P: 3	R: 1 E: 0 K: 0 S: 6	H: 3 LOB: 3 BB: 1 P: 10	R: 0 E: 0 K: 1 S: 5	H: 0 LOB: 0 BB: 0 P: 5	R: 0 E: 0 K: 0 S: 3	H: 0 LOB: 0 BB: 0 P: 3	R: 0 E: 0 K: 1 S: 5	H: 0 LOB: 1 BB: 1 P: 9	R: 0 E: 0 K: 1 S: 5	H: 0 LOB: 0 BB: 0 P: 5	R: 0 E: 0 K: 0 S: 3	H: 0 LOB: 0 BB: 0 P: 3	1B: 2 2B: 2 3B: 0 HR: 0	SF: 0 SAC: 1 DP: 0 HBP: 0	WP: 0 PB: 0 SB: 0 CS: 0	PA: 33							
PITCHER	IP	WLS	BF	H	R	ER	SO	BB	IBB	HBP	BLK	WP	HR	S	P	ERA	WHIP										
Milt Wilcox, R ERA: 4.99	(1, 1) 9.0	W	33	4	1	1	6	1	1	0	0	0	0	43	51	1.00	0.556										

Detroit Tigers @ New York Yankees
Yankee Stadium, Bronx, NY
Mon May 14 1979, 7:05 PM EDT
Att: 15,650 - Unknown

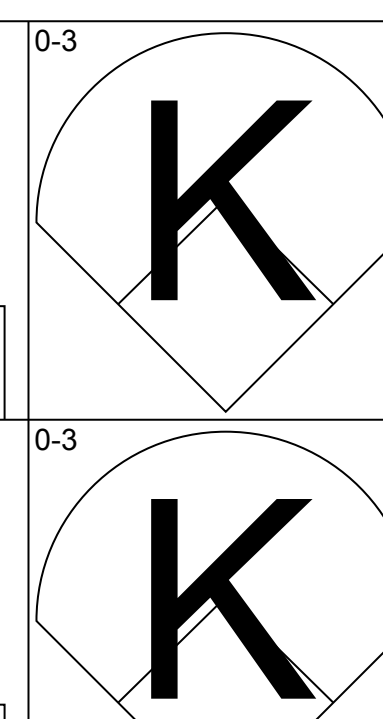
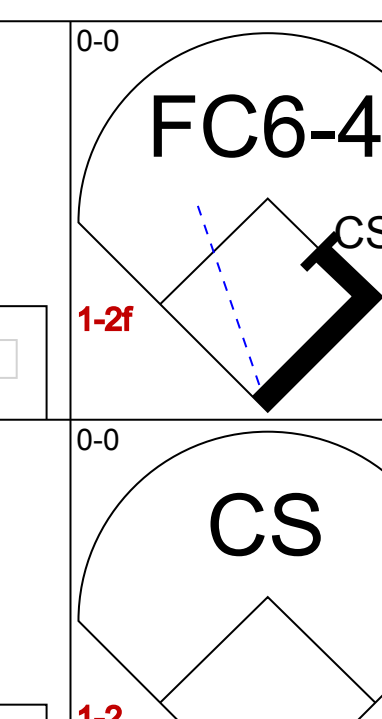
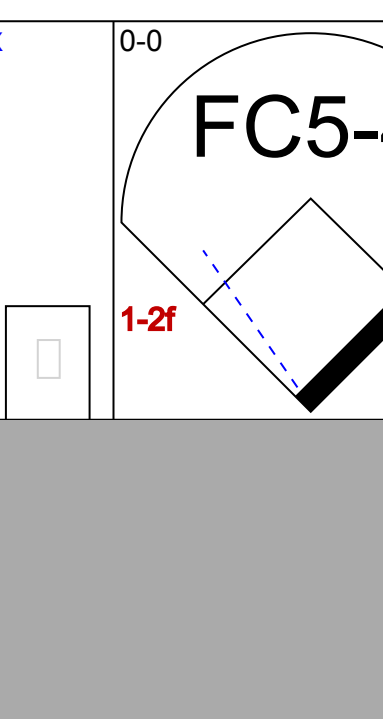
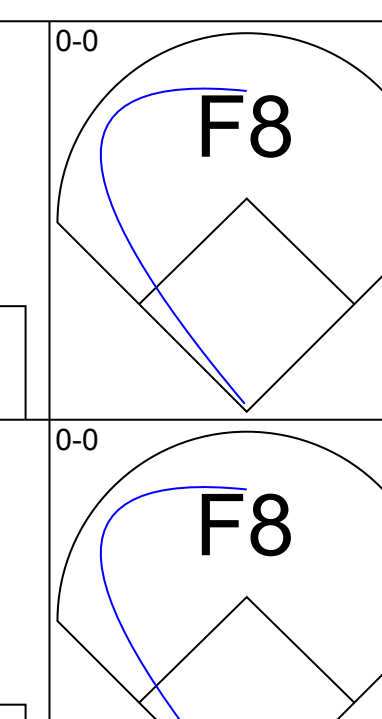
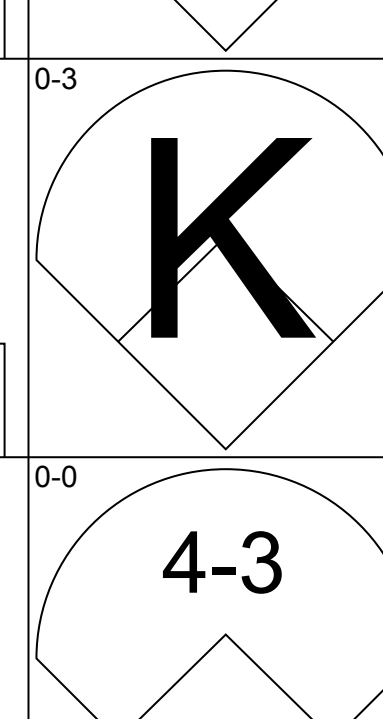
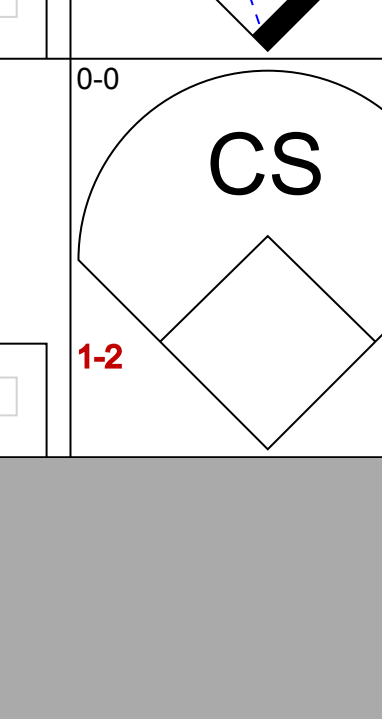
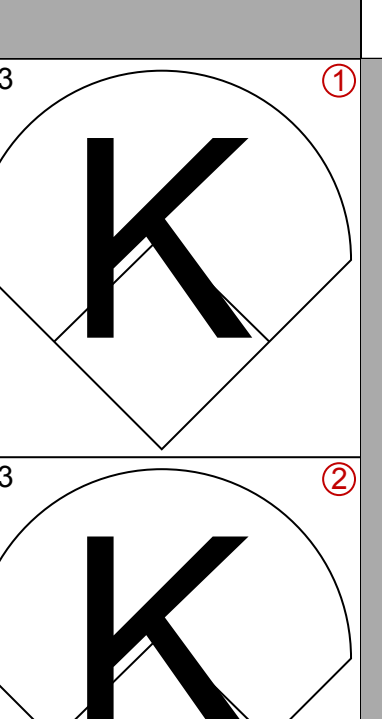
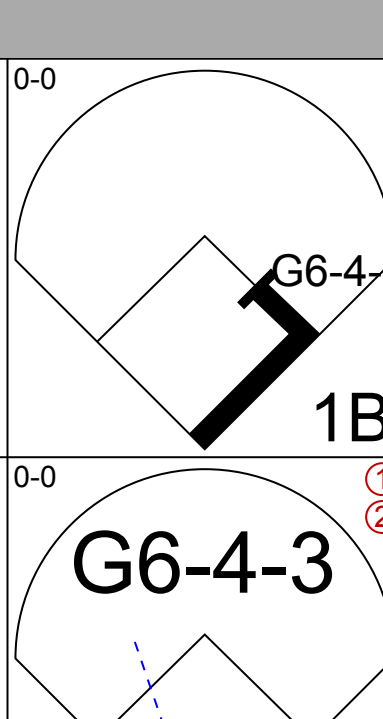
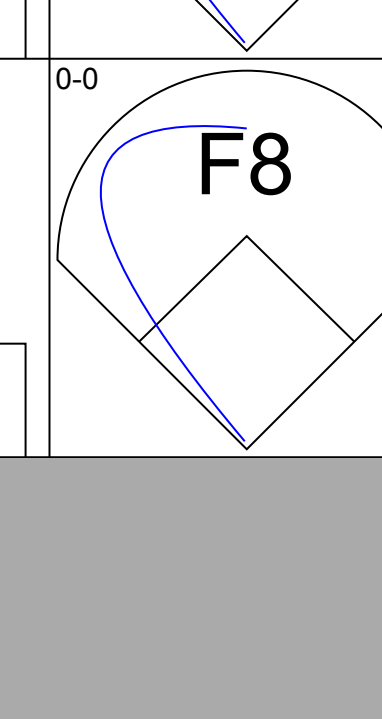
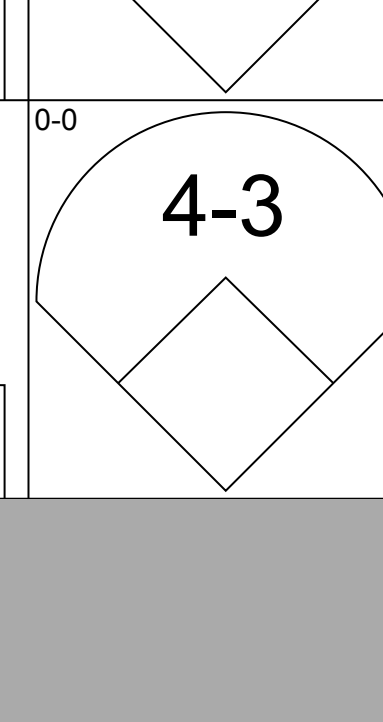
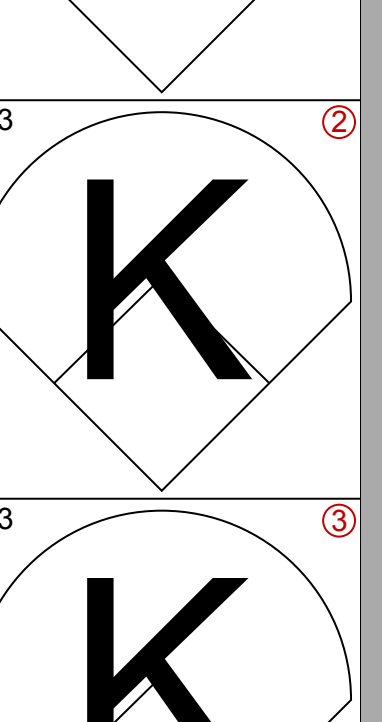
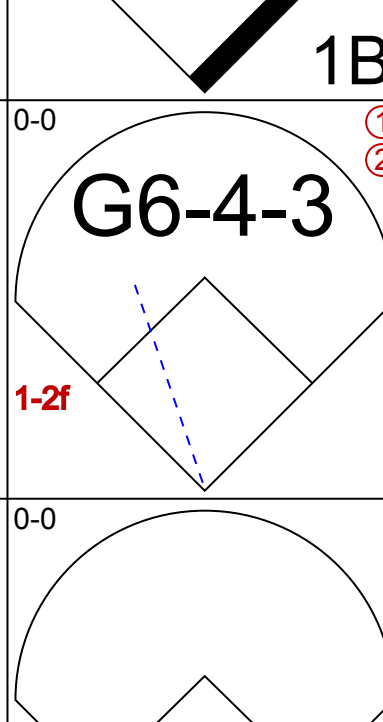
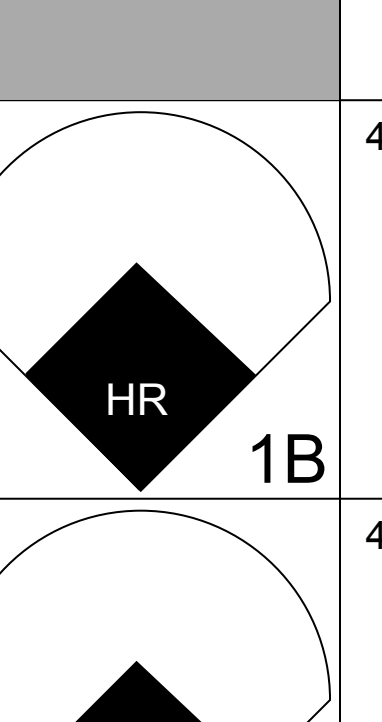
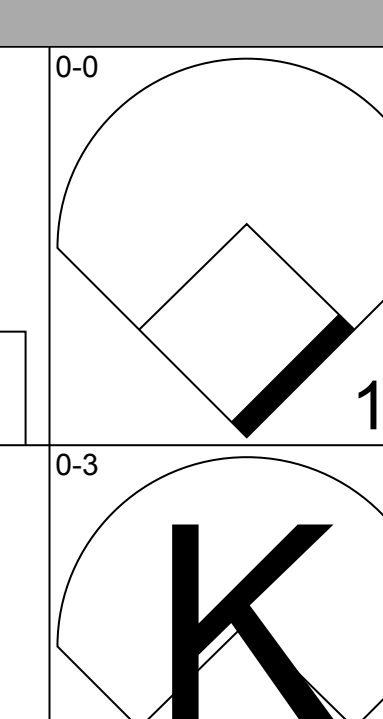

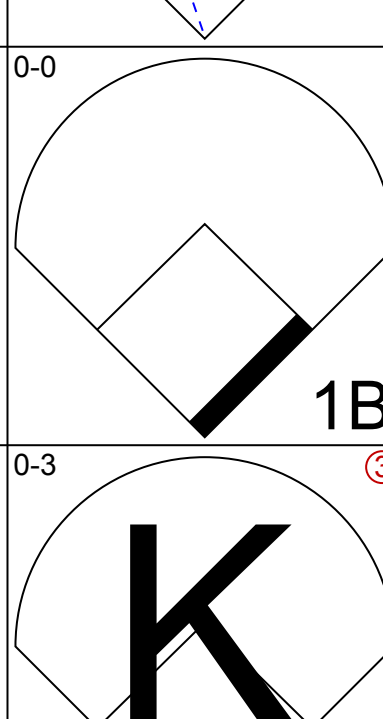
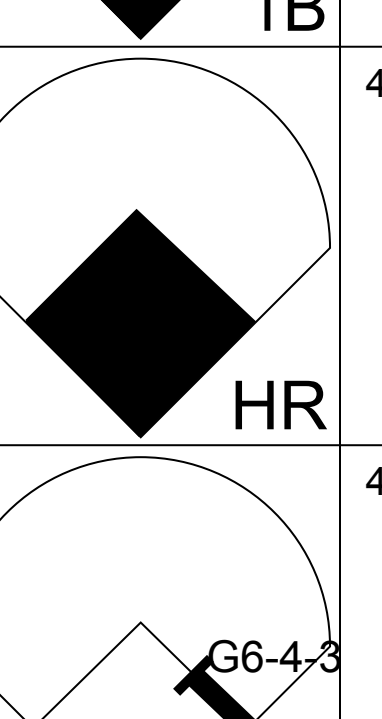
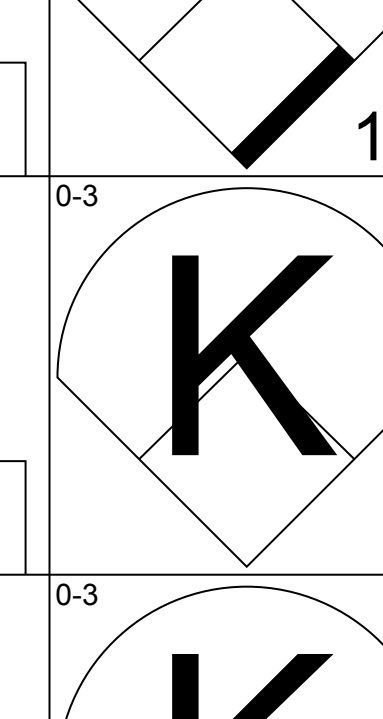
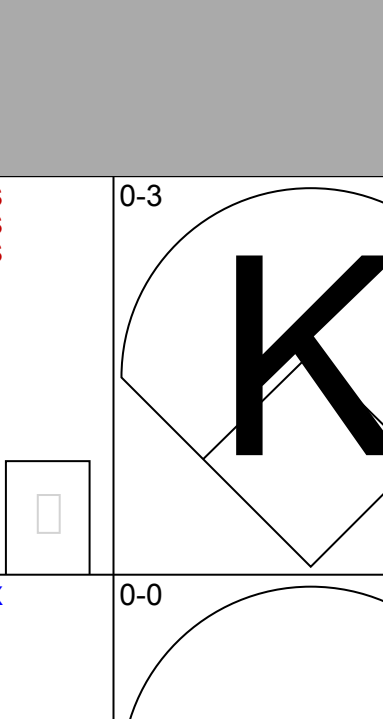
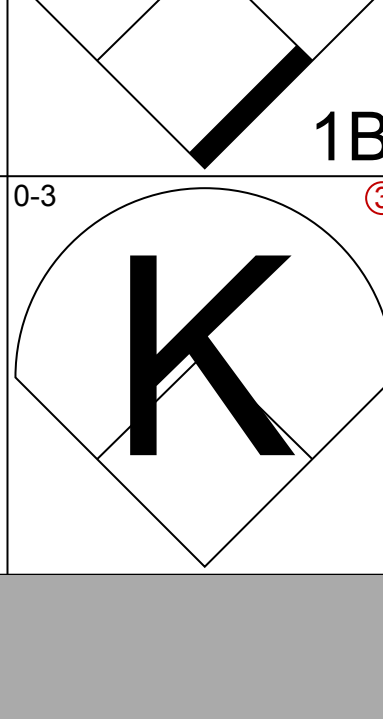
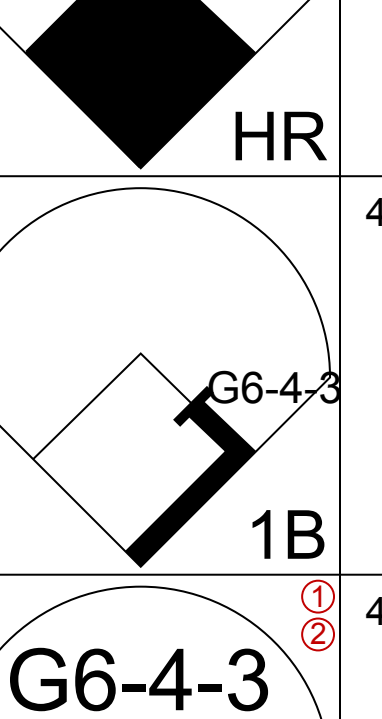
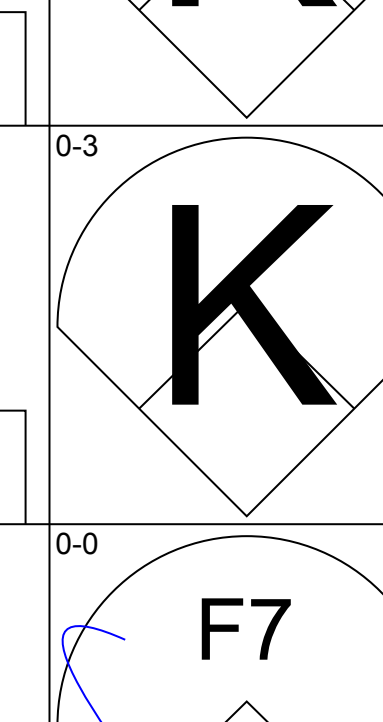
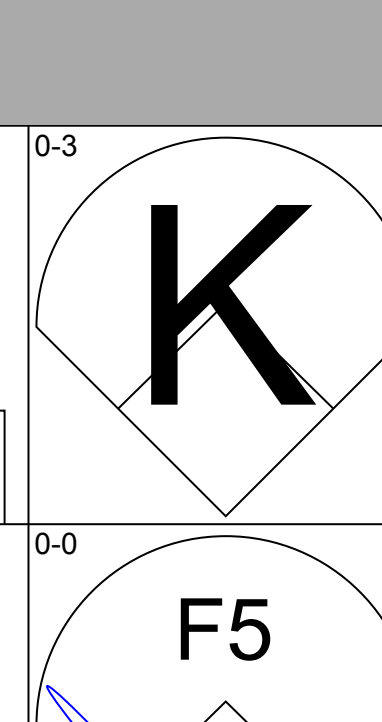
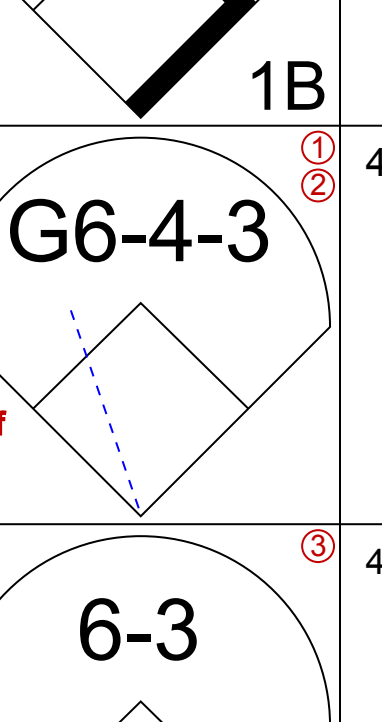
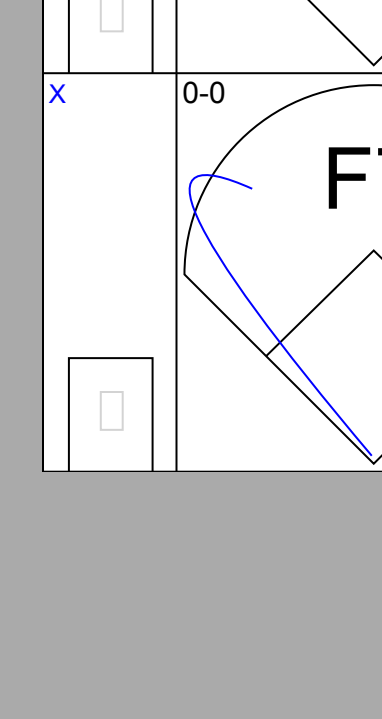
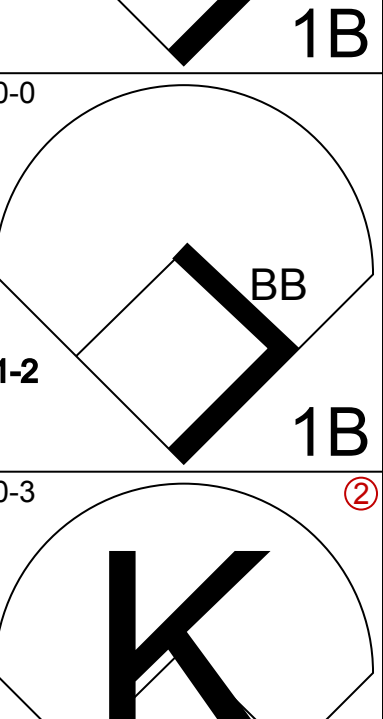
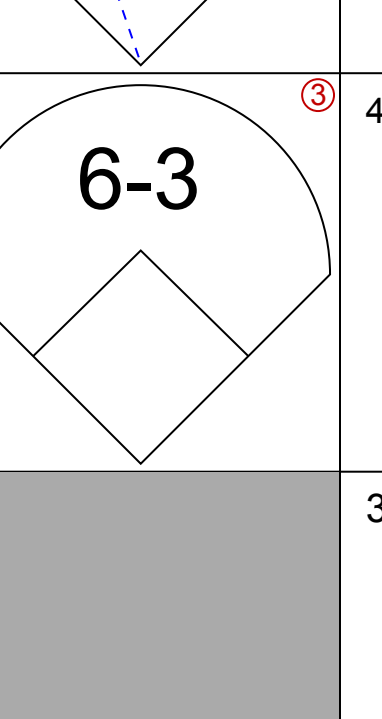
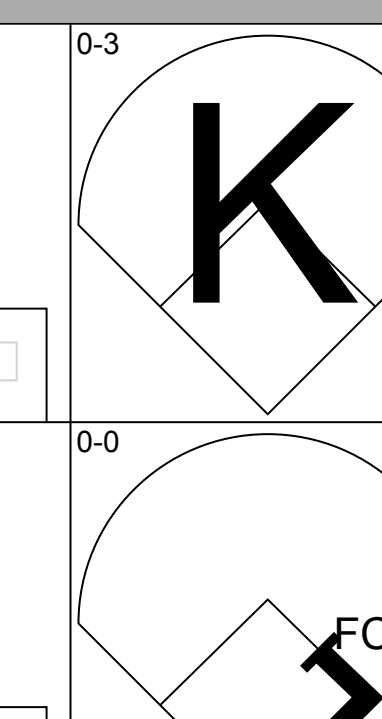
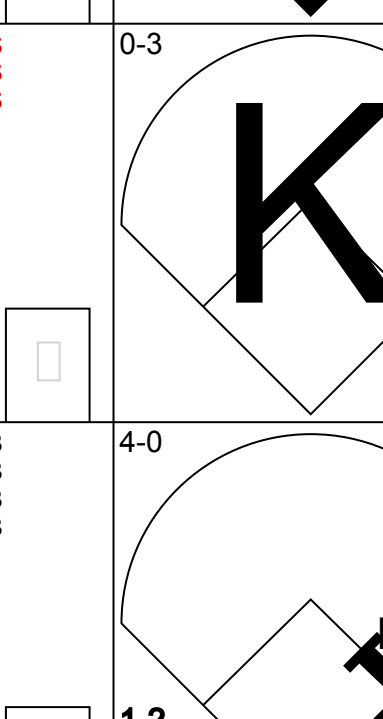
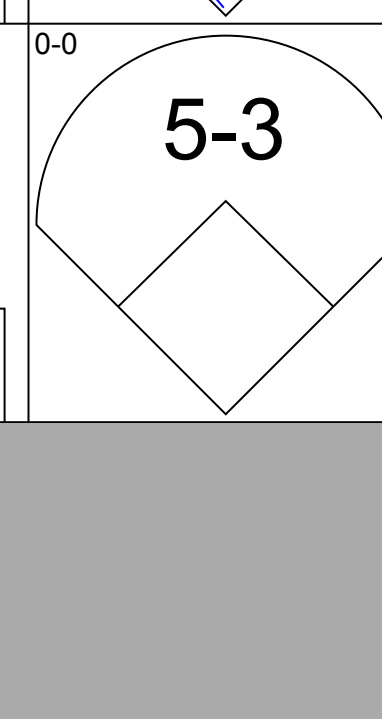
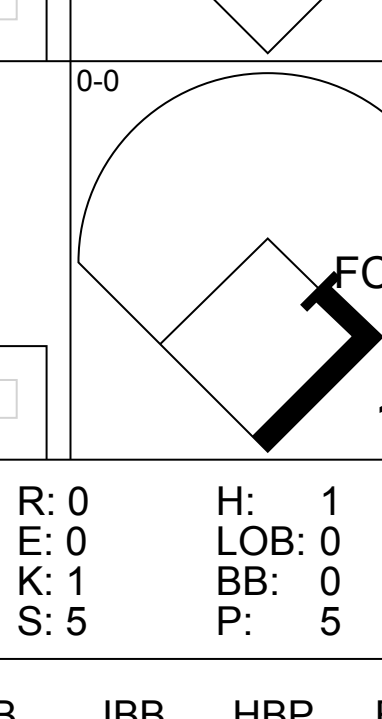
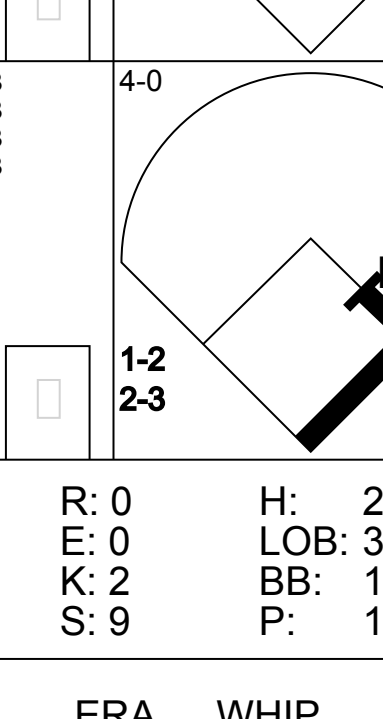
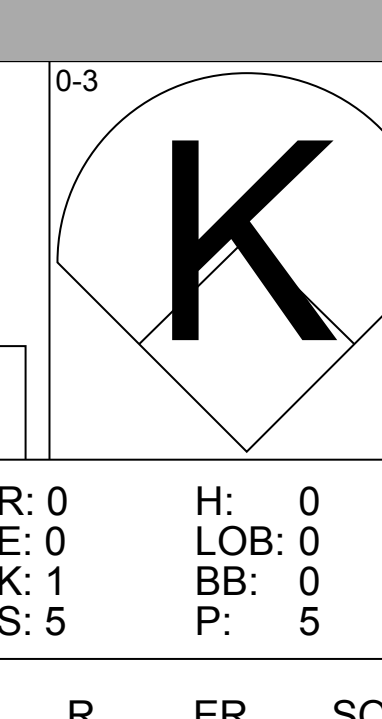
AB 30
R 1
H 4
RBI 1
BB 2
SO 6
LOB 10

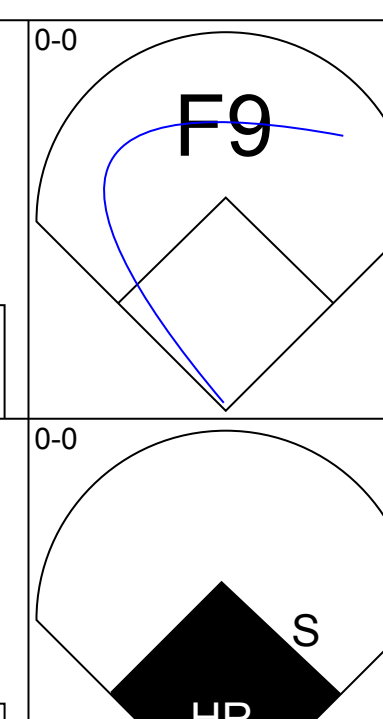
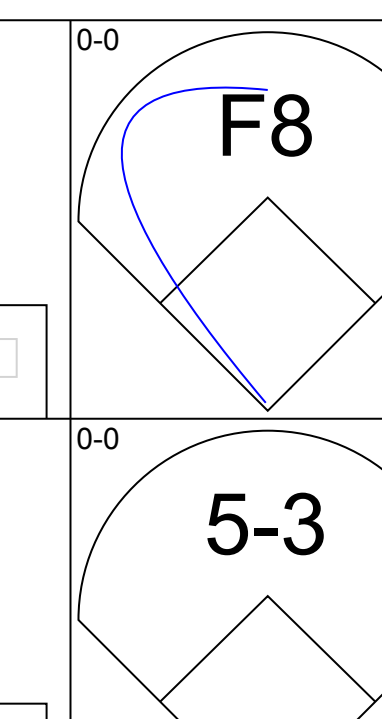
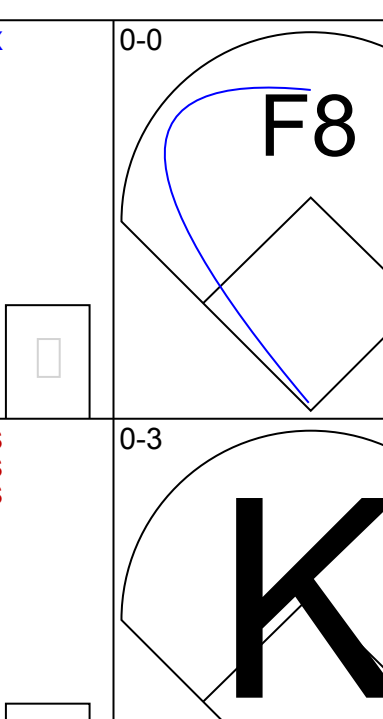
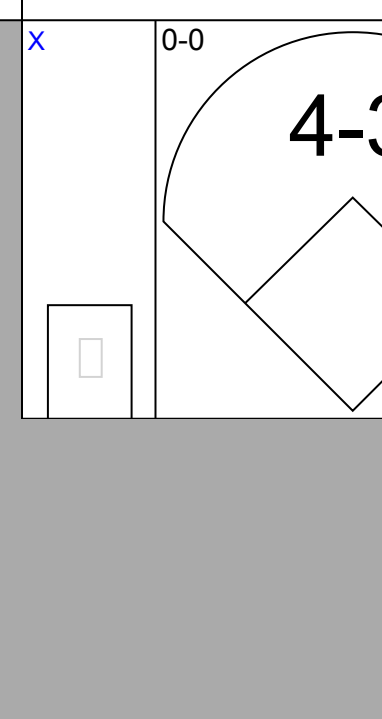
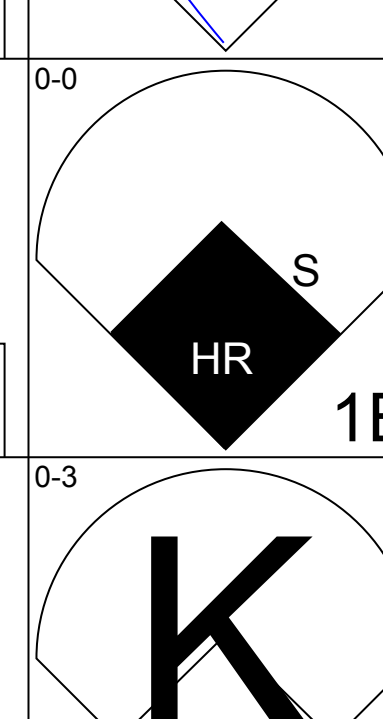
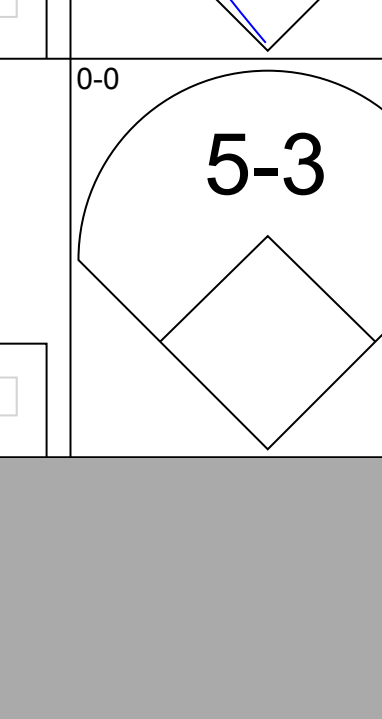
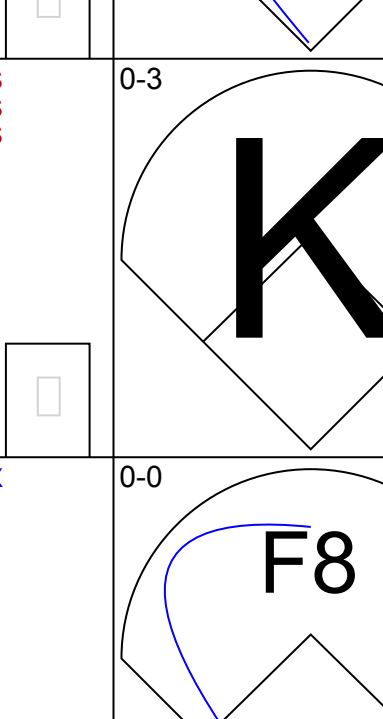
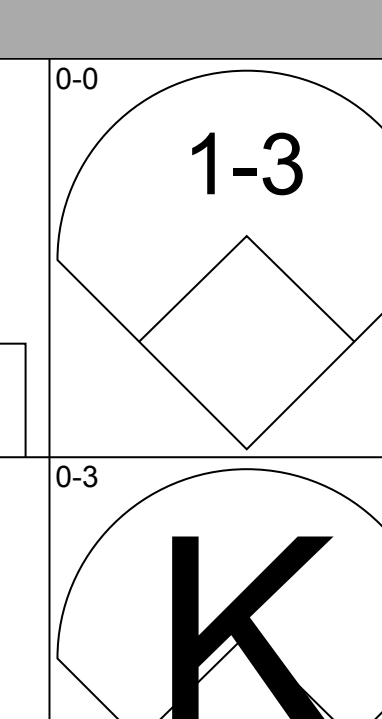
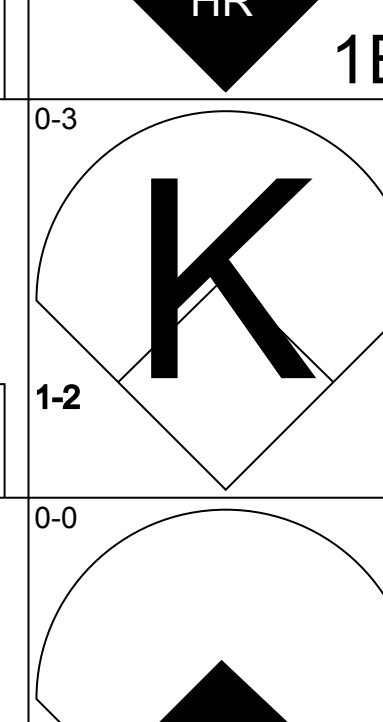
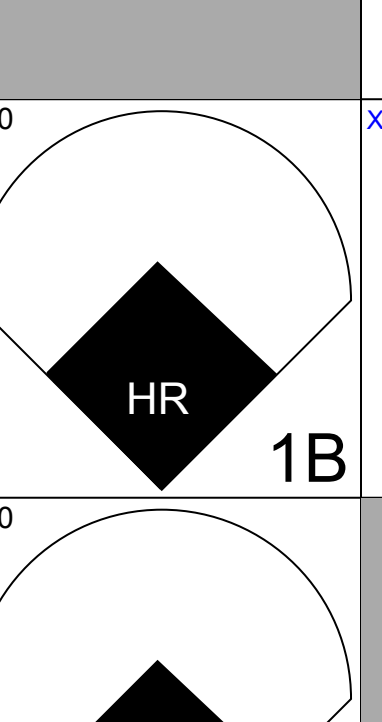
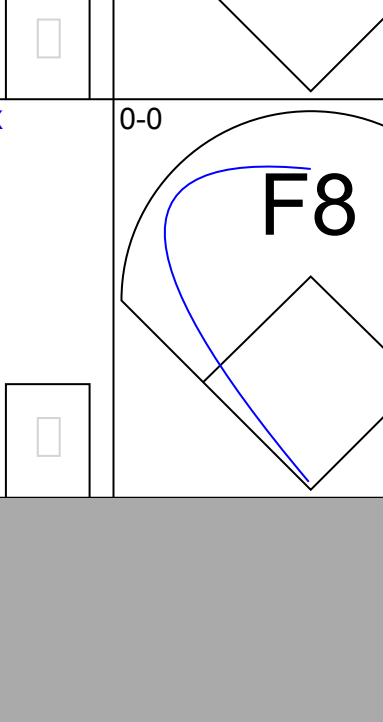
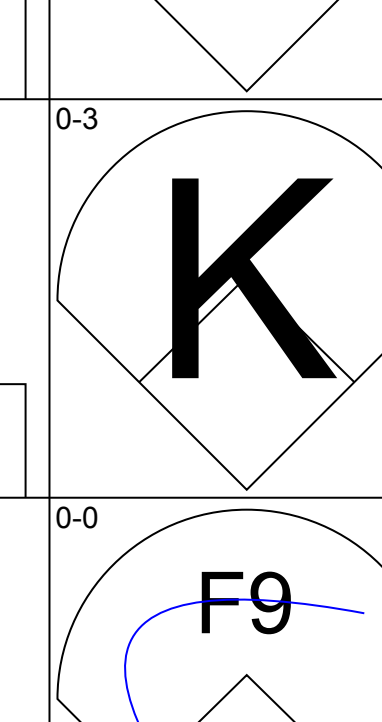
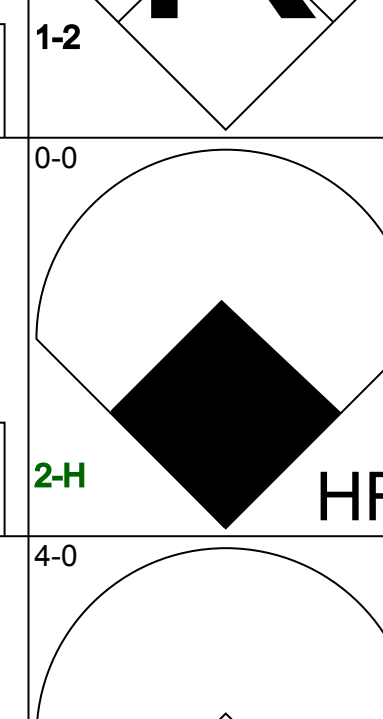
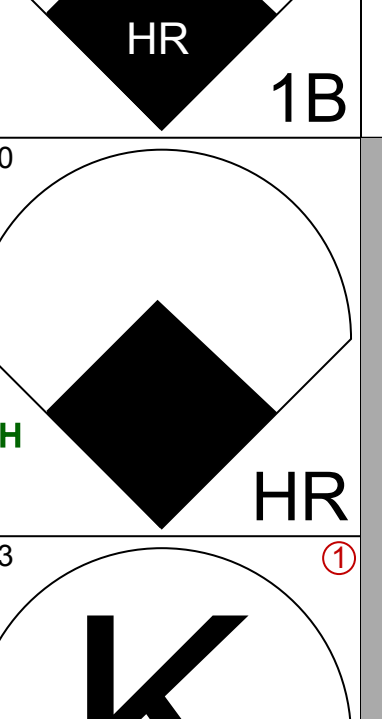
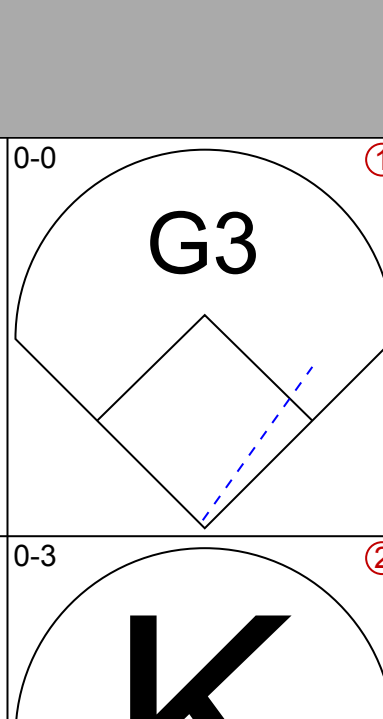
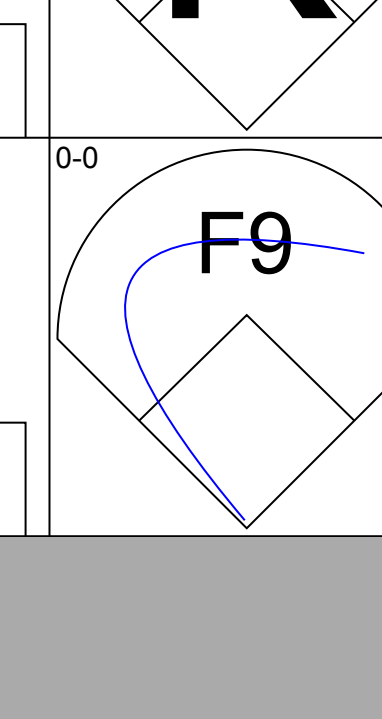
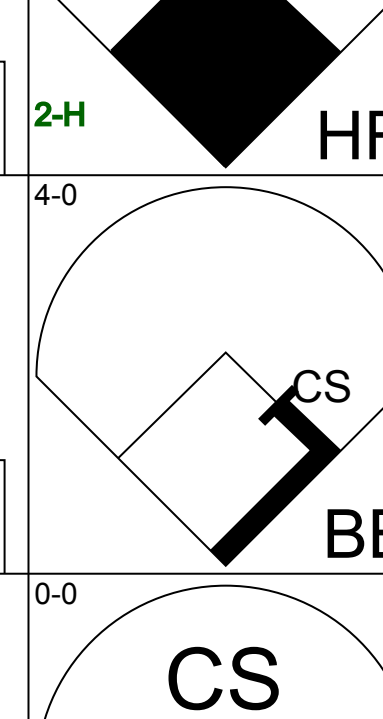
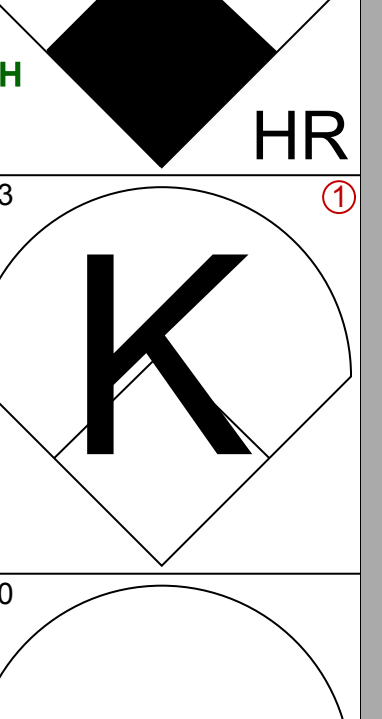
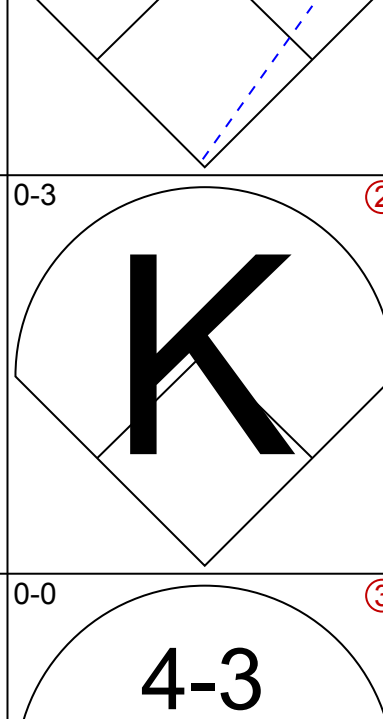
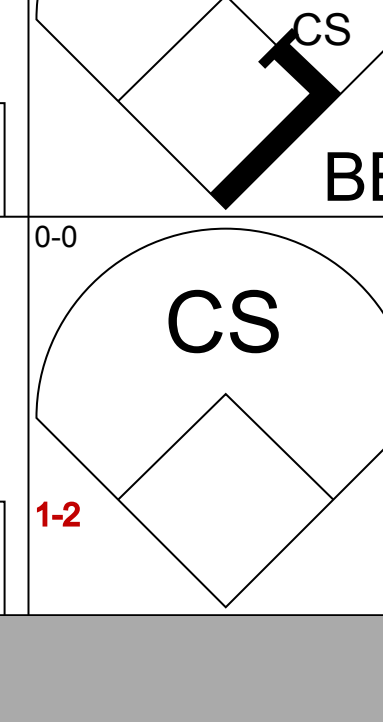
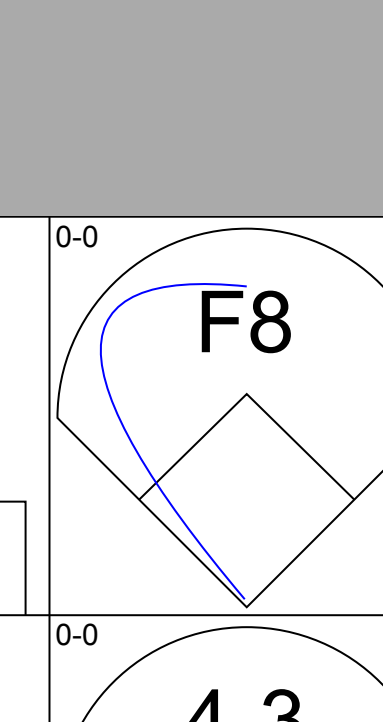
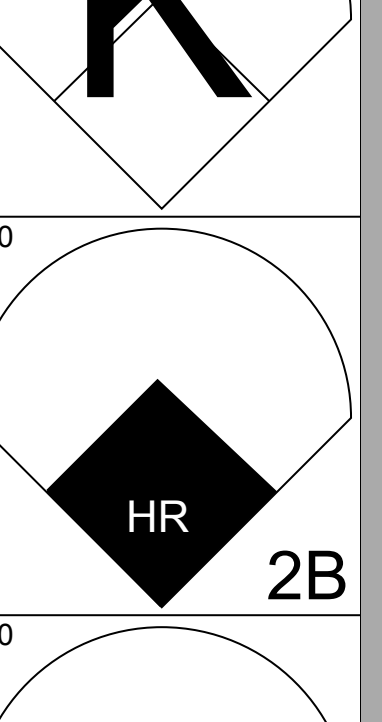
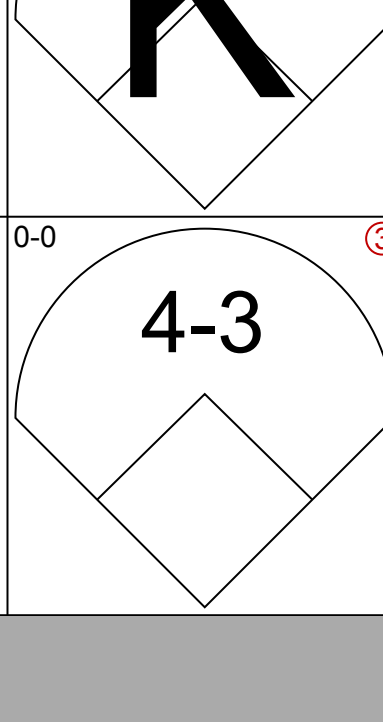
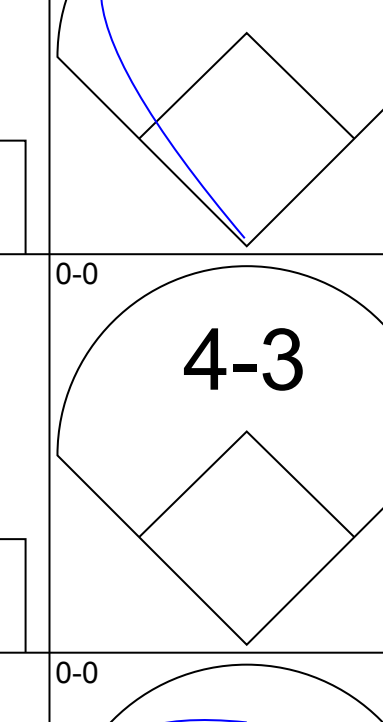
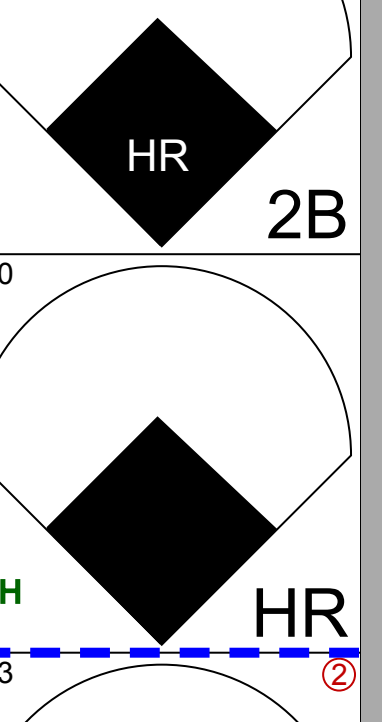
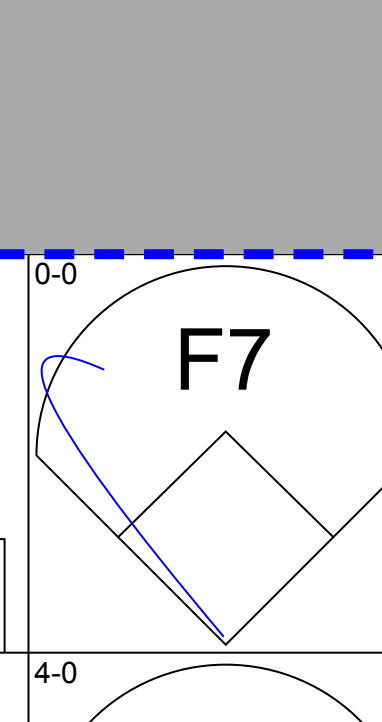
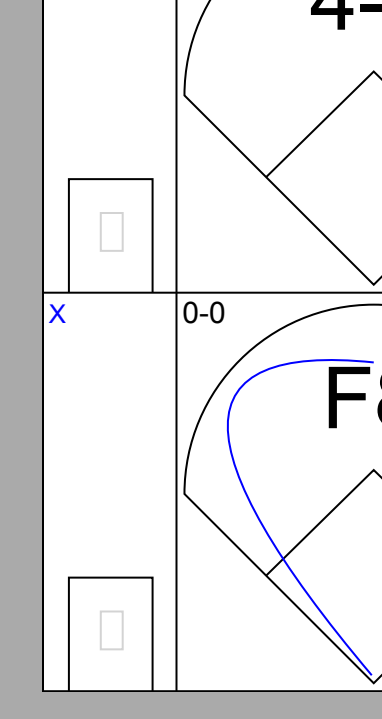
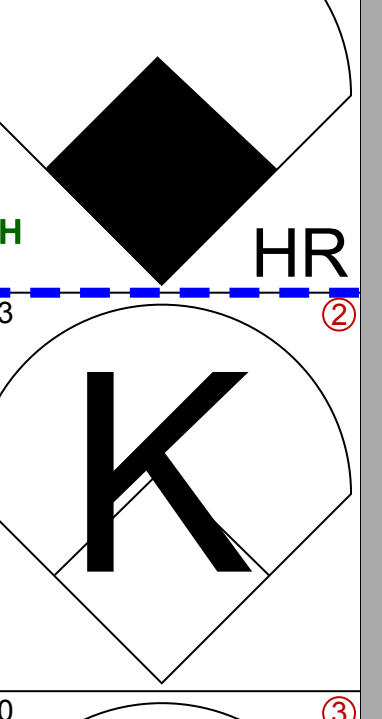
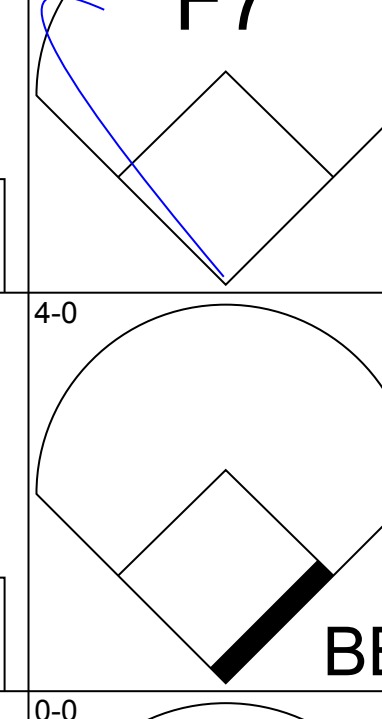
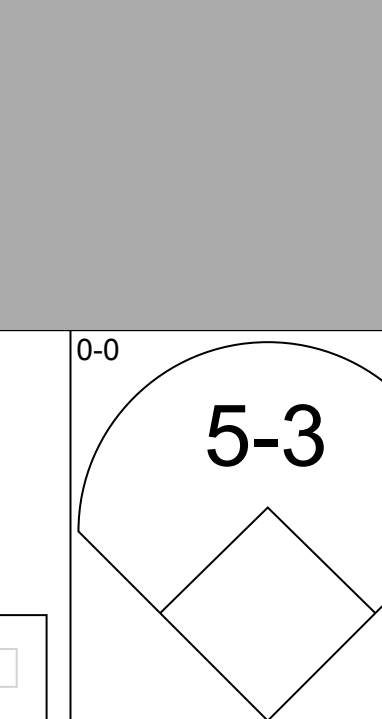
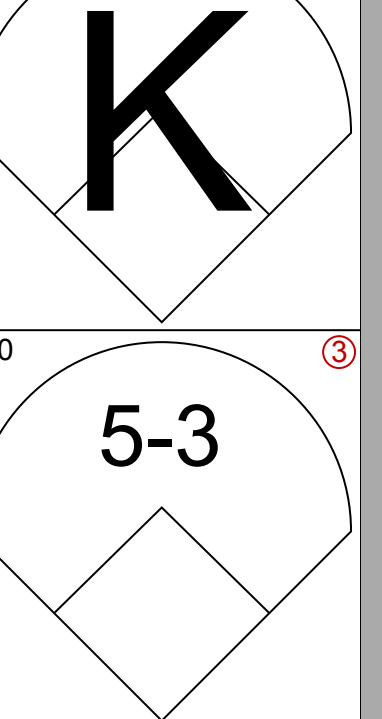
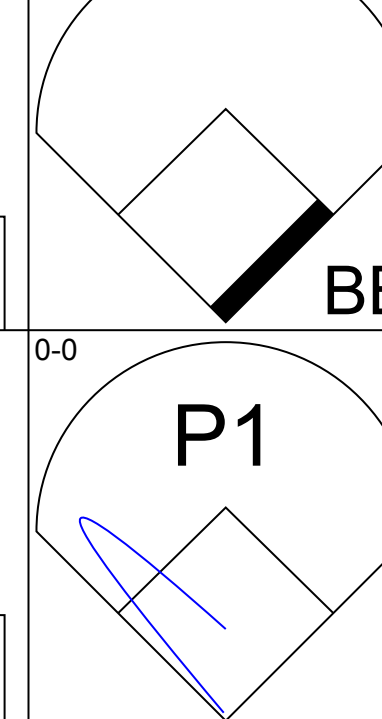


Batter	1	2	3	4	5	6	7	8	9	AB	R	H	RBI	BB	SO	LOB	TOP			
Ron LeFlore, R (1, 8) OBP: 0.402, SLG: 0.487										4	1	3	1	0	0	0	<p>Detroit Tigers @ New York Yankees Yankee Stadium, Bronx, NY Tue May 15 1979, 7:05 PM EDT Att: 18,876 - Unknown - 61 F</p>			
Lou Whitaker, L (1, 4) OBP: 0.397, SLG: 0.444										4	0	1	2	0	1	2				
Rusty Staub, L (1, 10) OBP: 0.423, SLG: 0.488										4	0	0	0	0	1	1				
Steve Kemp, L (1, 9) OBP: 0.455, SLG: 0.586											4	0	1	0	0	1		0		
Jason Thompson, L (1, 3) OBP: 0.393, SLG: 0.425											4	0	1	0	0	0		1		
Jerry Morales, R (1, 7) OBP: 0.257, SLG: 0.373											4	0	0	0	0	0		1		
Lance Parrish, R (1, 2) OBP: 0.320, SLG: 0.438										2	1	0	0	1	0	1				
Aurelio Rodriguez, R (1, 5) OBP: 0.260, SLG: 0.338										3	1	1	0	0	1	0				
Alan Trammell, R (1, 6) OBP: 0.320, SLG: 0.296										3	0	0	0	0	1	2				
Inning Stats	R: 0 E: 0 K: 1 S: 5	H: 1 LOB: 0 BB: 0 P: 5	R: 0 E: 0 K: 0 S: 3	H: 0 LOB: 0 BB: 0 P: 3	R: 0 E: 0 K: 0 S: 3	H: 0 LOB: 0 BB: 0 P: 3	R: 0 E: 0 K: 0 S: 3	H: 0 LOB: 0 BB: 0 P: 3	R: 0 E: 0 K: 3 S: 10	H: 1 LOB: 1 BB: 0 P: 10	R: 0 E: 0 K: 1 S: 5	H: 0 LOB: 0 BB: 0 P: 5	R: 3 E: 0 K: 0 S: 6	H: 3 LOB: 1 BB: 1 P: 10	R: 0 E: 0 K: 0 S: 3	H: 1 LOB: 0 BB: 0 P: 3	1B: 7 2B: 0 3B: 0 HR: 0	SF: 0 SAC: 0 DP: 1 HBP: 0	WP: 0 PB: 0 SB: 1 CS: 1	PA: 33
PITCHER Tommy John, L (1, 1) ERA: 1.81	IP: 9.0 WLS: W BF: 33 H: 7 R: 3 ER: 3 SO: 5 BB: 1 IBB: 0 HBP: 0 BLK: 0 WP: 0 HR: 0 S: 42 P: 46 ERA: 3.00 WHIP: 0.889																			

Batter	1	2	3	4	5	6	7	8	9	AB	R	H	RBI	BB	SO	LOB	BOTTOM			
Mickey Rivers, L (1, 8) OBP: 0.286, SLG: 0.398										4	0	2	0	0	0	0	<p>Detroit Tigers @ New York Yankees Yankee Stadium, Bronx, NY Tue May 15 1979, 7:05 PM EDT Att: 18,876 - Unknown - 61 F</p>			
Juan Beniquez, R (6, FR) OBP: 0.308, SLG: 0.414										1	1	0	0	0	1	0				
Willie Randolph, R (1, 4) OBP: 0.321, SLG: 0.297										5	4	4	1	0	1	1				
Thurman Munson, R (1, 2) OBP: 0.358, SLG: 0.424										5	1	2	0	0	0	3				
Graig Nettles, L (1, 5) OBP: 0.377, SLG: 0.445										3	0	2	4	0	1	1				
Reggie Jackson, L (1, 9) OBP: 0.409, SLG: 0.574										4	1	2	2	0	0	1				
Lou Piniella, R (1, 7) OBP: 0.282, SLG: 0.412										4	0	2	1	0	1	3				
Jim Spencer, L (1, 10) ERA: 5.12										0	1	0	0	1	0	0				
Cliff Johnson, R (3, PH) OBP: 0.381, SLG: 0.486										3	0	0	0	0	0	2				
Chris Chambliss, L (1, 3) OBP: 0.227, SLG: 0.360										4	2	2	3	0	0	0				
Bucky Dent, R (1, 6) OBP: 0.355, SLG: 0.347										3	1	0	0	1	0	0				
Inning Stats	R: 1 E: 1 K: 1 S: 8	H: 3 LOB: 2 BB: 0 P: 8	R: 2 E: 0 K: 1 S: 7	H: 2 LOB: 1 BB: 1 P: 11	R: 0 E: 0 K: 0 S: 4	H: 2 LOB: 1 BB: 0 P: 4	R: 0 E: 0 K: 0 S: 3	H: 0 LOB: 0 BB: 0 P: 3	R: 2 E: 0 K: 1 S: 8	H: 3 LOB: 1 BB: 0 P: 8	R: 4 E: 0 K: 0 S: 7	H: 4 LOB: 1 BB: 1 P: 11	R: 1 E: 0 K: 1 S: 6	H: 1 LOB: 0 BB: 0 P: 6	R: 1 E: 0 K: 0 S: 4	H: 1 LOB: 0 BB: 0 P: 4	1B: 10 2B: 4 3B: 0 HR: 2	SF: 3 SAC: 0 DP: 1 HBP: 0	WP: 0 PB: 1 SB: 0 CS: 0	PA: 41
PITCHER Steve Baker, R (1, 1) ERA: 5.12 Sheldon Burnside, L (3, 1) ERA: 5.66 Bruce Taylor, R (6, 1) ERA: 6.56	IP: 2.0 WLS: L BF: 13 H: 6 R: 3 ER: 3 SO: 2 BB: 3 IBB: 0 HBP: 0 BLK: 0 WP: 0 HR: 1 S: 16 P: 20 ERA: 13.50 WHIP: 3.500																			



Batter	1	2	3	4	5	6	7	8	9	AB	R	H	RBI	BB	SO	LOB	TOP			
Ron LeFlore, R OBP: 0.390, SLG: 0.472 (1, 8)										4	0	0	0	0	1	4	<p>Detroit Tigers @ New York Yankees Yankee Stadium, Bronx, NY Wed May 16 1979, 7:05 PM EDT Att: 43,843 - Unknown - 69 F</p>			
Jerry Morales, R OBP: 0.257, SLG: 0.368 (1, 7)										4	0	1	0	0	2	0				
Rusty Staub, L OBP: 0.411, SLG: 0.467 (1, 10)										4	1	1	0	0	1	1				
Steve Kemp, L OBP: 0.466, SLG: 0.621 (1, 9)										4	1	3	2	0	1	0				
John Wockenfuss, R OBP: 0.323, SLG: 0.607 (1, 3)										4	0	1	0	0	3	2				
Lance Parrish, R OBP: 0.316, SLG: 0.430 (1, 2)										4	0	1	0	0	2	2				
Aurelio Rodriguez, R OBP: 0.260, SLG: 0.333 (1, 5)										4	0	1	0	0	0	1				
Lou Whitaker, L OBP: 0.387, SLG: 0.431 (1, 4)										3	0	0	0	0	2	2				
Mark Wagner, R OBP: 0.312, SLG: 0.484 (1, 6)										2	0	1	0	1	1	0				
Inning Stats	R: 0 E: 0 K: 2 S: 7	H: 0 LOB: 0 BB: 7 P: 7	R: 0 E: 0 K: 2 S: 8	H: 1 LOB: 1 BB: 0 P: 8	R: 0 E: 0 K: 1 S: 5	H: 1 LOB: 0 BB: 0 P: 5	R: 0 E: 0 K: 3 S: 9	H: 0 LOB: 0 BB: 0 P: 9	R: 0 E: 0 K: 1 S: 6	H: 2 LOB: 3 BB: 0 P: 6	R: 0 E: 0 K: 1 S: 5	H: 0 LOB: 0 BB: 0 P: 5	R: 0 E: 0 K: 1 S: 5	H: 0 LOB: 0 BB: 0 P: 5	R: 2 E: 0 K: 0 S: 5	H: 3 LOB: 0 BB: 0 P: 5	1B: 8 2B: 0 3B: 0 HR: 1	SF: 0 SAC: 0 DP: 2 HBP: 0	WP: 0 PB: 0 SB: 0 CS: 1	PA: 35
PITCHER Ron Guidry, L ERA: 2.26 (1, 1)	IP: 9.0 WLS: W BF: 34 H: 9 R: 2 ER: 2 SO: 13 BB: 1 IBB: 0 HBP: 0 BLK: 0 WP: 0 HR: 1 S: 59 P: 63 ERA: 2.00 WHIP: 1.111															PITCHER				

Batter	1	2	3	4	5	6	7	8	9	AB	R	H	RBI	BB	SO	LOB	BOTTOM			
Mickey Rivers, L OBP: 0.275, SLG: 0.381 (1, 8)										4	0	0	0	0	0	1	<p>Detroit Tigers @ New York Yankees Yankee Stadium, Bronx, NY Wed May 16 1979, 7:05 PM EDT Att: 43,843 - Unknown - 69 F</p>			
Juan Beniquez, R OBP: 0.308, SLG: 0.414 (8, 8)										0	0	0	0	0	0	0				
Willie Randolph, R OBP: 0.319, SLG: 0.296 (1, 4)										4	1	1	0	0	1	0				
Thurman Munson, R OBP: 0.355, SLG: 0.420 (1, 2)										4	1	1	0	0	2	1				
Graig Nettles, L OBP: 0.380, SLG: 0.492 (1, 5)										4	2	2	4	0	0	0				
Reggie Jackson, L OBP: 0.407, SLG: 0.564 (1, 9)										2	0	0	0	1	2	0				
Lou Piniella, R OBP: 0.283, SLG: 0.420 (1, 7)										3	1	1	0	0	0	0				
Chris Chambliss, L OBP: 0.230, SLG: 0.385 (1, 3)										3	1	1	2	0	0	0				
Jim Spencer, L OBP: 0.368, SLG: 0.513 (1, 10)										2	0	0	0	1	1	0				
Bucky Dent, R OBP: 0.345, SLG: 0.337 (1, 6)										3	0	0	0	0	0	1				
Inning Stats	R: 2 E: 0 K: 1 S: 6	H: 2 LOB: 1 BB: 1 P: 10	R: 0 E: 0 K: 0 S: 3	H: 0 LOB: 0 BB: 0 P: 3	R: 0 E: 0 K: 0 S: 3	H: 0 LOB: 0 BB: 0 P: 3	R: 4 E: 0 K: 2 S: 11	H: 4 LOB: 0 BB: 0 P: 11	R: 0 E: 0 K: 1 S: 5	H: 0 LOB: 0 BB: 0 P: 5	R: 0 E: 0 K: 1 S: 3	H: 0 LOB: 1 BB: 1 P: 7	R: 0 E: 0 K: 1 S: 5	H: 0 LOB: 0 BB: 0 P: 5	R: 0 E: 0 K: 1 S: 5	H: 0 LOB: 0 BB: 0 P: 5	1B: 2 2B: 1 3B: 0 HR: 3	SF: 0 SAC: 0 DP: 0 HBP: 0	WP: 0 PB: 0 SB: 1 CS: 1	PA: 32
PITCHER Mark Fidrych, R ERA: 8.53 Aurelio Lopez, R ERA: 2.11 John Hiller, L ERA: 3.86	IP: 3.1 WLS: L BF: 16 H: 6 R: 6 ER: 6 SO: 2 BB: 1 IBB: 0 HBP: 0 BLK: 0 WP: 0 HR: 3 S: 19 P: 23 ERA: 16.20 WHIP: 2.100															PITCHER				

AB	33
R	2
H	9
RBI	2
BB	1
SO	13
LOB	12



AB	29
R	6
H	6
RBI	6
BB	2
SO	6
LOB	3



Batter	1	2	3	4	5	6	7	8	9	AB	R	H	RBI	BB	SO	LOB	TOP								
Ron LeFlore, R OBP: 0.390, SLG: 0.469 (1, 8)										5	2	2	0	0	0	3	Detroit Tigers @ Cleveland Indians Cleveland Municipal Stadium, Cleveland, OH Fri May 18 1979, 7:05 PM EDT Att: 10,452 - Unknown								
Lou Whitaker, L OBP: 0.402, SLG: 0.467 Mark Wagner, R OBP: 0.317, SLG: 0.515 (5, 4)										3	0	3	2	0	0	0									
Rusty Staub, L OBP: 0.417, SLG: 0.479 Lynn Jones, R OBP: 0.357, SLG: 0.385 (6, PR)										3	0	1	0	1	0	2									
Steve Kemp, L OBP: 0.467, SLG: 0.610 (1, 7)										2	1	0	0	1	0	2									
Jason Thompson, L OBP: 0.387, SLG: 0.418 (1, 3)										4	0	1	0	0	0	3									
Jerry Morales, R OBP: 0.256, SLG: 0.367 (1, 9)										3	0	1	1	0	1	3									
Lance Parrish, R OBP: 0.315, SLG: 0.417 (1, 2)										3	0	0	0	1	0	1									
Aurelio Rodriguez, R OBP: 0.275, SLG: 0.346 (1, 5)										3	2	2	0	0	0	1									
Alan Trammell, R OBP: 0.304, SLG: 0.280 (1, 6)										4	0	0	0	0	1	4									
Inning Stats	R: 1 E: 0 K: 0 S: 4	H: 2 LOB: 1 BB: 0 P: 5	R: 0 E: 0 K: 0 S: 3	H: 1 LOB: 0 BB: 0 P: 3	R: 0 E: 0 K: 1 S: 6	H: 1 LOB: 0 BB: 0 P: 6	R: 1 E: 0 K: 0 S: 3	H: 1 LOB: 0 BB: 1 P: 7	R: 1 E: 0 K: 0 S: 4	H: 2 LOB: 0 BB: 0 P: 4	R: 0 E: 0 K: 0 S: 4	H: 1 LOB: 1 BB: 0 P: 4	R: 0 E: 0 K: 0 S: 4	H: 0 LOB: 2 BB: 1 P: 8	R: 0 E: 0 K: 1 S: 5	H: 0 LOB: 2 BB: 1 P: 9		R: 2 E: 0 K: 1 S: 8	H: 3 LOB: 1 BB: 0 P: 8	1B: 7 2B: 5 3B: 0 HR: 0	SF: 1 SAC: 1 DP: 3 HBP: 1	WP: 1 PB: 0 SB: 1 CS: 0	PA: 39		
PITCHER	IP	WLS	BF	H	R	ER	SO	BB	IBB	HBP	BLK	WP	HR	S	P	ERA	WHIP								
Wayne Garland, R ERA: 6.99 (1, 1)	7.0		30	8	3	3	1	3	0	1	0	0	0	28	41	3.86	1.571								
Sid Monge, L ERA: 1.6 (8, 1)	2.0	L	9	3	2	2	2	0	0	0	0	1	0	13	13	9.00	1.500								

Batter	1	2	3	4	5	6	7	8	9	AB	R	H	RBI	BB	SO	LOB	BOTTOM								
Bobby Bonds, R OBP: 0.378, SLG: 0.486 (1, 10)										4	0	0	0	0	2	2	Detroit Tigers @ Cleveland Indians Cleveland Municipal Stadium, Cleveland, OH Fri May 18 1979, 7:05 PM EDT Att: 10,452 - Unknown								
Paul Dade, R OBP: 0.329, SLG: 0.329 (1, 9)										4	0	2	1	0	0	1									
Rick Manning, L OBP: 0.309, SLG: 0.331 (1, 8)										4	1	1	0	0	0	2									
Andre Thornton, R OBP: 0.288, SLG: 0.342 (1, 3)										3	1	1	0	1	0	2									
Jim Norris, L OBP: 0.264, SLG: 0.231 (1, 7)										3	0	0	0	1	0	3									
Toby Harrah, R OBP: 0.344, SLG: 0.352 (1, 5)										2	0	0	1	1	0	1									
Gary Alexander, R OBP: 0.276, SLG: 0.333 (1, 2)										4	0	1	1	0	2	1									
Duane Kuiper, L OBP: 0.292, SLG: 0.276 (1, 4)										4	0	1	0	0	0	2									
Tom Verzyer, R OBP: 0.304, SLG: 0.281 (1, 6)										3	1	1	0	0	0	1									
Inning Stats	R: 0 E: 0 K: 0 S: 3	H: 0 LOB: 0 BB: 0 P: 3	R: 1 E: 0 K: 0 S: 5	H: 2 LOB: 1 BB: 0 P: 5	R: 1 E: 0 K: 0 S: 5	H: 2 LOB: 1 BB: 0 P: 5	R: 0 E: 0 K: 1 S: 5	H: 0 LOB: 0 BB: 0 P: 5	R: 0 E: 0 K: 1 S: 6	H: 1 LOB: 0 BB: 0 P: 6	R: 1 E: 0 K: 0 S: 3	H: 1 LOB: 0 BB: 1 P: 7	R: 0 E: 0 K: 0 S: 3	H: 0 LOB: 0 BB: 0 P: 3	R: 0 E: 0 K: 1 S: 6	H: 1 LOB: 2 BB: 1 P: 10		R: 0 E: 0 K: 1 S: 5	H: 0 LOB: 1 BB: 1 P: 9	1B: 3 2B: 3 3B: 1 HR: 0	SF: 1 SAC: 1 DP: 0 HBP: 0	WP: 0 PB: 0 SB: 1 CS: 1	PA: 37		
PITCHER	IP	WLS	BF	H	R	ER	SO	BB	IBB	HBP	BLK	WP	HR	S	P	ERA	WHIP								
Dave Rozema, R ERA: 4.5 (1, 1)	7.1		29	7	3	3	3	1	1	0	0	0	0	7	15	0.00	0.600								
John Hiller, L ERA: 3.57 (8, 1)	1.2	W	7	0	0	0	1	1	1	0	0	0	0	7	15	0.00	0.600								

Batter	1	2	3	4	5	6	7	8	9	AB	R	H	RBI	BB	SO	LOB	TOP		
Ron LeFlore, R OBP: 0.378, SLG: 0.455	F9		G6-3			6-3		K		4	0	0	0	0	1	1	Detroit Tigers @ Cleveland Indians Cleveland Municipal Stadium, Cleveland, OH Sat May 19 1979, 3:33 AM EDT Att: 7,229 - Unknown		
Lou Whitaker, L OBP: 0.397, SLG: 0.454	6-3 BB		4-3			F8		F7		3	0	0	0	1	0				
Rusty Staub, L OBP: 0.406, SLG: 0.451	6-3			3-1			BB HBP		F8	3	0	0	0	0	1				
Steve Kemp, L OBP: 0.484, SLG: 0.617				CS 1B			BB		G4-6-3 1B	2	0	2	0	2	0				
Jason Thompson, L OBP: 0.374, SLG: 0.400	K			F5			F8		G4-6-3	4	0	0	0	1	6				
Lance Parrish, R OBP: 0.333, SLG: 0.429										2	0	2	0	1	0				
Jerry Morales, R OBP: 0.250, SLG: 0.357			F8		FC5-4 1B		F3			3	0	0	0	0	5				
Aurelio Rodriguez, R OBP: 0.265, SLG: 0.333			G4-3		G5-4-3		5-3			3	0	0	0	0	5				
Mark Wagner, R OBP: 0.385, SLG: 0.472			E5			6-3		4-3		3	0	0	0	0	0				
Inning Stats	R: 0 E: 0 K: 1 S: 5	H: 0 LOB: 2 BB: 2 P: 13	R: 0 E: 0 K: 0 S: 3	H: 1 LOB: 0 BB: 0 P: 3	R: 0 E: 1 K: 0 S: 3	H: 0 LOB: 0 BB: 0 P: 3	R: 0 E: 0 K: 0 S: 3	H: 1 LOB: 0 BB: 0 P: 3	R: 0 E: 0 K: 0 S: 3	H: 0 LOB: 0 BB: 2 P: 12	R: 0 E: 0 K: 1 S: 5	H: 0 LOB: 0 BB: 0 P: 5	R: 0 E: 0 K: 0 S: 3	H: 1 LOB: 0 BB: 0 P: 3	1B: 4 2B: 0 3B: 0 HR: 0	SF: 0 SAC: 0 DP: 4 HBP: 1	WP: 0 PB: 0 SB: 0 CS: 2	PA: 32	
PITCHER	IP WLS BF H R ER SO BB IBB HBP BLK WP HR S P ERA WHIP																		
Rick Waits, L ERA: 3.71	(1, 1)	6.0	W	22	3	0	0	1	3	0	1	0	0	0	0	0	0.00	1.000	
Don Hood, L ERA: 4.5	(7, 1)	0.1		2	0	0	0	0	1	0	0	0	0	0	1	5	0.00	3.000	
Dan Spillner, R ERA: 3.38	(7, 1)	2.2		8	1	0	0	1	0	0	0	0	0	0	10	10	0.00	0.375	

Batter	1	2	3	4	5	6	7	8	9	AB	R	H	RBI	BB	SO	LOB	BOTTOM			
Bobby Bonds, R OBP: 0.369, SLG: 0.472	K		F9		F5		F7			4	0	0	0	0	1	1	Detroit Tigers @ Cleveland Indians Cleveland Municipal Stadium, Cleveland, OH Sat May 19 1979, 3:33 AM EDT Att: 7,229 - Unknown			
Paul Dade, R OBP: 0.340, SLG: 0.351	6-3 S 1B			E S SF7 1B		FC5-4 1B HR	1-3			4	2	3	0	0	0	1				
Rick Manning, L OBP: 0.315, SLG: 0.346	6-3			SF7		FC5-4 1B		F7 L1-5 2B		3	0	2	1	0	0	1				
Andre Thornton, R OBP: 0.287, SLG: 0.339	5-3			HR S 1B		FC5-4 HR		F7 2-3		4	2	1	0	0	4					
Jim Norris, L OBP: 0.286, SLG: 0.329				HR		HR		L1-5		4	2	3	5	0	0	1				
Toby Harrah, R OBP: 0.344, SLG: 0.351	K			HR		HR				3	0	1	0	0	1					
Gary Alexander, R OBP: 0.270, SLG: 0.325	F9			G5-4-3 1B		K				3	0	0	0	0	1					
Duane Kuiper, L OBP: 0.293, SLG: 0.278										3	0	1	0	0	0					
Dave Rosello, R OBP: 0.200, SLG: 0.800										0	0	0	0	0	0					
Tom Veryzer, R OBP: 0.297, SLG: 0.274								FC6-4 1B		3	0	0	0	0	0	1				
Inning Stats	R: 0 E: 0 K: 1 S: 6	H: 1 LOB: 1 BB: 0 P: 6	R: 0 E: 0 K: 1 S: 5	H: 1 LOB: 0 BB: 0 P: 5	R: 0 E: 0 K: 0 S: 3	H: 0 LOB: 0 BB: 0 P: 3	R: 3 E: 0 K: 0 S: 6	H: 4 LOB: 0 BB: 0 P: 6	R: 0 E: 0 K: 0 S: 3	H: 0 LOB: 0 BB: 0 P: 3	R: 3 E: 0 K: 1 S: 8	H: 3 LOB: 1 BB: 0 P: 8	R: 0 E: 0 K: 0 S: 4	H: 1 LOB: 1 BB: 0 P: 4	R: 0 E: 0 K: 0 S: 3	H: 1 LOB: 0 BB: 0 P: 3	1B: 8 2B: 2 3B: 0 HR: 2	SF: 1 SAC: 0 DP: 2 HBP: 0	WP: 0 PB: 0 SB: 3 CS: 1	PA: 32
PITCHER	IP WLS BF H R ER SO BB IBB HBP BLK WP HR S P ERA WHIP																			
Jack Morris, R ERA: 5.4	(1, 1)	6.0	L	25	9	6	6	3	0	0	0	0	0	0	0	0	9.00	1.500		
Bruce Taylor, R ERA: 5.74	(7, 1)	2.0		7	2	0	0	0	0	0	0	0	0	7	7	0.00	1.000			

Batter	1	2	3	4	5	6	7	8	9	AB	R	H	RBI	BB	SO	LOB	TOP										
Ron LeFlore, R OBP: 0.380, SLG: 0.453 (1, 8)										5	1	2	0	0	1	0											
Lou Whitaker, L OBP: 0.355, SLG: 0.438 (1, 4)										4	0	0	0	0	0	1											
Steve Kemp, L OBP: 0.477, SLG: 0.600 (1, 7)										3	1	0	0	1	2	0											
Rusty Staub, L OBP: 0.397, SLG: 0.426 (1, 10)										3	1	0	0	1	0	0											
Jason Thompson, L OBP: 0.387, SLG: 0.439 (1, 3)										3	2	2	4	1	0	0											
Lance Parrish, R OBP: 0.347, SLG: 0.450 (1, 2)										4	2	3	0	0	1	1											
Jerry Morales, R OBP: 0.250, SLG: 0.348 (1, 9)										3	0	0	1	1	1	3											
Aurelio Rodriguez, R OBP: 0.271, SLG: 0.337 Phil Mankowski, L OBP: 0.273, SLG: 0.216 (1, 5) (6, PH) (6, 5)										2	0	1	1	0	0	2											
Alan Trammell, R OBP: 0.289, SLG: 0.266 (1, 6)										4	0	0	0	0	2	1											
Inning Stats	R: 4 E: 1 K: 0 S: 5	H: 3 LOB: 1 BB: 3 P: 17	R: 0 E: 0 K: 1 S: 5	H: 0 LOB: 0 BB: 0 P: 5	R: 0 E: 0 K: 0 S: 3	H: 0 LOB: 0 BB: 0 P: 3	R: 1 E: 0 K: 2 S: 9	H: 3 LOB: 1 BB: 0 P: 9	R: 0 E: 0 K: 1 S: 5	H: 0 LOB: 0 BB: 0 P: 5	R: 2 E: 0 K: 0 S: 4	H: 1 LOB: 0 BB: 1 P: 8	R: 0 E: 0 K: 1 S: 6	H: 0 LOB: 0 BB: 0 P: 6	R: 0 E: 0 K: 1 S: 5	H: 0 LOB: 0 BB: 0 P: 5	1B: 6 2B: 1 3B: 0 HR: 1	SF: 1 SAC: 0 DP: 1 HBP: 0	WP: 0 PB: 0 SB: 2 CS: 1	PA: 38							
PITCHER	IP	WLS	BF	H	R	ER	SO	BB	IBB	HBP	BLK	WP	HR	S	P	ERA	WHIP										
Eric Wilkins, R ERA: 5.29 (1, 1)	0.1		7	3	4	4	0	3	0	0	0	0	1	4	16	108.00	18.000										
Len Barker, R ERA: 7.52 (1, 1)	4.2		17	4	3	3	4	1	0	0	0	0	0	24	28	5.79	1.071										
Dan Spillner, R ERA: 2.84 (6, 1)	4.0	W	13	1	0	0	3	0	0	0	0	0	0	19	19	0.00	0.250										

Detroit Tigers @ Cleveland Indians
Cleveland Municipal Stadium, Cleveland, OH

AB 32
R 7
H 8
RBI 7
BB 4
SO 7
LOB 8



WP: 0
PB: 0
SB: 2
CS: 1

Sun May 20 1979, 3:33 AM EDT
Att: 11,571 - Unknown

Batter	1	2	3	4	5	6	7	8	9	AB	R	H	RBI	BB	SO	LOB	BOTTOM										
Bobby Bonds, R OBP: 0.370, SLG: 0.466 (1, 10)										4	0	1	0	1	2	2											
Paul Dade, R OBP: 0.341, SLG: 0.338 (1, 9)										3	1	0	1	1	2	2											
Rick Manning, L OBP: 0.324, SLG: 0.346 (1, 8)										3	1	1	1	1	0	0											
Andre Thornton, R OBP: 0.297, SLG: 0.360 (1, 3)										4	2	2	0	1	0	5											
Jim Norris, L OBP: 0.281, SLG: 0.322 (1, 7)										5	1	1	2	0	1	4											
Toby Harrah, R OBP: 0.358, SLG: 0.361 (1, 5)										2	1	1	1	3	0	1											
Gary Alexander, R OBP: 0.282, SLG: 0.363 (1, 2)										4	2	2	4	1	1	2											
Duane Kuiper, L OBP: 0.287, SLG: 0.271 (1, 4)										3	0	0	0	0	0	3											
Tom Verzyer, R OBP: 0.303, SLG: 0.289 (1, 6)										4	1	2	0	0	1	2											
Inning Stats	R: 0 E: 0 K: 1 S: 6	H: 1 LOB: 2 BB: 0 P: 7	R: 0 E: 0 K: 1 S: 4	H: 0 LOB: 0 BB: 1 P: 8	R: 0 E: 0 K: 1 S: 5	H: 0 LOB: 0 BB: 0 P: 5	R: 1 E: 0 K: 0 S: 5	H: 2 LOB: 1 BB: 0 P: 5	R: 5 E: 0 K: 1 S: 9	H: 4 LOB: 2 BB: 3 P: 21	R: 0 E: 0 K: 1 S: 5	H: 1 LOB: 1 BB: 0 P: 5	R: 0 E: 0 K: 1 S: 6	H: 1 LOB: 0 BB: 0 P: 6	R: 1 E: 0 K: 1 S: 6	H: 0 LOB: 3 BB: 3 P: 18	R: 2 E: 0 K: 0 S: 2	H: 1 LOB: 0 BB: 1 P: 6	1B: 4 2B: 5 3B: 0 HR: 1	SF: 1 SAC: 1 DP: 1 HBP: 1	WP: 0 PB: 1 SB: 2 CS: 1	PA: 43					
PITCHER	IP	WLS	BF	H	R	ER	SO	BB	IBB	HBP	BLK	WP	HR	S	P	ERA	WHIP										
Milt Wilcox, R ERA: 5.68 (1, 1)	4.2		23	6	6	6	4	3	0	1	0	0	0	27	40	11.57	1.929										
Aurelio Lopez, R ERA: 2.11 (5, 1)	0.0		2	1	0	0	0	1	0	0	0	0	0	1	5												
Steve Baker, R ERA: 5.03 (5, 1)	2.1		9	2	1	1	2	1	0	0	0	0	0	12	16	3.86	1.286										
John Hiller, L ERA: 4.13 (8, 1)	1.1	L	9	1	2	2	1	2	1	0	0	0	1	8	20	13.50	2.250										


Detroit Tigers @ Cleveland Indians
Cleveland Municipal Stadium, Cleveland, OH


AB 32
R 9
H 10
RBI 9
BB 8
SO 7
LOB 21



WP: 0
PB: 1
SB: 2
CS: 1

Sun May 20 1979, 3:33 AM EDT
Att: 11,571 - Unknown

Batter	1	2	3	4	5	6	7	8	9	AB	R	H	RBI	BB	SO	LOB	TOP			
Mickey Rivers, L OBP: 0.311, SLG: 0.405	4-3		CS 1B		4-3			F8		4	0	1	0	0	0	2	New York Yankees @ Detroit Tigers Tiger Stadium, Detroit, MI Mon May 21 1979, 7:05 PM EDT Att: 26,153 - Unknown - 58 F			
Willie Randolph, R OBP: 0.333, SLG: 0.314	BB		F9			1-3		1B		3	0	1	0	1	0	1				
Thurman Munson, R OBP: 0.355, SLG: 0.494 Jerry Narron, L OBP: 0.333, SLG: 0.200	1-3			G4-6-3 BB		E3 1B		6-3		1	0	0	0	1	0	1				
Graig Nettles, L OBP: 0.377, SLG: 0.490	K			G4-6-3 BB		1B			G4-6-3 BB	4	0	2	0	0	1	2				
Reggie Jackson, L OBP: 0.408, SLG: 0.573		1B G4-6-3		CS BB		4-3			G4-6-3 BB	2	1	1	0	2	0	1				
Chris Chambliss, L OBP: 0.259, SLG: 0.406		G4-6-3 1B		CS	SH1-3 1B			6-3	G4-6-3 BB	4	0	2	0	0	0	2				
Roy White, S OBP: 0.294, SLG: 0.239	G4-6-3				SH1-3 1B			G3	K	4	0	1	0	0	1	2				
Jim Spencer, L OBP: 0.343, SLG: 0.456	G3				L5			F9		3	0	0	0	0	0	2				
Bucky Dent, R OBP: 0.331, SLG: 0.321			K		SH1-3			F9		2	0	0	0	0	1	0				
Inning Stats	R: 0 E: 0 K: 1 S: 5	H: 0 LOB: 1 BB: 1 P: 9	R: 1 E: 0 K: 0 S: 4	H: 2 LOB: 0 BB: 0 P: 4	R: 0 E: 0 K: 1 S: 5	H: 1 LOB: 0 BB: 0 P: 5	R: 0 E: 0 K: 0 S: 1	H: 0 LOB: 0 BB: 2 P: 9	R: 0 E: 1 K: 0 S: 4	H: 1 LOB: 1 BB: 0 P: 4	R: 0 E: 0 K: 0 S: 3	H: 0 LOB: 0 BB: 0 P: 3	R: 0 E: 0 K: 0 S: 4	H: 1 LOB: 1 BB: 0 P: 4	R: 0 E: 0 K: 1 S: 5	H: 1 LOB: 1 BB: 1 P: 9		1B: 8 2B: 0 3B: 0 HR: 0	SF: 0 SAC: 1 DP: 3 HBP: 0	WP: 0 PB: 0 SB: 1 CS: 2
PITCHER Jack Billingham, R ERA: 3.18	IP: 9.0 WLS: W BF: 34 H: 8 R: 1 ER: 1 SO: 3 BB: 4 IBB: 0 HBP: 0 BLK: 0 WP: 0 HR: 0 S: 36 P: 52 ERA: 1.00 WHIP: 1.333															PITCHER				

Batter	1	2	3	4	5	6	7	8	9	AB	R	H	RBI	BB	SO	LOB	BOTTOM			
Ron LeFlore, R OBP: 0.377, SLG: 0.454	G3		K		F9		SH5-4 1B 2B			4	1	1	0	0	1	1	New York Yankees @ Detroit Tigers Tiger Stadium, Detroit, MI Mon May 21 1979, 7:05 PM EDT Att: 26,153 - Unknown - 58 F			
Lou Whitaker, L OBP: 0.396, SLG: 0.461	G4-6-3 1B		G4-6-3 1B		2B		SH5-4			3	0	3	0	0	0	0				
Steve Kemp, L OBP: 0.470, SLG: 0.588	G4-6-3		G4-6-3		F7		2-3 1B			4	0	1	1	0	0	4				
Rusty Staub, L OBP: 0.389, SLG: 0.431		6-3		4-3 WP 2B		1-3	G3-6-3-4 1B			4	1	1	0	0	0	1				
Jason Thompson, L OBP: 0.390, SLG: 0.441		1B		4-3		1B BB		F9		4	0	2	0	0	0	1				
Lance Parrish, R OBP: 0.352, SLG: 0.478		1B		2-3 K		F9		HR		4	1	2	1	0	1	1				
Lynn Jones, R OBP: 0.367, SLG: 0.382		K		3-H 1B		1B BB		1-3		3	0	1	0	1	1	2				
Aurelio Rodriguez, R OBP: 0.270, SLG: 0.333	F9		K		K		1-2 2-3 1B		K	4	0	1	0	0	2	3				
Alan Trammell, R OBP: 0.291, SLG: 0.268			1B		F9		F8			3	0	1	0	0	0	3				
Inning Stats	R: 0 E: 0 K: 0 S: 3	H: 1 LOB: 0 BB: 0 P: 3	R: 0 E: 0 K: 1 S: 7	H: 2 LOB: 2 BB: 0 P: 7	R: 0 E: 0 K: 1 S: 6	H: 2 LOB: 1 BB: 0 P: 6	R: 1 E: 0 K: 2 S: 9	H: 2 LOB: 1 BB: 0 P: 9	R: 0 E: 0 K: 0 S: 4	H: 1 LOB: 1 BB: 0 P: 4	R: 0 E: 0 K: 0 S: 5	H: 2 LOB: 3 BB: 1 P: 9	R: 1 E: 0 K: 0 S: 4	H: 2 LOB: 0 BB: 0 P: 4	R: 1 E: 0 K: 1 S: 6	H: 1 LOB: 0 BB: 0 P: 6		1B: 9 2B: 3 3B: 0 HR: 1	SF: 0 SAC: 1 DP: 3 HBP: 0	WP: 1 PB: 0 SB: 0 CS: 0
PITCHER Ron Guidry, L ERA: 2.39	IP: 8.0 WLS: L BF: 35 H: 13 R: 3 ER: 3 SO: 5 BB: 1 IBB: 0 HBP: 0 BLK: 0 WP: 1 HR: 1 S: 44 P: 48 ERA: 3.38 WHIP: 1.750															PITCHER				

Batter	1	2	3	4	5	6	7	8	9	AB	R	H	RBI	BB	SO	LOB	TOP								
Mickey Rivers, L OBP: 0.325, SLG: 0.426 Juan Beniquez, R OBP: 0.290, SLG: 0.387	0-0 1B		0-0 1B	6-3		0-3 K		0-3 K	0-3 K	4	2	3	0	0	0	2									
Willie Randolph, R OBP: 0.335, SLG: 0.312 Brian Doyle, L	0-3 K		0-0 1B			0-0 F8		0-0 F9	0-0 E6	4	1	1	1	1	1	1									
Graig Nettles, L OBP: 0.387, SLG: 0.490	0-0 1B		0-0 1B			4-0 CS		4-0 L3-6	0-0 F6	4	1	2	0	2	0	2									
Reggie Jackson, L OBP: 0.420, SLG: 0.571	4-0 1B		4-0 1B	1B	FC4-6	0-3 K		4-0 1B		2	2	1	1	3	1	1									
Chris Chambliss, L OBP: 0.271, SLG: 0.428	0-3 K		0-0 1B	FC4-6	1B	0-0 PB		0-0 L3-6		5	2	3	2	0	1	5									
Roy White, S OBP: 0.304, SLG: 0.260	0-0 L4		0-0 1B	FC4-6	1B	4-0 PB		0-0 F9		4	3	1	2	1	0	4									
Jay Johnstone, L OBP: 0.283, SLG: 0.351		0-0 L4	0-0 1B	F7	4-3	0-0 F8		0-0 F8		5	1	1	2	0	0	2									
Jerry Narron, L OBP: 0.353, SLG: 0.400		0-0 F8	0-0 FC3	1B	1B	0-0 F7		0-0 F7		5	0	2	1	0	0	1									
Bucky Dent, R OBP: 0.328, SLG: 0.322 Fred Stanley, R OBP: 0.455, SLG: 0.333		0-0 4-1	0-0 SF8	1B	5-3	0-0 CS		4-0 BB		3	0	1	2	0	0	1									
Inning Stats	R: 0 E: 0 K: 2 S: 9	H: 2 LOB: 3 BB: 1 P: 13	R: 0 E: 0 K: 0 S: 3	H: 0 LOB: 0 BB: 0 P: 3	R: 8 E: 2 K: 0 S: 10	H: 7 LOB: 1 BB: 2 P: 18	R: 2 E: 0 K: 0 S: 7	H: 4 LOB: 2 BB: 0 P: 7	R: 0 E: 0 K: 1 S: 4	H: 0 LOB: 1 BB: 1 P: 8	R: 2 E: 0 K: 1 S: 7	H: 2 LOB: 1 BB: 1 P: 11	R: 0 E: 0 K: 0 S: 2	H: 0 LOB: 1 BB: 2 P: 10	R: 0 E: 0 K: 0 S: 3	H: 0 LOB: 0 BB: 0 P: 3	R: 0 E: 1 K: 1 S: 5	H: 0 LOB: 1 BB: 1 P: 9	1B: 11 2B: 5 3B: 2 HR: 0	SF: 1 SAC: 0 DP: 3 HBP: 0	WP: 0 PB: 1 SB: 0 CS: 2	PA: 48			
PITCHER	IP	WLS	BF	H	R	ER	SO	BB	IBB	HBP	BLK	WP	HR	S	P	ERA	WHIP								
Mark Fidrych, R ERA: 16.43	(1, 1)	2.0	L	14	5	5	2	3	0	0	0	0	0	15	27	22.50	4.000								
Sheldon Burnside, L ERA: 6.33	(3, 1)	0.2		6	4	3	2	0	0	0	0	0	0	6	6	27.00	6.000								
Aurelio Lopez, R ERA: 9.28	(3, 1)	3.1		17	6	4	4	2	2	0	0	0	0	19	27	10.80	2.400								
Bruce Taylor, R ERA: 4.82	(7, 1)	3.0		11	0	0	0	1	3	0	0	0	0	10	22	0.00	1.000								

New York Yankees @ Detroit Tigers
Tiger Stadium, Detroit, MI
Tue May 22 1979, 7:05 PM EDT
Att: 33,497 - Unknown - 62 F

AB 39
R 12
H 15
RBI 11
BB 8
SO 5
LOB 21



Batter	1	2	3	4	5	6	7	8	9	AB	R	H	RBI	BB	SO	LOB	BOTTOM									
Ron LeFlore, R OBP: 0.376, SLG: 0.448 Tim Corcoran, L OBP: 0.333, SLG: 0.273	0-0 F8		4-0 BB			0-0 F9		0-0 1B		2	0	0	0	1	0	0										
Lou Whitaker, L OBP: 0.391, SLG: 0.458	0-0 2B		0-0 1-3			0-0 L7		0-0 F8		5	0	1	0	0	0	3										
Steve Kemp, L OBP: 0.467, SLG: 0.576	0-0 F7					0-0 1B		4-0 1B	0-0 F8	4	1	1	0	1	0	1										
Rusty Staub, L OBP: 0.377, SLG: 0.460	0-0 F7					0-0 F5		0-0 E3	0-0 HR	5	2	1	1	0	0	3										
Jason Thompson, L OBP: 0.398, SLG: 0.453		0-0 F5				0-0 2B		0-0 1B	4-0 BB	4	1	2	1	1	0	0										
Lance Parrish, R OBP: 0.354, SLG: 0.470		0-0 5-3				0-0 F9		4-0 1B	0-0 G6-3	4	1	1	0	1	0	2										
Lynn Jones, R OBP: 0.375, SLG: 0.407		0-0 F7				0-0 F8		0-0 1B	0-0 WP	4	1	2	2	0	0	0										
Aurelio Rodriguez, R OBP: 0.264, SLG: 0.326 Phil Mankowski, L OBP: 0.261, SLG: 0.211			0-0 F5			0-0 F7		0-0 SF9		2	0	0	0	0	0	0										
Alan Trammell, R OBP: 0.289, SLG: 0.267			0-0 F7			0-0 L8		0-0 2B	0-0 1B	4	1	1	0	0	0	2										
Inning Stats	R: 0 E: 0 K: 0 S: 4	H: 1 LOB: 1 BB: 0 P: 4	R: 0 E: 0 K: 0 S: 3	H: 0 LOB: 0 BB: 0 P: 3	R: 0 E: 0 K: 0 S: 3	H: 0 LOB: 1 BB: 1 P: 7	R: 0 E: 0 K: 0 S: 4	H: 1 LOB: 1 BB: 0 P: 4	R: 0 E: 0 K: 0 S: 4	H: 0 LOB: 0 BB: 0 P: 3	R: 0 E: 0 K: 0 S: 5	H: 1 LOB: 2 BB: 0 P: 5	R: 7 E: 1 K: 0 S: 9	H: 5 LOB: 1 BB: 2 P: 17	R: 1 E: 0 K: 0 S: 3	H: 1 LOB: 0 BB: 1 P: 7	1B: 6 2B: 4 3B: 0 HR: 1	SF: 1 SAC: 0 DP: 1 HBP: 0	WP: 2 PB: 0 SB: 0 CS: 0	PA: 42						
PITCHER	IP	WLS	BF	H	R	ER	SO	BB	IBB	HBP	BLK	WP	HR	S	P	ERA	WHIP									
Luis Tiant, R ERA: 6.49	(1, 1)	7.1	W	33	7	5	5	0	3	0	0	0	0	30	42	6.14	1.364									
Dick Tidrow, R ERA: 7.4	(8, 1)	1.2		9	4	3	1	0	1	0	0	0	2	1	8	12	5.40	3.000								

New York Yankees @ Detroit Tigers
Tiger Stadium, Detroit, MI
Tue May 22 1979, 7:05 PM EDT
Att: 33,497 - Unknown - 62 F

AB 37
R 8
H 11
RBI 7
BB 4
SO 0
LOB 13



Batter	1	2	3	4	5	6	7	8	9	AB	R	H	RBI	BB	SO	LOB	TOP			
Mickey Rivers, L (1,8) OBP: 0.336, SLG: 0.433										5	1	3	0	0	0	0	New York Yankees @ Detroit Tigers Tiger Stadium, Detroit, MI Wed May 23 1979, 7:05 PM EDT Att: 21,671 - Unknown - 66 F			
Willie Randolph, R (1,4) OBP: 0.342, SLG: 0.321										5	0	3	0	0	0	4				
Thurman Munson, R (1,2) OBP: 0.358, SLG: 0.413										4	0	2	1	0	0	2				
Graig Nettles, L (1,5) OBP: 0.379, SLG: 0.477										4	0	0	0	0	0	5				
Reggie Jackson, L (1,9) OBP: 0.410, SLG: 0.555										4	0	0	0	0	1	2				
Chris Chambliss, L (1,3)										3	1	0	0	1	0	1				
Roy White, S (1,10) OBP: 0.317, SLG: 0.321										3	1	1	2	1	0	0				
Jay Johnstone, L (1,7) OBP: 0.244, SLG: 0.325										3	0	0	0	0	0	1				
Lou Piniella, R (9, PH) OBP: 0.304, SLG: 0.434										1	0	1	0	0	0	0				
Juan Beniquez, R (9, PR) OBP: 0.290, SLG: 0.387										0	0	0	0	0	0	0				
Bucky Dent, R (1,6) OBP: 0.326, SLG: 0.319										4	0	1	0	0	0	2				
Inning Stats	R: 1 E: 0 K: 0 S: 5	H: 2 LOB: 1 BB: 0 P: 5	R: 0 E: 0 K: 0 S: 3	H: 0 LOB: 1 BB: 1 P: 7	R: 0 E: 0 K: 0 S: 4	H: 2 LOB: 1 BB: 0 P: 4	R: 2 E: 0 K: 0 S: 4	H: 1 LOB: 1 BB: 0 P: 8	R: 0 E: 0 K: 1 S: 4	H: 0 LOB: 0 BB: 0 P: 5	R: 0 E: 1 K: 0 S: 4	H: 2 LOB: 1 BB: 0 P: 4	R: 0 E: 0 K: 0 S: 4	H: 1 LOB: 1 BB: 0 P: 4	R: 0 E: 0 K: 0 S: 5	H: 2 LOB: 2 BB: 0 P: 5	1B: 9 2B: 1 3B: 0 HR: 1	SF: 0 SAC: 0 DP: 2 HBP: 0	WP: 1 PB: 1 SB: 1 CS: 0	PA: 38
PITCHER	IP WLS BF H R ER SO BB IBB HBP BLK WP HR S P ERA WHIP																			
Jack Morris, R (1,1) ERA: 4.87	7.0	30	9	3	3	1	2	0	0	0	0	1	1	30	38	3.86	1.571			
John Hiller, L (8,1) ERA: 3.61	2.0	W	8	2	0	0	0	0	0	0	0	0	0	8	8	0.00	1.000			

AB	36
R	3
H	11
RBI	3
BB	2
SO	1
LOB	17



Batter	1	2	3	4	5	6	7	8	9	AB	R	H	RBI	BB	SO	LOB	BOTTOM			
Ron LeFlore, R (1,8) OBP: 0.377, SLG: 0.438										3	0	0	0	2	2	0	New York Yankees @ Detroit Tigers Tiger Stadium, Detroit, MI Wed May 23 1979, 7:05 PM EDT Att: 21,671 - Unknown - 66 F			
Lou Whitaker, L (1,4) OBP: 0.394, SLG: 0.455										3	1	1	0	1	0	3				
Steve Kemp, L (1,7) OBP: 0.479, SLG: 0.583										2	1	2	2	1	0	0				
Rusty Staub, L (1,10) OBP: 0.370, SLG: 0.448										4	0	1	1	0	0	4				
Tim Corcoran, L (8, PR) OBP: 0.333, SLG: 0.273										0	0	0	0	0	0	0				
Jason Thompson, L (1,3) OBP: 0.402, SLG: 0.464										4	0	2	1	0	0	1				
Lance Parrish, R (1,2) OBP: 0.351, SLG: 0.463										4	0	1	0	0	1	3				
Lynn Jones, R (1,9) OBP: 0.353, SLG: 0.381										4	0	0	0	0	2	2				
Phil Mankowski, L (1,5) OBP: 0.260, SLG: 0.195										3	0	0	0	1	0	1				
Jerry Morales, R (9, PR) OBP: 0.250, SLG: 0.348										0	0	0	0	0	0	0				
Alan Trammell, R (1,6) OBP: 0.293, SLG: 0.264										1	1	0	0	1	0	0				
John Wockenfuss, R (8, PH) OBP: 0.313, SLG: 0.586										1	0	0	0	0	0	0				
Mark Wagner, R (9, 6) OBP: 0.400, SLG: 0.486										1	1	1	0	0	0	0				
Inning Stats	R: 0 E: 0 K: 1 S: 6	H: 1 LOB: 0 BB: 0 P: 6	R: 0 E: 0 K: 1 S: 5	H: 0 LOB: 0 BB: 0 P: 5	R: 0 E: 0 K: 0 S: 3	H: 0 LOB: 1 BB: 2 P: 10	R: 0 E: 0 K: 0 S: 2	H: 0 LOB: 0 BB: 2 P: 3	R: 1 E: 0 K: 0 S: 3	H: 0 LOB: 1 BB: 2 P: 11	R: 0 E: 0 K: 1 S: 6	H: 1 LOB: 1 BB: 0 P: 6	R: 2 E: 0 K: 2 S: 11	H: 4 LOB: 2 BB: 0 P: 11	R: 1 E: 0 K: 0 S: 3	H: 1 LOB: 3 BB: 2 P: 12	1B: 7 2B: 1 3B: 0 HR: 0	SF: 1 SAC: 1 DP: 2 HBP: 1	WP: 0 PB: 0 SB: 0 CS: 0	PA: 39
PITCHER	IP WLS BF H R ER SO BB IBB HBP BLK WP HR S P ERA WHIP																			
Jim Beattie, R (1,1) ERA: 3.3	7.2	32	7	3	3	4	4	0	0	0	0	0	0	36	52	3.52	1.435			
Ken Clay, R (8,1) ERA: 5.57	0.2	L	5	1	1	1	2	0	0	0	0	0	0	5	13	13.50	4.500			
Jim Kaat, L (9,1) ERA: 4.82	0.1		2	0	0	0	0	0	1	0	0	0	0	1	2	0.00	0.000			

AB	30
R	4
H	8
RBI	4
BB	6
SO	5
LOB	14



Batter	1	2	3	4	5	6	7	8	9	AB	R	H	RBI	BB	SO	LOB	TOP					
Larry Harlow, L (1, 8) OBP: 0.400, SLG: 0.316	0-0 4-3		0-3 K			4-0 BB		0-0 FC6-4 1B		3	0	1	0	1	1	0	<p>Baltimore Orioles @ Detroit Tigers</p> <p>Tiger Stadium, Detroit, MI</p> <p>Sun May 27 1979, 3:33 AM EDT</p> <p>Unknown</p>					
Rich Dauer, R (1, 5) OBP: 0.335, SLG: 0.374	0-0 4-3			0-0 F8		0-0 F3		0-0 FC6-4		4	0	0	0	0	0	3						
Ken Singleton, S (1, 10) OBP: 0.415, SLG: 0.557	0-3 K			0-0 F9		0-0 4-3			0-0 F8	4	0	0	0	0	1	2						
Eddie Murray, S (1, 3) OBP: 0.369, SLG: 0.404		0-0 F4		0-0 F8			0-0 F9		0-0 3-1	4	0	0	0	0	0	0						
John Lowenstein, L (1, 9) OBP: 0.448, SLG: 0.609		4-0 S BB			0-0 F4		0-0 4-3		0-0 F6	3	0	0	0	1	0	0						
Gary Roenicke, R (1, 7) OBP: 0.413, SLG: 0.545		0-0 F5			0-0 6-3		0-0 F2			3	0	0	0	0	0	1						
Billy Smith, S (1, 4) OBP: 0.280, SLG: 0.333		0-0 F8			0-3 K			0-0 B2-3		3	0	0	0	0	1	1						
Kiko Garcia, R (1, 6) OBP: 0.327, SLG: 0.396			0-0 G6-4-3 1B			4-0 BB BB		0-0 F8		2	0	1	0	1	0	0						
Dave Skaggs, R (1, 2) OBP: 0.333, SLG: 0.290 (8, PH)			0-0 G6-4-3			0-3 K		0-0 HR		2	0	0	0	0	1	2						
Terry Crowley, L (8, PH) OBP: 0.412, SLG: 0.692										1	1	1	1	0	0	0						
Rick Dempsey, R (8, 2) OBP: 0.363, SLG: 0.371										0	0	0	0	0	0	0						
Inning Stats	R: 0 E: 0 K: 1 S: 5	H: 0 LOB: 0 BB: 0 P: 5	R: 0 E: 0 K: 0 S: 3	H: 0 LOB: 1 BB: 1 P: 7	R: 0 E: 0 K: 1 S: 5	H: 1 LOB: 0 BB: 0 P: 5	R: 0 E: 0 K: 0 S: 3	H: 0 LOB: 0 BB: 0 P: 3	R: 0 E: 0 K: 1 S: 5	H: 0 LOB: 0 BB: 0 P: 5	R: 0 E: 0 K: 0 S: 3	H: 0 LOB: 0 BB: 0 P: 3	R: 0 E: 0 K: 0 S: 3	H: 0 LOB: 0 BB: 0 P: 3	R: 1 E: 0 K: 0 S: 5	H: 2 LOB: 1 BB: 0 P: 5	R: 0 E: 0 K: 0 S: 3	H: 0 LOB: 0 BB: 0 P: 3	1B: 2 2B: 0 3B: 0 HR: 1	SF: 0 SAC: 0 DP: 1 HBP: 0	WP: 0 PB: 0 SB: 1 CS: 0	PA: 32
PITCHER Jack Billingham, R (1, 1) ERA: 2.82	IP: 9.0 WLS: W BF: 32 H: 3 R: 1 ER: 1 SO: 4 BB: 3 IBB: 0 HBP: 0 BLK: 0 WP: 0 HR: 1 S: 37 P: 49 ERA: 1.00 WHIP: 0.667															PITCHER	IP: 9.0 WLS: W BF: 32 H: 3 R: 1 ER: 1 SO: 4 BB: 3 IBB: 0 HBP: 0 BLK: 0 WP: 0 HR: 1 S: 37 P: 49 ERA: 1.00 WHIP: 0.667					

Batter	1	2	3	4	5	6	7	8	9	AB	R	H	RBI	BB	SO	LOB	BOTTOM	
Ron LeFlore, R (1, 8) OBP: 0.367, SLG: 0.427	0-0 6-3		0-0 6-3	0-0 G6-4-3			0-0 F9			4	0	0	0	0	0	2	<p>Baltimore Orioles @ Detroit Tigers</p> <p>Tiger Stadium, Detroit, MI</p> <p>Sun May 27 1979, 3:33 AM EDT</p> <p>Unknown</p>	
Lynn Jones, R (8, 8) OBP: 0.342, SLG: 0.357										0	0	0	0	0	0	0		
Lou Whitaker, L (1, 4) OBP: 0.383, SLG: 0.429	0-0 6-3		0-0 HR		0-0 1-3		4-0 3-1 BB			3	1	1	0	1	0	0		
Steve Kemp, L (1, 7) OBP: 0.494, SLG: 0.646	0-0		0-0		0-0 F6		4-0 3-1 BB			3	2	2	2	1	0	0		
Champ Summers, L (7, PR) OBP: 0.351, SLG: 0.317 (8, 9)	0-0 1B		0-0 HR		0-0 F6		4-0 1-2 3-1 BB			0	0	0	0	0	0	0		
Rusty Staub, L (1, 10) OBP: 0.378, SLG: 0.432	4-0 1B		0-0 F9		0-0 F3		0-0 3-1			3	0	0	0	1	0	2		
Jason Thompson, L (1, 3) OBP: 0.403, SLG: 0.455	0-0 1-2 2-H		0-0 3-1			0-0 E8		0-0 F8		4	1	1	1	0	0	3		
John Wockenfuss, R (1, 2) OBP: 0.308, SLG: 0.639	0-0 F8			0-0 HR		0-0 2B		0-0 F7		4	1	2	2	0	0	2		
Jerry Morales, R (1, 9) OBP: 0.257, SLG: 0.365 (8, 7)		4-0 CS BB		0-0 HR		0-0 2B		0-3 K		3	0	1	0	1	1	1		
Aurelio Rodriguez, R (1, 5) OBP: 0.276, SLG: 0.326		0-0 F5		0-0 E5		0-0 5-3		0-0		4	0	1	0	0	0	3		
Alan Trammell, R (1, 6) OBP: 0.283, SLG: 0.255		0-0 F4		0-0 B1		0-0 F4		0-0 F9		4	0	0	0	0	0	4		
Inning Stats	R: 1 E: 0 K: 0 S: 5	H: 2 LOB: 2 BB: 1 P: 9	R: 0 E: 0 K: 0 S: 2	H: 0 LOB: 0 BB: 1 P: 6	R: 2 E: 1 K: 0 S: 5	H: 2 LOB: 1 BB: 0 P: 5	R: 1 E: 1 K: 0 S: 5	H: 2 LOB: 1 BB: 0 P: 5	R: 0 E: 0 K: 0 S: 3	H: 0 LOB: 0 BB: 2 P: 11	R: 0 E: 0 K: 1 S: 6	H: 1 LOB: 1 BB: 0 P: 6	R: 0 E: 0 K: 0 S: 6	H: 1 LOB: 1 BB: 0 P: 6	1B: 4 2B: 2 3B: 0 HR: 2	SF: 0 SAC: 0 DP: 1 HBP: 0	WP: 0 PB: 0 SB: 0 CS: 1	PA: 36
PITCHER Scott McGregor, L (1, 1) ERA: 6.63	IP: 6.1 WLS: L BF: 30 H: 7 R: 5 ER: 4 SO: 0 BB: 4 IBB: 0 HBP: 0 BLK: 0 WP: 0 HR: 2 S: 26 P: 42 ERA: 5.68 WHIP: 1.737															PITCHER Tippy Martinez, L (7, 1) ERA: 3.31	IP: 1.2 WLS: L BF: 6 H: 1 R: 0 ER: 0 SO: 1 BB: 0 IBB: 0 HBP: 0 BLK: 0 WP: 0 HR: 0 S: 8 P: 8 ERA: 0.00 WHIP: 0.600	

AB	29
R	1
H	3
RBI	1
BB	3
SO	4
LOB	9




Batter	1	2	3	4	5	6	7	8	9	AB	R	H	RBI	BB	SO	LOB	TOP			
Al Bumbry, L OBP: 0.322, SLG: 0.374 (1, 8)										5	1	0	0	0	0	3	Baltimore Orioles @ Detroit Tigers Tiger Stadium, Detroit, MI Sun May 27 1979, 3:38 AM EDT Att: 27,425 - Unknown			
Mark Belanger, R OBP: 0.245, SLG: 0.200 (1, 6)										1	0	0	0	1	0	0				
Larry Harlow, L OBP: 0.391, SLG: 0.308 (8, PH)										1	0	0	0	0	0	0				
Billy Smith, S OBP: 0.280, SLG: 0.333 (8, 4)										0	0	0	0	0	0	0				
Ken Singleton, S OBP: 0.421, SLG: 0.559 (1, 9)										3	0	2	0	1	0	1				
Eddie Murray, S OBP: 0.362, SLG: 0.397 (1, 3)										3	0	0	1	0	0	2				
John Lowenstein, L OBP: 0.468, SLG: 0.612 (1, 5)										3	0	2	0	1	0	1				
Lee May, R OBP: 0.344, SLG: 0.531 (1, 10)										4	0	0	0	0	1	5				
Pat Kelly, L OBP: 0.457, SLG: 0.607 (1, 7)										3	2	3	1	1	0	0				
Kiko Garcia, R OBP: 0.318, SLG: 0.384 (1, 4)										3	0	0	0	0	1	4				
Terry Crowley, L OBP: 0.389, SLG: 0.643 (9, PH)										1	0	0	0	0	0	0				
Rick Dempsey, R OBP: 0.362, SLG: 0.370 (1, 2)										3	0	1	0	0	0	1				
Gary Roenicke, R OBP: 0.409, SLG: 0.539 (9, PH)										1	0	0	0	0	0	0				
Inning Stats	R: 1 E: 1 K: 0 S: 4	H: 0 LOB: 1 BB: 1 P: 8	R: 1 E: 1 K: 1 S: 7	H: 1 LOB: 0 BB: 0 P: 7	R: 0 E: 0 K: 0 S: 2	H: 0 LOB: 0 BB: 1 P: 6	R: 0 E: 0 K: 0 S: 3	H: 1 LOB: 1 BB: 1 P: 7	R: 0 E: 0 K: 0 S: 3	H: 2 LOB: 1 BB: 0 P: 6	R: 0 E: 0 K: 0 S: 3	H: 0 LOB: 1 BB: 1 P: 7	R: 0 E: 0 K: 0 S: 5	H: 2 LOB: 2 BB: 0 P: 5	R: 1 E: 0 K: 0 S: 4	H: 1 LOB: 0 BB: 0 P: 4	1B: 7 2B: 0 3B: 0 HR: 1	SF: 1 SAC: 1 DP: 3 HBP: 0	WP: 1 PB: 0 SB: 0 CS: 1	PA: 37
PITCHER Dave Rozema, R ERA: 3.95 (1, 1)	IP: 9.0 WLS: W BF: 37	H: 8 R: 3 ER: 1 SO: 2	BB: 4 IBB: 0 HBP: 0 BLK: 0	WP: 1 HR: 1 S: 37 P: 53	ERA: 1.00 WHIP: 1.333															

Batter	1	2	3	4	5	6	7	8	9	AB	R	H	RBI	BB	SO	LOB	BOTTOM		
Ron LeFlore, R OBP: 0.365, SLG: 0.418 (1, 8)										3	1	0	0	1	0	2	Baltimore Orioles @ Detroit Tigers Tiger Stadium, Detroit, MI Sun May 27 1979, 3:38 AM EDT Att: 27,425 - Unknown		
Lynn Jones, R OBP: 0.338, SLG: 0.352 (8, 8)										1	0	0	0	0	0	1			
Lou Whitaker, L OBP: 0.386, SLG: 0.445 (1, 4)										4	0	2	3	0	0	0			
Steve Kemp, L OBP: 0.487, SLG: 0.657 (1, 7)										4	1	1	1	0	1	2			
Jerry Morales, R OBP: 0.297, SLG: 0.365 (8, 7)										0	0	0	0	0	0	0			
Rusty Staub, L OBP: 0.362, SLG: 0.410 (1, 10)										4	0	0	0	0	0	0			
Jason Thompson, L OBP: 0.405, SLG: 0.452 (1, 3)										3	1	1	0	1	0	0			
Champ Summers, L OBP: 0.346, SLG: 0.313 (1, 9)										4	1	1	0	0	0	2			
Lance Parrish, R OBP: 0.359, SLG: 0.450 (1, 2)										3	3	2	0	1	1	1			
Aurelio Rodriguez, R OBP: 0.284, SLG: 0.337 (1, 5)										3	2	1	1	1	0	1			
Alan Trammell, R OBP: 0.301, SLG: 0.286 (1, 6)										4	1	3	5	0	0	1			
Inning Stats	R: 1 E: 0 K: 0 S: 4	H: 1 LOB: 0 BB: 0 P: 4	R: 4 E: 0 K: 0 S: 5	H: 2 LOB: 1 BB: 3 P: 17	R: 0 E: 0 K: 0 S: 3	H: 0 LOB: 0 BB: 0 P: 3	R: 1 E: 0 K: 0 S: 4	H: 2 LOB: 0 BB: 0 P: 4	R: 0 E: 0 K: 1 S: 5	H: 1 LOB: 0 BB: 0 P: 5	R: 1 E: 0 K: 1 S: 7	H: 2 LOB: 1 BB: 0 P: 7	R: 3 E: 0 K: 0 S: 6	H: 3 LOB: 1 BB: 1 P: 10	1B: 7 2B: 2 3B: 1 HR: 1	SF: 0 SAC: 0 DP: 0 HBP: 0	WP: 0 PB: 0 SB: 1 CS: 2	PA: 37	
PITCHER Steve Stone, R ERA: 4.1 (1, 1)	IP: 6.2 WLS: L BF: 29	H: 8 R: 7 ER: 6 SO: 1	BB: 3 IBB: 0 HBP: 0 BLK: 0	WP: 0 HR: 1 S: 28 P: 40	ERA: 8.10 WHIP: 1.650														
Tippy Martinez, L ERA: 4.95 (7, 1)	IP: 1.1 WLS: L BF: 8	H: 3 R: 3 ER: 3 SO: 1	BB: 1 IBB: 0 HBP: 0 BLK: 0	WP: 0 HR: 0 S: 9 P: 13	ERA: 20.25 WHIP: 3.000														

Batter	1	2	3	4	5	6	7	8	9	AB	R	H	RBI	BB	SO	LOB	TOP			
Lynn Jones, R OBP: 0.329, SLG: 0.342	1-3	1-3		5-3			1-3		6-3	5	0	1	1	0	0	1				
Lou Whitaker, L OBP: 0.397, SLG: 0.447	F7			F9		4-3	4-3		K	4	2	1	0	1	1	0				
Steve Kemp, L OBP: 0.472, SLG: 0.633	F7		4-3	4-3		F7	4-3		F5	5	0	0	0	0	0	2				
Rusty Staub, L OBP: 0.367, SLG: 0.427		G3	F9							4	0	2	1	0	0	1				
Jason Thompson, L OBP: 0.408, SLG: 0.453	F5			4-3						4	0	2	1	0	0	1				
Champ Summers, L OBP: 0.366, SLG: 0.382										4	2	3	1	0	0	2				
Lance Parrish, R OBP: 0.370, SLG: 0.466	E8								6-3	4	1	3	0	0	0	0				
Aurelio Rodriguez, R OBP: 0.292, SLG: 0.356				6-3						3	1	2	2	0	0	1				
Alan Trammell, R OBP: 0.299, SLG: 0.277				6-3					FC8-4	3	0	0	0	1	1	2				
Inning Stats	R: 0 E: 0 K: 0 S: 3	H: 0 LOB: 0 BB: 0 P: 3	R: 3 E: 1 K: 0 S: 6	H: 4 LOB: 2 BB: 1 P: 10	R: 1 E: 0 K: 0 S: 4	H: 2 LOB: 2 BB: 1 P: 8	R: 0 E: 0 K: 0 S: 4	H: 1 LOB: 1 BB: 0 P: 4	R: 0 E: 0 K: 1 S: 6	H: 1 LOB: 0 BB: 0 P: 6	R: 1 E: 0 K: 0 S: 6	H: 3 LOB: 2 BB: 0 P: 6	R: 0 E: 0 K: 0 S: 3	H: 1 LOB: 0 BB: 0 P: 3	R: 0 E: 0 K: 1 S: 5	H: 0 LOB: 0 BB: 0 P: 5	1B: 9 2B: 6 3B: 0 HR: 1	SF: 1 SAC: 0 DP: 2 HBP: 0	WP: 0 PB: 0 SB: 0 CS: 0	PA: 39
PITCHER	IP	WLS	BF	H	R	ER	SO	BB	IBB	HBP	BLK	WP	HR	S	P	ERA	WHIP			
Dave Lemanczyk, R ERA: 3.1	6.2	L	32	13	6	6	1	2	0	0	0	0	1	32	40	8.10	2.250			
Mike Willis, L ERA: 6.05	7.1		7	1	0	0	1	0	0	0	0	0	0	9	9	0.00	0.429			

Detroit Tigers @ Toronto Blue Jays
Exhibition Stadium, Toronto, ON
Mon May 28 1979, 7:05 PM EDT
Att: 10,740 - Unknown - 54 F


AB 36
R 6
H 14
RBI 6
BB 2
SO 2
LOB 10



Batter	1	2	3	4	5	6	7	8	9	AB	R	H	RBI	BB	SO	LOB	BOTTOM			
Danny Ainge, R OBP: 0.346, SLG: 0.318	1-3	G4-6-3					4-3			4	0	0	0	0	1	2				
Bob Bailor, R OBP: 0.313, SLG: 0.281	6-3		F7						6-3	3	0	0	0	0	0	0				
Roy Howell, L OBP: 0.344, SLG: 0.408										3	0	1	0	1	1	1				
Rico Carty, R OBP: 0.328, SLG: 0.381	4-3		5-3						G1-4-3	4	0	0	0	0	0	2				
John Mayberry, L OBP: 0.393, SLG: 0.460				5-3					E4	4	1	2	1	0	0	0				
Al Woods, L OBP: 0.333, SLG: 0.367									F5	4	1	2	0	0	0	2				
Rick Bosetti, R OBP: 0.244, SLG: 0.317									F7	3	0	1	1	0	0	2				
Rick Cerone, R OBP: 0.305, SLG: 0.291									F8	4	0	0	0	0	1	4				
Luis Gomez, R OBP: 0.385, SLG: 0.385				6-3						3	0	1	0	0	0	2				
Inning Stats	R: 0 E: 0 K: 0 S: 3	H: 0 LOB: 1 BB: 1 P: 7	R: 2 E: 0 K: 1 S: 8	H: 4 LOB: 1 BB: 0 P: 8	R: 0 E: 0 K: 1 S: 5	H: 0 LOB: 0 BB: 0 P: 5	R: 0 E: 0 K: 0 S: 4	H: 1 LOB: 2 BB: 0 P: 5	R: 0 E: 0 K: 1 S: 4	H: 0 LOB: 1 BB: 0 P: 4	R: 0 E: 0 K: 0 S: 3	H: 0 LOB: 0 BB: 0 P: 3	R: 0 E: 0 K: 0 S: 3	H: 1 LOB: 0 BB: 0 P: 3	R: 0 E: 1 K: 0 S: 4	H: 0 LOB: 1 BB: 0 P: 4	1B: 4 2B: 1 3B: 1 HR: 1	SF: 0 SAC: 0 DP: 3 HBP: 2	WP: 0 PB: 0 SB: 0 CS: 0	PA: 35
PITCHER	IP	WLS	BF	H	R	ER	SO	BB	IBB	HBP	BLK	WP	HR	S	P	ERA	WHIP			
Jack Morris, R ERA: 3.99	9.0	W	35	7	2	2	3	1	0	2	0	0	1	38	44	2.00	0.889			

Detroit Tigers @ Toronto Blue Jays
Exhibition Stadium, Toronto, ON
Mon May 28 1979, 7:05 PM EDT
Att: 10,740 - Unknown - 54 F


AB 32
R 2
H 7
RBI 2
BB 1
SO 3
LOB 15



Batter	1	2	3	4	5	6	7	8	9	AB	R	H	RBI	BB	SO	LOB	TOP										
Ron LeFlore, R OBP: 0.364, SLG: 0.411 Lynn Jones, R OBP: 0.329, SLG: 0.342	0-0 6-3 1B		4-0 2B BB	0-0 FC6-4	0-0 K	0-3 K	0-0 1-3		0-0 G3	5	1	1	0	1	1	5											
Lou Whitaker, L OBP: 0.355, SLG: 0.455	0-0 6-3		0-0 S 4-3 2B		4-0 1B 2B BB	0-0 6-3		0-0 SH1-4 1B		4	3	2	1	1	0	1											
Steve Kemp, L OBP: 0.467, SLG: 0.629	0-3 K		0-3 K		0-0 L9		0-0 G3 1B 2B	0-0 SH1-4		4	1	1	0	0	2	3											
Rusty Staub, L OBP: 0.369, SLG: 0.419	4-0 BB		0-0 4-3		0-0 2B 1-3 1B		0-0 G3	0-0 F8		4	1	1	1	1	0	2											
Jason Thompson, L OBP: 0.408, SLG: 0.443	0-0 F8		0-0 4-3		0-3 K		4-0 1B BB 1B	4-0 1B IBB		3	1	0	0	2	1	4											
Lance Parrish, R OBP: 0.377, SLG: 0.474		0-0 5-3		0-3 K	0-0 2B		4-0 1B BB	0-0 1B		4	2	2	2	1	1	0											
Jerry Morales, R OBP: 0.266, SLG: 0.380 Champ Summers, L OBP: 0.381, SLG: 0.400	0-0 F9		0-0 F8 HBP 1B		0-0 2B		0-0 1B	0-0 5-3 SH1-3 1B		3	0	2	2	0	0	0											
Aurelio Rodriguez, R OBP: 0.300, SLG: 0.356	0-0 1B		0-0 FC6-4 HBP		1-0 F5		0-0 F8	0-0 SH1-3		3	0	1	0	0	0	4											
Alan Trammell, R OBP: 0.295, SLG: 0.274	0-0 G3		0-0 F8		0-0 F8		0-0 F8	0-0 5-3		5	0	1	2	0	0	4											
Inning Stats	R: 0 E: 0 K: 1 S: 6	H: 1 LOB: 2 BB: 1 P: 10	R: 0 E: 0 K: 0 S: 4	H: 1 LOB: 1 BB: 0 P: 4	R: 2 E: 0 K: 1 S: 6	H: 1 LOB: 0 BB: 1 P: 10	R: 0 E: 0 K: 1 S: 6	H: 1 LOB: 2 BB: 0 P: 7	R: 3 E: 0 K: 1 S: 8	H: 3 LOB: 1 BB: 1 P: 12	R: 0 E: 0 K: 1 S: 5	H: 0 LOB: 0 BB: 0 P: 5	R: 3 E: 0 K: 0 S: 6	H: 3 LOB: 2 BB: 2 P: 14	R: 1 E: 0 K: 0 S: 4	H: 2 LOB: 2 BB: 1 P: 8	R: 0 E: 0 K: 0 S: 4	H: 1 LOB: 1 BB: 0 P: 4	1B: 9 2B: 4 3B: 0 HR: 0	SF: 0 SAC: 2 DP: 0 HBP: 1	WP: 0 PA: 46						
PITCHER	IP	WLS	BF	H	R	ER	SO	BB	IBB	HBP	BLK	WP	HR	S	P	ERA	WHIP										
Jerry Garvin, L ERA: 4.32	4.1		21	4	3	3	3	3	0	1	0	0	0	23	36	6.23	1.615										
Dave Freisleben, R ERA: 7.94	2.1		15	6	5	5	2	2	0	0	0	0	0	17	25	19.29	3.429										
Tom Buskey, R ERA: 4.22	2.1	L	10	3	1	1	0	0	1	0	0	0	0	9	13	3.86	1.286										

Detroit Tigers @ Toronto Blue Jays
Exhibition Stadium, Toronto, ON
Tue May 29 1979, 7:05 PM EDT
Att: 11,449 - Unknown - 59 F


AB 37
R 9
H 13
RBI 9
BB 6
SO 5
LOB 23



Batter	1	2	3	4	5	6	7	8	9	AB	R	H	RBI	BB	SO	LOB	BOTTOM										
Alfredo Griffin, S OBP: 0.352, SLG: 0.366	0-0 1B FC1-2		0-0 FC6-4		4-0 FC6-4 1B BB	0-0 S 1B	0-0 6-3			4	1	2	0	1	0	2											
Bob Bailor, R OBP: 0.318, SLG: 0.283 Ted Wilborn, S	0-0 FC1-2 1B		0-0 6-3		4-0 FC6-4 BB	4-0 1B BB		0-3 K		2	0	1	0	1	0	0											
Roy Howell, L OBP: 0.339, SLG: 0.397	0-3 K		4-0 WP 2B BB		0-0 FC6-4 1B 2B	0-0 F7		0-0 F8		4	2	0	0	1	1	6											
Rico Carty, R OBP: 0.335, SLG: 0.400	0-0 FC1-2		0-0 F9 2B		0-0 2B 1B		0-0 1B 2B	0-0 4-3		5	2	3	2	0	0	2											
Otto Velez, R OBP: 0.352, SLG: 0.480	0-3 K		0-0 F9		0-3 K		0-0 2B 1B	4-0 SH3-4 BB		4	1	1	0	1	2	5											
Al Woods, L OBP: 0.331, SLG: 0.371	0-0 F8		0-0 4-3		0-0 2B		0-0 F6	0-0 SH3-4		4	0	1	2	0	0	3											
Rick Bosetti, R OBP: 0.247, SLG: 0.325	0-0 S 1B		0-0 F7		0-0 5-3		0-0 2B	0-0 F2		5	2	2	2	0	0	2											
Danny Ainge, R OBP: 0.357, SLG: 0.370	0-3 K		0-0 K		0-0 5-3		0-0 5-3	0-0 F4		5	0	2	1	0	1	2											
Bob Davis, R OBP: 0.118, SLG: 0.118	0-0 FC6-4 1B		0-0 G4-6-3		0-0 F5		0-0 K			4	0	1	1	0	1	2											
Inning Stats	R: 0 E: 0 K: 2 S: 9	H: 2 LOB: 0 BB: 0 P: 9	R: 1 E: 0 K: 1 S: 7	H: 2 LOB: 1 BB: 0 P: 7	R: 1 E: 0 K: 0 S: 4	H: 1 LOB: 1 BB: 1 P: 8	R: 0 E: 0 K: 0 S: 3	H: 1 LOB: 0 BB: 0 P: 3	R: 3 E: 0 K: 1 S: 7	H: 2 LOB: 1 BB: 2 P: 15	R: 0 E: 0 K: 0 S: 4	H: 1 LOB: 2 BB: 1 P: 8	R: 3 E: 0 K: 1 S: 9	H: 4 LOB: 1 BB: 0 P: 9	R: 0 E: 0 K: 1 S: 5	H: 0 LOB: 0 BB: 0 P: 5	R: 0 E: 0 K: 0 S: 3	H: 0 LOB: 1 BB: 1 P: 7	1B: 8 2B: 5 3B: 0 HR: 0	SF: 0 SAC: 1 DP: 1 HBP: 0	WP: 1 PA: 44						
PITCHER	IP	WLS	BF	H	R	ER	SO	BB	IBB	HBP	BLK	WP	HR	S	P	ERA	WHIP										
Steve Baker, R ERA: 5.45	4.0		19	6	3	3	3	2	0	0	0	0	0	13	21	6.75	2.000										
Aurelio Lopez, R ERA: 3.64	2.0		13	5	4	4	1	2	0	0	0	0	0	7	7	9.00	2.000										
Dave Tobik, R ERA: 2.08	1.0	W	5	2	1	1	1	0	0	0	0	0	0	7	7	9.00	2.000										
John Hiller, L ERA: 3.62	2.0	S	7	0	0	0	1	1	0	0	0	0	0	8	12	0.00	0.500										

Detroit Tigers @ Toronto Blue Jays
Exhibition Stadium, Toronto, ON
Tue May 29 1979, 7:05 PM EDT
Att: 11,449 - Unknown - 59 F


AB 38
R 8
H 13
RBI 8
BB 5
SO 6
LOB 24



Batter	1	2	3	4	5	6	7	8	9	AB	R	H	RBI	BB	SO	LOB	TOP		
Ron LeFlore, R OBP: 0.363, SLG: 0.405 Lynn Jones, R OBP: 0.329, SLG: 0.342	1-3	FC5						FC5-4	F9	5	0	1	0	1	0	5			
Lou Whitaker, L OBP: 0.397, SLG: 0.446	F8		4-3	SF8						3	0	0	1	1	0	1			
Steve Kemp, L OBP: 0.453, SLG: 0.608	F5		4-3	F6			3-1	G3		5	0	0	0	0	0	4			
Rusty Staub, L OBP: 0.380, SLG: 0.473		1B		F8			F9			5	3	3	1	0	0	2			
Jason Thompson, L OBP: 0.407, SLG: 0.437	F7				F8				K	4	0	1	0	1	1	2			
Champ Summers, L OBP: 0.382, SLG: 0.392	1B		F9		4-3		G3			4	1	1	0	1	0	2			
Lance Parrish, R OBP: 0.391, SLG: 0.507	FC5			1B	L7					5	3	4	2	0	0	0			
Aurelio Rodriguez, R OBP: 0.304, SLG: 0.367	F7			BB	4-3			5-3		5	1	2	2	0	0	2			
Alan Trammell, R OBP: 0.299, SLG: 0.275				E5	L6			SF9		3	0	1	2	1	0	1			
Inning Stats	R: 0 E: 0 K: 0 S: 3	H: 0 LOB: 0 BB: 0 P: 3	R: 1 E: 0 K: 0 S: 7	H: 4 LOB: 3 BB: 0 P: 7	R: 1 E: 0 K: 0 S: 4	H: 1 LOB: 1 BB: 1 P: 8	R: 2 E: 2 K: 0 S: 6	H: 2 LOB: 2 BB: 1 P: 10	R: 0 E: 0 K: 0 S: 3	H: 0 LOB: 0 BB: 0 P: 3	R: 0 E: 0 K: 0 S: 4	H: 1 LOB: 1 BB: 0 P: 4	R: 0 E: 0 K: 0 S: 4	H: 1 LOB: 2 BB: 2 P: 12	R: 3 E: 0 K: 1 S: 8	H: 3 LOB: 1 BB: 1 P: 12	1B: 9 2B: 2 3B: 0 HR: 2	SF: 2 SAC: 0 DP: 0 HBP: 0	WP: 0 PA: 46 PB: 0 SB: 2 CS: 0
PITCHER	IP	WLS	BF	H	R	ER	SO	BB	IBB	HBP	BLK	WP	HR	S	P	ERA	WHIP		
Phil Huffman, R ERA: 6.22	7.2	L	38	10	5	4	0	4	0	0	0	0	2	34	50	4.70	1.826		
Mark Lemongello, R ERA: 6.75	8.1		8	3	3	3	1	1	0	0	0	0	0	9	13	20.25	3.000		

Detroit Tigers @ Toronto Blue Jays
Exhibition Stadium, Toronto, ON
Wed May 30 1979, 7:05 PM EDT
Att: 21,359 - Unknown - 62 F


AB 39
R 8
H 13
RBI 8
BB 5
SO 1
LOB 19



Batter	1	2	3	4	5	6	7	8	9	AB	R	H	RBI	BB	SO	LOB	BOTTOM				
Alfredo Griffin, S OBP: 0.354, SLG: 0.367			1B	4-3			4-3		L7	5	1	2	0	0	0	1					
Bob Bailor, R OBP: 0.317, SLG: 0.279	6-3		FC6		6-3		F3			3	0	0	0	1	0	1					
Roy Howell, L OBP: 0.337, SLG: 0.394	F7		FC6		4-3		6-3			4	0	1	1	0	0	1					
Rico Carty, R OBP: 0.333, SLG: 0.393	5-3		FC6					F9		3	0	0	1	1	0	3					
Otto Velez, R OBP: 0.360, SLG: 0.480 Bob Robertson, R OBP: 0.222, SLG: 0.250			K		5-3			K		0	0	0	0	0	0	0					
Al Woods, L OBP: 0.336, SLG: 0.370	F6		FC5-4			F8		4-3		3	0	1	0	1	0	1					
Rick Bosetti, R OBP: 0.243, SLG: 0.318	FC4-6		FC5-4			6-3		K		4	0	0	0	0	1	5					
Danny Ainge, R OBP: 0.344, SLG: 0.355	6-3				6-3		F8			4	0	1	0	0	0	2					
Bob Davis, R OBP: 0.143, SLG: 0.100			BB		K		1-3		K	3	1	0	0	0	2	2					
Inning Stats	R: 0 E: 0 K: 0 S: 4	H: 1 LOB: 1 BB: 0 P: 4	R: 0 E: 0 K: 0 S: 3	H: 0 LOB: 0 BB: 0 P: 4	R: 2 E: 0 K: 1 S: 7	H: 2 LOB: 3 BB: 2 P: 16	R: 0 E: 0 K: 1 S: 5	H: 0 LOB: 0 BB: 0 P: 5	R: 0 E: 0 K: 0 S: 3	H: 0 LOB: 1 BB: 1 P: 7	R: 0 E: 0 K: 0 S: 4	H: 1 LOB: 1 BB: 0 P: 4	R: 0 E: 0 K: 0 S: 3	H: 0 LOB: 0 BB: 0 P: 3	R: 0 E: 0 K: 1 S: 5	H: 1 LOB: 1 BB: 0 P: 5	R: 0 E: 0 K: 2 S: 8	H: 1 LOB: 1 BB: 0 P: 8	1B: 5 2B: 0 3B: 0 HR: 0	SF: 0 SAC: 0 DP: 0 HBP: 2	WP: 0 PA: 37 PB: 0 SB: 3 CS: 0
PITCHER	IP	WLS	BF	H	R	ER	SO	BB	IBB	HBP	BLK	WP	HR	S	P	ERA	WHIP				
Milt Wilcox, R ERA: 4.97	9.0	W	37	5	2	2	5	3	0	2	0	0	0	42	56	2.00	0.889				

Detroit Tigers @ Toronto Blue Jays
Exhibition Stadium, Toronto, ON
Wed May 30 1979, 7:05 PM EDT
Att: 21,359 - Unknown - 62 F


AB 32
R 2
H 5
RBI 2
BB 3
SO 5
LOB 19



Batter	1	2	3	4	5	6	7	8	9	AB	R	H	RBI	BB	SO	LOB	TOP	
Ron LeFlore, R (1, 8) OBP: 0.360, SLG: 0.401 Lynn Jones, R (8, 8) OBP: 0.329, SLG: 0.342	F9		F9			1-3		PB 1B		4	0	1	0	0	0	0		
Lou Whitaker, L (1, 4) OBP: 0.390, SLG: 0.447	CS 1B		F8			G1-6-3 1B		K		4	0	2	0	0	1	1		
Steve Kemp, L (1, 7) OBP: 0.443, SLG: 0.592	K			1-3		G1-6-3 1-2			4-3	4	0	0	0	0	1	2		
Rusty Staub, L (1, 10) OBP: 0.366, SLG: 0.453		F8		F7			F3		K	4	0	0	0	0	1	0		
Jason Thompson, L (1, 3) OBP: 0.404, SLG: 0.428		F7		F9			K		FC6-4 BB	3	0	0	0	1	1	0		
Lance Parrish, R (1, 2) OBP: 0.394, SLG: 0.503		1B			4-0 BB		K		FC6-4 1-2	3	0	1	0	1	1	1		
Jerry Morales, R (1, 9) OBP: 0.275, SLG: 0.409				5-3 1-2				HR		3	1	2	1	0	0	1		
Aurelio Rodriguez, R (1, 5) OBP: 0.297, SLG: 0.357			1-3				K		6-3	3	0	0	0	0	1	3		
Alan Trammell, R (1, 6) OBP: 0.292, SLG: 0.268							L6		F8	3	0	0	0	0	0	1		
Inning Stats	R: 0 E: 0 K: 1 S: 5	H: 1 LOB: 0 BB: 0 P: 5	R: 0 E: 0 K: 0 S: 5	H: 2 LOB: 2 BB: 0 P: 5	R: 0 E: 0 K: 0 S: 3	H: 0 LOB: 0 BB: 0 P: 3	R: 0 E: 0 K: 0 S: 3	H: 0 LOB: 1 BB: 1 P: 9	R: 0 E: 0 K: 2 S: 7	H: 0 LOB: 0 BB: 0 P: 7	R: 1 E: 0 K: 1 S: 7	H: 2 LOB: 1 BB: 0 P: 7	R: 0 E: 0 K: 1 S: 5	H: 0 LOB: 1 BB: 1 P: 9	1B: 5 2B: 0 3B: 0 HR: 1	SF: 0 SAC: 0 DP: 1 HBP: 0	WP: 0 PB: 1 SB: 0 CS: 1	PA: 33
PITCHER Tom Underwood, L (1, 1) ERA: 4.8	IP: 9.0 WLS: L BF: 33 H: 6 R: 1 ER: 1 SO: 6 BB: 2 IBB: 0 HBP: 0 BLK: 0 WP: 0 HR: 1 S: 43 P: 51 ERA: 1.00 WHIP: 0.889																	

Detroit Tigers @ Toronto Blue Jays
Exhibition Stadium, Toronto, ON
Thu May 31 1979, 7:05 PM EDT
Att: 12,423 - Unknown - 70 F


AB	31
R	1
H	6
RBI	1
BB	2
SO	6
LOB	9



Batter	1	2	3	4	5	6	7	8	9	AB	R	H	RBI	BB	SO	LOB	BOTTOM	
Alfredo Griffin, S (1, 6) OBP: 0.353, SLG: 0.372	F6			F7		SH5-3 1-2				3	0	1	0	0	0	0		
Bob Bailor, R (1, 9) OBP: 0.311, SLG: 0.273	L9			L7		6-3			F9	4	0	0	0	0	0	2		
Roy Howell, L (1, 5) OBP: 0.330, SLG: 0.384	K			G3					K	4	0	0	0	0	2	1		
Rico Carty, R (1, 10) OBP: 0.333, SLG: 0.398		F4						F8		3	0	1	0	0	0	0		
Otto Velez, R (1, 3) OBP: 0.348, SLG: 0.462 (9, 7)		K				5-3		5-3		3	0	0	0	0	1	1		
Rick Rosetti, R (1, 8) OBP: 0.239, SLG: 0.313						6-3		6-3		3	0	0	0	0	0	1		
Danny Ainge, R (1, 4) OBP: 0.343, SLG: 0.353				F8					PO 1-3 1B	3	0	1	0	0	1	1		
Rick Cerone, R (1, 2) OBP: 0.305, SLG: 0.287				F6		SH5-3 BB			1-3	2	0	0	0	1	0	1		
Al Woods, L (1, 7) OBP: 0.331, SLG: 0.365 Bob Robertson, R (8, PH) OBP: 0.214, SLG: 0.240 (9, 3)									PO 2-3	2	0	0	0	0	1	1		
Inning Stats	R: 0 E: 0 K: 1 S: 5	H: 0 LOB: 0 BB: 0 P: 5	R: 0 E: 0 K: 1 S: 5	H: 0 LOB: 0 BB: 0 P: 5	R: 0 E: 0 K: 0 S: 3	H: 0 LOB: 0 BB: 0 P: 3	R: 0 E: 0 K: 0 S: 3	H: 0 LOB: 0 BB: 0 P: 3	R: 0 E: 0 K: 1 S: 5	H: 0 LOB: 1 BB: 1 P: 9	R: 0 E: 0 K: 0 S: 3	H: 1 LOB: 0 BB: 0 P: 3	R: 0 E: 0 K: 1 S: 6	H: 1 LOB: 1 BB: 0 P: 6	1B: 1 2B: 2 3B: 0 HR: 0	SF: 0 SAC: 1 DP: 0 HBP: 0	WP: 0 PB: 0 SB: 0 CS: 0	PA: 31
PITCHER Pat Underwood, L (1, 1) ERA: 1.93 Dave Tobik, R (9, 1) ERA: 1.93 John Hiller, L (9, 1) ERA: 3.58	IP: 8.1 WLS: W BF: 28 H: 3 R: 0 ER: 0 SO: 4 BB: 1 IBB: 0 HBP: 0 BLK: 0 WP: 0 HR: 0 S: 35 P: 39 ERA: 0.00 WHIP: 0.480																	

Detroit Tigers @ Toronto Blue Jays
Exhibition Stadium, Toronto, ON
Thu May 31 1979, 7:05 PM EDT
Att: 12,423 - Unknown - 70 F

AB	28
R	0
H	3
RBI	0
BB	1
SO	5
LOB	8



Batter	1	2	3	4	5	6	7	8	9	AB	R	H	RBI	BB	SO	LOB	TOP					
Ron LeFlore, R OBP: 0.353, SLG: 0.392 Lynn Jones, R OBP: 0.329, SLG: 0.342	(1, 8) 0-3 K		(3, 2) 0-0 CS	(1, 2) 0-3 K		(1, 2) 0-3 K		(2, 2) 0-0 L6		4	0	0	0	0	3	0						
Lou Whitaker, L OBP: 0.397, SLG: 0.442	(1, 4) 0-0 F8			1B SF9 1B		(2, 2) 0-0 F8		(3, 2) 0-0 4-3		4	1	1	0	0	0	0						
Steve Kemp, L OBP: 0.439, SLG: 0.583	(1, 7) 0-0 F8			1B		(3, 2) 0-0 F7			(1, 2) 0-0 F8	4	0	1	0	0	0	0						
Rusty Staub, L OBP: 0.353, SLG: 0.439	(1, 10) 0-0 F9			SF9		(2, 2) 0-0 SF9			(2, 2) 0-0 3-1	3	0	0	1	0	0	0						
Jason Thompson, L OBP: 0.400, SLG: 0.444	(1, 3) 0-0 F5			3-H F9		(3, 2) 0-0 F9			(3, 2) 0-0 1-3	4	1	1	1	0	0	1						
Champ Summers, L OBP: 0.380, SLG: 0.382	(1, 9) 0-0 F9					P2-6 BB BB				2	0	0	0	1	0	0						
Lance Parrish, R OBP: 0.393, SLG: 0.497			(1, 2) 0-0 5-3			4-0 BB BB			(2, 2) 0-0 E6	2	0	0	0	1	0	0						
Phil Mankowski, L OBP: 0.246, SLG: 0.188	(1, 5) 0-3 K		(2, 2) 0-3 K			0-0 P2-6			(3, 2) 0-0 F9	3	0	0	0	0	1	3						
Alan Trammell, R OBP: 0.293, SLG: 0.270	(1, 6) 0-0 CS 1B					2-3 F8			(1, 2) 0-3 K	3	0	1	0	0	1	1						
Inning Stats	R: 0 E: 0 K: 1 S: 5	H: 0 LOB: 0 BB: 0 P: 5	R: 0 E: 0 K: 0 S: 3	H: 0 LOB: 0 BB: 0 P: 3	R: 0 E: 0 K: 1 S: 5	H: 1 LOB: 0 BB: 0 P: 5	R: 1 E: 0 K: 1 S: 7	H: 2 LOB: 1 BB: 0 P: 7	R: 0 E: 0 K: 0 S: 2	H: 0 LOB: 1 BB: 2 P: 10	R: 0 E: 0 K: 1 S: 5	H: 0 LOB: 0 BB: 0 P: 5	R: 1 E: 1 K: 0 S: 5	H: 1 LOB: 1 BB: 0 P: 5	R: 0 E: 0 K: 1 S: 5	H: 0 LOB: 0 BB: 0 P: 5	R: 0 E: 0 K: 0 S: 3	H: 0 LOB: 0 BB: 0 P: 3	1B: 3 2B: 1 3B: 0 HR: 1	SF: 1 SAC: 0 DP: 1 HBP: 0	WP: 0 PB: 0 SB: 0 CS: 1	PA: 33
PITCHER Steve McCatty, R ERA: 1.1	IP: 9.0 WLS: W BF: 32 H: 4 R: 2 ER: 2 SO: 5 BB: 2 IBB: 0 HBP: 0 BLK: 0 WP: 0 HR: 1 S: 40 P: 48 ERA: 2.00 WHIP: 0.667															PITCHER						

Detroit Tigers @ Oakland Athletics
Oakland-Alameda County Coliseum, Oakland, CA

Fri Jun 01 1979, 7:05 PM PDT
Att: 2,731 - Unknown

AB	29
R	2
H	4
RBI	2
BB	2
SO	5
LOB	5

Batter	1	2	3	4	5	6	7	8	9	AB	R	H	RBI	BB	SO	LOB	BOTTOM					
Dwayne Murphy, L OBP: 0.416, SLG: 0.407	(1, 8) 0-0 G3		(3, 2) 0-0 F7			(1, 2) 0-0 G2			(4, 2) 0-0 G6-4-3 1B BB	3	1	0	0	1	0	2						
Mitchell Page, L OBP: 0.317, SLG: 0.323	(1, 10) 0-0 4-3			(1, 2) 0-0 F7		(2, 2) 0-0 G4-6-3			(3, 2) 0-0 G6-4-3 1B	4	0	1	0	0	0	1						
Jeff Newman, R OBP: 0.259, SLG: 0.446 Mike Edwards, R OBP: 0.276, SLG: 0.274 Jim Essian, R OBP: 0.262, SLG: 0.299	(1, 2) 0-3 K			(2, 2) 0-3 K					(2, 2) 0-0 G6-4-3 1B	3	0	1	0	0	2	0						
Dave Revering, L OBP: 0.333, SLG: 0.410		(1, 3) 0-0 F7		(2, 2) 0-0 2B 1B		(1, 2) 0-0 L9			(4, 2) 0-0 1B BB	3	1	1	0	1	0	1						
Mario Guerrero, R OBP: 0.264, SLG: 0.291	(1, 6) 0-0 F9			(3, 2) 0-0 1-H 2B		(2, 2) 0-0 5-3			(3, 2) 0-0 1B	4	0	2	2	0	0	1						
Wayne Gross, L OBP: 0.402, SLG: 0.479	(1, 5) 0-0 F9					(1, 2) 0-0 F7			(1, 2) 0-0 F9	3	0	0	0	0	0	0						
Glenn Burke, R OBP: 0.263, SLG: 0.286	(1, 7) 0-0 F9		(1, 2) 0-0 F9			(2, 2) 0-3 K			(2, 2) 0-0 5-3	3	0	0	0	0	1	0						
Mitt Ramirez, R OBP: 0.250, SLG: 0.250	(1, 4) 0-0 F7		(2, 2) 0-0 F7			(3, 2) 0-0 6-3			(3, 2) 0-0 5-3	3	0	0	0	0	0	0						
Larry Murray, S OBP: 0.254, SLG: 0.214	(1, 9) 4-0 BB					4-0 BB			(4, 2) 0-0 G6-4-3 1B 2B	1	1	1	0	2	0	0						
Inning Stats	R: 0 E: 0 K: 1 S: 5	H: 0 LOB: 0 BB: 0 P: 5	R: 0 E: 0 K: 0 S: 3	H: 0 LOB: 0 BB: 0 P: 3	R: 0 E: 0 K: 0 S: 3	H: 0 LOB: 1 BB: 1 P: 7	R: 1 E: 0 K: 1 S: 6	H: 2 LOB: 1 BB: 0 P: 6	R: 0 E: 0 K: 1 S: 5	H: 0 LOB: 0 BB: 0 P: 5	R: 0 E: 0 K: 0 S: 2	H: 0 LOB: 0 BB: 1 P: 6	R: 0 E: 0 K: 0 S: 3	H: 1 LOB: 1 BB: 0 P: 3	R: 0 E: 0 K: 0 S: 3	H: 0 LOB: 0 BB: 0 P: 3	R: 2 E: 0 K: 0 S: 4	H: 3 LOB: 2 BB: 2 P: 12	1B: 4 2B: 2 3B: 0 HR: 0	SF: 0 SAC: 0 DP: 2 HBP: 0	WP: 0 PB: 0 SB: 0 CS: 1	PA: 32
PITCHER Jack Billingham, R ERA: 2.74 John Hiller, L ERA: 3.79 Fernando Arroyo, R ERA:	IP: 8.0 WLS: L BF: 4 H: 1 R: 0 ER: 0 SO: 0 BB: 2 IBB: 0 HBP: 0 BLK: 0 WP: 0 HR: 0 S: 31 P: 39 ERA: 2.25 WHIP: 0.750															PITCHER						

Detroit Tigers @ Oakland Athletics
Oakland-Alameda County Coliseum, Oakland, CA

Fri Jun 01 1979, 7:05 PM PDT
Att: 2,731 - Unknown

AB	28
R	3
H	6
RBI	2
BB	4
SO	3
LOB	7

Batter	1	2	3	4	5	6	7	8	9	AB	R	H	RBI	BB	SO	LOB	TOP					
Ron LeFlore, R OBP: 0.362, SLG: 0.400 (1, 8)	F3		G1-6-3			E4		5-3		4	0	1	0	0	0	1	Detroit Tigers @ Oakland Athletics Oakland-Alameda County Coliseum, Oakland, CA Sun Jun 03 1979, 3:33 AM PDT Att: 4,030 - Unknown livebaseballscores.com					
Jerry Morales, R OBP: 0.272, SLG: 0.404 (1, 9)	5-3				L8	F7				4	0	1	0	0	0	1						
Steve Kemp, L OBP: 0.429, SLG: 0.569 (1, 7)	K				G3	F7		F9		4	0	0	0	0	1	2						
Rusty Staub, L OBP: 0.352, SLG: 0.419 (1, 10)		BB			F9	F3			K	3	0	0	0	1	1	1						
Lance Parrish, R OBP: 0.395, SLG: 0.519 (1, 2)	F3				L4			4-3		4	1	1	1	0	0	1						
John Wockenfuss, R OBP: 0.311, SLG: 0.595 Jason Thompson, L OBP: 0.398, SLG: 0.439 (7, 3)	K				1B SF7	1B		1B		3	1	1	0	0	1	1						
Aurelio Rodriguez, R OBP: 0.299, SLG: 0.358 (1, 5)	F3				1B	1B		5-3		4	0	1	0	0	0	2						
Mark Wagner, R OBP: 0.370, SLG: 0.439 (1, 4)			E5		SF7			F4		2	0	0	1	0	0	0						
Alan Trammell, R OBP: 0.292, SLG: 0.264 (1, 6)	F4				F3			G1		3	0	0	0	0	0	2						
Inning Stats	R: 0 E: 0 K: 1 S: 5	H: 0 LOB: 0 BB: 0 P: 5	R: 0 E: 0 K: 1 S: 5	H: 0 LOB: 1 BB: 1 P: 9	R: 0 E: 1 K: 0 S: 3	H: 0 LOB: 0 BB: 0 P: 3	R: 0 E: 0 K: 0 S: 3	H: 0 LOB: 0 BB: 0 P: 3	R: 1 E: 0 K: 0 S: 5	H: 2 LOB: 1 BB: 0 P: 5	R: 0 E: 1 K: 0 S: 4	H: 1 LOB: 1 BB: 0 P: 4	R: 1 E: 0 K: 0 S: 4	H: 1 LOB: 0 BB: 0 P: 4	R: 0 E: 0 K: 1 S: 4	H: 1 LOB: 1 BB: 0 P: 4		R: 0 E: 0 K: 1 S: 6	H: 1 LOB: 1 BB: 0 P: 6	1B: 5 2B: 0 3B: 0 HR: 1	SF: 1 SAC: 0 DP: 1 HBP: 0	WP: 0 PB: 0 SB: 0 CS: 0
PITCHER John Henry Johnson, L ERA: 4.68 (1, 1)	IP: 9.0 WLS: L BF: 34 H: 6 R: 2 ER: 2 SO: 3 BB: 1 IBB: 0 HBP: 0 BLK: 0 WP: 0 HR: 1 S: 39 P: 43 ERA: 2.00 WHIP: 0.778																					

Batter	1	2	3	4	5	6	7	8	9	AB	R	H	RBI	BB	SO	LOB	BOTTOM	
Dwayne Murphy, L OBP: 0.425, SLG: 0.411 (1, 8)	G3					E				3	0	3	0	1	0	0	Detroit Tigers @ Oakland Athletics Oakland-Alameda County Coliseum, Oakland, CA Sun Jun 03 1979, 3:33 AM PDT Att: 4,030 - Unknown livebaseballscores.com	
Larry Murray, S OBP: 0.254, SLG: 0.210 (1, 9)	3-1		F7			E6		K		4	0	0	0	0	1	4		
Mitchell Page, L OBP: 0.306, SLG: 0.309 (1, 10)	G3		G3			F7		G3		4	0	0	0	0	0	5		
Dave Revering, L OBP: 0.335, SLG: 0.405 (1, 3)	F4				G3				F7	3	0	0	0	1	0	1		
Jeff Newman, R OBP: 0.253, SLG: 0.434 (1, 2)	6-3				F3			K		4	0	0	0	0	1	3		
Mario Guerrero, R OBP: 0.254, SLG: 0.279 (1, 6)	F7				5-3					4	0	1	0	0	0	0		
Wayne Gross, L OBP: 0.396, SLG: 0.464 (1, 5)	FC5-4				K			K		4	0	1	0	0	2	1		
Glenn Burke, R OBP: 0.253, SLG: 0.274 (1, 7)	FC5-4				6-3			F4		3	0	0	0	0	0	1		
Mike Edwards, R OBP: 0.270, SLG: 0.268 (1, 4)	F9				3-1			F8		3	0	0	0	0	0	0		
Inning Stats	R: 0 E: 0 K: 0 S: 4	H: 1 LOB: 1 BB: 0 P: 4	R: 0 E: 0 K: 0 S: 4	H: 1 LOB: 1 BB: 0 P: 4	R: 0 E: 0 K: 0 S: 3	H: 0 LOB: 0 BB: 0 P: 3	R: 0 E: 0 K: 0 S: 3	H: 0 LOB: 0 BB: 0 P: 3	R: 0 E: 1 K: 0 S: 5	H: 0 LOB: 2 BB: 1 P: 8	R: 0 E: 0 K: 1 S: 5	H: 0 LOB: 1 BB: 1 P: 9	R: 0 E: 0 K: 2 S: 8	H: 1 LOB: 1 BB: 0 P: 8	1B: 5 2B: 0 3B: 0 HR: 0	SF: 0 SAC: 0 DP: 1 HBP: 0		WP: 0 PB: 0 SB: 0 CS: 0
PITCHER Dave Rozema, R ERA: 3.41 (1, 1)	IP: 9.0 WLS: W BF: 34 H: 5 R: 0 ER: 0 SO: 4 BB: 1 IBB: 1 HBP: 0 BLK: 0 WP: 0 HR: 0 S: 40 P: 48 ERA: 0.00 WHIP: 0.667																	

Batter	1	2	3	4	5	6	7	8	9	AB	R	H	RBI	BB	SO	LOB	TOP					
Ron LeFlore, R OBP: 0.360, SLG: 0.393	6-3		F9			FC6-4				3	0	0	0	1	0	1	Detroit Tigers @ Seattle Mariners The Kingdome, Seattle, WA Mon Jun 04 1979, 10:05 PM EDT Att: 5,529 - Dome					
Jerry Morales, R OBP: 0.265, SLG: 0.393	4-3					FC6-4		F3		4	0	0	0	0	0	2						
Steve Kemp, L OBP: 0.441, SLG: 0.595										3	2	3	0	1	0	0						
Jason Thompson, L OBP: 0.394, SLG: 0.434										4	0	1	1	0	0	3						
Rusty Staub, L OBP: 0.341, SLG: 0.404										4	0	0	1	0	1	1						
Lance Parrish, R OBP: 0.392, SLG: 0.509										3	0	0	0	1	0	0						
Aurelio Rodriguez, R OBP: 0.292, SLG: 0.350										3	0	0	0	0	0	1						
Mark Wagner, R OBP: 0.347, SLG: 0.409										3	0	0	0	0	0	0						
Alan Trammell, R OBP: 0.293, SLG: 0.266										3	0	1	0	0	0	0						
Inning Stats	R: 0 E: 0 K: 0 S: 4	H: 1 LOB: 1 BB: 0 P: 4	R: 0 E: 0 K: 1 S: 5	H: 0 LOB: 0 BB: 0 P: 5	R: 0 E: 0 K: 0 S: 3	H: 0 LOB: 0 BB: 0 P: 3	R: 0 E: 0 K: 0 S: 2	H: 0 LOB: 0 BB: 1 P: 6	R: 0 E: 0 K: 0 S: 3	H: 0 LOB: 0 BB: 0 P: 3	R: 0 E: 0 K: 0 S: 4	H: 1 LOB: 1 BB: 0 P: 4	R: 1 E: 0 K: 0 S: 4	H: 2 LOB: 1 BB: 1 P: 8	R: 0 E: 0 K: 0 S: 3	H: 0 LOB: 1 BB: 1 P: 7	R: 1 E: 0 K: 0 S: 4	H: 1 LOB: 0 BB: 0 P: 4	1B: 2 2B: 4 3B: 0 HR: 0	SF: 0 SAC: 0 DP: 2 HBP: 0	WP: 0 PB: 0 SB: 1 CS: 0	PA: 33
PITCHER Rick Honeycutt, L ERA: 4.76	IP: 9.0 WLS: W BF: 33 H: 5 R: 2 ER: 2 SO: 1 BB: 3 IBB: 0 HBP: 0 BLK: 0 WP: 0 HR: 0 S: 32 P: 44 ERA: 2.00 WHIP: 0.889															PITCHER						

Batter	1	2	3	4	5	6	7	8	9	AB	R	H	RBI	BB	SO	LOB	BOTTOM			
Julio Cruz, S OBP: 0.331, SLG: 0.279										1	1	0	0	1	0	2	Detroit Tigers @ Seattle Mariners The Kingdome, Seattle, WA Mon Jun 04 1979, 10:05 PM EDT Att: 5,529 - Dome			
Larry Milbourne, S OBP: 0.333, SLG: 0.394										3	1	2	1	0	0	1				
Ruppert Jones, L OBP: 0.356, SLG: 0.500										3	2	1	3	2	1	0				
Bruce Bochte, L OBP: 0.435, SLG: 0.558										5	1	2	3	0	1	2				
Willie Horton, R OBP: 0.345, SLG: 0.493										2	1	1	1	0	0	0				
Bobby Valentine, R OBP: 0.389, SLG: 0.387										2	0	1	0	0	0	0				
Dan Meyer, L OBP: 0.348, SLG: 0.458										5	1	1	1	0	0	3				
Leon Roberts, R OBP: 0.333, SLG: 0.434										5	0	0	0	0	0	3				
Joe Simpson, L OBP: 0.245, SLG: 0.373										0	0	0	0	0	0	0				
Larry Cox, R OBP: 0.340, SLG: 0.442										4	1	1	1	0	1	0				
John Hale, L OBP: 0.480, SLG: 0.600										3	2	2	1	1	0	0				
Mario Mendoza, R OBP: 0.206, SLG: 0.223										4	1	2	0	0	0	1				
Inning Stats	R: 3 E: 0 K: 0 S: 4	H: 1 LOB: 0 BB: 2 P: 12	R: 0 E: 0 K: 0 S: 4	H: 2 LOB: 0 BB: 0 P: 4	R: 1 E: 0 K: 1 S: 6	H: 1 LOB: 0 BB: 0 P: 6	R: 1 E: 1 K: 1 S: 7	H: 1 LOB: 1 BB: 0 P: 7	R: 0 E: 0 K: 0 S: 4	H: 1 LOB: 2 BB: 0 P: 5	R: 1 E: 0 K: 0 S: 4	H: 1 LOB: 2 BB: 2 P: 12	R: 2 E: 0 K: 0 S: 5	H: 2 LOB: 0 BB: 0 P: 5	R: 3 E: 0 K: 1 S: 9	H: 4 LOB: 1 BB: 0 P: 9	1B: 5 2B: 1 3B: 1 HR: 6	SF: 0 SAC: 0 DP: 1 HBP: 1	WP: 0 PB: 0 SB: 0 CS: 0	PA: 42
PITCHER Milt Wilcox, R ERA: 5.34	IP: 4.1 WLS: L BF: 22 H: 6 R: 6 ER: 6 SO: 0 BB: 2 IBB: 0 HBP: 0 BLK: 0 WP: 0 HR: 3 S: 14 P: 22 ERA: 20.25 WHIP: 3.000															PITCHER				
Pat Underwood, L ERA: 4.91	IP: 5.1 WLS: L BF: 16 H: 6 R: 6 ER: 6 SO: 0 BB: 2 IBB: 0 HBP: 0 BLK: 0 WP: 0 HR: 3 S: 14 P: 22 ERA: 20.25 WHIP: 3.000															PITCHER				
Fernando Arroyo, R ERA:	IP: 8.1 WLS: L BF: 4 H: 1 R: 0 ER: 0 SO: 1 BB: 0 IBB: 0 HBP: 0 BLK: 0 WP: 0 HR: 6 S: 6 P: 6 ERA: 0.00 WHIP: 1.000															PITCHER				

Batter	1	2	3	4	5	6	7	8	9	AB	R	H	RBI	BB	SO	LOB	TOP																				
Ron LeFlore, R OBP: 0.359, SLG: 0.392 Jerry Morales, R OBP: 0.268, SLG: 0.415	5-3	CS		F9		F7			HR	3	0	1	0	0	0	1																					
Champ Summers, L OBP: 0.391, SLG: 0.395	3-1	CS	4-3			4-3			F8	5	1	2	0	0	0	0																					
Steve Kemp, L OBP: 0.435, SLG: 0.583	3-1				G3-6				4-3	5	0	1	0	0	1	2																					
Jason Thompson, L OBP: 0.397, SLG: 0.429	1B		F8						4-3	2	0	0	0	2	0	1																					
Rusty Staub, L OBP: 0.338, SLG: 0.398	1-2		F8						4-3	4	0	1	1	0	0	2																					
Lance Parrish, R OBP: 0.383, SLG: 0.497	F8								F8	4	0	0	0	0	1	2																					
Aurelio Rodriguez, R OBP: 0.291, SLG: 0.341		5-3		F9		5-3				3	0	0	0	1	0	0																					
Mark Wagner, R OBP: 0.377, SLG: 0.438		1B	4-3			1B			5-3	4	1	3	0	0	0	1																					
Alan Trammell, R OBP: 0.299, SLG: 0.281		4-3							F9	4	0	2	1	0	0	1																					
Inning Stats	R: 1 E: 0 K: 0 S: 5	H: 2 LOB: 2 BB: 1 P: 9	R: 0 E: 0 K: 0 S: 4	H: 2 LOB: 1 BB: 0 P: 4	R: 0 E: 0 K: 0 S: 4	H: 1 LOB: 1 BB: 0 P: 4	R: 1 E: 0 K: 1 S: 7	H: 2 LOB: 1 BB: 0 P: 7	R: 0 E: 0 K: 0 S: 3	H: 2 LOB: 2 BB: 0 P: 5	R: 0 E: 0 K: 1 S: 5	H: 0 LOB: 0 BB: 0 P: 5	R: 0 E: 0 K: 0 S: 3	H: 0 LOB: 1 BB: 1 P: 7	R: 1 E: 0 K: 0 S: 4	H: 1 LOB: 0 BB: 0 P: 4	1B: 8 2B: 2 3B: 0 HR: 1	SF: 0 SAC: 0 DP: 1 HBP: 0	WP: 0 PB: 0 SB: 0 CS: 1	PA: 40																	
PITCHER	IP	WLS	BF	H	R	ER	SO	BB	IBB	HBP	BLK	WP	HR	S	P	ERA	WHIP	PITCHER			IP	WLS	BF	H	R	ER	SO	BB	IBB	HBP	BLK	WP	HR	S	P	ERA	WHIP
Glenn Abbott, R ERA: 5.17	(1, 1)	6.0	L	28	10	2	2	1	2	0	0	0	0	0	28	36	3.00	2.000																			
Shane Rawley, L ERA: 4.53	(7, 1)	3.0		11	1	1	1	1	1	0	0	0	0	1	12	16	3.00	0.667																			

Detroit Tigers @ Seattle Mariners
The Kingdome, Seattle, WA
Tue Jun 05 1979, 10:05 PM EDT
Att: 6,156 - Dome

AB 36
R 3
H 11
RBI 3
BB 3
SO 2
LOB 12

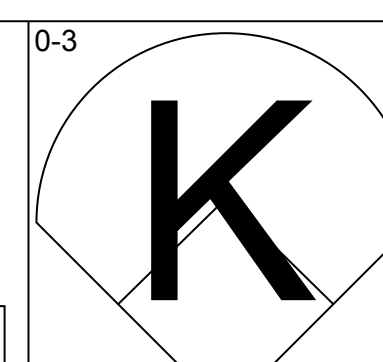
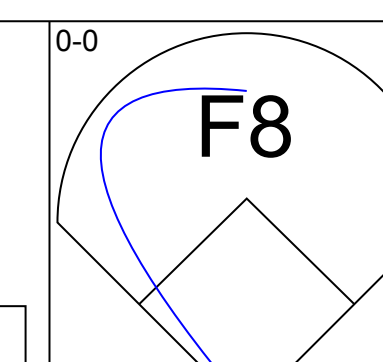
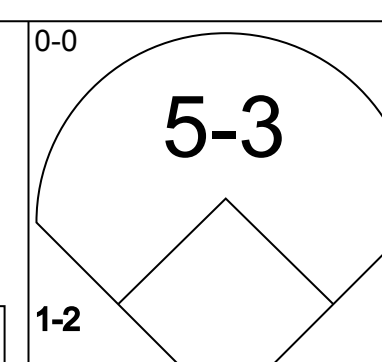
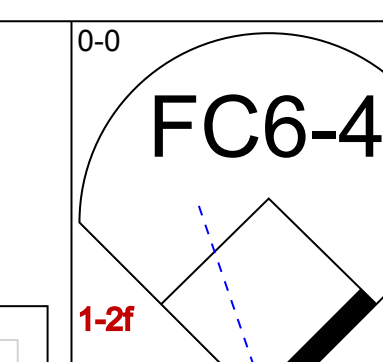
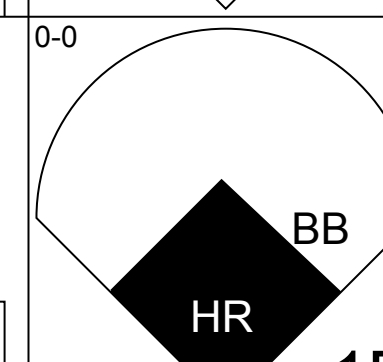
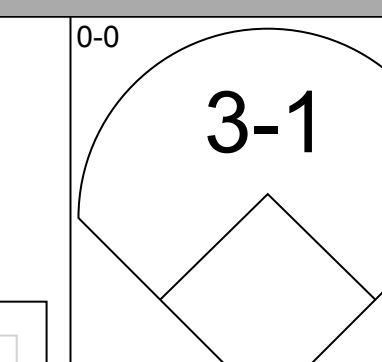
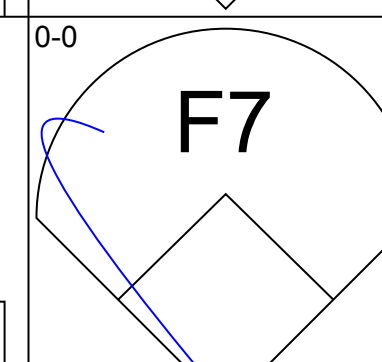
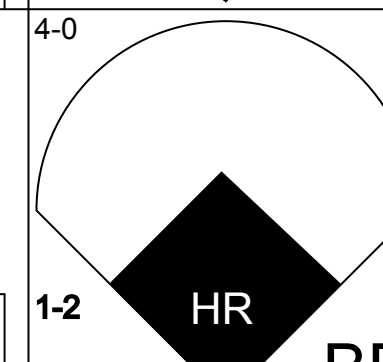
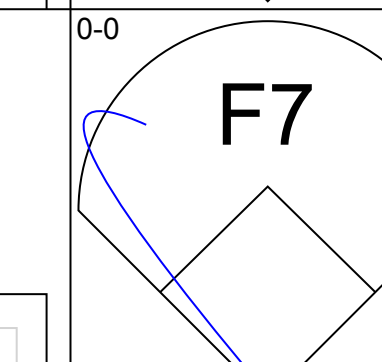


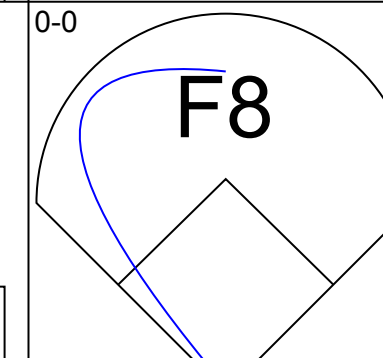
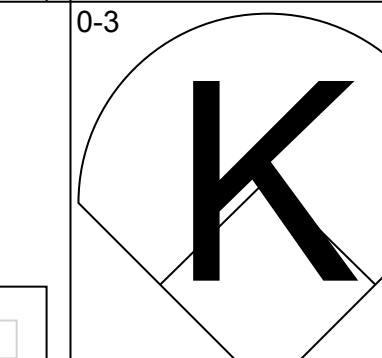


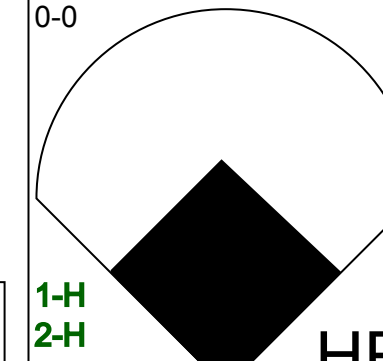


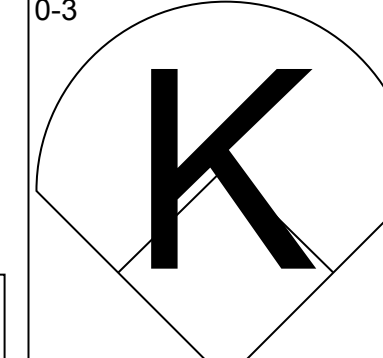

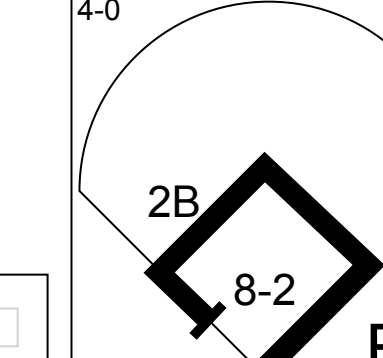
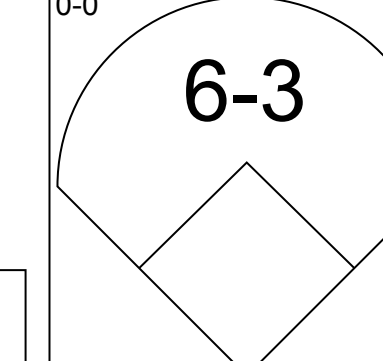

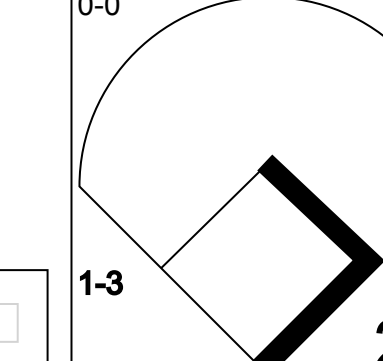
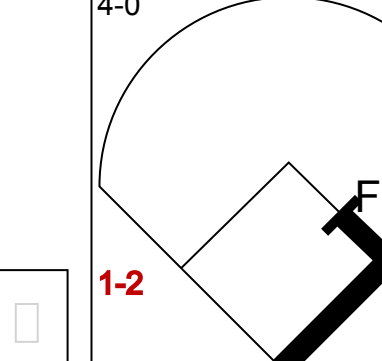
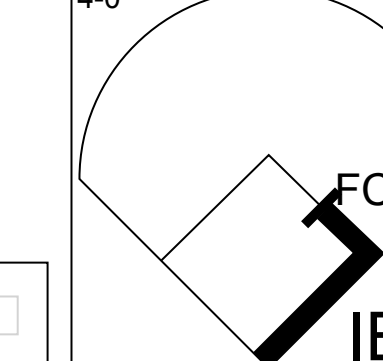
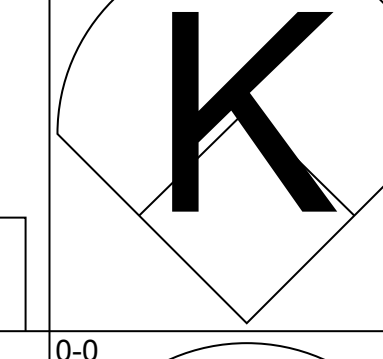
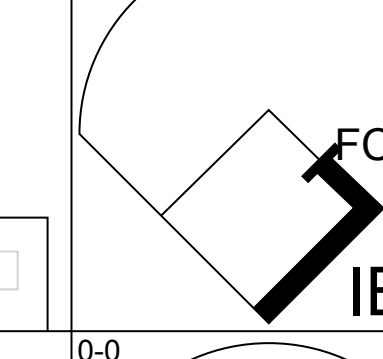
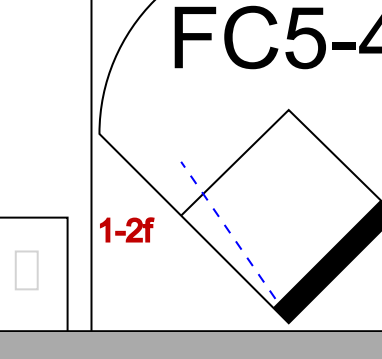
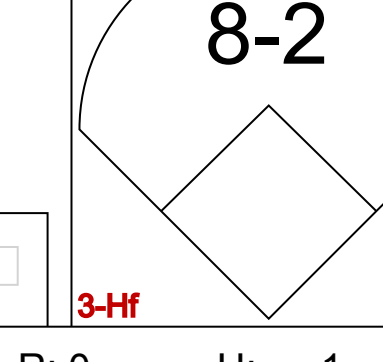
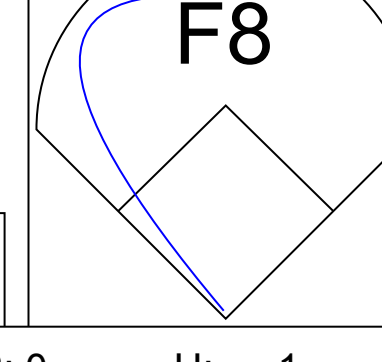
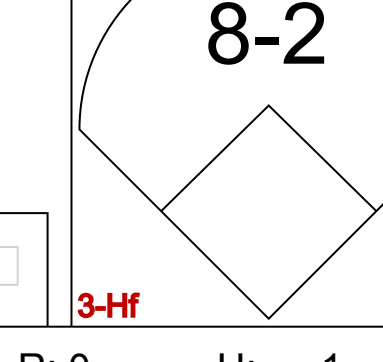
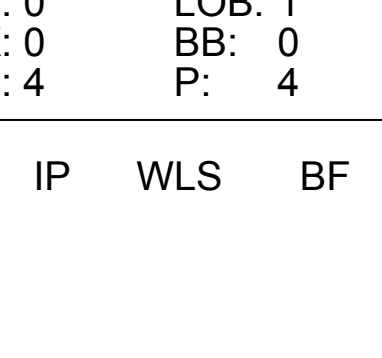
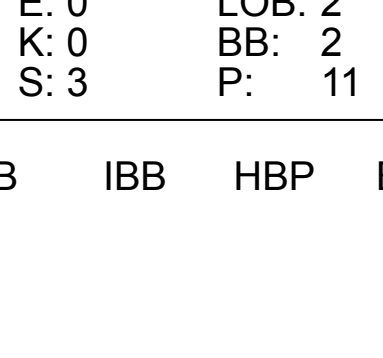


Batter	1	2	3	4	5	6	7	8	9	AB	R	H	RBI	BB	SO	LOB	BOTTOM																				
Larry Milbourne, S OBP: 0.325, SLG: 0.382	G3		4-3			G3	F9		4-3	5	1	1	0	0	0	5																					
Ruppert Jones, L OBP: 0.354, SLG: 0.493	G3			4-3		S			F6	3	0	0	0	1	0	1																					
Bruce Bochte, L OBP: 0.432, SLG: 0.552	SF8			3-1					K	2	0	0	1	1	1	0																					
Willie Horton, R OBP: 0.343, SLG: 0.489	F7						F7			4	0	1	0	0	1	2																					
Dan Meyer, L OBP: 0.340, SLG: 0.447									F9	4	0	0	0	0	2	1																					
Leon Roberts, R OBP: 0.341, SLG: 0.439		5-3								2	0	1	0	2	0	0																					
Larry Cox, R OBP: 0.346, SLG: 0.439		F8							F4	3	0	1	0	1	0	1																					
John Hale, L OBP: 0.429, SLG: 0.522										3	0	0	0	0	0	4																					
Bob Stinson, S OBP: 0.360, SLG: 0.374										0	0	0	0	1	0	0																					
Joe Simpson, L OBP: 0.245, SLG: 0.373										0	0	0	0	0	0	0																					
Mario Mendoza, R OBP: 0.204, SLG: 0.220										2	0	0	0	0	0	0																					
Charlie Beamon, L (7, PH)										0	0	0	0	0	0	0																					
Tom Paciorek, R OBP: 0.309, SLG: 0.408										1	0	0	0	0	0	3																					
Bobby Valentine, R OBP: 0.378, SLG: 0.355										1	0	0	0	0	0	2																					
Inning Stats	R: 1 E: 0 K: 0 S: 4	H: 1 LOB: 0 BB: 0 P: 4	R: 0 E: 0 K: 1 S: 5	H: 0 LOB: 0 BB: 0 P: 5	R: 0 E: 0 K: 1 S: 3	H: 0 LOB: 0 BB: 0 P: 3	R: 0 E: 0 K: 1 S: 5	H: 0 LOB: 0 BB: 0 P: 5	R: 0 E: 0 K: 1 S: 5	H: 1 LOB: 3 BB: 1 P: 9	R: 0 E: 1 K: 0 S: 5	H: 0 LOB: 2 BB: 2 P: 11	R: 0 E: 0 K: 0 S: 6	H: 1 LOB: 1 BB: 0 P: 6	R: 0 E: 0 K: 0 S: 3	H: 0 LOB: 2 BB: 2 P: 11	1B: 3 2B: 1 3B: 0 HR: 0	SF: 1 SAC: 0 DP: 1 HBP: 0	WP: 0 PB: 0 SB: 2 CS: 0	PA: 37																	
PITCHER	IP	WLS	BF	H	R	ER	SO	BB	IBB	HBP	BLK	WP	HR	S	P	ERA	WHIP	PITCHER			IP	WLS	BF	H	R	ER	SO	BB	IBB	HBP	BLK	WP	HR	S	P	ERA	WHIP
Jack Billingham, R ERA: 2.62	(1, 1)	6.1	W	26	3	1	1	3	4	0	0	0	0	0	28	44	1.42	1.105																			
John Hiller, L ERA: 3.5	(7, 1)	2.2	S	11	1	0	0	1	2	0	0	0	0	0	11	19	0.00	1.125																			

Detroit Tigers @ Seattle Mariners
The Kingdome, Seattle, WA
Tue Jun 05 1979, 10:05 PM EDT
Att: 6,156 - Dome

AB 30
R 1
H 4
RBI 1
BB 6
SO 4
LOB 19

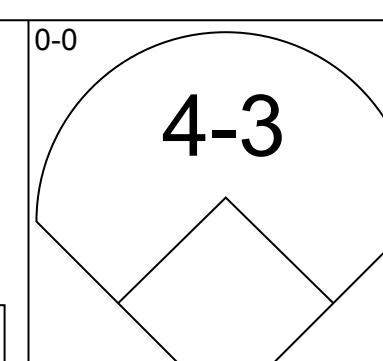
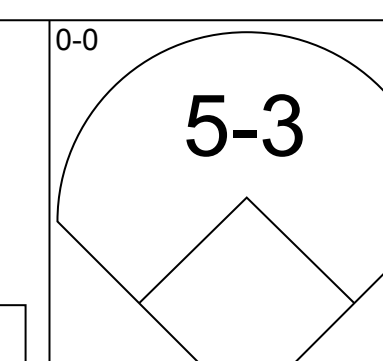
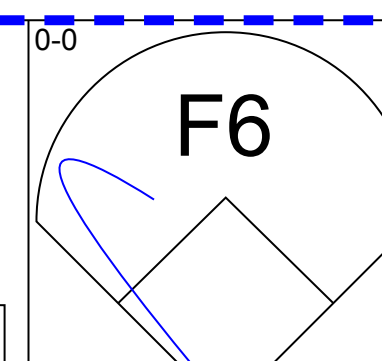
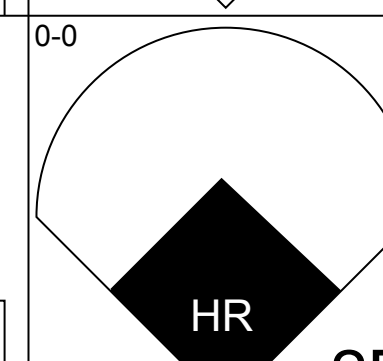
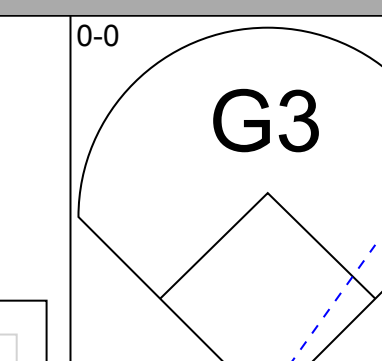
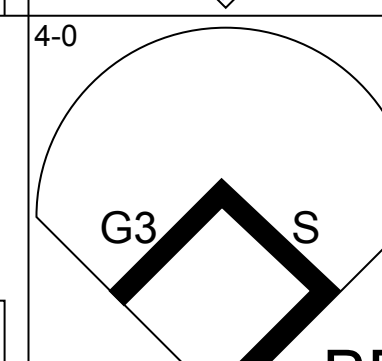
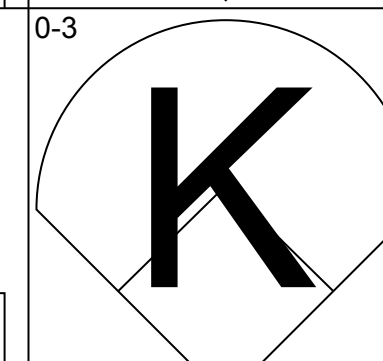
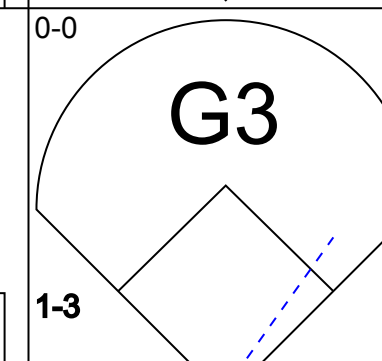
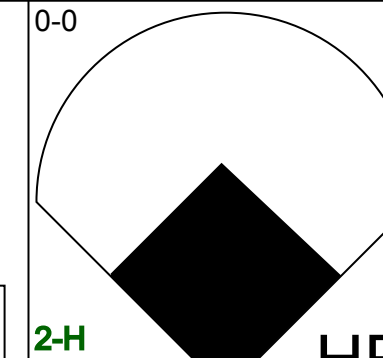
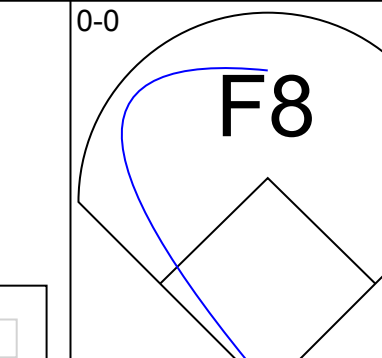
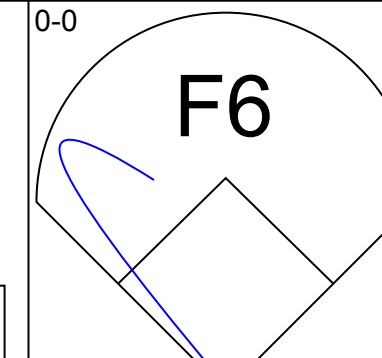
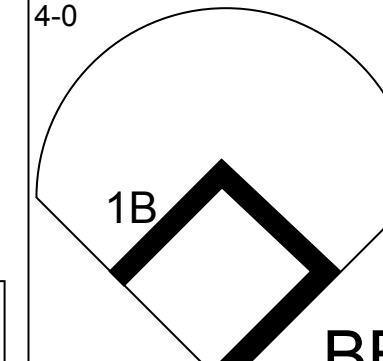
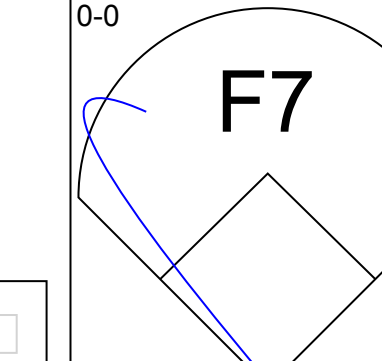




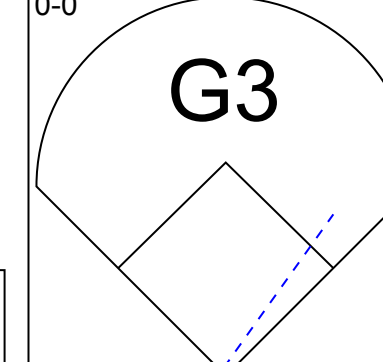


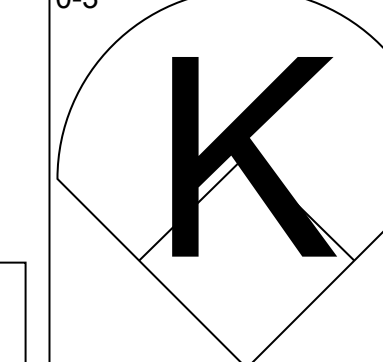

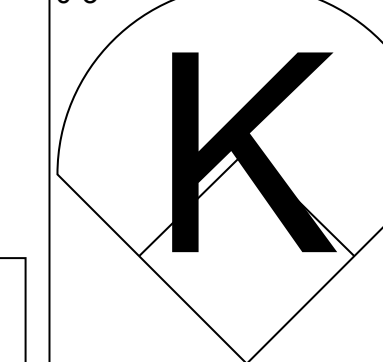




Batter	1	2	3	4	5	6	7	8	9	AB	R	H	RBI	BB	SO	LOB	TOP				
Mark Wagner, R OBP: 0.362, SLG: 0.404										4	0	0	0	1	1	4					
Jery Morales, R OBP: 0.273, SLG: 0.413										3	1	1	0	1	0	1					
Steve Kemp, L OBP: 0.431, SLG: 0.573										3	1	0	0	1	0	2					
Jason Thompson, L OBP: 0.388, SLG: 0.418										4	0	0	0	0	1	4					
Rusty Staub, L OBP: 0.336, SLG: 0.419										4	1	1	3	0	0	0					
Lance Parrish, R OBP: 0.386, SLG: 0.494										3	0	1	0	1	1	0					
John Wockenfuss, R OBP: 0.327, SLG: 0.660										3	0	1	0	1	0	0					
Lou Whitaker, L OBP: 0.392, SLG: 0.440										0	0	0	0	0	0	0					
Aurelio Rodriguez, R OBP: 0.292, SLG: 0.341										3	0	1	0	0	1	1					
Phil Mankowski, L OBP: 0.289, SLG: 0.188										0	0	0	0	1	0	0					
Alan Trammell, R OBP: 0.300, SLG: 0.282										3	0	1	0	0	0	1					
Champ Summers, L OBP: 0.378, SLG: 0.390										1	0	0	0	0	0	3					
Inning Stats	R: 3 E: 0 K: 2 S: 9	H: 2 LOB: 0 BB: 1 P: 13	R: 0 E: 0 K: 1 S: 6	H: 1 LOB: 1 BB: 0 P: 6	R: 0 E: 0 K: 1 S: 5	H: 0 LOB: 0 BB: 0 P: 5	R: 0 E: 0 K: 0 S: 3	H: 1 LOB: 1 BB: 1 P: 7	R: 0 E: 0 K: 0 S: 3	H: 0 LOB: 0 BB: 2 P: 11	R: 0 E: 0 K: 0 S: 4	H: 1 LOB: 1 BB: 0 P: 4	R: 0 E: 0 K: 0 S: 3	H: 0 LOB: 0 BB: 2 P: 3	R: 0 E: 0 K: 0 S: 3	H: 1 LOB: 2 BB: 2 P: 11	1B: 4 2B: 2 3B: 0 HR: 1	SF: 0 SAC: 0 DP: 1 HBP: 0	WP: 0 PB: 0 SB: 0 CS: 1	PA: 37	
PITCHER	IP	WLS	BF	H	R	ER	SO	BB	IBB	HBP	BLK	WP	HR	S	P	ERA	WHIP				
Floyd Bannister, L ERA: 3.98	(1, 1)	7.0	W	29	5	3	3	4	4	0	0	0	0	1	33	49	3.86	1.286			
Shane Rawley, L ERA: 4.44	(8, 1)	1.0	S	5	1	0	0	0	1	0	0	0	0	0	4	8	0.00	2.000			
Byron McLaughlin, R ERA: 6.19	(9, 1)	1.0	S	3	0	0	0	0	0	1	0	0	0	0	2	6	0.00	0.000			

Detroit Tigers @ Seattle Mariners
The Kingdome, Seattle, WA
Wed Jun 06 1979, 10:05 PM EDT
Att: 6,382 - Dome

AB 31
R 3
H 6
RBI 3
BB 6
SO 4
LOB 16




Batter	1	2	3	4	5	6	7	8	9	AB	R	H	RBI	BB	SO	LOB	BOTTOM				
Larry Milbourne, S OBP: 0.310, SLG: 0.363										4	0	0	0	0	0	0					
Ruppert Jones, L OBP: 0.381, SLG: 0.515										3	2	2	1	1	0	0					
Bruce Bochte, L OBP: 0.429, SLG: 0.545										4	0	1	0	0	2	2					
Willie Horton, R OBP: 0.346, SLG: 0.502										4	1	2	2	0	0	2					
Dan Meyer, L OBP: 0.339, SLG: 0.439										3	1	0	0	1	0	2					
Leon Roberts, R OBP: 0.344, SLG: 0.446										4	0	2	0	0	0	0					
Larry Cox, R OBP: 0.333, SLG: 0.426										3	0	0	1	0	0	2					
John Hale, L OBP: 0.419, SLG: 0.480										2	0	0	0	1	1	0					
Mario Mendoza, R OBP: 0.200, SLG: 0.216										3	0	0	0	0	1	2					
Inning Stats	R: 2 E: 0 K: 1 S: 8	H: 3 LOB: 2 BB: 1 P: 12	R: 0 E: 0 K: 2 S: 7	H: 0 LOB: 0 BB: 0 P: 7	R: 0 E: 0 K: 0 S: 4	H: 1 LOB: 1 BB: 0 P: 4	R: 0 E: 0 K: 0 S: 3	H: 0 LOB: 0 BB: 0 P: 3	R: 1 E: 0 K: 1 S: 6	H: 1 LOB: 0 BB: 0 P: 6	R: 1 E: 0 K: 0 S: 5	H: 2 LOB: 2 BB: 1 P: 9	R: 0 E: 0 K: 0 S: 3	H: 0 LOB: 1 BB: 1 P: 7	R: 0 E: 0 K: 0 S: 3	H: 0 LOB: 0 BB: 0 P: 3	1B: 3 2B: 2 3B: 0 HR: 2	SF: 1 SAC: 0 DP: 0 HBP: 0	WP: 0 PB: 0 SB: 1 CS: 0	PA: 34	
PITCHER	IP	WLS	BF	H	R	ER	SO	BB	IBB	HBP	BLK	WP	HR	S	P	ERA	WHIP				
Jack Morris, R ERA: 4.25	(1, 1)	6.0	L	27	7	4	4	4	1	1	0	0	0	2	33	41	6.00	1.333			
Dave Tobik, R ERA: 1.04	(7, 1)	2.0		7	0	0	0	0	1	0	0	0	0	6	10	0.00	0.500				

Detroit Tigers @ Seattle Mariners
The Kingdome, Seattle, WA
Wed Jun 06 1979, 10:05 PM EDT
Att: 6,382 - Dome

AB 30
R 4
H 7
RBI 4
BB 3
SO 4
LOB 10



Batter	1	2	3	4	5	6	7	8	9	AB	R	H	RBI	BB	SO	LOB	TOP					
Ron LeFlore, R OBP: 0.357, SLG: 0.389	0-3 K			0-0 BB SF7 1B		0-3 K		0-0 6-3		4	1	1	0	0	2	0						
Lou Whitaker, L OBP: 0.359, SLG: 0.432	0-0 F7			4-0 BB 1-2 BB		0-0 F7			0-0 E1 1B E	3	1	0	0	1	0	0						
Steve Kemp, L OBP: 0.433, SLG: 0.569	0-0 6-3			4-0 BB 1-2 2-3 BB		0-3 K			0-0 E 1B 1B	3	1	1	0	1	1	0						
Rusty Staub, L OBP: 0.333, SLG: 0.417		0-0 G4-6-3 1B		0-0 SF7			0-0 F8		0-0 F7	3	0	1	1	0	0	2						
Jason Thompson, L OBP: 0.385, SLG: 0.410		0-0 G4-6-3 1-2		0-3 3-H K			4-0 BB		0-0 E6 1B BB	3	1	0	0	1	1	4						
Champ Summers, L OBP: 0.373, SLG: 0.376		0-0 F8		0-0 F8			0-0 L9		4-0 1B BB	3	0	0	0	1	0	3						
Lance Parrish, R OBP: 0.383, SLG: 0.488			0-0 5-3		0-0 F8		0-0 F3		0-0 1B	4	0	1	2	0	0	1						
Aurelio Rodriguez, R OBP: 0.284, SLG: 0.331			0-0 F9		0-0 F9			0-0 F6	0-0 F9	4	0	0	0	0	0	2						
Alan Trammell, R OBP: 0.294, SLG: 0.276			0-0 4-3		0-0 6-3			0-0 G3	0-3 K	3	0	0	0	0	0	0						
John Wockenfuss, R OBP: 0.320, SLG: 0.587										1	0	0	0	0	1	2						
Inning Stats	R: 0 E: 0 K: 1 S: 5	H: 0 LOB: 0 BB: 0 P: 5	R: 0 E: 0 K: 0 S: 3	H: 1 LOB: 0 BB: 0 P: 3	R: 0 E: 0 K: 0 S: 3	H: 0 LOB: 0 BB: 0 P: 3	R: 1 E: 0 K: 1 S: 6	H: 1 LOB: 2 BB: 2 P: 14	R: 0 E: 0 K: 0 S: 3	H: 0 LOB: 0 BB: 0 P: 7	R: 0 E: 0 K: 0 S: 3	H: 0 LOB: 1 BB: 1 P: 7	R: 0 E: 0 K: 0 S: 3	H: 0 LOB: 0 BB: 0 P: 3	R: 3 E: 2 K: 1 S: 9	H: 2 LOB: 2 BB: 1 P: 13	1B: 4 2B: 0 3B: 0 HR: 0	SF: 1 SAC: 0 DP: 1 HBP: 0	WP: 0 PB: 0 SB: 0 CS: 0	PA: 36		
PITCHER	IP WLS BF H R ER SO BB IBB HBP BLK WP HR S P ERA WHIP	8.1 W 33 3 4 1 4 4 0 0 0 0 0 0 37 53 1.08 0.840	0.2 S 3 1 0 0 1 0 0 0 0 0 0 5 5 0.00 1.500																			

Detroit Tigers @ California Angels
Anaheim Stadium, Anaheim, CA
Fri Jun 08 1979, 10:05 PM EDT
Att: 28,298 - Unknown


AB 31
R 4
H 4
RBI 3
BB 4
SO 5
LOB 14

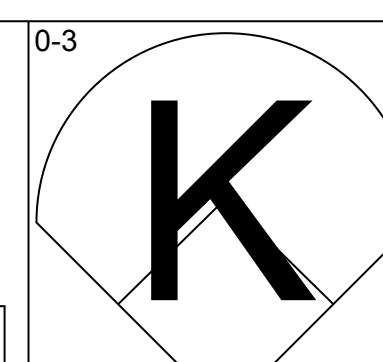
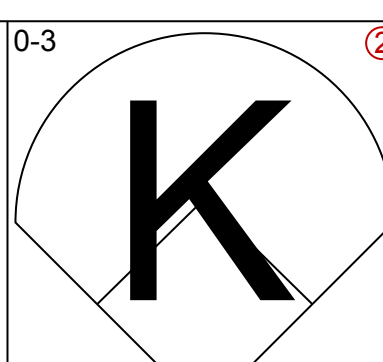
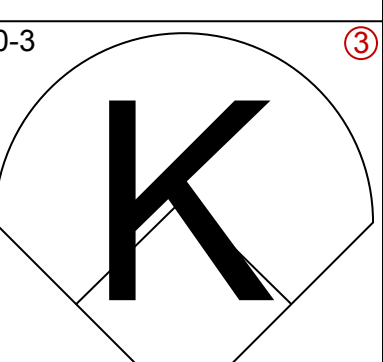
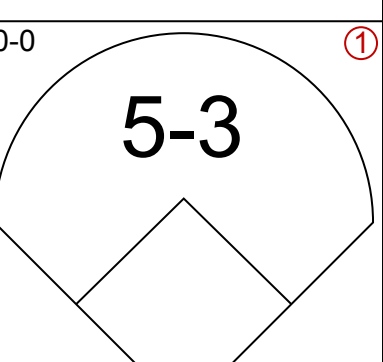
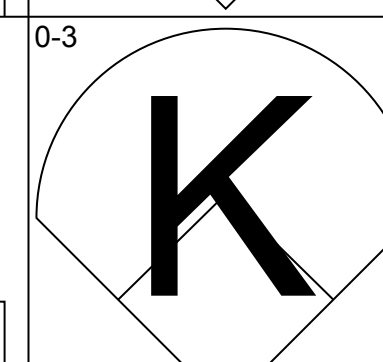
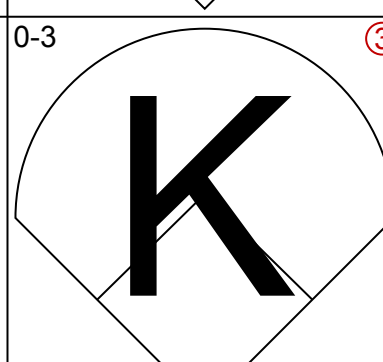
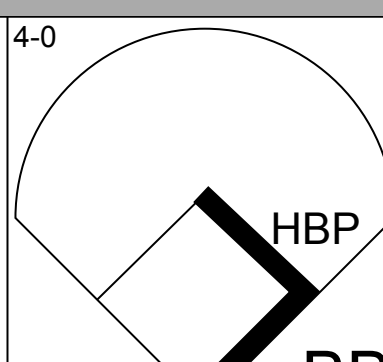
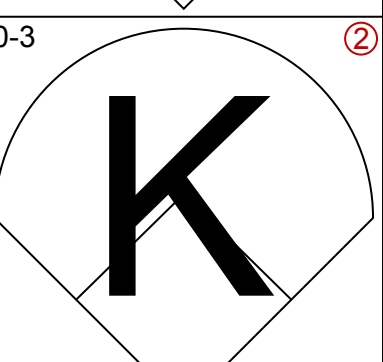
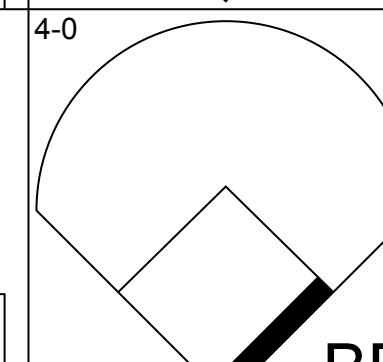
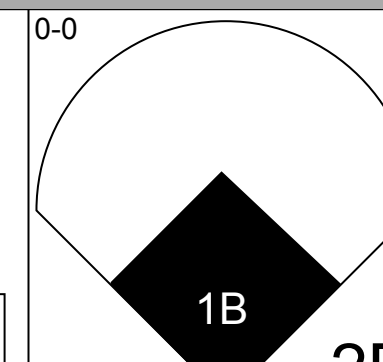
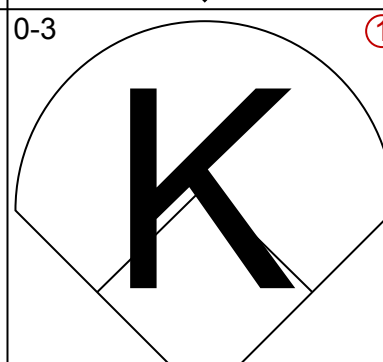
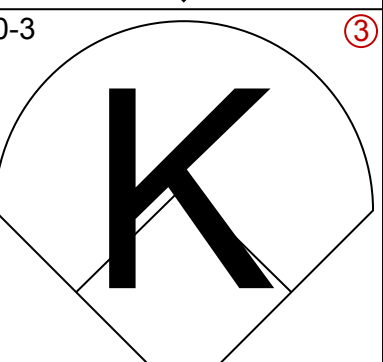
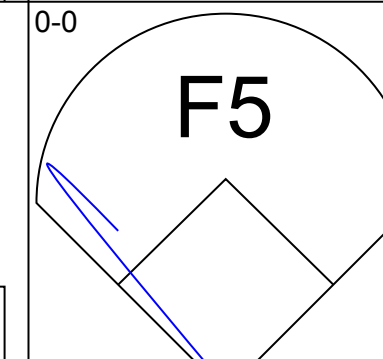
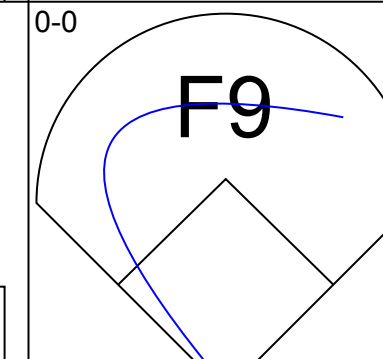
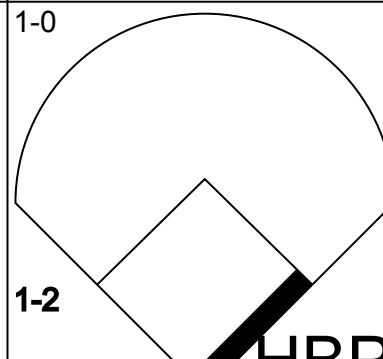
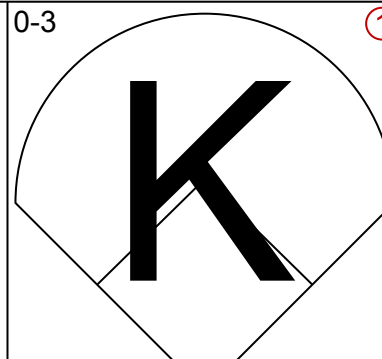
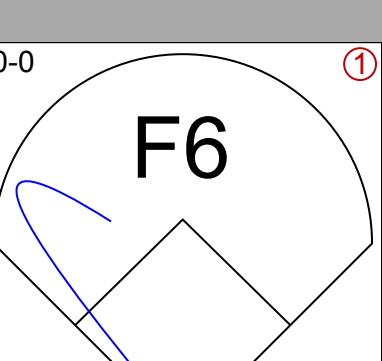
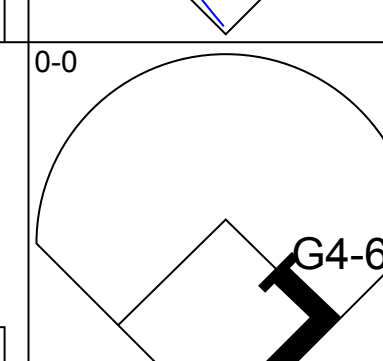
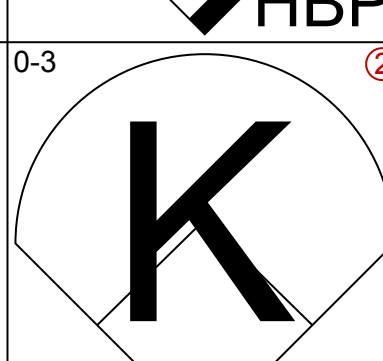
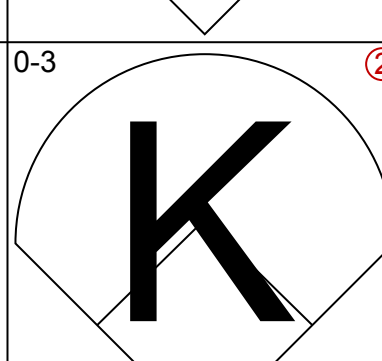
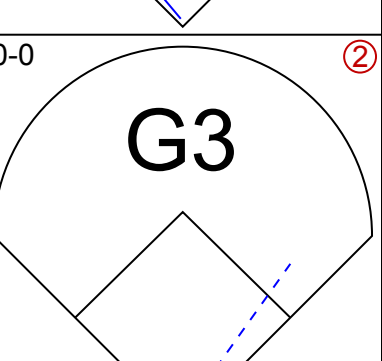
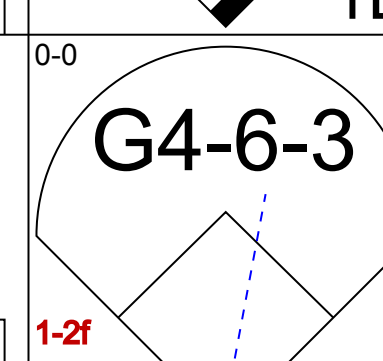
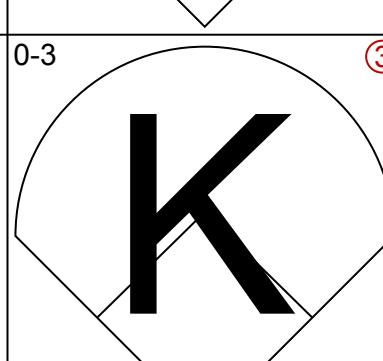
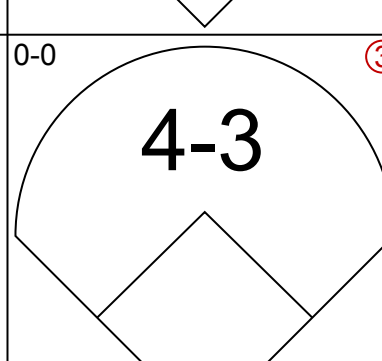
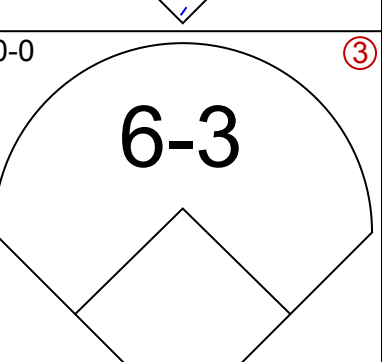
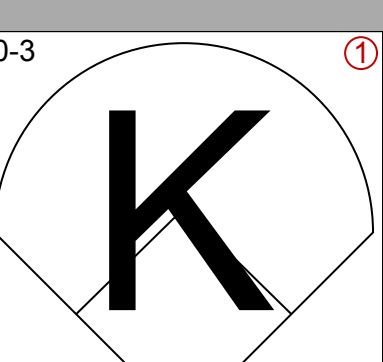
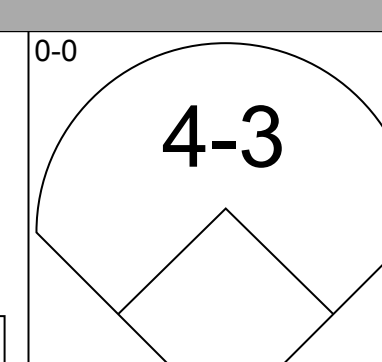
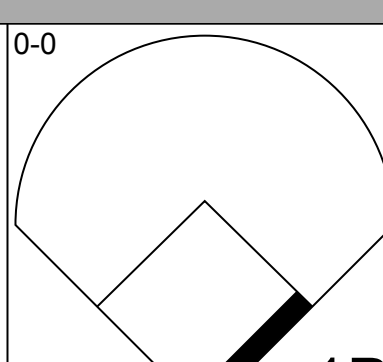
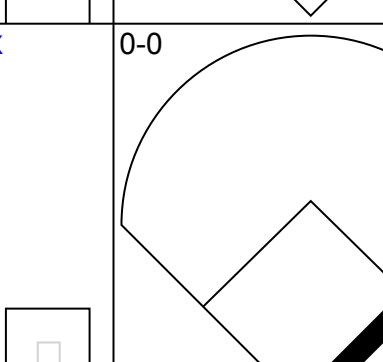
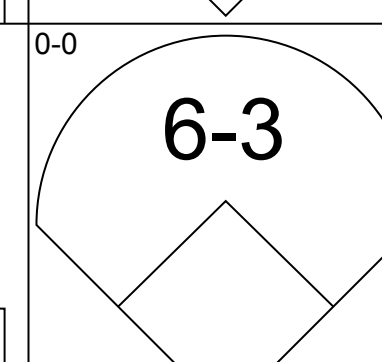
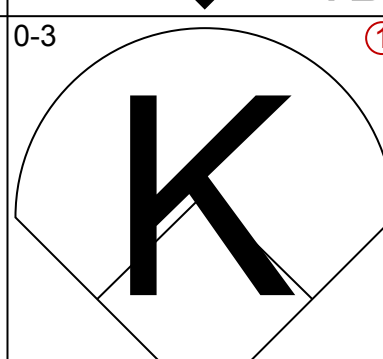
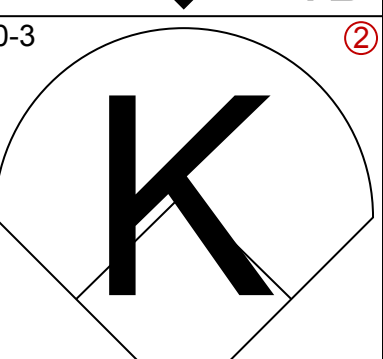
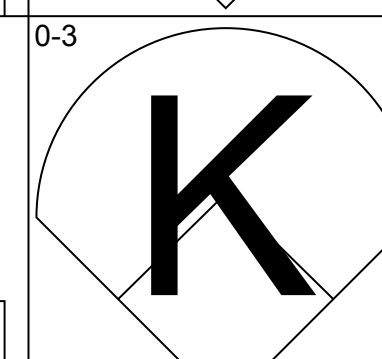


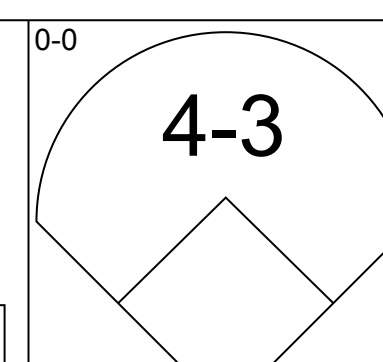
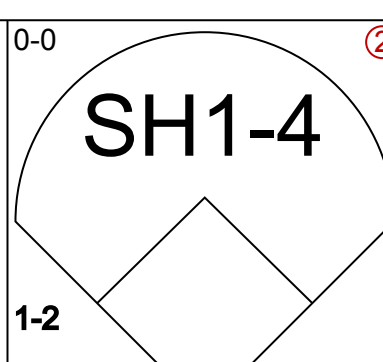
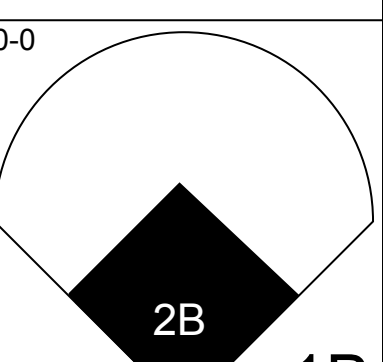
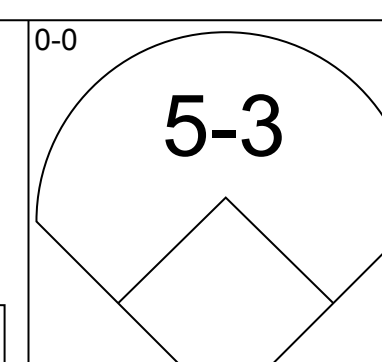
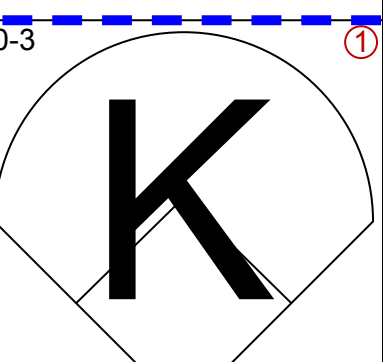
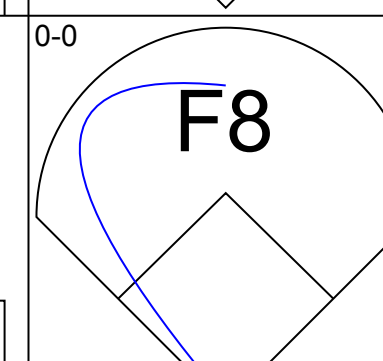
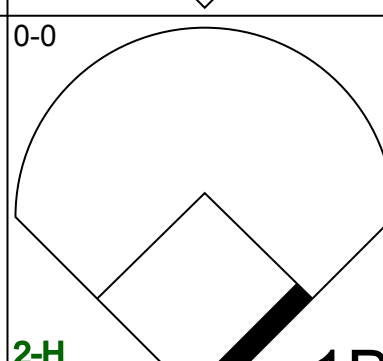
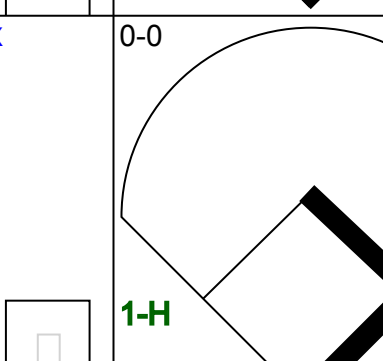
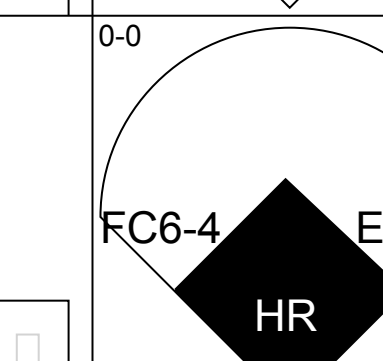
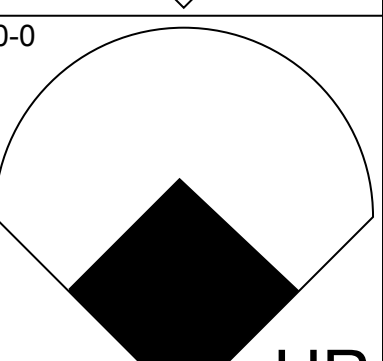
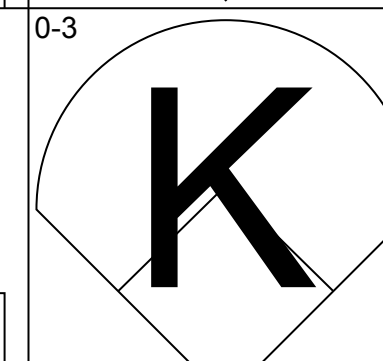
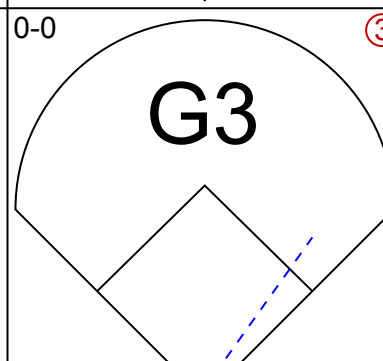
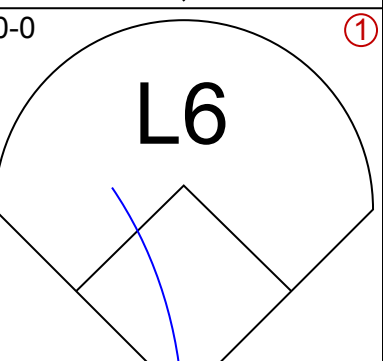
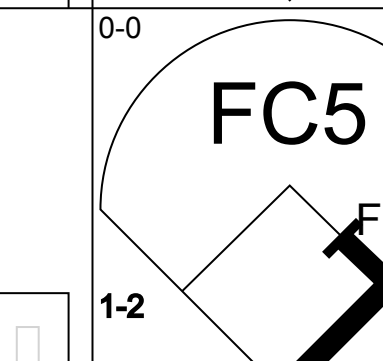
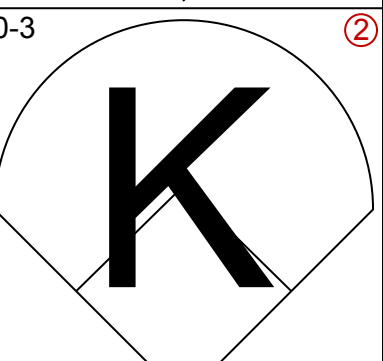
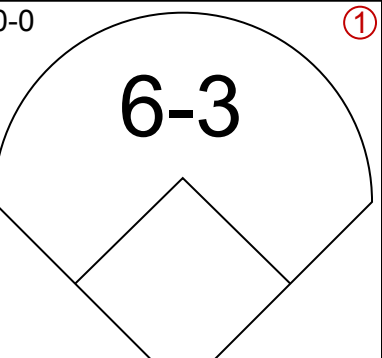
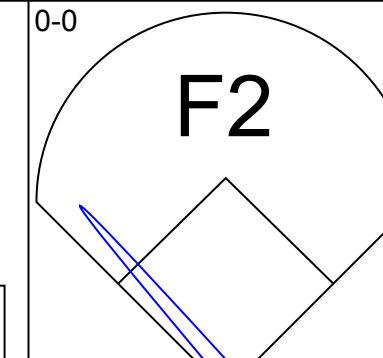
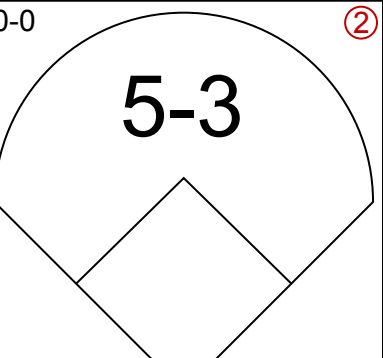
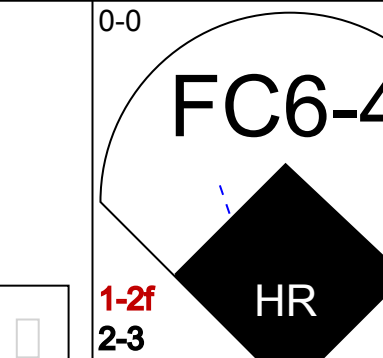
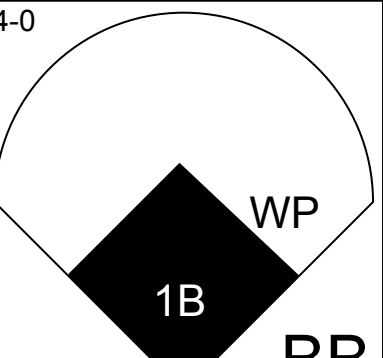

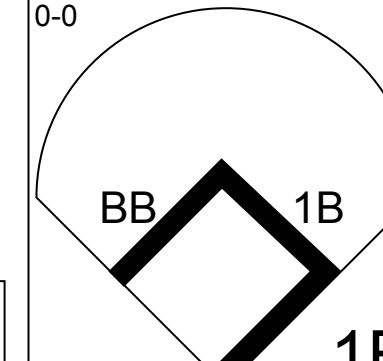
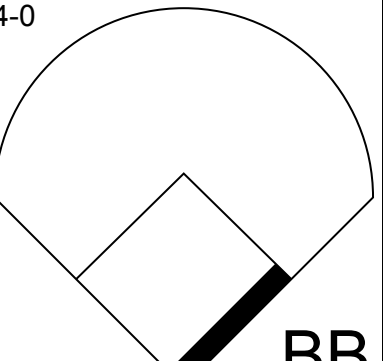
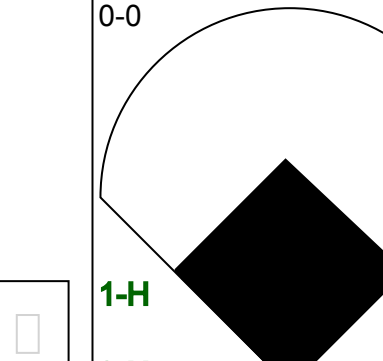
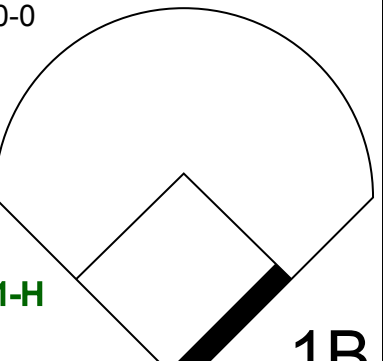

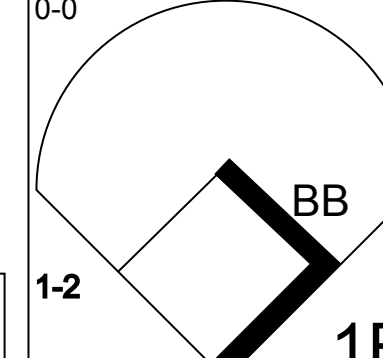
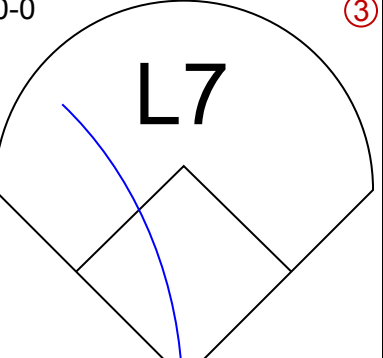
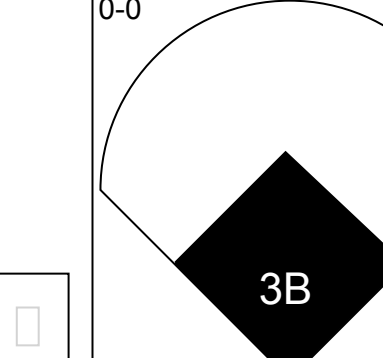
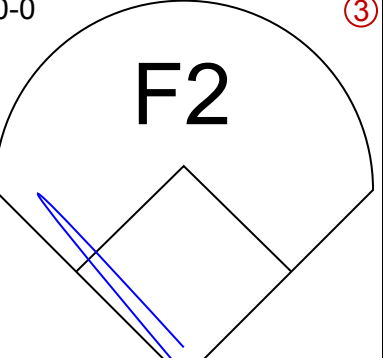

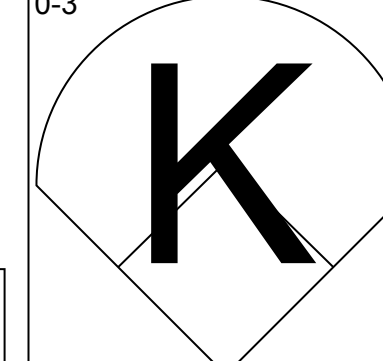
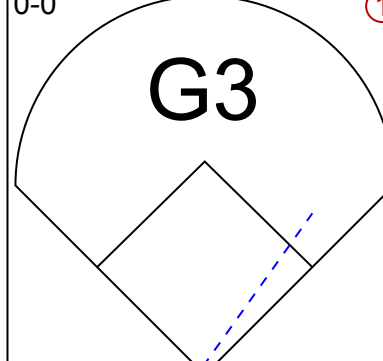
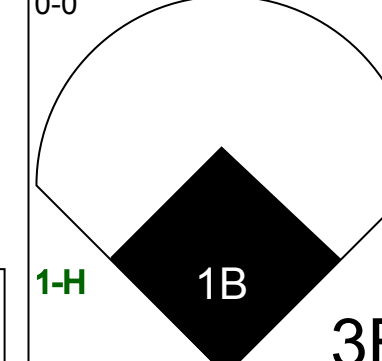
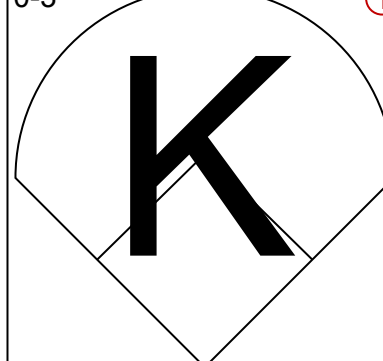
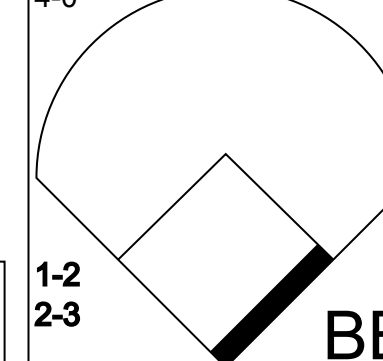

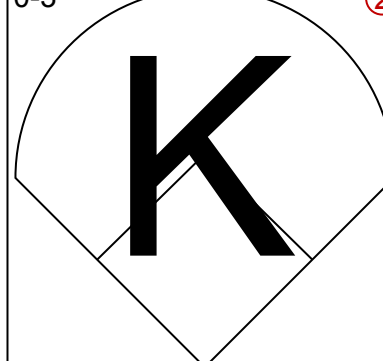
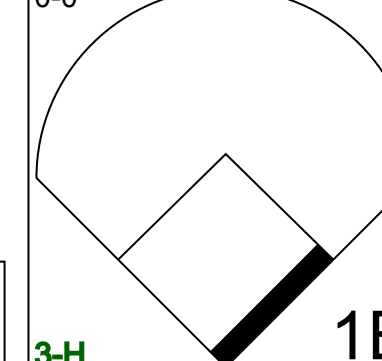
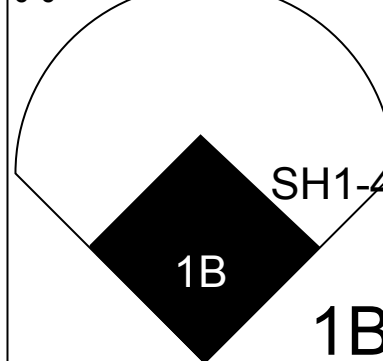
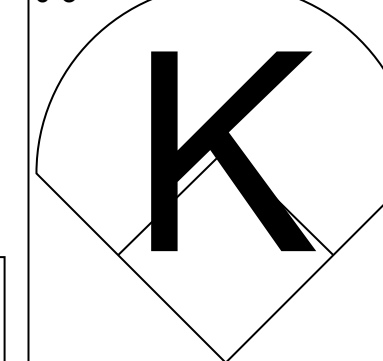
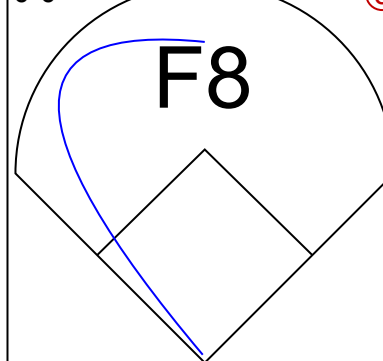
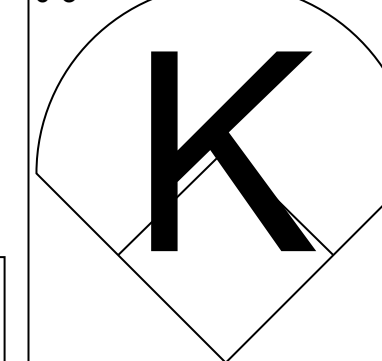
Batter	1	2	3	4	5	6	7	8	9	AB	R	H	RBI	BB	SO	LOB	BOTTOM	
Bert Campaneris, R OBP: 0.298, SLG: 0.243	0-0 1B		0-3 K		4-0 2-3 3-H BB 5-3		0-0 SH3-4	0-3 K		3	0	1	0	1	2	3		
Carney Lansford, R OBP: 0.337, SLG: 0.429	0-0 CS 1B		0-0 1-2 BB		0-0 F5		4-0 HR IBB			3	1	2	0	1	0	2		
Dan Ford, R OBP: 0.361, SLG: 0.481	0-0 F4		0-3 K		0-0 5-3		0-0 1-H 2-H 3-H HR			4	1	1	5	0	1	5		
Don Baylor, R OBP: 0.393, SLG: 0.548	0-0 F6		0-0 B4		0-0 F8		0-3 K			4	0	0	0	0	1	4		
Willie Aikens, L OBP: 0.353, SLG: 0.492		0-3 K		0-3 K		0-3 K	0-0 F2			4	0	0	0	0	3	0		
Brian Downing, R OBP: 0.387, SLG: 0.492		4-0 BB BB		0-0 6-3		0-0 3-1		0-0 6-3		3	0	0	0	1	0	0		
Larry Harlow, L OBP: 0.357, SLG: 0.271		4-0 G1-4-3 BB		0-3 K		0-3 K		0-0 2B 1B		3	0	1	0	1	2	0		
Bobby Grich, R OBP: 0.368, SLG: 0.586		0-0 G1-4-3			0-0 2B PB 1B		1-0 SH3-4 1B HR HBP	0-0 L7		3	2	1	0	0	0	3		
Willie Davis, L OBP: 0.269, SLG: 0.292			0-0 WP 1B		0-0 PB 5-3 2B		0-0 SH3-4 HR 1B	0-0 2B		4	2	4	0	0	0	0		
Inning Stats	R: 0 E: 0 K: 0 S: 4	H: 2 LOB: 1 BB: 0 P: 4	R: 0 E: 0 K: 1 S: 4	H: 0 LOB: 2 BB: 2 P: 12	R: 0 E: 0 K: 2 S: 9	H: 2 LOB: 2 BB: 0 P: 9	R: 0 E: 0 K: 2 S: 7	H: 0 LOB: 0 BB: 0 P: 7	R: 4 E: 0 K: 1 S: 7	H: 2 LOB: 0 BB: 1 P: 12	R: 0 E: 0 K: 1 S: 7	H: 2 LOB: 2 BB: 0 P: 7	R: 0 E: 0 K: 1 S: 7	H: 2 LOB: 2 BB: 0 P: 7	1B: 7 2B: 2 3B: 0 HR: 1	SF: 0 SAC: 1 DP: 1 HBP: 1	WP: 1 PB: 1 SB: 0 CS: 1	PA: 37
PITCHER	IP WLS BF H R ER SO BB IBB HBP BLK WP HR S P ERA WHIP	6.1 L 29 7 5 4 7 3 1 1 0 0 1 12 12 5.68 1.579	1.2 8 3 1 1 2 0 0 0 0 0 0 1 12 12 5.40 1.800															

Detroit Tigers @ California Angels
Anaheim Stadium, Anaheim, CA
Fri Jun 08 1979, 10:05 PM EDT
Att: 28,298 - Unknown

AB 31
R 6
H 10
RBI 5
BB 4
SO 9
LOB 17



Batter	1	2	3	4	5	6	7	8	9	AB	R	H	RBI	BB	SO	LOB	TOP			
Ron LeFlore, R (1, 8) OBP: 0.350, SLG: 0.381										4	0	0	0	0	3	2	<p>Detroit Tigers @ California Angels Anaheim Stadium, Anaheim, CA Sat Jun 09 1979, 10:05 PM EDT Att: 36,499 - Unknown</p>			
Lou Whitaker, L (1, 4) OBP: 0.397, SLG: 0.424										3	0	0	0	1	3	1				
Steve Kemp, L (1, 7) OBP: 0.434, SLG: 0.571										3	1	1	0	1	2	1				
Rusty Staub, L (1, 10) OBP: 0.331, SLG: 0.407										3	0	0	0	0	1	2				
Jason Thompson, L (1, 3) OBP: 0.383, SLG: 0.406										4	0	1	1	0	2	2				
Champ Summers, L (1, 9) OBP: 0.358, SLG: 0.360										4	0	0	0	0	1	3				
Lance Parrish, R (1, 2) John Wockenfuss, R (6, 2) OBP: 0.379, SLG: 0.483 OBP: 0.314, SLG: 0.574										2	0	0	0	0	1	0				
Aurelio Rodriguez, R (1, 5) OBP: 0.292, SLG: 0.338										3	0	2	0	0	0	0				
Alan Trammell, R (1, 6) OBP: 0.288, SLG: 0.270										3	0	0	0	0	3	2				
Inning Stats	R: 0 E: 0 K: 2 S: 7	H: 0 LOB: 1 BB: 1 P: 11	R: 0 E: 0 K: 0 S: 3	H: 0 LOB: 0 BB: 0 P: 3	R: 0 E: 0 K: 3 S: 10	H: 1 LOB: 1 BB: 0 P: 10	R: 1 E: 0 K: 0 S: 4	H: 2 LOB: 0 BB: 0 P: 4	R: 0 E: 0 K: 3 S: 10	H: 1 LOB: 1 BB: 1 P: 10	R: 0 E: 0 K: 1 S: 5	H: 0 LOB: 2 BB: 1 P: 14	R: 0 E: 0 K: 2 S: 7	H: 0 LOB: 0 BB: 0 P: 7	R: 0 E: 0 K: 2 S: 7	H: 0 LOB: 0 BB: 0 P: 7		1B: 3 2B: 1 3B: 0 HR: 0	SF: 0 SAC: 0 DP: 1 HBP: 1	WP: 0 PB: 0 SB: 0 CS: 0
PITCHER Nolan Ryan, R (1, 1) ERA: 2.92	IP: 9.0 WLS: W BF: 33 H: 4 R: 1 ER: 1 SO: 16 BB: 2 IBB: 0 HBP: 1 BLK: 0 WP: 0 HR: 0 S: 62 P: 71 ERA: 1.00 WHIP: 0.667															PITCHER				

Batter	1	2	3	4	5	6	7	8	9	AB	R	H	RBI	BB	SO	LOB	BOTTOM	
Bert Campaneris, R (1, 6) OBP: 0.296, SLG: 0.243										4	1	1	0	0	1	0	<p>Detroit Tigers @ California Angels Anaheim Stadium, Anaheim, CA Sat Jun 09 1979, 10:05 PM EDT Att: 36,499 - Unknown</p>	
Carney Lansford, R (1, 5) OBP: 0.347, SLG: 0.453										5	2	4	3	0	0	0		
Dan Ford, R (1, 9) OBP: 0.352, SLG: 0.468										5	0	0	0	0	2	3		
Don Baylor, R (1, 7) OBP: 0.389, SLG: 0.538										4	2	0	0	1	0	3		
Willie Aikens, L (1, 3) OBP: 0.368, SLG: 0.524										4	1	3	4	1	0	0		
Brian Downing, R (1, 2) OBP: 0.392, SLG: 0.495										5	1	3	0	0	0	3		
Larry Harlow, L (1, 8) OBP: 0.350, SLG: 0.308										4	1	1	1	0	1	3		
Bobby Grich, R (1, 4) OBP: 0.370, SLG: 0.582										3	0	1	1	1	2	0		
Willie Davis, L (1, 10) OBP: 0.267, SLG: 0.286										4	1	1	0	0	2	4		
Inning Stats	R: 0 E: 0 K: 1 S: 5	H: 0 LOB: 0 BB: 0 P: 5	R: 0 E: 0 K: 0 S: 4	H: 1 LOB: 1 BB: 0 P: 4	R: 1 E: 0 K: 1 S: 7	H: 2 LOB: 1 BB: 0 P: 7	R: 0 E: 0 K: 2 S: 9	H: 2 LOB: 3 BB: 1 P: 13	R: 1 E: 0 K: 0 S: 5	H: 2 LOB: 2 BB: 1 P: 9	R: 5 E: 1 K: 1 S: 11	H: 5 LOB: 1 BB: 0 P: 11	R: 2 E: 0 K: 2 S: 9	H: 2 LOB: 1 BB: 1 P: 13	1B: 10 2B: 1 3B: 1 HR: 2	SF: 0 SAC: 1 DP: 0 HBP: 0		WP: 1 PB: 0 SB: 0 CS: 0
PITCHER Dave Rozema, R (1, 1) ERA: 3.34 Dave Tobik, R (7, 1) ERA: 1.0 Aurelio Lopez, R (8, 1) ERA: 4.11	IP: 6.2 WLS: L BF: 34 H: 11 R: 7 ER: 2 SO: 5 BB: 2 IBB: 0 HBP: 0 BLK: 0 WP: 0 HR: 1 S: 42 P: 50 ERA: 2.70 WHIP: 1.950															PITCHER		

AB	30
R	1
H	4
RBI	1
BB	2
SO	16
LOB	13




AB	38
R	9
H	14
RBI	9
BB	3
SO	8
LOB	16



Batter	1	2	3	4	5	6	7	8	9	AB	R	H	RBI	BB	SO	LOB	TOP										
Ron LeFlore, R OBP: 0.352, SLG: 0.382 Lynn Jones, R OBP: 0.333, SLG: 0.346	L9		E	S		K	CS	K		5	2	2	0	0	2	0											
Lou Whitaker, L OBP: 0.392, SLG: 0.432	F8		E7	HR		BB		F7		4	2	2	2	1	0	0											
Steve Kemp, L OBP: 0.438, SLG: 0.583	B5-3		BB	HR		BB		3-1		3	2	1	2	2	0	0											
Rusty Staub, L OBP: 0.327, SLG: 0.394		G3	SF7	F6		3-1			4-3	4	0	0	0	1	0	2											
Lance Parrish, R OBP: 0.379, SLG: 0.477		HR	F6	F6				F8		4	1	1	0	1	0	3											
Jason Thompson, L OBP: 0.378, SLG: 0.396		K	SF7	K		K		L4		4	0	0	1	1	3	4											
Jerry Morales, R OBP: 0.273, SLG: 0.431		HR	SF7	4-3				F9		3	1	1	3	0	0	0											
Aurelio Rodriguez, R OBP: 0.284, SLG: 0.329		1-3	F6	4-3				F3		4	0	0	0	0	0	2											
Alan Trammell, R OBP: 0.293, SLG: 0.298			1B	K				E6		4	2	2	1	0	1	0											
Inning Stats	R: 0 E: 0 K: 0 S: 3	H: 0 LOB: 0 BB: 0 P: 3	R: 2 E: 0 K: 1 S: 7	H: 2 LOB: 0 BB: 0 P: 7	R: 4 E: 1 K: 0 S: 6	H: 3 LOB: 2 BB: 3 P: 18	R: 3 E: 0 K: 1 S: 8	H: 3 LOB: 0 BB: 0 P: 8	R: 0 E: 0 K: 1 S: 5	H: 0 LOB: 0 BB: 0 P: 5	R: 1 E: 0 K: 2 S: 8	H: 1 LOB: 3 BB: 3 P: 20	R: 0 E: 1 K: 0 S: 3	H: 0 LOB: 0 BB: 0 P: 3	R: 0 E: 0 K: 1 S: 5	H: 0 LOB: 0 BB: 0 P: 3	R: 0 E: 0 K: 0 S: 3	H: 0 LOB: 0 BB: 0 P: 3	1B: 5 2B: 1 3B: 0 HR: 3	SF: 1 SAC: 0 DP: 0 HBP: 0	WP: 1 PB: 0 SB: 1 CS: 1	PA: 43					
PITCHER	IP	WLS	BF	H	R	ER	SO	BB	IBB	HBP	BLK	WP	HR	S	P	ERA	WHIP										
Frank Tanana, L ERA: 4.85	2.0	L	12	5	6	6	1	1	0	0	0	1	1	13	17	27.00	3.000										
Dave LaRoche, L ERA: 5.7	3.1		18	4	4	4	3	4	0	0	0	0	2	20	36	10.80	2.400										
Mike Barlow, R ERA: 4.73	6.1		12	0	0	0	2	1	0	0	0	0	0	15	19	0.00	0.273										

Detroit Tigers @ California Angels
Anaheim Stadium, Anaheim, CA
Sun Jun 10 1979, 6:33 AM EDT
Att: 30,229 - Unknown


AB 35
R 10
H 9
RBI 9
BB 6
SO 6
LOB 11



Batter	1	2	3	4	5	6	7	8	9	AB	R	H	RBI	BB	SO	LOB	BOTTOM										
Larry Harlow, L OBP: 0.369, SLG: 0.321	1B		FC5-4		G6-4-3		K		L6	4	1	2	0	0	1	0											
Carney Lansford, R OBP: 0.352, SLG: 0.461	1B		FC5-4	1B	G6-4-3		S		1-3	5	2	3	0	0	0	2											
Dan Ford, R OBP: 0.363, SLG: 0.474	1B		1B	1B	1B		1B		1-3	4	0	3	1	1	0	1											
Don Baylor, R OBP: 0.382, SLG: 0.527	G6-4-3		K		L7		F4		F7	5	0	0	0	0	1	7											
Willie Aikens, L OBP: 0.378, SLG: 0.577	HR		1B				HR		K	4	2	3	3	0	1	0											
Brian Downing, R OBP: 0.389, SLG: 0.489	F8		L4				F8		HR	4	1	1	0	0	0	2											
Willie Davis, L OBP: 0.235, SLG: 0.250		G3			1-3		4-3		K	4	0	0	0	0	1	1											
Bobby Grich, R OBP: 0.373, SLG: 0.596		G5-6-3			F9		K		HR	4	1	2	2	0	1	0											
Jim Anderson, R OBP: 0.278, SLG: 0.200		G5-6-3			F7		F9		G3	4	0	0	0	0	0	1											
Inning Stats	R: 3 E: 0 K: 0 S: 5	H: 3 LOB: 0 BB: 0 P: 6	R: 0 E: 0 K: 0 S: 3	H: 1 LOB: 0 BB: 0 P: 3	R: 1 E: 0 K: 1 S: 8	H: 3 LOB: 0 BB: 0 P: 8	R: 0 E: 0 K: 0 S: 3	H: 0 LOB: 0 BB: 0 P: 3	R: 0 E: 0 K: 0 S: 4	H: 2 LOB: 1 BB: 0 P: 4	R: 1 E: 0 K: 1 S: 6	H: 1 LOB: 0 BB: 0 P: 6	R: 0 E: 0 K: 1 S: 6	H: 1 LOB: 2 BB: 1 P: 10	R: 2 E: 0 K: 2 S: 9	H: 2 LOB: 0 BB: 0 P: 9	R: 0 E: 0 K: 0 S: 4	H: 1 LOB: 1 BB: 0 P: 4	1B: 10 2B: 1 3B: 0 HR: 3	SF: 0 SAC: 0 DP: 3 HBP: 1	WP: 0 PB: 0 SB: 1 CS: 0	PA: 40					
PITCHER	IP	WLS	BF	H	R	ER	SO	BB	IBB	HBP	BLK	WP	HR	S	P	ERA	WHIP										
Jack Billingham, R ERA: 3.03	2.2		14	7	4	4	1	0	0	1	0	0	0	15	16	13.50	2.625										
Fernando Arroyo, R ERA: 3.86	5.1	W	22	6	3	3	4	1	0	0	0	0	2	29	33	5.06	1.312										
John Hiller, L ERA: 3.49	1.0	S	4	1	0	0	0	0	0	0	0	0	0	4	4	0.00	1.000										

Detroit Tigers @ California Angels
Anaheim Stadium, Anaheim, CA
Sun Jun 10 1979, 6:33 AM EDT
Att: 30,229 - Unknown

AB 38
R 7
H 14
RBI 6
BB 1
SO 5
LOB 14



Batter	1	2	3	4	5	6	7	8	9	AB	R	H	RBI	BB	SO	LOB	TOP			
Dwayne Murphy, L (1, 8) OBP: 0.433, SLG: 0.388	1-3		F4		1B E		1B			4	0	2	0	0	0	0	<p>Oakland Athletics @ Detroit Tigers</p> <p>Tiger Stadium, Detroit, MI</p> <p>Mon Jun 11 1979, 7:05 PM EDT</p> <p>Att: 15,625 - Unknown</p>			
Larry Murray, S (1, 9) OBP: 0.269, SLG: 0.265	1B		3-1		1B S		G3			4	0	2	0	0	0	1				
Mitchell Page, L (1, 10) OBP: 0.310, SLG: 0.319	1B		F2		K			K		4	0	1	0	0	2	2				
Jeff Newman, R (1, 3) OBP: 0.242, SLG: 0.413	K			1B PB	4-3			6-3		4	1	1	0	0	1	4				
Wayne Gross, L (1, 5) OBP: 0.393, SLG: 0.436	F7			F2		4-3		F6		4	0	0	0	0	0	3				
Jim Essian, R (1, 2) OBP: 0.277, SLG: 0.366		FC5-4		1B		K		E5	G4-3	3	0	1	0	1	1	0				
Derek Bryant, R (1, 7) OBP: 0.231, SLG: 0.183	F9			1B		4-3		G4-3		4	0	1	1	0	0	2				
Mitt Ramirez, R (1, 4) OBP: 0.234, SLG: 0.182										3	0	0	0	0	0	3				
Dave Reverting, L (9, PH) OBP: 0.340, SLG: 0.411	FC5-4			G6-4-3						1	0	1	0	0	0	0				
Mike Edwards, R (9, PR) OBP: 0.284, SLG: 0.289	FC6-4			G6-4-3			4-3	FC4-6		0	0	0	0	0	0	0				
Rob Picciolo, R (1, 6) OBP: 0.213, SLG: 0.293										3	0	0	0	0	0	1				
Mario Guerrero, R (9, PH) OBP: 0.228, SLG: 0.250	FC6-4				F4		F8	FC4-6		1	0	0	0	0	0	1				
Inning Stats	R: 0 E: 0 K: 1 S: 7	H: 2 LOB: 2 BB: 7	R: 0 E: 0 K: 0 S: 3	H: 0 LOB: 1 BB: 1 P: 7	R: 0 E: 0 K: 0 S: 3	H: 0 LOB: 0 BB: 0 P: 3	R: 1 E: 0 K: 0 S: 5	H: 3 LOB: 1 BB: 0 P: 5	R: 0 E: 1 K: 1 S: 7	H: 2 LOB: 2 BB: 0 P: 7	R: 0 E: 0 K: 0 S: 4	H: 1 LOB: 1 BB: 0 P: 4	R: 0 E: 0 K: 1 S: 5	H: 0 LOB: 0 BB: 0 P: 5	R: 0 E: 1 K: 0 S: 4	H: 1 LOB: 1 BB: 0 P: 4	1B: 9 2B: 0 3B: 0 HR: 0	SF: 0 SAC: 0 DP: 2 HBP: 0	WP: 0 PB: 1 SB: 1 CS: 0	PA: 36
PITCHER Jack Morris, R (1, 1) ERA: 3.88	IP: 9.0 WLS: W BF: 36	H: 9 R: 1 ER: 1 SO: 4	BB: 1 IBB: 0 HBP: 0 BLK: 0	WP: 0 HR: 0 S: 43 P: 47	ERA: 1.00 WHIP: 1.111	PITCHER										IP: 9.0 WLS: W BF: 36	H: 9 R: 1 ER: 1 SO: 4	BB: 1 IBB: 0 HBP: 0 BLK: 0	WP: 0 HR: 0 S: 43 P: 47	ERA: 1.00 WHIP: 1.111

AB	35
R	1
H	9
RBI	1
BB	1
SO	4
LOB	17



Batter	1	2	3	4	5	6	7	8	9	AB	R	H	RBI	BB	SO	LOB	BOTTOM			
Ron LeFlore, R (1, 8) OBP: 0.357, SLG: 0.387	E6			FC1-5						5	1	3	0	0	0	1	<p>Oakland Athletics @ Detroit Tigers</p> <p>Tiger Stadium, Detroit, MI</p> <p>Mon Jun 11 1979, 7:05 PM EDT</p> <p>Att: 15,625 - Unknown</p>			
Lou Whitaker, L (1, 4) OBP: 0.392, SLG: 0.431	1B			1B		K		5-3		5	2	2	0	0	1	4				
Steve Kemp, L (1, 7) OBP: 0.439, SLG: 0.579	1-3			1B		F8				3	0	1	1	1	0	2				
Rusty Staub, L (1, 10) OBP: 0.331, SLG: 0.392	1B			E3		6-3				3	0	1	1	1	0	2				
Jason Thompson, L (1, 3) OBP: 0.380, SLG: 0.395	1B			FC3-5-2		1-3				3	0	1	1	1	0	4				
Champ Summers, L (1, 9) OBP: 0.358, SLG: 0.352										2	0	0	0	1	1	2				
Jerry Morales, R (7, PH) OBP: 0.271, SLG: 0.429				FC3-6		K		F9		1	0	0	0	0	0	1				
Lance Parrish, R (1, 2) OBP: 0.377, SLG: 0.469	F9			5-3		L3				3	0	0	0	1	0	6				
Phil Mankowski, L (1, 5) OBP: 0.262, SLG: 0.196										3	0	1	0	0	0	1				
Aurelio Rodriguez, R (6, 5) OBP: 0.282, SLG: 0.326	6-3			FC1-5		F8		5-3		1	0	0	0	0	0	0				
Alan Trammell, R (1, 6) OBP: 0.294, SLG: 0.294				SH3		F9		F9		2	0	0	0	1	0	1				
Inning Stats	R: 1 E: 1 K: 0 S: 5	H: 2 LOB: 3 BB: 2 P: 13	R: 0 E: 0 K: 0 S: 3	H: 1 LOB: 1 BB: 1 P: 7	R: 0 E: 1 K: 0 S: 4	H: 0 LOB: 2 BB: 1 P: 8	R: 2 E: 0 K: 0 S: 7	H: 4 LOB: 2 BB: 0 P: 7	R: 0 E: 0 K: 1 S: 5	H: 0 LOB: 1 BB: 1 P: 9	R: 0 E: 0 K: 1 S: 6	H: 1 LOB: 1 BB: 0 P: 6	R: 0 E: 0 K: 0 S: 2	H: 0 LOB: 0 BB: 1 P: 6	R: 0 E: 0 K: 0 S: 4	H: 1 LOB: 1 BB: 0 P: 4	1B: 9 2B: 1 3B: 0 HR: 0	SF: 0 SAC: 1 DP: 2 HBP: 0	WP: 0 PB: 0 SB: 1 CS: 1	PA: 38
PITCHER Steve McCatty, R (1, 1) ERA: 1.49	IP: 3.1 WLS: L BF: 12	H: 1 R: 0 ER: 0 SO: 2	BB: 2 IBB: 0 HBP: 0 BLK: 0	WP: 0 HR: 0 S: 14 P: 22	ERA: 0.00 WHIP: 0.900	PITCHER										IP: 3.1 WLS: L BF: 12	H: 1 R: 0 ER: 0 SO: 2	BB: 2 IBB: 0 HBP: 0 BLK: 0	WP: 0 HR: 0 S: 14 P: 22	ERA: 0.00 WHIP: 0.900
Bob Lacey, L (4, 1) ERA: 4.57	IP: 1.0 WLS: L BF: 4	H: 1 R: 0 ER: 0 SO: 0	BB: 0 IBB: 0 HBP: 0 BLK: 0	WP: 0 HR: 0 S: 4 P: 4	ERA: 0.00 WHIP: 1.000	PITCHER										IP: 1.0 WLS: L BF: 4	H: 1 R: 0 ER: 0 SO: 0	BB: 0 IBB: 0 HBP: 0 BLK: 0	WP: 0 HR: 0 S: 4 P: 4	ERA: 0.00 WHIP: 1.000

AB	31
R	3
H	9
RBI	3
BB	6
SO	2
LOB	24



Batter	1	2	3	4	5	6	7	8	9	AB	R	H	RBI	BB	SO	LOB	TOP					
Dwayne Murphy, L (1, 8) OBP: 0.429, SLG: 0.381	F7		K					K		3	1	0	0	1	2	0	Oakland Athletics @ Detroit Tigers Tiger Stadium, Detroit, MI Tue Jun 12 1979, 7:05 PM EDT Att: 16,278 - Unknown					
Larry Murray, S (1, 7) OBP: 0.299, SLG: 0.271	K			F6		2B BB		F6		4	0	1	2	0	1	0						
Mitchell Page, L (1, 10) OBP: 0.305, SLG: 0.313	4-3			K				K		4	0	0	0	0	2	1						
Jeff Newman, R (1, 3) OBP: 0.237, SLG: 0.404		6-3		L8				6-3		4	0	0	0	0	1	1						
Mario Guerrero, R (1, 6) OBP: 0.229, SLG: 0.250		4-3						4-3		4	0	1	0	0	0	1						
Tony Armas, R (1, 9) OBP: 0.220, SLG: 0.174		E3 2B						F8		4	0	1	0	0	0	1						
Jim Essian, R (1, 2) OBP: 0.288, SLG: 0.385		4-3								3	0	2	0	0	0	1						
Wayne Gross, L (1, 5) OBP: 0.393, SLG: 0.431				K						2	0	0	0	1	1	1						
Mike Edwards, R (1, 4) OBP: 0.285, SLG: 0.290				K						3	1	1	0	0	1	2						
Inning Stats	R: 0 E: 0 K: 1 S: 5	H: 0 LOB: 0 BB: 0 P: 5	R: 0 E: 1 K: 0 S: 4	H: 1 LOB: 1 BB: 0 P: 4	R: 0 E: 0 K: 3 S: 9	H: 0 LOB: 0 BB: 0 P: 9	R: 0 E: 0 K: 1 S: 5	H: 0 LOB: 0 BB: 0 P: 5	R: 0 E: 0 K: 0 S: 4	H: 2 LOB: 1 BB: 0 P: 4	R: 2 E: 0 K: 1 S: 7	H: 2 LOB: 1 BB: 1 P: 11	R: 0 E: 0 K: 0 S: 3	H: 1 LOB: 1 BB: 1 P: 7	R: 0 E: 0 K: 1 S: 5	H: 0 LOB: 0 BB: 0 P: 5	R: 0 E: 0 K: 1 S: 5	H: 0 LOB: 0 BB: 0 P: 5	1B: 3 2B: 4 3B: 0 HR: 0	SF: 0 SAC: 0 DP: 1 HBP: 0	WP: 0 PB: 0 SB: 0 CS: 1	PA: 33
PITCHER Pat Underwood, L (1, 1) ERA: 3.6	IP: 9.0 WLS: W BF: 33 H: 6 R: 2 ER: 2 SO: 8 BB: 2 IBB: 0 HBP: 0 BLK: 0 WP: 0 HR: 0 S: 47 P: 55 ERA: 2.00 WHIP: 0.889																					

Batter	1	2	3	4	5	6	7	8	9	AB	R	H	RBI	BB	SO	LOB	BOTTOM					
Ron LeFlore, R (1, 8) OBP: 0.358, SLG: 0.385	K					E3 1B		F8		4	1	1	0	1	1	2	Oakland Athletics @ Detroit Tigers Tiger Stadium, Detroit, MI Tue Jun 12 1979, 7:05 PM EDT Att: 16,278 - Unknown					
Lou Whitaker, L (1, 4) OBP: 0.392, SLG: 0.427	K		FC6			1B BB		FC6-4 1B		4	2	1	1	1	1	3						
Steve Kemp, L (1, 7) OBP: 0.443, SLG: 0.580	F5							FC6-4 1B		5	1	3	1	0	1	1						
Rusty Staub, L (1, 10) OBP: 0.346, SLG: 0.429										3	1	2	3	2	0	1						
Lance Parrish, R (1, 2) OBP: 0.374, SLG: 0.462										3	0	0	1	1	1	6						
Jason Thompson, L (1, 3) OBP: 0.373, SLG: 0.386										4	0	0	0	0	0	5						
Jerry Morales, R (1, 9) OBP: 0.271, SLG: 0.443										4	1	1	1	0	1	3						
Aurelio Rodriguez, R (1, 5) OBP: 0.281, SLG: 0.319										3	1	0	0	1	0	0						
Alan Trammell, R (1, 6) OBP: 0.301, SLG: 0.301										3	2	2	0	0	0	0						
Inning Stats	R: 0 E: 0 K: 2 S: 7	H: 0 LOB: 0 BB: 0 P: 7	R: 1 E: 0 K: 1 S: 5	H: 1 LOB: 1 BB: 1 P: 9	R: 0 E: 0 K: 0 S: 3	H: 0 LOB: 1 BB: 1 P: 7	R: 0 E: 0 K: 0 S: 3	H: 1 LOB: 1 BB: 1 P: 7	R: 5 E: 3 K: 0 S: 8	H: 3 LOB: 2 BB: 2 P: 16	R: 2 E: 0 K: 1 S: 8	H: 3 LOB: 2 BB: 1 P: 12	R: 0 E: 0 K: 0 S: 3	H: 0 LOB: 0 BB: 0 P: 3	R: 1 E: 0 K: 1 S: 7	H: 2 LOB: 1 BB: 0 P: 7	R: 0 E: 0 K: 1 S: 5	H: 0 LOB: 0 BB: 0 P: 5	1B: 7 2B: 1 3B: 0 HR: 2	SF: 0 SAC: 1 DP: 3 HBP: 0	WP: 0 PB: 0 SB: 2 CS: 0	PA: 40
PITCHER Craig Minetto, L (1, 1) ERA: 4.61 Rick Langford, R (5, 1) ERA: 6.24 Dave Heaverlo, R (7, 1) ERA: 2.45	IP: 4.1 WLS: L BF: 22 H: 5 R: 6 ER: 3 SO: 3 BB: 5 IBB: 0 HBP: 0 BLK: 0 WP: 0 HR: 2 S: 23 P: 43 ERA: 6.23 WHIP: 2.308																					

AB	31
R	2
H	6
RBI	2
BB	2
SO	8
LOB	8



Batter	1	2	3	4	5	6	7	8	9	AB	R	H	RBI	BB	SO	LOB	TOP					
Bert Campaneris, R OBP: 0.276, SLG: 0.238 (1, 6)	F8		SH SF9	F3			K		F7	4	1	0	0	0	1	1	California Angels @ Detroit Tigers Tiger Stadium, Detroit, MI Fri Jun 15 1979, 7:05 PM EDT Att: 41,151 - Unknown					
Carney Lansford, R OBP: 0.355, SLG: 0.465 (1, 5)	F7		G3			K	HR		K	5	1	1	1	0	2	1						
Dan Ford, R OBP: 0.371, SLG: 0.474 (1, 9)	F8		SF9		6-3		K		HR	4	1	1	2	0	1	0						
Don Baylor, R OBP: 0.397, SLG: 0.526 (1, 7)		5-3	CS BB		F2		5-3		HR	4	0	1	0	1	0	0						
Willie Aikens, L OBP: 0.399, SLG: 0.589 (1, 3)	G3		CS 1-2	F8		2B BB		3-1 SH1-4 BB	G3	3	1	0	0	2	0	1						
Brian Downing, R OBP: 0.414, SLG: 0.533 (1, 10)	1B			5-3		FC6-5 1H 2B		SH1-4		3	0	2	1	0	0	0						
Larry Harlow, L OBP: 0.376, SLG: 0.299 (1, 8)	4-3			HR		K		3-1		3	1	0	0	0	1	3						
Bobby Grich, R OBP: 0.383, SLG: 0.601 (1, 4)			HR	HR		FC6-5 2-3		IBB		3	2	2	3	1	0	1						
Tom Donohue, R OBP: 0.310, SLG: 0.400 (1, 2)			SH HBP			K		F7		3	1	1	0	0	1	3						
Inning Stats	R: 0 E: 0 K: 0 S: 3	H: 0 LOB: 0 BB: 0 P: 3	R: 0 E: 0 K: 0 S: 4	H: 1 LOB: 1 BB: 0 P: 4	R: 3 E: 1 K: 0 S: 4	H: 1 LOB: 0 BB: 1 P: 9	R: 2 E: 0 K: 0 S: 5	H: 2 LOB: 1 BB: 0 P: 6	R: 0 E: 0 K: 1 S: 5	H: 0 LOB: 0 BB: 0 P: 5	R: 1 E: 0 K: 2 S: 8	H: 1 LOB: 1 BB: 1 P: 12	R: 1 E: 0 K: 2 S: 8	H: 1 LOB: 0 BB: 0 P: 8	R: 0 E: 0 K: 0 S: 3	H: 0 LOB: 2 BB: 2 P: 11	R: 1 E: 0 K: 1 S: 7	H: 2 LOB: 1 BB: 0 P: 7	1B: 3 2B: 1 3B: 0 HR: 4	SF: 1 SAC: 2 DP: 0 HBP: 2	WP: 0 PB: 0 SB: 0 CS: 1	PA: 42
PITCHER	IP	WLS	BF	H	R	ER	SO	BB	IBB	HBP	BLK	WP	HR	S	P	ERA	WHIP					
Dave Rozema, R ERA: 3.48 (1, 1)	5.0		22	4	5	3	1	1	0	2	0	0	2	21	27	5.40	1.000					
Steve Baker, R ERA: 5.63 (6, 1)	2.0		10	2	2	2	4	2	0	0	0	0	1	16	24	9.00	2.000					
Dave Tobik, R ERA: 1.64 (8, 1)	2.0	L	9	2	1	1	1	0	1	0	0	0	1	10	14	4.50	1.000					

Batter	1	2	3	4	5	6	7	8	9	AB	R	H	RBI	BB	SO	LOB	BOTTOM				
Ron LeFlore, R OBP: 0.362, SLG: 0.398 (1, 8)	L6		4-3 SF8 1B	E6		6-3				4	1	1	0	1	0	1	California Angels @ Detroit Tigers Tiger Stadium, Detroit, MI Fri Jun 15 1979, 7:05 PM EDT Att: 41,151 - Unknown				
Rusty Staub, L OBP: 0.320, SLG: 0.390 (1, 10)	K		4-3 1-3	K		4-3				5	0	0	0	0	3	5					
Steve Kemp, L OBP: 0.435, SLG: 0.561 (1, 7)	4-3		SF8		HR 1B	1B BB			F6	3	1	1	1	1	0	0					
Jason Thompson, L OBP: 0.374, SLG: 0.401 (1, 3)		F7			HR 1B	1B BB			F7	4	1	2	2	1	0	0					
Lance Parrish, R OBP: 0.368, SLG: 0.455 (1, 2)		G3 1B	F8		K	K			K	5	1	1	0	0	3	3					
Champ Summers, L OBP: 0.378, SLG: 0.424 Dave Machemer, R (8, FR)		G3		4-3		HR			CS BB	4	2	2	1	1	0	1					
Aurelio Rodriguez, R OBP: 0.362, SLG: 0.346 (1, 5)		1B		1B		K			E8 SH1-4 FC4-2 1B	5	1	3	2	0	2	1					
Alan Trammell, R OBP: 0.292, SLG: 0.293 (1, 6)		1B		L6		SH1-4			F7	4	0	2	0	0	0	2					
Mark Wagner, R OBP: 0.362, SLG: 0.377 (1, 4)		FC5-4		E		FC4-2				4	0	1	1	0	0	4					
Inning Stats	R: 0 E: 0 K: 1 S: 5	H: 3 LOB: 2 BB: 0 P: 6	R: 1 E: 0 K: 0 S: 4	H: 1 LOB: 1 BB: 1 P: 8	R: 1 E: 1 K: 1 S: 8	H: 2 LOB: 2 BB: 0 P: 8	R: 3 E: 0 K: 2 S: 11	H: 4 LOB: 1 BB: 0 P: 11	R: 0 E: 0 K: 1 S: 6	H: 1 LOB: 2 BB: 1 P: 10	R: 1 E: 1 K: 1 S: 7	H: 2 LOB: 2 BB: 1 P: 11	R: 0 E: 0 K: 1 S: 5	H: 0 LOB: 0 BB: 0 P: 5	R: 0 E: 0 K: 1 S: 4	H: 0 LOB: 1 BB: 1 P: 8	1B: 9 2B: 2 3B: 0 HR: 2	SF: 1 SAC: 1 DP: 0 HBP: 0	WP: 1 PB: 0 SB: 3 CS: 1	PA: 44	
PITCHER	IP	WLS	BF	H	R	ER	SO	BB	IBB	HBP	BLK	WP	HR	S	P	ERA	WHIP				
Jim Barr, R ERA: 4.11 (1, 1)	4.0		22	8	5	5	2	1	0	0	0	0	1	25	29	11.25	2.250				
Mike Barlow, R ERA: 4.89 (5, 1)	2.0		11	4	2	2	3	1	0	0	0	0	1	16	20	9.00	2.500				
Mark Clear, R ERA: 2.76 (7, 1)	3.0	W	11	1	0	0	3	2	0	0	0	0	0	15	23	0.00	1.000				

Batter	1	2	3	4	5	6	7	8	9	AB	R	H	RBI	BB	SO	LOB	TOP			
Bert Campaneris, R OBP: 0.267, SLG: 0.230 (1, 6)	0-0 4-3		0-0 F3	0-0 F8		0-0 6-3	0-0 F4			5	0	0	0	0	0	3				
Carney Lansford, R OBP: 0.353, SLG: 0.458 (1, 5)	4-0 1B BB		0-0 5-3	0-0 F8		0-0 6-3	0-3 K			4	0	0	0	1	1	3				
Dan Ford, R OBP: 0.372, SLG: 0.470 (1, 9) (8, 8)	0-0 L5-3 1B		4-0 2B 1B BB		0-0 6-3				0-0 4-3	4	1	1	0	1	0	0				
Don Baylor, R OBP: 0.394, SLG: 0.524 (1, 7)	0-0 L5-3		0-0 1B 2B		0-0 F7			0-3 K	0-0 F8	5	1	1	0	0	1	2				
Willie Aikens, L OBP: 0.404, SLG: 0.587 (1, 3)		0-0 WP 4-3 1B	4-0 1B IBB		0-3 K			0-0 BB 1B	0-0 G3	4	1	2	0	1	1	0				
Brian Downing, R OBP: 0.415, SLG: 0.531 (1, 10)	0-0 4-3		0-0 BB 1B		0-0 F4			4-0 PB 1B BB		3	1	1	2	1	0	1				
Larry Harlow, L OBP: 0.291, SLG: 0.291 (8, PH) Joe Rudi, R OBP: 0.295, SLG: 0.384 (8, 9)	0-3 K		1-3 2-H 3-H 4-0 1B		0-3 K			0-0 1B PB 1B		2	0	0	0	1	2	1				
Bobby Grich, R OBP: 0.389, SLG: 0.600 (1, 4)	4-0 WP IBB		0-0 1-3 BB		0-0 1B			4-0 1B IBB		2	0	1	0	2	0	3				
Tom Donohue, R OBP: 0.304, SLG: 0.386 (1, 2)	0-0 4-3		0-3 K		0-3 K			0-0 1B		4	0	1	1	0	2	3				
Inning Stats	R: 0 E: 0 K: 0 S: 3	H: 1 LOB: 1 BB: 1 P: 7	R: 0 E: 0 K: 1 S: 6	H: 1 LOB: 2 BB: 1 P: 10	R: 2 E: 0 K: 0 S: 5	H: 2 LOB: 3 BB: 3 P: 17	R: 0 E: 0 K: 1 S: 5	H: 0 LOB: 0 BB: 0 P: 5	R: 0 E: 0 K: 2 S: 8	H: 1 LOB: 1 BB: 0 P: 8	R: 0 E: 0 K: 0 S: 3	H: 0 LOB: 0 BB: 0 P: 3	R: 2 E: 0 K: 2 S: 10	H: 3 LOB: 2 BB: 2 P: 18	R: 0 E: 0 K: 0 S: 3	H: 0 LOB: 0 BB: 0 P: 3	1B: 7 2B: 2 3B: 0 HR: 0	SF: 0 SAC: 0 DP: 1 HBP: 0	WP: 1 PB: 1 SB: 0 CS: 0	PA: 41
PITCHER	IP	WLS	BF	H	R	ER	SO	BB	IBB	HBP	BLK	WP	HR	S	P	ERA	WHIP			
Jack Morris, R ERA: 3.84 John Hiller, L ERA: 3.24 Dave Tobik, R ERA: 1.42	(1, 1) 7.1	L	33	6	4	4	6	4	2	0	0	1	0	39	63	4.91	1.364			
(8, 1) 0.0	(8, 1) 1.2	5	0	0	0	1	0	0	0	0	0	0	0	7	7	0.00	0.000			

California Angels @ Detroit Tigers
Tiger Stadium, Detroit, MI
Sat Jun 16 1979, 7:05 PM EDT
Att: 39,240 - Unknown - 85 F

AB 34
R 4
H 8
RBI 4
BB 7
SO 7
LOB 16

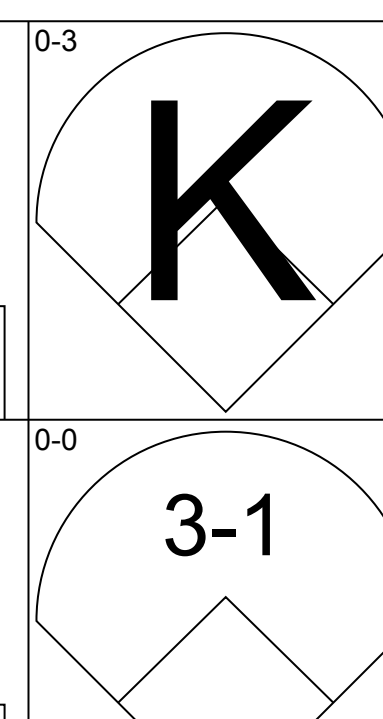
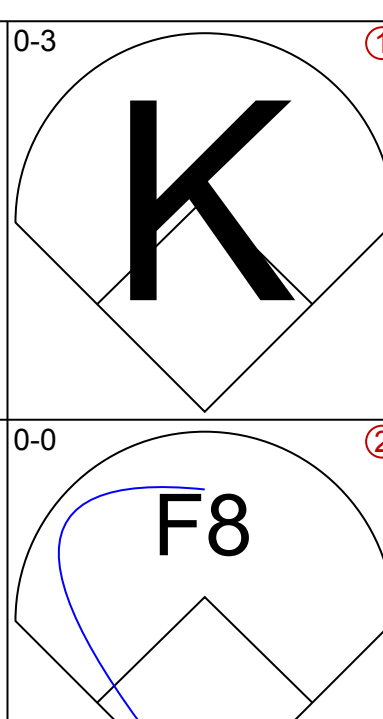
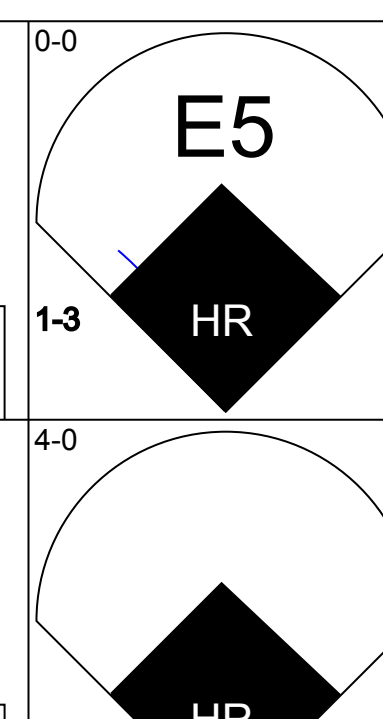
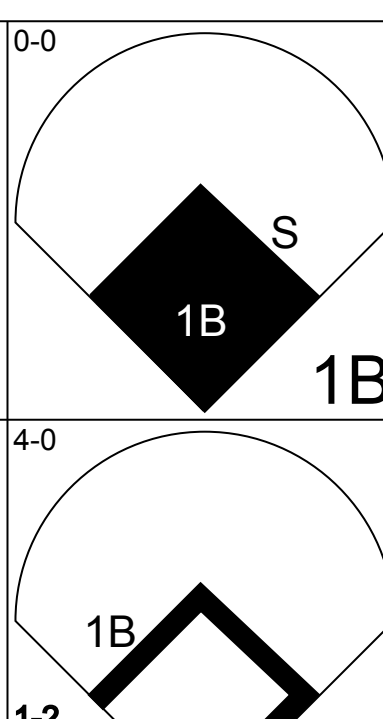
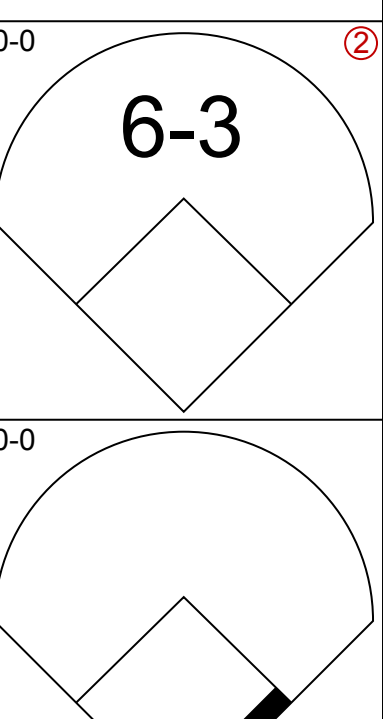
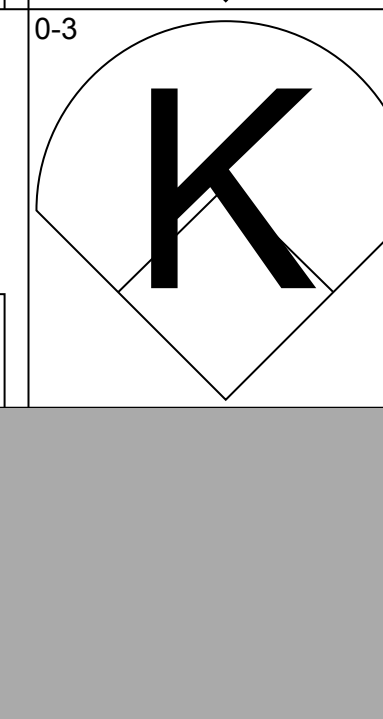
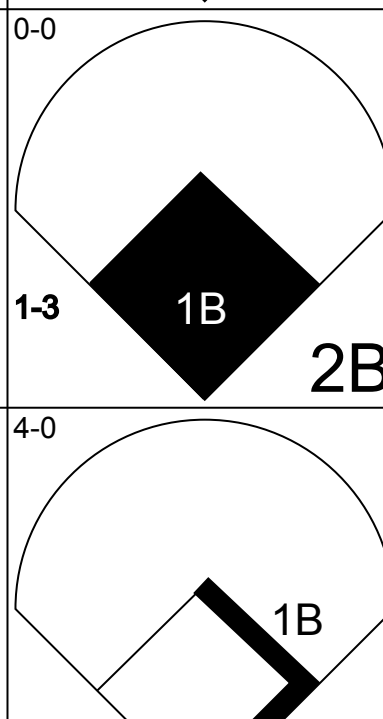
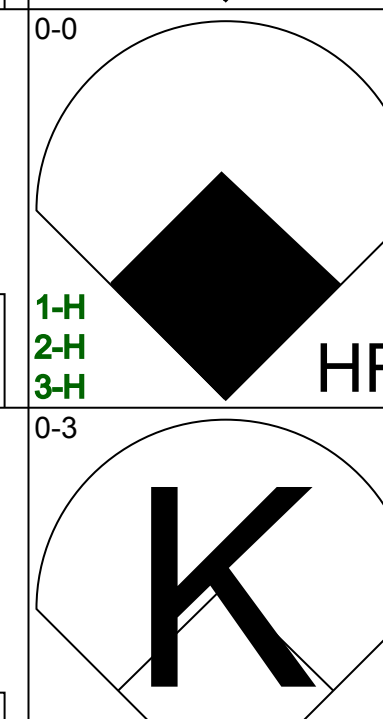
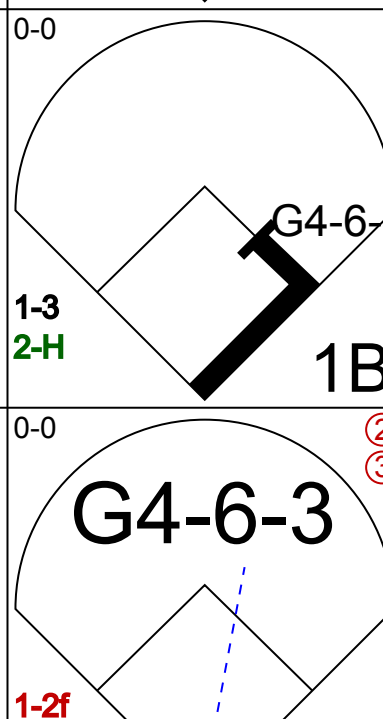


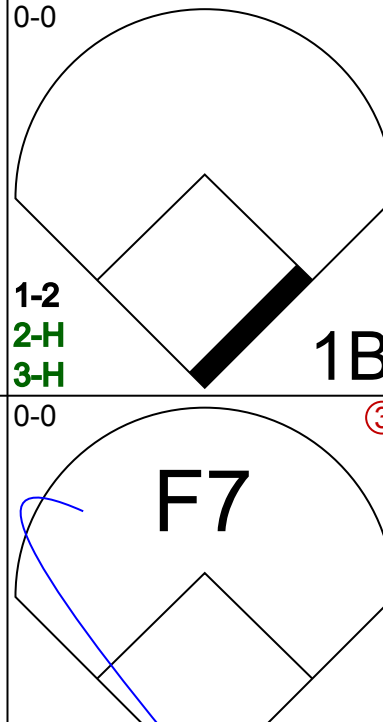



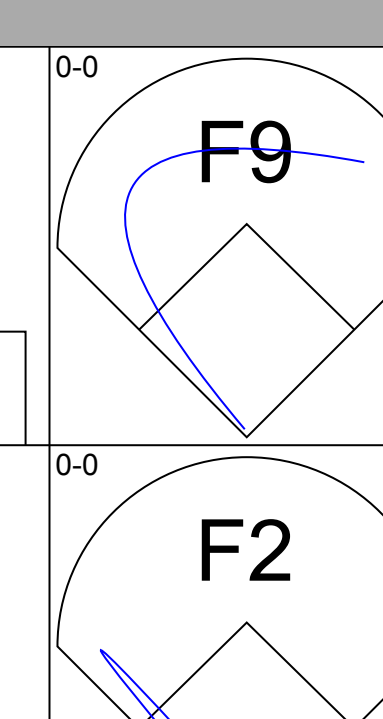
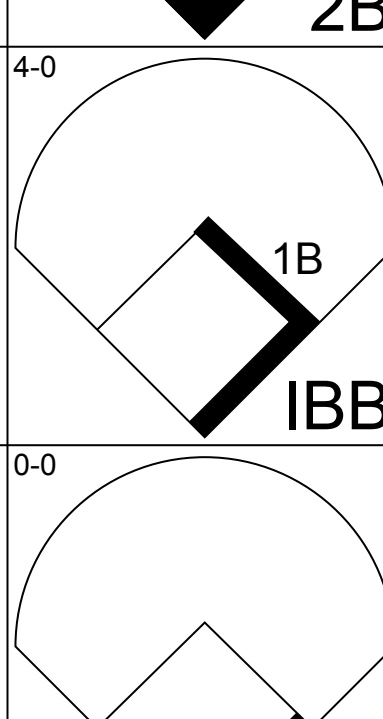
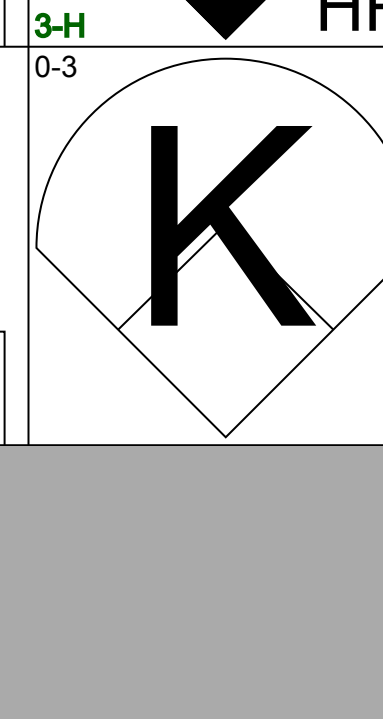
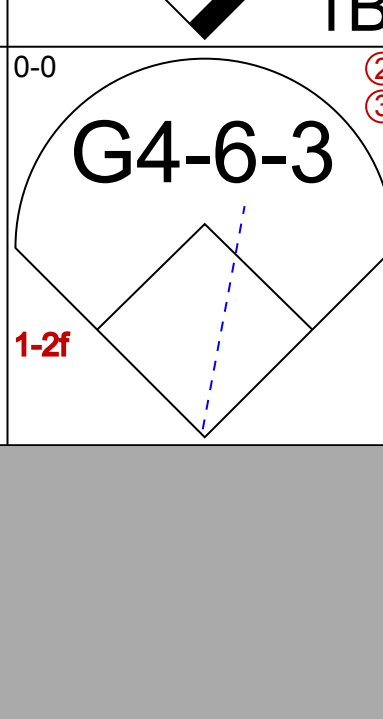
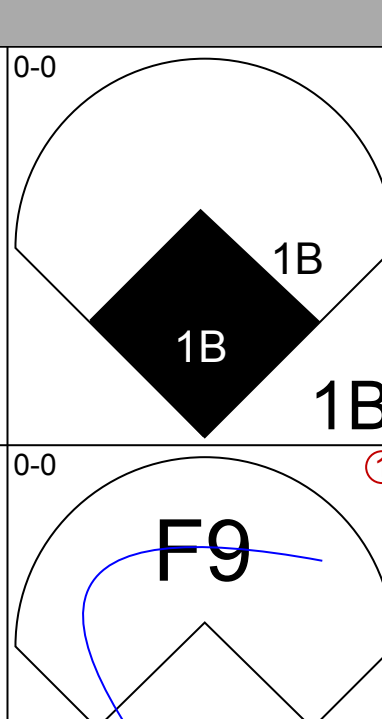
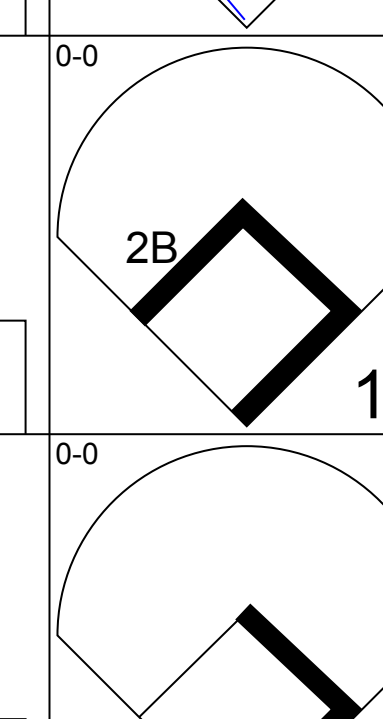
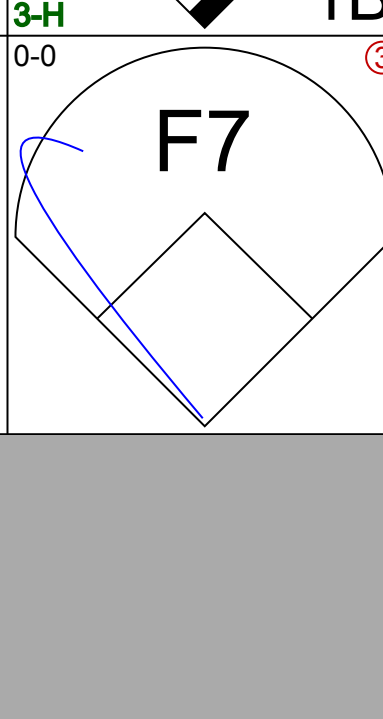
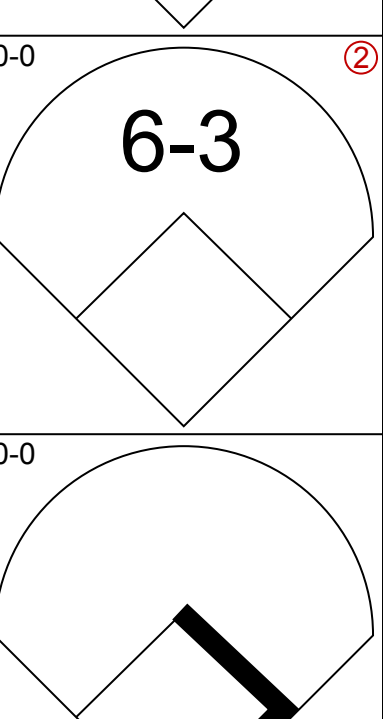
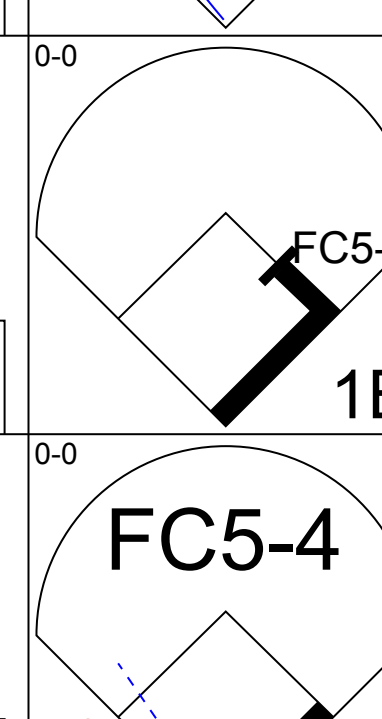
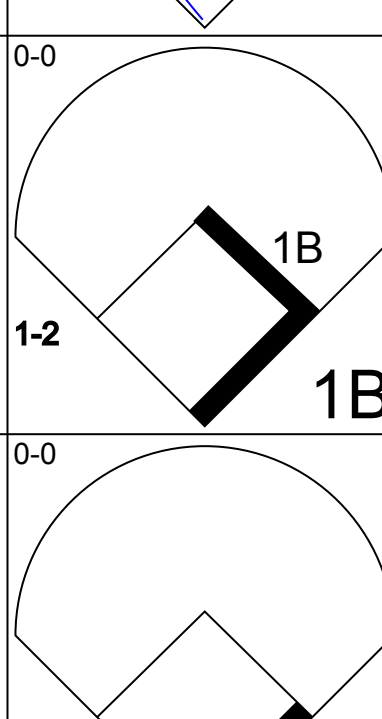
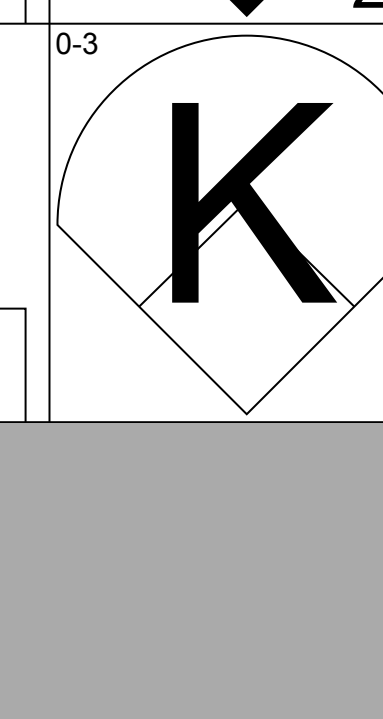
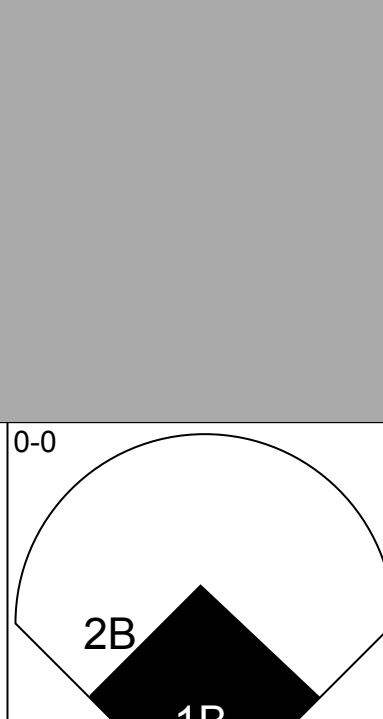
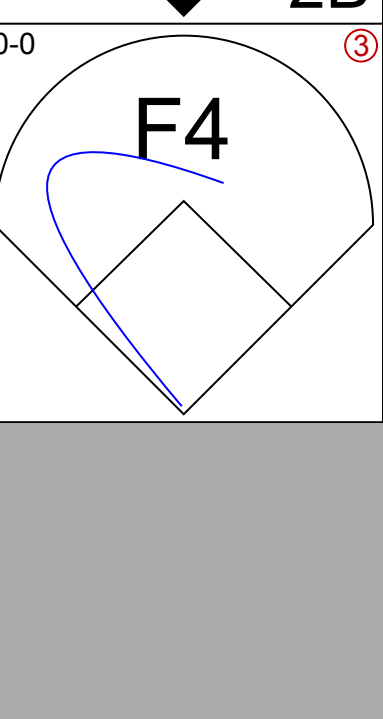

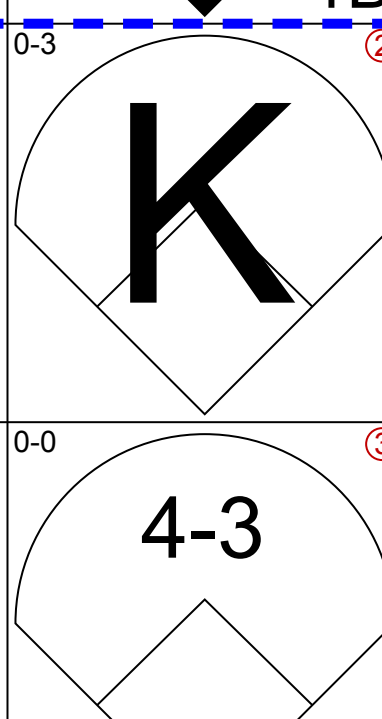
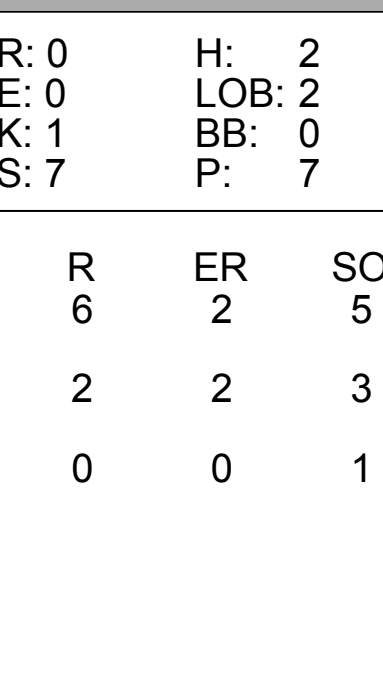
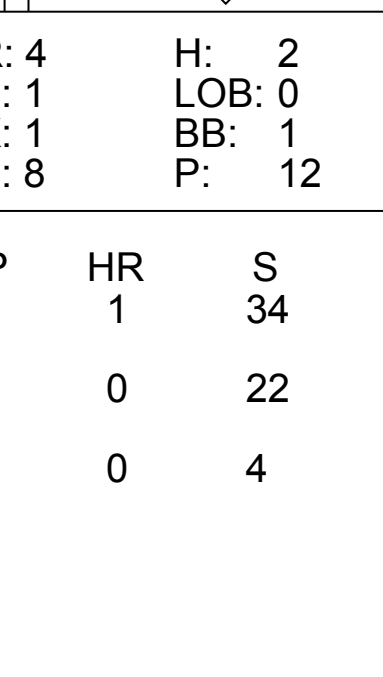
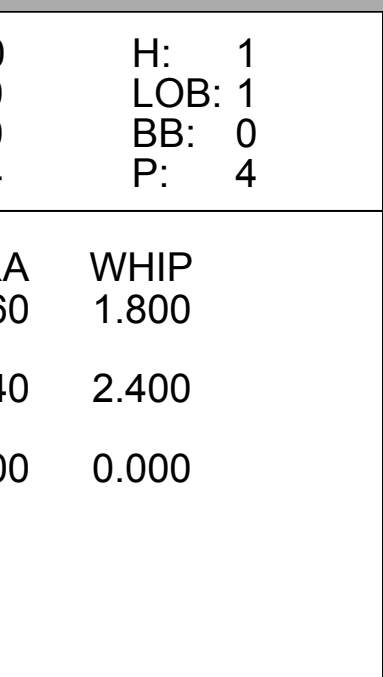
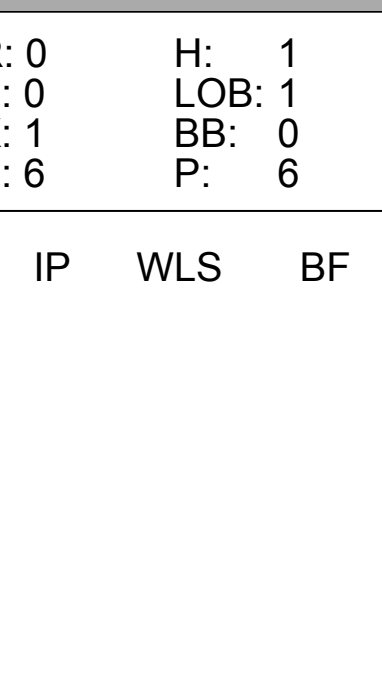

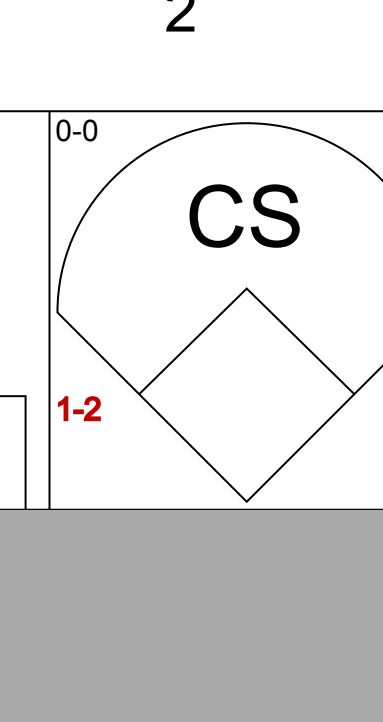
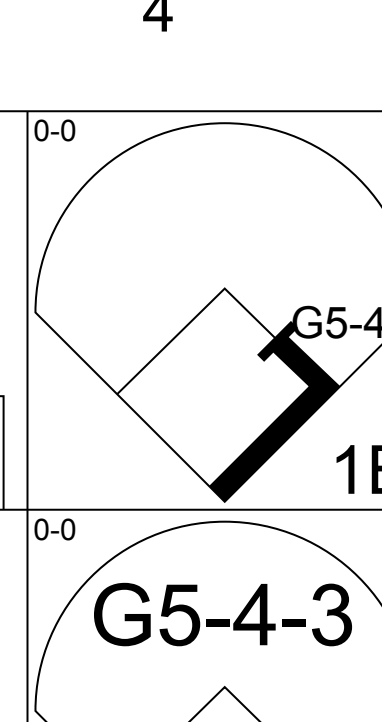



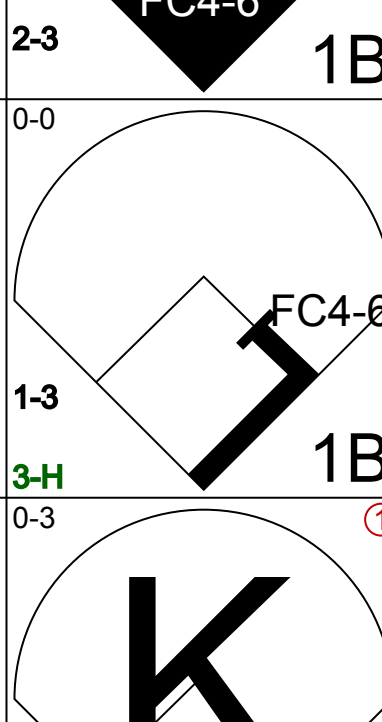

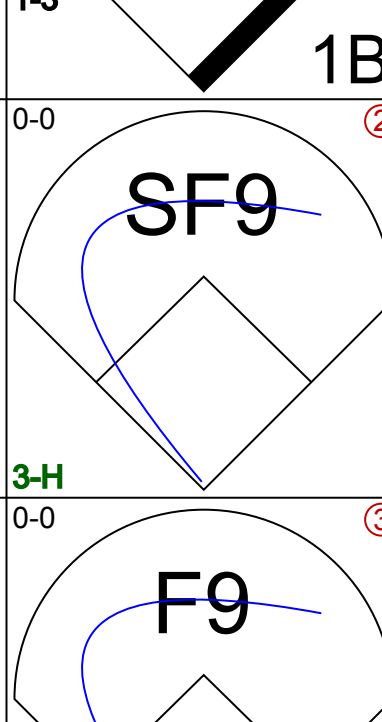
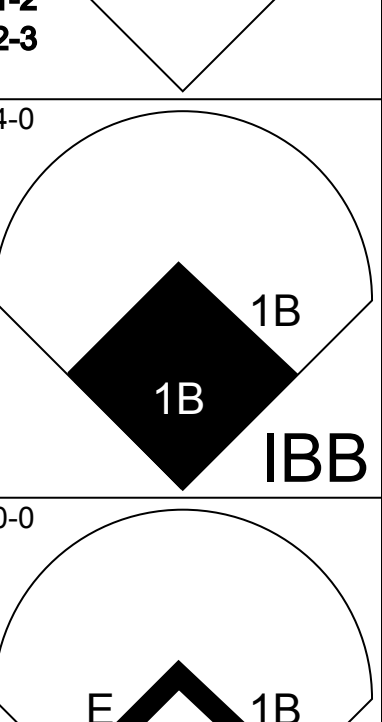



Batter	1	2	3	4	5	6	7	8	9	AB	R	H	RBI	BB	SO	LOB	BOTTOM			
Ron LeFlore, R OBP: 0.360, SLG: 0.396 (1, 8)	0-0 L4-6 S 1B		0-0 F9			0-0 F4		0-0 L9		4	0	1	0	0	0	0				
Rusty Staub, L OBP: 0.313, SLG: 0.380 (1, 10)	0-0 L4-6		0-0 G3			0-0 L3			0-0 G3	4	0	0	0	0	0	1				
Steve Kemp, L OBP: 0.436, SLG: 0.557 (1, 7)	4-0 BB		0-0 L7			0-3 K			0-0 G6-4-3 1B	3	0	1	0	1	1	0				
Jason Thompson, L OBP: 0.376, SLG: 0.435 (1, 3)	0-3 K		0-0 HR			0-0 HR			0-0 G6-4-3	4	2	2	2	0	1	2				
Lance Parrish, R OBP: 0.363, SLG: 0.448 (1, 2)		0-0 F8		0-3 K		0-0 E1				3	0	0	0	0	1	0				
Champ Summers, L OBP: 0.366, SLG: 0.412 (1, 9)		0-0 G3		0-3 K		0-0 P7				3	0	0	0	0	1	1				
Aurelio Rodriguez, R OBP: 0.297, SLG: 0.340 (1, 5)		0-3 K		0-0 L4		0-0 1-3				3	0	0	0	0	1	1				
Alan Trammell, R OBP: 0.292, SLG: 0.294 (1, 6)			0-3 K			0-0 F8			0-0 G4-6-3 1B	3	0	1	0	0	1	0				
Mark Wagner, R OBP: 0.352, SLG: 0.365 Phil Mankowski, L OBP: 0.273, SLG: 0.200 Dave Machemer, R (9, 4)	0-0 6-3					0-0 4-3			0-0 G4-6-3 1B	2	0	0	0	0	0	0				
Inning Stats	R: 0 E: 0 K: 1 S: 5	H: 1 LOB: 1 BB: 1 P: 9	R: 0 E: 0 K: 1 S: 5	H: 0 LOB: 0 BB: 0 P: 5	R: 0 E: 0 K: 1 S: 5	H: 0 LOB: 0 BB: 0 P: 5	R: 1 E: 0 K: 1 S: 6	H: 1 LOB: 0 BB: 0 P: 6	R: 0 E: 0 K: 0 S: 3	H: 0 LOB: 0 BB: 0 P: 3	R: 1 E: 1 K: 1 S: 7	H: 1 LOB: 1 BB: 0 P: 7	R: 0 E: 0 K: 0 S: 3	H: 1 LOB: 0 BB: 0 P: 3	R: 0 E: 0 K: 0 S: 3	H: 1 LOB: 0 BB: 0 P: 3	1B: 3 2B: 1 3B: 0 HR: 2	SF: 0 SAC: 0 DP: 3 HBP: 0	WP: 0 PB: 0 SB: 1 CS: 0	PA: 31
PITCHER	IP	WLS	BF	H	R	ER	SO	BB	IBB	HBP	BLK	WP	HR	S	P	ERA	WHIP			
Dave Frost, R ERA: 4.59 Dave LaRoche, L ERA: 5.92	(1, 1) 8.1	W	30	5	2	2	6	1	0	0	0	0	0	41	45	2.16	0.720			
(9, 1) 0.2	(9, 1) 0.2	S	1	0	0	0	0	0	0	0	0	0	0	1	1	0.00	0.000			

California Angels @ Detroit Tigers
Tiger Stadium, Detroit, MI
Sat Jun 16 1979, 7:05 PM EDT
Att: 39,240 - Unknown - 85 F


AB 30
R 2
H 5
RBI 2
BB 1
SO 6
LOB 6

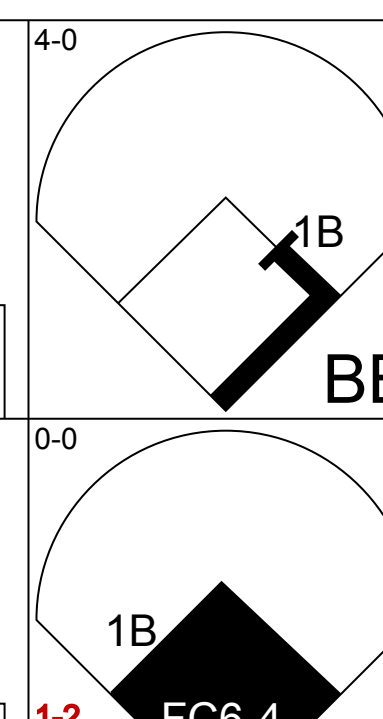
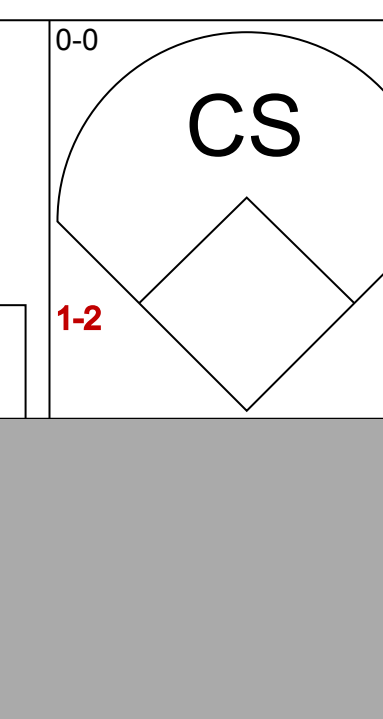
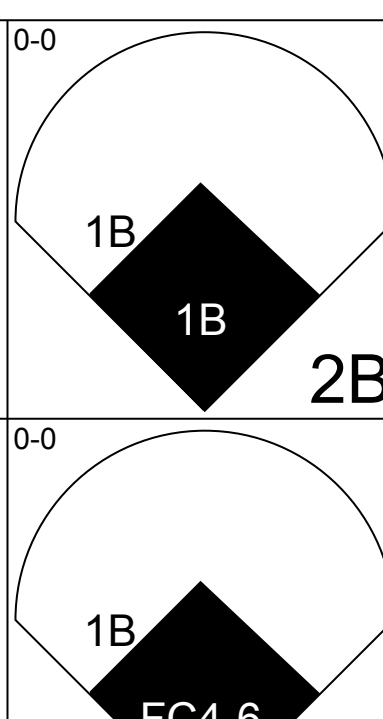
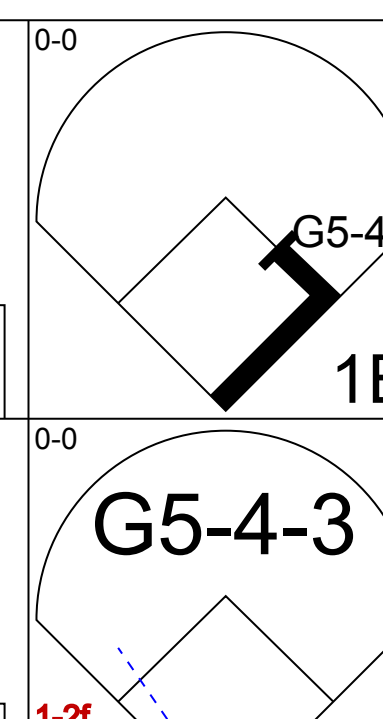
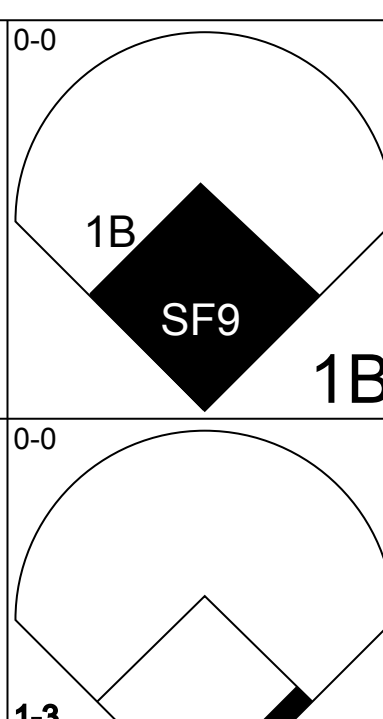
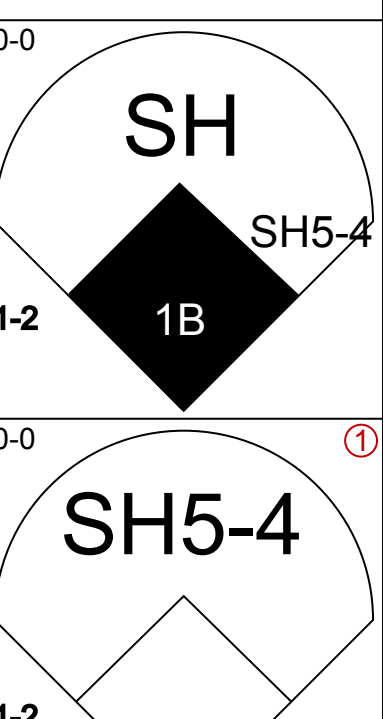
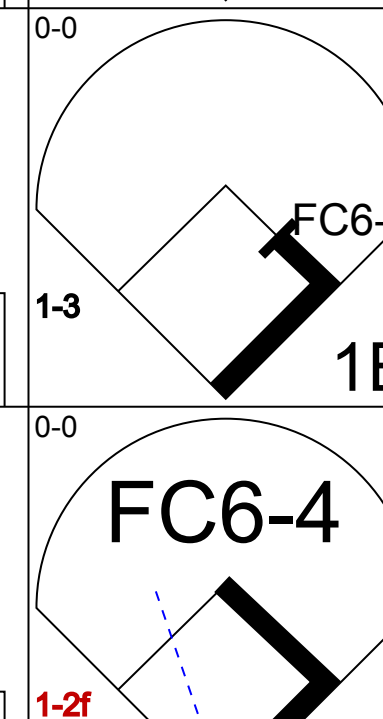
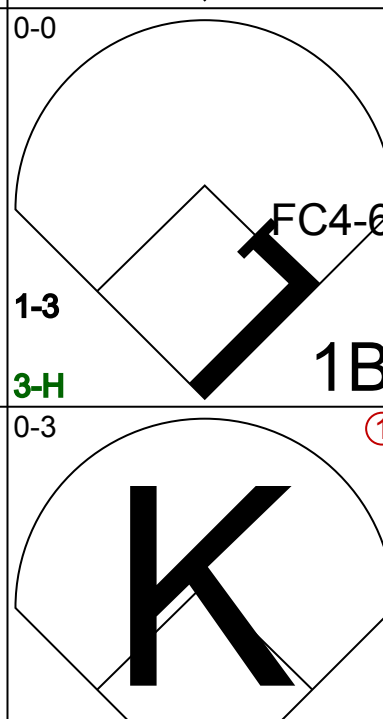

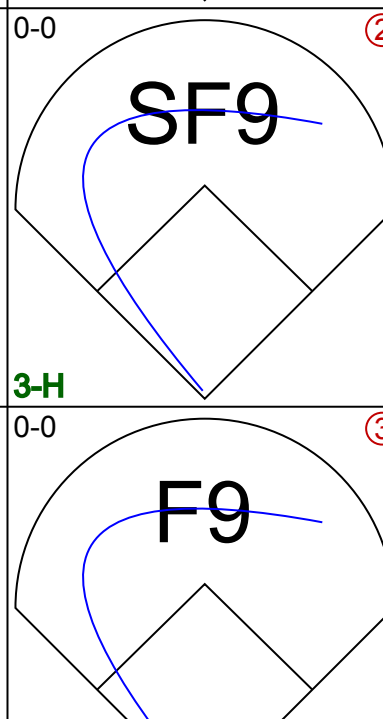
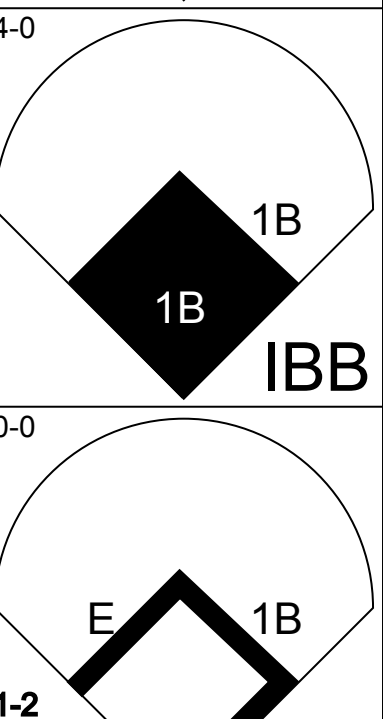
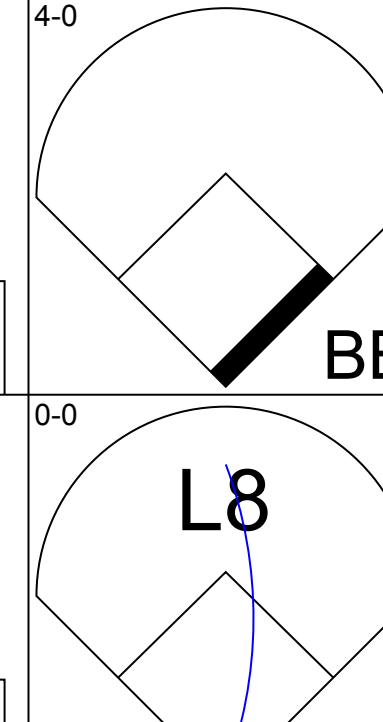
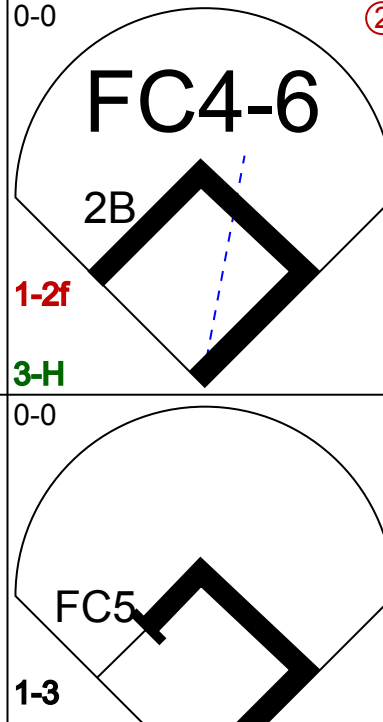
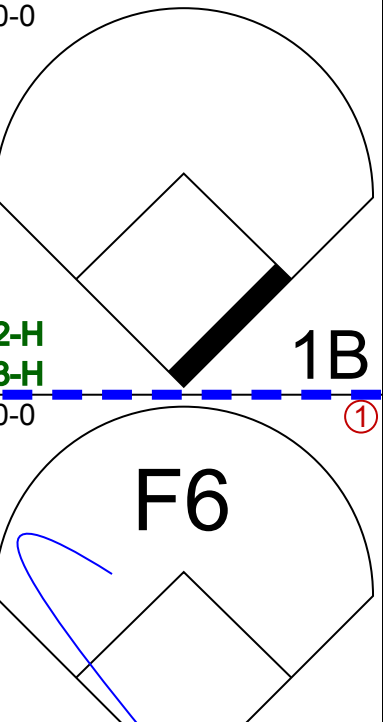

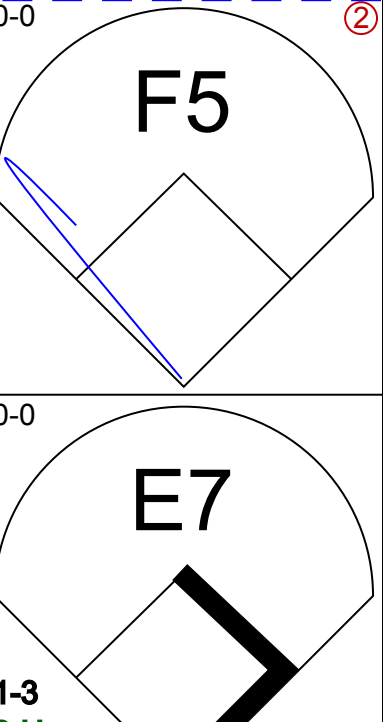

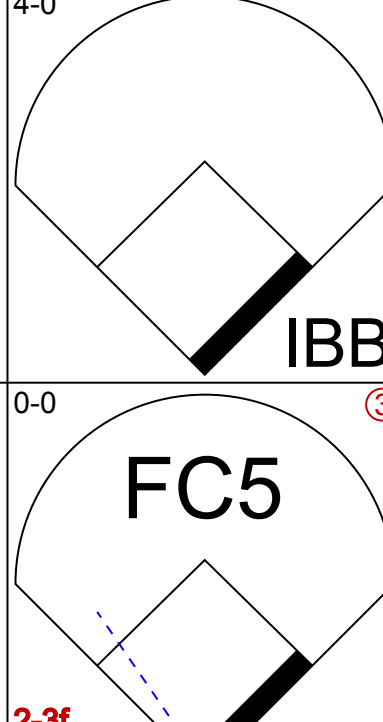
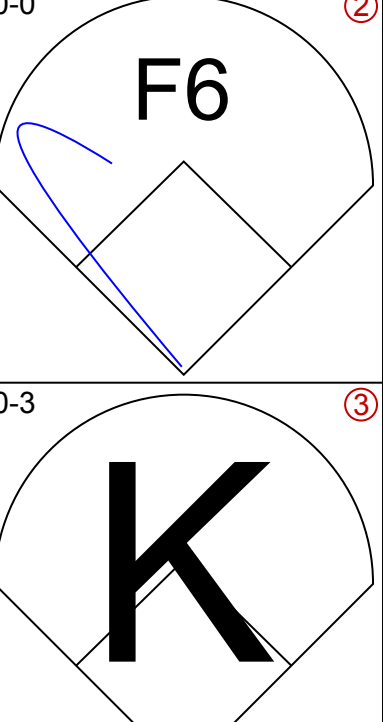

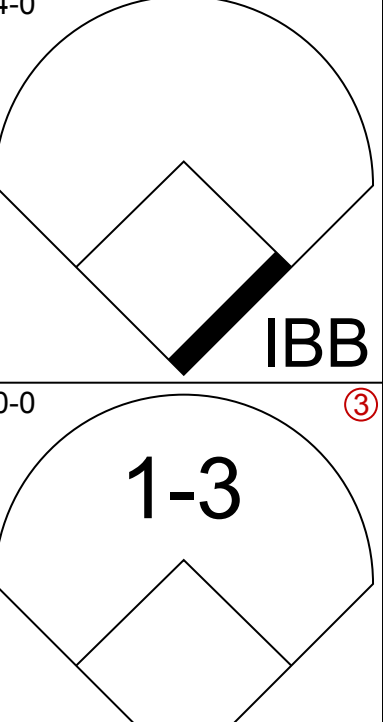
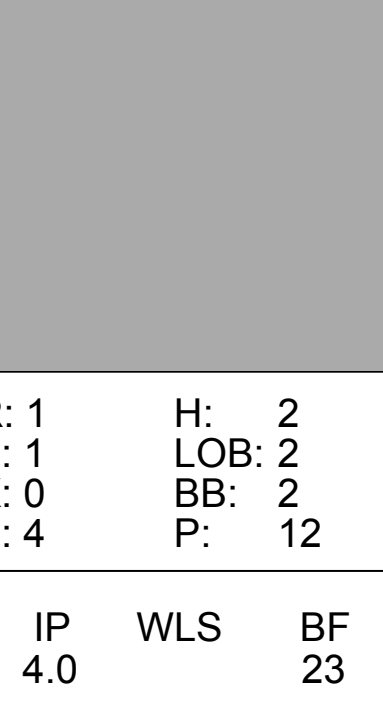
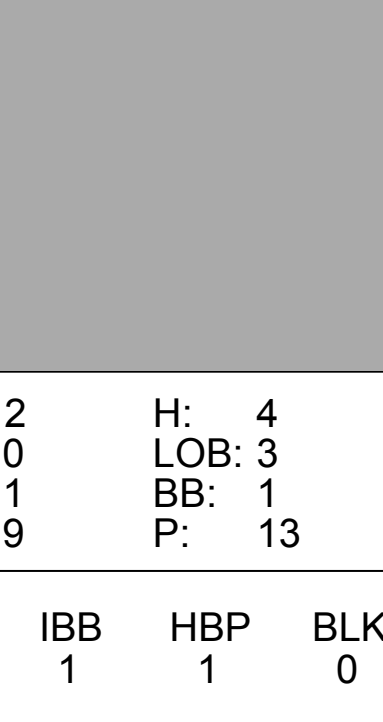


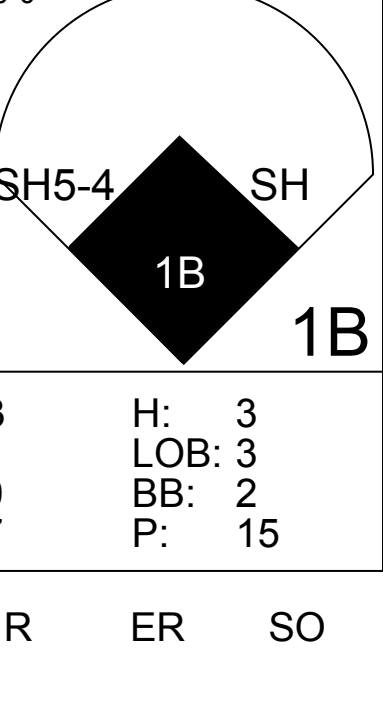

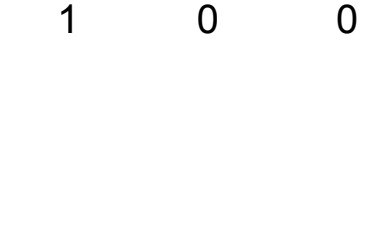
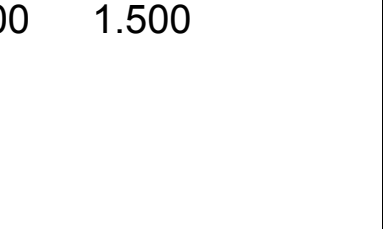




Batter	1	2	3	4	5	6	7	8	9	AB	R	H	RBI	BB	SO	LOB	TOP					
Ron LeFlore, R (1, 8) OBP: 0.362, SLG: 0.400										5	2	1	0	0	2	2						
Rusty Staub, L (1, 10) OBP: 0.319, SLG: 0.376										3	1	1	0	2	0	1						
Steve Kemp, L (1, 7) OBP: 0.447, SLG: 0.584										5	2	3	5	0	2	1						
Jason Thompson, L (1, 3) OBP: 0.381, SLG: 0.429										4	1	1	0	1	1	2						
John Wockenfuss, R (1, 2) OBP: 0.311, SLG: 0.518										5	0	1	2	0	0	1						
Jerry Morales, R (1, 9) OBP: 0.291, SLG: 0.458										5	0	3	0	0	0	2						
Aurelio Rodriguez, R (1, 5) OBP: 0.299, SLG: 0.352 Dave Machemer, R (9, PR)										5	0	3	1	0	0	1						
Alan Trammell, R (1, 6) OBP: 0.296, SLG: 0.313 Champ Summers, L (9, PH) OBP: 0.370, SLG: 0.415										4	1	1	0	0	2	4						
Mark Wagner, R (1, 4) OBP: 0.354, SLG: 0.366 Phil Mankowski, L (9, PH) OBP: 0.269, SLG: 0.196										4	1	1	0	0	1	1						
Inning Stats	R: 0 E: 0 K: 2 S: 7	H: 0 LOB: 0 BB: 0 P: 7	R: 0 E: 0 K: 1 S: 7	H: 2 LOB: 2 BB: 0 P: 7	R: 2 E: 0 K: 1 S: 8	H: 3 LOB: 2 BB: 1 P: 12	R: 4 E: 1 K: 1 S: 8	H: 2 LOB: 0 BB: 1 P: 12	R: 0 E: 0 K: 0 S: 4	H: 1 LOB: 1 BB: 0 P: 4	R: 1 E: 0 K: 0 S: 4	H: 2 LOB: 1 BB: 1 P: 8	R: 0 E: 0 K: 1 S: 6	H: 1 LOB: 1 BB: 0 P: 6	R: 0 E: 0 K: 2 S: 8	H: 1 LOB: 1 BB: 0 P: 8	R: 1 E: 0 K: 1 S: 8	H: 3 LOB: 2 BB: 0 P: 8	1B: 11 2B: 3 3B: 0 HR: 1	SF: 0 SAC: 0 DP: 1 HBP: 0	WP: 0 PB: 0 SB: 1 CS: 0	PA: 45
PITCHER	IP	WLS	BF	H	R	ER	SO	BB	IBB	HBP	BLK	WP	HR	S	P	ERA	WHIP					
Steve Renko, R (1, 1) ERA: 3.24	5.0		26	8	6	2	5	1	1	0	0	0	1	34	42	3.60	1.800					
Dick Drago, R (6, 1) ERA: 2.99	3.1	W	17	7	2	2	3	1	0	0	0	0	0	22	26	5.40	2.400					
Bill Campbell, R (9, 1) ERA: 3.04	0.2	S	2	0	0	0	1	0	0	0	0	0	0	4	4	0.00	0.000					

Detroit Tigers @ Boston Red Sox
Fenway Park, Boston, MA
Mon Jun 18 1979, 7:05 PM EDT
Att: 29,533 - Unknown - 60 F


AB 42
R 8
H 15
RBI 8
BB 3
SO 9
LOB 19



Batter	1	2	3	4	5	6	7	8	9	AB	R	H	RBI	BB	SO	LOB	BOTTOM				
Jerry Remy, L (1, 4) OBP: 0.357, SLG: 0.356										3	3	3	0	1	0	0					
Rick Burleson, R (1, 6) OBP: 0.320, SLG: 0.376										4	2	3	0	0	0	1					
Fred Lynn, L (1, 8) OBP: 0.397, SLG: 0.588 Tom Poquette, L (6, 8) OBP: 0.275, SLG: 0.229										3	1	3	1	0	0	0					
Jim Rice, R (1, 7) OBP: 0.397, SLG: 0.583										5	1	2	3	0	1	4					
Carl Yastrzemski, L (1, 3) OBP: 0.393, SLG: 0.513										4	0	1	3	1	0	3					
Carlton Fisk, R (1, 2) OBP: 0.327, SLG: 0.479 Gary Allenson, R (8, 2) OBP: 0.284, SLG: 0.311										4	0	1	0	0	1	3					
Bob Watson, R (1, 10) OBP: 0.315, SLG: 0.316										1	0	0	0	3	0	1					
Butch Hobson, R (1, 5) OBP: 0.283, SLG: 0.463										5	0	0	0	0	2	9					
Dwight Evans, R (1, 9) OBP: 0.356, SLG: 0.442										3	1	1	0	1	0	0					
Inning Stats	R: 1 E: 1 K: 0 S: 4	H: 2 LOB: 2 BB: 2 P: 12	R: 0 E: 0 K: 1 S: 3	H: 0 LOB: 0 BB: 1 P: 8	R: 2 E: 0 K: 1 S: 9	H: 4 LOB: 3 BB: 1 P: 13	R: 0 E: 0 K: 0 S: 3	H: 1 LOB: 0 BB: 0 P: 3	R: 2 E: 0 K: 1 S: 8	H: 3 LOB: 1 BB: 0 P: 8	R: 1 E: 0 K: 0 S: 5	H: 2 LOB: 1 BB: 0 P: 5	R: 0 E: 0 K: 1 S: 5	H: 0 LOB: 1 BB: 1 P: 9	R: 3 E: 1 K: 0 S: 7	H: 3 LOB: 3 BB: 2 P: 15	1B: 12 2B: 3 3B: 0 HR: 0	SF: 1 SAC: 2 DP: 1 HBP: 1	WP: 0 PB: 0 SB: 0 CS: 2	PA: 45	
PITCHER	IP	WLS	BF	H	R	ER	SO	BB	IBB	HBP	BLK	WP	HR	S	P	ERA	WHIP				
Milt Wilcox, R (1, 1) ERA: 5.54	4.0		23	10	5	5	2	3	1	1	0	0	0	19	27	11.25	3.250				
Fernando Arroyo, R (5, 1) ERA: 6.1	3.1	L	17	4	4	4	2	1	1	0	0	0	0	3	7	10.80	1.500				
Aurelio Lopez, R (8, 1) ERA: 3.82	0.2		4	1	0	0	0	0	1	0	0	0	0	3	7	0.00	1.500				

Detroit Tigers @ Boston Red Sox
Fenway Park, Boston, MA
Mon Jun 18 1979, 7:05 PM EDT
Att: 29,533 - Unknown - 60 F

AB 33
R 9
H 15
RBI 9
BB 7
SO 4
LOB 21



Batter	1	2	3	4	5	6	7	8	9	10	11	12	13	14	AB	R	H	RBI	BB	SO	LOB	TOP					
Jerry Morales, R OBP: 0.288, SLG: 0.447 (9, PR) Ron LeFlore, R OBP: 0.358, SLG: 0.395 (9, 8)	L4		K		6-3		5-3		E S BB		G6-3			FC3-5 L3	4	0	0	0	1	1	2						
Rusty Staub, L OBP: 0.321, SLG: 0.373 (11, 10) Lynn Jones, R OBP: 0.345, SLG: 0.356	G3		1-3		1B		6-3		BB				4-3	E 2B 1B	4	0	1	1	1	1	0	1					
Steve Kemp, L OBP: 0.443, SLG: 0.572 (11, 7)	4-3				F7		F9		BB				6-3	E9 2B 1B	6	1	1	2	1	1	1	3					
Jason Thompson, L OBP: 0.383, SLG: 0.424 (11, 3)		3-1 BB		HR 1B		3-1	4-3				L6		L6	2B PB 1B	5	2	1	0	2	0	1						
Lance Parrish, R OBP: 0.374, SLG: 0.471 (11, 2)		3-1 1B		HR 1B		1B BB			6-3		G4-6-3 BB			PB FC5-2 2B	5	2	3	4	2	0	0						
Champ Summers, L OBP: 0.373, SLG: 0.405 (11, 9)		3-1		G5-4-3 BB		1B 1B			G3		G4-6-3		6-3	FC5-2 1B BB	5	1	1	0	2	0	3						
Aurelio Rodriguez, R OBP: 0.354, SLG: 0.365 (11, PR) Dave Macherer, R (11, 4)	FC5-2-4			G5-4-3 BB		P8			6-3				5-3	FC5-2 1B 1B	5	0	1	0	0	0	5						
Alan Trammell, R OBP: 0.308, SLG: 0.322 (11, 6)			K		SH1-4 1B BB				6-3		SH3-4 1B			1B 1B	5	1	3	2	1	1	0						
Mark Wagner, R OBP: 0.300, SLG: 0.224 (11, PH) Phil Mankowski, L (11, 5)				1B	SH1-4 1B		K		5-3		G6-3 BB				3	0	1	0	0	1	2						
Inning Stats	R: 0 E: 0 K: 0 S: 3	H: 0 LOB: 0 BB: 0 P: 3	R: 0 E: 0 K: 0 S: 3	H: 1 LOB: 1 BB: 1 P: 7	R: 0 E: 0 K: 2 S: 8	H: 1 LOB: 1 BB: 0 P: 8	R: 2 E: 0 K: 1 S: 4	H: 2 LOB: 1 BB: 1 P: 8	R: 0 E: 0 K: 0 S: 3	H: 0 LOB: 0 BB: 0 P: 3	R: 0 E: 0 K: 1 S: 5	H: 0 LOB: 2 BB: 2 P: 13	R: 0 E: 0 K: 0 S: 3	H: 1 LOB: 2 BB: 1 P: 7	R: 0 E: 0 K: 0 S: 3	H: 0 LOB: 0 BB: 0 P: 3	R: 0 E: 0 K: 0 S: 3	H: 0 LOB: 0 BB: 0 P: 3	R: 6 E: 1 K: 0 S: 10	H: 7 LOB: 3 BB: 2 P: 18	1B: 13 2B: 2 3B: 0 HR: 1	SF: 0 SAC: 2 DP: 4 HBP: 0	WP: 0 PB: 1 SB: 1 CS: 0	PA: 64			
PITCHER	IP	WLS	BF	H	R	ER	SO	BB	IBB	HBP	BLK	WP	HR	S	P	ERA	WHIP										
Joel Finch, R ERA: 3.38 (11, 1)	5.2		26	7	4	4	2	4	0	0	0	0	0	11	19	0.00	0.667										
Chuck Rainey, R ERA: 4.43 (9, 1)	3.0		11	0	0	0	1	2	0	0	0	0	0	4	8	0.00	1.500										
Bill Campbell, R ERA: 2.96 (10, 1)	4.0	L	19	6	6	6	0	2	1	0	0	0	0	16	28	13.50	2.000										
Bob Stanley, R ERA: 3.65 (14, 1)	0.2		5	2	0	0	0	1	0	0	0	0	0	4	8	0.00	4.500										
PITCHER	IP	WLS	BF	H	R	ER	SO	BB	IBB	HBP	BLK	WP	HR	S	P	ERA	WHIP										

Detroit Tigers @ Boston Red Sox
Fenway Park, Boston, MA
Tue Jun 19 1979, 7:05 PM EDT
Att. 34,153 - Unknown - 68 F

AB 51
R 10
H 15
RBI 9
BB 11
SO 4
LOB 26



Batter	1	2	3	4	5	6	7	8	9	10	11	12	13	14	AB	R	H	RBI	BB	SO	LOB	BOTTOM						
Jerry Remy, L OBP: 0.355, SLG: 0.354 (11, 4)	E3 1B 1B			G3					2B SF7 1B		6-3			F8								7	2	2	0	0	0	5
Rick Burleson, R OBP: 0.322, SLG: 0.381 (11, 6)	BB 1B	CS 1B		5-3			F9		2B		L8			FC3-6 1B								7	1	3	0	0	0	0
Tom Poquette, L OBP: 0.255, SLG: 0.200 (11, 8)	B3			HBP			4-3		SF7		F8			FC3-6 BB								5	0	0	1	0	0	3
Jim Rice, R OBP: 0.392, SLG: 0.571 (11, 7)	K			F8			K		F9		5-3			FC3-6 BB								5	0	0	0	1	2	4
Carl Yastrzemski, L OBP: 0.392, SLG: 0.507 (11, 3)	1B BB			F9			L8				4-3			BB SH3 1B								5	0	1	0	1	0	3
Carlton Fisk, R OBP: 0.348, SLG: 0.490 (8, 2) Mike O'Malley, R OBP: 0.287, SLG: 0.385 (8, PH) Fred Lynn, L OBP: 0.386, SLG: 0.585 (9, 2) Gary Allenson, R OBP: 0.282, SLG: 0.308				HBP			FC6-4 1B		K		4-3			SH3 K								2	0	2	2	0	0	0
Bob Watson, R OBP: 0.325, SLG: 0.335 (13, PR) Jim Dwyer, R OBP: 0.257, SLG: 0.250				SF8 3B			K		4-3					BB IBB								5	1	3	0	1	1	1
Dwight Evans, R OBP: 0.351, SLG: 0.432 (11, 9)				K			FC6-4		F7					1B BB								5	0	0	0	1	2	5
Jack Brohamer, L OBP: 0.323, SLG: 0.364 (11, PH) Butch Hobson, R OBP: 0.281, SLG: 0.461 (12, 5) Larry Wolfe, R OBP: 0.383, SLG: 0.417				SF8			F2		P7					K								3	0	0	1	0	0	2
Inning Stats	R: 2 E: 1 K: 1 S: 7	H: 2 LOB: 2 BB: 1 P: 11	R: 0 E: 0 K: 1 S: 6	H: 2 LOB: 0 BB: 0 P: 6	R: 0 E: 0 K: 0 S: 3	H: 0 LOB: 0 BB: 0 P: 4	R: 0 E: 0 K: 1 S: 5	H: 1 LOB: 2 BB: 0 P: 7	R: 0 E: 0 K: 1 S: 5	H: 0 LOB: 1 BB: 0 P: 5	R: 0 E: 0 K: 0 S: 3	H: 2 LOB: 0 BB: 0 P: 3	R: 0 E: 0 K: 1 S: 6	H: 1 LOB: 2 BB: 2 P: 14	R: 0 E: 0 K: 1 S: 6	H: 1 LOB: 1 BB: 1 P: 10	R: 0 E: 0 K: 1 S: 5	H: 1 LOB: 0 BB: 0 P: 5	R: 0 E: 0 K: 0 S: 3	H: 0 LOB: 0 BB: 0 P: 3	1B: 9 2B: 1 3B: 1 HR: 0	SF: -2 SAC: 1 DP: 0 HBP: 2	WP: 0 PB: 0 SB: 0 CS: 2	PA: 58				
PITCHER	IP	WLS	BF	H	R	ER	SO	BB	IBB	HBP	BLK	WP	HR	S	P	ERA	WHIP											
Jack Billingham, R ERA: 2.84 (7, 1)	6.1		29	8	4	2	5	1	0	0	0	0	0	15	23	0.00	0.500											
Dave Tobik, R ERA: 1.08 (11, 1)	4.0		15	1	0	0	1	1	1	0	0	0	0	7	11	0.00	1.500											
John Hiller, L ERA: 3.14 (12, 1)	2.1	W	7	1	0	0	2	0	0	0	0	0	0	11	11	0.00	0.429											

Detroit Tigers @ Boston Red Sox
Fenway Park, Boston, MA
Tue Jun 19 1979, 7:05 PM EDT
Att. 34,153 - Unknown - 68 F

AB 48
R 4
H 11
RBI 4
BB 4
SO 9
LOB 29



Batter	1	2	3	4	5	6	7	8	9	AB	R	H	RBI	BB	SO	LOB	TOP			
Ron LeFlore, R (1, 8) OBP: 0.364, SLG: 0.402	4-0 FC3-6 BB 1B	0-0 2B			0-0 6-4-3 1B		0-0 FC6-5 BB 1-2 2-3			3	1	2	0	1	0	2	Detroit Tigers @ Boston Red Sox Fenway Park, Boston, MA Wed Jun 20 1979, 7:05 PM EDT Att: 34,035 - Unknown - 65 F			
Rusty Staub, L (1, 10) OBP: 0.320, SLG: 0.366	4-0 FC3-6 BB	0-0 F8			0-0 6-4-3		0-0 G3-6-1			3	0	0	0	1	0	4				
Steve Kemp, L (1, 7) OBP: 0.436, SLG: 0.562	0-0 FC3-6 1B		0-0 F7		0-0 1-4-3			0-0 3-1		4	1	0	0	0	0	3				
Lynn Jones, R (8, 7) OBP: 0.345, SLG: 0.358	0-0 FC3-6 1B									0	0	0	0	0	0	0				
Jason Thompson, L (1, 3) OBP: 0.381, SLG: 0.420	0-0 2B 1B		0-0 G3		0-0 L7			0-0 G3		4	1	1	1	0	0	1				
Lance Parrish, R (1, 2) Ed Putman, R (8, 2)	0-0 K		0-0 K			0-0 K		0-0 F9		4	0	0	0	0	0	3				
Champ Summers, L (1, 9) OBP: 0.370, SLG: 0.409	0-0 2B			0-0 K		0-0 F3			0-0 4-3	4	0	1	2	0	1	0				
Aurelio Rodriguez, R (1, 5) Phil Mankowski, L (8, 5) OBP: 0.291, SLG: 0.341 OBP: 0.296, SLG: 0.220	0-0 6-3			0-0 6-3		0-0 5-3			0-0 K	3	0	0	0	0	0	1				
Alan Trammell, R (1, 6) OBP: 0.317, SLG: 0.331		0-0 F8		0-0 FC6-4 1B			0-0 FC6-5 BB 1B		0-0 1B	4	0	3	0	0	0	0				
Mark Wagner, R (1, 4) OBP: 0.349, SLG: 0.351		0-0 4-3		0-0 FC6-4			0-0 FC6-5 BB		0-0 F9	3	0	0	0	1	0	2				
Inning Stats	R: 3 E: 0 K: 1 S: 7	H: 2 LOB: 1 BB: 2 P: 15	R: 0 E: 0 K: 0 S: 4	H: 1 LOB: 1 BB: 0 P: 4	R: 0 E: 0 K: 1 S: 5	H: 0 LOB: 0 BB: 0 P: 5	R: 0 E: 0 K: 1 S: 6	H: 1 LOB: 1 BB: 0 P: 6	R: 0 E: 0 K: 0 S: 4	H: 0 LOB: 0 BB: 0 P: 4	R: 0 E: 0 K: 1 S: 5	H: 1 LOB: 1 BB: 1 P: 7	R: 0 E: 0 K: 0 S: 3	H: 0 LOB: 0 BB: 0 P: 3	R: 0 E: 0 K: 1 S: 6	H: 1 LOB: 1 BB: 0 P: 6	1B: 5 2B: 2 3B: 0 HR: 0	SF: 0 SAC: 0 DP: 1 HBP: 0	WP: 0 PB: 0 SB: 0 CS: 0	PA: 36
PITCHER Mike Torrez, R (1, 1) ERA: 4.81	IP: 9.0 WLS: W BF: 36 H: 7 R: 3 ER: 3 SO: 5 BB: 3 IBB: 0 HBP: 0 BLK: 0 WP: 0 HR: 0 S: 43 P: 55 ERA: 3.00 WHIP: 1.111															PITCHER				

Batter	1	2	3	4	5	6	7	8	9	AB	R	H	RBI	BB	SO	LOB	BOTTOM			
Jerry Remy, L (1, 4) OBP: 0.352, SLG: 0.350	4-0 FC5-4 BB		0-0 4-3	0-0 SF7		0-0 F7	0-0 6-3			3	0	0	1	1	0	2	Detroit Tigers @ Boston Red Sox Fenway Park, Boston, MA Wed Jun 20 1979, 7:05 PM EDT Att: 34,035 - Unknown - 65 F			
Larry Wolfe, R (8, 4) OBP: 0.383, SLG: 0.417			0-0 4-3	0-0 SF7		0-0 F7	0-0 6-3			0	0	0	0	0	0	0				
Rick Burleson, R (1, 6) OBP: 0.320, SLG: 0.381	0-0 P9		0-0 F9	0-0 G6-4-3		0-0 F7	0-0 6-3			5	0	1	1	0	0	4				
Stan Papi, R (8, 6) OBP: 0.222, SLG: 0.389			0-0 F9	0-0 G6-4-3		0-0 F7	0-0 6-3			0	0	0	0	0	0	0				
Fred Lynn, L (1, 8) OBP: 0.397, SLG: 0.601	0-0 K		0-0 K	0-0 HR		0-0 4-3	0-0 6-3		0-0 6-3	4	1	2	2	0	1	2				
Tom Poquette, L (8, 8) OBP: 0.250, SLG: 0.195			0-0 K	0-0 HR		0-0 4-3	0-0 6-3		0-0 6-3	1	0	0	0	0	0	0				
Jim Rice, R (1, 7) OBP: 0.389, SLG: 0.563	0-0 FC5-4		0-0 HR	0-0 HR		0-0 5-3	0-0 5-3		0-0 F4	4	1	0	0	1	0	3				
Carl Yastrzemski, L (1, 3) OBP: 0.390, SLG: 0.515		0-0 4-3	0-0 K	0-0 HR		0-0 L9	0-0 F7		0-0 HR	4	1	1	2	0	0	1				
Jim Dwyer, L (8, 3) OBP: 0.276, SLG: 0.364			0-0 K	0-0 HR		0-0 L9	0-0 F7		0-0 HR	1	1	1	1	0	0	0				
Carlton Fisk, R (1, 2) OBP: 0.352, SLG: 0.495	0-0 4-3 BB		0-0 L8	0-0 L8		0-0 G3	0-0 1B 2B		0-0 5-3	3	1	1	0	1	0	1				
Gary Allenson, R (8, 2) OBP: 0.280, SLG: 0.306			0-0 4-3 BB	0-0 L8		0-0 G3	0-0 1B 2B		0-0 5-3	1	0	0	0	0	0	0				
Bob Watson, R (1, 10) OBP: 0.333, SLG: 0.360	0-0 4-3		0-0 4-3	0-0 1B BB SF7 1B		0-0 1B BB HR	0-0 2B HR 1B		0-0 1B 2B	4	3	3	1	0	0	1				
Dwight Evans, R (1, 9) OBP: 0.358, SLG: 0.454	0-0 K		0-0 K	0-0 1B BB		0-0 1B BB	0-0 HR 2B		0-0 2B	3	2	2	2	1	1	1				
Butch Hobson, R (1, 5) OBP: 0.296, SLG: 0.492			0-0 K	0-0 1B BB		0-0 1B BB	0-0 HR 2B		0-0 2B	3	3	3	3	1	0	0				
Jack Brohamer, L (8, 5) OBP: 0.328, SLG: 0.364			0-0 4-3 HR	0-0 G6-4-3 1B		0-0 2B BB	0-0 HR		0-0 HR	0	0	0	0	0	0	0				
Inning Stats	R: 0 E: 0 K: 1 S: 5	H: 0 LOB: 1 BB: 1 P: 9	R: 0 E: 0 K: 1 S: 5	H: 0 LOB: 1 BB: 1 P: 9	R: 4 E: 0 K: 0 S: 6	H: 3 LOB: 0 BB: 1 P: 10	R: 1 E: 0 K: 0 S: 4	H: 2 LOB: 1 BB: 1 P: 8	R: 0 E: 0 K: 0 S: 4	H: 1 LOB: 1 BB: 0 P: 4	R: 3 E: 0 K: 0 S: 6	H: 3 LOB: 1 BB: 1 P: 10	R: 4 E: 0 K: 0 S: 7	H: 4 LOB: 0 BB: 0 P: 7	R: 1 E: 0 K: 0 S: 4	H: 1 LOB: 0 BB: 0 P: 4	1B: 3 2B: 5 3B: 0 HR: 6	SF: 1 SAC: 0 DP: 1 HBP: 0	WP: 0 PB: 0 SB: 0 CS: 0	PA: 42
PITCHER Steve Baker, R (1, 1) ERA: 6.14	IP: 4.0 WLS: L BF: 20 H: 5 R: 5 ER: 5 SO: 2 BB: 4 IBB: 0 HBP: 0 BLK: 0 WP: 0 HR: 2 S: 20 P: 36 ERA: 11.25 WHIP: 2.250															PITCHER				
Aurelio Lopez, R (8, 1) ERA: 4.17	1.1 9 4 3 3 0 1 0 0 0 0 2 8 12 20.25 3.750																			
Fernando Arroyo, R (8, 1) ERA: 8.25	1.2 9 4 4 4 0 0 0 0 0 0 1 9 9 21.60 2.400																			
Kip Young, R (8, 1) ERA: 9.56	1.0 4 1 1 1 0 0 0 0 0 0 1 4 4 9.00 1.000																			


Batter	1	2	3	4	5	6	7	8	9	AB	R	H	RBI	BB	SO	LOB	TOP					
Ron LeFlore, R (1, 8) OBP: 0.366, SLG: 0.408	0-3 K		0-0 2B		0-0 1B			0-0 1-3 3-H 1B		4	0	2	1	0	1	0	Detroit Tigers @ Boston Red Sox Fenway Park, Boston, MA Thu Jun 21 1979, 7:05 PM EDT Att: 34,316 - Unknown - 68 F					
Rusty Staub, L (1, 10) OBP: 0.313, SLG: 0.357	0-0 4-3		0-0 G3		0-0 F4			0-0 G3		4	0	0	0	0	0	3						
Steve Kemp, L (1, 7) OBP: 0.433, SLG: 0.561	0-0 G3			0-0 CS 2B				0-0 G3		4	0	1	0	0	0	0						
Jason Thompson, L (1, 3) OBP: 0.375, SLG: 0.412		0-0 F6		0-0 F9				0-0 F7		4	0	0	0	0	0	1						
Lance Parrish, R (1, 2) OBP: 0.366, SLG: 0.472		0-0 HR		0-3 K				0-3 K		4	1	1	1	0	3	1						
Champ Summers, L (1, 9) OBP: 0.366, SLG: 0.403		0-3 K			0-0 G3			0-0 G3 1B		4	0	1	0	0	1	0						
Phil Mankowski, L (1, 5) OBP: 0.297, SLG: 0.226		0-3 K			0-0 1B 1B			0-0 G3		3	1	1	0	0	1	1						
Alan Trammell, R (1, 6) OBP: 0.313, SLG: 0.326			0-0 F4		0-0 F6			0-0 1-3		3	0	0	0	0	0	2						
Mark Wagner, R (1, 4) OBP: 0.352, SLG: 0.354			0-3 K		0-0 1B 1B			0-0 F3		2	0	1	0	0	1	0						
Dave Macherer, R (5, PR) (5, 4)										1	0	0	0	0	0	1						
Inning Stats	R: 0 E: 0 K: 1 S: 5	H: 0 LOB: 0 BB: 0 P: 5	R: 1 E: 0 K: 2 S: 8	H: 1 LOB: 0 BB: 0 P: 8	R: 0 E: 0 K: 1 S: 6	H: 1 LOB: 1 BB: 0 P: 6	R: 0 E: 0 K: 1 S: 5	H: 1 LOB: 0 BB: 0 P: 5	R: 1 E: 0 K: 0 S: 6	H: 3 LOB: 3 BB: 0 P: 6	R: 0 E: 0 K: 1 S: 5	H: 0 LOB: 0 BB: 0 P: 5	R: 0 E: 0 K: 0 S: 4	H: 1 LOB: 1 BB: 0 P: 4	R: 0 E: 0 K: 0 S: 3	H: 0 LOB: 0 BB: 0 P: 3	R: 0 E: 0 K: 1 S: 5	H: 0 LOB: 0 BB: 0 P: 5	1B: 4 2B: 2 3B: 0 HR: 1	SF: 0 SAC: 0 DP: 0 HBP: 0	WP: 0 PB: 0 SB: 1 CS: 1	PA: 33
PITCHER Dennis Eckersley, R (1, 1) ERA: 2.97	IP: 9.0 WLS: W BF: 33 H: 7 R: 2 ER: 2 SO: 7 BB: 0 IBB: 0 HBP: 0 BLK: 0 WP: 0 HR: 1 S: 47 P: 47 ERA: 2.00 WHIP: 0.778															PITCHER						

Batter	1	2	3	4	5	6	7	8	9	AB	R	H	RBI	BB	SO	LOB	BOTTOM					
Jerry Remy, L (1, 4) OBP: 0.354, SLG: 0.356	0-0 1B 2B		0-0 3-1		0-0 FC4 1B			0-0 5-3 SF9 1B		4	1	2	0	0	0	1	Detroit Tigers @ Boston Red Sox Fenway Park, Boston, MA Thu Jun 21 1979, 7:05 PM EDT Att: 34,316 - Unknown - 68 F					
Rick Burleson, R (1, 6) OBP: 0.323, SLG: 0.381	4-0 1B BB		0-0 3-1		0-0 1-2 1B			0-0 5-3		3	0	1	0	1	0	1						
Fred Lynn, L (1, 8) OBP: 0.395, SLG: 0.602	0-0 F5			0-0 HR 2B	0-3 K			0-0 SF9		3	1	1	1	0	1	4						
Jim Rice, R (1, 7) OBP: 0.391, SLG: 0.573	0-0 1-2 2-H 1B			0-0 HR		0-0 6-3		0-0 6-3		4	1	2	2	0	0	0						
Carl Yastrzemski, L (1, 3) OBP: 0.385, SLG: 0.508	0-3 K2-3			0-3 K		0-0 4-3				3	0	0	0	0	2	2						
Carlton Fisk, R (1, 2) OBP: 0.342, SLG: 0.481		0-3 K		0-0 F4		0-0 1-3				3	0	0	0	0	1	0						
Bob Watson, R (1, 10) OBP: 0.329, SLG: 0.354		0-0 6-3		0-0 6-3				0-0 6-3		3	0	0	0	0	0	0						
Dwight Evans, R (1, 9) OBP: 0.357, SLG: 0.452		0-3 K			0-0 FC4 1B			0-0 6-3		3	0	1	0	0	1	0						
Butch Hobson, R (1, 5) OBP: 0.291, SLG: 0.484			0-0 L8		0-3 K			0-0 F5		3	0	0	0	0	1	1						
Inning Stats	R: 0 E: 0 K: 1 S: 6	H: 2 LOB: 2 BB: 1 P: 10	R: 0 E: 0 K: 2 S: 7	H: 0 LOB: 0 BB: 0 P: 7	R: 0 E: 0 K: 0 S: 3	H: 0 LOB: 0 BB: 0 P: 3	R: 2 E: 0 K: 1 S: 7	H: 2 LOB: 0 BB: 0 P: 7	R: 0 E: 0 K: 2 S: 9	H: 2 LOB: 2 BB: 0 P: 9	R: 0 E: 0 K: 0 S: 3	H: 0 LOB: 0 BB: 0 P: 3	R: 0 E: 0 K: 0 S: 3	H: 0 LOB: 0 BB: 0 P: 3	R: 1 E: 0 K: 0 S: 4	H: 1 LOB: 0 BB: 0 P: 4		R: 0 E: 0 K: 0 S: 3	H: 0 LOB: 0 BB: 0 P: 3	1B: 4 2B: 2 3B: 0 HR: 1	SF: 1 SAC: 0 DP: 0 HBP: 0	WP: 0 PB: 0 SB: 1 CS: 0
PITCHER Jack Morris, R (1, 1) ERA: 3.78	IP: 8.0 WLS: L BF: 31 H: 7 R: 3 ER: 3 SO: 6 BB: 1 IBB: 0 HBP: 0 BLK: 0 WP: 0 HR: 1 S: 42 P: 46 ERA: 3.38 WHIP: 1.000															PITCHER						

Batter	1	2	3	4	5	6	7	8	9	AB	R	H	RBI	BB	SO	LOB	TOP										
Ron LeFlore, R (1, 8) OBP: 0.375, SLG: 0.417	0-0 SH5-3 1B 2B	0-0 E S 1B			4-0 1B 1B BB		4-0 1B BB			2	1	2	0	2	0	0											
Alan Trammell, R (1, 6) OBP: 0.318, SLG: 0.331	0-0 SH5-3 2-3	0-0 F9 1-3 3-H			0-0 1B 1-2 1B		0-0 1-2 1B			3	0	2	0	0	0	1											
Steve Kemp, L (1, 7) OBP: 0.434, SLG: 0.559	0-0 CS 1B 3-H		0-3 K 1-2		0-0 G6-3 1-3 2-H 1B		0-0 F7 1-2			4	0	2	1	0	1	2											
Lance Parrish, R (1, 2) OBP: 0.364, SLG: 0.481	0-3 K 1-2		0-0 K HR		0-0 G6-3 1-2			0-0 6-3		4	1	1	1	0	1	3											
Jerry Morales, R (1, 10) OBP: 0.282, SLG: 0.437		0-0 6-3	0-0 F5			0-0 F7		0-0 F8		4	0	0	0	0	0	0											
John Wockenfuss, R (1, 3) OBP: 0.308, SLG: 0.500		0-3 K	0-0 CS 1B			0-0 3-1		0-0 F9		4	0	1	0	0	1	0											
Aurelio Rodriguez, R (1, 5) OBP: 0.286, SLG: 0.335		0-1 CI 1B E	0-0 CS 1-2	0-0 1-3		0-0 5-3			0-3 K	3	1	0	0	0	1	0											
Lynn Jones, R (1, 9) OBP: 0.330, SLG: 0.341		0-0 E6 1-3 1B		0-0 L8			0-0 4-3		0-0 G3	4	1	0	0	0	0	1											
Dave Macherer, R (1, 4) OBP: 0.200, SLG: 0.111		0-0 1B E 1B 2-H 3-H		0-0 1-3			4-0 CS BB		0-0 1-3	3	1	1	2	1	0	0											
Inning Stats	R: 1 E: 0 K: 1 S: 6	H: 2 LOB: 0 BB: 0 P: 6	R: 3 E: 2 K: 1 S: 9	H: 2 LOB: 1 BB: 0 P: 9	R: 1 E: 0 K: 1 S: 6	H: 2 LOB: 0 BB: 0 P: 6	R: 0 E: 0 K: 0 S: 3	H: 0 LOB: 0 BB: 0 P: 3	R: 0 E: 0 K: 0 S: 3	H: 2 LOB: 1 BB: 1 P: 7	R: 0 E: 0 K: 0 S: 3	H: 1 LOB: 2 BB: 2 P: 11	R: 0 E: 0 K: 0 S: 3	H: 0 LOB: 0 BB: 0 P: 3	R: 0 E: 0 K: 1 S: 5	H: 0 LOB: 0 BB: 0 P: 5	1B: 7 2B: 1 3B: 0 HR: 1	SF: 0 SAC: 1 DP: 1 HBP: 0	WP: 0 PB: 0 SB: 1 CS: 3	PA: 37							
PITCHER	IP	WLS	BF	H	R	ER	SO	BB	IBB	HBP	BLK	WP	HR	S	P	ERA	WHIP										
Mike Flanagan, L (1, 1) ERA: 3.93	2.2		15	6	5	2	3	0	0	0	0	0	1	21	21	6.75	2.250										
Sammy Stewart, R (3, 1) ERA: 2.72	4.0		14	3	0	0	0	3	0	0	0	0	0	11	23	0.00	1.500										
Tippy Martinez, L (7, 1) ERA: 3.76	2.1	W	7	0	0	0	1	0	0	0	0	0	0	9	9	0.00	0.000										

Detroit Tigers @ Baltimore Orioles
Memorial Stadium, Baltimore, MD
Fri Jun 22 1979, 7:05 PM EDT
Att: 35,456 - Unknown


AB 31
R 5
H 9
RBI 4
BB 3
SO 4
LOB 7



Batter	1	2	3	4	5	6	7	8	9	AB	R	H	RBI	BB	SO	LOB	BOTTOM										
Al Bumbry, L (1, 8) OBP: 0.326, SLG: 0.359	0-0 1-3	0-0 1-3		4-0 CS BB		0-0 L7		0-3 K		4	0	0	0	1	1	2											
Kiko Garcia, R (1, 6) OBP: 0.309, SLG: 0.377	0-0 1B 2B		0-3 K	4-0 1B BB		0-0 4-3 1B		0-0 F9		4	1	2	0	1	1	0											
Ken Singleton, S (1, 9) OBP: 0.421, SLG: 0.554	0-0 2-H 1B		0-0 1B 2B	1-2 1B		0-0 4-3	1-2	0-0 HR		5	2	4	2	0	0	1											
Eddie Murray, S (1, 3) OBP: 0.360, SLG: 0.416	0-0 F8		0-0 FC6-4 1B 2-H	0-3 K		0-0 F9		0-0 HR 1B		5	1	2	1	0	1	4											
Gary Roenicke, R (1, 7) OBP: 0.433, SLG: 0.578	0-0 F9		0-0 FC6-4 1B 2B 1-2		0-0 FC5-4 1B		0-0 F7		0-0 F4	5	1	1	0	0	0	3											
Doug DeCinces, R (1, 5) OBP: 0.326, SLG: 0.441		0-0 G6-4-3 1B	4-0 2B	1-2 2B		0-0 F7		0-3 K		4	1	2	2	1	1	1											
Lee May, R (1, 10) OBP: 0.332, SLG: 0.486		0-0 G6-4-3 1B	0-0 1-3 2-H 2B		0-0 FC5-4 1B 1-2		0-3 K		0-0 HR	4	0	2	1	0	1	1											
Rich Dauer, R (1, 4) OBP: 0.315, SLG: 0.371		0-0 G6-4-3	0-0 F8					0-3 K		3	0	1	0	0	0	4											
Pat Kelly, L (8, PH) OBP: 0.385, SLG: 0.511		0-0 G6-4-3								1	0	0	0	0	1	0											
Billy Smith, S (9, 4) OBP: 0.288, SLG: 0.356		1-2 2-3								0	0	0	0	0	0	0											
Rick Dempsey, R (1, 2) OBP: 0.356, SLG: 0.399		4-0 BB								2	0	0	0	1	0	2											
John Lowenstein, L (8, PH) OBP: 0.435, SLG: 0.600										1	0	0	0	0	0	0											
Dave Skaggs, R (9, 2) OBP: 0.322, SLG: 0.269										0	0	0	0	0	0	0											
Inning Stats	R: 1 E: 0 K: 0 S: 5	H: 2 LOB: 1 BB: 0 P: 5	R: 0 E: 0 K: 0 S: 4	H: 2 LOB: 2 BB: 1 P: 8	R: 2 E: 0 K: 1 S: 8	H: 3 LOB: 2 BB: 1 P: 12	R: 0 E: 0 K: 1 S: 5	H: 1 LOB: 2 BB: 2 P: 13	R: 0 E: 0 K: 0 S: 4	H: 1 LOB: 1 BB: 0 P: 4	R: 0 E: 0 K: 2 S: 7	H: 0 LOB: 0 BB: 0 P: 7	R: 0 E: 0 K: 2 S: 7	H: 0 LOB: 0 BB: 0 P: 7	R: 3 E: 0 K: 0 S: 5	H: 3 LOB: 0 BB: 0 P: 5	1B: 9 2B: 3 3B: 0 HR: 2	SF: 0 SAC: 0 DP: 1 HBP: 0	WP: 0 PB: 0 SB: 0 CS: 1	PA: 42							
PITCHER	IP	WLS	BF	H	R	ER	SO	BB	IBB	HBP	BLK	WP	HR	S	P	ERA	WHIP										
Pat Underwood, L (1, 1) ERA: 4.2	2.2		16	7	3	3	1	2	0	0	0	0	0	16	24	10.12	3.375										
Kip Young, R (3, 1) ERA: 7.17	5.1		21	4	0	0	5	2	0	0	0	0	0	29	37	0.00	1.125										
Dave Tobik, R (9, 1) ERA: 2.6	0.2	L	5	3	3	3	0	0	0	0	0	0	2	5	5	40.50	4.500										

Detroit Tigers @ Baltimore Orioles
Memorial Stadium, Baltimore, MD
Fri Jun 22 1979, 7:05 PM EDT
Att: 35,456 - Unknown

AB 38
R 6
H 14
RBI 6
BB 4
SO 6
LOB 18



Batter	1	2	3	4	5	6	7	8	9	AB	R	H	RBI	BB	SO	LOB	TOP								
Ron LeFlore, R OBP: 0.377, SLG: 0.418 (1, 8)										4	2	2	0	0	0	0									
Alan Trammell, R OBP: 0.313, SLG: 0.326 (1, 6)										3	0	0	0	0	0	1									
Steve Kemp, L OBP: 0.435, SLG: 0.558 (1, 7)										4	1	2	3	0	0	0									
Lance Parrish, R OBP: 0.366, SLG: 0.479 (1, 2)										3	1	1	0	1	1	1									
Jason Thompson, L OBP: 0.373, SLG: 0.409 (1, 3)										4	0	1	0	0	1	3									
Jerry Morales, R OBP: 0.281, SLG: 0.438 (1, 9)										4	0	1	2	0	0	1									
John Wockenfuss, R OBP: 0.290, SLG: 0.469 (1, 10)										4	0	0	0	0	0	1									
Aurelio Rodriguez, R OBP: 0.286, SLG: 0.350 (1, 5)										4	1	1	1	0	1	0									
Dave Macheimer, R OBP: 0.231, SLG: 0.091 (1, 4)										2	1	0	0	1	0	0									
Inning Stats	R: 3 E: 0 K: 1 S: 9	H: 4 LOB: 1 BB: 0 P: 9	R: 0 E: 0 K: 1 S: 5	H: 0 LOB: 0 BB: 0 P: 5	R: 0 E: 0 K: 1 S: 5	H: 0 LOB: 0 BB: 0 P: 5	R: 0 E: 0 K: 0 S: 3	H: 0 LOB: 0 BB: 0 P: 3	R: 3 E: 0 K: 0 S: 5	H: 3 LOB: 0 BB: 1 P: 9	R: 0 E: 0 K: 0 S: 3	H: 1 LOB: 0 BB: 0 P: 3	R: 0 E: 0 K: 0 S: 3	H: 0 LOB: 0 BB: 0 P: 3	R: 0 E: 0 K: 0 S: 3	H: 0 LOB: 1 BB: 0 P: 7	R: 0 E: 0 K: 0 S: 3	H: 0 LOB: 0 BB: 0 P: 3	1B: 6 2B: 1 3B: 0 HR: 1	SF: 0 SAC: 1 DP: 2 HBP: 0	WP: 0 PB: 0 SB: 1 CS: 0	PA: 35			
PITCHER	IP	WLS	BF	H	R	ER	SO	BB	IBB	HBP	BLK	WP	HR	S	P	ERA	WHIP								
Scott McGregor, L ERA: 5.21 (1, 1)	4.1		21	7	6	6	3	1	0	0	0	0	1	26	30	12.46	1.846								
Tim Stoddard, R ERA: 1.96 (5, 1)	0.2		2	1	0	0	0	0	0	0	0	0	0	2	2	0.00	1.500								
Tippy Martinez, L ERA: 3.26 (6, 1)	4.0	W	12	0	0	0	0	1	0	0	0	0	0	11	15	0.00	0.250								

Detroit Tigers @ Baltimore Orioles
Memorial Stadium, Baltimore, MD
 Sat Jun 23 1979, 7:05 PM EDT
 Unknown


AB 32
 R 6
 H 8
 RBI 6
 BB 2
 SO 3
 LOB 7



Batter	1	2	3	4	5	6	7	8	9	AB	R	H	RBI	BB	SO	LOB	BOTTOM								
Al Bumbry, L OBP: 0.331, SLG: 0.359 (1, 8)										3	2	1	2	2	0	0									
Billy Smith, S OBP: 0.296, SLG: 0.385 (1, 6)										3	1	1	1	1	1	2									
Ken Singleton, S OBP: 0.421, SLG: 0.547 John Lowenstein, L (9, PR) OBP: 0.435, SLG: 0.600 (1, 9)										3	0	0	0	2	1	0									
Eddie Murray, S OBP: 0.360, SLG: 0.429 (1, 3)										4	1	2	4	0	0	0									
Gary Roenicke, R OBP: 0.430, SLG: 0.568 (1, 7)										3	1	0	0	1	1	3									
Lee May, R OBP: 0.331, SLG: 0.482 (1, 10)										4	1	1	0	0	1	3									
Doug DeCinces, R OBP: 0.324, SLG: 0.434 (1, 5)										4	0	1	0	0	0	2									
Rich Dauer, R OBP: 0.317, SLG: 0.373 (1, 4)										4	1	2	1	0	0	2									
Dave Skaggs, R OBP: 0.311, SLG: 0.259 Terry Crowley, L (6, PH) OBP: 0.440, SLG: 0.579 Rick Dempsey, R (6, PR) OBP: 0.354, SLG: 0.396 (1, 2)										2	0	0	0	0	0	0									
Inning Stats	R: 1 E: 0 K: 0 S: 3	H: 0 LOB: 2 BB: 3 P: 15	R: 0 E: 0 K: 0 S: 3	H: 0 LOB: 0 BB: 0 P: 3	R: 0 E: 0 K: 2 S: 9	H: 2 LOB: 2 BB: 0 P: 9	R: 1 E: 0 K: 0 S: 4	H: 1 LOB: 0 BB: 0 P: 4	R: 3 E: 0 K: 1 S: 8	H: 3 LOB: 2 BB: 2 P: 16	R: 0 E: 0 K: 1 S: 5	H: 0 LOB: 0 BB: 0 P: 5	R: 0 E: 0 K: 1 S: 6	H: 1 LOB: 1 BB: 0 P: 6	R: 3 E: 0 K: 0 S: 2	H: 1 LOB: 1 BB: 2 P: 10	1B: 6 2B: 0 3B: 0 HR: 2	SF: 1 SAC: 1 DP: 0 HBP: 0	WP: 1 PB: 0 SB: 0 CS: 0	PA: 40					
PITCHER	IP	WLS	BF	H	R	ER	SO	BB	IBB	HBP	BLK	WP	HR	S	P	ERA	WHIP								
Milt Wilcox, R ERA: 5.61 (1, 1)	5.1		24	4	4	4	2	4	0	0	0	0	0	24	40	6.75	1.500								
Aurelio Lopez, R ERA: 4.12 (6, 1)	2.2		12	3	1	1	3	1	0	0	0	0	0	17	21	3.38	1.500								
John Hiller, L ERA: 3.74 (9, 1)	0.1	L	4	1	3	3	0	2	0	0	0	0	1	2	10	81.00	9.000								

Detroit Tigers @ Baltimore Orioles
Memorial Stadium, Baltimore, MD
 Sat Jun 23 1979, 7:05 PM EDT
 Unknown

AB 31
 R 8
 H 8
 RBI 8
 BB 7
 SO 5
 LOB 13



Batter	1	2	3	4	5	6	7	8	9	AB	R	H	RBI	BB	SO	LOB	TOP																											
Ron LeFlore, R (1, 8) Lynn Jones, R (4, 8) Rusty Staub, L (1, 10) Jerry Morales, R (9, FR) Steve Kemp, L (1, 7) Jason Thompson, L (1, 3) John Wockenfuss, R (1, 2) Champ Summers, L (1, 9) Phil Mankowski, L (1, 5) Alan Trammell, R (1, 6) Dave Macheimer, R (1, 4)	K2-3 FC4-6 1B 1B	FC4-6 BB 1B 1B	FC4-6 BB 1B	F5	F7	6-3	K	G3	G3	G6-3 HBP G6-3	3	0	1	1	0	2	0																											
Inning Stats	R: 1 E: 0 K: 2 S: 9	H: 2 LOB: 2 BB: 1 P: 13	R: 2 E: 0 K: 1 S: 8	H: 3 LOB: 3 BB: 2 P: 16	R: 0 E: 0 K: 1 S: 5	H: 1 LOB: 1 BB: 1 P: 9	R: 0 E: 0 K: 0 S: 7	H: 0 LOB: 0 BB: 0 P: 7	R: 0 E: 0 K: 0 S: 3	H: 0 LOB: 0 BB: 0 P: 3	R: 2 E: 0 K: 1 S: 8	H: 3 LOB: 1 BB: 0 P: 8	R: 0 E: 0 K: 0 S: 3	H: 0 LOB: 0 BB: 0 P: 3	R: 0 E: 0 K: 1 S: 5	H: 0 LOB: 1 BB: 0 P: 5	R: 0 E: 0 K: 0 S: 2	H: 0 LOB: 1 BB: 0 P: 3	1B: 8 2B: 2 3B: 0 HR: 0	SF: 0 SAC: 0 DP: 2 HBP: 1	WP: 0 PB: 0 SB: 0 CS: 0	PA: 39																						
PITCHER	IP	WLS	BF	H	R	ER	SO	BB	IBB	HBP	BLK	WP	HR	S	P	ERA	WHIP	PITCHER										IP	WLS	BF	H	R	ER	SO	BB	IBB	HBP	BLK	WP	HR	S	P	ERA	WHIP
Jim Palmer, R (1, 1) Sammy Stewart, R (6, 1)	5.1		28	9	5	5	6	4	0	0	0	0	0	36	52	8.44	2.438											0	0	14	15	0.00	0.000											

Detroit Tigers @ Baltimore Orioles
Memorial Stadium, Baltimore, MD
 Sat Jun 23 1979, 7:05 PM EDT
 Att: 45,814 - Unknown

AB	34
R	5
H	9
RBI	5
BB	4
SO	8
LOB	16

Batter	1	2	3	4	5	6	7	8	9	AB	R	H	RBI	BB	SO	LOB	BOTTOM																											
Al Bumbry, L (1, 8) Kiko Garcia, R (1, 6) Ken Singleton, S (1, 10) Eddie Murray, S (1, 3) John Lowenstein, L (1, 9) Doug DeCinces, R (1, 5) Rich Dauer, R (7, 5) Pat Kelly, L (1, 7) Gary Roenicke, R (9, 7) Wayne Krenchicki, L (1, 4) Rick Dempsey, R (1, 2) Terry Crowley, L (8, PH) Dave Skaggs, R (9, 2)	L8 G3 1B 1B	G3 1B	F8 G4-6-3 1B	G4-6-3 1B	HR 2B HR 1B	F7 HR	F7 K	E4 1B	G4-6-3 1B BB	E4 1B BB	4	2	2	0	1	0	0																											
Inning Stats	R: 1 E: 0 K: 1 S: 7	H: 2 LOB: 2 BB: 1 P: 11	R: 0 E: 0 K: 0 S: 3	H: 1 LOB: 0 BB: 0 P: 3	R: 0 E: 0 K: 0 S: 3	H: 1 LOB: 0 BB: 0 P: 3	R: 0 E: 0 K: 0 S: 3	H: 0 LOB: 2 BB: 2 P: 11	R: 2 E: 0 K: 1 S: 8	H: 3 LOB: 1 BB: 0 P: 8	R: 0 E: 0 K: 0 S: 3	H: 0 LOB: 0 BB: 0 P: 3	R: 2 E: 0 K: 0 S: 4	H: 2 LOB: 0 BB: 1 P: 8	R: 1 E: 2 K: 1 S: 7	H: 1 LOB: 3 BB: 2 P: 15	R: 0 E: 0 K: 0 S: 2	H: 0 LOB: 0 BB: 0 P: 3	1B: 8 2B: 1 3B: 0 HR: 1	SF: 0 SAC: 0 DP: 3 HBP: 0	WP: 0 PB: 0 SB: 1 CS: 0	PA: 38																						
PITCHER	IP	WLS	BF	H	R	ER	SO	BB	IBB	HBP	BLK	WP	HR	S	P	ERA	WHIP	PITCHER										IP	WLS	BF	H	R	ER	SO	BB	IBB	HBP	BLK	WP	HR	S	P	ERA	WHIP
Jack Billingham, R (1, 1) Dave Tobik, R (8, 1)	7.0	L	33	9	6	5	2	5	0	0	0	0	0	32	52	6.43	2.000											0	0	6	10	0.00	1.000											

Detroit Tigers @ Baltimore Orioles
Memorial Stadium, Baltimore, MD
 Sat Jun 23 1979, 7:05 PM EDT
 Att: 45,814 - Unknown

AB	32
R	6
H	10
RBI	6
BB	6
SO	3
LOB	21

Batter	1	2	3	4	5	6	7	8	9	AB	R	H	RBI	BB	SO	LOB	TOP								
Jerry Morales, R (1, 8) OBP: 0.279, SLG: 0.437	0-3 K		0-0 WP SF9 2B		0-3 K		0-0 FC6-4 BB 1B		0-0 FC1-5 3B	5	3	1	1	0	2	2									
Rusty Staub, L (1, 10) OBP: 0.332, SLG: 0.394	0-0 WP 1B		4-0 BB		0-0 HR		4-0 1B BB		0-0 1B 3B	3	1	3	2	2	0	0									
Phil Mankowski, L (9, FR) OBP: 0.295, SLG: 0.227			2-3 BB				1-2 BB		1-H 1B 3B	0	1	0	0	0	0	0									
Steve Kemp, L (1, 7) OBP: 0.434, SLG: 0.549	0-0 F7		0-0 SF9		4-0 FC4-6 BB		0-0 F7		4-0 1-3 1B BB	2	0	0	1	2	0	3									
Jason Thompson, L (1, 3) OBP: 0.371, SLG: 0.404	0-0 3-1		0-0 F7		0-0 FC4-6 1-2		0-0 1-3 2H 1B		0-0 1-3 1B	5	0	2	2	0	0	3									
Lance Parrish, R (1, 2) OBP: 0.359, SLG: 0.469		0-3 K	0-0 5-3		0-0 4-3		0-0 F8		0-0 1-3	5	0	0	0	0	1	7									
Champ Summers, L (1, 9) OBP: 0.362, SLG: 0.387		4-0 BB			0-0 F5		0-0 4-3		0-0 F7	2	0	0	0	1	0	0									
Lynn Jones, R (6, 9) OBP: 0.337, SLG: 0.352									4-0 BB	1	0	0	0	1	0	0									
Aurelio Rodriguez, R (1, 5) OBP: 0.276, SLG: 0.341		0-0 F3		0-0 6-3		0-0 4-3		0-0 5-3	0-0 F2	5	0	0	0	0	0	4									
Alan Trammell, R (1, 6) OBP: 0.320, SLG: 0.330		0-0 6-3			0-0 1B		0-0 F9		0-3 K	4	0	1	0	0	1	1									
Dave Macheer, R (1, 4) OBP: 0.333, SLG: 0.316			0-0 2B 1B		0-3 K		0-0 FC6-4 1B		0-0 FC1-5 2B	4	1	3	0	0	1	1									
Inning Stats	R: 0 E: 0 K: 1 S: 6	H: 1 LOB: 1 BB: 0 P: 6	R: 0 E: 0 K: 1 S: 5	H: 0 LOB: 1 BB: 1 P: 9	R: 2 E: 0 K: 0 S: 5	H: 2 LOB: 1 BB: 1 P: 9	R: 0 E: 0 K: 1 S: 6	H: 1 LOB: 1 BB: 0 P: 6	R: 1 E: 0 K: 0 S: 6	H: 1 LOB: 0 BB: 0 P: 3	R: 0 E: 0 K: 0 S: 3	H: 0 LOB: 0 BB: 0 P: 3	R: 1 E: 0 K: 0 S: 5	H: 2 LOB: 2 BB: 1 P: 9	R: 0 E: 0 K: 1 S: 5	H: 0 LOB: 0 BB: 0 P: 5	R: 2 E: 0 K: 0 S: 6	H: 3 LOB: 3 BB: 2 P: 14	1B: 6 2B: 2 3B: 1 HR: 1	SF: 1 SAC: 0 DP: 0 HBP: 0	WP: 2 PB: 0 SB: 0 CS: 0	PA: 43			
PITCHER	IP	WLS	BF	H	R	ER	SO	BB	IBB	HBP	BLK	WP	HR	S	P	ERA	WHIP								
Dennis Martinez, R (1, 1) ERA: 3.45	8.1	L	38	9	6	6	5	4	0	0	0	2	1	44	60	6.48	1.560								
Tippy Martinez, L (9, 1) ERA: 3.25	0.0		2	1	0	0	0	1	0	0	0	0	0	1	5	∞	∞								
Don Stanhouse, R (9, 1) ERA: 2.78	0.2		3	0	0	0	0	1	0	0	0	0	0	2	6	0.00	1.500								

Detroit Tigers @ Baltimore Orioles
Memorial Stadium, Baltimore, MD
Sun Jun 24 1979, 3:33 AM EDT
Att: 41,200 - Unknown

AB 36
R 6
H 10
RBI 6
BB 6
SO 5
LOB 21




Batter	1	2	3	4	5	6	7	8	9	AB	R	H	RBI	BB	SO	LOB	BOTTOM								
Al Bumbry, L (1, 8) OBP: 0.333, SLG: 0.362	0-3 K		0-0 F7		0-0 CS 1B	0-0 4-3			0-0 F7	5	0	1	0	0	1	0									
Billy Smith, S (1, 4) OBP: 0.294, SLG: 0.380	0-0 1B		0-0 4-3		0-3 K		0-0 3-1			4	0	1	0	0	1	1									
Doug DeCinces, R (8, 5) OBP: 0.317, SLG: 0.424					1-2 K					0	0	0	0	0	0	0									
Ken Singleton, S (1, 9) OBP: 0.426, SLG: 0.550	0-0 1-3 1B		0-0 1B		0-0 HBP WP 1B		0-3 K			4	1	3	0	0	1	0									
Eddie Murray, S (1, 3) OBP: 0.361, SLG: 0.423	0-0 P5		0-3 K		4-0 HBP 1B IBB		0-0 F9			3	1	0	0	1	1	3									
Gary Roenicke, R (1, 7) OBP: 0.431, SLG: 0.561	0-0 F5			4-0 FC6-4 BB	1-0 1B HBP			0-3 K		2	0	0	0	1	1	2									
Lee May, R (1, 10) OBP: 0.329, SLG: 0.478		0-0 F2		0-0 F8	0-0 1-3 2H 3H 1B		0-3 K		0-3 K	4	0	1	2	0	1	1									
Kiko Garcia, R (1, 6) OBP: 0.315, SLG: 0.397		0-0 1B 1B		0-0 FC6-4 HR	0-0 L9		0-3 K		0-3 K	4	1	1	0	0	1	3									
Rich Dauer, R (1, 5) OBP: 0.324, SLG: 0.390		0-0 1B		0-0 FC6-4 HR		0-0 L8			0-0 F7	3	1	2	2	0	0	0									
John Lowenstein, L (9, PH) OBP: 0.422, SLG: 0.568		1-3 1B		1-H HR						1	0	0	0	0	0	0									
Dave Skaggs, R (1, 2) OBP: 0.297, SLG: 0.246		0-0 G5-6-4-3		0-0 F5		0-0 F7			0-3 K	3	0	0	0	0	0	2									
Terry Crowley, L (9, PH) OBP: 0.444, SLG: 0.571			1-2							1	0	0	0	0	1	0									
Inning Stats	R: 0 E: 0 K: 1 S: 7	H: 2 LOB: 2 BB: 0 P: 7	R: 0 E: 0 K: 0 S: 4	H: 2 LOB: 0 BB: 0 P: 4	R: 0 E: 0 K: 1 S: 6	H: 1 LOB: 0 BB: 0 P: 6	R: 2 E: 0 K: 0 S: 4	H: 1 LOB: 1 BB: 1 P: 8	R: 2 E: 0 K: 1 S: 7	H: 3 LOB: 2 BB: 1 P: 12	R: 0 E: 0 K: 0 S: 3	H: 0 LOB: 0 BB: 0 P: 3	R: 0 E: 0 K: 1 S: 5	H: 0 LOB: 0 BB: 0 P: 5	R: 0 E: 0 K: 3 S: 9	H: 0 LOB: 0 BB: 0 P: 9	R: 0 E: 0 K: 1 S: 5	H: 0 LOB: 0 BB: 0 P: 5	1B: 8 2B: 0 3B: 0 HR: 1	SF: 0 SAC: 0 DP: 1 HBP: 1	WP: 1 PB: 0 SB: 1 CS: 1	PA: 37			
PITCHER	IP	WLS	BF	H	R	ER	SO	BB	IBB	HBP	BLK	WP	HR	S	P	ERA	WHIP								
Steve Baker, R (1, 1) ERA: 6.12	6.0		28	9	4	4	3	1	0	1	0	1	1	31	40	6.00	1.667								
Aurelio Lopez, R (7, 1) ERA: 3.83	3.0	W	9	0	0	0	5	0	0	0	0	0	0	19	19	0.00	0.000								

Detroit Tigers @ Baltimore Orioles
Memorial Stadium, Baltimore, MD
Sun Jun 24 1979, 3:33 AM EDT
Att: 41,200 - Unknown

AB 34
R 4
H 9
RBI 4
BB 2
SO 8
LOB 12




Batter	1	2	3	4	5	6	7	8	9	AB	R	H	RBI	BB	SO	LOB	TOP			
Jerry Remy, L (1,4) OBP: 0.357, SLG: 0.354	F8	6-3			FC5-4		4-3			4	0	0	0	0	0	3	Boston Red Sox @ Detroit Tigers Tiger Stadium, Detroit, MI Tue Jun 26 1979, 7:05 PM EDT Att: 36,247 - Unknown - 75 F			
Rick Burleson, R (1,6) OBP: 0.320, SLG: 0.373	5-3		5-3		G1			1-3		4	0	0	0	0	1					
Fred Lynn, L (1,8) OBP: 0.395, SLG: 0.624	4-3		F3			4-3		K		4	0	0	0	1	0					
Jim Rice, R (1,7) OBP: 0.390, SLG: 0.585		1B WP 1B	1-3			K		1B		4	1	2	0	0	1	0				
Carl Yastrzemski, L (1,3) OBP: 0.395, SLG: 0.554		WP 1B 1B		L7		HR		L8		4	2	2	1	0	0	1				
Bob Watson, R (1,10) OBP: 0.326, SLG: 0.376		WP 1B		5-3		4-3			BB	3	1	1	0	1	0	0				
Butch Hobson, R (1,5) OBP: 0.296, SLG: 0.477		K		F5			1B	F9		4	0	1	0	0	1	4				
Dwight Evans, R (1,9) OBP: 0.356, SLG: 0.448		K			FC5-4		F8	F6		3	0	0	0	1	1	5				
Gary Allenson, R (1,2) OBP: 0.280, SLG: 0.318										3	0	1	2	0	1	2				
Tom Poquette, L (9, PH) OBP: 0.279, SLG: 0.216		1B		B3			K	L7		1	0	0	0	0	1					
Inning Stats	R: 0 E: 0 K: 0 S: 3	H: 0 LOB: 0 BB: 0 P: 3	R: 3 E: 0 K: 2 S: 11	H: 4 LOB: 1 BB: 0 P: 11	R: 0 E: 0 K: 0 S: 3	H: 0 LOB: 0 BB: 0 P: 3	R: 0 E: 0 K: 0 S: 3	H: 0 LOB: 0 BB: 0 P: 3	R: 0 E: 0 K: 1 S: 6	H: 1 LOB: 1 BB: 0 P: 6	R: 0 E: 0 K: 1 S: 6	H: 1 LOB: 1 BB: 0 P: 6	R: 0 E: 0 K: 1 S: 6	H: 1 LOB: 1 BB: 1 P: 7	R: 0 E: 0 K: 0 S: 3	H: 0 LOB: 1 BB: 1 P: 7	1B: 6 2B: 0 3B: 0 HR: 1	SF: 0 SAC: 0 DP: 0 HBP: 0	WP: 1 PB: 0 SB: 0 CS: 0	PA: 36
PITCHER Jack Morris, R (1,1) ERA: 3.81	IP: 9.0 WLS: W BF: 36 H: 7 R: 4 ER: 4 SO: 5 BB: 2 IBB: 0 HBP: 0 BLK: 0 WP: 1 HR: 1 S: 44 P: 52 ERA: 4.00 WHIP: 1.000															PITCHER				

Batter	1	2	3	4	5	6	7	8	9	AB	R	H	RBI	BB	SO	LOB	BOTTOM			
Ron LeFlore, R (1,8) OBP: 0.371, SLG: 0.411	1-3		K		6-3			4-3		4	0	0	0	0	1	0	Boston Red Sox @ Detroit Tigers Tiger Stadium, Detroit, MI Tue Jun 26 1979, 7:05 PM EDT Att: 36,247 - Unknown - 75 F			
Rusty Staub, L (1,10) OBP: 0.325, SLG: 0.385	F8		F5			G3		F5		4	0	0	0	0	0					
Steve Kemp, L (1,7) ERA: 3.02					G3					3	0	2	0	1	0	0				
Lynn Jones, R (6, PR) OBP: 0.337, SLG: 0.352		1B			2B			WP 1B	BB	0	1	0	0	0	0	0				
Jason Thompson, L (1,3) OBP: 0.369, SLG: 0.398		K			G3			4-3		3	1	0	0	1	1	2				
Lance Parrish, R (1,2) OBP: 0.357, SLG: 0.463		K			K			K	1B	3	1	0	0	0	3	1				
Champ Summers, L (1,9) OBP: 0.379, SLG: 0.425		HR						HR	1B	3	2	3	3	1	0	0				
Aurelio Rodriguez, R (1,5) OBP: 0.263, SLG: 0.360		F7			F6			HR	1B	4	1	2	3	0	0	2				
Alan Trammell, R (1,6) OBP: 0.314, SLG: 0.323		F9						F3		4	0	0	0	0	1	2				
Dave Macherer, R (1,4) OBP: 0.292, SLG: 0.273				3-1				F4		3	0	0	0	0	0	0				
Inning Stats	R: 0 E: 0 K: 1 S: 6	H: 1 LOB: 1 BB: 0 P: 6	R: 1 E: 0 K: 1 S: 6	H: 1 LOB: 0 BB: 0 P: 6	R: 0 E: 0 K: 1 S: 5	H: 0 LOB: 0 BB: 0 P: 5	R: 0 E: 0 K: 1 S: 6	H: 1 LOB: 2 BB: 1 P: 10	R: 0 E: 0 K: 0 S: 3	H: 0 LOB: 0 BB: 0 P: 3	R: 0 E: 0 K: 0 S: 3	H: 0 LOB: 0 BB: 0 P: 3	R: 2 E: 0 K: 2 S: 9	H: 2 LOB: 0 BB: 0 P: 9	R: 3 E: 0 K: 0 S: 5	H: 2 LOB: 2 BB: 2 P: 14	1B: 4 2B: 1 3B: 0 HR: 2	SF: 0 SAC: 0 DP: 0 HBP: 1	WP: 1 PB: 0 SB: 1 CS: 0	PA: 35
PITCHER Dennis Eckersley, R (1,1) ERA: 3.02	IP: 7.1 WLS: L BF: 28 H: 5 R: 3 ER: 3 SO: 6 BB: 1 IBB: 0 HBP: 0 BLK: 0 WP: 0 HR: 2 S: 39 P: 43 ERA: 3.68 WHIP: 0.818															PITCHER				
Bill Campbell, R (8,1) ERA: 3.58	0.1	L	3	0	0	0	0	2	0	0	0	0	0	1	0	1	9	0.00	6.000	
Dick Drago, R (8,1) ERA: 2.93	0.0	2	1	2	2	0	0	0	0	1	0	0	0	0	1	2	∞	∞		
Bob Stanley, R (8,1) ERA: 3.64	0.1	2	1	1	1	0	0	0	0	0	0	0	0	0	2	2	27.00	3.000		

Batter	1	2	3	4	5	6	7	8	9	AB	R	H	RBI	BB	SO	LOB	TOP							
Jerry Remy, L (1,4) OBP: 0.354, SLG: 0.350	0-3 K		0-3 K			0-0 SH1-4		0-0 SH1-4	0-0 4-3	3	0	0	0	0	2	2								
Rick Burleson, R (1,6) OBP: 0.319, SLG: 0.370	0-0 F4			1-0 1B		0-3 K		0-0 SF8		2	0	0	1	0	1	1								
Stan Papi, R (9,6) OBP: 0.167, SLG: 0.292				HBP						0	0	0	0	0	0	0								
Fred Lynn, L (1,8) OBP: 0.389, SLG: 0.615	0-0 L6			0-0 F7		0-0 F6		0-0 F8		4	0	0	0	0	0	3								
Jim Rice, R (1,7) OBP: 0.392, SLG: 0.587		0-3 K		0-0 1B					0-0 2B	4	1	2	0	0	2	0								
Bob Watson, R (1,10) OBP: 0.333, SLG: 0.374		4-0 S		0-0 L6					4-0 2B	1	1	0	0	3	0	1								
Carl Yastrzemski, L (1,3) OBP: 0.360, SLG: 0.545		0-3 K		0-0 1-3					0-0 L4	4	0	0	0	0	2	4								
Butch Hobson, R (1,5) OBP: 0.295, SLG: 0.478		0-3 K		0-0 F7					0-0 2B	4	0	1	1	0	1	2								
Dwight Evans, R (1,9) OBP: 0.360, SLG: 0.447			0-0 F3		0-0 L8			0-0 SH1-4	0-0 IBB	3	1	1	0	1	0	0								
Gary Allenson, R (1,2) OBP: 0.283, SLG: 0.327			0-0 4-3			0-0 SH1-4		0-0 SH	0-0 SF7	2	0	1	0	0	0	0								
Tom Poquette, L (9, PH) OBP: 0.274, SLG: 0.216								0-0 SH		0	0	0	1	0	0	0								
Mike O'Berry, R (9,2) OBP: 0.267, SLG: 0.385								0-0 SH1-4		0	0	0	0	0	0	0								
Inning Stats	R: 0 E: 0 K: 1 S: 5	H: 0 LOB: 0 BB: 0 P: 5	R: 0 E: 0 K: 3 S: 9	H: 0 LOB: 1 BB: 1 P: 13	R: 0 E: 0 K: 1 S: 5	H: 0 LOB: 0 BB: 0 P: 5	R: 0 E: 0 K: 0 S: 3	H: 1 LOB: 1 BB: 0 P: 4	R: 0 E: 0 K: 0 S: 3	H: 0 LOB: 0 BB: 0 P: 3	R: 0 E: 0 K: 1 S: 6	H: 1 LOB: 1 BB: 0 P: 6	R: 0 E: 0 K: 2 S: 7	H: 0 LOB: 1 BB: 1 P: 11	R: 1 E: 0 K: 0 S: 5	H: 1 LOB: 1 BB: 2 P: 5	R: 2 E: 0 K: 0 S: 5	H: 2 LOB: 2 BB: 2 P: 13	1B: 2 2B: 3 3B: 0 HR: 0	SF: 2 SAC: 3 DP: 0 HBP: 1	WP: 1 PB: 0 SB: 1 CS: 0	PA: 37		
PITCHER	IP	WLS	BF	H	R	ER	SO	BB	IBB	HBP	BLK	WP	HR	S	P	ERA	WHIP							
Pat Underwood, L (1,1) ERA: 3.62	7.1		28	3	1	1	8	2	0	1	0	1	0	41	50	1.23	0.682							
Dave Tobik, R (8,1) ERA: 3.25	1.0	L	6	2	2	2	0	1	0	0	0	0	0	5	9	18.00	3.000							
Milt Wilcox, R (9,1) ERA: 5.57	0.2		3	0	0	0	0	0	1	0	0	0	0	2	6	0.00	0.000							

Boston Red Sox @ Detroit Tigers
Tiger Stadium, Detroit, MI
Wed Jun 27 1979, 7:05 PM EDT
Att: 32,381 - Unknown - 78 F


AB 27
R 3
H 5
RBI 3
BB 4
SO 8
LOB 13



Batter	1	2	3	4	5	6	7	8	9	AB	R	H	RBI	BB	SO	LOB	BOTTOM							
Ron LeFlore, R (1,8) OBP: 0.373, SLG: 0.410	0-0 L4-3		0-0 PO	0-3 K	4-0 BB		0-0 6-3			3	0	1	0	1	1	1								
Rusty Staub, L (1,10) OBP: 0.324, SLG: 0.388	0-0 L4-3			0-0 BB	0-0 3-1			0-0 F7		4	0	1	0	0	0	3								
Steve Kemp, L (1,7) OBP: 0.439, SLG: 0.551	0-0 4-3			4-0 BB		0-0 G4-6-3		0-0 2-3		3	0	1	0	1	0	0								
Jason Thompson, L (1,3) OBP: 0.364, SLG: 0.391		0-0 3-1		0-0 F9		0-0 F9		0-3 K		4	0	0	0	0	1	3								
Lance Parrish, R (1,2) OBP: 0.355, SLG: 0.457		0-0 F5		4-0 BB		0-0 G4-6-3			0-0 F7	3	0	0	0	1	0	1								
Champ Summers, L (1,9) OBP: 0.376, SLG: 0.443		0-0 3-1		0-3 K2-3					0-0 F8	4	1	1	1	0	1	3								
Aurelio Rodriguez, R (1,5) OBP: 0.262, SLG: 0.358			0-0 6-3		0-0 4-3				0-0 F9	4	0	1	0	0	0	0								
Alan Trammell, R (1,6) OBP: 0.319, SLG: 0.328			0-0 E9		0-0 5-3				0-0 E2	3	0	2	0	0	0	0								
John Wockenfuss, R (9, PH) OBP: 0.237, SLG: 0.464			FC6						0-0 1B	1	0	1	0	0	0	0								
Dave Macherer, R (1,4) OBP: 0.296, SLG: 0.250			FC6						0-0 1B	2	0	0	0	1	0	2								
Mark Wagner, R (8,4) OBP: 0.352, SLG: 0.354									0-0 F7	0	0	0	0	0	0	0								
Jerry Morales, R (9, PH) OBP: 0.278, SLG: 0.435			PO						0-0 F7	1	0	0	0	0	0	2								
Inning Stats	R: 0 E: 0 K: 0 S: 3	H: 1 LOB: 0 BB: 0 P: 3	R: 0 E: 0 K: 0 S: 3	H: 0 LOB: 0 BB: 0 P: 3	R: 0 E: 1 K: 0 S: 3	H: 1 LOB: 0 BB: 0 P: 3	R: 0 E: 0 K: 2 S: 8	H: 1 LOB: 3 BB: 2 P: 16	R: 0 E: 0 K: 0 S: 3	H: 0 LOB: 2 BB: 2 P: 11	R: 1 E: 0 K: 0 S: 5	H: 2 LOB: 1 BB: 0 P: 5	R: 0 E: 0 K: 1 S: 5	H: 0 LOB: 0 BB: 0 P: 5	R: 0 E: 1 K: 0 S: 5	H: 2 LOB: 2 BB: 0 P: 5	1B: 6 2B: 2 3B: 0 HR: 1	SF: 0 SAC: 0 DP: 2 HBP: 0	WP: 0 PB: 0 SB: 0 CS: 0	PA: 37				
PITCHER	IP	WLS	BF	H	R	ER	SO	BB	IBB	HBP	BLK	WP	HR	S	P	ERA	WHIP							
Joel Finch, R (1,1) ERA: 2.65	6.1		26	6	1	1	2	4	0	0	0	0	0	26	42	1.42	1.579							
Bob Stanley, R (7,1) ERA: 3.55	2.2	W	10	2	0	0	1	0	0	0	0	0	0	12	12	0.00	0.750							

Boston Red Sox @ Detroit Tigers
Tiger Stadium, Detroit, MI
Wed Jun 27 1979, 7:05 PM EDT
Att: 32,381 - Unknown - 78 F

AB 32
R 1
H 8
RBI 1
BB 4
SO 3
LOB 15



Batter	1	2	3	4	5	6	7	8	9	AB	R	H	RBI	BB	SO	LOB	TOP										
Jerry Remy, L (1,4) OBP: 0.356, SLG: 0.350	F8		CS BB			F8				3	0	1	2	1	0	0	Boston Red Sox @ Detroit Tigers Tiger Stadium, Detroit, MI Thu Jun 28 1979, 7:05 PM EDT Att: 32,755 - Unknown										
Rick Burleson, R (1,6) OBP: 0.316, SLG: 0.368	F8		CS	F9			2B 1B			4	1	1	0	0	0	1											
Fred Lynn, L (1,8) OBP: 0.391, SLG: 0.617	3-1									4	0	2	1	0	1	0											
Jim Rice, R (1,7) OBP: 0.387, SLG: 0.579		5-3		FC5-4 BB						4	0	0	0	0	0	2											
Carl Yastrzemski, L (1,3) OBP: 0.391, SLG: 0.541										2	0	0	0	2	1	1											
Bob Watson, R (1,10) OBP: 0.336, SLG: 0.373										3	1	1	0	0	1	3											
Butch Hobson, R (1,5) OBP: 0.290, SLG: 0.468										4	0	0	0	0	0	3											
Dwight Evans, R (1,9) OBP: 0.363, SLG: 0.448										4	1	2	0	0	0	1											
Gary Allenson, R (1,2) OBP: 0.280, SLG: 0.322										2	0	0	0	0	0	1											
Carlton Fisk, R (7,PH) OBP: 0.339, SLG: 0.476										1	0	0	0	0	1	2											
Mike O'Berry, R (7,2) OBP: 0.267, SLG: 0.385										0	0	0	0	0	0	0											
Tom Poquette, L (9,PH) OBP: 0.270, SLG: 0.212										1	0	0	0	0	0	1											
Inning Stats	R: 0 E: 0 K: 0 S: 3	H: 0 LOB: 0 BB: 0 P: 3	R: 0 E: 0 K: 1 S: 5	H: 0 LOB: 1 BB: 1 P: 9	R: 0 E: 0 K: 0 S: 2	H: 0 LOB: 0 BB: 1 P: 6	R: 0 E: 0 K: 0 S: 4	H: 1 LOB: 2 BB: 1 P: 8	R: 0 E: 0 K: 0 S: 3	H: 1 LOB: 0 BB: 0 P: 3	R: 1 E: 0 K: 1 S: 7	H: 2 LOB: 1 BB: 0 P: 7	R: 2 E: 0 K: 1 S: 8	H: 3 LOB: 1 BB: 0 P: 8	R: 0 E: 0 K: 1 S: 5	H: 0 LOB: 0 BB: 0 P: 5		R: 0 E: 0 K: 0 S: 3	H: 0 LOB: 1 BB: 0 P: 4	1B: 6 2B: 1 3B: 0 HR: 0	SF: 0 SAC: 0 DP: 1 HBP: 1	WP: 1 PB: 0 SB: 0 CS: 1	PA: 37				
PITCHER	IP	WLS	BF	H	R	ER	SO	BB	IBB	HBP	BLK	WP	HR	S	P	ERA	WHIP										
Jack Billingham, R (1,1) ERA: 3.16	7.0	W	29	7	3	3	3	3	0	0	0	1	0	32	44	3.86	1.429										
Aurelio Lopez, R (8,1) ERA: 3.65	2.0	S	7	0	0	0	1	0	0	1	0	0	0	8	9	0.00	0.000										

Batter	1	2	3	4	5	6	7	8	9	AB	R	H	RBI	BB	SO	LOB	BOTTOM											
Ron LeFlore, R (1,8) OBP: 0.368, SLG: 0.404	F9		F9	4-3						4	0	0	0	0	0	3	Boston Red Sox @ Detroit Tigers Tiger Stadium, Detroit, MI Thu Jun 28 1979, 7:05 PM EDT Att: 32,755 - Unknown											
Rusty Staub, L (1,10) OBP: 0.318, SLG: 0.380	F8		F7							4	0	0	0	0	1	1												
Steve Kemp, L (1,7) OBP: 0.433, SLG: 0.543	K		K							4	0	0	0	0	2	0												
Jason Thompson, L (1,3) OBP: 0.370, SLG: 0.399										3	3	2	0	1	1	0												
Lance Parrish, R (1,2) OBP: 0.358, SLG: 0.455										3	2	1	0	1	0	1												
Champ Summers, L (1,9) OBP: 0.385, SLG: 0.474										4	1	3	3	0	0	0												
Aurelio Rodriguez, R (1,5) OBP: 0.262, SLG: 0.355										4	0	1	3	0	1	1												
Alan Trammell, R (1,6) OBP: 0.318, SLG: 0.327										4	0	1	0	0	1	4												
Dave Macheiner, R (1,4) OBP: 0.276, SLG: 0.231										2	0	0	0	0	0	4												
Mark Wagner, R (7,4) OBP: 0.352, SLG: 0.354										0	0	0	0	0	0	0												
Inning Stats	R: 0 E: 0 K: 1 S: 5	H: 0 LOB: 0 BB: 0 P: 5	R: 1 E: 0 K: 1 S: 8	H: 2 LOB: 2 BB: 0 P: 8	R: 0 E: 0 K: 1 S: 5	H: 0 LOB: 0 BB: 0 P: 5	R: 2 E: 0 K: 0 S: 6	H: 3 LOB: 2 BB: 1 P: 10	R: 3 E: 0 K: 1 S: 7	H: 2 LOB: 0 BB: 1 P: 11	R: 0 E: 0 K: 1 S: 6	H: 1 LOB: 1 BB: 0 P: 6	R: 0 E: 0 K: 1 S: 5	H: 0 LOB: 0 BB: 0 P: 5	R: 0 E: 0 K: 0 S: 3	H: 0 LOB: 0 BB: 0 P: 3		1B: 6 2B: 1 3B: 0 HR: 1	SF: 0 SAC: 1 DP: 0 HBP: 0	WP: 0 PB: 0 SB: 0 CS: 0	PA: 35							
PITCHER	IP	WLS	BF	H	R	ER	SO	BB	IBB	HBP	BLK	WP	HR	S	P	ERA		WHIP										
Steve Renko, R (1,1) ERA: 3.63	5.0	L	25	7	6	6	4	2	0	0	0	0	0	11	11	0.00		0.500										
Bill Campbell, R (6,1) ERA: 3.34	2.0		7	1	0	0	2	0	0	0	0	0	0	11	11	0.00	0.500											
Tom Burgmeier, L (8,1) ERA: 1.62	1.0		3	0	0	0	0	0	0	0	0	0	0	3	3	0.00	0.000											

Batter	1	2	3	4	5	6	7	8	9	AB	R	H	RBI	BB	SO	LOB	TOP										
Rick Manning, L OBP: 0.338, SLG: 0.314 (1, 8)	4-0 BB BB	4-0 1-2 2-3 BB	0-0 2B			4-3 1			0-0 F7	3	0	1	3	2	0	0	Cleveland Indians @ Detroit Tigers Tiger Stadium, Detroit, MI Fri Jun 29 1979, 7:05 PM EDT Att: 20,289 - Unknown - 68 F										
Duane Kuiper, L OBP: 0.306, SLG: 0.302 (1, 4)	0-3 K	0-0 L6-4	0-0 1-3			0-0 F7			0-0 BB 1B	5	0	1	0	0	1	5											
Bobby Bonds, R OBP: 0.377, SLG: 0.463 (1, 10)	0-0 F6		4-0 HBP SF8 BB	0-0 PB BB 9 1B		0-0 F5			0-0 F8	4	1	1	0	1	0	2											
Andre Thornton, R OBP: 0.357, SLG: 0.437 (1, 3)	4-0 1-2 BB		0-3 K	4-0 PB BB		0-0 F8			4-0 1-2 BB	2	0	0	0	3	1	1											
Toby Harrah, R OBP: 0.385, SLG: 0.411 (1, 5) (8, 6)	0-0 4-3		4-0 BB HBP FC BB	0-0 L5		0-0 F3			0-0 F9	4	1	0	0	1	0	6											
Mike Hargrove, L OBP: 0.322, SLG: 0.260 (1, 7)		0-3 K	1-0 FC BB 2B HBP	0-0 9		0-0 F7				3	1	0	0	0	1	2											
Jim Norris, L OBP: 0.299, SLG: 0.308 (1, 9)		0-0 1B 1B	0-0 SF8			0-0 4-3			0-0 F6	3	1	1	1	0	0	0											
Ron Hassey, L OBP: 0.295, SLG: 0.317 (1, 2)		0-0 E 1B 1B	4-0 3-H FC 2B BB			0-0 3-1			0-0 F7	3	1	1	0	1	0	0											
Tom Verzyer, R OBP: 0.300, SLG: 0.277 (1, 6) (8, PH) Ted Cox, R OBP: 0.282, SLG: 0.250 (8, 5)		0-0 L6-4 E 1B	0-0 FC 2B			0-0 F4			0-3 K	3	1	1	1	0	0	2											
Inning Stats	R: 0 E: 0 K: 1 S: 5	H: 0 LOB: 2 BB: 2 P: 13	R: 1 E: 1 K: 1 S: 7	H: 3 LOB: 2 BB: 1 P: 11	R: 5 E: 0 K: 1 S: 7	H: 1 LOB: 1 BB: 3 P: 20	R: 0 E: 0 K: 0 S: 3	H: 1 LOB: 1 BB: 0 P: 7	R: 0 E: 0 K: 0 S: 3	H: 0 LOB: 0 BB: 0 P: 3	R: 0 E: 0 K: 0 S: 3	H: 0 LOB: 0 BB: 0 P: 3	R: 0 E: 0 K: 1 S: 5	H: 0 LOB: 0 BB: 1 P: 5	R: 0 E: 0 K: 0 S: 4	H: 1 LOB: 2 BB: 1 P: 8	1B: 5 2B: 3 3B: 0 HR: 0	SF: 1 SAC: 0 DP: 2 HBP: 1	WP: 0 PB: 1 SB: 1 CS: 0	PA: 41							
PITCHER	IP	WLS	BF	H	R	ER	SO	BB	IBB	HBP	BLK	WP	HR	S	P	ERA	WHIP	PITCHER									
Steve Baker, R ERA: 6.54 (1, 1)	2.1		15	3	4	4	3	5	0	1	0	0	0	15	36	15.43	3.429										
Milt Wilcox, R ERA: 5.39 (3, 1)	6.1	W	25	3	2	2	1	3	0	0	0	0	0	24	36	2.84	0.947										
Dave Tobik, R ERA: 3.2 (9, 1)	0.1	S	1	0	0	0	0	0	0	0	0	0	0	1	1	0.00	0.000										

AB	31
R	6
H	6
RBI	5
BB	8
SO	4
LOB	18



Batter	1	2	3	4	5	6	7	8	9	AB	R	H	RBI	BB	SO	LOB	BOTTOM										
Ron LeFlore, R OBP: 0.368, SLG: 0.401 (1, 10)	0-0 5-3		0-0 6-3			0-0 2B 1B			0-0 F9	4	1	1	1	1	0	0	Cleveland Indians @ Detroit Tigers Tiger Stadium, Detroit, MI Fri Jun 29 1979, 7:05 PM EDT Att: 20,289 - Unknown - 68 F										
Alan Trammell, R OBP: 0.320, SLG: 0.330 (1, 6)	4-0 CS BB		0-0 6-3			0-0 1-2 2-H 2B			0-0 F8	4	0	1	2	1	0	2											
Jerry Morales, R OBP: 0.271, SLG: 0.423 (1, 9)	0-0 F7					0-0 F8			0-0 K	5	0	0	0	0	1	2											
Lance Parrish, R OBP: 0.356, SLG: 0.449 (1, 2)	0-0 CS		0-0 F9			0-0 6-3			1-0 1-3	3	0	0	0	0	0	1											
Jason Thompson, L OBP: 0.375, SLG: 0.403 (1, 3)			0-3 K			0-0 1B			4-0 FC1-2 BB HBP	3	2	2	0	1	1	0											
John Wockenfuss, R OBP: 0.299, SLG: 0.500 (1, 7) Steve Kemp, L OBP: 0.435, SLG: 0.543 (7, PH) (8, 7)			0-0 HR			0-3 K			4-0 FC1-2 BB 1B BB	3	1	1	1	0	1	2											
Aurelio Rodriguez, R OBP: 0.281, SLG: 0.350 (1, 5)			4-0 BB			0-0 5-3			0-0 F8	3	0	0	0	1	0	4											
Lynn Jones, R OBP: 0.354, SLG: 0.396 (1, 8)			0-0 F9			4-0 1B 1B BB			0-0 1-3 2-H 3-H 1B	3	2	2	4	1	0	1											
Mark Wagner, R OBP: 0.359, SLG: 0.354 (1, 4)			0-0 4-3			0-0 1B 2B 1B			4-0 S BB	3	1	1	0	1	0	2											
Inning Stats	R: 0 E: 0 K: 0 S: 2	H: 0 LOB: 0 BB: 1 P: 6	R: 1 E: 0 K: 1 S: 6	H: 1 LOB: 1 BB: 1 P: 10	R: 0 E: 0 K: 0 S: 3	H: 0 LOB: 0 BB: 0 P: 3	R: 0 E: 0 K: 1 S: 6	H: 1 LOB: 0 BB: 0 P: 6	R: 3 E: 0 K: 1 S: 8	H: 3 LOB: 1 BB: 1 P: 12	R: 2 E: 0 K: 0 S: 5	H: 2 LOB: 2 BB: 2 P: 13	R: 2 E: 0 K: 0 S: 4	H: 1 LOB: 2 BB: 2 P: 13	R: 0 E: 0 K: 0 S: 3	H: 0 LOB: 0 BB: 0 P: 3	1B: 5 2B: 1 3B: 0 HR: 2	SF: 0 SAC: 0 DP: 0 HBP: 1	WP: 0 PB: 0 SB: 1 CS: 1	PA: 40							
PITCHER	IP	WLS	BF	H	R	ER	SO	BB	IBB	HBP	BLK	WP	HR	S	P	ERA	WHIP	PITCHER									
Rick Waits, L ERA: 3.97 (1, 1)	5.2		27	7	6	6	3	4	0	0	0	0	0	29	45	9.53	1.941										
Victor Cruz, R ERA: 4.59 (6, 1)	0.2	L	5	0	2	2	0	2	0	1	0	0	0	2	11	27.00	3.000										
Sid Monge, L ERA: 1.99 (7, 1)	1.2		7	1	0	0	0	1	0	0	0	0	0	6	10	0.00	1.200										

AB	31
R	8
H	8
RBI	8
BB	7
SO	3
LOB	14



Batter	1	2	3	4	5	6	7	8	9	AB	R	H	RBI	BB	SO	LOB	TOP
Rick Manning, L OBP: 0.332, SLG: 0.308 (1, 8)	F8	3-1			4-3		K		K	5	0	0	0	0	2	4	Cleveland Indians @ Detroit Tigers Tiger Stadium, Detroit, MI Sat Jun 30 1979, 3:33 AM EDT Att: 27,104 - Unknown
Duane Kuiper, L OBP: 0.304, SLG: 0.298 (1, 4)	F8		5-3		L7		BB		G3	4	0	0	0	1	0	0	
Bobby Bonds, R OBP: 0.372, SLG: 0.457 (1, 10)	K		6-3		K		L7			4	0	0	0	0	2	3	
Andre Thornton, R OBP: 0.359, SLG: 0.450 (1, 3)		1B PB SF7 1B		HR		1-3		K		4	2	2	1	0	1	0	
Toby Harrah, R OBP: 0.389, SLG: 0.416 (1, 5)		1B 1B FC6-4 1B	4-3			G6-4-3 1B		4-3 1B		4	2	3	0	0	0	0	
Mike Hargrove, L OBP: 0.316, SLG: 0.256 (1, 7)		SF7			F8		G6-4-3 1-2	4-3		3	0	0	1	0	0	2	
Jim Norris, L OBP: 0.313, SLG: 0.330 (1, 9)		FC6-4 1-2 1B		S 1B			1B 2B	1B		4	0	4	1	0	0	0	
Ron Hassey, L OBP: 0.313, SLG: 0.333 (1, 2)		FC6-4 1-2 2-3 1B		F8 1-2 1B			BB 1B	4-3		4	0	2	0	0	0	2	
Tom Verzyer, R OBP: 0.296, SLG: 0.272 (1, 6)		FC6-4 1-2 2-3 3-H		5-3			K		6-3	4	0	0	1	0	1	5	
Inning Stats	R: 0 E: 0 K: 1 S: 5	H: 0 LOB: 0 BB: 0 P: 5	R: 2 E: 0 K: 0 S: 7	H: 4 LOB: 2 BB: 0 P: 7	R: 1 E: 0 K: 0 S: 4	H: 1 LOB: 0 BB: 0 P: 4	R: 0 E: 0 K: 0 S: 4	H: 1 LOB: 1 BB: 0 P: 4	R: 0 E: 0 K: 2 S: 9	H: 2 LOB: 3 BB: 1 P: 13	R: 1 E: 0 K: 1 S: 7	H: 2 LOB: 1 BB: 0 P: 7	R: 0 E: 0 K: 1 S: 5	H: 0 LOB: 0 BB: 0 P: 5	1B: 9 2B: 1 3B: 0 HR: 1	SF: 1 SAC: 0 DP: 1 HBP: 0	WP: 0 PA: 38 PB: 1 SB: 1 CS: 0
PITCHER	IP WLS BF H R ER SO BB IBB HBP BLK WP HR S P ERA WHIP																
Kip Young, R ERA: 6.51 (1, 1)	6.1 L 27 9 3 3 3 0 0 0 0 0 1 33 33 4.26 1.421																
John Hiller, L ERA: 3.72 (7, 1)	2.2 11 2 1 1 3 1 0 0 0 0 0 0 16 20 3.38 1.125																

Batter	1	2	3	4	5	6	7	8	9	AB	R	H	RBI	BB	SO	LOB	BOTTOM				
Ron LeFlore, R OBP: 0.363, SLG: 0.396 (1, 10)	K		4-3		L4		6-3			4	0	0	0	0	1	3	Cleveland Indians @ Detroit Tigers Tiger Stadium, Detroit, MI Sat Jun 30 1979, 3:33 AM EDT Att: 27,104 - Unknown				
Alan Trammell, R OBP: 0.314, SLG: 0.324 (1, 6)	6-3		L8			F8		K		4	0	0	0	0	1	0					
Steve Kemp, L OBP: 0.432, SLG: 0.536 (1, 7)	K			K		F8		BB		3	0	0	0	1	2	0					
Lance Parrish, R OBP: 0.354, SLG: 0.446 (1, 2)		WP 1B		L7		6-3		K		4	0	1	0	0	1	1					
Jerry Morales, R OBP: 0.271, SLG: 0.425 (8, 8)		F8 1-2		5-3			1B 2B	L9		4	1	1	0	0	0	2					
John Wockenfuss, R OBP: 0.304, SLG: 0.493 (1, 3)		BB			F3		E 1B			1	0	0	0	1	0	0					
Jason Thompson, L OBP: 0.379, SLG: 0.405 (7, PH) (8, 3)		BB				2-3 1B		BB		1	0	1	0	1	0	0					
Aurelio Rodriguez, R OBP: 0.278, SLG: 0.347 (1, 5)					6-3		F5		K	2	0	0	0	0	0	2					
Rusty Staub, L OBP: 0.317, SLG: 0.378 (7, PH) (8, 4)		F7							K	1	0	0	0	0	0	2					
Lou Whitaker, L OBP: 0.390, SLG: 0.425 (8, 4)									K	1	0	0	0	0	1	1					
Lynn Jones, R OBP: 0.356, SLG: 0.398 (7, PH) (8, 9)		F9					K		K	2	1	1	0	0	0	2					
Champ Summers, L OBP: 0.380, SLG: 0.467 (7, PH) (8, 9)					1B E				K	2	0	0	0	0	2	3					
Mark Wagner, R OBP: 0.365, SLG: 0.360 (8, 5)				F9			E1 1-3 3-H 1B		F9	4	0	2	1	0	0	1					
Inning Stats	R: 0 E: 0 K: 2 S: 7	H: 0 LOB: 0 BB: 0 P: 7	R: 0 E: 0 K: 0 S: 4	H: 1 LOB: 1 BB: 1 P: 8	R: 0 E: 0 K: 0 S: 3	H: 0 LOB: 0 BB: 0 P: 3	R: 0 E: 0 K: 1 S: 5	H: 0 LOB: 0 BB: 0 P: 5	R: 1 E: 1 K: 0 S: 5	H: 2 LOB: 1 BB: 0 P: 5	R: 0 E: 0 K: 0 S: 3	H: 0 LOB: 0 BB: 0 P: 3	R: 1 E: 1 K: 1 S: 8	H: 3 LOB: 2 BB: 0 P: 8	R: 0 E: 0 K: 2 S: 7	H: 0 LOB: 1 BB: 1 P: 11	R: 0 E: 0 K: 2 S: 7	H: 0 LOB: 1 BB: 1 P: 11	1B: 5 2B: 1 3B: 0 HR: 0	SF: 0 SAC: 0 DP: 0 HBP: 0	WP: 1 PA: 36 PB: 0 SB: 0 CS: 0
PITCHER	IP WLS BF H R ER SO BB IBB HBP BLK WP HR S P ERA WHIP																				
David Clyde, L ERA: 2.57 (1, 1)	6.0 W 23 4 2 1 3 1 0 0 0 0 0 0 28 32 1.50 0.833																				
Dan Spillner, R ERA: 4.02 (7, 1)	0.1 2 1 0 0 0 0 0 0 0 0 0 0 2 2 0.00 3.000																				
Sid Monge, L ERA: 1.91 (7, 1)	2.2 S 11 1 0 0 5 2 0 0 0 0 0 0 19 27 0.00 1.125																				

AB	36
R	4
H	11
RBI	4
BB	1
SO	6
LOB	16



livebaseballscores.com

livebaseballscores.com

Batter	1	2	3	4	5	6	7	8	9	AB	R	H	RBI	BB	SO	LOB	TOP	
Rick Manning, L OBP: 0.331, SLG: 0.305 (1, 8)	G3		F7			5-3			1B BB	3	1	0	0	1	0	0	Cleveland Indians @ Detroit Tigers Tiger Stadium, Detroit, MI Sun Jul 01 1979, 3:33 AM EDT Att: 20,121 - Unknown - 63 F	
Duane Kuiper, L OBP: 0.303, SLG: 0.297 (1, 4)	4-3			F7			PB 1B		K	4	0	1	0	0	1			
Bobby Bonds, R OBP: 0.376, SLG: 0.471 (1, 10)					CS 1B		F9		1B 1-3	4	1	3	1	0	0	1		
Andre Thornton, R OBP: 0.357, SLG: 0.445 (1, 3)	F9				K				K	3	0	0	0	1	2	3		
Toby Harrah, R OBP: 0.391, SLG: 0.415 (1, 5)		F9		CS 1-2		G3-6-1 BB		F8		3	0	1	1	1	0	2		
Mike Hargrove, L OBP: 0.310, SLG: 0.250 (1, 7)		3-1			G3-6-1 1-2			4-3	1-2 3-H 1B	4	0	0	0	0	0	5		
Jim Norris, L OBP: 0.308, SLG: 0.324 (1, 9)			G3						F7	3	0	0	0	0	1	0		
Ron Hassey, L OBP: 0.294, SLG: 0.313 (1, 2)				F3					4-3	3	0	0	0	0	0	0		
Tom Verzyer, R OBP: 0.292, SLG: 0.269 (1, 6)			F5			5-3			F3	3	0	0	0	0	0	0		
Inning Stats	R: 1 E: 0 K: 0 S: 4	H: 1 LOB: 0 BB: 0 P: 4	R: 0 E: 0 K: 0 S: 3	H: 0 LOB: 0 BB: 0 P: 3	R: 0 E: 0 K: 0 S: 3	H: 1 LOB: 0 BB: 0 P: 5	R: 0 E: 0 K: 1 S: 4	H: 0 LOB: 0 BB: 1 P: 8	R: 0 E: 0 K: 0 S: 3	H: 1 LOB: 2 BB: 1 P: 8	R: 0 E: 0 K: 0 S: 3	H: 0 LOB: 0 BB: 0 P: 3	R: 1 E: 0 K: 2 S: 9	H: 2 LOB: 2 BB: 1 P: 13	1B: 4 2B: 0 3B: 0 HR: 1	SF: 0 SAC: 0 DP: 1 HBP: 0	WP: 0 PB: 1 SB: 0 CS: 1	PA: 34
PITCHER Jack Morris, R ERA: 3.61 (1, 1)	IP: 9.0 WLS: W BF: 33 H: 5 R: 2 ER: 2 SO: 4 BB: 3 IBB: 0 HBP: 0 BLK: 0 WP: 0 HR: 1 S: 38 P: 50 ERA: 2.00 WHIP: 0.889											PITCHER	IP: 9.0 WLS: W BF: 33 H: 5 R: 2 ER: 2 SO: 4 BB: 3 IBB: 0 HBP: 0 BLK: 0 WP: 0 HR: 1 S: 38 P: 50 ERA: 2.00 WHIP: 0.889					

Batter	1	2	3	4	5	6	7	8	9	AB	R	H	RBI	BB	SO	LOB	BOTTOM			
Ron LeFlore, R OBP: 0.367, SLG: 0.397 (1, 8)	4-3			1B 2B						4	2	2	2	1	1	1	Cleveland Indians @ Detroit Tigers Tiger Stadium, Detroit, MI Sun Jul 01 1979, 3:33 AM EDT Att: 20,121 - Unknown - 63 F			
Lynn Jones, R OBP: 0.353, SLG: 0.394 (8, 8)		1B 1-3 2-H		1B 2B					1-3	1	0	0	0	0	2					
Lou Whitaker, L OBP: 0.400, SLG: 0.429 Dave Machemer, R OBP: 0.276, SLG: 0.231 (1, 4) (8, 4)	4-0 1B SF8			2B 1-3						3	3	2	1	2	0	1				
Steve Kemp, L OBP: 0.435, SLG: 0.553 (1, 7)		2-3 3-H		1B 2B						0	0	0	0	0	0	0				
Jason Thompson, L OBP: 0.380, SLG: 0.407 (1, 3)				1B 2B						5	2	3	4	0	1	2				
Champ Summers, L OBP: 0.375, SLG: 0.458 (1, 9)				1B 2B						4	0	2	3	0	1	0				
Rusty Staub, L OBP: 0.323, SLG: 0.377 (1, 10)				1B 2B						5	0	1	0	0	2	2				
Lance Parrish, R OBP: 0.317, SLG: 0.440 Ed Putman, R (8, PH) (9, 2)				1B 2B						3	1	1	0	2	0	2				
Phil Mankowski, L OBP: 0.301, SLG: 0.254 (1, 5)				1B 2B						3	0	0	0	1	0	5				
Alan Trammell, R OBP: 0.317, SLG: 0.324 Mark Wagner, R OBP: 0.371, SLG: 0.368 (1, 6) (8, PH) (9, 6)				1B 2B						1	0	0	0	0	0	0				
Inning Stats	R: 1 E: 0 K: 1 S: 6	H: 1 LOB: 1 BB: 1 P: 10	R: 2 E: 0 K: 1 S: 7	H: 2 LOB: 2 BB: 2 P: 15	R: 0 E: 0 K: 2 S: 8	H: 1 LOB: 1 BB: 0 P: 8	R: 4 E: 0 K: 0 S: 8	H: 5 LOB: 2 BB: 1 P: 12	R: 0 E: 0 K: 1 S: 6	H: 1 LOB: 1 BB: 0 P: 6	R: 0 E: 0 K: 0 S: 5	H: 2 LOB: 3 BB: 1 P: 9	R: 3 E: 0 K: 1 S: 6	H: 1 LOB: 0 BB: 2 P: 14	R: 0 E: 0 K: 1 S: 7	H: 2 LOB: 2 BB: 0 P: 7	1B: 12 2B: 2 3B: 0 HR: 1	SF: 1 SAC: 0 DP: 1 HBP: 0	WP: 1 PB: 0 SB: 0 CS: 0	PA: 46
PITCHER Len Barker, R ERA: 5.68 Dan Spillner, R ERA: 4.35 (1, 1) (4, 1)	IP: 3.1 WLS: L BF: 20 H: 7 R: 6 ER: 6 SO: 4 BB: 3 IBB: 0 HBP: 0 BLK: 0 WP: 0 HR: 0 S: 25 P: 37 ERA: 16.20 WHIP: 3.000											PITCHER	IP: 4.2 WLS: L BF: 26 H: 8 R: 4 ER: 4 SO: 3 BB: 4 IBB: 0 HBP: 0 BLK: 0 WP: 0 HR: 1 S: 28 P: 44 ERA: 7.71 WHIP: 2.571							

Batter	1	2	3	4	5	6	7	8	9	10	11	AB	R	H	RBI	BB	SO	LOB	TOP				
Jim Norris, L OBP: 0.309, SLG: 0.335 (1, 8)												6	2	2	3	0	0	4					
Ron Pruitt, R OBP: 0.330, SLG: 0.333 (7, PH)												3	0	1	0	0	2	2					
Rick Manning, L OBP: 0.329, SLG: 0.302 (7, 8)												2	0	0	0	0	0	1					
Mike Hargrove, L OBP: 0.308, SLG: 0.250 (10, 7)												6	0	0	0	0	4	3					
Bobby Bonds, R OBP: 0.370, SLG: 0.462 (1, 9)																							
Andre Thornton, R OBP: 0.368, SLG: 0.446 (1, 3)													4	0	1	1	1	1					
Toby Harrah, R OBP: 0.360, SLG: 0.415 (1, 10)													3	0	1	0	0	1					
Dell Alston, L (8, PH)													2	0	0	0	0	0					
Gary Alexander, R OBP: 0.290, SLG: 0.342 (1, 2)												3	0	0	0	2	2	2					
Dave Rosello, R OBP: 0.348, SLG: 0.857 (7, 5)												5	2	1	1	0	3	2					
Tom Verzyer, R OBP: 0.290, SLG: 0.267 (1, 6)												5	2	1	0	0	2	2					
Ted Cox, R OBP: 0.301, SLG: 0.282 (7, 4)												3	1	3	1	0	0	0					
Duane Kuiper, L OBP: 0.308, SLG: 0.300 (7, 4)												1	1	1	0	1	0	0					
Inning Stats	R: 1 E: 0 K: 2 S: 9	H: 2 LOB: 1 BB: 0 P: 9	R: 1 E: 0 K: 2 S: 9	H: 2 LOB: 1 BB: 0 P: 9	R: 0 E: 0 K: 3 S: 5	H: 1 LOB: 0 BB: 0 P: 5	R: 0 E: 0 K: 3 S: 9	H: 0 LOB: 0 BB: 0 P: 9	R: 0 E: 0 K: 1 S: 6	H: 1 LOB: 1 BB: 0 P: 6	R: 0 E: 0 K: 2 S: 7	H: 0 LOB: 1 BB: 1 P: 11	R: 0 E: 0 K: 1 S: 5	H: 0 LOB: 1 BB: 1 P: 9	R: 0 E: 0 K: 1 S: 5	H: 0 LOB: 0 BB: 0 P: 5	R: 4 E: 1 K: 0 S: 6	H: 2 LOB: 0 BB: 1 P: 10	1B: 7 2B: 2 3B: 1 HR: 1	SF: 1 SAC: 0 DP: 2 HBP: 0	WP: 0 PB: 0 SB: 1 CS: 0	PA: 48	
PITCHER	IP ERA WLS BF H R ER SO BB IBB HBP BLK WP HR S P ERA WHIP	Pat Underwood, L ERA: 3.68 (1, 1)	Aurelio Lopez, R ERA: 3.56 (7, 1)	John Hiller, L ERA: 4.05 (11, 1)	PITCHER											IP ERA WLS BF H R ER SO BB IBB HBP BLK WP HR S P ERA WHIP							

Cleveland Indians @ Detroit Tigers
Tiger Stadium, Detroit, MI
Mon Jul 02 1979, 7:05 PM EDT
Att: 20,990 - Unknown

AB 43
R 8
H 11
RBI 7
BB 4
SO 15
LOB 18



Batter	1	2	3	4	5	6	7	8	9	10	11	AB	R	H	RBI	BB	SO	LOB	BOTTOM				
Ron LeFlore, R OBP: 0.363, SLG: 0.392 (1, 8)												6	0	1	0	0	2						
Lou Whitaker, L OBP: 0.407, SLG: 0.430 (1, 4)												4	0	2	1	2	0	1					
Steve Kemp, L OBP: 0.430, SLG: 0.542 (1, 7)												5	0	0	0	1	0	5					
Jason Thompson, L OBP: 0.372, SLG: 0.397 (1, 3)												6	0	0	0	0	3	4					
Champ Summers, L OBP: 0.310, SLG: 0.267 (1, 9)												4	0	0	0	0	2	0					
Jerry Morales, R OBP: 0.273, SLG: 0.423 (9, PH)												1	0	0	0	1	0	0					
Rusty Staub, L OBP: 0.330, SLG: 0.381 (1, 10)												3	1	2	0	1	0	0					
Dave Macherer, R OBP: 0.276, SLG: 0.231 (7, PR)												0	0	0	0	0	0	0					
John Wockenhus, R OBP: 0.300, SLG: 0.486 (9, PH)												1	0	0	0	0	0	1					
Lance Parrish, R OBP: 0.357, SLG: 0.441 (1, 2)												4	1	2	0	1	1	2					
Phil Mankowski, L OBP: 0.310, SLG: 0.267 (9, PH)												4	1	2	1	0	2	1					
Aurelio Rodriguez, R OBP: 0.277, SLG: 0.345 (10, 5)												1	0	0	0	0	1	2					
Alan Trammell, R OBP: 0.319, SLG: 0.332 (1, 6)												4	1	1	2	1	0	2					
Inning Stats	R: 0 E: 0 K: 1 S: 5	H: 0 LOB: 1 BB: 1 P: 9	R: 0 E: 0 K: 0 S: 5	H: 2 LOB: 2 BB: 0 P: 5	R: 0 E: 0 K: 0 S: 4	H: 1 LOB: 1 BB: 0 P: 4	R: 4 E: 2 K: 2 S: 12	H: 4 LOB: 2 BB: 1 P: 16	R: 0 E: 0 K: 2 S: 8	H: 1 LOB: 1 BB: 0 P: 8	R: 0 E: 0 K: 1 S: 6	H: 1 LOB: 1 BB: 2 P: 6	R: 0 E: 0 K: 1 S: 5	H: 0 LOB: 2 BB: 2 P: 13	R: 0 E: 0 K: 0 S: 2	H: 0 LOB: 0 BB: 0 P: 6	R: 0 E: 0 K: 1 S: 5	H: 0 LOB: 0 BB: 0 P: 5	1B: 9 2B: 0 3B: 1 HR: 0	SF: 0 SAC: 0 DP: 0 HBP: 0	WP: 2 PB: 0 SB: 2 CS: 1	PA: 51	
PITCHER	IP ERA WLS BF H R ER SO BB IBB HBP BLK WP HR S P ERA WHIP	Mike Paxton, R ERA: 6.14 (8, 1)	Sid Monge, L ERA: 1.88 (8, 1)	Victor Cruz, R ERA: 4.32 (9, 1)	PITCHER											IP ERA WLS BF H R ER SO BB IBB HBP BLK WP HR S P ERA WHIP							

Cleveland Indians @ Detroit Tigers
Tiger Stadium, Detroit, MI
Mon Jul 02 1979, 7:05 PM EDT
Att: 20,990 - Unknown

AB 43
R 4
H 10
RBI 4
BB 7
SO 9
LOB 20



Batter	1	2	3	4	5	6	7	8	9	AB	R	H	RBI	BB	SO	LOB	TOP			
Alfredo Griffin, S OBP: 0.334, SLG: 0.339	6-3	FC4-6 HBP		FC5-4 1B	F9 7-2 2B					4	1	3	0	0	0	0	Toronto Blue Jays @ Detroit Tigers Tiger Stadium, Detroit, MI Tue Jul 03 1979, 7:05 PM EDT Att: 20,885 - Unknown			
Al Woods, L OBP: 0.340, SLG: 0.403	2B HR	FC4-6 CS		FC5-4 1B	F9		F6			5	1	2	0	0	0	3				
Rick Bosetti, R OBP: 0.281, SLG: 0.348	HR			FC5-4 1B	7-2					5	2	2	0	0	0	3				
John Mayberry, L OBP: 0.362, SLG: 0.464	HR	L9		1B SF9 BB			F6		K	3	2	0	0	2	1	1				
Roy Howell, L OBP: 0.344, SLG: 0.411	HR		4-3	SF9 1B						4	2	3	6	1	0	0				
Rick Cerone, R OBP: 0.301, SLG: 0.282	1B		WP 1B	SF9			F9		F3	4	1	2	1	0	0	2				
Joe Cannon, L OBP: 0.190, SLG: 0.190	1B		F7	HBP 1B			K			5	0	2	1	0	2	2				
Danny Ainge, R OBP: 0.310, SLG: 0.338	K		2H 1B	1-2 HBP			6-3		4-3	4	0	1	1	0	1	2				
Luis Gomez, R OBP: 0.314, SLG: 0.325	6-3		F4	F5			F7		F7	5	0	0	0	0	0	5				
Inning Stats	R: 4 E: 0 K: 1 S: 10	H: 5 LOB: 2 BB: 1 P: 14	R: 0 E: 0 K: 0 S: 3	H: 1 LOB: 1 BB: 0 P: 4	R: 1 E: 0 K: 0 S: 5	H: 2 LOB: 1 BB: 0 P: 5	R: 4 E: 0 K: 0 S: 7	H: 4 LOB: 2 BB: 1 P: 12	R: 0 E: 0 K: 1 S: 5	H: 0 LOB: 1 BB: 1 P: 9	R: 0 E: 0 K: 0 S: 4	H: 1 LOB: 1 BB: 0 P: 4	R: 0 E: 0 K: 1 S: 6	H: 1 LOB: 1 BB: 0 P: 6	R: 0 E: 0 K: 1 S: 5	H: 0 LOB: 0 BB: 0 P: 5	1B: 12 2B: 3 3B: 0 HR: 1	SF: 1 SAC: 0 DP: 1 HBP: 2	WP: 1 PB: 0 SB: 0 CS: 1	PA: 45
PITCHER	IP WLS BF H R ER SO BB IBB HBP BLK WP HR S P ERA WHIP	IP WLS BF H R ER SO BB IBB HBP BLK WP HR S P ERA WHIP	IP WLS BF H R ER SO BB IBB HBP BLK WP HR S P ERA WHIP	IP WLS BF H R ER SO BB IBB HBP BLK WP HR S P ERA WHIP	IP WLS BF H R ER SO BB IBB HBP BLK WP HR S P ERA WHIP	IP WLS BF H R ER SO BB IBB HBP BLK WP HR S P ERA WHIP	IP WLS BF H R ER SO BB IBB HBP BLK WP HR S P ERA WHIP	IP WLS BF H R ER SO BB IBB HBP BLK WP HR S P ERA WHIP	IP WLS BF H R ER SO BB IBB HBP BLK WP HR S P ERA WHIP	IP WLS BF H R ER SO BB IBB HBP BLK WP HR S P ERA WHIP	IP WLS BF H R ER SO BB IBB HBP BLK WP HR S P ERA WHIP	IP WLS BF H R ER SO BB IBB HBP BLK WP HR S P ERA WHIP	IP WLS BF H R ER SO BB IBB HBP BLK WP HR S P ERA WHIP	IP WLS BF H R ER SO BB IBB HBP BLK WP HR S P ERA WHIP	IP WLS BF H R ER SO BB IBB HBP BLK WP HR S P ERA WHIP	IP WLS BF H R ER SO BB IBB HBP BLK WP HR S P ERA WHIP	IP WLS BF H R ER SO BB IBB HBP BLK WP HR S P ERA WHIP			
Jack Billingham, R ERA: 3.51	3.0	18	8	5	5	1	0	1	1	18	23	15.00	2.667							
Milt Wilcox, R ERA: 5.47	5.0	24	7	4	4	2	2	0	1	0	0	7.20	1.800							
Dave Tobik, R ERA: 3.05	1.0	3	0	0	0	1	0	0	0	0	5	0.00	0.000							

AB 39
R 9
H 15
RBI 9
BB 3
SO 4
LOB 18



Batter	1	2	3	4	5	6	7	8	9	AB	R	H	RBI	BB	SO	LOB	BOTTOM					
Ron LeFlore, R OBP: 0.358, SLG: 0.385	5-3		F9		G6-3		FC6-4 1B		K	5	0	0	0	0	1	5	Toronto Blue Jays @ Detroit Tigers Tiger Stadium, Detroit, MI Tue Jul 03 1979, 7:05 PM EDT Att: 20,885 - Unknown					
Lou Whitaker, L OBP: 0.405, SLG: 0.429	K		4-3		S BB		1B			3	1	1	0	1	1	2						
Steve Kemp, L OBP: 0.424, SLG: 0.534	4-3		4-3		F8		4-3			4	0	0	0	0	0	4						
Lance Parrish, R OBP: 0.363, SLG: 0.448	K				2B 1B		5-3 2B		FC5-4 BB	3	0	2	0	1	1	0						
Jerry Morales, R OBP: 0.272, SLG: 0.419					F9		5-3		FC5-4 G5-4-3	4	0	1	0	0	0	3						
John Wockenfuss, R OBP: 0.286, SLG: 0.462	K				F9		F2		G5-4-3	4	0	0	0	0	1	4						
Aurelio Rodriguez, R OBP: 0.276, SLG: 0.348	K						F5			4	0	1	0	0	1	2						
Lynn Jones, R OBP: 0.358, SLG: 0.398					4-3 BB 1B		F8		5-3 FC6-4 1B	4	0	2	0	0	0	2						
Alan Trammell, R OBP: 0.326, SLG: 0.336					4-3 BB		G6-3 1B		FC6-4	3	0	2	0	1	0	1						
Inning Stats	R: 0 E: 0 K: 1 S: 5	H: 0 LOB: 0 BB: 0 P: 5	R: 0 E: 0 K: 3 S: 10	H: 1 LOB: 1 BB: 0 P: 10	R: 0 E: 0 K: 0 S: 4	H: 1 LOB: 2 BB: 1 P: 8	R: 0 E: 0 K: 0 S: 5	H: 2 LOB: 2 BB: 0 P: 5	R: 1 E: 0 K: 0 S: 3	H: 1 LOB: 0 BB: 1 P: 7	R: 0 E: 0 K: 0 S: 4	H: 1 LOB: 1 BB: 0 P: 4	R: 0 E: 0 K: 0 S: 5	H: 2 LOB: 2 BB: 0 P: 5	R: 0 E: 0 K: 0 S: 2	H: 0 LOB: 0 BB: 1 P: 6	R: 0 E: 0 K: 1 S: 6	H: 1 LOB: 1 BB: 0 P: 6	1B: 7 2B: 2 3B: 0 HR: 0	SF: 0 SAC: 0 DP: 2 HBP: 0	WP: 0 PB: 0 SB: 1 CS: 0	PA: 37
PITCHER	IP WLS BF H R ER SO BB IBB HBP BLK WP HR S P ERA WHIP	IP WLS BF H R ER SO BB IBB HBP BLK WP HR S P ERA WHIP	IP WLS BF H R ER SO BB IBB HBP BLK WP HR S P ERA WHIP	IP WLS BF H R ER SO BB IBB HBP BLK WP HR S P ERA WHIP	IP WLS BF H R ER SO BB IBB HBP BLK WP HR S P ERA WHIP	IP WLS BF H R ER SO BB IBB HBP BLK WP HR S P ERA WHIP	IP WLS BF H R ER SO BB IBB HBP BLK WP HR S P ERA WHIP	IP WLS BF H R ER SO BB IBB HBP BLK WP HR S P ERA WHIP	IP WLS BF H R ER SO BB IBB HBP BLK WP HR S P ERA WHIP	IP WLS BF H R ER SO BB IBB HBP BLK WP HR S P ERA WHIP	IP WLS BF H R ER SO BB IBB HBP BLK WP HR S P ERA WHIP	IP WLS BF H R ER SO BB IBB HBP BLK WP HR S P ERA WHIP	IP WLS BF H R ER SO BB IBB HBP BLK WP HR S P ERA WHIP	IP WLS BF H R ER SO BB IBB HBP BLK WP HR S P ERA WHIP	IP WLS BF H R ER SO BB IBB HBP BLK WP HR S P ERA WHIP	IP WLS BF H R ER SO BB IBB HBP BLK WP HR S P ERA WHIP	IP WLS BF H R ER SO BB IBB HBP BLK WP HR S P ERA WHIP					
Balor Moore, L ERA: 3.92	9.0	37	9	1	0	5	3	0	0	0	0	0.00	1.333									



Batter	1	2	3	4	5	6	7	8	9	10	11	AB	R	H	RBI	BB	SO	LOB	TOP					
Alfredo Griffin, S OBP: 0.329, SLG: 0.332 (1, 6)	6-3		2-3		F7			1-3	K		K	6	0	0	0	0	2	1						
Al Woods, L OBP: 0.338, SLG: 0.398 Bob Bailor, R OBP: 0.291, SLG: 0.254 (10, 7) (11, 5)	K		1-3			K		BLK 1B HR 1B		K	1-3	5	1	1	0	0	3	0						
Rick Bosetti, R OBP: 0.283, SLG: 0.347 (1, 8)	F4			G3		F8		BLK 1B HR 1B				4	1	1	0	1	0	0						
John Mayberry, L OBP: 0.369, SLG: 0.477 (1, 3)		FC5-4 BB						BLK 1B HR 1B			F4	3	1	2	3	2	0	1						
Roy Howell, L OBP: 0.341, SLG: 0.420 (1, 10)	K		F2		F8			HR			K	5	1	1	1	0	2	4						
Rick Carone, R OBP: 0.299, SLG: 0.280 (1, 2)	FC5-4 WP 1B 1-2		F3								F7	5	0	1	0	0	0	2						
Joe Cannon, L OBP: 0.213, SLG: 0.213 (1, 9) (11, 7)	WP 1B 1-2			4-3				F9	K			5	1	2	0	0	1	1						
Danny Ainge, R OBP: 0.313, SLG: 0.336 (1, 4)	4-3			5-3				5-3			B2-6-4 1B	4	1	1	0	1	0	2						
Luis Gomez, R OBP: 0.311, SLG: 0.314 Otto Velez, R OBP: 0.374, SLG: 0.529 (11, PH) (11, 9)			F6					4-3	B2-6-4 1B		HR	3	0	0	0	1	0	1						
											HR	1	1	1	3	0	0	0						
Inning Stats	R: 0 E: 0 K: 1 S: 5	H: 0 LOB: 0 BB: 0 P: 5	R: 0 E: 0 K: 1 S: 6	H: 1 LOB: 2 BB: 1 P: 10	R: 0 E: 0 K: 0 S: 3	H: 0 LOB: 0 BB: 0 P: 3	R: 0 E: 0 K: 0 S: 3	H: 0 LOB: 1 BB: 1 P: 7	R: 0 E: 0 K: 0 S: 3	H: 0 LOB: 0 BB: 0 P: 3	R: 4 E: 0 K: 1 S: 10	H: 5 LOB: 1 BB: 0 P: 10	R: 0 E: 0 K: 1 S: 5	H: 1 LOB: 0 BB: 0 P: 5	R: 0 E: 0 K: 2 S: 7	H: 0 LOB: 1 BB: 1 P: 11	R: 3 E: 0 K: 1 S: 7	H: 2 LOB: 0 BB: 1 P: 11	1B: 7 2B: 0 3B: 0 HR: 3	SF: 0 SAC: 0 DP: 1 HBP: 0	WP: 1 PB: 0 SB: 1 CS: 0	PA: 47		
PITCHER	IP ERA WLS BF H R ER SO BB IBB HBP BLK WP HR S P ERA WHIP	Steve Baker, R ERA: 6.15 Dave Tobik, R ERA: 4.13	(1, 1) (8, 1)	7.2 3.1	31 L	5 5	4 4	4 4	5 5	2 2	0 0	0 0	0 0	0 2	24 32	10.80 2.100								

Toronto Blue Jays @ Detroit Tigers
Tiger Stadium, Detroit, MI
Wed Jul 04 1979, 7:05 PM EDT
Att: 13,772 - Unknown

AB 42
R 7
H 10
RBI 7
BB 5
SO 8
LOB 12



Batter	1	2	3	4	5	6	7	8	9	10	11	AB	R	H	RBI	BB	SO	LOB	BOTTOM					
Ron LeFlore, R OBP: 0.352, SLG: 0.379 (1, 8)	3-1		K		4-3			L4		F9		5	0	0	0	0	1	0						
Lou Whitaker, L OBP: 0.409, SLG: 0.425 (1, 4)	1-3		S 2B BB		K			G6-3 1B		1-3		4	1	1	0	1	1	0						
Steve Kemp, L OBP: 0.424, SLG: 0.534 (1, 7)	1B HR BB		1-H 2B		4-3			G6-3 1-2			K	4	1	1	1	1	1	1						
Jason Thompson, L OBP: 0.369, SLG: 0.393 (1, 3)	1-2 HR 1B		G3		1-3			F3			K	5	1	1	0	0	1	1						
Champ Summers, L OBP: 0.369, SLG: 0.463 Lynn Jones, R OBP: 0.364, SLG: 0.414 (9, PR) (10, 9)	1-H 2-H HR		4-3		L9			1B G2-3 BB			HR 2B	3	1	1	3	1	0	1						
Rusty Staub, L OBP: 0.332, SLG: 0.397 (1, 10)	G3				F8			4-3			HR	5	1	2	2	0	0	0						
Lance Parrish, R OBP: 0.364, SLG: 0.443 (1, 2)		F7			K			G6-4-3 BB			5-3	3	0	0	2	1	0							
Phil Mankowski, L OBP: 0.308, SLG: 0.278 (1, 5)	6-3							F7				4	0	1	0	0	0	4						
Alan Trammell, R OBP: 0.321, SLG: 0.330 (1, 6)	F8				6-3			G6-4-3 1-2			6-3	4	0	0	0	0	0	2						
Inning Stats	R: 3 E: 0 K: 0 S: 5	H: 2 LOB: 0 BB: 1 P: 9	R: 0 E: 0 K: 0 S: 3	H: 0 LOB: 0 BB: 0 P: 3	R: 1 E: 0 K: 1 S: 6	H: 1 LOB: 1 BB: 1 P: 10	R: 0 E: 0 K: 1 S: 6	H: 1 LOB: 1 BB: 0 P: 6	R: 0 E: 0 K: 0 S: 3	H: 0 LOB: 0 BB: 0 P: 3	R: 0 E: 0 K: 0 S: 3	H: 1 LOB: 1 BB: 2 P: 11	R: 0 E: 0 K: 0 S: 3	H: 0 LOB: 0 BB: 0 P: 3	R: 2 E: 0 K: 2 S: 9	H: 2 LOB: 0 BB: 0 P: 9	1B: 3 2B: 3 3B: 0 HR: 2	SF: 0 SAC: 0 DP: 3 HBP: 0	WP: 0 PB: 0 SB: 1 CS: 0	PA: 43				
PITCHER	IP ERA WLS BF H R ER SO BB IBB HBP BLK WP HR S P ERA WHIP	Steve Stibt, R ERA: 6.75 Jim Clancy, R ERA: 4.21 Tom Busbey, R ERA: 3.06	(1, 1) (7, 1) (9, 1)	6.0 2.0 3.0	24 6 13	4 1 3	4 0 2	4 0 2	2 2 2	1 1 0	0 0 0	0 0 0	0 0 0	0 1 1	15 23	6.00 0.00 6.00	1.000 1.000 1.333							

Toronto Blue Jays @ Detroit Tigers
Tiger Stadium, Detroit, MI
Wed Jul 04 1979, 7:05 PM EDT
Att: 13,772 - Unknown

AB 38
R 6
H 8
RBI 6
BB 5
SO 5
LOB 9



Batter	1	2	3	4	5	6	7	8	9	AB	R	H	RBI	BB	SO	LOB	TOP					
Alfredo Griffin, S OBP: 0.328, SLG: 0.331 (1, 6)	F8		4-3			F8			1B G4-6-3	4	1	1	0	0	0	1						
Al Woods, L OBP: 0.336, SLG: 0.396 (1, 7)	1-3			L6		F7			1B G4-6-3	4	0	1	0	0	0	1						
Rick Bosetti, R OBP: 0.280, SLG: 0.342 (1, 8)	G3			5-3		F7			G4-6-3	4	0	0	0	0	0	2						
John Mayberry, L OBP: 0.371, SLG: 0.476 Bob Bailor, R OBP: 0.291, SLG: 0.254 (9, PR)		F9			1B				FC6-4 BB	3	0	1	0	1	1	0						
Roy Howell, L OBP: 0.336, SLG: 0.413 (1, 10)		6-3		1-3					FC6-4	4	0	0	0	0	0	2						
Rick Cerone, R OBP: 0.296, SLG: 0.276 (1, 2)		5-3				F7				3	0	0	0	0	1	0						
Joe Cannon, L OBP: 0.220, SLG: 0.280 (1, 9)				HR		G3			F8	3	1	1	1	0	0	0						
Danny Ainge, R OBP: 0.307, SLG: 0.329 (1, 4)				K		F3			F3	3	0	0	0	0	1	0						
Luis Gomez, R OBP: 0.312, SLG: 0.315 (1, 5)									1B	3	0	1	0	0	0	0						
Inning Stats	R: 0 E: 0 K: 0 S: 3	H: 0 LOB: 0 BB: 0 P: 3	R: 0 E: 0 K: 0 S: 3	H: 0 LOB: 0 BB: 0 P: 3	R: 1 E: 0 K: 1 S: 6	H: 1 LOB: 0 BB: 0 P: 6	R: 0 E: 0 K: 0 S: 4	H: 1 LOB: 1 BB: 0 P: 4	R: 0 E: 0 K: 0 S: 3	H: 0 LOB: 0 BB: 0 P: 3	R: 0 E: 0 K: 2 S: 7	H: 0 LOB: 0 BB: 0 P: 7	R: 0 E: 0 K: 0 S: 3	H: 0 LOB: 0 BB: 0 P: 3	R: 1 E: 0 K: 0 S: 4	H: 2 LOB: 1 BB: 1 P: 8	1B: 4 2B: 0 3B: 0 HR: 1	SF: 0 SAC: 0 DP: 1 HBP: 0	WP: 0 PB: 0 SB: 0 CS: 0	PA: 32		
PITCHER	IP	WLS	BF	H	R	ER	SO	BB	IBB	HBP	BLK	WP	HR	S	P	ERA	WHIP					
Kip Young, R ERA: 5.55 Aurelio Lopez, R ERA: 3.49	(1, 1)	8.0	W	29	5	2	2	3	0	0	0	0	0	1	35	35	2.25	0.625				
(9, 1)	1.0	S	3	0	0	0	0	1	0	0	0	0	0	2	6	0.00	1.000					

Toronto Blue Jays @ Detroit Tigers
Tiger Stadium, Detroit, MI
Thu Jul 05 1979, 7:05 PM EDT
Att: 13,199 - Unknown

AB	31
R	2
H	5
RBI	1
BB	1
SO	3
LOB	6

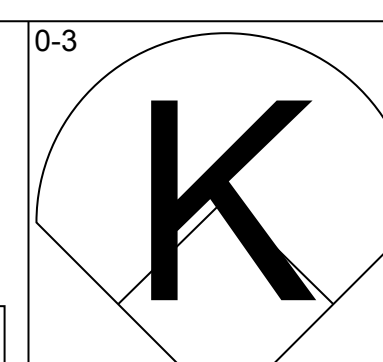
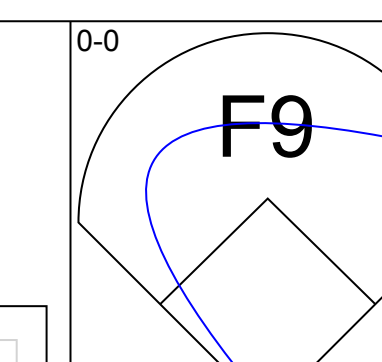
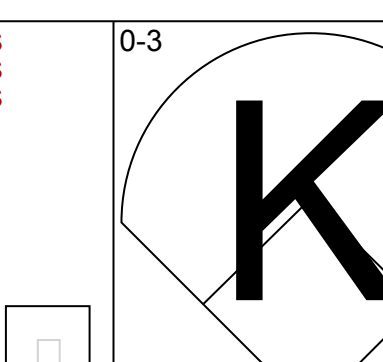
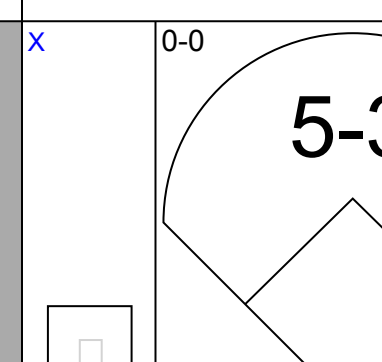
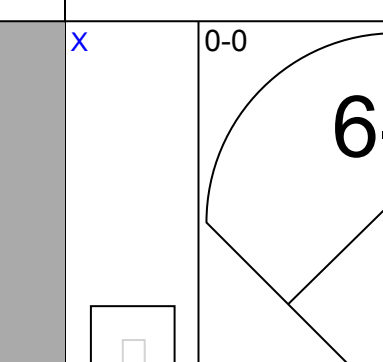
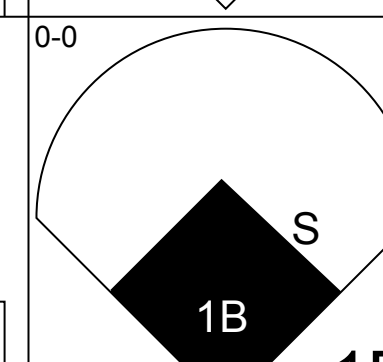
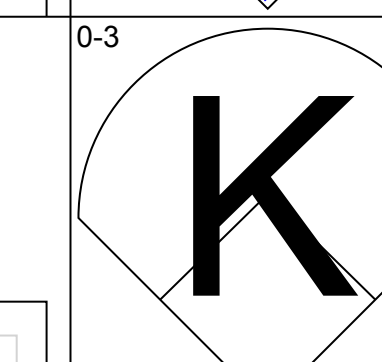
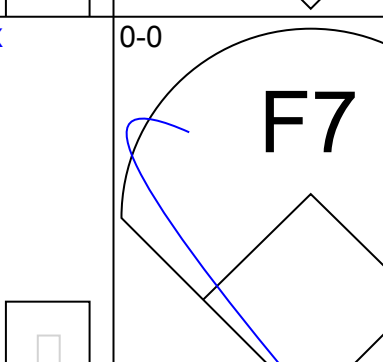
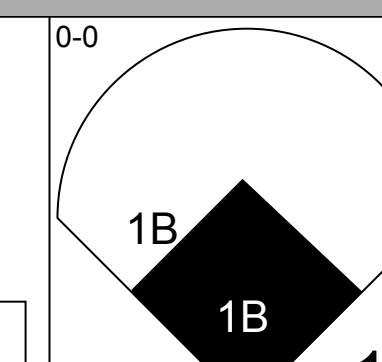
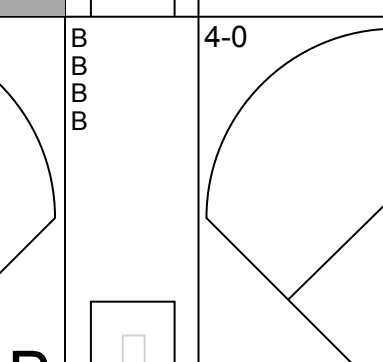
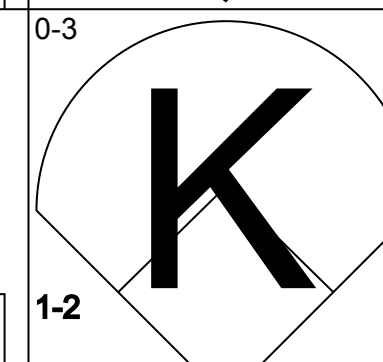
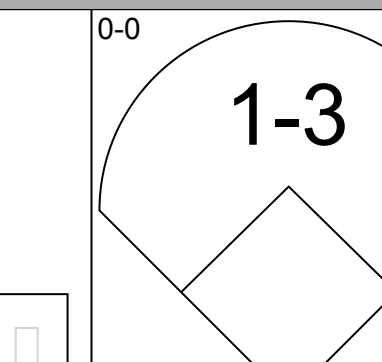
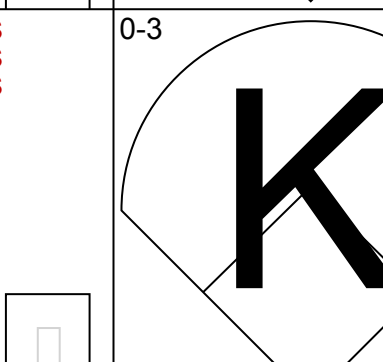
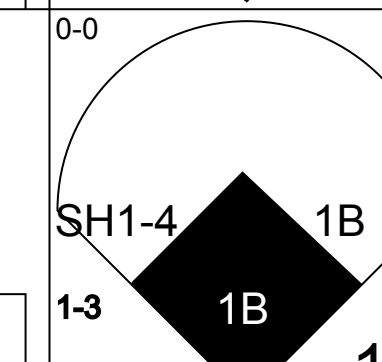
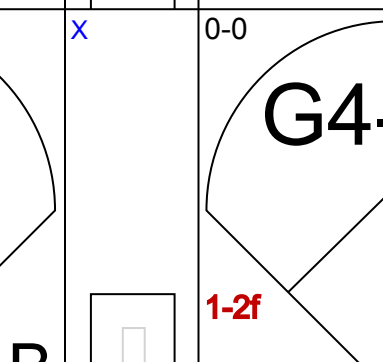
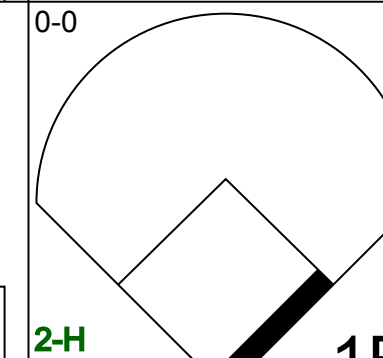
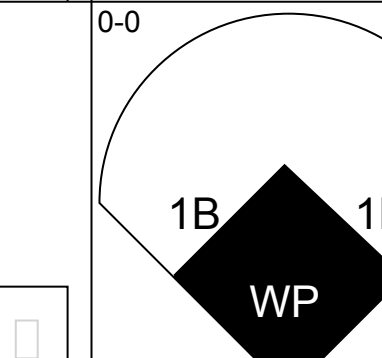

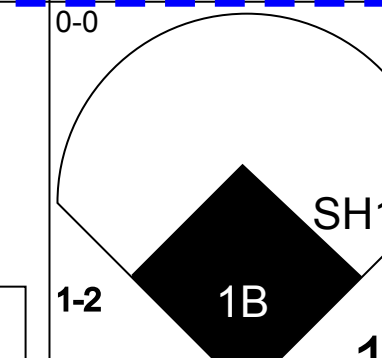
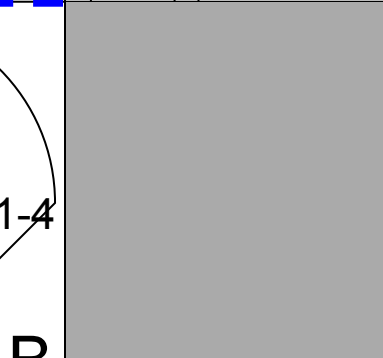
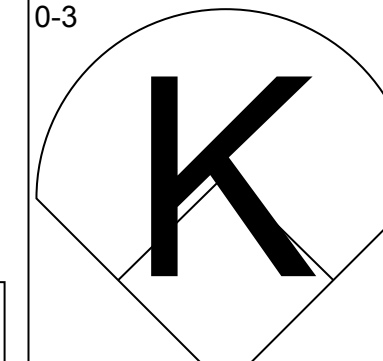
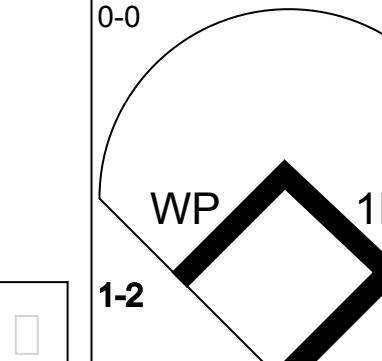

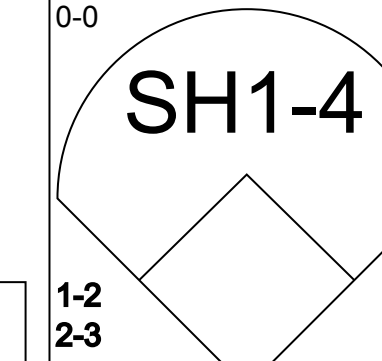
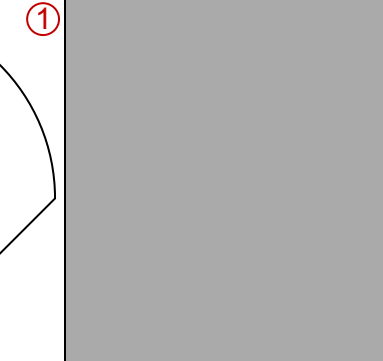
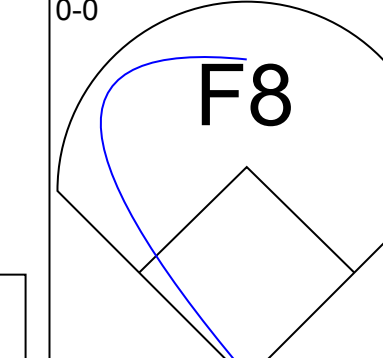
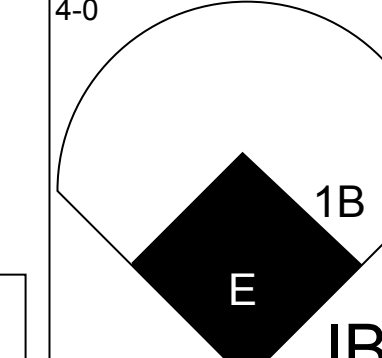

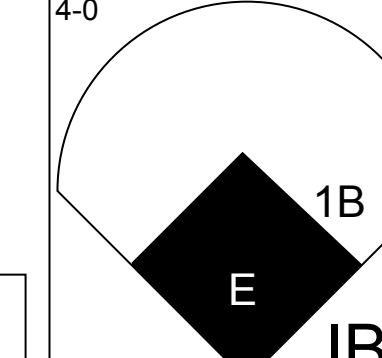


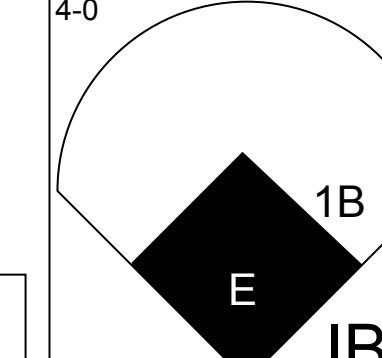

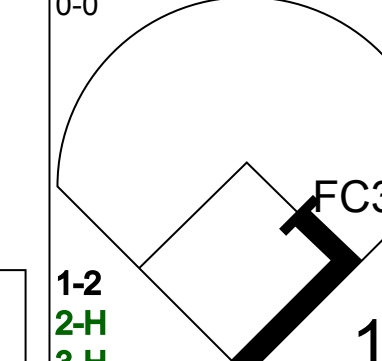
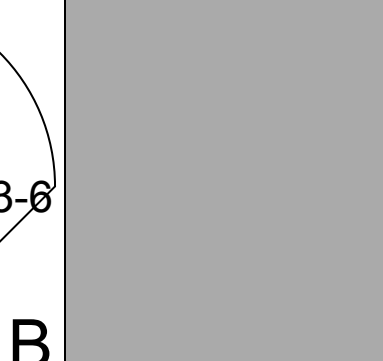
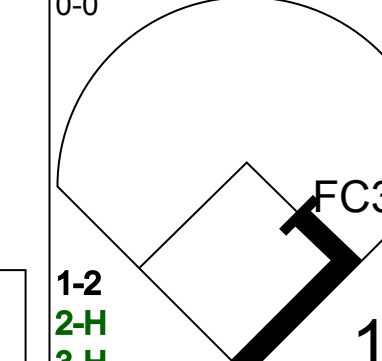
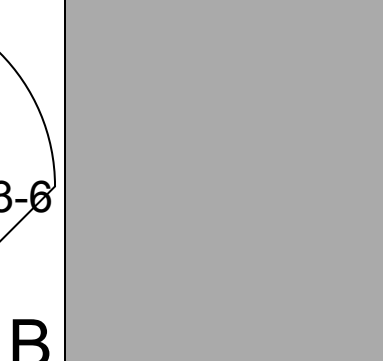

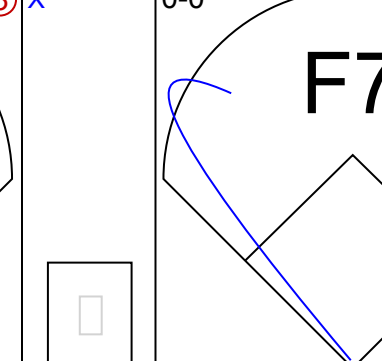
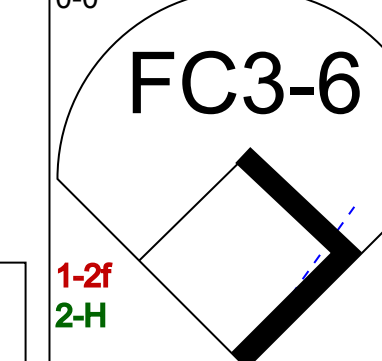
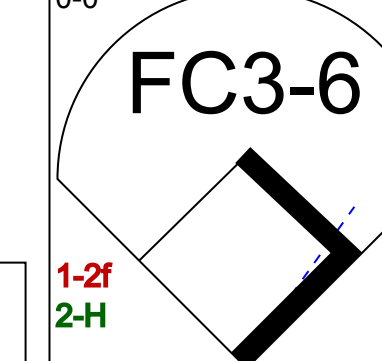
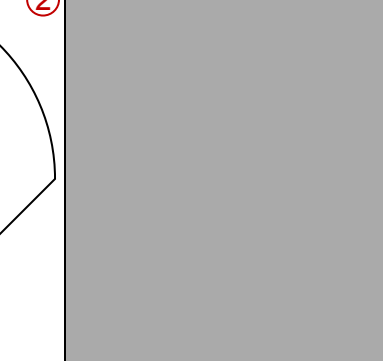

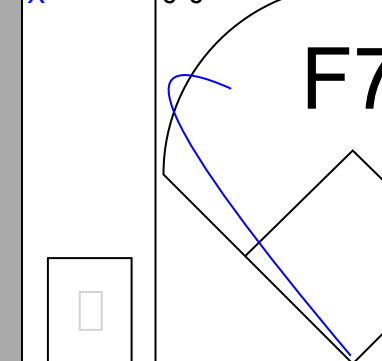


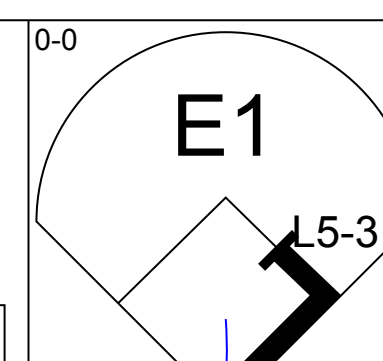
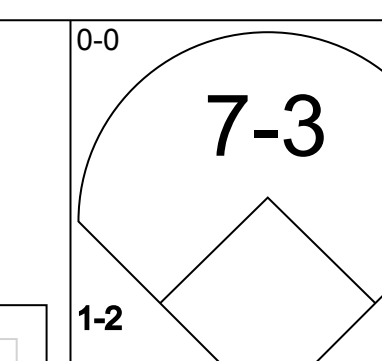
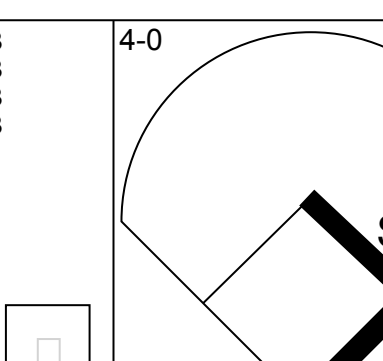
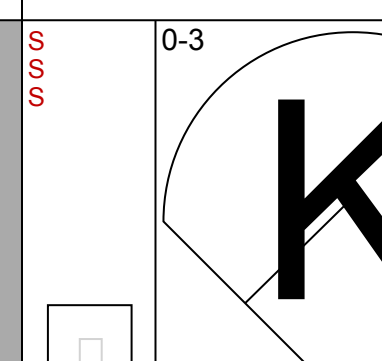
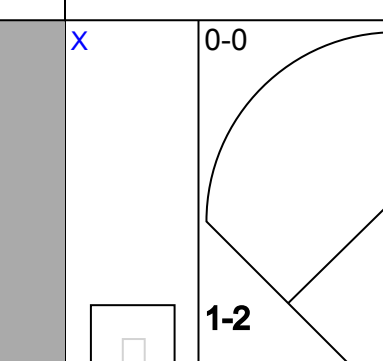
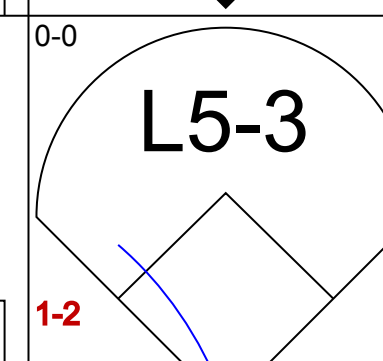
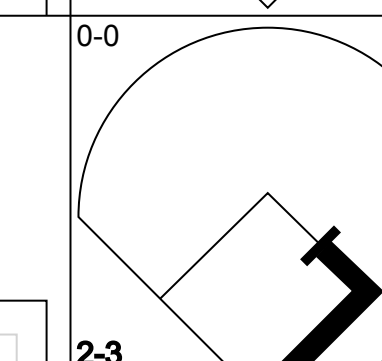
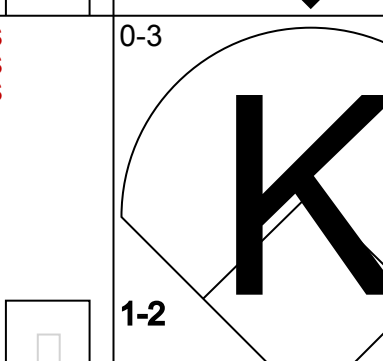
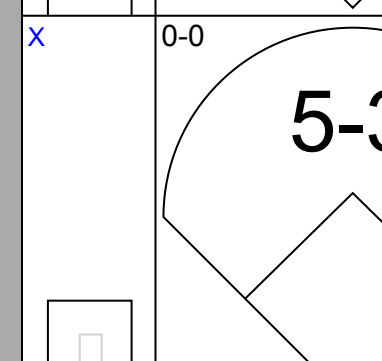
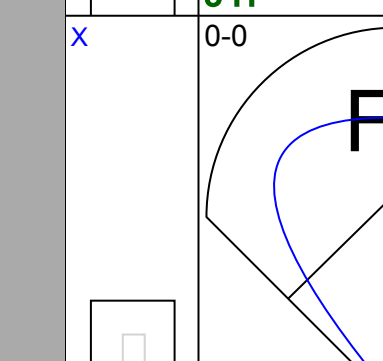
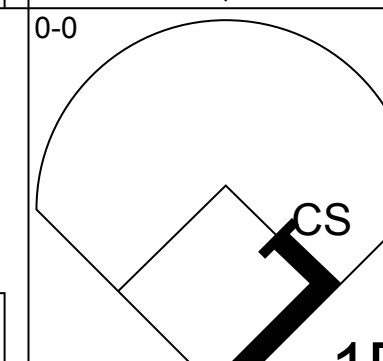
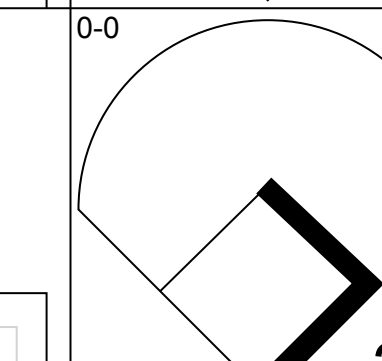


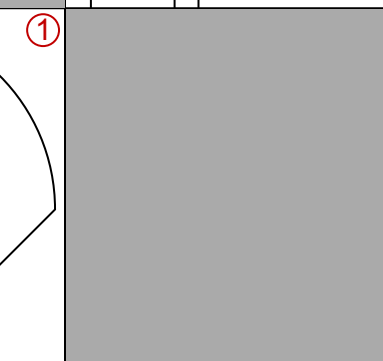
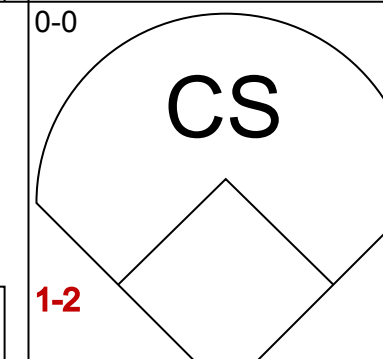
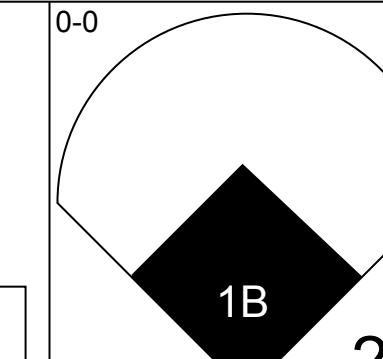
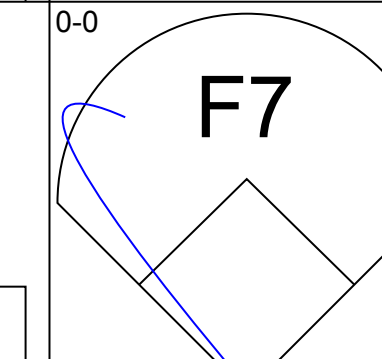


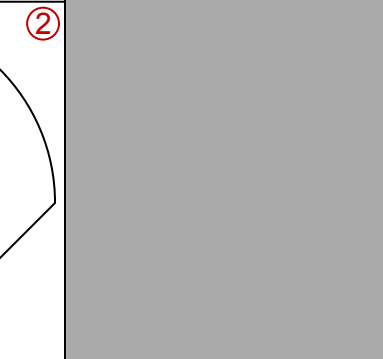
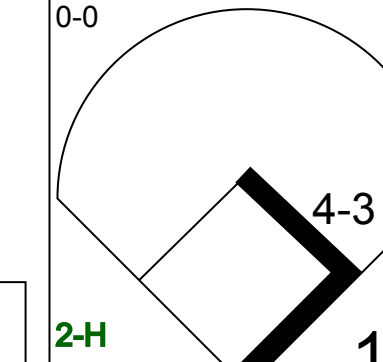

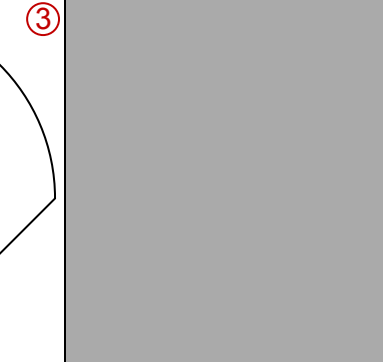
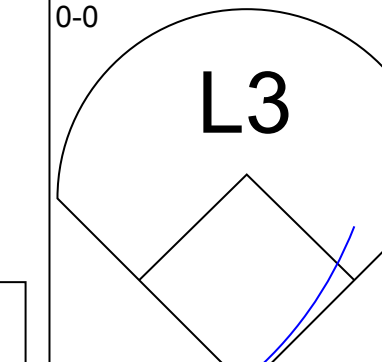

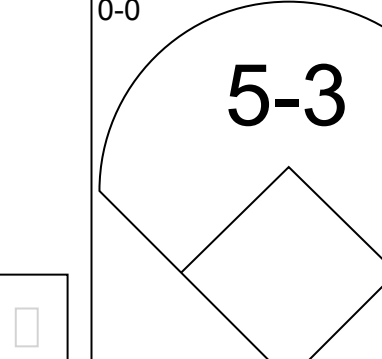

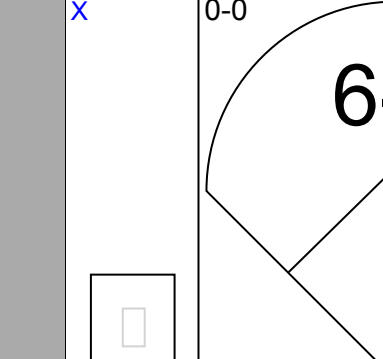

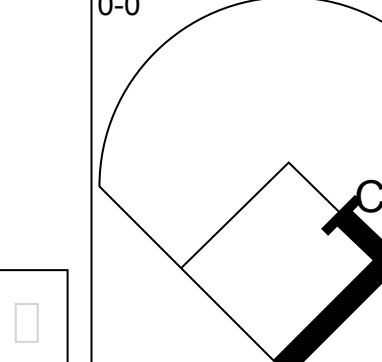
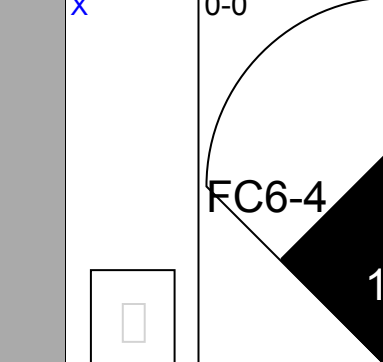

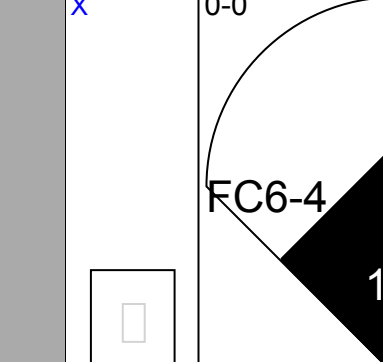


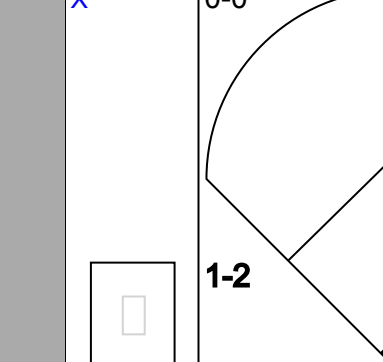


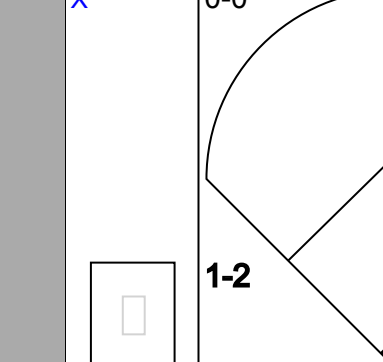
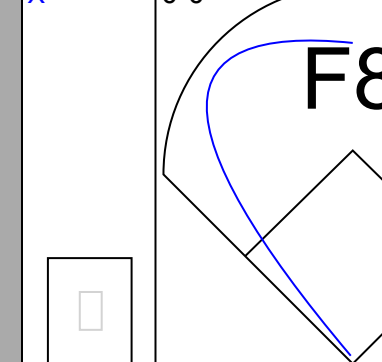
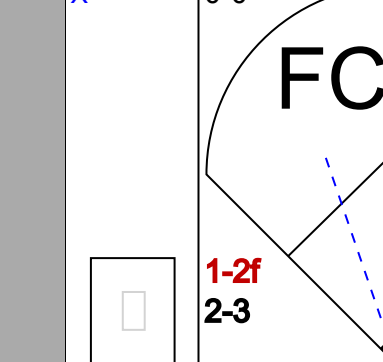
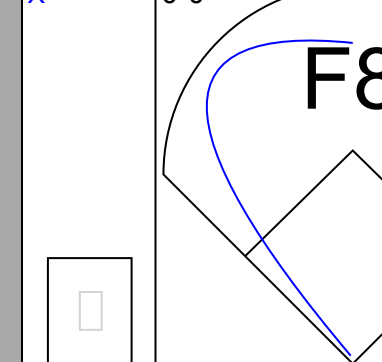
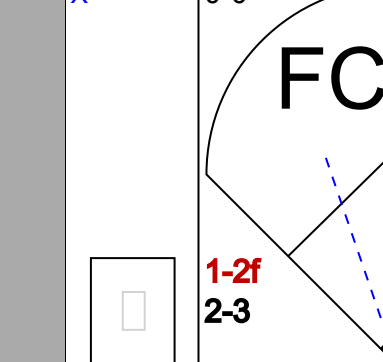
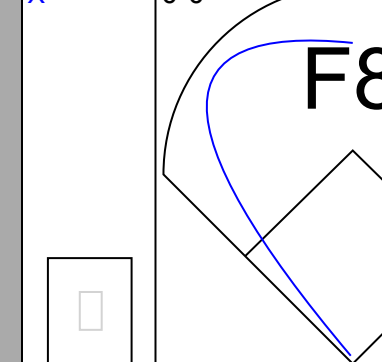
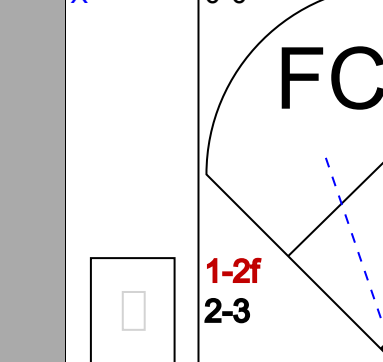
Batter	1	2	3	4	5	6	7	8	9	AB	R	H	RBI	BB	SO	LOB	BOTTOM				
Ron LeFlore, R OBP: 0.350, SLG: 0.374 (1, 8)	F8 WP 6-3 BB	FC6-4		F3		F7			5-3	4	1	0	0	1	0	7					
Lou Whitaker, L OBP: 0.415, SLG: 0.423 (1, 4)	F8		F7 BLK BB		E SF9 BB			G4-6-3 BB		1	1	0	0	3	0	1					
Steve Kemp, L OBP: 0.419, SLG: 0.526 (1, 7)	6-3		F8		F8			F9		4	0	0	1	0	0	3					
Jason Thompson, L OBP: 0.368, SLG: 0.392 (1, 3)	FC6 1B		F7		SF9			G4-6-3		3	0	1	1	0	0	2					
Champ Summers, L OBP: 0.372, SLG: 0.484 (1, 9)	FC6		F7		1B			HR		4	1	2	1	0	0	2					
Rusty Staub, L OBP: 0.331, SLG: 0.394 (1, 10)		L3		F9				F5		4	0	1	0	0	0	0					
Lance Parrish, R OBP: 0.362, SLG: 0.438 (1, 2)		1B BB		F6		F7		6-3		3	0	0	0	1	0	2					
Phil Mankowski, L OBP: 0.316, SLG: 0.280 (1, 5)		L9		1B BB				BB 1B		3	0	1	0	1	0	1					
Alan Trammell, R OBP: 0.332, SLG: 0.339 (1, 6)				1B		CS 1B		BB		3	0	3	0	1	0	0					
Inning Stats	R: 1 E: 0 K: 0 S: 4	H: 1 LOB: 1 BB: 1 P: 8	R: 0 E: 0 K: 0 S: 4	H: 1 LOB: 2 BB: 1 P: 8	R: 0 E: 0 K: 0 S: 3	H: 0 LOB: 1 BB: 1 P: 7	R: 0 E: 0 K: 0 S: 4	H: 1 LOB: 2 BB: 1 P: 8	R: 1 E: 1 K: 0 S: 5	H: 2 LOB: 2 BB: 1 P: 9	R: 0 E: 0 K: 0 S: 3	H: 1 LOB: 0 BB: 0 P: 3	R: 0 E: 0 K: 0 S: 2	H: 0 LOB: 0 BB: 1 P: 6	R: 1 E: 0 K: 0 S: 5	H: 2 LOB: 2 BB: 1 P: 9	1B: 7 2B: 0 3B: 0 HR: 1	SF: 1 SAC: 0 DP: 1 HBP: 0	WP: 1 PB: 0 SB: 0 CS: 1	PA: 37	
PITCHER	IP	WLS	BF	H	R	ER	SO	BB	IBB	HBP	BLK	WP	HR	S	P	ERA	WHIP				
Phil Huffman, R ERA: 6.18 Dave Freisleben, R ERA: 4.87	(1, 1)	7.2	L	35	8	3	3	0	1	1	0	0	1	29	53	3.52	1.826				
(8, 1)	0.1		2	0	0	0	0	1	0	0	0	0	0	1	5	0.00	3.000				

Toronto Blue Jays @ Detroit Tigers
Tiger Stadium, Detroit, MI
Thu Jul 05 1979, 7:05 PM EDT
Att: 13,199 - Unknown

AB	29
R	3
H	8
RBI	3
BB	7
SO	0
LOB	18


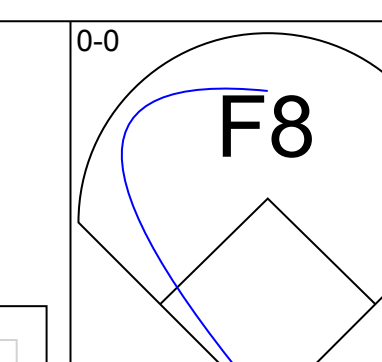
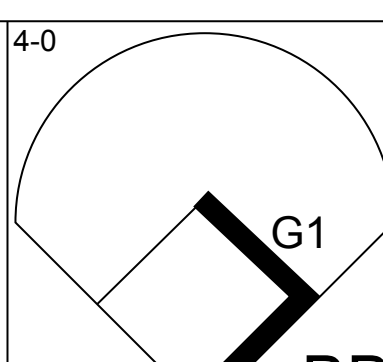
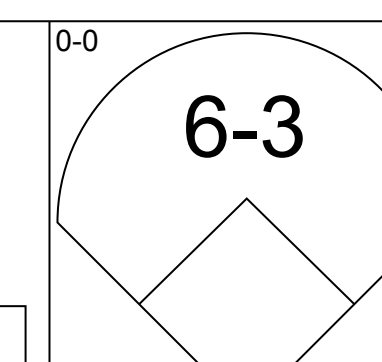
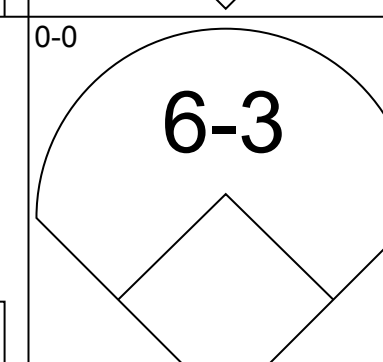
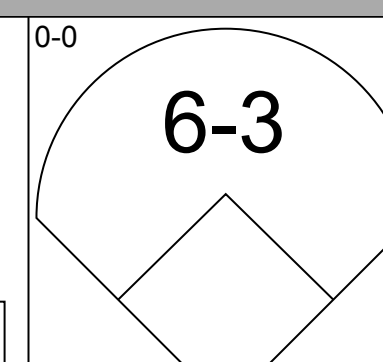
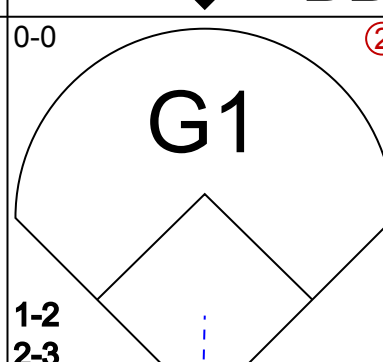
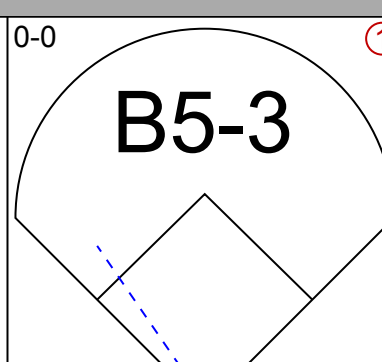
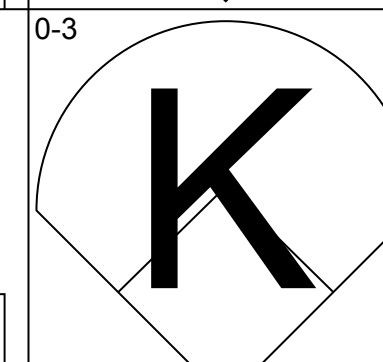
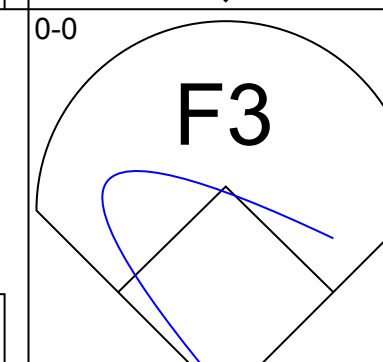
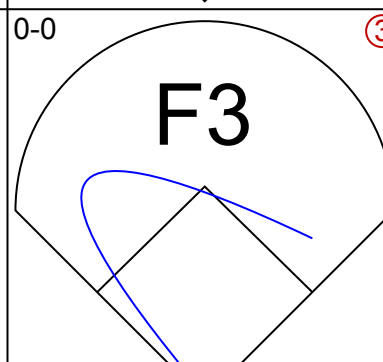
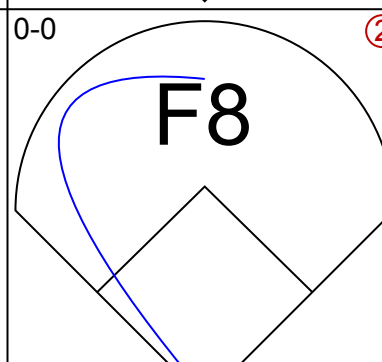
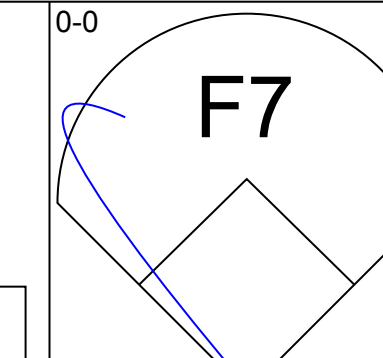
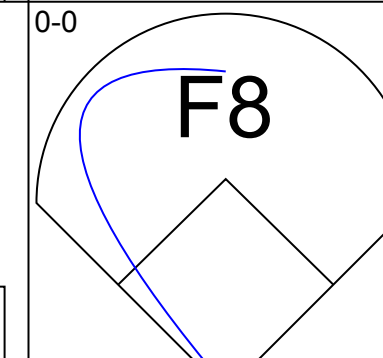
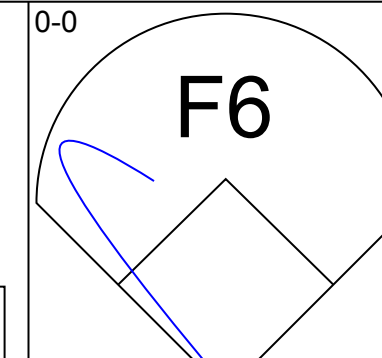
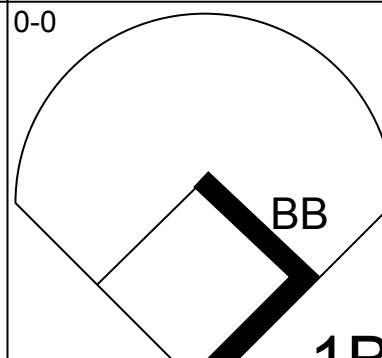
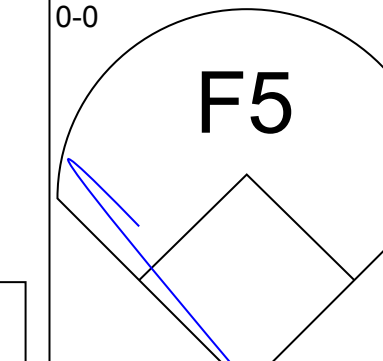
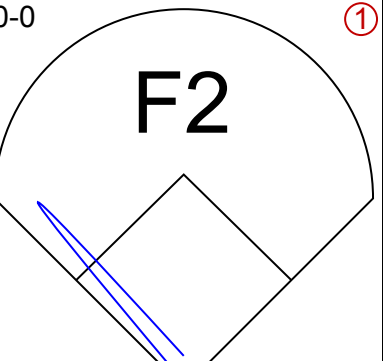
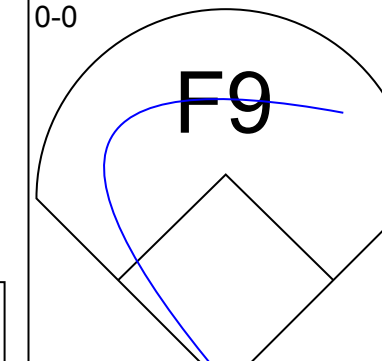
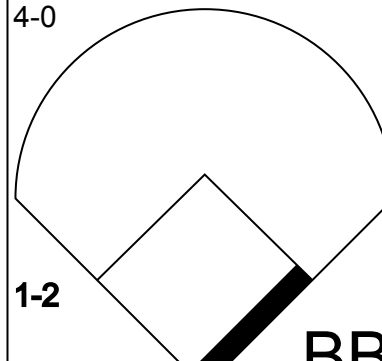
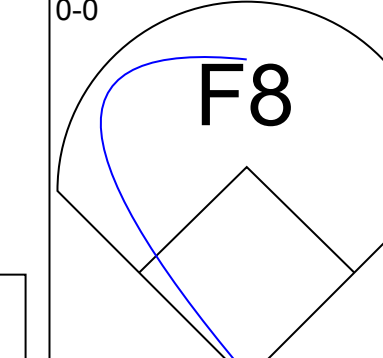
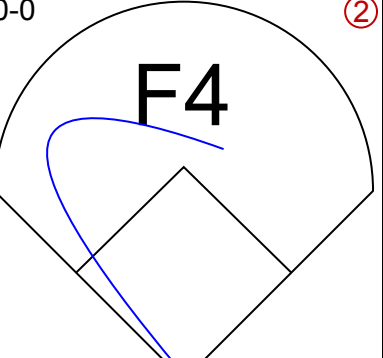
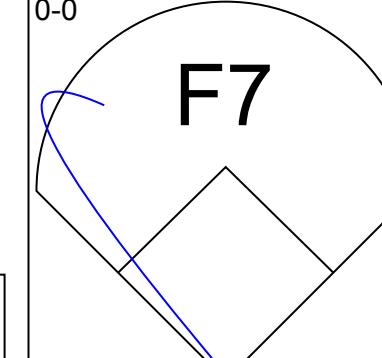
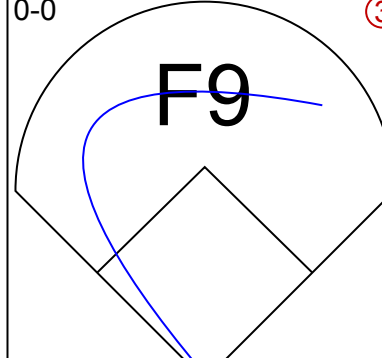
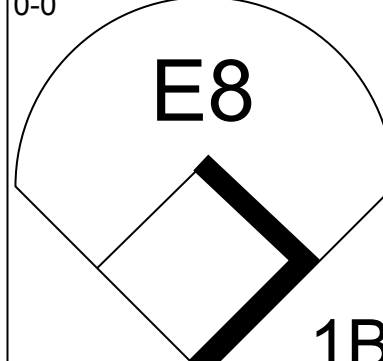
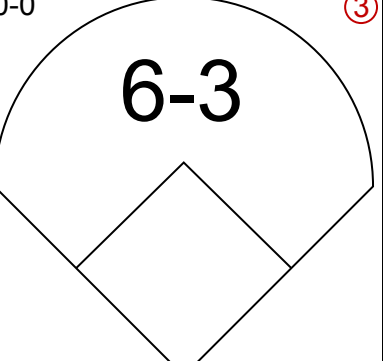
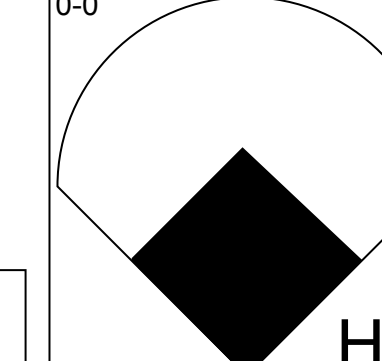
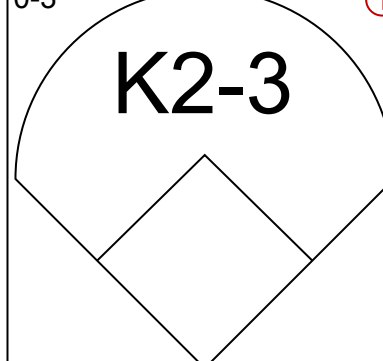
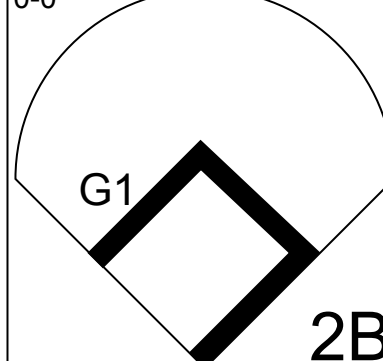
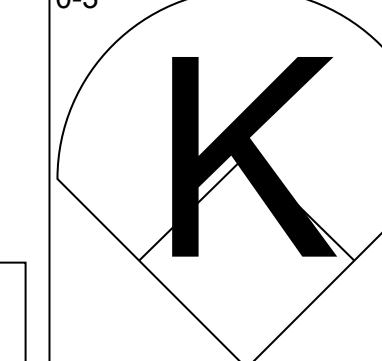
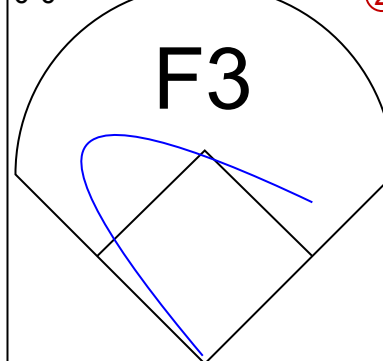
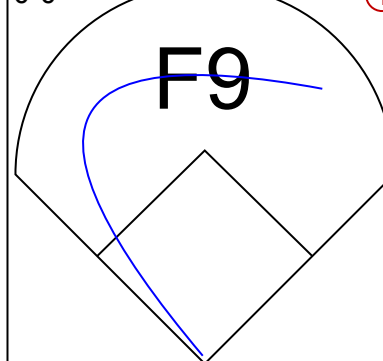
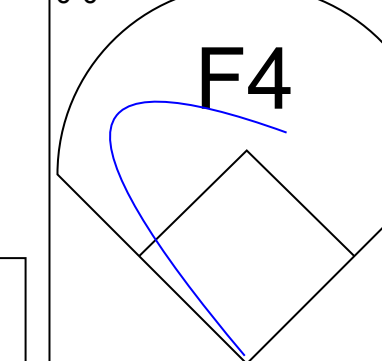


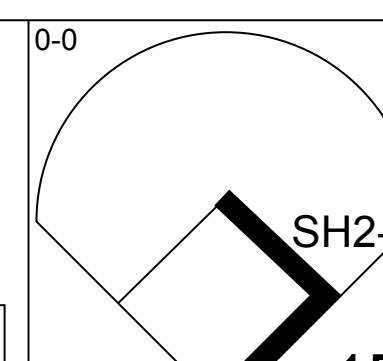
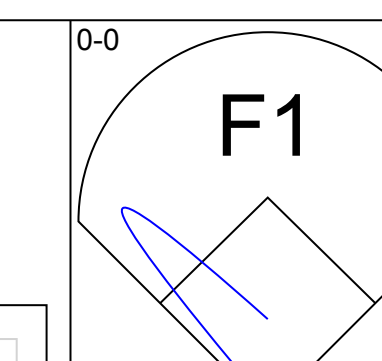

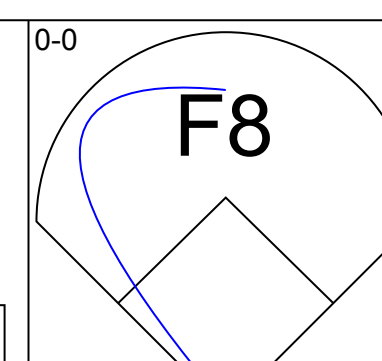
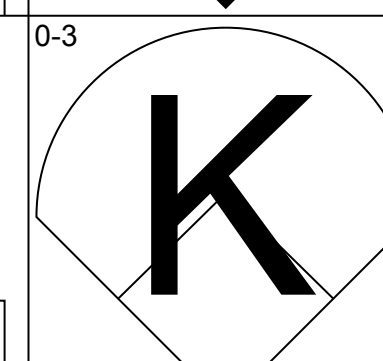
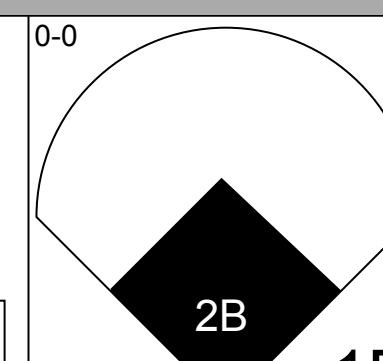

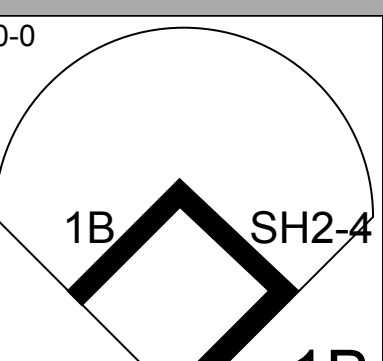
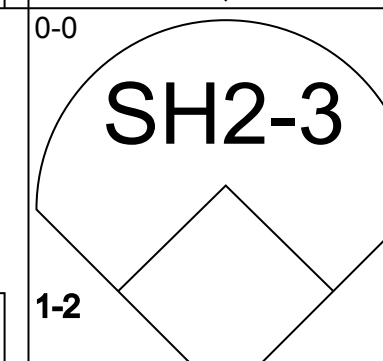
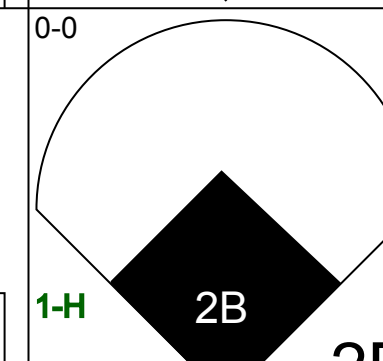
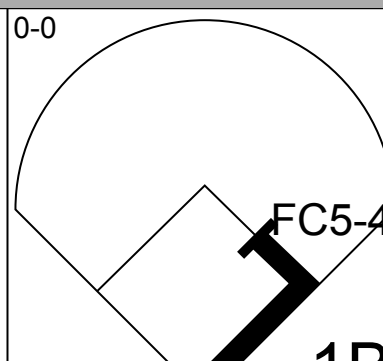
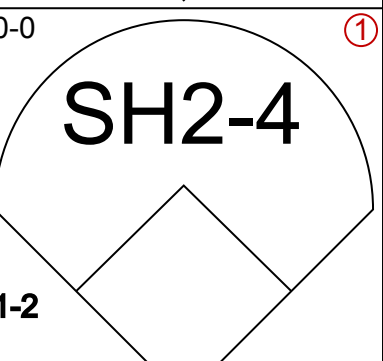
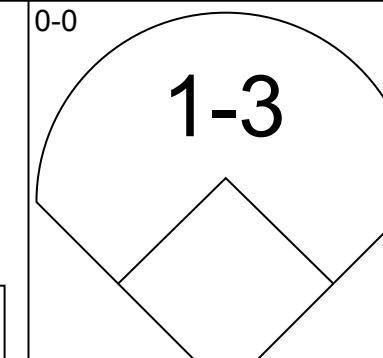
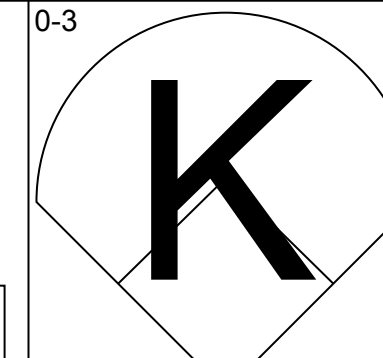
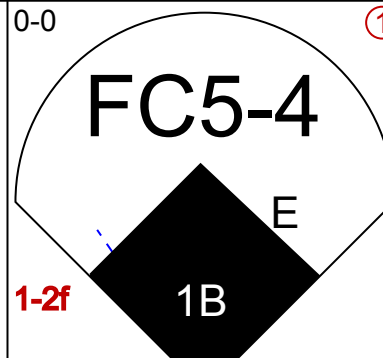
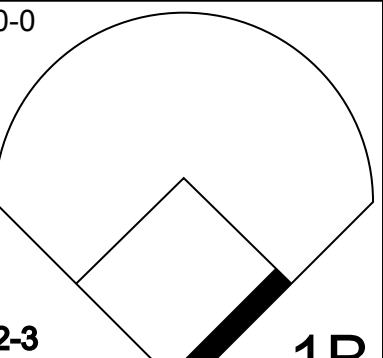

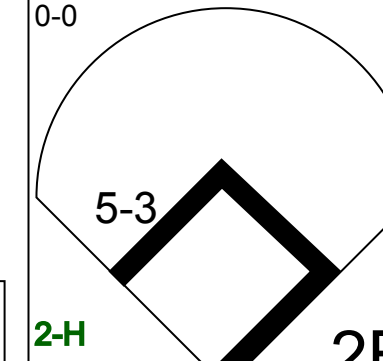
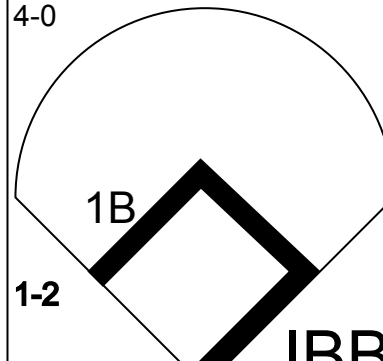
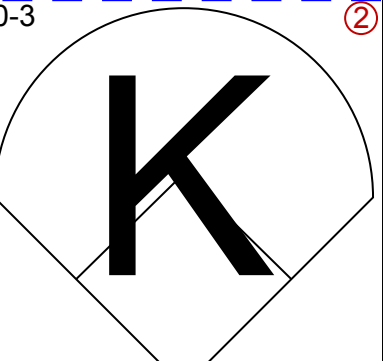
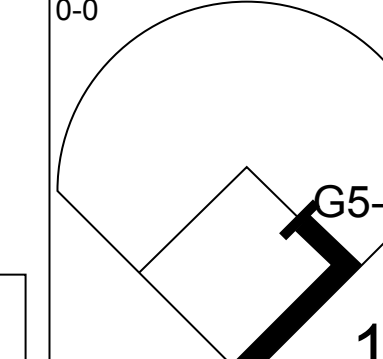
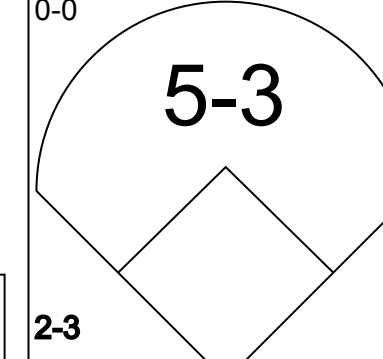
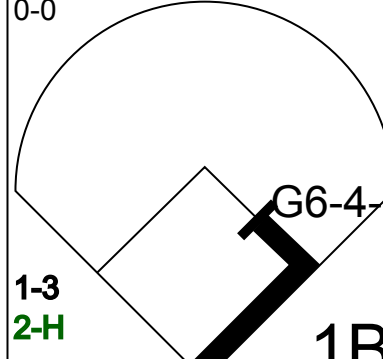
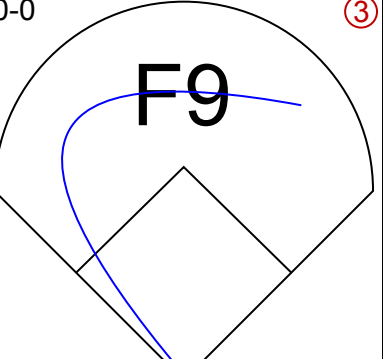
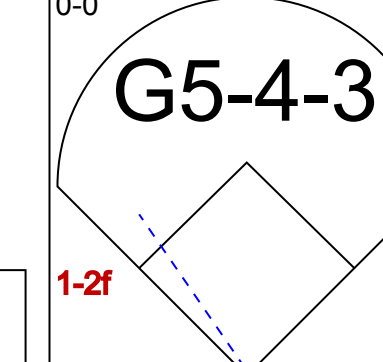
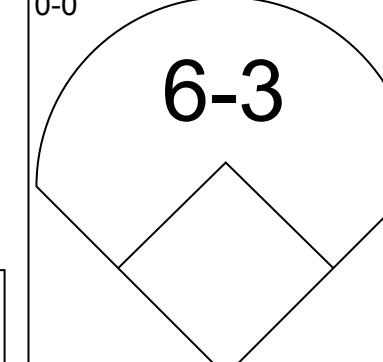
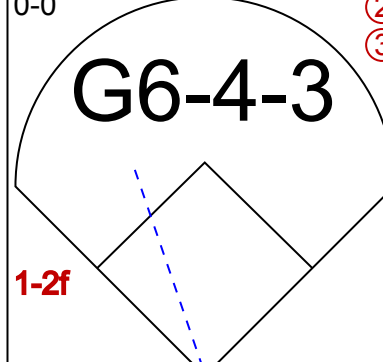


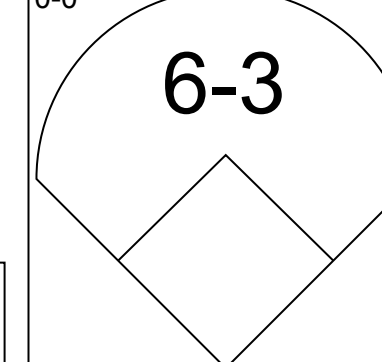

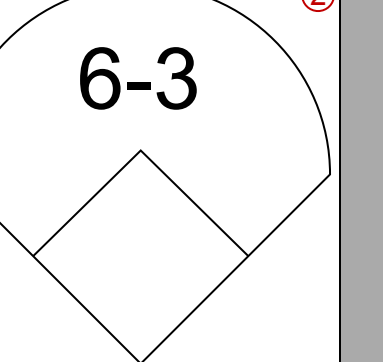

Batter	1	2	3	4	5	6	7	8	9	AB	R	H	RBI	BB	SO	LOB	TOP								
Ron LeFlore, R (1, 8) OBP: 0.344, SLG: 0.368										5	0	0	0	0	2	1	Detroit Tigers @ Milwaukee Brewers Milwaukee County Stadium, Milwaukee, WI Fri Jul 06 1979, 8:05 PM EDT Unknown								
Lou Whitaker, L (1, 4) OBP: 0.416, SLG: 0.424										4	2	2	0	1	1										
Steve Kemp, L (1, 7) OBP: 0.415, SLG: 0.520										5	1	1	0	0	2	3									
Jason Thompson, L (1, 3) OBP: 0.373, SLG: 0.398										4	2	3	2	0	1	0									
Champ Summers, L (1, 9) OBP: 0.372, SLG: 0.481										3	0	1	0	0	1	1									
Jerry Morales, R (8, PH) OBP: 0.272, SLG: 0.419										0	0	0	0	0	0	0									
Rusty Staub, L (1, 10) OBP: 0.337, SLG: 0.413										3	2	2	1	1	0	0									
Lance Parrish, R (1, 2) OBP: 0.364, SLG: 0.438										4	0	2	2	0	1	2									
Phil Mankowski, L (1, 5) OBP: 0.303, SLG: 0.267										4	0	0	0	0	1	3									
Alan Trammell, R (1, 6) OBP: 0.331, SLG: 0.338										4	0	1	0	0	1	1									
Inning Stats	R: 1 E: 0 K: 3 S: 11	H: 2 LOB: 1 BB: 0 P: 11	R: 0 E: 0 K: 1 S: 5	H: 0 LOB: 0 BB: 0 P: 5	R: 0 E: 0 K: 1 S: 5	H: 0 LOB: 0 BB: 0 P: 5	R: 1 E: 0 K: 1 S: 8	H: 3 LOB: 2 BB: 0 P: 8	R: 0 E: 0 K: 2 S: 8	H: 1 LOB: 0 BB: 0 P: 8	R: 1 E: 0 K: 1 S: 6	H: 2 LOB: 0 BB: 0 P: 6	R: 0 E: 0 K: 0 S: 3	H: 0 LOB: 0 BB: 0 P: 3	R: 4 E: 1 K: 1 S: 9	H: 4 LOB: 1 BB: 1 P: 13	R: 0 E: 0 K: 0 S: 2	H: 0 LOB: 0 BB: 1 P: 6	1B: 11 2B: 0 3B: 0 HR: 1	SF: 0 SAC: 1 DP: 1 HBP: 0	WP: 1 PB: 0 SB: 1 CS: 1	PA: 40			
PITCHER	IP	WLS	BF	H	R	ER	SO	BB	IBB	HBP	BLK	WP	HR	S	P	ERA	WHIP	PITCHER							
Moose Haas, R (1, 1) ERA: 5.55	7.0	L	30	10	5	5	9	0	0	0	0	1	1	48	48	6.43	1.429								
Jerry Augustine, L (8, 1) ERA: 3.02	0.1		3	1	0	0	0	0	1	0	0	0	0	2	6	0.00	3.000								
Bill Castro, R (8, 1) ERA: 1.8	1.2		6	1	2	1	1	1	0	0	0	0	0	7	11	5.40	1.200								

Batter	1	2	3	4	5	6	7	8	9	AB	R	H	RBI	BB	SO	LOB	BOTTOM								
Paul Moltor, R (1, 10) OBP: 0.386, SLG: 0.497										4	0	1	1	1	1	1	Detroit Tigers @ Milwaukee Brewers Milwaukee County Stadium, Milwaukee, WI Fri Jul 06 1979, 8:05 PM EDT Unknown								
Don Money, R (1, 5) OBP: 0.295, SLG: 0.360										4	0	1	0	0	1	2									
Sal Bando, R (8, 5) OBP: 0.335, SLG: 0.342										1	0	0	0	0	2										
Cecil Cooper, L (1, 3) OBP: 0.389, SLG: 0.495										4	0	2	1	0	0	0									
Gorman Thomas, R (1, 8) OBP: 0.378, SLG: 0.540										4	2	2	1	0	1	1									
Ben Oglivie, L (1, 7) OBP: 0.318, SLG: 0.477										4	0	1	1	0	1	0									
Sixto Lezcano, R (1, 9) OBP: 0.414, SLG: 0.492										4	0	1	0	0	1	1									
Robin Yount, R (1, 6) OBP: 0.302, SLG: 0.370										4	1	2	0	0	0	3									
Charlie Moore, R (1, 2) OBP: 0.434, SLG: 0.503										4	0	1	0	0	1	3									
Jim Gantner, L (1, 4) OBP: 0.330, SLG: 0.316										4	1	1	0	0	0	2									
Inning Stats	R: 0 E: 1 K: 0 S: 3	H: 1 LOB: 0 BB: 0 P: 3	R: 1 E: 0 K: 2 S: 9	H: 2 LOB: 0 BB: 0 P: 9	R: 1 E: 0 K: 1 S: 7	H: 3 LOB: 1 BB: 0 P: 7	R: 0 E: 0 K: 0 S: 3	H: 1 LOB: 0 BB: 0 P: 3	R: 0 E: 0 K: 1 S: 5	H: 0 LOB: 0 BB: 0 P: 5	R: 1 E: 0 K: 1 S: 8	H: 2 LOB: 2 BB: 0 P: 8	R: 0 E: 0 K: 1 S: 5	H: 0 LOB: 0 BB: 0 P: 5	R: 0 E: 0 K: 0 S: 3	H: 0 LOB: 0 BB: 0 P: 3	R: 1 E: 0 K: 0 S: 6	H: 3 LOB: 2 BB: 0 P: 6	1B: 9 2B: 3 3B: 0 HR: 1	SF: 0 SAC: 0 DP: 1 HBP: 0	WP: 0 PB: 1 SB: 1 CS: 2	PA: 40			
PITCHER	IP	WLS	BF	H	R	ER	SO	BB	IBB	HBP	BLK	WP	HR	S	P	ERA	WHIP	PITCHER							
Jack Morris, R (1, 1) ERA: 3.88	8.1	W	35	11	4	4	6	1	0	0	0	0	0	46	50	4.32	1.440								
Aurelio Lopez, R (9, 1) ERA: 3.44	0.2	S	3	1	0	0	0	0	0	0	0	0	0	3	3	0.00	1.500								

Batter	1	2	3	4	5	6	7	8	9	AB	R	H	RBI	BB	SO	LOB	TOP					
Ron LeFlore, R OBP: 0.391, SLG: 0.380 (1, 8)	0-0 SH2-3 1B		0-0 S 1B		0-3 K			0-0 2H 1B		4	0	3	1	0	1	1	Detroit Tigers @ Milwaukee Brewers Milwaukee County Stadium, Milwaukee, WI Sun Jul 08 1979, 4:33 AM EDT Unknown - 73 F					
Lou Whitaker, L OBP: 0.411, SLG: 0.409 (1, 4)	0-3 K		0-0 L5		0-3 K			0-0 F2		4	0	0	0	0	2	5						
Steve Kemp, L OBP: 0.414, SLG: 0.521 (1, 7)	0-0 SH2-3			0-0 F8		0-3 K		0-0 L9		3	0	0	0	0	1	1						
Jerry Morales, R OBP: 0.273, SLG: 0.429 (1, 9)	0-0 5-3			0-0 HR		0-0 F9		0-0 F6		4	1	1	1	0	0	2						
Lance Parrish, R OBP: 0.364, SLG: 0.448 (1, 2)		0-0 WP K2-5-2 1B		0-0 4-3		0-0 5-3			0-0 HR	4	1	2	1	0	0	0						
John Wockenfuss, R OBP: 0.283, SLG: 0.442 (1, 3)	0-0 6-3			0-3 K			0-3 K		0-0 1-3	4	0	0	0	0	2	1						
Rusty Staub, L OBP: 0.332, SLG: 0.406 (1, 10)	0-3 K2-5-2				0-0 2B		0-0 F8		0-0 F5	4	1	1	0	0	1	1						
Aurelio Rodriguez, R OBP: 0.279, SLG: 0.356 (1, 5)			0-0 1B L5 1B		0-0 SH1-3 2B		0-0 F4		0-3 K	4	0	2	1	0	1	0						
Mark Wagner, R OBP: 0.375, SLG: 0.383 (1, 6)			0-3 K		0-0 SH1-3			0-0 1B 2B		2	1	1	0	0	1	1						
Inning Stats	R: 0 E: 0 K: 1 S: 6	H: 1 LOB: 1 BB: 0 P: 6	R: 0 E: 0 K: 1 S: 5	H: 1 LOB: 1 BB: 0 P: 5	R: 0 E: 0 K: 1 S: 6	H: 2 LOB: 1 BB: 0 P: 6	R: 1 E: 0 K: 1 S: 6	H: 1 LOB: 0 BB: 0 P: 6	R: 1 E: 0 K: 2 S: 9	H: 2 LOB: 1 BB: 0 P: 9	R: 0 E: 0 K: 1 S: 5	H: 0 LOB: 0 BB: 0 P: 5	R: 0 E: 0 K: 1 S: 5	H: 0 LOB: 0 BB: 0 P: 5	R: 1 E: 0 K: 0 S: 5	H: 2 LOB: 1 BB: 0 P: 5	R: 1 E: 0 K: 1 S: 6	H: 1 LOB: 0 BB: 0 P: 6	1B: 5 2B: 5 3B: 0 HR: 2	SF: 0 SAC: 2 DP: 2 HBP: 0	WP: 1 PB: 0 SB: 1 CS: 0	PA: 35
PITCHER Mike Caldwell, L ERA: 3.27 (1, 1)	IP: 9.0 WLS: W BF: 35 H: 10 R: 4 ER: 4 SO: 9 BB: 0 IBB: 0 HBP: 0 BLK: 0 WP: 1 HR: 2 S: 53 P: 53 ERA: 4.00 WHIP: 1.111															PITCHER						

Batter	1	2	3	4	5	6	7	8	9	AB	R	H	RBI	BB	SO	LOB	BOTTOM					
Paul Molitor, R OBP: 0.381, SLG: 0.489 (1, 4)	0-0 6-3		0-0 1B 2B		0-0 E4 G5-4-3	0-0 5-3		0-0 BB 1B		5	1	2	0	0	0	2	Detroit Tigers @ Milwaukee Brewers Milwaukee County Stadium, Milwaukee, WI Sun Jul 08 1979, 4:33 AM EDT Unknown - 73 F					
Don Money, R OBP: 0.296, SLG: 0.340 (1, 10)	0-0 6-3		0-0 5-3		0-0 G5-4-3		0-0 PB SH1-4 HR 1B	0-0 BB 1B		4	1	1	0	1	0	2						
Cecil Cooper, L OBP: 0.392, SLG: 0.491 (1, 3)	4-0 FC5-4 BB		4-0 1B IBB		4-0 BB		0-0 SH1-4	0-3 K		1	0	0	0	3	1	3						
Gorman Thomas, R OBP: 0.370, SLG: 0.528 (1, 8)	0-0 FC5-4		0-0 1B		0-0 F2		0-0 1-3	0-3 K		5	0	1	1	0	1	6						
Ben Oglivie, L OBP: 0.331, SLG: 0.523 (1, 7)		0-0 HR		4-0 G6-4-3 BB		0-0 HR	0-0 HR		0-0 3H HR	3	3	3	4	1	0	0						
Sixto Lezcano, R OBP: 0.412, SLG: 0.494 (1, 9)		0-0 E6 FC1-4		0-0 G6-4-3		0-3 K	0-0 3B		0-0 G3	4	0	1	0	0	1	1						
Robin Yount, R OBP: 0.301, SLG: 0.366 (1, 6)		0-0 FC1-4		4-0 1B BB		0-0 F2	0-0 G3			3	0	0	0	1	0	2						
Charlie Moore, R OBP: 0.432, SLG: 0.500 (1, 2)		0-0 G4-3		0-0 FC4-6 1B		4-0 2B BB		0-0 F3		3	0	1	0	1	0	1						
Jim Gantner, L OBP: 0.336, SLG: 0.333 (1, 5)			0-0 6-3		0-0 FC4-6		0-0 2B	0-0 BB 1B		4	0	2	0	0	0	2						
Inning Stats	R: 0 E: 0 K: 0 S: 3	H: 0 LOB: 1 BB: 1 P: 7	R: 1 E: 1 K: 0 S: 4	H: 1 LOB: 0 BB: 0 P: 4	R: 1 E: 0 K: 0 S: 4	H: 2 LOB: 2 BB: 1 P: 8	R: 0 E: 0 K: 0 S: 3	H: 1 LOB: 2 BB: 2 P: 11	R: 0 E: 1 K: 0 S: 3	H: 0 LOB: 1 BB: 1 P: 7	R: 1 E: 0 K: 1 S: 7	H: 2 LOB: 2 BB: 1 P: 11	R: 2 E: 0 K: 0 S: 6	H: 3 LOB: 1 BB: 0 P: 6	R: 0 E: 0 K: 2 S: 9	H: 2 LOB: 3 BB: 1 P: 13	R: 0 E: 0 K: 2 S: 9	H: 2 LOB: 3 BB: 1 P: 13	1B: 5 2B: 2 3B: 1 HR: 3	SF: 0 SAC: 1 DP: 3 HBP: 0	WP: 0 PB: 1 SB: 0 CS: 0	PA: 40
PITCHER Jack Billingham, R ERA: 3.55 John Hiller, L ERA: 4.32 Aurelio Lopez, R ERA: 3.19 (1, 1) (4, 1) (8, 1)	IP: 3.2 WLS: L BF: 17 H: 5 R: 3 ER: 3 SO: 1 BB: 2 IBB: 0 HBP: 0 BLK: 0 WP: 0 HR: 2 S: 17 P: 25 ERA: 8.10 WHIP: 2.100															PITCHER						

Batter	1	2	3	4	5	6	7	8	9	AB	R	H	RBI	BB	SO	LOB	TOP					
Ron LeFlore, R OBP: 0.350, SLG: 0.376 (1, 10)										3	0	0	0	1	1	1	Detroit Tigers @ Milwaukee Brewers Milwaukee County Stadium, Milwaukee, WI Sun Jul 08 1979, 4:38 AM EDT Att: 39,141 - Unknown - 75 F					
Lou Whitaker, L OBP: 0.405, SLG: 0.401 (1, 4)										4	0	0	0	0	0	2						
Jerry Morales, R OBP: 0.268, SLG: 0.421 (1, 9)										4	0	0	0	0	1	2						
John Wockenfuss, R OBP: 0.281, SLG: 0.433 (1, 7)										4	0	1	0	0	0	0						
Lance Parrish, R OBP: 0.363, SLG: 0.443 (1, 2)										3	0	0	0	1	0	0						
Lynn Jones, R OBP: 0.351, SLG: 0.398 (1, 8)										4	0	0	0	0	0	2						
Aurelio Rodriguez, R OBP: 0.264, SLG: 0.374 (1, 5)										3	1	2	1	0	0	0						
Ed Putman, R OBP: 0.250, SLG: 0.500 (1, 3)										3	0	1	0	0	2	1						
Mark Wagner, R OBP: 0.364, SLG: 0.371 (1, 6)										3	0	0	0	0	0	2						
Inning Stats	R: 0 E: 0 K: 2 S: 7	H: 0 LOB: 0 BB: 0 P: 7	R: 0 E: 0 K: 0 S: 3	H: 0 LOB: 0 BB: 0 P: 3	R: 0 E: 1 K: 1 S: 6	H: 1 LOB: 1 BB: 0 P: 6	R: 0 E: 0 K: 0 S: 3	H: 0 LOB: 0 BB: 0 P: 3	R: 0 E: 0 K: 0 S: 3	H: 0 LOB: 0 BB: 0 P: 3	R: 0 E: 0 K: 0 S: 4	H: 1 LOB: 2 BB: 1 P: 8	R: 0 E: 0 K: 0 S: 3	H: 0 LOB: 0 BB: 0 P: 3	R: 1 E: 0 K: 1 S: 6	H: 1 LOB: 0 BB: 0 P: 6	R: 0 E: 0 K: 0 S: 4	H: 1 LOB: 2 BB: 1 P: 8	1B: 2 2B: 1 3B: 0 HR: 1	SF: 0 SAC: 0 DP: 0 HBP: 0	WP: 0 PB: 0 SB: 0 CS: 0	PA: 33
PITCHER Bill Travers, L ERA: 3.12 (1, 1)	IP: 9.0 WLS: W BF: 33 H: 4 R: 1 ER: 1 SO: 4 BB: 2 IBB: 0 HBP: 0 BLK: 0 WP: 0 HR: 1 S: 39 P: 47 ERA: 1.00 WHIP: 0.667															PITCHER IP: 9.0 WLS: W BF: 33 H: 4 R: 1 ER: 1 SO: 4 BB: 2 IBB: 0 HBP: 0 BLK: 0 WP: 0 HR: 1 S: 39 P: 47 ERA: 1.00 WHIP: 0.667						

Batter	1	2	3	4	5	6	7	8	9	AB	R	H	RBI	BB	SO	LOB	BOTTOM			
Paul Molitor, R OBP: 0.379, SLG: 0.486 (1, 4)										4	0	1	0	0	0	1	Detroit Tigers @ Milwaukee Brewers Milwaukee County Stadium, Milwaukee, WI Sun Jul 08 1979, 4:38 AM EDT Att: 39,141 - Unknown - 75 F			
Don Money, R OBP: 0.304, SLG: 0.347 (1, 5)										4	1	2	0	0	1	2				
Cecil Cooper, L OBP: 0.394, SLG: 0.495 Jim Wohlford, R OBP: 0.305, SLG: 0.348 (4, PR) (5, 7)										1	0	1	1	0	0	0				
Gorman Thomas, R OBP: 0.369, SLG: 0.524 (1, 8)										4	1	1	0	0	1	3				
Ben Oglivie, L OBP: 0.333, SLG: 0.524 (5, 3)										3	0	1	1	1	1	2				
Sixto Lezcano, R OBP: 0.413, SLG: 0.494 (1, 9)										4	0	2	1	0	0	3				
Sal Bando, R OBP: 0.330, SLG: 0.336 (1, 10)										3	0	0	0	0	0	5				
Robin Yount, R OBP: 0.301, SLG: 0.366 (1, 6)										3	0	1	0	0	0	0				
Buck Martinez, R OBP: 0.248, SLG: 0.340 (1, 2)										2	0	0	0	0	0	0				
Inning Stats	R: 0 E: 0 K: 1 S: 6	H: 1 LOB: 1 BB: 0 P: 6	R: 0 E: 0 K: 0 S: 3	H: 1 LOB: 0 BB: 0 P: 3	R: 0 E: 0 K: 0 S: 3	H: 0 LOB: 0 BB: 0 P: 3	R: 2 E: 0 K: 1 S: 8	H: 3 LOB: 2 BB: 0 P: 8	R: 0 E: 0 K: 0 S: 4	H: 1 LOB: 1 BB: 0 P: 4	R: 1 E: 1 K: 0 S: 4	H: 2 LOB: 1 BB: 1 P: 8	R: 0 E: 0 K: 0 S: 3	H: 0 LOB: 0 BB: 0 P: 3	R: 0 E: 0 K: 1 S: 7	H: 2 LOB: 2 BB: 0 P: 7	1B: 8 2B: 2 3B: 0 HR: 0	SF: 0 SAC: 3 DP: 2 HBP: 0	WP: 0 PB: 0 SB: 0 CS: 0	PA: 33
PITCHER Dan Petry, R ERA: 3.68 Dave Tobik, R ERA: 3.9 (8, 1)	IP: 7.1 WLS: L BF: 31 H: 10 R: 3 ER: 3 SO: 2 BB: 0 IBB: 0 HBP: 0 BLK: 0 WP: 0 HR: 0 S: 34 P: 38 ERA: 3.68 WHIP: 1.364															PITCHER IP: 0.2 WLS: L BF: 2 H: 0 R: 0 ER: 0 SO: 1 BB: 0 IBB: 0 HBP: 0 BLK: 0 WP: 0 HR: 0 S: 4 P: 4 ERA: 0.00 WHIP: 0.000				

AB	31
R	1
H	4
RBI	1
BB	2
SO	4
LOB	10



Batter	1	2	3	4	5	6	7	8	9	AB	R	H	RBI	BB	SO	LOB	TOP				
Butch Wynegar, S OBP: 0.380, SLG: 0.367 (1, 2)										5	0	1	0	0	0	2	Minnesota Twins @ Detroit Tigers Tiger Stadium, Detroit, MI Mon Jul 09 1979, 7:05 PM EDT Att: 15,742 - Unknown - 74 F				
Rob Wilfong, L OBP: 0.359, SLG: 0.449 (1, 4)										3	1	1	0	0	1	0					
Roy Smalley, S OBP: 0.436, SLG: 0.564 (1, 6)										3	0	0	0	0	0	2					
Glenn Adams, L OBP: 0.385, SLG: 0.476 (1, 10)										4	1	1	1	0	0	3					
Ken Landreaux, L OBP: 0.338, SLG: 0.401 (1, 8)										4	1	3	1	0	1	0					
Mike Cabbage, L OBP: 0.333, SLG: 0.303 John Castino, R OBP: 0.335, SLG: 0.376 (9, 5)										4	0	0	0	0	0	3					
Ron Jackson, R OBP: 0.334, SLG: 0.472 (1, 3)										4	1	2	1	0	0	0					
Willie Norwood, R OBP: 0.295, SLG: 0.400 Bombo Rivera, R OBP: 0.331, SLG: 0.383 (9, 9)										4	1	1	2	0	0	1					
Dave Edwards, R OBP: 0.355, SLG: 0.536 (1, 7)										3	0	0	0	1	1	0					
Inning Stats	R: 0 E: 0 K: 1 S: 5	H: 0 LOB: 1 BB: 0 P: 6	R: 2 E: 0 K: 1 S: 7	H: 2 LOB: 0 BB: 0 P: 7	R: 0 E: 0 K: 0 S: 3	H: 0 LOB: 0 BB: 0 P: 3	R: 1 E: 0 K: 0 S: 4	H: 2 LOB: 0 BB: 0 P: 4	R: 0 E: 0 K: 1 S: 5	H: 0 LOB: 1 BB: 0 P: 5	R: 1 E: 0 K: 0 S: 3	H: 0 LOB: 0 BB: 0 P: 3	R: 0 E: 0 K: 0 S: 4	H: 1 LOB: 1 BB: 0 P: 4	R: 1 E: 0 K: 0 S: 5	H: 2 LOB: 2 BB: 1 P: 9		1B: 6 2B: 1 3B: 0 HR: 2	SF: 0 SAC: 1 DP: 1 HBP: 1	WP: 0 PB: 0 SB: 2 CS: 0	PA: 37
PITCHER	IP	WLS	BF	H	R	ER	SO	BB	IBB	HBP	BLK	WP	HR	S	P	ERA	WHIP				
Steve Baker, R ERA: 6.09 Dave Tobik, R ERA: 3.77 (1, 1) (9, 1)	8.0	L	32	8	5	5	3	0	0	1	0	0	2	37	38	5.62	1.000				

Batter	1	2	3	4	5	6	7	8	9	AB	R	H	RBI	BB	SO	LOB	BOTTOM					
Ron LeFlore, R OBP: 0.351, SLG: 0.381 (1, 8)										4	0	2	0	0	0	1	Minnesota Twins @ Detroit Tigers Tiger Stadium, Detroit, MI Mon Jul 09 1979, 7:05 PM EDT Att: 15,742 - Unknown - 74 F					
Lou Whitaker, L OBP: 0.402, SLG: 0.398 (1, 4)										4	1	1	0	0	1	4						
Steve Kemp, L OBP: 0.412, SLG: 0.517 (1, 7)										4	0	1	0	0	1	2						
Jerry Morales, R OBP: 0.263, SLG: 0.413 (1, 9)										4	0	0	0	0	0	0						
Lance Parrish, R OBP: 0.361, SLG: 0.440 (1, 2)										4	0	1	0	0	1	0						
Jason Thompson, L OBP: 0.369, SLG: 0.401 (1, 3)										4	1	1	0	0	1	0						
Rusty Staub, L OBP: 0.331, SLG: 0.417 (1, 10)										4	1	1	2	0	1	0						
Aurelio Rodriguez, R OBP: 0.284, SLG: 0.376 (1, 5)										4	0	1	0	0	0	0						
Mark Wagner, R OBP: 0.373, SLG: 0.374 (1, 6)										2	0	1	0	1	0	1						
Inning Stats	R: 0 E: 0 K: 1 S: 5	H: 0 LOB: 0 BB: 0 P: 5	R: 0 E: 0 K: 0 S: 3	H: 1 LOB: 0 BB: 0 P: 3	R: 0 E: 0 K: 0 S: 4	H: 1 LOB: 1 BB: 0 P: 4	R: 1 E: 1 K: 0 S: 4	H: 2 LOB: 0 BB: 0 P: 4	R: 2 E: 0 K: 0 S: 7	H: 4 LOB: 2 BB: 0 P: 7	R: 0 E: 0 K: 1 S: 5	H: 0 LOB: 0 BB: 0 P: 5	R: 0 E: 0 K: 1 S: 6	H: 1 LOB: 2 BB: 1 P: 10	R: 0 E: 0 K: 2 S: 7	H: 0 LOB: 0 BB: 0 P: 7		R: 0 E: 0 K: 0 S: 3	H: 0 LOB: 0 BB: 0 P: 3	1B: 6 2B: 2 3B: 0 HR: 1	SF: 0 SAC: 0 DP: 0 HBP: 0	WP: 0 PB: 0 SB: 0 CS: 0
PITCHER	IP	WLS	BF	H	R	ER	SO	BB	IBB	HBP	BLK	WP	HR	S	P	ERA	WHIP					
Jerry Koosman, L ERA: 3.52 Mike Marshall, R ERA: 2.21 (1, 1) (8, 1)	7.0	W	29	9	3	2	3	1	0	0	0	0	0	10	10	2.57	1.429					



Batter	1	2	3	4	5	6	7	8	9	AB R H RBI BB SO LOB	TOP																									
Butch Wynegar, S (1, 2) OBP: 0.383, SLG: 0.372										4 1 2 0 1 0 2	Minnesota Twins @ Detroit Tigers Tiger Stadium, Detroit, MI Tue Jul 10 1979, 7:05 PM EDT Att: 17,747 - Unknown - 78 F																									
Rob Wilfong, L (1, 4) OBP: 0.366, SLG: 0.460										4 0 3 2 0 0 0																										
Roy Smalley, S (1, 6) OBP: 0.435, SLG: 0.557										4 0 0 0 1 2 4																										
Glenn Adams, L (1, 9) OBP: 0.377, SLG: 0.467										4 0 0 1 0 0 3																										
Bombo Rivera, R (9, 9) OBP: 0.331, SLG: 0.383										0 0 0 0 0 0 0																										
Ken Landreaux, L (1, 8) OBP: 0.337, SLG: 0.399										4 1 1 0 0 0 2																										
Mike Cabbage, L (1, 10) OBP: 0.337, SLG: 0.304										3 0 1 0 1 0 2																										
Ron Jackson, R (1, 3) OBP: 0.334, SLG: 0.470										3 1 1 0 0 2 1																										
Dave Edwards, R (1, 7) OBP: 0.363, SLG: 0.542										3 1 1 0 1 0 1																										
John Castino, R (1, 5) OBP: 0.335, SLG: 0.375										3 1 1 2 0 1 0																										
Inning Stats	R: 0 E: 0 K: 1 S: 6	H: 2 LOB: 1 BB: 0 P: 6	R: 0 E: 0 K: 1 S: 5	H: 0 LOB: 1 BB: 1 P: 9	R: 0 E: 0 K: 0 S: 4	H: 1 LOB: 0 BB: 0 P: 4	R: 0 E: 0 K: 0 S: 3	H: 0 LOB: 0 BB: 0 P: 3	R: 4 E: 0 K: 0 S: 7	H: 4 LOB: 2 BB: 2 P: 15	R: 0 E: 0 K: 2 S: 7	H: 0 LOB: 0 BB: 0 P: 7	R: 0 E: 0 K: 0 S: 4	H: 1 LOB: 0 BB: 0 P: 4	R: 1 E: 0 K: 0 S: 5	H: 2 LOB: 2 BB: 1 P: 9	R: 0 E: 0 K: 1 S: 5	H: 0 LOB: 0 BB: 0 P: 5	1B: 7 2B: 4 3B: 0 HR: 0	SF: 1 SAC: 3 DP: 1 HBP: 0	WP: 0 PB: 0 SB: 0 CS: 0	PA: 40														
PITCHER	IP WLS BF H R ER SO BB IBB HBP BLK WP HR S P ERA WHIP																																			
Kip Young, R (1, 1) ERA: 5.67	4.0	18	6	3	3	2	1	0	0	0	0	0	0	21	25	6.75	1.750																			
Dave Tobik, R (5, 1) ERA: 4.08	0.0	3	1	0	0	0	2	0	0	0	0	0	0	1	9	∞	∞																			
Aurelio Lopez, R (5, 1) ERA: 3.07	5.0	W	19	3	2	2	3	0	1	0	0	0	0	24	28	3.60	0.600																			

Batter	1	2	3	4	5	6	7	8	9	AB R H RBI BB SO LOB	BOTTOM																									
Ron LeFlore, R (1, 8) OBP: 0.352, SLG: 0.379										4 1 1 0 1 1 0	Minnesota Twins @ Detroit Tigers Tiger Stadium, Detroit, MI Tue Jul 10 1979, 7:05 PM EDT Att: 17,747 - Unknown - 78 F																									
Lou Whitaker, L (1, 4) OBP: 0.406, SLG: 0.400										4 1 2 1 1 0 0																										
Steve Kemp, L (1, 7) OBP: 0.410, SLG: 0.524										4 1 1 2 0 0 2																										
Jerry Morales, R (1, 9) OBP: 0.263, SLG: 0.410										4 0 1 0 0 0 0																										
Lance Parrish, R (1, 2) OBP: 0.360, SLG: 0.444										4 1 1 0 0 0 1																										
Jason Thompson, L (1, 3) OBP: 0.370, SLG: 0.398										2 0 0 0 2 0 1																										
John Wockenfuss, R (1, 10) OBP: 0.280, SLG: 0.426										4 0 1 1 0 0 2																										
Tom Brookens, R (1, 5) OBP: 0.333, SLG: 0.333										3 0 1 0 0 0 1																										
Rusty Staub, L (9, PH) OBP: 0.330, SLG: 0.415										1 0 0 0 0 0 1																										
Mark Wagner, R (9, FR) OBP: 0.373, SLG: 0.374										0 1 0 0 0 0 0																										
Alan Trammell, R (1, 6) OBP: 0.327, SLG: 0.338										3 0 0 0 0 0 3																										
Champ Summers, L (9, PH) OBP: 0.374, SLG: 0.503										1 1 1 2 0 0 0																										
Inning Stats	R: 2 E: 0 K: 1 S: 7	H: 2 LOB: 1 BB: 1 P: 11	R: 0 E: 1 K: 0 S: 3	H: 1 LOB: 0 BB: 0 P: 3	R: 0 E: 0 K: 0 S: 3	H: 0 LOB: 0 BB: 0 P: 3	R: 1 E: 1 K: 0 S: 5	H: 1 LOB: 2 BB: 1 P: 9	R: 0 E: 0 K: 0 S: 3	H: 0 LOB: 0 BB: 0 P: 3	R: 0 E: 0 K: 0 S: 3	H: 0 LOB: 1 BB: 1 P: 7	R: 0 E: 0 K: 0 S: 5	H: 2 LOB: 2 BB: 0 P: 5	R: 0 E: 0 K: 0 S: 3	H: 0 LOB: 0 BB: 0 P: 3	R: 3 E: 0 K: 0 S: 4	H: 3 LOB: 1 BB: 1 P: 8	1B: 6 2B: 0 3B: 1 HR: 2	SF: 0 SAC: 0 DP: 0 HBP: 0	WP: 0 PB: 0 SB: 1 CS: 1	PA: 38														
PITCHER	IP WLS BF H R ER SO BB IBB HBP BLK WP HR S P ERA WHIP																																			
Geoff Zahn, L (1, 1) ERA: 3.24	6.2	29	6	3	3	1	3	0	0	0	0	0	1	28	40	4.05	1.350																			
Mike Marshall, R (7, 1) ERA: 2.39	1.2	L	9	3	3	2	0	1	0	0	0	0	1	8	12	10.80	2.400																			

AB	32
R	5
H	10
RBI	5
BB	4
SO	5
LOB	15




AB	34
R	6
H	9
RBI	6
BB	4
SO	1
LOB	11




Batter	1	2	3	4	5	6	7	8	9	AB	R	H	RBI	BB	SO	LOB	TOP							
Rob Wilfong, L (1, 4) OBP: 0.360, SLG: 0.454	F6		SF7		4-3		G3			3	0	1	0	0	2		Minnesota Twins @ Detroit Tigers Tiger Stadium, Detroit, MI Wed Jul 11 1979, 7:05 PM EDT Att: 16,180 - Unknown - 72 F							
Roy Smalley, S (1, 6) OBP: 0.430, SLG: 0.550	4-3		E5		PO	6-3	G3			4	0	0	0	0	1									
Ken Landreaux, L (1, 8) OBP: 0.333, SLG: 0.394	F5		5-3			3-1		K		4	0	0	0	0	1									
Glenn Adams, L (1, 9) OBP: 0.374, SLG: 0.472		F8	4-3					4-3		4	1	1	0	0	0	1								
Bombo Rivera, R (8, 9) OBP: 0.331, SLG: 0.383						1B	3B			0	0	0	0	0	0	0								
Butch Wynegar, S (1, 2) OBP: 0.382, SLG: 0.371	L8				G3		BB	G3		4	0	1	1	0	0	0								
Mike Cabbage, L (1, 10) OBP: 0.341, SLG: 0.300		FC5-4			4-3		BB		G3	2	0	0	0	2	0	0								
Ron Jackson, R (1, 3) OBP: 0.331, SLG: 0.464		FC5-4			F5		5-3		F9	4	0	0	0	0	0	3								
Dave Edwards, R (1, 7) OBP: 0.381, SLG: 0.554			S	SF7		PO	4-3	G3	K	2	1	1	0	2	1	0								
John Castino, R (1, 5) OBP: 0.336, SLG: 0.373				E				SH3-4		1	1	0	0	1	1	1								
Inning Stats	R: 0 E: 0 K: 0 S: 3	H: 0 LOB: 0 BB: 0 P: 3	R: 0 E: 0 K: 0 S: 3	H: 0 LOB: 1 BB: 1 P: 7	R: 2 E: 1 K: 0 S: 5	H: 1 LOB: 1 BB: 1 P: 9	R: 0 E: 0 K: 0 S: 3	H: 0 LOB: 0 BB: 0 P: 3	R: 0 E: 0 K: 1 S: 4	H: 0 LOB: 0 BB: 1 P: 8	R: 1 E: 0 K: 0 S: 5	H: 2 LOB: 2 BB: 1 P: 9	R: 0 E: 0 K: 0 S: 3	H: 0 LOB: 0 BB: 1 P: 7	R: 0 E: 0 K: 1 S: 5	H: 0 LOB: 0 BB: 0 P: 5	R: 0 E: 0 K: 1 S: 5	H: 0 LOB: 0 BB: 0 P: 5	R: 0 E: 0 K: 1 S: 5	H: 0 LOB: 0 BB: 0 P: 5	1B: 1 2B: 1 3B: 1 HR: 0	SF: 1 SAC: 1 DP: 0 HBP: 0	WP: 0 PB: 0 SB: 1 CS: 0	PA: 36
PITCHER Jack Morris, R (1, 1) ERA: 3.53	IP: 9.0 WLS: L BF: 35 H: 3 R: 3 ER: 2 SO: 3 BB: 5 IBB: 0 HBP: 0 BLK: 0 WP: 0 HR: 0 S: 36 P: 56 ERA: 2.00 WHIP: 0.889															PITCHER								

Batter	1	2	3	4	5	6	7	8	9	AB	R	H	RBI	BB	SO	LOB	BOTTOM						
Ron LeFlore, R (1, 8) OBP: 0.353, SLG: 0.378	1B		F3		1-3				K	4	0	1	0	1	1	2	Minnesota Twins @ Detroit Tigers Tiger Stadium, Detroit, MI Wed Jul 11 1979, 7:05 PM EDT Att: 16,180 - Unknown - 72 F						
Lou Whitaker, L (1, 4) OBP: 0.407, SLG: 0.399						1-3				3	0	1	0	1	1	3							
Steve Kemp, L (1, 7) OBP: 0.406, SLG: 0.517	K		G3							4	0	0	0	0	2	3							
Jerry Morales, R (1, 9) OBP: 0.263, SLG: 0.407	K		K							4	0	1	0	0	2	3							
Lance Parrish, R (1, 2) OBP: 0.355, SLG: 0.438	5-3									4	0	0	0	0	1	3							
Jason Thompson, L (1, 3) OBP: 0.369, SLG: 0.399		6-3								4	0	1	0	0	2	0							
Rusty Staub, L (1, 10) OBP: 0.325, SLG: 0.498		F8			4-3					4	0	0	0	0	0	1							
Tom Brookens, R (1, 5) OBP: 0.429, SLG: 0.429							L8			4	0	2	0	0	1	1							
Alan Trammell, R (1, 6) OBP: 0.327, SLG: 0.335										2	0	0	0	1	0	1							
Champ Summers, L (8, PH) OBP: 0.377, SLG: 0.503							F8			0	0	0	0	1	0	0							
Inning Stats	R: 0 E: 0 K: 2 S: 9	H: 2 LOB: 2 BB: 0 P: 9	R: 0 E: 0 K: 0 S: 4	H: 1 LOB: 1 BB: 0 P: 4	R: 0 E: 0 K: 1 S: 5	H: 0 LOB: 1 BB: 1 P: 9	R: 0 E: 0 K: 2 S: 7	H: 0 LOB: 0 BB: 0 P: 7	R: 0 E: 0 K: 0 S: 3	H: 0 LOB: 0 BB: 0 P: 3	R: 0 E: 0 K: 1 S: 6	H: 1 LOB: 1 BB: 0 P: 6	R: 0 E: 0 K: 2 S: 8	H: 1 LOB: 3 BB: 2 P: 16	R: 0 E: 0 K: 0 S: 3	R: 0 E: 0 K: 2 S: 8	H: 0 LOB: 0 BB: 0 P: 3	R: 0 E: 0 K: 2 S: 8	H: 1 LOB: 2 BB: 1 P: 12	1B: 5 2B: 1 3B: 0 HR: 0	SF: 0 SAC: 0 DP: 0 HBP: 0	WP: 1 PB: 0 SB: 2 CS: 0	PA: 37
PITCHER Darrell Jackson, L (1, 1) ERA: 2.63	IP: 6.2 WLS: W BF: 27 H: 5 R: 0 ER: 0 SO: 7 BB: 2 IBB: 0 HBP: 0 BLK: 0 WP: 1 HR: 0 S: 39 P: 47 ERA: 0.00 WHIP: 1.050															PITCHER							
PITCHER Pete Redfern, R (7, 1) ERA: 3.09	IP: 2.1 WLS: S BF: 10 H: 1 R: 0 ER: 0 SO: 3 BB: 2 IBB: 0 HBP: 0 BLK: 0 WP: 0 HR: 14 S: 22 P: 22 ERA: 0.00 WHIP: 1.286															PITCHER							



Batter	1	2	3	4	5	6	7	8	9	AB R H RBI BB SO LOB	TOP																								
											Detroit Tigers @ Chicago White Sox Comiskey Park, Chicago, IL Thu Jul 12 1979, 8:05 PM EDT Unknown livebaseballscorecards.com																								
		AB 0 R 0 H 0 RBI 0 BB 0 SO 0 LOB 0																																	
																																			
Inning Stats		1B: 0 SF: 0 WP: 0 PA: 0 2B: 0 SAC: 0 FB: 0 3B: 0 DP: 0 SB: 0 HR: 0 HBP: 0 CS: 0																																	
PITCHER	IP	WLS	BF	H	R	ER	SO	BB	IBB	HBP	BLK	WP	HR	S	P	ERA	WHIP	PITCHER	IP	WLS	BF	H	R	ER	SO	BB	IBB	HBP	BLK	WP	HR	S	P	ERA	WHIP

Batter	1	2	3	4	5	6	7	8	9	AB R H RBI BB SO LOB	BOTTOM																								
											Detroit Tigers @ Chicago White Sox Comiskey Park, Chicago, IL Thu Jul 12 1979, 8:05 PM EDT Unknown livebaseballscorecards.com																								
		AB 0 R 0 H 0 RBI 0 BB 0 SO 0 LOB 0																																	
																																			
Inning Stats		1B: 0 SF: 0 WP: 0 PA: 0 2B: 0 SAC: 0 FB: 0 3B: 0 DP: 0 SB: 0 HR: 0 HBP: 0 CS: 0																																	
PITCHER	IP	WLS	BF	H	R	ER	SO	BB	IBB	HBP	BLK	WP	HR	S	P	ERA	WHIP	PITCHER	IP	WLS	BF	H	R	ER	SO	BB	IBB	HBP	BLK	WP	HR	S	P	ERA	WHIP

Batter	1	2	3	4	5	6	7	8	9	AB	R	H	RBI	BB	SO	LOB	TOP				
Ron LeFlore, R OBP: 0.352, SLG: 0.376 (1, 8)										4	0	1	0	0	0	0	Detroit Tigers @ Chicago White Sox Comiskey Park, Chicago, IL Fri Jul 13, 1979, 8:05 PM EDT Att: 27,587 - Unknown - 85 F				
Lou Whitaker, L OBP: 0.409, SLG: 0.396 (1, 4)										3	0	2	0	1	1	0					
Jerry Morales, R OBP: 0.266, SLG: 0.419 (1, 9)										4	1	1	1	0	2	3					
Lance Parrish, R OBP: 0.353, SLG: 0.431 (1, 2)										3	0	0	0	1	1	2					
John Wockenfuss, R OBP: 0.288, SLG: 0.439 (1, 3)										4	2	2	0	0	1	1					
Rusty Staub, L OBP: 0.326, SLG: 0.404 (1, 10)										4	0	1	0	0	0	2					
Lynn Jones, R OBP: 0.357, SLG: 0.396 (9, PH)										3	0	1	0	0	0	2					
Steve Kemp, L OBP: 0.405, SLG: 0.515 (9, PH)										3	0	1	1	0	0	1					
Aurelio Rodriguez, R OBP: 0.284, SLG: 0.376 (9, 5)										0	0	0	0	0	0	0					
Alan Trammell, R OBP: 0.317, SLG: 0.324 (1, 6)										4	0	0	0	0	0	4					
Inning Stats	R: 0 E: 0 K: 1 S: 6	H: 1 LOB: 1 BB: 0 P: 6	R: 0 E: 0 K: 0 S: 3	H: 1 LOB: 0 BB: 0 P: 3	R: 0 E: 0 K: 0 S: 3	H: 0 LOB: 0 BB: 0 P: 3	R: 0 E: 0 K: 2 S: 7	H: 0 LOB: 1 BB: 1 P: 11	R: 0 E: 0 K: 0 S: 4	H: 1 LOB: 1 BB: 0 P: 4	R: 1 E: 0 K: 0 S: 5	H: 2 LOB: 1 BB: 0 P: 5	R: 1 E: 0 K: 0 S: 4	H: 2 LOB: 0 BB: 0 P: 4	R: 1 E: 0 K: 0 S: 4	H: 1 LOB: 1 BB: 1 P: 8		1B: 6 2B: 4 3B: 0 HR: 1	SF: 0 SAC: 0 DP: 2 HBP: 0	WP: 0 PB: 0 CS: 4	PA: 37
PITCHER	IP WLS BF H R ER SO BB IBB HBP BLK WP HR S P ERA WHIP	8.1 L 33 9 3 2 5 2 0 0 0 0 1 41 49 2.16 1.320	0.0 1 0 0 0 0 0 0 1 0 0 0 0 0 4 ∞ ∞	0.2 2 0 0 0 0 0 0 0 0 0 0 0 2 2 0.00 0.000	PITCHER										IP WLS BF H R ER SO BB IBB HBP BLK WP HR S P ERA WHIP						
Ken Kravec, L ERA: 3.55 (1, 1)											8.1 L 33 9 3 2 5 2 0 0 0 0 1 41 49 2.16 1.320										
Randy Scarbery, R ERA: 3.53 (9, 1)											0.0 1 0 0 0 0 0 0 1 0 0 0 0 0 4 ∞ ∞										
Guy Hoffman, L ERA: 2.45 (9, 1)											0.2 2 0 0 0 0 0 0 0 0 0 0 0 2 2 0.00 0.000										

Batter	1	2	3	4	5	6	7	8	9	AB	R	H	RBI	BB	SO	LOB	BOTTOM				
Alan Bannister, R OBP: 0.382, SLG: 0.420 (1, 10)										4	0	0	0	0	0	1	Detroit Tigers @ Chicago White Sox Comiskey Park, Chicago, IL Fri Jul 13, 1979, 8:05 PM EDT Att: 27,587 - Unknown - 85 F				
Ralph Garr, L OBP: 0.335, SLG: 0.414 (1, 7)										4	0	0	0	0	0	0					
Chet Lemon, R OBP: 0.388, SLG: 0.472 (1, 8)										4	0	0	0	0	0	0					
Lamar Johnson, R OBP: 0.365, SLG: 0.453 (1, 3)										3	0	1	0	0	1	0					
Jorge Orta, L OBP: 0.329, SLG: 0.338 (1, 4)										4	0	1	0	0	2	2					
Claudell Washington, L OBP: 0.321, SLG: 0.439 (1, 9)										3	0	1	0	0	1	1					
Greg Pryor, R OBP: 0.337, SLG: 0.346 (1, 6)										3	0	0	0	0	0	2					
Jim Morrison, R OBP: 0.250, SLG: 0.100 (1, 5)										2	0	0	0	1	0	0					
Mitt May, L OBP: 0.312, SLG: 0.450 (1, 2)										3	1	1	1	0	0	1					
Inning Stats	R: 0 E: 0 K: 0 S: 3	H: 0 LOB: 0 BB: 0 P: 3	R: 0 E: 0 K: 1 S: 6	H: 2 LOB: 1 BB: 0 P: 6	R: 1 E: 0 K: 0 S: 4	H: 1 LOB: 0 BB: 0 P: 4	R: 0 E: 0 K: 0 S: 3	H: 1 LOB: 1 BB: 0 P: 4	R: 0 E: 0 K: 0 S: 3	H: 0 LOB: 0 BB: 0 P: 3	R: 0 E: 0 K: 1 S: 5	H: 0 LOB: 0 BB: 0 P: 5	R: 0 E: 0 K: 0 S: 3	H: 0 LOB: 1 BB: 1 P: 7	R: 0 E: 0 K: 2 S: 8	H: 0 LOB: 1 BB: 0 P: 8		1B: 3 2B: 0 3B: 0 HR: 1	SF: 0 SAC: 0 DP: 1 HBP: 1	WP: 0 PB: 1 CS: 1	PA: 32
PITCHER	IP WLS BF H R ER SO BB IBB HBP BLK WP HR S P ERA WHIP	9.0 W 32 4 1 1 4 1 0 1 0 0 1 38 43 1.00 0.556	PITCHER										IP WLS BF H R ER SO BB IBB HBP BLK WP HR S P ERA WHIP								
Dan Petry, R ERA: 2.2 (1, 1)											9.0 W 32 4 1 1 4 1 0 1 0 0 1 38 43 1.00 0.556										

Batter	1	2	3	4	5	6	7	8	9	AB	R	H	RBI	BB	SO	LOB	TOP		
Ron LeFlore, R OBP: 0.355, SLG: 0.380	5-3	6-3			1B		FC6-4 1B		1B	5	0	3	0	0	0	1			
Lou Whitaker, L OBP: 0.405, SLG: 0.391	5-3		E5 G3 S		1B		FC6-4 1-2		K	5	0	1	0	0	1	2			
Jerry Morales, R OBP: 0.269, SLG: 0.421	PB BB		5-3		F4				F9	4	1	1	0	1	0	4			
Lance Parrish, R OBP: 0.348, SLG: 0.425	F9		G3		F7				K	4	0	0	0	0	1	5			
John Wockenfuss, R OBP: 0.287, SLG: 0.461		5-3	F9						HR	4	1	1	2	0	0	1			
Rusty Staub, L OBP: 0.329, SLG: 0.403	1B FC6-4 BB				6-3		F9		HR WP 1B	3	1	1	0	1	0	0			
Lynn Jones, R OBP: 0.347, SLG: 0.391					F8				6-3	4	0	1	0	0	0	1			
Tom Brookens, R OBP: 0.278, SLG: 0.444		FC6-5-4 2B			F9				K	4	1	0	1	0	1	2			
Alan Trammell, R OBP: 0.316, SLG: 0.327									K	4	0	1	1	0	1	0			
Inning Stats	R: 0 E: 0 K: 0 S: 3	H: 0 LOB: 1 BB: 1 P: 7	R: 2 E: 0 K: 0 S: 5	H: 2 LOB: 1 BB: 1 P: 9	R: 0 E: 1 K: 0 S: 4	H: 0 LOB: 1 BB: 0 P: 4	R: 0 E: 0 K: 0 S: 3	H: 0 LOB: 2 BB: 0 P: 3	R: 0 E: 0 K: 1 S: 6	H: 1 LOB: 1 BB: 0 P: 6	R: 2 E: 0 K: 1 S: 8	H: 3 LOB: 1 BB: 0 P: 8	R: 0 E: 0 K: 1 S: 6	H: 1 LOB: 1 BB: 0 P: 6	1B: 6 2B: 2 3B: 0 HR: 1	SF: 0 SAC: 0 DP: 0 HBP: 0	WP: 1 PB: 1 CS: 0	PA: 39	
PITCHER	IP	WLS	BF	H	R	ER	SO	BB	IBB	HBP	BLK	WP	HR	S	P	ERA	WHIP		
Ross Baumgarten, L ERA: 3.77	(1, 1)	7.1	W	33	8	4	4	3	2	0	0	0	0	1	37	45	4.91	1.364	
Ed Farmer, R ERA: 4.73	(8, 1)	1.2		6	1	0	0	1	0	0	0	1	0	8	8	0.00	0.600		

Detroit Tigers @ Chicago White Sox
Comiskey Park, Chicago, IL
Sat Jul 14 1979, 8:05 PM EDT
Att: 23,887 - Unknown - 73 F

AB 37
R 4
H 9
RBI 4
BB 2
SO 4
LOB 16



Batter	1	2	3	4	5	6	7	8	9	AB	R	H	RBI	BB	SO	LOB	BOTTOM		
Alan Bannister, R OBP: 0.383, SLG: 0.424	K			F5		HR	K			4	1	1	1	1	2	1			
Ralph Garr, L OBP: 0.338, SLG: 0.434						2H 3B				4	2	2	2	0	1	3			
Junior Moore, R OBP: 0.318, SLG: 0.331	1B 2B	F2		K		HR			BB HR 1B	1	1	1	0	0	0	0			
Jorge Orta, L OBP: 0.335, SLG: 0.338			E4 G5-4-3		1B BB	K			HR BB	3	1	1	1	2	1	0			
Lamar Johnson, R OBP: 0.364, SLG: 0.447					F8				F6	3	0	0	0	1	1	2			
Mike Squires, L OBP: 0.292, SLG: 0.292			G5-4-3			K				1	0	0	0	0	0	2			
Claudell Washington, L OBP: 0.326, SLG: 0.470	K				F9					5	3	3	5	0	1	3			
Rusty Torres, S OBP: 0.388, SLG: 0.435	F9								HR	5	1	2	1	0	2	2			
Milt May, L OBP: 0.307, SLG: 0.433		K			4-3				F4	4	1	0	0	1	1	2			
Jim Morrison, R OBP: 0.333, SLG: 0.462		F9			SH3-4 BB				SH3-4 3B 1B HR	3	2	2	1	0	0	0			
Don Kessinger, S OBP: 0.250, SLG: 0.283						SH3-4			K	2	0	1	1	1	1	0			
Inning Stats	R: 1 E: 0 K: 2 S: 9	H: 2 LOB: 2 BB: 1 P: 13	R: 0 E: 0 K: 1 S: 5	H: 0 LOB: 2 BB: 2 P: 13	R: 1 E: 1 K: 1 S: 6	H: 1 LOB: 0 BB: 0 P: 6	R: 1 E: 0 K: 1 S: 6	H: 1 LOB: 1 BB: 1 P: 10	R: 0 E: 0 K: 0 S: 4	H: 1 LOB: 2 BB: 1 P: 8	R: 3 E: 0 K: 2 S: 10	H: 3 LOB: 0 BB: 0 P: 10	R: 3 E: 0 K: 1 S: 7	H: 2 LOB: 0 BB: 1 P: 11	1B: 5 2B: 1 3B: 1 HR: 6	SF: 0 SAC: 2 DP: 1 HBP: 0	WP: 0 PB: 0 SB: 0 CS: 0	PA: 43	
PITCHER	IP	WLS	BF	H	R	ER	SO	BB	IBB	HBP	BLK	WP	HR	S	P	ERA	WHIP		
Steve Baker, R ERA: 6.07	(1, 1)	4.2	L	24	5	3	3	5	5	0	0	0	0	0	3	13	33.75	3.750	
Milt Wilcox, R ERA: 5.61	(5, 1)	1.1		9	5	5	5	2	0	0	0	0	3	13	13	18.00	2.000		
Dave Tobik, R ERA: 4.99	(7, 1)	2.0		10	3	4	4	3	1	0	0	0	2	15	19	18.00	2.000		

Detroit Tigers @ Chicago White Sox
Comiskey Park, Chicago, IL
Sat Jul 14 1979, 8:05 PM EDT
Att: 23,887 - Unknown - 73 F


AB 35
R 12
H 13
RBI 12
BB 6
SO 10
LOB 15



Batter	1	2	3	4	5	6	7	8	9	AB	R	H	RBI	BB	SO	LOB	TOP										
Ron LeFlore, R OBP: 0.356, SLG: 0.378 Mark Wagner, R OBP: 0.369, SLG: 0.370										4	2	1	0	1	1	3											
Lou Whitaker, L OBP: 0.407, SLG: 0.392										5	1	2	3	1	1	2											
Steve Kemp, L OBP: 0.412, SLG: 0.521										6	2	5	3	0	1	2											
Jerry Morales, R OBP: 0.263, SLG: 0.410										6	0	0	0	0	1	6											
Rusty Staub, L OBP: 0.330, SLG: 0.403										5	2	2	0	0	0	1											
Lance Parrish, R OBP: 0.355, SLG: 0.438										5	3	4	2	0	0	0											
Jason Thompson, L OBP: 0.365, SLG: 0.392										4	1	1	2	1	0	2											
Tom Brookens, R OBP: 0.304, SLG: 0.455										4	1	2	2	0	0	1											
Alan Trammell, R OBP: 0.322, SLG: 0.337 Lynn Jones, R OBP: 0.345, SLG: 0.387										4	2	3	1	0	1	1											
Inning Stats	R: 1 E: 0 K: 2 S: 9	H: 2 LOB: 1 BB: 0 P: 9	R: 2 E: 0 K: 1 S: 8	H: 3 LOB: 2 BB: 1 P: 12	R: 1 E: 0 K: 0 S: 5	H: 2 LOB: 1 BB: 0 P: 5	R: 4 E: 0 K: 0 S: 8	H: 5 LOB: 1 BB: 0 P: 8	R: 0 E: 0 K: 2 S: 8	H: 1 LOB: 0 BB: 0 P: 8	R: 6 E: 0 K: 0 S: 9	H: 6 LOB: 2 BB: 2 P: 17	R: 0 E: 0 K: 0 S: 3	H: 0 LOB: 0 BB: 0 P: 3	R: 0 E: 0 K: 0 S: 3	H: 1 LOB: 0 BB: 0 P: 3	1B: 17 2B: 3 3B: 0 HR: 0	SF: 1 SAC: 0 DP: 1 HBP: 0	WP: 0 PB: 0 SB: 4 CS: 0	PA: 49							
PITCHER	IP	WLS	BF	H	R	ER	SO	BB	IBB	HBP	BLK	WP	HR	S	P	ERA	WHIP										
Rich Wortham, L ERA: 5.16	3.1	L	20	9	6	6	3	1	0	0	0	0	0	25	29	16.20	3.000										
Randy Scarbery, R ERA: 4.25	2.0		13	7	5	5	2	0	0	0	0	0	0	17	17	22.50	3.500										
Steve Trout, L ERA: 3.09	0.0		1	0	0	0	0	1	0	0	0	0	0	4	4	∞	∞										
Fred Howard, R ERA: 4.07	0.1		4	2	2	2	0	1	0	0	0	0	0	3	7	54.00	9.000										
Guy Hoffman, L ERA: 1.29	3.1		11	2	1	1	0	0	0	0	0	0	0	11	11	2.70	0.600										

Detroit Tigers @ Chicago White Sox
 Comiskey Park, Chicago, IL
 Sun Jul 15 1979, 4:33 AM EDT
 Att: 25,873 - Unknown - 84 F


AB 45
R 14
H 20
RBI 13
BB 3
SO 5
LOB 18



Batter	1	2	3	4	5	6	7	8	9	AB	R	H	RBI	BB	SO	LOB	BOTTOM										
Alan Bannister, R OBP: 0.377, SLG: 0.418										5	0	0	0	0	0	4											
Mike Squires, L OBP: 0.297, SLG: 0.297										5	0	2	0	0	0	3											
Ralph Garr, L OBP: 0.338, SLG: 0.432 Wayne Nordhagen, R OBP: 0.315, SLG: 0.419										3	0	1	0	0	0	0											
Claudell Washington, L OBP: 0.323, SLG: 0.466 Kevin Bell, R OBP: 0.267, SLG: 0.185										3	1	1	0	0	1	1											
Jorge Orta, L OBP: 0.336, SLG: 0.345										5	1	2	0	0	0	3											
Rusty Torres, S OBP: 0.392, SLG: 0.483										4	2	2	2	0	0	3											
Jim Morrison, R OBP: 0.316, SLG: 0.375										3	0	0	0	1	0	2											
Milt May, L OBP: 0.331, SLG: 0.463										4	0	4	3	0	0	0											
Don Kessinger, S OBP: 0.255, SLG: 0.287 Junior Moore, R OBP: 0.314, SLG: 0.326										2	0	1	0	0	0	1											
Inning Stats	R: 0 E: 0 K: 0 S: 3	H: 0 LOB: 0 BB: 0 P: 3	R: 0 E: 0 K: 0 S: 4	H: 1 LOB: 1 BB: 0 P: 4	R: 0 E: 0 K: 0 S: 4	H: 1 LOB: 0 BB: 0 P: 4	R: 0 E: 0 K: 1 S: 5	H: 0 LOB: 0 BB: 0 P: 5	R: 1 E: 0 K: 0 S: 6	H: 3 LOB: 2 BB: 0 P: 6	R: 2 E: 0 K: 0 S: 5	H: 2 LOB: 0 BB: 0 P: 5	R: 0 E: 0 K: 1 S: 7	H: 2 LOB: 2 BB: 0 P: 7	R: 2 E: 0 K: 0 S: 4	H: 2 LOB: 1 BB: 2 P: 12	R: 0 E: 0 K: 0 S: 5	H: 2 LOB: 2 BB: 0 P: 5	1B: 9 2B: 3 3B: 0 HR: 1	SF: 0 SAC: 0 DP: 1 HBP: 0	WP: 0 PB: 0 SB: 0 CS: 0	PA: 41					
PITCHER	IP	WLS	BF	H	R	ER	SO	BB	IBB	HBP	BLK	WP	HR	S	P	ERA	WHIP										
Jack Morris, R ERA: 3.55	7.0	W	30	9	3	3	2	0	0	0	0	0	0	9	17	3.86	1.286										
John Hiller, L ERA: 4.5	2.0		11	4	2	2	0	2	0	0	0	0	0	9	17	9.00	3.000										

Detroit Tigers @ Chicago White Sox
 Comiskey Park, Chicago, IL
 Sun Jul 15 1979, 4:33 AM EDT
 Att: 25,873 - Unknown - 84 F


AB 39
R 5
H 13
RBI 5
BB 2
SO 2
LOB 23



Batter	1	2	3	4	5	6	7	8	9	AB	R	H	RBI	BB	SO	LOB	TOP																				
Ron LeFlore, R OBP: 0.359, SLG: 0.382	G3	1B		3B		FC5	FC4-6			4	2	2	1	1	0	1																					
Lou Whitaker, L OBP: 0.407, SLG: 0.389	F5	1B		K		FC6		K		4	1	1	1	1	2	1																					
Jerry Morales, R OBP: 0.265, SLG: 0.405	1B	L6		3B		FC5		F8		3	2	0	0	2	0	4																					
Lance Parrish, R OBP: 0.356, SLG: 0.444	1B		L5	3B		FC6		K		5	0	2	3	0	1	2																					
Rusty Staub, L OBP: 0.331, SLG: 0.402	1B		G1-6-3	G3		SF7		F2		3	0	1	2	0	0	1																					
Jason Thompson, L OBP: 0.363, SLG: 0.386	6-3		G1-6-3			F8				4	0	0	0	1	1	5																					
Lynn Jones, R OBP: 0.347, SLG: 0.383		1B		SH5-3		F8		F3		4	2	1	0	1	1	1	AB 35																				
Tom Brookens, R OBP: 0.296, SLG: 0.423		K		SH5-3		K		5-3		4	0	1	0	0	2	2	R 8																				
Alan Trammell, R OBP: 0.321, SLG: 0.344		K		2B		6-3		F9		4	1	1	1	0	1	2	H 9																				
Inning Stats	R: 1 E: 0 K: 0 S: 5	H: 2 LOB: 2 BB: 1 P: 9	R: 1 E: 0 K: 2 S: 8	H: 1 LOB: 2 BB: 2 P: 16	R: 0 E: 0 K: 0 S: 2	H: 0 LOB: 0 BB: 0 P: 3	R: 4 E: 0 K: 1 S: 9	H: 4 LOB: 1 BB: 1 P: 13	R: 0 E: 0 K: 2 S: 7	H: 0 LOB: 0 BB: 1 P: 7	R: 2 E: 2 K: 0 S: 6	H: 1 LOB: 2 BB: 1 P: 10	R: 0 E: 0 K: 0 S: 4	H: 1 LOB: 1 BB: 0 P: 4	R: 0 E: 0 K: 1 S: 5	H: 0 LOB: 1 BB: 1 P: 9	1B: 6 2B: 1 3B: 2 HR: 0	SF: 1 SAC: 1 DP: 1 HBP: 1	WP: 0 PB: 0 SB: 3 CS: 0	PA: 44																	
PITCHER	IP	WLS	BF	H	R	ER	SO	BB	IBB	HBP	BLK	WP	HR	S	P	ERA	WHIP	PITCHER			IP	WLS	BF	H	R	ER	SO	BB	IBB	HBP	BLK	WP	HR	S	P	ERA	WHIP
Jerry Koosman, L ERA: 3.92	(1, 1)	3.2	L	21	6	6	3	3	1	1	0	0	0	22	39	14.73	2.455																				
Mike Bacsik, R ERA: 4.29	(4, 1)	2.1		12	2	2	0	2	1	0	0	0	0	15	19	0.00	1.286																				
Geoff Zahn, L ERA: 3.24	(7, 1)	3.0		11	1	0	0	3	1	0	0	0	0	16	20	0.00	0.667																				

Detroit Tigers @ Minnesota Twins
Metropolitan Stadium, Bloomington, MI
Thu Jul 19 1979, 8:05 PM EDT
Att: 17,391 - Unknown - 76 F


AB 35
R 8
H 9
RBI 8
BB 6
SO 8
LOB 19



Batter	1	2	3	4	5	6	7	8	9	AB	R	H	RBI	BB	SO	LOB	BOTTOM																				
Bob Randall, R OBP: 0.354, SLG: 0.336	L6		5-3		2B		F6			4	1	1	0	0	0	0																					
Bombo Rivera, R OBP: 0.325, SLG: 0.381	F5			F3	2B			L9		4	0	1	1	0	0	0																					
Roy Smalley, S OBP: 0.422, SLG: 0.532	K			1B	F7			F6		4	0	1	0	0	1	1																					
Ron Jackson, R OBP: 0.337, SLG: 0.463		L6		FC1-2	F6			5-3		4	1	1	0	0	0	1																					
Jose Morales, R OBP: 0.339, SLG: 0.359		5-3		FC1-2		L9		4-3		4	1	1	0	0	0	0																					
Dave Edwards, R OBP: 0.400, SLG: 0.575				FC1-2	6-3			1B		3	0	1	0	1	0	3																					
Willie Norwood, R OBP: 0.295, SLG: 0.396		L8		1B	F8			1B		4	0	2	2	0	0	1	AB 35																				
John Castino, R OBP: 0.335, SLG: 0.375			5-3				F9			3	0	0	0	0	2																						
Ken Landreaux, L OBP: 0.331, SLG: 0.391				F4				K		1	0	0	0	0	1	2	R 3																				
Glenn Borgmann, R OBP: 0.298, SLG: 0.200			6-3		F7			G3		3	0	0	0	0	1	0	H 8																				
Glenn Adams, L OBP: 0.375, SLG: 0.465										1	0	0	0	0	2		RBI 3																				
Inning Stats	R: 0 E: 0 K: 1 S: 5	H: 0 LOB: 0 BB: 0 P: 5	R: 0 E: 0 K: 0 S: 4	H: 1 LOB: 1 BB: 0 P: 4	R: 0 E: 0 K: 0 S: 3	H: 0 LOB: 0 BB: 0 P: 3	R: 2 E: 0 K: 0 S: 7	H: 4 LOB: 2 BB: 0 P: 7	R: 1 E: 0 K: 0 S: 5	H: 2 LOB: 1 BB: 0 P: 5	R: 0 E: 0 K: 0 S: 3	H: 0 LOB: 0 BB: 0 P: 3	R: 0 E: 0 K: 1 S: 5	H: 0 LOB: 0 BB: 0 P: 5	R: 0 E: 0 K: 0 S: 3	H: 0 LOB: 0 BB: 0 P: 3	R: 0 E: 0 K: 1 S: 6	H: 1 LOB: 2 BB: 1 P: 10	1B: 6 2B: 2 3B: 0 HR: 0	SF: 0 SAC: 0 DP: 0 HBP: 0	WP: 0 PB: 0 SB: 0 CS: 0	PA: 36															
PITCHER	IP	WLS	BF	H	R	ER	SO	BB	IBB	HBP	BLK	WP	HR	S	P	ERA	WHIP	PITCHER			IP	WLS	BF	H	R	ER	SO	BB	IBB	HBP	BLK	WP	HR	S	P	ERA	WHIP
Pat Underwood, L ERA: 3.41	(1, 1)	8.1	W	34	8	3	3	2	1	0	0	0	0	37	41	3.24	1.080																				
Aurelio Lopez, R ERA: 2.97	(9, 1)	0.2		2	0	0	0	1	0	0	0	0	0	4	4	0.00	0.000																				

Detroit Tigers @ Minnesota Twins
Metropolitan Stadium, Bloomington, MI
Thu Jul 19 1979, 8:05 PM EDT
Att: 17,391 - Unknown - 76 F

AB 35
R 3
H 8
RBI 3
BB 1
SO 3
LOB 12



Batter	1	2	3	4	5	6	7	8	9	AB	R	H	RBI	BB	SO	LOB	TOP			
Ron LeFlore, R (1, 8) Lynn Jones, R (8, 8) OBP: 0.361, SLG: 0.384 OBP: 0.344, SLG: 0.379			6-3	5-3					G6-4-3	4	0	2	0	0	0	1				
Lou Whitaker, L (1, 4) Mark Wagner, R (7, 4) OBP: 0.405, SLG: 0.387 OBP: 0.369, SLG: 0.370					4-3					4	1	1	0	0	0	2				
Steve Kemp, L (1, 7) OBP: 0.413, SLG: 0.540										4	2	2	3	0	1	1				
Lance Parrish, R (1, 2) Ed Putman, R (8, PH) OBP: 0.359, SLG: 0.450 OBP: 0.200, SLG: 0.400					E5					3	0	2	0	0	0	0				
Jerry Morales, R (1, 9) OBP: 0.265, SLG: 0.402					G5-4-3					4	1	1	0	0	1	2				
Jason Thompson, L (1, 3) OBP: 0.367, SLG: 0.387			G3							2	1	1	0	2	0	1				
John Wockenfuss, R (1, 10) OBP: 0.295, SLG: 0.491										4	1	2	3	0	0	2				
Tom Brookens, R (1, 5) OBP: 0.256, SLG: 0.367		6-3			F5					4	0	0	0	0	1	2				
Alan Trammell, R (1, 6) OBP: 0.320, SLG: 0.340		5-3			F8					3	0	0	0	1	0	1				
Inning Stats	R: 0 E: 0 K: 0 S: 3	H: 1 LOB: 0 BB: 0 P: 3	R: 3 E: 0 K: 0 S: 5	H: 3 LOB: 0 BB: 1 P: 9	R: 2 E: 0 K: 1 S: 8	H: 3 LOB: 1 BB: 0 P: 8	R: 0 E: 0 K: 0 S: 4	H: 1 LOB: 0 BB: 0 P: 4	R: 1 E: 0 K: 0 S: 4	H: 1 LOB: 0 BB: 0 P: 4	R: 0 E: 0 K: 0 S: 6	H: 1 LOB: 1 BB: 1 P: 6	R: 0 E: 0 K: 1 S: 5	H: 0 LOB: 1 BB: 1 P: 9	R: 0 E: 0 K: 1 S: 4	H: 0 LOB: 0 BB: 1 P: 8	1B: 7 2B: 1 3B: 0 HR: 3	SF: 0 SAC: 0 DP: 3 HBP: 0	WP: 0 PB: 0 SB: 0 CS: 2	PA: 37
PITCHER	IP WLS BF H R ER SO BB IBB HBP BLK WP HR S P ERA WHIP																			
Darrell Jackson, L (1, 1) ERA: 3.86	3.0	15	7	5	5	1	1	0	0	0	0	0	2	16	20	15.00	2.667			
Gary Serum, R (4, 1) ERA: 6.33	6.0	W	22	4	1	1	3	2	0	0	0	0	1	26	34	1.50	1.000			

Detroit Tigers @ Minnesota Twins
Metropolitan Stadium, Bloomington, MI
Fri Jul 20 1979, 8:05 PM EDT
Att: 14,509 - Unknown - 75 F

AB	34
R	6
H	11
RBI	6
BB	3
SO	4
LOB	13



Batter	1	2	3	4	5	6	7	8	9	AB	R	H	RBI	BB	SO	LOB	BOTTOM			
Mike Cabbage, L (1, 5) John Castino, R (5, PH) OBP: 0.344, SLG: 0.323 OBP: 0.341, SLG: 0.391										2	2	1	0	1	0	0				
Roy Smalley, S (1, 6) OBP: 0.422, SLG: 0.539										5	1	2	3	0	0	3				
Ken Landreaux, L (1, 8) OBP: 0.334, SLG: 0.404										4	2	3	4	0	0	1				
Glenn Adams, L (1, 7) Bombo Rivera, R (8, 7) OBP: 0.375, SLG: 0.476 OBP: 0.325, SLG: 0.381		4-3								5	2	2	1	0	0	2				
Danny Goodwin, L (1, 10) Jose Morales, R (5, PH) Hosken Powell, L (6, PH) OBP: 0.345, SLG: 0.365 OBP: 0.421, SLG: 0.470										2	0	0	0	0	2	2				
Rob Wilfong, L (1, 4) OBP: 0.362, SLG: 0.455		6-3								5	1	2	1	0	0	0				
Ron Jackson, R (1, 3) OBP: 0.340, SLG: 0.463										4	1	2	1	1	0	0				
Butch Wynegar, S (1, 2) OBP: 0.383, SLG: 0.377			3-1							4	1	1	2	0	0	3				
Dave Edwards, R (1, 9) OBP: 0.394, SLG: 0.560										4	1	1	1	0	1	2				
Inning Stats	R: 0 E: 0 K: 0 S: 3	H: 1 LOB: 0 BB: 0 P: 3	R: 0 E: 0 K: 1 S: 5	H: 0 LOB: 0 BB: 0 P: 5	R: 0 E: 0 K: 0 S: 3	H: 0 LOB: 0 BB: 0 P: 3	R: 4 E: 0 K: 2 S: 12	H: 5 LOB: 2 BB: 1 P: 16	R: 9 E: 0 K: 0 S: 12	H: 8 LOB: 1 BB: 1 P: 16	R: 0 E: 0 K: 0 S: 4	H: 1 LOB: 1 BB: 0 P: 4	R: 1 E: 0 K: 0 S: 5	H: 2 LOB: 1 BB: 0 P: 5	R: 0 E: 0 K: 0 S: 3	H: 0 LOB: 0 BB: 0 P: 3	1B: 12 2B: 1 3B: 1 HR: 3	SF: 1 SAC: 0 DP: 1 HBP: 0	WP: 1 PB: 0 SB: 0 CS: 0	PA: 43
PITCHER	IP WLS BF H R ER SO BB IBB HBP BLK WP HR S P ERA WHIP																			
Jack Morris, R (1, 1) ERA: 3.77	3.1	16	6	4	4	2	1	0	0	0	0	0	2	8	8	27.00	3.000			
Kip Young, R (4, 1) ERA: 6.2	1.0	L	6	3	3	3	1	0	0	0	0	0	0	4	8	∞	∞			
John Hiller, L (5, 1) ERA: 5.37	0.0	5	4	3	3	0	1	0	0	0	0	0	0	4	8	∞	∞			
Dave Tobik, R (5, 1) ERA: 4.98	3.2	16	4	4	4	0	0	0	0	0	1	0	0	16	16	9.82	1.091			

Detroit Tigers @ Minnesota Twins
Metropolitan Stadium, Bloomington, MI
Fri Jul 20 1979, 8:05 PM EDT
Att: 14,509 - Unknown - 75 F

AB	40
R	14
H	17
RBI	14
BB	2
SO	3
LOB	13



Batter	1	2	3	4	5	6	7	8	9	AB	R	H	RBI	BB	SO	LOB	TOP
Ralph Garr, L (1, 10) OBP: 0.339, SLG: 0.454	G3		BB 1B			F8		F8		4	0	1	0	0	0	0	Chicago White Sox @ Detroit Tigers Tiger Stadium, Detroit, MI Sun Jul 22 1979, 3:33 AM EDT Att: 27,461 - Unknown - 84 F livebaseballscores.com
Mike Squires, L (1, 3) OBP: 0.296, SLG: 0.288	E6		G1-4-3 BB			F9		6-3		3	0	0	0	1	0		
Chet Lemon, R (1, 8) OBP: 0.380, SLG: 0.479	E5		G1-4-3			K		F9		4	0	0	0	0	1	3	
Jorge Orta, L (1, 4) OBP: 0.351, SLG: 0.396	L9			1-3					G3	4	0	1	0	0	0	2	
Alan Bannister, R (1, 7) OBP: 0.369, SLG: 0.409	K			1-3					K	4	0	1	0	0	2	2	
Rusty Torres, S (1, 9) OBP: 0.359, SLG: 0.427		F7			G3				F6	3	0	0	0	1	0	2	
Greg Pryor, R (1, 6) OBP: 0.334, SLG: 0.343						F8				3	0	1	0	0	0	0	
Wayne Nordhagen, R (9, PH) OBP: 0.313, SLG: 0.419	6-3									1	0	1	0	0	0	0	
Don Kessinger, S (9, PR) OBP: 0.261, SLG: 0.287										0	0	0	0	0	0	0	
Mike Colbern, R (1, 2) OBP: 0.250, SLG: 0.259										2	0	0	0	0	1	0	
Milt May, L (7, PH) OBP: 0.333, SLG: 0.471	6-3					K				2	0	0	0	0	0	5	
Kevin Bell, R (1, 5) OBP: 0.257, SLG: 0.188										2	0	0	0	0	1	0	
Lamar Johnson, R (7, PH) OBP: 0.369, SLG: 0.452										1	0	0	0	0	0	3	
Jim Morrison, R (7, 5) OBP: 0.267, SLG: 0.333										0	0	0	0	0	0	0	
Inning Stats	R: 0 E: 2 K: 1 S: 7	H: 0 LOB: 2 BB: 0 P: 7	R: 0 E: 0 K: 0 S: 3	H: 0 LOB: 0 BB: 0 P: 3	R: 0 E: 0 K: 0 S: 3	H: 1 LOB: 1 BB: 1 P: 7	R: 0 E: 0 K: 0 S: 3	H: 0 LOB: 0 BB: 0 P: 3	R: 0 E: 0 K: 2 S: 5	H: 0 LOB: 0 BB: 0 P: 7	R: 0 E: 0 K: 0 S: 5	H: 3 LOB: 3 BB: 0 P: 6	R: 0 E: 0 K: 1 S: 3	H: 0 LOB: 0 BB: 1 P: 10	1B: 5 2B: 0 3B: 0 HR: 0	SF: 0 SAC: 0 DP: 1 HBP: 0	WP: 0 PA: 35 FB: 0 CS: 0
PITCHER	IP WLS BF H R ER SO BB IBB HBP BLK WP HR S P ERA WHIP																
Milt Wilcox, R (1, 1) ERA: 5.29	6.1 W 25 4 0 0 4 1 0 0 0 0 0 32 36 0.00 0.789																
Aurelio Lopez, R (7, 1) ERA: 2.6	2.2 S 10 1 0 0 1 1 0 0 0 0 0 0 11 15 0.00 0.750																

Batter	1	2	3	4	5	6	7	8	9	AB	R	H	RBI	BB	SO	LOB	BOTTOM	
Ron LeFlore, R (1, 8) OBP: 0.357, SLG: 0.379	6-3		E5			K				3	0	0	0	0	1	0	Chicago White Sox @ Detroit Tigers Tiger Stadium, Detroit, MI Sun Jul 22 1979, 3:33 AM EDT Att: 27,461 - Unknown - 84 F livebaseballscores.com	
Lou Whitaker, L (1, 4) OBP: 0.395, SLG: 0.380	F9		6-3			4-3				3	0	0	0	0	1			
Steve Kemp, L (1, 7) OBP: 0.410, SLG: 0.535	4-3					F8				3	0	0	0	0	0			
Jason Thompson, L (1, 3) OBP: 0.365, SLG: 0.386		F3		L3-6 2B						3	0	1	0	0	1	0		
Champ Summers, L (1, 9) OBP: 0.385, SLG: 0.497		S 1B BB		L3-6						2	1	0	0	1	0	1		
Lance Parrish, R (1, 2) OBP: 0.355, SLG: 0.442		F8								3	0	0	0	0	1			
Jerry Morales, R (1, 10) OBP: 0.267, SLG: 0.398										3	0	1	1	0	0	0		
Aurelio Rodriguez, R (1, 5) OBP: 0.281, SLG: 0.384		CS	F7							3	0	0	0	0	0	0		
Alan Trammell, R (1, 6) OBP: 0.315, SLG: 0.333					5-3					2	0	0	0	0	0	0		
Inning Stats	R: 0 E: 0 K: 0 S: 3	H: 1 LOB: 0 BB: 1 P: 7	R: 0 E: 1 K: 0 S: 4	H: 0 LOB: 1 BB: 0 P: 4	R: 0 E: 0 K: 0 S: 3	H: 1 LOB: 0 BB: 0 P: 3	R: 0 E: 0 K: 1 S: 5	H: 0 LOB: 0 BB: 0 P: 5	R: 0 E: 0 K: 0 S: 3	H: 0 LOB: 0 BB: 0 P: 3	R: 0 E: 0 K: 0 S: 3	H: 0 LOB: 0 BB: 0 P: 3	R: 0 E: 0 K: 0 S: 3	H: 0 LOB: 0 BB: 0 P: 3	1B: 1 2B: 2 3B: 0 HR: 0	SF: 0 SAC: 0 DP: 1 HBP: 0		WP: 0 PA: 27 FB: 0 CS: 1
PITCHER	IP WLS BF H R ER SO BB IBB HBP BLK WP HR S P ERA WHIP																	
Randy Scarbery, R (1, 1) ERA: 3.88	7.0 L 23 2 1 1 2 1 0 0 0 0 0 26 30 1.29 0.429																	
Ed Farmer, R (8, 1) ERA: 4.4	1.0 3 0 0 0 0 0 0 0 0 0 0 3 3 0.00 0.000																	

Batter	1	2	3	4	5	6	7	8	9	AB	R	H	RBI	BB	SO	LOB	TOP					
Ralph Garr, L OBP: 0.338, SLG: 0.449										5	1	1	0	1	0	2						
Mike Squires, L OBP: 0.314, SLG: 0.318										6	2	4	2	0	0	0						
Chet Lemon, R OBP: 0.383, SLG: 0.477										3	2	1	1	2	0	2						
Jorge Orta, L OBP: 0.356, SLG: 0.415										4	2	2	3	1	1	3						
Alan Bannister, R OBP: 0.365, SLG: 0.405										3	0	0	1	0	0	2						
Rusty Torres, S OBP: 0.377, SLG: 0.457										2	2	1	1	2	1	0						
Greg Pryor, R OBP: 0.336, SLG: 0.348										4	0	2	1	0	1	2						
Mitt May, L OBP: 0.336, SLG: 0.464										4	1	1	1	1	0	2						
Don Kessinger, S OBP: 0.299, SLG: 0.283										5	1	1	0	0	2	3						
Inning Stats	R: 2 E: 1 K: 0 S: 6	H: 3 LOB: 2 BB: 0 P: 7	R: 0 E: 0 K: 0 S: 3	H: 0 LOB: 0 BB: 0 P: 3	R: 0 E: 0 K: 1 S: 6	H: 1 LOB: 1 BB: 0 P: 6	R: 0 E: 0 K: 0 S: 3	H: 0 LOB: 1 BB: 1 P: 7	R: 1 E: 0 K: 0 S: 5	H: 2 LOB: 1 BB: 0 P: 5	R: 2 E: 0 K: 2 S: 8	H: 2 LOB: 2 BB: 2 P: 16	R: 3 E: 1 K: 1 S: 7	H: 2 LOB: 2 BB: 3 P: 19	R: 3 E: 0 K: 0 S: 6	H: 3 LOB: 1 BB: 1 P: 10	R: 0 E: 0 K: 1 S: 5	H: 0 LOB: 0 BB: 0 P: 5	1B: 8 2B: 3 3B: 0 HR: 2	SF: 1 SAC: 2 DP: 0 HBP: 1	WP: 0 PB: 0 SB: 0 CS: 0	PA: 47
PITCHER	IP WLS BF H R ER SO BB IBB HBP BLK WP HR S P ERA WHIP																					
Steve Baker, R ERA: 6.2	(1, 1) 5.2 L 28 7 5 5 3 3 0 1 0 0 0 0 30 43 7.94 1.765																					
Jack Billingham, R ERA: 3.7	(6, 1) 0.2 6 2 3 2 0 2 1 0 0 0 0 3 15 27.00 6.000																					
Dave Tobik, R ERA: 5.5	(7, 1) 1.2 10 4 3 3 1 1 0 0 0 0 2 11 15 16.20 3.000																					
Kip Young, R ERA: 6.05	(9, 1) 1.0 3 0 0 0 1 0 0 0 0 0 0 5 5 0.00 0.000																					

Chicago White Sox @ Detroit Tigers
Tiger Stadium, Detroit, MI
Mon Jul 23 1979, 7:05 PM EDT
Att: 21,436 - Unknown - 81 F

AB 36
R 11
H 13
RBI 10
BB 7
SO 5
LOB 16

Batter	1	2	3	4	5	6	7	8	9	AB	R	H	RBI	BB	SO	LOB	BOTTOM					
Lynn Jones, R OBP: 0.346, SLG: 0.375										4	1	1	0	1	2	2						
Tom Brookens, R OBP: 0.294, SLG: 0.375										2	1	1	0	1	1	0						
Lou Whitaker, L OBP: 0.396, SLG: 0.377										2	0	0	0	0	0	3						
Steve Kemp, L OBP: 0.413, SLG: 0.540										4	0	3	3	0	0	1						
Lance Parrish, R OBP: 0.360, SLG: 0.443										2	0	1	0	2	0	2						
Ed Putman, R OBP: 0.200, SLG: 0.400										0	0	0	0	0	0	0						
Jerry Morales, R OBP: 0.263, SLG: 0.392										4	0	0	0	0	2	6						
Jason Thompson, L OBP: 0.364, SLG: 0.382										3	0	0	0	1	1	2						
John Wockenfuss, R OBP: 0.294, SLG: 0.473										3	0	0	0	0	2	1						
Al Greene, L (8, PH)										1	0	0	0	0	0	0						
Aurelio Rodriguez, R OBP: 0.276, SLG: 0.377										4	0	0	0	0	2	1						
Alan Trammell, R OBP: 0.321, SLG: 0.339										4	1	3	0	0	0	0						
Inning Stats	R: 2 E: 0 K: 0 S: 5	H: 3 LOB: 1 BB: 1 P: 9	R: 0 E: 0 K: 0 S: 3	H: 0 LOB: 0 BB: 0 P: 3	R: 0 E: 0 K: 2 S: 8	H: 1 LOB: 2 BB: 1 P: 12	R: 0 E: 0 K: 3 S: 9	H: 0 LOB: 0 BB: 0 P: 9	R: 0 E: 0 K: 1 S: 6	H: 2 LOB: 2 BB: 1 P: 10	R: 0 E: 0 K: 1 S: 5	H: 0 LOB: 1 BB: 1 P: 9	R: 1 E: 0 K: 1 S: 7	H: 2 LOB: 2 BB: 1 P: 11	R: 0 E: 0 K: 1 S: 5	H: 0 LOB: 0 BB: 0 P: 5	R: 0 E: 0 K: 1 S: 6	H: 1 LOB: 1 BB: 0 P: 6	1B: 8 2B: 2 3B: 0 HR: 0	SF: 1 SAC: 0 DP: 1 HBP: 0	WP: 0 PB: 0 SB: 0 CS: 1	PA: 39
PITCHER	IP WLS BF H R ER SO BB IBB HBP BLK WP HR S P ERA WHIP																					
Steve Trout, L ERA: 3.43	(1, 1) 6.0 W 28 7 3 3 7 5 0 0 0 0 0 37 57 4.50 2.000																					
Ed Farmer, R ERA: 4.2	(7, 1) 3.0 S 11 2 0 0 3 0 0 0 0 0 0 0 17 17 0.00 0.667																					

Chicago White Sox @ Detroit Tigers
Tiger Stadium, Detroit, MI
Mon Jul 23 1979, 7:05 PM EDT
Att: 21,436 - Unknown - 81 F

AB 33
R 3
H 9
RBI 3
BB 5
SO 10
LOB 18


Batter	1	2	3	4	5	6	7	8	9	AB	R	H	RBI	BB	SO	LOB	TOP	
Paul Moltzer, R OBP: 0.365, SLG: 0.467 (1, 4)	F7		F8		4-3			K		4	0	1	0	0	1	1	Milwaukee Brewers @ Detroit Tigers Tiger Stadium, Detroit, MI Thu Jul 26 1979, 7:05 PM EDT Att: 24,079 - Unknown - 75 F	
Sal Bando, R OBP: 0.325, SLG: 0.341 (1, 10)	6-3		F8			F2		6-3		4	0	0	0	0	0	1		
Cecil Cooper, L OBP: 0.379, SLG: 0.495 (1, 3)			F8						F8	3	0	1	0	1	0	1		
Gorman Thomas, R OBP: 0.346, SLG: 0.487 Jim Wohlford, R OBP: 0.293, SLG: 0.342 (5, 8)	5-3									2	0	1	0	0	0	1		
Ben Oglivie, L OBP: 0.333, SLG: 0.519 (1, 9)		5-3								2	1	1	0	0	0	1		
Dick Davis, R OBP: 0.304, SLG: 0.444 (1, 7)		4-3								4	1	1	2	0	0	1		
Robin Yount, R OBP: 0.307, SLG: 0.383 (1, 6)										4	0	0	0	0	1	0		
Charlie Moore, R OBP: 0.412, SLG: 0.471 (1, 2)										3	0	0	0	0	0	1		
Jim Gantner, L OBP: 0.340, SLG: 0.362 (1, 5)										3	0	1	0	0	1	0		
Inning Stats	R: 0 E: 0 K: 0 S: 4	H: 1 LOB: 1 BB: 0 P: 4	R: 0 E: 0 K: 0 S: 4	H: 1 LOB: 1 BB: 0 P: 4	R: 0 E: 0 K: 1 S: 5	H: 1 LOB: 0 BB: 0 P: 5	R: 0 E: 0 K: 0 S: 3	H: 0 LOB: 1 BB: 1 P: 7	R: 0 E: 0 K: 0 S: 3	H: 0 LOB: 0 BB: 0 P: 3	R: 0 E: 0 K: 2 S: 7	H: 0 LOB: 0 BB: 0 P: 7	R: 2 E: 0 K: 0 S: 5	H: 2 LOB: 0 BB: 0 P: 5	1B: 4 2B: 2 3B: 0 HR: 1	SF: 0 SAC: 0 DP: 0 HBP: 0		WP: 0 PB: 1 SB: 0 CS: 0
PITCHER Dan Petry, R ERA: 2.16 (1, 1)	IP: 9.0 WLS: W BF: 34 H: 7 R: 2 ER: 2 SO: 3 BB: 1 IBB: 0 HBP: 0 BLK: 0 WP: 0 HR: 1 S: 39 P: 43 ERA: 2.00 WHIP: 0.889																	

Batter	1	2	3	4	5	6	7	8	9	AB	R	H	RBI	BB	SO	LOB	BOTTOM	
Ron LeFlore, R OBP: 0.356, SLG: 0.381 (1, 8)	L6									4	1	1	1	0	0	0	Milwaukee Brewers @ Detroit Tigers Tiger Stadium, Detroit, MI Thu Jul 26 1979, 7:05 PM EDT Att: 24,079 - Unknown - 75 F	
Lou Whitaker, L OBP: 0.397, SLG: 0.382 (1, 4)	K									3	1	0	0	1	1	0		
Steve Kemp, L OBP: 0.404, SLG: 0.527 (1, 7)	4-3									4	0	0	0	0	2	2		
Jason Thompson, L OBP: 0.367, SLG: 0.390 (1, 3)										3	1	1	3	1	2	0		
Champ Summers, L OBP: 0.392, SLG: 0.528 (1, 9)										3	0	2	0	0	0	0		
Lance Parrish, R OBP: 0.382, SLG: 0.468 (1, 2)										2	0	0	0	1	1	3		
Al Greene, L OBP: 0.250, SLG: 0.625 (1, 10)										3	0	1	0	0	2	1		
Tom Brookens, R OBP: 0.333, SLG: 0.535 (1, 5)										3	1	1	1	0	0	2		
Alan Trammell, R OBP: 0.320, SLG: 0.336 (1, 6)										3	1	1	0	0	1	1		
Inning Stats	R: 0 E: 0 K: 1 S: 5	H: 0 LOB: 0 BB: 0 P: 5	R: 0 E: 0 K: 1 S: 5	H: 1 LOB: 1 BB: 1 P: 9	R: 4 E: 0 K: 1 S: 8	H: 3 LOB: 0 BB: 1 P: 12	R: 0 E: 0 K: 0 S: 3	H: 1 LOB: 0 BB: 1 P: 7	R: 0 E: 0 K: 2 S: 7	H: 1 LOB: 0 BB: 0 P: 7	R: 1 E: 0 K: 2 S: 8	H: 1 LOB: 0 BB: 0 P: 8	R: 0 E: 0 K: 1 S: 5	H: 0 LOB: 0 BB: 0 P: 5	1B: 5 2B: 2 3B: 0 HR: 2	SF: 0 SAC: 0 DP: 3 HBP: 0		WP: 0 PB: 0 SB: 3 CS: 1
PITCHER Moose Haas, R ERA: 5.19 Paul Mitchell, R ERA: 4.9 (4, 1)	IP: 3.0 WLS: L BF: 16 H: 5 R: 4 ER: 4 SO: 3 BB: 3 IBB: 0 HBP: 0 BLK: 0 WP: 0 HR: 1 S: 19 P: 31 ERA: 12.00 WHIP: 2.667																	

Batter	1	2	3	4	5	6	7	8	9	10	11	AB	R	H	RBI	BB	SO	LOB	TOP									
Ron LeFlore, R OBP: 0.354, SLG: 0.377 (1, 8)	F8		K		F9		F8		1B		E6	6	0	1	0	0	1	2										
Lou Whitaker, L OBP: 0.394, SLG: 0.376 (1, 4)	K			1-6-3			L6		1-3		PO	4	0	0	0	1	1	2										
Steve Kemp, L OBP: 0.407, SLG: 0.528 (1, 7)	1B				F7		F8					5	0	3	0	0	0	3										
Jason Thompson, L OBP: 0.362, SLG: 0.384 (1, 3)	F5				K			4-3		F7		5	0	0	0	0	1	3										
Champ Summers, L OBP: 0.393, SLG: 0.528 (6, PH)		6-3						F8				2	0	1	0	0	0	0										
Jerry Morales, R OBP: 0.263, SLG: 0.389 (6, 9)								1B		F8		3	0	1	0	0	0	1										
Al Greene, L OBP: 0.300, SLG: 0.600 (1, 10)		F9										2	1	1	0	0	0	0										
John Wockenfuss, R OBP: 0.299, SLG: 0.517 (6, PH)								HR		6-3		3	1	1	1	0	1	2										
Tom Brookens, R OBP: 0.340, SLG: 0.583 (1, 5)		F4										5	1	2	2	0	1	0										
Ed Putman, R OBP: 0.364, SLG: 0.500 (1, 2)												4	0	2	0	1	0	1										
Lynn Jones, R OBP: 0.346, SLG: 0.374 (11, PR)												0	1	0	0	0	0	0										
Lance Parrish, R OBP: 0.362, SLG: 0.468 (11, 2)												0	0	0	0	0	0	0										
Alan Trammell, R OBP: 0.321, SLG: 0.335 (1, 6)												4	0	1	0	1	1	2										
Inning Stats	R: 0 E: 0 K: 1 S: 6	H: 1 LOB: 1 BB: 0 P: 6	R: 0 E: 0 K: 0 S: 3	H: 0 LOB: 0 BB: 0 P: 3	R: 0 E: 0 K: 2 S: 6	H: 0 LOB: 0 BB: 1 P: 10	R: 0 E: 0 K: 1 S: 5	H: 0 LOB: 0 BB: 0 P: 5	R: 2 E: 0 K: 0 S: 6	H: 4 LOB: 3 BB: 2 P: 14	R: 1 E: 0 K: 0 S: 5	H: 2 LOB: 1 BB: 0 P: 5	R: 0 E: 0 K: 0 S: 3	H: 0 LOB: 0 BB: 0 P: 3	R: 0 E: 0 K: 0 S: 4	H: 1 LOB: 1 BB: 0 P: 4	R: 0 E: 0 K: 1 S: 7	H: 2 LOB: 2 BB: 0 P: 7	R: 0 E: 0 K: 1 S: 6	H: 2 LOB: 1 BB: 0 P: 6	R: 1 E: 0 K: 0 S: 4	H: 1 LOB: 1 BB: 0 P: 4	1B: 10 2B: 2 3B: 0 HR: 2	SF: 0 SAC: 0 DP: 1 HBP: 0	WP: 0 PB: 0 SB: 0 CS: 1	PA: 47		
PITCHER	IP WLS BF H R ER SO BB IBB HBP BLK WP HR S P ERA WHIP	PITCHER											IP WLS BF H R ER SO BB IBB HBP BLK WP HR S P ERA WHIP															
Phil Huffman, R ERA: 5.93 (1, 1)	4.2	11	3	1	1	0	0	0	0	0	0	1	11	11	3.38	1.125												
Balor Moore, L ERA: 3.89 (5, 1)	2.2	11	3	1	1	0	0	0	0	0	0	0	1	11	11	3.38	1.125											
Tom Buskey, R ERA: 2.66 (8, 1)	3.2	L	15	5	1	0	2	0	0	0	0	0	0	19	19	0.00	1.364											

Detroit Tigers @ Toronto Blue Jays
Exhibition Stadium, Toronto, ON
Fri Jul 27 1979, 7:05 PM EDT
Att: 23,814 - Unknown - 75 F


AB 43
R 4
H 13
RBI 3
BB 3
SO 6
LOB 16



Batter	1	2	3	4	5	6	7	8	9	10	11	AB	R	H	RBI	BB	SO	LOB	BOTTOM								
Alfredo Griffin, S OBP: 0.303, SLG: 0.305 (1, 6)	4-3		3-1		6-3			1B				5	0	1	0	0	1	1									
Danny Ainge, R OBP: 0.301, SLG: 0.309 (1, 4)	L9		K		6-3							5	0	2	0	0	1	0									
Roy Howell, L OBP: 0.321, SLG: 0.405 (1, 5)	1B		F8					F2				5	0	1	0	0	1	3									
Rico Carty, R OBP: 0.334, SLG: 0.373 (1, 10)	F9											5	1	2	0	0	1	4									
John Mayberry, L OBP: 0.369, SLG: 0.462 (1, 3)												5	0	1	0	0	0	4									
Otto Velez, R OBP: 0.385, SLG: 0.599 (9, PR)												3	0	0	0	1	1	4									
Bob Bailor, R OBP: 0.291, SLG: 0.252 (10, 9)												0	1	0	0	0	0	0									
Craig Kusick, R OBP: 0.276, SLG: 0.473 (11, PH)												1	0	0	0	0	0	0									
Al Woods, L OBP: 0.337, SLG: 0.387 (1, 7)												4	0	1	1	0	0	1									
Rick Bosetti, R OBP: 0.284, SLG: 0.355 (1, 8)												4	0	0	0	0	0	4									
Rick Cerone, R OBP: 0.301, SLG: 0.321 (1, 2)												4	1	1	2	0	1	2									
Inning Stats	R: 0 E: 0 K: 0 S: 4	H: 1 LOB: 1 BB: 0 P: 4	R: 0 E: 0 K: 1 S: 7	H: 2 LOB: 2 BB: 0 P: 7	R: 0 E: 0 K: 1 S: 5	H: 0 LOB: 0 BB: 0 P: 5	R: 1 E: 2 K: 0 S: 5	H: 1 LOB: 1 BB: 0 P: 5	R: 0 E: 0 K: 0 S: 3	H: 0 LOB: 0 BB: 0 P: 3	R: 0 E: 0 K: 1 S: 5	H: 0 LOB: 0 BB: 0 P: 5	R: 0 E: 0 K: 1 S: 7	H: 2 LOB: 2 BB: 0 P: 7	R: 2 E: 0 K: 1 S: 6	H: 1 LOB: 1 BB: 1 P: 10	R: 0 E: 0 K: 1 S: 5	H: 1 LOB: 1 BB: 0 P: 5	R: 0 E: 0 K: 0 S: 3	H: 0 LOB: 0 BB: 0 P: 3	1B: 7 2B: 2 3B: 0 HR: 1	SF: 1 SAC: 0 DP: 2 HBP: 0	WP: 0 PB: 0 SB: 0 CS: 0	PA: 43			
PITCHER	IP WLS BF H R ER SO BB IBB HBP BLK WP HR S P ERA WHIP	PITCHER											IP WLS BF H R ER SO BB IBB HBP BLK WP HR S P ERA WHIP														
Milt Wilcox, R ERA: 4.96 (1, 1)	7.1	W	13	2	2	3	1	0	0	0	0	1	18	22	4.91	0.818											
Aurelio Lopez, R ERA: 2.83 (8, 1)	3.2	W	13	2	2	3	1	0	0	0	0	1	18	22	4.91	0.818											

Detroit Tigers @ Toronto Blue Jays
Exhibition Stadium, Toronto, ON
Fri Jul 27 1979, 7:05 PM EDT
Att: 23,814 - Unknown - 75 F


AB 41
R 3
H 9
RBI 3
BB 1
SO 6
LOB 23



Batter	1	2	3	4	5	6	7	8	9	AB	R	H	RBI	BB	SO	LOB	TOP
Ron LeFlore, R OBP: 0.350, SLG: 0.373 (1, 8)	L4			6-3		6-3			K	4	0	0	0	0	1	1	
Lou Whitaker, L OBP: 0.392, SLG: 0.375 (1, 4)	4-3			F7					6-3	4	0	1	0	0	0	0	
Steve Kemp, L OBP: 0.405, SLG: 0.525 (1, 7)	F5			4-3					1B	4	0	1	0	0	0	1	
Jason Thompson, L OBP: 0.361, SLG: 0.386 (1, 3)					F7				K	4	0	1	0	0	2	1	
Champ Summers, L OBP: 0.393, SLG: 0.522 (1, 9)	4-3				F9					2	0	0	0	1	0	0	
Lance Parrish, R OBP: 0.355, SLG: 0.463 (1, 2)	6-3				1-3					3	0	0	0	0	0	2	
Al Greene, L OBP: 0.231, SLG: 0.462 (1, 10)					G3				F9	3	0	0	0	0	0	0	
Tom Brookens, R OBP: 0.340, SLG: 0.560 (1, 5)					G3				4-3	2	0	0	0	1	0	0	
Mark Wagner, R OBP: 0.363, SLG: 0.363 (1, 6)					K				F6	2	0	0	0	0	1	0	
Inning Stats	R: 0 H: 0 E: 0 K: 0 S: 3	H: 0 LOB: 0 BB: 0 P: 3	R: 0 H: 0 E: 0 K: 1 S: 5	H: 0 LOB: 0 BB: 0 P: 5	R: 0 H: 0 E: 0 K: 1 S: 5	H: 0 LOB: 0 BB: 0 P: 3	R: 0 H: 0 E: 0 K: 0 S: 3	H: 0 LOB: 0 BB: 0 P: 3	R: 0 H: 0 E: 0 K: 0 S: 3	H: 2 LOB: 2 BB: 1 P: 8	R: 0 H: 0 E: 0 K: 0 S: 3	H: 0 LOB: 0 BB: 0 P: 3	R: 0 H: 1 E: 0 K: 2 S: 8	H: 1 LOB: 1 BB: 0 P: 8	1B: 2 2B: 1 3B: 0 HR: 0	SF: 0 SAC: 1 DP: 1 HBP: 0	WP: 0 PA: 31 PB: 0 SB: 0 CS: 0
PITCHER Dave Lemanczyk, R ERA: 3.31 (1, 1)	IP: 9.0 WLS: W BF: 31 H: 3 R: 0 ER: 0 SO: 4 BB: 2 IBB: 0 HBP: 0 BLK: 0 WP: 0 HR: 0 S: 37 P: 45 ERA: 0.00 WHIP: 0.556																

Detroit Tigers @ Toronto Blue Jays
Exhibition Stadium, Toronto, ON
Sat Jul 28 1979, 7:05 PM EDT
Att: 30,131 - Unknown - 77 F


AB 28
R 0
H 3
RBI 0
BB 2
SO 4
LOB 5



Batter	1	2	3	4	5	6	7	8	9	AB	R	H	RBI	BB	SO	LOB	BOTTOM		
Alfredo Griffin, S OBP: 0.302, SLG: 0.307 (1, 6)	6-3								F8	4	1	1	0	0	0	1			
Danny Ainge, R OBP: 0.286, SLG: 0.303 (1, 4)	4-3								1-3	4	0	0	1	0	0	1			
Roy Howell, L OBP: 0.320, SLG: 0.403 (1, 5)	F7								K	4	0	1	1	0	2	0			
Rico Carty, R OBP: 0.332, SLG: 0.370 (1, 10)									F9	3	0	0	0	0	0	1			
Otto Velez, R OBP: 0.394, SLG: 0.594 (7, PR) Bob Bailor, R OBP: 0.291, SLG: 0.252 (8, 9)									K	3	0	1	0	0	1	0			
Bob Bailor, R OBP: 0.291, SLG: 0.252 (8, 9)									K	0	1	0	0	0	0	0			
Rick Rosetti, R OBP: 0.284, SLG: 0.355 (1, 8)									K	3	0	1	0	0	1	0			
Rick Cerone, R OBP: 0.302, SLG: 0.325 (1, 2)									2B	3	0	1	0	0	1	1			
Craig Kusick, R OBP: 0.267, SLG: 0.456 John Mayberry, L OBP: 0.370, SLG: 0.462 (7, PH) (8, 3)									6-3	2	0	0	0	0	0	1			
John Mayberry, L OBP: 0.370, SLG: 0.462 (8, 3)									6-3	0	0	0	0	1	0	0			
Al Woods, L OBP: 0.337, SLG: 0.387 (1, 7)									6-3	3	1	1	0	0	1	3			
Inning Stats	R: 0 H: 0 E: 0 K: 0 S: 3	H: 0 LOB: 0 BB: 0 P: 3	R: 0 H: 0 E: 0 K: 2 S: 7	H: 0 LOB: 0 BB: 0 P: 7	R: 0 H: 1 E: 0 K: 0 S: 4	H: 1 LOB: 1 BB: 0 P: 4	R: 0 H: 0 E: 0 K: 1 S: 5	H: 0 LOB: 0 BB: 0 P: 5	R: 0 H: 0 E: 0 K: 0 S: 3	H: 0 LOB: 0 BB: 0 P: 3	R: 2 H: 3 E: 0 K: 0 S: 6	H: 3 LOB: 1 BB: 0 P: 6	R: 1 H: 2 E: 0 K: 2 S: 8	H: 2 LOB: 2 BB: 1 P: 12	R: 0 H: 0 E: 0 K: 1 S: 5	H: 0 LOB: 0 BB: 0 P: 5	1B: 4 2B: 3 3B: 0 HR: 0	SF: 0 SAC: 0 DP: 1 HBP: 0	WP: 0 PA: 30 PB: 0 SB: 0 CS: 1
PITCHER Bruce Robbins, L ERA: 3.0 Jack Billingham, R ERA: 3.69 John Hiller, L ERA: 5.1 (1, 1) (7, 1) (7, 1)	IP: 6.0 WLS: L BF: 22 H: 4 R: 2 ER: 2 SO: 3 BB: 4 IBB: 2 HBP: 2 BLK: 0 WP: 0 HR: 0 S: 28 P: 28 ERA: 3.00 WHIP: 0.667																		

Detroit Tigers @ Toronto Blue Jays
Exhibition Stadium, Toronto, ON
Sat Jul 28 1979, 7:05 PM EDT
Att: 30,131 - Unknown - 77 F

AB 29
R 3
H 6
RBI 2
BB 1
SO 6
LOB 8



Batter	1	2	3	4	5	6	7	8	9	AB	R	H	RBI	BB	SO	LOB	TOP							
Tom Brookens, R OBP: 0.310, SLG: 0.509 (1, 4)			1-3				F8		F8	5	0	0	0	0	2	2								
Jerry Morales, R OBP: 0.292, SLG: 0.386 (1, 8)	F8		F8		F8		6-3		1-2 1B	5	0	1	0	0	0	1								
Steve Kemp, L OBP: 0.410, SLG: 0.535 (1, 10)	BB		2-H 1B		HR			5-3 1B	F5	3	2	2	2	2	0	2								
Jason Thompson, L OBP: 0.357, SLG: 0.381 (1, 3)	6-3		1-2 K		F7			5-3		4	0	0	0	0	1	3								
Champ Summers, L OBP: 0.394, SLG: 0.519 (1, 9)		6-3		G3		G3 S BB				3	0	1	1	1	0	0								
Lance Parrish, R OBP: 0.363, SLG: 0.483 (1, 2)		HR		HR		F9		2-H 1B		3	2	2	2	1	0	1								
Al Greene, L OBP: 0.280, SLG: 0.353 Lynn Jones, R OBP: 0.346, SLG: 0.374 (1, 7) (8, 7)		G3		4-3		G3		2-3 K		4	0	0	0	0	1	2								
Aurelio Rodriguez, R OBP: 0.280, SLG: 0.383 Lou Whitaker, L OBP: 0.392, SLG: 0.375 (9, PR) (9, 4)		K				F9			1B	4	0	2	0	0	1	1								
Alan Trammell, R OBP: 0.321, SLG: 0.337 (1, 6)			1B 2B	F8		F9			F9	4	1	1	0	0	0	2								
Inning Stats	R: 0 E: 0 K: 1 S: 5	H: 0 LOB: 1 BB: 1 P: 9	R: 1 E: 0 K: 1 S: 6	H: 1 LOB: 0 BB: 0 P: 6	R: 1 E: 0 K: 1 S: 7	H: 2 LOB: 1 BB: 0 P: 7	R: 1 E: 0 K: 0 S: 5	H: 2 LOB: 1 BB: 0 P: 5	R: 1 E: 0 K: 1 S: 6	H: 1 LOB: 0 BB: 1 P: 6	R: 0 E: 0 K: 0 S: 3	H: 0 LOB: 1 BB: 1 P: 7	R: 0 E: 0 K: 0 S: 3	H: 0 LOB: 0 BB: 0 P: 3	R: 1 E: 0 K: 1 S: 5	H: 1 LOB: 1 BB: 2 P: 13	R: 0 E: 0 K: 0 S: 5	H: 2 LOB: 2 BB: 0 P: 5	1B: 4 2B: 2 3B: 0 HR: 3	SF: 0 SAC: 0 DP: 0 HBP: 0	WP: 0 PB: 0 SB: 2 CS: 1	PA: 39		
PITCHER	IP	WLS	BF	H	R	ER	SO	BB	IBB	HBP	BLK	WP	HR	S	P	ERA	WHIP							
Jim Clancy, R ERA: 5.63 (1, 1)	6.0	L	26	6	4	4	4	2	0	0	0	0	3	32	40	6.00	1.333							
Jesse Jefferson, R ERA: 4.51 (7, 1)	2.2		12	3	1	1	1	2	0	0	0	0	0	12	20	3.38	1.875							
Balor Moore, L ERA: 3.87 (9, 1)	0.1		1	0	0	0	0	0	0	0	0	0	0	1	1	0.00	0.000							

Detroit Tigers @ Toronto Blue Jays
Exhibition Stadium, Toronto, ON
Sun Jul 29 1979, 3:33 AM EDT
Att: 33,824 - Unknown - 77 F

AB	35
R	5
H	9
RBI	5
BB	4
SO	5
LOB	14



Batter	1	2	3	4	5	6	7	8	9	AB	R	H	RBI	BB	SO	LOB	BOTTOM							
Rick Bosetti, R OBP: 0.288, SLG: 0.358 (1, 8)	CS 1B		K		FC6-4 1B		1B	F3		5	0	3	0	0	1	3								
Danny Ainge, R OBP: 0.285, SLG: 0.305 (1, 4)	K		BB 1B		FC6-4		1-3		FC3-6 1B	5	0	2	0	0	1	3								
Roy Howell, L OBP: 0.321, SLG: 0.401 (1, 5)	F7		1-2 BB		2B 1B			K	FC3-6 1B	4	1	1	0	1	1	1								
Rico Carty, R OBP: 0.335, SLG: 0.384 Joe Cannon, L OBP: 0.175, SLG: 0.224 (9, PR) (9, 3)		HR	F4		1-H 2B		F4		G5-4-3 1B	5	1	3	2	0	0	2								
Otto Velez, R OBP: 0.389, SLG: 0.582 (1, 9)	K		L7		F6		F6		G5-4-3	5	1	1	0	0	1	3								
Rick Cerone, R OBP: 0.304, SLG: 0.335 (1, 2)		1B		5-3		K		1-H 2B	3B 1B	4	1	2	1	0	1	1								
Craig Kusick, R OBP: 0.254, SLG: 0.433 John Mayberry, L OBP: 0.372, SLG: 0.466 Tim Johnson, L OBP: 0.186, SLG: 0.125 (8, PR) (9, 3)		K		5-3		F2			E 2B	3	0	0	0	0	1	2								
Al Woods, L OBP: 0.339, SLG: 0.386 (1, 7)		F4			G6-4-3 1B		F9		E BB	3	0	1	0	1	0	1								
Luis Gomez, R OBP: 0.287, SLG: 0.289 (1, 6)			L3		G6-4-3		F7		FC6	4	0	0	0	0	0	3								
Inning Stats	R: 0 E: 0 K: 1 S: 5	H: 1 LOB: 0 BB: 0 P: 5	R: 1 E: 0 K: 2 S: 9	H: 2 LOB: 1 BB: 0 P: 9	R: 0 E: 0 K: 1 S: 6	H: 1 LOB: 2 BB: 1 P: 10	R: 0 E: 0 K: 0 S: 3	H: 0 LOB: 0 BB: 0 P: 3	R: 0 E: 0 K: 0 S: 4	H: 2 LOB: 1 BB: 0 P: 4	R: 1 E: 0 K: 1 S: 7	H: 2 LOB: 1 BB: 0 P: 7	R: 0 E: 0 K: 0 S: 4	H: 1 LOB: 1 BB: 0 P: 4	R: 2 E: 1 K: 1 S: 9	H: 3 LOB: 3 BB: 1 P: 13	R: 0 E: 0 K: 0 S: 4	H: 2 LOB: 2 BB: 0 P: 4	1B: 10 2B: 2 3B: 1 HR: 1	SF: 0 SAC: 0 DP: 2 HBP: 0	WP: 0 PB: 0 SB: 0 CS: 1	PA: 41		
PITCHER	IP	WLS	BF	H	R	ER	SO	BB	IBB	HBP	BLK	WP	HR	S	P	ERA	WHIP							
Pat Underwood, L ERA: 3.79 (1, 1)	7.2		33	11	4	4	6	1	0	0	0	0	1	44	48	4.70	1.565							
Aurelio Lopez, R ERA: 2.79 (8, 1)	1.1	S	8	3	0	0	0	1	0	0	0	0	0	7	11	0.00	3.000							

Detroit Tigers @ Toronto Blue Jays
Exhibition Stadium, Toronto, ON
Sun Jul 29 1979, 3:33 AM EDT
Att: 33,824 - Unknown - 77 F

AB	39
R	4
H	14
RBI	4
BB	2
SO	6
LOB	19



Batter	1	2	3	4	5	6	7	8	9	AB	R	H	RBI	BB	SO	LOB	TOP		
Ron LeFlore, R (1, 8) OBP: 0.350, SLG: 0.373 Al Greene, L (7, 9) OBP: 0.158, SLG: 0.333	4-3		L9		G4-6-3 1B		6-3		F6	4	0	1	0	0	0	1			
Lou Whitaker, L (1, 4) OBP: 0.391, SLG: 0.369 Tom Brookens, R (8, 4) OBP: 0.306, SLG: 0.492	K		G6-4-3 BB		G4-6-3 1-2		3-1		F8	3	0	0	0	1	1	1			
Steve Kemp, L (1, 7) OBP: 0.413, SLG: 0.537	2B		G6-4-3 1-2		FC4-6 1B				3B 1B	4	1	3	0	0	0	2			
Jason Thompson, L (1, 3) OBP: 0.362, SLG: 0.382	BB			4-3 1B		FC4-6 1B		F7	3	0	2	0	1	0	1				
Champ Summers, L (1, 10) OBP: 0.395, SLG: 0.524	3-1			4-3 1B		FC4-6 1-2		HR 3B	4	1	1	1	0	0	5				
Lance Parrish, R (1, 2) OBP: 0.358, SLG: 0.473 Ed Putman, R (6, 2) OBP: 0.417, SLG: 0.818		5-3		K		F3		HR	3	0	0	0	0	1	3				
Jerry Morales, R (1, 9) OBP: 0.264, SLG: 0.382		5-3		HBP		1-3		F5	3	0	0	0	0	0	2				
Aurelio Rodriguez, R (1, 5) OBP: 0.283, SLG: 0.383		1-3		K			6-3		F8	4	0	0	0	0	1	2			
Alan Trammell, R (1, 6) OBP: 0.319, SLG: 0.334 Mark Wagner, R (7, 6) OBP: 0.368, SLG: 0.369			E3 BB		L3		F7		1B	3	0	0	0	0	0	0			
Inning Stats	R: 0 E: 0 K: 1 S: 6	H: 1 LOB: 2 BB: 1 P: 10	R: 0 E: 0 K: 0 S: 3	H: 0 LOB: 0 BB: 0 P: 3	R: 0 E: 1 K: 0 S: 3	H: 0 LOB: 1 BB: 1 P: 7	R: 0 E: 0 K: 2 S: 8	H: 1 LOB: 2 BB: 0 P: 9	R: 0 E: 0 K: 0 S: 5	H: 2 LOB: 0 BB: 0 P: 5	R: 0 E: 0 K: 0 S: 3	H: 0 LOB: 0 BB: 0 P: 3	R: 3 E: 0 K: 0 S: 6	H: 3 LOB: 0 BB: 0 P: 6	R: 0 E: 0 K: 0 S: 4	H: 1 LOB: 1 BB: 0 P: 4	1B: 6 2B: 1 3B: 1 HR: 1	SF: 0 SAC: 0 DP: 2 HBP: 1	WP: 0 PA: 38 PB: 0 SB: 0 CS: 0
PITCHER Doc Medich, R (1, 1) ERA: 4.56	IP: 9.0 WLS: W BF: 38 H: 9 R: 3 ER: 3 SO: 3	BB: 2 IBB: 0 HBP: 1 BLK: 0	WP: 0 HR: 1 S: 41 P: 50	ERA: 3.00 WHIP: 1.222	PITCHER	IP: 9.0 WLS: W BF: 38 H: 9 R: 3 ER: 3 SO: 3	BB: 2 IBB: 0 HBP: 1 BLK: 0	WP: 0 HR: 1 S: 41 P: 50	ERA: 3.00 WHIP: 1.222	PITCHER	IP: 9.0 WLS: W BF: 38 H: 9 R: 3 ER: 3 SO: 3	BB: 2 IBB: 0 HBP: 1 BLK: 0	WP: 0 HR: 1 S: 41 P: 50	ERA: 3.00 WHIP: 1.222					

Detroit Tigers @ Texas Rangers
Arlington Stadium, Arlington, TX
Tue Jul 31 1979, 8:05 PM EDT
Att: 12,218 - Unknown

AB 35
R 3
H 9
RBI 3
BB 2
SO 3
LOB 19



Batter	1	2	3	4	5	6	7	8	9	AB	R	H	RBI	BB	SO	LOB	BOTTOM		
Mickey Rivers, L (1, 8) OBP: 0.317, SLG: 0.416	G4-6-3 1B		1-3 1B	5-3	F9		4-3			5	0	2	0	0	0	2			
Buddy Bell, R (1, 5) OBP: 0.325, SLG: 0.430 Eric Soderholm, R (7, 5) OBP: 0.300, SLG: 0.361	G4-6-3 1-2		SF8 3-H		1B 2B	WP 1B	6-3			3	2	2	1	0	0	1			
Al Oliver, L (1, 7) OBP: 0.341, SLG: 0.477 Bill Sample, R (7, PH) OBP: 0.350, SLG: 0.389			F8		2B 1B	2B 1B	6-3			4	2	3	1	0	0	1			
Richie Zisk, R (1, 9) OBP: 0.327, SLG: 0.393	4-3			1B 2B	SF8 1B 2B	K		F9	5	2	2	1	0	1	2				
Pat Putnam, L (1, 3) OBP: 0.338, SLG: 0.485 Mike Jorgensen, L (6, PR) OBP: 0.331, SLG: 0.467		F6		2B 1B	SF8 2B 1B	BB 1B	6-3			2	1	1	2	1	0	0			
Johnny Grubb, L (1, 10) OBP: 0.350, SLG: 0.434 John Ellis, R (5, PH) OBP: 0.295, SLG: 0.439		K		2B 2B	4-3 2B 1B	WP 1B		K	2	1	1	0	0	1	0				
Jim Sundberg, R (1, 2) OBP: 0.321, SLG: 0.363	L9			2B IBB	4-3 2B BB	L8			2	1	0	0	2	0	2				
Dave Roberts, R (1, 4) OBP: 0.318, SLG: 0.367			L7		1-2 2B	4-3 BB			3	0	1	2	1	0	2				
Nelson Norman, S (1, 6) OBP: 0.250, SLG: 0.255			1B SF8	6-3	2B	4-3 2B			4	1	2	2	0	0	4				
Inning Stats	R: 0 E: 0 K: 0 S: 4	H: 2 LOB: 1 BB: 0 P: 4	R: 0 E: 0 K: 1 S: 5	H: 0 LOB: 0 BB: 0 P: 5	R: 1 E: 0 K: 0 S: 5	H: 2 LOB: 1 BB: 0 P: 5	R: 3 E: 0 K: 0 S: 6	H: 4 LOB: 1 BB: 1 P: 10	R: 5 E: 0 K: 0 S: 8	H: 5 LOB: 1 BB: 1 P: 12	R: 2 E: 0 K: 1 S: 3	H: 3 LOB: 2 BB: 2 P: 16	R: 0 E: 0 K: 1 S: 5	H: 0 LOB: 0 BB: 0 P: 5	R: 0 E: 0 K: 1 S: 5	H: 0 LOB: 0 BB: 0 P: 5	1B: 9 2B: 7 3B: 0 HR: 0	SF: 2 SAC: 0 DP: 1 HBP: 0	WP: 2 PA: 42 PB: 0 SB: 0 CS: 0
PITCHER Dan Petry, R (1, 1) ERA: 2.95 Mike Chris, L (4, 1) ERA: 27.0 Steve Baker, R (5, 1) ERA: 6.53 Jack Billingham, R (7, 1) ERA: 3.62	IP: 3.1 WLS: L BF: 17 H: 8 R: 4 ER: 4 SO: 1	BB: 0 IBB: 0 HBP: 0 BLK: 0	WP: 0 HR: 0 S: 6 P: 18	ERA: 27.00 WHIP: 3.000	PITCHER	IP: 3.1 WLS: L BF: 17 H: 8 R: 4 ER: 4 SO: 1	BB: 0 IBB: 0 HBP: 0 BLK: 0	WP: 0 HR: 0 S: 6 P: 18	ERA: 27.00 WHIP: 3.000	PITCHER	IP: 1.2 WLS: W BF: 13 H: 5 R: 4 ER: 4 SO: 1	BB: 0 IBB: 0 HBP: 0 BLK: 0	WP: 0 HR: 0 S: 12 P: 24	ERA: 21.60 WHIP: 4.800	PITCHER	IP: 2.0 WLS: W BF: 6 H: 0 R: 0 ER: 0 SO: 1	BB: 0 IBB: 0 HBP: 0 BLK: 0	WP: 0 HR: 0 S: 8 P: 8	ERA: 0.00 WHIP: 0.000

Detroit Tigers @ Texas Rangers
Arlington Stadium, Arlington, TX
Tue Jul 31 1979, 8:05 PM EDT
Att: 12,218 - Unknown

AB 36
R 11
H 16
RBI 11
BB 4
SO 3
LOB 14



Batter	1	2	3	4	5	6	7	8	9	AB	R	H	RBI	BB	SO	LOB	TOP								
Ron LeFlore, R OBP: 0.391, SLG: 0.375 (1, 8)	6-3		1B		G6-4-3		1B			4	0	2	1	0	0	2	Detroit Tigers @ Texas Rangers Arlington Stadium, Arlington, TX Wed Aug 01 1979, 8:05 PM EDT Att: 13,803 - Unknown								
Lou Whitaker, L OBP: 0.396, SLG: 0.364 (1, 4)	G3		K			F8	K			4	0	0	0	0	2	3									
Steve Kemp, L OBP: 0.409, SLG: 0.531 (1, 7)	E6			3-1		F7		K		4	0	0	0	0	1	0									
Jason Thompson, L OBP: 0.360, SLG: 0.380 (1, 3)	1-3			G6-4-3 1B		K		K		4	0	1	0	0	2	1									
Champ Summers, L OBP: 0.392, SLG: 0.516 Lynn Jones, R OBP: 0.346, SLG: 0.374 (1, 9) (8, 9)	L6		G6-4-3			FC5 1B BB		K		3	0	0	0	1	1	1									
Lance Parrish, R OBP: 0.357, SLG: 0.469 (1, 2)	F7				5-3		F9		F2-4 BB	3	0	0	0	1	0	1									
Al Greene, L OBP: 0.217, SLG: 0.333 (1, 10)	F7				BB 1B BB		FC5 1B		F2-4	3	2	1	0	1	0	1									
Tom Brookens, R OBP: 0.303, SLG: 0.468 (1, 5)			K		BB 1B BB		FC5 1B		K	3	1	0	0	1	2	2									
Alan Trammell, R OBP: 0.322, SLG: 0.338 (1, 6)	6-3				1-2 2-H 1B		1-2 2-H 1B			3	0	2	2	0	0	0									
Inning Stats	R: 0 E: 1 K: 0 S: 4	H: 0 LOB: 1 BB: 0 P: 4	R: 0 E: 0 K: 0 S: 3	H: 0 LOB: 0 BB: 0 P: 3	R: 0 E: 0 K: 2 S: 8	H: 1 LOB: 1 BB: 0 P: 8	R: 0 E: 0 K: 0 S: 3	H: 1 LOB: 0 BB: 0 P: 3	R: 1 E: 0 K: 0 S: 3	H: 1 LOB: 1 BB: 2 P: 11	R: 0 E: 0 K: 1 S: 5	H: 0 LOB: 0 BB: 0 P: 5	R: 2 E: 0 K: 1 S: 8	H: 3 LOB: 2 BB: 1 P: 12	R: 0 E: 0 K: 3 S: 9	H: 0 LOB: 0 BB: 0 P: 9		R: 0 E: 0 K: 1 S: 4	H: 0 LOB: 0 BB: 1 P: 8	1B: 6 2B: 1 3B: 0 HR: 0	SF: 0 SAC: 0 DP: 3 HBP: 0	WP: 0 PB: 0 SB: 1 CS: 0	PA: 35		
PITCHER	IP	WLS	BF	H	R	ER	SO	BB	IBB	HBP	BLK	WP	HR	S	P	ERA	WHIP								
Steve Comer, R ERA: 3.44 (1, 1)	6.2	W	28	6	3	3	3	3	0	0	0	0	0	31	43	4.05	1.350								
Jim Kern, R ERA: 1.34 (7, 1)	2.1	S	7	0	0	0	5	1	0	0	0	0	0	16	20	0.00	0.429								

Batter	1	2	3	4	5	6	7	8	9	AB	R	H	RBI	BB	SO	LOB	BOTTOM								
Mickey Rivers, L OBP: 0.316, SLG: 0.414 (1, 8)	F8		6-3 1B		F8		4-3			4	0	1	1	0	0	1	Detroit Tigers @ Texas Rangers Arlington Stadium, Arlington, TX Wed Aug 01 1979, 8:05 PM EDT Att: 13,803 - Unknown								
Buddy Bell, R OBP: 0.326, SLG: 0.433 (1, 5)			6-3			1-3				4	0	2	1	0	0	1									
Al Oliver, L OBP: 0.337, SLG: 0.471 (1, 7)	K		F7		4-3		6-3			4	0	0	0	0	1	3									
Richie Zisk, R OBP: 0.326, SLG: 0.391 (1, 9)	6-3			F9		E 3B 1B		F9		4	1	1	0	0	0	1									
Pat Putnam, L OBP: 0.333, SLG: 0.478 (1, 3)		L6		K		F5		K		4	0	0	0	0	2	1									
Johnny Grubb, L OBP: 0.349, SLG: 0.429 (1, 10)		4-3		FC6-4 BB		E4 3B		F7		3	1	0	0	1	0	1									
Jim Sundberg, R OBP: 0.322, SLG: 0.369 (1, 2)		F9		FC6-4						3	0	1	2	0	0	1									
Dave Roberts, R OBP: 0.333, SLG: 0.387 (1, 4)			SH3 1B 2B		SH3-4 1B BB		F4			2	2	1	0	1	0	1									
Nelson Norman, S OBP: 0.249, SLG: 0.253 (1, 6)			SH3		SH3-4		K			1	0	0	0	0	1	1									
Inning Stats	R: 0 E: 0 K: 1 S: 6	H: 1 LOB: 1 BB: 0 P: 6	R: 0 E: 0 K: 0 S: 3	H: 0 LOB: 0 BB: 0 P: 3	R: 1 E: 0 K: 0 S: 5	H: 2 LOB: 1 BB: 0 P: 5	R: 0 E: 0 K: 1 S: 5	H: 0 LOB: 1 BB: 1 P: 9	R: 1 E: 0 K: 0 S: 4	H: 1 LOB: 1 BB: 1 P: 8	R: 2 E: 1 K: 1 S: 8	H: 2 LOB: 1 BB: 0 P: 8	R: 0 E: 0 K: 0 S: 3	H: 0 LOB: 0 BB: 0 P: 3	R: 0 E: 0 K: 1 S: 5	H: 0 LOB: 0 BB: 0 P: 5		1B: 3 2B: 2 3B: 1 HR: 0	SF: 0 SAC: 2 DP: 0 HBP: 0	WP: 0 PB: 0 SB: 0 CS: 0	PA: 33				
PITCHER	IP	WLS	BF	H	R	ER	SO	BB	IBB	HBP	BLK	WP	HR	S	P	ERA	WHIP								
Milt Wilcox, R ERA: 4.86 (1, 1)	8.0	L	33	6	4	3	4	2	0	0	0	0	0	39	47	3.38	1.000								

Batter	1	2	3	4	5	6	7	8	9	AB	R	H	RBI	BB	SO	LOB	TOP																					
Freddie Patek, R OBP: 0.280, SLG: 0.312	5-3		K	5-3			F9			4	0	0	0	0	1	2																						
Hal McRae, R OBP: 0.306, SLG: 0.429	L7		1B		5-3		HR			4	1	2	2	0	0	0																						
Amos Otis, R OBP: 0.363, SLG: 0.431	1B		L8		L8		F9			4	0	1	0	0	0	1																						
George Brett, L OBP: 0.379, SLG: 0.542 Jerry Terrell, R OBP: 0.395, SLG: 0.538	F8		6-3		4-3			1-3		4	0	0	0	0	0	2																						
Al Cowens, R OBP: 0.393, SLG: 0.421		E1			HR	2B		F7		4	2	2	0	0	0	0																						
Darrell Porter, L OBP: 0.416, SLG: 0.475	F7		HR		3-1			K		4	1	1	2	0	1	2																						
George Scott, R OBP: 0.318, SLG: 0.381	6-3		K		SF9			6-3		3	0	0	1	0	1	1																						
Frank White, R OBP: 0.287, SLG: 0.381	5-3		4-3					6-3		4	0	1	0	0	0	1																						
Willie Wilson, S OBP: 0.347, SLG: 0.419			S		CS	1B		1-3		3	1	1	0	1	1	0																						
Inning Stats	R: 0 E: 0 K: 0 S: 4	H: 1 LOB: 1 BB: 0 P: 4	R: 0 E: 1 K: 0 S: 4	H: 0 LOB: 0 BB: 0 P: 4	R: 1 E: 0 K: 1 S: 6	H: 1 LOB: 1 BB: 1 P: 10	R: 2 E: 0 K: 1 S: 8	H: 3 LOB: 1 BB: 0 P: 8	R: 0 E: 0 K: 0 S: 3	H: 0 LOB: 0 BB: 0 P: 3	R: 1 E: 0 K: 0 S: 4	H: 2 LOB: 0 BB: 0 P: 4	R: 1 E: 0 K: 1 S: 6	H: 1 LOB: 0 BB: 0 P: 6	R: 0 E: 0 K: 1 S: 5	H: 0 LOB: 0 BB: 0 P: 5	R: 0 E: 0 K: 0 S: 3	H: 0 LOB: 0 BB: 0 P: 3	1B: 4 2B: 1 3B: 1 HR: 2	SF: 1 SAC: 0 DP: 0 HBP: 0	WP: 0 PB: 0 SB: 2 CS: 1	PA: 37																
PITCHER	IP	WLS	BF	H	R	ER	SO	BB	IBB	HBP	BLK	WP	HR	S	P	ERA	WHIP	PITCHER				IP	WLS	BF	H	R	ER	SO	BB	IBB	HBP	BLK	WP	HR	S	P	ERA	WHIP
Pat Underwood, L ERA: 4.0	7.0	L	30	8	5	5	3	1	0	0	0	0	2	35	39	6.43	1.286																					
Jack Billingham, R ERA: 3.56	2.0		6	0	0	0	1	0	0	0	0	0	0	8	8	0.00	0.000																					

Kansas City Royals @ Detroit Tigers
Tiger Stadium, Detroit, MI
Fri Aug 03 1979, 7:05 PM EDT
Unknown - 76 F

AB	34
R	5
H	8
RBI	5
BB	1
SO	4
LOB	9



Batter	1	2	3	4	5	6	7	8	9	AB	R	H	RBI	BB	SO	LOB	BOTTOM																					
Ron LeFlore, R OBP: 0.349, SLG: 0.373	5-3	K		K		F9			G6-4-3	5	0	1	0	0	2	4																						
Lou Whitaker, L OBP: 0.382, SLG: 0.359 John Wockenfuss, R OBP: 0.298, SLG: 0.532	6-3	K		4-3			K		G6-4-3	4	0	0	0	0	2	4																						
Steve Kemp, L OBP: 0.412, SLG: 0.548	BB		HR	P5			HR			3	2	2	2	1	0	1																						
Jason Thompson, L OBP: 0.359, SLG: 0.379	K		FC3-6	1B		L4	4-3			4	0	1	0	0	1	1																						
Champ Summers, L OBP: 0.396, SLG: 0.513 Lynn Jones, R OBP: 0.343, SLG: 0.371		E	FC3-6	FC4-6			F7			1	1	0	0	2	0	1																						
Al Greene, L OBP: 0.231, SLG: 0.304 Jerry Morales, R OBP: 0.264, SLG: 0.380		BB	1B	FC4-6				6-3		2	0	0	0	1	1	2																						
Ed Putman, R OBP: 0.400, SLG: 0.692 Lance Parrish, R OBP: 0.356, SLG: 0.468		BB	1B	FC4-6			F6			2	0	0	0	1	1	3																						
Aurelio Rodriguez, R OBP: 0.282, SLG: 0.381		BB	F8			L7		6-3		4	0	1	1	0	0	2																						
Alan Trammell, R OBP: 0.324, SLG: 0.336		BB		4-3		F7			4-3	2	0	0	0	2	0	0																						
Inning Stats	R: 0 E: 0 K: 1 S: 5	H: 0 LOB: 1 BB: 1 P: 9	R: 1 E: 0 K: 3 S: 10	H: 1 LOB: 3 BB: 3 P: 22	R: 1 E: 0 K: 1 S: 7	H: 2 LOB: 2 BB: 1 P: 11	R: 0 E: 0 K: 1 S: 5	H: 0 LOB: 1 BB: 1 P: 9	R: 0 E: 0 K: 0 S: 3	H: 0 LOB: 0 BB: 0 P: 3	R: 1 E: 0 K: 1 S: 6	H: 1 LOB: 0 BB: 0 P: 6	R: 0 E: 0 K: 0 S: 3	H: 0 LOB: 0 BB: 0 P: 3	R: 0 E: 0 K: 0 S: 3	H: 1 LOB: 0 BB: 0 P: 3	1B: 3 2B: 0 3B: 0 HR: 2	SF: 0 SAC: 0 DP: 1 HBP: 0	WP: 0 PB: 0 SB: 2 CS: 0	PA: 38																		
PITCHER	IP	WLS	BF	H	R	ER	SO	BB	IBB	HBP	BLK	WP	HR	S	P	ERA	WHIP	PITCHER				IP	WLS	BF	H	R	ER	SO	BB	IBB	HBP	BLK	WP	HR	S	P	ERA	WHIP
Steve Busby, R ERA: 3.39	6.0	W	28	3	2	2	6	7	0	0	0	0	1	33	61	3.00	1.667																					
Steve Mingo, L ERA: 3.54	1.0		4	1	1	1	1	0	0	0	0	0	1	6	6	9.00	1.000																					
Dan Quisenberry, R ERA: 1.53	1.1		5	1	0	0	0	0	0	0	0	0	0	5	5	0.00	0.750																					
Al Hrabosky, L ERA: 4.08	0.2	S	1	0	0	0	0	0	0	0	0	0	0	1	1	0.00	0.000																					

Kansas City Royals @ Detroit Tigers
Tiger Stadium, Detroit, MI
Fri Aug 03 1979, 7:05 PM EDT
Unknown - 76 F

AB	31
R	3
H	5
RBI	3
BB	7
SO	7
LOB	19



Batter	1	2	3	4	5	6	7	8	9	AB	R	H	RBI	BB	SO	LOB	TOP									
Willie Wilson, S (1, 7) OBP: 0.345, SLG: 0.416										5	1	1	0	0	2	1	Kansas City Royals @ Detroit Tigers Tiger Stadium, Detroit, MI Fri Aug 03 1979, 7:05 PM EDT Att: 43,047 - Unknown									
Frank White, R (1, 4) OBP: 0.286, SLG: 0.379										4	1	1	0	0	0	0										
Hal McRae, R (1, 10) OBP: 0.313, SLG: 0.432										3	0	2	0	0	0	2										
Amos Otis, R (1, 8) OBP: 0.361, SLG: 0.428										3	0	0	0	0	2	3										
Al Cowens, R (1, 9) OBP: 0.355, SLG: 0.420										3	0	1	1	1	0	2										
George Scott, R (1, 3) OBP: 0.319, SLG: 0.380										3	0	1	0	0	1	1										
Ralph LaCock, L (8, PH) OBP: 0.348, SLG: 0.385										1	0	0	0	0	0	1										
John Wathan, R (1, 2) OBP: 0.233, SLG: 0.312										3	0	0	0	0	0	2										
U L Washington, S (9, PH) OBP: 0.299, SLG: 0.326										1	0	0	0	0	1	0										
Jerry Terrell, R (1, 5) OBP: 0.436, SLG: 0.733										2	1	1	1	1	0	0										
Jamie Quirk, L (9, PH) OBP: 0.347, SLG: 0.404										1	0	0	0	0	1	0										
Todd Cruz, R (1, 6) OBP: 0.218, SLG: 0.286										3	0	0	0	0	1	1										
Darrell Porter, L (9, PH) OBP: 0.417, SLG: 0.475										0	0	0	0	1	0	0										
Freddie Patek, R (9, PR) OBP: 0.280, SLG: 0.312										0	0	0	0	0	0	0										
Inning Stats	R: 2 E: 0 K: 1 S: 9	H: 4 LOB: 2 BB: 0 P: 9	R: 0 E: 0 K: 0 S: 3	H: 0 LOB: 0 BB: 0 P: 3	R: 0 E: 0 K: 1 S: 6	H: 1 LOB: 1 BB: 1 P: 6	R: 0 E: 0 K: 0 S: 3	H: 0 LOB: 1 BB: 1 P: 7	R: 0 E: 0 K: 1 S: 6	H: 1 LOB: 0 BB: 0 P: 6	R: 0 E: 0 K: 1 S: 4	H: 0 LOB: 0 BB: 1 P: 8	R: 1 E: 0 K: 2 S: 8	H: 1 LOB: 0 BB: 0 P: 8	R: 0 E: 0 K: 0 S: 3	H: 0 LOB: 1 BB: 1 P: 4	R: 0 E: 0 K: 2 S: 7	H: 0 LOB: 1 BB: 1 P: 11	1B: 6 2B: 1 3B: 0 HR: 1	SF: 0 SAC: 1 DP: 1 HBP: 1	WP: 1 PB: 0 SB: 0 CS: 1	PA: 37				
PITCHER	IP WLS BF H R ER SO BB IBB HBP BLK WP HR S P ERA WHIP																									
Bruce Robbins, L (1, 1) ERA: 3.75	6.0	26	7	3	3	4	2	0	0	0	1	1	32	40	4.50	1.500										
Aurelio Lopez, R (7, 1) ERA: 2.61	3.0	W 11	0	0	0	4	1	0	1	0	0	0	17	22	0.00	0.333										

Batter	1	2	3	4	5	6	7	8	9	AB	R	H	RBI	BB	SO	LOB	BOTTOM										
Ron LeFlore, R (1, 10) OBP: 0.351, SLG: 0.381										4	1	2	1	0	0	1	Kansas City Royals @ Detroit Tigers Tiger Stadium, Detroit, MI Fri Aug 03 1979, 7:05 PM EDT Att: 43,047 - Unknown										
Lou Whitaker, L (1, 4) OBP: 0.376, SLG: 0.355										3	0	0	0	0	0	1											
Steve Kemp, L (1, 7) OBP: 0.411, SLG: 0.544										3	0	0	0	1	0	0											
Jerry Morales, R (1, 9) OBP: 0.260, SLG: 0.376										3	0	0	1	0	0	0											
Lance Parrish, R (1, 2) OBP: 0.355, SLG: 0.465										4	1	1	0	0	1	2											
John Wockenfuss, R (1, 3) OBP: 0.306, SLG: 0.559										3	1	2	2	0	0	0											
Lynn Jones, R (1, 8) OBP: 0.336, SLG: 0.362										3	0	0	0	0	0	1											
Tom Brookens, R (1, 5) OBP: 0.290, SLG: 0.446										3	0	0	0	0	0	0											
Mark Wagner, R (1, 6) OBP: 0.376, SLG: 0.377										3	1	2	0	0	0	0											
Inning Stats	R: 0 E: 0 K: 0 S: 3	H: 0 LOB: 0 BB: 0 P: 3	R: 0 E: 0 K: 0 S: 4	H: 1 LOB: 1 BB: 0 P: 4	R: 0 E: 0 K: 0 S: 4	H: 1 LOB: 1 BB: 0 P: 4	R: 2 E: 0 K: 0 S: 5	H: 2 LOB: 0 BB: 0 P: 5	R: 1 E: 0 K: 0 S: 4	H: 1 LOB: 0 BB: 0 P: 4	R: 0 E: 0 K: 0 S: 3	H: 0 LOB: 0 BB: 0 P: 3	R: 0 E: 0 K: 0 S: 3	H: 0 LOB: 0 BB: 0 P: 3	R: 1 E: 0 K: 1 S: 7	H: 2 LOB: 2 BB: 1 P: 11		1B: 5 2B: 0 3B: 0 HR: 2	SF: 1 SAC: 1 DP: 0 HBP: 0	WP: 0 PB: 0 SB: 0 CS: 0	PA: 32						
PITCHER	IP WLS BF H R ER SO BB IBB HBP BLK WP HR S P ERA WHIP																										
Paul Splitter, L (1, 1) ERA: 3.9	7.0	26	5	3	3	0	0	0	0	0	0	0	2	26	3.86	0.714											
Steve Mingori, L (8, 1) ERA: 3.75	0.1	L 3	2	1	1	0	0	0	0	0	0	0	3	3	27.00	6.000											
Eduardo Rodriguez, R (8, 1) ERA: 4.54	0.2	3	0	0	0	1	0	1	0	0	0	0	4	8	0.00	0.000											

Batter	1	2	3	4	5	6	7	8	9	AB	R	H	RBI	BB	SO	LOB	TOP										
Willie Wilson, S (1, 7) OBP: 0.343, SLG: 0.413	0-0 WP 6-3 2B	0-3 K	0-0 K	0-0 K	0-3 K	0-0 SH3-4	0-0 SH3-4	4-0 S BB	3 1 1 0 1 2 1								Kansas City Royals @ Detroit Tigers Tiger Stadium, Detroit, MI Sun Aug 05 1979, 3:33 AM EDT Att: 28,703 - Unknown										
Hal McRae, R (1, 10) OBP: 0.310, SLG: 0.425	0-0 6-3 2H		0-0 G3		0-0 5-3	0-3 K	0-3 K	4-0 S BB	4 0 0 1 1 1 1																		
Jamie Quirk, L (1, 5) OBP: 0.346, SLG: 0.400	0-0 P5		0-0 3-4-3 1B		0-3 K	0-3 K	0-0 G4-6-3 BB	3 0 1 0 0 1 0																			
George Scott, R (7, PH) OBP: 0.317, SLG: 0.377								1 0 0 0 0 1 1																			
Jerry Terrell, R (7, 5) OBP: 0.350, SLG: 0.579								1 0 0 0 0 0 2																			
Darrell Porter, L (1, 2) OBP: 0.419, SLG: 0.479	4-0 BB		0-0 3-4-3 1-2 1B		0-0 HR	0-0 HR	0-0 F8	3 1 1 1 1 0 1																			
Ralph LaCock, L (1, 3) OBP: 0.347, SLG: 0.383	0-0 F7		0-0 4-3		0-0 4-3	0-0 L8 WP 1B	0-0 L8 WP 1B	4 0 1 0 0 0 2																			
Al Cowens, R (1, 9) OBP: 0.355, SLG: 0.417		0-0 F8 1B SF9 1B		0-0 1-3	0-0 6-3	0-0 6-3	4-0 1-2 BB	3 1 1 0 1 0 0																			
Amos Otis, R (1, 8) OBP: 0.363, SLG: 0.426		0-0 SF9 F8 1-2 1B		4-0 S BB	4-0 BB	0-0 L8	0-0 L8	2 0 1 0 2 0 2									AB 31										
Frank White, R (1, 4) OBP: 0.285, SLG: 0.373	0-0 F8 1-2 2-3		0-0 F7 1-2		0-3 K	0-0 K	0-0 F7	4 0 0 0 0 1 6									R 3										
Freddie Patek, R (1, 6) OBP: 0.276, SLG: 0.311	0-0 SF9 2-3 3H		0-0 5-3		0-0 SH3-4 2B	0-0 SH3-4 2B	0-3 K	3 0 1 1 0 1 1									H 7										
Inning Stats	R: 1 E: 0 K: 0 S: 4	H: 1 LOB: 1 BB: 1 P: 8	R: 1 E: 0 K: 1 S: 7	H: 2 LOB: 1 BB: 0 P: 7	R: 0 E: 0 K: 0 S: 4	H: 1 LOB: 1 BB: 0 P: 4	R: 0 E: 0 K: 0 S: 3	H: 0 LOB: 0 BB: 1 P: 7	R: 0 E: 0 K: 1 S: 6	H: 1 LOB: 1 BB: 1 P: 10	R: 0 E: 0 K: 2 S: 8	H: 1 LOB: 1 BB: 0 P: 8	R: 0 E: 0 K: 0 S: 4	H: 1 LOB: 2 BB: 1 P: 8	R: 0 E: 0 K: 1 S: 4	H: 0 LOB: 1 BB: 2 P: 12	1B: 4 2B: 2 3B: 0 HR: 1	SF: 1 SAC: 1 DP: 1 HBP: 0	WP: 2 PB: 0 SB: 2 CS: 0	PA: 39							
PITCHER	IP	WLS	BF	H	R	ER	SO	BB	IBB	HBP	BLK	WP	HR	S	P	ERA	WHIP										
Dan Petry, R (1, 1) ERA: 3.16	6.0	L	26	5	3	3	4	3	0	0	0	1	1	31	43	4.50	1.333										
John Hiller, L (7, 1) ERA: 4.92	1.1		7	2	0	0	2	1	0	0	0	1	0	10	14	0.00	2.250										
Aurelio Lopez, R (8, 1) ERA: 2.55	1.2		6	0	0	0	1	2	0	0	0	0	0	6	14	0.00	1.200										

Batter	1	2	3	4	5	6	7	8	9	AB	R	H	RBI	BB	SO	LOB	BOTTOM										
Jerry Morales, R (1, 8) OBP: 0.260, SLG: 0.373	0-3 K		0-0 BB 1-1H 1B		0-0 F5	0-0 F5	0-0 6-3	4 0 1 1 0 1 0									Kansas City Royals @ Detroit Tigers Tiger Stadium, Detroit, MI Sun Aug 05 1979, 3:33 AM EDT Att: 28,703 - Unknown										
Lou Whitaker, L (1, 4) OBP: 0.384, SLG: 0.367	0-0 5-3		4-0 1-2 BB		0-0 1B	0-0 1B	0-0 FC5-6 1-6-3 1B	3 1 2 0 1 0 0																			
Steve Kemp, L (1, 10) OBP: 0.413, SLG: 0.543	0-3 K		0-0 3-1		0-0 F7	0-0 F7	0-0 FC5-6 1-2 1B	4 0 1 0 0 1 3																			
Jason Thompson, L (1, 3) OBP: 0.356, SLG: 0.374		0-3 K		0-0 4-3	0-0 G3	0-0 G3	0-0 FC5-6 1-6-3	3 0 0 0 0 1 1																			
Lynn Jones, R (9, PH) OBP: 0.331, SLG: 0.357								1 0 0 0 0 0 2																			
Champ Summers, L (1, 9) OBP: 0.391, SLG: 0.505		0-0 G3		0-0 P6	0-3 K	0-3 K	0-0 1-6-3	3 0 0 0 0 1 0																			
John Wockenfuss, R (9, PH) OBP: 0.309, SLG: 0.561								1 0 0 1 0 0 1																			
Al Greene, L (1, 7) OBP: 0.267, SLG: 0.280		0-3 K		4-0 CS BB	0-0 4-3	0-0 4-3	4-0 IBB	2 0 0 0 2 1 0																			
Lance Parrish, R (1, 2) OBP: 0.348, SLG: 0.455			0-3 K	0-0 CS	0-3 K	0-3 K	0-3 K	4 0 0 0 0 4 2									AB 31										
Tom Brookens, R (1, 5) OBP: 0.289, SLG: 0.431			0-0 F8		0-0 F8-3 1B	0-0 F2	0-0 F2	3 0 1 0 0 0 0									R 2										
Alan Trammell, R (1, 6) OBP: 0.321, SLG: 0.332			0-0 WP 1B		0-0 F8-3	0-0 6-3	0-0 6-3	3 1 1 0 0 0 1									H 6										
Inning Stats	R: 0 E: 0 K: 2 S: 7	H: 0 LOB: 0 BB: 0 P: 7	R: 0 E: 0 K: 2 S: 7	H: 0 LOB: 0 BB: 0 P: 7	R: 1 E: 0 K: 1 S: 7	H: 2 LOB: 1 BB: 1 P: 11	R: 0 E: 0 K: 0 S: 2	H: 0 LOB: 0 BB: 1 P: 6	R: 0 E: 0 K: 1 S: 5	H: 1 LOB: 0 BB: 0 P: 5	R: 0 E: 0 K: 0 S: 4	H: 1 LOB: 1 BB: 0 P: 4	R: 0 E: 0 K: 2 S: 7	H: 0 LOB: 0 BB: 0 P: 7	R: 0 E: 0 K: 0 S: 3	H: 0 LOB: 0 BB: 0 P: 3	R: 1 E: 0 K: 1 S: 7	H: 2 LOB: 2 BB: 1 P: 11	1B: 6 2B: 1 3B: 0 HR: 0	SF: 0 SAC: 0 DP: 1 HBP: 0	WP: 1 PB: 0 SB: 0 CS: 1	PA: 35					
PITCHER	IP	WLS	BF	H	R	ER	SO	BB	IBB	HBP	BLK	WP	HR	S	P	ERA	WHIP										
Dennis Leonard, R (1, 1) ERA: 4.68	8.0	W	29	5	2	2	8	2	0	0	0	0	0	43	51	2.25	0.875										
Al Arabosky, L (9, 1) ERA: 4.05	0.1		2	1	0	0	0	0	0	0	0	0	0	2	2	0.00	3.000										
Dan Quisenberry, R (9, 1) ERA: 1.47	0.2	S	3	0	0	0	1	0	1	0	0	0	0	4	8	0.00	0.000										

Batter	1	2	3	4	5	6	7	8	9	AB	R	H	RBI	BB	SO	LOB	TOP			
Mickey Rivers, L OBP: 0.305, SLG: 0.394 (1, 8)	L3		5-3		4-3		4-3			4	0	0	0	0	0	1				
Buddy Bell, R OBP: 0.332, SLG: 0.449 (1, 6)	CS 1B		2B		1-3			F8		4	1	2	0	0	0	0				
Al Oliver, L OBP: 0.353, SLG: 0.477 (1, 7)	K		2B		4-3					4	0	2	1	0	1	1				
Richie Zisk, R OBP: 0.332, SLG: 0.407 (1, 9)	CS 1-2	FC6-5 1-3 1B	5-3			K		F5		4	0	1	0	0	1	2				
Pat Putnam, L OBP: 0.327, SLG: 0.478 (1, 3)		1-3 1-2		6-3		F7		F9		4	0	0	0	0	0	2				
John Ellis, R OBP: 0.307, SLG: 0.458 Bill Sample, R OBP: 0.345, SLG: 0.383 (9, PR)		FC6-5 1B 2-3		F8 1B		6-3			G5-4-3 1B	4	0	2	0	0	0	1				
Eric Soderholm, R OBP: 0.302, SLG: 0.359 (1, 5)		FC5-4 1-2 1B		1-2 1B			K		G5-4-3 1-2 1B	4	0	2	0	0	1	1				
Jim Sundberg, R OBP: 0.328, SLG: 0.373 (1, 2)		FC5-4 1-2 1B		F8 2-3		F8		F8	1-3	4	0	0	0	0	0	5				
Larvell Blanks, R OBP: 0.268, SLG: 0.270 (1, 4)			5-3	K						3	0	1	0	0	1	2				
Inning Stats	R: 0 E: 0 K: 1 S: 5	H: 1 LOB: 0 BB: 0 P: 5	R: 0 E: 0 K: 0 S: 5	H: 2 LOB: 2 BB: 0 P: 5	R: 1 E: 0 K: 0 S: 5	H: 2 LOB: 1 BB: 0 P: 5	R: 0 E: 0 K: 1 S: 7	H: 2 LOB: 2 BB: 0 P: 7	R: 0 E: 0 K: 0 S: 3	H: 0 LOB: 0 BB: 0 P: 3	R: 0 E: 0 K: 1 S: 6	H: 1 LOB: 1 BB: 0 P: 6	R: 0 E: 0 K: 0 S: 4	H: 1 LOB: 1 BB: 0 P: 4	R: 0 E: 0 K: 0 S: 3	H: 1 LOB: 1 BB: 0 P: 3	1B: 7 2B: 3 3B: 0 HR: 0	SF: 0 SAC: 0 DP: 1 HBP: 0	WP: 0 PB: 0 SB: 0 CS: 1	PA: 36
PITCHER Milt Wilcox, R ERA: 4.6 (1, 1)	IP: 9.0 WLS: W BF: 35 H: 10 R: 1 ER: 1 SO: 4 BB: 0 IBB: 0 HBP: 0 BLK: 0 WP: 0 HR: 0 S: 43 P: 43 ERA: 1.00 WHIP: 1.111																			

Texas Rangers @ Detroit Tigers
Tiger Stadium, Detroit, MI
Tue Aug 07 1979, 7:05 PM EDT
Unknown - 92 F

AB	35
R	1
H	10
RBI	1
BB	0
SO	4
LOB	15



Batter	1	2	3	4	5	6	7	8	9	AB	R	H	RBI	BB	SO	LOB	BOTTOM			
Ron LeFlore, R OBP: 0.350, SLG: 0.380 (1, 8)	L9		K			F9		4-3		4	0	0	0	0	1	2				
Lou Whitaker, L OBP: 0.385, SLG: 0.367 (1, 4)	L7		F4						HR BB	3	1	1	0	1	0	0				
Steve Kemp, L OBP: 0.411, SLG: 0.548 (1, 7)	4-3			4-3		L8			HR	4	1	1	2	0	0	1				
Jason Thompson, L OBP: 0.355, SLG: 0.382 (1, 3)		HR		F6		E5 G3-6				3	1	1	1	0	0	0				
Champ Summers, L OBP: 0.386, SLG: 0.497 (1, 10)		1-3		F7		L8				3	0	0	0	0	0	1				
Jerry Morales, R OBP: 0.280, SLG: 0.376 (1, 9)					6-3	G3-6				3	0	1	0	0	0	1				
Lance Parrish, R OBP: 0.345, SLG: 0.451 (1, 2)		F8		F8				L7		3	0	0	0	0	0	1				
Aurelio Rodriguez, R OBP: 0.283, SLG: 0.380 Tom Brookens, R OBP: 0.289, SLG: 0.431 (8, PR) (9, 5)		F7				F8			SH3-4 1B	3	0	1	0	0	0	1				
Alan Trammell, R OBP: 0.319, SLG: 0.330 (1, 6)			K			5-3		SH3-4 1-2		2	0	0	0	0	1	0				
Inning Stats	R: 0 E: 0 K: 0 S: 3	H: 0 LOB: 0 BB: 0 P: 3	R: 1 E: 0 K: 0 S: 5	H: 2 LOB: 1 BB: 0 P: 5	R: 0 E: 0 K: 2 S: 7	H: 0 LOB: 0 BB: 0 P: 7	R: 0 E: 0 K: 0 S: 3	H: 0 LOB: 0 BB: 0 P: 3	R: 0 E: 0 K: 0 S: 4	H: 1 LOB: 1 BB: 0 P: 4	R: 0 E: 1 K: 0 S: 3	H: 0 LOB: 0 BB: 0 P: 3	R: 0 E: 0 K: 0 S: 4	H: 1 LOB: 2 BB: 0 P: 4	R: 2 E: 0 K: 0 S: 1	H: 1 LOB: 0 BB: 1 P: 5	1B: 2 2B: 1 3B: 0 HR: 2	SF: 0 SAC: 1 DP: 1 HBP: 0	WP: 0 PB: 0 SB: 0 CS: 0	PA: 30
PITCHER Steve Comer, R ERA: 3.34 Jim Kern, R ERA: 1.49 (1, 1) (8, 1)	IP: 7.1 WLS: L BF: 26 H: 4 R: 1 ER: 2 SO: 2 BB: 0 IBB: 0 HBP: 0 BLK: 0 WP: 0 HR: 1 S: 30 P: 30 ERA: 1.23 WHIP: 0.545																			

Texas Rangers @ Detroit Tigers
Tiger Stadium, Detroit, MI
Tue Aug 07 1979, 7:05 PM EDT
Unknown - 92 F

AB	28
R	3
H	5
RBI	3
BB	1
SO	2
LOB	7



Batter	1	2	3	4	5	6	7	8	9	AB	R	H	RBI	BB	SO	LOB	TOP											
Mickey Rivers, L OBP: 0.301, SLG: 0.390	G3		F9		F9		K			4	0	0	0	0	1	3												
Buddy Bell, R OBP: 0.331, SLG: 0.454	6-3		HR			6-3		L9		4	1	1	1	0	0	0												
Al Oliver, L OBP: 0.352, SLG: 0.475	4-3		F7			L6		2B 1B		4	0	1	0	0	0	0												
Richie Zisk, R OBP: 0.336, SLG: 0.421			FC4-6 BB		4-3	HR		2B		3	1	2	1	1	0	0												
Pat Putnam, L OBP: 0.323, SLG: 0.471	FC4-6 F8 1B				F9	K		F5		4	0	0	0	0	1	3												
John Ellis, R OBP: 0.308, SLG: 0.458					6-3			F8		2	0	1	0	0	0	0												
Jim Sundberg, R OBP: 0.329, SLG: 0.374								G3 5-3 1B		2	0	1	0	0	0	2												
Eric Soderholm, R OBP: 0.302, SLG: 0.358			F8			FC4-6 1B		5-3		4	0	1	0	0	0	3												
Bill Sample, R OBP: 0.340, SLG: 0.377			K			FC4-6		G3		4	0	0	0	0	1	4												
Larvell Blanks, R OBP: 0.270, SLG: 0.265			5-3			F7				2	0	0	0	1	0	1												
Mike Jorgensen, L OBP: 0.329, SLG: 0.453										1	0	0	0	0	0	0												
Inning Stats	R: 0 E: 0 K: 0 S: 3	H: 0 LOB: 0 BB: 0 P: 3	R: 0 E: 0 K: 1 S: 6	H: 1 LOB: 2 BB: 1 P: 10	R: 1 E: 0 K: 0 S: 4	H: 1 LOB: 0 BB: 0 P: 4	R: 0 E: 0 K: 0 S: 3	H: 0 LOB: 0 BB: 0 P: 3	R: 0 E: 0 K: 1 S: 4	H: 1 LOB: 1 BB: 0 P: 4	R: 1 E: 0 K: 1 S: 6	H: 1 LOB: 2 BB: 1 P: 6	R: 0 E: 0 K: 1 S: 5	H: 1 LOB: 2 BB: 0 P: 5	R: 0 E: 0 K: 0 S: 3	H: 0 LOB: 0 BB: 0 P: 3	1B: 4 2B: 1 3B: 0 HR: 2	SF: 0 SAC: 0 DP: 0 HBP: 0	WP: 0 PB: 0 SB: 1 CS: 0	PA: 36								
PITCHER	IP	WLS	BF	H	R	ER	SO	BB	IBB	HBP	BLK	WP	HR	S	P	ERA	WHIP											
Jack Billingham, R ERA: 3.53	(1, 1)	6.0	W	24	5	2	2	2	1	0	0	0	0	2	27	31	3.00	1.000										
Aurelio Lopez, R ERA: 2.45	(7, 1)	3.0	S	12	2	0	0	1	1	0	0	0	0	0	13	17	0.00	1.000										

Texas Rangers @ Detroit Tigers
Tiger Stadium, Detroit, MI
Tue Aug 07 1979, 7:05 PM EDT
Att: 27,009 - Unknown

AB	34
R	2
H	7
RBI	2
BB	2
SO	3
LOB	16



Batter	1	2	3	4	5	6	7	8	9	AB	R	H	RBI	BB	SO	LOB	BOTTOM											
Ron LeFlore, R OBP: 0.348, SLG: 0.377	K		5-3		6-3		F9	FC5-4 1B		5	0	1	1	0	1	0												
Alan Trammell, R OBP: 0.320, SLG: 0.329	6-3					S 1B		F8 FC5-4		4	2	1	0	1	0	3												
Steve Kemp, L OBP: 0.412, SLG: 0.548	3-1					HR 1B		L7 1-3		4	2	2	1	0	0	1												
Jerry Morales, R OBP: 0.263, SLG: 0.398			F4			HR 1B		K		4	2	2	4	0	1	1												
John Wockenfuss, R OBP: 0.315, SLG: 0.570			F3		F6			HR 1B		3	1	1	1	1	0	0												
Lynn Jones, R OBP: 0.336, SLG: 0.356			1B CS BB		6-3		3B FC1 FC5-4	BB 1B BB		3	1	1	0	1	0	1												
Tom Brookens, R OBP: 0.288, SLG: 0.421					6-3		FC5-4	K		4	0	1	0	0	1	4												
Ed Putman, R OBP: 0.333, SLG: 0.563			CS		5-3			K		3	0	0	0	0	1	0												
Lance Parrish, R OBP: 0.347, SLG: 0.453					5-3			1B BB 1B		1	0	1	1	0	0	0												
Mark Wagner, R OBP: 0.367, SLG: 0.367					5-3			1B BB 1B		3	0	0	0	0	0	0												
Champ Summers, L OBP: 0.368, SLG: 0.497			4-3					1-2 2-3		0	0	0	0	1	0	0												
Lou Whitaker, L OBP: 0.385, SLG: 0.367								1-2 2-3		0	0	0	0	0	0	0												
Inning Stats	R: 0 E: 0 K: 1 S: 5	H: 0 LOB: 0 BB: 0 P: 5	R: 0 E: 0 K: 0 S: 3	H: 1 LOB: 1 BB: 1 P: 7	R: 0 E: 0 K: 0 S: 3	H: 0 LOB: 0 BB: 0 P: 3	R: 3 E: 0 K: 0 S: 6	H: 3 LOB: 0 BB: 0 P: 6	R: 0 E: 0 K: 0 S: 3	H: 0 LOB: 0 BB: 0 P: 3	R: 1 E: 1 K: 1 S: 7	H: 1 LOB: 2 BB: 1 P: 11	R: 0 E: 0 K: 1 S: 5	H: 0 LOB: 0 BB: 0 P: 5	R: 4 E: 0 K: 1 S: 10	H: 5 LOB: 3 BB: 2 P: 18	1B: 7 2B: 0 3B: 1 HR: 2	SF: 0 SAC: 0 DP: 0 HBP: 0	WP: 0 PB: 0 SB: 3 CS: 1	PA: 39								
PITCHER	IP	WLS	BF	H	R	ER	SO	BB	IBB	HBP	BLK	WP	HR	S	P	ERA	WHIP											
Dave Rajsich, L ERA: 4.05	(1, 1)	5.2	L	23	5	4	4	2	2	0	0	0	0	1	25	33	6.35	1.235										
Sparky Lyle, L ERA: 3.66	(6, 1)	2.0		12	4	4	4	2	1	0	0	0	0	1	15	19	18.00	2.500										
Bob Babcock, R ERA: 9.0	(8, 1)	0.1		3	1	0	0	0	1	0	0	0	0	0	2	6	0.00	6.000										

Texas Rangers @ Detroit Tigers
Tiger Stadium, Detroit, MI
Tue Aug 07 1979, 7:05 PM EDT
Att: 27,009 - Unknown

AB	34
R	8
H	10
RBI	8
BB	4
SO	4
LOB	10



Batter	1	2	3	4	5	6	7	8	9	AB	R	H	RBI	BB	SO	LOB	TOP					
Mickey Rivers, L OBP: 0.302, SLG: 0.401 Fergie Jenkins, R (8, 1) Jim Kern, R (9, 1)										6	2	2	1	0	0	6						
Buddy Bell, R OBP: 0.331, SLG: 0.455										6	1	2	1	0	0	0						
Al Oliver, L OBP: 0.357, SLG: 0.488										5	4	3	1	1	0	1						
Richie Zisk, R OBP: 0.346, SLG: 0.424										2	3	2	1	4	0	0						
John Ellis, R OBP: 0.310, SLG: 0.458 Mike Jorgensen, L (3, PR) OBP: 0.327, SLG: 0.447										0	0	0	1	1	0	0						
Eric Soderholm, R OBP: 0.308, SLG: 0.384										4	3	3	6	1	0	1						
Jim Sundberg, R OBP: 0.327, SLG: 0.374										5	1	1	2	0	0	4						
Bill Sample, R OBP: 0.341, SLG: 0.377										5	0	2	0	0	0	1						
Larvell Blanks, R OBP: 0.275, SLG: 0.264										4	0	1	1	1	1	1						
Inning Stats	R: 4 E: 0 K: 0 S: 6	H: 4 LOB: 0 BB: 1 P: 10	R: 0 E: 0 K: 0 S: 3	H: 1 LOB: 0 BB: 0 P: 3	R: 2 E: 0 K: 0 S: 5	H: 2 LOB: 2 BB: 1 P: 9	R: 0 E: 0 K: 0 S: 3	H: 0 LOB: 0 BB: 0 P: 3	R: 3 E: 1 K: 0 S: 7	H: 3 LOB: 3 BB: 2 P: 15	R: 5 E: 1 K: 0 S: 7	H: 4 LOB: 1 BB: 2 P: 15	R: 1 E: 0 K: 0 S: 5	H: 2 LOB: 2 BB: 1 P: 9	R: 1 E: 0 K: 1 S: 6	H: 1 LOB: 0 BB: 0 P: 6	R: 0 E: 0 K: 0 S: 3	H: 0 LOB: 1 BB: 1 P: 7	1B: 9 2B: 4 3B: 0 HR: 4	SF: 2 SAC: 0 DP: 2 HBP: 0	WP: 1 PB: 1 SB: 0 CS: 0	PA: 51
PITCHER	IP WLS BF H R ER SO BB IBB HBP BLK WP HR S P ERA WHIP	0.2 L 6 4 4 4 0 1 0 0 0 0 1 5 9 54.00 7.500	4.0 W 20 6 5 4 0 2 0 0 0 0 1 18 26 9.00 2.000	5.1 L 25 7 7 7 1 5 0 0 0 1 2 22 42 14.54 2.769											IP WLS BF H R ER SO BB IBB HBP BLK WP HR S P ERA WHIP							

Texas Rangers @ Detroit Tigers
Tiger Stadium, Detroit, MI
Wed Aug 08 1979, 7:05 PM EDT
Unknown

AB 41
R 16
H 17
RBI 14
BB 8
SO 1
LOB 19



Batter	1	2	3	4	5	6	7	8	9	AB	R	H	RBI	BB	SO	LOB	BOTTOM					
Lou Whitaker, L OBP: 0.391, SLG: 0.372										4	1	3	0	1	0	0						
Alan Trammell, R OBP: 0.319, SLG: 0.327 Mark Wagner, R OBP: 0.369, SLG: 0.364										2	0	0	0	0	0	3						
Steve Kemp, L OBP: 0.412, SLG: 0.554										5	2	2	1	0	2	5						
Jason Thompson, L OBP: 0.355, SLG: 0.382 Lynn Jones, R OBP: 0.331, SLG: 0.351										3	1	1	0	0	0	2						
Champ Summers, L OBP: 0.347, SLG: 0.520										3	2	2	5	2	0	0						
Jerry Morales, R OBP: 0.286, SLG: 0.396										4	1	1	0	1	1	3						
Lance Parrish, R OBP: 0.347, SLG: 0.456 Ed Putman, R OBP: 0.300, SLG: 0.500										2	0	1	1	0	0	1						
Al Greene, L OBP: 0.265, SLG: 0.250										3	1	0	0	1	2	2						
Aurelio Rodriguez, R OBP: 0.283, SLG: 0.380										3	0	1	1	0	1	1						
Inning Stats	R: 0 E: 0 K: 1 S: 6	H: 1 LOB: 1 BB: 0 P: 6	R: 2 E: 0 K: 1 S: 6	H: 2 LOB: 0 BB: 1 P: 10	R: 0 E: 0 K: 0 S: 4	H: 0 LOB: 0 BB: 0 P: 4	R: 0 E: 0 K: 0 S: 2	H: 0 LOB: 0 BB: 1 P: 6	R: 0 E: 0 K: 1 S: 8	H: 2 LOB: 1 BB: 0 P: 4	R: 3 E: 1 K: 1 S: 8	H: 3 LOB: 0 BB: 0 P: 8	R: 0 E: 0 K: 1 S: 5	H: 0 LOB: 0 BB: 0 P: 5	R: 0 E: 0 K: 0 S: 4	H: 1 LOB: 1 BB: 1 P: 8	R: 3 E: 1 K: 3 S: 11	H: 1 LOB: 2 BB: 3 P: 23	1B: 7 2B: 3 3B: 0 HR: 2	SF: 1 SAC: 1 DP: 3 HBP: 0	WP: 1 PB: 0 SB: 0 CS: 0	PA: 42
PITCHER	IP WLS BF H R ER SO BB IBB HBP BLK WP HR S P ERA WHIP	8.0 W 34 10 6 6 4 3 0 0 0 0 2 39 51 6.75 1.625	8.0 W 34 10 6 6 4 3 0 0 0 0 2 39 51 6.75 1.625	1.0 8 1 3 0 3 3 0 0 0 1 0 11 23 0.00 4.000											IP WLS BF H R ER SO BB IBB HBP BLK WP HR S P ERA WHIP							

Texas Rangers @ Detroit Tigers
Tiger Stadium, Detroit, MI
Wed Aug 08 1979, 7:05 PM EDT
Unknown

AB 34
R 9
H 11
RBI 8
BB 6
SO 7
LOB 20



Batter	1	2	3	4	5	6	7	8	9	AB	R	H	RBI	BB	SO	LOB	TOP								
Lou Whitaker, L (1, 4) OBP: 0.392, SLG: 0.370										3	0	1	0	2	1	1									
Alan Trammell, R (1, 6) OBP: 0.323, SLG: 0.341										3	1	1	1	1	0	1									
Ron LeFlore, R (1, 10) OBP: 0.344, SLG: 0.373										5	0	0	0	0	1	5									
Steve Kemp, L (1, 7) OBP: 0.415, SLG: 0.559										2	2	1	2	2	0	1									
Jason Thompson, L (1, 3) OBP: 0.352, SLG: 0.372										2	0	0	0	2	1	1									
Mark Wagner, R (9, PR) OBP: 0.357, SLG: 0.351										0	1	0	0	0	0	0									
Champ Summers, L (1, 9) OBP: 0.394, SLG: 0.524										3	0	0	0	0	0	3									
John Wockenfuss, R (9, PH) OBP: 0.324, SLG: 0.614										1	0	0	0	0	0	1									
Jerry Morales, R (1, 8) OBP: 0.265, SLG: 0.386										2	1	0	1	1	1	0									
Lance Parrish, R (1, 2) OBP: 0.342, SLG: 0.449										4	1	2	1	0	1	1									
Aurelio Rodriguez, R (1, 5) OBP: 0.279, SLG: 0.375										3	0	0	0	0	0	1									
Al Greene, L (9, PH) OBP: 0.256, SLG: 0.310										1	0	1	1	0	0	0									
Lynn Jones, R (9, 9) OBP: 0.346, SLG: 0.397										0	0	0	0	0	0	0									
Inning Stats	R: 0 E: 0 K: 0 S: 2	H: 0 LOB: 0 BB: 1 P: 6	R: 1 E: 0 K: 1 S: 5	H: 0 LOB: 1 BB: 2 P: 13	R: 0 E: 0 K: 0 S: 3	H: 0 LOB: 0 BB: 0 P: 3	R: 0 E: 0 K: 1 S: 5	H: 0 LOB: 1 BB: 1 P: 9	R: 0 E: 0 K: 2 S: 8	H: 1 LOB: 0 BB: 1 P: 8	R: 2 E: 0 K: 1 S: 6	H: 1 LOB: 0 BB: 1 P: 10	R: 0 E: 0 K: 0 S: 3	H: 0 LOB: 0 BB: 0 P: 3	R: 0 E: 0 K: 0 S: 4	H: 2 LOB: 1 BB: 0 P: 4	R: 3 E: 0 K: 0 S: 5	H: 2 LOB: 3 BB: 3 P: 17	1B: 3 2B: 2 3B: 0 HR: 1	SF: 2 SAC: 0 DP: 1 HBP: 0	WP: 0 PB: 0 SB: 0 CS: 1	PA: 39			
PITCHER	IP	WLS	BF	H	R	ER	SO	BB	IBB	HBP	BLK	WP	HR	S	P	ERA	WHIP								
Rich Gale, R (1, 1) ERA: 5.27	7.2		30	4	3	3	5	5	0	0	0	0	1	35	55	3.52	1.174								
Al Hrabosky, L (8, 1) ERA: 4.37	0.2		4	0	2	2	0	2	0	0	0	0	0	2	10	27.00	3.000								
Dan Quisenberry, R (9, 1) ERA: 1.83	0.2	W	5	2	1	1	0	0	1	0	0	0	0	4	8	13.50	3.000								

Detroit Tigers @ Kansas City Royals
Royals Stadium, Kansas City, MO
Fri Aug 10 1979, 8:05 PM EDT
Unknown

AB 29
R 6
H 6
RBI 6
BB 8
SO 5
LOB 15



Batter	1	2	3	4	5	6	7	8	9	AB	R	H	RBI	BB	SO	LOB	BOTTOM								
Willie Wilson, S (1, 7) OBP: 0.338, SLG: 0.408										4	1	1	0	0	0	1									
Hal McRae, R (1, 10) OBP: 0.318, SLG: 0.450										4	2	1	1	1	0	1									
George Brett, L (1, 5) OBP: 0.379, SLG: 0.540										5	1	2	2	0	0	0									
Darrell Porter, L (1, 2) OBP: 0.419, SLG: 0.479										2	1	1	1	2	0	0									
Ralph LaCock, L (1, 3) OBP: 0.356, SLG: 0.388										5	0	2	1	0	0	2									
Amos Otis, R (1, 8) OBP: 0.363, SLG: 0.427										5	0	2	1	0	2	3									
Al Cowens, R (1, 9) OBP: 0.349, SLG: 0.415										3	1	2	0	1	0	0									
Frank White, R (1, 4) OBP: 0.286, SLG: 0.369										4	0	0	0	0	0	4									
Freddie Patek, R (1, 6) OBP: 0.288, SLG: 0.315										3	1	1	0	1	1	0									
Inning Stats	R: 2 E: 0 K: 1 S: 7	H: 2 LOB: 1 BB: 1 P: 11	R: 0 E: 0 K: 0 S: 3	H: 0 LOB: 1 BB: 1 P: 7	R: 0 E: 0 K: 1 S: 6	H: 1 LOB: 0 BB: 0 P: 6	R: 0 E: 0 K: 0 S: 3	H: 0 LOB: 0 BB: 0 P: 3	R: 0 E: 0 K: 0 S: 5	H: 2 LOB: 3 BB: 1 P: 9	R: 2 E: 0 K: 0 S: 6	H: 3 LOB: 2 BB: 1 P: 10	R: 1 E: 1 K: 1 S: 6	H: 1 LOB: 0 BB: 0 P: 6	R: 2 E: 0 K: 0 S: 4	H: 3 LOB: 2 BB: 1 P: 8	1B: 10 2B: 0 3B: 1 HR: 1	SF: 1 SAC: 1 DP: 0 HBP: 0	WP: 0 PB: 1 SB: 2 CS: 0	PA: 42					
PITCHER	IP	WLS	BF	H	R	ER	SO	BB	IBB	HBP	BLK	WP	HR	S	P	ERA	WHIP								
Dan Petry, R (1, 1) ERA: 3.47	6.2		30	7	4	4	2	3	0	0	0	0	0	31	43	5.40	1.500								
Dave Tobik, R (7, 1) ERA: 5.3	1.1		7	2	1	0	1	0	1	0	0	0	0	8	12	0.00	1.500								
Aurelio Lopez, R (9, 1) ERA: 2.68	0.1	L	5	3	2	2	0	1	0	0	0	0	1	4	8	54.00	12.000								

Detroit Tigers @ Kansas City Royals
Royals Stadium, Kansas City, MO
Fri Aug 10 1979, 8:05 PM EDT
Unknown

AB 35
R 7
H 12
RBI 6
BB 5
SO 3
LOB 11




Batter	1	2	3	4	5	6	7	8	9	AB	R	H	RBI	BB	SO	LOB	TOP				
Lou Whitaker, L (1,4) OBP: 0.388, SLG: 0.365	F7		F7			F7		F8		4	0	0	0	0	0	1	Detroit Tigers @ Kansas City Royals Royals Stadium, Kansas City, MO Fri Aug 10 1979, 8:05 PM EDT Att: 37,012 - Unknown				
Tom Brookens, R (1,5) OBP: 0.297, SLG: 0.400	F8		F8			F8		G4-3 1B		4	0	1	0	0	0	0					
Steve Kemp, L (1,10) OBP: 0.412, SLG: 0.553	F7			6-3			P5	G4-3		4	0	0	0	0	0	2					
Champ Summers, L (1,9) OBP: 0.397, SLG: 0.524 Ron LeFlore, R (9, PH) OBP: 0.346, SLG: 0.374		FC3-6 1B		K			BB HR BB		BB 1B	2	1	1	0	1	1	0					
Jason Thompson, L (1,3) OBP: 0.349, SLG: 0.368	F7		F8			K		F7		4	0	0	0	0	1	3					
Al Greene, L (1,7) OBP: 0.289, SLG: 0.290 Jerry Morales, R (9, PH) OBP: 0.267, SLG: 0.386		FC3-6 1B			L3		HR BB		G6-4-3 BB	2	1	0	0	1	0	1					
John Wockenfuss, R (1,2) OBP: 0.329, SLG: 0.632					6-3				G6-4-3	4	1	2	3	0	0	2					
Lynn Jones, R (1,8) OBP: 0.340, SLG: 0.389					6-3		HR			3	0	0	0	0	0	2					
Mark Wagner, R (1,6) OBP: 0.357, SLG: 0.345			K			4-3			1B BB	2	0	0	0	1	1	0					
Inning Stats	R: 0 E: 0 K: 0 S: 3	H: 0 LOB: 0 BB: 3 P: 3	R: 0 E: 0 K: 0 S: 5	H: 2 LOB: 2 BB: 5 P: 5	R: 0 E: 0 K: 1 S: 5	H: 0 LOB: 0 BB: 0 P: 5	R: 0 E: 0 K: 0 S: 3	H: 0 LOB: 0 BB: 0 P: 3	R: 0 E: 0 K: 0 S: 3	H: 0 LOB: 0 BB: 0 P: 3	R: 3 E: 0 K: 1 S: 6	H: 1 LOB: 0 BB: 2 P: 14	R: 0 E: 0 K: 0 S: 3	H: 1 LOB: 1 BB: 1 P: 7	R: 0 E: 0 K: 0 S: 3	H: 1 LOB: 1 BB: 1 P: 7		1B: 4 2B: 0 3B: 0 HR: 1	SF: 0 SAC: 0 DP: 2 HBP: 0	WP: 0 PB: 0 SB: 0 CS: 0	PA: 34
PITCHER	IP	WLS	BF	H	R	ER	SO	BB	IBB	HBP	BLK	WP	HR	S	P	ERA	WHIP				
Dennis Leonard, R (1,1) ERA: 4.61	8.0	W	30	4	3	3	3	3	0	0	0	0	1	33	45	3.38	0.875				
Al Hrabosky, L (9,1) ERA: 4.34	0.1		3	1	0	0	0	1	0	0	0	0	0	2	6	0.00	6.000				
Dan Quisenberry, R (9,1) ERA: 1.77	0.2	S	1	0	0	0	0	0	0	0	0	0	0	1	1	0.00	0.000				

Batter	1	2	3	4	5	6	7	8	9	AB	R	H	RBI	BB	SO	LOB	BOTTOM				
Frank White, R (1,4) OBP: 0.291, SLG: 0.380	IHR	1B BB		5-3		2B SF8 1B		6-3		4	3	2	1	1	0	0	Detroit Tigers @ Kansas City Royals Royals Stadium, Kansas City, MO Fri Aug 10 1979, 8:05 PM EDT Att: 37,012 - Unknown				
Hal McRae, R (1,10) OBP: 0.323, SLG: 0.458	1B	1B 2H		F7		1B		5-3		5	0	3	1	0	0	0					
George Brett, L (1,5) OBP: 0.375, SLG: 0.534	F8	F7		4-3		P4		F7		5	0	0	0	0	0	5					
Amos Otis, R (1,8) OBP: 0.364, SLG: 0.427	K	1B			K	1B				3	0	1	1	1	2	1					
Al Cowens, R (1,9) OBP: 0.353, SLG: 0.425						SF8				2	1	2	1	1	0	0					
George Scott, R (1,3) OBP: 0.313, SLG: 0.372	K	G6-4-3			BB	F7				4	0	1	1	0	1	7					
John Wathan, R (1,2) OBP: 0.237, SLG: 0.308		2B 1B BB		6-3		F7		K		3	1	0	0	1	1	1					
Freddie Patek, R (1,6) OBP: 0.290, SLG: 0.318		1B 2B		K		3-1				3	1	1	0	1	1	0					
Willie Wilson, S (1,7) OBP: 0.338, SLG: 0.406		1B		F9		6-3		K		4	1	1	2	0	1	2					
Inning Stats	R: 1 E: 0 K: 2 S: 10	H: 3 LOB: 2 BB: 0 P: 10	R: 4 E: 0 K: 0 S: 6	H: 4 LOB: 3 BB: 3 P: 18	R: 0 E: 0 K: 1 S: 5	H: 0 LOB: 0 BB: 0 P: 5	R: 0 E: 0 K: 0 S: 3	H: 0 LOB: 0 BB: 0 P: 3	R: 1 E: 0 K: 1 S: 7	H: 2 LOB: 2 BB: 1 P: 11	R: 1 E: 0 K: 0 S: 5	H: 2 LOB: 1 BB: 1 P: 9	R: 0 E: 0 K: 2 S: 7	H: 0 LOB: 0 BB: 0 P: 7	R: 0 E: 0 K: 0 S: 3	H: 0 LOB: 0 BB: 0 P: 3		1B: 7 2B: 2 3B: 1 HR: 1	SF: 1 SAC: 0 DP: 1 HBP: 0	WP: 0 PB: 0 SB: 1 CS: 0	PA: 39
PITCHER	IP	WLS	BF	H	R	ER	SO	BB	IBB	HBP	BLK	WP	HR	S	P	ERA	WHIP				
Pat Underwood, L (1,1) ERA: 4.82	1.1	L	13	7	5	5	2	2	0	0	0	0	0	15	23	33.75	6.750				
John Hiller, L (2,1) ERA: 5.45	4.2		20	4	2	2	2	1	2	0	0	0	0	21	33	3.86	1.071				
Dave Tobik, R (7,1) ERA: 5.03	2.0		6	0	0	0	2	0	0	0	0	0	0	10	10	0.00	0.000				

Batter	1	2	3	4	5	6	7	8	9	AB	R	H	RBI	BB	SO	LOB	TOP										
Lou Whitaker, L (1, 4) OBP: 0.383, SLG: 0.359	F7	P4			F8		6-3		6-3	5	0	0	0	0	0	1											
Alan Trammell, R (1, 6) OBP: 0.327, SLG: 0.348	1B			1B	1-3		3B		F8	5	2	3	0	0	0	0											
Ron LeFlore, R (1, 8) OBP: 0.348, SLG: 0.382	1B		5-3		1B		2B		L9	5	1	3	1	0	0	1											
Steve Kemp, L (1, 10) OBP: 0.413, SLG: 0.555	F7		G6-4-3		L4		1B			4	1	2	2	0	0	3											
Jerry Morales, R (1, 9) OBP: 0.267, SLG: 0.384	F4		G6-4-3			F9	FC5-4			4	0	1	1	0	0	3											
John Wockenfuss, R (1, 3) OBP: 0.321, SLG: 0.615		5-3		F8		K	FC5-4			4	0	0	0	0	1	1											
Lance Parrish, R (1, 2) OBP: 0.346, SLG: 0.452		1B						6-3		2	1	1	0	2	0	0											
Tom Brookens, R (1, 5) OBP: 0.295, SLG: 0.393				P4		F8		4-3		4	0	1	1	0	0	2											
Lynn Jones, R (1, 7) OBP: 0.331, SLG: 0.378		F9			6-3			F9	K	4	0	0	0	0	1	2											
Inning Stats	R: 0 E: 0 K: 0 S: 5	H: 2 LOB: 2 BB: 0 P: 5	R: 1 E: 0 K: 0 S: 5	H: 2 LOB: 1 BB: 0 P: 5	R: 1 E: 0 K: 0 S: 4	H: 2 LOB: 0 BB: 0 P: 4	R: 0 E: 0 K: 0 S: 3	H: 0 LOB: 1 BB: 1 P: 7	R: 0 E: 0 K: 1 S: 5	H: 1 LOB: 1 BB: 0 P: 9	R: 3 E: 0 K: 0 S: 7	H: 4 LOB: 1 BB: 0 P: 7	R: 0 E: 0 K: 1 S: 5	H: 0 LOB: 0 BB: 0 P: 3	R: 0 E: 0 K: 0 S: 3	H: 0 LOB: 0 BB: 0 P: 3	1B: 7 2B: 3 3B: 1 HR: 0	SF: 0 SAC: 0 DP: 1 HBP: 0	WP: 0 PB: 0 SB: 1 CS: 0	PA: 39							
PITCHER	IP	WLS	BF	H	R	ER	SO	BB	IBB	HBP	BLK	WP	HR	S	P	ERA	WHIP										
Paul Spittorff, L (1, 1) ERA: 3.91	6.2	W	31	10	5	5	1	2	0	0	0	0	0	31	39	6.75	1.800										
Dan Quisenberry, R (7, 1) ERA: 1.99	2.1		8	1	0	0	1	0	0	0	0	0	0	10	10	0.00	0.429										

Detroit Tigers @ Kansas City Royals
 Royals Stadium, Kansas City, MO
 Sat Aug 11 1979, 8:05 PM EDT
 Att: 40,255 - Unknown


AB	37
R	5
H	11
RBI	5
BB	2
SO	2
LOB	13



Batter	1	2	3	4	5	6	7	8	9	AB	R	H	RBI	BB	SO	LOB	BOTTOM										
Willie Wilson, S (1, 7) OBP: 0.338, SLG: 0.406	6-3		6-3		L5	HR		2B		5	2	2	2	0	0	0											
Hal McRae, R (1, 10) OBP: 0.325, SLG: 0.473	K		F8		6-3	HR		2B		5	2	2	5	0	1	0											
George Brett, L (1, 5) OBP: 0.379, SLG: 0.543	G3			F8	CS			2B		5	1	4	1	0	0	0											
Darrell Porter, L (1, 2) OBP: 0.419, SLG: 0.480		FC5-4		F8	CS			F7		5	1	2	0	0	0	3											
Ralph LaCock, L (1, 3) OBP: 0.353, SLG: 0.383		FC5-4		F5		4-3	P3	4-3		4	0	0	0	1	0	3											
Amos Otis, R (1, 8) OBP: 0.365, SLG: 0.426		FC5-4		1B	1B	E	K			3	2	1	1	0	1	2											
Al Cowens, R (1, 9) OBP: 0.355, SLG: 0.424		G6-4-3		1B	1B	F3	P4			3	0	1	1	1	0	1											
Frank White, R (1, 4) OBP: 0.293, SLG: 0.380		G6-4-3		1B	1B	E		F9		3	1	1	1	1	0	3											
Freddie Patek, R (1, 6) OBP: 0.293, SLG: 0.321			F9			E4		1B	2B	4	2	2	0	0	0	2											
Inning Stats	R: 0 E: 0 K: 1 S: 5	H: 0 LOB: 0 BB: 0 P: 5	R: 0 E: 0 K: 0 S: 3	H: 1 LOB: 2 BB: 2 P: 11	R: 0 E: 0 K: 0 S: 3	H: 0 LOB: 0 BB: 0 P: 3	R: 2 E: 0 K: 0 S: 6	H: 4 LOB: 2 BB: 0 P: 7	R: 0 E: 0 K: 0 S: 3	H: 1 LOB: 0 BB: 0 P: 3	R: 6 E: 1 K: 0 S: 9	H: 5 LOB: 1 BB: 1 P: 13	R: 0 E: 0 K: 1 S: 5	H: 0 LOB: 0 BB: 0 P: 5	R: 3 E: 0 K: 0 S: 7	H: 4 LOB: 1 BB: 0 P: 7	1B: 9 2B: 5 3B: 0 HR: 1	SF: 0 SAC: 0 DP: 1 HBP: 1	WP: 0 PB: 0 SB: 3 CS: 1	PA: 42							
PITCHER	IP	WLS	BF	H	R	ER	SO	BB	IBB	HBP	BLK	WP	HR	S	P	ERA	WHIP										
Jack Billingham, R (1, 1) ERA: 3.59	5.2	L	29	10	8	3	1	0	0	0	0	0	0	14	14	11.57	2.143										
Dave Tobik, R (6, 1) ERA: 5.4	2.1		12	5	3	3	1	0	0	0	0	0	0	14	14	11.57	2.143										

Detroit Tigers @ Kansas City Royals
 Royals Stadium, Kansas City, MO
 Sat Aug 11 1979, 8:05 PM EDT
 Att: 40,255 - Unknown

AB	37
R	11
H	15
RBI	11
BB	3
SO	2
LOB	14



Batter	1	2	3	4	5	6	7	8	9	AB	R	H	RBI	BB	SO	LOB	TOP		
Lou Whitaker, L (1,4) OBP: 0.384, SLG: 0.367	F8		6-3			1B		3B		4	0	2	0	0	0	0	Detroit Tigers @ Kansas City Royals Royals Stadium, Kansas City, MO Sun Aug 12 1979, 4:33 AM EDT Att: 32,671 - Unknown - 78 F		
Alan Trammell, R (1,6) OBP: 0.326, SLG: 0.344	F7			G6-3 BB		P6		F8		3	0	0	0	1	0	2			
Ron LeFlore, R (1,8) OBP: 0.348, SLG: 0.381	5-3			K		K			1B SF9 1B	4	1	1	0	0	2	2			
Steve Kemp, L (1,7) OBP: 0.409, SLG: 0.550		3-1		G6-3 1-2		F9			F5	4	0	0	0	0	0	3			
Jason Thompson, L (1,3) OBP: 0.348, SLG: 0.367		K			G3				F9	4	0	1	0	0	1	0			
Champ Summers, L (1,9) OBP: 0.398, SLG: 0.524					1B BB				F3	2	0	1	1	1	0	0			
Lance Parrish, R (1,2) Ed Putman, R (7,2) OBP: 0.286, SLG: 0.474		K				F8			F7	3	0	1	0	0	1	1			
Al Greene, L (1,10) OBP: 0.268, SLG: 0.265			K			P4			L9	3	0	0	0	0	1	2			
Tom Brookens, R (1,5) OBP: 0.286, SLG: 0.380			K			P4			F7	3	0	0	0	0	1	2			
Inning Stats	R: 0 E: 0 K: 0 S: 3	H: 0 LOB: 0 BB: 0 P: 3	R: 0 E: 0 K: 2 S: 8	H: 1 LOB: 1 BB: 0 P: 8	R: 0 E: 0 K: 1 S: 7	H: 0 LOB: 0 BB: 1 P: 7	R: 0 E: 0 K: 1 S: 4	H: 0 LOB: 0 BB: 1 P: 8	R: 0 E: 0 K: 1 S: 6	H: 1 LOB: 2 BB: 1 P: 6	R: 0 E: 0 K: 0 S: 3	H: 0 LOB: 0 BB: 0 P: 3	R: 0 E: 0 K: 0 S: 4	H: 1 LOB: 1 BB: 0 P: 4	R: 1 E: 0 K: 0 S: 5	H: 2 LOB: 1 BB: 0 P: 5	1B: 5 2B: 0 3B: 1 HR: 0	SF: 1 SAC: 0 DP: 1 HBP: 0	WP: 0 PA: 34 PB: 0 SB: 0 CS: 0
PITCHER Craig Chamberlain, R (1,1) ERA: 1.0	IP: 9.0 WLS: W BF: 34 H: 6 R: 1 ER: 1 SO: 6 BB: 2 IBB: 0 HBP: 0 BLK: 0 WP: 0 HR: 0 S: 44 P: 52 ERA: 1.00 WHIP: 0.889																		

Batter	1	2	3	4	5	6	7	8	9	AB	R	H	RBI	BB	SO	LOB	BOTTOM		
Willie Wilson, S (1,7) OBP: 0.337, SLG: 0.403	L8		6-3			F8		P4		5	1	1	1	0	0	2	Detroit Tigers @ Kansas City Royals Royals Stadium, Kansas City, MO Sun Aug 12 1979, 4:33 AM EDT Att: 32,671 - Unknown - 78 F		
Hal McRae, R (1,10) OBP: 0.327, SLG: 0.475	K		F9		F9 1-H	BB		BB		3	0	1	1	1	1	1			
George Brett, L (1,5) OBP: 0.378, SLG: 0.540	6-3			4-3	F9	BB		BB		3	0	0	0	1	0	1			
Darrell Porter, L (1,2) OBP: 0.419, SLG: 0.482		F8		4-3 1B	BB			K		3	1	1	0	1	1	3			
Ralph LaCock, L (1,3) OBP: 0.349, SLG: 0.378		G3		4-3	F8			G3		4	0	0	0	0	0	3			
Amos Otis, R (1,8) OBP: 0.366, SLG: 0.434		B1-3			HR 1B			5-3		4	2	2	2	0	0	0			
Al Cowens, R (1,9) OBP: 0.356, SLG: 0.433			1B 6-3		HR 1B			F5	L3	4	2	2	2	0	0	0			
Frank White, R (1,4) OBP: 0.296, SLG: 0.391				6-3 1B	F2			HR	5-3	4	1	2	1	0	0	0			
Todd Cruz, R (1,6) OBP: 0.231, SLG: 0.307			K			6-3		BB BB 1B		4	0	2	0	0	1	2			
Inning Stats	R: 0 E: 0 K: 1 S: 5	H: 0 LOB: 0 BB: 0 P: 5	R: 0 E: 0 K: 0 S: 3	H: 0 LOB: 0 BB: 0 P: 3	R: 1 E: 0 K: 1 S: 7	H: 2 LOB: 1 BB: 0 P: 7	R: 3 E: 0 K: 0 S: 6	H: 3 LOB: 0 BB: 0 P: 6	R: 1 E: 0 K: 0 S: 5	H: 2 LOB: 2 BB: 1 P: 9	R: 2 E: 0 K: 1 S: 8	H: 3 LOB: 3 BB: 2 P: 16	R: 0 E: 0 K: 0 S: 3	H: 0 LOB: 0 BB: 0 P: 3	R: 0 E: 0 K: 0 S: 3	H: 1 LOB: 0 BB: 0 P: 3	1B: 5 2B: 3 3B: 0 HR: 3	SF: 0 SAC: 0 DP: 0 HBP: 0	WP: 0 PA: 37 PB: 0 SB: 2 CS: 0
PITCHER Milt Wilcox, R (1,1) ERA: 4.87 John Hiller, L (6,1) ERA: 5.25	IP: 5.1 WLS: L BF: 27 H: 10 R: 7 ER: 7 SO: 2 BB: 1 IBB: 0 HBP: 0 BLK: 0 WP: 0 HR: 3 S: 30 P: 34 ERA: 11.81 WHIP: 2.062																		

AB	31
R	1
H	6
RBI	1
BB	2
SO	6
LOB	13




AB	34
R	7
H	11
RBI	7
BB	3
SO	3
LOB	12



Batter	1	2	3	4	5	6	7	8	9	AB	R	H	RBI	BB	SO	LOB	TOP																			
Lou Whitaker, L (1, 4) OBP: 0.392, SLG: 0.376										3	0	3	3	2	0	0																				
Alan Trammell, R (1, 6) OBP: 0.327, SLG: 0.343										4	0	1	0	1	1	4																				
Ron LeFlore, R (1, 8) OBP: 0.348, SLG: 0.379										4	0	1	1	1	0	5																				
Steve Kemp, L (1, 7) OBP: 0.405, SLG: 0.543										5	0	0	0	0	1	5																				
Jason Thompson, L (1, 3) OBP: 0.349, SLG: 0.366										4	1	1	0	1	2	1																				
Champ Summers, L (1, 10) OBP: 0.396, SLG: 0.519										4	1	1	0	0	0	2																				
Lynn Jones, R (9, PH) OBP: 0.329, SLG: 0.376										1	0	0	0	0	0	0																				
Jerry Morales, R (1, 9) OBP: 0.269, SLG: 0.384										5	2	2	0	0	0	1																				
Lance Parrish, R (1, 2) OBP: 0.343, SLG: 0.447										3	0	0	1	0	2	1																				
Tom Brookens, R (1, 5) OBP: 0.294, SLG: 0.379										3	1	1	0	0	1	1																				
Inning Stats	R: 0 E: 0 K: 0 S: 4	H: 1 LOB: 1 BB: 0 P: 4	R: 0 E: 0 K: 0 S: 3	H: 0 LOB: 0 BB: 0 P: 3	R: 0 E: 0 K: 1 S: 7	H: 2 LOB: 2 BB: 0 P: 7	R: 0 E: 0 K: 0 S: 3	H: 0 LOB: 1 BB: 1 P: 7	R: 0 E: 0 K: 0 S: 4	H: 1 LOB: 2 BB: 1 P: 8	R: 4 E: 0 K: 2 S: 11	H: 4 LOB: 1 BB: 0 P: 12	R: 0 E: 1 K: 1 S: 6	H: 1 LOB: 1 BB: 0 P: 6	R: 1 E: 0 K: 2 S: 8	H: 1 LOB: 3 BB: 3 P: 20	R: 0 E: 0 K: 1 S: 5	H: 0 LOB: 0 BB: 0 P: 5	1B: 9 2B: 1 3B: 0 HR: 0	SF: 1 SAC: 0 DP: 0 HBP: 1	WP: 0 PB: 0 SB: 3 CS: 0	PA: 43														
PITCHER	IP WLS BF H R ER SO BB IBB HBP BLK WP HR S P ERA WHIP	IP WLS BF H R ER SO BB IBB HBP BLK WP HR S P ERA WHIP																																		
Nolan Ryan, R (1, 1) ERA: 2.83	5.2	L	27	7	4	4	2	2	0	1	0	0	0	0	28	37	6.35	1.588																		
Mark Clear, R (6, 1) ERA: 3.0	2.0		12	3	1	1	4	3	0	0	0	0	0	17	29	4.50	3.000																			
Ralph Botting, L (8, 1) ERA: 6.98	1.1		4	0	0	0	1	0	0	0	0	0	0	6	6	0.00	0.000																			

Detroit Tigers @ California Angels
Anaheim Stadium, Anaheim, CA
Mon Aug 13 1979, 10:05 PM EDT
Att: 34,032 - Unknown


AB 36
R 5
H 10
RBI 5
BB 5
SO 7
LOB 20



Batter	1	2	3	4	5	6	7	8	9	AB	R	H	RBI	BB	SO	LOB	BOTTOM																		
Rod Carew, L (1, 3) OBP: 0.445, SLG: 0.444										4	0	2	0	0	0	1																			
Carney Lansford, R (1, 5) OBP: 0.336, SLG: 0.436										3	0	0	0	1	2	1																			
Dan Ford, R (1, 9) OBP: 0.349, SLG: 0.474										2	1	0	1	1	0	1																			
Don Baylor, R (1, 7) OBP: 0.373, SLG: 0.542										4	1	2	2	0	0	3																			
Willie Aikens, L (1, 10) OBP: 0.358, SLG: 0.471										4	0	1	0	0	2	3																			
Brian Downing, R (1, 2) OBP: 0.424, SLG: 0.471										4	0	1	0	0	1	0																			
Rick Miller, L (1, 8) OBP: 0.380, SLG: 0.379										3	0	0	0	1	1	2																			
Bobby Grich, R (1, 4) OBP: 0.368, SLG: 0.546										4	0	0	0	0	1	2																			
Bert Campaneris, R (1, 6) OBP: 0.293, SLG: 0.285										2	0	1	0	0	0	0																			
Jim Anderson, R (6, 6) OBP: 0.302, SLG: 0.331										0	0	0	0	0	0	0																			
Willie Davis, L (9, PH) OBP: 0.234, SLG: 0.227										0	1	0	0	1	0	0																			
Dickie Thon, R (9, 6) OBP: 0.400, SLG: 0.370										0	0	0	0	0	0	0																			
Joe Rudi, R (9, PH) OBP: 0.291, SLG: 0.393										1	0	0	0	0	0	1																			
Inning Stats	R: 0 E: 0 K: 0 S: 4	H: 1 LOB: 1 BB: 0 P: 4	R: 0 E: 0 K: 0 S: 4	H: 2 LOB: 1 BB: 0 P: 4	R: 0 E: 0 K: 1 S: 5	H: 0 LOB: 0 BB: 0 P: 5	R: 2 E: 0 K: 2 S: 8	H: 1 LOB: 0 BB: 1 P: 12	R: 0 E: 0 K: 0 S: 3	H: 1 LOB: 0 BB: 0 P: 3	R: 0 E: 0 K: 2 S: 8	H: 1 LOB: 1 BB: 0 P: 8	R: 0 E: 0 K: 0 S: 3	H: 0 LOB: 0 BB: 0 P: 3	R: 1 E: 0 K: 0 S: 4	H: 1 LOB: 2 BB: 2 P: 12	R: 0 E: 0 K: 2 S: 7	H: 0 LOB: 1 BB: 1 P: 11	1B: 4 2B: 2 3B: 0 HR: 1	SF: 1 SAC: 0 DP: 2 HBP: 0	WP: 0 PB: 0 SB: 1 CS: 0	PA: 36													
PITCHER	IP WLS BF H R ER SO BB IBB HBP BLK WP HR S P ERA WHIP	IP WLS BF H R ER SO BB IBB HBP BLK WP HR S P ERA WHIP																																	
Jack Morris, R (1, 1) ERA: 3.85	7.0	W	28	7	3	3	5	2	0	0	0	0	0	36	44	3.86	1.286																		
Aurelio Lopez, R (8, 1) ERA: 2.62	2.0	S	8	0	0	0	2	2	0	0	0	0	0	10	18	0.00	1.000																		

Detroit Tigers @ California Angels
Anaheim Stadium, Anaheim, CA
Mon Aug 13 1979, 10:05 PM EDT
Att: 34,032 - Unknown


AB 31
R 3
H 7
RBI 3
BB 4
SO 7
LOB 14



Batter	1	2	3	4	5	6	7	8	9	AB	R	H	RBI	BB	SO	LOB	TOP					
Lou Whitaker, L (1, 4) OBP: 0.392, SLG: 0.380										5	1	2	0	0	0	0						
Alan Trammell, R (1, 6) OBP: 0.326, SLG: 0.342										4	1	1	0	0	1	1						
Ron LeFlore, R (1, 8) OBP: 0.349, SLG: 0.379										3	1	1	1	1	1	1						
Champ Summers, L (1, 9) OBP: 0.398, SLG: 0.523										4	1	2	1	0	0	2						
Jason Thompson, L (1, 3)										3	1	2	3	1	0	1						
Jerry Morales, R (1, 7) OBP: 0.286, SLG: 0.379										4	0	0	0	0	0	4						
Al Greene, L (1, 10) OBP: 0.244, SLG: 0.237										4	0	0	0	0	0	4						
Lance Parrish, R (1, 2) OBP: 0.342, SLG: 0.453										4	1	1	1	0	1	0						
Aurelio Rodriguez, R (1, 5) OBP: 0.275, SLG: 0.370										4	0	0	0	0	1	0						
Inning Stats	R: 0 E: 0 K: 2 S: 8	H: 1 LOB: 1 BB: 0 P: 8	R: 0 E: 0 K: 0 S: 3	H: 1 LOB: 0 BB: 0 P: 3	R: 0 E: 0 K: 0 S: 3	H: 0 LOB: 0 BB: 0 P: 3	R: 2 E: 0 K: 0 S: 5	H: 2 LOB: 0 BB: 0 P: 5	R: 0 E: 0 K: 0 S: 3	H: 0 LOB: 0 BB: 0 P: 3	R: 2 E: 0 K: 0 S: 6	H: 3 LOB: 2 BB: 1 P: 10	R: 1 E: 0 K: 1 S: 6	H: 1 LOB: 0 BB: 0 P: 6	R: 1 E: 0 K: 0 S: 4	H: 1 LOB: 1 BB: 1 P: 8	R: 0 E: 0 K: 1 S: 5	H: 0 LOB: 0 BB: 0 P: 5	1B: 5 2B: 2 3B: 0 HR: 2	SF: 0 SAC: 0 DP: 1 HBP: 0	WP: 0 PB: 0 SB: 2 CS: 0	PA: 37
PITCHER	IP WLS BF H R ER SO BB IBB HBP BLK WP HR S P ERA WHIP																					
Don Aase, R (1, 1) ERA: 4.36	5.1 L 23 7 4 4 2 0 0 1 0 0 0 1 26 30 6.75 1.312																					
Chris Knapp, R (6, 1) ERA: 5.49	3.2 14 2 2 2 2 1 0 0 0 0 0 1 17 21 4.91 0.818																					

Detroit Tigers @ California Angels
Anaheim Stadium, Anaheim, CA
Tue Aug 14 1979, 10:05 PM EDT
Att: 29,465 - Unknown


AB 35
R 6
H 9
RBI 6
BB 2
SO 4
LOB 13



Batter	1	2	3	4	5	6	7	8	9	AB	R	H	RBI	BB	SO	LOB	BOTTOM					
Rod Carew, L (1, 3) OBP: 0.444, SLG: 0.439										3	1	0	0	2	0	1						
Carney Lansford, R (1, 5) OBP: 0.338, SLG: 0.438										5	1	3	1	0	1	0						
Dan Ford, R (1, 9) OBP: 0.346, SLG: 0.471										3	0	0	1	0	0	4						
Don Baylor, R (1, 10) OBP: 0.374, SLG: 0.540										3	0	1	1	1	0	2						
Joe Rudi, R (1, 7) OBP: 0.294, SLG: 0.394										4	0	2	0	0	1	0						
Bobby Grich, R (1, 4) OBP: 0.384, SLG: 0.541										4	0	0	0	0	0	4						
Tom Donohue, R (1, 2) OBP: 0.267, SLG: 0.349										4	0	1	0	0	1	2						
Rick Miller, L (1, 8) OBP: 0.375, SLG: 0.373										4	0	0	0	0	0	3						
Jim Anderson, R (1, 6) OBP: 0.309, SLG: 0.345										3	1	2	0	0	1	0						
Willie Aikens, L (9, PH) OBP: 0.357, SLG: 0.469										1	0	0	0	0	1	0						
Inning Stats	R: 2 E: 1 K: 0 S: 5	H: 3 LOB: 1 BB: 1 P: 9	R: 0 E: 0 K: 1 S: 5	H: 0 LOB: 0 BB: 0 P: 5	R: 0 E: 0 K: 1 S: 5	H: 0 LOB: 0 BB: 0 P: 5	R: 0 E: 0 K: 1 S: 5	H: 0 LOB: 0 BB: 0 P: 5	R: 1 E: 0 K: 0 S: 5	H: 2 LOB: 2 BB: 1 P: 9	R: 0 E: 0 K: 1 S: 6	H: 1 LOB: 2 BB: 1 P: 10	R: 0 E: 0 K: 0 S: 5	H: 2 LOB: 2 BB: 0 P: 5	R: 0 E: 0 K: 0 S: 4	H: 1 LOB: 1 BB: 0 P: 4	R: 0 E: 0 K: 2 S: 7	H: 0 LOB: 0 BB: 0 P: 7	1B: 8 2B: 1 3B: 0 HR: 0	SF: 1 SAC: 0 DP: 1 HBP: 0	WP: 0 PB: 0 SB: 0 CS: 0	PA: 38
PITCHER	IP WLS BF H R ER SO BB IBB HBP BLK WP HR S P ERA WHIP																					
Bruce Robbins, L (1, 1) ERA: 3.85	6.0 W 26 6 3 3 3 3 0 0 0 0 0 0 29 41 4.50 1.500																					
Jack Billingham, R (7, 1) ERA: 3.5	3.0 S 12 3 0 0 2 0 0 0 0 0 0 0 16 16 0.00 1.000																					

Detroit Tigers @ California Angels
Anaheim Stadium, Anaheim, CA
Tue Aug 14 1979, 10:05 PM EDT
Att: 29,465 - Unknown


AB 34
R 3
H 9
RBI 3
BB 3
SO 5
LOB 16



Batter	1	2	3	4	5	6	7	8	9	AB	R	H	RBI	BB	SO	LOB	TOP								
Lou Whitaker, L (1.4) OBP: 0.393, SLG: 0.378										4	0	1	0	1	1	2									
Alan Trammell, R (1.6) OBP: 0.328, SLG: 0.342										3	2	1	0	1	0	2									
Ron LeFlore, R (1.8) OBP: 0.353, SLG: 0.381										3	1	2	0	1	0	0									
Champ Summers, L (1.9) Lynn Jones, R (6.9) OBP: 0.401, SLG: 0.538 OBP: 0.329, SLG: 0.376										3	1	2	2	0	0	1									
Jason Thompson, L (1.3) OBP: 0.319, SLG: 0.383										4	1	1	2	0	1	1									
Jerry Morales, R (1.7) OBP: 0.283, SLG: 0.375										4	0	0	0	0	1	1									
John Wockenfuss, R (1.10) OBP: 0.319, SLG: 0.603										3	0	0	0	1	0	0									
Lance Parrish, R (1.2) OBP: 0.343, SLG: 0.456										4	1	2	0	0	0	0									
Aurelio Rodriguez, R (1.5) OBP: 0.275, SLG: 0.368										4	0	1	1	0	0	2									
Inning Stats	R: 0 E: 0 K: 0 S: 3	H: 1 LOB: 1 BB: 1 P: 7	R: 0 E: 0 K: 0 S: 3	H: 0 LOB: 0 BB: 0 P: 3	R: 0 E: 0 K: 0 S: 3	H: 0 LOB: 0 BB: 0 P: 3	R: 3 E: 0 K: 0 S: 6	H: 4 LOB: 0 BB: 0 P: 6	R: 0 E: 0 K: 0 S: 3	H: 0 LOB: 1 BB: 0 P: 7	R: 1 E: 0 K: 0 S: 4	H: 1 LOB: 0 BB: 0 P: 4	R: 1 E: 0 K: 0 S: 6	H: 2 LOB: 0 BB: 0 P: 6	R: 1 E: 0 K: 2 S: 8	H: 1 LOB: 1 BB: 1 P: 12	R: 0 E: 0 K: 0 S: 3	H: 1 LOB: 1 BB: 1 P: 7	1B: 7 2B: 2 3B: 0 HR: 2	SF: 0 SAC: 1 DP: 1 HBP: 0	WP: 1 PB: 0 SB: 2 CS: 2	PA: 37			
PITCHER	IP	WLS	BF	H	R	ER	SO	BB	IBB	HBP	BLK	WP	HR	S	P	ERA	WHIP								
Jim Barr, R (1.1) ERA: 4.15	6.1	L	27	8	5	5	0	2	0	0	0	0	2	25	33	7.11	1.579								
Ralph Botting, L (7.1) ERA: 6.95	1.2		6	1	1	1	3	1	0	0	0	1	0	11	15	5.40	1.200								
Mike Barlow, R (9.1) ERA: 4.84	1.0		4	1	0	0	0	1	0	0	0	0	0	3	7	0.00	2.000								

Detroit Tigers @ California Angels
Anaheim Stadium, Anaheim, CA
Wed Aug 15 1979, 10:05 PM EDT
Att: 31,885 - Unknown


AB	32
R	6
H	10
RBI	5
BB	4
SO	3
LOB	9



Batter	1	2	3	4	5	6	7	8	9	AB	R	H	RBI	BB	SO	LOB	BOTTOM								
Rick Miller, L (1.8) OBP: 0.370, SLG: 0.368										4	0	0	0	0	2	0									
Carney Lansford, R (1.5) OBP: 0.338, SLG: 0.435										3	1	0	0	1	1	0									
Dan Ford, R (1.9) OBP: 0.345, SLG: 0.469										4	0	1	0	0	0	1									
Don Baylor, R (1.10) OBP: 0.377, SLG: 0.539										1	0	0	0	2	0	0									
Rod Carew, L (1.3) OBP: 0.439, SLG: 0.432										4	0	0	0	0	2	4									
Joe Rudi, R (1.7) OBP: 0.294, SLG: 0.394										3	0	1	0	0	0	1									
Larry Harlow, L (9.7) OBP: 0.331, SLG: 0.237										0	0	0	0	0	0	0									
Merv Rettenmund, R (9. PH) OBP: 0.351, SLG: 0.353										1	0	0	0	0	0	1									
Bobby Grich, R (1.4) OBP: 0.366, SLG: 0.538										2	0	0	0	2	0	2									
Jim Anderson, R (1.6) OBP: 0.303, SLG: 0.338										3	0	0	0	0	0	4									
Tom Donohue, R (1.2) OBP: 0.258, SLG: 0.337										3	0	0	0	0	0	1									
Inning Stats	R: 0 E: 0 K: 2 S: 7	H: 0 LOB: 0 BB: 0 P: 7	R: 0 E: 0 K: 1 S: 5	H: 0 LOB: 2 BB: 1 P: 10	R: 1 E: 2 K: 0 S: 5	H: 1 LOB: 2 BB: 1 P: 9	R: 0 E: 0 K: 0 S: 2	H: 0 LOB: 0 BB: 1 P: 6	R: 0 E: 0 K: 1 S: 5	H: 0 LOB: 0 BB: 0 P: 5	R: 0 E: 0 K: 0 S: 3	H: 0 LOB: 0 BB: 0 P: 3	R: 0 E: 0 K: 0 S: 4	H: 1 LOB: 1 BB: 0 P: 4	R: 0 E: 0 K: 0 S: 2	H: 0 LOB: 1 BB: 1 P: 6	R: 0 E: 0 K: 1 S: 5	H: 0 LOB: 1 BB: 1 P: 9	1B: 2 2B: 0 3B: 0 HR: 0	SF: 0 SAC: 0 DP: 2 HBP: 1	WP: 0 PB: 0 SB: 1 CS: 0	PA: 34			
PITCHER	IP	WLS	BF	H	R	ER	SO	BB	IBB	HBP	BLK	WP	HR	S	P	ERA	WHIP								
Dan Petry, R (1.1) ERA: 2.98	8.0	W	31	2	1	0	4	4	1	0	0	0	0	33	54	0.00	0.750								
Pat Underwood, L (9.1) ERA: 4.76	1.0		3	0	0	0	1	0	0	0	0	0	0	5	5	0.00	0.000								

Detroit Tigers @ California Angels
Anaheim Stadium, Anaheim, CA
Wed Aug 15 1979, 10:05 PM EDT
Att: 31,885 - Unknown


AB	28
R	1
H	2
RBI	0
BB	5
SO	5
LOB	14



Batter	1	2	3	4	5	6	7	8	9	AB	R	H	RBI	BB	SO	LOB	TOP								
Ron LeFlore, R OBP: 0.391, SLG: 0.378 (1, 8)										4	1	0	0	1	0	0									
Tom Brookens, R OBP: 0.308, SLG: 0.378 (1, 4)										3	1	1	0	2	0	1									
Jerry Morales, R OBP: 0.268, SLG: 0.378 (1, 9)										5	2	3	1	0	0	1									
John Wockenfuss, R OBP: 0.321, SLG: 0.615 (1, 10)									5	2	2	3	0	1	3										
Lynn Jones, R OBP: 0.319, SLG: 0.364 (1, 7)									5	1	0	1	0	0	5										
Jason Thompson, L OBP: 0.350, SLG: 0.389 (1, 3)									4	1	1	1	0	2	2										
Ed Putman, R OBP: 0.280, SLG: 0.565 (1, 2)									4	1	1	2	0	0	1										
Aurelio Rodriguez, R OBP: 0.271, SLG: 0.364 (1, 5)									3	0	0	1	0	1	0										
Mark Wagner, R OBP: 0.346, SLG: 0.333 (1, 6)									4	0	0	0	0	1	1										
Inning Stats	R: 1 E: 0 K: 1 S: 6	H: 1 LOB: 1 BB: 1 P: 10	R: 0 E: 0 K: 2 S: 7	H: 0 LOB: 0 BB: 0 P: 7	R: 3 E: 0 K: 0 S: 6	H: 3 LOB: 0 BB: 0 P: 6	R: 0 E: 0 K: 1 S: 5	H: 0 LOB: 0 BB: 0 P: 5	R: 0 E: 0 K: 1 S: 4	H: 0 LOB: 0 BB: 1 P: 8	R: 3 E: 0 K: 0 S: 7	H: 2 LOB: 1 BB: 0 P: 7	R: 0 E: 0 K: 0 S: 5	H: 0 LOB: 0 BB: 0 P: 5	R: 2 E: 0 K: 0 S: 5	H: 2 LOB: 0 BB: 0 P: 5	R: 0 E: 0 K: 0 S: 3	H: 0 LOB: 1 BB: 1 P: 7	1B: 5 2B: 0 3B: 0 HR: 3	SF: 1 SAC: 0 DP: 0 HBP: 0	WP: 0 PB: 0 SB: 2 CS: 1	PA: 42			
PITCHER	IP	WLS	BF	H	R	ER	SO	BB	IBB	HBP	BLK	WP	HR	S	P	ERA	WHIP								
Rick Honeycutt, L ERA: 4.02 (1, 1)	5.0	L	22	6	6	6	5	2	0	0	0	0	1	30	38	10.80	1.600								
John Montague, R ERA: 5.49 (6, 1)	2.0		10	0	1	1	0	0	0	0	0	0	0	10	10	4.50	0.000								
Odele Jones, R ERA: 5.97 (8, 1)	1.0		5	2	2	2	0	0	0	0	0	0	2	5	5	18.00	2.000								
Glenn Abbott, R ERA: 5.17 (9, 1)	1.0		4	0	0	0	0	1	0	0	0	0	0	3	7	0.00	1.000								

Detroit Tigers @ Seattle Mariners
The Kingdome, Seattle, WA
Fri Aug 17 1979, 10:05 PM EDT
Att: 11,074 - Dome


AB	37
R	9
H	8
RBI	9
BB	3
SO	5
LOB	14



Batter	1	2	3	4	5	6	7	8	9	AB	R	H	RBI	BB	SO	LOB	BOTTOM								
Julio Cruz, S OBP: 0.391, SLG: 0.301 (1, 4)										5	1	1	0	0	0	6									
Ruppert Jones, L OBP: 0.352, SLG: 0.470 (1, 8)										5	0	2	0	0	1	1									
Bruce Bochte, L OBP: 0.392, SLG: 0.504 (1, 3)										5	0	3	1	0	1	0									
Willie Horton, R OBP: 0.313, SLG: 0.431 (1, 10)										4	0	0	0	0	1	5									
Dan Meyer, L OBP: 0.331, SLG: 0.488 (1, 5)										4	0	1	0	0	1	4									
Tom Paciorek, R OBP: 0.374, SLG: 0.471 (1, 7)									3	1	2	0	1	0	1										
Bob Stinson, S OBP: 0.350, SLG: 0.344 (1, 2)									2	0	0	0	0	1	2										
Bobby Valentine, R OBP: 0.355, SLG: 0.308 (6, PH) (9, 2)									1	0	0	0	0	0	1										
Joe Simpson, L OBP: 0.302, SLG: 0.347 (8, PH) (9, 9)									2	0	1	1	1	0	1										
Leon Roberts, R OBP: 0.349, SLG: 0.440 (8, PH) (9, 9)									1	0	0	0	0	1	1										
Mario Mendoza, R OBP: 0.223, SLG: 0.258 (6, PH) (7, 6)									1	0	0	0	1	0	2										
Larry Milbourne, S OBP: 0.319, SLG: 0.346 (6, PH) (7, 6)									1	0	1	0	0	0	0										
Bill Stein, R OBP: 0.284, SLG: 0.333 (8, PH) (9, 6)									1	0	0	0	0	0	1										
Inning Stats	R: 1 E: 0 K: 1 S: 7	H: 2 LOB: 1 BB: 0 P: 7	R: 0 E: 0 K: 0 S: 3	H: 0 LOB: 2 BB: 2 P: 11	R: 0 E: 0 K: 1 S: 6	H: 2 LOB: 1 BB: 0 P: 6	R: 0 E: 0 K: 1 S: 6	H: 1 LOB: 2 BB: 1 P: 10	R: 0 E: 0 K: 1 S: 5	H: 0 LOB: 0 BB: 0 P: 5	R: 1 E: 0 K: 0 S: 6	H: 3 LOB: 2 BB: 0 P: 6	R: 0 E: 0 K: 1 S: 6	H: 2 LOB: 1 BB: 0 P: 6	R: 0 E: 0 K: 1 S: 6	H: 1 LOB: 1 BB: 0 P: 6	R: 0 E: 0 K: 0 S: 3	H: 0 LOB: 0 BB: 0 P: 3	1B: 9 2B: 3 3B: 0 HR: 0	SF: 0 SAC: 1 DP: 2 HBP: 0	WP: 1 PB: 0 SB: 1 CS: 0	PA: 39			
PITCHER	IP	WLS	BF	H	R	ER	SO	BB	IBB	HBP	BLK	WP	HR	S	P	ERA	WHIP								
Milt Wilcox, R ERA: 4.8 (1, 1)	6.0	W	29	9	2	2	4	3	0	0	0	0	0	14	14	3.00	2.000								
John Hiller, L ERA: 5.04 (7, 1)	3.0	S	10	2	0	0	2	0	0	0	0	0	0	14	14	0.00	0.667								

Detroit Tigers @ Seattle Mariners
The Kingdome, Seattle, WA
Fri Aug 17 1979, 10:05 PM EDT
Att: 11,074 - Dome

AB	35
R	2
H	11
RBI	2
BB	3
SO	6
LOB	25




Batter	1	2	3	4	5	6	7	8	9	AB	R	H	RBI	BB	SO	LOB	TOP	
Lou Whitaker, L (1,4) OBP: 0.393, SLG: 0.378										5	1	2	1	0	2	1	Detroit Tigers @ Seattle Mariners The Kingdome, Seattle, WA Sat Aug 18 1979, 10:05 PM EDT Att: 14,049 - Dome	
Mark Wagner, R (1,6) OBP: 0.345, SLG: 0.331										4	1	1	0	0	1	1		
Ron LeFlore, R (1,8) OBP: 0.350, SLG: 0.376										4	1	1	1	0	1	1		
Steve Kemp, L (1,10) Lynn Jones, R (9, PR) OBP: 0.403, SLG: 0.540 OBP: 0.319, SLG: 0.364										4	0	1	0	0	1	2		
Champ Summers, L (1,9) Jack Morris, R (9,1) Aurelio Lopez, R (9,1)										4	0	0	0	0	0	3		
Jason Thompson, L (1,3) OBP: 0.354, SLG: 0.391										3	0	2	3	1	0	0		
Jerry Morales, R (1,7) OBP: 0.265, SLG: 0.373										4	1	0	0	0	0	3		
John Wockenfuss, R (1,2) OBP: 0.320, SLG: 0.606										4	1	1	0	0	0	0		
Tom Brookens, R (1,5) OBP: 0.315, SLG: 0.392										4	1	2	2	0	0	0		
Inning Stats	R: 3 E: 0 K: 0 S: 7	H: 4 LOB: 1 BB: 0 P: 7	R: 0 E: 0 K: 1 S: 5	H: 0 LOB: 0 BB: 0 P: 5	R: 0 E: 0 K: 1 S: 5	H: 0 LOB: 0 BB: 1 P: 5	R: 0 E: 0 K: 2 S: 7	H: 0 LOB: 0 BB: 0 P: 7	R: 0 E: 0 K: 0 S: 3	H: 0 LOB: 0 BB: 0 P: 3	R: 1 E: 0 K: 0 S: 5	H: 2 LOB: 1 BB: 0 P: 5	R: 3 E: 1 K: 0 S: 7	H: 4 LOB: 1 BB: 0 P: 7	1B: 9 2B: 1 3B: 0 HR: 0	SF: 0 SAC: 0 DP: 1 HBP: 0		WP: 0 PB: 0 SB: 2 CS: 0
PITCHER Rob Dressler, R (1,1) ERA: 5.82	IP: 9.0 WLS: L BF: 37 H: 10 R: 7 ER: 7 SO: 5 BB: 1 IBB: 0 HBP: 0 BLK: 0 WP: 0 HR: 0 S: 46 P: 50 ERA: 7.00 WHIP: 1.222																PITCHER	

Batter	1	2	3	4	5	6	7	8	9	AB	R	H	RBI	BB	SO	LOB	BOTTOM			
Julio Cruz, S (1,4) OBP: 0.352, SLG: 0.300										4	0	1	1	1	1	0	Detroit Tigers @ Seattle Mariners The Kingdome, Seattle, WA Sat Aug 18 1979, 10:05 PM EDT Att: 14,049 - Dome			
Ruppert Jones, L (1,8) OBP: 0.350, SLG: 0.467										5	0	1	0	0	1	3				
Bruce Bochte, L (1,3) OBP: 0.393, SLG: 0.502										3	0	1	0	1	1	1				
Willie Horton, R (1,10) OBP: 0.312, SLG: 0.430										4	1	1	0	0	2	3				
Dan Meyer, L (1,5) OBP: 0.330, SLG: 0.486										4	1	1	0	0	1	2				
Tom Paciorek, R (1,7) OBP: 0.372, SLG: 0.464										3	1	0	0	1	0	0				
Larry Milbourne, S (1,6) OBP: 0.318, SLG: 0.346										3	0	1	1	0	2	0				
Joe Simpson, L (1,9) OBP: 0.306, SLG: 0.351										4	0	2	1	0	1	1				
Bob Stinson, S (1,2) OBP: 0.348, SLG: 0.357										4	1	1	1	0	3	3				
Inning Stats	R: 0 E: 0 K: 0 S: 4	H: 1 LOB: 1 BB: 0 P: 4	R: 0 E: 0 K: 1 S: 5	H: 0 LOB: 0 BB: 0 P: 5	R: 1 E: 0 K: 2 S: 8	H: 1 LOB: 0 BB: 0 P: 8	R: 0 E: 0 K: 2 S: 7	H: 0 LOB: 0 BB: 0 P: 7	R: 0 E: 0 K: 2 S: 8	H: 1 LOB: 2 BB: 1 P: 12	R: 0 E: 0 K: 0 S: 3	H: 1 LOB: 0 BB: 0 P: 3	R: 0 E: 0 K: 1 S: 5	H: 0 LOB: 1 BB: 1 P: 9	R: 3 E: 0 K: 2 S: 11	H: 4 LOB: 2 BB: 1 P: 15		1B: 8 2B: 0 3B: 0 HR: 1	SF: 1 SAC: 0 DP: 1 HBP: 0	WP: 1 PB: 0 SB: 1 CS: 0
PITCHER Jack Morris, R (1,1) ERA: 3.69 Jack Morris, R (9,1) ERA: 3.69 Aurelio Lopez, R (9,1) ERA: 2.59	IP: 8.0 WLS: W BF: 33 H: 7 R: 4 ER: 4 SO: 10 BB: 3 IBB: 0 HBP: 0 BLK: 0 WP: 1 HR: 1 S: 50 P: 62 ERA: 4.50 WHIP: 1.250																PITCHER			

Batter	1	2	3	4	5	6	7	8	9	AB	R	H	RBI	BB	SO	LOB	TOP								
Ron LeFlore, R OBP: 0.353, SLG: 0.381 (1, 8)										5	1	3	0	0	0	1									
Alan Trammell, R OBP: 0.324, SLG: 0.337 (1, 6)										5	0	0	0	0	2	3									
Jerry Morales, R OBP: 0.264, SLG: 0.369 (1, 7)										4	0	0	0	1	2	2									
John Wockenfuss, R OBP: 0.328, SLG: 0.599 (1, 10)										2	0	0	0	3	1	2									
Lance Parrish, R OBP: 0.343, SLG: 0.463 Aurelio Rodriguez, R OBP: 0.274, SLG: 0.366 (1, 2) (7, 3) (8, 5)										3	1	1	1	0	1	3									
Lynn Jones, R OBP: 0.324, SLG: 0.359 (1, 9)										2	0	0	0	2	0	3									
Tom Brookens, R OBP: 0.307, SLG: 0.381 Jason Thompson, L OBP: 0.353, SLG: 0.390 (8, PH) (8, 3)										3	0	0	0	0	1	1									
Ed Putman, R OBP: 0.310, SLG: 0.577 (1, 3) (7, 2)										3	1	1	0	1	1	0									
Mark Wagner, R OBP: 0.336, SLG: 0.323 Al Greene, L OBP: 0.261, SLG: 0.333 (1, 4) (9, PH)										3	0	0	0	0	0	1									
Inning Stats	R: 1 E: 1 K: 2 S: 8	H: 1 LOB: 2 BB: 2 P: 16	R: 0 E: 0 K: 1 S: 5	H: 0 LOB: 0 BB: 0 P: 5	R: 0 E: 0 K: 1 S: 5	H: 1 LOB: 1 BB: 1 P: 9	R: 1 E: 0 K: 1 S: 5	H: 1 LOB: 0 BB: 1 P: 9	R: 0 E: 0 K: 0 S: 3	H: 0 LOB: 0 BB: 0 P: 3	R: 0 E: 1 K: 0 S: 4	H: 0 LOB: 1 BB: 0 P: 4	R: 0 E: 0 K: 0 S: 4	H: 1 LOB: 1 BB: 0 P: 4	R: 0 E: 0 K: 0 S: 4	H: 1 LOB: 2 BB: 2 P: 12	R: 2 E: 0 K: 3 S: 11	H: 2 LOB: 1 BB: 1 P: 15	1B: 3 2B: 2 3B: 0 HR: 2	SF: 0 SAC: 0 DP: 0 HBP: 0	WP: 0 PB: 0 SB: 4 CS: 2	PA: 41			
PITCHER	IP	WLS	BF	H	R	ER	SO	BB	IBB	HBP	BLK	WP	HR	S	P	ERA	WHIP								
Floyd Bannister, L ERA: 3.92 Byron McLaughlin, R ERA: 4.92 Randy Stein, R ERA: 6.41	7.0	W	28	4	2	1	5	4	0	0	0	0	1	34	50	1.29	1.143								
	1.0		8	2	2	2	0	3	0	0	0	0	1	5	17	18.00	5.000								
	1.0		4	1	0	0	3	0	0	0	0	0	0	10	10	0.00	1.000								

Detroit Tigers @ Seattle Mariners
The Kingdome, Seattle, WA
Sun Aug 19 1979, 10:05 PM EDT
Att: 7,262 - Dome


AB 33
R 4
H 7
RBI 3
BB 7
SO 8
LOB 19



Batter	1	2	3	4	5	6	7	8	9	AB	R	H	RBI	BB	SO	LOB	BOTTOM								
Julio Cruz, S OBP: 0.359, SLG: 0.307 (1, 4)										4	0	3	2	1	0	0									
Ruppert Jones, L OBP: 0.351, SLG: 0.467 (1, 8)										4	1	1	0	1	0	4									
Tom Paciorek, R OBP: 0.368, SLG: 0.463 (1, 3)										5	1	1	1	0	0	5									
Willie Horton, R OBP: 0.312, SLG: 0.434 (1, 10)										4	1	1	1	0	0	3									
Leon Roberts, R OBP: 0.353, SLG: 0.449 (1, 7)										3	2	2	2	1	0	0									
Bill Stein, R OBP: 0.288, SLG: 0.337 (1, 5)										4	1	2	0	0	1	1									
Bobby Valentine, R OBP: 0.346, SLG: 0.299 Joe Simpson, L OBP: 0.308, SLG: 0.349 (1, 9) (6, PH) (6, 9)										2	0	0	0	0	2										
Larry Cox, R OBP: 0.287, SLG: 0.327 (1, 2)										3	1	1	1	1	0	1									
Mario Mendoza, R OBP: 0.221, SLG: 0.255 (1, 6)										3	0	0	0	0	1	2									
Inning Stats	R: 3 E: 0 K: 0 S: 7	H: 4 LOB: 1 BB: 0 P: 7	R: 0 E: 0 K: 0 S: 4	H: 1 LOB: 2 BB: 1 P: 8	R: 1 E: 0 K: 0 S: 5	H: 2 LOB: 1 BB: 0 P: 5	R: 0 E: 0 K: 1 S: 6	H: 1 LOB: 2 BB: 1 P: 10	R: 4 E: 2 K: 0 S: 5	H: 3 LOB: 0 BB: 2 P: 13	R: 0 E: 0 K: 0 S: 3	H: 0 LOB: 0 BB: 0 P: 3	R: 0 E: 0 K: 1 S: 5	H: 0 LOB: 0 BB: 0 P: 5	R: 0 E: 0 K: 0 S: 3	H: 0 LOB: 1 BB: 1 P: 7	1B: 7 2B: 2 3B: 0 HR: 2	SF: 0 SAC: 1 DP: 1 HBP: 0	WP: 0 PB: 0 SB: 2 CS: 0	PA: 39					
PITCHER	IP	WLS	BF	H	R	ER	SO	BB	IBB	HBP	BLK	WP	HR	S	P	ERA	WHIP								
Bruce Robbins, L ERA: 4.55 Jack Bingham, R ERA: 3.69 Pat Underwood, L ERA: 4.73 Dave Tobik, R ERA: 5.04	3.0	L	17	7	4	4	4	1	0	0	0	0	0	10	22	20.25	3.750								
	0.2		1	0	0	0	0	0	0	0	0	0	0	1	1	0.00	0.000								
	3.0		10	0	0	0	1	1	0	0	0	0	0	11	15	0.00	0.333								

Detroit Tigers @ Seattle Mariners
The Kingdome, Seattle, WA
Sun Aug 19 1979, 10:05 PM EDT
Att: 7,262 - Dome

AB 33
R 8
H 11
RBI 7
BB 5
SO 2
LOB 18



Batter	1	2	3	4	5	6	7	8	9	AB	R	H	RBI	BB	SO	LOB	TOP					
Lou Whitaker, L (1,4) OBP: 0.390, SLG: 0.374 Mark Wagner, R (5,4) OBP: 0.333, SLG: 0.320	F7		E1		K			F9		3	0	0	0	0	1	1						
Alan Trammell, R (1,6) OBP: 0.321, SLG: 0.334	F9		F8				F8	F8		4	0	0	0	0	0	1						
Ron LeFlore, R (1,8) OBP: 0.353, SLG: 0.382	K			6-3			K		4-3	4	0	0	0	0	2	0						
Jason Thompson, L (1,3) OBP: 0.351, SLG: 0.388		F8		K				F8		3	0	0	0	1	1	0						
Champ Summers, L (1,10) OBP: 0.391, SLG: 0.522				K			G3		F5	4	0	1	0	0	1	1						
John Wockenfuss, R (1,2) OBP: 0.381, SLG: 0.577		1B		K				F8		3	0	0	0	0	1	1						
Jerry Morales, R (1,7) OBP: 0.261, SLG: 0.363								F2		3	0	0	0	0	1	1						
Lynn Jones, R (1,9) OBP: 0.333, SLG: 0.374								E6		3	1	1	0	0	0	0						
Tom Brookens, R (1,5) OBP: 0.303, SLG: 0.384								F8		3	0	1	1	0	0	0						
Inning Stats	R: 0 E: 0 K: 1 S: 5	H: 0 LOB: 0 BB: 0 P: 5	R: 0 E: 0 K: 1 S: 6	H: 1 LOB: 1 BB: 0 P: 6	R: 0 E: 1 K: 0 S: 4	H: 0 LOB: 1 BB: 0 P: 4	R: 0 E: 2 K: 2 S: 7	H: 0 LOB: 0 BB: 0 P: 7	R: 1 E: 1 K: 1 S: 7	H: 2 LOB: 1 BB: 0 P: 7	R: 0 E: 0 K: 1 S: 5	H: 0 LOB: 1 BB: 0 P: 9	R: 0 E: 0 K: 1 S: 5	H: 0 LOB: 0 BB: 0 P: 5	R: 0 E: 0 K: 0 S: 3	H: 0 LOB: 0 BB: 0 P: 3	R: 0 E: 0 K: 0 S: 3	H: 0 LOB: 0 BB: 0 P: 3	1B: 2 2B: 0 3B: 1 HR: 0	SF: 0 SAC: 0 DP: 0 HBP: 0	WP: 0 PB: 0 SB: 0 CS: 0	PA: 32
PITCHER Brian Kingman, R (1,1) ERA: 3.97	IP: 9.0 WLS: W BF: 32 H: 3 R: 1 ER: 1 SO: 7 BB: 1 IBB: 0 HBP: 0 BLK: 0 WP: 0 HR: 0 S: 45 P: 49 ERA: 1.00 WHIP: 0.444															PITCHER						

Detroit Tigers @ Oakland Athletics
Oakland-Alameda County Coliseum, Oakland, CA
Tue Aug 21 1979, 7:05 PM PDT
Att: 1,563 - Unknown

	AB 31 R 1 H 3 RBI 1 BB 1 SO 7 LOB 5
--	--

Batter	1	2	3	4	5	6	7	8	9	AB	R	H	RBI	BB	SO	LOB	BOTTOM			
Rickey Henderson, R (1,7) OBP: 0.316, SLG: 0.294	SH1-3 1B	1-2 3B	F7					5-3		4	2	2	0	1	0	1				
Dwayne Murphy, L (1,8) OBP: 0.406, SLG: 0.396	SH1-3 1-2	1-1 2-H 3B			5-3		4-3			3	1	1	2	1	0	1				
Jim Essian, R (1,5) OBP: 0.331, SLG: 0.432	K	WP 1B						F9		5	1	2	1	0	2	2				
Dave Revering, L (1,3) OBP: 0.323, SLG: 0.466	1B	3-H 1B						F8		4	1	2	1	1	1	1				
Jeff Newman, R (1,2) OBP: 0.274, SLG: 0.436		2-H 1B	F3							4	1	2	3	0	0	2				
Mike Edwards, R (1,4) OBP: 0.273, SLG: 0.293										4	1	1	0	0	1	2				
Tony Armas, R (1,9) OBP: 0.286, SLG: 0.426	4-3		F8 1B							4	0	0	0	0	3	1				
Mitchell Page, L (1,10) OBP: 0.327, SLG: 0.352		BB 3B 1B	F8					1-3		4	1	2	0	0	0	1				
Rob Picciolo, R (1,6) OBP: 0.273, SLG: 0.339		K								4	0	1	1	0	1	2				
Inning Stats	R: 1 E: 0 K: 1 S: 8	H: 3 LOB: 2 BB: 0 P: 8	R: 3 E: 0 K: 1 S: 8	H: 3 LOB: 2 BB: 2 P: 16	R: 1 E: 0 K: 1 S: 7	H: 2 LOB: 1 BB: 0 P: 7	R: 3 E: 0 K: 2 S: 10	H: 3 LOB: 0 BB: 0 P: 10	R: 0 E: 0 K: 0 S: 4	H: 1 LOB: 1 BB: 0 P: 4	R: 0 E: 0 K: 1 S: 5	H: 0 LOB: 0 BB: 0 P: 5	R: 0 E: 0 K: 1 S: 6	H: 1 LOB: 1 BB: 0 P: 6	R: 0 E: 0 K: 1 S: 5	H: 0 LOB: 1 BB: 1 P: 9	1B: 11 2B: 0 3B: 1 HR: 1	SF: 0 SAC: 1 DP: 0 HBP: 0	WP: 1 PB: 0 SB: 1 CS: 0	PA: 40
PITCHER Mike Chris, L (1,1) ERA: 7.24 Pat Underwood, L (2,1) ERA: 4.79	IP: 1.2 WLS: L BF: 13 H: 6 R: 4 ER: 4 SO: 4 BB: 1 IBB: 0 HBP: 0 BLK: 0 WP: 0 HR: 1 S: 15 P: 23 ERA: 21.60 WHIP: 4.800															PITCHER				

Detroit Tigers @ Oakland Athletics
Oakland-Alameda County Coliseum, Oakland, CA
Tue Aug 21 1979, 7:05 PM PDT
Att: 1,563 - Unknown

	AB 36 R 8 H 13 RBI 8 BB 3 SO 8 LOB 13
--	--

Batter	1	2	3	4	5	6	7	8	9	AB	R	H	RBI	BB	SO	LOB	TOP			
Ron LeFlore, R OBP: 0.353, SLG: 0.381 (1, 8)										4	1	1	0	1	0	3	Detroit Tigers @ Oakland Athletics Oakland-Alameda County Coliseum, Oakland, CA Wed Aug 22 1979, 3:33 AM PDT Att: 2,609 - Unknown livebaseballscorecards.com			
Alan Trammell, R OBP: 0.321, SLG: 0.342 (1, 6)										4	1	1	2	0	2	3				
Champ Summers, L OBP: 0.393, SLG: 0.517 (1, 9)										2	1	0	0	1	0	0				
Jason Thompson, L OBP: 0.351, SLG: 0.388 Ed Putman, R OBP: 0.323, SLG: 0.556 (1, 3) (7, 3)										3	0	1	0	0	0	1				
John Wockenfuss, R OBP: 0.324, SLG: 0.573 (1, 2)										3	0	1	0	0	1	0				
Jerry Morales, R OBP: 0.261, SLG: 0.363 (1, 7)										3	0	1	1	0	0	2				
Al Greene, L OBP: 0.280, SLG: 0.333 (1, 10)										3	0	1	0	1	0	0				
Aurelio Rodriguez, R OBP: 0.275, SLG: 0.366 (1, 5)										4	0	1	0	0	2	5				
Mark Wagner, R OBP: 0.331, SLG: 0.313 (1, 4)										3	0	0	0	1	0	4				
Inning Stats	R: 2 E: 0 K: 1 S: 7	H: 2 LOB: 0 BB: 0 P: 7	R: 0 E: 0 K: 1 S: 5	H: 0 LOB: 0 BB: 0 P: 5	R: 0 E: 0 K: 1 S: 4	H: 0 LOB: 0 BB: 1 P: 8	R: 1 E: 0 K: 1 S: 7	H: 2 LOB: 3 BB: 1 P: 12	R: 0 E: 0 K: 0 S: 2	H: 2 LOB: 1 BB: 0 P: 4	R: 0 E: 1 K: 1 S: 5	H: 0 LOB: 0 BB: 0 P: 5	R: 0 E: 0 K: 0 S: 2	H: 0 LOB: 1 BB: 1 P: 7	R: 0 E: 0 K: 0 S: 4	H: 1 LOB: 1 BB: 0 P: 4	1B: 6 2B: 0 3B: 0 HR: 1	SF: 1 SAC: 0 DP: 2 HBP: 2	WP: 0 PB: 0 SB: 0 CS: 3	PA: 38
PITCHER Steve McCatty, R ERA: 4.07 (1, 1)	IP: 9.0 WLS: L BF: 37 H: 7 R: 3 ER: 3 SO: 5 BB: 5 IBB: 0 HBP: 2 BLK: 0 WP: 0 HR: 1 S: 40 P: 62 ERA: 3.00 WHIP: 1.333															PITCHER				

Batter	1	2	3	4	5	6	7	8	9	AB	R	H	RBI	BB	SO	LOB	BOTTOM			
Rickey Henderson, R OBP: 0.319, SLG: 0.298 (1, 7) (4, 8)										4	0	2	0	0	0	2	Detroit Tigers @ Oakland Athletics Oakland-Alameda County Coliseum, Oakland, CA Wed Aug 22 1979, 3:33 AM PDT Att: 2,609 - Unknown livebaseballscorecards.com			
Dwayne Murphy, L OBP: 0.405, SLG: 0.394 Mike Heath, R OBP: 0.301, SLG: 0.335 (1, 8) (3, PH) (4, 7)										1	0	0	0	0	0	0				
Larry Murray, S OBP: 0.281, SLG: 0.265 (8, PR) (9, 7)										0	0	0	0	0	0	0				
Jim Essian, R OBP: 0.325, SLG: 0.424 (1, 2)										4	0	0	0	0	1	4				
Dave Revering, L OBP: 0.322, SLG: 0.462 (1, 3)										3	0	0	0	0	1	2				
Mitchell Page, L OBP: 0.326, SLG: 0.349 (1, 10)										3	0	0	0	1	0	1				
Mike Edwards, R OBP: 0.276, SLG: 0.295 (1, 4)										4	0	2	0	0	0	2				
Tony Armas, R OBP: 0.289, SLG: 0.431 (1, 9)										4	0	2	0	0	1	3				
Dave Chalk, R OBP: 0.330, SLG: 0.273 Jeff Newman, R OBP: 0.273, SLG: 0.435 (1, 5) (9, PH)										3	0	0	0	0	0	3				
Rob Picciolo, R OBP: 0.274, SLG: 0.339 Wayne Gross, L OBP: 0.333, SLG: 0.364 (1, 6) (9, PH)										3	1	1	0	0	1	2				
Inning Stats	R: 0 E: 0 K: 1 S: 5	H: 0 LOB: 0 BB: 0 P: 5	R: 0 E: 1 K: 0 S: 3	H: 0 LOB: 0 BB: 0 P: 3	R: 1 E: 0 K: 0 S: 6	H: 3 LOB: 2 BB: 0 P: 6	R: 0 E: 0 K: 1 S: 5	H: 0 LOB: 1 BB: 0 P: 6	R: 0 E: 0 K: 0 S: 3	H: 0 LOB: 0 BB: 0 P: 3	R: 0 E: 0 K: 0 S: 4	H: 2 LOB: 1 BB: 0 P: 4	R: 0 E: 1 K: 1 S: 6	H: 1 LOB: 2 BB: 0 P: 6	R: 0 E: 0 K: 2 S: 8	H: 1 LOB: 2 BB: 1 P: 12	1B: 7 2B: 1 3B: 0 HR: 0	SF: 0 SAC: 0 DP: 3 HBP: 1	WP: 0 PB: 0 SB: 2 CS: 0	PA: 36
PITCHER Milt Wilcox, R ERA: 4.64 Aurelio Lopez, R ERA: 2.99 (1, 1) (8, 1)	IP: 7.0 WLS: W BF: 29 H: 7 R: 1 ER: 1 SO: 3 BB: 0 IBB: 0 HBP: 1 BLK: 0 WP: 0 HR: 0 S: 34 P: 35 ERA: 1.29 WHIP: 1.000															PITCHER				



Batter	1	2	3	4	5	6	7	8	9	AB	R	H	RBI	BB	SO	LOB	TOP		
Julio Cruz, S OBP: 0.375, SLG: 0.329 (1, 4)										4	0	2	1	0	0	0	Seattle Mariners @ Detroit Tigers Tiger Stadium, Detroit, MI Fri Aug 24 1979, 7:05 PM EDT Att: 26,068 - Unknown		
Ruppert Jones, L OBP: 0.354, SLG: 0.472 (1, 8)										2	0	0	1	1	1	0			
Bruce Bochte, L OBP: 0.398, SLG: 0.499 (1, 3)										3	0	0	0	1	0	2			
Willie Horton, R OBP: 0.313, SLG: 0.439 (1, 10)										4	0	1	0	0	1	4			
Dan Meyer, L OBP: 0.327, SLG: 0.480 (1, 5)											4	0	0	0	1	1			
Tom Paciorek, R OBP: 0.373, SLG: 0.482 (1, 7)											4	1	1	0	0	0			
Joe Simpson, L OBP: 0.312, SLG: 0.354 (1, 9)											4	1	1	0	0	1			
Larry Milbourne, S OBP: 0.322, SLG: 0.347 (1, 6)											4	0	1	0	0	2			
Larry Cox, R OBP: 0.280, SLG: 0.332 Bob Stinson, S OBP: 0.346, SLG: 0.349 (8, PH) (6, 2)											2	0	0	0	1	0			
Inning Stats	R: 0 E: 0 K: 0 S: 3	H: 1 LOB: 1 BB: 1 P: 7	R: 0 E: 0 K: 0 S: 3	H: 0 LOB: 0 BB: 0 P: 3	R: 0 E: 0 K: 1 S: 5	H: 0 LOB: 0 BB: 0 P: 5	R: 0 E: 0 K: 1 S: 5	H: 0 LOB: 0 BB: 0 P: 5	R: 0 E: 0 K: 1 S: 6	H: 1 LOB: 1 BB: 0 P: 6	R: 2 E: 1 K: 0 S: 6	H: 2 LOB: 2 BB: 2 P: 14	R: 0 E: 1 K: 2 S: 9	H: 2 LOB: 2 BB: 0 P: 9	1B: 6 2B: 0 3B: 0 HR: 0	SF: 1 SAC: 0 DP: 1 HBP: 0		WP: 0 PB: 0 SB: 1 CS: 0	PA: 36
PITCHER	IP	WLS	BF	H	R	ER	SO	BB	IBB	HBP	BLK	WP	HR	S	P	ERA	WHIP		
Jack Morris, R ERA: 3.51 Aurelio Lopez, R ERA: 2.53	(1, 1) (8, 1)	7.1 1.2	W S	28 8	4 2	2 0	3 2	2 1	0 0	0 0	0 0	0 0	0 0	32 11	40 15	0.00 0.00	0.818 1.800		

Batter	1	2	3	4	5	6	7	8	9	AB	R	H	RBI	BB	SO	LOB	BOTTOM		
Lou Whitaker, L OBP: 0.393, SLG: 0.374 (1, 4)										2	1	1	0	2	0	1	Seattle Mariners @ Detroit Tigers Tiger Stadium, Detroit, MI Fri Aug 24 1979, 7:05 PM EDT Att: 26,068 - Unknown		
Alan Trammell, R OBP: 0.322, SLG: 0.341 (1, 6)										4	0	1	1	1	0	4			
Ron LeFlore, R OBP: 0.350, SLG: 0.377 (1, 8)										5	1	0	0	0	1	7			
Steve Kemp, L OBP: 0.402, SLG: 0.537 (1, 10)										4	1	1	0	0	0	3			
John Wockenfuss, R OBP: 0.332, SLG: 0.584 Jason Thompson, L OBP: 0.354, SLG: 0.388 (5, PH) (6, 3)										2	0	2	2	0	0	0			
Jerry Morales, R OBP: 0.286, SLG: 0.359 (1, 7)										4	0	0	0	0	1	4			
Lance Parrish, R OBP: 0.340, SLG: 0.458 (1, 2)										4	0	0	0	0	2	4			
Lynn Jones, R OBP: 0.343, SLG: 0.398 (1, 9)										3	1	2	1	1	0	1			
Tom Brookens, R OBP: 0.320, SLG: 0.404 (1, 5)										2	1	2	0	1	0	0			
Inning Stats	R: 3 E: 1 K: 1 S: 8	H: 2 LOB: 1 BB: 1 P: 12	R: 0 E: 0 K: 0 S: 4	H: 1 LOB: 3 BB: 2 P: 12	R: 0 E: 0 K: 0 S: 4	H: 1 LOB: 1 BB: 0 P: 4	R: 1 E: 0 K: 1 S: 6	H: 2 LOB: 0 BB: 0 P: 6	R: 0 E: 0 K: 1 S: 5	H: 0 LOB: 1 BB: 1 P: 9	R: 0 E: 0 K: 1 S: 5	H: 0 LOB: 1 BB: 1 P: 9	R: 1 E: 0 K: 0 S: 4	H: 2 LOB: 1 BB: 1 P: 8	1B: 6 2B: 2 3B: 0 HR: 1	SF: 0 SAC: 2 DP: 0 HBP: 0		WP: 0 PB: 0 SB: 3 CS: 1	PA: 39
PITCHER	IP	WLS	BF	H	R	ER	SO	BB	IBB	HBP	BLK	WP	HR	S	P	ERA	WHIP		
Floyd Bannister, L ERA: 4.02 Randy Stein, R ERA: 5.93 Byron McLaughlin, R ERA: 4.7	(1, 1) (4, 1) (8, 1)	3.1 3.2 1.0	L	20 15 4	6 2 1	4 1 0	3 1 0	3 3 1	0 0 0	0 0 0	0 0 0	0 0 0	0 1 0	18 30 7	30 2.46 0.00	1.364 2.000			



Batter	1	2	3	4	5	6	7	8	9	AB	R	H	RBI	BB	SO	LOB	TOP								
Julio Cruz, S OBP: 0.375, SLG: 0.330 (1,4)	0-0 1-3		0-0 E 1-3 HR 1B		0-0 6-3		0-0 1B		0-0 6-3	5	1	2	0	0	0	0									
Ruppert Jones, L OBP: 0.353, SLG: 0.469 (1,8)	0-3 K		4-0 E HR IBB		0-0 G3		0-0 F3			3	1	0	0	1	1	1									
Bruce Bochte, L OBP: 0.395, SLG: 0.494 (1,3)	0-3 K		0-0 E6 HR		0-0 4-3		0-0 4-3			4	1	0	1	0	1	3									
Willie Horton, R OBP: 0.316, SLG: 0.455 (1,10)		0-0 4-3	0-0 HR		0-0 HR		0-0 2B			4	2	3	5	0	0	0									
Dan Meyer, L OBP: 0.326, SLG: 0.484 (1,5)		0-0 HR	0-0 F8		0-0 F7		0-0 4-3			4	1	1	1	0	0	1									
Tom Paciorek, R OBP: 0.375, SLG: 0.480 (1,7)	0-3 K		0-0 CS 1B		4-0 CS BB		0-0 5-3			3	0	1	0	1	1	1									
Joe Simpson, L OBP: 0.309, SLG: 0.351 (1,9)	0-3 K		0-0 CS	0-3 K		0-3 K		0-0 4-3		2	0	0	0	0	2	0									
Leon Roberts, R OBP: 0.348, SLG: 0.442 (6, PH)			1-2 CS							2	0	0	0	0	1	2									
Larry Milbourne, S OBP: 0.321, SLG: 0.355 (1,6)			0-0 F7	0-0 4-3		0-0 CS	0-0 HR		0-0 F7	4	1	1	1	0	0	0									
Larry Cox, R OBP: 0.280, SLG: 0.330 (1,2)			0-0 1B E 1B	0-3 K		0-3 K		0-0 L6		4	1	1	0	0	2	0									
Inning Stats	R: 0 E: 0 K: 2 S: 7	H: 0 LOB: 0 BB: 0 P: 7	R: 1 E: 0 K: 2 S: 8	H: 1 LOB: 0 BB: 0 P: 8	R: 5 E: 1 K: 0 S: 7	H: 4 LOB: 0 BB: 1 P: 11	R: 0 E: 0 K: 2 S: 7	H: 0 LOB: 0 BB: 0 P: 7	R: 0 E: 0 K: 0 S: 3	H: 0 LOB: 0 BB: 0 P: 3	R: 1 E: 0 K: 1 S: 5	H: 1 LOB: 1 BB: 1 P: 9	R: 1 E: 0 K: 0 S: 7	H: 2 LOB: 1 BB: 0 P: 7	R: 0 E: 0 K: 0 S: 4	H: 1 LOB: 1 BB: 0 P: 4	R: 0 E: 0 K: 0 S: 3	H: 0 LOB: 0 BB: 0 P: 3	1B: 4 2B: 1 3B: 0 HR: 4	SF: 0 SAC: 0 DP: 0 HBP: 0	WP: 0 PB: 0 SB: 0 CS: 2	PA: 39			
PITCHER	IP WLS BF H R ER SO BB IBB HBP BLK WP HR S P ERA WHIP	6.0 L 25 6 7 6 7 1 1 0 0 0 3 37 45 9.00 1.167	3.0 W 12 3 1 1 1 0 0 0 0 0 1 14 14 3.00 1.000																						

Seattle Mariners @ Detroit Tigers
Tiger Stadium, Detroit, MI
Sat Aug 25 1979, 3:33 AM EDT
Att: 28,770 - Unknown

AB	35
R	8
H	9
RBI	8
BB	2
SO	8
LOB	8



Batter	1	2	3	4	5	6	7	8	9	AB	R	H	RBI	BB	SO	LOB	BOTTOM								
Lou Whitaker, L OBP: 0.392, SLG: 0.373 (1,4)	0-0 1-3		0-0 1B			0-0 G3		0-0 1-3		4	0	1	0	0	0	0									
Mark Wagner, R OBP: 0.331, SLG: 0.313 (9,4)			0-3 K			0-0 F8		0-0 F7		4	0	0	0	0	2	1									
Alan Trammell, R OBP: 0.318, SLG: 0.337 (1,6)	0-3 K		0-3 K			0-0 F8		0-0 F7		4	0	0	0	0	2	1									
Steve Kemp, L OBP: 0.401, SLG: 0.535 (1,7)	0-0 F7			0-0 4-3		0-0 L9			0-0 G3 HR 1B	4	1	1	0	0	0	0									
Jason Thompson, L OBP: 0.355, SLG: 0.395 (1,10)		0-0 4-3		0-0 HR		4-0 BB BB		0-0 G3	0-0 G3	3	1	1	1	1	0	1									
Champ Summers, L OBP: 0.394, SLG: 0.542 (1,3)		0-0 HR		0-0 4-3		0-0 F8		0-0 HR	0-0 HR	4	2	2	3	0	0	1									
Jerry Morales, R OBP: 0.288, SLG: 0.356 (1,8)		0-0 6-3		0-0 5-3		4-0 BB		0-0 5-3		3	0	0	0	1	0	0									
Lynn Jones, R OBP: 0.335, SLG: 0.388 (1,9)		0-0 6-3			0-3 K		0-3 K		0-0 F8	4	0	0	0	0	2	2									
Lance Parrish, R OBP: 0.339, SLG: 0.457 (1,2)			0-3 K		0-3 K		0-3 K			1	0	0	0	0	1	0									
Ed Putman, R OBP: 0.303, SLG: 0.517 (4,2)			0-3 K		0-3 K		0-3 K			2	0	0	0	0	2	2									
Tom Brookens, R OBP: 0.313, SLG: 0.393 (1,5)			0-3 K		0-0 F9			0-0 F9		3	0	0	0	0	1	0									
Inning Stats	R: 0 E: 0 K: 1 S: 5	H: 0 LOB: 0 BB: 0 P: 5	R: 1 E: 0 K: 0 S: 4	H: 1 LOB: 0 BB: 0 P: 4	R: 0 E: 0 K: 3 S: 10	H: 1 LOB: 1 BB: 0 P: 10	R: 1 E: 0 K: 0 S: 4	H: 1 LOB: 0 BB: 0 P: 4	R: 0 E: 0 K: 2 S: 7	H: 0 LOB: 0 BB: 0 P: 7	R: 0 E: 0 K: 0 S: 3	H: 0 LOB: 0 BB: 0 P: 3	R: 0 E: 0 K: 2 S: 7	H: 0 LOB: 2 BB: 2 P: 15	R: 0 E: 0 K: 0 S: 3	H: 0 LOB: 0 BB: 0 P: 3	R: 2 E: 0 K: 0 S: 5	H: 2 LOB: 2 BB: 0 P: 5	1B: 2 2B: 0 3B: 0 HR: 3	SF: 0 SAC: 0 DP: 0 HBP: 0	WP: 0 PB: 0 SB: 0 CS: 0	PA: 34			
PITCHER	IP WLS BF H R ER SO BB IBB HBP BLK WP HR S P ERA WHIP	9.0 W 34 5 4 4 8 2 0 0 0 0 3 48 56 4.00 0.778																							

Seattle Mariners @ Detroit Tigers
Tiger Stadium, Detroit, MI
Sat Aug 25 1979, 3:33 AM EDT
Att: 28,770 - Unknown

AB	32
R	4
H	5
RBI	4
BB	2
SO	8
LOB	7



Batter	1	2	3	4	5	6	7	8	9	AB	R	H	RBI	BB	SO	LOB	TOP										
Julio Cruz, S OBP: 0.369, SLG: 0.322 (1, 4)										5	0	1	0	1	2	1											
Ruppert Jones, L OBP: 0.354, SLG: 0.474 (1, 8)										5	1	1	1	1	1	2											
Tom Paciorek, R OBP: 0.376, SLG: 0.475 (1, 3)										4	4	3	0	1	0	3											
Willie Horton, R OBP: 0.318, SLG: 0.461 (1, 10)										5	1	2	2	0	2	5											
Leon Roberts, R OBP: 0.352, SLG: 0.442 (1, 7)										3	0	1	1	2	0	0											
Bobby Valentine, R OBP: 0.384, SLG: 0.310 (1, 9)										3	1	2	1	1	0	2											
Joe Simpson, L OBP: 0.307, SLG: 0.349 (7, 9)										1	0	0	0	0	0	0											
Bill Stein, R OBP: 0.285, SLG: 0.351 (1, 5)										5	1	1	3	0	1	7											
Larry Cox, R OBP: 0.276, SLG: 0.326 (1, 2)										4	0	0	0	0	0	0											
Larry Milbourne, S OBP: 0.323, SLG: 0.358 (9, PH)										1	0	1	0	0	0	0											
Mario Mendoza, R OBP: 0.217, SLG: 0.250 (1, 6)										4	0	1	0	0	0	0											
Bruce Bochte, L OBP: 0.393, SLG: 0.492 (9, PH)										1	0	0	0	0	0	1											
Inning Stats	R: 1 E: 0 K: 2 S: 11	H: 4 LOB: 3 BB: 0 P: 11	R: 0 E: 0 K: 0 S: 3	H: 0 LOB: 0 BB: 0 P: 3	R: 1 E: 0 K: 0 S: 5	H: 2 LOB: 1 BB: 1 P: 9	R: 0 E: 0 K: 0 S: 4	H: 1 LOB: 1 BB: 0 P: 4	R: 3 E: 1 K: 0 S: 6	H: 2 LOB: 2 BB: 2 P: 14	R: 0 E: 0 K: 1 S: 6	H: 1 LOB: 3 BB: 2 P: 14	R: 0 E: 0 K: 1 S: 5	H: 0 LOB: 0 BB: 0 P: 5	R: 0 E: 0 K: 1 S: 6	H: 1 LOB: 1 BB: 0 P: 6	1B: 10 2B: 0 3B: 0 HR: 3	SF: 0 SAC: 0 DP: 0 HBP: 0	WP: 0 PB: 1 SB: 0 CS: 0	PA: 47							
PITCHER	IP	WLS	BF	H	R	ER	SO	BB	IBB	HBP	BLK	WP	HR	S	P	ERA	WHIP										
Pat Underwood, L ERA: 5.0 (1, 1)	5.0		26	9	5	5	3	1	1	0	0	0	1	30	38	9.00	2.000										
John Hiller, L ERA: 5.22 (6, 1)	1.1		12	3	3	3	0	4	0	0	0	0	2	8	24	20.25	5.250										
Dave Tobik, R ERA: 4.38 (7, 1)	2.2	W	9	1	0	0	3	0	0	0	0	0	0	15	15	0.00	0.375										
Batter	1	2	3	4	5	6	7	8	9	AB	R	H	RBI	BB	SO	LOB	BOTTOM										
Ron LeFlore, R OBP: 0.347, SLG: 0.372 (1, 8)										4	2	1	0	1	2	1											
Alan Trammell, R OBP: 0.323, SLG: 0.338 (1, 6)										2	2	1	2	2	0	0											
Steve Kemp, L OBP: 0.406, SLG: 0.558 (1, 10)										4	2	2	2	0	1	1											
John Wockenfuss, R OBP: 0.332, SLG: 0.573 (1, 3)										1	0	1	0	1	0	0											
Jason Thompson, L OBP: 0.353, SLG: 0.399 (6, PH)										2	0	0	0	0	0	2											
Jerry Morales, R OBP: 0.260, SLG: 0.358 (1, 7)										4	1	1	2	0	1	2											
Lynn Jones, R OBP: 0.333, SLG: 0.385 (1, 9)										4	0	1	1	0	1	0											
Tom Brookens, R OBP: 0.318, SLG: 0.392 (1, 5)										3	1	1	0	1	0	1											
Ed Putman, R OBP: 0.306, SLG: 0.500 (1, 2)										3	0	1	0	0	0	1											
Champ Summers, L OBP: 0.394, SLG: 0.551 (8, PH)										1	1	1	1	0	0	0											
Lance Parrish, R OBP: 0.339, SLG: 0.457 (9, 2)										0	0	0	0	0	0	0											
Mark Wagner, R OBP: 0.320, SLG: 0.304 (1, 4)										2	0	0	1	0	2	1											
Lou Whitaker, L OBP: 0.389, SLG: 0.372 (9, 4)										1	0	0	0	0	1	0											
Inning Stats	R: 1 E: 0 K: 0 S: 4	H: 1 LOB: 1 BB: 1 P: 8	R: 0 E: 0 K: 1 S: 5	H: 0 LOB: 1 BB: 1 P: 9	R: 1 E: 0 K: 1 S: 6	H: 2 LOB: 1 BB: 1 P: 10	R: 0 E: 0 K: 1 S: 7	H: 2 LOB: 1 BB: 0 P: 7	R: 3 E: 0 K: 0 S: 5	H: 3 LOB: 0 BB: 1 P: 9	R: 0 E: 0 K: 1 S: 5	H: 0 LOB: 0 BB: 0 P: 5	R: 2 E: 0 K: 2 S: 8	H: 1 LOB: 0 BB: 1 P: 12	R: 1 E: 0 K: 2 S: 8	H: 1 LOB: 0 BB: 0 P: 8	1B: 7 2B: 1 3B: 0 HR: 2	SF: 1 SAC: 0 DP: 1 HBP: 0	WP: 0 PB: 0 SB: 4 CS: 1	PA: 37							
PITCHER	IP	WLS	BF	H	R	ER	SO	BB	IBB	HBP	BLK	WP	HR	S	P	ERA	WHIP										
Shane Rawley, L ERA: 4.31 (1, 1)	3.0		14	3	2	1	2	3	0	0	0	0	0	15	27	3.00	2.000										
John Montague, R ERA: 5.57 (4, 1)	1.1		9	4	4	4	1	1	0	0	0	0	0	10	14	27.00	3.750										
Randy Stein, R ERA: 6.09 (5, 1)	3.2	L	14	3	3	3	5	1	0	0	0	0	2	23	27	7.36	1.091										

Seattle Mariners @ Detroit Tigers
Tiger Stadium, Detroit, MI
Sun Aug 26 1979, 3:38 AM EDT
Att: 31,770 - Unknown

AB 41
R 8
H 13
RBI 8
BB 6
SO 6
LOB 21



Seattle Mariners @ Detroit Tigers
Tiger Stadium, Detroit, MI
Sun Aug 26 1979, 3:38 AM EDT
Att: 31,770 - Unknown

AB 31
R 9
H 10
RBI 9
BB 5
SO 8
LOB 9



Batter	1	2	3	4	5	6	7	8	9	AB	R	H	RBI	BB	SO	LOB	TOP																					
Rod Carew, L (1, 3) OBP: 0.432, SLG: 0.416	1-3		1B		G3		FC6-2			4	0	1	0	0	0	1	California Angels @ Detroit Tigers Tiger Stadium, Detroit, MI Mon Aug 27 1979, 7:05 PM EDT Att: 22,874 - Unknown																					
Carney Lansford, R (1, 5) OBP: 0.342, SLG: 0.434	1B		1-2		6-3		5-3			3	0	1	0	1	0	1																						
Dan Ford, R (1, 9) OBP: 0.342, SLG: 0.470	K		4-3							4	0	0	0	0	3	3																						
Don Baylor, R (1, 7) OBP: 0.373, SLG: 0.534	L6									4	1	1	0	0	0	1																						
Willie Aikens, L (1, 10) OBP: 0.369, SLG: 0.489		F7			F8					3	0	0	0	1	0	1																						
Brian Downing, R (1, 2) OBP: 0.424, SLG: 0.467		F8			F5					4	0	0	0	0	1	2																						
Bobby Grich, R (1, 4) OBP: 0.375, SLG: 0.562										3	0	0	0	1	1	0																						
Rick Miller, L (1, 8) OBP: 0.369, SLG: 0.373			F8		4-3					3	1	1	0	1	0	1																						
Bert Campaneris, R (1, 6) OBP: 0.288, SLG: 0.288			5-3							4	0	1	1	0	1	1																						
Inning Stats	R: 0 E: 0 K: 1 S: 6	H: 1 LOB: 1 BB: 0 P: 6	R: 0 E: 0 K: 1 S: 5	H: 0 LOB: 0 BB: 0 P: 5	R: 0 E: 0 K: 0 S: 4	H: 1 LOB: 2 BB: 1 P: 8	R: 1 E: 0 K: 0 S: 4	H: 1 LOB: 1 BB: 1 P: 8	R: 0 E: 0 K: 2 S: 7	H: 0 LOB: 1 BB: 1 P: 11	R: 1 E: 0 K: 0 S: 5	H: 2 LOB: 1 BB: 0 P: 5	R: 0 E: 0 K: 1 S: 5	H: 0 LOB: 1 BB: 1 P: 9	R: 0 E: 0 K: 1 S: 5	H: 0 LOB: 1 BB: 1 P: 9	1B: 4 2B: 0 3B: 1 HR: 0	SF: 0 SAC: 0 DP: 0 HBP: 0	WP: 2 PB: 0 SB: 2 CS: 0	PA: 36																		
PITCHER	IP	WLS	BF	H	R	ER	SO	BB	IBB	HBP	BLK	WP	HR	S	P	ERA	WHIP	PITCHER				IP	WLS	BF	H	R	ER	SO	BB	IBB	HBP	BLK	WP	HR	S	P	ERA	WHIP
Jack Billingham, R (1, 1) ERA: 3.62	7.0	W	29	5	2	2	4	2	1	0	0	1	0	34	46	2.57	1.000					7.0	W	29	5	2	2	4	2	1	0	0	1	0	34	46	2.57	1.000
Aurelio Lopez, R (8, 1) ERA: 2.41	2.0	S	7	0	0	0	2	1	0	0	0	0	0	10	14	0.00	0.500					2.0	S	7	0	0	0	2	1	0	0	0	10	14	0.00	0.500		

AB	32
R	2
H	5
RBI	1
BB	4
SO	6
LOB	11




Batter	1	2	3	4	5	6	7	8	9	AB	R	H	RBI	BB	SO	LOB	BOTTOM																					
Lou Whitaker, L (1, 4) OBP: 0.386, SLG: 0.369	5-3		SH5-4							3	0	0	0	0	1	0	California Angels @ Detroit Tigers Tiger Stadium, Detroit, MI Mon Aug 27 1979, 7:05 PM EDT Att: 22,874 - Unknown																					
Alan Trammell, R (1, 6) OBP: 0.324, SLG: 0.340	5-3		1B							4	0	2	1	0	0	0																						
Ron LeFlore, R (1, 8) OBP: 0.346, SLG: 0.370	F8		G6-4-3							3	0	0	0	1	0	2																						
Steve Kemp, L (1, 7) OBP: 0.406, SLG: 0.559										3	1	1	0	1	2	1																						
Jason Thompson, L (1, 3) OBP: 0.351, SLG: 0.396										3	0	0	0	0	1	2																						
Champ Summers, L (1, 10) OBP: 0.390, SLG: 0.545										3	0	0	1	0	1	1																						
Jerry Morales, R (1, 9) OBP: 0.263, SLG: 0.360										3	0	2	0	0	0	1																						
John Wockenfuss, R (1, 2) OBP: 0.332, SLG: 0.575										3	1	1	0	0	0	2																						
Lance Parrish, R (8, 2) OBP: 0.339, SLG: 0.457										0	0	0	0	0	0	0																						
Tom Brookens, R (1, 5) OBP: 0.319, SLG: 0.398										3	1	1	1	0	0	0																						
Inning Stats	R: 0 E: 0 K: 0 S: 3	H: 0 LOB: 0 BB: 0 P: 3	R: 0 E: 0 K: 1 S: 5	H: 0 LOB: 1 BB: 1 P: 9	R: 2 E: 0 K: 0 S: 5	H: 3 LOB: 0 BB: 0 P: 5	R: 1 E: 0 K: 0 S: 5	H: 2 LOB: 1 BB: 0 P: 5	R: 0 E: 0 K: 1 S: 6	H: 1 LOB: 1 BB: 0 P: 6	R: 0 E: 0 K: 2 S: 7	H: 0 LOB: 0 BB: 0 P: 7	R: 0 E: 0 K: 0 S: 3	H: 1 LOB: 0 BB: 0 P: 3	R: 0 E: 0 K: 1 S: 5	H: 0 LOB: 1 BB: 1 P: 9	1B: 4 2B: 3 3B: 0 HR: 0	SF: 0 SAC: 1 DP: 2 HBP: 0	WP: 0 PB: 0 SB: 2 CS: 0	PA: 31																		
PITCHER	IP	WLS	BF	H	R	ER	SO	BB	IBB	HBP	BLK	WP	HR	S	P	ERA	WHIP	PITCHER				IP	WLS	BF	H	R	ER	SO	BB	IBB	HBP	BLK	WP	HR	S	P	ERA	WHIP
Jim Barr, R (1, 1) ERA: 4.25	3.2	L	16	5	3	2	1	1	0	0	0	0	0	17	21	4.91	1.636					3.2	L	16	5	3	2	1	1	0	0	0	17	21	4.91	1.636		
Mike Barlow, R (4, 1) ERA: 4.79	4.0		14	2	0	0	3	1	0	0	0	0	0	19	23	0.00	0.750					4.0		14	2	0	0	3	1	0	0	0	19	23	0.00	0.750		
Dave LaRoche, L (8, 1) ERA: 5.73	0.1		1	0	0	0	1	0	0	0	0	0	0	3	3	0.00	0.000					0.1		1	0	0	0	1	0	0	0	3	3	0.00	0.000			




Batter	1	2	3	4	5	6	7	8	9	AB	R	H	RBI	BB	SO	LOB	TOP			
Rod Carew, L OBP: 0.434, SLG: 0.417 (1, 3)										4	1	2	0	1	0	1	California Angels @ Detroit Tigers Tiger Stadium, Detroit, MI Tue Aug 28 1979, 7:05 PM EDT Att: 19,178 - Unknown			
Carney Lansford, R OBP: 0.341, SLG: 0.433 (1, 5)										4	0	1	0	0	0	3				
Dan Ford, R OBP: 0.339, SLG: 0.466 Willie Davis, L OBP: 0.245, SLG: 0.283 (1, 9) (8, 9)										4	0	0	0	0	0	2				
Don Baylor, R OBP: 0.374, SLG: 0.533 (1, 10)										3	0	1	0	1	0	0				
Brian Downing, R OBP: 0.422, SLG: 0.465 Tom Donohue, R OBP: 0.272, SLG: 0.378 (1, 2) (8, PR) (8, 2)										4	0	1	1	0	0	1				
Bobby Grich, R OBP: 0.372, SLG: 0.558 Dickie Thon, R OBP: 0.389, SLG: 0.380 (1, 4) (7, 4)										3	0	0	0	0	1	3				
Bobby Clark, R OBP: 0.438, SLG: 0.933 (1, 7)										4	1	1	0	0	1	0				
Rick Miller, L OBP: 0.366, SLG: 0.370 Larry Harlow, L OBP: 0.328, SLG: 0.234 (1, 8) (7, 8)										3	0	0	0	0	1	1				
Bert Campaneris, R OBP: 0.287, SLG: 0.289 (1, 6)										3	0	1	1	0	2	1				
Inning Stats	R: 1 E: 0 K: 0 S: 5	H: 3 LOB: 2 BB: 1 P: 9	R: 0 E: 0 K: 1 S: 5	H: 0 LOB: 0 BB: 0 P: 5	R: 0 E: 0 K: 1 S: 3	H: 0 LOB: 0 BB: 0 P: 3	R: 0 E: 0 K: 1 S: 5	H: 2 LOB: 1 BB: 0 P: 5	R: 0 E: 0 K: 2 S: 4	H: 1 LOB: 2 BB: 1 P: 12	R: 0 E: 1 K: 1 S: 6	H: 0 LOB: 2 BB: 0 P: 6	R: 0 E: 0 K: 1 S: 6	H: 1 LOB: 1 BB: 0 P: 6	1B: 7 2B: 1 3B: 0 HR: 0	SF: 1 SAC: 0 DP: 1 HBP: 0		WP: 2 PA: 37 PB: 0 SB: 1 CS: 0		
PITCHER	IP WLS BF H R ER SO BB IBB HBP BLK WP HR S P ERA WHIP	IP WLS BF H R ER SO BB IBB HBP BLK WP HR S P ERA WHIP																		
Bruce Robbins, L ERA: 4.28 (1, 1)	6.0 W 24	6 2 2 2	1 0 0 0	0 0 0 0	0 0 0 0	0 0 0 0	0 0 0 0	0 0 0 0	0 0 0 0	0 0 0 0	0 0 0 0	0 0 0 0	0 0 0 0	0 0 0 0	0 0 0 0	3.00 1.167				
Dave Tobik, R ERA: 4.22 (7, 1)	2.0 9	1 0 0 3	1 0 0 0	0 0 0 0	2 0 14 18	0.00 1.000														
Mike Chris, L ERA: 7.13 (9, 1)	1.0 4	1 0 0 1	0 0 0 1	0 0 0 0	0 0 6 6	0.00 1.000														

Batter	1	2	3	4	5	6	7	8	9	AB	R	H	RBI	BB	SO	LOB	BOTTOM			
Lou Whitaker, L OBP: 0.391, SLG: 0.373 (1, 4)										4	2	3	1	1	0	0	California Angels @ Detroit Tigers Tiger Stadium, Detroit, MI Tue Aug 28 1979, 7:05 PM EDT Att: 19,178 - Unknown			
Alan Trammell, R OBP: 0.326, SLG: 0.347 Mark Wagner, R OBP: 0.325, SLG: 0.309 (1, 6) (7, 6)										3	1	1	2	1	0	1				
Ron LeFlore, R OBP: 0.347, SLG: 0.374 (1, 8)										5	1	2	1	0	0	5				
Steve Kemp, L OBP: 0.406, SLG: 0.555 (1, 10)										3	1	0	0	2	1	1				
Jason Thompson, L OBP: 0.351, SLG: 0.402 (1, 3)										4	2	1	1	1	2	1				
Champ Summers, L OBP: 0.397, SLG: 0.559 Lynn Jones, R OBP: 0.330, SLG: 0.381 (1, 9) (6, FH) (7, 7)										1	3	1	2	2	0	0				
Jerry Morales, R OBP: 0.284, SLG: 0.363 (1, 7) (7, 9)										5	2	2	3	0	0	0				
John Wockenfuss, R OBP: 0.335, SLG: 0.571 (1, 2)										3	0	1	1	1	1	0				
Tom Brookens, R OBP: 0.317, SLG: 0.394 (1, 5)										4	0	1	1	0	0	2				
Inning Stats	R: 0 E: 0 K: 0 S: 3	H: 0 LOB: 0 BB: 0 P: 3	R: 2 E: 0 K: 0 S: 3	H: 2 LOB: 3 BB: 3 P: 15	R: 6 E: 0 K: 0 S: 8	H: 5 LOB: 3 BB: 4 P: 24	R: 1 E: 0 K: 1 S: 6	H: 1 LOB: 0 BB: 0 P: 6	R: 2 E: 0 K: 1 S: 8	H: 3 LOB: 1 BB: 0 P: 8	R: 0 E: 0 K: 1 S: 5	H: 0 LOB: 0 BB: 0 P: 5	R: 0 E: 0 K: 1 S: 6	H: 1 LOB: 2 BB: 1 P: 10	R: 1 E: 0 K: 0 S: 4	H: 1 LOB: 0 BB: 0 P: 4		1B: 8 2B: 1 3B: 1 HR: 3	SF: 0 SAC: 0 DP: 1 HBP: 0	WP: 0 PA: 43 PB: 0 SB: 0 CS: 0
PITCHER	IP WLS BF H R ER SO BB IBB HBP BLK WP HR S P ERA WHIP	IP WLS BF H R ER SO BB IBB HBP BLK WP HR S P ERA WHIP																		
Don Aase, R ERA: 4.6 (1, 1)	2.1 L 14	4 6 6 0	5 0 0 0	0 0 0 0	0 0 0 0	0 0 0 0	0 0 0 0	0 0 0 0	0 0 0 0	0 0 0 0	0 0 0 0	0 0 0 0	0 0 0 0	0 0 0 0	0 0 0 0	23.14 3.857				
Ralph Botting, L ERA: 8.79 (3, 1)	5.2 29	9 6 6 4	3 0 0 0	0 0 0 0	0 3 34 46	9.53 2.118														



Batter	1	2	3	4	5	6	7	8	9	AB	R	H	RBI	BB	SO	LOB	TOP										
Rod Carew, L OBP: 0.431, SLG: 0.413 Larry Harlow, L OBP: 0.330, SLG: 0.238	1-3		F8		K		1B		4-3	3	0	0	0	0	1	0	California Angels @ Detroit Tigers Tiger Stadium, Detroit, MI Wed Aug 29 1979, 7:05 PM EDT Att: 19,880 - Unknown										
Carney Lansford, R OBP: 0.339, SLG: 0.430	5-3		F8		K		F8			4	0	0	0	0	1	1											
Dan Ford, R OBP: 0.340, SLG: 0.465	F8				F8				1B	3	0	1	0	1	0	0											
Don Baylor, R OBP: 0.375, SLG: 0.535		WP G6-4-3	F7				5-3		1B	4	1	2	0	0	0	1											
Willie Aikens, L OBP: 0.370, SLG: 0.488		G6-4-3 BB			PB 4-3		4-3		K	3	0	1	0	1	1	2											
Brian Downing, R OBP: 0.421, SLG: 0.463		G6-4-3			4-3		FC6-4 1B		L8	4	0	1	0	0	0	4											
Bobby Grich, R OBP: 0.373, SLG: 0.558 Dickie Thon, R OBP: 0.382, SLG: 0.373 Merv Rettenmund, R OBP: 0.345, SLG: 0.329 Jim Anderson, R OBP: 0.306, SLG: 0.339	1B				K		FC6-4		F9	2	0	1	0	0	1	1		AB 34 R 1 H 8 RBI 0 BB 3 SO 5 LOB 16									
Rick Miller, L OBP: 0.367, SLG: 0.369							1-4-3		K	3	0	1	0	1	1	0											
Bert Campaneris, R OBP: 0.283, SLG: 0.285 Willie Davis, L OBP: 0.240, SLG: 0.277	1-3				FC4-6		5-3		F2	3	0	0	0	0	0	4											
Inning Stats	R: 0 E: 0 K: 0 S: 3	H: 0 LOB: 0 BB: 0 P: 3	R: 1 E: 0 K: 0 S: 5	H: 3 LOB: 2 BB: 1 P: 9	R: 0 E: 0 K: 0 S: 3	H: 0 LOB: 1 BB: 1 P: 7	R: 0 E: 0 K: 1 S: 6	H: 1 LOB: 2 BB: 1 P: 10	R: 0 E: 0 K: 2 S: 7	H: 0 LOB: 0 BB: 0 P: 7	R: 0 E: 0 K: 0 S: 4	H: 1 LOB: 1 BB: 0 P: 4	R: 0 E: 0 K: 1 S: 4	H: 1 LOB: 2 BB: 0 P: 4	R: 0 E: 0 K: 1 S: 7	H: 2 LOB: 2 BB: 0 P: 7		R: 0 E: 0 K: 1 S: 5	H: 0 LOB: 0 BB: 0 P: 5	1B: 7 2B: 1 3B: 0 HR: 0	SF: 0 SAC: 0 DP: 1 HBP: 0	WP: 1 PB: 1 SB: 0 CS: 0	PA: 37				
PITCHER	IP	WLS	BF	H	R	ER	SO	BB	IBB	HBP	BLK	WP	HR	S	P	ERA	WHIP										
Jack Morris, R ERA: 3.41 Aurelio Lopez, R ERA: 2.36	(1, 1) (8, 1)	7.0 S	31 6	8 0	1 0	1 0	3 2	3 0	0 0	0 0	0 0	1 0	0 10	34 10	46 10	1.29 0.00	1.571 0.000										

Batter	1	2	3	4	5	6	7	8	9	AB	R	H	RBI	BB	SO	LOB	BOTTOM										
Lou Whitaker, L OBP: 0.392, SLG: 0.373	4-3		4-3			SH1-4 1B	1-2 2-3 BB			3	1	1	0	1	0	0	California Angels @ Detroit Tigers Tiger Stadium, Detroit, MI Wed Aug 29 1979, 7:05 PM EDT Att: 19,880 - Unknown										
Alan Trammell, R OBP: 0.324, SLG: 0.345	1-3		5-3			SH1-4	F4			3	0	0	0	0	3												
Steve Kemp, L OBP: 0.405, SLG: 0.553	4-3		4-3			1B			F3	4	0	1	1	0	0	0											
Jason Thompson, L OBP: 0.352, SLG: 0.403		BB FC4-6 1B			4-3	G4-6-3 1B			6-3	4	1	2	0	0	0	0											
Champ Summers, L OBP: 0.398, SLG: 0.554		FC4-6 BB				G4-6-3 BB			F6	2	0	0	0	2	2												
Ron LeFlore, R OBP: 0.346, SLG: 0.373		FC4-6 BB			4-3				6-3	2	0	0	0	1	0	1											
Jerry Morales, R OBP: 0.283, SLG: 0.360		FC4-6				F8			F7	3	0	0	1	0	2	AB 27 R 2 H 6 RBI 2 BB 4 SO 2 LOB 12											
John Wockenfuss, R OBP: 0.332, SLG: 0.565 Lance Parrish, R OBP: 0.341, SLG: 0.458		K				F8			BB 1B	2	0	0	0	0	1	2											
Tom Brookens, R OBP: 0.317, SLG: 0.392						4-3			BB 1B	3	0	1	0	0	1	2											
Inning Stats	R: 0 E: 0 K: 0 S: 3	H: 0 LOB: 0 BB: 0 P: 3	R: 1 E: 0 K: 2 S: 8	H: 1 LOB: 2 BB: 2 P: 16	R: 0 E: 0 K: 0 S: 2	H: 0 LOB: 0 BB: 1 P: 6	R: 0 E: 0 K: 0 S: 3	H: 0 LOB: 0 BB: 0 P: 3	R: 1 E: 0 K: 0 S: 5	H: 3 LOB: 1 BB: 0 P: 5	R: 0 E: 0 K: 0 S: 5	H: 2 LOB: 3 BB: 1 P: 9	R: 0 E: 0 K: 0 S: 3	H: 0 LOB: 0 BB: 0 P: 3	R: 0 E: 0 K: 1 S: 3	H: 0 LOB: 0 BB: 0 P: 3		1B: 6 2B: 0 3B: 0 HR: 0	SF: 0 SAC: 1 DP: 1 HBP: 0	WP: 0 PB: 0 SB: 1 CS: 1	PA: 32						
PITCHER	IP	WLS	BF	H	R	ER	SO	BB	IBB	HBP	BLK	WP	HR	S	P	ERA	WHIP										
Dave Frost, R ERA: 3.48 Dave LaRoche, L ERA: 5.65	(1, 1) (8, 1)	7.0 L	29 3	6 0	2 0	2 0	2 0	4 0	0 0	0 0	0 0	0 0	0 3	29 3	45 3	2.57 0.00	1.429 0.000										

Batter	1	2	3	4	5	6	7	8	9	AB	R	H	RBI	BB	SO	LOB	TOP								
Rickey Henderson, R OBP: 0.325, SLG: 0.305 (1.7) (8.8)	0-0 SH2-3 2B 1B		0-0 6-3		0-0 5-3		0-0 F3		0-0 F7	5	1	1	0	0	0	1									
Larry Murray, S OBP: 0.287, SLG: 0.284 Mike Heath, R OBP: 0.305, SLG: 0.353 (1.9) (8, PH) (8.7)	0-0 SH2-3		4-0 BB		0-0 HR 1B			0-0 SH3-4 1B 1B		1	1	1	1	1	0	0									
Dwayne Murphy, L OBP: 0.399, SLG: 0.394 (1.8) (8.9)	0-0 1B 2B		0-0 G3		0-0 HR			0-0 SH3-4		3	2	2	3	0	0	1									
Dave Revering, L OBP: 0.329, SLG: 0.465 (1.3)	0-0 G6-4-3 1B			0-0 1B		0-0 F9		0-0 FC6-4 1B		4	0	3	2	0	0	0									
Mario Guerrero, R OBP: 0.254, SLG: 0.259 (1.6)	0-0 G6-4-3			0-0 F9 1B		0-0 6-3		0-0 FC6-4 1B		4	0	0	0	0	0	3									
Mitchell Page, L OBP: 0.328, SLG: 0.346 (1.10)		4-0 CS BB		4-0 L3 BB		0-0 4-3		0-0 FC6		2	0	0	0	2	0	1									
Wayne Gross, L OBP: 0.326, SLG: 0.363 (1.5)	0-0 F7			0-0 L3		0-3 K			0-0 HR	4	1	1	1	0	1	3									
Jim Essian, R OBP: 0.326, SLG: 0.428 (1.2)	0-3 K			0-0 L3		0-0 5-3 1B		0-0 F5		4	1	1	0	0	1	1									
Rob Picciolo, R OBP: 0.278, SLG: 0.341 Jeff Newman, R OBP: 0.271, SLG: 0.424 (1.4) (9, PH)			0-0 6-3		0-0 L9		0-0 1-3		0-0 F8	3	0	0	0	0	0	1									
										1	0	0	0	0	0	0									
Inning Stats	R: 2 E: 0 K: 0 S: 5	H: 3 LOB: 0 BB: 0 P: 5	R: 0 E: 0 K: 1 S: 4	H: 0 LOB: 0 BB: 1 P: 8	R: 0 E: 0 K: 0 S: 3	H: 0 LOB: 1 BB: 1 P: 7	R: 0 E: 0 K: 0 S: 3	H: 1 LOB: 1 BB: 1 P: 7	R: 3 E: 0 K: 0 S: 6	H: 3 LOB: 0 BB: 0 P: 6	R: 0 E: 0 K: 1 S: 5	H: 0 LOB: 0 BB: 0 P: 5	R: 0 E: 0 K: 0 S: 3	H: 0 LOB: 0 BB: 0 P: 3	R: 1 E: 0 K: 0 S: 5	H: 2 LOB: 1 BB: 0 P: 5	R: 1 E: 0 K: 0 S: 4	H: 1 LOB: 0 BB: 0 P: 4	1B: 7 2B: 2 3B: 0 HR: 2	SF: 0 SAC: 2 DP: 2 HBP: 0	WP: 0 PB: 0 SB: 1 CS: 1	PA: 37			
PITCHER	IP	WLS	BF	H	R	ER	SO	BB	IBB	HBP	BLK	WP	HR	S	P	ERA	WHIP								
Dan Petry, R ERA: 3.84 Pat Underwood, L ERA: 4.95 Dave Tobik, R ERA: 4.25 (1.1) (5.1) (8.1)	4.2		21	7	5	5	1	3	0	0	0	0	1	20	32	9.64	2.143								
	2.2		10	2	1	1	1	0	0	0	0	0	0	12	12	3.38	0.750								
	1.2	W	6	1	1	1	0	0	0	0	0	0	1	6	6	5.40	0.600								

Oakland Athletics @ Detroit Tigers
Tiger Stadium, Detroit, MI
Thu Aug 30 1979, 7:05 PM EDT
Att: 12,870 - Unknown

livebaseballscorecards.com

AB	32
R	7
H	10
RBI	7
BB	3
SO	2
LOB	11




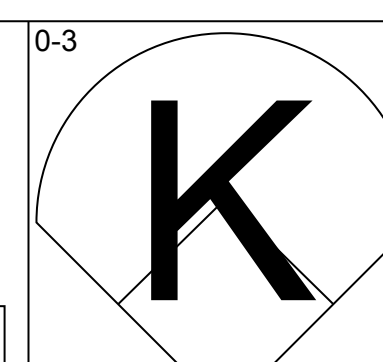
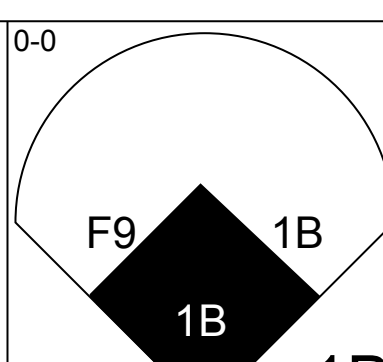
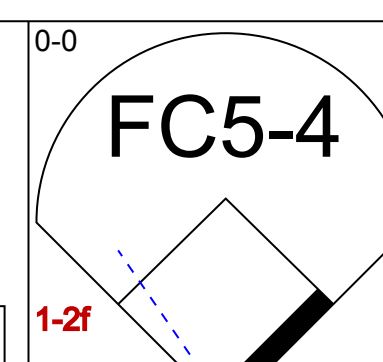
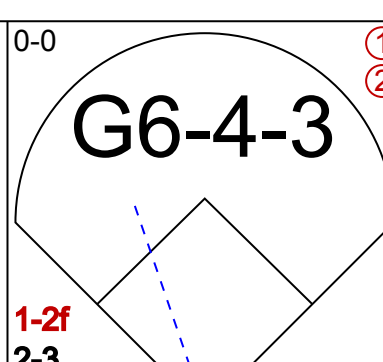
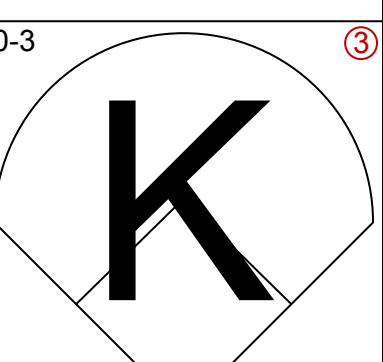
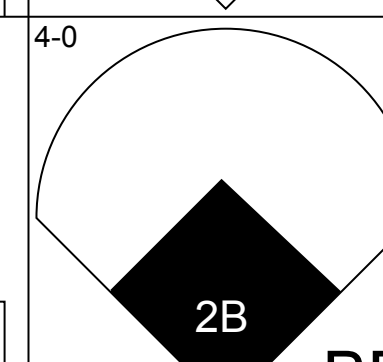
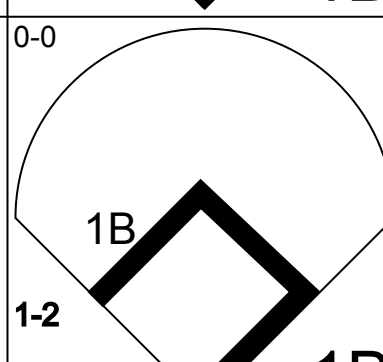
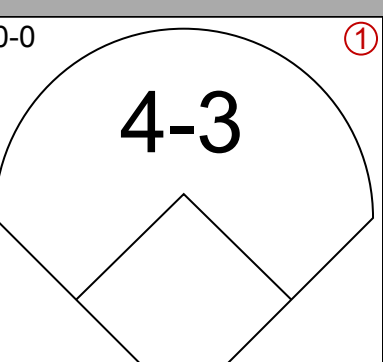
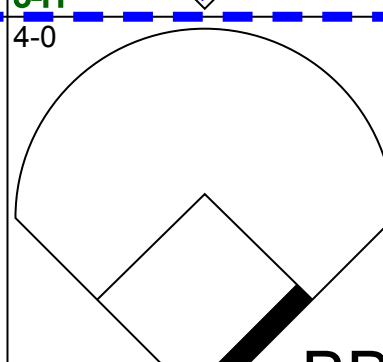

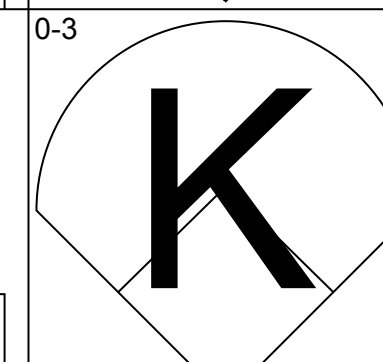
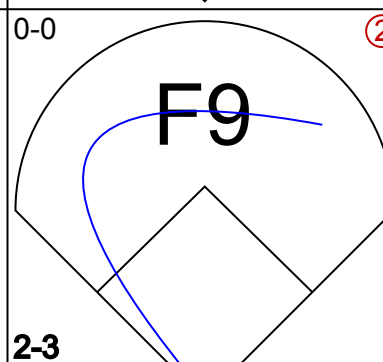
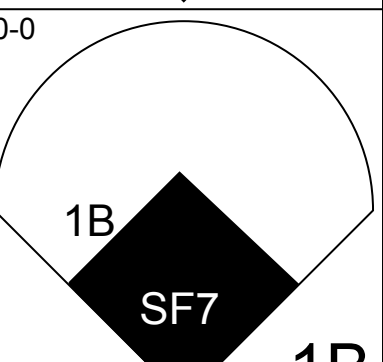
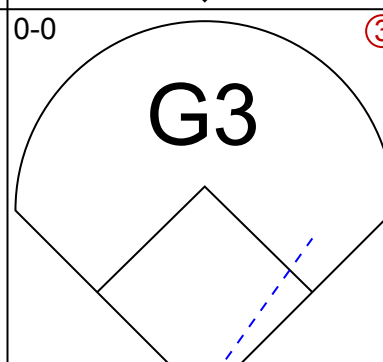

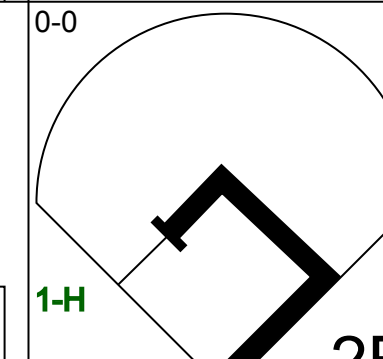
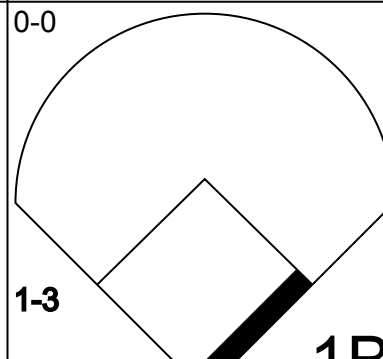
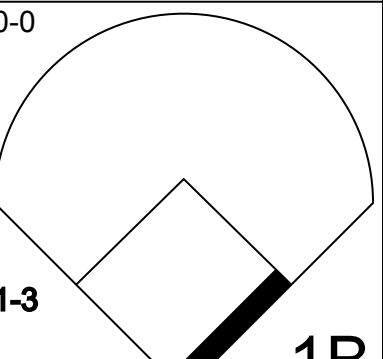
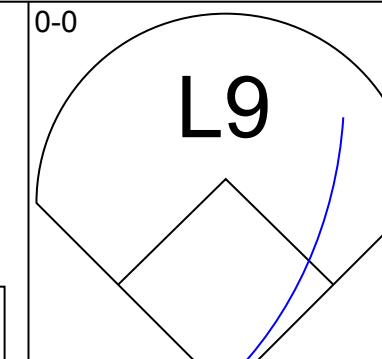
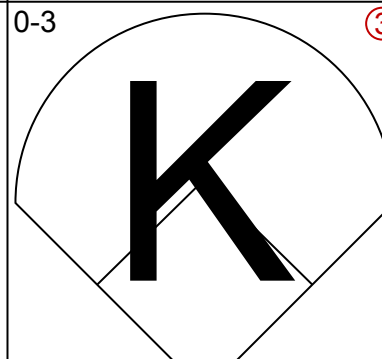
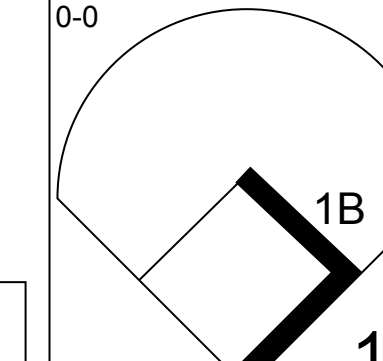
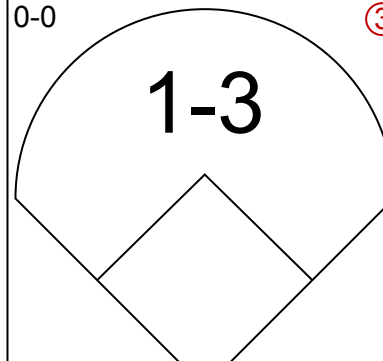
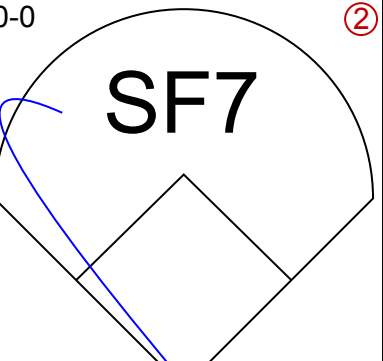
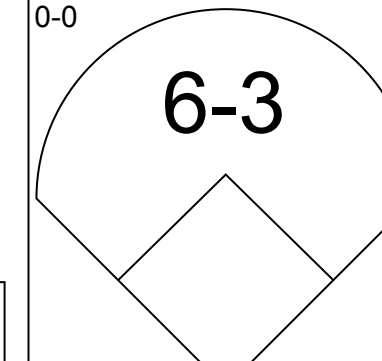
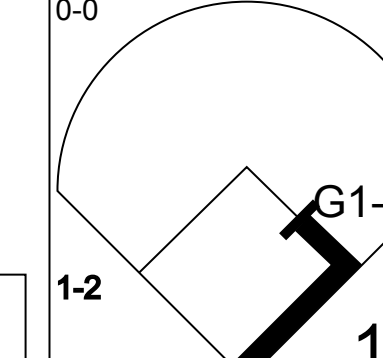
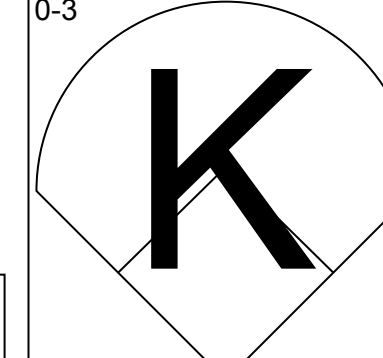

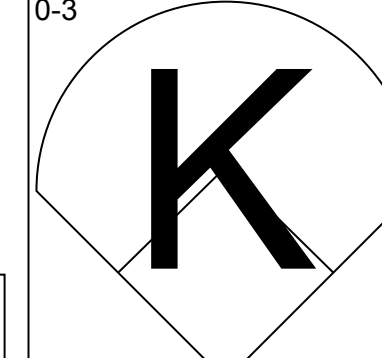
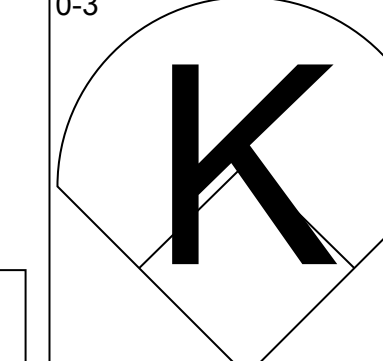
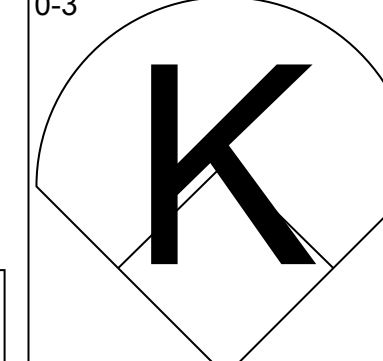
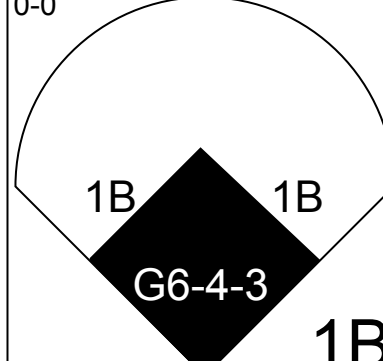
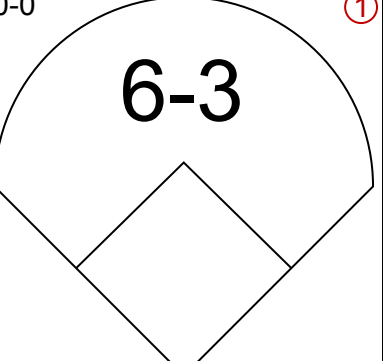
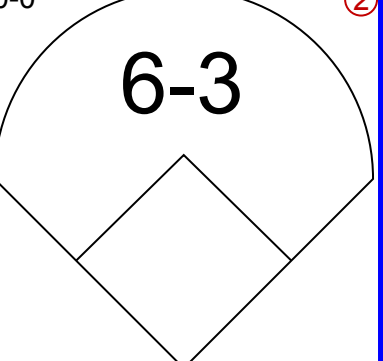
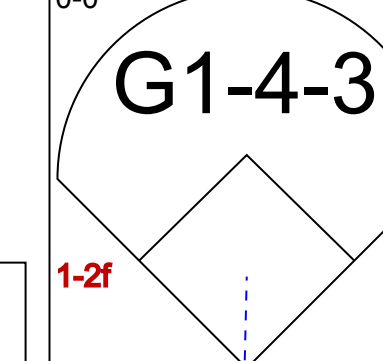
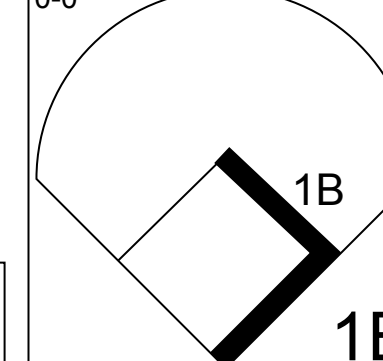
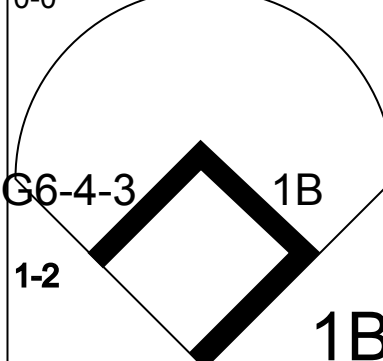
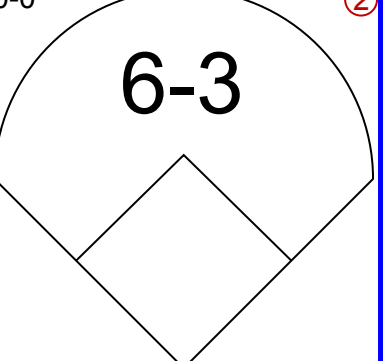
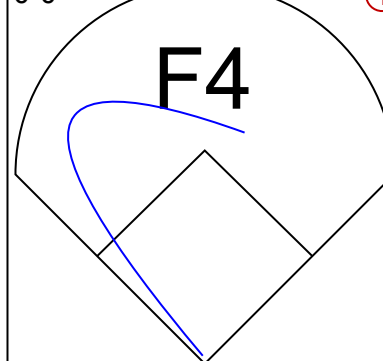
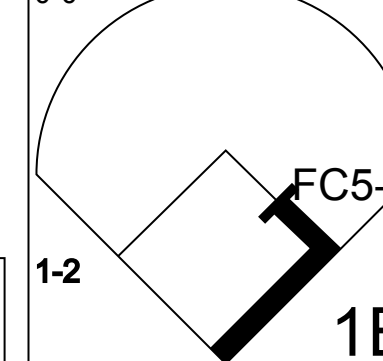
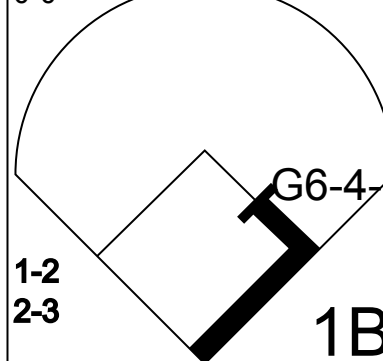
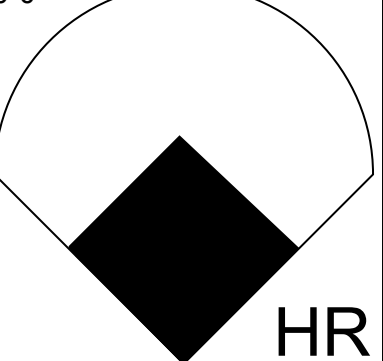
Batter	1	2	3	4	5	6	7	8	9	AB	R	H	RBI	BB	SO	LOB	BOTTOM								
Tom Brookens, R OBP: 0.315, SLG: 0.388 Lou Whitaker, L OBP: 0.393, SLG: 0.373 (1.4) (8, PH) (9.4)	0-0 F8		0-0 S 1B	0-3 K		0-3 K		4-0 IBB		4	1	1	0	0	2	2									
Alan Trammell, R OBP: 0.320, SLG: 0.340 (1.6)	0-0 F9		0-0 F4	0-0 F6			0-0 L8	0-0 F8		5	0	0	0	0	0	5									
Steve Kemp, L OBP: 0.402, SLG: 0.548 (1.7)	0-0 L4		0-3 K		0-0 L6		0-0 4-3			4	0	0	0	0	1	1									
Ron LeFlore, R OBP: 0.348, SLG: 0.371 (1.10)		0-3 K	4-0 S 1B BB		4-0 HR BB		0-0 F8			2	2	0	0	2	1	0									
Jerry Morales, R OBP: 0.270, SLG: 0.380 (1.8)		4-0 BB	4-0 1B BB		0-0 HR BB			0-0 HR		2	2	2	3	2	0	0									
Lance Parrish, R OBP: 0.340, SLG: 0.456 (1.2)		0-3 K	0-0 1B		0-0 F2		0-0 5-3			4	0	1	2	0	1	1									
Jason Thompson, L OBP: 0.354, SLG: 0.407 (1.3)		0-3 K		4-0 1B S BB	0-0 L8		0-0 2B 3B			3	1	1	0	1	1	1									
Lynn Jones, R OBP: 0.338, SLG: 0.394 (1.9)			0-0 1B E 1B	0-0 1B		0-0 F8		0-0 2B		4	1	3	1	0	0	0									
Aurelio Rodriguez, R OBP: 0.281, SLG: 0.369 (1.5)			0-0 1B E 1B	0-0 F3		0-0 F9		0-3 K		4	1	1	0	0	1	3									
										1B: 5 2B: 1 3B: 1 HR: 2	SF: 0 SAC: 0 DP: 0 HBP: 0	WP: 0 PB: 0 SB: 4 CS: 0	PA: 38												
Inning Stats	R: 0 E: 0 K: 0 S: 3	H: 0 LOB: 0 BB: 0 P: 3	R: 0 E: 0 K: 3 S: 9	H: 0 LOB: 1 BB: 1 P: 13	R: 4 E: 1 K: 1 S: 8	H: 4 LOB: 2 BB: 2 P: 16	R: 0 E: 0 K: 1 S: 6	H: 1 LOB: 2 BB: 1 P: 10	R: 2 E: 0 K: 0 S: 4	H: 1 LOB: 0 BB: 1 P: 8	R: 0 E: 0 K: 1 S: 5	H: 0 LOB: 0 BB: 0 P: 5	R: 0 E: 0 K: 0 S: 3	H: 0 LOB: 0 BB: 0 P: 3	R: 2 E: 0 K: 1 S: 8	H: 3 LOB: 2 BB: 1 P: 12									
PITCHER	IP	WLS	BF	H	R	ER	SO	BB	IBB	HBP	BLK	WP	HR	S	P	ERA	WHIP								
Craig Minetto, L ERA: 5.81 Jim Todd, R ERA: 6.78 (1.1) (8.1)	7.0	L	32	7	7	7	6	5	0	0	0	0	0	7	11	9.00	2.000								

Oakland Athletics @ Detroit Tigers
Tiger Stadium, Detroit, MI
Thu Aug 30 1979, 7:05 PM EDT
Att: 12,870 - Unknown

livebaseballscorecards.com

AB	32
R	8
H	9
RBI	6
BB	6
SO	7
LOB	13

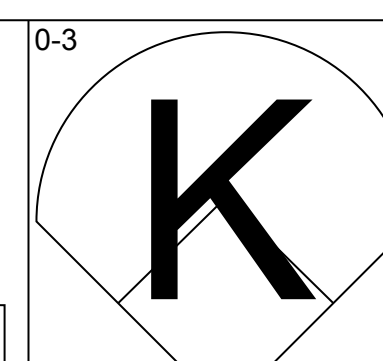
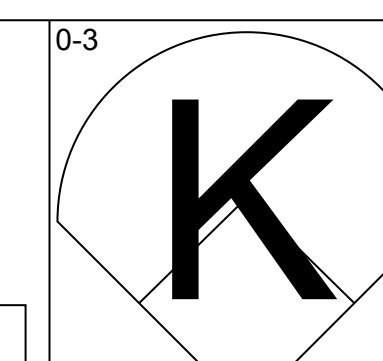
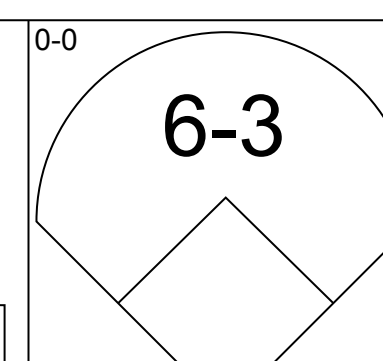
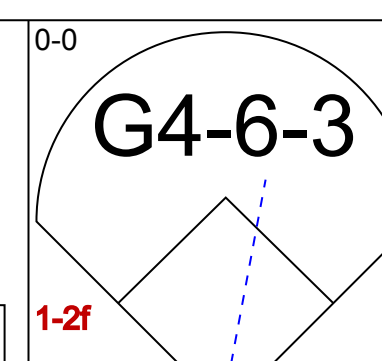
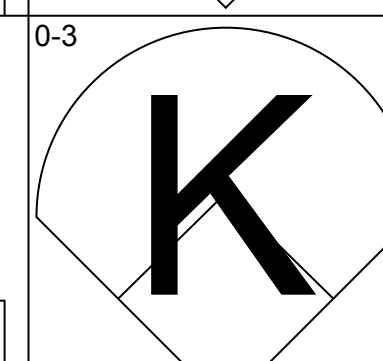
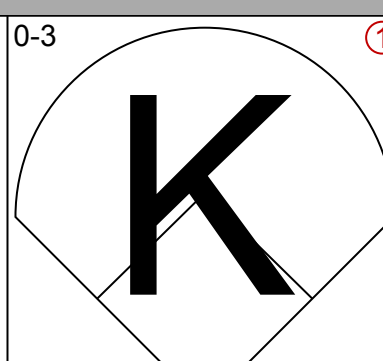
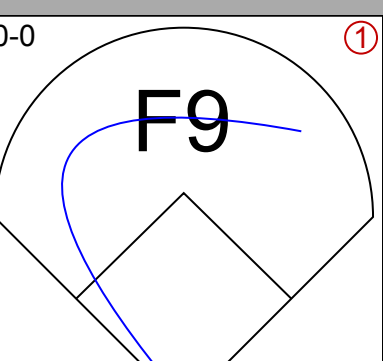
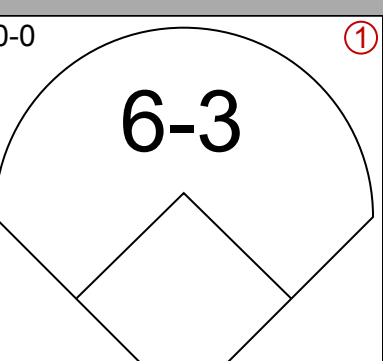
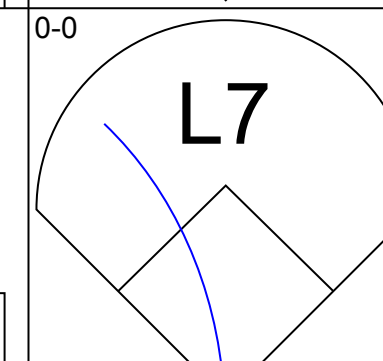
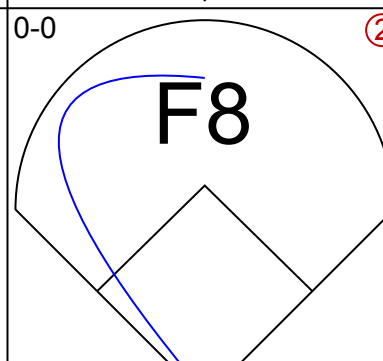
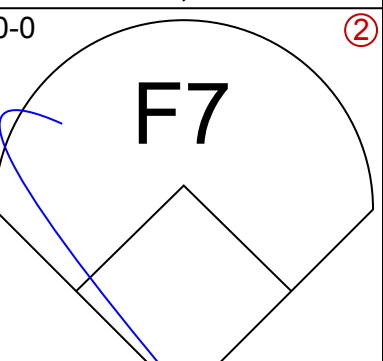
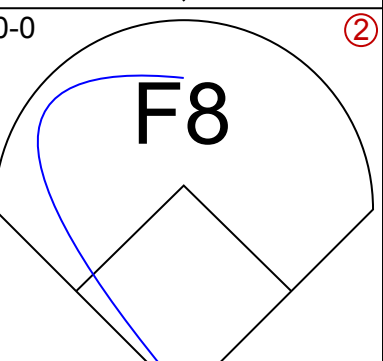
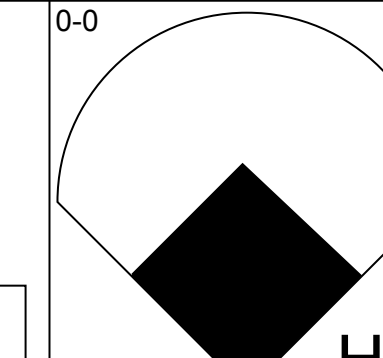
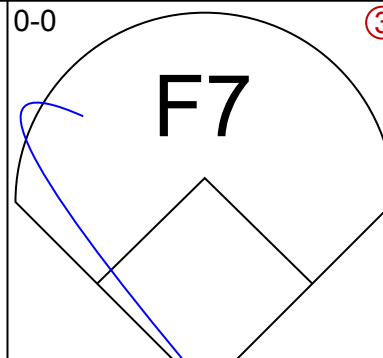
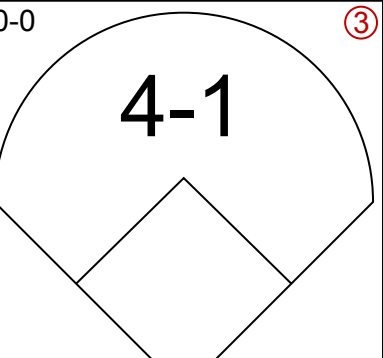
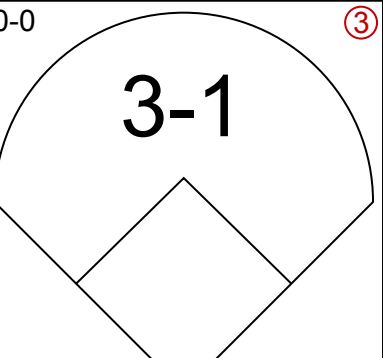
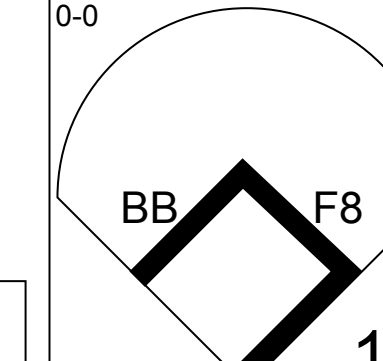
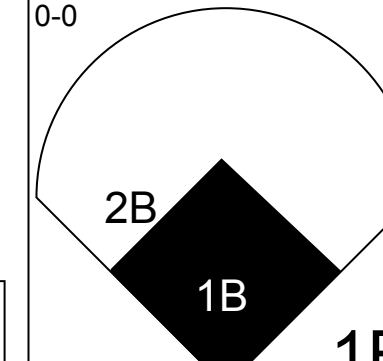
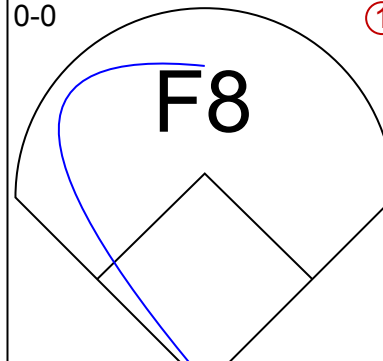

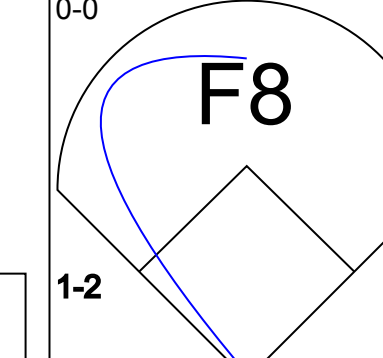
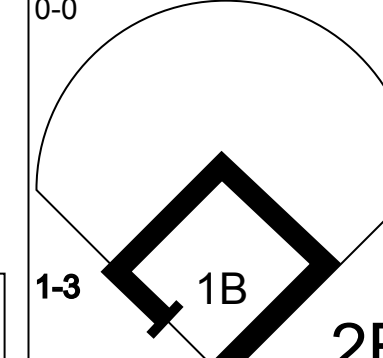
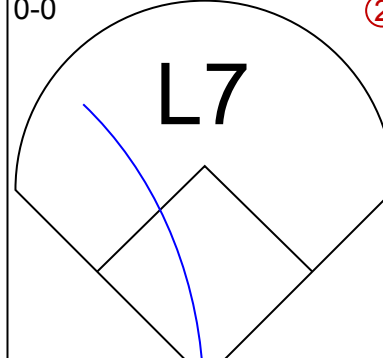

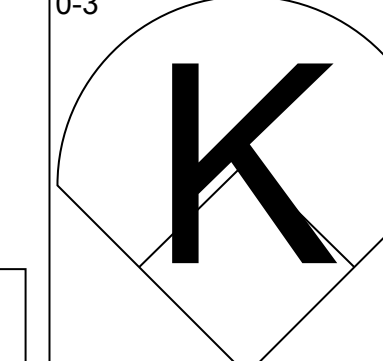
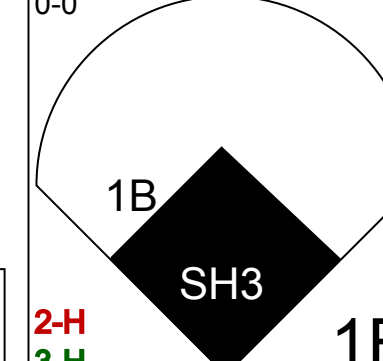
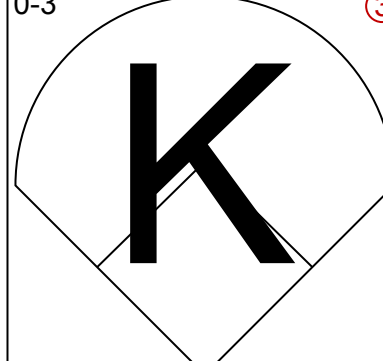

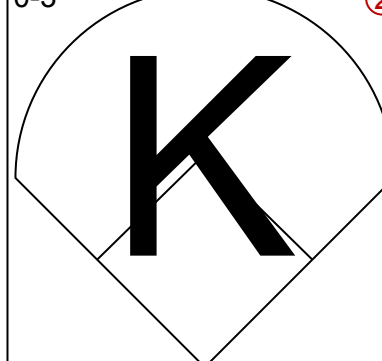
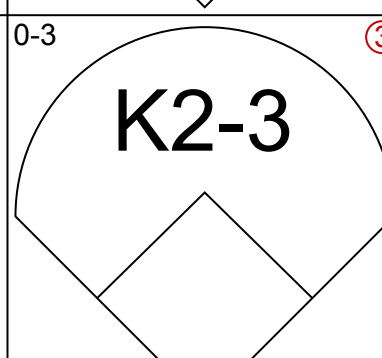
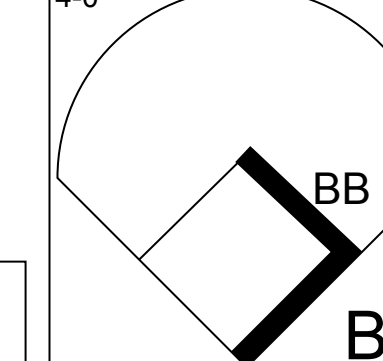
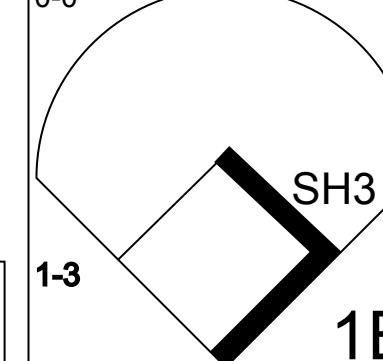


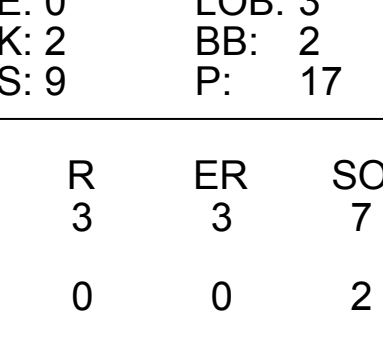
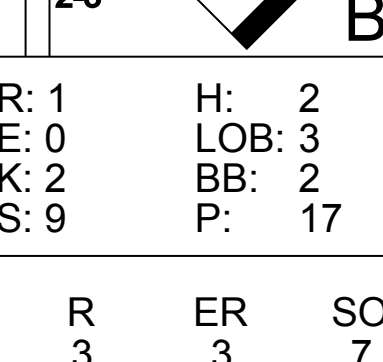
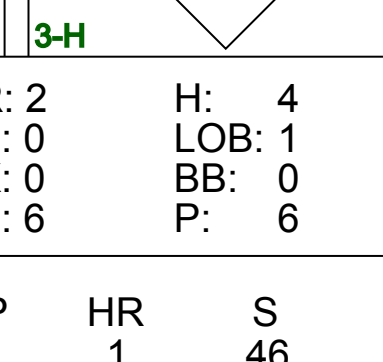
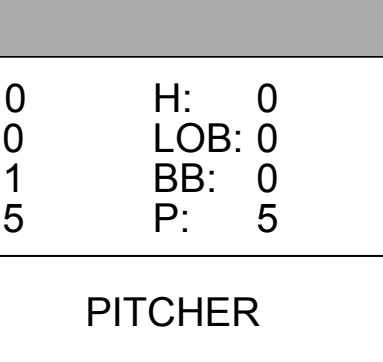


Batter	1	2	3	4	5	6	7	8	9	AB	R	H	RBI	BB	SO	LOB	TOP			
Rickey Henderson, R OBP: 0.323, SLG: 0.303 (1, 7)										5	1	1	0	0	2	4				
Dwayne Murphy, L OBP: 0.402, SLG: 0.393 (1, 8)										3	1	1	0	2	0	0				
Wayne Gross, L OBP: 0.325, SLG: 0.361 (1, 5)										5	1	1	0	0	1	5				
Dave Revering, L OBP: 0.333, SLG: 0.469 (1, 3)											5	0	3	2	0	1	0			
Mario Guerrero, R OBP: 0.254, SLG: 0.261 (1, 6)										3	0	1	1	0	0	2				
Mitchell Page, L OBP: 0.327, SLG: 0.345 (1, 10)										4	0	1	0	0	2	1				
Jeff Newman, R OBP: 0.271, SLG: 0.423 (1, 2)										4	1	1	0	0	2	2				
Mike Heath, R OBP: 0.309, SLG: 0.356 (1, 9)										4	0	2	0	0	0	2				
Larry Murray, S OBP: 0.297, SLG: 0.284 (8, 9)										0	0	0	0	0	0	0				
Rob Picciolo, R OBP: 0.285, SLG: 0.358 (1, 4)										4	1	3	1	0	0	0				
Inning Stats	R: 1 E: 0 K: 2 S: 7	H: 1 LOB: 1 BB: 1 P: 11	R: 0 E: 0 K: 1 S: 6	H: 2 LOB: 1 BB: 0 P: 6	R: 1 E: 0 K: 0 S: 6	H: 3 LOB: 2 BB: 0 P: 6	R: 0 E: 0 K: 2 S: 9	H: 2 LOB: 2 BB: 0 P: 9	R: 1 E: 0 K: 0 S: 5	H: 3 LOB: 1 BB: 1 P: 9	R: 0 E: 0 K: 1 S: 5	H: 0 LOB: 0 BB: 0 P: 5	R: 1 E: 0 K: 1 S: 6	H: 1 LOB: 0 BB: 0 P: 6	R: 0 E: 0 K: 1 S: 5	H: 0 LOB: 0 BB: 0 P: 5	1B: 12 2B: 1 3B: 0 HR: 1	SF: 1 SAC: 0 DP: 2 HBP: 0	WP: 0 PB: 0 SB: 0 CS: 0	PA: 40
PITCHER	IP	WLS	BF	H	R	ER	SO	BB	IBB	HBP	BLK	WP	HR	S	P	ERA	WHIP			
Milt Wilcox, R ERA: 4.66 (1, 1)	5.0		24	10	3	3	5	1	0	0	0	0	0	33	37	5.40	2.200			
Dave Tobik, R ERA: 4.37 (6, 1)	0.2	L	4	3	1	1	0	0	0	0	0	0	0	4	4	13.50	4.500			
Mike Chris, L ERA: 6.63 (6, 1)	1.1		5	0	0	0	1	1	0	0	0	0	0	6	10	0.00	0.750			
Aurelio Lopez, R ERA: 2.4 (8, 1)	2.0		7	1	1	1	2	0	0	0	0	0	1	11	11	4.50	0.500			

Oakland Athletics @ Detroit Tigers
Tiger Stadium, Detroit, MI
Fri Aug 31 1979, 7:05 PM EDT
Att: 18,454 - Unknown

AB	37
R	5
H	14
RBI	4
BB	2
SO	8
LOB	16



Batter	1	2	3	4	5	6	7	8	9	AB	R	H	RBI	BB	SO	LOB	BOTTOM			
Lou Whitaker, L OBP: 0.390, SLG: 0.369 (1, 4)										4	0	0	0	0	2	5				
Ron LeFlore, R OBP: 0.345, SLG: 0.368 (1, 10)										4	0	0	0	0	2	0				
Steve Kemp, L OBP: 0.399, SLG: 0.543 (1, 7)										4	0	0	0	0	0	0				
Jason Thompson, L OBP: 0.353, SLG: 0.413 (1, 3)										4	1	1	1	0	0	0				
Champ Summers, L OBP: 0.399, SLG: 0.553 (1, 9)										4	1	2	0	0	0	0				
Jerry Morales, R OBP: 0.270, SLG: 0.381 (1, 8)										4	0	1	0	0	0	2				
Lance Parrish, R OBP: 0.341, SLG: 0.457 (1, 2)										4	1	2	1	0	2	1				
Aurelio Rodriguez, R OBP: 0.285, SLG: 0.370 (1, 5)										2	0	1	0	1	1	0				
Al Greene, L OBP: 0.278, SLG: 0.311 (8, PH)										0	0	0	0	0	0	0				
Lynn Jones, R OBP: 0.337, SLG: 0.392 (8, PH)										1	0	0	0	0	1	2				
Mark Wagner, R OBP: 0.333, SLG: 0.314 (1, 6)										1	0	1	1	1	0	0				
Alan Trammell, R OBP: 0.320, SLG: 0.340 (7, PR) (8, 6)										0	0	0	0	0	0	0				
John Wockenfuss, R OBP: 0.330, SLG: 0.581 (8, PH)										1	0	0	0	0	1	2				
Inning Stats	R: 0 E: 0 K: 2 S: 7	H: 0 LOB: 0 BB: 0 P: 7	R: 1 E: 0 K: 2 S: 9	H: 2 LOB: 2 BB: 2 P: 17	R: 0 E: 0 K: 1 S: 5	H: 0 LOB: 0 BB: 0 P: 5	R: 2 E: 0 K: 0 S: 6	H: 4 LOB: 1 BB: 0 P: 6	R: 0 E: 0 K: 0 S: 3	H: 0 LOB: 0 BB: 0 P: 3	R: 0 E: 0 K: 1 S: 5	H: 0 LOB: 0 BB: 0 P: 5	R: 0 E: 0 K: 0 S: 3	H: 1 LOB: 1 BB: 0 P: 5	R: 0 E: 0 K: 0 S: 3	H: 0 LOB: 0 BB: 0 P: 3	1B: 6 2B: 1 3B: 0 HR: 1	SF: 0 SAC: 1 DP: 1 HBP: 0	WP: 1 PB: 0 SB: 0 CS: 0	PA: 36
PITCHER	IP	WLS	BF	H	R	ER	SO	BB	IBB	HBP	BLK	WP	HR	S	P	ERA	WHIP			
Brian Kingman, R ERA: 4.38 (1, 1)	8.1	W	34	8	3	3	7	2	0	0	0	0	0	46	54	3.24	1.200			
Dave Hamilton, L ERA: 3.66 (8, 1)	0.2	S	2	0	0	0	2	0	0	0	0	0	0	6	6	0.00	0.000			

Oakland Athletics @ Detroit Tigers
Tiger Stadium, Detroit, MI
Fri Aug 31 1979, 7:05 PM EDT
Att: 18,454 - Unknown

AB	33
R	3
H	8
RBI	3
BB	2
SO	9
LOB	12



Batter	1	2	3	4	5	6	7	8	9	10	AB	R	H	RBI	BB	SO	LOB	TOP	
Rickey Henderson, R OBP: 0.325, SLG: 0.306 (1, 7)	5-3		SH5-4		K			G4-6-3 1B		S S 1B	4	1	2	1	0	1	0	Oakland Athletics @ Detroit Tigers Tiger Stadium, Detroit, MI Sat Sep 01 1979, 3:33 AM EDT Att: 15,235 - Unknown	
Dwayne Murphy, L OBP: 0.399, SLG: 0.388 (1, 8)	G3		G3-6-3 IBB		K			G4-6-3 1-2f		1-3 3-H 0-3	4	0	0	0	1	2	1		
Wayne Gross, L OBP: 0.326, SLG: 0.367 (1, 5)	4-3		G3-6-3							1-H 3-H 0-0	4	1	1	1	1	0	4		
Dave Revering, L OBP: 0.333, SLG: 0.475 (1, 3)		1B G4-6-3 BB			F8						4	2	1	1	1	1	2		
Jim Essian, R OBP: 0.325, SLG: 0.425 (1, 2)			G4-6-3 1B		L5						4	0	1	0	0	0	0		
Mitchell Page, L OBP: 0.327, SLG: 0.344 (1, 10)			G4-6-3								4	0	1	0	0	1	1		
Larry Murray, S OBP: 0.282, SLG: 0.278 (1, 9)			F8		4-3						4	0	0	0	0	0	1		
Dave Chalk, R OBP: 0.329, SLG: 0.275 Mike Edwards, R OBP: 0.272, SLG: 0.294 (10, PR) (10, 4)					6-3						4	0	2	0	0	0	0		
Rob Picciolo, R OBP: 0.285, SLG: 0.358 (1, 6)			SH5-4 1B		1-3					SH S 1B 1B	3	1	1	0	0	1	0		
Inning Stats	R: 0 E: 0 K: 0 S: 3	H: 0 LOB: 0 BB: 0 P: 3	R: 1 E: 0 K: 0 S: 3	H: 1 LOB: 0 BB: 1 P: 7	R: 0 E: 0 K: 0 S: 4	H: 2 LOB: 2 BB: 1 P: 8	R: 0 E: 0 K: 1 S: 5	H: 0 LOB: 0 BB: 0 P: 5	R: 2 E: 0 K: 1 S: 7	H: 2 LOB: 0 BB: 0 P: 7	R: 0 E: 0 K: 1 S: 5	H: 0 LOB: 0 BB: 0 P: 5	R: 0 E: 0 K: 1 S: 5	H: 0 LOB: 0 BB: 0 P: 5	R: 3 E: 1 K: 2 S: 10	H: 2 LOB: 1 BB: 0 P: 10	1B: 7 2B: 0 3B: 0 HR: 2		SF: 0 SAC: 2 DP: 3 HBP: 0
PITCHER	IP WLS BF H R ER SO ERA WHIP	IP WLS BF H R ER SO ERA WHIP	IP WLS BF H R ER SO ERA WHIP	IP WLS BF H R ER SO ERA WHIP	IP WLS BF H R ER SO ERA WHIP	IP WLS BF H R ER SO ERA WHIP	IP WLS BF H R ER SO ERA WHIP	IP WLS BF H R ER SO ERA WHIP	IP WLS BF H R ER SO ERA WHIP	IP WLS BF H R ER SO ERA WHIP	IP WLS BF H R ER SO ERA WHIP	IP WLS BF H R ER SO ERA WHIP	IP WLS BF H R ER SO ERA WHIP	IP WLS BF H R ER SO ERA WHIP	IP WLS BF H R ER SO ERA WHIP	IP WLS BF H R ER SO ERA WHIP	IP WLS BF H R ER SO ERA WHIP	IP WLS BF H R ER SO ERA WHIP	
Jack Billingham, R ERA: 3.58 (1, 1)	5.0	19	4	1	1	1	1	1	1	1	1	1	1	1	1	1	1	1.80	1.000
Pat Underwood, L ERA: 4.98 (6, 1)	3.0	12	3	2	2	2	1	0	0	0	0	0	2	15	19	6.00	1.333		
Aurelio Lopez, R ERA: 2.44 (9, 1)	2.0	9	2	3	1	3	0	0	0	0	0	0	0	15	15	4.50	1.000		

Oakland Athletics @ Detroit Tigers
Tiger Stadium, Detroit, MI
Sat Sep 01 1979, 3:33 AM EDT
Att: 15,235 - Unknown

AB 35
R 6
H 9
RBI 3
BB 3
SO 6
LOB 9



Batter	1	2	3	4	5	6	7	8	9	10	AB	R	H	RBI	BB	SO	LOB	BOTTOM	
Lou Whitaker, L OBP: 0.394, SLG: 0.373 (1, 4)	6-3		CS 1B		FC6-4 BB			HR 1B		FC1-6 1B	4	1	3	0	1	0	0	Oakland Athletics @ Detroit Tigers Tiger Stadium, Detroit, MI Sat Sep 01 1979, 3:33 AM EDT Att: 15,235 - Unknown	
Alan Trammell, R OBP: 0.321, SLG: 0.347 (1, 6)	S BB 1B BB		F4		FC6-4 1-2f			1-H HR		1-2f 1B 1B	4	2	1	2	1	0	3		
Steve Kemp, L OBP: 0.401, SLG: 0.547 (1, 7)	1B BB		1-2 3B		F5			4-3		1-3 1B	4	0	2	0	1	0	1		
Jason Thompson, L OBP: 0.349, SLG: 0.408 (1, 3)	K		4-3								5	0	0	0	0	3	5		
Champ Summers, L OBP: 0.397, SLG: 0.549 John Wockenfuss, R OBP: 0.328, SLG: 0.559 (1, 9) (10, PH)	FC5-4 1B				F7			F8			4	0	1	1	0	0	0		
Ron LeFlore, R OBP: 0.346, SLG: 0.370 (1, 10)	FC5-4 1-2f				4-3 2B			CS BB		6-3	3	0	1	0	1	0	2		
Jerry Morales, R OBP: 0.267, SLG: 0.377 (1, 8)			K		4-3			CS 1-2		F7	4	0	0	0	0	2	1		
Lance Parrish, R OBP: 0.341, SLG: 0.455 (1, 2)			6-3		5-3			K			4	0	1	0	0	1	1		
Phil Mankowski, L OBP: 0.291, SLG: 0.256 (1, 5)			K					G3		F7	4	0	0	0	0	1	1		
Inning Stats	R: 1 E: 0 K: 1 S: 6	H: 1 LOB: 2 BB: 2 P: 14	R: 0 E: 0 K: 2 S: 7	H: 0 LOB: 0 BB: 0 P: 7	R: 0 E: 0 K: 0 S: 4	H: 2 LOB: 1 BB: 0 P: 4	R: 0 E: 0 K: 0 S: 4	H: 1 LOB: 1 BB: 0 P: 4	R: 0 E: 0 K: 0 S: 3	H: 0 LOB: 0 BB: 1 P: 7	R: 2 E: 0 K: 1 S: 7	H: 2 LOB: 0 BB: 0 P: 7	R: 0 E: 0 K: 0 S: 4	H: 1 LOB: 1 BB: 0 P: 4	R: 0 E: 0 K: 1 S: 7	H: 2 LOB: 2 BB: 0 P: 7	1B: 6 2B: 1 3B: 1 HR: 1		SF: 0 SAC: 0 DP: 0 HBP: 0
PITCHER	IP WLS BF H R ER SO ERA WHIP	IP WLS BF H R ER SO ERA WHIP	IP WLS BF H R ER SO ERA WHIP	IP WLS BF H R ER SO ERA WHIP	IP WLS BF H R ER SO ERA WHIP	IP WLS BF H R ER SO ERA WHIP	IP WLS BF H R ER SO ERA WHIP	IP WLS BF H R ER SO ERA WHIP	IP WLS BF H R ER SO ERA WHIP	IP WLS BF H R ER SO ERA WHIP	IP WLS BF H R ER SO ERA WHIP	IP WLS BF H R ER SO ERA WHIP	IP WLS BF H R ER SO ERA WHIP	IP WLS BF H R ER SO ERA WHIP	IP WLS BF H R ER SO ERA WHIP	IP WLS BF H R ER SO ERA WHIP	IP WLS BF H R ER SO ERA WHIP	IP WLS BF H R ER SO ERA WHIP	
Steve McCatty, R ERA: 4.02 (1, 1)	9.1	39	9	3	3	6	4	0	0	0	0	0	0	4	4	0.00	0.000		
Dave Hamilton, L ERA: 3.63 (10, 1)	0.2	2	0	0	0	1	0	0	0	0	0	0	0	4	4	0.00	0.000		

Oakland Athletics @ Detroit Tigers
Tiger Stadium, Detroit, MI
Sat Sep 01 1979, 3:33 AM EDT
Att: 15,235 - Unknown

AB 37
R 3
H 9
RBI 3
BB 4
SO 7
LOB 16



Batter	1	2	3	4	5	6	7	8	9	AB	R	H	RBI	BB	SO	LOB	TOP					
Ron LeFlore, R OBP: 0.346, SLG: 0.375	6-3		G6-4-3					K		4	1	1	2	0	1	1	Detroit Tigers @ Cleveland Indians Cleveland Municipal Stadium, Cleveland, OH Mon Sep 03 1979, 3:33 AM EDT Att: 9,095 - Unknown - 75 F					
Lou Whitaker, L OBP: 0.389, SLG: 0.366	F7			1B SF8 BB	F8			F7		3	1	0	0	1	0	0						
Steve Kemp, L OBP: 0.400, SLG: 0.549	F6			F9		4-3			3-1	4	0	0	0	0	0	1						
Champ Summers, L OBP: 0.394, SLG: 0.543		3-1 2B		1-3 1B		G3			F8	4	0	2	0	0	0	0						
Jason Thompson, L OBP: 0.346, SLG: 0.404	3-1			SF8		G3			F6	3	0	0	1	0	0	1						
Jerry Morales, R OBP: 0.283, SLG: 0.370	F3			F7			1-3			3	0	0	0	0	0	2						
Lance Parrish, R OBP: 0.342, SLG: 0.454	5-3				1-3		F4			3	0	0	0	0	0	1						
Aurelio Rodriguez, R OBP: 0.285, SLG: 0.370			G6-4-3 1B		F8		5-3			3	0	1	0	0	0	0						
Alan Trammell, R OBP: 0.320, SLG: 0.354	F8				HR 1B			K		3	1	1	0	0	1	1						
Inning Stats	R: 0 E: 0 K: 0 S: 3	H: 0 LOB: 0 BB: 0 P: 3	R: 0 E: 0 K: 0 S: 4	H: 1 LOB: 1 BB: 0 P: 4	R: 0 E: 0 K: 0 S: 3	H: 1 LOB: 0 BB: 1 P: 3	R: 1 E: 0 K: 0 S: 4	H: 1 LOB: 1 BB: 1 P: 8	R: 2 E: 0 K: 0 S: 5	H: 2 LOB: 0 BB: 0 P: 5	R: 0 E: 0 K: 0 S: 3	H: 0 LOB: 0 BB: 0 P: 3	R: 0 E: 0 K: 0 S: 3	H: 0 LOB: 0 BB: 0 P: 3	R: 0 E: 0 K: 0 S: 7	H: 0 LOB: 0 BB: 0 P: 7	R: 0 E: 0 K: 0 S: 3	H: 0 LOB: 0 BB: 0 P: 3	1B: 3 2B: 1 3B: 0 HR: 1	SF: 1 SAC: 0 DP: 1 HBP: 0	WP: 0 PB: 0 SB: 0 CS: 0	PA: 32
PITCHER Rick Wise, R ERA: 3.58	IP: 9.0 WLS: W BF: 32 H: 5 R: 3 ER: 3 SO: 2 BB: 1 IBB: 0 HBP: 0 BLK: 0 WP: 0 HR: 1 S: 35 P: 39 ERA: 3.00 WHIP: 0.667															PITCHER						

Batter	1	2	3	4	5	6	7	8	9	AB	R	H	RBI	BB	SO	LOB	BOTTOM					
Mike Hargrove, L OBP: 0.391, SLG: 0.423	4-3 2B	L4			HR		1-3 BB			3	1	2	1	1	0	1	Detroit Tigers @ Cleveland Indians Cleveland Municipal Stadium, Cleveland, OH Mon Sep 03 1979, 3:33 AM EDT Att: 9,095 - Unknown - 75 F					
Rick Manning, L OBP: 0.333, SLG: 0.315	4-3		F7		4-3		1-3			4	0	0	0	0	0	2						
Bobby Bonds, R OBP: 0.369, SLG: 0.453	4-3		6-3		F6		F3			4	0	0	0	0	0	2						
Toby Harrah, R OBP: 0.391, SLG: 0.437	K		F7		5-3			F6		4	0	0	0	0	1	1						
Andre Thornton, R OBP: 0.351, SLG: 0.450		HR		1B 2B 1B		6-3		G3-6-3 BB		3	2	2	1	1	0	0						
Ron Hassey, L OBP: 0.312, SLG: 0.355	F8			1-3 2B 1B		G3 2B		G3-6-3		4	0	2	0	0	0	1						
Jim Norris, L OBP: 0.324, SLG: 0.344	1-3			1-H 2B		G3				3	0	1	1	0	0	1						
Duane Kuiper, L OBP: 0.316, SLG: 0.296	E3 1B			3-H 2B	F6		4-3			3	1	0	0	0	0	2						
Tom Verzyer, R OBP: 0.276, SLG: 0.241		2-H 1B			K			L5		3	0	1	1	0	1	1						
Inning Stats	R: 0 E: 0 K: 1 S: 6	H: 1 LOB: 1 BB: 0 P: 6	R: 2 E: 1 K: 0 S: 6	H: 2 LOB: 1 BB: 0 P: 6	R: 0 E: 0 K: 0 S: 3	H: 0 LOB: 0 BB: 0 P: 3	R: 1 E: 0 K: 1 S: 7	H: 3 LOB: 1 BB: 0 P: 7	R: 1 E: 0 K: 0 S: 4	H: 1 LOB: 0 BB: 0 P: 4	R: 0 E: 0 K: 0 S: 4	H: 1 LOB: 1 BB: 0 P: 4	R: 0 E: 0 K: 0 S: 3	H: 0 LOB: 1 BB: 1 P: 7	R: 0 E: 0 K: 0 S: 2	H: 0 LOB: 0 BB: 1 P: 6	R: 0 E: 0 K: 0 S: 2	H: 0 LOB: 0 BB: 0 P: 6	1B: 3 2B: 3 3B: 0 HR: 2	SF: 0 SAC: 0 DP: 1 HBP: 0	WP: 0 PB: 0 SB: 0 CS: 0	PA: 33
PITCHER Jack Morris, R ERA: 3.41	IP: 8.0 WLS: L BF: 33 H: 8 R: 4 ER: 3 SO: 2 BB: 2 IBB: 0 HBP: 0 BLK: 0 WP: 0 HR: 2 S: 35 P: 43 ERA: 3.38 WHIP: 1.250															PITCHER						

AB	30
R	3
H	5
RBI	3
BB	1
SO	2
LOB	7



AB	31
R	4
H	8
RBI	4
BB	2
SO	2
LOB	11



Batter	1	2	3	4	5	6	7	8	9	AB	R	H	RBI	BB	SO	LOB	TOP								
Ron LeFlore, R (1, 8) OBP: 0.346, SLG: 0.374	0-0 5-3		0-3 K		0-0 FC6-4		0-0 1B		4-0 G5-4-3	4	1	1	0	1	1	1	Detroit Tigers @ Cleveland Indians Cleveland Municipal Stadium, Cleveland, OH Tue Sep 04 1979, 7:05 PM EDT Att. 4,824 - Unknown - 72 F								
Lou Whitaker, L (1, 4) OBP: 0.390, SLG: 0.366 John Wockenfuss, R (9, PH) OBP: 0.327, SLG: 0.556	4-0 BB		0-3 K		0-0 F8		0-0 1B		0-0 G5-4-3	3	0	1	1	1	1	1									
Steve Kemp, L (1, 7) OBP: 0.401, SLG: 0.548	0-0 F7			4-0 F8		0-3 K		0-0 1B		3	0	1	2	1	1	1									
Champ Summers, L (1, 9) OBP: 0.393, SLG: 0.539 Jerry Morales, R (7, PH) OBP: 0.262, SLG: 0.370	0-0 5-3			4-0 BB		0-0 F7		0-0 F7		2	0	0	0	1	0	1									
Jason Thompson, L (1, 3) OBP: 0.345, SLG: 0.402				0-0 F8		0-0 4-3		0-3 K		4	0	1	0	0	1	2									
Al Greene, L (1, 10) OBP: 0.281, SLG: 0.298 Lynn Jones, R (8, PH) OBP: 0.340, SLG: 0.396	0-0 F7			4-0 BB		0-0 F9		0-0 1B		2	0	0	0	1	0	1									
Lance Parrish, R (1, 2) OBP: 0.341, SLG: 0.451	0-3 K			0-0 G1-6-3		4-0 1B		0-0 F4		3	1	0	0	1	1	5									
Tom Brookens, R (1, 5) OBP: 0.307, SLG: 0.377	0-0 F4			0-0 P1		0-0 F8		0-3 K		4	0	0	0	0	1	3									
Alan Trammell, R (1, 6) OBP: 0.322, SLG: 0.355	0-0 F8			0-0 FC6-4		0-0 1B		0-0 F7		4	1	2	0	0	0	0									
Inning Stats	R: 0 E: 0 K: 0 S: 3	H: 0 LOB: 1 BB: 1 P: 7	R: 0 E: 0 K: 1 S: 6	H: 1 LOB: 0 BB: 0 P: 6	R: 0 E: 0 K: 2 S: 7	H: 0 LOB: 0 BB: 0 P: 7	R: 0 E: 0 K: 0 S: 2	H: 0 LOB: 0 BB: 3 P: 14	R: 0 E: 0 K: 1 S: 4	H: 1 LOB: 1 BB: 0 P: 4	R: 0 E: 0 K: 1 S: 5	H: 0 LOB: 0 BB: 0 P: 5	R: 3 E: 0 K: 0 S: 7	H: 4 LOB: 2 BB: 1 P: 11	R: 0 E: 0 K: 2 S: 8	H: 1 LOB: 1 BB: 0 P: 8	R: 0 E: 0 K: 0 S: 2	H: 0 LOB: 0 BB: 1 P: 6	1B: 7 2B: 0 3B: 0 HR: 0	SF: 0 SAC: 0 DP: 2 HBP: 0	WP: 0 PB: 0 SB: 0 CS: 0	PA: 38			
PITCHER	IP	WLS	BF	H	R	ER	SO	BB	IBB	HBP	BLK	WP	HR	S	P	ERA	WHIP								
Len Barker, R (1, 1) ERA: 4.18	6.2	W	30	6	3	3	4	5	0	0	0	0	0	33	53	4.05	1.650								
Sid Monge, L (7, 1) ERA: 2.45	2.1	S	8	1	0	0	2	1	0	0	0	0	0	11	15	0.00	0.857								

Batter	1	2	3	4	5	6	7	8	9	AB	R	H	RBI	BB	SO	LOB	BOTTOM								
Mike Hargrove, L (1, 7) OBP: 0.392, SLG: 0.425	4-0 BB HR	0-0 1B 2B		0-3 K			0-0 G3			3	2	1	1	1	1	0	Detroit Tigers @ Cleveland Indians Cleveland Municipal Stadium, Cleveland, OH Tue Sep 04 1979, 7:05 PM EDT Att. 4,824 - Unknown - 72 F								
Rick Manning, L (1, 8) OBP: 0.332, SLG: 0.313	4-0 BB HR	0-0 F8		0-3 K			0-0 6-3			3	1	0	0	1	1	1									
Bobby Bonds, R (1, 9) OBP: 0.371, SLG: 0.462	0-0 HR	0-0 1B		0-3 K			0-0 1B			4	1	3	4	0	1	0									
Toby Harrah, R (1, 5) OBP: 0.392, SLG: 0.437	0-0 G5-4-3	0-0 L4		4-0 G5-4-3			0-0 F3			3	0	1	0	1	0	2									
Andre Thornton, R (1, 3) OBP: 0.351, SLG: 0.447	0-0 G5-4-3		4-0 G4-6-3		0-0 G5-4-3		0-0 F8			3	0	0	0	1	0	2									
Ron Hassey, L (1, 2) OBP: 0.320, SLG: 0.366	0-0 1B		0-0 G4-6-3		0-0 2B		4-0 BB			3	0	2	0	1	0	1									
Jim Norris, L (1, 10) OBP: 0.324, SLG: 0.347 Ron Pruitt, R (8, PH) OBP: 0.336, SLG: 0.323	0-0 F8		0-0 2B		0-0 5-3		0-0 F9			3	0	1	0	0	0	2									
Duane Kuiper, L (1, 4) OBP: 0.313, SLG: 0.293		0-0 G3	0-0 6-3		0-0 F7		0-0 4-3			4	0	0	0	0	0	3									
Tom Verzyer, R (1, 6) OBP: 0.276, SLG: 0.247		0-0 2B	0-0 F8		0-0 6-3					3	1	1	0	0	0	1									
Inning Stats	R: 3 E: 0 K: 0 S: 5	H: 3 LOB: 1 BB: 2 P: 13	R: 2 E: 0 K: 0 S: 6	H: 3 LOB: 0 BB: 0 P: 6	R: 0 E: 0 K: 0 S: 3	H: 1 LOB: 1 BB: 1 P: 7	R: 0 E: 0 K: 2 S: 7	H: 0 LOB: 0 BB: 0 P: 7	R: 0 E: 0 K: 1 S: 4	H: 0 LOB: 0 BB: 1 P: 8	R: 0 E: 0 K: 0 S: 4	H: 1 LOB: 1 BB: 0 P: 4	R: 0 E: 0 K: 0 S: 4	H: 1 LOB: 1 BB: 0 P: 4	R: 0 E: 0 K: 0 S: 3	H: 0 LOB: 1 BB: 1 P: 7	1B: 4 2B: 3 3B: 1 HR: 1	SF: 0 SAC: 0 DP: 3 HBP: 0	WP: 0 PB: 0 SB: 0 CS: 0	PA: 35					
PITCHER	IP	WLS	BF	H	R	ER	SO	BB	IBB	HBP	BLK	WP	HR	S	P	ERA	WHIP								
Dan Petry, R (1, 1) ERA: 4.32	2.0	L	13	6	5	5	0	2	0	0	0	0	0	11	19	22.50	4.000								
Mike Chris, L (3, 1) ERA: 4.85	6.0		22	3	0	0	3	3	0	0	0	0	0	25	37	0.00	1.000								

Batter	1	2	3	4	5	6	7	8	9	AB	R	H	RBI	BB	SO	LOB	TOP																				
Ron LeFlore, R OBP: 0.348, SLG: 0.380 (1, 8)	F8		6-3														5 2 3 1 0 0 1																				
Lou Whitaker, L Wicketless, R OBP: 0.330, SLG: 0.558 Mark Vogler, R OBP: 0.333, SLG: 0.314 (1, 4) (7, PH) (7, PH) (7, PH)	K																2 0 0 0 0 1 1 1 1 0 0 1 1 0 0 0 0 0 1 0 0 0 1 0 0 0 0 0 0 0 0 0 0 0 0																				
Al Greene, L Tom Brockens, R OBP: 0.285, SLG: 0.286 OBP: 0.207, SLG: 0.377 (9, PH) (9, 4)																	3 1 1 2 1 0 2																				
Steve Kemp, L OBP: 0.401, SLG: 0.546 (1, 10)																	2 1 2 1 1 0 0 2 1 1 2 0 1 2																				
Champ Summers, L OBP: 0.399, SLG: 0.554 Lynn Jones, R OBP: 0.342, SLG: 0.397 (1, 9) (7, PH) (7, 9)																	4 0 1 0 1 0 4																				
Jason Thompson, L OBP: 0.346, SLG: 0.403 (1, 3)																	4 0 1 1 0 2 2																				
Jerry Morales, R OBP: 0.281, SLG: 0.368 (1, 7)																	5 1 1 0 0 2 3																				
Lance Parrish, R OBP: 0.340, SLG: 0.450 (1, 2)																	5 0 1 1 0 1 2																				
Aurelio Rodriguez, R OBP: 0.284, SLG: 0.367 (1, 5)																	3 2 1 0 2 0 1																				
Alan Trammell, R OBP: 0.325, SLG: 0.355 (1, 6)																																					
Inning Stats	R: 0 E: 0 K: 1 S: 5	H: 0 LOB: 2 BB: 2 P: 13	R: 0 E: 0 K: 2 S: 7	H: 0 LOB: 0 BB: 0 P: 7	R: 0 E: 0 K: 0 S: 2	H: 0 LOB: 1 BB: 2 P: 10	R: 1 E: 0 K: 2 S: 9	H: 2 LOB: 1 BB: 0 P: 9	R: 0 E: 0 K: 0 S: 4	H: 2 LOB: 1 BB: 0 P: 4	R: 2 E: 1 K: 1 S: 8	H: 3 LOB: 2 BB: 0 P: 8	R: 0 E: 0 K: 1 S: 5	H: 0 LOB: 1 BB: 1 P: 9	R: 6 E: 1 K: 0 S: 8	H: 5 LOB: 1 BB: 2 P: 16	1B: 9 2B: 2 3B: 1 HR: 1	SF: 2 SAC: 0 DP: 1 HBP: 0	WP: 0 PB: 0 SB: 4 CS: 1	PA: 45																	
PITCHER	IP	WLS	BF	H	R	ER	SO	BB	IBB	HBP	BLK	WP	HR	S	P	ERA	WHIP	PITCHER			IP	WLS	BF	H	R	ER	SO	BB	IBB	HBP	BLK	WP	HR	S	P	ERA	WHIP
Dan Spillner, R ERA: 4.43 (1, 1)	6.1		28	7	3	3	5	4	0	0	0	0	1	34	50	4.26	1.737																				
Sid Monge, L ERA: 2.47 (7, 1)	0.1		2	1	0	0	0	0	0	0	0	0	0	2	2	0.00	3.000																				
Victor Cruz, R ERA: 4.54 (7, 1)	1.1	L	10	3	5	5	2	3	0	0	1	0	0	11	23	33.75	4.500																				
Wayne Garland, R ERA: 4.98 (9, 1)	1.0		5	2	1	1	0	0	0	0	0	0	0	5	5	9.00	2.000																				

Detroit Tigers @ Cleveland Indians
Cleveland Municipal Stadium, Cleveland, OH
Wed Sep 05 1979, 7:05 PM EDT
Att: 5,172 - Unknown - 81 F

AB 36
R 9
H 13
RBI 9
BB 7
SO 7
LOB 18



Batter	1	2	3	4	5	6	7	8	9	AB	R	H	RBI	BB	SO	LOB	BOTTOM																				
Mike Hargrove, L OBP: 0.394, SLG: 0.424 (1, 7)	F8																3 1 1 0 2 1 0																				
Rick Manning, L OBP: 0.331, SLG: 0.311 (1, 8)																	4 0 0 0 1 2 5																				
Bobby Bonds, R OBP: 0.368, SLG: 0.457 (1, 9)																	5 0 0 0 0 2 4																				
Andre Thornton, R OBP: 0.353, SLG: 0.453 (1, 3)																	3 1 1 1 2 0 1																				
Cliff Johnson, R OBP: 0.350, SLG: 0.500 (1, 10)																	5 1 2 2 0 1 3																				
Ron Hassey, L OBP: 0.319, SLG: 0.360 (1, 2)																	3 0 0 0 1 1 2																				
Ted Cox, R OBP: 0.270, SLG: 0.297 Toby Harrah, R OBP: 0.391, SLG: 0.436 (1, 5) (8, PH) (9, 5)																	2 0 0 0 0 0 1 1 0 0 0 0 0 0																				
Dave Rosello, R OBP: 0.317, SLG: 0.509 (1, 4)																	4 0 1 0 0 1 1																				
Tom Verzyer, R OBP: 0.274, SLG: 0.245 Jim Norris, L OBP: 0.326, SLG: 0.347 (1, 6) (8, PH)																	3 0 0 0 0 1 3 0 0 0 0 1 0 0																				
Inning Stats	R: 0 E: 0 K: 0 S: 3	H: 0 LOB: 1 BB: 1 P: 7	R: 0 E: 0 K: 0 S: 4	H: 1 LOB: 2 BB: 0 P: 5	R: 1 E: 0 K: 2 S: 8	H: 1 LOB: 2 BB: 2 P: 16	R: 0 E: 1 K: 0 S: 5	H: 1 LOB: 2 BB: 0 P: 5	R: 2 E: 0 K: 1 S: 7	H: 2 LOB: 1 BB: 1 P: 11	R: 0 E: 0 K: 3 S: 9	H: 0 LOB: 0 BB: 0 P: 9	R: 0 E: 0 K: 1 S: 5	H: 0 LOB: 0 BB: 0 P: 5	R: 0 E: 0 K: 1 S: 5	H: 0 LOB: 3 BB: 3 P: 17	1B: 3 2B: 0 3B: 0 HR: 2	SF: 0 SAC: 0 DP: 0 HBP: 1	WP: 1 PB: 0 SB: 0 CS: 0	PA: 41																	
PITCHER	IP	WLS	BF	H	R	ER	SO	BB	IBB	HBP	BLK	WP	HR	S	P	ERA	WHIP	PITCHER			IP	WLS	BF	H	R	ER	SO	BB	IBB	HBP	BLK	WP	HR	S	P	ERA	WHIP
Dave Rozema, R ERA: 3.62 (1, 1)	4.1		24	5	3	3	2	4	0	1	0	0	2	23	40	6.23	2.077																				
Pat Underwood, L ERA: 4.91 (5, 1)	1.2		5	0	0	0	4	0	0	0	0	0	0	13	13	0.00	0.000																				
Aurelio Lopez, R ERA: 2.37 (7, 1)	3.0	W	12	0	0	0	3	3	0	0	0	1	0	15	27	0.00	1.000																				

Detroit Tigers @ Cleveland Indians
Cleveland Municipal Stadium, Cleveland, OH
Wed Sep 05 1979, 7:05 PM EDT
Att: 5,172 - Unknown - 81 F

AB 33
R 3
H 5
RBI 3
BB 7
SO 9
LOB 20



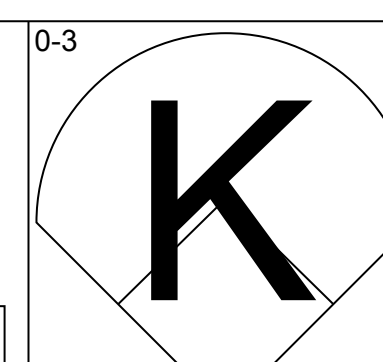
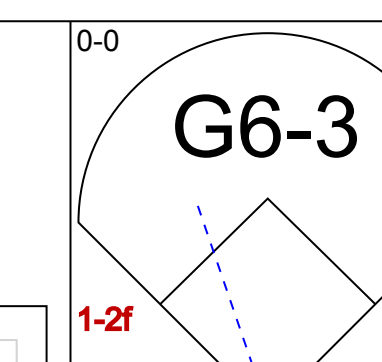
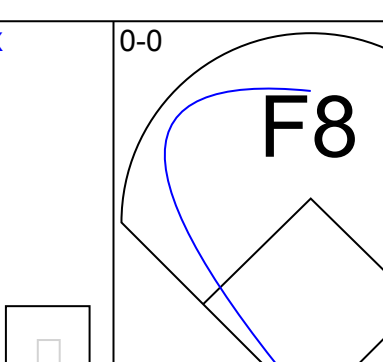
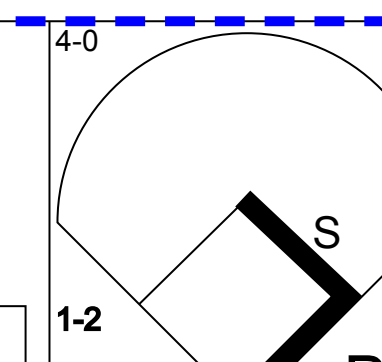
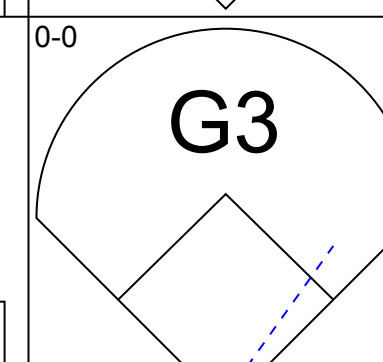
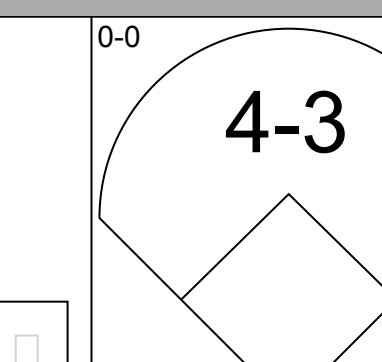
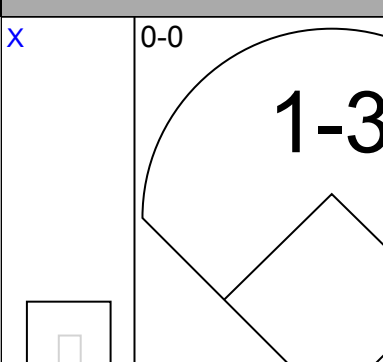
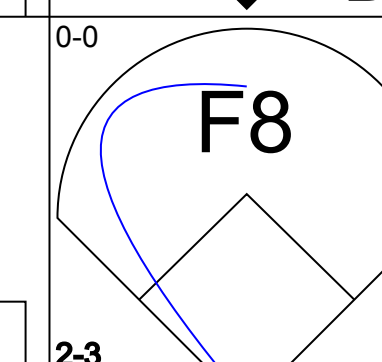
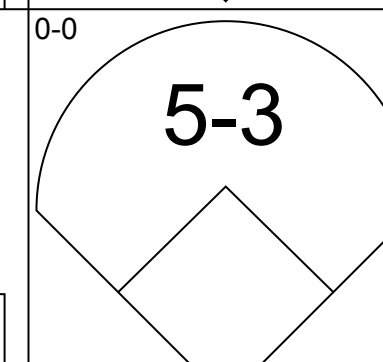
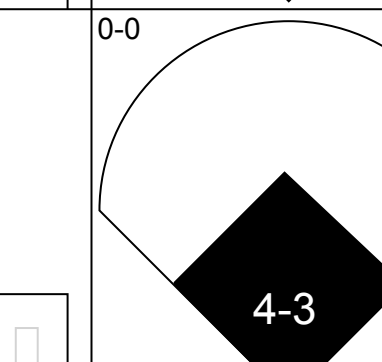
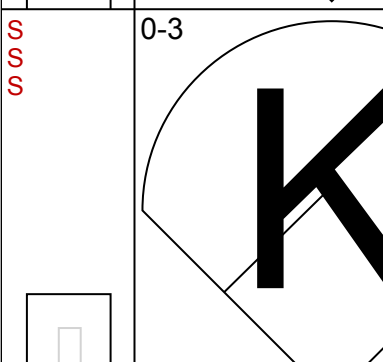
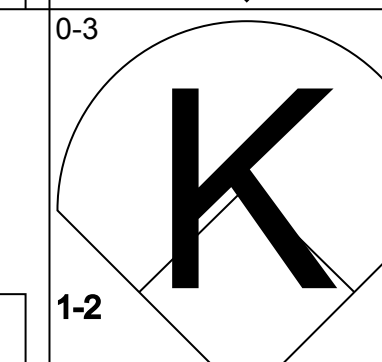
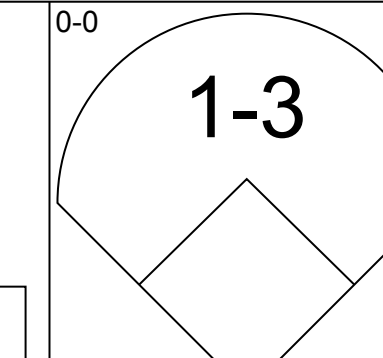
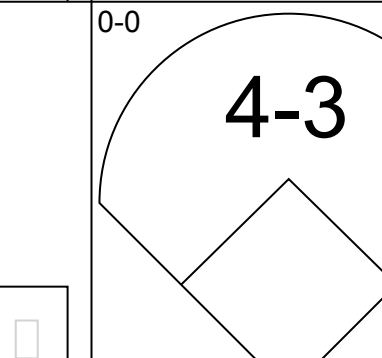
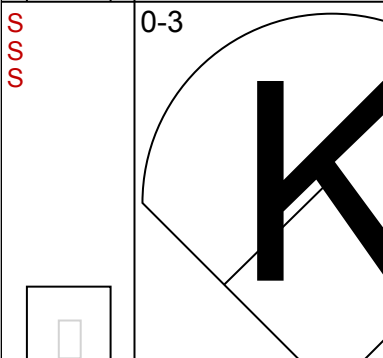

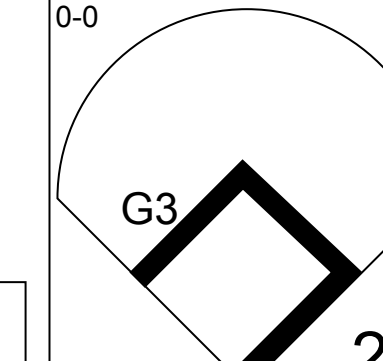
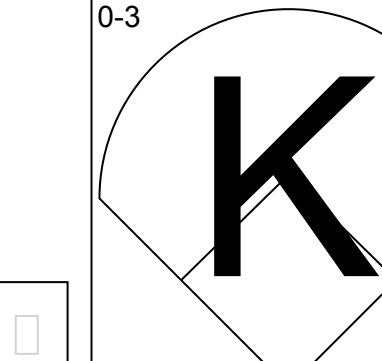
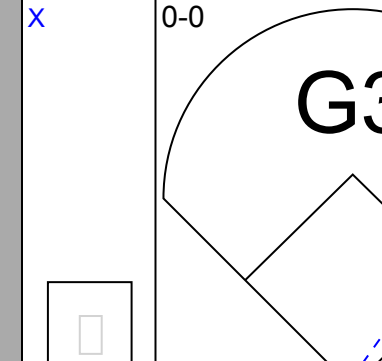
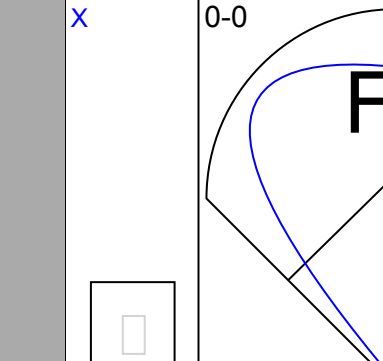
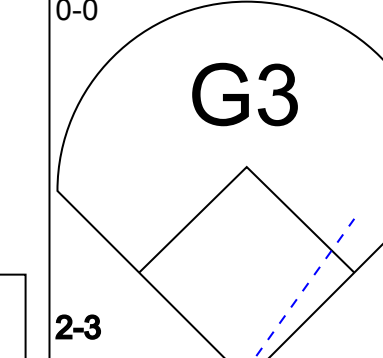
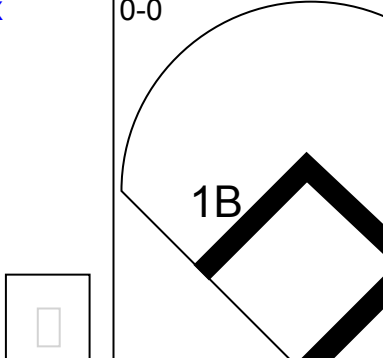
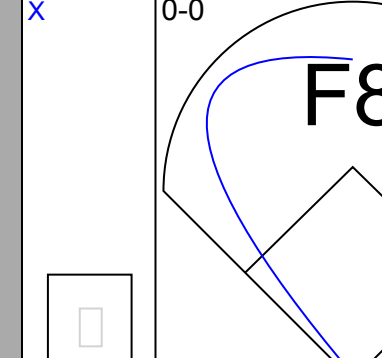
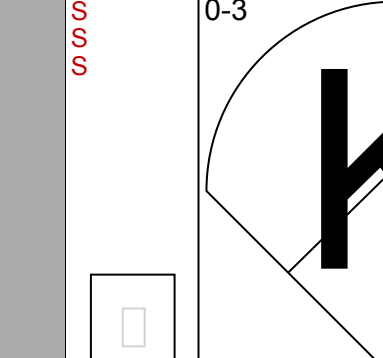
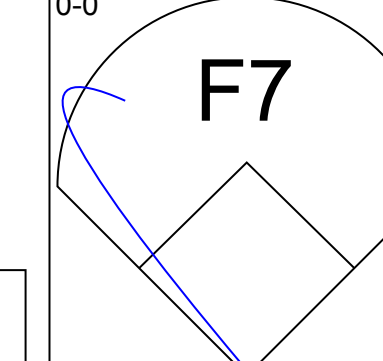
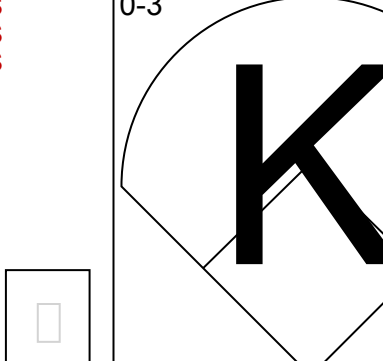
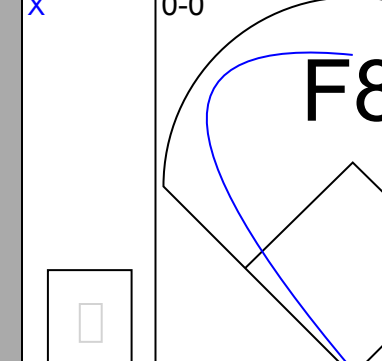
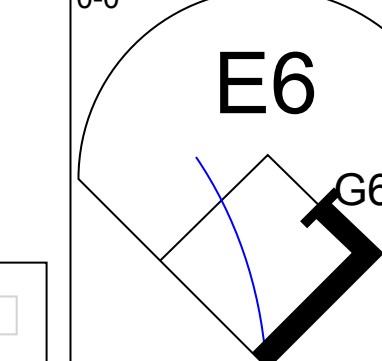
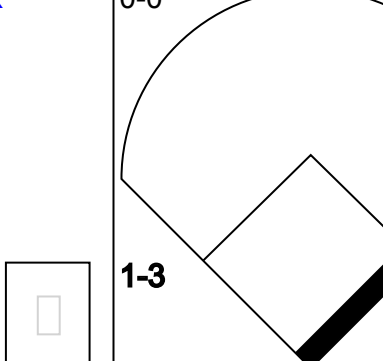
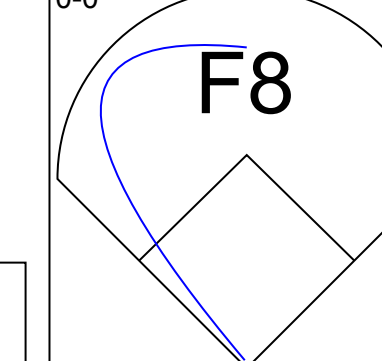
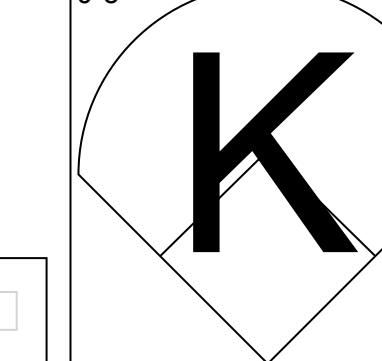
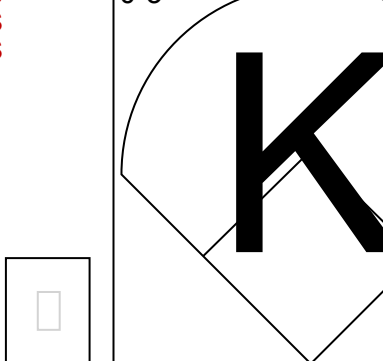
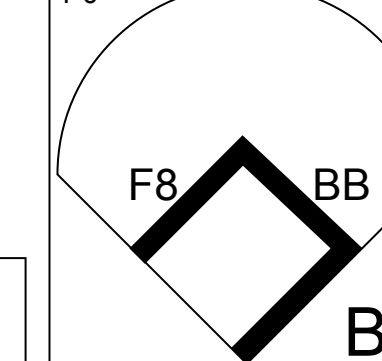
Batter	1	2	3	4	5	6	7	8	9	10	AB	R	H	RBI	BB	SO	LOB	TOP									
Bobby Murcer, L OBP: 0.344, SLG: 0.397 (1, 8)	L7			5-3		F6		L5		1B WP 2B	5	1	1	0	0	0	3	New York Yankees @ Detroit Tigers Tiger Stadium, Detroit, MI Thu Sep 06 1979, 7:05 PM EDT Att: 19,196 - Unknown - 75 F									
Willie Randolph, R OBP: 0.379, SLG: 0.375 (1, 4)	6-3			1-3		K		L7		WP BB 1B	5	0	1	1	0	1	3										
Oscar Gamble, L OBP: 0.460, SLG: 0.570 Lou Piniella, R OBP: 0.331, SLG: 0.436 (1, 7) (10, 7)	4-3			F3						WP BB 1B	4	0	1	0	1	0	0										
Reggie Jackson, L OBP: 0.379, SLG: 0.530 (1, 9)						HR				WP BB 1B	4	1	2	1	1	1	3										
Chris Chambliss, L OBP: 0.323, SLG: 0.441 (1, 3)						1B				BB	4	0	1	0	0	1	3										
Graig Nettles, L OBP: 0.320, SLG: 0.384 (1, 5)											4	0	1	0	0	1	3										
Jim Spencer, L OBP: 0.356, SLG: 0.565 Lenny Randle, S OBP: 0.220, SLG: 0.179 (8, PR) (8, PR)											3	0	0	0	0	1	2										
Brad Gulden, L OBP: 0.247, SLG: 0.203 (1, 2)											1	0	0	0	0	0	0										
Fred Stanley, R OBP: 0.266, SLG: 0.311 Roy White, S OBP: 0.283, SLG: 0.267 Bucky Dent, R OBP: 0.291, SLG: 0.288 (8, 6) (8, 6)											2	0	0	0	0	0	1										
Inning Stats	R: 0 E: 0 K: 0 S: 3	H: 0 LOB: 0 BB: 0 P: 3	R: 0 E: 0 K: 1 S: 5	H: 1 LOB: 0 BB: 0 P: 5	R: 0 E: 0 K: 0 S: 2	H: 0 LOB: 0 BB: 1 P: 6	R: 0 E: 0 K: 0 S: 3	H: 0 LOB: 0 BB: 0 P: 3	R: 1 E: 1 K: 2 S: 9	H: 2 LOB: 1 BB: 0 P: 9	R: 0 E: 0 K: 1 S: 5	H: 0 LOB: 0 BB: 0 P: 5	R: 0 E: 0 K: 0 S: 3	H: 1 LOB: 0 BB: 0 P: 3	R: 0 E: 0 K: 0 S: 5	H: 1 LOB: 3 BB: 1 P: 9	R: 0 E: 0 K: 0 S: 3		H: 0 LOB: 1 BB: 1 P: 7	R: 2 E: 0 K: 1 S: 8	H: 3 LOB: 2 BB: 1 P: 12	1B: 6 2B: 1 3B: 0 HR: 1	SF: 0 SAC: 1 DP: 1 HBP: 0	WP: 1 PB: 0 SB: 0 CS: 2	PA: 40		
PITCHER	IP 9.2	WLS L	BF 39	H 8	R 3	ER 3	SO 4	BB 3	IBB 0	HBP 0	BLK 0	WP 0	HR 1	S 43	P 59	ERA 2.79	WHIP 1.138										
Pat Underwood, L ERA: 4.89 (10, 1)	0.1	1	0	0	0	1	0	0	0	0	0	1	0	3	3	0.00	0.000										
PITCHER	IP 9.2	WLS L	BF 39	H 8	R 3	ER 3	SO 4	BB 3	IBB 0	HBP 0	BLK 0	WP 0	HR 1	S 43	P 59	ERA 2.79	WHIP 1.138										
Pat Underwood, L ERA: 4.89 (10, 1)	0.1	1	0	0	0	1	0	0	0	0	0	1	0	3	3	0.00	0.000										
Batter	1	2	3	4	5	6	7	8	9	10	AB	R	H	RBI	BB	SO	LOB	BOTTOM									
Ron LeFlore, R OBP: 0.349, SLG: 0.380 (1, 8)	4-3				5-3					FC5-4	5	0	2	0	0	0	2	New York Yankees @ Detroit Tigers Tiger Stadium, Detroit, MI Thu Sep 06 1979, 7:05 PM EDT Att: 19,196 - Unknown - 75 F									
Alan Trammell, R OBP: 0.324, SLG: 0.354 (1, 6)	K				F8					F8	4	0	1	1	0	1	1										
Steve Kemp, L OBP: 0.401, SLG: 0.545 (1, 7)											5	0	2	0	0	1	4										
John Wockenfuss, R OBP: 0.330, SLG: 0.552 Jason Thompson, L OBP: 0.344, SLG: 0.401 (1, 3) (8, 3)											2	0	0	0	1	0	2										
Jerry Morales, R OBP: 0.259, SLG: 0.365 (1, 10)											4	0	0	0	0	1	1										
Lance Parrish, R OBP: 0.337, SLG: 0.446 (1, 2)											4	0	0	0	0	1	2										
Lynn Jones, R OBP: 0.343, SLG: 0.398 Champ Summers, L OBP: 0.396, SLG: 0.550 (1, 9) (7, PH) (8, 9)											2	0	1	0	0	0	1										
Aurelio Rodriguez, R OBP: 0.283, SLG: 0.369 (1, 5)											4	0	1	0	0	0	1										
Tom Brookens, R OBP: 0.318, SLG: 0.387 (1, 4)											4	1	3	0	0	0	1										
Inning Stats	R: 0 E: 0 K: 1 S: 6	H: 1 LOB: 1 BB: 0 P: 6	R: 0 E: 0 K: 0 S: 4	H: 1 LOB: 1 BB: 0 P: 4	R: 0 E: 0 K: 0 S: 4	H: 2 LOB: 1 BB: 0 P: 4	R: 0 E: 0 K: 2 S: 7	H: 0 LOB: 1 BB: 1 P: 11	R: 0 E: 1 K: 0 S: 4	H: 1 LOB: 1 BB: 0 P: 4	R: 1 E: 0 K: 1 S: 8	H: 3 LOB: 2 BB: 0 P: 8	R: 0 E: 0 K: 0 S: 3	H: 0 LOB: 0 BB: 0 P: 3	R: 0 E: 0 K: 0 S: 4	H: 1 LOB: 1 BB: 0 P: 4	R: 0 E: 0 K: 1 S: 5		H: 0 LOB: 0 BB: 0 P: 5	1B: 9 2B: 2 3B: 0 HR: 0	SF: 0 SAC: 1 DP: 2 HBP: 0	WP: 0 PB: 0 SB: 0 CS: 0	PA: 40				
PITCHER	IP 5.2	WLS B	BF 23	H 6	R 0	ER 0	SO 3	BB 1	IBB 0	HBP 0	BLK 0	WP 0	HR 0	S 28	P 32	ERA 0.00	WHIP 1.235										
Ron Davis, R ERA: 3.12 (6, 1)	1.0	6	3	1	1	1	0	0	0	0	0	0	0	8	8	9.00	3.000										
Rich Gossage, R ERA: 2.63 (7, 1)	3.1	W	11	1	0	0	1	0	0	0	0	0	0	13	13	0.00	0.300										

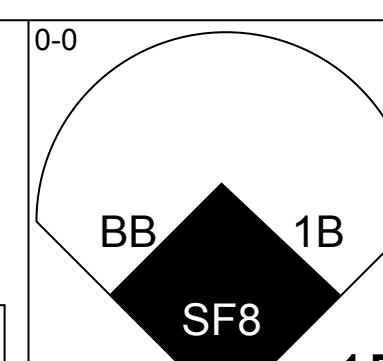
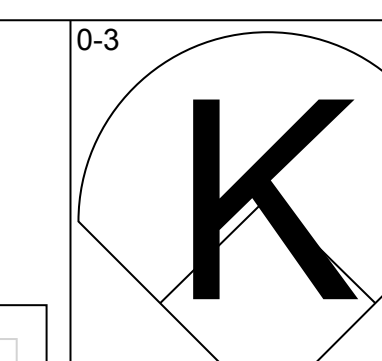
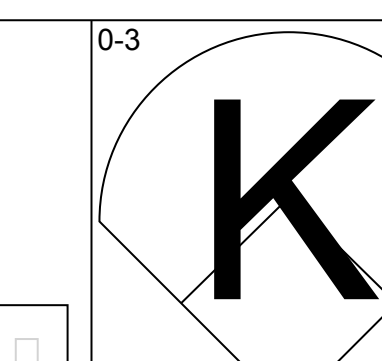
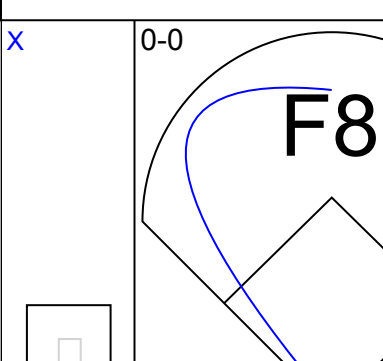
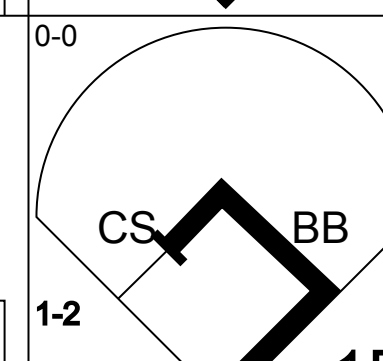
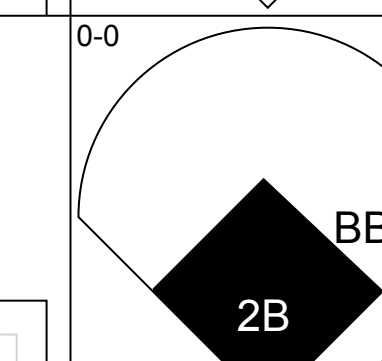
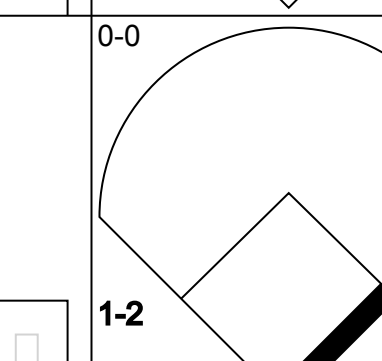
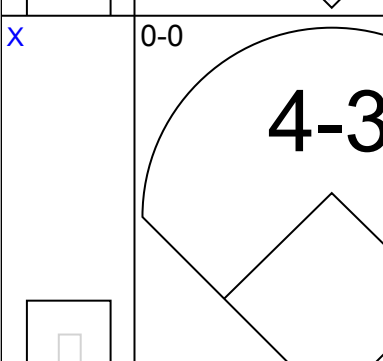
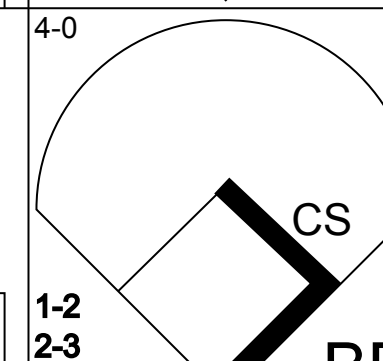
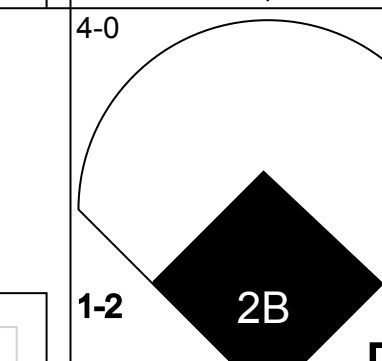
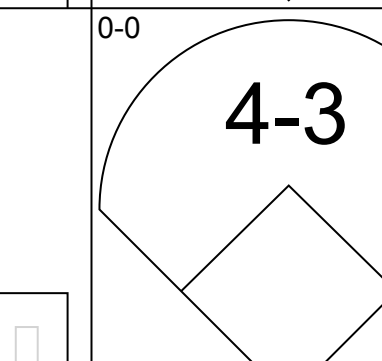
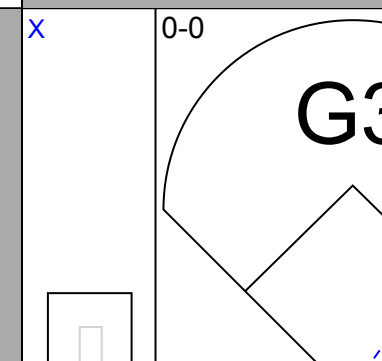
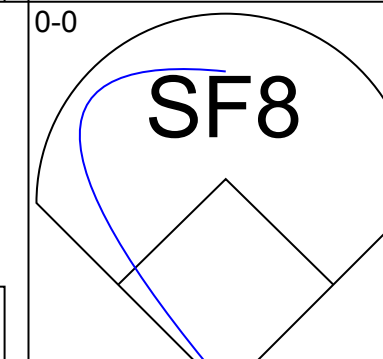
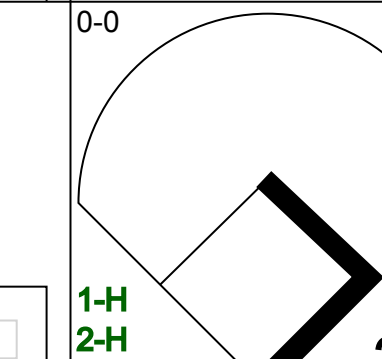
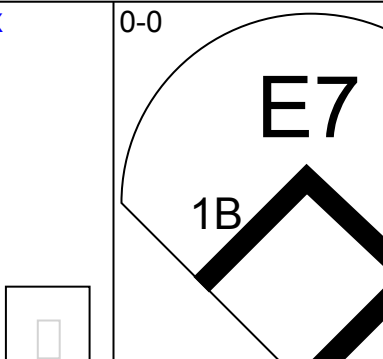
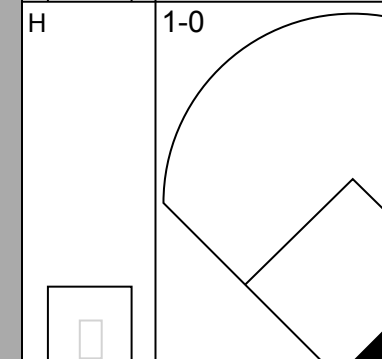
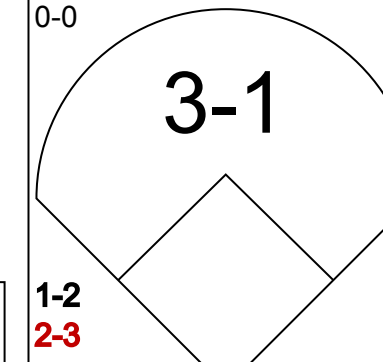
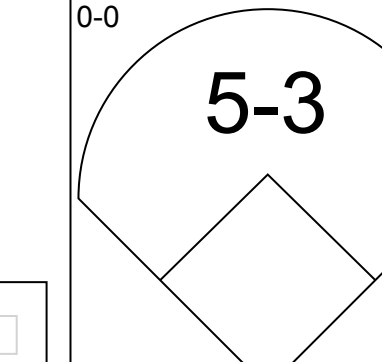
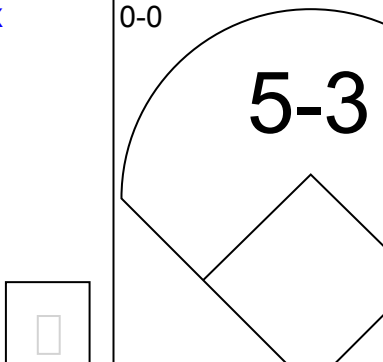
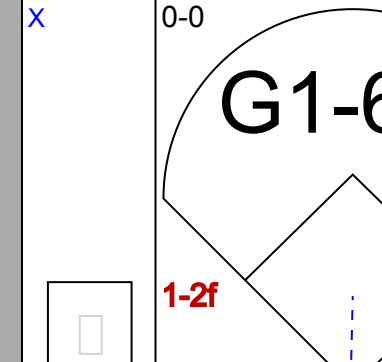

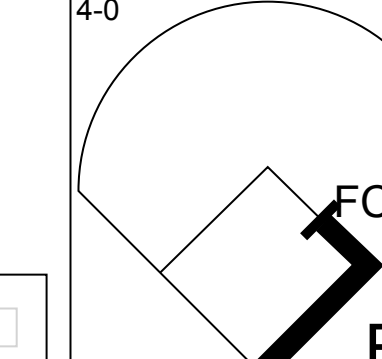
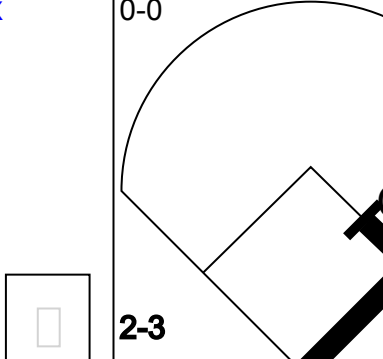

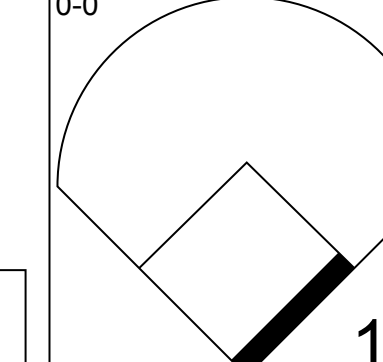
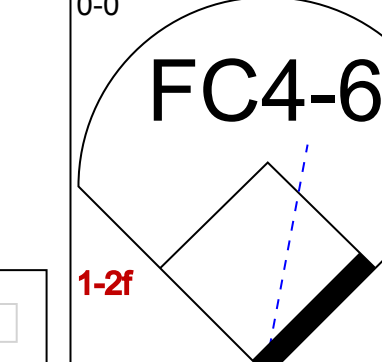
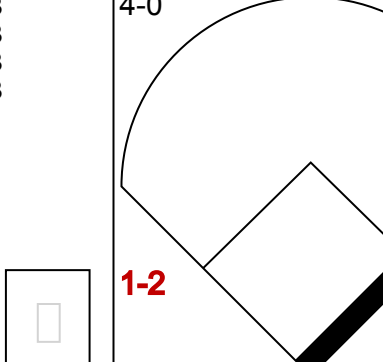
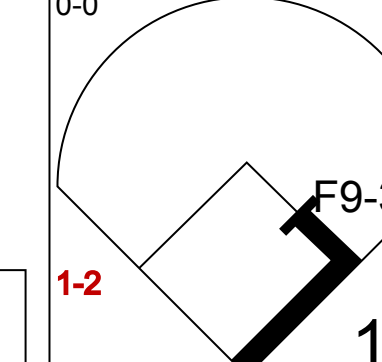

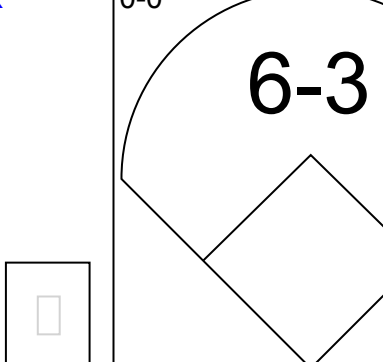
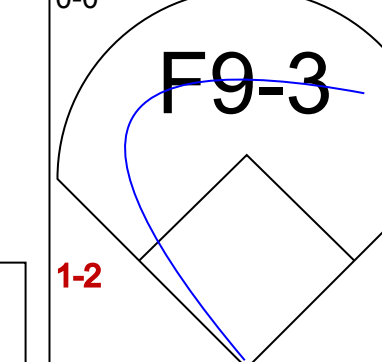
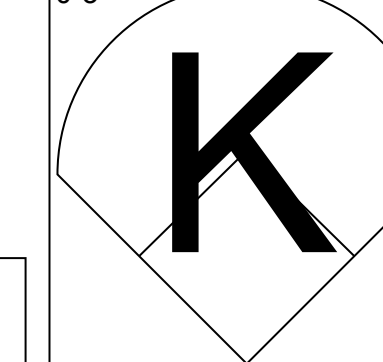
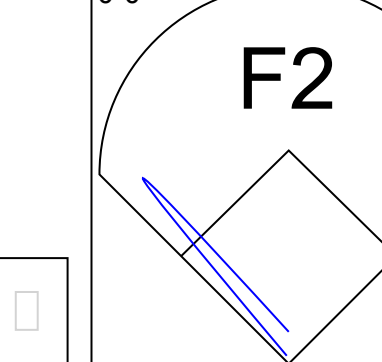


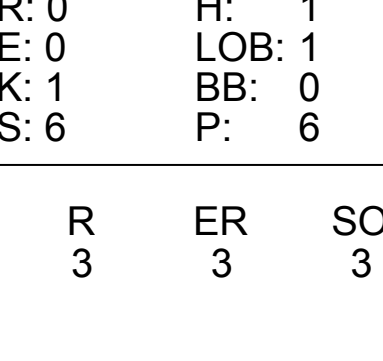
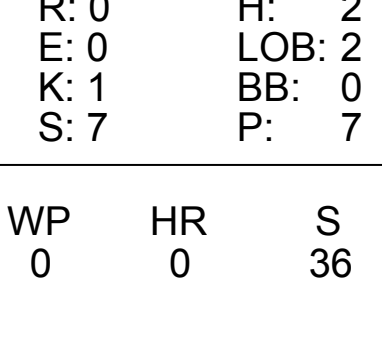
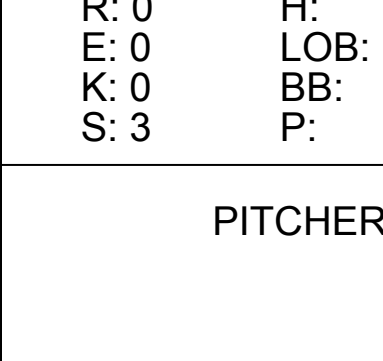
Batter	1	2	3	4	5	6	7	8	9	AB	R	H	RBI	BB	SO	LOB	TOP				
Willie Randolph, R (1.4) OBP: 0.378, SLG: 0.373	4-0 BB G4-6-3		0-0 F3		0-0 F2			0-0 G6-4-3		3	0	0	0	1	0	3	New York Yankees @ Detroit Tigers Tiger Stadium, Detroit, MI Fri Sep 07 1979, 7:05 PM EDT Att: 28,943 - Unknown - 58 F				
Bobby Murcer, L (1.8) OBP: 0.343, SLG: 0.396	0-0 G4-6-3		0-0		0-0 4-3			0-0 6-3		4	0	1	0	0	0	1					
Lou Piniella, R (1.7) OBP: 0.328, SLG: 0.432	0-0 5-3		0-0 4-3		0-0 F8			0-0 6-3		4	0	0	0	0	0	2					
Reggie Jackson, L (1.9) OBP: 0.377, SLG: 0.526		4-0 FC4-6 BB		0-0 F8		0-0 6-3		0-3 K		3	0	0	0	1	1	0					
George Scott, R (1.10) OBP: 0.313, SLG: 0.388 Oscar Gamble, L (7, PH) OBP: 0.460, SLG: 0.569		0-0 F3		0-0 1-3			0-0 F8		0-0 1B	2	0	0	0	0	0	1					
Chris Chambliss, L (1.3) OBP: 0.323, SLG: 0.439		0-0 FC4-6		0-0 F9			0-0 5-3 1B		0-0 F7	4	0	1	0	0	0	2					
Fred Stanley, R (1.5) OBP: 0.296, SLG: 0.299		0-0 F9		0-3 K			0-0 5-3			3	0	0	0	0	1	2					
Bucky Dent, R (1.6) OBP: 0.294, SLG: 0.290			0-0 1B 1-3 1B		0-0 1B		0-3 K			3	0	2	0	0	1	1					
Brad Gulden, L (1.2) OBP: 0.241, SLG: 0.197 Jerry Naron, L (7.2) OBP: 0.226, SLG: 0.259			0-0 1-3		0-0 F8			0-0 G6-4-3 1B		2	0	0	0	0	0	2					
Inning Stats	R: 0 E: 0 K: 0 S: 2	H: 0 LOB: 0 BB: 1 P: 6	R: 0 E: 0 K: 0 S: 3	H: 0 LOB: 1 BB: 1 P: 7	R: 0 E: 0 K: 0 S: 5	H: 2 LOB: 2 BB: 0 P: 5	R: 0 E: 0 K: 0 S: 3	H: 0 LOB: 0 BB: 0 P: 3	R: 0 E: 0 K: 1 S: 6	H: 1 LOB: 1 BB: 0 P: 6	R: 0 E: 0 K: 0 S: 3	H: 1 LOB: 0 BB: 0 P: 3	R: 0 E: 0 K: 0 S: 3	H: 1 LOB: 0 BB: 0 P: 3	R: 0 E: 0 K: 1 S: 6	H: 1 LOB: 1 BB: 0 P: 6		1B: 6 2B: 0 3B: 0 HR: 0	SF: 0 SAC: 0 DP: 2 HBP: 0	WP: 0 PB: 0 SB: 0 CS: 0	PA: 33
PITCHER	IP	WLS	BF	H	R	ER	SO	BB	IBB	HBP	BLK	WP	HR	S	P	ERA	WHIP				
Bruce Robbins, L (1.1) ERA: 4.43	2.2		11	2	0	0	0	2	0	0	0	0	0	9	17	0.00	1.500				
Jack Billingham, R (3.1) ERA: 3.4	6.1	W	22	4	0	0	3	0	0	0	0	0	0	28	28	0.00	0.632				

Batter	1	2	3	4	5	6	7	8	9	AB	R	H	RBI	BB	SO	LOB	BOTTOM				
Ron LeFlore, R (1.8) OBP: 0.350, SLG: 0.385	0-0 4-3			0-0 F4		0-0 1-3				4	1	2	2	0	0	0	New York Yankees @ Detroit Tigers Tiger Stadium, Detroit, MI Fri Sep 07 1979, 7:05 PM EDT Att: 28,943 - Unknown - 58 F				
Lou Whitaker, L (1.4) OBP: 0.393, SLG: 0.379	0-0 HR	0-0 2B			4-0 G3 1B BB	0-0 1-3				3	2	2	2	1	0	1					
Steve Kemp, L (1.7) OBP: 0.398, SLG: 0.540	0-0 3-1	0-0 F7			0-0 G3	0-0 4-1				4	0	0	0	0	0	2					
Champ Summers, L (1.10) OBP: 0.401, SLG: 0.551	4-0 2B BB		0-0 CS 1B		0-0 G4-6-3 1B	0-3 K				3	1	2	1	1	1	0					
Jason Thompson, L (1.3) OBP: 0.344, SLG: 0.402	0-0 1-3 2B		0-3 K		0-0 G4-6-3	0-0 5-3				4	0	1	1	0	1	2					
Jerry Morales, R (1.9) OBP: 0.299, SLG: 0.366	0-0 E1		0-0 1-2 2B		0-0 6-3		0-0 5-3			4	0	1	0	0	0	1					
Lance Parrish, R (1.2) OBP: 0.336, SLG: 0.443	0-0 5-3		0-0 5-3		4-0 1B 2B BB	0-3 K				3	1	0	0	1	1	3					
Aurelio Rodriguez, R (1.5) OBP: 0.283, SLG: 0.367		0-3 K2-3		0-0 5-3		0-0 2B 1B		0-0 L9		4	1	1	0	0	1	0					
Alan Trammell, R (1.6) OBP: 0.322, SLG: 0.351		0-0 6-3		0-3 K		0-0 F8				3	0	0	0	0	1	2					
Inning Stats	R: 2 E: 1 K: 0 S: 6	H: 2 LOB: 2 BB: 1 P: 10	R: 1 E: 0 K: 1 S: 7	H: 2 LOB: 1 BB: 0 P: 7	R: 0 E: 0 K: 1 S: 6	H: 2 LOB: 1 BB: 0 P: 6	R: 0 E: 0 K: 1 S: 5	H: 0 LOB: 0 BB: 0 P: 5	R: 1 E: 0 K: 0 S: 3	H: 1 LOB: 0 BB: 1 P: 7	R: 2 E: 0 K: 0 S: 5	H: 2 LOB: 1 BB: 1 P: 9	R: 0 E: 0 K: 1 S: 5	H: 0 LOB: 0 BB: 0 P: 5	R: 0 E: 0 K: 1 S: 5	H: 0 LOB: 0 BB: 0 P: 5		1B: 3 2B: 4 3B: 1 HR: 1	SF: 0 SAC: 0 DP: 1 HBP: 0	WP: 0 PB: 0 SB: 0 CS: 1	PA: 35
PITCHER	IP	WLS	BF	H	R	ER	SO	BB	IBB	HBP	BLK	WP	HR	S	P	ERA	WHIP				
Ken Clay, R (1.1) ERA: 5.4	2.0	L	13	5	3	3	2	1	0	0	0	0	1	14	18	13.50	3.000				
Jim Kaat, L (3.1) ERA: 3.73	4.0		16	4	3	3	2	2	0	0	0	0	0	18	26	6.75	1.500				
Roger Slagle, R (7.1) ERA:	2.0		6	0	0	0	2	0	0	0	0	0	0	10	10	0.00	0.000				

Batter	1	2	3	4	5	6	7	8	9	AB R H RBI BB SO LOB	TOP									
Bobby Murcer, L OBP: 0.344, SLG: 0.397	4-0 2B BB	0-0 1B 2B		0-0 6-3			0-0 4-3		0-3 K	4 2 1 1 1 1 0	New York Yankees @ Detroit Tigers Tiger Stadium, Detroit, MI Sat Sep 08 1979, 7:05 PM EDT Att: 30,069 - Unknown									
Chris Chambliss, L OBP: 0.322, SLG: 0.437	0-0 F5	0-0		0-0 F7			0-0 F8			4 0 1 1 0 0 1										
Oscar Gamble, L OBP: 0.455, SLG: 0.562 Lou Piniella, R OBP: 0.327, SLG: 0.431	0-0 F8	0-3 K		0-3 K			0-0 F8			3 0 0 0 0 2 2 1 0 0 0 0 0 0										
Reggie Jackson, L OBP: 0.376, SLG: 0.525	0-0 WP 1-H 2B			0-0 4-3		0-3 K		0-0 F9		4 0 1 1 0 1 0										
Jim Spencer, L OBP: 0.362, SLG: 0.566	4-0 WP IBB			0-0 BB 1B		0-0 CS 1B		0-0 4-3		3 1 2 0 1 0 0										
Graig Nettles, L OBP: 0.321, SLG: 0.390	0-0 F6 1-2 2-3			4-0 1B BB		0-0 F9		0-0 HR		3 1 1 1 1 0 3										
Jerry Narron, L OBP: 0.229, SLG: 0.261 Roy White, S OBP: 0.282, SLG: 0.265 Brad Gulden, L OBP: 0.241, SLG: 0.197				0-0 F4		0-0 CS 1-2	0-3 K	0-0 6-3		3 0 1 0 0 1 2 1 0 0 0 0 0 0 0 0 0 0 0 0 0										
Brian Doyle, L OBP: 0.292, SLG: 0.286		0-0 B2		0-0		0-0 F7		0-0 3-1		4 0 1 1 0 0 1										
Bucky Dent, R OBP: 0.291, SLG: 0.288		0-0 FC5-4 2B		0-0 F3		0-0 F9		0-0 F4		4 1 0 0 0 0 3										
Inning Stats	R: 1 E: 0 K: 0 S: 4	H: 1 LOB: 2 BB: 2 P: 12	R: 2 E: 0 K: 1 S: 8	H: 3 LOB: 1 BB: 0 P: 8	R: 1 E: 0 K: 0 S: 5	H: 2 LOB: 2 BB: 1 P: 9	R: 0 E: 0 K: 1 S: 5	H: 0 LOB: 0 BB: 0 P: 5	R: 0 E: 0 K: 1 S: 5	H: 0 LOB: 0 BB: 0 P: 5		R: 0 E: 0 K: 0 S: 3	H: 0 LOB: 0 BB: 0 P: 3	R: 1 E: 0 K: 0 S: 4	H: 1 LOB: 0 BB: 0 P: 4	R: 0 E: 0 K: 1 S: 5	H: 0 LOB: 0 BB: 0 P: 5	1B: 5 2B: 2 3B: 0 HR: 1	SF: 0 SAC: 0 DP: 0 HBP: 0	WP: 1 PB: 0 SB: 0 CS: 1
PITCHER	IP WLS BF H R ER SO BB IBB HBP BLK WP HR S P ERA WHIP											PITCHER	IP WLS BF H R ER SO BB IBB HBP BLK WP HR S P ERA WHIP							
Jack Morris, R ERA: 3.56	(1, 1) 3.0 L 18 6 4 4 1 2 2 1 0 0 0 1 0 17 29 12.00 2.667																			
Pat Underwood, L ERA: 4.75	(4, 1) 5.0 16 2 1 1 3 0 0 0 0 0 0 1 22 22 1.80 0.400																			
Aurelio Lopez, R ERA: 2.35	(9, 1) 1.0 3 0 0 0 1 0 0 0 0 0 0 0 5 5 0.00 0.000																			

Batter	1	2	3	4	5	6	7	8	9	AB R H RBI BB SO LOB	BOTTOM											
Ron LeFlore, R OBP: 0.351, SLG: 0.394	0-0 F4			0-0 PB WP 2B		0-0 4-3		0-0 HR		4 2 2 1 0 0 0	New York Yankees @ Detroit Tigers Tiger Stadium, Detroit, MI Sat Sep 08 1979, 7:05 PM EDT Att: 30,069 - Unknown											
Tom Brookens, R OBP: 0.312, SLG: 0.379 Champ Summers, L OBP: 0.399, SLG: 0.549 Alan Trammell, R OBP: 0.322, SLG: 0.351	0-3 K			0-3 K2-3		0-0 6-3		0-3 K		3 0 0 0 0 2 0 1 0 0 0 0 1 0 0 0 0 0 0 0 0												
Jerry Morales, R OBP: 0.261, SLG: 0.366	0-0 F8			4-0 1B BB		0-0 E5 1B		0-0 F6		3 0 1 0 1 0 0												
John Wockenfuss, R OBP: 0.325, SLG: 0.544 Jason Thompson, L OBP: 0.343, SLG: 0.401		0-0 5-3		0-3 K		0-3 K		0-3 K		3 0 0 0 0 2 2 1 0 0 0 0 1 0												
Lance Parrish, R OBP: 0.336, SLG: 0.442 Steve Kemp, L OBP: 0.399, SLG: 0.541		0-3 K		0-0		0-0		0-0		3 0 1 0 0 1 0 1 0 1 0 0 0 0												
Lynn Jones, R OBP: 0.343, SLG: 0.394 Al Greene, L OBP: 0.288, SLG: 0.292		0-3 K		0-0		4-0 E S 5-3 BB		0-0 4-3		2 1 0 0 1 1 0 1 0 0 0 0 1 1												
Dave Stegman, R OBP: 0.333, SLG: 1.333 Kirk Gibson, L				0-0 E5 G5-4-3		0-0 5-3		0-0		3 1 1 2 0 0 0 1 0 0 0 0 1 1												
Aurelio Rodriguez, R OBP: 0.280, SLG: 0.364				0-0 G5-4-3		0-0 5-3		0-3 K		3 0 0 0 0 1 1												
Mark Wagner, R OBP: 0.329, SLG: 0.309 Rick Peters, S				0-3 K		0-3 K		0-3 K		2 0 0 0 0 2 0 1 0 0 0 0 1 0												
Inning Stats	R: 0 E: 0 K: 1 S: 5	H: 0 LOB: 0 BB: 0 P: 5	R: 0 E: 0 K: 2 S: 7	H: 0 LOB: 0 BB: 0 P: 7	R: 0 E: 1 K: 1 S: 5	H: 0 LOB: 0 BB: 0 P: 5	R: 1 E: 0 K: 2 S: 8	H: 2 LOB: 2 BB: 1 P: 12	R: 1 E: 0 K: 1 S: 5	H: 0 LOB: 0 BB: 1 P: 9		R: 0 E: 1 K: 1 S: 6	H: 1 LOB: 1 BB: 0 P: 6	R: 1 E: 0 K: 1 S: 6	H: 1 LOB: 0 BB: 0 P: 6	R: 1 E: 0 K: 2 S: 8	H: 1 LOB: 0 BB: 0 P: 8	R: 0 E: 0 K: 3 S: 10	H: 1 LOB: 1 BB: 0 P: 10	1B: 3 2B: 1 3B: 0 HR: 2	SF: 0 SAC: 0 DP: 1 HBP: 0	WP: 1 PB: 1 SB: 2 CS: 0
PITCHER	IP WLS BF H R ER SO BB IBB HBP BLK WP HR S P ERA WHIP											PITCHER	IP WLS BF H R ER SO BB IBB HBP BLK WP HR S P ERA WHIP									
Ron Guidry, L ERA: 2.86	(1, 1) 7.1 W 28 5 4 3 10 2 0 0 0 0 0 0 14 14 3.68 0.955																					
Rich Gossage, R ERA: 2.53	(8, 1) 1.2 S 6 1 0 0 4 0 0 0 0 0 0 0 14 14 0.00 0.600																					

Batter	1	2	3	4	5	6	7	8	9	AB R H RBI BB SO LOB	TOP													
Willie Randolph, R (1, 4) OBP: 0.377, SLG: 0.371										3 0 0 0 1 1 3	New York Yankees @ Detroit Tigers Tiger Stadium, Detroit, MI Sun Sep 09 1979, 3:33 AM EDT Att: 30,836 - Unknown - 66 F													
Bobby Murcer, L (1, 8) OBP: 0.341, SLG: 0.393										4 0 0 0 0 0 2														
Lou Piniella, R (1, 7) OBP: 0.327, SLG: 0.434										4 1 1 0 0 2 2														
Reggie Jackson, L (1, 9) OBP: 0.373, SLG: 0.520										4 0 0 1 0 2 0														
Chris Chambliss, L (1, 3) OBP: 0.322, SLG: 0.438										4 0 1 0 0 1 0														
Graig Nettles, L (1, 5) OBP: 0.321, SLG: 0.389										4 0 1 0 0 1 1														
George Scott, R (1, 10) OBP: 0.311, SLG: 0.384										3 0 0 0 0 1 2														
Bucky Dent, R (1, 6) OBP: 0.291, SLG: 0.288										3 0 1 0 0 0 0														
Brad Gulden, L (1, 2) OBP: 0.235, SLG: 0.192										2 0 0 0 0 2 3														
Roy White, S (8, PH) OBP: 0.285, SLG: 0.265										0 0 0 0 1 0 0														
Jerry Narron, L (8, 2) OBP: 0.229, SLG: 0.261										0 0 0 0 0 0 0														
Inning Stats	R: 0 E: 0 K: 1 S: 5	H: 0 LOB: 0 BB: 0 P: 5	R: 0 E: 0 K: 0 S: 4	H: 1 LOB: 1 BB: 0 P: 4	R: 0 E: 1 K: 1 S: 5	H: 0 LOB: 0 BB: 0 P: 5	R: 1 E: 0 K: 1 S: 6	H: 1 LOB: 0 BB: 0 P: 6	R: 0 E: 0 K: 2 S: 9	H: 2 LOB: 2 BB: 0 P: 9	R: 0 E: 0 K: 0 S: 3	H: 0 LOB: 0 BB: 0 P: 3	R: 0 E: 0 K: 1 S: 5	H: 0 LOB: 2 BB: 2 P: 13	R: 0 E: 0 K: 2 S: 7	H: 0 LOB: 0 BB: 0 P: 7	R: 0 E: 0 K: 0 S: 3	H: 0 LOB: 0 BB: 0 P: 3	R: 0 E: 0 K: 1 S: 5	H: 0 LOB: 2 BB: 2 P: 7	1B: 2 2B: 1 3B: 1 HR: 0	SF: 0 SAC: 0 DP: 1 HBP: 0	WP: 0 PB: 0 SB: 1 CS: 0	PA: 33
PITCHER	IP WLS BF H R ER SO BB IBB HBP BLK WP HR S P ERA WHIP											IP WLS BF H R ER SO BB IBB HBP BLK WP HR S P ERA WHIP												
Mike Chris, L (1, 1) ERA: 4.05	7.1 W 27 4 1 1 7 1 0 0 0 0 0 0 40 44 1.23 0.682																							
Aurelio Lopez, R (8, 1) ERA: 2.32	1.2 S 6 0 0 0 3 1 0 0 0 0 0 0 11 15 0.00 0.600																							

Batter	1	2	3	4	5	6	7	8	9	AB R H RBI BB SO LOB	BOTTOM											
Ron LeFlore, R (1, 10) OBP: 0.351, SLG: 0.393										4 1 1 0 0 2 1	New York Yankees @ Detroit Tigers Tiger Stadium, Detroit, MI Sun Sep 09 1979, 3:33 AM EDT Att: 30,836 - Unknown - 66 F											
Alan Trammell, R (1, 6) OBP: 0.326, SLG: 0.355										4 1 3 0 0 0 0												
Steve Kemp, L (1, 7) OBP: 0.400, SLG: 0.539										2 1 0 0 2 0 2												
John Wockenfuss, R (1, 3) OBP: 0.333, SLG: 0.553										2 0 2 3 0 0 0												
Jason Thompson, L (9, 3) OBP: 0.343, SLG: 0.401										0 0 0 0 0 0 0												
Jerry Morales, R (1, 9) OBP: 0.259, SLG: 0.362										4 0 0 0 0 0 5												
Lance Parrish, R (1, 2) OBP: 0.340, SLG: 0.444										3 0 2 0 1 0 0												
Tom Brookens, R (1, 4) OBP: 0.323, SLG: 0.385										3 0 2 0 1 0 2												
Aurelio Rodriguez, R (1, 5) OBP: 0.280, SLG: 0.362										4 0 1 0 0 0 4												
Dave Stegman, R (1, 8) OBP: 0.167, SLG: 0.667										3 0 0 0 0 1 2												
Inning Stats	R: 1 E: 0 K: 0 S: 4	H: 2 LOB: 1 BB: 1 P: 8	R: 0 E: 0 K: 1 S: 6	H: 1 LOB: 1 BB: 0 P: 6	R: 2 E: 0 K: 1 S: 7	H: 2 LOB: 2 BB: 2 P: 15	R: 0 E: 0 K: 1 S: 7	H: 2 LOB: 2 BB: 0 P: 7	R: 0 E: 0 K: 0 S: 4	H: 2 LOB: 2 BB: 1 P: 8	R: 0 E: 0 K: 0 S: 3	H: 0 LOB: 0 BB: 0 P: 3	R: 0 E: 0 K: 0 S: 3	H: 2 LOB: 0 BB: 0 P: 3	R: 0 E: 0 K: 0 S: 2	H: 0 LOB: 0 BB: 0 P: 3	R: 0 E: 0 K: 0 S: 3	H: 2 LOB: 2 BB: 0 P: 3	1B: 10 2B: 2 3B: 0 HR: 0	SF: 1 SAC: 0 DP: 2 HBP: 1	WP: 0 PB: 0 SB: 0 CS: 3	PA: 35
PITCHER	IP WLS BF H R ER SO BB IBB HBP BLK WP HR S P ERA WHIP											IP WLS BF H R ER SO BB IBB HBP BLK WP HR S P ERA WHIP										
Tommy John, L (1, 1) ERA: 2.98	8.0 L 35 11 3 3 3 4 0 0 1 0 0 0 36 53 3.38 1.875																					

Batter	1	2	3	4	5	6	7	8	9	AB	R	H	RBI	BB	SO	LOB	TOP																						
Mike Hargrove, L (1, 7) OBP: 0.302, SLG: 0.423	F8		K	F9		G3		F8		5	0	0	0	0	1	5	Cleveland Indians @ Detroit Tigers Tiger Stadium, Detroit, MI Tue Sep 11 1979, 7:05 PM EDT Att: 7,983 - Unknown																						
Rick Manning, L (1, 8) OBP: 0.330, SLG: 0.309	F8		4-3	4-3		F7		F7		3	0	1	0	0	0	0																							
Jim Norris, L (5, 8) OBP: 0.323, SLG: 0.342	F8		1B	1B		F5		2B		2	0	0	0	0	0	0																							
Bobby Bonds, R (1, 9) OBP: 0.373, SLG: 0.468	1-2		1B	1B		K		2B		3	0	2	0	0	1	0																							
Dell Alton, L (5, 9) OBP: 0.338, SLG: 0.386	1-2		1B	1B		K		2B		2	1	1	0	0	0	0																							
Toby Harrah, R (1, 5) OBP: 0.394, SLG: 0.441	F8		1B	1B		WP		F5		2	0	1	0	1	0	2																							
Ted Cox, R (5, 5) OBP: 0.271, SLG: 0.298	F8		1B	1B		WP		F5		2	0	1	0	0	0	1																							
Andre Thornton, R (1, 3) OBP: 0.352, SLG: 0.451	F7		K	K		WP		G3		2	0	0	0	1	1	4																							
Wayne Cage, L (5, 3) OBP: 0.320, SLG: 0.333	F7		K	K		WP		G3		2	0	1	1	0	0	1																							
Cliff Johnson, R (1, 10) OBP: 0.344, SLG: 0.484	BB		1B	1B		K		6-3		3	0	1	0	0	2	2																							
Ron Pruitt, R (8, FH) OBP: 0.347, SLG: 0.346	BB		1B	1B		K		6-3		2	0	0	0	0	0	1																							
Ron Hassey, L (1, 2) OBP: 0.330, SLG: 0.369	F9		1B	1B		6-3		K		2	0	1	0	0	0	1																							
Bo Diaz, R (4, 2) OBP: 0.222, SLG: 0.200	F9		1B	1B		6-3		K		2	0	0	0	0	1	0																							
Dave Rosello, R (1, 4) OBP: 0.365, SLG: 0.508	G5-4-3		BB	BB		1B		BB		2	0	2	0	2	0	0																							
Tom Verzyer, R (1, 6) OBP: 0.277, SLG: 0.248	G5-4-3		BB	BB		1B		BB		3	0	0	0	1	0	5																							
Inning Stats	R: 0 E: 0 K: 0 S: 5	H: 2 LOB: 2 BB: 0 P: 5	R: 0 E: 0 K: 0 S: 3	H: 1 LOB: 1 BB: 1 P: 7	R: 0 E: 0 K: 2 S: 9	H: 2 LOB: 2 BB: 0 P: 9	R: 0 E: 0 K: 1 S: 6	H: 1 LOB: 2 BB: 1 P: 10	R: 0 E: 0 K: 2 S: 7	H: 0 LOB: 2 BB: 2 P: 15	R: 0 E: 0 K: 0 S: 4	H: 1 LOB: 1 BB: 0 P: 4	R: 0 E: 0 K: 0 S: 4	H: 1 LOB: 0 BB: 0 P: 4	R: 0 E: 0 K: 1 S: 6	H: 1 LOB: 2 BB: 1 P: 10	R: 1 E: 0 K: 0 S: 5	H: 2 LOB: 1 BB: 0 P: 5	1B: 9 2B: 1 3B: 1 HR: 0	SF: 0 SAC: 0 DP: 1 HBP: 0	WP: 1 PA: 42 PB: 0 SB: 0 CS: 0																		
PITCHER	IP	WLS	BF	H	R	ER	SO	BB	IBB	HBP	BLK	WP	HR	S	P	ERA	WHIP	PITCHER				IP	WLS	BF	H	R	ER	SO	BB	IBB	HBP	BLK	WP	HR	S	P	ERA	WHIP	
Dave Rozema, R (1, 1) ERA: 3.41	5.0	W	24	6	0	0	5	4	0	0	0	1	0	30	46	0.00	2.000																						
Dave Tobik, R (6, 1) ERA: 4.11	2.0		8	2	0	0	0	0	0	0	0	0	0	8	8	0.00	1.000																						
Kip Young, R (8, 1) ERA: 5.98	2.0		10	3	1	1	1	1	0	0	0	0	0	11	15	4.50	2.000																						

AB	37
R	1
H	11
RBI	1
BB	5
SO	6
LOB	22



Batter	1	2	3	4	5	6	7	8	9	AB	R	H	RBI	BB	SO	LOB	BOTTOM																						
Ron LeFlore, R (1, 8) OBP: 0.354, SLG: 0.400	BB		1B	1B		L8		G6-3		3	1	3	1	0	0	0	Cleveland Indians @ Detroit Tigers Tiger Stadium, Detroit, MI Tue Sep 11 1979, 7:05 PM EDT Att: 7,983 - Unknown																						
Dave Stegman, R (4, 8) OBP: 0.250, SLG: 0.625	BB		1B	1B		L8		G6-3		2	0	1	1	0	0	1																							
Lou Whitaker, L (1, 4) OBP: 0.391, SLG: 0.375	BB		1B	1B		6-3		G6-3		4	1	0	1	1	0	5																							
Kip Young, R (8, 1) ERA: 5.98	BB		1B	1B		6-3		G6-3		0	0	0	0	0	0	0																							
Steve Kemp, L (1, 7) OBP: 0.399, SLG: 0.536	BB		1B	1B		L3		K		3	1	0	0	1	0	2																							
Al Greene, L (7, 7) OBP: 0.283, SLG: 0.286	BB		1B	1B		L3		K		1	0	0	0	0	1	0																							
Champ Summers, L (1, 9) OBP: 0.402, SLG: 0.547	4-0		1-0	1-0		F4		F7		1	2	0	1	1	0	1																							
Kirk Gibson, L (4, 9) OBP: 0.402, SLG: 0.547	2B		HR	HR		F4		F7		2	0	0	0	0	0	0																							
Jason Thompson, L (1, 3) OBP: 0.343, SLG: 0.410	1B		K	K		F6		HR		5	1	2	4	0	1	1																							
Lance Parrish, R (1, 2) OBP: 0.342, SLG: 0.452	1B		2B	2B		5-3		HR		3	2	2	2	0	0	0																							
Ed Putman, R (6, 2) OBP: 0.316, SLG: 0.500	1B		1B	1B		5-3		K		2	1	1	0	0	1	0																							
Tom Brookens, R (1, 5) OBP: 0.317, SLG: 0.377	1B		1B	1B		F9		2B		3	1	0	0	0	0	2																							
Phil Mankowski, L (6, 5) OBP: 0.296, SLG: 0.274	1B		1B	1B		F9		2B		1	1	1	0	0	0	0																							
Rick Peters, S (1, 10) OBP: 0.600, SLG: 0.500	1B		1B	1B		4-3		1B		3	1	2	2	1	0	0																							
Alan Trammell, R (1, 6) OBP: 0.328, SLG: 0.356	1B		1B	1B		4-3		1B		2	2	1	1	1	0	1																							
Mark Wagner, R (6, 6) OBP: 0.327, SLG: 0.307	1B		1B	1B		4-3		1B		1	0	0	1	0	0	2																							
Inning Stats	R: 8 E: 1 K: 0 S: 9	H: 6 LOB: 3 BB: 3 P: 21	R: 2 E: 0 K: 1 S: 6	H: 1 LOB: 0 BB: 0 P: 7	R: 1 E: 0 K: 0 S: 4	H: 1 LOB: 1 BB: 1 P: 8	R: 0 E: 0 K: 0 S: 3	H: 0 LOB: 0 BB: 0 P: 3	R: 0 E: 0 K: 0 S: 4	H: 1 LOB: 1 BB: 0 P: 4	R: 0 E: 0 K: 0 S: 3	H: 0 LOB: 0 BB: 0 P: 3	R: 2 E: 0 K: 0 S: 5	H: 3 LOB: 1 BB: 1 P: 9	R: 1 E: 0 K: 2 S: 8	H: 1 LOB: 0 BB: 0 P: 8	1B: 8 2B: 2 3B: 1 HR: 2	SF: 0 SAC: 0 DP: 1 HBP: 1	WP: 0 PA: 42 PB: 0 SB: 3 CS: 0																				
PITCHER	IP	WLS	BF	H	R	ER	SO	BB	IBB	HBP	BLK	WP	HR	S	P	ERA	WHIP	PITCHER				IP	WLS	BF	H	R	ER	SO	BB	IBB	HBP	BLK	WP	HR	S	P	ERA	WHIP	
Dan Spillner, R (1, 1) ERA: 4.89	0.1	L	8	4	7	7	0	3	0	0	0	0	0	5	17	189.00	21.000																						
Wayne Garland, R (1, 1) ERA: 5.24	2.2		14	4	4	4	1	1	0	1	0	0	1	14	19	13.50	1.875																						
Sandy Whitol, R (4, 1) ERA: 8.31	3.1		15	4	2	2	0	1	0	0	0	0	0	14	18	5.40	1.500																						
Larry Andersen, R (7, 1) ERA: 7.9	1.2		5	1	1	1	2	0	0	0	0	0	1	9	9	5.40	0.600																						

AB	36
R	14
H	13
RBI	14
BB	5
SO	3
LOB	15



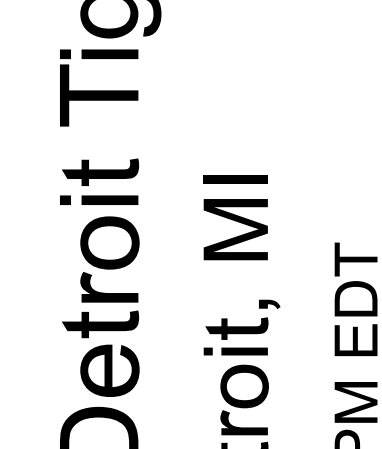
Batter	1	2	3	4	5	6	7	8	9	AB	R	H	RBI	BB	SO	LOB	TOP		
Mike Hargrove, L (1,7) OBP: 0.300, SLG: 0.426	4-3		F8			F8		F8		4	0	1	0	0	0	1	Cleveland Indians @ Detroit Tigers Tiger Stadium, Detroit, MI Wed Sep 12 1979, 7:05 PM EDT Att: 8,517 - Unknown		
Jim Norris, L (1,8) OBP: 0.322, SLG: 0.339	BB		F8			F7		4-3		3	0	0	0	1	0	2			
Bobby Bonds, R (1,9) OBP: 0.371, SLG: 0.464	F4			E6		K		CS	F4	4	0	0	0	0	1	2			
Toby Harrah, R (1,5) OBP: 0.394, SLG: 0.439	BB			L9-3		6-3			BB	2	0	0	0	2	0	2			
Andre Thornton, R (1,3) OBP: 0.349, SLG: 0.447	F9			6-3			F7		F7	4	0	0	0	0	0	3			
Cliff Johnson, R (1,10) OBP: 0.343, SLG: 0.478						F7				3	0	0	0	1	1	0			
Ron Hassey, L (1,2) OBP: 0.329, SLG: 0.381	4-3			4-3					BB	4	1	1	1	0	0	2			
Dave Rosello, R (1,4) OBP: 0.364, SLG: 0.500										3	0	1	0	0	1	0			
Tom Verzyer, R (1,6) OBP: 0.276, SLG: 0.246										2	0	0	0	0	1	1			
Dell Alston, L (8,PH) OBP: 0.349, SLG: 0.397			F8			K				1	0	1	0	0	0	0			
Ted Cox, R (8,5) OBP: 0.271, SLG: 0.298								CS	4-3	0	0	0	0	0	0	0			
Inning Stats	R: 0 E: 0 K: 0 S: 3	H: 0 LOB: 2 BB: 2 P: 11	R: 0 E: 0 K: 2 S: 7	H: 0 LOB: 0 BB: 0 P: 7	R: 0 E: 0 K: 0 S: 3	H: 0 LOB: 0 BB: 0 P: 3	R: 0 E: 1 K: 0 S: 3	H: 0 LOB: 0 BB: 0 P: 3	R: 0 E: 0 K: 1 S: 6	H: 1 LOB: 1 BB: 0 P: 6	R: 1 E: 0 K: 0 S: 4	H: 1 LOB: 0 BB: 0 P: 4	R: 0 E: 0 K: 0 S: 3	H: 1 LOB: 0 BB: 2 P: 3	R: 0 E: 0 K: 0 S: 3	H: 0 LOB: 2 BB: 2 P: 11	1B: 2 2B: 1 3B: 1 HR: 1	SF: 0 SAC: 0 DP: 1 HBP: 0	WP: 0 PA: 35 PB: 0 SB: 0 CS: 1
PITCHER	IP WLS BF H R ER SO BB IBB HBP BLK WP HR S P ERA WHIP																		
Milt Wilcox, R (1,1) ERA: 4.4	8.0 W 29 4 1 1 4 2 0 0 0 0 1 35 43 1.12 0.750																		
Aurelio Lopez, R (9,1) ERA: 2.3	1.0 S 5 0 0 0 0 2 0 0 0 0 0 0 3 11 0.00 2.000																		

Batter	1	2	3	4	5	6	7	8	9	AB	R	H	RBI	BB	SO	LOB	BOTTOM		
Ron LeFlore, R (1,10) OBP: 0.355, SLG: 0.401	BB		F9			6-3				3	1	1	0	1	0	0	Cleveland Indians @ Detroit Tigers Tiger Stadium, Detroit, MI Wed Sep 12 1979, 7:05 PM EDT Att: 8,517 - Unknown		
Alan Trammell, R (1,6) OBP: 0.330, SLG: 0.359	BB									2	1	1	0	1	0	0			
Rick Peters, S (8,PH) OBP: 0.667, SLG: 0.500	BB									0	0	0	0	1	0	0			
Mark Wagner, R (9,6) OBP: 0.327, SLG: 0.307	BB									0	0	0	0	0	0	0			
Jerry Morales, R (1,9) OBP: 0.259, SLG: 0.364										3	1	1	1	0	0	2			
Steve Kemp, L (8,PH) OBP: 0.398, SLG: 0.536										0	0	0	1	0	0	0			
John Wockenfuss, R (1,3) OBP: 0.327, SLG: 0.545										3	0	0	1	0	0	3			
Jason Thompson, L (9,3) OBP: 0.343, SLG: 0.410										0	0	0	0	0	0	0			
Lance Parrish, R (1,2) OBP: 0.343, SLG: 0.455										4	0	2	1	0	2	1			
Lynn Jones, R (1,7) OBP: 0.343, SLG: 0.393										3	0	1	0	0	0	1			
Tom Brookens, R (1,4) OBP: 0.311, SLG: 0.370										3	0	0	0	0	2	2			
Aurelio Rodriguez, R (1,5) OBP: 0.277, SLG: 0.359										3	0	0	0	0	0	1			
Dave Stegman, R (1,8) OBP: 0.182, SLG: 0.455										3	1	0	0	0	0	0			
Inning Stats	R: 0 E: 0 K: 0 S: 2	H: 0 LOB: 1 BB: 2 P: 10	R: 0 E: 0 K: 1 S: 5	H: 0 LOB: 0 BB: 0 P: 5	R: 0 E: 0 K: 0 S: 3	H: 0 LOB: 0 BB: 0 P: 3	R: 2 E: 0 K: 1 S: 8	H: 4 LOB: 1 BB: 0 P: 8	R: 0 E: 0 K: 0 S: 3	H: 0 LOB: 0 BB: 0 P: 3	R: 0 E: 0 K: 0 S: 3	H: 0 LOB: 0 BB: 0 P: 3	R: 0 E: 0 K: 1 S: 6	H: 1 LOB: 1 BB: 0 P: 6	R: 2 E: 1 K: 1 S: 7	H: 1 LOB: 1 BB: 1 P: 11	1B: 2 2B: 4 3B: 0 HR: 0	SF: 2 SAC: 0 DP: 1 HBP: 0	WP: 0 PA: 32 PB: 0 SB: 4 CS: 1
PITCHER	IP WLS BF H R ER SO BB IBB HBP BLK WP HR S P ERA WHIP																		
Rick Waits, L (1,1) ERA: 4.69	7.0 L 28 6 4 2 3 2 0 0 0 0 0 0 0 4 2.57 1.143																		
Victor Cruz, R (8,1) ERA: 4.54	0.0 1 0 0 0 0 1 0 0 0 0 0 0 0 4																		
Sid Monge, L (8,1) ERA: 2.42	1.0 3 0 0 0 0 1 0 0 0 0 0 0 0 5 0.00 0.000																		

AB 30
R 1
H 4
RBI 1
BB 4
SO 4
LOB 13





AB 27
R 4
H 6
RBI 4
BB 3
SO 4
LOB 10



Batter	1	2	3	4	5	6	7	8	9	AB	R	H	RBI	BB	SO	LOB	TOP				
Ron LeFlore, R (1, 10) OBP: 0.358, SLG: 0.404	5-3			5-3 1B	5-3 1B		G6-4-3 BB			3	2	1	1	0	0	0	Detroit Tigers @ New York Yankees Yankee Stadium, Bronx, NY Sat Sep 15 1979, 3:33 AM EDT Unknown - 70 F				
Alan Trammell, R (1, 6) OBP: 0.330, SLG: 0.358	6-3			5-3 1-2	5-3 2H		G6-4-3 1-2			4	0	1	1	0	0	3					
Jerry Morales, R (1, 9) OBP: 0.259, SLG: 0.363	4-3			5-3 2H	4-3			F8		4	0	1	1	0	0	1					
John Wockenfuss, R (1, 3) OBP: 0.321, SLG: 0.534 Jason Thompson, L (8, 3) OBP: 0.343, SLG: 0.410	5-3			5-3 1-2	5-3			F8		4	0	0	0	0	0	1					
Lance Parrish, R (1, 2) OBP: 0.342, SLG: 0.453	K			K				F8		4	0	1	0	0	2	1					
Lynn Jones, R (1, 7) OBP: 0.346, SLG: 0.392	6-3				FC4-6 1B			FC5-4 1-2		3	0	1	0	1	0	1					
Dave Stegman, R (1, 8) OBP: 0.133, SLG: 0.333					FC4-6 1B			FC5-4 1-2		4	1	0	0	0	2						
Tom Brookens, R (1, 4) OBP: 0.316, SLG: 0.380 Lou Whitaker, L (9, 4) OBP: 0.391, SLG: 0.375					FC4-6 1B			FC5-4 1-2		4	1	2	1	0	0	0					
Rick Peters, S (1, 5) OBP: 0.500, SLG: 0.333 Aurelio Rodriguez, R (7, 5) OBP: 0.277, SLG: 0.358					3-1 1H		SH1-4 1B			0	0	0	0	0	0	0					
	5-3				3-1 2-3		SH1-4 1-2			2	0	0	0	0	0	1					
Inning Stats	R: 0 E: 0 K: 0 S: 3	H: 0 LOB: 0 BB: 0 P: 3	R: 0 E: 0 K: 1 S: 5	H: 0 LOB: 0 BB: 0 P: 5	R: 0 E: 0 K: 0 S: 3	H: 0 LOB: 0 BB: 0 P: 3	R: 1 E: 0 K: 1 S: 7	H: 2 LOB: 1 BB: 0 P: 7	R: 3 E: 0 K: 0 S: 7	H: 4 LOB: 1 BB: 0 P: 7	R: 0 E: 0 K: 0 S: 3	H: 1 LOB: 1 BB: 1 P: 7	R: 0 E: 0 K: 0 S: 4	H: 1 LOB: 1 BB: 0 P: 4	R: 0 E: 0 K: 0 S: 3	H: 0 LOB: 0 BB: 0 P: 3	1B: 6 2B: 2 3B: 0 HR: 0	SF: 0 SAC: 1 DP: 1 HBP: 0	WP: 0 PB: 0 SB: 0 CS: 0	PA: 36	
PITCHER Tommy John, L (1, 1) ERA: 3.01	IP: 9.0 WLS: L BF: 36	H: 8 R: 4 ER: 4 SO: 2	BB: 2 IBB: 0 HBP: 0 BLK: 0	WP: 0 HR: 0 S: 38 P: 46	ERA: 4.00 WHIP: 1.111	PITCHER											IP: 9.0 WLS: L BF: 36	H: 8 R: 4 ER: 4 SO: 2	BB: 2 IBB: 0 HBP: 0 BLK: 0	WP: 0 HR: 0 S: 38 P: 46	ERA: 4.00 WHIP: 1.111

Batter	1	2	3	4	5	6	7	8	9	AB	R	H	RBI	BB	SO	LOB	BOTTOM				
Bobby Murcer, L (1, 8) OBP: 0.346, SLG: 0.392	F7		6-3				F8			3	0	0	0	2	0	0	Detroit Tigers @ New York Yankees Yankee Stadium, Bronx, NY Sat Sep 15 1979, 3:33 AM EDT Unknown - 70 F				
Oscar Gamble, L (1, 7) OBP: 0.457, SLG: 0.554 Lou Piniella, R (7, PH) OBP: 0.326, SLG: 0.432			HR				F6			2	1	1	0	1	0	1					
Jim Spencer, L (1, 10) OBP: 0.369, SLG: 0.579 George Scott, R (6, PH) OBP: 0.315, SLG: 0.391	K		HR				F3			2	1	1	2	0	1	1					
Reggie Jackson, L (1, 9) OBP: 0.378, SLG: 0.533	K		K				F9			4	0	0	0	0	2	2					
Chris Chambliss, L (1, 3) OBP: 0.320, SLG: 0.434							F8			4	1	2	0	0	0	1					
Graig Nettles, L (1, 5) OBP: 0.316, SLG: 0.385	F8						F8			4	0	1	0	0	0	2					
Brian Doyle, L (1, 4) OBP: 0.280, SLG: 0.273 Willie Randolph, R (6, PH) OBP: 0.377, SLG: 0.374							4-3			1	0	0	1	0	0	0					
Brad Gulden, L (1, 2) OBP: 0.224, SLG: 0.182 Roy White, S (6, PH) OBP: 0.287, SLG: 0.268 Jerry Narron, L (7, 2) OBP: 0.208, SLG: 0.237							G4-6-3			1	0	0	1	0	0	0					
Bucky Dent, R (1, 6) OBP: 0.289, SLG: 0.284 Lenny Randle, S (9, PH) OBP: 0.238, SLG: 0.179							G4-6-3			2	0	0	0	0	0	1					
							G3			1	0	0	0	0	3						
							F2			1	0	0	0	0	1	0					
							1-3			3	0	0	0	0	0	0					
							1-3			0	0	0	0	1	0	0					
Inning Stats	R: 0 E: 0 K: 2 S: 8	H: 1 LOB: 1 BB: 0 P: 8	R: 1 E: 1 K: 0 S: 4	H: 1 LOB: 0 BB: 0 P: 4	R: 2 E: 0 K: 1 S: 6	H: 1 LOB: 0 BB: 1 P: 10	R: 0 E: 0 K: 0 S: 3	H: 0 LOB: 0 BB: 0 P: 3	R: 0 E: 0 K: 0 S: 3	H: 2 LOB: 3 BB: 1 P: 9	R: 0 E: 0 K: 0 S: 3	H: 0 LOB: 0 BB: 0 P: 3	R: 0 E: 0 K: 0 S: 4	H: 1 LOB: 1 BB: 0 P: 4	R: 0 E: 0 K: 1 S: 5	H: 0 LOB: 2 BB: 2 P: 13	1B: 4 2B: 1 3B: 0 HR: 1	SF: 0 SAC: 1 DP: 1 HBP: 0	WP: 0 PB: 0 SB: 0 CS: 0	PA: 38	
PITCHER Jack Morris, R (1, 1) ERA: 3.62 Pat Underwood, L (6, 1) ERA: 4.64 Aurelio Lopez, R (9, 1) ERA: 2.28	IP: 5.0 WLS: W BF: 20	H: 3 R: 3 ER: 3 SO: 3	BB: 2 IBB: 0 HBP: 0 BLK: 0	WP: 0 HR: 1 S: 24 P: 32	ERA: 5.40 WHIP: 1.000	PITCHER											IP: 5.0 WLS: W BF: 20	H: 3 R: 3 ER: 3 SO: 3	BB: 2 IBB: 0 HBP: 0 BLK: 0	WP: 0 HR: 1 S: 24 P: 32	ERA: 5.40 WHIP: 1.000

Batter	1	2	3	4	5	6	7	8	9	AB	R	H	RBI	BB	SO	LOB	TOP										
Ron LeFlore, R OBP: 0.355, SLG: 0.401 (1, 10)	0-0 6-3		0-0 G4-6-3			0-0 F9			0-0 F9	4	0	0	0	0	0	2	<p>Detroit Tigers @ New York Yankees Yankee Stadium, Bronx, NY Sat Sep 15 1979, 3:38 AM EDT Att: 30,050 - Unknown</p> <p>livebaseballscores.com</p> <p>AB 28 R 1 H 4 RBI 1 BB 3 SO 4 LOB 9</p> 										
Tom Brookens, R OBP: 0.312, SLG: 0.375 Lou Whitaker, L OBP: 0.389, SLG: 0.373 (6, PH) (6, 4)	0-0 5-3		0-0 6-3			0-0 G4-3			0-3 K	2	0	0	0	0	0	0											
Jerry Morales, R OBP: 0.259, SLG: 0.369 (1, 9)	0-0 5-3			0-0 4-3					0-0 HR	4	1	1	1	0	0	0											
John Wockenfuss, R OBP: 0.320, SLG: 0.532 Jason Thompson, L OBP: 0.341, SLG: 0.407 (4, PH) (4, 3)		0-0 F9		0-3 K					0-0 F7	1	0	0	0	0	0	0											
Lynn Jones, R OBP: 0.349, SLG: 0.395 Kirk Gibson, L (4, PH) (4, 8)		0-0 S 1B		0-0 3-1					0-0 4-3	1	0	1	0	0	0	0											
Dave Stegman, R OBP: 0.125, SLG: 0.313 Rick Peters, S OBP: 0.500, SLG: 0.286 (4, 7)		0-0 F9				0-3 K			4-0 FC6-4 BB	1	0	0	0	0	0	1											
Aurelio Rodriguez, R OBP: 0.277, SLG: 0.355 (1, 5)		4-0 BB				0-0 F7			0-0 FC6-4 1B	2	0	0	0	1	0	1											
Ed Putman, R OBP: 0.317, SLG: 0.486 (1, 2)		0-0 F9				0-3 K			0-0 G6-4-3 1B	3	0	1	0	0	1	2											
Mark Wagner, R OBP: 0.333, SLG: 0.310 (1, 6)				4-0 G4-6-3 BB					0-0 G6-4-3 1B	2	0	1	0	1	0	2											
Inning Stats	R: 0 E: 0 K: 0 S: 3	H: 0 LOB: 0 BB: 0 P: 3	R: 0 E: 0 K: 0 S: 4	H: 1 LOB: 2 BB: 1 P: 8	R: 0 E: 0 K: 1 S: 2	H: 0 LOB: 0 BB: 1 P: 6	R: 0 E: 0 K: 1 S: 5	H: 0 LOB: 0 BB: 0 P: 5	R: 0 E: 0 K: 2 S: 7	H: 0 LOB: 0 BB: 0 P: 7	R: 0 E: 0 K: 0 S: 3	H: 0 LOB: 0 BB: 0 P: 3	R: 0 E: 0 K: 0 S: 3	H: 1 LOB: 1 BB: 1 P: 7	R: 1 E: 0 K: 1 S: 6	H: 1 LOB: 0 BB: 0 P: 6		1B: 3 2B: 0 3B: 0 HR: 1	SF: 0 SAC: 0 DP: 3 HBP: 0	WP: 0 PB: 0 SB: 1 CS: 0	PA: 31						
PITCHER	IP	WLS	BF	H	R	ER	SO	BB	IBB	HBP	BLK	WP	HR	S	P	ERA	WHIP										
Don Hood, L ERA: 3.02 (1, 1)	2.0		8	1	0	0	0	1	0	0	0	0	0	7	11	0.00	1.000										
Ron Davis, R ERA: 3.0 (3, 1)	4.0	W	12	1	0	0	3	1	0	0	0	0	0	17	21	0.00	0.500										
Jim Kaat, L ERA: 3.69 (7, 1)	3.0	S	11	2	1	1	1	1	0	0	0	0	1	12	16	3.00	1.000										

Batter	1	2	3	4	5	6	7	8	9	AB	R	H	RBI	BB	SO	LOB	BOTTOM										
Willie Randolph, R OBP: 0.377, SLG: 0.374 (1, 4)	0-0 L6			0-0 F8					0-0 F9	5	1	2	2	0	0	2	<p>Detroit Tigers @ New York Yankees Yankee Stadium, Bronx, NY Sat Sep 15 1979, 3:38 AM EDT Att: 30,050 - Unknown</p> <p>livebaseballscores.com</p> <p>AB 35 R 7 H 14 RBI 7 BB 4 SO 2 LOB 18</p> 										
Juan Beniquez, R OBP: 0.284, SLG: 0.381 (1, 8)	0-3 K			0-0 F7					0-0 F7	5	0	1	2	0	1	3											
Lou Piniella, R OBP: 0.329, SLG: 0.434 (1, 7)	0-0 4-3			0-0 1-3					0-0 1B	5	0	3	0	0	0	1											
Reggie Jackson, L OBP: 0.378, SLG: 0.530 (1, 9)		4-0 BB 1B SF7 BB		0-0 F4					0-0 L5	4	1	1	0	1	0	6											
George Scott, R OBP: 0.317, SLG: 0.395 (1, 10)		0-0 BB 1B 1B		0-0 3-1 2B					0-0 F7	4	2	2	0	0	0	0											
Chris Chambliss, L OBP: 0.318, SLG: 0.430 (1, 3)		0-3 K		0-0 3-1					0-0 4-3	4	0	0	0	0	1	3											
Graig Nettles, L OBP: 0.321, SLG: 0.396 (1, 5)		4-0 BB 1B BB		0-0 2B					4-0 FC6-4 BB	2	2	2	2	2	0	0											
Fred Stanley, R OBP: 0.256, SLG: 0.300 (1, 6)		0-0 SF7		0-0 6-3					0-0 FC6-4	3	0	1	1	0	0	2											
Brad Gulden, L OBP: 0.247, SLG: 0.200 (1, 2)		4-0 1B 1B BB		0-0 1B					0-0 5-3	3	1	2	0	1	0	1											
Inning Stats	R: 0 E: 0 K: 1 S: 5	H: 3 LOB: 1 BB: 3 P: 20	R: 1 E: 0 K: 0 S: 5	H: 3 LOB: 1 BB: 0 P: 5	R: 0 E: 0 K: 0 S: 5	H: 2 LOB: 2 BB: 0 P: 5	R: 1 E: 0 K: 0 S: 5	H: 2 LOB: 1 BB: 0 P: 5	R: 0 E: 0 K: 0 S: 4	H: 2 LOB: 1 BB: 0 P: 4	R: 0 E: 0 K: 0 S: 3	H: 0 LOB: 1 BB: 1 P: 7	R: 0 E: 0 K: 0 S: 5	H: 2 LOB: 2 BB: 0 P: 5	R: 0 E: 0 K: 0 S: 5	H: 2 LOB: 2 BB: 0 P: 5		1B: 11 2B: 2 3B: 0 HR: 1	SF: 1 SAC: 0 DP: 1 HBP: 0	WP: 0 PB: 0 SB: 1 CS: 0	PA: 40						
PITCHER	IP	WLS	BF	H	R	ER	SO	BB	IBB	HBP	BLK	WP	HR	S	P	ERA	WHIP										
Mike Chris, L ERA: 5.25 (1, 1)	2.2	L	16	6	6	6	2	3	0	0	0	0	0	17	29	20.25	3.375										
Jack Billingham, R ERA: 3.34 (3, 1)	5.1		24	8	1	1	0	1	0	0	0	0	1	23	27	1.69	1.688										

Batter	1	2	3	4	5	6	7	8	9	10	11	12	AB	R	H	RBI	BB	SO	LOB	TOP		
Ron LeFlore, R OBP: 0.356, SLG: 0.399 (1, 10)	F9 BB		6-3		3B BB		FC5		BB		5-3	FC5-4	4	1	0	0	3	0	4			
Alan Trammell, R OBP: 0.332, SLG: 0.357 (8, PH)													1	0	0	0	2	1	2			
Rick Patek, S OBP: 0.465, SLG: 0.286 (8, 6)			CS BB		K			1B BB	F8			1B SH 1B	0	1	0	0	1	0	0			
Mark Wagner, R OBP: 0.335, SLG: 0.313 (8, 6)	1-2 BB												2	1	1	0	0	0	2			
Jerry Morales, R OBP: 0.263, SLG: 0.375 (1, 9)	F9												4	1	2	2	1	0	2			
John Wockenfuss, R OBP: 0.317, SLG: 0.527 (6, PH)													2	0	0	0	0	0	3			
Jason Thompson, L OBP: 0.343, SLG: 0.408 (6, 3)	F3		5-3				F7		G3				4	1	2	1	0	0	1			
Lance Parrish, R OBP: 0.342, SLG: 0.452 (1, 2)	K			5-3			6-3		K				6	0	2	2	0	2	3			
Lynn Jones, R OBP: 0.346, SLG: 0.391 (1, 7)		6-3											2	0	0	0	0	0	0			
Steve Kemp, L OBP: 0.397, SLG: 0.537 (6, 7)				4-3			K		F7				4	1	1	0	0	1	3			
Tom Brookens, R OBP: 0.339, SLG: 0.370 (7, PH)													2	0	0	0	0	1	0			
Lou Whitaker, L OBP: 0.360, SLG: 0.377 (7, 4)		K					4-3						4	0	2	1	0	0	0			
Aurelio Rodriguez, R OBP: 0.278, SLG: 0.306 (7, PH)													2	0	1	0	0	0	0			
Phil Markowski, L OBP: 0.288, SLG: 0.265 (7, 5)													3	0	0	0	0	2	2			
Dave Stegman, R OBP: 0.222, SLG: 0.529 (7, PH)													1	2	1	1	1	0	0			
Champ Summers, L OBP: 0.403, SLG: 0.548 (7, 9)	CS												3	0	1	0	1	0	2			
Inning Stats	R: 0 E: 0 K: 1 S: 5	H: 0 LOB: 2 BB: 2 P: 13	R: 0 E: 0 K: 1 S: 5	H: 1 LOB: 0 BB: 0 P: 5	R: 1 E: 0 K: 0 S: 3	H: 1 LOB: 1 BB: 2 P: 11	R: 0 E: 0 K: 0 S: 3	H: 0 LOB: 0 BB: 0 P: 3	R: 2 E: 0 K: 1 S: 5	H: 1 LOB: 1 BB: 2 P: 13	R: 0 E: 0 K: 1 S: 6	H: 1 LOB: 1 BB: 1 P: 10	R: 0 E: 0 K: 0 S: 4	H: 2 LOB: 1 BB: 0 P: 4	R: 0 E: 1 K: 1 S: 6	H: 0 LOB: 1 BB: 0 P: 6	R: 4 E: 2 K: 0 S: 8	H: 5 LOB: 2 BB: 1 P: 12	1B: 8 2B: 2 3B: 2 HR: 1	SF: 0 SAC: 2 DP: 1 HBP: 0	WP: 0 PB: 0 SB: 0 CS: 2	PA: 56
PITCHER	IP	WLS	BF	H	R	ER	SO	BB	IBB	HBP	BLK	WP	HR	S	P	ERA	WHIP					
Dave Righetti, L ERA: 3.4 (1, 1)	4.1	5.0	21	3	3	3	3	6	0	0	0	0	0	1	21	45	5.40	1.800				
Ron Davis, R ERA: 2.93 (6, 1)	1.2	6	1	0	0	2	0	0	0	0	0	0	0	10	10	0.00	0.600					
Rich Gossage, R ERA: 2.88 (7, 1)	5.1	L	28	9	5	4	2	2	1	0	0	0	0	29	41	6.75	2.062					

Detroit Tigers @ New York Yankees
Yankee Stadium, Bronx, NY
Sun Sep 16 1979, 3:33 AM EDT
Att. 40,192 - Unknown - 67 F

AB 44
R 8
H 13
RBI 7
BB 9
SO 7
LOB 24



Batter	1	2	3	4	5	6	7	8	9	10	11	12	AB	R	H	RBI	BB	SO	LOB	BOTTOM				
Bobby Murcer, L OBP: 0.348, SLG: 0.391 (1, 8)	G3												4	0	1	0	2	1	0					
Willie Randolph, R OBP: 0.375, SLG: 0.370 (1, 4)	6-3												5	0	0	0	1	0	2					
Oscar Gamble, L OBP: 0.454, SLG: 0.549 (5, PH)													2	0	0	0	0	0	0					
Lou Piniella, R OBP: 0.327, SLG: 0.431 (6, 7)	G3												3	0	0	0	0	0	3					
Reggie Jackson, L OBP: 0.378, SLG: 0.527 (1, 9)													4	1	1	0	1	2	0					
Chris Chambliss, L OBP: 0.320, SLG: 0.438 (1, 3)													5	2	3	1	0	1	1					
Graig Nettles, L OBP: 0.322, SLG: 0.398 (1, 5)													3	0	1	1	1	0	1					
Jim Spencer, L OBP: 0.386, SLG: 0.575 (6, PH)													2	0	0	1	0	0	1					
George Scott, R OBP: 0.320, SLG: 0.398 (6, PH)													3	0	2	0	0	0	0					
Fred Stanley, R OBP: 0.247, SLG: 0.289 (9, PH)													3	0	0	0	0	0	4					
Roy White, S OBP: 0.290, SLG: 0.286 (10, 6)													1	1	1	1	0	0	0					
Bucky Dent, R OBP: 0.289, SLG: 0.283 (10, 6)													1	0	0	0	0	0	1					
Brad Gulden, L OBP: 0.291, SLG: 0.190 (1, 2)													4	0	0	0	0	0	1					
Jerry Narron, L OBP: 0.206, SLG: 0.235 (12, PH)													1	0	0	0	0	0	0					
Inning Stats	R: 0 E: 0 K: 0 S: 3	H: 0 LOB: 0 BB: 0 P: 5	R: 2 E: 1 K: 0 S: 5	H: 1 LOB: 1 BB: 1 P: 9	R: 0 E: 0 K: 0 S: 5	H: 0 LOB: 0 BB: 0 P: 3	R: 1 E: 0 K: 0 S: 5	H: 2 LOB: 1 BB: 0 P: 6	R: 0 E: 0 K: 0 S: 3	H: 0 LOB: 1 BB: 1 P: 7	R: 0 E: 0 K: 1 S: 6	H: 1 LOB: 0 BB: 0 P: 5	R: 1 E: 0 K: 1 S: 6	H: 1 LOB: 0 BB: 0 P: 6	R: 0 E: 0 K: 1 S: 5	H: 0 LOB: 0 BB: 0 P: 5	R: 0 E: 0 K: 0 S: 4	H: 1 LOB: 1 BB: 0 P: 4	R: 0 E: 0 K: 0 S: 2	H: 0 LOB: 0 BB: 1 P: 6	1B: 6 2B: 1 3B: 0 HR: 2	SF: 1 SAC: 0 DP: 3 HBP: 0	WP: 0 PB: 0 SB: 0 CS: 1	PA: 47
PITCHER	IP	WLS	BF	H	R	ER	SO	BB	IBB	HBP	BLK	WP	HR	S	P	ERA	WHIP							
Dave Rozema, R ERA: 3.45 (5, 1)	4.1	20	4	3	2	0	2	0	0	0	0	0	0	1	18	26	4.15	1.385						
Bruce Robbins, L ERA: 4.22 (7, 1)	2.0	8	2	0	0	1	2	0	0	0	0	0	0	8	16	0.00	2.000							
Dave Tobik, R ERA: 4.04 (8, 1)	1.0	4	1	0	0	1	0	0	0	0	0	0	0	6	6	0.00	1.000							
Aurelio Lopez, R ERA: 2.26 (8, 1)	4.2	W	15	2	1	1	2	1	0	0	0	0	0	1	18	22	1.93	0.643						

Detroit Tigers @ New York Yankees
Yankee Stadium, Bronx, NY
Sun Sep 16 1979, 3:33 AM EDT
Att. 40,192 - Unknown - 67 F

AB 41
R 4
H 9
RBI 4
BB 5
SO 4
LOB 14



Batter	1	2	3	4	5	6	7	8	9	AB	R	H	RBI	BB	SO	LOB	TOP									
Al Bumbry, L OBP: 0.337, SLG: 0.375 (1, 8)										4	1	1	1	0	0	1	Baltimore Orioles @ Detroit Tigers Tiger Stadium, Detroit, MI Mon Sep 17 1979, 7:05 PM EDT Att: 12,918 - Unknown									
Billy Smith, S OBP: 0.301, SLG: 0.386 (1, 4)										3	0	1	0	0	1	0										
Rich Dauer, R OBP: 0.301, SLG: 0.348 (6, 4)										4	1	2	1	0	1	1										
Ken Singleton, S OBP: 0.412, SLG: 0.556 (1, 9)										4	0	0	0	0	1	2										
Eddie Murray, S OBP: 0.362, SLG: 0.470 (1, 3)										4	0	0	0	0	1	2										
Pat Kelly, L OBP: 0.370, SLG: 0.521 (1, 10)										4	0	0	0	0	1	1										
Gary Roenicke, R OBP: 0.385, SLG: 0.527 (1, 7)										2	0	0	0	1	1	0										
Doug DeCinces, R OBP: 0.316, SLG: 0.405 (1, 5)										3	0	0	0	1	1	2										
Kiko Garcia, R OBP: 0.304, SLG: 0.368 (1, 6)										3	0	1	0	0	0	1										
Dave Skaggs, R OBP: 0.294, SLG: 0.248 (8, 2)										0	0	0	0	0	0	0										
Rick Dempsey, R OBP: 0.307, SLG: 0.350 (1, 2)										2	0	0	0	0	0	2										
John Lowenstein, L OBP: 0.366, SLG: 0.511 (8, PH)										1	0	0	0	0	1	0										
Mark Belanger, R OBP: 0.280, SLG: 0.234 (8, 6)										0	0	0	0	0	0	0										
Inning Stats	R: 0 E: 0 K: 2 S: 7	H: 0 LOB: 0 BB: 0 P: 7	R: 0 E: 0 K: 1 S: 5	H: 0 LOB: 0 BB: 0 P: 5	R: 0 E: 0 K: 0 S: 3	H: 0 LOB: 1 BB: 1 P: 7	R: 0 E: 0 K: 1 S: 6	H: 1 LOB: 1 BB: 0 P: 6	R: 0 E: 0 K: 0 S: 3	H: 1 LOB: 1 BB: 1 P: 7	R: 0 E: 0 K: 1 S: 4	H: 0 LOB: 0 BB: 0 P: 4	R: 0 E: 0 K: 1 S: 5	H: 0 LOB: 0 BB: 0 P: 5	R: 1 E: 0 K: 1 S: 6	H: 1 LOB: 0 BB: 0 P: 6	R: 1 E: 0 K: 1 S: 6	H: 1 LOB: 1 BB: 0 P: 7	1B: 1 2B: 1 3B: 1 HR: 2	SF: 0 SAC: 0 DP: 1 HBP: 1	WP: 0 PA: 34 PB: 0 SB: 1 CS: 0					
PITCHER Milt Wilcox, R ERA: 4.28 (1, 1)	IP: 9.0 WLS: L BF: 34	H: 5 R: 2 ER: 2 SO: 7	BB: 2 IBB: 0 HBP: 1 BLK: 0	WP: 0 HR: 2 S: 45 P: 54	ERA: 2.00 WHIP: 0.778											ERA: 2.00 WHIP: 0.778										

Batter	1	2	3	4	5	6	7	8	9	AB	R	H	RBI	BB	SO	LOB	BOTTOM									
Ron LeFlore, R OBP: 0.355, SLG: 0.397 (1, 10)										4	0	1	0	0	0	1	Baltimore Orioles @ Detroit Tigers Tiger Stadium, Detroit, MI Mon Sep 17 1979, 7:05 PM EDT Att: 12,918 - Unknown									
Alan Trammell, R OBP: 0.335, SLG: 0.365 (1, 6)										4	0	3	0	0	0	1										
Jerry Morales, R OBP: 0.262, SLG: 0.373 (1, 9)										3	0	0	0	1	0	2										
John Wockenfuss, R OBP: 0.316, SLG: 0.521 (1, 3)										4	0	1	0	0	0	4										
Kirk Gibson, L (9, PR)										0	1	0	0	0	0	0										
Lance Parrish, R OBP: 0.341, SLG: 0.450 (1, 2)										4	0	1	0	0	1	1										
Rick Peters, S OBP: 0.545, SLG: 0.286 (9, PR)										0	0	0	0	0	0	0										
Lynn Jones, R OBP: 0.349, SLG: 0.395 (1, 7)										3	0	2	1	0	0	0										
Tom Brookens, R OBP: 0.305, SLG: 0.366 (1, 4)										2	0	0	0	0	1	1										
Aurelio Rodriguez, R OBP: 0.275, SLG: 0.352 (1, 5)										4	0	0	0	0	2	3										
Dave Stegman, R OBP: 0.190, SLG: 0.450 (1, 8)										3	0	0	0	0	0	1										
Inning Stats	R: 0 E: 0 K: 0 S: 4	H: 1 LOB: 1 BB: 0 P: 4	R: 0 E: 0 K: 1 S: 6	H: 1 LOB: 1 BB: 0 P: 6	R: 0 E: 0 K: 0 S: 4	H: 1 LOB: 2 BB: 1 P: 8	R: 0 E: 0 K: 0 S: 3	H: 0 LOB: 0 BB: 0 P: 3	R: 0 E: 0 K: 1 S: 6	H: 1 LOB: 0 BB: 0 P: 6	R: 0 E: 0 K: 0 S: 4	H: 1 LOB: 1 BB: 0 P: 4	R: 0 E: 0 K: 0 S: 3	H: 1 LOB: 0 BB: 0 P: 3	R: 1 E: 0 K: 2 S: 9	H: 2 LOB: 1 BB: 0 P: 9	1B: 7 2B: 0 3B: 1 HR: 0	SF: 1 SAC: 2 DP: 1 HBP: 0	WP: 0 PA: 35 PB: 0 SB: 1 CS: 1							
PITCHER Scott McGregor, L ERA: 3.26 (1, 1)	IP: 9.0 WLS: W BF: 35	H: 8 R: 1 ER: 1 SO: 4	BB: 1 IBB: 0 HBP: 0 BLK: 0	WP: 0 HR: 0 S: 42 P: 46	ERA: 1.00 WHIP: 1.000											ERA: 1.00 WHIP: 1.000										



Batter	1	2	3	4	5	6	7	8	9	AB	R	H	RBI	BB	SO	LOB	TOP										
Al Bumby, L OBP: 0.335, SLG: 0.372 (1, 8)	0-0 5-3		0-3 K			0-0 6-3		0-0 G3		4	0	0	0	0	1	1	Baltimore Orioles @ Detroit Tigers Tiger Stadium, Detroit, MI Tue Sep 18 1979, 7:05 PM EDT Att: 13,586 - Unknown										
Kiko Garcia, R OBP: 0.306, SLG: 0.375 (1, 6)	0-0 3-1		0-0 3B			0-0 1B		0-0 F9		4	0	2	0	0	0	2											
Ken Singleton, S OBP: 0.411, SLG: 0.553 (1, 9)	4-0 BB		0-0 6-3			0-0 1-3			0-0 6-3	3	0	0	0	1	0	2											
Eddie Murray, S OBP: 0.360, SLG: 0.467 (1, 3)	0-0 6-3			0-0 1-3			0-0 F9		0-0 F8	4	0	0	0	0	0	1											
John Lowenstein, L OBP: 0.364, SLG: 0.503 (1, 10)		4-0 FC6-4 BB		0-0 4-3			0-0 F8		0-0 F6	3	0	0	0	1	0	0											
Pat Kelly, L OBP: 0.364, SLG: 0.510 (1, 7)		0-0 F7		0-0 5-3			0-0 F8			3	0	0	0	0	0	1											
Doug DeCinces, R OBP: 0.316, SLG: 0.412 (1, 5)		0-0 F6			0-0 F8					3	1	1	1	0	0	1											
Rich Dauer, R OBP: 0.300, SLG: 0.347 (8, PH)		0-0 FC6-4			0-0 F9					2	0	0	0	0	0	1											
Bob Molinaro, L OBP: 0.284, SLG: 0.248 (8, 2)		0-0 1-2			0-0 F9			0-3 K		1	0	0	0	0	1	0											
Wayne Krenchicki, L OBP: 0.167, SLG: 0.250 (8, 4)			0-0 F8			0-0 6-3				0	0	0	0	0	0	0											
Inning Stats	R: 0 E: 0 K: 0 S: 3	H: 0 LOB: 1 BB: 1 P: 7	R: 0 E: 0 K: 0 S: 3	H: 0 LOB: 1 BB: 1 P: 7	R: 0 E: 0 K: 1 S: 6	H: 1 LOB: 1 BB: 0 P: 6	R: 0 E: 0 K: 0 S: 3	H: 0 LOB: 0 BB: 0 P: 3	R: 0 E: 0 K: 0 S: 3	H: 0 LOB: 0 BB: 0 P: 3	R: 0 E: 0 K: 0 S: 3	H: 0 LOB: 0 BB: 0 P: 3	R: 1 E: 0 K: 1 S: 7	H: 2 LOB: 2 BB: 0 P: 7	R: 0 E: 0 K: 0 S: 3	H: 0 LOB: 0 BB: 0 P: 3	1B: 2 2B: 0 3B: 1 HR: 1	SF: 0 SAC: 0 DP: 0 HBP: 0	WP: 0 PB: 1 SB: 0 CS: 1	PA: 32							
PITCHER	IP	WLS	BF	H	R	ER	SO	BB	IBB	HBP	BLK	WP	HR	S	P	ERA	WHIP										
Dan Petry, R ERA: 4.06 (1, 1)	7.1	W	27	4	1	1	2	2	0	0	0	0	1	29	37	1.23	0.818										
Aurelio Lopez, R ERA: 2.23 (8, 1)	1.2	S	5	0	0	0	0	0	0	0	0	0	0	5	5	0.00	0.000										

AB	30
R	1
H	4
RBI	1
BB	2
SO	2
LOB	9



Batter	1	2	3	4	5	6	7	8	9	AB	R	H	RBI	BB	SO	LOB	BOTTOM										
Ron LeFlore, R OBP: 0.355, SLG: 0.402 (1, 8)	0-3 K		0-0 HR		0-0 G6-4-3		0-0 FC6-4 BB			4	1	1	2	0	1	3	Baltimore Orioles @ Detroit Tigers Tiger Stadium, Detroit, MI Tue Sep 18 1979, 7:05 PM EDT Att: 13,586 - Unknown										
Alan Trammell, R OBP: 0.335, SLG: 0.363 (1, 6)	0-3 K		0-0 F9		0-0 P6		0-0 BB			3	0	0	0	1	1	1											
Jerry Morales, R OBP: 0.262, SLG: 0.370 (1, 10)	4-0 BB			0-0 6-3		0-0 P6		0-0 F7		3	0	0	0	1	0	2											
John Wockenfuss, R OBP: 0.319, SLG: 0.519 (1, 3)	0-0 F8			4-0 BB		0-0 2B 1B			0-0 6-3	3	0	1	0	1	0	1											
Jason Thompson, L OBP: 0.343, SLG: 0.408 (9, 3)				0-0 BB		0-0 2B 1B			0-0 5-3	0	0	0	0	0	0	0											
Lance Parrish, R OBP: 0.341, SLG: 0.450 (1, 2)		0-3 K		0-0 F9		0-0 2B		0-0 5-3		4	0	1	0	0	1	1											
Lynn Jones, R OBP: 0.347, SLG: 0.389 (1, 7)		0-0 P4		4-0 BB		0-0 1-3		0-3 K		3	0	0	0	1	1	1											
Tom Brookens, R OBP: 0.306, SLG: 0.365 (1, 4)				0-0 BB			0-0 SH3-4 E FC6-4 1B			3	1	1	0	0	1	2											
Lou Whitaker, L OBP: 0.390, SLG: 0.377 (9, 4)				0-3 K						0	0	0	0	0	0	0											
Aurelio Rodriguez, R OBP: 0.276, SLG: 0.353 (1, 5)			0-0 P5		0-0 G6-4-3 1B		0-0 SH3-4			2	0	1	0	0	0	0											
Dave Stegman, R OBP: 0.292, SLG: 0.500 (1, 9)			0-0 CS 1B		0-0 G6-4-3 1B		4-0 FC6-4 BB			2	0	2	0	1	0	0											
Inning Stats	R: 0 E: 0 K: 2 S: 7	H: 0 LOB: 1 BB: 1 P: 11	R: 0 E: 0 K: 1 S: 5	H: 0 LOB: 0 BB: 0 P: 5	R: 1 E: 0 K: 0 S: 4	H: 2 LOB: 0 BB: 0 P: 4	R: 0 E: 0 K: 1 S: 5	H: 0 LOB: 2 BB: 2 P: 13	R: 0 E: 0 K: 0 S: 4	H: 2 LOB: 1 BB: 0 P: 4	R: 0 E: 0 K: 0 S: 4	H: 1 LOB: 2 BB: 2 P: 12	R: 0 E: 0 K: 1 S: 5	H: 0 LOB: 0 BB: 0 P: 5	R: 0 E: 0 K: 0 S: 5	H: 0 LOB: 0 BB: 0 P: 3	1B: 5 2B: 1 3B: 0 HR: 1	SF: 0 SAC: 1 DP: 1 HBP: 0	WP: 0 PB: 0 SB: 0 CS: 1	PA: 33							
PITCHER	IP	WLS	BF	H	R	ER	SO	BB	IBB	HBP	BLK	WP	HR	S	P	ERA	WHIP										
Mike Flanagan, L ERA: 3.12 (1, 1)	8.0	L	33	7	2	1	5	5	0	0	0	0	1	38	58	1.12	1.500										



Batter	1	2	3	4	5	6	7	8	9	AB	R	H	RBI	BB	SO	LOB	TOP		
Al Bumbry, L OBP: 0.336, SLG: 0.373 (1, 8)										4	0	2	0	0	0	0			
Tom Chism, L OBP: 0.282, SLG: 0.246 (1, 2)										1	0	0	0	0	0	1			
Dave Skaggs, R OBP: 0.362, SLG: 0.500 (6, PH)										1	0	0	0	0	1	0			
John Lowenstein, L OBP: 0.362, SLG: 0.500 (6, 2)										1	0	0	0	0	1	0			
Eliot Hendricks, L OBP: 0.362, SLG: 0.500 (6, 2)										1	0	0	0	0	0	1			
Ken Singleton, S OBP: 0.412, SLG: 0.552 (1, 9)										3	0	1	0	1	2	1			
Eddie Murray, S OBP: 0.362, SLG: 0.467 (1, 3)										2	0	1	0	2	0	1			
Lee May, R OBP: 0.296, SLG: 0.411 (1, 10)										4	0	0	0	0	0	5			
Gary Roenicke, R OBP: 0.382, SLG: 0.522 (1, 7)										3	0	0	0	0	1	0			
Kiko Garcia, R OBP: 0.306, SLG: 0.373 (1, 6)										2	0	0	0	0	2	0			
Rich Dauer, R OBP: 0.298, SLG: 0.344 (1, 5)										3	0	0	0	0	0	1			
Wayne Krenchicki, L OBP: 0.133, SLG: 0.200 (1, 4)										3	0	0	0	0	0	1			
Inning Stats	R: 0 E: 0 K: 0 S: 3	H: 1 LOB: 1 BB: 1 P: 7	R: 0 E: 0 K: 1 S: 5	H: 0 LOB: 0 BB: 0 P: 5	R: 0 E: 0 K: 0 S: 3	H: 0 LOB: 0 BB: 0 P: 3	R: 0 E: 0 K: 1 S: 5	H: 1 LOB: 1 BB: 1 P: 9	R: 0 E: 0 K: 1 S: 5	H: 0 LOB: 1 BB: 0 P: 6	R: 0 E: 0 K: 2 S: 7	H: 0 LOB: 0 BB: 0 P: 7	R: 0 E: 0 K: 0 S: 3	H: 1 LOB: 0 BB: 0 P: 3	R: 0 E: 0 K: 1 S: 5	H: 0 LOB: 0 BB: 1 P: 10	1B: 4 2B: 0 3B: 0 HR: 0	SF: 0 SAC: 0 DP: 3 HBP: 1	WP: 2 PA: 32 PB: 0 SB: 0 CS: 0
PITCHER Jack Morris, R ERA: 3.44 (1, 1)	IP: 9.0 WLS: W BF: 32 H: 4 R: 0 ER: 0 SO: 7 BB: 3 IBB: 0 HBP: 1 BLK: 0 WP: 2 HR: 0 S: 42 P: 55 ERA: 0.00 WHIP: 0.778																		

Baltimore Orioles @ Detroit Tigers
Tiger Stadium, Detroit, MI
Wed Sep 19 1979, 7:05 PM EDT
Att: 12,573 - Unknown

AB	28
R	0
H	4
RBI	0
BB	3
SO	7
LOB	11



Batter	1	2	3	4	5	6	7	8	9	AB	R	H	RBI	BB	SO	LOB	BOTTOM		
Ron LeFlore, R OBP: 0.354, SLG: 0.401 (1, 8)										4	0	1	1	0	1	0			
Lou Whitaker, L OBP: 0.394, SLG: 0.387 (1, 4)										3	2	3	0	0	0	0			
Steve Kemp, L OBP: 0.396, SLG: 0.537 (1, 7)										4	1	1	1	0	0	2			
Champ Summers, L OBP: 0.404, SLG: 0.550 (1, 10)										3	0	1	1	1	0	1			
Jason Thompson, L OBP: 0.340, SLG: 0.405 (1, 3)										4	0	0	0	0	0	4			
Kirk Gibson, L OBP: 0.222, SLG: 0.222 (1, 9)										4	1	2	0	0	1	0			
Lance Parrish, R OBP: 0.338, SLG: 0.446 (1, 2)										4	0	0	0	0	2	1			
Rick Peters, S OBP: 0.550, SLG: 0.222 (1, 5)										2	0	0	0	1	0	0			
Aurelio Rodriguez, R OBP: 0.276, SLG: 0.353 (7, 5)										0	0	0	0	0	0	0			
Alan Trammell, R OBP: 0.335, SLG: 0.361 (1, 6)										2	1	0	0	1	0	1			
Inning Stats	R: 1 E: 0 K: 1 S: 7	H: 2 LOB: 1 BB: 0 P: 7	R: 0 E: 0 K: 0 S: 3	H: 1 LOB: 1 BB: 1 P: 7	R: 1 E: 0 K: 0 S: 5	H: 2 LOB: 1 BB: 0 P: 5	R: 0 E: 0 K: 2 S: 7	H: 0 LOB: 0 BB: 0 P: 7	R: 1 E: 0 K: 0 S: 4	H: 1 LOB: 2 BB: 2 P: 12	R: 1 E: 0 K: 0 S: 4	H: 1 LOB: 0 BB: 0 P: 4	R: 1 E: 1 K: 0 S: 4	H: 1 LOB: 0 BB: 0 P: 4	R: 0 E: 0 K: 1 S: 5	H: 0 LOB: 0 BB: 0 P: 5	1B: 5 2B: 2 3B: 1 HR: 0	SF: 0 SAC: 1 DP: 0 HBP: 0	WP: 0 PA: 34 PB: 0 SB: 3 CS: 1
PITCHER Dennis Martinez, R ERA: 3.61 (1, 1)	IP: 7.0 WLS: L BF: 31 H: 8 R: 5 ER: 5 SO: 3 BB: 3 IBB: 0 HBP: 0 BLK: 0 WP: 0 HR: 0 S: 34 P: 46 ERA: 6.43 WHIP: 1.571																		
Tim Stoddard, R ERA: 1.53 (8, 1)	IP: 1.0 WLS: 3 BF: 0 H: 0 R: 0 ER: 0 SO: 1 BB: 0 IBB: 0 HBP: 0 BLK: 0 WP: 0 HR: 0 S: 5 P: 5 ERA: 0.00 WHIP: 0.000																		

Baltimore Orioles @ Detroit Tigers
Tiger Stadium, Detroit, MI
Wed Sep 19 1979, 7:05 PM EDT
Att: 12,573 - Unknown

AB	30
R	5
H	8
RBI	3
BB	3
SO	4
LOB	9



Batter	1	2	3	4	5	6	7	8	9	AB	R	H	RBI	BB	SO	LOB	TOP								
Mark Belanger, R (1, 6) OBP: 0.283, SLG: 0.230	0-3 K	4-0 BB		0-0 E5 1B		0-0 F8		4-0 2B BB		3	2	0	0	2	1	0	Baltimore Orioles @ Detroit Tigers Tiger Stadium, Detroit, MI Thu Sep 20 1979, 7:05 PM EDT Att: 10,024 - Unknown								
Benny Ayala, R (1, 7) OBP: 0.287, SLG: 0.500	0-3 K	0-0 L1-6		0-0 E5 1B		0-0 F7		0-0 2B		1	0	0	0	0	1	0									
Al Bumbry, L (2, PH) OBP: 0.337, SLG: 0.376	0-3 K	0-3 L1-6		0-0 E5 1B		0-0 F7		0-0 2B		4	0	2	1	0	0	2									
Ken Singleton, S (1, 9) OBP: 0.409, SLG: 0.547	0-3 K	0-3 K		0-0 4-3		0-0 F7		0-0 F8		5	0	0	0	0	2	3									
Eddie Murray, S (1, 3) OBP: 0.363, SLG: 0.471		0-0 2B 1B	0-0 1-3		0-3 K		0-0 HR		0-3 K	5	2	2	1	0	2	0									
Gary Roenicke, R (1, 8) OBP: 0.384, SLG: 0.523		0-0 2B 1B	4-0		4-0 WP BB		0-0 F7		0-0 P4	3	1	1	0	2	0	0									
Doug DeCinces, R (1, 5) OBP: 0.319, SLG: 0.415		0-0 HR 2B	0-0 F8		4-0 FC5 WP BB		0-0 G6-4-3 1B		0-3 K	4	1	2	2	1	1	1									
Lee May, R (1, 10) OBP: 0.296, SLG: 0.416		2H HR	0-3 K		0-3 K		0-0 G6-4-3 1-2			4	1	1	2	0	2	4									
Rich Dauer, R (1, 4) OBP: 0.300, SLG: 0.351		0-0 HR		0-0 F8		4-0 1-2 2-3 IBB		0-0 P3		3	1	1	1	1	0	0									
Rick Dempsey, R (1, 2) OBP: 0.305, SLG: 0.347		0-0 L1-6 BB 1B		0-0 B1		0-0 FC5 2-3		0-0 4-3		4	0	1	0	0	0	3									
Inning Stats	R: 0 E: 0 K: 3 S: 9	H: 0 LOB: 0 BB: 0 P: 9	R: 5 E: 0 K: 1 S: 10	H: 6 LOB: 1 BB: 1 P: 14	R: 0 E: 0 K: 1 S: 5	H: 0 LOB: 1 BB: 1 P: 9	R: 1 E: 2 K: 0 S: 5	H: 1 LOB: 1 BB: 0 P: 5	R: 0 E: 0 K: 2 S: 7	H: 0 LOB: 3 BB: 3 P: 19	R: 0 E: 0 K: 0 S: 3	H: 0 LOB: 0 BB: 0 P: 3	R: 1 E: 0 K: 0 S: 4	H: 2 LOB: 0 BB: 0 P: 4	R: 1 E: 0 K: 0 S: 4	H: 1 LOB: 1 BB: 1 P: 8	R: 0 E: 0 K: 2 S: 7	H: 0 LOB: 0 BB: 0 P: 7	1B: 4 2B: 4 3B: 0 HR: 3	SF: 0 SAC: 0 DP: 2 HBP: 0	WP: 1 PB: 0 SB: 0 CS: 0	PA: 42			
PITCHER	IP	WLS	BF	H	R	ER	SO	BB	IBB	HBP	BLK	WP	HR	S	P	ERA	WHIP								
Mike Chris, L (1, 1) ERA: 6.08	1.0		7	4	4	4	3	0	0	0	0	0	1	13	13	36.00	4.000								
Dave Tobik, R (2, 1) ERA: 4.05	2.0		9	2	1	1	2	2	0	0	0	0	1	11	19	4.50	2.000								
Jack Billingham, R (4, 1) ERA: 3.35	4.2	L	21	3	2	2	2	3	1	0	0	1	1	21	37	3.86	1.286								
Pat Underwood, L (8, 1) ERA: 4.63	0.1		2	1	0	0	0	0	0	0	0	0	0	2	2	0.00	3.000								
Aurelio Lopez, R (9, 1) ERA: 2.21	1.0		3	0	0	0	2	0	0	0	0	0	0	7	7	0.00	0.000								

Batter	1	2	3	4	5	6	7	8	9	AB	R	H	RBI	BB	SO	LOB	BOTTOM								
Ron LeFlore, R (1, 8) OBP: 0.353, SLG: 0.404	0-0 HR	0-0 L1-6		0-3 K	0-0 6-3			0-3 K		5	1	1	1	0	2	4	Baltimore Orioles @ Detroit Tigers Tiger Stadium, Detroit, MI Thu Sep 20 1979, 7:05 PM EDT Att: 10,024 - Unknown								
Lou Whitaker, L (1, 4) OBP: 0.400, SLG: 0.388	4-0 HR	4-0 BB		0-0 BB 1B G3		4-0 FC6-5 S BB		4-0 FC4-6 BB		1	2	1	0	4	0	0									
Steve Kemp, L (1, 10) OBP: 0.398, SLG: 0.543	0-0 1H HR	4-0 BB		0-0 G3 BB 1B		0-3 K		0-0 FC4-6 BB BB		4	2	2	2	1	1	3									
Champ Summers, L (1, 9) OBP: 0.402, SLG: 0.546	0-3 K	0-3 K		4-0 1B G3 BB		0-0 FC6-5		4-0 BB		2	0	0	0	0	2	3									
Jerry Morales, R (4, PH) OBP: 0.265, SLG: 0.369	0-3 K	0-3 K		1-2 2-3 3-H BB		1-3 1B		1-2 BB		1	0	0	1	2	0	1									
Jason Thompson, L (1, 3) OBP: 0.339, SLG: 0.402	4-0 L6-4 BB			0-0 G3		0-0 4-3		4-0 BB		3	0	0	1	1	0	3									
John Wockenfuss, R (8, PH) OBP: 0.322, SLG: 0.519				1-2 2-3 3-H BB				1-2 2-3 3-H BB		0	0	0	1	1	0	0									
Kirk Gibson, L (1, 7) OBP: 0.357, SLG: 0.429	0-0 1B			0-0 CS		0-3 K		0-0 F7		5	0	3	1	0	1	3									
Lance Parrish, R (1, 2) OBP: 0.337, SLG: 0.443	0-0 L6-4			2-3 1B		0-0 5-3		0-0 6-3		4	0	0	0	1	0	4									
Rick Peters, S (1, 5) OBP: 0.500, SLG: 0.273		0-0 L1-6 1B		0-0 F8		0-3 K		0-3 K		2	0	1	0	0	0	1									
Tom Brookens, R (5, 5) OBP: 0.302, SLG: 0.361										2	0	0	0	0	1	0									
Al Greene, L (9, PH) OBP: 0.279, SLG: 0.280										1	0	0	0	0	1	0									
Alan Trammell, R (1, 6) OBP: 0.337, SLG: 0.364		0-0 BB BB 1B		0-0 1B BB 1B		0-3 K2-3		0-0 FC4-6 BB BB 1B		5	2	3	0	0	1	0									
Inning Stats	R: 3 E: 0 K: 1 S: 7	H: 3 LOB: 1 BB: 2 P: 15	R: 0 E: 0 K: 1 S: 6	H: 2 LOB: 3 BB: 2 P: 14	R: 0 E: 0 K: 0 S: 3	H: 1 LOB: 1 BB: 1 P: 7	R: 3 E: 0 K: 1 S: 9	H: 4 LOB: 2 BB: 1 P: 13	R: 0 E: 0 K: 2 S: 7	H: 0 LOB: 0 BB: 0 P: 7	R: 0 E: 0 K: 1 S: 5	H: 0 LOB: 0 BB: 1 P: 9	R: 0 E: 0 K: 1 S: 5	H: 0 LOB: 0 BB: 0 P: 5	R: 1 E: 0 K: 1 S: 6	H: 1 LOB: 3 BB: 3 P: 18	R: 0 E: 0 K: 1 S: 5	H: 0 LOB: 0 BB: 0 P: 5	1B: 8 2B: 3 3B: 0 HR: 2	SF: 0 SAC: 0 DP: 2 HBP: 0	WP: 0 PB: 0 SB: 1 CS: 1	PA: 45			
PITCHER	IP	WLS	BF	H	R	ER	SO	BB	IBB	HBP	BLK	WP	HR	S	P	ERA	WHIP								
Steve Stone, R (1, 1) ERA: 3.83	0.1		6	7	3	3	1	2	0	0	0	0	0	17	29	9.00	3.333								
Sammy Stewart, R (1, 1) ERA: 3.53	3.0		16	7	3	3	2	3	0	0	0	0	0	17	29	9.00	3.333								
Tippy Martinez, L (4, 1) ERA: 3.04	4.1	W	19	2	1	1	5	4	0	0	0	0	0	25	41	2.08	1.385								
Don Stanhouse, R (8, 1) ERA: 2.93	1.1	S	5	0	0	0	1	1	0	0	0	0	0	6	10	0.00	0.750								

AB	36
R	8
H	10
RBI	7
BB	6
SO	9
LOB	13



Batter	1	2	3	4	5	6	7	8	9	AB	R	H	RBI	BB	SO	LOB	TOP			
Ron LeFlore, R OBP: 0.353, SLG: 0.404	G3		1B		K					3	0	1	0	0	1	3	Detroit Tigers @ Boston Red Sox Fenway Park, Boston, MA Fri Sep 21 1979, 7:05 PM EDT Att: 24,802 - Unknown - 65 F			
Alan Trammell, R OBP: 0.335, SLG: 0.361	K			K		E5 1B				3	1	0	0	0	2	0				
Jerry Morales, R OBP: 0.263, SLG: 0.367	P9			6-3		F6				3	0	0	0	0	0	1				
John Wockenfuss, R OBP: 0.326, SLG: 0.521				6-3		L4 1B				3	0	2	0	0	0	0				
Lance Parrish, R OBP: 0.338, SLG: 0.443				F4		1B 1B				2	0	1	1	1	0	1				
Lynn Jones, R OBP: 0.342, SLG: 0.383				P9		P9				3	0	0	0	0	0	4				
Dave Stegman, R OBP: 0.259, SLG: 0.440				L4		F8				3	0	0	0	0	0	2				
Aurelio Rodriguez, R OBP: 0.277, SLG: 0.353				6-3		1B 1B				3	0	1	0	0	0	0				
Tom Brookens, R OBP: 0.303, SLG: 0.360				K		1-2 2-3 1B				3	0	1	0	0	1	0				
Inning Stats	R: 0 E: 0 K: 1 S: 5	H: 0 LOB: 0 BB: 0 P: 5	R: 0 E: 0 K: 0 S: 4	H: 1 LOB: 1 BB: 0 P: 4	R: 0 E: 0 K: 1 S: 5	H: 1 LOB: 1 BB: 0 P: 5	R: 0 E: 0 K: 1 S: 5	H: 0 LOB: 0 BB: 0 P: 5	R: 0 E: 0 K: 1 S: 7	H: 2 LOB: 3 BB: 1 P: 11	R: 0 E: 0 K: 0 S: 3	H: 0 LOB: 0 BB: 0 P: 3					1B: 6 2B: 1 3B: 0 HR: 0	SF: 0 SAC: 0 DP: 1 HBP: 0	WP: 0 PB: 0 SB: 0 CS: 0	PA: 27
PITCHER John Tudor, L ERA: 6.43	IP: 7.0 WLS: W BF: 27 H: 6 R: 1 ER: 0 SO: 4 BB: 1 IBB: 0 HBP: 0 BLK: 0 WP: 0 HR: 0 S: 34 P: 38 ERA: 0.00 WHIP: 1.000															PITCHER IP: WLS: BF: H: R: ER: SO: BB: IBB: HBP: BLK: WP: HR: S: P: ERA: WHIP:				

Batter	1	2	3	4	5	6	7	8	9	AB	R	H	RBI	BB	SO	LOB	BOTTOM			
Rick Burleson, R OBP: 0.316, SLG: 0.370	6-3			5-3						3	0	0	0	0	1	0	Detroit Tigers @ Boston Red Sox Fenway Park, Boston, MA Fri Sep 21 1979, 7:05 PM EDT Att: 24,802 - Unknown - 65 F			
Ted Sizemore, R OBP: 0.314, SLG: 0.323	1B 1B			E9 SF8 1B		5-3				3	2	2	0	0	0	0				
Fred Lynn, L OBP: 0.426, SLG: 0.640	1B BB			SF8		K				1	1	0	1	1	1	0				
Jim Rice, R OBP: 0.386, SLG: 0.612	1B FC4 1B			G3 1B		1B 1B				3	1	3	0	0	0	0				
Carl Yastrzemski, L OBP: 0.351, SLG: 0.458	1B			G3		1B				3	0	2	2	0	0	1				
Jim Dwyer, L OBP: 0.348, SLG: 0.385	FC4 1B			1-2 2-3 3-H 1B		4-3				2	0	0	1	1	0	3				
Butch Hobson, R OBP: 0.292, SLG: 0.487	G6-4-3 1-2			BB		F4				3	0	1	0	0	0	4				
Dwight Evans, R OBP: 0.367, SLG: 0.457				K		5-3				3	0	0	0	0	1	1				
Gary Allenson, R OBP: 0.263, SLG: 0.300				6-3		F2				3	0	0	0	0	0	1				
Inning Stats	R: 3 E: 1 K: 0 S: 6	H: 3 LOB: 1 BB: 1 P: 10	R: 0 E: 0 K: 2 S: 7	H: 0 LOB: 0 BB: 0 P: 7	R: 1 E: 1 K: 0 S: 5	H: 2 LOB: 2 BB: 1 P: 9	R: 0 E: 0 K: 0 S: 3	H: 0 LOB: 0 BB: 0 P: 3	R: 0 E: 0 K: 1 S: 7	H: 2 LOB: 2 BB: 0 P: 7	R: 0 E: 0 K: 0 S: 3	H: 1 LOB: 0 BB: 0 P: 3					1B: 7 2B: 2 3B: 0 HR: 0	SF: 1 SAC: 0 DP: 2 HBP: 0	WP: 0 PB: 0 SB: 0 CS: 0	PA: 27
PITCHER Dave Rozema, R ERA: 3.51	IP: 6.0 WLS: L BF: 27 H: 8 R: 4 ER: 3 SO: 3 BB: 2 IBB: 0 HBP: 0 BLK: 0 WP: 0 HR: 0 S: 31 P: 39 ERA: 4.50 WHIP: 1.667															PITCHER IP: WLS: BF: H: R: ER: SO: BB: IBB: HBP: BLK: WP: HR: S: P: ERA: WHIP:				

AB	26
R	1
H	6
RBI	1
BB	1
SO	4
LOB	11



Batter	1	2	3	4	5	6	7	8	9	AB	R	H	RBI	BB	SO	LOB	TOP					
Ron LeFlore, R (1, 8) OBP: 0.353, SLG: 0.404	0-3 K		0-0 S 1B		0-3 K		0-0 F8 S 1B		0-3 K	5	0	2	1	0	3	2	Detroit Tigers @ Boston Red Sox Fenway Park, Boston, MA Sun Sep 23 1979, 3:33 AM EDT Unknown - 62 F					
Lou Whitaker, L (1, 4) OBP: 0.396, SLG: 0.385	0-0 1-3		0-3 K		0-0 SH5-4		0-0 F8			3	0	0	0	0	1	4						
Kirk Gibson, L (1, 7) OBP: 0.333, SLG: 0.389	0-0 CS 1B		0-0 F6		0-0 4-3		0-0 F8			4	0	1	0	0	0	6						
Champ Summers, L (1, 9) OBP: 0.403, SLG: 0.544	0-0 CS	1-0 1B HBP		0-0 FC3-6 1B		0-0 F2		0-0 F6		3	0	1	0	0	0	0						
Jason Thompson, L (1, 3)		0-0 1B		0-0 L9		0-0 1B		0-0 2B		4	0	3	0	0	0	1						
John Wockenfuss, R (1, 2) OBP: 0.321, SLG: 0.511	0-0 F7		0-0 FC3-6		0-3 K		0-0 F7			4	0	0	0	0	1	4						
Jerry Morales, R (1, 10) OBP: 0.261, SLG: 0.363	0-3 K		0-3 K		0-0 F9		0-3 K			4	0	0	0	0	3	4						
Aurelio Rodriguez, R (1, 5) OBP: 0.280, SLG: 0.356			0-0 F8		4-0 SH5-4 PB BB		0-0 SH1-4 1B 2B		0-0 P7	2	0	1	0	1	0	0						
Rick Peters, S (7, PR) OBP: 0.500, SLG: 0.273										0	1	0	0	0	0	0						
Phil Mankowski, L (7, 5) OBP: 0.266, SLG: 0.263										1	0	0	0	0	0	0						
Mark Wagner, R (1, 6) OBP: 0.344, SLG: 0.317			0-0 S 1B		4-0 SH5-4 BB				0-0 L3	1	0	1	0	1	0	0						
Al Greene, L (9, PH) OBP: 0.274, SLG: 0.275										1	0	0	0	0	0	0						
Inning Stats	R: 0 E: 0 K: 1 S: 5	H: 1 LOB: 0 BB: 0 P: 5	R: 0 E: 0 K: 1 S: 5	H: 1 LOB: 1 BB: 0 P: 6	R: 0 E: 0 K: 1 S: 7	H: 2 LOB: 2 BB: 0 P: 7	R: 0 E: 0 K: 1 S: 6	H: 1 LOB: 1 BB: 0 P: 6	R: 0 E: 0 K: 1 S: 6	H: 0 LOB: 2 BB: 2 P: 13	R: 0 E: 0 K: 1 S: 6	H: 1 LOB: 1 BB: 0 P: 6	R: 1 E: 0 K: 0 S: 5	H: 2 LOB: 2 BB: 0 P: 5	R: 0 E: 0 K: 1 S: 6	H: 1 LOB: 1 BB: 0 P: 6	R: 0 E: 0 K: 1 S: 5	H: 0 LOB: 0 BB: 0 P: 5	1B: 7 2B: 2 3B: 0 HR: 0	SF: 0 SAC: 2 DP: 0 HBP: 1	WP: 0 PB: 1 SB: 3 CS: 1	PA: 38
PITCHER Dennis Eckersley, R (1, 1) ERA: 2.99	IP: 9.0 WLS: W BF: 37	H: 9 R: 1 ER: 1 SO: 8	BB: 2 IBB: 0 HBP: 1 BLK: 0	WP: 0 HR: 0 S: 50 P: 59	ERA: 1.00 WHIP: 1.222											ERA: 1.00 WHIP: 1.222						

Batter	1	2	3	4	5	6	7	8	9	AB	R	H	RBI	BB	SO	LOB	BOTTOM			
Rick Burleson, R (1, 6) OBP: 0.314, SLG: 0.368	0-0 F4		0-3 K			0-0 F8		0-0 SH3-4		3	0	0	0	0	1	1	Detroit Tigers @ Boston Red Sox Fenway Park, Boston, MA Sun Sep 23 1979, 3:33 AM EDT Unknown - 62 F			
Ted Sizemore, R (1, 4) OBP: 0.312, SLG: 0.321	0-0 F3				0-0 P7		0-0 1-3		0-0 G3-6 1B	3	0	0	0	0	0	0				
Jim Dwyer, L (8, PH) OBP: 0.354, SLG: 0.392										1	0	1	1	0	0	0				
Stan Papi, R (9, 4) OBP: 0.216, SLG: 0.281										0	0	0	0	0	0	0				
Fred Lynn, L (1, 8) OBP: 0.425, SLG: 0.639	0-0 4-3				0-0 4-3		0-0 1B 2B		0-0 G3-6-1	4	1	1	0	0	0	1				
Jim Rice, R (1, 7) OBP: 0.386, SLG: 0.610		0-0 F9			0-0 5-3		0-0 S 1B			3	0	1	1	0	0	0				
Carl Yastrzemski, L (1, 3) OBP: 0.349, SLG: 0.455		0-3 K				0-0 F9		0-0 F9		3	0	0	0	0	1	1				
Carlton Fisk, R (1, 10) OBP: 0.300, SLG: 0.440		0-0 F8				1-0 FC6-4 HBP		0-3 K		2	0	0	0	0	1	0				
Butch Hobson, R (1, 5) OBP: 0.291, SLG: 0.484			0-0 F3		0-0 FC6-4 2B		0-0 L4			3	0	0	0	0	0	1				
Dwight Evans, R (1, 9) OBP: 0.368, SLG: 0.459			4-0 BB		0-0 2B		0-0 5-3			2	0	1	0	1	0	0				
Gary Allenson, R (1, 2) OBP: 0.261, SLG: 0.297			0-3 K		0-0 F2			0-0 SH3-4 1B		2	0	0	0	0	1	3				
Tom Poquette, L (8, PH) OBP: 0.330, SLG: 0.362										1	1	1	0	0	0	0				
Mike O'Berry, R (9, 2) OBP: 0.233, SLG: 0.222										0	0	0	0	0	0	0				
Inning Stats	R: 0 E: 0 K: 0 S: 3	H: 0 LOB: 0 BB: 0 P: 3	R: 0 E: 0 K: 1 S: 5	H: 0 LOB: 0 BB: 0 P: 5	R: 0 E: 0 K: 2 S: 7	H: 0 LOB: 1 BB: 1 P: 11	R: 0 E: 0 K: 0 S: 3	H: 0 LOB: 0 BB: 0 P: 3	R: 0 E: 0 K: 0 S: 4	H: 1 LOB: 2 BB: 0 P: 5	R: 1 E: 0 K: 0 S: 5	H: 2 LOB: 1 BB: 0 P: 5	R: 0 E: 0 K: 1 S: 5	H: 0 LOB: 0 BB: 0 P: 5	R: 1 E: 0 K: 0 S: 4	H: 2 LOB: 0 BB: 0 P: 4	1B: 3 2B: 2 3B: 0 HR: 0	SF: 0 SAC: 1 DP: 1 HBP: 1	WP: 0 PB: 0 SB: 1 CS: 0	PA: 30
PITCHER Milt Wilcox, R (1, 1) ERA: 4.2	IP: 8.0 WLS: L BF: 30	H: 5 R: 2 ER: 2 SO: 4	BB: 1 IBB: 0 HBP: 1 BLK: 0	WP: 0 HR: 0 S: 36 P: 41	ERA: 2.25 WHIP: 0.750											ERA: 2.25 WHIP: 0.750				

AB	32
R	1
H	9
RBI	1
BB	2
SO	8
LOB	21




AB	27
R	2
H	5
RBI	2
BB	1
SO	4
LOB	7



Batter	1	2	3	4	5	6	7	8	9	10	AB	R	H	RBI	BB	SO	LOB	TOP	
Ron LeFlore, R OBP: 0.355, SLG: 0.404 (1, 8)	K		K SH5-3 6-3	E S 1B			L8-6-4 S 1B			SH5-4 S 1B BB	4	2	2	1	1	2	0		
Lou Whitaker, L OBP: 0.400, SLG: 0.384 (1, 4)	FC4-6 BB		SH5-3	K 1-3						SH5-4 1-3	1	0	0	0	2	1	1		
Kirk Gibson, L OBP: 0.261, SLG: 0.304 (1, 7)	F7		6-3				L8-6-4 S 2-3			FC3 1B	5	0	0	1	0	0	4		
Champ Summers, L OBP: 0.403, SLG: 0.351 (1, 9)	FC4-6 1-2f		S 1B					K		1B 1B	5	0	2	1	0	1	1		
Jason Thompson, L OBP: 0.343, SLG: 0.406 (1, 3)			K	1-2 IBB			F9	G3		1B 1B	4	0	1	0	1	1	0		
John Wockenfus, R OBP: 0.315, SLG: 0.590 (1, 10)	K		K				K	F6		F8	5	0	0	0	0	3	4		
Lance Parrish, R OBP: 0.340, SLG: 0.445 (1, 2)				FC1-5 HBP 1B			L7			K	4	0	2	0	0	1	0		
Tom Brookens, R OBP: 0.302, SLG: 0.354 (1, 5)			FC1-5 FC6-4 HBP	6-3 1B			F8			F8	3	1	0	0	0	0	1		
Alan Trammell, R OBP: 0.333, SLG: 0.358 (1, 6)	FC6-4 1-2f		6-3				F2			6-3	4	0	0	0	0	0	3		
Inning Stats	R: 0 E: 0 K: 1 S: 5	H: 0 LOB: 1 BB: 1 P: 9	R: 0 E: 0 K: 2 S: 8	H: 1 LOB: 2 BB: 0 P: 9	R: 1 E: 0 K: 2 S: 9	H: 1 LOB: 2 BB: 1 P: 13	R: 1 E: 0 K: 1 S: 7	H: 2 LOB: 1 BB: 0 P: 7	R: 0 E: 0 K: 0 S: 5	H: 0 LOB: 0 BB: 0 P: 5	R: 0 E: 0 K: 0 S: 5	H: 0 LOB: 0 BB: 0 P: 5	R: 0 E: 0 K: 1 S: 5	H: 0 LOB: 0 BB: 0 P: 5	R: 1 E: 0 K: 0 S: 5	H: 2 LOB: 2 BB: 1 P: 9	1B: 6 2B: 2 3B: 0 HR: 0	SF: 0 SAC: 2 DP: 1 HBP: 1	WP: 0 PA: 42 PB: 1 SB: 5 CS: 0
PITCHER Mike Torrez, R ERA: 4.55 (1, 1)	IP: 10.0 WLS: L BF: 42 H: 7 R: 3 ER: 2 SO: 9	BB: 3 IBB: 1 HBP: 1 BLK: 0	WP: 0 HR: 0 S: 55 P: 72	ERA: 1.80 WHIP: 1.000	PITCHER IP WLS BF H R ER SO BB IBB HBP BLK WP HR S P ERA WHIP														

Detroit Tigers @ Boston Red Sox
 Fenway Park, Boston, MA
 Sun Sep 23 1979, 3:38 AM EDT
 Att: 31,871 - Unknown - 62 F


AB 35
 R 3
 H 7
 RBI 3
 BB 4
 SO 9
 LOB 14



Batter	1	2	3	4	5	6	7	8	9	10	AB	R	H	RBI	BB	SO	LOB	BOTTOM	
Rick Burleson, R OBP: 0.312, SLG: 0.366 (1, 6)	4-3		F9					1-3			4	0	0	0	0	0	1		
Ted Sizemore, R OBP: 0.314, SLG: 0.322 (1, 4)	FC6-4 1B		1B					F7			4	0	2	0	0	0	0		
Tom Poquette, L OBP: 0.328, SLG: 0.361 (1, 8)	F5		SF7				G5-3 PB 1B	F8			3	0	1	1	0	0	1		
Jim Rice, R OBP: 0.385, SLG: 0.607 (1, 7)	FC6-4 1-2f		K				1-2 IBB			6-3	3	0	0	0	1	1	2		
Carlton Fisk, R OBP: 0.296, SLG: 0.434 (1, 10)			6-3				F4			F8	4	0	0	0	0	0	2		
Butch Hobson, R OBP: 0.290, SLG: 0.482 (1, 5)			L4 WP 1B				G5-3 2-3f			K	4	0	1	0	0	1	2		
Jim Dwyer, L OBP: 0.350, SLG: 0.380 (1, 3)							F9			3-1	3	0	0	0	1	1	0		
Dwight Evans, R OBP: 0.367, SLG: 0.464 (1, 9)			L4					5-3		K	4	1	1	1	0	1	2		
Mike O'Berry, R OBP: 0.236, SLG: 0.214 (1, 2)								6-3		K	2	1	0	0	0	0	0		
Carl Yastrzemski, L OBP: 0.348, SLG: 0.454 (10, PH)			1B SF7 HBP				F5			F8	1	0	0	0	0	0	0		
Inning Stats	R: 0 E: 0 K: 0 S: 4	H: 1 LOB: 1 BB: 4 P: 4	R: 0 E: 0 K: 0 S: 3	H: 1 LOB: 1 BB: 0 P: 7	R: 1 E: 0 K: 1 S: 6	H: 1 LOB: 1 BB: 0 P: 7	R: 0 E: 0 K: 0 S: 3	H: 0 LOB: 0 BB: 0 P: 3	R: 1 E: 0 K: 0 S: 4	H: 1 LOB: 0 BB: 0 P: 4	R: 0 E: 0 K: 0 S: 3	H: 0 LOB: 0 BB: 0 P: 3	R: 0 E: 0 K: 1 S: 5	H: 0 LOB: 0 BB: 0 P: 5	R: 0 E: 0 K: 2 S: 7	H: 0 LOB: 0 BB: 0 P: 7	1B: 4 2B: 1 3B: 0 HR: 1	SF: 1 SAC: 0 DP: 2 HBP: 1	WP: 1 PA: 36 PB: 1 SB: 0 CS: 0
PITCHER Dan Petry, R ERA: 3.9 (1, 1)	IP: 8.0 WLS: W BF: 6 H: 5 R: 2 ER: 2 SO: 1	BB: 1 IBB: 1 HBP: 1 BLK: 0	WP: 1 HR: 1 S: 29 P: 38	ERA: 2.25 WHIP: 0.750	PITCHER IP WLS BF H R ER SO BB IBB HBP BLK WP HR S P ERA WHIP														
Aurelio Lopez, R ERA: 2.18 (9, 1)	IP: 2.0 WLS: W BF: 6 H: 0 R: 0 ER: 0 SO: 3	BB: 0 IBB: 0 HBP: 0 BLK: 0	WP: 0 HR: 0 S: 12 P: 12	ERA: 0.00 WHIP: 0.000															

Detroit Tigers @ Boston Red Sox
 Fenway Park, Boston, MA
 Sun Sep 23 1979, 3:38 AM EDT
 Att: 31,871 - Unknown - 62 F

AB 32
 R 2
 H 5
 RBI 2
 BB 2
 SO 4
 LOB 10



Batter	1	2	3	4	5	6	7	8	9	AB	R	H	RBI	BB	SO	LOB	TOP										
Ron LeFlore, R OBP: 0.355, SLG: 0.404 (1, 8)	K		FC6-4			F9		FC6-4		5	0	2	1	0	1	1	Detroit Tigers @ Baltimore Orioles Memorial Stadium, Baltimore, MD Tue Sep 25 1979, 7:05 PM EDT Att: 12,543 - Unknown										
Lou Whitaker, L OBP: 0.396, SLG: 0.382 (1, 4)	1B		G6-4-3			K		E6	1-3	5	0	1	0	0	1	4											
Kirk Gibson, L OBP: 0.296, SLG: 0.423 (1, 7)	4-1			HR		BB		FC6-4		3	1	1	1	1	0	3											
Champ Summers, L OBP: 0.401, SLG: 0.537 (1, 9)	F7					F7		FC6-4		4	0	1	0	0	0	4											
Jason Thompson, L OBP: 0.341, SLG: 0.348 Jerry Morales, R OBP: 0.261, SLG: 0.362 (9, PH) (9, 9)	K								F8	3	0	0	0	0	2	1											
Lance Parrish, R OBP: 0.341, SLG: 0.450 (1, 2)	2B								E5	4	1	2	0	0	0	1											
Alan Trammell, R OBP: 0.332, SLG: 0.357 (1, 6)	5-3								1B	4	1	1	0	0	0	2											
Tom Brookens, R OBP: 0.297, SLG: 0.348 Lynn Jones, R OBP: 0.345, SLG: 0.386 Phil Mankowski, L OBP: 0.286, SLG: 0.263 (9, PH) (9, 5)	2-3								1B	3	0	0	0	0	2	2											
Rick Peters, S OBP: 0.450, SLG: 0.267 (1, 10)									1B	1	0	1	1	0	0	0											
									1B	0	0	0	0	0	0	0											
Inning Stats	R: 0 E: 0 K: 1 S: 6	H: 1 LOB: 1 BB: 0 P: 6	R: 0 E: 0 K: 1 S: 6	H: 1 LOB: 1 BB: 0 P: 6	R: 0 E: 0 K: 0 S: 3	H: 1 LOB: 0 BB: 0 P: 3	R: 1 E: 0 K: 0 S: 4	H: 2 LOB: 0 BB: 0 P: 4	R: 0 E: 0 K: 1 S: 5	H: 0 LOB: 1 BB: 1 P: 5	R: 0 E: 0 K: 2 S: 8	H: 1 LOB: 1 BB: 0 P: 8	R: 0 E: 1 K: 0 S: 5	H: 1 LOB: 2 BB: 0 P: 5	R: 2 E: 1 K: 0 S: 7	H: 3 LOB: 2 BB: 0 P: 7	1B: 7 2B: 2 3B: 0 HR: 1	SF: 0 SAC: 0 DP: 1 HBP: 0	WP: 0 PB: 0 SB: 2 CS: 1	PA: 38							
PITCHER	IP	WLS	BF	H	R	ER	SO	BB	IBB	HBP	BLK	WP	HR	S	P	ERA	WHIP										
Steve Stone, R ERA: 3.77 (1, 1)	5.0		18	5	1	1	3	0	0	0	0	0	1	24	24	1.80	1.000										
Sammy Stewart, R ERA: 3.47 (6, 1)	2.0		8	1	0	0	3	1	0	0	0	0	0	13	17	0.00	1.000										
Tim Stoddard, R ERA: 1.76 (8, 1)	1.0		5	1	0	0	0	0	0	0	0	0	0	5	5	0.00	1.000										
Tippy Martinez, L ERA: 3.0 (9, 1)	1.0	L	7	3	2	0	0	0	0	0	0	0	0	7	7	0.00	3.000										


Batter	1	2	3	4	5	6	7	8	9	AB	R	H	RBI	BB	SO	LOB	BOTTOM										
Al Bumby, L OBP: 0.340, SLG: 0.383 (1, 8)	K		G3			F7		5-3		4	0	0	0	0	1	4	Detroit Tigers @ Baltimore Orioles Memorial Stadium, Baltimore, MD Tue Sep 25 1979, 7:05 PM EDT Att: 12,543 - Unknown										
Kiko Garcia, R OBP: 0.305, SLG: 0.367 (1, 6)	K					5-3		F8		3	0	0	0	1	1	2											
Ken Singleton, S OBP: 0.406, SLG: 0.540 Mark Corey, R (6, PR) (7, 9)	K									2	0	0	0	1	1	2											
Eddie Murray, S OBP: 0.369, SLG: 0.477 (1, 3)										1	1	0	0	0	0	0											
John Lowenstein, L OBP: 0.357, SLG: 0.492 Bob Molinaro, L (7, 7)										4	0	2	0	0	1	0											
Lee May, R OBP: 0.294, SLG: 0.412 (1, 10)										2	0	1	1	0	0	0											
Doug DeCinces, R OBP: 0.371, SLG: 0.494 Wayne Krenchicki, L OBP: 0.167, SLG: 0.222 (7, 4)										2	0	1	1	0	0	0											
Rich Dauer, R OBP: 0.301, SLG: 0.351 (7, 5)										4	0	1	0	0	2	2											
Terry Crowley, L OBP: 0.440, SLG: 0.475 (9, PH)										3	1	2	0	0	0	0											
Rick Dempsey, R OBP: 0.309, SLG: 0.356 Pat Kelly, L OBP: 0.361, SLG: 0.524 (9, PH)										3	0	1	0	0	1	1											
										1	0	0	0	0	1	1											
Inning Stats	R: 0 E: 0 K: 3 S: 9	H: 0 LOB: 0 BB: 0 P: 9	R: 0 E: 0 K: 1 S: 6	H: 1 LOB: 1 BB: 0 P: 6	R: 1 E: 0 K: 0 S: 4	H: 2 LOB: 1 BB: 1 P: 8	R: 0 E: 0 K: 1 S: 5	H: 0 LOB: 0 BB: 0 P: 5	R: 0 E: 1 K: 0 S: 5	H: 1 LOB: 2 BB: 0 P: 5	R: 1 E: 0 K: 1 S: 6	H: 1 LOB: 1 BB: 1 P: 10	R: 0 E: 0 K: 1 S: 5	H: 0 LOB: 0 BB: 0 P: 5	R: 0 E: 0 K: 0 S: 4	H: 1 LOB: 1 BB: 0 P: 4	R: 0 E: 0 K: 2 S: 8	H: 1 LOB: 1 BB: 0 P: 8	1B: 7 2B: 0 3B: 0 HR: 0	SF: 1 SAC: 1 DP: 1 HBP: 0	WP: 1 PB: 0 SB: 2 CS: 0	PA: 36					
PITCHER	IP	WLS	BF	H	R	ER	SO	BB	IBB	HBP	BLK	WP	HR	S	P	ERA	WHIP										
Jack Morris, R ERA: 3.39 (1, 1)	8.0		32	6	2	2	7	2	0	0	0	1	0	44	52	2.25	1.000										
Aurelio Lopez, R ERA: 2.16 (9, 1)	1.0	S	4	1	0	0	2	0	0	0	0	0	0	8	8	0.00	1.000										



Batter	1	2	3	4	5	6	7	8	9	AB	R	H	RBI	BB	SO	LOB	TOP								
Ron LeFlore, R OBP: 0.352, SLG: 0.401 (1, 10)	L9		5-3		F8		K		K	5	0	0	0	0	2	2									
Alan Trammell, R OBP: 0.334, SLG: 0.359 Mark Wagner, R OBP: 0.341, SLG: 0.315 (1, 6) (6, 6)	1B		1B	G6-4-3	5-3		K			3	0	2	0	0	0	0									
Lynn Jones, R OBP: 0.348, SLG: 0.389 (1, 7)	1B		G6-4-3		FC6-4				6-3	4	0	2	0	0	0	2									
Jerry Morales, R OBP: 0.260, SLG: 0.364 (1, 9)	G6-4-3			E	FC6-4				1-3	4	1	1	0	0	0	3									
John Wockenfuss, R OBP: 0.321, SLG: 0.509 (1, 3)		5-3		E8						4	0	3	1	0	0	0									
Lance Parrish, R OBP: 0.343, SLG: 0.451 Ed Putman, R OBP: 0.302, SLG: 0.462 (6, PH) (6, 2)	1B			2H	G6-4-3				F4	1	0	1	0	1	0	0									
Dave Stegman, R OBP: 0.258, SLG: 0.517 (1, 8)	1B			FC6-4	BB				F9	4	1	1	1	0	1	3									
Aurelio Rodriguez, R OBP: 0.280, SLG: 0.355 (1, 5)	F5			FC6-4	FC6-4					4	0	1	0	0	0	3									
Tom Brookens, R OBP: 0.296, SLG: 0.346 (1, 4)				1B	FC6-4				K	4	0	1	0	0	1	3									
Inning Stats	R: 0 E: 0 K: 0 S: 4	H: 2 LOB: 1 BB: 0 P: 4	R: 0 E: 0 K: 1 S: 6	H: 1 LOB: 1 BB: 0 P: 6	R: 0 E: 0 K: 0 S: 4	H: 2 LOB: 0 BB: 0 P: 4	R: 1 E: 1 K: 0 S: 5	H: 2 LOB: 2 BB: 1 P: 9	R: 0 E: 0 K: 0 S: 4	H: 1 LOB: 0 BB: 0 P: 4	R: 1 E: 0 K: 0 S: 7	H: 2 LOB: 0 BB: 0 P: 4	R: 0 E: 0 K: 2 S: 7	H: 0 LOB: 0 BB: 0 P: 7	R: 0 E: 0 K: 0 S: 4	H: 1 LOB: 1 BB: 0 P: 4	R: 0 E: 0 K: 2 S: 8	H: 1 LOB: 1 BB: 0 P: 8	1B: 9 2B: 2 3B: 0 HR: 1	SF: 0 SAC: 0 DP: 3 HBP: 0	WP: 0 PB: 0 SB: 1 CS: 0	PA: 37			
PITCHER	IP	WLS	BF	H	R	ER	SO	BB	IBB	HBP	BLK	WP	HR	S	P	ERA	WHIP								
Scott McGregor, L ERA: 3.35 (1, 1)	6.0	W	26	10	2	2	1	1	0	0	0	0	1	27	31	3.00	1.833								
Tim Stoddard, R ERA: 1.73 (7, 1)	1.0		3	0	0	0	2	0	0	0	0	0	0	7	7	0.00	0.000								
Dave Ford, R ERA: 1.88 (8, 1)	2.0		8	2	0	0	2	0	0	0	0	0	0	12	12	0.00	1.000								

Detroit Tigers @ Baltimore Orioles
Memorial Stadium, Baltimore, MD
Wed Sep 26 1979, 7:05 PM EDT
Att: 17,205 - Unknown


AB 36
R 2
H 12
RBI 2
BB 1
SO 5
LOB 18



Batter	1	2	3	4	5	6	7	8	9	AB	R	H	RBI	BB	SO	LOB	BOTTOM								
Mark Belanger, R OBP: 0.273, SLG: 0.217 Kiko Garcia, R OBP: 0.306, SLG: 0.366 (5, PH) (6, 6)	L6	G5-4-3	F4		HR		K			3	0	0	0	0	0	4									
Benny Avila, R OBP: 0.283, SLG: 0.524 Bob Molinaro, L (6, 7)	6-3		BB	FC4-6	HR		K			3	2	1	2	1	0	2									
Ken Singleton, S OBP: 0.405, SLG: 0.538 Mark Corey, R (6, 9)	K		E	4-3	L8				F3	3	1	0	0	1	1	0									
Eddie Murray, S OBP: 0.370, SLG: 0.481 Tom Chism, L (8, PR) (9, 3)		HR	E3	2-3	F9				FC6-4	4	2	1	1	1	0	2									
Lee May, R OBP: 0.295, SLG: 0.416 (1, 10)	F8		BB	1B	2B		K		FC6-4	5	2	2	2	0	1	1									
Gary Roenicke, R OBP: 0.379, SLG: 0.509 (1, 8)	1B	1B	1B	1B	2B				F8	3	3	1	1	1	0	1									
Doug DeCinces, R OBP: 0.317, SLG: 0.418 Wayne Krenchicki, L OBP: 0.167, SLG: 0.222 (7, 5)	1B	1B	1B	1B	2B					3	2	3	3	1	0	0									
Rich Dauer, R OBP: 0.303, SLG: 0.352 (1, 4)	1B	1B	1B	1B	2B				F8	0	0	0	0	0	0	0									
Rich Dauer, R OBP: 0.303, SLG: 0.352 (1, 4)	1B	1B	1B	1B	2B				F3	4	0	2	3	0	0	1									
Rick Dempsey, R OBP: 0.308, SLG: 0.355 (1, 2)	1B	1B	F8	6-3	5-3		K			4	0	1	1	0	1	2									
Inning Stats	R: 0 E: 0 K: 1 S: 5	H: 0 LOB: 0 BB: 0 P: 5	R: 3 E: 0 K: 0 S: 6	H: 4 LOB: 1 BB: 1 P: 10	R: 5 E: 1 K: 0 S: 6	H: 2 LOB: 2 BB: 3 P: 19	R: 2 E: 0 K: 0 S: 6	H: 3 LOB: 1 BB: 0 P: 6	R: 2 E: 0 K: 0 S: 4	H: 1 LOB: 0 BB: 1 P: 8	R: 1 E: 0 K: 1 S: 6	H: 1 LOB: 0 BB: 0 P: 6	R: 0 E: 0 K: 3 S: 9	H: 0 LOB: 0 BB: 0 P: 9	R: 0 E: 0 K: 0 S: 3	H: 0 LOB: 1 BB: 1 P: 7	1B: 5 2B: 3 3B: 0 HR: 3	SF: 0 SAC: 0 DP: 1 HBP: 1	WP: 0 PB: 0 SB: 0 CS: 0	PA: 42					
PITCHER	IP	WLS	BF	H	R	ER	SO	BB	IBB	HBP	BLK	WP	HR	S	P	ERA	WHIP								
Mike Chris, L ERA: 6.92 (1, 1)	2.0	L	12	4	5	5	1	3	0	0	0	0	1	11	23	22.50	3.500								
Kip Young, R ERA: 6.39 (3, 1)	0.0		5	2	3	2	0	1	0	1	0	0	0	3	8	∞	∞								
Dave Tobik, R ERA: 4.41 (3, 1)	3.0		14	4	4	4	0	1	0	0	0	0	1	13	17	12.00	1.667								
Pat Underwood, L ERA: 4.59 (6, 1)	3.0		11	1	1	1	4	1	0	0	0	0	1	18	22	3.00	0.667								

Detroit Tigers @ Baltimore Orioles
Memorial Stadium, Baltimore, MD
Wed Sep 26 1979, 7:05 PM EDT
Att: 17,205 - Unknown


AB 35
R 13
H 11
RBI 13
BB 6
SO 5
LOB 13



Batter	1	2	3	4	5	6	7	8	9	AB	R	H	RBI	BB	SO	LOB	TOP										
Rick Burleson, R OBP: 0.315, SLG: 0.368 (1, 6)	0-0 1B SF9 2B		0-0 6-3		0-0 1-H 2B		0-0 S 1B		0-3 K	5	1	3	1	0	1	0											
Tom Poquette, L OBP: 0.340, SLG: 0.386 (1, 9)	0-0 2-3 1B		0-0 3-1		0-3 K		0-0 F7		0-0 1B 2B	5	1	2	0	0	1	2											
Fred Lynn, L OBP: 0.423, SLG: 0.637 Dwight Evans, R OBP: 0.365, SLG: 0.459 (6, PR) (6, 8)	0-0 SF9			0-3 K		4-0 CS BB BB		0-0 F8	1	0	0	1	1	1	0												
Jim Rice, R OBP: 0.381, SLG: 0.596 (1, 7)	0-3 K		0-0 BLK 1B 1B		0-3 K		0-0 6-3		0-0 F8	5	1	1	0	0	2	3											
Carlton Fisk, R OBP: 0.307, SLG: 0.456 (1, 10)	0-0 5-3		0-3 K		4-0 1B E BB		1-0 BB 1B HBP		0-0 1-H HR	3	3	1	2	1	1	2											
Butch Hobson, R OBP: 0.298, SLG: 0.496 (1, 5)		0-0 F9		0-0 CS 1B		0-0 1-H 2-3 1B		0-0 BB 1B		0-0 6-3	5	0	3	1	0	0											
Jim Dwyer, L OBP: 0.372, SLG: 0.394 (1, 3)		0-0 G6-3 1B		0-0 CS		0-0 4-3		4-0 FC4-6 IBB		4-0 1-2 2-3 BB	2	0	1	0	2	0											
Ted Sizemore, R OBP: 0.316, SLG: 0.329 (8, PH) Carl Yasitzemski, L OBP: 0.346, SLG: 0.450 Stan Papi, R OBP: 0.218, SLG: 0.281 (8, 4)		0-0 G6-3				4-0 2B BB		0-0 FC4-6		0-0 SF9	2	1	0	0	1	0	3										
Gary Allenson, R OBP: 0.261, SLG: 0.295 (1, 2)			0-3 K		0-0 F8		0-0 F7		0-3 K	4	0	0	0	0	2	3											
Inning Stats	R: 1 E: 0 K: 1 S: 7	H: 2 LOB: 1 BB: 0 P: 7	R: 0 E: 0 K: 0 S: 3	H: 1 LOB: 0 BB: 0 P: 3	R: 0 E: 0 K: 1 S: 5	H: 0 LOB: 0 BB: 0 P: 5	R: 1 E: 0 K: 2 S: 8	H: 2 LOB: 1 BB: 0 P: 8	R: 1 E: 0 K: 1 S: 6	H: 1 LOB: 2 BB: 3 P: 17	R: 0 E: 0 K: 0 S: 4	H: 1 LOB: 1 BB: 0 P: 4	R: 1 E: 0 K: 1 S: 6	H: 1 LOB: 2 BB: 1 P: 11	R: 3 E: 0 K: 1 S: 8	H: 3 LOB: 0 BB: 0 P: 8	1B: 8 2B: 3 3B: 0 HR: 1	SF: 2 SAC: 0 DP: 1 HBP: 1	WP: 0 PB: 0 SB: 1 CS: 2	PA: 43							
PITCHER	IP	WLS	BF	H	R	ER	SO	BB	IBB	HBP	BLK	WP	HR	S	P	ERA	WHIP										
Dan Petry, R ERA: 3.95 Dave Tobik, R ERA: 4.33 Aurelio Lopez, R ERA: 2.41	(1, 1)	5.2	24	7	4	3	6	3	0	0	1	0	0	33	45	4.76	1.765										
	(6, 1)	1.1	6	1	0	0	0	0	1	0	0	0	0	5	9	0.00	0.750										
	(8, 1)	2.0	L	12	4	4	2	1	0	1	0	0	1	14	19	18.00	2.500										

Boston Red Sox @ Detroit Tigers
Tiger Stadium, Detroit, MI
Sat Sep 29 1979, 3:33 AM EDT
Att: 19,907 - Unknown - 73 F


AB 34
R 8
H 12
RBI 7
BB 5
SO 8
LOB 14



Batter	1	2	3	4	5	6	7	8	9	AB	R	H	RBI	BB	SO	LOB	BOTTOM										
Ron LeFlore, R OBP: 0.353, SLG: 0.408 (1, 8)	0-0 5-3		0-0 HR		4-0 G6-4-3 BB		0-0 F8			3	1	1	1	1	0	1											
Lou Whitaker, L OBP: 0.395, SLG: 0.378 (1, 4)	4-0 E 4-3 BB		0-0 F6		0-0 G6-4-3				0-0 6-3	3	1	0	0	1	0	1											
Kirk Gibson, L OBP: 0.286, SLG: 0.441 (1, 7)	0-0 1-H 4-3		0-0 2B		0-0 F6		0-0 4-3		0-0 4-3	4	0	1	1	0	0	0											
Champ Summers, L OBP: 0.400, SLG: 0.546 (1, 9)	0-3 K		0-0 4-3		0-0 HR		0-0 K		0-3 K	4	1	1	1	0	2	1											
Jason Thompson, L OBP: 0.339, SLG: 0.406 (1, 3)		0-0 3-1		0-0 4-3		0-3 K		0-0 HR		4	1	1	1	0	1	0											
Lance Parrish, R OBP: 0.344, SLG: 0.458 (1, 2)		0-0 F8		0-0 2B		0-0 6-3		0-0 6-3		4	0	1	0	0	0	0											
Al Greene, L OBP: 0.273, SLG: 0.327 (1, 10)		0-0 HR		0-0 F4		0-0 5-3		0-0 4-3		4	1	1	1	0	0	1											
Aurelio Rodriguez, R OBP: 0.277, SLG: 0.351 (1, 5)		0-0 1-3		0-3 K		0-0 6-3		0-3 K		4	0	0	0	0	2	1											
Alan Trammell, R OBP: 0.333, SLG: 0.357 (1, 6)			0-0 F8		0-0 F5		0-0 1B			3	0	1	0	0	0	0											
Inning Stats	R: 1 E: 1 K: 1 S: 5	H: 0 LOB: 1 BB: 0 P: 9	R: 1 E: 0 K: 0 S: 4	H: 1 LOB: 0 BB: 0 P: 4	R: 1 E: 0 K: 0 S: 5	H: 2 LOB: 1 BB: 0 P: 5	R: 0 E: 0 K: 1 S: 6	H: 1 LOB: 0 BB: 0 P: 6	R: 0 E: 0 K: 0 S: 4	H: 1 LOB: 1 BB: 0 P: 4	R: 0 E: 0 K: 1 S: 5	H: 0 LOB: 0 BB: 0 P: 5	R: 1 E: 0 K: 1 S: 6	H: 1 LOB: 0 BB: 0 P: 6	1B: 1 2B: 2 3B: 0 HR: 4	SF: 0 SAC: 0 DP: 1 HBP: 0	WP: 0 PB: 0 SB: 0 CS: 0	PA: 35									
PITCHER	IP	WLS	BF	H	R	ER	SO	BB	IBB	HBP	BLK	WP	HR	S	P	ERA	WHIP										
Steve Renko, R ERA: 4.11 Dick Drago, R ERA: 2.93	(1, 1)	7.1	W	29	6	4	3	3	0	0	0	0	3	33	41	3.68	1.091										
	(8, 1)	1.2	S	6	1	1	1	2	0	0	0	0	1	10	10	5.40	0.600										

Boston Red Sox @ Detroit Tigers
Tiger Stadium, Detroit, MI
Sat Sep 29 1979, 3:33 AM EDT
Att: 19,907 - Unknown - 73 F

AB 33
R 5
H 7
RBI 5
BB 2
SO 5
LOB 5



Batter	1	2	3	4	5	6	7	8	9	AB	R	H	RBI	BB	SO	LOB	TOP			
Jim Dwyer, L OBP: 0.361, SLG: 0.381 (1, 7)										4	0	0	0	0	1	1	Boston Red Sox @ Detroit Tigers Tiger Stadium, Detroit, MI Sun Sep 30 1979, 3:33 AM EDT Att: 20,167 - Unknown - 73 F			
Ted Sizemore, R OBP: 0.315, SLG: 0.330 (1, 4)										4	0	1	0	0	0	1				
Tom Poquette, L OBP: 0.343, SLG: 0.394 (1, 8)										4	0	2	1	0	1	1				
Carlton Fisk, R OBP: 0.304, SLG: 0.450 (1, 10)										4	0	0	0	0	1	3				
Dwight Evans, R OBP: 0.364, SLG: 0.456 (1, 9)										3	0	0	0	1	0	0				
Gary Allenson, R OBP: 0.284, SLG: 0.299 (1, 5)										4	0	2	0	0	0	2				
Stan Papi, R OBP: 0.221, SLG: 0.282 (1, 6)										3	0	1	0	0	0	0				
Larry Wolfe, R OBP: 0.376, SLG: 0.410 (1, 3)										3	0	0	0	0	1	3				
Mike O'Berry, R OBP: 0.242, SLG: 0.237 (1, 2)										3	1	1	0	0	0	0				
Inning Stats	R: 0 E: 0 K: 0 S: 4	H: 1 LOB: 1 BB: 0 P: 4	R: 0 E: 0 K: 0 S: 4	H: 1 LOB: 0 BB: 0 P: 4	R: 0 E: 0 K: 1 S: 3	H: 0 LOB: 0 BB: 1 P: 3	R: 0 E: 0 K: 1 S: 5	H: 0 LOB: 0 BB: 0 P: 9	R: 0 E: 0 K: 2 S: 7	H: 0 LOB: 0 BB: 0 P: 7	R: 0 E: 0 K: 0 S: 5	H: 2 LOB: 2 BB: 0 P: 5	R: 1 E: 0 K: 0 S: 5	H: 2 LOB: 1 BB: 0 P: 5	R: 0 E: 0 K: 0 S: 3	H: 0 LOB: 0 BB: 0 P: 3	1B: 4 2B: 3 3B: 0 HR: 0	SF: 0 SAC: 1 DP: 1 HBP: 0	WP: 0 PB: 0 SB: 0 CS: 0	PA: 34
PITCHER Jack Morris, R ERA: 3.28 (1, 1)	IP: 9.0 WLS: W BF: 34 H: 7 R: 1 ER: 1 SO: 4 BB: 1 IBB: 0 HBP: 0 BLK: 0 WP: 0 HR: 0 S: 41 P: 45 ERA: 1.00 WHIP: 0.889															PITCHER				

Batter	1	2	3	4	5	6	7	8	9	AB	R	H	RBI	BB	SO	LOB	BOTTOM			
Ron LeFlore, R OBP: 0.355, SLG: 0.415 (1, 8)										2	2	2	1	0	0	0	Boston Red Sox @ Detroit Tigers Tiger Stadium, Detroit, MI Sun Sep 30 1979, 3:33 AM EDT Att: 20,167 - Unknown - 73 F			
Dave Stegman, R OBP: 0.242, SLG: 0.484 (3, FH) (4, 8)										2	0	0	0	0	1	4				
Tom Brookens, R OBP: 0.309, SLG: 0.374 (1, 4)										4	1	3	2	0	0	1				
Kirk Gibson, L OBP: 0.296, SLG: 0.395 (1, 7)										4	0	0	0	0	0	3				
Champ Summers, L OBP: 0.401, SLG: 0.556 (1, 9)										4	2	2	1	0	1	1				
Jason Thompson, L OBP: 0.338, SLG: 0.404 (1, 3)										4	0	1	0	0	1	1				
Lance Parrish, R OBP: 0.343, SLG: 0.456 (1, 2)										4	0	1	0	0	0	2				
Al Greene, L OBP: 0.257, SLG: 0.305 (1, 10)										4	0	0	0	0	2	3				
Aurelio Rodriguez, R OBP: 0.277, SLG: 0.350 (1, 5)										4	0	1	1	0	0	0				
Alan Trammell, R OBP: 0.335, SLG: 0.357 (1, 6)										3	0	1	0	1	1	0				
Inning Stats	R: 3 E: 0 K: 0 S: 7	H: 4 LOB: 1 BB: 0 P: 7	R: 1 E: 0 K: 1 S: 7	H: 2 LOB: 1 BB: 0 P: 7	R: 1 E: 0 K: 1 S: 8	H: 3 LOB: 3 BB: 1 P: 12	R: 0 E: 0 K: 1 S: 6	H: 1 LOB: 1 BB: 0 P: 6	R: 0 E: 0 K: 0 S: 3	H: 0 LOB: 0 BB: 0 P: 3	R: 0 E: 0 K: 1 S: 6	H: 1 LOB: 1 BB: 0 P: 6	R: 0 E: 0 K: 1 S: 5	H: 0 LOB: 0 BB: 0 P: 5	R: 0 E: 0 K: 1 S: 5	H: 0 LOB: 0 BB: 0 P: 5	1B: 8 2B: 0 3B: 0 HR: 3	SF: 0 SAC: 0 DP: 0 HBP: 0	WP: 0 PB: 0 SB: 0 CS: 0	PA: 36
PITCHER Bob Stanley, R ERA: 3.99 Win Remmerswaal, R ERA: 7.09 (3, 1)	IP: 2.0 WLS: L BF: 14 H: 8 R: 5 ER: 5 SO: 1 BB: 0 IBB: 0 HBP: 0 BLK: 0 WP: 0 HR: 3 S: 16 P: 16 ERA: 22.50 WHIP: 4.000															PITCHER				

AB 32
R 1
H 7
RBI 1
BB 1
SO 4
LOB 11



AB 35
R 5
H 11
RBI 5
BB 1
SO 6
LOB 15

