

Detroit Tigers - 1980

Batter	1	2	3	4	5	6	7	8	9	AB	R	H	RBI	BB	SO	LOB	TOP					
Lou Whitaker, L (1,4)	5-3		K			FC6 BB		K		3	0	0	0	1	2	1	Detroit Tigers @ Kansas City Royals Royals Stadium, Kansas City, MO Fri Apr 11 1980, 7:05 PM EST Att: 14,605 - Unknown - 42 F					
Lynn Jones, R (1,9)	F8			L8		L8		G6-4-3		4	0	0	0	0	0	3						
Steve Kemp, L (1,7) OBP: 0.290, SLG: 0.375	F7			1-3		FC6			5-3	4	0	0	0	0	0	2						
Lance Parrish, R (1,2) OBP: 0.375, SLG: 0.750		1-4-3-5 S 1B		5-3			FC5 1B		F4	4	0	2	0	0	0	0						
Jason Thompson, L (1,3) OBP: 0.500, SLG: 0.429		K		K		K			BB	4	0	2	0	0	2	1						
John Wockenfuss, R (1,10)				L7		L7			BB	2	0	0	0	2	0	2						
Tom Brookens, R (1,5)		BB		F8		F8			BB	4	0	0	0	0	0	6						
Dave Stegman, R (1,8) OBP: 0.333, SLG: 0.333			K			5-3 1B			4-3	3	0	1	0	0	1	2						
Mark Wagner, R (1,6) OBP: 0.286, SLG: 0.286		5-3		5-3		5-3			G6-4-3 1B	3	0	1	0	0	0	1						
Inning Stats	R: 0 E: 0 K: 0 S: 3	H: 0 LOB: 0 BB: 0 P: 3	R: 0 E: 0 K: 1 S: 5	H: 1 LOB: 1 BB: 1 P: 9	R: 0 E: 0 K: 2 S: 7	H: 0 LOB: 0 BB: 0 P: 7	R: 0 E: 0 K: 0 S: 3	H: 0 LOB: 0 BB: 0 P: 3	R: 0 E: 0 K: 1 S: 5	H: 0 LOB: 0 BB: 0 P: 5	R: 0 E: 0 K: 0 S: 4	H: 1 LOB: 2 BB: 1 P: 8	R: 0 E: 0 K: 0 S: 5	H: 2 LOB: 2 BB: 0 P: 5	R: 0 E: 0 K: 1 S: 5	H: 1 LOB: 0 BB: 1 P: 5		R: 0 E: 0 K: 0 S: 4	H: 1 LOB: 2 BB: 1 P: 8	1B: 6 2B: 1 3B: 0 HR: 0	SF: 0 SAC: 0 DP: 2 HBP: 0	WP: 0 PB: 0 SB: 1 CS: 0
PITCHER Larry Gura, L (1,1) ERA:	IP: 9.0 WLS: W BF: 34 H: 6 R: 0 ER: 0 SO: 5 BB: 3 IBB: 0 HBP: 0 BLK: 0 WP: 0 HR: 0 S: 41 P: 53 ERA: 0.00 WHIP: 1.000															PITCHER						

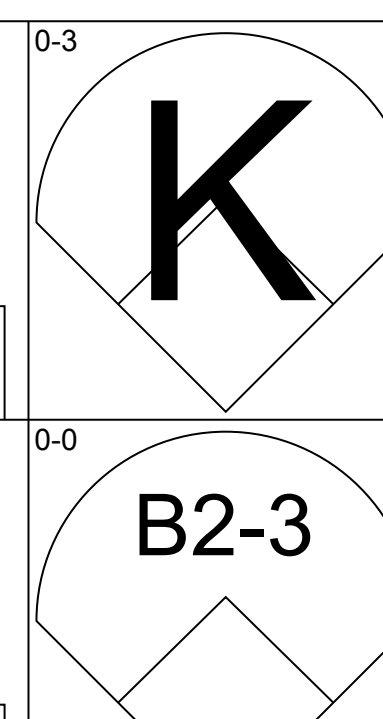
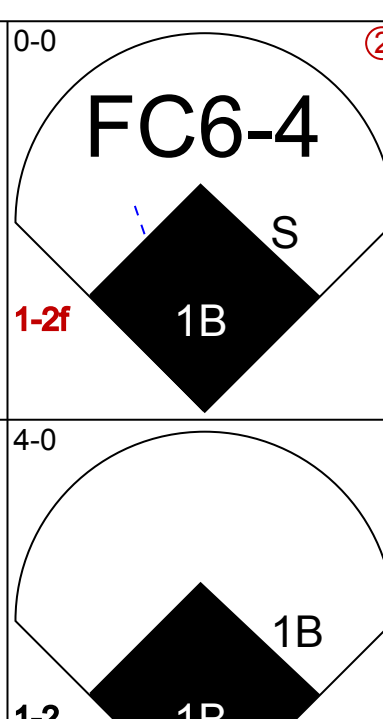
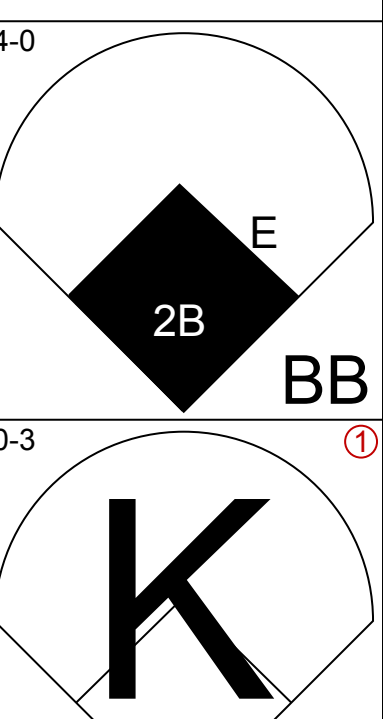
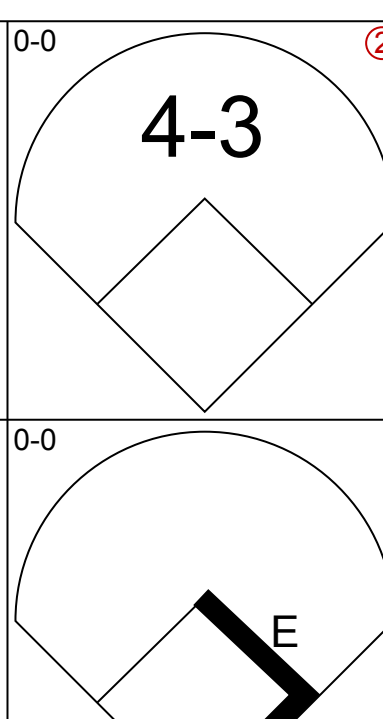
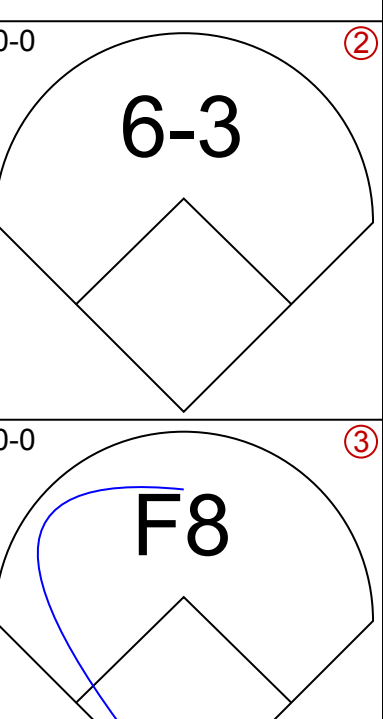
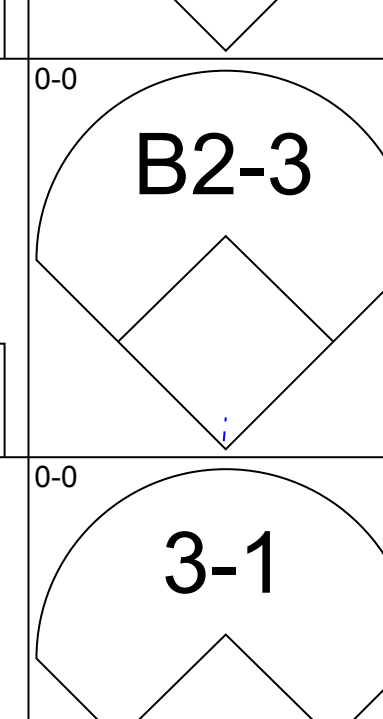
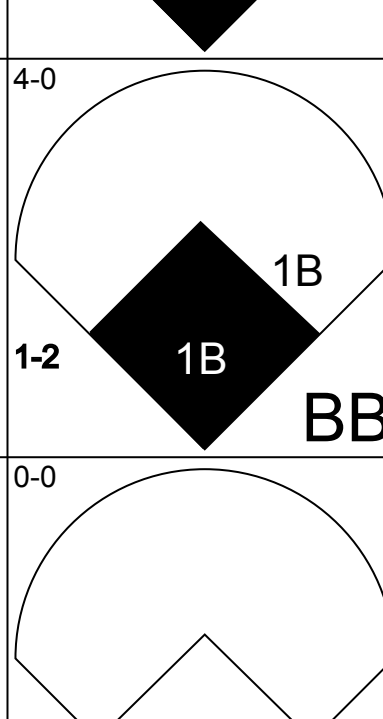
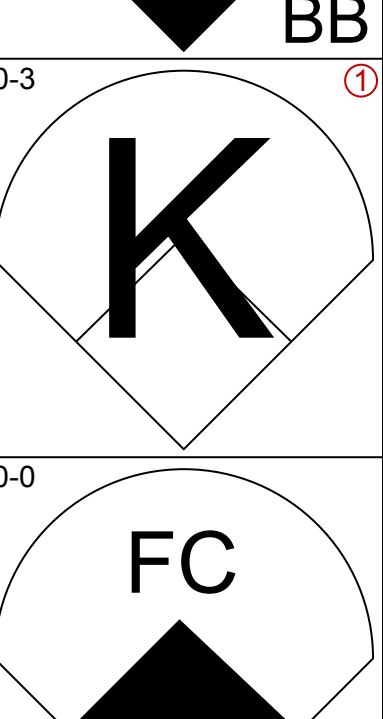
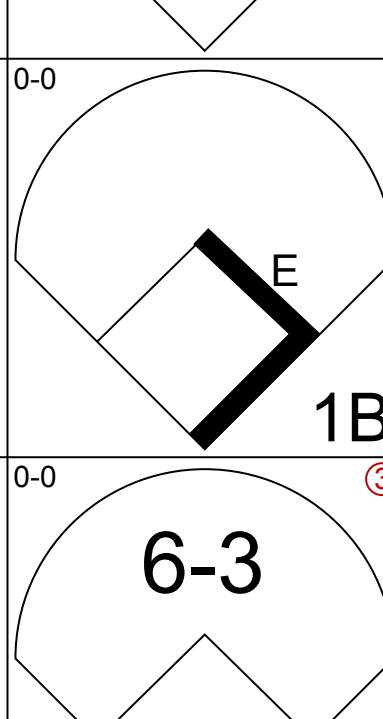
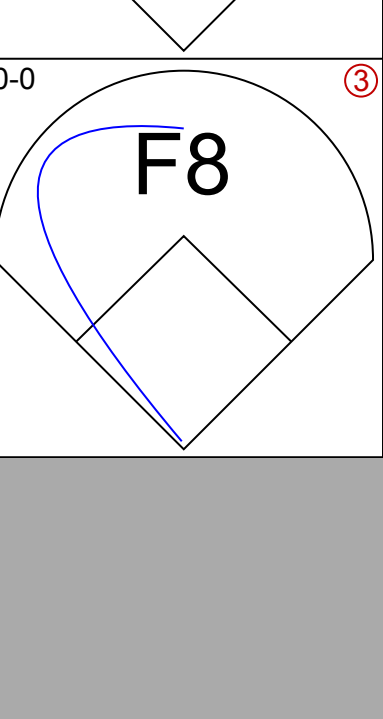
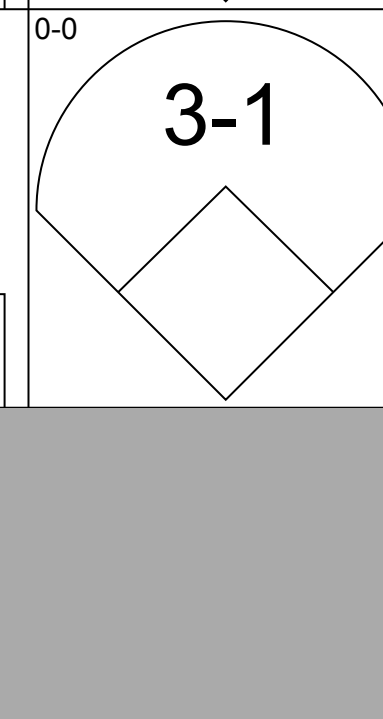
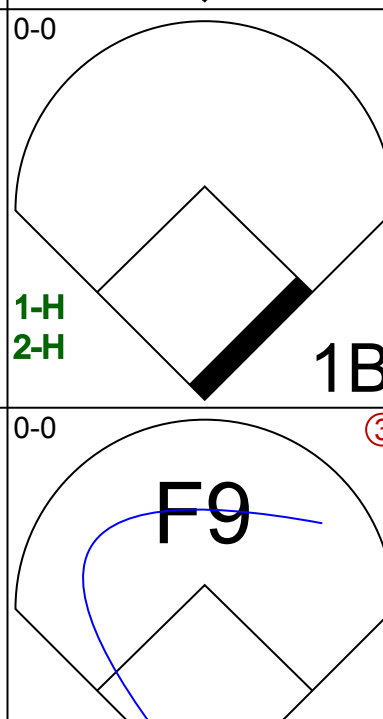
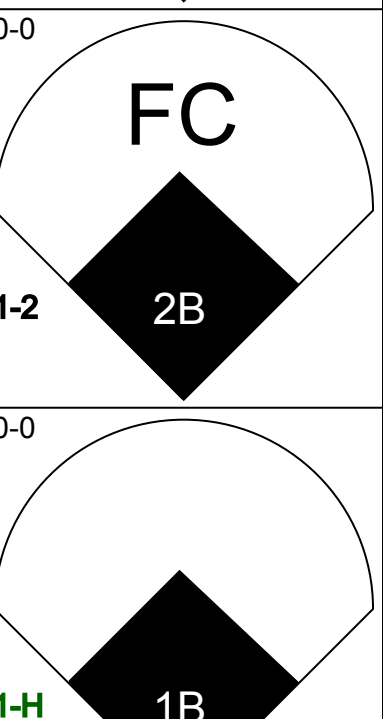
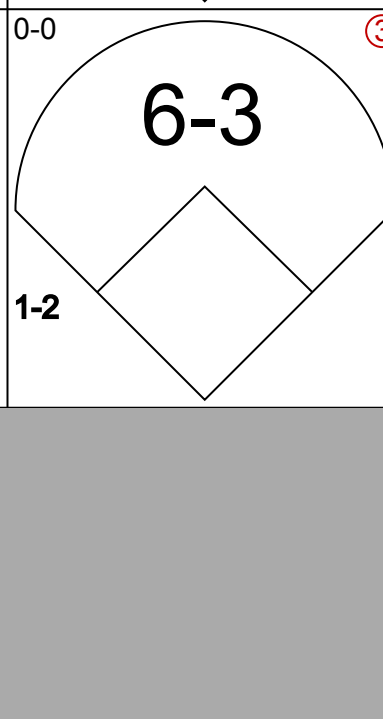

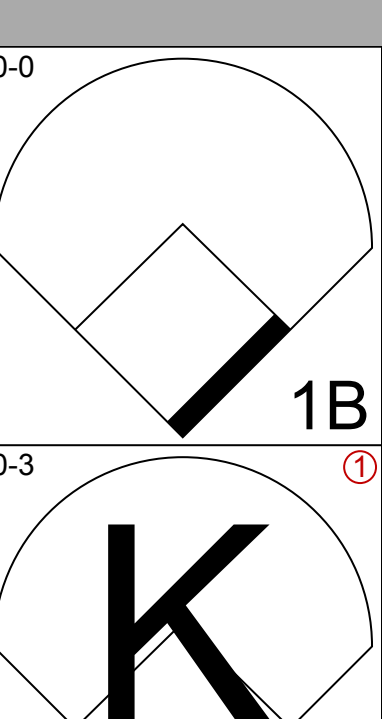
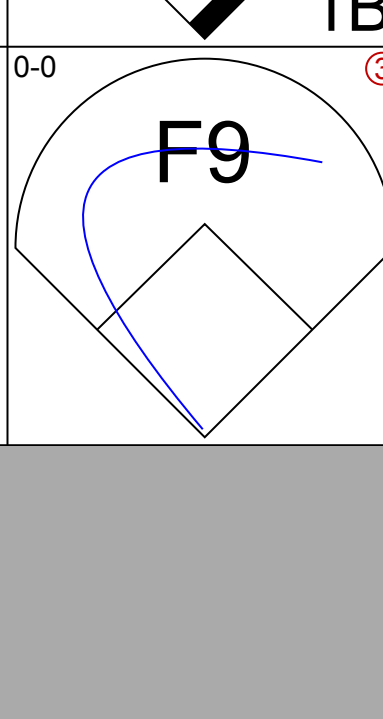
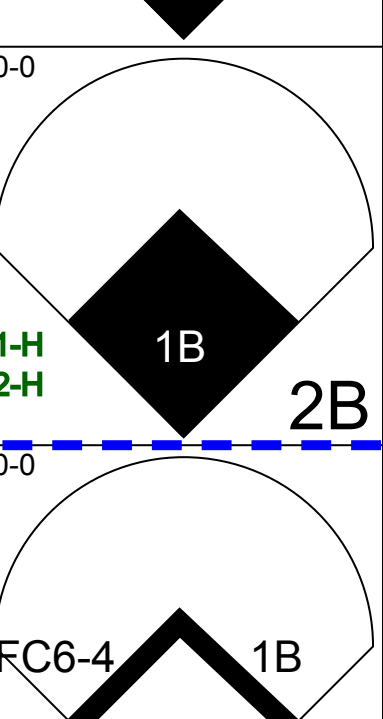



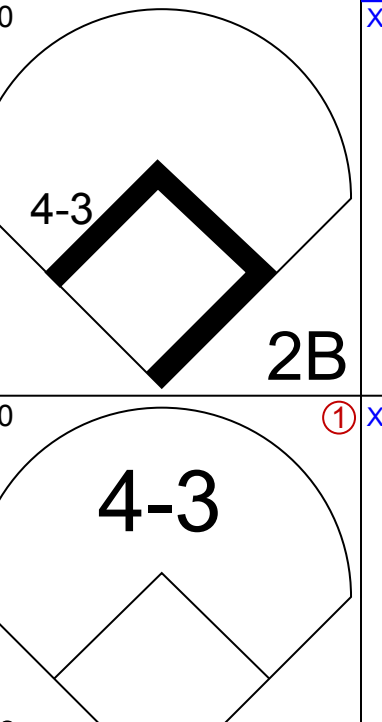
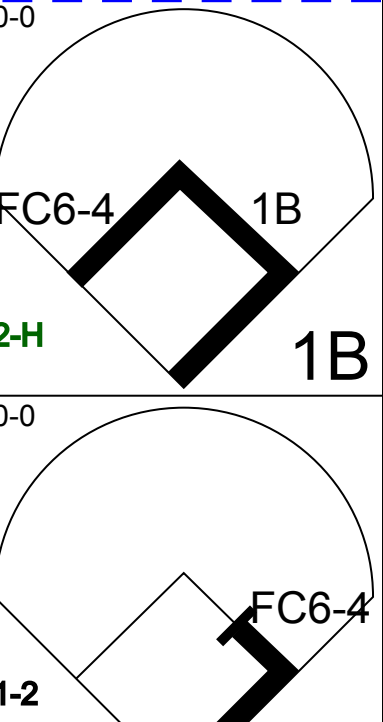



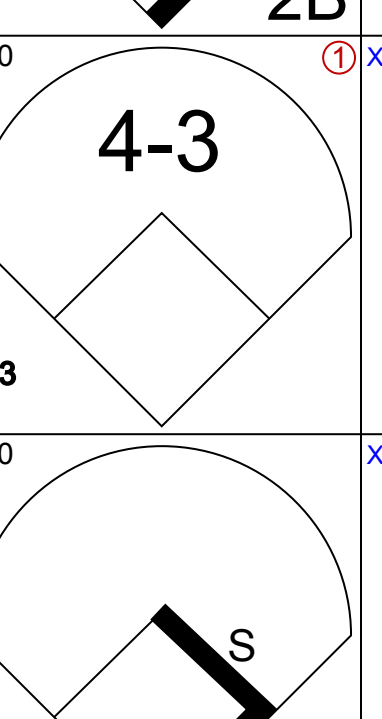
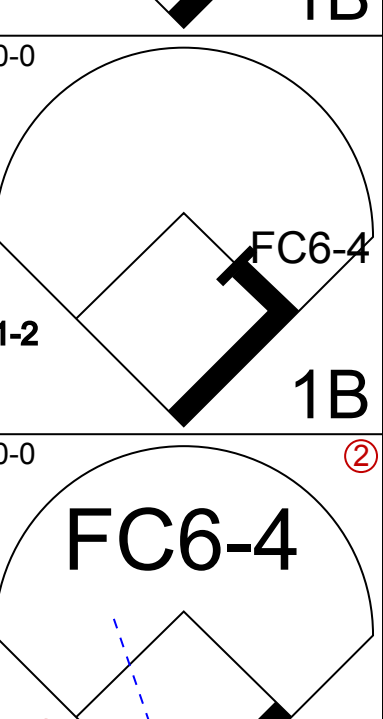



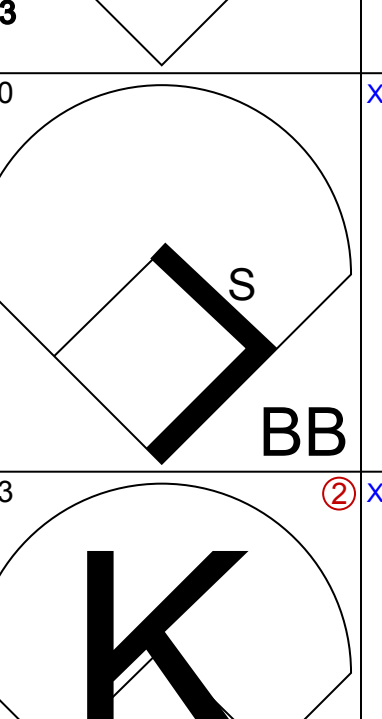
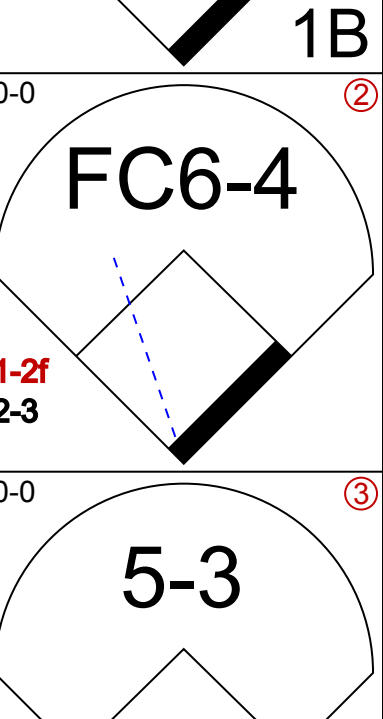

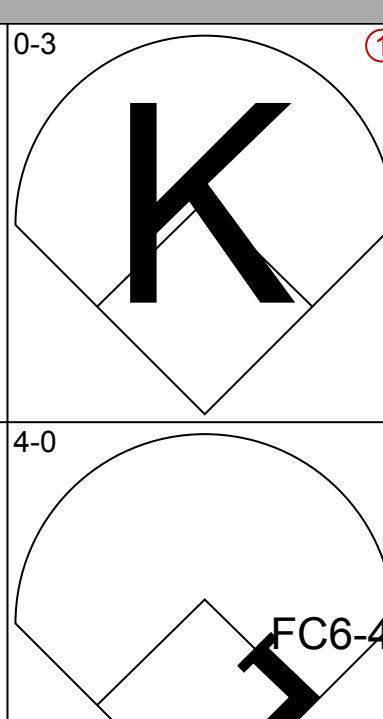
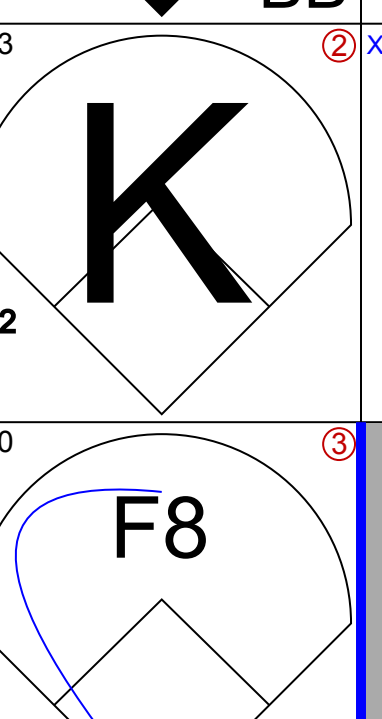
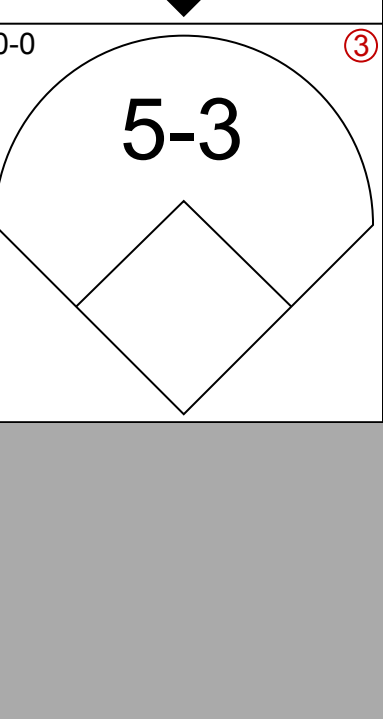
Batter	1	2	3	4	5	6	7	8	9	AB	R	H	RBI	BB	SO	LOB	BOTTOM	
Willie Wilson, S (1,8)	K		CS	K		K		6-3		4	0	0	0	0	3	0	Detroit Tigers @ Kansas City Royals Royals Stadium, Kansas City, MO Fri Apr 11 1980, 7:05 PM EST Att: 14,605 - Unknown - 42 F	
Frank White, R (1,4) OBP: 0.143, SLG: 0.286	F4			G3		F3		F6		4	0	0	0	0	0	0		
George Brett, L (1,5) OBP: 0.250, SLG: 0.143	F8			F8					1B	4	0	1	0	0	0	0		
Hal McRae, R (1,10) OBP: 0.375, SLG: 0.429		F5			BB 1B	G3 2B		F9		4	2	2	0	0	0	1		
Willie Aikens, L (1,3) Clint Hurdle, L (8,9) OBP: 0.250, SLG: 0.500		3-1		F2		G3				3	0	0	0	0	0	2		
John Wathan, R (1,2)		1-3		BB 1B		2B				0	0	0	0	0	0	0		
Ralph LaCock, L (1,7) OBP: 0.286, SLG: 0.429 (8,3)			K		FC5-4 1B	1B 2B				3	1	2	3	0	1	0		
Bob Deterage, R (1,9) OBP: 0.333, SLG: 0.333 (8,7)			6-3		FC5-4 1B					3	0	1	1	0	0	1		
U L Washington, S (1,6) OBP: 0.167, SLG: 0.167				CS 1B						3	0	1	0	0	0	1		
Inning Stats	R: 0 E: 0 K: 1 S: 5	H: 0 LOB: 0 BB: 0 P: 5	R: 0 E: 0 K: 0 S: 3	H: 0 LOB: 0 BB: 0 P: 3	R: 0 E: 0 K: 1 S: 5	H: 1 LOB: 0 BB: 0 P: 5	R: 0 E: 0 K: 1 S: 5	H: 0 LOB: 0 BB: 0 P: 5	R: 3 E: 0 K: 0 S: 6	H: 3 LOB: 1 BB: 1 P: 10	R: 0 E: 0 K: 0 S: 4	H: 1 LOB: 1 BB: 0 P: 4	R: 0 E: 0 K: 0 S: 4	H: 1 LOB: 1 BB: 0 P: 4	1B: 5 2B: 2 3B: 0 HR: 0	SF: 0 SAC: 0 DP: 0 HBP: 0		WP: 0 PB: 0 SB: 0 CS: 1
PITCHER Dan Schatzeder, L (1,1) ERA: 5.4 Pat Underwood, L (7,1) ERA:	IP: 6.2 WLS: L BF: 25 H: 5 R: 4 ER: 4 SO: 4 BB: 1 IBB: 1 HBP: 0 BLK: 0 WP: 0 HR: 0 S: 31 P: 39 ERA: 5.40 WHIP: 0.900															PITCHER		

AB	31
R	0
H	6
RBI	0
BB	3
SO	5
LOB	18



AB	29
R	4
H	7
RBI	4
BB	2
SO	4
LOB	5

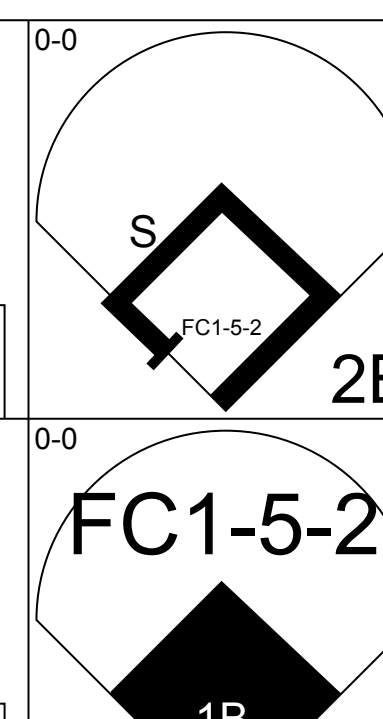
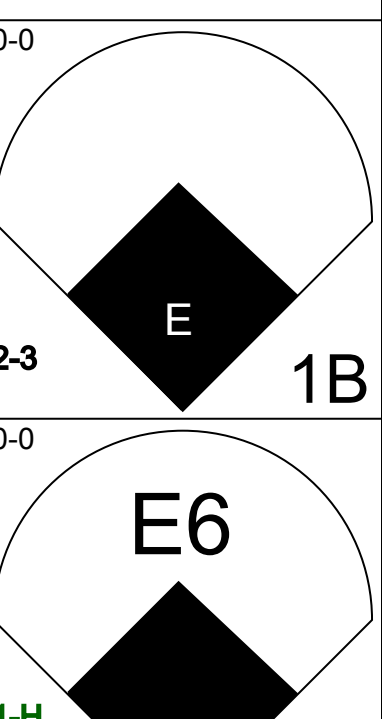
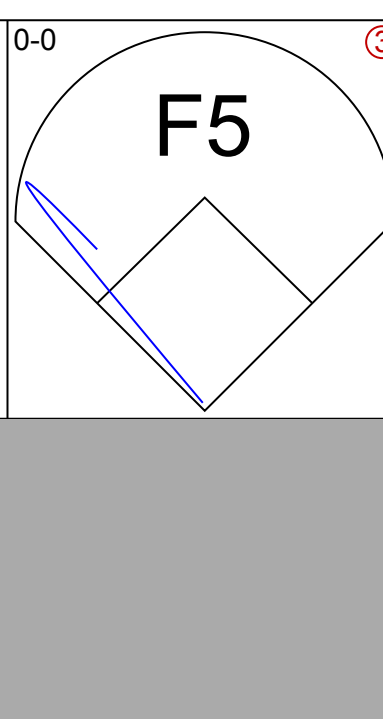
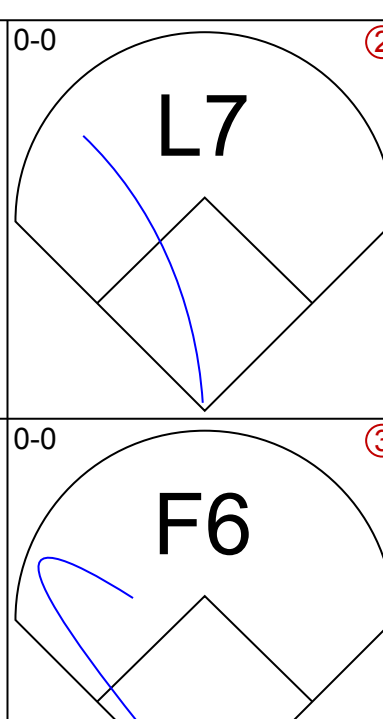
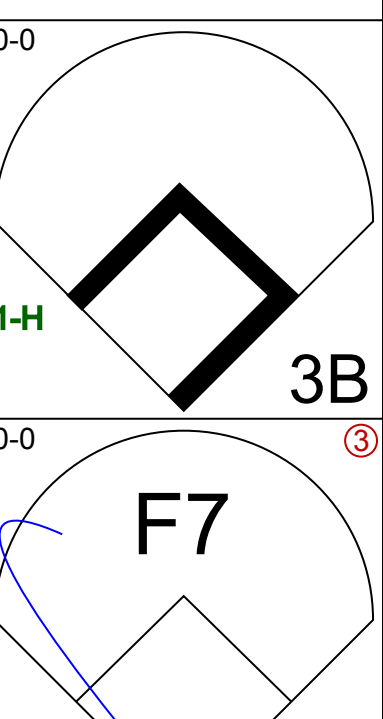
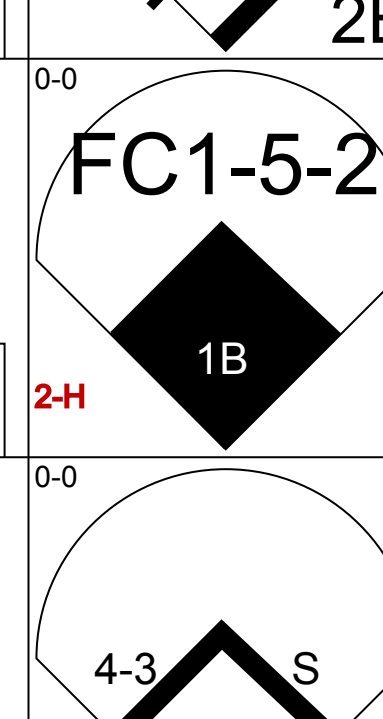
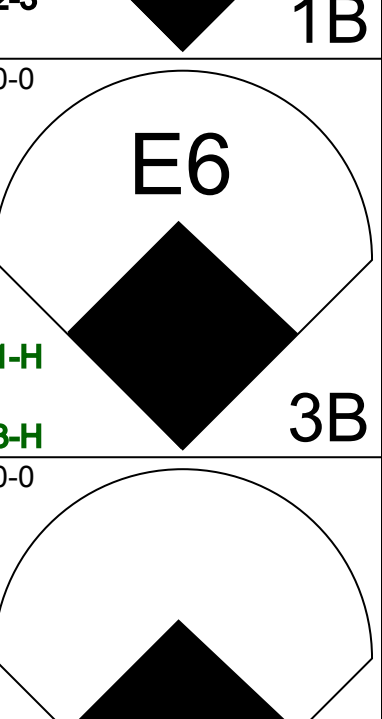

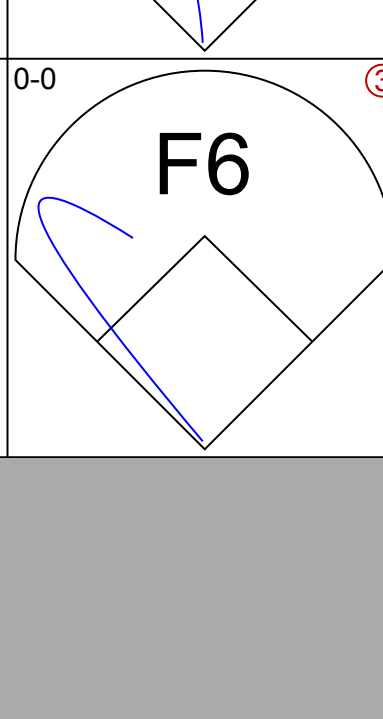
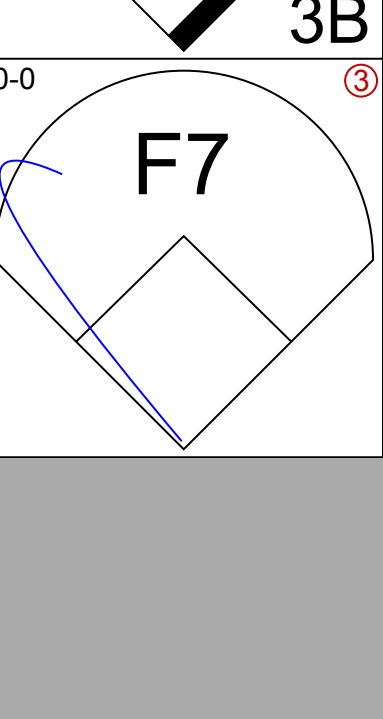
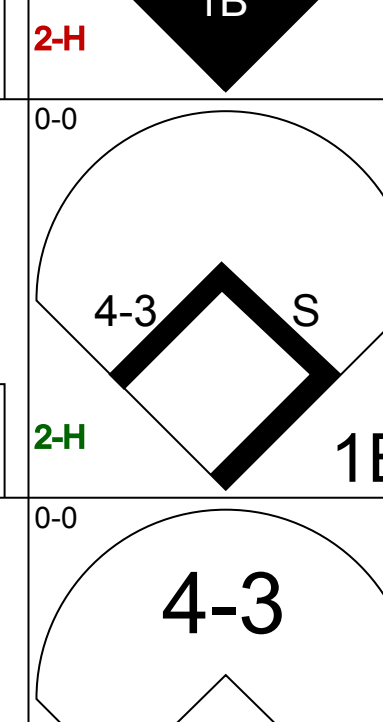
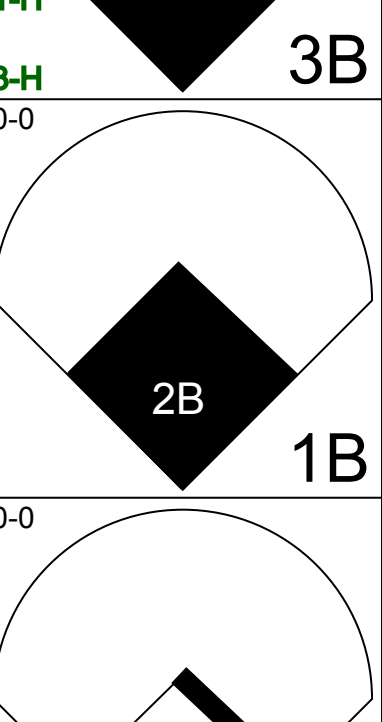
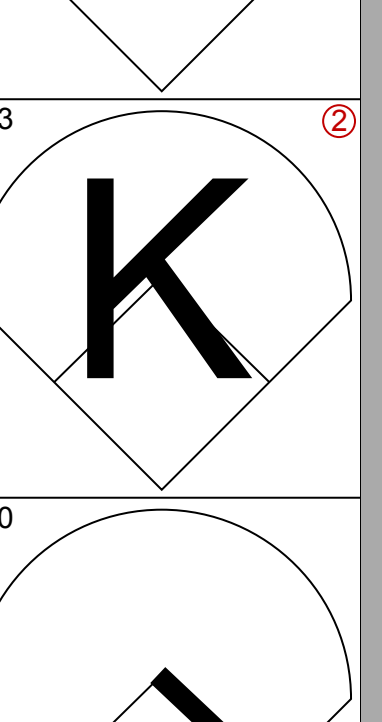

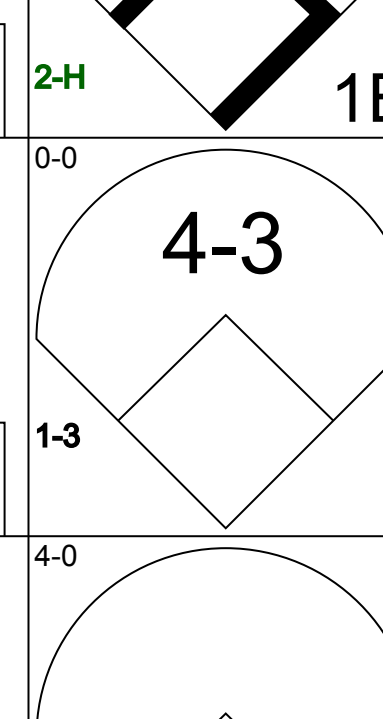
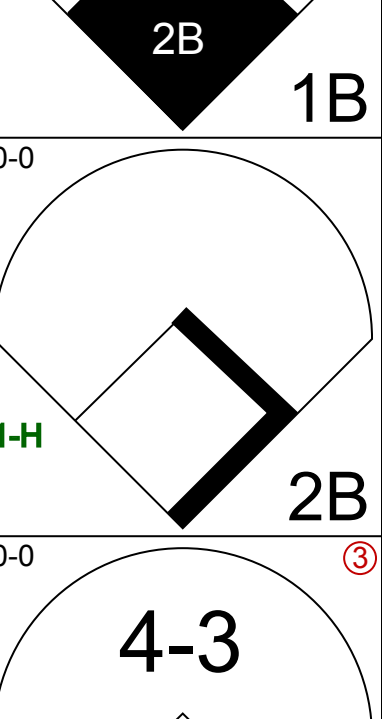
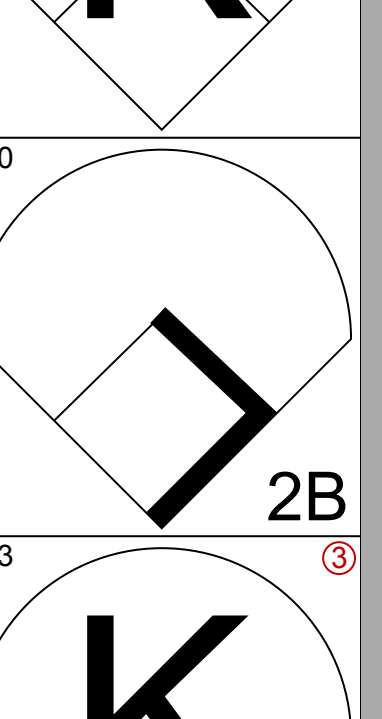


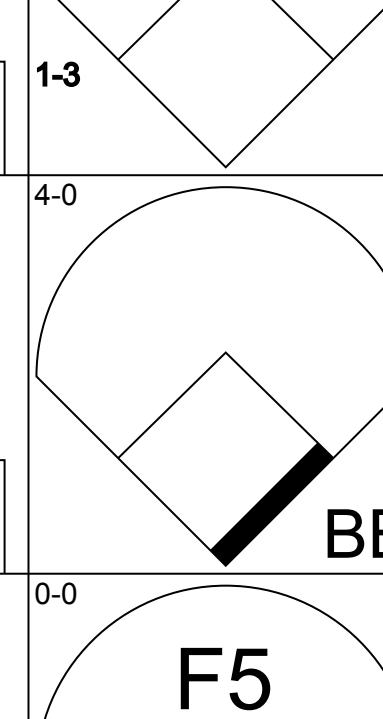
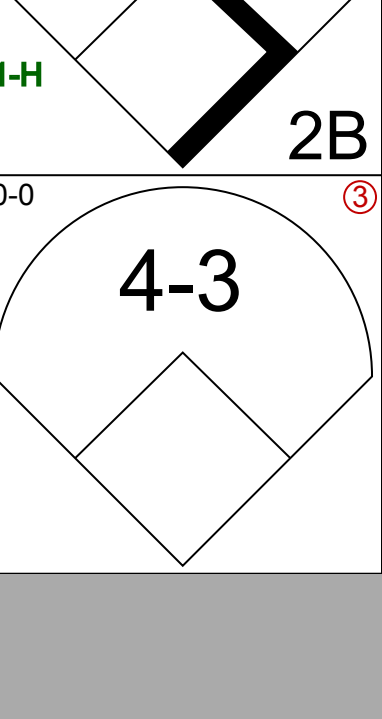
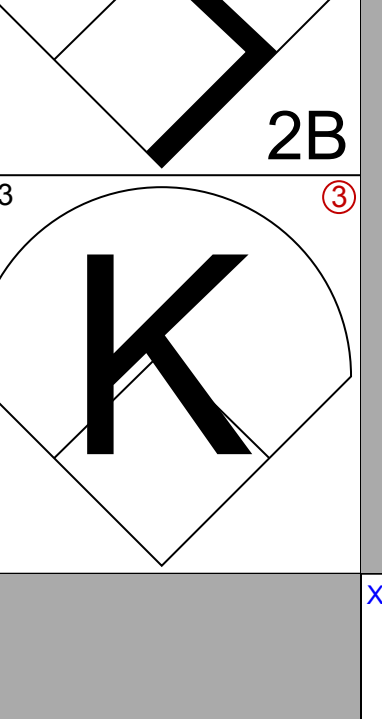

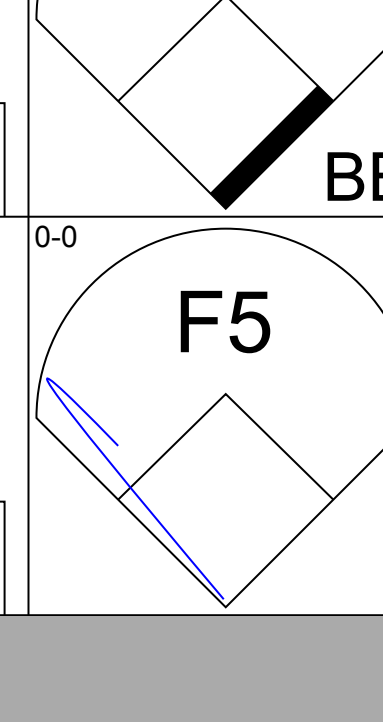
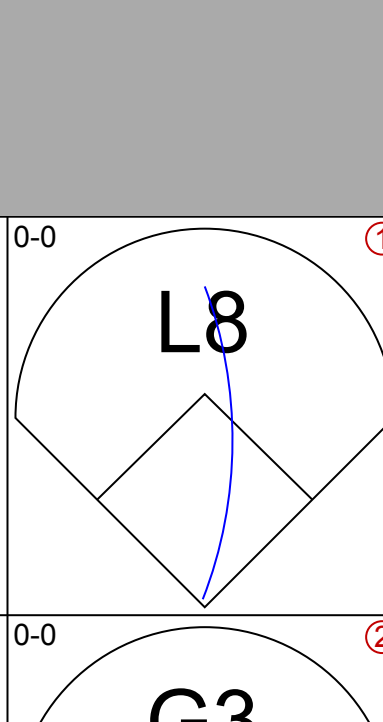
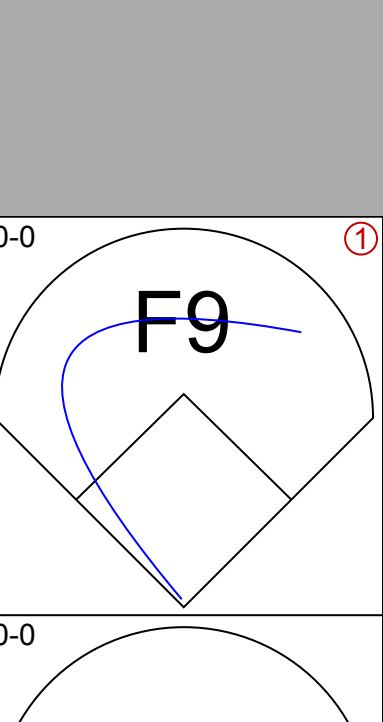
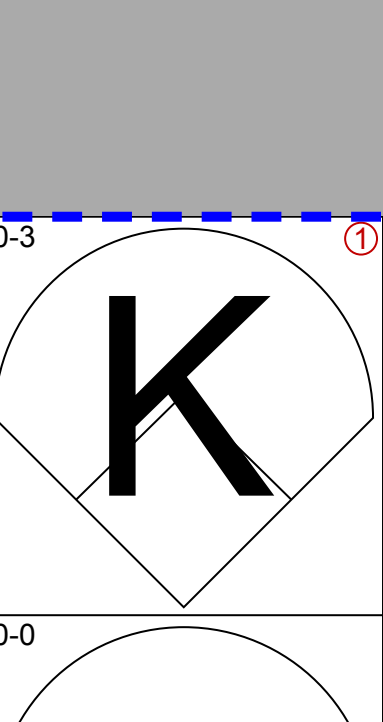
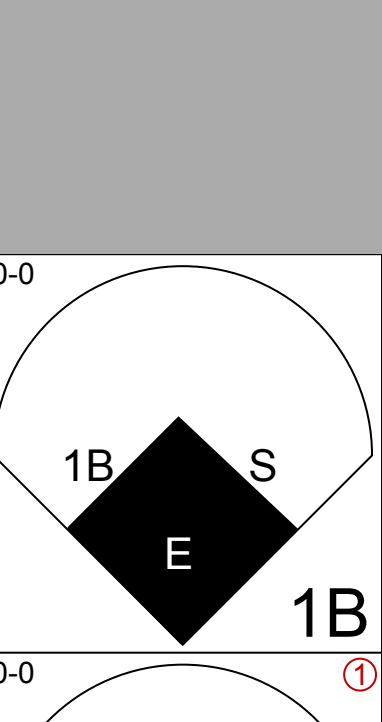
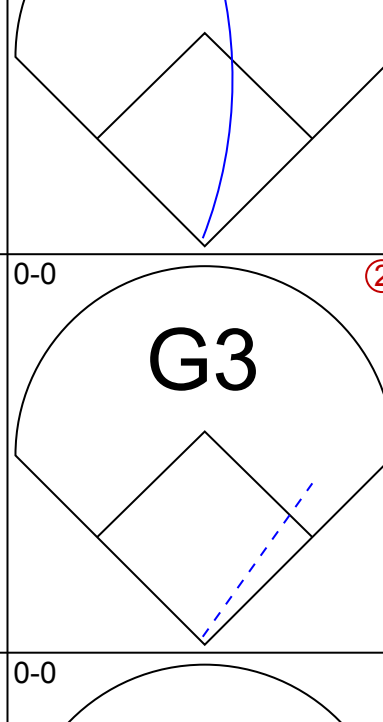
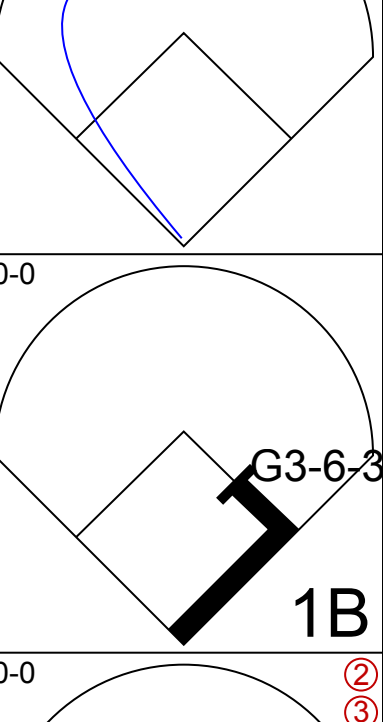
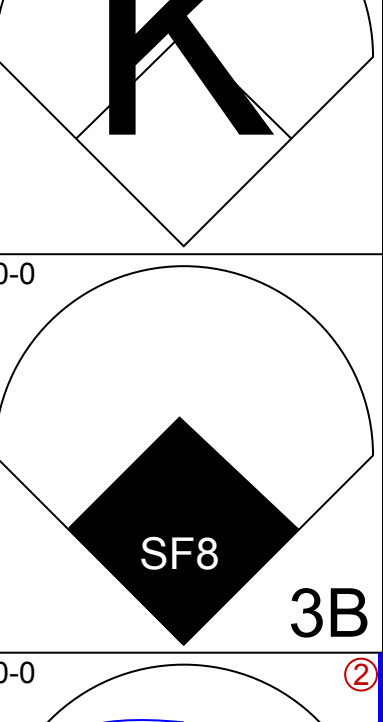
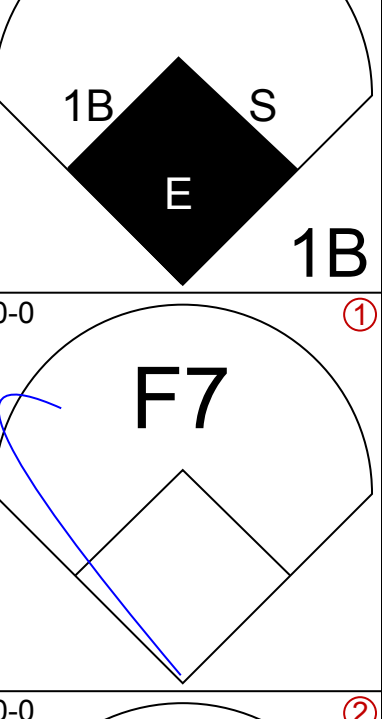
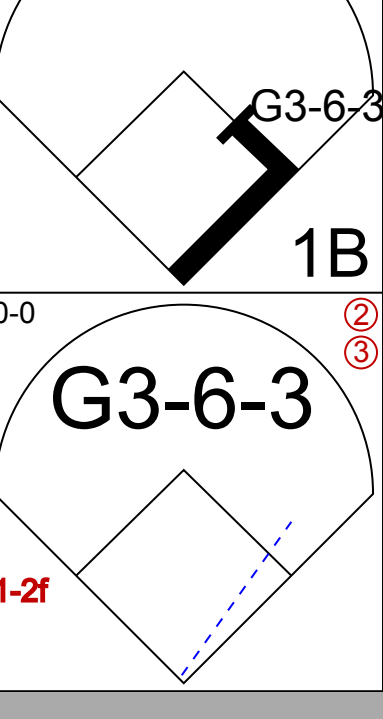
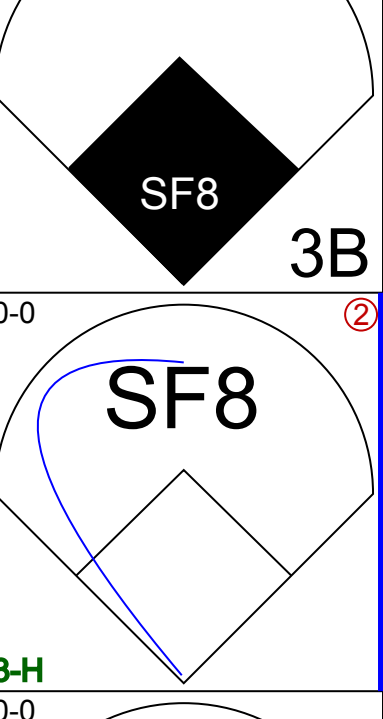
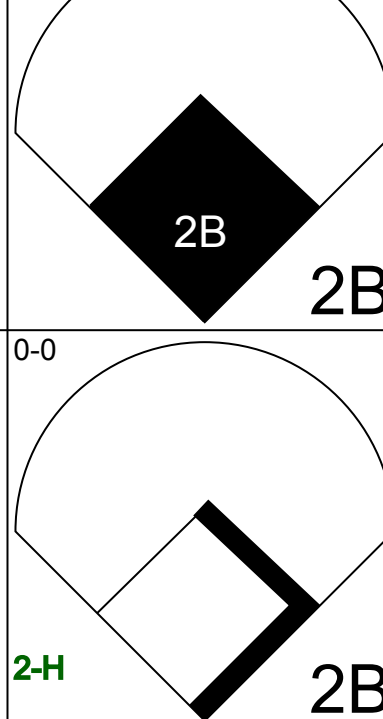
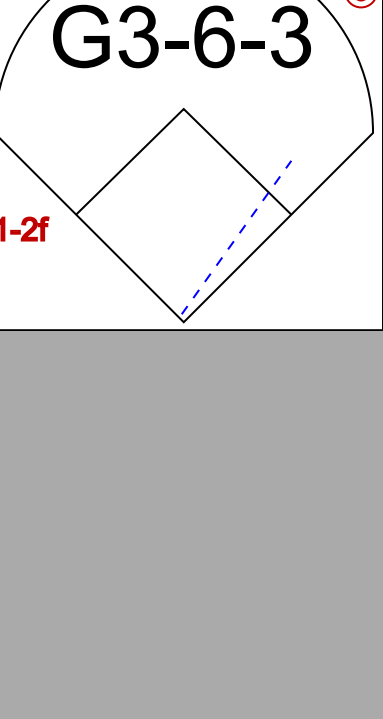
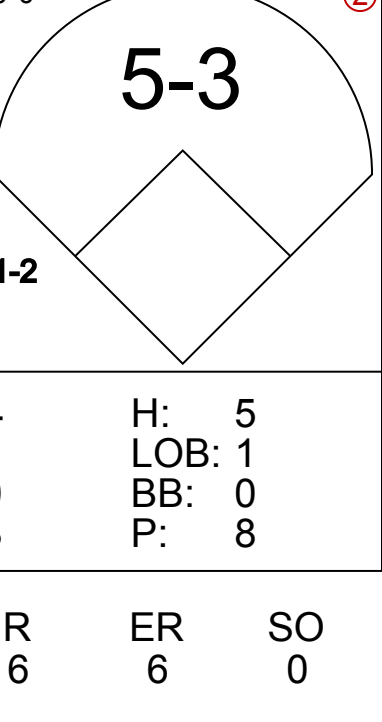
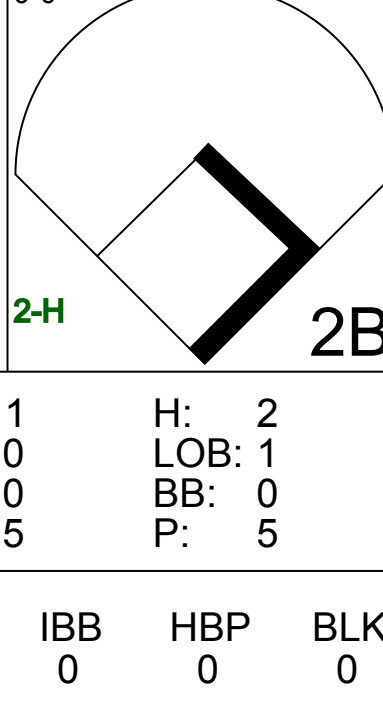
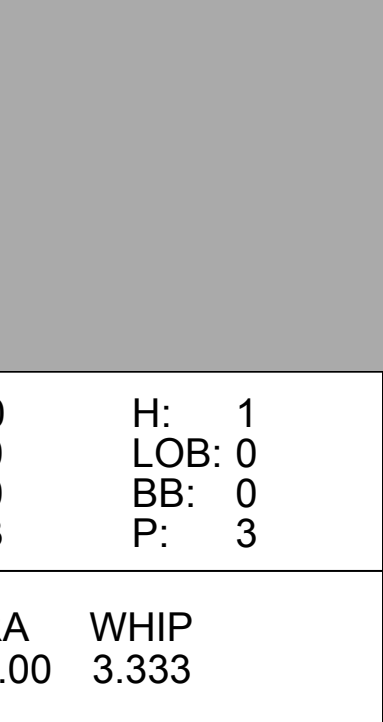
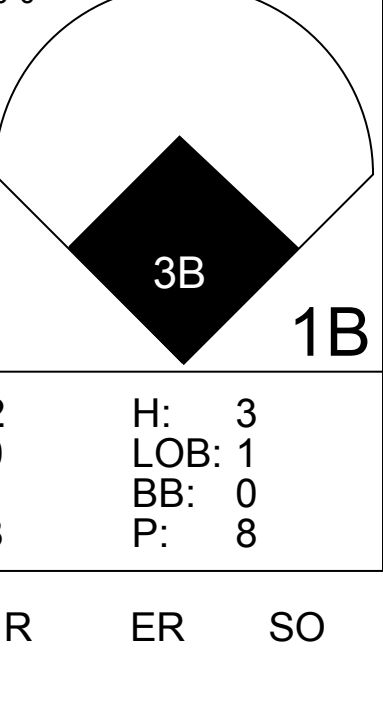


Batter	1	2	3	4	5	6	7	8	9	AB	R	H	RBI	BB	SO	LOB	TOP					
Lou Whitaker, L (1,4)										4	2	0	0	1	1	1						
Kirk Gibson, L (1,8) OBP: 0.444, SLG: 1.000										4	1	1	0	1	1	1						
Steve Kemp, L (1,7) OBP: 0.308, SLG: 0.385										5	1	2	2	0	0	2						
Richie Hebner, L (1,5) OBP: 0.444, SLG: 0.750										5	1	2	2	0	0	2						
Jason Thompson, L (1,3) OBP: 0.538, SLG: 0.583										5	0	3	1	0	1	1						
Champ Summers, L (1,10) OBP: 0.375, SLG: 0.286										4	1	1	0	1	1	4						
Rick Peters, S (1,9) OBP: 0.375, SLG: 0.500										3	0	1	1	1	0	3						
Duffy Dyer, R (1,2)										4	0	0	0	0	3	5						
Mark Wagner, R (1,6) OBP: 0.375, SLG: 0.286										0	0	0	0	1	0	0						
Tim Corcoran, L (4,PH)										1	0	0	0	0	0	2						
Tom Brookens, R (4,6)										2	0	0	0	0	0	0						
Inning Stats	R: 0 E: 0 K: 1 S: 5	H: 0 LOB: 0 BB: 0 P: 5	R: 0 E: 0 K: 2 S: 8	H: 1 LOB: 1 BB: 0 P: 8	R: 2 E: 0 K: 1 S: 6	H: 1 LOB: 1 BB: 2 P: 14	R: 0 E: 0 K: 1 S: 6	H: 1 LOB: 2 BB: 1 P: 10	R: 3 E: 1 K: 0 S: 4	H: 3 LOB: 2 BB: 0 P: 13	R: 0 E: 1 K: 0 S: 4	H: 1 LOB: 1 BB: 0 P: 4	R: 1 E: 0 K: 1 S: 6	H: 1 LOB: 1 BB: 1 P: 10	R: 0 E: 0 K: 0 S: 3	H: 0 LOB: 0 BB: 0 P: 3	R: 0 E: 0 K: 0 S: 4	H: 2 LOB: 1 BB: 0 P: 4	1B: 7 2B: 2 3B: 1 HR: 0	SF: 0 SAC: 0 DP: 1 HBP: 0	WP: 0 PB: 0 SB: 2 CS: 0	PA: 42
PITCHER	IP	WLS	BF	H	R	ER	SO	BB	IBB	HBP	BLK	WP	HR	S	P	ERA	WHIP					
Rich Gale, R (1,1) ERA: 8.31	4.1		22	4	5	4	6	4	0	0	0	0	0	30	46	8.31	1.846					
Marty Pattin, R (5,1) ERA: 1.93	4.2	W	20	6	1	1	1	1	0	0	0	0	0	21	25	1.93	1.500					

Detroit Tigers @ Kansas City Royals
 Royals Stadium, Kansas City, MO
 Sat Apr 12 1980, 4:33 AM EST
 Att: 16,130 - Unknown - 50 F

AB	37
R	6
H	10
RBI	6
BB	5
SO	7
LOB	21



Batter	1	2	3	4	5	6	7	8	9	AB	R	H	RBI	BB	SO	LOB	BOTTOM				
Willie Wilson, S (1,8) OBP: 0.308, SLG: 0.500										5	1	3	1	0	0	1					
Frank White, R (1,4) OBP: 0.167, SLG: 0.417										5	2	1	2	0	0	2					
George Brett, L (1,5) OBP: 0.417, SLG: 0.364										4	1	3	1	0	1	0					
Hal McRae, R (1,10) OBP: 0.417, SLG: 0.636										4	0	2	1	0	0	2					
Willie Aikens, L (1,3)										3	0	0	0	1	2	2					
Ralph LaCock, L (1,7) OBP: 0.182, SLG: 0.273										4	0	0	0	0	1	2					
Jamie Quirk, L (1,2) OBP: 0.429, SLG: 0.429										3	1	2	0	0	0	0					
John Wathan, R (6,PH) OBP: 0.750, SLG: 1.500										1	1	1	0	0	0	0					
Clint Hurdle, L (1,9) OBP: 0.286, SLG: 0.571										3	1	1	0	0	0	2					
Dave Chalk, R (8,PH)										0	0	0	1	0	0	0					
Bob Deterage, R (9,9) OBP: 0.333, SLG: 0.333										0	0	0	0	0	0	0					
U L Washington, S (1,6) OBP: 0.300, SLG: 0.400										4	1	2	1	0	0	1					
Inning Stats	R: 1 E: 0 K: 0 S: 5	H: 2 LOB: 2 BB: 1 P: 9	R: 4 E: 1 K: 0 S: 8	H: 5 LOB: 1 BB: 0 P: 8	R: 1 E: 0 K: 0 S: 5	H: 2 LOB: 1 BB: 0 P: 5	R: 0 E: 0 K: 2 S: 8	H: 1 LOB: 0 BB: 0 P: 8	R: 0 E: 0 K: 0 S: 3	H: 1 LOB: 0 BB: 0 P: 3	R: 0 E: 0 K: 0 S: 3	H: 0 LOB: 0 BB: 0 P: 3	R: 0 E: 0 K: 1 S: 5	H: 1 LOB: 0 BB: 0 P: 5	R: 2 E: 0 K: 1 S: 8	H: 3 LOB: 1 BB: 0 P: 8	1B: 7 2B: 5 3B: 3 HR: 0	SF: 1 SAC: 0 DP: 2 HBP: 0	WP: 0 PB: 0 SB: 3 CS: 0	PA: 38	
PITCHER	IP	WLS	BF	H	R	ER	SO	BB	IBB	HBP	BLK	WP	HR	S	P	ERA	WHIP				
Milt Wilcox, R (1,1) ERA: 18.0	3.0		19	9	6	6	0	1	0	0	0	0	0	18	22	18.00	3.333				
John Hiller, L (4,1) ERA:	4.0	L	13	3	0	0	3	0	0	0	0	0	0	19	19	0.00	0.750				
Pat Underwood, L (8,1) ERA: 7.71	1.0	L	6	3	2	2	1	0	0	0	0	0	0	8	8	18.00	3.000				

Detroit Tigers @ Kansas City Royals
 Royals Stadium, Kansas City, MO
 Sat Apr 12 1980, 4:33 AM EST
 Att: 16,130 - Unknown - 50 F

AB	36
R	8
H	15
RBI	7
BB	1
SO	4
LOB	12



Batter	1	2	3	4	5	6	7	8	9	AB	R	H	RBI	BB	SO	LOB	TOP					
Lou Whitaker, L (1,4)	6-3		4-0 E S 1-2 BB			SH5-3		1-3		2	0	0	0	1	0	1	Detroit Tigers @ Kansas City Royals Royals Stadium, Kansas City, MO Sun Apr 13 1980, 4:33 AM EST Att: 17,720 - Unknown - 52 F livebaseballscores.com					
Kirk Gibson, L (1,8) OBP: 0.308, SLG: 0.667	G3		0-3 K			F7		4-3		4	0	0	0	0	1	3						
Lynn Jones, R (1,9) OBP: 0.286, SLG: 0.286 Steve Kemp, L (9, PH) OBP: 0.286, SLG: 0.357	1B					F6			F6	3	0	2	0	0	0	1						
Lance Parrish, R (1,2) OBP: 0.500, SLG: 0.750	1B					G4-6-3				1	0	0	0	0	0	0						
Jason Thompson, L (1,3) OBP: 0.412, SLG: 0.438						1B				4	1	3	0	0	0	1						
John Wockenfuss, R (1,10) Champ Summers, L (7, PH) OBP: 0.500, SLG: 0.750						1B				4	0	0	0	0	0	2						
Tom Brookens, R (1,5) Richie Hebner, L (7, PH) OBP: 0.455, SLG: 0.800						1B				2	0	0	0	0	0	0						
Dave Stegman, R (1,7) Rick Peters, S (8, PH) OBP: 0.400, SLG: 0.600						1B				2	0	1	0	0	0	0						
Mark Wagner, R (1,6) Tim Corcoran, L (8, PH) Alan Trammell, R (8,6)						1B				2	0	1	0	0	0	1						
						1B				1	0	0	0	0	0	1						
						1B				0	0	0	0	0	0	0						
						1B				2	0	1	0	0	0	0						
						1B				2	0	1	0	0	0	1						
						1B				2	0	1	0	0	0	1						
						1B				0	0	0	0	0	0	0						
Inning Stats	R: 0 E: 0 K: 0 S: 4	H: 2 LOB: 2 BB: 0 P: 4	R: 0 E: 0 K: 0 S: 3	H: 0 LOB: 0 BB: 0 P: 3	R: 0 E: 0 K: 1 S: 5	H: 1 LOB: 1 BB: 1 P: 9	R: 0 E: 0 K: 0 S: 3	H: 1 LOB: 0 BB: 0 P: 3	R: 0 E: 0 K: 0 S: 3	H: 0 LOB: 0 BB: 0 P: 3	R: 0 E: 0 K: 0 S: 4	H: 1 LOB: 1 BB: 0 P: 4	R: 0 E: 0 K: 0 S: 3	H: 1 LOB: 1 BB: 1 P: 7	R: 0 E: 0 K: 0 S: 4	H: 1 LOB: 1 BB: 0 P: 4	R: 2 E: 0 K: 0 S: 6	H: 3 LOB: 1 BB: 0 P: 6	1B: 7 2B: 2 3B: 0 HR: 1	SF: 0 SAC: 1 DP: 2 HBP: 0	WP: 0 PB: 0 SB: 2 CS: 1	PA: 35
PITCHER	IP WLS BF H R ER SO BB IBB HBP BLK WP HR S P ERA WHIP																					
Paul Spittorf, L (1,1) ERA: 7.71	6.1 W 23 6 0 0 1 1 0 0 0 0 0 0 24 28 0.00 1.105																					
Dan Quisenberry, R (7,1) ERA: 7.71	2.1 10 3 2 2 0 1 0 0 0 0 0 1 9 13 7.71 1.714																					
Gary Christenson, L (9,1) ERA: 4.5	0.1 S 2 1 0 0 0 0 0 0 0 0 0 0 0 2 2 0.00 3.000																					

Batter	1	2	3	4	5	6	7	8	9	AB	R	H	RBI	BB	SO	LOB	BOTTOM	
Willie Wilson, S (1,8) OBP: 0.353, SLG: 0.500	FC3-6 S 1B		4-3			4-3		G3 1B		4	1	2	0	0	0	2	Detroit Tigers @ Kansas City Royals Royals Stadium, Kansas City, MO Sun Apr 13 1980, 4:33 AM EST Att: 17,720 - Unknown - 52 F livebaseballscores.com	
Frank White, R (1,4) OBP: 0.250, SLG: 0.357	FC3-6 1-2 BB					K		F8		2	0	0	0	2	1	3		
George Brett, L (1,5) OBP: 0.375, SLG: 0.286	FC3-6 G5-4-3 1-2 2-3		4-3			IBB		G3		3	0	0	0	1	0	6		
Hal McRae, R (1,10) OBP: 0.438, SLG: 0.571	G5-4-3 1-2					4-3 1B		F9		3	1	1	0	1	0	4		
Willie Aikens, L (1,3) OBP: 0.133, SLG: 0.071 Bob Deterage, R (8,7) OBP: 0.333, SLG: 0.333			4-3			4-3		F6		4	0	1	2	0	0	1		
Ralph LaCock, L (1,7) OBP: 0.200, SLG: 0.267			4-3			1B		F8		4	0	1	1	0	0	0		
Jamie Quirk, L (1,2) OBP: 0.364, SLG: 0.364			F8			K		FC4-6 1B		4	0	1	0	0	1	1		
Clint Hurdle, L (1,9) OBP: 0.273, SLG: 0.455			4-3 1B			F8		FC4-6		4	0	1	0	0	0	2		
U L Washington, S (1,6) OBP: 0.385, SLG: 0.417			F8			4-3 1B		G3 1B		2	1	1	0	1	0	1		
						1B		BB		1B: 8 2B: 0 3B: 0 HR: 0	H: 0 LOB: 0 BB: 0 P: 3	SF: 0 SAC: 0 DP: 1 HBP: 0	WP: 0 PB: 0 SB: 1 CS: 0	PA: 35				
Inning Stats	R: 0 E: 0 K: 0 S: 3	H: 1 LOB: 1 BB: 1 P: 7	R: 0 E: 0 K: 0 S: 3	H: 0 LOB: 0 BB: 0 P: 3	R: 0 E: 0 K: 0 S: 4	H: 1 LOB: 2 BB: 1 P: 8	R: 1 E: 0 K: 1 S: 7	H: 2 LOB: 1 BB: 0 P: 7	R: 0 E: 0 K: 1 S: 6	H: 1 LOB: 2 BB: 1 P: 10	R: 0 E: 0 K: 0 S: 4	H: 1 LOB: 1 BB: 0 P: 4	R: 2 E: 0 K: 0 S: 4	H: 2 LOB: 2 BB: 2 P: 12	R: 0 E: 0 K: 0 S: 3	H: 0 LOB: 0 BB: 0 P: 3		
PITCHER	IP WLS BF H R ER SO BB IBB HBP BLK WP HR S P ERA WHIP																	
Dave Rozema, R (1,1) ERA: 3.86	7.0 L 32 8 3 3 2 3 2 0 0 0 0 0 0 31 51 3.86 1.571																	
Aurelio Lopez, R (8,1) ERA:	1.0 3 0 0 0 0 0 0 0 0 0 0 0 0 3 3 0.00 0.000																	

Detroit Tigers @ Kansas City Royals
 Royals Stadium, Kansas City, MO
 Sun Apr 13 1980, 4:33 AM EST
 Att: 17,720 - Unknown - 52 F

 livebaseballscores.com

Detroit Tigers @ Kansas City Royals
 Royals Stadium, Kansas City, MO
 Sun Apr 13 1980, 4:33 AM EST
 Att: 17,720 - Unknown - 52 F

 livebaseballscores.com


AB	32
R	2
H	10
RBI	2
BB	2
SO	1
LOB	13



Batter	1	2	3	4	5	6	7	8	9	AB	R	H	RBI	BB	SO	LOB	TOP					
Lou Whitaker, L (1,4) OBP: 0.250, SLG: 0.063	4-0 3-6-3 1B BB	0-0 1B			0-0 4-3			0-0 L6		3	1	1	0	1	0	0						
Kirk Gibson, L (1,8) OBP: 0.250, SLG: 0.533	0-0 L4	0-0 P6			0-0 F8			0-0 1B 1B		3	0	0	0	0	0	2						
Dave Stegman, R (8,PH) OBP: 0.500, SLG: 0.667								0-0 1B 1B		1	0	1	0	0	0	0						
Steve Kemp, L (1,7) OBP: 0.222, SLG: 0.278	0-0 3-6-3 1-2			0-0 P6		0-0 4-3		0-3 K		4	0	0	0	0	1	2						
Richie Hebner, L (1,5) OBP: 0.533, SLG: 0.786	0-0 BB 2H 1B			0-3 K		0-0 FC4-6 1B		0-0 FC4-6 1B		4	0	3	1	0	1	0						
Jason Thompson, L (1,3) OBP: 0.381, SLG: 0.368	4-0 FC5 1-2 BB BB			0-0 4-3		0-0 L5		0-0 FC4-6 1-2		3	0	0	0	1	0	3						
Champ Summers, L (1,9) OBP: 0.482, SLG: 0.600	4-0 1-2 2-3 BB			0-0 P5		0-0 FC4-6 1-2			0-0 P3	2	0	0	0	1	0	1						
Lynn Jones, R (8,PH) OBP: 0.250, SLG: 0.250										1	0	0	0	0	0	0						
Lance Parrish, R (1,2) OBP: 0.375, SLG: 0.563	0-0 FC5 2-3			0-0 F9		0-0 F9		0-0 6-3		4	0	0	0	0	0	3						
Rick Peters, S (1,10) OBP: 0.286, SLG: 0.333		0-0 6-3		0-0 F9		0-0 F9		0-0 L7		4	0	0	0	0	0	0						
Alan Trammell, R (1,6) OBP: 0.375, SLG: 0.563		0-0 F8			0-0 P6			0-0 F8		3	0	0	0	0	0	0						
Inning Stats	R: 1 E: 0 K: 0 S: 4	H: 1 LOB: 3 BB: 3 P: 16	R: 0 E: 0 K: 0 S: 4	H: 1 LOB: 1 BB: 0 P: 4	R: 0 E: 0 K: 1 S: 5	H: 0 LOB: 0 BB: 0 P: 5	R: 0 E: 0 K: 0 S: 3	H: 0 LOB: 0 BB: 0 P: 3	R: 0 E: 0 K: 0 S: 3	H: 1 LOB: 1 BB: 0 P: 4	R: 0 E: 0 K: 0 S: 3	H: 0 LOB: 0 BB: 0 P: 3	R: 0 E: 0 K: 1 S: 7	H: 2 LOB: 2 BB: 0 P: 7	R: 0 E: 0 K: 0 S: 3	H: 0 LOB: 0 BB: 0 P: 3	1B: 5 2B: 0 3B: 0 HR: 0	SF: 0 SAC: 0 DP: 0 HBP: 0	WP: 0 PB: 0 SB: 0 CS: 0	PA: 35		
PITCHER	IP WLS BF H R ER SO BB IBB HBP BLK WP HR S P ERA WHIP	7.0 W 27 3 1 1 1 3 0 0 0 0 0 26 38 1.29 0.857	2.0 S 8 2 0 0 1 0 0 0 0 0 0 10 10 0.00 1.000																			

Detroit Tigers @ Boston Red Sox
Fenway Park, Boston, MA
Mon Apr 14 1980, 3:33 AM EST
Att: 33,512 - Unknown - 52 F


AB 32
R 1
H 5
RBI 1
BB 3
SO 2
LOB 11



Batter	1	2	3	4	5	6	7	8	9	AB	R	H	RBI	BB	SO	LOB	BOTTOM				
Jerry Remy, L (1,4) OBP: 0.188, SLG: 0.313	0-0 6-3		0-0 F7			0-0 4-3 3B		0-0 B1-3		4	1	1	0	0	0	0					
Rick Burleson, R (1,6) OBP: 0.375, SLG: 0.167	0-0 6-3			4-0 1B SF8 BB		0-0 4-3		0-3 K		3	1	0	1	1	1	0					
Fred Lynn, L (1,8) OBP: 0.400, SLG: 0.571	0-0 FC4-6 1B			0-0 4-3 1-2		0-0 HR				3	1	2	1	0	0	1					
Jim Rice, R (1,7) OBP: 0.333, SLG: 0.333	0-0 FC4-6 1-2			0-0 2-3 1B		0-0 6-3				3	0	1	0	0	0	1					
Carl Yastrzemski, L (1,10) OBP: 0.333, SLG: 0.643		0-0 G1		0-0 SF8 3H		0-0 4-3				2	0	0	1	0	0	0					
Tony Perez, R (1,3) OBP: 0.400, SLG: 0.308		4-0 G5-4-3 BB		0-0 1-3			0-0 G5-4-3 1B			2	0	1	0	1	0	1					
Carlton Fisk, R (1,2) OBP: 0.125, SLG: 0.125		0-0 G5-4-3 1-2			0-0 B1 1B		0-0 G5-4-3 1-2			3	0	1	0	0	0	2					
Jack Brohamer, L (1,5) OBP: 0.167, SLG: 0.167			0-0 G3		0-0 B1 1-2		0-0 L6			3	0	0	0	0	0	1					
Dwight Evans, R (1,9) OBP: 0.167, SLG: 0.167			0-0 B1-3		0-0 5-3		0-3 K			3	0	0	0	0	1	0					
Inning Stats	R: 0 E: 0 K: 0 S: 4	H: 1 LOB: 1 BB: 0 P: 4	R: 0 E: 0 K: 0 S: 2	H: 0 LOB: 0 BB: 1 P: 6	R: 0 E: 0 K: 0 S: 3	H: 0 LOB: 0 BB: 0 P: 3	R: 1 E: 0 K: 0 S: 4	H: 1 LOB: 1 BB: 1 P: 8	R: 0 E: 0 K: 0 S: 3	H: 1 LOB: 0 BB: 0 P: 3	R: 2 E: 0 K: 0 S: 5	H: 2 LOB: 0 BB: 0 P: 5	R: 0 E: 0 K: 0 S: 3	H: 1 LOB: 0 BB: 0 P: 3	R: 0 E: 0 K: 2 S: 7	H: 0 LOB: 0 BB: 0 P: 7	1B: 4 2B: 1 3B: 1 HR: 1	SF: 1 SAC: 0 DP: 3 HBP: 0	WP: 0 PB: 0 SB: 0 CS: 0	PA: 29	
PITCHER	IP WLS BF H R ER SO BB IBB HBP BLK WP HR S P ERA WHIP	7.0 L 26 6 3 3 0 2 0 0 0 0 0 7 7 0.00 0.000																			

Detroit Tigers @ Boston Red Sox
Fenway Park, Boston, MA
Mon Apr 14 1980, 3:33 AM EST
Att: 33,512 - Unknown - 52 F

AB 26
R 3
H 6
RBI 3
BB 2
SO 2
LOB 6



Batter	1	2	3	4	5	6	7	8	9	AB	R	H	RBI	BB	SO	LOB	TOP			
Willie Wilson, S OBP: 0.325, SLG: 0.447 (1, 8)	F6	CS	4-3			G3	4-3		F7	5	0	1	0	0	0	2	Kansas City Royals @ Detroit Tigers Tiger Stadium, Detroit, MI Sat Apr 19 1980, 3:33 AM EST Att: 13,583 - Sunny - 70 F			
Frank White, R OBP: 0.324, SLG: 0.371 (1, 4)	4-3		6-3			1-3	5-3			4	0	0	0	0	0	1				
George Brett, L OBP: 0.342, SLG: 0.455 (1, 5)	HR		2B			G3	3-1			3	2	1	0	1	0	1				
Willie Aikens, L OBP: 0.243, SLG: 0.324 (1, 3)	HR		HR			4-3	L9			4	2	2	3	0	0	1				
Hal McRae, R OBP: 0.368, SLG: 0.529 (1, 10)	4-3		HR			6-3	3-4-3		4-3	3	2	1	2	1	0	0				
Ralph LaCock, L OBP: 0.243, SLG: 0.206 (1, 7)			6-3			3-4-3	1-3		1-3	4	0	0	0	0	0	1				
Clint Hurdle, L OBP: 0.273, SLG: 0.381 (1, 9)			FC1-4			G3	6-3		F7	3	0	0	0	1	0	1				
Jamie Quirk, L OBP: 0.280, SLG: 0.292 (1, 2)			FC1-4			4-3	BB		K	4	0	2	1	0	1	0				
U L Washington, S OBP: 0.276, SLG: 0.296 (1, 6)			FC1-4			F8	BB		3-1	2	0	0	0	1	0	2				
Steve Braun, L (9, PH)			CS							1	0	0	0	0	0	0				
Inning Stats	R: 2 E: 0 K: 0 S: 4	H: 1 LOB: 0 BB: 1 P: 8	R: 0 E: 0 K: 0 S: 3	H: 1 LOB: 1 BB: 1 P: 7	R: 3 E: 0 K: 0 S: 6	H: 3 LOB: 0 BB: 0 P: 6	R: 0 E: 0 K: 0 S: 3	H: 0 LOB: 0 BB: 0 P: 3	R: 0 E: 0 K: 0 S: 4	H: 1 LOB: 1 BB: 2 P: 4	R: 0 E: 0 K: 0 S: 3	H: 0 LOB: 0 BB: 0 P: 3	R: 0 E: 0 K: 1 S: 5	H: 0 LOB: 0 BB: 0 P: 5	R: 0 E: 0 K: 1 S: 5	H: 0 LOB: 0 BB: 0 P: 5	1B: 2 2B: 3 3B: 0 HR: 2	SF: 0 SAC: 0 DP: 0 HBP: 0	WP: 0 PB: 0 SB: 0 CS: 1	PA: 38
PITCHER Jack Morris, R ERA: 3.24 (1, 1)	IP: 9.0 WLS: W BF: 37 H: 7 R: 6 ER: 6 SO: 1 BB: 4 IBB: 0 HBP: 0 BLK: 0 WP: 0 HR: 2 S: 35 P: 51 ERA: 6.00 WHIP: 1.222																			

Batter	1	2	3	4	5	6	7	8	9	AB	R	H	RBI	BB	SO	LOB	BOTTOM			
Lou Whitaker, L OBP: 0.289, SLG: 0.069 (1, 4)	G3		WP			F7	1B			2	1	0	0	2	0	1	Kansas City Royals @ Detroit Tigers Tiger Stadium, Detroit, MI Sat Apr 19 1980, 3:33 AM EST Att: 13,583 - Sunny - 70 F			
Kirk Gibson, L OBP: 0.152, SLG: 0.281 (1, 8)	K		F8			K	HR			4	1	1	0	0	2	3				
Steve Kemp, L OBP: 0.308, SLG: 0.583 (1, 7)	HR		K			WP	HR			4	3	3	4	0	1	1				
Jason Thompson, L OBP: 0.314, SLG: 0.313 (1, 3)	4-3		K			F5	F5			4	0	0	0	0	1	2				
Champ Summers, L OBP: 0.464, SLG: 0.542 (1, 9)	F6		4-3			WP	1-3			3	1	1	1	0	0	0				
Lynn Jones, R OBP: 0.267, SLG: 0.400 (7, PH) (8, 9)						SF9				1	0	0	0	0	0	0				
Tim Corcoran, L OBP: 0.333, SLG: 0.200 (1, 10)	4-3		L6			WP				3	0	1	0	0	0	0				
John Wockenfuss, R OBP: 0.400, SLG: 0.364 (8, PH)			L4			WP				1	0	0	0	0	0	0				
Lance Parrish, R OBP: 0.371, SLG: 0.636 (1, 2)	K					SF9	L7			3	0	0	1	0	1	0				
Tom Brookens, R OBP: 0.300, SLG: 0.421 (1, 5)			HR			F4	F8			4	1	2	1	0	0	1				
Alan Trammell, R OBP: 0.500, SLG: 0.556 (1, 6)			F8							3	1	2	0	0	1	0				
Inning Stats	R: 1 E: 0 K: 1 S: 6	H: 1 LOB: 0 BB: 0 P: 6	R: 0 E: 0 K: 1 S: 5	H: 0 LOB: 0 BB: 0 P: 5	R: 2 E: 1 K: 2 S: 9	H: 2 LOB: 1 BB: 1 P: 13	R: 0 E: 0 K: 0 S: 3	H: 0 LOB: 0 BB: 0 P: 3	R: 0 E: 0 K: 1 S: 6	H: 1 LOB: 1 BB: 0 P: 6	R: 2 E: 0 K: 0 S: 6	H: 3 LOB: 1 BB: 0 P: 6	R: 3 E: 0 K: 1 S: 7	H: 2 LOB: 0 BB: 1 P: 11	R: 0 E: 0 K: 0 S: 3	H: 1 LOB: 0 BB: 0 P: 3	1B: 6 2B: 1 3B: 0 HR: 3	SF: 1 SAC: 0 DP: 0 HBP: 0	WP: 3 PB: 0 SB: 1 CS: 1	PA: 36
PITCHER Dennis Leonard, R ERA: 6.97 (1, 1)	IP: 6.0 WLS: L BF: 26 H: 7 R: 5 ER: 5 SO: 5 BB: 1 IBB: 0 HBP: 0 BLK: 0 WP: 0 HR: 0 S: 39 P: 48 ERA: 7.50 WHIP: 1.333																			
Renie Martin, R ERA: 12.0 (7, 1)	IP: 0.1 WLS: L BF: 3 H: 1 R: 2 ER: 2 SO: 1 BB: 0 IBB: 0 HBP: 0 BLK: 0 WP: 0 HR: 0 S: 4 P: 8 ERA: 54.00 WHIP: 6.000																			
Gary Christenson, L ERA: 6.14 (7, 1)	IP: 1.2 WLS: L BF: 6 H: 2 R: 1 ER: 1 SO: 0 BB: 0 IBB: 0 HBP: 0 BLK: 0 WP: 0 HR: 0 S: 6 P: 6 ERA: 5.40 WHIP: 1.200																			

Batter	1	2	3	4	5	6	7	8	9	AB	R	H	RBI	BB	SO	LOB	TOP				
Lou Whitaker, L (1,4) OBP: 0.319, SLG: 0.114	4-0 FC6-4 BB		0-0 CS 1B		0-0 F7			0-3 K		3	0	1	0	1	1	0					
Alan Trammell, R (1,6) OBP: 0.464, SLG: 0.520	0-0 FC6-4 4-3 1-2		0-0 6-3			0-0 F8		0-0 6-3		4	0	0	0	0	0	2					
Steve Kemp, L (1,7) OBP: 0.313, SLG: 0.523	0-0 4-3 1-2		4-0 BB			0-3 K			0-0 F7	3	0	0	0	1	1	1					
Lance Parrish, R (1,3) OBP: 0.341, SLG: 0.548	0-3 K		0-0 L7			0-3 K			0-0 1B BB 1B	4	1	1	0	0	2	2					
John Wockenfuss, R (1,10) OBP: 0.400, SLG: 0.375 Kirk Gibson, L (9, PR) OBP: 0.139, SLG: 0.257		0-3 K		0-0 F7			0-0 6-3		0-0 BB 1B 1B	4	0	1	0	0	1	0					
Tom Brookens, R (1,5) OBP: 0.357, SLG: 0.423		0-0 S 2B 1B		0-3 K			0-0 1B		0-0 BB 1B	4	1	3	0	0	1	0					
Dave Stegman, R (1,8) OBP: 0.362, SLG: 0.545		0-0 1-H 2B		0-0 F4			0-0 F4		4-0 BB 1B	3	0	1	2	1	0	1					
Duffy Dyer, R (1,2) Lynn Jones, R (9, PH) OBP: 0.375, SLG: 0.375		0-3 K		0-0 F8			0-3 K		0-0 G6-3 BB 1-2 2-3 3-H	3	0	0	0	0	2	2					
Rick Peters, S (1,9) OBP: 0.250, SLG: 0.208		0-0 6-3		0-0 F8			0-0 6-3		0-0 1-2	3	0	0	0	0	0	1					
Inning Stats	R: 0 E: 0 K: 1 S: 5	H: 0 LOB: 1 BB: 1 P: 9	R: 1 E: 0 K: 2 S: 9	H: 2 LOB: 1 BB: 0 P: 9	R: 0 E: 0 K: 0 S: 3	H: 1 LOB: 1 BB: 1 P: 7	R: 0 E: 0 K: 1 S: 5	H: 0 LOB: 0 BB: 0 P: 5	R: 0 E: 0 K: 2 S: 7	H: 0 LOB: 0 BB: 0 P: 7	R: 0 E: 0 K: 1 S: 6	H: 1 LOB: 1 BB: 0 P: 6	R: 0 E: 0 K: 1 S: 5	H: 0 LOB: 0 BB: 1 P: 5	R: 1 E: 0 K: 0 S: 5	H: 3 LOB: 3 BB: 1 P: 9	1B: 6 2B: 1 3B: 0 HR: 0	SF: 0 SAC: 0 DP: 1 HBP: 0	WP: 0 PB: 0 SB: 1 CS: 1	PA: 35	
PITCHER	IP WLS BF H R ER SO BB IBB HBP BLK WP HR S P ERA WHIP	8.1 W 32 6 2 2 8 2 0 0 0 0 0 46 54 2.16 0.960	0.2 S 3 1 0 0 0 1 0 0 0 0 0 2 6 0.00 3.000																		

Detroit Tigers @ Texas Rangers
Arlington Stadium, Arlington, TX
Mon Apr 21 1980, 7:05 PM EST
Att: 14,834 - Unknown

AB	32
R	2
H	7
RBI	2
BB	3
SO	8
LOB	12



Batter	1	2	3	4	5	6	7	8	9	AB	R	H	RBI	BB	SO	LOB	BOTTOM				
Mickey Rivers, L (1,8) OBP: 0.392, SLG: 0.468	0-0 1-3		0-0 4-3		0-3 K		0-0 4-3			4	0	0	0	0	1	0					
Bump Wills, S (1,4) OBP: 0.240, SLG: 0.250	0-3 K		0-0 S 1B		4-0 S 1B BB		0-3 K			3	1	1	0	1	2	0					
Al Oliver, L (1,9) OBP: 0.308, SLG: 0.426	0-0 S 1B		0-0 F8		0-0 1-H 1B			0-0 F9		4	1	2	1	0	0	1					
Buddy Bell, R (1,5) OBP: 0.400, SLG: 0.545	0-0 1-H 1B		4-0 BB		0-0 F4			0-0 G6-4-3 1B		3	0	2	1	1	0	1					
Rusty Staub, L (1,3) OBP: 0.464, SLG: 0.815 Pat Putnam, L (9,3) OBP: 0.355, SLG: 0.308	0-0 L6		0-0 1-3		0-0 G3			0-0 G6-4-3 1-2		4	0	0	0	0	0	4					
Richie Zisk, R (1,10) OBP: 0.228, SLG: 0.281		4-0 4-3 BB		0-0 1-3		0-0 6-3			0-0 6-3	2	0	0	0	1	0	0					
Johnny Grubb, L (1,7) OBP: 0.176, SLG: 0.143		0-0 4-3		0-0 4-3		0-0 4-3				3	0	0	0	0	0	1					
Jim Sundberg, R (1,2) OBP: 0.533, SLG: 0.800		0-0 6-3		0-0 F8			0-0 HR			3	1	1	1	0	0	1					
Nelson Norman, S (1,6) OBP: 0.136, SLG: 0.136		0-0 4-3		0-0 F9			0-0 F8			3	0	0	0	0	0	1					
Inning Stats	R: 1 E: 0 K: 1 S: 7	H: 2 LOB: 1 BB: 0 P: 7	R: 0 E: 0 K: 0 S: 3	H: 0 LOB: 1 BB: 1 P: 7	R: 0 E: 0 K: 0 S: 4	H: 1 LOB: 2 BB: 1 P: 8	R: 0 E: 0 K: 0 S: 3	H: 0 LOB: 0 BB: 0 P: 3	R: 1 E: 0 K: 1 S: 6	H: 1 LOB: 1 BB: 1 P: 10	R: 0 E: 0 K: 0 S: 3	H: 0 LOB: 0 BB: 0 P: 3	R: 1 E: 0 K: 1 S: 6	H: 1 LOB: 0 BB: 0 P: 6	R: 0 E: 0 K: 0 S: 3	H: 1 LOB: 0 BB: 0 P: 3	1B: 5 2B: 0 3B: 0 HR: 1	SF: 0 SAC: 0 DP: 1 HBP: 0	WP: 0 PB: 0 SB: 3 CS: 0	PA: 32	
PITCHER	IP WLS BF H R ER SO BB IBB HBP BLK WP HR S P ERA WHIP	8.0 L 32 6 3 3 3 3 0 0 0 0 1 35 47 3.38 1.125																			

Detroit Tigers @ Texas Rangers
Arlington Stadium, Arlington, TX
Mon Apr 21 1980, 7:05 PM EST
Att: 14,834 - Unknown

AB	29
R	3
H	6
RBI	3
BB	3
SO	3
LOB	9



Batter	1	2	3	4	5	6	7	8	9	AB	R	H	RBI	BB	SO	LOB	TOP					
Lou Whitaker, L (1,4) OBP: 0.320, SLG: 0.158	F7		4-3			2B		SH5-4		3	0	1	0	0	0	1						
Kirk Gibson, L (1,8) OBP: 0.175, SLG: 0.359	1B		3-1			L8		HR		4	1	2	2	0	0	2						
Steve Kemp, L (1,7) OBP: 0.288, SLG: 0.479	F7			F8		1-3		4-3		4	0	0	0	0	0	2						
Richie Hebner, L (1,5) OBP: 0.414, SLG: 0.500	F7			4-3		4-3		F8		4	0	0	0	0	0	2						
Jason Thompson, L (1,3) OBP: 0.302, SLG: 0.300		L4-3 1B		3-1			K		F7	4	0	1	0	0	1	0						
Champ Summers, L (1,9) OBP: 0.457, SLG: 0.533		L4-3				1B BB		G3		3	0	1	0	1	0	1						
Dave Stegman, R (9,9) OBP: 0.462, SLG: 0.545		1-2						2B		0	0	0	0	0	0	0						
Lance Parrish, R (1,2) OBP: 0.354, SLG: 0.543		L4				G6-4-3 1B			K	4	0	2	0	0	1	1						
Tim Corcoran, L (1,10) OBP: 0.400, SLG: 0.143			4-3 6-3 BB			K				2	0	0	0	2	1	3						
Alan Trammell, R (1,6) OBP: 0.438, SLG: 0.483			6-3			G6-4-3			SH5-4 HR 1B	4	1	1	0	0	0	5						
Inning Stats	R: 0 E: 0 K: 0 S: 4	H: 1 LOB: 1 BB: 0 P: 4	R: 0 E: 0 K: 0 S: 3	H: 1 LOB: 0 BB: 0 P: 3	R: 0 E: 0 K: 0 S: 3	H: 0 LOB: 1 BB: 1 P: 7	R: 0 E: 0 K: 0 S: 3	H: 0 LOB: 0 BB: 0 P: 3	R: 0 E: 0 K: 1 S: 5	H: 1 LOB: 1 BB: 1 P: 9	R: 0 E: 0 K: 0 S: 4	H: 1 LOB: 1 BB: 0 P: 4	R: 0 E: 0 K: 1 S: 6	H: 1 LOB: 1 BB: 0 P: 6	R: 2 E: 0 K: 0 S: 5	H: 2 LOB: 0 BB: 0 P: 5	R: 0 E: 0 K: 1 S: 6	H: 1 LOB: 2 BB: 1 P: 10	1B: 5 2B: 3 3B: 0 HR: 1	SF: 0 SAC: 1 DP: 2 HBP: 0	WP: 0 PB: 0 SB: 0 CS: 0	PA: 36
PITCHER Fergie Jenkins, R (1,1) ERA: 7.88	IP: 9.0 WLS: L BF: 36 H: 8 R: 2 ER: 2 SO: 3 BB: 2 IBB: 1 HBP: 0 BLK: 0 WP: 0 HR: 1 S: 39 P: 51 ERA: 2.00 WHIP: 1.111															PITCHER	IP: 9.0 WLS: W BF: 34 H: 8 R: 0 ER: 0 SO: 2 BB: 0 IBB: 0 HBP: 0 BLK: 0 WP: 0 HR: 0 S: 38 P: 38 ERA: 0.00 WHIP: 0.889					

Detroit Tigers @ Texas Rangers
Arlington Stadium, Arlington, TX
Tue Apr 22 1980, 7:05 PM EST
Att: 14,650 - Unknown

AB 32
R 2
H 8
RBI 2
BB 3
SO 3
LOB 17



Batter	1	2	3	4	5	6	7	8	9	AB	R	H	RBI	BB	SO	LOB	BOTTOM					
Mickey Rivers, L (1,8) OBP: 0.400, SLG: 0.490	F5							B2-3		4	0	2	0	0	0	0						
Bump Wills, S (1,4) OBP: 0.241, SLG: 0.250	1B		F7			1B		4-3		4	0	1	0	0	0	3						
Al Oliver, L (1,9) OBP: 0.304, SLG: 0.412				3-1				G3		4	0	1	0	0	0	0						
Buddy Bell, R (1,5) OBP: 0.389, SLG: 0.542	G5-4-3					F3			F7	4	0	1	0	0	0	2						
Rusty Staub, L (1,10) OBP: 0.469, SLG: 0.774		L3								4	0	2	0	0	0	1						
Dave Roberts, R (9, PR)				4-3					5-3 1B	0	0	0	0	0	0	0						
Richie Zisk, R (1,7) OBP: 0.205, SLG: 0.250		4-3			L7				5-3	4	0	0	0	0	1	3						
Pat Putnam, L (1,3) OBP: 0.314, SLG: 0.267									4-3	4	0	0	0	0	1	2						
Jim Sundberg, R (1,2) OBP: 0.515, SLG: 0.750			6-3							3	0	1	0	0	0	0						
Nelson Norman, S (1,6) OBP: 0.120, SLG: 0.120			4-3							3	0	0	0	0	0	1						
Inning Stats	R: 0 E: 0 K: 0 S: 4	H: 2 LOB: 1 BB: 0 P: 4	R: 0 E: 0 K: 0 S: 3	H: 0 LOB: 0 BB: 0 P: 3	R: 0 E: 0 K: 0 S: 4	H: 1 LOB: 1 BB: 0 P: 4	R: 0 E: 0 K: 0 S: 4	H: 1 LOB: 1 BB: 0 P: 4	R: 0 E: 0 K: 1 S: 6	H: 2 LOB: 2 BB: 0 P: 5	R: 0 E: 0 K: 1 S: 6	H: 1 LOB: 1 BB: 0 P: 6	R: 0 E: 0 K: 1 S: 5	H: 0 LOB: 0 BB: 0 P: 5	R: 0 E: 0 K: 0 S: 3	H: 0 LOB: 0 BB: 0 P: 3	R: 0 E: 0 K: 0 S: 4	H: 1 LOB: 2 BB: 0 P: 4	1B: 6 2B: 2 3B: 0 HR: 0	SF: 0 SAC: 0 DP: 1 HBP: 0	WP: 0 PB: 0 SB: 0 CS: 0	PA: 34
PITCHER Dave Rozema, R (1,1) ERA: 3.05	IP: 9.0 WLS: W BF: 34 H: 8 R: 0 ER: 0 SO: 2 BB: 0 IBB: 0 HBP: 0 BLK: 0 WP: 0 HR: 0 S: 38 P: 38 ERA: 0.00 WHIP: 0.889															PITCHER	IP: 9.0 WLS: W BF: 34 H: 8 R: 0 ER: 0 SO: 2 BB: 0 IBB: 0 HBP: 0 BLK: 0 WP: 0 HR: 0 S: 38 P: 38 ERA: 0.00 WHIP: 0.889					

Detroit Tigers @ Texas Rangers
Arlington Stadium, Arlington, TX
Tue Apr 22 1980, 7:05 PM EST
Att: 14,650 - Unknown

AB 34
R 0
H 8
RBI 0
BB 0
SO 2
LOB 12



Batter	1	2	3	4	5	6	7	8	9	AB	R	H	RBI	BB	SO	LOB	TOP																																			
Dwight Evans, R OBP: 0.327, SLG: 0.295 (1, 9)	0-0 6-3		0-0 F5		4-0 G6-4-3 BB		0-0 F4		4-0 BB	3	0	0	0	2	0	1																																				
Rick Burleson, R OBP: 0.283, SLG: 0.235 (1, 6)	0-0 F7		0-3 K		0-0 G6-4-3 1-2		0-0 4-3		0-0 F1	5	0	0	0	0	1	6																																				
Fred Lynn, L OBP: 0.393, SLG: 0.383 Jim Dwyer, L (6, 8)	0-3 K			0-0 F8		0-0 F8		4-0 G5-3 BB	0-0 F4	3	0	0	0	0	1	0																																				
Jim Rice, R OBP: 0.368, SLG: 0.462 (1, 7)		0-0 4-3		0-0 E 1B		0-0 HR		0-0 G5-3 1B		4	1	3	1	0	0	0																																				
Tony Perez, R OBP: 0.370, SLG: 0.449 (1, 3)		0-0 F8		0-0 E6 G3-6 1-3		0-0 WP 2B		0-0 G5-3 1B		4	1	1	0	0	0	3																																				
Carl Yastrzemski, L OBP: 0.353, SLG: 0.444 (1, 10)		4-0 BB		0-0 G3-6 1-2		0-0 F8		0-0 F2		3	0	0	0	1	0	4																																				
Butch Hobson, R OBP: 0.391, SLG: 0.524 (1, 5)		0-3 K2-3			0-0 F8		0-0 1B		0-0 1-3 1B	4	0	2	0	0	1	1																																				
Jerry Remy, L OBP: 0.265, SLG: 0.327 (1, 4)			0-0 WP 1B		0-0 2B		0-0 F9		0-0 1-3 1B	4	1	3	0	0	0	1																																				
Gary Allenson, R OBP: 0.250, SLG: 0.286 Dave Rader, L OBP: 0.154, SLG: 0.154 (7, PH) Ted Sizemore, R (9, PH)			0-0 F7		0-0 2B		0-0 F8		0-0 1-3	2	0	1	1	0	0	1																																				
Inning Stats	R: 0 E: 0 K: 1 S: 5	H: 0 LOB: 0 BB: 0 P: 5	R: 0 E: 0 K: 1 S: 5	H: 0 LOB: 1 BB: 1 P: 9	R: 0 E: 0 K: 1 S: 6	H: 1 LOB: 1 BB: 0 P: 6	R: 0 E: 1 K: 0 S: 4	H: 1 LOB: 1 BB: 0 P: 4	R: 1 E: 0 K: 0 S: 4	H: 2 LOB: 1 BB: 1 P: 8	R: 2 E: 0 K: 0 S: 6	H: 3 LOB: 1 BB: 0 P: 6	R: 0 E: 0 K: 0 S: 3	H: 0 LOB: 0 BB: 0 P: 3	R: 0 E: 0 K: 0 S: 3	H: 1 LOB: 1 BB: 1 P: 7	R: 0 E: 0 K: 0 S: 5	H: 2 LOB: 3 BB: 1 P: 9	1B: 6 2B: 3 3B: 0 HR: 1	SF: 0 SAC: 0 DP: 3 HBP: 0	WP: 3 PB: 0 SB: 0 CS: 0	PA: 39																														
PITCHER	IP	WLS	BF	H	R	ER	SO	BB	IBB	HBP	BLK	WP	HR	S	P	ERA	WHIP	PITCHER	IP	WLS	BF	H	R	ER	SO	BB	IBB	HBP	BLK	WP	HR	S	P	ERA	WHIP																	
Dan Schatzeder, L ERA: 9.31 Jack Billingham, R ERA: Pat Underwood, L ERA: 6.35	(1, 1)	6.0	W	26	7	3	3	3	2	0	0	0	2	1	30	38	4.50	1.500	(7, 1)	2.0	7	1	0	0	0	1	0	0	0	0	0	6	10	0.00	1.000	(9, 1)	1.0	6	2	0	0	0	1	0	0	0	0	0	5	9	0.00	3.000

Boston Red Sox @ Detroit Tigers
Tiger Stadium, Detroit, MI
Fri Apr 25 1980, 3:33 AM EST
Att: 11,581 - Unknown - 55 F

AB 35
R 3
H 10
RBI 2
BB 4
SO 3
LOB 22




Batter	1	2	3	4	5	6	7	8	9	AB	R	H	RBI	BB	SO	LOB	BOTTOM																		
Lou Whitaker, L OBP: 0.339, SLG: 0.217 (1, 4)	0-0 HR 2B	0-0 4-3			0-0 SH BB			0-0 4-3		4	2	1	0	0	0	2																			
Kirk Gibson, L OBP: 0.204, SLG: 0.340 (1, 8)	0-0 F5	0-0 4-3			4-0 G4-6-3 1-2 2-3 1B BB	0-0 1B SF8 1B		0-0 6-3		4	2	1	0	1	0	1																			
Steve Kemp, L OBP: 0.323, SLG: 0.518 (1, 7)	0-0 HR 2H		0-0 F8		4-0 1B 2B 1-2 2-3 3-H BB	0-0 1B 1B		4-0 BB		3	2	2	3	2	0	0																			
Richie Hebner, L OBP: 0.410, SLG: 0.472 Tom Brookens, R OBP: 0.357, SLG: 0.423 (9, 5)	0-0 BB 1B		0-0 F7		0-0 WP 2B 1B 1-3 2-H 3-H	0-0 F8		0-3 K		5	2	2	2	0	1	3																			
Jason Thompson, L OBP: 0.288, SLG: 0.298 (1, 3)	4-0 1B BB		0-0 F7		0-3 K	0-0 SF8				2	0	0	1	1	1	2																			
Champ Summers, L OBP: 0.465, SLG: 0.500 (1, 9)	0-0 1B		0-0 F6		4-0 2B 1B IBB	0-3 K				3	1	1	1	1	1	1																			
Lance Parrish, R OBP: 0.357, SLG: 0.537 Duffy Dyer, R (9, 2)	0-3 K		0-0 F7		0-0 1B 2B 1-3 2-H 3-H		0-0 G6-4-3 1B			4	1	2	2	0	1	2																			
John Wockenfuss, R OBP: 0.346, SLG: 0.318 (1, 10)	0-0 F7		0-0 5-3		0-0 1B 1B 2H 3-H	0-0 G6-4-3				4	0	1	2	0	0	3																			
Alan Trammell, R OBP: 0.436, SLG: 0.441 Mark Wagner, R OBP: 0.364, SLG: 0.300 (8, 6)		0-0 5-3			0-0 1B BB SH	0-0 4-3				2	1	1	0	1	0	0																			
Inning Stats	R: 3 E: 0 K: 1 S: 9	H: 4 LOB: 2 BB: 1 P: 13	R: 0 E: 0 K: 0 S: 3	H: 0 LOB: 0 BB: 0 P: 3	R: 0 E: 0 K: 0 S: 3	H: 0 LOB: 0 BB: 0 P: 3	R: 0 E: 0 K: 0 S: 3	H: 0 LOB: 0 BB: 0 P: 3	R: 7 E: 1 K: 1 S: 9	H: 4 LOB: 1 BB: 4 P: 25	R: 1 E: 0 K: 1 S: 7	H: 2 LOB: 1 BB: 0 P: 7	R: 0 E: 0 K: 0 S: 3	H: 1 LOB: 0 BB: 0 P: 3	R: 0 E: 0 K: 1 S: 5	H: 0 LOB: 1 BB: 1 P: 9	1B: 8 2B: 2 3B: 0 HR: 1	SF: 1 SAC: 1 DP: 2 HBP: 0	WP: 1 PB: 0 SB: 1 CS: 0	PA: 40															
PITCHER	IP	WLS	BF	H	R	ER	SO	BB	IBB	HBP	BLK	WP	HR	S	P	ERA	WHIP	PITCHER	IP	WLS	BF	H	R	ER	SO	BB	IBB	HBP	BLK	WP	HR	S	P	ERA	WHIP
Dennis Eckersley, R ERA: 9.95 Chuck Rainey, R ERA: 11.85	(1, 1)	4.0	L	18	4	4	4	1	2	0	0	0	1	18	26	9.00	1.500	(5, 1)	4.0	22	7	7	6	3	3	1	0	0	1	0	24	40	13.50	2.500	

Boston Red Sox @ Detroit Tigers
Tiger Stadium, Detroit, MI
Fri Apr 25 1980, 3:33 AM EST
Att: 11,581 - Unknown - 55 F


AB 32
R 11
H 11
RBI 11
BB 6
SO 4
LOB 14



Batter	1	2	3	4	5	6	7	8	9	AB	R	H	RBI	BB	SO	LOB	TOP		
Jerry Remy, L OBP: 0.309, SLG: 0.364 (1, 4)	0-0 BB 1B	0-0 1B		0-0 FC6-4 1B	0-0 F9 1B	0-0 4-3		0-0 F8	6 1 4 0 0 0 1										
Rick Burleson, R OBP: 0.273, SLG: 0.228 (1, 6)	0-0 F8	0-0 4-3		0-0 FC6-4 HR	0-0 1B		0-0 1-3	0-0 P3	6 1 1 1 0 0 4										
Carl Yastrzemski, L OBP: 0.351, SLG: 0.490 (1, 10)	4-0 1B 1-2 BB		0-0 F5	0-0 HR	0-0 F9		4-0 G5-4-3 BB	0-0 F9	4 1 1 3 2 0 2										
Jim Rice, R OBP: 0.387, SLG: 0.474 (1, 7)	0-0 1B		0-0 HR	0-0 2B 1B	0-0 F8		0-0 G5-4-3	0-0 G5-4-3	5 2 3 1 0 0 3										
Tony Perez, R OBP: 0.373, SLG: 0.453 (1, 3)	4-0 IBB		0-3 K	0-0 1B 2B	0-0 F4		0-0 5-3	0-0 5-3	4 1 1 1 1 1 3										
Butch Hobson, R OBP: 0.357, SLG: 0.577 Glenn Hoffman, R (8, 5)	0-3 K		0-0 HR	0-0 5-3		0-0 5-3		0-0 F8	5 1 1 2 0 1 4 0 0 0 0 0 0 0										
Carlton Fisk, R OBP: 0.358, SLG: 0.588 Dave Rader, L OBP: 0.143, SLG: 0.143 (7, 2)	0-0 F8		0-0 F5	4-0 1B IBB		0-0 1B SF7 2B		0-0 3-1	3 1 1 0 1 0 3 1 0 0 0 0 0 0								AB 42 R 12 H 17 RBI 12 BB 5 SO 2 LOB 22		
Jim Dwyer, L OBP: 0.714, SLG: 0.600 (1, 8)		0-0 F8		0-0 1B		0-0 1B		4-0 HR BB	4 2 3 1 1 0 0										
Dwight Evans, R OBP: 0.333, SLG: 0.375 (1, 9)		0-0 F7		0-0 1B		0-0 SF7		0-0 HR	4 2 2 3 0 0 2										
Inning Stats	R: 1 E: 0 K: 1 S: 7	H: 2 LOB: 3 BB: 2 P: 15	R: 0 E: 0 K: 0 S: 4	H: 1 LOB: 1 BB: 0 P: 4	R: 2 E: 0 K: 1 S: 7	H: 2 LOB: 2 BB: 0 P: 7	R: 6 E: 0 K: 0 S: 10	H: 7 LOB: 2 BB: 1 P: 14	R: 0 E: 0 K: 0 S: 5	H: 2 LOB: 1 BB: 0 P: 5	R: 0 E: 0 K: 0 S: 2	H: 0 LOB: 0 BB: 1 P: 6	R: 0 E: 0 K: 0 S: 3	H: 0 LOB: 0 BB: 0 P: 3	R: 2 E: 0 K: 0 S: 4	H: 1 LOB: 0 BB: 1 P: 8	1B: 12 2B: 2 3B: 0 HR: 3	SF: 1 SAC: 0 DP: 1 HBP: 0	WP: 0 PA: 48 PB: 0 SB: 0 CS: 0
PITCHER	IP WLS BF H R ER SO BB IBB HBP BLK WP HR S P ERA WHIP																		
Mitt Wilcox, R ERA: 8.1 (1, 1)	3.0 L 19 8 6 6 2 1 1 0 0 0 0 1 21 29 18.00 3.000																		
John Hiller, L ERA: 3.24 (4, 1)	0.2 7 4 3 3 0 0 1 0 0 0 0 1 6 10 40.50 6.000																		
Dave Tobik, R ERA: 3.97 (4, 1)	4.1 17 4 1 1 0 1 0 0 0 0 0 0 16 20 2.08 1.154																		
Dave Tobik, R ERA: 3.97 (8, 1)	4.1 17 4 1 1 0 1 0 0 0 0 0 0 16 20 2.08 1.154																		
Aurelio Lopez, R ERA: 8.59 (9, 1)	1.0 5 1 2 2 0 1 0 0 0 0 0 1 4 8 18.00 2.000																		


Boston Red Sox @ Detroit Tigers
Tiger Stadium, Detroit, MI
Sat Apr 26 1980, 3:33 AM EST
Att: 20,261 - Unknown - 57 F

livebaseballscorecards.com

Batter	1	2	3	4	5	6	7	8	9	AB	R	H	RBI	BB	SO	LOB	BOTTOM		
Lou Whitaker, L OBP: 0.359, SLG: 0.240 (1, 4)	0-0 BLK HR 1B		0-0 5-3			0-0 4-3	4-0 BB		0-0 1B	4 1 2 1 1 0 0									
Tom Brookens, R OBP: 0.323, SLG: 0.379 Tim Corcoran, L OBP: 0.364, SLG: 0.125 Dave Tobik, R (8, 1)	0-0 6-3		0-0 F8			0-0 6-3	0-0 F7		0-0 G6-3 1B	3 0 0 0 0 0 1 1 0 0 0 0 0 3 0 0 0 0 0 0 0 1 0 1 0 0 0 0									
Aurelio Lopez, R (9, 1)	1-2								1-2 1B	3 2 1 0 2 1 2									
Rick Peters, S OBP: 0.258, SLG: 0.222 (9, PH)	4-0 HR BB		0-3 K			4-0 BB		0-0 HR 1B	4 1 1 3 0 1 2										
Steve Kemp, L OBP: 0.343, SLG: 0.508 (1, 7)	0-0 HR BB					0-0 L5		0-3 K	4 1 1 3 0 1 2										
Lance Parrish, R OBP: 0.350, SLG: 0.569 (1, 2)	0-0 HR					0-0 F9			4 1 1 3 0 1 2										
John Wockenfuss, R OBP: 0.300, SLG: 0.269 (1, 9)	0-3 K					0-0 F8		0-0 F5	4 0 0 0 0 1 1										
Richie Hebner, L OBP: 0.395, SLG: 0.450 (1, 10)	0-0 F9					0-0 1-3		0-0 HR 1B	4 1 1 0 0 0 0										
Jason Thompson, L OBP: 0.286, SLG: 0.353 (1, 3)		0-3 K				0-0 4-3		0-0 E3 1B BB	4 2 1 3 0 1 0								AB 35 R 7 H 8 RBI 7 BB 4 SO 5 LOB 9		
Dave Stegman, R OBP: 0.412, SLG: 0.429 Kirk Gibson, L OBP: 0.200, SLG: 0.333 (8, PH)	0-0 F9					0-0 F4		4-0 BB 1B	2 0 0 0 1 0 0 1 0 0 0 0 1 0										
Mark Wagner, R OBP: 0.308, SLG: 0.250 Champ Summers, L OBP: 0.477, SLG: 0.514 Alan Trammell, R OBP: 0.425, SLG: 0.429 (8, 6)	0-0 F8					0-0 4-3		0-0 BB 1B	2 0 0 0 0 0 0 1 0 1 0 0 0 0 1 0 0 0 0 0 0										
Inning Stats	R: 3 E: 0 K: 1 S: 7	H: 2 LOB: 0 BB: 1 P: 11	R: 0 E: 0 K: 1 S: 5	H: 0 LOB: 0 BB: 0 P: 5	R: 0 E: 0 K: 1 S: 5	H: 0 LOB: 0 BB: 0 P: 5	R: 0 E: 0 K: 0 S: 3	H: 0 LOB: 0 BB: 0 P: 3	R: 0 E: 0 K: 0 S: 3	H: 0 LOB: 1 BB: 1 P: 7	R: 0 E: 0 K: 0 S: 5	H: 1 LOB: 3 BB: 2 P: 13	R: 3 E: 0 K: 2 S: 10	H: 3 LOB: 0 BB: 0 P: 10	R: 0 E: 0 K: 0 S: 4	H: 2 LOB: 1 BB: 0 P: 4	1B: 6 2B: 0 3B: 0 HR: 2	SF: 0 SAC: 0 DP: 1 HBP: 0	WP: 0 PA: 39 PB: 0 SB: 0 CS: 0
PITCHER	IP WLS BF H R ER SO BB IBB HBP BLK WP HR S P ERA WHIP																		
Bruce Hurst, L ERA: 14.34 (1, 1)	6.0 W 22 4 4 3 3 2 0 0 0 0 0 1 26 34 4.50 0.667																		
Dick Drago, R ERA: 7.0 (7, 1)	1.2 12 4 4 3 1 2 0 0 0 0 0 1 12 20 16.20 3.600																		
Tom Burgmeier, L ERA: 4.05 (8, 1)	1.1 S 5 2 0 0 1 0 0 0 0 0 0 0 7 7 0.00 1.500																		

Boston Red Sox @ Detroit Tigers
Tiger Stadium, Detroit, MI
Sat Apr 26 1980, 3:33 AM EST
Att: 20,261 - Unknown - 57 F

livebaseballscorecards.com

Batter	1	2	3	4	5	6	7	8	9	AB	R	H	RBI	BB	SO	LOB	TOP										
Jerry Remy, L (1,4) OBP: 0.317, SLG: 0.373	4-0 CS BB			0-0 G3	0-3 K		0-0 FC1-2 BB 1B		0-0 E7 SF7 2B	4	1	1	0	1	1	6	Boston Red Sox @ Detroit Tigers Tiger Stadium, Detroit, MI Sun Apr 27 1980, 3:33 AM EDT Att: 16,882 - Unknown - 53 F										
Rick Burleson, R (1,6) OBP: 0.296, SLG: 0.250	0-0 F9			4-0 1B BB		0-0 G4-6-3 1B	0-0 BB 1B	0-0 SF7	3	0	2	3	1	0	1												
Fred Lynn, L (1,8) OBP: 0.393, SLG: 0.373	0-0 3-1 1-2			0-0 G6-4-3 1B		0-0 G4-6-3 1-2	0-0 BB 1B	0-0 F4	4	0	1	0	1	0	2												
Jim Rice, R (1,7) OBP: 0.358, SLG: 0.435		0-0 F7		0-0 G6-4-3 1-2		0-3 K	0-0 P3	0-0 5-3	5	0	0	0	0	1	5												
Carl Yastrzemski, L (1,10) OBP: 0.361, SLG: 0.509		0-0 3-1			0-0 FC5-4 1B		0-0 1B 2B	0-0 F8	4	1	2	0	0	0	0												
Tony Perez, R (1,3) OBP: 0.365, SLG: 0.439	0-0 F9				0-0 L8		0-0 BB FC1-2 1B	0-0 F8	4	0	1	1	0	0	1												
Butch Hobson, R (1,5) OBP: 0.375, SLG: 0.600			0-0 F9		0-0 FC5-4 1B		0-0 F8	0-0 2B	4	0	2	0	0	0	1												
Carlton Fisk, R (1,2) OBP: 0.341, SLG: 0.553			0-0 5-3		0-0 FC5-4 HBP		0-0 FC1-2 BB 1B	0-0 G3	4	1	1	0	0	0	3												
Dwight Evans, R (1,9) OBP: 0.361, SLG: 0.367			0-0 B1-3		1-0 HBP		0-0 FC1-2 1B BB	4-0 2B E BB	1	2	0	0	2	0	0												
Inning Stats	R: 0 E: 0 K: 0 S: 2	H: 0 LOB: 0 BB: 1 P: 6	R: 0 E: 0 K: 0 S: 3	H: 0 LOB: 0 BB: 0 P: 3	R: 0 E: 0 K: 0 S: 3	H: 1 LOB: 1 BB: 1 P: 7	R: 0 E: 0 K: 1 S: 7	H: 2 LOB: 3 BB: 0 P: 8	R: 0 E: 0 K: 1 S: 5	H: 1 LOB: 0 BB: 0 P: 5	R: 3 E: 0 K: 0 S: 7	H: 4 LOB: 3 BB: 2 P: 15	R: 0 E: 0 K: 0 S: 4	H: 1 LOB: 1 BB: 0 P: 4	R: 2 E: 1 K: 0 S: 4	H: 1 LOB: 0 BB: 1 P: 8	1B: 7 2B: 3 3B: 0 HR: 0	SF: 1 SAC: 0 DP: 2 HBP: 1	WP: 0 PB: 0 SB: 0 CS: 1	PA: 40							
PITCHER	IP	WLS	BF	H	R	ER	SO	BB	IBB	HBP	BLK	WP	HR	S	P	ERA	WHIP										
Dave Rozema, R (1,1) ERA: 3.33	6.1	W	26	7	3	3	2	2	0	1	0	0	0	27	36	4.26	1.421										
Jack Billingham, R (7,1) ERA:	0.1		3	1	0	0	0	1	0	0	0	0	0	2	6	0.00	6.000										
Aurelio Lopez, R (7,1) ERA: 7.45	2.1	S	11	2	2	1	0	2	0	0	0	0	0	9	17	3.86	1.714										

Batter	1	2	3	4	5	6	7	8	9	AB	R	H	RBI	BB	SO	LOB	BOTTOM										
Lou Whitaker, L (1,4) OBP: 0.362, SLG: 0.241	4-0 2B SF7 BB	0-0 SF8 1B		0-3 K		0-0 FC6-2 FC6-4		0-0 E4		4	1	1	1	1	1	3	Boston Red Sox @ Detroit Tigers Tiger Stadium, Detroit, MI Sun Apr 27 1980, 3:33 AM EDT Att: 16,882 - Unknown - 53 F										
Kirk Gibson, L (1,8) OBP: 0.218, SLG: 0.365	0-0 CS 2B	0-0 SF8 1B		0-0 E4		0-0 FC6-4 1-2		0-0 SF7		4	0	2	1	0	2												
Steve Kemp, L (1,7) OBP: 0.347, SLG: 0.525	0-0 SF7	0-0 SF8		0-0 F8			0-0 4-3 1B 2B	0-0 BB	2	1	1	2	1	0	1												
Richie Hebner, L (1,5) OBP: 0.396, SLG: 0.432	4-0 BB	0-0 L7			0-0 SH1-4 1B		0-0 4-3	0-0 F8	4	0	1	0	1	0	5												
Champ Summers, L (1,9) OBP: 0.478, SLG: 0.513	0-0 5-3				0-0 SH1-4		0-0 G4-6-3 1B		2	0	1	0	0	0	1												
Lynn Jones, R (7, PH) OBP: 0.294, SLG: 0.412					0-0 SH1-4		0-0 G4-6-3 1B		1	0	1	1	0	0	0												
Jason Thompson, L (1,3) OBP: 0.267, SLG: 0.327		0-0 F6	0-0 G3-6-3		0-0 P1		0-0 G4-6-3		4	0	0	0	0	0	3												
Lance Parrish, R (1,2) OBP: 0.359, SLG: 0.565		0-0 1B 1B	0-0 F8		0-3 K			0-0 FC2-5 SH 1B	4	1	2	0	0	1	1												
John Wockenfuss, R (1,10) OBP: 0.303, SLG: 0.276		0-0 1B 1B		0-0 F9		0-0 E6 FC6-2		0-0 SH FC2-5 E	3	1	1	0	0	0	0												
Rick Peters, S (6, PR) OBP: 0.256, SLG: 0.222		0-0 1B 1B				0-0 6-3		0-0 FC2-5 SF7	0	1	0	0	0	0	0												
Alan Trammell, R (1,6) OBP: 0.432, SLG: 0.513		0-0 1B 1B				0-0 6-3			4	3	2	2	0	0	3												
Inning Stats	R: 1 E: 0 K: 0 S: 3	H: 1 LOB: 1 BB: 2 P: 11	R: 3 E: 0 K: 0 S: 8	H: 5 LOB: 2 BB: 0 P: 8	R: 0 E: 0 K: 0 S: 3	H: 1 LOB: 0 BB: 0 P: 3	R: 1 E: 1 K: 1 S: 7	H: 1 LOB: 1 BB: 0 P: 7	R: 0 E: 0 K: 1 S: 6	H: 1 LOB: 1 BB: 0 P: 6	R: 0 E: 1 K: 0 S: 4	H: 0 LOB: 2 BB: 0 P: 4	R: 1 E: 0 K: 0 S: 4	H: 2 LOB: 0 BB: 0 P: 4	R: 2 E: 1 K: 0 S: 6	H: 1 LOB: 2 BB: 1 P: 10	1B: 9 2B: 2 3B: 0 HR: 1	SF: 3 SAC: 2 DP: 2 HBP: 0	WP: 0 PB: 0 SB: 0 CS: 1	PA: 40							
PITCHER	IP	WLS	BF	H	R	ER	SO	BB	IBB	HBP	BLK	WP	HR	S	P	ERA	WHIP										
Mike Torrez, R (1,1) ERA: 6.41	4.0	L	21	8	5	5	1	2	0	0	0	0	0	14	29	11.25	2.500										
Tom Burgmeier, L (5,1) ERA: 3.99	3.0		12	3	1	1	1	0	0	0	0	0	0	14	14	3.00	1.000										
Skip Lockwood, R (8,1) ERA: 2.16	1.0		7	1	2	0	0	1	0	0	0	0	0	6	10	0.00	2.000										

Batter	1	2	3	4	5	6	7	8	9	AB	R	H	RBI	BB	SO	LOB	TOP
Mickey Rivers, L OBP: 0.443, SLG: 0.514	0-0 WP SH1-3 SF8 1B	0-0 1-3 2-H 1B		0-0 FC6-4 1B		0-0 1B 2B	0-0 2-H 1B			5	2	4	2	0	0	1	
Bump Wills, S OBP: 0.299, SLG: 0.250	0-0 SH1-3	0-0 SF8		0-0 1-2 1B		0-0 F3	0-0 F7			3	0	1	1	0	0	2	
Al Oliver, L OBP: 0.308, SLG: 0.429	0-0 SF8 2-H	0-0 F4 3-H		0-0 F7		4-0 1B BB				2	0	0	1	1	0	3	
Buddy Bell, R OBP: 0.408, SLG: 0.522	0-0 F7		0-0 F6	0-0 5-3		0-0 1-2 2-H 1B				4	0	1	1	0	0	2	
Rusty Staub, L OBP: 0.417, SLG: 0.638		0-0 F8	0-0 HR 1B		0-0 4-3	0-0 F7				4	1	1	0	0	0	2	
Richie Zisk, R OBP: 0.240, SLG: 0.326		0-0 2B 1B	0-0 HR		0-3 K		0-0 F9			4	2	2	2	0	1	0	
Jim Norris, L OBP: 0.333, SLG: 0.286		0-0 1B 2B	0-3 K		0-0 1B					0	0	0	0	0	0	0	
Pat Putnam, L OBP: 0.352, SLG: 0.333		0-0 1B 2B	0-3 K		0-0 1B		0-0 1B SF9			4	2	3	1	0	1	0	
Jim Sundberg, R OBP: 0.385, SLG: 0.500		0-0 1B 1B	0-0 5-3		0-0 L9		0-0 1B SF9			4	2	2	0	0	0	1	
Pepe Frias, R OBP: 0.222, SLG: 0.294	0-0 1B SF8 1B		0-0 FC6-4 1B		0-0 1-3		0-0 SF9			3	1	2	2	0	0	0	
Inning Stats	R: 1 E: 0 K: 0 S: 4	H: 1 LOB: 0 BB: 0 P: 4	R: 4 E: 0 K: 0 S: 8	H: 5 LOB: 1 BB: 0 P: 8	R: 2 E: 0 K: 1 S: 7	H: 2 LOB: 0 BB: 0 P: 7	R: 0 E: 0 K: 0 S: 5	H: 2 LOB: 2 BB: 0 P: 6	R: 0 E: 0 K: 1 S: 6	H: 1 LOB: 1 BB: 0 P: 6	R: 1 E: 0 K: 0 S: 5	H: 2 LOB: 2 BB: 1 P: 9	R: 2 E: 0 K: 0 S: 6	H: 3 LOB: 1 BB: 0 P: 6			
PITCHER	IP WLS BF H R ER SO BB IBB HBP BLK WP HR S P ERA WHIP	IP WLS BF H R ER SO BB IBB HBP BLK WP HR S P ERA WHIP															
Jack Morris, R ERA: 4.63	1.1 L 9 5 5 5 0 0 0 0 0 1 0 9 9 33.75 3.750	4.2 23 8 3 3 2 1 0 0 0 0 0 1 26 30 5.79 1.929	7.1 6 3 2 2 0 0 0 0 0 0 0 0 6 6 18.00 3.000														

Texas Rangers @ Detroit Tigers
Tiger Stadium, Detroit, MI
Tue Apr 29 1980, 3:33 AM EDT
Att. 7,941 - Unknown - 56 F

AB	33
R	10
H	16
RBI	10
BB	1
SO	2
LOB	11



1B:	13	SF:	3	WP:	1	PA:	38
2B:	2	SAC:	1	PB:	0	SB:	0
3B:	0	DP:	0	CS:	0	CS:	0
HR:	1	HBP:	0				

Batter	1	2	3	4	5	6	7	8	9	AB	R	H	RBI	BB	SO	LOB	BOTTOM
Lou Whitaker, L OBP: 0.347, SLG: 0.228	0-0 G3		0-0 3-1		0-0 G3	0-0 FC5				3	0	0	0	0	0	2	
Tom Brookens, R OBP: 0.313, SLG: 0.367					1-2 1B	2-3 1B				1	0	0	0	0	0	3	
Kirk Gibson, L OBP: 0.224, SLG: 0.364	0-0 P5-3 1B			0-0 L8	0-0 L8		0-0 6-3			3	0	1	0	0	0	1	
Dave Stegman, R OBP: 0.389, SLG: 0.400										1	0	0	0	0	0	0	
Steve Kemp, L OBP: 0.342, SLG: 0.523	0-0 P5-3			0-0 F8		0-0 4-3 1B 2B	0-0 4-3			4	1	1	0	0	0	1	
Richie Hebner, L OBP: 0.365, SLG: 0.396		0-0 F5		0-0 F9		0-0 4-3	0-0 G3			4	0	0	0	0	0	1	
Champ Summers, L OBP: 0.510, SLG: 0.537		0-0 G4-6-3 1B			4-0 1B HR BB	0-0 1B 1B				2	2	2	1	1	0	0	
Jason Thompson, L OBP: 0.286, SLG: 0.345		0-0 G4-6-3			0-0 HR 1B	0-0 BB 1B				3	1	2	0	0	0	1	
Lance Parrish, R OBP: 0.373, SLG: 0.615			0-0 FC5-4 1B		0-0 1-3 HR	0-3 K				3	1	2	3	0	1	2	
John Wockenfuss, R OBP: 0.306, SLG: 0.281			0-3 K		0-0 1-3	0-0 FC5 BB				3	0	1	1	0	1	1	
Alan Trammell, R OBP: 0.447, SLG: 0.512			0-0 FC5-4		0-0 G3 1B	4-0 G3 BB				2	0	1	0	1	0	1	
Inning Stats	R: 0 E: 0 K: 0 S: 3	H: 1 LOB: 0 BB: 0 P: 3	R: 0 E: 0 K: 0 S: 3	H: 1 LOB: 0 BB: 0 P: 3	R: 0 E: 0 K: 1 S: 6	H: 1 LOB: 1 BB: 0 P: 6	R: 0 E: 0 K: 0 S: 3	H: 0 LOB: 0 BB: 0 P: 3	R: 3 E: 0 K: 0 S: 6	H: 3 LOB: 1 BB: 1 P: 10	R: 2 E: 0 K: 1 S: 9	H: 4 LOB: 3 BB: 1 P: 13	R: 0 E: 0 K: 0 S: 3	H: 0 LOB: 0 BB: 0 P: 3			
PITCHER	IP WLS BF H R ER SO BB IBB HBP BLK WP HR S P ERA WHIP	IP WLS BF H R ER SO BB IBB HBP BLK WP HR S P ERA WHIP															
Steve Comer, R ERA: 9.0	5.1 W 24 9 5 5 1 1 0 0 0 0 0 4 8 0.00 6.000	6.1 3 1 0 0 1 1 0 0 0 0 0 0 4 8 0.00 6.000	6.1 S 4 0 0 0 0 0 0 0 0 0 0 4 4 0.00 0.000														

Texas Rangers @ Detroit Tigers
Tiger Stadium, Detroit, MI
Tue Apr 29 1980, 3:33 AM EDT
Att. 7,941 - Unknown - 56 F

AB	29
R	5
H	10
RBI	5
BB	2
SO	2
LOB	13



1B:	8	SF:	0	WP:	0	PA:	31
2B:	2	SAC:	0	PB:	0	SB:	0
3B:	0	DP:	2	CS:	0	CS:	0
HR:	1	HBP:	0				

Batter	1	2	3	4	5	6	7	8	9	AB	R	H	RBI	BB	SO	LOB	TOP							
Lou Whitaker, L (1,4) OBP: 0.402, SLG: 0.278										4	0	3	1	1	1	0	Detroit Tigers @ Oakland Athletics Oakland-Alameda County Coliseum, Oakland, CA Sun May 04 1980, 3:33 AM PDT Sunny - 60 F livebaseballscorecards.com							
Alan Trammell, R (1,6) OBP: 0.433, SLG: 0.466										5	0	1	0	0	0	6								
Richie Hebner, L (1,5) OBP: 0.348, SLG: 0.359										4	1	1	0	0	0	2								
Champ Summers, L (1,10) OBP: 0.477, SLG: 0.544										4	1	1	0	0	0	2								
Lance Parrish, R (1,2) OBP: 0.341, SLG: 0.537										4	0	0	0	0	2	3								
Jason Thompson, L (1,3) OBP: 0.309, SLG: 0.411										4	0	0	1	0	1	2								
Tim Corcoran, L (1,9) OBP: 0.389, SLG: 0.267										4	1	2	1	0	1	0								
Kirk Gibson, L (1,8) OBP: 0.293, SLG: 0.443										3	1	3	1	1	0	0								
Dave Stegman, R (1,7) OBP: 0.300, SLG: 0.350										3	0	0	0	1	1	1								
Inning Stats	R: 0 E: 1 K: 0 S: 4	H: 1 LOB: 1 BB: 0 P: 4	R: 0 E: 0 K: 2 S: 7	H: 0 LOB: 0 BB: 0 P: 7	R: 0 E: 0 K: 1 S: 4	H: 0 LOB: 0 BB: 1 P: 8	R: 0 E: 0 K: 0 S: 3	H: 1 LOB: 0 BB: 0 P: 3	R: 1 E: 0 K: 0 S: 5	H: 2 LOB: 3 BB: 2 P: 13	R: 2 E: 2 K: 1 S: 8	H: 3 LOB: 1 BB: 0 P: 8	R: 0 E: 0 K: 1 S: 6	H: 1 LOB: 1 BB: 0 P: 6	R: 0 E: 0 K: 1 S: 5	H: 1 LOB: 0 BB: 0 P: 5	R: 1 E: 0 K: 0 S: 5	H: 2 LOB: 1 BB: 0 P: 5	1B: 10 2B: 0 3B: 0 HR: 1	SF: 0 SAC: 0 DP: 2 HBP: 0	WP: 0 PB: 0 SB: 0 CS: 3	PA: 39		
PITCHER Rick Langford, R (1,1) ERA: 2.83	IP: 9.0 WLS: L BF: 38	H: 11 R: 4 ER: 2 SO: 6	BB: 3 IBB: 0 HBP: 0 BLK: 0	WP: 0 HR: 1 S: 47 P: 59	ERA: 2.00 WHIP: 1.556	PITCHER														IP: 9.0 WLS: L BF: 38	H: 11 R: 4 ER: 2 SO: 6	BB: 3 IBB: 0 HBP: 0 BLK: 0	WP: 0 HR: 1 S: 47 P: 59	ERA: 2.00 WHIP: 1.556

Batter	1	2	3	4	5	6	7	8	9	AB	R	H	RBI	BB	SO	LOB	BOTTOM							
Rickey Henderson, R (1,7) OBP: 0.419, SLG: 0.400										3	0	0	0	1	1	0	Detroit Tigers @ Oakland Athletics Oakland-Alameda County Coliseum, Oakland, CA Sun May 04 1980, 3:33 AM PDT Sunny - 60 F livebaseballscorecards.com							
Dwayne Murphy, L (1,8) OBP: 0.394, SLG: 0.381										3	0	0	0	1	2	1								
Mitchell Page, L (1,10) OBP: 0.365, SLG: 0.267										4	0	1	0	0	0	1								
Dave Revering, L (1,3) OBP: 0.395, SLG: 0.538										3	0	0	0	1	0	2								
Wayne Gross, L (1,5) OBP: 0.391, SLG: 0.545										4	0	1	0	0	1	4								
Tony Armas, R (1,9) OBP: 0.376, SLG: 0.507										4	0	1	0	0	0	0								
Jim Essian, R (1,2) OBP: 0.259, SLG: 0.269										4	0	1	0	0	0	2								
Mario Guerrero, R (1,6) OBP: 0.269, SLG: 0.351										3	0	0	0	0	0	1								
Rob Picciolo, R (1,4) OBP: 0.282, SLG: 0.423 Ray Cooney, L (8, PH) OBP: 0.167, SLG: 0.167 Dave McKay, S (9, 4) OBP: 0.273, SLG: 0.500										2	0	0	0	0	0	1								
Inning Stats	R: 0 E: 0 K: 1 S: 5	H: 0 LOB: 2 BB: 2 P: 13	R: 0 E: 0 K: 0 S: 4	H: 1 LOB: 1 BB: 0 P: 4	R: 0 E: 0 K: 1 S: 5	H: 0 LOB: 0 BB: 0 P: 5	R: 0 E: 0 K: 1 S: 5	H: 0 LOB: 0 BB: 0 P: 5	R: 0 E: 0 K: 0 S: 3	H: 0 LOB: 0 BB: 0 P: 3	R: 0 E: 0 K: 1 S: 6	H: 1 LOB: 2 BB: 1 P: 10	R: 0 E: 0 K: 0 S: 3	H: 0 LOB: 0 BB: 0 P: 3	R: 0 E: 0 K: 0 S: 3	H: 0 LOB: 0 BB: 0 P: 3	R: 0 E: 0 K: 0 S: 5	H: 2 LOB: 2 BB: 0 P: 5	1B: 4 2B: 0 3B: 0 HR: 0	SF: 0 SAC: 0 DP: 0 HBP: 0	WP: 0 PB: 0 SB: 1 CS: 0	PA: 34		
PITCHER Milt Wilcox, R (1,1) ERA: 5.34	IP: 9.0 WLS: W BF: 34	H: 4 R: 0 ER: 0 SO: 4	BB: 2 IBB: 1 HBP: 0 BLK: 0	WP: 0 HR: 0 S: 39 P: 51	ERA: 0.00 WHIP: 0.667	PITCHER														IP: 9.0 WLS: W BF: 34	H: 4 R: 0 ER: 0 SO: 4	BB: 2 IBB: 1 HBP: 0 BLK: 0	WP: 0 HR: 0 S: 39 P: 51	ERA: 0.00 WHIP: 0.667



Batter	1	2	3	4	5	6	7	8	9	AB	R	H	RBI	BB	SO	LOB	TOP					
Lou Whitaker, L (1,4) OBP: 0.395, SLG: 0.263										4	0	0	0	0	2	0						
Alan Trammell, R (1,6) OBP: 0.437, SLG: 0.450										2	0	0	0	2	0	0						
Richie Hebner, L (1,5) OBP: 0.329, SLG: 0.338										4	0	0	0	0	1	2						
Champ Summers, L (1,10) OBP: 0.464, SLG: 0.525										4	0	1	0	0	1	0						
Jason Thompson, L (1,3) OBP: 0.318, SLG: 0.416										4	0	2	0	0	1	2						
Tom Brookens, R (9, PR) OBP: 0.306, SLG: 0.353										0	0	0	0	0	0	0						
Tim Corcoran, L (1,9) OBP: 0.318, SLG: 0.211										4	0	0	0	0	1	5						
Kirk Gibson, L (1,8) OBP: 0.295, SLG: 0.438										3	0	1	0	0	0	1						
Dave Stegman, R (1,7) OBP: 0.357, SLG: 0.304										3	0	0	0	0	0	1						
Duffy Dyer, R (1,2) OBP: 0.257, SLG: 0.200										2	0	0	0	0	2	0						
Rick Peters, S (8, PH) OBP: 0.257, SLG: 0.200										1	0	0	0	0	0	0						
Lance Parrish, R (8,2) OBP: 0.341, SLG: 0.537										0	0	0	0	0	0	0						
Inning Stats	R: 0 E: 1 K: 1 S: 7	H: 1 LOB: 3 BB: 1 P: 11	R: 0 E: 0 K: 1 S: 5	H: 0 LOB: 0 BB: 0 P: 5	R: 0 E: 0 K: 2 S: 6	H: 0 LOB: 1 BB: 1 P: 10	R: 0 E: 0 K: 0 S: 4	H: 1 LOB: 1 BB: 0 P: 4	R: 0 E: 0 K: 1 S: 5	H: 0 LOB: 0 BB: 0 P: 5	R: 0 E: 0 K: 0 S: 3	H: 0 LOB: 0 BB: 0 P: 3	R: 0 E: 0 K: 2 S: 8	H: 1 LOB: 1 BB: 0 P: 8	R: 0 E: 0 K: 0 S: 3	H: 0 LOB: 0 BB: 0 P: 3	R: 0 E: 0 K: 1 S: 6	H: 1 LOB: 1 BB: 0 P: 6	1B: 4 2B: 0 3B: 0 HR: 0	SF: 0 SAC: 0 DP: 0 HBP: 0	WP: 0 PB: 0 SB: 0 CS: 1	PA: 33
PITCHER Mike Norris, R (1,1) ERA: 0.44	IP: 9.0 WLS: W BF: 33 H: 4 R: 0 ER: 0 SO: 8 BB: 2 IBB: 0 HBP: 0 BLK: 0 WP: 0 HR: 0 S: 47 P: 55 ERA: 0.00 WHIP: 0.667															PITCHER	IP: 9.0 WLS: W BF: 33 H: 4 R: 0 ER: 0 SO: 8 BB: 2 IBB: 0 HBP: 0 BLK: 0 WP: 0 HR: 0 S: 47 P: 55 ERA: 0.00 WHIP: 0.667					

Detroit Tigers @ Oakland Athletics
Oakland-Alameda County Coliseum, Oakland, CA
Sun May 04 1980, 3:38 AM PDT
Att: 18,217 - Unknown

AB 31
R 0
H 4
RBI 0
BB 2
SO 8
LOB 11

Batter	1	2	3	4	5	6	7	8	9	AB	R	H	RBI	BB	SO	LOB	BOTTOM			
Rickey Henderson, R (1,7) OBP: 0.404, SLG: 0.382										4	0	0	0	0	0	1				
Dwayne Murphy, L (1,8) OBP: 0.406, SLG: 0.384										2	0	1	0	2	0	1				
Jim Essian, R (1,10) OBP: 0.258, SLG: 0.241										3	0	0	0	1	2	2				
Jeff Newman, R (1,3) OBP: 0.269, SLG: 0.419										4	1	2	1	0	0	2				
Tony Armas, R (1,9) OBP: 0.359, SLG: 0.479										4	0	0	0	0	1	3				
Mario Guerrero, R (1,6) OBP: 0.280, SLG: 0.350										3	0	1	0	1	0	1				
Mike Heath, R (1,2) OBP: 0.293, SLG: 0.333										4	0	1	0	0	0	2				
Mike Edwards, R (1,4) OBP: 0.231, SLG: 0.231										3	0	0	0	0	2					
Dave McKay, S (1,5) OBP: 0.214, SLG: 0.385										3	0	0	0	0	0					
Inning Stats	R: 0 E: 0 K: 0 S: 3	H: 0 LOB: 2 BB: 2 P: 11	R: 0 E: 0 K: 0 S: 3	H: 0 LOB: 0 BB: 0 P: 3	R: 0 E: 0 K: 1 S: 5	H: 0 LOB: 1 BB: 1 P: 9	R: 0 E: 0 K: 0 S: 3	H: 0 LOB: 1 BB: 1 P: 7	R: 0 E: 1 K: 0 S: 4	H: 0 LOB: 1 BB: 0 P: 4	R: 1 E: 0 K: 2 S: 10	H: 3 LOB: 2 BB: 0 P: 10	R: 0 E: 0 K: 0 S: 4	H: 1 LOB: 1 BB: 0 P: 4	R: 0 E: 0 K: 0 S: 4	H: 1 LOB: 1 BB: 0 P: 4	1B: 4 2B: 0 3B: 0 HR: 1	SF: 0 SAC: 0 DP: 0 HBP: 0	WP: 0 PB: 0 SB: 0 CS: 0	PA: 34
PITCHER Dan Schatzeder, L (1,1) ERA: 6.21	IP: 7.0 WLS: L BF: 30 H: 4 R: 1 ER: 1 SO: 3 BB: 4 IBB: 0 HBP: 0 BLK: 0 WP: 0 HR: 1 S: 32 P: 48 ERA: 1.29 WHIP: 1.143															PITCHER Aurelio Lopez, R (8,1) ERA: 7.5	IP: 1.0 WLS: L BF: 4 H: 1 R: 0 ER: 0 SO: 0 BB: 0 IBB: 0 HBP: 0 BLK: 0 WP: 0 HR: 0 S: 4 P: 4 ERA: 0.00 WHIP: 1.000			


Detroit Tigers @ Oakland Athletics
Oakland-Alameda County Coliseum, Oakland, CA
Sun May 04 1980, 3:38 AM PDT
Att: 18,217 - Unknown

AB 30
R 1
H 5
RBI 1
BB 4
SO 3
LOB 14

Batter	1	2	3	4	5	6	7	8	9	AB	R	H	RBI	BB	SO	LOB	TOP								
Rick Peters, S OBP: 0.273, SLG: 0.211 (1, 7)										3	0	0	0	1	1	1									
Alan Trammell, R OBP: 0.419, SLG: 0.419 (1, 6)										4	0	0	0	0	0	2									
Dave Stegman, R OBP: 0.364, SLG: 0.357 (1, 9)										4	0	1	0	0	0	0									
Lance Parrish, R OBP: 0.313, SLG: 0.490 (1, 3)										4	1	1	0	0	0	1									
John Wockenfuss, R OBP: 0.320, SLG: 0.395 (1, 10)										3	1	1	2	1	0	0									
Tom Brookens, R OBP: 0.288, SLG: 0.308 (1, 5)										4	0	0	0	0	0	1									
Duffy Dyer, R OBP: 0.143, SLG: 0.214 (1, 2)										3	1	2	0	0	0	0									
Kirk Gibson, L OBP: 0.303, SLG: 0.464 (1, 8)										3	0	1	0	0	0	1									
Mark Wagner, R OBP: 0.267, SLG: 0.214 (1, 4)										2	0	0	0	0	0	1									
Inning Stats	R: 0 E: 0 K: 0 S: 3	H: 1 LOB: 1 BB: 1 P: 7	R: 1 E: 1 K: 0 S: 3	H: 1 LOB: 0 BB: 1 P: 7	R: 0 E: 0 K: 0 S: 3	H: 0 LOB: 0 BB: 0 P: 3	R: 2 E: 0 K: 0 S: 5	H: 2 LOB: 0 BB: 0 P: 5	R: 0 E: 0 K: 0 S: 4	H: 1 LOB: 1 BB: 0 P: 4	R: 0 E: 0 K: 0 S: 3	H: 0 LOB: 0 BB: 0 P: 3	R: 0 E: 0 K: 1 S: 5	H: 1 LOB: 1 BB: 0 P: 4	R: 0 E: 0 K: 1 S: 5	H: 0 LOB: 0 BB: 0 P: 5	R: 0 E: 0 K: 0 S: 3	H: 0 LOB: 0 BB: 0 P: 3	1B: 4 2B: 1 3B: 0 HR: 1	SF: 0 SAC: 1 DP: 2 HBP: 0	WP: 0 PB: 0 SB: 0 CS: 1	PA: 34			
PITCHER Rick Honeycutt, L ERA: 2.45 (1, 1)	IP: 9.0 WLS: W BF: 33	H: 6 R: 3 ER: 2 SO: 1	BB: 2 IBB: 0 HBP: 0 BLK: 0	WP: 0 HR: 1 S: 33 P: 41	ERA: 2.00 WHIP: 0.889																				

Detroit Tigers @ Seattle Mariners
The Kingdome, Seattle, WA
Thu May 08 1980, 10:05 PM EDT
Att: 6,950 - Dome


AB	30
R	3
H	6
RBI	2
BB	2
SO	1
LOB	7



Batter	1	2	3	4	5	6	7	8	9	AB	R	H	RBI	BB	SO	LOB	BOTTOM								
Joe Simpson, L OBP: 0.400, SLG: 0.438 (1, 8)										5	0	1	2	0	0	1									
Jim Anderson, R OBP: 0.356, SLG: 0.463 (1, 6)										3	0	1	0	2	0	0									
Dan Meyer, L OBP: 0.347, SLG: 0.411 (1, 7)										5	0	0	0	0	1	4									
Bruce Bochte, L OBP: 0.412, SLG: 0.500 (1, 3)										4	0	0	0	0	1	2									
Leon Roberts, R OBP: 0.346, SLG: 0.573 (1, 10)										3	0	1	0	1	1	0									
Rod Craig, S OBP: 0.288, SLG: 0.397 (1, 9)										4	1	1	0	0	1	3									
Bill Stein, R OBP: 0.364, SLG: 0.406 (1, 4)										3	1	1	0	1	0	1									
Ted Cox, R OBP: 0.319, SLG: 0.328 (1, 5)										4	0	3	1	0	0	0									
Larry Milbourne, S OBP: 0.108, SLG: 0.030 (9, PR)										0	1	0	0	0	0	0									
Larry Cox, R OBP: 0.242, SLG: 0.214 (1, 2)										2	0	0	0	0	1	1									
Bob Stinson, S OBP: 0.133, SLG: 0.071 (7, PH)										1	0	0	0	1	1	2									
Tom Paciorek, R OBP: 0.250, SLG: 0.278 (9, PR)										0	1	0	0	0	0	0									
Inning Stats	R: 0 E: 0 K: 0 S: 3	H: 0 LOB: 0 BB: 0 P: 3	R: 0 E: 0 K: 0 S: 4	H: 1 LOB: 1 BB: 0 P: 4	R: 0 E: 0 K: 1 S: 5	H: 0 LOB: 0 BB: 0 P: 5	R: 0 E: 0 K: 3 S: 9	H: 0 LOB: 2 BB: 2 P: 17	R: 0 E: 0 K: 0 S: 4	H: 1 LOB: 1 BB: 0 P: 4	R: 0 E: 0 K: 0 S: 3	H: 0 LOB: 0 BB: 0 P: 3	R: 0 E: 0 K: 1 S: 7	H: 2 LOB: 2 BB: 0 P: 7	R: 0 E: 0 K: 0 S: 4	H: 1 LOB: 1 BB: 0 P: 4	R: 4 E: 1 K: 1 S: 7	H: 3 LOB: 3 BB: 3 P: 19	1B: 7 2B: 1 3B: 0 HR: 0	SF: 0 SAC: 0 DP: 0 HBP: 0	WP: 0 PB: 1 SB: 0 CS: 0	PA: 39			
PITCHER Jack Morris, R ERA: 4.86 (1, 1)	IP: 8.1 WLS: L BF: 36	H: 7 R: 4 ER: 3 SO: 6	BB: 4 IBB: 0 HBP: 0 BLK: 0	WP: 0 HR: 0 S: 44 P: 60	ERA: 3.24 WHIP: 1.320																				
PITCHER Aurelio Lopez, R ERA: 6.6 (9, 1)	IP: 0.0 WLS: L BF: 3	H: 1 R: 0 ER: 0 SO: 0	BB: 0 IBB: 1 HBP: 0 BLK: 0	WP: 0 HR: 0 S: 2 P: 6	ERA: ∞ WHIP: ∞																				

Detroit Tigers @ Seattle Mariners
The Kingdome, Seattle, WA
Thu May 08 1980, 10:05 PM EDT
Att: 6,950 - Dome

AB	34
R	4
H	8
RBI	3
BB	5
SO	6
LOB	14



Batter	1	2	3	4	5	6	7	8	9	AB	R	H	RBI	BB	SO	LOB	TOP					
Lou Whitaker, L (1.4) OBP: 0.414, SLG: 0.273	F7		4-3		4-3		K		K	5	0	0	0	0	2	3						
Alan Trammell, R (1.6) OBP: 0.427, SLG: 0.413	P4		1B BB		S 2B BB		1B WP		F9	3	2	1	0	2	0	1						
Lance Parrish, R (1.10) OBP: 0.321, SLG: 0.486	CS BB		1-2 1B		WP 1B 2B		WP 1B		F9	4	1	3	3	1	0	1						
John Wockenfuss, R (1.9) OBP: 0.333, SLG: 0.404	CS		WP 1B		2B		F8			4	0	2	1	0	0	3						
Tim Corcoran, L (7.9) OBP: 0.321, SLG: 0.174	1-2		1B		1B		1-2 3-H			0	0	0	0	0	0	0						
Tom Brookens, R (1.5) OBP: 0.244, SLG: 0.279			F9		F8		F9			4	0	0	0	0	1	3						
Jason Thompson, L (1.3) OBP: 0.311, SLG: 0.430			F7		F8		4-3		F5	4	0	0	0	0	0	1						
Dave Stegman, R (1.8) OBP: 0.366, SLG: 0.429			K		HR		4-3		F7	4	1	1	1	0	1	1						
Duffy Dyer, R (1.2) OBP: 0.111, SLG: 0.167			F8		5-3		K		K	4	0	0	0	0	2	0						
Rick Peters, S (1.7) OBP: 0.302, SLG: 0.222			4-3 S 1B BB		K		4-0 S 1B BB		1B	2	2	1	0	2	1	0						
Inning Stats	R: 0 E: 0 K: 0 S: 2	H: 0 LOB: 0 BB: 1 P: 6	R: 0 E: 0 K: 1 S: 6	H: 1 LOB: 1 BB: 0 P: 6	R: 1 E: 0 K: 0 S: 4	H: 1 LOB: 2 BB: 2 P: 12	R: 1 E: 0 K: 1 S: 6	H: 1 LOB: 0 BB: 0 P: 6	R: 2 E: 0 K: 1 S: 7	H: 2 LOB: 1 BB: 1 P: 11	R: 0 E: 0 K: 1 S: 5	H: 0 LOB: 0 BB: 0 P: 5	R: 2 E: 0 K: 1 S: 7	H: 2 LOB: 1 BB: 1 P: 11	R: 0 E: 0 K: 1 S: 5	H: 0 LOB: 0 BB: 0 P: 5	R: 0 E: 0 K: 1 S: 6	H: 1 LOB: 1 BB: 0 P: 6	1B: 6 2B: 1 3B: 0 HR: 1	SF: 0 SAC: 0 DP: 0 HBP: 0	WP: 3 PB: 0 SB: 2 CS: 1	PA: 40
PITCHER	IP	WLS	BF	H	R	ER	SO	BB	IBB	HBP	BLK	WP	HR	S	P	ERA	WHIP					
Frank Tanana, L (1.1) ERA: 5.28	5.0	L	23	5	4	4	3	4	0	0	0	2	1	25	41	7.20	1.800					
Jim Barr, R (6.1) ERA: 4.19	4.0		16	3	2	2	4	1	0	0	0	1	0	23	27	4.50	1.000					

Detroit Tigers @ California Angels
Anaheim Stadium, Anaheim, CA
Sat May 10 1980, 10:05 PM EDT
Att: 35,007 - Unknown

AB 34
R 6
H 8
RBI 5
BB 5
SO 7
LOB 13



Batter	1	2	3	4	5	6	7	8	9	AB	R	H	RBI	BB	SO	LOB	BOTTOM				
Freddie Patek, R (1.6) OBP: 0.321, SLG: 0.373	CS 1B	L5			F7			1-3		4	0	1	0	0	0	1					
Rod Carew, L (1.3) OBP: 0.373, SLG: 0.337	F7		K				3-1		F7	4	0	0	0	0	1	1					
Carney Lansford, R (1.5) OBP: 0.353, SLG: 0.438	HBP 1B BB		P5				5-3		5-3	3	1	0	0	1	0	0					
Dan Ford, R (1.10) OBP: 0.254, SLG: 0.311	1B HBP		G3				1B		4-3	3	0	1	0	0	0	0					
Bobby Grich, R (1.4) OBP: 0.370, SLG: 0.398	1-2 2-H 1B				K		F9		K	4	0	1	1	0	2	1					
Joe Rudi, R (1.7) OBP: 0.279, SLG: 0.500	F7				1-3					3	0	1	0	0	0	2					
Al Cowens, R (1.9) OBP: 0.298, SLG: 0.229					F7		L3 1B		L3	3	0	1	0	0	0	1					
Larry Harlow, L (1.8) OBP: 0.308, SLG: 0.250		SH5-4 1B					F7		K	2	0	0	0	0	1	0					
Tom Donohue, R (1.2) OBP: 0.230, SLG: 0.224									5-3	3	0	0	0	0	2	1					
Inning Stats	R: 1 E: 0 K: 0 S: 4	H: 2 LOB: 2 BB: 1 P: 9	R: 0 E: 0 K: 1 S: 6	H: 1 LOB: 1 BB: 0 P: 6	R: 0 E: 0 K: 1 S: 5	H: 0 LOB: 0 BB: 0 P: 5	R: 0 E: 0 K: 1 S: 5	H: 0 LOB: 0 BB: 0 P: 5	R: 0 E: 0 K: 0 S: 4	H: 1 LOB: 1 BB: 0 P: 4	R: 0 E: 0 K: 1 S: 5	H: 1 LOB: 0 BB: 0 P: 5	R: 0 E: 0 K: 0 S: 3	H: 0 LOB: 0 BB: 0 P: 3	R: 0 E: 0 K: 1 S: 5	H: 0 LOB: 0 BB: 0 P: 5	1B: 5 2B: 1 3B: 0 HR: 0	SF: 0 SAC: 1 DP: 1 HBP: 1	WP: 0 PB: 0 SB: 0 CS: 1	PA: 32	
PITCHER	IP	WLS	BF	H	R	ER	SO	BB	IBB	HBP	BLK	WP	HR	S	P	ERA	WHIP				
Dan Schatzeder, L (1.1) ERA: 5.36	7.0	W	26	5	1	1	5	1	0	1	0	0	0	34	39	1.29	0.857				
Dave Rozema, R (8.1) ERA: 5.35	2.0		6	0	0	0	1	0	0	0	0	0	0	8	8	0.00	0.000				

Detroit Tigers @ California Angels
Anaheim Stadium, Anaheim, CA
Sat May 10 1980, 10:05 PM EDT
Att: 35,007 - Unknown

AB 29
R 1
H 5
RBI 1
BB 1
SO 6
LOB 7



Batter	1	2	3	4	5	6	7	8	9	AB	R	H	RBI	BB	SO	LOB	TOP										
Lou Whitaker, L (1,4) OBP: 0.421, SLG: 0.283	4-0 CS BB	0-0 F7			0-0 1B 1B		0-0 SF9 1B	0-3 K	4 2 2 0 1 1 2																		
Alan Trammell, R (1,6) OBP: 0.416, SLG: 0.405	0-3 K		0-0 E6 F8 S		0-0 1B 1B		0-0 SF9 1-H	0-0 F9	4 0 1 1 0 1 1																		
Kirk Gibson, L (1,8) OBP: 0.306, SLG: 0.452	0-3 K		0-3 K		0-0 1B 1-2 3-H		0-0 B1-3		4 0 1 1 0 2 1																		
Richie Hebner, L (1,5) OBP: 0.360, SLG: 0.358		4-0 1B 1B BB		0-0 F8		0-0 K		0-0 1B 1B	2 1 0 0 1 1 3																		
Tom Brookens, R (8, PH) OBP: 0.291, SLG: 0.295			2-3						1 0 1 0 0 0 0																		
Champ Summers, L (1,10) OBP: 0.420, SLG: 0.488		0-0 1B 1B G6-4-3		0-3 K		0-0 F8		0-0 F2	4 1 1 0 0 1 4																		
Jason Thompson, L (1,3) OBP: 0.318, SLG: 0.427		0-0 G6-4-3 1B		0-0 4-3		0-0 9-3 1B BB		0-0 F9	3 0 1 1 1 0 1																		
Lance Parrish, R (1,2) OBP: 0.336, SLG: 0.491		0-0 G6-4-3 1B		0-0 G6-4-3 BB		0-0 9-3 1B		0-0 FC6-4 1B	3 0 2 0 1 0 1																		
Tim Corcoran, L (1,9) OBP: 0.333, SLG: 0.200		0-0 BB		0-0 G6-4-3		0-0 9-3		0-0 FC6-4	2 0 1 0 0 0 1																		
Dave Stegman, R (6, PH) OBP: 0.349, SLG: 0.405		0-0 1B		0-0 G6-4-3		0-0 9-3		0-0 FC6-4	2 0 0 0 0 0 4																		
Rick Peters, S (1,7) OBP: 0.298, SLG: 0.208		4-0 1-2 BB		0-0 F7		0-0 5-3		0-0 6-3	3 0 0 0 1 0 0																		
Inning Stats	R: 0 E: 0 K: 2 S: 6	H: 0 LOB: 0 BB: 1 P: 10	R: 2 E: 0 K: 0 S: 5	H: 3 LOB: 2 BB: 2 P: 13	R: 0 E: 1 K: 2 S: 8	H: 0 LOB: 1 BB: 0 P: 8	R: 0 E: 0 K: 0 S: 2	H: 0 LOB: 0 BB: 1 P: 6	R: 1 E: 0 K: 0 S: 8	H: 3 LOB: 2 BB: 0 P: 8	R: 0 E: 0 K: 0 S: 2	H: 1 LOB: 0 BB: 0 P: 6	R: 1 E: 0 K: 0 S: 4	H: 1 LOB: 0 BB: 0 P: 4	R: 0 E: 0 K: 0 S: 5	H: 2 LOB: 2 BB: 0 P: 5	R: 0 E: 0 K: 1 S: 5	H: 0 LOB: 0 BB: 0 P: 5	1B: 10 2B: 1 3B: 0 HR: 0	SF: 1 SAC: 0 DP: 3 HBP: 0	WP: 0 PB: 0 SB: 2 CS: 1	PA: 38					
PITCHER	IP	WLS	BF	H	R	ER	SO	BB	IBB	HBP	BLK	WP	HR	S	P	ERA	WHIP										
Don Aase, R (1,1) ERA: 2.79	5.0	L	25	7	3	3	5	5	0	0	0	0	0	30	50	5.40	2.400										
Dave LaRoche, L (6,1) ERA: 1.71	2.2		9	3	1	0	0	0	0	0	0	0	0	9	9	0.00	1.125										
John Montague, R (8,1) ERA: 3.0	1.1		4	0	0	0	1	0	0	0	0	0	0	6	6	0.00	0.000										

Detroit Tigers @ California Angels
Anaheim Stadium, Anaheim, CA
Sun May 11 1980, 6:33 AM EDT
Att: 31,089 - Cloudy - 65 F

AB 32
R 4
H 10
RBI 3
BB 5
SO 6
LOB 18



Batter	1	2	3	4	5	6	7	8	9	AB	R	H	RBI	BB	SO	LOB	BOTTOM										
Rick Miller, L (1,8) OBP: 0.342, SLG: 0.286	0-0 E4 6-4-3		0-3 K		0-0 G3			0-0 6-3	4 0 0 0 0 1 0																		
Carney Lansford, R (1,5) OBP: 0.358, SLG: 0.444	0-0 6-4-3		0-0 5-3			4-0 WP G3 BB		0-0 2B	3 0 1 0 1 0 1																		
Ralph Garr, L (1,10) OBP: 0.111, SLG: 0.118	0-0 F8			0-3 K		0-0 G3		0-3 K	4 0 0 0 0 2 3																		
Joe Rudi, R (1,3) OBP: 0.267, SLG: 0.476	0-0 P4			0-3 K		0-0 F8		0-0 F2	4 0 0 0 0 1 2																		
Bobby Grich, R (1,4) OBP: 0.375, SLG: 0.402		0-0 FC6-4 1B		0-0 2B 1B		0-0 F8		0-3 K	4 0 2 0 0 1 1																		
Al Cowens, R (1,7) OBP: 0.296, SLG: 0.241		0-0 FC6-4		0-0 FC6-4		0-0 F9		0-3 K	4 0 1 0 0 1 1																		
Larry Harlow, L (1,9) OBP: 0.250, SLG: 0.200		0-3 K		0-0 4-3		0-0 4-3			3 0 0 0 0 1 3																		
Todd Cruz, R (1,6) OBP: 0.280, SLG: 0.304		0-0 FC6-4			4-0 G1-4-3 BB		0-0 P4		2 0 0 0 1 0 1																		
Stan Cliburn, R (1,2) Freddie Patek, R (8, PH) OBP: 0.317, SLG: 0.368			0-0 4-3		0-0 G1-4-3			0-0 L4	2 0 0 0 0 0 1																		
Tom Donohue, R (9,2) OBP: 0.230, SLG: 0.224					1-2				1 0 0 0 0 0 0																		
									0 0 0 0 0 0 0																		
Inning Stats	R: 0 E: 1 K: 0 S: 4	H: 0 LOB: 1 BB: 0 P: 4	R: 0 E: 0 K: 1 S: 6	H: 1 LOB: 1 BB: 0 P: 6	R: 0 E: 0 K: 1 S: 5	H: 0 LOB: 0 BB: 0 P: 5	R: 0 E: 0 K: 2 S: 9	H: 2 LOB: 2 BB: 0 P: 9	R: 0 E: 0 K: 0 S: 2	H: 0 LOB: 0 BB: 1 P: 6	R: 0 E: 0 K: 0 S: 3	H: 0 LOB: 1 BB: 1 P: 7	R: 0 E: 0 K: 0 S: 3	H: 0 LOB: 0 BB: 0 P: 3	R: 0 E: 0 K: 1 S: 6	H: 1 LOB: 1 BB: 0 P: 6	R: 0 E: 0 K: 2 S: 7	H: 0 LOB: 0 BB: 0 P: 7	1B: 2 2B: 2 3B: 0 HR: 0	SF: 0 SAC: 0 DP: 1 HBP: 0	WP: 1 PB: 0 SB: 0 CS: 0	PA: 33					
PITCHER	IP	WLS	BF	H	R	ER	SO	BB	IBB	HBP	BLK	WP	HR	S	P	ERA	WHIP										
Dan Petry, R (1,1) ERA: 2.0	9.0	W	33	4	0	0	7	2	0	0	0	1	0	45	53	0.00	0.667										

Detroit Tigers @ California Angels
Anaheim Stadium, Anaheim, CA
Sun May 11 1980, 6:33 AM EDT
Att: 31,089 - Cloudy - 65 F

AB 31
R 0
H 4
RBI 0
BB 2
SO 7
LOB 13



Batter	1	2	3	4	5	6	7	8	9	AB	R	H	RBI	BB	SO	LOB	TOP		
Rickey Henderson, R OBP: 0.400, SLG: 0.360 (1, 7)										5	0	2	0	0	0	1			
Dwayne Murphy, L OBP: 0.424, SLG: 0.396 (1, 8)										5	1	1	0	0	1	3			
Mitchell Page, L OBP: 0.257, SLG: 0.257 (1, 10)										2	1	0	0	1	1	0			
Jeff Newman, R OBP: 0.265, SLG: 0.373 (6, PH)										4	1	3	2	0	1	0			
Dave Revering, L OBP: 0.432, SLG: 0.634 (1, 3)										4	1	3	2	0	1	0			
Wayne Gross, L OBP: 0.369, SLG: 0.528 (1, 5)										3	0	1	1	0	1	2			
Tony Armas, R OBP: 0.359, SLG: 0.474 (1, 9)										4	0	2	0	0	0	3			
Mike Heath, R OBP: 0.293, SLG: 0.371 (1, 2)										4	0	0	0	0	1	6			
Mario Guerrero, R OBP: 0.267, SLG: 0.320 (1, 6)										4	0	1	0	0	1	0			
Rob Picciolo, R OBP: 0.282, SLG: 0.400 (1, 4)										2	0	0	0	0	2	1			
Ray Cooney, L OBP: 0.125, SLG: 0.125 (7, PH)										1	0	0	0	0	0	0			
Dave McKay, S OBP: 0.190, SLG: 0.400 (7, 4)										1	0	0	0	0	0	0			
Inning Stats	R: 0 E: 0 K: 0 S: 3	H: 0 LOB: 0 BB: 0 P: 3	R: 0 E: 0 K: 1 S: 6	H: 1 LOB: 1 BB: 0 P: 6	R: 0 E: 0 K: 1 S: 6	H: 1 LOB: 1 BB: 0 P: 6	R: 1 E: 0 K: 1 S: 6	H: 3 LOB: 1 BB: 0 P: 7	R: 0 E: 0 K: 0 S: 3	H: 0 LOB: 0 BB: 0 P: 3	R: 1 E: 0 K: 1 S: 8	H: 3 LOB: 2 BB: 0 P: 8	R: 0 E: 0 K: 2 S: 8	H: 1 LOB: 1 BB: 0 P: 8	1B: 9 2B: 1 3B: 0 HR: 1	SF: 1 SAC: 0 DP: 1 HBP: 0	WP: 0 PB: 2 SB: 1 CS: 0	PA: 38	
PITCHER	IP	WLS	BF	H	R	ER	SO	BB	IBB	HBP	BLK	WP	HR	S	P	ERA	WHIP		
Jack Morris, R ERA: 4.73 (1, 1)	7.0	W	29	8	3	3	5	1	0	0	0	0	1	38	42	3.86	1.286		
Pat Underwood, L ERA: 3.85 (8, 1)	0.1		3	2	0	0	1	0	0	0	0	0	0	5	5	0.00	6.000		
Aurelio Lopez, R ERA: 5.3 (8, 1)	1.2	S	6	1	0	0	2	0	0	0	0	0	0	10	10	0.00	0.600		

Oakland Athletics @ Detroit Tigers
Tiger Stadium, Detroit, MI
Tue May 13 1980, 7:05 PM EDT
Att: 13,332 - Unknown - 58 F

AB 36
R 3
H 11
RBI 3
BB 1
SO 8
LOB 16

Batter	1	2	3	4	5	6	7	8	9	AB	R	H	RBI	BB	SO	LOB	BOTTOM			
Lou Whitaker, L OBP: 0.408, SLG: 0.271 (1, 4)										4	0	0	0	0	2	3				
Alan Trammell, R OBP: 0.419, SLG: 0.409 (1, 6)										4	1	2	0	0	0	0				
Steve Kemp, L OBP: 0.351, SLG: 0.476 (1, 10)										4	1	2	0	0	2	1				
Richie Hebner, L OBP: 0.366, SLG: 0.381 (1, 5)										3	1	1	2	1	0	2				
Champ Summers, L OBP: 0.402, SLG: 0.464 (1, 9)										4	0	0	0	0	2	4				
Jason Thompson, L OBP: 0.315, SLG: 0.414 (1, 3)										3	0	0	0	1	2	0				
Lance Parrish, R OBP: 0.325, SLG: 0.473 (1, 2)										4	0	0	0	0	1	2				
Kirk Gibson, L OBP: 0.314, SLG: 0.485 (1, 8)										4	1	2	1	0	0	0				
Dave Stegman, R OBP: 0.348, SLG: 0.385 (1, 7)										2	0	0	0	1	0	2				
Inning Stats	R: 3 E: 0 K: 1 S: 8	H: 3 LOB: 1 BB: 1 P: 12	R: 0 E: 0 K: 0 S: 3	H: 0 LOB: 0 BB: 0 P: 3	R: 0 E: 0 K: 1 S: 5	H: 0 LOB: 1 BB: 1 P: 9	R: 1 E: 0 K: 3 S: 10	H: 1 LOB: 1 BB: 1 P: 14	R: 0 E: 0 K: 0 S: 4	H: 1 LOB: 0 BB: 0 P: 4	R: 0 E: 0 K: 2 S: 9	H: 1 LOB: 2 BB: 0 P: 9	R: 0 E: 0 K: 2 S: 8	H: 1 LOB: 1 BB: 0 P: 8	R: 0 E: 0 K: 0 S: 3	H: 0 LOB: 0 BB: 0 P: 3	1B: 5 2B: 0 3B: 1 HR: 1	SF: 0 SAC: 0 DP: 0 HBP: 0	WP: 2 PB: 0 SB: 0 CS: 0	PA: 35
PITCHER	IP	WLS	BF	H	R	ER	SO	BB	IBB	HBP	BLK	WP	HR	S	P	ERA	WHIP			
Matt Keough, R ERA: 2.05 (1, 1)	8.0	L	35	7	4	4	9	2	1	0	0	2	1	50	62	4.50	1.125			

Oakland Athletics @ Detroit Tigers
Tiger Stadium, Detroit, MI
Tue May 13 1980, 7:05 PM EDT
Att: 13,332 - Unknown - 58 F

AB 32
R 4
H 7
RBI 3
BB 3
SO 9
LOB 14

Batter	1	2	3	4	5	6	7	8	9	AB	R	H	RBI	BB	SO	LOB	TOP										
Rickey Henderson, R OBP: 0.407, SLG: 0.388	4-0 BB		1-3		E1 BLK		4-0 BB		0-0 2B	3	0	1	1	2	0	0	<p>Oakland Athletics @ Detroit Tigers</p> <p>Tiger Stadium, Detroit, MI</p> <p>Wed May 14 1980, 7:05 PM EDT</p> <p>Att: 16,694 - Unknown</p>										
Dwayne Murphy, L OBP: 0.406, SLG: 0.378	0-3 K		G3		K		0-0 L4-3		0-0 F3	5	0	0	0	0	2	5											
Mitchell Page, L OBP: 0.358, SLG: 0.247	0-0 F6			1-3	BLK				0-0 F5	3	0	0	0	1	0	0											
Dave Revering, L OBP: 0.444, SLG: 0.671		0-0 HR		0-0 HR	1B				0-0 1-3	3	2	2	1	1	0	0											
Wayne Gross, L OBP: 0.375, SLG: 0.520		0-0 4-3		4-0 HR	1B				0-0 1B	3	1	1	0	1	0	3											
Tony Armas, R OBP: 0.364, SLG: 0.505		0-0 1B		0-0 HR			0-3 K		0-3 K	4	1	2	3	0	2	1											
Jim Essian, R OBP: 0.231, SLG: 0.243		0-0 F9		0-0 F4			0-0 F7		0-0 B5-4-6	4	0	1	0	0	0	1											
Mike Edwards, R OBP: 0.188, SLG: 0.188										0	0	0	0	0	0	0											
Mike Heath, R OBP: 0.293, SLG: 0.371										0	0	0	0	0	0	0											
Mario Guerrero, R OBP: 0.257, SLG: 0.308		0-0 F6		0-0 4-3			0-3 K		0-0 B5-4-6	4	0	0	0	0	1	2											
Rob Picciolo, R OBP: 0.281, SLG: 0.393			0-0 F3		0-0 F6		0-0 F8		0-0 2B	4	1	1	0	0	0	0											
Inning Stats	R: 0 E: 0 K: 1 S: 4	H: 0 LOB: 0 BB: 1 P: 8	R: 1 E: 0 K: 0 S: 5	H: 2 LOB: 1 BB: 0 P: 5	R: 0 E: 0 K: 0 S: 3	H: 0 LOB: 0 BB: 0 P: 3	R: 3 E: 0 K: 0 S: 5	H: 2 LOB: 0 BB: 1 P: 9	R: 0 E: 1 K: 1 S: 6	H: 0 LOB: 3 BB: 2 P: 14	R: 0 E: 0 K: 2 S: 7	H: 0 LOB: 0 BB: 0 P: 7	R: 0 E: 0 K: 0 S: 2	H: 0 LOB: 0 BB: 1 P: 6	R: 0 E: 0 K: 1 S: 6	H: 1 LOB: 1 BB: 0 P: 6	R: 1 E: 0 K: 0 S: 5	H: 3 LOB: 2 BB: 0 P: 5	1B: 4 2B: 4 3B: 0 HR: 2	SF: 0 SAC: 0 DP: 2 HBP: 0	WP: 0 PB: 0 SB: 1 CS: 0	PA: 38					
PITCHER	IP	WLS	BF	H	R	ER	SO	BB	IBB	HBP	BLK	WP	HR	S	P	ERA	WHIP										
Milt Wilcox, R ERA: 5.95	4.0		17	4	4	4	1	2	0	0	0	0	2	17	25	9.00	1.500										
John Hiller, L ERA: 2.7	4.0		16	1	0	0	4	3	0	0	1	0	0	21	33	0.00	1.000										
Aurelio Lopez, R ERA: 5.49	1.0	W	5	3	1	1	0	0	0	0	0	0	0	5	5	9.00	3.000										

AB	33
R	5
H	8
RBI	5
BB	5
SO	5
LOB	12



Batter	1	2	3	4	5	6	7	8	9	AB	R	H	RBI	BB	SO	LOB	BOTTOM										
Lou Whitaker, L OBP: 0.400, SLG: 0.260	0-0 F3		0-0 F8		1-3		0-3 K		4-0 1B	4	0	0	0	1	1	0	<p>Oakland Athletics @ Detroit Tigers</p> <p>Tiger Stadium, Detroit, MI</p> <p>Wed May 14 1980, 7:05 PM EDT</p> <p>Att: 16,694 - Unknown</p>										
Alan Trammell, R OBP: 0.445, SLG: 0.446	0-0 BB		0-0 1B		4-0 2B				0-0 1B	4	3	4	2	1	0	0											
Steve Kemp, L OBP: 0.366, SLG: 0.494	4-0 BB		0-0 1B		0-0 2B				0-0 F2	3	1	2	1	1	0	1											
Richie Hebner, L OBP: 0.361, SLG: 0.402	0-0 3B		0-0 SF8		0-0 F8				0-3 K	3	0	1	3	0	1	2											
Champ Summers, L OBP: 0.385, SLG: 0.443	0-0 F5		0-0 F8		0-0 F9				0-0 4-3	4	0	0	0	0	0	3											
Jason Thompson, L OBP: 0.325, SLG: 0.416	0-0 F9				0-0 G5-4-3				4-0 BB	2	0	1	0	1	0	1											
John Wockenfuss, R OBP: 0.345, SLG: 0.404										0	0	0	0	1	0	0											
Rick Peters, S OBP: 0.296, SLG: 0.206										0	1	0	0	0	0	0											
Lance Parrish, R OBP: 0.322, SLG: 0.461		0-0 F9		0-0 G5-4-3		0-0 G6-3			4-0 BB	3	1	0	0	1	0	2											
Kirk Gibson, L OBP: 0.302, SLG: 0.465		0-3 K		0-0 4-3					0-3 K	4	0	0	0	0	2	2											
Dave Stegman, R OBP: 0.327, SLG: 0.357		0-0 F3							0-3 K	3	0	0	0	0	0	0											
Tim Corcoran, L OBP: 0.333, SLG: 0.200										0	0	0	0	0	0	0											
Tom Brookens, R OBP: 0.255, SLG: 0.289										1	0	0	0	0	1	2											
Inning Stats	R: 2 E: 0 K: 0 S: 5	H: 2 LOB: 1 BB: 1 P: 9	R: 0 E: 0 K: 1 S: 5	H: 0 LOB: 0 BB: 0 P: 5	R: 1 E: 0 K: 0 S: 3	H: 2 LOB: 1 BB: 0 P: 3	R: 0 E: 0 K: 0 S: 3	H: 1 LOB: 0 BB: 0 P: 3	R: 1 E: 0 K: 0 S: 4	H: 1 LOB: 1 BB: 1 P: 8	R: 0 E: 0 K: 0 S: 2	H: 0 LOB: 0 BB: 1 P: 6	R: 0 E: 0 K: 1 S: 5	H: 0 LOB: 0 BB: 0 P: 5	R: 0 E: 0 K: 1 S: 6	H: 1 LOB: 1 BB: 0 P: 6	R: 2 E: 0 K: 2 S: 7	H: 1 LOB: 2 BB: 3 P: 19	1B: 5 2B: 2 3B: 1 HR: 0	SF: 1 SAC: 0 DP: 2 HBP: 0	WP: 0 PB: 0 SB: 0 CS: 0	PA: 38					
PITCHER	IP	WLS	BF	H	R	ER	SO	BB	IBB	HBP	BLK	WP	HR	S	P	ERA	WHIP										
Rick Langford, R ERA: 3.15	7.0		29	7	4	4	2	3	0	0	0	0	0	30	42	5.14	1.429										
Bob Lacey, L ERA: 2.51	1.0		3	0	0	0	1	0	0	0	0	0	0	5	5	0.00	0.000										
Jeff Jones, R ERA: 1.32	0.1	L	3	0	2	2	1	2	0	0	0	0	0	3	11	54.00	6.000										
Dave Hamilton, L ERA: 8.22	0.1		1	0	0	0	1	0	0	0	0	0	0	3	3	0.00	0.000										
Steve McCatty, R ERA: 5.35	0.0		2	1	0	0	0	1	0	0	0	0	0	1	5	∞	∞										



Batter	1	2	3	4	5	6	7	8	9	AB	R	H	RBI	BB	SO	LOB	TOP										
Al Bumby, L OBP: 0.312, SLG: 0.470 (1, 8)										4	0	2	0	1	0	2	Baltimore Orioles @ Detroit Tigers Tiger Stadium, Detroit, MI Fri May 16 1980, 7:05 PM EDT Att: 34,243 - Unknown										
Pat Kelly, L OBP: 0.345, SLG: 0.480 (1, 7)										4	0	1	0	0	1	3											
Gary Roenicke, R OBP: 0.341, SLG: 0.347 (8, 7)										4	1	1	0	0	1	3											
Ken Singleton, S OBP: 0.297, SLG: 0.393 (1, 9)										3	0	1	0	1	0	0											
Eddie Murray, S OBP: 0.365, SLG: 0.433 (1, 3)										3	0	1	1	1	0	2											
Dan Graham, L OBP: 0.588, SLG: 0.938 (1, 2)										2	1	0	0	1	0	1											
Doug DeCinces, R OBP: 0.336, SLG: 0.443 (1, 5)										2	0	0	0	2	1	1											
Lee May, R OBP: 0.304, SLG: 0.403 (1, 10)										3	0	1	0	0	0	1											
Kiko Garcia, R OBP: 0.239, SLG: 0.169 (1, 6)										1	0	0	0	0	0	3											
Terry Crowley, L OBP: 0.433, SLG: 0.520 (8, PH)										4	0	1	1	0	0	1											
Mark Belanger, R OBP: 0.208, SLG: 0.214 (8, 6)										4	0	1	1	0	0	1											
Rich Dauer, R OBP: 0.283, SLG: 0.221 (1, 4)																											
Inning Stats	R: 0 E: 0 K: 2 S: 8	H: 1 LOB: 2 BB: 1 P: 12	R: 1 E: 0 K: 0 S: 4	H: 2 LOB: 1 BB: 1 P: 8	R: 0 E: 0 K: 1 S: 3	H: 0 LOB: 0 BB: 0 P: 3	R: 0 E: 0 K: 1 S: 4	H: 0 LOB: 0 BB: 1 P: 8	R: 0 E: 0 K: 0 S: 5	H: 2 LOB: 2 BB: 0 P: 5	R: 0 E: 0 K: 0 S: 3	H: 0 LOB: 0 BB: 0 P: 3	R: 0 E: 0 K: 0 S: 3	H: 0 LOB: 2 BB: 2 P: 11	R: 1 E: 0 K: 0 S: 5	H: 3 LOB: 2 BB: 1 P: 9		R: 0 E: 0 K: 0 S: 3	H: 0 LOB: 0 BB: 0 P: 3	1B: 7 2B: 2 3B: 0 HR: 0	SF: 0 SAC: 1 DP: 3 HBP: 0	WP: 0 PB: 0 SB: 3 CS: 0	PA: 38				
PITCHER	IP	WLS	BF	H	R	ER	SO	BB	IBB	HBP	BLK	WP	HR	S	P	ERA	WHIP										
Dan Petry, R ERA: 2.16 (1, 1)	7.0	L	32	8	2	2	3	3	2	0	1	0	0	33	53	2.57	1.571										
Dave Rozema, R ERA: 5.05 (8, 1)	2.0		6	0	0	0	0	0	1	0	0	0	0	5	9	0.00	0.000										

Batter	1	2	3	4	5	6	7	8	9	AB	R	H	RBI	BB	SO	LOB	BOTTOM										
Lou Whitaker, L OBP: 0.396, SLG: 0.260 (1, 4)										4	0	1	0	0	1	1	Baltimore Orioles @ Detroit Tigers Tiger Stadium, Detroit, MI Fri May 16 1980, 7:05 PM EDT Att: 34,243 - Unknown										
Alan Trammell, R OBP: 0.439, SLG: 0.448 (1, 6)										4	0	1	0	0	0	1											
Steve Kemp, L OBP: 0.362, SLG: 0.484 (1, 10)										4	0	1	0	0	2	2											
Lance Parrish, R OBP: 0.320, SLG: 0.449 (1, 9)										3	0	0	0	1	0	1											
John Wockenfuss, R OBP: 0.345, SLG: 0.388 (1, 7)										2	0	0	0	1	0	0											
Kirk Gibson, L OBP: 0.299, SLG: 0.461 (7, PR) (8, 8)										1	0	0	0	0	1	0											
Jason Thompson, L OBP: 0.314, SLG: 0.400 (1, 3)										4	0	0	0	0	2	3											
Dave Stegman, R OBP: 0.308, SLG: 0.333 (1, 8) (8, 7)										3	0	0	0	0	0	1											
Tom Brookens, R OBP: 0.260, SLG: 0.313 (1, 5)										3	1	1	0	0	0	1											
Duffy Dyer, R OBP: 0.143, SLG: 0.190 (1, 2)										3	0	1	1	0	1	0											
Inning Stats	R: 0 E: 0 K: 0 S: 4	H: 1 LOB: 1 BB: 0 P: 4	R: 0 E: 0 K: 0 S: 3	H: 0 LOB: 0 BB: 0 P: 3	R: 0 E: 0 K: 1 S: 5	H: 0 LOB: 0 BB: 0 P: 5	R: 0 E: 0 K: 2 S: 7	H: 0 LOB: 2 BB: 2 P: 15	R: 1 E: 1 K: 1 S: 6	H: 2 LOB: 0 BB: 0 P: 6	R: 0 E: 0 K: 1 S: 5	H: 1 LOB: 1 BB: 0 P: 5	R: 0 E: 0 K: 1 S: 6	H: 0 LOB: 1 BB: 0 P: 6	R: 0 E: 0 K: 0 S: 4	H: 1 LOB: 1 BB: 0 P: 4	R: 0 E: 0 K: 1 S: 5	H: 0 LOB: 0 BB: 0 P: 5	1B: 3 2B: 2 3B: 0 HR: 0	SF: 0 SAC: 0 DP: 0 HBP: 0	WP: 0 PB: 0 SB: 1 CS: 1	PA: 33					
PITCHER	IP	WLS	BF	H	R	ER	SO	BB	IBB	HBP	BLK	WP	HR	S	P	ERA	WHIP										
Mike Flanagan, L ERA: 3.88 (1, 1)	9.0	W	33	5	1	0	7	2	0	0	0	0	0	45	53	0.00	0.778										

Batter	1	2	3	4	5	6	7	8	9	AB	R	H	RBI	BB	SO	LOB	TOP			
Al Bumby, L OBP: 0.414, SLG: 0.479 (1, 8)	G3		2-3 1B			F5		1-H 2-H 2B		4	0	2	2	0	0	0	Baltimore Orioles @ Detroit Tigers Tiger Stadium, Detroit, MI Sun May 18 1980, 3:33 AM EDT Att: 24,485 - Unknown			
Pat Kelly, L OBP: 0.303, SLG: 0.429 Kiko Garcia, R OBP: 0.239, SLG: 0.169 (1, 7) (8, 6)	4-3		SF9			4-3		F5		3	0	0	1	0	0	1				
Ken Singleton, S OBP: 0.288, SLG: 0.379 (1, 9)	K		4-3			4-3		K		4	0	0	0	0	2	2				
Eddie Murray, S OBP: 0.362, SLG: 0.452 (1, 3)		HR				K		P4		4	1	1	1	0	1	0				
Dan Graham, L OBP: 0.524, SLG: 0.789 (1, 2)	L1					F8		3-1		3	0	0	0	1	0	0				
Terry Crowley, L OBP: 0.382, SLG: 0.448 (1, 10)	G3					K		4-3		4	0	0	0	0	2	1				
Doug DeCinces, R OBP: 0.333, SLG: 0.436 (1, 5)	F8					1-3		1B 2B		4	1	1	0	0	1	1				
Rich Dauer, R OBP: 0.284, SLG: 0.225 (1, 4)			1B SF9 1B			F8		F7		3	1	1	0	0	0	1				
Mark Belanger, R OBP: 0.203, SLG: 0.208 Gary Roenicke, R OBP: 0.348, SLG: 0.355 (1, 6) (8, PH) (8, 7)			5-3			F7		1-2 2B 1B		2	0	0	0	0	0	1				
Inning Stats	R: 0 E: 0 K: 1 S: 5	H: 0 LOB: 0 BB: 0 P: 5	R: 1 E: 0 K: 0 S: 4	H: 1 LOB: 0 BB: 0 P: 4	R: 1 E: 0 K: 0 S: 5	H: 2 LOB: 1 BB: 0 P: 5	R: 0 E: 0 K: 2 S: 7	H: 0 LOB: 0 BB: 0 P: 7	R: 0 E: 0 K: 0 S: 3	H: 0 LOB: 0 BB: 0 P: 3	R: 0 E: 0 K: 0 S: 3	H: 0 LOB: 0 BB: 0 P: 3	R: 0 E: 0 K: 1 S: 8	H: 3 LOB: 1 BB: 0 P: 8	R: 0 E: 0 K: 2 S: 7	H: 0 LOB: 1 BB: 1 P: 11		1B: 4 2B: 1 3B: 0 HR: 1	SF: 1 SAC: 0 DP: 0 HBP: 0	WP: 0 PB: 0 SB: 0 CS: 0
PITCHER	IP	WLS	BF	H	R	ER	SO	BB	IBB	HBP	BLK	WP	HR	S	P	ERA	WHIP			
Jack Morris, R ERA: 4.75 Aurelio Lopez, R ERA: 5.05 (1, 1) (8, 1)	7.1		28	6	4	4	3	0	0	0	0	0	1	34	34	4.91	0.818			
	1.2	W	6	0	0	0	3	1	0	0	0	0	0	11	15	0.00	0.600			

Batter	1	2	3	4	5	6	7	8	9	AB	R	H	RBI	BB	SO	LOB	BOTTOM			
Lou Whitaker, L OBP: 0.381, SLG: 0.248 (1, 4)	G3	K2-3				F8		K	K	5	0	0	0	0	3	3	Baltimore Orioles @ Detroit Tigers Tiger Stadium, Detroit, MI Sun May 18 1980, 3:33 AM EDT Att: 24,485 - Unknown			
Alan Trammell, R OBP: 0.448, SLG: 0.455 (1, 6)	1B HR		P1			FC5 HBP		BB		3	1	2	0	1	0	0				
Steve Kemp, L OBP: 0.376, SLG: 0.500 (1, 10)	1-3 HR					1-2 HBP		F8		3	1	2	0	0	0	2				
Lance Parrish, R OBP: 0.318, SLG: 0.459 (1, 9) (9, 2)	K		6-3			FC5		SF8 3B		4	1	1	0	0	1	5				
John Wockenfuss, R OBP: 0.344, SLG: 0.442 Champ Summers, L OBP: 0.381, SLG: 0.438 (1, 7) (8, PH) (9, 9)	1-H 3-H HR		L5			6-3		K		3	1	1	3	0	0	1				
Jason Thompson, L OBP: 0.303, SLG: 0.389 (1, 3)	K					6-3		K		3	0	0	1	0	3	0				
Tom Brookens, R OBP: 0.254, SLG: 0.314 Richie Hebner, L OBP: 0.367, SLG: 0.402 (1, 5) (8, PH) (9, 5)		G5-4-3 BB				6-3		F8		3	0	1	0	0	0	0				
Dave Stegman, R OBP: 0.321, SLG: 0.333 (1, 8) (9, 7)		G5-4-3 BB				6-3		E6 SH1-4		3	1	1	0	1	0	0				
Duffy Dyer, R OBP: 0.130, SLG: 0.174 Kirk Gibson, L OBP: 0.306, SLG: 0.466 (1, 2) (8, PH) (8, 8)		G5-4-3				K		SH1-4		2	0	0	0	0	1	2				
Inning Stats	R: 3 E: 0 K: 2 S: 10	H: 3 LOB: 0 BB: 0 P: 10	R: 0 E: 0 K: 1 S: 5	H: 1 LOB: 1 BB: 1 P: 9	R: 0 E: 0 K: 0 S: 4	H: 1 LOB: 1 BB: 0 P: 4	R: 0 E: 0 K: 1 S: 5	H: 0 LOB: 0 BB: 0 P: 5	R: 0 E: 0 K: 1 S: 6	H: 1 LOB: 2 BB: 0 P: 7	R: 0 E: 0 K: 1 S: 5	H: 0 LOB: 0 BB: 0 P: 5	R: 0 E: 1 K: 1 S: 6	H: 0 LOB: 2 BB: 1 P: 10	R: 3 E: 0 K: 2 S: 10	H: 3 LOB: 1 BB: 1 P: 14		1B: 6 2B: 1 3B: 1 HR: 1	SF: 1 SAC: 1 DP: 1 HBP: 1	WP: 1 PB: 0 SB: 0 CS: 0
PITCHER	IP	WLS	BF	H	R	ER	SO	BB	IBB	HBP	BLK	WP	HR	S	P	ERA	WHIP			
Scott McGregor, L ERA: 4.64 Tim Stoddard, R ERA: 3.12 Tippy Martinez, L ERA: 2.49 (1, 1) (8, 1) (8, 1)	7.0	L	31	7	4	4	7	2	0	1	0	0	0	42	51	5.14	1.286			
	0.2		4	1	0	0	1	1	0	0	0	0	0	5	9	0.00	3.000			
	0.1		2	1	2	2	1	0	0	0	0	1	0	4	4	54.00	3.000			

AB	32
R	4
H	6
RBI	4
BB	1
SO	6
LOB	7



Batter	1	2	3	4	5	6	7	8	9	AB	R	H	RBI	BB	SO	LOB	TOP			
Willie Randolph, R OBP: 0.387, SLG: 0.414 (1, 4)	0-0 4-3		0-0 F9		4-0 S BB			0-0 1B		3	0	1	0	1	0	0	New York Yankees @ Detroit Tigers Tiger Stadium, Detroit, MI Mon May 19 1980, 7:05 PM EDT Att: 27,715 - Unknown - 67 F			
Bobby Murcer, L OBP: 0.310, SLG: 0.417 (1, 7)	0-0 K		4-0 BB		0-0 F9			0-0 F2		3	0	1	0	1	0	2				
Ruppert Jones, L OBP: 0.300, SLG: 0.364 (1, 8)	0-3 K		0-3 K				0-0 F8		0-0 G6-4-3 1B	4	0	1	0	0	2	2				
Reggie Jackson, L OBP: 0.339, SLG: 0.536 (1, 10)		0-0 1-3 2B	0-0 4-3				0-0 F9		0-0 G6-4-3 1B	4	1	1	0	0	0	3				
Jim Spencer, L OBP: 0.323, SLG: 0.404 (1, 3)		0-0 1-3		0-3 K			0-0 4-3		0-0 4-3	4	0	0	0	0	1	1				
Graig Nettles, L OBP: 0.348, SLG: 0.354 (1, 5)		0-0 2-3 1B		0-0 3-1			0-0 F9		0-0 F9	4	0	1	1	0	0	0				
Bobby Brown, S OBP: 0.354, SLG: 0.429 (1, 9)		0-0 3-H F5		0-3 K2-3			4-0 S BB		0-0 L7	3	0	0	0	1	1	1				
Bucky Dent, R OBP: 0.281, SLG: 0.359 (1, 6)		0-0 2-3 1B				0-0 F8		0-0 F9		3	0	1	0	0	0	1				
Rick Cerone, R OBP: 0.236, SLG: 0.333 (1, 2)		0-0 F8				0-0 F2		0-3 K		3	0	0	0	0	1	3				
Inning Stats	R: 0 E: 0 K: 1 S: 5	H: 1 LOB: 0 BB: 0 P: 5	R: 1 E: 0 K: 0 S: 6	H: 3 LOB: 2 BB: 0 P: 6	R: 0 E: 0 K: 2 S: 5	H: 0 LOB: 1 BB: 1 P: 9	R: 0 E: 0 K: 2 S: 7	H: 0 LOB: 0 BB: 0 P: 7	R: 0 E: 0 K: 0 S: 3	H: 0 LOB: 1 BB: 1 P: 7	R: 0 E: 0 K: 0 S: 3	H: 0 LOB: 1 BB: 1 P: 9	R: 0 E: 0 K: 1 S: 4	H: 2 LOB: 1 BB: 0 P: 4	R: 0 E: 0 K: 0 S: 3	H: 0 LOB: 0 BB: 0 P: 3	1B: 3 2B: 3 3B: 0 HR: 0	SF: 0 SAC: 0 DP: 1 HBP: 0	WP: 0 PB: 0 SB: 2 CS: 0	PA: 34
PITCHER Milt Wilcox, R ERA: 5.03 (1, 1)	IP: 9.0 WLS: L BF: 34	H: 6 R: 1 ER: 1 SO: 5	BB: 3 IBB: 0 HBP: 0 BLK: 0	WP: 0 HR: 0 S: 41 P: 53	ERA: 1.00 WHIP: 1.000															

AB	31
R	1
H	6
RBI	1
BB	3
SO	5
LOB	13



Batter	1	2	3	4	5	6	7	8	9	AB	R	H	RBI	BB	SO	LOB	BOTTOM			
Lou Whitaker, L OBP: 0.380, SLG: 0.250 (1, 4)	0-0 6-3		0-3 K			0-0 SH		0-0 BB		3	0	1	0	0	1	1	New York Yankees @ Detroit Tigers Tiger Stadium, Detroit, MI Mon May 19 1980, 7:05 PM EDT Att: 27,715 - Unknown - 67 F			
Alan Trammell, R OBP: 0.451, SLG: 0.446 (1, 6)	4-0 CS BB			0-0 F3		0-3 K		4-0 1B		2	0	0	0	2	1	3				
Steve Kemp, L OBP: 0.363, SLG: 0.480 (1, 10)	0-3 K			0-0 F5		0-0 G3-6-1		0-0 F7		4	0	0	0	0	1	6				
Lance Parrish, R OBP: 0.308, SLG: 0.444 (1, 9) (7, 2)		0-0 1-6-3		0-0 6-3			0-3 K		0-0 F8	4	0	0	0	0	1	0				
John Wockenfuss, R OBP: 0.338, SLG: 0.429 (1, 7)		0-3 K			0-0 F8		0-0 E 1B		0-0 F9	4	0	1	0	0	1	0				
Richie Hebner, L OBP: 0.363, SLG: 0.396 (1, 3)		0-0 F4			0-0 F8		0-0 E4		0-0 1B	4	0	1	0	0	0	1				
Rick Peters, S OBP: 0.298, SLG: 0.208 (9, PR)							1-3 1B		0-0 1B	0	0	0	0	0	0	0				
Tom Brookens, R OBP: 0.281, SLG: 0.315 (1, 5)			4-0 BB		0-0 F9		0-0 F8		0-0 1B	3	0	1	0	1	0	1				
Dave Stegman, R OBP: 0.317, SLG: 0.327 (1, 8) (7, 9)			0-3 K			0-0 SH		0-0 F6		4	0	1	0	0	1	3				
Duffy Dyer, R OBP: 0.160, SLG: 0.200 (1, 2)			0-0 F8			0-0 SH		0-3 K		2	0	1	0	0	0	1				
Kirk Gibson, L OBP: 0.303, SLG: 0.462 (6, PR) (7, 8)						1-2 1B				1	0	0	0	0	1	0				
Inning Stats	R: 0 E: 0 K: 1 S: 4	H: 0 LOB: 0 BB: 1 P: 8	R: 0 E: 0 K: 1 S: 5	H: 0 LOB: 0 BB: 0 P: 5	R: 0 E: 0 K: 2 S: 7	H: 0 LOB: 1 BB: 1 P: 11	R: 0 E: 0 K: 0 S: 3	H: 0 LOB: 0 BB: 0 P: 3	R: 0 E: 1 K: 1 S: 7	H: 2 LOB: 3 BB: 0 P: 7	R: 0 E: 1 K: 1 S: 6	H: 1 LOB: 1 BB: 0 P: 6	R: 0 E: 0 K: 1 S: 6	H: 1 LOB: 2 BB: 1 P: 10	R: 0 E: 0 K: 0 S: 5	H: 2 LOB: 2 BB: 0 P: 5	1B: 6 2B: 0 3B: 0 HR: 0	SF: 0 SAC: 1 DP: 1 HBP: 0	WP: 0 PB: 0 SB: 0 CS: 1	PA: 35
PITCHER Ron Guidry, L ERA: 2.8 (1, 1)	IP: 9.0 WLS: W BF: 35	H: 6 R: 0 ER: 0 SO: 7	BB: 3 IBB: 0 HBP: 0 BLK: 0	WP: 0 HR: 0 S: 46 P: 58	ERA: 0.00 WHIP: 1.000															



Batter	1	2	3	4	5	6	7	8	9	AB	R	H	RBI	BB	SO	LOB	TOP										
Willie Randolph, R (1, 4) OBP: 0.394, SLG: 0.439	0-0 CS 1B	4-0 1-2 BB		0-0 3-H HR			0-0 1-3 1-2	0-0 4-3		4	1	2	2	1	0	1											
Ruppert Jones, L (1, 8) OBP: 0.297, SLG: 0.353	4-0 G6-4-3 BB	0-0 F8		0-0 F2			0-3 K		0-0 4-3	4	0	0	0	1	1	3											
Bob Watson, R (1, 3) OBP: 0.372, SLG: 0.427	0-0 G6-4-3 1-2		4-0 S BB		4-0 G5-4-3 BB		0-0 WP BB 1B		0-0 F9	3	1	1	1	2	0	1											
Reggie Jackson, L (1, 10) OBP: 0.333, SLG: 0.527		0-3 K	0-3 K		0-0 G5-4-3 1-2		4-0 WP BB 1B		0-0 G3	2	0	0	0	0	2	1											
Eric Soderholm, R (5, PH) OBP: 0.368, SLG: 0.455										1	1	0	0	1	0	1											
Jim Spencer, L (9, PH) OBP: 0.318, SLG: 0.397										1	0	0	0	0	0	0											
Lou Piniella, R (1, 7) OBP: 0.256, SLG: 0.203		4-0 1B HR BB		0-0 F8			4-0 K			2	1	0	0	1	1	1											
Bobby Murcer, L (7, PH) OBP: 0.333, SLG: 0.417										0	0	0	0	1	0	0											
Bobby Brown, S (1, 9) OBP: 0.365, SLG: 0.435		0-0 HR 1B		0-0 6-3			0-0 F9			4	1	2	2	0	0	1											
Graig Nettles, L (1, 5) OBP: 0.345, SLG: 0.379		0-0 HR		0-0 4-3			0-0 6-3		0-0 4-3	4	1	1	3	0	0	2											
Bucky Dent, R (1, 6) OBP: 0.280, SLG: 0.355		0-0 HR		0-0 F7			0-0 F2		0-0 F8	4	0	1	0	0	0	0											
Rick Cerone, R (1, 2) OBP: 0.244, SLG: 0.356		0-0 F9		0-0 HR			0-0 1-3 1B		0-0 F9	4	2	2	0	0	0	1											
Inning Stats	R: 0 E: 0 K: 0 S: 2	H: 1 LOB: 0 BB: 1 P: 6	R: 3 E: 0 K: 1 S: 8	H: 3 LOB: 2 BB: 2 P: 16	R: 0 E: 0 K: 1 S: 5	H: 0 LOB: 1 BB: 1 P: 9	R: 2 E: 0 K: 0 S: 5	H: 2 LOB: 0 BB: 0 P: 5	R: 0 E: 0 K: 0 S: 4	H: 0 LOB: 0 BB: 1 P: 8	R: 0 E: 0 K: 0 S: 3	H: 0 LOB: 0 BB: 0 P: 3	R: 3 E: 0 K: 1 S: 8	H: 3 LOB: 2 BB: 2 P: 16	R: 0 E: 0 K: 0 S: 3	H: 0 LOB: 0 BB: 0 P: 3	R: 0 E: 0 K: 0 S: 3	H: 0 LOB: 0 BB: 0 P: 3	1B: 6 2B: 3 3B: 1 HR: 2	SF: 0 SAC: 0 DP: 2 HBP: 0	WP: 1 PB: 0 SB: 1 CS: 1	PA: 40					
PITCHER	IP	WLS	BF	H	R	ER	SO	BB	IBB	HBP	BLK	WP	HR	S	P	ERA	WHIP	PITCHER									
Pat Underwood, L (1, 1) ERA: 5.5	4.0		20	6	5	5	2	4	0	0	0	0	2	20	36	11.25	2.500										
John Hiller, L (5, 1) ERA: 3.57	2.2	W	11	2	3	3	2	2	0	0	0	0	0	13	21	10.12	1.500										
Dave Rozema, R (7, 1) ERA: 4.74	2.1	S	9	1	0	0	0	1	0	0	0	1	0	8	12	0.00	0.857										

New York Yankees @ Detroit Tigers
Tiger Stadium, Detroit, MI
Tue May 20 1980, 7:05 PM EDT
Att: 31,194 - Unknown - 66 F

AB 33
R 8
H 9
RBI 8
BB 7
SO 4
LOB 12



Batter	1	2	3	4	5	6	7	8	9	AB	R	H	RBI	BB	SO	LOB	BOTTOM										
Kirk Gibson, L (1, 8) OBP: 0.307, SLG: 0.454	0-0 1-3		4-0 G1-6-3 1B BB		0-0 1-3		0-0 SH2-4	0-3 K		4	0	1	0	1	1	3											
Alan Trammell, R (1, 6) OBP: 0.443, SLG: 0.443	0-0 6-3		0-0 G1-6-3 1B		0-0 F9		0-0 6-3			5	0	2	2	0	0	2											
Steve Kemp, L (1, 10) OBP: 0.364, SLG: 0.465	4-0 2B BB		0-0 G1-6-3 1-2 2-3		4-0 WP HR BB		0-0 4-3		0-0 6-3	3	2	0	0	2	0	3											
Lance Parrish, R (1, 2) OBP: 0.312, SLG: 0.450	0-0 1-H 2B		0-0 6-3		0-0 HR 1B		0-0 F4		0-0 4-3	5	1	2	1	0	0	2											
John Wockenfuss, R (1, 7) OBP: 0.377, SLG: 0.491	4-0 BB				0-0 HR		0-0 HR BB		4-0 FC4-6 BB	1	2	1	1	2	0	0											
Tim Corcoran, L (6, PR) OBP: 0.355, SLG: 0.200					1-2 2-3 HR		0-0 HR HBP		0-0 FC4-6 BB	0	1	0	0	1	0	0											
Richie Hebner, L (1, 5) OBP: 0.364, SLG: 0.458	0-0 4-1				0-0 4-3		0-0 HR		0-0 FC4-6 FC3-6	5	2	2	6	0	0	3											
Jason Thompson, L (1, 3) OBP: 0.307, SLG: 0.384			0-0 G4-6-3 1B		0-3 K		0-0 2B BB		0-0 FC3-6 BB 1B	4	1	1	0	1	1	2											
Tom Brookens, R (1, 4) OBP: 0.288, SLG: 0.339		0-0 G4-6-3 1-2			0-0 2B		0-0 1B 2B		4-0 SH2-4 1B BB	2	0	1	0	0	0	1											
Lou Whitaker, L (5, PH) OBP: 0.353, SLG: 0.272					0-0 2B		0-0 1B 2B		0-0 BB 1B	2	2	2	1	1	0	0											
Dave Stegman, R (1, 9) OBP: 0.306, SLG: 0.315		0-3 K			0-0 6-3		0-0 1B		4-0 SH2-4 1B	2	0	0	0	0	1	1											
Champ Summers, L (5, PH) OBP: 0.400, SLG: 0.451					0-0 1B		0-0 1B		0-0 BB	2	1	2	1	1	0	0											
Inning Stats	R: 1 E: 0 K: 0 S: 4	H: 1 LOB: 2 BB: 2 P: 12	R: 0 E: 0 K: 1 S: 5	H: 1 LOB: 0 BB: 0 P: 5	R: 0 E: 0 K: 0 S: 3	H: 1 LOB: 1 BB: 1 P: 7	R: 1 E: 0 K: 1 S: 7	H: 2 LOB: 1 BB: 0 P: 7	R: 6 E: 0 K: 0 S: 8	H: 5 LOB: 2 BB: 3 P: 20	R: 2 E: 0 K: 0 S: 4	H: 1 LOB: 1 BB: 0 P: 5	R: 2 E: 0 K: 0 S: 5	H: 2 LOB: 1 BB: 1 P: 9	R: 0 E: 0 K: 1 S: 6	H: 1 LOB: 3 BB: 2 P: 14	1B: 8 2B: 3 3B: 0 HR: 3	SF: 0 SAC: 1 DP: 2 HBP: 1	WP: 1 PB: 0 SB: 0 CS: 0	PA: 46							
PITCHER	IP	WLS	BF	H	R	ER	SO	BB	IBB	HBP	BLK	WP	HR	S	P	ERA	WHIP	PITCHER									
Tommy John, L (1, 1) ERA: 2.45	4.2	L	25	7	7	7	2	6	0	0	0	0	1	23	47	13.50	2.786										
Ron Davis, R (5, 1) ERA: 2.59	1.1		9	4	3	3	0	0	0	1	0	0	1	8	9	20.25	3.000										
Rich Gossage, R (7, 1) ERA: 4.6	2.0		12	3	2	2	1	3	0	0	0	0	0	11	23	9.00	3.000										

New York Yankees @ Detroit Tigers
Tiger Stadium, Detroit, MI
Tue May 20 1980, 7:05 PM EDT
Att: 31,194 - Unknown - 66 F

AB 35
R 12
H 14
RBI 12
BB 9
SO 3
LOB 17



Batter	1	2	3	4	5	6	7	8	9	AB	R	H	RBI	BB	SO	LOB	TOP			
Lou Whitaker, L (1,4) OBP: 0.377, SLG: 0.260	F8		F9		F8			4-3		4	0	0	0	0	0	1				
Alan Trammell, R (1,6) OBP: 0.434, SLG: 0.426	L4		L4			P3			F8	4	0	0	0	0	0	1				
Steve Kemp, L (1,10) OBP: 0.362, SLG: 0.509	HR			P5		F7			F8	4	1	1	1	1	0	0				
Lance Parrish, R (1,2) OBP: 0.313, SLG: 0.446	5-3			2B		1-3			6-3	4	0	1	0	0	0	0				
John Wockenfuss, R (1,7) OBP: 0.375, SLG: 0.475		5-3		BB			P4			2	0	0	0	1	0	0				
Richie Hebner, L (1,5) OBP: 0.351, SLG: 0.440		L3		K			F2			3	0	0	0	0	1	2				
Jason Thompson, L (1,3) OBP: 0.299, SLG: 0.370		F8		P6			F9			3	0	0	0	0	0	2				
Kirk Gibson, L (1,8) OBP: 0.289, SLG: 0.426			K		P6			K		3	0	0	0	0	2	0				
Dave Stegman, R (1,9) OBP: 0.304, SLG: 0.288			BB		F7			F8		2	0	0	0	1	0	0				
Inning Stats	R: 1 E: 0 K: 0 S: 4	H: 1 LOB: 0 BB: 0 P: 4	R: 0 E: 0 K: 0 S: 3	H: 0 LOB: 3 BB: 0 P: 3	R: 0 E: 0 K: 1 S: 5	H: 0 LOB: 1 BB: 1 P: 9	R: 0 E: 0 K: 1 S: 6	H: 1 LOB: 2 BB: 1 P: 10	R: 0 E: 0 K: 0 S: 3	H: 0 LOB: 0 BB: 0 P: 3	R: 0 E: 0 K: 0 S: 3	H: 0 LOB: 0 BB: 0 P: 3	R: 0 E: 0 K: 1 S: 5	H: 0 LOB: 0 BB: 0 P: 5	R: 0 E: 0 K: 0 S: 3	H: 0 LOB: 0 BB: 0 P: 3	1B: 0 2B: 1 3B: 0 HR: 1	SF: 0 SAC: 0 DP: 0 HBP: 0	WP: 0 PB: 0 SB: 0 CS: 0	PA: 31
PITCHER Scott McGregor, L (1,1) ERA: 3.86	IP: 9.0 WLS: W BF: 31 H: 2 R: 1 ER: 1 SO: 3 BB: 2 IBB: 0 HBP: 0 BLK: 0 WP: 0 HR: 1 S: 35 P: 43 ERA: 1.00 WHIP: 0.444																			

Detroit Tigers @ Baltimore Orioles
Memorial Stadium, Baltimore, MD
 Thu May 22 1980, 7:05 PM EDT
 Att: 15,835 - Unknown

AB	29
R	1
H	2
RBI	1
BB	2
SO	3
LOB	6



Batter	1	2	3	4	5	6	7	8	9	AB	R	H	RBI	BB	SO	LOB	BOTTOM			
Al Bumbry, L (1,8) OBP: 0.438, SLG: 0.496	FC3-6 1B	BB 1B		4-3			K			5	0	3	2	0	1	1				
Kiko Garcia, R (1,6) OBP: 0.247, SLG: 0.176	FC3-6 1-2	3-H 1B				2-3		1-3 2-H 1B		3	0	0	0	1	0	1				
Mark Belanger, R (8,6) OBP: 0.205, SLG: 0.210	FC3-6 1-2	4-3 1-2 2-3 BB				6-3		F7		1	0	0	0	0	0	2				
Ken Singleton, S (1,9) OBP: 0.292, SLG: 0.391	4-3 1-2	6-3			L3		4-3			4	0	0	0	0	0	4				
Eddie Murray, S (1,3) OBP: 0.346, SLG: 0.421	4-3		L6		P6			4-3		4	0	0	0	0	0	1				
Dan Graham, L (1,2) OBP: 0.444, SLG: 0.594		SH5-3 FC6-4 BB 1B		4-3		SH1-4 BB 1B		1B 1B		3	2	2	0	1	0	0				
Terry Crowley, L (1,10) OBP: 0.390, SLG: 0.429		FC6-4 SH5-3 1B BB		1-3		SH1-4 1B		1B 1B		3	2	2	0	1	0	0				
Doug DeCinces, R (1,5) OBP: 0.338, SLG: 0.445		SH5-3 1-2 2-3		5-3		SH1-4 1-2 2-3		1B 1B		2	1	1	1	0	0	0				
Gary Roenicke, R (1,7) OBP: 0.352, SLG: 0.337		FC6-4 IBB		F7		G6-4-3 IBB		1B 1B		2	0	1	1	2	0	0				
Rich Dauer, R (1,4) OBP: 0.286, SLG: 0.221		FC6-4 BB 1B				G6-4-3		F8		4	0	1	1	0	0	7				
Inning Stats	R: 0 E: 0 K: 0 S: 4	H: 1 LOB: 1 BB: 0 P: 4	R: 2 E: 0 K: 0 S: 5	H: 2 LOB: 3 BB: 3 P: 17	R: 0 E: 0 K: 0 S: 3	H: 0 LOB: 0 BB: 0 P: 3	R: 0 E: 0 K: 0 S: 4	H: 1 LOB: 1 BB: 0 P: 4	R: 0 E: 0 K: 0 S: 3	H: 0 LOB: 0 BB: 0 P: 3	R: 0 E: 0 K: 1 S: 5	H: 0 LOB: 0 BB: 0 P: 5	R: 3 E: 0 K: 0 S: 8	H: 5 LOB: 2 BB: 0 P: 8	R: 0 E: 0 K: 0 S: 3	H: 0 LOB: 0 BB: 0 P: 3	1B: 10 2B: 0 3B: 0 HR: 0	SF: 0 SAC: 2 DP: 1 HBP: 0	WP: 0 PB: 0 SB: 0 CS: 0	PA: 38
PITCHER Dan Petry, R (1,1) ERA: 3.06 John Hiller, L (8,1) ERA: 3.47	IP: 7.1 WLS: L BF: 34 H: 8 R: 5 ER: 5 SO: 1 BB: 3 IBB: 2 HBP: 0 BLK: 0 WP: 0 HR: 0 S: 31 P: 51 ERA: 6.14 WHIP: 1.500																			

Detroit Tigers @ Baltimore Orioles
Memorial Stadium, Baltimore, MD
 Thu May 22 1980, 7:05 PM EDT
 Att: 15,835 - Unknown

AB	31
R	5
H	10
RBI	5
BB	5
SO	1
LOB	16



Batter	1	2	3	4	5	6	7	8	9	AB	R	H	RBI	BB	SO	LOB	TOP										
Kirk Gibson, L OBP: 0.296, SLG: 0.419 (1, 8)	4-0 FC4-6 BB			1-3		4-0 FC3 SH1-4 E BB		0-3 K		2	1	0	0	2	1	0	Detroit Tigers @ Baltimore Orioles Memorial Stadium, Baltimore, MD Fri May 23 1980, 7:05 PM EDT Att: 16,274 - Unknown										
Alan Trammell, R OBP: 0.424, SLG: 0.415 (1, 6)	0-0 FC4-6 G4-6-3 1-2			F8		0-0 SH1-4		0-3 K		3	0	0	0	0	1	1											
Steve Kemp, L OBP: 0.359, SLG: 0.496 (1, 10)	0-0 G4-6-3 1-2			F8		4-0 E BB			0-0 4-3	3	0	0	0	1	0	1											
Richie Hebner, L OBP: 0.339, SLG: 0.423 (1, 5)		0-0 4-1			0-0 G3	0-0 FC3 G4-6-3		0-3 K		4	0	0	1	0	1	1											
Champ Summers, L OBP: 0.394, SLG: 0.453 (1, 9)		0-0 F7			0-0 1B 2B	0-0 G4-6-3 1-2			0-0 4-3	4	1	1	0	0	0	2											
Jason Thompson, L OBP: 0.292, SLG: 0.361 (1, 3)		0-3 K			0-0 F9			0-3 K		3	0	0	0	0	2	1											
Lance Parrish, R OBP: 0.313, SLG: 0.444 (1, 2)			0-3 K		0-0 2H 1B			0-3 K		3	0	1	1	0	2	0											
Tim Corcoran, L OBP: 0.324, SLG: 0.179 (1, 7)			0-0 G3		0-0 F8			0-0 6-3		3	0	0	0	0	0	1											
Tom Brookens, R OBP: 0.273, SLG: 0.317 (1, 4)			0-0 F7			0-0 SH1-4 FC3 1B		0-0 P4		3	1	1	0	0	0	0											
Inning Stats	R: 0 E: 0 K: 0 S: 2	H: 0 LOB: 0 BB: 1 P: 6	R: 0 E: 0 K: 1 S: 5	H: 0 LOB: 0 BB: 0 P: 5	R: 0 E: 0 K: 1 S: 5	H: 0 LOB: 0 BB: 0 P: 5	R: 0 E: 0 K: 0 S: 3	H: 0 LOB: 0 BB: 0 P: 3	R: 1 E: 0 K: 0 S: 5	H: 2 LOB: 1 BB: 0 P: 5	R: 2 E: 1 K: 0 S: 4	H: 1 LOB: 1 BB: 2 P: 12	R: 0 E: 0 K: 2 S: 7	H: 0 LOB: 0 BB: 0 P: 7	R: 0 E: 0 K: 2 S: 7	H: 0 LOB: 0 BB: 0 P: 7	R: 0 E: 0 K: 1 S: 5	H: 0 LOB: 0 BB: 0 P: 5	1B: 2 2B: 1 3B: 0 HR: 0	SF: 0 SAC: 1 DP: 2 HBP: 0	WP: 0 PB: 0 SB: 0 CS: 0	PA: 32					
PITCHER	IP	WLS	BF	H	R	ER	SO	BB	IBB	HBP	BLK	WP	HR	S	P	ERA	WHIP										
Steve Stone, R ERA: 3.2 (1, 1)	8.0	W	29	3	3	2	6	3	0	0	0	0	0	38	50	2.25	0.750										
Tippy Martinez, L ERA: 2.19 (9, 1)	1.0	S	3	0	0	0	1	0	0	0	0	0	0	5	5	0.00	0.000										

Batter	1	2	3	4	5	6	7	8	9	AB	R	H	RBI	BB	SO	LOB	BOTTOM										
Al Bumbry, L OBP: 0.446, SLG: 0.507 (1, 8)	0-0 BB SF7 1B		0-0 F7		4-0 S BB			0-0 1B 2B		3	2	2	0	1	0	0	Detroit Tigers @ Baltimore Orioles Memorial Stadium, Baltimore, MD Fri May 23 1980, 7:05 PM EDT Att: 16,274 - Unknown										
Rich Dauer, R OBP: 0.301, SLG: 0.226 (1, 4)	4-0 BB 1-2 BB		4-0 E BB		0-0 5-3 1-2			0-0 2H 1B HR		2	2	1	1	2	0	1											
Ken Singleton, S OBP: 0.304, SLG: 0.426 (1, 9)	4-0 G4-6-3 1-2 2-3 BB		0-0 E9 1H 2B		0-0 6-3			0-0 1H HR		3	1	2	3	1	0	0											
Eddie Murray, S OBP: 0.337, SLG: 0.412 (1, 3)	0-0 SF7		0-0 F8		0-0 P4			0-0 F7		3	0	0	1	0	0	1											
Dan Graham, L OBP: 0.400, SLG: 0.528 (1, 2)	0-0 G4-6-3 1-2		0-0 L7		0-0 F7			0-0 2-3		4	0	0	0	0	0	2											
Doug DeCinces, R OBP: 0.329, SLG: 0.432 (1, 5)		0-0 5-3		0-0 F8		0-0 L8		0-0 6-3		4	0	0	0	0	0	0											
Pat Kelly, L OBP: 0.341, SLG: 0.389 (1, 10)		0-3 K		0-3 K		0-0 4-3				3	0	0	0	0	2	0											
Gary Roenicke, R OBP: 0.352, SLG: 0.330 (1, 7)		0-0 F7			0-0 2-3			4-0 FC6-4 BB		2	0	0	0	1	0	0											
Mark Belanger, R OBP: 0.198, SLG: 0.202 (1, 6)			0-0 5-3		0-0 6-3			0-0 FC6-4 1-2		3	0	0	0	0	0	1											
Inning Stats	R: 1 E: 0 K: 0 S: 3	H: 1 LOB: 1 BB: 2 P: 11	R: 0 E: 0 K: 1 S: 5	H: 0 LOB: 0 BB: 0 P: 5	R: 1 E: 1 K: 0 S: 4	H: 1 LOB: 1 BB: 1 P: 8	R: 0 E: 0 K: 1 S: 5	H: 0 LOB: 0 BB: 0 P: 5	R: 0 E: 0 K: 0 S: 3	H: 0 LOB: 1 BB: 1 P: 7	R: 0 E: 0 K: 0 S: 3	H: 0 LOB: 0 BB: 0 P: 3	R: 0 E: 0 K: 0 S: 3	H: 0 LOB: 1 BB: 1 P: 7	R: 3 E: 0 K: 0 S: 6	H: 3 LOB: 0 BB: 0 P: 6	R: 0 E: 0 K: 0 S: 3	H: 0 LOB: 0 BB: 0 P: 5	1B: 2 2B: 2 3B: 0 HR: 1	SF: 1 SAC: 0 DP: 1 HBP: 0	WP: 0 PB: 0 SB: 2 CS: 0	PA: 33					
PITCHER	IP	WLS	BF	H	R	ER	SO	BB	IBB	HBP	BLK	WP	HR	S	P	ERA	WHIP										
Jack Morris, R ERA: 4.79 (1, 1)	7.0	L	29	4	4	4	2	5	0	0	0	0	0	28	48	5.14	1.286										
Dave Rozema, R ERA: 4.81 (8, 1)	1.0		4	1	1	1	0	0	0	0	0	0	1	4	4	9.00	1.000										

Batter	1	2	3	4	5	6	7	8	9	AB	R	H	RBI	BB	SO	LOB	TOP		
Rick Peters, S OBP: 0.286, SLG: 0.222 (1, 10)										5	1	1	0	0	2	2	Detroit Tigers @ Baltimore Orioles Memorial Stadium, Baltimore, MD Sat May 24 1980, 7:05 PM EDT Att: 29,384 - Unknown - 68 F		
Alan Trammell, R OBP: 0.413, SLG: 0.402 (1, 6)										4	0	0	0	0	1	1			
Kirk Gibson, L OBP: 0.302, SLG: 0.421 (1, 8)										4	0	2	1	0	1	0			
Richie Hebner, L OBP: 0.345, SLG: 0.415 (1, 5)										2	0	0	0	2	1	1			
Champ Summers, L OBP: 0.398, SLG: 0.449 (1, 9)										3	0	1	0	1	1	2			
Jason Thompson, L OBP: 0.284, SLG: 0.349 (1, 3)										4	0	0	0	0	0	5			
Lance Parrish, R OBP: 0.318, SLG: 0.452 (1, 2)										4	0	2	0	0	2	1			
Tim Corcoran, L OBP: 0.289, SLG: 0.156 (1, 7)										4	0	0	0	0	0	4			
Tom Brookens, R OBP: 0.271, SLG: 0.313 (1, 4)										4	0	1	0	0	0	3			
Inning Stats	R: 0 E: 0 K: 1 S: 5	H: 0 LOB: 0 BB: 0 P: 5	R: 0 E: 1 K: 0 S: 5	H: 1 LOB: 3 BB: 1 P: 9	R: 1 E: 0 K: 0 S: 4	H: 2 LOB: 2 BB: 2 P: 12	R: 0 E: 0 K: 1 S: 5	H: 0 LOB: 0 BB: 0 P: 5	R: 0 E: 0 K: 2 S: 7	H: 1 LOB: 1 BB: 0 P: 7	R: 0 E: 0 K: 0 S: 3	H: 0 LOB: 0 BB: 0 P: 3	R: 0 E: 0 K: 1 S: 6	H: 1 LOB: 1 BB: 0 P: 6	R: 0 E: 0 K: 1 S: 7	H: 2 LOB: 2 BB: 0 P: 7	1B: 5 2B: 2 3B: 0 HR: 0	SF: 0 SAC: 0 DP: 0 HBP: 0	WP: 0 PA: 37 PB: 0 SB: 0 CS: 1
PITCHER Jim Palmer, R ERA: 3.28 (1, 1)	IP: 9.0 WLS: W BF: 37 H: 7 R: 1 ER: 1 SO: 8 BB: 3 IBB: 0 HBP: 0 BLK: 0 WP: 0 HR: 0 S: 50 P: 62 ERA: 1.00 WHIP: 1.111															PITCHER IP: WLS: BF: H: R: ER: SO: BB: IBB: HBP: BLK: WP: HR: S: P: ERA: WHIP:			

Batter	1	2	3	4	5	6	7	8	9	AB	R	H	RBI	BB	SO	LOB	BOTTOM		
Al Bumbry, L OBP: 0.450, SLG: 0.507 (1, 8)										2	1	1	0	1	0	2	Detroit Tigers @ Baltimore Orioles Memorial Stadium, Baltimore, MD Sat May 24 1980, 7:05 PM EDT Att: 29,384 - Unknown - 68 F		
Rick Dempsey, R OBP: 0.308, SLG: 0.469 (7, FH)										2	0	0	0	0	1	2			
Rich Dauer, R OBP: 0.307, SLG: 0.229 (1, 4)										3	1	1	0	0	0	1			
Ken Singleton, S OBP: 0.302, SLG: 0.421 (1, 9)										4	1	1	2	0	1	1			
Eddie Murray, S OBP: 0.341, SLG: 0.441 (1, 3)										4	2	2	3	0	0	0			
Dan Graham, L OBP: 0.386, SLG: 0.487 (1, 2)										3	1	0	0	1	2	0			
Doug DeCinces, R OBP: 0.327, SLG: 0.429 (1, 5)										1	0	0	0	0	0	0			
Lenn Sakata, R OBP: 0.333, SLG: 0.667 (3, 4)										3	1	1	0	0	1	2			
Lee May, R OBP: 0.302, SLG: 0.386 (1, 10)										3	1	2	1	1	1	0			
Gary Roenicke, R OBP: 0.348, SLG: 0.326 (8, 8)										4	1	1	2	0	0	2			
Mark Belanger, R OBP: 0.189, SLG: 0.193 (1, 6)										4	0	0	0	0	0	5			
Inning Stats	R: 1 E: 0 K: 0 S: 3	H: 1 LOB: 0 BB: 1 P: 7	R: 0 E: 0 K: 2 S: 7	H: 0 LOB: 0 BB: 0 P: 7	R: 0 E: 0 K: 2 S: 7	H: 0 LOB: 0 BB: 0 P: 7	R: 0 E: 0 K: 0 S: 4	H: 1 LOB: 1 BB: 0 P: 4	R: 0 E: 0 K: 1 S: 5	H: 0 LOB: 0 BB: 0 P: 5	R: 2 E: 0 K: 1 S: 7	H: 2 LOB: 2 BB: 2 P: 15	R: 0 E: 0 K: 1 S: 5	H: 0 LOB: 0 BB: 0 P: 5	R: 0 E: 0 K: 1 S: 5	H: 0 LOB: 0 BB: 0 P: 5	1B: 5 2B: 3 3B: 0 HR: 1	SF: 0 SAC: 0 DP: 1 HBP: 1	WP: 0 PA: 37 PB: 1 SB: 0 CS: 0
PITCHER Milt Wilcox, R ERA: 4.92 John Hiller, L ERA: 3.71 (5, 1)	IP: 4.2 WLS: L BF: 22 H: 6 R: 7 ER: 2 SO: 4 BB: 1 IBB: 0 HBP: 1 BLK: 0 WP: 0 HR: 1 S: 28 P: 33 ERA: 3.86 WHIP: 1.500															PITCHER IP: WLS: BF: H: R: ER: SO: BB: IBB: HBP: BLK: WP: HR: S: P: ERA: WHIP:			

Batter	1	2	3	4	5	6	7	8	9	10	11	AB	R	H	RBI	BB	SO	LOB	TOP						
Kirk Gibson, L OBP: 0.289, SLG: 0.402 (1, 8)												6	0	0	0	0	2	5							
Alan Trammell, R OBP: 0.409, SLG: 0.422 (1, 6)												6	1	2	3	0	0	1							
Lance Parrish, R OBP: 0.331, SLG: 0.477 (1, 3) (8, 2)												5	1	3	1	1	0	2							
John Wockenfuss, R OBP: 0.373, SLG: 0.516 Champ Summers, L OBP: 0.400, SLG: 0.450 (1, 7) (8, 9) (8, 9)												3	1	1	1	0	1	1							
Richie Hebner, L OBP: 0.350, SLG: 0.413 (1, 5) (11, 3)												3	0	1	0	1	0	2							
Tom Brookens, R OBP: 0.290, SLG: 0.310 (1, 4) (11, 5)												4	0	1	0	1	0	3							
Dave Stegman, R OBP: 0.297, SLG: 0.270 (1, 9) (8, 7)												4	0	0	0	1	1	4							
Duffy Dyer, R OBP: 0.242, SLG: 0.419 Jason Thompson, L OBP: 0.284, SLG: 0.349 Tim Corcoran, L OBP: 0.308, SLG: 0.156 Mark Wagner, R OBP: 0.250, SLG: 0.200 (1, 2) (8, 3) (11, PH) (11, 4)												3	1	1	1	1	0	3							
Rick Peters, S OBP: 0.284, SLG: 0.224 Steve Kemp, L OBP: 0.356, SLG: 0.491 (1, 10) (11, PH)												4	0	1	0	0	1	1							
Inning Stats	R: 1 E: 0 K: 1 S: 6	H: 1 LOB: 0 BB: 0 P: 6	R: 0 E: 0 K: 0 S: 2	H: 0 LOB: 1 BB: 1 P: 6	R: 1 E: 0 K: 0 S: 4	H: 1 LOB: 0 BB: 0 P: 4	R: 1 E: 0 K: 0 S: 5	H: 2 LOB: 1 BB: 0 P: 5	R: 0 E: 0 K: 1 S: 5	H: 0 LOB: 1 BB: 1 P: 9	R: 0 E: 0 K: 1 S: 5	H: 0 LOB: 1 BB: 1 P: 9	R: 1 E: 0 K: 1 S: 8	H: 3 LOB: 3 BB: 1 P: 12	R: 0 E: 0 K: 1 S: 5	H: 0 LOB: 0 BB: 0 P: 5	R: 0 E: 0 K: 0 S: 3	H: 1 LOB: 0 BB: 0 P: 3	R: 2 E: 0 K: 0 S: 5	H: 2 LOB: 2 BB: 1 P: 10	1B: 7 2B: 0 3B: 0 HR: 4	SF: 0 SAC: 1 DP: 1 HBP: 1	WP: 1 PB: 0 SB: 1 CS: 1	PA: 48	
PITCHER	IP 7.0	WLS 0.0	BF 29	H 6	R 4	ER 4	SO 3	BB 3	IBB 0	HBP 0	BLK 0	WP 0	HR 4	S 32	P 44	ERA 5.14	WHIP 1.286								
Mike Flanagan, L ERA: 4.0 Tim Stoddard, R ERA: 3.06 Tippy Martinez, L ERA: 2.6 Sammy Stewart, R ERA: 3.46 (1, 1) (8, 1) (8, 1) (11, 1)	0.0	2	2	0	0	0	0	0	0	0	0	0	0	2	2	∞	∞								
	3.0	L	13	2	2	2	2	1	1	1	0	1	0	14	23	6.00	1.000								
	1.0	4	1	0	0	0	0	0	0	0	0	0	0	4	4	0.00	1.000								

Detroit Tigers @ Baltimore Orioles
Memorial Stadium, Baltimore, MD
Sun May 25 1980, 3:33 AM EDT
Att: 24,568 - Unknown


AB 41
R 6
H 11
RBI 6
BB 5
SO 5
LOB 26



Batter	1	2	3	4	5	6	7	8	9	10	11	AB	R	H	RBI	BB	SO	LOB	BOTTOM						
Mark Belanger, R OBP: 0.197, SLG: 0.196 (1, 6)												4	1	1	1	0	0	1							
Lenn Sakata, R OBP: 0.290, SLG: 0.375 (1, 4)												5	0	1	0	0	1	1							
Ken Singleton, S OBP: 0.311, SLG: 0.443 (1, 9)												4	1	2	1	1	0	2							
Eddie Murray, S OBP: 0.343, SLG: 0.439 (1, 3)												5	0	2	1	0	0	2							
Lee May, R OBP: 0.297, SLG: 0.376 (1, 10)												5	0	1	0	0	2	3							
Gary Roenicke, R OBP: 0.339, SLG: 0.316 Pat Kelly, L OBP: 0.326, SLG: 0.368 (1, 8) (8, PH) (9, 7)												3	0	0	0	0	0	1							
Benny Ayala, R OBP: 0.367, SLG: 0.481 Al Bumbry, L OBP: 0.444, SLG: 0.500 (1, 7) (9, 8)												2	0	0	0	0	0	0							
Rick Dempsey, R OBP: 0.306, SLG: 0.471 (1, 2)												4	1	1	1	0	0	2							
Rich Dauer, R OBP: 0.305, SLG: 0.230 (1, 5)												4	0	1	0	0	0	2							
Inning Stats	R: 1 E: 0 K: 0 S: 5	H: 3 LOB: 1 BB: 0 P: 5	R: 0 E: 0 K: 0 S: 4	H: 1 LOB: 1 BB: 0 P: 4	R: 1 E: 0 K: 0 S: 4	H: 1 LOB: 0 BB: 0 P: 4	R: 0 E: 0 K: 0 S: 4	H: 2 LOB: 1 BB: 0 P: 4	R: 2 E: 0 K: 0 S: 5	H: 2 LOB: 0 BB: 0 P: 5	R: 0 E: 0 K: 2 S: 8	H: 1 LOB: 1 BB: 0 P: 8	R: 0 E: 0 K: 0 S: 3	H: 0 LOB: 0 BB: 0 P: 3	R: 0 E: 0 K: 1 S: 5	H: 0 LOB: 1 BB: 1 P: 9	R: 0 E: 0 K: 2 S: 7	H: 0 LOB: 0 BB: 0 P: 7	1B: 10 2B: 2 3B: 0 HR: 1	SF: 0 SAC: 1 DP: 3 HBP: 0	WP: 0 PB: 0 SB: 1 CS: 0	PA: 43			
PITCHER	IP 7.0	WLS 4.0	BF 14	H 1	R 0	ER 0	SO 5	BB 1	IBB 0	HBP 0	BLK 0	WP 0	HR 1	S 29	P 29	ERA 5.14	WHIP 1.571								
Pat Underwood, L ERA: 5.4 Aurelio Lopez, R ERA: 4.97 (1, 1) (8, 1)	4.0	W	14	1	0	0	5	1	0	0	0	0	0	23	27	0.00	0.500								

Detroit Tigers @ Baltimore Orioles
Memorial Stadium, Baltimore, MD
Sun May 25 1980, 3:33 AM EDT
Att: 24,568 - Unknown

AB 41
R 4
H 12
RBI 4
BB 1
SO 5
LOB 15



Batter	1	2	3	4	5	6	7	8	9	AB	R	H	RBI	BB	SO	LOB	TOP							
Kirk Gibson, L OBP: 0.286, SLG: 0.417 (1, 8)										5	1	1	1	0	3	2	Detroit Tigers @ New York Yankees Yankee Stadium, Bronx, NY Mon May 26 1980, 3:33 AM EDT Att: 28,170 - Sunny - 73 F							
Alan Trammell, R OBP: 0.409, SLG: 0.421 (1, 6)										5	2	2	0	0	1	1								
Lance Parrish, R OBP: 0.335, SLG: 0.494 (1, 3) (8, 7)										3	1	1	2	0	0	1								
John Wockenfuss, R OBP: 0.359, SLG: 0.492 (8, PH) Steve Kemp, L OBP: 0.361, SLG: 0.496 Jack Morris, R (8, PR) Mark Wagner, R OBP: 0.250, SLG: 0.200 (8, 4)										3	0	0	0	0	1	1								
Richie Hebner, L OBP: 0.346, SLG: 0.407 (1, 5)										4	0	1	1	0	2	2								
Tom Brookens, R OBP: 0.282, SLG: 0.311 Jason Thompson, L (8, PH) OBP: 0.289, SLG: 0.349 (8, 3)										3	0	1	0	0	1	1								
Dave Stegman, R OBP: 0.282, SLG: 0.277 Champ Summers, L OBP: 0.402, SLG: 0.480 (6, 9)										2	0	1	0	0	0	1								
Duffy Dyer, R OBP: 0.216, SLG: 0.371 (1, 2)										4	0	0	0	0	3	1								
Rick Peters, S OBP: 0.296, SLG: 0.262 (1, 10)										3	0	1	0	1	0	0								
Inning Stats	R: 2 E: 0 K: 3 S: 11	H: 2 LOB: 0 BB: 0 P: 11	R: 0 E: 0 K: 1 S: 5	H: 1 LOB: 0 BB: 0 P: 5	R: 1 E: 0 K: 0 S: 4	H: 1 LOB: 0 BB: 0 P: 4	R: 0 E: 0 K: 1 S: 6	H: 1 LOB: 1 BB: 0 P: 6	R: 0 E: 0 K: 1 S: 4	H: 0 LOB: 0 BB: 1 P: 8	R: 1 E: 0 K: 0 S: 5	H: 2 LOB: 1 BB: 0 P: 5	R: 1 E: 0 K: 2 S: 8	H: 1 LOB: 0 BB: 0 P: 8	R: 0 E: 0 K: 1 S: 6	H: 1 LOB: 1 BB: 1 P: 11		R: 0 E: 0 K: 2 S: 8	H: 1 LOB: 0 BB: 0 P: 8	R: 0 E: 0 K: 2 S: 8	H: 1 LOB: 1 BB: 0 P: 8	1B: 6 2B: 1 3B: 1 HR: 3	SF: 0 SAC: 0 DP: 2 HBP: 1	WP: 0 PB: 0 SB: 0 CS: 0
PITCHER	IP WLS BF H R ER SO BB IBB HBP BLK WP HR S P ERA WHIP	IP WLS BF H R ER SO BB IBB HBP BLK WP HR S P ERA WHIP																						
Tom Underwood, L ERA: 2.85 (1, 1)	6.0 W 24 7 4 4 6 1 0 0 0 0 2 35 39 6.00 1.333																							
Rich Gossage, R ERA: 3.6 (7, 1)	3.0 S 14 3 1 1 5 1 0 1 0 0 1 22 27 3.00 1.333																							

Batter	1	2	3	4	5	6	7	8	9	AB	R	H	RBI	BB	SO	LOB	BOTTOM					
Willie Randolph, R OBP: 0.429, SLG: 0.483 (1, 4)										3	3	3	0	2	0	0	Detroit Tigers @ New York Yankees Yankee Stadium, Bronx, NY Mon May 26 1980, 3:33 AM EDT Att: 28,170 - Sunny - 73 F					
Ruppert Jones, L OBP: 0.312, SLG: 0.383 (1, 8)										5	1	2	1	0	0	3						
Dennis Werth, R OBP: 0.272, SLG: 0.800 Jim Spencer, L OBP: 0.326, SLG: 0.355 (5, PH) (6, 3)										0	0	0	0	2	0	0						
Bob Watson, R OBP: 0.392, SLG: 0.438 (1, 10)										3	2	2	1	2	0	1						
Lou Piniella, R OBP: 0.256, SLG: 0.235 Joe Lefebvre, L OBP: 0.625, SLG: 1.000 (5, PH) (6, 9)										2	0	0	0	0	0	3						
Graig Nettles, L OBP: 0.354, SLG: 0.419 (1, 5)										2	1	0	0	3	0	2						
Rick Cerone, R OBP: 0.400 Johnny Oates, L (9, 2)										5	1	3	6	0	0	0						
Bucky Dent, R OBP: 0.285, SLG: 0.351 (1, 6)										5	1	1	0	0	0	4						
Bobby Brown, S OBP: 0.338, SLG: 0.473 (6, 7)										4	2	2	2	0	0	0						
Inning Stats	R: 1 E: 0 K: 0 S: 4	H: 2 LOB: 2 BB: 2 P: 12	R: 0 E: 0 K: 0 S: 3	H: 0 LOB: 0 BB: 0 P: 3	R: 0 E: 0 K: 0 S: 2	H: 0 LOB: 0 BB: 2 P: 10	R: 0 E: 0 K: 0 S: 3	H: 0 LOB: 0 BB: 0 P: 3	R: 5 E: 1 K: 0 S: 9	H: 6 LOB: 2 BB: 1 P: 13	R: 0 E: 0 K: 0 S: 2	H: 0 LOB: 0 BB: 1 P: 6	R: 1 E: 0 K: 0 S: 5	H: 3 LOB: 2 BB: 1 P: 9	R: 6 E: 0 K: 1 S: 9	H: 4 LOB: 0 BB: 2 P: 17		R: 0 E: 0 K: 1 S: 9	H: 0 LOB: 0 BB: 0 P: 17	1B: 11 2B: 2 3B: 0 HR: 2	SF: 0 SAC: 0 DP: 4 HBP: 0	WP: 0 PB: 0 SB: 2 CS: 0
PITCHER	IP WLS BF H R ER SO BB IBB HBP BLK WP HR S P ERA WHIP	IP WLS BF H R ER SO BB IBB HBP BLK WP HR S P ERA WHIP																				
Dan Schatzeder, L ERA: 6.14 (5, 1)	4.0 L 20 5 2 2 0 1 2 0 0 0 0 12 24 6.00 2.000																					
Dave Tobik, R ERA: 6.45 (8, 1)	1.0 9 4 6 6 1 1 1 0 0 0 2 9 17 54.00 5.000																					

Batter	1	2	3	4	5	6	7	8	9	AB	R	H	RBI	BB	SO	LOB	TOP					
Kirk Gibson, L OBP: 0.283, SLG: 0.409 (1, 8)										5	0	1	0	0	2	1						
Alan Trammell, R OBP: 0.409, SLG: 0.416 (1, 6)										4	0	1	0	1	0	1						
Richie Hebner, L OBP: 0.341, SLG: 0.407 (1, 5)										5	1	1	0	0	1	4						
Champ Summers, L OBP: 0.393, SLG: 0.477 (1, 9)										5	0	1	0	0	0	3						
Dan Gonzales, L OBP: 0.200, SLG: 0.200 (1, 7)										5	1	1	0	0	0	3						
Lance Parrish, R OBP: 0.333, SLG: 0.494 (1, 2)										4	1	1	1	0	0	1						
Tim Corcoran, L OBP: 0.326, SLG: 0.200 (1, 3)										3	1	1	0	1	1	2						
Tom Brookens, R OBP: 0.280, SLG: 0.299 (1, 4)										3	1	0	0	1	0	1						
Rick Peters, S OBP: 0.307, SLG: 0.323 (1, 10)										4	1	2	4	0	0	0						
Inning Stats	R: 0 E: 0 K: 1 S: 5	H: 0 LOB: 1 BB: 1 P: 9	R: 0 E: 0 K: 0 S: 4	H: 1 LOB: 1 BB: 0 P: 4	R: 0 E: 0 K: 0 S: 3	H: 0 LOB: 0 BB: 0 P: 3	R: 1 E: 1 K: 1 S: 7	H: 1 LOB: 1 BB: 0 P: 7	R: 0 E: 0 K: 2 S: 9	H: 2 LOB: 2 BB: 0 P: 9	R: 5 E: 0 K: 0 S: 7	H: 4 LOB: 1 BB: 2 P: 15	R: 0 E: 0 K: 0 S: 4	H: 1 LOB: 1 BB: 0 P: 4	R: 0 E: 0 K: 0 S: 3	H: 0 LOB: 0 BB: 0 P: 3	R: 0 E: 1 K: 0 S: 4	H: 0 LOB: 1 BB: 0 P: 4	1B: 4 2B: 4 3B: 0 HR: 1	SF: 0 SAC: 0 DP: 0 HBP: 0	WP: 1 PB: 1 SB: 0 CS: 0	PA: 41
PITCHER	IP WLS BF H R ER SO BB IBB HBP BLK WP HR S P ERA WHIP																					
Mike Griffin, R ERA: 3.38 (1, 1)	5.1 W 27 7 6 5 4 3 0 0 0 1 1 32 44 8.44 1.875																					
Ron Davis, R ERA: 2.43 (6, 1)	3.2 S 14 2 0 0 0 0 0 0 0 0 0 0 14 14 0.00 0.545																					

Detroit Tigers @ New York Yankees
 Yankee Stadium, Bronx, NY
 Tue May 27 1980, 7:05 PM EDT
 Att: 20,150 - Unknown - 72 F

AB	38
R	6
H	9
RBI	5
BB	3
SO	4
LOB	16



Batter	1	2	3	4	5	6	7	8	9	AB	R	H	RBI	BB	SO	LOB	BOTTOM					
Willie Randolph, R OBP: 0.429, SLG: 0.481 (1, 4)										5	0	2	0	0	0	2						
Bobby Murcer, L OBP: 0.283, SLG: 0.289 (1, 7)										1	0	0	0	0	0	1						
Lou Piniella, R OBP: 0.266, SLG: 0.262 (2, PH) (3, 7)										3	0	2	1	0	0	0						
Joe Lefebvre, L OBP: 0.524, SLG: 0.789 (1, 9)										5	1	1	0	0	2	5						
Reggie Jackson, L OBP: 0.336, SLG: 0.517 (1, 10)										4	2	1	2	1	0	4						
Graig Nettles, L OBP: 0.358, SLG: 0.430 (1, 5)										4	1	2	0	0	1	0						
Jim Spencer, L OBP: 0.333, SLG: 0.375 (1, 3)										4	1	2	3	0	0	0						
Bobby Brown, S OBP: 0.357, SLG: 0.481 (1, 8)										3	1	2	1	1	0	2						
Rick Cerone, R OBP: 0.273, SLG: 0.399 (1, 2)										3	1	1	0	0	0	1						
Johnny Oates, L ERA: 4.4 (6, 2)										1	0	0	0	0	0	1						
Bucky Dent, R OBP: 0.297, SLG: 0.385 (1, 6)										4	2	3	2	0	0	1						
Inning Stats	R: 0 E: 0 K: 0 S: 3	H: 1 LOB: 0 BB: 0 P: 3	R: 8 E: 1 K: 0 S: 12	H: 9 LOB: 2 BB: 1 P: 16	R: 0 E: 0 K: 1 S: 8	H: 3 LOB: 3 BB: 0 P: 8	R: 0 E: 0 K: 0 S: 4	H: 1 LOB: 1 BB: 0 P: 4	R: 1 E: 0 K: 0 S: 4	H: 1 LOB: 0 BB: 0 P: 4	R: 0 E: 0 K: 1 S: 5	H: 0 LOB: 0 BB: 1 P: 5	R: 0 E: 0 K: 0 S: 2	H: 0 LOB: 1 BB: 0 P: 6	R: 0 E: 0 K: 1 S: 6	H: 1 LOB: 1 BB: 0 P: 6	R: 0 E: 0 K: 0 S: 6	H: 0 LOB: 1 BB: 0 P: 6	1B: 12 2B: 3 3B: 0 HR: 1	SF: 1 SAC: 0 DP: 2 HBP: 0	WP: 0 PB: 0 SB: 1 CS: 0	PA: 40
PITCHER	IP WLS BF H R ER SO BB IBB HBP BLK WP HR S P ERA WHIP																					
Dan Petry, R ERA: 4.32 (1, 1)	1.0 L 8 5 5 5 0 1 0 0 0 0 0 1 24 24 9.00 2.500																					
John Hiller, L ERA: 4.4 (2, 1)	4.0 22 10 4 4 1 0 0 0 0 0 0 1 24 24 9.00 2.500																					
Dave Tobik, R ERA: 5.68 (6, 1)	3.0 10 1 0 0 2 1 0 0 0 0 0 0 13 17 0.00 0.667																					

Detroit Tigers @ New York Yankees
 Yankee Stadium, Bronx, NY
 Tue May 27 1980, 7:05 PM EDT
 Att: 20,150 - Unknown - 72 F

AB	37
R	9
H	16
RBI	9
BB	2
SO	3
LOB	17



Batter	1	2	3	4	5	6	7	8	9	AB	R	H	RBI	BB	SO	LOB	TOP								
Kirk Gibson, L OBP: 0.280, SLG: 0.401 (1, 8)										5	0	1	0	0	3	1									
Alan Trammell, R OBP: 0.411, SLG: 0.414 (1, 6)										3	1	1	0	1	1	0									
Lance Parrish, R OBP: 0.331, SLG: 0.488 (1, 2)										4	1	1	0	0	0	2									
John Wockenfuss, R OBP: 0.354, SLG: 0.478 (1, 7)										4	0	1	0	0	1	4									
Richie Hebner, L OBP: 0.346, SLG: 0.410 (1, 5)										4	1	2	1	0	0	0									
Tom Brookens, R OBP: 0.279, SLG: 0.300 (1, 4)										3	1	1	1	0	0	2									
Dave Stegman, R OBP: 0.313, SLG: 0.333 (1, 9)										4	2	2	2	0	1	0									
Tim Corcoran, L OBP: 0.319, SLG: 0.205 (1, 3)										4	0	1	2	0	0	0									
Rick Peters, S OBP: 0.304, SLG: 0.309 (1, 10)										3	0	0	0	1	1	0									
Inning Stats	R: 0 E: 0 K: 2 S: 7	H: 0 LOB: 0 BB: 0 P: 7	R: 2 E: 0 K: 0 S: 5	H: 2 LOB: 0 BB: 0 P: 5	R: 0 E: 0 K: 1 S: 6	H: 1 LOB: 2 BB: 1 P: 10	R: 0 E: 0 K: 1 S: 5	H: 0 LOB: 0 BB: 0 P: 5	R: 0 E: 0 K: 1 S: 5	H: 0 LOB: 0 BB: 0 P: 5	R: 4 E: 1 K: 0 S: 7	H: 5 LOB: 1 BB: 0 P: 7	R: 0 E: 0 K: 0 S: 5	H: 0 LOB: 0 BB: 0 P: 5	R: 0 E: 0 K: 0 S: 4	H: 2 LOB: 1 BB: 0 P: 4	R: 0 E: 0 K: 1 S: 5	H: 0 LOB: 1 BB: 1 P: 9	1B: 9 2B: 0 3B: 0 HR: 1	SF: 1 SAC: 0 DP: 1 HBP: 0	WP: 2 PB: 0 SB: 0 CS: 0	PA: 37			
PITCHER	IP	WLS	BF	H	R	ER	SO	BB	IBB	HBP	BLK	WP	HR	S	P	ERA	WHIP								
Ron Guidry, L ERA: 3.12 (1, 1)	7.0	L	29	8	6	5	6	1	0	0	0	1	1	40	44	6.43	1.286								
Rudy May, L ERA: 2.51 (8, 1)	1.0		4	2	0	0	0	0	0	0	0	0	0	4	4	0.00	2.000								
Rich Gossage, R ERA: 3.63 (9, 1)	1.0		4	0	0	0	1	1	0	0	0	0	0	5	9	0.00	1.000								

Detroit Tigers @ New York Yankees
Yankee Stadium, Bronx, NY
Wed May 28 1980, 7:05 PM EDT
Att: 26,382 - Unknown - 72 F

AB	34
R	6
H	10
RBI	6
BB	2
SO	7
LOB	9



Batter	1	2	3	4	5	6	7	8	9	AB	R	H	RBI	BB	SO	LOB	BOTTOM								
Willie Randolph, R OBP: 0.428, SLG: 0.478 (1, 4)										5	1	2	0	0	1	2									
Bobby Murcer, L OBP: 0.320, SLG: 0.405 (1, 7)										4	1	3	3	0	0	0									
Joe Lefebvre, L OBP: 0.440, SLG: 0.652 (1, 9)										4	0	0	0	0	0	3									
Reggie Jackson, L OBP: 0.326, SLG: 0.500 (1, 10)										4	0	0	0	0	2	2									
Graig Nettles, L OBP: 0.355, SLG: 0.420 (1, 5)										3	0	0	0	1	2	2									
Jim Spencer, L OBP: 0.320, SLG: 0.357 (1, 3)										4	0	0	0	0	0	1									
Bobby Brown, S OBP: 0.364, SLG: 0.481 (1, 8)										4	0	2	0	0	1	1									
Rick Cerone, R OBP: 0.266, SLG: 0.388 (1, 2)										4	0	0	0	0	0	2									
Bucky Dent, R OBP: 0.309, SLG: 0.403 (1, 6)										4	1	3	0	0	0	0									
Inning Stats	R: 0 E: 0 K: 1 S: 7	H: 2 LOB: 2 BB: 0 P: 7	R: 0 E: 0 K: 0 S: 3	H: 0 LOB: 0 BB: 0 P: 3	R: 0 E: 0 K: 0 S: 4	H: 2 LOB: 1 BB: 0 P: 4	R: 0 E: 0 K: 1 S: 5	H: 0 LOB: 1 BB: 1 P: 9	R: 0 E: 0 K: 0 S: 3	H: 0 LOB: 0 BB: 0 P: 3	R: 0 E: 0 K: 0 S: 3	H: 0 LOB: 0 BB: 0 P: 3	R: 0 E: 0 K: 1 S: 6	H: 1 LOB: 1 BB: 0 P: 6	R: 3 E: 0 K: 2 S: 10	H: 3 LOB: 0 BB: 0 P: 10	R: 0 E: 0 K: 1 S: 7	H: 2 LOB: 2 BB: 0 P: 7	1B: 8 2B: 1 3B: 0 HR: 1	SF: 0 SAC: 0 DP: 0 HBP: 0	WP: 0 PB: 0 SB: 0 CS: 0	PA: 37			
PITCHER	IP	WLS	BF	H	R	ER	SO	BB	IBB	HBP	BLK	WP	HR	S	P	ERA	WHIP								
Jack Morris, R ERA: 4.6 (1, 1)	8.2	W	36	10	3	3	5	1	0	0	0	0	0	45	49	3.12	1.269								
Aurelio Lopez, R ERA: 4.91 (9, 1)	0.1	S	1	0	0	0	1	0	0	0	0	0	0	3	3	0.00	0.000								

Detroit Tigers @ New York Yankees
Yankee Stadium, Bronx, NY
Wed May 28 1980, 7:05 PM EDT
Att: 26,382 - Unknown - 72 F

AB	36
R	3
H	10
RBI	3
BB	1
SO	6
LOB	13



Batter	1	2	3	4	5	6	7	8	9	AB	R	H	RBI	BB	SO	LOB	TOP			
Dickie Thon, R OBP: 0.596, SLG: 0.667 (1, 6)	0-0 5-3		0-3 K		0-0 F7		0-0 FC6-4			4	0	0	0	0	1	1				
Carney Lansford, R OBP: 0.349, SLG: 0.427 (1, 5)	0-0 F8			4-0 1B BB BB	0-0 F7			0-0 FC4-6 1B		3	1	1	0	1	0	0				
Rod Carew, L OBP: 0.422, SLG: 0.390 (1, 3)	0-3 K			4-0 BB 1B BB		0-0 3B		0-0 FC4-6 1-2		3	0	1	0	1	1	1				
Jason Thompson, L OBP: 0.293, SLG: 0.359 (1, 10)		0-0 F7		0-0 BB 1B	0-0 K			0-0 F8		4	0	1	0	0	1	2				
Joe Rudi, R OBP: 0.308, SLG: 0.535 (1, 7)		0-0 BB 1B		0-0 F4	0-0 F3			0-0 F9		4	0	1	0	0	0	5				
Bobby Grich, R OBP: 0.385, SLG: 0.400 (1, 4)		4-0 G5-4-3 BB		4-0 BB	0-3 K			0-0 4-3		2	0	0	1	2	1	1				
Larry Harlow, L OBP: 0.329, SLG: 0.463 (1, 9)		0-0 G5-4-3 1-2		0-3 K			0-0 4-3		0-0 F7	4	0	0	0	0	1	5				
Rick Miller, L OBP: 0.337, SLG: 0.297 (1, 8)			0-0 6-3	0-3 K			0-0 F7		0-0 2B	4	0	1	0	0	1	3				
Tom Donohue, R OBP: 0.192, SLG: 0.213 Ralph Garr, L OBP: 0.273, SLG: 0.225 (9, PH)			0-0 F9		0-0 F3		0-0 FC6-4 1B		0-3 K	3	0	1	0	0	0	0				
Inning Stats	R: 0 E: 0 K: 1 S: 5	H: 0 LOB: 0 BB: 0 P: 5	R: 0 E: 0 K: 0 S: 3	H: 1 LOB: 1 BB: 1 P: 7	R: 0 E: 0 K: 1 S: 5	H: 0 LOB: 0 BB: 0 P: 5	R: 1 E: 0 K: 2 S: 8	H: 1 LOB: 3 BB: 3 P: 20	R: 0 E: 0 K: 0 S: 3	H: 0 LOB: 0 BB: 0 P: 3	R: 0 E: 0 K: 2 S: 8	H: 1 LOB: 1 BB: 0 P: 8	R: 0 E: 0 K: 0 S: 4	H: 1 LOB: 1 BB: 0 P: 4	R: 0 E: 0 K: 1 S: 6	H: 1 LOB: 1 BB: 0 P: 6	1B: 4 2B: 1 3B: 1 HR: 0	SF: 0 SAC: 0 DP: 1 HBP: 0	WP: 0 PB: 0 SB: 0 CS: 0	PA: 36
PITCHER Milt Wilcox, R ERA: 4.35 (1, 1)	IP: 9.0 WLS: W BF: 36 H: 6 R: 1 ER: 1 SO: 7 BB: 4 IBB: 0 HBP: 0 BLK: 0 WP: 0 HR: 0 S: 46 P: 62 ERA: 1.00 WHIP: 1.111															PITCHER				

California Angels @ Detroit Tigers
Tiger Stadium, Detroit, MI
Fri May 30 1980, 7:05 PM EDT
Att: 22,163 - Unknown

AB	32
R	1
H	6
RBI	1
BB	4
SO	7
LOB	19



Batter	1	2	3	4	5	6	7	8	9	AB	R	H	RBI	BB	SO	LOB	BOTTOM			
Tom Brookens, R OBP: 0.297, SLG: 0.329 (1, 5)	0-0 1B 1B 2B		0-0 FC5-4 HBP 1B	0-0 FC5-4 1B	0-0 L4	0-0 5-3				5	1	3	0	0	0	3				
Alan Trammell, R OBP: 0.411, SLG: 0.421 (1, 6)	0-0 1B G5-4-3 1B		0-0 F8	0-0 FC5-4 1-2		0-0 HR 2B	0-0 F4			5	2	2	0	0	0	2				
Steve Kemp, L OBP: 0.368, SLG: 0.496 Dan Gonzales, L OBP: 0.143, SLG: 0.143 (6, PH)	0-0 G5-4-3 1-3 3-H 1B		1-0 FC5-4 HBP	0-3 K		0-0 F7	0-3 K			2	0	1	1	0	1	1				
Lance Parrish, R OBP: 0.328, SLG: 0.497 (1, 2)	0-0 G5-4-3 1-2 3-H 1B		0-0 FC5-4 1-2 2-3		0-0 6-3	0-0 HR	0-0 F8			5	1	1	2	0	0	3				
Al Cowens, R OBP: 0.307, SLG: 0.298 (1, 9)	0-3 K		0-0 F9		0-0 2B SF8 1B	0-0 F9		0-0 1B		5	1	2	0	0	1	2				
John Wockenfuss, R OBP: 0.357, SLG: 0.471 Champ Summers, L OBP: 0.400, SLG: 0.491 (5, PH)		4-0 BB		0-0 F7	0-0 SF8 1B 2B	0-0 HR 1B		0-0 F5		1	0	0	0	1	0	0				
Richie Hebner, L OBP: 0.357, SLG: 0.464 Tim Corcoran, L OBP: 0.313, SLG: 0.200 (7, 3)		0-3 K		0-0 HR	0-0 1B IBB	0-0 HR 1B		0-0 F9		3	2	2	3	1	1	1				
Kirk Gibson, L OBP: 0.284, SLG: 0.425 (1, 8)		0-0 F9		0-0 HR 1B	0-0 SF8 2-3 3-H 1B	0-0 HR		0-0 F8		4	2	2	2	0	0	2				
Stan Papi, R OBP: 0.750, SLG: 2.000 (1, 4)		0-3 K		0-0 HR	0-0 1-2 3-H 1B	0-0 3B				4	1	3	3	0	1	1				
Inning Stats	R: 2 E: 0 K: 1 S: 7	H: 3 LOB: 0 BB: 0 P: 7	R: 0 E: 0 K: 2 S: 7	H: 0 LOB: 1 BB: 1 P: 11	R: 0 E: 0 K: 0 S: 4	H: 1 LOB: 2 BB: 0 P: 5	R: 3 E: 0 K: 1 S: 9	H: 4 LOB: 1 BB: 0 P: 9	R: 2 E: 0 K: 0 S: 6	H: 3 LOB: 2 BB: 1 P: 10	R: 5 E: 0 K: 0 S: 9	H: 6 LOB: 1 BB: 0 P: 9	R: 0 E: 0 K: 1 S: 5	H: 0 LOB: 0 BB: 0 P: 5	R: 0 E: 0 K: 0 S: 4	H: 1 LOB: 1 BB: 0 P: 4	1B: 9 2B: 3 3B: 1 HR: 5	SF: 1 SAC: 0 DP: 1 HBP: 1	WP: 0 PB: 0 SB: 0 CS: 0	PA: 44
PITCHER Frank Tanana, L ERA: 7.86 Jim Barr, R ERA: 5.66 Chris Knapp, R ERA: 5.45	IP: 4.0 WLS: L BF: 21 H: 8 R: 5 ER: 7 SO: 5 BB: 0 IBB: 1 HBP: 0 BLK: 0 WP: 0 HR: 2 S: 27 P: 32 ERA: 11.25 WHIP: 2.250															PITCHER				

California Angels @ Detroit Tigers
Tiger Stadium, Detroit, MI
Fri May 30 1980, 7:05 PM EDT
Att: 22,163 - Unknown

AB	40
R	12
H	18
RBI	11
BB	2
SO	5
LOB	18



Batter	1	2	3	4	5	6	7	8	9	AB R H RBI BB SO LOB	TOP									
Rick Miller, L OBP: 0.341, SLG: 0.295 (1, 8)										4 1 1 1 1 0 3	California Angels @ Detroit Tigers Tiger Stadium, Detroit, MI Sat May 31 1980, 3:33 AM EDT Att: 23,350 - Unknown									
Dickie Thon, R OBP: 0.462, SLG: 0.615 (1, 10)										4 0 1 0 0 1 0										
Rod Carew, L OBP: 0.413, SLG: 0.380 (1, 3)										4 0 0 0 0 2 2										
Carney Lansford, R OBP: 0.347, SLG: 0.429 (1, 5)										4 0 1 1 0 1 1										
Joe Rudi, R OBP: 0.300, SLG: 0.520 (1, 7)										4 0 0 0 0 3 2										
Bobby Grich, R OBP: 0.388, SLG: 0.394 (1, 4)										2 1 0 0 2 0 0										
Bert Campaneris, R OBP: 0.219, SLG: 0.300 (1, 6)										4 1 1 2 0 0 1										
Larry Harlow, L OBP: 0.348, SLG: 0.488 (1, 9)										4 2 3 0 0 1 0										
Tom Donohue, R OBP: 0.214, SLG: 0.258 (1, 2)										3 1 2 2 1 1 1										
Inning Stats	R: 1 E: 0 K: 2 S: 8	H: 1 LOB: 1 BB: 1 P: 12	R: 2 E: 0 K: 0 S: 5	H: 2 LOB: 0 BB: 0 P: 5	R: 0 E: 0 K: 2 S: 8	H: 1 LOB: 1 BB: 0 P: 8	R: 0 E: 1 K: 0 S: 3	H: 1 LOB: 2 BB: 2 P: 11	R: 0 E: 0 K: 0 S: 3	H: 0 LOB: 0 BB: 0 P: 3	R: 0 E: 0 K: 1 S: 5	H: 1 LOB: 0 BB: 0 P: 5	R: 0 E: 0 K: 2 S: 7	H: 0 LOB: 0 BB: 0 P: 7	R: 3 E: 0 K: 2 S: 9	H: 3 LOB: 1 BB: 1 P: 13	1B: 4 2B: 3 3B: 0 HR: 2	SF: 0 SAC: 0 DP: 1 HBP: 0	WP: 0 PB: 0 SB: 0 CS: 1	PA: 37
PITCHER	IP WLS BF H R ER SO BB IBB HBP BLK WP HR S P ERA WHIP											PITCHER	IP WLS BF H R ER SO BB IBB HBP BLK WP HR S P ERA WHIP							
Pat Underwood, L ERA: 5.06 (1, 1)	7.0 L 28 6 3 3 5 3 0 0 0 0 1 35 47 3.86 1.286																			
Aurelio Lopez, R ERA: 5.46 (8, 1)	2.0 9 3 3 3 4 1 0 0 0 0 1 16 20 13.50 2.000																			

Batter	1	2	3	4	5	6	7	8	9	AB R H RBI BB SO LOB	BOTTOM									
Lou Whitaker, L OBP: 0.367, SLG: 0.252 (1, 4)										4 1 0 0 0 0 2	California Angels @ Detroit Tigers Tiger Stadium, Detroit, MI Sat May 31 1980, 3:33 AM EDT Att: 23,350 - Unknown									
Alan Trammell, R OBP: 0.407, SLG: 0.430 (1, 6)										4 0 1 1 0 0 1										
Steve Kemp, L OBP: 0.364, SLG: 0.488 (1, 10)										4 0 1 0 0 1 1										
Richie Hebner, L OBP: 0.347, SLG: 0.450 (1, 3)										4 0 0 0 0 0 1										
Al Cowens, R OBP: 0.305, SLG: 0.297 (1, 9)										4 0 1 0 0 0 0										
Champ Summers, L OBP: 0.390, SLG: 0.478 (1, 7)										3 0 0 0 0 0 1										
Lance Parrish, R OBP: 0.322, SLG: 0.488 (1, 2)										3 0 0 0 0 2 1										
Kirk Gibson, L OBP: 0.285, SLG: 0.419 (1, 8)										2 0 0 0 1 0 0										
Tom Brookens, R OBP: 0.298, SLG: 0.341 (1, 5)										3 0 1 0 0 0 1										
Inning Stats	R: 0 E: 0 K: 0 S: 4	H: 1 LOB: 1 BB: 0 P: 4	R: 0 E: 0 K: 0 S: 3	H: 0 LOB: 0 BB: 0 P: 3	R: 0 E: 0 K: 0 S: 3	H: 0 LOB: 0 BB: 0 P: 3	R: 0 E: 0 K: 1 S: 5	H: 0 LOB: 0 BB: 0 P: 5	R: 1 E: 0 K: 1 S: 6	H: 1 LOB: 1 BB: 1 P: 10	R: 0 E: 0 K: 1 S: 6	H: 1 LOB: 1 BB: 0 P: 6	R: 0 E: 0 K: 0 S: 4	H: 1 LOB: 1 BB: 0 P: 4	R: 0 E: 0 K: 0 S: 3	H: 0 LOB: 0 BB: 0 P: 3	1B: 2 2B: 1 3B: 1 HR: 0	SF: 0 SAC: 0 DP: 0 HBP: 0	WP: 0 PB: 0 SB: 0 CS: 0	PA: 32
PITCHER	IP WLS BF H R ER SO BB IBB HBP BLK WP HR S P ERA WHIP											PITCHER	IP WLS BF H R ER SO BB IBB HBP BLK WP HR S P ERA WHIP							
Bruce Kison, R ERA: 3.71 (1, 1)	7.0 W 25 3 1 1 3 3 0 0 0 0 0 30 34 1.29 0.571																			
Dave LaRoche, L ERA: 2.23 (8, 1)	2.0 S 7 1 0 0 0 0 0 0 0 0 0 7 7 0.00 0.500																			

Batter	1	2	3	4	5	6	7	8	9	10	11	12	13	AB R H RBI BB SO LOB	TOP																
Julio Cruz, S OBP: 0.317, SLG: 0.313 (1, 4)														6 1 1 0 0 2 2	<p>Seattle Mariners @ Detroit Tigers Tiger Stadium, Detroit, MI Mon Jun 02 1980, 7:05 PM EDT Att. 12,291 - Unknown</p> <p>AB 51 R 3 H 12 RBI 3 BB 0 SO 10 LOB 18</p>																
Larry Milbourne, S OBP: 0.170, SLG: 0.128 (1, 10) Juan Beniquez, R (13, PH)														5 0 0 0 0 1 1 1 0 0 0 0 1 0																	
Dan Meyer, L OBP: 0.373, SLG: 0.449 (1, 7)														6 2 5 0 0 0 0																	
Tom Paciorek, R OBP: 0.415, SLG: 0.615 (1, 5)														6 0 3 2 0 0 2																	
Bruce Bochte, L OBP: 0.377, SLG: 0.448 (1, 3)														6 0 0 1 0 3 5																	
Joe Simpson, L OBP: 0.324, SLG: 0.364 (1, 5)														6 0 0 0 0 2 4																	
Ted Cox, R OBP: 0.298, SLG: 0.277 (1, 5)														5 0 1 0 0 0 0																	
Mario Mendoza, R OBP: 0.356, SLG: 0.429 (1, 6)														5 0 2 0 0 0 1																	
Larry Cox, R OBP: 0.250, SLG: 0.245 (1, 2) Willie Horton, R OBP: 0.321, SLG: 0.303 (9, PH) Bob Stinson, S OBP: 0.160, SLG: 0.152 (9, 2)														3 0 0 0 0 1 2 1 0 0 0 0 0 1 1 0 0 0 0 0 0																	
Inning Stats	R: 2 E: 0 K: 0 S: 6	H: 3 LOB: 1 BB: 0 P: 6	R: 0 E: 0 K: 1 S: 6	H: 1 LOB: 1 BB: 0 P: 6	R: 0 E: 0 K: 0 S: 3	H: 0 LOB: 0 BB: 0 P: 3	R: 0 E: 0 K: 2 S: 7	H: 0 LOB: 0 BB: 0 P: 7	R: 0 E: 0 K: 1 S: 5	H: 0 LOB: 0 BB: 0 P: 5	R: 1 E: 0 K: 0 S: 5	H: 2 LOB: 1 BB: 0 P: 5	R: 0 E: 0 K: 1 S: 6	H: 1 LOB: 1 BB: 0 P: 6		R: 0 E: 0 K: 0 S: 4	H: 1 LOB: 1 BB: 0 P: 4	R: 0 E: 0 K: 1 S: 6	H: 1 LOB: 1 BB: 0 P: 6	R: 0 E: 0 K: 1 S: 5	H: 0 LOB: 0 BB: 0 P: 5	R: 0 E: 0 K: 2 S: 9	H: 2 LOB: 2 BB: 0 P: 9	1B: 11 2B: 0 3B: 1 HR: 0	SF: 0 SAC: 0 DP: 0 HBP: 0	W/P: 0 P/B: 0 S/B: 3 C/S: 0	PA: 51				
PITCHER	IP WLS BF H R ER SO BB IBB HBP BLK WP HR S P ERA WHIP																														
Jack Morris, R ERA: 4.38 (1, 1)	10.0	36	10	3	7	0	0	0	0	0	0	0	0	54		54	2.70	1.000													
Aurelio Lopez, R ERA: 4.98 (11, 1)	3.0	11	2	0	3	0	0	0	0	0	0	0	0	17		17	0.00	0.667													

Batter	1	2	3	4	5	6	7	8	9	10	11	12	13	AB R H RBI BB SO LOB	BOTTOM																
Lou Whitaker, L OBP: 0.356, SLG: 0.242 (1, 4)														5 0 0 0 0 2 0	<p>Seattle Mariners @ Detroit Tigers Tiger Stadium, Detroit, MI Mon Jun 02 1980, 7:05 PM EDT Att. 12,291 - Unknown</p> <p>AB 45 R 3 H 11 RBI 3 BB 6 SO 4 LOB 19</p>																
Alan Trammell, R OBP: 0.410, SLG: 0.425 (1, 6)														4 0 1 0 2 0 0																	
Steve Kemp, L OBP: 0.365, SLG: 0.484 (1, 10) Dave Stegman, R OBP: 0.309, SLG: 0.329 (10, PR)														5 0 2 0 0 0 1 1 0 0 0 0 0 2																	
Lance Parrish, R OBP: 0.323, SLG: 0.483 (1, 2)														6 1 2 0 0 0 3																	
Al Cowens, R OBP: 0.306, SLG: 0.308 (1, 9)														5 1 2 0 0 0 0																	
John Wockenfuss, R OBP: 0.367, SLG: 0.459 (1, 7) (12, 3)														4 0 1 0 2 1 2																	
Richie Hebner, L OBP: 0.351, SLG: 0.455 (1, 3) Rick Peters, S OBP: 0.304, SLG: 0.309 (9, PR) Tim Corcoran, L OBP: 0.313, SLG: 0.209 (10, 3) Champ Summers, L OBP: 0.384, SLG: 0.470 (11, PH) (12, 7)														3 0 2 2 0 0 0 0 0 0 0 0 0 0 0 0 0 0 0 0 0 2 0 0 0 0 0 3																	
Kirk Gibson, L OBP: 0.287, SLG: 0.431 (1, 8)														5 1 1 1 1 1 4																	
Tom Brookens, R OBP: 0.290, SLG: 0.323 (1, 5)														5 0 0 0 1 0 4																	
Inning Stats	R: 0 E: 0 K: 0 S: 2	H: 0 LOB: 0 BB: 1 P: 6	R: 1 E: 0 K: 2 S: 9	H: 2 LOB: 1 BB: 0 P: 9	R: 0 E: 0 K: 1 S: 7	H: 2 LOB: 2 BB: 0 P: 7	R: 0 E: 0 K: 0 S: 3	H: 0 LOB: 0 BB: 0 P: 3	R: 1 E: 0 K: 0 S: 6	H: 3 LOB: 2 BB: 0 P: 6	R: 0 E: 0 K: 0 S: 3	H: 0 LOB: 0 BB: 0 P: 3	R: 0 E: 1 K: 0 S: 4	H: 1 LOB: 2 BB: 2 P: 4		R: 0 E: 0 K: 1 S: 6	H: 1 LOB: 1 BB: 0 P: 6	R: 0 E: 0 K: 0 S: 2	H: 0 LOB: 0 BB: 1 P: 6	R: 0 E: 0 K: 0 S: 3	H: 0 LOB: 2 BB: 2 P: 11	R: 0 E: 0 K: 0 S: 4	H: 1 LOB: 3 BB: 2 P: 12	1B: 9 2B: 1 3B: 0 HR: 1	SF: 1 SAC: 2 DP: 2 HBP: 0	W/P: 0 P/B: 0 S/B: 0 C/S: 0	PA: 54				
PITCHER	IP WLS BF H R ER SO BB IBB HBP BLK WP HR S P ERA WHIP																														
Rick Honeycutt, L ERA: 2.64 (1, 1)	9.0	36	9	3	3	1	0	0	0	0	0	0	0	41		45	3.00	1.111													
Shane Rawley, L ERA: 2.89 (10, 1)	4.0	18	2	0	1	3	2	0	0	0	0	0	0	15		35	0.00	1.250													

Batter	1	2	3	4	5	6	7	8	9	AB	R	H	RBI	BB	SO	LOB	TOP								
Julio Cruz, S OBP: 0.328, SLG: 0.313 (1,4)										3	0	1	0	2	1	1									
Rod Craig, S OBP: 0.306, SLG: 0.374 (1,8)										2	0	0	0	3	0	1									
Dan Meyer, L OBP: 0.370, SLG: 0.444 (1,7)										4	0	1	0	0	0	6									
Tom Paciorek, R OBP: 0.417, SLG: 0.600 (1,9)										5	0	2	0	0	0	1									
Bruce Bochte, L OBP: 0.372, SLG: 0.453 (1,3)										5	1	1	0	0	1	4									
Willie Horton, R OBP: 0.326, SLG: 0.303 (1,10)										3	1	1	1	1	0	1									
Ted Cox, R OBP: 0.297, SLG: 0.284 (1,5)										4	0	1	0	0	1	2									
Mario Mendoza, R OBP: 0.354, SLG: 0.422 (1,6)										3	0	1	0	0	0	2									
Larry Cox, R OBP: 0.241, SLG: 0.236 (1,2)										4	0	0	0	0	3	4									
Inning Stats	R: 0 E: 0 K: 1 S: 7	H: 3 LOB: 2 BB: 0 P: 7	R: 1 E: 0 K: 2 S: 8	H: 1 LOB: 3 BB: 3 P: 20	R: 0 E: 0 K: 0 S: 3	H: 0 LOB: 0 BB: 0 P: 3	R: 0 E: 0 K: 1 S: 6	H: 1 LOB: 3 BB: 2 P: 14	R: 1 E: 0 K: 0 S: 5	H: 2 LOB: 1 BB: 0 P: 5	R: 0 E: 0 K: 2 S: 7	H: 0 LOB: 0 BB: 0 P: 7	R: 0 E: 0 K: 0 S: 4	H: 1 LOB: 1 BB: 0 P: 4	R: 0 E: 0 K: 0 S: 4	H: 0 LOB: 1 BB: 0 P: 4	R: 0 E: 0 K: 0 S: 3	H: 0 LOB: 1 BB: 1 P: 7	1B: 6 2B: 1 3B: 1 HR: 0	SF: 0 SAC: 2 DP: 1 HBP: 0	WP: 0 PB: 0 SB: 4 CS: 4	PA: 41			
PITCHER	IP	WLS	BF	H	R	ER	SO	BB	IBB	HBP	BLK	WP	HR	S	P	ERA	WHIP								
Dan Petry, R ERA: 3.92 (1,1)	8.0		38	8	2	2	6	6	0	0	0	0	0	44	68	2.25	1.750								
Aurelio Lopez, R ERA: 4.54 (9,1)	1.0	W	3	0	0	0	0	0	0	0	0	0	0	3	3	0.00	0.000								

Seattle Mariners @ Detroit Tigers
Tiger Stadium, Detroit, MI
Tue Jun 03 1980, 7:05 PM EDT
Att: 13,942 - Unknown - 68 F

AB	33
R	2
H	8
RBI	1
BB	6
SO	6
LOB	22



Batter	1	2	3	4	5	6	7	8	9	AB	R	H	RBI	BB	SO	LOB	BOTTOM								
Lou Whitaker, L OBP: 0.355, SLG: 0.239 (1,4)										2	0	0	0	1	0	0									
Stan Papi, R OBP: 0.800, SLG: 1.800 (8, FH) (9,4)										1	0	1	1	0	0	0									
Alan Trammell, R OBP: 0.407, SLG: 0.417 (1,6)										3	0	0	0	1	1	3									
Steve Kemp, L OBP: 0.362, SLG: 0.477 (1,10)										4	0	1	0	0	1	1									
Lance Parrish, R OBP: 0.316, SLG: 0.472 (1,2)										4	0	0	0	0	2	2									
Al Cowens, R OBP: 0.307, SLG: 0.307 (1,9)										4	1	1	0	0	0	0									
John Wockenfuss, R OBP: 0.376, SLG: 0.453 (1,3)										1	1	0	0	2	1	0									
Richie Hebner, L OBP: 0.356, SLG: 0.481 (9, FH)										1	1	1	2	0	0	0									
Jim Lentine, R OBP: 0.077, SLG: 0.077 (1,7)										3	0	0	0	0	1	1									
Kirk Gibson, L OBP: 0.287, SLG: 0.429 (1,8)										3	1	1	0	0	1	0									
Tom Brookens, R OBP: 0.291, SLG: 0.323 (1,5)										3	0	1	1	0	0	0									
Inning Stats	R: 0 E: 0 K: 1 S: 5	H: 0 LOB: 0 BB: 0 P: 5	R: 0 E: 0 K: 0 S: 2	H: 0 LOB: 0 BB: 1 P: 6	R: 0 E: 0 K: 1 S: 5	H: 0 LOB: 0 BB: 0 P: 5	R: 0 E: 0 K: 0 S: 2	H: 0 LOB: 0 BB: 1 P: 6	R: 0 E: 0 K: 2 S: 7	H: 0 LOB: 0 BB: 0 P: 7	R: 0 E: 0 K: 0 S: 3	H: 0 LOB: 0 BB: 0 P: 3	R: 0 E: 0 K: 0 S: 3	H: 1 LOB: 1 BB: 1 P: 7	R: 2 E: 0 K: 1 S: 8	H: 3 LOB: 2 BB: 1 P: 12	R: 2 E: 0 K: 2 S: 8	H: 2 LOB: 0 BB: 0 P: 8	1B: 5 2B: 0 3B: 0 HR: 1	SF: 0 SAC: 0 DP: 2 HBP: 0	WP: 0 PB: 0 SB: 0 CS: 1	PA: 34			
PITCHER	IP	WLS	BF	H	R	ER	SO	BB	IBB	HBP	BLK	WP	HR	S	P	ERA	WHIP								
Dave Roberts, L ERA: 4.44 (1,1)	7.2		28	4	2	2	5	4	0	0	0	0	0	34	50	2.35	1.043								
Byron McLoughlin, R ERA: 9.59 (8,1)	1.0	L	5	2	2	2	2	0	0	0	0	0	1	9	9	18.00	2.000								

Seattle Mariners @ Detroit Tigers
Tiger Stadium, Detroit, MI
Tue Jun 03 1980, 7:05 PM EDT
Att: 13,942 - Unknown - 68 F

AB	29
R	4
H	6
RBI	4
BB	4
SO	7
LOB	7



Batter	1	2	3	4	5	6	7	8	9	AB	R	H	RBI	BB	SO	LOB	TOP			
Julio Cruz, S OBP: 0.333, SLG: 0.314 (1,4)	G2			E SF9 BB		E4 1B		K		3	2	1	0	1	1	0				
Joe Simpson, L OBP: 0.321, SLG: 0.363 (1,8)	6-3			SF9		FC6-4 1B		F8		3	0	1	2	0	0	0				
Dan Meyer, L OBP: 0.362, SLG: 0.433 (1,7)	F9			F7		FC6-4 1-2		K		4	0	0	0	0	1	1				
Tom Paciorek, R OBP: 0.408, SLG: 0.581 (1,9)				1-3				F9		4	0	1	0	0	0	0				
Bruce Bochte, L OBP: 0.370, SLG: 0.454 (1,3)						G3		4-3		4	0	1	0	0	0	1				
Willie Horton, R OBP: 0.326, SLG: 0.304 (1,10)								2B		3	0	1	0	0	1	1				
Ted Cox, R OBP: 0.290, SLG: 0.277 (1,5)								1-3		3	0	0	0	0	2	2				
Mario Mendoza, R OBP: 0.333, SLG: 0.396 (1,6)								K		3	0	0	0	0	0	0				
Larry Cox, R OBP: 0.239, SLG: 0.234 (1,2)								L7		3	0	0	0	0	0	0				
Bob Stinson, S OBP: 0.173, SLG: 0.146 (6,PH)								F3		1	0	0	0	0	0	0				
Bob Stinson, S OBP: 0.173, SLG: 0.146 (6,2)								F8		2	0	0	0	0	0	0				
Inning Stats	R: 0 E: 0 K: 0 S: 3	H: 0 LOB: 0 BB: 0 P: 3	R: 0 E: 0 K: 1 S: 5	H: 0 LOB: 0 BB: 0 P: 5	R: 0 E: 0 K: 1 S: 5	H: 0 LOB: 0 BB: 0 P: 7	R: 0 E: 0 K: 0 S: 5	H: 1 LOB: 1 BB: 0 P: 5	R: 1 E: 1 K: 0 S: 5	H: 2 LOB: 1 BB: 0 P: 5	R: 0 E: 0 K: 0 S: 4	H: 1 LOB: 1 BB: 0 P: 4	R: 0 E: 0 K: 1 S: 5	H: 0 LOB: 0 BB: 0 P: 5	R: 0 E: 0 K: 1 S: 6	H: 1 LOB: 1 BB: 0 P: 6	1B: 4 2B: 1 3B: 0 HR: 0	SF: 1 SAC: 0 DP: 0 HBP: 0	WP: 0 PB: 0 SB: 0 CS: 1	PA: 32
PITCHER Milt Wilcox, R ERA: 3.8 (1,1)	IP: 9.0 WLS: W BF: 32 H: 5 R: 2 ER: 0 SO: 5 BB: 1 IBB: 0 HBP: 0 BLK: 0 WP: 0 HR: 0 S: 41 P: 45 ERA: 0.00 WHIP: 0.667															PITCHER				

Seattle Mariners @ Detroit Tigers
Tiger Stadium, Detroit, MI
Wed Jun 04 1980, 7:05 PM EDT
Att: 14,566 - Unknown

AB 30
R 2
H 5
RBI 2
BB 1
SO 5
LOB 5



Batter	1	2	3	4	5	6	7	8	9	AB	R	H	RBI	BB	SO	LOB	BOTTOM	
Lou Whitaker, L OBP: 0.347, SLG: 0.232 (1,4)	6-3		SH1-4	K		5-3		F7		4	0	0	0	0	1	4		
Alan Trammell, R OBP: 0.401, SLG: 0.406 (1,6)	F4		FC1-5-4		L6	6-3		1B HBP		4	0	0	0	0	0	2		
Steve Kemp, L OBP: 0.377, SLG: 0.481 (1,10)	2B 1B		K		1B HR BB	3B IBB		FC6-4 1B		3	2	2	1	2	1	1		
Lance Parrish, R OBP: 0.318, SLG: 0.486 (1,2)				F2	F3			F3		5	0	2	2	0	0	3		
Al Cowens, R OBP: 0.303, SLG: 0.303 (1,9)				F4	HR 1B	F9		FC6-4		5	1	1	0	0	1	5		
John Wockenfuss, R OBP: 0.385, SLG: 0.500 (1,3)								F7		3	2	2	3	0	1	0		
Tim Corcoran, L OBP: 0.306, SLG: 0.195 (7,PH)				HBP BB 1B	HR					1	0	0	0	0	0	0		
Jim Lentine, R OBP: 0.176, SLG: 0.067 (1,7)				HBP BB 1B				K		2	1	0	0	2	2	0		
Kirk Gibson, L OBP: 0.287, SLG: 0.421 (1,8)								K		3	0	0	0	0	1	1		
Tom Brookens, R OBP: 0.308, SLG: 0.327 (1,5)										2	2	1	2	2	0	0		
Inning Stats	R: 0 E: 0 K: 1 S: 7	H: 2 LOB: 2 BB: 0 P: 7	R: 0 E: 0 K: 2 S: 7	H: 0 LOB: 0 BB: 0 P: 7	R: 0 E: 1 K: 1 S: 6	H: 0 LOB: 1 BB: 0 P: 6	R: 2 E: 0 K: 0 S: 4	H: 2 LOB: 1 BB: 2 P: 13	R: 2 E: 0 K: 0 S: 4	H: 1 LOB: 1 BB: 2 P: 12	R: 0 E: 0 K: 2 S: 7	H: 0 LOB: 0 BB: 0 P: 7	R: 1 E: 0 K: 0 S: 4	H: 1 LOB: 2 BB: 1 P: 9	1B: 5 2B: 1 3B: 1 HR: 1	SF: 0 SAC: 1 DP: 0 HBP: 2	WP: 0 PB: 0 SB: 1 CS: 0	PA: 41
PITCHER Floyd Bannister, L ERA: 3.04 (1,1)	IP: 4.2 WLS: L BF: 25 H: 6 R: 5 ER: 5 SO: 5 BB: 3 IBB: 0 HBP: 1 BLK: 0 WP: 0 HR: 1 S: 31 P: 44 ERA: 9.64 WHIP: 1.929															PITCHER		
Rob Dressler, R ERA: 5.18 (5,1)	2.1 10 1 2 2 2 1 1 0 0 0 0 12 20 7.71 0.857															PITCHER		
Dave Heaverlo, R ERA: 4.18 (8,1)	1.0 6 1 1 1 0 1 0 1 0 0 0 4 9 9.00 2.000															PITCHER		

Seattle Mariners @ Detroit Tigers
Tiger Stadium, Detroit, MI
Wed Jun 04 1980, 7:05 PM EDT
Att: 14,566 - Unknown


AB 32
R 8
H 8
RBI 8
BB 6
SO 7
LOB 16



Batter	1	2	3	4	5	6	7	8	9	AB	R	H	RBI	BB	SO	LOB	TOP					
Lou Whitaker, L (1, 4) OBP: 0.333, SLG: 0.223	5-3		G4-6-3	FC6-4			F7		F7	5	0	0	0	0	0	4						
Alan Trammell, R (1, 6) OBP: 0.401, SLG: 0.399	K		1B				F2		E6	5	1	2	0	0	1	1						
Steve Kemp, L (1, 10) OBP: 0.378, SLG: 0.468							F5			4	0	2	1	1	0	1						
Richie Hebner, L (1, 3) OBP: 0.344, SLG: 0.464	G3		4-3				G3		FC3-6	5	0	0	1	0	1	5						
Champ Summers, L (1, 9) OBP: 0.389, SLG: 0.479									K	5	0	3	0	0	1	1						
Lance Parrish, R (1, 2) OBP: 0.305, SLG: 0.469							F2			4	0	0	0	0	1	3						
Kirk Gibson, L (1, 8) OBP: 0.296, SLG: 0.440									FC6	3	1	2	1	1	0	1						
Jim Lentine, R (1, 7) OBP: 0.280, SLG: 0.217							FC5-4		F4	4	0	1	0	0	0	5						
Tom Brookens, R (1, 5) OBP: 0.319, SLG: 0.324										2	0	0	0	1	0	3						
Rick Peters, S (9, PH) OBP: 0.321, SLG: 0.319							F7		E	1	1	1	0	0	0	0						
Inning Stats	R: 0 E: 0 K: 1 S: 5	H: 0 LOB: 1 BB: 1 P: 9	R: 0 E: 0 K: 0 S: 4	H: 2 LOB: 1 BB: 0 P: 4	R: 0 E: 0 K: 0 S: 4	H: 2 LOB: 2 BB: 1 P: 8	R: 1 E: 1 K: 0 S: 6	H: 2 LOB: 2 BB: 0 P: 6	R: 0 E: 0 K: 0 S: 3	H: 0 LOB: 0 BB: 0 P: 3	R: 0 E: 0 K: 1 S: 6	H: 1 LOB: 2 BB: 0 P: 8	R: 0 E: 0 K: 1 S: 6	H: 1 LOB: 1 BB: 0 P: 6	R: 0 E: 0 K: 1 S: 6	H: 1 LOB: 1 BB: 0 P: 6	R: 2 E: 1 K: 1 S: 8	H: 2 LOB: 1 BB: 0 P: 8	1B: 9 2B: 1 3B: 0 HR: 1	SF: 0 SAC: 0 DP: 2 HBP: 0	WP: 0 PB: 0 SB: 0 CS: 0	PA: 41
PITCHER	IP	WLS	BF	H	R	ER	SO	BB	IBB	HBP	BLK	WP	HR	S	P	ERA	WHIP					
Rickey Keaton, R (1, 1) ERA: 3.18	7.0	W	32	9	1	1	2	3	0	0	0	0	1	33	45	1.29	1.714					
Bill Castro, R (8, 1) ERA: 1.11	2.0		9	2	2	0	2	0	0	0	0	0	0	13	13	0.00	1.000					

Detroit Tigers @ Milwaukee Brewers
 Milwaukee County Stadium, Milwaukee, WI
 Sat Jun 07 1980, 8:05 PM EDT
 Att: 38,011 - Unknown - 67 F


AB	38
R	3
H	11
RBI	3
BB	3
SO	4
LOB	24



Batter	1	2	3	4	5	6	7	8	9	AB	R	H	RBI	BB	SO	LOB	BOTTOM		
Jim Gantner, L (1, 5) OBP: 0.250, SLG: 0.286	E8			1-3			4-3			4	1	2	1	0	0	1			
Robin Yount, R (1, 6) OBP: 0.368, SLG: 0.583	K						1-3			4	1	2	1	0	1	1			
Dick Davis, R (1, 10) OBP: 0.301, SLG: 0.394										4	1	2	3	0	0	1			
Gorman Thomas, R (1, 8) OBP: 0.298, SLG: 0.423	K						F2			4	0	0	0	0	2	1			
Ben Oglivie, L (1, 7) OBP: 0.395, SLG: 0.626							F8			4	0	2	0	0	0	0			
Sixto Lezcano, R (1, 9) OBP: 0.308, SLG: 0.407	FC6-4						4-3			4	0	1	0	0	0	3			
Sal Bando, R (1, 3) OBP: 0.328, SLG: 0.333										3	1	0	0	1	1	3			
Ed Romero, R (1, 4) OBP: 0.429, SLG: 0.500										3	0	0	0	0	0	1			
Buck Martinez, R (1, 2) OBP: 0.280, SLG: 0.292										3	1	1	0	0	0	1			
Inning Stats	R: 2 E: 1 K: 2 S: 10	H: 3 LOB: 1 BB: 0 P: 10	R: 1 E: 0 K: 0 S: 3	H: 1 LOB: 0 BB: 1 P: 7	R: 1 E: 0 K: 1 S: 8	H: 3 LOB: 2 BB: 0 P: 8	R: 0 E: 0 K: 0 S: 3	H: 0 LOB: 0 BB: 0 P: 3	R: 0 E: 0 K: 1 S: 5	H: 0 LOB: 0 BB: 0 P: 5	R: 1 E: 0 K: 0 S: 5	H: 2 LOB: 1 BB: 0 P: 5	R: 0 E: 0 K: 0 S: 4	H: 1 LOB: 1 BB: 0 P: 4	1B: 7 2B: 1 3B: 1 HR: 1	SF: 0 SAC: 0 DP: 0 HBP: 0	WP: 1 PB: 0 SB: 0 CS: 1	PA: 35	
PITCHER	IP	WLS	BF	H	R	ER	SO	BB	IBB	HBP	BLK	WP	HR	S	P	ERA	WHIP		
Jack Morris, R (1, 1) ERA: 4.48	8.0	L	34	10	5	5	4	1	0	0	0	1	1	41	45	5.62	1.375		

Detroit Tigers @ Milwaukee Brewers
 Milwaukee County Stadium, Milwaukee, WI
 Sat Jun 07 1980, 8:05 PM EDT
 Att: 38,011 - Unknown - 67 F

AB	33
R	5
H	10
RBI	5
BB	1
SO	4
LOB	12



Batter	1	2	3	4	5	6	7	8	9	AB	R	H	RBI	BB	SO	LOB	TOP	
Jim Lentine, R OBP: 0.323, SLG: 0.393 (1, 8)										5	2	1	1	1	1	0		
Alan Trammell, R OBP: 0.411, SLG: 0.407 (1, 6)										4	2	3	1	1	0	3		
Steve Kemp, L OBP: 0.379, SLG: 0.462 (1, 10)										4	2	1	0	1	2	2		
Lance Parrish, R OBP: 0.301, SLG: 0.457 (1, 2)										5	1	0	0	0	0	6		
Al Cowens, R OBP: 0.315, SLG: 0.307 (1, 9)										4	1	2	1	1	0	1		
John Wockenfuss, R OBP: 0.413, SLG: 0.506 (1, 7) (7, 3)										3	1	2	2	1	0	0		
Richie Hebner, L OBP: 0.305, SLG: 0.324 (1, 3) (7, 7)										4	0	0	0	0	1	6		
Tom Brookens, R OBP: 0.322, SLG: 0.327 (1, 5)										5	0	2	1	0	0	1		
Stan Papi, R OBP: 0.500, SLG: 1.000 (1, 4)										5	0	1	2	0	1	2		
Inning Stats	R: 5 E: 0 K: 1 S: 10	H: 5 LOB: 3 BB: 2 P: 19	R: 0 E: 0 K: 1 S: 5	H: 1 LOB: 1 BB: 0 P: 4	R: 2 E: 1 K: 0 S: 6	H: 3 LOB: 2 BB: 1 P: 10	R: 0 E: 0 K: 1 S: 3	H: 1 LOB: 1 BB: 0 P: 6	R: 0 E: 0 K: 1 S: 4	H: 1 LOB: 1 BB: 0 P: 4	R: 2 E: 0 K: 1 S: 7	H: 2 LOB: 2 BB: 2 P: 15	R: 0 E: 0 K: 2 S: 7	H: 0 LOB: 0 BB: 0 P: 7	1B: 11 2B: 1 3B: 0 HR: 1	SF: 0 SAC: 0 DP: 0 HBP: 1	WP: 0 PA: 46 PB: 0 SB: 0 CS: 0	
PITCHER	IP WLS BF H R ER SO BB IBB HBP BLK WP HR S P ERA WHIP	0.2 L 9 5 5 5 1 1 0 1 0 0 0 1 9 14 67.50 9.000	4.1 19 4 2 1 1 2 0 0 0 0 0 0 19 27 2.08 1.385	2.0 8 2 0 0 1 0 0 0 0 0 0 0 10 10 0.00 1.000	0.1 1 0 0 0 0 0 0 0 0 0 0 0 1 1 0.00 0.000	1.2 9 2 2 2 3 2 0 0 0 0 0 0 0 13 21 10.80 2.400												

Detroit Tigers @ Milwaukee Brewers
Milwaukee County Stadium, Milwaukee, WI
 Sun Jun 08 1980, 4:33 AM EDT
 Att: 40,892 - Unknown - 65 F

livebaseballscorecards.com

AB 40
 R 9
 H 13
 RBI 8
 BB 5
 SO 6
 LOB 23

Batter	1	2	3	4	5	6	7	8	9	AB	R	H	RBI	BB	SO	LOB	BOTTOM		
Jim Gantner, L OBP: 0.235, SLG: 0.268 (1, 5)										5	0	0	0	0	1	3			
Robin Yount, R OBP: 0.366, SLG: 0.581 (1, 6)										4	1	1	1	0	1	0			
Sal Bando, R OBP: 0.318, SLG: 0.321 (1, 10)										4	0	0	1	0	1	0			
Gorman Thomas, R OBP: 0.297, SLG: 0.435 (1, 8)										4	1	1	1	0	1	0			
Ben Oglivie, L OBP: 0.387, SLG: 0.611 (1, 7)										4	0	0	0	0	0	0			
Sixto Lezcano, R OBP: 0.317, SLG: 0.418 (1, 9)										3	2	2	0	1	0	0			
Mark Brouhard, R OBP: 0.297, SLG: 0.429 (1, 3)										3	0	1	0	1	0	1			
Ed Romero, R OBP: 0.364, SLG: 0.500 (1, 4)										4	0	1	1	0	0	3			
Charlie Moore, R OBP: 0.343, SLG: 0.340 (1, 2)										4	1	2	1	0	0	2			
Inning Stats	R: 0 E: 0 K: 1 S: 5	H: 0 LOB: 0 BB: 0 P: 5	R: 1 E: 0 K: 0 S: 4	H: 1 LOB: 2 BB: 2 P: 12	R: 0 E: 0 K: 1 S: 5	H: 0 LOB: 0 BB: 0 P: 5	R: 0 E: 0 K: 1 S: 3	H: 0 LOB: 0 BB: 0 P: 3	R: 0 E: 0 K: 1 S: 5	H: 0 LOB: 0 BB: 0 P: 5	R: 1 E: 0 K: 0 S: 5	H: 2 LOB: 1 BB: 0 P: 5	R: 2 E: 0 K: 0 S: 5	H: 2 LOB: 0 BB: 0 P: 5	R: 1 E: 0 K: 0 S: 6	H: 3 LOB: 3 BB: 0 P: 6	1B: 4 2B: 3 3B: 0 HR: 1	SF: 0 SAC: 0 DP: 0 HBP: 0	WP: 1 PA: 37 PB: 1 SB: 0 CS: 0
PITCHER	IP WLS BF H R ER SO BB IBB HBP BLK WP HR S P ERA WHIP	7.0 W 26 3 2 2 4 0 0 0 0 0 1 0 11 11 2.57 0.714	2.0 11 5 3 2 0 0 0 0 0 0 1 0 11 11 9.00 2.500																

Detroit Tigers @ Milwaukee Brewers
Milwaukee County Stadium, Milwaukee, WI
 Sun Jun 08 1980, 4:33 AM EDT
 Att: 40,892 - Unknown - 65 F

livebaseballscorecards.com

AB 35
 R 5
 H 8
 RBI 5
 BB 2
 SO 4
 LOB 9

Batter	1	2	3	4	5	6	7	8	9	AB	R	H	RBI	BB	SO	LOB	TOP			
Butch Wynegar, S OBP: 0.339, SLG: 0.407 (1, 2)										4	0	1	2	0	0	0	Minnesota Twins @ Detroit Tigers Tiger Stadium, Detroit, MI Tue Jun 10 1980, 7:05 PM EDT Att: 12,399 - Unknown - 57 F			
Rick Sofield, L OBP: 0.294, SLG: 0.458 (1, 7)										4	0	0	0	0	0	1				
Ken Landreaux, L OBP: 0.387, SLG: 0.433 (1, 8)										4	0	0	0	0	1	1				
Glenn Adams, L OBP: 0.333, SLG: 0.351 (1, 10)										4	0	1	0	0	0	0				
Rob Wilfong, L OBP: 0.313, SLG: 0.368 (1, 4)										4	0	1	0	0	2	1				
Hosken Powell, L OBP: 0.333, SLG: 0.382 (1, 9)										4	0	1	0	0	2	2				
Mike Cabbage, L OBP: 0.337, SLG: 0.348 (1, 3) (5, 5)										3	1	1	0	0	0	1				
Pete Mackanin, R OBP: 0.280, SLG: 0.309 (1, 6) Danny Goodwin, L OBP: 0.274, SLG: 0.345 (5, FH) (5, 3)										1	0	0	0	0	1	0				
John Castino, R OBP: 0.329, SLG: 0.387 (1, 5) (5, 6)				BB						2	1	0	0	1	0	1				
Inning Stats	R: 0 E: 0 K: 1 S: 5	H: 0 LOB: 0 BB: 0 P: 5	R: 0 E: 0 K: 1 S: 6	H: 1 LOB: 1 BB: 0 P: 6	R: 1 E: 0 K: 1 S: 6	H: 1 LOB: 1 BB: 1 P: 10	R: 0 E: 0 K: 2 S: 7	H: 0 LOB: 0 BB: 0 P: 7	R: 0 E: 0 K: 0 S: 3	H: 0 LOB: 0 BB: 0 P: 3	R: 0 E: 0 K: 0 S: 3	H: 1 LOB: 0 BB: 0 P: 3	R: 2 E: 0 K: 0 S: 5	H: 2 LOB: 0 BB: 0 P: 5	R: 0 E: 0 K: 1 S: 6	H: 1 LOB: 1 BB: 0 P: 6		1B: 4 2B: 2 3B: 0 HR: 0	SF: 0 SAC: 0 DP: 1 HBP: 0	WP: 1 PB: 0 SB: 0 CS: 0
PITCHER Mitt Wilcox, R ERA: 3.71 (1, 1)	IP: 9.0 WLS: W BF: 33 H: 6 R: 3 ER: 3 SO: 6 BB: 1 IBB: 0 HBP: 0 BLK: 0 WP: 1 HR: 0 S: 44 P: 48 ERA: 3.00 WHIP: 0.778															PITCHER IP: WLS: BF: H: R: ER: SO: BB: IBB: HBP: BLK: WP: HR: S: P: ERA: WHIP:				

Batter	1	2	3	4	5	6	7	8	9	AB	R	H	RBI	BB	SO	LOB	BOTTOM			
Jim Lentine, R OBP: 0.333, SLG: 0.394 (1, 7)										5	0	2	1	0	0	1	Minnesota Twins @ Detroit Tigers Tiger Stadium, Detroit, MI Tue Jun 10 1980, 7:05 PM EDT Att: 12,399 - Unknown - 57 F			
Alan Trammell, R OBP: 0.413, SLG: 0.406 (1, 6)										3	2	1	0	1	2	1				
Steve Kemp, L OBP: 0.387, SLG: 0.473 (1, 10)										3	2	2	1	0	0	0				
Lance Parrish, R OBP: 0.310, SLG: 0.468 (1, 2)										4	2	3	3	0	0	1				
Al Cowens, R OBP: 0.314, SLG: 0.312 (1, 9)										4	0	1	2	0	1	3				
John Wockenfuss, R OBP: 0.407, SLG: 0.494 (1, 3) Tim Corcoran, L OBP: 0.300, SLG: 0.190 (8, 3)										4	0	1	0	0	1	3				
Tom Brookens, R OBP: 0.320, SLG: 0.321 (1, 5)									BB	2	0	0	1	1	1	1				
Dave Stegman, R OBP: 0.291, SLG: 0.307 (1, 8)										4	1	0	0	0	0	2				
Stan Papi, R OBP: 0.429, SLG: 0.857 (1, 4)										4	1	1	0	0	0	1				
Inning Stats	R: 0 E: 0 K: 1 S: 5	H: 2 LOB: 1 BB: 0 P: 5	R: 1 E: 0 K: 0 S: 5	H: 2 LOB: 1 BB: 0 P: 5	R: 4 E: 0 K: 1 S: 8	H: 3 LOB: 1 BB: 1 P: 13	R: 0 E: 0 K: 1 S: 6	H: 1 LOB: 1 BB: 0 P: 6	R: 0 E: 0 K: 0 S: 3	H: 0 LOB: 0 BB: 0 P: 3	R: 2 E: 0 K: 1 S: 8	H: 3 LOB: 1 BB: 0 P: 8	R: 1 E: 0 K: 0 S: 3	H: 1 LOB: 1 BB: 1 P: 7	R: 0 E: 0 K: 1 S: 6	H: 1 LOB: 1 BB: 0 P: 6		1B: 7 2B: 4 3B: 0 HR: 0	SF: 1 SAC: 0 DP: 0 HBP: 1	WP: 0 PB: 0 SB: 0 CS: 0
PITCHER Geoff Zahn, L ERA: 4.94 (1, 1) John Verhoeven, R ERA: 4.13 (3, 1) Fernando Arroyo, R ERA: 6.0 (8, 1)	IP: 2.1 WLS: L BF: 14 H: 5 R: 5 ER: 5 SO: 1 BB: 1 IBB: 0 HBP: 0 BLK: 0 WP: 0 HR: 0 S: 14 P: 19 ERA: 19.29 WHIP: 2.571															PITCHER IP: WLS: BF: H: R: ER: SO: BB: IBB: HBP: BLK: WP: HR: S: P: ERA: WHIP:				



Batter	1	2	3	4	5	6	7	8	9	AB	R	H	RBI	BB	SO	LOB	TOP					
Bob Molinaro, L (1, 7) OBP: 0.379, SLG: 0.462	G3			F7-4 S 1B		3-1		F4	F4	5	0	1	0	0	0	2	Chicago White Sox @ Detroit Tigers Tiger Stadium, Detroit, MI Fri Jun 13 1980, 7:05 PM EDT Att: 33,767 - Unknown - 77 F					
Junior Moore, R (1, 5) OBP: 0.296, SLG: 0.330	6-3			1-2 BB		4-3		6-3		3	0	0	1	1	0	0						
Chet Lemon, R (1, 8) OBP: 0.355, SLG: 0.409	K			F7		BLK 1B		HR		4	1	2	0	0	1	2						
Lamar Johnson, R (1, 3)		F5		F7-4 2-3		1-2 BB		HR		3	1	1	2	1	0	2						
Harold Baines, L (1, 9) OBP: 0.314, SLG: 0.451	F8				K	4-3		FC6-4 1B		4	0	1	0	0	1	2						
Wayne Nordhagen, R (1, 10) OBP: 0.348, SLG: 0.569	F3				5-3			F6	FC6-4 1-2	4	0	0	0	0	0	1						
Jim Morrison, R (1, 4) OBP: 0.328, SLG: 0.450			K		6-3			F8		4	0	1	0	0	1	0						
Mary Foley, L (1, 2) OBP: 0.259, SLG: 0.392			1-3			HR		F7	BB	3	1	1	1	1	0	1						
Greg Pryor, R (1, 6) OBP: 0.263, SLG: 0.306			K					F9		2	1	1	0	0	1	0						
Thad Bosley, L (7, PH) OBP: 0.356, SLG: 0.419						3-1 WP 4-3 1B		1-3		1	0	0	0	0	0	1						
Harry Chappas, S (7, 6) OBP: 0.236, SLG: 0.200										1	0	0	0	0	0	1						
Inning Stats	R: 0 E: 0 K: 1 S: 5	H: 0 LOB: 0 BB: 0 P: 5	R: 0 E: 0 K: 0 S: 3	H: 0 LOB: 0 BB: 0 P: 3	R: 0 E: 0 K: 2 S: 7	H: 0 LOB: 0 BB: 0 P: 7	R: 0 E: 0 K: 0 S: 3	H: 1 LOB: 1 BB: 1 P: 7	R: 0 E: 0 K: 1 S: 5	H: 0 LOB: 0 BB: 0 P: 5	R: 2 E: 0 K: 0 S: 6	H: 3 LOB: 2 BB: 1 P: 10	R: 0 E: 0 K: 0 S: 4	H: 1 LOB: 1 BB: 0 P: 4	R: 2 E: 0 K: 0 S: 6	H: 3 LOB: 1 BB: 0 P: 6	R: 0 E: 0 K: 0 S: 3	H: 0 LOB: 1 BB: 1 P: 7	1B: 6 2B: 1 3B: 0 HR: 2	SF: 0 SAC: 0 DP: 1 HBP: 0	WP: 1 PB: 0 SB: 2 CS: 0	PA: 37
PITCHER Jack Morris, R (1, 1) ERA: 4.44	IP: 9.0 WLS: W BF: 37 H: 8 R: 4 ER: 4 SO: 4 BB: 3 IBB: 0 HBP: 0 BLK: 1 WP: 1 HR: 2 S: 42 P: 54 ERA: 4.00 WHIP: 1.222															PITCHER IP: WLS: BF: H: R: ER: SO: BB: IBB: HBP: BLK: WP: HR: S: P: ERA: WHIP:						

Batter	1	2	3	4	5	6	7	8	9	AB	R	H	RBI	BB	SO	LOB	BOTTOM			
Jim Lentine, R (1, 8) OBP: 0.356, SLG: 0.359	6-3 HBP			5-3				4-3 1B		3	0	1	1	0	0	3	Chicago White Sox @ Detroit Tigers Tiger Stadium, Detroit, MI Fri Jun 13 1980, 7:05 PM EDT Att: 33,767 - Unknown - 77 F			
Kirk Gibson, L (8, PH) OBP: 0.301, SLG: 0.441		6-3						1-3 1B		1	0	1	0	0	0	0				
Alan Trammell, R (1, 6) OBP: 0.412, SLG: 0.426	6-3 1-2			4-3		3B F7		F3		5	1	1	0	0	0	4				
Al Cowens, R (1, 9) OBP: 0.322, SLG: 0.335	F7			1B		2B 2B		4-3		5	1	2	1	0	0	3				
Lance Parrish, R (1, 10) OBP: 0.314, SLG: 0.484	G3			F9		1B 2B		F4		4	1	1	1	0	0	2				
John Wockenfuss, R (1, 7) OBP: 0.407, SLG: 0.489				5-3		1B 2B		4-3		2	0	0	0	0	0	1				
Champ Summers, L (5, PH) OBP: 0.403, SLG: 0.524				5-3		E 1B 1B HBP		4-3		1	1	0	0	0	0	0				
Richie Hebner, L (1, 3) OBP: 0.335, SLG: 0.451				F3		1-2 2H 1B		4-3		4	1	2	1	0	0	0				
Tim Corcoran, L (8, 3) OBP: 0.308, SLG: 0.205		1B 3B								0	0	0	0	0	0	0				
Tom Brookens, R (1, 5) OBP: 0.331, SLG: 0.350		6-3 E 1B				1B 4-3		4-3		4	2	2	1	0	0	1				
Duffy Dyer, R (1, 2) OBP: 0.220, SLG: 0.359		6-3				E5 BB		6-3		4	1	1	1	0	0	2				
Lou Whitaker, L (1, 4) OBP: 0.347, SLG: 0.227		E7 2H 1B				4-3 BB		4-3		2	0	1	2	2	0	1				
Inning Stats	R: 0 E: 0 K: 0 S: 3	H: 0 LOB: 1 BB: 0 P: 4	R: 2 E: 1 K: 0 S: 6	H: 3 LOB: 1 BB: 0 P: 6	R: 0 E: 0 K: 0 S: 4	H: 1 LOB: 1 BB: 0 P: 4	R: 0 E: 1 K: 0 S: 4	H: 1 LOB: 2 BB: 1 P: 8	R: 6 E: 1 K: 0 S: 9	H: 6 LOB: 1 BB: 0 P: 10	R: 0 E: 0 K: 0 S: 3	H: 0 LOB: 0 BB: 0 P: 3	R: 0 E: 0 K: 0 S: 3	H: 0 LOB: 0 BB: 0 P: 3	R: 0 E: 0 K: 0 S: 3	H: 1 LOB: 1 BB: 1 P: 7	1B: 8 2B: 3 3B: 2 HR: 0	SF: 0 SAC: 0 DP: 1 HBP: 2	WP: 0 PB: 0 SB: 1 CS: 1	PA: 39
PITCHER Steve Trout, L (1, 1) ERA: 4.41	IP: 4.0 WLS: L BF: 22 H: 8 R: 5 ER: 5 SO: 0 BB: 1 IBB: 0 HBP: 1 BLK: 0 WP: 0 HR: 0 S: 20 P: 25 ERA: 11.25 WHIP: 2.250															PITCHER IP: WLS: BF: H: R: ER: SO: BB: IBB: HBP: BLK: WP: HR: S: P: ERA: WHIP:				
Mike Proby, R (5, 1) ERA: 3.0	IP: 4.0 WLS: L BF: 17 H: 4 R: 3 ER: 1 SO: 0 BB: 1 IBB: 0 HBP: 1 BLK: 0 WP: 0 HR: 0 S: 15 P: 20 ERA: 2.25 WHIP: 1.250															PITCHER IP: WLS: BF: H: R: ER: SO: BB: IBB: HBP: BLK: WP: HR: S: P: ERA: WHIP:				

Batter	1	2	3	4	5	6	7	8	9	AB	R	H	RBI	BB	SO	LOB	TOP			
Bob Molinaro, L (1,7) OBP: 0.375, SLG: 0.455	3-1		4-3					4-3		4	0	1	0	0	0	0	Chicago White Sox @ Detroit Tigers Tiger Stadium, Detroit, MI Sat Jun 14 1980, 3:33 AM EDT Att: 31,008 - Unknown - 75 F			
Junior Moore, R (1,5) OBP: 0.295, SLG: 0.328	K		FC6-4 1B					F8		4	0	1	0	0	2	1				
Chet Lemon, R (1,8) OBP: 0.353, SLG: 0.406	5-3		F9					BB 1B		4	0	1	0	0	0	1				
Lamar Johnson, R (1,3)		2B 1B	FC6-4					BB 1B		3	0	1	0	1	0	1				
Harold Baines, L (1,9) OBP: 0.313, SLG: 0.446	F7			1-3				BB 1B		4	0	1	0	0	0	3				
Wayne Nordhagen, R (1,10) OBP: 0.345, SLG: 0.567		2B		K				5-3		4	0	1	0	0	1	1				
Jim Morrison, R (1,4) OBP: 0.331, SLG: 0.455	5-3							F9		4	0	2	0	0	0	2				
Todd Cruz, R (1,6) OBP: 0.347, SLG: 0.395		BB		5-3				K		3	0	0	0	1	1	2				
Bruce Kimm, R (1,2) OBP: 0.338, SLG: 0.318 (7, PH)	1-3							G5-4-3		2	0	1	0	0	0	3				
Thad Bosley, L (7, PH) OBP: 0.346, SLG: 0.409								G5-4-3		1	0	0	0	0	0	1				
Mary Foley, L (7,2) OBP: 0.259, SLG: 0.392								CS 1B		0	0	0	0	0	0	0				
Inning Stats	R: 0 E: 0 K: 1 S: 5	H: 0 LOB: 0 BB: 0 P: 5	R: 0 E: 0 K: 0 S: 5	H: 2 LOB: 3 BB: 1 P: 9	R: 0 E: 0 K: 0 S: 4	H: 1 LOB: 1 BB: 0 P: 4	R: 0 E: 0 K: 1 S: 6	H: 1 LOB: 1 BB: 0 P: 6	R: 0 E: 0 K: 0 S: 4	H: 2 LOB: 0 BB: 0 P: 5	R: 0 E: 0 K: 0 S: 3	H: 1 LOB: 0 BB: 0 P: 3	R: 0 E: 0 K: 0 S: 4	H: 1 LOB: 2 BB: 1 P: 8	R: 0 E: 0 K: 1 S: 5	H: 0 LOB: 0 BB: 0 P: 5	1B: 7 2B: 2 3B: 0 HR: 0	SF: 0 SAC: 0 DP: 1 HBP: 0	WP: 0 PB: 0 SB: 0 CS: 1	PA: 35
PITCHER Dan Petry, R (1,1) ERA: 3.14	IP: 9.0 WLS: W BF: 35 H: 9 R: 0 ER: 0 SO: 4 BB: 2 IBB: 0 HBP: 0 BLK: 0 WP: 0 HR: 0 S: 41 P: 49 ERA: 0.00 WHIP: 1.222																			

Batter	1	2	3	4	5	6	7	8	9	AB	R	H	RBI	BB	SO	LOB	BOTTOM			
Jim Lentine, R (1,7) OBP: 0.327, SLG: 0.326	F6		F9					5-3		4	1	0	0	0	0	1	Chicago White Sox @ Detroit Tigers Tiger Stadium, Detroit, MI Sat Jun 14 1980, 3:33 AM EDT Att: 31,008 - Unknown - 75 F			
Alan Trammell, R (1,6) OBP: 0.404, SLG: 0.420	6-3			5-3				F4		3	0	0	1	0	0	0				
Steve Kemp, L (1,10) OBP: 0.380, SLG: 0.460	K			4-3				F5		4	0	1	0	0	1	0				
Lance Parrish, R (1,2) OBP: 0.310, SLG: 0.477		K		K				K		3	0	0	0	0	3	1				
Al Cowens, R (1,9) OBP: 0.317, SLG: 0.329	F7				6-3			F6		3	0	0	0	0	0	0				
John Wockenfuss, R (1,3) OBP: 0.414, SLG: 0.521		4-0			K					2	1	1	1	1	1	0				
Tim Corcoran, L (8,3) OBP: 0.308, SLG: 0.205		FC5-4 BB			K			HR		0	0	0	0	0	0	0				
Dave Stegman, R (1,8) OBP: 0.281, SLG: 0.295		FC5-4			F8			F8		3	0	0	0	0	0	1				
Tom Brookens, R (1,5) OBP: 0.338, SLG: 0.352			3-1					SH3-4 SF8 BB		2	1	1	0	1	0	0				
Lou Whitaker, L (1,4) OBP: 0.344, SLG: 0.224			K					SH3-4 1B		2	0	0	0	0	1	1				
Inning Stats	R: 0 E: 0 K: 1 S: 5	H: 0 LOB: 0 BB: 0 P: 5	R: 0 E: 0 K: 1 S: 5	H: 0 LOB: 1 BB: 1 P: 9	R: 0 E: 0 K: 1 S: 5	H: 0 LOB: 0 BB: 0 P: 5	R: 0 E: 0 K: 1 S: 5	H: 0 LOB: 0 BB: 0 P: 5	R: 2 E: 1 K: 1 S: 7	H: 1 LOB: 1 BB: 1 P: 11	R: 1 E: 0 K: 0 S: 5	H: 2 LOB: 1 BB: 0 P: 5	R: 0 E: 0 K: 0 S: 3	H: 0 LOB: 0 BB: 0 P: 3	R: 0 E: 0 K: 1 S: 5	H: 0 LOB: 0 BB: 0 P: 5	1B: 1 2B: 1 3B: 0 HR: 1	SF: 1 SAC: 1 DP: 0 HBP: 0	WP: 0 PB: 0 SB: 1 CS: 0	PA: 30
PITCHER Britt Burns, L (1,1) ERA: 2.18	IP: 8.0 WLS: L BF: 30 H: 3 R: 3 ER: 1 SO: 6 BB: 2 IBB: 0 HBP: 0 BLK: 1 WP: 0 HR: 1 S: 40 P: 48 ERA: 1.12 WHIP: 0.625																			

AB	33
R	0
H	9
RBI	0
BB	2
SO	4
LOB	15



AB	26
R	3
H	3
RBI	2
BB	2
SO	6
LOB	4



Batter	1	2	3	4	5	6	7	8	9	AB	R	H	RBI	BB	SO	LOB	TOP					
Robin Yount, R OBP: 0.360, SLG: 0.594 (1, 6)	0-0 HR 2B		0-0 L7		0-0 FC6-4 1B		0-0 F8		0-0 5-3	5	1	2	0	0	0	0	Milwaukee Brewers @ Detroit Tigers Tiger Stadium, Detroit, MI Mon Jun 16 1980, 3:33 AM EDT Unknown - 65 F					
Don Money, R OBP: 0.366, SLG: 0.553 (1, 5)	0-0 HR 2H		4-0 BB		0-0 FC6-4 1-2		0-3 K		4-0 BB	3	1	1	2	2	1	1						
Cecil Cooper, L OBP: 0.367, SLG: 0.515 (1, 3)	0-0 4-3		0-0 F9		0-0 F7		0-0 1B		0-0 F7	5	0	1	0	0	0	3						
Gorman Thomas, R OBP: 0.293, SLG: 0.421 (1, 8)	0-3 K2-3			0-0 WP FC5-2-5-1 2B		0-0 F5		0-3 K		0-0 4-3	5	0	1	0	0	2		3				
Ben Oglivie, L OBP: 0.382, SLG: 0.601 (1, 7)	0-0 4-3			4-0 FC5-2-5-1 2-3 1B BB		0-0 1-3		0-0 4-3		0-0 4-3	3	1	0	0	1	0		0				
Sixto Lezcano, R OBP: 0.332, SLG: 0.463 (1, 10)		0-0 F3		0-0 FC5-2-5-1 1-3 3-H 1B		0-0 HR		0-0 BB 1B		0-0 F3	4	2	2	1	0	0		2				
Mark Brouhard, R OBP: 0.317, SLG: 0.436 (1, 9)		0-0 L3 1B		0-0 1B		0-0 F6		0-0 F7		0-0 F7	4	0	2	2	0	0		1				
Jim Gantner, L OBP: 0.255, SLG: 0.276 (1, 4)		0-0 L3		0-0 G5-4-3 1B		0-0 1B		4-0 1-2 BB		0-0 L3	3	0	2	0	1	0		1				
Buck Martinez, R OBP: 0.258, SLG: 0.279 (1, 2)			0-0 F3		0-0 G5-4-3 1-2		0-0 F7		0-3 K	4	0	0	0	0	1	5						
Inning Stats	R: 2 E: 0 K: 1 S: 7	H: 2 LOB: 0 BB: 0 P: 7	R: 0 E: 0 K: 0 S: 3	H: 1 LOB: 0 BB: 0 P: 3	R: 0 E: 0 K: 0 S: 3	H: 0 LOB: 1 BB: 1 P: 7	R: 2 E: 0 K: 0 S: 5	H: 3 LOB: 1 BB: 1 P: 9	R: 0 E: 0 K: 0 S: 4	H: 1 LOB: 1 BB: 0 P: 4	R: 1 E: 0 K: 0 S: 5	H: 2 LOB: 1 BB: 0 P: 5	R: 0 E: 0 K: 2 S: 8	H: 1 LOB: 1 BB: 0 P: 8	R: 0 E: 0 K: 1 S: 6	H: 1 LOB: 2 BB: 1 P: 10	R: 0 E: 0 K: 0 S: 3	H: 0 LOB: 1 BB: 1 P: 7	1B: 7 2B: 3 3B: 0 HR: 2	SF: 0 SAC: 0 DP: 2 HBP: 0	WP: 1 PB: 0 SB: 0 CS: 0	PA: 40
PITCHER Milt Wilcox, R ERA: 3.84 (1, 1)	IP: 9.0 WLS: W BF: 40	H: 11 R: 5 ER: 5 SO: 4	BB: 4 IBB: 0 HBP: 0 BLK: 0	WP: 1 HR: 2 S: 44 P: 60	ERA: 5.00 WHIP: 1.667	PITCHER										IP: 9.0 WLS: W BF: 40	H: 11 R: 5 ER: 5 SO: 4	BB: 4 IBB: 0 HBP: 0 BLK: 0	WP: 1 HR: 2 S: 44 P: 60	ERA: 5.00 WHIP: 1.667		

Batter	1	2	3	4	5	6	7	8	9	AB	R	H	RBI	BB	SO	LOB	BOTTOM					
Kirk Gibson, L OBP: 0.303, SLG: 0.440 (1, 8)	0-0 3-1		0-3 K		0-0 F7		0-0 1B 1B		0-0 SH1-4 2B 1B	5	2	2	0	0	1	3	Milwaukee Brewers @ Detroit Tigers Tiger Stadium, Detroit, MI Mon Jun 16 1980, 3:33 AM EDT Unknown - 65 F					
Alan Trammell, R OBP: 0.406, SLG: 0.426 (1, 6)	0-0 6-3		0-0 2B		0-0 F8		0-0 1B SF9 1B		0-0 SH1-4 1-2	4	1	2	0	0	0	0						
Steve Kemp, L OBP: 0.380, SLG: 0.458 (1, 7)	0-0 2B 1B		0-0 F7		0-0 F2		0-0 1B		0-0 1-3	5	1	2	1	0	0	2						
Champ Summers, L OBP: 0.410, SLG: 0.543 Rick Peters, S OBP: 0.325, SLG: 0.324 (9, PR)	0-0 1B 2B		4-0 BB		0-0 G3		0-0 SF9		0-0 1B 2B	3	0	2	3	1	0	0						
Al Cowens, R OBP: 0.314, SLG: 0.326 (1, 9)	0-0 6-3		0-3 K		0-0 F7		0-0 F8		0-0 1B	5	0	1	1	0	1	4						
Lance Parrish, R OBP: 0.313, SLG: 0.477 (1, 2)		0-0 G4-6-3 1B		0-0 F6		0-0 FC6-4 1B		0-0 F4		0-0 2H	4	0	2	0	0	3						
Tim Corcoran, L OBP: 0.286, SLG: 0.188 (1, 3)		0-0 G4-6-3 1-2		0-0 F9		0-0 FC6-4 1-2 1B		0-0 4-3		0-0 4-3	4	1	0	0	0	2						
Stan Papi, R OBP: 0.421, SLG: 0.737 Richie Hebner, L OBP: 0.333, SLG: 0.448 Tom Brookens, R OBP: 0.338, SLG: 0.352 (9, 5)	0-0 BB 1B		0-0 BB		0-0 F8		0-0 1B		0-0 4-3	3	0	2	1	0	0	0						
Lou Whitaker, L OBP: 0.347, SLG: 0.233 (1, 4)	4-0 1-2 BB		4-0 1-2 BB		0-0 2B		0-0 F7		0-0 1-3	3	0	1	0	1	0	1						
Inning Stats	R: 1 E: 0 K: 0 S: 5	H: 2 LOB: 1 BB: 0 P: 5	R: 0 E: 0 K: 1 S: 6	H: 2 LOB: 2 BB: 1 P: 10	R: 0 E: 0 K: 1 S: 6	H: 1 LOB: 1 BB: 1 P: 10	R: 0 E: 0 K: 0 S: 4	H: 1 LOB: 1 BB: 0 P: 4	R: 0 E: 0 K: 0 S: 3	H: 0 LOB: 0 BB: 0 P: 3	R: 1 E: 1 K: 0 S: 5	H: 2 LOB: 1 BB: 0 P: 5	R: 2 E: 0 K: 0 S: 6	H: 3 LOB: 1 BB: 0 P: 6	R: 0 E: 0 K: 0 S: 3	H: 0 LOB: 0 BB: 0 P: 3	R: 2 E: 0 K: 0 S: 5	H: 3 LOB: 2 BB: 0 P: 5	1B: 10 2B: 4 3B: 0 HR: 0	SF: 1 SAC: 1 DP: 1 HBP: 0	WP: 0 PB: 0 SB: 0 CS: 0	PA: 41
PITCHER Lary Sorensen, R ERA: 3.89 Bob McClure, L ERA: 2.53 Bill Castro, R ERA: 1.54 (7, 1)	IP: 6.0 WLS: 2 BF: 29	H: 10 R: 4 ER: 3 SO: 2	BB: 2 IBB: 0 HBP: 0 BLK: 0	WP: 0 HR: 0 S: 31 P: 39	ERA: 4.50 WHIP: 2.000	PITCHER										IP: 6.0 WLS: L BF: 10	H: 3 R: 2 ER: 2 SO: 3	BB: 0 IBB: 0 HBP: 0 BLK: 0	WP: 0 HR: 0 S: 10 P: 10	ERA: 7.71 WHIP: 1.286		

AB	36
R	5
H	11
RBI	5
BB	4
SO	4
LOB	16

AB	37
R	6
H	14
RBI	6
BB	2
SO	2
LOB	15



Batter	1	2	3	4	5	6	7	8	9	AB	R	H	RBI	BB	SO	LOB	TOP					
Robin Yount, R OBP: 0.357, SLG: 0.586 (1, 6)	B1-3		F9	FC6-4 1B		F7			K	5	0	1	0	0	1	1						
Don Money, R OBP: 0.387, SLG: 0.552 (1, 10)	SH1-3 BB		2B SF7 BB	FC6-4 1-2					G6-3 BB	2	2	1	0	3	0	2						
Cecil Cooper, L OBP: 0.369, SLG: 0.534 (1, 3)	SH1-3		2B		F3				G6-3	4	1	2	2	0	0	1						
Sixto Lezcano, R OBP: 0.326, SLG: 0.456 (1, 9)	5-3		SF7		5-3				6-3	3	0	0	1	0	0	1						
Ben Oglivie, L OBP: 0.384, SLG: 0.597 (1, 7)		6-3 SF8 1B		IBB		G3			K	3	1	1	0	1	1	0						
Gorman Thomas, R OBP: 0.293, SLG: 0.431 (1, 8)	6-3		5-3						K	4	1	1	1	0	1	3						
Sal Bando, R OBP: 0.295, SLG: 0.293 (1, 5)	SF8				5-3				F8	3	0	0	1	0	0	0						
Jim Gantner, L OBP: 0.281, SLG: 0.296 (1, 4)									G6-4-3 BB	3	0	3	0	1	0	0						
Charlie Moore, R OBP: 0.341, SLG: 0.342 (1, 2)	F8		FC4-6 1B						G6-4-3	3	0	0	0	1	0	3						
Inning Stats	R: 0 E: 0 K: 0 S: 3	H: 0 LOB: 1 BB: 1 P: 7	R: 1 E: 0 K: 0 S: 5	H: 2 LOB: 1 BB: 0 P: 5	R: 1 E: 0 K: 0 S: 4	H: 1 LOB: 2 BB: 2 P: 12	R: 0 E: 0 K: 0 S: 5	H: 2 LOB: 2 BB: 0 P: 5	R: 0 E: 0 K: 0 S: 3	H: 0 LOB: 0 BB: 0 P: 3	R: 1 E: 0 K: 0 S: 4	H: 2 LOB: 1 BB: 1 P: 8	R: 2 E: 0 K: 2 S: 9	H: 2 LOB: 0 BB: 0 P: 9	R: 0 E: 0 K: 0 S: 2	H: 0 LOB: 0 BB: 1 P: 6	R: 0 E: 0 K: 1 S: 4	H: 0 LOB: 0 BB: 1 P: 8	1B: 6 2B: 1 3B: 0 HR: 2	SF: 2 SAC: 1 DP: 2 HBP: 0	WP: 0 PB: 0 SB: 1 CS: 1	PA: 39
PITCHER	IP	WLS	BF	H	R	ER	SO	BB	IBB	HBP	BLK	WP	HR	S	P	ERA	WHIP					
Dave Rozema, R ERA: 5.3 (1, 1)	6.0	L	30	9	5	5	0	3	1	0	0	0	2	26	42	7.50	2.000					
Roger Weaver, R ERA: (7, 1)	3.0		9	0	0	0	3	2	0	0	0	0	0	13	21	0.00	0.667					

Milwaukee Brewers @ Detroit Tigers
Tiger Stadium, Detroit, MI
Mon Jun 16 1980, 7:05 PM EDT
Att: 37,040 - Unknown - 58 F

AB	30
R	5
H	9
RBI	5
BB	6
SO	3
LOB	11



Batter	1	2	3	4	5	6	7	8	9	AB	R	H	RBI	BB	SO	LOB	BOTTOM				
Rick Peters, S OBP: 0.322, SLG: 0.311 (1, 8)	4-3		4-3			G6-4-3 BB			F8	3	0	0	0	1	0	1					
Kirk Gibson, L OBP: 0.303, SLG: 0.440 (9, PH)										0	0	0	0	0	0	0					
Alan Trammell, R OBP: 0.409, SLG: 0.426 (9, PH)										0	0	0	0	1	0	0					
Stan Paol, R OBP: 0.375, SLG: 0.625 (1, 6)	F2					G6-4-3 1-2			F4	5	0	1	0	0	0	5					
Steve Kemp, L OBP: 0.383, SLG: 0.473 (1, 7)	G3		1B						F8	3	1	1	2	1	0	1					
Richie Hebner, L OBP: 0.337, SLG: 0.465 (1, 10)		3-1							HR	3	1	1	1	1	0	0					
Champ Summers, L OBP: 0.401, SLG: 0.530 (8, PH)		E5 BB							HR	3	0	0	0	0	0	2					
Al Cowens, R OBP: 0.313, SLG: 0.324 (9, 9)						G3			F7	1	0	0	0	0	0	0					
John Wockenfuss, R OBP: 0.400, SLG: 0.500 (1, 2)			F9						K	4	0	0	0	0	1	1					
Tim Corcoran, L OBP: 0.288, SLG: 0.180 (1, 3)									K	2	0	0	0	1	0	0					
Jim Lentine, R OBP: 0.320, SLG: 0.318 (9, PH)									K	1	0	0	0	0	1	0					
Tom Brookens, R OBP: 0.336, SLG: 0.357 (1, 5)			F9						BB	4	0	1	0	0	0	2					
Lou Whitaker, L OBP: 0.347, SLG: 0.230 (1, 4)									2B	2	1	0	0	1	0	0					
Lance Parrish, R OBP: 0.316, SLG: 0.477 (9, PH)			4-3						BB	0	0	0	0	1	0	0					
Inning Stats	R: 0 E: 0 K: 0 S: 3	H: 0 LOB: 0 BB: 0 P: 3	R: 0 E: 1 K: 0 S: 4	H: 0 LOB: 2 BB: 1 P: 8	R: 0 E: 0 K: 0 S: 4	H: 1 LOB: 1 BB: 0 P: 4	R: 0 E: 0 K: 0 S: 3	H: 0 LOB: 0 BB: 0 P: 3	R: 0 E: 0 K: 0 S: 2	H: 0 LOB: 2 BB: 3 P: 14	R: 0 E: 0 K: 0 S: 3	H: 0 LOB: 0 BB: 0 P: 3	R: 3 E: 0 K: 0 S: 5	H: 2 LOB: 0 BB: 1 P: 9	R: 0 E: 0 K: 2 S: 8	H: 1 LOB: 3 BB: 2 P: 16	1B: 1 2B: 1 3B: 0 HR: 2	SF: 0 SAC: 0 DP: 1 HBP: 0	WP: 0 PB: 0 SB: 0 CS: 0	PA: 38	
PITCHER	IP	WLS	BF	H	R	ER	SO	BB	IBB	HBP	BLK	WP	HR	S	P	ERA	WHIP				
Reggie Cleveland, R ERA: 4.3 (1, 1)	7.2	W	31	3	3	3	0	5	0	0	0	0	2	26	46	3.52	1.043				
Bob McClure, L ERA: 2.52 (8, 1)	1.0		4	1	0	0	2	0	0	0	0	0	0	8	8	0.00	1.000				
Bill Castro, R ERA: 1.54 (9, 1)	0.0		1	0	0	0	0	1	0	0	0	0	0	0	4	"	"				
Jerry Augustine, L ERA: 5.27 (9, 1)	0.0		1	0	0	0	0	0	0	0	0	0	0	0	4	"	"				
John Filly, R ERA: 2.92 (9, 1)	0.1	S	1	0	0	0	0	0	0	0	0	0	0	1	1	0.00	0.000				

Milwaukee Brewers @ Detroit Tigers
Tiger Stadium, Detroit, MI
Mon Jun 16 1980, 7:05 PM EDT
Att: 37,040 - Unknown - 58 F

AB	31
R	3
H	4
RBI	3
BB	7
SO	2
LOB	12



Batter	1	2	3	4	5	6	7	8	9	AB	R	H	RBI	BB	SO	LOB	TOP			
Jim Gantner, L (1, 4) OBP: 0.288, SLG: 0.297	4-0 SH1-3 BB		0-0 1B		0-0 G3			0-0 B3		3	0	1	0	1	0	1	Milwaukee Brewers @ Detroit Tigers Tiger Stadium, Detroit, MI Tue Jun 17 1980, 7:05 PM EDT Att: 24,942 - Unknown - 71 F			
Don Money, R (1, 5) OBP: 0.382, SLG: 0.538	0-0 F7		0-0 1B			0-0 F7		0-0 F7		4	0	1	0	0	0	1				
Cecil Cooper, L (1, 3) OBP: 0.364, SLG: 0.526	0-0 SH1-3 1-2		0-0 F2			0-0 F8		0-0 F8		3	0	0	0	0	0	2				
Sixto Lezcano, R (1, 10) OBP: 0.324, SLG: 0.449	0-0 4-3			0-0 5-3		4-0 1B BB			0-0 5-3	3	0	0	0	1	0	1				
Ben Oglivie, L (1, 7) OBP: 0.386, SLG: 0.595		0-0 5-3		0-0 F8		0-0 FC5-4 1B		0-0 G5-4-3 1B		4	0	2	0	0	0	0				
Gorman Thomas, R (1, 8) OBP: 0.288, SLG: 0.423		0-0 F7		0-0 F8		0-0 FC5-4 1-2		0-0 G5-4-3 1-2		4	0	0	0	0	0	3				
Mark Brouhard, R (1, 9) OBP: 0.295, SLG: 0.405		0-0 1-3			0-0 6-3		0-0 F3			3	0	0	0	0	0	0				
Charlie Moore, R (1, 2) OBP: 0.341, SLG: 0.350			0-0 4-3		0-0 2B		0-0 F2			3	0	1	0	0	0	0				
Ed Romero, R (1, 6) OBP: 0.294, SLG: 0.375			0-0 6-3		0-3 K		0-0 5-3			3	0	0	0	0	1	1				
Inning Stats	R: 0 E: 0 K: 0 S: 3	H: 0 LOB: 1 BB: 1 P: 7	R: 0 E: 0 K: 0 S: 3	H: 0 LOB: 0 BB: 0 P: 3	R: 0 E: 0 K: 0 S: 5	H: 2 LOB: 2 BB: 0 P: 5	R: 0 E: 0 K: 0 S: 3	H: 0 LOB: 0 BB: 0 P: 3	R: 0 E: 0 K: 1 S: 6	H: 1 LOB: 1 BB: 0 P: 6	R: 0 E: 0 K: 0 S: 4	H: 0 LOB: 0 BB: 0 P: 8	R: 0 E: 0 K: 0 S: 3	H: 0 LOB: 0 BB: 0 P: 3	R: 0 E: 0 K: 0 S: 3	H: 1 LOB: 0 BB: 0 P: 3	1B: 4 2B: 1 3B: 0 HR: 0	SF: 0 SAC: 1 DP: 1 HBP: 0	WP: 0 PB: 0 SB: 0 CS: 0	PA: 33
PITCHER Jack Morris, R (1, 1) ERA: 4.09	IP: 9.0 WLS: W BF: 33 H: 5 R: 0 ER: 0 SO: 1 BB: 2 IBB: 0 HBP: 0 BLK: 0 WP: 0 HR: 0 S: 33 P: 41 ERA: 0.00 WHIP: 0.778																			

Batter	1	2	3	4	5	6	7	8	9	AB	R	H	RBI	BB	SO	LOB	BOTTOM			
Jim Lentine, R (1, 7) OBP: 0.333, SLG: 0.340	0-0 1B SF9		0-0 2B			0-0 6-3		4-0 HR BB		3	2	1	0	1	0	0	Milwaukee Brewers @ Detroit Tigers Tiger Stadium, Detroit, MI Tue Jun 17 1980, 7:05 PM EDT Att: 24,942 - Unknown - 71 F			
Alan Trammell, R (1, 6) OBP: 0.410, SLG: 0.443	0-0 CS 1B		0-0 4-3			0-0 P3		0-0 HR		4	1	2	2	0	0	1				
Steve Kemp, L (1, 10) OBP: 0.380, SLG: 0.468	0-0 SF9			0-3 K		4-0 BB		0-0 P5		2	0	0	1	1	1	0				
Lance Parrish, R (1, 2) OBP: 0.312, SLG: 0.471	0-3 K			0-0 F7		0-0 F7				3	0	0	0	0	1	2				
Al Cowens, R (1, 9) OBP: 0.313, SLG: 0.324		0-0 4-3		0-0 1B			0-0 F8			3	0	1	0	0	0	0				
John Wockenfuss, R (1, 3) OBP: 0.390, SLG: 0.485		0-0 F8		0-0 F7			0-0 F9			3	0	0	0	0	0	1				
Tom Brookens, R (1, 5) OBP: 0.336, SLG: 0.357		0-0 6-3			0-0 5-3 CS 1B		0-0 6-3			3	0	1	0	0	0	0				
Dave Stegman, R (1, 8) OBP: 0.272, SLG: 0.284			0-0 F8		0-0 5-3			0-0 F9		3	0	0	0	0	0	1				
Stan Papi, R (1, 4) OBP: 0.333, SLG: 0.556			0-0 6-3		0-3 K			0-0 5-3		3	0	0	0	0	1	1				
Inning Stats	R: 1 E: 1 K: 1 S: 6	H: 1 LOB: 1 BB: 0 P: 6	R: 0 E: 0 K: 0 S: 3	H: 0 LOB: 0 BB: 0 P: 3	R: 0 E: 0 K: 0 S: 4	H: 1 LOB: 1 BB: 0 P: 4	R: 0 E: 0 K: 1 S: 6	H: 1 LOB: 1 BB: 0 P: 6	R: 0 E: 0 K: 1 S: 5	H: 1 LOB: 0 BB: 0 P: 5	R: 0 E: 0 K: 0 S: 3	H: 0 LOB: 1 BB: 1 P: 7	R: 0 E: 0 K: 0 S: 3	H: 0 LOB: 0 BB: 0 P: 3	R: 2 E: 0 K: 0 S: 4	H: 1 LOB: 0 BB: 1 P: 8	1B: 3 2B: 2 3B: 0 HR: 1	SF: 1 SAC: 0 DP: 1 HBP: 0	WP: 0 PB: 0 SB: 1 CS: 2	PA: 30
PITCHER Mike Caldwell, L (1, 1) ERA: 3.05	IP: 8.0 WLS: L BF: 30 H: 5 R: 3 ER: 2 SO: 3 BB: 2 IBB: 0 HBP: 0 BLK: 0 WP: 0 HR: 1 S: 34 P: 42 ERA: 2.25 WHIP: 0.875																			

Batter	1	2	3	4	5	6	7	8	9	AB	R	H	RBI	BB	SO	LOB	TOP					
Rick Peters, S OBP: 0.319, SLG: 0.308 (1, 8)	5-3		F9		FC6-4			1B 1B		4	0	1	0	0	0	2						
Alan Trammell, R OBP: 0.412, SLG: 0.444 (1, 6)	F8		1B			1B 1B		K		4	0	2	0	0	1	1						
Steve Kemp, L OBP: 0.377, SLG: 0.463 (1, 10)	K		4-3			K		1B		4	0	1	0	0	2	3						
Lance Parrish, R OBP: 0.311, SLG: 0.467 (1, 2)		F7		K		1B		K		4	0	1	0	0	2	2						
Al Cowens, R OBP: 0.317, SLG: 0.324 (1, 9)		1B		F7		G3-6-3		3B BB		3	1	1	0	1	0	2						
John Wockenfuss, R OBP: 0.378, SLG: 0.467 (1, 3)	K		L7					K		4	0	0	0	0	2	2						
Jim Lentine, R OBP: 0.310, SLG: 0.314 (1, 7)	K				F4			K		4	0	0	0	0	2	2						
Tom Brookens, R OBP: 0.333, SLG: 0.368 (1, 5)			K		K			F7		4	0	1	1	0	2	0						
Lou Whitaker, L OBP: 0.350, SLG: 0.227 (1, 4)			1B BB		FC6-4 BB			6-3	6-3	2	0	0	0	2	0	1						
Inning Stats	R: 0 E: 0 K: 1 S: 5	H: 0 LOB: 0 BB: 0 P: 5	R: 0 E: 0 K: 2 S: 8	H: 1 LOB: 1 BB: 0 P: 8	R: 0 E: 0 K: 1 S: 6	H: 1 LOB: 2 BB: 1 P: 10	R: 0 E: 0 K: 1 S: 5	H: 0 LOB: 0 BB: 0 P: 5	R: 0 E: 0 K: 1 S: 5	H: 0 LOB: 1 BB: 1 P: 9	R: 0 E: 0 K: 0 S: 6	H: 2 LOB: 1 BB: 0 P: 6	R: 0 E: 0 K: 0 S: 3	H: 0 LOB: 0 BB: 0 P: 3	R: 0 E: 0 K: 2 S: 9	H: 2 LOB: 2 BB: 0 P: 9	R: 1 E: 0 K: 2 S: 8	H: 1 LOB: 1 BB: 1 P: 12	1B: 6 2B: 0 3B: 1 HR: 0	SF: 0 SAC: 0 DP: 1 HBP: 0	WP: 0 PB: 0 SB: 0 CS: 0	PA: 36
PITCHER	IP	WLS	BF	H	R	ER	SO	BB	IBB	HBP	BLK	WP	HR	S	P	ERA	WHIP					
Darrell Jackson, L ERA: 3.26 (1, 1)	7.2	W	30	6	0	0	8	2	0	0	0	0	0	44	52	0.00	1.043					
Doug Corbett, R ERA: 2.06 (8, 1)	1.1		6	1	1	1	3	1	0	0	0	0	0	11	15	6.75	1.500					

Detroit Tigers @ Minnesota Twins
Metropolitan Stadium, Bloomington, MI
Thu Jun 19 1980, 4:33 AM EDT
Att: 14,704 - Unknown - 68 F

AB 33
R 1
H 7
RBI 1
BB 3
SO 11
LOB 15



Batter	1	2	3	4	5	6	7	8	9	AB	R	H	RBI	BB	SO	LOB	BOTTOM				
Butch Wynegar, S OBP: 0.366, SLG: 0.427 (1, 2)	BB		E 1B HR	1B	1B	1-2 BB		1-2 1B		3	1	3	0	2	0	0					
Ken Landreaux, L OBP: 0.379, SLG: 0.429 (1, 8)	F5		E 1B HR	F8	6-3		K2-3			5	1	1	0	0	1	6					
Ron Jackson, R OBP: 0.297, SLG: 0.359 (1, 3)	K		FC5 HR	1B	1B		F8	F8		5	2	1	0	0	1	3					
Jose Morales, R OBP: 0.417, SLG: 0.516 (1, 10)	F9		HR	1B	BB		G3	F7		3	1	1	4	1	0	1					
Glenn Adams, L OBP: 0.366, SLG: 0.407 (8, PH)			HR	BB			F7			1	0	0	0	0	0	0					
John Castino, R OBP: 0.335, SLG: 0.414 (1, 5)		6-3	BB S 1B	1-2 2-H 1B			BB	F9		4	0	2	1	1	0	0					
Pete Mackanin, R OBP: 0.289, SLG: 0.322 (1, 6)		1B	F5	L6			F9			4	0	1	0	0	0	4					
Dave Edwards, R OBP: 0.277, SLG: 0.269 (1, 7)	K		BB IBB				K	F3		3	0	0	0	1	2	1					
Rob Wilfong, L OBP: 0.297, SLG: 0.329 (1, 4)	F4		1-2 2-3 BB	1-3			G3			3	0	0	0	1	0	1					
Hosken Powell, L OBP: 0.317, SLG: 0.353 (1, 9)			K	1B			1B			4	0	2	0	0	1	3					
Inning Stats	R: 0 E: 0 K: 1 S: 5	H: 0 LOB: 1 BB: 1 P: 9	R: 0 E: 0 K: 1 S: 6	H: 1 LOB: 0 BB: 0 P: 6	R: 4 E: 1 K: 1 S: 10	H: 4 LOB: 3 BB: 2 P: 18	R: 1 E: 0 K: 0 S: 5	H: 3 LOB: 2 BB: 1 P: 9	R: 0 E: 0 K: 1 S: 6	H: 1 LOB: 2 BB: 1 P: 10	R: 0 E: 0 K: 0 S: 3	H: 0 LOB: 1 BB: 1 P: 7	R: 0 E: 0 K: 1 S: 7	H: 2 LOB: 2 BB: 0 P: 7	R: 0 E: 0 K: 0 S: 3	H: 0 LOB: 0 BB: 0 P: 3	1B: 9 2B: 1 3B: 0 HR: 1	SF: 0 SAC: 0 DP: 0 HBP: 0	WP: 0 PB: 0 SB: 1 CS: 0	PA: 41	
PITCHER	IP	WLS	BF	H	R	ER	SO	BB	IBB	HBP	BLK	WP	HR	S	P	ERA	WHIP				
Dan Schatzeder, L ERA: 6.36 (1, 1)	4.0	L	24	8	5	4	3	3	1	0	0	0	0	16	24	0.00	1.667				
Bruce Robbins, L ERA: 2.7 (5, 1)	3.0		14	3	0	0	2	2	0	0	0	0	0	3	3	0.00	0.000				
Aurelio Lopez, R ERA: 4.89 (8, 1)	1.0		3	0	0	0	0	0	0	0	0	0	0	3	3	0.00	0.000				

Detroit Tigers @ Minnesota Twins
Metropolitan Stadium, Bloomington, MI
Thu Jun 19 1980, 4:33 AM EDT
Att: 14,704 - Unknown - 68 F

AB 35
R 5
H 11
RBI 5
BB 6
SO 5
LOB 19



Batter	1	2	3	4	5	6	7	8	9	10	11	AB	R	H	RBI	BB	SO	LOB	TOP								
Rick Peters, S OBP: 0.309, SLG: 0.310 (1, 8)	F9		F8		1-H 2B			4-3		E5	F6	6	0	1	1	0	0	3									
Alan Trammell, R OBP: 0.412, SLG: 0.438 (1, 6)	CS BB			1B BB	F9			F7		F8		3	0	0	0	2	0	2									
Al Cowens, R OBP: 0.319, SLG: 0.326 Dave Stegman, R OBP: 0.272, SLG: 0.284 (1, 9) (11, 9)	F8			1-2 1B		4-3					6-3	5	0	2	0	0	0	1									
Lance Parrish, R OBP: 0.313, SLG: 0.476 (1, 10)		HR		F9		F9					2B BB	4	2	1	1	1	1	3									
John Wockenfuss, R OBP: 0.379, SLG: 0.500 (1, 2)	F7			K							1B 2B	5	2	2	2	0	1	2									
Richie Hebner, L OBP: 0.339, SLG: 0.460 (1, 3)	F6			F4						L6	1B FC5-2 IBB	4	0	1	0	1	0	2									
Tom Brookens, R OBP: 0.331, SLG: 0.366 Stan Papi, R OBP: 0.300, SLG: 0.500 Champ Summers, L (11, PH) OBP: 0.405, SLG: 0.534 Mark Wagner, R OBP: 0.290, SLG: 0.200 (1, 5) (2, 5) (11, 5) (11, 5)	K			F8		CS		6-3		5-3	FC5-2 1-3 2-H 1B	1	0	0	0	0	1	0									
Jim Lentine, R OBP: 0.302, SLG: 0.291 (1, 7)	F7			4-3				F9		F7	FC5-2 IBB	4	0	0	0	1	0	0									
Lou Whitaker, L OBP: 0.346, SLG: 0.226 (1, 4)	K			K		2B 1B		K		F7	FC5-2	5	1	1	0	0	2	3									
Inning Stats	R: 0 E: 0 K: 0 S: 2	H: 0 LOB: 0 BB: 1 P: 6	R: 1 E: 0 K: 1 S: 6	H: 1 LOB: 0 BB: 0 P: 6	R: 0 E: 0 K: 1 S: 5	H: 0 LOB: 0 BB: 0 P: 5	R: 0 E: 0 K: 1 S: 6	H: 1 LOB: 2 BB: 1 P: 10	R: 1 E: 0 K: 0 S: 4	H: 2 LOB: 0 BB: 0 P: 4	R: 0 E: 0 K: 1 S: 5	H: 0 LOB: 0 BB: 0 P: 5	R: 0 E: 0 K: 1 S: 6	H: 1 LOB: 1 BB: 0 P: 6	R: 0 E: 0 K: 0 S: 3	H: 0 LOB: 1 BB: 0 P: 3	R: 0 E: 1 K: 0 S: 4	H: 0 LOB: 1 BB: 0 P: 4	R: 2 E: 0 K: 0 S: 5	H: 2 LOB: 3 BB: 3 P: 17	1B: 5 2B: 2 3B: 0 HR: 2	SF: 0 SAC: 0 DP: 0 HBP: 0	WP: 0 PB: 0 SB: 0 CS: 2	PA: 47			
PITCHER	IP 9.2	WLS L	BF 37	H 7	R 3	ER 3	SO 5	BB 2	IBB 0	HBP 0	BLK 0	WP 0	HR 0	S 45	P 53	ERA 2.24	WHIP 0.931										
Britt Burns, L ERA: 2.24 Ed Farmer, R ERA: 2.74 Steve Trout, L ERA: 4.46 (1, 1) (10, 1) (11, 1)																											

Detroit Tigers @ Chicago White Sox
Comiskey Park, Chicago, IL
Fri Jun 20 1980, 8:05 PM EDT
Att: 27,241 - Unknown - 65 F

livebaseballscores.com

AB 41
R 5
H 9
RBI 5
BB 5
SO 5
LOB 16





Batter	1	2	3	4	5	6	7	8	9	10	11	AB	R	H	RBI	BB	SO	LOB	BOTTOM								
Thad Bosley, L OBP: 0.344, SLG: 0.377 (1, 7)	3-1		F8		G3			6-3		F7		5	0	0	0	0	0	2									
Todd Cruz, R OBP: 0.386, SLG: 0.453 (1, 6)	K			SH1-3 1B		4-3 WP PB 1B		6-3		G4-6-3 1B		5	1	3	0	0	1	0									
Harold Baines, L OBP: 0.310, SLG: 0.444 (1, 9)	6-3			SH1-3 1B		4-3		4-3		G4-6-3 1-2		5	0	1	0	0	0	2									
Jim Morrison, R OBP: 0.319, SLG: 0.436 (1, 4)		F7		SH1-3		5-3				HR PB 1B		4	1	1	0	0	0	0									
Bob Molinaro, L OBP: 0.367, SLG: 0.421 (1, 10)		F7		G6-4-3 IBB						F5		3	0	0	0	2	0	1									
Chet Lamon, R OBP: 0.348, SLG: 0.406 (1, 8)	6-3			G6-4-3				F8		HR		5	1	1	2	0	4										
Mike Squires, L OBP: 0.351, SLG: 0.363 (1, 3)				4-3		4-3		4-3		S 1B		4	0	1	0	0	0	0									
Bruce Kimm, R OBP: 0.335, SLG: 0.338 Mary Foley, L OBP: 0.246, SLG: 0.351 (1, 2) (9, PH) (10, 2)				4-3 2B		5-3		6-3		K		3	0	1	0	0	0	0									
Kevin Bell, R OBP: 0.245, SLG: 0.122 Lamar Johnson, R OBP: 0.335, SLG: 0.464 Junior Moore, R OBP: 0.268, SLG: 0.331 (1, 5) (9, PH) (10, 5)				4-3				6-3		F5		2	0	0	0	1	0	1									
Inning Stats	R: 0 E: 0 K: 1 S: 5	H: 0 LOB: 0 BB: 0 P: 5	R: 0 E: 0 K: 0 S: 3	H: 0 LOB: 0 BB: 0 P: 3	R: 0 E: 0 K: 0 S: 4	H: 1 LOB: 1 BB: 0 P: 4	R: 0 E: 0 K: 0 S: 4	H: 2 LOB: 2 BB: 1 P: 8	R: 0 E: 0 K: 0 S: 3	H: 0 LOB: 0 BB: 0 P: 3	R: 0 E: 0 K: 0 S: 3	H: 0 LOB: 0 BB: 0 P: 3	R: 2 E: 0 K: 1 S: 8	H: 3 LOB: 1 BB: 0 P: 8	R: 0 E: 0 K: 0 S: 3	H: 1 LOB: 0 BB: 0 P: 3	R: 0 E: 0 K: 0 S: 3	H: 0 LOB: 0 BB: 0 P: 3	1B: 6 2B: 1 3B: 0 HR: 1	SF: 0 SAC: 1 DP: 2 HBP: 0	WP: 1 PB: 2 SB: 1 CS: 0	PA: 42					
PITCHER	IP 8.1	WLS W	BF 33	H 6	R 3	ER 2	SO 1	BB 2	IBB 1	HBP 0	BLK 0	WP 1	HR 1	S 32	P 44	ERA 2.16	WHIP 0.960										
Dan Petry, R ERA: 3.02 Aurelio Lopez, R ERA: 4.57 (1, 1) (9, 1)																											


Detroit Tigers @ Chicago White Sox
Comiskey Park, Chicago, IL
Fri Jun 20 1980, 8:05 PM EDT
Att: 27,241 - Unknown - 65 F

livebaseballscores.com

AB 38
R 3
H 8
RBI 2
BB 3
SO 2
LOB 12



Batter	1	2	3	4	5	6	7	8	9	AB	R	H	RBI	BB	SO	LOB	TOP	
Jim Lentine, R OBP: 0.294, SLG: 0.271 (1, 7)	0-3 K		0-3 K		0-0 6-3	0-0 F8		4-0 5-3 BB		4	0	0	0	1	2	2	Detroit Tigers @ Chicago White Sox Comiskey Park, Chicago, IL Sat Jun 21 1980, 4:33 AM EDT Att: 23,990 - Unknown - 77 F AB 37 R 4 H 10 RBI 4 BB 7 SO 8 LOB 20 	
Alan Trammell, R OBP: 0.411, SLG: 0.446 (1, 6)	0-3 K		0-0 FC4-6 1B		0-0 1B 3B	0-3 K		0-0 5-3 1-2		5	1	2	0	0	2	3		
Steve Kemp, L OBP: 0.388, SLG: 0.466 (1, 10)	0-0 BB E 1B		0-0 FC4-6 BB 1-2		0-0 2B FC6 1B		4-0 S 1B BB	4-0 FC6-4 IBB		3	2	2	1	2	0	1		
Lance Parrish, R OBP: 0.319, SLG: 0.479 (1, 2)	4-0 BB 1B		4-0 BB		0-0 FC6 2B		0-0 F7 1-2	0-0 FC6-4 1-2		3	0	1	0	2	0	3		
John Wockenfuss, R OBP: 0.380, SLG: 0.491 (1, 3)	4-0 BB		0-0 F4		0-0 FC6 BLK		0-0 E 1B	0-0 F8		4	1	1	2	1	0	3		
Champ Summers, L OBP: 0.395, SLG: 0.518 Rick Peters, S OBP: 0.306, SLG: 0.306 (1, 9) (7, 8)	0-3 K				0-0 F7	0-0 F5 1-2		0-0 F9	0-0 4-3	4	0	0	0	0	1	5		
Tom Brookens, R OBP: 0.333, SLG: 0.367 (1, 5)		0-0 6-3		0-0 6-3		0-0 F9	0-0 E8 2-H 1B	0-0 S 1B		5	0	2	1	0	0	0		
Dave Stegman, R OBP: 0.278, SLG: 0.302 (1, 8) (7, 9)		0-0 4-3		0-0 1B		0-0 2B	0-3 K	0-3 K		5	0	2	0	0	2	2		
Lou Whitaker, L OBP: 0.344, SLG: 0.222 (1, 4)		0-0 6-3		0-3 K		4-0 BB		0-0 F7		3	0	0	0	1	1	1		
Inning Stats	R: 0 E: 1 K: 3 S: 10	H: 1 LOB: 3 BB: 2 P: 18	R: 0 E: 0 K: 0 S: 3	H: 0 LOB: 0 BB: 0 P: 3	R: 0 E: 0 K: 1 S: 6	H: 1 LOB: 2 BB: 1 P: 10	R: 0 E: 0 K: 1 S: 6	H: 3 LOB: 1 BB: 0 P: 6	R: 2 E: 0 K: 1 S: 7	H: 2 LOB: 1 BB: 1 P: 11	R: 0 E: 0 K: 0 S: 3	H: 0 LOB: 2 BB: 2 P: 11	R: 0 E: 0 K: 1 S: 6	H: 1 LOB: 1 BB: 0 P: 6	1B: 7 2B: 2 3B: 1 HR: 0	SF: 0 SAC: 0 DP: 0 HBP: 0		WP: 0 PB: 0 CS: 0
PITCHER Ross Baumgarten, L ERA: 3.6 LaMarr Hoyt, R ERA:	IP: 6.2 WLS: L BF: 34	H: 9 R: 4 ER: 4 SO: 6	BB: 5 IBB: 0 HBP: 0 BLK: 1	WP: 0 HR: 0 S: 41 P: 61	ERA: 5.40 WHIP: 2.100	IP: 2.1 WLS: 10 BF: 10	H: 1 R: 0 ER: 0 SO: 2	BB: 1 IBB: 1 HBP: 0 BLK: 0	WP: 0 HR: 0 S: 12 P: 20	ERA: 0.00 WHIP: 0.857								

Batter	1	2	3	4	5	6	7	8	9	AB	R	H	RBI	BB	SO	LOB	BOTTOM			
Thad Bosley, L OBP: 0.353, SLG: 0.400 (1, 7)	0-3 K		0-0 G3 2B		0-0 1B		0-0 F4			4	0	2	0	0	1	1	Detroit Tigers @ Chicago White Sox Comiskey Park, Chicago, IL Sat Jun 21 1980, 4:33 AM EDT Att: 23,990 - Unknown - 77 F AB 33 R 1 H 5 RBI 1 BB 2 SO 4 LOB 19 			
Todd Cruz, R OBP: 0.365, SLG: 0.426 (1, 6)	0-0 F7		0-0 5-3		0-0 F9		0-0 F7			4	0	0	0	0	0	4				
Harold Baines, L OBP: 0.308, SLG: 0.437 (1, 9)	0-0 4-3		0-0 G3		4-0 FC4-6 BB 1-2 2-3		0-0 3-1			3	0	0	0	1	0	1				
Lamar Johnson, R OBP: 0.333, SLG: 0.457 (1, 3)		4-0 F8 E 1B BB	0-0 F8		0-0 FC4-6 1-2		0-0 5-3			3	1	0	0	1	0	4				
Bob Molinaro, L OBP: 0.364, SLG: 0.416 (1, 10)		0-0 E 1B		0-3 K2-3		0-0 F5		0-0 4-3		4	0	1	0	0	1	0				
Chet Lemon, R OBP: 0.343, SLG: 0.399 (1, 8)		0-0 F8 2-3		0-0 5-3		0-0 4-3		0-0 5-3		4	0	0	0	0	0	2				
Jim Morrison, R OBP: 0.314, SLG: 0.429 (1, 4)		0-0 E5 1-2		0-0 5-3		0-0 6-3		0-0 F3		4	0	0	1	0	0	1				
Bruce Kimm, R OBP: 0.340, SLG: 0.342 (1, 2)		0-3 K			0-0 BB 1B		0-0 1B		0-0 F3	4	0	2	0	0	1	2				
Greg Pryor, R OBP: 0.260, SLG: 0.316 Mike Squires, L OBP: 0.348, SLG: 0.359 Kevin Bell, R OBP: 0.245, SLG: 0.122 (1, 5) (7, PH) (8, 5)		0-3 K			0-0 F3		0-0 F6			2	0	0	0	0	1	3				
Inning Stats	R: 0 E: 0 K: 1 S: 5	H: 0 LOB: 0 BB: 0 P: 5	R: 1 E: 1 K: 2 S: 9	H: 1 LOB: 2 BB: 1 P: 13	R: 0 E: 0 K: 0 S: 4	H: 1 LOB: 1 BB: 0 P: 4	R: 0 E: 0 K: 1 S: 5	H: 0 LOB: 0 BB: 0 P: 5	R: 0 E: 0 K: 0 S: 3	H: 0 LOB: 0 BB: 0 P: 3	R: 0 E: 0 K: 0 S: 4	H: 1 LOB: 1 BB: 0 P: 4	R: 0 E: 0 K: 0 S: 3	H: 0 LOB: 0 BB: 0 P: 3	R: 0 E: 0 K: 0 S: 3	H: 0 LOB: 0 BB: 0 P: 3		1B: 4 2B: 1 3B: 0 HR: 0	SF: 0 SAC: 0 DP: 0 HBP: 0	WP: 0 PB: 0 CS: 0
PITCHER Milt Wilcox, R ERA: 3.58 (1, 1)	IP: 9.0 WLS: W BF: 35	H: 5 R: 1 ER: 1 SO: 4	BB: 2 IBB: 0 HBP: 0 BLK: 0	WP: 0 HR: 0 S: 41 P: 49	ERA: 1.00 WHIP: 0.778															

Batter	1	2	3	4	5	6	7	8	9	AB	R	H	RBI	BB	SO	LOB	TOP										
Rick Peters, S OBP: 0.311, SLG: 0.303 (1, 8)										4	1	1	0	1	0	1											
Alan Trammell, R OBP: 0.409, SLG: 0.442 (1, 6)										4	1	1	0	0	2	3											
Lance Parrish, R OBP: 0.320, SLG: 0.477 (1, 2)										5	1	2	1	0	0	2											
John Wockenfuss, R OBP: 0.387, SLG: 0.492 (1, 3)										4	2	2	1	1	0	2											
Tom Brookens, R OBP: 0.342, SLG: 0.385 (1, 5)										4	1	2	2	1	0	1											
Jim Lentine, R OBP: 0.292, SLG: 0.286 (1, 7)										4	0	1	1	0	1	7											
Stan Papi, R OBP: 0.273, SLG: 0.455 (1, 4)										3	0	0	0	0	0	5											
Lou Whitaker, L OBP: 0.347, SLG: 0.227 (6, 4)										1	0	1	0	0	0	0											
Duffy Dyer, R OBP: 0.200, SLG: 0.326 (1, 10)										4	0	0	0	0	0	2											
Dave Stegman, R OBP: 0.287, SLG: 0.322 (1, 9)										4	1	2	0	0	1	1											
Inning Stats	R: 0 E: 0 K: 0 S: 3	H: 0 LOB: 0 BB: 0 P: 3	R: 2 E: 1 K: 0 S: 5	H: 1 LOB: 1 BB: 1 P: 9	R: 3 E: 0 K: 0 S: 6	H: 3 LOB: 1 BB: 1 P: 10	R: 0 E: 0 K: 1 S: 5	H: 0 LOB: 0 BB: 0 P: 5	R: 1 E: 1 K: 1 S: 8	H: 2 LOB: 2 BB: 0 P: 8	R: 0 E: 0 K: 0 S: 3	H: 0 LOB: 0 BB: 0 P: 3	R: 0 E: 0 K: 0 S: 3	H: 2 LOB: 0 BB: 0 P: 3	R: 1 E: 0 K: 1 S: 8	H: 3 LOB: 3 BB: 1 P: 12	1B: 8 2B: 4 3B: 1 HR: 0	SF: 0 SAC: 2 DP: 0 HBP: 0	WP: 0 PB: 0 SB: 1 CS: 0	PA: 42							
PITCHER	IP	WLS	BF	H	R	ER	SO	BB	IBB	HBP	BLK	WP	HR	S	P	ERA	WHIP										
Ken Kravec, L ERA: 6.3 (1, 1)	2.1	L	12	2	4	2	0	2	0	0	0	0	0	10	18	7.71	1.714										
LaMar Hoyt, R ERA: 1.04 (3, 1)	3.2		17	5	2	1	3	0	0	0	0	0	0	23	23	2.46	1.364										
Guy Hoffman, L ERA: 3.0 (7, 1)	3.0		13	5	1	1	1	1	0	0	0	0	0	14	18	3.00	2.000										

Detroit Tigers @ Chicago White Sox
Comiskey Park, Chicago, IL
Sun Jun 22 1980, 4:33 AM EDT
Unknown - 81 F

AB 37
R 7
H 12
RBI 5
BB 3
SO 4
LOB 24



Batter	1	2	3	4	5	6	7	8	9	AB	R	H	RBI	BB	SO	LOB	BOTTOM										
Mike Squires, L OBP: 0.353, SLG: 0.358 (1, 3)										3	0	1	0	1	0	1											
Todd Cruz, R OBP: 0.346, SLG: 0.403 (1, 6)										4	0	0	0	0	0	4											
Thad Bosley, L OBP: 0.333, SLG: 0.377 (1, 7)										4	0	0	0	0	0	4											
Lamar Johnson, R OBP: 0.328, SLG: 0.449 (1, 10)										4	0	0	0	0	0	3											
Harold Baines, L OBP: 0.307, SLG: 0.433 (1, 9)										4	0	1	0	0	0	3											
Chet Lemon, R OBP: 0.341, SLG: 0.405 (1, 8)										4	1	1	0	0	0	1											
Jim Morrison, R OBP: 0.321, SLG: 0.432 (1, 4)										3	0	2	1	0	0	0											
Bruce Kimm, R OBP: 0.331, SLG: 0.333 (1, 2)										4	0	0	0	0	0	4											
Greg Pryor, R OBP: 0.266, SLG: 0.328 (1, 5)										3	0	2	0	0	0	0											
Inning Stats	R: 0 E: 0 K: 0 S: 3	H: 1 LOB: 2 BB: 0 P: 3	R: 0 E: 0 K: 0 S: 4	H: 1 LOB: 1 BB: 0 P: 5	R: 0 E: 0 K: 0 S: 4	H: 1 LOB: 1 BB: 0 P: 4	R: 1 E: 0 K: 0 S: 5	H: 2 LOB: 1 BB: 0 P: 5	R: 0 E: 0 K: 0 S: 3	H: 1 LOB: 3 BB: 1 P: 9	R: 0 E: 0 K: 0 S: 3	H: 0 LOB: 0 BB: 0 P: 3	R: 0 E: 0 K: 0 S: 3	H: 0 LOB: 0 BB: 0 P: 3	R: 0 E: 0 K: 0 S: 3	H: 0 LOB: 0 BB: 0 P: 3	1B: 5 2B: 3 3B: 1 HR: 0	SF: 0 SAC: 0 DP: 2 HBP: 1	WP: 0 PB: 0 SB: 0 CS: 0	PA: 35							
PITCHER	IP	WLS	BF	H	R	ER	SO	BB	IBB	HBP	BLK	WP	HR	S	P	ERA	WHIP										
Dave Rozema, R ERA: 4.67 (1, 1)	9.0	W	35	7	1	1	0	1	0	1	0	0	0	33	38	1.00	0.889										

Detroit Tigers @ Chicago White Sox
Comiskey Park, Chicago, IL
Sun Jun 22 1980, 4:33 AM EDT
Unknown - 81 F

AB 33
R 1
H 7
RBI 1
BB 1
SO 0
LOB 20



Batter	1	2	3	4	5	6	7	8	9	AB	R	H	RBI	BB	SO	LOB	TOP			
Rick Peters, S OBP: 0.296, SLG: 0.287 (1, 8)	E4 WP SF7	K		CS	4-3		5-3		G3	5	1	0	0	0	1	1	Detroit Tigers @ Chicago White Sox Comiskey Park, Chicago, IL Sun Jun 22 1980, 4:38 AM EDT Att: 27,100 - Unknown			
Alan Trammell, R OBP: 0.409, SLG: 0.441 (1, 6)	E1 SF7 WP 2B		2B		1B		6-3		F2	5	2	2	0	0	2					
Lance Parrish, R OBP: 0.318, SLG: 0.476 (1, 10)	K		4-3		2B		G5-4-3		5-3	5	0	1	1	0	2	3				
John Wockenfuss, R OBP: 0.390, SLG: 0.483 (1, 2)	SF7 2B BB		4-3		2B		G3		4-1	2	2	0	0	2	0	1				
Tom Brookens, R OBP: 0.333, SLG: 0.377 (1, 5)	SF7		K		2B		5-3		E6	3	1	0	1	0	1	2				
Richie Hebner, L OBP: 0.342, SLG: 0.467 Tim Corcoran, L OBP: 0.288, SLG: 0.180 (1, 3) (8, 3)	2B		K		1B				4-1	4	0	2	2	0	1	3				
Jim Lentine, R OBP: 0.289, SLG: 0.299 (1, 7)	F9				2B		4-3		2B	0	0	0	0	0	0	0				
Stan Papi, R OBP: 0.278, SLG: 0.444 Lou Whitaker, L OBP: 0.350, SLG: 0.231 (1, 4) (7, 4)	6-3		6-3		1B		SH1-4		1B	3	0	1	0	0	0	0				
Dave Stegman, R OBP: 0.279, SLG: 0.312 (1, 9)	F8		E4		CS		SH1-4		5-3	1	0	1	0	0	0	2				
Inning Stats	R: 3 E: 2 K: 1 S: 8	H: 1 LOB: 1 BB: 1 P: 12	R: 0 E: 0 K: 1 S: 5	H: 0 LOB: 0 BB: 0 P: 5	R: 1 E: 0 K: 2 S: 9	H: 2 LOB: 1 BB: 0 P: 9	R: 0 E: 1 K: 0 S: 3	H: 0 LOB: 0 BB: 0 P: 3	R: 0 E: 0 K: 0 S: 4	H: 1 LOB: 1 BB: 0 P: 4	R: 0 E: 0 K: 0 S: 4	H: 1 LOB: 1 BB: 0 P: 4	R: 2 E: 1 K: 0 S: 6	H: 2 LOB: 2 BB: 1 P: 10	R: 0 E: 0 K: 1 S: 5	H: 0 LOB: 0 BB: 0 P: 5		1B: 5 2B: 3 3B: 0 HR: 0	SF: 1 SAC: 1 DP: 1 HBP: 0	WP: 1 PB: 0 SB: 0 CS: 1
PITCHER	IP	WLS	BF	H	R	ER	SO	BB	IBB	HBP	BLK	WP	HR	S	P	ERA	WHIP			
Rich Wortham, L ERA: 4.96 Mike Proby, R ERA: 2.75 (1, 1) (7, 1)	6.2	L	28	6	4	1	4	1	0	0	0	1	0	35	39	1.35	1.050			

Batter	1	2	3	4	5	6	7	8	9	AB	R	H	RBI	BB	SO	LOB	BOTTOM			
Thad Bosley, L OBP: 0.316, SLG: 0.361 (1, 8)	6-3		SF8		F3			F8		3	0	0	1	0	0	0	Detroit Tigers @ Chicago White Sox Comiskey Park, Chicago, IL Sun Jun 22 1980, 4:38 AM EDT Att: 27,100 - Unknown			
Todd Cruz, R OBP: 0.341, SLG: 0.395 (1, 6)	1B		G3				K	6-3		4	0	1	0	0	1	0				
Harold Baines, L OBP: 0.306, SLG: 0.429 (1, 9)	F6		F4		1B		G6-4-3	F8		4	0	1	0	0	0	1				
Lamar Johnson, R OBP: 0.326, SLG: 0.442 (1, 3)	F8		BB		6-3		G6-4-3	F8		3	0	0	0	1	0	2				
Wayne Nordhagen, R OBP: 0.335, SLG: 0.564 (1, 7)	6-3		F6		1B		3-1	HR		4	2	2	1	0	0	1				
Chet Lemon, R OBP: 0.340, SLG: 0.407 (1, 10)	L6		6-3		2B		F4	2B		4	0	1	0	0	0	2				
Jim Morrison, R OBP: 0.316, SLG: 0.424 (1, 4)	K		6-3		6-3		3-1	F8		4	0	0	0	0	1	3				
Mary Foley, L OBP: 0.261, SLG: 0.377 (1, 2)	3B		2B		F5		1B	4-3		4	1	2	1	0	0	1				
Greg Pryor, R OBP: 0.267, SLG: 0.339 (1, 5)	SF8		3B		F8		6-3			3	1	1	1	0	0	1				
Inning Stats	R: 0 E: 0 K: 0 S: 4	H: 1 LOB: 1 BB: 0 P: 4	R: 0 E: 0 K: 1 S: 5	H: 0 LOB: 0 BB: 0 P: 5	R: 2 E: 0 K: 0 S: 5	H: 2 LOB: 0 BB: 0 P: 5	R: 0 E: 0 K: 0 S: 3	H: 0 LOB: 1 BB: 1 P: 7	R: 0 E: 0 K: 1 S: 5	H: 1 LOB: 0 BB: 0 P: 5	R: 1 E: 0 K: 0 S: 5	H: 2 LOB: 1 BB: 0 P: 5	R: 0 E: 0 K: 0 S: 3	H: 0 LOB: 0 BB: 0 P: 3	R: 1 E: 0 K: 0 S: 5	H: 2 LOB: 1 BB: 0 P: 5		1B: 4 2B: 2 3B: 1 HR: 1	SF: 1 SAC: 0 DP: 1 HBP: 0	WP: 0 PB: 1 SB: 0 CS: 0
PITCHER	IP	WLS	BF	H	R	ER	SO	BB	IBB	HBP	BLK	WP	HR	S	P	ERA	WHIP			
Jack Morris, R ERA: 4.1 Aurelio Lopez, R ERA: 4.5 (1, 1) (9, 1)	8.1	W	33	8	4	4	2	1	0	0	0	0	0	36	40	4.32	1.080			

Batter	1	2	3	4	5	6	7	8	9	AB R H RBI BB SO LOB	TOP																	
Rick Peters, S (1, 8) OBP: 0.292, SLG: 0.283	6-3		G6-4-3		K		FC6-2-1		1B	5 0 1 0 0 1 5	Detroit Tigers @ Cleveland Indians Cleveland Municipal Stadium, Cleveland, OH Mon Jun 23 1980, 7:05 PM EDT Att: 19,564 - Unknown																	
Alan Trammell, R (1, 6) OBP: 0.405, SLG: 0.436	5-3		2-3			6-3 SH1-3 WP	F4		K	5 1 1 0 0 1 3																		
Steve Kemp, L (1, 10) OBP: 0.385, SLG: 0.462	K				K		SH1-3		1B	4 1 1 0 0 2 1																		
Lance Parrish, R (1, 2) OBP: 0.317, SLG: 0.472		1B			F6		6-3		K	4 1 1 0 0 1 2																		
John Wockenfuss, R (1, 3) OBP: 0.295, SLG: 0.304 Richie Hebner, L (8, PH) OBP: 0.346, SLG: 0.470		1B			F9		4-0 WP		1B	2 1 1 0 1 0 0 1 1 1 0 0 0 0																		
Tom Brookens, R (1, 5) OBP: 0.337, SLG: 0.387		1B					F6		1B	4 0 2 2 0 0 1																		
Jim Lentine, R (1, 7) OBP: 0.396, SLG: 0.304 Champ Summers, L (7, PH) OBP: 0.396, SLG: 0.518		1B					F7		1B	2 0 1 1 0 0 1 2 0 1 1 0 0 1																		
Stan Papi, R (1, 4) OBP: 0.289, SLG: 0.432 Lou Whitaker, L (7, PH) OBP: 0.352, SLG: 0.234		1B					4-0 BB		1B	1 0 0 0 1 0 1 2 0 1 0 0 1 1																		
Dave Stegman, R (1, 9) OBP: 0.287, SLG: 0.320							1-2 BB		1B	4 0 2 0 0 1 2																		
Inning Stats	R: 0 E: 0 K: 1 S: 5	H: 0 LOB: 0 BB: 0 P: 5	R: 2 E: 0 K: 0 S: 5	H: 3 LOB: 0 BB: 0 P: 5	R: 0 E: 0 K: 0 S: 3	H: 1 LOB: 0 BB: 0 P: 3	R: 0 E: 0 K: 1 S: 5	H: 0 LOB: 0 BB: 0 P: 5	R: 0 E: 0 K: 1 S: 6	H: 2 LOB: 2 BB: 1 P: 10		R: 1 E: 0 K: 0 S: 4	H: 1 LOB: 1 BB: 1 P: 8	R: 0 E: 0 K: 0 S: 5	H: 2 LOB: 2 BB: 0 P: 5	R: 2 E: 0 K: 2 S: 10	H: 3 LOB: 1 BB: 0 P: 10	R: 0 E: 0 K: 2 S: 8	H: 1 LOB: 1 BB: 0 P: 8	1B: 12 2B: 1 3B: 0 HR: 0	SF: 0 SAC: 1 DP: 1 HBP: 0	WP: 1 PB: 0 SB: 1 CS: 1	PA: 39					
PITCHER	IP WLS BF H R ER SO BB IBB HBP BLK WP HR S P ERA WHIP											PITCHER	IP WLS BF H R ER SO BB IBB HBP BLK WP HR S P ERA WHIP															
Bob Ovwchinko, L (1, 1) ERA: 5.89	6.0		24	7	3	3	3	2	0	0	0	0	1	0	28	36	4.50	1.500										
Mike Stanton, R (7, 1) ERA: 4.09	1.1	L	9	5	2	2	1	0	0	0	0	0	0	0	11	11	13.50	3.750										
Sid Monge, L (8, 1) ERA: 3.79	1.2		6	1	0	0	3	0	0	0	0	0	0	0	12	12	0.00	0.600										

Batter	1	2	3	4	5	6	7	8	9	AB R H RBI BB SO LOB	BOTTOM																	
Miguel Dilone, S (1, 9) OBP: 0.400, SLG: 0.459	HR	F8				F4			G3	5 1 2 0 0 0 3	Detroit Tigers @ Cleveland Indians Cleveland Municipal Stadium, Cleveland, OH Mon Jun 23 1980, 7:05 PM EDT Att: 19,564 - Unknown																	
Alan Bannister, R (1, 7) OBP: 0.258, SLG: 0.262	HR	FC6-4				F8			BB	4 1 1 2 1 0 2																		
Mike Hargrove, L (1, 3) OBP: 0.307, SLG: 0.418	3-1					K			G3	5 0 1 0 0 1 2																		
Joe Charboneau, R (1, 10) OBP: 0.370, SLG: 0.483									1B	4 1 3 0 0 0 1																		
Toby Harrah, R (1, 5) OBP: 0.375, SLG: 0.397									1B	2 1 1 0 2 0 1																		
Bo Diaz, R (1, 2) OBP: 0.309, SLG: 0.369	L8								SH5-3	2 0 0 0 0 0 2																		
Rick Manning, L (1, 8) OBP: 0.345, SLG: 0.262	L9								L4	3 0 0 0 1 0 3																		
Jerry Dybzinski, R (1, 4) OBP: 0.245, SLG: 0.319		E5							L1	4 0 1 2 0 0 1																		
Tom Veryzer, R (1, 6) OBP: 0.331, SLG: 0.350		F7							G3	3 0 0 0 1 0 1																		
Inning Stats	R: 2 E: 0 K: 0 S: 6	H: 3 LOB: 2 BB: 1 P: 10	R: 0 E: 1 K: 0 S: 4	H: 0 LOB: 1 BB: 0 P: 4	R: 0 E: 0 K: 0 S: 3	H: 1 LOB: 0 BB: 0 P: 3	R: 0 E: 0 K: 1 S: 6	H: 0 LOB: 0 BB: 0 P: 3	R: 2 E: 0 K: 0 S: 3	H: 2 LOB: 2 BB: 3 P: 16		R: 0 E: 0 K: 0 S: 3	H: 1 LOB: 1 BB: 0 P: 3	R: 0 E: 0 K: 0 S: 4	H: 1 LOB: 1 BB: 0 P: 4	R: 0 E: 0 K: 0 S: 3	H: 0 LOB: 1 BB: 1 P: 7	1B: 6 2B: 2 3B: 0 HR: 1	SF: 0 SAC: 2 DP: 2 HBP: 0	WP: 0 PB: 0 SB: 2 CS: 0	PA: 39							
PITCHER	IP WLS BF H R ER SO BB IBB HBP BLK WP HR S P ERA WHIP											PITCHER	IP WLS BF H R ER SO BB IBB HBP BLK WP HR S P ERA WHIP															
Pat Underwood, L (1, 1) ERA: 5.11	5.1		26	7	4	4	1	2	0	0	0	0	0	1	25	37	6.75	1.688										
Dan Schatzeder, L (6, 1) ERA: 5.95	3.2	W	13	2	0	0	0	2	0	0	0	0	0	11	19	0.00	1.091											

Batter	1	2	3	4	5	6	7	8	9	AB	R	H	RBI	BB	SO	LOB	TOP								
Rick Peters, S OBP: 0.305, SLG: 0.298 (1, 8)	0-0 SH2-4 FC4-6 1B		0-0 4-3		0-0 6-3		0-0 2B 1B	0-0 BB 1B		5	3	3	0	0	0	0									
Alan Trammell, R OBP: 0.402, SLG: 0.430 (1, 6)	0-0 SH2-4		0-3 K		0-0 4-3		0-0 F7 1-2 2-3	4-0 BB 1B		3	1	0	0	1	1	2									
Steve Kemp, L OBP: 0.394, SLG: 0.459 (6, PR)	4-0 FC4-6 BB		0-0 F6		4-0 S BB		4-0 2B BB	4-0 1B BB		1	1	0	0	4	0	0									
Jim Lentine, R OBP: 0.295, SLG: 0.304 (8, 7)										0	0	0	0	0	0	0									
Richie Hebner, L OBP: 0.353, SLG: 0.476 (1, 3)	0-0 FC4-6 1B				4-0 E 1B BB		0-0 3B 2B	0-0 1-3 2-H 3-H		4	2	2	6	1	0	2									
Tim Corcoran, L OBP: 0.298, SLG: 0.180 (8, 3)					0-0 F3					0	0	0	0	0	0	0									
Champ Summers, L OBP: 0.396, SLG: 0.510 (1, 10)	0-0 1-2 1B				0-0 F6		0-0 F7	4-0 3B IBB		4	1	1	0	1	1	3									
John Wockenfuss, R OBP: 0.390, SLG: 0.488 (1, 2)	0-0 F7				0-0 E5 1B		0-0 F8	0-0 1-H 2-H 3-H		5	0	1	2	0	1	3									
Tom Brookens, R OBP: 0.327, SLG: 0.374 (1, 5)			0-0 4-3		0-3 K		0-0 F3	0-3 K		5	0	0	0	0	2	3									
Dave Stegman, R OBP: 0.283, SLG: 0.314 (1, 9)					0-0 6-3			0-3 K		5	0	1	1	0	1	0									
Lou Whitaker, L OBP: 0.350, SLG: 0.235 (1, 4)			0-3 K		0-0 5-3		0-0 F7 2B 1B	0-0 F8		4	1	1	0	0	1	2									
Inning Stats	R: 1 E: 0 K: 0 S: 5	H: 2 LOB: 2 BB: 1 P: 9	R: 0 E: 0 K: 1 S: 5	H: 0 LOB: 0 BB: 0 P: 5	R: 0 E: 0 K: 1 S: 5	H: 0 LOB: 0 BB: 0 P: 5	R: 1 E: 1 K: 1 S: 7	H: 1 LOB: 2 BB: 1 P: 11	R: 0 E: 0 K: 0 S: 3	H: 0 LOB: 1 BB: 1 P: 7	R: 0 E: 0 K: 0 S: 3	H: 0 LOB: 0 BB: 0 P: 3	R: 5 E: 0 K: 2 S: 11	H: 4 LOB: 1 BB: 2 P: 19	R: 2 E: 0 K: 1 S: 7	H: 2 LOB: 2 BB: 2 P: 15	R: 0 E: 0 K: 1 S: 5	H: 0 LOB: 0 BB: 0 P: 5	1B: 7 2B: 1 3B: 1 HR: 0	SF: 0 SAC: 1 DP: 0 HBP: 0	WP: 0 PB: 0 SB: 2 CS: 0	PA: 44			
PITCHER	IP	WLS	BF	H	R	ER	SO	BB	IBB	HBP	BLK	WP	HR	S	P	ERA	WHIP								
Len Barker, R ERA: 4.43 (1, 1)	6.2	L	33	7	7	6	4	4	1	0	0	0	0	36	56	8.10	1.650								
Victor Cruz, R ERA: 3.95 (7, 1)	1.0		5	1	2	2	1	1	0	0	0	0	0	6	10	18.00	2.000								
Sid Monge, L ERA: 3.65 (8, 1)	1.1		6	1	0	0	2	1	0	0	0	0	0	9	13	0.00	1.500								

Detroit Tigers @ Cleveland Indians
Cleveland Municipal Stadium, Cleveland, OH
Tue Jun 24 1980, 7:05 PM EDT
Att: 11,692 - Unknown

AB 36
R 9
H 9
RBI 9
BB 7
SO 7
LOB 15



Batter	1	2	3	4	5	6	7	8	9	AB	R	H	RBI	BB	SO	LOB	BOTTOM								
Miguel Dilone, S OBP: 0.407, SLG: 0.456 (1, 7)	4-0 S 1B BB				0-0 3-1			0-0 F7		3	1	1	0	2	0	1									
Jorge Orta, L OBP: 0.427, SLG: 0.442 (1, 9)	0-0 F7							0-0 F7		4	0	1	0	1	0	4									
Dell Alston, L OBP: 0.289, SLG: 0.382 (9, 9)	0-0 FC6-4							0-0 FC6-4 BB		0	0	0	0	0	0	0									
Mike Hargrove, L OBP: 0.307, SLG: 0.415 (1, 3)	4-0 1B 4-3 BB				0-0 G3			0-0 FC4-6		4	2	1	0	1	0	3									
Joe Charboneau, R OBP: 0.370, SLG: 0.481 (1, 10)	0-0 4-3 1-3 2-H				0-0 6-3			0-3 K		5	1	2	1	0	1	2									
Toby Harrah, R OBP: 0.376, SLG: 0.397 (1, 5)	0-0 4-3				0-0 6-3			0-0 6-3		5	0	2	1	0	0	3									
Ron Hassey, L OBP: 0.378, SLG: 0.424 (1, 2)	0-0 4-3				0-0 6-3			0-0 4-3		3	0	0	1	1	0	2									
Jack Brohamer, L OBP: 0.371, SLG: 0.406 (1, 4)			0-3 K		0-0 F9			0-0 F8		3	0	0	0	1	1	2									
Rick Manning, L OBP: 0.338, SLG: 0.256 (1, 8)			0-3 K		0-0 5-3			0-0 L6		4	0	0	0	0	1	3									
Tom Verzyer, R OBP: 0.330, SLG: 0.347 (1, 6)					0-0 F8			0-0 E1		4	0	1	0	0	0	0									
Inning Stats	R: 2 E: 0 K: 0 S: 4	H: 1 LOB: 1 BB: 2 P: 12	R: 0 E: 0 K: 2 S: 9	H: 2 LOB: 2 BB: 0 P: 9	R: 2 E: 0 K: 0 S: 5	H: 2 LOB: 1 BB: 1 P: 9	R: 0 E: 0 K: 0 S: 4	H: 1 LOB: 1 BB: 0 P: 4	R: 0 E: 0 K: 0 S: 4	H: 0 LOB: 2 BB: 2 P: 13	R: 0 E: 0 K: 0 S: 3	H: 0 LOB: 0 BB: 0 P: 3	R: 0 E: 1 K: 0 S: 4	H: 0 LOB: 1 BB: 0 P: 4	R: 0 E: 0 K: 0 S: 4	H: 1 LOB: 1 BB: 0 P: 4	1B: 8 2B: 0 3B: 0 HR: 0	SF: 1 SAC: 0 DP: 0 HBP: 0	WP: 1 PB: 0 SB: 3 CS: 0	PA: 42					
PITCHER	IP	WLS	BF	H	R	ER	SO	BB	IBB	HBP	BLK	WP	HR	S	P	ERA	WHIP								
Dan Petry, R ERA: 3.29 (1, 1)	2.2		16	5	4	3	2	3	0	0	0	0	0	17	29	10.12	3.000								
Roger Weaver, R ERA: (3, 1)	3.1	W	15	2	0	0	1	3	0	0	0	1	0	14	26	0.00	1.500								
Aurelio Lopez, R ERA: 4.2 (7, 1)	3.0	S	11	1	0	0	0	0	0	0	0	0	0	11	11	0.00	0.333								

Detroit Tigers @ Cleveland Indians
Cleveland Municipal Stadium, Cleveland, OH
Tue Jun 24 1980, 7:05 PM EDT
Att: 11,692 - Unknown

AB 35
R 4
H 8
RBI 3
BB 6
SO 3
LOB 20



Batter	1	2	3	4	5	6	7	8	9	AB	R	H	RBI	BB	SO	LOB	TOP					
Rick Peters, S OBP: 0.320, SLG: 0.318 (1, 8)										6	2	3	1	1	1	3	Detroit Tigers @ Cleveland Indians Cleveland Municipal Stadium, Cleveland, OH Wed Jun 25 1980, 7:05 PM EDT Att: 11,873 - Unknown					
Alan Trammell, R OBP: 0.404, SLG: 0.430 (1, 6)										5	2	2	2	1	0	2						
Steve Kemp, L OBP: 0.402, SLG: 0.463 Tim Corcoran, L OBP: 0.288, SLG: 0.180 (1, 7) (6, 7)										5	1	3	3	1	0	1						
Richie Hebner, L OBP: 0.354, SLG: 0.471 Duffy Dyer, R OBP: 0.217, SLG: 0.341 (1, 3) (6, 2)										4	1	1	1	1	0	5						
Champ Summers, L OBP: 0.405, SLG: 0.510 Lance Parrish, R OBP: 0.315, SLG: 0.468 (1, 10) (6, PH)										2	2	1	1	2	0	1						
John Wockenfuss, R OBP: 0.394, SLG: 0.481 (1, 2) (6, 3)										4	0	1	1	2	1	3						
Tom Brookens, R OBP: 0.339, SLG: 0.384 (1, 5)										4	2	2	2	2	0	4						
Jim Lentine, R OBP: 0.298, SLG: 0.288 (1, 9)										4	1	0	1	2	0	3						
Lou Whitaker, L OBP: 0.354, SLG: 0.235 (1, 4)										4	2	1	1	2	1	3						
Inning Stats	R: 3 E: 0 K: 1 S: 6	H: 1 LOB: 3 BB: 5 P: 26	R: 1 E: 1 K: 0 S: 5	H: 2 LOB: 1 BB: 0 P: 5	R: 2 E: 0 K: 1 S: 8	H: 3 LOB: 3 BB: 2 P: 16	R: 1 E: 0 K: 0 S: 4	H: 2 LOB: 2 BB: 2 P: 12	R: 1 E: 0 K: 0 S: 5	H: 2 LOB: 1 BB: 0 P: 5	R: 0 E: 0 K: 0 S: 4	H: 1 LOB: 1 BB: 0 P: 4	R: 0 E: 0 K: 1 S: 6	H: 1 LOB: 2 BB: 0 P: 10	R: 0 E: 0 K: 1 S: 5	H: 0 LOB: 0 BB: 0 P: 5		1B: 13 2B: 2 3B: 0 HR: 0	SF: 0 SAC: 0 DP: 1 HBP: 0	WP: 1 PB: 0 SB: 0 CS: 0	PA: 55	
PITCHER	IP WLS BF H R ER SO BB IBB HBP BLK WP HR S P ERA WHIP																					
Dan Spillner, R ERA: 5.08 (1, 1)	2.2 L 20 6 6 2 2 6 0 0 0 0 0 0 18 42 20.25 4.500																					
Don Collins, L ERA: 7.71 (3, 1)	2.1 4 2 2 0 3 0 0 0 0 1 0 10 22 7.71 3.000																					
Mike Stanton, R ERA: 5.22 (6, 1)	0.0 5 1 5 5 0 4 0 0 0 0 0 0 1 17 ∞ ∞																					
Sid Monge, L ERA: 3.38 (6, 1)	3.0 14 4 0 0 1 1 0 0 0 0 0 0 15 19 0.00 1.667																					
Victor Cruz, R ERA: 3.75 (9, 1)	1.0 3 0 0 0 1 0 0 0 0 0 0 0 5 5 0.00 0.000																					
Batter	1	2	3	4	5	6	7	8	9	AB	R	H	RBI	BB	SO	LOB	BOTTOM					
Miguel Dilone, S OBP: 0.400, SLG: 0.446 (1, 7)										5	1	1	0	0	1	3	Detroit Tigers @ Cleveland Indians Cleveland Municipal Stadium, Cleveland, OH Wed Jun 25 1980, 7:05 PM EDT Att: 11,873 - Unknown					
Jorge Orta, L OBP: 0.426, SLG: 0.438 Dell Alston, L OBP: 0.282, SLG: 0.371 (1, 9) (7, 9)									2	0	0	0	1	0	1							
Mike Hargrove, L OBP: 0.311, SLG: 0.420 (1, 3)									4	0	3	1	0	0	0							
Joe Charboneau, R OBP: 0.368, SLG: 0.474 (1, 10)									3	1	0	0	1	0	4							
Toby Harrah, R OBP: 0.373, SLG: 0.394 Dave Rosello, R OBP: 0.250, SLG: 0.333 (1, 5) (6, PH) (7, 5)									2	0	0	0	0	1	1							
Ron Hassey, L OBP: 0.375, SLG: 0.420 (1, 2)									4	0	1	2	0	0	0							
Jack Brohamer, L OBP: 0.378, SLG: 0.394 (1, 4)									2	0	0	0	2	0	0							
Rick Manning, L OBP: 0.346, SLG: 0.267 (1, 8)									4	0	3	0	0	1	1							
Tom Verczer, R OBP: 0.328, SLG: 0.345 Jerry Dybzinski, R OBP: 0.248, SLG: 0.313 (1, 6) (5, PH) (6, 6)									1	0	0	0	0	0	2							
Inning Stats	R: 0 E: 0 K: 0 S: 3	H: 1 LOB: 1 BB: 1 P: 7	R: 0 E: 0 K: 1 S: 6	H: 1 LOB: 2 BB: 1 P: 10	R: 0 E: 0 K: 0 S: 3	H: 0 LOB: 0 BB: 0 P: 3	R: 0 E: 0 K: 0 S: 2	H: 0 LOB: 0 BB: 1 P: 6	R: 0 E: 0 K: 1 S: 4	H: 0 LOB: 1 BB: 1 P: 8	R: 1 E: 0 K: 0 S: 5	H: 2 LOB: 1 BB: 0 P: 5	R: 0 E: 0 K: 0 S: 4	H: 1 LOB: 1 BB: 0 P: 5	R: 2 E: 1 K: 0 S: 5	H: 3 LOB: 1 BB: 0 P: 5		R: 0 E: 0 K: 1 S: 6	H: 1 LOB: 1 BB: 0 P: 6	1B: 9 2B: 0 3B: 0 HR: 0	SF: 0 SAC: 0 DP: 3 HBP: 1	WP: 0 PB: 0 SB: 0 CS: 0
PITCHER	IP WLS BF H R ER SO BB IBB HBP BLK WP HR S P ERA WHIP																					
Milt Wilcox, R ERA: 3.45 (1, 1)	9.0 W 37 9 3 2 3 4 0 0 1 0 0 0 38 55 2.00 1.444																					

Batter	1	2	3	4	5	6	7	8	9	AB	R	H	RBI	BB	SO	LOB	TOP								
Rick Peters, S OBP: 0.331, SLG: 0.348 (1, 8)										5	2	3	0	0	0	0									
Jim Lentine, R OBP: 0.316, SLG: 0.303 (1, 9)										3	0	2	0	1	0	2									
Steve Kemp, L OBP: 0.397, SLG: 0.453 (1, 7)										4	1	0	0	1	0	4									
Richie Hebner, L OBP: 0.360, SLG: 0.475 (1, 3)										5	1	3	2	0	1	0									
Champ Summers, L OBP: 0.398, SLG: 0.500 (1, 10)										3	1	0	1	0	0	2									
Duffy Dyer, R OBP: 0.208, SLG: 0.326 (7, PH)										2	0	0	0	0	0	2									
Lance Parrish, R OBP: 0.314, SLG: 0.477 (1, 2)										4	1	1	3	0	2	0									
Tom Brookens, R OBP: 0.331, SLG: 0.374 (1, 5)										4	0	0	0	0	0	0									
Stan Papi, R OBP: 0.310, SLG: 0.488 (1, 6)										4	1	2	0	0	0	0									
Mark Wagner, R OBP: 0.250, SLG: 0.200 (8, 6)										0	0	0	0	0	0	0									
Lou Whitaker, L OBP: 0.352, SLG: 0.235 (1, 4)										4	0	1	1	0	0	1									
Inning Stats	R: 5 E: 1 K: 0 S: 7	H: 3 LOB: 0 BB: 1 P: 11	R: 0 E: 0 K: 0 S: 4	H: 1 LOB: 1 BB: 0 P: 4	R: 0 E: 0 K: 1 S: 5	H: 0 LOB: 0 BB: 0 P: 5	R: 0 E: 0 K: 0 S: 3	H: 0 LOB: 0 BB: 0 P: 3	R: 1 E: 0 K: 0 S: 5	H: 3 LOB: 1 BB: 0 P: 5	R: 1 E: 0 K: 1 S: 8	H: 3 LOB: 2 BB: 0 P: 8	R: 0 E: 0 K: 1 S: 5	H: 0 LOB: 0 BB: 0 P: 5	R: 0 E: 0 K: 0 S: 4	H: 1 LOB: 1 BB: 0 P: 4	R: 0 E: 0 K: 0 S: 4	H: 1 LOB: 2 BB: 1 P: 8	1B: 8 2B: 2 3B: 1 HR: 1	SF: 0 SAC: 1 DP: 0 HBP: 0	WP: 0 PB: 0 SB: 0 CS: 0	PA: 41			
PITCHER	IP	WLS	BF	H	R	ER	SO	BB	IBB	HBP	BLK	WP	HR	S	P	ERA	WHIP								
Jesse Jefferson, R ERA: 5.05 (1, 1)	0.1	L	6	3	5	4	0	1	0	0	0	0	1	5	9	108.00	12.000								
Mike Barlow, R ERA: 4.35 (1, 1)	5.1		20	5	2	2	2	0	0	0	0	0	0	24	24	3.38	0.938								
Balor Moore, L ERA: 4.71 (6, 1)	3.1		15	4	0	0	1	1	0	0	0	0	0	16	20	0.00	1.500								

Detroit Tigers @ Toronto Blue Jays
Exhibition Stadium, Toronto, ON
Fri Jun 27 1980, 7:05 PM EDT
Att: 18,494 - Unknown - 67 F

AB	38
R	7
H	12
RBI	7
BB	2
SO	3
LOB	11

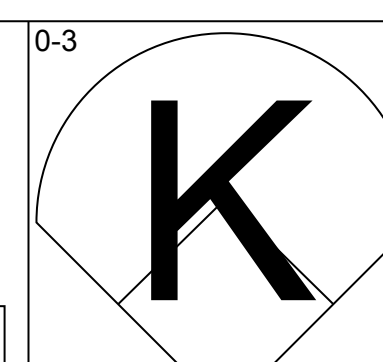
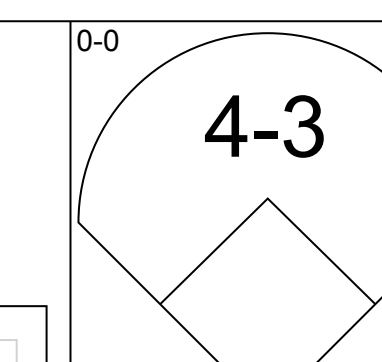
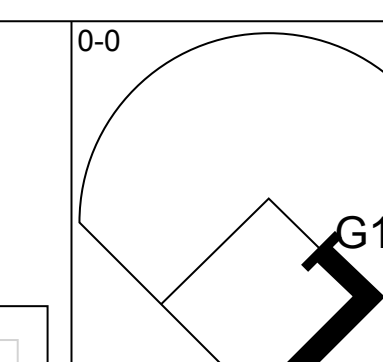
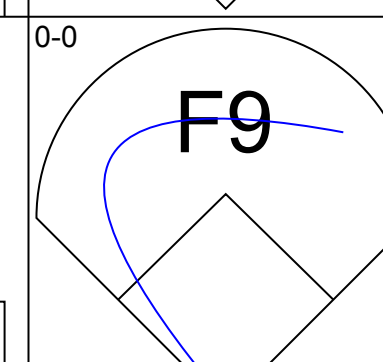
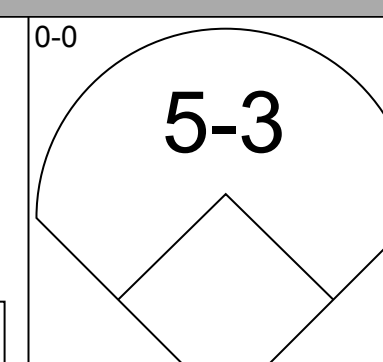
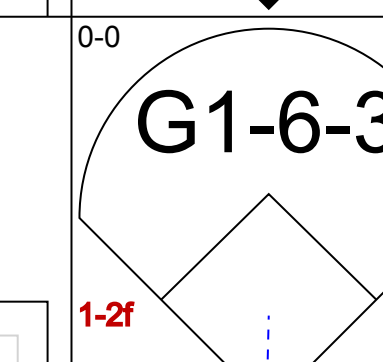
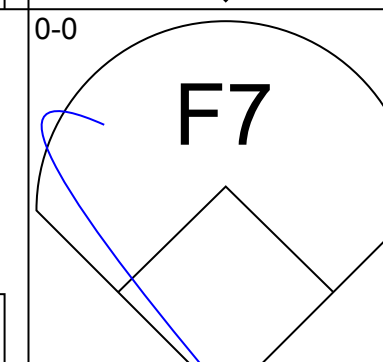
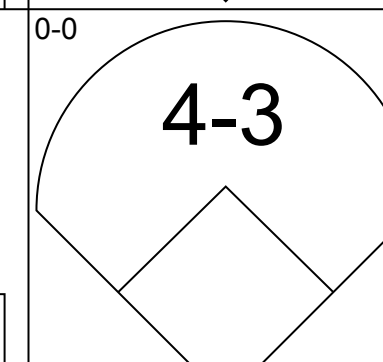
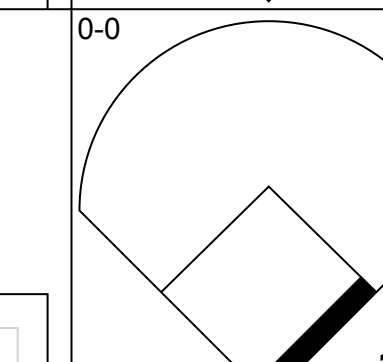
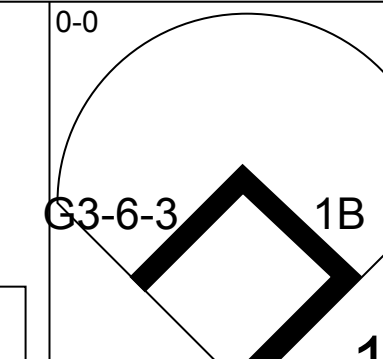
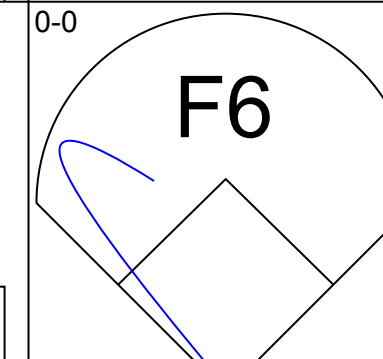
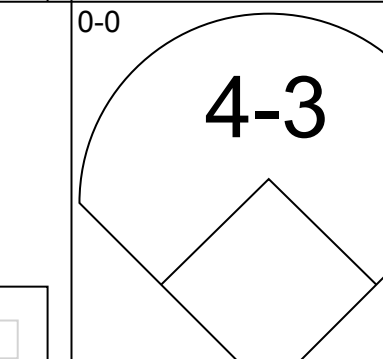
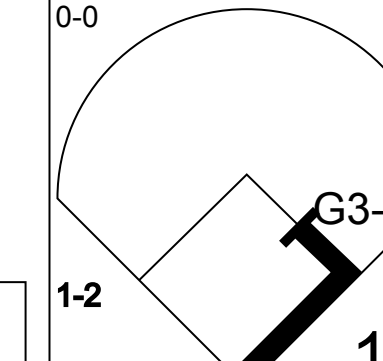

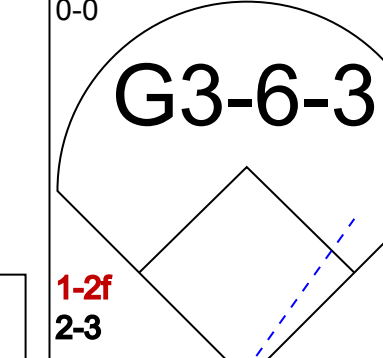

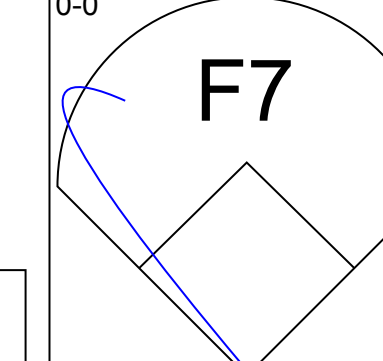

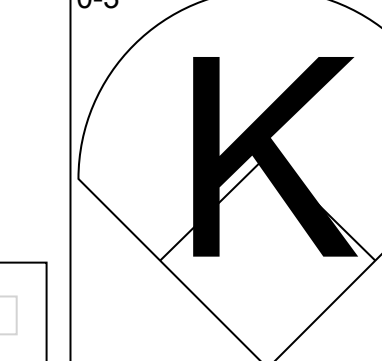

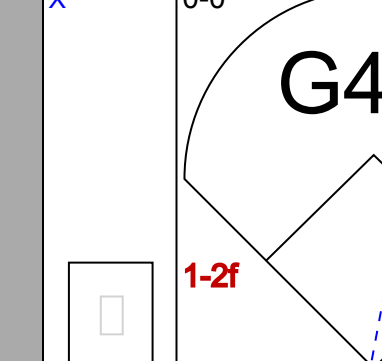

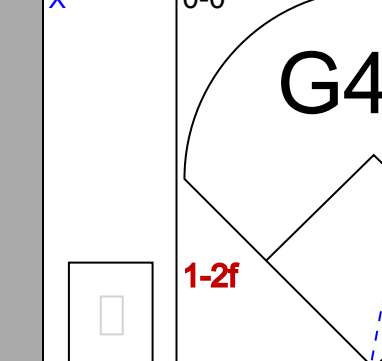

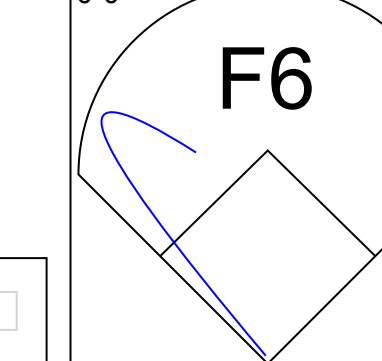



Batter	1	2	3	4	5	6	7	8	9	AB	R	H	RBI	BB	SO	LOB	BOTTOM								
Alfredo Griffin, S OBP: 0.276, SLG: 0.358 (1, 6)										4	0	0	0	1	1	1									
Al Woods, L OBP: 0.353, SLG: 0.473 (1, 7)										5	0	2	0	0	1	1									
John Mayberry, L OBP: 0.356, SLG: 0.469 (1, 3)										3	0	1	0	2	0	2									
Otto Velez, R OBP: 0.393, SLG: 0.525 (1, 10)										0	1	0	0	1	0	0									
Doug Ault, R OBP: 0.357, SLG: 0.308 (3, PH)										4	0	0	0	0	1	5									
Roy Howell, L OBP: 0.306, SLG: 0.355 (1, 5)										4	1	2	1	0	1	0									
Barry Bonnell, R OBP: 0.299, SLG: 0.385 (1, 8)										4	0	1	0	0	1	2									
Lloyd Moseby, L OBP: 0.295, SLG: 0.416 (1, 9)										4	0	1	1	0	0	3									
Damaso Garcia, R OBP: 0.285, SLG: 0.395 (1, 4)										4	0	1	0	0	0	2									
Bob Davis, R OBP: 0.284, SLG: 0.353 (1, 2)										4	0	0	0	0	0	3									
Inning Stats	R: 0 E: 0 K: 1 S: 5	H: 0 LOB: 0 BB: 0 P: 5	R: 2 E: 1 K: 0 S: 4	H: 2 LOB: 0 BB: 1 P: 8	R: 0 E: 1 K: 0 S: 4	H: 0 LOB: 2 BB: 1 P: 8	R: 0 E: 0 K: 1 S: 5	H: 0 LOB: 0 BB: 0 P: 5	R: 0 E: 0 K: 0 S: 4	H: 1 LOB: 2 BB: 1 P: 8	R: 0 E: 0 K: 0 S: 6	H: 2 LOB: 3 BB: 0 P: 6	R: 0 E: 0 K: 1 S: 6	H: 1 LOB: 1 BB: 0 P: 6	R: 0 E: 0 K: 1 S: 6	H: 1 LOB: 1 BB: 0 P: 6	R: 0 E: 0 K: 1 S: 6	H: 1 LOB: 2 BB: 1 P: 10	1B: 7 2B: 1 3B: 0 HR: 0	SF: 0 SAC: 0 DP: 1 HBP: 0	WP: 0 PB: 0 SB: 0 CS: 0	PA: 40			
PITCHER	IP	WLS	BF	H	R	ER	SO	BB	IBB	HBP	BLK	WP	HR	S	P	ERA	WHIP								
Jack Morris, R ERA: 3.96 (1, 1)	9.0	W	40	8	2	2	5	4	0	0	0	0	0	46	62	2.00	1.333								

Detroit Tigers @ Toronto Blue Jays
Exhibition Stadium, Toronto, ON
Fri Jun 27 1980, 7:05 PM EDT
Att: 18,494 - Unknown - 67 F


AB	36
R	2
H	8
RBI	2
BB	4
SO	5
LOB	19

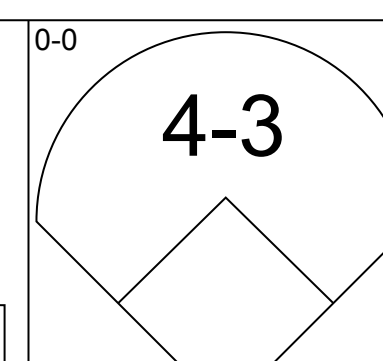
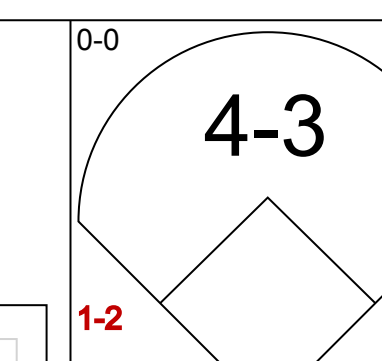

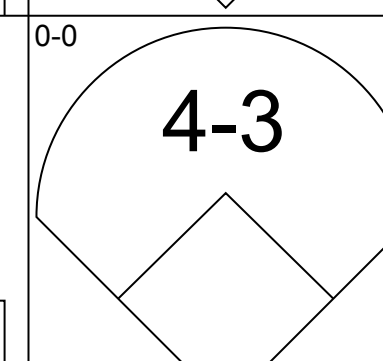
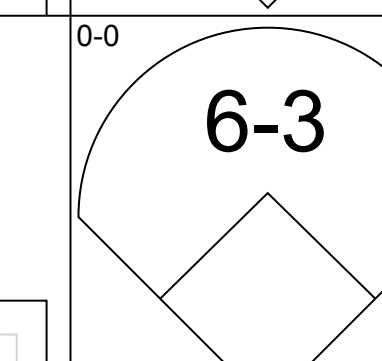

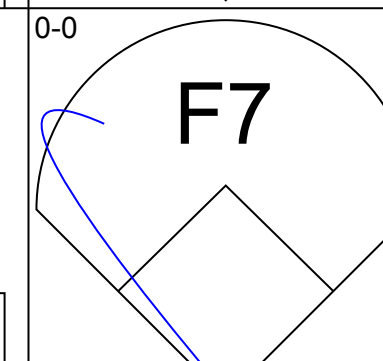
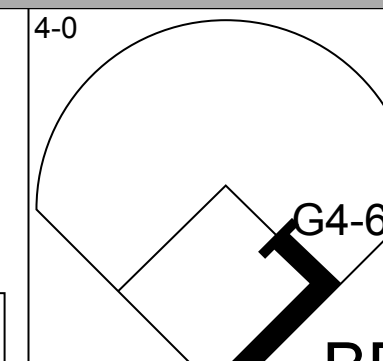

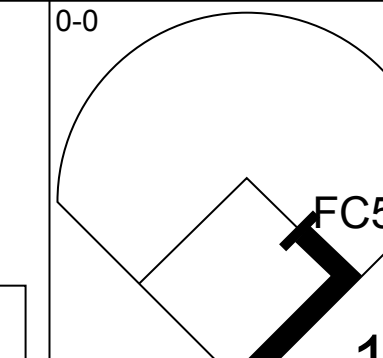
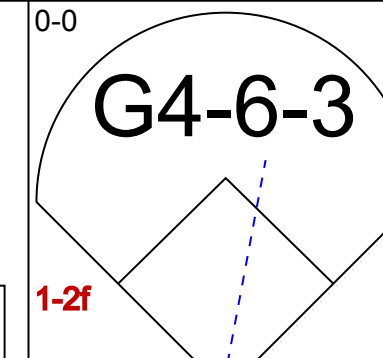

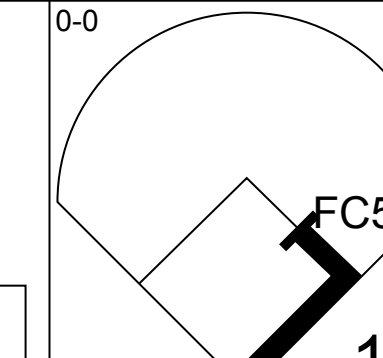
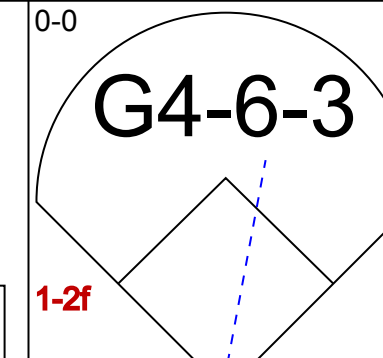

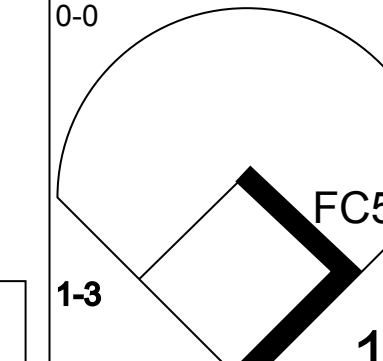
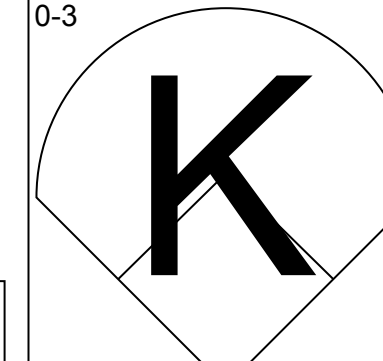

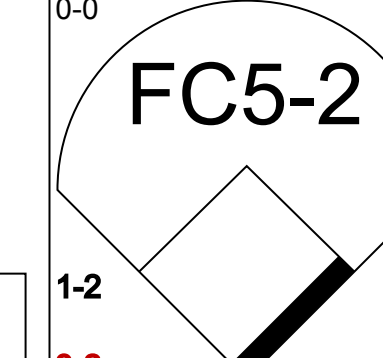

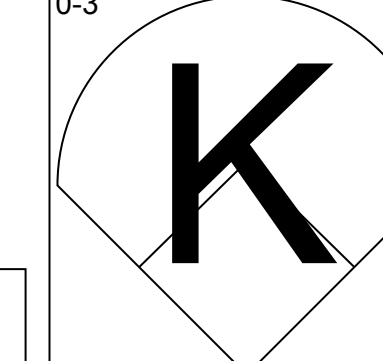

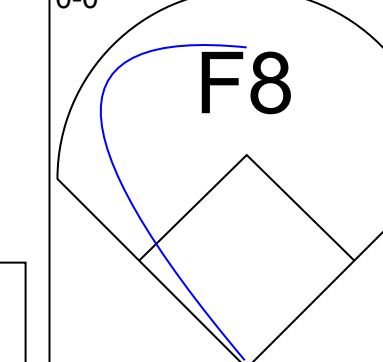

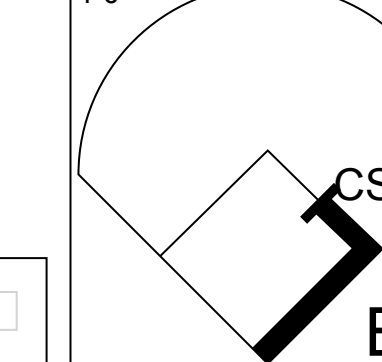



Batter	1	2	3	4	5	6	7	8	9	AB	R	H	RBI	BB	SO	LOB	TOP			
Rick Peters, S OBP: 0.350, SLG: 0.358 (1, 8)										4	0	2	0	0	1	0				
Alan Trammell, R OBP: 0.397, SLG: 0.421 (1, 6)										4	0	0	0	0	1	2				
Steve Kemp, L OBP: 0.391, SLG: 0.442 (1, 7)										4	0	1	0	0	0	1				
Richie Hebner, L OBP: 0.354, SLG: 0.460 (1, 3)										4	0	1	0	0	0	1				
Al Cowens, R OBP: 0.321, SLG: 0.344 (1, 9)										3	0	1	0	0	0	0				
Champ Summers, L OBP: 0.390, SLG: 0.487 (1, 10)										3	0	1	0	0	0	2				
Lance Parrish, R OBP: 0.314, SLG: 0.475 (1, 2)										3	0	1	0	0	0	1				
Stan Papi, R OBP: 0.333, SLG: 0.467 (8, PH)										2	0	0	0	0	1	2				
Tim Corcoran, L OBP: 0.293, SLG: 0.176 (8, 5)										1	0	0	0	0	0	0				
Tom Brookens, R OBP: 0.328, SLG: 0.375 (8, 5)										0	0	0	0	0	0	0				
Lou Whitaker, L OBP: 0.354, SLG: 0.258 (1, 4)										3	0	0	0	0	0	0				
Inning Stats	R: 0 E: 0 K: 1 S: 5	H: 0 LOB: 0 BB: 0 P: 5	R: 0 E: 0 K: 0 S: 4	H: 2 LOB: 1 BB: 0 P: 4	R: 0 E: 0 K: 1 S: 5	H: 0 LOB: 0 BB: 0 P: 5	R: 0 E: 0 K: 0 S: 3	H: 0 LOB: 0 BB: 0 P: 3	R: 0 E: 0 K: 0 S: 4	H: 2 LOB: 1 BB: 0 P: 4	R: 0 E: 0 K: 1 S: 6	H: 1 LOB: 1 BB: 0 P: 6	R: 0 E: 0 K: 0 S: 3	H: 0 LOB: 0 BB: 0 P: 3	R: 0 E: 0 K: 0 S: 3	H: 2 LOB: 1 BB: 0 P: 4	1B: 7 2B: 0 3B: 0 HR: 0	SF: 0 SAC: 0 DP: 3 HBP: 0	WP: 0 PB: 0 SB: 0 CS: 0	PA: 31
PITCHER Dave Stieb, R ERA: 3.01 (1, 1)	IP: 9.0 WLS: W BF: 31	H: 7 R: 0 ER: 0 SO: 3	BB: 0 IBB: 0 HBP: 0 BLK: 0	WP: 0 HR: 0 S: 37 P: 37	ERA: 0.00 WHIP: 0.778															

Detroit Tigers @ Toronto Blue Jays
Exhibition Stadium, Toronto, ON
Sun Jun 29 1980, 3:33 AM EDT
Att: 22,026 - Unknown - 65 F


AB 31
R 0
H 7
RBI 0
BB 0
SO 3
LOB 9



Batter	1	2	3	4	5	6	7	8	9	AB	R	H	RBI	BB	SO	LOB	BOTTOM													
Garth Iorg, R OBP: 0.333, SLG: 0.472 (1, 6) (9, 5)										4	0	0	0	0	1	3														
Damaso Garcia, R OBP: 0.283, SLG: 0.401 (1, 4)										4	0	0	0	0	0	2														
Al Woods, L OBP: 0.349, SLG: 0.460 (1, 7)										3	0	1	0	1	0	0														
Roy Howell, L OBP: 0.306, SLG: 0.361 (8, PR)										3	0	2	0	0	0	1														
Alfredo Griffin, S OBP: 0.276, SLG: 0.357 (9, 6)										0	1	0	0	0	0	0														
John Mayberry, L OBP: 0.360, SLG: 0.465 (1, 3)										3	0	1	0	1	1	0														
Barry Bonnell, R OBP: 0.301, SLG: 0.382 (1, 8)										4	0	1	0	0	1	3														
Lloyd Moseby, L OBP: 0.294, SLG: 0.417 (1, 9)										3	1	1	0	0	2	5														
Doug Ault, R OBP: 0.381, SLG: 0.278 (1, 10)										2	0	0	0	1	0	5														
Ernie Whitt, L OBP: 0.276, SLG: 0.250 (1, 2)										2	0	0	0	1	0	1														
Inning Stats	R: 0 E: 0 K: 0 S: 3	H: 0 LOB: 0 BB: 0 P: 3	R: 0 E: 0 K: 1 S: 7	H: 2 LOB: 2 BB: 0 P: 7	R: 0 E: 0 K: 0 S: 2	H: 0 LOB: 0 BB: 1 P: 6	R: 0 E: 0 K: 1 S: 4	H: 0 LOB: 0 BB: 1 P: 8	R: 0 E: 0 K: 0 S: 5	H: 1 LOB: 2 BB: 1 P: 9	R: 0 E: 0 K: 1 S: 7	H: 2 LOB: 3 BB: 1 P: 11	R: 0 E: 0 K: 1 S: 5	H: 0 LOB: 0 BB: 0 P: 5	R: 1 E: 0 K: 1 S: 6	H: 1 LOB: 1 BB: 0 P: 6	1B: 5 2B: 0 3B: 1 HR: 0	SF: 0 SAC: 1 DP: 1 HBP: 0	WP: 1 PB: 0 SB: 0 CS: 1	PA: 33										
PITCHER Dan Petry, R ERA: 3.05 (1, 1)	IP: 5.1 WLS: L BF: 24	H: 5 R: 1 ER: 0 SO: 2	BB: 3 IBB: 0 HBP: 0 BLK: 0	WP: 0 HR: 0 S: 24 P: 40	ERA: 0.00 WHIP: 1.500																									
Pat Underwood, L ERA: 5.07 (6, 1)	0.1	1	0	0	0	1	0	0	0	0	0	3	3	0.00	0.000															
Aurelio Lopez, R ERA: 4.1 (6, 1)	2.1	8	1	1	1	2	0	0	0	0	1	0	12	12	3.86	0.429														

Detroit Tigers @ Toronto Blue Jays
Exhibition Stadium, Toronto, ON
Sun Jun 29 1980, 3:33 AM EDT
Att: 22,026 - Unknown - 65 F


AB 28
R 2
H 6
RBI 0
BB 4
SO 5
LOB 20



Batter	1	2	3	4	5	6	7	8	9	AB	R	H	RBI	BB	SO	LOB	TOP			
Miguel Dilone, S OBP: 0.402, SLG: 0.451 (1, 8)	F8		F5				K	F8		5	0	1	0	0	1	0				
Jorge Orta, L OBP: 0.423, SLG: 0.431 (1, 9)	F7		5-3				F8			5	1	1	0	0	0	1				
Mike Hargrove, L OBP: 0.318, SLG: 0.429 (1, 3)	1B E		K							3	3	1	0	2	1	0				
Joe Charboneau, R OBP: 0.378, SLG: 0.494 Rick Manning, L OBP: 0.342, SLG: 0.254 (1, 7) (9, 8)	E9									4	1	2	1	1	1	0				
Toby Harrah, R OBP: 0.376, SLG: 0.390 (1, 5)	F8									4	0	1	1	0	0	3				
Gary Alexander, R OBP: 0.286, SLG: 0.286 (1, 10)										4	1	1	0	0	1	4				
Bo Diaz, R OBP: 0.313, SLG: 0.405 (1, 2)										4	1	1	4	0	0	3				
Jerry Dybzinski, R OBP: 0.237, SLG: 0.296 Jack Brohamer, L OBP: 0.373, SLG: 0.370 (1, 4) (6, PH) (6, 4)			K							2	0	0	0	0	1	0				
Tom Verzyer, R OBP: 0.324, SLG: 0.358 (1, 6)										4	1	1	1	0	0	1				
Inning Stats	R: 1 E: 1 K: 0 S: 5	H: 2 LOB: 1 BB: 0 P: 5	R: 0 E: 0 K: 1 S: 5	H: 0 LOB: 0 BB: 0 P: 5	R: 1 E: 0 K: 1 S: 6	H: 1 LOB: 0 BB: 0 P: 6	R: 0 E: 0 K: 0 S: 4	H: 1 LOB: 1 BB: 0 P: 4	R: 0 E: 0 K: 0 S: 4	H: 1 LOB: 1 BB: 3 P: 16	R: 2 E: 0 K: 2 S: 10	H: 3 LOB: 2 BB: 1 P: 14	R: 0 E: 0 K: 2 S: 7	H: 0 LOB: 0 BB: 0 P: 7	R: 0 E: 0 K: 2 S: 7	H: 0 LOB: 0 BB: 0 P: 7	1B: 6 2B: 1 3B: 0 HR: 2	SF: 0 SAC: 0 DP: 1 HBP: 0	WP: 0 PB: 0 SB: 0 CS: 0	PA: 40
PITCHER	IP WLS BF H R ER SO BB IBB HBP BLK WP HR S P ERA WHIP																			
Bruce Robbins, L ERA: 3.86 (1, 1)	5.0	22	5	4	3	2	2	0	0	0	0	0	0	1	24	32	5.40	1.400		
Roger Weaver, R ERA: 9.99 (6, 1)	0.1	3	1	2	1	0	0	0	0	0	0	0	1	3	3	27.00	3.000			
Pat Underwood, L ERA: 5.26 (7, 1)	1.0	L	5	1	2	2	1	2	0	0	0	0	0	5	13	18.00	3.000			
Aurelio Lopez, R ERA: 3.78	2.2	10	2	0	0	3	0	0	0	0	0	0	0	16	16	0.00	0.750			

Cleveland Indians @ Detroit Tigers
Tiger Stadium, Detroit, MI
Tue Jul 01 1980, 7:05 PM EDT
Att: 27,830 - Unknown


AB 36
R 8
H 9
RBI 7
BB 4
SO 6
LOB 12



Batter	1	2	3	4	5	6	7	8	9	AB	R	H	RBI	BB	SO	LOB	BOTTOM					
Rick Peters, S OBP: 0.360, SLG: 0.364 (1, 8)	L6	F8					L4			4	1	0	0	1	0	3						
Alan Trammell, R OBP: 0.401, SLG: 0.427 (1, 6)	1B FC4-6 HBP		F8	K	6-3					3	1	0	0	1	1	2						
Steve Kemp, L OBP: 0.395, SLG: 0.442 (1, 7)	FC4-6 1B			G3			G2	K		4	0	1	1	1	1	1						
Richie Hebner, L OBP: 0.356, SLG: 0.464 (1, 3)	FC4-6		FC4-6	1B	1B		K	FC5-4		5	2	1	1	0	1	3						
Al Cowens, R OBP: 0.329, SLG: 0.342 (1, 9)	4-3			1B	1B			F2		4	1	2	1	1	0	2						
Champ Summers, L OBP: 0.394, SLG: 0.484 Jim Lentine, R OBP: 0.318, SLG: 0.303 Tim Corcoran, L OBP: 0.279, SLG: 0.173 (1, 10) (9, PH) (9, PH)			1B SF8	1B	1B		K			3	2	2	0	1	1	1						
John Wockenfuss, R OBP: 0.411, SLG: 0.489 Jack Morris, R (3, PR) Lance Parrish, R OBP: 0.309, SLG: 0.466 (1, 2) (4, 2)					1-3					2	0	2	2	0	0	0						
Tom Brookens, R OBP: 0.333, SLG: 0.389 (1, 5)			SF8							3	0	2	2	1	1	0						
Lou Whitaker, L OBP: 0.352, SLG: 0.255 Stan Papi, R OBP: 0.327, SLG: 0.457 (1, 4) (7, PH) (6, 4)			K	F7						3	0	0	0	0	2	4						
Inning Stats	R: 1 E: 0 K: 0 S: 4	H: 1 LOB: 1 BB: 0 P: 5	R: 1 E: 0 K: 1 S: 7	H: 2 LOB: 0 BB: 0 P: 7	R: 3 E: 0 K: 0 S: 6	H: 3 LOB: 2 BB: 2 P: 14	R: 2 E: 0 K: 1 S: 8	H: 3 LOB: 2 BB: 1 P: 12	R: 0 E: 0 K: 1 S: 6	H: 1 LOB: 1 BB: 0 P: 6	R: 0 E: 0 K: 2 S: 7	H: 0 LOB: 1 BB: 1 P: 11	R: 0 E: 0 K: 0 S: 3	H: 0 LOB: 1 BB: 1 P: 7	R: 0 E: 0 K: 1 S: 5	H: 0 LOB: 1 BB: 1 P: 9	R: 0 E: 0 K: 2 S: 7	H: 0 LOB: 0 BB: 0 P: 7	1B: 8 2B: 0 3B: 2 HR: 0	SF: 1 SAC: 0 DP: 0 HBP: 1	WP: 0 PB: 0 SB: 1 CS: 0	PA: 44
PITCHER	IP WLS BF H R ER SO BB IBB HBP BLK WP HR S P ERA WHIP																					
John Denny, R ERA: 4.1 (1, 1)	3.2	23	8	7	7	2	3	0	0	0	0	0	0	23	35	0.00	1.154					
Bob Ojchinko, L ERA: 5.71 (4, 1)	4.1	W	18	2	0	0	4	3	0	0	0	0	0	23	35	0.00	1.154					
Mike Stanton, R ERA: 5.48 (9, 1)	1.0	S	3	0	0	0	2	0	0	0	0	0	0	7	7	0.00	0.000					

Cleveland Indians @ Detroit Tigers
Tiger Stadium, Detroit, MI
Tue Jul 01 1980, 7:05 PM EDT
Att: 27,830 - Unknown

AB 36
R 7
H 10
RBI 7
BB 6
SO 8
LOB 19



Batter	1	2	3	4	5	6	7	8	9	AB	R	H	RBI	BB	SO	LOB	TOP					
Miguel Dilone, S OBP: 0.402, SLG: 0.449 (1, 7)										5	1	2	0	0	0	1	<p>Cleveland Indians @ Detroit Tigers Tiger Stadium, Detroit, MI Wed Jul 02 1980, 7:05 PM EDT Att: 25,981 - Unknown</p>					
Jorge Orta, L OBP: 0.423, SLG: 0.428 (1, 9)										4	2	1	0	1	1	3						
Mike Hargrove, L OBP: 0.318, SLG: 0.429 (1, 3)										5	1	2	1	0	0	3						
Joe Charboneau, R OBP: 0.375, SLG: 0.487 (1, 10)										5	0	1	1	0	1	5						
Toby Harrah, R OBP: 0.379, SLG: 0.395 (1, 5)										4	2	2	1	1	0	3						
Ron Hassey, L OBP: 0.377, SLG: 0.425 Bo Diaz, R OBP: 0.321, SLG: 0.425 (7, 2)										3	0	1	1	0	1	2						
Jack Brohamer, L OBP: 0.372, SLG: 0.368 Alan Bannister, R OBP: 0.292, SLG: 0.281 (7, 7)										3	0	1	0	0	0	1						
Rick Manning, L OBP: 0.342, SLG: 0.255 Gary Alexander, R OBP: 0.292, SLG: 0.281 Jerry Dybzinski, R OBP: 0.237, SLG: 0.296 Dell Alston, L OBP: 0.262, SLG: 0.342 (7, 4)										3	0	1	0	0	0	2						
Tom Verzyer, R OBP: 0.316, SLG: 0.348 (1, 6)										5	0	0	0	0	0	7						
Inning Stats	R: 0 E: 0 K: 0 S: 4	H: 1 LOB: 1 BB: 0 P: 4	R: 1 E: 0 K: 0 S: 4	H: 1 LOB: 1 BB: 1 P: 8	R: 1 E: 0 K: 0 S: 5	H: 2 LOB: 1 BB: 0 P: 5	R: 0 E: 0 K: 0 S: 4	H: 1 LOB: 1 BB: 0 P: 4	R: 1 E: 0 K: 1 S: 8	H: 3 LOB: 2 BB: 0 P: 8	R: 0 E: 0 K: 0 S: 4	H: 1 LOB: 2 BB: 1 P: 4	R: 3 E: 2 K: 0 S: 7	H: 2 LOB: 2 BB: 1 P: 11	R: 0 E: 1 K: 2 S: 8	H: 0 LOB: 1 BB: 0 P: 8		R: 0 E: 0 K: 1 S: 6	H: 1 LOB: 2 BB: 1 P: 10	1B: 9 2B: 2 3B: 1 HR: 0	SF: 0 SAC: 1 DP: 0 HBP: 0	WP: 0 PB: 0 SB: 1 CS: 0
PITCHER	IP WLS BF H R ER SO BB IBB HBP BLK WP HR S P ERA WHIP																					
Jack Morris, R ERA: 4.1 (1, 1)	6.1 W 32 10 6 5 1 2 0 0 0 0 0 0 32 40 7.11 1.895																					
Dan Schatzeder, L ERA: 5.55 (7, 1)	1.1 S 7 1 0 0 1 0 0 0 0 0 0 0 9 9 0.00 0.750																					
Aurelio Lopez, R ERA: 3.69 (8, 1)	1.1 S 6 1 0 0 2 1 0 0 0 0 0 0 9 13 0.00 1.500																					

Batter	1	2	3	4	5	6	7	8	9	AB	R	H	RBI	BB	SO	LOB	BOTTOM			
Jim Lentine, R OBP: 0.323, SLG: 0.313 (1, 7)										4	0	1	1	0	1	0	<p>Cleveland Indians @ Detroit Tigers Tiger Stadium, Detroit, MI Wed Jul 02 1980, 7:05 PM EDT Att: 25,981 - Unknown</p>			
Alan Trammell, R OBP: 0.404, SLG: 0.440 (1, 6)										4	2	2	1	1	0	3				
Al Cowens, R OBP: 0.330, SLG: 0.343 (1, 9)										5	2	2	0	0	0	4				
Lance Parrish, R OBP: 0.310, SLG: 0.476 (1, 2)										5	2	2	2	0	0	5				
John Wockenfuss, R OBP: 0.413, SLG: 0.482 (1, 3)										2	0	0	0	2	1	0				
Tom Brookens, R OBP: 0.337, SLG: 0.397 (1, 5)										4	0	2	3	0	1	0				
Duffy Dyer, R OBP: 0.212, SLG: 0.306 (1, 10)										2	0	0	0	1	1	0				
Stan Papi, R OBP: 0.321, SLG: 0.460 Lou Whitaker, L OBP: 0.352, SLG: 0.255 (1, 4)										4	1	1	0	0	1	5				
Dave Stegman, R OBP: 0.282, SLG: 0.305 (1, 8)										3	0	0	0	1	0	3				
Inning Stats	R: 0 E: 0 K: 1 S: 6	H: 1 LOB: 1 BB: 0 P: 6	R: 0 E: 0 K: 0 S: 3	H: 0 LOB: 0 BB: 0 P: 3	R: 1 E: 0 K: 0 S: 5	H: 2 LOB: 1 BB: 0 P: 5	R: 1 E: 0 K: 0 S: 5	H: 2 LOB: 2 BB: 1 P: 9	R: 2 E: 0 K: 0 S: 5	H: 2 LOB: 3 BB: 3 P: 17	R: 3 E: 0 K: 1 S: 8	H: 3 LOB: 0 BB: 0 P: 8	R: 0 E: 0 K: 3 S: 9	H: 0 LOB: 0 BB: 0 P: 9	R: 0 E: 0 K: 0 S: 3	H: 0 LOB: 2 BB: 1 P: 8		1B: 5 2B: 3 3B: 0 HR: 2	SF: 0 SAC: 1 DP: 0 HBP: 1	WP: 0 PB: 0 SB: 0 CS: 0
PITCHER	IP WLS BF H R ER SO BB IBB HBP BLK WP HR S P ERA WHIP																			
Rick Waits, L ERA: 5.06 Sid Monge, L ERA: 3.61 (1, 1)	5.2 L 31 10 7 7 1 3 0 0 0 0 0 0 29 45 11.12 2.294																			
(6, 1)	2.1 9 0 0 0 4 1 0 1 0 0 0 0 15 20 0.00 0.429																			

Batter	1	2	3	4	5	6	7	8	9	AB	R	H	RBI	BB	SO	LOB	TOP										
Alfredo Griffin, S OBP: 0.273, SLG: 0.349	F8	F4		6-3				F4		5	0	1	0	0	0	1											
Bob Bailor, R OBP: 0.324, SLG: 0.269			5-3		F9					4	1	2	1	1	0	0											
Al Woods, L OBP: 0.366, SLG: 0.477	6-3		FC5			F6				5	1	3	0	0	0	2											
Roy Howell, L OBP: 0.311, SLG: 0.373	FC5									5	1	4	2	0	1	2											
John Mayberry, L OBP: 0.367, SLG: 0.464			F6							1	0	0	0	2	0	2											
Joe Cannon, L OBP: 0.083, SLG: 0.083										0	0	0	0	0	0	0											
Lloyd Mosley, L OBP: 0.276, SLG: 0.385										2	0	0	0	0	0	3											
Damaso Garcia, R OBP: 0.287, SLG: 0.407	FC5		FC5							4	0	1	1	0	1	5											
Barry Bonnell, R OBP: 0.308, SLG: 0.408										4	1	2	1	0	1	3											
Doug Ault, R OBP: 0.297, SLG: 0.294			FC6-5		5-3					4	0	0	0	0	1	1											
Bob Davis, R OBP: 0.281, SLG: 0.341			FC5-4		5-3					4	1	1	0	0	1	1											
Inning Stats	R: 1 E: 0 K: 0 S: 4	H: 1 LOB: 2 BB: 2 P: 12	R: 0 E: 0 K: 0 S: 4	H: 1 LOB: 1 BB: 0 P: 4	R: 0 E: 0 K: 0 S: 5	H: 2 LOB: 2 BB: 0 P: 5	R: 1 E: 0 K: 0 S: 4	H: 1 LOB: 0 BB: 0 P: 4	R: 2 E: 0 K: 0 S: 5	H: 3 LOB: 2 BB: 1 P: 9	R: 1 E: 0 K: 0 S: 5	H: 3 LOB: 1 BB: 0 P: 5	R: 0 E: 0 K: 2 S: 8	H: 1 LOB: 1 BB: 0 P: 8	R: 0 E: 0 K: 1 S: 6	H: 2 LOB: 1 BB: 0 P: 6	1B: 8 2B: 5 3B: 0 HR: 1	SF: 0 SAC: 0 DP: 2 HBP: 0	WP: 1 PB: 0 SB: 0 CS: 0	PA: 41							
PITCHER	IP	WLS	BF	H	R	ER	SO	BB	IBB	HBP	BLK	WP	HR	S	P	ERA	WHIP										
Dave Rozema, R ERA: 4.88	4.1		23	7	4	4	0	2	1	0	0	1	1	20	32	8.31	2.077										
Roger Weaver, R ERA: 1.69	1.1		6	4	1	1	0	0	0	0	0	0	0	6	6	6.75	3.000										
Pat Underwood, L ERA: 4.94	3.1	W	12	3	0	0	5	0	0	0	0	0	0	22	22	0.00	0.900										

Toronto Blue Jays @ Detroit Tigers
Tiger Stadium, Detroit, MI
Thu Jul 03 1980, 7:05 PM EDT
Att: 30,027 - Unknown - 79 F

AB	38
R	5
H	14
RBI	5
BB	3
SO	5
LOB	20



Batter	1	2	3	4	5	6	7	8	9	AB	R	H	RBI	BB	SO	LOB	BOTTOM										
Rick Peters, S OBP: 0.361, SLG: 0.368			4-3		G6-4-3			G6-4-3		4	1	1	1	1	0	3											
Alan Trammell, R OBP: 0.444, SLG: 0.444			F7		E7					5	2	2	0	0	0	2											
Steve Kemp, L OBP: 0.403, SLG: 0.445										3	1	2	1	2	1	1											
Richie Hebner, L OBP: 0.362, SLG: 0.480			F4							4	1	2	3	1	0	2											
Tim Corcoran, L OBP: 0.279, SLG: 0.173										0	0	0	0	0	0	0											
Al Cowens, R OBP: 0.336, SLG: 0.351										4	0	2	1	1	0	2											
Champ Summers, L OBP: 0.391, SLG: 0.485										4	1	1	0	0	1	4											
John Wockenfuss, R OBP: 0.410, SLG: 0.479										1	0	0	0	0	0	1											
Lance Parrish, R OBP: 0.309, SLG: 0.471										3	0	0	0	1	2	2											
Tom Brookens, R OBP: 0.342, SLG: 0.401										3	1	2	1	0	0	1											
Lou Whitaker, L OBP: 0.355, SLG: 0.260										4	1	2	1	0	0	1											
Inning Stats	R: 2 E: 0 K: 0 S: 3	H: 1 LOB: 0 BB: 2 P: 11	R: 0 E: 0 K: 2 S: 8	H: 1 LOB: 1 BB: 0 P: 8	R: 0 E: 0 K: 0 S: 4	H: 1 LOB: 1 BB: 0 P: 4	R: 1 E: 2 K: 1 S: 10	H: 2 LOB: 2 BB: 1 P: 9	R: 4 E: 0 K: 1 S: 10	H: 5 LOB: 3 BB: 2 P: 18	R: 0 E: 0 K: 0 S: 3	H: 1 LOB: 1 BB: 1 P: 7	R: 1 E: 0 K: 1 S: 7	H: 2 LOB: 1 BB: 0 P: 7	1B: 9 2B: 4 3B: 0 HR: 1	SF: 0 SAC: 1 DP: 3 HBP: 0	WP: 0 PB: 0 SB: 1 CS: 0	PA: 42									
PITCHER	IP	WLS	BF	H	R	ER	SO	BB	IBB	HBP	BLK	WP	HR	S	P	ERA	WHIP										
Jack Kucek, R ERA: 3.27	4.2		20	5	3	3	2	2	0	0	0	0	0	1	5												
Jerry Garvin, L ERA: 2.15	0.0		2	1	0	0	0	1	0	0	0	0	0	1	5												
Joey McLaughlin, R ERA: 4.58	0.2	L	6	4	4	4	1	0	0	0	0	0	0	8	8	54.00	6.000										
Tom Buskey, R ERA: 3.74	0.1		4	1	0	0	0	2	0	0	0	0	0	2	10	0.00	9.000										
Mike Barlow, R ERA: 3.77	2.0		9	3	1	1	1	1	0	0	0	0	0	10	14	4.50	2.000										

Toronto Blue Jays @ Detroit Tigers
Tiger Stadium, Detroit, MI
Thu Jul 03 1980, 7:05 PM EDT
Att: 30,027 - Unknown - 79 F


AB	35
R	8
H	14
RBI	8
BB	6
SO	4
LOB	19



Batter	1	2	3	4	5	6	7	8	9	AB	R	H	RBI	BB	SO	LOB	TOP											
Alfredo Griffin, S OBP: 0.272, SLG: 0.347 (1, 6)										4	0	1	1	0	0	1												
Bob Bailor, R OBP: 0.315, SLG: 0.260 (1, 8)										4	0	0	0	0	0	2												
Al Woods, L OBP: 0.364, SLG: 0.472 (1, 7)										4	0	1	0	0	0	0												
Roy Howell, L OBP: 0.314, SLG: 0.373 (1, 5)										3	1	1	0	1	1	2												
John Mayberry, L OBP: 0.368, SLG: 0.460 Joe Cannon, L OBP: 0.083, SLG: 0.083 (9, PR)										2	0	0	0	2	0	1												
Damaso Garcia, R OBP: 0.287, SLG: 0.409 (1, 4)										4	0	1	2	0	1	4												
Barry Bonnell, R OBP: 0.308, SLG: 0.405 (1, 9)										2	1	0	0	1	0	0												
Lloyd Moseby, L OBP: 0.275, SLG: 0.375 (1, 10)										3	0	0	0	1	1	2												
Bob Davis, R OBP: 0.257, SLG: 0.336 Doug Ault, R OBP: 0.289, SLG: 0.286 (9, PH)										2	0	0	0	0	1	0												
Inning Stats	R: 0 E: 0 K: 2 S: 9	H: 2 LOB: 3 BB: 1 P: 13	R: 1 E: 0 K: 0 S: 3	H: 0 LOB: 1 BB: 2 P: 11	R: 0 E: 0 K: 0 S: 4	H: 1 LOB: 0 BB: 0 P: 4	R: 0 E: 0 K: 0 S: 3	H: 0 LOB: 0 BB: 0 P: 3	R: 0 E: 0 K: 0 S: 3	H: 0 LOB: 0 BB: 0 P: 3	R: 0 E: 0 K: 0 S: 7	H: 0 LOB: 0 BB: 0 P: 7	R: 0 E: 0 K: 0 S: 3	H: 0 LOB: 0 BB: 0 P: 3	R: 2 E: 0 K: 0 S: 4	H: 1 LOB: 2 BB: 2 P: 12	1B: 3 2B: 1 3B: 0 HR: 0	SF: 0 SAC: 2 DP: 0 HBP: 0	WP: 0 PB: 1 SB: 1 CS: 0	PA: 36								
PITCHER	IP	WLS	BF	H	R	ER	SO	BB	IBB	HBP	BLK	WP	HR	S	P	ERA	WHIP											
Dan Petry, R ERA: 3.09 Aurelio Lopez, R ERA: 3.62	(1, 1)	8.0	W	32	3	3	3	4	4	1	0	0	0	0	35	55	3.38	0.875										
(9, 1)	1.0	S	4	1	0	0	0	0	0	0	0	0	0	4	4	0.00	1.000											

Toronto Blue Jays @ Detroit Tigers
Tiger Stadium, Detroit, MI
Fri Jul 04, 1980, 3:33 AM EDT
Att: 29,370 - Unknown - 75 F


AB 29
R 3
H 4
RBI 3
BB 5
SO 4
LOB 14



Batter	1	2	3	4	5	6	7	8	9	AB	R	H	RBI	BB	SO	LOB	BOTTOM										
Rick Peters, S OBP: 0.354, SLG: 0.360 (1, 8)										3	0	0	0	0	1	0											
Alan Trammell, R OBP: 0.405, SLG: 0.444 (1, 6)										4	1	2	0	0	0	0											
Steve Kemp, L OBP: 0.401, SLG: 0.441 (1, 7)										4	0	1	1	0	0	2											
Richie Hebner, L OBP: 0.364, SLG: 0.480 (1, 3)										4	1	2	0	0	1	0											
Al Cowens, R OBP: 0.335, SLG: 0.349 (1, 9)										4	0	1	0	0	0	3											
Champ Summers, L OBP: 0.395, SLG: 0.485 (1, 10)										2	0	1	0	2	0	2											
Lance Parrish, R OBP: 0.305, SLG: 0.464 (1, 2)										4	0	0	0	0	0	5											
Tom Brookens, R OBP: 0.340, SLG: 0.398 (1, 5)										4	1	1	0	0	2	4											
Lou Whitaker, L OBP: 0.355, SLG: 0.266 (1, 4)										3	1	1	1	0	0	3											
Inning Stats	R: 0 E: 0 K: 0 S: 3	H: 1 LOB: 0 BB: 0 P: 3	R: 1 E: 1 K: 1 S: 7	H: 1 LOB: 2 BB: 1 P: 11	R: 0 E: 0 K: 0 S: 3	H: 0 LOB: 0 BB: 0 P: 3	R: 0 E: 0 K: 1 S: 5	H: 0 LOB: 1 BB: 1 P: 9	R: 3 E: 0 K: 0 S: 8	H: 4 LOB: 2 BB: 0 P: 8	R: 0 E: 1 K: 0 S: 3	H: 0 LOB: 0 BB: 0 P: 3	R: 0 E: 0 K: 1 S: 5	H: 1 LOB: 0 BB: 0 P: 5	R: 0 E: 0 K: 1 S: 7	H: 2 LOB: 2 BB: 0 P: 7	1B: 8 2B: 1 3B: 0 HR: 0	SF: 0 SAC: 1 DP: 3 HBP: 0	WP: 0 PB: 0 SB: 0 CS: 0	PA: 35							
PITCHER	IP	WLS	BF	H	R	ER	SO	BB	IBB	HBP	BLK	WP	HR	S	P	ERA	WHIP										
Dave Stieb, R ERA: 3.1	(1, 1)	8.0	L	35	9	4	4	4	2	0	0	0	0	41	49	4.50	1.375										

Toronto Blue Jays @ Detroit Tigers
Tiger Stadium, Detroit, MI
Fri Jul 04, 1980, 3:33 AM EDT
Att: 29,370 - Unknown - 75 F

AB 32
R 4
H 9
RBI 2
BB 2
SO 4
LOB 19



Batter	1	2	3	4	5	6	7	8	9	AB	R	H	RBI	BB	SO	LOB	TOP			
Jim Lentine, R (1, 8) OBP: 0.333, SLG: 0.326	0-3 K		0-0 1-2 1B		0-0 P3			0-0 1B		4	0	2	0	0	1	0	Detroit Tigers @ Kansas City Royals Royals Stadium, Kansas City, MO Thu Jul 10 1980, 8:05 PM EDT Att: 23,684 - Unknown - 105 F			
Alan Trammell, R (1, 6) OBP: 0.397, SLG: 0.433	0-0 F7		0-0 L5		0-0 F9			0-0 F2		4	0	0	0	0	3					
Steve Kemp, L (1, 7) OBP: 0.406, SLG: 0.438	0-3 K		0-0 F8		0-0 F8			0-0 1-2 1B		4	0	1	0	0	1	2				
Lance Parrish, R (1, 2)		0-0 1B 2B	0-3 K		0-0 F8			0-0 L4		4	1	1	0	0	1	4				
Al Cowens, R (1, 9) OBP: 0.325, SLG: 0.338		0-0 6-3		0-0 1B SF7 1B		0-0 6-3		0-0 6-3		4	1	1	0	0	3					
John Wockenfuss, R (1, 10) OBP: 0.421, SLG: 0.490		0-0 2H 1B		0-0 1-3 CS 1B		0-0 5-3			0-0 5-3	4	0	2	1	0	0	0				
Richie Hebner, L (1, 3) OBP: 0.361, SLG: 0.486	0-3 K		0-0 SF7		0-0 3H 0-0		0-0 F9		0-0 F7	3	0	0	1	0	1	1				
Tom Brookens, R (1, 5) OBP: 0.335, SLG: 0.399 Champ Summers, L (9, PH) OBP: 0.406, SLG: 0.456	0-0 F9		0-0 1-2 3B		0-0 4-3			0-0 6-3		3	0	1	0	0	0	1				
Stan Papi, R (1, 4) OBP: 0.321, SLG: 0.453			0-0 1B		0-0 F9		0-3 K			3	0	1	0	0	1	1				
Inning Stats	R: 0 E: 0 K: 2 S: 7	H: 0 LOB: 0 BB: 0 P: 7	R: 1 E: 0 K: 1 S: 7	H: 2 LOB: 1 BB: 0 P: 7	R: 0 E: 0 K: 1 S: 7	H: 2 LOB: 1 BB: 0 P: 7	R: 1 E: 0 K: 0 S: 5	H: 3 LOB: 1 BB: 0 P: 5	R: 0 E: 0 K: 0 S: 3	H: 0 LOB: 0 BB: 0 P: 3	R: 0 E: 0 K: 1 S: 5	H: 0 LOB: 0 BB: 0 P: 5	R: 0 E: 0 K: 0 S: 5	H: 2 LOB: 2 BB: 0 P: 5	R: 0 E: 0 K: 0 S: 3	H: 0 LOB: 0 BB: 0 P: 3		1B: 7 2B: 1 3B: 1 HR: 0	SF: 1 SAC: 0 DP: 0 HBP: 0	WP: 0 PB: 0 SB: 0 CS: 1
PITCHER	IP WLS BF H R ER SO BB IBB HBP BLK WP HR S P ERA WHIP	7.0 W 28 8 2 2 5 0 0 0 0 0 0 38 38 2.57 1.143	2.0 S 7 1 0 0 0 0 0 0 0 0 0 7 7 0.00 0.500																	

Batter	1	2	3	4	5	6	7	8	9	AB	R	H	RBI	BB	SO	LOB	BOTTOM			
Willie Wilson, S (1, 7) OBP: 0.341, SLG: 0.405	0-3 K		0-0 6-3		0-0 6-3			0-0 F7		4	0	0	0	0	1	1	Detroit Tigers @ Kansas City Royals Royals Stadium, Kansas City, MO Thu Jul 10 1980, 8:05 PM EDT Att: 23,684 - Unknown - 105 F			
Hal McRae, R (1, 10) OBP: 0.320, SLG: 0.440	0-0 PO 1B		0-0 F9		0-0 P4			0-0 F8		4	0	1	0	0	0	1				
George Brett, L (1, 5) OBP: 0.409, SLG: 0.613	0-0 F9			0-0 G3 2B		0-0 F7		0-0 BB 1B		4	0	2	0	0	0	1				
Darrell Porter, L (1, 2) OBP: 0.368, SLG: 0.369	0-0 PO	0-0 2B 1B		0-0 G3		0-0 F8		4-0 BB 1B		3	1	1	0	1	0	1				
Willie Aikens, L (1, 3) OBP: 0.366, SLG: 0.442 Ralph LaCock, L (7, 3) OBP: 0.240, SLG: 0.222		0-0 SH3 1H 6-3 2B		0-3 K		0-0 HR		0-3 K		3	2	2	2	0	1	1				
Amos Otis, R (1, 8) OBP: 0.323, SLG: 0.415		0-0 SH3		1-0 HBP		0-0 F9				1	0	0	0	0	0	0				
Clint Hurdle, L (1, 9) OBP: 0.364, SLG: 0.493		0-0 6-3		0-0 F7			0-0 F9			3	0	0	1	0	0	2				
Frank White, R (1, 4) OBP: 0.279, SLG: 0.334		0-0 3H F7			0-0 L8			0-0 6-3		3	0	0	0	0	0	0				
U L Washington, S (1, 6) OBP: 0.325, SLG: 0.377			0-0 B1		0-0 E 1B			0-0 F7		3	0	1	0	0	0	0				
Inning Stats	R: 0 E: 0 K: 1 S: 5	H: 1 LOB: 0 BB: 0 P: 5	R: 2 E: 0 K: 0 S: 5	H: 2 LOB: 0 BB: 0 P: 5	R: 0 E: 0 K: 1 S: 6	H: 0 LOB: 0 BB: 0 P: 3	R: 0 E: 0 K: 1 S: 6	H: 1 LOB: 2 BB: 0 P: 7	R: 0 E: 1 K: 0 S: 4	H: 1 LOB: 1 BB: 0 P: 4	R: 1 E: 0 K: 0 S: 4	H: 1 LOB: 0 BB: 0 P: 4	R: 0 E: 0 K: 0 S: 3	H: 0 LOB: 0 BB: 0 P: 3	R: 0 E: 0 K: 1 S: 6	H: 1 LOB: 2 BB: 1 P: 10		1B: 4 2B: 2 3B: 0 HR: 1	SF: 0 SAC: 1 DP: 0 HBP: 1	WP: 0 PB: 0 SB: 0 CS: 0
PITCHER	IP WLS BF H R ER SO BB IBB HBP BLK WP HR S P ERA WHIP	8.0 L 32 7 3 3 3 1 0 1 0 0 1 36 41 3.38 1.000																		

Batter	1	2	3	4	5	6	7	8	9	AB	R	H	RBI	BB	SO	LOB	TOP		
Rick Peters, S OBP: 0.368, SLG: 0.358 (1, 8)										3	0	0	0	1	0	1			
Alan Trammell, R OBP: 0.398, SLG: 0.444 (1, 6)										4	2	2	1	0	1	1			
Steve Kemp, L OBP: 0.400, SLG: 0.430 (1, 7)										4	0	0	0	0	0	1			
Champ Summers, L OBP: 0.415, SLG: 0.509 (1, 10)										2	1	2	2	1	0	0			
Al Cowens, R OBP: 0.324, SLG: 0.341 (1, 9)										4	0	1	0	0	0	1			
Lance Parrish, R OBP: 0.300, SLG: 0.455 (1, 2)										4	0	0	0	0	0	2			
Tim Corcoran, L OBP: 0.277, SLG: 0.196 (1, 3)										4	0	1	0	0	0	1			
Tom Brookens, R OBP: 0.330, SLG: 0.393 (1, 5)										3	0	0	0	0	0	1			
Lou Whitaker, L OBP: 0.351, SLG: 0.263 (1, 4)										2	0	0	0	1	0	1			
Inning Stats	R: 0 E: 0 K: 0 S: 2	H: 0 LOB: 0 BB: 1 P: 6	R: 1 E: 0 K: 0 S: 4	H: 1 LOB: 0 BB: 0 P: 4	R: 0 E: 0 K: 0 S: 3	H: 0 LOB: 0 BB: 0 P: 3	R: 1 E: 0 K: 0 S: 4	H: 2 LOB: 1 BB: 1 P: 8	R: 0 E: 0 K: 0 S: 3	H: 0 LOB: 1 BB: 1 P: 7	R: 1 E: 0 K: 0 S: 4	H: 1 LOB: 1 BB: 0 P: 4	R: 0 E: 0 K: 0 S: 5	H: 0 LOB: 0 BB: 0 P: 5	R: 0 E: 0 K: 0 S: 4	H: 1 LOB: 1 BB: 0 P: 4	1B: 2 2B: 2 3B: 0 HR: 2	SF: 1 SAC: 0 DP: 1 HBP: 0	WP: 1 PA: 34
PITCHER Dennis Leonard, R ERA: 4.54 (1, 1)	IP: 9.0 WLS: W BF: 34 H: 6 R: 3 ER: 3 SO: 1 BB: 3 IBB: 0 HBP: 0 BLK: 0 WP: 1 HR: 2 S: 33 P: 45 ERA: 3.00 WHIP: 1.000															PITCHER			

Detroit Tigers @ Kansas City Royals
Royals Stadium, Kansas City, MO
Fri Jul 11 1980, 8:05 PM EDT
Att: 31,017 - Unknown

AB	30
R	3
H	6
RBI	3
BB	3
SO	1
LOB	9



Batter	1	2	3	4	5	6	7	8	9	AB	R	H	RBI	BB	SO	LOB	BOTTOM		
Willie Wilson, S OBP: 0.345, SLG: 0.416 (1, 8)										5	2	3	1	0	0	0			
Hal McRae, R OBP: 0.321, SLG: 0.444 (1, 10)										5	2	2	0	0	0	1			
George Brett, L OBP: 0.414, SLG: 0.629 (1, 5)										5	1	3	2	0	0	1			
Darrell Porter, L OBP: 0.366, SLG: 0.364 (1, 2)										3	0	0	0	1	1	2			
Willie Aikens, L OBP: 0.365, SLG: 0.442 Ralph LaCock, L OBP: 0.240, SLG: 0.222 (7, PR) (8, 3)										2	0	1	2	0	0	1			
Clint Hurdle, L OBP: 0.362, SLG: 0.493 (1, 9)										4	1	1	0	0	2	3			
John Wathan, R OBP: 0.377, SLG: 0.420 Rusty Torres, S OBP: 0.333, SLG: 0.161 (9, 7)										4	1	3	0	0	0	0			
Frank White, R OBP: 0.282, SLG: 0.337 (1, 4)										4	0	2	1	0	0	2			
U L Washington, S OBP: 0.321, SLG: 0.372 (1, 6)										4	0	0	1	0	0	3			
Inning Stats	R: 4 E: 0 K: 0 S: 9	H: 6 LOB: 2 BB: 0 P: 9	R: 1 E: 0 K: 1 S: 7	H: 2 LOB: 1 BB: 0 P: 7	R: 0 E: 0 K: 1 S: 6	H: 1 LOB: 1 BB: 0 P: 6	R: 1 E: 0 K: 1 S: 7	H: 2 LOB: 2 BB: 1 P: 11	R: 1 E: 0 K: 0 S: 4	H: 1 LOB: 0 BB: 0 P: 4	R: 0 E: 0 K: 0 S: 3	H: 0 LOB: 0 BB: 0 P: 3	R: 0 E: 0 K: 0 S: 4	H: 2 LOB: 1 BB: 0 P: 4	R: 0 E: 0 K: 0 S: 4	H: 1 LOB: 1 BB: 0 P: 4	1B: 8 2B: 6 3B: 0 HR: 1	SF: 2 SAC: 0 DP: 1 HBP: 0	WP: 0 PA: 39
PITCHER Jack Morris, R ERA: 4.45 Dan Schatzeder, L ERA: 5.29 Pat Underwood, L ERA: 4.76 (5, 1)	IP: 0.2 WLS: L BF: 8 H: 6 R: 4 ER: 4 SO: 0 BB: 0 IBB: 0 HBP: 0 BLK: 0 WP: 0 HR: 0 S: 8 P: 8 ERA: 54.00 WHIP: 9.000	IP: 3.1 WLS: L BF: 16 H: 5 R: 2 ER: 2 SO: 3 BB: 0 IBB: 1 HBP: 0 BLK: 0 WP: 0 HR: 1 S: 21 P: 25 ERA: 5.40 WHIP: 1.500	IP: 4.0 WLS: L BF: 15 H: 4 R: 1 ER: 1 SO: 0 BB: 0 IBB: 0 HBP: 0 BLK: 0 WP: 0 HR: 0 S: 15 P: 15 ERA: 2.25 WHIP: 1.000															PITCHER	

Detroit Tigers @ Kansas City Royals
Royals Stadium, Kansas City, MO
Fri Jul 11 1980, 8:05 PM EDT
Att: 31,017 - Unknown

AB	36
R	7
H	15
RBI	7
BB	1
SO	3
LOB	13




Batter	1	2	3	4	5	6	7	8	9	AB	R	H	RBI	BB	SO	LOB	TOP			
Jim Lentine, R OBP: 0.340, SLG: 0.326 (1, 10)										3	0	1	0	1	1	0	Detroit Tigers @ Boston Red Sox Fenway Park, Boston, MA Sat Jul 12, 1980, 7:05 PM EDT Att: 31,302 - Unknown - 74 F			
Alan Trammell, R OBP: 0.393, SLG: 0.438 (1, 6)										4	0	0	0	0	1	2				
Steve Kemp, L OBP: 0.394, SLG: 0.422 (1, 7)										4	0	0	0	0	1	2				
John Wockenfuss, R OBP: 0.417, SLG: 0.503 (1, 3)										4	1	1	1	0	1	1				
Al Cowens, R OBP: 0.323, SLG: 0.339 (1, 9)										4	1	1	0	0	2	0				
Lance Parrish, R OBP: 0.299, SLG: 0.452 (1, 2)										4	0	1	0	0	1	1				
Tom Brookens, R OBP: 0.333, SLG: 0.410 (1, 5)										4	1	2	1	0	0	1				
Stan Papi, R OBP: 0.300, SLG: 0.421 (1, 4)										0	0	0	0	0	0	0				
Dave Stegman, R OBP: 0.273, SLG: 0.294 (1, 8)										4	0	0	0	0	1	5				
Inning Stats	R: 0 E: 0 K: 0 S: 3	H: 1 LOB: 0 BB: 0 P: 3	R: 2 E: 1 K: 2 S: 10	H: 2 LOB: 1 BB: 0 P: 10	R: 0 E: 0 K: 1 S: 5	H: 0 LOB: 0 BB: 0 P: 5	R: 1 E: 1 K: 3 S: 12	H: 2 LOB: 2 BB: 0 P: 12	R: 0 E: 0 K: 0 S: 3	H: 0 LOB: 0 BB: 1 P: 7	R: 0 E: 0 K: 1 S: 5	H: 0 LOB: 0 BB: 0 P: 5	R: 0 E: 0 K: 2 S: 7	H: 0 LOB: 0 BB: 0 P: 7	R: 0 E: 1 K: 0 S: 5	H: 1 LOB: 2 BB: 0 P: 5	1B: 4 2B: 0 3B: 0 HR: 2	SF: 0 SAC: 0 DP: 1 HBP: 0	WP: 1 PB: 0 SB: 0 CS: 0	PA: 36
PITCHER John Tudor, L ERA: 2.18 (1, 1)	IP: 9.0 WLS: W BF: 36 H: 6 R: 3 ER: 2 SO: 10 BB: 1 IBB: 0 HBP: 0 BLK: 0 WP: 1 HR: 2 S: 55 P: 59 ERA: 2.00 WHIP: 0.778															PITCHER IP: WLS: BF: H: R: ER: SO: BB: IBB: HBP: BLK: WP: HR: S: P: ERA: WHIP				

Batter	1	2	3	4	5	6	7	8	9	AB	R	H	RBI	BB	SO	LOB	BOTTOM			
Rick Burleson, R OBP: 0.354, SLG: 0.407 (1, 6)										1	0	1	0	0	0	0	Detroit Tigers @ Boston Red Sox Fenway Park, Boston, MA Sat Jul 12, 1980, 7:05 PM EDT Att: 31,302 - Unknown - 74 F			
Glenn Hoffman, R OBP: 0.253, SLG: 0.344 (2, 6)										4	0	0	0	0	1	2				
Dave Stapleton, R OBP: 0.298, SLG: 0.490 (1, 4)										5	2	2	0	0	0	0				
Fred Lynn, L OBP: 0.384, SLG: 0.523 (1, 8)										4	1	2	0	1	0	1				
Tony Perez, R OBP: 0.327, SLG: 0.475 (1, 3)										3	0	0	0	1	0	3				
Carlton Fisk, R OBP: 0.374, SLG: 0.525 (1, 2)										3	2	1	2	1	0	2				
Butch Hobson, R OBP: 0.284, SLG: 0.383 (1, 5)										3	1	0	0	1	2	2				
Jim Dwyer, L OBP: 0.358, SLG: 0.455 (1, 7)										3	2	1	2	1	0	0				
Dwight Evans, R OBP: 0.297, SLG: 0.374 (1, 9)										4	1	4	4	0	0	0				
Garry Hancock, L OBP: 0.200, SLG: 0.200 (1, 10)										4	0	0	0	0	0	3				
Inning Stats	R: 1 E: 0 K: 1 S: 6	H: 2 LOB: 2 BB: 2 P: 14	R: 0 E: 0 K: 0 S: 4	H: 1 LOB: 1 BB: 0 P: 4	R: 2 E: 0 K: 1 S: 7	H: 2 LOB: 0 BB: 0 P: 7	R: 0 E: 0 K: 1 S: 6	H: 1 LOB: 1 BB: 0 P: 6	R: 5 E: 0 K: 0 S: 6	H: 3 LOB: 0 BB: 2 P: 14	R: 0 E: 0 K: 0 S: 4	H: 1 LOB: 1 BB: 0 P: 4	R: 1 E: 0 K: 0 S: 4	H: 1 LOB: 1 BB: 1 P: 8	R: 0 E: 0 K: 0 S: 3	H: 0 LOB: 0 BB: 0 P: 3	1B: 8 2B: 1 3B: 0 HR: 2	SF: 0 SAC: 0 DP: 0 HBP: 0	WP: 0 PB: 1 SB: 0 CS: 0	PA: 39
PITCHER Dan Petry, R ERA: 3.85 Roger Weaver, R ERA: 1.93 (1, 1) (5, 1)	IP: 4.2 WLS: L BF: 26 H: 9 R: 8 ER: 7 SO: 3 BB: 3 IBB: 1 HBP: 0 BLK: 0 WP: 0 HR: 2 S: 28 P: 44 ERA: 13.50 WHIP: 2.571															PITCHER IP: WLS: BF: H: R: ER: SO: BB: IBB: HBP: BLK: WP: HR: S: P: ERA: WHIP				

Batter	1	2	3	4	5	6	7	8	9	AB	R	H	RBI	BB	SO	LOB	TOP											
Rick Peters, S OBP: 0.379, SLG: 0.386 (1, 8)	0-0 4-3		0-0 E 1B	0-0 1-3 3-H 1B		0-0 HR		0-0 6-3	4-0 E 1B BB	5	3	3	2	1	0	0												
Alan Trammell, R OBP: 0.389, SLG: 0.428 (1, 6)	0-0 6-3		0-0 E4 6-3 1-H 1B	0-3 K		0-0 F8		0-0 6-3	0-0 F9	6	0	1	1	0	1	5												
Steve Kemp, L OBP: 0.394, SLG: 0.427 (1, 7)	0-0 F7		0-0 6-3	0-3 K		0-0 4-3		0-0 2B	0-0 E2 1-H 2-3 1B	6	1	2	2	0	1	3												
Richie Hebner, L OBP: 0.370, SLG: 0.495 Tim Corcoran, L OBP: 0.269, SLG: 0.190 (8, 3)		0-0 HR 2B	0-0 4-3		0-0 1B 1B	0-0 BB 1B		4-0 2B BB	0-0 F7	4	3	3	0	1	0	1												
Champ Summers, L OBP: 0.415, SLG: 0.508 (1, 10)		0-3 K	0-0 4-3		0-0 L7	4-0 1-2 BB		0-0 1-H 2-H 2B		4	0	1	2	1	1	3												
Al Cowens, R OBP: 0.320, SLG: 0.347 (1, 9)		0-0 2-H HR		0-0 F8	0-3 K	0-0 F8		0-0 5-3		5	1	1	2	0	1	4												
John Wockenfuss, R OBP: 0.413, SLG: 0.494 (1, 2)		0-0 6-3		0-0 2B 1B	0-0 1-2 1B		0-0 F7		0-0 BB 1B 1B	5	2	3	0	0	0	0												
Tom Brookens, R OBP: 0.342, SLG: 0.418 (1, 5)		4-0 BB		0-0 1B 1B	0-0 1-2 1B		0-0 4-3		0-0 BB 1B	4	2	3	1	1	0	0												
Lou Whitaker, L OBP: 0.347, SLG: 0.260 (1, 4)		0-3 K		0-0 1B 2-3 3-H 1B	0-0 F8		0-0 3-1		0-0 F7	5	0	1	1	0	1	5												
Inning Stats	R: 0 E: 0 K: 0 S: 3	H: 0 LOB: 0 BB: 0 P: 3	R: 2 E: 0 K: 2 S: 9	H: 2 LOB: 1 BB: 1 P: 13	R: 1 E: 1 K: 0 S: 5	H: 2 LOB: 1 BB: 0 P: 5	R: 2 E: 0 K: 2 S: 11	H: 4 LOB: 2 BB: 0 P: 11	R: 1 E: 0 K: 1 S: 8	H: 3 LOB: 2 BB: 0 P: 8	R: 1 E: 0 K: 0 S: 5	H: 2 LOB: 0 BB: 1 P: 9	R: 0 E: 0 K: 0 S: 3	H: 0 LOB: 0 BB: 0 P: 3	R: 2 E: 0 K: 0 S: 5	H: 2 LOB: 1 BB: 1 P: 9	R: 3 E: 1 K: 0 S: 6	H: 3 LOB: 1 BB: 1 P: 10	1B: 12 2B: 4 3B: 0 HR: 2	SF: 0 SAC: 0 DP: 0 HBP: 0	WP: 0 PB: 0 SB: 0 CS: 0	PA: 49						
PITCHER	IP	WLS	BF	H	R	ER	SO	BB	IBB	HBP	BLK	WP	HR	S	P	ERA	WHIP											
Mike Torrez, R ERA: 4.8 (1, 1)	3.1	L	18	7	5	5	2	1	0	0	0	0	0	1	21	25	13.50	2.400										
Win Remmerswaal, R ERA: 3.07 (4, 1)	2.2		15	6	2	2	3	1	0	0	0	0	0	1	20	24	6.75	2.625										
Bill Campbell, R ERA: 8.31 (7, 1)	2.1		13	4	5	4	0	2	0	0	0	0	0	0	11	19	15.43	2.571										
Bob Stanley, R ERA: 4.14 (9, 1)	0.1		2	1	0	0	0	0	0	0	0	0	0	2	2	0.00	3.000											
Dick Diago, R ERA: 4.7 (9, 1)	0.1		1	0	0	0	0	0	0	0	0	0	0	1	1	0.00	0.000											

Detroit Tigers @ Boston Red Sox
Fenway Park, Boston, MA
Mon Jul 14 1980, 7:05 PM EDT
Att: 26,044 - Unknown - 86 F


AB 45
R 12
H 18
RBI 11
BB 4
SO 5
LOB 22





Batter	1	2	3	4	5	6	7	8	9	AB	R	H	RBI	BB	SO	LOB	BOTTOM											
Rick Burleson, R OBP: 0.355, SLG: 0.406 (1, 6)	0-0 6-3		4-0 1-2 BB		0-0 6-3	0-0 F8			0-0 F8	4	0	0	0	1	0	4												
Dave Stapleton, R OBP: 0.301, SLG: 0.473 (1, 4)	4-0 CS BB		0-0 F8			0-0 F6	0-0 F7		0-0 F4	4	0	0	0	1	0	3												
Fred Lynn, L OBP: 0.382, SLG: 0.511 (1, 8)	0-3 K			4-0 BB		4-0 HR BB	4-0 G5-4-3 BB		0-0 F5	2	1	0	0	3	1	2												
Tony Perez, R OBP: 0.328, SLG: 0.491 (1, 3)		0-0 6-3		0-0 F9		0-0 1-H HR	0-0 G5-4-3			4	1	1	2	0	0	2												
Carlton Fisk, R OBP: 0.378, SLG: 0.527 (1, 7)		0-0 G4-6-3 1B		0-0 F2		4-0 1B BB		0-0 FC6-4 1B		3	1	2	0	1	0	1												
Butch Hobson, R OBP: 0.284, SLG: 0.380 (1, 5)		0-0 G4-6-3		0-0 5-3		0-0 1-3 1B 1B		0-3 K		4	1	1	0	0	1	3												
Dwight Evans, R OBP: 0.295, SLG: 0.371 (1, 9)			0-0 L9		0-0 F9	4-0 1-2 BB		0-3 K		3	0	0	0	1	1	1												
Gary Allenson, R OBP: 0.415, SLG: 0.412 Dave Rader, L OBP: 0.403, SLG: 0.537 (6, PH) (7, 2)			0-0 F9		0-0 6-3	0-0 1-2 2-H 3-H 1B		0-0 FC6-4		2	0	0	0	0	0	0												
Jim Dwyer, L OBP: 0.371, SLG: 0.467 (1, 10)			0-0 BB 1B		0-0 2B	0-0 F7			0-0 1B	4	0	3	0	0	0	2												
Inning Stats	R: 0 E: 0 K: 1 S: 4	H: 0 LOB: 1 BB: 1 P: 8	R: 0 E: 0 K: 0 S: 3	H: 1 LOB: 0 BB: 0 P: 3	R: 0 E: 0 K: 0 S: 4	H: 1 LOB: 2 BB: 1 P: 8	R: 0 E: 0 K: 0 S: 3	H: 0 LOB: 1 BB: 1 P: 7	R: 0 E: 0 K: 0 S: 4	H: 1 LOB: 1 BB: 0 P: 4	R: 4 E: 0 K: 0 S: 6	H: 3 LOB: 2 BB: 3 P: 18	R: 0 E: 0 K: 2 S: 8	H: 0 LOB: 0 BB: 1 P: 6	R: 0 E: 0 K: 2 S: 8	H: 1 LOB: 1 BB: 0 P: 8	R: 0 E: 0 K: 0 S: 4	H: 1 LOB: 1 BB: 0 P: 4	1B: 6 2B: 2 3B: 0 HR: 1	SF: 0 SAC: 0 DP: 3 HBP: 0	WP: 0 PB: 0 SB: 0 CS: 1	PA: 39						
PITCHER	IP	WLS	BF	H	R	ER	SO	BB	IBB	HBP	BLK	WP	HR	S	P	ERA	WHIP											
Bruce Robbins, L ERA: 4.24 (1, 1)	5.1	W	23	4	3	3	3	5	0	0	0	0	0	1	20	40	5.06	1.688										
Aurelio Lopez, R ERA: 3.5 (6, 1)	3.2	S	16	4	1	1	2	2	0	0	0	0	0	18	26	2.46	1.636											

Detroit Tigers @ Boston Red Sox
Fenway Park, Boston, MA
Mon Jul 14 1980, 7:05 PM EDT
Att: 26,044 - Unknown - 86 F

AB 32
R 4
H 8
RBI 4
BB 7
SO 3
LOB 19



Batter	1	2	3	4	5	6	7	8	9	AB	R	H	RBI	BB	SO	LOB	TOP										
Rick Peters, S (1, 8) OBP: 0.385, SLG: 0.399	F9			E 1B		WP 1B	FC4-6 2B		F5	5	2	3	0	0	0	0	Detroit Tigers @ Oakland Athletics Oakland-Alameda County Coliseum, Oakland, CA Wed Jul 16 1980, 7:05 PM PDT Att: 7,413 - Unknown AB 39 R 7 H 12 RBI 7 BB 0 SO 8 LOB 11 										
Alan Trammell, R (1, 6) OBP: 0.389, SLG: 0.428	K			K 1-3		1B	FC4-6 1B		F8	5	1	2	0	0	2	1											
Steve Kemp, L (1, 7) OBP: 0.391, SLG: 0.423	F7			F7		1B	FC4-6		K	5	1	1	1	0	1	3											
Richie Hebner, L (1, 3)		F4				1B	4-3			4	1	2	2	0	0	2											
Champ Summers, L (1, 10) OBP: 0.411, SLG: 0.503				3-H 1B		1B				2	0	0	0	0	2	1											
Lance Parrish, R (6, PH) OBP: 0.303, SLG: 0.467	K			K		HR				2	2	2	3	0	0	0											
Al Cowens, R (1, 9) OBP: 0.315, SLG: 0.341	F8					HR			4-3 2B	4	0	0	0	0	0	1											
John Wockenfuss, R (1, 2) OBP: 0.410, SLG: 0.494			K						6-3	4	0	1	0	0	1	1											
Tom Brookens, R (1, 5) OBP: 0.340, SLG: 0.415			K						FC6-4 1B	4	0	1	1	0	1	1											
Lou Whitaker, L (1, 4) OBP: 0.342, SLG: 0.256			K						FC6-4	4	0	0	0	0	1	1											
Inning Stats	R: 0 E: 0 K: 1 S: 5	H: 0 LOB: 0 BB: 0 P: 5	R: 0 E: 0 K: 1 S: 5	H: 0 LOB: 0 BB: 0 P: 5	R: 0 E: 0 K: 3 S: 9	H: 0 LOB: 0 BB: 0 P: 9	R: 1 E: 1 K: 2 S: 9	H: 2 LOB: 1 BB: 0 P: 9	R: 0 E: 0 K: 0 S: 3	H: 0 LOB: 0 BB: 0 P: 3	R: 5 E: 0 K: 0 S: 9	H: 6 LOB: 1 BB: 0 P: 9	R: 0 E: 0 K: 0 S: 5	H: 2 LOB: 2 BB: 0 P: 5	R: 1 E: 0 K: 0 S: 5	H: 2 LOB: 1 BB: 0 P: 5	R: 0 E: 0 K: 1 S: 5	H: 0 LOB: 0 BB: 0 P: 5	1B: 8 2B: 3 3B: 0 HR: 1	SF: 0 SAC: 0 DP: 0 HBP: 0	WP: 1 PB: 0 SB: 0 CS: 0	PA: 39					
PITCHER	IP	WLS	BF	H	R	ER	SO	BB	IBB	HBP	BLK	WP	HR	S	P	ERA	WHIP										
Brian Kingman, R (1, 1) ERA: 3.61	5.1	L	21	5	4	3	7	0	0	0	0	1	0	35	35	5.06	0.938										
Craig Minetto, L (6, 1) ERA: 9.0	0.0		1	1	0	0	0	0	0	0	0	0	0	1	1	∞	∞										
Jeff Jones, R (6, 1) ERA: 2.31	0.2		4	2	2	0	0	0	0	0	0	0	1	4	4	27.00	3.000										
Rich Bordi, R (7, 1) ERA: 4.5	2.0		10	4	1	1	0	0	0	0	0	0	0	10	10	4.50	2.000										
Dave Beard, R (9, 1) ERA:	1.0		3	0	0	0	1	0	0	0	0	0	0	5	5	0.00	0.000										

Batter	1	2	3	4	5	6	7	8	9	AB	R	H	RBI	BB	SO	LOB	BOTTOM										
Rickey Henderson, R (1, 7) OBP: 0.419, SLG: 0.418	2-3		F9			5-3				4	0	1	0	0	0	0	Detroit Tigers @ Oakland Athletics Oakland-Alameda County Coliseum, Oakland, CA Wed Jul 16 1980, 7:05 PM PDT Att: 7,413 - Unknown AB 29 R 2 H 3 RBI 2 BB 2 SO 6 LOB 5 										
Dwayne Murphy, L (1, 8) OBP: 0.394, SLG: 0.420	F7		K			F9				4	0	0	0	0	2	2											
Wayne Gross, L (1, 5) OBP: 0.355, SLG: 0.417	4-3		K			4-3				4	0	0	0	0	1	0											
Tony Armas, R (1, 9) OBP: 0.300, SLG: 0.461		SH1-3 1B BB		K						3	1	0	0	1	2	0											
Mitchell Page, L (1, 10) OBP: 0.328, SLG: 0.340		F8		F4		4-3				4	0	0	0	0	0	1											
Jeff Newman, R (1, 3) OBP: 0.272, SLG: 0.393		SH1-3 1B BB		K						2	1	0	0	1	1	0											
Mike Heath, R (1, 2) OBP: 0.253, SLG: 0.282		SH1-3				5-3				2	0	0	0	0	0	0											
Mario Guerrero, R (1, 6) OBP: 0.257, SLG: 0.290		FC4 1B				5-3				3	0	2	2	0	0	0											
Jeff Cox, R (1, 4) OBP: 0.286, SLG: 0.261		2H 3H 1B				F4				2	0	0	0	0	0	1											
Mike Davis, L (8, PH) OBP: 0.242, SLG: 0.311		FC4				F4				1	0	0	0	0	0	1											
Dave McKay, S (9, 4) OBP: 0.231, SLG: 0.254		1-2								0	0	0	0	0	0	0											
Inning Stats	R: 0 E: 0 K: 0 S: 3	H: 0 LOB: 0 BB: 0 P: 3	R: 2 E: 0 K: 0 S: 4	H: 1 LOB: 1 BB: 2 P: 12	R: 0 E: 0 K: 2 S: 7	H: 0 LOB: 0 BB: 0 P: 7	R: 0 E: 0 K: 2 S: 7	H: 0 LOB: 0 BB: 0 P: 7	R: 0 E: 0 K: 0 S: 3	H: 0 LOB: 0 BB: 0 P: 3	R: 0 E: 0 K: 0 S: 3	H: 0 LOB: 0 BB: 0 P: 3	R: 0 E: 0 K: 1 S: 5	H: 2 LOB: 2 BB: 0 P: 5	R: 0 E: 0 K: 0 S: 7	H: 0 LOB: 0 BB: 0 P: 3	R: 0 E: 0 K: 0 S: 3	H: 0 LOB: 0 BB: 0 P: 3	1B: 3 2B: 0 3B: 0 HR: 0	SF: 0 SAC: 1 DP: 0 HBP: 0	WP: 0 PB: 0 SB: 0 CS: 0	PA: 32					
PITCHER	IP	WLS	BF	H	R	ER	SO	BB	IBB	HBP	BLK	WP	HR	S	P	ERA	WHIP										
Milt Wilcox, R (1, 1) ERA: 3.69	3.0		12	1	2	2	2	2	0	0	0	0	0	14	22	6.00	1.000										
Roger Weaver, R (4, 1) ERA: 1.35	6.0	W	20	2	0	0	4	0	0	0	0	0	0	28	28	0.00	0.333										

Batter	1	2	3	4	5	6	7	8	9	AB	R	H	RBI	BB	SO	LOB	TOP			
Rick Peters, S OBP: 0.391, SLG: 0.398 (1, 8)	4-0 1B BB		4-0 FC9-6 BB	0-0 F9			0-0 SH3 1B		0-0 F7	3	0	1	0	2	0	3	Detroit Tigers @ Oakland Athletics Oakland-Alameda County Coliseum, Oakland, CA Thu Jul 17 1980, 3:33 AM PDT Att: 6,370 - Unknown livebaseballscores.com			
Alan Trammell, R OBP: 0.385, SLG: 0.422 (1, 6)	0-0 F9		0-0 FC9-6 1B 1-2	0-0 F8			0-0 SH3		0-0 G6-4-3	4	0	0	0	0	0	5				
Steve Kemp, L OBP: 0.389, SLG: 0.420 (1, 7)	0-0 F7		0-0 1B		0-0 5-3					4	0	1	0	0	0	2				
Richie Hebner, L OBP: 0.370, SLG: 0.491 (1, 3)	0-0 1B		0-3 K		0-0 F8					4	0	1	0	0	1	3				
Champ Summers, L OBP: 0.403, SLG: 0.492 (1, 10)	0-0 4-3		0-0 4-3		0-0 F8				0-3 K	4	0	0	0	0	1	4				
Al Cowens, R OBP: 0.316, SLG: 0.339 (1, 9)		4-0 G3 BB		4-0 6-3 2B BB			0-0 F3		0-0 F8	2	1	0	0	2	0	0				
John Wockenfuss, R OBP: 0.407, SLG: 0.485 (1, 2)		0-0 G3		0-0 6-3			4-0 BB		0-0 F8	3	0	0	0	1	0	2				
Tom Brookens, R OBP: 0.343, SLG: 0.421 (1, 5)		0-0 F8		0-0 1B 2B			0-0 F7		0-0 1B 1B	4	1	2	1	0	0	2				
Lou Whitaker, L OBP: 0.344, SLG: 0.260 (1, 4)		0-0 4-3		0-0 1B			0-3 K		0-0 1B G6-4-3	4	0	2	1	0	1	2				
Inning Stats	R: 0 E: 0 K: 0 S: 4	H: 1 LOB: 2 BB: 1 P: 8	R: 0 E: 0 K: 0 S: 3	H: 0 LOB: 1 BB: 1 P: 7	R: 0 E: 0 K: 1 S: 6	H: 1 LOB: 2 BB: 1 P: 10	R: 2 E: 0 K: 0 S: 5	H: 2 LOB: 1 BB: 1 P: 9	R: 0 E: 0 K: 0 S: 3	H: 0 LOB: 0 BB: 0 P: 3	R: 0 E: 0 K: 0 S: 4	H: 1 LOB: 1 BB: 0 P: 4	R: 0 E: 0 K: 1 S: 5	H: 0 LOB: 0 BB: 0 P: 5	R: 0 E: 0 K: 0 S: 4	H: 2 LOB: 1 BB: 0 P: 4	1B: 6 2B: 1 3B: 0 HR: 0	SF: 0 SAC: 1 DP: 1 HBP: 0	WP: 0 PB: 0 SB: 0 CS: 0	PA: 38
PITCHER Matt Keough, R ERA: 3.24 (1, 1)	IP: 9.0 WLS: W BF: 38 H: 7 R: 2 ER: 2 SO: 3 BB: 5 IBB: 0 HBP: 0 BLK: 0 WP: 0 HR: 0 S: 39 P: 59 ERA: 2.00 WHIP: 1.333															PITCHER				


Batter	1	2	3	4	5	6	7	8	9	AB	R	H	RBI	BB	SO	LOB	BOTTOM			
Rickey Henderson, R OBP: 0.415, SLG: 0.413 (1, 7)	0-0 1-3		0-0 6-3		0-0 1-3		0-0 5-3			4	0	0	0	0	0	0	Detroit Tigers @ Oakland Athletics Oakland-Alameda County Coliseum, Oakland, CA Thu Jul 17 1980, 3:33 AM PDT Att: 6,370 - Unknown livebaseballscores.com			
Dwayne Murphy, L OBP: 0.392, SLG: 0.418 (1, 8)	0-0 E S 3B 1B		0-3 K		0-0 G3			0-3 K		4	1	1	0	0	2	0				
Mike Davis, L OBP: 0.242, SLG: 0.297 (1, 10)	4-0 S 3B BB		0-3 K		0-0 4-3			0-0 3-1		3	1	0	0	1	1	0				
Wayne Gross, L OBP: 0.357, SLG: 0.419 (1, 5)	0-0 F4			0-0 1B 1B		0-3 K		0-0 HR 1B		4	1	2	0	0	1	2				
Mike Edwards, R OBP: 0.222, SLG: 0.222 (6, PR)	0-0 F4									0	1	0	0	0	0	0				
Dave McKay, S OBP: 0.231, SLG: 0.254 (9, 5)	1-2 2H 3H									0	0	0	0	0	0	0				
Tony Armas, R OBP: 0.302, SLG: 0.476 (1, 9)	0-0 3B			0-0 F9		0-0 F5		0-0 HR		4	1	2	4	0	0	1				
Jeff Newman, R OBP: 0.272, SLG: 0.391 (1, 3)	0-0 F4			0-0 F7		0-0 1B		0-0 F3		4	0	1	0	0	0	3				
Mike Heath, R OBP: 0.254, SLG: 0.283 (1, 2)		0-0 6-3		0-0 1B 1B		0-0 F1				3	0	1	0	0	0	1				
Mario Guerrero, R OBP: 0.258, SLG: 0.291 (1, 6)		0-3 K		0-0 FC6-4 1B			0-3 K			3	0	1	1	0	2	0				
Jeff Cox, R OBP: 0.269, SLG: 0.245 (1, 4)		0-0 4-3		0-0 FC6-4 1B			0-0 3-1			3	0	0	0	0	0	2				
Inning Stats	R: 2 E: 0 K: 0 S: 5	H: 2 LOB: 1 BB: 1 P: 9	R: 0 E: 0 K: 1 S: 5	H: 0 LOB: 0 BB: 0 P: 5	R: 0 E: 0 K: 2 S: 7	H: 0 LOB: 0 BB: 0 P: 7	R: 1 E: 0 K: 0 S: 6	H: 3 LOB: 2 BB: 0 P: 6	R: 0 E: 0 K: 0 S: 3	H: 0 LOB: 0 BB: 0 P: 3	R: 0 E: 0 K: 1 S: 6	H: 1 LOB: 1 BB: 0 P: 6	R: 0 E: 0 K: 1 S: 5	H: 0 LOB: 0 BB: 0 P: 5	R: 2 E: 0 K: 1 S: 7	H: 2 LOB: 1 BB: 0 P: 7	1B: 6 2B: 0 3B: 1 HR: 1	SF: 0 SAC: 0 DP: 0 HBP: 0	WP: 0 PB: 0 SB: 2 CS: 0	PA: 33
PITCHER Jack Morris, R ERA: 4.51 (1, 1)	IP: 8.0 WLS: L BF: 33 H: 8 R: 5 ER: 5 SO: 6 BB: 1 IBB: 0 HBP: 0 BLK: 0 WP: 0 HR: 1 S: 44 P: 48 ERA: 5.62 WHIP: 1.125															PITCHER				



Batter	1	2	3	4	5	6	7	8	9	10	AB	R	H	RBI	BB	SO	LOB	TOP					
Rick Peters, S OBP: 0.401, SLG: 0.418 (1, 8)	0-0 SH1-3 1B		4-0 G3-6-3 BLK BB		0-0 FC1-2-5 1B 2B		0-0 1B 2B		0-0 6-3		4	3	3	0	1	0	0						
Lou Whitaker, L OBP: 0.339, SLG: 0.225 (1, 4)	0-0 SH1-3		0-0 E3 G3-6-3		0-0 FC1-2-5 1B		0-0 F7		0-0 F8		4	0	0	0	0	0	4						
Steve Kemp, L OBP: 0.393, SLG: 0.424 (1, 7)	0-0 F6		0-0 G3-6-3		0-0 1B		0-0 1B		0-0 1B		5	1	3	2	0	0	3						
Richie Hebner, L OBP: 0.363, SLG: 0.481 (1, 3)	0-0 F8		0-0 F8		0-0 F8		0-0 4-3		0-0 1-3 1B		5	0	0	0	0	0	5						
Champ Summers, L OBP: 0.409, SLG: 0.489 John Wockenfuss, R OBP: 0.405, SLG: 0.482 (10, PH)		4-0 1B CS BB		4-0 FC6-4 BB		0-0 5-3		4-0 G6-4-3 BB		0-0 1-3		1	0	0	0	3	0	0					
Al Cowens, R OBP: 0.319, SLG: 0.340 (1, 9)	0-0 5-3		0-0 FC6-4 G6-4-3		0-0 FC6-4 BB		0-0 E S 1B		0-0 G6-4-3		0-0 1-2		5	1	2	1	0	0	3				
Lance Parrish, R OBP: 0.307, SLG: 0.467 (1, 2)	0-0 1B		0-0 G6-4-3		0-0 6-3		0-0 1B		0-0 1B		4	0	2	0	1	0	2						
Tom Brookens, R OBP: 0.340, SLG: 0.420 (1, 5)	0-0 F3		0-0 F7		0-0 F7		0-0 F8		0-3 K		5	0	1	1	0	1	4						
Mark Wagner, R OBP: 0.263, SLG: 0.176 Alan Trammell, R OBP: 0.363, SLG: 0.419 (9, PH) (9, 6)	0-0 F8		0-0 2B FC1-2-5 BB		0-0 6-3		0-0 5-3		0-0 5-3		2	0	0	0	1	0	2						
Inning Stats	R: 0 E: 0 K: 0 S: 4	H: 1 LOB: 1 BB: 0 P: 4	R: 0 E: 0 K: 0 S: 4	H: 1 LOB: 2 BB: 1 P: 8	R: 1 E: 1 K: 0 S: 3	H: 0 LOB: 0 BB: 1 P: 7	R: 0 E: 0 K: 0 S: 2	H: 0 LOB: 0 BB: 1 P: 6	R: 1 E: 0 K: 0 S: 5	H: 2 LOB: 2 BB: 1 P: 9	R: 0 E: 0 K: 0 S: 4	H: 1 LOB: 1 BB: 0 P: 4	R: 1 E: 0 K: 0 S: 5	H: 2 LOB: 0 BB: 0 P: 5	R: 0 E: 0 K: 1 S: 5	H: 1 LOB: 1 BB: 1 P: 9	R: 0 E: 0 K: 0 S: 3	H: 0 LOB: 0 BB: 0 P: 3	R: 2 E: 0 K: 0 S: 6	H: 3 LOB: 2 BB: 1 P: 10	1B: 8 2B: 3 3B: 0 HR: 0	SF: 0 SAC: 1 DP: 3 HBP: 0	WP: 0 PA: 45
PITCHER	IP WLS BF H R ER SO BB IBB HBP BLK WP HR S P ERA WHIP																			ERA WHIP			
Jim Beattie, R ERA: 5.42 Dave Roberts, L ERA: 4.75 Dave Heaverlo, R ERA: 3.83 Byron Mtsaughlin, R ERA: 6.18	(1, 1) 9.0 0.1 0.1 0.1	39 1 4 1	9 0 2 0	4 0 1 0	1 0 0 0	5 0 0 0	0 0 1 0	0 0 0 0	0 0 0 0	0 0 0 0	0 0 0 0	0 0 0 0	0 0 0 0	0 0 0 0	0 0 0 0	0 0 0 0	0 0 0 0	0 0 0 0	0 0 0 0	0 0 0 0	0 0 0 0	4.00 1.556 0.00 0.000	

Detroit Tigers @ Seattle Mariners
The Kingdom, Seattle, WA
Fri Jul 18, 1980, 10:05 PM EDT
Att: 7,479 - Unknown


AB	38
R	5
H	11
RBI	4
BB	6
SO	1
LOB	26



Batter	1	2	3	4	5	6	7	8	9	10	AB	R	H	RBI	BB	SO	LOB	BOTTOM					
Julio Cruz, S OBP: 0.330, SLG: 0.273 (1, 4)	0-0 1-3		4-0 BB		0-0 6-3		4-0 CS BB		4-0 G1-4-3 BB		2	0	0	0	3	0	1						
Jim Anderson, R OBP: 0.311, SLG: 0.348 (1, 5)	0-0 F9		0-0 F9		4-0 2B BB		4-0 1-2 BB		0-0 G1-4-3		3	0	0	0	2	0	2						
Bruce Bochte, L OBP: 0.362, SLG: 0.436 (1, 3)	0-3 K		0-0 L7		0-0 1-3 2B		0-0 G3		0-3 K		5	0	1	1	0	2	1						
Willie Horton, R OBP: 0.332, SLG: 0.333 Larry Milbourne, S OBP: 0.308, SLG: 0.333 (8, PR)		0-0 F6		0-0 2B 2B		0-0 K		0-0 E 1B		0-0 BB E 1B		4	1	2	0	0	1	2					
Dan Meyer, L OBP: 0.347, SLG: 0.441 (1, 7)	0-0 2B		0-0 2B		0-0 3-1		0-0 B2		0-0 F5		5	0	2	1	0	0	2						
Tom Paciorek, R OBP: 0.347, SLG: 0.526 (1, 9)	0-0 F3		0-0 F8		0-0 5-3		0-0 F7		0-0 E3		5	0	0	0	0	0	4						
Juan Beniquez, R OBP: 0.277, SLG: 0.387 Joe Simpson, L OBP: 0.330, SLG: 0.349 (9, 8)	0-0 6-3		0-0 G1		0-3 K		0-0 E6		4-0 1-2 2B BB		4	0	0	0	0	1	3						
Mario Mendoza, R OBP: 0.317, SLG: 0.357 (1, 6)		0-3 K		4-0 6-3 SH5-3 2B BB		0-3 K		0-0 F4		0-0 F9		4	1	0	0	1	2	5					
Marc Hill, R OBP: 0.169, SLG: 0.228 (1, 2)	0-3 K		0-0 SH5-3		0-0 SH5-3 HR		0-0 F8				3	1	1	1	0	1	0						
Inning Stats	R: 0 E: 0 K: 1 S: 5	H: 0 LOB: 0 BB: 5 P: 5	R: 0 E: 0 K: 0 S: 4	H: 1 LOB: 1 BB: 0 P: 4	R: 0 E: 0 K: 2 S: 7	H: 0 LOB: 1 BB: 11 P: 11	R: 1 E: 0 K: 0 S: 5	H: 2 LOB: 1 BB: 0 P: 5	R: 1 E: 0 K: 1 S: 6	H: 1 LOB: 2 BB: 2 P: 14	R: 0 E: 0 K: 1 S: 5	H: 0 LOB: 0 BB: 5 P: 5	R: 1 E: 0 K: 1 S: 5	H: 1 LOB: 1 BB: 2 P: 13	R: 0 E: 1 K: 0 S: 5	H: 1 LOB: 2 BB: 0 P: 5	R: 0 E: 0 K: 0 S: 2	H: 0 LOB: 0 BB: 1 P: 6	R: 0 E: 1 K: 1 S: 7	H: 1 LOB: 3 BB: 1 P: 11	1B: 2 2B: 4 3B: 0 HR: 1	SF: 0 SAC: 1 DP: 1 HBP: 0	WP: 0 PA: 44
PITCHER	IP WLS BF H R ER SO BB IBB HBP BLK WP HR S P ERA WHIP																			ERA WHIP			
Dan Petry, R ERA: 3.63 Aurelio Lopez, R ERA: 3.39	(1, 1) 8.0 2.0	35 9	6 1	3 0	3 0	6 1	5 2	0 0	0 0	0 0	0 0	0 0	0 0	0 0	0 0	0 0	0 0	0 0	0 0	0 0	0 0	3.38 1.375 0.00 1.500	

Detroit Tigers @ Seattle Mariners
The Kingdom, Seattle, WA
Fri Jul 18, 1980, 10:05 PM EDT
Att: 7,479 - Unknown

AB	36
R	3
H	7
RBI	3
BB	7
SO	7
LOB	20



Batter	1	2	3	4	5	6	7	8	9	AB	R	H	RBI	BB	SO	LOB	TOP										
Rick Peters, S OBP: 0.399, SLG: 0.411 (1,8)	F7	FC6-4 1B		K			PB S BB		6-3	4	0	1	0	1	1	1											
Lou Whitaker, L OBP: 0.337, SLG: 0.258 (1,4)	1B	FC6-4 1-2		K			B1		F7	5	1	1	0	0	1	3											
Steve Kemp, L OBP: 0.388, SLG: 0.417 (1,7)	BB E 1B		FC4-6 1B SF8	4-3			K		K	4	2	2	1	0	1	2											
Richie Hebner, L OBP: 0.363, SLG: 0.475 (1,3)	E 1B BB		FC4-6 1B				K		G3	3	1	1	0	1	1	1											
Champ Summers, L OBP: 0.315, SLG: 0.487 (1,10)	E7 1B		FC4-6 1B				K			3	1	1	1	0	1	2											
Jack Morris, R (8, PR)	1-3 2H 1B		1-2 2-3				K			0	0	0	0	0	0	0											
Al Cowens, R OBP: 0.318, SLG: 0.337 (1,9)			SF8				K			3	0	1	3	0	2	1											
Lance Parrish, R OBP: 0.218, SLG: 0.308 (2,2)	F9		3H				K			1	0	0	0	0	0	0											
Duffy Dyer, R OBP: 0.218, SLG: 0.308 (2,2)			1-2				K			3	0	1	0	0	2	2											
Tom Brookens, R OBP: 0.329, SLG: 0.408 (1,5)			F9				K			4	0	0	0	0	1	4											
Mark Wagner, R OBP: 0.261, SLG: 0.190 (1,6)			4-3				6-3			4	0	1	0	0	0	0											
Inning Stats	R: 4 E: 1 K: 0 S: 6	H: 4 LOB: 0 BB: 1 P: 10	R: 0 E: 0 K: 0 S: 4	H: 1 LOB: 1 BB: 0 P: 4	R: 1 E: 0 K: 0 S: 6	H: 3 LOB: 2 BB: 0 P: 6	R: 0 E: 0 K: 2 S: 8	H: 1 LOB: 1 BB: 0 P: 8	R: 0 E: 0 K: 3 S: 9	H: 0 LOB: 0 BB: 0 P: 9	R: 0 E: 0 K: 2 S: 7	H: 0 LOB: 0 BB: 0 P: 7	R: 0 E: 0 K: 1 S: 5	H: 0 LOB: 1 BB: 1 P: 9	R: 0 E: 1 K: 2 S: 7	H: 0 LOB: 0 BB: 0 P: 8	R: 0 E: 0 K: 0 S: 3	H: 0 LOB: 0 BB: 0 P: 3	1B: 8 2B: 1 3B: 0 HR: 0	SF: 1 SAC: 0 DP: 0 HBP: 1	WP: 1 PB: 1 SB: 1 CS: 0	PA: 38					
PITCHER	IP	WLS	BF	H	R	ER	SO	BB	IBB	HBP	BLK	WP	HR	S	P	ERA	WHIP										
Mike Parrott, R ERA: 8.04 (1,1)	1.0	L	7	4	4	3	0	1	0	0	0	0	0	6	10	27.00	5.000										
Dave Roberts, L ERA: 4.5 (2,1)	3.2		16	5	1	1	4	0	0	0	0	1	0	24	24	2.46	1.364										
Dave Heaverlo, R ERA: 3.55 (5,1)	3.1		12	0	0	0	6	1	0	1	0	0	0	22	27	0.00	0.300										
Rob Dressler, R ERA: 4.95 (9,1)	1.0		3	0	0	0	0	0	0	0	0	0	0	3	3	0.00	0.000										

Detroit Tigers @ Seattle Mariners
The Kingdome, Seattle, WA
Sun Jul 20 1980, 10:05 PM EDT
Att: 7,583 - Unknown

AB	34
R	5
H	9
RBI	5
BB	2
SO	10
LOB	16



Batter	1	2	3	4	5	6	7	8	9	AB	R	H	RBI	BB	SO	LOB	BOTTOM										
Larry Milbourne, S OBP: 0.305, SLG: 0.336 (1,4)	WP 2B		F3						6-3	4	0	1	0	0	0	0											
Mario Mendoza, R OBP: 0.306, SLG: 0.342 (1,6)	K		F3				F7		F8	4	0	0	0	0	1	1											
Dan Meyer, L OBP: 0.347, SLG: 0.438 (1,7)	F4						FC6-4 1B		K	4	0	2	0	0	1	1											
Willie Horton, R OBP: 0.338, SLG: 0.345 (1,10)	F9		F6				FC6-4 1-2		F4	4	0	0	0	0	0	3											
Tom Paciorek, R OBP: 0.340, SLG: 0.513 (1,3)			F9 WP PB 1B				F7		F7	4	1	1	0	0	0	1											
Leon Roberts, R OBP: 0.319, SLG: 0.443 (1,9)			F9				B2-3		FC4-6 1B	4	1	2	1	0	0	1											
Ted Cox, R OBP: 0.287, SLG: 0.297 (1,5)							5-3		FC4-6 1-2	4	0	1	0	0	0	1											
Joe Simpson, L OBP: 0.328, SLG: 0.352 (1,8)			3H K						F7	3	0	0	0	0	1	2											
Larry Cox, R OBP: 0.249, SLG: 0.298 (1,2)			F3						6-3	3	0	0	0	0	0	2											
Inning Stats	R: 0 E: 0 K: 1 S: 6	H: 1 LOB: 1 BB: 0 P: 6	R: 1 E: 0 K: 1 S: 7	H: 2 LOB: 1 BB: 0 P: 7	R: 0 E: 0 K: 0 S: 4	H: 1 LOB: 0 BB: 0 P: 4	R: 0 E: 0 K: 0 S: 3	H: 0 LOB: 0 BB: 0 P: 3	R: 0 E: 0 K: 0 S: 4	H: 1 LOB: 1 BB: 0 P: 4	R: 0 E: 0 K: 0 S: 4	H: 1 LOB: 1 BB: 0 P: 4	R: 0 E: 0 K: 1 S: 5	H: 0 LOB: 0 BB: 0 P: 5	R: 0 E: 0 K: 0 S: 4	H: 1 LOB: 0 BB: 0 P: 4	1B: 4 2B: 2 3B: 0 HR: 1	SF: 0 SAC: 0 DP: 0 HBP: 0	WP: 2 PB: 1 SB: 0 CS: 0	PA: 34							
PITCHER	IP	WLS	BF	H	R	ER	SO	BB	IBB	HBP	BLK	WP	HR	S	P	ERA	WHIP										
Dan Schatzeder, L ERA: 4.9 (1,1)	9.0	W	34	7	2	2	3	0	0	0	0	2	1	40	40	2.00	0.778										

Detroit Tigers @ Seattle Mariners
The Kingdome, Seattle, WA
Sun Jul 20 1980, 10:05 PM EDT
Att: 7,583 - Unknown

AB	34
R	2
H	7
RBI	1
BB	0
SO	3
LOB	12



Batter	1	2	3	4	5	6	7	8	9	AB	R	H	RBI	BB	SO	LOB	TOP				
Rick Peters, S OBP: 0.394, SLG: 0.416 (1, 8)	F6		FC6-4		1B FC3-2 2B		K		G4-6-3	5	0	1	0	0	1	2					
Alan Trammell, R OBP: 0.384, SLG: 0.420 (1, 6)	F8		BB		FC3-2 1B		F8		BB	3	0	1	1	2	0	0					
Steve Kemp, L OBP: 0.385, SLG: 0.432 (1, 7)	F6		F7		FC3-2		4-3		F8	5	0	0	0	0	0	5					
Richie Hebner, L OBP: 0.360, SLG: 0.478 (1, 3)		F7		G3	4-3				G3	4	0	0	0	0	0	2					
Champ Summers, L OBP: 0.412, SLG: 0.503 (1, 10)		1B		F7		K			F7	3	0	1	0	0	1	0					
John Wockenfuss, R (8, PH) OBP: 0.398, SLG: 0.477		1B								1	0	0	0	0	0	0					
Al Cowens, R OBP: 0.320, SLG: 0.333 (1, 9)	F5		F7		HR BB				BB	2	1	0	0	2	0	1					
Lance Parrish, R OBP: 0.328, SLG: 0.527 (1, 2)		CS 1B		HR	HR				BB	3	2	3	3	1	0	0					
Tom Brookens, R OBP: 0.319, SLG: 0.394 (1, 5)	CS	F9		F7	4-3				K	4	0	0	0	0	1	2					
Lou Whitaker, L OBP: 0.347, SLG: 0.271 (1, 4)			FC6-4 BB		2B 1B 1B				G4-6-3 BB	2	1	1	0	2	1	0					
Inning Stats	R: 0 E: 0 K: 0 S: 3	H: 0 LOB: 0 BB: 0 P: 3	R: 0 E: 0 K: 0 S: 4	H: 2 LOB: 1 BB: 0 P: 4	R: 0 E: 1 K: 0 S: 3	H: 0 LOB: 2 BB: 2 P: 11	R: 0 E: 0 K: 0 S: 3	H: 0 LOB: 0 BB: 0 P: 3	R: 2 E: 0 K: 2 S: 7	H: 4 LOB: 2 BB: 0 P: 7	R: 0 E: 0 K: 1 S: 5	H: 0 LOB: 0 BB: 0 P: 5	R: 0 E: 0 K: 1 S: 5	H: 0 LOB: 2 BB: 2 P: 13	R: 0 E: 0 K: 0 S: 2	H: 0 LOB: 1 BB: 2 P: 10	1B: 4 2B: 1 3B: 0 HR: 2	SF: 0 SAC: 0 DP: 1 HBP: 0	WP: 0 PB: 0 SB: 0 CS: 1	PA: 40	
PITCHER	IP	WLS	BF	H	R	ER	SO	BB	IBB	HBP	BLK	WP	HR	S	P	ERA	WHIP				
Chris Knapp, R ERA: 6.02 (1, 1)	4.1		20	6	2	2	0	2	0	0	0	0	1	18	26	4.15	1.846				
Andy Hassler, L ERA: 3.5 (5, 1)	3.0	W	11	1	2	2	3	1	0	0	0	0	1	16	20	6.00	0.667				
Mark Clear, R ERA: 3.55 (8, 1)	1.2	S	8	0	0	0	1	4	0	0	0	0	0	6	22	0.00	2.400				

Detroit Tigers @ California Angels
 Anaheim Stadium, Anaheim, CA
 Tue Jul 22 1980, 10:05 PM EDT
 Att: 24,137 - Unknown

AB 32
R 4
H 7
RBI 4
BB 7
SO 4
LOB 12



Batter	1	2	3	4	5	6	7	8	9	AB	R	H	RBI	BB	SO	LOB	BOTTOM				
Rick Miller, L OBP: 0.350, SLG: 0.317 (1, 8)	1B 1B 2B	FC3 FC6-4		BB 1B BB		K		1B BB		4	3	2	0	1	1	2					
Bert Campaneris, R OBP: 0.248, SLG: 0.288 (1, 6)	1B	FC6-4 S		K		F2		1B 1B		5	0	2	1	0	1	4					
Carney Lansford, R OBP: 0.320, SLG: 0.388 (1, 5)	FC6-4 1B	K		BB BB 1B		4-3		B2		5	0	2	2	0	1	4					
Jason Thompson, L OBP: 0.375, SLG: 0.427 (1, 3)	K		E8 FC1-5 1B	BB BB		F8 1B 2B		1B 1B		4	1	3	1	1	1	2					
Joe Rudi, R OBP: 0.292, SLG: 0.451 (1, 10)	K		FC1-5 6-3	BB BB		F8 F8		F8		4	0	0	1	1	1	6					
Bobby Grich, R OBP: 0.389, SLG: 0.424 (1, 4)	FC6-4		6-3	BB BB		1B BB		F9		4	0	0	0	1	1	8					
Larry Harlow, L OBP: 0.376, SLG: 0.414 (1, 9)		E FC6-4 1B	4-3		L6		1B			4	1	2	1	0	0	1					
Bobby Clark, R OBP: 0.240, SLG: 0.300 (1, 7)		FC6-4 E 1B		F9	5-3-5 1B		F6			4	0	2	0	0	0	2					
Dan Whitmer, R OBP: 0.200, SLG: 0.222 (1, 2)		K		1B 1B 1B		F7				4	1	1	0	0	1	5					
Inning Stats	R: 1 E: 0 K: 2 S: 10	H: 3 LOB: 2 BB: 0 P: 10	R: 1 E: 1 K: 2 S: 10	H: 2 LOB: 0 BB: 0 P: 10	R: 0 E: 1 K: 0 S: 4	H: 1 LOB: 1 BB: 0 P: 4	R: 2 E: 0 K: 2 S: 10	H: 3 LOB: 3 BB: 2 P: 18	R: 0 E: 0 K: 1 S: 5	H: 0 LOB: 0 BB: 0 P: 5	R: 1 E: 0 K: 0 S: 5	H: 2 LOB: 2 BB: 1 P: 9	R: 1 E: 0 K: 0 S: 5	H: 2 LOB: 2 BB: 1 P: 9	R: 1 E: 0 K: 0 S: 2	H: 2 LOB: 2 BB: 1 P: 9	1B: 12 2B: 3 3B: 0 HR: 0	SF: 0 SAC: 0 DP: 1 HBP: 0	WP: 0 PB: 0 SB: 1 CS: 0	PA: 42	
PITCHER	IP	WLS	BF	H	R	ER	SO	BB	IBB	HBP	BLK	WP	HR	S	P	ERA	WHIP				
Jack Morris, R ERA: 4.58 (1, 1)	3.2		21	9	4	3	5	0	0	0	0	0	0	6	14	7.36	2.455				
Roger Weaver, R ERA: 1.27 (4, 1)	1.1		6	1	0	0	1	2	0	0	0	0	0	6	14	0.00	2.250				
Dave Rozema, R ERA: 4.81 (6, 1)	2.0	L	9	2	1	1	1	1	0	0	0	0	0	10	14	4.50	1.500				
Aurelio Lopez, R ERA: 3.48 (8, 1)	1.0		6	2	1	1	0	1	0	0	0	0	0	5	9	9.00	3.000				

Detroit Tigers @ California Angels
 Anaheim Stadium, Anaheim, CA
 Tue Jul 22 1980, 10:05 PM EDT
 Att: 24,137 - Unknown


AB 38
R 6
H 14
RBI 6
BB 4
SO 7
LOB 34



Batter	1	2	3	4	5	6	7	8	9	AB	R	H	RBI	BB	SO	LOB	TOP								
Rick Peters, S OBP: 0.385, SLG: 0.407 (1, 8)	F9		F7	SF9		K		FC3-6		4	0	0	1	0	1	1									
Alan Trammell, R OBP: 0.387, SLG: 0.421 (1, 6)	F9		1-3	1B			E 1B PB BB	4-3		4	1	2	0	1	0	1									
Steve Kemp, L OBP: 0.385, SLG: 0.442 (1, 10)	HR		1-3	F6			E7 PB 1B	1-3	1-3	5	1	2	1	0	0	3									
Lance Parrish, R OBP: 0.329, SLG: 0.524 (1, 2)	K		F3					F8		4	0	1	0	1	1	1									
Al Cowens, R OBP: 0.321, SLG: 0.335 (1, 9)		FC1-5 BB 1B		K	FC6-4 1B			F3		5	2	2	0	0	1	3									
Richie Hebner, L OBP: 0.388, SLG: 0.480 (1, 3)		1-3 FC1-5 BB		BB 1B	FC6-4 1B			L6		3	1	2	0	2	0	2									
Tom Brookens, R OBP: 0.318, SLG: 0.389 (1, 5)		FC1-5		1B	FC6-4			K		3	1	0	1	1	1	5	AB 38								
Champ Summers, L OBP: 0.410, SLG: 0.500 (9, PH)		1-2 2-3		1B	CS			E5		1	0	0	0	0	0	1	R 7								
Mark Wagner, R OBP: 0.250, SLG: 0.182 (9, 5)				1B				1-3 2-H		0	0	0	0	0	0	0	H 12								
Jim Lentine, R OBP: 0.348, SLG: 0.323 (1, 7)		1-3		1B	CS			F8		5	1	2	1	0	0	4	RBI 5								
Stan Papi, R OBP: 0.314, SLG: 0.470 (1, 4)				1B	4-3			FC5-6 1B		2	0	1	1	0	0	2	BB 5								
Lou Whitaker, L OBP: 0.345, SLG: 0.269 (6, PH)		F8		1B	K2-3			FC5-6 FC3-6		2	0	0	0	0	1	1	SO 5								
Inning Stats	R: 1 E: 0 K: 1 S: 6	H: 1 LOB: 0 BB: 0 P: 6	R: 0 E: 0 K: 0 S: 4	H: 1 LOB: 2 BB: 1 P: 8	R: 0 E: 0 K: 0 S: 4	H: 1 LOB: 1 BB: 0 P: 4	R: 3 E: 0 K: 1 S: 8	H: 3 LOB: 2 BB: 2 P: 16	R: 1 E: 0 K: 2 S: 4	H: 2 LOB: 0 BB: 0 P: 4	R: 0 E: 0 K: 2 S: 7	H: 0 LOB: 0 BB: 0 P: 7	R: 1 E: 1 K: 1 S: 6	H: 1 LOB: 2 BB: 2 P: 14	R: 0 E: 1 K: 0 S: 4	H: 1 LOB: 1 BB: 0 P: 4	R: 1 E: 1 K: 0 S: 6	H: 2 LOB: 2 BB: 0 P: 6	1B: 11 2B: 0 3B: 0 HR: 1	SF: 1 SAC: 0 DP: 0 HBP: 0	WP: 0 PB: 1 SB: 0 CS: 1	PA: 45			
PITCHER	IP	WLS	BF	H	R	ER	SO	BB	IBB	HBP	BLK	WP	HR	S	P	ERA	WHIP								
Dave LaRoche, L ERA: 3.88 (1, 1)	3.2		20	6	4	4	2	3	0	0	0	0	1	21	33	9.82	2.455								
John Montague, R ERA: 3.09 (4, 1)	2.2		12	3	2	1	2	2	0	0	0	0	0	14	22	3.38	1.875								
Andy Hassler, L ERA: 3.64 (7, 1)	2.0		7	1	0	0	1	0	0	0	0	0	0	9	9	0.00	0.500								
Mark Clear, R ERA: 3.52 (9, 1)	0.2	L	5	2	1	0	0	0	0	0	0	0	0	5	5	0.00	3.000								

Detroit Tigers @ California Angels
Anaheim Stadium, Anaheim, CA
Wed Jul 23 1980, 10:05 PM EDT
Att: 26,648 - Unknown


AB 38
R 7
H 12
RBI 5
BB 5
SO 5
LOB 24



Batter	1	2	3	4	5	6	7	8	9	AB	R	H	RBI	BB	SO	LOB	BOTTOM								
Rick Miller, L OBP: 0.348, SLG: 0.316 (1, 8)	SH1-3 HR 1B		4-3		FC3-6 1B	F7		SH1-3		4	2	1	0	0	0	1									
Bert Campaneris, R OBP: 0.274, SLG: 0.329 (1, 6)	SH1-3		E CS 2B		1B			FC6-5 CS		4	1	3	0	0	0	1									
Carney Lansford, R OBP: 0.318, SLG: 0.385 (1, 5)	5-3		K		1B	K		CS	F7	5	1	1	1	0	2	3									
Jason Thompson, L OBP: 0.382, SLG: 0.453 (1, 3)	HR		E IBB		1B	HR		K		4	2	3	4	1	1	0									
Joe Rudi, R OBP: 0.294, SLG: 0.448 (1, 10)			E4		1B	K		K		4	0	1	0	0	2	2									
Bobby Grich, R OBP: 0.390, SLG: 0.423 (1, 4)	F9		CS		5-3	1B		1B		3	0	1	1	1	0	1									
Larry Harlow, L OBP: 0.368, SLG: 0.495 (1, 9)		G3		F7	F2	K		K		4	0	0	0	0	1	4	AB 36								
Bobby Clark, R OBP: 0.241, SLG: 0.297 (1, 7)		5-3		1-3	2-3			1B		4	0	1	0	0	0	3	R 6								
Dan Whitmer, R OBP: 0.231, SLG: 0.250 (1, 2)								FC3-6 SH1-3 1B		3	0	1	0	0	1	0	H 13								
Rod Carew, L OBP: 0.368, SLG: 0.413 (8, PH)										1	0	1	0	0	0	0	RBI 6								
Stan Cliburn, R OBP: 0.191, SLG: 0.222 (9, 2)										0	0	0	0	0	0	0	BB 2								
Inning Stats	R: 2 E: 0 K: 0 S: 6	H: 3 LOB: 1 BB: 0 P: 6	R: 0 E: 0 K: 1 S: 5	H: 0 LOB: 0 BB: 0 P: 5	R: 0 E: 1 K: 1 S: 6	H: 1 LOB: 2 BB: 1 P: 10	R: 0 E: 0 K: 0 S: 3	H: 0 LOB: 0 BB: 0 P: 3	R: 3 E: 0 K: 0 S: 8	H: 5 LOB: 3 BB: 0 P: 9	R: 0 E: 0 K: 1 S: 6	H: 1 LOB: 1 BB: 0 P: 6	R: 1 E: 0 K: 2 S: 8	H: 2 LOB: 2 BB: 1 P: 12	R: 0 E: 0 K: 0 S: 3	H: 1 LOB: 0 BB: 0 P: 3	R: 0 E: 0 K: 2 S: 7	H: 0 LOB: 0 BB: 0 P: 7	1B: 10 2B: 1 3B: 0 HR: 2	SF: 0 SAC: 2 DP: 0 HBP: 1	WP: 0 PB: 0 SB: 0 CS: 2	PA: 43			
PITCHER	IP	WLS	BF	H	R	ER	SO	BB	IBB	HBP	BLK	WP	HR	S	P	ERA	WHIP								
Dan Petry, R ERA: 3.92 (1, 1)	4.1		22	5	1	1	5	0	1	0	0	0	1	25	29	10.38	1.846								
Aurelio Lopez, R ERA: 3.35 (5, 1)	4.2	W	19	5	1	1	5	1	0	1	0	0	1	27	32	1.93	1.286								

Detroit Tigers @ California Angels
Anaheim Stadium, Anaheim, CA
Wed Jul 23 1980, 10:05 PM EDT
Att: 26,648 - Unknown

AB 36
R 6
H 13
RBI 6
BB 2
SO 7
LOB 15



Batter	1	2	3	4	5	6	7	8	9	AB	R	H	RBI	BB	SO	LOB	TOP																				
Rickey Henderson, R OBP: 0.417, SLG: 0.423										5	1	3	0	0	0	3																					
Dwayne Murphy, L OBP: 0.386, SLG: 0.401										4	0	0	0	1	2	2																					
Jim Essian, R OBP: 0.283, SLG: 0.320										4	1	0	0	1	2	3																					
Tony Armas, R OBP: 0.305, SLG: 0.499										4	1	1	3	0	1	0																					
Jeff Newman, R OBP: 0.285, SLG: 0.416										4	1	2	0	0	0	0																					
Mike Heath, R OBP: 0.255, SLG: 0.286										3	1	1	1	0	0	1																					
Mitchell Page, L OBP: 0.331, SLG: 0.370										1	0	0	0	0	1	0																					
Dave McKay, S OBP: 0.246, SLG: 0.262										4	0	2	1	0	1	0																					
Rob Picciolo, R OBP: 0.267, SLG: 0.356										4	0	1	0	0	1	2																					
Jeff Cox, R OBP: 0.325, SLG: 0.288										3	0	2	0	0	0	2																					
Inning Stats	R: 0 E: 0 K: 1 S: 5	H: 1 LOB: 0 BB: 0 P: 5	R: 2 E: 0 K: 1 S: 9	H: 4 LOB: 2 BB: 0 P: 9	R: 0 E: 0 K: 1 S: 5	H: 0 LOB: 0 BB: 0 P: 5	R: 0 E: 0 K: 0 S: 5	H: 2 LOB: 2 BB: 0 P: 5	R: 3 E: 0 K: 0 S: 5	H: 2 LOB: 0 BB: 1 P: 9	R: 0 E: 0 K: 1 S: 6	H: 1 LOB: 1 BB: 0 P: 6	R: 0 E: 0 K: 2 S: 7	H: 0 LOB: 0 BB: 0 P: 7	R: 0 E: 0 K: 2 S: 7	H: 0 LOB: 0 BB: 0 P: 7	R: 0 E: 0 K: 0 S: 4	H: 2 LOB: 2 BB: 1 P: 8	1B: 8 2B: 3 3B: 0 HR: 1	SF: 0 SAC: 1 DP: 1 HBP: 0	WP: 0 PA: 39 PB: 0 SB: 2 CS: 1																
PITCHER	IP WLS BF H R ER SO BB IBB HBP BLK WP HR S P ERA WHIP	IP WLS BF H R ER SO BB IBB HBP BLK WP HR S P ERA WHIP																																			
Bruce Robbins, L ERA: 5.19	(1, 1)	4.1	L	21	8	4	4	3	1	0	0	0	0	0	0	26	30	8.31	2.077																		
Dave Rozema, R ERA: 4.67	(5, 1)	4.2		18	4	1	1	5	0	1	0	0	0	0	1	27	31	1.93	0.857																		

Oakland Athletics @ Detroit Tigers
Tiger Stadium, Detroit, MI
Fri Jul 25 1980, 7:05 PM EDT
Att: 41,229 - Unknown

AB	36
R	5
H	12
RBI	5
BB	2
SO	8
LOB	13



Batter	1	2	3	4	5	6	7	8	9	AB	R	H	RBI	BB	SO	LOB	BOTTOM																				
Rick Peters, S OBP: 0.383, SLG: 0.404										4	0	1	0	0	0	1																					
Alan Trammell, R OBP: 0.390, SLG: 0.433										3	1	2	2	0	0	0																					
Steve Kemp, L OBP: 0.381, SLG: 0.436										4	0	0	0	0	0	2																					
Richie Hebner, L OBP: 0.365, SLG: 0.476										2	0	0	0	0	1	2																					
Tim Corcoran, L OBP: 0.271, SLG: 0.197										2	0	1	0	0	0	0																					
Champ Summers, L OBP: 0.408, SLG: 0.510										4	1	1	1	0	0	1																					
Al Cowens, R OBP: 0.323, SLG: 0.337										4	0	2	0	0	0	0																					
Lance Parrish, R OBP: 0.327, SLG: 0.519										3	0	0	0	0	0	2																					
Duffy Dyer, R OBP: 0.232, SLG: 0.308										0	0	0	0	0	0	0																					
Tom Brookens, R OBP: 0.315, SLG: 0.385										3	0	0	0	0	0	1																					
Lou Whitaker, L OBP: 0.344, SLG: 0.270										3	1	1	0	0	0	0																					
Inning Stats	R: 0 E: 0 K: 0 S: 4	H: 1 LOB: 1 BB: 0 P: 4	R: 0 E: 0 K: 0 S: 4	H: 1 LOB: 1 BB: 0 P: 4	R: 1 E: 0 K: 0 S: 4	H: 2 LOB: 0 BB: 0 P: 4	R: 1 E: 0 K: 1 S: 6	H: 2 LOB: 0 BB: 0 P: 6	R: 0 E: 0 K: 0 S: 3	H: 0 LOB: 0 BB: 0 P: 3	R: 0 E: 0 K: 0 S: 4	H: 1 LOB: 1 BB: 0 P: 4	R: 0 E: 0 K: 0 S: 3	H: 0 LOB: 0 BB: 0 P: 3	R: 1 E: 0 K: 0 S: 4	H: 1 LOB: 0 BB: 0 P: 4	R: 0 E: 0 K: 0 S: 3	H: 0 LOB: 0 BB: 0 P: 3	1B: 6 2B: 0 3B: 0 HR: 2	SF: 0 SAC: 1 DP: 2 HBP: 0	WP: 0 PA: 33 PB: 0 SB: 0 CS: 0																
PITCHER	IP WLS BF H R ER SO BB IBB HBP BLK WP HR S P ERA WHIP	IP WLS BF H R ER SO BB IBB HBP BLK WP HR S P ERA WHIP																																			
Rick Langford, R ERA: 3.32	(1, 1)	9.0	W	33	8	3	3	1	0	0	0	0	0	0	0	2	35	3.00	0.889																		

Oakland Athletics @ Detroit Tigers
Tiger Stadium, Detroit, MI
Fri Jul 25 1980, 7:05 PM EDT
Att: 41,229 - Unknown

AB	32
R	3
H	8
RBI	3
BB	0
SO	1
LOB	9



Batter	1	2	3	4	5	6	7	8	9	AB	R	H	RBI	BB	SO	LOB	TOP			
Rickey Henderson, R OBP: 0.413, SLG: 0.419 (1, 7)										4	0	0	0	0	1	2				
Dwayne Murphy, L OBP: 0.382, SLG: 0.397 (1, 8)										4	0	0	0	0	0	2				
Jim Essian, R OBP: 0.295, SLG: 0.310 (1, 2)										4	0	0	0	0	0	0				
Tony Armas, R OBP: 0.304, SLG: 0.496 (1, 9)										4	0	1	0	0	1	0				
Jeff Newman, R OBP: 0.281, SLG: 0.409 (1, 3)										4	0	0	0	0	2	1				
Mike Heath, R OBP: 0.251, SLG: 0.282 (1, 10)										3	0	0	0	0	0	1				
Mario Guerrero, R OBP: 0.262, SLG: 0.294 (1, 6)										3	0	3	0	0	0	0				
Dave McKay, S OBP: 0.241, SLG: 0.256 (1, 5)										3	0	0	0	0	1	4				
Jeff Cox, R OBP: 0.317, SLG: 0.280 (8, PH)										2	0	0	0	0	1	1				
Mike Edwards, R OBP: 0.239, SLG: 0.239 (8, 4)										1	0	1	0	0	0	0				
Inning Stats	R: 0 E: 0 K: 1 S: 5	H: 0 LOB: 0 BB: 0 P: 5	R: 0 E: 0 K: 0 S: 5	H: 2 LOB: 2 BB: 0 P: 5	R: 0 E: 0 K: 1 S: 5	H: 0 LOB: 0 BB: 0 P: 5	R: 0 E: 0 K: 1 S: 5	H: 0 LOB: 0 BB: 0 P: 5	R: 0 E: 0 K: 1 S: 3	H: 1 LOB: 1 BB: 0 P: 6	R: 0 E: 0 K: 0 S: 3	H: 0 LOB: 0 BB: 0 P: 3	R: 0 E: 0 K: 1 S: 5	H: 2 LOB: 2 BB: 0 P: 5	R: 0 E: 0 K: 1 S: 5	H: 0 LOB: 0 BB: 0 P: 5	1B: 5 2B: 0 3B: 0 HR: 0	SF: 0 SAC: 0 DP: 0 HBP: 0	WP: 0 PB: 0 SB: 0 CS: 0	PA: 32
PITCHER Dan Schatzeder, L ERA: 4.38 (1, 1)	IP: 9.0 WLS: W BF: 32 H: 5 R: 0 ER: 0 SO: 6 BB: 0 IBB: 0 HBP: 0 BLK: 0 WP: 0 HR: 0 S: 44 P: 44 ERA: 0.00 WHIP: 0.556																			

Oakland Athletics @ Detroit Tigers
Tiger Stadium, Detroit, MI
Sat Jul 26 1980, 3:33 AM EDT
Att: 39,758 - Unknown

AB 32
R 0
H 5
RBI 0
BB 0
SO 6
LOB 11

Batter	1	2	3	4	5	6	7	8	9	AB	R	H	RBI	BB	SO	LOB	BOTTOM			
Rick Peters, S OBP: 0.379, SLG: 0.396 (1, 8)										4	1	0	0	0	0	3				
Alan Trammell, R OBP: 0.387, SLG: 0.433 (1, 6)										5	1	1	0	0	2	1				
Steve Kemp, L OBP: 0.379, SLG: 0.434 (1, 7)										4	1	1	0	0	0	0				
Richie Hebner, L OBP: 0.367, SLG: 0.476 (8, 3)										4	1	2	0	0	0	0				
Tim Corcoran, L OBP: 0.271, SLG: 0.197 (8, 3)										0	0	0	0	0	0	0				
Champ Summers, L OBP: 0.414, SLG: 0.507 (1, 10)										1	0	0	0	3	0	0				
Al Cowens, R OBP: 0.326, SLG: 0.337 (1, 9)										3	1	1	2	1	0	2				
John Wockenfuss, R OBP: 0.400, SLG: 0.475 (1, 2)										3	2	1	0	1	1	2				
Tom Brookens, R OBP: 0.318, SLG: 0.390 (1, 5)										4	0	2	2	0	0	3				
Lou Whitaker, L OBP: 0.340, SLG: 0.267 (1, 4)										3	0	0	1	0	0	2				
Inning Stats	R: 2 E: 1 K: 0 S: 4	H: 1 LOB: 1 BB: 1 P: 9	R: 1 E: 0 K: 0 S: 4	H: 1 LOB: 1 BB: 1 P: 8	R: 0 E: 0 K: 0 S: 3	H: 1 LOB: 1 BB: 1 P: 7	R: 0 E: 0 K: 0 S: 4	H: 1 LOB: 1 BB: 0 P: 4	R: 0 E: 0 K: 1 S: 5	H: 0 LOB: 0 BB: 0 P: 5	R: 2 E: 1 K: 2 S: 10	H: 3 LOB: 2 BB: 1 P: 14	R: 0 E: 0 K: 0 S: 3	H: 0 LOB: 0 BB: 0 P: 3	R: 0 E: 0 K: 0 S: 3	H: 0 LOB: 0 BB: 0 P: 3	1B: 6 2B: 2 3B: 0 HR: 0	SF: 1 SAC: 0 DP: 0 HBP: 1	WP: 0 PB: 0 SB: 0 CS: 1	PA: 38
PITCHER Brian Kingman, R ERA: 3.8 (1, 1)	IP: 6.1 WLS: L BF: 33 H: 8 R: 7 ER: 5 SO: 2 BB: 5 IBB: 0 HBP: 1 BLK: 0 WP: 0 HR: 0 S: 31 P: 52 ERA: 7.11 WHIP: 2.053																			
PITCHER Dave Beard, R ERA: (7, 1)	IP: 1.2 WLS: BF: 5 H: 0 R: 0 ER: 0 SO: 1 BB: 0 IBB: 0 HBP: 0 BLK: 0 WP: 0 HR: 0 S: 7 P: 7 ERA: 0.00 WHIP: 0.000																			

Oakland Athletics @ Detroit Tigers
Tiger Stadium, Detroit, MI
Sat Jul 26 1980, 3:33 AM EDT
Att: 39,758 - Unknown

AB 31
R 7
H 8
RBI 5
BB 5
SO 3
LOB 13

Batter	1	2	3	4	5	6	7	8	9	AB	R	H	RBI	BB	SO	LOB	TOP			
Rickey Henderson, R OBP: 0.409, SLG: 0.414 (1, 7)	5-3		6-3		6-3			F7		4	0	0	0	0	0	2	Oakland Athletics @ Detroit Tigers Tiger Stadium, Detroit, MI Sun Jul 27 1980, 3:33 AM EDT Unknown			
Dwayne Murphy, L OBP: 0.376, SLG: 0.393 (1, 8)	4-3		SF8		F6			K		3	0	0	1	0	1					
Dave Revering, L OBP: 0.344, SLG: 0.471 (1, 3)	F8		4-3					4-3		4	0	0	0	0	0					
Wayne Gross, L OBP: 0.352, SLG: 0.415 (1, 5)		4-3			G3					4	1	2	1	0	0					
Tony Armas, R OBP: 0.304, SLG: 0.492 (1, 9)		E5 F7 1B				1B		F7		3	0	0	0	1	0	1				
Orlando Gonzalez, L OBP: 0.250, SLG: 0.250 (1, 10)					F7			F6		4	0	1	0	0	0	2				
Mike Heath, R OBP: 0.247, SLG: 0.277 (1, 2)		F7			F7			F9		4	0	0	0	0	0	3				
Mario Guerrero, R OBP: 0.259, SLG: 0.290 (1, 6)		6-3			F7			F3		3	0	0	0	0	0	2				
Jeff Cox, R OBP: 0.329, SLG: 0.295 (1, 4)					E5 6-3 SF8 1B			K		3	1	2	0	0	1	0				
Inning Stats	R: 0 E: 0 K: 0 S: 3	H: 0 LOB: 0 BB: 0 P: 3	R: 0 E: 1 K: 0 S: 5	H: 1 LOB: 2 BB: 0 P: 5	R: 1 E: 1 K: 0 S: 4	H: 1 LOB: 0 BB: 0 P: 4	R: 0 E: 0 K: 0 S: 3	H: 0 LOB: 1 BB: 1 P: 7	R: 0 E: 0 K: 1 S: 4	H: 1 LOB: 1 BB: 0 P: 4	R: 0 E: 0 K: 1 S: 5	H: 0 LOB: 0 BB: 0 P: 5	R: 0 E: 0 K: 1 S: 5	H: 0 LOB: 0 BB: 0 P: 5	R: 1 E: 0 K: 0 S: 4	H: 1 LOB: 0 BB: 0 P: 4	1B: 4 2B: 0 3B: 0 HR: 1	SF: 1 SAC: 0 DP: 0 HBP: 0	WP: 0 PB: 0 SB: 0 CS: 0	PA: 34
PITCHER Milt Wilcox, R ERA: 3.58 (1, 1)	IP: 9.0 WLS: W BF: 34 H: 5 R: 2 ER: 1 SO: 2 BB: 1 IBB: 0 HBP: 0 BLK: 0 WP: 0 HR: 1 S: 37 P: 41 ERA: 1.00 WHIP: 0.667																			

Batter	1	2	3	4	5	6	7	8	9	AB	R	H	RBI	BB	SO	LOB	BOTTOM			
Rick Peters, S OBP: 0.381, SLG: 0.408 (1, 8)	SF7 3B		FC6-4 1B		F8			3-1		4	1	2	0	0	0	1	Oakland Athletics @ Detroit Tigers Tiger Stadium, Detroit, MI Sun Jul 27 1980, 3:33 AM EDT Unknown			
Alan Trammell, R OBP: 0.383, SLG: 0.429 (1, 6)	SF7		FC6-4 1B		F9			F8		3	0	0	1	0	0	1				
Al Cowens, R OBP: 0.328, SLG: 0.343 (1, 9)	5-3		1-2 1B		1B			F9		4	0	2	0	0	0	0				
Lance Parrish, R OBP: 0.323, SLG: 0.512 (1, 2)	F5		K		F6			5-3		4	0	0	0	0	1	3				
John Wockenfuss, R OBP: 0.402, SLG: 0.492 (1, 3)		F7						4-3		4	1	2	1	0	0	0				
Tom Brookens, R OBP: 0.317, SLG: 0.388 (1, 5)		FC5-4 1B			F8			F8		4	0	1	0	0	0	2				
Jim Lentine, R OBP: 0.353, SLG: 0.324 (1, 7)		F7						F8		3	1	1	0	1	0	1				
Stan Papi, R OBP: 0.306, SLG: 0.456 (6, PH) Lou Whitaker, L OBP: 0.339, SLG: 0.266 (7, 4)	FC5-4		1-2		F7			F9		2	0	0	0	0	0	2				
Duffy Dyer, R OBP: 0.241, SLG: 0.370 Champ Summers, L OBP: 0.412, SLG: 0.505 (6, PH)					5-3			K		1	0	0	0	0	1	1				
Inning Stats	R: 1 E: 0 K: 0 S: 4	H: 1 LOB: 0 BB: 0 P: 4	R: 0 E: 0 K: 0 S: 4	H: 1 LOB: 1 BB: 0 P: 4	R: 0 E: 0 K: 1 S: 7	H: 2 LOB: 0 BB: 0 P: 7	R: 3 E: 0 K: 0 S: 6	H: 3 LOB: 0 BB: 0 P: 6	R: 0 E: 0 K: 1 S: 5	H: 0 LOB: 1 BB: 1 P: 9	R: 0 E: 0 K: 0 S: 3	H: 0 LOB: 0 BB: 0 P: 3	R: 0 E: 0 K: 0 S: 3	H: 0 LOB: 0 BB: 0 P: 3	R: 0 E: 0 K: 0 S: 3	H: 0 LOB: 0 BB: 0 P: 3	1B: 5 2B: 1 3B: 1 HR: 2	SF: 1 SAC: 0 DP: 0 HBP: 0	WP: 0 PB: 0 SB: 1 CS: 0	PA: 34
PITCHER Craig Minetto, L ERA: 8.44 Jeff Jones, R ERA: 2.25 Bob Lacey, L ERA: 3.28	IP: 4.1 WLS: L BF: 21 H: 8 R: 4 ER: 4 SO: 1 BB: 0 IBB: 0 HBP: 0 BLK: 0 WP: 0 HR: 2 S: 23 P: 23 ERA: 8.31 WHIP: 1.846																			

AB	32
R	2
H	5
RBI	2
BB	1
SO	2
LOB	11



AB	32
R	4
H	9
RBI	4
BB	1
SO	2
LOB	12



Batter	1	2	3	4	5	6	7	8	9	AB	R	H	RBI	BB	SO	LOB	TOP		
Rickey Henderson, R OBP: 0.411, SLG: 0.416 (1, 7)										5	2	3	0	0	0	2			
Dwayne Murphy, L OBP: 0.379, SLG: 0.392 (1, 8)										4	1	1	0	1	1	1			
Tony Armas, R OBP: 0.300, SLG: 0.485 (1, 9)										5	0	0	0	0	1	6			
Dave Revering, L OBP: 0.345, SLG: 0.477 (1, 3)										5	0	2	3	0	0	1			
Wayne Gross, L OBP: 0.356, SLG: 0.429 Dave McKay, S OBP: 0.241, SLG: 0.256 (1, 5) (9, 5)										4	1	2	1	1	0	1			
Orlando Gonzalez, L OBP: 0.125, SLG: 0.125 (1, 10)										4	0	0	0	0	0	4			
Jeff Newman, R OBP: 0.280, SLG: 0.411 (1, 2)										4	0	1	0	0	0	3			
Rob Picciolo, R OBP: 0.262, SLG: 0.350 (1, 6)										3	0	0	0	0	1	0			
Jeff Cox, R OBP: 0.326, SLG: 0.293 (1, 4)										4	0	1	0	0	0	1			
Inning Stats	R: 1 E: 1 K: 1 S: 9	H: 3 LOB: 3 BB: 0 P: 9	R: 0 E: 0 K: 0 S: 4	H: 1 LOB: 2 BB: 1 P: 8	R: 0 E: 0 K: 0 S: 3	H: 0 LOB: 0 BB: 0 P: 3	R: 0 E: 0 K: 0 S: 4	H: 1 LOB: 1 BB: 0 P: 4	R: 0 E: 0 K: 0 S: 5	H: 0 LOB: 0 BB: 0 P: 5	R: 1 E: 0 K: 1 S: 6	H: 1 LOB: 0 BB: 0 P: 6	R: 2 E: 0 K: 0 S: 6	H: 3 LOB: 1 BB: 0 P: 6	1B: 7 2B: 1 3B: 1 HR: 1	SF: 0 SAC: 1 DP: 0 HBP: 0	WP: 0 PB: 0 SB: 6 CS: 0	PA: 41	
PITCHER	IP: 8.2 WLS: L BF: 40 ERA: 4.55	WLS: L BF: 40 ERA: 4.55	WLS: L BF: 40 ERA: 4.55	WLS: L BF: 40 ERA: 4.55	WLS: L BF: 40 ERA: 4.55	WLS: L BF: 40 ERA: 4.55	WLS: L BF: 40 ERA: 4.55	WLS: L BF: 40 ERA: 4.55	WLS: L BF: 40 ERA: 4.55	WLS: L BF: 40 ERA: 4.55	WLS: L BF: 40 ERA: 4.55	WLS: L BF: 40 ERA: 4.55	WLS: L BF: 40 ERA: 4.55	WLS: L BF: 40 ERA: 4.55	WLS: L BF: 40 ERA: 4.55	WLS: L BF: 40 ERA: 4.55	WLS: L BF: 40 ERA: 4.55	WLS: L BF: 40 ERA: 4.55	WLS: L BF: 40 ERA: 4.55

Oakland Athletics @ Detroit Tigers
Tiger Stadium, Detroit, MI
Sun Jul 27 1980, 3:38 AM EDT
Att: 44,093 - Unknown

livebaseballscorecards.com

AB 38
R 4
H 10
RBI 4
BB 2
SO 3
LOB 19

Batter	1	2	3	4	5	6	7	8	9	AB	R	H	RBI	BB	SO	LOB	BOTTOM		
Rick Peters, S OBP: 0.379, SLG: 0.402 (1, 8)										3	0	0	0	1	0	0			
Lou Whitaker, L OBP: 0.338, SLG: 0.265 (1, 4)										4	0	1	0	0	0	1			
Steve Kemp, L OBP: 0.378, SLG: 0.429 (1, 7)										3	0	0	0	1	0	2			
Richie Hebner, L OBP: 0.366, SLG: 0.471 (1, 3)										3	0	0	0	1	0	1			
Champ Summers, L OBP: 0.407, SLG: 0.498 Al Cowens, R OBP: 0.327, SLG: 0.342 (1, 10) (9, PH)										3	0	0	0	0	0	0			
John Wockenfuss, R OBP: 0.401, SLG: 0.486 (1, 2)										2	0	0	0	1	0	0			
Tim Corcoran, L OBP: 0.274, SLG: 0.203 Dave Stegman, R OBP: 0.270, SLG: 0.291 (1, 9) (9, PR) (9, 9)										3	0	1	0	0	0	0			
Tom Brookens, R OBP: 0.313, SLG: 0.384 (1, 5)										3	0	0	0	0	2				
Mark Wagner, R OBP: 0.231, SLG: 0.167 Lance Parrish, R OBP: 0.322, SLG: 0.511 Stan Paol, R OBP: 0.306, SLG: 0.456 (1, 6) (8, PH) (9, 6)										2	0	0	0	0	0	0			
Inning Stats	R: 0 E: 0 K: 0 S: 3	H: 0 LOB: 0 BB: 0 P: 3	R: 0 E: 0 K: 0 S: 3	H: 0 LOB: 0 BB: 0 P: 3	R: 0 E: 0 K: 0 S: 3	H: 0 LOB: 0 BB: 0 P: 3	R: 0 E: 0 K: 0 S: 3	H: 1 LOB: 1 BB: 1 P: 7	R: 0 E: 0 K: 0 S: 4	H: 0 LOB: 2 BB: 2 P: 11	1B: 2 2B: 0 3B: 0 HR: 0	SF: 0 SAC: 0 DP: 0 HBP: 0	WP: 1 PB: 0 SB: 0 CS: 1	PA: 32					
PITCHER	IP: 8.2 WLS: W BF: 31 ERA: 3.12	WLS: S BF: 1 ERA: 3.25	WLS: S BF: 31 ERA: 3.12	WLS: S BF: 31 ERA: 3.12	WLS: S BF: 31 ERA: 3.12	WLS: S BF: 31 ERA: 3.12	WLS: S BF: 31 ERA: 3.12	WLS: S BF: 31 ERA: 3.12	WLS: S BF: 31 ERA: 3.12	WLS: S BF: 31 ERA: 3.12	WLS: S BF: 31 ERA: 3.12	WLS: S BF: 31 ERA: 3.12	WLS: S BF: 31 ERA: 3.12	WLS: S BF: 31 ERA: 3.12	WLS: S BF: 31 ERA: 3.12	WLS: S BF: 31 ERA: 3.12	WLS: S BF: 31 ERA: 3.12	WLS: S BF: 31 ERA: 3.12	WLS: S BF: 31 ERA: 3.12

Oakland Athletics @ Detroit Tigers
Tiger Stadium, Detroit, MI
Sun Jul 27 1980, 3:38 AM EDT
Att: 44,093 - Unknown

livebaseballscorecards.com

AB 28
R 0
H 2
RBI 0
BB 4
SO 0
LOB 11

Batter	1	2	3	4	5	6	7	8	9	AB	R	H	RBI	BB	SO	LOB	TOP								
Rick Miller, L OBP: 0.353, SLG: 0.332 (1, 8)	0-3 K		0-0 1B		0-0 4-3		0-0 1B		0-0 1B	5	0	3	1	0	1	0	California Angels @ Detroit Tigers Tiger Stadium, Detroit, MI Mon Jul 28 1980, 7:05 PM EDT Att: 25,804 - Unknown								
Carney Lansford, R OBP: 0.323, SLG: 0.399 (1, 5)	0-0 1-3		0-3 K			0-0 5-3	0-0 F9		0-0 FC6-4	5	0	0	0	0	1	5									
Rod Carew, L OBP: 0.391, SLG: 0.416 (1, 10)	0-0 1B			0-0 1B		0-0 6-3		0-0 5-3		4	0	2	0	0	0	0									
Don Baylor, R OBP: 0.325, SLG: 0.308 (1, 7)	0-0 FC5-4			0-0 E6		0-0 F4		0-3 K		4	0	1	0	0	1	1									
Jason Thompson, L OBP: 0.385, SLG: 0.454 (1, 3)		4-0 BB		0-0 F7			0-3 K	4-0 BB		2	0	0	0	2	1	2									
Bobby Grich, R OBP: 0.381, SLG: 0.409 (1, 4)	0-3 K		0-0 4-2-3			4-0 1B	0-0 F4		0-0 F4	3	1	0	0	1	1	4									
Larry Harlow, L OBP: 0.373, SLG: 0.411 (1, 9)	0-0 G6-4-3			0-0 SF7			0-0 1B		0-0 F7	4	2	2	0	0	0	1									
Bert Campaneris, R OBP: 0.299, SLG: 0.341 (9, PR)			0-0 1B		0-0 1-3		0-0 F9		1-0 CS	3	0	1	0	0	0	3									
Freddie Patek, R OBP: 0.309, SLG: 0.395 (9, 6)					2-3 1B				0-0 HBP	0	0	0	0	0	0	0									
Dan Whitmer, R OBP: 0.318, SLG: 0.316 (7, PH)			0-0 G6-4-3		0-0 SF7		0-0 E5		4-0 1B	1	0	0	1	0	0	1									
Joe Rudi, R OBP: 0.299, SLG: 0.437 (7, 2)					3-H 1B				1-2 BB	1	0	0	0	0	0	1									
Stan Cliburn, R OBP: 0.216, SLG: 0.292 (7, 2)									1-2 BB	0	0	0	0	1	0	0									
Inning Stats	R: 0 E: 0 K: 1 S: 6	H: 1 LOB: 1 BB: 0 P: 6	R: 0 E: 0 K: 1 S: 4	H: 0 LOB: 0 BB: 1 P: 8	R: 0 E: 0 K: 1 S: 6	H: 2 LOB: 1 BB: 0 P: 6	R: 0 E: 1 K: 0 S: 4	H: 2 LOB: 1 BB: 0 P: 4	R: 1 E: 0 K: 0 S: 4	H: 1 LOB: 0 BB: 0 P: 4	R: 0 E: 0 K: 0 S: 3	H: 0 LOB: 0 BB: 0 P: 3	R: 2 E: 1 K: 1 S: 8	H: 2 LOB: 2 BB: 1 P: 12	R: 0 E: 0 K: 1 S: 5	H: 0 LOB: 1 BB: 1 P: 9	R: 0 E: 0 K: 0 S: 3	H: 1 LOB: 2 BB: 1 P: 8	1B: 8 2B: 2 3B: 0 HR: 0	SF: 1 SAC: 0 DP: 3 HBP: 1	WP: 0 PB: 0 SB: 1 CS: 1	PA: 38			
PITCHER	IP	WLS	BF	H	R	ER	SO	BB	IBB	HBP	BLK	WP	HR	S	P	ERA	WHIP								
Dan Petry, R ERA: 3.76 (1, 1)	6.2	L	28	8	3	1	4	2	0	0	0	0	0	34	42	1.35	1.500								
Aurelio Lopez, R ERA: 3.27 (7, 1)	2.1		10	1	0	0	1	2	0	1	0	0	0	9	18	0.00	1.286								

Batter	1	2	3	4	5	6	7	8	9	AB	R	H	RBI	BB	SO	LOB	BOTTOM								
Dave Stegman, R OBP: 0.264, SLG: 0.286 (8, PH)	0-0 6-3		0-0 F8			0-0 SF7		0-0 F8		2	0	0	1	0	0	0	California Angels @ Detroit Tigers Tiger Stadium, Detroit, MI Mon Jul 28 1980, 7:05 PM EDT Att: 25,804 - Unknown								
Rick Peters, S OBP: 0.377, SLG: 0.400 (9, 8)					3-H 1B					1	0	0	0	0	0	0									
Alan Trammell, R OBP: 0.382, SLG: 0.426 (1, 6)	0-0 F9		0-0 G3-6-3		0-0 6-3			0-3 K		4	0	1	0	0	1	1									
Steve Kemp, L OBP: 0.379, SLG: 0.428 (1, 7)	4-0 1B		0-0 G3-6-3			0-0 F8		0-0 1B		3	1	1	0	1	0	1									
John Wockenfuss, R OBP: 0.398, SLG: 0.481 (1, 10)	0-0 1B			0-0 F8		0-3 K		0-3 K		4	0	1	0	0	2	1									
Lance Parrish, R OBP: 0.324, SLG: 0.514 (1, 2)	0-0 1B			0-0 F4				0-0 2B		4	0	2	1	0	1	0									
Al Cowens, R OBP: 0.323, SLG: 0.337 (1, 9)	0-0 F9			0-0 6-3		0-0 F9			0-0 F6	4	0	0	0	0	0	3									
Richie Hebner, L OBP: 0.367, SLG: 0.471 (1, 3)			0-0 F7			0-0 SH5-4		0-0 G4-6-3		4	1	2	0	0	0	0									
Tom Brookens, R OBP: 0.313, SLG: 0.383 (1, 5)		0-0 4-3			0-0 SH5-4		0-0 G4-6-3			3	0	1	0	0	0	1									
Stan Papi, R OBP: 0.301, SLG: 0.449 (7, PH)			0-3 K		0-0 SH5-4		0-0 L9			1	0	0	0	0	1	0									
Lou Whitaker, L OBP: 0.337, SLG: 0.264 (8, 4)					1-2 1B					1	0	0	0	0	0	0									
Inning Stats	R: 1 E: 0 K: 0 S: 5	H: 2 LOB: 2 BB: 1 P: 9	R: 0 E: 0 K: 1 S: 5	H: 0 LOB: 0 BB: 0 P: 5	R: 0 E: 0 K: 0 S: 3	H: 1 LOB: 0 BB: 0 P: 3	R: 0 E: 0 K: 0 S: 3	H: 0 LOB: 0 BB: 0 P: 3	R: 1 E: 0 K: 0 S: 5	H: 2 LOB: 1 BB: 0 P: 5	R: 0 E: 0 K: 1 S: 6	H: 1 LOB: 1 BB: 0 P: 6	R: 0 E: 0 K: 0 S: 3	H: 1 LOB: 0 BB: 0 P: 3	R: 0 E: 0 K: 2 S: 8	H: 1 LOB: 0 BB: 0 P: 8	R: 0 E: 0 K: 1 S: 5	H: 0 LOB: 0 BB: 0 P: 5	1B: 7 2B: 1 3B: 0 HR: 0	SF: 1 SAC: 1 DP: 2 HBP: 0	WP: 0 PB: 0 SB: 0 CS: 0	PA: 34			
PITCHER	IP	WLS	BF	H	R	ER	SO	BB	IBB	HBP	BLK	WP	HR	S	P	ERA	WHIP								
Dave LaRoche, L ERA: 3.77 (1, 1)	5.1		21	5	2	2	1	1	0	0	0	0	0	22	26	3.38	1.125								
John Montague, R ERA: 3.68 (6, 1)	1.2	W	6	2	0	0	1	0	0	0	0	0	0	8	8	0.00	1.200								
Andy Hassler, L ERA: 3.49 (8, 1)	2.0	S	7	1	0	0	3	0	0	0	0	0	0	13	13	0.00	0.500								

Batter	1	2	3	4	5	6	7	8	9	AB	R	H	RBI	BB	SO	LOB	TOP						
Rick Miller, L OBP: 0.351, SLG: 0.329 (1, 9)	0-0 6-3		0-3 K		0-0 F8	0-0 F7			0-0 1B	5	0	1	0	0	1	0							
Dickie Thon, R OBP: 0.286, SLG: 0.320 (1, 10)	0-0 F9		0-0 6-3		0-0 BB HR 1B		0-3 K		0-0 F4	5	1	1	0	0	1	1							
Carney Lansford, R OBP: 0.324, SLG: 0.407 (1, 5)	0-0 F7		0-0 HR		0-0 F4				0-0 F9	5	1	2	1	0	0	2							
Don Baylor, R OBP: 0.328, SLG: 0.308 (1, 7)		4-0 S HR BB	0-0 F3		0-0 BB HR 1B				0-0 F8	3	2	1	0	1	0	1							
Joe Rudi, R OBP: 0.289, SLG: 0.433 Jason Thompson, L OBP: 0.385, SLG: 0.454 (7, 3)	0-0 F9			0-0 E6 1B	4-0 BB HR 1B				0-0 F9	3	1	0	0	1	0	2							
Bobby Grich, R OBP: 0.383, SLG: 0.431 (1, 4)	0-0 1-2			0-0 1-2 2-3 BB					0-0 F9	0	0	0	0	0	0	0							
Bobby Clark, R OBP: 0.225, SLG: 0.274 (1, 8)	0-0 2-H HR			0-0 F8	0-0 1-2 2-3 HR				0-3 6-3	4	2	2	6	0	0	1							
Freddie Patek, R OBP: 0.308, SLG: 0.393 (1, 6)	0-0 6-3			0-0 1-2	0-0 K				0-3 K	4	0	1	0	0	2	0							
Dan Whitmer, R OBP: 0.308, SLG: 0.304 (1, 2)	0-0 FC5-4 1B			0-0 F6	0-0 F4				0-0 F2	4	0	1	0	0	0	2							
Inning Stats	R: 0 E: 0 K: 0 S: 3	H: 0 LOB: 0 BB: 0 P: 3	R: 2 E: 0 K: 0 S: 5	H: 2 LOB: 1 BB: 1 P: 9	R: 1 E: 0 K: 1 S: 6	H: 1 LOB: 0 BB: 0 P: 6	R: 0 E: 1 K: 1 S: 7	H: 1 LOB: 2 BB: 0 P: 7	R: 4 E: 0 K: 1 S: 8	H: 3 LOB: 0 BB: 1 P: 12	R: 0 E: 0 K: 0 S: 3	H: 0 LOB: 0 BB: 0 P: 3	R: 0 E: 0 K: 1 S: 6	H: 1 LOB: 0 BB: 0 P: 6	R: 0 E: 0 K: 1 S: 5	H: 0 LOB: 0 BB: 0 P: 5	R: 0 E: 0 K: 0 S: 4	H: 2 LOB: 1 BB: 0 P: 4	1B: 7 2B: 0 3B: 0 HR: 3	SF: 0 SAC: 0 DP: 0 HBP: 0	WP: 0 PB: 0 SB: 1 CS: 0	PA: 39	
PITCHER	IP	WLS	BF	H	R	ER	SO	BB	IBB	HBP	BLK	WP	HR	S	P	ERA	WHIP						
Bruce Robbins, L ERA: 6.16 Roger Weaver, R ERA: 1.4	(1, 1)	4.2	L	23	6	6	2	2	0	0	0	0	0	2	25	33	11.57	1.714					
	(5, 1)	4.1		16	4	1	3	0	0	0	0	0	0	1	22	22	2.08	0.923					

California Angels @ Detroit Tigers
Tiger Stadium, Detroit, MI
Tue Jul 29 1980, 7:05 PM EDT
Att: 23,020 - Unknown

AB	37
R	7
H	10
RBI	7
BB	2
SO	5
LOB	12



Batter	1	2	3	4	5	6	7	8	9	AB	R	H	RBI	BB	SO	LOB	BOTTOM					
Rick Peters, S OBP: 0.378, SLG: 0.397 (1, 8)	4-0 SH1-3 BB		0-0 G3		0-0 4-3				0-3 K	4	0	1	0	1	1	1						
Alan Trammell, R OBP: 0.384, SLG: 0.427 (1, 6)	0-0 SH1-3		4-0 FC2-5 1B BB		0-0 5-3				0-0 BB 1B	2	0	1	0	1	0	1						
Steve Kemp, L OBP: 0.386, SLG: 0.430 (1, 10)	4-0 BB		0-0 FC2-5 1B		4-0 BB				4-0 1-2 2-3 BB	1	0	1	0	3	0	0						
Richie Hebner, L OBP: 0.362, SLG: 0.464 (1, 3)	0-0 F6		0-0 FC2-5		0-0 4-3				0-0 6-3	4	0	0	0	0	0	9						
Champ Summers, L OBP: 0.402, SLG: 0.490 Jim Lentine, R OBP: 0.350, SLG: 0.320 (8, PH) (9, 7)	0-0 F7		0-0 F7		0-0 6-3				0-3 K	3	0	0	0	0	0	4						
Al Cowens, R OBP: 0.322, SLG: 0.336 (1, 9)		0-0 FC4-6 1B		0-0 6-3					0-0 F3	4	0	1	0	0	0	0						
Lance Parrish, R OBP: 0.321, SLG: 0.509 Duffy Dyer, R OBP: 0.237, SLG: 0.364 (8, 2)		0-0 F8		0-3 K					0-0 F8	3	0	0	0	0	1	1						
Tom Brookens, R OBP: 0.309, SLG: 0.377 (1, 5)		0-0 FC4-6		0-3 K					0-0 F4	4	0	0	0	0	2	1						
Lou Whitaker, L OBP: 0.337, SLG: 0.262 Stan Papi, R OBP: 0.297, SLG: 0.443 (9, 4)		0-3 K		4-0 4-3 BB					0-0 5-3	2	0	0	0	1	1	1						
Inning Stats	R: 0 E: 0 K: 0 S: 3	H: 0 LOB: 2 BB: 2 P: 11	R: 0 E: 1 K: 1 S: 6	H: 1 LOB: 1 BB: 0 P: 6	R: 0 E: 0 K: 0 S: 4	H: 1 LOB: 2 BB: 1 P: 8	R: 0 E: 0 K: 2 S: 7	H: 0 LOB: 0 BB: 0 P: 7	R: 0 E: 0 K: 0 S: 3	H: 0 LOB: 0 BB: 0 P: 3	R: 0 E: 0 K: 0 S: 5	H: 2 LOB: 3 BB: 1 P: 9	R: 0 E: 0 K: 1 S: 5	H: 0 LOB: 0 BB: 0 P: 5	R: 0 E: 0 K: 2 S: 7	H: 0 LOB: 0 BB: 0 P: 7	1B: 4 2B: 0 3B: 0 HR: 0	SF: 0 SAC: 1 DP: 0 HBP: 0	WP: 0 PB: 0 SB: 0 CS: 0	PA: 37		
PITCHER	IP	WLS	BF	H	R	ER	SO	BB	IBB	HBP	BLK	WP	HR	S	P	ERA	WHIP					
Freddie Martinez, R ERA: 5.4 Andy Hassler, L ERA: 3.33	(1, 1)	6.2	W	30	4	0	3	6	0	0	0	0	0	30	54	0.00	1.500					
	(7, 1)	2.1		7	0	0	3	0	0	0	0	0	0	13	13	0.00	0.000					

California Angels @ Detroit Tigers
Tiger Stadium, Detroit, MI
Tue Jul 29 1980, 7:05 PM EDT
Att: 23,020 - Unknown

AB	30
R	0
H	4
RBI	0
BB	6
SO	6
LOB	18



Batter	1	2	3	4	5	6	7	8	9	AB	R	H	RBI	BB	SO	LOB	TOP			
Joe Simpson, L (1, 8) OBP: 0.317, SLG: 0.338	F7		B4		L3-6 SH3 1B			F3		4	0	1	0	0	0	0	Seattle Mariners @ Detroit Tigers Tiger Stadium, Detroit, MI Fri Aug 01 1980, 7:05 PM EDT Unknown livebaseballscorecards.com			
Bill Stein, R (1, 4) OBP: 0.371, SLG: 0.435	BB 1B		1B		SH3 1-2			F7		3	0	2	0	0	0	0				
Bruce Bochte, L (1, 3) OBP: 0.354, SLG: 0.432	1-2 BB		F6		L3-6 2-3			F9		3	0	0	0	1	0	2				
Dan Meyer, L (1, 7) OBP: 0.330, SLG: 0.414	F9		1-2 1B		L6			F7		4	0	1	0	0	0	2				
Tom Paciorek, R (1, 9) OBP: 0.319, SLG: 0.482	F7		F9		F6			K		4	0	0	0	0	1	4				
Willie Horton, R (1, 10) OBP: 0.315, SLG: 0.319		FC4-6 1B		K		6-3		5-3		4	0	1	0	0	1	0				
Ted Cox, R (1, 5) OBP: 0.292, SLG: 0.308		FC4-6 1-2 FC5-4 1B		1B		5-3				3	0	1	0	0	0	1				
Jim Anderson, R (1, 6) OBP: 0.300, SLG: 0.328	F9		F9		F9			6-3		3	0	0	0	0	0	2				
Larry Cox, R (1, 2) OBP: 0.252, SLG: 0.303	FC5-4 1-2		2-3		2-3			1-3		3	0	0	0	0	0	2				
Inning Stats	R: 0 E: 0 K: 0 S: 4	H: 1 LOB: 2 BB: 1 P: 8	R: 0 E: 0 K: 0 S: 4	H: 1 LOB: 1 BB: 0 P: 4	R: 0 E: 0 K: 1 S: 5	H: 2 LOB: 2 BB: 0 P: 5	R: 0 E: 0 K: 0 S: 6	H: 1 LOB: 1 BB: 0 P: 6	R: 0 E: 0 K: 0 S: 3	H: 0 LOB: 0 BB: 0 P: 3	R: 0 E: 0 K: 0 S: 3	H: 0 LOB: 0 BB: 0 P: 3	R: 0 E: 0 K: 1 S: 5	H: 0 LOB: 0 BB: 0 P: 5	R: 0 E: 0 K: 0 S: 5	H: 0 LOB: 0 BB: 0 P: 5	1B: 6 2B: 1 3B: 0 HR: 0	SF: 0 SAC: 1 DP: 1 HBP: 0	WP: 0 PB: 0 SB: 0 CS: 0	PA: 33
PITCHER Jack Morris, R (1, 1) ERA: 4.32	IP: 9.0 WLS: W BF: 33	H: 6 R: 0 ER: 0 SO: 2	BB: 1 IBB: 0 HBP: 0 BLK: 0	WP: 0 HR: 0 S: 36 P: 40	ERA: 0.00 WHIP: 0.778	PITCHER	IP: 0.0 WLS: 0 BF: 0	H: 0 R: 0 ER: 0 SO: 0	BB: 0 IBB: 0 HBP: 0 BLK: 0	WP: 0 HR: 0 S: 0 P: 0	ERA: 0.00 WHIP: 0.000	PITCHER	IP: 0.0 WLS: 0 BF: 0	H: 0 R: 0 ER: 0 SO: 0	BB: 0 IBB: 0 HBP: 0 BLK: 0	WP: 0 HR: 0 S: 0 P: 0	ERA: 0.00 WHIP: 0.000			

Batter	1	2	3	4	5	6	7	8	9	AB	R	H	RBI	BB	SO	LOB	BOTTOM			
Jim Lentine, R (1, 7) OBP: 0.354, SLG: 0.355	K			6-3			SH3-4 2B		SH5-4 1-2 2-3	3	0	1	0	0	1	0	Seattle Mariners @ Detroit Tigers Tiger Stadium, Detroit, MI Fri Aug 01 1980, 7:05 PM EDT Unknown livebaseballscorecards.com			
Alan Trammell, R (1, 6) OBP: 0.386, SLG: 0.429	K			4-3			SH3-4 2-3		1B IBB	2	0	0	0	1	1	0				
Al Cowens, R (1, 9) OBP: 0.326, SLG: 0.344	K			4-3			5-3		1B 1-2 2-3 3-H	4	0	1	1	0	1	1				
John Wockenfuss, R (1, 3) OBP: 0.397, SLG: 0.485		F9			K		K			3	0	0	0	0	2	1				
Lance Parrish, R (1, 10) OBP: 0.319, SLG: 0.503		K			K			6-3		3	0	0	0	0	2	0				
Tom Brookens, R (1, 5) OBP: 0.311, SLG: 0.380		K			CS 1B			F6		3	0	1	0	0	1	0				
Dave Stegman, R (1, 8) OBP: 0.258, SLG: 0.278			6-3		CS 1-2	F6		G3		3	0	0	0	0	0	0				
Duffy Dyer, R (1, 2) OBP: 0.234, SLG: 0.350						5-3				3	0	1	0	0	1	0				
Rick Peters, S (9, PR) OBP: 0.376, SLG: 0.392									SH5-4 BB 1B	0	1	0	0	0	0	0				
Stan Papi, R (1, 4) OBP: 0.299, SLG: 0.431									1B SH5-4 BB 1-2	0	0	0	0	0	0	0				
Lou Whitaker, L (9, PR) OBP: 0.336, SLG: 0.267										0	0	0	0	0	0	0				
Inning Stats	R: 0 E: 0 K: 3 S: 9	H: 0 LOB: 0 BB: 0 P: 9	R: 0 E: 0 K: 2 S: 7	H: 0 LOB: 0 BB: 0 P: 7	R: 0 E: 0 K: 0 S: 3	H: 0 LOB: 0 BB: 0 P: 3	R: 0 E: 0 K: 2 S: 7	H: 1 LOB: 0 BB: 0 P: 7	R: 0 E: 0 K: 0 S: 3	H: 0 LOB: 0 BB: 0 P: 3	R: 0 E: 0 K: 1 S: 6	H: 1 LOB: 1 BB: 0 P: 6	R: 0 E: 0 K: 0 S: 3	H: 0 LOB: 0 BB: 0 P: 3	R: 1 E: 0 K: 0 S: 3	H: 2 LOB: 3 BB: 2 P: 11	1B: 3 2B: 1 3B: 0 HR: 0	SF: 0 SAC: 2 DP: 0 HBP: 0	WP: 0 PB: 0 SB: 0 CS: 1	PA: 31
PITCHER Floyd Bannister, L (1, 1) ERA: 3.57	IP: 8.0 WLS: L BF: 27	H: 3 R: 1 ER: 1 SO: 10	BB: 1 IBB: 0 HBP: 0 BLK: 0	WP: 0 HR: 0 S: 46 P: 50	ERA: 1.12 WHIP: 0.500	PITCHER Shane Rawley, L (9, 1) ERA: 2.89	IP: 0.1 WLS: 0 BF: 3	H: 1 R: 0 ER: 0 SO: 0	BB: 0 IBB: 0 HBP: 0 BLK: 0	WP: 0 HR: 0 S: 2 P: 6	ERA: 0.00 WHIP: 3.000	PITCHER	IP: 0.0 WLS: 0 BF: 0	H: 0 R: 0 ER: 0 SO: 0	BB: 0 IBB: 0 HBP: 0 BLK: 0	WP: 0 HR: 0 S: 0 P: 0	ERA: 0.00 WHIP: 0.000			

Batter	1	2	3	4	5	6	7	8	9	AB	R	H	RBI	BB	SO	LOB	TOP										
Larry Milbourne, S OBP: 0.306, SLG: 0.346	5-3		G4-6-3			4-3		4-3	4-3	4	0	0	0	1	0	3	Seattle Mariners @ Detroit Tigers Tiger Stadium, Detroit, MI Fri Aug 01 1980, 7:05 PM EDT Att: 32,910 - Unknown										
Bill Stein, R OBP: 0.368, SLG: 0.430	K			G1-6-3 1B		F8		K		4	0	1	0	0	2	2											
Bruce Bochte, L OBP: 0.353, SLG: 0.430	F7			G1-6-3 1B				F8		4	0	1	0	0	0	3											
Dan Meyer, L OBP: 0.326, SLG: 0.410		4-3		G3		F2		F9		4	0	0	0	0	0	3											
Leon Roberts, R OBP: 0.331, SLG: 0.437	F4					F4		K		4	1	1	1	0	1	0											
Willie Horton, R OBP: 0.318, SLG: 0.322	K					1B	1B	K	HR	4	0	2	0	0	2	0											
Joe Simpson, L OBP: 0.322, SLG: 0.348 Jim Anderson, R OBP: 0.302, SLG: 0.331			WP SF7 2B			1B		F7		3	1	2	0	0	0	1											
Mario Mendoza, R OBP: 0.306, SLG: 0.322				G4-6-3 BB		G4-6-3 1B		FC5-4 1B		1	0	1	0	0	0	0											
Bob Stinson, S OBP: 0.277, SLG: 0.262			SF7		G4-6-3			BB	1B	3	0	1	0	1	0	2											
								BB	1B	2	0	1	1	1	0	3											
Inning Stats	R: 0 E: 0 K: 1 S: 5	H: 0 LOB: 0 BB: 0 P: 5	R: 0 E: 0 K: 1 S: 5	H: 0 LOB: 0 BB: 0 P: 5	R: 1 E: 0 K: 0 S: 3	H: 1 LOB: 0 BB: 1 P: 7	R: 0 E: 0 K: 0 S: 3	H: 1 LOB: 0 BB: 0 P: 3	R: 0 E: 0 K: 0 S: 5	H: 3 LOB: 2 BB: 0 P: 5	R: 0 E: 0 K: 0 S: 4	H: 1 LOB: 1 BB: 0 P: 4	R: 0 E: 0 K: 1 S: 6	H: 1 LOB: 1 BB: 0 P: 6	R: 0 E: 0 K: 1 S: 5	H: 0 LOB: 2 BB: 2 P: 13	R: 1 E: 0 K: 1 S: 8	H: 3 LOB: 2 BB: 0 P: 8	1B: 8 2B: 1 3B: 0 HR: 1	SF: 1 SAC: 0 DP: 3 HBP: 0	WP: 1 PB: 0 SB: 0 CS: 0	PA: 37					
PITCHER	IP	WLS	BF	H	R	ER	SO	BB	IBB	HBP	BLK	WP	HR	S	P	ERA	WHIP										
Dan Petry, R ERA: 3.59	7.1	W	29	7	1	1	4	3	0	0	0	1	0	34	46	1.23	1.364										
Pat Underwood, L ERA: 4.35	1.0		5	2	1	1	1	0	0	0	0	0	1	7	7	9.00	2.000										
Aurelio Lopez, R ERA: 3.45	0.2	S	3	1	0	0	0	0	0	0	0	0	0	3	3	0.00	1.500										

AB	33
R	2
H	10
RBI	2
BB	3
SO	5
LOB	17



Batter	1	2	3	4	5	6	7	8	9	AB	R	H	RBI	BB	SO	LOB	BOTTOM										
Rick Peters, S OBP: 0.374, SLG: 0.398	6-3			G4-6-3			4-3			4	1	1	1	0	0	3	Seattle Mariners @ Detroit Tigers Tiger Stadium, Detroit, MI Fri Aug 01 1980, 7:05 PM EDT Att: 32,910 - Unknown										
Alan Trammell, R OBP: 0.385, SLG: 0.429		SF8 3B				F9		5-3		3	0	1	1	0	0	1											
Steve Kemp, L OBP: 0.385, SLG: 0.442	F7					F5		F8		4	0	0	0	0	0	1											
Richie Hebner, L OBP: 0.365, SLG: 0.460	4-3					F9		F9		4	0	0	0	0	0	1											
Champ Summers, L OBP: 0.403, SLG: 0.502		1B E 2B		6-3		F8		F7		4	1	1	0	0	0	0											
John Wockenfuss, R OBP: 0.392, SLG: 0.477		1-3		F9		5-3				3	0	0	0	0	0	1											
Al Cowens, R OBP: 0.329, SLG: 0.347						1-3				3	1	2	0	0	0	0											
Lou Whitaker, L OBP: 0.340, SLG: 0.271		E1 1B						4-3 SH5-4 1B		3	1	2	1	0	0	0											
Mark Wagner, R OBP: 0.250, SLG: 0.192		3B 1B						SH5-4		2	1	1	1	0	0	2											
										1B: 6 2B: 1 3B: 1 HR: 0	SF: 1 SAC: 1 DP: 1 HBP: 0	WP: 0 PB: 0 SB: 0 CS: 0	PA: 32														
Inning Stats	R: 0 E: 0 K: 0 S: 4	H: 1 LOB: 1 BB: 0 P: 4	R: 5 E: 1 K: 0 S: 8	H: 4 LOB: 0 BB: 0 P: 8	R: 0 E: 0 K: 0 S: 3	H: 0 LOB: 0 BB: 0 P: 3	R: 0 E: 0 K: 0 S: 4	H: 2 LOB: 1 BB: 0 P: 4	R: 0 E: 0 K: 0 S: 3	H: 0 LOB: 0 BB: 0 P: 3	R: 0 E: 0 K: 0 S: 4	H: 0 LOB: 0 BB: 0 P: 3	R: 0 E: 0 K: 0 S: 3	H: 1 LOB: 1 BB: 0 P: 4	R: 0 E: 0 K: 0 S: 3	H: 0 LOB: 0 BB: 0 P: 3											
PITCHER	IP	WLS	BF	H	R	ER	SO	BB	IBB	HBP	BLK	WP	HR	S	P	ERA	WHIP										
Rob Dressler, R ERA: 4.48	8.0	L	32	8	5	3	0	0	0	0	0	0	0	32	32	3.38	1.000										

AB	30
R	5
H	8
RBI	4
BB	0
SO	0
LOB	9



Batter	1	2	3	4	5	6	7	8	9	AB	R	H	RBI	BB	SO	LOB	TOP				
Jim Anderson, R OBP: 0.298, SLG: 0.326	F9		F7			F4		F4		4	0	0	0	0	0	3	Seattle Mariners @ Detroit Tigers Tiger Stadium, Detroit, MI Sat Aug 02 1980, 7:05 PM EDT Att: 23,278 - Unknown				
Bill Stein, R OBP: 0.365, SLG: 0.447	G3		F3			K		HR		4	1	1	3	0	1	1					
Bruce Bochte, L OBP: 0.352, SLG: 0.428	1B				F8	1-3		K		4	0	1	0	0	1	0					
Willie Horton, R OBP: 0.313, SLG: 0.317	F8				5-3				K	4	0	0	0	0	1	1					
Dan Meyer, L OBP: 0.328, SLG: 0.409		3-1			FC4	4-3				3	0	1	0	1	0	0					
Tom Paciorek, R OBP: 0.315, SLG: 0.475		5-3			FC4	5-3				4	0	0	0	0	0	2					
Leon Roberts, R OBP: 0.330, SLG: 0.432								F7	F4	3	0	0	0	1	1	1					
Ted Cox, R OBP: 0.293, SLG: 0.308			6-3			F8		BB	1B	3	1	1	0	0	0	1					
Larry Cox, R OBP: 0.259, SLG: 0.302						G6-4-3		HR	BB	1	1	0	0	2	0	1					
Inning Stats	R: 0 E: 0 K: 0 S: 4	H: 1 LOB: 1 BB: 0 P: 4	R: 0 E: 0 K: 1 S: 5	H: 0 LOB: 0 BB: 0 P: 5	R: 0 E: 0 K: 0 S: 3	H: 0 LOB: 1 BB: 1 P: 7	R: 0 E: 0 K: 0 S: 4	H: 1 LOB: 1 BB: 0 P: 4	R: 0 E: 0 K: 1 S: 5	H: 0 LOB: 0 BB: 0 P: 5	R: 0 E: 0 K: 0 S: 3	H: 0 LOB: 0 BB: 0 P: 3	R: 3 E: 0 K: 1 S: 7	H: 2 LOB: 1 BB: 1 P: 11	R: 0 E: 0 K: 1 S: 5	H: 0 LOB: 1 BB: 1 P: 9		1B: 3 2B: 0 3B: 0 HR: 1	SF: 0 SAC: 0 DP: 1 HBP: 0	WP: 1 PB: 0 SB: 0 CS: 0	PA: 34
PITCHER	IP	WLS	BF	H	R	ER	SO	BB	IBB	HBP	BLK	WP	HR	S	P	ERA	WHIP				
Bruce Robbins, L ERA: 5.63	(1, 1)	7.2	W	29	4	3	3	2	3	0	0	0	1	1	30	42	3.52	0.913			
Aurelio Lopez, R ERA: 3.39	(8, 1)	1.1	S	5	0	0	0	2	1	0	0	0	0	0	8	12	0.00	0.750			

Batter	1	2	3	4	5	6	7	8	9	AB	R	H	RBI	BB	SO	LOB	BOTTOM			
Rick Peters, S OBP: 0.378, SLG: 0.400	1B						F8	F8		4	1	2	1	1	0	2	Seattle Mariners @ Detroit Tigers Tiger Stadium, Detroit, MI Sat Aug 02 1980, 7:05 PM EDT Att: 23,278 - Unknown			
Alan Trammell, R OBP: 0.385, SLG: 0.431	E5	6-3			G5-3		F7	1B		5	2	2	1	0	0	4				
Steve Kemp, L OBP: 0.388, SLG: 0.451	3-1							HR	1B	3	1	1	2	2	1	0				
Richie Hebner, L OBP: 0.367, SLG: 0.475									BB	4	1	2	1	0	0	1				
Tim Corcoran, L OBP: 0.270, SLG: 0.200										0	0	0	0	0	0	0				
John Wockenfuss, R OBP: 0.395, SLG: 0.480	2B							HR	1B	1	0	1	2	0	0	0				
Champ Summers, L OBP: 0.401, SLG: 0.495										3	0	0	0	1	1	2				
Dave Stegman, R OBP: 0.256, SLG: 0.276	K									1	0	0	0	0	1	2				
Lance Parrish, R OBP: 0.318, SLG: 0.500	K									4	1	1	0	0	1	2				
Al Cowens, R OBP: 0.334, SLG: 0.353										4	2	3	0	0	0	0				
Tom Brookens, R OBP: 0.308, SLG: 0.375										3	0	0	0	0	0	3				
Lou Whitaker, L OBP: 0.345, SLG: 0.273										2	1	1	1	2	0	1				
Inning Stats	R: 2 E: 1 K: 2 S: 10	H: 3 LOB: 1 BB: 0 P: 10	R: 0 E: 0 K: 0 S: 3	H: 0 LOB: 2 BB: 2 P: 11	R: 0 E: 0 K: 1 S: 5	H: 0 LOB: 0 BB: 0 P: 5	R: 2 E: 0 K: 0 S: 6	H: 4 LOB: 1 BB: 0 P: 6	R: 0 E: 0 K: 0 S: 2	H: 0 LOB: 0 BB: 1 P: 6	R: 0 E: 0 K: 0 S: 4	H: 1 LOB: 1 BB: 0 P: 4	R: 2 E: 0 K: 0 S: 5	H: 2 LOB: 1 BB: 1 P: 9	R: 3 E: 0 K: 1 S: 8	H: 3 LOB: 2 BB: 2 P: 16	1B: 9 2B: 2 3B: 0 HR: 2	SF: 0 SAC: 1 DP: 2 HBP: 0	WP: 0 PB: 0 SB: 0 CS: 0	PA: 41
PITCHER	IP	WLS	BF	H	R	ER	SO	BB	IBB	HBP	BLK	WP	HR	S	P	ERA	WHIP			
Jim Beattie, R ERA: 5.58	(1, 1)	7.0	L	33	10	6	3	4	0	0	0	0	2	35	51	7.71	2.000			
Mike Parrott, R ERA: 8.0	(8, 1)	0.2		5	2	3	3	0	1	0	0	0	0	4	8	40.50	4.500			
Dave Roberts, L ERA: 4.58	(8, 1)	0.1		3	1	0	0	1	1	0	0	0	0	4	8	0.00	6.000			

Batter	1	2	3	4	5	6	7	8	9	AB	R	H	RBI	BB	SO	LOB	TOP			
Julio Cruz, S OBP: 0.332, SLG: 0.260 (1, 4)	4-3		1B BB		G3-6-1 1B		4-3	F7		4	1	1	0	1	0	0	Seattle Mariners @ Detroit Tigers Tiger Stadium, Detroit, MI Sun Aug 03 1980, 3:33 AM EDT Att: 25,454 - Unknown			
Bill Stein, R OBP: 0.366, SLG: 0.445 (1, 5)	K		1B		G3-6-1 1B		5-3	E5 BB 2B		5	1	2	0	0	1	0				
Bruce Bochte, L OBP: 0.365, SLG: 0.429 (1, 3) Jim Anderson, R OBP: 0.298, SLG: 0.326 (9, PR)	1-6-3		1B		G3-6-1 1-2 2-H			F7 BB WP 1B	2B BB	4	1	2	1	1	0	2				
Dan Meyer, L OBP: 0.332, SLG: 0.411 (1, 7)		G3	F8					1-3 WP BB	2B	3	0	1	1	2	0	2				
Tom Paciorek, R OBP: 0.310, SLG: 0.466 (1, 9)	K			F3	F7			F7	F9	5	0	0	0	0	1	7				
Willie Horton, R OBP: 0.316, SLG: 0.315 (1, 10) Leon Roberts, R OBP: 0.330, SLG: 0.432 (8, PR)				3-1		K		1-3 BB		2	0	0	0	2	1	0				
Joe Simpson, L OBP: 0.321, SLG: 0.343 (1, 8)	F7			BB BB		K		1-3		3	0	0	0	1	1	3				
Mario Mendoza, R OBP: 0.305, SLG: 0.317 (1, 6)			F9		4-3		4-3			3	0	0	0	1	1	3				
Larry Cox, R OBP: 0.255, SLG: 0.297 (1, 2) Larry Milbourne, S OBP: 0.304, SLG: 0.343 (9, PH)			6-3	6-3			6-3		F8	3	0	0	0	0	0	2				
Inning Stats	R: 0 E: 0 K: 1 S: 5	H: 0 LOB: 0 BB: 0 P: 5	R: 0 E: 0 K: 0 S: 5	H: 0 LOB: 1 BB: 1 P: 9	R: 1 E: 0 K: 0 S: 5	H: 2 LOB: 2 BB: 1 P: 9	R: 0 E: 0 K: 0 S: 3	H: 0 LOB: 2 BB: 2 P: 11	R: 0 E: 0 K: 2 S: 7	H: 0 LOB: 0 BB: 0 P: 7	R: 0 E: 0 K: 0 S: 3	H: 0 LOB: 0 BB: 0 P: 3	R: 1 E: 0 K: 1 S: 6	H: 1 LOB: 3 BB: 2 P: 14	R: 1 E: 1 K: 0 S: 5	H: 1 LOB: 3 BB: 1 P: 9		1B: 5 2B: 1 3B: 0 HR: 0	SF: 0 SAC: 0 DP: 1 HBP: 0	WP: 1 PB: 0 SB: 0 CS: 0
PITCHER	IP	WLS	BF	H	R	ER	SO	BB	IBB	HBP	BLK	WP	HR	S	P	ERA	WHIP			
Roger Weaver, R ERA: 1.57 (1, 1)	3.0		13	2	1	1	2	2	0	0	0	0	0	15	23	3.00	1.333			
Dave Rozema, R ERA: 4.47 (4, 1)	4.0	W	18	3	1	1	2	3	1	0	0	0	0	18	34	2.25	1.500			
Aurelio Lopez, R ERA: 3.3 (8, 1)	2.0	S	10	1	1	0	1	2	0	0	0	1	0	10	18	0.00	1.500			

Batter	1	2	3	4	5	6	7	8	9	AB	R	H	RBI	BB	SO	LOB	BOTTOM			
Rick Peters, S OBP: 0.375, SLG: 0.396 (1, 8)	5-3		F8		5-3		1B 4-3 1B	F9		5	1	1	1	0	0	3	Seattle Mariners @ Detroit Tigers Tiger Stadium, Detroit, MI Sun Aug 03 1980, 3:33 AM EDT Att: 25,454 - Unknown			
Alan Trammell, R OBP: 0.384, SLG: 0.429 (1, 6)	K		6-3		5-3		1-3 2-H 1B			4	0	1	0	0	1	0				
Al Cowens, R OBP: 0.333, SLG: 0.354 (1, 9)			4-3		F8		1-3 3-H 1B	4-3		4	0	1	1	0	0	1				
John Wockenfuss, R OBP: 0.397, SLG: 0.478 (1, 2)	4-3			E 1B BB			1-2 3-H 1B	L4		3	1	1	0	1	0	2				
Lance Parrish, R OBP: 0.323, SLG: 0.503 (1, 10)			1B G3 1B		E8 1B 1B		1-2 F8	BB SH3-4 1B		4	0	3	0	0	0	1				
Richie Hebner, L OBP: 0.363, SLG: 0.470 (1, 3)		G3		K			F8	SH3-4		3	0	0	0	0	1	3				
Tom Brookens, R OBP: 0.314, SLG: 0.380 (1, 5)		5-3			1B IBB			SH 1B 2B	BB IBB	2	1	1	0	2	0	1				
Jim Lentine, R OBP: 0.354, SLG: 0.354 (1, 7)			FC4-8 1B		K			SH 1B	K	3	1	1	0	0	2	5				
Lou Whitaker, L OBP: 0.349, SLG: 0.277 (1, 4)		FC4-6			1-2 2-H 3-H 1B			1B 1B 1B		3	0	2	2	1	0	2				
Inning Stats	R: 0 E: 0 K: 1 S: 6	H: 1 LOB: 1 BB: 0 P: 6	R: 0 E: 0 K: 0 S: 5	H: 2 LOB: 2 BB: 0 P: 5	R: 0 E: 0 K: 0 S: 3	H: 0 LOB: 0 BB: 0 P: 3	R: 1 E: 1 K: 2 S: 8	H: 2 LOB: 2 BB: 2 P: 16	R: 0 E: 0 K: 0 S: 3	H: 1 LOB: 0 BB: 0 P: 3	R: 3 E: 0 K: 0 S: 7	H: 4 LOB: 1 BB: 0 P: 7	R: 0 E: 0 K: 1 S: 6	H: 1 LOB: 3 BB: 2 P: 14	R: 0 E: 0 K: 0 S: 5	H: 0 LOB: 0 BB: 0 P: 9		1B: 9 2B: 2 3B: 0 HR: 0	SF: 0 SAC: 2 DP: 0 HBP: 0	WP: 0 PB: 0 SB: 0 CS: 1
PITCHER	IP	WLS	BF	H	R	ER	SO	BB	IBB	HBP	BLK	WP	HR	S	P	ERA	WHIP			
Rick Honeycutt, L ERA: 3.74 (1, 1)	6.0	L	28	9	4	4	3	1	0	0	0	0	0	4	4	0.00	2.000			
Dave Heaverlo, R ERA: 3.62 (7, 1)	1.0		4	2	0	0	0	0	0	0	0	0	0	4	4	0.00	2.000			
Shane Rawley, L ERA: 2.85 (8, 1)	1.0		5	0	0	0	1	1	1	0	0	0	0	5	13	0.00	1.000			

Batter	1	2	3	4	5	6	7	8	9	AB	R	H	RBI	BB	SO	LOB	TOP			
Willie Wilson, S OBP: 0.375, SLG: 0.445	0-0 4-3	0-0 P6			0-0 1B		0-0 F8		0-0 F8	5	0	1	0	0	0	2	Kansas City Royals @ Detroit Tigers Tiger Stadium, Detroit, MI Mon Aug 04 1980, 7:05 PM EDT Att: 37,016 - Unknown - 79 F			
U L Washington, S OBP: 0.324, SLG: 0.377	0-0 6-3	0-3 K			0-0 F8		0-0 6-3			4	0	0	0	0	1	3				
George Brett, L OBP: 0.444, SLG: 0.664	0-0 3-1		0-0 F9		0-0 F9					4	1	1	1	0	0	1				
Hal McRae, R OBP: 0.352, SLG: 0.500		0-0 F9	0-0 F5		0-0 F9					4	0	0	0	0	0	1				
John Wathan, R OBP: 0.380, SLG: 0.413		4-0 BB 1B BB	0-3 K		0-0 CS 1B					3	1	1	0	1	2	0				
Amos Otis, R OBP: 0.315, SLG: 0.393		0-0 BB 1B		0-0 F8		0-0 P6				4	1	1	0	0	0	1				
Darrell Porter, L OBP: 0.393, SLG: 0.412		4-0 1B SH BB		0-0 4-3		0-0 HR				3	2	1	1	1	0	0				
Willie Aikens, L OBP: 0.374, SLG: 0.436		0-0 SH 1B		0-0 1B		0-0 4-3				4	0	2	2	0	0	0				
Ralph LaCock, L OBP: 0.254, SLG: 0.238		1-3 2-H 3-H		0-0 1B						0	0	0	0	0	0	0				
Frank White, R OBP: 0.289, SLG: 0.354		0-0 SH		0-0 P6			0-3 K		0-0 HR	3	1	1	2	0	1	1				
Inning Stats	R: 0 E: 0 K: 0 S: 3	H: 0 LOB: 0 BB: 0 P: 3	R: 3 E: 1 K: 1 S: 8	H: 2 LOB: 2 BB: 2 P: 16	R: 0 E: 0 K: 1 S: 5	H: 0 LOB: 0 BB: 0 P: 5	R: 0 E: 0 K: 0 S: 4	H: 1 LOB: 1 BB: 0 P: 4	R: 0 E: 0 K: 0 S: 4	H: 1 LOB: 1 BB: 0 P: 4	R: 1 E: 0 K: 0 S: 5	H: 2 LOB: 0 BB: 0 P: 5	R: 0 E: 0 K: 1 S: 6	H: 0 LOB: 0 BB: 0 P: 6	R: 1 E: 0 K: 0 S: 4	H: 1 LOB: 0 BB: 0 P: 4	1B: 5 2B: 0 3B: 0 HR: 3	SF: 0 SAC: 1 DP: 0 HBP: 0	WP: 0 PB: 0 SB: 0 CS: 1	PA: 37
PITCHER Dan Schatzeder, L ERA: 4.56	IP: 9.0 WLS: L BF: 37 H: 8 R: 6 ER: 6 SO: 4 BB: 2 IBB: 0 HBP: 0 BLK: 0 WP: 0 HR: 3 S: 43 P: 51 ERA: 6.00 WHIP: 1.111															PITCHER				

Batter	1	2	3	4	5	6	7	8	9	AB	R	H	RBI	BB	SO	LOB	BOTTOM														
Rick Peters, S OBP: 0.381, SLG: 0.399	4-0 G3 6-3 BB		0-0 3-1		0-0 WP 1B	0-0 2B 1B		0-0 SH3-4		3	1	2	1	1	0	0	Kansas City Royals @ Detroit Tigers Tiger Stadium, Detroit, MI Mon Aug 04 1980, 7:05 PM EDT Att: 37,016 - Unknown - 79 F														
Alan Trammell, R OBP: 0.386, SLG: 0.434	0-0 6-3		0-0 E5		0-0 1B	0-0 1B		0-0 6-3		5	0	3	2	0	0	2															
Steve Kemp, L OBP: 0.386, SLG: 0.447	0-0 G3		0-0 G3		0-0 1B	0-3 K		0-0 6-3		5	0	1	0	0	1	5															
Richie Hebner, L OBP: 0.364, SLG: 0.466	4-0 G3		0-0 G3		0-3 K					4	0	1	0	1	1	2															
Dave Stegman, R OBP: 0.256, SLG: 0.276										0	0	0	0	0	0	0															
Champ Summers, L OBP: 0.398, SLG: 0.491	0-0 G3									2	0	0	0	0	0	2															
John Wockenfuss, R OBP: 0.396, SLG: 0.473										2	0	0	0	1	1	2															
Jim Lentine, R OBP: 0.354, SLG: 0.354										0	0	0	0	0	0	0															
Lance Parrish, R OBP: 0.325, SLG: 0.514		0-0 5-3		0-0 2B		0-0 HR		0-0 SH3-4		4	1	2	1	0	0	2															
Al Cowens, R OBP: 0.337, SLG: 0.354		4-0 CS BB		0-0 5-3		0-0 4-3		0-0 G6-4-3 IBB		3	0	1	0	2	0	1															
Tom Brookens, R OBP: 0.312, SLG: 0.377		0-0 F8			0-0 E 1B 1B	0-3 K		0-0 G6-4-3		5	1	1	0	0	1	5															
Lou Whitaker, L OBP: 0.354, SLG: 0.279			0-0 4-3		0-0 E5 1B WP 1B	4-0 1B 2B BB		4-0 SH3-4 BB		2	2	1	0	2	0	0															
Inning Stats	R: 0 E: 0 K: 0 S: 3	H: 0 LOB: 2 BB: 2 P: 11	R: 0 E: 0 K: 0 S: 2	H: 0 LOB: 0 BB: 1 P: 6	R: 0 E: 1 K: 0 S: 4	H: 1 LOB: 1 BB: 0 P: 4	R: 0 E: 0 K: 0 S: 4	H: 1 LOB: 1 BB: 0 P: 4	R: 3 E: 1 K: 1 S: 10	H: 5 LOB: 2 BB: 0 P: 10	R: 1 E: 0 K: 2 S: 9	H: 2 LOB: 2 BB: 1 P: 13	R: 1 E: 0 K: 1 S: 7	H: 2 LOB: 1 BB: 0 P: 7	R: 0 E: 0 K: 0 S: 3	H: 0 LOB: 1 BB: 1 P: 7	R: 0 E: 0 K: 0 S: 3	H: 1 LOB: 3 BB: 2 P: 11	1B: 9 2B: 2 3B: 0 HR: 1	SF: 0 SAC: 2 DP: 1 HBP: 0	WP: 2 PB: 0 SB: 0 CS: 1	PA: 44									
PITCHER Steve Busby, R ERA: 7.13	IP: 4.0 WLS: 0 BF: 20 H: 6 R: 3 ER: 3 SO: 0 BB: 3 IBB: 0 HBP: 0 BLK: 0 WP: 1 HR: 0 S: 17 P: 29 ERA: 6.75 WHIP: 2.250															PITCHER															
Jeff Twitty, L ERA: 8.98	0.1	2	1	0	0	1	0	0	0	0	0	4	4	0.00	3.000																
Rawly Eastwick, R ERA: 4.98	2.2	13	4	2	2	3	1	0	0	0	0	1	18	22	6.75	1.875															
Dan Quisenberry, R ERA: 3.0	2.0	W	9	1	0	0	0	2	1	0	0	0	0	6	18	0.00	1.500														

Batter	1	2	3	4	5	6	7	8	9	AB	R	H	RBI	BB	SO	LOB	TOP									
Willie Wilson, S (1, 7) OBP: 0.376, SLG: 0.449	6-3			1B HR BB	F8			2B 3B		3	2	1	1	1	0	0	Kansas City Royals @ Detroit Tigers Tiger Stadium, Detroit, MI Tue Aug 05 1980, 7:05 PM EDT Att: 27,469 - Unknown - 72 F									
Hal McRae, R (1, 10) OBP: 0.354, SLG: 0.503	5-3			1B HR	F7			2B		4	2	2	1	0	0	0										
George Brett, L (1, 5) OBP: 0.443, SLG: 0.672 Dave Chalk, R (6, 5) OBP: 0.340, SLG: 0.392	F8			HR	F8			2B		3	1	1	3	0	0	0										
Darrell Porter, L (1, 2) OBP: 0.388, SLG: 0.406		F7		F7			4-3	K		4	0	0	0	0	1	1										
Willie Aikens, L (1, 3) OBP: 0.374, SLG: 0.433 Ralph LaCock, L (7, 3) OBP: 0.252, SLG: 0.236	P5			BB			G3	6-3		2	0	0	0	1	0	0										
Amos Otis, R (1, 8) OBP: 0.310, SLG: 0.386	K			F9			K			4	0	0	0	0	2	1										
Clint Hurdle, L (1, 9) OBP: 0.359, SLG: 0.476			K	K			4-3			4	0	0	0	0	2	1										
U L Washington, S (1, 6) OBP: 0.321, SLG: 0.373			5-3				4-3	F5	P3	4	0	0	0	0	0	0										
Frank White, R (1, 4) OBP: 0.290, SLG: 0.354			K				6-3			3	1	1	0	0	1	0										
Inning Stats	R: 0 E: 0 K: 0 S: 3	H: 0 LOB: 0 BB: 0 P: 3	R: 0 E: 0 K: 1 S: 5	H: 0 LOB: 0 BB: 0 P: 5	R: 0 E: 0 K: 2 S: 7	H: 0 LOB: 1 BB: 0 P: 7	R: 3 E: 0 K: 1 S: 7	H: 2 LOB: 1 BB: 2 P: 15	R: 0 E: 0 K: 0 S: 3	H: 0 LOB: 0 BB: 0 P: 3	R: 0 E: 0 K: 1 S: 5	H: 0 LOB: 0 BB: 0 P: 5	R: 3 E: 0 K: 1 S: 9	H: 4 LOB: 1 BB: 0 P: 9	R: 0 E: 0 K: 0 S: 3	H: 0 LOB: 0 BB: 0 P: 3		1B: 2 2B: 2 3B: 1 HR: 1	SF: 0 SAC: 0 DP: 0 HBP: 0	WP: 0 PB: 0 SB: 0 CS: 0	PA: 35					
PITCHER	IP	WLS	BF	H	R	ER	SO	BB	IBB	HBP	BLK	WP	HR	S	P	ERA		WHIP								
Milt Wilcox, R (1, 1) ERA: 3.93	7.1	L	30	6	6	6	5	2	0	0	0	0	1	38	46	7.36		1.091								
Pat Underwood, L (8, 1) ERA: 4.25	1.2	S	5	0	0	0	1	0	0	0	0	0	0	7	7	0.00	0.000									

AB	33
R	6
H	6
RBI	6
BB	2
SO	6
LOB	4



Batter	1	2	3	4	5	6	7	8	9	AB	R	H	RBI	BB	SO	LOB	BOTTOM									
Rick Peters, S (1, 8) OBP: 0.381, SLG: 0.403	G3			1B			P4		FC3-6	5	0	2	0	0	0	2	Kansas City Royals @ Detroit Tigers Tiger Stadium, Detroit, MI Tue Aug 05 1980, 7:05 PM EDT Att: 27,469 - Unknown - 72 F									
Alan Trammell, R (1, 6) OBP: 0.382, SLG: 0.428	F7			K			5-3	F8	5-3	5	0	0	0	0	1	3										
Steve Kemp, L (1, 10) OBP: 0.390, SLG: 0.449	K			1B 5-3 1B			1B BB	HR 1B		3	1	2	0	1	1	0										
Richie Hebner, L (1, 3) OBP: 0.359, SLG: 0.460		F3		F5			F8	F8		4	0	0	0	0	0	3										
Champ Summers, L (1, 7) OBP: 0.403, SLG: 0.507				5-3			G5-4-3 1B	HR		3	1	2	2	1	0	1										
Lance Parrish, R (1, 2) OBP: 0.324, SLG: 0.511				K			G5-4-3 1B	P4		4	0	1	0	0	1	3										
Al Cowens, R (1, 9) OBP: 0.336, SLG: 0.353				K			FC6-4 1B	F9		4	1	1	0	0	1	3										
Tom Brookens, R (1, 5) OBP: 0.311, SLG: 0.375				6-3			F7	P4		4	0	1	0	0	0	0										
Lou Whitaker, L (1, 4) OBP: 0.353, SLG: 0.279				6-3			F8		SF7	3	0	1	1	0	0	0										
Inning Stats	R: 0 E: 0 K: 1 S: 5	H: 0 LOB: 0 BB: 0 P: 5	R: 0 E: 0 K: 2 S: 7	H: 0 LOB: 1 BB: 1 P: 11	R: 0 E: 0 K: 1 S: 6	H: 1 LOB: 1 BB: 0 P: 6	R: 0 E: 0 K: 0 S: 5	H: 2 LOB: 2 BB: 0 P: 5	R: 0 E: 0 K: 0 S: 4	H: 1 LOB: 1 BB: 0 P: 4	R: 0 E: 0 K: 0 S: 3	H: 1 LOB: 1 BB: 1 P: 7	R: 0 E: 0 K: 0 S: 4	H: 1 LOB: 1 BB: 0 P: 4	R: 2 E: 0 K: 0 S: 5	H: 2 LOB: 1 BB: 0 P: 5		R: 1 E: 0 K: 0 S: 5	H: 2 LOB: 1 BB: 0 P: 5	1B: 8 2B: 1 3B: 0 HR: 1	SF: 1 SAC: 0 DP: 1 HBP: 0	WP: 0 PB: 0 SB: 0 CS: 0	PA: 38			
PITCHER	IP	WLS	BF	H	R	ER	SO	BB	IBB	HBP	BLK	WP	HR	S	P	ERA		WHIP								
Dennis Leonard, R (1, 1) ERA: 4.07	8.0	W	35	10	3	3	4	2	0	0	0	0	0	41	49	3.38		1.500								
Dan Quisenberry, R (9, 1) ERA: 2.95	1.0	S	3	0	0	0	0	0	0	0	0	0	0	3	3	0.00	0.000									

AB	35
R	3
H	10
RBI	3
BB	2
SO	4
LOB	15



Batter	1	2	3	4	5	6	7	8	9	AB	R	H	RBI	BB	SO	LOB	TOP										
Willie Wilson, S OBP: 0.377, SLG: 0.456 (1, 7)										4	1	2	0	0	1	2	Kansas City Royals @ Detroit Tigers Tiger Stadium, Detroit, MI Wed Aug 06 1980, 7:05 PM EDT Att: 29,115 - Unknown - 80 F										
Hal McRae, R OBP: 0.356, SLG: 0.503 (1, 10)										0	0	0	0	0	0	0											
Jamie Quirk, L OBP: 0.259, SLG: 0.346 (1, PR)										4	1	1	1	0	0	3											
George Brett, L OBP: 0.442, SLG: 0.669 (1.5)										4	2	2	1	0	1	0											
Darrell Porter, L OBP: 0.392, SLG: 0.410 (1, 2)										5	0	3	1	0	0	1											
Willie Aikens, L OBP: 0.375, SLG: 0.434 (1, 3)										2	0	1	1	1	0	1											
Ralph LaCock, L OBP: 0.250, SLG: 0.234 (7, PR)										1	0	0	0	0	0	2											
John Wathan, R OBP: 0.383, SLG: 0.414 (1, 9)										4	0	2	1	1	1	2											
Amos Otis, R OBP: 0.311, SLG: 0.383 (1, 8)										4	0	1	0	1	1	3											
U L Washington, S OBP: 0.321, SLG: 0.370 (1, 6)										3	0	0	0	1	1	3											
Frank White, R OBP: 0.289, SLG: 0.351 (1, 4)										3	1	0	0	1	0	2											
Inning Stats	R: 1 E: 0 K: 1 S: 7	H: 2 LOB: 2 BB: 0 P: 8	R: 0 E: 0 K: 1 S: 6	H: 1 LOB: 2 BB: 1 P: 10	R: 0 E: 0 K: 0 S: 3	H: 1 LOB: 0 BB: 0 P: 3	R: 0 E: 0 K: 0 S: 3	H: 0 LOB: 0 BB: 0 P: 3	R: 3 E: 1 K: 1 S: 9	H: 4 LOB: 3 BB: 2 P: 17	R: 0 E: 0 K: 0 S: 3	H: 0 LOB: 2 BB: 2 P: 15	R: 0 E: 0 K: 0 S: 4	H: 1 LOB: 1 BB: 0 P: 4	R: 1 E: 0 K: 0 S: 5	H: 3 LOB: 1 BB: 0 P: 5	1B: 10 2B: 1 3B: 1 HR: 0	SF: 2 SAC: 1 DP: 2 HBP: 1	WP: 0 PB: 0 SB: 0 CS: 0	PA: 43							
PITCHER	IP	WLS	BF	H	R	ER	SO	BB	IBB	HBP	BLK	WP	HR	S	P	ERA	WHIP										
Jack Morris, R ERA: 4.41 (1, 1)	4.2	L	24	8	4	4	2	2	0	1	0	0	0	25	34	7.71	2.143										
Roger Weaver, R ERA: 1.5 (5, 1)	1.1		5	0	0	0	1	1	0	0	0	0	0	6	10	0.00	0.750										
Bruce Robbins, L ERA: 5.54 (7, 1)	0.2		4	0	0	0	1	2	0	0	0	0	0	4	12	0.00	3.000										
Dave Rozema, R ERA: 4.46 (7, 1)	2.1		10	4	1	1	1	0	0	0	0	0	0	12	12	3.86	1.714										

Batter	1	2	3	4	5	6	7	8	9	AB	R	H	RBI	BB	SO	LOB	BOTTOM										
Rick Peters, S OBP: 0.375, SLG: 0.397 (1, 8)										4	0	0	0	0	1	1	Kansas City Royals @ Detroit Tigers Tiger Stadium, Detroit, MI Wed Aug 06 1980, 7:05 PM EDT Att: 29,115 - Unknown - 80 F										
Alan Trammell, R OBP: 0.385, SLG: 0.427 (1, 6)										1	1	0	0	2	0	0											
Steve Kemp, L OBP: 0.388, SLG: 0.445 (1, 10)										3	1	0	0	1	0	2											
John Wockenfuss, R OBP: 0.394, SLG: 0.483 (1, 3)										4	1	1	3	0	0	0											
Lance Parrish, R OBP: 0.328, SLG: 0.512 (1, 2)										3	1	2	0	1	0	0											
Al Cowens, R OBP: 0.336, SLG: 0.353 (1, 9)										3	0	1	0	0	0	1											
Champ Summers, L OBP: 0.402, SLG: 0.504 (9, PH)										1	0	0	0	0	0	1											
Tom Brookens, R OBP: 0.311, SLG: 0.375 (1, 5)										3	0	1	0	0	0	2											
Richie Hebner, L OBP: 0.361, SLG: 0.462 (9, PH)										1	0	1	1	0	0	0											
Dave Stegman, R OBP: 0.256, SLG: 0.276 (9, PR)										0	0	0	0	0	0	0											
Jim Lentine, R OBP: 0.353, SLG: 0.353 (1, 7)										3	0	1	0	0	0	3											
Tim Corcoran, L OBP: 0.290, SLG: 0.212 (9, PH)										1	0	1	0	0	0	0											
Mark Wagner, R OBP: 0.250, SLG: 0.192 (9, PR)										0	0	0	0	0	0	0											
Lou Whitaker, L OBP: 0.349, SLG: 0.275 (1, 4)										4	0	0	0	0	2	5											
Inning Stats	R: 3 E: 0 K: 1 S: 6	H: 1 LOB: 0 BB: 1 P: 11	R: 0 E: 0 K: 1 S: 5	H: 1 LOB: 0 BB: 0 P: 5	R: 0 E: 0 K: 0 S: 2	H: 0 LOB: 0 BB: 1 P: 6	R: 0 E: 0 K: 0 S: 3	H: 1 LOB: 0 BB: 0 P: 3	R: 0 E: 0 K: 0 S: 4	H: 1 LOB: 1 BB: 0 P: 4	R: 0 E: 0 K: 0 S: 2	H: 0 LOB: 0 BB: 1 P: 6	R: 0 E: 0 K: 1 S: 7	H: 2 LOB: 2 BB: 0 P: 7	R: 0 E: 0 K: 0 S: 3	H: 0 LOB: 0 BB: 0 P: 3	R: 1 E: 0 K: 0 S: 5	H: 2 LOB: 2 BB: 1 P: 9	1B: 7 2B: 1 3B: 0 HR: 1	SF: 0 SAC: 0 DP: 4 HBP: 1	WP: 0 PB: 0 SB: 1 CS: 0	PA: 36					
PITCHER	IP	WLS	BF	H	R	ER	SO	BB	IBB	HBP	BLK	WP	HR	S	P	ERA	WHIP										
Larry Gura, L ERA: 2.17 (1, 1)	8.1	W	32	6	4	4	3	4	0	1	0	0	0	33	50	4.32	1.200										
Dan Quisenberry, R ERA: 2.94 (9, 1)	0.2	S	4	2	0	0	0	0	0	0	0	0	0	4	4	0.00	3.000										


AB	34
R	5
H	12
RBI	5
BB	5
SO	5
LOB	19



Batter	1	2	3	4	5	6	7	8	9	AB	R	H	RBI	BB	SO	LOB	TOP										
Rick Peters, S OBP: 0.371, SLG: 0.391 (1, 8)	0-0 S E 6-3 1B	0-0 3-1	0-0 3-1	0-0 3-1	0-0 3-1	0-0 F9 1-2	0-0 K2-3	0-0 F9	6	1	1	0	0	1	4												
Alan Trammell, R OBP: 0.386, SLG: 0.424 (1, 6)	0-0 6-3 1-H		0-0 5-3		4-0 CS BB	0-3 K	4-0 E 1B 2B BB		3	1	0	1	2	1	2												
Steve Kemp, L OBP: 0.394, SLG: 0.450 (1, 10)	0-0 S 1B		0-0 S HR 1B		0-0 G3 S 1-2 1B		0-0 F4	0-0 E 2B 1B	5	2	4	1	0	0	0												
Richie Hebner, L OBP: 0.358, SLG: 0.457 John Wockenfuss, R (7, PH) OBP: 0.394, SLG: 0.481 (7, 3)	0-3 K 1-2		0-0 F7 1-2		0-0 G3 1-3	4-0 BB PB BB	0-0 E6 2B 1-2 2-3		3	0	0	0	0	1	3												
Champ Summers, L OBP: 0.405, SLG: 0.522 Jim Lentine, R (8, PR) OBP: 0.353, SLG: 0.353 (8, 7)	0-0 4-3		0-0 HR		0-3 K	4-0 BB 1-2	0-0 BB 1-3 2-H 3-H 2B		4	1	2	4	1	1	2												
Lance Parrish, R OBP: 0.325, SLG: 0.522 (1, 2)		0-0 4-3	0-0 2B		0-0 HR	0-0 F4	0-3 K		5	1	2	1	0	1	4												
Al Cowens, R OBP: 0.340, SLG: 0.353 (1, 9)		4-0 1B S SF8 BB	0-0 F9		0-0 FC5-4 1B	4-0 1-2 2-3 BB	0-3 K		3	1	1	0	2	1	3												
Tom Brookens, R OBP: 0.310, SLG: 0.372 (1, 5)		0-0 E 1B 1-3		0-0 1-3	0-0 FC5-4 1B 1-2	0-0 F7		0-0 F6	5	0	1	0	0	0	4												
Lou Whitaker, L OBP: 0.350, SLG: 0.282 (1, 4)		0-0 SF8 1-2 3-H		0-0 F8	0-0 S 1B		0-0 WP 1B 2B	0-3 K	4	1	2	1	0	1	0												
Inning Stats	R: 1 E: 1 K: 1 S: 7	H: 2 LOB: 1 BB: 0 P: 7	R: 1 E: 1 K: 0 S: 4	H: 1 LOB: 1 BB: 1 P: 8	R: 2 E: 0 K: 0 S: 6	H: 3 LOB: 1 BB: 0 P: 6	R: 0 E: 0 K: 0 S: 3	H: 0 LOB: 0 BB: 0 P: 3	R: 0 E: 0 K: 1 S: 5	H: 1 LOB: 1 BB: 1 P: 9	R: 1 E: 0 K: 1 S: 8	H: 3 LOB: 2 BB: 0 P: 8	R: 0 E: 0 K: 0 S: 3	H: 0 LOB: 3 BB: 3 P: 15	R: 3 E: 1 K: 3 S: 13	H: 3 LOB: 2 BB: 1 P: 17	R: 0 E: 0 K: 1 S: 5	H: 0 LOB: 0 BB: 0 P: 5	1B: 8 2B: 3 3B: 0 HR: 2	SF: 1 SAC: 0 DP: 0 HBP: 0	WP: 1 PB: 1 SB: 6 CS: 1	PA: 46					
PITCHER	IP	WLS	BF	H	R	ER	SO	BB	IBB	HBP	BLK	WP	HR	S	P	ERA	WHIP										
Ed Figueroa, R ERA: 6.36 (1, 1)	4.1	L	21	7	4	3	1	2	0	0	0	0	1	21	29	6.23	2.077										
Dave Rajsich, L ERA: 6.89 (5, 1)	1.0		6	3	1	1	1	0	0	0	0	0	1	8	8	9.00	3.000										
Charlie Hough, R ERA: 5.05 (6, 1)	2.0		11	1	2	2	2	4	0	0	0	1	0	11	27	9.00	2.500										
Jim Kern, R ERA: 4.76 (8, 1)	1.2		8	2	1	0	3	0	0	0	0	0	0	14	14	0.00	1.200										

Detroit Tigers @ Texas Rangers
Arlington Stadium, Arlington, TX
Fri Aug 08 1980, 8:05 PM EDT
Att: 14,138 - Unknown


AB 39
R 8
H 13
RBI 8
BB 6
SO 7
LOB 24



Batter	1	2	3	4	5	6	7	8	9	AB	R	H	RBI	BB	SO	LOB	BOTTOM										
Mickey Rivers, L OBP: 0.340, SLG: 0.409 (1, 8)	0-3 K		0-0 1-3			0-0 FC4-6 BB 1B		0-0 4-3		4	0	1	0	0	1	1											
Bump Wills, S OBP: 0.316, SLG: 0.347 (1, 4)	0-3 K			0-3 K		4-0 FC4-6 BB		0-0 4-3		3	0	0	0	1	2	0											
Al Oliver, L OBP: 0.358, SLG: 0.444 (1, 7)	0-0 6-3					0-0 FC4-6 G6-4-3 1-2 2-3 1B		0-0 G6-4-3 1B		4	0	2	0	0	0	2											
Buddy Bell, R OBP: 0.380, SLG: 0.501 (1, 5)		0-0 F8		0-3 K		0-0 G6-4-3 1-2		0-0 G6-4-3 1-2		4	0	0	0	0	1	4											
Rusty Staub, L OBP: 0.388, SLG: 0.465 (1, 9)		0-0 F6		0-0 F7		0-0 FC6-4 1B		0-0 BB		3	0	1	0	1	0	1											
Richie Zisk, R OBP: 0.333, SLG: 0.471 (1, 10)		0-0 F4				0-0 1B		0-3 K		4	0	1	0	0	2	2											
Pat Putnam, L OBP: 0.333, SLG: 0.418 (1, 3)			4-0 FC6-4 BB		0-3 K		0-0 F8			2	0	0	0	1	1	2											
Jim Sundberg, R OBP: 0.346, SLG: 0.384 (1, 2)			0-0 FC6-4 FC6-4 1-2		0-0 F8		0-0 FC6-4 1-2			3	0	0	0	0	0	3											
Pepe Frias, R OBP: 0.245, SLG: 0.273 Johnny Grubb, L (5, PH) OBP: 0.398, SLG: 0.413 Dave Roberts, R OBP: 0.299, SLG: 0.383 (6, 6)			0-0 FC6-4 1-2		0-0 5-3		0-0 5-3			1	0	0	0	0	0	1											
Inning Stats	R: 0 E: 0 K: 2 S: 7	H: 0 LOB: 0 BB: 0 P: 7	R: 0 E: 0 K: 0 S: 3	H: 0 LOB: 0 BB: 0 P: 3	R: 0 E: 0 K: 2 S: 8	H: 1 LOB: 1 BB: 0 P: 8	R: 0 E: 0 K: 0 S: 3	H: 1 LOB: 1 BB: 1 P: 7	R: 0 E: 0 K: 0 S: 3	H: 1 LOB: 1 BB: 0 P: 6	R: 0 E: 0 K: 0 S: 6	H: 1 LOB: 1 BB: 0 P: 6	R: 0 E: 0 K: 0 S: 3	H: 0 LOB: 0 BB: 0 P: 3	R: 0 E: 0 K: 1 S: 5	H: 1 LOB: 1 BB: 1 P: 9	1B: 5 2B: 0 3B: 0 HR: 0	SF: 0 SAC: 0 DP: 2 HBP: 0	WP: 0 PB: 0 SB: 0 CS: 0	PA: 33							
PITCHER	IP	WLS	BF	H	R	ER	SO	BB	IBB	HBP	BLK	WP	HR	S	P	ERA	WHIP										
Dan Petry, R ERA: 3.33 (1, 1)	9.0	W	33	5	0	0	7	3	0	0	0	0	0	44	56	0.00	0.889										

Detroit Tigers @ Texas Rangers
Arlington Stadium, Arlington, TX
Fri Aug 08 1980, 8:05 PM EDT
Att: 14,138 - Unknown

AB 30
R 0
H 5
RBI 0
BB 3
SO 7
LOB 17



Batter	1	2	3	4	5	6	7	8	9	10	AB	R	H	RBI	BB	SO	LOB	TOP
Jim Lentine, R OBP: 0.348, SLG: 0.355 (1, 8)	E6 FC3 BB BB		K		5-3		5-3 E 1B 2B 2-H		K		5	2	1	1	0	2	0	
Alan Trammell, R OBP: 0.396, SLG: 0.479 Lou Whitaker, L OBP: 0.349, SLG: 0.281 (1, 6) (7, 4)	4-0 BB E BB G5-2-3 1-2		CS BB		5-3		E5 1B 2-3		F7		2	0	0	0	2	0	1	
Steve Kemp, L OBP: 0.396, SLG: 0.456 (1, 7)	0-0 FC3 G5-2-3 BB 1-2 2-3		1B		4-3		0-0 1B 3-H		2B		5	0	3	1	0	0	2	
John Wockenfuss, R OBP: 0.367, SLG: 0.421 Tim Corcoran, L OBP: 0.276, SLG: 0.209 (1, 3) (8, 3)	4-0 G5-2-3 BB 1-2 2-3 3-H		1B		1-3		K		1-3		3	0	1	1	1	1	0	
Lance Parrish, R OBP: 0.327, SLG: 0.520 (1, 10)	0-0 G5-2-3 1-2 2-3 3-H		K		5-3		5-3		2B		5	0	1	0	0	1	6	
Al Cowens, R OBP: 0.339, SLG: 0.351 (1, 9)	0-0 5-3				0-0 1B		6-3		K		4	0	1	0	0	1	3	
Tom Brookens, R OBP: 0.309, SLG: 0.370 (1, 5)			F8		K		0-0 SH3-4 2B 1B		K		4	1	1	0	0	2	2	
Duffy Dyer, R OBP: 0.224, SLG: 0.333 (1, 2)			F8		L5		0-0 SH3-4 1-2		K		3	0	0	0	0	1	1	
Sian Papi, R OBP: 0.288, SLG: 0.413 Mark Wagner, R OBP: 0.241, SLG: 0.185 (1, 4) (7, 6)			5-3		K		0-3 K		K		3	0	0	0	0	2	2	
											1	0	0	0	0	1	0	
Inning Stats	R: 1 E: 2 K: 0 S: 4	H: 0 LOB: 2 BB: 2 P: 12	R: 0 E: 0 K: 0 S: 3	H: 0 LOB: 0 BB: 0 P: 3	R: 0 E: 0 K: 2 S: 8	H: 2 LOB: 2 BB: 1 P: 8	R: 0 E: 0 K: 1 S: 5	H: 0 LOB: 0 BB: 0 P: 5	R: 0 E: 0 K: 1 S: 8	H: 1 LOB: 1 BB: 0 P: 8	R: 0 E: 0 K: 3 S: 9	H: 0 LOB: 0 BB: 0 P: 9	R: 0 E: 0 K: 0 S: 4	H: 1 LOB: 1 BB: 0 P: 4	1B: 5 2B: 3 3B: 0 HR: 0	SF: 0 SAC: 1 DP: 1 HBP: 0	WP: 0 PB: 0 SB: 0 CS: 1	PA: 41
PITCHER	IP 7.1	WLS 32	H 7	R 3	ER 1	SO 6	BB 3	IBB 0	HBP 0	BLK 0	WP 0	HR 0	S 41	P 53	ERA 1.23	WHIP 1.364		
PITCHER	IP 8.1	WLS 9	H 1	R 0	ER 0	SO 5	BB 0	IBB 0	HBP 0	BLK 0	WP 0	HR 0	S 19	P 19	ERA 0.00	WHIP 0.375		

Detroit Tigers @ Texas Rangers
Arlington Stadium, Arlington, TX
Sat Aug 09 1980, 8:05 PM EDT
Att: 19,021 - Unknown

AB	37
R	3
H	8
RBI	3
BB	3
SO	11
LOB	18



Batter	1	2	3	4	5	6	7	8	9	10	AB	R	H	RBI	BB	SO	LOB	BOTTOM		
Mickey Rivers, L OBP: 0.340, SLG: 0.411 (1, 8)	F3		1B 2B		F8		6-3		1-3 2-H 3-H 1B		5	0	2	2	0	0	0			
Bump Wills, S OBP: 0.313, SLG: 0.343 (1, 4)	F9		5-3		F7		F8		F3		5	0	0	0	0	0	4			
Al Oliver, L OBP: 0.356, SLG: 0.442 (1, 7)	0-0 1B		F6		4-3		K		F7		5	0	1	0	0	1	1			
Buddy Bell, R OBP: 0.363, SLG: 0.503 (1, 5) (10, 6)	F7		2-3 1B		F9		F9		F9 1B 2B 1B		5	2	3	0	0	0	1			
Richie Zisk, R OBP: 0.337, SLG: 0.473 (1, 10)			1B 1B		F3		F9		2B 1B 1-2 1B		5	1	3	0	0	0	2			
John Ellis, R OBP: 0.284, SLG: 0.296 Pat Putnam, L OBP: 0.334, SLG: 0.417 (1, 3) (9, PH) (10, 5)			K		5-3		F8		F9 2-3		3	0	0	0	0	1	1			
Rusty Staub, L OBP: 0.389, SLG: 0.470 Bill Sample, R OBP: 0.302, SLG: 0.259 (1, 9) (9, PR) (10, 9)			K		F8		L7		1B 2B 1-3 3-H		4	0	2	1	0	0	0			
Johnny Grubb, L OBP: 0.395, SLG: 0.413 (10, PH)			1-2 1B		5-3		1B		1B 2B 3-H		0	0	0	1	0	0	0			
Jim Sundberg, R OBP: 0.345, SLG: 0.382 (1, 2)	F4				5-3		1B		K		4	0	1	0	0	1	4			
Pepe Frias, R OBP: 0.245, SLG: 0.273 Dave Roberts, R OBP: 0.292, SLG: 0.373 (1, 6) (2, PH) (3, 6)			K				F4		1B BB		0	0	0	0	0	0	0			
Jim Norris, L OBP: 0.338, SLG: 0.284 (9, PH) (10, 3)					K						3	0	0	0	0	2	3			
											0	0	0	0	1	0	0			
Inning Stats	R: 0 E: 0 K: 0 S: 4	H: 1 LOB: 1 BB: 4 P: 4	R: 0 E: 0 K: 2 S: 9	H: 2 LOB: 2 BB: 0 P: 9	R: 0 E: 0 K: 0 S: 5	H: 2 LOB: 2 BB: 0 P: 5	R: 0 E: 0 K: 0 S: 3	H: 0 LOB: 0 BB: 0 P: 3	R: 0 E: 0 K: 1 S: 5	H: 1 LOB: 1 BB: 0 P: 4	R: 0 E: 0 K: 1 S: 5	H: 0 LOB: 0 BB: 0 P: 5	R: 3 E: 0 K: 1 S: 9	H: 4 LOB: 3 BB: 13 P: 13	R: 1 E: 0 K: 0 S: 4	H: 2 LOB: 2 BB: 1 P: 8	1B: 10 2B: 2 3B: 0 HR: 0	SF: 1 SAC: 0 DP: 0 HBP: 0	WP: 0 PB: 0 SB: 0 CS: 0	PA: 43
PITCHER	IP 8.0	WLS 8	H 2	R 2	ER 2	SO 4	BB 0	IBB 0	HBP 0	BLK 0	WP 0	HR 0	S 40	P 40	ERA 2.25	WHIP 1.000				
PITCHER	IP 9.1	WLS 11	H 4	R 2	ER 2	SO 1	BB 1	IBB 1	HBP 0	BLK 0	WP 0	HR 0	S 11	P 19	ERA 10.80	WHIP 3.000				

Detroit Tigers @ Texas Rangers
Arlington Stadium, Arlington, TX
Sat Aug 09 1980, 8:05 PM EDT
Att: 19,021 - Unknown


AB	40
R	4
H	12
RBI	4
BB	2
SO	5
LOB	18



Batter	1	2	3	4	5	6	7	8	9	AB	R	H	RBI	BB	SO	LOB	TOP			
Rick Peters, S (1, 8) OBP: 0.376, SLG: 0.394	1-0 CS HBP		0-0 1B		0-3 K			0-0 3-1 E SF9 1B		3	1	2	0	0	1	0				
Lou Whitaker, L (1, 4) OBP: 0.347, SLG: 0.280	0-0 L7		0-0 FC6 1B			0-0 F7		0-0 E4 SF9 3-1		4	0	1	0	0	0	2				
Steve Kemp, L (1, 10) OBP: 0.397, SLG: 0.456	0-0 1B		0-0 FC6 1-2			0-0 G4-6-3 1B		0-0 3-1 1-2 2-3		4	0	2	0	0	0	5				
Richie Hebner, L (1, 3) OBP: 0.356, SLG: 0.454		0-0 F8		4-0 FC6-4 BB		0-0 G4-6-3 1-2		0-0 SF9 2-3 3-H		2	0	0	1	1	0	1				
Champ Summers, L (1, 7) OBP: 0.399, SLG: 0.513		0-3 K		0-0 FC6-4 FC5-4 1-2			0-3 K	0-0 F8		4	0	0	0	0	2	2				
Lance Parrish, R (1, 2) OBP: 0.327, SLG: 0.525		0-0 6-3		0-0 FC5-4 1-2			0-3 K		0-0 HR	4	1	1	1	0	1	1				
Al Cowens, R (1, 9) OBP: 0.338, SLG: 0.350			0-3 K	0-3 K			0-0 1B 1B	0-0 4-3		4	0	1	0	0	2	1				
Tom Brookens, R (1, 5) OBP: 0.308, SLG: 0.368			0-0 L9		0-3 K		0-0 1B 1-3	0-0 1-3		4	0	1	0	0	1	0				
Mark Wagner, R (1, 6) OBP: 0.250, SLG: 0.200			0-0 1B 1B		0-0 4-3		0-0 F7	0-0 4-3		3	0	1	0	0	0	2				
Tim Corcoran, L (9, PH) OBP: 0.273, SLG: 0.206										1	0	0	0	0	0	0				
Inning Stats	R: 0 E: 0 K: 0 S: 2	H: 1 LOB: 1 BB: 0 P: 3	R: 0 E: 0 K: 1 S: 5	H: 0 LOB: 0 BB: 0 P: 5	R: 0 E: 0 K: 1 S: 8	H: 3 LOB: 3 BB: 0 P: 8	R: 0 E: 0 K: 1 S: 5	H: 0 LOB: 1 BB: 1 P: 9	R: 0 E: 0 K: 2 S: 7	H: 0 LOB: 0 BB: 0 P: 7	R: 0 E: 0 K: 2 S: 9	H: 2 LOB: 2 BB: 0 P: 9	R: 1 E: 1 K: 0 S: 5	H: 1 LOB: 1 BB: 0 P: 5	R: 1 E: 0 K: 0 S: 4	H: 1 LOB: 0 BB: 0 P: 4	1B: 8 2B: 0 3B: 0 HR: 1	SF: 1 SAC: 0 DP: 1 HBP: 1	WP: 0 PB: 0 SB: 0 CS: 1	PA: 36
PITCHER	IP	WLS	BF	H	R	ER	SO	BB	IBB	HBP	BLK	WP	HR	S	P	ERA	WHIP			
Gaylord Perry, R (1, 1) ERA: 3.43	8.0	W	33	9	2	1	7	1	0	1	0	0	1	45	50	1.12	1.250			
Danny Darwin, R (9, 1) ERA: 2.22	1.0	S	3	0	0	0	0	0	0	0	0	0	0	3	3	0.00	0.000			

Detroit Tigers @ Texas Rangers
Arlington Stadium, Arlington, TX
Sun Aug 10 1980, 8:05 PM EDT
Att: 11,752 - Unknown


AB	33
R	2
H	9
RBI	2
BB	1
SO	7
LOB	14



Batter	1	2	3	4	5	6	7	8	9	AB	R	H	RBI	BB	SO	LOB	BOTTOM			
Jim Norris, L (1, 8) OBP: 0.336, SLG: 0.283	0-0 4-3 1B	0-0 G4-6-3 1-2		0-0 1-3			0-0 F8			4	0	1	0	0	0	1				
Bump Wills, S (1, 4) OBP: 0.312, SLG: 0.342	0-0 4-3 1-2		0-0 1-3		0-0 6-3		0-0 1B			4	0	1	0	0	0	1				
Al Oliver, L (1, 7) OBP: 0.356, SLG: 0.440	0-0 1-3		0-0 3B 1B		0-0 1-3		0-0 4-3			4	1	1	0	0	0	2				
Buddy Bell, R (1, 5) OBP: 0.381, SLG: 0.506	0-3 K		0-0 3B 1-3		0-0 5-3		0-0 6-3			4	0	1	1	0	1	1				
Rusty Staub, L (1, 9) OBP: 0.387, SLG: 0.464		4-0 2B BB	0-0 5-3			0-0 3-1		0-0 F7		3	1	0	0	1	0	1				
Mickey Rivers, L (9, 8) OBP: 0.340, SLG: 0.411			0-0 2B 1B		4-0 IBB		0-0 FC4-6 1B	0-0 F4		0	0	0	0	0	0	0				
Richie Zisk, R (1, 10) OBP: 0.342, SLG: 0.475		0-0 2B 1B	0-0 1B		0-0 IBB		0-0 FC4-6 1B			3	1	2	0	1	0	0				
Pat Putnam, L (1, 3) OBP: 0.334, SLG: 0.419		0-0 1B 2B	0-0 K		0-3 K		0-0 FC4-6 1-2			3	1	1	1	0	1	3				
Jim Sundberg, R (1, 2) OBP: 0.345, SLG: 0.382		0-0 G4-6-3 2H 3-H	0-0 1B		0-0 F9		0-3 K			3	0	1	2	0	1	1				
Pepe Frias, R (1, 6) OBP: 0.240, SLG: 0.267		0-0 B1		0-0 4-3			0-0 F8			3	0	0	0	0	0	1				
Inning Stats	R: 0 E: 0 K: 1 S: 6	H: 1 LOB: 1 BB: 0 P: 6	R: 3 E: 0 K: 0 S: 5	H: 3 LOB: 0 BB: 1 P: 9	R: 1 E: 0 K: 1 S: 7	H: 2 LOB: 1 BB: 1 P: 11	R: 0 E: 0 K: 0 S: 3	H: 0 LOB: 0 BB: 0 P: 3	R: 0 E: 0 K: 1 S: 6	H: 1 LOB: 1 BB: 0 P: 6	R: 0 E: 0 K: 0 S: 4	H: 1 LOB: 1 BB: 0 P: 4	R: 0 E: 0 K: 0 S: 3	H: 0 LOB: 0 BB: 0 P: 3	1B: 6 2B: 1 3B: 1 HR: 0	SF: 0 SAC: 0 DP: 1 HBP: 0	WP: 0 PB: 0 SB: 0 CS: 0	PA: 33		
PITCHER	IP	WLS	BF	H	R	ER	SO	BB	IBB	HBP	BLK	WP	HR	S	P	ERA	WHIP			
Roger Weaver, R (1, 1) ERA: 2.51	2.1	L	13	6	4	4	1	1	0	0	0	0	0	14	18	15.43	3.000			
Pat Underwood, L (3, 1) ERA: 3.93	5.2		20	2	0	0	2	0	1	0	0	0	0	23	27	0.00	0.353			

Detroit Tigers @ Texas Rangers
Arlington Stadium, Arlington, TX
Sun Aug 10 1980, 8:05 PM EDT
Att: 11,752 - Unknown

AB	31
R	4
H	8
RBI	4
BB	2
SO	3
LOB	11



Batter	1	2	3	4	5	6	7	8	9	AB	R	H	RBI	BB	SO	LOB	TOP			
Rick Burleson, R OBP: 0.340, SLG: 0.374 (1, 6)										5	0	2	0	0	0	1	Boston Red Sox @ Detroit Tigers Tiger Stadium, Detroit, MI Wed Aug 13 1980, 7:05 PM EDT Att: 24,565 - Unknown			
Dave Stapleton, R OBP: 0.323, SLG: 0.465 (1, 4)										5	0	2	0	0	0	1				
Fred Lynn, L OBP: 0.400, SLG: 0.512 (1, 8)										4	0	0	0	1	1	3				
Tony Perez, R OBP: 0.313, SLG: 0.469 (1, 3)										5	1	2	0	0	0	4				
Carlton Fisk, R OBP: 0.355, SLG: 0.486 (1, 2)										4	0	1	0	1	2	4				
Carl Yastrzemski, L OBP: 0.346, SLG: 0.449 (1, 7)										3	0	2	0	0	0	1				
Jim Dwyer, L OBP: 0.373, SLG: 0.454 (8, PH)										2	0	1	1	1	0	2				
Dwight Evans, R OBP: 0.338, SLG: 0.464 (8, 9)										4	0	0	0	0	1	9				
Butch Hobson, R OBP: 0.285, SLG: 0.365 (1, 10)										3	0	1	0	0	2	4				
Glenn Hoffman, R OBP: 0.315, SLG: 0.408 (8, PH)										1	0	0	0	0	1	3				
Gary Hancock, L OBP: 0.190, SLG: 0.220 (8, 9)										0	0	0	0	0	0	0				
Gary Allenson, R OBP: 0.468, SLG: 0.481 (8, 5)										0	0	0	0	0	0	0				
Inning Stats	R: 0 E: 0 K: 0 S: 3	H: 1 LOB: 0 BB: 0 P: 3	R: 1 E: 0 K: 2 S: 10	H: 3 LOB: 2 BB: 0 P: 10	R: 0 E: 0 K: 0 S: 4	H: 1 LOB: 2 BB: 1 P: 4	R: 0 E: 1 K: 1 S: 6	H: 0 LOB: 0 BB: 0 P: 10	R: 0 E: 0 K: 0 S: 4	H: 1 LOB: 2 BB: 1 P: 8	R: 0 E: 1 K: 0 S: 4	H: 1 LOB: 1 BB: 0 P: 4	R: 0 E: 2 K: 3 S: 12	H: 1 LOB: 3 BB: 0 P: 12	R: 0 E: 0 K: 1 S: 6	H: 2 LOB: 2 BB: 1 P: 10	1B: 8 2B: 5 3B: 0 HR: 0	SF: 0 SAC: 1 DP: 3 HBP: 0	WP: 0 PB: 0 SB: 0 CS: 0	PA: 41
PITCHER	IP	WLS	BF	H	R	ER	SO	BB	IBB	HBP	BLK	WP	HR	S	P	ERA	WHIP			
Dan Petry, R ERA: 3.22 (1, 1)	7.0	W	32	9	1	1	4	1	1	0	0	0	0	38	46	1.29	1.429			
Pat Underwood, L ERA: 3.53 (8, 1)	0.0		1	0	0	0	0	0	0	0	0	0	0	1	1	∞	∞			
Aurelio Lopez, R ERA: 3.25 (8, 1)	2.0	S	8	2	0	0	4	0	1	0	0	0	0	15	19	0.00	1.000			

AB	37
R	1
H	11
RBI	1
BB	3
SO	8
LOB	35



Batter	1	2	3	4	5	6	7	8	9	AB	R	H	RBI	BB	SO	LOB	BOTTOM			
Rick Peters, S OBP: 0.377, SLG: 0.391 (1, 8)										4	0	1	0	0	1	1	Boston Red Sox @ Detroit Tigers Tiger Stadium, Detroit, MI Wed Aug 13 1980, 7:05 PM EDT Att: 24,565 - Unknown			
Tom Brookens, R OBP: 0.308, SLG: 0.371 (1, 5)										3	0	0	0	1	0	2				
Steve Kemp, L OBP: 0.397, SLG: 0.452 (1, 10)										4	1	2	0	0	0	2				
John Wockenfuss, R OBP: 0.392, SLG: 0.471 (1, 7)										3	1	0	0	0	0	2				
Jack Morris, R (8, FR)										0	0	0	0	0	0	0				
Tim Corcoran, L OBP: 0.266, SLG: 0.200 (9, 3)										0	0	0	0	0	0	0				
Lance Parrish, R OBP: 0.327, SLG: 0.518 (1, 2)										3	0	0	0	1	0	1				
Richie Hebner, L OBP: 0.359, SLG: 0.463 (1, 3)										1	0	0	0	0	1	0				
Jim Lentine, R OBP: 0.345, SLG: 0.347 (3, 7)										3	0	0	0	0	0	4				
Al Cowens, R OBP: 0.331, SLG: 0.342 (1, 9)										3	0	0	1	0	0	2				
Mark Wagner, R OBP: 0.357, SLG: 0.316 (1, 6)										1	0	1	1	2	0	0				
Lou Whitaker, L OBP: 0.342, SLG: 0.278 (1, 4)										2	0	0	0	1	3					
Inning Stats	R: 0 E: 0 K: 0 S: 4	H: 1 LOB: 1 BB: 0 P: 4	R: 0 E: 0 K: 1 S: 5	H: 0 LOB: 0 BB: 0 P: 5	R: 0 E: 0 K: 0 S: 3	H: 0 LOB: 0 BB: 2 P: 11	R: 0 E: 0 K: 0 S: 3	H: 0 LOB: 0 BB: 0 P: 3	R: 0 E: 0 K: 0 S: 6	H: 1 LOB: 2 BB: 1 P: 10	R: 2 E: 1 K: 0 S: 6	H: 2 LOB: 2 BB: 1 P: 10	R: 0 E: 0 K: 1 S: 5	H: 0 LOB: 0 BB: 0 P: 5	R: 0 E: 0 K: 0 S: 2	H: 0 LOB: 1 BB: 0 P: 3	1B: 4 2B: 0 3B: 0 HR: 0	SF: 0 SAC: 1 DP: 1 HBP: 1	WP: 0 PB: 0 SB: 0 CS: 0	PA: 33
PITCHER	IP	WLS	BF	H	R	ER	SO	BB	IBB	HBP	BLK	WP	HR	S	P	ERA	WHIP			
John Tudor, L ERA: 2.27 (1, 1)	6.0	L	27	4	2	0	2	3	1	0	0	0	0	27	43	0.00	1.167			
Dick Drago, R ERA: 4.71 (7, 1)	2.0		6	0	0	0	1	0	0	1	0	0	0	7	8	0.00	0.000			

AB	27
R	2
H	4
RBI	2
BB	4
SO	3
LOB	17



Batter	1	2	3	4	5	6	7	8	9	AB	R	H	RBI	BB	SO	LOB	TOP		
Rick Burleson, R OBP: 0.341, SLG: 0.374 (1, 6)										3	1	1	0	1	0	1	Boston Red Sox @ Detroit Tigers Tiger Stadium, Detroit, MI Thu Aug 14, 1980, 7:05 PM EDT Att: 25,579 - Unknown - 76 F		
Dave Stapleton, R OBP: 0.321, SLG: 0.465 (1, 4)										4	0	1	0	0	0	3			
Fred Lynn, L OBP: 0.399, SLG: 0.509 (1, 8)										4	1	1	0	0	1	2			
Tony Perez, R OBP: 0.314, SLG: 0.475 (1, 3)										3	1	1	3	1	1	0			
Carlton Fisk, R OBP: 0.357, SLG: 0.488 (1, 2)										3	0	1	0	0	1	0			
Jim Rice, R OBP: 0.301, SLG: 0.453 (1, 7)										3	0	1	0	1	1	0			
Butch Hobson, R OBP: 0.281, SLG: 0.360 (1, 10)										4	0	0	0	0	0	5			
Dwight Evans, R OBP: 0.334, SLG: 0.458 (1, 9)										4	0	0	0	0	0	2			
Glenn Hoffman, R OBP: 0.315, SLG: 0.406 (1, 5)										3	0	1	0	0	0	0			
Inning Stats	R: 3 E: 0 K: 1 S: 7	H: 2 LOB: 0 BB: 1 P: 11	R: 0 E: 0 K: 0 S: 3	H: 0 LOB: 0 BB: 0 P: 3	R: 0 E: 0 K: 1 S: 3	H: 1 LOB: 1 BB: 1 P: 9	R: 0 E: 0 K: 0 S: 4	H: 0 LOB: 0 BB: 0 P: 7	R: 0 E: 0 K: 0 S: 3	H: 0 LOB: 0 BB: 0 P: 3	R: 0 E: 0 K: 0 S: 4	H: 1 LOB: 1 BB: 1 P: 4	R: 0 E: 0 K: 0 S: 3	H: 1 LOB: 2 BB: 1 P: 8	1B: 4 2B: 3 3B: 0 HR: 1	SF: 0 SAC: 0 DP: 3 HBP: 1	WP: 1 PA: 35 PB: 0 SB: 0 CS: 0		
PITCHER	IP	WLS	BF	H	R	ER	SO	BB	IBB	HBP	BLK	WP	HR	S	P	ERA	WHIP		
Dan Schatzeder, L ERA: 4.32 (1, 1)	8.0	L	31	6	3	3	4	2	1	0	0	0	1	36	48	3.38	1.000		
Dave Rozema, R ERA: 4.41 (9, 1)	1.0		4	1	0	0	0	0	0	1	0	1	0	3	4	0.00	1.000		

Batter	1	2	3	4	5	6	7	8	9	AB	R	H	RBI	BB	SO	LOB	BOTTOM		
Rick Peters, S OBP: 0.375, SLG: 0.389 (1, 8)										4	0	1	0	0	0	0	Boston Red Sox @ Detroit Tigers Tiger Stadium, Detroit, MI Thu Aug 14, 1980, 7:05 PM EDT Att: 25,579 - Unknown - 76 F		
Lou Whitaker, L OBP: 0.341, SLG: 0.277 (1, 4)										4	0	1	0	0	0	0			
Steve Kemp, L OBP: 0.396, SLG: 0.458 (1, 10)										4	1	1	1	0	0	2			
Richie Hebner, L OBP: 0.355, SLG: 0.457 (1, 3)										4	0	0	0	0	2	2			
Champ Summers, L OBP: 0.391, SLG: 0.512 (1, 7)										4	0	0	0	0	0	0			
Lance Parrish, R OBP: 0.326, SLG: 0.515 (1, 2)										4	0	1	0	0	0	1			
Al Cowens, R OBP: 0.331, SLG: 0.342 (1, 9)										3	0	1	0	0	0	1			
Tom Brookens, R OBP: 0.308, SLG: 0.369 (1, 5)										2	0	0	0	1	0	1			
Mark Wagner, R OBP: 0.341, SLG: 0.300 (1, 6)										2	0	0	0	0	0	0			
Tim Corcoran, L ERA: 2.09 (7, PH)										0	0	0	0	0	0	0			
John Wockenfuss, R OBP: 0.391, SLG: 0.468 (7, PH)										1	0	0	0	0	0	2			
Stan Papi, R OBP: 0.288, SLG: 0.413 (8, 6)										0	0	0	0	0	0	0			
Inning Stats	R: 1 E: 0 K: 1 S: 6	H: 1 LOB: 0 BB: 0 P: 6	R: 0 E: 0 K: 0 S: 4	H: 1 LOB: 1 BB: 0 P: 4	R: 0 E: 0 K: 0 S: 5	H: 2 LOB: 2 BB: 0 P: 5	R: 0 E: 0 K: 0 S: 3	H: 0 LOB: 0 BB: 0 P: 3	R: 0 E: 0 K: 0 S: 4	H: 1 LOB: 2 BB: 1 P: 8	R: 0 E: 0 K: 0 S: 3	H: 0 LOB: 0 BB: 0 P: 3	R: 0 E: 1 K: 1 S: 5	H: 0 LOB: 0 BB: 0 P: 5	1B: 4 2B: 0 3B: 0 HR: 1	SF: 0 SAC: 0 DP: 1 HBP: 0	WP: 0 PA: 33 PB: 0 SB: 0 CS: 0		
PITCHER	IP	WLS	BF	H	R	ER	SO	BB	IBB	HBP	BLK	WP	HR	S	P	ERA	WHIP		
Steve Renko, R ERA: 3.61 (1, 1)	6.2	W	26	5	1	1	1	1	0	0	0	0	0	27	31	1.35	0.900		
Tom Burgmeier, L ERA: 2.09 (7, 1)	1.2		6	0	0	0	1	0	0	0	0	0	0	8	8	0.00	0.000		
Bob Stanley, R ERA: 3.64 (9, 1)	0.2	S	1	0	0	0	0	0	0	0	0	0	0	1	1	0.00	0.000		

Batter	1	2	3	4	5	6	7	8	9	AB	R	H	RBI	BB	SO	LOB	TOP					
Mickey Rivers, L OBP: 0.338, SLG: 0.413 Jim Norris, L OBP: 0.340, SLG: 0.285	6-3	F5		4-3		2H 3H 2B			6-3	4	0	1	2	0	0	1						
Bump Wills, S OBP: 0.310, SLG: 0.337	1B		B2		F3		F8		G3	5	1	1	0	0	0	0						
Al Oliver, L OBP: 0.345, SLG: 0.426	1B		4-3		K		G3		F5	5	1	1	0	0	1	0						
Buddy Bell, R OBP: 0.381, SLG: 0.509	1B		F9							4	0	3	1	0	0	0						
Richie Zisk, R OBP: 0.341, SLG: 0.468	1B				F9		F6		L7	4	0	1	1	0	0	2						
John Ellis, R OBP: 0.284, SLG: 0.291 Pat Putnam, L OBP: 0.331, SLG: 0.415	F4				E5		F8		HBP	3	1	0	0	0	0	2						
Bill Sample, R OBP: 0.306, SLG: 0.265	F7				E9		F3		F6	4	1	1	1	0	0	3						
Jim Sundberg, R OBP: 0.344, SLG: 0.379		6-3					2B			2	1	1	1	1	0	0						
Pepe Frias, R OBP: 0.245, SLG: 0.277		F8			5-3				G6-4-3	4	1	1	0	0	0	3						
Inning Stats	R: 2 E: 0 K: 0 S: 7	H: 4 LOB: 2 BB: 0 P: 7	R: 0 E: 0 K: 0 S: 3	H: 0 LOB: 0 BB: 0 P: 3	R: 0 E: 0 K: 0 S: 3	H: 0 LOB: 0 BB: 0 P: 3	R: 2 E: 2 K: 0 S: 6	H: 2 LOB: 1 BB: 0 P: 6	R: 0 E: 0 K: 1 S: 6	H: 1 LOB: 1 BB: 0 P: 6	R: 2 E: 0 K: 0 S: 4	H: 2 LOB: 1 BB: 1 P: 8	R: 0 E: 0 K: 0 S: 4	H: 1 LOB: 0 BB: 0 P: 4	R: 0 E: 0 K: 0 S: 3	H: 1 LOB: 1 BB: 0 P: 4	R: 0 E: 0 K: 0 S: 3	H: 0 LOB: 0 BB: 0 P: 3	1B: 7 2B: 4 3B: 0 HR: 0	SF: 0 SAC: 0 DP: 1 HBP: 1	WP: 0 PB: 0 SB: 0 CS: 0	PA: 39
PITCHER	IP	WLS	BF	H	R	ER	SO	BB	IBB	HBP	BLK	WP	HR	S	P	ERA	WHIP					
Pat Underwood, L ERA: 4.08 Dave Rozema, R ERA: 4.29	(1, 1) (7, 1)	6.0 3.0	L 11	28 2	9 0	6 0	4 0	1 0	1 0	0 1	0 0	0 0	0 0	29 10	33 11	6.00 0.00	1.667 0.667					

Texas Rangers @ Detroit Tigers
Tiger Stadium, Detroit, MI
Fri Aug 15 1980, 7:05 PM EDT
Att: 30,247 - Unknown

AB	37
R	6
H	11
RBI	6
BB	1
SO	1
LOB	11



Batter	1	2	3	4	5	6	7	8	9	AB	R	H	RBI	BB	SO	LOB	BOTTOM						
Rick Peters, S OBP: 0.382, SLG: 0.394	1B		F4				4-3		G6-3	4	1	3	1	1	0	0							
Tom Brookens, R OBP: 0.313, SLG: 0.373	1B						1-2		1B	5	0	3	0	0	1	3							
Steve Kemp, L OBP: 0.394, SLG: 0.456	1B		F5				4-3			4	0	1	1	0	1	5							
John Wockenfuss, R OBP: 0.389, SLG: 0.465	K						5-3		K	4	0	1	0	0	2	3							
Lance Parrish, R OBP: 0.323, SLG: 0.510		F8			F7		F9		F8	4	0	0	0	0	0	1							
Al Cowens, R OBP: 0.332, SLG: 0.344					FC6-4		E1		F8	4	0	2	0	0	0	1							
Jim Lentine, R OBP: 0.342, SLG: 0.344					K		5-3			4	0	1	0	0	1	3							
Mark Wagner, R OBP: 0.333, SLG: 0.295		F4					F9		K	4	0	1	0	0	1	2							
Stan Papi, R OBP: 0.286, SLG: 0.418			5-3						K	4	1	1	0	0	1	1							
Inning Stats	R: 1 E: 0 K: 1 S: 6	H: 3 LOB: 0 BB: 0 P: 6	R: 0 E: 0 K: 0 S: 4	H: 1 LOB: 1 BB: 0 P: 4	R: 0 E: 0 K: 0 S: 4	H: 1 LOB: 1 BB: 0 P: 4	R: 0 E: 0 K: 1 S: 6	H: 1 LOB: 2 BB: 0 P: 6	R: 0 E: 0 K: 2 S: 8	H: 1 LOB: 1 BB: 1 P: 12	R: 0 E: 1 K: 0 S: 4	H: 1 LOB: 1 BB: 0 P: 4	R: 1 E: 0 K: 1 S: 8	H: 3 LOB: 2 BB: 0 P: 8	R: 0 E: 0 K: 1 S: 6	H: 1 LOB: 1 BB: 0 P: 6	R: 0 E: 0 K: 1 S: 5	H: 1 LOB: 0 BB: 0 P: 5	1B: 12 2B: 1 3B: 0 HR: 0	SF: 0 SAC: 0 DP: 1 HBP: 0	WP: 1 PB: 0 SB: 0 CS: 1	PA: 38	
PITCHER	IP	WLS	BF	H	R	ER	SO	BB	IBB	HBP	BLK	WP	HR	S	P	ERA	WHIP						
Jon Matlack, L ERA: 3.49	(1, 1)	9.0	W	38	13	2	2	7	1	0	0	0	1	0	51	55	2.00	1.556					

Texas Rangers @ Detroit Tigers
Tiger Stadium, Detroit, MI
Fri Aug 15 1980, 7:05 PM EDT
Att: 30,247 - Unknown

AB	37
R	2
H	13
RBI	2
BB	1
SO	7
LOB	19



Batter	1	2	3	4	5	6	7	8	9	AB	R	H	RBI	BB	SO	LOB	TOP										
Mickey Rivers, L OBP: 0.340, SLG: 0.420	L9	HR	FC4				FC4-6		L6	6	1	3	1	0	0	2											
Bump Wills, S OBP: 0.312, SLG: 0.338	1B	G3		F5			FC4-6		BB	5	2	2	1	1	0	1											
Al Oliver, L OBP: 0.346, SLG: 0.424	1B			K			L9		BB	4	1	1	0	1	1	3											
Jim Norris, L OBP: 0.345, SLG: 0.285	1B				F8				BB	0	1	0	0	1	0	0											
Buddy Bell, R OBP: 0.383, SLG: 0.512	G3	L4			F6				BB	6	1	3	3	0	0	4											
Rusty Staub, L OBP: 0.401, SLG: 0.482	G3			1B					5-3	4	4	3	2	2	0	1											
Pat Putnam, L OBP: 0.332, SLG: 0.414	G3			BB			K		HR	5	0	2	2	0	1	3											
Johnny Grubb, L OBP: 0.400, SLG: 0.414				BB						0	0	0	0	1	0	0											
Richie Zisk, R OBP: 0.342, SLG: 0.476				1B					F9	3	1	1	2	1	0	1											
Bill Sample, R OBP: 0.306, SLG: 0.265	IBB			BB			HR			0	0	0	0	0	0	0											
Dave Roberts, R OBP: 0.281, SLG: 0.354	F8			F9			L7		K	5	0	0	0	0	1	6											
Pepe Frias, R OBP: 0.238, SLG: 0.270		5-3		SF8			E5		F8	4	1	0	1	0	0	0											
Inning Stats	R: 2 E: 0 K: 0 S: 7	H: 4 LOB: 3 BB: 1 P: 11	R: 1 E: 0 K: 0 S: 4	H: 1 LOB: 1 BB: 1 P: 8	R: 1 E: 0 K: 0 S: 4	H: 1 LOB: 2 BB: 2 P: 12	R: 2 E: 0 K: 1 S: 8	H: 3 LOB: 1 BB: 0 P: 8	R: 1 E: 1 K: 0 S: 6	H: 2 LOB: 2 BB: 0 P: 6	R: 2 E: 0 K: 1 S: 6	H: 1 LOB: 1 BB: 1 P: 10	R: 0 E: 0 K: 0 S: 4	H: 1 LOB: 0 BB: 0 P: 4	R: 1 E: 0 K: 1 S: 6	H: 1 LOB: 0 BB: 0 P: 6	R: 2 E: 0 K: 0 S: 4	H: 1 LOB: 1 BB: 2 P: 12	1B: 10 2B: 2 3B: 0 HR: 3	SF: 1 SAC: 0 DP: 0 HBP: 0	WP: 0 PB: 0 SB: 0 CS: 0	PA: 50					
PITCHER	IP	WLS	BF	H	R	ER	SO	BB	IBB	HBP	BLK	WP	HR	S	P	ERA	WHIP										
Jack Morris, R ERA: 4.66	2.0	L	15	6	4	4	0	2	1	0	0	0	1	12	24	18.00	4.000										
Bruce Robbins, L ERA: 5.91	3.1		19	6	5	4	2	2	0	0	0	0	1	21	29	10.80	2.400										
Dave Rozema, R ERA: 4.22	1.2		6	1	0	0	0	0	0	0	0	0	0	6	6	0.00	0.600										
Aurelio Lopez, R ERA: 3.49	2.0		10	2	3	3	1	2	0	0	0	0	1	10	18	13.50	2.000										

Texas Rangers @ Detroit Tigers
Tiger Stadium, Detroit, MI
Sat Aug 16 1980, 3:33 AM EDT
Att: 33,868 - Unknown

AB 42
R 12
H 15
RBI 12
BB 7
SO 3
LOB 21



Batter	1	2	3	4	5	6	7	8	9	AB	R	H	RBI	BB	SO	LOB	BOTTOM										
Rick Peters, S OBP: 0.382, SLG: 0.390	K		F7		G4-6-3		BB		HR	3	1	0	0	2	1	1											
Tom Brookens, R OBP: 0.308, SLG: 0.367	F8		6-3				F3		K	5	0	0	0	0	2	2											
Steve Kemp, L OBP: 0.399, SLG: 0.475	3-1						HR		HR	3	2	2	3	2	0	0											
Richie Hebner, L OBP: 0.358, SLG: 0.458		6-3	F7				F8		E	4	1	2	0	1	0	1											
Champ Summers, L OBP: 0.388, SLG: 0.506		F5			F7		BB		E4	5	0	1	0	0	0	5											
Lance Parrish, R OBP: 0.322, SLG: 0.507							BB			4	0	1	0	0	1	1											
Duffy Dyer, R OBP: 0.217, SLG: 0.323		6-3			4-3		BB		K	1	0	0	0	0	1	2											
Al Cowens, R OBP: 0.334, SLG: 0.346					1-3		BB		4-3	3	1	1	1	1	0	0											
Mark Wagner, R OBP: 0.346, SLG: 0.313		E9					K		K	4	0	2	1	0	2	3											
Lou Whitaker, L OBP: 0.338, SLG: 0.274		F8					K		K	4	0	0	0	0	3	2											
Inning Stats	R: 0 E: 0 K: 1 S: 5	H: 0 LOB: 0 BB: 0 P: 5	R: 2 E: 1 K: 0 S: 6	H: 3 LOB: 1 BB: 0 P: 6	R: 0 E: 0 K: 0 S: 3	H: 0 LOB: 1 BB: 1 P: 7	R: 0 E: 0 K: 0 S: 3	H: 0 LOB: 0 BB: 0 P: 3	R: 0 E: 0 K: 1 S: 5	H: 1 LOB: 0 BB: 0 P: 5	R: 1 E: 0 K: 2 S: 8	H: 3 LOB: 3 BB: 1 P: 12	R: 0 E: 0 K: 2 S: 7	H: 0 LOB: 0 BB: 0 P: 7	R: 2 E: 1 K: 3 S: 12	H: 2 LOB: 2 BB: 1 P: 16	1B: 6 2B: 1 3B: 0 HR: 2	SF: 0 SAC: 0 DP: 1 HBP: 0	WP: 1 PB: 0 SB: 0 CS: 0	PA: 42							
PITCHER	IP	WLS	BF	H	R	ER	SO	BB	IBB	HBP	BLK	WP	HR	S	P	ERA	WHIP										
Ken Clay, R ERA: 4.76	5.2		25	7	3	3	2	2	0	0	0	0	1	27	35	4.76	1.588										
Danny Darwin, R ERA: 2.36	3.1	S	17	2	2	2	8	4	0	0	0	0	1	29	45	5.40	1.800										

Texas Rangers @ Detroit Tigers
Tiger Stadium, Detroit, MI
Sat Aug 16 1980, 3:33 AM EDT
Att: 33,868 - Unknown

AB 36
R 5
H 9
RBI 5
BB 6
SO 10
LOB 17



Batter	1	2	3	4	5	6	7	8	9	AB	R	H	RBI	BB	SO	LOB	TOP							
Mickey Rivers, L OBP: 0.337, SLG: 0.417 (1, 8)										5	1	1	0	0	0	4								
Bump Wills, S OBP: 0.315, SLG: 0.339 (1, 4)										3	2	1	1	1	0	2								
Al Oliver, L OBP: 0.353, SLG: 0.461 (1, 7)										4	3	3	4	1	0	2								
Buddy Bell, R OBP: 0.383, SLG: 0.505 (1, 5)										4	1	0	0	1	0	2								
Richie Zisk, R OBP: 0.344, SLG: 0.480 Bill Sample, R OBP: 0.306, SLG: 0.265 (9, PR)										5	0	2	0	0	2	3								
Pat Putnam, L OBP: 0.329, SLG: 0.413 (1, 3)										5	1	2	4	0	0	1								
Johnny Grubb, L OBP: 0.402, SLG: 0.408 (1, 9)										4	0	1	0	1	0	1								
Dave Roberts, R OBP: 0.292, SLG: 0.364 (1, 2)										5	2	3	1	0	0	0								
Pepe Frias, R OBP: 0.244, SLG: 0.275 (1, 6)										4	1	2	1	0	0	2								
Inning Stats	R: 3 E: 0 K: 1 S: 7	H: 2 LOB: 1 BB: 2 P: 15	R: 1 E: 1 K: 0 S: 5	H: 1 LOB: 2 BB: 1 P: 9	R: 0 E: 0 K: 0 S: 3	H: 0 LOB: 0 BB: 0 P: 3	R: 0 E: 0 K: 1 S: 3	H: 0 LOB: 0 BB: 0 P: 3	R: 1 E: 0 K: 1 S: 6	H: 1 LOB: 0 BB: 0 P: 6	R: 0 E: 0 K: 0 S: 3	H: 0 LOB: 0 BB: 0 P: 3	R: 3 E: 1 K: 0 S: 7	H: 4 LOB: 1 BB: 0 P: 7	R: 0 E: 0 K: 0 S: 5	H: 2 LOB: 2 BB: 0 P: 5	R: 4 E: 0 K: 0 S: 7	H: 5 LOB: 1 BB: 1 P: 11	1B: 10 2B: 2 3B: 0 HR: 3	SF: 1 SAC: 2 DP: 0 HBP: 0	WP: 0 PB: 0 SB: 1 CS: 0	PA: 46		
PITCHER	IP WLS BF H R ER SO BB IBB HBP BLK WP HR S P ERA WHIP	Milt Wilcox, R ERA: 4.15 Aurelio Lopez, R ERA: 3.74	7.0 L 33 8 8 7 2 1 2 0 0 0 2 34 46 9.00 1.286	2.0 L 13 7 4 4 0 1 0 0 0 0 1 12 16 18.00 4.000																				

Texas Rangers @ Detroit Tigers
Tiger Stadium, Detroit, MI
Sun Aug 17 1980, 3:38 AM EDT
Att: 42,117 - Unknown

AB 39
R 12
H 15
RBI 11
BB 4
SO 2
LOB 17



Batter	1	2	3	4	5	6	7	8	9	AB	R	H	RBI	BB	SO	LOB	BOTTOM						
Rick Peters, S OBP: 0.381, SLG: 0.384 (1, 8)										4	2	1	0	1	1	3							
Lou Whitaker, L OBP: 0.335, SLG: 0.270 (1, 4)										4	0	0	0	1	0	2							
Steve Kemp, L OBP: 0.400, SLG: 0.481 (1, 10)										4	1	2	1	1	0	1							
Richie Hebner, L OBP: 0.358, SLG: 0.463 (1, 3)										5	1	1	3	0	1	3							
Champ Summers, L OBP: 0.382, SLG: 0.496 Jim Lentine, R OBP: 0.347, SLG: 0.344 (8, 7)										3	0	0	0	0	1	0							
Lance Parrish, R OBP: 0.326, SLG: 0.514 (1, 2)										3	1	2	1	1	0	0							
Tim Corcoran, L OBP: 0.277, SLG: 0.219 (1, 9)										3	0	1	1	1	0	1							
Tom Brookens, R OBP: 0.303, SLG: 0.360 (1, 5)										4	0	0	0	0	0	3							
Mark Wagner, R OBP: 0.339, SLG: 0.296 (1, 6)										3	0	1	0	1	1	0							
Inning Stats	R: 0 E: 0 K: 0 S: 2	H: 0 LOB: 0 BB: 1 P: 6	R: 0 E: 0 K: 0 S: 4	H: 1 LOB: 2 BB: 1 P: 8	R: 0 E: 0 K: 0 S: 3	H: 0 LOB: 0 BB: 0 P: 3	R: 0 E: 0 K: 1 S: 4	H: 0 LOB: 0 BB: 1 P: 8	R: 0 E: 0 K: 1 S: 6	H: 1 LOB: 2 BB: 1 P: 10	R: 0 E: 0 K: 1 S: 5	H: 0 LOB: 0 BB: 0 P: 5	R: 1 E: 0 K: 0 S: 4	H: 1 LOB: 0 BB: 0 P: 4	R: 4 E: 0 K: 0 S: 6	H: 3 LOB: 1 BB: 2 P: 14	R: 1 E: 0 K: 1 S: 7	H: 2 LOB: 2 BB: 1 P: 11	1B: 5 2B: 1 3B: 1 HR: 1	SF: 0 SAC: 0 DP: 2 HBP: 0	WP: 0 PB: 1 SB: 0 CS: 0	PA: 40	
PITCHER	IP WLS BF H R ER SO BB IBB HBP BLK WP HR S P ERA WHIP	Doc Medich, R ERA: 3.96 Jim Kern, R ERA: 4.83 John Henry Johnson, L ERA: 2.66	7.2 W 32 5 5 4 3 6 0 0 0 0 0 1 32 56 4.70 1.435	1.0 L 7 3 1 1 1 1 0 0 0 0 0 0 8 12 9.00 4.000	0.1 L 1 0 0 0 0 0 0 0 0 0 0 0 1 1 0.00 0.000																		

Texas Rangers @ Detroit Tigers
Tiger Stadium, Detroit, MI
Sun Aug 17 1980, 3:38 AM EDT
Att: 42,117 - Unknown

AB 33
R 6
H 8
RBI 6
BB 7
SO 4
LOB 13



Batter	1	2	3	4	5	6	7	8	9	AB	R	H	RBI	BB	SO	LOB	TOP			
Rick Peters, S OBP: 0.375, SLG: 0.377 (1, 8)	F6	6-3			F8		5-3		5-3	5	0	0	0	0	0	1	Detroit Tigers @ Milwaukee Brewers Milwaukee County Stadium, Milwaukee, WI Mon Aug 18 1980, 8:05 PM EDT Att: 22,237 - Unknown - 78 F			
Alan Trammell, R OBP: 0.385, SLG: 0.420 Tom Brookens, R OBP: 0.305, SLG: 0.371 (1, 6) (8, 5)	F8		K		F8		F9		HR	4	0	1	0	0	1	0				
Steve Kemp, L OBP: 0.398, SLG: 0.477 (1, 7)	E4		4-3		FC6-4		F8		F8	5	0	1	0	0	0	0				
John Wockenfuss, R OBP: 0.381, SLG: 0.451 (1, 3) (8, 2)	FC5-4		5-3		K				K	3	0	0	0	1	2	2				
Lance Parrish, R OBP: 0.326, SLG: 0.518 Tim Corcoran, L OBP: 0.277, SLG: 0.219 (1, 2) (8, 3)	FC5-4			K2-3	FC6-4				HR	4	1	1	1	0	1	4				
Al Cowens, R OBP: 0.338, SLG: 0.348 (1, 9)		F2		HR					1B	4	1	2	0	0	0	0				
Duffy Dyer, R OBP: 0.219, SLG: 0.362 (1, 10)		6-3		HR					K	4	1	1	2	0	2	2				
Mark Wagner, R OBP: 0.333, SLG: 0.293 (1, 5) (8, 6)					F9				F2	4	1	1	0	0	0	2				
Lou Whitaker, L OBP: 0.335, SLG: 0.274 Stan Papi, R OBP: 0.276, SLG: 0.402 (1, 4) (8, 4)					F4				F6	3	0	1	1	0	1	1				
Inning Stats	R: 0 E: 1 K: 0 S: 4	H: 0 LOB: 2 BB: 1 P: 8	R: 1 E: 0 K: 0 S: 5	H: 2 LOB: 1 BB: 0 P: 5	R: 0 E: 0 K: 1 S: 5	H: 0 LOB: 0 BB: 0 P: 5	R: 2 E: 0 K: 1 S: 7	H: 2 LOB: 0 BB: 0 P: 7	R: 0 E: 0 K: 2 S: 8	H: 0 LOB: 1 BB: 0 P: 8	R: 0 E: 0 K: 0 S: 3	H: 0 LOB: 0 BB: 0 P: 3	R: 1 E: 0 K: 2 S: 9	H: 2 LOB: 1 BB: 0 P: 9	R: 1 E: 0 K: 0 S: 4	H: 1 LOB: 0 BB: 0 P: 4		1B: 5 2B: 1 3B: 0 HR: 3	SF: 0 SAC: 0 DP: 0 HBP: 0	WP: 0 PB: 0 SB: 0 CS: 0
PITCHER Bill Travers, L ERA: 3.23 (1, 1)	IP: 9.0 WLS: W BF: 39 H: 9 R: 5 ER: 5 SO: 7 BB: 1 IBB: 0 HBP: 0 BLK: 0 WP: 0 HR: 3 S: 52 P: 56 ERA: 5.00 WHIP: 1.111															PITCHER				

Batter	1	2	3	4	5	6	7	8	9	AB	R	H	RBI	BB	SO	LOB	BOTTOM			
Paul Molitor, R OBP: 0.379, SLG: 0.425 (1, 4)	1B		5-3		F8				5-3	4	1	0	0	1	1	1	Detroit Tigers @ Milwaukee Brewers Milwaukee County Stadium, Milwaukee, WI Mon Aug 18 1980, 8:05 PM EDT Att: 22,237 - Unknown - 78 F			
Robin Yount, R OBP: 0.321, SLG: 0.539 (1, 6)	S				F8				F8	5	1	3	0	0	0	0				
Cecil Cooper, L OBP: 0.389, SLG: 0.520 (1, 3)	SF8		G4-6-3		1B				1-3	3	2	1	1	1	0	1				
Gorman Thomas, R OBP: 0.305, SLG: 0.478 (1, 8)	K		G4-6-3		1B				5-3	4	2	1	4	0	1	2				
Ben Oglivie, L OBP: 0.368, SLG: 0.558 (1, 7)					FC				HR	2	2	1	1	2	0	1				
Sixto Lezcano, R OBP: 0.290, SLG: 0.403 (1, 9)	K				1B				K	4	1	2	2	0	2	2				
Dick Davis, R OBP: 0.287, SLG: 0.376 (1, 10)					E5				F9	4	1	0	1	0	0	3				
Jim Gantner, L OBP: 0.320, SLG: 0.353 (1, 5)					E1				F9	4	1	1	0	0	0	2				
Charlie Moore, R OBP: 0.341, SLG: 0.323 (1, 2)					4-3				4-3	3	1	0	1	1	1	0				
Inning Stats	R: 1 E: 0 K: 2 S: 8	H: 1 LOB: 2 BB: 2 P: 16	R: 0 E: 0 K: 1 S: 5	H: 0 LOB: 0 BB: 0 P: 5	R: 0 E: 0 K: 0 S: 3	H: 1 LOB: 0 BB: 0 P: 3	R: 5 E: 2 K: 0 S: 7	H: 2 LOB: 0 BB: 0 P: 8	R: 1 E: 0 K: 0 S: 5	H: 2 LOB: 2 BB: 1 P: 9	R: 5 E: 0 K: 2 S: 10	H: 3 LOB: 0 BB: 2 P: 18	R: 0 E: 0 K: 0 S: 3	H: 0 LOB: 0 BB: 0 P: 3	R: 0 E: 0 K: 0 S: 3	H: 0 LOB: 0 BB: 0 P: 3		1B: 6 2B: 1 3B: 0 HR: 2	SF: 1 SAC: 0 DP: 1 HBP: 1	WP: 1 PB: 0 SB: 1 CS: 0
PITCHER Dan Petry, R ERA: 3.69 Pat Underwood, L ERA: 4.06 (1, 1) (6, 1)	IP: 5.1 WLS: L BF: 31 H: 8 R: 11 ER: 9 SO: 4 BB: 2 IBB: 3 HBP: 1 BLK: 0 WP: 0 HR: 1 S: 33 P: 54 ERA: 15.19 WHIP: 1.875															PITCHER				

Batter	1	2	3	4	5	6	7	8	9	AB	R	H	RBI	BB	SO	LOB	TOP										
Rick Peters, S (1, 8) OBP: 0.375, SLG: 0.381	0-3 K		0-0 G3 1B 1-2 3B 1B		0-0 F8			0-0 FC1-5 2B	0-0 L1	5	1	2	0	0	1	2	Detroit Tigers @ Milwaukee Brewers Milwaukee County Stadium, Milwaukee, WI Tue Aug 19 1980, 8:05 PM EDT Att: 40,318 - Unknown - 82 F										
Alan Trammell, R (1, 6) OBP: 0.386, SLG: 0.420	0-3 K		0-0 G3 3B 1B		0-0 G3-6-1 1B			0-0 FC1-5 2-3	0-0 CS 3-H	4	1	2	1	0	1	1											
Steve Kemp, L (1, 7) OBP: 0.396, SLG: 0.474	0-0 1B		0-0 G3 1-2 2-3		0-0 G3-6-1 1-2			0-3 K		4	0	1	0	0	1	4											
Richie Hebner, L (1, 3) OBP: 0.357, SLG: 0.467	0-3 K		0-0 SF7 3B 2-H 3-H		0-0 4-3			0-0 L3		4	1	1	2	0	1	2											
Champ Summers, L (1, 10) OBP: 0.384, SLG: 0.494		4-0 SH1-3 1B 9-2 BB	0-0 SF7		0-0 F7			4-0 SH1-3 E BB		1	1	0	1	2	0	0											
Lance Parrish, R (1, 2) OBP: 0.326, SLG: 0.517		0-0 SH1-3 1B 1-2	0-0 F9 3-H		0-0 F8			0-0 SH1-3 1-2		3	0	1	0	0	0	0											
Al Cowens, R (1, 9) OBP: 0.340, SLG: 0.349		0-0 SH1-3 1-2 2-3		0-0 6-3			0-0 CS 1B	4-0 E 1B IBB		2	1	1	0	1	0	0											
Tom Brookens, R (1, 5) OBP: 0.302, SLG: 0.367		0-0 9-2 3-H		0-0 F7			0-3 K 1-2	0-0 E6 1B CS		4	0	0	0	0	1	4											
Lou Whitaker, L (1, 4) OBP: 0.337, SLG: 0.277			0-0 1B 1B		0-0 F7		0-0 4-3	0-0 1-3 2-H 3-H 1B		4	1	2	1	0	0	0											
Inning Stats	R: 0 E: 0 K: 3 S: 10	H: 1 LOB: 1 BB: 0 P: 10	R: 0 E: 0 K: 0 S: 3	H: 1 LOB: 1 BB: 1 P: 7	R: 4 E: 0 K: 0 S: 7	H: 4 LOB: 0 BB: 0 P: 7	R: 0 E: 0 K: 0 S: 3	H: 0 LOB: 0 BB: 0 P: 3	R: 0 E: 0 K: 0 S: 3	H: 1 LOB: 0 BB: 0 P: 3	R: 0 E: 0 K: 1 S: 5	H: 1 LOB: 0 BB: 0 P: 5	R: 0 E: 0 K: 1 S: 6	H: 1 LOB: 1 BB: 0 P: 6	R: 2 E: 1 K: 0 S: 4	H: 1 LOB: 1 BB: 2 P: 12	1B: 8 2B: 2 3B: 1 HR: 0	SF: 1 SAC: 2 DP: 2 HBP: 0	WP: 0 PB: 0 SB: 0 CS: 2	PA: 38							
PITCHER	IP	WLS	BF	H	R	ER	SO	BB	IBB	HBP	BLK	WP	HR	S	P	ERA	WHIP										
Moose Haas, R (1, 1) ERA: 2.82	8.1	L	35	9	6	6	5	2	1	0	0	0	0	42	54	6.48	1.320										
Bob McClure, L (9, 1) ERA: 2.92	0.1		2	1	0	0	0	0	0	0	0	0	0	2	2	0.00	3.000										
Bill Castro, R (9, 1) ERA: 3.02	0.1		0	0	0	0	0	0	0	0	0	0	0	0	0	0.00	0.000										

Batter	1	2	3	4	5	6	7	8	9	AB	R	H	RBI	BB	SO	LOB	BOTTOM										
Paul Moltor, R (1, 4) OBP: 0.378, SLG: 0.423	0-0 F9		0-0 1-3		0-0 F3			0-0 1B		4	0	1	0	0	0	1	Detroit Tigers @ Milwaukee Brewers Milwaukee County Stadium, Milwaukee, WI Tue Aug 19 1980, 8:05 PM EDT Att: 40,318 - Unknown - 82 F										
Robin Yount, R (1, 6) OBP: 0.319, SLG: 0.534	0-0 6-3		0-0 6-3		0-0 FC6-4 1-2			0-0 F7		4	0	0	0	0	0	2											
Cecil Cooper, L (1, 3) OBP: 0.392, SLG: 0.522	0-0 PB 1B			0-0 HR 1B				0-0 F5		4	1	3	0	0	0	1											
Gorman Thomas, R (1, 8) OBP: 0.307, SLG: 0.484	4-0 1-2 BB			0-0 1-H HR				0-0 F7		3	1	1	2	1	1	1											
Ben Oglivie, L (1, 7) OBP: 0.367, SLG: 0.557	0-0 6-3			0-0 1-3				0-0 8-3		4	0	1	0	0	0	3											
Sixto Lezcano, R (1, 9) OBP: 0.288, SLG: 0.399		0-0 F3		0-3 K				0-0 F6		4	0	0	0	0	1	1											
Dick Davis, R (1, 10) OBP: 0.283, SLG: 0.371		0-0 1-4-3		0-0 4-3				0-0 6-3		4	0	0	0	0	0	1											
Sal Bando, R (1, 5) OBP: 0.276, SLG: 0.322		0-0 F8			0-0 F4			0-0 6-3		3	0	0	0	0	0	0											
Buck Martinez, R (1, 2) OBP: 0.280, SLG: 0.299 Charlie Moore, R (8, PH) OBP: 0.339, SLG: 0.322 (9, 2)			0-0 F7		0-0 FC6-4 1B			0-0 F9		2	0	1	0	0	0	0											
Inning Stats	R: 0 E: 0 K: 0 S: 4	H: 1 LOB: 2 BB: 1 P: 8	R: 0 E: 0 K: 0 S: 3	H: 0 LOB: 0 BB: 0 P: 3	R: 0 E: 0 K: 0 S: 3	H: 0 LOB: 0 BB: 0 P: 3	R: 2 E: 0 K: 1 S: 7	H: 2 LOB: 0 BB: 0 P: 7	R: 0 E: 0 K: 0 S: 4	H: 1 LOB: 1 BB: 0 P: 4	R: 0 E: 0 K: 0 S: 3	H: 1 LOB: 0 BB: 0 P: 3	R: 0 E: 0 K: 0 S: 3	H: 0 LOB: 0 BB: 0 P: 3	R: 0 E: 0 K: 0 S: 4	H: 1 LOB: 1 BB: 0 P: 4	R: 0 E: 0 K: 1 S: 6	H: 1 LOB: 1 BB: 0 P: 6	1B: 5 2B: 2 3B: 0 HR: 1	SF: 0 SAC: 0 DP: 1 HBP: 0	WP: 0 PB: 1 SB: 0 CS: 0	PA: 34					
PITCHER	IP	WLS	BF	H	R	ER	SO	BB	IBB	HBP	BLK	WP	HR	S	P	ERA	WHIP										
Dan Schatzeder, L (1, 1) ERA: 4.15	9.0	W	34	7	2	2	2	1	0	0	0	0	1	37	41	2.00	0.889										



Batter	1	2	3	4	5	6	7	8	9	AB	R	H	RBI	BB	SO	LOB	TOP																									
Rick Peters, S OBP: 0.381, SLG: 0.386 (1, 8)										6	1	4	1	0	0	3	Detroit Tigers @ Milwaukee Brewers Milwaukee County Stadium, Milwaukee, WI Wed Aug 20 1980, 8:05 PM EDT Att: 20,520 - Unknown - 79 F																									
Alan Trammell, R OBP: 0.384, SLG: 0.418 (1, 6)										5	1	1	0	0	0	5																										
Steve Kemp, L OBP: 0.396, SLG: 0.473 (1, 7)										3	0	1	1	1	0	0																										
John Wockenfuss, R OBP: 0.382, SLG: 0.462 (1, 10)										5	1	2	3	0	1	5																										
Lance Parrish, R OBP: 0.324, SLG: 0.520 (1, 2)										5	1	1	1	0	0	3																										
Al Cowens, R OBP: 0.338, SLG: 0.345 (1, 9)										4	0	0	0	1	0	1																										
Richie Hebner, L OBP: 0.357, SLG: 0.466 (1, 3)										5	1	2	0	0	0	2																										
Tom Brookens, R OBP: 0.311, SLG: 0.391 (1, 5)										5	2	5	2	0	0	0																										
Lou Whitaker, L OBP: 0.335, SLG: 0.273 (1, 4)										4	1	0	0	1	1	4																										
Inning Stats	R: 0 E: 0 K: 0 S: 3	H: 1 LOB: 0 BB: 0 P: 3	R: 0 E: 1 K: 0 S: 4	H: 1 LOB: 1 BB: 0 P: 4	R: 4 E: 1 K: 0 S: 7	H: 3 LOB: 0 BB: 0 P: 7	R: 0 E: 0 K: 0 S: 3	H: 1 LOB: 1 BB: 1 P: 7	R: 0 E: 0 K: 0 S: 5	H: 2 LOB: 2 BB: 0 P: 5	R: 2 E: 1 K: 1 S: 9	H: 3 LOB: 3 BB: 1 P: 13	R: 2 E: 0 K: 0 S: 6	H: 3 LOB: 2 BB: 1 P: 10	R: 0 E: 0 K: 0 S: 3	H: 0 LOB: 0 BB: 0 P: 3	R: 0 E: 0 K: 1 S: 7	H: 2 LOB: 2 BB: 0 P: 7	1B: 12 2B: 1 3B: 1 HR: 3	SF: 1 SAC: 0 DP: 2 HBP: 0	WP: 0 PB: 0 SB: 1 CS: 0	PA: 46																				
PITCHER	IP	WLS	BF	H	R	ER	SO	BB	IBB	HBP	BLK	WP	HR	S	P	ERA	WHIP	PITCHER								IP	WLS	BF	H	R	ER	SO	BB	IBB	HBP	BLK	WP	HR	S	P	ERA	WHIP
Mike Caldwell, L ERA: 3.93 (1, 1)	5.1	L	26	10	6	2	0	1	0	0	0	0	2	25	29	3.38	2.062																									
Jerry Augustine, L ERA: 3.95 (6, 1)	1.2		12	4	2	2	1	2	0	0	0	0	1	12	20	10.80	3.600																									
Bill Castro, R ERA: 2.92 (8, 1)	2.0	S	8	2	0	0	1	0	0	0	0	0	0	10	10	0.00	1.000																									

AB	42
R	8
H	16
RBI	8
BB	3
SO	2
LOB	23



Batter	1	2	3	4	5	6	7	8	9	AB	R	H	RBI	BB	SO	LOB	BOTTOM																										
Paul Moltor, R OBP: 0.372, SLG: 0.417 (1, 10)										4	0	0	1	0	0	2	Detroit Tigers @ Milwaukee Brewers Milwaukee County Stadium, Milwaukee, WI Wed Aug 20 1980, 8:05 PM EDT Att: 20,520 - Unknown - 79 F																										
Robin Yount, R OBP: 0.317, SLG: 0.530 (1, 6)										5	0	1	0	0	1	3																											
Cecil Cooper, L OBP: 0.390, SLG: 0.518 (1, 3)										5	0	1	1	0	0	2																											
Gorman Thomas, R OBP: 0.309, SLG: 0.483 (1, 8)										3	1	1	0	2	0	0																											
Ben Oglivie, L OBP: 0.365, SLG: 0.560 (1, 7)										5	1	1	2	0	1	3																											
Sixto Lezcano, R OBP: 0.294, SLG: 0.413 (1, 9)										4	1	4	1	0	0	0																											
Charlie Moore, R OBP: 0.338, SLG: 0.320 (1, 2)										4	0	1	0	0	0	3																											
Sal Bando, R OBP: 0.279, SLG: 0.345 (1, 5)										4	2	2	1	0	0	2																											
Jim Gantner, L OBP: 0.325, SLG: 0.365 (1, 4)										4	1	3	0	0	0	0																											
Inning Stats	R: 0 E: 0 K: 0 S: 3	H: 0 LOB: 0 BB: 0 P: 3	R: 1 E: 0 K: 0 S: 4	H: 1 LOB: 0 BB: 0 P: 4	R: 1 E: 0 K: 0 S: 5	H: 2 LOB: 1 BB: 0 P: 5	R: 0 E: 0 K: 1 S: 6	H: 1 LOB: 1 BB: 0 P: 6	R: 0 E: 0 K: 0 S: 4	H: 1 LOB: 2 BB: 1 P: 8	R: 1 E: 1 K: 0 S: 5	H: 2 LOB: 1 BB: 0 P: 5	R: 2 E: 0 K: 0 S: 5	H: 4 LOB: 0 BB: 0 P: 5	R: 1 E: 0 K: 1 S: 7	H: 2 LOB: 2 BB: 1 P: 11	1B: 8 2B: 3 3B: 1 HR: 3	SF: 1 SAC: 0 DP: 0 HBP: 0	WP: 0 PB: 0 SB: 0 CS: 0	PA: 41																							
PITCHER	IP	WLS	BF	H	R	ER	SO	BB	IBB	HBP	BLK	WP	HR	S	P	ERA	WHIP	PITCHER								IP	WLS	BF	H	R	ER	SO	BB	IBB	HBP	BLK	WP	HR	S	P	ERA	WHIP	
Jerry Ujdur, R ERA: 5.4 (1, 1)	6.0	W	27	8	3	2	1	1	0	0	0	0	2	28	32	3.00	1.500																										
Dave Rozema, R ERA: 4.35 (7, 1)	1.0		6	3	2	2	0	0	0	0	0	0	1	6	6	18.00	3.000																										
Aurelio Lopez, R ERA: 3.76 (8, 1)	2.0	S	8	3	1	1	1	1	0	0	0	0	0	9	13	4.50	2.000																										

AB	38
R	6
H	14
RBI	6
BB	2
SO	2
LOB	15



Batter	1	2	3	4	5	6	7	8	9	AB	R	H	RBI	BB	SO	LOB	TOP										
Rick Peters, S OBP: 0.384, SLG: 0.386 (1, 8)	4-0 BB G4-6-3		0-0 1B 1-3 2-H		0-0 1-2		4-0 BB 1-2 2-3 3-H		0-3 K	3	0	1	2	2	1	1											
Alan Trammell, R OBP: 0.381, SLG: 0.413 (1, 6)	0-3 K		0-3 K			0-0 6-3	0-0 L9			4	0	0	0	0	2	6											
Steve Kemp, L OBP: 0.397, SLG: 0.472 (1, 7)	0-0 G4-6-3 1-2		0-0 1B 1-2 3-H			0-0 G3		4-0 BB 5-3		3	0	1	1	1	0	1											
Richie Hebner, L OBP: 0.356, SLG: 0.462 (1, 3)		0-0 F6	0-0 F8			0-0 F5		4-0 BB 5-3		3	0	0	0	1	0	2											
Champ Summers, L OBP: 0.383, SLG: 0.492 John Wockenfuss, R (8, PH) OBP: 0.380, SLG: 0.460 (1, 10)		0-3 K		0-0 F8			0-0 FC6-4 1B	0-0 5-3		3	0	1	0	0	1	0											
Lance Parrish, R OBP: 0.321, SLG: 0.515 (1, 2)		0-3 K		0-0 6-3			0-0 F8	0-3 K		4	0	0	0	0	2	3											
Al Cowens, R OBP: 0.337, SLG: 0.342 (1, 9)			4-0 BB CS	0-3 K			0-0 FC6-4 BB 1B	0-0 L8		3	1	0	0	1	1	3											
Tom Brookens, R OBP: 0.313, SLG: 0.392 (1, 5)			0-0 1B 1-2		0-3 K		0-0 BB 1B		0-0 6-3	4	1	2	0	0	1	0											
Lou Whitaker, L OBP: 0.339, SLG: 0.277 (1, 4)			0-0 1B 1-2		0-0 L1-3 1B		4-0 BB 1-2 2-3		0-0 F7	3	1	2	0	1	0	0											
Inning Stats	R: 0 E: 0 K: 1 S: 4	H: 0 LOB: 0 BB: 1 P: 8	R: 0 E: 0 K: 2 S: 7	H: 0 LOB: 0 BB: 0 P: 7	R: 2 E: 0 K: 1 S: 8	H: 4 LOB: 2 BB: 1 P: 12	R: 0 E: 0 K: 1 S: 5	H: 0 LOB: 0 BB: 0 P: 5	R: 0 E: 0 K: 0 S: 3	H: 0 LOB: 0 BB: 0 P: 3	R: 1 E: 0 K: 0 S: 5	H: 2 LOB: 2 BB: 2 P: 13	R: 0 E: 0 K: 1 S: 5	H: 0 LOB: 2 BB: 2 P: 13	R: 0 E: 0 K: 1 S: 5	H: 0 LOB: 0 BB: 0 P: 5	1B: 7 2B: 1 3B: 0 HR: 0	SF: 0 SAC: 0 DP: 2 HBP: 0	WP: 0 PB: 0 SB: 0 CS: 1	PA: 37							
PITCHER	IP	WLS	BF	H	R	ER	SO	BB	IBB	HBP	BLK	WP	HR	S	P	ERA	WHIP										
Albert Williams, R ERA: 4.61 (1, 1)	7.0	W	29	7	3	3	6	4	0	0	0	0	0	37	53	3.86	1.571										
Darrell Jackson, L ERA: 3.97 (8, 1)	0.0		2	0	0	0	0	2	0	0	0	0	0	0	8	∞	∞										
Doug Corbett, R ERA: 1.98 (8, 1)	2.0	S	6	0	0	0	2	0	0	0	0	0	0	10	10	0.00	0.000										

Detroit Tigers @ Minnesota Twins
Metropolitan Stadium, Bloomington, MI
Thu Aug 21 1980, 8:05 PM EDT
Unknown - 79 F

AB 31
R 3
H 7
RBI 3
BB 6
SO 8
LOB 18



Batter	1	2	3	4	5	6	7	8	9	AB	R	H	RBI	BB	SO	LOB	BOTTOM										
Butch Wynegar, S OBP: 0.333, SLG: 0.338 (1, 2)	0-0 1B SF8		0-0 4-1			0-0 SH1	4-0 1B BB			2	1	1	0	1	0	0											
Rick Sofield, L OBP: 0.300, SLG: 0.400 (1, 8)	0-0 F5 E 1B		0-0 1-3			0-0 1-3	0-0 1-3 1B			4	0	2	0	0	0	1											
Roy Smalley, S OBP: 0.347, SLG: 0.407 (1, 6)	0-0 SF8			0-0 L8		0-0 2B 2-H	0-0 L8			3	0	1	2	0	0	2											
Glenn Adams, L OBP: 0.348, SLG: 0.435 Jose Morales, R (8, PH) OBP: 0.400, SLG: 0.532 (1, 10)	0-0 F5			0-0 4-3		0-3 K		0-0 6-3		3	0	0	0	0	1	2											
Mike Cabbage, L OBP: 0.303, SLG: 0.400 (1, 3)		0-0 F5		0-0 3-1			0-3 K	0-0 F7		4	0	0	0	0	1	0											
Hosken Powell, L OBP: 0.305, SLG: 0.360 (1, 9)		0-0 1B		0-0 4-3			0-0 1B 2B	0-0 F7		4	1	2	0	0	0	0											
John Castino, R OBP: 0.332, SLG: 0.434 (1, 5)		0-3 K		0-0 1-5-3			0-0 6-3			3	0	0	0	0	1	2											
Ron Jackson, R OBP: 0.311, SLG: 0.383 (1, 7)		0-0 F2		0-0 F3			0-0 HR 1B			3	1	1	1	0	0	1											
Pete Mackanin, R OBP: 0.313, SLG: 0.372 (1, 4)			0-0 F5			0-0 SH1 2B	0-0 HR			3	2	2	2	0	0	0											
Inning Stats	R: 1 E: 1 K: 0 S: 4	H: 2 LOB: 1 BB: 0 P: 4	R: 0 E: 0 K: 1 S: 6	H: 1 LOB: 1 BB: 0 P: 6	R: 0 E: 0 K: 0 S: 3	H: 0 LOB: 0 BB: 0 P: 3	R: 0 E: 0 K: 0 S: 3	H: 0 LOB: 0 BB: 0 P: 3	R: 1 E: 0 K: 1 S: 7	H: 2 LOB: 1 BB: 0 P: 7	R: 3 E: 0 K: 1 S: 9	H: 4 LOB: 1 BB: 1 P: 13	R: 0 E: 0 K: 0 S: 3	H: 0 LOB: 0 BB: 0 P: 3	R: 0 E: 0 K: 0 S: 3	H: 0 LOB: 0 BB: 0 P: 3	1B: 6 2B: 2 3B: 0 HR: 1	SF: 1 SAC: 1 DP: 0 HBP: 0	WP: 0 PB: 0 SB: 0 CS: 0	PA: 33							
PITCHER	IP	WLS	BF	H	R	ER	SO	BB	IBB	HBP	BLK	WP	HR	S	P	ERA	WHIP										
Milt Wilcox, R ERA: 4.25 (1, 1)	6.2	L	28	8	5	5	3	1	0	0	0	0	0	33	37	6.75	1.350										
Pat Underwood, L ERA: 4.0 (7, 1)	1.1		5	1	0	0	0	0	0	0	0	0	0	5	5	0.00	0.750										

Detroit Tigers @ Minnesota Twins
Metropolitan Stadium, Bloomington, MI
Thu Aug 21 1980, 8:05 PM EDT
Unknown - 79 F

AB 30
R 5
H 9
RBI 5
BB 1
SO 3
LOB 8



Batter	1	2	3	4	5	6	7	8	9	AB	R	H	RBI	BB	SO	LOB	TOP								
Rick Peters, S OBP: 0.381, SLG: 0.383 (1, 8)	G3	L7		FC6-4 1B		4-3		G3-6-1		5	0	1	0	0	0	2									
Alan Trammell, R OBP: 0.381, SLG: 0.413 (1, 6)	6-3			BB 1B		FC6-4		5-3	G3-6 1B	5	0	2	0	0	0	2									
Steve Kemp, L OBP: 0.397, SLG: 0.478 (1, 7)	E8 2B			BB 1-2				F8	G3-6 1-2	4	2	1	1	1	0	1									
Richie Hebner, L OBP: 0.357, SLG: 0.473 (1, 3)	2B			F5				HR	F7	5	1	2	2	0	1	2									
Champ Summers, L OBP: 0.382, SLG: 0.489 (1, 10)	F7			F7				F5	1B	4	0	1	0	0	0	3									
John Wockenfuss, R OBP: 0.385, SLG: 0.465 (1, 2)				6-3				F5	1B	4	1	3	0	0	0	2									
Tim Corcoran, L OBP: 0.284, SLG: 0.208 (1, 9)				1-3 1B				4-3	1-3	4	0	0	0	0	0	4									
Tom Brookens, R OBP: 0.312, SLG: 0.390 (1, 5)				F5 2H 1B				K	F2	4	0	1	1	0	1	0									
Lou Whitaker, L OBP: 0.341, SLG: 0.279 (1, 4)				F7				F7	G3-6-1 1B	4	0	2	0	0	0	1									
Inning Stats	R: 1 E: 1 K: 0 S: 5	H: 1 LOB: 1 BB: 0 P: 5	R: 1 E: 0 K: 0 S: 5	H: 2 LOB: 1 BB: 0 P: 5	R: 0 E: 0 K: 0 S: 4	H: 1 LOB: 2 BB: 1 P: 8	R: 0 E: 0 K: 0 S: 5	H: 2 LOB: 2 BB: 0 P: 5	R: 1 E: 0 K: 1 S: 7	H: 2 LOB: 1 BB: 0 P: 7	R: 0 E: 0 K: 0 S: 5	H: 0 LOB: 0 BB: 0 P: 5	R: 1 E: 0 K: 0 S: 6	H: 3 LOB: 2 BB: 0 P: 6	R: 0 E: 0 K: 0 S: 3	H: 1 LOB: 0 BB: 0 P: 3	R: 0 E: 0 K: 0 S: 3	H: 1 LOB: 0 BB: 0 P: 3	1B: 10 2B: 1 3B: 0 HR: 2	SF: 0 SAC: 0 DP: 2 HBP: 0	WP: 0 PB: 0 SB: 0 CS: 0	PA: 40			
PITCHER	IP	WLS	BF	H	R	ER	SO	BB	IBB	HBP	BLK	WP	HR	S	P	ERA	WHIP								
Roger Erickson, R ERA: 3.32 (1, 1)	7.0	L	34	11	4	3	2	1	0	0	0	0	2	37	41	3.86	1.714								
John Verhoeven, R ERA: 4.31 (8, 1)	2.0		6	2	0	0	0	0	0	0	0	0	0	6	6	0.00	1.000								

Detroit Tigers @ Minnesota Twins
Metropolitan Stadium, Bloomington, MI
Thu Aug 21 1980, 8:05 PM EDT
Att: 8,687 - Unknown - 79 F

AB 39
R 4
H 13
RBI 4
BB 1
SO 2
LOB 17



Batter	1	2	3	4	5	6	7	8	9	AB	R	H	RBI	BB	SO	LOB	BOTTOM								
Butch Wynegar, S OBP: 0.329, SLG: 0.334 (1, 2)	4-3								K	4	0	0	0	0	1	0									
Rob Wilfong, L OBP: 0.303, SLG: 0.328 (1, 8)	E 4-3 1B			K				F4	WP PB 4-3 BB	3	2	1	0	1	1	0									
Roy Smalley, S OBP: 0.344, SLG: 0.402 (1, 6)	4-3 1-H			4-3				F7	4-3 1-H	4	0	0	2	0	0	0									
Glenn Adams, L OBP: 0.340, SLG: 0.425 (1, 10)	G3			L7				F6	K	4	0	0	0	0	1	0									
Mike Cabbage, L OBP: 0.304, SLG: 0.396 (1, 5)				L8				L5	FC6-4 BB	2	0	0	0	1	0	0									
Hosken Powell, L OBP: 0.305, SLG: 0.358 (1, 9)				S BB				4-3	FC6-4	2	0	0	0	1	0	1									
Rick Sofield, L OBP: 0.297, SLG: 0.396 (1, 7)				K				F9	K	3	0	0	0	0	2	1									
Ron Jackson, R OBP: 0.308, SLG: 0.380 (1, 3)				K				6-3	1-3	3	0	0	0	0	1	1									
Pete Mackanin, R OBP: 0.309, SLG: 0.368 (1, 4)								6-3	F4	3	0	0	0	0	0	0									
Inning Stats	R: 1 E: 1 K: 0 S: 4	H: 1 LOB: 0 BB: 0 P: 4	R: 0 E: 0 K: 2 S: 7	H: 0 LOB: 1 BB: 1 P: 11	R: 0 E: 0 K: 1 S: 5	H: 0 LOB: 0 BB: 0 P: 5	R: 0 E: 0 K: 0 S: 3	H: 0 LOB: 0 BB: 0 P: 3	R: 0 E: 0 K: 0 S: 3	H: 0 LOB: 0 BB: 0 P: 3	R: 0 E: 0 K: 0 S: 3	H: 0 LOB: 1 BB: 1 P: 7	R: 0 E: 0 K: 1 S: 5	H: 0 LOB: 0 BB: 0 P: 5	R: 1 E: 0 K: 2 S: 7	H: 0 LOB: 0 BB: 1 P: 11	1B: 1 2B: 0 3B: 0 HR: 0	SF: 0 SAC: 0 DP: 0 HBP: 0	WP: 1 PB: 1 SB: 1 CS: 0	PA: 31					
PITCHER	IP	WLS	BF	H	R	ER	SO	BB	IBB	HBP	BLK	WP	HR	S	P	ERA	WHIP								
Jack Morris, R ERA: 4.45 (1, 1)	9.0	W	31	1	2	0	6	3	0	0	0	1	0	40	52	0.00	0.444								

Detroit Tigers @ Minnesota Twins
Metropolitan Stadium, Bloomington, MI
Thu Aug 21 1980, 8:05 PM EDT
Att: 8,687 - Unknown - 79 F

AB 28
R 2
H 1
RBI 2
BB 3
SO 6
LOB 3



Batter	1	2	3	4	5	6	7	8	9	10	11	12	13	AB R H RBI BB SO LOB	TOP							
Rick Peters, S OBP: 0.373, SLG: 0.377 (1, 8)	K		4-3		F9		5-3		1B		F7		F7	7 0 1 0 0 1 1	Detroit Tigers @ Minnesota Twins Metropolitan Stadium, Bloomington, MI Fri Aug 22 1980, 8:05 PM EDT Att: 12,473 - Unknown - 81 F							
Alan Trammell, R OBP: 0.375, SLG: 0.409 (1, 6)	F9		F9		K			L8			F7			6 0 1 0 0 1 0								
Tom Brookens, R OBP: 0.317, SLG: 0.397 (9, PH)				6-3										4 2 3 0 0 0 0								
Steve Kemp, L OBP: 0.395, SLG: 0.476 (9, S)						1B FC6-4		E S 2B		K				1 0 0 0 0 1 2								
Mark Wagner, R OBP: 0.328, SLG: 0.288 (9, S)											4-3			1 0 0 0 0 0 0								
John Wockenfuss, R OBP: 0.384, SLG: 0.462 (1, 3)	F8			HR				K		4-3				6 1 2 0 0 2 4								
Lance Parrish, R OBP: 0.326, SLG: 0.529 (1, 2)		5-3											K	6 2 4 3 0 1 2								
Al Cowens, R OBP: 0.341, SLG: 0.351 (1, 9)				HR				1B					6-3	5 0 3 2 0 0 2								
Duffy Dyer, R OBP: 0.221, SLG: 0.356 (10, PH)		G3				FC6-4		1B		SH3-4			6-3	5 0 3 2 0 0 2								
Richie Hebner, L OBP: 0.357, SLG: 0.471 (10, PH)						1-2 3-H		1B					6-3	5 0 3 2 0 0 2								
Jim Lentine, R OBP: 0.340, SLG: 0.338 (8, PH)														4 0 1 0 0 1 3								
Champ Summers, L OBP: 0.381, SLG: 0.461 (8, 7)														1 0 0 0 1 0 0								
Lou Whitaker, L OBP: 0.336, SLG: 0.275 (1, 4)			L5											3 0 0 0 0 1 2								
Inning Stats	R: 0 E: 0 K: 1 S: 6	H: 1 LOB: 1 BB: 0 P: 6	R: 0 E: 0 K: 1 S: 6	H: 1 LOB: 1 BB: 0 P: 6	R: 0 E: 0 K: 0 S: 3	H: 0 LOB: 0 BB: 0 P: 3	R: 2 E: 0 K: 1 S: 8	H: 3 LOB: 1 BB: 0 P: 8	R: 0 E: 0 K: 0 S: 5	H: 0 LOB: 0 BB: 0 P: 5	R: 1 E: 0 K: 1 S: 7	H: 2 LOB: 1 BB: 0 P: 7	R: 0 E: 0 K: 0 S: 3	H: 0 LOB: 0 BB: 0 P: 3	R: 0 E: 0 K: 0 S: 5	H: 1 LOB: 1 BB: 0 P: 5	R: 0 E: 0 K: 1 S: 6	H: 1 LOB: 1 BB: 0 P: 6	1B: 11 2B: 3 3B: 1 HR: 1	SF: 0 SAC: 1 DP: 0 HBP: 0	WP: 0 PB: 0 SB: 1 CS: 0	PA: 55
PITCHER	IP WLS BF H R ER SO BB IBB HBP BLK WP HR S P ERA WHIP																					
Jerry Koosman, L ERA: 4.45 (1, 1)	7.2	WLS 34	H 11	R 5	ER 5	SO 6	BB 0	IBB 0	HBP 0	BLK 0	WP 0	HR 1	S 46	P 46	ERA 5.87	WHIP 1.435						
Doug Corbett, R ERA: 1.93 (8, 1)	2.1	WLS 11	H 3	R 0	ER 0	SO 1	BB 0	IBB 1	HBP 0	BLK 0	WP 0	HR 0	S 12	P 16	ERA 0.00	WHIP 1.286						
Fernando Arroyo, R ERA: 4.71 (11, 1)	3.0	WLS 10	H 2	R 0	ER 0	SO 2	BB 0	IBB 0	HBP 0	BLK 0	WP 0	HR 0	S 14	P 14	ERA 0.00	WHIP 0.667						

Batter	1	2	3	4	5	6	7	8	9	10	11	12	13	AB R H RBI BB SO LOB	BOTTOM											
Butch Wynegar, S OBP: 0.331, SLG: 0.338 (1, 2)	6-3 1B	F7		K		F8		BB E 1B				L7		7 2 3 0 0 1 2	Detroit Tigers @ Minnesota Twins Metropolitan Stadium, Bloomington, MI Fri Aug 22 1980, 8:05 PM EDT Att: 12,473 - Unknown - 81 F											
Rick Sofield, L OBP: 0.301, SLG: 0.398 (10, 9)	6-3							E6 BB 1B					SH3-4	4 2 1 0 2 1 3												
Bombo Rivera, R OBP: 0.281, SLG: 0.429 (12, 9)			4-3 1B			CS BB		1-2 BB 1B					5-3 SH3-4 2B	1 1 1 0 0 0 0												
Roy Smalley, S OBP: 0.345, SLG: 0.399 (1, 6)			F7		G3			1-2 BB 1B					5-3 SH3-4 IBB	5 0 1 1 2 1 5												
Glenn Adams, L OBP: 0.342, SLG: 0.425 (11, PH)								1-2 2H 3-H 1B					SH3	5 0 2 2 0 0 1												
Jose Morales, R OBP: 0.403, SLG: 0.534 (11, PR)			4-3		F7			1-2 2H 3-H 1B					SH3-4	1 0 1 0 0 0 0												
Ken Landreaux, L OBP: 0.350, SLG: 0.400 (11, PR)								1-2 2H 3-H 1B					5-3 SH3-4 IBB	0 0 0 0 0 0 0												
Mike Cubbage, L OBP: 0.309, SLG: 0.393 (1, 3)								1-2 2H 3-H 1B					5-3 IBB	4 0 1 0 2 1 4												
Hosken Powell, L OBP: 0.307, SLG: 0.359 (9, PH)								FC4-6 1B					5-3 IBB	4 1 2 1 0 0 3												
Ron Jackson, R OBP: 0.308, SLG: 0.377 (10, 7)								1-2 1B					5-3	2 0 0 1 1 1 2												
Rob Wilfong, L OBP: 0.305, SLG: 0.330 (10, 8)														4 0 2 1 0 0 3												
Dave Edwards, R OBP: 0.288, SLG: 0.321 (10, 8)														2 0 0 0 0 1 2												
John Castino, R OBP: 0.335, SLG: 0.438 (1, 5)														5 0 3 0 0 1 0												
Pete Mackanin, R OBP: 0.304, SLG: 0.361 (1, 4)														5 0 0 0 0 0 4												
Inning Stats	R: 1 E: 0 K: 1 S: 8	H: 3 LOB: 2 BB: 0 P: 8	R: 0 E: 0 K: 0 S: 4	H: 1 LOB: 1 BB: 0 P: 4	R: 1 E: 0 K: 0 S: 9	H: 2 LOB: 2 BB: 1 P: 9	R: 0 E: 0 K: 0 S: 2	H: 0 LOB: 0 BB: 1 P: 6	R: 0 E: 0 K: 0 S: 4	H: 1 LOB: 1 BB: 0 P: 4	R: 2 E: 1 K: 1 S: 8	H: 2 LOB: 2 BB: 1 P: 12	R: 0 E: 0 K: 2 S: 7	H: 0 LOB: 0 BB: 0 P: 7	R: 0 E: 0 K: 2 S: 8	H: 1 LOB: 1 BB: 1 P: 8	R: 0 E: 0 K: 0 S: 3	H: 1 LOB: 2 BB: 1 P: 7	R: 0 E: 0 K: 0 S: 3	H: 1 LOB: 0 BB: 0 P: 3	R: 1 E: 0 K: 0 S: 3	H: 1 LOB: 3 BB: 2 P: 11	1B: 15 2B: 2 3B: 0 HR: 0	SF: 0 SAC: 4 DP: 1 HBP: 0	WP: 1 PB: 0 SB: 1 CS: 2	PA: 60
PITCHER	IP WLS BF H R ER SO BB IBB HBP BLK WP HR S P ERA WHIP																									
Mark Fidrych, R ERA: 5.31 (1, 1)	7.2	WLS 38	H 12	R 5	ER 3	SO 3	BB 3	IBB 0	HBP 0	BLK 0	WP 1	HR 0	S 41	P 53	ERA 3.52	WHIP 1.957										
Aurelio Lopez, R ERA: 3.74 (8, 1)	0.1	WLS 3	H 1	R 0	ER 0	SO 0	BB 1	IBB 0	HBP 0	BLK 0	WP 0	HR 0	S 2	P 6	ERA 0.00	WHIP 6.000										
Pat Underwood, L ERA: 3.81 (9, 1)	4.0	WLS 14	H 3	R 0	ER 0	SO 4	BB 0	IBB 1	HBP 0	BLK 0	WP 0	HR 0	S 21	P 25	ERA 0.00	WHIP 0.750										
Dave Rozema, R ERA: 4.4 (13, 1)	0.2	WLS 5	H 1	R 1	ER 1	SO 0	BB 2	IBB 0	HBP 0	BLK 0	WP 0	HR 0	S 3	P 11	ERA 13.50	WHIP 1.500										

AB	53
R	5
H	16
RBI	5
BB	1
SO	9
LOB	23



Batter	1	2	3	4	5	6	7	8	9	AB	R	H	RBI	BB	SO	LOB	TOP										
Rick Peters, S OBP: 0.377, SLG: 0.378 (1, 8)										5	1	2	0	0	0	4											
Alan Trammell, R OBP: 0.376, SLG: 0.412 (1, 6)										5	1	1	3	0	0	4											
Tom Brookens, R OBP: 0.321, SLG: 0.404 (1, 5)										4	0	3	0	0	0	0											
John Wockenfuss, R OBP: 0.383, SLG: 0.458 (1, 3)										4	0	1	0	0	1	2											
Lance Parrish, R OBP: 0.323, SLG: 0.524 (1, 2)										4	0	0	0	0	0	3											
Al Cowens, R OBP: 0.342, SLG: 0.349 (1, 9)										2	0	0	0	1	0	0											
Duffy Dyer, R Champ Summers, L (8, PH) OBP: 0.380, SLG: 0.485 (1, 10)										2	0	0	0	1	0	2											
Jim Lentine, R OBP: 0.351, SLG: 0.343 (1, 7)										3	1	2	0	1	0	0											
Lou Whitaker, L OBP: 0.337, SLG: 0.277 (1, 4)										4	1	2	0	0	0	3											
Inning Stats	R: 0 E: 0 K: 0 S: 3	H: 1 LOB: 0 BB: 0 P: 3	R: 0 E: 0 K: 1 S: 5	H: 0 LOB: 0 BB: 0 P: 5	R: 0 E: 0 K: 0 S: 3	H: 0 LOB: 2 BB: 0 P: 11	R: 0 E: 0 K: 0 S: 4	H: 1 LOB: 0 BB: 0 P: 5	R: 0 E: 0 K: 0 S: 3	H: 1 LOB: 0 BB: 0 P: 3	R: 0 E: 0 K: 0 S: 3	H: 0 LOB: 0 BB: 0 P: 3	R: 0 E: 0 K: 0 S: 8	H: 6 LOB: 2 BB: 1 P: 12	R: 0 E: 0 K: 0 S: 4	H: 1 LOB: 1 BB: 0 P: 4	1B: 9 2B: 2 3B: 1 HR: 0	SF: 0 SAC: 0 DP: 4 HBP: 1	WP: 1 PB: 0 SB: 0 CS: 0	PA: 38							
PITCHER	IP	WLS	BF	H	R	ER	SO	BB	IBB	HBP	BLK	WP	HR	S	P	ERA	WHIP										
Darrell Jackson, L ERA: 4.03 (1, 1)	7.0	L	29	8	4	4	1	2	0	0	0	0	0	28	37	5.14	1.429										
Albert Williams, R ERA: 4.45 (8, 1)	1.0		5	2	0	0	0	1	0	0	0	1	0	4	8	0.00	3.000										
John Verhoeven, R ERA: 4.26 (9, 1)	1.0		4	1	0	0	0	0	0	0	0	0	0	4	4	0.00	1.000										

Detroit Tigers @ Minnesota Twins
Metropolitan Stadium, Bloomington, MI
Sat Aug 23 1980, 4:33 AM EDT
Alt. 7,062 - Unknown - 70 F

AB 34
R 4
H 11
RBI 3
BB 3
SO 1
LOB 20



Batter	1	2	3	4	5	6	7	8	9	AB	R	H	RBI	BB	SO	LOB	BOTTOM										
Butch Wynegar, S OBP: 0.330, SLG: 0.333 (1, 2)										3	1	0	0	1	0	0											
Rick Softfield, L OBP: 0.297, SLG: 0.393 (1, 7)										4	0	0	0	0	0	2											
Roy Smalley, S OBP: 0.346, SLG: 0.403 (1, 6)										4	0	2	2	0	0	0											
Glenn Adams, L OBP: 0.335, SLG: 0.415 (1, 10)										4	0	0	0	0	2	2											
Mike Cabbage, L OBP: 0.305, SLG: 0.387 (1, 3)										3	0	0	0	0	0	0											
Hosken Powell, L OBP: 0.307, SLG: 0.358 (1, 9)										4	1	1	0	0	0	1											
Rob Wilfong, L OBP: 0.303, SLG: 0.328 (1, 8)										2	0	0	0	0	1	1											
Jose Morales, R OBP: 0.401, SLG: 0.531 (7, PH)										1	0	0	0	0	0	1											
Dave Edwards, R OBP: 0.280, SLG: 0.321 (8, 8)										0	0	0	0	0	0	0											
Bombo Rivera, R OBP: 0.276, SLG: 0.421 (9, PH)										1	0	0	0	0	1	0											
John Castino, R OBP: 0.335, SLG: 0.435 (1, 5)										3	0	1	1	0	1	0											
Pete Mackanin, R OBP: 0.304, SLG: 0.360 (1, 4)										3	1	1	0	0	0	1											
Inning Stats	R: 0 E: 0 K: 0 S: 3	H: 0 LOB: 0 BB: 0 P: 3	R: 0 E: 1 K: 1 S: 6	H: 0 LOB: 0 BB: 0 P: 6	R: 2 E: 0 K: 0 S: 5	H: 2 LOB: 1 BB: 1 P: 9	R: 0 E: 0 K: 0 S: 3	H: 0 LOB: 0 BB: 0 P: 3	R: 0 E: 0 K: 1 S: 5	H: 0 LOB: 0 BB: 0 P: 5	R: 1 E: 1 K: 0 S: 5	H: 2 LOB: 1 BB: 0 P: 5	R: 0 E: 0 K: 1 S: 6	H: 1 LOB: 1 BB: 0 P: 6	R: 0 E: 0 K: 1 S: 5	H: 0 LOB: 0 BB: 0 P: 5	1B: 4 2B: 1 3B: 0 HR: 0	SF: 0 SAC: 1 DP: 0 HBP: 0	WP: 0 PB: 0 SB: 0 CS: 0	PA: 34							
PITCHER	IP	WLS	BF	H	R	ER	SO	BB	IBB	HBP	BLK	WP	HR	S	P	ERA	WHIP										
Dan Petry, R ERA: 3.66 (1, 1)	6.1		24	3	3	2	3	3	0	0	0	0	0	29	33	2.84	0.632										
Bruce Robbins, L ERA: 5.63 (7, 1)	0.2	W	3	1	0	0	0	0	0	0	0	0	0	3	3	0.00	1.500										
Dave Rozema, R ERA: 4.32 (8, 1)	2.0	S	7	1	0	0	2	0	0	0	0	0	0	11	11	0.00	0.500										

Detroit Tigers @ Minnesota Twins
Metropolitan Stadium, Bloomington, MI
Sat Aug 23 1980, 4:33 AM EDT
Alt. 7,062 - Unknown - 70 F

AB 32
R 3
H 5
RBI 3
BB 1
SO 5
LOB 8



Batter	1	2	3	4	5	6	7	8	9	AB	R	H	RBI	BB	SO	LOB	TOP			
Rick Peters, S OBP: 0.377, SLG: 0.374 (1, 8)	4-0 SH2-4 BB		0-0 6-3	0-0 FC5 2-3f			4-0 1B WP BB		0-0 G5-4-3 1-2f	3	1	0	0	2	0	3				
Alan Trammell, R OBP: 0.376, SLG: 0.411 (1, 6)	0-0 SH2-4 1-2		0-0 1-3		0-0 F8		0-0 WP 1B			3	0	1	0	0	0	0				
Tom Brookens, R OBP: 0.323, SLG: 0.403 (1, 5)	4-0 G6-4-3 BB		0-0 F8		0-0 S 1B		0-3 K			3	0	1	0	1	1	2				
John Wockenfuss, R OBP: 0.384, SLG: 0.469 (1, 3)	0-0 G6-4-3 1-2f			0-0 HR	4-0 G5-4-3 BB		0-3 K			3	1	1	1	1	1	3				
Lance Parrish, R OBP: 0.322, SLG: 0.522 (1, 10)		0-0 5-3		0-0 5-3	0-0 G5-4-3 1-2f			0-0 FC1-6 1B		4	0	1	0	0	0	2				
Al Cowens, R OBP: 0.344, SLG: 0.349 (1, 9)		0-0 4-3 BB 1B		4-0 S 1B BB		0-0 F8		0-0 FC1-6 G6-4-3 1-2f		3	1	1	0	1	0	1				
Duffy Dyer, R OBP: 0.238, SLG: 0.346 (1, 2)		4-0 4-3 BB		0-0 FC5 1B 1B		0-0 F6		0-0 G6-4-3 1-2f		3	0	1	1	1	0	1				
Jim Lentine, R OBP: 0.346, SLG: 0.336 (1, 7)		0-0 4-3		4-0 1-2 BB		0-0 5-3			0-0 L8	3	0	0	0	1	0	2				
Lou Whitaker, L OBP: 0.337, SLG: 0.277 (1, 4)		0-3 K		0-3 K			0-0 3-1		0-0 G5-4-3 1B	4	0	1	0	0	2	4				
Inning Stats	R: 0 E: 0 K: 0 S: 2	H: 0 LOB: 1 BB: 2 P: 10	R: 0 E: 0 K: 1 S: 6	H: 1 LOB: 2 BB: 1 P: 10	R: 0 E: 0 K: 0 S: 3	H: 0 LOB: 0 BB: 0 P: 3	R: 2 E: 0 K: 1 S: 7	H: 2 LOB: 2 BB: 2 P: 15	R: 0 E: 0 K: 0 S: 3	H: 0 LOB: 0 BB: 0 P: 3	R: 1 E: 0 K: 2 S: 8	H: 1 LOB: 1 BB: 1 P: 12	R: 0 E: 0 K: 0 S: 3	H: 1 LOB: 0 BB: 0 P: 3	R: 0 E: 0 K: 0 S: 3	H: 1 LOB: 0 BB: 0 P: 3	1B: 6 2B: 0 3B: 0 HR: 1	SF: 0 SAC: 1 DP: 4 HBP: 0	WP: 1 PB: 0 SB: 2 CS: 0	PA: 37
PITCHER Geoff Zahn, L ERA: 4.65 (1, 1)	IP: 9.0 WLS: L BF: 37 H: 7 R: 3 ER: 3 SO: 4 BB: 7 IBB: 0 HBP: 0 BLK: 0 WP: 1 HR: 1 S: 38 P: 66 ERA: 3.00 WHIP: 1.556															PITCHER				

Detroit Tigers @ Minnesota Twins
Metropolitan Stadium, Bloomington, MI
Sun Aug 24 1980, 4:33 AM EDT
Att: 11,859 - Unknown - 78 F

AB 29
R 3
H 7
RBI 2
BB 7
SO 4
LOB 18



Batter	1	2	3	4	5	6	7	8	9	AB	R	H	RBI	BB	SO	LOB	BOTTOM			
Roy Smalley, S OBP: 0.345, SLG: 0.404 (1, 6)	0-0 FC3-5 2B		0-0 F6			0-0 L8		0-0 F3		4	0	1	0	0	0	2				
Rick Sofield, L OBP: 0.295, SLG: 0.390 (1, 7)	0-0 FC3-5		0-0 F6			0-3 K		0-3 K		3	0	0	0	0	1	2				
Butch Wynegar, S OBP: 0.330, SLG: 0.332 (8, PH)										1	0	0	0	0	1	1				
Mike Cabbage, L OBP: 0.305, SLG: 0.387 (9, 3)										0	0	0	0	0	0	0				
John Castino, R OBP: 0.334, SLG: 0.433 (1, 5)	0-0 FC5-4 1-2f			0-0 5-3		0-0 1B		0-0 FC5-4 1-2f		4	0	1	0	0	0	2				
Jose Morales, R OBP: 0.393, SLG: 0.520 (1, 10)	0-0 FC5-4 1-2f			0-0 5-3		0-0 F8			0-0 F9	4	0	0	0	0	0	2				
Ron Jackson, R OBP: 0.307, SLG: 0.379 (9, 7)		0-0 F3		0-0 L9			0-0 F7		0-0 WP HR 2B	4	1	1	0	0	0	0				
Pete Mackanin, R OBP: 0.307, SLG: 0.360 (1, 4)		0-0 L7			4-0 G5-4-3 BB		0-0 1B		0-0 F7 2-3	3	0	1	0	1	0	1				
Bombo Rivera, R OBP: 0.274, SLG: 0.459 (1, 9)		0-0 6-3			0-0 G5-4-3 1-2f		0-0 F8		0-0 HR	4	1	1	2	0	0	2				
Dave Edwards, R OBP: 0.285, SLG: 0.327 (1, 8)			0-0 5-3 2B		4-0 BB		0-0 L8		0-0 F9 3-H	3	0	1	0	1	0	1				
Sal Butera, R OBP: 0.328, SLG: 0.317 (1, 2)			0-0 5-3		0-3 K			0-0 FC5-4 1B		3	0	1	0	0	1	2				
Inning Stats	R: 0 E: 0 K: 0 S: 4	H: 1 LOB: 0 BB: 0 P: 4	R: 0 E: 0 K: 0 S: 3	H: 0 LOB: 0 BB: 0 P: 3	R: 0 E: 0 K: 0 S: 3	H: 0 LOB: 0 BB: 0 P: 3	R: 0 E: 0 K: 1 S: 4	H: 0 LOB: 1 BB: 2 P: 12	R: 0 E: 0 K: 1 S: 6	H: 1 LOB: 1 BB: 0 P: 6	R: 0 E: 0 K: 0 S: 4	H: 1 LOB: 1 BB: 0 P: 4	R: 0 E: 0 K: 1 S: 6	H: 1 LOB: 0 BB: 0 P: 6	R: 2 E: 0 K: 0 S: 5	H: 2 LOB: 0 BB: 0 P: 5	1B: 3 2B: 3 3B: 0 HR: 1	SF: 0 SAC: 0 DP: 1 HBP: 0	WP: 1 PB: 0 SB: 0 CS: 0	PA: 35
PITCHER Dan Schatzeder, L ERA: 4.01 (1, 1)	IP: 9.0 WLS: W BF: 35 H: 7 R: 2 ER: 2 SO: 3 BB: 2 IBB: 0 HBP: 0 BLK: 0 WP: 1 HR: 1 S: 39 P: 47 ERA: 2.00 WHIP: 1.000															PITCHER				

Detroit Tigers @ Minnesota Twins
Metropolitan Stadium, Bloomington, MI
Sun Aug 24 1980, 4:33 AM EDT
Att: 11,859 - Unknown - 78 F

AB 33
R 2
H 7
RBI 2
BB 2
SO 3
LOB 15




Batter	1	2	3	4	5	6	7	8	9	AB	R	H	RBI	BB	SO	LOB	TOP										
Rick Peters, S OBP: 0.375, SLG: 0.375 (1, 8)										5	1	1	0	0	0	3	Detroit Tigers @ Chicago White Sox Comiskey Park, Chicago, IL Tue Aug 26 1980, 8:05 PM EDT Att: 10,061 - Unknown - 88 F										
Alan Trammell, R OBP: 0.377, SLG: 0.411 (1, 6)										3	0	1	0	1	0	1											
Steve Kemp, L OBP: 0.394, SLG: 0.473 (1, 7)										5	0	1	1	0	2	3											
Champ Summers, L OBP: 0.380, SLG: 0.484 (1, 10)										5	1	2	0	0	1	1											
Lance Parrish, R OBP: 0.323, SLG: 0.522 (1, 2)										4	0	1	0	1	1	1											
John Wockenfuss, R OBP: 0.386, SLG: 0.465 (1, 3)										2	0	0	0	2	1	2											
Tim Corcoran, L OBP: 0.289, SLG: 0.244 (7, PH)									1	2	1	0	2	0	0	0											
Jim Lentine, R OBP: 0.346, SLG: 0.333 (7, 9)									1	0	0	0	0	0	2	2											
Tom Brookens, R OBP: 0.322, SLG: 0.402 (1, 5)									4	1	1	2	0	0	2	2											
Lou Whitaker, L OBP: 0.340, SLG: 0.280 (1, 4)									3	0	2	0	1	0	0	0											
Inning Stats	R: 1 E: 0 K: 0 S: 4	H: 2 LOB: 0 BB: 0 P: 4	R: 2 E: 1 K: 2 S: 9	H: 2 LOB: 1 BB: 1 P: 13	R: 0 E: 0 K: 1 S: 5	H: 1 LOB: 2 BB: 2 P: 13	R: 1 E: 0 K: 1 S: 7	H: 2 LOB: 2 BB: 1 P: 11	R: 0 E: 0 K: 0 S: 3	H: 0 LOB: 0 BB: 0 P: 3	R: 0 E: 0 K: 1 S: 6	H: 1 LOB: 2 BB: 1 P: 10	R: 0 E: 0 K: 0 S: 4	H: 1 LOB: 1 BB: 0 P: 4	R: 0 E: 0 K: 0 S: 3	H: 0 LOB: 0 BB: 0 P: 3	1B: 7 2B: 2 3B: 1 HR: 0	SF: 0 SAC: 1 DP: 1 HBP: 0	WP: 0 PB: 0 SB: 0 CS: 0	PA: 41							
PITCHER	IP	WLS	BF	H	R	ER	SO	BB	IBB	HBP	BLK	WP	HR	S	P	ERA	WHIP										
LaMarr Hoyt, R ERA: 4.46 (1, 1)	3.2		20	7	4	2	3	4	0	0	0	0	0	22	38	4.91	3.000										
Rich Wortham, L ERA: 5.59 (4, 1)	3.0	L	14	2	1	1	2	2	1	0	0	0	0	14	26	3.00	1.333										
Mike Proly, R ERA: 2.97 (7, 1)	2.1		8	1	0	0	0	0	0	0	0	0	0	8	8	0.00	0.429										

Batter	1	2	3	4	5	6	7	8	9	AB	R	H	RBI	BB	SO	LOB	BOTTOM										
Leo Sutherland, L OBP: 0.268, SLG: 0.309 (1, 7)										4	1	1	0	0	0	1	Detroit Tigers @ Chicago White Sox Comiskey Park, Chicago, IL Tue Aug 26 1980, 8:05 PM EDT Att: 10,061 - Unknown - 88 F										
Mike Squires, L OBP: 0.342, SLG: 0.350 (1, 3)										2	1	0	0	1	0	0											
Chet Lemon, R OBP: 0.364, SLG: 0.409 (1, 8)										3	2	1	0	1	0	0											
Lamar Johnson, R OBP: 0.327, SLG: 0.429 (1, 10)										4	0	2	3	0	0	0											
Jim Morrison, R OBP: 0.311, SLG: 0.398 (1, 4)										4	0	0	0	0	2	2											
Harold Baines, L OBP: 0.277, SLG: 0.397 (1, 9)										4	0	1	0	0	0	1											
Glenn Borgmann, R OBP: 0.360, SLG: 0.286 (1, 2)										3	0	1	0	0	0	0											
Bob Molinaro, L OBP: 0.360, SLG: 0.412 (9, PH)										0	0	0	0	0	0	0											
Wayne Nordhagen, R OBP: 0.287, SLG: 0.483 (9, PH)										1	0	0	0	0	0	1											
Richard Dotson, R OBP: 0.287, SLG: 0.483 (9, PR)										0	0	0	0	0	0	0											
Kevin Bell, R OBP: 0.301, SLG: 0.267 (1, 5)										4	0	1	0	0	1	1											
Greg Pryor, R OBP: 0.272, SLG: 0.352 (1, 6)										3	0	1	0	0	0	2											
Inning Stats	R: 2 E: 0 K: 0 S: 4	H: 2 LOB: 0 BB: 1 P: 8	R: 0 E: 0 K: 0 S: 4	H: 2 LOB: 1 BB: 0 P: 4	R: 2 E: 0 K: 0 S: 5	H: 2 LOB: 1 BB: 1 P: 9	R: 0 E: 0 K: 1 S: 6	H: 1 LOB: 1 BB: 0 P: 6	R: 0 E: 0 K: 0 S: 3	H: 0 LOB: 0 BB: 0 P: 3	R: 0 E: 0 K: 0 S: 3	H: 0 LOB: 0 BB: 0 P: 3	R: 0 E: 0 K: 0 S: 3	H: 0 LOB: 0 BB: 0 P: 3	R: 0 E: 0 K: 0 S: 4	H: 1 LOB: 1 BB: 0 P: 4	1B: 6 2B: 2 3B: 1 HR: 0	SF: 0 SAC: 1 DP: 2 HBP: 0	WP: 0 PB: 1 SB: 0 CS: 1	PA: 36							
PITCHER	IP	WLS	BF	H	R	ER	SO	BB	IBB	HBP	BLK	WP	HR	S	P	ERA	WHIP										
Jerry Ujdr, R ERA: 6.75 (1, 1)	2.1		13	6	4	3	0	2	0	0	0	0	0	11	19	11.57	3.429										
Aurelio Lopez, R ERA: 3.51 (3, 1)	6.0	W	20	2	0	0	1	0	0	0	0	0	0	22	22	0.00	0.333										
Pat Underwood, L ERA: 3.78 (9, 1)	0.2	S	2	0	0	0	0	0	0	0	0	0	0	2	2	0.00	0.000										

Batter	1	2	3	4	5	6	7	8	9	10	11	12	13	14	AB	R	H	RBI	BB	SO	LOB	TOP					
Rick Peters, S OBP: 0.370, SLG: 0.370 (1, 8)	F9		F8			F8		1B 2B 1B		F8	5-3			G4-6-3	7	1	1	0	0	0	4						
Alan Trammell, R OBP: 0.377, SLG: 0.408 (1, 6)	5-3		K			F9		1-2 2B 1B		1B BB			5-3		5	1	1	0	1	1	2						
Steve Kemp, L OBP: 0.393, SLG: 0.472 (1, 7)	4-3				B2	F8		1-2 2B		1-2 BB			F8		5	0	1	2	1	0	0						
John Wockenfuss, R OBP: 0.385, SLG: 0.460 (1, 3)		G6-4-3 BB		6-3		6-3		4-3						K	5	0	1	0	1	1	1						
Lance Parrish, R OBP: 0.323, SLG: 0.518 (1, 2)	F9			6-3						WP 5-3 BB				F9	5	0	1	0	1	1	4						
Tom Brookens, R OBP: 0.320, SLG: 0.401 (1, 5)	G6-4-3					FC4-6 1B				K				F9	6	0	1	0	0	1	6						
Duffy Dyer, R OBP: 0.263, SLG: 0.350 Champ Summers, L OBP: 0.380, SLG: 0.480 (9, PH)			FC1 1B			L5-3 BB				5-3				CS BB	2	0	1	0	1	0	1						
Jim Lentine, R OBP: 0.340, SLG: 0.326 Tim Corcoran, L OBP: 0.290, SLG: 0.238 (9, PH)			FC1			K		F8						CS	3	0	0	0	0	1	3						
Lou Whitaker, L OBP: 0.340, SLG: 0.281 (1, 4)			F1		L5-3			F7		5-3					6	0	2	0	0	0	6						
Inning Stats	R: 0 E: 0 K: 0 S: 3	H: 0 LOB: 0 BB: 0 P: 3	R: 0 E: 0 K: 0 S: 2	H: 0 LOB: 0 BB: 1 P: 6	R: 0 E: 0 K: 0 S: 7	H: 1 LOB: 2 BB: 0 P: 7	R: 0 E: 0 K: 0 S: 3	H: 0 LOB: 0 BB: 0 P: 3	R: 0 E: 0 K: 1 S: 5	H: 1 LOB: 1 BB: 1 P: 9	R: 0 E: 0 K: 0 S: 3	H: 0 LOB: 0 BB: 0 P: 3	R: 0 E: 0 K: 0 S: 2	H: 0 LOB: 0 BB: 1 P: 6	R: 0 E: 0 K: 0 S: 3	H: 1 LOB: 0 BB: 0 P: 3	R: 0 E: 0 K: 0 S: 3	H: 1 LOB: 0 BB: 0 P: 6	R: 0 E: 0 K: 0 S: 2	H: 0 LOB: 0 BB: 1 P: 6	R: 0 E: 0 K: 0 S: 3	H: 1 LOB: 0 BB: 0 P: 3	1B: 7 2B: 3 HR: 0	SF: 0 SAC: 0 DP: 0 HBP: 0	WP: 1 PB: 0 SB: 1 CS: 1	PA: 56	
PITCHER	IP	WLS	BF	H	R	ER	SO	BB	IBB	HBP	BLK	WP	HR	S	P	ERA	WHIP										
Britt Burns, L ERA: 2.69 Ed Farmer, R ERA: 3.16 Mike Proly, R ERA: 2.9	(1, 1)	7.2	30	6	2	2	2	2	0	0	0	0	0	32	40	0.00	1.043										
	(8, 1)	3.1	16	2	0	0	3	4	0	0	0	1	0	18	34	0.00	1.800										
	(12, 1)	3.0	9	1	0	0	1	1	0	0	0	0	0	10	14	0.00	0.667										

Detroit Tigers @ Chicago White Sox
Comiskey Park, Chicago, IL
Wed Aug 27 1980, 8:05 PM EDT
Att. 12,582 - Overcast - 74 F


AB 48
R 9
H 2
RBI 2
BB 7
SO 6
LOB 28



Batter	1	2	3	4	5	6	7	8	9	10	11	12	13	14	AB	R	H	RBI	BB	SO	LOB	BOTTOM						
Leo Sutherland, L OBP: 0.286, SLG: 0.311 (1, 7)	6-3		SH5-4 1B	6-3			F7			1B IBB				1B 1B	6	2	2	0	1	0	2							
Mike Squires, L OBP: 0.342, SLG: 0.346 (1, 3)	6-3		SH5-4		G3			BB		F7				1B 1B	5	0	1	0	1	0	2							
Chet Lemon, R OBP: 0.365, SLG: 0.408 (1, 8)			1B IBB	6-3			F5							F6	6	0	2	0	1	0	4							
Lamar Johnson, R OBP: 0.329, SLG: 0.429 (1, 10)	F3		1B		K			FC4-6 1B		F9				F8	7	0	3	3	0	1	4							
Jim Morrison, R OBP: 0.311, SLG: 0.399 (1, 4)		FC1-6-5 2B	F6			F9		FC4-6		6-3				G3-6 1B	6	0	2	0	0	0	3							
Harold Baines, L OBP: 0.272, SLG: 0.390 (1, 9)		FC1-6-5 BB	F8			F9		K		3-1				G3-6	6	0	0	0	0	1	5							
Glenn Borgmann, R OBP: 0.311, SLG: 0.263 Richard Dotson, R (10, PH)						4-3		4-3						6-3	3	0	0	0	2	0	1							
Bruce Kimm, R OBP: 0.359, SLG: 0.290 Todd Cruz, R OBP: 0.296, SLG: 0.319 (11, 2)		G6-4-3 BB								1B BB					1	0	0	0	0	0	0							
Kevin Bell, R OBP: 0.307, SLG: 0.266 (1, 5)		G6-4-3					L5			1B SH3-4 BB				4-3	4	0	1	0	2	0	2							
Greg Pryor, R OBP: 0.311, SLG: 0.355 Bob Molinaro, L OBP: 0.359, SLG: 0.410 Todd Cruz, R OBP: 0.278, SLG: 0.319 (11, 6)			SH5-4 1B			FC4-6				SH3-4				4-3	3	1	2	0	0	0	1							
Inning Stats	R: 0 E: 0 K: 0 S: 4	H: 1 LOB: 1 BB: 0 P: 4	R: 0 E: 0 K: 0 S: 3	H: 1 LOB: 1 BB: 1 P: 7	R: 2 E: 0 K: 0 S: 6	H: 3 LOB: 2 BB: 1 P: 10	R: 0 E: 0 K: 0 S: 3	H: 0 LOB: 0 BB: 1 P: 7	R: 0 E: 0 K: 0 S: 5	H: 0 LOB: 0 BB: 0 P: 5	R: 0 E: 0 K: 0 S: 3	H: 0 LOB: 0 BB: 0 P: 3	R: 0 E: 0 K: 0 S: 2	H: 1 LOB: 0 BB: 1 P: 6	R: 0 E: 0 K: 0 S: 3	H: 0 LOB: 0 BB: 0 P: 3	R: 0 E: 0 K: 0 S: 2	H: 0 LOB: 0 BB: 1 P: 6	R: 0 E: 0 K: 0 S: 3	H: 1 LOB: 0 BB: 0 P: 3	R: 0 E: 0 K: 0 S: 3	H: 0 LOB: 0 BB: 0 P: 3	R: 1 E: 0 K: 0 S: 4	H: 3 LOB: 2 BB: 0 P: 4	1B: 12 2B: 1 3B: 0 HR: 0	SF: 0 SAC: 2 DP: 2 HBP: 0	WP: 1 PB: 0 SB: 0 CS: 0	PA: 58
PITCHER	IP	WLS	BF	H	R	ER	SO	BB	IBB	HBP	BLK	WP	HR	S	P	ERA	WHIP											
Jack Morris, R ERA: 4.31 Dave Rozema, R ERA: 4.26	(1, 1)	10.0	45	9	2	2	2	5	0	0	0	0	0	42	70	1.90	1.400											
	(11, 1)	3.1	13	4	1	1	0	0	0	0	0	0	0	13	13	2.70	1.200											

Detroit Tigers @ Chicago White Sox
Comiskey Park, Chicago, IL
Wed Aug 27 1980, 8:05 PM EDT
Att. 12,582 - Overcast - 74 F

AB 49
R 3
H 13
RBI 3
BB 7
SO 2
LOB 26



Batter	1	2	3	4	5	6	7	8	9	AB	R	H	RBI	BB	SO	LOB	TOP			
Jim Gantner, L (1,4) OBP: 0.324, SLG: 0.374	0-0 4-3	0-0 FC4 1B		0-0 G4-6-3			0-0 6-3			4	0	1	1	0	0	1	Milwaukee Brewers @ Detroit Tigers Tiger Stadium, Detroit, MI Fri Aug 29 1980, 7:05 PM EDT Att: 24,400 - Unknown			
Robin Yount, R (1,6) OBP: 0.317, SLG: 0.533	0-0 1B	0-0 FC4 1B			0-0 5-3		0-0 F8			4	0	1	1	0	0	1				
Cecil Cooper, L (1,3) OBP: 0.391, SLG: 0.522	0-0 1B	0-0 F7			0-0 G3		0-0 4-3			4	0	1	0	0	0	1				
Gorman Thomas, R (1,8) OBP: 0.313, SLG: 0.493	0-0 F6		0-0 F7		0-3 K			0-0 F5		4	0	0	0	0	1	2				
Ben Oglivie, L (1,7) OBP: 0.364, SLG: 0.552	4-0 1B		0-3 K		0-0 FC5-4 1B			0-3 K		3	0	1	0	1	2	0				
Sixto Lezcano, R (1,9) OBP: 0.293, SLG: 0.414	0-3 K		0-0 E5 FC6-4		0-0 F3			0-0 F4		4	0	0	0	0	1	4				
Don Money, R (1,5) OBP: 0.348, SLG: 0.504		0-0 SH5-3 1B		0-0 FC6-4		0-0 FC5-4 1B			0-0 5-3	4	1	1	0	0	0	2				
Dick Davis, R (1,10) OBP: 0.293, SLG: 0.381		0-0 1B SH5-3 FC4 1B		0-0 5-3		0-0 E4		0-3 K		4	1	1	0	0	1	1				
Charlie Moore, R (1,2) OBP: 0.334, SLG: 0.337		0-0 SH5-3		0-0 G4-6-3 1B		0-0 F8		0-0 F8		3	0	1	0	0	0	2				
Inning Stats	R: 0 E: 0 K: 1 S: 7	H: 2 LOB: 3 BB: 1 P: 11	R: 2 E: 0 K: 0 S: 6	H: 3 LOB: 1 BB: 0 P: 6	R: 0 E: 1 K: 1 S: 6	H: 0 LOB: 1 BB: 0 P: 6	R: 0 E: 0 K: 0 S: 5	H: 1 LOB: 0 BB: 0 P: 5	R: 0 E: 1 K: 0 S: 5	H: 0 LOB: 2 BB: 0 P: 5	R: 0 E: 0 K: 1 S: 5	H: 0 LOB: 0 BB: 0 P: 5	R: 0 E: 0 K: 1 S: 5	H: 0 LOB: 0 BB: 0 P: 5	R: 0 E: 0 K: 1 S: 5	H: 0 LOB: 0 BB: 0 P: 5	1B: 7 2B: 0 3B: 0 HR: 0	SF: 0 SAC: 1 DP: 1 HBP: 0	WP: 0 PB: 0 SB: 0 CS: 0	PA: 36
PITCHER Milt Wilcox, R (1,1) ERA: 4.14	IP: 9.0 WLS: W BF: 36 H: 7 R: 2 ER: 2 SO: 5 BB: 1 IBB: 0 HBP: 0 BLK: 0 WP: 0 HR: 0 S: 45 P: 49 ERA: 2.00 WHIP: 0.889															PITCHER				

Batter	1	2	3	4	5	6	7	8	9	AB	R	H	RBI	BB	SO	LOB	BOTTOM			
Rick Peters, S (1,8) OBP: 0.371, SLG: 0.369	4-0 1B BB	0-0 2B 1B		0-3 K	0-0 6-3			0-0 4-3		4	2	1	2	1	1	3	Milwaukee Brewers @ Detroit Tigers Tiger Stadium, Detroit, MI Fri Aug 29 1980, 7:05 PM EDT Att: 24,400 - Unknown			
Alan Trammell, R (1,6) OBP: 0.371, SLG: 0.400	0-0 B2	0-0 F8		0-0 FC5-4	0-0 5-3		0-0 F9			5	0	0	0	0	0	6				
Steve Kemp, L (1,10) OBP: 0.396, SLG: 0.481	0-0 BB 1B	0-0 1B			0-0 HR		0-0 F6	0-3 K		5	1	3	3	0	1	0				
John Wockenfuss, R (1,3) OBP: 0.386, SLG: 0.461	0-0 BB 1B	0-0 5-3			0-0 1B 1B		0-0 6-3			4	1	2	1	0	0	1				
Lance Parrish, R (1,2) OBP: 0.328, SLG: 0.520	4-0 L5-3 BB		0-3 K		0-0 BB 1B WP 1B		0-0 F7			3	1	1	0	1	1	0				
Al Cowens, R (1,9) OBP: 0.346, SLG: 0.360	0-0 L5-3		0-3 K		0-0 WP BB FC5-2 1B		0-0 F6			4	0	1	1	0	1	3				
Tom Brookens, R (1,5) OBP: 0.321, SLG: 0.397		0-0 1B 1-6-3 1B		1-3	0-0 FC5-2 WP 6-3 BB		0-0 L6			3	2	1	0	1	0	0				
Jim Lentine, R (1,7) OBP: 0.335, SLG: 0.322 Champ Summers, L (5,PH) OBP: 0.394, SLG: 0.493		0-0 1-6-3		0-0 L5	4-0 6-3 FC5-2 IBB		4-0 BB			2	0	0	0	0	0	1				
Lou Whitaker, L (1,4) OBP: 0.343, SLG: 0.284		0-0 F8 2B 1B		4-0 FC5-4 BB	0-0 FC5-2 6-3		0-0 5-3			3	1	1	0	1	0	4				
Inning Stats	R: 1 E: 0 K: 0 S: 4	H: 2 LOB: 2 BB: 2 P: 12	R: 3 E: 0 K: 0 S: 7	H: 4 LOB: 1 BB: 0 P: 7	R: 0 E: 0 K: 2 S: 7	H: 0 LOB: 0 BB: 0 P: 7	R: 0 E: 0 K: 1 S: 5	H: 0 LOB: 1 BB: 1 P: 9	R: 4 E: 0 K: 0 S: 7	H: 4 LOB: 2 BB: 2 P: 15	R: 0 E: 0 K: 0 S: 3	H: 0 LOB: 0 BB: 0 P: 3	R: 0 E: 0 K: 0 S: 3	H: 0 LOB: 1 BB: 1 P: 7	R: 0 E: 0 K: 1 S: 5	H: 0 LOB: 0 BB: 0 P: 5	1B: 8 2B: 2 3B: 0 HR: 1	SF: 0 SAC: 0 DP: 1 HBP: 0	WP: 1 PB: 0 SB: 0 CS: 0	PA: 39
PITCHER Bill Travers, L (1,1) ERA: 3.55 Fred Holdsworth, R (2,1) ERA: 4.5 Bill Castro, R (5,1) ERA: 3.06 Jerry Augustine, L (8,1) ERA: 4.39	IP: 1.2 WLS: L BF: 12 H: 4 R: 4 ER: 4 SO: 3 BB: 1 IBB: 0 HBP: 0 BLK: 0 WP: 0 HR: 1 S: 10 P: 18 ERA: 21.60 WHIP: 4.800															PITCHER				



Batter	1	2	3	4	5	6	7	8	9	AB	R	H	RBI	BB	SO	LOB	TOP								
Robin Yount, R OBP: 0.316, SLG: 0.530 (1, 6)	F3		L6				F5			3	1	0	0	1	0	0	Milwaukee Brewers @ Detroit Tigers Tiger Stadium, Detroit, MI Sat Aug 30 1980, 7:05 PM EDT Att: 26,051 - Unknown								
Don Money, R OBP: 0.346, SLG: 0.498 (1, 5)	G3		L8			5-3	K			3	0	0	0	1	1										
Cecil Cooper, L OBP: 0.392, SLG: 0.534 (1, 3)	G3						F4			4	2	2	2	0	0	1									
Gorman Thomas, R OBP: 0.311, SLG: 0.489 (1, 8)	K		6-3				F8			4	0	0	0	0	1	1									
Ben Oglivie, L OBP: 0.363, SLG: 0.549 (1, 7)		F8					F8			4	1	1	0	0	1	0									
Sixto Lezcano, R OBP: 0.295, SLG: 0.421 (1, 9)							6-3			3	1	1	2	1	1	0									
Dick Davis, R OBP: 0.293, SLG: 0.377 (1, 10)							F9			3	0	0	0	0	2	1									
Jim Gantner, L OBP: 0.323, SLG: 0.370 (1, 4)							B2-3			3	0	0	0	1	0	2									
Buck Martinez, R OBP: 0.283, SLG: 0.339 (1, 2)							3-1			4	1	1	1	0	1	1									
Inning Stats	R: 0 E: 0 K: 1 S: 5	H: 0 LOB: 1 BB: 1 P: 9	R: 0 E: 0 K: 1 S: 5	H: 0 LOB: 1 BB: 1 P: 9	R: 2 E: 0 K: 0 S: 5	H: 2 LOB: 0 BB: 0 P: 5	R: 2 E: 0 K: 0 S: 5	H: 2 LOB: 0 BB: 0 P: 5	R: 2 E: 0 K: 1 S: 4	H: 1 LOB: 1 BB: 1 P: 8	R: 0 E: 0 K: 1 S: 5	H: 0 LOB: 1 BB: 1 P: 9	R: 0 E: 0 K: 2 S: 7	H: 0 LOB: 0 BB: 0 P: 5	R: 0 E: 0 K: 1 S: 4	H: 0 LOB: 0 BB: 0 P: 5		R: 0 E: 0 K: 1 S: 4	H: 0 LOB: 0 BB: 0 P: 5	1B: 1 2B: 0 3B: 0 HR: 4	SF: 0 SAC: 0 DP: 0 HBP: 1	WP: 0 PB: 0 SB: 2 CS: 1	PA: 36		
PITCHER	IP	WLS	BF	H	R	ER	SO	BB	IBB	HBP	BLK	WP	HR	S	P	ERA	WHIP								
Aurelio Lopez, R ERA: 3.9 (1, 1)	4.1	L	21	5	6	6	2	3	0	0	0	0	4	22	34	12.46	1.846								
Dave Rozema, R ERA: 4.11 (5, 1)	4.2		15	0	0	0	5	1	0	1	0	0	0	23	28	0.00	0.214								

Batter	1	2	3	4	5	6	7	8	9	AB	R	H	RBI	BB	SO	LOB	BOTTOM								
Rick Peters, S OBP: 0.374, SLG: 0.375 (1, 8)							F7			5	1	3	1	0	0	1	Milwaukee Brewers @ Detroit Tigers Tiger Stadium, Detroit, MI Sat Aug 30 1980, 7:05 PM EDT Att: 26,051 - Unknown								
Lou Whitaker, L OBP: 0.335, SLG: 0.280 (1, 4)	E7						F7			5	1	0	0	0	1	3									
Steve Kemp, L OBP: 0.392, SLG: 0.478 (1, 7)	SF9						F7			3	0	0	1	0	1	0									
Champ Summers, L OBP: 0.382, SLG: 0.493 (1, 10)							F7			4	0	1	1	0	1	0									
Lance Parrish, R OBP: 0.329, SLG: 0.520 (1, 2)	F8									4	0	2	0	0	0	1									
Al Cowens, R OBP: 0.343, SLG: 0.356 (1, 9)	6-3						FC6-4			4	0	0	0	0	1	3									
Tim Corcoran, L OBP: 0.327, SLG: 0.318 (1, 3)							F7			4	1	3	1	0	0	0									
Tom Brookens, R OBP: 0.323, SLG: 0.396 (1, 5)							F7			3	1	1	0	1	0	1									
Mark Wagner, R OBP: 0.313, SLG: 0.274 (1, 6)										3	0	0	0	0	1	3									
Alan Trammell, R OBP: 0.370, SLG: 0.399 (9, PH)	6-3									1	0	0	0	0	0	0									
Inning Stats	R: 2 E: 1 K: 0 S: 6	H: 2 LOB: 1 BB: 0 P: 6	R: 1 E: 0 K: 0 S: 5	H: 2 LOB: 1 BB: 0 P: 5	R: 0 E: 0 K: 1 S: 6	H: 1 LOB: 1 BB: 0 P: 6	R: 1 E: 0 K: 1 S: 7	H: 3 LOB: 1 BB: 0 P: 7	R: 0 E: 0 K: 1 S: 6	H: 1 LOB: 1 BB: 0 P: 6	R: 0 E: 0 K: 0 S: 3	H: 0 LOB: 1 BB: 1 P: 7	R: 0 E: 0 K: 2 S: 7	H: 0 LOB: 0 BB: 0 P: 7	R: 0 E: 0 K: 0 S: 4	H: 1 LOB: 1 BB: 0 P: 4	R: 0 E: 0 K: 0 S: 3	H: 0 LOB: 0 BB: 0 P: 3	1B: 7 2B: 3 3B: 0 HR: 1	SF: 1 SAC: 0 DP: 1 HBP: 0	WP: 0 PB: 0 SB: 1 CS: 2	PA: 38			
PITCHER	IP	WLS	BF	H	R	ER	SO	BB	IBB	HBP	BLK	WP	HR	S	P	ERA	WHIP								
Moose Haas, R ERA: 2.93 (1, 1)	9.0	W	38	10	4	2	5	1	0	0	0	0	1	47	51	2.00	1.222								

Batter	1	2	3	4	5	6	7	8	9	AB	R	H	RBI	BB	SO	LOB	TOP																					
Paul Moltzer, R OBP: 0.365, SLG: 0.408 (1, 4)	F8	FC5-4		FC5-4		K		6-3		5	0	1	1	0	1	2																						
Robin Yount, R OBP: 0.317, SLG: 0.532 (1, 6)	1B	F6		FC5-4				F9		4	2	1	0	1	0	4																						
Cecil Cooper, L OBP: 0.396, SLG: 0.542 (1, 3)	1B			F6					HR	4	3	3	3	1	0	0																						
Gorman Thomas, R OBP: 0.312, SLG: 0.494 (1, 8)	FC4-6			K		K		G5-4-3		5	1	2	3	0	2	2																						
Ben Oglivie, L OBP: 0.360, SLG: 0.543 (1, 7)	FC4-6			K					HR	5	0	0	1	0	1	1																						
Sixto Lezcano, R OBP: 0.298, SLG: 0.421 (1, 9)	CS	F3		2-3						2	1	1	0	0	0	0																						
Dick Davis, R OBP: 0.294, SLG: 0.387 (5, 9)				1B		HBP			K	2	1	1	1	0	1	0																						
Don Money, R OBP: 0.344, SLG: 0.504 (1, 10)				2-3		5-4-3			F8	5	1	1	1	0	1	2																						
Jim Gantner, L OBP: 0.328, SLG: 0.373 (1, 5)				1B						3	1	2	1	1	0	0																						
Charlie Moore, R OBP: 0.337, SLG: 0.339 (1, 2)				FC5-4		FC6-4			6-3	4	1	2	0	0	0	2																						
Inning Stats	R: 2 E: 0 K: 0 S: 4	H: 2 LOB: 0 BB: 1 P: 8	R: 1 E: 0 K: 0 S: 6	H: 3 LOB: 2 BB: 0 P: 6	R: 0 E: 0 K: 2 S: 7	H: 0 LOB: 0 BB: 0 P: 7	R: 5 E: 0 K: 1 S: 10	H: 5 LOB: 0 BB: 0 P: 10	R: 0 E: 0 K: 0 S: 3	H: 0 LOB: 2 BB: 1 P: 8	R: 0 E: 0 K: 1 S: 5	H: 1 LOB: 1 BB: 1 P: 9	R: 1 E: 0 K: 1 S: 6	H: 1 LOB: 0 BB: 0 P: 6	R: 0 E: 0 K: 0 S: 3	H: 0 LOB: 0 BB: 0 P: 3	R: 2 E: 0 K: 1 S: 7	H: 2 LOB: 0 BB: 0 P: 7	1B: 9 2B: 0 3B: 1 HR: 4	SF: 0 SAC: 0 DP: 1 HBP: 1	WP: 0 PB: 0 SB: 0 CS: 1	PA: 44																
PITCHER	IP	WLS	BF	H	R	ER	SO	BB	IBB	HBP	BLK	WP	HR	S	P	ERA	WHIP	PITCHER				IP	WLS	BF	H	R	ER	SO	BB	IBB	HBP	BLK	WP	HR	S	P	ERA	WHIP
Dan Schatzeder, L ERA: 4.3 (1, 1)	3.1	L	18	8	6	6	2	1	0	0	0	0	1	21	25	16.20	2.700																					
Jerry Ujdur, R ERA: 7.04 (4, 1)	4.2		20	4	3	3	3	0	2	1	0	0	2	23	32	5.79	0.857																					
Pat Underwood, L ERA: 3.82 (9, 1)	1.0		5	2	2	2	1	0	0	0	0	0	1	7	7	18.00	2.000																					

Milwaukee Brewers @ Detroit Tigers
Tiger Stadium, Detroit, MI
Sun Aug 31 1980, 3:33 AM EDT
Att: 21,684 - Unknown - 84 F

AB 39
R 11
H 14
RBI 11
BB 3
SO 6
LOB 13



Batter	1	2	3	4	5	6	7	8	9	AB	R	H	RBI	BB	SO	LOB	BOTTOM																					
Rick Peters, S OBP: 0.372, SLG: 0.372 (1, 8)	5-3		SF7	4-3		FC6			L6	5	0	1	1	0	0	2																						
Alan Trammell, R OBP: 0.368, SLG: 0.396 (1, 6)	K		BB	F9					F3	5	0	1	1	0	1	1																						
Steve Kemp, L OBP: 0.389, SLG: 0.474 (1, 7)	F7		SF7							3	0	0	1	0	1	0																						
John Wockenfuss, R OBP: 0.384, SLG: 0.456 (1, 3)		6-3		6-3						3	0	0	0	1	0	0																						
Lance Parrish, R OBP: 0.329, SLG: 0.517 (1, 10)		K	G4-6-3						F4	4	0	1	0	0	1	3																						
Al Cowens, R OBP: 0.340, SLG: 0.353 (1, 9)		6-3		1-3					6-3	4	0	0	0	0	0	1																						
Tom Brookens, R ERA: 4.44 (1, 5)										2	2	1	0	0	0	0																						
Lou Whitaker, L OBP: 0.339, SLG: 0.279 (7, 4)			1B	BB		L4			F7	1	0	0	0	0	0	0																						
Duffy Dyer, R OBP: 0.278, SLG: 0.358 (1, 2)			1B	1B						1	2	1	0	2	0	0																						
Tim Corcoran, L OBP: 0.333, SLG: 0.326 (9, PH)			1B	1B		FC6				1	0	1	0	0	0	0																						
Stan Papi, R OBP: 0.286, SLG: 0.442 (7, 5)			1B	1B		F8			F8	4	2	2	3	0	0	2																						
Inning Stats	R: 0 E: 0 K: 1 S: 5	H: 0 LOB: 0 BB: 0 P: 5	R: 0 E: 0 K: 1 S: 5	H: 0 LOB: 0 BB: 0 P: 5	R: 3 E: 0 K: 0 S: 6	H: 4 LOB: 2 BB: 2 P: 14	R: 3 E: 0 K: 0 S: 4	H: 1 LOB: 0 BB: 1 P: 9	R: 0 E: 0 K: 0 S: 6	H: 1 LOB: 1 BB: 0 P: 6	R: 0 E: 0 K: 0 S: 4	H: 1 LOB: 1 BB: 0 P: 4	R: 0 E: 0 K: 0 S: 3	H: 0 LOB: 0 BB: 0 P: 3	R: 0 E: 0 K: 0 S: 3	H: 0 LOB: 0 BB: 0 P: 3	R: 0 E: 0 K: 0 S: 4	H: 1 LOB: 1 BB: 0 P: 4	1B: 6 2B: 1 3B: 0 HR: 1	SF: 1 SAC: 0 DP: 1 HBP: 1	WP: 0 PB: 0 SB: 0 CS: 0	PA: 38																
PITCHER	IP	WLS	BF	H	R	ER	SO	BB	IBB	HBP	BLK	WP	HR	S	P	ERA	WHIP	PITCHER				IP	WLS	BF	H	R	ER	SO	BB	IBB	HBP	BLK	WP	HR	S	P	ERA	WHIP
Mike Caldwell, L ERA: 4.44 (1, 1)	3.1		18	3	0	0	1	0	0	0	0	0	0	1	18	31	16.20	2.400																				
Reggie Cleveland, R ERA: 3.67 (4, 1)	5.2	W	20	3	0	0	1	0	0	0	0	0	0	22	22	0.00	0.529																					

Milwaukee Brewers @ Detroit Tigers
Tiger Stadium, Detroit, MI
Sun Aug 31 1980, 3:33 AM EDT
Att: 21,684 - Unknown - 84 F

AB 33
R 6
H 8
RBI 6
BB 3
SO 3
LOB 9



Batter	1	2	3	4	5	6	7	8	9	AB	R	H	RBI	BB	SO	LOB	TOP									
Chet Lemon, R (1, 8) OBP: 0.374, SLG: 0.421 Rusty Kuntz, R (9, 8) OBP: 0.346, SLG: 0.375	4-0 SH2-3 1B BB		0-0 F6	0-0 1B 1-H 2-H	4-0 3B BB		0-0 2B 1B		0-0 1B	4	3	2	2	0	1		Chicago White Sox @ Detroit Tigers Tiger Stadium, Detroit, MI Mon Sep 01 1980, 7:05 PM EDT Att: 11,412 - Overcast - 70 F									
Mike Squires, L (1, 3) OBP: 0.357, SLG: 0.359	0-0 SH2-3		0-0 1B	0-0 F8	0-0 3B		0-0 2B 1B		0-0 F9	5	0	3	2	0	0	2										
Wayne Nordhagen, R (1, 7) OBP: 0.296, SLG: 0.488 Junior Moore, R (9, 7) OBP: 0.295, SLG: 0.331	0-0 1-3		0-0 E7 1B	0-0 F4	0-0 F4		0-0 2B 1B		0-0 1B	6	0	3	2	0	0	3										
Lamar Johnson, R (1, 10) OBP: 0.329, SLG: 0.424	0-0 2H 1B		4-0 1B		0-0 5-3	0-0 F5		0-0 L6		4	0	1	1	1	0	1										
Jim Morrison, R (1, 4) OBP: 0.318, SLG: 0.412 Greg Pryor, R (8, 4) OBP: 0.276, SLG: 0.354	0-3 K		0-0 F4		0-0 HR	0-0 1B FC6-4		0-0 5-3		5	2	2	1	0	1	4										
Harold Baines, L (1, 9) OBP: 0.275, SLG: 0.392		0-0 6-3	0-0 L3		0-0 HR 1B	0-0 FC6-4 1B		0-0 1B		5	1	3	0	0	0	3										
Glenn Borgmann, R (1, 2) OBP: 0.310, SLG: 0.292 Bruce Kimm, R (8, 2) OBP: 0.288, SLG: 0.289		0-0 6-3		4-0 PB 1B BB	0-0 HR	0-0 FC6-4 1B		0-0 F4		4	2	1	3	1	0	2										
Fran Mullins, R (1, 5) Kevin Bell, R (3, 5) OBP: 0.292, SLG: 0.249	0-3 K		0-3 K		0-0 3B 1B	0-0 F3		0-0 F3		1	0	0	0	0	1	0										
Todd Cruz, R (1, 6) OBP: 0.275, SLG: 0.316			0-0 1B 1B	1-2 1B 1B	0-3 K		0-0 F5		0-3 K	5	2	2	0	0	2	1										
Inning Stats	R: 1 E: 0 K: 1 S: 6	H: 1 LOB: 1 BB: 1 P: 10	R: 0 E: 0 K: 1 S: 5	H: 0 LOB: 0 BB: 0 P: 5	R: 1 E: 1 K: 0 S: 6	H: 3 LOB: 3 BB: 1 P: 10	R: 2 E: 0 K: 1 S: 7	H: 2 LOB: 1 BB: 1 P: 11	R: 5 E: 0 K: 1 S: 10	H: 5 LOB: 1 BB: 1 P: 14	R: 1 E: 0 K: 0 S: 5	H: 2 LOB: 1 BB: 0 P: 5	R: 1 E: 0 K: 0 S: 5	H: 3 LOB: 0 BB: 0 P: 5	R: 0 E: 0 K: 0 S: 4	H: 1 LOB: 1 BB: 0 P: 4		R: 0 E: 0 K: 1 S: 6	H: 2 LOB: 2 BB: 0 P: 6	1B: 15 2B: 1 3B: 1 HR: 2	SF: 0 SAC: 1 DP: 0 HBP: 0	WP: 1 PB: 1 SB: 0 CS: 0	PA: 48			
PITCHER	IP WLS BF H R ER SO BB IBB HBP BLK WP HR S P ERA WHIP	3.1 L 19 6 4 3 3 2 1 0 0 0 0 22 34 8.10 2.400	4.1 L 7 4 4 4 0 0 0 0 0 1 2 7 7 36.00 4.000	5.1 L 22 9 3 3 2 1 0 0 0 0 0 25 29 5.79 2.143																						

AB	43
R	11
H	19
RBI	11
BB	4
SO	5
LOB	20



Batter	1	2	3	4	5	6	7	8	9	AB	R	H	RBI	BB	SO	LOB	BOTTOM								
Rick Peters, S (1, 8) OBP: 0.372, SLG: 0.372 Dave Stegman, R (6, 8) OBP: 0.252, SLG: 0.271	0-0 L3		0-0 1B		0-0 F8	0-0 FC6-4			0-0 5-3	3	0	1	0	0	0	0	Chicago White Sox @ Detroit Tigers Tiger Stadium, Detroit, MI Mon Sep 01 1980, 7:05 PM EDT Att: 11,412 - Overcast - 70 F								
Alan Trammell, R (1, 6) OBP: 0.371, SLG: 0.394	4-0 2B BB		0-0 F4		4-0 HR BB		4-0 BB	0-0 F4	2	1	0	0	3	0	1										
Steve Kemp, L (1, 10) OBP: 0.391, SLG: 0.482	0-0 F9		0-0 1B		0-0 HR		0-0 F8	4-0 FC6-4 BB	4	1	2	2	1	0	2										
John Wockenfuss, R (1, 3) OBP: 0.382, SLG: 0.455	0-0 1-3 2B		0-0 F6		0-0 F7		0-0 L6	0-0 FC6-4	5	0	1	0	0	0	4										
Lance Parrish, R (1, 2) OBP: 0.329, SLG: 0.518 Duffy Dyer, R (7, 2) OBP: 0.275, SLG: 0.354	0-3 K		0-0 F8		0-0 E 2B		0-0 F7		3	1	1	0	0	1	2										
Al Cowens, R (1, 9) OBP: 0.340, SLG: 0.352 Tim Corcoran, L (8, FH) OBP: 0.330, SLG: 0.322		0-0 5-3		0-0 1B		0-0 F7		0-0 F2	3	0	1	0	0	0	1										
Jim Lentine, R (1, 7) OBP: 0.333, SLG: 0.315		0-0 6-3		0-3 K		0-0 F8		4-0 BB	3	0	0	0	1	1	2										
Stan Papi, R (1, 5) OBP: 0.284, SLG: 0.433		0-0 5-3		0-3 K		0-0 E1 1B		0-0 F9	4	0	1	0	0	1	2										
Lou Whitaker, L (1, 4) OBP: 0.336, SLG: 0.276			0-0 F8		0-3 K	0-0 E5 FC6-4		0-0 3-1	4	0	0	0	0	1	2										
Inning Stats	R: 0 E: 0 K: 1 S: 6	H: 1 LOB: 2 BB: 1 P: 10	R: 0 E: 0 K: 0 S: 3	H: 0 LOB: 0 BB: 0 P: 3	R: 0 E: 0 K: 2 S: 8	H: 1 LOB: 1 BB: 0 P: 8	R: 2 E: 0 K: 1 S: 6	H: 1 LOB: 0 BB: 1 P: 10	R: 1 E: 2 K: 0 S: 6	H: 2 LOB: 2 BB: 0 P: 6	R: 0 E: 0 K: 0 S: 3	H: 0 LOB: 1 BB: 1 P: 7	R: 0 E: 0 K: 0 S: 3	H: 0 LOB: 1 BB: 1 P: 7	R: 0 E: 0 K: 0 S: 3	H: 0 LOB: 1 BB: 1 P: 7		1B: 4 2B: 2 3B: 0 HR: 1	SF: 0 SAC: 0 DP: 0 HBP: 0	WP: 0 PB: 0 SB: 0 CS: 0	PA: 40				
PITCHER	IP WLS BF H R ER SO BB IBB HBP BLK WP HR S P ERA WHIP	7.0 W 32 7 3 2 4 3 0 0 0 0 1 37 2.57 1.429	8.0 L 8 0 0 0 0 2 0 0 0 0 0 6 14 0.00 1.000																						

AB	35
R	3
H	7
RBI	2
BB	5
SO	4
LOB	19




Batter	1	2	3	4	5	6	7	8	9	AB	R	H	RBI	BB	SO	LOB	TOP			
Chet Lemon, R OBP: 0.373, SLG: 0.419 (1, 8)										4	0	1	0	0	0	0	Chicago White Sox @ Detroit Tigers Tiger Stadium, Detroit, MI Tue Sep 02 1980, 7:05 PM EDT Unknown - 76 F			
Mike Squires, L OBP: 0.354, SLG: 0.356 Bruce Kimm, R OBP: 0.287, SLG: 0.288 (1, 3) (7, 2)										2	0	0	0	0	0	0				
Wayne Nordhagen, R OBP: 0.296, SLG: 0.485 (1, 7)										4	1	1	0	0	0	1				
Lamar Johnson, R OBP: 0.329, SLG: 0.424 (1, 10)										4	0	1	0	0	0	3				
Jim Morrison, R OBP: 0.316, SLG: 0.409 Greg Pryor, R OBP: 0.278, SLG: 0.356 (1, 4) (7, 4)										3	0	0	0	0	0	2				
Harold Baines, L OBP: 0.275, SLG: 0.398 (1, 9)										4	1	1	2	0	0	1				
Ron Pruitt, R OBP: 0.368, SLG: 0.392 (1, 5)										3	0	1	0	1	1	0				
Glenn Borgmann, R OBP: 0.300, SLG: 0.280 Mary Foley, L OBP: 0.259, SLG: 0.338 (1, 2) (7, PH) (7, 3)										2	0	0	0	0	0	1				
Todd Cruz, R OBP: 0.272, SLG: 0.312 Kevin Bell, R OBP: 0.292, SLG: 0.249 Bob Molinaro, L OBP: 0.359, SLG: 0.413 (1, 6) (7, 6) (9, PH)										3	0	0	0	0	0	1				
										0	0	0	0	0	0	0				
										1	0	0	0	0	0	2				
Inning Stats	R: 0 E: 0 K: 0 S: 4	H: 1 LOB: 1 BB: 0 P: 4	R: 0 E: 0 K: 0 S: 4	H: 1 LOB: 1 BB: 0 P: 4	R: 0 E: 0 K: 0 S: 3	H: 0 LOB: 0 BB: 0 P: 3	R: 2 E: 1 K: 0 S: 5	H: 1 LOB: 0 BB: 0 P: 5	R: 0 E: 0 K: 0 S: 4	H: 1 LOB: 1 BB: 0 P: 4	R: 0 E: 0 K: 1 S: 6	H: 1 LOB: 0 BB: 0 P: 6	R: 0 E: 0 K: 0 S: 4	H: 1 LOB: 1 BB: 1 P: 4	R: 0 E: 0 K: 0 S: 4	H: 1 LOB: 2 BB: 1 P: 8		1B: 5 2B: 1 3B: 0 HR: 1	SF: 0 SAC: 1 DP: 0 HBP: 0	WP: 0 PB: 0 CS: 0
PITCHER Mark Fidrych, R ERA: 4.6 (1, 1)	IP: 9.0 WLS: W BF: 36 H: 7 R: 2 ER: 0 SO: 1 BB: 1 IBB: 0 HBP: 0 BLK: 0 WP: 0 HR: 1 S: 37 P: 41 ERA: 0.00 WHIP: 0.889																			

Batter	1	2	3	4	5	6	7	8	9	AB	R	H	RBI	BB	SO	LOB	BOTTOM				
Rick Peters, S OBP: 0.370, SLG: 0.371 Dave Stegman, R OBP: 0.250, SLG: 0.269 (1, 8) (7, PH) (8, 8)										4	1	1	1	0	0	5	Chicago White Sox @ Detroit Tigers Tiger Stadium, Detroit, MI Tue Sep 02 1980, 7:05 PM EDT Unknown - 76 F				
Alan Trammell, R OBP: 0.371, SLG: 0.401 (1, 6)										5	2	2	3	0	0	2					
Steve Kemp, L OBP: 0.392, SLG: 0.482 Jim Lentine, R OBP: 0.331, SLG: 0.313 (1, 7) (8, 7)										4	2	2	0	0	0	0					
Champ Summers, L OBP: 0.384, SLG: 0.503 John Wockenfuss, R OBP: 0.350, SLG: 0.453 (1, 10) (8, PH)										4	1	2	2	0	1	1					
Lance Parrish, R OBP: 0.329, SLG: 0.518 (1, 2)										4	1	1	0	1	1	1					
Al Cowens, R OBP: 0.342, SLG: 0.354 Lynn Jones, R OBP: 0.294, SLG: 0.412 (1, 9) (8, 9)										4	1	2	2	0	0	0					
Tim Corcoran, L OBP: 0.346, SLG: 0.372 (1, 3)										4	2	3	1	0	0	2					
Tom Brookens, R OBP: 0.332, SLG: 0.408 Stan Papi, R OBP: 0.284, SLG: 0.433 (1, 5) (8, 5)										4	1	4	1	0	0	0					
Lou Whitaker, L OBP: 0.338, SLG: 0.277 Mark Wagner, R OBP: 0.309, SLG: 0.270 (1, 4) (7, PH) (8, 4)										2	0	1	0	1	0	1					
										1	0	0	0	0	1	1					
Inning Stats	R: 0 E: 0 K: 0 S: 3	H: 0 LOB: 0 BB: 0 P: 3	R: 0 E: 0 K: 1 S: 5	H: 1 LOB: 1 BB: 1 P: 9	R: 0 E: 0 K: 0 S: 4	H: 2 LOB: 1 BB: 0 P: 4	R: 1 E: 0 K: 0 S: 4	H: 1 LOB: 0 BB: 0 P: 4	R: 7 E: 1 K: 0 S: 12	H: 9 LOB: 3 BB: 1 P: 16	R: 2 E: 1 K: 0 S: 5	H: 3 LOB: 0 BB: 0 P: 5	R: 1 E: 0 K: 1 S: 7	H: 2 LOB: 1 BB: 0 P: 7	R: 0 E: 0 K: 1 S: 5	H: 0 LOB: 0 BB: 0 P: 5		1B: 13 2B: 2 3B: 0 HR: 3	SF: 0 SAC: 0 DP: 2 HBP: 0	WP: 0 PB: 0 CS: 1	PA: 41
PITCHER Mike Proly, R ERA: 3.26 Rich Wortham, L ERA: 5.79 Nardi Contreras, R ERA: 6.3 Ken Kravec, L ERA: 7.03 (1, 1) (5, 1) (5, 1) (7, 1)	IP: 4.1 WLS: L BF: 20 H: 8 R: 5 ER: 5 SO: 1 BB: 0 IBB: 0 HBP: 0 BLK: 0 WP: 0 HR: 2 S: 21 P: 25 ERA: 10.38 WHIP: 2.077																				

Batter	1	2	3	4	5	6	7	8	9	AB	R	H	RBI	BB	SO	LOB	TOP					
Leo Sutherland, L (1, 8) OBP: 0.265, SLG: 0.288	0-3 K		0-0 F9			0-0 G6-3		0-0 FC4-6		4	0	0	0	0	1	4						
Mike Squires, L (1, 3) OBP: 0.348, SLG: 0.350	0-0 6-3			0-0 F9			0-0 1-3	0-0 G4-6-3		4	0	0	0	0	0	2						
Bob Molinaro, L (1, 7) OBP: 0.361, SLG: 0.425	0-3 K			0-0 K2-3-2 1B			0-0 HR		0-3 K	4	1	2	1	0	2	0						
Lamar Johnson, R (1, 10) OBP: 0.328, SLG: 0.423		0-0 G1-4-3 1B		0-3 K2-3-2 1-1			0-0 F8		0-0 5-3	4	0	1	0	0	1	1						
Jim Morrison, R (1, 4) OBP: 0.318, SLG: 0.410		0-0 G1-4-3 1-2			0-0 F6		0-0 1B 1B		0-0 1B	4	0	2	0	0	0	1						
Harold Baines, L (1, 9) OBP: 0.274, SLG: 0.396		0-0 F8			0-0 F4		0-0 FC4-6 1-2 1B		0-0 F7	4	0	1	0	0	0	1						
Mary Foley, L (1, 2) OBP: 0.250, SLG: 0.325			0-3 K		0-0 6-3		0-0 FC4-6 1-2			3	0	0	0	0	1	2						
Greg Pryor, R (1, 5) OBP: 0.282, SLG: 0.357			0-0 4-3			4-0 G6-3 BB		0-0 FC4-6 BB 1B		2	0	1	0	1	0	0						
Todd Cruz, R (1, 6) OBP: 0.274, SLG: 0.313						0-3 K		4-0 FC4-6 1-2 BB		2	0	1	0	0	1	1						
Ron Pruitt, R (8, PH) OBP: 0.374, SLG: 0.392										0	0	0	0	1	0	0						
Kevin Bell, R (8, 5) OBP: 0.292, SLG: 0.249										0	0	0	0	0	0	0						
Inning Stats	R: 0 E: 0 K: 2 S: 7	H: 0 LOB: 0 BB: 0 P: 7	R: 0 E: 0 K: 0 S: 3	H: 1 LOB: 0 BB: 0 P: 3	R: 0 E: 0 K: 1 S: 6	H: 1 LOB: 1 BB: 0 P: 6	R: 0 E: 0 K: 1 S: 5	H: 1 LOB: 1 BB: 0 P: 5	R: 0 E: 0 K: 0 S: 3	H: 0 LOB: 2 BB: 0 P: 3	R: 0 E: 0 K: 1 S: 4	H: 0 LOB: 0 BB: 1 P: 8	R: 1 E: 0 K: 0 S: 6	H: 3 LOB: 2 BB: 0 P: 6	R: 0 E: 0 K: 0 S: 3	H: 1 LOB: 1 BB: 1 P: 7	R: 0 E: 0 K: 1 S: 6	H: 1 LOB: 1 BB: 0 P: 6	1B: 7 2B: 1 3B: 0 HR: 1	SF: 0 SAC: 0 DP: 4 HBP: 0	WP: 0 PB: 0 SB: 0 CS: 0	PA: 33
PITCHER Milt Wilcox, R (1, 1) ERA: 3.99	IP: 9.0 WLS: W BF: 33 H: 8 R: 1 ER: 1 SO: 6 BB: 2 IBB: 0 HBP: 0 BLK: 0 WP: 0 HR: 1 S: 43 P: 51 ERA: 1.00 WHIP: 1.111											PITCHER	IP: 9.0 WLS: W BF: 33 H: 8 R: 1 ER: 1 SO: 6 BB: 2 IBB: 0 HBP: 0 BLK: 0 WP: 0 HR: 1 S: 43 P: 51 ERA: 1.00 WHIP: 1.111									

Chicago White Sox @ Detroit Tigers
Tiger Stadium, Detroit, MI
Tue Sep 02 1980, 7:05 PM EDT
Att: 13,651 - Unknown - 71 F


AB	31
R	1
H	8
RBI	1
BB	2
SO	6
LOB	12



Batter	1	2	3	4	5	6	7	8	9	AB	R	H	RBI	BB	SO	LOB	BOTTOM			
Rick Peters, S (1, 8) OBP: 0.371, SLG: 0.369	0-0 CS 1B	4-0 BB			0-0 4-3	0-0 F9		0-3 K		4	0	1	0	1	1	0				
Alan Trammell, R (1, 6) OBP: 0.370, SLG: 0.400	0-3 K 1-2	0-0 F8			0-0 2B 1B	0-0 F7				4	1	1	0	0	1	3				
Steve Kemp, L (1, 7) OBP: 0.393, SLG: 0.484	0-0 1B 1B		0-0 F8		0-0 1-3 1B 2B	0-0 G3				4	1	2	0	0	0	0				
Champ Summers, L (1, 10) OBP: 0.385, SLG: 0.502	0-0 1-3 1B		0-3 K		4-0 1B E IBB		0-0 F8			3	1	1	0	1	1	0				
John Wockenfuss, R (1, 2) OBP: 0.379, SLG: 0.450	0-0 F9		0-0 F8		0-0 E FC 1B		0-0 F9			4	1	1	2	0	0	2				
Al Cowens, R (1, 9) OBP: 0.341, SLG: 0.351		4-0 1B SF8 BB		0-0 5-3	0-0 E4 FC		0-3 K			3	1	0	0	1	1	1				
Tim Corcoran, L (1, 3) OBP: 0.342, SLG: 0.367		0-0 FC4-6 1-3 1B		0-0 4-3	0-0 FC		0-0 3-1			4	0	1	1	0	0	1				
Tom Brookens, R (1, 5) OBP: 0.333, SLG: 0.416		0-0 SF8		4-0 BB	0-0 L5		0-0 HR			2	1	1	2	1	0	2				
Lou Whitaker, L (1, 4) OBP: 0.335, SLG: 0.275		3-H FC4-6 1-2		0-0 F9	0-0 F7		0-0 F7			4	0	0	0	0	0	4				
Inning Stats	R: 0 E: 0 K: 1 S: 7	H: 3 LOB: 2 BB: 0 P: 7	R: 1 E: 1 K: 0 S: 4	H: 1 LOB: 2 BB: 2 P: 12	R: 0 E: 0 K: 1 S: 5	H: 0 LOB: 0 BB: 0 P: 5	R: 0 E: 0 K: 0 S: 3	H: 0 LOB: 1 BB: 1 P: 7	R: 4 E: 1 K: 0 S: 8	H: 3 LOB: 2 BB: 1 P: 12	R: 0 E: 0 K: 0 S: 3	H: 0 LOB: 0 BB: 0 P: 3	R: 0 E: 0 K: 1 S: 5	H: 0 LOB: 0 BB: 0 P: 5	R: 1 E: 0 K: 1 S: 6	H: 1 LOB: 0 BB: 0 P: 6	1B: 6 2B: 1 3B: 0 HR: 1	SF: 1 SAC: 0 DP: 0 HBP: 0	WP: 0 PB: 0 SB: 0 CS: 1	PA: 37
PITCHER Richard Dotson, R (1, 1) ERA: 4.32	IP: 8.0 WLS: L BF: 37 H: 8 R: 6 ER: 4 SO: 4 BB: 3 IBB: 1 HBP: 0 BLK: 0 WP: 0 HR: 1 S: 41 P: 57 ERA: 4.50 WHIP: 1.375											PITCHER	IP: 8.0 WLS: L BF: 37 H: 8 R: 6 ER: 4 SO: 4 BB: 3 IBB: 1 HBP: 0 BLK: 0 WP: 0 HR: 1 S: 41 P: 57 ERA: 4.50 WHIP: 1.375							

Chicago White Sox @ Detroit Tigers
Tiger Stadium, Detroit, MI
Tue Sep 02 1980, 7:05 PM EDT
Att: 13,651 - Unknown - 71 F

AB	32
R	6
H	8
RBI	5
BB	4
SO	4
LOB	13



Batter	1	2	3	4	5	6	7	8	9	AB	R	H	RBI	BB	SO	LOB	TOP										
Chet Lemon, R OBP: 0.376, SLG: 0.420 (1, 8)	5-3		3-4 1B		4-0 WP PB BB		F4		S	4	0	2	0	1	0	0	Chicago White Sox @ Detroit Tigers Tiger Stadium, Detroit, MI Wed Sep 03 1980, 7:05 PM EDT Att: 10,395 - Unknown - 71 F										
Mike Squires, L OBP: 0.342, SLG: 0.343 (1, 3)	4-3		3-4		F8		K		F6	5	0	0	1	0	1	3											
Bob Molinaro, L OBP: 0.360, SLG: 0.424 (1, 10)			3-H 0-0							3	1	1	0	0	0	1											
Lamar Johnson, R OBP: 0.327, SLG: 0.421 (7, PH)	G3		F4				5-3		F7	2	0	0	0	0	0	1											
Wayne Nordhagen, R OBP: 0.298, SLG: 0.494 (1, 7)		1-3	5-3							4	1	2	2	0	0	1											
Rusty Kuntz, R OBP: 0.333, SLG: 0.360 (8, 7)									F3	1	0	0	0	0	0	1											
Jim Morrison, R OBP: 0.319, SLG: 0.412 (1, 4)					F8				F6	4	1	2	0	0	0	0											
Harold Baines, L OBP: 0.279, SLG: 0.401 (1, 9)					3-1					3	0	2	0	1	0	0											
Glenn Borgmann, R OBP: 0.313, SLG: 0.283 (1, 2)					4-3					3	0	1	1	1	1	2											
Greg Pryor, R OBP: 0.278, SLG: 0.352 (1, 5)					4-3				F3	4	0	0	0	0	1	6											
Todd Cruz, R OBP: 0.273, SLG: 0.312 (1, 6)					5-3				F7	4	1	1	0	0	0	4											
Inning Stats	R: 0 E: 0 K: 0 S: 3	H: 0 LOB: 0 BB: 0 P: 3	R: 0 E: 0 K: 2 S: 9	H: 2 LOB: 2 BB: 0 P: 9	R: 1 E: 0 K: 0 S: 5	H: 2 LOB: 1 BB: 0 P: 5	R: 0 E: 0 K: 0 S: 3	H: 0 LOB: 0 BB: 0 P: 3	R: 0 E: 0 K: 0 S: 3	H: 0 LOB: 1 BB: 1 P: 7	R: 2 E: 0 K: 0 S: 6	H: 4 LOB: 2 BB: 1 P: 10	R: 0 E: 0 K: 1 S: 5	H: 0 LOB: 0 BB: 0 P: 5	R: 1 E: 0 K: 0 S: 5	H: 2 LOB: 2 BB: 1 P: 9	R: 0 E: 0 K: 0 S: 4	H: 1 LOB: 1 BB: 0 P: 4	1B: 8 2B: 2 3B: 0 HR: 1	SF: 0 SAC: 0 DP: 0 HBP: 0	WP: 4 PB: 1 SB: 1 CS: 1	PA: 40					
PITCHER	IP	WLS	BF	H	R	ER	SO	BB	IBB	HBP	BLK	WP	HR	S	P	ERA	WHIP										
Dave Rozema, R ERA: 4.13 (1, 1)	6.0		27	8	3	3	2	1	1	0	0	3	0	29	37	4.50	1.500										
Pat Underwood, L ERA: 3.53 (7, 1)	2.0		9	2	1	1	1	1	0	0	0	1	1	10	14	4.50	1.500										
Aurelio Lopez, R ERA: 3.86 (9, 1)	1.0	W	4	1	0	0	0	0	0	0	0	0	0	4	4	0.00	1.000										

Batter	1	2	3	4	5	6	7	8	9	AB	R	H	RBI	BB	SO	LOB	BOTTOM										
Rick Peters, S OBP: 0.373, SLG: 0.373 (1, 8)	F9				G5-4-3				L8-3	5	0	3	1	0	0	2	Chicago White Sox @ Detroit Tigers Tiger Stadium, Detroit, MI Wed Sep 03 1980, 7:05 PM EDT Att: 10,395 - Unknown - 71 F										
Alan Trammell, R OBP: 0.371, SLG: 0.398 (1, 6)	FC5-4 BB		L6			2B		L8-3	WP	3	0	0	0	2	0	3											
Steve Kemp, L OBP: 0.392, SLG: 0.482 (1, 7)	F9				G5-4-3 1B			F9		4	0	1	0	0	0	2											
John Wockenfuss, R OBP: 0.380, SLG: 0.454 (1, 3)	FC5-4				K				1B HBP	4	1	2	0	0	1	2											
Lance Parrish, R OBP: 0.327, SLG: 0.514 (1, 2)		4-3			G5-4-3				K	4	0	0	0	0	2	4											
Al Cowens, R OBP: 0.340, SLG: 0.350 (1, 9)			K					F7	F6	4	1	1	0	0	1	2											
Tom Brookens, R OBP: 0.335, SLG: 0.423 (1, 5)			F4						K	3	2	1	1	1	1	0											
Lynn Jones, R OBP: 0.350, SLG: 0.389 (1, 10)										1	0	0	0	2	0	0											
Champ Summers, L OBP: 0.387, SLG: 0.502 (9, PH)					G4-6-3 BB			F3	FC5-4 HBP	0	0	0	1	0	0	0											
Lou Whitaker, L OBP: 0.333, SLG: 0.272 (1, 4)										3	0	0	0	0	0	2											
Duffy Dyer, R OBP: 0.272, SLG: 0.349 (9, PH)					G4-6-3				FC5-4 HBP	1	0	0	1	0	0	2											
Dave Stegman, R OBP: 0.250, SLG: 0.269 (9, PR)									1B WP	0	1	0	0	0	0	0											
Inning Stats	R: 0 E: 0 K: 0 S: 3	H: 0 LOB: 1 BB: 1 P: 7	R: 0 E: 0 K: 1 S: 5	H: 0 LOB: 0 BB: 0 P: 5	R: 0 E: 0 K: 1 S: 5	H: 1 LOB: 1 BB: 1 P: 7	R: 0 E: 0 K: 1 S: 5	H: 1 LOB: 0 BB: 0 P: 5	R: 1 E: 1 K: 0 S: 4	H: 1 LOB: 1 BB: 1 P: 8	R: 0 E: 0 K: 1 S: 6	H: 1 LOB: 2 BB: 1 P: 10	R: 0 E: 0 K: 1 S: 5	H: 0 LOB: 0 BB: 0 P: 5	R: 0 E: 0 K: 0 S: 3	H: 1 LOB: 3 BB: 0 P: 3	R: 4 E: 0 K: 1 S: 7	H: 3 LOB: 2 BB: 1 P: 12	1B: 6 2B: 2 3B: 0 HR: 1	SF: 0 SAC: 0 DP: 4 HBP: 1	WP: 1 PB: 0 SB: 0 CS: 0	PA: 38					
PITCHER	IP	WLS	BF	H	R	ER	SO	BB	IBB	HBP	BLK	WP	HR	S	P	ERA	WHIP										
Guy Hoffman, L ERA: 3.12 (1, 1)	5.1		22	4	1	1	2	4	0	0	0	0	0	17	21	9.00	1.333										
Dewey Robinson, R ERA: 3.92 (6, 1)	3.0		12	3	3	3	3	1	0	0	0	0	0	17	21	9.00	1.333										
Rich Wortham, L ERA: 5.84 (9, 1)	0.1	L	2	0	0	0	0	0	0	1	0	0	0	1	2	0.00	0.000										
Ed Farmer, R ERA: 3.3 (9, 1)	0.0		2	1	1	1	0	0	0	0	0	1	0	1	1	∞	∞										

AB	37
R	4
H	11
RBI	4
BB	3
SO	3
LOB	19

AB	32
R	5
H	8
RBI	4
BB	5
SO	5
LOB	19

Batter	1	2	3	4	5	6	7	8	9	AB	R	H	RBI	BB	SO	LOB	TOP			
Ron Jackson, R OBP: 0.302, SLG: 0.378 (1, 3)	F7		4-3			5-3		5-3		4	0	0	0	0	0	1				
John Castino, R OBP: 0.335, SLG: 0.426 (1, 5)	F8				F4			F8		4	0	1	0	0	0	0				
Ken Landreaux, L OBP: 0.323, SLG: 0.400 (1, 10)	F2					9-3		L8		4	0	1	0	0	0	1				
Roy Smalley, S OBP: 0.347, SLG: 0.399 (1, 6)		L8						F9		3	0	0	0	1	0	0				
Pete Mackanin, R OBP: 0.303, SLG: 0.354 (1, 4)		6-3						6-3		4	0	1	0	0	1	2				
Butch Wynegar, S OBP: 0.331, SLG: 0.325 (1, 2)		5-3						F9		3	0	0	0	1	0	3				
Bombo Rivera, R OBP: 0.260, SLG: 0.413 (1, 7)			4-3							4	0	1	0	0	2	1				
Dave Edwards, R OBP: 0.293, SLG: 0.330 (1, 8)			4-3							2	0	1	0	1	1	0				
Hosken Powell, L OBP: 0.307, SLG: 0.354 (1, 9)			4-3							3	0	0	0	0	0	4				
Inning Stats	R: 0 E: 0 K: 0 S: 3	H: 0 LOB: 0 BB: 0 P: 3	R: 0 E: 0 K: 0 S: 3	H: 0 LOB: 0 BB: 0 P: 3	R: 0 E: 0 K: 0 S: 4	H: 1 LOB: 1 BB: 0 P: 4	R: 0 E: 0 K: 1 S: 6	H: 1 LOB: 2 BB: 1 P: 10	R: 0 E: 0 K: 2 S: 7	H: 0 LOB: 0 BB: 0 P: 7	R: 0 E: 0 K: 0 S: 3	H: 1 LOB: 3 BB: 2 P: 12	R: 0 E: 0 K: 0 S: 3	H: 0 LOB: 0 BB: 0 P: 3	R: 0 E: 0 K: 1 S: 6	H: 1 LOB: 1 BB: 0 P: 6	1B: 4 2B: 2 3B: 0 HR: 0	SF: 0 SAC: 0 DP: 1 HBP: 0	WP: 0 PB: 0 SB: 1 CS: 0	PA: 34
PITCHER Dan Schatzeder, L ERA: 4.04 (1, 1)	IP: 9.0 WLS: W BF: 34 H: 5 R: 0 ER: 0 SO: 4 BB: 3 IBB: 0 HBP: 0 BLK: 0 WP: 0 HR: 0 S: 39 P: 51 ERA: 0.00 WHIP: 0.889															PITCHER				

Minnesota Twins @ Detroit Tigers
Tiger Stadium, Detroit, MI
Fri Sep 05 1980, 7:05 PM EDT
Att: 16,980 - Unknown - 75 F

AB	31
R	0
H	5
RBI	0
BB	3
SO	4
LOB	12



Batter	1	2	3	4	5	6	7	8	9	AB	R	H	RBI	BB	SO	LOB	BOTTOM			
Rick Peters, S OBP: 0.377, SLG: 0.377 (1, 8)	1B		5-3					F3		4	0	3	0	0	0	1				
Alan Trammell, R OBP: 0.371, SLG: 0.398 (1, 6)	1B		5-3					FC9-6		3	1	1	0	0	0	2				
Steve Kemp, L OBP: 0.389, SLG: 0.478 (1, 7)	FC3-2-5							F8		4	0	0	0	0	1	4				
Champ Summers, L OBP: 0.383, SLG: 0.497 (1, 10)	FC6-4-5							F4		3	0	0	1	0	1	2				
Lance Parrish, R OBP: 0.325, SLG: 0.511 (1, 2)	K									3	0	0	0	0	2	1				
Tim Corcoran, L OBP: 0.333, SLG: 0.356 (1, 3)		G3						F8		3	0	0	0	0	0	0				
Al Cowens, R OBP: 0.336, SLG: 0.348 (1, 9)		6-3						E8		3	0	0	0	0	0	0				
Tom Brookens, R OBP: 0.335, SLG: 0.423 (1, 5)			K					FC6-4		3	0	1	0	0	1	1				
Lou Whitaker, L OBP: 0.333, SLG: 0.271 (1, 4)			L7					FC9-6		2	0	0	0	1	0	1				
Inning Stats	R: 1 E: 0 K: 1 S: 7	H: 2 LOB: 1 BB: 0 P: 7	R: 0 E: 0 K: 1 S: 5	H: 0 LOB: 0 BB: 0 P: 5	R: 0 E: 0 K: 0 S: 3	H: 1 LOB: 0 BB: 0 P: 3	R: 0 E: 0 K: 1 S: 5	H: 0 LOB: 0 BB: 0 P: 5	R: 0 E: 0 K: 0 S: 4	H: 1 LOB: 1 BB: 0 P: 4	R: 0 E: 0 K: 1 S: 6	H: 1 LOB: 1 BB: 0 P: 6	R: 0 E: 0 K: 1 S: 6	H: 0 LOB: 1 BB: 0 P: 6	R: 0 E: 0 K: 0 S: 3	H: 0 LOB: 1 BB: 1 P: 7	1B: 5 2B: 0 3B: 0 HR: 0	SF: 0 SAC: 1 DP: 0 HBP: 0	WP: 0 PB: 0 SB: 0 CS: 0	PA: 30
PITCHER Roger Erickson, R ERA: 3.05 (1, 1)	IP: 8.0 WLS: L BF: 30 H: 5 R: 1 ER: 1 SO: 5 BB: 1 IBB: 0 HBP: 0 BLK: 0 WP: 0 HR: 0 S: 39 P: 43 ERA: 1.12 WHIP: 0.750															PITCHER				

Minnesota Twins @ Detroit Tigers
Tiger Stadium, Detroit, MI
Fri Sep 05 1980, 7:05 PM EDT
Att: 16,980 - Unknown - 75 F

AB	28
R	1
H	5
RBI	1
BB	1
SO	5
LOB	12



Batter	1	2	3	4	5	6	7	8	9	AB	R	H	RBI	BB	SO	LOB	TOP											
Hosken Powell, L OBP: 0.307, SLG: 0.350	4-3	BB			4-3			SH5-3 1B	K	4	1	0	1	1	1	1												
Rob Wilfong, L OBP: 0.305, SLG: 0.348	BB	4-3			5-3			SH5-3 1B	K	4	0	1	0	0	1	4												
Ken Landreaux, L OBP: 0.323, SLG: 0.402	BB		1-3		F8			HR 1B		3	1	1	1	1	0	0												
Roy Smalley, S OBP: 0.347, SLG: 0.405	F7		F7		L4			HR		4	1	1	2	0	0	2												
Glenn Adams, L OBP: 0.322, SLG: 0.390	F8		F5		G3					3	0	0	0	0	0	2												
Pete Mackanin, R OBP: 0.306, SLG: 0.360										1	0	1	0	0	0	0												
Butch Wynegar, S OBP: 0.332, SLG: 0.325		BB 1B			F7					3	0	1	0	1	0	0												
Mike Cabbage, L OBP: 0.322, SLG: 0.359		F8			K					3	0	0	0	0	1	1												
Ron Jackson, R OBP: 0.300, SLG: 0.376					K			4-3		1	0	0	0	0	0	2												
Rick Sofield, L OBP: 0.292, SLG: 0.391		F8						6-3		4	0	1	0	0	1	1												
John Castillo, R OBP: 0.335, SLG: 0.424		BB 1B			K			4-3		4	0	2	0	0	1	1												
Inning Stats	R: 0 E: 0 K: 0 S: 4	H: 1 LOB: 2 BB: 1 P: 8	R: 0 E: 0 K: 0 S: 5	H: 2 LOB: 3 BB: 1 P: 9	R: 0 E: 0 K: 0 S: 3	H: 0 LOB: 0 BB: 0 P: 3	R: 0 E: 0 K: 2 S: 8	H: 1 LOB: 1 BB: 0 P: 8	R: 0 E: 0 K: 0 S: 3	H: 0 LOB: 0 BB: 0 P: 3	R: 0 E: 0 K: 0 S: 3	H: 0 LOB: 0 BB: 0 P: 3	R: 0 E: 0 K: 0 S: 6	H: 4 LOB: 1 BB: 1 P: 10	R: 0 E: 0 K: 3 S: 10	H: 1 LOB: 1 BB: 0 P: 10	1B: 7 2B: 1 3B: 0 HR: 1	SF: 0 SAC: 1 DP: 1 HBP: 0	WP: 0 PB: 0 SB: 1 CS: 0	PA: 38								
PITCHER	IP	WLS	BF	H	R	ER	SO	BB	IBB	HBP	BLK	WP	HR	S	P	ERA	WHIP											
Mark Fidrych, R ERA: 4.42	(1, 1)	7.1	L	31	7	3	3	2	2	0	0	0	0	1	33	41	3.68	1.227										
Pat Underwood, L ERA: 3.72	(8, 1)	1.2		7	2	0	0	3	0	1	0	0	0	0	12	16	0.00	1.200										

Minnesota Twins @ Detroit Tigers
Tiger Stadium, Detroit, MI
Sun Sep 07 1980, 3:33 AM EDT
Att: 20,009 - Unknown - 71 F

AB 34
R 3
H 9
RBI 3
BB 3
SO 5
LOB 14



Batter	1	2	3	4	5	6	7	8	9	AB	R	H	RBI	BB	SO	LOB	BOTTOM										
Rick Peters, S OBP: 0.376, SLG: 0.378	1-4-3 E 2B		SH1-3		L6			6-3		3	1	1	0	0	0	0											
Alan Trammell, R OBP: 0.371, SLG: 0.396	1-4-3							K		3	0	1	0	1	1	1											
Tom Brookens, R OBP: 0.329, SLG: 0.414	2-3 FC6		F7		F4			6-3		4	0	0	0	0	0	3											
John Wockenfuss, R OBP: 0.383, SLG: 0.450	3-H 6-3		K2-3					G5-4-3 1B		4	0	1	0	0	1	3											
Lance Parrish, R OBP: 0.322, SLG: 0.506	6-3				5-3			G5-4-3 1B		4	0	0	0	0	1	2											
Al Cowens, R OBP: 0.334, SLG: 0.342			F8		1-3			5-3		4	0	0	0	0	0	0											
Lynn Jones, R OBP: 0.346, SLG: 0.375			K							3	0	1	0	0	1	0											
Duffy Dyer, R OBP: 0.263, SLG: 0.326			5-3		FC6-4 1B			F8		3	0	0	0	0	0	1											
Lou Whitaker, L OBP: 0.331, SLG: 0.268			SH1-3 BB		4-3			F3		2	0	0	0	1	0	0											
Inning Stats	R: 1 E: 1 K: 0 S: 5	H: 1 LOB: 1 BB: 0 P: 5	R: 0 E: 0 K: 1 S: 5	H: 0 LOB: 0 BB: 0 P: 5	R: 0 E: 0 K: 1 S: 5	H: 0 LOB: 2 BB: 2 P: 13	R: 0 E: 0 K: 0 S: 4	H: 1 LOB: 1 BB: 0 P: 4	R: 0 E: 0 K: 0 S: 4	H: 1 LOB: 0 BB: 0 P: 4	R: 0 E: 0 K: 0 S: 3	H: 0 LOB: 0 BB: 0 P: 3	R: 0 E: 0 K: 1 S: 5	H: 0 LOB: 0 BB: 0 P: 5	R: 0 E: 0 K: 1 S: 5	H: 0 LOB: 0 BB: 0 P: 5	1B: 3 2B: 1 3B: 0 HR: 0	SF: 0 SAC: 1 DP: 1 HBP: 0	WP: 0 PB: 0 SB: 0 CS: 0	PA: 33							
PITCHER	IP	WLS	BF	H	R	ER	SO	BB	IBB	HBP	BLK	WP	HR	S	P	ERA	WHIP										
Darrell Jackson, L ERA: 3.88	(1, 1)	7.0	W	27	4	1	0	2	4	0	0	0	0	29	37	0.00	0.857										
Doug Corbett, R ERA: 1.85	(8, 1)	2.0	S	6	0	0	0	2	0	0	0	0	0	10	10	0.00	0.000										

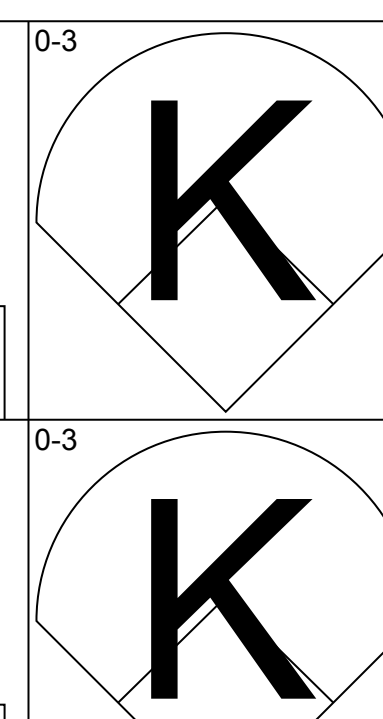
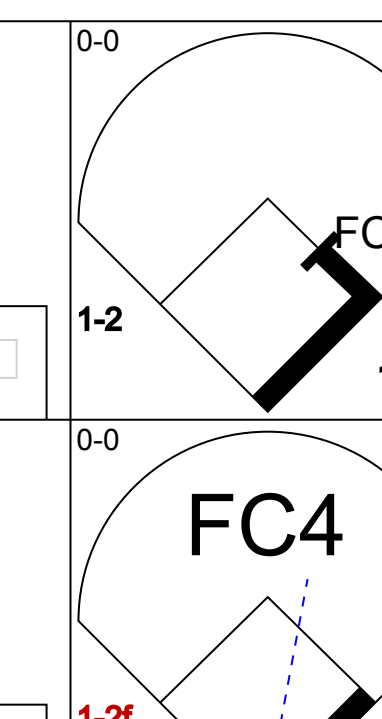
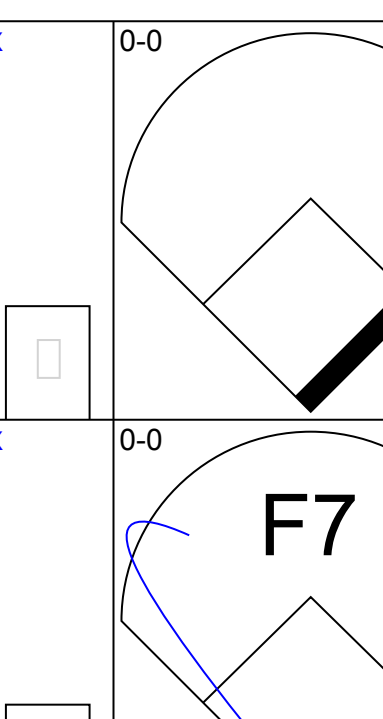
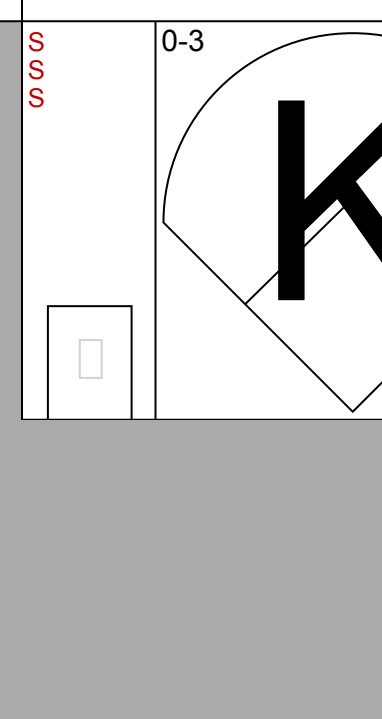
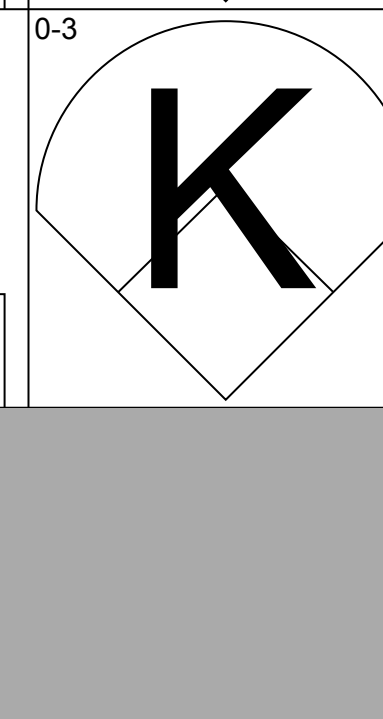


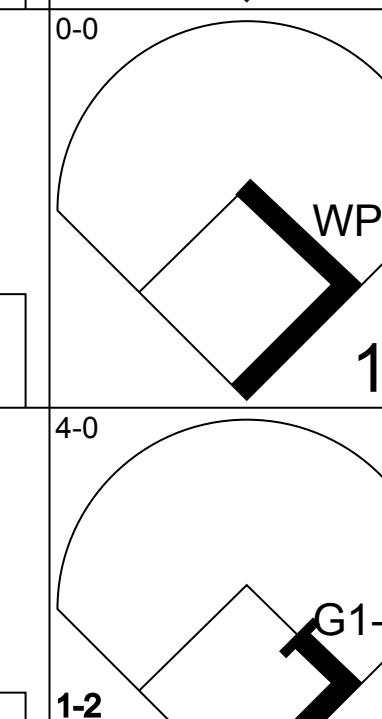

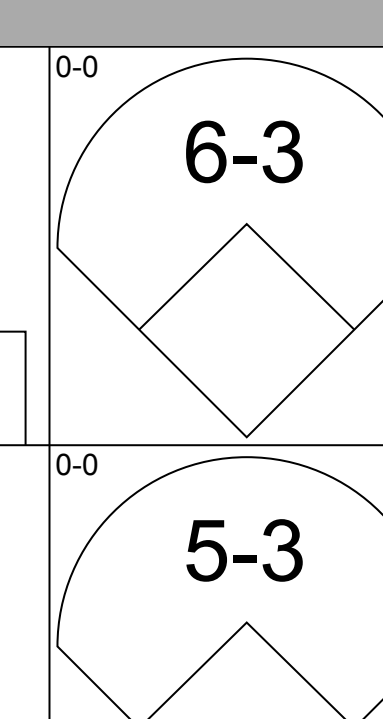
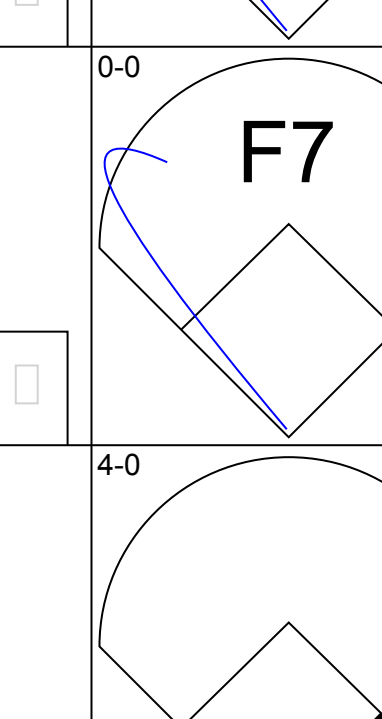
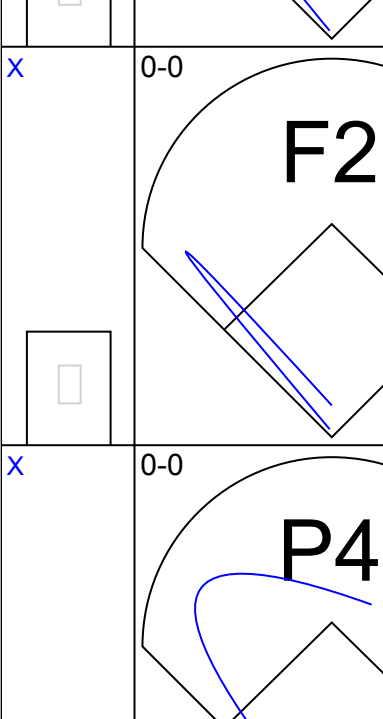
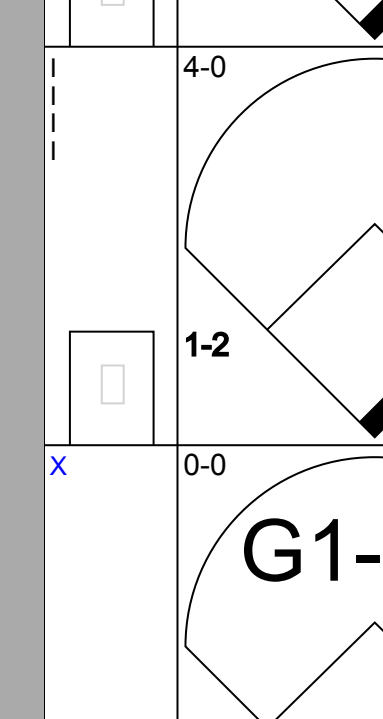

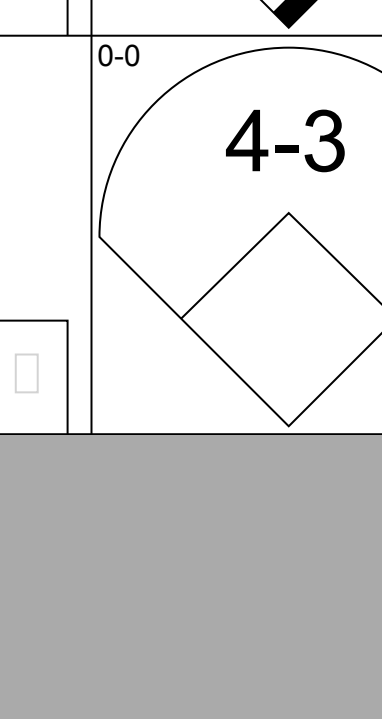

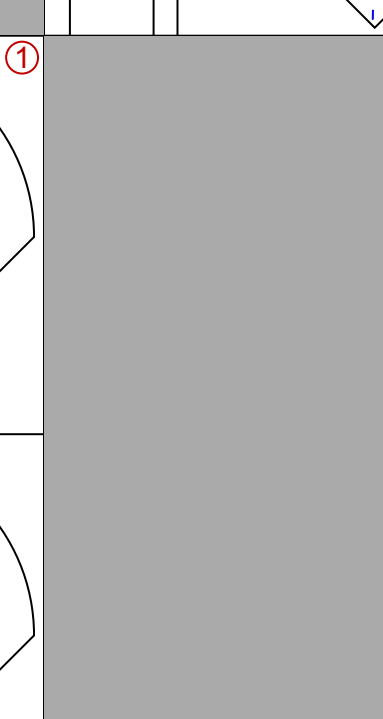


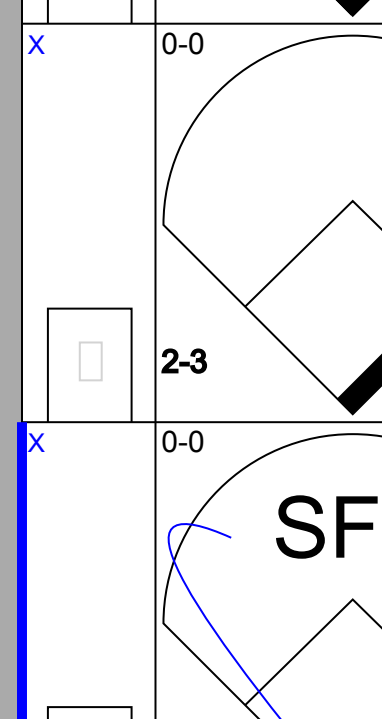
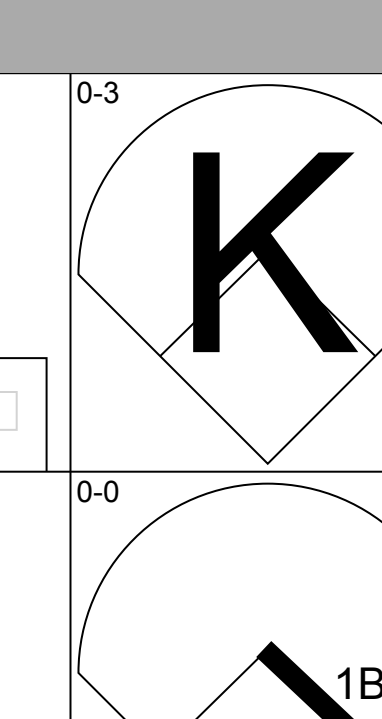
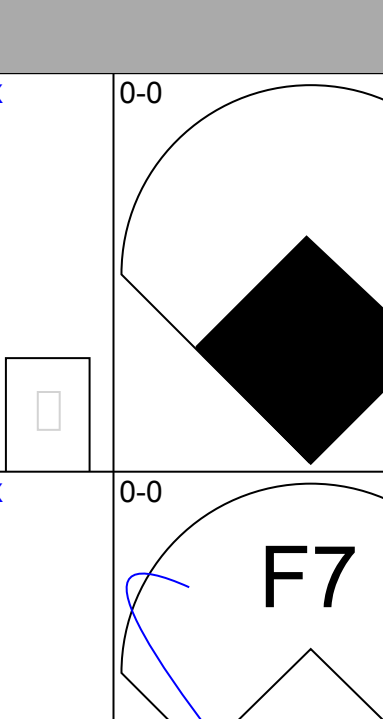
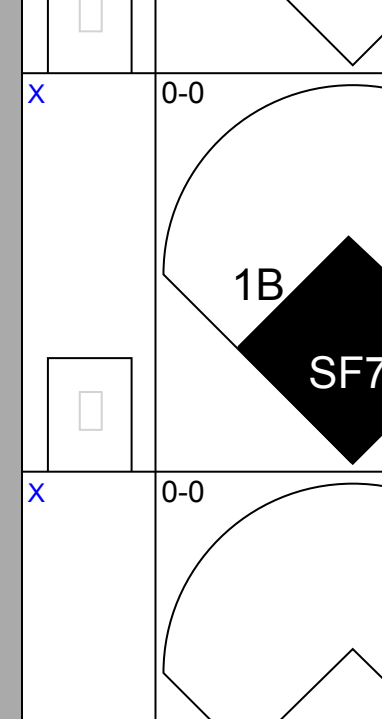
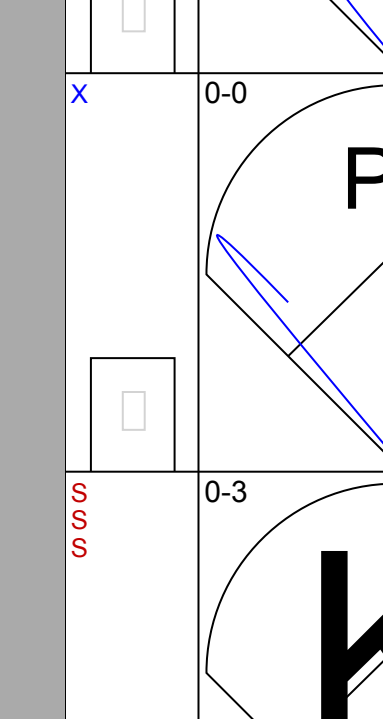
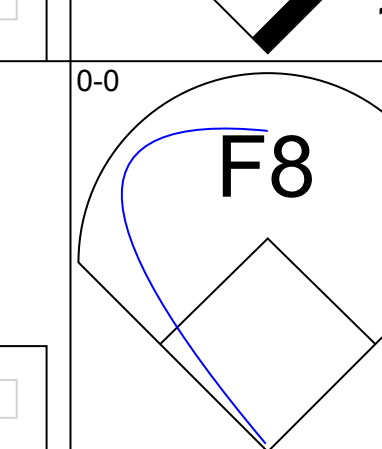
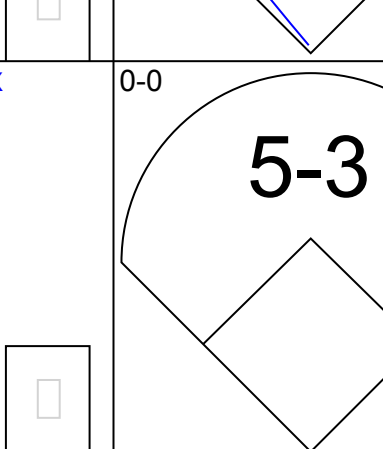
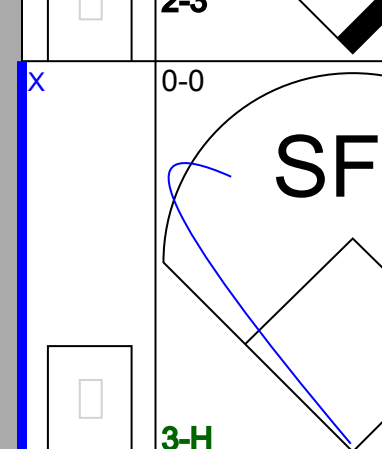



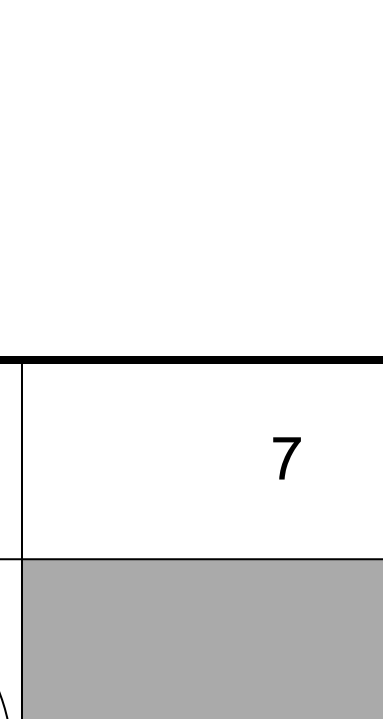





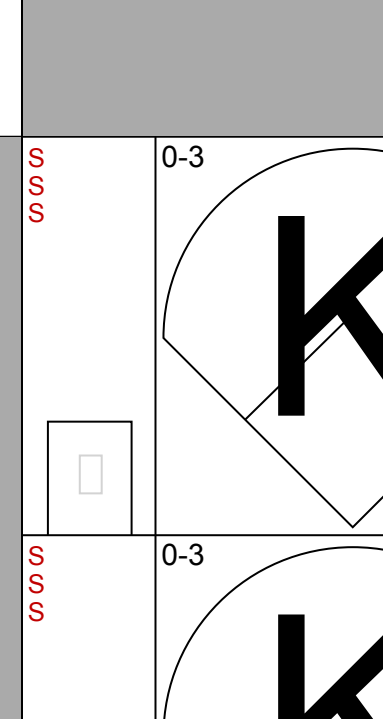
Minnesota Twins @ Detroit Tigers
Tiger Stadium, Detroit, MI
Sun Sep 07 1980, 3:33 AM EDT
Att: 20,009 - Unknown - 71 F

AB 30
R 1
H 4
RBI 0
BB 2
SO 4
LOB 10



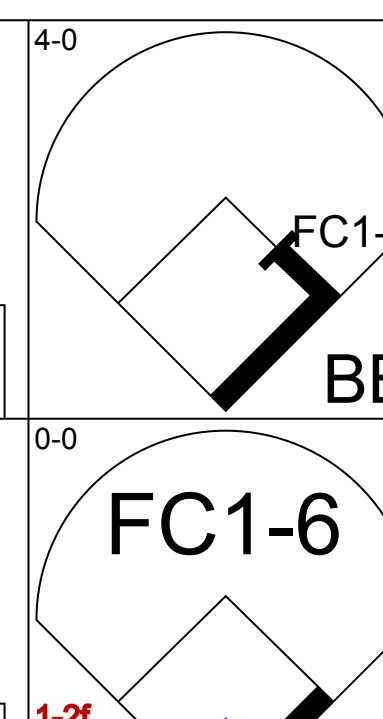
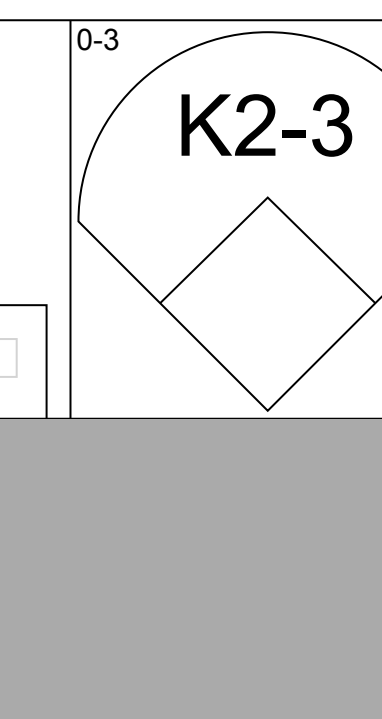
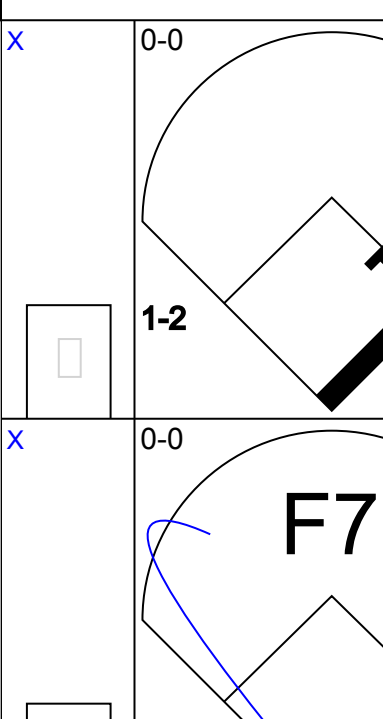
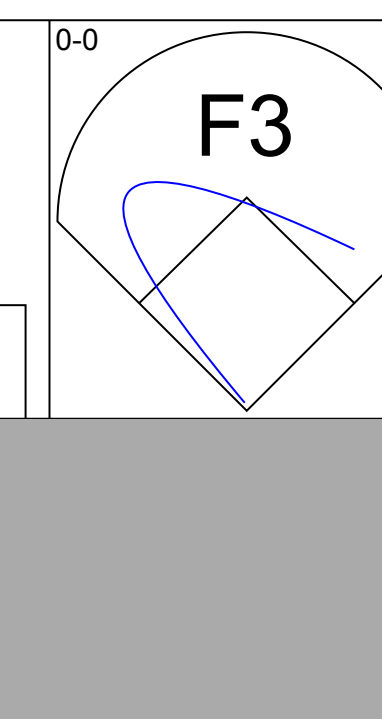
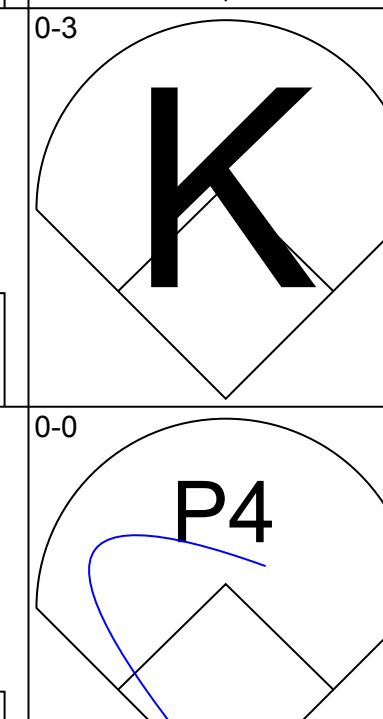
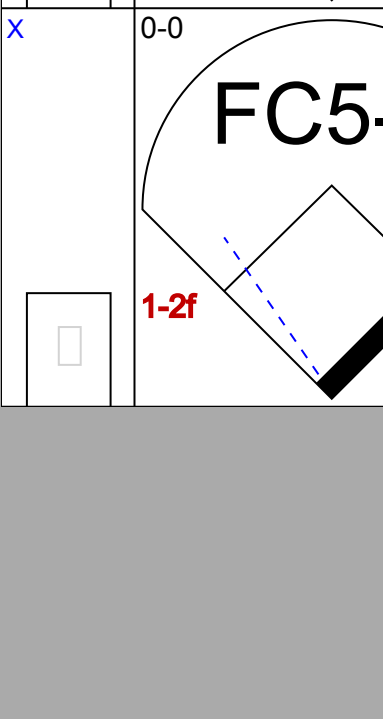





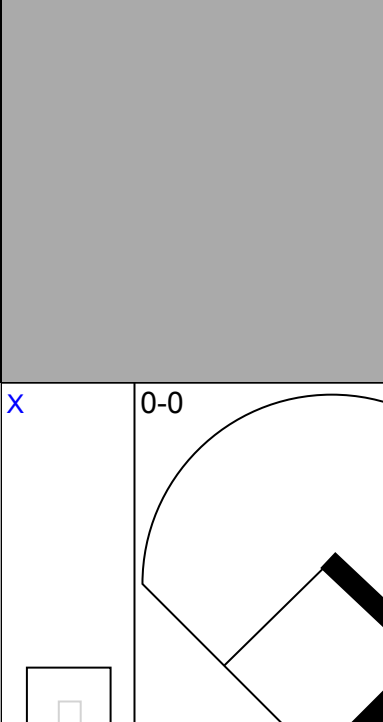
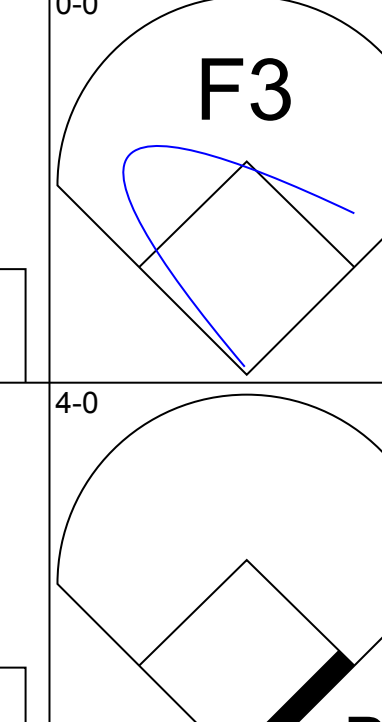
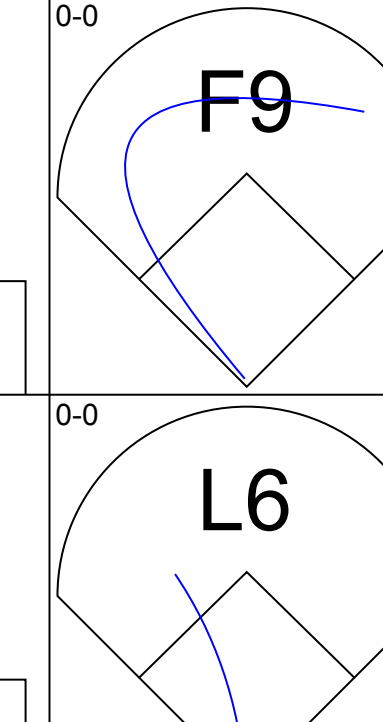


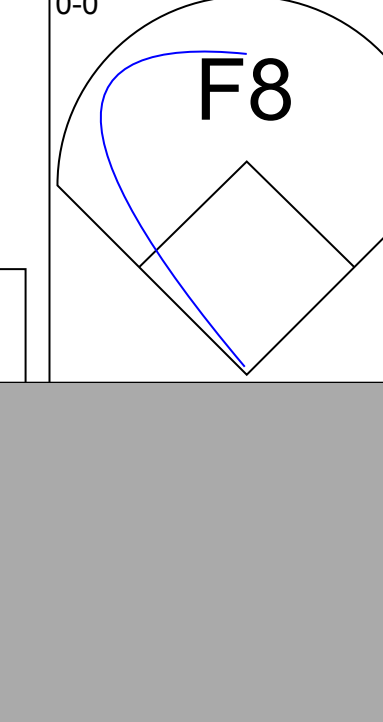
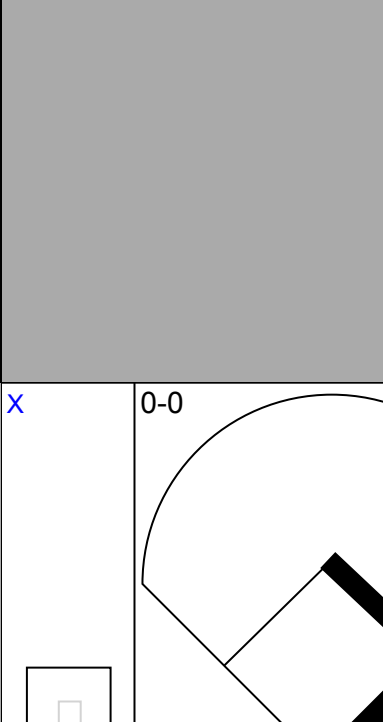
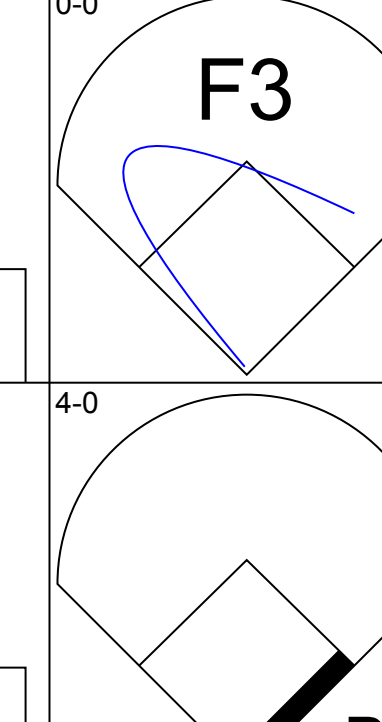
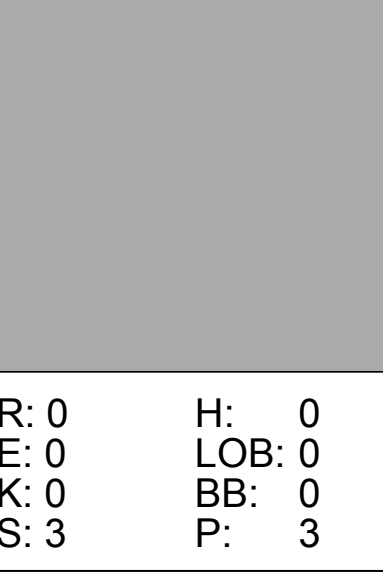
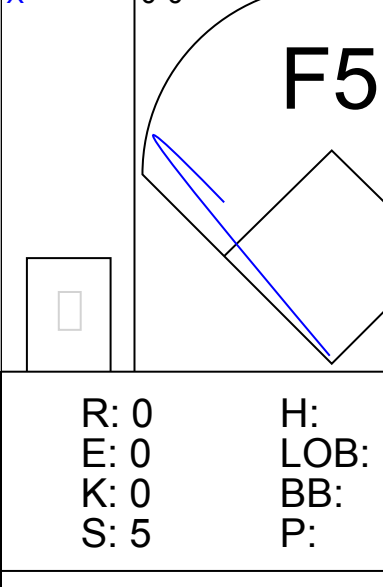
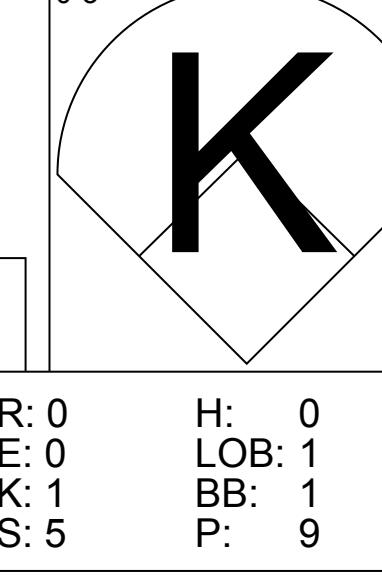
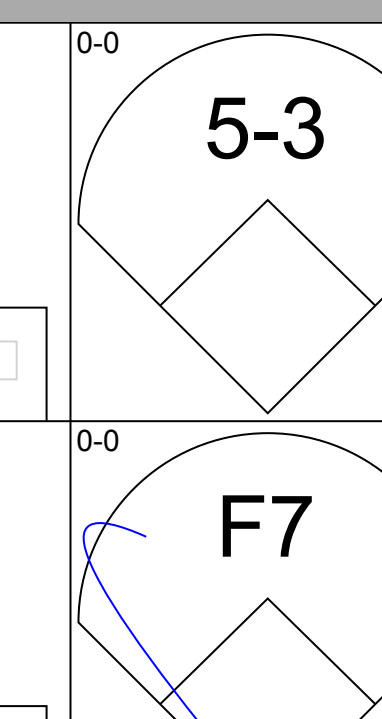
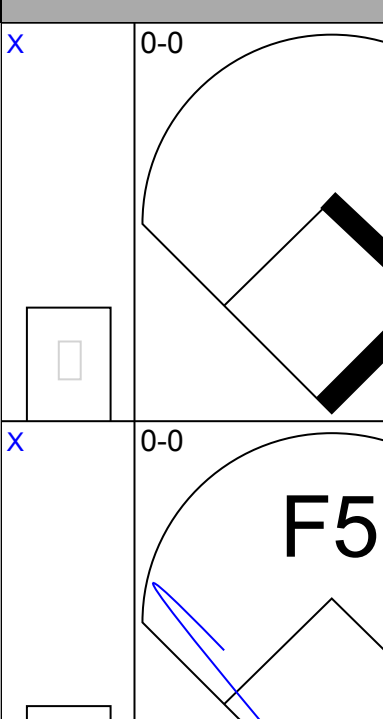
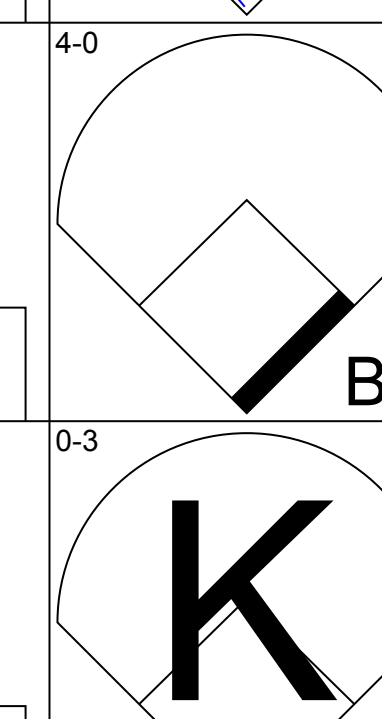
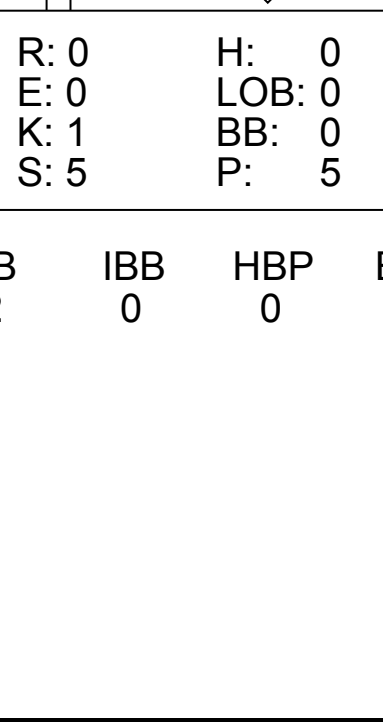
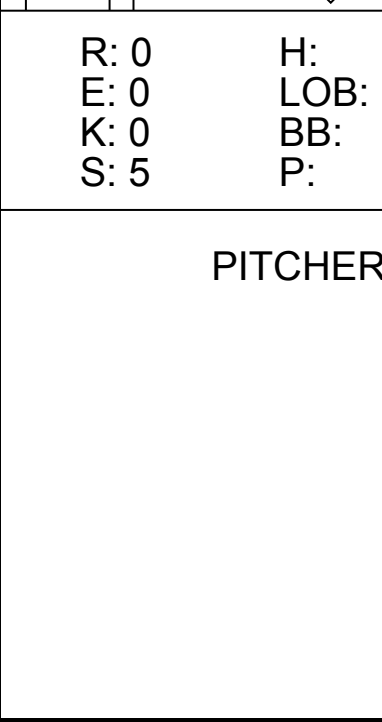
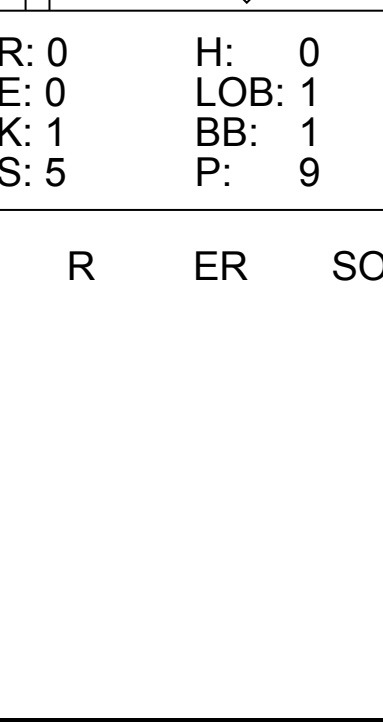
Batter	1	2	3	4	5	6	7	8	9	AB	R	H	RBI	BB	SO	LOB	TOP			
Al Bumbry, L OBP: 0.392, SLG: 0.421 (1, 8)										5	2	2	0	0	0	0	Baltimore Orioles @ Detroit Tigers Tiger Stadium, Detroit, MI Mon Sep 08 1980, 7:05 PM EDT Att: 19,445 - Unknown			
Rich Dauer, R OBP: 0.341, SLG: 0.352 (1, 4)										3	2	1	0	2	0	0				
Ken Singleton, S OBP: 0.385, SLG: 0.471 (1, 9)										4	1	1	0	1	1	1				
John Lowenstein, L OBP: 0.387, SLG: 0.399 (9, 7)										0	0	0	0	0	0	0				
Eddie Murray, S OBP: 0.347, SLG: 0.499 (1, 3)										4	2	2	2	1	2	2				
Terry Crowley, L OBP: 0.375, SLG: 0.469 (1, 10)										3	0	1	0	2	0	0				
Dan Graham, L OBP: 0.296, SLG: 0.427 (1, 2)										5	0	2	2	0	2	2				
Rick Dempsey, R OBP: 0.338, SLG: 0.436 (9, 2)										0	0	0	0	0	0	0				
Doug DeCinces, R OBP: 0.302, SLG: 0.371 (1, 5)										4	0	0	1	0	2	5				
Gary Roenicke, R OBP: 0.355, SLG: 0.417 (1, 7)										4	1	1	1	0	0	5				
Kiko Garcia, R OBP: 0.259, SLG: 0.237 (1, 6)										4	0	0	0	0	4	0				
Inning Stats	R: 3 E: 0 K: 1 S: 8	H: 3 LOB: 2 BB: 2 P: 16	R: 3 E: 1 K: 2 S: 11	H: 3 LOB: 3 BB: 2 P: 19	R: 0 E: 0 K: 1 S: 5	H: 0 LOB: 0 BB: 0 P: 5	R: 1 E: 0 K: 0 S: 3	H: 1 LOB: 1 BB: 2 P: 11	R: 1 E: 0 K: 2 S: 10	H: 3 LOB: 2 BB: 0 P: 10	R: 0 E: 0 K: 2 S: 7	H: 0 LOB: 0 BB: 0 P: 7	R: 0 E: 0 K: 1 S: 5	H: 0 LOB: 0 BB: 0 P: 5	R: 0 E: 0 K: 1 S: 5	H: 0 LOB: 0 BB: 0 P: 5	1B: 9 2B: 0 3B: 0 HR: 1	SF: 1 SAC: 0 DP: 1 HBP: 0	WP: 1 PB: 0 SB: 2 CS: 0	PA: 43
PITCHER	IP WLS BF H R ER SO BB IBB HBP BLK WP HR S P ERA WHIP																			
Dan Petry, R ERA: 3.94 (1, 1)	1.1 L 12 4 6 5 2 4 0 0 0 0 1 0 12 28 33.75 6.000																			
Aurelio Lopez, R ERA: 3.94 (2, 1)	2.2 13 3 1 1 2 2 0 0 0 0 0 0 15 23 3.38 1.875																			
Dave Tobik, R ERA: 5.45 (5, 1)	5.0 18 3 1 1 7 0 0 0 0 0 0 1 32 32 1.80 0.600																			

Batter	1	2	3	4	5	6	7	8	9	AB	R	H	RBI	BB	SO	LOB	BOTTOM					
Lynn Jones, R OBP: 0.290, SLG: 0.310 (1, 7)										5	0	0	0	0	2	2	Baltimore Orioles @ Detroit Tigers Tiger Stadium, Detroit, MI Mon Sep 08 1980, 7:05 PM EDT Att: 19,445 - Unknown					
Alan Trammell, R OBP: 0.372, SLG: 0.394 (1, 6)										4	1	1	0	1	1	0						
Tom Brookens, R OBP: 0.327, SLG: 0.411 (1, 5)										2	0	0	0	0	2	0						
Mark Wagner, R OBP: 0.314, SLG: 0.277 (5, 4)										2	1	1	0	0	1	0						
Rick Peters, S OBP: 0.376, SLG: 0.379 (9, PH)										1	0	0	0	0	1	1						
John Wockenfuss, R OBP: 0.380, SLG: 0.441 (1, 3)										2	0	0	0	2	1	0						
Richie Hebner, L OBP: 0.359, SLG: 0.471 (9, PH)										0	0	0	0	1	0	0						
Jack Morris, R (9, FR)										0	0	0	0	0	0	0						
Al Cowens, R OBP: 0.334, SLG: 0.347 (1, 9)										4	1	1	2	1	0	3						
Lance Parrish, R OBP: 0.321, SLG: 0.502 (1, 10)										3	1	1	1	0	0	0						
Duffy Dyer, R OBP: 0.272, SLG: 0.326 (1, 2)										3	0	1	0	1	1	1						
Dave Stegman, R OBP: 0.250, SLG: 0.268 (1, 8)										4	1	1	0	0	3	5						
Stan Papi, R OBP: 0.293, SLG: 0.473 (1, 4)										3	1	2	3	0	1	3						
Inning Stats	R: 0 E: 0 K: 2 S: 7	H: 0 LOB: 0 BB: 0 P: 7	R: 0 E: 0 K: 0 S: 3	H: 0 LOB: 0 BB: 0 P: 3	R: 0 E: 0 K: 1 S: 6	H: 1 LOB: 1 BB: 0 P: 6	R: 0 E: 0 K: 2 S: 7	H: 0 LOB: 0 BB: 0 P: 7	R: 2 E: 1 K: 2 S: 10	H: 2 LOB: 1 BB: 0 P: 10	R: 2 E: 0 K: 2 S: 9	H: 2 LOB: 3 BB: 3 P: 21	R: 0 E: 0 K: 1 S: 5	H: 0 LOB: 0 BB: 0 P: 5	R: 0 E: 0 K: 1 S: 5	H: 1 LOB: 1 BB: 1 P: 9	R: 2 E: 0 K: 2 S: 9	H: 2 LOB: 2 BB: 2 P: 17	1B: 6 2B: 0 3B: 0 HR: 2	SF: 2 SAC: 0 DP: 1 HBP: 0	WP: 0 PB: 0 SB: 0 CS: 0	PA: 41
PITCHER	IP WLS BF H R ER SO BB IBB HBP BLK WP HR S P ERA WHIP																					
Mike Flanagan, L ERA: 4.05 (1, 1)	5.1 W 25 5 4 3 7 3 0 0 0 0 0 1 36 48 5.06 1.500																					
Tippy Martinez, L ERA: 3.95 (6, 1)	3.1 14 3 2 2 6 2 0 0 0 0 0 1 24 32 5.40 1.500																					
Tim Stoddard, R ERA: 3.01 (9, 1)	0.1 S 2 0 0 0 0 1 0 0 0 0 0 0 1 5 0.00 3.000																					

Batter	1	2	3	4	5	6	7	8	9	AB	R	H	RBI	BB	SO	LOB	TOP				
Al Bumbry, L OBP: 0.393, SLG: 0.422 (1, 8)										4	0	2	0	0	2	1	Baltimore Orioles @ Detroit Tigers Tiger Stadium, Detroit, MI Tue Sep 09 1980, 7:05 PM EDT Att: 13,450 - Unknown				
Rich Dauer, R OBP: 0.338, SLG: 0.349 (1, 4)										4	0	0	0	0	1	3					
Ken Singleton, S OBP: 0.394, SLG: 0.470 (1, 9)										4	0	1	0	0	1	0					
John Lowenstein, L OBP: 0.397, SLG: 0.399 (8, PR) (8, 7)										0	0	0	0	0	0	0					
Eddie Murray, S OBP: 0.347, SLG: 0.496 (1, 3)										3	0	0	0	1	0	0					
Benny Ayala, R OBP: 0.360, SLG: 0.559 (1, 10)										3	0	0	0	1	0	2					
Gary Roenicke, R OBP: 0.350, SLG: 0.411 (1, 7) (8, 9)										4	0	0	0	0	1	1					
Doug DeCinces, R OBP: 0.304, SLG: 0.382 (1, 5)										4	2	2	1	0	1	0					
Rick Dempsey, R OBP: 0.340, SLG: 0.437 (1, 2)										4	0	2	0	0	1	0					
Kiko Garcia, R OBP: 0.257, SLG: 0.236 (1, 6)										2	0	0	0	0	0	1					
Lee May, R OBP: 0.279, SLG: 0.394 (7, PH)										0	0	0	1	0	0	0					
Mark Belanger, R OBP: 0.252, SLG: 0.268 (7, 6)										0	0	0	0	0	0	0					
Inning Stats	R: 0 E: 0 K: 3 S: 9	H: 0 LOB: 0 BB: 0 P: 9	R: 0 E: 0 K: 0 S: 3	H: 0 LOB: 0 BB: 0 P: 3	R: 0 E: 0 K: 1 S: 7	H: 2 LOB: 2 BB: 0 P: 7	R: 0 E: 0 K: 0 S: 3	H: 0 LOB: 1 BB: 1 P: 7	R: 1 E: 0 K: 0 S: 5	H: 2 LOB: 1 BB: 0 P: 5	R: 0 E: 0 K: 2 S: 3	H: 0 LOB: 0 BB: 0 P: 3	R: 1 E: 0 K: 2 S: 9	H: 2 LOB: 1 BB: 0 P: 9	R: 0 E: 0 K: 0 S: 3	H: 1 LOB: 2 BB: 1 P: 7	R: 0 E: 0 K: 1 S: 5	H: 0 LOB: 0 BB: 0 P: 5	1B: 5 2B: 1 3B: 0 HR: 1	SF: 1 SAC: 0 DP: 1 HBP: 0	WP: 1 PA: 35 PB: 0 SB: 0 CS: 0
PITCHER Dan Schatzeder, L ERA: 3.92 (1, 1)	IP: 9.0 WLS: L BF: 35 H: 7 R: 2 ER: 2 SO: 7	BB: 1 IBB: 1 HBP: 0 BLK: 0	WP: 1 HR: 1 S: 47 P: 55	ERA: 2.00 WHIP: 0.889	PITCHER	IP: 9.0 WLS: L BF: 35 H: 7 R: 2 ER: 2 SO: 7	BB: 1 IBB: 1 HBP: 0 BLK: 0	WP: 1 HR: 1 S: 47 P: 55	ERA: 2.00 WHIP: 0.889												

AB	32
R	2
H	7
RBI	2
BB	2
SO	7
LOB	8



Batter	1	2	3	4	5	6	7	8	9	AB	R	H	RBI	BB	SO	LOB	BOTTOM
Jim Lentine, R OBP: 0.333, SLG: 0.311 (1, 7)										3	0	1	0	1	1	1	Baltimore Orioles @ Detroit Tigers Tiger Stadium, Detroit, MI Tue Sep 09 1980, 7:05 PM EDT Att: 13,450 - Unknown
Alan Trammell, R OBP: 0.369, SLG: 0.391 (1, 6)										4	0	0	0	0	0	3	
Al Cowens, R OBP: 0.331, SLG: 0.344 (1, 9)										4	0	0	0	0	1	3	
John Wockenfuss, R OBP: 0.379, SLG: 0.438 (1, 3)										4	0	1	0	0	1	1	
Lance Parrish, R OBP: 0.319, SLG: 0.498 (1, 2)										4	0	0	0	0	1	1	
Tom Brookens, R OBP: 0.324, SLG: 0.408 (1, 5)										3	0	0	0	0	1	0	
Lynn Jones, R OBP: 0.265, SLG: 0.281 (1, 10)										3	0	0	0	0	0	0	
Dave Stegman, R OBP: 0.259, SLG: 0.272 (1, 8)										2	0	1	0	1	0	0	
Lou Whitaker, L OBP: 0.329, SLG: 0.265 (1, 4)										2	0	0	0	0	0	1	
Stan Papi, R OBP: 0.290, SLG: 0.468 (8, PH) (9, 4)										1	0	0	0	0	1	1	
Inning Stats	R: 0 E: 0 K: 1 S: 5	H: 0 LOB: 1 BB: 1 P: 9	R: 0 E: 0 K: 0 S: 3	H: 0 LOB: 0 BB: 0 P: 3	R: 0 E: 0 K: 1 S: 5	H: 0 LOB: 0 BB: 0 P: 5	R: 0 E: 0 K: 0 S: 3	H: 0 LOB: 0 BB: 0 P: 3	R: 0 E: 0 K: 2 S: 7	H: 0 LOB: 0 BB: 0 P: 7	R: 0 E: 0 K: 1 S: 5	H: 0 LOB: 1 BB: 1 P: 9	R: 0 E: 0 K: 0 S: 4	H: 1 LOB: 1 BB: 0 P: 4	1B: 3 2B: 0 3B: 0 HR: 0	SF: 0 SAC: 0 DP: 0 HBP: 0	WP: 0 PA: 32 PB: 0 SB: 0 CS: 0
PITCHER Scott McGregor, L ERA: 3.0 (1, 1)	IP: 9.0 WLS: W BF: 32 H: 3 R: 0 ER: 0 SO: 6	BB: 2 IBB: 0 HBP: 0 BLK: 0	WP: 0 HR: 0 S: 42 P: 50	ERA: 0.00 WHIP: 0.556	PITCHER	IP: 9.0 WLS: W BF: 32 H: 3 R: 0 ER: 0 SO: 6	BB: 2 IBB: 0 HBP: 0 BLK: 0	WP: 0 HR: 0 S: 42 P: 50	ERA: 0.00 WHIP: 0.556								



Batter	1	2	3	4	5	6	7	8	9	AB	R	H	RBI	BB	SO	LOB	TOP					
Al Bumby, L OBP: 0.393, SLG: 0.420 (1,8)	0-0 4-3		0-3 K		0-0 G5-4-3 1B	4-0 IBB		0-0 F7		4	0	1	0	1	1	3	Baltimore Orioles @ Detroit Tigers Tiger Stadium, Detroit, MI Wed Sep 10 1980, 7:05 PM EDT Att: 14,155 - Unknown AB 37 R 8 H 14 RBI 8 BB 5 SO 7 LOB 21					
Rich Dauer, R OBP: 0.335, SLG: 0.346 (1,4)	0-0 4-3		0-0 G5-4-3		0-0 G5-4-3	0-0 L6		0-0 P6		5	0	0	0	0	0	6						
Ken Singleton, S OBP: 0.384, SLG: 0.469 (1,9)	0-0 F7			0-3 K		0-0 BB 1B HR	0-0 BB 1B	0-0 6-3		5	2	2	0	0	1	0						
Mark Corey, R OBP: 0.406, SLG: 0.481 (9,9)										0	0	0	0	0	0	0						
Eddie Murray, S OBP: 0.349, SLG: 0.496 (1,3)		0-3 K2-3		0-0 1B HR		0-0 1B HR	4-0 BB 1B FC1-2		0-0 F8	4	2	2	0	1	1	0						
John Lowenstein, L OBP: 0.394, SLG: 0.406 (1,7)		0-0		0-0 1B		0-0 1B HR	4-0 1B HR		0-0 P3	2	1	2	0	0	0	0						
Gary Roenicke, R OBP: 0.353, SLG: 0.409 (6,PH)										1	1	0	0	2	0	0						
Steve Stone, R OBP: 0.376, SLG: 0.486 (2,PH)		0-3 K		0-0 1B		0-0 1B HR	0-0 BB		0-3 K	0	0	0	0	0	0	0						
Terry Crowley, L OBP: 0.360, SLG: 0.559 (6,PH)										2	1	1	3	0	1	1						
Benny Ayala, R OBP: 0.359, SLG: 0.359 (6,PH)										0	0	0	0	0	0	0						
Pat Kelly, L OBP: 0.359, SLG: 0.359 (6,PH)										2	1	1	5	1	1	0						
Doug DeCinces, R OBP: 0.305, SLG: 0.383 (1,5)										4	0	2	0	0	2	3						
Rick Dempsey, R OBP: 0.342, SLG: 0.441 (1,2)										4	0	2	0	0	0	4						
Mark Belanger, R OBP: 0.252, SLG: 0.268 (1,6)										4	0	1	0	0	0	4						
Inning Stats	R: 0 E: 0 K: 0 S: 3	H: 0 LOB: 0 BB: 0 P: 3	R: 0 E: 0 K: 2 S: 7	H: 1 LOB: 1 BB: 0 P: 7	R: 0 E: 0 K: 1 S: 7	H: 3 LOB: 2 BB: 0 P: 7	R: 3 E: 0 K: 1 S: 8	H: 4 LOB: 0 BB: 0 P: 8	R: 0 E: 0 K: 0 S: 3	H: 1 LOB: 0 BB: 0 P: 3	R: 4 E: 0 K: 1 S: 9	H: 4 LOB: 2 BB: 2 P: 17	R: 1 E: 0 K: 1 S: 6	H: 1 LOB: 3 BB: 3 P: 18	R: 0 E: 0 K: 0 S: 3	H: 0 LOB: 0 BB: 0 P: 3	R: 0 E: 0 K: 1 S: 5	H: 0 LOB: 0 BB: 0 P: 5	1B: 11 2B: 2 3B: 0 HR: 2	SF: 0 SAC: 0 DP: 4 HBP: 0	WP: 0 PB: 0 SB: 0 CS: 1	PA: 42
PITCHER	IP WLS BF H R ER SO BB IBB HBP BLK WP HR S P ERA WHIP																					
Jack Morris, R ERA: 4.45 (1,1)	5.0 L 22 11 5 5 4 0 0 0 0 0 1 30 30 9.00 2.200																					
Pat Underwood, L ERA: 3.82 (6,1)	0.0 1 0 0 0 0 1 0 0 0 0 0 0 4 ∞ ∞																					
Dave Rozema, R ERA: 4.29 (6,1)	1.0 6 2 2 2 1 0 1 0 0 0 1 7 11 18.00 2.000																					
Jerry Ujdur, R ERA: 7.84 (7,1)	0.0 3 1 1 1 0 2 0 0 0 0 0 0 9 ∞ ∞																					
Aurelio Lopez, R ERA: 3.74 (7,1)	3.0 10 0 0 0 2 1 0 0 0 0 0 0 13 17 0.00 0.333																					

Batter	1	2	3	4	5	6	7	8	9	AB	R	H	RBI	BB	SO	LOB	BOTTOM				
Rick Peters, S OBP: 0.378, SLG: 0.380 (1,8)	0-0 F7		0-0 1B		4-0 1B HR	0-0 P4		0-0 FC5-4 1B		4	1	2	0	1	0	1	Baltimore Orioles @ Detroit Tigers Tiger Stadium, Detroit, MI Wed Sep 10 1980, 7:05 PM EDT Att: 14,155 - Unknown AB 31 R 4 H 6 RBI 4 BB 13 SO 7 LOB 26				
Alan Trammell, R OBP: 0.368, SLG: 0.389 (1,6)	0-0 F2		0-0 F8		0-0 HR	0-0 4-3		0-0 FC5-4 BB		5	1	1	0	0	0	5					
Tim Corcoran, L OBP: 0.339, SLG: 0.380 (1,3)	0-0 F7		0-0 4-3		0-0 HR	0-3 K		4-0 BB		4	1	1	3	1	1	3					
Champ Summers, L OBP: 0.388, SLG: 0.490 (1,10)		0-0 F7		4-0 BB	4-0 2B			4-0 BB		1	1	0	0	4	0	0					
Lance Parrish, R OBP: 0.317, SLG: 0.494 (1,2)		4-0 CS		0-3 K	0-3 K			0-3 K		4	0	0	0	1	4	6					
John Wockenfuss, R OBP: 0.384, SLG: 0.442 (1,7)		4-0 BB		4-0 BB	0-0 2B			4-0 BB		2	0	1	1	3	0	0					
Al Cowens, R OBP: 0.330, SLG: 0.341 (1,9)		0-0 5-3		0-0 F7	4-0 FC6-4 IBB			0-0 F7		4	0	0	0	1	0	5					
Tom Brookens, R OBP: 0.321, SLG: 0.403 (1,5)			0-0 L4	0-3 K	0-0 FC6-4			0-3 K		5	0	0	0	0	2	6					
Lou Whitaker, L OBP: 0.333, SLG: 0.266 (1,4)			4-0 F8		0-0 4-3	4-0 WP		0-0 FC5-4		2	0	1	0	2	0	0					
Inning Stats	R: 0 E: 0 K: 0 S: 3	H: 0 LOB: 0 BB: 0 P: 3	R: 0 E: 0 K: 0 S: 2	H: 0 LOB: 1 BB: 2 P: 10	R: 0 E: 0 K: 2 S: 7	H: 0 LOB: 2 BB: 2 P: 15	R: 4 E: 0 K: 1 S: 8	H: 3 LOB: 2 BB: 3 P: 20	R: 0 E: 0 K: 1 S: 5	H: 0 LOB: 1 BB: 1 P: 9	R: 0 E: 0 K: 2 S: 7	H: 0 LOB: 2 BB: 2 P: 15	R: 0 E: 0 K: 1 S: 6	H: 2 LOB: 2 BB: 2 P: 14	R: 0 E: 0 K: 0 S: 3	H: 0 LOB: 0 BB: 0 P: 3		1B: 4 2B: 1 3B: 0 HR: 1	SF: 0 SAC: 0 DP: 1 HBP: 0	WP: 1 PB: 0 SB: 0 CS: 1	PA: 44
PITCHER	IP WLS BF H R ER SO BB IBB HBP BLK WP HR S P ERA WHIP																				
Jim Palmer, R ERA: 3.94 (1,1)	4.1 W 11 1 0 0 3 3 1 0 0 1 0 13 29 0.00 2.000																				
Tippy Martinez, L ERA: 3.25 (5,1)	2.0 S 11 2 0 0 2 2 0 0 0 0 0 0 13 21 0.00 1.500																				
Tim Stoddard, R ERA: 2.9 (7,1)																					

Batter	1	2	3	4	5	6	7	8	9	AB	R	H	RBI	BB	SO	LOB	TOP								
Rick Peters, S OBP: 0.376, SLG: 0.378 (1, 8)										5	1	1	1	0	2	0	Detroit Tigers @ Cleveland Indians Cleveland Municipal Stadium, Cleveland, OH Fri Sep 12 1980, 7:05 PM EDT Att: 9,961 - Unknown								
Alan Trammell, R OBP: 0.369, SLG: 0.390 (1, 6)										4	2	2	0	0	0	0									
Tim Corcoran, L OBP: 0.344, SLG: 0.384 (1, 3)										4	0	2	0	0	0	1									
Champ Summers, L OBP: 0.389, SLG: 0.500 (1, 10)										4	1	2	2	0	0	2									
John Wockenfuss, R OBP: 0.383, SLG: 0.438 Dave Stegman, R OBP: 0.259, SLG: 0.272 (1, 7) (8, 7)										3	0	0	0	1	0	3									
Lance Parrish, R OBP: 0.319, SLG: 0.494 (1, 2)										0	0	0	0	0	0	0									
Al Cowens, R OBP: 0.328, SLG: 0.339 (1, 9)										3	0	0	0	0	1	2									
Tom Brookens, R OBP: 0.320, SLG: 0.406 (1, 5)										4	1	1	1	0	1	1									
Lou Whitaker, L OBP: 0.330, SLG: 0.264 (1, 4)										4	0	0	0	0	1	2									
Inning Stats	R: 1 E: 0 K: 1 S: 7	H: 2 LOB: 1 BB: 0 P: 7	R: 0 E: 0 K: 1 S: 5	H: 0 LOB: 0 BB: 0 P: 5	R: 0 E: 0 K: 1 S: 5	H: 0 LOB: 0 BB: 0 P: 5	R: 0 E: 0 K: 0 S: 3	H: 1 LOB: 0 BB: 0 P: 3	R: 2 E: 0 K: 0 S: 5	H: 3 LOB: 0 BB: 0 P: 5	R: 0 E: 0 K: 0 S: 4	H: 1 LOB: 1 BB: 0 P: 4	R: 0 E: 0 K: 1 S: 6	H: 1 LOB: 0 BB: 0 P: 6	R: 3 E: 1 K: 1 S: 8	H: 2 LOB: 1 BB: 1 P: 12	R: 0 E: 0 K: 0 S: 3	H: 0 LOB: 0 BB: 0 P: 3	1B: 8 2B: 0 3B: 1 HR: 1	SF: 0 SAC: 1 DP: 1 HBP: 0	WP: 2 PB: 0 SB: 5 CS: 1	PA: 38			
PITCHER	IP	WLS	BF	H	R	ER	SO	BB	IBB	HBP	BLK	WP	HR	S	P	ERA	WHIP								
Len Barker, R ERA: 3.76 (1, 1)	7.1	L	32	10	6	5	4	1	0	0	0	2	1	39	43	6.14	1.500								
Sandy Whitol, R ERA: 3.05 (8, 1)	1.2		5	0	0	0	1	0	0	0	0	0	0	7	7	0.00	0.000								

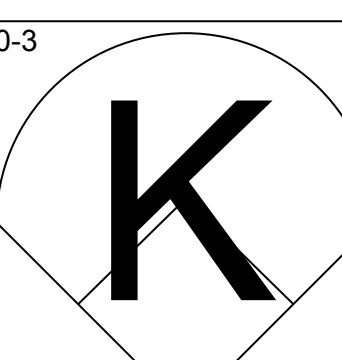
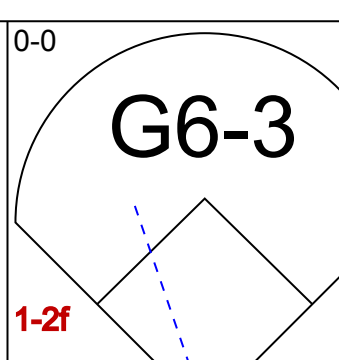
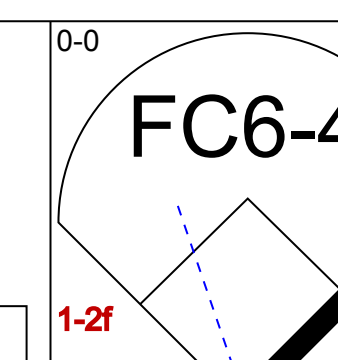
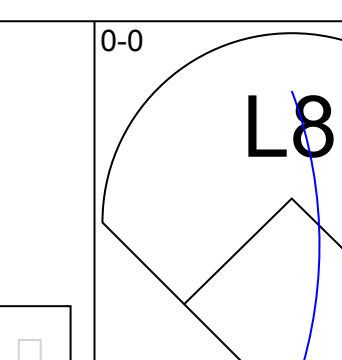
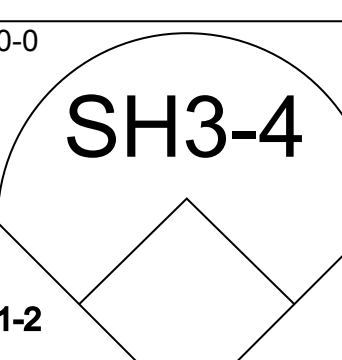
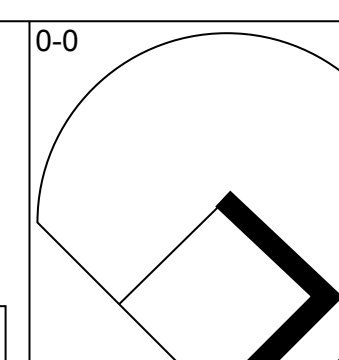
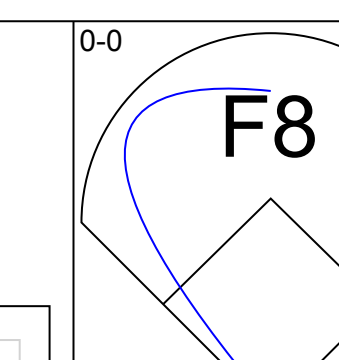
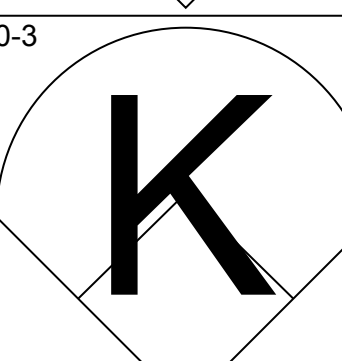
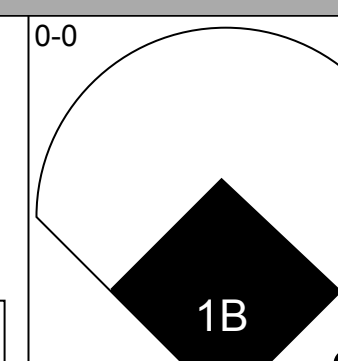
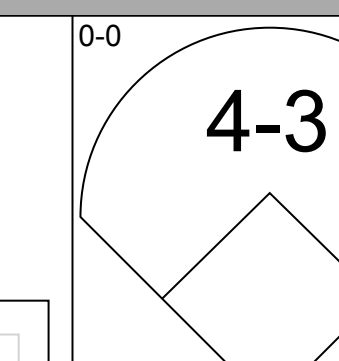
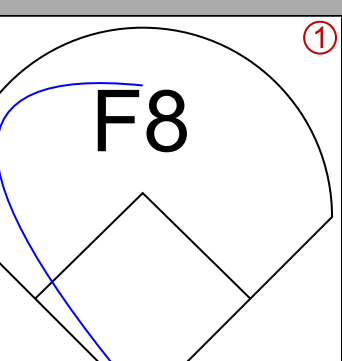
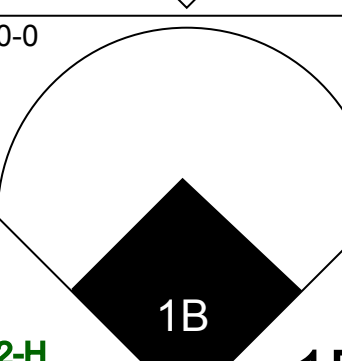
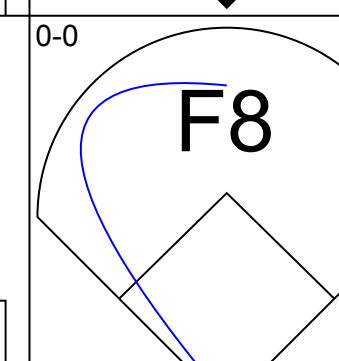
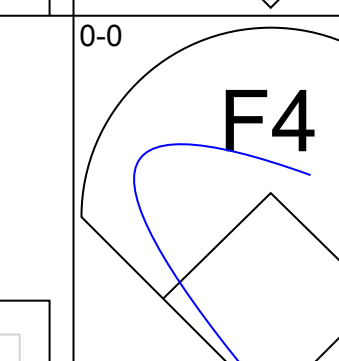
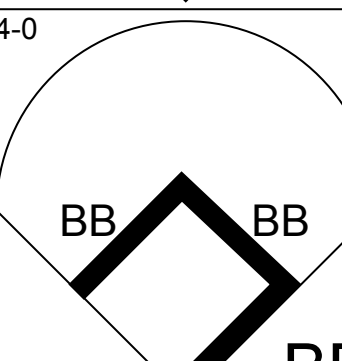
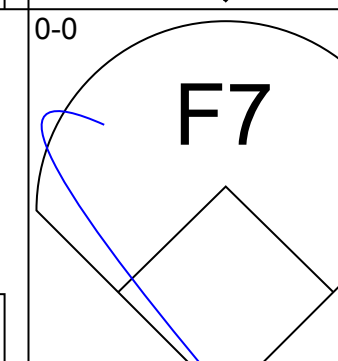
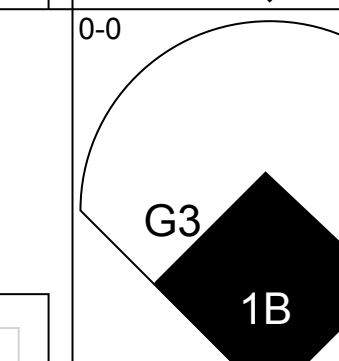
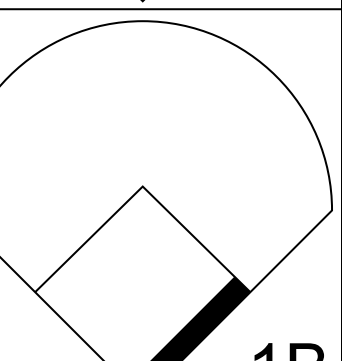
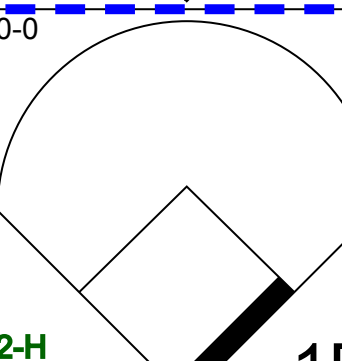
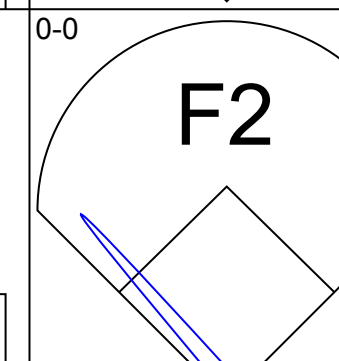
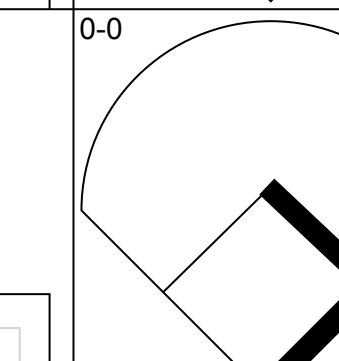
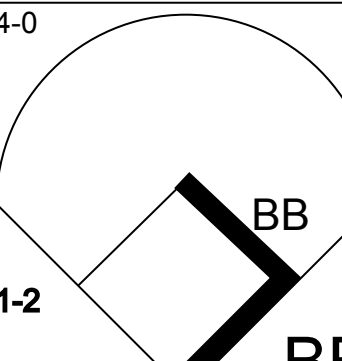
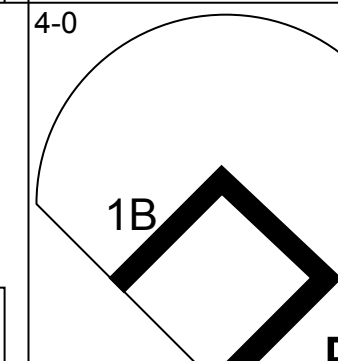
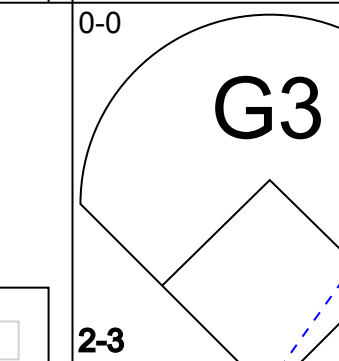
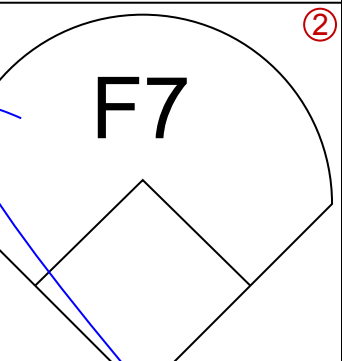
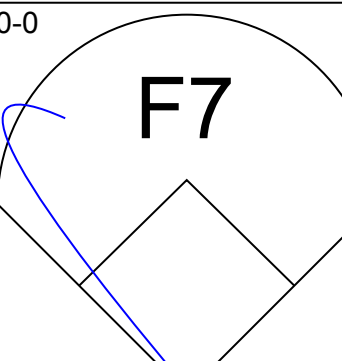

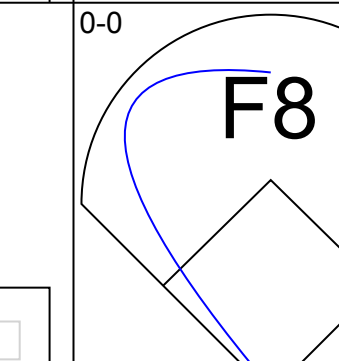
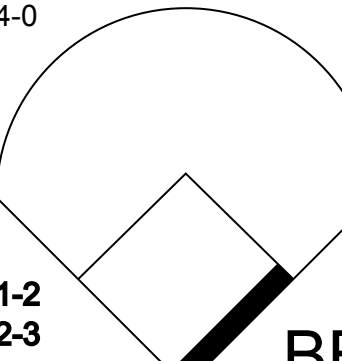
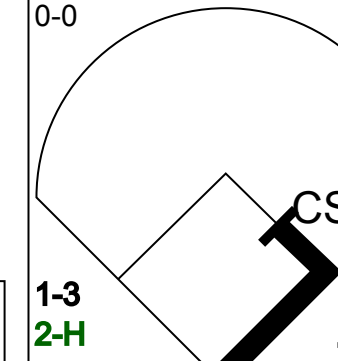
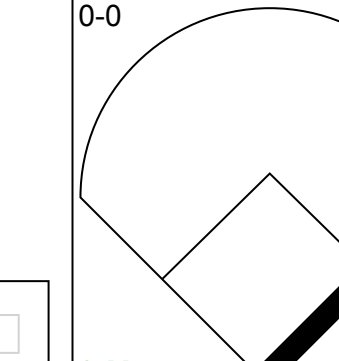
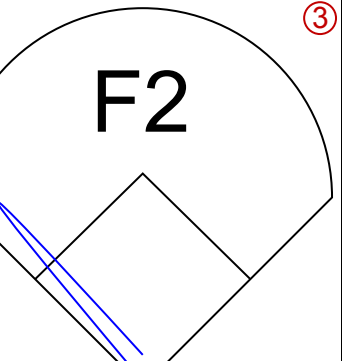
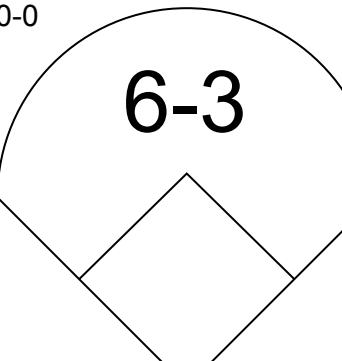

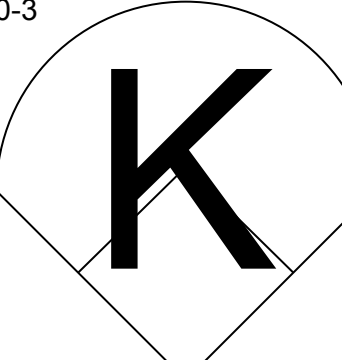
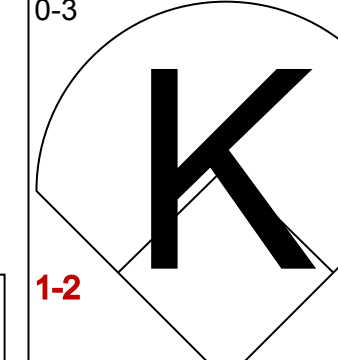
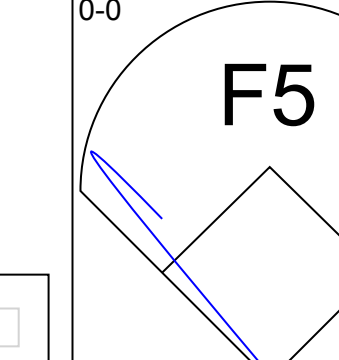








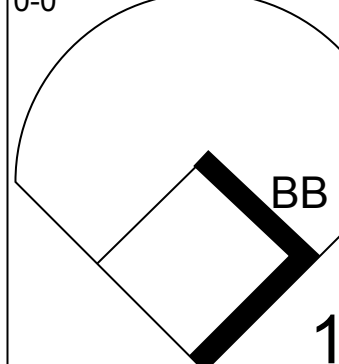
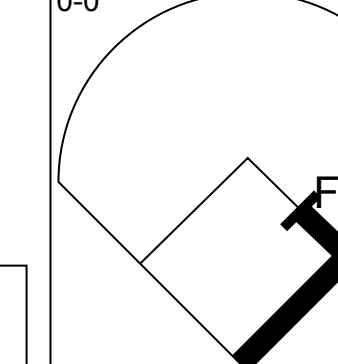
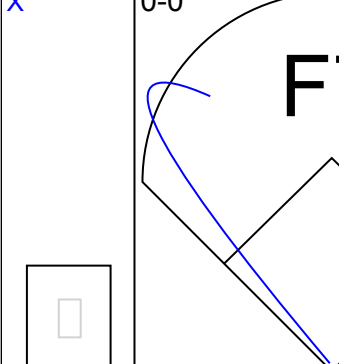





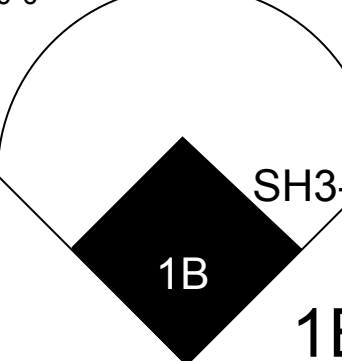
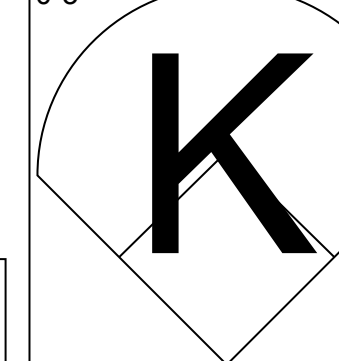
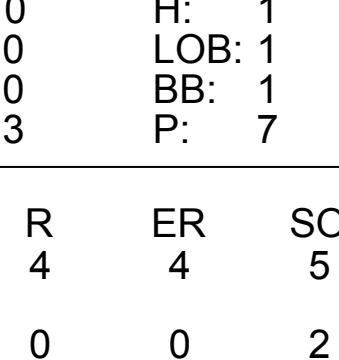
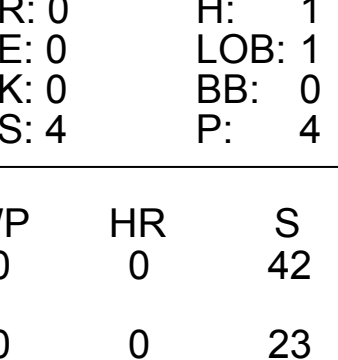

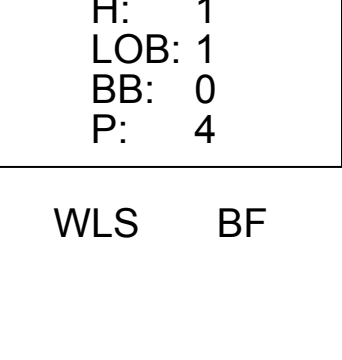
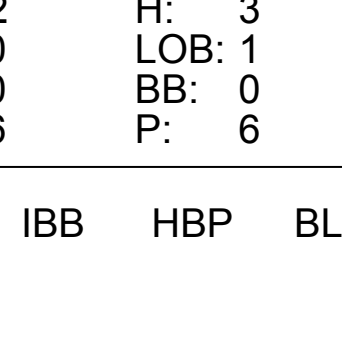
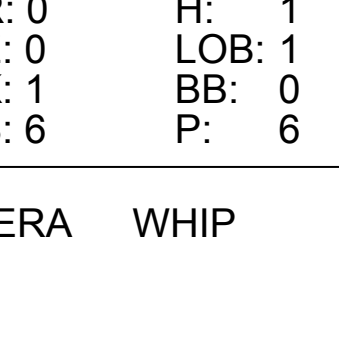
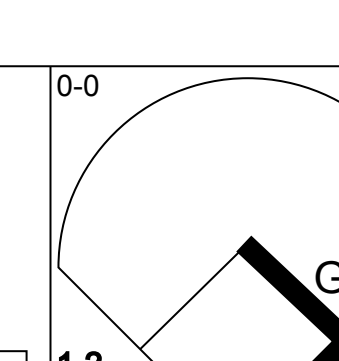
AB	35
R	6
H	10
RBI	4
BB	1
SO	5
LOB	12



Batter	1	2	3	4	5	6	7	8	9	AB	R	H	RBI	BB	SO	LOB	BOTTOM								
Miguel Dilone, S OBP: 0.384, SLG: 0.436 (1, 7)										5	1	4	1	0	0	2	Detroit Tigers @ Cleveland Indians Cleveland Municipal Stadium, Cleveland, OH Fri Sep 12 1980, 7:05 PM EDT Att: 9,961 - Unknown								
Dell Alton, L OBP: 0.277, SLG: 0.333 (1, 9)										3	0	1	0	0	1	2									
Mike Hargrove, L OBP: 0.315, SLG: 0.408 (1, 3)										1	0	0	1	2	0	0									
Joe Charboneau, R OBP: 0.354, SLG: 0.480 (1, 10)										3	0	0	1	0	0	4									
Toby Harrah, R OBP: 0.373, SLG: 0.380 (1, 5)										4	0	0	0	0	0	3									
Ron Hassey, L OBP: 0.376, SLG: 0.426 Bo Diaz, R OBP: 0.259, SLG: 0.344 (1, 2) (8, 2)										2	0	0	0	1	0	0									
Alan Bannister, R OBP: 0.339, SLG: 0.363 (1, 4)										3	0	0	0	1	1	1									
Rick Manning, L OBP: 0.331, SLG: 0.302 (1, 8)										4	0	1	0	0	1	2									
Tom Verzyer, R OBP: 0.316, SLG: 0.344 (1, 6)										3	2	2	0	0	0	0									
Inning Stats	R: 0 E: 0 K: 0 S: 3	H: 1 LOB: 2 BB: 1 P: 8	R: 0 E: 0 K: 1 S: 5	H: 0 LOB: 0 BB: 0 P: 5	R: 1 E: 1 K: 1 S: 5	H: 1 LOB: 1 BB: 1 P: 10	R: 0 E: 0 K: 0 S: 3	H: 0 LOB: 1 BB: 1 P: 7	R: 2 E: 0 K: 0 S: 5	H: 3 LOB: 0 BB: 0 P: 5	R: 0 E: 0 K: 1 S: 5	H: 0 LOB: 1 BB: 1 P: 9	R: 0 E: 0 K: 0 S: 3	H: 1 LOB: 0 BB: 0 P: 3	R: 0 E: 0 K: 0 S: 3	H: 0 LOB: 0 BB: 0 P: 3	R: 0 E: 0 K: 0 S: 5	H: 2 LOB: 2 BB: 0 P: 5	1B: 8 2B: 0 3B: 0 HR: 0	SF: 2 SAC: 0 DP: 1 HBP: 2	WP: 0 PB: 1 SB: 2 CS: 3	PA: 38			
PITCHER	IP	WLS	BF	H	R	ER	SO	BB	IBB	HBP	BLK	WP	HR	S	P	ERA	WHIP								
Mark Fidrych, R ERA: 4.42 (1, 1)	0.0		2	1	0	0	0	0	0	0	0	0	0	1	2	∞	∞								
Roger Weaver, R ERA: 2.4 (1, 1)	5.0		20	4	3	2	2	3	0	1	0	0	0	20	33	3.60	1.400								
Aurelio Lopez, R ERA: 3.61 (6, 1)	4.0	W	15	3	0	0	1	1	0	0	0	0	0	16	20	0.00	1.000								

AB	29
R	3
H	8
RBI	3
BB	4
SO	3
LOB	14

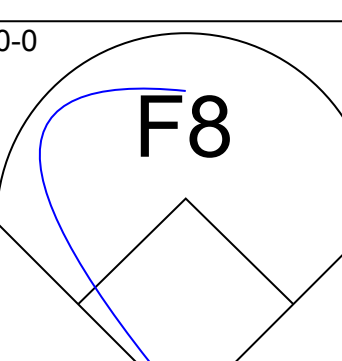
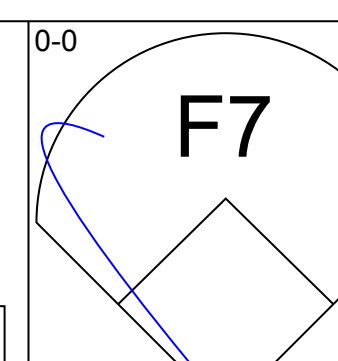
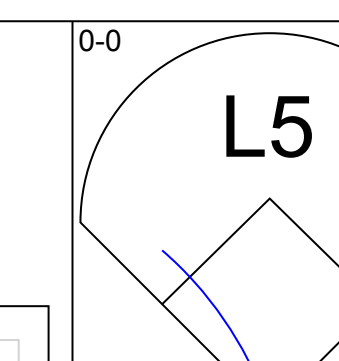
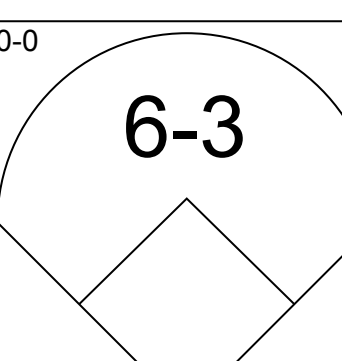
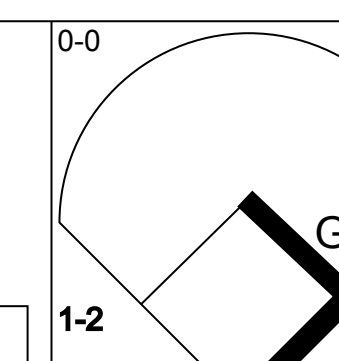
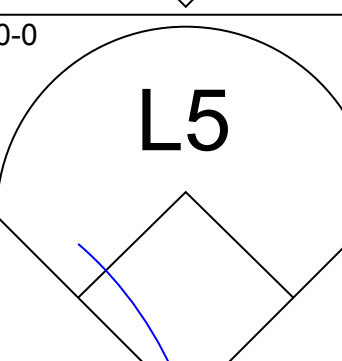
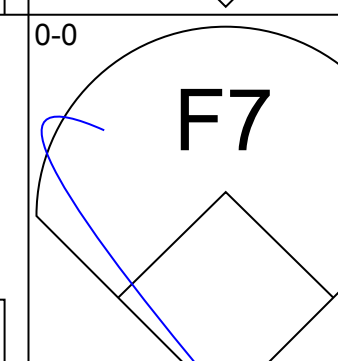
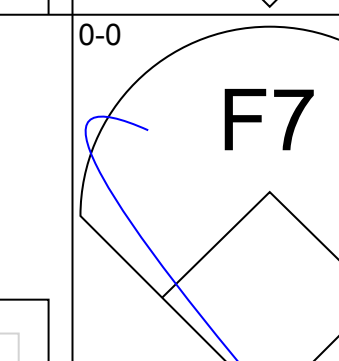
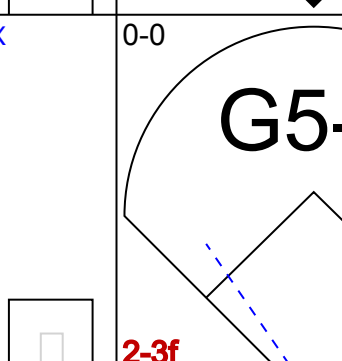
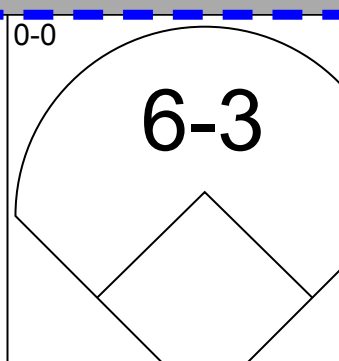
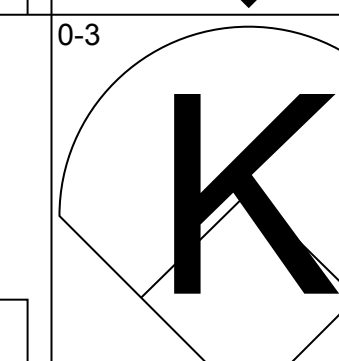
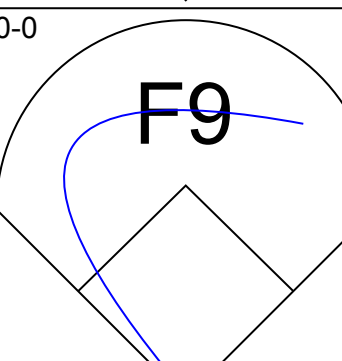
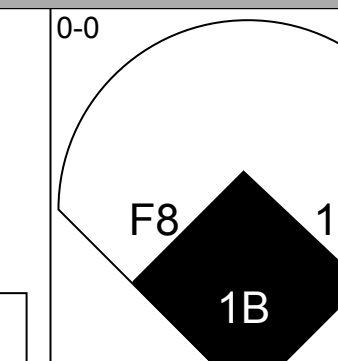
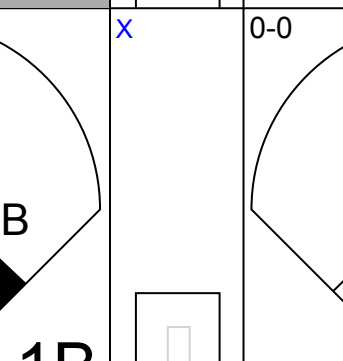
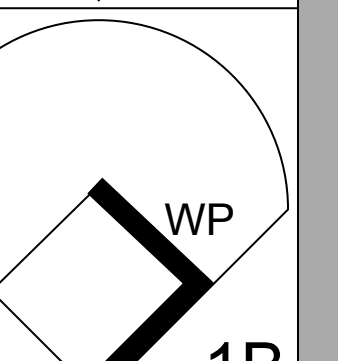

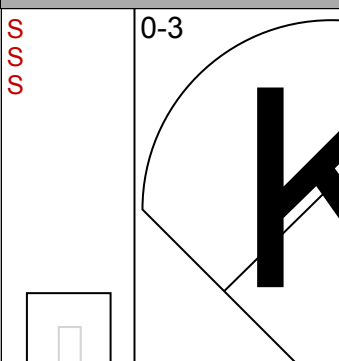
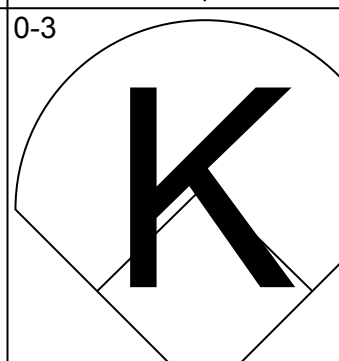
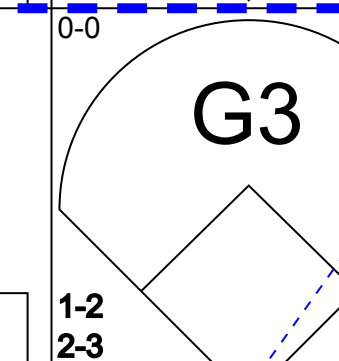
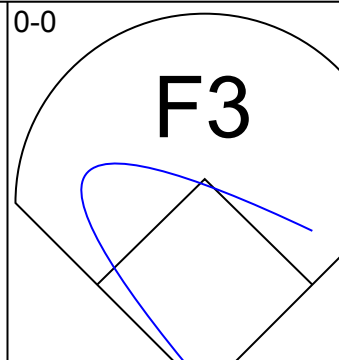
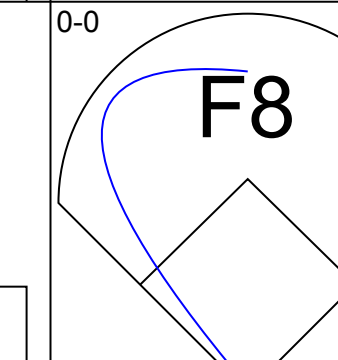
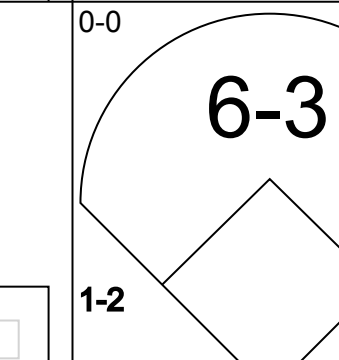
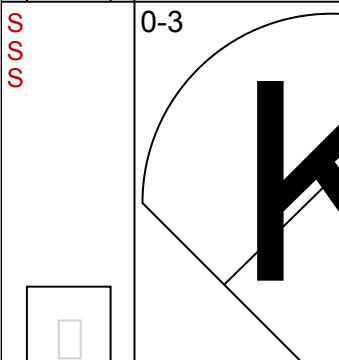
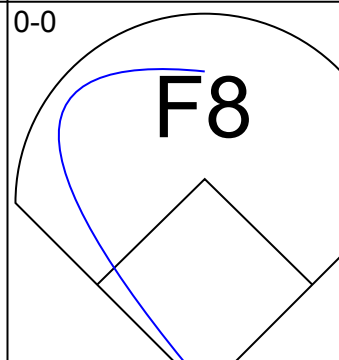
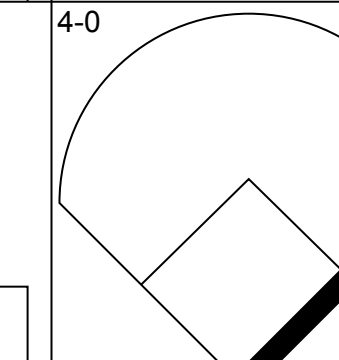
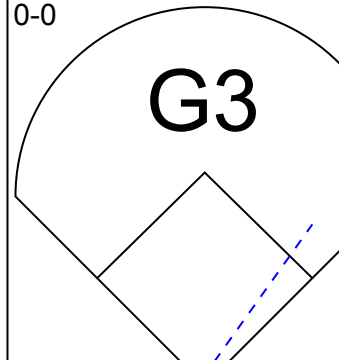
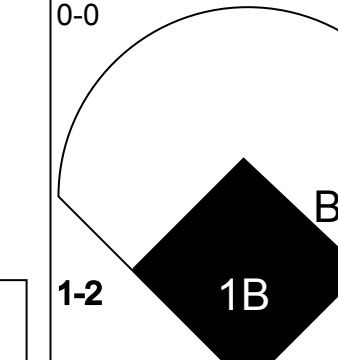
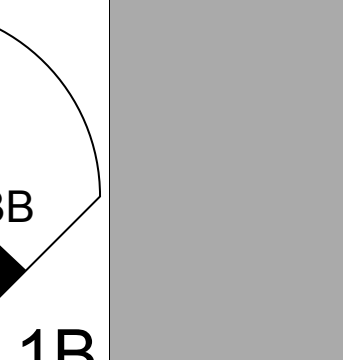
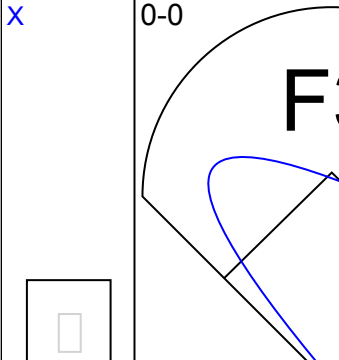
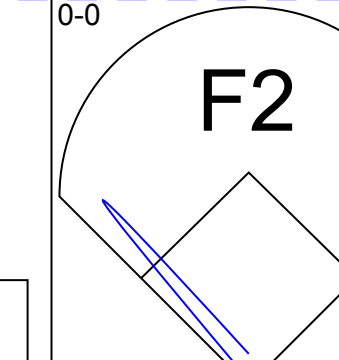
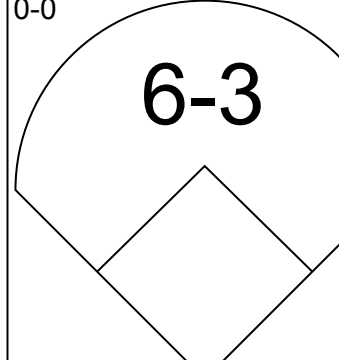
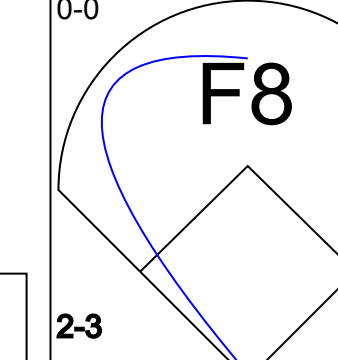
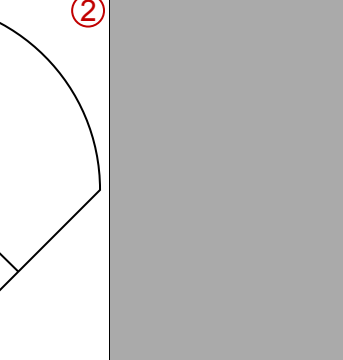
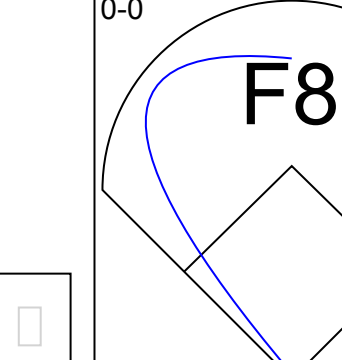




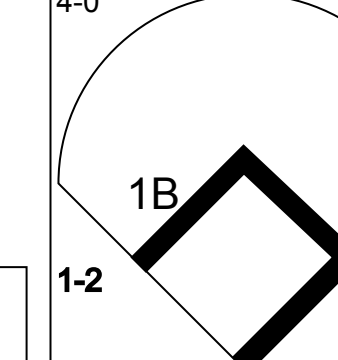

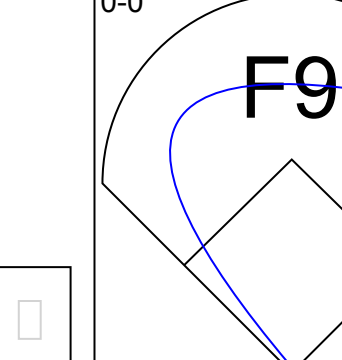
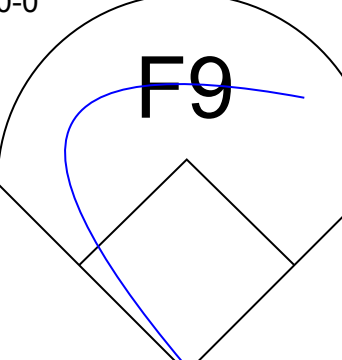
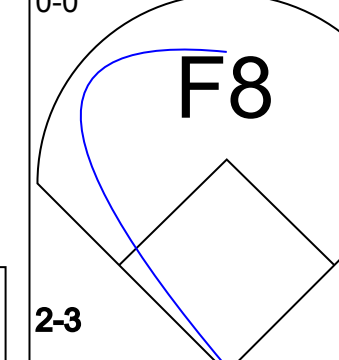
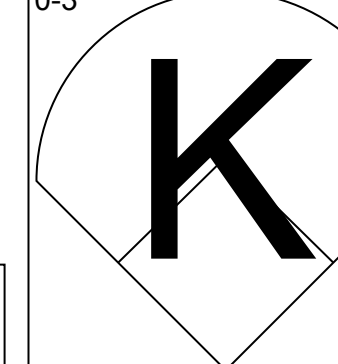
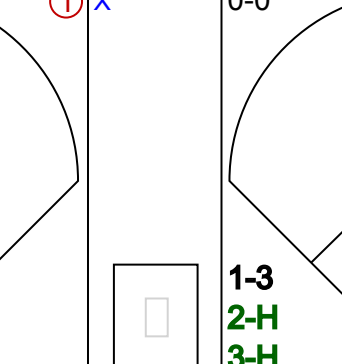
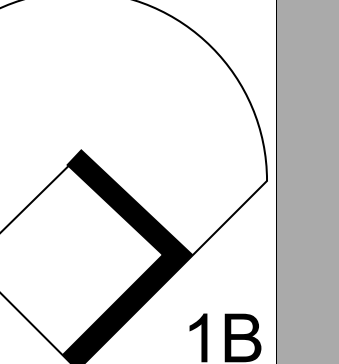

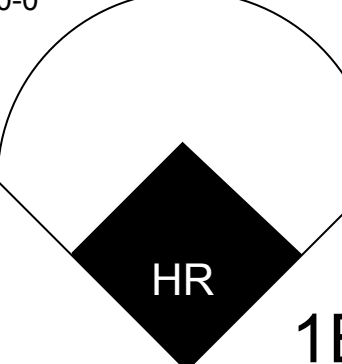
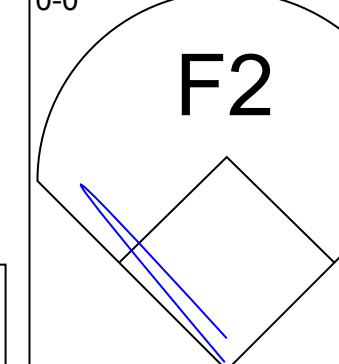
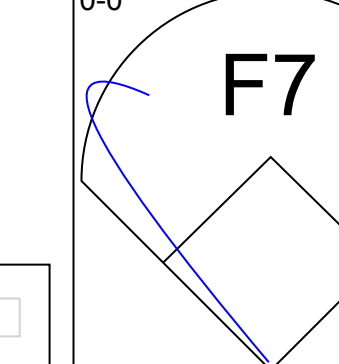
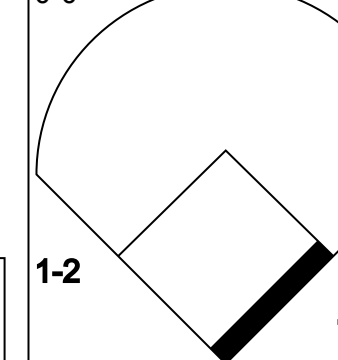
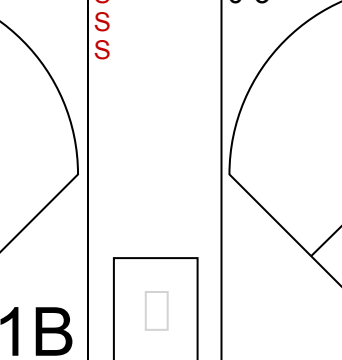
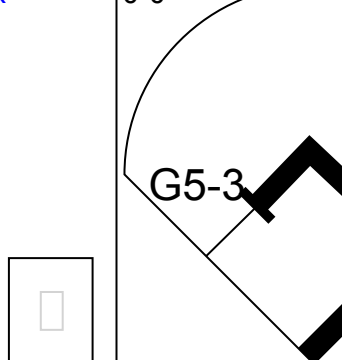

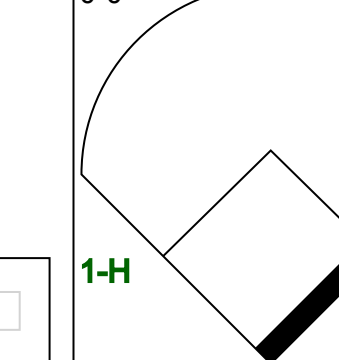
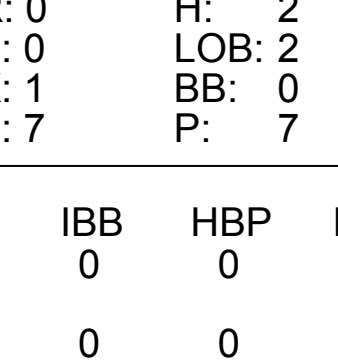
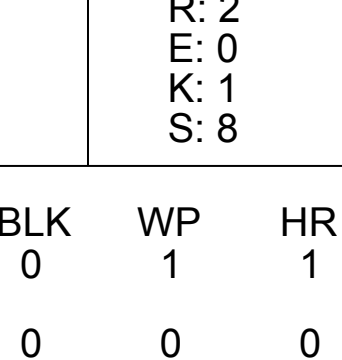
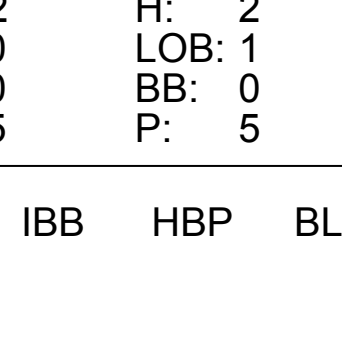
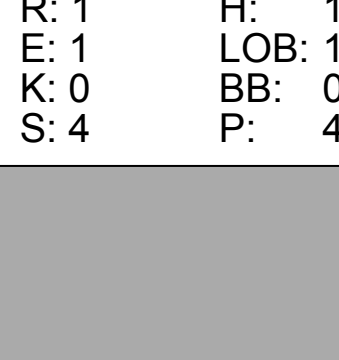






Batter	1	2	3	4	5	6	7	8	9	10	11	12	13	AB	R	H	RBI	BB	SO	LOB	TOP						
Rick Peters, S OBP: 0.370, SLG: 0.373 (1, 8)														6	0	1	0	0	1	4							
Alan Trammell, R OBP: 0.363, SLG: 0.385 (1, 6)														7	2	2	1	0	1	1							
Tim Corcoran, L OBP: 0.362, SLG: 0.408 (1, 3)														6	1	4	1	1	0	2							
Champ Summers, L OBP: 0.397, SLG: 0.508 (9, 7)														3	0	0	0	2	0	3							
Richie Hebner, L OBP: 0.361, SLG: 0.472 (12, PH)														5	0	2	2	1	0	3							
John Wockenfuss, R OBP: 0.382, SLG: 0.433 (1, 2)														5	0	2	2	1	0	3							
Lance Parrish, R OBP: 0.319, SLG: 0.490 (1, 10)														6	0	1	0	0	4	6							
Al Cowens, R OBP: 0.324, SLG: 0.331 (1, 9)														5	0	0	0	1	0	2							
Tom Brookins, R OBP: 0.317, SLG: 0.400 (1, 5)														5	0	2	0	0	0	1							
Steve Kemp, L OBP: 0.299, SLG: 0.475 (12, PH)														0	0	0	0	1	0	0							
Mark Wagner, R OBP: 0.314, SLG: 0.277 (12, 5)														0	0	0	0	0	0	0							
Lou Whitaker, L OBP: 0.332, SLG: 0.266 (1, 4)														5	1	1	0	1	1	5							
Inning Stats	R: 0 E: 0 K: 3 S: 9	H: 0 LOB: 3 BB: 3 P: 21	R: 0 E: 0 K: 0 S: 3	H: 1 LOB: 1 BB: 1 P: 7	R: 1 E: 0 K: 1 S: 6	H: 2 LOB: 1 BB: 1 P: 10	R: 0 E: 0 K: 0 S: 4	H: 1 LOB: 1 BB: 0 P: 4	R: 0 E: 0 K: 0 S: 5	H: 0 LOB: 0 BB: 0 P: 5	R: 1 E: 0 K: 0 S: 3	H: 2 LOB: 1 BB: 0 P: 5	R: 0 E: 0 K: 0 S: 5	H: 0 LOB: 0 BB: 0 P: 7	R: 0 E: 0 K: 0 S: 3	H: 0 LOB: 0 BB: 0 P: 5	R: 0 E: 0 K: 1 S: 6	H: 1 LOB: 1 BB: 0 P: 6	R: 0 E: 0 K: 1 S: 5	H: 2 LOB: 3 BB: 1 P: 9	R: 0 E: 0 K: 0 S: 4	H: 1 LOB: 1 BB: 0 P: 4	1B: 10 2B: 4 3B: 0 HR: 0	SF: 0 SAC: 1 DP: 1 HBP: 0	W/P: 0 PB: 0 SB: 2 CS: 1	PA: 58	
PITCHER	IP	WLS	BF	H	R	ER	SO	BB	IBB	HBP	BLK	WP	HR	S	P	ERA	WHIP										
Dan Spillner, R ERA: 4.98 (1, 1)	8.1	W	38	9	4	4	5	6	0	0	0	0	0	42	66	4.32	1.800										
Victor Cruz, R ERA: 3.35 (9, 1)	4.2	W	20	5	0	0	2	1	0	0	0	0	0	23	27	0.00	1.286										

Detroit Tigers @ Cleveland Indians
Cleveland Municipal Stadium, Cleveland, OH
Sun Sep 14 1980, 3:33 AM EDT
Unknown

AB 50
R 4
H 14
RBI 4
BB 7
SO 7
LOB 28



Batter	1	2	3	4	5	6	7	8	9	10	11	12	13	AB	R	H	RBI	BB	SO	LOB	BOTTOM							
Miguel Dilone, S OBP: 0.350, SLG: 0.442 (1, 7)														6	0	2	0	0	0	3								
Alan Bannister, R OBP: 0.331, SLG: 0.352 (1, 9)														6	0	0	0	0	1	6								
Mike Hargrove, L OBP: 0.412, SLG: 0.404 (1, 3)															6	1	2	0	0	2								
Gary Alexander, R OBP: 0.299, SLG: 0.333 (1, 10)														4	0	0	0	0	1	2								
Ron Hassey, L OBP: 0.381, SLG: 0.425 (10, PH)														1	0	0	0	1	0	0								
Toby Harrah, R OBP: 0.374, SLG: 0.383 (1, 5)															5	1	1	0	1	0	3							
Bo Diaz, R OBP: 0.253, SLG: 0.335 (1, 2)														5	0	0	0	0	0	2								
Dave Rosello, R OBP: 0.266, SLG: 0.301 (1, 4)														5	1	1	0	1	0	1								
Rick Manning, L OBP: 0.335, SLG: 0.308 (1, 8)														3	0	1	2	0	1	1								
Joe Charboneau, R OBP: 0.356, SLG: 0.481 (9, PH)														1	0	1	0	0	0	0								
Jerry Dybzinski, R OBP: 0.276, SLG: 0.295 (9, PR)														1	1	0	0	0	0	1								
Jack Brohamer, L OBP: 0.304, SLG: 0.301 (13, PH)														1	0	0	0	0	0	1								
Tom Verzer, R OBP: 0.314, SLG: 0.341 (1, 6)														3	0	2	0	0	1	2								
Gary Gray, R OBP: 0.206, SLG: 0.364 (9, PH)														3	1	3	3	0	0	0								
Inning Stats	R: 0 E: 0 K: 0 S: 3	H: 0 LOB: 0 BB: 0 P: 3	R: 0 E: 0 K: 0 S: 3	H: 0 LOB: 0 BB: 0 P: 3	R: 0 E: 0 K: 1 S: 7	H: 2 LOB: 2 BB: 0 P: 7	R: 0 E: 0 K: 0 S: 4	H: 1 LOB: 1 BB: 0 P: 4	R: 0 E: 0 K: 0 S: 3	H: 0 LOB: 0 BB: 0 P: 3	R: 0 E: 0 K: 0 S: 5	H: 2 LOB: 1 BB: 0 P: 4	R: 0 E: 0 K: 0 S: 5	H: 0 LOB: 1 BB: 1 P: 7	R: 0 E: 0 K: 0 S: 3	H: 0 LOB: 0 BB: 0 P: 5	R: 0 E: 0 K: 1 S: 5	H: 0 LOB: 1 BB: 1 P: 7	R: 0 E: 0 K: 0 S: 3	H: 0 LOB: 1 BB: 1 P: 7	R: 0 E: 0 K: 1 S: 7	H: 2 LOB: 3 BB: 1 P: 11	R: 1 E: 1 K: 0 S: 4	H: 1 LOB: 1 BB: 0 P: 4	1B: 12 2B: 0 3B: 0 HR: 1	SF: 0 SAC: 1 DP: 1 HBP: 0	W/P: 1 PB: 0 SB: 0 CS: 0	PA: 54
PITCHER	IP	WLS	BF	H	R	ER	SO	BB	IBB	HBP	BLK	WP	HR	S	P	ERA	WHIP											
Dan Schatzeder, L ERA: 3.93 (1, 1)	9.0	W	37	10	4	4	4	1	0	0	0	0	0	44	48	4.00	1.222											
Dave Rozema, R ERA: 4.18 (10, 1)	2.1	0	2	0	0	0	2	1	0	0	0	0	0	13	17	0.00	1.286											
Pat Underwood, L ERA: 3.69 (12, 1)	0.1	2	0	0	0	0	0	1	0	0	0	0	0	1	5	0.00	3.000											
Aurelio Lopez, R ERA: 3.57 (12, 1)	1.0	L	5	1	1	0	0	0	0	0	0	0	0	5	5	0.00	1.000											

Detroit Tigers @ Cleveland Indians
Cleveland Municipal Stadium, Cleveland, OH
Sun Sep 14 1980, 3:33 AM EDT
Unknown

AB 50
R 5
H 13
RBI 5
BB 3
SO 6
LOB 24



Batter	1	2	3	4	5	6	7	8	9	AB	R	H	RBI	BB	SO	LOB	TOP			
Lynn Jones, R OBP: 0.308, SLG: 0.286 (1, 8)	4-0 WP BB		G6-4-3 1-2					4-3		3	0	1	0	1	0	1	Detroit Tigers @ Cleveland Indians Cleveland Municipal Stadium, Cleveland, OH Sun Sep 14 1980, 3:38 AM EDT Att: 10,189 - Unknown			
Tom Brookens, R OBP: 0.316, SLG: 0.398 (1, 5)	0-0 F7						FC6-4 1B	F9		3	0	0	0	1	0	2				
John Wockenfuss, R OBP: 0.378, SLG: 0.427 (1, 7)	0-0 F3							6-3		4	0	0	0	0	1	2				
Lance Parrish, R OBP: 0.319, SLG: 0.490 (1, 10)	0-3 K							6-3		4	0	1	0	0	2	1				
Al Cowens, R OBP: 0.323, SLG: 0.333 (1, 9)		0-0 6-3						6-3		4	0	1	0	0	1	1				
Tim Corcoran, L OBP: 0.368, SLG: 0.410 Rick Peters, S OBP: 0.369, SLG: 0.372 (9, PH)		0-0 WP 1B						6-3		2	0	1	0	1	0	1				
Duffy Dyer, R OBP: 0.264, SLG: 0.316 (1, 2)		0-0 F7						F9		1	0	0	0	0	0	0				
Stan Papi, R OBP: 0.276, SLG: 0.444 (1, 4)		0-3 K						F2		3	0	0	0	0	2	1				
Mark Wagner, R OBP: 0.315, SLG: 0.269 (1, 6)								6-3		2	0	0	0	1	0	0				
Inning Stats	R: 0 E: 0 K: 1 S: 5	H: 0 LOB: 1 BB: 1 P: 9	R: 0 E: 0 K: 1 S: 6	H: 1 LOB: 1 BB: 0 P: 6	R: 0 E: 0 K: 1 S: 4	H: 0 LOB: 1 BB: 2 P: 12	R: 0 E: 0 K: 0 S: 3	H: 1 LOB: 1 BB: 1 P: 7	R: 0 E: 0 K: 1 S: 6	H: 1 LOB: 1 BB: 0 P: 6	R: 0 E: 0 K: 0 S: 3	H: 0 LOB: 0 BB: 0 P: 3	R: 0 E: 0 K: 1 S: 5	H: 0 LOB: 0 BB: 0 P: 5	R: 0 E: 0 K: 1 S: 5	H: 0 LOB: 0 BB: 0 P: 5		1B: 2 2B: 3 3B: 0 HR: 0	SF: 0 SAC: 0 DP: 2 HBP: 0	WP: 2 PB: 0 SB: 0 CS: 0
PITCHER Bob Ovchinko, L ERA: 5.4 (1, 1)	IP: 9.0 WLS: W BF: 33 H: 4 R: 0 ER: 0 SO: 6 BB: 4 IBB: 0 HBP: 0 BLK: 0 WP: 2 HR: 0 S: 41 P: 57 ERA: 0.00 WHIP: 0.889																			

Batter	1	2	3	4	5	6	7	8	9	AB	R	H	RBI	BB	SO	LOB	BOTTOM			
Miguel Dilone, S OBP: 0.384, SLG: 0.439 (1, 7)	4-0 E S 1B BB		K					4-3		3	1	0	0	1	2	0	Detroit Tigers @ Cleveland Indians Cleveland Municipal Stadium, Cleveland, OH Sun Sep 14 1980, 3:38 AM EDT Att: 10,189 - Unknown			
Alan Bannister, R OBP: 0.330, SLG: 0.351 (1, 9)	0-0 E 1B		F7					F8		4	1	1	1	0	0	0				
Mike Hargrove, L OBP: 0.311, SLG: 0.405 (1, 3)	0-0 E6 FC6-2 2B		F8					F9		4	0	1	1	0	1	0				
Ron Hassey, L OBP: 0.378, SLG: 0.422 (1, 2)	0-0 F8		L4					F9		3	0	0	0	0	0	1				
Gary Gray, R OBP: 0.194, SLG: 0.343 Toby Harrah, R OBP: 0.375, SLG: 0.383 (7, PH)	0-0 FC6-2 2B							SH1-3 BB		2	1	0	0	0	1	1				
Rick Manning, L OBP: 0.336, SLG: 0.311 (1, 8)	0-0 1B 2B							SH1-3		2	0	1	1	0	1	0				
Jack Brohamer, L OBP: 0.310, SLG: 0.304 (1, 4)	0-0 2H 1B							FC5-4 IBB		2	0	1	0	1	0	0				
Dave Rosello, R OBP: 0.268, SLG: 0.302 (1, 5)		0-0 F8						K		3	0	1	0	0	1	2				
Tom Veryzer, R OBP: 0.311, SLG: 0.338 (1, 6)		0-0 6-3						G6-3		3	0	0	0	0	0	3				
Inning Stats	R: 3 E: 1 K: 0 S: 6	H: 4 LOB: 2 BB: 1 P: 10	R: 0 E: 0 K: 1 S: 5	H: 0 LOB: 0 BB: 0 P: 5	R: 0 E: 0 K: 2 S: 7	H: 0 LOB: 0 BB: 0 P: 7	R: 0 E: 0 K: 1 S: 5	H: 1 LOB: 0 BB: 0 P: 5	R: 0 E: 0 K: 1 S: 5	H: 0 LOB: 0 BB: 0 P: 5	R: 0 E: 0 K: 1 S: 5	H: 0 LOB: 2 BB: 2 P: 13	R: 0 E: 0 K: 0 S: 3	H: 0 LOB: 0 BB: 0 P: 3	R: 0 E: 0 K: 0 S: 3	H: 0 LOB: 0 BB: 0 P: 3		1B: 3 2B: 2 3B: 0 HR: 0	SF: 0 SAC: 1 DP: 1 HBP: 0	WP: 0 PB: 0 SB: 1 CS: 0
PITCHER Dan Petry, R ERA: 3.91 (1, 1)	IP: 8.0 WLS: L BF: 30 H: 5 R: 3 ER: 3 SO: 6 BB: 2 IBB: 1 HBP: 0 BLK: 0 WP: 0 HR: 0 S: 39 P: 51 ERA: 3.38 WHIP: 0.875																			

Batter	1	2	3	4	5	6	7	8	9	AB	R	H	RBI	BB	SO	LOB	TOP								
Rick Peters, S OBP: 0.372, SLG: 0.372 (1, 8)	0-0 4-3		4-0 CS BB			0-0 HR 1B	4-0 BB 1B		0-0 5-3	3	2	1	0	2	0	0									
Alan Trammell, R OBP: 0.365, SLG: 0.388 (1, 6)	0-0 CS 2B		0-0 CS 1-2	0-3 K		0-3 K	4-0 1B BB		0-0 2B 1B	4	1	2	1	1	2	1									
Steve Kemp, L OBP: 0.393, SLG: 0.484 (1, 7)	4-0 BB			0-0 WP 1B		0-0 HR	0-0 1B		0-3 K	4	1	3	4	1	1	1									
Mark Fidrych, R (1, 10)	0-3 K			0-0 F8		4-0 FC6 BB	0-0 F8		0-0 2B	0	0	0	0	0	0	0									
Champ Summers, L (1, PH)										2	0	0	0	1	1	3									
John Wockenfuss, R (7, PH)										2	0	1	1	0	0	2									
Tim Corcoran, L OBP: 0.356, SLG: 0.394 (1, 3)		0-0 G3		0-0 G3		0-0 FC6	0-0 4-1		0-0 3-1	5	0	0	0	0	0	5									
Lance Parrish, R OBP: 0.316, SLG: 0.494 (1, 2)		0-3 K				0-0 6-3				4	1	1	1	0	1	0									
Al Cowens, R OBP: 0.325, SLG: 0.334 (1, 9)		0-3 K				0-0 F2				4	1	2	0	0	1	0									
Tom Brookens, R OBP: 0.316, SLG: 0.396 (1, 5)				0-0 F8		0-0 6-3				4	1	1	0	0	0	1									
Lou Whitaker, L OBP: 0.331, SLG: 0.268 (1, 4)				0-0 2-3		0-0 L8				4	1	1	1	0	0	1									
Inning Stats	R: 0 E: 0 K: 1 S: 5	H: 1 LOB: 2 BB: 1 P: 9	R: 0 E: 0 K: 2 S: 7	H: 0 LOB: 0 BB: 0 P: 7	R: 0 E: 0 K: 0 S: 2	H: 0 LOB: 0 BB: 1 P: 6	R: 0 E: 0 K: 1 S: 6	H: 1 LOB: 1 BB: 0 P: 6	R: 0 E: 0 K: 0 S: 3	H: 0 LOB: 0 BB: 0 P: 3	R: 2 E: 0 K: 1 S: 7	H: 2 LOB: 1 BB: 1 P: 11	R: 4 E: 0 K: 0 S: 7	H: 4 LOB: 2 BB: 2 P: 15	R: 1 E: 0 K: 0 S: 4	H: 2 LOB: 0 BB: 0 P: 4	R: 1 E: 0 K: 1 S: 7	H: 2 LOB: 1 BB: 0 P: 7	1B: 7 2B: 4 3B: 0 HR: 2	SF: 0 SAC: 0 DP: 2 HBP: 0	WP: 1 PB: 0 SB: 0 CS: 2	PA: 42			
PITCHER	IP	WLS	BF	H	R	ER	SO	BB	IBB	HBP	BLK	WP	HR	S	P	ERA	WHIP								
Steve Stone, R ERA: 3.12 (1, 1)	6.1	L	29	7	6	6	5	4	1	0	0	1	1	34	54	8.53	1.737								
Tippy Martinez, L ERA: 3.27 (7, 1)	2.2		12	5	2	2	1	0	0	0	0	0	1	14	14	6.75	1.875								

Detroit Tigers @ Baltimore Orioles
Memorial Stadium, Baltimore, MD
 Tue Sep 16 1980, 7:05 PM EDT
 Att: 10,992 - Unknown

AB	36
R	8
H	12
RBI	8
BB	5
SO	6
LOB	14



Batter	1	2	3	4	5	6	7	8	9	AB	R	H	RBI	BB	SO	LOB	BOTTOM								
Al Bumbry, L OBP: 0.389, SLG: 0.420 (1, 8)	0-0 F7		0-0 HR		0-3 K		0-0 G6-3		0-0 5-3	5	1	1	1	0	1	2									
Rich Dauer, R OBP: 0.332, SLG: 0.343 (1, 4)	0-0 6-3		4-0 1B BB		0-0 1B			0-0 1B 5-3		3	1	2	0	1	0	0									
Ken Singleton, S OBP: 0.377, SLG: 0.462 (1, 9)	0-0 P6		0-3 K		0-0 5-3			0-0 1B 5-3		4	0	0	0	0	1	3									
Eddie Murray, S OBP: 0.358, SLG: 0.532 (1, 3)		0-0 2B 2B	0-0 L3 1B		0-0 1-3		0-0 1-3		0-0 4-3 WP 1B	4	1	3	0	0	0	0									
John Lowenstein, L OBP: 0.398, SLG: 0.419 (1, 7)		0-0 F9	0-0 L3		0-0 1B 1B		0-0 1B 1B		0-0 4-3	4	0	1	0	0	0	4									
Scott McGregor, S (1, 10)		0-0 6-3 2H 2B		0-0 L4		0-0 L4		0-0 6-4-3 1B		0	0	0	0	0	0	0									
Terry Crowley, L (2, PH)									0-0 F9	4	0	2	1	0	0	1									
Doug DeCinces, R OBP: 0.314, SLG: 0.383 (1, 5)		0-0 6-3		4-0 CS BB		0-0 G6-4-3				3	0	0	0	1	0	3									
Rick Dempsey, R OBP: 0.341, SLG: 0.433 (1, 2)		4-0 FC5-4 BB		0-0 F7		0-0 F7		0-0 F5		3	0	1	0	1	0	1									
Mark Belanger, R OBP: 0.245, SLG: 0.259 (1, 6)		0-0 FC5-4			0-0 5-3		4-0 G6-3 BB		0-3 K	2	0	0	0	0	0	2									
Pat Kelly, L OBP: 0.358, SLG: 0.360 (7, PH)										0	0	0	0	1	0	0									
Kiko Garcia, R OBP: 0.257, SLG: 0.236 (8, 6)										0	0	0	0	0	0	0									
Dan Graham, L OBP: 0.298, SLG: 0.434 (9, PH)										1	0	0	0	0	1	1									
Inning Stats	R: 0 E: 0 K: 0 S: 3	H: 0 LOB: 0 BB: 0 P: 3	R: 1 E: 0 K: 0 S: 5	H: 2 LOB: 2 BB: 1 P: 9	R: 1 E: 0 K: 1 S: 6	H: 2 LOB: 1 BB: 1 P: 10	R: 0 E: 0 K: 0 S: 2	H: 0 LOB: 0 BB: 1 P: 6	R: 0 E: 0 K: 1 S: 6	H: 1 LOB: 1 BB: 0 P: 6	R: 0 E: 0 K: 0 S: 4	H: 2 LOB: 1 BB: 0 P: 4	R: 0 E: 0 K: 0 S: 2	H: 0 LOB: 0 BB: 1 P: 6	R: 1 E: 0 K: 0 S: 5	H: 2 LOB: 1 BB: 0 P: 5	R: 0 E: 0 K: 1 S: 6	H: 1 LOB: 0 BB: 0 P: 6	1B: 7 2B: 3 3B: 0 HR: 1	SF: 0 SAC: 0 DP: 3 HBP: 0	WP: 1 PB: 0 SB: 0 CS: 1	PA: 37			
PITCHER	IP	WLS	BF	H	R	ER	SO	BB	IBB	HBP	BLK	WP	HR	S	P	ERA	WHIP								
Jack Morris, R ERA: 4.39 (1, 1)	9.0	W	37	10	3	3	3	4	0	0	0	1	1	39	55	3.00	1.556								

Detroit Tigers @ Baltimore Orioles
Memorial Stadium, Baltimore, MD
 Tue Sep 16 1980, 7:05 PM EDT
 Att: 10,992 - Unknown

AB	33
R	3
H	10
RBI	2
BB	4
SO	3
LOB	17



Batter	1	2	3	4	5	6	7	8	9	AB	R	H	RBI	BB	SO	LOB	TOP				
Rick Peters, S OBP: 0.370, SLG: 0.376 (1, 8)										4	2	2	0	1	1	2	Detroit Tigers @ Baltimore Orioles Memorial Stadium, Baltimore, MD Thu Sep 18 1980, 7:05 PM EDT Att: 10,272 - Unknown				
Alan Trammell, R OBP: 0.366, SLG: 0.390 (1, 6)										5	1	2	1	0	1	2					
Steve Kemp, L OBP: 0.391, SLG: 0.483 (1, 7)										3	0	1	1	0	0	0					
John Wockenfuss, R OBP: 0.378, SLG: 0.437 (1, 3)										4	0	1	0	0	0	2					
Lance Parrish, R OBP: 0.319, SLG: 0.494 (1, 2)										4	0	2	1	0	2	0					
Al Cowens, R OBP: 0.324, SLG: 0.331 Champ Summers, L OBP: 0.395, SLG: 0.503 (8, 9)										3	0	1	0	0	0	0					
Tom Brookens, R OBP: 0.317, SLG: 0.395 (1, 5)										3	0	2	0	1	0	0					
Lynn Jones, R OBP: 0.319, SLG: 0.310 (1, 10)										4	0	0	0	0	0	4					
Lou Whitaker, L OBP: 0.328, SLG: 0.266 (1, 4)										4	0	0	0	0	1	3					
Inning Stats	R: 2 E: 0 K: 0 S: 5	H: 3 LOB: 1 BB: 0 P: 5	R: 0 E: 0 K: 0 S: 5	H: 2 LOB: 2 BB: 0 P: 5	R: 0 E: 0 K: 1 S: 3	H: 0 LOB: 0 BB: 0 P: 3	R: 0 E: 0 K: 1 S: 6	H: 1 LOB: 1 BB: 0 P: 6	R: 1 E: 0 K: 1 S: 7	H: 3 LOB: 1 BB: 0 P: 7	R: 0 E: 0 K: 1 S: 5	H: 0 LOB: 0 BB: 0 P: 5	R: 0 E: 0 K: 1 S: 5	H: 2 LOB: 2 BB: 0 P: 7	R: 0 E: 0 K: 1 S: 5	H: 0 LOB: 2 BB: 13		1B: 8 2B: 2 3B: 1 HR: 0	SF: 1 SAC: 0 DP: 0 HBP: 0	WP: 0 PB: 0 SB: 0 CS: 1	PA: 38
PITCHER	IP	WLS	BF	H	R	ER	SO	BB	IBB	HBP	BLK	WP	HR	S	P	ERA	WHIP				
Scott McGregor, L ERA: 3.05 (1, 1)	7.2	W	33	11	3	3	4	0	0	0	0	0	0	40	40	3.52	1.435				
Tim Stoddard, R ERA: 2.75 (8, 1)	1.1	S	6	0	0	0	2	2	0	0	0	0	0	8	16	0.00	1.500				

Batter	1	2	3	4	5	6	7	8	9	AB	R	H	RBI	BB	SO	LOB	BOTTOM				
Al Bumbry, L OBP: 0.387, SLG: 0.420 (1, 8)										5	0	2	2	0	1	1	Detroit Tigers @ Baltimore Orioles Memorial Stadium, Baltimore, MD Thu Sep 18 1980, 7:05 PM EDT Att: 10,272 - Unknown				
Rich Dauer, R OBP: 0.337, SLG: 0.345 (1, 4)										4	2	1	0	1	1	5					
Ken Singleton, S OBP: 0.381, SLG: 0.466 Gary Roenicke, R OBP: 0.347, SLG: 0.396 (9, 9)										4	0	3	3	0	0	0					
Eddie Murray, S OBP: 0.356, SLG: 0.527 (1, 3)									4	0	1	1	0	1	3						
John Lowenstein, L OBP: 0.395, SLG: 0.412 (1, 7)									3	0	0	0	1	1	3						
Steve Stone, R (1, 10)										0	0	0	0	0	0	0					
Terry Crowley, L OBP: 0.377, SLG: 0.472 (2, FH)									4	0	0	0	0	0	3						
Dan Graham, L OBP: 0.302, SLG: 0.461 Rick Dempsey, R OBP: 0.341, SLG: 0.432 (9, 2)										4	1	1	1	0	1	0					
Doug DeCinces, R OBP: 0.315, SLG: 0.385 (1, 5)										4	2	2	0	0	1	0					
Mark Belanger, R OBP: 0.253, SLG: 0.267 (1, 6)										4	2	3	0	0	0	0					
Inning Stats	R: 1 E: 0 K: 1 S: 6	H: 1 LOB: 1 BB: 1 P: 10	R: 0 E: 0 K: 1 S: 5	H: 0 LOB: 0 BB: 0 P: 5	R: 0 E: 0 K: 0 S: 3	H: 0 LOB: 0 BB: 0 P: 3	R: 0 E: 0 K: 0 S: 3	H: 0 LOB: 0 BB: 0 P: 3	R: 0 E: 1 K: 0 S: 6	H: 3 LOB: 3 BB: 1 P: 10	R: 3 E: 0 K: 3 S: 14	H: 5 LOB: 2 BB: 0 P: 14	R: 2 E: 0 K: 0 S: 6	H: 3 LOB: 1 BB: 0 P: 6	1B: 9 2B: 2 3B: 1 HR: 1	SF: 0 SAC: 0 DP: 0 HBP: 0	WP: 0 PB: 0 SB: 0 CS: 0	PA: 38			
PITCHER	IP	WLS	BF	H	R	ER	SO	BB	IBB	HBP	BLK	WP	HR	S	P	ERA	WHIP				
Milt Wilcox, R ERA: 4.34 (1, 1)	6.0	L	26	7	4	4	3	2	0	0	0	0	0	30	38	6.00	1.500				
Aurelio Lopez, R ERA: 3.75 (7, 1)	2.0		12	6	3	3	3	0	0	0	0	0	0	18	18	13.50	3.000				

Batter	1	2	3	4	5	6	7	8	9	AB	R	H	RBI	BB	SO	LOB	TOP			
Miguel Dilone, S OBP: 0.381, SLG: 0.436 (1, 7)	5-3		F8		G4-6-3		G5-4-3			4	0	0	0	0	0	4	Cleveland Indians @ Detroit Tigers Tiger Stadium, Detroit, MI Fri Sep 19 1980, 7:05 PM EDT Att: 10,822 - Unknown			
Alan Bannister, R OBP: 0.338, SLG: 0.369 (1, 9)	2-3			3B		F9		F8		4	1	2	0	0	0	1				
Mike Hargrove, L OBP: 0.311, SLG: 0.403 (1, 3)	F2			3B	HBP			F8		3	1	1	0	0	0	1				
Gary Alexander, R OBP: 0.271, SLG: 0.380 (1, 2)		6-3		SF8	3B		F4		K	4	1	1	2	0	1	1				
Toby Harrah, R OBP: 0.377, SLG: 0.385 (1, 5)				SF8					2B	1	0	1	1	2	0	0				
Gary Gray, R OBP: 0.200, SLG: 0.326 (1, 10)				5-3			F7		F2	4	0	0	0	0	0	4				
Rick Manning, L OBP: 0.333, SLG: 0.309 (9, PH)			4-3				F7			3	0	0	0	0	1	2				
Joe Charboneau, R OBP: 0.352, SLG: 0.475 (9, PH)				K						0	0	0	0	0	0	0				
Ron Hassey, L OBP: 0.385, SLG: 0.431 (9, PH)										1	0	1	0	0	0	0				
Dell Alton, L OBP: 0.271, SLG: 0.326 (9, PR)										0	0	0	0	0	0	0				
Dave Rosello, R OBP: 0.288, SLG: 0.323 (1, 4)			F8						7-5-2	4	0	2	0	0	0	2				
Jerry Dybzinski, R OBP: 0.278, SLG: 0.301 (1, 6)			E1		SH		K			2	0	1	0	0	1	1				
Inning Stats	R: 0 E: 0 K: 0 S: 3	H: 0 LOB: 0 BB: 0 P: 3	R: 0 E: 0 K: 0 S: 2	H: 0 LOB: 0 BB: 1 P: 6	R: 0 E: 1 K: 0 S: 4	H: 1 LOB: 1 BB: 0 P: 4	R: 3 E: 0 K: 1 S: 7	H: 2 LOB: 2 BB: 0 P: 8	R: 0 E: 1 K: 0 S: 4	H: 1 LOB: 1 BB: 1 P: 8	R: 0 E: 0 K: 1 S: 5	H: 1 LOB: 0 BB: 0 P: 5	R: 0 E: 0 K: 1 S: 5	H: 1 LOB: 1 BB: 0 P: 5	R: 0 E: 0 K: 0 S: 4	H: 2 LOB: 1 BB: 0 P: 4	1B: 6 2B: 3 3B: 1 HR: 0	SF: 1 SAC: 1 DP: 4 HBP: 1	WP: 0 PB: 0 SB: 0 CS: 0	PA: 35
PITCHER	IP WLS BF H R ER SO BB IBB HBP BLK WP HR S P ERA WHIP	8.1 W 33 8 3 3 3 2 0 1 0 0 0 0 36 45 3.24 1.200	0.2 S 2 1 0 0 0 0 0 0 0 0 0 0 2 2 0.00 1.500																	

AB	30
R	3
H	9
RBI	3
BB	2
SO	3
LOB	16



Batter	1	2	3	4	5	6	7	8	9	AB	R	H	RBI	BB	SO	LOB	BOTTOM			
Rick Peters, S OBP: 0.371, SLG: 0.376 (1, 8)			6-3	E6				L6-3		5	0	2	0	0	0	1	Cleveland Indians @ Detroit Tigers Tiger Stadium, Detroit, MI Fri Sep 19 1980, 7:05 PM EDT Att: 10,822 - Unknown			
Alan Trammell, R OBP: 0.370, SLG: 0.392 (1, 6)	E8					FC4-6				3	0	2	0	1	0	1				
Steve Kemp, L OBP: 0.390, SLG: 0.480 (1, 7)										3	0	0	0	1	2	4				
John Wockenfuss, R OBP: 0.377, SLG: 0.438 (1, 3)	K		F4							4	1	1	0	0	2	3				
Lance Parrish, R OBP: 0.318, SLG: 0.494 (1, 2)	K			HR		5-3		F8		4	1	1	0	0	1	3				
Al Cowens, R OBP: 0.327, SLG: 0.337 (1, 9)				1-3				BLK		4	0	3	1	0	0	1				
Tom Brookens, R OBP: 0.316, SLG: 0.490 (1, 5)			FC6-4					F7		4	1	1	2	0	0	3				
Dave Stegman, R OBP: 0.259, SLG: 0.266 (1, 10)			K		F9					3	0	0	0	1	1	2				
Lou Whitaker, L OBP: 0.327, SLG: 0.268 (1, 4)			K							4	1	1	0	0	1	2				
Inning Stats	R: 0 E: 1 K: 2 S: 8	H: 2 LOB: 2 BB: 1 P: 12	R: 0 E: 0 K: 2 S: 8	H: 1 LOB: 1 BB: 0 P: 8	R: 0 E: 0 K: 0 S: 3	H: 0 LOB: 1 BB: 1 P: 7	R: 3 E: 1 K: 1 S: 10	H: 4 LOB: 2 BB: 0 P: 10	R: 1 E: 0 K: 0 S: 5	H: 2 LOB: 1 BB: 0 P: 5	R: 0 E: 0 K: 1 S: 6	H: 1 LOB: 1 BB: 0 P: 6	R: 0 E: 0 K: 1 S: 6	H: 1 LOB: 1 BB: 0 P: 6	R: 0 E: 0 K: 0 S: 2	H: 0 LOB: 0 BB: 1 P: 6		1B: 6 2B: 5 3B: 0 HR: 1	SF: 0 SAC: 0 DP: 1 HBP: 0	WP: 1 PB: 0 SB: 0 CS: 1
PITCHER	IP WLS BF H R ER SO BB IBB HBP BLK WP HR S P ERA WHIP	6.0 L 30 10 4 3 6 2 0 0 0 0 0 8 48 4.50 2.000	2.0 7 1 0 0 1 1 0 0 0 1 0 0 8 12 0.00 1.000																	

AB	34
R	4
H	11
RBI	3
BB	3
SO	7
LOB	20



Batter	1	2	3	4	5	6	7	8	9	AB	R	H	RBI	BB	SO	LOB	TOP
Miguel Dilone, S OBP: 0.377, SLG: 0.431	1-3	4-3		F7			1-3		F6	5	0	0	0	0	0	2	Cleveland Indians @ Detroit Tigers Tiger Stadium, Detroit, MI Sat Sep 20 1980, 3:33 AM EDT Att: 10,985 - Unknown
Jack Brohamer, L OBP: 0.308, SLG: 0.315	4-3		HR		4-3		E9		F6	5	1	1	1	0	0	0	
Mike Hargrove, L OBP: 0.310, SLG: 0.402 Gary Gray, R OBP: 0.191, SLG: 0.311	BB		4-3		1-3		F4		6-3	2	0	0	0	1	0	0	
Ron Hassey, L OBP: 0.384, SLG: 0.429	4-3		6-3		1B		G3			4	0	1	0	0	0	2	
Toby Harrah, R OBP: 0.379, SLG: 0.384 Dave Rosello, R OBP: 0.295, SLG: 0.323		BB 1B BLK BB		1B		F8		F8 1B 4-3 BB		1	1	0	0	2	0	1	
Alan Bannister, R OBP: 0.342, SLG: 0.374		BLK BB 1-2		FC6-4 1B		K		4-3 1B		4	0	3	0	0	1	0	
Gary Alexander, R OBP: 0.264, SLG: 0.368		F5		FC6-4 1-2		5-3		F8		4	0	0	0	0	0	6	
Dell Alston, L OBP: 0.308, SLG: 0.348		BLK 1-2 2-3		CS 1B		1B		4-3		3	0	2	1	1	0	1	
Tom Verzyer, R OBP: 0.308, SLG: 0.333		K 1-2 2-3 3-H		F5 1-2		6-3		K		4	0	0	0	0	2	5	
Inning Stats	R: 0 E: 0 K: 0 S: 3	H: 0 LOB: 1 BB: 1 P: 7	R: 1 E: 0 K: 1 S: 6	H: 1 LOB: 2 BB: 2 P: 14	R: 1 E: 0 K: 0 S: 5	H: 2 LOB: 0 BB: 0 P: 9	R: 0 E: 0 K: 0 S: 3	H: 1 LOB: 1 BB: 0 P: 4	R: 0 E: 0 K: 1 S: 6	H: 0 LOB: 1 BB: 0 P: 4	R: 1 E: 0 K: 1 S: 6	H: 1 LOB: 1 BB: 1 P: 10	R: 0 E: 0 K: 0 S: 3	H: 0 LOB: 0 BB: 0 P: 3	1B: 6 2B: 0 3B: 0 HR: 1	SF: 0 SAC: 0 DP: 0 HBP: 0	
PITCHER	IP WLS BF H R ER SO BB IBB HBP BLK WP HR S P ERA WHIP																
Dan Petry, R ERA: 3.85	(1, 1)	7.0 W 31 6 2 2 2 4 0 0 0 1 0 1 31 47 2.57 1.429															
Jerry Ujdur, R ERA: 7.32	(8, 1)	2.0 8 1 1 1 1 1 0 0 0 0 0 0 9 13 4.50 1.000															

Batter	1	2	3	4	5	6	7	8	9	AB	R	H	RBI	BB	SO	LOB	BOTTOM		
Rick Peters, S OBP: 0.374, SLG: 0.380 Dave Stegman, R OBP: 0.257, SLG: 0.264	G6-4-3 1B			WP HR 1B	1B	1B				4	3	3	0	0	1	1	Cleveland Indians @ Detroit Tigers Tiger Stadium, Detroit, MI Sat Sep 20 1980, 3:33 AM EDT Att: 10,985 - Unknown		
Alan Trammell, R OBP: 0.373, SLG: 0.392 Mark Wagner, R OBP: 0.311, SLG: 0.265	G6-4-3 BB		F7	HR BB	3B 1B			K		2	2	1	1	2	0	0			
Steve Kemp, L OBP: 0.392, SLG: 0.491	G6-4-3 1-2 2-3		L3 BB	HR HR	3B			4-3		4	1	2	6	1	0	2			
John Wockenfuss, R OBP: 0.377, SLG: 0.434	1B BB		L3	K	BB			K		3	0	0	0	2	2	1			
Lance Parrish, R OBP: 0.320, SLG: 0.493 Duffy Dyer, R OBP: 0.262, SLG: 0.313	1-2 3-H 1B		S BB	K	F5			4-3		3	1	1	1	1	1	2			
Al Cowens, R OBP: 0.328, SLG: 0.338 Jim Lentine, R OBP: 0.344, SLG: 0.312	F4		1B	S 1B	F3			1B BB		4	2	2	0	0	0	4			
Tom Brookens, R OBP: 0.315, SLG: 0.402			K	K	SF9 3B			K		5	1	1	1	0	4	3			
Lynn Jones, R OBP: 0.346, SLG: 0.318	F8		1B	1B WP BB	SF9			1B BB		2	1	1	1	2	0	0			
Lou Whitaker, L OBP: 0.331, SLG: 0.272 Stan Papi, R OBP: 0.274, SLG: 0.440			1B	WP HR 1B	1B			K		4	2	3	2	0	1	1			
Inning Stats	R: 1 E: 0 K: 0 S: 4	H: 2 LOB: 2 BB: 2 P: 12	R: 0 E: 0 K: 2 S: 8	H: 1 LOB: 1 BB: 0 P: 8	R: 0 E: 0 K: 0 S: 2	H: 0 LOB: 0 BB: 1 P: 6	R: 7 E: 0 K: 3 S: 13	H: 4 LOB: 0 BB: 3 P: 25	R: 5 E: 0 K: 0 S: 9	H: 6 LOB: 2 BB: 1 P: 13	R: 0 E: 0 K: 3 S: 9	H: 0 LOB: 1 BB: 1 P: 13	R: 0 E: 0 K: 2 S: 7	H: 0 LOB: 0 BB: 0 P: 7	R: 0 E: 0 K: 2 S: 8	H: 1 LOB: 2 BB: 1 P: 12		1B: 11 2B: 1 3B: 2 HR: 1	SF: 1 SAC: 0 DP: 2 HBP: 0
PITCHER	IP WLS BF H R ER SO BB IBB HBP BLK WP HR S P ERA WHIP																		
Rick Waits, L ERA: 4.54	(1, 1)	3.1 L 18 5 5 5 3 5 0 0 0 0 1 0 1 5																	
Sandy Whitel, R ERA: 3.33	(4, 1)	0.0 2 1 0 0 0 1 0 0 0 0 1 0 1 5																	
Ross Grimsley, L ERA: 6.65	(4, 1)	1.0 10 7 8 8 2 0 0 0 0 0 1 14 14 72.00 7.000																	
Mike Stanton, R ERA: 5.15	(5, 1)	3.2 15 1 0 0 7 3 0 0 0 0 0 0 26 38 0.00 1.091																	

Batter	1	2	3	4	5	6	7	8	9	AB	R	H	RBI	BB	SO	LOB	TOP					
Miguel Dilone, S OBP: 0.377, SLG: 0.433	G3		4-3		3-1 1-3 2B		FC4-6 1B		FC6-4	5	0	2	0	0	0	1	Cleveland Indians @ Detroit Tigers Tiger Stadium, Detroit, MI Sun Sep 21 1980, 3:33 AM EDT Att: 10,682 - Unknown					
Rick Manning, L OBP: 0.332, SLG: 0.307	F9				SF7		FC4-6			2	0	0	1	1	0	1						
Mike Hargrove, L OBP: 0.308, SLG: 0.399 Gary Gray, R OBP: 0.191, SLG: 0.311	4-3		K		3-1		F9			4	0	0	0	0	1	3						
Ron Hassey, L OBP: 0.383, SLG: 0.425					3-1		K			3	0	0	0	1	1	1						
Toby Harrah, R OBP: 0.378, SLG: 0.382 Dave Rosello, R OBP: 0.295, SLG: 0.323					F7					3	0	0	0	1	1	1						
Alan Bannister, R OBP: 0.344, SLG: 0.378							F3			4	0	2	0	0	0	1						
Gary Alexander, R OBP: 0.263, SLG: 0.360										3	0	0	0	1	3	3						
Jack Brohamer, L OBP: 0.307, SLG: 0.314										4	0	1	0	0	0	5						
Tom Verzyer, R OBP: 0.307, SLG: 0.332					6-3					4	1	1	0	0	0	1						
Inning Stats	R: 0 E: 0 K: 0 S: 3	H: 0 LOB: 0 BB: 0 P: 3	R: 0 E: 0 K: 2 S: 8	H: 1 LOB: 2 BB: 1 P: 12	R: 0 E: 0 K: 1 S: 5	H: 0 LOB: 1 BB: 1 P: 9	R: 0 E: 0 K: 0 S: 4	H: 1 LOB: 2 BB: 1 P: 8	R: 1 E: 0 K: 1 S: 7	H: 2 LOB: 1 BB: 0 P: 7	R: 0 E: 0 K: 1 S: 5	H: 0 LOB: 1 BB: 1 P: 9	R: 0 E: 0 K: 0 S: 4	H: 1 LOB: 0 BB: 0 P: 4	R: 0 E: 0 K: 0 S: 3	H: 0 LOB: 0 BB: 0 P: 3		R: 0 E: 0 K: 1 S: 6	H: 1 LOB: 1 BB: 0 P: 6	1B: 4 2B: 2 3B: 0 HR: 0	SF: 1 SAC: 0 DP: 0 HBP: 0	WP: 0 PB: 0 SB: 1 CS: 0
PITCHER	IP	WLS	BF	H	R	ER	SO	BB	IBB	HBP	BLK	WP	HR	S	P	ERA	WHIP					
Jack Morris, R ERA: 4.31	6.0	W	26	4	1	1	5	4	0	0	0	0	0	32	48	1.50	1.333					
Pat Underwood, L ERA: 3.7	3.0	S	11	2	0	0	1	0	0	0	0	0	0	13	13	0.00	0.667					

Batter	1	2	3	4	5	6	7	8	9	AB	R	H	RBI	BB	SO	LOB	BOTTOM				
Rick Peters, S OBP: 0.376, SLG: 0.378 Lynn Jones, R OBP: 0.340, SLG: 0.311										2	1	0	0	1	0	1	Cleveland Indians @ Detroit Tigers Tiger Stadium, Detroit, MI Sun Sep 21 1980, 3:33 AM EDT Att: 10,682 - Unknown				
Alan Trammell, R OBP: 0.375, SLG: 0.395 Mark Wagner, R OBP: 0.307, SLG: 0.261										4	2	3	1	0	0	0					
Steve Kemp, L OBP: 0.394, SLG: 0.497 Jim Lentine, R OBP: 0.344, SLG: 0.312										5	1	3	4	0	0	2					
Champ Summers, L OBP: 0.392, SLG: 0.498										5	1	1	0	0	1	5					
Tim Corcoran, L OBP: 0.358, SLG: 0.385										3	1	0	0	2	0	3					
Lance Parrish, R OBP: 0.323, SLG: 0.494 Duffy Dyer, R OBP: 0.269, SLG: 0.313										3	2	2	2	1	0	0					
Al Cowens, R OBP: 0.330, SLG: 0.340 Dave Stegman, R OBP: 0.255, SLG: 0.262										4	1	2	2	0	0	3					
Tom Brookens, R OBP: 0.316, SLG: 0.411										5	1	2	3	0	0	4					
Lou Whitaker, L OBP: 0.330, SLG: 0.272 Stan Papi, R OBP: 0.280, SLG: 0.446										4	2	1	0	0	0	2					
Inning Stats	R: 7 E: 0 K: 0 S: 7	H: 4 LOB: 0 BB: 3 P: 19	R: 0 E: 0 K: 0 S: 4	H: 1 LOB: 0 BB: 0 P: 4	R: 2 E: 0 K: 0 S: 6	H: 3 LOB: 2 BB: 0 P: 7	R: 0 E: 0 K: 0 S: 3	H: 0 LOB: 0 BB: 0 P: 3	R: 0 E: 0 K: 0 S: 4	H: 1 LOB: 1 BB: 0 P: 4	R: 2 E: 0 K: 0 S: 6	H: 3 LOB: 2 BB: 1 P: 10	R: 2 E: 0 K: 1 S: 7	H: 2 LOB: 2 BB: 0 P: 8	R: 0 E: 0 K: 0 S: 4	H: 1 LOB: 2 BB: 1 P: 8		1B: 11 2B: 3 3B: 0 HR: 1	SF: 0 SAC: 0 DP: 0 HBP: 2	WP: 2 PB: 0 SB: 0 CS: 0	PA: 46
PITCHER	IP	WLS	BF	H	R	ER	SO	BB	IBB	HBP	BLK	WP	HR	S	P	ERA	WHIP				
Dan Spillner, R ERA: 5.29	2.2	L	20	8	9	9	0	3	0	1	0	0	0	16	29	30.38	4.125				
Sandy Whitford, R ERA: 3.94	5.1		26	7	4	4	1	2	0	1	0	1	0	25	34	6.75	1.688				

Batter	1	2	3	4	5	6	7	8	9	AB	R	H	RBI	BB	SO	LOB	TOP			
Alfredo Griffin, S OBP: 0.283, SLG: 0.357										6	0	3	1	0	2	4				
Garth Iorg, R OBP: 0.296, SLG: 0.357										4	1	0	0	1	0	6				
Lloyd Moseby, L OBP: 0.299, SLG: 0.387										4	1	0	0	1	2	5				
John Mayberry, L OBP: 0.350, SLG: 0.472										3	1	0	0	2	1	2				
Willie Upshaw, L OBP: 0.240, SLG: 0.222										0	1	0	0	0	0	0				
Roy Howell, L OBP: 0.322, SLG: 0.395										4	2	2	3	1	0	1				
Al Woods, L OBP: 0.362, SLG: 0.482										4	1	1	0	1	1	3				
Joe Cannon, L OBP: 0.061, SLG: 0.042										0	1	0	0	0	0	0				
Barry Bonnell, R OBP: 0.319, SLG: 0.424										4	0	1	2	1	1	2				
Bob Bailor, R OBP: 0.316, SLG: 0.304										4	0	1	0	1	0	4				
Ernie Whitt, L OBP: 0.299, SLG: 0.356										5	1	2	2	0	1	3				
Inning Stats	R: 3 E: 0 K: 1 S: 7	H: 2 LOB: 2 BB: 3 P: 19	R: 1 E: 1 K: 0 S: 4	H: 1 LOB: 1 BB: 1 P: 8	R: 2 E: 0 K: 1 S: 7	H: 2 LOB: 2 BB: 2 P: 15	R: 0 E: 0 K: 1 S: 5	H: 0 LOB: 0 BB: 0 P: 5	R: 0 E: 0 K: 0 S: 3	H: 1 LOB: 1 BB: 0 P: 3	R: 0 E: 0 K: 0 S: 6	H: 1 LOB: 0 BB: 0 P: 6	R: 0 E: 1 K: 2 S: 9	H: 1 LOB: 2 BB: 2 P: 9	R: 2 E: 0 K: 2 S: 9	H: 2 LOB: 2 BB: 2 P: 17	1B: 6 2B: 2 3B: 0 HR: 2	SF: 0 SAC: 0 DP: 2 HBP: 0	WP: 4 PB: 1 SB: 2 CS: 0	PA: 46
PITCHER	IP WLS BF H R ER SO BB IBB HBP BLK WP HR S P ERA WHIP																			
Milt Wilcox, R ERA: 4.48	(1, 1) 1.2 12 3 4 4 1 4 0 0 0 0 2 0 10 26 21.60 4.200																			
Bruce Robbins, L ERA: 6.52	(2, 1) 0.1 4 1 2 2 0 2 0 0 0 0 1 1 2 10 54.00 9.000																			
Dave Tobik, R ERA: 4.38	(3, 1) 5.0 18 3 1 1 3 0 0 0 0 0 1 1 24 24 1.80 0.600																			
Dave Rozema, R ERA: 4.25	(8, 1) 1.0 L 6 1 1 1 2 1 0 0 0 0 0 0 9 13 9.00 2.000																			
Pat Underwood, L ERA: 3.75	(9, 1) 1.0 6 2 1 1 2 0 1 0 0 0 0 0 9 13 9.00 2.000																			

Toronto Blue Jays @ Detroit Tigers
Tiger Stadium, Detroit, MI
Tue Sep 23 1980, 7:05 PM EDT
Att: 6,363 - Unknown

AB 38
R 9
H 10
RBI 8
BB 8
SO 8
LOB 30



Batter	1	2	3	4	5	6	7	8	9	AB	R	H	RBI	BB	SO	LOB	BOTTOM					
Rick Peters, S OBP: 0.372, SLG: 0.372										4	0	0	0	1	0	2						
Alan Trammell, R OBP: 0.376, SLG: 0.391										1	1	0	0	4	0	1						
Steve Kemp, L OBP: 0.388, SLG: 0.487										5	0	0	0	0	0	4						
Champ Summers, L OBP: 0.396, SLG: 0.502										4	1	2	0	1	0	2						
Tim Corcoran, L OBP: 0.372, SLG: 0.403										4	0	3	2	1	0	2						
Lynn Jones, R OBP: 0.340, SLG: 0.311										0	0	0	0	0	0	0						
Lance Parrish, R OBP: 0.321, SLG: 0.488										4	1	0	0	1	0	5						
Al Cowens, R OBP: 0.330, SLG: 0.337										5	1	0	0	0	1	4						
Tom Brookens, R OBP: 0.317, SLG: 0.422										0	0	0	0	0	0	0						
Stan Papi, R OBP: 0.282, SLG: 0.442										3	1	1	0	0	0	0						
Richie Hebner, L OBP: 0.362, SLG: 0.472										0	0	0	0	0	0	0						
John Wockenfuss, R OBP: 0.380, SLG: 0.446										1	1	1	3	0	0	0						
Mark Wagner, R OBP: 0.307, SLG: 0.261										0	0	0	0	0	0	0						
Lou Whitaker, L OBP: 0.331, SLG: 0.282										3	1	1	2	1	0	0						
Inning Stats	R: 0 E: 0 K: 0 S: 3	H: 0 LOB: 2 BB: 2 P: 11	R: 2 E: 1 K: 0 S: 5	H: 1 LOB: 0 BB: 0 P: 5	R: 1 E: 0 K: 0 S: 4	H: 1 LOB: 1 BB: 1 P: 8	R: 0 E: 0 K: 1 S: 5	H: 1 LOB: 1 BB: 1 P: 9	R: 1 E: 0 K: 0 S: 4	H: 2 LOB: 1 BB: 1 P: 8	R: 0 E: 0 K: 0 S: 3	H: 0 LOB: 0 BB: 0 P: 3	R: 0 E: 0 K: 0 S: 3	H: 0 LOB: 1 BB: 1 P: 7	R: 3 E: 0 K: 0 S: 4	H: 1 LOB: 1 BB: 3 P: 16	R: 0 E: 0 K: 0 S: 5	H: 2 LOB: 2 BB: 0 P: 5	1B: 4 2B: 3 3B: 0 HR: 2	SF: 0 SAC: 0 DP: 2 HBP: 0	WP: 0 PB: 0 SB: 0 CS: 0	PA: 43
PITCHER	IP WLS BF H R ER SO BB IBB HBP BLK WP HR S P ERA WHIP																					
Luis Leal, R ERA: 5.04	(1, 1) 4.1 23 5 4 2 1 5 0 0 0 0 0 0 7 19 4.15 2.308																					
Ken Schrom, R ERA: 4.97	(5, 1) 2.2 10 0 2 2 0 3 0 0 0 0 0 0 7 19 6.75 1.125																					
Mike Barlow, R ERA: 3.35	(8, 1) 0.1 1 0 0 0 0 0 0 0 0 0 0 0 1 1 0.00 0.000																					
Mike Willis, L ERA: 1.88	(8, 1) 1.0 W 7 3 1 1 0 1 0 0 0 0 0 1 6 10 9.00 4.000																					
Jack Kucek, R ERA: 6.82	(9, 1) 0.2 S 2 0 0 0 0 0 0 0 0 0 0 0 2 2 0.00 0.000																					

Toronto Blue Jays @ Detroit Tigers
Tiger Stadium, Detroit, MI
Tue Sep 23 1980, 7:05 PM EDT
Att: 6,363 - Unknown

AB 34
R 7
H 8
RBI 7
BB 9
SO 1
LOB 20



Batter	1	2	3	4	5	6	7	8	9	AB	R	H	RBI	BB	SO	LOB	TOP										
Willie Randolph, R OBP: 0.424, SLG: 0.412										2	2	1	1	3	0	2	New York Yankees @ Detroit Tigers Tiger Stadium, Detroit, MI Fri Sep 26 1980, 7:05 PM EDT Att: 30,864 - Unknown - 50 F										
Bucky Dent, R OBP: 0.331, SLG: 0.363										5	1	2	0	0	0	1											
Bob Watson, R OBP: 0.376, SLG: 0.472										4	1	0	0	1	0	3											
Eric Soderholm, R OBP: 0.346, SLG: 0.438										5	1	3	4	0	1	1											
Rick Cerone, R OBP: 0.323, SLG: 0.433										3	1	1	0	1	1	2											
Lou Piniella, R OBP: 0.341, SLG: 0.362										4	1	2	0	0	1	1											
Bobby Murcer, L OBP: 0.345, SLG: 0.451										4	0	1	1	0	1	2											
Joe Lefebvre, L OBP: 0.351, SLG: 0.427										0	0	0	0	0	0	0											
Aurelio Rodriguez, R OBP: 0.240, SLG: 0.305										4	0	0	0	0	0	4											
Bobby Brown, S OBP: 0.302, SLG: 0.397										4	0	1	1	0	1	0											
Inning Stats	R: 0 E: 0 K: 0 S: 3	H: 0 LOB: 1 BB: 1 P: 7	R: 0 E: 0 K: 1 S: 5	H: 0 LOB: 1 BB: 1 P: 9	R: 6 E: 0 K: 0 S: 9	H: 6 LOB: 2 BB: 2 P: 17	R: 0 E: 0 K: 1 S: 6	H: 1 LOB: 1 BB: 0 P: 6	R: 0 E: 0 K: 1 S: 5	H: 1 LOB: 0 BB: 0 P: 5	R: 0 E: 0 K: 0 S: 3	H: 1 LOB: 0 BB: 0 P: 3	R: 0 E: 0 K: 1 S: 5	H: 0 LOB: 0 BB: 0 P: 5	R: 1 E: 0 K: 1 S: 6	H: 1 LOB: 0 BB: 0 P: 6	1B: 7 2B: 2 3B: 0 HR: 2	SF: 0 SAC: 0 DP: 3 HBP: 0	WP: 0 PB: 0 SB: 0 CS: 0	PA: 40							
PITCHER	IP	WLS	BF	H	R	ER	SO	BB	IBB	HBP	BLK	WP	HR	S	P	ERA	WHIP										
Dan Schatzeder, L ERA: 4.15	2.1	L	16	5	6	6	1	3	1	0	0	0	1	14	30	23.14	3.429										
Dave Tobik, R ERA: 4.02	6.2	S	24	6	1	1	4	1	0	0	0	0	1	31	35	1.35	1.050										

AB	35
R	7
H	11
RBI	7
BB	5
SO	5
LOB	16



Batter	1	2	3	4	5	6	7	8	9	AB	R	H	RBI	BB	SO	LOB	BOTTOM										
Rick Peters, S OBP: 0.372, SLG: 0.377										5	0	1	2	0	0	2	New York Yankees @ Detroit Tigers Tiger Stadium, Detroit, MI Fri Sep 26 1980, 7:05 PM EDT Att: 30,864 - Unknown - 50 F										
Alan Trammell, R OBP: 0.376, SLG: 0.392										3	1	1	1	1	1	1											
Mark Wagner, R OBP: 0.307, SLG: 0.261										0	0	0	0	0	0	0											
Steve Kemp, L OBP: 0.387, SLG: 0.491										4	0	1	2	0	2	2											
John Wockenfuss, R OBP: 0.385, SLG: 0.456										1	0	0	0	2	0	1											
Champ Summers, L OBP: 0.396, SLG: 0.497										1	0	0	0	0	0	1											
Lance Parrish, R OBP: 0.318, SLG: 0.484										4	0	0	0	0	1	3											
Al Cowens, R OBP: 0.330, SLG: 0.341										4	0	1	0	0	0	0											
Tom Brookens, R OBP: 0.314, SLG: 0.418										4	0	0	0	0	4	1											
Lynn Jones, R OBP: 0.339, SLG: 0.298										2	1	0	0	1	0	0											
Tim Corcoran, L OBP: 0.373, SLG: 0.403										1	0	0	0	0	0	0											
Lou Whitaker, L OBP: 0.335, SLG: 0.285										2	3	1	0	2	1	0											
Inning Stats	R: 0 E: 0 K: 0 S: 3	H: 0 LOB: 0 BB: 0 P: 3	R: 0 E: 0 K: 1 S: 5	H: 1 LOB: 1 BB: 1 P: 9	R: 2 E: 0 K: 1 S: 6	H: 1 LOB: 2 BB: 3 P: 18	R: 0 E: 0 K: 1 S: 5	H: 0 LOB: 0 BB: 0 P: 5	R: 2 E: 0 K: 2 S: 8	H: 1 LOB: 1 BB: 2 P: 16	R: 0 E: 0 K: 1 S: 5	H: 0 LOB: 0 BB: 0 P: 5	R: 0 E: 0 K: 1 S: 5	H: 0 LOB: 0 BB: 0 P: 5	R: 0 E: 0 K: 1 S: 5	H: 0 LOB: 0 BB: 0 P: 5	1B: 1 2B: 3 3B: 1 HR: 0	SF: 0 SAC: 0 DP: 1 HBP: 0	WP: 0 PB: 0 SB: 0 CS: 0	PA: 37							
PITCHER	IP	WLS	BF	H	R	ER	SO	BB	IBB	HBP	BLK	WP	HR	S	P	ERA	WHIP										
Ron Guidry, L ERA: 3.6	6.0	W	27	4	5	5	5	6	0	0	0	0	0	31	55	7.50	1.667										
Ron Davis, R ERA: 2.6	3.0	S	10	1	0	0	4	0	0	0	0	0	0	18	18	0.00	0.333										

AB	31
R	5
H	5
RBI	5
BB	6
SO	9
LOB	11



Batter	1	2	3	4	5	6	7	8	9	AB	R	H	RBI	BB	SO	LOB	TOP										
Willie Randolph, R OBP: 0.425, SLG: 0.411 (1, 4)										3	1	1	0	2	0	1	New York Yankees @ Detroit Tigers Tiger Stadium, Detroit, MI Sat Sep 27 1980, 3:33 AM EDT Att: 27,318 - Unknown - 57 F										
Bobby Murcer, L OBP: 0.343, SLG: 0.446 (1, 9)										5	0	1	0	0	0	7											
Bob Watson, R OBP: 0.373, SLG: 0.468 (1, 3)										4	0	0	1	0	0	1											
Oscar Gamble, L OBP: 0.357, SLG: 0.527 (1, 7)										3	0	2	0	1	0	0											
Jim Spencer, L OBP: 0.311, SLG: 0.425 (1, 10)										4	0	1	0	0	0	4											
Rick Cerone, R OBP: 0.321, SLG: 0.430 (1, 2)										4	0	0	0	0	0	1											
Bucky Dent, R OBP: 0.333, SLG: 0.362 (1, 6)										2	0	0	0	2	0	0											
Aurelio Rodriguez, R OBP: 0.238, SLG: 0.303 (7, PH)										2	0	0	0	0	2	1											
Joe Lefebvre, L OBP: 0.355, SLG: 0.427 (7, 5)										0	0	0	0	1	0	0											
Fred Stanley, R OBP: 0.256, SLG: 0.250 (7, 5)										0	0	0	0	0	0	0											
Bobby Brown, S OBP: 0.302, SLG: 0.396 (1, 8)										4	0	1	0	0	1	3											
Inning Stats	R: 1 E: 0 K: 0 S: 4	H: 1 LOB: 1 BB: 1 P: 8	R: 0 E: 0 K: 1 S: 6	H: 1 LOB: 3 BB: 2 P: 14	R: 0 E: 0 K: 0 S: 4	H: 1 LOB: 1 BB: 0 P: 4	R: 0 E: 0 K: 1 S: 5	H: 0 LOB: 0 BB: 0 P: 5	R: 0 E: 0 K: 0 S: 3	H: 0 LOB: 0 BB: 1 P: 6	R: 0 E: 0 K: 0 S: 3	H: 0 LOB: 1 BB: 1 P: 7	R: 0 E: 0 K: 0 S: 4	H: 2 LOB: 1 BB: 0 P: 4	R: 0 E: 0 K: 1 S: 6	H: 1 LOB: 3 BB: 1 P: 11	1B: 6 2B: 0 3B: 0 HR: 0	SF: 0 SAC: 0 DP: 3 HBP: 1	WP: 0 PB: 1 SB: 0 CS: 0	PA: 38							
PITCHER	IP	WLS	BF	H	R	ER	SO	BB	IBB	HBP	BLK	WP	HR	S	P	ERA	WHIP										
Jack Morris, R ERA: 4.2 (1, 1)	8.1	W	35	5	1	1	2	6	0	1	1	0	0	32	57	1.08	1.320										
Aurelio Lopez, R ERA: 3.62 (9, 1)	0.2	S	3	1	0	0	1	0	0	0	0	0	0	5	5	0.00	1.500										

Batter	1	2	3	4	5	6	7	8	9	AB	R	H	RBI	BB	SO	LOB	BOTTOM										
Rick Peters, S OBP: 0.373, SLG: 0.376 (1, 8)										3	0	1	1	0	1	0	New York Yankees @ Detroit Tigers Tiger Stadium, Detroit, MI Sat Sep 27 1980, 3:33 AM EDT Att: 27,318 - Unknown - 57 F										
Alan Trammell, R OBP: 0.374, SLG: 0.389 (1, 6)										4	0	0	1	0	0	4											
Steve Kemp, L OBP: 0.386, SLG: 0.489 (1, 7)										4	1	1	0	0	1	1											
John Wockenfuss, R OBP: 0.384, SLG: 0.452 (1, 3)										3	1	0	0	1	1	1											
Lance Parrish, R OBP: 0.321, SLG: 0.493 (1, 2)										4	1	3	2	0	0	0											
Al Cowens, R OBP: 0.330, SLG: 0.340 (1, 9)										2	0	0	1	1	0	1											
Tom Brookens, R OBP: 0.314, SLG: 0.416 (1, 5)										4	0	1	0	0	0	2											
Jim Lentine, R OBP: 0.359, SLG: 0.325 (1, 10)										3	1	3	0	1	0	0											
Lou Whitaker, L OBP: 0.335, SLG: 0.284 (1, 4)										3	1	0	0	1	1	6											
Inning Stats	R: 0 E: 1 K: 0 S: 3	H: 0 LOB: 0 BB: 0 P: 3	R: 0 E: 0 K: 1 S: 5	H: 1 LOB: 0 BB: 0 P: 5	R: 2 E: 0 K: 0 S: 5	H: 2 LOB: 1 BB: 1 P: 9	R: 0 E: 0 K: 0 S: 3	H: 0 LOB: 0 BB: 0 P: 3	R: 0 E: 0 K: 0 S: 4	H: 2 LOB: 2 BB: 0 P: 5	R: 1 E: 0 K: 1 S: 7	H: 2 LOB: 3 BB: 2 P: 15	R: 0 E: 0 K: 2 S: 7	H: 0 LOB: 0 BB: 0 P: 7	R: 2 E: 1 K: 0 S: 5	H: 2 LOB: 1 BB: 1 P: 9		1B: 7 2B: 0 3B: 2 HR: 0	SF: 1 SAC: 0 DP: 3 HBP: 1	WP: 0 PB: 0 SB: 1 CS: 1	PA: 36						
PITCHER	IP	WLS	BF	H	R	ER	SO	BB	IBB	HBP	BLK	WP	HR	S	P	ERA	WHIP										
Tommy John, L ERA: 3.31 (1, 1)	8.0	L	36	9	5	5	4	4	0	1	0	0	0	39	56	5.62	1.625										

Batter	1	2	3	4	5	6	7	8	9	AB	R	H	RBI	BB	SO	LOB	TOP										
Rick Peters, S OBP: 0.369, SLG: 0.370 (1, 8)	0-0 1-3		0-0 6-3	0-0 FC4-6		0-0 E5		0-0 5-3	0-0 1B	6	0	1	2	0	0	3											
Alan Trammell, R OBP: 0.379, SLG: 0.396 (1, 6)	0-0 2B		0-0 6-3 1B		0-0 F9	0-0 1B		0-0 G1	0-0 1B	6	1	5	1	0	0	0											
Steve Kemp, L OBP: 0.380, SLG: 0.479 (1, 10)	0-0 6-3		0-0 6-3		0-0 1-3	0-0 F8		0-0 G1	0-0 FC4-6	6	0	0	0	0	0	7											
John Wockenfuss, R OBP: 0.389, SLG: 0.454 (1, 3)	4-0 BB		0-0 1B		4-0 2B	BB		0-3 K		2	1	1	1	3	1	1											
Tom Brookens, R OBP: 0.314, SLG: 0.416 (1, 5)	0-0 F8		0-0 F3		0-0 1B	2B		0-0 6-3		5	1	1	1	0	0	6											
Al Cowens, R OBP: 0.332, SLG: 0.349 (1, 9)		0-0 F9		0-0 SH	2B	0-0 CS	1B		0-0 BB	5	1	4	1	0	0	0											
Duffy Dyer, R OBP: 0.286, SLG: 0.323 (1, 2)		0-0 1B		0-0 SH	FC4-6	0-0 CS	1B	0-3 K	4-0 1B	3	2	2	0	1	1	1	AB 43										
Jim Lentine, R OBP: 0.354, SLG: 0.317 Champ Summers, L OBP: 0.400, SLG: 0.598 (7, PH) (7, 7)	0-3 K		0-3 K		0-0 1-3	0-0 F5		0-0 1B	0-0 3-1	3	0	0	0	0	2	4	R 8										
Lou Whitaker, L OBP: 0.333, SLG: 0.284 (1, 4)	0-0 4-3		0-0 F5		0-0 1B	2B		0-0 6-3	0-0 3-1	2	1	1	1	0	0	6	H 16										
Inning Stats	R: 0 E: 0 K: 0 S: 4	H: 1 LOB: 2 BB: 1 P: 8	R: 0 E: 0 K: 1 S: 6	H: 1 LOB: 1 BB: 0 P: 6	R: 1 E: 0 K: 0 S: 5	H: 2 LOB: 1 BB: 0 P: 5	R: 0 E: 0 K: 1 S: 7	H: 1 LOB: 2 BB: 0 P: 7	R: 2 E: 0 K: 0 S: 4	H: 2 LOB: 0 BB: 1 P: 8	R: 2 E: 1 K: 0 S: 7	H: 3 LOB: 3 BB: 1 P: 11	R: 0 E: 0 K: 1 S: 6	H: 1 LOB: 1 BB: 0 P: 6	R: 0 E: 0 K: 1 S: 6	H: 1 LOB: 1 BB: 0 P: 6	R: 3 E: 0 K: 0 S: 7	H: 4 LOB: 2 BB: 1 P: 11	1B: 10 2B: 5 3B: 1 HR: 0	SF: 0 SAC: 1 DP: 0 HBP: 0	WP: 0 PB: 0 SB: 2 CS: 1	PA: 49					
PITCHER	IP	WLS	BF	H	R	ER	SO	BB	IBB	HBP	BLK	WP	HR	S	P	ERA	WHIP										
Paul Mirabella, L ERA: 4.59 (1, 1)	5.1	L	29	10	5	5	2	2	0	0	0	0	0	31	39	8.44	2.250										
Jerry Garvin, L ERA: 2.29 (6, 1)	0.1		1	0	0	0	0	0	0	0	0	0	0	1	1	0.00	0.000										
Ken Schrom, R ERA: 5.46 (6, 1)	2.2		14	4	3	3	2	2	0	0	0	0	0	16	24	10.12	2.250										
Mike Willis, L ERA: 1.82 (9, 1)	0.2		4	2	0	0	0	0	0	0	0	0	0	4	4	0.00	3.000										

Detroit Tigers @ Toronto Blue Jays
Exhibition Stadium, Toronto, ON
Mon Sep 29 1980, 7:05 PM EDT
Att: 12,051 - Unknown - 60 F

AB 43
R 8
H 16
RBI 8
BB 4
SO 4
LOB 29



Batter	1	2	3	4	5	6	7	8	9	AB	R	H	RBI	BB	SO	LOB	BOTTOM										
Alfredo Griffin, S OBP: 0.289, SLG: 0.357 (1, 6)	0-3 K			0-0 G4-6-3 1B	0-0 1B			4-0 BB		3	0	2	0	1	1	0											
Damaso Garcia, R OBP: 0.298, SLG: 0.385 (1, 4)	0-0 3-1			0-0 G4-6-3 1B	0-0 6-3			0-3 K		4	0	1	0	0	1	3											
Lloyd Moseby, L OBP: 0.283, SLG: 0.365 (1, 7)	0-0 F6			0-0 G4-6-3		0-0 4-3		0-3 K		4	0	0	0	0	1	3											
John Mayberry, L OBP: 0.348, SLG: 0.471 (1, 3)		0-0 F8		0-3 K		4-0 BB		0-3 K		3	0	0	0	1	2	2											
Willie Upshaw, L OBP: 0.273, SLG: 0.265 (1, 10)		0-3 K			4-0 2B	BB		0-0 F8		3	1	1	0	1	1	1											
Barry Bonnell, R OBP: 0.323, SLG: 0.420 (1, 9)		0-0 F6			0-0 F8	0-0 F9		0-3 K		4	0	0	0	0	1	3											
Garth Iorg, R OBP: 0.284, SLG: 0.333 (1, 5)			0-0 6-3		0-0 F4		0-0 L4		0-0 F8	4	0	0	0	0	2		AB 32										
Bob Bailor, R OBP: 0.311, SLG: 0.299 (1, 8)			0-0 4-3		0-0 2B	1B		0-3 K		4	1	2	0	0	1	1	R 2										
Ernie Whitt, L OBP: 0.294, SLG: 0.352 (1, 2)			0-0 F9		0-0 1B	2B		0-0 G3-6-1		3	0	1	2	0	0	1	H 7										
Inning Stats	R: 0 E: 0 K: 1 S: 5	H: 0 LOB: 0 BB: 0 P: 5	R: 0 E: 0 K: 1 S: 5	H: 0 LOB: 0 BB: 0 P: 5	R: 0 E: 0 K: 1 S: 3	H: 0 LOB: 0 BB: 0 P: 3	R: 0 E: 0 K: 1 S: 6	H: 2 LOB: 1 BB: 0 P: 6	R: 2 E: 0 K: 0 S: 6	H: 3 LOB: 2 BB: 1 P: 10	R: 0 E: 0 K: 0 S: 3	H: 0 LOB: 1 BB: 1 P: 7	R: 0 E: 0 K: 3 S: 9	H: 1 LOB: 0 BB: 0 P: 3	R: 0 E: 0 K: 3 S: 9	H: 0 LOB: 1 BB: 1 P: 13	R: 0 E: 0 K: 2 S: 8	H: 1 LOB: 1 BB: 0 P: 8	1B: 5 2B: 2 3B: 0 HR: 0	SF: 0 SAC: 0 DP: 2 HBP: 0	WP: 0 PB: 0 SB: 0 CS: 0	PA: 35					
PITCHER	IP	WLS	BF	H	R	ER	SO	BB	IBB	HBP	BLK	WP	HR	S	P	ERA	WHIP										
Roger Weaver, R ERA: 3.66 (1, 1)	7.0		28	6	2	2	3	3	0	0	0	0	0	31	43	2.57	1.286										
Aurelio Lopez, R ERA: 3.54 (8, 1)	2.0	S	7	1	0	0	5	0	0	0	0	0	0	17	17	0.00	0.500										

Detroit Tigers @ Toronto Blue Jays
Exhibition Stadium, Toronto, ON
Mon Sep 29 1980, 7:05 PM EDT
Att: 12,051 - Unknown - 60 F

AB 32
R 2
H 7
RBI 2
BB 3
SO 8
LOB 16



Batter	1	2	3	4	5	6	7	8	9	AB	R	H	RBI	BB	SO	LOB	TOP					
Rick Peters, S OBP: 0.366, SLG: 0.367 (1, 8)	G3		K		4-3			4-3		4	0	0	0	0	1	1						
Alan Trammell, R OBP: 0.379, SLG: 0.408 (1, 6)	6-3		HR		1-3			HR		4	2	2	3	0	0	0						
Steve Kemp, L OBP: 0.379, SLG: 0.480 (1, 7)	2B		F7			K		F9		4	0	1	0	0	1	0						
Champ Summers, L OBP: 0.398, SLG: 0.513 (1, 10)	3-1			HR		K		K		4	1	1	1	0	2	1						
John Wockenfuss, R OBP: 0.388, SLG: 0.452 (1, 2)		F9		F8		K				4	0	1	0	0	1	0						
Tim Corcoran, L OBP: 0.364, SLG: 0.392 (1, 3)	6-3			4-3						4	0	0	0	0	0	1						
Al Cowens, R OBP: 0.333, SLG: 0.356 (1, 9)	1B			HR		K		K		4	1	2	1	0	2	1						
Tom Brookens, R OBP: 0.313, SLG: 0.417 (1, 5)	CS	L3		6-3				K		4	0	1	0	0	1	1						
Lou Whitaker, L OBP: 0.333, SLG: 0.287 (1, 4)			HR		F7			F7		3	1	1	0	0	0	1						
Inning Stats	R: 0 E: 0 K: 0 S: 4	H: 1 LOB: 1 BB: 0 P: 4	R: 0 E: 0 K: 0 S: 3	H: 1 LOB: 0 BB: 0 P: 3	R: 2 E: 0 K: 1 S: 7	H: 2 LOB: 0 BB: 0 P: 7	R: 2 E: 0 K: 0 S: 5	H: 2 LOB: 0 BB: 0 P: 5	R: 0 E: 0 K: 0 S: 3	H: 0 LOB: 0 BB: 0 P: 3	R: 0 E: 0 K: 3 S: 9	H: 0 LOB: 0 BB: 0 P: 9	R: 0 E: 0 K: 1 S: 6	H: 1 LOB: 1 BB: 0 P: 6	R: 1 E: 0 K: 1 S: 6	H: 1 LOB: 0 BB: 0 P: 6	R: 0 E: 0 K: 2 S: 8	H: 1 LOB: 1 BB: 0 P: 8	1B: 2 2B: 3 3B: 0 HR: 4	SF: 0 SAC: 0 DP: 0 HBP: 0	WP: 0 PB: 0 SB: 1 CS: 1	PA: 36
PITCHER	IP	WLS	BF	H	R	ER	SO	BB	IBB	HBP	BLK	WP	HR	S	P	ERA	WHIP					
Jackson Todd, R ERA: 4.38 (1, 1)	8.0	L	32	9	5	5	6	0	0	0	0	0	4	44	44	5.62	1.125					
Mike Willis, L ERA: 1.75 (9, 1)	1.0		3	0	0	0	2	0	0	0	0	0	0	7	7	0.00	0.000					

Detroit Tigers @ Toronto Blue Jays
Exhibition Stadium, Toronto, ON
Tue Sep 30 1980, 7:05 PM EDT
Att: 12,119 - Unknown - 82 F

AB 35
R 5
H 9
RBI 5
BB 0
SO 8
LOB 6



Batter	1	2	3	4	5	6	7	8	9	AB	R	H	RBI	BB	SO	LOB	BOTTOM				
Alfredo Griffin, S OBP: 0.287, SLG: 0.355 (1, 6)	F2	F8			F7			F9		4	0	0	0	0	0	2					
Bob Bailor, R OBP: 0.311, SLG: 0.297 (1, 7) (8, 5)	F9		L3			G6-4-3 HBP		F6		3	0	0	0	0	0	0					
Garth Iorg, R OBP: 0.283, SLG: 0.328 (1, 5) (8, 4)	F2		K			G6-4-3 1-2		BB		3	0	0	0	1	1	1					
John Mayberry, L OBP: 0.348, SLG: 0.471 (1, 3)		4-3 1B 2B	F8			G3		4-3		4	1	1	0	0	0	1					
Barry Bonnell, R OBP: 0.324, SLG: 0.418 (1, 9)		4-3 2-3		K			SH1-4 BB		1B G6-4-3 BB	2	1	0	0	2	1	1					
Doug Ault, R OBP: 0.272, SLG: 0.304 (1, 10) Willie Upshaw, L OBP: 0.299, SLG: 0.273 (7, FR) OBP: 0.286, SLG: 0.280		1B 1B		F9			E4 SH1-4		G6-4-3 1B	3	1	1	1	0	0	1					
Bob Davis, R OBP: 0.283, SLG: 0.327 (1, 2)		3H 1B 1B		F8			SH1-4		G6-4-3	3	0	1	0	0	0	1					
Lloyd Moseby, L OBP: 0.283, SLG: 0.363 (1, 8)		1-2 2H 1B			4-3			F6		4	0	1	1	0	0	3					
Damaso Garcia, R OBP: 0.297, SLG: 0.383 (1, 4) Steve Braun, L OBP: 0.299, SLG: 0.273 (7, PH) Joe Cannon, L OBP: 0.098, SLG: 0.080 (8, 7)				K				4-3		2	0	0	0	0	2	2					
Inning Stats	R: 0 E: 0 K: 0 S: 3	H: 4 LOB: 2 BB: 0 P: 9	R: 2 E: 0 K: 1 S: 9	H: 4 LOB: 2 BB: 0 P: 9	R: 0 E: 0 K: 1 S: 5	H: 0 LOB: 0 BB: 0 P: 5	R: 0 E: 0 K: 1 S: 5	H: 0 LOB: 0 BB: 0 P: 5	R: 0 E: 0 K: 0 S: 2	H: 0 LOB: 0 BB: 0 P: 3	R: 0 E: 1 K: 0 S: 4	H: 0 LOB: 3 BB: 1 P: 8	R: 0 E: 0 K: 0 S: 3	H: 0 LOB: 1 BB: 1 P: 7	R: 1 E: 0 K: 0 S: 3	H: 1 LOB: 0 BB: 1 P: 7	1B: 4 2B: 1 3B: 0 HR: 0	SF: 0 SAC: 1 DP: 2 HBP: 1	WP: 0 PB: 0 SB: 0 CS: 0	PA: 35	
PITCHER	IP	WLS	BF	H	R	ER	SO	BB	IBB	HBP	BLK	WP	HR	S	P	ERA	WHIP				
Dan Schatzeder, L ERA: 4.09 (1, 1)	9.0	W	35	5	3	3	4	3	0	1	0	0	0	39	52	3.00	0.889				

Detroit Tigers @ Toronto Blue Jays
Exhibition Stadium, Toronto, ON
Tue Sep 30 1980, 7:05 PM EDT
Att: 12,119 - Unknown - 82 F

AB 30
R 3
H 5
RBI 2
BB 3
SO 4
LOB 15



Batter	1	2	3	4	5	6	7	8	9	AB	R	H	RBI	BB	SO	LOB	TOP					
Rick Peters, S OBP: 0.370, SLG: 0.374 (1, 8)	4-3					F9	FC6-2 3B		FC6-4 1B	5	1	3	1	0	0	0	Detroit Tigers @ Toronto Blue Jays Exhibition Stadium, Toronto, ON Wed Oct 01 1980, 7:05 PM EDT Att: 12,426 - Unknown - 83 F					
Alan Trammell, R OBP: 0.377, SLG: 0.405 (1, 6)	F8					5-3	FC6-2 E		F8	6	2	1	0	0	0	5						
Steve Kemp, L OBP: 0.384, SLG: 0.486 (1, 7)	2B						E6 2B		FC6-4	4	2	3	2	2	0	2						
Champ Summers, L OBP: 0.396, SLG: 0.509 (1, 10)	F5						4-3			5	0	1	1	0	1	4						
John Wockenfuss, R OBP: 0.393, SLG: 0.454 (1, 2)										3	2	2	1	2	1	0						
Tim Corcoran, L OBP: 0.371, SLG: 0.399 (1, 3)										5	2	3	2	0	1	2						
Al Cowens, R OBP: 0.335, SLG: 0.355 (1, 9)										3	1	1	0	1	0	3						
Tom Brookens, R OBP: 0.314, SLG: 0.417 (1, 5)										5	0	2	2	0	1	1						
Lou Whitaker, L OBP: 0.333, SLG: 0.287 (1, 4)										4	1	1	2	1	1	2						
Inning Stats	R: 0 E: 0 K: 0 S: 4	H: 1 LOB: 1 BB: 0 P: 4	R: 2 E: 0 K: 1 S: 6	H: 2 LOB: 0 BB: 1 P: 10	R: 6 E: 0 K: 0 S: 9	H: 6 LOB: 2 BB: 1 P: 14	R: 0 E: 0 K: 1 S: 5	H: 1 LOB: 1 BB: 1 P: 9	R: 0 E: 0 K: 1 S: 5	H: 1 LOB: 0 BB: 0 P: 5	R: 1 E: 0 K: 0 S: 5	H: 2 LOB: 2 BB: 2 P: 13	R: 2 E: 1 K: 0 S: 6	H: 3 LOB: 1 BB: 0 P: 6	R: 0 E: 0 K: 2 S: 7	H: 0 LOB: 0 BB: 0 P: 7	R: 0 E: 0 K: 0 S: 4	H: 1 LOB: 2 BB: 1 P: 8	1B: 14 2B: 2 3B: 1 HR: 0	SF: 0 SAC: 1 DP: 2 HBP: 1	WP: 0 PB: 0 SB: 0 CS: 0	PA: 48
PITCHER	IP	WLS	BF	H	R	ER	SO	BB	IBB	HBP	BLK	WP	HR	S	P	ERA	WHIP					
Dave Stieb, R ERA: 3.78 (1, 1)	2.1	L	14	7	6	6	1	1	0	0	0	0	0	15	19	23.14	3.429					
Mike Barlow, R ERA: 4.12 (3, 1)	0.1		5	2	2	2	0	1	0	1	0	0	0	3	8	54.00	9.000					
Jack Kucek, R ERA: 6.75 (3, 1)	3.0		13	3	1	1	2	3	0	0	0	0	0	14	26	3.00	2.000					
Luis Leal, R ERA: 4.82 (6, 1)	3.1		16	5	2	2	2	1	0	0	0	0	0	19	23	5.40	1.800					

Batter	1	2	3	4	5	6	7	8	9	AB	R	H	RBI	BB	SO	LOB	BOTTOM					
Alfredo Griffin, S OBP: 0.288, SLG: 0.357 (1, 6)	5-3									5	1	2	0	0	0	2	Detroit Tigers @ Toronto Blue Jays Exhibition Stadium, Toronto, ON Wed Oct 01 1980, 7:05 PM EDT Att: 12,426 - Unknown - 83 F					
Bob Bailor, R OBP: 0.311, SLG: 0.297 (1, 7)										3	1	1	0	0	1	0						
Joe Cannon, L OBP: 0.098, SLG: 0.080 (6, PH)	1-4-3									0	0	0	0	0	0	0						
Doug Ault, R OBP: 0.275, SLG: 0.307 (7, 3)										2	0	1	0	0	0	1						
Willie Upshaw, L OBP: 0.262, SLG: 0.255 (1, 10)	E4 2B									5	1	0	1	0	0	3						
John Mayberry, L OBP: 0.350, SLG: 0.475 (1, 3)										4	1	3	1	0	1	2						
Damaso Garcia, R OBP: 0.296, SLG: 0.382 (7, 4)										1	0	0	0	0	0	1						
Roy Howell, L OBP: 0.327, SLG: 0.404 (1, 5)	1-3									4	0	2	1	0	0	3						
Barry Bonnell, R OBP: 0.325, SLG: 0.415 (1, 9)										3	1	0	0	2	0	1						
Ernie Whitt, L OBP: 0.293, SLG: 0.360 (1, 2)										5	1	1	3	0	0	4						
Lloyd Moseby, L OBP: 0.282, SLG: 0.359 (1, 8)										4	0	0	0	1	1	1						
Garth Iorg, R OBP: 0.287, SLG: 0.332 (7, 7)										4	1	2	0	0	1	0						
Inning Stats	R: 1 E: 1 K: 0 S: 5	H: 1 LOB: 1 BB: 0 P: 5	R: 0 E: 0 K: 0 S: 4	H: 1 LOB: 2 BB: 1 P: 8	R: 0 E: 0 K: 1 S: 7	H: 2 LOB: 3 BB: 1 P: 11	R: 0 E: 0 K: 2 S: 7	H: 0 LOB: 0 BB: 0 P: 7	R: 4 E: 0 K: 0 S: 6	H: 3 LOB: 0 BB: 1 P: 10	R: 1 E: 0 K: 1 S: 8	H: 3 LOB: 2 BB: 0 P: 8	R: 0 E: 0 K: 0 S: 3	H: 0 LOB: 0 BB: 0 P: 3	R: 1 E: 1 K: 0 S: 5	H: 1 LOB: 1 BB: 0 P: 5	R: 0 E: 0 K: 0 S: 4	H: 1 LOB: 1 BB: 0 P: 4	1B: 8 2B: 3 3B: 0 HR: 1	SF: 1 SAC: 0 DP: 0 HBP: 0	WP: 0 PB: 0 SB: 1 CS: 0	PA: 44
PITCHER	IP	WLS	BF	H	R	ER	SO	BB	IBB	HBP	BLK	WP	HR	S	P	ERA	WHIP					
Mark Fidrych, R ERA: 5.68 (1, 1)	5.0	W	26	7	5	4	3	0	0	0	0	0	0	29	41	7.20	2.000					
Pat Underwood, L ERA: 3.66 (6, 1)	4.0	S	18	5	2	1	1	0	0	0	0	0	0	20	20	2.25	1.250					

Batter	1	2	3	4	5	6	7	8	9	AB	R	H	RBI	BB	SO	LOB	TOP								
Rick Peters, S OBP: 0.368, SLG: 0.372 (1, 8)										5	0	1	0	0	1	4	Detroit Tigers @ New York Yankees Yankee Stadium, Bronx, NY Thu Oct 02 1980, 7:05 PM EDT Att: 24,316 - Unknown								
Alan Trammell, R OBP: 0.375, SLG: 0.403 (1, 6)										4	0	0	0	0	1	3									
Steve Kemp, L OBP: 0.383, SLG: 0.486 (1, 7)										4	1	1	0	0	0	1									
Lynn Jones, R OBP: 0.339, SLG: 0.298 (8, 7)										0	0	0	0	0	0	0									
John Wockenfuss, R OBP: 0.391, SLG: 0.454 (1, 3)										4	1	1	0	0	0	1									
Tom Brookens, R OBP: 0.317, SLG: 0.423 (1, 5)										4	0	3	1	0	1	0									
Al Cowens, R OBP: 0.332, SLG: 0.353 (1, 9)										3	0	0	1	0	1	2									
Duffy Dyer, R OBP: 0.278, SLG: 0.314 (1, 2)										3	0	0	0	0	2	1									
Richie Hebner, L OBP: 0.361, SLG: 0.468 (9, PH)										1	0	0	0	0	1	0									
Jim Lentine, R OBP: 0.359, SLG: 0.325 (1, 10)										2	0	1	0	1	1	1									
Champ Summers, L OBP: 0.396, SLG: 0.599 (9, PH)										0	0	0	0	1	0	0									
Lou Whitaker, L OBP: 0.333, SLG: 0.285 (1, 4)										3	0	0	0	1	2	2									
Inning Stats	R: 0 E: 0 K: 0 S: 3	H: 1 LOB: 0 BB: 0 P: 3	R: 1 E: 0 K: 2 S: 9	H: 2 LOB: 1 BB: 0 P: 9	R: 0 E: 1 K: 1 S: 6	H: 0 LOB: 1 BB: 0 P: 6	R: 0 E: 0 K: 1 S: 5	H: 0 LOB: 0 BB: 0 P: 5	R: 0 E: 0 K: 1 S: 6	H: 1 LOB: 2 BB: 1 P: 10	R: 0 E: 0 K: 0 S: 4	H: 1 LOB: 1 BB: 0 P: 4	R: 0 E: 0 K: 2 S: 7	H: 0 LOB: 1 BB: 1 P: 11	R: 1 E: 0 K: 1 S: 7	H: 2 LOB: 1 BB: 0 P: 7	R: 0 E: 0 K: 2 S: 7	H: 0 LOB: 1 BB: 1 P: 11	1B: 3 2B: 3 3B: 1 HR: 0	SF: 1 SAC: 0 DP: 0 HBP: 0	WP: 0 PB: 0 SB: 0 CS: 1	PA: 37			
PITCHER	IP	WLS	BF	H	R	ER	SO	BB	IBB	HBP	BLK	WP	HR	S	P	ERA	WHIP								
Ron Guidry, L ERA: 3.56 (1, 1)	7.1	W	30	6	2	2	7	2	0	0	0	0	0	42	50	2.46	1.091								
Rich Gossage, R ERA: 2.32 (8, 1)	1.2	S	7	1	0	0	3	1	0	0	0	0	0	12	16	0.00	1.200								

Batter	1	2	3	4	5	6	7	8	9	AB	R	H	RBI	BB	SO	LOB	BOTTOM								
Willie Randolph, R OBP: 0.425, SLG: 0.406 (1, 4)										3	0	0	0	1	0	1	Detroit Tigers @ New York Yankees Yankee Stadium, Bronx, NY Thu Oct 02 1980, 7:05 PM EDT Att: 24,316 - Unknown								
Bobby Murcer, L OBP: 0.337, SLG: 0.435 (1, 10)										4	0	0	0	0	0	1									
Oscar Gamble, L OBP: 0.373, SLG: 0.573 (1, 7)										3	2	2	1	1	0	1									
Reggie Jackson, L OBP: 0.394, SLG: 0.586 (1, 9)										4	1	2	1	0	1	2									
Joe Lefebvre, L OBP: 0.349, SLG: 0.418 (9, 9)										0	0	0	0	0	0	0									
Bob Watson, R OBP: 0.369, SLG: 0.458 (1, 3)										3	0	0	1	0	0	1									
Jim Spencer, L OBP: 0.309, SLG: 0.418 (9, 3)										0	0	0	0	0	0	0									
Rick Cerone, R OBP: 0.321, SLG: 0.433 (1, 2)										3	0	0	0	0	1	1									
Bucky Dent, R OBP: 0.328, SLG: 0.355 (1, 6)										3	0	0	0	0	0	0									
Aurelio Rodriguez, R OBP: 0.241, SLG: 0.313 (1, 5)										3	0	0	0	0	1	1									
Bobby Brown, S OBP: 0.308, SLG: 0.419 (1, 8)										3	0	1	0	0	1	0									
Inning Stats	R: 0 E: 0 K: 0 S: 3	H: 0 LOB: 1 BB: 1 P: 7	R: 0 E: 1 K: 0 S: 4	H: 0 LOB: 1 BB: 0 P: 4	R: 0 E: 0 K: 0 S: 3	H: 0 LOB: 0 BB: 0 P: 3	R: 2 E: 0 K: 0 S: 5	H: 2 LOB: 0 BB: 0 P: 5	R: 0 E: 0 K: 1 S: 5	H: 0 LOB: 0 BB: 0 P: 5	R: 1 E: 0 K: 1 S: 6	H: 1 LOB: 1 BB: 1 P: 10	R: 0 E: 0 K: 1 S: 6	H: 1 LOB: 1 BB: 0 P: 6	R: 0 E: 0 K: 1 S: 6	H: 1 LOB: 1 BB: 0 P: 6	1B: 3 2B: 0 3B: 0 HR: 2	SF: 1 SAC: 0 DP: 0 HBP: 0	WP: 0 PB: 0 SB: 1 CS: 0	PA: 32					
PITCHER	IP	WLS	BF	H	R	ER	SO	BB	IBB	HBP	BLK	WP	HR	S	P	ERA	WHIP								
Jack Morris, R ERA: 4.18 (1, 1)	8.0	L	32	5	3	3	4	2	0	0	0	0	2	38	46	3.38	0.875								

Batter	1	2	3	4	5	6	7	8	9	AB	R	H	RBI	BB	SO	LOB	TOP										
Rick Peters, S OBP: 0.370, SLG: 0.374 Lynn Jones, R OBP: 0.351, SLG: 0.333	0-0 WP 1B		0-0 BLK 2B 1B		0-0 6-3			0-0 2B		3	1	2	0	0	0	0											
Alan Trammell, R OBP: 0.374, SLG: 0.403	0-0 F9		0-0 4-3 1-H 2B		0-0 6-3			0-3 K		4	0	1	1	0	1	2											
Steve Kemp, L OBP: 0.380, SLG: 0.482	0-0 3-1		0-0 4-3		0-3 K			0-0 F7		4	0	0	0	0	1	3											
John Wockenfuss, R OBP: 0.388, SLG: 0.449	0-0 G3		0-0 6-3		0-0 5-3			0-0 4-3		4	0	0	0	0	0	3											
Tom Brookens, R OBP: 0.317, SLG: 0.422		0-0 6-3		0-0 S 1B 1B		0-0 F4		0-3 K		4	1	1	0	0	1	0											
Al Cowens, R OBP: 0.332, SLG: 0.353		0-0 F2		0-3 K		0-0 F4		0-0 E 1B		4	0	1	0	0	1	1											
Duffy Dyer, R OBP: 0.280, SLG: 0.314 Tim Corcoran, L OBP: 0.374, SLG: 0.399		0-0 PB 1B		0-0 F7		0-0 5-3		4-0 1-2 BB		3	0	1	0	0	0	1	AB 35										
Jim Lentine, R OBP: 0.359, SLG: 0.325 Champ Summers, L OBP: 0.397, SLG: 0.597		0-3 K		0-0 K		0-0 6-3		0-3 K		3	0	1	1	0	1	1	R 2										
Lou Whitaker, L OBP: 0.331, SLG: 0.283 Richie Hebner, L OBP: 0.360, SLG: 0.466		0-3 K		0-0 1-3		0-0 5-3		0-3 K		3	0	0	0	0	1	1	H 8										
Inning Stats	R: 0 E: 0 K: 0 S: 4	H: 1 LOB: 1 BB: 0 P: 4	R: 0 E: 0 K: 1 S: 6	H: 1 LOB: 1 BB: 0 P: 6	R: 1 E: 0 K: 1 S: 7	H: 2 LOB: 1 BB: 0 P: 7	R: 1 E: 0 K: 1 S: 7	H: 2 LOB: 1 BB: 0 P: 7	R: 0 E: 0 K: 0 S: 5	H: 0 LOB: 0 BB: 0 P: 5	R: 0 E: 0 K: 0 S: 3	H: 0 LOB: 0 BB: 0 P: 3	R: 0 E: 0 K: 1 S: 6	H: 1 LOB: 1 BB: 0 P: 6	R: 0 E: 1 K: 3 S: 10	H: 1 LOB: 2 BB: 1 P: 14	1B: 6 2B: 2 3B: 0 HR: 0	SF: 0 SAC: 0 DP: 0 HBP: 0	WP: 1 PB: 1 SB: 1 CS: 0	PA: 36							
PITCHER	IP	WLS	BF	H	R	ER	SO	BB	IBB	HBP	BLK	WP	HR	S	P	ERA	WHIP										
Rudy May, L ERA: 2.46 Rich Gossage, R ERA: 2.27	(1, 1) 7.0	W	27	6	2	2	4	0	0	0	1	1	0	35	35	2.57	0.857										

Detroit Tigers @ New York Yankees
Yankee Stadium, Bronx, NY
Sat Oct 04 1980, 3:33 AM EDT
Unknown - 65 F

AB 35
R 2
H 8
RBI 2
BB 1
SO 8
LOB 16



Batter	1	2	3	4	5	6	7	8	9	AB	R	H	RBI	BB	SO	LOB	BOTTOM										
Willie Randolph, R OBP: 0.427, SLG: 0.407	4-0 1B G4-6-3 BB		0-0 6-3		0-0 SF8 HR 1B		0-0 1B			3	2	2	0	1	0	0											
Bobby Murcer, L OBP: 0.338, SLG: 0.438	0-0 G4-6-3 1B		0-0 F8		0-0 SF8		0-0 FC4-6 1B			3	0	2	1	0	0	0											
Oscar Gamble, L OBP: 0.376, SLG: 0.567	0-0 G4-6-3 1-2 3-H		4-0 BB		4-0 HR BB		0-0 F8			2	1	0	0	2	0	2											
Reggie Jackson, L OBP: 0.395, SLG: 0.590	4-0 BB		0-3 K		0-0 1-H 3-H HR		0-0 FC4-6			3	1	1	3	1	1	2											
Bob Watson, R OBP: 0.368, SLG: 0.456	0-0 F9		0-0 5-3		0-0 1B		0-0 5-3			4	0	1	0	0	0	1											
Rick Cerone, R OBP: 0.321, SLG: 0.432		0-0 K 1B 1B		0-0 F8		0-0 1-3		0-3 K		4	0	1	0	0	1	1											
Bucky Dent, R OBP: 0.327, SLG: 0.354		0-0 1-2 1B		0-0 L6		0-0 5-3		0-0 F9		4	0	1	0	0	0	0	AB 29										
Aurelio Rodriguez, R OBP: 0.239, SLG: 0.310		0-3 K		0-0 F9		0-0 6-3				3	0	0	0	0	1	2	R 5										
Bobby Brown, S OBP: 0.308, SLG: 0.418		0-3 K		0-0 1B SF8 1B		0-0 F8				3	1	1	0	0	1	2	H 9										
Inning Stats	R: 1 E: 0 K: 0 S: 3	H: 1 LOB: 1 BB: 2 P: 11	R: 0 E: 0 K: 2 S: 8	H: 2 LOB: 1 BB: 0 P: 8	R: 0 E: 0 K: 1 S: 5	H: 0 LOB: 1 BB: 1 P: 9	R: 0 E: 0 K: 0 S: 3	H: 0 LOB: 0 BB: 0 P: 3	R: 4 E: 0 K: 0 S: 7	H: 4 LOB: 1 BB: 1 P: 11	R: 0 E: 0 K: 0 S: 3	H: 0 LOB: 0 BB: 0 P: 3	R: 0 E: 0 K: 1 S: 5	H: 0 LOB: 0 BB: 0 P: 5	R: 0 E: 0 K: 1 S: 5	H: 0 LOB: 0 BB: 0 P: 5	1B: 8 2B: 0 3B: 0 HR: 1	SF: 1 SAC: 0 DP: 1 HBP: 0	WP: 0 PB: 0 SB: 1 CS: 0	PA: 34							
PITCHER	IP	WLS	BF	H	R	ER	SO	BB	IBB	HBP	BLK	WP	HR	S	P	ERA	WHIP										
Roger Weaver, R ERA: 4.1 Dave Rozema, R ERA: 3.98	(1, 1) 4.2	L	23	7	5	5	3	4	0	0	0	0	0	25	41	9.64	2.357										
Dave Rozema, R ERA: 3.98	(5, 1) 3.1		11	2	0	0	1	0	0	0	0	0	0	13	13	0.00	0.600										

Detroit Tigers @ New York Yankees
Yankee Stadium, Bronx, NY
Sat Oct 04 1980, 3:33 AM EDT
Unknown - 65 F

AB 29
R 5
H 9
RBI 4
BB 4
SO 4
LOB 10



Batter	1	2	3	4	5	6	7	8	9	AB	R	H	RBI	BB	SO	LOB	TOP			
Lynn Jones, R (1, 8) OBP: 0.364, SLG: 0.364	F9		1B E BB		F8			K		3	0	0	0	1	1	0	Detroit Tigers @ New York Yankees Yankee Stadium, Bronx, NY Sun Oct 05 1980, 3:33 AM EDT Att: 35,879 - Unknown - 61 F			
Alan Trammell, R (1, 6) OBP: 0.376, SLG: 0.404 Champ Summers, L (8, PH) OBP: 0.393, SLG: 0.504 Mark Wagner, R (8, 6) OBP: 0.304, SLG: 0.250						F7		F9		2	0	1	0	1	0	0				
Steve Kemp, L (1, 7) OBP: 0.376, SLG: 0.474										3	0	0	0	1	1	3				
John Wockenfuss, R (1, 3) OBP: 0.390, SLG: 0.449										3	1	1	0	1	0	2				
Tom Brookens, R (1, 5) OBP: 0.315, SLG: 0.418										4	0	1	0	0	0	2				
Al Cowens, R (1, 9) OBP: 0.331, SLG: 0.352										3	0	1	1	0	0	1				
Duffy Dyer, R (1, 2) OBP: 0.306, SLG: 0.306 Tim Corcoran, L (9, PH) OBP: 0.378, SLG: 0.405										3	0	0	0	0	0	1				
Jim Lentine, R (1, 10) OBP: 0.363, SLG: 0.327 Rick Peters, S (7, PH) OBP: 0.369, SLG: 0.373										1	0	0	0	1	0	0				
Stan Papi, R (1, 4) OBP: 0.267, SLG: 0.412										3	0	0	0	0	0	2				
Inning Stats	R: 0 E: 0 K: 1 S: 5	H: 0 LOB: 1 BB: 1 P: 9	R: 0 E: 0 K: 0 S: 3	H: 0 LOB: 0 BB: 0 P: 3	R: 0 E: 1 K: 0 S: 3	H: 1 LOB: 2 BB: 2 P: 11	R: 1 E: 0 K: 0 S: 3	H: 0 LOB: 0 BB: 1 P: 7	R: 0 E: 0 K: 0 S: 4	H: 0 LOB: 0 BB: 0 P: 3	R: 0 E: 0 K: 0 S: 4	H: 1 LOB: 1 BB: 0 P: 4	R: 0 E: 0 K: 1 S: 5	H: 1 LOB: 1 BB: 1 P: 9	R: 0 E: 0 K: 0 S: 3	H: 1 LOB: 0 BB: 0 P: 3		1B: 4 2B: 2 3B: 0 HR: 0	SF: 1 SAC: 0 DP: 2 HBP: 0	WP: 0 PB: 1 SB: 0 CS: 0
PITCHER	IP WLS BF H R ER SO BB IBB HBP BLK WP HR S P ERA WHIP																			
Tim Lollar, L (1, 1) ERA: 3.34	6.0 W 23 2 1 1 1 4 0 0 0 0 0 0 21 37 1.50 1.000																			
Doug Bird, R (7, 1) ERA: 2.66	3.0 S 11 2 0 0 1 1 0 0 0 0 0 0 12 16 0.00 1.000																			

Batter	1	2	3	4	5	6	7	8	9	AB	R	H	RBI	BB	SO	LOB	BOTTOM			
Bobby Brown, S (1, 8) OBP: 0.306, SLG: 0.415	6-3		K			K				3	0	0	0	0	2	0	Detroit Tigers @ New York Yankees Yankee Stadium, Bronx, NY Sun Oct 05 1980, 3:33 AM EDT Att: 35,879 - Unknown - 61 F			
Graig Nettles, L (1, 5) OBP: 0.331, SLG: 0.435			G3			F8				3	0	0	0	0	0	0				
Lou Piniella, R (1, 7) OBP: 0.343, SLG: 0.361										3	0	1	0	0	0	0				
Reggie Jackson, L (1, 9) OBP: 0.398, SLG: 0.597 Ted Wilborn, S (3, 9) OBP: 0.250, SLG: 0.250										1	1	1	0	0	0	0				
Eric Soderholm, R (1, 10) OBP: 0.353, SLG: 0.462										2	0	0	0	0	1	1				
Marshall Brant, R (1, 3) OBP: 0.266, SLG: 0.244										3	1	1	2	0	0	1				
Johnny Oates, L (1, 2) OBP: 0.224, SLG: 0.281 Brad Gulden, L (6, 2) OBP: 0.333, SLG: 1.333										3	0	0	0	0	1	0				
Fred Stanley, R (1, 6) OBP: 0.266, SLG: 0.244										3	0	0	0	0	0	1				
Roger Holt, S (1, 4) OBP: 0.286, SLG: 0.167										2	0	0	0	0	0	0				
Inning Stats	R: 0 E: 0 K: 0 S: 3	H: 0 LOB: 0 BB: 0 P: 3	R: 2 E: 0 K: 1 S: 7	H: 2 LOB: 0 BB: 0 P: 7	R: 0 E: 0 K: 1 S: 5	H: 0 LOB: 0 BB: 0 P: 5	R: 0 E: 0 K: 0 S: 3	H: 0 LOB: 0 BB: 0 P: 3	R: 0 E: 0 K: 1 S: 5	H: 1 LOB: 0 BB: 0 P: 3	R: 0 E: 0 K: 1 S: 5	H: 0 LOB: 0 BB: 0 P: 5	R: 0 E: 0 K: 0 S: 3	H: 0 LOB: 0 BB: 0 P: 3	R: 0 E: 0 K: 0 S: 3	H: 0 LOB: 0 BB: 0 P: 3		1B: 2 2B: 0 3B: 1 HR: 1	SF: 0 SAC: 0 DP: 1 HBP: 0	WP: 0 PB: 0 SB: 0 CS: 1
PITCHER	IP WLS BF H R ER SO BB IBB HBP BLK WP HR S P ERA WHIP																			
Dan Schatzeder, L (1, 1) ERA: 4.02	8.0 L 26 4 2 2 4 0 0 0 0 0 0 1 34 34 2.25 0.500																			