

**Detroit Tigers - 1982**

Batter	1	2	3	4	5	6	7	8	9	AB R H RBI BB SO LOB	TOP	
Eddie Miller, S OBP: 0.250, SLG: 0.250 (1, 9) X	0-0 FC5-4 1B		0-0 5-3			0-0 F9		0-0 1-3		4 0 1 0 0 0 0		
Enos Cabell, R OBP: 0.250, SLG: 0.250 (1, 3) X	0-0 FC5-4 1-3 1-2f		0-0 F8			0-0 P4		0-0 1B		4 0 1 0 0 0 1		
Kirk Gibson, L (1, 8) X	0-0 1-3 2-3			0-0 L6		0-0 F8		0-0 F9		4 0 0 0 0 0 2		
Larry Herndon, R OBP: 0.500, SLG: 0.333 (1, 7) B B B B	4-0 BB			0-0 6-3			0-0 1B 1B	0-0 F3		3 1 1 0 1 0 1		
John Wockenfuss, R OBP: 0.250, SLG: 0.250 (1, 10) X	0-0 F9			0-0 5-3			0-0 1B 1-3 FC5-4 1B		0-0 5-3	4 1 1 0 0 0 2		
Tom Brookens, R (1, 5)		0-3 K			0-0 1-3		0-0 P6		0-0 6-3	4 0 0 0 0 1 2		
Lance Parrish, R OBP: 0.250, SLG: 0.250 (1, 2) X		0-0 L8			0-0 5-3		0-0 FC5-4 1-3 1B		0-0 F3	4 0 1 1 0 0 0		
Alan Trammell, R OBP: 0.333, SLG: 0.333 (1, 6) X		0-0 6-3			0-0 1B		0-0 FC5-4 1-2f 3-H 1B			3 0 1 1 0 0 1		
Lou Whitaker, L (1, 4) X			0-0 6-3			0-0 F8		0-0 4-3		3 0 0 0 0 0 2		
<b>Inning Stats</b>	R: 0 H: 1 E: 1 LOB: 2 K: 0 BB: 1 S: 4 P: 8	R: 0 H: 0 E: 0 LOB: 0 K: 1 BB: 0 S: 5 P: 5	R: 0 H: 0 E: 0 LOB: 0 K: 0 BB: 0 S: 3 P: 3	R: 0 H: 0 E: 0 LOB: 0 K: 0 BB: 0 S: 3 P: 3	R: 0 H: 1 E: 0 LOB: 1 K: 0 BB: 0 S: 4 P: 4	R: 0 H: 0 E: 0 LOB: 0 K: 0 BB: 0 S: 3 P: 3	R: 2 H: 3 E: 0 LOB: 1 K: 0 BB: 0 S: 6 P: 6	R: 0 H: 1 E: 0 LOB: 1 K: 0 BB: 0 S: 4 P: 4	R: 0 H: 0 E: 0 LOB: 0 K: 0 BB: 0 S: 3 P: 3	1B: 6 SF: 0 2B: 0 SAC: 0 3B: 0 DP: 0 HR: 0 HBP: 0	WP: 0 PA: 34 PB: 0 SB: 0 CS: 0	
<b>PITCHER</b> Larry Gura, L (1, 1) ERA: 2.0	IP WLS BF H R ER SO BB IBB HBP BLK WP HR S P ERA WHIP	9.0 W 34 6 2 2 1 1 0 0 0 0 0 0 35 39 2.00 0.778										
<b>PITCHER</b>	IP WLS BF H R ER SO BB IBB HBP BLK WP HR S P ERA WHIP											

**Detroit Tigers @ Kansas City Royals**  
 Royals Stadium, Kansas City, MO  
 Fri Apr 09 1982, 7:05 PM EST  
 Att. 29,069 - Unknown - 48 F

[livebaseballscorecards.com](http://livebaseballscorecards.com)

<b>AB</b>	<b>33</b>
<b>R</b>	<b>2</b>
<b>H</b>	<b>6</b>
<b>RBI</b>	<b>2</b>
<b>BB</b>	<b>1</b>
<b>SO</b>	<b>1</b>
<b>LOB</b>	<b>11</b>



Batter	1	2	3	4	5	6	7	8	9
Tom Poquette, L OBP: 0.500, SLG: 0.500 (1, 7)	0-0 F8 1B HR 1B	0-0 6-3			0-0 G6-4-3 1B		0-0 F9 1-2		
John Wathan, R OBP: 0.222, SLG: 0.125 (1, 2)	0-0 F8 HR 1B		0-0 5-3		0-0 G6-4-3 1-2f			0-0 F2	
George Brett, L OBP: 0.333, SLG: 0.750 (1, 5)	0-0 F8 1-2 2-3		0-0 P5		0-0 F7			0-0 6-3	
Willie Aikens, L OBP: 0.556, SLG: 0.667 (1, 3) Dennis Werth, R (8, PR) (9, 3)	4-0 HR IBB		0-0 2B		0-0 6-3			0-0 2B	
Amos Otis, R OBP: 0.222, SLG: 0.667 (1, 8)	0-0 HR 1-H 2-H 3-H		0-3 K		0-0 6-3			0-0 1-3	
Hal McRae, R OBP: 0.286, SLG: 0.167 (1, 10)	0-0 L7		0-3 K		0-0 6-3				
Jerry Martin, R OBP: 0.286, SLG: 0.286 (1, 9)	0-3 K		0-3 K				0-0 FC1-4-6 1B		
Frank White, R OBP: 0.429, SLG: 1.000 (1, 4)		0-0 1-3		0-0 2B			0-3 K		
U L Washington, S (1, 6)		0-0 F7		0-0 L8			0-0 FC1-4-6 1-2f		

Inning Stats	R: 4	H: 3	E: 0	LOB: 0	K: 1	S: 8	P: 12	R: 0	H: 0	E: 0	LOB: 0	K: 0	S: 3	P: 3	R: 0	H: 1	E: 0	LOB: 1	K: 1	S: 6	P: 6	R: 0	H: 1	E: 0	LOB: 0	K: 2	S: 8	P: 8	R: 0	H: 1	E: 0	LOB: 0	K: 0	S: 3	P: 3	R: 0	H: 1	E: 0	LOB: 1	K: 1	S: 6	P: 6	R: 0	H: 1	E: 0	LOB: 1	K: 0	S: 4	P: 4
--------------	------	------	------	--------	------	------	-------	------	------	------	--------	------	------	------	------	------	------	--------	------	------	------	------	------	------	--------	------	------	------	------	------	------	--------	------	------	------	------	------	------	--------	------	------	------	------	------	------	--------	------	------	------

PITCHER	IP	WLS	BF	H	R	ER	SO	BB	IBB	HBP	BLK	WP	HR	S	P	ERA	WHIP	PITCHER	IP	WLS	BF	H	R	ER	SO	BB	IBB	HBP	BLK	WP	HR	S	P	ERA	WHIP																
Jack Morris, R ERA: 4.5 (1, 1)	8.0	L	32	8	4	4	5	0	1	0	0	0	1	41	45	4.50	1.000																																		

**BOTTOM**

AB	R	H	RBI	BB	SO	LOB
4	1	2	0	0	0	1
4	1	1	0	0	0	1
4	0	0	0	0	0	2
3	1	2	0	1	0	0
0	0	0	0	0	0	0
4	1	1	4	0	1	2
3	0	0	0	0	1	0
3	0	1	0	0	2	0
3	0	1	0	0	1	1
3	0	0	0	0	0	2

<b>AB</b>	<b>31</b>
<b>R</b>	<b>4</b>
<b>H</b>	<b>8</b>
<b>RBI</b>	<b>4</b>
<b>BB</b>	<b>1</b>
<b>SO</b>	<b>5</b>
<b>LOB</b>	<b>9</b>



WP: 0	PA: 32
PB: 0	
SB: 1	
CS: 0	

**Detroit Tigers @ Kansas City Royals**  
**Royals Stadium, Kansas City, MO**  
 Fri Apr 09 1982, 7:05 PM EST  
 Att: 29,069 - Unknown - 48 F

[livebaseballscorecards.com](http://livebaseballscorecards.com)

Batter	1	2	3	4	5	6	7	8	9	AB R H RBI BB SO LOB	TOP									
Eddie Miller, S OBP: 0.250, SLG: 0.143 (1, 9) x	0-0 6-3			x 0-0 5-3		B B B B 4-0 1-2 1B BB		x 0-0 1-3		3 1 0 0 1 0 0										
Enos Cabell, R OBP: 0.250, SLG: 0.143 (1, 5) (6, 3) x	0-0 5-3		0-0 K			B B B B 4-0 1-2 2-3 1B BB		x 0-0 5-3		3 0 0 0 1 1 0										
Kirk Gibson, L OBP: 0.125, SLG: 0.125 (1, 8) x	0-0 L7		x 0-0 4-3			x 0-0 1-3 2-H 3-H 1B		x 0-0 4-3		4 0 1 2 0 0 0										
Richie Hebner, L Tom Brookens, R (6, PH) (6, 5)		x 0-0 F8		x 0-0 F8		x 0-0 F7		x 0-0 4-3		2 0 0 0 0 0 0 2 0 0 0 0 0 2										
Larry Herndon, R OBP: 0.375, SLG: 0.167 (1, 7) x		x 0-0 F9		x 0-0 4-3		B B B B 4-0 G6-4-3 BB		x 0-0 4-3		3 0 0 0 1 0 0										
Rick Leach, L Lynn Jones, R (7, PH)		x 0-0 1-3		x 0-0 G3		x 0-0 G6-4-3 1-2f				2 0 0 0 0 0 0 1 0 0 0 0 0 1										
Lou Whitaker, L (1, 4) x			x 0-0 F7			B B B B 4-0 FC4-6 BB BB				1 0 0 0 2 0 0										
Lance Parrish, R OBP: 0.200, SLG: 0.200 Bill Fahey, L (5, 2)			x 0-0 1-3			x 0-0 FC4-6 BB BB 1-2f 1B		x 0-0 4-3		1 0 0 0 0 0 0 2 1 0 0 0 0 2										
Alan Trammell, R OBP: 0.167, SLG: 0.167 (1, 6) x			x 0-0 F4			x 0-0 F3		x 0-0 4-3		3 0 0 0 0 0 1										
<b>Inning Stats</b>	R: 0 E: 0 K: 0 S: 3	H: 0 LOB: 0 BB: 0 P: 3	R: 0 E: 0 K: 0 S: 3	H: 0 LOB: 0 BB: 0 P: 3	R: 0 E: 0 K: 1 S: 5	H: 0 LOB: 0 BB: 0 P: 5	R: 0 E: 0 K: 0 S: 3	H: 0 LOB: 0 BB: 0 P: 3	R: 2 E: 0 K: 0 S: 4	H: 1 LOB: 2 BB: 3 P: 16	R: 0 E: 0 K: 0 S: 2	H: 0 LOB: 1 BB: 2 P: 10	R: 0 E: 0 K: 0 S: 3	H: 0 LOB: 0 BB: 0 P: 3	R: 0 E: 0 K: 0 S: 3	H: 0 LOB: 0 BB: 0 P: 3	1B: 1 2B: 0 3B: 0 HR: 0	SF: 0 SAC: 0 DP: 1 HBP: 0	WP: 0 PB: 0 SB: 0 CS: 0	PA: 32
<b>PITCHER</b>	IP WLS BF H R ER SO BB IBB HBP BLK WP HR S P ERA WHIP																			
Dennis Leonard, R ERA: 9.0 (1, 1)	5.2 W 21 1 2 2 1 3 0 0 0 0 0 0 20 32 3.18 0.706																			
Grant Jackson, L ERA: 18.0 (6, 1)	1.1 5 0 0 0 0 2 0 0 0 0 0 0 3 11 0.00 1.500																			
Dan Quisenberry, R ERA: (8, 1)	2.0 S 6 0 0 0 0 0 0 0 0 0 0 0 6 6 0.00 0.000																			

Detroit Tigers @ Kansas City Royals  
Royals Stadium, Kansas City, MO

Sat Apr 10 1982, 7:05 PM EST  
Att. 19,508 - Unknown - 54 F

livebaseballscorecards.com

AB	27
R	2
H	1
RBI	2
BB	5
SO	1
LOB	6





Batter	1	2	3	4	5	6	7	8	9	AB R H RBI BB SO LOB	TOP													
<b>Eddie Miller, S</b> (1, 9) OBP: 0.273, SLG: 0.111	0-0 1-3		0-0 F3		4-0 BB			0-0 SH1-4		2 0 0 0 1 0 0														
<b>Enos Cabell, R</b> (1, 3) OBP: 0.250, SLG: 0.273	0-0 F9			0-0 E 2B	0-0 F9			0-0 1-3		4 1 1 0 0 0 3														
<b>Kirk Gibson, L</b> (1, 8) OBP: 0.250, SLG: 0.273	4-0 S BB			0-0 E9 SF8 2B		0-0 4-3		0-0 6-3		3 1 1 1 1 0 1														
<b>Larry Herndon, R</b> (1, 7) OBP: 0.250, SLG: 0.111	0-0 F4 1-2			0-0 SF8 3-H		0-0 F6			0-0 1-3	3 0 0 1 0 0 1														
<b>John Wockenfuss, R</b> (1, 10) OBP: 0.125, SLG: 0.125			0-0 F7		0-0 F3		0-3 K		0-0 F8	4 0 0 0 0 1 0														
<b>Tom Brookens, R</b> (1, 5) OBP: 0.100, SLG: 0.200			0-0 F8		0-0 L4			0-0 F9		4 0 1 0 0 0 0														
<b>Bill Fahey, L</b> (1, 2)			0-3 K			0-0 F5		0-0 F6		4 0 0 0 0 1 1														
<b>Alan Trammell, R</b> (1, 6) OBP: 0.111, SLG: 0.111					0-0 F9		0-0 L5		0-0 F7	3 0 0 0 0 0 0														
<b>Lou Whitaker, L</b> (1, 4) OBP: 0.444, SLG: 0.429			0-0 F8			0-0 2B		0-0 SH1-4 1B		3 0 2 0 0 0 0														
<b>Inning Stats</b>	R: 0 E: 0 K: 0 S: 3	H: 0 LOB: 1 BB: 1 P: 7	R: 0 E: 0 K: 1 S: 5	H: 0 LOB: 0 BB: 0 P: 5	R: 0 E: 0 K: 0 S: 3	H: 0 LOB: 0 BB: 0 P: 3	R: 2 E: 1 K: 0 S: 5	H: 2 LOB: 0 BB: 0 P: 5	R: 0 E: 0 K: 0 S: 4	H: 1 LOB: 2 BB: 1 P: 8	R: 0 E: 0 K: 1 S: 5	H: 0 LOB: 0 BB: 0 P: 5	R: 0 E: 0 K: 0 S: 3	H: 0 LOB: 0 BB: 0 P: 3	R: 0 E: 0 K: 0 S: 4	H: 1 LOB: 1 BB: 0 P: 4	R: 0 E: 0 K: 0 S: 4	H: 1 LOB: 1 BB: 0 P: 4	1B: 1 2B: 4 3B: 0 HR: 0	SF: 1 SAC: 1 DP: 0 HBP: 0	WP: 0 PB: 0 SB: 1 CS: 0	PA: 34		
<b>PITCHER</b> <b>Vida Blue, L</b> (1, 1) ERA: 1.0	IP 9.0	WLS L	BF 34	H 5	R 2	ER 1	SO 2	BB 2	IBB 0	HBP 0	BLK 0	WP 0	HR 0	S 36	P 44	ERA 1.00	WHIP 0.778							

**Detroit Tigers @ Kansas City Royals**  
Royals Stadium, Kansas City, MO

Sun Apr 11 1982, 4:33 AM EST  
Att. 22,962 - Unknown - 72 F

livebaseballscorecards.com

AB	30
R	2
H	5
RBI	2
BB	2
SO	2
LOB	6



Batter	1	2	3	4	5	6	7	8	9	AB	R	H	RBI	BB	SO	LOB
Tom Poquette, L (1, 7) OBP: 0.357, SLG: 0.385	0-0 L8		0-0 1-3			0-0 F6		0-0 G3		4	0	0	0	0	0	1
John Wathan, R (1, 2) OBP: 0.235, SLG: 0.250	0-0 G1 1B		0-0 6-3			0-0 5-3			0-0 4-3	4	0	1	0	0	0	1
George Brett, L (1, 5) OBP: 0.235, SLG: 0.667	0-0 G1				0-0 L8				0-3 K	4	1	1	1	0	1	1
Willie Aikens, L (1, 3) OBP: 0.294, SLG: 0.286	0-3 K				0-0 G3				0-0 6-3	4	0	0	0	0	1	1
Amos Otis, R (1, 8) OBP: 0.313, SLG: 0.750		0-0 6-3			0-0 2B					3	0	1	0	0	0	0
Hal McRae, R (1, 10) OBP: 0.214, SLG: 0.154		0-0 4-3			0-0 6-3					3	0	0	0	0	0	1
Jerry Martin, R (1, 9) OBP: 0.286, SLG: 0.308		0-0 5-3				0-0 F7				3	0	0	0	0	0	0
Frank White, R (1, 4) OBP: 0.357, SLG: 0.615			0-0 6-3			0-3 K			0-0 F8	3	0	0	0	0	1	0
U L Washington, S (1, 6) OBP: 0.357, SLG: 0.100			0-0 1-3 1B			0-0 3-1			0-0 1-3	3	0	1	0	0	0	0

Inning Stats	R: 0	H: 1	E: 0	LOB: 1	K: 1	BB: 0	S: 6	P: 6	R: 0	H: 0	E: 0	LOB: 0	K: 0	BB: 0	S: 3	P: 3	R: 0	H: 1	E: 0	LOB: 1	K: 0	BB: 0	S: 4	P: 4	R: 0	H: 1	E: 0	LOB: 1	K: 0	BB: 0	S: 4	P: 4	R: 0	H: 0	E: 0	LOB: 0	K: 1	BB: 0	S: 5	P: 5	R: 1	H: 1	E: 0	LOB: 0	K: 0	BB: 0	S: 4	P: 4	R: 0	H: 0	E: 0	LOB: 0	K: 0	BB: 0	S: 3	P: 3	R: 0	H: 0	E: 0	LOB: 0	K: 0	BB: 0	S: 3	P: 3	R: 0	H: 0	E: 0	LOB: 0	K: 1	BB: 0	S: 5	P: 5
	1B: 2	SF: 0	2B: 1	SAC: 0	3B: 0	DP: 0	HR: 1	HBP: 0	WP: 0	PA: 31	WP: 0	PA: 31	ERA	WHIP	ERA	WHIP																																																								

PITCHER	IP	WLS	BF	H	R	ER	SO	BB	IBB	HBP	BLK	WP	HR	S	P	ERA	WHIP
Dave Rozema, R (1, 1) ERA: 1.13	8.0	W	28	4	1	1	2	0	0	0	0	0	1	32	32	1.12	0.500
Kevin Saucier, L (9, 1) ERA:	1.0	S	3	0	0	0	1	0	0	0	0	0	0	5	5	0.00	0.000

**BOTTOM**

**Detroit Tigers @ Kansas City Royals**  
 Royals Stadium, Kansas City, MO  
 Sun Apr 11 1982, 4:33 AM EST  
 Att: 22,962 - Unknown - 72 F

AB	31
R	1
H	4
RBI	1
BB	0
SO	3
LOB	5



PITCHER	IP	WLS	BF	H	R	ER	SO	BB	IBB	HBP	BLK	WP	HR	S	P	ERA	WHIP
Dave Rozema, R (1, 1) ERA: 1.13	8.0	W	28	4	1	1	2	0	0	0	0	0	1	32	32	1.12	0.500
Kevin Saucier, L (9, 1) ERA:	1.0	S	3	0	0	0	1	0	0	0	0	0	0	5	5	0.00	0.000

Batter	1	2	3	4	5	6	7	8	9	AB R H RBI BB SO LOB	TOP									
Eddie Miller, S (1, 8) OBP: 0.308, SLG: 0.100 Tom Brookens, R (3, 8) OBP: 0.154, SLG: 0.231	0-0 F8		4-0 BLK 3B BB		0-0 4-3		0-0 F8		0-0 1B 1B	1 1 0 0 1 0 0 3 0 1 0 0 0 1										
Enos Cabell, R (1, 5) OBP: 0.294, SLG: 0.438	0-0 F7		0-0 1-H G3 3B		0-0 6-3			0-3 K	0-0 1B	5 1 2 2 0 1 0										
Lou Whitaker, L (1, 4) OBP: 0.357, SLG: 0.300	4-0 BB		0-0 G3		0-0 4-3			0-3 K	0-0 SF8	3 0 0 2 1 1 0										
Richie Hebner, L (1, 3) OBP: 0.143, SLG: 0.143	0-0 P6		0-0 3-H P5		0-0 F8			0-0 1B 1B	0-0 P6	5 0 1 0 0 0 3										
Larry Herndon, R (1, 7) OBP: 0.313, SLG: 0.231		0-0 F2		0-0 S 1B		0-3 K		0-0 1-2 1B		4 0 2 0 0 1 0										
Jerry Turner, L (1, 10) OBP: 0.250, SLG: 0.250		0-0 F8		0-3 S S S 1-2 K			0-0 1B WP SF8 1B	0-0 G3		4 1 1 0 0 1 3										
Bill Fahey, L (1, 2) OBP: 0.200, SLG: 0.200		0-0 1B		0-0 P4			0-0 1-3 1B		0-0 6-3	4 0 2 0 0 0 1										
Lynn Jones, R (1, 9)		0-0 F9		0-0 L5			0-0 SF8		4-0 1B 1B 1B BB	2 1 0 1 1 0 2										
Alan Trammell, R (1, 6) OBP: 0.154, SLG: 0.154			0-0 5-3		0-0 4-3		0-0 L5		0-0 1-2 1B SF8 1B	4 1 1 0 0 0 1										
<b>Inning Stats</b>	R: 0 E: 0 K: 0 S: 3	H: 0 LOB: 1 BB: 1 P: 7	R: 0 E: 0 K: 0 S: 4	H: 1 LOB: 1 BB: 0 P: 4	R: 2 E: 0 K: 0 S: 4	H: 1 LOB: 0 BB: 1 P: 8	R: 0 E: 0 K: 1 S: 6	H: 1 LOB: 1 BB: 0 P: 6	R: 0 E: 0 K: 1 S: 5	H: 0 LOB: 0 BB: 0 P: 5	R: 1 E: 0 K: 0 S: 5	H: 2 LOB: 1 BB: 0 P: 5	R: 0 E: 0 K: 2 S: 9	H: 2 LOB: 2 BB: 0 P: 9	R: 2 E: 0 K: 0 S: 6	H: 3 LOB: 2 BB: 1 P: 10	1B: 9 2B: 0 3B: 1 HR: 0	SF: 2 SAC: 0 DP: 0 HBP: 0	WP: 1 PB: 0 SB: 1 CS: 0	PA: 40
<b>PITCHER</b>	IP WLS BF H R ER SO BB IBB HBP BLK WP HR S P ERA WHIP																			
Luis Leal, R (1, 1) ERA: 3.52	7.2 W 32 7 3 3 4 2 0 0 1 1 0 38 46 3.52 1.174																			
Roy Lee Jackson, R (8, 1) ERA: 5.4	1.1 8 3 2 2 0 1 0 0 0 0 0 7 11 13.50 3.000																			

Detroit Tigers @ Toronto Blue Jays  
Exhibition Stadium, Toronto, ON

Mon Apr 12 1982, 3:33 AM EST  
Att. 11,180 - Unknown - 44 F

AB	35
R	5
H	10
RBI	5
BB	3
SO	4
LOB	11





Batter	1	2	3	4	5	6	7	8	9
Alfredo Griffin, S OBP: 0.263, SLG: 0.222 (1, 6)	0-0 1B		0-0 F8	0-0 FC6-2 2B		0-0 1B		0-0 4-3	
Al Woods, L Barry Bonnell, R OBP: 0.667, SLG: 0.889 (1, 7) (4, PH) (5, 7)	0-0 F7 1-2		0-0 4-3	0-0 2B		0-0 P4			
Lloyd Moseby, L OBP: 0.118, SLG: 0.176 (1, 8)	0-0 L6		0-0 2-3	0-0 G3			0-0 5-3		
Willie Upshaw, L OBP: 0.375, SLG: 0.813 (1, 3)	0-3 K2-3			0-0 1B FC3-2-5-1 2B	0-0 1-3		0-0 HR		
John Mayberry, L Wayne Nordhagen, R OBP: 0.429, SLG: 0.333 OBP: 0.500, SLG: 0.375 (1, 10) (5, PH)		0-0 1-3		0-0 1B FC3-2-5-1 1B	0-0 F8		0-0 1B		
Ernie Whitt, L OBP: 0.385, SLG: 0.818 (1, 2)		4-0 1B WP BB		0-0 FC3-2-5-1 1B BB	0-0 G3		0-0 P2		
Jesse Barfield, R OBP: 0.357, SLG: 0.100 (1, 9)		4-0 1B BB		4-0 1B BB		4-0 3B BB		0-0 F8	
Damaso Garcia, R OBP: 0.412, SLG: 0.412 (1, 4)		0-0 1B G4-6-3		0-0 1B FC6-2		0-0 6-3		0-0 P4	
Rance Mulliniks, L Garth Iorg, R OBP: 0.333, SLG: 0.667 OBP: 0.556, SLG: 1.111 (1, 5) (4, PH) (5, 5)		0-0 G4-6-3		0-0 2B FC6-2		0-0 1B 3B		0-0 6-3	


Inning Stats	R: 0	H: 1	E: 0	LOB: 1	K: 1	P: 6	R: 1	H: 1	E: 0	LOB: 1	K: 0	P: 11	R: 0	H: 0	E: 0	LOB: 0	K: 0	P: 3	R: 5	H: 5	E: 0	LOB: 1	K: 0	P: 12	R: 0	H: 0	E: 0	LOB: 0	K: 0	P: 3	R: 2	H: 2	E: 0	LOB: 0	K: 0	P: 8	R: 1	H: 2	E: 0	LOB: 1	K: 0	P: 5	R: 0	H: 0	E: 0	LOB: 0	K: 0	P: 3
	0	1	0	1	1	6	1	1	0	1	11		0	0	0	3	0	3	5	5	0	1	12		2	2	0	0	0	8	1	2	0	0	5		0	0	0	0	0	3		0	0	0	0	3

PITCHER	IP	WLS	BF	H	R	ER	SO	BB	IBB	HBP	BLK	WP	HR	S	P	ERA	WHIP
Milt Wilcox, R ERA: 13.5 (1, 1)	3.1	L	17	5	5	5	1	3	0	0	0	1	0	16	28	13.50	2.400
Pat Underwood, L ERA: 3.38 (4, 1)	1.2		7	2	1	1	0	0	0	0	0	0	0	7	7	5.40	1.200
Dave Tobik, R ERA: 18.0 (6, 1)	1.0		5	2	2	2	0	1	0	0	0	0	0	4	8	18.00	3.000
Larry Pashnick, R ERA: 4.5 (7, 1)	1.0		5	2	1	1	0	0	0	0	0	0	1	5	5	9.00	2.000
Elias Sosa, R ERA: (8, 1)	1.0		3	0	0	0	0	0	0	0	0	0	0	3	3	0.00	0.000

**BOTTOM**

AB	R	H	RBI	BB	SO	LOB
5	1	2	1	0	0	2
2	0	0	0	0	0	1
2	0	1	2	0	0	0
4	0	0	0	0	0	2
4	1	2	1	0	1	1
2	1	1	0	0	0	0
2	0	1	0	0	0	0
3	2	0	0	1	0	3
1	2	0	0	3	0	1
4	0	2	3	0	0	1
1	0	0	0	0	0	2
3	2	2	2	0	0	0

**AB 33**  
**R 9**  
**H 11**  
**RBI 9**  
**BB 4**  
**SO 1**  
**LOB 13**



WP	HR	S	P	ERA	WHIP
1	0	0	37		
0	0	0			
0	0	0			
0	0	0			
0	0	0			
0	0	0			

**Detroit Tigers @ Toronto Blue Jays**  
Exhibition Stadium, Toronto, ON  
Mon Apr 12 1982, 3:33 AM EST  
Att. 11,180 - Unknown - 44 F

[livebaseballscorecards.com](http://livebaseballscorecards.com)



Batter	1	2	3	4	5	6	7	8	9	AB	R	H	RBI	BB	SO	LOB
Alfredo Griffin, S OBP: 0.217, SLG: 0.182 (1, 6)	F9		F7		F9		4-3			4	0	0	0	0	0	1
Al Woods, L (1, 7)	G1			F7	4-3			G3		4	0	0	0	0	0	0
Lloyd Moseby, L OBP: 0.190, SLG: 0.200 (1, 8)	P5			FC 1B	L6			G3 BB		3	1	1	0	1	0	0
Willie Upshaw, L OBP: 0.350, SLG: 0.684 (1, 3)		BB BB BB	CS BB	FC 2B		F3		G3		3	1	0	1	1	0	1
John Mayberry, L OBP: 0.273, SLG: 0.200 (1, 10)		BB BB BB	K 1-2	G3		K		4-3		4	0	0	0	0	2	3
Ernie Whitt, L OBP: 0.412, SLG: 0.800 (1, 2)			FC6-4 1B	WP 2B		F9			3-1	4	0	2	1	0	0	0
Jesse Barfield, R OBP: 0.333, SLG: 0.077 (1, 9)			FC6-4 1-2f	WP BB			F7		6-3	3	0	0	0	1	0	1
Damaso Garcia, R OBP: 0.429, SLG: 0.400 (1, 4)			F7						6-3	3	0	1	0	1	0	0
Rance Mulliniks, L OBP: 0.222, SLG: 0.444 (1, 5)			4-3	K						3	0	0	0	0	1	4

Inning Stats	R: 0	H: 0	E: 0	K: 0	S: 3	R: 0	H: 1	E: 0	K: 1	S: 5	R: 0	H: 0	E: 0	K: 0	S: 3	R: 2	H: 2	E: 1	K: 1	S: 8	R: 0	H: 0	E: 0	K: 0	S: 3	R: 0	H: 0	E: 0	K: 1	S: 5	R: 0	H: 1	E: 0	K: 0	S: 4	R: 0	H: 0	E: 0	K: 0	S: 3	R: 0	H: 0	E: 0	K: 0	S: 3	R: 0	H: 0	E: 0	K: 0	S: 3	1B: 3	SF: 0	2B: 1	SAC: 0	3B: 0	DP: 0	HR: 0	HBP: 0	WP: 1	PA: 35	PB: 0	SB: 0	CS: 1
PITCHER Jack Morris, R ERA: 2.12 (1, 1)	IP	WLS	BF	H	R	ER	SO	BB	IBB	HBP	BLK	WP	HR	S	P	ERA	WHIP																IP	WLS	BF	H	R	ER	SO	BB	IBB	HBP	BLK	WP	HR	S	P	ERA	WHIP														

**DETROIT TIGERS @ TORONTO BLUE JAYS**  
 Exhibition Stadium, Toronto, ON  
 Tue Apr 13 1982, 6:05 PM EST  
 Att: 10,087 - Unknown - 40 F

livebaseballscorecards.com

AB	31
R	2
H	4
RBI	2
BB	4
SO	3
LOB	10



Batter	1	2	3	4	5	6	7	8	9	AB R H RBI BB SO LOB	TOP																								
Howard Johnson, S OBP: 0.250, SLG: 0.250 (1, 9) (9, 5)	0-0 F9			0-0 F5		0-0 F8			0-0 G3 1B 1B	4 1 1 0 0 0 1																									
Enos Cabell, R OBP: 0.346, SLG: 0.440 (1, 5) (9, 3)	0-0 6-3			0-0 F3			0-0 P4		0-0 G3 1B 1B	4 1 1 0 0 0 0																									
Kirk Gibson, L OBP: 0.190, SLG: 0.158 (1, 8) (9, 9)	0-0 F9			0-0 F8			0-0 F8		0-0 G3 1B 1B	4 0 0 0 0 0 2																									
Richie Hebner, L OBP: 0.133, SLG: 0.133 Chet Lemon, R OBP: 1.000, SLG: 1.000 (1, 3) (9, PH) (9, 9)		0-0 3-1			0-0 F9			0-0 4-3	0-0 G3 1B 1B FC6-4	3 0 0 0 0 0 0 1 1 1 2 0 0 0																									
Larry Herndon, R OBP: 0.280, SLG: 0.227 (1, 7) (9, 9)		0-0 L5			0-0 F8				0-0 5-3 FC6-4 1B 1B	4 1 1 0 0 0 0																									
Jerry Turner, L OBP: 0.333, SLG: 0.333 (1, 10) (9, 9)		0-0 F8			0-0 F7				0-0 1B 1B FC6-4 1B	4 0 2 0 0 0 0																									
Lou Whitaker, L OBP: 0.381, SLG: 0.353 (1, 4) (9, 9)			0-3 K			0-0 CS 1B			0-0 FC6-4 1B	4 0 2 1 0 1 2																									
John Wockenfuss, R OBP: 0.438, SLG: 0.467 (1, 2) (9, 9)			0-3 K			4-0 BB			0-0 K 1B	3 0 1 1 1 2 2																									
Alan Trammell, R OBP: 0.143, SLG: 0.100 (1, 6) (9, 9)			0-0 F7			0-0 F8			0-0 P6 F9	4 0 0 0 0 0 5																									
<b>Inning Stats</b>	R: 0 E: 0 K: 0 S: 3	H: 0 LOB: 0 BB: 0 P: 3	R: 0 E: 0 K: 0 S: 3	H: 0 LOB: 0 BB: 0 P: 3	R: 0 E: 0 K: 0 S: 3	H: 0 LOB: 0 BB: 0 P: 3	R: 0 E: 0 K: 0 S: 3	H: 0 LOB: 0 BB: 0 P: 3	R: 0 E: 0 K: 0 S: 3	H: 1 LOB: 1 BB: 1 P: 7	R: 0 E: 0 K: 0 S: 3	H: 0 LOB: 0 BB: 0 P: 3	R: 0 E: 0 K: 1 S: 7	H: 2 LOB: 2 BB: 0 P: 7	R: 4 E: 0 K: 0 S: 9	H: 6 LOB: 2 BB: 0 P: 9	1B: 9 2B: 0 3B: 0 HR: 0	SF: 0 SAC: 0 DP: 0 HBP: 0	WP: 0 PB: 0 SB: 0 CS: 1	PA: 36															
<b>PITCHER</b>	IP WLS BF H R ER SO BB IBB HBP BLK WP HR S P ERA WHIP																			<b>PITCHER</b>	IP WLS BF H R ER SO BB IBB HBP BLK WP HR S P ERA WHIP														
Jim Clancy, R ERA: 8.31 (1, 1)	8.0		29	5	2	2	3	1	0	0	0	0	0	34	38	2.25	0.750																		
Jerry Garvin, L ERA: 17.18 (9, 1)	0.1		1	0	0	0	0	0	0	0	0	0	0	1	1	0.00	0.000																		
Roy Lee Jackson, R ERA: 9.0 (9, 1)	0.2	W	6	4	2	2	0	0	0	0	0	0	0	6	6	27.00	6.000																		

Detroit Tigers @ Toronto Blue Jays  
Exhibition Stadium, Toronto, ON

Wed Apr 14 1982, 6:05 PM EST  
Att. 10,114 - Unknown - 44 F

AB	35
R	4
H	9
RBI	4
BB	1
SO	3
LOB	12



livebaseballscorecards.com



Batter	1	2	3	4	5	6	7	8	9	AB R H RBI BB SO LOB	TOP																									
<b>Damaso Garcia, R</b> (1, 4) OBP: 0.433, SLG: 0.385	0-0 G3		4-0 2B BB		4-0 1B BB		4-0 1B BB		0-0 5-3	2 1 0 0 3 0 0																										
<b>Rance Mulliniks, L</b> (1, 5) OBP: 0.333, SLG: 0.733 <b>Garth Iorg, R</b> (5, PH) OBP: 0.583, SLG: 1.000	0-0 G3		0-0 2B 1-H		0-0 1B		0-0 1B		0-0 6-3	2 0 1 1 0 0 0 3 0 2 0 0 0 0																										
<b>Lloyd Moseby, L</b> (1, 8) OBP: 0.138, SLG: 0.148	0-0 4-3		0-0 F5		0-3 K		0-0 F9			4 0 0 0 0 1 5																										
<b>Willie Upshaw, L</b> (1, 3) OBP: 0.357, SLG: 0.615		0-0 G3 2B		0-0 6-3		0-3 K		0-0 G3		4 0 1 0 0 1 2																										
<b>Hosken Powell, L</b> (1, 7) OBP: 0.500, SLG: 0.500 <b>Barry Bonnell, R</b> (6, PH) OBP: 0.500, SLG: 0.667		0-0 G3 2-3		0-0 1B S		0-0 F3		0-0 F7		2 1 1 0 0 0 1 2 0 0 0 0 0 0																										
<b>John Mayberry, L</b> (1, 10) OBP: 0.267, SLG: 0.214 <b>Wayne Nordhagen, R</b> (4, PH) OBP: 0.643, SLG: 0.545		0-0 G3		0-0 1B 1-H		4-0 CS BB		0-0 BB 1B		1 0 0 0 0 0 1 2 0 2 1 1 0 0																										
<b>Ernie Whitt, L</b> (1, 2) OBP: 0.375, SLG: 0.667		0-0 G3		0-3 K		0-3 K 1-2		4-0 BB		3 0 0 0 1 2 3																										
<b>Jesse Barfield, R</b> (1, 9) OBP: 0.280, SLG: 0.100			0-0 CS 1B		0-0 L5		0-0 L5		0-0 F8	4 0 1 0 0 0 3																										
<b>Alfredo Griffin, S</b> (1, 6) OBP: 0.214, SLG: 0.222 <b>Al Woods, L</b> (9, PH)			0-0 4-3 1-2		0-0 6-3		0-0 F7		0-0 F9	3 0 0 0 0 0 1 1 0 0 0 0 0 0																										
<b>Inning Stats</b>	R: 0 E: 0 K: 0 S: 3	H: 0 LOB: 0 BB: 0 P: 3	R: 0 E: 0 K: 0 S: 4	H: 1 LOB: 1 BB: 0 P: 4	R: 1 E: 0 K: 0 S: 4	H: 2 LOB: 1 BB: 1 P: 8	R: 1 E: 0 K: 1 S: 7	H: 2 LOB: 1 BB: 0 P: 7	R: 0 E: 0 K: 2 S: 8	H: 1 LOB: 2 BB: 1 P: 12	R: 0 E: 0 K: 1 S: 4	H: 0 LOB: 0 BB: 1 P: 8	R: 0 E: 0 K: 0 S: 4	H: 1 LOB: 2 BB: 1 P: 8	R: 0 E: 0 K: 0 S: 3	H: 0 LOB: 0 BB: 0 P: 3	1B: 6 2B: 2 3B: 0 HR: 0	SF: 0 SAC: 0 DP: 0 HBP: 0	WP: 0 PB: 0 SB: 1 CS: 2	PA: 38																
<b>PITCHER</b>	IP WLS BF H R ER SO BB IBB HBP BLK WP HR S P ERA WHIP																																			
<b>Dave Rozema, R</b> (1, 1) ERA: 2.38	3.1		14	4	2	2	0	1	0	0	0	0	0	13	17	5.40	1.500																			
<b>Kevin Saucier, L</b> (4, 1) ERA: 1.69	3.2	W	16	3	0	0	4	3	0	0	0	0	0	21	33	0.00	1.636																			
<b>Elias Sosa, R</b> (8, 1) ERA:	2.0	S	8	1	0	0	0	1	0	0	0	0	0	7	11	0.00	1.000																			

**Toronto Blue Jays @ Detroit Tigers**  
 Tiger Stadium, Detroit, MI  
 Thu Apr 15 1982, 3:33 AM EST  
 Att: 51,038 - Unknown

livebaseballscorecards.com

<b>AB</b>	33
<b>R</b>	2
<b>H</b>	8
<b>RBI</b>	2
<b>BB</b>	5
<b>SO</b>	4
<b>LOB</b>	16



Batter	1	2	3	4	5	6	7	8	9	AB	R	H	RBI	BB	SO	LOB
Chet Lemon, R OBP: 1.000, SLG: 1.000 (1, 9)	0-0 SH1-4 1B		H 1-0 HBP		X 0-0 1B		X 0-0 SH1-4			2	1	2	0	0	0	0
Enos Cabell, R OBP: 0.379, SLG: 0.464 Tom Brookens, R OBP: 0.154, SLG: 0.231 (1, 5) (8, 5)	0-0 SH1-4		X 0-0 F8		X 0-0 1B		X 0-0 FC3-6 1B			3	0	2	2	0	0	1
Kirk Gibson, L OBP: 0.160, SLG: 0.130 (1, 8)	0-0 F6		X 0-0 F8		X 0-0 F2		X 0-0 FC3-6 1B			4	0	0	0	0	0	5
Richie Hebner, L OBP: 0.211, SLG: 0.211 (1, 3)	0-0 1B			X 0-0 F8		X 0-0 L4-6 BB 1B		X 0-0 F6		4	0	2	1	0	0	1
Larry Herndon, R OBP: 0.310, SLG: 0.240 (1, 7)	0-0 1-3			X 0-0 G4-6-3 1B		X 4-0 BB 1B		X 0-0 1-3		3	1	1	0	1	0	1
Jerry Turner, L OBP: 0.267, SLG: 0.267 Glenn Wilson, R (8, PH) (1, 10)		X 0-0 F9		X 0-0 G4-6-3		X 0-0 L4-6		X 0-3 K		3	0	0	0	0	0	3
Lou Whitaker, L OBP: 0.360, SLG: 0.333 (1, 4)		X 0-3 K			X 0-0 4-3		X 0-0 FC4-6 1B		X 0-0 1-3	4	0	1	1	0	1	0
John Wockenfuss, R OBP: 0.421, SLG: 0.412 (1, 2)		X 0-0 F8			X 4-0 BB 1B		X 0-0 FC4-6			2	1	0	0	1	0	1
Alan Trammell, R OBP: 0.167, SLG: 0.174 (1, 6)			X 0-3 K		X 0-0 F8		X 0-0 SH1-4 1B 2B			3	1	1	0	0	1	1


Inning Stats	R: 1	H: 2	E: 0	K: 0	S: 5	R: 0	H: 0	E: 0	K: 1	S: 5	R: 0	H: 0	E: 0	K: 1	S: 5	R: 0	H: 1	E: 0	K: 0	S: 3	R: 1	H: 2	E: 0	K: 0	S: 5	R: 1	H: 2	E: 0	K: 0	S: 4	R: 1	H: 2	E: 0	K: 0	S: 5	R: 0	H: 0	E: 0	K: 1	S: 5
	LOB: 1	BB: 0	P: 5			LOB: 0	BB: 0	P: 5			LOB: 1	BB: 0	P: 5			LOB: 1	BB: 0	P: 5			LOB: 2	BB: 1	P: 9			LOB: 1	BB: 1	P: 8			LOB: 1	BB: 0	P: 5			LOB: 0	BB: 0	P: 5		

PITCHER	IP	WLS	BF	H	R	ER	SO	BB	IBB	HBP	BLK	WP	HR	S	P	ERA	WHIP
Dave Stieb, R ERA: 3.77 (1, 1)	6.1	L	29	9	4	4	2	2	0	1	0	0	0	30	39	5.68	1.737
Jerry Garvin, L ERA: 11.81 (7, 1)	1.2		5	0	0	0	1	0	0	0	0	0	0	7	7	0.00	0.000

**BOTTOM**

**Toronto Blue Jays @ Detroit Tigers**  
Tiger Stadium, Detroit, MI  
Thu Apr 15 1982, 3:33 AM EST  
Att. 51,038 - Unknown

AB	29
R	4
H	9
RBI	4
BB	2
SO	3
LOB	13



WP	HR	S	P	ERA	WHIP
0	0	0	0	0.00	0.000

Batter	1	2	3	4	5	6	7	8	9	AB R H RBI BB SO LOB	TOP											
Willie Randolph, R (1, 4) OBP: 0.538, SLG: 0.526	0-0 5-3	0-0 E BB 1-3 2B 1B	0-0 1B		0-0 6-3			0-0 E 1B 1B	4-0 WP BB	5 2 3 0 1 0 0												
Jerry Mumphrey, S (1, 8) OBP: 0.345, SLG: 0.308	0-0 1B 1B	4-0 E 1-2 2B BB	0-0 1B		0-0 F8			0-0 E 1-2 FC3-2 1B	4-0 G1-6-3 BB	4 2 3 0 2 0 0												
Ken Griffey, L (1, 9) OBP: 0.360, SLG: 0.348	0-3 K	0-0 E1 2B 1-2 2-3 3-H	0-3 K		0-0 F7			0-0 FC3-2 1-3 2-3 3-H 1B 1B	0-0 G1-6-3 1-2f	6 2 1 1 0 2 7												
Dave Winfield, R (1, 7) OBP: 0.385, SLG: 0.720	0-0 1B 1-2 2B 1B	0-0 2B 1-3 2-H 3-H	0-0 F4		0-0 2B			4-0 FC3-2 1B BB		4 3 3 2 1 0 2												
Dave Revering, L (1, 3) OBP: 0.200, SLG: 0.143	0-0 2B 1-3 2-H	4-0 2B IBB		0-3 K		0-0 4-3		0-0 FC3-2 1-2 2-3 3-H 1B		4 0 1 1 1 1 4												
Lou Piniella, R (1, 10) OBP: 0.643, SLG: 1.077	0-0 2B	0-0 2B		0-3 K		0-3 K		0-0 F5		2 0 2 3 0 0 0												
Oscar Gamble, L (4, PH) OBP: 0.125, SLG: 0.250	1-3 3-H 2B	1-3 2-H 3-H 2B		0-3 K						3 0 0 0 0 2 3												
Graig Nettles, L (1, 5) OBP: 0.381, SLG: 0.421	0-3 K	4-0 L4-3 BB		0-0 3-1			0-0 4-3	0-0 1-2 2-H 3-H 1B		4 0 1 2 1 1 2												
Roy Smalley, S (1, 6) OBP: 0.233, SLG: 0.154		K			0-3 K		0-0 1B	0-3 K		5 0 1 0 0 3 5												
Rick Cerone, R (1, 2) OBP: 0.273, SLG: 0.350		E3 1B E	0-0 F6		0-0 5-3		0-0 F8		0-0 1-6-3	5 1 0 0 0 0 1												
<b>Inning Stats</b>	R: 2 E: 0 K: 2 S: 11	H: 4 LOB: 2 BB: 0 P: 11	R: 5 E: 2 K: 1 S: 9	H: 3 LOB: 2 BB: 3 P: 21	R: 0 E: 0 K: 1 S: 7	H: 2 LOB: 2 BB: 0 P: 7	R: 0 E: 0 K: 2 S: 7	H: 0 LOB: 0 BB: 0 P: 7	R: 0 E: 0 K: 1 S: 5	H: 0 LOB: 0 BB: 0 P: 5	R: 0 E: 0 K: 0 S: 4	H: 1 LOB: 1 BB: 0 P: 4	R: 0 E: 0 K: 1 S: 6	H: 1 LOB: 1 BB: 0 P: 6	R: 3 E: 1 K: 1 S: 9	H: 4 LOB: 2 BB: 1 P: 13	R: 0 E: 0 K: 0 S: 2	H: 0 LOB: 1 BB: 2 P: 10	1B: 11 2B: 5 3B: 0 HR: 0	SF: 0 SAC: 0 DP: 2 HBP: 0	WP: 1 PB: 0 SB: 0 CS: 0	PA: 48
<b>PITCHER</b>	IP WLS BF H R ER SO BB IBB HBP BLK WP HR S P ERA WHIP																					
Pat Underwood, L (1, 1) ERA: 5.4	1.1 L 12 5 6 3 3 1 0 0 0 0 0 0 17 21 20.25 4.500																					
Dave Tobik, R (2, 1) ERA: 8.1	5.2 27 9 4 3 5 1 1 0 0 0 0 35 43 4.76 1.765																					
Larry Pashnick, R (8, 1) ERA: 2.25	2.0 9 1 0 0 1 3 0 0 0 1 0 8 20 0.00 2.000																					

**New York Yankees @ Detroit Tigers**  
Tiger Stadium, Detroit, MI  
Fri Apr 16 1982, 6:05 PM EST  
Att. 14,082 - Unknown - 64 F

[livebaseballscorecards.com](http://livebaseballscorecards.com)

AB	42
R	10
H	15
RBI	9
BB	6
SO	9
LOB	24





Batter	1	2	3	4	5	6	7	8	9	AB R H RBI BB SO LOB
Chet Lemon, R OBP: 0.556, SLG: 0.625 (1, 9)	0-0 5-3		0-0 2B		0-0 4-3		0-3 K		0-3 K	5 0 1 1 0 2 1
Enos Cabell, R OBP: 0.394, SLG: 0.563 (1, 3)	0-0 F9		0-0 1B		0-0 HR		0-0 5-3			4 1 2 1 0 0 1
Kirk Gibson, L OBP: 0.138, SLG: 0.111 (1, 8)	0-0 G3		0-3 K		0-0 F7		0-0 5-3			4 0 0 0 0 1 2
Larry Herndon, R OBP: 0.333, SLG: 0.310 (1, 7)		0-0 2B	0-0 F8		0-3 K		0-0 FC6-4 1B			4 0 2 0 0 1 2
John Wockenfuss, R OBP: 0.391, SLG: 0.350 (1, 2)		0-0 6-3		4-0 F9 WP BB		0-0 F8		0-0 FC6-4 1-2f		3 0 0 0 1 0 2
Tom Brookens, R OBP: 0.176, SLG: 0.188 (1, 5)		0-3 K		4-0 FC5-4 BB		0-0 F9		0-0 F4		3 0 0 0 1 1 2
Glenn Wilson, R OBP: 0.200, SLG: 0.400 (1, 10)		0-0 6-3		0-0 F9 2-3		0-0 5-3				4 0 1 0 0 0 3
Alan Trammell, R OBP: 0.179, SLG: 0.222 (1, 6)			0-0 1-3 2B	0-0 F4		0-0 1-3		0-0 6-3		4 1 1 0 0 0 3
Lou Whitaker, L OBP: 0.321, SLG: 0.292 (1, 4)			0-0 1-3	0-0 FC5-4		0-0 F7		0-0 5-3		3 0 0 0 0 0 3
Howard Johnson, S OBP: 0.200, SLG: 0.200 (9, PH)			0-0 2-3	1-2f						1 0 0 0 0 0 1

Inning Stats	R: 0	H: 0	E: 0	K: 0	S: 3	R: 0	H: 1	E: 0	K: 1	S: 6	R: 1	H: 3	E: 0	K: 1	S: 8	R: 0	H: 0	E: 0	K: 0	S: 3	R: 1	H: 1	E: 0	K: 1	S: 6	R: 0	H: 0	E: 0	K: 0	S: 3	R: 0	H: 1	E: 0	K: 0	S: 4	R: 0	H: 1	E: 0	K: 1	S: 6	R: 0	H: 1	E: 0	K: 1	S: 6	1B: 2	SF: 0	2B: 4	SAC: 0	3B: 0	DP: 0	HR: 1	HBP: 0	WP: 1	PA: 37
PITCHER Ron Guidry, L ERA: 4.15 (1, 1)	IP	WLS	BF	H	R	ER	SO	BB	IBB	HBP	BLK	WP	HR	S	P	ERA	WHIP																																						

**NEW YORK YANKEES @ DETROIT TIGERS**  
Tiger Stadium, Detroit, MI  
Fri Apr 16 1982, 6:05 PM EST  
Att: 14,082 - Unknown - 64 F

<b>AB</b>	<b>35</b>
<b>R</b>	<b>2</b>
<b>H</b>	<b>7</b>
<b>RBI</b>	<b>2</b>
<b>BB</b>	<b>2</b>
<b>SO</b>	<b>5</b>
<b>LOB</b>	<b>20</b>

livebaseballscorecards.com

Batter	1	2	3	4	5	6	7	8	9	AB R H RBI BB SO LOB	TOP									
Willie Randolph, R (1, 4) OBP: 0.533, SLG: 0.565	0-0 6-3		0-0 G4-6-3 1-2 1B			0-0 1B 2B	0-0 6-3			4 1 2 0 0 0 1	<p><b>New York Yankees @ Detroit Tigers</b> Tiger Stadium, Detroit, MI</p> <p>Sat Apr 17 1982, 3:33 AM EST Att. 12,963 - Cloudy - 60 F</p>									
Jerry Mumphrey, S (1, 8) OBP: 0.364, SLG: 0.333	0-0 4-3		0-0 G4-6-3 1-2f 2-3			0-0 HR 1B		0-0 G1-6-3 1B		4 1 2 1 0 0 2										
Ken Griffey, L (1, 9) OBP: 0.310, SLG: 0.296	0-0 F8		0-0 4-3			0-3 K		0-0 G1-6-3 1-2f		4 0 0 0 0 1 3										
Bobby Murcer, L (1, 10) Lou Piniella, R (8, PH) OBP: 0.750, SLG: 1.500 OBP: 0.667, SLG: 1.077		0-0 FC5 WP 1B		0-0 5-3		0-0 HR		4-0 BB		3 1 2 2 0 0 0 0 0 0 0 1 0 0										
Dave Revering, L (1, 3) Bob Watson, R (8, PH) OBP: 0.167, SLG: 0.118 OBP: 0.200, SLG: 0.333		0-3 K		0-0 G3		0-0 G3		0-0 G1		3 0 0 0 0 1 1 1 0 0 0 0 0 1										
Graig Nettles, L (1, 5) OBP: 0.320, SLG: 0.348		0-0 F5 1-2		0-0 F9		0-0 6-3			0-0 F7	4 0 0 0 0 0 1										
Roy Smalley, S (1, 6) OBP: 0.294, SLG: 0.207		4-0 IBB			0-0 F8		0-0 G1-4-3 1B		0-0 1B	3 0 2 0 1 0 0										
Barry Foote, R (1, 2) OBP: 0.143, SLG: 0.286		0-0 FC5 2-3f			0-0 F5		0-0 G1-4-3 1-2f		0-0 F5	4 0 0 0 0 0 4										
Dave Collins, S (1, 7) OBP: 0.222, SLG: 0.222			0-0 G4-6-3 1B 1B			0-0 2-3		0-0 1B		4 0 2 0 0 0 1										
<b>Inning Stats</b>	R: 0 E: 0 K: 0 S: 3	H: 0 LOB: 0 BB: 0 P: 3	R: 0 E: 0 K: 1 S: 6	H: 1 LOB: 2 BB: 1 P: 10	R: 0 E: 0 K: 0 S: 4	H: 2 LOB: 1 BB: 0 P: 4	R: 0 E: 0 K: 0 S: 3	H: 0 LOB: 0 BB: 0 P: 3	R: 3 E: 0 K: 1 S: 8	H: 3 LOB: 0 BB: 0 P: 8		R: 0 E: 0 K: 0 S: 4	H: 2 LOB: 1 BB: 0 P: 4	R: 0 E: 0 K: 0 S: 3	H: 1 LOB: 1 BB: 1 P: 7	R: 0 E: 0 K: 0 S: 4	H: 1 LOB: 1 BB: 0 P: 4	1B: 8 2B: 1 3B: 0 HR: 1	SF: 0 SAC: 0 DP: 3 HBP: 0	WP: 1 PB: 0 SB: 0 CS: 0
<b>PITCHER</b>	IP WLS BF H R ER SO BB IBB HBP BLK WP HR S P ERA WHIP																			
Jack Morris, R (1, 1) ERA: 2.63	7.0 W 29 9 3 3 2 0 0 0 0 1 1 32 36 3.86 1.286																			
Kevin Saucier, L (8, 1) ERA: 1.23	2.0 S 7 1 0 0 0 1 0 0 0 0 0 0 6 10 0.00 1.000																			

livebaseballscorecards.com

<b>AB</b>	34
<b>R</b>	3
<b>H</b>	10
<b>RBI</b>	3
<b>BB</b>	2
<b>SO</b>	2
<b>LOB</b>	14



Batter	1	2	3	4	5	6	7	8	9	AB	R	H	RBI	BB	SO	LOB
Chet Lemon, R OBP: 0.583, SLG: 0.556 Lynn Jones, R (5, 9)	0-0 5-3	1-0 HBP		1-0 CS HBP			0-0 G3			1	0	0	0	0	0	0
Enos Cabell, R OBP: 0.432, SLG: 0.694 Richie Hebner, L OBP: 0.211, SLG: 0.211 (8, 3)	0-0 HR	0-0 2B		0-0 CS	0-3 K		0-0 G6-4-3 1B			4	1	3	3	0	1	0
Kirk Gibson, L OBP: 0.152, SLG: 0.129 (1, 8)	0-0 1-3						0-0 F9			4	1	1	0	0	0	1
Larry Herndon, R OBP: 0.324, SLG: 0.303 (1, 7)	0-0 F9						0-0 E5			4	0	1	0	0	0	0
John Wockenfuss, R OBP: 0.370, SLG: 0.333 (1, 2)							0-0 FC4-6			4	0	1	0	0	0	1
Tom Brookens, R OBP: 0.190, SLG: 0.200 (1, 5)							0-0 F7			4	1	1	0	0	0	2
Glenn Wilson, R OBP: 0.286, SLG: 0.333 Howard Johnson, S OBP: 0.167, SLG: 0.167 (6, PH)							0-0 6-3			1	1	0	0	1	0	1
Alan Trammell, R OBP: 0.226, SLG: 0.241 (1, 6)							0-0 5-3			2	1	1	1	1	0	0
Lou Whitaker, L OBP: 0.290, SLG: 0.259 (1, 4)							0-0 4-3			3	0	0	0	0	0	3


Inning Stats	R: 1	H: 1	E: 0	K: 0	S: 4	LOB: 0	BB: 0	P: 4	R: 3	H: 3	E: 0	K: 0	S: 5	LOB: 2	BB: 1	P: 10	R: 1	H: 3	E: 0	K: 0	S: 5	LOB: 1	BB: 0	P: 5	R: 0	H: 0	E: 0	K: 0	S: 2	LOB: 0	BB: 0	P: 3	R: 0	H: 0	E: 1	K: 1	S: 6	LOB: 1	BB: 0	P: 6	R: 0	H: 0	E: 0	K: 0	S: 3	LOB: 1	BB: 1	P: 7	R: 0	H: 1	E: 0	K: 0	S: 3	LOB: 0	BB: 0	P: 3	R: 0	H: 0	E: 0	K: 0	S: 3	LOB: 0	BB: 0	P: 3
PITCHER	IP	WLS	BF	H	R	ER	SO	BB	IBB	HBP	BLK	WP	HR	S	P	ERA	WHIP																																															
Tommy John, L ERA: 5.25 George Frazier, R ERA: 2.16	3.0	L	16	7	5	5	0	1	0	1	0	1	1	14	19	15.00	2.667																																															
	5.0		17	1	0	0	1	1	0	1	0	0	0	17	22	0.00	0.400																																															

**BOTTOM**

**New York Yankees @ Detroit Tigers**  
Tiger Stadium, Detroit, MI  
Sat Apr 17 1982, 3:33 AM EST  
Att. 12,963 - Cloudy - 60 F

AB	29
R	5
H	8
RBI	4
BB	2
SO	1
LOB	8

livebaseballscorecards.com



WP: 1	PA: 34
PB: 0	
SB: 0	
CS: 1	

Batter	1	2	3	4	5	6	7	8	9	AB R H RBI BB SO LOB	TOP											
Willie Randolph, R (1, 4) OBP: 0.500, SLG: 0.556	0-3 K			x 0-0 1-3		x 0-0 S 2B		x 0-0 F8		4 0 1 0 0 1 0												
Jerry Mumphrey, S (1, 8) OBP: 0.378, SLG: 0.333	0-0 4-3		x 0-0 F8		B B B B 4-0 2-3 BB		x 0-0 1B		3 0 1 0 1 0 0													
Bobby Murcer, L (1, 10) OBP: 0.375, SLG: 0.750	0-0 F2		x 0-0 4-3		x 0-0 F8		x 0-0 F8		4 0 0 0 0 0 3													
Oscar Gamble, L (1, 9) OBP: 0.250, SLG: 0.273		B B B B 4-0 G6-4-3 BB		x 0-0 3-1		x 0-0 G5-6-3 BB 1B		x 0-0 F8		3 0 1 0 1 0 0												
Dave Revering, L (1, 3) OBP: 0.273, SLG: 0.250		x 0-0 G6-4-3 1-2f		x 0-0 1B		B B B B 4-0 1-2 G5-6-3 BB		x 0-0 HR 2B		3 1 2 0 1 0 1												
Graig Nettles, L (1, 5) OBP: 0.276, SLG: 0.296		x 0-0 6-3		x 0-0 F7		x 0-0 G5-6-3 1-2f 2-3		x 0-0 F4		4 0 0 0 0 0 4												
Roy Smalley, S (1, 6) OBP: 0.316, SLG: 0.313			S S S S 0-3 K		S S S S 0-3 K		B B B B 4-0 BB		x 0-0 2-H HR	3 1 1 2 1 2 1	AB 31 R 2 H 6 RBI 2 BB 4 SO 4 LOB 11											
Rick Cerone, R (1, 2) OBP: 0.231, SLG: 0.292			x 0-0 F5		x 0-0 4-3		x 0-0 F7		x 0-0 F7	4 0 0 0 0 0 2												
Dave Collins, S (1, 7) OBP: 0.167, SLG: 0.167			S S S S 0-3 K		x 0-0 G3		x 0-0 G3		x 0-0 G3	3 0 0 0 0 1 0												
Inning Stats	R: 0 E: 0 K: 1 S: 5	H: 0 LOB: 0 BB: 0 P: 5	R: 0 E: 0 K: 0 S: 2	H: 0 LOB: 0 BB: 1 P: 6	R: 0 E: 0 K: 2 S: 7	H: 0 LOB: 0 BB: 0 P: 7	R: 0 E: 0 K: 0 S: 3	H: 0 LOB: 0 BB: 0 P: 3	R: 0 E: 0 K: 1 S: 6	H: 1 LOB: 1 BB: 0 P: 6	R: 0 E: 0 K: 0 S: 4	H: 1 LOB: 2 BB: 1 P: 8	R: 0 E: 0 K: 0 S: 3	H: 1 LOB: 2 BB: 2 P: 11	R: 0 E: 0 K: 0 S: 4	H: 1 LOB: 1 BB: 0 P: 4	R: 2 E: 0 K: 0 S: 5	H: 2 LOB: 0 BB: 0 P: 5	1B: 3 2B: 2 3B: 0 HR: 1	SF: 0 SAC: 0 DP: 2 HBP: 0	WP: 0 PB: 0 SB: 1 CS: 0	PA: 35
PITCHER	IP WLS BF H R ER SO BB IBB HBP BLK WP HR S P ERA WHIP																					
Dan Petry, R (1, 1) ERA: 3.93	7.0 W 26 3 0 0 4 4 0 0 0 0 0 0 30 46 0.00 1.000																					
Elias Sosa, R (8, 1) ERA: 3.6	2.0 9 3 2 2 0 0 0 0 0 0 0 1 9 9 9.00 1.500																					

**New York Yankees @ Detroit Tigers**  
 Tiger Stadium, Detroit, MI  
 Sun Apr 18 1982, 3:33 AM EST  
 Att. 23,334 - Sunny

[livebaseballscorecards.com](http://livebaseballscorecards.com)



Batter	1	2	3	4	5	6	7	8	9	AB	R	H	RBI	BB	SO	LOB
Chet Lemon, R OBP: 0.412, SLG: 0.357 (1, 9)	0-0 6-3		0-0 F7		0-0 F7		0-0 F8	0-0 6-3		5	0	0	0	0	0	3
Enos Cabell, R OBP: 0.415, SLG: 0.650 (1, 3)	0-3 K		0-0 5-3		0-0 1-3		0-0 FC1-2-5-1 1-3 2-H 1B			4	1	1	1	0	1	0
Kirk Gibson, L OBP: 0.135, SLG: 0.114 (1, 10)	0-3 K		0-0 F8				0-0 FC1-2-5-1 1-3 3-H 1B			4	0	0	0	0	2	2
Larry Herndon, R OBP: 0.366, SLG: 0.333 (1, 7)		4-0 BB 1B BB		0-0 BB 1B		0-3 K	0-0 2-3 3-H 1B			3	1	2	1	1	1	0
John Wockenfuss, R OBP: 0.387, SLG: 0.308 (1, 2)		0-0 G3		4-0 BB 1B		4-0 E 1-2 BB	4-0 BB BB	0-0 4-3		2	0	0	0	2	0	3
Tom Brookens, R OBP: 0.280, SLG: 0.261 (1, 5)		0-0 S 2-H 1B		0-0 F8		4-0 BB		0-0 SH1-4 2B 1B		3	2	2	1	1	0	1
Glenn Wilson, R OBP: 0.400, SLG: 0.375 (1, 8)		4-0 BB 1B BB		0-0 E8		0-0 4-3		0-0 SH1-4		2	0	1	0	1	0	2
Alan Trammell, R OBP: 0.286, SLG: 0.313 (1, 6)		0-0 G5-4-3 1-2 3-H 1B		0-0 5-3		4-0 BB BB	4-0 SH 1B BB	0-0 6-3 2-H 2B		3	1	2	2	1	0	2
Lou Whitaker, L OBP: 0.265, SLG: 0.233 (1, 4)		0-0 G5-4-3 1-2f			0-0 4-3		0-0 SH 1B FC1-2-5-1	0-0 6-3		3	0	0	0	0	0	3

Inning Stats	R: 0	H: 0	E: 0	K: 2	S: 7	R: 2	H: 2	E: 0	K: 0	S: 4	R: 0	H: 0	E: 0	K: 0	S: 3	R: 0	H: 2	E: 1	K: 0	S: 4	R: 0	H: 0	E: 0	K: 2	S: 7	R: 2	H: 2	E: 0	K: 0	S: 6	R: 1	H: 2	E: 0	K: 0	S: 5	1B: 7	2B: 1	3B: 0	HR: 0	SF: 0	SAC: 2	DP: 1	HBP: 0	WP: 0	PB: 0	SB: 1	CS: 0	PA: 37
	0	0	0	2	7	2	2	0	0	4	0	0	0	0	3	0	2	0	0	0	4	0	0	0	2	7	1	2	0	0	6	1	2	0	5	7	1	0	0	0	0	0	0	0	0	0	0	37

PITCHER	IP	WLS	BF	H	R	ER	SO	BB	IBB	HBP	BLK	WP	HR	S	P	ERA	WHIP
Dave Righetti, L ERA: 4.05 (1, 1)	6.0	L	26	4	3	3	4	6	0	0	1	0	0	28	52	4.50	1.667
Shane Rawley, L ERA: 3.38 (7, 1)	2.0		11	4	2	2	0	0	0	0	0	0	0	11	11	9.00	2.000

**BOTTOM**

**New York Yankees @ Detroit Tigers**  
**Tiger Stadium, Detroit, MI**  
 Sun Apr 18 1982, 3:33 AM EST  
 Att. 23,334 - Sunny

[livebaseballscorecards.com](http://livebaseballscorecards.com)

<b>AB</b>	<b>29</b>
<b>R</b>	<b>5</b>
<b>H</b>	<b>8</b>
<b>RBI</b>	<b>5</b>
<b>BB</b>	<b>6</b>
<b>SO</b>	<b>4</b>
<b>LOB</b>	<b>16</b>



Batter	1	2	3	4	5	6	7	8	9	AB R H RBI BB SO LOB	TOP
<b>Willie Wilson, S</b> (1, 7) <small>OBP: 0.200, SLG: 0.200</small> <b>Tom Poquette, L</b> (4, 7) <small>OBP: 0.324, SLG: 0.290</small>	0-0 F8		0-0 1B		0-0 F2			0-0 F8		2 0 1 0 0 0 0 2 0 0 0 0 0 1	<b>Kansas City Royals @ Detroit Tigers</b> Tiger Stadium, Detroit, MI Mon Apr 19 1982, 6:05 PM EST Att. 10,809 - Unknown - 64 F
<b>John Wathan, R</b> (1, 2) <small>OBP: 0.267, SLG: 0.279</small>	0-0 4-3		0-3 K		0-0 PO	0-0 6-3		0-0 6-3		4 0 0 0 0 1 1	
<b>George Brett, L</b> (1, 5) <small>OBP: 0.356, SLG: 0.538</small>	0-0 F2			0-0 6-3		0-0 1B		0-3 K		4 0 1 0 0 1 0	
<b>Willie Aikens, L</b> (1, 3) <small>OBP: 0.367, SLG: 0.320</small> <b>Dennis Werth, R</b> (9, PR)		0-0 L9		4-0 1B BB		0-0 G4-6-3 1B		0-0 1B		3 0 1 0 1 0 1 0 0 0 0 0 0 0	
<b>Amos Otis, R</b> (1, 8) <small>OBP: 0.310, SLG: 0.550</small>		0-0 L7		0-0 F9			0-0 1B	0-0 F9		4 0 1 0 0 0 2	
<b>Hal McRae, R</b> (1, 10) <small>OBP: 0.359, SLG: 0.424</small>		0-0 6-3		1-2 1B			0-0 1B 3B	0-0 F8		4 1 2 0 0 0 1	
<b>Jerry Martin, R</b> (1, 9) <small>OBP: 0.474, SLG: 0.625</small>			0-0 HR		0-0 F3		0-0 1B			3 1 2 2 0 0 2	
<b>Frank White, R</b> (1, 4) <small>OBP: 0.316, SLG: 0.514</small>			0-0 5-3			0-0 PO 1B	0-0 G5-4-3 1B	0-0 G5-4-3		3 0 1 0 0 0 1	
<b>U L Washington, S</b> (1, 6) <small>OBP: 0.297, SLG: 0.250</small>			0-0 6-3			0-0 F8		0-0 2-3		3 0 0 0 0 0 1	
<b>Inning Stats</b>	R: 0 H: 0 E: 0 LOB: 0 K: 0 BB: 0 S: 3 P: 3	R: 0 H: 0 E: 0 LOB: 0 K: 0 BB: 0 S: 3 P: 3	R: 1 H: 2 E: 0 LOB: 1 K: 1 BB: 0 S: 7 P: 7	R: 0 H: 1 E: 0 LOB: 2 K: 0 BB: 1 S: 4 P: 8	R: 0 H: 1 E: 0 LOB: 0 K: 0 BB: 0 S: 3 P: 3	R: 0 H: 1 E: 0 LOB: 0 K: 0 BB: 0 S: 3 P: 3	R: 1 H: 3 E: 0 LOB: 0 K: 0 BB: 0 S: 4 P: 4	R: 0 H: 0 E: 0 LOB: 0 K: 0 BB: 0 S: 3 P: 3	R: 0 H: 1 E: 0 LOB: 1 K: 1 BB: 0 S: 6 P: 6	1B: 7 SF: 0 2B: 0 SAC: 0 3B: 1 DP: 2 HR: 1 HBP: 0	
<b>PITCHER</b> <b>Larry Pashnick, R</b> (1, 1) <small>ERA: 2.45</small> <b>Kevin Saucier, L</b> (8, 1) <small>ERA: 1.04</small> <b>Elias Sosa, R</b> (9, 1) <small>ERA: 3.18</small>	IP WLS BF H R ER SO BB IBB HBP BLK WP HR S P ERA WHIP 7.0 0 26 8 2 2 1 1 0 0 0 0 1 27 31 2.57 1.286 1.1 W 5 1 0 0 1 0 0 0 0 0 0 0 7 7 0.00 0.750 0.2 S 2 0 0 0 0 0 0 0 0 0 0 0 2 2 0.00 0.000	<b>PITCHER</b> IP WLS BF H R ER SO BB IBB HBP BLK WP HR S P ERA WHIP									

livebaseballscorecards.com

AB	32
R	2
H	9
RBI	2
BB	1
SO	2
LOB	10



Batter	1	2	3	4	5	6	7	8	9
Chet Lemon, R OBP: 0.381, SLG: 0.333 (1, 9)	0-0 1B		0-0 B2-3		0-0 G4-6-3 1-2f		0-0 4-3		
Enos Cabell, R OBP: 0.444, SLG: 0.682 (1, 3)	0-3 K		0-0 E7 1B			0-0 4-3 2B		0-0 HR 1B	
Kirk Gibson, L OBP: 0.171, SLG: 0.211 (1, 8)	0-3 K		4-0 BB			0-0 4-3 2-3		0-0 HR 1-H	
Larry Herndon, R OBP: 0.333, SLG: 0.300 (1, 7)	0-0 2-3		0-0 F9			0-0 L6		0-0 1-3	
John Wockenfuss, R OBP: 0.364, SLG: 0.286 (1, 2)		0-0 F4		0-0 F8		0-0 F7		0-0 4-3	
Richie Hebner, L OBP: 0.200, SLG: 0.200 (6, PH)									
Lance Parrish, R OBP: 0.167, SLG: 0.167 (7, 2)									
Tom Brookens, R OBP: 0.296, SLG: 0.250 (1, 5)		4-0 1B BB		0-0 1-3			0-3 K	0-0 FC5-4 1B	
Howard Johnson, S OBP: 0.250, SLG: 0.250 (7, PH)									
Mick Kelleher, R (8, 5)									
Mick Kelleher, R (9, 5)									
Glenn Wilson, R OBP: 0.429, SLG: 0.667 (1, 10)		0-0 CS 1B 1-3		0-0 4-3			0-0 HR	0-0 FC5-4	
Alan Trammell, R OBP: 0.263, SLG: 0.286 (1, 6)		0-0 L5 1-2			0-0 F8		0-0 6-3		
Lou Whitaker, L OBP: 0.297, SLG: 0.303 (1, 4)			0-0 F8			0-0 G4-6-3 1B			

Inning Stats	R: 0 E: 0 K: 2 S: 8	H: 1 LOB: 1 BB: 0 P: 8	R: 0 E: 0 K: 0 S: 3	H: 1 LOB: 1 BB: 1 P: 7	R: 0 E: 1 K: 0 S: 4	H: 1 LOB: 2 BB: 1 P: 8	R: 0 E: 0 K: 0 S: 3	H: 0 LOB: 0 BB: 0 P: 3	R: 0 E: 0 K: 0 S: 3	H: 1 LOB: 0 BB: 0 P: 3	R: 0 E: 0 K: 0 S: 4	H: 1 LOB: 1 BB: 0 P: 4	R: 1 E: 0 K: 1 S: 7	H: 2 LOB: 1 BB: 0 P: 7	R: 2 E: 0 K: 0 S: 6	H: 3 LOB: 1 BB: 0 P: 6
--------------	------------------------------	---------------------------------	------------------------------	---------------------------------	------------------------------	---------------------------------	------------------------------	---------------------------------	------------------------------	---------------------------------	------------------------------	---------------------------------	------------------------------	---------------------------------	------------------------------	---------------------------------

PITCHER	IP	WLS	BF	H	R	ER	SO	BB	IBB	HBP	BLK	WP	HR	S	P	ERA	WHIP
Paul Splittorf, L ERA: 2.0 (1, 1)	5.0		19	4	0	0	2	2	0	0	0	0	0	21	29	0.00	1.200
Dave Frost, R ERA: 2.45 (6, 1)	1.1		6	2	1	1	1	0	0	0	0	0	1	8	8	6.75	1.500
Dan Quisenberry, R ERA: 1.69 (7, 1)	1.2	L	9	4	2	2	0	0	0	0	0	0	1	9	9	10.80	2.400

**BOTTOM**

AB	R	H	RBI	BB	SO	LOB
4	0	1	0	0	0	2
4	1	3	0	0	1	1
3	1	1	2	1	1	2
4	0	0	0	0	0	4
2	0	0	0	0	0	0
1	0	0	0	0	0	1
1	0	0	0	0	0	0
1	0	0	0	1	0	0
2	0	1	0	0	1	0
0	0	0	0	0	0	0
4	1	2	1	0	0	1
3	0	0	0	0	0	2
3	0	2	0	0	0	0

**AB 32**  
**R 3**  
**H 10**  
**RBI 3**  
**BB 2**  
**SO 3**  
**LOB 13**

**WP: 0** **PA: 34**  
**PB: 0**  
**SB: 0**  
**CS: 1**

**livebaseballscorecards.com**



**Kansas City Royals @ Detroit Tigers**  
Tiger Stadium, Detroit, MI  
Mon Apr 19 1982, 6:05 PM EST  
Att: 10,809 - Unknown - 64 F

Batter	1	2	3	4	5	6	7	8	9	AB R H RBI BB SO LOB	TOP
Tom Poquette, L (1, 7) OBP: 0.316, SLG: 0.265	4-0 BB		0-0 F2		0-0 F9			0-0 F6		3 0 0 0 1 0 1	
John Wathan, R (1, 2) OBP: 0.271, SLG: 0.267 Jamie Quirk, L (8, PH) (8, 2)	0-3 K		4-0 BB			0-3 K		0-0 F9		2 0 0 0 1 2 1 1 0 0 0 0 0 1	
George Brett, L (1, 5) OBP: 0.327, SLG: 0.488	0-3 K		0-0 L9			0-3 K		0-0 4-3		4 0 0 0 0 2 3	
Willie Aikens, L (1, 3) OBP: 0.324, SLG: 0.276	0-0 F8		0-3 K			0-0 F8			0-0 4-3	4 0 0 0 0 1 2	
Amos Otis, R (1, 8) OBP: 0.304, SLG: 0.512		4-0 1B BB		0-0 F7			0-0 6-3		0-0 F9	3 0 0 0 1 0 0	
Hal McRae, R (1, 10) OBP: 0.349, SLG: 0.389		0-0 L9		0-0 5-3			4-0 BB		0-3 K	3 0 0 0 1 1 1	
Jerry Martin, R (1, 9) OBP: 0.463, SLG: 0.600		0-0 1-2 1B		0-0 5-3			0-3 K			3 0 1 0 0 1 1	
Frank White, R (1, 4) OBP: 0.300, SLG: 0.487 Kelly Heath, R (6, 4)		0-0 F9			0-0 P5			0-0 L8		2 0 0 0 0 0 2 1 0 0 0 0 0 1	
U L Washington, S (1, 6) OBP: 0.300, SLG: 0.235		0-3 K			0-3 K			4-0 BB		2 0 0 0 1 2 2	
<b>Inning Stats</b>	R: 0 E: 0 K: 2 S: 7 H: 0 LOB: 1 BB: 1 P: 11	R: 0 E: 0 K: 1 S: 6 H: 1 LOB: 2 BB: 1 P: 10	R: 0 E: 0 K: 1 S: 5 H: 0 LOB: 1 BB: 1 P: 9	R: 0 E: 0 K: 0 S: 3 H: 0 LOB: 0 BB: 0 P: 3	R: 0 E: 0 K: 1 S: 5 H: 0 LOB: 0 BB: 0 P: 5	R: 0 E: 0 K: 2 S: 7 H: 0 LOB: 0 BB: 0 P: 7	R: 0 E: 0 K: 1 S: 5 H: 0 LOB: 1 BB: 1 P: 9	R: 0 E: 0 K: 0 S: 3 H: 0 LOB: 1 BB: 1 P: 7	R: 0 E: 0 K: 1 S: 5 H: 0 LOB: 0 BB: 0 P: 5	1B: 1 2B: 0 3B: 0 HR: 0 SF: 0 SAC: 0 DP: 0 HBP: 0	WP: 0 PB: 0 SB: 0 CS: 0 PA: 33
<b>PITCHER</b> Milt Wilcox, R (1, 1) ERA: 3.65	IP: 9.0 WLS: W BF: 33 H: 1 R: 0 ER: 0 SO: 9 BB: 5 IBB: 0 HBP: 0 BLK: 0 WP: 0 HR: 0 S: 46 P: 66 ERA: 0.00 WHIP: 0.667										

**Kansas City Royals @ Detroit Tigers**

Tiger Stadium, Detroit, MI

Tue Apr 20 1982, 6:05 PM EST  
Att. 10,654 - Unknown - 53 F

livebaseballscorecards.com

AB	28
R	0
H	1
RBI	0
BB	5
SO	9
LOB	15







Batter	1	2	3	4	5	6	7	8	9	AB R H RBI BB SO LOB	TOP											
U L Washington, S (1, 6) OBP: 0.273, SLG: 0.211	0-0 L6		0-0 L8		0-0 FC6-4			0-0 F8		4 0 0 0 0 0 1												
John Wathan, R (1, 2) OBP: 0.288, SLG: 0.286	0-0 ES 1B		0-0 1B			0-0 5-3		0-0 F9		4 0 2 0 0 0 0												
George Brett, L (1, 5) OBP: 0.302, SLG: 0.447	0-0 P6 1-3		0-0 4-3			0-0 F9			0-0 4-3	4 0 0 0 0 0 2												
Amos Otis, R (1, 8) OBP: 0.300, SLG: 0.511	0-0 4-3			0-0 6-3		0-0 2B			0-0 6-3	4 0 1 0 0 0 1												
Hal McRae, R (1, 10) OBP: 0.319, SLG: 0.350		0-0 5-3		0-3 K		0-0 1-3			0-0 4-3	4 0 0 0 0 1 1												
Willie Aikens, L (1, 3) OBP: 0.297, SLG: 0.250		0-0 L8		0-0 1-3			0-0 6-3			3 0 0 0 0 0 0												
Jerry Martin, R (1, 9) OBP: 0.432, SLG: 0.553		0-3 K			0-3 K		0-0 F9			3 0 0 0 0 2 0												
Greg Pryor, R (1, 4) OBP: 0.250, SLG: 1.000			0-0 HR		0-0 E5 FC6-4		0-0 6-3			3 1 1 1 0 0 0												
Tom Poquette, L (1, 7) OBP: 0.300, SLG: 0.250			0-0 P4		0-0 F9			0-0 4-3		2 0 0 0 0 0 1												
Lee May, R (8, PH) OBP: 0.429, SLG: 0.333										1 0 0 0 0 0 0												
Cesar Geronimo, L (8, 7)										0 0 0 0 0 0 0												
<b>Inning Stats</b>	R: 0 E: 0 K: 0 S: 4	H: 1 LOB: 1 BB: 0 P: 4	R: 0 E: 0 K: 1 S: 5	H: 0 LOB: 0 BB: 0 P: 5	R: 1 E: 0 K: 0 S: 5	H: 2 LOB: 1 BB: 0 P: 5	R: 0 E: 0 K: 1 S: 5	H: 0 LOB: 0 BB: 0 P: 5	R: 0 E: 1 K: 1 S: 6	H: 0 LOB: 1 BB: 0 P: 6	R: 0 E: 0 K: 0 S: 4	H: 1 LOB: 1 BB: 0 P: 4	R: 0 E: 0 K: 0 S: 3	H: 0 LOB: 0 BB: 0 P: 3	R: 0 E: 0 K: 0 S: 3	H: 0 LOB: 0 BB: 0 P: 3	R: 0 E: 0 K: 0 S: 3	H: 0 LOB: 0 BB: 0 P: 3	1B: 2 2B: 1 3B: 0 HR: 1	SF: 0 SAC: 0 DP: 0 HBP: 0	WP: 0 PB: 0 SB: 1 CS: 0	PA: 32
<b>PITCHER</b> Pat Underwood, L (1, 1) ERA: 2.87	IP: 9.0 WLS: W BF: 32 H: 4 R: 1 ER: 1 SO: 3 BB: 0 IBB: 0 HBP: 0 BLK: 0 WP: 0 HR: 1 S: 38 P: 38 ERA: 1.00 WHIP: 0.444																				<b>PITCHER</b> IP: WLS: BF: H: R: ER: SO: BB: IBB: HBP: BLK: WP: HR: S: P: ERA: WHIP	

**Kansas City Royals @ Detroit Tigers**  
 Tiger Stadium, Detroit, MI  
 Wed Apr 21 1982, 6:05 PM EST  
 Att. 12,583 - Unknown - 49 F

[livebaseballscorecards.com](http://livebaseballscorecards.com)

<b>AB</b>	<b>32</b>
<b>R</b>	<b>1</b>
<b>H</b>	<b>4</b>
<b>RBI</b>	<b>1</b>
<b>BB</b>	<b>0</b>
<b>SO</b>	<b>3</b>
<b>LOB</b>	<b>6</b>



Batter	1	2	3	4	5	6	7	8	9	AB	R	H	RBI	BB	SO	LOB	BOTTOM			
Chet Lemon, R OBP: 0.387, SLG: 0.370 (1, 9)	4-0 HR BB	0-0 BB 1B		0-0 FC5-4 1-2 1B		0-0 F8		0-0 P1		4	1	2	0	1	0	2	<b>Kansas City Royals @ Detroit Tigers</b> Tiger Stadium, Detroit, MI Wed Apr 21 1982, 6:05 PM EST Att: 12,583 - Unknown - 49 F			
Enos Cabell, R OBP: 0.444, SLG: 0.654 (1, 3)	0-0 F9	4-0 1-2 BB		0-0 FC5-4 1-2f 2-3			0-0 5-3-5 1B		3	0	1	0	1	0	3					
Kirk Gibson, L OBP: 0.184, SLG: 0.283 (1, 8)	0-0 1-H HR	0-3 K		0-3 K			0-0 F9		4	1	1	2	0	2	5					
Larry Herndon, R OBP: 0.308, SLG: 0.277 (1, 7)	0-0 1-3		0-0 1B 1B		0-0 P4		0-0 5-3-5 1-2f		4	0	1	0	0	0	1					
John Wockenfuss, R OBP: 0.415, SLG: 0.303 (1, 2)	4-0 1B BB		0-0 1-3 FC5-4 1B		0-3 K		0-0 5-3		3	0	1	0	1	1	0					
Tom Brookens, R OBP: 0.303, SLG: 0.267 Howard Johnson, S OBP: 0.200, SLG: 0.200 (1, 5) (6, 5)	0-0 1-2 1B		0-0 1-2f CS FC5-4		0-0 P4		0-3 K		3	0	1	0	0	0	2					
Glenn Wilson, R OBP: 0.500, SLG: 0.750 (1, 10)	0-0 F9		0-3 1-2 K			0-0 FC4-6 1B		0-0 2B 2B 1B	4	1	2	0	0	1	4					
Alan Trammell, R OBP: 0.304, SLG: 0.357 (1, 6)		0-0 L7		0-0 FC5-4 1B 1B		0-0 F7		0-0 1-3 2B 2B	4	1	2	0	0	0	1					
Lou Whitaker, L OBP: 0.318, SLG: 0.350 (1, 4)		0-0 F7		0-0 F8		0-0 FC4-6 1-2f		0-0 2-H 3-H 2B	4	0	1	2	0	0	2					
<b>Inning Stats</b>	R: 2 E: 0 K: 0 S: 5	H: 2 LOB: 2 BB: 2 P: 13	R: 0 E: 0 K: 1 S: 6	H: 1 LOB: 2 BB: 1 P: 10	R: 0 E: 0 K: 1 S: 6	H: 2 LOB: 1 BB: 0 P: 6	R: 0 E: 0 K: 1 S: 7	H: 2 LOB: 2 BB: 0 P: 7	R: 0 E: 0 K: 1 S: 5	H: 0 LOB: 0 BB: 0 P: 5	R: 0 E: 0 K: 0 S: 4	H: 1 LOB: 1 BB: 0 P: 4	R: 0 E: 0 K: 0 S: 3	H: 1 LOB: 0 BB: 0 P: 3	R: 2 E: 0 K: 1 S: 8	H: 3 LOB: 1 BB: 0 P: 8	1B: 9 2B: 3 3B: 0 HR: 1	SF: 0 SAC: 0 DP: 1 HBP: 0	WP: 0 PB: 0 SB: 0 CS: 1	PA: 37
<b>PITCHER</b> Larry Gura, L ERA: 5.88 (1, 1)	IP 8.0	WLS L	BF 37	H 12	R 4	ER 4	SO 5	BB 3	IBB 0	HBP 0	BLK 0	WP 0	HR 1	S 44	P 56	ERA 4.50	WHIP 1.875			
<b>PITCHER</b>	IP	WLS	BF	H	R	ER	SO	BB	IBB	HBP	BLK	WP	HR	S	P	ERA	WHIP			

livebaseballscores.com

AB	34
R	4
H	12
RBI	4
BB	3
SO	5
LOB	20



Batter	1	2	3	4	5	6	7	8	9	AB R H RBI BB SO LOB	TOP											
Chet Lemon, R (1, 9) OBP: 0.389, SLG: 0.452	0-3 K		0-0 1-H HR		4-0 1B BB		0-0 6-3		0-0 6-3 1-2	4 1 1 2 1 1 1												
Enos Cabell, R (1, 3) OBP: 0.431, SLG: 0.625	0-0 4-3		0-0 4-3		0-0 L4-3 1B		0-0 6-3			4 0 1 0 0 0 0												
Kirk Gibson, L (1, 10) OBP: 0.208, SLG: 0.300	0-3 K		0-0 FC1-6 1B		0-0 L4-3 1-2		0-0 6-3		0-0 E 1B	4 1 2 0 0 1 2												
Larry Herndon, R (1, 7) OBP: 0.339, SLG: 0.314		0-0 FC5-4 1B	0-0 FC1-6 1-2f		0-0 CS 1B		0-0 E7 1B			4 0 3 0 0 0 1												
John Wockenfuss, R (1, 2) OBP: 0.378, SLG: 0.270		0-0 FC5-4 1B 1-2f	0-0 G3		0-0 F8		0-0 1-3			4 0 0 0 0 0 4												
Glenn Wilson, R (1, 8) OBP: 0.500, SLG: 0.708		0-0 FC6-4 1B 1-3		0-0 F7		0-0 1-2 1B		0-3 K		4 0 2 0 0 1 1												
Howard Johnson, S (1, 5) OBP: 0.154, SLG: 0.154		0-0 F4		0-0 G3		0-0 F7		0-0 F5		3 0 0 0 0 0 3												
Tom Brookens, R (6, 5) OBP: 0.294, SLG: 0.258		0-0 FC6-4 1-2f		0-0 6-3		0-0 5-3		0-0 F9		1 0 0 0 0 0 0												
Alan Trammell, R (1, 6) OBP: 0.280, SLG: 0.326		0-0 FC6-4 1-2f		0-0 6-3		0-0 5-3		0-0 F9		4 0 0 0 0 0 2												
Lou Whitaker, L (1, 4) OBP: 0.313, SLG: 0.341			0-0 E5 HR		0-0 F9		0-0 1-3		0-0 BLK 1B	4 1 1 0 0 0 0												
<b>Inning Stats</b>	R: 0 E: 0 K: 2 S: 7	H: 0 LOB: 0 BB: 0 P: 7	R: 0 E: 0 K: 0 S: 5	H: 2 LOB: 2 BB: 0 P: 5	R: 2 E: 1 K: 0 S: 6	H: 2 LOB: 1 BB: 0 P: 6	R: 0 E: 0 K: 0 S: 3	H: 0 LOB: 0 BB: 0 P: 3	R: 0 E: 0 K: 0 S: 3	H: 1 LOB: 1 BB: 1 P: 7	R: 0 E: 0 K: 0 S: 4	H: 2 LOB: 1 BB: 0 P: 4	R: 0 E: 0 K: 0 S: 3	H: 0 LOB: 0 BB: 0 P: 3	R: 1 E: 1 K: 1 S: 7	H: 2 LOB: 1 BB: 0 P: 7	R: 0 E: 0 K: 0 S: 4	H: 1 LOB: 1 BB: 0 P: 4	1B: 9 2B: 1 3B: 0 HR: 1	SF: 0 SAC: 0 DP: 1 HBP: 0	WP: 0 PB: 0 SB: 0 CS: 1	PA: 37
<b>PITCHER</b> Tommy John, L (1, 1) ERA: 3.43	IP: 9.0 WLS: L BF: 37 H: 10 R: 3 ER: 1 SO: 3 BB: 1 IBB: 0 HBP: 0 BLK: 1 WP: 0 HR: 1 S: 42 P: 46 ERA: 1.00 WHIP: 1.222																					

**Detroit Tigers @ New York Yankees**  
 Yankee Stadium, Bronx, NY

Thu Apr 22 1982, 6:05 PM EST  
 Att. 16,059 - Unknown - 49 F

livebaseballscorecards.com

**AB** 36  
**R** 3  
**H** 10  
**RBI** 2  
**BB** 1  
**SO** 3  
**LOB** 14



Batter	1	2	3	4	5	6	7	8	9	AB	R	H	RBI	BB	SO	LOB
Willie Randolph, R (1, 4) OBP: 0.458, SLG: 0.475	0-0 6-3		0-3 K		4-0 S BB			0-0 G3		3	0	0	0	1	1	0
Dave Collins, S (1, 7) OBP: 0.292, SLG: 0.375	0-0 1B 3B		0-0 CS 1B		0-3 K 1-2			0-0 1-3		4	1	2	0	0	1	1
Jerry Mumphrey, S (1, 8) OBP: 0.353, SLG: 0.319	0-0 S 1B		0-3 K 1-2		0-0 F8			0-0 G6-4-3 1B		4	0	2	1	0	1	1
Dave Winfield, R (1, 10) OBP: 0.359, SLG: 0.568	0-0 1-3 1-2			0-0 SH1-3 1B		0-3 K		0-0 G6-4-3 1-2		4	0	1	0	0	1	2
Lou Piniella, R (1, 9) OBP: 0.542, SLG: 0.818	0-0 F7			0-0 SH1-3 1-2		0-0 F9		0-0 F5		3	0	0	0	0	0	1
Graig Nettles, L (1, 5) OBP: 0.306, SLG: 0.303		0-0 4-3		0-0 F7			0-0 F7			3	0	0	0	0	0	1
Dave Revering, L (1, 3) OBP: 0.250, SLG: 0.231		0-0 3-1		0-0 G3			0-0 F8			3	0	0	0	0	0	1
Rick Cerone, R (1, 2) OBP: 0.263, SLG: 0.286		0-0 1B			0-0 4-3		0-0 F7			3	0	1	0	0	0	0
Bucky Dent, R (1, 6) OBP: 0.136, SLG: 0.136		0-0 F9			0-0 4-3			0-0 F7		2	0	0	0	0	0	1
Bobby Murcer, L (8, PH) OBP: 0.300, SLG: 0.600										1	0	0	0	0	0	0
Larry Milbourne, S (9, 6) OBP: 0.125, SLG: 0.125										0	0	0	0	0	0	0

Inning Stats	R: 1	H: 2	E: 0	K: 5	S: 5	LOB: 1	BB: 0	P: 5	R: 0	H: 1	E: 0	K: 0	S: 4	LOB: 1	BB: 0	P: 4	R: 0	H: 1	E: 0	K: 2	S: 7	LOB: 0	BB: 0	P: 7	R: 0	H: 1	E: 0	K: 0	S: 4	LOB: 1	BB: 0	P: 4	R: 0	H: 0	E: 0	K: 1	S: 5	LOB: 1	BB: 1	P: 9	R: 0	H: 0	E: 0	K: 1	S: 5	LOB: 0	BB: 0	P: 5	R: 0	H: 0	E: 0	K: 0	S: 3	LOB: 0	BB: 0	P: 3	R: 0	H: 0	E: 0	K: 0	S: 3	LOB: 0	BB: 0	P: 3	R: 0	H: 1	E: 0	K: 0	S: 3	LOB: 0	BB: 0	P: 3	1B: 5	2B: 0	3B: 1	HR: 0	SF: 0	SAC: 1	DP: 1	HBP: 0	WP: 0	PB: 0	SB: 2	CS: 1	PA: 32	ERA	WHIP
PITCHER Jack Morris, R (1, 1) ERA: 2.18	IP	WLS	BF	H	R	ER	SO	BB	IBB	HBP	BLK	WP	HR	S	P	ERA	WHIP																																																																						
	9.0	W	32	6	1	1	4	1	0	0	0	0	0	39	43	1.00	0.778																																																																						

**BOTTOM**

**Detroit Tigers @ New York Yankees**  
Yankee Stadium, Bronx, NY

Thu Apr 22 1982, 6:05 PM EST  
Att: 16,059 - Unknown - 49 F

[livebaseballscorecards.com](http://livebaseballscorecards.com)

<b>AB</b>	<b>30</b>
<b>R</b>	<b>1</b>
<b>H</b>	<b>6</b>
<b>RBI</b>	<b>1</b>
<b>BB</b>	<b>1</b>
<b>SO</b>	<b>4</b>
<b>LOB</b>	<b>8</b>



Batter	1	2	3	4	5	6	7	8	9	AB R H RBI BB SO LOB	TOP	
Chet Lemon, R OBP: 0.381, SLG: 0.417 (1, 9) X	0-0 F9	0-3 K		0-0 SF8 2B 1B		0-0 5-3		4-0 WP 2B BB	0-0 6-3	5 2 1 1 1 1 1		
Enos Cabell, R OBP: 0.444, SLG: 0.672 (1, 3) X	0-0 F9		0-0 FC1-6 1B	0-0 SF8 2B		0-0 3B		0-0 6-3		5 0 3 0 0 0 1		
Kirk Gibson, L OBP: 0.241, SLG: 0.321 Dan Petry, R (8, 1) B B B	4-0 BB		0-0 FC1-6 3B 1-2f	4-0 SF8 IBB		0-0 4-3		0-0 1B 2B		3 2 1 1 2 0 2 0 0 0 0 0 0 0		
Larry Herndon, R OBP: 0.344, SLG: 0.352 (8, 7) X	0-0 F9		0-0 FC 3B 1-H	0-0 SF8 1-2 2-3 3-H		4-0 FC4 BB		0-0 F3		3 1 1 2 1 0 2		
John Wockenfuss, R OBP: 0.380, SLG: 0.268 (1, 2) B B B		4-0 BB 1B BB	0-0 FC 3-H	0-0 6-3		0-0 FC4 1-2f		0-0 BB 1B		4 0 1 2 1 0 4		
Glenn Wilson, R OBP: 0.516, SLG: 0.704 (8, 8) B B B B		4-0 1B 1B BB	0-0 F7		0-0 5-3		0-0 WP SF8 2B	4-0 BB		3 2 1 0 2 0 1		
Howard Johnson, S OBP: 0.222, SLG: 0.176 (1, 5) X		0-0 1B SF7 1B 1-2 2-H	0-3 K		4-0 1B BB		0-0 F3	0-3 K		4 1 1 0 1 2 4		
Alan Trammell, R OBP: 0.309, SLG: 0.360 (1, 6) X		0-0 PB S 1B 1-3 2-H		0-0 2B 1B		0-0 1B	0-0 SF8 2-H		0-3 K	4 0 3 2 0 1 0		
Lou Whitaker, L OBP: 0.308, SLG: 0.362 Tom Brookens, R OBP: 0.286, SLG: 0.250 (7, 4) X		0-0 SF7 3-H		0-0 S 1B 1-2		0-0 6-3	0-3 K		0-0 6-3	3 1 1 1 0 1 1 1 0 0 0 0 0 0		
<b>Inning Stats</b>	R: 0 E: 0 K: 0 S: 3 H: 0 LOB: 1 BB: 1 P: 7	R: 2 E: 0 K: 1 S: 6 H: 2 LOB: 1 BB: 2 P: 14	R: 2 E: 0 K: 1 S: 8 H: 2 LOB: 1 BB: 0 P: 8	R: 2 E: 0 K: 0 S: 6 H: 4 LOB: 2 BB: 1 P: 10	R: 0 E: 0 K: 0 S: 3 H: 1 LOB: 1 BB: 1 P: 7	R: 0 E: 0 K: 0 S: 4 H: 1 LOB: 2 BB: 1 P: 8	R: 1 E: 0 K: 1 S: 6 H: 1 LOB: 0 BB: 0 P: 6	R: 2 E: 0 K: 1 S: 7 H: 2 LOB: 2 BB: 2 P: 15	R: 0 E: 0 K: 1 S: 5 H: 0 LOB: 0 BB: 0 P: 5	1B: 7 2B: 4 3B: 2 HR: 0 SF: 3 SAC: 0 DP: 0 HBP: 0	WP: 4 PB: 1 SB: 2 CS: 0 PA: 46	
<b>PITCHER</b>	IP WLS BF H R ER SO BB IBB HBP BLK WP HR S P ERA WHIP											
Dave Righetti, L ERA: 5.94 (1, 1)	3.1 L 18 6 5 5 2 3 0 0 0 1 0 19 31 13.50 2.700											
John Pacella, R ERA: 7.2 (4, 1)	4.2 25 7 4 4 2 4 1 0 0 2 0 24 44 7.71 2.357											
George Frazier, R ERA: 1.74 (9, 1)	1.0 3 0 0 0 0 1 0 0 0 0 0 5 5 0.00 0.000											

**Detroit Tigers @ New York Yankees**  
 Yankee Stadium, Bronx, NY  
 Fri Apr 23 1982, 6:05 PM EST  
 Att. 20,160 - Unknown - 64 F

[livebaseballscorecards.com](http://livebaseballscorecards.com)

<b>AB</b>	<b>35</b>
<b>R</b>	<b>9</b>
<b>H</b>	<b>13</b>
<b>RBI</b>	<b>9</b>
<b>BB</b>	<b>8</b>
<b>SO</b>	<b>5</b>
<b>LOB</b>	<b>16</b>





Batter	1	2	3	4	5	6	7	8	9	AB R H RBI BB SO LOB	TOP											
Chet Lemon, R (1, 9) OBP: 0.383, SLG: 0.400	4-0 BB		0-0 F9		0-0 F8		0-0 G1-4-3		0-0 FC5 1B	4 0 1 1 1 0 1												
Enos Cabell, R (1, 5) OBP: 0.412, SLG: 0.621	0-0 7-4		0-0 F9			0-0 5-3		0-0 4-3	0-0 FC5 2-3	5 0 0 0 0 0 2												
Kirk Gibson, L (1, 8) Glenn Wilson, R (7, 8) OBP: 0.279, SLG: 0.400 OBP: 0.500, SLG: 0.679	0-0 BLK 1B			0-0 HR		4-0 E HR BB		0-0 L3		2 2 2 1 1 0 0 1 0 0 0 0 0 0												
Richie Hebner, L (1, 3) OBP: 0.250, SLG: 0.250	0-0 F8			0-0 F2		0-0 E7 HR 1B		0-0 1B		4 1 2 0 0 0 1												
Larry Herndon, R (1, 7) OBP: 0.354, SLG: 0.431		0-3 K		0-0 2B		0-0 HR		0-3 K		4 1 2 3 0 2 1												
Jerry Turner, L (1, 10) OBP: 0.316, SLG: 0.474		0-0 HR		0-0 F8		0-0 F9		0-0 SH3 2B 1B		4 2 2 1 0 0 1												
Lou Whitaker, L (1, 4) Tom Brookens, R (8, 4) OBP: 0.291, SLG: 0.340 OBP: 0.286, SLG: 0.250		0-0 F9		0-0 F7		0-0 4-3		0-0 SH3 1-2		3 0 0 0 0 0 1 0 0 0 0 0 0 0												
John Wockenfuss, R (1, 2) OBP: 0.389, SLG: 0.295		0-0 F3		0-0 F8		4-0 G1-4-3 BB		0-0 1B 2B		3 1 1 1 1 0 0												
Alan Trammell, R (1, 6) OBP: 0.288, SLG: 0.333			0-0 L4		0-0 6-3		0-0 F8		0-0 F4	4 0 0 0 0 0 2												
<b>Inning Stats</b>	R: 0 E: 0 K: 0 S: 3	H: 1 LOB: 1 BB: 1 P: 7	R: 1 E: 0 K: 1 S: 6	H: 1 LOB: 0 BB: 0 P: 6	R: 0 E: 0 K: 0 S: 3	H: 0 LOB: 0 BB: 0 P: 3	R: 1 E: 0 K: 0 S: 5	H: 2 LOB: 1 BB: 0 P: 5	R: 0 E: 0 K: 0 S: 3	H: 0 LOB: 0 BB: 0 P: 3	R: 3 E: 1 K: 0 S: 5	H: 2 LOB: 0 BB: 1 P: 9	R: 0 E: 0 K: 0 S: 2	H: 0 LOB: 0 BB: 1 P: 6	R: 0 E: 0 K: 1 S: 6	H: 1 LOB: 1 BB: 0 P: 6	R: 2 E: 0 K: 0 S: 6	H: 3 LOB: 1 BB: 0 P: 6	1B: 5 2B: 3 3B: 0 HR: 3	SF: 0 SAC: 1 DP: 2 HBP: 0	WP: 0 PB: 0 SB: 0 CS: 0	PA: 38
<b>PITCHER</b>	IP WLS BF H R ER SO BB IBB HBP BLK WP HR S P ERA WHIP																					
Doyle Alexander, R (1, 1) ERA: 7.5	6.0 L 25 6 5 5 1 2 0 0 0 0 0 3 25 33 7.50 1.333																					
Shane Rawley, L (7, 1) ERA: 2.16	2.0 7 1 0 0 1 1 0 0 0 0 0 0 8 12 0.00 1.000																					
George Frazier, R (9, 1) ERA: 3.18	1.0 6 3 2 2 0 0 0 0 0 0 0 0 6 6 18.00 3.000																					

**Detroit Tigers @ New York Yankees**  
 Yankee Stadium, Bronx, NY  
 Sat Apr 24 1982, 3:33 AM EST  
 Att. 25,585 - Unknown - 72 F

[livebaseballscorecards.com](http://livebaseballscorecards.com)

<b>AB</b>	<b>34</b>
<b>R</b>	<b>7</b>
<b>H</b>	<b>10</b>
<b>RBI</b>	<b>7</b>
<b>BB</b>	<b>3</b>
<b>SO</b>	<b>2</b>
<b>LOB</b>	<b>9</b>





Batter	1	2	3	4	5	6	7	8	9	AB R H RBI BB SO LOB
Willie Randolph, R (1, 4) OBP: 0.456, SLG: 0.510	0-0 BLK 1B		0-0 L6		0-0 F9		0-0 1B 3B		0-0 4-3	5 1 2 0 0 0 1
Jerry Mumphrey, S (1, 8) OBP: 0.350, SLG: 0.309	0-0 F8 1-2		0-0 6-3		0-0 4-3		0-0 FC4-6 1B		0-0 F9	5 0 1 1 0 0 1
Ken Griffey, L (1, 9) OBP: 0.289, SLG: 0.306	0-0 F9		0-0 2B		0-0 1B		0-0 FC4-6 FC6-4 1-2f			4 0 2 0 0 0 2
Bobby Murcer, L (1, 10) OBP: 0.294, SLG: 0.438	0-0 F9		0-0 F9		0-0 G3		0-0 FC6-4 1-2f			3 0 0 0 0 0 3
Lou Piniella, R (7, PH) OBP: 0.520, SLG: 0.783										1 0 0 0 0 0 1
Dave Winfield, R (1, 7) OBP: 0.340, SLG: 0.511		0-0 1B 1B		0-0 6-3 1B		0-0 6-3		0-3 K		4 0 2 0 0 1 0
Graig Nettles, L (1, 5) OBP: 0.318, SLG: 0.325		0-0 F7		0-0 F8		0-0 2B		0-3 K		4 0 1 0 0 1 2
Dave Revering, L (1, 3) OBP: 0.200, SLG: 0.188		0-0 F9		0-0 6-3 1-2		0-0 F8		0-0 2B		3 0 0 0 0 0 3
Butch Hobson, R (8, PH) OBP: 1.000, SLG: 2.000		0-0 F9		0-0 F9		0-0 6-3		0-0 4-3		1 0 1 0 0 0 0
Barry Foote, R (1, 2) OBP: 0.182, SLG: 0.273		0-0 1-3 1B		0-0 F9		0-0 6-3		0-0 4-3		4 0 1 0 0 0 3
Larry Milbourne, S (1, 6) OBP: 0.167, SLG: 0.250		0-0 1-3			0-0 F9 WP 2B		0-0 3-1		0-0 6-3	4 1 1 0 0 0 2

Inning Stats	R: 0	H: 1	E: 0	K: 0	S: 4	H: 1	LOB: 1	BB: 0	P: 4	R: 0	H: 1	E: 0	K: 0	S: 4	H: 1	LOB: 1	BB: 0	P: 4	R: 0	H: 1	E: 0	K: 0	S: 4	H: 2	LOB: 1	BB: 0	P: 5	R: 1	H: 2	E: 0	K: 0	S: 5	H: 1	LOB: 1	BB: 0	P: 4	R: 1	H: 2	E: 0	K: 0	S: 5	H: 1	LOB: 1	BB: 0	P: 8	R: 0	H: 1	E: 0	K: 2	S: 8	H: 0	LOB: 0	BB: 0	P: 3	1B: 6	SF: 0	2B: 4	SAC: 0	3B: 1	DP: 0	HR: 0	HBP: 0	WP: 1	PA: 38
--------------	------	------	------	------	------	------	--------	-------	------	------	------	------	------	------	------	--------	-------	------	------	------	------	------	------	------	--------	-------	------	------	------	------	------	------	------	--------	-------	------	------	------	------	------	------	------	--------	-------	------	------	------	------	------	------	------	--------	-------	------	-------	-------	-------	--------	-------	-------	-------	--------	-------	--------

PITCHER	IP	WLS	BF	H	R	ER	SO	BB	IBB	HBP	BLK	WP	HR	S	P	ERA	WHIP
Larry Pashnick, R (1, 1) ERA: 2.6	6.1	W	29	10	2	2	0	0	0	0	1	1	0	29	29	2.84	1.579
Kevin Saucier, L (7, 1) ERA: 0.79	2.2	S	9	1	0	0	2	0	0	0	0	0	0	13	13	0.00	0.375

**BOTTOM**

**Detroit Tigers @ New York Yankees**  
 Yankee Stadium, Bronx, NY  
 Sat Apr 24 1982, 3:33 AM EST  
 Att: 25,585 - Unknown - 72 F

livebaseballscorecards.com

<b>AB</b>	<b>38</b>
<b>R</b>	<b>2</b>
<b>H</b>	<b>11</b>
<b>RBI</b>	<b>1</b>
<b>BB</b>	<b>0</b>
<b>SO</b>	<b>2</b>
<b>LOB</b>	<b>18</b>







Batter	1	2	3	4	5	6	7	8	9	AB R H RBI BB SO LOB	TOP	
Chet Lemon, R (1, 9) OBP: 0.400, SLG: 0.391	4-0 FC5-4 BB	0-0 6-3			0-0 2B 1B		0-3 K			3 1 1 0 1 1 2		
Enos Cabell, R (1, 3) OBP: 0.395, SLG: 0.608	0-0 FC5-4 G6-4-3 1-2f		0-0 2B		0-0 2B 2B		0-0 F4			4 1 2 1 0 0 1		
Larry Herndon, R (1, 7) OBP: 0.342, SLG: 0.415	0-0 G6-4-3 1-2f		0-3 K		0-0 2B 2B		0-0 L7			4 0 1 1 0 1 1		
John Wockenfuss, R (1, 10) OBP: 0.371, SLG: 0.280		0-0 FC3-5 BB 1B	0-3 K		4-0 BB BB BB FC5-4 BB		0-0 5-3			3 0 1 0 1 1 0		
Lance Parrish, R (1, 2) OBP: 0.300, SLG: 0.556		4-0 BB FC3-5 1B BB		0-0 HR		0-0 FC5-4 1-2f 2-3		0-3 K		3 2 1 1 1 1 2		
Glenn Wilson, R (1, 8) OBP: 0.425, SLG: 0.556		0-0 FC3-5 BB 1B		0-3 K		0-0 F8		0-3 K		4 1 0 0 0 2 4		
Tom Brookens, R (1, 5) OBP: 0.286, SLG: 0.237		0-3 K		0-0 F9		0-0 G6-4-3 1B				3 0 1 0 1 1 2		
Alan Trammell, R (1, 6) OBP: 0.288, SLG: 0.333		4-0 1B BB 1-2 2-3		0-0 F3		0-0 G6-4-3 1-2f				3 0 0 0 1 1 2		
Lou Whitaker, L (1, 4) OBP: 0.288, SLG: 0.333		0-0 1B 1-3 2-H 3-H			0-0 F7		0-0 F7			4 0 1 2 0 0 0		
<b>Inning Stats</b>	R: 0 E: 0 K: 0 S: 2 H: 0 LOB: 0 BB: 1 P: 6	R: 2 E: 0 K: 1 S: 7 H: 2 LOB: 2 BB: 2 P: 15	R: 0 E: 0 K: 2 S: 7 H: 1 LOB: 0 BB: 0 P: 7	R: 1 E: 0 K: 1 S: 6 H: 1 LOB: 0 BB: 0 P: 6	R: 2 E: 1 K: 0 S: 6 H: 3 LOB: 2 BB: 1 P: 10	R: 0 E: 0 K: 0 S: 3 H: 1 LOB: 0 BB: 0 P: 3	R: 0 E: 0 K: 1 S: 5 H: 0 LOB: 0 BB: 0 P: 5	R: 0 E: 0 K: 2 S: 7 H: 0 LOB: 0 BB: 0 P: 7	R: 0 E: 0 K: 1 S: 4 H: 0 LOB: 0 BB: 1 P: 8	1B: 4 2B: 3 3B: 0 HR: 1 SF: 0 SAC: 0 DP: 2 HBP: 0	WP: 0 PB: 0 SB: 0 CS: 1 PA: 36	
<b>PITCHER</b> Darrell Jackson, L (1, 1) ERA: 7.78 Terry Felton, R (5, 1) ERA: 3.63	IP WLS BF H R ER SO BB IBB HBP BLK WP HR S P ERA WHIP	4.1 L 21 7 5 5 4 3 0 0 0 0 1 26 38 10.38 2.308	4.2 15 1 0 0 4 2 0 0 0 0 0 21 29 0.00 0.643	<b>PITCHER</b> IP WLS BF H R ER SO BB IBB HBP BLK WP HR S P ERA WHIP								

**Detroit Tigers @ Minnesota Twins**  
Hubert H. Humphrey Metrodome, Minneapolis, MN  
Tue Apr 27 1982, 8:05 PM EDT  
Att. 7,479 - Dome - 70 F

AB	31
R	5
H	8
RBI	5
BB	5
SO	8
LOB	14



WP: 0	PA: 36
-------	--------

ERA	WHIP
-----	------

livebaseballscorecards.com

Batter	1	2	3	4	5	6	7	8	9	AB R H RBI BB SO LOB
Jim Eisenreich, L (1, 8) OBP: 0.400, SLG: 0.471	0-0 F7		0-3 K		0-0 L8		0-0 1-2 2-3 1B		0-0 4-3	5 0 1 0 0 1 2
Bobby Mitchell, L (1, 9) OBP: 0.367, SLG: 0.400	4-0 FC1-4 BB		4-0 1-2 BB		0-0 4-3		0-0 F8			2 0 0 0 2 0 3
Gary Ward, R (1, 7) OBP: 0.288, SLG: 0.299	0-0 FC1-4 1-2f		0-0 L8		0-0 L8		0-0 6-3			4 0 0 0 0 0 3
Kent Hrbek, L (1, 3) OBP: 0.407, SLG: 0.692	0-3 K		0-0 F8		0-0 G3		0-0 5-3 3B			4 1 1 0 0 1 1
Randy Johnson, L (1, 10) OBP: 0.443, SLG: 0.691		4-0 8-3 BB		0-0 HR		0-3 K		0-0 5-3		3 1 1 2 1 1 0
John Castino, R (1, 5) OBP: 0.368, SLG: 0.455		0-0 L9		0-0 6-3		4-0 1B 1B BB		0-0 F6		3 0 0 0 1 0 1
Butch Wynegar, S (1, 2) OBP: 0.242, SLG: 0.267		0-0 8-3 1-2f		4-0 BB		0-0 F8		0-0 3-1		3 0 0 0 1 0 2
Rob Wilfong, L (1, 4) OBP: 0.215, SLG: 0.121			0-0 FC5-4 1B		0-0 F5		0-0 F4		0-0 F9	4 0 1 0 0 0 2
Ron Washington, R (1, 6) OBP: 0.414, SLG: 0.464			0-0 FC5-4 BB 1-2f		0-0 L6		0-0 1-2 1B 1B		0-0 2B	4 0 2 0 0 0 1

Inning Stats	R: 0 E: 0 K: 1 S: 5	H: 0 LOB: 1 BB: 1 P: 9	R: 0 E: 0 K: 0 S: 2	H: 0 LOB: 0 BB: 1 P: 6	R: 0 E: 0 K: 1 S: 6	H: 1 LOB: 2 BB: 1 P: 10	R: 1 E: 0 K: 0 S: 4	H: 1 LOB: 1 BB: 1 P: 8	R: 0 E: 0 K: 0 S: 3	H: 0 LOB: 0 BB: 0 P: 3	R: 0 E: 0 K: 1 S: 5	H: 0 LOB: 0 BB: 0 P: 5	R: 0 E: 0 K: 0 S: 5	H: 2 LOB: 3 BB: 1 P: 9	R: 1 E: 0 K: 0 S: 4	H: 1 LOB: 0 BB: 0 P: 4	R: 0 E: 0 K: 0 S: 4	H: 1 LOB: 1 BB: 0 P: 4	1B: 3 2B: 2 3B: 1 HR: 1	SF: 0 SAC: 0 DP: 1 HBP: 0	WP: 0 PB: 0 SB: 0 CS: 0	PA: 37
PITCHER Jack Morris, R (1, 1) ERA: 2.14	IP 9.0	WLS W	BF 37	H 6	R 2	ER 2	SO 3	BB 5	IBB 0	HBP 0	BLK 0	WP 0	HR 1	S 38	P 58	ERA 2.00	WHIP 1.222					
PITCHER	IP	WLS	BF	H	R	ER	SO	BB	IBB	HBP	BLK	WP	HR	S	P	ERA	WHIP					

**DETROIT TIGERS @ MINNESOTA TWINS**  
 Hubert H. Humphrey Metrodome, Minneapolis, MN  
 Tue Apr 27 1982, 8:05 PM EDT  
 Att. 7,479 - Dome - 70 F

<b>AB</b>	<b>32</b>
<b>R</b>	<b>2</b>
<b>H</b>	<b>6</b>
<b>RBI</b>	<b>2</b>
<b>BB</b>	<b>5</b>
<b>SO</b>	<b>3</b>
<b>LOB</b>	<b>15</b>



Batter	1	2	3	4	5	6	7	8	9	AB R H RBI BB SO LOB	TOP											
Chet Lemon, R (1, 9) OBP: 0.373, SLG: 0.360	0-0 L1		0-0 4-3			0-3 K		0-3 K		4 0 0 0 0 2 1												
Howard Johnson, S (1, 5) OBP: 0.200, SLG: 0.292	0-3 K		0-3 K			0-0 HR		0-0 G3		4 1 1 1 0 2 1												
Kirk Gibson, L (1, 8) OBP: 0.279, SLG: 0.377	4-0 BB			0-0 1-3		0-0 1B		0-3 K		3 0 1 0 1 1 0												
Richie Hebner, L (1, 3) OBP: 0.321, SLG: 0.357	0-0 G3			0-0 1B		0-0 1B			0-0 1B 2B	4 1 3 0 0 0 1												
Larry Herndon, R (1, 7) OBP: 0.338, SLG: 0.406		0-3 K		0-3 K		0-0 1B			0-0 F5	4 0 1 0 0 2 2												
Jerry Turner, L (1, 10) OBP: 0.304, SLG: 0.435		0-0 4-3		0-0 L8		0-3 K			0-0 1B	4 0 1 1 0 1 3												
Lou Whitaker, L (1, 4) OBP: 0.286, SLG: 0.328		0-0 4-3			0-0 F7				0-0 F8	4 0 1 0 0 0 1												
Lance Parrish, R (1, 2) OBP: 0.214, SLG: 0.385			0-0 F4		0-0 6-3				0-3 K	4 0 0 0 0 1 2												
Mark DeJohn, S (1, 6) OBP: 0.333, SLG: 0.667			0-0 2B		0-0 F4					3 0 1 0 0 0 0												
<b>Inning Stats</b>	R: 0 E: 0 K: 1 S: 5	H: 0 LOB: 1 BB: 1 P: 9	R: 0 E: 0 K: 1 S: 5	H: 0 LOB: 0 BB: 0 P: 5	R: 0 E: 0 K: 1 S: 6	H: 1 LOB: 1 BB: 0 P: 6	R: 0 E: 0 K: 1 S: 6	H: 1 LOB: 1 BB: 0 P: 6	R: 0 E: 0 K: 0 S: 3	H: 0 LOB: 0 BB: 0 P: 3	R: 1 E: 0 K: 2 S: 10	H: 4 LOB: 2 BB: 0 P: 10	R: 0 E: 0 K: 0 S: 3	H: 1 LOB: 0 BB: 0 P: 3	R: 0 E: 0 K: 2 S: 7	H: 0 LOB: 0 BB: 0 P: 7	R: 1 E: 0 K: 1 S: 7	H: 2 LOB: 1 BB: 0 P: 7	1B: 6 2B: 2 3B: 0 HR: 1	SF: 0 SAC: 0 DP: 1 HBP: 0	WP: 0 PB: 0 SB: 0 CS: 0	PA: 35
<b>PITCHER</b>	IP WLS BF H R ER SO BB IBB HBP BLK WP HR S P ERA WHIP																					
Pete Redfern, R (1, 1) ERA: 5.64	6.0 W 25 7 1 1 6 1 0 0 0 0 0 1 36 40 1.50 1.333																					
Ron Davis, R (7, 1) ERA: 3.21	3.0 S 10 2 1 1 3 0 0 0 0 0 0 0 16 16 3.00 0.667																					

**Detroit Tigers @ Minnesota Twins**  
 Hubert H. Humphrey Metrodome, Minneapolis, MN  
 Wed Apr 28 1982, 8:05 PM EDT  
 Att. 7,747 - Dome - 70 F

AB	34
R	2
H	9
RBI	2
BB	1
SO	9
LOB	11



Batter	1	2	3	4	5	6	7	8	9	AB	R	H	RBI	BB	SO	LOB
Jim Eisenreich, L (1, 8) OBP: 0.381, SLG: 0.446	0-0 3-1	0-0 F5		0-0 F7		0-0 3-1				4	0	0	0	0	0	5
Mickey Hatcher, R (1, 9) OBP: 0.351, SLG: 0.343	0-0 4-3		0-0 9-3 1B	0-0 F8			0-0 5-3			4	0	1	0	0	0	2
Gary Ward, R (1, 7) OBP: 0.286, SLG: 0.296	0-0 1B		0-0 9-3 1-2f	0-0 FC5 2-3f			0-0 F9			4	0	1	0	0	0	3
Kent Hrbek, L (1, 3) OBP: 0.400, SLG: 0.671	0-0 6-3		0-0 F8		0-0 G3		0-0 1B 1B			4	0	1	0	0	0	1
Randy Johnson, L (1, 10) OBP: 0.462, SLG: 0.741		4-0 E BB G6-4-3 BB		0-0 HR	0-0 3-1		0-0 1-3 1B			3	2	2	1	1	0	0
John Castino, R (1, 4) OBP: 0.381, SLG: 0.429		4-0 G6-4-3 E 1-2 BB		4-0 HR BB	0-0 3-1		0-0 1-3			2	1	0	0	2	0	2
Gary Gaetti, R (1, 5) OBP: 0.314, SLG: 0.500		0-0 E4 G6-4-3 1-2 2-3		0-0 1-H HR		4-0 SH1-3 BB		0-3 K		3	1	1	2	1	1	2
Sal Butera, R (1, 2) OBP: 0.429, SLG: 0.250		0-0 G6-4-3 1-2f 2-3 3-H		4-0 FC5 1B BB		0-0 SH1-3		0-0 F6		2	0	0	0	1	0	2
Ron Washington, R (1, 6) OBP: 0.424, SLG: 0.452		4-0 BB		0-0 1-2 1B		0-0 5-3		0-3 K		3	0	1	0	1	1	1

Inning Stats	R: 0	H: 1	E: 0	LOB: 1	K: 0	BB: 0	S: 4	P: 4	R: 1	H: 0	E: 1	LOB: 2	K: 0	BB: 3	S: 3	P: 15	R: 0	H: 1	E: 0	LOB: 0	K: 0	BB: 0	S: 3	P: 3	R: 3	H: 3	E: 0	LOB: 2	K: 0	BB: 2	S: 6	P: 14	R: 0	H: 0	E: 0	LOB: 0	K: 0	BB: 0	S: 3	P: 3	R: 0	H: 0	E: 0	LOB: 1	K: 0	BB: 1	S: 3	P: 7	R: 0	H: 2	E: 0	LOB: 2	K: 0	BB: 0	S: 5	P: 5	R: 0	H: 0	E: 0	LOB: 0	K: 2	BB: 0	S: 7	P: 7
--------------	------	------	------	--------	------	-------	------	------	------	------	------	--------	------	-------	------	-------	------	------	------	--------	------	-------	------	------	------	------	------	--------	------	-------	------	-------	------	------	------	--------	------	-------	------	------	------	------	------	--------	------	-------	------	------	------	------	------	--------	------	-------	------	------	------	------	------	--------	------	-------	------	------

PITCHER	IP	WLS	BF	H	R	ER	SO	BB	IBB	HBP	BLK	WP	HR	S	P	ERA	WHIP
Dan Petry, R (1, 1) ERA: 3.56	3.0	L	16	4	4	3	0	4	0	0	0	0	0	12	28	9.00	2.667
Dave Rozema, R (4, 1) ERA: 1.88	3.0		12	1	0	0	0	2	0	0	0	0	0	10	18	0.00	1.000
Elias Sosa, R (7, 1) ERA: 2.25	2.0		8	2	0	0	2	0	0	0	0	0	0	12	12	0.00	1.000


**BOTTOM**

**Detroit Tigers @ Minnesota Twins**  
Hubert H. Humphrey Metrodome, Minneapolis, MN

Wed Apr 28 1982, 8:05 PM EDT  
Att. 7,747 - Dome - 70 F

livebaseballscores.com

<b>AB</b>	<b>29</b>
<b>R</b>	<b>4</b>
<b>H</b>	<b>7</b>
<b>RBI</b>	<b>3</b>
<b>BB</b>	<b>6</b>
<b>SO</b>	<b>2</b>
<b>LOB</b>	<b>18</b>



WP: 0	PA: 36
PB: 0	SB: 0
CS: 0	

Batter	1	2	3	4	5	6	7	8	9	AB R H RBI BB SO LOB	TOP
Chet Lemon, R OBP: 0.381, SLG: 0.346 (1, 9) H	1-0 G4-6-3 HBP		0-0 P2			1-0 PB 1B 4-3 HBP	0-0 5-3			2 1 0 0 0 0 1	
Enos Cabell, R OBP: 0.388, SLG: 0.590 (1, 5) (6, 3) X	0-0 G4-6-3 1-2f			0-0 F9		0-0 4-3 PB 1-2 1B		0-3 K		4 0 1 0 0 1 1	
Kirk Gibson, L OBP: 0.278, SLG: 0.359 (1, 8) BBB	4-0 BB			0-0 1-3		0-0 4-3 1-3 2-H		0-0 4-3		3 0 0 1 1 0 1	
Richie Hebner, L OBP: 0.290, SLG: 0.323 Tom Brookens, R OBP: 0.279, SLG: 0.231 (1, 3) (6, 5) X	0-0 4-3			0-0 4-3		0-3 K		0-0 5-3		3 0 0 0 0 1 2 1 0 0 0 0 0 0	
Larry Herndon, R OBP: 0.321, SLG: 0.384 (1, 7) X		0-0 5-3			0-0 1-3	0-3 K			0-3 K	4 0 0 0 0 2 1	
Jerry Turner, L OBP: 0.333, SLG: 0.423 (1, 10) SSS		0-3 K			0-0 FC5-4 BB 1B		4-0 WP 1B BB		0-0 4-3	3 1 1 0 1 1 0	
Lou Whitaker, L OBP: 0.284, SLG: 0.311 (1, 4) X		0-0 6-3			4-0 FC5-4 1-2 BB		0-0 F7		0-3 K	3 0 0 0 1 1 1	
Lance Parrish, R OBP: 0.176, SLG: 0.313 (1, 2) SSS			0-3 K		0-0 FC5-4 1-2f 2-3		0-3 K			3 0 0 0 0 2 3	
Alan Trammell, R OBP: 0.290, SLG: 0.333 (1, 6) X			0-0 5-3		0-0 F7		0-0 2-H 1B			3 0 1 1 0 0 2	
Inning Stats	R: 0 E: 0 K: 0 S: 2 H: 0 LOB: 1 BB: 1 P: 7	R: 0 E: 0 K: 1 S: 5 H: 0 LOB: 0 BB: 0 P: 5	R: 0 E: 0 K: 1 S: 5 H: 0 LOB: 0 BB: 0 P: 5	R: 0 E: 0 K: 0 S: 3 H: 0 LOB: 0 BB: 0 P: 3	R: 0 E: 0 K: 0 S: 4 H: 1 LOB: 2 BB: 1 P: 8	R: 1 E: 0 K: 2 S: 8 H: 1 LOB: 1 BB: 0 P: 9	R: 1 E: 0 K: 1 S: 6 H: 1 LOB: 1 BB: 1 P: 10	R: 0 E: 0 K: 1 S: 5 H: 0 LOB: 0 BB: 0 P: 5	R: 0 E: 0 K: 2 S: 7 H: 0 LOB: 0 BB: 0 P: 7	1B: 3 2B: 0 3B: 0 HR: 0 SF: 0 SAC: 0 DP: 1 HBP: 2	WP: 1 PB: 1 SB: 0 CS: 0 PA: 34
PITCHER Dennis Lamp, R ERA: 5.23 Salome Barojas, R ERA:	IP WLS BF H R ER SO BB IBB HBP BLK WP HR S P ERA WHIP	6.1 W 25 2 2 1 4 3 0 2 0 0 0 28 42 1.42 0.789	7.1 S 9 1 0 0 4 0 0 0 0 1 0 17 17 0.00 0.375								

Detroit Tigers @ Chicago White Sox  
Comiskey Park, Chicago, IL  
Thu Apr 29 1982, 8:05 PM EDT  
Att: 7,519 - Unknown - 51 F

livebaseballscorecards.com

AB 29  
R 2  
H 3  
RBI 2  
BB 3  
SO 8  
LOB 12





Batter	1	2	3	4	5	6	7	8	9
Ron LeFlore, R OBP: 0.368, SLG: 0.542 (1, 8)	0-0 1B	0-0 5-3			0-0 1-H HR		0-0 CS 1B		
Tony Bernazard, S OBP: 0.282, SLG: 0.324 (1, 4)	0-0 F9 1-2		0-0 G3		0-0 6-3		0-0 3-1 1-2		
Steve Kemp, L OBP: 0.380, SLG: 0.419 (1, 7)	0-0 6-3		0-0 F7		0-0 G3		0-0 F8		
Greg Luzinski, R OBP: 0.300, SLG: 0.343 (1, 10)	4-0 FC4-6 BB		0-0 2B		0-0 1B		0-0 F9		
Tom Paciorek, R OBP: 0.352, SLG: 0.433 (1, 3)	0-0 FC4-6 1-2f		0-0 F8		0-0 P6		0-0 E S 1B		
Rudy Law, L OBP: 0.250, SLG: 0.250 (8, PR)									
Mike Squires, L OBP: 0.571, SLG: 0.500 (9, 3)									
Harold Baines, L OBP: 0.296, SLG: 0.299 (1, 9)		0-0 6-3		0-3 K		0-0 FC5-4 1B		4-0 1-3 BB	
Carlton Fisk, R OBP: 0.411, SLG: 0.391 (1, 2)		0-0 6-3 PB 1B		0-0 5-3		0-0 FC5-4 G5-4-3 1-2f		0-0 F8	
Jim Morrison, R OBP: 0.265, SLG: 0.455 (1, 5)		0-0 6-3		0-0 P6		0-0 G5-4-3 1-2f			
Aurelio Rodriguez, R OBP: 0.200, SLG: 0.077 (7, 5)		1-3							
Bill Almon, R OBP: 0.446, SLG: 0.447 (1, 6)		0-0 3-H 1B			0-0 HR 1B		0-0 F7		

Inning Stats	R: 0	H: 1	E: 0	K: 0	S: 4	LOB: 2	BB: 1	P: 8
	R: 1	H: 2	E: 0	K: 0	S: 5	LOB: 1	BB: 0	P: 5
	R: 0	H: 1	E: 0	K: 1	S: 4	LOB: 1	BB: 0	P: 4
	R: 0	H: 0	E: 0	K: 1	S: 5	LOB: 0	BB: 0	P: 5
	R: 2	H: 3	E: 0	K: 0	S: 6	LOB: 1	BB: 0	P: 6
	R: 0	H: 1	E: 0	K: 0	S: 3	LOB: 0	BB: 0	P: 3
	R: 0	H: 1	E: 0	K: 0	S: 3	LOB: 0	BB: 0	P: 3
	R: 0	H: 1	E: 0	K: 0	S: 4	LOB: 2	BB: 1	P: 8

PITCHER	IP	WLS	BF	H	R	ER	SO	BB	IBB	HBP	BLK	WP	HR	S	P	ERA	WHIP
Larry Pashnick, R ERA: 2.52 (1, 1)	7.2	L	32	10	3	2	1	1	0	0	0	0	1	33	37	2.35	1.435
Kevin Saucier, L ERA: 0.75 (8, 1)	0.1		2	0	0	0	0	1	0	0	0	0	0	1	5	0.00	3.000

**AB R H RBI BB SO LOB**

**4 1 3 2 0 0 1**

**4 0 0 0 0 0 2**

**4 0 0 0 0 0 1**

**3 0 2 0 1 0 0**

**4 0 1 0 0 0 4**

**0 0 0 0 0 0 0**

**0 0 0 0 0 0 0**

**3 0 1 0 1 1 0**

**4 1 1 0 0 0 3**

**3 0 0 0 0 0 2**

**0 0 0 0 0 0 0**

**3 1 2 1 0 0 0**

**AB 32**

**R 3**

**H 10**

**RBI 3**

**BB 2**

**SO 1**

**LOB 13**

**WP: 0 PA: 34**

**PB: 1**

**SB: 2**

**CS: 1**

**WP: 0**

**SF: 0**

**SAC: 0**

**DP: 1**

**HBP: 0**

**1B: 8**

**2B: 1**

**3B: 0**


**HR: 1**

**DETROIT TIGERS @ CHICAGO WHITE SOX**

**Comiskey Park, Chicago, IL**

**Thu Apr 29 1982, 8:05 PM EDT**

**Att. 7,519 - Unknown - 51 F**



**livebaseballscorecards.com**

Batter	1	2	3	4	5	6	7	8	9	10	11	AB R H RBI BB SO LOB	TOP																								
Chet Lemon, R OBP: 0.377, SLG: 0.333 (1, 9)	4-0 1B BB	0-0 P4		0-0 F3		0-0 4-3			0-0 F8		0-0 FC 1B	5 2 1 0 1 0 3																									
Enos Cabell, R OBP: 0.384, SLG: 0.571 (1, 3)	0-0 1B BB SF9 1B		0-0 1-3		0-0 2B 1B		0-0 5-3		0-3 K		0-0 FC 1B 9-2	6 2 2 1 0 1 1																									
Kirk Gibson, L OBP: 0.308, SLG: 0.391 (1, 8)	4-0 1B BB		0-0 S 1B		0-0 FC5-6 1-H 2B		0-0 F2		0-0 4-3		0-0 IBB 1B	5 0 3 2 1 0 0																									
Larry Herndon, R OBP: 0.345, SLG: 0.436 (1, 7)	0-0 FC5-4 1B		0-3 K		0-0 F7		0-0 CS 1B			0-0 HR	4-0 IBB	5 1 3 2 1 1 2																									
John Wockenfuss, R OBP: 0.343, SLG: 0.259 Jerry Turner, L OBP: 0.321, SLG: 0.407 (11, PH)	0-0 SF9		0-0 5-3		0-0 FC5-6		0-0 CS	0-0 6-3		0-0 6-3	0-0 9-2	4 0 0 1 0 0 2 1 0 0 0 0 0 3																									
Lance Parrish, R OBP: 0.182, SLG: 0.250 (1, 2)	0-0 F8			4-0 1B BB		0-0 6-3		0-3 K		0-0 6-3		4 0 0 0 1 1 3																									
Tom Brookens, R OBP: 0.292, SLG: 0.250 (1, 5)	0-0 FC5-4			0-0 F7			0-0 SH5-3 1B	0-0 BB 1B		0-0 6-3		5 0 2 0 0 0 3																									
Alan Trammell, R OBP: 0.284, SLG: 0.313 (1, 6)		0-0 5-3		0-0 F8		0-0 P6		4-0 BB 1B			0-0 5-3	4 0 0 0 1 0 2																									
Lou Whitaker, L OBP: 0.296, SLG: 0.323 (1, 4)		0-3 K		0-0 1B		0-0 SH5-3		0-0 F8			0-0 1B FC 1B	4 1 2 0 0 1 2																									
<b>Inning Stats</b>	R: 2 E: 0 K: 0 S: 5	H: 2 LOB: 2 BB: 2 P: 13	R: 0 E: 0 K: 1 S: 5	H: 0 LOB: 0 BB: 0 P: 5	R: 0 E: 0 K: 1 S: 6	H: 1 LOB: 1 BB: 0 P: 6	R: 0 E: 0 K: 0 S: 4	H: 1 LOB: 2 BB: 1 P: 8	R: 1 E: 0 K: 0 S: 5	H: 2 LOB: 1 BB: 0 P: 5	R: 0 E: 0 K: 0 S: 4	H: 1 LOB: 1 BB: 0 P: 4	R: 0 E: 0 K: 1 S: 6	H: 1 LOB: 2 BB: 1 P: 10	R: 0 E: 0 K: 1 S: 5	H: 0 LOB: 0 BB: 0 P: 5	R: 1 E: 0 K: 0 S: 4	H: 1 LOB: 0 BB: 0 P: 4	R: 2 E: 0 K: 0 S: 6	H: 3 LOB: 2 BB: 1 P: 10	1B: 11 2B: 2 3B: 0 HR: 1	SF: 1 SAC: 1 DP: 1 HBP: 0	WP: 0 PB: 0 SB: 1 CS: 1	PA: 51													
<b>PITCHER</b>	IP WLS BF H R ER SO BB IBB HBP BLK WP HR S P ERA WHIP																																				
Steve Trout, L ERA: 3.81 (1, 1)	6.0		28	7	3	3	2	3	0	0	0	0	0	0	29	41	4.50	1.667																			
Jerry Koosman, L ERA: 5.87 (7, 1)	4.1	L	17	4	2	2	2	1	0	0	0	0	0	1	20	24	4.15	1.154																			
Salome Barojas, R ERA: 0.61 (11, 1)	0.2		5	2	1	1	0	0	1	0	0	0	0	0	4	8	13.50	3.000																			

**Detroit Tigers @ Chicago White Sox**  
 Comiskey Park, Chicago, IL  
 Fri Apr 30 1982, 8:05 PM EDT  
 Att: 21,245 - Unknown - 54 F

livebaseballscores.com

AB	43
R	6
H	13
RBI	6
BB	5
SO	4
LOB	21



Batter	1	2	3	4	5	6	7	8	9	10	11	AB R H RBI BB SO LOB	BOTTOM				
Ron LeFlore, R (1, 8) OBP: 0.358, SLG: 0.519	0-0 1-3 ①		0-0 5-3 ②		0-0 F8 ②	0-0 CS ③	0-0 6-3 ①			0-0 SH3 1B		5 1 1 0 0 0 2	<b>Detroit Tigers @ Chicago White Sox</b> Comiskey Park, Chicago, IL Fri Apr 30 1982, 8:05 PM EDT Att: 21,245 - Unknown - 54 F				
Tony Bernazard, S (1, 4) OBP: 0.293, SLG: 0.316	0-0 F7 ②		4-0 BB		4-0 BB ②		0-0 F7 ②			0-0 SH3 ①		2 0 0 0 2 0 0					
Steve Kemp, L (1, 7) OBP: 0.382, SLG: 0.418	0-0 1B		0-0 3-1 ③		0-0 4-3 ③		0-0 4-3 ③			0-0 IBB 1B		5 0 2 1 0 0 4					
Greg Luzinski, R (1, 10) OBP: 0.294, SLG: 0.324	0-3 K ③				0-0 K ①	0-0 6-3 ①				4-0 G4-6-3 IBB		4 0 0 0 1 2 1					
Tom Paciorek, R (1, 3) OBP: 0.360, SLG: 0.437		0-0 1B			0-0 4-3 ②	0-0 5-3 ②				0-0 G4-6-3 ②		4 0 2 0 0 0 0					
Rudy Law, L (8, PR) OBP: 0.250, SLG: 0.250										0-0 CS 1B		0 0 0 0 0 0 0					
Mike Squires, L (9, 3) OBP: 0.500, SLG: 0.429										0-0 1-2f		1 0 0 0 0 0 2					
Harold Baines, L (1, 9) OBP: 0.303, SLG: 0.319		0-3 K ①			0-0 G3 ③	0-0 1B 2B				0-0 F8 ②		5 1 2 0 0 1 2					
Carlton Fisk, R (1, 2) OBP: 0.410, SLG: 0.392		0-3 K ②			0-0 BB 1B	0-0 HR 1B				0-0 P1 ①		5 1 2 1 0 1 2					
Jim Morrison, R (1, 5) OBP: 0.278, SLG: 0.500		0-0 4-3 ③			4-0 BB 1B	0-0 HR				0-3 K ②		4 1 1 2 1 1 1					
Bill Almon, R (1, 6) OBP: 0.433, SLG: 0.420			0-0 6-3 ①		0-3 K ①	4-0 CS BB				0-0 P4 ③		3 0 0 0 1 1 2					
<b>Inning Stats</b>	R: 0 H: 1 E: 0 LOB: 1 K: 1 BB: 0 S: 6 P: 6	R: 0 H: 1 E: 0 LOB: 1 K: 2 BB: 0 S: 8 P: 8	R: 0 H: 0 E: 0 LOB: 1 K: 0 BB: 1 S: 3 P: 7	R: 0 H: 0 E: 0 LOB: 0 K: 1 BB: 0 S: 5 P: 5	R: 0 H: 1 E: 0 LOB: 3 K: 1 BB: 2 S: 6 P: 14	R: 3 H: 3 E: 0 LOB: 0 K: 0 BB: 1 S: 5 P: 9	R: 0 H: 0 E: 0 LOB: 0 K: 0 BB: 0 S: 3 P: 3	R: 0 H: 1 E: 0 LOB: 1 K: 0 BB: 0 S: 3 P: 3	R: 0 H: 0 E: 0 LOB: 0 K: 1 BB: 0 S: 5 P: 5	R: 1 H: 2 E: 0 LOB: 1 K: 0 BB: 1 S: 4 P: 8	R: 0 H: 1 E: 0 LOB: 0 K: 0 BB: 0 S: 3 P: 3	1B: 8 SF: 0 2B: 1 SAC: 1 3B: 0 DP: 2 HR: 1 HBP: 0	WP: 0 PA: 45 PB: 0 SB: 0 CS: 2				
<b>PITCHER</b>	IP WLS BF H R ER SO BB IBB HBP BLK WP HR S P ERA WHIP																
Milt Wilcox, R (1, 1) ERA: 3.91	5.2		6	3	3	5	4	0	0	0	0	0	1	33	49	4.76	1.765
Dave Tobik, R (6, 1) ERA: 6.1	3.2		11	2	1	1	0	0	0	0	0	0	0	13	13	2.46	0.545
Kevin Saucier, L (10, 1) ERA: 0.71	0.2	W	4	2	0	0	0	1	0	0	0	0	0	3	7	0.00	3.000
Elias Sosa, R (11, 1) ERA: 2.0	1.0	S	2	0	0	0	0	0	0	0	0	0	0	2	2	0.00	0.000

AB	38
R	4
H	10
RBI	4
BB	5
SO	6
LOB	16



livebaseballscores.com

Batter	1	2	3	4	5	6	7	8	9	AB R H RBI BB SO LOB	TOP	
Chet Lemon, R (1, 9) OBP: 0.378, SLG: 0.317 Glenn Wilson, R (9, 9) OBP: 0.425, SLG: 0.556	0-0 P4		0-0 6-3	0-0 4-3			4-0 3B BB	4-0 BB		3 1 0 0 2 0 1 0 0 0 0 0 0 0		
Enos Cabell, R (1, 3) OBP: 0.385, SLG: 0.562	0-3 K		0-0 BB 1B		0-0 S 1B		0-0 P1	0-3 K		5 1 2 0 0 2 2		
Kirk Gibson, L (1, 8) OBP: 0.337, SLG: 0.423	4-0 BB		4-0 FC4-6 BB		0-3 K		0-0 1B 3B		4-0 FC3-6 1-3 BB	2 1 1 1 3 1 1		
Jerry Turner, L (1, 10) OBP: 0.323, SLG: 0.400 John Wockenfuss, R (7, PH) OBP: 0.348, SLG: 0.268	0-0 G3		0-0 FC4-6		0-0 1B		0-0 BB 1B		0-0 1-3	3 0 1 1 0 0 3 2 0 1 1 0 0 1		
Larry Herndon, R (1, 7) OBP: 0.348, SLG: 0.420		0-0 F9	0-0 L4		0-0 F9		4-0 1-2 BB		4-0 FC3-6 IBB	3 0 0 0 2 0 2		
Lou Whitaker, L (1, 4) OBP: 0.289, SLG: 0.314		0-3 K		0-0 L4		0-0 FC6-4 1B		0-0 F7	0-0 FC3-6 FC5-4	5 0 1 0 0 1 4		
Lance Parrish, R (1, 2) OBP: 0.222, SLG: 0.440		0-0 1B 2B		0-0 HR		0-0 F9	0-0 6-3		0-0 FC5-4	5 2 2 1 0 0 5		
Howard Johnson, S (1, 5) OBP: 0.207, SLG: 0.286		0-0 2-H 1B		0-0 P6		0-0 P4		0-3 K		4 0 1 1 0 1 1		
Alan Trammell, R (1, 6) OBP: 0.282, SLG: 0.300		0-3 K		4-0 BB		0-0 FC6-4		0-0 F3		3 0 0 0 1 1 2		
<b>Inning Stats</b>	R: 0 H: 0 E: 0 LOB: 1 K: 1 BB: 1 S: 5 P: 9	R: 1 H: 2 E: 0 LOB: 1 K: 2 BB: 0 S: 9 P: 9	R: 0 H: 1 E: 0 LOB: 2 K: 0 BB: 1 S: 4 P: 8	R: 1 H: 1 E: 0 LOB: 1 K: 0 BB: 1 S: 4 P: 8	R: 1 H: 2 E: 0 LOB: 0 K: 1 BB: 0 S: 6 P: 6	R: 0 H: 1 E: 0 LOB: 1 K: 0 BB: 0 S: 4 P: 4	R: 2 H: 2 E: 0 LOB: 2 K: 0 BB: 2 S: 5 P: 13	R: 0 H: 0 E: 0 LOB: 1 K: 2 BB: 1 S: 7 P: 11	R: 0 H: 0 E: 0 LOB: 2 K: 0 BB: 2 S: 3 P: 11	1B: 6 SF: 0 2B: 1 SAC: 0 3B: 1 DP: 0 HR: 1 HBP: 0	WP: 0 PA: 43 PB: 0 SB: 1 CS: 0	
<b>PITCHER</b> Richard Dotson, R (1, 1) ERA: 3.6 Kevin Hickey, L (7, 1) ERA: 3.0	IP WLS BF H R ER SO BB IBB HBP BLK WP HR S P ERA WHIP	6.1 L 30 8 5 5 4 4 0 0 0 0 0 1 34 50 7.11 1.895	2.2 13 1 0 0 2 3 1 0 0 0 0 0 13 29 0.00 1.500									IP WLS BF H R ER SO BB IBB HBP BLK WP HR S P ERA WHIP


**Detroit Tigers @ Chicago White Sox**  
 Comiskey Park, Chicago, IL  
 Sat May 01 1982, 4:33 AM EDT  
 Att. 17,334 - Sunny - 56 F

[livebaseballscorecards.com](http://livebaseballscorecards.com)

**AB 35**  
**R 5**  
**H 9**  
**RBI 5**  
**BB 8**  
**SO 6**  
**LOB 22**





Batter	1	2	3	4	5	6	7	8	9	AB R H RBI BB SO LOB	TOP		
Chet Lemon, R (1, 9) OBP: 0.385, SLG: 0.344 Lynn Jones, R (7, 9) OBP: 0.250, SLG: 0.200	0-0 F6		0-0 F9		0-0 2-3 1-H 2B		0-0 1-2 1B		0-0 E8 1-H 2-H 1B	4 0 2 1 0 0 0 1 0 1 1 0 0 0			
Enos Cabell, R (1, 3) OBP: 0.372, SLG: 0.543 Glenn Wilson, R (7, PH) OBP: 0.405, SLG: 0.526	0-0 G3		0-0 F9		0-0 2-3		0-3 K		0-3 K	3 0 0 0 0 0 1 2 0 0 0 0 2 3			
Kirk Gibson, L (1, 8) OBP: 0.337, SLG: 0.419 John Wockenfuss, R (7, 3) OBP: 0.338, SLG: 0.259	0-0 S 1B		0-0 F7		0-0 F7			0-3 K	0-0 G3	3 0 1 0 0 0 1 2 0 0 0 0 1 1			
Jerry Turner, L (1, 10) OBP: 0.314, SLG: 0.364	4-0 1-2 BB		0-0 F9		0-0 4-3			0-0 F7		3 0 0 0 1 0 0			
Larry Herndon, R (1, 7) OBP: 0.344, SLG: 0.412	0-0 6-3		0-0 F9		0-3 K			0-0 1B		4 0 1 0 0 1 2			
Lou Whitaker, L (1, 4) OBP: 0.300, SLG: 0.324 Tom Brookens, R (8, 4) OBP: 0.292, SLG: 0.250		0-0 3-1 6-3 1B		0-0 1B		0-3 K		0-0 F8		4 0 2 0 0 1 1 0 0 0 0 0 0 0			
Lance Parrish, R (1, 2) OBP: 0.226, SLG: 0.414		0-0 6-3 1-2		0-0 6-3			0-0 FC6-4 1B		0-0 6-3	4 0 1 0 0 0 2	AB 37 R 3 H 10 RBI 2 BB 2 SO 6 LOB 15		
Howard Johnson, S (1, 5) OBP: 0.212, SLG: 0.281		0-0 3-1 2-3		0-0 6-3			0-0 F7		0-0 WP 1B 1B	4 1 1 0 0 0 2			
Alan Trammell, R (1, 6) OBP: 0.293, SLG: 0.301		0-3 K		0-0 WP 2B 1B			0-0 FC6-4 1B 1-2f		4-0 WP 1B 1B E BB	3 2 1 0 1 1 2			
<b>Inning Stats</b>	R: 0 H: 1 E: 0 LOB: 2 K: 0 BB: 1 S: 4 P: 8	R: 0 H: 1 E: 0 LOB: 1 K: 1 BB: 0 S: 6 P: 6	R: 0 H: 0 E: 0 LOB: 0 K: 0 BB: 0 S: 3 P: 3	R: 0 H: 1 E: 0 LOB: 1 K: 0 BB: 0 S: 4 P: 4	R: 1 H: 2 E: 0 LOB: 1 K: 0 BB: 0 S: 5 P: 5	R: 0 H: 0 E: 0 LOB: 0 K: 2 BB: 0 S: 7 P: 7	R: 0 H: 2 E: 0 LOB: 2 K: 1 BB: 0 S: 7 P: 7	R: 0 H: 1 E: 0 LOB: 1 K: 1 BB: 0 S: 6 P: 6	R: 2 H: 2 E: 1 LOB: 1 K: 1 BB: 1 S: 7 P: 11	1B: 9 SF: 0 2B: 1 SAC: 0 3B: 0 DP: 0 HR: 0 HBP: 0	WP: 2 PA: 39 PB: 0 SB: 1 CS: 0		
<b>PITCHER</b>	IP WLS BF H R ER SO BB IBB HBP BLK WP HR S P ERA WHIP											<b>PITCHER</b>	IP WLS BF H R ER SO BB IBB HBP BLK WP HR S P ERA WHIP
LaMarr Hoyt, R (1, 1) ERA: 1.59	8.1 W 37 10 3 2 5 2 0 0 0 2 0 45 53 2.16 1.440												
Chico Escarrega, R (9, 1) ERA: 1.59	0.2 2 0 0 0 1 0 0 0 0 0 0 4 4 0.00 0.000												

**Detroit Tigers @ Chicago White Sox**  
 Comiskey Park, Chicago, IL  
 Sun May 02 1982, 4:33 AM EDT  
 Att. 39,204 - Sunny - 65 F

[livebaseballscorecards.com](http://livebaseballscorecards.com)

Batter	1	2	3	4	5	6	7	8	9
Ron LeFlore, R OBP: 0.371, SLG: 0.506 Vance Law, R OBP: 0.400, SLG: 0.250	4-0 F8 BB 1B BB		0-3 K		0-3 K	1-2 3B BB	0-0 F4		
Tony Bernazard, S OBP: 0.286, SLG: 0.321	4-0 F8 BB 1-2 1B BB		0-0 1-3		0-3 K	0-0 1-H 2-H SF7 3B		0-0 F7	
Steve Kemp, L OBP: 0.365, SLG: 0.413 Jerry Hairston, S OBP: 0.143, SLG: 0.357	0-0 F7		0-3 K		0-0 2-H 1B 2B	0-0 3-H SF7		0-0 1-3	
Greg Luzinski, R OBP: 0.309, SLG: 0.329	0-0 F8 1-2 2-3			0-0 1B SF8 1B	0-0 2-H 3B 1B	0-3 K		0-3 K	
Tom Paciorek, R OBP: 0.398, SLG: 0.487	0-0 1B			0-0 PB 1B	4-0 1-2 3B BB	0-0 1B			
Harold Baines, L OBP: 0.321, SLG: 0.351	0-0 F7			0-0 SF8	0-0 1-H 2-H 3B	0-0 1-3 1B			
Carlton Fisk, R OBP: 0.415, SLG: 0.389 Marc Hill, R OBP: 0.286, SLG: 0.167		0-0 F8		0-3 K	1-0 FC6-4 HBP		0-0 1B		
Jim Morrison, R OBP: 0.246, SLG: 0.436		0-0 F7		0-0 6-3	0-0 FC6-4		0-0 F9		
Bill Almon, R OBP: 0.424, SLG: 0.411 Rudy Law, L OBP: 0.222, SLG: 0.222		0-0 6-3			0-0 E5 2B 1B	0-0 BB 3B 1B	0-3 K		

Inning Stats	R: 2 E: 0 K: 0 S: 4	H: 1 LOB: 1 BB: 2 P: 12	R: 0 E: 0 K: 0 S: 3	H: 0 LOB: 0 BB: 0 P: 3	R: 0 E: 0 K: 2 S: 7	H: 0 LOB: 0 BB: 0 P: 7	R: 1 E: 0 K: 1 S: 7	H: 2 LOB: 1 BB: 0 P: 7	R: 4 E: 1 K: 2 S: 11	H: 4 LOB: 2 BB: 1 P: 16	R: 3 E: 0 K: 1 S: 8	H: 4 LOB: 2 BB: 1 P: 12	R: 0 E: 0 K: 1 S: 6	H: 1 LOB: 1 BB: 0 P: 6	R: 0 E: 0 K: 1 S: 5	H: 0 LOB: 0 BB: 0 P: 5
--------------	------------------------------	----------------------------------	------------------------------	---------------------------------	------------------------------	---------------------------------	------------------------------	---------------------------------	-------------------------------	----------------------------------	------------------------------	----------------------------------	------------------------------	---------------------------------	------------------------------	---------------------------------

PITCHER	IP	WLS	BF	H	R	ER	SO	BB	IBB	HBP	BLK	WP	HR	S	P	ERA	WHIP
Jack Morris, R ERA: 3.28	(1, 1)	4.2	L 24	7	7	7	5	3	0	0	0	0	0	31	43	13.50	2.143
Dave Tobik, R ERA: 7.71	(5, 1)	1.1	9	4	3	3	1	1	0	1	0	0	0	9	14	20.25	3.750
Elias Sosa, R ERA: 1.8	(7, 1)	1.0	4	1	0	0	1	0	0	0	0	0	0	6	6	0.00	1.000
Kevin Saucier, L ERA: 0.66	(8, 1)	1.0	3	0	0	0	1	0	0	0	0	0	0	5	5	0.00	0.000

**AB R H RBI BB SO LOB**

**2 2 0 0 2 2 1**  
**1 0 0 0 0 0 1**

**4 2 1 2 1 1 1**

**4 1 1 2 0 1 2**  
**0 0 0 0 0 0 0**

**5 2 2 1 0 2 2**

**3 1 3 2 1 0 0**


**3 0 2 3 0 0 1**

**3 0 1 0 0 1 1**  
**0 0 0 0 0 0 0**

**4 0 0 0 0 0 4**

**3 2 2 0 0 0 0**  
**1 0 0 0 0 1 1**

**AB 33**  
**R 10**  
**H 12**  
**RBI 10**  
**BB 4**  
**SO 8**  
**LOB 14**



**WP: 0 PA: 40**  
**PB: 1**  
**SB: 0**  
**CS: 0**

**livebaseballscorecards.com**

**DETROIT TIGERS @ CHICAGO WHITE SOX**  
Comiskey Park, Chicago, IL  
Sun May 02 1982, 4:33 AM EDT  
Att. 39,204 - Sunny - 65 F

Batter	1	2	3	4	5	6	7	8	9	AB R H RBI BB SO LOB	TOP															
George Wright, S (1, 8) OBP: 0.375, SLG: 0.506	0-0 HR		0-0 FC3-6 G3 1-2f		0-0 2-H 1B		0-0 FC6-4 1-2f 2-3		0-0 G3	5 1 2 2 0 0 4	<p><b>Texas Rangers @ Detroit Tigers</b>  Tiger Stadium, Detroit, MI  Tue May 04 1982, 7:05 PM EDT  Att. 19,525 - Unknown</p>															
Lee Mazzilli, S (1, 10) OBP: 0.355, SLG: 0.403	0-0 4-3		0-0 G3 1-3		0-0 F5		0-0 G3			4 0 0 0 0 0 4																
Buddy Bell, R (1, 5) OBP: 0.411, SLG: 0.474	4-0 FC5-4 BB		0-0 F8		0-0 5-3		0-0 4-3			3 0 0 0 1 0 1																
Pat Putnam, L (1, 3) OBP: 0.373, SLG: 0.380	0-0 F7		0-0 6-3		0-0 HR		0-0 F6			4 1 1 1 0 0 1																
Jim Sundberg, R (1, 2) OBP: 0.423, SLG: 0.478	0-0 FC5-4 1-2f		0-0 5-3		0-0 F9		0-0 1B			4 0 1 0 0 0 1																
Larry Parrish, R (1, 9) OBP: 0.211, SLG: 0.185		0-3 K	0-0 4-3		0-0 F7		0-3 K			4 0 0 0 0 2 1																
Johnny Grubb, L (8, 9) OBP: 0.364, SLG: 0.333										0 0 0 0 0 0 0																
Bill Sample, R (1, 7) OBP: 0.406, SLG: 0.346		0-0 F7		0-0 F9		4-0 FC6-4 SH3-4 BB		0-0 6-3 SH2-3 1B		3 0 1 0 1 0 0																
Mark Wagner, R (1, 6) OBP: 0.295, SLG: 0.321		0-0 F4		0-0 F6-3 1B		0-0 SH3-4 1-2		0-0 SH2-3 1-2		2 1 1 0 0 0 0																
Lamar Johnson, R (9, PH) OBP: 0.424, SLG: 0.548										0 0 0 0 0 0 0																
Doug Flynn, R (1, 4) OBP: 0.194, SLG: 0.200			0-0 FC3-6 1B		0-0 F6-3 1-2		4-0 FC6-4 BB		0-0 6-3 2-3	2 0 1 0 1 0 1																
Bill Stein, R (8, 4) OBP: 0.231, SLG: 0.308										1 0 0 0 0 0 1																
<b>Inning Stats</b>	R: 1 E: 0 K: 0 S: 4	H: 1 LOB: 1 BB: 1 P: 8	R: 0 E: 0 K: 1 S: 5	H: 0 LOB: 0 BB: 0 P: 5	R: 0 E: 0 K: 0 S: 4	H: 1 LOB: 1 BB: 0 P: 4	R: 0 E: 0 K: 0 S: 3	H: 0 LOB: 0 BB: 0 P: 3	R: 1 E: 0 K: 0 S: 5	H: 2 LOB: 1 BB: 0 P: 5	R: 1 E: 0 K: 0 S: 4	H: 1 LOB: 0 BB: 0 P: 4	R: 0 E: 0 K: 0 S: 3	H: 0 LOB: 2 BB: 2 P: 11	R: 0 E: 0 K: 1 S: 6	H: 1 LOB: 1 BB: 0 P: 6	R: 0 E: 0 K: 0 S: 4	H: 1 LOB: 1 BB: 0 P: 4	1B: 5 2B: 0 3B: 0 HR: 2	SF: 0 SAC: 2 DP: 0 HBP: 0	WP: 0 PB: 0 SB: 0 CS: 0	PA: 37				
<b>PITCHER</b>	IP WLS BF H R ER SO BB IBB HBP BLK WP HR S P ERA WHIP																									
Larry Pashnick, R (1, 1) ERA: 2.9	6.0	24	5	3	3	1	1	0	0	0	0	2	25	29	4.50	1.000										
Dave Rozema, R (7, 1) ERA: 1.33	3.0	W	13	2	0	0	1	2	0	0	0	0	13	21	0.00	1.333										

livebaseballscorecards.com

<b>AB</b>	32
<b>R</b>	3
<b>H</b>	7
<b>RBI</b>	3
<b>BB</b>	3
<b>SO</b>	2
<b>LOB</b>	14





Batter	1	2	3	4	5	6	7	8	9
Chet Lemon, R OBP: 0.378, SLG: 0.328 (1, 9)	0-0 L7		0-0 FC6-4		0-3 K			4-0 SH1-4 E BB	
Enos Cabell, R OBP: 0.371, SLG: 0.532 (1, 3)	4-0 BB		0-0 FC6-4		0-0 5-3			0-0 SH1-4	
Kirk Gibson, L OBP: 0.344, SLG: 0.416 (1, 8)	0-0 F8			0-0 F8		0-0 1B		4-0 FC5-4 IBB	
Larry Herndon, R OBP: 0.330, SLG: 0.393 (1, 7)	0-0 F8			0-0 F9		0-0 F4		0-0 FC5-4	
Lance Parrish, R OBP: 0.229, SLG: 0.485 (1, 2)		0-0 E6 CS		0-0 HR		0-0 F7		0-3 K	
John Wockenfuss, R OBP: 0.338, SLG: 0.250 (1, 10)		0-0 F7		4-0 2B BB		0-0 5-3			
Tom Brookens, R OBP: 0.294, SLG: 0.277 (1, 5)		0-0 F8 1-2		0-0 E5 2B			0-0 6-3		
Alan Trammell, R OBP: 0.282, SLG: 0.289 (1, 6)			0-0 F4	0-0 F7			0-0 6-3		
Lou Whitaker, L OBP: 0.301, SLG: 0.325 (1, 4)			0-0 FC6-4 1B		0-0 G3		0-0 F7		

Inning Stats	R: 0	H: 0	E: 0	K: 0	S: 3	LOB: 1	BB: 1	P: 7
	R: 0	H: 0	E: 1	K: 0	S: 3 <td>LOB: 0</td> <td>BB: 0</td> <td>P: 3 </td>	LOB: 0	BB: 0	P: 3
	R: 0	H: 1	E: 0	K: 0	S: 4 <td>LOB: 1</td> <td>BB: 0</td> <td>P: 4 </td>	LOB: 1	BB: 0	P: 4
	R: 3	H: 2	E: 1	K: 0	S: 5 <td>LOB: 0</td> <td>BB: 1</td> <td>P: 9 </td>	LOB: 0	BB: 1	P: 9
	R: 0	H: 0	E: 0	K: 1	S: 5 <td>LOB: 0</td> <td>BB: 0</td> <td>P: 5 </td>	LOB: 0	BB: 0	P: 5
	R: 0	H: 1	E: 0	K: 0	S: 4 <td>LOB: 1</td> <td>BB: 0</td> <td>P: 4 </td>	LOB: 1	BB: 0	P: 4
	R: 0	H: 0	E: 0	K: 0	S: 3 <td>LOB: 0</td> <td>BB: 0</td> <td>P: 3 </td>	LOB: 0	BB: 0	P: 3
	R: 1	H: 0	E: 1	K: 1	S: 5 <td>LOB: 1</td> <td>BB: 2</td> <td>P: 13 </td>	LOB: 1	BB: 2	P: 13

PITCHER										PITCHER																								
IP	WLS	BF	H	R	ER	SO	BB	IBB	HBP	BLK	WP	HR	S	P	ERA	WHIP	IP	WLS	BF	H	R	ER	SO	BB	IBB	HBP	BLK	WP	HR	S	P	ERA	WHIP	
Frank Tanana, L (1, 1)	7.0		27	4	3	2	1	2	0	0	0	1	27	35	2.57	0.857																		
Danny Darwin, R (8, 1)	1.0	L	5	0	1	0	1	1	0	0	0	0	5	13	0.00	1.000																		

AB R H RBI BB SO LOB

3	1	0	0	1	1	1
2	0	0	0	1	0	1
3	0	1	0	1	0	1
4	0	0	0	0	0	3
4	1	1	1	0	1	2
2	1	0	0	1	0	2
3	1	1	1	0	0	1
3	0	0	0	0	0	0
3	0	1	0	0	0	0

AB	27
R	4
H	4
RBI	2
BB	4
SO	2
LOB	11



1B: 2	SF: 0	WP: 0	PA: 32
2B: 1	SAC: 1	PB: 0	
3B: 0	DP: 0	SB: 0	
HR: 1	HBP: 0	CS: 1	

Texas Rangers @ Detroit Tigers  
Tiger Stadium, Detroit, MI  
Tue May 04 1982, 7:05 PM EDT  
Att. 19,525 - Unknown

livebaseballscorecards.com





Batter	1	2	3	4	5	6	7	8	9	AB R H RBI BB SO LOB	TOP			
Ron LeFlore, R OBP: 0.373, SLG: 0.490 (1, 8)	0-3 K		0-0 E5		0-0 2B 1B	0-3 K			0-0 1B 1B	5 2 2 0 0 2 0				
Tony Bernazard, S OBP: 0.288, SLG: 0.330 (1, 4)	0-0 F9		0-3 K		0-0 1B 2B		0-0 G3		0-3 K	5 0 1 1 0 2 2				
Steve Kemp, L OBP: 0.357, SLG: 0.384 (1, 7)	4-0 FC4 BB		0-0 G3		4-0 1B IBB		0-0 L6		0-0 L7	3 0 0 0 2 0 2				
Greg Luzinski, R OBP: 0.318, SLG: 0.394 (1, 10)	0-0 FC4 1-2f			0-0 HR	0-0 1-2 2-3 1B		0-0 1B		4-0 1B 3B IBB	4 2 3 1 1 0 1				
Tom Paciorek, R OBP: 0.383, SLG: 0.466 (1, 3)		0-0 1-6-3		4-0 G3-6 BB	0-3 K		0-0 F9		0-0 3B 1B	3 0 0 0 1 1 4 1 1 1 1 0 0 0				
Mike Squires, L OBP: 0.545, SLG: 0.444 (7, 3)														
Harold Baines, L OBP: 0.313, SLG: 0.404 (1, 9)		0-0 L7		0-0 G3-6 1-2f	0-0 L8			0-0 6-3	0-0 3B	5 0 1 2 0 0 4				
Carlton Fisk, R OBP: 0.382, SLG: 0.333 (1, 2)		4-0 S 1B BB		0-0 5-3		0-3 K		0-3 K	0-0 6-3	4 1 0 0 1 2 1				
Jim Morrison, R OBP: 0.286, SLG: 0.587 (1, 5)					0-0 HR	0-0 HR		4-0 BB		3 2 3 3 1 0 0 0 0 0 0 0 0 0				
Aurelio Rodriguez, R OBP: 0.200, SLG: 0.077 (8, 5)		0-0 1-H 1B												
Bill Almon, R OBP: 0.421, SLG: 0.455 (1, 6)			0-3 K		0-0 2-3	0-3 K		0-3 K		4 0 0 0 0 3 1				
<b>Inning Stats</b>	R: 0 E: 0 K: 1 S: 5 H: 0 LOB: 1 BB: 1 P: 9	R: 1 E: 0 K: 0 S: 3 H: 1 LOB: 1 BB: 1 P: 7	R: 0 E: 1 K: 2 S: 8 H: 0 LOB: 1 BB: 0 P: 8	R: 1 E: 0 K: 0 S: 3 H: 1 LOB: 0 BB: 1 P: 7	R: 2 E: 0 K: 1 S: 9 H: 4 LOB: 3 BB: 1 P: 13	R: 1 E: 0 K: 3 S: 10 H: 1 LOB: 0 BB: 0 P: 10	R: 0 E: 0 K: 0 S: 4 H: 1 LOB: 1 BB: 0 P: 4	R: 0 E: 0 K: 2 S: 7 H: 0 LOB: 1 BB: 1 P: 11	R: 3 E: 0 K: 1 S: 8 H: 3 LOB: 1 BB: 1 P: 12	1B: 6 2B: 1 3B: 1 HR: 3 SF: 0 SAC: 0 DP: 1 HBP: 0	WP: 0 PB: 0 SB: 4 CS: 0 PA: 43			
<b>PITCHER</b>	IP WLS BF H R ER SO BB IBB HBP BLK WP HR S P ERA WHIP												<b>PITCHER</b>	IP WLS BF H R ER SO BB IBB HBP BLK WP HR S P ERA WHIP
Jack Morris, R ERA: 3.71 (1, 1)	4.1 L 20 5 4 4 3 3 0 0 0 0 0 2 23 35 8.31 1.846													
Dave Rozema, R ERA: 1.57 (5, 1)	2.2 12 3 1 1 4 0 1 0 0 0 1 19 23 3.38 1.125													
Dave Tobik, R ERA: 7.62 (8, 1)	1.1 6 1 1 1 3 1 0 0 0 0 0 0 11 15 6.75 1.500													
Kevin Saucier, L ERA: 1.88 (9, 1)	0.2 5 2 2 2 0 0 0 1 0 0 0 0 4 8 27.00 3.000													

Chicago White Sox @ Detroit Tigers  
Tiger Stadium, Detroit, MI  
Fri May 07 1982, 7:05 PM EDT  
Att. 38,006 - Cloudy - 59 F

livebaseballscorecards.com

AB	37
R	8
H	11
RBI	8
BB	6
SO	10
LOB	15



Batter	1	2	3	4	5	6	7	8	9	AB	R	H	RBI	BB	SO	LOB
Chet Lemon, R OBP: 0.396, SLG: 0.373 (1, 9)	0-0 WP 2B		0-0 F9		0-0 F4			0-0 BB 1B	1-0 FC6-4 HBP	4	1	2	0	0	0	0
Enos Cabell, R OBP: 0.358, SLG: 0.515 (1, 5)	0-3 K 2-3		0-0 1B			0-0 F8		0-3 K 1B	0-0 FC6-4 1B 1-2f	5	1	1	0	0	2	3
Kirk Gibson, L OBP: 0.343, SLG: 0.430 (1, 8)	0-3 K		0-0 1-3			0-3 K		0-0 L6	0-0 FC4 1B 1-2	5	0	1	0	0	2	3
Mike Ivie, R OBP: 0.417, SLG: 0.300 (1, 10)	0-0 6-3			0-3 K		0-3 K		4-0 1B BB 1-2	0-0 E 1B 1-2 2-H	4	1	1	1	1	2	1
Richie Hebner, L OBP: 0.306, SLG: 0.333 (1, 3)		0-3 K		0-0 1B			0-0 F9	0-0 1B 1B 1-3 2-H	0-0 FC4 1-2 2-3	5	1	2	1	0	1	2
Larry Herndon, R OBP: 0.349, SLG: 0.423 (1, 7)		0-0 E8 1B		0-0 F3			0-0 F8	0-0 1B 1B 1-3 3-H	0-3 K	5	1	2	1	0	1	4
Lou Whitaker, L OBP: 0.308, SLG: 0.321 (1, 4)		0-0 F8		0-0 F5			0-0 1B 1B	4-0 1B BB 1-2	0-0 F5	4	0	1	0	1	0	5
John Wockenfuss, R OBP: 0.346, SLG: 0.266 (1, 2)		0-3 K			0-0 6-3			0-0 1B 1B 1-3 2-H 3-H		4	0	2	2	0	1	1
Tom Brookens, R OBP: 0.296, SLG: 0.280 (8, PR) (9, 6)										0	0	0	0	0	0	0
Alan Trammell, R OBP: 0.287, SLG: 0.272 (7, PH)			0-0 F7			0-0 F6		0-0 6-3	0-3 K	2	0	0	0	0	0	0
Jerry Turner, L OBP: 0.308, SLG: 0.351 (7, PH)										0	0	0	0	0	0	0
Lynn Jones, R OBP: 0.231, SLG: 0.182 (8, 6)										1	0	0	0	0	0	2
Mark DeJohn, S OBP: 0.333, SLG: 0.667 (8, PH)										0	0	0	0	0	0	0
Eddie Miller, S OBP: 0.286, SLG: 0.091 (9, 2)										1	0	0	0	0	1	2
Marty Castillo, R										0	0	0	0	0	0	0

Inning Stats	R: 0	H: 1	E: 0	LOB: 1	K: 2	BB: 0	S: 8	P: 8	R: 0	H: 1	E: 1	LOB: 1	K: 2	BB: 0	S: 8	P: 8	R: 0	H: 1	E: 0	LOB: 1	K: 0	BB: 0	S: 4	P: 4	R: 0	H: 1	E: 0	LOB: 1	K: 1	BB: 0	S: 6	P: 6	R: 0	H: 0	E: 0	LOB: 0	K: 0	BB: 0	S: 3	P: 3	R: 0	H: 2	E: 0	LOB: 2	K: 2	BB: 0	S: 7	P: 7	R: 0	H: 2	E: 0	LOB: 2	K: 0	BB: 0	S: 5	P: 5	R: 4	H: 4	E: 0	LOB: 2	K: 2	BB: 2	S: 11	P: 19	R: 1	H: 2	E: 1	LOB: 3	K: 1	BB: 0	S: 8	P: 9	1B: 11	SF: 0	2B: 1	SAC: 0	3B: 0	DP: 0	HR: 0	HBP: 1	WP: 1	PA: 43
--------------	------	------	------	--------	------	-------	------	------	------	------	------	--------	------	-------	------	------	------	------	------	--------	------	-------	------	------	------	------	------	--------	------	-------	------	------	------	------	------	--------	------	-------	------	------	------	------	------	--------	------	-------	------	------	------	------	------	--------	------	-------	------	------	------	------	------	--------	------	-------	-------	-------	------	------	------	--------	------	-------	------	------	--------	-------	-------	--------	-------	-------	-------	--------	-------	--------

PITCHER	IP	WLS	BF	H	R	ER	SO	BB	IBB	HBP	BLK	WP	HR	S	P	ERA	WHIP
LaMarr Hoyt, R ERA: 1.29 (1, 1)	6.2		26	6	0	0	7	0	0	0	0	1	0	40	40	0.00	0.900
Kevin Hickey, L ERA: 3.65 (7, 1)	0.1		2	1	1	1	0	0	0	0	0	0	0	2	2	27.00	3.000
Salome Barojas, R ERA: 2.37 (8, 1)	1.1		10	3	4	4	2	2	0	1	0	0	0	11	20	27.00	3.750
Jerry Koosman, L ERA: 5.87 (9, 1)	0.0		3	2	0	0	0	0	0	0	0	0	0	3	3	∞	∞
Chico Escarrega, R ERA: 1.42 (9, 1)	0.2	S	2	0	0	0	1	0	0	0	0	0	0	4	4	0.00	0.000

BOTTOM

Chicago White Sox @ Detroit Tigers  
Tiger Stadium, Detroit, MI  
Fri May 07 1982, 7:05 PM EDT  
Att: 38,006 - Cloudy - 59 F

livebaseballscorecards.com

AB	40
R	5
H	12
RBI	5
BB	2
SO	10
LOB	23



Batter	1	2	3	4	5	6	7	8	9	AB R H RBI BB SO LOB	TOP					
Ron LeFlore, R (1, 8) OBP: 0.364, SLG: 0.475	0-3 K		0-3 K		X 0-0 S 1B		0-3 K		0-3 K	5 0 1 0 0 4 0	<p>Chicago White Sox @ Detroit Tigers</p> <p>Tiger Stadium, Detroit, MI</p> <p>Sat May 08 1982, 3:33 AM EDT</p> <p>Att. 28,915 - Sunny - 68 F</p>					
Tony Bernazard, S (1, 4) OBP: 0.294, SLG: 0.333	0-3 K2-3		0-0 1B 2B 1B		X 0-0 F7 1-2		0-0 F7		0-0 E5 HR 1B	5 2 2 0 0 1 1						
Steve Kemp, L (1, 7) OBP: 0.373, SLG: 0.393 Rudy Law, L (8, PR) OBP: 0.250, SLG: 0.400 (8, 7)	0-3 K		0-0 1-3 2B 1B		B B B B 4-0 BB			X 0-0 CS HR 1B	2-H HR	3 1 2 0 1 1 0 1 2 1 2 0 0 0						
Greg Luzinski, R (1, 10) OBP: 0.321, SLG: 0.398		B B B B 4-0 BB	0-0 1-H 3-H 2B		S S S S 0-3 K			X 0-0 F3 1-3	0-0 4-3	4 0 1 2 1 1 3						
Tom Paciorek, R (1, 3) OBP: 0.378, SLG: 0.489 Mike Squires, L (8, 3) OBP: 0.545, SLG: 0.444		X 0-0 6-3 1-2	0-0 5-3		X 0-0 F8			X 0-0 HR		4 1 1 2 0 0 2 0 0 0 0 0 0 0						
Harold Baines, L (1, 9) OBP: 0.310, SLG: 0.398		X 0-0 4-3		S S S S 0-3 K		X 0-0 S 1B		S S S S 0-3 K		4 0 1 0 0 2 2						
Jim Morrison, R (1, 5) OBP: 0.284, SLG: 0.582 Aurelio Rodriguez, R (8, 5) OBP: 0.200, SLG: 0.077		X 0-0 5-3		X 0-0 1-3		X 0-0 F8 1-2		X 0-0 2B		4 0 1 0 0 0 2 0 0 0 0 0 0 0						
Marc Hill, R (1, 2) OBP: 0.273, SLG: 0.500			X 0-0 HR	S S S S 0-3 K		S S S S 0-3 K		X 0-0 F4		4 1 1 1 0 2 3						
Bill Almon, R (1, 6) OBP: 0.400, SLG: 0.429			X 0-0 5-3		S S S S 0-3 K		X 0-0 F9		X 0-0 L7	4 0 0 0 0 1 0						
<b>Inning Stats</b>	R: 0 H: 0 E: 0 LOB: 0 K: 3 BB: 0 S: 9 P: 9	R: 0 H: 0 E: 0 LOB: 1 K: 0 BB: 1 S: 3 P: 7	R: 3 H: 4 E: 0 LOB: 1 K: 1 BB: 0 S: 9 P: 9	R: 0 H: 0 E: 0 LOB: 0 K: 2 BB: 0 S: 7 P: 7	R: 0 H: 1 E: 0 LOB: 2 K: 2 BB: 1 S: 8 P: 12	R: 0 H: 1 E: 0 LOB: 1 K: 1 BB: 0 S: 6 P: 6	R: 0 H: 0 E: 0 LOB: 0 K: 1 BB: 0 S: 5 P: 5	R: 2 H: 3 E: 0 LOB: 2 K: 1 BB: 0 S: 8 P: 8	R: 2 H: 2 E: 1 LOB: 0 K: 1 BB: 0 S: 7 P: 7	1B: 6 SF: 0 2B: 2 SAC: 0 3B: 0 DP: 0 HR: 3 HBP: 0		WP: 0 PA: 40 PB: 0 SB: 2 CS: 1				
<b>PITCHER</b>	IP WLS BF H R ER SO BB IBB HBP BLK WP HR S P ERA WHIP															
Dan Petry, R (1, 1) ERA: 3.53	7.0	30	7	4	4	10	2	0	0	0	0	1	48	56	5.14	1.286
Elias Sosa, R (8, 1) ERA: 3.07	2.0	L 10	4	3	2	2	0	0	0	0	0	2	14	14	9.00	2.000

livebaseballscorecards.com

<b>AB</b>	<b>38</b>
<b>R</b>	<b>7</b>
<b>H</b>	<b>11</b>
<b>RBI</b>	<b>7</b>
<b>BB</b>	<b>2</b>
<b>SO</b>	<b>12</b>
<b>LOB</b>	<b>13</b>





Batter	1	2	3	4	5	6	7	8	9	AB R H RBI BB SO LOB	TOP											
Rudy Law, L (1, 8) OBP: 0.292, SLG: 0.500	0-0 F7	0-0 FC6-4 1B		0-3 K			0-0 SH5-3		0-0 CS 3B	4 0 2 2 0 1 0												
Tony Bernazard, S (1, 4) OBP: 0.298, SLG: 0.330	0-0 1B 2B 1B	0-0 FC6-4		0-0 L6			0-0 G3		4-0 BB	4 1 1 0 1 0 3												
Steve Kemp, L (1, 7) OBP: 0.368, SLG: 0.387	0-0 2B SF9 1B	0-0 4-3					0-0 F5		0-0 CS	4 1 1 0 0 0 3												
Mike Squires, L (8, 3) OBP: 0.545, SLG: 0.444									3-H	0 0 0 0 0 0 0												
Greg Luzinski, R (1, 10) OBP: 0.319, SLG: 0.402	0-0 SF9 1-3 2B			0-0 F4			0-3 K		0-3 K	4 0 1 1 0 2 0												
Tom Paciorek, R (1, 3) OBP: 0.373, SLG: 0.484	0-0 SF9 2-3 3-H			0-0 2B 1B			0-3 K		0-0 F9	3 0 1 1 0 1 0												
Harold Baines, L (1, 9) OBP: 0.308, SLG: 0.402	0-0 4-3			0-0 2B			0-0 F9		0-0 4-3	4 0 1 0 0 0 1												
Carlton Fisk, R (1, 2) OBP: 0.388, SLG: 0.323				4-0 G5-4-3 IBB			0-3 K		1-0 SH1-3 3B HBP	2 1 0 0 1 1 0												
Jim Morrison, R (1, 5) OBP: 0.286, SLG: 0.565				0-0 G5-4-3			0-0 F4		0-0 SH1-3	2 1 0 0 1 0 3												
Aurelio Rodriguez, R (9, 5) OBP: 0.200, SLG: 0.077				1-2f 1B BB					1-2	0 0 0 0 0 0 0												
Vance Law, R (1, 6) OBP: 0.389, SLG: 0.267				0-0 FC6-4 1B			0-0 F4		0-3 K	3 0 1 0 0 0 1												
Jerry Hairston, S (9, PH) OBP: 0.133, SLG: 0.333									0-0 SH5-3 1B	1 0 0 0 0 1 1												
Bill Almon, R (9, 6) OBP: 0.400, SLG: 0.429										0 0 0 0 0 0 0												
<b>Inning Stats</b>	R: 2 E: 0 K: 0 S: 6	H: 3 LOB: 1 BB: 0 P: 6	R: 1 E: 1 K: 0 S: 5	H: 1 LOB: 2 BB: 1 P: 9	R: 0 E: 0 K: 0 S: 4	H: 2 LOB: 2 BB: 1 P: 8	R: 0 E: 0 K: 1 S: 5	H: 0 LOB: 0 BB: 0 P: 5	R: 0 E: 0 K: 1 S: 5	H: 0 LOB: 0 BB: 0 P: 5	R: 0 E: 0 K: 0 S: 4	H: 1 LOB: 1 BB: 0 P: 4	R: 0 E: 0 K: 1 S: 5	H: 0 LOB: 0 BB: 0 P: 5	R: 0 E: 0 K: 1 S: 5	H: 0 LOB: 1 BB: 1 P: 10	R: 1 E: 0 K: 1 S: 5	H: 1 LOB: 1 BB: 1 P: 10	1B: 5 2B: 2 3B: 1 HR: 0	SF: 1 SAC: 2 DP: 1 HBP: 1	WP: 0 PB: 0 SB: 0 CS: 1	PA: 39
<b>PITCHER</b>	IP WLS BF H R ER SO BB IBB HBP BLK WP HR S P ERA WHIP																					
Larry Pashnick, R (1, 1) ERA: 3.51	2.1 L 16 6 3 3 0 1 1 0 0 0 0 0 14 22 11.57 3.000																					
Dave Tobik, R (3, 1) ERA: 5.6	4.2 14 1 0 0 4 0 0 0 0 0 0 0 22 22 0.00 0.214																					
Dave Rozema, R (8, 1) ERA: 1.82	1.2 8 1 1 1 2 1 0 1 0 0 0 0 10 15 5.40 1.200																					
Kevin Saucier, L (9, 1) ERA: 1.84	0.1 0 0 0 0 0 0 0 0 0 0 0 0 0 0.00 0.000																					

Chicago White Sox @ Detroit Tigers  
Tiger Stadium, Detroit, MI  
Sun May 09 1982, 3:33 AM EDT  
Att. 23,468 - Sunny - 75 F

livebaseballscorecards.com

AB 31  
R 4  
H 8  
RBI 4  
BB 3  
SO 6  
LOB 12







Batter	1	2	3	4	5	6	7	8	9	AB R H RBI BB SO LOB	TOP
Eddie Miller, S (1, 9) OBP: 0.296, SLG: 0.050 John Wockenfuss, R (9, 2) OBP: 0.338, SLG: 0.258	1-0 CS HBP	0-0 5-3			1-0 K HBP		0-0 F8		0-3 K	3 0 0 0 0 1 4 0 0 0 0 0 0 0	
Enos Cabell, R (1, 5) OBP: 0.336, SLG: 0.474 (8, 3)	0-0 F4		0-0 F7		0-3 K 1-2		0-0 1-3		0-0 L8	5 0 0 0 0 1 5	
Kirk Gibson, L (1, 8) OBP: 0.364, SLG: 0.452	4-0 HR BB 1-2		0-0 2B		0-0 F5			0-0 B3		3 1 1 0 1 0 0	
Mike Ivie, R (1, 10) OBP: 0.375, SLG: 0.429	0-0 HR 1-H		0-0 F7		0-0 1B			0-0 F5		4 1 2 2 0 0 1	
Richie Hebner, L (1, 3) OBP: 0.326, SLG: 0.302 Tom Brookens, R (8, 5) OBP: 0.309, SLG: 0.353	4-0 FC6-4 BB		0-0 6-3		0-0 F8			0-0 F4		3 0 0 0 1 0 2 0 0 0 0 0 0 0	
Larry Herndon, R (1, 7) OBP: 0.339, SLG: 0.393	0-0 FC6-4 1-2f			0-3 K2-3		0-3 K			0-0 F9	4 0 0 0 0 2 2	
Lou Whitaker, L (1, 4) OBP: 0.320, SLG: 0.358		0-3 K		0-0 E8 2B		0-0 F8			0-0 1B E 1B	4 1 2 0 0 1 1	
Lance Parrish, R (1, 2) OBP: 0.255, SLG: 0.438 Lynn Jones, R (9, PR) (9, 9) OBP: 0.214, SLG: 0.167		4-0 BB		0-3 K			0-0 F7		0-0 E 1B 1-2	3 0 1 0 1 1 1 0 0 0 0 0 0 0	
Alan Trammell, R (1, 6) OBP: 0.250, SLG: 0.264		0-3 K		0-0 4-3			0-0 E6		0-0 E4 1-2 2-H	4 0 0 0 0 1 3	
<b>Inning Stats</b>	R: 2 H: 1 E: 0 LOB: 1 K: 0 BB: 2 S: 3 P: 12	R: 0 H: 0 E: 0 LOB: 1 K: 2 BB: 1 S: 7 P: 11	R: 0 H: 1 E: 0 LOB: 1 K: 0 BB: 0 S: 4 P: 4	R: 0 H: 1 E: 1 LOB: 1 K: 2 BB: 0 S: 8 P: 8	R: 0 H: 0 E: 0 LOB: 0 K: 1 BB: 0 S: 4 P: 5	R: 0 H: 1 E: 0 LOB: 1 K: 1 BB: 0 S: 6 P: 6	R: 0 H: 0 E: 1 LOB: 1 K: 0 BB: 0 S: 4 P: 4	R: 0 H: 0 E: 0 LOB: 0 K: 0 BB: 0 S: 3 P: 3	R: 1 H: 2 E: 1 LOB: 2 K: 1 BB: 0 S: 8 P: 8	1B: 3 SF: 0 2B: 2 SAC: 0 3B: 0 DP: 0 HR: 1 HBP: 2	WP: 0 PA: 38 PB: 0 SB: 0 CS: 1
<b>PITCHER</b> Charlie Hough, R (1, 1) ERA: 4.68	IP WLS BF H R ER SO BB IBB HBP BLK WP HR S P ERA WHIP										
	9.0 L 38 6 3 2 7 3 0 2 0 0 0 1 47 61 2.00 1.000										

Detroit Tigers @ Texas Rangers  
Arlington Stadium, Arlington, TX  
Mon May 10 1982, 8:05 PM EDT  
Att. 9,027 - Unknown

livebaseballscorecards.com

AB 33  
R 3  
H 6  
RBI 2  
BB 3  
SO 7  
LOB 19



Batter	1	2	3	4	5	6	7	8	9	AB	R	H	RBI	BB	SO	LOB
George Wright, S (1, 8) OBP: 0.311, SLG: 0.425	0-0 L8		0-0 4-3		0-0 FC4-6			0-0 G3		4	0	0	0	0	0	1
Jim Sundberg, R (1, 2) OBP: 0.448, SLG: 0.482	0-0 FC9-6		0-3 K		0-0 1B			0-0 F9		4	0	3	0	0	1	0
Buddy Bell, R (1, 5) OBP: 0.425, SLG: 0.520	0-0 FC9-6		0-0 1B		0-0 F7			0-0 1B		4	1	2	0	0	0	3
Johnny Grubb, L (1, 7) OBP: 0.407, SLG: 0.480	0-0 1B		0-0 4-3		0-0 L7			0-0 F9		4	0	1	0	0	0	3
Lamar Johnson, R (1, 10) OBP: 0.385, SLG: 0.489	0-0 1B			0-0 F6				0-0 4-3		4	0	1	1	0	0	2
Pat Putnam, L (1, 3) OBP: 0.316, SLG: 0.343	0-0 4-3			0-0 3-1				0-0 F7		4	0	0	0	0	0	2
Leon Roberts, R (1, 9) OBP: 0.185, SLG: 0.240		0-0 FC5-4		0-0 6-3				0-0 5-3		4	0	1	0	0	1	0
Bill Stein, R (1, 4) OBP: 0.200, SLG: 0.182		0-0 FC5-4			4-0 FC1-6			0-0 6-3		3	0	0	0	1	0	1
Mark Wagner, R (1, 6) OBP: 0.260, SLG: 0.292		0-0 G1-6-3			0-0 FC1-6			0-0 F8		2	0	0	0	0	0	2
Lee Mazzilli, S (7, PH) OBP: 0.311, SLG: 0.338		0-0 G1-6-3			0-0 FC1-6					1	0	0	0	0	0	0
Mario Mendoza, R (8, 6) OBP: 0.143, SLG: 0.143		0-0 G1-6-3			0-0 FC1-6					0	0	0	0	0	0	0
<b>Inning Stats</b>	R: 1 H: 3 E: 0 K: 0 S: 6	H: 3 LOB: 2 BB: 0 P: 6	R: 0 H: 1 E: 0 K: 0 S: 3	H: 1 LOB: 0 BB: 0 P: 3	R: 0 H: 0 E: 0 K: 0 S: 3	H: 0 LOB: 0 BB: 0 P: 3	R: 0 H: 0 E: 0 K: 0 S: 3	H: 0 LOB: 0 BB: 0 P: 3	R: 0 H: 2 E: 0 K: 0 S: 5	H: 2 LOB: 2 BB: 0 P: 5	R: 0 H: 0 E: 0 K: 0 S: 3	H: 0 LOB: 0 BB: 0 P: 3	1B: 8 2B: 0 3B: 0 HR: 0	SF: 0 SAC: 0 DP: 1 HBP: 0	WP: 0 PB: 0 SB: 0 CS: 0	PA: 35
<b>PITCHER</b> Milt Wilcox, R (1, 1) ERA: 3.54	IP: 9.0 WLS: 0 W: 35	H: 8 R: 1 ER: 1 SO: 2	BB: 1 IBB: 0 HBP: 0 BLK: 0	WP: 0 HR: 0 S: 38 P: 42	ERA: 1.00 WHIP: 1.000											

**BOTTOM**

**Detroit Tigers @ Texas Rangers**  
Arlington Stadium, Arlington, TX  
Mon May 10 1982, 8:05 PM EDT  
Att. 9,027 - Unknown

AB	34
R	1
H	8
RBI	1
BB	1
SO	2
LOB	14



WP: 0	PA: 35
PB: 0	
SB: 0	
CS: 0	

ERA	WHIP

Batter	1	2	3	4	5	6	7	8	9	AB R H RBI BB SO LOB	TOP												
<b>Bobby Mitchell, L</b> (1, 8) OBP: 0.305, SLG: 0.284	0-0 F8			0-3 K		0-0 F7			0-0 HR	4 1 1 0 0 1 0													
<b>Ron Washington, R</b> (1, 4) OBP: 0.348, SLG: 0.385	0-0 G4-6-3 1B			0-0 3-4-3 1B		0-3 K			0-0 F4	4 0 2 0 0 1 1													
<b>Kent Hrbek, L</b> (1, 3) OBP: 0.382, SLG: 0.641	0-0 G4-6-3 1-2f			0-0 3-4-3 1-2			0-0 4-3		0-0 HR	4 1 1 2 0 0 2													
<b>Tom Brunansky, R</b> (1, 9) OBP: 0.500, SLG: 0.667		0-0 5-3		4-0 BB			0-0 5-3		0-0 2B	3 0 1 0 1 0 0													
<b>Randy Johnson, L</b> (1, 10) OBP: 0.394, SLG: 0.583		0-0 L9		0-3 K			0-0 L8		0-0 4-3	4 0 0 0 0 1 3													
<b>Gary Ward, R</b> (1, 7) OBP: 0.276, SLG: 0.360		0-0 6-3		0-3 K			0-3 K			3 0 0 0 0 2 0													
<b>John Castino, R</b> (1, 5) OBP: 0.302, SLG: 0.329			0-3 K2-3		0-0 F4			0-0 G5-4-3 1B		3 0 1 0 0 1 0													
<b>Sal Butera, R</b> (1, 2) OBP: 0.341, SLG: 0.212			0-0 F2		0-0 L9			0-0 G5-4-3 1-2f		3 0 0 0 0 0 1													
<b>Lenny Faedo, R</b> (1, 6) OBP: 0.246, SLG: 0.207			0-3 K			0-0 4-3			0-0 F8	2 0 0 0 0 1 0													
<b>Randy Bush, L</b> (9, PH) OBP: 0.286, SLG: 0.263										1 0 0 0 0 0 0													
<b>Inning Stats</b>	R: 0 E: 0 K: 0 S: 3	H: 1 LOB: 0 BB: 0 P: 3	R: 0 E: 0 K: 0 S: 3	H: 0 LOB: 0 BB: 0 P: 3	R: 0 E: 0 K: 2 S: 7	H: 0 LOB: 0 BB: 0 P: 7	R: 0 E: 0 K: 2 S: 8	H: 1 LOB: 2 BB: 1 P: 12	R: 0 E: 0 K: 1 S: 5	H: 0 LOB: 0 BB: 0 P: 5	R: 0 E: 0 K: 1 S: 5	H: 0 LOB: 0 BB: 0 P: 5	R: 0 E: 0 K: 0 S: 3	H: 0 LOB: 0 BB: 0 P: 3	R: 0 E: 0 K: 1 S: 5	H: 1 LOB: 0 BB: 0 P: 5	R: 2 E: 0 K: 0 S: 6	H: 3 LOB: 1 BB: 0 P: 6	1B: 3 2B: 2 3B: 0 HR: 1	SF: 0 SAC: 0 DP: 2 HBP: 0	WP: 0 PB: 0 SB: 0 CS: 0	PA: 32	
<b>PITCHER</b> <b>Jack Morris, R</b> (1, 1) ERA: 3.45	IP 9.0	WLS W	BF 32	H 6	R 2	ER 2	SO 7	BB 1	IBB 0	HBP 0	BLK 0	WP 0	HR 1	S 45	P 49	ERA 2.00	WHIP 0.778						<b>PITCHER</b> IP WLS BF H R ER SO BB IBB HBP BLK WP HR S P ERA WHIP

**Minnesota Twins @ Detroit Tigers**  
**Tiger Stadium, Detroit, MI**  
 Thu May 13 1982, 7:05 PM EDT  
 Att. 11,945 - Unknown - 77 F

[livebaseballscorecards.com](http://livebaseballscorecards.com)

**AB 31**  
**R 2**  
**H 6**  
**RBI 2**  
**BB 1**  
**SO 7**  
**LOB 7**



Batter	1	2	3	4	5	6	7	8	9
Chet Lemon, R OBP: 0.412, SLG: 0.388 (1, 9)	0-0 1B 1B	0-0 F5		0-0 G1-4-3 1-2 2-H 1B		0-0 E5		0-0 1-2 1B	
Enos Cabell, R OBP: 0.331, SLG: 0.463 (1, 5) (8, 3)	0-0 S 1-3 1B 1B		0-0 L7	0-0 G1-4-3 1-2f		0-0 F8		0-0 F8	
Kirk Gibson, L OBP: 0.360, SLG: 0.443 (1, 8)	0-3 K		0-0 PB 2B 1B		0-0 F7		0-0 4-3		
Mike Ivie, R OBP: 0.357, SLG: 0.400 (1, 10)	0-0 1-H 3-H 1B		0-0 5-3		0-0 F5		0-0 5-3		
Richie Hebner, L OBP: 0.347, SLG: 0.333 (1, 3) Tom Brookens, R OBP: 0.321, SLG: 0.353 (7, PH) (8, 5)	0-0 F7		0-0 2-H 2B		4-0 3B BB		4-0 BB		
Larry Herndon, R OBP: 0.344, SLG: 0.441 (1, 7)		0-0 HR	0-0 L6		0-0 1-H 3B		0-3 K		
John Wockenfuss, R OBP: 0.333, SLG: 0.246 (1, 2)		0-3 K		4-0 FC1-5 BLK BB		0-0 F9		0-0 5-3	
Alan Trammell, R OBP: 0.260, SLG: 0.258 (1, 6)		4-0 S BB		4-0 1-2 FC1-5 1B BB		0-0 F7		0-3 K	
Lou Whitaker, L OBP: 0.318, SLG: 0.347 (1, 4)		0-0 5-3		0-0 FC1-5 1B		0-0 L4		4-0 1B BB	

Inning Stats	R: 2	H: 3	E: 0	K: 1	S: 7	LOB: 0	BB: 0	P: 7	R: 1	H: 1	E: 0	K: 1	S: 6	LOB: 1	BB: 1	P: 10	R: 1	H: 2	E: 0	K: 0	S: 5	LOB: 1	BB: 0	P: 5	R: 1	H: 1	E: 0	K: 0	S: 3	LOB: 1	BB: 2	P: 11	R: 1	H: 1	E: 0	K: 0	S: 4	LOB: 1	BB: 1	P: 8	R: 0	H: 0	E: 1	K: 0	S: 4	LOB: 1	BB: 0	P: 4	R: 0	H: 0	E: 0	K: 1	S: 5	LOB: 1	BB: 1	P: 9	R: 0	H: 1	E: 0	K: 1	S: 6	LOB: 2	BB: 1	P: 10
--------------	------	------	------	------	------	--------	-------	------	------	------	------	------	------	--------	-------	-------	------	------	------	------	------	--------	-------	------	------	------	------	------	------	--------	-------	-------	------	------	------	------	------	--------	-------	------	------	------	------	------	------	--------	-------	------	------	------	------	------	------	--------	-------	------	------	------	------	------	------	--------	-------	-------

PITCHER		IP	WLS	BF	H	R	ER	SO	BB	IBB	HBP	BLK	WP	HR	S	P	ERA	WHIP
John Pacella, R ERA: 8.25 (1, 1)		2.0	L	10	4	3	3	2	1	0	0	0	0	1	13	17	13.50	2.500
Darrell Jackson, L ERA: 7.12 (3, 1)		6.0		28	5	3	3	2	5	0	0	1	0	0	27	47	4.50	1.667


**BOTTOM**

**Minnesota Twins @ Detroit Tigers**  
Tiger Stadium, Detroit, MI  
Thu May 13 1982, 7:05 PM EDT  
Att. 11,945 - Unknown - 77 F

AB	R	H	RBI	BB	SO	LOB
5	1	3	1	0	0	1
5	1	1	0	0	0	5
4	1	1	0	0	1	2
4	0	1	2	0	0	1
2	1	1	1	1	0	0
0	0	0	0	1	0	0
4	1	2	2	0	1	2
3	0	0	0	1	1	1
2	1	0	0	2	1	0
3	0	0	0	1	0	3

AB	32
R	6
H	9
RBI	6
BB	6
SO	4
LOB	15

WP: 0 PA: 38  
PB: 1  
SB: 2  
CS: 0



1B	2B	3B	HR	SF	SAC	DP	HBP
6	1	1	1	0	0	1	0

Batter	1	2	3	4	5	6	7	8	9	10	11	AB R H RBI BB SO LOB	TOP																			
<b>Bobby Mitchell, L</b> OBP: 0.290, SLG: 0.267 (1, 8)	0-3 K	0-0 FC4-6			0-0 F8		0-0 4-3			0-0 L4		5 0 0 0 0 1 3	<b>Minnesota Twins @ Detroit Tigers</b> Tiger Stadium, Detroit, MI Fri May 14 1982, 7:05 PM EDT Att: 21,459 - Unknown - 76 F																			
<b>Larry Milbourne, S</b> OBP: 0.242, SLG: 0.226 (1, 4)	0-0 F6			4-0 FC5-4 BB	0-0 1B		0-0 4-3			0-0 1B		4 0 2 0 1 0 1																				
<b>Kent Hrbek, L</b> OBP: 0.369, SLG: 0.617 (1, 3)	0-0 4-3			0-0 F8	0-3 K		0-3 K			0-0 3-1		5 0 0 0 0 2 3																				
<b>Tom Brunansky, R</b> OBP: 0.333, SLG: 0.375 (1, 9)		0-0 E6 4-3 6-3 1B	0-0 FC5-4	0-3 K	0-3 K		0-0 F8			0-3 K		5 1 1 0 0 2 2																				
<b>Randy Johnson, L</b> OBP: 0.374, SLG: 0.551 (1, 10)		0-0 4-3	0-0 G3		0-0 F8		0-0 F8			0-0 4-3		5 0 0 0 0 0 2																				
<b>Gary Ward, R</b> OBP: 0.281, SLG: 0.352 (1, 7)		4-0 6-3 1B BB		4-0 G4-6-3 BB	0-0 1-3		0-0 6-3			0-3 K		3 1 0 0 2 1 0																				
<b>John Castino, R</b> OBP: 0.289, SLG: 0.313 (1, 5)		0-0 6-3	0-0 G4-6-3	0-3 K	0-3 K		0-0 5-3					4 0 0 1 0 1 2																				
<b>Ron Washington, R</b> OBP: 0.370, SLG: 0.397 (1, 6)		0-0 1B 2-H 1B	0-0 1B	0-0 1B	4-0 4-3 SH1 BB		0-0 F4					3 0 2 1 1 0 0																				
<b>Tim Laudner, R</b> OBP: 0.600, SLG: 0.500 (1, 2)		0-0 FC4-6 1B	0-0 F5	0-0 SH1	0-3 K					0-3 K		2 0 1 0 0 0 1																				
<b>Randy Bush, L</b> OBP: 0.273, SLG: 0.250 (10, PH)												1 0 0 0 0 1 0																				
<b>Sal Butera, R</b> OBP: 0.341, SLG: 0.212 (10, 2)												0 0 0 0 0 0 0																				
<b>Inning Stats</b>	R: 0 E: 0 K: 1 S: 5	H: 0 LOB: 0 BB: 0 P: 5	R: 2 E: 1 K: 0 S: 6	H: 3 LOB: 2 BB: 1 P: 10	R: 0 E: 0 K: 0 S: 3	H: 0 LOB: 1 BB: 1 P: 7	R: 0 E: 0 K: 0 S: 3	H: 1 LOB: 1 BB: 1 P: 7	R: 0 E: 0 K: 2 S: 8	H: 1 LOB: 1 BB: 0 P: 8	R: 0 E: 0 K: 1 S: 5	H: 0 LOB: 0 BB: 0 P: 5	R: 0 E: 0 K: 1 S: 3	H: 0 LOB: 1 BB: 1 P: 7	R: 0 E: 0 K: 1 S: 5	H: 0 LOB: 0 BB: 0 P: 5	R: 0 E: 0 K: 0 S: 3	H: 0 LOB: 0 BB: 0 P: 3	R: 0 E: 0 K: 1 S: 6	H: 1 LOB: 1 BB: 0 P: 6	R: 0 E: 0 K: 2 S: 7	H: 0 LOB: 0 BB: 0 P: 7	1B: 6 2B: 0 3B: 0 HR: 0	SF: 0 SAC: 1 DP: 1 HBP: 0	WP: 0 PB: 0 SB: 0 CS: 0	PA: 42						
<b>PITCHER</b>	IP WLS BF H R ER SO BB IBB HBP BLK WP HR S P ERA WHIP																															
<b>Dan Petry, R</b> ERA: 3.33 (1, 1)	8.0	32	5	2	2	5	4	0	0	0	0	0	0	0	38	54	2.25	1.125														
<b>Dave Rozema, R</b> ERA: 1.63 (9, 1)	3.0	10	1	0	0	3	0	0	0	0	0	0	0	0	16	16	0.00	0.333														

livebaseballscores.com

AB	37
R	2
H	6
RBI	2
BB	4
SO	8
LOB	14



Batter	1	2	3	4	5	6	7	8	9	10	11	AB R H RBI BB SO LOB	BOTTOM						
<b>Chet Lemon, R</b> (1, 9) OBP: 0.420, SLG: 0.383 <b>Lynn Jones, R</b> (4, PR) OBP: 0.235, SLG: 0.200 (5, 9)	0-0 		4-0 	1-0 		0-0 			0-0 		0-0 	1 1 0 0 1 0 0 3 1 1 0 0 0 1	<b>Minnesota Twins @ Detroit Tigers</b> Tiger Stadium, Detroit, MI Fri May 14 1982, 7:05 PM EDT Att: 21,459 - Unknown - 76 F						
<b>Enos Cabell, R</b> (1, 5) <b>Tom Brookens, R</b> (11, PH) OBP: 0.316, SLG: 0.346	0-0 		0-0 	0-0 		0-0 			0-0 		0-0 	5 0 1 1 0 0 0 4 1 0 0 0 0 0 1							
<b>Kirk Gibson, L</b> (1, 8) OBP: 0.385, SLG: 0.495	0-0 		0-0 	0-0 				0-0 	0-0 		0-0 	6 1 5 2 0 0 2							
<b>Mike Ivie, R</b> (1, 10) OBP: 0.333, SLG: 0.379	0-3 		0-0 		0-3 			0-0 	0-0 			4 0 1 1 0 2 3							
<b>Richie Hebner, L</b> (1, 3) OBP: 0.333, SLG: 0.306	0-0 		4-0 		0-0 			0-3 	0-0 		0-0 	4 0 0 0 1 1 5							
<b>Larry Herndon, R</b> (1, 7) OBP: 0.346, SLG: 0.440		0-3 	0-0 		0-0 			0-0 		0-3 		5 0 2 0 0 2 2							
<b>Lance Parrish, R</b> (1, 2) <b>Eddie Miller, S</b> (10, PR) <b>John Wockenfuss, R</b> (11, 2) OBP: 0.333, SLG: 0.246		0-0 		0-0 	0-0 			0-0 		0-0 		5 1 3 0 0 0 2 0 0 0 0 0 0 0 0 0 0 0 0 0 0		<b>AB 41</b> <b>R 4</b> <b>H 14</b> <b>RBI 4</b> <b>BB 3</b> <b>SO 5</b> <b>LOB 25</b>					
<b>Lou Whitaker, L</b> (1, 4) OBP: 0.315, SLG: 0.337		0-0 		0-0 		4-0 		0-0 		0-0 		3 0 0 0 1 0 3							
<b>Mark DeJohn, S</b> (1, 6) <b>Jerry Turner, L</b> (8, PH) <b>Alan Trammell, R</b> (9, 6) OBP: 0.257, SLG: 0.255		0-0 		0-0 		0-0 		0-0 		0-0 		2 0 1 1 0 0 1 1 0 0 0 0 0 1 1 0 0 0 0 0 0							
<b>Inning Stats</b>	R: 0 H: 2 E: 0 LOB: 2 K: 1 BB: 0 S: 7 P: 7	R: 0 H: 1 E: 0 LOB: 1 K: 1 BB: 0 S: 6 P: 6	R: 1 H: 1 E: 0 LOB: 2 K: 0 BB: 2 S: 4 P: 12	R: 1 H: 2 E: 0 LOB: 2 K: 0 BB: 0 S: 5 P: 6	R: 0 H: 1 E: 0 LOB: 1 K: 1 BB: 0 S: 6 P: 6	R: 0 H: 0 E: 0 LOB: 1 K: 0 BB: 1 S: 3 P: 7	R: 0 H: 1 E: 0 LOB: 0 K: 1 BB: 0 S: 5 P: 5	R: 0 H: 1 E: 0 LOB: 1 K: 0 BB: 0 S: 4 P: 4	R: 0 H: 2 E: 0 LOB: 2 K: 0 BB: 0 S: 5 P: 5	R: 0 H: 1 E: 0 LOB: 1 K: 1 BB: 0 S: 5 P: 5	R: 2 H: 2 E: 0 LOB: 0 K: 0 BB: 0 S: 4 P: 4	1B: 12 SF: 1 2B: 1 SAC: 2 3B: 0 DP: 0 HR: 1 HBP: 1		WP: 0 PA: 48 PB: 0 SB: 0 CS: 1					
<b>PITCHER</b>	<b>IP WLS BF H R ER SO BB IBB HBP BLK WP HR S P ERA WHIP</b>													<b>PITCHER</b>	<b>IP WLS BF H R ER SO BB IBB HBP BLK WP HR S P ERA WHIP</b>				
<b>Pete Redfern, R</b> (1, 1) ERA: 5.73 <b>Bobby Castillo, R</b> (4, 1) ERA: 3.93 <b>Ron Davis, R</b> (9, 1) ERA: 3.86 <b>Terry Felton, R</b> (11, 1) ERA: 4.86	3.1 5.1 1.2 0.1	19 21 6 2	6 5 2 1	2 0 1 1	2 0 1 1	2 2 1 0	2 1 1 0	2 0 0 0	0 0 0 0	0 0 0 0	0 0 0 0	0 0 0 0	0 0 0 0	0 0 0 0	20 24 8 2	29 28 8 2	5.40 0.00 5.40 27.00	2.400 1.125 1.200 3.000	





Minnesota Twins @ Detroit Tigers  
 Tiger Stadium, Detroit, MI  
 Sat May 15 1982, 3:33 AM EDT  
 Att. 16,092 - Unknown - 75 F

livebaseballscorecards.com

AB	34
R	5
H	9
RBI	5
BB	7
SO	10
LOB	19



WP:	0	PA:	42
PB:	0		
SB:	2		
CS:	2		

Batter	1	2	3	4	5	6	7	8	9	10	AB	R	H	RBI	BB	SO	LOB
Chet Lemon, R (1, 9) OBP: 0.419, SLG: 0.376	K	F6		4-3 1B		4-0 CS BB		K			4	1	1	0	1	2	4
Enos Cabell, R (1, 5) OBP: 0.323, SLG: 0.442				4-3					F9		3	0	0	0	1	2	4
Lou Whitaker, L (7, 4) OBP: 0.313, SLG: 0.333		K		1-2							1	0	0	0	0	0	0
Kirk Gibson, L (1, 8) OBP: 0.385, SLG: 0.486	K		S E BLK BB	2-H 1B				K	K		4	1	1	1	1	3	1
Mike Ivie, R (1, 10) OBP: 0.289, SLG: 0.324	F3			F5				K	K	1-3	5	0	0	0	0	1	3
Larry Herndon, R (1, 7) OBP: 0.356, SLG: 0.442		1B BB 1B		CS S 1-2 1B		G6-4-3 1B BB		K			4	1	2	0	1	1	0
Lance Parrish, R (1, 2) OBP: 0.311, SLG: 0.526		BB 1B SF9 BB		E5 BB 1-2 2-H		G6-4-3 1B			5-3		4	2	2	2	1	0	1
John Wockenfuss, R (1, 3) OBP: 0.345, SLG: 0.254											2	0	1	0	1	0	2
Richie Hebner, L (8, PH) OBP: 0.345, SLG: 0.320		BB 1B				G6-4-3				1B 1B	1	0	1	0	0	0	0
Tom Brookens, R (1, 4) OBP: 0.317, SLG: 0.333											2	0	0	1	1	1	3
Jerry Turner, L (8, PH) OBP: 0.289, SLG: 0.395										F5	1	0	0	0	0	0	1
Mark DeJohn, S (9, 5) OBP: 0.400, SLG: 0.600		1-2 2-3 3-H BB									0	0	0	0	0	0	0
Alan Trammell, R (1, 6) OBP: 0.257, SLG: 0.258		SF9								F7	3	0	1	1	0	0	0

R: 0	H: 0	R: 2	H: 2	R: 1	H: 1	R: 1	H: 2	R: 0	H: 1	R: 0	H: 0	R: 0	H: 2	R: 0	H: 0	R: 1	H: 1	1B: 8	SF: 1
E: 0	LOB: 1	E: 0	LOB: 2	E: 1	LOB: 1	E: 0	LOB: 1	E: 0	LOB: 0	E: 0	LOB: 0	E: 0	LOB: 2	E: 0	LOB: 0	E: 0	LOB: 0	2B: 0	SAC: 0
K: 2	BB: 1	K: 1	BB: 2	K: 1	BB: 2	K: 0	BB: 0	K: 0	BB: 1	K: 3	BB: 0	K: 1	BB: 0	K: 1	BB: 0	K: 0	BB: 0	3B: 0	DP: 1
S: 7	P: 11	S: 7	P: 15	S: 6	P: 14	S: 5	P: 5	S: 3	P: 7	S: 9	P: 9	S: 7	P: 7	S: 5	P: 5	S: 2	P: 2	HR: 1	HBP: 0

PITCHER	IP	WLS	BF	H	R	ER	SO	BB	IBB	HBP	BLK	WP	HR	S	P	ERA	WHIP
Pete Filson, L (1, 1) ERA: 11.57	2.1		14	3	3	3	3	4	0	0	1	0	0	16	32	11.57	3.000
Terry Felton, R (3, 1) ERA: 4.5	5.0		20	4	1	1	5	3	0	0	0	0	0	27	39	1.80	1.400
Ron Davis, R (8, 1) ERA: 3.75	0.2		3	1	0	0	1	0	0	0	0	0	0	5	5	0.00	1.500
Darrell Jackson, L (9, 1) ERA: 7.11	1.1	L	5	1	1	1	1	0	0	0	0	0	1	7	7	6.75	0.750

WP: 0	PA: 42
PB: 0	
SB: 2	
CS: 2	

Batter	1	2	3	4	5	6	7	8	9	AB R H RBI BB SO LOB	TOP														
Ron Washington, R OBP: 0.378, SLG: 0.429 (1, 6)	L6			K		3B			6-3	5 0 1 0 0 1 2															
Larry Milbourne, S OBP: 0.233, SLG: 0.220 (1, 4)	HR		K	F7		4-3			6-3	5 1 1 0 0 1 1															
Randy Johnson, L OBP: 0.389, SLG: 0.604 (1, 10)	HR				F4					3 1 1 2 1 1 0															
Tom Brunansky, R OBP: 0.333, SLG: 0.688 (1, 7)	HR				FC5-4				5-3	3 1 1 1 1 0 1															
Jesus Vega, R OBP: 0.333, SLG: 0.417 (1, 3)	F7				FC5-4				K	4 0 0 0 0 1 2															
John Castino, R OBP: 0.293, SLG: 0.348 (1, 5)	HR				F8				F4	4 1 2 1 0 0 1															
Dave Engle, R OBP: 0.321, SLG: 0.383 (1, 9)	WP				F7				F7	4 2 2 1 0 0 1															
Bobby Mitchell, L OBP: 0.284, SLG: 0.277 (1, 8)	1B				L6-3				F7	3 0 0 0 1 1 1															
Tim Laudner, R OBP: 0.375, SLG: 0.286 (1, 2)	1B				K				F7	3 0 1 1 0 1 0															
Randy Bush, L OBP: 0.292, SLG: 0.273 (9, PH)	1B				K				F7	1 0 0 0 0 0 0															
<b>Inning Stats</b>	R: 5 E: 0 K: 0 S: 9	H: 6 LOB: 2 BB: 1 P: 13	R: 0 E: 0 K: 1 S: 5	H: 0 LOB: 1 BB: 1 P: 9	R: 0 E: 0 K: 0 S: 3	H: 1 LOB: 0 BB: 0 P: 3	R: 0 E: 0 K: 2 S: 7	H: 0 LOB: 0 BB: 0 P: 7	R: 0 E: 0 K: 0 S: 3	H: 0 LOB: 1 BB: 1 P: 7	R: 1 E: 0 K: 1 S: 7	H: 2 LOB: 1 BB: 0 P: 7	R: 0 E: 0 K: 2 S: 7	H: 0 LOB: 0 BB: 0 P: 7	R: 0 E: 0 K: 0 S: 3	H: 0 LOB: 0 BB: 0 P: 3	R: 0 E: 0 K: 0 S: 3	H: 0 LOB: 0 BB: 0 P: 3	1B: 3 2B: 2 3B: 1 HR: 4	SF: 0 SAC: 0 DP: 1 HBP: 0	WP: 1 PB: 0 SB: 0 CS: 0	PA: 38			
<b>PITCHER</b>	IP	WLS	BF	H	R	ER	SO	BB	IBB	HBP	BLK	WP	HR	S	P	ERA	WHIP								
Larry Pashnick, R ERA: 4.5 (1, 1)	0.2		6	4	4	4	0	0	0	0	0	0	3	6	6	54.00	6.000								
Aurelio Lopez, R ERA: 2.08 (1, 1)	4.1		18	3	1	1	3	3	0	0	0	1	0	21	33	2.08	1.385								
Dave Tobik, R ERA: 4.98 (6, 1)	4.0	W	14	2	1	1	3	0	0	0	0	0	1	20	20	2.25	0.500								

Minnesota Twins @ Detroit Tigers  
Tiger Stadium, Detroit, MI  
Sun May 16 1982, 3:33 AM EDT  
Att. 19,392 - Unknown - 77 F

livebaseballscorecards.com

AB	35
R	6
H	9
RBI	6
BB	3
SO	6
LOB	9



Batter	1	2	3	4	5	6	7	8	9
Chet Lemon, R OBP: 0.418, SLG: 0.404 (1, 9) X	0-0 5-3 ① X	0-0 5-3 ②		0-0 HR		0-3 K ②		4-0 BB 1-2	
Tom Brookens, R OBP: 0.328, SLG: 0.321 (1, 5) X	0-0 F9	4-0 FC6-4 BB		4-0 BB		0-0 F4 ③		0-0 L9 ③	
Jerry Turner, L OBP: 0.283, SLG: 0.386 (8, PH)									
Mark DeJohn, S OBP: 0.400, SLG: 0.600 (9, 5)									
Larry Herndon, R OBP: 0.353, SLG: 0.460 (1, 7) X	0-0 E7	0-0 FC6-4 ③		0-0 F9 ③			0-0 HR		
Mike Ivie, R OBP: 0.286, SLG: 0.395 (1, 10) X	0-0 F6 ③		0-0 HR		0-0 L7 ①		0-3 K ①		
Lance Parrish, R OBP: 0.308, SLG: 0.500 (1, 2)		4-0 1B HR BB	0-0 5-3 ①		0-0 5-3 ②		0-0 5-3 ②		
John Wockenfuss, R OBP: 0.341, SLG: 0.243 (1, 3)		4-0 1B HR BB	0-0 5-3 ②		0-0 L9 ③		0-3 K ③		
Lynn Jones, R OBP: 0.238, SLG: 0.211 (1, 8)		0-0 1-2 HR 1B	0-3 K ③			0-0 F9 ①		0-0 F8 ①	
Alan Trammell, R OBP: 0.274, SLG: 0.300 (1, 6)		0-0 1-H HR 2-H 3-H		0-0 F7 ①		0-0 1B 1B		4-0 BB BB	
Lou Whitaker, L OBP: 0.310, SLG: 0.330 (1, 4)		0-3 K ①		0-0 L7 ②		0-0 1B		0-0 F6 ②	

Inning Stats	R: 0	H: 0	E: 1	LOB: 1	K: 0	BB: 0	S: 4	P: 4
	R: 4	H: 2	E: 0	LOB: 1	K: 1	BB: 3	S: 7	P: 19
	R: 1	H: 1	E: 0	LOB: 0	K: 1	BB: 0	S: 6	P: 6
	R: 1	H: 1	E: 0	LOB: 1	K: 0	BB: 1	S: 4	P: 8
	R: 0	H: 0	E: 0	LOB: 0	K: 0	BB: 0	S: 3	P: 3
	R: 0	H: 2	E: 0	LOB: 2	K: 1	BB: 0	S: 7	P: 7
	R: 1	H: 1	E: 0	LOB: 0	K: 2	BB: 0	S: 8	P: 8
	R: 0	H: 0	E: 0	LOB: 2	K: 0	BB: 2	S: 3	P: 11

PITCHER	IP	WLS	BF	H	R	ER	SO	BB	IBB	HBP	BLK	WP	HR	S	P	ERA	WHIP
Brad Havens, L ERA: 4.75 (1, 1)	3.2		20	4	6	6	2	4	0	0	0	0	3	20	36	14.73	2.182
Bobby Castillo, R ERA: 3.69 (4, 1)	2.1		9	2	0	0	1	0	0	0	0	0	0	11	11	0.00	0.857
Terry Felton, R ERA: 4.6 (7, 1)	1.0	L	4	1	1	1	2	0	0	0	0	0	1	8	8	9.00	1.000
Ron Davis, R ERA: 3.6 (8, 1)	1.0		5	0	0	0	0	2	0	0	0	0	0	3	11	0.00	2.000

AB R H RBI BB SO LOB

**BOTTOM**

4 1 1 1 1 1 2

2 0 0 0 2 0 2  
1 0 0 0 0 0 2  
0 0 0 0 0 0 0

4 1 1 1 0 0 2

4 1 1 1 0 1 1

3 1 0 0 1 0 0

3 1 0 0 1 1 0

4 1 1 0 0 1 0

3 1 2 4 1 0 0

4 0 1 0 0 1 1

1B: 3 SF: 0  
2B: 0 SAC: 0  
3B: 0 DP: 0  
HR: 4 HBP: 0

WP: 0 PA: 38  
PB: 0  
SB: 0  
CS: 0

**Minnesota Twins @ Detroit Tigers**  
Tiger Stadium, Detroit, MI  
Sun May 16 1982, 3:33 AM EDT  
Att: 19,392 - Unknown - 77 F

livebaseballscores.com

**AB 32**  
**R 7**  
**H 7**  
**RBI 7**  
**BB 6**  
**SO 5**  
**LOB 10**



Batter	1	2	3	4	5	6	7	8	9	AB R H RBI BB SO LOB	TOP																
Rickey Henderson, R OBP: 0.440, SLG: 0.381 (1, 7) (8, 8)	0-0 HR		0-0 G3		0-0 F6		0-0 E5 HR		0-0 1-3	5 2 1 1 0 0 2																	
Dwayne Murphy, L OBP: 0.310, SLG: 0.380 Joe Rudi, R OBP: 0.329, SLG: 0.324 (1, 8) (8, 9)	0-0 F3			0-0 4-3		0-0 F7	0-0 F7		0-0 4-3	4 0 0 0 0 0 3 1 0 0 0 0 0 0																	
Dan Meyer, L OBP: 0.284, SLG: 0.400 Jeff Burroughs, R OBP: 0.391, SLG: 0.500 (1, 9) (7, PH) (7, 9) (8, 7)	0-0 4-3			0-0 4-3		0-0 F8	0-0 HR		0-3 K	3 0 0 0 0 0 0 2 1 1 4 0 1 0																	
Wayne Gross, L OBP: 0.330, SLG: 0.304 (1, 3)	0-0 4-3			4-0 HR BB		0-0 F8	4-0 1B BB			2 1 0 0 2 0 0																	
Danny Goodwin, L OBP: 0.286, SLG: 0.833 (1, 10)			0-0 G3		0-0 HR		0-0 E3 HR			4 2 2 2 0 0 0																	
Davey Lopes, R OBP: 0.341, SLG: 0.397 (1, 4)			0-0 1-3		0-0 1B		0-0 F7			4 0 1 0 0 0 3																	
Dave McKay, S OBP: 0.246, SLG: 0.277 (1, 5)			0-0 F5		0-0 F7		0-0 HR	0-0 5-3		4 1 1 2 0 0 1																	
Jeff Newman, R OBP: 0.338, SLG: 0.500 (1, 2)			0-0 F9		0-0 F7		0-0 HR BB 1B	0-0 F5		4 1 1 0 0 0 0																	
Tony Phillips, S OBP: 0.360, SLG: 0.200 (1, 6)			0-0 F8		0-0 F8		4-0 HR BB	0-3 K		3 1 0 0 1 1 0																	
<b>Inning Stats</b>	R: 1 E: 0 K: 0 S: 4	H: 1 LOB: 0 BB: 0 P: 4	R: 0 E: 0 K: 0 S: 3	H: 0 LOB: 0 BB: 0 P: 3	R: 0 E: 0 K: 0 S: 3	H: 0 LOB: 0 BB: 0 P: 3	R: 2 E: 0 K: 0 S: 5	H: 2 LOB: 1 BB: 1 P: 9	R: 0 E: 0 K: 0 S: 3	H: 0 LOB: 0 BB: 0 P: 3	R: 0 E: 0 K: 0 S: 3	H: 0 LOB: 0 BB: 0 P: 3	R: 6 E: 2 K: 0 S: 9	H: 4 LOB: 2 BB: 2 P: 17	R: 0 E: 0 K: 1 S: 5	H: 0 LOB: 0 BB: 0 P: 5	R: 0 E: 0 K: 1 S: 5	H: 0 LOB: 0 BB: 0 P: 5	1B: 3 2B: 0 3B: 0 HR: 4	SF: 0 SAC: 0 DP: 0 HBP: 0	WP: 0 PB: 0 SB: 0 CS: 0	PA: 39					
<b>PITCHER</b>	IP WLS BF H R ER SO BB IBB HBP BLK WP HR S P ERA WHIP																										
Jack Morris, R ERA: 3.66 (1, 1)	6.1		28	5	8	5	0	2	0	0	0	0	3	26	34	7.11	1.105										
Kevin Saucier, L ERA: 1.8 (7, 1)	0.1		1	0	0	0	0	0	0	0	0	0	0	1	1	0.00	0.000										
Elias Sosa, R ERA: 3.38 (7, 1)	0.1		4	2	1	0	0	1	0	0	0	0	1	3	7	0.00	9.000										
Pat Underwood, L ERA: 2.55 (8, 1)	2.0	W	6	0	0	0	2	0	0	0	0	0	0	10	10	0.00	0.000										

**Oakland Athletics @ Detroit Tigers**  
Tiger Stadium, Detroit, MI  
Tue May 18 1982, 7:05 PM EDT  
Att. 23,879 - Unknown - 78 F

[livebaseballscorecards.com](http://livebaseballscorecards.com)

<b>AB</b>	36
<b>R</b>	9
<b>H</b>	7
<b>RBI</b>	9
<b>BB</b>	3
<b>SO</b>	2
<b>LOB</b>	9



Batter	1	2	3	4	5	6	7	8	9	AB	R	H	RBI	BB	SO	LOB
Chet Lemon, R OBP: 0.426, SLG: 0.409 (1, 9)	4-0 BLK 1B BB	0-0 1B		0-0 E5 1B		0-3 K	0-3 K			4	1	2	0	1	2	2
Enos Cabell, R OBP: 0.326, SLG: 0.448 (1, 5) (8, 3)	0-0 1B 1-H	0-3 K		0-0 5-3		0-0 F7		0-0 2B		5	0	2	1	0	1	2
Kirk Gibson, L OBP: 0.386, SLG: 0.477 (1, 8)	0-0 1-3		0-0 HR 1B		4-0 CS BLK BB	0-0 6-3		0-0 6-3		4	1	1	0	1	0	1
Mike Ivie, R OBP: 0.277, SLG: 0.372 (1, 10)	0-0 HR BB 1B		0-3 K		0-3 K2-3		0-3 K	0-3 K		5	1	1	0	0	4	3
Richie Hebner, L OBP: 0.373, SLG: 0.358 Eddie Miller, S OBP: 0.296, SLG: 0.050 Tom Brookens, R OBP: 0.323, SLG: 0.316 (1, 3) (7, PR) (8, 5)	4-0 HR BB 1B		0-0 F8		0-0 HR 2B		0-0 6-3 1B	0-0 F8		3	2	2	0	1	0	1
Larry Herndon, R OBP: 0.364, SLG: 0.539 (1, 7)	0-0 HR 1-H 2-H		0-0 HR		0-0 HR		0-0 6-3			4	3	3	7	0	0	1
Lance Parrish, R OBP: 0.319, SLG: 0.547 (1, 2)	0-0 5-3		0-3 K		0-0 HR		0-0 1B 2-H 1B			4	2	2	2	0	1	0
Lou Whitaker, L OBP: 0.317, SLG: 0.345 (1, 4)		0-0 3-1		0-0 3-1		0-0 2B		0-0 1B 1B		4	0	2	0	0	0	0
Alan Trammell, R OBP: 0.274, SLG: 0.298 (1, 6)		0-0 F3		0-0 5-3		0-0 6-3		0-0 1B 3-H		4	0	1	1	0	0	1

Inning Stats	R: 4	H: 3	LOB: 0	K: 0	S: 5	R: 0	H: 1	LOB: 1	K: 1	S: 6	R: 2	H: 2	LOB: 0	K: 2	S: 9	R: 0	H: 1	LOB: 1	K: 0	S: 4	R: 3	H: 4	LOB: 1	K: 1	S: 8	R: 0	H: 0	LOB: 0	K: 1	S: 5	R: 2	H: 4	LOB: 2	K: 2	S: 11	R: 0	H: 1	LOB: 1	K: 1	S: 6	1B: 9	SF: 0	2B: 3	SAC: 0	3B: 0	DP: 0	HR: 4	HBP: 0	WP: 0	PA: 41
--------------	------	------	--------	------	------	------	------	--------	------	------	------	------	--------	------	------	------	------	--------	------	------	------	------	--------	------	------	------	------	--------	------	------	------	------	--------	------	-------	------	------	--------	------	------	-------	-------	-------	--------	-------	-------	-------	--------	-------	--------

PITCHER	IP	WLS	BF	H	R	ER	SO	BB	IBB	HBP	BLK	WP	HR	S	P	ERA	WHIP
Mike Norris, R ERA: 4.88 (1, 1)	4.2		24	9	8	8	4	3	0	0	2	0	3	29	41	15.43	2.571
Bo McLaughlin, R ERA: 5.56 (5, 1)	1.1		6	2	1	1	1	0	0	0	0	0	1	8	8	6.75	1.500
Dave Beard, R ERA: 2.91 (7, 1)	2.0	L	11	5	2	2	3	0	0	0	0	0	0	17	17	9.00	2.500

BOTTOM

Oakland Athletics @ Detroit Tigers  
Tiger Stadium, Detroit, MI  
Tue May 18 1982, 7:05 PM EDT  
Att: 23,879 - Unknown - 78 F

livebaseballscorecards.com

AB	38
R	11
H	16
RBI	11
BB	3
SO	8
LOB	12



Batter	1	2	3	4	5	6	7	8	9	AB R H RBI BB SO LOB	TOP
Rickey Henderson, R OBP: 0.444, SLG: 0.401 (1, 8) BBB	4-0 2B S SF7-2-5 BB		0-0 5-3 ②		4-0 BB		0-0 HR		0-0 5-3 ③	3 2 1 1 2 0 0	
Dan Meyer, L OBP: 0.292, SLG: 0.424 (1, 9) X	0-0 1-3 SF7-2-5 2B		0-0 G3 ③		0-0 1-3 ③		0-0 2B			4 0 2 0 0 0 2	
Jeff Burroughs, R OBP: 0.380, SLG: 0.475 (1, 7) X	0-0 SF7-2-5 ① ② 2-3 3-H			0-0 4-3 ①		0-0 F7 ① BBB	4-0 BB			2 0 0 1 1 0 0	
Wayne Gross, L OBP: 0.349, SLG: 0.351 Cliff Johnson, R OBP: 0.304, SLG: 0.370 (1, 3) (7, PH) (7, 3) BBB	4-0 BB			0-0 1B		0-0 HR	0-0 5-3 ③			2 1 2 1 1 0 0 1 0 0 0 0 0 2	
Danny Goodwin, L OBP: 0.300, SLG: 0.667 Joe Rudi, R OBP: 0.325, SLG: 0.319 (1, 10) (8, PH) SSS	0-3 K ③			0-0 F7 ②		0-0 1B		0-0 5-3 ①		3 0 1 0 0 1 2 1 0 0 0 0 0 0	
Davey Lopes, R OBP: 0.338, SLG: 0.387 (1, 4) BBB		4-0 CS BB		0-0 F3 ③		0-0 F3 ②		0-0 F8 ②		3 0 0 0 1 0 2	
Dave McKay, S OBP: 0.233, SLG: 0.261 (1, 5) X		0-0 G3 ① ② 1-2			0-0 G3 ① X	0-0 F8 ③		0-0 F3 ③		4 0 0 0 0 0 2	
Mike Heath, R OBP: 0.290, SLG: 0.264 (1, 2) X		0-0 4-3 ③			0-0 F8 ②		0-0 F8 ①		0-0 F6 ①	4 0 0 0 0 0 0	
Tony Phillips, S OBP: 0.357, SLG: 0.217 Kelvin Moore, R OBP: 0.286, SLG: 0.286 (1, 6) (9, PH) X			0-0 4-3 ①		0-0 E9 1B		0-0 F7 ②		0-3 K ②	3 0 1 0 0 0 0 1 0 0 0 0 1 0	
Inning Stats	R: 1 E: 0 K: 1 S: 5 H: 1 LOB: 1 BB: 2 P: 13	R: 0 E: 0 K: 0 S: 2 H: 0 LOB: 0 BB: 1 P: 6	R: 0 E: 0 K: 0 S: 3 H: 0 LOB: 0 BB: 0 P: 3	R: 0 E: 0 K: 0 S: 4 H: 1 LOB: 1 BB: 0 P: 4	R: 0 E: 1 K: 0 S: 4 H: 1 LOB: 2 BB: 1 P: 8	R: 1 E: 0 K: 0 S: 5 H: 2 LOB: 1 BB: 0 P: 5	R: 1 E: 0 K: 0 S: 5 H: 2 LOB: 2 BB: 1 P: 9	R: 0 E: 0 K: 0 S: 3 H: 0 LOB: 0 BB: 0 P: 3	R: 0 E: 0 K: 1 S: 5 H: 0 LOB: 0 BB: 0 P: 5	1B: 3 2B: 3 3B: 0 HR: 2 SF: 1 SAC: 0 DP: 1 HBP: 0	WP: 0 PB: 0 SB: 1 CS: 1 PA: 37
PITCHER Dan Petry, R ERA: 3.41 Kevin Saucier, L ERA: 1.56 (1, 1) (7, 1)	IP WLS BF H R ER SO BB IBB HBP BLK WP HR S P ERA WHIP 6.2 W 30 7 3 3 1 5 0 0 0 0 2 27 47 4.05 1.800 2.1 S 7 0 0 0 1 0 0 0 0 0 0 0 9 9 0.00 0.000	PITCHER IP WLS BF H R ER SO BB IBB HBP BLK WP HR S P ERA WHIP									

Oakland Athletics @ Detroit Tigers  
Tiger Stadium, Detroit, MI  
Wed May 19 1982, 7:05 PM EDT  
Att. 23,207 - Unknown

livebaseballscorecards.com

AB	31
R	3
H	7
RBI	3
BB	5
SO	2
LOB	10



Batter	1	2	3	4	5	6	7	8	9
Chet Lemon, R OBP: 0.420, SLG: 0.402 (1, 9)	0-0 6-3			0-0 F7		0-0 1-3 1B 1-3 1B	0-0 6-3		
Enos Cabell, R OBP: 0.324, SLG: 0.445 (1, 5) (7, 3)	0-0 F4			0-0 6-3		0-0 1-2 1B 3-H 1B	0-0 SF9		
Kirk Gibson, L OBP: 0.374, SLG: 0.461 (1, 8)	0-0 4-3			0-3 K		0-0 1-3	0-0 F4		
Jerry Turner, L OBP: 0.271, SLG: 0.370 (1, 10) Mike Ivie, R OBP: 0.286, SLG: 0.378 (5, PR)		0-0 4-3			0-0 E3 SF8	0-0 2-3 BB 1B		0-3 K	
Richie Hebner, L OBP: 0.377, SLG: 0.370 (1, 3) Tom Brookens, R OBP: 0.328, SLG: 0.310 (6, PH) (7, 5)		0-0 G1-6-3 1B			0-0 SF8	0-0 2-3 BB		0-0 5-3	
Larry Herndon, R OBP: 0.354, SLG: 0.523 (1, 7)		0-0 G1-6-3			0-0 F5	0-0 2-3		0-0 4-3	
Lance Parrish, R OBP: 0.319, SLG: 0.530 (1, 2)			0-0 F2		0-3 K	4-0 IBB			
Lou Whitaker, L OBP: 0.317, SLG: 0.354 (1, 4)			0-0 F8			0-0 1B 2B			
Alan Trammell, R OBP: 0.283, SLG: 0.318 (1, 6)			0-0 F4			0-0 1B 1B	0-0 6-3 SF9 2B		

Inning Stats	R: 0	H: 0	E: 0	LOB: 0	K: 0	BB: 0	S: 3	P: 3
	R: 0	H: 1	E: 0	LOB: 0	K: 0	BB: 0	S: 3	P: 3
	R: 0	H: 0	E: 0	LOB: 0	K: 0	BB: 0	S: 3	P: 3
	R: 1	H: 0	E: 2	LOB: 1	K: 1	BB: 0	S: 6	P: 6
	R: 4	H: 5	E: 0	LOB: 3	K: 0	BB: 2	S: 8	P: 16
	R: 1	H: 1	E: 0	LOB: 0	K: 0	BB: 0	S: 4	P: 4
	R: 0	H: 0	E: 0	LOB: 0	K: 1	BB: 0	S: 5	P: 5

PITCHER	IP	WLS	BF	H	R	ER	SO	BB	IBB	HBP	BLK	WP	HR	S	P	ERA	WHIP
Matt Keough, R ERA: 5.03 (1, 1)	5.1	L	22	6	5	4	2	0	0	0	0	0	0	26	26	6.75	1.125
Bob Owchinko, L ERA: 3.38 (6, 1)	2.2		11	1	1	1	1	1	1	0	0	0	0	11	19	3.38	0.750

**BOTTOM**

AB	R	H	RBI	BB	SO	LOB
4	1	1	0	0	0	1
3	1	1	2	0	0	0
4	0	0	0	0	1	2
2	0	0	0	0	0	0
2	1	1	2	0	1	0
1	0	1	1	0	0	0
1	0	0	0	1	0	0
4	0	0	0	0	0	4
2	0	0	0	1	1	1
3	1	1	0	0	0	3
3	2	2	1	0	0	0

<b>AB</b>	<b>29</b>
<b>R</b>	<b>6</b>
<b>H</b>	<b>7</b>
<b>RBI</b>	<b>6</b>
<b>BB</b>	<b>2</b>
<b>SO</b>	<b>3</b>
<b>LOB</b>	<b>11</b>



WP	PA
0	33

**Oakland Athletics @ Detroit Tigers**  
**Tiger Stadium, Detroit, MI**  
 Wed May 19 1982, 7:05 PM EDT  
 Att. 23,207 - Unknown

livebaseballscorecards.com

Batter	1	2	3	4	5	6	7	8	9	AB R H RBI BB SO LOB	TOP									
Rickey Henderson, R OBP: 0.438, SLG: 0.390 (1, 7) X	0-0 F9 ①		0-0 F5 ②		0-3 K ②		4-0 FC6-4 BB ②		0-3 K ②	4 0 0 0 1 2 1										
Dan Meyer, L OBP: 0.288, SLG: 0.423 (1, 9) X	0-0 4-3 ②		0-0 F9 ③		0-0 FC6 ③		0-0 FC6-4 ②		0-0 2B ③	5 0 1 0 0 0 3										
Cliff Johnson, R OBP: 0.290, SLG: 0.351 (1, 3) X	0-0 F6 ③			0-0 F7 ①		0-0 6-3 ①		0-3 K ③	0-0 F4 ③	5 0 0 0 0 1 3										
Wayne Gross, L OBP: 0.355, SLG: 0.351 (1, 5) X		0-0 4-3 ①		4-0 HR BB ②		0-0 5-3 ②		0-0 FC6-4 1B SF9 ②		3 2 1 0 1 0 0										
Danny Goodwin, L OBP: 0.500, SLG: 1.000 (1, 10) X		4-0 1B BB ②		0-0 1-H HR ②		0-0 BB 1B ②		0-0 FC6-4 1B ②		3 1 3 2 1 0 0										
Davey Lopes, R OBP: 0.336, SLG: 0.377 (1, 4) X		0-0 F5 ②		0-0 5-3 ②		4-0 BB 1B ②		0-0 FC6-4 ①		3 0 0 0 1 0 3										
Jeff Newman, R OBP: 0.333, SLG: 0.493 (1, 2) X		0-0 1-2 1B ③		0-0 5-3 ③		0-0 F4 ③		0-0 SF9 ②		3 0 1 1 0 0 2										
Rick Bosetti, R OBP: 0.250, SLG: 0.250 (1, 8) X		0-0 1-3 ③			0-0 5-3 ①		0-0 FC6-4 BB 1B ①		0-0 F3 ③	4 0 1 0 0 0 3										
Fred Stanley, R OBP: 0.283, SLG: 0.104 (1, 6) X			0-0 F5 ①		4-0 FC6 BB ②		0-0 F2 ①		0-3 K ①	2 0 0 0 1 0 1										
Jeff Burroughs, R OBP: 0.373, SLG: 0.463 (9, PH) X										1 0 0 0 0 1 0										
<b>Inning Stats</b>	R: 0 H: 0 E: 0 K: 0 S: 3	H: 0 LOB: 0 BB: 0 P: 3	R: 0 H: 1 E: 0 K: 0 S: 4	H: 1 LOB: 2 BB: 1 P: 8	R: 0 H: 0 E: 0 K: 0 S: 3	H: 0 LOB: 0 BB: 0 P: 3	R: 2 H: 1 E: 0 K: 0 S: 4	H: 1 LOB: 0 BB: 1 P: 8	R: 0 H: 0 E: 0 K: 1 S: 5	H: 0 LOB: 1 BB: 1 P: 9	R: 0 H: 1 E: 0 K: 0 S: 4	H: 1 LOB: 2 BB: 1 P: 8	R: 0 H: 1 E: 0 K: 1 S: 6	H: 1 LOB: 2 BB: 1 P: 10	R: 1 H: 2 E: 0 K: 2 S: 5	H: 2 LOB: 1 BB: 0 P: 5	R: 0 H: 1 E: 0 K: 2 S: 8	H: 1 LOB: 1 BB: 0 P: 8	1B: 5 SF: 1 2B: 1 SAC: 0 3B: 0 DP: 0 HR: 1 HBP: 0	WP: 0 PA: 39 PB: 0 SB: 0 CS: 0
<b>PITCHER</b> Milt Wilcox, R (1, 1) ERA: 3.53	IP: 9.0 WLS: W BF: 39 H: 7 R: 3 ER: 3 SO: 4 BB: 5 IBB: 0 HBP: 0 BLK: 0 WP: 0 HR: 1 S: 42 P: 62 ERA: 3.00 WHIP: 1.333											<b>PITCHER</b>	IP: WLS: BF: H: R: ER: SO: BB: IBB: HBP: BLK: WP: HR: S: P: ERA: WHIP:							

Oakland Athletics @ Detroit Tigers  
Tiger Stadium, Detroit, MI  
Thu May 20 1982, 7:05 PM EDT  
Att. 24,125 - Unknown

livebaseballscorecards.com

AB	33
R	3
H	7
RBI	3
BB	5
SO	4
LOB	16





Batter	1	2	3	4	5	6	7	8	9
<b>Chet Lemon, R</b> (1, 9) <small>OBP: 0.427, SLG: 0.400</small> <b>Lynn Jones, R</b> (8, PH) <small>OBP: 0.227, SLG: 0.200</small> (9, 9)	0-0 <b>F4</b> <small>1-2</small>	0-3 <b>K</b> <small>1-2</small>		4-0 <b>5-3</b> <b>1B</b> <small>1-2</small>	4-0 <b>1B</b> <small>1-2</small>		0-0 <b>BB</b> <b>1B</b> <small>1-2 2-3</small>	0-0 <b>FC6-4</b> <small>1-2f</small>	
<b>Enos Cabell, R</b> (1, 3) <small>OBP: 0.327, SLG: 0.444</small> <b>Rick Leach, L</b> (9, 3)	0-0 <b>E9</b> <b>HR</b> <small>4-3</small>		0-3 <b>K</b> <small>1-2 2-3</small>	0-0 <b>5-3</b> <small>1-2 2-3</small>	0-0 <b>1B</b> <small>1-2</small>		0-0 <b>F9</b> <small>1-2 2-3</small>		
<b>Kirk Gibson, L</b> (1, 8) <small>OBP: 0.382, SLG: 0.458</small>	0-0 <b>4-3</b> <small>2-3</small>		4-0 <b>3B</b> <b>BB</b>	0-0 <b>HR</b> <small>WP</small> <b>1B</b> <small>2-H 3-H</small>	0-3 <b>K</b> <small>1-2 2-3</small>		4-0 <b>BB</b> <small>1-2 2-3 3-H</small>		
<b>Mike Ivie, R</b> (1, 10) <small>OBP: 0.296, SLG: 0.500</small>	0-0 <b>HR</b> <small>3-H</small>		0-0 <b>F3</b> <small>1-H</small>	0-0 <b>HR</b> <small>1-H</small>		0-0 <b>L5</b> <small>3-H</small>	0-0 <b>F3</b> <small>3-H</small>		
<b>Larry Herndon, R</b> (1, 7) <small>OBP: 0.375, SLG: 0.569</small>	0-0 <b>1B</b>		0-0 <b>3B</b> <small>1-H</small>	0-0 <b>1B</b> <b>BB</b>		0-0 <b>L5</b> <b>3B</b>		0-0 <b>HR</b> <b>1B</b>	
<b>Lance Parrish, R</b> (1, 2) <small>OBP: 0.338, SLG: 0.565</small>	0-0 <b>5-3</b>		4-0 <b>BB</b>	4-0 <b>1B</b> <b>BB</b> <small>1-2</small>		0-0 <b>L5</b> <small>3-H</small>		0-0 <b>HR</b> <small>1-H</small>	
<b>Tom Brookens, R</b> (1, 5) <small>OBP: 0.347, SLG: 0.323</small>		4-0 <b>BB</b>	0-0 <b>F7</b>	0-0 <b>1B</b> <small>1-3 2-H</small>			0-0 <b>1B</b> <b>BB</b> <b>1B</b>	0-0 <b>5-3</b>	
<b>Alan Trammell, R</b> (1, 6) <small>OBP: 0.274, SLG: 0.306</small> <b>Mark DeJohn, S</b> (8, 6) <small>OBP: 0.333, SLG: 0.500</small>		0-0 <b>F9</b>		0-0 <b>6-3</b>	0-0 <b>F8</b>		0-0 <b>F7</b>	0-0 <b>F9</b>	
<b>Lou Whitaker, L</b> (1, 4) <small>OBP: 0.328, SLG: 0.364</small>		0-0 <b>F7</b>		0-0 <b>5-3</b> <b>1B</b> <b>BB</b>	4-3		0-0 <b>BB</b> <b>1B</b> <small>1-2</small>	0-0 <b>FC6-4</b> <b>1B</b>	

Inning Stats	R: 2	H: 3	E: 1	K: 0	S: 6	LOB: 1	BB: 0	P: 6
	R: 0	H: 0	E: 0	K: 1	S: 5	LOB: 1	BB: 1	P: 9
	R: 1	H: 1	E: 0	K: 1	S: 6	LOB: 2	BB: 2	P: 14
	R: 5	H: 5	E: 0	K: 0	S: 7	LOB: 2	BB: 2	P: 15
	R: 0	H: 1	E: 0	K: 1	S: 6	LOB: 2	BB: 1	P: 10
	R: 0	H: 1	E: 0	K: 0	S: 3	LOB: 0	BB: 0	P: 3
	R: 1	H: 3	E: 0	K: 0	S: 6	LOB: 3	BB: 1	P: 10
	R: 2	H: 3	E: 0	K: 0	S: 6	LOB: 1	BB: 0	P: 6

PITCHER	IP	WLS	BF	H	R	ER	SO	BB	IBB	HBP	BLK	WP	HR	S	P	ERA	WHIP
<b>Tom Underwood, L</b> (1, 1) <small>ERA: 4.56</small>	3.2	L	21	6	6	6	2	4	0	0	0	0	1	21	37	14.73	2.727
<b>Bob Owchinko, L</b> (4, 1) <small>ERA: 3.86</small>	1.1		9	4	2	2	1	2	0	0	0	1	1	9	17	13.50	4.500
<b>Dennis Kinney, L</b> (6, 1) <small>ERA: 8.31</small>	3.0		16	7	3	3	0	1	0	0	0	0	1	15	19	9.00	2.667

**BOTTOM**

AB	R	H	RBI	BB	SO	LOB
3	1	1	0	2	1	1
1	0	0	0	0	0	1
5	1	2	0	0	1	5
0	0	0	0	0	0	0
3	2	1	3	2	1	3
5	2	2	4	0	0	4
5	2	5	1	0	0	0
3	1	1	2	2	0	2
4	1	2	1	1	0	2
4	0	0	0	0	0	2
1	0	0	0	0	0	0
5	1	3	0	0	0	1

**AB 39**  
**R 11**  
**H 17**  
**RBI 11**  
**BB 7**  
**SO 3**  
**LOB 21**


**WP: 1** **PA: 46**  
**PB: 0**  
**SB: 0**  
**CS: 0**

**1B: 12** **SF: 0**  
**2B: 1** **SAC: 0**  
**3B: 2** **DP: 1**  
**HR: 3** **HBP: 0**

**WP: 1** **PA: 46**  
**PB: 0**  
**SB: 0**  
**CS: 0**

**ERA** **WHIP**

**Oakland Athletics @ Detroit Tigers**  
**Tiger Stadium, Detroit, MI**  
**Thu May 20 1982, 7:05 PM EDT**  
**Att. 24,125 - Unknown**



livebaseballscorecards.com

Batter	1	2	3	4	5	6	7	8	9	AB R H RBI BB SO LOB	TOP		
Brian Downing, R OBP: 0.337, SLG: 0.481 (1, 7) X	0-0 WP 1B 2B 1B		0-0 E6 FC3-6	4-0 FC4-6 BB	0-0 FC4 1-2f			0-0 6-3 2-3		4 1 1 0 1 0 3			
Rod Carew, L OBP: 0.408, SLG: 0.322 (1, 3) X	0-0 WP 1-2 2B 1B		0-0 FC3-6 1-2f HR	0-0 FC4-6 1-2f			0-0 4-3	0-0 4-3		5 2 1 0 0 0 3			
Bobby Grich, R OBP: 0.415, SLG: 0.509 (1, 4) S S S	0-3 K		0-0 HR 2-H		0-3 K	4-0 G4-6-3 BB			4-0 1B BB	3 1 1 2 2 2 2			
Reggie Jackson, L OBP: 0.368, SLG: 0.408 (1, 9) S S S Bobby Clark, R OBP: 0.212, SLG: 0.303 (9, 9) S S S	0-3 K		0-3 K		4-0 1B BB	0-0 G4-6-3 1-2f		0-0 F5	0-0 F5	4 1 0 0 1 2 4 0 0 0 0 0 0 0			
Don Baylor, R OBP: 0.312, SLG: 0.440 (1, 10) X	0-0 1-H 2-H 2B		0-0 P6		0-0 1B 1-2 1B 1B		0-0 G6-4-3 1B	0-0 F9	0-0 F9	5 1 3 2 0 0 1			
Fred Lynn, L OBP: 0.373, SLG: 0.365 (1, 8) X	0-0 L6			0-0 4-3	0-0 1B 1-3 2-H 1B		0-0 F7	0-0 FC6-4 1B	0-0 FC6-4 1B	5 1 2 1 0 0 2			
Doug DeCinces, R OBP: 0.313, SLG: 0.392 (1, 5) X		0-0 1-3		0-0 F7	0-3 K		0-0 G6-4-3 1-2f	0-0 FC6-4	0-0 FC6-4	5 0 0 0 0 1 5			
Tim Foli, R OBP: 0.291, SLG: 0.324 (1, 6) X		0-0 5-3		0-0 HR 1B	0-0 PB 1B			0-0 6-3 SH1-4 1B		4 1 3 2 0 0 0			
Bob Boone, R OBP: 0.343, SLG: 0.357 (1, 2) X		0-0 5-3		0-0 HR	4-0 FC4 BB			0-0 SH1-4		2 1 1 2 1 0 0			
<b>Inning Stats</b>	R: 2 H: 3 E: 0 LOB: 1 K: 2 BB: 0 S: 10 P: 10	R: 0 H: 0 E: 0 LOB: 0 K: 0 BB: 0 S: 3 P: 3	R: 2 H: 1 E: 2 LOB: 0 K: 1 BB: 0 S: 7 P: 7	R: 2 H: 2 E: 0 LOB: 1 K: 0 BB: 1 S: 5 P: 9	R: 3 H: 3 E: 0 LOB: 2 K: 2 BB: 2 S: 10 P: 18	R: 0 H: 0 E: 0 LOB: 0 K: 0 BB: 1 S: 2 P: 6	R: 0 H: 1 E: 0 LOB: 0 K: 0 BB: 0 S: 3 P: 3	R: 0 H: 1 E: 0 LOB: 1 K: 0 BB: 0 S: 4 P: 4	R: 0 H: 1 E: 0 LOB: 2 K: 0 BB: 1 S: 4 P: 8	1B: 9 SF: 0 2B: 1 SAC: 1 3B: 0 DP: 2 HR: 2 HBP: 0	WP: 1 PA: 43 PB: 1 SB: 1 CS: 0		
<b>PITCHER</b>	IP WLS BF H R ER SO BB IBB HBP BLK WP HR S P ERA WHIP											<b>PITCHER</b>	IP WLS BF H R ER SO BB IBB HBP BLK WP HR S P ERA WHIP
Pat Underwood, L ERA: 4.15 (1, 1)	4.0 L 20 6 6 5 3 1 0 0 0 1 2 25 29 11.25 1.750												
Aurelio Lopez, R ERA: 7.2 (5, 1)	0.2 6 3 3 3 2 1 0 0 0 0 0 9 13 40.50 6.000												
Larry Pashnick, R ERA: 4.1 (5, 1)	3.1 12 2 0 0 0 2 0 0 0 0 0 10 18 0.00 1.200												
Elias Sosa, R ERA: 3.18 (9, 1)	1.0 5 1 0 0 0 1 0 0 0 0 0 4 8 0.00 2.000												

California Angels @ Detroit Tigers  
Tiger Stadium, Detroit, MI  
Fri May 21 1982, 7:05 PM EDT  
Att: 37,781 - Unknown

livebaseballscorecards.com

AB	37
R	9
H	12
RBI	9
BB	5
SO	5
LOB	20





Batter	1	2	3	4	5	6	7	8	9	AB R H RBI BB SO LOB	TOP											
<b>Brian Downing, R</b> (1, 7) OBP: 0.330, SLG: 0.469	0-0 F8		0-0 5-3			0-0 6-3		0-0 F9		4 0 0 0 0 0 1												
<b>Rod Carew, L</b> (1, 3) OBP: 0.397, SLG: 0.311	0-0 6-3			0-0 5-3		0-0 G3		0-3 K		4 0 0 0 0 1 1												
<b>Bobby Grich, R</b> (1, 4) OBP: 0.411, SLG: 0.496	0-0 6-3			0-3 K			4-0 G3 BB BB		0-3 K	3 0 0 0 1 2 0												
<b>Reggie Jackson, L</b> (1, 9) OBP: 0.372, SLG: 0.402		4-0 5-3 BB		0-0 G3		4-0 1-2 G3 BB		0-3 K		2 0 0 0 2 1 0												
<b>Don Baylor, R</b> (1, 10) OBP: 0.305, SLG: 0.429		0-0 5-3 1-2			0-0 G3		0-0 P6		0-0 P3	4 0 0 0 0 0 3												
<b>Fred Lynn, L</b> (1, 8) OBP: 0.386, SLG: 0.357		0-0 F8			0-3 K		0-0 G3			3 0 0 0 0 1 3												
<b>Doug DeCinces, R</b> (1, 5) OBP: 0.308, SLG: 0.384		0-0 P3			0-0 F8		0-0 F8			3 0 0 0 0 0 3												
<b>Tim Foli, R</b> (1, 6) OBP: 0.299, SLG: 0.353			0-0 1-3			0-0 HR		0-0 1B		3 1 2 1 0 0 0												
<b>Joe Ferguson, R</b> (1, 2) OBP: 0.240, SLG: 0.208			0-0 F9			0-3 K		0-0 F8		3 0 0 0 0 1 1												
<b>Inning Stats</b>	R: 0 E: 0 K: 0 S: 3	H: 0 LOB: 0 BB: 0 P: 3	R: 0 E: 0 K: 0 S: 3	H: 0 LOB: 1 BB: 1 P: 7	R: 0 E: 0 K: 0 S: 3	H: 0 LOB: 0 BB: 0 P: 3	R: 0 E: 0 K: 1 S: 5	H: 0 LOB: 0 BB: 0 P: 5	R: 0 E: 0 K: 1 S: 5	H: 0 LOB: 0 BB: 0 P: 5	R: 1 E: 0 K: 1 S: 6	H: 1 LOB: 0 BB: 0 P: 6	R: 0 E: 0 K: 0 S: 3	H: 0 LOB: 2 BB: 2 P: 11	R: 0 E: 0 K: 1 S: 6	H: 1 LOB: 1 BB: 0 P: 6	R: 0 E: 0 K: 2 S: 7	H: 0 LOB: 0 BB: 0 P: 7	1B: 1 2B: 0 3B: 0 HR: 1	SF: 0 SAC: 0 DP: 0 HBP: 0	WP: 0 PB: 0 SB: 0 CS: 0	PA: 32
<b>PITCHER</b>	IP WLS BF H R ER SO BB IBB HBP BLK WP HR S P ERA WHIP																					
<b>Jack Morris, R</b> (1, 1) ERA: 3.44	7.0 W 25 1 1 1 3 3 0 0 0 0 0 1 28 40 1.29 0.571																					
<b>Dave Tobik, R</b> (8, 1) ERA: 4.56	2.0 7 1 0 0 3 0 0 0 0 0 0 0 13 13 0.00 0.500																					

California Angels @ Detroit Tigers  
Tiger Stadium, Detroit, MI  
Sat May 22 1982, 3:33 AM EDT  
Att: 23,191 - Unknown

livebaseballscorecards.com

AB	29
R	1
H	2
RBI	1
BB	3
SO	6
LOB	12





Batter	1	2	3	4	5	6	7	8	9	AB R H RBI BB SO LOB	TOP											
Brian Downing, R (1, 7) OBP: 0.326, SLG: 0.461	0-0 WP E 1B	0-0 E3 E 1B 2-H		0-0 F8		0-0 F9		0-0 6-3		5 2 1 0 0 0 0												
Rod Carew, L (1, 3) OBP: 0.404, SLG: 0.323	0-0 E FC5-4 1B	0-0 1B 1B		0-0 5-3		0-0 E S 2B 1B		0-3 K		5 2 3 0 0 1 0												
Bobby Grich, R (1, 4) OBP: 0.417, SLG: 0.508	0-0 E5 FC5-4 1-3 2-H	0-0 FC5-4 1B 1-3 2-H		0-0 1B		0-0 1-H 2B		0-0 5-3		5 0 3 2 0 0 1												
Reggie Jackson, L (1, 9) OBP: 0.362, SLG: 0.389	0-3 K	0-3 K		0-3 K		0-0 3-1		0-3 K		4 0 0 0 0 3 5 1 0 0 0 0 1 0												
Bobby Clark, R (6, 9) OBP: 0.206, SLG: 0.294																						
Don Baylor, R (1, 10) OBP: 0.298, SLG: 0.419	0-0 FC5-4 2B 1-2f 3-H	0-0 FC5-4 1-2f		0-0 1-3		0-0 F7		0-0 F8		4 0 0 1 0 0 3 4 1 2 0 0 1 0												
Fred Lynn, L (1, 8) OBP: 0.389, SLG: 0.376	0-0 1-3 2B		0-3 K		0-0 WP 3B 2B	0-0 F8		0-0 F8														
Doug DeCinces, R (1, 5) OBP: 0.312, SLG: 0.400	0-0 2-3		0-0 6-3 1B		0-0 SF7 3B 2-H	0-0 6-3		0-0 6-3		4 1 2 1 0 0 2 0 0 0 0 0 0 0												
Mick Kelleher, R (9, 5)																						
Tim Foli, R (1, 6) OBP: 0.297, SLG: 0.348		4-0 SH3 E BB	0-0 6-3		0-0 SF7	0-0 F8		0-0 F8		2 1 0 1 1 0 1												
Bob Boone, R (1, 2) OBP: 0.336, SLG: 0.349		0-0 SH3 1-2	0-3 K		0-0 F9	0-0 P5		0-0 P5		3 0 0 0 0 1 1												
Inning Stats	R: 2 E: 1 K: 1 S: 9	H: 3 LOB: 2 BB: 0 P: 9	R: 2 E: 1 K: 1 S: 8	H: 2 LOB: 2 BB: 1 P: 12	R: 0 E: 0 K: 2 S: 8	H: 1 LOB: 1 BB: 0 P: 8	R: 0 E: 0 K: 1 S: 6	H: 1 LOB: 1 BB: 0 P: 6	R: 2 E: 0 K: 0 S: 5	H: 2 LOB: 0 BB: 0 P: 5	R: 1 E: 0 K: 0 S: 4	H: 2 LOB: 0 BB: 0 P: 4	R: 0 E: 0 K: 0 S: 3	H: 0 LOB: 0 BB: 0 P: 3	R: 0 E: 0 K: 0 S: 3	H: 0 LOB: 0 BB: 0 P: 3	R: 0 E: 0 K: 2 S: 7	H: 0 LOB: 0 BB: 0 P: 7	1B: 7 2B: 3 3B: 1 HR: 0	SF: 1 SAC: 1 DP: 0 HBP: 0	WP: 2 PB: 0 SB: 1 CS: 0	PA: 40
PITCHER	IP WLS BF H R ER SO BB IBB HBP BLK WP HR S P ERA WHIP																					
Dan Petry, R (1, 1) ERA: 3.57	5.0 L 27 9 6 3 5 1 0 0 0 2 0 36 40 5.40 2.000																					
Aurelio Lopez, R (6, 1) ERA: 6.43	2.0 7 2 1 1 0 0 0 0 0 0 0 7 7 4.50 1.000																					
Elias Sosa, R (8, 1) ERA: 3.0	1.0 3 0 0 0 0 0 0 0 0 0 0 3 3 0.00 0.000																					
Kevin Saucier, L (9, 1) ERA: 1.47	1.0 3 0 0 0 0 2 0 0 0 0 0 7 7 0.00 0.000																					

California Angels @ Detroit Tigers  
Tiger Stadium, Detroit, MI  
Sun May 23 1982, 3:33 AM EDT  
Att: 27,344 - Unknown

livebaseballscorecards.com

AB	37
R	7
H	11
RBI	5
BB	1
SO	7
LOB	13



Batter	1	2	3	4	5	6	7	8	9	AB	R	H	RBI	BB	SO	LOB
Chet Lemon, R OBP: 0.401, SLG: 0.381 (1, 9)	0-0 5-3		0-0 P5		0-0 F9			0-0 6-3		4	0	0	0	0	0	0
Eddie Miller, S OBP: 0.258, SLG: 0.042 (1, 8)	0-0 P3		0-3 K			0-0 P4		0-0 F8		4	0	0	0	0	1	0
Larry Herndon, R OBP: 0.378, SLG: 0.564 (1, 7)	0-0 5-3			0-0 6-3		0-0 4-3		0-3 K		4	0	0	0	0	1	0
Mike Ivie, R OBP: 0.269, SLG: 0.468 (1, 10)		0-0 F8		4-0 1B BB		0-0 5-3			0-0 5-3	3	0	0	0	1	0	0
Richie Hebner, L OBP: 0.386, SLG: 0.381 (1, 3)		0-0 FC6-4 1B		0-0 F8			0-0 E5 F9 SF7 1B		0-0 F8	4	1	2	0	0	0	1
Lance Parrish, R OBP: 0.353, SLG: 0.579 (1, 2)		0-0 FC6-4 3B		0-0 FC4-6 1B			0-0 F9		0-0 L5	4	1	1	0	0	0	2
Lou Whitaker, L OBP: 0.338, SLG: 0.378 (1, 4)		0-0 3B		0-0 FC4-6 1B			4-0 BB BB BB			2	0	1	1	1	0	2
Tom Brookens, R OBP: 0.321, SLG: 0.294 Rick Leach, L (7, PH) Enos Cabell, R (8, 5)		0-0 F8			0-0 5-3		0-0 SF7			2	0	0	0	0	0	1
Mark DeJohn, S OBP: 0.250, SLG: 0.375 Jerry Turner, L (7, PH) Alan Trammell, R (8, 6)			0-0 3-1		0-0 P6		0-0 4-3			0	0	0	0	0	0	0

Inning Stats	R: 0	H: 0	R: 1	H: 2	R: 0	H: 0	R: 0	H: 1	R: 0	H: 0	R: 1	H: 1	R: 0	H: 0	R: 0	H: 0	R: 0	H: 0	R: 0	H: 0	1B: 3	SF: 1	WP: 0	PA: 33	
E: 0	LOB: 0	E: 0	LOB: 1	E: 0	LOB: 0	E: 0	LOB: 2	E: 0	LOB: 0	E: 1	LOB: 1	E: 0	LOB: 0	E: 0	LOB: 0	E: 0	LOB: 0	E: 0	LOB: 0	E: 0	LOB: 0	2B: 0	SAC: 0	PB: 0	
K: 0	BB: 0	K: 0	BB: 0	K: 1	BB: 0	K: 0	BB: 1	K: 0	BB: 0	K: 0	BB: 1	K: 1	BB: 0	K: 0	BB: 0	K: 0	BB: 0	K: 0	BB: 0	K: 0	BB: 0	3B: 1	DP: 0	SB: 0	
S: 3	P: 3	S: 5	P: 5	S: 5	P: 5	S: 4	P: 8	S: 3	P: 3	S: 4	P: 8	S: 5	P: 5	S: 3	P: 3	S: 5	P: 5	S: 3	P: 3	S: 3	P: 3	HR: 0	HBP: 0	CS: 0	

PITCHER	IP	WLS	BF	H	R	ER	SO	BB	IBB	HBP	BLK	WP	HR	S	P	ERA	WHIP	PITCHER	IP	WLS	BF	H	R	ER	SO	BB	IBB	HBP	BLK	WP	HR	S	P	ERA	WHIP	
Steve Renko, R ERA: 1.7 (1, 1)	9.0	W	33	4	2	1	2	2	0	0	0	0	0	35	43	1.00	0.667																			

**BOTTOM**

**California Angels @ Detroit Tigers**  
Tiger Stadium, Detroit, MI

Sun May 23 1982, 3:33 AM EDT  
Att. 27,344 - Unknown

<b>AB</b>	<b>30</b>
<b>R</b>	<b>2</b>
<b>H</b>	<b>4</b>
<b>RBI</b>	<b>2</b>
<b>BB</b>	<b>2</b>
<b>SO</b>	<b>2</b>
<b>LOB</b>	<b>7</b>

WP	PA
0	33

Batter	1	2	3	4	5	6	7	8	9	AB R H RBI BB SO LOB	TOP							
Chet Lemon, R OBP: 0.394, SLG: 0.368 (1, 8) X	0-0 5-3	4-0 1B BB		0-3 K			0-0 6-3	0-0 4-3		4 1 0 0 1 1 1								
Enos Cabell, R OBP: 0.329, SLG: 0.432 (1, 5) X (7, 3)	0-0 F4	0-0 E5 1B		0-0 5-3			0-0 2B 1B	0-0 SH1 1B		5 1 2 0 0 0 1								
Jerry Turner, L OBP: 0.302, SLG: 0.380 (1, 9) X Lynn Jones, R OBP: 0.227, SLG: 0.200 (7, 9)	0-0 1B	0-0 1B		0-3 K			4-0 2B BB	0-0 SH1		3 1 2 1 1 1 0 0 0 0 0 0 0 0								
Mike Ivie, R OBP: 0.264, SLG: 0.439 (1, 10) S S	0-3 K	0-0 G3		0-3 K			0-3 K	4-0 4-3 BB		4 0 0 0 1 3 5								
Richie Hebner, L OBP: 0.392, SLG: 0.394 (1, 3) B B B B Tom Brookens, R OBP: 0.321, SLG: 0.294 (7, PR) (7, 5) Kirk Gibson, L OBP: 0.356, SLG: 0.422 (9, PH) Mark DeJohn, S OBP: 0.250, SLG: 0.375 (9, 5)		4-0 FC 1B E BB	0-0 F9	0-0 3-1			0-0 2B	0-0 4-3		3 1 1 2 1 1 0 0 0 0 0 0 0 0 0 0 1 0 0 0 0 0 2 0 0 0 0 0 0 0 0								
Larry Herndon, R OBP: 0.373, SLG: 0.552 (1, 7) X	0-0 F8	0-0 3-1		0-0 3-1			0-0 G3 6-3 1B	0-0 4-3		5 0 1 0 0 1 4								
Lance Parrish, R OBP: 0.371, SLG: 0.582 (1, 2) X	0-0 BB E 1B	0-0 S 1B		0-0 6-3			0-0 G3	4-0 FC3-6 BB		3 1 2 0 1 0 1								
Lou Whitaker, L OBP: 0.329, SLG: 0.366 (1, 4) X	0-0 FC BB E	0-0 F7		0-0 G3			0-0 FC3-6	0-0 F3		4 1 0 0 0 0 4								
Alan Trammell, R OBP: 0.279, SLG: 0.325 (1, 6) X	0-0 F9			0-0 F6			0-0 F7			4 0 0 0 0 0 4								
<b>Inning Stats</b>	R: 0 H: 1 E: 0 LOB: 1 K: 1 BB: 0 S: 6 P: 6	R: 4 H: 2 E: 2 LOB: 2 K: 0 BB: 2 S: 7 P: 15	R: 0 H: 1 E: 0 LOB: 1 K: 0 BB: 0 S: 4 P: 4	R: 0 H: 0 E: 0 LOB: 0 K: 1 BB: 0 S: 5 P: 5	R: 0 H: 0 E: 0 LOB: 0 K: 2 BB: 0 S: 7 P: 7	R: 0 H: 1 E: 0 LOB: 1 K: 0 BB: 0 S: 4 P: 4	R: 2 H: 2 E: 0 LOB: 1 K: 2 BB: 1 S: 9 P: 13	R: 0 H: 0 E: 0 LOB: 1 K: 0 BB: 1 S: 3 P: 7	R: 0 H: 1 E: 0 LOB: 2 K: 0 BB: 1 S: 4 P: 8	1B: 7 SF: 0 2B: 1 SAC: 1 3B: 0 DP: 0 HR: 0 HBP: 0	WP: 0 PA: 42 PB: 0 SB: 2 CS: 0							
<b>PITCHER</b>	IP WLS BF H R ER SO BB IBB HBP BLK WP HR S P ERA WHIP																	
Jim Beattie, R ERA: 3.99 (1, 1)	6.1		30	6	6	2	4	3	0	0	0	0	0	0	35	47	2.84	1.421
Mike Stanton, R ERA: 2.7 (7, 1)	0.2		3	1	0	0	2	0	0	0	0	0	0	0	7	7	0.00	1.500
Larry Andersen, R ERA: 6.6 (8, 1)	1.0		4	0	0	0	0	1	0	0	0	0	0	3	7	0.00	1.000	
Bill Caudill, R ERA: 1.95 (9, 1)	1.0	W	5	1	0	0	0	1	0	0	0	0	0	4	8	0.00	2.000	

**Detroit Tigers @ Seattle Mariners**  
 The Kingdome, Seattle, WA  
 Tue May 25 1982, 10:05 PM EDT  
 Att. 6,406 - Unknown

[livebaseballscorecards.com](http://livebaseballscorecards.com)

**AB** 36  
**R** 6  
**H** 8  
**RBI** 3  
**BB** 5  
**SO** 6  
**LOB** 22





BOTTOM

Detroit Tigers @ Seattle Mariners  
The Kingdome, Seattle, WA  
Tue May 25 1982, 10:05 PM EDT  
Att. 6,406 - Unknown

livebaseballscorecards.com

AB 40  
R 7  
H 12  
RBI 6  
BB 5  
SO 5  
LOB 27



WP: 0 PA: 47  
PB: 0  
SB: 0  
CS: 1

AB R H RBI BB SO LOB

4 0 1 0 0 1 1  
0 0 0 0 1 0 0  
1 1 1 1 0 0 0

5 1 3 3 0 1 0

3 0 1 0 2 0 0

5 0 1 1 0 1 4

3 1 1 0 1 1 6

5 2 2 0 0 1 2

5 0 0 0 0 0 5  
0 1 0 0 0 0 0

5 1 2 1 0 0 4

4 0 0 0 1 0 5

1B: 9 SF: 0  
2B: 2 SAC: 0  
3B: 0 DP: 0  
HR: 1 HBP: 1

Batter	1	2	3	4	5	6	7	8	9
Bobby Brown, S (1, 8) OBP: 0.263, SLG: 0.321 Richie Zisk, R (8, PH) OBP: 0.352, SLG: 0.374 Dave Henderson, R (8, PR) OBP: 0.438, SLG: 0.581 (9, 8)	0-0 4-3	0-0 5-3		0-0 CS	0-3 K		0-0 BB 1B	4-0 BB 1B	0-0 1B
Rick Sweet, S (1, 2) OBP: 0.545, SLG: 0.800	0-0 HR		0-3 K		0-0 5-3		0-0 BB 1B	0-0 1B BB	
Bruce Bochte, L (1, 7) OBP: 0.415, SLG: 0.409	0-0 2B		0-0 1-3		0-0 4-3		4-0 BB	4-0 1B BB	
Al Cowens, R (1, 9) OBP: 0.321, SLG: 0.462	0-3 K		0-0 F4			0-0 F8	0-0 F4	0-0 1B	
Gary Gray, R (1, 10) OBP: 0.500, SLG: 0.545	1-0 HBP			0-0 E		4-0 E BB	0-0 F7	0-3 K	
Todd Cruz, R (1, 6) OBP: 0.287, SLG: 0.382	0-3 K			0-0 E9		0-0 E7		0-0 E1	0-0 FC5-6
Jim Maler, R (1, 3) OBP: 0.294, SLG: 0.367 Joe Simpson, L (9, PR) OBP: 0.283, SLG: 0.281		0-0 F4		0-0 F3		0-0 F4		0-0 F4	0-0 E5
Paul Serna, R (1, 5) OBP: 0.226, SLG: 0.258		0-0 2B		0-0 6-3		0-0 6-3		0-0 BB 1B	0-0 FC5-6
Julio Cruz, S (1, 4) OBP: 0.337, SLG: 0.295		0-0 F8		4-0 CS			0-0 F6	0-0 F7	0-0 FC5-4

Inning Stats	R: 1	H: 2	E: 0	K: 2	S: 9	H: 2	LOB: 2	BB: 0	P: 10	R: 0	H: 1	E: 0	K: 0	S: 4	R: 0	H: 0	E: 0	K: 1	S: 5	R: 2	H: 1	E: 1	K: 0	S: 4	R: 0	H: 0	E: 0	K: 1	S: 5	R: 0	H: 1	E: 1	K: 0	S: 4	R: 0	H: 2	E: 0	K: 0	S: 5	R: 3	H: 3	E: 1	K: 1	S: 9	R: 1	H: 2	E: 1	K: 0	S: 5	1B: 9	2B: 2	3B: 0	HR: 1	SF: 0	SAC: 0	DP: 0	HBP: 1	WP: 0	PA: 47
--------------	------	------	------	------	------	------	--------	-------	-------	------	------	------	------	------	------	------	------	------	------	------	------	------	------	------	------	------	------	------	------	------	------	------	------	------	------	------	------	------	------	------	------	------	------	------	------	------	------	------	------	-------	-------	-------	-------	-------	--------	-------	--------	-------	--------

PITCHER	IP	WLS	BF	H	R	ER	SO	BB	IBB	HBP	BLK	WP	HR	S	P	ERA	WHIP
Milt Wilcox, R (1, 1) ERA: 3.39	5.0		21	4	3	1	4	1	0	1	0	0	1	27	32	1.80	1.000
Dave Tobik, R (6, 1) ERA: 4.1	2.2		16	4	3	0	0	3	0	0	0	0	0	13	25	0.00	2.625
Kevin Saucier, L (8, 1) ERA: 1.47	0.0		2	1	0	0	0	1	0	0	0	0	0	1	5	∞	∞
Elias Sosa, R (8, 1) ERA: 2.84	1.0	L	7	3	1	0	1	0	0	0	0	0	0	9	9	0.00	3.000

Batter 1 2 3 4 5 6 7 8 9 AB R H RBI BB SO LOB TOP

<b>Chet Lemon, R</b> (1, 9) <small>OBP: 0.388, SLG: 0.361</small>	0-3 K		X 0-0 FC4-6 F8 1B 1-2f	0-0 1B		X 0-0 5-3		0-3 K	5 0 1 0 0 2 1
<b>Enos Cabell, R</b> (1, 5) <small>OBP: 0.331, SLG: 0.431</small>	0-0 6-3		X 0-0 1B	0-0 3-1		X 0-0 6-3 1B		0-3 K	5 0 2 0 0 1 2
<b>Kirk Gibson, L</b> (1, 8) <small>OBP: 0.358, SLG: 0.421</small>	0-0 1B		X 0-0 F8		X 0-0 L3 1B		X 0-0 6-3	0-0 F5	5 0 2 0 0 0 3
<b>Jerry Turner, L</b> (1, 10) <small>OBP: 0.281, SLG: 0.352</small>	0-3 K		X 0-0 F7		X 0-0 L3 1-2		X 0-0 3-1		4 0 0 0 0 1 5
<b>Richie Hebner, L</b> (1, 3) <small>OBP: 0.410, SLG: 0.449</small>		BB		X 0-0 HR		X 0-0 F7		0-0 FC3-6 1B	3 1 2 1 1 0 0
<b>Larry Herndon, R</b> (1, 7) <small>OBP: 0.376, SLG: 0.570</small>		0-3 K		X 0-0 HR		X 0-0 6-3 1B		0-0 FC3-6 1B 1-2f	4 1 2 1 0 1 2
<b>Lance Parrish, R</b> (1, 2) <small>OBP: 0.376, SLG: 0.573</small>		X 0-0 F9		BB 4-0 CS BB		X 0-0 6-3		0-0 FC6-4 1B	3 0 1 0 1 0 2
<b>Lou Whitaker, L</b> (1, 4) <small>OBP: 0.322, SLG: 0.358</small> <b>Mike Ivie, R</b> (8, PH) <small>OBP: 0.260, SLG: 0.433</small> <b>Tom Brookens, R</b> (8, 4) <small>OBP: 0.321, SLG: 0.294</small>		X 0-0 G3		BB 0-3 K		X 0-0 1-3		0-3 K	3 0 0 0 0 1 3 1 0 0 0 0 1 2 0 0 0 0 0 0 0
<b>Alan Trammell, R</b> (1, 6) <small>OBP: 0.288, SLG: 0.323</small> <b>Rick Leach, L</b> (8, PH) <small>OBP: 0.250, SLG: 0.375</small> <b>Mark DeJohn, S</b> (8, 6)		BB 4-0 FC4-6 BB		BB 4-0 1B BB		X 0-0 5-3		0-0 FC6-4 1-2f	1 0 0 0 2 0 1 1 0 0 0 0 0 2 0 0 0 0 0 0 0

**Detroit Tigers @ Seattle Mariners**  
 The Kingdome, Seattle, WA  
 Wed May 26 1982, 10:05 PM EDT  
 Att. 7,775 - Unknown

[livebaseballscorecards.com](http://livebaseballscorecards.com)

<b>AB</b>	35
<b>R</b>	2
<b>H</b>	10
<b>RBI</b>	2
<b>BB</b>	4
<b>SO</b>	7
<b>LOB</b>	23



Inning Stats	R: 0 H: 1 E: 0 K: 2 S: 8	H: 1 LOB: 1 BB: 0 P: 8	R: 0 H: 0 E: 0 K: 1 S: 5	H: 0 LOB: 1 BB: 1 P: 9	R: 0 H: 1 E: 0 K: 0 S: 4	H: 1 LOB: 2 BB: 1 P: 8	R: 2 H: 3 E: 0 K: 1 S: 7	H: 3 LOB: 2 BB: 2 P: 15	R: 0 H: 1 E: 0 K: 0 S: 3	H: 1 LOB: 0 BB: 0 P: 3	R: 0 H: 1 E: 0 K: 0 S: 4	H: 1 LOB: 1 BB: 0 P: 4	R: 0 H: 1 E: 0 K: 0 S: 4	H: 1 LOB: 1 BB: 0 P: 4	R: 0 H: 2 E: 0 K: 1 S: 7	H: 2 LOB: 2 BB: 0 P: 7	R: 0 H: 0 E: 0 K: 2 S: 7	H: 0 LOB: 0 BB: 0 P: 7	1B: 8 SF: 0 2B: 2 SAC: 0 3B: 0 DP: 2 HR: 2 HBP: 0	WP: 0 PA: 39 PB: 0 SB: 0 CS: 1
--------------	--------------------------	------------------------	--------------------------	------------------------	--------------------------	------------------------	--------------------------	-------------------------	--------------------------	------------------------	--------------------------	------------------------	--------------------------	------------------------	--------------------------	------------------------	--------------------------	------------------------	--	---

PITCHER	IP WLS BF H R ER SO BB IBB HBP BLK WP HR S P ERA WHIP	IP WLS BF H R ER SO BB IBB HBP BLK WP HR S P ERA WHIP
<b>Gaylord Perry, R</b> (1, 1) <small>ERA: 3.81</small>	7.1 W 34 10 2 2 4 4 0 0 0 0 2 38 54 2.46 1.909	
<b>Ed Vande Berg, L</b> (8, 1) <small>ERA: 2.05</small>	0.1 1 0 0 0 1 0 0 0 0 0 0 3 3 0.00 0.000	
<b>Bill Caudill, R</b> (8, 1) <small>ERA: 1.87</small>	1.1 S 4 0 0 0 2 0 0 0 0 0 0 8 8 0.00 0.000	

Batter	1	2	3	4	5	6	7	8	9
<b>Bobby Brown, S</b> OBP: 0.246, SLG: 0.298 (1, 7) X	0-0 B5		0-0 F6		0-0 CS	0-0 4-3	0-3 K		
<b>Joe Simpson, L</b> OBP: 0.282, SLG: 0.290 (1, 8) X	0-0 1-3			0-0 E6 4-3 HR		0-0 3-1 2B		0-0 G3	
<b>Bruce Bochte, L</b> OBP: 0.406, SLG: 0.399 (1, 3) X	0-0 L4			0-0 4-3		0-0 3-1		0-0 F7	
<b>Al Cowens, R</b> OBP: 0.319, SLG: 0.463 (1, 9) X		0-0 1-4-3		0-0 6-3		0-0 2B		0-0 F8	
<b>Gary Gray, R</b> OBP: 0.529, SLG: 0.857 (1, 10) X		0-3 K		0-0 HR		0-0 2B			
<b>Todd Cruz, R</b> OBP: 0.282, SLG: 0.375 (1, 6) X		0-0 6-3		0-0 6-3		0-0 L5			
<b>Rick Sweet, S</b> OBP: 0.643, SLG: 0.923 (1, 2) X			0-0 1B		0-0 FC6-4		0-0 SH1		
<b>Paul Serna, R</b> OBP: 0.242, SLG: 0.273 (1, 5) X			0-0 L4-3		0-0 FC6-4		0-0 SH1		
<b>Julio Cruz, S</b> OBP: 0.332, SLG: 0.290 (1, 4) X			0-0 L4-3		0-0 F4		0-0 F8		

Inning Stats	R: 0	H: 0	E: 0	LOB: 0	K: 0	BB: 0	S: 3	P: 3
	R: 0	H: 0	E: 0	LOB: 0	K: 1	BB: 0	S: 5	P: 5
	R: 0	H: 2	E: 0	LOB: 1	K: 0	BB: 0	S: 4	P: 4
	R: 2	H: 1	E: 1	LOB: 0	K: 0	BB: 0	S: 5	P: 5
	R: 0	H: 1	E: 0	LOB: 0	K: 0	BB: 0	S: 3	P: 3
	R: 2	H: 3	E: 0	LOB: 1	K: 0	BB: 0	S: 6	P: 6
	R: 0	H: 1	E: 0	LOB: 1	K: 1	BB: 0	S: 6	P: 6
	R: 0	H: 0	E: 0	LOB: 0	K: 0	BB: 0	S: 3	P: 3

PITCHER	IP	WLS	BF	H	R	ER	SO	BB	IBB	HBP	BLK	WP	HR	S	P	ERA	WHIP
<b>Jack Morris, R</b> ERA: 3.32 (1, 1)	8.0	L	31	8	4	2	2	0	0	0	0	0	1	35	35	2.25	1.000

**BOTTOM**

AB	R	H	RBI	BB	SO	LOB
4	0	0	0	0	1	2
4	2	1	0	0	0	0
4	0	0	0	0	0	2
4	1	1	1	0	0	1
3	1	2	3	0	1	0
3	0	0	0	0	0	1
3	0	3	0	0	0	0
2	0	1	0	0	0	1
3	0	0	0	0	0	4


<b>AB</b>	<b>30</b>
<b>R</b>	<b>4</b>
<b>H</b>	<b>8</b>
<b>RBI</b>	<b>4</b>
<b>BB</b>	<b>0</b>
<b>SO</b>	<b>2</b>
<b>LOB</b>	<b>11</b>



WP	PA
0	32

**Detroit Tigers @ Seattle Mariners**  
**The Kingdome, Seattle, WA**  
 Wed May 26 1982, 10:05 PM EDT  
 Att. 7,775 - Unknown

[livebaseballscorecards.com](http://livebaseballscorecards.com)

Batter	1	2	3	4	5	6	7	8	9	AB R H RBI BB SO LOB	TOP											
Chet Lemon, R (1, 9) OBP: 0.382, SLG: 0.349	0-3 K		0-0 5-3		0-3 K		0-0 F9		1-0 HBP	4 0 0 0 0 2 0												
Enos Cabell, R (1, 5) OBP: 0.333, SLG: 0.430	0-0 F8		0-0 1-3		0-0 CS 1B		0-0 1B		0-0 F2	5 0 2 0 0 0 1												
Kirk Gibson, L (1, 8) OBP: 0.353, SLG: 0.413	0-0 P3			0-0 3-1 HR 1B	0-0 F5 1-2		0-0 4-3		0-0 G3	5 1 1 0 0 0 3												
Mike Ivie, R (1, 10) OBP: 0.260, SLG: 0.423		0-0 F2		0-0 3-1 HR 1B		0-0 3-1		0-0 F8		4 1 1 0 0 0 0												
Richie Hebner, L (1, 3) OBP: 0.407, SLG: 0.437		0-0 F8		0-0 3-1		4-0 BB BB		0-0 G6-4-3 1B		2 0 0 0 1 0 2												
Tom Brookens, R (6, PR) OBP: 0.329, SLG: 0.304				1-2 2-3						1 0 1 0 0 0 0												
Larry Herndon, R (1, 7) OBP: 0.379, SLG: 0.586		0-0 1B		0-0 2-H 3-H HR		0-0 F8		0-0 G6-4-3 1-2f		4 1 2 3 0 0 2												
Lance Parrish, R (1, 2) OBP: 0.392, SLG: 0.576		0-3 K		0-0 CS 1B		4-0 BB 1-2 BB			0-0 HR 1B	3 1 2 0 1 1 1	AB 36 R 6 H 11 RBI 6 BB 2 SO 3 LOB 13											
Lou Whitaker, L (1, 4) OBP: 0.327, SLG: 0.406			0-0 HR	0-0 1-2		0-0 1-3			0-0 1-H HR	4 2 2 3 0 0 3												
Alan Trammell, R (1, 6) OBP: 0.280, SLG: 0.313			0-0 F7	0-0 F7		0-0 F8			0-0 F3	4 0 0 0 0 0 1												
<b>Inning Stats</b>	R: 0 E: 0 K: 1 S: 5	H: 0 LOB: 0 BB: 0 P: 5	R: 0 E: 0 K: 1 S: 6	H: 1 LOB: 1 BB: 0 P: 6	R: 1 E: 0 K: 0 S: 4	H: 1 LOB: 0 BB: 0 P: 4	R: 3 E: 1 K: 0 S: 7	H: 4 LOB: 1 BB: 0 P: 7	R: 0 E: 0 K: 1 S: 5	H: 1 LOB: 0 BB: 0 P: 5	R: 0 E: 0 K: 0 S: 3	H: 0 LOB: 2 BB: 2 P: 11	R: 0 E: 0 K: 0 S: 4	H: 1 LOB: 1 BB: 0 P: 4	R: 0 E: 0 K: 0 S: 3	H: 1 LOB: 0 BB: 0 P: 3	R: 2 E: 0 K: 0 S: 5	H: 2 LOB: 1 BB: 0 P: 6	1B: 8 2B: 0 3B: 0 HR: 3	SF: 0 SAC: 0 DP: 1 HBP: 1	WP: 0 PB: 0 SB: 0 CS: 2	PA: 39
<b>PITCHER</b> Rick Langford, R (1, 1) ERA: 4.81	IP 9.0 WLS L BF 39 H 11 R 6 ER 6 SO 3 BB 2 IBB 0 HBP 1 BLK 0 WP 0 HR 3 S 42 P 51 ERA 6.00 WHIP 1.444											<b>PITCHER</b>	IP WLS BF H R ER SO BB IBB HBP BLK WP HR S P ERA WHIP									

**Detroit Tigers @ Oakland Athletics**  
 Oakland-Alameda County Coliseum, Oakland, CA  
 Fri May 28 1982, 7:05 PM PDT  
 Att: 17,120 - Unknown

livebaseballscorecards.com


Batter	1	2	3	4	5	6	7	8	9	AB R H RBI BB SO LOB
Rickey Henderson, R (1, 7) OBP: 0.446, SLG: 0.384	4-0 HR BB	0-0 CS 1B		4-0 1-2 BB			4-0 1-2 SH5-4 WP BB	0-0 8-4-2 2-3f		2 2 1 0 3 0 2
Dwayne Murphy, L (1, 8) OBP: 0.314, SLG: 0.400	0-0 HR 1-H	0-0 CS 1-2	4-0 F8 1B BB	0-0 F7			0-0 SH5-4 1-2 2-3		0-3 K	3 1 1 2 1 1 2
Tony Armas, R (1, 9) OBP: 0.285, SLG: 0.367	0-0 E6 BB		0-0 1-2 1B 1B		0-0 6-3		4-0 FC4-6 1B BB 2-H 3-H		0-3 K	4 0 1 0 1 1 0
Dan Meyer, L (1, 3) OBP: 0.287, SLG: 0.426	0-0 F8		0-0 F8 2-3		0-0 4-3		0-0 FC4-6 1-2 1B		0-3 K	5 0 1 0 0 1 3
Wayne Gross, L (1, 5) OBP: 0.367, SLG: 0.364	4-0 1-2 BB		0-0 1-2 3-H 1B		0-0 F9		0-0 FC4-6 1-2f 2-3 BB			3 0 1 0 1 0 2
Danny Goodwin, L (1, 10) OBP: 0.321, SLG: 0.538 Cliff Johnson, R (7, PH) OBP: 0.309, SLG: 0.376	0-0 F7		0-3 K			0-0 F5	4-0 1-2 BB			3 0 0 0 0 1 4 0 0 0 0 1 0 0
Davey Lopes, R (1, 4) OBP: 0.312, SLG: 0.359	0-0 F2			0-0 F1		0-0 F5	0-0 F2			4 0 0 0 0 0 5
Jeff Newman, R (1, 2) OBP: 0.333, SLG: 0.464 Jimmy Sexton, R (8, PR) OBP: 0.235, SLG: 0.375 Mike Heath, R (9, 2) OBP: 0.333, SLG: 0.403		0-3 K		0-0 BB 1B		0-0 P3		4-0 8-4-2 SH1-4 BB		3 0 1 0 1 1 0 0 0 0 0 0 0 0 0 0 0 0 0 0 0
Tony Phillips, S (1, 6) OBP: 0.391, SLG: 0.289		0-3 K		0-0 F7			4-0 SH5-4 WP BB BB	0-0 SH1-4 1-2		2 1 0 0 1 1 1

Inning Stats	R: 2 E: 1 K: 0 S: 5	H: 1 LOB: 2 BB: 2 P: 13	R: 0 E: 0 K: 2 S: 7	H: 1 LOB: 0 BB: 0 P: 7	R: 0 E: 0 K: 1 S: 6	H: 2 LOB: 2 BB: 1 P: 10	R: 0 E: 0 K: 0 S: 4	H: 1 LOB: 2 BB: 1 P: 8	R: 0 E: 0 K: 0 S: 3	H: 0 LOB: 0 BB: 0 P: 3	R: 0 E: 0 K: 0 S: 3	H: 0 LOB: 0 BB: 0 P: 3	R: 2 E: 0 K: 0 S: 4	H: 1 LOB: 3 BB: 4 P: 20	R: 0 E: 0 K: 0 S: 2	H: 0 LOB: 1 BB: 1 P: 6	R: 0 E: 0 K: 3 S: 9	H: 0 LOB: 0 BB: 0 P: 9	1B: 5 2B: 1 3B: 0 HR: 1	SF: 0 SAC: 2 DP: 1 HBP: 0	WP: 2 PB: 0 SB: 0 CS: 1	PA: 41
--------------	------------------------------	----------------------------------	------------------------------	---------------------------------	------------------------------	----------------------------------	------------------------------	---------------------------------	------------------------------	---------------------------------	------------------------------	---------------------------------	------------------------------	----------------------------------	------------------------------	---------------------------------	------------------------------	---------------------------------	----------------------------------	------------------------------------	----------------------------------	--------

PITCHER	IP	WLS	BF	H	R	ER	SO	BB	IBB	HBP	BLK	WP	HR	S	P	ERA	WHIP
Dan Petry, R (1, 1) ERA: 3.78	6.0		28	5	4	4	3	6	0	0	0	0	1	28	52	6.00	1.833
Kevin Saucier, L (7, 1) ERA: 1.42	0.2		4	1	0	0	0	1	0	0	0	1	0	3	7	0.00	3.000
Dave Tobik, R (7, 1) ERA: 3.77	2.1	W	8	0	0	0	3	2	0	0	0	0	0	12	20	0.00	0.857

**DETROIT TIGERS @ OAKLAND ATHLETICS**  
**Oakland-Alameda County Coliseum, Oakland, CA**  
 Fri May 28 1982, 7:05 PM PDT  
 Att. 17,120 - Unknown

<b>AB</b>	<b>29</b>
<b>R</b>	<b>4</b>
<b>H</b>	<b>6</b>
<b>RBI</b>	<b>2</b>
<b>BB</b>	<b>9</b>
<b>SO</b>	<b>6</b>
<b>LOB</b>	<b>19</b>



PITCHER	IP	WLS	BF	H	R	ER	SO	BB	IBB	HBP	BLK	WP	HR	S	P	ERA	WHIP
Dan Petry, R (1, 1) ERA: 3.78	6.0		28	5	4	4	3	6	0	0	0	0	1	28	52	6.00	1.833
Kevin Saucier, L (7, 1) ERA: 1.42	0.2		4	1	0	0	0	1	0	0	0	1	0	3	7	0.00	3.000
Dave Tobik, R (7, 1) ERA: 3.77	2.1	W	8	0	0	0	3	2	0	0	0	0	0	12	20	0.00	0.857

Batter	1	2	3	4	5	6	7	8	9	AB R H RBI BB SO LOB	TOP									
Chet Lemon, R (1, 9) OBP: 0.376, SLG: 0.344	0-0 F2			0-0 F5		0-0 5-3	0-0 P3		0-0 1B SF8	5 1 1 0 0 0 2										
Rick Leach, L (1, 3) OBP: 0.143, SLG: 0.167 Enos Cabell, R (7, PH) OBP: 0.335, SLG: 0.431	0-0 E4 G4-6-3			0-0 F8		0-0 1B	0-0 F4		0-0 1B 1B	3 0 1 0 0 0 0 2 0 1 0 0 0 2										
Kirk Gibson, L (1, 8) OBP: 0.360, SLG: 0.415	0-0 G4-6-3 1-2f			0-0 G3		4-0 1B	0-0 1B		0-0 1B 1B	4 0 2 1 1 0 1										
Mike Ivie, R (1, 10) OBP: 0.244, SLG: 0.400				0-0 F8		0-0 F9	0-0 F8		0-0 SF8	4 0 0 1 0 0 4										
Larry Herndon, R (1, 7) OBP: 0.379, SLG: 0.578				0-0 4-3		4-0 HR	0-0 1B		0-0 4-3 K	4 2 1 0 1 1 2										
Lance Parrish, R (1, 2) OBP: 0.396, SLG: 0.607				0-0 F9		0-0 HR	0-0 1B		0-3 K	4 2 2 2 0 1 0										
Lou Whitaker, L (1, 4) OBP: 0.331, SLG: 0.404				0-0 1-3		0-0 F9	0-0 1B		0-0 BB	3 1 1 1 1 0 0										
Tom Brookens, R (1, 5) OBP: 0.337, SLG: 0.319				0-0 5-3		4-0 CS	0-0 1B		0-0 F9	3 1 1 1 1 0 1										
Alan Trammell, R (1, 6) OBP: 0.279, SLG: 0.305				0-0 F7		0-0 CS	0-0 6-3		0-0 5-3	3 0 0 0 1 0 0										
<b>Inning Stats</b>	R: 0 E: 1 K: 0 S: 3	H: 0 LOB: 0 BB: 0 P: 3	R: 0 E: 0 K: 0 S: 3	H: 0 LOB: 0 BB: 0 P: 3	R: 0 E: 0 K: 0 S: 3	H: 0 LOB: 0 BB: 0 P: 3	R: 2 E: 0 K: 0 S: 3	H: 1 LOB: 0 BB: 2 P: 11	R: 0 E: 0 K: 0 S: 4	H: 1 LOB: 2 BB: 1 P: 8	R: 4 E: 0 K: 0 S: 8	H: 5 LOB: 2 BB: 1 P: 12	R: 0 E: 0 K: 1 S: 5	H: 0 LOB: 1 BB: 1 P: 9	R: 1 E: 0 K: 1 S: 8	H: 3 LOB: 2 BB: 0 P: 8	1B: 8 2B: 1 3B: 0 HR: 1	SF: 1 SAC: 0 DP: 1 HBP: 0	WP: 1 PB: 0 SB: 2 CS: 1	PA: 42
<b>PITCHER</b>	IP WLS BF H R ER SO BB IBB HBP BLK WP HR S P ERA WHIP																			
Mike Norris, R (1, 1) ERA: 5.29	6.0 L 24 4 4 4 0 3 0 0 0 0 1 21 33 6.00 1.167																			
Bob Owchinko, L (7, 1) ERA: 4.5	0.0 3 2 0 0 0 0 1 0 0 0 0 0 2 6 ∞ ∞																			
Tom Underwood, L (7, 1) ERA: 4.12	3.0 14 4 3 3 2 1 0 0 0 1 0 17 21 9.00 1.667																			

**Detroit Tigers @ Oakland Athletics**  
 Oakland-Alameda County Coliseum, Oakland, CA  
 Sat May 29 1982, 3:33 AM PDT  
 Att: 26,733 - Unknown

AB	35
R	7
H	10
RBI	6
BB	5
SO	2
LOB	12



WP: 1	PA: 42
-------	--------

ERA	WHIP
-----	------

Batter	1	2	3	4	5	6	7	8	9	AB	R	H	RBI	BB	SO	LOB
Rickey Henderson, R OBP: 0.436, SLG: 0.373 (1, 7)	0-0 F8	0-0 4-3			0-0 P3		0-0 F8		0-0 5-3	5	0	0	0	0	0	4
Dwayne Murphy, L OBP: 0.318, SLG: 0.399 (1, 8)	4-0 BB BB		0-0 CS 1B			0-0 4-3		0-0 4-3		3	0	1	0	1	0	0
Wayne Gross, L OBP: 0.356, SLG: 0.351 (1, 5)	0-0 F8		0-3 K 1-2			0-0 F8		0-0 F8		4	0	0	0	0	1	2
Tony Armas, R OBP: 0.291, SLG: 0.362 (1, 9)	4-0 1-2 BB		0-0 F8			0-3 K		4-0 HR BB		2	1	0	0	2	1	0
Dan Meyer, L OBP: 0.286, SLG: 0.444 (1, 3)	0-3 K			0-0 1-3			0-0 1-3	0-0 1-H HR		4	1	1	2	0	1	2
Mike Heath, R OBP: 0.341, SLG: 0.414 (1, 2)		0-0 BLK G3 2B		0-0 6-3			4-0 BB 1B BB	0-0 F6		3	2	1	0	1	0	0
Danny Goodwin, L OBP: 0.344, SLG: 0.552 (1, 10)		0-0 G3 2-H		0-0 F2			4-0 4-3 1B BB		0-0 2B	3	0	1	1	1	0	0
Davey Lopes, R OBP: 0.317, SLG: 0.359 (1, 4)		4-0 S BB			0-0 F5		0-0 4-3 1B		0-0 6-3	3	0	1	1	1	0	1
Tony Phillips, S OBP: 0.367, SLG: 0.268 Jeff Burroughs, R OBP: 0.358, SLG: 0.442 (9, PH)		0-3 K 1-2			0-0 F9		0-0 4-3		0-3 K	3	0	0	0	0	1	3
							1-2 2-3			1	0	0	0	0	1	1

Inning Stats	R: 0	H: 0	E: 0	K: 1	S: 5	R: 1	H: 1	E: 0	K: 1	S: 6	R: 0	H: 1	E: 0	K: 1	S: 5	R: 0	H: 0	E: 0	K: 0	S: 3	R: 0	H: 0	E: 0	K: 0	S: 3	R: 1	H: 1	E: 0	K: 0	S: 4	R: 2	H: 1	E: 0	K: 0	S: 4	R: 0	H: 1	E: 0	K: 1	S: 6	1B: 2	2B: 2	3B: 0	HR: 1	SF: 0	SAC: 0	DP: 0	HBP: 0	WP: 0	PB: 0	SB: 1	CS: 1	PA: 37
PITCHER	IP	WLS	BF	H	R	ER	SO	BB	IBB	HBP	BLK	WP	HR	S	P	ERA	WHIP																																				
Milt Wilcox, R ERA: 3.34 (1, 1)	6.1	W	26	3	2	2	4	5	0	0	1	0	0	29	49	2.84	1.263																																				
Elias Sosa, R ERA: 3.32 (7, 1)	2.2	S	11	2	2	2	1	1	0	0	0	0	1	12	16	6.75	1.125																																				

BOTTOM

Detroit Tigers @ Oakland Athletics  
Oakland-Alameda County Coliseum, Oakland, CA  
Sat May 29 1982, 3:33 AM PDT  
Att. 26,733 - Unknown

livebaseballscorecards.com

AB	31
R	4
H	5
RBI	4
BB	6
SO	5
LOB	13



Batter	1	2	3	4	5	6	7	8	9	AB R H RBI BB SO LOB	TOP	
Chet Lemon, R (1, 9) OBP: 0.377, SLG: 0.336	4-0 2B SF8 BB	0-0 FC4-6		0-3 K		4-0 1B BB		0-3 K		3 1 0 0 2 2 4		
Enos Cabell, R (1, 5) (6, 3) OBP: 0.337, SLG: 0.436	0-0 2B		0-0 F5	0-3 K		0-0 1B		0-0 6-3	5 0 2 2 0 1 2			
Kirk Gibson, L (1, 8) OBP: 0.349, SLG: 0.401	0-3 K		0-0 G3		0-0 F6	0-0 4-3		0-0 F7	5 0 0 0 0 1 4			
Jerry Turner, L (1, 10) Mike Ivie, R (7, PH) OBP: 0.267, SLG: 0.339 OBP: 0.262, SLG: 0.400	0-0 SF8		0-0 F7		0-0 F7		4-0 BB	4-0 BB	2 0 0 1 0 0 0 0 0 0 0 2 0 0			
Richie Hebner, L (1, 3) Tom Brookens, R (6, 5) OBP: 0.405, SLG: 0.446 OBP: 0.329, SLG: 0.311	0-3 K			0-0 1B 2B	0-0 F8		0-0 F8	0-0 F9	3 1 1 0 0 1 1 2 0 0 0 0 0 2			
Larry Herndon, R (1, 7) OBP: 0.376, SLG: 0.568		0-0 F6		4-0 1B BB		0-3 K	0-3 K		3 1 0 0 1 2 1			
Lance Parrish, R (1, 2) OBP: 0.400, SLG: 0.593		4-0 FC6-4 BB BB		0-0 6-3		4-0 BB BB 1B BB	0-0 5-3		2 1 0 0 2 0 3			
Lou Whitaker, L (1, 4) OBP: 0.335, SLG: 0.399		4-0 FC6-4 BB		4-0 1B BB		0-0 F9		0-0 6-3	2 0 0 0 2 0 1			
Alan Trammell, R (1, 6) OBP: 0.285, SLG: 0.306		0-0 FC6-4 FC4-6		0-0 1B		4-0 1B BB		0-3 K	3 1 1 2 1 1 2			
<b>Inning Stats</b>	R: 1 H: 1 E: 0 LOB: 1 K: 2 BB: 1 S: 8 P: 12	R: 0 H: 0 E: 0 LOB: 2 K: 0 BB: 2 S: 3 P: 11	R: 0 H: 0 E: 0 LOB: 0 K: 0 BB: 0 S: 3 P: 3	R: 2 H: 2 E: 0 LOB: 2 K: 2 BB: 2 S: 9 P: 17	R: 0 H: 0 E: 0 LOB: 0 K: 0 BB: 0 S: 3 P: 3	R: 2 H: 1 E: 0 LOB: 2 K: 1 BB: 3 S: 6 P: 18	R: 0 H: 0 E: 0 LOB: 1 K: 1 BB: 1 S: 5 P: 9	R: 0 H: 0 E: 0 LOB: 0 K: 2 BB: 0 S: 7 P: 7	R: 0 H: 0 E: 0 LOB: 1 K: 0 BB: 1 S: 3 P: 7	1B: 2 SF: 1 2B: 2 SAC: 0 3B: 0 DP: 0 HR: 0 HBP: 0	WP: 0 PA: 41 PB: 0 SB: 0 CS: 0	
<b>PITCHER</b>	IP WLS BF H R ER SO BB IBB HBP BLK WP HR S P ERA WHIP											
Matt Keough, R (1, 1) ERA: 5.35	5.2 L 28 3 5 5 5 8 0 0 0 0 0 0 30 62 7.94 1.941											
Tom Underwood, L (6, 1) ERA: 4.04	1.1 6 1 0 0 1 1 0 0 0 0 0 0 7 11 0.00 1.500											
Bob Owchinko, L (8, 1) ERA: 4.2	2.0 7 0 0 0 0 2 1 0 0 0 0 0 10 14 0.00 0.500											

**Detroit Tigers @ Oakland Athletics**  
 Oakland-Alameda County Coliseum, Oakland, CA  
 Sun May 30 1982, 3:33 AM PDT  
 Unknown

[livebaseballscorecards.com](http://livebaseballscorecards.com)

AB	30
R	5
H	4
RBI	5
BB	10
SO	8
LOB	20





Batter	1	2	3	4	5	6	7	8	9
Rickey Henderson, R (1, 7) OBP: 0.437, SLG: 0.376	0-0 F4		0-0 1B		0-0 F4		0-0 1B		
Dwayne Murphy, L (1, 8) OBP: 0.317, SLG: 0.390	0-3 K		4-0 BB		0-0 4-3		0-3 K		
Dan Meyer, L (1, 3) OBP: 0.285, SLG: 0.438	0-0 G3		0-0 F6		0-0 E9 WP SF8		0-0 1B		
Tony Armas, R (1, 9) OBP: 0.283, SLG: 0.353		0-3 K		0-0 5-3		0-0 SF8		0-3 K	
Wayne Gross, L (1, 5) OBP: 0.353, SLG: 0.347		0-0 G3		0-0 G3		0-0 1B		0-0 F5	
Danny Goodwin, L (1, 10) OBP: 0.306, SLG: 0.485		0-3 K		0-0 1-3		0-0 F7		0-0 1-2-3	
Jeff Newman, R (1, 2) OBP: 0.330, SLG: 0.455			0-0 5-3		0-0 1B 1B		0-3 K		0-0 F7
Dave McKay, S (1, 4) OBP: 0.247, SLG: 0.274			0-0 1B 2B		0-3 K		0-0 F8		0-0 4-3
Tony Phillips, S (1, 6) OBP: 0.358, SLG: 0.267			0-3 K		0-0 1B		0-0 F8		0-0 4-3

Inning Stats	R: 0	H: 0	E: 0	K: 1	S: 5	R: 0	H: 0	E: 0	K: 2	S: 7	R: 1	H: 2	E: 0	K: 1	S: 7	R: 0	H: 0	E: 0	K: 0	S: 3	R: 0	H: 2	E: 0	K: 1	S: 7	R: 1	H: 1	E: 1	K: 1	S: 7	R: 0	H: 1	E: 0	K: 1	S: 6	R: 0	H: 1	E: 0	K: 1	S: 6	R: 0	H: 0	E: 0	K: 0	S: 3	R: 0	H: 0	E: 0	K: 0	S: 3
	LOB: 0	BB: 0	LOB: 0	BB: 0	P: 5	LOB: 0	BB: 0	LOB: 0	BB: 0	P: 7	LOB: 2	BB: 1	LOB: 0	BB: 1	P: 11	LOB: 0	BB: 0	LOB: 0	BB: 0	P: 3	LOB: 2	BB: 0	LOB: 1	BB: 0	P: 7	LOB: 1	BB: 0	P: 7	LOB: 1	BB: 0	P: 6	LOB: 1	BB: 0	P: 6	LOB: 0	BB: 0	P: 3	LOB: 0	BB: 0	P: 1	LOB: 0	BB: 0	P: 1	LOB: 0	BB: 0	P: 1				

PITCHER	IP	WLS	BF	H	R	ER	SO	BB	IBB	HBP	BLK	WP	HR	S	P	ERA	WHIP
Jack Morris, R (1, 1) ERA: 3.09	9.0	W	36	7	2	1	8	1	0	0	0	1	0	51	55	1.00	0.889

AB R H RBI BB SO LOB

4	0	2	1	0	0	2
3	0	0	0	1	2	3
4	1	1	0	0	0	2
3	0	0	1	0	2	1
4	0	1	0	0	0	1
4	0	0	0	0	1	2
4	0	1	0	0	1	1
4	1	1	0	0	1	1
4	0	1	0	0	1	1

AB	34
R	2
H	7
RBI	2
BB	1
SO	8
LOB	14



PITCHER	IP	WLS	BF	H	R	ER	SO	BB	IBB	HBP	BLK	WP	HR	S	P	ERA	WHIP

**Detroit Tigers @ Oakland Athletics**  
Oakland-Alameda County Coliseum, Oakland, CA  
Sun May 30 1982, 3:33 AM PDT  
Unknown

livebaseballscores.com

WP: 1 PA: 36  
PB: 0  
SB: 0  
CS: 0

Batter	1	2	3	4	5	6	7	8	9	AB R H RBI BB SO LOB	TOP											
Tom Brookens, R (1, 5) OBP: 0.333, SLG: 0.367	0-0 HR	0-0 F9		0-0 8-3 1-2f		0-0 2B		0-0 E7		5 1 2 2 0 0 4												
Jerry Turner, L (1, 9) OBP: 0.262, SLG: 0.317	0-0 4-3	4-0 FC5-4 BB			0-0 F9	0-0 F5		0-0 F5		4 0 0 0 1 0 4												
Kirk Gibson, L (1, 8) OBP: 0.351, SLG: 0.408	0-0 1B 2B	0-3 K			0-0 1B S		0-0 P3		0-0 F9	5 1 2 0 0 1 3												
Mike Ivie, R (1, 10) OBP: 0.270, SLG: 0.392	4-0 1B BB	0-0 FC5-4			0-0 1B G6-4-3		0-3 K		0-0 F5	4 0 1 0 1 1 3												
Larry Herndon, R (1, 7) OBP: 0.372, SLG: 0.569	0-0 P3		0-0 F8		0-0 1B G6-4-3		0-0 3B		0-0 6-3	5 0 1 0 0 0 4												
Rick Leach, L (1, 3) OBP: 0.273, SLG: 0.300	0-0 1B		0-0 1B G4-6-3			0-0 1-3		0-0 3-1		4 0 2 1 0 0 1												
Lou Whitaker, L (1, 4) OBP: 0.333, SLG: 0.395	0-0 4-3		0-0 1B G4-6-3			0-3 K				4 0 1 0 0 1 3												
John Wockenfuss, R (1, 2) OBP: 0.354, SLG: 0.263		4-0 BB BB BB		0-0 4-3		0-0 1B 2B 1B		0-0 F7		3 1 1 0 1 0 1												
Mark DeJohn, S (1, 6) OBP: 0.333, SLG: 0.364		4-0 BB BB BB		0-0 E6		0-0 1B 2B		0-0 F9		3 0 1 0 1 0 1												
<b>Inning Stats</b>	R: 2 E: 0 K: 0 S: 6	H: 3 LOB: 2 BB: 1 P: 10	R: 0 E: 0 K: 1 S: 5	H: 0 LOB: 3 BB: 3 P: 17	R: 0 E: 0 K: 0 S: 3	H: 1 LOB: 0 BB: 0 P: 3	R: 0 E: 1 K: 0 S: 3	H: 0 LOB: 0 BB: 0 P: 3	R: 0 E: 0 K: 0 S: 4	H: 2 LOB: 1 BB: 0 P: 4	R: 1 E: 0 K: 1 S: 8	H: 3 LOB: 2 BB: 0 P: 8	R: 0 E: 0 K: 1 S: 6	H: 1 LOB: 1 BB: 0 P: 6	R: 0 E: 1 K: 0 S: 5	H: 1 LOB: 2 BB: 0 P: 5	R: 0 E: 0 K: 0 S: 3	H: 0 LOB: 0 BB: 0 P: 3	1B: 7 2B: 3 3B: 1 HR: 1	SF: 0 SAC: 0 DP: 3 HBP: 0	WP: 0 PB: 0 SB: 1 CS: 0	PA: 41
<b>PITCHER</b> Steve McCatty, R (1, 1) ERA: 4.02	IP: 9.0 WLS: W BF: 41 H: 11 R: 3 ER: 3 SO: 3 BB: 4 IBB: 0 HBP: 0 BLK: 0 WP: 0 HR: 1 S: 43 P: 59 ERA: 3.00 WHIP: 1.667											<b>PITCHER</b>	IP: WLS: BF: H: R: ER: SO: BB: IBB: HBP: BLK: WP: HR: S: P: ERA: WHIP:									

**Detroit Tigers @ Oakland Athletics**  
 Oakland-Alameda County Coliseum, Oakland, CA  
 Sun May 30 1982, 3:38 AM PDT  
 Att: 39,275 - Unknown

AB	37
R	3
H	11
RBI	3
BB	4
SO	3
LOB	24



Batter	1	2	3	4	5	6	7	8	9
Rickey Henderson, R OBP: 0.445, SLG: 0.384 (1, 7)	4-0 S SF8 BB		0-0 S 1B		0-0 CS 1B	0-3 K		0-0 1B	
Dwayne Murphy, L OBP: 0.319, SLG: 0.411 (1, 8)	0-3 K 1-2		0-0 1-H 1B		0-0 1-2 HR		0-0 F6	0-0 G3	
Cliff Johnson, R OBP: 0.299, SLG: 0.366 (1, 10)	0-0 SF8 2-H		0-3 K		0-0 6-3		0-3 K		
Tony Armas, R OBP: 0.282, SLG: 0.346 (1, 9)	0-0 F8			0-0 5-3		0-0 F9	4-0 BB		
Mike Heath, R OBP: 0.326, SLG: 0.392 (1, 2)		0-0 F8		0-0 6-3		0-0 6-3	0-0 F8		
Joe Rudi, R OBP: 0.347, SLG: 0.333 (1, 3)		0-0 F8		0-0 6-3		0-0 BB 1B		0-0 WP SH1-3 1B	
Davey Lopes, R OBP: 0.317, SLG: 0.354 (1, 4)		0-0 5-3			0-0 6-3	4-0 1B 1-2 BB		0-0 SH1-3 1-2	
Jimmy Sexton, R OBP: 0.333, SLG: 0.421 (1, 5)			0-0 F4		0-0 E 1B 1B	0-0 S 1B 1-3 2-H		4-0 WP 1B BB	
Fred Stanley, R OBP: 0.303, SLG: 0.148 (1, 6)			0-0 6-3		0-0 E2 1-H 1B 1B	0-0 1-H 1B 3-H		0-3 K 1-2 2-3	

Inning Stats	R: 1	H: 0	E: 0	K: 1	S: 5	LOB: 0	BB: 1	P: 9
	R: 0	H: 0	E: 0	K: 0	S: 3	LOB: 0	BB: 0	P: 3
	R: 1	H: 2	E: 0	K: 1	S: 7	LOB: 1	BB: 0	P: 7
	R: 0	H: 0	E: 0	K: 0	S: 3	LOB: 0	BB: 0	P: 3
	R: 3	H: 4	E: 1	K: 0	S: 6	LOB: 0	BB: 0	P: 6
	R: 3	H: 3	E: 0	K: 1	S: 8	LOB: 1	BB: 1	P: 12
	R: 0	H: 0	E: 0	K: 1	S: 5	LOB: 1	BB: 1	P: 9
	R: 2	H: 2	E: 0	K: 1	S: 7	LOB: 1	BB: 1	P: 11


PITCHER	IP	WLS	BF	H	R	ER	SO	BB	IBB	HBP	BLK	WP	HR	S	P	ERA	WHIP
Pat Underwood, L ERA: 4.94 (1, 1)	5.2	L	27	9	8	5	2	2	0	0	0	0	1	29	37	7.94	1.941
Aurelio Lopez, R ERA: 6.75 (6, 1)	2.1		11	2	2	2	3	2	0	0	0	1	0	15	23	7.71	1.714

**BOTTOM**

AB	R	H	RBI	BB	SO	LOB
4	2	3	3	1	1	1
5	1	2	2	0	1	2
3	0	0	1	0	2	1
3	0	0	0	1	0	0
4	0	0	0	0	0	1
4	2	2	0	0	0	0
2	1	0	0	1	0	0
3	3	2	1	1	0	0
4	1	2	2	0	1	2

**AB 32**  
**R 10**  
**H 11**  
**RBI 9**  
**BB 4**  
**SO 5**  
**LOB 7**

WP: 1 PA: 38  
PB: 0  
SB: 5  
CS: 1



**Detroit Tigers @ Oakland Athletics**  
Oakland-Alameda County Coliseum, Oakland, CA  
Sun May 30 1982, 3:38 AM PDT  
Att. 39,275 - Unknown

livebaseballscores.com





Batter	1	2	3	4	5	6	7	8	9	AB R H RBI BB SO LOB	TOP	
Chet Lemon, R OBP: 0.374, SLG: 0.331 (1, 9) X	0-0 ① 5-3		0-0 ② F8			0-0 ① 5-3		0-0 ③ F8		4 0 0 0 0 0 0		
Enos Cabell, R OBP: 0.323, SLG: 0.417 (1, 5) X (9, 3)	0-0 ② P4		0-0 ③ 6-3			0-0 ② L4		0-0 ① 5-3		4 0 0 0 0 0 0		
Kirk Gibson, L OBP: 0.341, SLG: 0.394 (1, 8) X	0-0 ③ 4-3			0-0 CS 1B		0-0 ③ G3		0-3 ② K		4 0 1 0 0 1 0		
Mike Ivie, R OBP: 0.271, SLG: 0.384 (1, 10) Eddie Miller, S OBP: 0.250, SLG: 0.040 (7, PR)		0-0 ① 5-3		0-3 ① ② K2-3 1-2		0-0 G3 1B		0-0 ③ 6-3		3 0 1 0 0 1 1 1 0 0 0 0 0 0		
Richie Hebner, L OBP: 0.407, SLG: 0.457 (1, 3) Tom Brookens, R OBP: 0.333, SLG: 0.367 (9, 5)		0-0 2B 6-3 1B		0-0 ③ P6		0-0 ① G3 1-2		0-0 G3		3 1 1 0 0 0 1 0 0 0 0 0 0 0		
Larry Herndon, R OBP: 0.374, SLG: 0.569 (1, 7)		0-0 1-3 1B 2B			0-0 ① 6-3		0-0 ② F7			3 1 1 0 0 0 2		
Lance Parrish, R OBP: 0.402, SLG: 0.573 (1, 2)		0-0 ② 6-3			4-0 BB FC5-4 BB		0-0 ③ P6			2 0 0 1 1 0 3		
Lou Whitaker, L OBP: 0.331, SLG: 0.390 (1, 4)		0-0 ③ 3-H 2-H 1B			0-0 ② FC5-4 FC4 1-2f		0-0 G3			3 0 1 1 0 0 1		
Alan Trammell, R OBP: 0.282, SLG: 0.302 (1, 6)			0-0 ① F8		0-0 ③ FC4 1-2f		0-0 ② P6			3 0 0 0 0 0 1		
<b>Inning Stats</b>	R: 0 H: 0 E: 0 LOB: 0 K: 0 BB: 0 S: 3 P: 3	R: 2 H: 3 E: 0 LOB: 1 K: 0 BB: 0 S: 5 P: 5	R: 0 H: 0 E: 0 LOB: 0 K: 0 BB: 0 S: 3 P: 3	R: 0 H: 1 E: 0 LOB: 0 K: 1 BB: 0 S: 5 P: 5	R: 0 H: 0 E: 0 LOB: 1 K: 0 BB: 1 S: 3 P: 7	R: 0 H: 0 E: 0 LOB: 0 K: 0 BB: 0 S: 3 P: 3	R: 0 H: 1 E: 0 LOB: 2 K: 0 BB: 0 S: 4 P: 4	R: 0 H: 0 E: 0 LOB: 0 K: 0 BB: 0 S: 3 P: 3	R: 0 H: 0 E: 0 LOB: 0 K: 1 BB: 0 S: 5 P: 5	1B: 4 SF: 0 2B: 1 SAC: 0 3B: 0 DP: 0 HR: 0 HBP: 0	WP: 0 PA: 31 PB: 0 SB: 0 CS: 1	
<b>PITCHER</b> Ken Forsch, R ERA: 3.36 (1, 1)	IP WLS BF H R ER SO BB IBB HBP BLK WP HR S P ERA WHIP											<b>PITCHER</b> IP WLS BF H R ER SO BB IBB HBP BLK WP HR S P ERA WHIP
	9.0 L 31 5 2 2 2 1 0 0 0 0 0 0 34 38 2.00 0.667											

**Detroit Tigers @ California Angels**  
 Anaheim Stadium, Anaheim, CA  
 Tue Jun 01 1982, 10:05 PM EDT  
 Att. 23,163 - Unknown

[livebaseballscorecards.com](http://livebaseballscorecards.com)

AB	30
R	2
H	5
RBI	2
BB	1
SO	2
LOB	9



Batter	1	2	3	4	5	6	7	8	9	AB R H RBI BB SO LOB
Brian Downing, R (1, 7) OBP: 0.327, SLG: 0.495 Tim Foli, R (9, PH) OBP: 0.294, SLG: 0.354	0-0 6-3	0-0 F8			0-0 5-3		0-0 1B		0-3 K	4 0 1 0 0 0 2 1 0 0 0 0 1 2
Rod Carew, L (1, 3) OBP: 0.426, SLG: 0.377	0-3 K		0-0 1B		0-0 1B		0-0 F8		0-0 SF8-4	4 0 2 1 0 1 1
Bobby Grich, R (1, 4) OBP: 0.409, SLG: 0.530	0-0 1B		0-0 F7		4-0 BB		0-0 P3			3 0 1 0 1 0 2
Reggie Jackson, L (1, 9) OBP: 0.348, SLG: 0.375	4-0 1B		0-3 K		0-0 F2			0-0 P6		3 0 0 0 1 1 3
Don Baylor, R (1, 10) OBP: 0.274, SLG: 0.387	0-0 F8		0-0 6-3			0-0 F9		0-0 6-3		4 0 0 0 0 0 3
Fred Lynn, L (1, 8) OBP: 0.388, SLG: 0.401		0-0 3B		0-3 K		0-0 1B		4-0 BB		3 0 2 0 1 1 0
Doug DeCinces, R (1, 5) OBP: 0.310, SLG: 0.410		0-0 1-3		0-0 6-3		0-0 P6		0-0 FC6-4		4 0 0 0 0 0 3
Mick Kelleher, R (1, 6) Juan Beniquez, R (9, PH) OBP: 0.410, SLG: 0.404		0-0 F3		0-0 1-3		0-0 6-3			4-0 1B	3 0 0 0 0 0 2 0 1 0 0 1 0 0
Bob Boone, R (1, 2) Rob Wilfong, L (9, PR) OBP: 0.237, SLG: 0.170		4-0 BB			0-3 K		0-0 L5		0-0 1B	3 0 1 0 1 1 0 0 0 0 0 0 0 0

Inning Stats	R: 0 E: 0 K: 1 S: 6	H: 1 LOB: 2 BB: 1 P: 10	R: 0 E: 0 K: 0 S: 4	H: 1 LOB: 2 BB: 1 P: 8	R: 0 E: 0 K: 1 S: 6	H: 1 LOB: 1 BB: 0 P: 6	R: 0 E: 0 K: 1 S: 5	H: 0 LOB: 0 BB: 0 P: 5	R: 0 E: 0 K: 1 S: 6	H: 1 LOB: 2 BB: 1 P: 10	R: 0 E: 0 K: 0 S: 4	H: 1 LOB: 1 BB: 0 P: 4	R: 0 E: 0 K: 0 S: 4	H: 1 LOB: 1 BB: 0 P: 4	R: 0 E: 0 K: 0 S: 3	H: 0 LOB: 1 BB: 1 P: 7	R: 1 E: 0 K: 1 S: 5	H: 1 LOB: 1 BB: 1 P: 9	1B: 6 2B: 1 3B: 1 HR: 0	SF: 1 SAC: 0 DP: 1 HBP: 0
--------------	------------------------------	----------------------------------	------------------------------	---------------------------------	------------------------------	---------------------------------	------------------------------	---------------------------------	------------------------------	----------------------------------	------------------------------	---------------------------------	------------------------------	---------------------------------	------------------------------	---------------------------------	------------------------------	---------------------------------	----------------------------------	------------------------------------

PITCHER	IP	WLS	BF	H	R	ER	SO	BB	IBB	HBP	BLK	WP	HR	S	P	ERA	WHIP
Dan Petry, R (1, 1) ERA: 3.51	8.0	W	36	7	1	1	4	4	1	0	0	1	0	39	59	1.12	1.375
Dave Tobik, R (9, 1) ERA: 3.64	1.0	S	2	0	0	0	1	0	0	0	0	0	0	4	4	0.00	0.000


**BOTTOM**

**Detroit Tigers @ California Angels**  
**Anaheim Stadium, Anaheim, CA**

Tue Jun 01 1982, 10:05 PM EDT  
Att. 23,163 - Unknown

livebaseballscorecards.com

<b>AB</b>	<b>32</b>
<b>R</b>	<b>1</b>
<b>H</b>	<b>7</b>
<b>RBI</b>	<b>1</b>
<b>BB</b>	<b>5</b>
<b>SO</b>	<b>5</b>
<b>LOB</b>	<b>18</b>



WP	PA	ERA	WHIP
1	38		
0			
1			
0			

Batter	1	2	3	4	5	6	7	8	9	AB R H RBI BB SO LOB	TOP																
Chet Lemon, R OBP: 0.369, SLG: 0.327 (1, 9) X	0-0 4-3 1B		0-0 F8		0-3 K		0-0 6-3		0-0 4-3	5 0 1 0 0 1 2																	
Enos Cabell, R OBP: 0.321, SLG: 0.413 (1, 5) X	0-0 P6		0-0 6-3		0-0 6-3			0-0 HR 1B		4 1 1 0 0 0 1																	
Kirk Gibson, L OBP: 0.344, SLG: 0.415 (1, 8) X	0-0 4-3 1-2			0-0 4-3		0-0 5-3 1B		0-0 HR 1B		4 1 2 2 0 0 1																	
Mike Ivie, R OBP: 0.280, SLG: 0.411 (1, 10) S S S	0-3 K			0-0 1B 2B		0-0 5-3 1-2		0-0 1B 2B		4 2 2 0 0 1 2																	
Larry Herndon, R OBP: 0.381, SLG: 0.571 (1, 7)		4-0 G6-4-3 BB		0-0 1B		0-0 P3		0-0 CS 1B		3 0 2 2 1 0 1																	
Lance Parrish, R OBP: 0.388, SLG: 0.550 (1, 2)		0-0 G6-4-3 1-2f		0-0 F8		0-3 K		0-3 K 1-2		4 0 0 0 0 2 4																	
Tom Brookens, R OBP: 0.337, SLG: 0.363 Lou Whitaker, L OBP: 0.327, SLG: 0.385 (7, PH) (7, 4)		4-0 BB		0-0 F3		0-3 K		0-0 6-3		1 0 0 0 1 0 1 2 0 0 0 0 1 0	AB 35 R 5 H 10 RBI 5 BB 2 SO 5 LOB 14																
John Wockenfuss, R OBP: 0.363, SLG: 0.313 Eddie Miller, S OBP: 0.250, SLG: 0.040 Mark DeJohn, S OBP: 0.308, SLG: 0.333 (1, 3) (7, PR) (7, 6)		0-0 6-3			0-0 HR		0-0 4-3 1B		0-0 4-3	3 1 2 1 0 0 1 0 0 0 0 0 0 0 1 0 0 0 0 0 0																	
Alan Trammell, R OBP: 0.278, SLG: 0.298 Richie Hebner, L OBP: 0.398, SLG: 0.446 (1, 6) (7, PH) (7, 3)			0-0 1-3		0-0 5-3		0-0 4-3		0-0 F9	2 0 0 0 0 0 0 2 0 0 0 0 0 1																	
Inning Stats	R: 0 E: 0 K: 1 S: 6	H: 1 LOB: 1 BB: 0 P: 6	R: 0 E: 0 K: 0 S: 2	H: 0 LOB: 1 BB: 2 P: 10	R: 0 E: 0 K: 0 S: 3	H: 0 LOB: 0 BB: 0 P: 3	R: 1 E: 0 K: 0 S: 5	H: 2 LOB: 1 BB: 0 P: 5	R: 1 E: 0 K: 1 S: 6	H: 1 LOB: 0 BB: 0 P: 6	R: 0 E: 0 K: 1 S: 6	H: 1 LOB: 2 BB: 0 P: 6	R: 0 E: 0 K: 1 S: 6	H: 1 LOB: 2 BB: 0 P: 6	R: 3 E: 0 K: 1 S: 8	H: 4 LOB: 0 BB: 0 P: 8	R: 0 E: 0 K: 0 S: 3	H: 0 LOB: 0 BB: 0 P: 3	1B: 6 2B: 2 3B: 0 HR: 2	SF: 0 SAC: 0 DP: 1 HBP: 0	WP: 0 PB: 0 SB: 0 CS: 1	PA: 37					
PITCHER	IP	WLS	BF	H	R	ER	SO	BB	IBB	HBP	BLK	WP	HR	S	P	ERA	WHIP										
Geoff Zahn, L ERA: 2.87 (1, 1)	5.1		22	5	2	2	2	2	0	0	0	0	1	24	32	3.38	1.312										
Don Aase, R ERA: 2.74 (6, 1)	1.1		5	1	0	0	2	0	0	0	0	0	0	9	9	0.00	0.750										
Doug Corbett, R ERA: 5.45 (7, 1)	0.1	L	5	4	3	3	0	0	0	0	0	0	1	5	5	81.00	12.000										
Dave Goltz, R ERA: 3.18 (8, 1)	2.0		5	0	0	0	1	0	0	0	0	0	0	7	7	0.00	0.000										

Detroit Tigers @ California Angels  
 Anaheim Stadium, Anaheim, CA  
 Wed Jun 02 1982, 10:05 PM EDT  
 Att. 27,396 - Unknown

livebaseballscorecards.com





Batter	1	2	3	4	5	6	7	8	9	AB	R	H	RBI	BB	SO	LOB
Brian Downing, R OBP: 0.329, SLG: 0.490 (1, 7)	4-0 FC2-6 BB		0-0 P6	0-0 F8		0-0 F9			0-0 3-4-3 1B	4	0	1	0	1	0	4
Rod Carew, L OBP: 0.426, SLG: 0.374 (1, 3)	0-0 FC2-6 1-2f		0-0 1B	4-0 1B			0-0 F7		0-0 3-4-3 1-2	4	0	1	0	1	0	2
Bobby Grich, R OBP: 0.403, SLG: 0.519 (1, 4)	0-0 F9		0-0 1B	0-0 F8			0-3 K		0-3 K	5	0	1	1	0	2	5
Reggie Jackson, L OBP: 0.346, SLG: 0.368 (1, 9)	0-3 K		0-3 K		0-0 F9		4-0 BB		0-0 F9	3	0	0	0	1	2	3
Juan Beniquez, R OBP: 0.403, SLG: 0.396 (7, PR) (8, 9)										1	0	0	0	0	0	1
Don Baylor, R OBP: 0.276, SLG: 0.389 (1, 10)		0-0 G4-6-3 1B		0-0 FC 1B		0-0 6-3		0-3 K		4	0	2	0	0	1	1
Fred Lynn, L OBP: 0.367, SLG: 0.406 (1, 8)		0-0 G4-6-3 1-2f		0-0 FC 1B		0-0 F9		0-0 G3 WP 2B		4	2	1	0	0	0	2
Doug DeCinces, R OBP: 0.309, SLG: 0.407 (1, 5)		0-0 5-3		0-0 S 1B 1B		0-0 F8		0-0 G3		4	1	1	1	0	0	1
Tim Foli, R OBP: 0.299, SLG: 0.354 (1, 6)			4-0 SH1-3 1B BB	0-0 F8 1B 1B		0-0 P4		0-0 6-3		3	1	1	0	1	0	0
Bob Boone, R OBP: 0.355, SLG: 0.353 (1, 2)			0-0 SH1-3	0-0 F8 1B		0-0 1B		0-0 F8		3	0	2	1	0	0	0

Inning Stats	R: 0	H: 0	E: 0	K: 1	S: 5	R: 0	H: 1	E: 0	K: 0	S: 3	R: 1	H: 2	E: 0	K: 1	S: 7	R: 2	H: 4	E: 1	K: 0	S: 7	R: 0	H: 0	E: 0	K: 0	S: 3	R: 0	H: 1	E: 0	K: 0	S: 4	R: 0	H: 0	E: 0	K: 2	S: 7	R: 1	H: 1	E: 0	K: 0	S: 4	R: 0	H: 1	E: 0	K: 1	S: 6	1B: 9	SF: 0	2B: 1	SAC: 2	3B: 0	DP: 1	HR: 0	HBP: 0	WP: 1	PA: 40
--------------	------	------	------	------	------	------	------	------	------	------	------	------	------	------	------	------	------	------	------	------	------	------	------	------	------	------	------	------	------	------	------	------	------	------	------	------	------	------	------	------	------	------	------	------	------	-------	-------	-------	--------	-------	-------	-------	--------	-------	--------

PITCHER	IP	WLS	BF	H	R	ER	SO	BB	IBB	HBP	BLK	WP	HR	S	P	ERA	WHIP
Milt Wilcox, R ERA: 3.34 (1, 1)	0.0		0	0	0	0	0	0	0	0	0	0	0	0	0	∞	∞
Kevin Saucier, L ERA: 2.42 (1, 1)	3.1		18	7	3	3	2	2	0	0	0	0	0	20	28	8.10	2.700
Aurelio Lopez, R ERA: 5.14 (4, 1)	4.2	W	19	3	1	1	2	1	1	0	0	1	0	21	29	1.93	0.857
Pat Underwood, L ERA: 4.88 (9, 1)	0.1		1	0	0	0	0	0	0	0	0	0	0	1	1	0.00	0.000
Dave Tobik, R ERA: 3.56 (9, 1)	0.2	S	2	0	0	0	1	0	0	0	0	0	0	4	4	0.00	0.000

BOTTOM

Detroit Tigers @ California Angels  
Anaheim Stadium, Anaheim, CA  
Wed Jun 02 1982, 10:05 PM EDT  
Att. 27,396 - Unknown

livebaseballscores.com

AB	35
R	4
H	10
RBI	3
BB	4
SO	5
LOB	19



Batter	1	2	3	4	5	6	7	8	9	AB R H RBI BB SO LOB	TOP
<b>Bobby Brown, S</b> (1, 8) OBP: 0.291, SLG: 0.319	0-3 K		4-0 BB		4-0 BB		0-0 6-3		0-3 K	3 0 0 0 2 2 2	
<b>Paul Serna, R</b> (1, 5) OBP: 0.273, SLG: 0.415	0-3 K		0-0 B5-3		0-3 K			0-0 CS 1B	0-0 L5	5 0 1 0 0 2 4	
<b>Bruce Bochte, L</b> (1, 7) OBP: 0.410, SLG: 0.391	0-0 F8			0-0 G6-4-3 1B	0-0 F6			0-0 F8	0-0 FC6-4 1B	5 0 2 1 0 0 3	
<b>Richie Zisk, R</b> (1, 10) OBP: 0.333, SLG: 0.351		0-0 F8		0-0 G6-4-3 1-2f		4-0 FC2-6 BB		4-0 1-2 HR BB	0-0 FC6-4 1-2f	3 1 0 0 2 0 2	
<b>Al Cowens, R</b> (1, 9) OBP: 0.336, SLG: 0.490		0-0 2B		4-0 BB		0-0 FC2-6 CS 1-2f		0-0 1-H HR		3 1 2 2 1 0 1	
<b>Gary Gray, R</b> (1, 3) OBP: 0.408, SLG: 0.595		0-0 5-3		0-3 K		0-3 K 1-2		4-0 BB BB		3 0 0 0 1 2 3	
<b>Rick Sweet, S</b> (1, 2) OBP: 0.469, SLG: 0.679		0-0 4-3			0-0 F8		0-0 1-3	4-0 1-2 BB		3 0 0 0 1 0 1	
<b>Todd Cruz, R</b> (1, 6) OBP: 0.273, SLG: 0.387			0-0 1-3		0-0 HR		0-3 K	0-0 4-3		4 1 1 1 0 1 2	
<b>Julio Cruz, S</b> (1, 4) OBP: 0.327, SLG: 0.285			0-0 F7		0-0 BB 1B		0-0 S 1B		0-0 WP S 1B 1B	4 1 3 0 0 0 0	
<b>Inning Stats</b>	R: 0 E: 0 K: 2 S: 7 H: 0 LOB: 0 BB: 0 P: 7	R: 0 E: 0 K: 0 S: 4 H: 1 LOB: 1 BB: 0 P: 4	R: 0 E: 0 K: 0 S: 3 H: 0 LOB: 1 BB: 1 P: 7	R: 0 E: 0 K: 1 S: 5 H: 1 LOB: 1 BB: 1 P: 9	R: 1 E: 0 K: 1 S: 7 H: 2 LOB: 2 BB: 1 P: 11	R: 0 E: 0 K: 1 S: 4 H: 0 LOB: 0 BB: 1 P: 8	R: 0 E: 0 K: 1 S: 6 H: 1 LOB: 1 BB: 0 P: 6	R: 2 E: 0 K: 0 S: 4 H: 2 LOB: 2 BB: 3 P: 16	R: 1 E: 0 K: 1 S: 7 H: 2 LOB: 1 BB: 0 P: 7	1B: 6 2B: 1 3B: 0 HR: 2 SF: 0 SAC: 0 DP: 1 HBP: 0	WP: 1 PB: 0 SB: 2 CS: 2 PA: 40
<b>PITCHER</b>	IP WLS BF H R ER SO BB IBB HBP BLK WP HR S P ERA WHIP										
<b>Jack Morris, R</b> (1, 1) ERA: 3.12	7.2 L 34 7 3 3 6 7 0 0 0 0 0 2 39 67 3.52 1.826										
<b>Elias Sosa, R</b> (8, 1) ERA: 3.12	1.1 6 2 1 1 1 0 0 0 0 1 0 8 8 6.75 1.500										

**Seattle Mariners @ Detroit Tigers**  
**Tiger Stadium, Detroit, MI**  
 Fri Jun 04 1982, 7:05 PM EDT  
 Att. 32,404 - Unknown

[livebaseballscorecards.com](http://livebaseballscorecards.com)

<b>AB</b>	33
<b>R</b>	4
<b>H</b>	9
<b>RBI</b>	4
<b>BB</b>	7
<b>SO</b>	7
<b>LOB</b>	18





Batter	1	2	3	4	5	6	7	8	9	AB R H RBI BB SO LOB	TOP																
<b>Bobby Brown, S</b> (1, 8) OBP: 0.277, SLG: 0.303	0-3 <b>K</b>		0-0 <b>F8</b>		0-0 <b>4-3</b>			0-0 <b>F8</b>		4 0 0 0 0 1 1																	
<b>Paul Serna, R</b> (1, 5) OBP: 0.257, SLG: 0.391	0-0 <b>G3</b>		0-0 <b>5-3</b>		0-0 <b>F7</b>			0-0 <b>F8</b>		4 0 0 0 0 0 1																	
<b>Bruce Bochte, L</b> (1, 7) <b>Joe Simpson, L</b> (6, 7) OBP: 0.408, SLG: 0.390 OBP: 0.277, SLG: 0.294	0-0 <b>4-3</b>			0-0 <b>FC1-4</b> <b>1B</b>		0-0 <b>6-3</b>			0-0 <b>L4</b>	3 0 1 0 0 0 0 1 0 0 0 0 0 0																	
<b>Richie Zisk, R</b> (1, 10) <b>Jim Maler, R</b> (9, PH) OBP: 0.333, SLG: 0.346 OBP: 0.292, SLG: 0.363		4-0 <b>L1-3</b> <b>BB</b>		0-0 <b>FC1-4</b> <b>E</b> <b>1B</b>		0-3 <b>K</b>			0-3 <b>K</b>	2 1 0 0 1 1 1 1 0 0 0 0 1 0																	
<b>Al Cowens, R</b> (1, 9) <b>Dave Henderson, R</b> (7, 9) OBP: 0.332, SLG: 0.483 OBP: 0.391, SLG: 0.544		0-0 <b>L1-3</b>		0-0 <b>F9</b>		0-0 <b>F5</b>			0-0 <b>6-3</b>	3 0 0 0 0 0 2 1 0 0 0 0 0 0																	
<b>Gary Gray, R</b> (1, 3) OBP: 0.404, SLG: 0.578		0-0 <b>1B</b>		0-0 <b>E5</b> <b>1B</b>		0-0 <b>5-3</b>				3 1 1 0 0 0 1																	
<b>Rick Sweet, S</b> (1, 2) OBP: 0.486, SLG: 0.667		0-3 <b>K</b>		0-0 <b>FC6-4</b> <b>1B</b>		4-0 <b>BB</b>				2 0 1 2 1 1 1																	
<b>Todd Cruz, R</b> (1, 6) <b>Manny Castillo, S</b> (7, PH) OBP: 0.271, SLG: 0.383 OBP: 0.293, SLG: 0.288			0-3 <b>K</b>	0-0 <b>FC6-4</b>		0-0 <b>G4-6-3</b> <b>BB</b>		0-0 <b>G4-6-3</b>		2 0 0 0 0 1 1 1 0 0 0 0 0 1																	
<b>Julio Cruz, S</b> (1, 4) <b>Lenny Randle, S</b> (7, 4) OBP: 0.329, SLG: 0.283 OBP: 0.224, SLG: 0.200		4-0 <b>S</b> <b>BB</b>		0-0 <b>4-3</b>		0-0 <b>3-1</b>				1 0 0 0 1 0 0 1 0 0 0 0 0 0																	
<b>Inning Stats</b>	R: 0 E: 0 K: 1 S: 5	H: 0 LOB: 0 BB: 0 P: 5	R: 0 E: 0 K: 1 S: 5	H: 1 LOB: 1 BB: 1 P: 9	R: 0 E: 0 K: 1 S: 5	H: 0 LOB: 1 BB: 1 P: 9	R: 2 E: 1 K: 0 S: 6	H: 2 LOB: 1 BB: 0 P: 6	R: 0 E: 0 K: 0 S: 3	H: 0 LOB: 0 BB: 0 P: 3	R: 0 E: 0 K: 0 S: 2	H: 0 LOB: 0 BB: 1 P: 6	R: 0 E: 0 K: 0 S: 3	H: 0 LOB: 0 BB: 0 P: 3	R: 0 E: 0 K: 1 S: 5	H: 0 LOB: 0 BB: 0 P: 5	R: 0 E: 0 K: 1 S: 5	H: 0 LOB: 0 BB: 0 P: 5	R: 0 E: 0 K: 1 S: 5	H: 0 LOB: 0 BB: 0 P: 5	1B: 3 2B: 1 3B: 0 HR: 0	SF: 0 SAC: 0 DP: 2 HBP: 0	WP: 0 PB: 0 SB: 1 CS: 0	PA: 32			
<b>PITCHER</b> <b>Dan Petry, R</b> (1, 1) ERA: 3.14	IP 9.0	WLS W	BF 32	H 3	R 2	ER 0	SO 5	BB 3	IBB 0	HBP 0	BLK 0	WP 0	HR 0	S 39	P 51	ERA 0.00	WHIP 0.667										

**Seattle Mariners @ Detroit Tigers**  
**Tiger Stadium, Detroit, MI**  
Sun Jun 06 1982, 3:33 AM EDT  
Att. 18,378 - Unknown

[livebaseballscorecards.com](http://livebaseballscorecards.com)

<b>AB</b>	<b>29</b>
<b>R</b>	<b>2</b>
<b>H</b>	<b>3</b>
<b>RBI</b>	<b>2</b>
<b>BB</b>	<b>3</b>
<b>SO</b>	<b>5</b>
<b>LOB</b>	<b>9</b>



Batter	1	2	3	4	5	6	7	8	9	AB	R	H	RBI	BB	SO	LOB
Larry Herndon, R OBP: 0.381, SLG: 0.578 (1, 7)										5	2	3	2	0	0	2
Enos Cabell, R OBP: 0.323, SLG: 0.413 (1, 5) (5, 3)										5	0	2	0	0	1	1
Kirk Gibson, L OBP: 0.328, SLG: 0.393 (1, 8)										5	1	0	0	0	2	3
Mike Ivie, R OBP: 0.298, SLG: 0.430 (1, 10)										3	1	2	1	1	0	0
Richie Hebner, L OBP: 0.394, SLG: 0.425 (1, 3)										1	1	0	0	1	0	2
Tom Brookens, R OBP: 0.337, SLG: 0.353 (4, PH) (5, 5)										2	0	0	0	0	1	1
Jerry Turner, L OBP: 0.254, SLG: 0.303 (1, 9)										1	1	0	1	0	0	2
Lynn Jones, R OBP: 0.200, SLG: 0.174 (3, 9)										3	0	0	0	0	1	1
Lance Parrish, R OBP: 0.382, SLG: 0.542 (1, 2)										4	2	2	3	0	2	0
Lou Whitaker, L OBP: 0.320, SLG: 0.393 (1, 4)										4	1	1	1	0	2	2
Alan Trammell, R OBP: 0.287, SLG: 0.308 (1, 6)										3	1	2	1	1	0	0
Mark DeJohn, S OBP: 0.308, SLG: 0.333 (9, 6)										0	0	0	0	0	0	0

Inning Stats	R: 6	H: 5	E: 1	LOB: 1	K: 0	BB: 1	P: 13	R: 0	H: 1	E: 0	LOB: 1	K: 1	BB: 1	S: 5	R: 2	H: 3	E: 0	LOB: 1	K: 1	BB: 0	S: 8	R: 0	H: 1	E: 0	LOB: 1	K: 1	BB: 0	S: 6	R: 0	H: 0	E: 0	LOB: 0	K: 2	BB: 0	S: 7	R: 0	H: 0	E: 0	LOB: 0	K: 2	BB: 0	S: 7	R: 2	H: 2	E: 0	LOB: 0	K: 2	BB: 0	S: 9	R: 0	H: 2	E: 0	LOB: 0	K: 2	BB: 0	S: 9
1B: 7	SF: 0	2B: 4	SAC: 0	3B: 0	DP: 1	HR: 2	HBP: 0	WP: 0	PA: 39																																															

PITCHER	IP	WLS	BF	H	R	ER	SO	BB	IBB	HBP	BLK	WP	HR	S	P	ERA	WHIP
Gaylord Perry, R ERA: 4.14 (1, 1)	0.2	L	9	5	6	4	0	1	0	0	0	0	0	8	12	54.00	9.000
Bryan Clark, L ERA: 1.85 (1, 1)	5.1		22	5	2	1	5	2	0	0	0	0	0	30	38	1.69	1.312
Ed Vande Berg, L ERA: 1.88 (7, 1)	1.0		3	0	0	0	2	0	0	0	0	0	0	7	7	0.00	0.000
Bill Caudill, R ERA: 2.31 (8, 1)	1.0		5	2	2	2	2	0	0	0	0	0	2	9	9	18.00	2.000

**Seattle Mariners @ Detroit Tigers**  
Tiger Stadium, Detroit, MI  
Sun Jun 06 1982, 3:33 AM EDT  
Att. 18,378 - Unknown

<b>AB</b>	<b>36</b>
<b>R</b>	<b>10</b>
<b>H</b>	<b>12</b>
<b>RBI</b>	<b>9</b>
<b>BB</b>	<b>3</b>
<b>SO</b>	<b>9</b>
<b>LOB</b>	<b>14</b>

Batter	1	2	3	4	5	6	7	8	9	AB R H RBI BB SO LOB	TOP											
Miguel Dilone, S (1, 7) OBP: 0.304, SLG: 0.371	0-0 F6		0-0 F8	0-0 FC6-4 1B			0-0 G3		0-0 L3	5 0 1 1 0 0 2												
Toby Harrah, R (1, 5) OBP: 0.481, SLG: 0.594	0-0 F5		0-0 FC6-4 1B	0-0 FC6-4 1-2f			0-0 1B			4 0 2 0 0 0 1												
Mike Hargrove, L (1, 3) OBP: 0.391, SLG: 0.352	0-0 1B 1B		0-0 FC6-4 1B		0-0 4-3		0-0 F7			4 1 1 0 0 0 3												
Andre Thornton, R (1, 10) OBP: 0.426, SLG: 0.607	0-0 FC5-4 1B		4-0 1B BB		0-0 6-3			0-0 4-3 1B		3 0 2 0 1 0 0												
Alan Bannister, R (1, 4) OBP: 0.369, SLG: 0.364	0-0 FC5-4 1-2f		0-0 1B		0-0 F7			0-0 F9		4 0 1 2 0 0 3												
Von Hayes, L (1, 9) OBP: 0.315, SLG: 0.416		0-0 CS 1B	0-0 F8			0-0 3-1		0-0 4-3 1-2		4 0 1 0 0 0 3												
Rick Manning, L (1, 8) OBP: 0.332, SLG: 0.383		0-3 K		0-0 E6 6-3 S 1B		0-3 K		0-0 4-3		4 1 0 0 0 2 2												
Bill Nahorodny, R (1, 2) OBP: 0.263, SLG: 0.389		0-0 F7		0-0 F8		0-0 F4		0-0 F9		3 0 0 0 0 0 2												
Ron Hassey, L (9, PH) OBP: 0.289, SLG: 0.294		1-2								1 0 0 0 0 0 0												
Jerry Dybzinski, R (1, 6) OBP: 0.301, SLG: 0.275			0-0 FC6-4 1B 1B		0-0 6-3		0-0 5-3		0-0 L3 1B	3 1 1 0 0 0 1												
Rod Craig, S (9, PH) OBP: 0.217, SLG: 0.143				1-3						1 0 1 0 0 0 0												
<b>Inning Stats</b>	R: 0 E: 0 K: 0 S: 5	H: 2 LOB: 2 BB: 0 P: 5	R: 0 E: 0 K: 1 S: 5	H: 1 LOB: 0 BB: 0 P: 5	R: 2 E: 0 K: 0 S: 6	H: 3 LOB: 2 BB: 1 P: 10	R: 1 E: 1 K: 0 S: 5	H: 1 LOB: 1 BB: 0 P: 5	R: 0 E: 0 K: 0 S: 3	H: 0 LOB: 0 BB: 0 P: 3	R: 0 E: 0 K: 1 S: 5	H: 0 LOB: 0 BB: 0 P: 5	R: 0 E: 0 K: 0 S: 4	H: 1 LOB: 1 BB: 0 P: 4	R: 0 E: 0 K: 0 S: 4	H: 1 LOB: 1 BB: 0 P: 4	R: 0 E: 0 K: 0 S: 3	H: 1 LOB: 0 BB: 0 P: 3	1B: 10 2B: 1 3B: 0 HR: 0	SF: 0 SAC: 0 DP: 1 HBP: 0	WP: 0 PB: 0 SB: 1 CS: 1	PA: 37
<b>PITCHER</b>	IP WLS BF H R ER SO BB IBB HBP BLK WP HR S P ERA WHIP																			<b>PITCHER</b>	IP WLS BF H R ER SO BB IBB HBP BLK WP HR S P ERA WHIP	
Pat Underwood, L (1, 1) ERA: 4.29	8.0 W 34 9 3 2 2 1 0 0 0 0 0 0 37 41 2.25 1.250																					
Dave Tobik, R (9, 1) ERA: 3.45	1.0 3 1 0 0 0 0 0 0 0 0 0 0 3 3 0.00 1.000																					

**Cleveland Indians @ Detroit Tigers**  
 Tiger Stadium, Detroit, MI  
 Tue Jun 08 1982, 7:05 PM EDT  
 Att. 21,308 - Unknown - 84 F

[livebaseballscorecards.com](http://livebaseballscorecards.com)

<b>AB</b>	36
<b>R</b>	3
<b>H</b>	10
<b>RBI</b>	3
<b>BB</b>	1
<b>SO</b>	2
<b>LOB</b>	17





Batter	1	2	3	4	5	6	7	8	9	AB R H RBI BB SO LOB	TOP
Miguel Dilone, S OBP: 0.297, SLG: 0.362 (1, 7) X	0-0 F6	0-0 F6			0-0 B2			0-0 L4		4 0 0 0 0 0 3	
Toby Harrah, R OBP: 0.478, SLG: 0.587 (1, 5) X	0-0 F7		0-0 FC6-4 1B		0-3 K			0-0 6-3		4 0 1 0 0 1 0	
Mike Hargrove, L OBP: 0.393, SLG: 0.351 (1, 3) B B B	4-0 BB		0-0 F9		0-0 G4-3 1B			0-3 K		3 0 1 0 1 1 1	
Andre Thornton, R OBP: 0.418, SLG: 0.595 (1, 10) X	0-0 1-3		0-0 FC6-4 CS		0-0 G4-3			0-0 F8		4 0 0 0 0 0 3	
Von Hayes, L OBP: 0.308, SLG: 0.405 (1, 9) X		0-0 F9	0-0 CS	0-0 F9		0-0 G3		0-0 F9		4 0 0 0 0 0 0	
Rick Manning, L OBP: 0.335, SLG: 0.385 (1, 8) X		0-0 BB 1B		0-0 5-3 1B		0-0 G3		0-0 G1		4 1 2 0 0 0 0	
Ron Hassey, L OBP: 0.297, SLG: 0.297 (1, 2) B B B		4-0 1B BB		0-0 5-3		0-0 1B				2 0 1 0 1 0 1	
Jack Perconte, L OBP: 0.290, SLG: 0.283 (1, 4) S S		0-3 K		0-0 F7		0-0 F9				3 0 0 0 0 1 4	
Jerry Dybzinski, R OBP: 0.307, SLG: 0.282 (1, 6) X		0-0 1-3 2-H 1B		0-0 CS 1B		0-0 4-3				3 0 2 1 0 0 1	
<b>Inning Stats</b>	R: 0 H: 0 E: 0 LOB: 1 K: 0 BB: 1 S: 3 P: 7	R: 1 H: 2 E: 0 LOB: 2 K: 1 BB: 1 S: 7 P: 11	R: 0 H: 1 E: 0 LOB: 0 K: 0 BB: 0 S: 3 P: 3	R: 0 H: 1 E: 0 LOB: 1 K: 0 BB: 0 S: 4 P: 4	R: 0 H: 1 E: 0 LOB: 0 K: 1 BB: 0 S: 5 P: 5	R: 0 H: 1 E: 0 LOB: 0 K: 0 BB: 0 S: 3 P: 3	R: 0 H: 1 E: 0 LOB: 1 K: 0 BB: 0 S: 4 P: 4	R: 0 H: 0 E: 0 LOB: 0 K: 1 BB: 0 S: 5 P: 5	R: 0 H: 0 E: 0 LOB: 0 K: 0 BB: 0 S: 3 P: 3	1B: 7 SF: 0 2B: 0 SAC: 0 3B: 0 DP: 1 HR: 0 HBP: 0	WP: 0 PA: 34 PB: 0 SB: 0 CS: 2
<b>PITCHER</b> Jack Morris, R ERA: 2.94 (1, 1)	IP WLS BF H R ER SO BB IBB HBP BLK WP HR S P ERA WHIP										
	9.0 W 33 7 1 1 3 2 0 0 0 0 0 0 37 45 1.00 1.000										

Cleveland Indians @ Detroit Tigers  
Tiger Stadium, Detroit, MI  
Wed Jun 09 1982, 7:05 PM EDT  
Unknown

livebaseballscorecards.com

AB 31  
R 1  
H 7  
RBI 1  
BB 2  
SO 3  
LOB 13





Batter	1	2	3	4	5	6	7	8	9
Larry Herndon, R (1, 7) OBP: 0.381, SLG: 0.578	0-3 K ①		0-0 F8 ③			0-0 6-3 ②		0-0 F9 ②	
Enos Cabell, R (1, 3) OBP: 0.319, SLG: 0.404	0-0 F2 ②			0-0 FC4-6 1B ①		0-0 6-3 ③		0-0 1-3 ③	
Kirk Gibson, L (1, 8) OBP: 0.332, SLG: 0.388	0-0 4-3 ③			0-0 F7 ①			0-0 HR 1B		
Jerry Turner, L (1, 9) Alan Trammell, R (8, 6) OBP: 0.257, SLG: 0.348 OBP: 0.267, SLG: 0.309		0-0 6-3 ①		0-0 FC4-6 CS ② 1-2f			0-0 HR 1B 1-H		
Richie Hebner, L (1, 10) OBP: 0.368, SLG: 0.394		0-0 4-3 ②		0-0 CS ③ 1-2	0-0 F9 ①		0-0 F5 ①		
Lance Parrish, R (1, 2) OBP: 0.377, SLG: 0.522		0-3 K ③			0-0 G6-4-3 1B 1-2f		0-3 K ②		
Lou Whitaker, L (1, 4) OBP: 0.330, SLG: 0.389			4-0 BB ①		0-0 G6-4-3 ② 1-2f		0-3 K ③		
Tom Brookens, R (1, 5) OBP: 0.337, SLG: 0.352			0-0 G4-6-3 ① 1-2f			0-0 S SH3-4 1B 1-2		0-3 K ①	
Mark DeJohn, S (1, 6) Chet Lemon, R (8, 9) OBP: 0.357, SLG: 0.462 OBP: 0.387, SLG: 0.373			0-0 2B ①					4-0 BB ①	

Inning Stats	R: 0	H: 0	R: 0	H: 0	R: 0	H: 1	R: 0	H: 1	R: 0	H: 1	R: 2	H: 2	R: 0	H: 0
	E: 0	LOB: 0	E: 0	LOB: 0	E: 0	LOB: 1	E: 0	LOB: 0	E: 0	LOB: 1	E: 0	LOB: 0	E: 0	LOB: 1
	K: 1	BB: 0	K: 1	BB: 0	K: 0	BB: 1	K: 0	BB: 0	K: 0	BB: 0	K: 2	BB: 0	K: 1	BB: 1
	S: 5	P: 5	S: 5	P: 5	S: 3	P: 7	S: 3	P: 3	S: 3	P: 3	S: 9	P: 9	S: 5	P: 9

PITCHER	IP	WLS	BF	H	R	ER	SO	BB	IBB	HBP	BLK	WP	HR	S	P	ERA	WHIP
Len Barker, R (1, 1) ERA: 2.73	8.0	L	29	6	2	2	5	2	0	0	0	0	1	37	45	2.25	1.000

**BOTTOM**

AB	R	H	RBI	BB	SO	LOB
4	0	0	0	0	1	3
4	0	1	0	0	0	2
3	1	1	0	0	0	1
3	1	1	2	0	0	1
0	0	0	0	0	0	0
3	0	0	0	0	0	0
3	0	1	0	0	2	0
2	0	0	0	1	1	1
3	0	1	0	0	1	1
1	0	1	0	0	0	0
0	0	0	0	1	0	0

<b>AB</b>	<b>26</b>
<b>R</b>	<b>2</b>
<b>H</b>	<b>6</b>
<b>RBI</b>	<b>2</b>
<b>BB</b>	<b>2</b>
<b>SO</b>	<b>5</b>
<b>LOB</b>	<b>9</b>



WP	PA
0	30

**Cleveland Indians @ Detroit Tigers**  
**Tiger Stadium, Detroit, MI**  
 Wed Jun 09 1982, 7:05 PM EDT  
 Unknown

[livebaseballscorecards.com](http://livebaseballscorecards.com)

Batter	1	2	3	4	5	6	7	8	9	AB R H RBI BB SO LOB	TOP																								
Larry Herndon, R OBP: 0.376, SLG: 0.571 (1, 7) X	0-0 4-3 3B	0-0 FC6-4 1-2f		0-0 G5-4-3 1-2f	0-0 F9		0-0 1-3 3-H 1B		0-0 4-3	6 1 2 1 0 0 5																									
Enos Cabell, R OBP: 0.309, SLG: 0.386 (1, 5) (8, 3) X	0-0 4-3 3-H		4-0 2B BB	0-0 1B S 3B 1B		0-0 F8	0-0 F3			4 2 1 1 1 0 2																									
Kirk Gibson, L OBP: 0.348, SLG: 0.423 (1, 8) X	0-0 B1-3		0-0 2B 1-3 2B	0-0 3B 1B		0-0 1-3		0-0 2B 2B		5 2 3 0 0 0 0																									
Mike Ivie, R OBP: 0.325, SLG: 0.505 (1, 10) X	0-0 E 1B		0-0 2B 2-3 3-H 2B	0-0 3B 1-H 3-H 3B		4-0 BB		0-0 2B 2-H 2B		4 0 4 4 1 0 0																									
Jerry Turner, L OBP: 0.268, SLG: 0.390 Lynn Jones, R OBP: 0.185, SLG: 0.160 (1, 9) (6, 9) X	0-0 E3 1-2		0-0 F6 F6	0-0 F6		0-0 4-3		0-3 K		4 0 0 0 0 0 5 1 0 0 0 0 1 0																									
Richie Hebner, L OBP: 0.357, SLG: 0.374 Tom Brookens, R OBP: 0.333, SLG: 0.372 (1, 3) (8, 5) X	0-0 F5		4-0 IBB		0-0 F7		0-0 G3	0-0 F7		4 0 0 0 1 0 2 0 0 0 0 0 0 0																									
Lance Parrish, R OBP: 0.380, SLG: 0.521 (1, 2) X		4-0 FC3-6 BB	0-3 K		0-3 K		0-0 FC4-6 1B 2B		0-0 1B	4 1 2 0 1 2 3																									
Lou Whitaker, L OBP: 0.325, SLG: 0.376 (1, 4) X		0-0 FC3-6 FC6-4 1-2f	0-0 4-3		4-0 1B BB		0-0 FC4-6 1B		0-0 L9	4 0 1 0 1 0 5																									
Alan Trammell, R OBP: 0.292, SLG: 0.308 (1, 6) X		0-0 F8		4-0 G5-4-3 BB	0-0 1-2 1B		0-0 FC4-6 1B 1-2f 2-3		0-0 L6	4 0 1 0 1 0 4																									
<b>Inning Stats</b>	R: 1 E: 1 K: 0 S: 6 H: 2 LOB: 2 BB: 0 P: 6	R: 0 E: 0 K: 0 S: 3 H: 0 LOB: 1 BB: 1 P: 7	R: 1 E: 0 K: 1 S: 7 H: 2 LOB: 3 BB: 2 P: 15	R: 2 E: 0 K: 1 S: 5 H: 3 LOB: 1 BB: 1 P: 9	R: 0 E: 0 K: 1 S: 6 H: 1 LOB: 2 BB: 1 P: 10	R: 0 E: 0 K: 0 S: 3 H: 0 LOB: 1 BB: 1 P: 7	R: 1 E: 0 K: 0 S: 6 H: 3 LOB: 2 BB: 0 P: 6	R: 1 E: 0 K: 1 S: 6 H: 2 LOB: 0 BB: 0 P: 6	R: 0 E: 0 K: 0 S: 4 H: 1 LOB: 1 BB: 0 P: 4	1B: 7 2B: 5 3B: 2 HR: 0 SF: 0 SAC: 0 DP: 1 HBP: 0	WP: 0 PB: 0 SB: 1 CS: 0 PA: 46																								
<b>PITCHER</b> Pete Vuckovich, R ERA: 3.52 Rollie Fingers, R ERA: 2.43 (1, 1) (9, 1)	IP 8.0	WLS W	BF 42	H 13	R 6	ER 6	SO 3	BB 5	IBB 1	HBP 0	BLK 0	WP 0	HR 0	S 42	P 66	ERA 6.75	WHIP 2.250	<b>PITCHER</b> (1, 1) (9, 1)	IP 1.0	WLS S	BF 4	H 1	R 0	ER 0	SO 0	BB 0	IBB 0	HBP 0	BLK 0	WP 0	HR 0	S 4	P 4	ERA 0.00	WHIP 1.000

**Detroit Tigers @ Milwaukee Brewers**  
 Milwaukee County Stadium, Milwaukee, WI  
 Fri Jun 11 1982, 8:05 PM EDT  
 Att. 22,165 - Unknown - 70 F

livebaseballscorecards.com

<b>AB</b>	40
<b>R</b>	6
<b>H</b>	14
<b>RBI</b>	6
<b>BB</b>	6
<b>SO</b>	3
<b>LOB</b>	26



Batter	1	2	3	4	5	6	7	8	9	AB	R	H	RBI	BB	SO	LOB
Paul Molitor, R OBP: 0.380, SLG: 0.432 (1, 5)	0-0 WP 3B		0-0 F3	0-0 5-3		0-0 E7 1B		0-0 FC1-6 1B E		5	3	2	1	0	0	2
Jim Gantner, L OBP: 0.337, SLG: 0.375 (1, 4) Ed Romero, R OBP: 0.267, SLG: 0.286 (7, 4)	0-0 B1		0-0 1B 2B		0-0 F8	0-0 1B IBB		0-0 E8 SF9 1B		3	1	1	0	1	0	0
Robin Yount, R OBP: 0.347, SLG: 0.520 (1, 6)	0-0 6-3		0-0 E G3 1B		0-0 6-3	0-0 1B		0-0 SF9		4	0	2	4	0	0	0
Ben Oglivie, L OBP: 0.304, SLG: 0.445 (1, 7)	0-0 F8		0-0 G3		0-0 F7	0-0 F2		0-0 3-1		5	0	0	0	0	0	3
Ted Simmons, S OBP: 0.265, SLG: 0.411 (1, 2)		0-0 L7	0-0 E4			0-0 1B 2B		0-0 4-3		4	1	1	0	0	0	1
Gorman Thomas, R OBP: 0.322, SLG: 0.431 (1, 8)		4-0 FC5 1B BB	0-0 5-3			0-0 L5		0-0 5-3		3	0	0	0	1	0	3
Roy Howell, L OBP: 0.299, SLG: 0.380 (1, 3)		0-0 FC5 1B		0-0 L8		4-0 1B 1B BB		0-0 2B 1B		3	1	2	0	1	0	0
Charlie Moore, R OBP: 0.277, SLG: 0.331 (1, 9)		0-0 FC5		4-0 FC6-4 BB		0-0 F7		0-0 2B		3	0	1	0	1	0	4
Marshall Edwards, L OBP: 0.292, SLG: 0.479 (1, 10)		0-0 4-3		0-0 FC6-4		0-0 E 1B 1B		0-0 FC1-6 1B		4	1	2	1	0	0	3

Inning Stats	R: 1	H: 1	E: 0	LOB: 0	K: 0	BB: 0	S: 4	R: 0	H: 1	E: 0	LOB: 2	K: 0	BB: 1	S: 4	R: 1	H: 2	E: 1	LOB: 2	K: 0	BB: 0	S: 6	R: 0	H: 0	E: 0	LOB: 1	K: 0	BB: 1	S: 3	R: 0	H: 0	E: 0	LOB: 0	K: 0	BB: 0	S: 3	R: 4	H: 4	E: 1	LOB: 2	K: 0	BB: 2	S: 7	R: 0	H: 2	E: 0	LOB: 2	K: 0	BB: 0	S: 4	R: 2	H: 2	E: 1	LOB: 0	K: 0	BB: 0	S: 5	1B: 8	SF: 1	2B: 3	SAC: 0	3B: 1	DP: 0	HR: 0	HBP: 0
--------------	------	------	------	--------	------	-------	------	------	------	------	--------	------	-------	------	------	------	------	--------	------	-------	------	------	------	------	--------	------	-------	------	------	------	------	--------	------	-------	------	------	------	------	--------	------	-------	------	------	------	------	--------	------	-------	------	------	------	------	--------	------	-------	------	-------	-------	-------	--------	-------	-------	-------	--------

PITCHER	IP	WLS	BF	H	R	ER	SO	BB	IBB	HBP	BLK	WP	HR	S	P	ERA	WHIP
Dan Petry, R ERA: 3.53 (1, 1)	5.2		28	7	6	6	0	3	0	0	0	1	0	25	37	9.53	1.765
Aurelio Lopez, R ERA: 4.96 (6, 1)	2.1	L	12	5	2	1	0	0	1	0	0	0	0	11	15	3.86	2.143


**BOTTOM**

**Detroit Tigers @ Milwaukee Brewers**  
**Milwaukee County Stadium, Milwaukee, WI**

Fri Jun 11 1982, 8:05 PM EDT  
Att: 22,165 - Unknown - 70 F

livebaseballscorecards.com

<b>AB</b>	<b>35</b>
<b>R</b>	<b>8</b>
<b>H</b>	<b>12</b>
<b>RBI</b>	<b>6</b>
<b>BB</b>	<b>4</b>
<b>SO</b>	<b>0</b>
<b>LOB</b>	<b>16</b>



WP	HR	S	P	ERA	WHIP
1	0	0	0	3.86	2.143

Batter	1	2	3	4	5	6	7	8	9	AB R H RBI BB SO LOB	TOP		
Chet Lemon, R (1, 9) OBP: 0.376, SLG: 0.356	0-3 K		0-0 5-3		4-0 E 1B BB	0-0 4-3		0-0 F8		4 1 0 0 1 1 2			
Enos Cabell, R (1, 3) OBP: 0.311, SLG: 0.395	0-0 3B		0-0 F3		0-0 E 1B 1-H 3-H		0-0 5-3		0-0 4-3	5 1 2 1 0 0 0			
Kirk Gibson, L (1, 8) OBP: 0.344, SLG: 0.423	0-3 K			0-3 K	0-0 E3 FC5-4 2-H		0-0 3-1		0-0 2B	5 0 1 0 0 2 1			
Mike Ivie, R (1, 10) OBP: 0.328, SLG: 0.495	4-0 BB			0-0 F8	0-0 FC5-4 1-2f		0-0 1B		0-3 K	4 0 1 0 1 1 2			
Larry Herndon, R (1, 7) OBP: 0.372, SLG: 0.577	0-0 F8			0-0 F4		0-0 HR		0-0 F9	0-0 F9	5 1 1 1 0 0 4			
Lance Parrish, R (1, 2) OBP: 0.383, SLG: 0.520		0-0 6-3			0-0 SH1-2 4-3 1B	0-0 HR 1B		0-3 K		4 2 2 0 0 1 0			
Tom Brookens, R (1, 5) OBP: 0.339, SLG: 0.408		0-0 1-3			0-0 4-3 SH1-2 1B	0-0 1-H HR		0-0 6-3		4 2 2 2 0 0 0			
Mark DeJohn, S (1, 6) OBP: 0.353, SLG: 0.400		0-3 K			0-0 SH1-2 1-2 2-3	0-0 F7		4-0 BB BB		2 0 0 0 1 1 0			
Lou Whitaker, L (1, 4) OBP: 0.323, SLG: 0.370			0-0 G3		0-0 4-3 2-3 3-H	0-0 F7		4-0 1-2 BB		3 0 0 1 1 0 1			
<b>Inning Stats</b>	R: 0 E: 0 K: 2 S: 8 H: 1 LOB: 2 BB: 1 P: 12	R: 0 E: 0 K: 1 S: 5 H: 0 LOB: 0 BB: 0 P: 5	R: 0 E: 0 K: 0 S: 3 H: 0 LOB: 0 BB: 0 P: 3	R: 0 E: 0 K: 1 S: 5 H: 0 LOB: 0 BB: 0 P: 5	R: 4 E: 2 K: 0 S: 7 H: 3 LOB: 1 BB: 1 P: 11	R: 3 E: 0 K: 0 S: 6 H: 3 LOB: 0 BB: 0 P: 6	R: 0 E: 0 K: 0 S: 4 H: 1 LOB: 1 BB: 0 P: 4	R: 0 E: 0 K: 1 S: 5 H: 0 LOB: 2 BB: 2 P: 13	R: 0 E: 0 K: 1 S: 6 H: 1 LOB: 1 BB: 0 P: 6	1B: 5 2B: 1 3B: 1 HR: 2 SF: 0 SAC: 1 DP: 0 HBP: 0	WP: 0 PB: 0 SB: 0 CS: 0 PA: 41		
<b>PITCHER</b>	IP WLS BF H R ER SO BB IBB HBP BLK WP HR S P ERA WHIP											<b>PITCHER</b>	IP WLS BF H R ER SO BB IBB HBP BLK WP HR S P ERA WHIP
Mike Caldwell, L (1, 1) ERA: 5.04	5.0 L 25 7 7 5 4 2 0 0 0 0 0 2 31 39 9.00 1.800												
Dwight Bernard, R (6, 1) ERA: 3.66	4.0 16 2 0 0 2 2 0 0 0 0 0 0 18 26 0.00 1.000												

Detroit Tigers @ Milwaukee Brewers  
Milwaukee County Stadium, Milwaukee, WI

Sat Jun 12 1982, 8:05 PM EDT  
Att. 36,999 - Unknown - 75 F

livebaseballscorecards.com

AB	36
R	7
H	9
RBI	5
BB	4
SO	6
LOB	10




Batter	1	2	3	4	5	6	7	8	9	AB	R	H	RBI	BB	SO	LOB
<b>Paul Molitor, R</b> OBP: 0.378, SLG: 0.433 (1, 5) X	0-0 1B G4-6-3 2B		0-0 F3	0-0 CS 1-2	0-3 K		0-0 G5-4-3 1-2f			4	1	1	0	0	1	1
<b>Jim Gantner, L</b> OBP: 0.345, SLG: 0.380 (1, 4) X	0-0 G4-6-3 2-3 1B		0-0 BB 1B		4-0 PB 1B BB		0-0 4-3			3	2	2	0	1	0	0
<b>Robin Yount, R</b> OBP: 0.350, SLG: 0.515 (1, 6) X	0-0 G4-6-3 1-2f 3-H		4-0 FC6-4 1-2 1B BB		4-0 1B 1-2 BB			0-0 F9		2	0	0	0	2	0	1
<b>Ben Oglivie, L</b> OBP: 0.315, SLG: 0.455 (1, 7) X	0-0 1B		0-0 FC6-4 1-2 2-H 1B		0-0 G4-6-3 1-2 2-H 1B			0-0 G4-6-3 1B		4	0	4	2	0	0	0
<b>Ted Simmons, S</b> OBP: 0.259, SLG: 0.402 (1, 2) X	0-0 1-3		0-0 FC6-4 1-2f 2-3		0-0 G4-6-3 1-2f			0-0 G4-6-3 1-2f		4	0	0	0	0	0	6
<b>Gorman Thomas, R</b> OBP: 0.316, SLG: 0.422 (1, 8) X		0-3 K	0-3 K			0-0 6-3			0-0 E5 FC4-6	4	0	0	0	0	2	2
<b>Roy Howell, L</b> OBP: 0.296, SLG: 0.373 (1, 3) X		0-0 CS 1B		0-0 4-3		0-0 G3			0-0 FC4-6 1B 1-2f	4	0	1	0	0	0	1
<b>Charlie Moore, R</b> OBP: 0.282, SLG: 0.331 (1, 9) X		4-0 BB 1-2		0-3 K		0-0 F7			0-0 G4-6-3 1-3 1B	3	0	1	0	1	1	0
<b>Marshall Edwards, L</b> OBP: 0.288, SLG: 0.451 (1, 10) X		0-0 L9		4-0 CS BB			0-0 E3 G5-4-3		0-0 G4-6-3 1-2f	3	0	0	0	1	0	3

<b>Inning Stats</b>	R: 1 E: 0 K: 0 S: 5	H: 3 LOB: 1 BB: 0 P: 5	R: 0 E: 0 K: 1 S: 5	H: 1 LOB: 1 BB: 1 P: 9	R: 1 E: 0 K: 1 S: 7	H: 2 LOB: 2 BB: 1 P: 11	R: 0 E: 0 K: 1 S: 4	H: 0 LOB: 0 BB: 1 P: 8	R: 1 E: 0 K: 1 S: 5	H: 1 LOB: 1 BB: 2 P: 13	R: 0 E: 0 K: 0 S: 3	H: 0 LOB: 0 BB: 0 P: 3	R: 0 E: 1 K: 0 S: 3	H: 1 LOB: 0 BB: 0 P: 3	R: 0 E: 1 K: 0 S: 4	H: 1 LOB: 1 BB: 0 P: 4	1B: 8 2B: 1 3B: 0 HR: 0	SF: 0 SAC: 0 DP: 5 HBP: 0	
<b>PITCHER</b> <b>Milt Wilcox, R</b> ERA: 3.3 (1, 1)	IP 9.0	WLS W	BF 36	H 9	R 3	ER 3	SO 4	BB 5	IBB 0	HBP 0	BLK 0	WP 0	HR 0	S 39	P 59	ERA 3.00	WHIP 1.556	WP: 0 PB: 1 SB: 0 CS: 2	PA: 37

**DETROIT TIGERS @ MILWAUKEE BREWERS**  
**Milwaukee County Stadium, Milwaukee, WI**  
 Sat Jun 12 1982, 8:05 PM EDT  
 Att: 36,999 - Unknown - 75 F

livebaseballscorecards.com

<b>AB</b>	<b>31</b>
<b>R</b>	<b>3</b>
<b>H</b>	<b>9</b>
<b>RBI</b>	<b>2</b>
<b>BB</b>	<b>5</b>
<b>SO</b>	<b>4</b>
<b>LOB</b>	<b>14</b>



Batter	1	2	3	4	5	6	7	8	9	AB R H RBI BB SO LOB	TOP		
Lynn Jones, R (1, 9) OBP: 0.226, SLG: 0.276	0-0 F8			0-0 F8		0-0 G3	0-0			4 1 2 4 0 0 0			
Tom Brookens, R (1, 5) OBP: 0.339, SLG: 0.406	0-0 F9			0-0		0-0 F4	0-0 F8			3 0 1 0 0 0 1			
Jerry Turner, L (7, PH) OBP: 0.265, SLG: 0.385				L3-6						1 0 0 0 0 0 2			
Alan Trammell, R (7, 6) OBP: 0.292, SLG: 0.308				1B						0 0 0 0 0 0 0			
Kirk Gibson, L (1, 8) OBP: 0.338, SLG: 0.414	0-0 F6			0-0 L3-6		0-0 G3		0-3 K		4 0 0 1 0 1 1			
Mike Ivie, R (1, 10) OBP: 0.318, SLG: 0.478		0-0 5-3			0-3 K	0-0 F6		0-0 F8		4 0 0 0 0 1 0			
Larry Herndon, R (1, 7) OBP: 0.374, SLG: 0.575		0-0 F7			0-0 6-3		0-0	0-0		4 1 2 0 0 0 0			
Lance Parrish, R (1, 2) OBP: 0.379, SLG: 0.512		0-0 5-3			0-0		0-0 F4	0-0 F7		4 0 1 0 0 0 2			
John Wockenfuss, R (1, 3) OBP: 0.355, SLG: 0.308			0-0 L7		0-0 F7		0-0		0-0 F9	4 1 1 0 0 0 1	AB 34		
Mark DeJohn, S (1, 6) OBP: 0.333, SLG: 0.333		0-0 5-3				4-0	0-3	0-3	0-3 K2-3	3 1 0 0 1 2 2	R 5		
Lou Whitaker, L (1, 4) OBP: 0.327, SLG: 0.370		0-0 F8				0-0	4-0	0-0	0-0 F8	3 1 1 0 1 0 0	H 8		
<b>Inning Stats</b>	R: 0 H: 0 E: 0 LOB: 0 K: 0 BB: 0 S: 3 P: 3	R: 0 H: 0 E: 0 LOB: 0 K: 0 BB: 0 S: 3 P: 3	R: 0 H: 0 E: 0 LOB: 0 K: 0 BB: 0 S: 3 P: 3	R: 0 H: 1 E: 0 LOB: 0 K: 0 BB: 0 S: 3 P: 3	R: 0 H: 1 E: 0 LOB: 1 K: 1 BB: 0 S: 6 P: 6	R: 3 H: 2 E: 0 LOB: 0 K: 0 BB: 1 S: 5 P: 9	R: 2 H: 3 E: 0 LOB: 2 K: 1 BB: 1 S: 8 P: 12	R: 0 H: 1 E: 0 LOB: 1 K: 1 BB: 0 S: 6 P: 6	R: 0 H: 0 E: 0 LOB: 0 K: 1 BB: 0 S: 5 P: 5	1B: 7 SF: 0 2B: 1 SAC: 0 3B: 1 DP: 1 HR: 0 HBP: 0	WP: 0 PA: 36 PB: 0 SB: 0 CS: 0		
<b>PITCHER</b>	IP WLS BF H R ER SO BB IBB HBP BLK WP HR S P ERA WHIP											<b>PITCHER</b>	IP WLS BF H R ER SO BB IBB HBP BLK WP HR S P ERA WHIP
Randy Lerch, L (1, 1) ERA: 5.25	6.2 W 28 7 5 5 2 2 0 0 0 0 0 0 30 38 6.75 1.350												
Jim Slaton, R (7, 1) ERA: 2.92	2.1 S 8 1 0 0 2 0 0 0 0 0 0 0 12 12 0.00 0.429												

Detroit Tigers @ Milwaukee Brewers  
Milwaukee County Stadium, Milwaukee, WI

Sun Jun 13 1982, 4:33 AM EDT  
Att. 48,424 - Unknown - 75 F

livebaseballscorecards.com



Batter	1	2	3	4	5	6	7	8	9	AB	R	H	RBI	BB	SO	LOB
Paul Molitor, R OBP: 0.374, SLG: 0.428 Ed Romero, R OBP: 0.267, SLG: 0.286	0-0 F9	0-0 L6		0-0 E5 2B	0-3 K		0-0 HR 1B			5	2	1	1	0	1	3
Robin Yount, R OBP: 0.360, SLG: 0.535	0-0 HR 1B		0-0 WP HR 1B	0-3 K		4-0 1B 1B BB	0-0 HR			4	4	3	3	1	1	2
Don Money, R OBP: 0.364, SLG: 0.642	0-3 K		0-0 HR	0-0 BB 2B		0-0 1B 1B	0-0 1-3			5	1	3	4	0	1	1
Gorman Thomas, R OBP: 0.332, SLG: 0.463	0-0 HR		0-0 HR	4-0 BB BB		0-0 1B	4-0 BB			3	2	3	4	2	0	0
Ben Oglivie, L OBP: 0.321, SLG: 0.469	0-0 HR		0-0 G5-4-3 1B	4-0 BB		0-0 G6-1-3-6	0-0 F3			4	1	2	1	1	0	3
Mark Brouhard, R OBP: 0.360, SLG: 0.438	0-0 F7		0-0 G5-4-3	0-0 F5		0-3 K		0-0 G5-4-3 1B		5	0	1	0	0	1	5
Charlie Moore, R OBP: 0.280, SLG: 0.324		0-0 1-3	0-0 1-3		0-0 4-3		4-0 CS BB	0-0 G5-4-3		4	0	0	0	1	0	1
Jim Gantner, L OBP: 0.352, SLG: 0.397		0-0 WP 1B		0-0 2B 2B	0-0 G3		0-0 1B 2B	0-0 4-3		5	2	3	0	0	0	0
Ned Yost, R OBP: 0.348, SLG: 0.317		0-0 F8		0-3 K	0-0 1B		0-0 HR 1B			4	1	2	0	0	1	2

Inning Stats	R: 3	H: 3	E: 0	LOB: 0	K: 1	P: 8	R: 0	H: 1	E: 0	LOB: 1	K: 0	P: 4	R: 3	H: 4	E: 0	LOB: 0	K: 0	P: 6	R: 2	H: 2	E: 1	LOB: 3	K: 2	P: 18	R: 0	H: 1	E: 0	LOB: 1	K: 1	P: 6	R: 1	H: 2	E: 0	LOB: 1	K: 1	P: 10	R: 4	H: 4	E: 0	LOB: 1	K: 0	P: 14	R: 0	H: 1	E: 0	LOB: 0	K: 0	P: 3
	S: 8	P: 8	S: 4	P: 8	S: 6	P: 6	S: 6	P: 6	S: 6	P: 6	S: 6	P: 6	S: 6	P: 6	S: 6	P: 6	S: 6	P: 6	S: 6	P: 6	S: 6	P: 6	S: 6	P: 6	S: 6	P: 6	S: 6	P: 6	S: 6	P: 6	S: 6	P: 6	S: 6	P: 6	S: 6	P: 6	S: 6	P: 6	S: 6	P: 6	S: 6	P: 6	S: 6	P: 6	S: 6	P: 6	S: 6	P: 6

PITCHER	IP	WLS	BF	H	R	ER	SO	BB	IBB	HBP	BLK	WP	HR	S	P	ERA	WHIP
Pat Underwood, L ERA: 5.21	(1, 1)	2.0	L 12	6	5	5	1	0	0	0	0	2	3	14	14	22.50	3.000
Aurelio Lopez, R ERA: 5.0	(3, 1)	1.2	10	4	3	1	2	1	0	0	0	0	1	13	17	5.40	3.000
Kevin Saucier, L ERA: 2.42	(4, 1)	2.1	11	3	1	1	2	2	0	0	0	0	0	13	21	3.86	2.143
Elias Sosa, R ERA: 4.18	(7, 1)	2.0	11	5	4	4	0	2	0	0	0	0	1	9	17	18.00	3.500


**BOTTOM**

**Detroit Tigers @ Milwaukee Brewers**  
Milwaukee County Stadium, Milwaukee, WI

Sun Jun 13 1982, 4:33 AM EDT  
Att: 48,424 - Unknown - 75 F

AB	39
R	13
H	18
RBI	13
BB	5
SO	5
LOB	17

livebaseballscores.com



WP	HR	S	P	ERA	WHIP
2	0	4	44		

Batter	1	2	3	4	5	6	7	8	9	AB R H RBI BB SO LOB	TOP	
Kirk Gibson, L OBP: 0.341, SLG: 0.416 (1, 8) X	0-0 6-3 1B		0-3 K			0-0 F8		0-0 1B		4 0 2 0 0 1 0	<b>Detroit Tigers @ Cleveland Indians</b> <b>Cleveland Municipal Stadium, Cleveland, OH</b> Mon Jun 14 1982, 7:05 PM EDT Unknown - 70 F	
Enos Cabell, R OBP: 0.307, SLG: 0.390 Rick Leach, L OBP: 0.250, SLG: 0.267 (1, 3) X (6, PH) (6, 3)	0-0 6-3 1-2		0-3 K			0-3 K		0-3 K		2 0 0 0 0 1 1 2 0 0 0 0 2 1		
Jerry Turner, L OBP: 0.253, SLG: 0.366 (1, 9) X	0-0 6-3				0-0 F8		0-0 F6		0-0 F2	4 0 0 0 0 0 2		
Richie Hebner, L OBP: 0.353, SLG: 0.363 (1, 10) S S S	0-3 K				4-0 WP BB		0-0 F7		0-3 K	3 0 0 0 1 2 1		
Larry Herndon, R OBP: 0.368, SLG: 0.565 (1, 7)		0-3 K			0-0 F3 1-2		0-0 F4		0-0 5-3	4 0 0 0 0 1 1		
Lance Parrish, R OBP: 0.381, SLG: 0.519 John Wockenfuss, R OBP: 0.357, SLG: 0.312 (1, 2) (5, 2)		0-0 2B			0-3 K		0-0 BB 1B		0-0 5-3	2 0 1 0 0 1 1 2 0 1 0 0 0 0		
Lou Whitaker, L OBP: 0.327, SLG: 0.366 (1, 4) X		0-0 F7					4-0 BB 1-2 BB			2 0 0 0 1 0 1		
Tom Brookens, R OBP: 0.331, SLG: 0.394 (1, 5) X		0-0 1-3					0-3 K		0-3 K	3 0 0 0 0 2 3		
Alan Trammell, R OBP: 0.287, SLG: 0.302 (1, 6) X			0-3 K			0-0 F7		0-0 6-3		3 0 0 0 0 1 0		
<b>Inning Stats</b>	R: 0 E: 0 K: 1 S: 6 H: 1 LOB: 1 BB: 0 P: 6	R: 0 E: 0 K: 1 S: 6 H: 1 LOB: 1 BB: 0 P: 6	R: 0 E: 0 K: 3 S: 9 H: 0 LOB: 0 BB: 0 P: 9	R: 0 E: 0 K: 1 S: 5 H: 0 LOB: 1 BB: 1 P: 9	R: 0 E: 0 K: 1 S: 5 H: 0 LOB: 0 BB: 0 P: 5	R: 0 E: 0 K: 1 S: 5 H: 0 LOB: 0 BB: 0 P: 5	R: 0 E: 0 K: 1 S: 6 H: 1 LOB: 2 BB: 1 P: 10	R: 0 E: 0 K: 1 S: 6 H: 1 LOB: 1 BB: 0 P: 6	R: 0 E: 0 K: 1 S: 5 H: 0 LOB: 0 BB: 0 P: 5	1B: 3 2B: 1 3B: 0 HR: 0 SF: 0 SAC: 0 DP: 0 HBP: 0	WP: 1 PB: 0 SB: 0 CS: 0 PA: 33	
<b>PITCHER</b> Len Barker, R ERA: 2.49 (1, 1)	IP WLS BF H R ER SO BB IBB HBP BLK WP HR S P ERA WHIP	<b>PITCHER</b> IP WLS BF H R ER SO BB IBB HBP BLK WP HR S P ERA WHIP										

livebaseballscorecards.com

<b>AB</b>	31
<b>R</b>	0
<b>H</b>	4
<b>RBI</b>	0
<b>BB</b>	2
<b>SO</b>	11
<b>LOB</b>	11







Batter	1	2	3	4	5	6	7	8	9	AB R H RBI BB SO LOB	TOP															
Kirk Gibson, L (1, 8) OBP: 0.335, SLG: 0.408	0-0 1-3		0-3 K		0-0 F8			0-0 F7		4 0 0 0 0 1 1																
Enos Cabell, R (1, 5) OBP: 0.310, SLG: 0.393	0-0		0-3 K			0-0 F8			0-3 K	1 0 1 0 0 0 0																
Tom Brookens, R (1, 5) OBP: 0.325, SLG: 0.387	FC6 1B									2 0 0 0 0 1 1																
Rick Leach, L (9, PH) OBP: 0.235, SLG: 0.250										1 0 0 0 0 1 0																
Larry Herndon, R (1, 7) OBP: 0.370, SLG: 0.577	0-0 FC6			0-0 HR		0-3 K			0-0 1B	4 1 2 1 0 1 1																
Mike Ivie, R (1, 10) OBP: 0.308, SLG: 0.462	0-0 F9			0-0 F3		0-0 F8			0-3 K	4 0 0 0 0 1 2																
Richie Hebner, L (1, 3) OBP: 0.350, SLG: 0.352		0-0 3-1		0-3 K			4-0 CS BB		0-0 F7	3 0 0 0 1 1 1																
Lance Parrish, R (1, 2) OBP: 0.380, SLG: 0.515		0-0 F3		0-0 1B		0-3 K				3 0 1 0 0 1 1																
Lou Whitaker, L (1, 4) OBP: 0.322, SLG: 0.360		0-0 F7		0-0 1-3		0-3 K				3 0 0 0 0 1 1																
Lynn Jones, R (1, 9) OBP: 0.206, SLG: 0.250			0-0 6-3		0-0 4-3			0-0 6-3		3 0 0 0 0 0 0																
Mark DeJohn, S (1, 6) OBP: 0.348, SLG: 0.316			4-0 S BB		0-0 F6			0-3 K		1 0 0 0 1 0 0																
Jerry Turner, L (8, PH) OBP: 0.250, SLG: 0.361										1 0 0 0 0 1 0																
Alan Trammell, R (8, 6) OBP: 0.287, SLG: 0.302										0 0 0 0 0 0 0																
<b>Inning Stats</b>	R: 0 E: 0 K: 0 S: 4	H: 1 LOB: 1 BB: 0 P: 4	R: 0 E: 0 K: 0 S: 3	H: 0 LOB: 0 BB: 0 P: 3	R: 0 E: 0 K: 2 S: 7	H: 0 LOB: 1 BB: 1 P: 11	R: 1 E: 0 K: 1 S: 7	H: 2 LOB: 1 BB: 0 P: 7	R: 0 E: 0 K: 0 S: 3	H: 0 LOB: 0 BB: 0 P: 3	R: 0 E: 0 K: 2 S: 6	H: 0 LOB: 0 BB: 1 P: 10	R: 0 E: 0 K: 1 S: 5	H: 0 LOB: 0 BB: 0 P: 5	R: 0 E: 0 K: 2 S: 6	H: 0 LOB: 0 BB: 1 P: 10	R: 0 E: 0 K: 1 S: 5	H: 0 LOB: 0 BB: 0 P: 5	R: 0 E: 0 K: 2 S: 8	H: 1 LOB: 1 BB: 0 P: 8	1B: 3 2B: 1 3B: 0 HR: 1	SF: 0 SAC: 0 DP: 1 HBP: 0	WP: 0 PB: 0 SB: 2 CS: 1	PA: 32		
<b>PITCHER</b>	IP WLS BF H R ER SO BB IBB HBP BLK WP HR S P ERA WHIP	IP WLS BF H R ER SO BB IBB HBP BLK WP HR S P ERA WHIP	IP WLS BF H R ER SO BB IBB HBP BLK WP HR S P ERA WHIP	IP WLS BF H R ER SO BB IBB HBP BLK WP HR S P ERA WHIP	IP WLS BF H R ER SO BB IBB HBP BLK WP HR S P ERA WHIP	IP WLS BF H R ER SO BB IBB HBP BLK WP HR S P ERA WHIP	IP WLS BF H R ER SO BB IBB HBP BLK WP HR S P ERA WHIP	IP WLS BF H R ER SO BB IBB HBP BLK WP HR S P ERA WHIP	IP WLS BF H R ER SO BB IBB HBP BLK WP HR S P ERA WHIP	IP WLS BF H R ER SO BB IBB HBP BLK WP HR S P ERA WHIP	IP WLS BF H R ER SO BB IBB HBP BLK WP HR S P ERA WHIP	IP WLS BF H R ER SO BB IBB HBP BLK WP HR S P ERA WHIP	IP WLS BF H R ER SO BB IBB HBP BLK WP HR S P ERA WHIP	IP WLS BF H R ER SO BB IBB HBP BLK WP HR S P ERA WHIP	IP WLS BF H R ER SO BB IBB HBP BLK WP HR S P ERA WHIP	IP WLS BF H R ER SO BB IBB HBP BLK WP HR S P ERA WHIP	IP WLS BF H R ER SO BB IBB HBP BLK WP HR S P ERA WHIP	IP WLS BF H R ER SO BB IBB HBP BLK WP HR S P ERA WHIP	IP WLS BF H R ER SO BB IBB HBP BLK WP HR S P ERA WHIP	IP WLS BF H R ER SO BB IBB HBP BLK WP HR S P ERA WHIP	IP WLS BF H R ER SO BB IBB HBP BLK WP HR S P ERA WHIP	IP WLS BF H R ER SO BB IBB HBP BLK WP HR S P ERA WHIP	IP WLS BF H R ER SO BB IBB HBP BLK WP HR S P ERA WHIP	IP WLS BF H R ER SO BB IBB HBP BLK WP HR S P ERA WHIP	IP WLS BF H R ER SO BB IBB HBP BLK WP HR S P ERA WHIP	IP WLS BF H R ER SO BB IBB HBP BLK WP HR S P ERA WHIP

Detroit Tigers @ Cleveland Indians  
Cleveland Municipal Stadium, Cleveland, OH

Mon Jun 14 1982, 7:05 PM EDT  
Att. 27,098 - Unknown - 70 F

livebaseballscorecards.com

AB	30
R	1
H	4
RBI	1
BB	2
SO	9
LOB	8



Batter	1	2	3	4	5	6	7	8	9
Mike Hargrove, L (1, 3) OBP: 0.386, SLG: 0.330	0-0 4-3		0-0 4-3			0-0 1B		4-0 SH3 BB	
Toby Harrah, R (1, 5) OBP: 0.487, SLG: 0.601	1-0 FC5-4 HBP			0-0 F5		0-3 K		0-0 SH3	
Von Hayes, L (1, 9) OBP: 0.294, SLG: 0.370	0-0 F8			0-0 4-3		0-0 G3		0-0 F5	
Andre Thornton, R (1, 10) OBP: 0.420, SLG: 0.598	0-0 FC5-4 1-2f			0-3 K			0-0 HR	4-0 IBB	
Ron Hassey, L (1, 2) OBP: 0.297, SLG: 0.278		0-0 F7			0-0 F7		0-0 L9	0-0 3-1	
Rick Manning, L (1, 8) OBP: 0.336, SLG: 0.389		0-0 F6			0-0 4-3		0-0 BB 1B		
Alan Bannister, R (1, 4) OBP: 0.362, SLG: 0.350		0-0 F7			0-3 K		4-0 FC4 BB		
Miguel Dilone, S (1, 7) OBP: 0.288, SLG: 0.337			0-0 L1			0-0 SH1-3 1B	0-0 F7		
Mike Fischlin, R (1, 6) OBP: 0.368, SLG: 0.353			0-3 K			0-0 SH1-3	0-0 FC4		

Inning Stats	R: 0	H: 0	E: 0	K: 0	S: 3	LOB: 1	BB: 0	P: 4
	R: 0	H: 0	E: 0	K: 0	S: 3	LOB: 0	BB: 0	P: 3
	R: 0	H: 0	E: 0	K: 1	S: 5	LOB: 0	BB: 0	P: 5
	R: 0	H: 0	E: 0	K: 1	S: 5	LOB: 0	BB: 0	P: 5
	R: 0	H: 0	E: 0	K: 1	S: 5	LOB: 0	BB: 0	P: 5
	R: 1	H: 2	E: 0	K: 1	S: 7	LOB: 1	BB: 0	P: 7
	R: 1	H: 2	E: 0	K: 0	S: 5	LOB: 2	BB: 1	P: 9
	R: 0	H: 0	E: 0	K: 0	S: 3	LOB: 2	BB: 2	P: 11

PITCHER	IP	WLS	BF	H	R	ER	SO	BB	IBB	HBP	BLK	WP	HR	S	P	ERA	WHIP
Jerry Ujdur, R (1, 1) ERA: 3.29	6.1	L	25	4	2	2	4	1	0	1	0	0	1	31	36	2.84	0.789
Dave Tobik, R (7, 1) ERA: 2.59	1.2		7	0	0	0	0	1	1	0	0	0	0	5	13	0.00	0.600

AB R H RBI BB SO LOB

3	0	1	1	1	0	0
2	0	0	0	0	1	1
4	0	0	0	0	0	3
3	1	1	1	1	1	1
4	0	0	0	0	0	2
3	0	1	0	0	0	0
2	0	0	0	1	1	0
3	1	1	0	0	0	2
2	0	0	0	0	1	2

AB	R	H	RBI	BB	SO	LOB
26	2	4	2	3	4	11

WP	HR	S	P	ERA	WHIP
0	0	0	0	0.00	0.600



**Detroit Tigers @ Cleveland Indians**  
 Cleveland Municipal Stadium, Cleveland, OH  
 Mon Jun 14 1982, 7:05 PM EDT  
 Att: 27,098 - Unknown - 70 F

livebaseballscorecards.com

WP: 0	PA: 32
PB: 0	
SB: 0	
CS: 0	

Batter	1	2	3	4	5	6	7	8	9	10	11	AB R H RBI BB SO LOB	TOP																
Paul Molitor, R OBP: 0.371, SLG: 0.413 (1, 5)	F8		G5-4-3 1B		F7			K		FC5-4		5 0 1 1 0 1 2	<b>Milwaukee Brewers @ Detroit Tigers</b> Tiger Stadium, Detroit, MI Thu Jun 17 1982, 7:05 PM EDT Att. 26,321 - Unknown																
Robin Yount, R OBP: 0.354, SLG: 0.550 (1, 6)	5-3		G5-4-3 1-2f		F9			F3			K	5 0 0 0 0 1 2																	
Cecil Cooper, L OBP: 0.377, SLG: 0.550 (1, 3)	1B				1-3			F8			K	5 0 1 0 0 1 0																	
Ted Simmons, S OBP: 0.255, SLG: 0.395 Ned Yost, R OBP: 0.340, SLG: 0.356 (1, 2) (9, PR) (9, 2)	F7				FC5-2 2B			B1-3			E 3B	4 0 2 0 0 0 1 1 1 1 0 0 0 0																	
Ben Oglivie, L OBP: 0.316, SLG: 0.444 (1, 7)					E5 FC5-2 2-3			5-3			E IBB	4 0 0 0 1 0 2																	
Gorman Thomas, R OBP: 0.325, SLG: 0.463 (1, 8)					FC5-2 2-3 3-H			SF8 2B			E6 1-2 3-H	5 1 1 0 0 1 4																	
Roy Howell, L OBP: 0.281, SLG: 0.349 (1, 10)					4-1			3-1			F3	5 0 0 0 0 0 5																	
Jim Gantner, L OBP: 0.369, SLG: 0.407 (1, 4)					G3 1B 2B			SF8			FC5-4 1B	3 1 3 1 0 0 0																	
Marshall Edwards, L OBP: 0.246, SLG: 0.397 (1, 9)					G3 2-3			3-1			F6	4 0 0 0 0 0 3																	
<b>Inning Stats</b>	R: 0 E: 0 K: 0 S: 4	H: 1 LOB: 1 BB: 0 P: 4	R: 0 E: 0 K: 1 S: 5	H: 0 LOB: 0 BB: 0 P: 5	R: 1 E: 0 K: 0 S: 4	H: 2 LOB: 0 BB: 0 P: 4	R: 0 E: 1 K: 0 S: 5	H: 1 LOB: 2 BB: 0 P: 5	R: 0 E: 0 K: 0 S: 3	H: 0 LOB: 0 BB: 0 P: 3	R: 1 E: 0 K: 0 S: 4	H: 1 LOB: 1 BB: 0 P: 4		R: 0 E: 0 K: 1 S: 5	H: 0 LOB: 0 BB: 0 P: 5	R: 0 E: 0 K: 0 S: 3	H: 1 LOB: 1 BB: 0 P: 3	R: 0 E: 0 K: 0 S: 4	H: 1 LOB: 1 BB: 0 P: 4	R: 1 E: 1 K: 2 S: 9	H: 1 LOB: 2 BB: 1 P: 13	1B: 5 2B: 3 3B: 1 HR: 0	SF: 1 SAC: 0 DP: 2 HBP: 0	WP: 0 PB: 1 SB: 0 CS: 0	PA: 43				
<b>PITCHER</b>	IP WLS BF H R ER SO BB IBB HBP BLK WP HR S P ERA WHIP																												
Dan Petry, R ERA: 3.36 (1, 1)	10.0	37	8	2	2	2	0	0	0	0	0	0	0	0	41	41	1.80	0.800											
Dave Tobik, R ERA: 2.53 (11, 1)	1.0	L 6	1	1	0	2	0	1	0	0	0	0	0	9	13	0.00	1.000												

livebaseballscores.com

AB	41
R	3
H	9
RBI	2
BB	1
SO	4
LOB	19



Batter	1	2	3	4	5	6	7	8	9	10	11	AB R H RBI BB SO LOB	BOTTOM	
Tom Brookens, R (1, 5) OBP: 0.315, SLG: 0.373 Jerry Turner, L (11, PH) OBP: 0.247, SLG: 0.357	0-0 6-3 ①		0-0 F8 ③			0-0 F9 ②		0-0 F7 ①			0-0 F8 ①	4 0 0 0 0 0 1 1 0 0 0 0 0 0	<b>Milwaukee Brewers @ Detroit Tigers</b> Tiger Stadium, Detroit, MI Thu Jun 17 1982, 7:05 PM EDT Att. 26,321 - Unknown	
Enos Cabell, R (1, 3) OBP: 0.307, SLG: 0.386	0-0 5-3 ②			0-0 F9 ①		4-0 IBB		0-0 F9 ②			0-0 F4 ②	4 0 0 0 1 0 0		
Kirk Gibson, L (1, 8) OBP: 0.332, SLG: 0.403	0-0 5-3 ③			0-0 F7 ②		0-0 4-3 ③		0-0 F7 ③			0-0 1B	5 0 1 0 0 0 2		
Lance Parrish, R (1, 2) OBP: 0.381, SLG: 0.529		0-0 HR		0-0 5-3 ③			4-0 G1-6-3 BB			0-0 F4 ①	0-3 K ③	4 1 1 1 1 1 1		
Larry Herndon, R (1, 7) OBP: 0.364, SLG: 0.567		0-0 6-3 ①			0-0 F9 ①		0-0 G1-6-3 ① ②			0-0 F4 ②		4 0 0 0 0 0 1		
Mike Ivie, R (1, 10) OBP: 0.307, SLG: 0.480		0-0 5-3 ②			0-3 K ②		0-0 HR			0-0 6-3 ③		4 1 1 1 0 1 0		
Lynn Jones, R (1, 9) OBP: 0.211, SLG: 0.229		0-0 F8 ③			0-0 4-3 ③		4-0 2B BB			0-0 6-3 ①		3 0 0 0 1 0 0		
Alan Trammell, R (1, 6) OBP: 0.292, SLG: 0.313			0-0 6-3 ①			0-0 F9 SH2-3 1B		0-0 1-3 2B		0-0 F7 ②		4 0 2 0 0 0 0		
Lou Whitaker, L (1, 4) OBP: 0.318, SLG: 0.354			0-0 F7 ②			0-0 SH2-3 1-2		0-0 4-3 ③		0-0 F8 ③		3 0 0 0 0 0 2		
<b>Inning Stats</b>	R: 0 H: 0 E: 0 K: 0 S: 3 LOB: 0 BB: 0 P: 3	R: 1 H: 1 E: 0 K: 0 S: 4 LOB: 0 BB: 0 P: 4	R: 0 H: 0 E: 0 K: 0 S: 3 LOB: 0 BB: 0 P: 3	R: 0 H: 0 E: 0 K: 0 S: 3 LOB: 0 BB: 0 P: 3	R: 0 H: 0 E: 0 K: 1 S: 5 LOB: 0 BB: 0 P: 5	R: 0 H: 1 E: 0 K: 0 S: 4 LOB: 2 BB: 1 P: 8	R: 1 H: 2 E: 0 K: 0 S: 4 LOB: 2 BB: 2 P: 12	R: 0 H: 0 E: 0 K: 0 S: 3 LOB: 0 BB: 0 P: 3	R: 0 H: 0 E: 0 K: 0 S: 3 LOB: 0 BB: 0 P: 3	R: 0 H: 0 E: 0 K: 0 S: 3 LOB: 0 BB: 0 P: 3	R: 0 H: 1 E: 0 K: 1 S: 6 LOB: 1 BB: 0 P: 6	1B: 2 SF: 0 2B: 1 SAC: 1 3B: 0 DP: 1 HR: 2 HBP: 0		WP: 0 PA: 40 PB: 0 SB: 0 CS: 0
<b>PITCHER</b>	IP WLS BF H R ER SO BB IBB HBP BLK WP HR S P ERA WHIP													
Mike Caldwell, L (1, 1) ERA: 4.7	10.0 W 36 4 2 2 1 2 1 0 0 0 2 35 47 1.80 0.600													
Rollie Fingers, R (11, 1) ERA: 2.38	1.0 S 4 1 0 0 1 0 0 0 0 0 0 6 6 0.00 1.000													

livebaseballscorecards.com



Batter	1	2	3	4	5	6	7	8	9	AB R H RBI BB SO LOB	TOP		
Paul Molitor, R (1, 5) OBP: 0.375, SLG: 0.427	0-0 F9		0-0 HR	0-0 F8			0-0 K2-3 SH3 1B		1-0 WP 1B HBP	4 2 2 2 0 0 0	<b>Milwaukee Brewers @ Detroit Tigers</b> Tiger Stadium, Detroit, MI Fri Jun 18 1982, 7:05 PM EDT Att. 37,181 - Overcast - 72 F		
Robin Yount, R (1, 6) OBP: 0.357, SLG: 0.554	0-0 4-3		0-0 F8 1B 2B		0-0 F4		0-0 SH3	0-0 E 3-4-3 1B	4 2 2 1 0 0 0				
Cecil Cooper, L (1, 3) OBP: 0.373, SLG: 0.542	0-0 1B		0-0 F8		0-0 L5		0-3 K2-3	0-0 3-4-3	5 0 1 1 0 1 2				
Ted Simmons, S (1, 2) OBP: 0.254, SLG: 0.390	0-0 4-3		0-0 1B 1B		0-0 F4		0-0 F7	0-3 K	5 0 1 1 0 1 2				
Ben Oglivie, L (1, 7) OBP: 0.326, SLG: 0.446		4-0 SH1-3 1B BB	0-0 FC4-6 1B		4-0 CS BB		1-0 SH1-4 HBP		1 0 1 0 2 0 0				
Gorman Thomas, R (1, 8) OBP: 0.322, SLG: 0.459	0-0 SH1-3		0-0 F3		0-0 L7		0-0 SH1-4		2 0 0 0 0 0 3				
Charlie Moore, R (8, 9) OBP: 0.286, SLG: 0.335	1-2						1-2		0 0 0 0 0 0 0				
Roy Howell, L (1, 10) OBP: 0.301, SLG: 0.353	0-0 1B		0-0 FC4-6		4-0 1B BB		4-0 G5-4-3 BB		2 0 1 0 2 0 2				
Ed Romero, R (1, 4) OBP: 0.265, SLG: 0.281	0-0 F8			0-0 1-3		0-0 1B		0-0 G5-4-3	4 0 1 0 0 0 3				
Marshall Edwards, L (1, 9) OBP: 0.246, SLG: 0.387			0-0 HR 1B	0-0 F8		0-0 4-3		0-0 5-3	4 1 1 0 0 0 2				
<b>Inning Stats</b>	R: 0 H: 1 E: 0 LOB: 1 K: 0 BB: 0 S: 4 P: 4	R: 0 H: 1 E: 0 LOB: 1 K: 0 BB: 1 S: 3 P: 7	R: 3 H: 5 E: 0 LOB: 2 K: 0 BB: 0 S: 8 P: 8	R: 0 H: 0 E: 0 LOB: 0 K: 0 BB: 0 S: 3 P: 3	R: 0 H: 0 E: 0 LOB: 0 K: 0 BB: 0 S: 3 P: 3	R: 0 H: 1 E: 0 LOB: 2 K: 0 BB: 2 S: 3 P: 11	R: 0 H: 1 E: 0 LOB: 1 K: 1 BB: 0 S: 6 P: 6	R: 0 H: 0 E: 0 LOB: 1 K: 0 BB: 1 S: 2 P: 7	R: 2 H: 1 E: 1 LOB: 0 K: 1 BB: 0 S: 6 P: 7	1B: 8 SF: 0 2B: 1 SAC: 3 3B: 0 DP: 1 HR: 1 HBP: 2	WP: 1 PA: 40 PB: 0 SB: 0 CS: 1		
<b>PITCHER</b>	IP WLS BF H R ER SO BB IBB HBP BLK WP HR S P ERA WHIP											<b>PITCHER</b>	IP WLS BF H R ER SO BB IBB HBP BLK WP HR S P ERA WHIP
Milt Wilcox, R (1, 1) ERA: 3.4	8.1 L 38 10 5 4 1 4 0 2 0 1 1 34 52 4.32 1.680												
Kevin Saucier, L (9, 1) ERA: 2.05	0.2 2 0 0 0 1 0 0 0 0 0 0 4 4 0.00 0.000												

livebaseballscorecards.com

<b>AB</b>	31
<b>R</b>	5
<b>H</b>	10
<b>RBI</b>	5
<b>BB</b>	4
<b>SO</b>	2
<b>LOB</b>	14



Batter	1	2	3	4	5	6	7	8	9	AB R H RBI BB SO LOB
Chet Lemon, R OBP: 0.377, SLG: 0.354 (1, 9)	0-0 F9		4-0 BB		0-0 1B	0-0 F9			0-0 F6	4 0 1 0 1 0 4
Enos Cabell, R OBP: 0.301, SLG: 0.377 (1, 3) (9, 5)	0-0 F7		0-0 G5-4-3		0-0 F8		0-0 6-3		0-3 K	5 0 0 0 0 1 4
Kirk Gibson, L OBP: 0.329, SLG: 0.395 (1, 8)	0-0 4-3		0-0 4-3			4-0 HR		0-3 K	0-0 F9	4 1 0 0 1 1 1
Lance Parrish, R OBP: 0.377, SLG: 0.518 (1, 2)		4-0 FC3-6 BB		0-0 6-3		0-0 L6		0-0 F9		3 0 0 0 1 0 1
Larry Herndon, R OBP: 0.370, SLG: 0.581 (1, 7)		4-0 FC3-6 BB		0-0 F9		0-0 HR		0-0 SH1-4 1B		3 1 2 2 1 0 0
Mike Ivie, R OBP: 0.300, SLG: 0.468 (1, 10) Rick Leach, L (8, PH) OBP: 0.235, SLG: 0.250		0-0 F4		0-0 F8		0-0 F4		0-0 SH1-4		3 0 0 0 0 0 2 0 0 0 0 0 0 0
Tom Brookens, R OBP: 0.315, SLG: 0.372 (1, 5) Richie Hebner, L (8, PH) OBP: 0.347, SLG: 0.349 (9, 3)		0-0 FC3-6 BB			0-0 F9	0-0 1B S		0-3 K		3 0 1 0 0 0 2 1 0 0 0 0 1 1
Alan Trammell, R OBP: 0.303, SLG: 0.313 (1, 6) Jerry Turner, L (8, PH) OBP: 0.244, SLG: 0.353 (9, 6) Mark DeJohn, S OBP: 0.348, SLG: 0.316		4-0 1-2 BB		4-0 FC4-6 BB		4-0 1B BB		0-0 G3		0 0 0 0 3 0 0 1 0 0 0 0 0 1 0 0 0 0 0 0 0
Lou Whitaker, L OBP: 0.317, SLG: 0.352 (1, 4)		0-3 K		0-0 FC4-6 1B		0-0 1B		0-0 E6		4 0 1 0 0 1 4

Inning Stats	R: 0	H: 0	E: 0	K: 0	S: 3	LOB: 0	BB: 0	P: 3	R: 0	H: 0	E: 0	K: 1	S: 5	LOB: 3	BB: 3	P: 17	R: 0	H: 0	E: 0	K: 0	S: 2	LOB: 0	BB: 1	P: 6	R: 0	H: 0	E: 0	K: 0	S: 3	LOB: 0	BB: 0	P: 3	R: 0	H: 1	E: 0	K: 0	S: 4	LOB: 2	BB: 1	P: 8	R: 2	H: 3	E: 0	K: 1	S: 6	LOB: 3	BB: 2	P: 14	R: 0	H: 0	E: 0	K: 1	S: 5	LOB: 0	BB: 0	P: 5	R: 0	H: 1	E: 0	K: 1	S: 6	LOB: 1	BB: 0	P: 6	R: 0	H: 0	E: 1	K: 1	S: 6	LOB: 1	BB: 0	P: 6	1B: 4	SF: 0	2B: 0	SAC: 1	3B: 0	DP: 1	HR: 1	HBP: 0	WP: 0	PA: 39
--------------	------	------	------	------	------	--------	-------	------	------	------	------	------	------	--------	-------	-------	------	------	------	------	------	--------	-------	------	------	------	------	------	------	--------	-------	------	------	------	------	------	------	--------	-------	------	------	------	------	------	------	--------	-------	-------	------	------	------	------	------	--------	-------	------	------	------	------	------	------	--------	-------	------	------	------	------	------	------	--------	-------	------	-------	-------	-------	--------	-------	-------	-------	--------	-------	--------

PITCHER	IP	WLS	BF	H	R	ER	SO	BB	IBB	HBP	BLK	WP	HR	S	P	ERA	WHIP
Randy Lerch, L ERA: 5.07 (1, 1)	5.2	W	27	4	2	2	1	7	0	0	0	0	1	22	50	3.18	1.941
Dwight Bernard, R ERA: 3.51 (6, 1)	1.2		6	1	0	0	1	0	0	0	0	0	0	8	8	0.00	0.600
Rollie Fingers, R ERA: 2.28 (8, 1)	1.2	S	6	0	0	0	2	0	0	0	0	0	0	10	10	0.00	0.000


BOTTOM

Milwaukee Brewers @ Detroit Tigers  
Tiger Stadium, Detroit, MI  
Fri Jun 18 1982, 7:05 PM EDT  
Att. 37,181 - Overcast - 72 F

AB	31
R	2
H	5
RBI	2
BB	7
SO	4
LOB	20



WP	HR	S	P	ERA	WHIP
0	0	0	0	0.00	0.000

Batter	1	2	3	4	5	6	7	8	9	AB R H RBI BB SO LOB	TOP											
Paul Molitor, R (1, 5) OBP: 0.372, SLG: 0.420	4-0 HR BB	0-0 5-3		0-3 K		0-0 F9			0-0 5-3	4 1 0 0 1 1 1												
Robin Yount, R (1, 6) OBP: 0.363, SLG: 0.581	0-0 HR 1-H	0-0 IHR		4-0 HR BB			0-0 5-3		0-0 1-3	3 3 2 4 1 0 0 1 0 0 0 0 0 0												
Rob Picciolo, R (7, 6) OBP: 0.241, SLG: 0.246																						
Cecil Cooper, L (1, 3) OBP: 0.373, SLG: 0.552	0-0 1B 4-3	0-0 F9		0-0 HR 1-H			0-3 K		0-0 E7	5 2 2 2 0 1 0												
Ted Simmons, S (1, 2) OBP: 0.257, SLG: 0.387	0-0 1B 4-3		4-0 PB HR BB	0-3 K			0-0 F6		0-0 F2	4 2 1 0 1 1 1												
Ben Oglivie, L (1, 7) OBP: 0.322, SLG: 0.440	0-0 4-3		0-0 F7		0-0 F6			0-0 5-3		3 0 0 1 0 0 2 1 0 0 0 0 0 0												
Charlie Moore, R (7, 9) OBP: 0.285, SLG: 0.333	1-2 3-H		1-2		0-3 K					3 1 2 3 1 1 0												
Gorman Thomas, R (1, 8) OBP: 0.329, SLG: 0.476	0-0 G4-6-3 1B 2-H		0-0 HR 2-H		0-3 K			4-0 FC6-4 BB														
Roy Howell, L (1, 10) OBP: 0.295, SLG: 0.345	0-0 G4-6-3		0-3 K		0-0 L7			0-0 FC6-4 1B 1-2f		2 0 0 0 0 1 1 2 0 0 0 0 0 1	AB 36 R 10 H 9 RBI 10 BB 4 SO 6 LOB 9											
Don Money, R (5, PH) OBP: 0.357, SLG: 0.605	1-2f																					
Ed Romero, R (1, 4) OBP: 0.289, SLG: 0.333		0-0 4-3 IHR 2B	0-0 L7		0-0 F5			0-0 1-2 1B		4 1 2 0 0 0 0												
Marshall Edwards, L (1, 9) OBP: 0.232, SLG: 0.364		0-0 4-3		0-3 K		0-0 4-3		0-0 F8		4 0 0 0 0 1 3												
<b>Inning Stats</b>	R: 4 E: 0 K: 0 S: 6	H: 4 LOB: 0 BB: 1 P: 10	R: 2 E: 0 K: 0 S: 5	H: 2 LOB: 0 BB: 0 P: 5	R: 2 E: 0 K: 1 S: 6	H: 1 LOB: 0 BB: 1 P: 10	R: 2 E: 0 K: 3 S: 10	H: 1 LOB: 0 BB: 1 P: 14	R: 0 E: 0 K: 1 S: 5	H: 0 LOB: 0 BB: 0 P: 5	R: 0 E: 0 K: 0 S: 3	H: 0 LOB: 0 BB: 0 P: 3	R: 0 E: 0 K: 1 S: 5	H: 0 LOB: 0 BB: 0 P: 5	R: 0 E: 0 K: 0 S: 4	H: 1 LOB: 2 BB: 1 P: 8	R: 0 E: 1 K: 0 S: 4	H: 0 LOB: 1 BB: 0 P: 4	1B: 4 2B: 1 3B: 0 HR: 4	SF: 0 SAC: 0 DP: 1 HBP: 0	WP: 0 PB: 1 SB: 0 CS: 0	PA: 40
<b>PITCHER</b>	IP WLS BF H R ER SO BB IBB HBP BLK WP HR S P ERA WHIP																					
Jack Morris, R (1, 1) ERA: 3.59	0.1 L 6 4 4 4 0 1 0 0 0 0 0 1 5 9 108.00 15.000																					
Aurelio Lopez, R (1, 1) ERA: 5.82	2.2 11 3 4 4 1 1 0 0 0 0 0 1 12 16 13.50 1.500																					
Pat Underwood, L (4, 1) ERA: 5.14	4.0 14 1 2 2 5 1 0 0 0 0 0 1 23 27 4.50 0.500																					
Elias Sosa, R (8, 1) ERA: 3.9	2.0 9 1 0 0 0 1 0 0 0 0 0 0 8 12 0.00 1.000																					

**Milwaukee Brewers @ Detroit Tigers**  
Tiger Stadium, Detroit, MI  
Sat Jun 19 1982, 7:05 PM EDT  
Att. 38,317 - Unknown - 63 F

[livebaseballscorecards.com](http://livebaseballscorecards.com)



Batter	1	2	3	4	5	6	7	8	9	AB R H RBI BB SO LOB
Chet Lemon, R (1, 9) OBP: 0.373, SLG: 0.345	0-0 F8		0-0 F7		0-0 G5-4-3		4-0 1B BB		0-0 B1-3	4 0 0 0 1 0 1
Enos Cabell, R (1, 5) OBP: 0.307, SLG: 0.382	0-0 6-3		0-0 1B 1B			0-0 WP BB SF9 1B	0-0 1-3 1B		0-0 B1-3	5 1 3 0 0 0 0
Kirk Gibson, L (1, 8) OBP: 0.336, SLG: 0.399	0-0 1B		0-0 1-2 1B			4-0 SF9 WP HR BB	0-0 F8			3 1 2 0 1 0 2
Lance Parrish, R (1, 2) OBP: 0.375, SLG: 0.514 Bill Fahey, L (3, PH) OBP: 0.154, SLG: 0.154	0-3 K		0-0 1-3			0-3 K		0-0 F4		1 0 0 0 0 1 1 3 0 0 0 0 1 4
Larry Herndon, R (1, 7) OBP: 0.368, SLG: 0.578		0-0 F9		0-0 FC3-6 1B		0-0 SF9		0-0 5-3		3 0 1 1 0 0 0
Richie Hebner, L (1, 10) OBP: 0.360, SLG: 0.391		0-0 1B		0-0 FC3-6 G1-6-3 1-2f		0-0 HR		0-0 BB 1B		4 1 3 2 0 0 1
Rick Leach, L (1, 3) OBP: 0.238, SLG: 0.211		0-0 F8		0-0 G1-6-3 1-2f		0-3 K		4-0 FC6-4 BB		3 0 0 0 1 1 2
Lou Whitaker, L (1, 4) OBP: 0.311, SLG: 0.345		0-0 3-1			0-0 F7		0-0 G3	0-0 FC6-4 1-2f		4 0 0 0 0 0 3
Alan Trammell, R (1, 6) OBP: 0.304, SLG: 0.310 Jerry Turner, L (9, PH) OBP: 0.242, SLG: 0.349			0-0 4-3		4-0 G5-4-3 BB		0-0 F9		0-0 F8	2 0 0 0 1 0 0 1 0 0 0 0 0 0

Inning Stats	R: 0	H: 1	E: 0	LOB: 1	K: 1	P: 6	R: 0	H: 1	E: 0	LOB: 1	K: 0	P: 4	R: 0	H: 2	E: 0	LOB: 2	K: 0	P: 5	R: 0	H: 1	E: 0	LOB: 0	K: 0	P: 3	R: 0	H: 0	E: 0	LOB: 0	K: 0	P: 6	R: 3	H: 2	E: 0	LOB: 0	K: 2	P: 13	R: 0	H: 1	E: 0	LOB: 2	K: 0	P: 8	R: 0	H: 1	E: 0	LOB: 2	K: 0	P: 8	R: 0	H: 0	E: 0	LOB: 0	K: 0	P: 3
	S: 6	BB: 0	S: 4	BB: 0	S: 4	BB: 0	S: 5	BB: 0	S: 3	BB: 0	S: 5	BB: 0	S: 3	BB: 0	S: 5	BB: 0	S: 3	BB: 0	S: 3	BB: 0	S: 4	BB: 1	S: 3	BB: 0	S: 2	BB: 1	S: 9	BB: 1	S: 9	BB: 1	S: 9	BB: 1	S: 9	BB: 1	S: 9	BB: 1	S: 4	BB: 1	S: 4	BB: 1	S: 4	BB: 1	S: 4	BB: 1	S: 3	BB: 0								
1B: 8	SF: 1	2B: 0	SAC: 0	3B: 0	DP: 2	HR: 1	HBP: 0	WP: 1	PA: 38	SB: 0	CS: 0																																											
PITCHER	IP	WLS	BF	H	R	ER	SO	BB	IBB	HBP	BLK	WP	HR	S	P	ERA	WHIP																																					
Moose Haas, R (1, 1) ERA: 4.36	9.0	W	38	9	3	3	3	4	0	0	0	1	1	40	56	3.00	1.444																																					

BOTTOM

Milwaukee Brewers @ Detroit Tigers

Tiger Stadium, Detroit, MI

Sat Jun 19 1982, 7:05 PM EDT

Att: 38,317 - Unknown - 63 F

livebaseballscorecards.com

AB	33
R	3
H	9
RBI	3
BB	4
SO	3
LOB	14



Batter	1	2	3	4	5	6	7	8	9	AB R H RBI BB SO LOB	TOP							
Paul Molitor, R (1, 5) OBP: 0.369, SLG: 0.413	0-3 K		0-3 K		0-3 K		4-0 S BB		0-0 F9	4 0 0 0 1 3 0	<b>Milwaukee Brewers @ Detroit Tigers</b> Tiger Stadium, Detroit, MI Sun Jun 20 1982, 3:33 AM EDT Att. 31,696 - Unknown  <a href="http://livebaseballscorecards.com">livebaseballscorecards.com</a>							
Robin Yount, R (1, 6) OBP: 0.356, SLG: 0.569	0-0 F8		0-0 F7		0-0 F7	0-0 F7	0-0 F2		0-0 E3	5 0 0 0 0 0 1								
Cecil Cooper, L (1, 3) OBP: 0.370, SLG: 0.549	0-0 F8			0-0 F9		0-0 F7		0-0 FC6-4 1B 2B	0-3 K	5 1 1 0 0 1 1								
Ted Simmons, S (1, 2) OBP: 0.266, SLG: 0.414		0-0 HR 2B		0-0 HR 1B		0-0 HR		0-0 6-3		4 3 3 1 0 0 1								
Ben Oglivie, L (1, 7) OBP: 0.332, SLG: 0.484		0-0 HR		0-0 HR		0-0 HR		4-0 FC6-4 IBB		3 3 3 5 1 0 0								
Gorman Thomas, R (1, 8) OBP: 0.328, SLG: 0.472		0-3 K		0-3 K		0-0 FC4 1B		0-0 FC6-4 1B		4 0 1 0 0 2 2								
Roy Howell, L (1, 10) OBP: 0.293, SLG: 0.341		0-0 G3		0-0 1-3		0-0 FC4		0-0 1-2 2-3 1B		4 0 1 1 0 0 1								
Ed Romero, R (1, 4) OBP: 0.262, SLG: 0.300		0-0 F3			0-0 G3		0-0 5-3	0-3 K		4 0 0 0 0 1 2								
Marshall Edwards, L (1, 9) OBP: 0.219, SLG: 0.343			0-0 F8		0-0 L4		0-0 F8		0-0 6-3	4 0 0 0 0 0 0								
<b>Inning Stats</b>	R: 0 E: 0 K: 1 S: 5	H: 0 LOB: 0 BB: 0 P: 5	R: 2 E: 0 K: 1 S: 7	H: 2 LOB: 0 BB: 0 P: 7	R: 0 E: 0 K: 1 S: 5	H: 0 LOB: 0 BB: 0 P: 5	R: 2 E: 0 K: 1 S: 7	H: 3 LOB: 1 BB: 0 P: 6	R: 0 E: 0 K: 0 S: 3	H: 0 LOB: 1 BB: 1 P: 7	R: 1 E: 0 K: 1 S: 7	H: 2 LOB: 2 BB: 1 P: 11	R: 0 E: 1 K: 1 S: 6	H: 0 LOB: 1 BB: 0 P: 6	1B: 3 2B: 2 3B: 0 HR: 4	SF: 0 SAC: 0 DP: 0 HBP: 0	WP: 0 PB: 0 SB: 1 CS: 0	PA: 39
<b>PITCHER</b>	IP WLS BF H R ER SO BB IBB HBP BLK WP HR S P ERA WHIP																	
Jerry Ujdur, R (1, 1) ERA: 5.12	5.2 L 24 7 6 6 5 0 0 0 0 0 4 34 34 9.53 1.235																	
Dave Tobik, R (6, 1) ERA: 2.56	3.0 14 2 1 1 1 1 1 1 0 0 0 0 14 22 3.00 1.000																	
Kevin Saucier, L (9, 1) ERA: 2.03	0.1 1 0 0 0 0 1 0 0 0 0 0 0 3 3 0.00 0.000																	

Batter	1	2	3	4	5	6	7	8	9	AB R H RBI BB SO LOB
Chet Lemon, R OBP: 0.370, SLG: 0.339 (1, 9)	4-0 1B HR BB	0-0 F4		0-0 F9			0-0 F7			3 1 0 0 1 0 1
Enos Cabell, R OBP: 0.306, SLG: 0.380 (1, 5)	0-0 1-2 HR 1B	0-0 6-3		0-0 F9			0-0 F8			4 1 1 0 0 0 1
Kirk Gibson, L OBP: 0.335, SLG: 0.410 (1, 8)	0-0 1-H 2-H HR		0-0 B1-3		0-0 5-3			0-3 K		4 1 1 3 0 1 0
Lance Parrish, R OBP: 0.378, SLG: 0.535 (1, 2)	0-0 G6-3 1B		0-0 HR		0-3 K			0-0 G5-3 BB		4 1 2 1 0 1 0
Larry Herndon, R OBP: 0.370, SLG: 0.575 (1, 7)	0-0 G6-3 1-2f		0-0 F8		0-0 CS 1B			4-0 1-2 BB		3 0 1 0 1 0 1
Richie Hebner, L OBP: 0.370, SLG: 0.423 (1, 10)	0-0 HR		4-0 1B BB		0-0 CS 1-2	0-3 K		0-0 G5-3 2-3f		1 1 1 1 1 0 0
Mike Ivie, R OBP: 0.296, SLG: 0.461 (6, PH)										2 0 0 0 0 1 2
Rick Leach, L OBP: 0.240, SLG: 0.217 (1, 3)	0-0 F9		0-0 FC6-4 1-3 1B		0-3 K			0-3 K		4 0 1 0 0 2 0
Lou Whitaker, L OBP: 0.305, SLG: 0.338 (1, 4)		0-0 L7	0-0 FC6-4 1-2f		0-0 4-3			0-3 K		4 0 0 0 0 1 2
Alan Trammell, R OBP: 0.304, SLG: 0.310 (1, 6)				0-0 L6			0-0 F8		0-3 K	3 0 1 0 0 0 0
Jerry Turner, L OBP: 0.239, SLG: 0.345 (9, PH)		WP 1B								1 0 0 0 0 1 0

Inning Stats	R: 4	H: 4	E: 0	K: 0	S: 6	LOB: 0	BB: 1	P: 10	R: 0	H: 1	E: 0	K: 0	S: 4	LOB: 1	BB: 0	P: 4	R: 1	H: 2	E: 0	K: 0	S: 5	LOB: 2	BB: 1	P: 9	R: 0	H: 0	E: 0	K: 1	S: 5	LOB: 0	BB: 0	P: 5	R: 0	H: 0	E: 0	K: 2	S: 7	LOB: 0	BB: 0	P: 7	R: 0	H: 0	E: 0	K: 0	S: 3	LOB: 0	BB: 0	P: 3	R: 0	H: 0	E: 1	K: 1	S: 5	LOB: 1	BB: 1	P: 9	R: 0	H: 0	E: 0	K: 3	S: 9	LOB: 0	BB: 0	P: 9	R: 0	H: 0	E: 0	K: 0	S: 9	LOB: 0	BB: 0	P: 9	1B: 5	2B: 0	3B: 0	HR: 3	SF: 0	SAC: 0	DP: 2	HBP: 0	WP: 1	PB: 0	SB: 0	CS: 1	PA: 37
PITCHER	IP	WLS	BF	H	R	ER	SO	BB	IBB	HBP	BLK	WP	HR	S	P	ERA	WHIP																																																																				
Jim Slaton, R ERA: 3.5 (1, 1)	2.2		16	7	5	5	0	2	0	0	0	1	3	14	22	16.88	3.375																																																																				
Jerry Augustine, L ERA: 5.13 (3, 1)	4.1	W	13	1	0	0	3	0	0	0	0	0	0	19	19	0.00	0.231																																																																				
Rollie Fingers, R ERA: 2.18 (8, 1)	2.0	S	7	0	0	0	4	1	0	0	0	0	0	14	18	0.00	0.500																																																																				

BOTTOM

Milwaukee Brewers @ Detroit Tigers  
Tiger Stadium, Detroit, MI  
Sun Jun 20 1982, 3:33 AM EDT  
Att. 31,696 - Unknown

AB	33
R	5
H	8
RBI	5
BB	3
SO	7
LOB	7



WP: 1	PA: 37
PB: 0	
SB: 0	
CS: 1	
ERA	WHIP

livebaseballscorecards.com



Batter	1	2	3	4	5	6	7	8	9
<b>Jerry Remy, L</b> OBP: 0.325, SLG: 0.290 (1, 4)	0-0 6-3		0-0 4-3		0-3 K		0-0 6-3		
<b>Dwight Evans, R</b> OBP: 0.384, SLG: 0.384 (1, 9)	4-0 BB			0-0 FC3-6 1B SF7 1B	0-3 K		0-3 K		
<b>Carney Lansford, R</b> OBP: 0.346, SLG: 0.381 (1, 5)	0-3 K			0-0 FC3-6 1B		0-0 2B 1B		0-0 1B 1-3 WP 1B	
<b>Carl Yastrzemski, L</b> OBP: 0.399, SLG: 0.521 (1, 10)	0-0 G3			0-0 FC3-6		0-0 1B 2B		0-0 F8	
<b>Dave Stapleton, R</b> OBP: 0.297, SLG: 0.401 (1, 3)		0-0 4-3		0-0 SF7		0-0 1B		0-0 1-3	
<b>Rich Gedman, L</b> OBP: 0.325, SLG: 0.449 (1, 2)		0-0 F8		0-3 K		0-0 G3		0-0 WP 1B	
<b>Glenn Hoffman, R</b> OBP: 0.302, SLG: 0.344 (1, 6)		0-3 K			0-0 F9		0-0 2B	4-0 1-2 3-H IBB	
<b>Rick Miller, L</b> OBP: 0.327, SLG: 0.312 (1, 8)			0-3 K		0-0 E5 1B WP		0-0 1-5-3	0-0 F7	
<b>Reid Nichols, R</b> OBP: 0.329, SLG: 0.397 (1, 7)			0-0 5-3		0-0 WP 1B		0-0 4-3		

Inning Stats	R: 0 E: 0 K: 1 S: 5	H: 0 LOB: 1 BB: 1 P: 9	R: 0 E: 0 K: 1 S: 5	H: 0 LOB: 0 BB: 0 P: 5	R: 0 E: 0 K: 1 S: 5	H: 0 LOB: 0 BB: 0 P: 5	R: 1 E: 0 K: 1 S: 7	H: 2 LOB: 1 BB: 0 P: 7	R: 1 E: 1 K: 2 S: 9	H: 1 LOB: 1 BB: 0 P: 9	R: 2 E: 0 K: 0 S: 6	H: 4 LOB: 1 BB: 0 P: 6	R: 0 E: 0 K: 1 S: 5	H: 0 LOB: 0 BB: 0 P: 5	R: 1 E: 0 K: 0 S: 5	H: 2 LOB: 2 BB: 1 P: 9
1B: 7 2B: 2 3B: 0 HR: 0	SF: 1 SAC: 0 DP: 0 HBP: 0	WP: 2 PB: 0 SB: 0 CS: 0	PA: 35													

PITCHER	IP	WLS	BF	H	R	ER	SO	BB	IBB	HBP	BLK	WP	HR	S	P	ERA	WHIP
<b>Dan Petry, R</b> ERA: 3.45 (1, 1)	5.1	L	23	6	4	3	6	1	0	0	0	1	0	34	38	5.06	1.312
<b>Pat Underwood, L</b> ERA: 5.06 (6, 1)	0.2		3	1	0	0	0	0	0	0	0	0	0	3	3	0.00	1.500
<b>Elias Sosa, R</b> ERA: 3.98 (7, 1)	1.2		6	1	1	1	1	0	0	0	0	0	0	8	8	5.40	0.600
<b>Kevin Saucier, L</b> ERA: 2.01 (8, 1)	0.1		3	1	0	0	0	0	1	0	0	1	0	2	6	0.00	3.000

**BOTTOM**

**Detroit Tigers @ Boston Red Sox**  
Fenway Park, Boston, MA  
Mon Jun 21 1982, 7:05 PM EDT  
Att: 24,234 - Unknown - 62 F

livebaseballscorecards.com

<b>AB</b>	<b>32</b>
<b>R</b>	<b>5</b>
<b>H</b>	<b>9</b>
<b>RBI</b>	<b>3</b>
<b>BB</b>	<b>2</b>
<b>SO</b>	<b>7</b>
<b>LOB</b>	<b>12</b>



Batter	1	2	3	4	5	6	7	8	9	10	11	AB R H RBI BB SO LOB	TOP											
<b>Alan Trammell, R</b> (1, 6) <small>OBP: 0.304, SLG: 0.302</small> <b>Jerry Turner, L</b> (11, PH) <small>OBP: 0.237, SLG: 0.341</small> <b>Mark DeJohn, S</b> (11, 6) <small>OBP: 0.348, SLG: 0.316</small>	0-0 5-3	0-3 K		4-0 BB			0-0 L5		0-0 F4		0-0 4-3	4 0 0 0 1 1 2 1 0 0 0 0 0 1 0 0 0 0 0 0 0												
<b>Enos Cabell, R</b> (1, 5) <small>OBP: 0.299, SLG: 0.370</small> <b>Tom Brookens, R</b> (9, PH) <small>OBP: 0.303, SLG: 0.356</small>	0-0 5-3		0-0 E 1B	0-0 FC5			0-0 F8		0-3 K		0-0 F4	4 1 1 0 0 0 2 2 0 0 0 0 1 1												
<b>Kirk Gibson, L</b> (1, 8) <small>OBP: 0.339, SLG: 0.424</small>	0-0 2B		0-0 E8 1B				0-0 F8		0-0 E4			5 0 3 0 0 0 0												
<b>Lance Parrish, R</b> (1, 2) <small>OBP: 0.382, SLG: 0.526</small>	0-0 5-3		0-3 K				0-0 F5		0-0 K			5 1 1 0 0 2 3												
<b>Larry Herndon, R</b> (1, 7) <small>OBP: 0.374, SLG: 0.573</small>		0-0 G3 1B 2B	0-3 K				0-0 F8		0-0 FC4-2 2B		0-0 F3	4 2 1 0 1 1 1												
<b>Richie Hebner, L</b> (1, 10) <small>OBP: 0.356, SLG: 0.405</small>		0-0 G3	0-3 K				0-0 4-3		0-0 FC4-2 2B		0-0 F9	5 0 0 0 0 1 5												
<b>Chet Lemon, R</b> (1, 9) <small>OBP: 0.359, SLG: 0.328</small>		0-0 1B 1B		0-0 4-3			0-0 5-3		0-0 F8		0-0 5-3	5 0 1 1 0 0 3												
<b>Rick Leach, L</b> (1, 3) <small>OBP: 0.290, SLG: 0.310</small>		0-0 1B		0-0 4-3			0-0 4-3		0-0 2B		0-3 K	5 0 3 2 0 1 0												
<b>Lou Whitaker, L</b> (1, 4) <small>OBP: 0.306, SLG: 0.338</small>		0-0 F7		0-0 FC2-6 1B			0-0 6-3		0-0 1-3		0-0 4-3 1B	5 0 1 0 0 0 5												
<b>Inning Stats</b>	R: 0 E: 0 K: 0 S: 4	H: 1 LOB: 1 BB: 0 P: 4	R: 1 E: 0 K: 1 S: 8	H: 3 LOB: 2 BB: 0 P: 8	R: 1 E: 1 K: 3 S: 11	H: 2 LOB: 1 BB: 0 P: 11	R: 0 E: 0 K: 0 S: 4	H: 1 LOB: 2 BB: 1 P: 8	R: 0 E: 0 K: 0 S: 3	H: 0 LOB: 0 BB: 0 P: 3	R: 0 E: 0 K: 0 S: 3	H: 0 LOB: 0 BB: 0 P: 3	R: 2 E: 0 K: 0 S: 6	H: 3 LOB: 2 BB: 1 P: 10	R: 0 E: 1 K: 2 S: 8	H: 0 LOB: 1 BB: 0 P: 8	R: 0 E: 0 K: 0 S: 3	H: 0 LOB: 0 BB: 0 P: 3	R: 0 E: 0 K: 1 S: 6	H: 1 LOB: 1 BB: 0 P: 6	1B: 7 2B: 4 3B: 0 HR: 0	SF: 0 SAC: 0 DP: 0 HBP: 0	WP: 0 PB: 0 SB: 2 CS: 0	PA: 47
<b>PITCHER</b>	IP WLS BF H R ER SO BB IBB HBP BLK WP HR S P ERA WHIP															IP WLS BF H R ER SO BB IBB HBP BLK WP HR S P ERA WHIP								
<b>Mike Torrez, R</b> (1, 1) <small>ERA: 5.88</small> <b>Mark Clear, R</b> (8, 1) <small>ERA: 1.63</small>	7.0 W 31 9 4 3 4 1 0 0 0 0 0 21 42 3.86 1.429															4.0 W 16 2 0 0 3 1 0 0 0 0 0 21 25 0.00 0.750								

**Detroit Tigers @ Boston Red Sox**  
 Fenway Park, Boston, MA  
 Tue Jun 22 1982, 7:05 PM EDT  
 Att: 28,215 - Unknown - 70 F

[livebaseballscorecards.com](http://livebaseballscorecards.com)

<b>AB</b>	45
<b>R</b>	4
<b>H</b>	11
<b>RBI</b>	3
<b>BB</b>	2
<b>SO</b>	7
<b>LOB</b>	23



Batter	1	2	3	4	5	6	7	8	9	10	11	AB	R	H	RBI	BB	SO	LOB	BOTTOM							
<b>Jerry Remy, L</b> (1, 4) OBP: 0.331, SLG: 0.294 <b>Tony Perez, R</b> (9, PH) OBP: 0.374, SLG: 0.474 <b>Julio Valdez, S</b> (10, 6) OBP: 0.500, SLG: 0.500	L5		2-H 1B		G1-4-3 BB		1B		K			3	0	2	1	1	0	0								
<b>Dwight Evans, R</b> (1, 9) OBP: 0.381, SLG: 0.393	K		K		G1-4-3		F8		HR			5	1	1	2	0	2	4								
<b>Jim Rice, R</b> (1, 7) OBP: 0.377, SLG: 0.460	K			L8		G4-3 1B 2B		1B 2B	5-3			5	1	2	0	0	1	0								
<b>Carl Yastrzemski, L</b> (1, 10) OBP: 0.394, SLG: 0.510		G3		3-1		G4-3 BB		F9		F2		4	0	0	0	1	0	1								
<b>Carney Lansford, R</b> (1, 5) OBP: 0.340, SLG: 0.373		5-3		E5 1B		G4-3		L8		F8		5	0	0	0	0	0	3								
<b>Dave Stapleton, R</b> (1, 3) OBP: 0.303, SLG: 0.405 (10, 4)		K		1-3 1B		1-2f 2-3 1B		FC5-4 1B		F5		5	0	3	1	0	1	0								
<b>Rich Gedman, L</b> (1, 2) OBP: 0.315, SLG: 0.435			6-3	G3		1-3 1B		FC5-4 1B			F2	5	0	0	0	0	0	5								
<b>Glenn Hoffman, R</b> (1, 6) OBP: 0.302, SLG: 0.348 <b>Wade Boggs, L</b> (9, PH) OBP: 0.343, SLG: 0.419 (10, 3)			1B 2B		5-3		F9		4-3		HR	3	1	1	0	0	0	0								
<b>Rick Miller, L</b> (1, 8) OBP: 0.330, SLG: 0.312			L6		4-3		4-3		HR 1B			3	1	1	0	1	0	1								
<b>Inning Stats</b>	R: 0 E: 0 K: 2 S: 7	H: 0 LOB: 0 BB: 0 P: 7	R: 0 E: 0 K: 1 S: 5	H: 0 LOB: 0 BB: 0 P: 5	R: 1 E: 0 K: 1 S: 7	H: 2 LOB: 1 BB: 0 P: 7	R: 0 E: 1 K: 0 S: 5	H: 1 LOB: 2 BB: 0 P: 5	R: 0 E: 0 K: 0 S: 2	H: 0 LOB: 1 BB: 2 P: 10	R: 1 E: 0 K: 0 S: 4	H: 2 LOB: 1 BB: 1 P: 8	R: 0 E: 0 K: 0 S: 5	H: 1 LOB: 1 BB: 0 P: 4	R: 0 E: 0 K: 0 S: 5	H: 2 LOB: 2 BB: 0 P: 5	R: 2 E: 0 K: 1 S: 7	H: 2 LOB: 0 BB: 0 P: 7	R: 0 E: 0 K: 0 S: 3	H: 0 LOB: 0 BB: 0 P: 3	R: 1 E: 0 K: 0 S: 2	H: 1 LOB: 0 BB: 0 P: 2	1B: 6 2B: 3 3B: 0 HR: 2	SF: 0 SAC: 0 DP: 2 HBP: 0	WP: 0 PB: 0 SB: 0 CS: 0	PA: 44
<b>PITCHER</b>	IP	WLS	BF	H	R	ER	SO	BB	IBB	HBP	BLK	WP	HR	S	P	ERA	WHIP									
<b>Milt Wilcox, R</b> (1, 1) ERA: 3.47 <b>Dave Tobik, R</b> (9, 1) ERA: 2.66	8.2	L	6	10	4	1	0	3	0	0	0	0	1	6	6	5.40	0.600									

**Detroit Tigers @ Boston Red Sox**  
 Fenway Park, Boston, MA  
 Tue Jun 22 1982, 7:05 PM EDT  
 Att: 28,215 - Unknown - 70 F

AB	41
R	5
H	11
RBI	5
BB	3
SO	5
LOB	15



WP: 0	PA: 44
PB: 0	
SB: 0	
CS: 0	

livebaseballscores.com

Batter	1	2	3	4	5	6	7	8	9	AB R H RBI BB SO LOB	TOP
<b>Alan Trammell, R</b> (1, 6) <small>OBP: 0.303, SLG: 0.306</small> <b>Jerry Turner, L</b> (9, PH) <small>OBP: 0.234, SLG: 0.337</small>	0-0  2B		0-0 5-3  2B		0-0 4-3  2B		0-3 K  K		0-3 K  K	4 1 1 0 0 1 1 1 0 0 0 0 1 0	
<b>Enos Cabell, R</b> (1, 5) <small>OBP: 0.297, SLG: 0.371</small>	0-3 K  K		0-0  2B			0-0 F2  F2	0-0 F8  F8		0-0 6-3  6-3	5 1 1 0 0 1 2	
<b>Kirk Gibson, L</b> (1, 8) <small>OBP: 0.349, SLG: 0.446</small>	4-0  2B S SF8 BB		0-0  CS 2B			4-0  BB 1B BB		0-0  HR		2 2 2 2 2 0 0	
<b>Lance Parrish, R</b> (1, 2) <small>OBP: 0.384, SLG: 0.532</small> <b>Bill Fahey, L</b> (8, 2) <small>OBP: 0.154, SLG: 0.154</small>	0-0  SF8 2B		0-3 K  K			0-0  BB 1B		0-0 F8  F8		4 0 2 1 0 1 1 0 0 0 0 0 0 0	
<b>Larry Herndon, R</b> (1, 7) <small>OBP: 0.372, SLG: 0.574</small>	0-0  SF8			0-0  F8		0-0  F3		0-0  1B 2B		3 0 1 1 0 0 2	
<b>Richie Hebner, L</b> (1, 10) <small>OBP: 0.353, SLG: 0.395</small>	0-0  F2			0-0  G3		4-0  1-2 2-3 BB		0-3  K		3 0 0 0 1 1 2	
<b>Chet Lemon, R</b> (1, 9) <small>OBP: 0.362, SLG: 0.328</small>		1-0  L4-3 HBP		0-0  F2		0-0  F6		0-0  2-3 1B		3 0 1 0 0 0 3	
<b>Rick Leach, L</b> (1, 3) <small>OBP: 0.286, SLG: 0.333</small>		0-0  L4-3			0-0  G3		0-0  G3 2B		0-0  L1	4 0 1 0 0 0 3	
<b>Lou Whitaker, L</b> (1, 4) <small>OBP: 0.301, SLG: 0.332</small>		0-3  K			0-0  F7		0-0  G3		0-0  F6	4 0 0 0 0 1 1	
<b>Inning Stats</b>	R: 2 H: 2 E: 0 LOB: 1 K: 1 BB: 1 S: 7 P: 11	R: 0 H: 0 E: 0 LOB: 0 K: 1 BB: 0 S: 4 P: 5	R: 1 H: 2 E: 0 LOB: 0 K: 1 BB: 0 S: 6 P: 6	R: 0 H: 0 E: 0 LOB: 0 K: 0 BB: 0 S: 3 P: 3	R: 0 H: 0 E: 0 LOB: 0 K: 0 BB: 0 S: 3 P: 3	R: 0 H: 1 E: 0 LOB: 3 K: 0 BB: 2 S: 4 P: 12	R: 0 H: 1 E: 0 LOB: 1 K: 1 BB: 0 S: 6 P: 6	R: 1 H: 3 E: 0 LOB: 2 K: 1 BB: 0 S: 8 P: 8	R: 0 H: 0 E: 0 LOB: 0 K: 1 BB: 0 S: 5 P: 5	1B: 2 SF: 1 2B: 7 SAC: 0 3B: 0 DP: 1 HR: 1 HBP: 1	WP: 0 PA: 38 PB: 0 SB: 2 CS: 1
<b>PITCHER</b> <b>Dennis Eckersley, R</b> (1, 1) <small>ERA: 3.43</small> <b>Bob Stanley, R</b> (8, 1) <small>ERA: 2.52</small>	IP WLS BF H R ER SO BB IBB HBP BLK WP HR S P ERA WHIP 7.1 W 32 8 4 4 4 3 0 1 0 0 1 36 49 4.91 1.500										

**Detroit Tigers @ Boston Red Sox**  
 Fenway Park, Boston, MA  
 Wed Jun 23 1982, 7:05 PM EDT  
 Att. 30,547 - Unknown - 68 F

[livebaseballscorecards.com](http://livebaseballscorecards.com)

<b>AB</b>	<b>33</b>
<b>R</b>	<b>4</b>
<b>H</b>	<b>9</b>
<b>RBI</b>	<b>4</b>
<b>BB</b>	<b>3</b>
<b>SO</b>	<b>6</b>
<b>LOB</b>	<b>15</b>





Batter	1	2	3	4	5	6	7	8	9
Jerry Remy, L (1, 4) OBP: 0.332, SLG: 0.293	0-0 2B SF9 1B	0-3 K			0-0 F8		4-0 HR BB	0-0 1-3 1-2	
Dwight Evans, R (1, 9) OBP: 0.385, SLG: 0.417	0-0 SF9 1B 2B	0-0 F3			0-0 5-3		0-0 HR 1-H	0-0 2B 2-H	
Jim Rice, R (1, 7) OBP: 0.379, SLG: 0.463	0-0 SF9		0-0 6-3		0-0 1B		0-0 1B 1B 1B	0-0 1-3	
Reid Nichols, R (8, 7) OBP: 0.324, SLG: 0.391	2-3 3-H								
Carl Yastrzemski, L (1, 10) OBP: 0.399, SLG: 0.513	0-0 1B FC5-4 1B		0-0 3B 1B		0-0 4-3		0-0 1B 1B	0-3 K	
Carney Lansford, R (1, 5) OBP: 0.344, SLG: 0.387	0-0 FC5-4 1B		0-0 3B			0-3 K	0-0 F7		
Wade Boggs, L (6, PH) OBP: 0.324, SLG: 0.394	1-3 1B		1-2 3B						
Dave Stapleton, R (1, 3) OBP: 0.305, SLG: 0.406	0-0 FC5-4			0-0 6-3		0-0 HR 1B	0-0 1B 1B		
Rich Gedman, L (1, 2) OBP: 0.310, SLG: 0.427	0-0 F7			0-0 F6		0-0 2-3	0-3 K		
Tony Perez, R (7, PH) OBP: 0.370, SLG: 0.468									
Gary Allenson, R (8, 2) OBP: 0.278, SLG: 0.317									
Glenn Hoffman, R (1, 6) OBP: 0.309, SLG: 0.368			0-0 F8		0-0 1B		0-0 HR 2-H	0-0 1B 1-3 2-H 3-H	
Rick Miller, L (1, 8) OBP: 0.333, SLG: 0.313				0-0 F6		0-0 L6		0-0 2B 1B	

Inning Stats	R: 3 E: 0 K: 0 S: 7	H: 4 LOB: 1 BB: 0 P: 7	R: 0 E: 0 K: 1 S: 5	H: 0 LOB: 1 BB: 1 P: 9	R: 0 E: 0 K: 0 S: 3	H: 2 LOB: 1 BB: 0 P: 3	R: 0 E: 0 K: 0 S: 4	H: 1 LOB: 1 BB: 0 P: 4	R: 0 E: 0 K: 0 S: 4	H: 1 LOB: 1 BB: 0 P: 4	R: 2 E: 0 K: 1 S: 7	H: 2 LOB: 0 BB: 0 P: 7	R: 4 E: 0 K: 1 S: 9	H: 5 LOB: 2 BB: 1 P: 13	R: 1 E: 0 K: 1 S: 7	H: 2 LOB: 1 BB: 0 P: 7
--------------	------------------------------	---------------------------------	------------------------------	---------------------------------	------------------------------	---------------------------------	------------------------------	---------------------------------	------------------------------	---------------------------------	------------------------------	---------------------------------	------------------------------	----------------------------------	------------------------------	---------------------------------

PITCHER	IP	WLS	BF	H	R	ER	SO	BB	IBB	HBP	BLK	WP	HR	S	P	ERA	WHIP
Jack Morris, R (1, 1) ERA: 3.95	6.0	L	29	11	7	7	2	2	0	0	0	0	2	31	39	10.50	2.167
Kevin Saucier, L (7, 1) ERA: 2.56	0.1		4	3	0	0	0	0	0	0	0	0	0	4	4	0.00	9.000
Aurelio Lopez, R (7, 1) ERA: 5.64	0.2		2	1	2	2	1	0	0	0	0	0	0	4	4	27.00	1.500
Elias Sosa, R (8, 1) ERA: 4.13	1.0		5	2	1	1	1	0	0	0	0	0	0	7	7	9.00	2.000


**BOTTOM**

**Detroit Tigers @ Boston Red Sox**  
Fenway Park, Boston, MA

Wed Jun 23 1982, 7:05 PM EDT  
Att: 30,547 - Unknown - 68 F

AB	R	H	RBI	BB	SO	LOB
4	2	1	0	1	1	2
5	2	3	3	0	0	1
3	1	2	1	0	0	0
1	0	0	0	0	0	1
5	2	3	1	0	1	2
2	0	2	0	0	0	0
2	0	0	0	0	1	2
4	1	2	1	0	0	1
3	0	0	0	0	0	2
1	0	0	0	0	1	3
0	0	0	0	0	0	0
4	1	3	4	0	0	0
3	1	1	0	1	0	1

AB	37
R	10
H	17
RBI	10
BB	2
SO	4
LOB	15



1B	12	SF	1	WP	0	PA	40
2B	2	SAC	0	PB	0		
3B	1	DP	0	SB	0		
HR	2	HBP	0	CS	0		

PITCHER	IP	WLS	BF	H	R	ER	SO	BB	IBB	HBP	BLK	WP	HR	S	P	ERA	WHIP
---------	----	-----	----	---	---	----	----	----	-----	-----	-----	----	----	---	---	-----	------

Batter	1	2	3	4	5	6	7	8	9	AB R H RBI BB SO LOB	TOP																							
Alan Trammell, R OBP: 0.305, SLG: 0.309 (1, 6)	0-0 P1	0-0 CS 2-H 1B			0-0 G4-6-3 1-2f 3-H		0-0 1B		0-0 5-3	5 0 2 2 0 0 1																								
Enos Cabell, R OBP: 0.297, SLG: 0.369 (1, 5) (7, 3)	0-0 1B	0-0 CS 1-2	0-0 5-3		0-0 5-3		0-0 F8			4 0 1 0 0 0 2																								
Kirk Gibson, L OBP: 0.347, SLG: 0.456 (1, 8)	0-0 F4		0-0 F8			0-0 HR	0-0 F9			4 1 1 1 0 0 3																								
Lance Parrish, R OBP: 0.376, SLG: 0.519 (1, 2)	0-0 F9		0-0 F4			0-0 5-3	0-0 F8			4 0 0 0 0 0 1																								
Larry Herndon, R OBP: 0.371, SLG: 0.581 (1, 7)		0-0 HR		0-0 6-3		0-3 K	0-0 1-6-3			4 1 1 1 0 1 0																								
Mike Ivie, R OBP: 0.300, SLG: 0.452 (1, 10)		0-0 SH SF9 1B		0-0 F3		0-0 F7	0-0 F4			4 1 1 0 0 0 0																								
Chet Lemon, R OBP: 0.362, SLG: 0.328 (1, 9)		0-0 SH 1-3 1B		0-3 K		0-0 4-3 1B 1B	0-0 6-3			3 2 1 0 0 1 0																								
John Wockenfuss, R OBP: 0.357, SLG: 0.323 Lou Whitaker, L OBP: 0.304, SLG: 0.349 (1, 3) (7, 4)		0-0 1-3		0-0 1B G4-6-3 2B		0-0 4-3	0-0 HR			3 1 1 0 0 0 3 1 1 1 1 0 0 0																								
Tom Brookens, R OBP: 0.309, SLG: 0.358 (1, 4) (7, 5)		0-0 SF9		0-0 G4-6-3 1B		4-0 1B BB	0-0 F9			2 0 1 1 1 0 0																								
<b>Inning Stats</b>	R: 0 E: 0 K: 0 S: 4	H: 1 LOB: 1 BB: 0 P: 4	R: 3 E: 1 K: 0 S: 6	H: 3 LOB: 0 BB: 0 P: 6	R: 0 E: 0 K: 0 S: 3	H: 0 LOB: 0 BB: 0 P: 3	R: 0 E: 0 K: 1 S: 5	H: 0 LOB: 0 BB: 0 P: 5	R: 1 E: 0 K: 0 S: 4	H: 2 LOB: 0 BB: 0 P: 4	R: 1 E: 0 K: 1 S: 6	H: 1 LOB: 0 BB: 0 P: 6	R: 1 E: 0 K: 0 S: 5	H: 2 LOB: 2 BB: 1 P: 9	R: 0 E: 0 K: 0 S: 3	H: 0 LOB: 0 BB: 0 P: 3	R: 1 E: 0 K: 0 S: 4	H: 1 LOB: 0 BB: 0 P: 4	1B: 6 2B: 1 3B: 0 HR: 3	SF: 1 SAC: 1 DP: 1 HBP: 0	WP: 0 PB: 0 SB: 0 CS: 1	PA: 38												
<b>PITCHER</b> Scott McGregor, L ERA: 3.67 Ross Grimsley, L ERA: 4.46	IP 6.1	WLS L	BF 28	H 9	R 6	ER 4	SO 2	BB 1	IBB 0	HBP 0	BLK 0	WP 0	HR 2	S 31	P 35	ERA 5.68	WHIP 1.579																	
											<b>PITCHER</b>	IP	WLS	BF	H	R	ER	SO	BB	IBB	HBP	BLK	WP	HR	S	P	ERA	WHIP						
												2.2		9	1	1	1	0	0	0	0	0	0	0	1	9	9	3.38	0.375					

**Detroit Tigers @ Baltimore Orioles**  
**Memorial Stadium, Baltimore, MD**  
 Thu Jun 24 1982, 7:05 PM EDT  
 Att. 27,191 - Unknown - 76 F

livebaseballscorecards.com

<b>AB</b>	34
<b>R</b>	7
<b>H</b>	10
<b>RBI</b>	6
<b>BB</b>	1
<b>SO</b>	2
<b>LOB</b>	10





Batter	1	2	3	4	5	6	7	8	9	AB R H RBI BB SO LOB	TOP		
Alan Trammell, R (1, 6) OBP: 0.304, SLG: 0.304	0-0 F6		0-0 F8		4-0 WP BB		0-0 FC5-4 G5-4-3 1-2f			3 0 0 0 1 0 1			
Enos Cabell, R (1, 5) OBP: 0.296, SLG: 0.367	0-0 FC4-6 1B		0-0 F8		0-0 6-3 1-3		0-0 G5-4-3 1-2f			4 0 1 0 0 0 2			
Kirk Gibson, L (1, 8) OBP: 0.342, SLG: 0.448	0-0 FC4-6 1-2f		0-3 K			0-0 F2		0-0 F7		4 0 0 0 0 1 1			
Lance Parrish, R (1, 2) OBP: 0.378, SLG: 0.518	0-0 F8			0-0 4-3 1B		0-0 1B 1B		0-3 K		4 1 2 0 0 1 1			
Larry Herndon, R (1, 7) OBP: 0.369, SLG: 0.576		0-3 K		0-0 4-3 1-2		0-0 1B 1B		0-0 5-3		4 0 1 0 0 1 1			
Mike Ivie, R (1, 10) Rick Leach, L (9, PH) OBP: 0.278, SLG: 0.324		0-0 HR		0-0 F3		0-0 1B 3-H		0-3 K	3 1 2 2 0 0 1 1 0 0 0 0 1 0				
Chet Lemon, R (1, 9) OBP: 0.360, SLG: 0.326		0-0 F5		0-0 F6		0-3 K		0-0 BLK 1B	4 0 1 0 0 1 3		AB 35 R 2 H 10 RBI 2 BB 1 SO 7 LOB 16		
John Wockenfuss, R (1, 3) Richie Hebner, L (9, PH) OBP: 0.350, SLG: 0.392		0-0 1B			0-0 G5-4-3 1B		0-0 F9		0-3 K 1-2	3 0 2 0 0 0 2 1 0 0 0 0 1 1			
Tom Brookens, R (1, 4) Lou Whitaker, L (9, PH) OBP: 0.303, SLG: 0.347		0-0 F8			0-0 G5-4-3 1-2f		0-0 FC5-4 1B		0-3 K	3 0 1 0 0 0 2 1 0 0 0 0 1 1			
<b>Inning Stats</b>	R: 0 H: 1 E: 0 LOB: 1 K: 0 BB: 0 S: 4 P: 4	R: 1 H: 2 E: 0 LOB: 1 K: 1 BB: 0 S: 7 P: 7	R: 0 H: 0 E: 0 LOB: 0 K: 1 BB: 0 S: 5 P: 5	R: 0 H: 1 E: 0 LOB: 1 K: 0 BB: 0 S: 4 P: 4	R: 0 H: 1 E: 0 LOB: 1 K: 0 BB: 1 S: 3 P: 7	R: 1 H: 3 E: 0 LOB: 2 K: 1 BB: 0 S: 8 P: 8	R: 0 H: 1 E: 0 LOB: 0 K: 0 BB: 0 S: 3 P: 3	R: 0 H: 0 E: 0 LOB: 0 K: 1 BB: 0 S: 5 P: 5	R: 0 H: 1 E: 0 LOB: 1 K: 3 BB: 0 S: 10 P: 10	1B: 9 SF: 0 2B: 0 SAC: 0 3B: 0 DP: 2 HR: 1 HBP: 0	WP: 2 PA: 36 PB: 0 SB: 0 CS: 0		
<b>PITCHER</b>	IP WLS BF H R ER SO BB IBB HBP BLK WP HR S P ERA WHIP											<b>PITCHER</b>	IP WLS BF H R ER SO BB IBB HBP BLK WP HR S P ERA WHIP
Mike Flanagan, L (1, 1) ERA: 2.98	7.0 W 29 9 2 2 3 1 0 0 0 1 1 34 38 2.57 1.429												
Tim Stoddard, R (8, 1) ERA: 3.1	2.0 S 7 1 0 0 4 0 0 0 0 1 0 0 15 15 0.00 0.500												

**Detroit Tigers @ Baltimore Orioles**  
 Memorial Stadium, Baltimore, MD  
 Fri Jun 25 1982, 7:05 PM EDT  
 Att. 25,230 - Unknown

livebaseballscorecards.com



BOTTOM

Detroit Tigers @ Baltimore Orioles  
Memorial Stadium, Baltimore, MD

Fri Jun 25 1982, 7:05 PM EDT  
Att. 25,230 - Unknown

livebaseballscorecards.com

AB	30
R	5
H	6
RBI	5
BB	5
SO	1
LOB	16



WP:	0	PA:	35
PB:	0	SB:	0
CS:	0		

AB R H RBI BB SO LOB

3	0	0	0	1	1	2	
4	0	0	1	0	0	4	
2	1	0	1	1	0	1	
1	0	1	1	0	0	0	
4	0	0	0	0	0	4	
3	1	1	1	1	0	0	
4	0	2	1	0	0	1	
4	0	0	0	0	0	3	
1	1	0	0	1	0	0	
2	0	1	0	0	0	1	
2	2	1	0	1	0	0	
1B:	4	SF:	0	WP:	0	PA:	35
2B:	2	SAC:	0	PB:	0	SB:	0
3B:	0	DP:	0	CS:	0		
HR:	0	HBP:	0				

Batter	1	2	3	4	5	6	7	8	9
Al Bumbry, L (1, 8) OBP: 0.309, SLG: 0.319	0-0 5-3 ①		4-0 FC6-4 BB		0-3 K2-3 ③		0-0 FC1-5 1B ①		
Rich Dauer, R (1, 4) OBP: 0.336, SLG: 0.402	0-0 5-3 ②		0-0 FC6-4 4-3 ①			0-0 F5 ①	0-0 F9 ②		
Ken Singleton, S (1, 9) John Lowenstein, L (7, 7) OBP: 0.368, SLG: 0.352 OBP: 0.407, SLG: 0.627	0-0 4-3 ③		0-0 4-3 ②			4-0 1B BB ①	0-0 1B ①		
Eddie Murray, S (1, 3) OBP: 0.382, SLG: 0.538		0-0 4-1 ①	0-0 F8 ③			0-0 4-3 ②	0-0 F9 ③		
Terry Crowley, L (1, 10) OBP: 0.400, SLG: 0.415		0-0 G3 ②		0-0 F7 ①		0-0 1B ①		4-0 BB ①	
Cal Ripken Jr., R (1, 5) OBP: 0.299, SLG: 0.465		0-0 2B ③		0-0 5-3 ②		0-0 1B ①		0-0 F3 ①	
Gary Roenicke, R (1, 7) (7, 9) OBP: 0.398, SLG: 0.556		0-0 F8 ③		0-0 5-3 ③		0-0 5-3 ③		0-0 F7 ②	
Joe Nolan, L (1, 2) Rick Dempsey, R (7, PH) OBP: 0.292, SLG: 0.380 OBP: 0.315, SLG: 0.331			4-0 BB 1B FC6-4 BB		0-0 6-3 ①		0-0 FC1-5 2B ①	0-0 F9 ③	
Lenn Sakata, R (1, 6) OBP: 0.328, SLG: 0.358			0-0 FC6-4 BB 1B ①		0-0 5-3 ②		4-0 FC1-5 1B BB ①		

Inning Stats	R: 0	H: 0	E: 0	K: 0	S: 3	LOB: 0	BB: 0	P: 3	R: 0	H: 1	E: 0	K: 0	S: 4	LOB: 1	BB: 0	P: 4	R: 2	H: 1	E: 0	K: 0	S: 4	LOB: 1	BB: 2	P: 12	R: 0	H: 0	E: 0	K: 0	S: 3	LOB: 0	BB: 0	P: 3	R: 0	H: 0	E: 0	K: 1	S: 5	LOB: 0	BB: 0	P: 5	R: 2	H: 2	E: 0	K: 0	S: 5	LOB: 1	BB: 1	P: 9	R: 1	H: 2	E: 0	K: 0	S: 5	LOB: 2	BB: 1	P: 9	R: 0	H: 0	E: 0	K: 0	S: 3	LOB: 1	BB: 1	P: 7
--------------	------	------	------	------	------	--------	-------	------	------	------	------	------	------	--------	-------	------	------	------	------	------	------	--------	-------	-------	------	------	------	------	------	--------	-------	------	------	------	------	------	------	--------	-------	------	------	------	------	------	------	--------	-------	------	------	------	------	------	------	--------	-------	------	------	------	------	------	------	--------	-------	------

PITCHER	IP	WLS	BF	H	R	ER	SO	BB	IBB	HBP	BLK	WP	HR	S	P	ERA	WHIP
Dan Petry, R (1, 1) ERA: 3.58	6.0	L	25	4	4	4	1	3	0	0	0	0	0	24	36	6.00	1.167
Pat Underwood, L (7, 1) ERA: 5.19	0.2		5	2	1	1	0	1	0	0	0	0	0	4	8	13.50	4.500
Elias Sosa, R (7, 1) ERA: 3.97	1.1		5	0	0	0	0	1	0	0	0	0	0	4	8	0.00	0.750

PITCHER	IP	WLS	BF	H	R	ER	SO	BB	IBB	HBP	BLK	WP	HR	S	P	ERA	WHIP
---------	----	-----	----	---	---	----	----	----	-----	-----	-----	----	----	---	---	-----	------

Batter	1	2	3	4	5	6	7	8	9	AB R H RBI BB SO LOB	TOP	
<b>Alan Trammell, R</b> (1, 6) OBP: 0.300, SLG: 0.299 <b>Jerry Turner, L</b> (8, PH) OBP: 0.232, SLG: 0.333 <b>Mark DeJohn, S</b> (8, 6) OBP: 0.348, SLG: 0.316	0-0 F8 		0-0 F7 		0-0 F7 			0-0 G3 		3 0 0 0 0 0 0 1 0 0 0 0 0 0 0 0 0 0 0 0 0	<b>Detroit Tigers @ Baltimore Orioles</b> Memorial Stadium, Baltimore, MD Sat Jun 26 1982, 7:05 PM EDT Att. 31,859 - Unknown - 88 F	
<b>Enos Cabell, R</b> (1, 5) OBP: 0.303, SLG: 0.373	0-0 		0-0 			0-0 		0-0 6-3 		4 0 3 0 0 0 0		
<b>Kirk Gibson, L</b> (1, 8) OBP: 0.337, SLG: 0.441	0-0 F4 		0-0 E6 			0-0 F8 		0-0 4-3 		4 0 0 0 0 0 3		
<b>Richie Hebner, L</b> (1, 10) OBP: 0.348, SLG: 0.382	0-0 L8 		0-0 F7 			4-0 		0-0 3-1 		3 0 0 0 1 0 3		
<b>Larry Herndon, R</b> (1, 7) OBP: 0.367, SLG: 0.575		0-0 6-3 		0-0 6-3 		0-0 		0-0 		4 1 1 0 0 0 2		
<b>Lou Whitaker, L</b> (1, 4) OBP: 0.306, SLG: 0.350		0-0 		0-0 3-1 			0-0 F7 		0-0 			4 0 2 1 0 0 0
<b>Chet Lemon, R</b> (1, 9) OBP: 0.358, SLG: 0.330		0-0 FC5-4 		0-3 K 			0-0 		0-0 L7 			4 0 1 0 0 1 2
<b>Rick Leach, L</b> (1, 3) OBP: 0.250, SLG: 0.289		0-0 F9 			0-0 4-3 		0-0 		0-0 F9 			4 0 0 0 0 0 3
<b>Bill Fahey, L</b> (1, 2) OBP: 0.125, SLG: 0.125			0-0 F8 		0-3 K 		0-0 				3 0 0 0 0 1 1	
<b>Inning Stats</b>	R: 0 H: 1 E: 0 LOB: 1 K: 0 BB: 0 S: 4 P: 4	R: 0 H: 1 E: 0 LOB: 1 K: 0 BB: 0 S: 4 P: 4	R: 0 H: 1 E: 1 LOB: 2 K: 0 BB: 0 S: 5 P: 5	R: 0 H: 0 E: 0 LOB: 0 K: 1 BB: 0 S: 5 P: 5	R: 0 H: 0 E: 0 LOB: 0 K: 1 BB: 0 S: 5 P: 5	R: 0 H: 1 E: 0 LOB: 1 K: 0 BB: 1 S: 3 P: 7	R: 0 H: 1 E: 0 LOB: 1 K: 0 BB: 0 S: 4 P: 4	R: 0 H: 0 E: 0 LOB: 0 K: 0 BB: 0 S: 3 P: 3	R: 1 H: 2 E: 0 LOB: 1 K: 0 BB: 0 S: 5 P: 5	1B: 5 SF: 0 2B: 2 SAC: 0 3B: 0 DP: 1 HR: 0 HBP: 0	WP: 0 PA: 35 PB: 0 SB: 2 CS: 0	
<b>PITCHER</b> <b>Dennis Martinez, R</b> (1, 1) ERA: 3.73	IP WLS BF H R ER SO BB IBB HBP BLK WP HR S P ERA WHIP 9.0 W 35 7 1 1 2 1 0 0 0 0 0 38 42 1.00 0.889											

livebaseballscorecards.com

<b>AB</b>	<b>34</b>
<b>R</b>	<b>1</b>
<b>H</b>	<b>7</b>
<b>RBI</b>	<b>1</b>
<b>BB</b>	<b>1</b>
<b>SO</b>	<b>2</b>
<b>LOB</b>	<b>14</b>



Batter	1	2	3	4	5	6	7	8	9	AB	R	H	RBI	BB	SO	LOB
<b>Al Bumbry, L</b> OBP: 0.308, SLG: 0.318 (1, 8) X	0-0 6-3 1B		0-0 4-3 1B		0-0 1-2 3-H 1B		0-0 F7			4	0	1	1	0	0	0
<b>Rich Dauer, R</b> OBP: 0.338, SLG: 0.403 (1, 4) X	0-0 G4-6-3 1B			0-0 6-3	0-0 4-3		0-0 1B			4	0	2	0	0	0	2
<b>Ken Singleton, S</b> OBP: 0.363, SLG: 0.346 (1, 10) X	0-0 G4-6-3 1-2f			0-0 6-3		0-0 F7	0-3 K			4	0	0	0	0	1	2
<b>Eddie Murray, S</b> OBP: 0.389, SLG: 0.545 (1, 3)		4-0 1-3 6-3 BB		0-0 1B		0-0 5-3 HR 2B	0-0 F8			3	1	2	0	1	0	1
<b>Cal Ripken Jr., R</b> OBP: 0.298, SLG: 0.459 (1, 5) X		0-0 6-3 1-2		0-0 4-3		4-0 5-3 HR BB	0-0 F3			3	1	0	0	1	0	2
<b>Jim Dwyer, L</b> OBP: 0.371, SLG: 0.464 (1, 9) X		0-0 1-3 2-3			0-0 F8 BB 1B 1B	0-0 5-3	0-0 F9			4	1	1	0	0	0	3
<b>Gary Roenicke, R</b> OBP: 0.395, SLG: 0.566 (1, 7) X		0-0 L1			0-0 F7	0-0 2-H 3-H HR	0-0 F4			4	1	1	3	0	0	2
<b>Rick Dempsey, R</b> OBP: 0.315, SLG: 0.327 (1, 2) X			0-0 4-3		4-0 1-2 1B BB	0-0 E6				2	0	0	0	1	0	0
<b>Lenn Sakata, R</b> OBP: 0.324, SLG: 0.352 (1, 6) S			0-3 K		0-0 F8	0-0 1-3				3	0	0	0	0	1	3

Inning Stats	R: 0	H: 1	E: 0	LOB: 0	K: 0	BB: 0	S: 3	P: 3	R: 0	H: 0	E: 0	LOB: 1	K: 0	BB: 1	S: 3	P: 7	R: 0	H: 0	E: 0	LOB: 0	K: 1	BB: 0	S: 5	P: 5	R: 0	H: 1	E: 0	LOB: 1	K: 0	BB: 0	S: 4	P: 4	R: 1	H: 2	E: 0	LOB: 2	K: 0	BB: 1	S: 5	P: 9	R: 3	H: 2	E: 1	LOB: 1	K: 0	BB: 1	S: 6	P: 10	R: 0	H: 1	E: 0	LOB: 1	K: 1	BB: 0	S: 6	P: 6	R: 0	H: 0	E: 0	LOB: 0	K: 0	BB: 0	S: 3	P: 3
<b>PITCHER</b> <b>Milt Wilcox, R</b> ERA: 3.55 (1, 1)	IP	WLS	BF	H	R	ER	SO	BB	IBB	HBP	BLK	WP	HR	S	P	ERA	WHIP	IP	WLS	BF	H	R	ER	SO	BB	IBB	HBP	BLK	WP	HR	S	P	ERA	WHIP	IP	WLS	BF	H	R	ER	SO	BB	IBB	HBP	BLK	WP	HR	S	P	ERA	WHIP													


**BOTTOM**

**Detroit Tigers @ Baltimore Orioles**  
Memorial Stadium, Baltimore, MD

Sat Jun 26 1982, 7:05 PM EDT  
Att: 31,859 - Unknown - 88 F

livebaseballscorecards.com

<b>AB</b>	<b>31</b>
<b>R</b>	<b>4</b>
<b>H</b>	<b>7</b>
<b>RBI</b>	<b>4</b>
<b>BB</b>	<b>3</b>
<b>SO</b>	<b>2</b>
<b>LOB</b>	<b>15</b>



<b>WP: 0</b>	<b>PA: 34</b>
<b>PB: 0</b>	<b>SB: 0</b>
<b>CS: 0</b>	

Batter	1	2	3	4	5	6	7	8	9	AB R H RBI BB SO LOB	TOP									
<b>Alan Trammell, R</b> (1, 6) <small>OBP: 0.296, SLG: 0.294</small> <b>Mark DeJohn, S</b> (6, 6) <small>OBP: 0.320, SLG: 0.286</small>	0-0 F7	0-0 F3			0-0 5-3		0-3 K		0-0 5-3	3 0 0 0 0 0 2 2 0 0 0 0 1 0										
<b>Enos Cabell, R</b> (1, 5) <small>OBP: 0.301, SLG: 0.369</small>	0-0 6-3				0-0 1-3		0-0 1B		0-0 5-3	5 0 1 0 0 1 0										
<b>Kirk Gibson, L</b> (1, 8) <small>OBP: 0.338, SLG: 0.440</small>	0-0 1B 1B				0-0 FC5-4 1B		0-0 F8		0-0 G3	5 0 2 0 0 0 1										
<b>Richie Hebner, L</b> (1, 10) <small>OBP: 0.366, SLG: 0.397</small>	0-0 1-2 1B				0-0 FC5-4 1B		0-0 1B 1B		4-0 1B BB	3 1 3 0 1 0 0										
<b>Larry Herndon, R</b> (1, 7) <small>OBP: 0.365, SLG: 0.570</small> <b>Lynn Jones, R</b> (5, 7) <small>OBP: 0.200, SLG: 0.216</small>	0-0 F9				0-0 FC5-4 1-2f 2-3		0-0 F7		0-0 F7	2 0 0 0 0 0 4 2 0 0 0 0 0 2										
<b>Lou Whitaker, L</b> (1, 4) <small>OBP: 0.305, SLG: 0.348</small> <b>Tom Brookens, R</b> (3, 4) <small>OBP: 0.317, SLG: 0.373</small>					0-0 2B		0-0 1-3 1B		0-0 F8	1 0 0 0 0 0 0 3 0 2 0 0 0 1										
<b>Chet Lemon, R</b> (1, 9) <small>OBP: 0.360, SLG: 0.330</small>					0-0 L4		0-0 F9		4-0 1-2 1B BB	3 0 1 0 1 0 3										
<b>Rick Leach, L</b> (1, 3) <small>OBP: 0.273, SLG: 0.310</small>					0-0 F4		0-0 F7		0-0 1-2 2-H 1B	4 0 2 1 0 0 3										
<b>Bill Fahey, L</b> (1, 2) <small>OBP: 0.100, SLG: 0.100</small>					0-0 L6		0-0 F9		0-0 F6	4 0 0 0 0 1 5										
<b>Inning Stats</b>	R: 0 E: 0 K: 0 S: 5	H: 2 LOB: 2 BB: 0 P: 5	R: 0 E: 0 K: 1 S: 7	H: 2 LOB: 2 BB: 0 P: 7	R: 0 E: 0 K: 1 S: 6	H: 2 LOB: 1 BB: 0 P: 6	R: 0 E: 0 K: 0 S: 4	H: 1 LOB: 1 BB: 0 P: 4	R: 0 E: 0 K: 0 S: 3	H: 0 LOB: 0 BB: 0 P: 3	R: 0 E: 0 K: 1 S: 6	H: 1 LOB: 1 BB: 0 P: 6	R: 1 E: 0 K: 0 S: 4	H: 1 LOB: 2 BB: 2 P: 12	R: 0 E: 0 K: 0 S: 3	H: 0 LOB: 0 BB: 0 P: 3	1B: 10 2B: 1 3B: 0 HR: 0	SF: 0 SAC: 0 DP: 0 HBP: 0	WP: 0 PB: 0 SB: 0 CS: 0	PA: 39
<b>PITCHER</b>	IP WLS BF H R ER SO BB IBB HBP BLK WP HR S P ERA WHIP																			
<b>Jim Palmer, R</b> (1, 1) <small>ERA: 4.18</small> <b>Storm Davis, R</b> (8, 1) <small>ERA: 1.27</small>	7.2 W 35 11 1 1 3 2 0 0 0 0 0 0 39 47 1.17 1.696																			
	1.1 4 0 0 0 0 0 0 0 0 0 0 0 4 4 0.00 0.000																			

**Detroit Tigers @ Baltimore Orioles**  
**Memorial Stadium, Baltimore, MD**

Sun Jun 27 1982, 3:33 AM EDT  
 Att. 43,938 - Unknown - 87 F

[livebaseballscorecards.com](http://livebaseballscorecards.com)

<b>AB</b>	37
<b>R</b>	1
<b>H</b>	11
<b>RBI</b>	1
<b>BB</b>	2
<b>SO</b>	3
<b>LOB</b>	21







Batter	1	2	3	4	5	6	7	8	9	AB R H RBI BB SO LOB	TOP	
Jerry Remy, L (1, 4) OBP: 0.349, SLG: 0.315	4-0 HR BB		x 0-0 F8		BBB 4-0 BB			x 0-0 4-3		2 1 0 0 2 0 0	<p><b>Boston Red Sox @ Detroit Tigers</b>  Tiger Stadium, Detroit, MI  Tue Jun 29 1982, 7:05 PM EDT  Att. 32,697 - Unknown - 78 F</p>	
Dwight Evans, R (1, 9) OBP: 0.388, SLG: 0.438	0-0 1-H HR		x 0-0 F7		x 0-0 L7			x 0-0 5-3		4 1 1 2 0 0 1		
Jim Rice, R (1, 7) OBP: 0.391, SLG: 0.486	4-0 G4-6-3 BB		x 0-0 4-3		x 0-0 F7			x 0-0 HR		3 1 1 1 1 0 1		
Carl Yastrzemski, L (1, 10) OBP: 0.385, SLG: 0.498	0-0 F9		x 0-0 F7		x 0-0 P6			x 0-0 4-3		4 0 0 0 0 0 1		
Wade Boggs, L (1, 5) OBP: 0.390, SLG: 0.453	0-0 G4-6-3 1-2f		x 0-0 3-1 1B		x 0-0 FC6-4 1B			x 0-0 3-1		4 0 2 0 0 0 1		
Dave Stapleton, R (1, 3) OBP: 0.299, SLG: 0.387		x 0-0 4-3		x 0-0 3-1 1-2		x 0-0 FC6-4 PO 1-2f		x 0-0 1B 1B		4 0 1 0 0 0 2		
Rich Gedman, L (1, 2) OBP: 0.323, SLG: 0.432		x 0-0 4-3		H 1-0 FC5-4 HBP		x 0-0 PO 1-2	x 0-0 F8	x 0-0 G5-4-3 1B		3 0 1 0 0 0 0		
Glenn Hoffman, R (1, 6) OBP: 0.303, SLG: 0.357		x 0-0 P3		x 0-0 FC5-4 1-2f		x 0-0 F9		x 0-0 G5-4-3 1-2f		4 0 0 0 0 0 4		
Rick Miller, L (1, 8) OBP: 0.338, SLG: 0.327			x 0-0 HR		x 0-0 6-3		x 0-0 F8			3 1 1 1 0 0 0		
<b>Inning Stats</b>	R: 2 H: 1 E: 0 LOB: 0 K: 0 BB: 2 S: 3 P: 11	R: 0 H: 0 E: 0 LOB: 0 K: 0 BB: 0 S: 3 P: 3	R: 1 H: 1 E: 0 LOB: 0 K: 0 BB: 0 S: 4 P: 4	R: 0 H: 1 E: 0 LOB: 2 K: 0 BB: 0 S: 4 P: 5	R: 0 H: 0 E: 0 LOB: 1 K: 0 BB: 1 S: 3 P: 7	R: 0 H: 1 E: 0 LOB: 0 K: 0 BB: 0 S: 3 P: 3	R: 0 H: 0 E: 0 LOB: 0 K: 0 BB: 0 S: 3 P: 3	R: 1 H: 1 E: 0 LOB: 0 K: 0 BB: 0 S: 4 P: 4	R: 0 H: 2 E: 0 LOB: 1 K: 0 BB: 0 S: 4 P: 4	1B: 4 SF: 0 2B: 0 SAC: 0 3B: 0 DP: 2 HR: 3 HBP: 1	WP: 0 PA: 36 PB: 0 SB: 0 CS: 0	
<b>PITCHER</b> Jerry Ujdur, R (1, 1) ERA: 3.75	IP WLS BF H R ER SO BB IBB HBP BLK WP HR S P ERA WHIP	9.0 L 35 7 4 4 0 3 0 1 0 0 3 31 44 4.00 1.111										

livebaseballscorecards.com

<b>AB</b>	31
<b>R</b>	4
<b>H</b>	7
<b>RBI</b>	4
<b>BB</b>	3
<b>SO</b>	0
<b>LOB</b>	10









Batter	1	2	3	4	5	6	7	8	9	AB R H RBI BB SO LOB	TOP											
Wade Boggs, L (1, 3) OBP: 0.388, SLG: 0.459	0-0 G5-4-3 1B		0-0 1-2 1B		0-0 2-H HR 2B		0-0 1-2f G6-4-3			4 1 3 1 0 0 1	<b>Boston Red Sox @ Detroit Tigers</b> Tiger Stadium, Detroit, MI Thu Jul 01 1982, 7:05 PM EDT Att: 27,243 - Unknown											
Dwight Evans, R (1, 9) OBP: 0.385, SLG: 0.441	0-0 G5-4-3 1-2f		0-0 G5-3 2-3f		0-0 2-H HR			0-3 K		4 1 1 2 0 1 3												
Jim Rice, R (1, 7) OBP: 0.385, SLG: 0.488	0-3 K			0-3 K	0-0 F9			0-0 4-3		4 0 0 0 0 2 0												
Carl Yastrzemski, L (1, 10) OBP: 0.381, SLG: 0.493		0-0 4-3		0-0 FC6-4 1B		0-0 F8		0-3 K		4 0 1 0 0 1 0												
Rich Gedman, L (1, 2) OBP: 0.321, SLG: 0.432		0-0 2B		0-3 K		0-0 F7		0-0 4-3		4 0 1 0 0 1 1												
Dave Stapleton, R (1, 4) OBP: 0.293, SLG: 0.378		0-0 6-3		0-0 FC6-4 1-2f		0-0 4-3		0-0 1-3		4 0 0 0 0 0 2												
Ed Jurak, R (1, 5) OBP: 0.333, SLG: 0.333		0-0 L4			0-3 K		0-0 SH1-4 1B 1B		0-0 1B	4 1 2 0 0 1 1												
Glenn Hoffman, R (1, 6) OBP: 0.298, SLG: 0.350			0-0 6-3		0-0 F9		0-0 SH1-4 1-2		0-0 F8	3 0 0 0 0 0 1												
Rick Miller, L (1, 8) OBP: 0.340, SLG: 0.330			0-0 G5-3 1B 1B		0-0 E5 2B		0-0 G6-4-3 2-H 1B			3 1 2 1 0 0 0												
<b>Inning Stats</b>	R: 0 E: 0 K: 1 S: 5	H: 1 LOB: 0 BB: 0 P: 5	R: 0 E: 0 K: 0 S: 4	H: 1 LOB: 1 BB: 0 P: 4	R: 0 E: 0 K: 0 S: 4	H: 2 LOB: 1 BB: 0 P: 4	R: 0 E: 0 K: 2 S: 8	H: 1 LOB: 1 BB: 0 P: 8	R: 3 E: 1 K: 1 S: 8	H: 2 LOB: 0 BB: 0 P: 8	R: 0 E: 0 K: 0 S: 3	H: 0 LOB: 0 BB: 0 P: 3	R: 1 E: 0 K: 0 S: 4	H: 2 LOB: 0 BB: 0 P: 4	R: 0 E: 0 K: 2 S: 7	H: 0 LOB: 0 BB: 0 P: 7	R: 0 E: 0 K: 0 S: 4	H: 1 LOB: 1 BB: 0 P: 4	1B: 7 2B: 2 3B: 0 HR: 1	SF: 0 SAC: 1 DP: 3 HBP: 0	WP: 0 PB: 0 SB: 0 CS: 0	PA: 35
<b>PITCHER</b> Milt Wilcox, R (1, 1) ERA: 3.35	IP: 9.0 WLS: W BF: 35 H: 10 R: 4 ER: 1 SO: 6 BB: 0 IBB: 0 HBP: 0 BLK: 0 WP: 0 HR: 1 S: 47 P: 47 ERA: 1.00 WHIP: 1.111											<b>PITCHER</b>	IP: 9.0 WLS: W BF: 35 H: 10 R: 4 ER: 1 SO: 6 BB: 0 IBB: 0 HBP: 0 BLK: 0 WP: 0 HR: 1 S: 47 P: 47 ERA: 1.00 WHIP: 1.111									

<b>AB</b>	34
<b>R</b>	4
<b>H</b>	10
<b>RBI</b>	4
<b>BB</b>	0
<b>SO</b>	6
<b>LOB</b>	9



livebaseballscorecards.com

BOTTOM

Boston Red Sox @ Detroit Tigers  
Tiger Stadium, Detroit, MI  
Thu Jul 01 1982, 7:05 PM EDT  
Att. 27,243 - Unknown

livebaseballscorecards.com

AB 35  
R 5  
H 11  
RBI 5  
BB 3  
SO 3  
LOB 11



WP: 0 PA: 38  
PB: 0  
SB: 0  
CS: 1

AB R H RBI BB SO LOB  
3 0 0 0 0 0 2  
1 0 1 0 1 0 0

5 0 3 3 0 0 1

3 0 0 0 1 0 2

4 0 2 0 0 1 1

4 0 0 0 0 0 3

4 0 0 0 0 0 0

3 1 1 0 0 0 0  
1 0 1 0 0 0 0

3 1 1 1 0 1 0  
0 1 0 0 1 0 0

4 2 2 1 0 1 2


1B: 6 SF: 0  
2B: 5 SAC: 0  
3B: 0 DP: 0  
HR: 0 HBP: 0

Batter	1	2	3	4	5	6	7	8	9
Lynn Jones, R (1, 9) OBP: 0.229, SLG: 0.250 Jerry Turner, L (7, PH) OBP: 0.245, SLG: 0.337 (8, 9)	0-0 F8		0-0 5-3	0-0 1-3			4-0 FC6-4 BB		0-0 2B 1B
Kirk Gibson, L (1, 8) OBP: 0.346, SLG: 0.449	0-0 CS 1B		0-0 2-H 1B		0-0 G3		0-0 FC6-4 1-2f		0-0 1-3 2-H 3-H 2B
Larry Herndon, R (1, 7) OBP: 0.361, SLG: 0.560	4-0 1B BB		0-0 P4		0-0 6-3		0-0 6-3		
Lance Parrish, R (1, 2) OBP: 0.391, SLG: 0.528	0-0 1-2 1B		0-0 F8		0-0 E7 1B			0-3 K	
Mike Ivie, R (1, 10) OBP: 0.309, SLG: 0.486	0-0 P6			0-0 F7	0-0 5-3			0-0 5-3	
Enos Cabell, R (1, 5) OBP: 0.291, SLG: 0.357 (7, 3)		0-0 F8		0-0 L6		0-0 5-3		0-0 P3	
John Wockenfuss, R (1, 3) OBP: 0.352, SLG: 0.330 Lou Whitaker, L (7, 4) OBP: 0.308, SLG: 0.356		0-0 F8		0-0 2B		0-0 4-3			0-0 FC1-5 2B
Tom Brookens, R (1, 4) OBP: 0.325, SLG: 0.385 (7, 5) Richie Hebner, L (9, PH) OBP: 0.376, SLG: 0.450		0-0 1-3		0-0 1B 2B		0-3 K		4-0 1B 2B BB	4-0 FC1-5 2B BB
Alan Trammell, R (1, 6) OBP: 0.294, SLG: 0.311			0-0 1B 2B	0-0 2-H 1B			0-3 K		0-0 FC1-5 1B 2B

Inning Stats	R: 0	H: 2	E: 0	LOB: 2	K: 0	BB: 1	S: 4	P: 8	R: 0	H: 0	E: 0	LOB: 0	K: 0	BB: 0	S: 3	P: 3	R: 1	H: 2	E: 0	LOB: 1	K: 0	BB: 0	S: 5	P: 5	R: 2	H: 3	E: 0	LOB: 1	K: 0	BB: 0	S: 6	P: 6	R: 0	H: 1	E: 1	LOB: 1	K: 0	BB: 0	S: 4	P: 4	R: 0	H: 0	E: 0	LOB: 0	K: 1	BB: 0	S: 5	P: 5	R: 0	H: 0	E: 0	LOB: 1	K: 1	BB: 1	S: 5	P: 9	R: 0	H: 0	E: 0	LOB: 0	K: 1	BB: 0	S: 5	P: 5	R: 2	H: 3	E: 0	LOB: 2	K: 0	BB: 1	S: 4	P: 8
--------------	------	------	------	--------	------	-------	------	------	------	------	------	--------	------	-------	------	------	------	------	------	--------	------	-------	------	------	------	------	------	--------	------	-------	------	------	------	------	------	--------	------	-------	------	------	------	------	------	--------	------	-------	------	------	------	------	------	--------	------	-------	------	------	------	------	------	--------	------	-------	------	------	------	------	------	--------	------	-------	------	------

PITCHER	IP	WLS	BF	H	R	ER	SO	BB	IBB	HBP	BLK	WP	HR	S	P	ERA	WHIP
John Tudor, L (1, 1) ERA: 3.65	5.0		23	8	3	3	0	1	0	0	0	0	0	22	26	5.40	1.800
Bob Stanley, R (6, 1) ERA: 3.18	3.1	L	14	2	2	2	3	2	0	0	0	0	0	18	26	5.40	1.200
Mark Clear, R (9, 1) ERA: 1.92	0.0		1	1	0	0	0	0	0	0	0	0	0	1	1	∞	∞

PITCHER	IP	WLS	BF	H	R	ER	SO	BB	IBB	HBP	BLK	WP	HR	S	P	ERA	WHIP
---------	----	-----	----	---	---	----	----	----	-----	-----	-----	----	----	---	---	-----	------

Batter	1	2	3	4	5	6	7	8	9	AB R H RBI BB SO LOB	TOP												
<b>Jim Dwyer, L</b> (1, 9) <small>OBP: 0.371, SLG: 0.435</small> <b>Benny Ayala, R</b> (8, PH) <small>OBP: 0.339, SLG: 0.571</small> <b>Al Bumbry, L</b> (8, PR) <small>OBP: 0.304, SLG: 0.311</small>	0-0 1-3	4-0 1-2 BB		0-0 F7		0-0 4-3		4-0 IBB		3 0 0 0 1 0 1 0 0 0 0 1 0 0 0 0 0 0 0 0 0													
<b>Joe Nolan, L</b> (1, 2) <small>OBP: 0.288, SLG: 0.366</small> <b>Rick Dempsey, R</b> (8, PH) <small>OBP: 0.312, SLG: 0.323</small>	0-0 G3 BB 1B	0-0 F9			4-0 BB HR BB	0-0 G3		0-3 K		3 1 1 0 1 0 2 1 0 0 0 0 1 2													
<b>Cal Ripken Jr., R</b> (1, 6) <small>OBP: 0.301, SLG: 0.458</small>	4-0 G3 BB 1-2		0-0 6-3		4-0 BB HR BB	0-0		0-3 K2-3		3 2 1 1 2 1 2													
<b>Eddie Murray, S</b> (1, 3) <small>OBP: 0.401, SLG: 0.570</small>	0-0 G3 1-2 2-3		0-0 F8		0-0 HR 1-H 2-H	0-0 F9			0-0 4-3	5 1 1 3 0 0 2													
<b>John Lowenstein, L</b> (1, 7) <small>OBP: 0.401, SLG: 0.599</small> <b>Dan Ford, R</b> (7, PH) <small>OBP: 0.283, SLG: 0.389</small>	0-0 3-1		0-0 FC5-4 1B		0-3 K		0-0 F8		0-3 K	3 0 1 0 0 1 2 2 0 0 0 0 1 0													
<b>Ken Singleton, S</b> (1, 10) <small>OBP: 0.364, SLG: 0.347</small>		0-0 4-3	0-0 FC5-4 1-2f		0-0 BB 1B		0-0 4-3		0-0 F7	5 0 1 0 0 0 1													
<b>Gary Roenicke, R</b> (1, 8) <small>OBP: 0.394, SLG: 0.560</small>		4-0 WP 1B BB		0-0 4-3 2B	0-3 K		0-0 F8			3 1 1 0 1 1 1	<b>AB</b> 33 <b>R</b> 5 <b>H</b> 7 <b>RBI</b> 5 <b>BB</b> 8 <b>SO</b> 6 <b>LOB</b> 18												
<b>Floyd Rayford, R</b> (1, 5) <small>OBP: 0.267, SLG: 0.083</small>		0-0 5-3 1-2		0-3 K	4-0 BB 1-2			4-0 SH1-4 BB		2 0 0 0 2 1 2													
<b>Rich Dauer, R</b> (1, 4) <small>OBP: 0.336, SLG: 0.398</small>		0-0 BB 1B 2-H		0-0 4-3 2-3	0-0 F9			0-0 SH1-4		3 0 1 1 0 0 3													
<b>Inning Stats</b>	R: 0 E: 0 K: 0 S: 4	H: 1 LOB: 2 BB: 1 P: 8	R: 1 E: 0 K: 0 S: 4	H: 1 LOB: 2 BB: 2 P: 12	R: 0 E: 0 K: 0 S: 4	H: 1 LOB: 1 BB: 0 P: 4	R: 0 E: 0 K: 1 S: 6	H: 1 LOB: 1 BB: 0 P: 6	R: 3 E: 0 K: 2 S: 9	H: 2 LOB: 2 BB: 3 P: 21	R: 1 E: 0 K: 0 S: 4	H: 1 LOB: 0 BB: 0 P: 4	R: 0 E: 0 K: 0 S: 3	H: 0 LOB: 0 BB: 0 P: 3	R: 0 E: 0 K: 2 S: 7	H: 0 LOB: 2 BB: 2 P: 15	R: 0 E: 0 K: 1 S: 5	H: 0 LOB: 0 BB: 0 P: 5	1B: 4 2B: 1 3B: 0 HR: 2	SF: 0 SAC: 1 DP: 0 HBP: 0	WP: 1 PB: 0 SB: 0 CS: 0	PA: 42	
<b>PITCHER</b>	IP WLS BF H R ER SO BB IBB HBP BLK WP HR S P ERA WHIP																						
<b>Jack Morris, R</b> (1, 1) <small>ERA: 4.46</small> <b>Aurelio Lopez, R</b> (5, 1) <small>ERA: 5.61</small> <b>Pat Underwood, L</b> (6, 1) <small>ERA: 4.91</small> <b>Dave Tobik, R</b> (8, 1) <small>ERA: 2.63</small>	4.2 0 26 6 4 4 3 6 0 0 0 1 1 26 50 7.71 2.571	0.1 1 0 0 0 0 0 0 0 0 0 0 0 1 1 0.00 0.000	2.1 L 10 1 1 1 0 1 1 0 0 0 1 8 16 3.86 0.857	1.2 5 0 0 0 0 3 0 0 0 0 0 0 11 11 0.00 0.000																			

**Baltimore Orioles @ Detroit Tigers**  
 Tiger Stadium, Detroit, MI  
 Fri Jul 02 1982, 7:05 PM EDT  
 Att: 26,477 - Unknown

livebaseballscorecards.com



Batter	1	2	3	4	5	6	7	8	9	AB	R	H	RBI	BB	SO	LOB
Lynn Jones, R OBP: 0.250, SLG: 0.271 (1, 9)	0-0 F9		0-0 CS 1-3 3-H 1B		0-0 L5		0-0 1-3 1B			4	0	2	1	0	0	0
Kirk Gibson, L OBP: 0.341, SLG: 0.444 (1, 8)	0-3 K		0-0 SF8 3-H		0-0 F8		0-0 G3			3	0	0	1	0	1	2
Larry Herndon, R OBP: 0.360, SLG: 0.556 (1, 7)	0-0 F9		0-0 CS 1-2	0-0 S HR 1B		0-0 6-3		0-3 K		4	1	1	0	0	1	0
Lance Parrish, R OBP: 0.393, SLG: 0.544 (1, 2)		0-0 F9		0-0 HR		0-0 FC5-4 1B		0-3 K		4	1	2	2	0	1	0
Richie Hebner, L OBP: 0.371, SLG: 0.443 Mike Ivie, R OBP: 0.305, SLG: 0.480 (1, 10) (6, PH)		0-0 4-3		0-0 F8		0-3 K		0-3 K		2	0	0	0	0	0	0
Rick Leach, L OBP: 0.260, SLG: 0.277 John Wockenfuss, R OBP: 0.349, SLG: 0.327 (1, 3) (6, PH) (7, 3)		0-0 G3		0-0 4-3		0-0 FC5-4 1-2f		0-3 K		2	0	0	0	0	0	0
Jerry Turner, L OBP: 0.242, SLG: 0.333 (9, PH)									0-3 K	1	0	0	0	0	1	0
Lou Whitaker, L OBP: 0.315, SLG: 0.357 (1, 4)			0-0 E5 1B 1B	4-0 FC6-4 BB		0-0 F8		4-0 BB BB BB	4-0 BB BB	2	1	1	0	2	0	0
Tom Brookens, R OBP: 0.318, SLG: 0.377 Chet Lemon, R OBP: 0.353, SLG: 0.322 (1, 5) (9, PH)			0-0 E5 1B SF8	0-0 FC6-4 1-2f		0-0 4-3		0-0 F9		3	1	0	0	0	0	2
Alan Trammell, R OBP: 0.294, SLG: 0.308 Enos Cabell, R OBP: 0.290, SLG: 0.356 (1, 6) (9, PH)			0-0 P4		0-3 K		4-0 1B BB	0-0 P4		2	0	0	0	1	1	2

Inning Stats	R: 0	H: 0	E: 0	LOB: 0	K: 1	BB: 0	S: 5	P: 5	R: 0	H: 0	E: 0	LOB: 0	K: 0	BB: 0	S: 5	P: 3	R: 2	H: 2	E: 2	LOB: 0	K: 0	BB: 0	S: 5	P: 5	R: 2	H: 2	E: 0	LOB: 1	K: 0	BB: 1	S: 5	P: 9	R: 0	H: 0	E: 0	LOB: 0	K: 1	BB: 0	S: 5	P: 5	R: 0	H: 1	E: 0	LOB: 1	K: 1	BB: 0	S: 6	P: 6	R: 0	H: 1	E: 0	LOB: 2	K: 0	BB: 1	S: 4	P: 8	R: 0	H: 0	E: 0	LOB: 0	K: 3	BB: 0	S: 9	P: 9	R: 0	H: 0	E: 0	LOB: 1	K: 1	BB: 1	S: 5	P: 9	1B: 5	SF: 1	2B: 0	SAC: 0	3B: 0	DP: 0	HR: 1	HBP: 0
--------------	------	------	------	--------	------	-------	------	------	------	------	------	--------	------	-------	------	------	------	------	------	--------	------	-------	------	------	------	------	------	--------	------	-------	------	------	------	------	------	--------	------	-------	------	------	------	------	------	--------	------	-------	------	------	------	------	------	--------	------	-------	------	------	------	------	------	--------	------	-------	------	------	------	------	------	--------	------	-------	------	------	-------	-------	-------	--------	-------	-------	-------	--------

PITCHER	IP	WLS	BF	H	R	ER	SO	BB	IBB	HBP	BLK	WP	HR	S	P	ERA	WHIP
Jim Palmer, R ERA: 4.15 (1, 1)	5.0	W	20	4	4	2	2	1	0	0	0	0	1	23	27	3.60	1.000
Tippy Martinez, L ERA: 4.1 (6, 1)	2.0		9	2	0	0	1	1	0	0	0	0	0	10	14	0.00	1.500
Tim Stoddard, R ERA: 2.8 (8, 1)	2.0	S	7	0	0	0	4	1	0	0	0	0	0	14	18	0.00	0.500

BOTTOM

Baltimore Orioles @ Detroit Tigers  
Tiger Stadium, Detroit, MI  
Fri Jul 02 1982, 7:05 PM EDT  
Att. 26,477 - Unknown

livebaseballscorecards.com

AB	32
R	4
H	6
RBI	4
BB	3
SO	7
LOB	10



WP: 0	PA: 37
PB: 0	
SB: 1	
CS: 1	

Batter	1	2	3	4	5	6	7	8	9	AB R H RBI BB SO LOB	TOP		
Al Bumbry, L (1, 8) OBP: 0.308, SLG: 0.313	0-0 K2-3-2 1B		0-0 F7		0-0 2B 1B	0-0 G1		4-0 1-2 BB		4 1 2 0 1 0 1			
Dan Ford, R (1, 9) OBP: 0.281, SLG: 0.397	0-3 K2-3-2 1-1		0-0 1-3		0-0 F8	0-0 HR		0-0 L4-6 1-2		5 1 1 2 0 1 4			
Ken Singleton, S (1, 10) OBP: 0.370, SLG: 0.365	0-0 HR		4-0 BB		0-0 1-H 2B	4-0 BB				3 1 2 2 2 0 0			
Eddie Murray, S (1, 3) OBP: 0.397, SLG: 0.559	0-0 6-3		0-0 F8		4-0 4-3 IBB	0-0 F3				4 0 0 0 1 0 2			
Cal Ripken Jr., R (1, 6) OBP: 0.303, SLG: 0.468		0-0 P3		0-0 HR	0-0 4-3 1-2f		0-0 G4-6-3 1B			5 1 2 1 0 0 2			
Joe Nolan, L (1, 2) OBP: 0.306, SLG: 0.423		0-0 F9 2B		0-0 HR		0-0 HR 1B	0-0 G4-6-3 1-2f			4 2 3 1 0 0 1			
Gary Roenicke, R (1, 7) OBP: 0.391, SLG: 0.551		4-0 BB		0-0 4-3		0-0 P3	0-0 P4			3 0 0 0 1 0 1			
Floyd Rayford, R (1, 5) OBP: 0.263, SLG: 0.313		0-0 F9 2-3		0-3 K		0-0 1-H HR		0-0 5-3		4 1 1 2 0 1 2			
Rich Dauer, R (1, 4) OBP: 0.338, SLG: 0.397		0-0 F8		0-0 F9		0-0 G1 HR 1B		4-0 BB BB		3 1 1 0 1 0 2			
<b>Inning Stats</b>	R: 1 E: 0 K: 1 S: 6 H: 2 LOB: 0 BB: 0 P: 6	R: 0 E: 0 K: 0 S: 4 H: 1 LOB: 2 BB: 1 P: 8	R: 0 E: 0 K: 0 S: 3 H: 0 LOB: 1 BB: 1 P: 7	R: 2 E: 0 K: 1 S: 7 H: 2 LOB: 0 BB: 0 P: 7	R: 1 E: 0 K: 0 S: 4 H: 2 LOB: 1 BB: 1 P: 8	R: 4 E: 0 K: 0 S: 7 H: 4 LOB: 1 BB: 1 P: 11	R: 0 E: 0 K: 0 S: 3 H: 1 LOB: 0 BB: 0 P: 3	R: 0 E: 0 K: 0 S: 2 H: 0 LOB: 1 BB: 2 P: 10	R: 0 E: 0 K: 0 S: 3 H: 0 LOB: 0 BB: 0 P: 3	1B: 5 2B: 5 3B: 0 HR: 5 SF: 0 SAC: 0 DP: 4 HBP: 0	WP: 0 PB: 0 SB: 0 CS: 0 PA: 41		
<b>PITCHER</b>	IP WLS BF H R ER SO BB IBB HBP BLK WP HR S P ERA WHIP											<b>PITCHER</b>	IP WLS BF H R ER SO BB IBB HBP BLK WP HR S P ERA WHIP
Jerry Ujdur, R (1, 1) ERA: 4.24	4.1 L 21 7 4 4 2 2 0 0 0 0 0 3 23 31 8.31 2.077												
Aurelio Lopez, R (5, 1) ERA: 6.67	1.1 8 4 4 4 0 0 1 0 0 0 2 7 11 27.00 3.000												
Kevin Saucier, L (6, 1) ERA: 3.34	2.1 9 1 0 0 0 3 0 0 0 0 0 6 18 0.00 1.714												
Elias Sosa, R (9, 1) ERA: 3.75	1.0 3 0 0 0 0 0 0 0 0 0 0 0 3 3 0.00 0.000												

**Baltimore Orioles @ Detroit Tigers**  
Tiger Stadium, Detroit, MI  
Sat Jul 03 1982, 7:05 PM EDT  
Att. 24,782 - Unknown

livebaseballscorecards.com

**AB 35**  
**R 8**  
**H 12**  
**RBI 8**  
**BB 6**  
**SO 2**  
**LOB 15**



Batter	1	2	3	4	5	6	7	8	9	AB	R	H	RBI	BB	SO	LOB
Lynn Jones, R OBP: 0.263, SLG: 0.283 (1, 9)	0-0 1B 1B		0-0 6-3		0-0 F8		0-0 F9		0-0 1B 1B	5	0	2	0	0	0	1
Rick Leach, L OBP: 0.273, SLG: 0.333 (1, 3)	0-0 L6		0-0 F9			0-0 HR	4-0 BB 1B BB		0-0 L3	4	1	1	1	1	0	2
Chet Lemon, R OBP: 0.362, SLG: 0.338 (1, 8)	0-0 1B 1-3		0-0 FC6-4 1B			0-0 2B	0-0 BB 1B 1-2 2-H		0-0 P4	5	0	4	1	0	0	1
Lance Parrish, R OBP: 0.387, SLG: 0.536 (1, 2) Bill Fahey, L OBP: 0.100, SLG: 0.100 (7, 2) John Wockenfuss, R OBP: 0.359, SLG: 0.333 (7, PH) (8, 2)	0-0 4-3		0-0 FC6-4 1-2f			0-0 P4	4-0 BB 1B 1-2 2-3		0-0 1B	3	0	0	0	0	0	3
Richie Hebner, L OBP: 0.374, SLG: 0.436 (1, 10) Larry Herndon, R OBP: 0.359, SLG: 0.554 (9, PH)		4-0 BB BB		4-0 FC3-6 BB		0-0 4-3	0-0 F8		0-3 K	2	0	0	0	2	0	4
Jerry Turner, L OBP: 0.233, SLG: 0.320 (1, 7)		0-3 K		0-0 FC3-6 G4-6-3 1-2f		0-0 P6			0-0 F9	4	0	0	0	0	1	3
Lou Whitaker, L OBP: 0.314, SLG: 0.355 (1, 4)		0-0 F7		0-0 G4-6-3 1-2f			0-0 1B SF7 1B		0-0 4-3	4	1	1	0	0	0	2
Tom Brookens, R OBP: 0.329, SLG: 0.383 (1, 5)		4-0 BB 1-2		0-0 F9		0-0 F9	0-0 BB 1B 1-3		0-0 1B	3	1	2	0	1	0	0
Alan Trammell, R OBP: 0.289, SLG: 0.304 (1, 6)		0-0 P3		0-0 6-3			0-0 SF7 3-H		0-0 5-3	3	0	0	1	0	0	3

Inning Stats	R: 0	H: 2	E: 0	LOB: 1	K: 0	BB: 0	S: 4	P: 4	R: 0	H: 0	E: 0	LOB: 2	K: 1	BB: 2	S: 5	P: 13	R: 0	H: 1	E: 0	LOB: 1	K: 0	BB: 0	S: 4	P: 4	R: 0	H: 0	E: 0	LOB: 0	K: 0	BB: 1	S: 2	P: 6	R: 0	H: 0	E: 0	LOB: 0	K: 0	BB: 0	S: 3	P: 3	R: 1	H: 2	E: 0	LOB: 1	K: 0	BB: 0	S: 5	P: 5	R: 2	H: 3	E: 0	LOB: 3	K: 0	BB: 2	S: 6	P: 14	R: 0	H: 1	E: 0	LOB: 1	K: 0	BB: 0	S: 4	P: 4	R: 0	H: 2	E: 0	LOB: 2	K: 1	BB: 0	S: 7	P: 7	1B: 9	SF: 1	2B: 1	SAC: 0	3B: 0	DP: 1	HR: 1	HBP: 0	WP: 0	PA: 41
--------------	------	------	------	--------	------	-------	------	------	------	------	------	--------	------	-------	------	-------	------	------	------	--------	------	-------	------	------	------	------	------	--------	------	-------	------	------	------	------	------	--------	------	-------	------	------	------	------	------	--------	------	-------	------	------	------	------	------	--------	------	-------	------	-------	------	------	------	--------	------	-------	------	------	------	------	------	--------	------	-------	------	------	-------	-------	-------	--------	-------	-------	-------	--------	-------	--------

PITCHER	IP	WLS	BF	H	R	ER	SO	BB	IBB	HBP	BLK	WP	HR	S	P	ERA	WHIP
Storm Davis, R ERA: 1.93 (1, 1)	6.2	W	28	7	3	3	1	3	0	0	0	0	1	27	39	4.05	1.500
Ross Grimsley, L ERA: 4.74 (7, 1)	0.0		2	1	0	0	0	1	0	0	0	0	0	1	5	∞	∞
Don Stanhouse, R ERA: 5.52 (7, 1)	2.0		10	3	0	0	0	1	0	0	0	0	0	9	13	0.00	2.000
Tippy Martinez, L ERA: 4.07 (9, 1)	0.1		1	0	0	0	1	0	0	0	0	0	0	3	3	0.00	0.000

BOTTOM

Baltimore Orioles @ Detroit Tigers  
Tiger Stadium, Detroit, MI  
Sat Jul 03 1982, 7:05 PM EDT  
Att. 24,782 - Unknown

livebaseballscorecards.com

AB	35
R	3
H	11
RBI	3
BB	5
SO	2
LOB	21



Batter	1	2	3	4	5	6	7	8	9	AB R H RBI BB SO LOB	TOP	
Al Bumbry, L (1, 8) OBP: 0.311, SLG: 0.314	0-0 WP 4-3 1B		0-0 F7			0-3 K		4-0 HBP BB		3 1 1 0 1 1 0		
Rich Dauer, R (1, 4) OBP: 0.334, SLG: 0.393 Ken Singleton, S (8, PH) OBP: 0.372, SLG: 0.365 Bobby Bonner, R (8, 4) OBP: 0.198, SLG: 0.234	0-0 4-3 1-2		0-0 6-3			0-0 5-3		1-0 FC5-4 HBP 1-2 2-3		3 0 0 0 0 0 1 0 0 0 0 0 0 0 0 0 0 0 0 0 0		
Cal Ripken Jr., R (1, 6) OBP: 0.299, SLG: 0.461	0-3 K			0-0 F7		0-0 F9		0-0 FC5-4 1-2f		4 0 0 0 0 1 4		
Eddie Murray, S (1, 3) OBP: 0.394, SLG: 0.553	0-0 2-H 1B			0-0 L5			0-0 F8		0-0 4-3	4 0 1 1 0 0 0		
Terry Crowley, L (1, 10) OBP: 0.370, SLG: 0.367	0-0 G3			4-0 BB			0-3 K		0-0 4-3	3 0 0 0 1 1 1		
Dan Ford, R (1, 9) OBP: 0.277, SLG: 0.391		0-3 K		0-0 F8 BB			0-0 6-3		0-0 4-3	4 0 0 0 0 1 1		
Jim Dwyer, L (1, 7) OBP: 0.370, SLG: 0.431			0-0 F7		0-0 P6			0-0 HBP BB 1B		3 0 1 0 0 0 0		
Floyd Rayford, R (1, 5) OBP: 0.227, SLG: 0.263			0-0 6-3		0-0 6-3			0-0 F8		3 0 0 0 0 0 1		
Rick Dempsey, R (1, 2) OBP: 0.309, SLG: 0.319 Joe Nolan, L (8, PH) OBP: 0.303, SLG: 0.418 (8, 2)			0-3 K		0-0 F8			0-3 K		2 0 0 0 0 1 0 1 0 0 0 0 1 1		
<b>Inning Stats</b>	R: 1 H: 2 E: 0 LOB: 1 K: 1 BB: 0 S: 7 P: 7	R: 0 H: 0 E: 0 LOB: 0 K: 1 BB: 0 S: 5 P: 5	R: 0 H: 0 E: 0 LOB: 0 K: 1 BB: 0 S: 5 P: 5	R: 0 H: 0 E: 0 LOB: 1 K: 0 BB: 1 S: 3 P: 7	R: 0 H: 0 E: 0 LOB: 0 K: 0 BB: 0 S: 3 P: 3	R: 0 H: 0 E: 0 LOB: 0 K: 1 BB: 0 S: 5 P: 5	R: 0 H: 0 E: 0 LOB: 0 K: 1 BB: 0 S: 5 P: 5	R: 0 H: 1 E: 0 LOB: 3 K: 1 BB: 1 S: 6 P: 11	R: 0 H: 0 E: 0 LOB: 0 K: 0 BB: 0 S: 3 P: 3	1B: 3 SF: 0 2B: 0 SAC: 0 3B: 0 DP: 0 HR: 0 HBP: 1	WP: 1 PA: 33 PB: 0 SB: 0 CS: 0	
<b>PITCHER</b> Dan Petry, R (1, 1) ERA: 3.35	IP WLS BF H R ER SO BB IBB HBP BLK WP HR S P ERA WHIP	9.0 W 33 3 1 1 6 2 0 1 0 1 0 42 51 1.00 0.556										

**Baltimore Orioles @ Detroit Tigers**  
Tiger Stadium, Detroit, MI  
Sun Jul 04 1982, 3:33 AM EDT  
Att. 15,880 - Unknown

livebaseballscorecards.com

**AB 30**  
**R 1**  
**H 3**  
**RBI 1**  
**BB 2**  
**SO 6**  
**LOB 9**



Batter	1	2	3	4	5	6	7	8	9
Lynn Jones, R OBP: 0.279, SLG: 0.298 (1, 9)	0-0 F2		0-0 F8			0-0 HR 1B	0-0 1B		
Tom Brookens, R OBP: 0.327, SLG: 0.379 (1, 5)	0-0 F7			0-0 F3		0-0 P4	0-0 1B		
Chet Lemon, R OBP: 0.356, SLG: 0.332 (1, 8)	0-0 F9			0-0 6-3		0-0 F2	0-0 F8		
Lance Parrish, R OBP: 0.385, SLG: 0.545 (1, 2)		0-0 L5		0-0 F7		0-0 HR		0-0 F3	
Larry Herndon, R OBP: 0.354, SLG: 0.546 (1, 7)		0-0 F7			0-0 F8	0-0 F9		0-3 K	
Mike Ivie, R OBP: 0.310, SLG: 0.497 (1, 10)		0-3 K			0-0 HR		4-0 1B BB	0-0 6-3	
Enos Cabell, R OBP: 0.290, SLG: 0.356 (1, 3)			0-0 PB 1B		0-0 5-3		0-0 F8		
Alan Trammell, R OBP: 0.286, SLG: 0.300 (1, 6)			0-0 P6		0-0 5-3		0-0 F7		
Lou Whitaker, L OBP: 0.318, SLG: 0.356 (1, 4)			0-0 L4			0-0 HR 1B	4-0 1B BB		

Inning Stats	R: 0	H: 0	E: 0	K: 0	S: 3	R: 0	H: 0	E: 0	K: 1	S: 5	R: 0	H: 1	E: 0	K: 0	S: 4	R: 0	H: 0	E: 0	K: 0	S: 3	R: 1	H: 1	E: 0	K: 0	S: 4	R: 3	H: 3	E: 0	K: 0	S: 6	R: 2	H: 2	E: 0	K: 0	S: 5	R: 0	H: 0	E: 0	K: 1	S: 5
	0	0	0	0	3	0	0	0	1	5	0	1	0	0	4	0	0	0	0	3	0	0	0	0	4	0	3	0	0	6	2	2	0	0	5	0	0	0	1	5

PITCHER															PITCHER																											
IP	WLS	BF	H	R	ER	SO	BB	IBB	HBP	BLK	WP	HR	S	P	ERA	WHIP	IP	WLS	BF	H	R	ER	SO	BB	IBB	HBP	BLK	WP	HR	S	P	ERA	WHIP									
Mike Flanagan, L (1, 1)	6.2	L	29	7	6	6	1	2	0	0	0	2	29	37	8.10	1.350																										
Tippy Martinez, L (7, 1)	0.1		1	0	0	0	0	0	0	0	0	0	1	1	0.00	0.000																										
Tim Stoddard, R (8, 1)	1.0		3	0	0	0	1	0	0	0	0	0	5	5	0.00	0.000																										

BOTTOM

AB	R	H	RBI	BB	SO	LOB
4	1	2	0	0	0	1
4	0	1	2	0	0	2
4	0	0	0	0	0	4
4	1	1	3	0	0	0
4	0	0	0	0	1	0
3	2	1	1	1	1	0
3	0	1	0	0	0	1
3	0	0	0	0	0	2
2	2	1	0	1	0	1

AB	31
R	6
H	7
RBI	6
BB	2
SO	2
LOB	11



WP: 0	PA: 33
PB: 1	
SB: 0	
CS: 0	

Baltimore Orioles @ Detroit Tigers  
Tiger Stadium, Detroit, MI  
Sun Jul 04 1982, 3:33 AM EDT  
Att. 15,880 - Unknown

livebaseballscores.com

Batter	1	2	3	4	5	6	7	8	9	AB R H RBI BB SO LOB	TOP									
<b>Bobby Mitchell, L</b> (1, 8) OBP: 0.303, SLG: 0.291	0-0 F6		0-0 L7		0-0 F5		0-0 1B			4 0 1 0 0 0 2	<b>Minnesota Twins @ Detroit Tigers</b> Tiger Stadium, Detroit, MI Mon Jul 05 1982, 3:33 AM EDT Att. 22,933 - Unknown - 76 F									
<b>Ron Washington, R</b> (1, 6) OBP: 0.310, SLG: 0.398	0-0 L4		0-0 F6		0-0 F8		0-0 5-3			4 0 0 0 0 0 3										
<b>Tom Brunansky, R</b> (1, 9) OBP: 0.390, SLG: 0.509	0-3 K		0-3 K		0-0 1B SF5		0-0 5-3			4 1 1 0 0 2 0										
<b>Kent Hrbek, L</b> (1, 3) OBP: 0.386, SLG: 0.591		0-0 HR		0-0 F9		0-0 1B E		0-0 F8		4 2 2 1 0 0 0										
<b>Randy Johnson, L</b> (1, 10) OBP: 0.351, SLG: 0.471		0-3 K		0-3 K		0-0 SF5		0-0 F9		3 0 0 1 0 2 0										
<b>Tim Laudner, R</b> (1, 2) OBP: 0.328, SLG: 0.390		0-0 F9		0-0 2-3		0-0 1B G6-4-3		0-3 K		4 0 1 1 0 1 0										
<b>Gary Ward, R</b> (1, 7) OBP: 0.287, SLG: 0.434		0-0 E1 2B BB		0-0 E5 1B FC2-5		0-0 G6-4-3 1B		0-0 6-3		4 1 0 0 0 0 1										
<b>Gary Gaetti, R</b> (1, 5) OBP: 0.269, SLG: 0.405		4-0 2B BB		0-0 FC2-5 1B		0-0 5-3		0-0 5-3		3 1 1 0 1 0 0										
<b>John Castino, R</b> (1, 4) OBP: 0.263, SLG: 0.276		0-0 2B		0-0 FC2-5		0-0 F4				3 0 1 2 0 0 2										
<b>Inning Stats</b>	R: 0 E: 0 K: 1 S: 5	H: 0 LOB: 0 BB: 0 P: 5	R: 3 E: 1 K: 1 S: 7	H: 2 LOB: 1 BB: 1 P: 11	R: 0 E: 0 K: 1 S: 5	H: 0 LOB: 0 BB: 0 P: 5	R: 0 E: 1 K: 0 S: 5	H: 1 LOB: 2 BB: 0 P: 5	R: 2 E: 1 K: 0 S: 5	H: 3 LOB: 0 BB: 0 P: 5	R: 0 E: 0 K: 0 S: 4	H: 1 LOB: 1 BB: 0 P: 4	R: 0 E: 0 K: 1 S: 5	H: 0 LOB: 0 BB: 0 P: 3	R: 0 E: 0 K: 1 S: 5	H: 0 LOB: 0 BB: 0 P: 5	1B: 5 2B: 1 3B: 0 HR: 1	SF: 1 SAC: 0 DP: 1 HBP: 0	WP: 0 PB: 0 SB: 1 CS: 0	PA: 35
<b>PITCHER</b>	IP WLS BF H R ER SO BB IBB HBP BLK WP HR S P ERA WHIP																			
<b>Milt Wilcox, R</b> (1, 1) ERA: 3.35	5.1 L 24 6 5 2 4 1 0 0 0 0 0 1 31 35 3.38 1.312																			
<b>Elias Sosa, R</b> (6, 1) ERA: 3.4	3.2 11 1 0 0 1 0 0 0 0 0 0 0 13 13 0.00 0.273																			

livebaseballscorecards.com

<b>AB</b>	33
<b>R</b>	5
<b>H</b>	7
<b>RBI</b>	5
<b>BB</b>	1
<b>SO</b>	5
<b>LOB</b>	8




Batter	1	2	3	4	5	6	7	8	9	AB R H RBI BB SO LOB
Lynn Jones, R OBP: 0.288, SLG: 0.295 (1, 9)	0-0 6-3	0-0 1-2 1B		0-0 F9			4-0 BB		0-3 K	4 0 1 0 1 1 1
Rick Leach, L OBP: 0.267, SLG: 0.357 (1, 3)	0-0 6-3	0-0 F9			0-0 F7		0-3 K		0-0 HR 3B	5 1 1 0 0 1 3
Larry Herndon, R OBP: 0.355, SLG: 0.554 (1, 7)	0-0 BB 1B		0-0 F9		0-0 F9		0-0 F4		0-0 HR	5 1 2 2 0 0 1
Lance Parrish, R OBP: 0.390, SLG: 0.542 (1, 2)	4-0 1-2 BB		0-0 1B		0-0 5-3			4-0 1B BB	0-0 F8	3 0 1 0 2 0 0
Richie Hebner, L OBP: 0.371, SLG: 0.431 (1, 10)	0-0 G3		0-0 F6			0-3 K		0-0 1-2 1B		4 0 1 0 0 1 3
Enos Cabell, R OBP: 0.293, SLG: 0.355 (1, 5)		4-0 E SF7 BB	0-0 F9			0-0 1B		0-0 F9		3 1 1 0 1 0 3
Chet Lemon, R OBP: 0.354, SLG: 0.330 (1, 8)		0-0 F5		0-0 FC3-6 1B		0-3 K		0-3 K		4 0 1 0 0 2 4
Lou Whitaker, L OBP: 0.313, SLG: 0.350 (1, 4)		0-0 E3 1B		0-0 FC3-6		0-0 L9		0-0 F8		4 0 0 0 0 0 5
Alan Trammell, R OBP: 0.281, SLG: 0.295 (1, 6)		0-0 SF7		0-0 F8			0-3 K		0-0 F7	3 0 0 1 0 1 1

Inning Stats	R: 0	H: 1	E: 0	K: 0	S: 4	H: 1	LOB: 2	BB: 1	P: 8	R: 1	H: 1	E: 1	K: 0	S: 5	R: 0	H: 1	E: 0	K: 0	S: 4	R: 0	H: 0	E: 0	K: 0	S: 3	R: 0	H: 1	E: 0	K: 2	S: 8	R: 0	H: 1	E: 0	K: 1	S: 6	R: 2	H: 2	E: 0	K: 1	S: 7	1B: 6	SF: 1	2B: 0	SAC: 0	3B: 1	DP: 0	HR: 1	HBP: 0	WP: 0	PA: 40
--------------	------	------	------	------	------	------	--------	-------	------	------	------	------	------	------	------	------	------	------	------	------	------	------	------	------	------	------	------	------	------	------	------	------	------	------	------	------	------	------	------	-------	-------	-------	--------	-------	-------	-------	--------	-------	--------

PITCHER	IP	WLS	BF	H	R	ER	SO	BB	IBB	HBP	BLK	WP	HR	S	P	ERA	WHIP
Bobby Castillo, R ERA: 3.83 (1, 1)	7.0	W	30	5	1	0	4	3	0	0	0	0	0	35	47	0.00	1.143
Ron Davis, R ERA: 4.97 (8, 1)	2.0		10	3	2	2	2	1	0	0	0	0	1	13	17	9.00	2.000

**MINNESOTA TWINS @ DETROIT TIGERS**  
Tiger Stadium, Detroit, MI  
Mon Jul 05 1982, 3:33 AM EDT  
Att: 22,933 - Unknown - 76 F

AB	35
R	3
H	8
RBI	3
BB	4
SO	6
LOB	21



Batter	1	2	3	4	5	6	7	8	9	AB R H RBI BB SO LOB	TOP											
<b>Bobby Mitchell, L</b> (1, 8) OBP: 0.305, SLG: 0.294	0-0 F8		0-0 1B 1B		0-0 F9		0-0 2B 1B	0-0 L4-3		5 1 2 0 0 0 3												
<b>Ron Washington, R</b> (1, 6) OBP: 0.308, SLG: 0.398	0-0 F9		0-0 F9		0-0 FC4-6 HR		0-0 1B 6-3		0-0 F9	5 2 1 1 0 0 3												
<b>Tom Brunansky, R</b> (1, 9) OBP: 0.388, SLG: 0.506 <b>Dave Engle, R</b> (3, PH) OBP: 0.291, SLG: 0.395	0-0 F9		0-0 FC6 1B		0-0 HR		0-0 6-3 1B		0-0 F7	1 0 0 0 0 0 0 4 1 3 4 0 0 0												
<b>Kent Hrbek, L</b> (1, 3) OBP: 0.380, SLG: 0.580		0-0 4-3	0-0 FC6		0-0 4-1		0-0 6-3		0-3 K	5 0 0 1 0 1 3												
<b>Randy Johnson, L</b> (1, 10) OBP: 0.351, SLG: 0.466 <b>Jesus Vega, R</b> (7, PH) OBP: 0.292, SLG: 0.383		4-0 BB			0-0 1-3		0-0 3-1		0-0 F7	2 0 0 0 1 0 0 1 0 0 0 0 0 1												
<b>Tim Laudner, R</b> (1, 2) OBP: 0.325, SLG: 0.394		0-0 F2			0-0 2B		0-0 5-3		0-0 5-3	4 0 1 0 0 0 2												
<b>Gary Ward, R</b> (1, 7) OBP: 0.286, SLG: 0.431		0-0 F9			0-0 F7		0-0 1B		0-3 K	4 0 1 0 0 1 2												
<b>Gary Gaetti, R</b> (1, 5) OBP: 0.269, SLG: 0.403			0-0 L8		0-0 6-3		0-0 F8		0-0 1B 1B	4 0 1 0 0 0 2												
<b>John Castino, R</b> (1, 4) OBP: 0.277, SLG: 0.288			0-0 F9 1B 1B		4-0 FC4-6 BB		0-0 1B 2B 1B		0-0 L4-3 1B	3 2 3 0 1 0 0												
<b>Inning Stats</b>	R: 0 E: 0 K: 0 S: 3	H: 0 LOB: 0 BB: 0 P: 3	R: 0 E: 0 K: 0 S: 3	H: 0 LOB: 1 BB: 1 P: 7	R: 1 E: 0 K: 0 S: 6	H: 3 LOB: 2 BB: 0 P: 6	R: 0 E: 0 K: 0 S: 4	H: 1 LOB: 1 BB: 0 P: 4	R: 2 E: 0 K: 0 S: 4	H: 1 LOB: 0 BB: 1 P: 8	R: 0 E: 0 K: 0 S: 4	H: 1 LOB: 1 BB: 0 P: 4	R: 3 E: 0 K: 0 S: 7	H: 4 LOB: 1 BB: 0 P: 7	R: 0 E: 0 K: 1 S: 6	H: 2 LOB: 1 BB: 0 P: 6	R: 0 E: 0 K: 1 S: 5	H: 0 LOB: 0 BB: 0 P: 5	1B: 9 2B: 3 3B: 0 HR: 1	SF: 0 SAC: 0 DP: 1 HBP: 0	WP: 0 PB: 0 SB: 0 CS: 0	PA: 40
<b>PITCHER</b>	IP WLS BF H R ER SO BB IBB HBP BLK WP HR S P ERA WHIP																					
<b>Jack Morris, R</b> (1, 1) ERA: 4.67	6.0 W 30 10 6 6 0 2 0 0 0 0 0 1 28 36 9.00 2.000																					
<b>Kevin Saucier, L</b> (7, 1) ERA: 3.31	0.1 1 0 0 0 0 0 0 0 0 0 0 0 1 1 0.00 0.000																					
<b>Dave Tobik, R</b> (7, 1) ERA: 2.5	2.2 9 2 0 0 0 2 0 0 0 0 0 0 13 13 0.00 0.750																					

**Minnesota Twins @ Detroit Tigers**  
**Tiger Stadium, Detroit, MI**  
 Tue Jul 06 1982, 7:05 PM EDT  
 Att. 14,859 - Unknown - 88 F

[livebaseballscorecards.com](http://livebaseballscorecards.com)

<b>AB</b>	<b>38</b>
<b>R</b>	<b>6</b>
<b>H</b>	<b>12</b>
<b>RBI</b>	<b>6</b>
<b>BB</b>	<b>2</b>
<b>SO</b>	<b>2</b>
<b>LOB</b>	<b>16</b>






Batter	1	2	3	4	5	6	7	8	9	AB	R	H	RBI	BB	SO	LOB
Lou Whitaker, L OBP: 0.318, SLG: 0.365 (1, 4)	0-0 6-3 S WP 1B		0-0 HR	0-0 F8		0-0 F5	4-0 IBB			4	2	2	1	1	0	0
Rick Leach, L OBP: 0.270, SLG: 0.407 (1, 3) Tom Brookens, R OBP: 0.329, SLG: 0.381 (5, 3)	0-0 6-3 1-3		0-0 5-3	0-0 HR		0-0 HR 1B	0-3 K			3	1	1	1	0	0	1
Larry Herndon, R OBP: 0.358, SLG: 0.552 (1, 7)	4-0 BB BB 3-H BB		4-0 FC6-4 BB BB	0-0 F8		0-0 F8		0-0 G5-4-3 1B		3	0	1	0	2	0	1
Lance Parrish, R OBP: 0.394, SLG: 0.572 (1, 2)	4-0 1-2 BB		0-0 FC6-4 BB BB 1-2f	0-0 HR		0-0 HR 1-H		0-0 G5-4-3 1-2f		4	3	2	3	1	0	2
Mike Ivie, R OBP: 0.312, SLG: 0.510 (1, 10)	0-0 F9		4-0 BB BB 1-2 1B BB	0-0 F2		0-0 F8		0-0 HR		4	2	1	1	1	0	2
Enos Cabell, R OBP: 0.298, SLG: 0.357 (1, 5)	0-3 K		4-0 BB 1-2 2-3 1B BB		0-0 F7		0-0 SH3-4 BB 1B	0-0 1B		4	1	2	0	1	1	2
Chet Lemon, R OBP: 0.359, SLG: 0.330 (1, 8)		0-0 5-3 8-2 1B	4-0 1-2 2-3 3-H E BB		0-0 F3		4-0 SH3-4 BB 1-2	0-0 5-3		3	1	1	1	2	0	1
Lynn Jones, R OBP: 0.304, SLG: 0.313 (1, 9)		0-0 5-3 1-3	0-0 E7 1-H 2-H 3-H 1B		0-0 1B		0-0 SH3-4 1-2 2-3			3	0	2	2	0	0	1
Alan Trammell, R OBP: 0.277, SLG: 0.290 (1, 6)		0-0 8-2 3-H	0-0 F7		0-0 4-3		0-3 K			4	0	0	0	0	1	5

Inning Stats	R: 1	H: 1	E: 0	LOB: 2	K: 1	P: 14	R: 0	H: 1	E: 0	LOB: 0	K: 0	P: 3	R: 5	H: 2	E: 1	LOB: 1	K: 0	P: 21	R: 2	H: 2	E: 0	LOB: 0	K: 0	P: 5	R: 0	H: 1	E: 0	LOB: 1	K: 0	P: 4	R: 2	H: 2	E: 0	LOB: 0	K: 0	P: 5	R: 0	H: 1	E: 0	LOB: 3	K: 2	P: 16	R: 1	H: 3	E: 0	LOB: 1	K: 0	P: 5
	1	1	0	2	1	14	0	1	0	0	0	3	5	2	1	21	0	0	5	0	2	0	0	5	0	0	0	1	1	0	1	2	0	4	2	2	0	0	5	0	3	2	1	3	0	5		

PITCHER	IP	WLS	BF	H	R	ER	SO	BB	IBB	HBP	BLK	WP	HR	S	P	ERA	WHIP
Pete Redfern, R ERA: 6.72 (1, 1)	2.2	L	17	4	6	5	1	6	0	0	0	1	1	13	37	16.88	3.750
John Pacella, R ERA: 4.6 (3, 1)	3.1		15	5	4	4	0	0	0	0	0	0	3	15	15	10.80	1.500
Paul Boris, R ERA: 5.85 (7, 1)	2.0		11	4	1	1	2	1	1	0	0	0	1	13	21	4.50	2.500

**MINNESOTA TWINS @ DETROIT TIGERS**  
**Tiger Stadium, Detroit, MI**  
 Tue Jul 06 1982, 7:05 PM EDT  
 Att: 14,859 - Unknown - 88 F

AB	34
R	11
H	13
RBI	9
BB	8
SO	3
LOB	18



WP	HR	S	P	ERA	WHIP
1	1	13	37	16.88	3.750
0	3	15	15	10.80	1.500
0	1	13	21	4.50	2.500

Batter	1	2	3	4	5	6	7	8	9	AB R H RBI BB SO LOB	TOP
Lou Whitaker, L OBP: 0.314, SLG: 0.359 (1, 4) X	0-0 6-3		0-0 L6		0-0 CS	0-0 4-3		0-0 2-3		4 0 0 0 0 0 1	
Richie Hebner, L OBP: 0.368, SLG: 0.426 (1, 3) X	0-0 E1		0-0 F9			0-0 G3		0-0 G4-6-3		4 0 1 0 0 0 0	
Larry Herndon, R OBP: 0.354, SLG: 0.544 (1, 7) X	0-0 4-3		0-3 K			0-0 5-3		0-0 G4-6-3		4 0 0 0 0 1 2	
Lance Parrish, R OBP: 0.387, SLG: 0.561 (1, 2) S S S	0-3 K		0-3 K			0-0 6-3		0-3 K		4 0 0 0 0 3 1	
Mike Ivie, R OBP: 0.307, SLG: 0.500 (1, 10) X		0-0 6-3		0-0 5-3		0-0 F4				3 0 0 0 0 0 0	
Tom Brookens, R OBP: 0.329, SLG: 0.380 (1, 5) X		0-0 1B		0-0 6-3		0-3 K				3 0 1 0 0 1 0	
Chet Lemon, R OBP: 0.355, SLG: 0.326 (1, 8) S S S		0-3 K		0-0 6-3		0-0 6-3		0-0 5-3		3 0 0 0 0 1 1	
Lynn Jones, R OBP: 0.319, SLG: 0.328 (1, 9) X		0-0 1B		0-0 FC5-4		0-0 6-3		0-0 6-3		3 0 2 0 0 0 0	
Alan Trammell, R OBP: 0.277, SLG: 0.291 (1, 6) S S S		0-3 K		0-0 FC5-4		0-0 CS		0-0 1B		3 0 1 0 0 1 3	
<b>Inning Stats</b>	R: 0 E: 1 K: 1 S: 6 H: 0 LOB: 1 BB: 0 P: 6	R: 0 E: 0 K: 2 S: 9 H: 2 LOB: 2 BB: 0 P: 9	R: 0 E: 0 K: 1 S: 5 H: 0 LOB: 0 BB: 0 P: 5	R: 0 E: 0 K: 1 S: 5 H: 0 LOB: 0 BB: 0 P: 5	R: 0 E: 0 K: 0 S: 3 H: 1 LOB: 0 BB: 0 P: 3	R: 0 E: 0 K: 0 S: 3 H: 0 LOB: 0 BB: 0 P: 3	R: 0 E: 0 K: 1 S: 5 H: 0 LOB: 0 BB: 0 P: 5	R: 0 E: 0 K: 0 S: 4 H: 1 LOB: 1 BB: 0 P: 4	R: 0 E: 0 K: 1 S: 5 H: 1 LOB: 0 BB: 0 P: 5	1B: 5 2B: 0 3B: 0 HR: 0 SF: 0 SAC: 0 DP: 1 HBP: 0	WP: 0 PB: 0 SB: 0 CS: 1 PA: 32
<b>PITCHER</b> Dennis Lamp, R ERA: 4.18 (1, 1)	IP 9.0 WLS W BF 31 H 5 R 0 ER 0 SO 7 BB 0 IBB 0 HBP 0 BLK 0 WP 0 HR 0 S 45 P 45 ERA 0.00 WHIP 0.556	<b>PITCHER</b> IP WLS BF H R ER SO BB IBB HBP BLK WP HR S P ERA WHIP									

**Detroit Tigers @ Chicago White Sox**  
 Comiskey Park, Chicago, IL  
 Wed Jul 07 1982, 8:05 PM EDT  
 Att. 24,018 - Unknown - 83 F

[livebaseballscorecards.com](http://livebaseballscorecards.com)

AB	31
R	0
H	5
RBI	0
BB	0
SO	7
LOB	8



Batter	1	2	3	4	5	6	7	8	9
<b>Rudy Law, L</b> OBP: 0.366, SLG: 0.421 (1, 8) X	0-0 F8		0-0 5-3		0-0 F8			0-0 FC1-8 1B	
<b>Tony Bernazard, S</b> OBP: 0.337, SLG: 0.386 (1, 4) X	0-0 E1			0-3 K		0-0 L5-4 2B		0-0 FC1-6 1B	
<b>Steve Kemp, L</b> OBP: 0.388, SLG: 0.417 (1, 7) X	0-0 F4			4-0 BB		0-0 F2		0-0 HBP 1B	
<b>Greg Luzinski, R</b> OBP: 0.368, SLG: 0.472 (1, 10) X	0-0 5-3			0-3 K		4-0 IBB		4-0 HBP IBB	
<b>Tom Paciorek, R</b> OBP: 0.349, SLG: 0.437 (1, 3)		0-0 G3		0-0 F8		0-0 L5-4		1-0 HR HBP	
<b>Mike Squires, L</b> OBP: 0.281, SLG: 0.245 (8, PR) (9, 3)								1-2 HR HBP	
<b>Harold Baines, L</b> OBP: 0.314, SLG: 0.442 (1, 9) X		0-0 F7			0-0 HR		0-0 HR	0-0 HR	
<b>Carlton Fisk, R</b> OBP: 0.344, SLG: 0.392 (1, 2) S		0-3 K			0-0 F8		0-0 5-3	0-3 K	
<b>Vance Law, R</b> OBP: 0.370, SLG: 0.392 (1, 6) S			0-3 K		0-0 4-3		0-0 5-3	0-0 F9	
<b>Aurelio Rodriguez, R</b> OBP: 0.224, SLG: 0.137 (1, 5) X			0-0 F3		4-0 BB		0-0 F6		

Inning Stats	R: 0	H: 0	E: 1	LOB: 1	K: 0	BB: 0	S: 4	P: 4
	R: 0	H: 0	E: 0	LOB: 0	K: 1	BB: 0	S: 5	P: 5
	R: 0	H: 0	E: 0	LOB: 0	K: 1	BB: 0	S: 5	P: 5
	R: 0	H: 0	E: 0	LOB: 1	K: 2	BB: 1	S: 7	P: 11
	R: 1	H: 1	E: 0	LOB: 1	K: 0	BB: 1	S: 4	P: 8
	R: 0	H: 1	E: 0	LOB: 1	K: 0	BB: 1	S: 3	P: 7
	R: 1	H: 1	E: 0	LOB: 0	K: 0	BB: 0	S: 4	P: 4
	R: 5	H: 3	E: 1	LOB: 1	K: 1	BB: 1	S: 8	P: 13

PITCHER	IP	WLS	BF	H	R	ER	SO	BB	IBB	HBP	BLK	WP	HR	S	P	ERA	WHIP
<b>Jerry Ujdur, R</b> ERA: 3.99 (1, 1)	7.0	L	27	3	2	2	4	2	1	0	0	0	2	32	44	2.57	0.714
<b>Dave Rucker, L</b> ERA: 54.0 (8, 1)	0.1		3	2	2	2	0	0	0	0	0	0	0	3	3	54.00	6.000
<b>Elias Sosa, R</b> ERA: 4.02 (8, 1)	0.2		5	1	3	3	1	0	1	1	0	0	1	5	10	40.50	1.500

**BOTTOM**


**Detroit Tigers @ Chicago White Sox**  
Comiskey Park, Chicago, IL

Wed Jul 07 1982, 8:05 PM EDT  
Att: 24,018 - Unknown - 83 F

AB	R	H	RBI	BB	SO	LOB
4	0	1	0	0	0	1
4	1	1	0	0	1	1
3	1	1	1	1	0	2
2	1	0	0	2	1	2
3	0	0	0	0	0	3
0	1	0	0	0	0	0
4	3	3	6	0	0	0
4	0	0	0	0	2	1
4	0	0	0	0	1	1
2	0	0	0	1	0	0

AB	30
R	7
H	6
RBI	7
BB	4
SO	5
LOB	11

WP: 0 PA: 35  
PB: 0  
SB: 1  
CS: 0



1B	2B	3B	HR	SF	SAC	DP	HBP
2	2	0	3	0	1	1	1

Batter	1	2	3	4	5	6	7	8	9	AB R H RBI BB SO LOB	TOP
Lou Whitaker, L (1, 4) OBP: 0.309, SLG: 0.353	0-0 G3		0-0 4-3			0-0 4-3		0-0 6-3		4 0 0 0 0 0 0	
Richie Hebner, L (1, 3) OBP: 0.365, SLG: 0.417 Tom Brookens, R (9, 5) OBP: 0.329, SLG: 0.380	0-3 K		0-3 K			4-0 BB		0-0 F9		3 0 0 0 1 2 0 0 0 0 0 0 0 0	
Larry Herndon, R (1, 7) OBP: 0.350, SLG: 0.537	0-0 F6		0-0 4-3			0-0 4-3		0-3 K		4 0 0 0 0 1 1	
Lance Parrish, R (1, 2) OBP: 0.389, SLG: 0.559		0-0 F7		0-0 1B		0-0 F7		0-0 1B E		4 1 2 0 0 0 0	
Mike Ivie, R (1, 10) OBP: 0.317, SLG: 0.525 Kirk Gibson, L (9, PR) OBP: 0.341, SLG: 0.444		0-0 1B		0-0 F8		0-0 HR		0-0 E FC5-2 1B		4 1 3 1 0 0 1 0 0 0 0 0 0 0	
Enos Cabell, R (1, 5) OBP: 0.297, SLG: 0.356 (9, 3)		0-0 F8		0-0 F2		0-0 1B		0-0 E6 FC5-2		4 0 1 1 0 0 2	
Chet Lemon, R (1, 8) OBP: 0.350, SLG: 0.320		0-3 K		0-3 K		0-0 F7		0-0 FC5-2		4 0 0 0 0 2 4	
Lynn Jones, R (1, 9) OBP: 0.316, SLG: 0.324			0-0 F8		0-0 CS 1B		0-0 F3		0-3 K	4 0 1 0 0 1 3	
Alan Trammell, R (1, 6) OBP: 0.274, SLG: 0.287			0-0 5-3		0-0 CS		0-0 5-3		0-0 F9	3 0 0 0 0 0 0	
<b>Inning Stats</b>	R: 0 H: 0 E: 0 LOB: 0 K: 1 BB: 0 S: 5 P: 5	R: 0 H: 1 E: 0 LOB: 1 K: 1 BB: 0 S: 6 P: 6	R: 0 H: 0 E: 0 LOB: 0 K: 0 BB: 0 S: 3 P: 3	R: 0 H: 1 E: 0 LOB: 1 K: 1 BB: 0 S: 6 P: 6	R: 0 H: 1 E: 0 LOB: 0 K: 1 BB: 0 S: 5 P: 5	R: 0 H: 0 E: 0 LOB: 1 K: 0 BB: 1 S: 3 P: 7	R: 1 H: 2 E: 0 LOB: 1 K: 0 BB: 0 S: 5 P: 5	R: 0 H: 0 E: 0 LOB: 0 K: 0 BB: 0 S: 3 P: 3	R: 1 H: 2 E: 1 LOB: 2 K: 2 BB: 0 S: 10 P: 10	1B: 6 SF: 0 2B: 0 SAC: 0 3B: 0 DP: 0 HR: 1 HBP: 0	WP: 0 PA: 36 PB: 0 SB: 0 CS: 1
<b>PITCHER</b> LaMarr Hoyt, R (1, 1) ERA: 2.58	IP WLS BF H R ER SO BB IBB HBP BLK WP HR S P ERA WHIP										
	9.0 W 35 7 2 2 6 1 0 0 0 0 0 1 46 50 2.00 0.889										

**Detroit Tigers @ Chicago White Sox**  
 Comiskey Park, Chicago, IL  
 Thu Jul 08 1982, 8:05 PM EDT  
 Att. 31,261 - Unknown - 66 F

livebaseballscorecards.com

**AB 34**  
**R 2**  
**H 7**  
**RBI 2**  
**BB 1**  
**SO 6**  
**LOB 11**




Batter	1	2	3	4	5	6	7	8	9	AB	R	H	RBI	BB	SO	LOB
Rudy Law, L OBP: 0.349, SLG: 0.400 (1, 8)	0-0 F7		0-0 5-3		0-0 F9		0-0 1-3			4	0	0	0	0	0	2
Tony Bernazard, S OBP: 0.336, SLG: 0.388 (1, 4)	0-0 F7		0-0 4-3 2B		0-0 G3		0-3 K			4	0	1	0	0	1	2
Steve Kemp, L OBP: 0.389, SLG: 0.418 (1, 7)	0-3 K		0-0 4-3			0-0 IBB 1B		0-0 G6-4-3 1B		4	0	2	0	0	1	1
Greg Luzinski, R OBP: 0.364, SLG: 0.466 (1, 10)		0-0 F3	0-3 K		0-0 F8		0-0 G6-4-3			4	0	0	0	0	1	3
Tom Paciorek, R OBP: 0.349, SLG: 0.433 (1, 3)		1-0 1B HBP		0-0 6-3		0-0 F9		0-0 4-3		2	1	0	0	0	0	1
Mike Squires, L OBP: 0.276, SLG: 0.241 (7, 3)										1	0	0	0	0	0	0
Harold Baines, L OBP: 0.313, SLG: 0.438 (1, 9)		0-0 F7		0-0 4-3		4-0 FC6-3 IBB		0-0 F2		3	0	0	0	1	0	1
Carlton Fisk, R OBP: 0.342, SLG: 0.389 (1, 2)		0-0 1B		0-0 4-3		0-0 FC6-3		0-0 F4		4	0	1	0	0	0	2
Vance Law, R OBP: 0.400, SLG: 0.408 (1, 6)		0-0 1B			0-0 CS 1B		4-0 1-3 SH1 BB		4-0 HR BB	2	0	2	1	2	0	0
Lorenzo Gray, R (9, PR)		1-2 3-H 1B								0	1	0	0	0	0	0
Aurelio Rodriguez, R OBP: 0.233, SLG: 0.151 (1, 5)		0-0 F4			0-0 1-2 1B		0-0 SH1		0-0 HR	2	0	1	0	0	0	2
Jerry Hairston, S OBP: 0.275, SLG: 0.533 (9, PH)									1-H HR	1	1	1	2	0	0	0

Inning Stats	R: 0	H: 0	E: 0	K: 1	S: 5	R: 1	H: 2	E: 0	K: 0	S: 5	R: 0	H: 1	E: 0	K: 1	S: 6	R: 0	H: 0	E: 0	K: 0	S: 3	R: 0	H: 2	E: 0	K: 0	S: 4	R: 0	H: 1	E: 0	K: 0	S: 4	R: 0	H: 0	E: 0	K: 1	S: 5	R: 0	H: 1	E: 0	K: 0	S: 3	R: 0	H: 1	E: 0	K: 0	S: 3	R: 2	H: 1	E: 0	K: 0	S: 3	R: 0	H: 1	E: 0	K: 0	S: 3	1B: 6	SF: 0	2B: 1	SAC: 1	3B: 0	DP: 1	HR: 1	HBP: 1	WP: 0	PA: 36
PITCHER Dan Petry, R ERA: 3.33 (1, 1)	IP	WLS	BF	H	R	ER	SO	BB	IBB	HBP	BLK	WP	HR	S	P	ERA	WHIP																			IP	WLS	BF	H	R	ER	SO	BB	IBB	HBP	BLK	WP	HR	S	P	ERA	WHIP													

**DETROIT TIGERS @ CHICAGO WHITE SOX**  
 Comiskey Park, Chicago, IL  
 Thu Jul 08 1982, 8:05 PM EDT  
 Att: 31,261 - Unknown - 66 F

AB	31
R	3
H	8
RBI	3
BB	3
SO	3
LOB	14





Batter	1	2	3	4	5	6	7	8	9	AB	R	H	RBI	BB	SO	LOB
Bill Sample, R (1, 7) OBP: 0.375, SLG: 0.497	0-0 6-3		0-0 5-3			0-0 F9			0-0 HR	4	1	1	0	0	0	0
Bill Stein, R (1, 10) OBP: 0.288, SLG: 0.300	0-0 G3		0-0 F9			0-3 K			0-0 L3	4	0	0	0	0	1	1
Buddy Bell, R (1, 5) OBP: 0.361, SLG: 0.455	0-0 1B 2B			0-0 F7				0-0 5-3	0-0 HR	4	2	2	2	0	0	0
Dave Hostetter, R (1, 3) OBP: 0.362, SLG: 0.626	0-0 2-H 1B			0-0 F8				4-0 BB		2	0	1	1	1	0	0
Jim Sundberg, R (1, 2) OBP: 0.331, SLG: 0.360	0-0 5-3			0-0 6-3				0-3 K		3	0	0	0	0	1	2
Larry Parrish, R (1, 9) OBP: 0.250, SLG: 0.318		0-0 5-3			0-0 F7			0-0 F8		3	0	0	0	0	0	1
George Wright, S (1, 8) OBP: 0.270, SLG: 0.364		0-0 L6			0-0 F2			0-0 F7		3	0	0	0	0	0	0
Mike Richardt, R (1, 4) OBP: 0.259, SLG: 0.268		0-0 5-3			0-0 5-3			0-0 4-3		3	0	0	0	0	0	0
Doug Flynn, R (1, 6) OBP: 0.226, SLG: 0.241			0-0 F3					0-0 F5		2	0	0	0	0	0	0
Lamar Johnson, R (8, PH) OBP: 0.314, SLG: 0.358										1	0	0	0	0	0	0
Mark Wagner, R (9, 6) OBP: 0.280, SLG: 0.274										0	0	0	0	0	0	0

Inning Stats	R: 1	H: 2	E: 0	K: 0	S: 5	LOB: 1	BB: 0	P: 5	R: 0	H: 0	E: 0	K: 0	S: 3	LOB: 0	BB: 0	P: 3	R: 0	H: 0	E: 0	K: 0	S: 3	LOB: 0	BB: 0	P: 3	R: 0	H: 0	E: 0	K: 1	S: 5	LOB: 0	BB: 0	P: 5	R: 0	H: 0	E: 0	K: 0	S: 3	LOB: 1	BB: 1	P: 9	R: 0	H: 0	E: 0	K: 0	S: 3	LOB: 0	BB: 0	P: 3	R: 2	H: 2	E: 0	K: 0	S: 3	LOB: 0	BB: 0	P: 3	1B: 1	SF: 0	2B: 2	SAC: 0	3B: 0	DP: 0	HR: 1	HBP: 0	WP: 0	PA: 30
--------------	------	------	------	------	------	--------	-------	------	------	------	------	------	------	--------	-------	------	------	------	------	------	------	--------	-------	------	------	------	------	------	------	--------	-------	------	------	------	------	------	------	--------	-------	------	------	------	------	------	------	--------	-------	------	------	------	------	------	------	--------	-------	------	-------	-------	-------	--------	-------	-------	-------	--------	-------	--------

PITCHER	IP	WLS	BF	H	R	ER	SO	BB	IBB	HBP	BLK	WP	HR	S	P	ERA	WHIP
Pat Underwood, L (1, 1) ERA: 4.53	8.0		28	3	2	2	2	1	0	0	0	0	0	31	35	2.25	0.500
Dave Tobik, R (9, 1) ERA: 2.65	0.1	L	2	1	1	1	0	0	0	0	0	0	1	2	2	27.00	3.000

**BOTTOM**

**Detroit Tigers @ Texas Rangers**  
Arlington Stadium, Arlington, TX  
Fri Jul 09 1982, 4:33 AM EDT  
Unknown

[livebaseballscorecards.com](http://livebaseballscorecards.com)

<b>AB</b>	<b>29</b>
<b>R</b>	<b>3</b>
<b>H</b>	<b>4</b>
<b>RBI</b>	<b>3</b>
<b>BB</b>	<b>1</b>
<b>SO</b>	<b>2</b>
<b>LOB</b>	<b>4</b>



Batter	1	2	3	4	5	6	7	8	9	AB R H RBI BB SO LOB	TOP	
Lou Whitaker, L (1, 4) OBP: 0.307, SLG: 0.348	0-0 1B		0-0 4-3			0-0 4-3		0-0 F8		4 0 1 0 0 0 0		
Rick Leach, L (1, 3) OBP: 0.254, SLG: 0.373	0-0 F7			0-0 L8		0-0 G3		0-0 1B		4 0 1 0 0 0 0		
Larry Herndon, R (1, 7) OBP: 0.347, SLG: 0.529	0-0 1B			0-0 1B 1B		0-0 L4		0-0 F6		4 0 2 0 0 0 1		
Lance Parrish, R (1, 2) OBP: 0.393, SLG: 0.562	0-0 5-3			0-0 FC6-4 1B			0-0 1B 1B 1B	0-3 K		4 0 2 0 0 1 2		
Mike Ivie, R (1, 10) OBP: 0.309, SLG: 0.503		0-3 K		0-0 F4			0-0 F8		0-3 K	4 0 0 0 0 2 3		
Enos Cabell, R (1, 5) OBP: 0.300, SLG: 0.358 (7, 9)		0-0 F6 F6-4 S		0-0 FC6-4 1-2f			0-0 1B 1B		0-0 2-3 1B	4 1 2 0 0 0 2		
Chet Lemon, R (1, 8) OBP: 0.348, SLG: 0.319		0-0 F6-4 1-3			0-0 1-3		0-0 1-2 2-3 1B		0-0 2-3	4 0 1 0 0 0 2		
Tom Brookens, R (1, 6) OBP: 0.326, SLG: 0.373 (7, 5)			0-0 F8		0-0 G3		0-0 F8		0-0 1B 2-H	4 0 1 1 0 0 3		
Lynn Jones, R (1, 9) OBP: 0.305, SLG: 0.325			0-0 F8		0-0 F6-3		0-0 F9		0-3 K	2 0 0 0 0 0 0		
Richie Hebner, L (7, PH) OBP: 0.363, SLG: 0.414										1 0 0 0 0 0 3		
Alan Trammell, R (7, 6) OBP: 0.274, SLG: 0.286										0 0 0 0 0 0 0		
Jerry Turner, L (9, PH) OBP: 0.231, SLG: 0.307										1 0 0 0 0 1 1		
<b>Inning Stats</b>	R: 0 H: 2 E: 0 LOB: 1 K: 0 BB: 0 S: 4 P: 4	R: 0 H: 0 E: 1 LOB: 0 K: 1 BB: 0 S: 5 P: 5	R: 0 H: 0 E: 0 LOB: 0 K: 0 BB: 0 S: 3 P: 3	R: 0 H: 2 E: 0 LOB: 2 K: 0 BB: 0 S: 5 P: 5	R: 0 H: 0 E: 0 LOB: 0 K: 0 BB: 0 S: 3 P: 3	R: 0 H: 0 E: 0 LOB: 0 K: 0 BB: 0 S: 3 P: 3	R: 0 H: 3 E: 0 LOB: 3 K: 0 BB: 0 S: 6 P: 6	R: 0 H: 1 E: 0 LOB: 1 K: 1 BB: 0 S: 6 P: 6	R: 1 H: 2 E: 0 LOB: 1 K: 2 BB: 0 S: 9 P: 9	1B: 10 SF: 0 2B: 1 SAC: 0 3B: 0 DP: 1 HR: 0 HBP: 0	WP: 0 PA: 36 PB: 0 SB: 1 CS: 0	
<b>PITCHER</b>	IP WLS BF H R ER SO BB IBB HBP BLK WP HR S P ERA WHIP											
Doc Medich, R (1, 1) ERA: 4.72	6.1 W 25 7 0 0 1 0 0 0 0 0 0 0 27 27 0.00 1.105											
Dave Schmidt, R (7, 1) ERA: 2.97	2.2 S 11 3 1 1 3 0 0 0 0 0 0 0 17 17 3.38 1.125											

Detroit Tigers @ Texas Rangers  
Arlington Stadium, Arlington, TX  
Fri Jul 09 1982, 8:05 PM EDT  
Att. 19,183 - Unknown

livebaseballscorecards.com

AB 36  
R 1  
H 10  
RBI 1  
BB 0  
SO 4  
LOB 17









Batter	1	2	3	4	5	6	7	8	9	AB R H RBI BB SO LOB
Bill Sample, R OBP: 0.384, SLG: 0.516 (1, 7)	0-0 1B HR 1B	0-0 1B		1-0 G6-4-3 HBP		0-3 K			0-0 F6	4 1 2 0 0 1 0
Lee Mazzilli, S OBP: 0.338, SLG: 0.354 (1, 10)	0-0 1-3 S HR 1B	0-0 1-2 1B		0-0 G6-4-3 1-2f			4-0 S BB		0-0 HR	4 2 3 1 1 0 1
Buddy Bell, R OBP: 0.356, SLG: 0.446 (1, 5)	0-3 1-2 K	0-0 F9			0-0 5-3 1B		0-0 1-3			4 1 1 0 0 1 5
Dave Hostetter, R OBP: 0.376, SLG: 0.618 (1, 3)	4-0 HR IBB	0-0 F9			0-0 5-3		4-0 G6-4-3 IBB			2 1 0 0 2 0 3
Larry Parrish, R OBP: 0.261, SLG: 0.341 (1, 9)	0-0 1-H 2-H 3-H HR		0-0 FC6-4 1B		0-0 FC5-4 1B		0-0 G6-4-3 1-2f			4 1 3 5 0 0 2
George Wright, S OBP: 0.273, SLG: 0.361 (1, 8)	0-0 4-3		0-0 FC6-4 1-3 1-2f		0-0 FC5-4 PB 1-2f			0-0 E L5 1B		4 0 1 0 0 0 2
Mike Richardt, R OBP: 0.258, SLG: 0.274 (1, 4)	0-0 1B		0-0 1-3 2-3		0-0 F9 1-2			0-0 F8		4 0 1 0 0 0 3
Don Werner, R OBP: 0.320, SLG: 0.261 (1, 2)	0-3 K		0-0 6-3			0-3 K		0-0 L5 1B		4 0 1 0 0 2 2
Doug Flynn, R OBP: 0.224, SLG: 0.239 Bill Stein, R OBP: 0.284, SLG: 0.295 (8, PH) (9, 6)		0-0 F5-3		0-0 F5-3		0-3 K		0-0 L5		3 0 0 0 0 1 0 1 0 0 0 0 0 2

Inning Stats	R: 4 E: 0 K: 2 S: 11	H: 4 LOB: 1 BB: 1 P: 15	R: 0 E: 0 K: 0 S: 5	H: 2 LOB: 2 BB: 0 P: 5	R: 0 E: 1 K: 0 S: 4	H: 1 LOB: 1 BB: 0 P: 4	R: 0 E: 0 K: 0 S: 2	H: 0 LOB: 0 BB: 0 P: 3	R: 1 E: 0 K: 0 S: 5	H: 2 LOB: 1 BB: 0 P: 5	R: 0 E: 0 K: 3 S: 9	H: 0 LOB: 0 BB: 0 P: 9	R: 0 E: 0 K: 0 S: 2	H: 0 LOB: 1 BB: 2 P: 10	R: 0 E: 1 K: 0 S: 4	H: 2 LOB: 2 BB: 0 P: 4	R: 1 E: 0 K: 0 S: 2	H: 1 LOB: 0 BB: 0 P: 2	1B: 10 2B: 0 3B: 0 HR: 2	SF: 0 SAC: 0 DP: 2 HBP: 1	WP: 0 PB: 1 SB: 2 CS: 0	PA: 38
--------------	-------------------------------	----------------------------------	------------------------------	---------------------------------	------------------------------	---------------------------------	------------------------------	---------------------------------	------------------------------	---------------------------------	------------------------------	---------------------------------	------------------------------	----------------------------------	------------------------------	---------------------------------	------------------------------	---------------------------------	-----------------------------------	------------------------------------	----------------------------------	--------

PITCHER	IP	WLS	BF	H	R	ER	SO	BB	IBB	HBP	BLK	WP	HR	S	P	ERA	WHIP
Milt Wilcox, R ERA: 3.62 (1, 1)	1.0		8	4	4	4	2	0	1	0	0	0	1	11	15	36.00	4.000
Dave Rucker, L ERA: 6.23 (2, 1)	4.0		17	5	1	1	0	0	0	1	0	0	0	16	17	2.25	1.250
Dave Tobik, R ERA: 2.65 (6, 1)	3.1	L	13	3	1	1	3	1	1	0	0	0	1	17	25	2.70	1.200

**BOTTOM**

**Detroit Tigers @ Texas Rangers**  
Arlington Stadium, Arlington, TX  
Sat Jul 10 1982, 4:33 AM EDT  
Unknown

livebaseballscores.com

<b>AB</b>	<b>34</b>
<b>R</b>	<b>6</b>
<b>H</b>	<b>12</b>
<b>RBI</b>	<b>6</b>
<b>BB</b>	<b>3</b>
<b>SO</b>	<b>5</b>
<b>LOB</b>	<b>20</b>



Batter	1	2	3	4	5	6	7	8	9	AB R H RBI BB SO LOB	TOP													
Lou Whitaker, L (1, 4) OBP: 0.314, SLG: 0.354	0-0 F9		0-0 2B 1B		0-0 SH2-4 1B	0-0 2-H 1B			0-3 K	5 1 3 2 0 1 0														
Rick Leach, L (1, 3) OBP: 0.253, SLG: 0.357	0-0 F9		4-0 2B BB		0-0 SH2-4 1-2	0-3 K			0-0 4-3	3 0 0 0 1 1 1														
Larry Herndon, R (1, 7) OBP: 0.340, SLG: 0.516	0-0 5-3		0-3 K		0-0 F3			0-0 1-3	0-0 F6-3	5 0 0 0 0 1 3														
Mike Ivie, R (1, 10) OBP: 0.316, SLG: 0.506		0-0 F2	0-0 1-3 2-H 2B		1-0 FC5-4 HBP			0-0 F6		3 0 1 1 0 0 0														
Jerry Turner, L (1, 9) Lynn Jones, R (3, PH) OBP: 0.292, SLG: 0.310	0-0 F9		0-0 L8		0-0 FC5-4 1-2f			0-0 1B		1 0 0 0 0 0 0 3 0 1 0 0 0 4														
Chet Lemon, R (1, 8) OBP: 0.349, SLG: 0.342	0-3 K			0-0 HR		0-0 F8 2B		0-0 5-3		4 2 2 1 0 1 1														
Tom Brookens, R (1, 5) OBP: 0.326, SLG: 0.367			0-0 1B SF8 1B	0-0 F4		0-0 F8 2-3		0-0 F9		4 1 1 0 0 0 1														
Bill Fahey, L (1, 2) OBP: 0.167, SLG: 0.208			0-0 1B PB 1B	0-0 4-3		0-0 1B 2B		0-0 F1		4 2 2 1 0 0 0														
Alan Trammell, R (1, 6) OBP: 0.274, SLG: 0.304			0-0 SF8 3-H	0-0 F7		0-0 F7		0-3 K		3 0 0 1 0 1 1														
<b>Inning Stats</b>	R: 0 E: 0 K: 0 S: 3	H: 0 LOB: 0 BB: 0 P: 3	R: 0 E: 0 K: 1 S: 5	H: 0 LOB: 0 BB: 0 P: 5	R: 3 E: 0 K: 1 S: 9	H: 4 LOB: 2 BB: 1 P: 13	R: 1 E: 0 K: 0 S: 4	H: 1 LOB: 0 BB: 0 P: 4	R: 0 E: 0 K: 0 S: 4	H: 1 LOB: 2 BB: 0 P: 5	R: 2 E: 0 K: 1 S: 8	H: 3 LOB: 1 BB: 0 P: 8	R: 0 E: 0 K: 0 S: 4	H: 1 LOB: 1 BB: 0 P: 4	R: 0 E: 0 K: 1 S: 5	H: 0 LOB: 0 BB: 0 P: 5	R: 0 E: 0 K: 1 S: 5	H: 0 LOB: 0 BB: 0 P: 5	R: 0 E: 0 K: 1 S: 5	H: 0 LOB: 0 BB: 0 P: 5	1B: 6 2B: 3 3B: 0 HR: 1	SF: 1 SAC: 1 DP: 0 HBP: 1	WP: 0 PB: 1 SB: 0 CS: 0	PA: 39
<b>PITCHER</b>	IP WLS BF H R ER SO BB IBB HBP BLK WP HR S P ERA WHIP																							
Charlie Hough, R (1, 1) ERA: 3.38	2.2 L 13 4 3 3 2 1 0 0 0 0 0 0 16 20 10.12 1.875																							
Paul Mirabella, L (3, 1) ERA: 5.88	2.2 13 4 3 3 0 0 0 0 1 0 0 1 12 13 10.12 1.500																							
Dan Boitano, R (6, 1) ERA: 1.29	3.2 13 2 0 0 3 0 0 0 0 0 0 0 19 19 0.00 0.545																							

**Detroit Tigers @ Texas Rangers**  
 Arlington Stadium, Arlington, TX  
 Sat Jul 10 1982, 8:05 PM EDT  
 Att: 42,163 - Unknown

[livebaseballscorecards.com](http://livebaseballscorecards.com)

**AB 35**  
**R 6**  
**H 10**  
**RBI 6**  
**BB 1**  
**SO 5**  
**LOB 11**



Batter	1	2	3	4	5	6	7	8	9	AB R H RBI BB SO LOB
Bill Sample, R OBP: 0.381, SLG: 0.515 (1, 7) X	0-0 F7 ①			X 0-0 F2 ①		X 0-0 2B		X 0-0 FC5-4 ②		4 0 1 0 0 0 1
Lee Mazzilli, S OBP: 0.329, SLG: 0.344 (1, 10) X	0-0 4-3 ②			X 0-0 F3 ②		X 0-0 F8 ②		X 0-0 4-3 ③		4 0 0 0 0 0 2
Buddy Bell, R OBP: 0.355, SLG: 0.444 (1, 5) X	0-0 5-3 ③			X 0-0 FC5-4 1B		S S 0-3 K ③		X 0-0 L7 ①		4 0 1 0 0 1 1
Dave Hostetter, R OBP: 0.373, SLG: 0.607 (1, 3)		S S 0-3 K ①		X 0-0 FC5-4 ③		X 0-0 1B		X 0-0 F9 ②		4 0 1 0 0 1 1
Larry Parrish, R OBP: 0.261, SLG: 0.339 (1, 9)		X 0-0 L7 ②		X 0-0 L4-6 1B		S S 0-3 K ①		X 0-0 L7 ③		4 0 1 0 0 1 1
Jim Sundberg, R OBP: 0.331, SLG: 0.360 (1, 2)		S S 0-3 K ③		X 0-0 1B		S S 0-3 K ②				3 0 1 0 0 2 1
Mike Richardt, R OBP: 0.259, SLG: 0.275 (1, 4)			X 0-0 G4-6-3 1B		X 0-0 L4-6 ①	X 0-0 F5 ③				3 0 1 0 0 0 3
George Wright, S OBP: 0.275, SLG: 0.361 (1, 8)			X 0-0 G4-6-3 ①		X 0-0 F7 ③		X 0-0 FC5-4 1B			3 0 1 0 0 0 2
Doug Flynn, R OBP: 0.221, SLG: 0.236 (1, 6)			S S 0-3 K ③		X 0-0 F6 ①		X 0-0 F9 ①			3 0 0 0 0 1 1

Inning Stats	R: 0	H: 0	E: 0	K: 0	S: 3	R: 0	H: 0	E: 0	K: 2	S: 7	R: 0	H: 1	E: 0	K: 1	S: 5	R: 0	H: 1	E: 0	K: 0	S: 4	R: 0	H: 2	E: 0	K: 0	S: 4	R: 0	H: 1	E: 0	K: 1	S: 6	R: 0	H: 1	E: 0	K: 2	S: 8	R: 0	H: 1	E: 0	K: 0	S: 4	R: 0	H: 0	E: 0	K: 0	S: 3	1B: 6	SF: 0	2B: 2	SAC: 0	3B: 0	DP: 2	HR: 0	HBP: 0	WP: 0	PA: 32
PITCHER Jack Morris, R ERA: 4.37 (1, 1)	IP	WLS	BF	H	R	ER	SO	BB	IBB	HBP	BLK	WP	HR	S	P	ERA	WHIP	IP	WLS	BF	H	R	ER	SO	BB	IBB	HBP	BLK	WP	HR	S	P	ERA	WHIP	IP	WLS	BF	H	R	ER	SO	BB	IBB	HBP	BLK	WP	HR	S	P	ERA	WHIP				

**DETROIT TIGERS @ TEXAS RANGERS**  
Arlington Stadium, Arlington, TX  
Sat Jul 10 1982, 8:05 PM EDT  
Att. 42,163 - Unknown

livebaseballscorecards.com

AB	32
R	0
H	7
RBI	0
BB	0
SO	6
LOB	13



Batter	1	2	3	4	5	6	7	8	9	AB R H RBI BB SO LOB	TOP																									
Lou Whitaker, L (1, 4) OBP: 0.315, SLG: 0.354	0-0 FC4-6 1B		0-0 F7			0-3 K		0-0 1B FC1-5-2 1B	0-3 K	5 0 2 0 0 2 1																										
Tom Brookens, R (1, 5) OBP: 0.328, SLG: 0.368	0-0 FC4-6 F4-6-3 1-2f			0-0 5-3		0-0 1B 1B		0-0 1B FC1-5-2 E 1-3	0-0 L9	5 2 2 0 0 0 2																										
Larry Herndon, R (1, 7) OBP: 0.339, SLG: 0.513	0-0 F4-6-3 1-2			0-0 F6-3		0-0 1B 1B		0-0 E FC1-5-2 1-3		4 1 1 0 0 0 3																										
Lance Parrish, R (1, 2) OBP: 0.393, SLG: 0.558		0-0 F9		0-0 2B		0-0 1B FC6-4 1-2 3-H		4-0 E IBB		3 0 2 1 1 0 0																										
Mike Ivie, R (1, 10) OBP: 0.310, SLG: 0.494		0-0 F7		0-0 F5		0-0 FC6-4 1-2f		0-3 K		4 0 0 0 0 1 6																										
John Wockenfuss, R (1, 3) OBP: 0.370, SLG: 0.368		4-0 FC5-4 BB			0-0 1B G5-4-3		0-0 L7	0-0 E9		2 0 1 0 1 0 0																										
Richie Hebner, L (8, PH) OBP: 0.359, SLG: 0.408								1-2 2-H 3-H		1 0 0 0 0 0 1																										
Chet Lemon, R (1, 8) OBP: 0.344, SLG: 0.336		0-0 FC5-4 1-2f		0-0 G5-4-3 1-2f		0-0 G2		0-0 F7		4 0 0 0 0 0 4																										
Lynn Jones, R (1, 9) OBP: 0.290, SLG: 0.307			0-0 F4		0-0 4-3		0-0 1B		0-0 4-3	4 0 1 0 0 0 0																										
Alan Trammell, R (1, 6) OBP: 0.274, SLG: 0.303			0-0 F6-3			0-0 5-3	0-0 5-3		0-0 1B S	4 0 1 0 0 0 1																										
<b>Inning Stats</b>	R: 0 E: 0 K: 0 S: 3	H: 1 LOB: 0 BB: 0 P: 3	R: 0 E: 0 K: 0 S: 3	H: 0 LOB: 1 BB: 1 P: 7	R: 0 E: 0 K: 0 S: 3	H: 0 LOB: 0 BB: 0 P: 3	R: 0 E: 0 K: 0 S: 4	H: 1 LOB: 1 BB: 0 P: 4	R: 0 E: 0 K: 0 S: 3	H: 1 LOB: 0 BB: 0 P: 3	R: 1 E: 0 K: 1 S: 8	H: 3 LOB: 2 BB: 0 P: 8	R: 0 E: 0 K: 0 S: 4	H: 1 LOB: 1 BB: 0 P: 4	R: 2 E: 1 K: 1 S: 8	H: 2 LOB: 2 BB: 1 P: 12	R: 0 E: 0 K: 1 S: 6	H: 1 LOB: 1 BB: 0 P: 6	1B: 9 2B: 1 3B: 0 HR: 0	SF: 0 SAC: 0 DP: 2 HBP: 0	WP: 0 PB: 0 SB: 1 CS: 0	PA: 38														
<b>PITCHER</b>	IP WLS BF H R ER SO BB IBB HBP BLK WP HR S P ERA WHIP																																			
Frank Tanana, L (1, 1) ERA: 3.68	7.0	28	8	2	1	1	1	1	0	0	0	0	0	29	33	1.29	1.286																			
Danny Darwin, R (8, 1) ERA: 2.37	2.0	L	10	2	1	0	2	0	1	0	0	0	0	13	17	0.00	1.000																			

**Detroit Tigers @ Texas Rangers**  
 Arlington Stadium, Arlington, TX  
 Sun Jul 11 1982, 8:05 PM EDT  
 Att. 16,987 - Unknown

[livebaseballscorecards.com](http://livebaseballscorecards.com)

**AB** 36  
**R** 3  
**H** 10  
**RBI** 1  
**BB** 2  
**SO** 3  
**LOB** 18



Batter	1	2	3	4	5	6	7	8	9	AB	R	H	RBI	BB	SO	LOB
Bill Sample, R (1, 7) OBP: 0.378, SLG: 0.509	0-0 5-3			0-0 1B 2B 1B	0-0 1-4-3			0-0 6-3		4	1	1	0	0	0	0
Lee Mazzilli, S (1, 10) OBP: 0.327, SLG: 0.341	0-0 F8			0-0 1-2 2B 1B		0-3 K			0-0 F7	4	1	1	0	0	1	0
Buddy Bell, R (1, 5) OBP: 0.353, SLG: 0.444	0-3 K			0-0 1-H 2-H 2B		0-0 6-3			0-0 6-3	4	0	1	2	0	1	0
Dave Hostetter, R (1, 3) OBP: 0.364, SLG: 0.590		0-0 6-3		0-3 K		0-3 K			0-0 F8	4	0	0	0	0	2	1
Larry Parrish, R (1, 9) OBP: 0.257, SLG: 0.333		0-3 K		0-3 K			0-3 K			3	0	0	0	0	3	1
George Wright, S (1, 8) OBP: 0.274, SLG: 0.358		0-0 5-3		4-0 IBB			0-0 5-3			2	0	0	0	1	0	0
Mike Richardt, R (1, 4) OBP: 0.255, SLG: 0.270			0-0 5-3	0-0 6-3			0-0 F4			3	0	0	0	0	0	2
Don Werner, R (1, 2) OBP: 0.296, SLG: 0.240			0-0 1-3		0-0 6-3			0-0 4-3		2	0	0	0	0	0	0
Jim Sundberg, R (8, PH) OBP: 0.330, SLG: 0.359										1	0	0	0	0	0	0
Doug Flynn, R (1, 6) OBP: 0.219, SLG: 0.234			0-0 F4-3		0-0 F5-3			0-0 F8		2	0	0	0	0	0	0
Bill Stein, R (8, PH) OBP: 0.279, SLG: 0.290										1	0	0	0	0	0	0

Inning Stats	R: 0	H: 0	R: 0	H: 0	R: 0	H: 0	R: 0	H: 0	R: 0	H: 0	R: 0	H: 0	R: 0	H: 0	R: 0	H: 0	1B: 2	SF: 0	WP: 0	PA: 31
	E: 0	LOB: 0	E: 0	LOB: 0	E: 0	LOB: 0	E: 0	LOB: 0	E: 0	LOB: 0	E: 0	LOB: 0	E: 0	LOB: 0	E: 0	LOB: 0	2B: 1	SAC: 0	PB: 0	
	K: 1	BB: 0	K: 1	BB: 0	K: 0	BB: 0	K: 2	BB: 0	K: 1	BB: 0	K: 0	BB: 0	K: 0	BB: 0	K: 0	BB: 0	3B: 0	DP: 0	SB: 0	
	S: 5	P: 5	S: 5	P: 5	S: 3	P: 3	S: 10	P: 14	S: 3	P: 3	S: 7	P: 7	S: 5	P: 5	S: 3	P: 3	HR: 0	HBP: 0	CS: 0	

PITCHER	IP	WLS	BF	H	R	ER	SO	BB	IBB	HBP	BLK	WP	HR	S	P	ERA	WHIP	PITCHER	IP	WLS	BF	H	R	ER	SO	BB	IBB	HBP	BLK	WP	HR	S	P	ERA	WHIP	
Jerry Ujdur, R (1, 1) ERA: 3.67	9.0	W	31	3	2	2	7	0	1	0	0	0	0	44	48	2.00	0.333																			

**BOTTOM**

**Detroit Tigers @ Texas Rangers**  
Arlington Stadium, Arlington, TX  
Sun Jul 11 1982, 8:05 PM EDT  
Att. 16,987 - Unknown

[livebaseballscorecards.com](http://livebaseballscorecards.com)

<b>AB</b>	<b>30</b>
<b>R</b>	<b>2</b>
<b>H</b>	<b>3</b>
<b>RBI</b>	<b>2</b>
<b>BB</b>	<b>1</b>
<b>SO</b>	<b>7</b>
<b>LOB</b>	<b>4</b>



Batter	1	2	3	4	5	6	7	8	9	AB	R	H	RBI	BB	SO	LOB	TOP										
Lou Whitaker, L OBP: 0.316, SLG: 0.358 (1, 4)		0-0 4-3		0-3 K		0-0 WP 2B		0-0 E3 5-3 SF9		6	4	2	1	0	1	5											
Chet Lemon, R OBP: 0.351, SLG: 0.347 (1, 8)			4-0 BB	0-0 F7		0-0 2H 2B		0-0 FC 5-3		4	2	2	2	2	0	2											
Larry Herndon, R OBP: 0.342, SLG: 0.515 Lynn Jones, R OBP: 0.290, SLG: 0.307 (1, 7) (8, 7)			0-0 F9	0-0		0-0 F3		0-0 5-3		6	2	3	5	0	0	4											
Lance Parrish, R OBP: 0.396, SLG: 0.573 Bill Fahey, L OBP: 0.148, SLG: 0.192 (1, 2) (4, PH) (4, 2)			0-3 K	0-0 F8		0-0 3-1		0-0 SF9		3	2	2	2	0	1	1											
Mike Ivie, R OBP: 0.306, SLG: 0.489 (1, 10)			0-3 K			0-0 F3		0-0 L5		6	0	1	0	0	2	4											
Enos Cabell, R OBP: 0.301, SLG: 0.361 Rick Leach, L OBP: 0.260, SLG: 0.352 (1, 3) (7, PH) (7, 3)		0-0 F7		0-0 HR 1B		0-3 K		0-0 F4		4	2	2	1	0	1	0											
John Wockenfuss, R OBP: 0.376, SLG: 0.378 (1, 9)		0-3 K		4-0 HR BB		0-0		0-0 F9		5	2	2	1	1	1	2											
Tom Brookens, R OBP: 0.333, SLG: 0.395 (1, 5)		0-0		0-0 HR		0-0 F8		0-0 F8		6	2	3	4	0	0	3											
Alan Trammell, R OBP: 0.280, SLG: 0.319 (1, 6)		4-0 BB		0-0 HR		0-3 K		0-0 FC E 5-3 1B		4	2	2	1	1	1	2											
<b>Inning Stats</b>	R: 11 E: 1 K: 1 S: 15	H: 9 LOB: 0 BB: 1 P: 19	R: 0 E: 0 K: 1 S: 6	H: 1 LOB: 2 BB: 1 P: 10	R: 0 E: 0 K: 2 S: 7	H: 0 LOB: 1 BB: 1 P: 11	R: 4 E: 0 K: 1 S: 9	H: 4 LOB: 1 BB: 1 P: 13	R: 0 E: 0 K: 1 S: 6	H: 1 LOB: 1 BB: 0 P: 6	R: 1 E: 0 K: 1 S: 7	H: 2 LOB: 1 BB: 0 P: 7	R: 0 E: 0 K: 0 S: 4	H: 1 LOB: 1 BB: 0 P: 4	R: 2 E: 1 K: 0 S: 6	H: 1 LOB: 1 BB: 0 P: 6	R: 0 E: 0 K: 0 S: 2	H: 0 LOB: 0 BB: 1 P: 6	1B: 8 2B: 8 3B: 0 HR: 3	SF: 1 SAC: 0 DP: 1 HBP: 0	WP: 1 PB: 0 SB: 0 CS: 0	PA: 53					
<b>PITCHER</b>	IP	WLS	BF	H	R	ER	SO	BB	IBB	HBP	BLK	WP	HR	S	P	ERA	WHIP										
Jack O'Connor, L ERA: 5.17 (1, 1)	0.1	L	6	5	5	5	0	0	0	0	0	0	0	6	6	135.00	15.000										
John Pacella, R ERA: 4.99 (1, 1)	2.2		21	8	10	4	4	4	0	0	0	0	3	25	41	13.50	4.500										
Paul Boris, R ERA: 5.4 (4, 1)	5.0		23	6	3	2	3	0	0	0	0	1	0	29	29	3.60	1.200										
Jeff Little, L ERA: 3.0 (9, 1)	1.0		3	0	0	0	0	1	0	0	0	0	0	2	6	0.00	1.000										

**Detroit Tigers @ Minnesota Twins**  
Hubert H. Humphrey Metrodome, Minneapolis, MN  
Thu Jul 15 1982, 8:05 PM EDT  
Att. 19,108 - Dome - 84 F

AB	47
R	18
H	19
RBI	18
BB	5
SO	7
LOB	26



WP	1	PA	53
PB	0		
SB	0		
CS	0		

1B	8	SF	1
2B	8	SAC	0
3B	0	DP	1
HR	3	HBP	0




Batter	1	2	3	4	5	6	7	8	9	AB	R	H	RBI	BB	SO	LOB
Bobby Mitchell, L (1, 8) OBP: 0.314, SLG: 0.292 Dave Engle, R (8, PH) OBP: 0.299, SLG: 0.386 (9, 7)	0-0 6-3		0-0 1-3 2B	0-3 K		0-0 1-3		4-0 BB		4	0	1	0	0	1	2
Ron Washington, R (1, 6) OBP: 0.307, SLG: 0.401	0-3 K		0-0 6-3		0-3 K		0-0 FC6-4 BB 1B	0-3 K		5	0	1	1	0	3	4
Tom Brunansky, R (1, 9) OBP: 0.398, SLG: 0.484	0-0 6-3		4-0 FC4-6 BB		0-3 K		4-0 FC6-4 BB		4-0 FC6-4 BB	2	0	0	0	3	1	0
Kent Hrbek, L (1, 3) OBP: 0.390, SLG: 0.574 Jesus Vega, R (9, PH) OBP: 0.266, SLG: 0.373		0-0 FC4-6 1B	0-0 FC4-6		0-0 1B BB 1B		0-0 FC6-4 L1		0-0 F4	4	0	2	0	0	0	4
Randy Johnson, L (1, 10) OBP: 0.350, SLG: 0.454 Mickey Hatcher, R (7, PH) OBP: 0.264, SLG: 0.313		0-0 FC4-6		0-0 1B 1B 4-3 1B		4-0 1B BB 1B		0-0 L1	0-0 F8	2	1	1	0	1	0	1
Tim Laudner, R (1, 2) OBP: 0.349, SLG: 0.424 Sal Butera, R (9, PH) OBP: 0.365, SLG: 0.278		0-0 F8		0-0 F7		0-0 FC4-6 1B		4-0 4-3 1B BB	0-0 FC6-4	3	0	1	0	1	0	2
Gary Ward, R (1, 7) OBP: 0.304, SLG: 0.441 (9, 8)		0-0 L1		0-0 4-3 1B 1B		0-0 FC4-6		0-0 4-3 1B		4	0	2	0	0	0	4
Gary Gaetti, R (1, 5) OBP: 0.281, SLG: 0.444			0-3 K		0-0 4-3 1B		0-3 K2-3		0-0 F7	4	0	1	0	0	2	2
John Castino, R (1, 4) OBP: 0.288, SLG: 0.291			4-0 2B 6-3 BB		0-0 4-3		0-0 F1		0-0 4-3	3	1	0	1	1	0	4

Inning Stats	R: 0	H: 0	E: 0	K: 1	S: 5	LOB: 0	BB: 0	P: 5	R: 0	H: 1	E: 0	K: 0	S: 4	LOB: 1	BB: 0	P: 4	R: 1	H: 1	E: 0	K: 1	S: 6	LOB: 2	BB: 2	P: 14	R: 1	H: 3	E: 0	K: 1	S: 8	LOB: 2	BB: 0	P: 8	R: 0	H: 2	E: 0	K: 2	S: 9	LOB: 3	BB: 1	P: 13	R: 0	H: 0	E: 0	K: 1	S: 5	LOB: 0	BB: 0	P: 5	R: 0	H: 1	E: 0	K: 0	S: 3	LOB: 1	BB: 1	P: 7	R: 0	H: 1	E: 0	K: 1	S: 6	LOB: 3	BB: 2	P: 14	R: 0	H: 0	E: 0	K: 0	S: 3	LOB: 1	BB: 1	P: 7	1B: 8	SF: 0	2B: 2	3B: 0	HR: 0	SAC: 0	DP: 1	HBP: 0	WP: 0	PA: 42
--------------	------	------	------	------	------	--------	-------	------	------	------	------	------	------	--------	-------	------	------	------	------	------	------	--------	-------	-------	------	------	------	------	------	--------	-------	------	------	------	------	------	------	--------	-------	-------	------	------	------	------	------	--------	-------	------	------	------	------	------	------	--------	-------	------	------	------	------	------	------	--------	-------	-------	------	------	------	------	------	--------	-------	------	-------	-------	-------	-------	-------	--------	-------	--------	-------	--------

PITCHER	IP	WLS	BF	H	R	ER	SO	BB	IBB	HBP	BLK	WP	HR	S	P	ERA	WHIP
Dan Petry, R (1, 1) ERA: 3.32	6.0	W	28	7	2	2	6	3	0	0	0	0	0	37	49	3.00	1.667
Kevin Saucier, L (7, 1) ERA: 3.05	3.0	S	14	2	0	0	1	4	0	0	0	0	0	12	28	0.00	2.000

**DETROIT TIGERS @ MINNESOTA TWINS**  
 Hubert H. Humphrey Metrodome, Minneapolis, MN  
 Thu Jul 15 1982, 8:05 PM EDT  
 Att: 19,108 - Dome - 84 F

<b>AB</b>	<b>35</b>
<b>R</b>	<b>2</b>
<b>H</b>	<b>9</b>
<b>RBI</b>	<b>2</b>
<b>BB</b>	<b>7</b>
<b>SO</b>	<b>7</b>
<b>LOB</b>	<b>28</b>



WP	PA	ERA	WHIP
0	42		

Batter	1	2	3	4	5	6	7	8	9	AB R H RBI BB SO LOB	TOP							
Lou Whitaker, L (1, 4) OBP: 0.321, SLG: 0.381	0-0 4-3	0-0 E 3B			0-0 G5-4-3 1B			0-0 HR		4 2 3 2 0 0 0	<b>Detroit Tigers @ Minnesota Twins</b> Hubert H. Humphrey Metrodome, Minneapolis, MN Fri Jul 16 1982, 8:05 PM EDT Att. 8,258 - Dome - 82 F							
Chet Lemon, R (1, 8) OBP: 0.346, SLG: 0.341	0-0 4-3	0-0 6-3			0-0 G5-4-3 1-2f			0-0 F8		4 0 0 0 0 0 1								
Larry Herndon, R (1, 7) OBP: 0.341, SLG: 0.515	0-0 6-3				0-0 L4			0-0 2B		4 0 1 0 0 0 0								
Lance Parrish, R (1, 2) OBP: 0.402, SLG: 0.587		0-0 HR			0-0 G5-4-3 1B			4-0 IBB		3 1 2 1 1 0 0								
Mike Ivie, R (1, 10) OBP: 0.300, SLG: 0.479		0-0 6-3			0-0 G5-4-3 1-2f			0-0 F8		4 0 0 0 0 1 3								
Enos Cabell, R (1, 3) OBP: 0.297, SLG: 0.356		0-0 6-3			0-0 6-3			0-3 K		4 0 0 0 0 1 0								
John Wockenfuss, R (1, 9) OBP: 0.375, SLG: 0.385		0-0 HR 2B			0-0 6-3			0-0 L8		3 1 1 0 0 0 0								
Lynn Jones, R (8, 9) OBP: 0.287, SLG: 0.303					0-0 6-3			0-0 F9		1 0 0 0 0 0 0								
Tom Brookens, R (1, 5) OBP: 0.332, SLG: 0.409		0-0 HR			0-3 K			0-0 F9		4 1 1 2 0 1 0								
Alan Trammell, R (1, 6) OBP: 0.277, SLG: 0.315		0-3 K 3B			0-0 F4			0-0 F4		3 1 0 0 0 1 0								
<b>Inning Stats</b>	R: 0 E: 0 K: 0 S: 3	H: 0 LOB: 0 BB: 0 P: 3	R: 5 E: 1 K: 1 S: 10	H: 4 LOB: 0 BB: 0 P: 10	R: 0 E: 0 K: 1 S: 5	H: 1 LOB: 0 BB: 0 P: 5	R: 0 E: 0 K: 1 S: 5	H: 0 LOB: 0 BB: 0 P: 5	R: 0 E: 0 K: 1 S: 5	H: 0 LOB: 0 BB: 0 P: 5	R: 1 E: 0 K: 0 S: 5	H: 2 LOB: 2 BB: 1 P: 9	R: 0 E: 0 K: 0 S: 3	H: 0 LOB: 0 BB: 0 P: 3	1B: 2 2B: 2 3B: 1 HR: 3	SF: 0 SAC: 0 DP: 2 HBP: 0	WP: 1 PB: 0 SB: 0 CS: 0	PA: 35
<b>PITCHER</b>	IP WLS BF H R ER SO BB IBB HBP BLK WP HR S P ERA WHIP																	
Frank Viola, L (1, 1) ERA: 4.15	7.2 L 30 8 6 5 4 0 0 0 0 1 3 38 38 5.87 1.043																	
Jeff Little, L (8, 1) ERA: 2.45	1.1 5 0 0 0 0 0 0 1 0 0 0 0 4 8 0.00 0.000																	

livebaseballscorecards.com

<b>AB</b>	34
<b>R</b>	6
<b>H</b>	8
<b>RBI</b>	5
<b>BB</b>	1
<b>SO</b>	4
<b>LOB</b>	4



Batter	1	2	3	4	5	6	7	8	9	AB	R	H	RBI	BB	SO	LOB
<b>Bobby Mitchell, L</b> OBP: 0.313, SLG: 0.296 (1, 8)	0-3 K	0-0 6-3			0-0 5-3			0-0 4-3 1-H 2B		4	0	1	1	0	1	0
<b>Ron Washington, R</b> OBP: 0.306, SLG: 0.399 (1, 4) (9, 6)	0-0 2B 2B 1B		0-0 F8			0-0 F7		0-0 4-3 2-3		4	1	1	0	0	0	1
<b>Tom Brunansky, R</b> OBP: 0.396, SLG: 0.484 (1, 9)	0-0 1-3 2B 2B		0-0 5-3			0-3 K		0-0 F2		4	1	1	0	0	1	1
<b>Kent Hrbek, L</b> OBP: 0.389, SLG: 0.569 (1, 3)	4-0 2B FC1-2 IBB		0-0 F9			0-3 K			0-0 F7	3	0	0	0	1	1	0
<b>Dave Engle, R</b> OBP: 0.298, SLG: 0.389 (1, 10)	0-0 FC1-2 1-3 2-H 3-H 2B		0-0 5-3			0-0 6-3			0-0 F6	4	0	1	2	0	0	0
<b>Tim Laudner, R</b> OBP: 0.346, SLG: 0.415 (1, 2)	0-0 FC1-2 2-3 3-H BB		0-0 F9			0-0 F8			4-0 BB	3	0	0	0	1	0	2
<b>Gary Ward, R</b> OBP: 0.300, SLG: 0.435 (1, 7)	0-0 F8		0-0 K			0-0 6-3			0-3 K	4	0	0	0	0	2	3
<b>Gary Gaetti, R</b> OBP: 0.285, SLG: 0.446 (1, 5)		0-0 F7			0-0 G6-4-3 1B			0-0 2B 1B		3	1	2	0	0	0	0
<b>Lenny Faedo, R</b> OBP: 0.225, SLG: 0.169 (1, 6)		0-0 F3			0-0 G6-4-3 1-2f			0-3 K		2	0	0	0	0	0	1
<b>Randy Bush, L</b> OBP: 0.241, SLG: 0.222 (8, PH)										1	0	0	0	0	1	1
<b>John Castino, R</b> OBP: 0.288, SLG: 0.291 (9, 4)										0	0	0	0	0	0	0

**BOTTOM**

**Detroit Tigers @ Minnesota Twins**  
 Hubert H. Humphrey Metrodome, Minneapolis, MN  
 Fri Jul 16 1982, 8:05 PM EDT  
 Att. 8,258 - Dome - 82 F

livebaseballscores.com

<b>AB</b>	<b>32</b>
<b>R</b>	<b>3</b>
<b>H</b>	<b>6</b>
<b>RBI</b>	<b>3</b>
<b>BB</b>	<b>2</b>
<b>SO</b>	<b>6</b>
<b>LOB</b>	<b>9</b>



Inning Stats	R: 2	H: 3	E: 0	K: 1	S: 8	LOB: 2	BB: 1	P: 12	R: 0	H: 0	E: 0	K: 0	S: 3	LOB: 0	BB: 0	P: 3	R: 0	H: 0	E: 0	K: 0	S: 3	LOB: 0	BB: 0	P: 3	R: 0	H: 0	E: 0	K: 1	S: 5	LOB: 0	BB: 0	P: 5	R: 0	H: 1	E: 0	K: 0	S: 3	LOB: 0	BB: 0	P: 3	R: 0	H: 0	E: 0	K: 2	S: 7	LOB: 0	BB: 0	P: 7	R: 0	H: 0	E: 0	K: 0	S: 3	LOB: 0	BB: 0	P: 3	R: 1	H: 2	E: 0	K: 1	S: 7	LOB: 1	BB: 0	P: 7	R: 0	H: 0	E: 0	K: 1	S: 5	LOB: 1	BB: 1	P: 9	1B: 3	2B: 3	3B: 0	HR: 0	SF: 0	SAC: 0	DP: 1	HBP: 0	WP: 0	PB: 0	SB: 0	CS: 0	PA: 34
<b>PITCHER</b>	<b>IP</b>	<b>WLS</b>	<b>BF</b>	<b>H</b>	<b>R</b>	<b>ER</b>	<b>SO</b>	<b>BB</b>	<b>IBB</b>	<b>HBP</b>	<b>BLK</b>	<b>WP</b>	<b>HR</b>	<b>S</b>	<b>P</b>	<b>ERA</b>	<b>WHIP</b>																																																																				
<b>Jack Morris, R</b> ERA: 4.32 (1, 1)	8.0	W	30	6	3	3	5	0	1	0	0	0	0	39	43	3.38	0.750																																																																				
<b>Dave Tobik, R</b> ERA: 2.61 (9, 1)	1.0	S	4	0	0	0	1	1	0	0	0	0	0	5	9	0.00	1.000																																																																				

Batter	1	2	3	4	5	6	7	8	9	AB R H RBI BB SO LOB	TOP											
Lou Whitaker, L (1, 4) OBP: 0.329, SLG: 0.386	0-0 5-3		0-0 2B			4-0 HR BB	4-0 1B		4-0 SH1-3 HR BB	2 2 1 0 3 0 0												
Chet Lemon, R (1, 8) OBP: 0.345, SLG: 0.340	0-0 F9		0-3 K2-3			0-0 HR 1B	0-0 F9		0-0 SH1-3	4 1 1 0 0 1 4												
Larry Herndon, R (1, 7) OBP: 0.342, SLG: 0.522	0-0 F9				0-0 F9				0-0 1-4-3	5 1 2 4 0 0 1												
Lance Parrish, R (1, 2) OBP: 0.402, SLG: 0.596		0-0 5-3			0-0 L5				0-0 K	5 1 2 2 0 1 2												
Richie Hebner, L (1, 10) OBP: 0.360, SLG: 0.428		0-0 F7			0-3 K				0-0 HR	5 1 2 1 0 1 1												
Tom Brookens, R (1, 5) OBP: 0.324, SLG: 0.398		0-0 L6			0-0 4-3				0-0 F9	5 0 0 0 0 1 2												
Rick Leach, L (1, 3) OBP: 0.284, SLG: 0.392			0-0 G4-6-3 1B		0-0 3-1				4-0 1B 3B BB	3 1 2 0 1 0 0												
Glenn Wilson, R (1, 9) OBP: 0.370, SLG: 0.476			0-0 G4-6-3		0-0 5-3				0-0 F3 F8	4 0 0 0 0 0 3												
Alan Trammell, R (1, 6) OBP: 0.280, SLG: 0.318			0-0 2B 1B			0-0 5-3			0-0 F8	4 1 2 1 0 0 1												
<b>Inning Stats</b>	R: 0 E: 0 K: 0 S: 3	H: 0 LOB: 0 BB: 0 P: 3	R: 0 E: 0 K: 0 S: 3	H: 0 LOB: 0 BB: 0 P: 3	R: 0 E: 0 K: 1 S: 7	H: 3 LOB: 2 BB: 0 P: 7	R: 0 E: 0 K: 1 S: 5	H: 0 LOB: 0 BB: 0 P: 5	R: 0 E: 0 K: 0 S: 3	H: 0 LOB: 0 BB: 0 P: 3	R: 3 E: 0 K: 0 S: 6	H: 3 LOB: 1 BB: 1 P: 10	R: 2 E: 0 K: 1 S: 8	H: 3 LOB: 2 BB: 1 P: 12	R: 1 E: 0 K: 0 S: 4	H: 1 LOB: 1 BB: 1 P: 8	R: 2 E: 0 K: 1 S: 7	H: 2 LOB: 1 BB: 1 P: 11	1B: 7 2B: 1 3B: 1 HR: 3	SF: 0 SAC: 1 DP: 1 HBP: 0	WP: 0 PB: 0 SB: 1 CS: 0	PA: 42
<b>PITCHER</b>	IP WLS BF H R ER SO BB IBB HBP BLK WP HR S P ERA WHIP																					
Bobby Castillo, R (1, 1) ERA: 4.1	6.1 L 27 8 5 5 2 1 0 0 0 0 1 30 34 7.11 1.421																					
Ron Davis, R (7, 1) ERA: 4.75	2.2 15 4 3 3 2 2 1 0 0 0 2 16 28 10.12 2.250																					

**Detroit Tigers @ Minnesota Twins**  
 Hubert H. Humphrey Metrodome, Minneapolis, MN  
 Sat Jul 17 1982, 8:05 PM EDT  
 Att. 10,971 - Dome - 82 F

AB	37
R	8
H	12
RBI	8
BB	4
SO	4
LOB	14



WP: 0	PA: 42
PB: 0	
SB: 1	
CS: 0	

ERA	WHIP

livebaseballscorecards.com

Batter	1	2	3	4	5	6	7	8	9	AB	R	H	RBI	BB	SO	LOB
Bobby Mitchell, L (1, 8) OBP: 0.314, SLG: 0.304	0-0 4-3		0-0 2B		0-0 F9		0-0 FC6-4 1B		0-0 L7	5	0	2	0	0	0	2
Ron Washington, R (1, 4) OBP: 0.303, SLG: 0.394	0-3 K		0-0 F9			0-0 F9	0-0 FC6-4			4	0	0	0	0	1	3
Tom Brunansky, R (1, 9) OBP: 0.393, SLG: 0.480	0-0 L5			0-0 F8		0-0 F5		0-0 G1-6-3 1B		4	0	1	0	0	0	0
Kent Hrbek, L (1, 3) OBP: 0.390, SLG: 0.566		0-3 K		0-0 G4-6-3 1B		4-0 BB		0-0 G1-6-3		3	0	1	0	1	1	1
Randy Johnson, L (1, 10) OBP: 0.345, SLG: 0.447		0-0 5-3		0-0 G4-6-3		0-0 F9		0-0 5-3		3	0	0	0	0	0	2
Dave Engle, R (8, PH) OBP: 0.296, SLG: 0.386				1-2f						1	0	0	0	0	0	0
Tim Laudner, R (1, 2) OBP: 0.357, SLG: 0.424		0-0 F7			0-0 3B 1B		0-0 HR 1B		0-0 1B 1B	4	2	3	0	0	0	0
Gary Ward, R (1, 7) OBP: 0.309, SLG: 0.457			4-0 2B BB		0-0 1H SF7 3B		0-0 1H HR		0-0 1-2 1B	3	2	3	3	1	0	0
Gary Gaetti, R (1, 5) OBP: 0.281, SLG: 0.441			0-0 F8		0-0 SF7		0-0 L7		0-0 F4	3	0	0	1	0	0	3
Lenny Faedo, R (1, 6) OBP: 0.229, SLG: 0.189			0-0 F9		0-0 2B		0-0 5-3		0-3 K	3	0	1	0	0	0	1
Randy Bush, L (9, PH) OBP: 0.233, SLG: 0.214										1	0	0	0	0	1	2

Inning Stats	R: 0	H: 0	E: 0	K: 1	S: 5	R: 0	H: 0	E: 0	K: 1	S: 5	R: 0	H: 1	E: 0	K: 0	S: 4	R: 0	H: 1	E: 0	K: 0	S: 3	R: 2	H: 3	E: 0	K: 0	S: 5	R: 0	H: 0	E: 0	K: 0	S: 3	R: 2	H: 3	E: 0	K: 0	S: 6	R: 0	H: 1	E: 0	K: 0	S: 3	R: 0	H: 2	E: 0	K: 1	S: 7	1B: 7	2B: 2	3B: 1	SF: 1	SAC: 0	DP: 2	HBP: 0	WP: 0	PB: 0	SB: 0	CS: 0	PA: 37
--------------	------	------	------	------	------	------	------	------	------	------	------	------	------	------	------	------	------	------	------	------	------	------	------	------	------	------	------	------	------	------	------	------	------	------	------	------	------	------	------	------	------	------	------	------	------	-------	-------	-------	-------	--------	-------	--------	-------	-------	-------	-------	--------

PITCHER	IP	WLS	BF	H	R	ER	SO	BB	IBB	HBP	BLK	WP	HR	S	P	ERA	WHIP
Jerry Ujdur, R (1, 1) ERA: 3.9	6.0		25	7	4	4	2	2	0	0	0	0	1	27	35	6.00	1.500
Larry Pashnick, R (7, 1) ERA: 3.91	1.0		5	2	0	0	0	0	0	0	0	0	0	5	5	0.00	2.000
Dave Rucker, L (8, 1) ERA: 5.4	0.2		1	0	0	0	0	0	0	0	0	0	0	1	1	0.00	0.000
Elias Sosa, R (8, 1) ERA: 4.01	0.1		3	2	0	0	0	0	0	0	0	0	0	3	3	0.00	6.000
Dave Tobik, R (9, 1) ERA: 2.56	1.0	S	3	0	0	0	1	0	0	0	0	0	0	5	5	0.00	0.000

BOTTOM

Detroit Tigers @ Minnesota Twins  
 Hubert H. Humphrey Metrodome, Minneapolis, MN  
 Sat Jul 17 1982, 8:05 PM EDT  
 Att. 10,971 - Dome - 82 F

livebaseballscores.com

AB	34
R	4
H	11
RBI	4
BB	2
SO	3
LOB	14



Batter	1	2	3	4	5	6	7	8	9	AB R H RBI BB SO LOB	TOP											
Lou Whitaker, L (1, 4) OBP: 0.328, SLG: 0.382	0-0 F8		0-0 FC4-6 1-3		4-0 BB			0-3 K		3 0 0 0 1 1 1												
Tom Brookens, R (1, 5) OBP: 0.317, SLG: 0.389	0-0 L8		0-0 1-3		0-0 F8			0-0 F8		4 0 0 0 0 0 3												
Larry Herndon, R (1, 7) OBP: 0.341, SLG: 0.525	0-0 L7		0-0 F3		0-0 F9			0-0 SF8 3B		4 1 1 0 0 0 1												
Lance Parrish, R (1, 2) OBP: 0.399, SLG: 0.591		0-0 PB 1B		0-0 L8		0-0 F7		0-3 K		4 0 1 0 0 1 1												
Mike Ivie, R (1, 10) OBP: 0.294, SLG: 0.472		0-0 F9		0-3 K		0-0 F6		0-0 SF8		3 0 0 1 0 1 1												
Enos Cabell, R (1, 3) OBP: 0.293, SLG: 0.351		0-0 F7		0-0 L7			0-0 F4		0-0 4-3	4 0 0 0 0 0 1												
John Wockenfuss, R (1, 9) OBP: 0.374, SLG: 0.379		4-0 BB		0-0 F3		0-0 6-3				2 0 0 0 1 0 0												
Glenn Wilson, R (1, 8) OBP: 0.347, SLG: 0.444		0-0 F3		0-0 1-3		0-0 F8				3 0 0 0 0 0 2												
Alan Trammell, R (1, 6) OBP: 0.284, SLG: 0.319			4-0 FC4-6 BB		0-0 BB 1B			0-0 F7		2 0 1 0 1 0 0												
<b>Inning Stats</b>	R: 0 E: 0 K: 0 S: 3	H: 0 LOB: 0 BB: 0 P: 3	R: 0 E: 0 K: 0 S: 4	H: 1 LOB: 2 BB: 1 P: 8	R: 0 E: 0 K: 0 S: 3	H: 0 LOB: 1 BB: 1 P: 7	R: 0 E: 0 K: 1 S: 5	H: 0 LOB: 0 BB: 0 P: 5	R: 0 E: 0 K: 0 S: 4	H: 1 LOB: 2 BB: 1 P: 8	R: 0 E: 0 K: 0 S: 3	H: 0 LOB: 0 BB: 0 P: 3	R: 0 E: 0 K: 0 S: 3	H: 0 LOB: 0 BB: 0 P: 3	R: 0 E: 0 K: 1 S: 5	H: 0 LOB: 0 BB: 0 P: 5	R: 1 E: 0 K: 1 S: 6	H: 1 LOB: 0 BB: 0 P: 6	1B: 2 2B: 0 3B: 1 HR: 0	SF: 1 SAC: 0 DP: 0 HBP: 0	WP: 0 PB: 1 SB: 0 CS: 0	PA: 33
<b>PITCHER</b> Brad Havens, L (1, 1) ERA: 4.58	IP: 9.0 WLS: W BF: 33 H: 3 R: 1 ER: 1 SO: 3 BB: 3 IBB: 0 HBP: 0 BLK: 0 WP: 0 HR: 0 S: 36 P: 48 ERA: 1.00 WHIP: 0.667																					
<b>PITCHER</b>	IP	WLS	BF	H	R	ER	SO	BB	IBB	HBP	BLK	WP	HR	S	P	ERA	WHIP					

**Detroit Tigers @ Minnesota Twins**  
 Hubert H. Humphrey Metrodome, Minneapolis, MN  
 Sun Jul 18 1982, 4:33 AM EDT  
 Att. 15,657 - Dome - 79 F

AB	29
R	1
H	3
RBI	1
BB	3
SO	3
LOB	10



livebaseballscorecards.com


Batter	1	2	3	4	5	6	7	8	9	AB	R	H	RBI	BB	SO	LOB
<b>Bobby Mitchell, L</b> OBP: 0.313, SLG: 0.303 (1, 8)	0-0 G1-4-3 1B	0-0 FC4-6 CS		0-0 6-3			0-0 4-3			4	0	1	1	0	0	2
<b>Dave Engle, R</b> OBP: 0.295, SLG: 0.382 (1, 10)	0-0 G1-4-3 1-2f	0-0 F6 3-H			0-0 5-3		0-0 G4-3 1B			4	0	1	0	0	0	2
<b>Tom Brunansky, R</b> OBP: 0.391, SLG: 0.490 (1, 9)	0-0 HR	0-0 CS 1-2	0-3 K		0-3 K		0-0 G4-3 1-2f			4	1	1	1	0	2	1
<b>Kent Hrbek, L</b> OBP: 0.388, SLG: 0.561 (1, 3)	4-0 2B BB		0-0 4-3		0-0 L8			0-0 F7		3	1	0	0	1	0	0
<b>Gary Ward, R</b> OBP: 0.311, SLG: 0.471 (1, 7)	0-0 2B		0-0 F4			0-0 HR		0-0 4-3		4	1	2	2	0	0	0
<b>Gary Gaetti, R</b> OBP: 0.280, SLG: 0.450 (1, 5)	0-0 F3			0-0 HR		0-0 F7		0-3 K		4	1	1	1	0	1	1
<b>Sal Butera, R</b> OBP: 0.364, SLG: 0.280 (1, 2)		0-0 1B E 1B 1B		0-0 L7		0-0 F8				3	1	1	0	0	0	0
<b>Lenny Faedo, R</b> OBP: 0.244, SLG: 0.221 (1, 6)		0-0 E FC4-6 1B		0-3 K		0-0 2B				3	1	2	0	0	1	0
<b>John Castino, R</b> OBP: 0.293, SLG: 0.301 (1, 4)		0-0 E4 FC4-6 1B		0-0 2B		0-0 6-3				3	0	2	0	0	0	1

Inning Stats	R: 2	H: 3	E: 0	LOB: 1	K: 0	P: 9	R: 2	H: 3	E: 1	LOB: 0	K: 0	P: 5	R: 0	H: 0	E: 0	LOB: 0	K: 1	P: 5	R: 1	H: 2	E: 0	LOB: 1	K: 1	P: 7	R: 0	H: 0	E: 0	LOB: 0	K: 1	P: 5	R: 1	H: 2	E: 0	LOB: 1	K: 0	P: 5	R: 0	H: 1	E: 0	LOB: 0	K: 0	P: 3	R: 0	H: 0	E: 0	LOB: 0	K: 1	P: 5
	S: 5	BB: 1	S: 5	BB: 0	S: 5	BB: 0	S: 5	BB: 0	S: 5	BB: 0	S: 5	BB: 0	S: 5	BB: 0	S: 5	BB: 0	S: 5	BB: 0	S: 5	BB: 0	S: 5	BB: 0	S: 5	BB: 0	S: 5	BB: 0	S: 5	BB: 0	S: 5	BB: 0	S: 5	BB: 0	S: 5	BB: 0	S: 5	BB: 0	S: 5	BB: 0	S: 5	BB: 0	S: 5	BB: 0	S: 5	BB: 0	S: 5	BB: 0	S: 5	BB: 0

PITCHER	IP	WLS	BF	H	R	ER	SO	BB	IBB	HBP	BLK	WP	HR	S	P	ERA	WHIP
<b>Pat Underwood, L</b> ERA: 4.91 (1, 1)	3.0	L	15	7	5	4	1	1	0	0	0	0	2	16	20	12.00	2.667
<b>Larry Pashnick, R</b> ERA: 3.86 (4, 1)	3.0		12	3	1	1	2	0	0	0	0	0	1	16	16	3.00	1.000
<b>Kevin Saucier, L</b> ERA: 2.9 (7, 1)	2.0		6	1	0	0	1	0	0	0	0	0	0	8	8	0.00	0.500

**DETROIT TIGERS @ MINNESOTA TWINS**  
**HUBERT H. HUMPHREY METRODOME, MINNEAPOLIS, MN**  
 Sun Jul 18 1982, 4:33 AM EDT  
 Att. 15,657 - Dome - 79 F

<b>AB</b>	<b>32</b>
<b>R</b>	<b>6</b>
<b>H</b>	<b>11</b>
<b>RBI</b>	<b>5</b>
<b>BB</b>	<b>1</b>
<b>SO</b>	<b>4</b>
<b>LOB</b>	<b>7</b>



WP	HR	S	P	ERA	WHIP
0	0	2	3	0.00	0.500

Batter	1	2	3	4	5	6	7	8	9	AB R H RBI BB SO LOB	TOP											
Rudy Law, L (1, 8) OBP: 0.364, SLG: 0.404	0-0 4-3 BB	4-0 BB	0-3 K			0-0 3-1		0-0 F7		4 0 0 0 1 1 1												
Tony Bernazard, S (1, 4) OBP: 0.335, SLG: 0.386	0-0 BB HBP 1B	0-3 K			0-0 6-3	0-0 G3		0-0 FC4-6 1B		5 1 2 0 0 1 1												
Steve Kemp, L (1, 7) OBP: 0.391, SLG: 0.406	4-0 HBP BB 1-2 BB	0-3 K			0-0 F6	0-0 1B		0-0 FC4-6 1B		4 2 1 0 1 1 2												
Greg Luzinski, R (1, 10) OBP: 0.365, SLG: 0.453	4-0 BB HBP 1-2 2-3 1B BB	0-3 K			0-0 WP 1B 1B	0-0 F9		0-0 5-3		4 1 1 0 1 1 3												
Tom Paciorek, R (1, 3) OBP: 0.364, SLG: 0.488	1-0 1B BB 1-2 2-3 3-H HBP		0-0 6-3		0-0 WP 1B		0-0 5-3		0-0 1B	4 0 2 2 0 0 0 0 0 0 0 0 0 0												
Mike Squires, L (9, PR) OBP: 0.300, SLG: 0.266																						
Harold Baines, L (1, 9) OBP: 0.324, SLG: 0.463	4-0 1B 1-2 2-3 3-H BB		0-0 HR		0-0 6-3		0-0 L7		4-0 IBB	3 1 1 2 2 0 2												
Carlton Fisk, R (1, 2) OBP: 0.332, SLG: 0.371	0-0 1B 1-2 2-3 3-H		0-0 6-3			0-0 5-3		0-0 L5		5 0 1 1 0 0 2												
Vance Law, R (1, 6) OBP: 0.333, SLG: 0.390	0-3 K		0-0 HR		0-3 K			0-0 F8		4 1 1 1 0 2 3												
Aurelio Rodriguez, R (1, 5) OBP: 0.221, SLG: 0.231	0-3 K		0-0 2B		0-0 6-3			0-0 1-3		4 0 1 0 0 1 3												
<b>Inning Stats</b>	R: 3 E: 0 K: 2 S: 9	H: 2 LOB: 3 BB: 3 P: 22	R: 0 E: 0 K: 3 S: 9	H: 0 LOB: 1 BB: 1 P: 13	R: 2 E: 0 K: 1 S: 8	H: 3 LOB: 1 BB: 0 P: 8	R: 0 E: 0 K: 0 S: 5	H: 2 LOB: 2 BB: 0 P: 5	R: 0 E: 0 K: 1 S: 5	H: 0 LOB: 0 BB: 0 P: 5	R: 0 E: 0 K: 0 S: 4	H: 1 LOB: 1 BB: 0 P: 4	R: 0 E: 0 K: 0 S: 3	H: 0 LOB: 0 BB: 0 P: 3	R: 0 E: 0 K: 0 S: 3	H: 0 LOB: 0 BB: 0 P: 3	R: 1 E: 0 K: 0 S: 5	H: 2 LOB: 2 BB: 1 P: 9	1B: 7 2B: 1 3B: 0 HR: 2	SF: 0 SAC: 0 DP: 0 HBP: 1	WP: 1 PB: 0 SB: 1 CS: 0	PA: 43
<b>PITCHER</b>	IP WLS BF H R ER SO BB IBB HBP BLK WP HR S P ERA WHIP																					
Milt Wilcox, R (1, 1) ERA: 3.84	0.1 L 7 2 3 3 0 3 0 1 0 0 0 3 16 81.00 15.000																					
Dave Rucker, L (1, 1) ERA: 5.19	3.2 17 5 2 2 6 1 0 0 0 1 2 28 32 4.91 1.636																					
Elias Sosa, R (5, 1) ERA: 3.78	5.0 19 3 1 1 1 0 1 0 0 0 0 20 24 1.80 0.600																					

Chicago White Sox @ Detroit Tigers  
Tiger Stadium, Detroit, MI  
Mon Jul 19 1982, 7:05 PM EDT  
Att. 23,175 - Cloudy - 74 F

livebaseballscorecards.com

AB 37  
R 6  
H 10  
RBI 6  
BB 5  
SO 7  
LOB 17





Batter	1	2	3	4	5	6	7	8	9	AB R H RBI BB SO LOB
Lou Whitaker, L (1, 4) OBP: 0.329, SLG: 0.378	0-3 K		4-0 FC6-4 BB		0-0 F7			4-0 FC6-4 BB	0-0 F7	3 0 0 0 2 1 3
Chet Lemon, R (1, 8) OBP: 0.343, SLG: 0.339	0-0 5-3 1B		0-0 FC6-4 1-2f 2-3			0-3 K		0-3 K		4 0 1 0 0 2 5
Larry Herndon, R (1, 7) OBP: 0.337, SLG: 0.519	0-0 5-3 1-2		0-0 FC6-4 1-2f			0-0 F3		0-0 F4		4 0 0 0 0 0 6
Lance Parrish, R (1, 2) OBP: 0.393, SLG: 0.581	0-0 5-3			0-3 K		0-0 5-3		0-0 FC6-4 1-2f		4 0 0 0 0 1 4
Richie Hebner, L (1, 10) OBP: 0.352, SLG: 0.417		0-0 F8		0-0 4-3			0-0 F7		0-0 F5	4 0 0 0 0 0 0
Rick Leach, L (1, 3) OBP: 0.306, SLG: 0.403		0-0 G5-4-3 1B		4-0 FC6-4 BB		0-0 4-3		0-0 BB 1B 1B		3 0 2 0 1 0 0
Tom Brookens, R (1, 5) OBP: 0.316, SLG: 0.387		0-0 G5-4-3 1-2f		0-0 FC6-4 1-2f		0-3 K		0-0 BB 1B 1B		4 0 1 0 0 1 2
Glenn Wilson, R (1, 9) OBP: 0.377, SLG: 0.458			0-0 E4 FC6-4 1B		0-0 5-3		0-0 BB 1B 1B	4-0 BB 1B 1B	1-2 2-3 BB	3 0 2 0 1 0 0
Alan Trammell, R (1, 6) OBP: 0.283, SLG: 0.318			0-0 6-3		0-0 5-3		0-0 BB 1B	0-3 K		4 0 1 0 0 1 4

Inning Stats	R: 0 E: 0 K: 1 S: 6	H: 1 LOB: 1 BB: 0 P: 6	R: 0 E: 0 K: 0 S: 3	H: 1 LOB: 0 BB: 0 P: 3	R: 0 E: 1 K: 0 S: 4	H: 1 LOB: 2 BB: 1 P: 8	R: 0 E: 0 K: 1 S: 5	H: 0 LOB: 1 BB: 1 P: 9	R: 0 E: 0 K: 0 S: 3	H: 0 LOB: 0 BB: 0 P: 3	R: 0 E: 0 K: 1 S: 5	H: 0 LOB: 0 BB: 0 P: 5	R: 0 E: 0 K: 1 S: 5	H: 0 LOB: 0 BB: 0 P: 5	R: 0 E: 0 K: 1 S: 7	H: 2 LOB: 3 BB: 1 P: 11	R: 0 E: 0 K: 1 S: 7	H: 2 LOB: 3 BB: 1 P: 11	1B: 7 2B: 0 3B: 0 HR: 0	SF: 0 SAC: 0 DP: 1 HBP: 0	WP: 0 PB: 0 SB: 0 CS: 0	PA: 37
PITCHER Dennis Lamp, R (1, 1) ERA: 3.99	IP 9.0 WLS W BF 37 H 7 R 0 ER 0 SO 6 BB 4 IBB 0 HBP 0 BLK 0 WP 0 HR 0 S 45 P 61 ERA 0.00 WHIP 1.222																					

**Chicago White Sox @ Detroit Tigers**  
Tiger Stadium, Detroit, MI  
Mon Jul 19 1982, 7:05 PM EDT  
Att: 23,175 - Cloudy - 74 F

<b>AB</b>	<b>33</b>
<b>R</b>	<b>0</b>
<b>H</b>	<b>7</b>
<b>RBI</b>	<b>0</b>
<b>BB</b>	<b>4</b>
<b>SO</b>	<b>6</b>
<b>LOB</b>	<b>24</b>

Batter	1	2	3	4	5	6	7	8	9	AB R H RBI BB SO LOB	TOP																				
Rudy Law, L (1, 8) OBP: 0.352, SLG: 0.389	0-0 F7		0-3 K			0-0 5-3		0-0 9-5-6-4 2-3f		4 0 0 0 0 1 1																					
Tony Bernazard, S (1, 4) OBP: 0.334, SLG: 0.382	0-0 5-3			0-3 K		0-0 6-3		4-0 BB G6-3	3 0 0 0 1 1 0																						
Steve Kemp, L (1, 7) OBP: 0.392, SLG: 0.407	0-0 G3			0-0 1B 1B		0-0 1B		0-3 K	4 0 2 0 0 1 1																						
Greg Luzinski, R (1, 10) OBP: 0.366, SLG: 0.452		4-0 BB BB BB FC4-6 BB		0-0 1-2 1B		0-0 5-3		0-0 G6-3 1-2f	3 0 1 0 1 0 2																						
Tom Paciorek, R (1, 3) OBP: 0.360, SLG: 0.482		0-0 F8		0-3 K			0-0 F8		3 0 0 0 0 1 3																						
Harold Baines, L (1, 9) OBP: 0.321, SLG: 0.458		0-0 FC4-6 FC5-4 1-2f		0-0 4-3			0-0 G3		3 0 0 0 0 0 3																						
Carlton Fisk, R (1, 2) OBP: 0.329, SLG: 0.367		0-0 FC5-4 1-2f			0-0 5-3		0-0 F7		3 0 0 0 0 0 1																						
Vance Law, R (1, 6) (8, 5) OBP: 0.325, SLG: 0.380			0-3 K		0-0 5-3			0-3 K	3 0 0 0 0 2 0																						
Aurelio Rodriguez, R (1, 5) OBP: 0.216, SLG: 0.225			0-0 5-3		0-0 5-3			0-0 9-5-6 2B	2 0 0 0 0 0 0																						
Jerry Hairston, S (8, PH) OBP: 0.276, SLG: 0.538									1 0 1 0 0 0 0																						
Bill Almon, R (8, PR) (8, 6) OBP: 0.337, SLG: 0.384									0 0 0 0 0 0 0																						
<b>Inning Stats</b>	R: 0 E: 0 K: 0 S: 3	H: 0 LOB: 0 BB: 0 P: 3	R: 0 E: 0 K: 0 S: 3	H: 0 LOB: 1 BB: 1 P: 7	R: 0 E: 0 K: 2 S: 7	H: 0 LOB: 0 BB: 0 P: 7	R: 0 E: 0 K: 2 S: 9	H: 2 LOB: 2 BB: 0 P: 9	R: 0 E: 0 K: 0 S: 3	H: 0 LOB: 0 BB: 0 P: 3	R: 0 E: 0 K: 0 S: 4	H: 1 LOB: 1 BB: 0 P: 4	R: 0 E: 0 K: 0 S: 3	H: 0 LOB: 0 BB: 0 P: 3	R: 0 E: 0 K: 1 S: 5	H: 1 LOB: 1 BB: 0 P: 5	R: 0 E: 0 K: 1 S: 4	H: 0 LOB: 0 BB: 1 P: 8	1B: 3 2B: 2 3B: 0 HR: 0	SF: 0 SAC: 0 DP: 2 HBP: 0	WP: 0 PB: 0 SB: 0 CS: 0	PA: 31									
<b>PITCHER</b> Dan Petry, R (1, 1) ERA: 3.12	IP 9.0	WLS W	BF 31	H 4	R 0	ER 0	SO 6	BB 2	IBB 0	HBP 0	BLK 0	WP 0	HR 0	S 41	P 49	ERA 0.00	WHIP 0.667														
											<b>PITCHER</b>	IP	WLS	BF	H	R	ER	SO	BB	IBB	HBP	BLK	WP	HR	S	P	ERA	WHIP			

Chicago White Sox @ Detroit Tigers  
Tiger Stadium, Detroit, MI  
Tue Jul 20 1982, 7:05 PM EDT  
Att. 23,402 - Unknown - 80 F

livebaseballscorecards.com

AB	29
R	0
H	4
RBI	0
BB	2
SO	6
LOB	11



Batter	1	2	3	4	5	6	7	8	9
<b>Lou Whitaker, L</b> OBP: 0.334, SLG: 0.383 (1, 4) X	0-0 1B		0-0 1B		0-0 F6		0-0 1B		
<b>Tom Brookens, R</b> OBP: 0.310, SLG: 0.379 (1, 5) X	0-0 F9		0-0 F9		0-0 4-3		0-0 F4		
<b>Larry Herndon, R</b> OBP: 0.333, SLG: 0.513 (1, 7) X	0-0 F8		0-0 1-3		0-0 F9		0-3 K		
<b>Lance Parrish, R</b> OBP: 0.387, SLG: 0.571 (1, 2) S S S	0-3 K			0-0 5-3		0-0 5-3		0-0 6-3	
<b>Mike Ivie, R</b> OBP: 0.289, SLG: 0.462 (1, 10) X		0-0 5-3		0-3 K		0-0 5-3		0-0 F4	
<b>Rick Leach, L</b> OBP: 0.318, SLG: 0.413 (1, 3) X		0-0 3-1		0-0 FC4-6 1B		0-0 1-3 SH3-4 1B			
<b>Lynn Jones, R</b> OBP: 0.281, SLG: 0.297 (1, 9) S S S		0-3 K		0-0 FC4-6 1-2f		0-0 SH3-4			
<b>Glenn Wilson, R</b> OBP: 0.357, SLG: 0.431 (1, 8) X			0-0 F4		0-0 E6 SH3		0-0 1-3		
<b>Alan Trammell, R</b> OBP: 0.288, SLG: 0.323 (1, 6) X			0-0 1B S 1B		0-0 SH3		0-0 1B		

Inning Stats	R: 0	H: 1	E: 0	LOB: 1	K: 1	BB: 0	S: 6	P: 6
	R: 0	H: 0	E: 0	LOB: 0	K: 1	BB: 0	S: 5	P: 5
	R: 0	H: 2	E: 0	LOB: 2	K: 0	BB: 0	S: 5	P: 5
	R: 0	H: 1	E: 0	LOB: 1	K: 1	BB: 0	S: 6	P: 6
	R: 0	H: 0	E: 1	LOB: 1	K: 0	BB: 0	S: 4	P: 4
	R: 0	H: 0	E: 0	LOB: 0	K: 0	BB: 0	S: 3	P: 3
	R: 1	H: 3	E: 0	LOB: 2	K: 0	BB: 0	S: 6	P: 6
	R: 0	H: 0	E: 0	LOB: 0	K: 1	BB: 0	S: 5	P: 5

PITCHER	IP	WLS	BF	H	R	ER	SO	BB	IBB	HBP	BLK	WP	HR	S	P	ERA	WHIP
<b>LaMarr Hoyt, R</b> ERA: 2.67 (1, 1)	8.0	L	32	7	1	1	4	0	0	0	0	0	0	40	40	1.12	0.875

**BOTTOM**

AB	R	H	RBI	BB	SO	LOB
4	0	3	1	0	0	1
4	0	0	0	0	0	6
4	0	0	0	0	1	3
4	0	0	0	0	1	1
4	0	0	0	0	1	0
3	1	2	0	0	0	0
2	0	0	0	0	1	1
3	0	0	0	0	0	1
2	0	2	0	0	0	0

<b>AB</b>	<b>30</b>
<b>R</b>	<b>1</b>
<b>H</b>	<b>7</b>
<b>RBI</b>	<b>1</b>
<b>BB</b>	<b>0</b>
<b>SO</b>	<b>4</b>
<b>LOB</b>	<b>13</b>



WP	PA
0	32

**Chicago White Sox @ Detroit Tigers**  
**Tiger Stadium, Detroit, MI**  
 Tue Jul 20 1982, 7:05 PM EDT  
 Att: 23,402 - Unknown - 80 F

[livebaseballscorecards.com](http://livebaseballscorecards.com)

Batter	1	2	3	4	5	6	7	8	9	10	11	12	AB R H RBI BB SO LOB	TOP											
Rudy Law, L OBP: 0.356, SLG: 0.408 (1, 8)	0-0 BB 1B		0-0 F8		0-0 WP 2B		0-0 F8	0-0 FC6-4			0-0 1-3	0-0 1B 2B	7 1 3 2 0 0 2												
Tony Bernazard, S OBP: 0.336, SLG: 0.380 (1, 4)	4-0 1B BB 1-2		0-0 G3		0-0 F8		0-0 F7		0-0 4-3 1B		0-0 F5	4-0 1B BB	5 0 1 0 2 0 1												
Steve Kemp, L OBP: 0.390, SLG: 0.404 (1, 7)	0-0 F8		0-0 FC5-4 1B		0-0 F2		0-0 4-3		0-0 F7			3-1	7 0 2 1 0 0 3												
Jerry Hairston, S OBP: 0.276, SLG: 0.538 (12, 7)													0 0 0 0 0 0 0												
Greg Luzinski, R OBP: 0.368, SLG: 0.462 (1, 10)	0-0 1-2 1B		0-0 FC5-4		0-3 K		0-0 HR 1B		0-0 4-3				6 2 3 1 0 1 3												
Tom Paciorek, R OBP: 0.366, SLG: 0.510 (1, 3)	0-3 K				0-0 HR		0-0 FC6-4 1B		0-0 F9				6 2 4 3 0 1 3												
Mike Squires, L OBP: 0.300, SLG: 0.266 (12, PR) (12, 3)								1-H HR					0 1 0 0 0 0 0												
Harold Baines, L OBP: 0.321, SLG: 0.454 (1, 9)		0-3 K		0-0 3-1		0-0 FC6-4 1B		0-0 F4		0-0 4-3		4-0 BB 1B	5 1 1 0 1 1 0												
Carlton Fisk, R OBP: 0.329, SLG: 0.363 (1, 2)		0-0 F8		4-0 FC BB		0-0 F2		0-0 6-3		0-0 4-3		0-0 6-3 BB	5 1 1 0 1 0 2	AB 52											
Vance Law, R OBP: 0.333, SLG: 0.381 (1, 6) (5, 5)		0-0 1B		0-0 FC		0-0 FC6-4		0-0 1B		0-0 6-3		4-0 6-3 BB	5 1 2 1 1 0 3	R 9											
Aurelio Rodríguez, R OBP: 0.211, SLG: 0.220 (1, 5)		0-0 4-3		0-0 F3-6-5		0-0 F8		0-0 FC6-4 1B			0-0 F8	0-0 6-3	2 0 0 0 0 0 3	H 18											
Bill Almon, R OBP: 0.336, SLG: 0.382 (5, 6)				2-3								1-2 2-3 3-H	4 0 1 1 0 0 4	RBI 9											
<b>Inning Stats</b>	R: 0 E: 0 K: 1 S: 6	H: 2 LOB: 2 BB: 1 P: 10	R: 0 E: 0 K: 1 S: 6	H: 1 LOB: 1 BB: 0 P: 6	R: 0 E: 0 K: 0 S: 4	H: 1 LOB: 1 BB: 1 P: 8	R: 1 E: 1 K: 0 S: 4	H: 1 LOB: 1 BB: 1 P: 8	R: 0 E: 0 K: 1 S: 6	H: 1 LOB: 1 BB: 0 P: 6	R: 0 E: 0 K: 0 S: 3	H: 0 LOB: 0 BB: 0 P: 3	R: 2 E: 0 K: 0 S: 7	H: 4 LOB: 2 BB: 0 P: 7	R: 0 E: 0 K: 0 S: 4	H: 1 LOB: 1 BB: 0 P: 4	R: 0 E: 0 K: 0 S: 3	H: 0 LOB: 0 BB: 0 P: 3	R: 0 E: 0 K: 0 S: 3	H: 0 LOB: 0 BB: 0 P: 3	R: 6 E: 0 K: 0 S: 7	H: 5 LOB: 2 BB: 3 P: 19	1B: 12 2B: 4 3B: 0 HR: 3	SF: 0 SAC: 0 DP: 1 HBP: 0	WP: 1 PA: 57
<b>PITCHER</b>	IP WLS BF H R ER SO BB IBB HBP BLK WP HR S P ERA WHIP																								
Jerry Ujdur, R ERA: 3.89 (1, 1)	7.0		32	10	3	3	3	2	0	0	0	1	0	0	0	1	19	23	8.31	1.385					
Dave Tobik, R ERA: 2.95 (8, 1)	4.1	L	20	6	4	4	0	0	1	0	0	0	0	0	0	1	19	23	8.31	1.385					
Elias Sosa, R ERA: 4.1 (12, 1)	0.2		5	2	2	2	0	2	0	0	0	0	0	0	0	3	11	27.00	6.000						

Chicago White Sox @ Detroit Tigers  
Tiger Stadium, Detroit, MI  
Wed Jul 21 1982, 7:05 PM EDT  
Att. 24,215 - Unknown - 80 F

AB	52
R	9
H	18
RBI	9
BB	5
SO	3
LOB	24



Batter	1	2	3	4	5	6	7	8	9	10	11	12	AB R H RBI BB SO LOB
Lou Whitaker, L OBP: 0.331, SLG: 0.376 (1, 4)	0-0 F7		0-0 G3		0-3 K		4-0 FC6-4 BB		0-0 L3			0-0 F8	5 0 0 0 1 1 3
Tom Brookens, R OBP: 0.311, SLG: 0.377 (1, 5)	0-0 F9		0-0 E 2B 1B		0-0 1B		0-0 F6			0-0 F9		0-3 K	6 1 2 1 0 1 3
Larry Herndon, R OBP: 0.334, SLG: 0.511 (1, 7)	0-0 1B		0-0 E8 2B 1B		0-0 F3		0-0 FC6-4			0-3 K			5 1 2 0 0 1 3
Lance Parrish, R OBP: 0.384, SLG: 0.567 (1, 2)	0-0 F9		0-0 2B					0-0 L5		0-3 K			5 0 1 2 0 1 1
Mike Ivie, R OBP: 0.283, SLG: 0.450 (1, 10)		0-0 5-3	0-0 F8					0-0 F4		0-0 6-3			5 0 0 0 0 0 1
Enos Cabell, R OBP: 0.292, SLG: 0.349 (1, 3)		0-0 F8		0-0 F9				0-0 1B		0-0 F7			5 0 1 0 0 0 0
Lynn Jones, R OBP: 0.273, SLG: 0.287 (1, 9)		0-0 5-3		0-0 F9				0-0 5-3		0-0 1-3			3 0 0 0 0 0 1
Richie Hebner, L OBP: 0.350, SLG: 0.414 (9, PH)													1 0 0 0 0 0 0
Chef Lemon, R OBP: 0.342, SLG: 0.337 (10, 9)													1 0 0 0 0 0 0
Glenn Wilson, R OBP: 0.328, SLG: 0.393 (1, 8)			0-0 F8	0-0 F8				0-0 F2		0-0 L4		0-0 1-3	5 0 0 0 0 0 0
Alan Trammell, R OBP: 0.293, SLG: 0.330 (1, 6)			0-0 G3 1B 2B		0-0 F9			0-0 E6 BB		4-0 BB		0-0 1B	4 1 2 0 1 0 0


Inning Stats	R: 0	H: 1	E: 0	K: 0	S: 4	LOB: 1	BB: 0	P: 4
	R: 0	H: 0	E: 0	K: 0	S: 3	LOB: 0	BB: 0	P: 3
	R: 3	H: 4	E: 1	K: 0	S: 7	LOB: 1	BB: 0	P: 7
	R: 0	H: 0	E: 0	K: 0	S: 3	LOB: 0	BB: 0	P: 3
	R: 0	H: 1	E: 0	K: 1	S: 6	LOB: 1	BB: 0	P: 6
	R: 0	H: 1	E: 0	K: 0	S: 4	LOB: 1	BB: 0	P: 4
	R: 0	H: 0	E: 1	K: 0	S: 4	LOB: 2	BB: 1	P: 8
	R: 0	H: 0	E: 0	K: 0	S: 3	LOB: 0	BB: 0	P: 3
	R: 0	H: 0	E: 0	K: 0	S: 3	LOB: 1	BB: 1	P: 7
	R: 0	H: 0	E: 0	K: 2	S: 7	LOB: 0	BB: 0	P: 7
	R: 0	H: 0	E: 0	K: 0	S: 3	LOB: 0	BB: 0	P: 3
	R: 0	H: 1	E: 0	K: 1	S: 6	LOB: 1	BB: 0	P: 6
	1B: 6	2B: 2	3B: 0	HR: 0	SF: 0	SAC: 0	DP: 0	HBP: 0

PITCHER	IP	WLS	BF	H	R	ER	SO	BB	IBB	HBP	BLK	WP	HR	S	P	ERA	WHIP
Jerry Koosman, L ERA: 4.54 (1, 1)	6.1		28	7	3	2	1	1	0	0	0	0	0	29	33	2.84	1.263
Salome Barojas, R ERA: 3.68 (7, 1)	5.2	W	19	1	0	0	3	1	0	0	0	0	0	24	28	0.00	0.353

**BOTTOM**

**Chicago White Sox @ Detroit Tigers**  
**Tiger Stadium, Detroit, MI**  
 Wed Jul 21 1982, 7:05 PM EDT  
 Att: 24,215 - Unknown - 80 F

AB	45
R	3
H	8
RBI	3
BB	2
SO	4
LOB	12



WP	PA
0	47
0	0
0	0

Batter	1	2	3	4	5	6	7	8	9	AB R H RBI BB SO LOB	TOP	
Bill Sample, R (1, 7) OBP: 0.350, SLG: 0.446	0-0 F7		0-0 L8		0-3 K			0-0 SH2-3		3 0 0 0 0 1 1		
Mickey Rivers, L (1, 10) OBP: 0.282, SLG: 0.436	0-0 4-3		0-3 K		0-3 K			0-0 1B		4 0 1 1 0 2 1		
Buddy Bell, R (1, 5) OBP: 0.355, SLG: 0.434	0-0 5-3			4-0 2B SF9 BB		0-0 F7		0-0 F9		3 1 0 0 1 0 1		
Dave Hostetter, R (1, 3) OBP: 0.353, SLG: 0.556		0-0 1B 1B		0-0 F7		0-0 5-3		0-0 F7		4 1 1 0 0 0 2		
Jim Sundberg, R (1, 2) OBP: 0.318, SLG: 0.355		0-0 F9		0-0 1-3 2B		0-0 6-3		0-3 K		3 0 1 0 0 0 1		
Don Werner, R (6, 2) OBP: 0.353, SLG: 0.375										1 0 0 0 0 1 0		
Larry Parrish, R (1, 9) OBP: 0.260, SLG: 0.328		0-3 K		0-0 SF9		0-0 F7		4-0 G5-4-3 BB		2 0 0 1 1 1 1		
George Wright, S (1, 8) OBP: 0.277, SLG: 0.361		0-0 1B 1B		0-0 F5		0-0 G6-4-3 1B		0-0 G5-4-3		4 0 2 0 0 0 2		
Mike Richardt, R (1, 4) OBP: 0.251, SLG: 0.287		0-0 1-3 1B		0-3 K		0-0 G6-4-3		0-0 SH2-3 1B 2B		3 0 1 1 0 1 1		
Doug Flynn, R (1, 6) OBP: 0.221, SLG: 0.250			0-0 F8		0-0 3B					3 1 2 0 0 0 0		
<b>Inning Stats</b>	R: 0 H: 0 E: 0 LOB: 0 K: 0 BB: 0 S: 3 P: 3	R: 1 H: 3 E: 0 LOB: 2 K: 1 BB: 0 S: 7 P: 7	R: 0 H: 0 E: 0 LOB: 0 K: 1 BB: 0 S: 5 P: 5	R: 1 H: 1 E: 0 LOB: 1 K: 0 BB: 1 S: 4 P: 8	R: 0 H: 1 E: 0 LOB: 1 K: 3 BB: 0 S: 10 P: 10	R: 0 H: 0 E: 0 LOB: 0 K: 0 BB: 0 S: 3 P: 3	R: 0 H: 1 E: 0 LOB: 0 K: 0 BB: 0 S: 3 P: 3	R: 1 H: 2 E: 0 LOB: 1 K: 0 BB: 0 S: 5 P: 5	R: 0 H: 0 E: 0 LOB: 0 K: 1 BB: 1 S: 4 P: 8	1B: 5 SF: 1 2B: 2 SAC: 1 3B: 1 DP: 2 HR: 0 HBP: 0	WP: 0 PA: 34 PB: 0 SB: 0 CS: 0	
<b>PITCHER</b> Jack Morris, R (1, 1) ERA: 4.24	IP WLS BF H R ER SO BB IBB HBP BLK WP HR S P ERA WHIP	9.0 L 34 8 3 3 6 2 0 0 0 0 0 0 44 52 3.00 1.111										

Texas Rangers @ Detroit Tigers  
Tiger Stadium, Detroit, MI  
Fri Jul 23 1982, 7:05 PM EDT  
Att. 27,320 - Unknown

livebaseballscorecards.com

AB 30  
R 3  
H 8  
RBI 3  
BB 2  
SO 6  
LOB 10



Batter	1	2	3	4	5	6	7	8	9	AB	R	H	RBI	BB	SO	LOB
Lou Whitaker, L (1, 4) OBP: 0.327, SLG: 0.371	0-0 4-3		0-0 3-1			0-0 G3		0-3 K		4	0	0	0	0	1	2
Tom Brookens, R (1, 5) OBP: 0.310, SLG: 0.380	0-0 F5			0-0 F6-3		0-0 2B		0-0 L9		4	0	1	1	0	0	1
Enos Cabell, R (1, 3) OBP: 0.288, SLG: 0.345	0-0 F6-3			0-3 K		0-0 F9		0-0 F6		4	0	0	0	0	1	2
Lance Parrish, R (1, 2) OBP: 0.378, SLG: 0.558		0-0 5-3		0-0 5-3		0-0 F8		0-0 F9		4	0	0	0	0	0	3
Mike Ivie, R (1, 10) OBP: 0.283, SLG: 0.446		4-0 BB			0-0 L7		0-0 F8		0-3 K	2	0	0	0	1	0	0
Rick Leach, L (9, PH) OBP: 0.315, SLG: 0.407										1	0	0	0	0	1	0
John Wockenfuss, R (1, 7) OBP: 0.364, SLG: 0.367		0-0 F8			0-0 5-3		0-0 F8		0-3 K	4	0	0	0	0	1	1
Chet Lemon, R (1, 8) OBP: 0.344, SLG: 0.337		0-0 F7			0-0 1B		4-0 BB		0-0 F6-3	3	0	1	0	1	0	1
Glenn Wilson, R (1, 9) OBP: 0.313, SLG: 0.373			0-0 F8		0-3 K		0-3 K			3	0	0	0	0	2	2
Alan Trammell, R (1, 6) OBP: 0.297, SLG: 0.328			0-3 K			4-0 G3 2B BB		4-0 E BB		1	1	0	0	2	1	0

Inning Stats	R: 0	H: 0	E: 0	K: 0	S: 3	R: 0	H: 0	E: 0	K: 0	S: 3	R: 0	H: 0	E: 0	K: 1	S: 5	R: 0	H: 0	E: 0	K: 1	S: 5	R: 0	H: 1	E: 0	K: 1	S: 6	R: 1	H: 1	E: 0	K: 0	S: 4	R: 0	H: 0	E: 0	K: 1	S: 5	R: 0	H: 0	E: 1	K: 1	S: 6	R: 0	H: 0	E: 0	K: 2	S: 7	R: 0	H: 0	E: 0	K: 2	S: 7	1B: 1	2B: 1	3B: 0	HR: 0	SF: 0	SAC: 0	DP: 0	HBP: 0	WP: 0	PB: 0	SB: 0	CS: 0	PA: 34
--------------	------	------	------	------	------	------	------	------	------	------	------	------	------	------	------	------	------	------	------	------	------	------	------	------	------	------	------	------	------	------	------	------	------	------	------	------	------	------	------	------	------	------	------	------	------	------	------	------	------	------	-------	-------	-------	-------	-------	--------	-------	--------	-------	-------	-------	-------	--------

PITCHER	IP	WLS	BF	H	R	ER	SO	BB	IBB	HBP	BLK	WP	HR	S	P	ERA	WHIP
Frank Tanana, L (1, 1) ERA: 3.7	6.2	W	25	2	1	1	3	3	0	0	0	0	0	28	40	1.35	0.750
Dave Schmidt, R (7, 1) ERA: 2.48	2.1	S	9	0	0	0	4	1	0	0	0	0	0	16	20	0.00	0.429

**BOTTOM**

**Texas Rangers @ Detroit Tigers**  
Tiger Stadium, Detroit, MI  
Fri Jul 23 1982, 7:05 PM EDT  
Att. 27,320 - Unknown

[livebaseballscorecards.com](http://livebaseballscorecards.com)

<b>AB</b>	<b>30</b>
<b>R</b>	<b>1</b>
<b>H</b>	<b>2</b>
<b>RBI</b>	<b>1</b>
<b>BB</b>	<b>4</b>
<b>SO</b>	<b>7</b>
<b>LOB</b>	<b>12</b>



Batter	1	2	3	4	5	6	7	8	9	AB R H RBI BB SO LOB	TOP
<b>Bill Sample, R</b> (1, 7) <small>OBP: 0.348, SLG: 0.442</small>	0-0  1B	0-0 <b>FC5-4</b>  1-2f			0-3 <b>K</b>  1-2		0-0 <b>F8</b>  2		4 0 1 0 0 1 3		
<b>Mickey Rivers, L</b> (1, 10) <small>OBP: 0.256, SLG: 0.395</small>	0-0 <b>G3-6-3</b>  1-2f		0-0 <b>G3</b> 		0-0 <b>F4</b>  2		0-0 <b>F3</b>  3		4 0 0 0 0 0 2		
<b>Buddy Bell, R</b> (1, 5) <small>OBP: 0.360, SLG: 0.437</small> <b>Bill Stein, R</b> (5, 5) <small>OBP: 0.289, SLG: 0.304</small>	0-0  1B		0-0  <b>G5-4-3</b> 1B		4-0  <b>FC4</b> BB		0-0 <b>F4</b>  1		2 0 2 0 1 0 0 1 0 0 0 0 0 0		
<b>Dave Hostetler, R</b> (1, 3) <small>OBP: 0.346, SLG: 0.543</small>	0-0 <b>F9</b>  3		0-0 <b>G5-4-3</b>  1-2f		0-0 <b>FC4</b>  1-2f		0-0 <b>5-3</b>  2		4 0 0 0 0 0 4		
<b>Larry Parrish, R</b> (1, 9) <small>OBP: 0.265, SLG: 0.332</small>		0-0  <b>SH1-3</b> 1B		0-0  <b>FC5-4</b> 1B		0-0 <b>F2</b>  1		0-0 <b>F7</b>  3	4 1 2 0 0 0 0		
<b>George Wright, S</b> (1, 8) <small>OBP: 0.275, SLG: 0.358</small> <b>Lee Mazzilli, S</b> (9, PH) <small>OBP: 0.339, SLG: 0.340</small>		0-0 <b>SH1-3</b>  1-2		0-0 <b>F7</b> 		0-0 <b>F8</b>  2		0-0 <b>F8</b>  1	2 0 0 0 0 0 1 1 0 0 0 0 0 0		
<b>Mike Richardt, R</b> (1, 4) <small>OBP: 0.256, SLG: 0.292</small>		0-0  <b>1B</b> 2-H		0-0 <b>FC5-4</b>  1-2f		0-0  1B		0-0 <b>4-3</b> 	4 0 2 1 0 0 1		
<b>Don Werner, R</b> (1, 2) <small>OBP: 0.324, SLG: 0.343</small> <b>Johnny Grubb, L</b> (9, PH) <small>OBP: 0.400, SLG: 0.401</small>		0-0 <b>F2</b>  2		0-0 <b>5-3</b> 		0-0 <b>F9</b>  3		4-0  <b>FC5-4</b> BB	3 0 0 0 0 0 3 0 0 0 0 1 0 0		
<b>Doug Flynn, R</b> (1, 6) <small>OBP: 0.226, SLG: 0.255</small> <b>Jim Sundberg, R</b> (9, PH) <small>OBP: 0.317, SLG: 0.354</small>		0-0  <b>FC5-4</b> 1B		0-0  <b>S</b> 1B		0-0 <b>F5-3</b>  1		0-0 <b>FC5-4</b>  1-2f	3 0 2 0 0 0 0 1 0 0 0 0 0 1		
<b>Inning Stats</b>	R: 0 H: 2 E: 0 LOB: 1 K: 0 BB: 0 S: 4 P: 4	R: 1 H: 3 E: 0 LOB: 2 K: 0 BB: 0 S: 6 P: 6	R: 0 H: 1 E: 0 LOB: 0 K: 0 BB: 0 S: 3 P: 3	R: 0 H: 1 E: 0 LOB: 1 K: 0 BB: 0 S: 4 P: 4	R: 0 H: 1 E: 0 LOB: 2 K: 1 BB: 1 S: 6 P: 10	R: 0 H: 1 E: 0 LOB: 1 K: 0 BB: 0 S: 4 P: 4	R: 0 H: 0 E: 0 LOB: 0 K: 0 BB: 0 S: 3 P: 3	R: 0 H: 0 E: 0 LOB: 0 K: 0 BB: 0 S: 3 P: 3	R: 0 H: 0 E: 0 LOB: 1 K: 0 BB: 1 S: 3 P: 7	1B: 9 SF: 0 2B: 0 SAC: 1 3B: 0 DP: 2 HR: 0 HBP: 0	WP: 0 PA: 36 PB: 0 SB: 1 CS: 0
<b>PITCHER</b> <b>Larry Pashnick, R</b> (1, 1) <small>ERA: 3.45</small>	IP WLS BF H R ER SO BB IBB HBP BLK WP HR S P ERA WHIP 9.0 W 36 9 1 1 1 2 0 0 0 0 0 0 36 44 1.00 1.222										

**Texas Rangers @ Detroit Tigers**  
 Tiger Stadium, Detroit, MI  
 Sat Jul 24 1982, 3:33 AM EDT  
 Att: 35,470 - Unknown

livebaseballscorecards.com

**AB 33**  
**R 1**  
**H 9**  
**RBI 1**  
**BB 2**  
**SO 1**  
**LOB 15**





Batter	1	2	3	4	5	6	7	8	9
Lou Whitaker, L (1, 4) OBP: 0.328, SLG: 0.372	0-0 F8		0-0 K		0-3 K		0-0 SH3-4	0-3 K	
Tom Brookens, R (1, 5) OBP: 0.310, SLG: 0.381	0-0 F3		0-0 SF9		0-0 1B		0-0 SH3-4		
Larry Herndon, R (1, 7) OBP: 0.333, SLG: 0.508	0-0 F8		0-0 1-3		0-0 1B		0-0 F3		
Lance Parrish, R (1, 2) OBP: 0.373, SLG: 0.549		0-0 5-3		0-3 K	0-0 F3		0-0 5-3		
Jerry Turner, L (1, 10) OBP: 0.254, SLG: 0.343		0-0 4-3		0-0 E9		0-0 HR		4-0 BB	
Rick Leach, L (1, 3) OBP: 0.315, SLG: 0.398		0-0 F5		4-0 IBB		0-0 L3		0-0 SH1-4	
Chet Lemon, R (1, 8) OBP: 0.350, SLG: 0.338			4-0 1B	0-0 F7		0-0 1B		4-0 BB	
Glenn Wilson, R (1, 9) OBP: 0.324, SLG: 0.371			0-0 1B	0-0 G3		0-3 K		4-0 BB	
Alan Trammell, R (1, 6) OBP: 0.293, SLG: 0.325			0-0 SF7		0-0 1-3	0-0 F8		0-3 K	

AB	R	H	RBI	BB	SO	LOB
5	0	2	0	0	2	3
2	0	1	1	0	0	0
4	0	1	0	0	0	2
4	0	0	0	0	1	3
3	1	2	1	1	0	0
2	0	0	0	1	0	0
2	1	1	0	2	0	2
3	1	1	0	1	1	3
3	0	0	1	0	1	4

**BOTTOM**

**Texas Rangers @ Detroit Tigers**  
Tiger Stadium, Detroit, MI  
Sat Jul 24 1982, 3:33 AM EDT  
Att. 35,470 - Unknown

AB	28
R	3
H	8
RBI	3
BB	5
SO	5
LOB	17



Inning Stats		R: 0	H: 0	E: 0	K: 0	S: 3	R: 0	H: 0	E: 0	K: 0	S: 3	R: 2	H: 2	E: 0	K: 0	S: 5	R: 0	H: 1	E: 1	K: 1	S: 6	R: 0	H: 2	E: 0	K: 1	S: 7	R: 1	H: 2	E: 0	K: 1	S: 7	R: 0	H: 1	E: 0	K: 0	S: 4	R: 0	H: 0	E: 0	K: 2	S: 7
R: 0 H: 0 E: 0 K: 0 S: 3		R: 0 H: 0 E: 0 K: 0 S: 3		R: 0 H: 2 E: 0 K: 0 S: 5		R: 0 H: 1 E: 1 K: 1 S: 6		R: 0 H: 2 E: 0 K: 1 S: 7		R: 0 H: 1 E: 0 K: 0 S: 4		R: 0 H: 0 E: 0 K: 2 S: 7		R: 0 H: 0 E: 0 K: 2 S: 7		R: 0 H: 0 E: 0 K: 2 S: 7		R: 0 H: 0 E: 0 K: 2 S: 7		R: 0 H: 0 E: 0 K: 2 S: 7		R: 0 H: 0 E: 0 K: 2 S: 7		R: 0 H: 0 E: 0 K: 2 S: 7		R: 0 H: 0 E: 0 K: 2 S: 7		R: 0 H: 0 E: 0 K: 2 S: 7		R: 0 H: 0 E: 0 K: 2 S: 7		R: 0 H: 0 E: 0 K: 2 S: 7		R: 0 H: 0 E: 0 K: 2 S: 7		R: 0 H: 0 E: 0 K: 2 S: 7					

PITCHER		IP	WLS	BF	H	R	ER	SO	BB	IBB	HBP	BLK	WP	HR	S	P	ERA	WHIP
Doc Medich, R (1, 1)	ERA: 4.6	7.1	L	34	8	3	3	3	3	3	0	0	0	1	36	52	3.68	1.500
Dan Boitano, R (8, 1)	ERA: 5.06	0.1		2	0	0	0	1	1	0	0	0	0	3	7	0.00	3.000	
Paul Mirabella, L (8, 1)	ERA: 4.54	0.1		1	0	0	0	1	0	0	0	0	0	3	3	0.00	0.000	

WP	PA	ERA	WHIP
0	37		

Batter	1	2	3	4	5	6	7	8	9	AB R H RBI BB SO LOB	TOP											
Bill Sample, R (1, 7) OBP: 0.346, SLG: 0.438	0-0 5-3		0-0 WP 1B			0-0 F5		0-0 L8		4 0 1 0 0 0 0	<p><b>Texas Rangers @ Detroit Tigers</b> Tiger Stadium, Detroit, MI Sun Jul 25 1982, 3:33 AM EDT Unknown</p>											
Mickey Rivers, L (1, 10) OBP: 0.255, SLG: 0.383	0-0 6-3		0-0 6-3			0-0 HR 1B		0-3 K		4 1 1 0 0 1 1												
Bill Stein, R (1, 5) OBP: 0.300, SLG: 0.315	0-0 1B			0-3 K		0-0 F9		0-0 1B		4 0 2 0 0 1 1												
Dave Hostetler, R (1, 3) OBP: 0.344, SLG: 0.553	0-3 K			0-0 6-3		0-0 1-H HR		0-0 1-3		4 1 1 2 0 1 2												
Larry Parrish, R (1, 9) OBP: 0.260, SLG: 0.325		0-0 F7		0-0 E5 PB		0-3 K		0-3 K		4 0 0 0 0 2 0												
Jim Sundberg, R (1, 2) OBP: 0.319, SLG: 0.354		0-0 F8		0-3 K			0-0 1B SH1-4 1B		4-0 BLK BB	3 0 1 0 1 1 1												
Mike Richardt, R (1, 4) OBP: 0.258, SLG: 0.289		0-3 K			0-0 5-3		0-0 SH1-4		4-0 BB BB	2 0 0 0 1 1 0												
George Wright, S (1, 8) OBP: 0.275, SLG: 0.358			0-0 1-3		0-3 K		0-0 1B		0-0 G5-4-3 BB	3 0 1 0 0 1 0												
Buddy Bell, R (9, PH) OBP: 0.359, SLG: 0.436									0-0 G5-4-3	1 0 0 0 0 0 2												
Doug Flynn, R (1, 6) OBP: 0.225, SLG: 0.253			0-3 K		0-0 F9		0-3 K			2 0 0 0 0 1 0												
Lee Mazzilli, S (7, PH) OBP: 0.337, SLG: 0.338										1 0 0 0 0 1 1												
Wayne Tolleson, S (7, 6)										0 0 0 0 0 0 0												
<b>Inning Stats</b>	R: 0 E: 0 K: 1 S: 6	H: 1 LOB: 1 BB: 0 P: 6	R: 0 E: 0 K: 1 S: 5	H: 0 LOB: 0 BB: 0 P: 5	R: 0 E: 0 K: 1 S: 6	H: 1 LOB: 1 BB: 0 P: 6	R: 0 E: 1 K: 2 S: 8	H: 0 LOB: 1 BB: 0 P: 8	R: 0 E: 0 K: 1 S: 5	H: 0 LOB: 0 BB: 0 P: 5	R: 2 E: 0 K: 1 S: 7	H: 2 LOB: 0 BB: 0 P: 7	R: 0 E: 0 K: 1 S: 6	H: 2 LOB: 1 BB: 0 P: 6	R: 0 E: 0 K: 1 S: 6	H: 1 LOB: 1 BB: 0 P: 6	R: 0 E: 0 K: 1 S: 4	H: 0 LOB: 1 BB: 2 P: 12	1B: 6 2B: 0 3B: 0 HR: 1	SF: 0 SAC: 1 DP: 1 HBP: 0	WP: 1 PB: 1 SB: 0 CS: 0	PA: 35
<b>PITCHER</b>	IP WLS BF H R ER SO BB IBB HBP BLK WP HR S P ERA WHIP																					
Dan Petry, R (1, 1) ERA: 3.08	8.0 W 31 7 2 2 9 0 0 0 0 1 1 49 49 2.25 0.875																					
Dave Tobik, R (9, 1) ERA: 2.94	0.1 3 0 0 0 1 2 0 0 0 0 0 3 11 0.00 6.000																					
Dave Gumpert, R (9, 1) ERA:	0.2 1 0 0 0 0 0 0 0 0 0 0 1 1 0.00 0.000																					

livebaseballscorecards.com

AB	32
R	2
H	7
RBI	2
BB	2
SO	10
LOB	8



Batter	1	2	3	4	5	6	7	8	9
Lou Whitaker, L (1, 4) OBP: 0.327, SLG: 0.375	0-0 L7		0-0 SF7		0-0 5-3		0-0 1B 2B		
Tom Brookens, R (1, 5) OBP: 0.313, SLG: 0.388	0-3 K		0-0 F6-3			0-0 F1-6-3 2B	0-0 2-H 1B		
Larry Herndon, R (1, 7) OBP: 0.330, SLG: 0.503	0-3 K			0-3 K		0-0 1-3	0-3 K		
Lance Parrish, R (1, 2) OBP: 0.371, SLG: 0.545		0-0 F3		0-0 1B 1B		0-0 F1-6-3 2-3		0-3 K	
Jerry Turner, L (1, 10) OBP: 0.283, SLG: 0.376		0-0 G3		0-0 1-2 1B		0-3 K		0-0 HR	
Rick Leach, L (1, 3) OBP: 0.302, SLG: 0.379		0-0 F7		0-0 F6		0-0 F7	0-0 1-3		
Chet Lemon, R (1, 8) OBP: 0.351, SLG: 0.350			1-0 2B HBP	0-0 F7		0-0 F8	0-0 HR		
Glenn Wilson, R (1, 9) OBP: 0.333, SLG: 0.394			0-0 SH3-4 1-H SF7 2B		0-3 K2-3	0-0 HR 1B	0-3 K		
Alan Trammell, R (1, 6) OBP: 0.294, SLG: 0.337			0-0 SH3-4 2-3		0-0 F8	0-0 HR			

Inning Stats	R: 0	H: 0	E: 0	K: 2	S: 7	R: 0	H: 0	E: 0	K: 0	S: 3	R: 2	H: 1	E: 0	K: 0	S: 4	R: 0	H: 2	E: 0	K: 1	S: 7	R: 0	H: 0	E: 0	K: 1	S: 5	R: 0	H: 1	E: 0	K: 1	S: 6	R: 3	H: 4	E: 0	K: 1	S: 9	R: 2	H: 2	E: 0	K: 2	S: 9
	LOB: 0	BB: 0	P: 7	LOB: 0	BB: 0	P: 3	LOB: 0	BB: 0	P: 3	LOB: 0	BB: 0	P: 5	LOB: 2	BB: 0	P: 7	LOB: 0	BB: 0	P: 5	LOB: 1	BB: 0	P: 6	LOB: 1	BB: 0	P: 9	LOB: 0	BB: 0	P: 9	LOB: 0	BB: 0	P: 9	LOB: 0	BB: 0	P: 9	LOB: 0	BB: 0	P: 9	LOB: 0	BB: 0	P: 9	

PITCHER										PITCHER																													
IP	WLS	BF	H	R	ER	SO	BB	IBB	HBP	BLK	WP	HR	S	P	ERA	WHIP	IP	WLS	BF	H	R	ER	SO	BB	IBB	HBP	BLK	WP	HR	S	P	ERA	WHIP						
Danny Darwin, R (1, 1) ERA: 3.64	6.2	L	29	8	5	5	5	0	0	0	0	1	38	39	6.75	1.200																							
Dan Boitano, R (7, 1) ERA: 5.71	1.1		6	2	2	3	0	0	0	0	0	2	12	12	13.50	1.500																							

**BOTTOM**

**Texas Rangers @ Detroit Tigers**  
Tiger Stadium, Detroit, MI  
Sun Jul 25 1982, 3:33 AM EDT  
Unknown

AB	32
R	7
H	10
RBI	7
BB	0
SO	8
LOB	8



1B: 4	SF: 1	WP: 0	PA: 35
2B: 3	SAC: 1	PB: 0	
3B: 0	DP: 0	SB: 0	
HR: 3	HBP: 1	CS: 0	

livebaseballscorecards.com

Batter	1	2	3	4	5	6	7	8	9	AB R H RBI BB SO LOB	TOP																									
Bill Sample, R OBP: 0.347, SLG: 0.437 (1, 7) X	0-0 4-3 ①		0-0 F3 ③			0-0 HR 1B	0-0 BB 1B		0-0 F9 ②	5 1 2 2 0 0 0																										
Lee Mazzilli, S OBP: 0.344, SLG: 0.356 (1, 8) S (9, 9)	0-3 K ②			0-0 L8 ①		0-0 HR 1B	4-0 BB BB		4-0 FC6-4 BB	3 1 1 2 2 1 0																										
Buddy Bell, R OBP: 0.362, SLG: 0.435 (1, 5) X	0-0 1B			4-0 G6-4-3 BB		0-0 L8 ②	4-0 FC6-4 BB		0-0 FC6-4 1-2f ③	3 0 1 0 2 0 1																										
Dave Hostetler, R OBP: 0.338, SLG: 0.542 (1, 3) X	0-0 F9 ③			0-0 G6-4-3 1-2f ③		0-0 1-3	0-3 K ②			4 0 0 0 0 1 5																										
Lamar Johnson, R OBP: 0.317, SLG: 0.355 (1, 10) X		0-0 F9 ①			0-0 FC6-4 1B		0-0 BB BB			3 1 1 0 1 0 3																										
George Wright, S OBP: 0.275, SLG: 0.356 (1, 9) X (9, 8)		0-0 F3 ②			0-0 FC6-4 1-2f ①		0-0 BB 1B 1B		0-0 L4 ①	4 1 1 0 0 0 1																										
Mike Richardt, R OBP: 0.257, SLG: 0.284 (1, 4) X		0-0 F8 ③			0-0 F8 ②		4-0 SH5-4 1-2 BB 1B		0-0 P1 ②	3 1 0 0 1 0 1																										
Wayne Tolleson, S (1, 6) X			0-0 F8 ①			0-0 F8 ③			0-0 F1-3 ③	2 0 0 0 0 0 1																										
Larry Parrish, R OBP: 0.263, SLG: 0.329 (7, PH)										1 1 1 2 0 0 0																										
Doug Flynn, R OBP: 0.224, SLG: 0.252 (7, 6) X							0-0 SH5-4 1B 1B			1 0 0 0 0 0 0																										
Don Werner, R OBP: 0.300, SLG: 0.316 (1, 2) X			0-0 4-3 ②			0-0 1-3 ①	0-0 SH5-4 1-2 2-3 ①		0-0 5-3 ①	3 0 0 0 0 0 0																										
<b>Inning Stats</b>	R: 0 E: 0 K: 1 S: 6	H: 1 LOB: 1 BB: 0 P: 6	R: 0 E: 0 K: 0 S: 3	H: 0 LOB: 0 BB: 0 P: 3	R: 0 E: 0 K: 0 S: 2	H: 0 LOB: 0 BB: 1 P: 6	R: 0 E: 0 K: 0 S: 4	H: 1 LOB: 1 BB: 0 P: 4	R: 2 E: 0 K: 0 S: 5	H: 2 LOB: 0 BB: 0 P: 5	R: 4 E: 0 K: 1 S: 8	H: 3 LOB: 3 BB: 4 P: 24	R: 0 E: 0 K: 0 S: 3	H: 0 LOB: 0 BB: 0 P: 3	R: 0 E: 0 K: 0 S: 3	H: 0 LOB: 1 BB: 1 P: 7	1B: 6 2B: 0 3B: 0 HR: 1	SF: 0 SAC: 1 DP: 1 HBP: 0	WP: 0 PB: 0 SB: 0 CS: 0	PA: 39																
<b>PITCHER</b>	IP WLS BF H R ER SO BB IBB HBP BLK WP HR S P ERA WHIP																																			
Pat Underwood, L ERA: 5.01 (1, 1)	6.0		24	5	4	4	1	2	0	0	0	0	1	24	32	6.00	1.167																			
Kevin Saucier, L ERA: 3.12 (7, 1)	0.0		1	0	0	0	0	1	0	0	0	0	0	0	4	∞	∞																			
Dave Gumpert, R ERA: 9.0 (7, 1)	0.1		4	2	2	2	0	1	0	0	0	0	0	3	7	54.00	9.000																			
Dave Tobik, R ERA: 2.86 (7, 1)	1.2		6	0	0	0	1	1	0	0	0	0	0	7	11	0.00	0.600																			
Dave Rucker, L ERA: 4.66 (9, 1)	1.0	W	4	0	0	0	0	1	0	0	0	0	0	3	7	0.00	1.000																			

Texas Rangers @ Detroit Tigers  
Tiger Stadium, Detroit, MI  
Sun Jul 25 1982, 3:38 AM EDT  
Att: 33,537 - Unknown

livebaseballscorecards.com

AB	32
R	6
H	7
RBI	6
BB	6
SO	2
LOB	12



Batter	1	2	3	4	5	6	7	8	9	AB	R	H	RBI	BB	SO	LOB
Lou Whitaker, L OBP: 0.329, SLG: 0.388 (1, 4)	0-0 1B 3B	0-0 G3		0-0 1-H 3B		0-0 G3		0-0 FC6 1-2f		5	1	2	1	0	0	2
Tom Brookens, R OBP: 0.311, SLG: 0.381 (1, 5) (9, 6)	4-0 1B 1B BB	0-0 F8		0-0 4-3			0-0 L9		0-0 F6 1B 1B	4	2	0	0	1	0	1
Rick Leach, L OBP: 0.307, SLG: 0.380 (1, 3)	0-0 1B 1-2 FC6-4 1B 3-H		0-0 4-3		0-0 G3		0-3 K		0-0 1B 1B 1B	5	1	2	1	0	1	0
Jerry Turner, L OBP: 0.281, SLG: 0.393 (1, 10) Mike Ivie, R OBP: 0.265, SLG: 0.444 (7, PH)	0-0 FC6-4 1B 1-3 2-H		0-0 FC5-4 1B		0-0 1B		0-0 F6-3		4-0 1B 1B IBB	3	0	3	1	0	0	0
Enos Cabell, R OBP: 0.290, SLG: 0.346 (1, 7) (9, 5)	0-0 FC6-4 5-3 1-2f 3-H		0-3 K		0-0 F8			0-0 FC4-6 1B 1B	0-0 1B 1B 1-2 2-3 3-H	5	0	2	2	0	1	3
Chet Lemon, R OBP: 0.350, SLG: 0.348 (1, 8) Lynn Jones, R OBP: 0.265, SLG: 0.278 (3, 9)	0-0 5-3 1-2		0-0 FC5-4 1-2f		0-3 K			0-0 FC4-6 1-2f 2B		1	0	0	0	0	0	1
Glenn Wilson, R OBP: 0.355, SLG: 0.420 (1, 9) (3, 8)	4-0 BB			0-3 K		0-0 4-3 1B		0-0 4-3 1-H 1B 2B		3	1	2	1	1	1	0
Bill Fahey, L OBP: 0.133, SLG: 0.172 (1, 2) John Wockenfuss, R OBP: 0.362, SLG: 0.364 (8, PH) (9, 2)	0-3 K			0-0 F5		0-0 4-3		0-0 4-3 2-3		3	0	0	0	0	1	3
Alan Trammell, R OBP: 0.295, SLG: 0.335 (1, 6) Richie Hebner, L OBP: 0.354, SLG: 0.418 (8, PH) Larry Herndon, R OBP: 0.330, SLG: 0.503 (8, PR) (9, 7)		0-0 5-3		4-0 3B BB		0-0 F7		0-0 FC6 1B 3-H		2	1	0	0	1	0	1

Inning Stats	R: 3	H: 3	E: 0	K: 1	S: 8	LOB: 2	BB: 2	P: 16	R: 0	H: 0	E: 0	K: 0	S: 3	LOB: 0	BB: 0	P: 3	R: 0	H: 1	E: 0	K: 1	S: 6	LOB: 1	BB: 0	P: 6	R: 1	H: 1	E: 0	K: 1	S: 6	LOB: 1	BB: 1	P: 10	R: 0	H: 1	E: 0	K: 1	S: 6	LOB: 1	BB: 0	P: 6	R: 0	H: 0	E: 0	K: 1	S: 5	LOB: 0	BB: 0	P: 5	R: 2	H: 3	E: 0	K: 0	S: 6	LOB: 1	BB: 0	P: 6	R: 1	H: 2	E: 1	K: 0	S: 3	LOB: 3	BB: 1	P: 7	1B: 9	2B: 1	3B: 2	HR: 0	SF: 0	SAC: 0	DP: 0	HBP: 0	WP: 0	PB: 0	SB: 0	CS: 0	PA: 41
--------------	------	------	------	------	------	--------	-------	-------	------	------	------	------	------	--------	-------	------	------	------	------	------	------	--------	-------	------	------	------	------	------	------	--------	-------	-------	------	------	------	------	------	--------	-------	------	------	------	------	------	------	--------	-------	------	------	------	------	------	------	--------	-------	------	------	------	------	------	------	--------	-------	------	-------	-------	-------	-------	-------	--------	-------	--------	-------	-------	-------	-------	--------

PITCHER	IP	WLS	BF	H	R	ER	SO	BB	IBB	HBP	BLK	WP	HR	S	P	ERA	WHIP
John Butcher, R ERA: 7.96 (1, 1)	6.0		28	7	4	4	4	3	0	0	0	0	0	33	45	6.00	1.667
Jon Matlack, L ERA: 3.48 (7, 1)	1.1		6	2	2	2	1	0	0	0	0	0	0	8	8	13.50	1.500
Dave Schmidt, R ERA: 2.45 (8, 1)	0.2	L	7	3	1	0	0	0	1	0	0	0	0	6	10	0.00	4.500

**TEXAS RANGERS @ DETROIT TIGERS**  
Tiger Stadium, Detroit, MI  
Sun Jul 25 1982, 3:38 AM EDT  
Att. 33,537 - Unknown

AB	37
R	7
H	12
RBI	7
BB	4
SO	5
LOB	15



Batter	1	2	3	4	5	6	7	8	9	AB R H RBI BB SO LOB	TOP		
Lou Whitaker, L (1, 4) OBP: 0.330, SLG: 0.392	0-0 4-3		0-0 FC6-4 1B		0-0 2B			0-0 F5		4 1 2 0 0 0 0			
Tom Brookens, R (1, 5) OBP: 0.314, SLG: 0.385	4-0 CS BB		0-0 FC6-4 1-2f		0-0 2B			0-0 F8		3 0 1 2 1 0 1			
Larry Herndon, R (1, 7) OBP: 0.332, SLG: 0.508	0-0 6-3 1-2			0-0 E3 1B	0-3 K			0-0 3B		4 2 2 0 0 1 2			
Lance Parrish, R (1, 2) OBP: 0.376, SLG: 0.567		0-0 HR		0-0 CS 1B			0-0 F9	0-0 3B		4 1 3 3 0 0 0			
Jerry Turner, L (1, 10) OBP: 0.280, SLG: 0.383		0-0 F7		0-0 F9 1-2			0-0 G3	4-0 BB		3 0 0 0 1 0 1			
Rick Leach, L (1, 3) OBP: 0.295, SLG: 0.365		0-0 F8		0-0 4-3			0-0 L3	0-3 K		4 0 0 0 0 1 2			
Lynn Jones, R (1, 9) OBP: 0.264, SLG: 0.270		0-0 L4			4-0 FC4-6 BB		0-0 F8	0-0 F8	3 0 0 0 1 0 0		AB 32 R 5 H 8 RBI 5 BB 4 SO 3 LOB 7		
Glenn Wilson, R (1, 8) OBP: 0.338, SLG: 0.397			0-3 K		0-0 FC4-6 1-2f WP		0-0 6-3	0-0 6-3	4 0 0 0 0 1 1				
Alan Trammell, R (1, 6) OBP: 0.294, SLG: 0.331			0-0 F9		4-0 2B 2B BB		0-0 F9	0-0 F7	3 1 0 0 1 0 0				
Inning Stats	R: 0 E: 0 K: 0 S: 2 H: 0 LOB: 0 BB: 1 P: 6	R: 1 E: 0 K: 0 S: 4 H: 1 LOB: 0 BB: 0 P: 4	R: 0 E: 0 K: 1 S: 6 H: 1 LOB: 1 BB: 0 P: 6	R: 1 E: 1 K: 0 S: 4 H: 2 LOB: 0 BB: 0 P: 4	R: 2 E: 0 K: 1 S: 6 H: 2 LOB: 1 BB: 2 P: 14	R: 0 E: 0 K: 0 S: 3 H: 0 LOB: 0 BB: 0 P: 3	R: 0 E: 0 K: 0 S: 3 H: 0 LOB: 0 BB: 0 P: 3	R: 1 E: 0 K: 1 S: 7 H: 2 LOB: 2 BB: 1 P: 11	R: 0 E: 0 K: 0 S: 3 H: 0 LOB: 0 BB: 0 P: 3	1B: 3 2B: 2 3B: 2 HR: 1 SF: 0 SAC: 0 DP: 0 HBP: 0	WP: 1 PB: 0 SB: 0 CS: 2 PA: 36		
PITCHER	IP WLS BF H R ER SO BB IBB HBP BLK WP HR S P ERA WHIP											PITCHER	IP WLS BF H R ER SO BB IBB HBP BLK WP HR S P ERA WHIP
Mike Morgan, R (1, 1) ERA: 4.03	6.0 L 24 6 4 3 2 3 0 0 0 1 1 25 37 4.50 1.500												
Doyle Alexander, R (7, 1) ERA: 4.39	3.0 12 2 1 1 1 1 0 0 0 0 0 13 17 3.00 1.000												

**Detroit Tigers @ New York Yankees**  
 Yankee Stadium, Bronx, NY  
 Mon Jul 26 1982, 7:05 PM EDT  
 Att. 21,021 - Unknown - 85 F

[livebaseballscorecards.com](http://livebaseballscorecards.com)




Batter	1	2	3	4	5	6	7	8	9	AB	R	H	RBI	BB	SO	LOB
Willie Randolph, R (1, 4) OBP: 0.361, SLG: 0.343	4-0 CS BB		0-0 E8 F9 2-H 1B		0-0 6-3			0-0 F9		3	0	1	1	1	0	0
Ken Griffey, L (1, 9) OBP: 0.316, SLG: 0.377	0-0 F9		0-0 F9 2-3		0-0 F8			0-0 4-3		4	0	0	0	0	0	2
Jerry Mumphrey, S (1, 8) OBP: 0.380, SLG: 0.428	0-0 E6 FC4-6 1-2		0-0 G3					0-0 1B 2B		4	1	1	0	0	1	2
Oscar Gamble, L (1, 10) OBP: 0.373, SLG: 0.503 Lou Piniella, R (8, PH) OBP: 0.387, SLG: 0.463	0-0 FC4-6 1-2f			0-0 6-3				0-0 F8 2-H 1B		3	0	0	0	0	0	1
Dave Winfield, R (1, 7) OBP: 0.352, SLG: 0.552		0-0 5-3		4-0 1B BLK BB				0-0 F7		3	1	0	0	1	1	1
John Mayberry, L (1, 3) OBP: 0.341, SLG: 0.363 Dave Collins, S (9, PH) OBP: 0.303, SLG: 0.311		0-3 K		0-0 F2				0-0 FC3-6 1B		3	0	1	0	0	1	1
Graig Nettles, L (1, 5) OBP: 0.293, SLG: 0.351		0-0 G3		0-0 BLK 1-3 1B				0-0 FC3-6 5-3 1-2f		4	0	1	0	0	0	2
Rick Cerone, R (1, 2) OBP: 0.308, SLG: 0.324			0-0 4-3 E 1B		0-0 1-3			0-0 5-3 1-2		4	1	2	0	0	0	2
Bucky Dent, R (1, 6) OBP: 0.180, SLG: 0.165 Butch Hobson, R (9, PH) OBP: 0.190, SLG: 0.214 Bobby Murcer, L (9, PH) OBP: 0.286, SLG: 0.406			0-0 4-3 1-2		0-0 F7			0-0 F9 1-2f		3	0	0	0	0	0	2

Inning Stats	R: 0	H: 0	R: 0	H: 0	R: 1	H: 2	R: 0	H: 0	R: 0	H: 0	R: 0	H: 2	R: 0	H: 2	R: 0	H: 2	1B: 7	SF: 0	WP: 0	PA: 36
	E: 1	LOB: 1	E: 0	LOB: 0	E: 1	LOB: 1	E: 0	LOB: 0	E: 0	LOB: 0	E: 0	LOB: 1	E: 0	LOB: 1	E: 0	LOB: 1	2B: 1	SAC: 0	PB: 0	
	K: 0	BB: 1	K: 1	BB: 0	K: 0	BB: 0	K: 0	BB: 0	K: 0	BB: 0	K: 0	BB: 0	K: 1	BB: 0	K: 0	BB: 0	3B: 0	DP: 1	SB: 0	
	S: 3	P: 7	S: 5	P: 5	S: 5	P: 5	S: 4	P: 3	S: 3	P: 3	S: 4	P: 4	S: 7	P: 7	S: 4	P: 4	HR: 0	HBP: 0	CS: 1	

PITCHER	IP	WLS	BF	H	R	ER	SO	BB	IBB	HBP	BLK	WP	HR	S	P	ERA	WHIP
Jerry Ujdr, R (1, 1) ERA: 3.86	7.2	W	30	5	3	3	2	2	0	0	1	0	0	32	40	3.52	0.913
Dave Rucker, L (8, 1) ERA: 4.35	0.2		5	3	0	0	1	0	0	0	0	0	0	7	7	0.00	4.500
Dave Gumpert, R (9, 1) ERA: 5.4	0.2	S	1	0	0	0	0	0	0	0	0	0	0	1	1	0.00	0.000

**DETROIT TIGERS @ NEW YORK YANKEES**  
**Yankee Stadium, Bronx, NY**  
 Mon Jul 26 1982, 7:05 PM EDT  
 Att: 21,021 - Unknown - 85 F

<b>AB</b>	<b>34</b>
<b>R</b>	<b>3</b>
<b>H</b>	<b>8</b>
<b>RBI</b>	<b>2</b>
<b>BB</b>	<b>2</b>
<b>SO</b>	<b>3</b>
<b>LOB</b>	<b>15</b>








Batter	1	2	3	4	5	6	7	8	9	AB	R	H	RBI	BB	SO	LOB
Willie Randolph, R OBP: 0.364, SLG: 0.344 (1, 4)	0-0 F8 BB	4-0 BB		0-0 1B HR		0-0 1B		0-0 4-3		4	1	2	0	1	0	0
Ken Griffey, L OBP: 0.314, SLG: 0.374 (1, 9)	0-0 F5	0-0 F7		0-0 1B HR		0-0 5-3		0-0 4-3		5	1	1	0	0	0	2
Jerry Mumphrey, S OBP: 0.385, SLG: 0.451 (1, 8)	0-0 HR 1B		0-3 K	0-0 HR			0-0 SH1-3 SF9 2B			4	3	3	3	0	1	0
Oscar Gamble, L OBP: 0.375, SLG: 0.517 (1, 10)	0-0 HR		0-0 3-1	0-0 F6			4-0 SF9 SH1-3 BB			3	1	1	2	1	0	0
Dave Winfield, R OBP: 0.355, SLG: 0.552 (1, 7)	0-0 1B 1B		4-0 1B BB		0-3 K		0-0 SH1-3			2	0	1	0	1	1	0
Graig Nettles, L OBP: 0.299, SLG: 0.355 (1, 5)	0-0 1-2 1B		0-0 FC6-4 1B		0-0 F9		4-0 IBB			3	0	2	0	1	0	0
Rick Cerone, R OBP: 0.298, SLG: 0.315 (1, 2)	0-0 1-3		0-0 FC6-4		0-0 5-3		0-0 SF9			3	0	0	1	0	0	4
Dave Collins, S OBP: 0.298, SLG: 0.305 (1, 3)		0-3 K		0-0 4-3		0-0 F7	0-3 K			4	0	0	0	0	2	2
Bucky Dent, R OBP: 0.174, SLG: 0.160 (1, 6)		0-0 F9		0-0 4-3		0-0 6-3		0-0 5-3		4	0	0	0	0	0	0

Inning Stats	R: 2	H: 4	E: 0	LOB: 2	K: 0	S: 7	P: 7	R: 0	H: 0	E: 0	LOB: 1	K: 1	S: 5	R: 0	H: 1	E: 0	LOB: 2	K: 1	S: 6	R: 3	H: 3	E: 0	LOB: 0	K: 0	S: 6	R: 0	H: 0	E: 0	LOB: 0	K: 1	S: 5	R: 0	H: 1	E: 0	LOB: 1	K: 1	S: 4	R: 1	H: 1	E: 0	LOB: 2	K: 1	S: 6	R: 0	H: 0	E: 0	LOB: 0	K: 0	S: 3	R: 0	H: 0	E: 0	LOB: 0	K: 0	S: 3
--------------	------	------	------	--------	------	------	------	------	------	------	--------	------	------	------	------	------	--------	------	------	------	------	------	--------	------	------	------	------	------	--------	------	------	------	------	------	--------	------	------	------	------	------	--------	------	------	------	------	------	--------	------	------	------	------	------	--------	------	------

PITCHER	IP	WLS	BF	H	R	ER	SO	BB	IBB	HBP	BLK	WP	HR	S	P	ERA	WHIP
Jack Morris, R ERA: 4.41 (1, 1)	6.1	L	33	10	6	6	3	3	1	0	0	0	2	35	51	8.53	2.053
Dave Tobik, R ERA: 2.79 (7, 1)	1.2		5	0	0	0	1	0	0	0	0	0	0	7	7	0.00	0.000

**DETROIT TIGERS @ NEW YORK YANKEES**  
**Yankee Stadium, Bronx, NY**  
 Tue Jul 27 1982, 7:05 PM EDT  
 Att: 22,966 - Unknown - 81 F

AB	32
R	6
H	10
RBI	6
BB	4
SO	4
LOB	8



WP: 0	PA: 38
PB: 0	
SB: 0	
CS: 0	

PITCHER	IP	WLS	BF	H	R	ER	SO	BB	IBB	HBP	BLK	WP	HR	S	P	ERA	WHIP
---------	----	-----	----	---	---	----	----	----	-----	-----	-----	----	----	---	---	-----	------



Batter	1	2	3	4	5	6	7	8	9
Willie Randolph, R (1, 4) OBP: 0.368, SLG: 0.347	0-0 4-3 1B		0-0 1B		0-0 F8		4-0 FC6-4 BB		
Ken Griffey, L (1, 9) OBP: 0.310, SLG: 0.369	0-0 4-3 1-2		0-0 F2		0-3 K		0-0 FC6-4 1B HR		
Jerry Mumphrey, S (1, 8) OBP: 0.383, SLG: 0.447	0-0 1-3		0-0 F7			0-0 F7	0-0 HR 1B		
Oscar Gamble, L (1, 10) OBP: 0.374, SLG: 0.514 Lou Piniella, R (7, PH) OBP: 0.387, SLG: 0.463 Bobby Murcer, L (7, PH) OBP: 0.291, SLG: 0.433	0-0 2-H 1B		0-0 F9			0-0 F8	0-0 HR		
Dave Winfield, R (1, 7) OBP: 0.357, SLG: 0.551		0-0 FC3-6 1B		0-0 F4		0-0 1B 1B	0-0 F7		
Graig Nettles, L (1, 5) OBP: 0.299, SLG: 0.353		0-0 FC3-6 FC6-4 1-2f		0-0 3-1		0-0 1-3 1B	0-0 F9		
Rick Cerone, R (1, 2) OBP: 0.289, SLG: 0.304		0-0 FC6-4 2B 1B 1-2f		0-0 F7		0-0 F7		0-0 F7	
Dave Collins, S (1, 3) OBP: 0.305, SLG: 0.326		0-0 1B 2B 1-3			0-0 FC6-4 1B		0-0 1B 3B	0-3 K	
Bucky Dent, R (1, 6) OBP: 0.184, SLG: 0.171		0-0 1B 2-H 3-H			0-0 FC6-4 1-2f		0-0 FC6-4 BB 1B 1B 3-H	0-3 K	

Inning Stats	R: 1	H: 2	E: 0	K: 0	S: 4	H: 2	LOB: 1	BB: 0	P: 4	R: 2	H: 3	E: 0	K: 0	S: 5	H: 1	LOB: 1	BB: 0	P: 5	R: 0	H: 1	E: 0	K: 0	S: 4	R: 0	H: 0	E: 0	K: 0	S: 3	R: 0	H: 1	E: 0	K: 1	S: 6	R: 0	H: 2	E: 0	K: 0	S: 5	R: 5	H: 4	E: 0	K: 0	S: 7	R: 0	H: 0	E: 0	K: 2	S: 7	R: 0	H: 0	E: 0	K: 2	S: 7	R: 0	H: 0	E: 0	K: 2	S: 7
	1	2	0	0	4	2	1	0	4	2	3	0	0	5	1	1	0	0	4	0	1	0	4	0	0	0	0	3	0	1	0	6	2	0	5	5	4	0	7	0	0	7	0	0	0	7	0	0	7	0	0	7	0	0	7			

AB	R	H	RBI	BB	SO	LOB
3	1	2	0	1	0	1
4	1	0	0	0	1	5
4	1	1	1	0	0	2
3	0	1	1	0	0	1
0	0	0	0	0	0	0
1	1	1	3	0	0	0
4	0	2	0	0	0	0
4	0	1	0	0	0	1
4	1	0	0	0	0	3
4	2	3	0	0	1	0
4	1	2	3	0	1	1

WP	HR	S	P	ERA	WHIP
0	0	0	0	6.00	1.667
0	0	0	0	∞	∞
0	0	2	2	27.00	3.000
0	1	10	10	16.20	0.600

**DETROIT TIGERS @ NEW YORK YANKEES**  
**Yankee Stadium, Bronx, NY**  
 Wed Jul 28 1982, 7:05 PM EDT  
 Att: 16,521 - Unknown - 75 F

AB	R	H	RBI	BB	SO	LOB
35	8	13	8	1	3	14

livebaseballscorecards.com



Batter	1	2	3	4	5	6	7	8	9	10	11	12	AB R H RBI BB SO LOB	TOP													
Lou Whitaker, L OBP: 0.332, SLG: 0.395 (1, 4)	0-3 K		0-0 6-3	0-0 4-3			0-3 K			0-0 F8		0-0 4-3	6 0 0 0 0 2 1														
Tom Brookens, R OBP: 0.322, SLG: 0.377 (1, 5)	0-0 1B		0-0 5-3		4-0 1B		0-0 1B			4-0 BB		0-3 K	4 0 2 0 2 1 0														
Larry Hemdon, R OBP: 0.329, SLG: 0.504 (1, 7)	0-0 G5-4-3			0-0 4-3	0-0 1B		0-0 L3			0-0 L5			5 0 1 0 0 0 3														
Lance Parrish, R OBP: 0.372, SLG: 0.553 (1, 2)		0-3 K		0-0 1B	0-0 P6		0-0 F7			0-0 F8			5 1 1 0 0 1 3														
Jerry Turner, L OBP: 0.291, SLG: 0.380 (1, 10)		4-0 BB		0-3 K	0-0 G6-4-3		0-3 K			0-0 4-3			4 0 0 0 1 2 3														
Rick Leach, L OBP: 0.295, SLG: 0.347 Enos Cabell, R OBP: 0.290, SLG: 0.344 (11, PR)		0-3 K		4-0 1B	0-0 HR		0-0 F7		0-0 4-3	4-0 WP			3 1 0 0 2 1 1														
Chet Lemon, R OBP: 0.351, SLG: 0.347 (1, 9)		4-0 BB		0-0 HR	0-0 1B		0-3 K			0-0 6-3			0 0 0 0 0 0 0														
Glenn Wilson, R OBP: 0.323, SLG: 0.372 (1, 8)		0-0 FC6-4		0-0 HR	0-0 1B		0-0 F8		0-0 6-3	0-0 5-3			4 1 1 1 1 2 1														
Alan Trammell, R OBP: 0.298, SLG: 0.347 (1, 6)			0-0 P6	0-0 HR			0-3 K		0-3 K			0-0 CS	5 1 1 0 0 0 4														
<b>Inning Stats</b>	R: 0 E: 0 K: 1 S: 5	H: 1 LOB: 0 BB: 0 P: 5	R: 0 E: 0 K: 2 S: 7	H: 0 LOB: 2 BB: 2 P: 15	R: 0 E: 0 K: 0 S: 3	H: 0 LOB: 0 BB: 0 P: 3	R: 5 E: 0 K: 1 S: 9	H: 4 LOB: 0 BB: 1 P: 13	R: 0 E: 0 K: 1 S: 5	H: 0 LOB: 0 BB: 0 P: 5	R: 0 E: 0 K: 2 S: 7	H: 0 LOB: 0 BB: 0 P: 7	R: 0 E: 0 K: 0 S: 3	H: 0 LOB: 1 BB: 1 P: 7	R: 0 E: 0 K: 1 S: 5	H: 1 LOB: 0 BB: 0 P: 5	R: 0 E: 0 K: 1 S: 5	H: 0 LOB: 2 BB: 1 P: 7	R: 0 E: 0 K: 1 S: 5	H: 1 LOB: 0 BB: 0 P: 5	1B: 7 2B: 0 3B: 0 HR: 1	SF: 0 SAC: 0 DP: 2 HBP: 0	WP: 1 PB: 0 SB: 0 CS: 1	PA: 47			
<b>PITCHER</b>	IP WLS BF H R ER SO BB IBB HBP BLK WP HR S P ERA WHIP																										
Jim Clancy, R ERA: 3.93 (1, 1)	4.0																										
Roy Lee Jackson, R ERA: 2.93 (5, 1)	4.0	13	2	0	0	4	0	0	0	0	0	0	0	0	0	0	0	0	0	0	0	0	0	0	0	0.00	0.500
Joey McLaughlin, R ERA: 3.0 (9, 1)	3.0	11	0	0	0	2	2	0	0	0	1	0	13	21	0.00	0.667											
Dale Murray, R ERA: 3.22 (12, 1)	1.0	W 3	1	0	0	1	0	0	0	0	0	0	5	5	0.00	1.000											

**Detroit Tigers @ Toronto Blue Jays**  
 Exhibition Stadium, Toronto, ON  
 Fri Jul 30 1982, 7:05 PM EDT  
 Att. 18,262 - Unknown - 77 F

AB	41
R	5
H	8
RBI	5
BB	6
SO	11
LOB	16





Batter	1	2	3	4	5	6	7	8	9	10	AB R H RBI BB SO LOB	TOP										
Lou Whitaker, L (1, 4) OBP: 0.333, SLG: 0.393	0-0 P6		0-0 FC6-4 1B		4-0 FC5-4 BB			0-0 5-3		0-0 L5	4 0 1 0 1 0 1	<b>Detroit Tigers @ Toronto Blue Jays</b> Exhibition Stadium, Toronto, ON Sat Jul 31 1982, 3:33 AM EDT Att. 21,007 - Unknown - 73 F										
Tom Brookens, R (1, 5) OBP: 0.319, SLG: 0.373	0-3 K		0-0 FC6-4 1-2f		0-0 FC5-4 1-2f			0-0 F7		0-0 1B 1B	5 0 1 0 0 1 3											
Larry Herndon, R (1, 7) OBP: 0.330, SLG: 0.503	0-3 K			0-0 6-3		0-3 K		0-0 1B		0-0 FC5-4 1B 1-2 2-3	5 0 2 0 0 2 0											
Lance Parrish, R (1, 2) OBP: 0.366, SLG: 0.543		0-0 F3		0-0 6-3		0-0 5-3		0-0 L5		0-0 FC5-4 1-2f	5 0 0 0 0 0 4											
Richie Hebner, L (1, 10) OBP: 0.353, SLG: 0.411		0-3 K		0-0 1B		0-0 G3		0-0 F9			4 0 1 0 0 1 0											
Rick Leach, L (1, 3) OBP: 0.304, SLG: 0.356 Enos Cabell, R (7, PR) OBP: 0.289, SLG: 0.343		0-0 1B		0-0 4-3			0-0 SH5-4 1B		0-0 6-3		3 0 2 0 0 0 1 1 0 0 0 0 0 0											
Chet Lemon, R (1, 9) OBP: 0.348, SLG: 0.343		0-3 K			0-0 F9		0-0 SH5-4 1-2		0-0 F8		3 0 0 0 0 1 1											
Glenn Wilson, R (1, 8) OBP: 0.320, SLG: 0.367			0-3 K		0-0 L3		0-0 F9			0-0 1B 1B 1B	4 0 1 0 0 1 2											
Alan Trammell, R (1, 6) OBP: 0.297, SLG: 0.353			0-3 K		0-0 3B		0-0 P4			0-3 K	4 0 1 0 0 2 3											
<b>Inning Stats</b>	R: 0 E: 0 K: 2 S: 7	H: 0 LOB: 0 BB: 0 P: 7	R: 0 E: 0 K: 2 S: 8	H: 1 LOB: 1 BB: 0 P: 8	R: 0 E: 0 K: 2 S: 8	H: 1 LOB: 1 BB: 0 P: 8	R: 0 E: 0 K: 0 S: 4	H: 1 LOB: 1 BB: 0 P: 4	R: 0 E: 0 K: 1 S: 5	H: 0 LOB: 0 BB: 0 P: 5	R: 0 E: 0 K: 0 S: 4		H: 1 LOB: 2 BB: 0 P: 4	R: 0 E: 0 K: 0 S: 4	H: 1 LOB: 1 BB: 0 P: 4	R: 0 E: 0 K: 0 S: 3	H: 0 LOB: 0 BB: 0 P: 3	R: 0 E: 0 K: 1 S: 8	H: 3 LOB: 3 BB: 0 P: 8	1B: 8 2B: 0 3B: 1 HR: 0	SF: 0 SAC: 1 DP: 0 HBP: 0	WP: 0 PB: 0 SB: 0 CS: 0
<b>PITCHER</b> Jim Gott, R (1, 1) ERA: 3.96	IP 10.0 WLS W BF 40 H 9 R 0 ER 0 SO 8 BB 1 IBB 0 HBP 0 BLK 0 WP 0 HR 0 S 55 P 59 ERA 0.00 WHIP 1.000											<b>PITCHER</b> IP WLS BF H R ER SO BB IBB HBP BLK WP HR S P ERA WHIP										

livebaseballscorecards.com

AB	38
R	0
H	9
RBI	0
BB	1
SO	8
LOB	15



**BOTTOM**

**Detroit Tigers @ Toronto Blue Jays**  
 Exhibition Stadium, Toronto, ON  
 Sat Jul 31 1982, 3:33 AM EDT  
 Att. 21,007 - Unknown - 73 F

[livebaseballscorecards.com](http://livebaseballscorecards.com)

<b>AB</b>	<b>34</b>
<b>R</b>	<b>1</b>
<b>H</b>	<b>9</b>
<b>RBI</b>	<b>1</b>
<b>BB</b>	<b>5</b>
<b>SO</b>	<b>2</b>
<b>LOB</b>	<b>16</b>



<b>WP</b>	<b>1</b>	<b>PA</b>	<b>39</b>
<b>PB</b>	<b>0</b>		
<b>SB</b>	<b>0</b>		
<b>CS</b>	<b>0</b>		

AB R H RBI BB SO LOB

4 1 2 0 1 0 0

4 0 2 0 0 0 2  
0 0 0 0 1 0 0

3 0 0 0 1 1 3  
1 0 1 1 0 0 0

3 0 1 0 1 0 2

4 0 0 0 0 0 3

4 0 1 0 0 1 0

4 0 2 0 0 0 2

2 0 0 0 1 0 2  
1 0 0 0 0 0 0

4 0 0 0 0 0 2

1B: 6 SF: 0  
2B: 4 SAC: 0  
3B: 0 DP: 4  
HR: 0 HBP: 0

Batter	1	2	3	4	5	6	7	8	9	10
Damaso Garcia, R (1, 4) OBP: 0.347, SLG: 0.416	4-0 BB G1-6-3		x 0-0 6-3		x 0-0 1-3			x 0-0 2B		x 0-0 1B 2B
Rance Mulliniks, L (1, 5) OBP: 0.324, SLG: 0.335	0-0 G1-6-3		x 0-0 2B			x 0-0 1B G4-6-3		x 0-0 F5		x 4-0 1B IBB
Garth Iorg, R (10, PH) OBP: 0.318, SLG: 0.389	1-2f									
Lloyd Moseby, L (1, 8) OBP: 0.294, SLG: 0.377	4-0 BB WP		x 0-0 F7			x 0-3 K		x 0-0 F9		x 0-0 1B
Jesse Barfield, R (10, PH) OBP: 0.346, SLG: 0.468	BB									x 1-2 2-H 1B
Willie Upshaw, L (1, 3) OBP: 0.358, SLG: 0.490	4-0 BB 1-2		x 0-0 4-3			x 0-0 G4-6-3 1-2f			x 0-0 1B 1B	
Hosken Powell, L (1, 9) OBP: 0.291, SLG: 0.352	0-0 F7			x 0-0 F9			x 0-0 5-3		x 0-0 F7	
Glenn Adams, L (1, 10) OBP: 0.444, SLG: 0.444		x 0-3 K		x 0-0 F9			x 0-0 G3		x 0-0 1B G4-6-3	
Al Woods, L (1, 7) OBP: 0.258, SLG: 0.310		x 0-0 1B		x 0-0 3-1			x 0-0 1B		x 0-0 G4-6-3 1-2f	
Ernie Whitt, L (1, 2) OBP: 0.317, SLG: 0.426		x 0-0 P4					x 0-0 P4			x 0-0 P5
Barry Bonnell, R (10, PH) OBP: 0.346, SLG: 0.451					x 4-0 BB L3					
Alfredo Griffin, S (1, 6) OBP: 0.261, SLG: 0.317		x 0-0 F9			x 0-0 L3 1-2			x 0-0 F9		x 0-0 F7

Inning Stats	R: 0	H: 0	E: 0	K: 0	S: 2	R: 0	H: 1	E: 0	K: 1	S: 6	R: 0	H: 1	E: 0	K: 0	S: 4	R: 0	H: 0	E: 0	K: 0	S: 3	R: 0	H: 0	E: 0	K: 0	S: 2	R: 0	H: 1	E: 0	K: 1	S: 5	R: 0	H: 1	E: 0	K: 0	S: 4	R: 0	H: 1	E: 0	K: 0	S: 4	R: 0	H: 1	E: 0	K: 0	S: 4	R: 0	H: 2	E: 0	K: 0	S: 4	R: 1	H: 2	E: 0	K: 0	S: 4	1B: 6	2B: 4	3B: 0	HR: 0	SF: 0	SAC: 0	DP: 4	HBP: 0	WP: 1	PA: 39
--------------	------	------	------	------	------	------	------	------	------	------	------	------	------	------	------	------	------	------	------	------	------	------	------	------	------	------	------	------	------	------	------	------	------	------	------	------	------	------	------	------	------	------	------	------	------	------	------	------	------	------	------	------	------	------	------	-------	-------	-------	-------	-------	--------	-------	--------	-------	--------

PITCHER	IP	WLS	BF	H	R	ER	SO	BB	IBB	HBP	BLK	WP	HR	S	P	ERA	WHIP
Jerry Ujdur, R (1, 1) ERA: 3.45	9.0		34	7	0	0	2	4	0	0	0	1	0	34	50	0.00	1.222
Dave Rucker, L (10, 1) ERA: 5.4	0.2	L	5	2	1	1	0	0	1	0	0	0	0	4	8	13.50	3.000






Batter	1	2	3	4	5	6	7	8	9	AB R H RBI BB SO LOB
Garth Iorg, R OBP: 0.320, SLG: 0.387 (1, 4)	0-0 F7		0-0 P6		4-0 BB		0-3 K		0-0 FC6 1-2 3-H 1B	4 0 1 1 1 1 1
Rance Mulliniks, L OBP: 0.317, SLG: 0.327 (1, 5)	0-0 4-3		0-0 F8		0-0 4-3			0-0 4-3	0-0 FC6 1-2f	5 0 0 0 0 0 4
Lloyd Moseby, L OBP: 0.294, SLG: 0.376 (1, 8)	0-0 S 1B		0-0 F9		0-0 4-3			0-3 K		4 0 1 0 0 1 0
Willie Upshaw, L OBP: 0.357, SLG: 0.496 (1, 3)	0-0 F8 1-2			0-0 1-3		0-0 P5		0-0 HR		4 1 1 1 0 0 1
Hosken Powell, L OBP: 0.290, SLG: 0.368 (1, 9)		0-0 HR		0-0 F9		0-0 3-1		0-0 P4		4 1 1 1 0 0 0
Glenn Adams, L OBP: 0.308, SLG: 0.308 (1, 10)		0-0 4-3		0-0 6-3			0-0 4-3		0-0 G3	4 0 0 0 0 0 0
Al Woods, L OBP: 0.266, SLG: 0.325 (1, 7)		0-0 F9			0-0 P4		0-0 4-3 1B 2B		0-0 1B 4-3 1B	4 2 2 0 0 0 0
Ernie Whitt, L OBP: 0.316, SLG: 0.437 (1, 2)		0-0 HR			0-0 4-3		0-0 4-3 2-3		0-0 4-3 1-2	4 1 1 1 0 0 2
Alfredo Griffin, S OBP: 0.266, SLG: 0.322 (1, 6)		0-0 4-3			0-0 BB 1B		0-0 BB 1B 3-H		0-0 1B 2-3 1B	4 0 3 1 0 0 0

Inning Stats	R: 0 E: 0 K: 0 S: 4	H: 1 LOB: 1 BB: 0 P: 4	R: 2 E: 0 K: 0 S: 5	H: 2 LOB: 0 BB: 0 P: 5	R: 0 E: 0 K: 0 S: 3	H: 0 LOB: 0 BB: 0 P: 3	R: 0 E: 0 K: 0 S: 3	H: 0 LOB: 0 BB: 0 P: 3	R: 0 E: 0 K: 0 S: 4	H: 1 LOB: 2 BB: 1 P: 8	R: 0 E: 0 K: 0 S: 3	H: 0 LOB: 0 BB: 0 P: 3	R: 1 E: 0 K: 1 S: 6	H: 1 LOB: 0 BB: 0 P: 6	R: 1 E: 0 K: 0 S: 6	H: 3 LOB: 2 BB: 0 P: 6	1B: 6 2B: 1 3B: 0 HR: 3	SF: 0 SAC: 0 DP: 0 HBP: 0
--------------	------------------------------	---------------------------------	------------------------------	---------------------------------	------------------------------	---------------------------------	------------------------------	---------------------------------	------------------------------	---------------------------------	------------------------------	---------------------------------	------------------------------	---------------------------------	------------------------------	---------------------------------	----------------------------------	------------------------------------

PITCHER	IP	WLS	BF	H	R	ER	SO	BB	IBB	HBP	BLK	WP	HR	S	P	ERA	WHIP
Jack Morris, R ERA: 4.45 (1, 1)	8.2	W	37	10	5	5	2	1	0	0	0	0	3	40	44	5.19	1.269
Dave Tobik, R ERA: 2.65 (9, 1)	0.1	S	1	0	0	0	0	0	0	0	0	0	0	1	1	0.00	0.000

**DETROIT TIGERS @ TORONTO BLUE JAYS**  
Exhibition Stadium, Toronto, ON  
Sun Aug 01 1982, 3:33 AM EDT  
Att: 23,033 - Unknown - 79 F

<b>AB</b>	<b>37</b>
<b>R</b>	<b>5</b>
<b>H</b>	<b>10</b>
<b>RBI</b>	<b>5</b>
<b>BB</b>	<b>1</b>
<b>SO</b>	<b>2</b>
<b>LOB</b>	<b>8</b>



WP	HR	S	P	ERA	WHIP
0	3	6	6	0.00	0.000

Batter	1	2	3	4	5	6	7	8	9	10	AB R H RBI BB SO LOB	TOP													
Lou Whitaker, L (1, 4) OBP: 0.338, SLG: 0.408	0-0 4-3		0-0 6-3		0-0 1B		0-0 1B		0-0 2B		5 0 3 1 0 0 0	<b>Detroit Tigers @ Kansas City Royals</b> Royals Stadium, Kansas City, MO Mon Aug 02 1982, 8:05 PM EDT Att: 36,725 - Unknown - 94 F													
Tom Brookens, R (1, 5) OBP: 0.319, SLG: 0.370	0-3 K		0-0 1-3		0-0 1B		0-0 4-3		0-0 4-3		5 0 1 1 0 1 3														
Larry Herndon, R (1, 7) OBP: 0.329, SLG: 0.505	0-0 1B			0-0 5-3	0-3 K			0-0 HR		0-0 4-3	5 1 2 1 0 1 1														
Lance Parrish, R (1, 2) OBP: 0.367, SLG: 0.548	0-3 K			0-0 FC5-4 2B		0-0 G6-3 1B		0-0 6-3		0-0 F8	5 1 2 0 0 1 1														
John Wockenfuss, R (1, 10) OBP: 0.367, SLG: 0.383		0-0 F7		4-0 FC5-4 1B		0-3 K		0-0 4-3		0-0 F8	2 0 0 0 1 1 1														
Richie Hebner, L (8, PH) OBP: 0.354, SLG: 0.407				1-2 BB							2 0 0 0 0 0 0														
Enos Cabell, R (1, 3) OBP: 0.284, SLG: 0.337		0-0 P4		0-0 FC5-4 2B		0-0 G6-3		0-0 5-3			4 1 0 0 0 0 3														
Chet Lemon, R (1, 9) OBP: 0.353, SLG: 0.365		0-0 E6 1B		0-0 1-2 2-3 2B							4 0 3 2 0 0 0														
Glenn Wilson, R (1, 8) OBP: 0.333, SLG: 0.378				1-1 3-H 2B							4 0 3 2 0 0 0														
Jerry Turner, L (9, PH) OBP: 0.296, SLG: 0.380					0-0 FC6-4 1B		0-0 1B		4-0 BB 1B		3 0 2 0 0 0 1														
Lynn Jones, R (9, 9) OBP: 0.255, SLG: 0.260									1-2 CS 2B BB		0 1 0 0 1 0 0														
Alan Trammell, R (1, 6) OBP: 0.296, SLG: 0.351									0-0 4-3 2B BB		0 0 0 0 0 0 0														
Rick Leach, L (9, PH) OBP: 0.311, SLG: 0.361			0-0 P4		0-0 FC6-4 1B		0-0 F8		0-0 4-3		3 1 0 0 0 0 2														
					1-2 1B				1-3 2-3		1 0 0 0 0 0 2														
<b>Inning Stats</b>	R: 0 E: 0 K: 2 S: 8	H: 1 LOB: 1 BB: 0 P: 8	R: 0 E: 1 K: 0 S: 4	H: 1 LOB: 1 BB: 0 P: 4	R: 0 E: 0 K: 0 S: 3	H: 0 LOB: 0 BB: 0 P: 3	R: 2 E: 0 K: 0 S: 4	H: 2 LOB: 1 BB: 1 P: 8	R: 1 E: 0 K: 1 S: 7	H: 3 LOB: 1 BB: 0 P: 7	R: 0 E: 0 K: 1 S: 5	H: 1 LOB: 0 BB: 0 P: 5	R: 0 E: 0 K: 0 S: 5	H: 2 LOB: 2 BB: 0 P: 5	R: 1 E: 0 K: 0 S: 4	H: 1 LOB: 0 BB: 0 P: 4	R: 1 E: 0 K: 0 S: 4	H: 2 LOB: 1 BB: 1 P: 8	R: 0 E: 0 K: 0 S: 3	H: 0 LOB: 0 BB: 0 P: 3	1B: 10 2B: 2 3B: 0 HR: 1	SF: 0 SAC: 0 DP: 1 HBP: 0	WP: 0 PB: 0 SB: 0 CS: 2	PA: 41	
<b>PITCHER</b>	IP WLS BF H R ER SO BB IBB HBP BLK WP HR S P ERA WHIP																								
Bud Black, L (1, 1) ERA: 4.66	5.0																								
Bill Castro, R (6, 1) ERA: 2.35	3.0																								
Dan Quisenberry, R (9, 1) ERA: 3.15	2.0	W																							

livebaseballscores.com

AB	39
R	5
H	13
RBI	5
BB	2
SO	4
LOB	14




Batter	1	2	3	4	5	6	7	8	9	10	AB	R	H	RBI	BB	SO	LOB
Willie Wilson, S OBP: 0.370, SLG: 0.464 (1, 7)	0-0 4-3 2B		0-3 K			0-0 K		0-3 K			4	1	1	0	0	3	5
U L Washington, S OBP: 0.325, SLG: 0.364 (1, 6)	0-0 4-3 2-3		4-0 G3-6 BB			0-0 F7	0-0 4-3		0-0 4-3		4	0	0	0	1	0	2
George Brett, L OBP: 0.383, SLG: 0.492 (1, 5)	0-0 L3		0-0 G3-6 1-2f			4-0 1B E BB	0-0 F5		0-0 F5		4	1	0	0	1	0	2
Amos Otis, R OBP: 0.357, SLG: 0.462 (1, 8)	0-0 6-3			0-3 K		0-0 E5 WP HR 1B	0-0 FC6-4 1B		0-0		5	1	3	1	0	1	1
Hal McRae, R OBP: 0.380, SLG: 0.542 (1, 10)		0-0 3-1		0-0 6-3		0-0 HR 2-H	0-0 FC6-4 1-2f		4-0 IBB		4	1	1	2	1	0	1
Willie Aikens, L OBP: 0.323, SLG: 0.391 (1, 3)		0-0		0-0		4-0 BB 1B BB		0-0 1B SH1-4 1B		3	1	2	1	1	0	0	
Greg Pryor, R OBP: 0.348, SLG: 0.489 (8, PR)									0-0 F5		0	0	0	0	0	0	0
Lee May, R OBP: 0.413, SLG: 0.569 (9, PH)										1	0	0	0	0	0	2	
Jerry Martin, R OBP: 0.313, SLG: 0.377 (1, 9)		0-0 6-3			0-0 5-3	0-0 BB 1B		0-0 SH1-4		4	0	1	0	0	1	0	
Frank White, R OBP: 0.334, SLG: 0.477 (1, 4)					0-0 F6	4-0 1-2 2-3 BB		0-0 F7		4	1	2	0	1	0	2	
Don Slaught, R OBP: 0.358, SLG: 0.411 (1, 2)		0-0 P6			0-0 F8	0-0 F7		0-0 1B		5	0	2	1	0	0	4	

Inning Stats	R: 0	H: 1	R: 1	H: 2	R: 0	H: 0	R: 0	H: 0	R: 0	H: 0	R: 4	H: 3	R: 0	H: 1	R: 0	H: 2	R: 0	H: 1	R: 1	H: 2	R: 0	H: 2	R: 1	H: 2	1B: 7	SF: 0	WP: 1	PA: 45
E: 0	LOB: 1	E: 0	LOB: 1	E: 0	LOB: 0	E: 1	LOB: 3	E: 0	LOB: 1	E: 0	LOB: 2	E: 0	LOB: 2	E: 0	LOB: 2	E: 0	LOB: 2	E: 0	LOB: 1	E: 0	LOB: 1	E: 0	LOB: 1	E: 0	LOB: 1	2B: 2	SAC: 1	PB: 0
K: 0	BB: 0	K: 0	BB: 0	K: 1	BB: 1	K: 1	BB: 3	K: 0	BB: 0	K: 1	BB: 0	K: 1	BB: 0	K: 0	BB: 1	K: 1	BB: 0	K: 0	BB: 1	K: 1	BB: 0	K: 1	BB: 0	K: 1	BB: 0	3B: 1	DP: 1	SB: 0
S: 4	P: 4	S: 5	P: 5	S: 4	P: 8	S: 3	P: 3	S: 8	P: 21	S: 4	P: 4	S: 7	P: 7	S: 4	P: 8	S: 5	P: 5	S: 4	P: 8	S: 5	P: 5	S: 5	P: 5	S: 5	P: 5	HR: 2	HBP: 1	CS: 0

PITCHER	IP	WLS	BF	H	R	ER	SO	BB	IBB	HBP	BLK	WP	HR	S	P	ERA	WHIP
Larry Pashnick, R ERA: 3.89 (1, 1)	5.1		22	4	4	4	2	2	0	1	0	0	1	23	32	6.75	1.125
Bob James, R ERA: 6.94 (6, 1)	0.0		3	2	1	1	0	1	0	0	0	1	1	2	6	∞	∞
Elias Sosa, R ERA: 3.86 (6, 1)	3.0		13	3	0	0	2	1	0	0	0	0	0	16	20	0.00	1.333
Dave Tobik, R ERA: 2.74 (9, 1)	1.0	L	7	3	1	1	1	0	1	0	0	0	0	8	12	9.00	3.000

**DETROIT TIGERS @ KANSAS CITY ROYALS**  
 Royals Stadium, Kansas City, MO  
 Mon Aug 02 1982, 8:05 PM EDT  
 Att. 36,725 - Unknown - 94 F

AB	38
R	6
H	12
RBI	5
BB	5
SO	5
LOB	19



Batter	1	2	3	4	5	6	7	8	9	AB R H RBI BB SO LOB	TOP
Lou Whitaker, L (1, 4) OBP: 0.344, SLG: 0.415	4-0 BB		4-0 BB G6-4-3		0-0 BB 1B		0-0 1B 3B		0-3 K	3 1 2 0 2 1 0	
Enos Cabell, R (1, 5) OBP: 0.286, SLG: 0.336	0-0 P6		0-0 BB G6-4-3		4-0 BB 1B G5-4-3		0-0 1B 1B S		0-0 P4	4 1 1 1 1 0 3	
Larry Herndon, R (1, 7) OBP: 0.329, SLG: 0.503	0-0 F3		0-0 1B		0-0 F8		0-3 K 1-2			4 0 1 1 0 1 4	
Lance Parrish, R (1, 2) OBP: 0.366, SLG: 0.544	0-0 P6		0-0 5-3		0-0 G5-4-3		0-0 1B 2-H			4 0 1 1 0 0 4	
Richie Hebner, L (1, 10) OBP: 0.347, SLG: 0.398		0-0 F7		0-0 4-3		0-0 F8		0-0 F8		4 0 0 0 0 0 1	
Rick Leach, L (1, 3) OBP: 0.301, SLG: 0.348		0-0 F9		0-0 F7		0-0 F7		0-0 F9		4 0 0 0 0 0 0	
Chet Lemon, R (1, 9) OBP: 0.355, SLG: 0.378		0-0 5-3		0-0 HR		0-0 1B		0-3 K		4 1 2 1 0 1 0	
Glenn Wilson, R (1, 8) OBP: 0.339, SLG: 0.402			0-0 1B G6-4-3 1B		0-0 3B		0-0 1-3		0-0 3-1	4 1 2 0 0 0 1	
Alan Trammell, R (1, 6) OBP: 0.296, SLG: 0.350			0-0 1B G6-4-3 BB 1B		0-0 F5		0-0 P6		0-0 P4	4 1 1 0 0 0 1	
<b>Inning Stats</b>	R: 0 H: 0 E: 0 LOB: 1 K: 0 BB: 1 S: 3 P: 7	R: 0 H: 0 E: 0 LOB: 0 K: 0 BB: 0 S: 3 P: 3	R: 2 H: 3 E: 0 LOB: 1 K: 0 BB: 1 S: 5 P: 9	R: 1 H: 2 E: 0 LOB: 1 K: 0 BB: 0 S: 5 P: 5	R: 0 H: 1 E: 0 LOB: 1 K: 0 BB: 1 S: 3 P: 7	R: 0 H: 1 E: 0 LOB: 1 K: 0 BB: 0 S: 4 P: 4	R: 2 H: 3 E: 0 LOB: 1 K: 1 BB: 0 S: 8 P: 8	R: 0 H: 0 E: 0 LOB: 0 K: 1 BB: 0 S: 5 P: 5	R: 0 H: 0 E: 0 LOB: 0 K: 1 BB: 0 S: 5 P: 5	1B: 7 SF: 0 2B: 0 SAC: 0 3B: 2 DP: 2 HR: 1 HBP: 0	WP: 0 PA: 38 PB: 0 SB: 1 CS: 0
<b>PITCHER</b> Derek Botelho, R (1, 1) ERA: 4.5 Mike Armstrong, R (5, 1) ERA: 2.12	IP WLS BF H R ER SO BB IBB HBP BLK WP HR S P ERA WHIP										
	4.0 0 20 6 3 3 0 3 0 0 0 0 1 17 29 6.75 2.250										
	5.0 1 18 4 2 2 3 0 0 0 0 0 0 24 24 3.60 0.800										

Detroit Tigers @ Kansas City Royals  
Royals Stadium, Kansas City, MO

Tue Aug 03 1982, 8:05 PM EDT  
Att. 27,264 - Unknown - 97 F

livebaseballscorecards.com

AB	35
R	5
H	10
RBI	4
BB	3
SO	3
LOB	14





Batter	1	2	3	4	5	6	7	8	9	AB R H RBI BB SO LOB	TOP																												
Lou Whitaker, L OBP: 0.347, SLG: 0.419 (1, 4) X	0-0 F9 1B	0-0 1B 2B		H 1-0 1B HBP		0-0 6-3		0-0 F7		4 0 2 2 0 0 0																													
Enos Cabell, R OBP: 0.293, SLG: 0.343 (1, 5) X (7, 3)	0-0 1-2 1B	0-0 2-3 1B		0-0 1-2 1B		0-0 F9		0-0 1B SF9 1B		5 1 4 0 0 0 0																													
Larry Herndon, R OBP: 0.329, SLG: 0.501 (1, 7) X	0-0 F9 2-3	0-3 K 1-2		0-0 F9		0-0 1B		0-0 1-3 HR 1B		5 1 2 0 0 1 6																													
Lance Parrish, R OBP: 0.360, SLG: 0.535 (1, 2) X	0-0 F2		0-0 5-3		0-0 F8		0-0 F9		0-3 K 1-2	5 0 0 0 0 1 5																													
Mike Ivie, R OBP: 0.292, SLG: 0.444 (1, 10) X	0-0 F7		0-0 F7		0-0 P4		0-0 5-3		4-0 HR IBB	4 1 0 0 1 0 2																													
John Wockenfuss, R OBP: 0.377, SLG: 0.390 Tom Brookens, R OBP: 0.318, SLG: 0.370 (1, 3) (7, 5)		0-0 WP BB 2B 1B	0-0 FC5-4 1B		4-0 BB 1B BB		0-0 F7		0-0 SF9	3 2 2 0 1 0 0 0 0 0 1 0 0 0																													
Chet Lemon, R OBP: 0.359, SLG: 0.388 (1, 9)		4-0 WP 2B BB	0-0 FC5-4 1-2		4-0 1B BB		0-0 5-3		0-0 HR 1-H 2-H	3 2 1 3 2 0 1																													
Glenn Wilson, R OBP: 0.342, SLG: 0.402 (1, 8)		0-0 P6 1-2 2-3		0-0 4-3		0-0 1-3 2-H 1B		0-0 5-3	0-0 1B	5 0 2 1 0 0 2																													
Alan Trammell, R OBP: 0.291, SLG: 0.344 (1, 6)		0-0 P4		0-0 6-3		0-0 L8		0-0 5-3	0-0 F9	5 0 0 0 0 0 5																													
<b>Inning Stats</b>	R: 0 E: 0 K: 0 S: 5	H: 2 LOB: 2 BB: 0 P: 5	R: 2 E: 0 K: 1 S: 8	H: 3 LOB: 2 BB: 1 P: 12	R: 0 E: 0 K: 0 S: 4	H: 1 LOB: 1 BB: 0 P: 4	R: 0 E: 0 K: 0 S: 4	H: 1 LOB: 2 BB: 2 P: 5	R: 1 E: 0 K: 0 S: 4	H: 1 LOB: 2 BB: 2 P: 12	R: 0 E: 0 K: 0 S: 4	H: 1 LOB: 1 BB: 0 P: 4	R: 0 E: 0 K: 0 S: 3	H: 0 LOB: 0 BB: 0 P: 3	R: 0 E: 0 K: 0 S: 3	H: 0 LOB: 0 BB: 0 P: 3	R: 4 E: 0 K: 1 S: 9	H: 4 LOB: 1 BB: 1 P: 13	1B: 11 2B: 1 3B: 0 HR: 1	SF: 1 SAC: 0 DP: 0 HBP: 1	WP: 1 PB: 0 SB: 2 CS: 0	PA: 45																	
<b>PITCHER</b> Larry Gura, L ERA: 4.47 Bill Castro, R ERA: 2.32 (1, 1) (9, 1)	IP 8.2	WLS L	BF 43	H 12	R 7	ER 7	SO 2	BB 3	IBB 1	HBP 1	BLK 0	WP 1	HR 1	S 42	P 59	ERA 7.27	WHIP 1.731						<b>PITCHER</b> IP 0.1	WLS L	BF 2	H 1	R 0	ER 0	SO 0	BB 0	IBB 0	HBP 0	BLK 0	WP 0	HR 0	S 2	P 2	ERA 0.00	WHIP 3.000

**Detroit Tigers @ Kansas City Royals**  
 Royals Stadium, Kansas City, MO  
 Wed Aug 04 1982, 8:05 PM EDT  
 Att. 26,340 - Unknown - 99 F

AB	39
R	7
H	13
RBI	7
BB	4
SO	2
LOB	21



livebaseballscorecards.com



Batter	1	2	3	4	5	6	7	8	9	AB R H RBI BB SO LOB	TOP	
Damaso Garcia, R (1, 4) OBP: 0.349, SLG: 0.413	0-0 F2		0-0 S 1B		0-0 F6			0-0 F7		4 0 1 0 0 0 2	<p><b>Toronto Blue Jays @ Detroit Tigers</b>  Tiger Stadium, Detroit, MI  Thu Aug 05 1982, 7:05 PM EDT  Unknown - 76 F</p>	
Rance Mulliniks, L (1, 5) OBP: 0.309, SLG: 0.314	0-0 4-3		0-0 4-3 1-2		0-0 4-3			0-0 4-3		4 0 0 0 0 0 3		
Lloyd Moseby, L (1, 8) OBP: 0.292, SLG: 0.368	0-0 F7			B B B B 4-0 CS BB				0-3 K		3 0 0 0 1 1 0		
Willie Upshaw, L (1, 3) OBP: 0.353, SLG: 0.493		0-3 K		B B B B 4-0 1-2 BB				0-0 HR		3 1 1 1 1 1 0		
Barry Bonnell, R (1, 7) OBP: 0.347, SLG: 0.452		0-0 1-3 1B		S S S 0-3 K				0-0 F7		4 0 1 0 0 1 1		
Glenn Adams, L (1, 10) OBP: 0.238, SLG: 0.238		0-0 1-3 1-2		X 0-0 F9				0-0 G3		4 0 0 0 0 0 2		
Hosken Powell, L (1, 9) OBP: 0.294, SLG: 0.386		0-3 K		X 0-0 1B 1B				0-0 HR		4 1 2 1 0 1 1		
Ernie Whitt, L (1, 2) OBP: 0.328, SLG: 0.465			X 0-0 L1-6 2B		X 0-0 F5			0-0 F6		3 0 1 0 0 0 1		
Alfredo Griffin, S (1, 6) OBP: 0.267, SLG: 0.327			X 0-0 L1-6 2-3		X 0-0 1-3 1B			0-0 1-3		3 0 1 0 0 0 1		
<b>Inning Stats</b>	R: 0 E: 0 K: 0 S: 3 H: 0 LOB: 0 BB: 0 P: 3	R: 0 E: 0 K: 2 S: 8 H: 1 LOB: 1 BB: 0 P: 8	R: 0 E: 0 K: 0 S: 4 H: 2 LOB: 1 BB: 0 P: 4	R: 0 E: 0 K: 1 S: 4 H: 0 LOB: 1 BB: 2 P: 12	R: 0 E: 0 K: 0 S: 5 H: 2 LOB: 2 BB: 0 P: 5	R: 0 E: 0 K: 0 S: 3 H: 0 LOB: 0 BB: 0 P: 3	R: 1 E: 0 K: 0 S: 4 H: 1 LOB: 0 BB: 0 P: 4	R: 0 E: 0 K: 1 S: 5 H: 0 LOB: 0 BB: 0 P: 5	R: 1 E: 0 K: 0 S: 4 H: 1 LOB: 0 BB: 0 P: 4	1B: 4 2B: 2 3B: 0 HR: 2 SF: 0 SAC: 0 DP: 1 HBP: 0	WP: 0 PB: 0 SB: 1 CS: 1 PA: 34	
<b>PITCHER</b> Jerry Ujdur, R (1, 1) ERA: 3.32	IP: 9.0 WLS: W BF: 34 H: 7 R: 2 ER: 2 SO: 4 BB: 2 IBB: 0 HBP: 0 BLK: 0 WP: 0 HR: 2 S: 40 P: 48 ERA: 2.00 WHIP: 1.000											<b>PITCHER</b> IP: WLS: BF: H: R: ER: SO: BB: IBB: HBP: BLK: WP: HR: S: P: ERA: WHIP

livebaseballscorecards.com

<b>AB</b>	32
<b>R</b>	2
<b>H</b>	7
<b>RBI</b>	2
<b>BB</b>	2
<b>SO</b>	4
<b>LOB</b>	11





Batter	1	2	3	4	5	6	7	8	9
Lou Whitaker, L (1, 4) OBP: 0.343, SLG: 0.416	0-0 1-3		0-0 F9		0-0 SF7		0-0 F5		
Tom Brookens, R (1, 5) OBP: 0.313, SLG: 0.364	0-3 K		0-3 K		0-3 K		0-0 L4		
Larry Herndon, R (1, 7) OBP: 0.336, SLG: 0.504	4-0 BB			0-0 FC3-6 1B		0-0 1B 2B 1B		4-0 F8 1B BB	
Lance Parrish, R (1, 2) OBP: 0.356, SLG: 0.528	0-0 F6			0-0 F4		0-3 K		0-0 F2	
Jerry Turner, L (1, 10) OBP: 0.295, SLG: 0.376		0-0 F6		0-0 FC3-6 1-2f		0-0 2B 1B		0-0 F8	
Rick Leach, L (1, 3) OBP: 0.310, SLG: 0.360		4-0 BB		0-0 4-3		0-0 2B		0-0 BB 1B	
Enos Cabell, R (8, PH) OBP: 0.295, SLG: 0.345						1-H 3-H 2B		3-H 1B	
Chet Lemon, R (1, 9) OBP: 0.360, SLG: 0.385		0-3 K			0-3 K	4-0 G6-4-3 IBB		4-0 1-2 BB	
Glenn Wilson, R (1, 8) OBP: 0.339, SLG: 0.396		0-0 1-3			0-0 3B 1B	0-0 G6-4-3		0-0 1-3	
Alan Trammell, R (1, 6) OBP: 0.297, SLG: 0.355			0-0 CS S 1B		0-0 1-H SF7 3B		4-0 L4 BB		


Inning Stats	R: 0 E: 0 K: 1 S: 5	H: 0 LOB: 1 BB: 1 P: 9	R: 0 E: 0 K: 1 S: 5	H: 0 LOB: 1 BB: 1 P: 9	R: 0 E: 0 K: 1 S: 5	H: 1 LOB: 0 BB: 0 P: 5	R: 0 E: 0 K: 0 S: 4	H: 1 LOB: 1 BB: 0 P: 4	R: 2 E: 0 K: 2 S: 9	H: 2 LOB: 0 BB: 0 P: 9	R: 2 E: 0 K: 1 S: 7	H: 3 LOB: 1 BB: 1 P: 11	R: 0 E: 0 K: 0 S: 2	H: 0 LOB: 0 BB: 1 P: 6	R: 1 E: 0 K: 0 S: 4	H: 1 LOB: 2 BB: 2 P: 12
--------------	------------------------------	---------------------------------	------------------------------	---------------------------------	------------------------------	---------------------------------	------------------------------	---------------------------------	------------------------------	---------------------------------	------------------------------	----------------------------------	------------------------------	---------------------------------	------------------------------	----------------------------------

PITCHER	IP	WLS	BF	H	R	ER	SO	BB	IBB	HBP	BLK	WP	HR	S	P	ERA	WHIP
Luis Leal, R (1, 1) ERA: 3.93	5.1	L	24	7	4	4	6	2	0	0	0	0	0	34	42	6.75	1.688
Ken Schrom, R (6, 1) ERA: 3.86	2.1		8	0	1	1	0	2	1	0	0	0	0	5	17	3.86	0.857
Dave Geisel, L (8, 1) ERA: 1.42	0.1		3	1	0	0	0	1	0	0	0	0	0	2	6	0.00	6.000

**BOTTOM**

**Toronto Blue Jays @ Detroit Tigers**  
Tiger Stadium, Detroit, MI  
Thu Aug 05 1982, 7:05 PM EDT  
Unknown - 76 F

AB	28
R	5
H	8
RBI	5
BB	6
SO	6
LOB	17



WP	HR	S	P	ERA	WHIP
0	0	0	0	0	0

Batter	1	2	3	4	5	6	7	8	9	AB R H RBI BB SO LOB	TOP																
<b>Damaso Garcia, R</b> (1, 4) OBP: 0.347, SLG: 0.413	0-0 F6	0-3 K		0-0 6-3			0-0 2B		0-0 F7	5 1 1 0 0 1 2																	
<b>Garth Iorg, R</b> (1, 5) OBP: 0.326, SLG: 0.401	0-0 1-3		0-0 E 4-3 1B	0-0 2B			0-0 F7		0-0 1B 1B	5 1 3 0 0 0 1																	
<b>Ernie Whitt, L</b> (1, 2) OBP: 0.333, SLG: 0.472	0-0 WP BB 1B		0-0 1-H 4-3	0-0 4-3			0-0 PB 2-H 9-2 2B		0-0 1B 1-2 2-H 1B	5 0 3 3 0 0 1																	
<b>Willie Upshaw, L</b> (1, 3) OBP: 0.354, SLG: 0.489	4-0 WP BB 1-2		4-0 2B BB		0-3 K2-3		0-0 9-2		0-3 K	3 0 0 0 2 2 3																	
<b>Hosken Powell, L</b> (1, 9) OBP: 0.292, SLG: 0.384 <b>Jesse Barfield, R</b> (3, PH) OBP: 0.342, SLG: 0.457	0-3 K 1-2 2-3		0-0 1-3 2B		0-0 6-3			0-0 6-3		1 0 0 0 0 1 2 3 0 1 0 0 0 0																	
<b>Barry Bonnell, R</b> (1, 7) OBP: 0.349, SLG: 0.451		0-0 S 1B	4-0 IBB		0-0 F9			0-0 2-3		3 1 1 0 1 0 0																	
<b>Glenn Adams, L</b> (1, 10) OBP: 0.227, SLG: 0.227 <b>Leon Roberts, R</b> (3, PH) OBP: 0.256, SLG: 0.291		0-0 F3	0-0 F4		0-0 6-3			0-0 F8		1 0 0 0 0 0 1 3 0 0 0 0 0 3																	
<b>Lloyd Moseby, L</b> (1, 8) OBP: 0.289, SLG: 0.364		0-3 K	0-3 K		0-0 4-3				0-0 F9	4 0 0 0 0 2 4																	
<b>Alfredo Griffin, S</b> (1, 6) OBP: 0.269, SLG: 0.329		0-0 S 2-H 1B		0-3 K		0-0 5-3			0-0 1B 1B	4 1 2 1 0 1 0																	
<b>Inning Stats</b>	R: 0 E: 0 K: 1 S: 6	H: 1 LOB: 2 BB: 1 P: 10	R: 1 E: 0 K: 2 S: 9	H: 2 LOB: 1 BB: 0 P: 9	R: 1 E: 1 K: 1 S: 7	H: 2 LOB: 3 BB: 2 P: 15	R: 0 E: 0 K: 1 S: 6	H: 1 LOB: 1 BB: 0 P: 6	R: 0 E: 0 K: 1 S: 5	H: 0 LOB: 0 BB: 0 P: 5	R: 0 E: 0 K: 0 S: 3	H: 0 LOB: 0 BB: 0 P: 3	R: 1 E: 0 K: 0 S: 4	H: 2 LOB: 0 BB: 0 P: 4	R: 0 E: 0 K: 0 S: 3	H: 0 LOB: 0 BB: 0 P: 3	R: 1 E: 0 K: 1 S: 8	H: 3 LOB: 2 BB: 0 P: 8	1B: 7 2B: 5 3B: 0 HR: 0	SF: 0 SAC: 0 DP: 1 HBP: 0	WP: 1 PB: 1 SB: 2 CS: 0	PA: 40					
<b>PITCHER</b>	IP WLS BF H R ER SO BB IBB HBP BLK WP HR S P ERA WHIP																										
<b>Bob James, R</b> (1, 1) ERA: 7.07	2.1		13	4	2	2	3	2	0	0	0	1	0	17	25	7.71	2.571										
<b>Dave Rucker, L</b> (3, 1) ERA: 4.11	3.2	W	14	2	0	0	3	0	1	0	0	0	0	19	23	0.00	0.545										
<b>Dave Tobik, R</b> (7, 1) ERA: 2.87	3.0	S	13	5	2	2	1	0	0	0	0	0	0	15	15	6.00	1.667										

Toronto Blue Jays @ Detroit Tigers  
Tiger Stadium, Detroit, MI  
Thu Aug 05 1982, 7:05 PM EDT  
Att. 26,010 - Unknown - 73 F

livebaseballscorecards.com

AB 37  
R 4  
H 11  
RBI 4  
BB 3  
SO 7  
LOB 17





Batter	1	2	3	4	5	6	7	8	9	AB R H RBI BB SO LOB	TOP	
Damaso Garcia, R (1, 4) OBP: 0.348, SLG: 0.414	0-0 F8			0-0 FC4-6 1B		0-0 5-3		0-0 1B		4 0 2 0 0 0 0		
Garth Iorg, R (1, 5) OBP: 0.322, SLG: 0.396 Glenn Adams, L (8, PH) OBP: 0.227, SLG: 0.227 Rance Mulliniks, L (8, 5) OBP: 0.308, SLG: 0.313	0-0 F2			0-0 FC4-6 1-2f		0-0 G3		0-0 PO 2-3	0-0 4-3	3 0 0 0 0 0 1 0 0 0 0 0 0 0 1 0 0 0 0 0 0		
Ernie Whitt, L (1, 2) OBP: 0.328, SLG: 0.464	0-0 4-3			0-0 F7		0-0 5-3		0-0 4-3	0-0 4-3	4 0 0 0 0 0 1		
Willie Upshaw, L (1, 3) OBP: 0.353, SLG: 0.487			0-0 F6		0-0 4-1		0-0 1B		0-0 F8	4 0 1 0 0 0 1		
Barry Bonnell, R (1, 7) OBP: 0.345, SLG: 0.447			0-0 4-3		0-0 5-3		0-0 F7			3 0 0 0 0 0 1		
Hosken Powell, L (1, 10) OBP: 0.287, SLG: 0.377			0-0 3-1		0-3 K		0-3 K			3 0 0 0 0 2 1		
Lloyd Moseby, L (1, 8) OBP: 0.290, SLG: 0.363			0-3 K		0-0 E5			0-0 FC5-4 1B		3 0 1 0 0 1 0		
Jesse Barfield, R (1, 9) OBP: 0.338, SLG: 0.452			0-0 F8		0-3 K			0-0 FC5-4 PO 1-2f 1B		3 0 0 0 0 1 2		
Alfredo Griffin, S (1, 6) OBP: 0.267, SLG: 0.326			0-0 F7		0-0 F1			0-0 F5		3 0 0 0 0 0 1		
<b>Inning Stats</b>	R: 0 E: 0 K: 0 S: 3 H: 0 LOB: 0 BB: 0 P: 3	R: 0 E: 0 K: 0 S: 3 H: 0 LOB: 0 BB: 0 P: 3	R: 0 E: 0 K: 1 S: 5 H: 0 LOB: 0 BB: 0 P: 5	R: 0 E: 0 K: 0 S: 4 H: 1 LOB: 1 BB: 0 P: 4	R: 0 E: 1 K: 2 S: 8 H: 0 LOB: 1 BB: 0 P: 8	R: 0 E: 0 K: 0 S: 3 H: 0 LOB: 0 BB: 0 P: 3	R: 0 E: 0 K: 1 S: 6 H: 1 LOB: 1 BB: 0 P: 6	R: 0 E: 0 K: 0 S: 4 H: 2 LOB: 1 BB: 0 P: 4	R: 0 E: 0 K: 0 S: 3 H: 0 LOB: 0 BB: 0 P: 3	1B: 4 2B: 0 3B: 0 HR: 0 SF: 0 SAC: 0 DP: 0 HBP: 0	WP: 0 PB: 0 SB: 0 CS: 0 PA: 32	
<b>PITCHER</b> Jack Morris, R (1, 1) ERA: 4.22	IP: 9.0 WLS: W BF: 31 H: 4 R: 0 ER: 0 SO: 4 BB: 0 IBB: 0 HBP: 0 BLK: 0 WP: 0 HR: 0 S: 39 P: 39 ERA: 0.00 WHIP: 0.444											<b>PITCHER</b> IP: WLS: BF: H: R: ER: SO: BB: IBB: HBP: BLK: WP: HR: S: P: ERA: WHIP

Toronto Blue Jays @ Detroit Tigers  
Tiger Stadium, Detroit, MI  
Fri Aug 06 1982, 7:05 PM EDT  
Att. 21,602 - Unknown - 81 F

livebaseballscorecards.com

AB	31
R	0
H	4
RBI	0
BB	0
SO	4
LOB	8





Batter	1	2	3	4	5	6	7	8	9	AB R H RBI BB SO LOB	TOP	
<b>Damaso Garcia, R</b> (1, 4) OBP: 0.349, SLG: 0.414	0-0 CS 1B		0-0 F3	0-0 FC6-4			0-0 F7		0-0 CS 1B	5 0 2 0 0 0 2		
<b>Rance Mulliniks, L</b> (1, 5) OBP: 0.307, SLG: 0.326	0-0 F8 1-2		0-0 HR		0-3 K		0-0 1-3		0-0 CS 1-2	4 1 1 2 0 1 1		
<b>Ernie Whitt, L</b> (1, 2) OBP: 0.327, SLG: 0.460	0-0 1B		0-0 F9		0-0 F9			0-0 3-1		4 0 1 0 0 0 0		
<b>Willie Upshaw, L</b> (1, 3) OBP: 0.352, SLG: 0.492	0-0 F3			0-0 E4 1B SF7	0-0 G3			0-0 HR		4 2 1 1 0 0 1		
<b>Barry Bonnell, R</b> (1, 7) OBP: 0.344, SLG: 0.444		0-0 F8		0-0 1B 1B 1B	0-3 K		0-0 F7			4 1 1 0 0 1 0		
<b>Glenn Adams, L</b> (1, 10) OBP: 0.269, SLG: 0.400		0-0 F7		0-0 SF7		0-0 1B		0-0 HR		3 1 2 2 0 0 0		
<b>Lloyd Moseby, L</b> (1, 8) OBP: 0.286, SLG: 0.359		0-0 4-3		0-0 F7		0-0 F7		0-0 5-3		4 0 0 0 0 0 2		
<b>Jesse Barfield, R</b> (1, 9) OBP: 0.337, SLG: 0.449			0-3 K	0-0 1B 1B		0-0 F9		0-0 F9		4 1 1 0 0 1 1		
<b>Alfredo Griffin, S</b> (1, 6) OBP: 0.269, SLG: 0.328			0-0 HR 1B	0-0 FC6-4 1B		0-0 5-3		0-0 1-3		4 1 2 2 0 0 0		
<b>Inning Stats</b>	R: 0 E: 0 K: 0 S: 4 H: 2 LOB: 1 BB: 0 P: 4	R: 0 E: 0 K: 0 S: 3 H: 0 LOB: 0 BB: 0 P: 3	R: 2 E: 0 K: 1 S: 7 H: 2 LOB: 0 BB: 0 P: 7	R: 3 E: 1 K: 0 S: 7 H: 3 LOB: 1 BB: 0 P: 7	R: 0 E: 0 K: 1 S: 5 H: 0 LOB: 0 BB: 0 P: 5	R: 0 E: 0 K: 1 S: 6 H: 1 LOB: 1 BB: 0 P: 6	R: 0 E: 0 K: 0 S: 3 H: 0 LOB: 0 BB: 0 P: 3	R: 2 E: 0 K: 0 S: 5 H: 2 LOB: 0 BB: 0 P: 5	R: 0 E: 0 K: 0 S: 3 H: 1 LOB: 0 BB: 0 P: 3	1B: 8 2B: 0 3B: 0 HR: 3 SF: 1 SAC: 0 DP: 0 HBP: 0	WP: 0 PB: 0 SB: 0 CS: 2 PA: 38	
<b>PITCHER</b>	IP WLS BF H R ER SO BB IBB HBP BLK WP HR S P ERA WHIP											
<b>Larry Pashnick, R</b> (1, 1) ERA: 3.94	3.2 L 18 7 5 2 1 0 0 0 0 0 0 1 20 20 4.91 1.909											
<b>Elias Sosa, R</b> (4, 1) ERA: 3.9	4.0 15 3 2 2 2 0 0 0 0 0 0 2 19 19 4.50 0.750											
<b>Bob James, R</b> (8, 1) ERA: 6.46	1.1 4 1 0 0 0 0 0 0 0 0 0 0 4 4 0.00 0.750											

Toronto Blue Jays @ Detroit Tigers  
Tiger Stadium, Detroit, MI  
Sat Aug 07 1982, 3:33 AM EDT  
Att. 20,608 - Unknown - 81 F

livebaseballscorecards.com

AB	36
R	7
H	11
RBI	7
BB	0
SO	3
LOB	7



Batter	1	2	3	4	5	6	7	8	9	AB	R	H	RBI	BB	SO	LOB
Lou Whitaker, L OBP: 0.350, SLG: 0.424 (1, 4)	0-3 K		0-0 1-3 3-H 1B		0-0 1-3		0-0 F9			4	0	1	1	0	1	1
Tom Brookens, R OBP: 0.309, SLG: 0.357 (1, 5)	0-0 G6-4-3 1B		0-0 G4-6-3 1-2f			0-0 F8		0-3 K		4	0	1	0	0	1	2
Larry Herndon, R OBP: 0.342, SLG: 0.505 (1, 7)	0-0 G6-4-3 1-2f			0-3 K		4-0 BB		0-0 1B		3	0	1	0	1	1	1
Lance Parrish, R OBP: 0.353, SLG: 0.540 (1, 2)		0-3 K		0-0 6-3		0-0 F6		0-0 F8		4	0	0	0	0	1	2
Jerry Turner, L OBP: 0.293, SLG: 0.390 (1, 10)		0-0 F8		0-0 F9		0-0 4-3		0-0 F8		4	0	0	0	0	0	2
Rick Leach, L OBP: 0.299, SLG: 0.347 (1, 3)		0-0 4-3			0-0 F9		0-0 WP 1B 2B		4-0 G5-4-3 BB	3	1	1	0	1	0	0
Chet Lemon, R OBP: 0.363, SLG: 0.395 (1, 9)			0-0 4-3		0-0 HR 1B		0-0 F4		0-0 G5-4-3 1-2f	4	1	1	0	0	0	2
Glenn Wilson, R OBP: 0.341, SLG: 0.426 (1, 8)			0-0 1B 1B		0-0 1B HR		0-0 1-3		0-0 1B	4	2	3	2	0	0	1
Alan Trammell, R OBP: 0.299, SLG: 0.355 (1, 6)			0-0 1B 1-3 1B		0-0 F3		0-0 F3		0-0 6-3	4	0	2	1	0	0	1

Inning Stats	R: 0	H: 1	E: 0	K: 1	S: 5	LOB: 0	BB: 0	P: 5	R: 0	H: 0	E: 0	K: 1	S: 5	LOB: 0	BB: 0	P: 5	R: 1	H: 3	E: 0	K: 0	S: 5	LOB: 1	BB: 0	P: 5	R: 0	H: 0	E: 0	K: 1	S: 5	LOB: 0	BB: 0	P: 5	R: 2	H: 2	E: 0	K: 0	S: 5	LOB: 0	BB: 0	P: 5	R: 0	H: 0	E: 0	K: 0	S: 3	LOB: 1	BB: 1	P: 7	R: 1	H: 2	E: 0	K: 0	S: 5	LOB: 1	BB: 0	P: 5	R: 0	H: 1	E: 0	K: 1	S: 6	LOB: 1	BB: 0	P: 6	R: 0	H: 1	E: 0	K: 0	S: 3	LOB: 1	BB: 1	P: 7	1B: 8	SF: 0	2B: 1	SAC: 0	3B: 0	DP: 3	HR: 1	HBP: 0	WP: 1	PA: 36
PITCHER	IP	WLS	BF	H	R	ER	SO	BB	IBB	HBP	BLK	WP	HR	S	P	ERA	WHIP																																																																	
Jim Clancy, R ERA: 4.1 (1, 1)	6.2	W	27	8	4	4	3	1	0	0	0	1	1	32	36	5.40	1.350																																																																	
Dale Murray, R ERA: 3.05 (7, 1)	2.1	S	9	2	0	0	1	1	0	0	0	0	0	10	14	0.00	1.286																																																																	

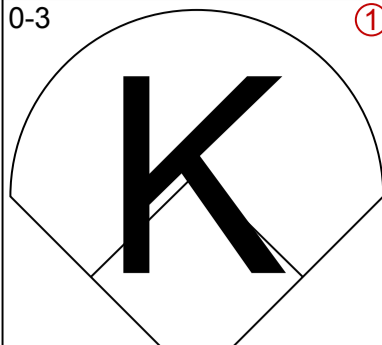
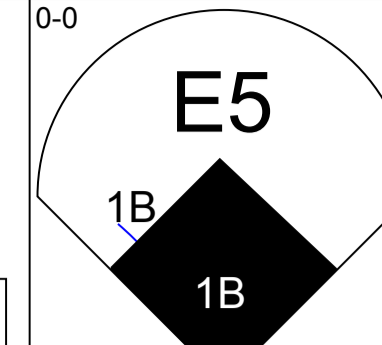
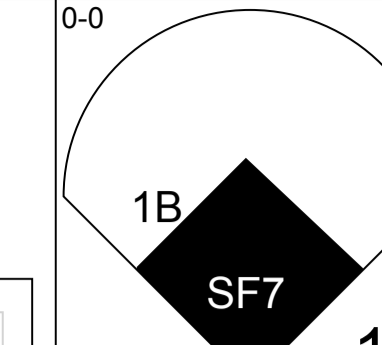
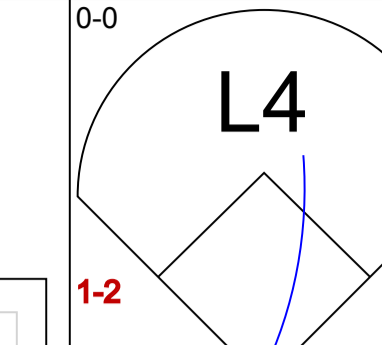
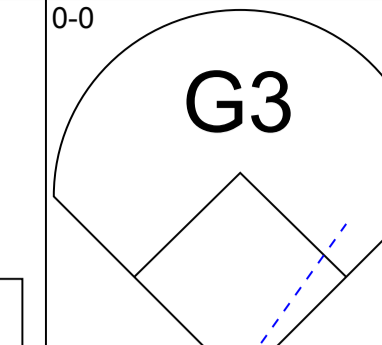
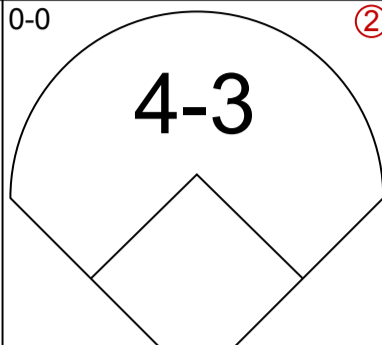
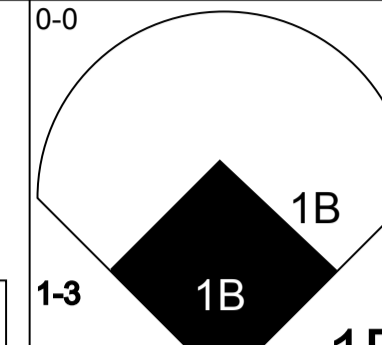
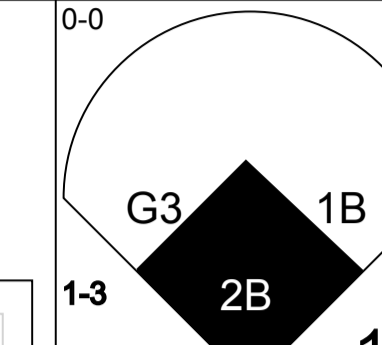
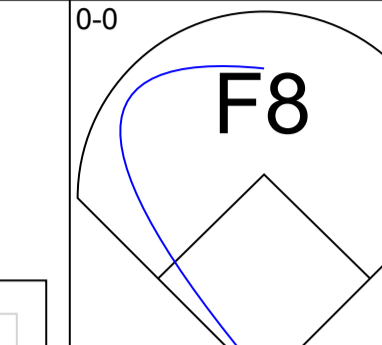
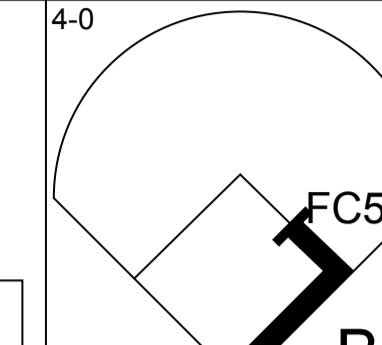
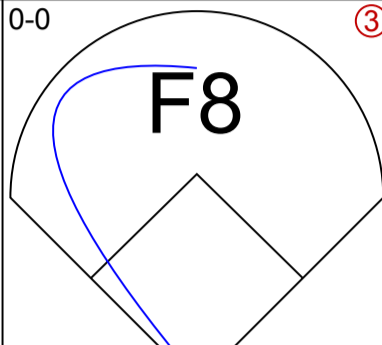
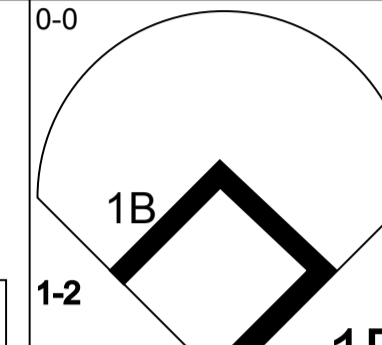
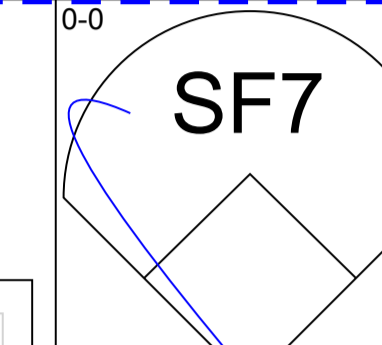
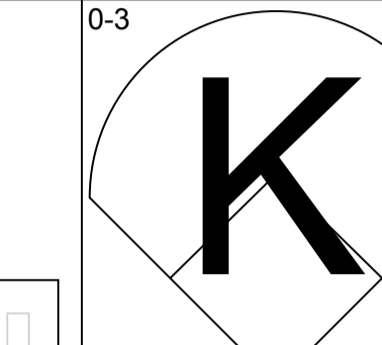
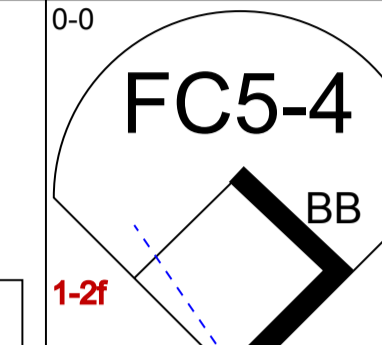
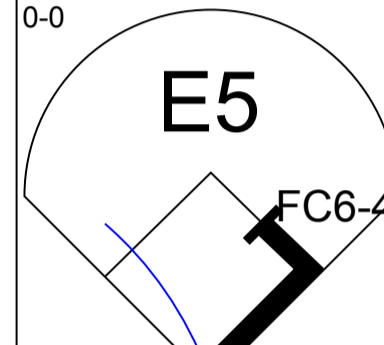
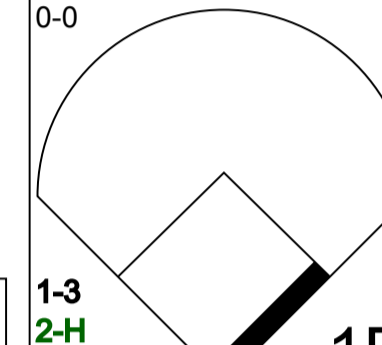
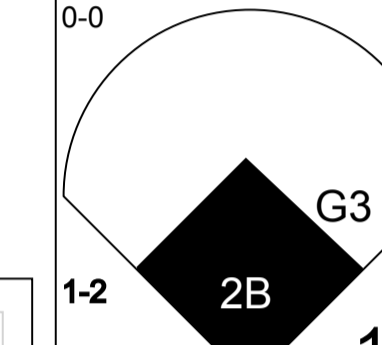
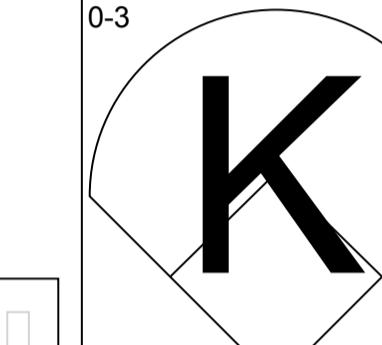
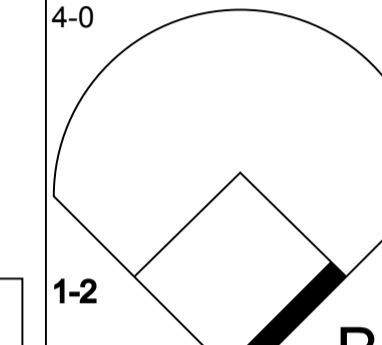
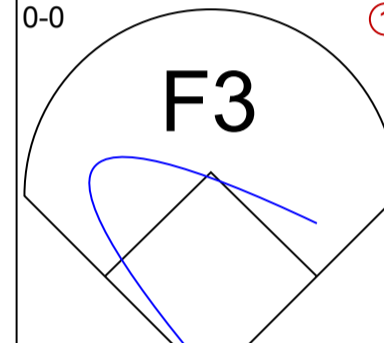
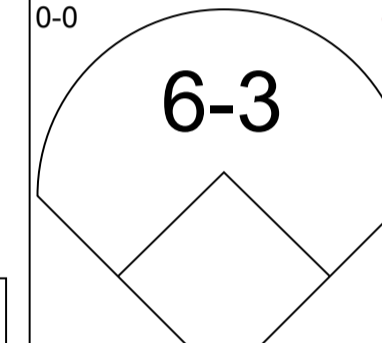
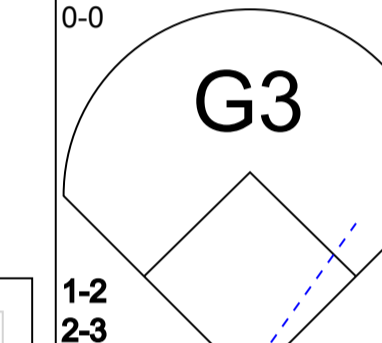
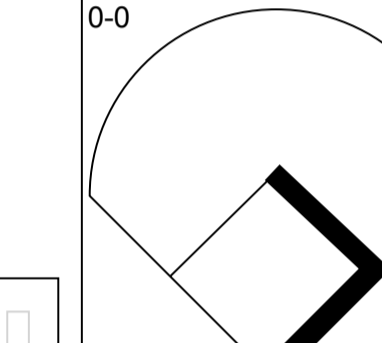
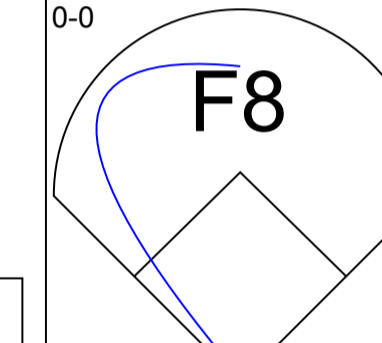
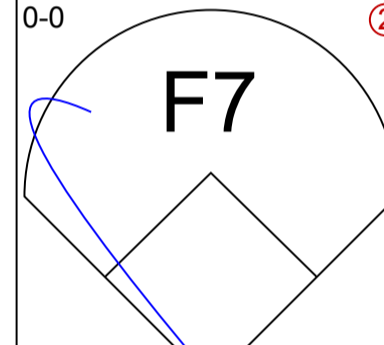
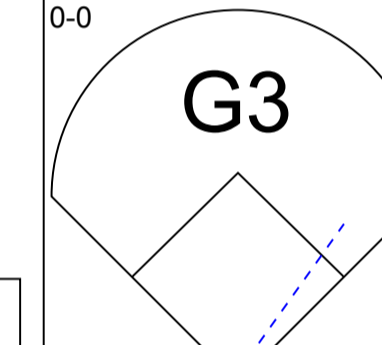
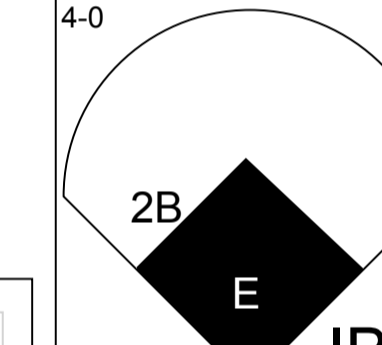
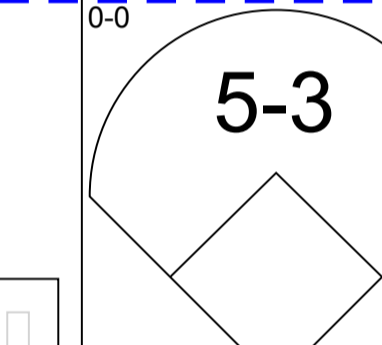
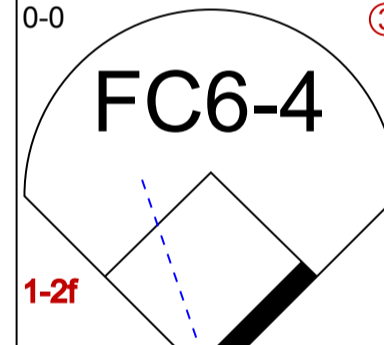
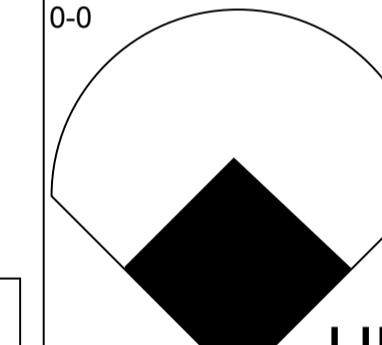
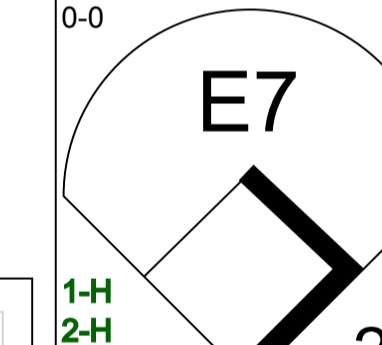
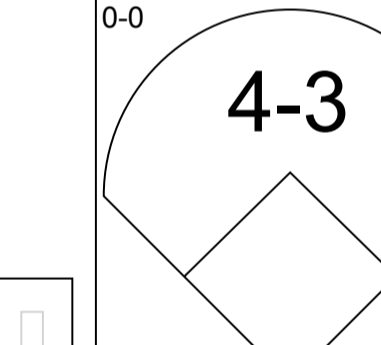
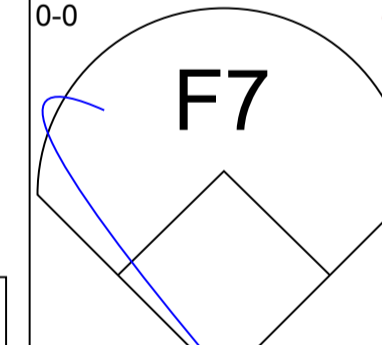
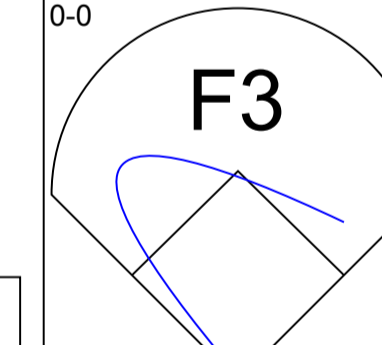
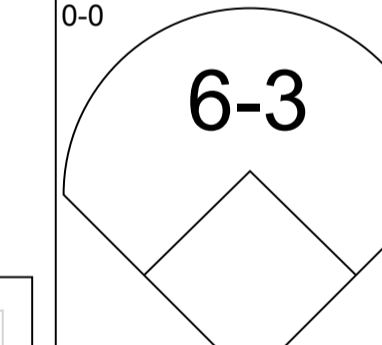
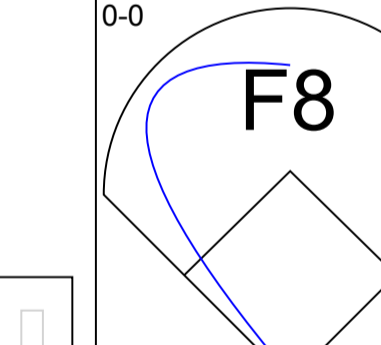
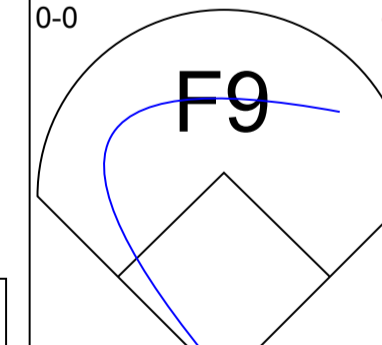
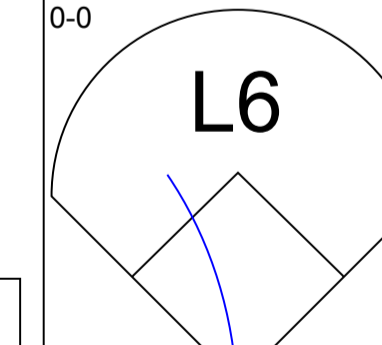
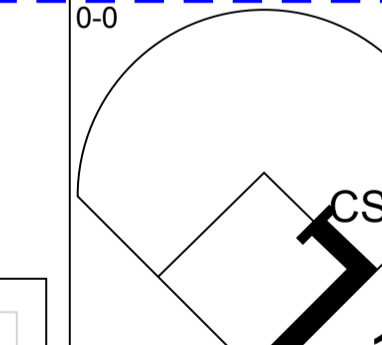
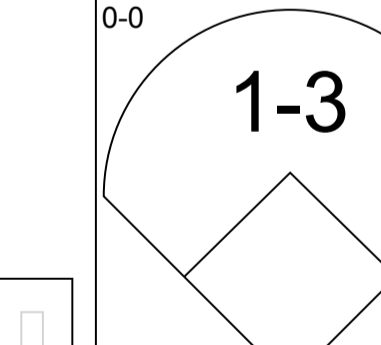

BOTTOM

Toronto Blue Jays @ Detroit Tigers  
Tiger Stadium, Detroit, MI  
Sat Aug 07 1982, 3:33 AM EDT  
Att: 20,608 - Unknown - 81 F

livebaseballscorecards.com

AB	34
R	4
H	10
RBI	4
BB	2
SO	4
LOB	12



Batter	1	2	3	4	5	6	7	8	9	AB R H RBI BB SO LOB	TOP											
<b>Damaso Garcia, R</b> (1, 4) OBP: 0.347, SLG: 0.412	0-3 		0-0 		0-0 	0-0 			0-0 	5 2 1 0 0 1 1												
<b>Garth Iorg, R</b> (1, 5) OBP: 0.327, SLG: 0.398	0-0 		0-0 		0-0 	0-0 			4-0 	4 2 2 0 1 0 0												
<b>Barry Bonnell, R</b> (1, 8) (5, 7) OBP: 0.342, SLG: 0.442	0-0 		0-0 		0-0 			0-3 	0-0 	4 0 1 2 0 1 1												
<b>Jesse Barfield, R</b> (1, 9) OBP: 0.341, SLG: 0.450		0-0 	0-0 		0-0 			0-3 	4-0 	4 1 2 1 1 1 0												
<b>Leon Roberts, R</b> (1, 10) <b>Glenn Adams, L</b> (5, PH) OBP: 0.252, SLG: 0.286 OBP: 0.276, SLG: 0.429		0-0 	0-0 		0-0 			0-0 	0-0 	2 0 0 0 0 0 3 3 0 1 0 0 0 4												
<b>Willie Upshaw, L</b> (1, 3) OBP: 0.351, SLG: 0.488		0-0 		0-0 		4-0 		0-0 		3 1 0 0 1 0 2												
<b>Tony Johnson, R</b> (1, 7) <b>Lloyd Moseby, L</b> (5, PH) OBP: 0.324, SLG: 0.391 OBP: 0.288, SLG: 0.363		0-0 		0-0 		0-0 			0-0 	2 1 1 1 0 0 1 2 0 1 2 0 0 0	<b>AB 37</b> <b>R 7</b> <b>H 10</b> <b>RBI 6</b> <b>BB 3</b> <b>SO 3</b> <b>LOB 13</b>											
<b>Buck Martinez, R</b> (1, 2) OBP: 0.313, SLG: 0.425			0-0 	0-0 		0-0 			0-0 	4 0 0 0 0 0 1												
<b>Alfredo Griffin, S</b> (1, 6) OBP: 0.269, SLG: 0.327			0-0 	0-0 				0-0 	0-0 	4 0 1 0 0 0 0												
<b>Inning Stats</b>	R: 0 E: 0 K: 1 S: 5	H: 0 LOB: 0 BB: 0 P: 5	R: 0 E: 1 K: 0 S: 4	H: 0 LOB: 1 BB: 0 P: 4	R: 2 E: 1 K: 0 S: 7	H: 3 LOB: 2 BB: 0 P: 7	R: 1 E: 0 K: 0 S: 4	H: 1 LOB: 0 BB: 0 P: 4	R: 4 E: 1 K: 0 S: 7	H: 4 LOB: 1 BB: 1 P: 11	R: 0 E: 0 K: 0 S: 3	H: 1 LOB: 0 BB: 0 P: 3	R: 0 E: 0 K: 2 S: 8	H: 1 LOB: 1 BB: 0 P: 8	R: 0 E: 0 K: 0 S: 3	H: 0 LOB: 0 BB: 0 P: 3	R: 0 E: 0 K: 0 S: 3	H: 0 LOB: 2 BB: 2 P: 11	1B: 7 2B: 2 3B: 0 HR: 1	SF: 1 SAC: 0 DP: 0 HBP: 0	WP: 0 PB: 0 SB: 0 CS: 1	PA: 41
<b>PITCHER</b>	IP WLS BF H R ER SO BB IBB HBP BLK WP HR S P ERA WHIP																					
<b>Pat Underwood, L</b> (1, 1) ERA: 5.0	4.0 L 20 6 5 3 1 0 0 0 0 0 0 1 22 22 6.75 1.500																					
<b>Dave Tobik, R</b> (5, 1) ERA: 2.95	1.0 6 2 2 1 0 0 0 1 0 0 0 0 5 9 9.00 2.000																					
<b>Bob James, R</b> (6, 1) ERA: 5.82	1.2 6 2 0 0 2 0 0 0 0 0 0 0 10 10 0.00 1.200																					
<b>Dave Rucker, L</b> (7, 1) ERA: 3.57	2.1 9 0 0 0 0 2 0 0 0 0 0 0 7 15 0.00 0.857																					

**Toronto Blue Jays @ Detroit Tigers**  
**Tiger Stadium, Detroit, MI**  
 Sun Aug 08 1982, 3:33 AM EDT  
 Unknown - 78 F

[livebaseballscorecards.com](http://livebaseballscorecards.com)







**BOTTOM**

**Toronto Blue Jays @ Detroit Tigers**

Tiger Stadium, Detroit, MI

Sun Aug 08 1982, 3:38 AM EDT  
Att: 23,550 - Unknown - 82 F

[livebaseballscorecards.com](http://livebaseballscorecards.com)

<b>AB</b>	<b>36</b>
<b>R</b>	<b>4</b>
<b>H</b>	<b>10</b>
<b>RBI</b>	<b>4</b>
<b>BB</b>	<b>1</b>
<b>SO</b>	<b>3</b>
<b>LOB</b>	<b>14</b>



AB	R	H	RBI	BB	SO	LOB
5	1	3	1	0	0	0
4	0	2	2	0	0	1
4	0	1	0	0	0	4
2	0	0	0	0	0	3
2	0	1	0	0	1	1
3	1	2	1	0	0	0
1	0	0	0	0	1	1
4	0	0	0	0	0	2
3	0	0	0	0	1	1
1	0	0	0	0	0	1
2	0	0	0	0	0	0
2	0	0	0	0	0	0
3	2	1	0	1	0	0
1B: 5	SF: 0					
2B: 4	SAC: 0					
3B: 0	DP: 1					
HR: 1	HBP: 0					

Batter	1	2	3	4	5	6	7	8	9
Lou Whitaker, L OBP: 0.354, SLG: 0.427 (1, 4)	0-0 F8		0-0 2B 1B		0-0 2B 1B		0-0 FC6-4 1B		0-0 F7
Glenn Wilson, R OBP: 0.350, SLG: 0.469 (1, 8)	0-0 F8		0-0 2B		0-0 FC6-5 2B		0-0 F8		
Larry Herndon, R OBP: 0.341, SLG: 0.500 (1, 7)	0-0 PB 1B		0-0 F3		0-0 FC6-5		0-0 FC6-4		
Jerry Turner, L OBP: 0.295, SLG: 0.387 (1, 10)	0-0 F5		0-0 F8		0-3 K			0-0 2B	
Mike Ivie, R OBP: 0.292, SLG: 0.447 (5, PH)	1-2								
Richie Hebner, L OBP: 0.352, SLG: 0.420 (1, 3)		0-0 FC6-4 1B		0-0 F9		0-0 HR		0-3 K	
John Wockenfuss, R OBP: 0.374, SLG: 0.387 (8, PH) (9, 9)									
Enos Cabell, R OBP: 0.291, SLG: 0.340 (1, 5)		0-0 FC6-4		0-0 6-3		0-0 F9		0-0 6-3	
Lynn Jones, R OBP: 0.248, SLG: 0.252 (1, 9)		0-0 G6-4-3		0-0 E5		0-3 K		0-0 1-3	
Rick Leach, L OBP: 0.289, SLG: 0.333 (8, PH) (9, 3)		1-2							
Bill Fahey, L OBP: 0.139, SLG: 0.171 (1, 2)			0-0 F9		0-0 F2		0-0 5-3		0-0 F8
Lance Parrish, R OBP: 0.353, SLG: 0.539 (6, PH) (7, 2)									
Alan Trammell, R OBP: 0.304, SLG: 0.358 (1, 6)			0-0 1B 2B		4-0 1B 2B BB		0-0 F3		0-0 1-3

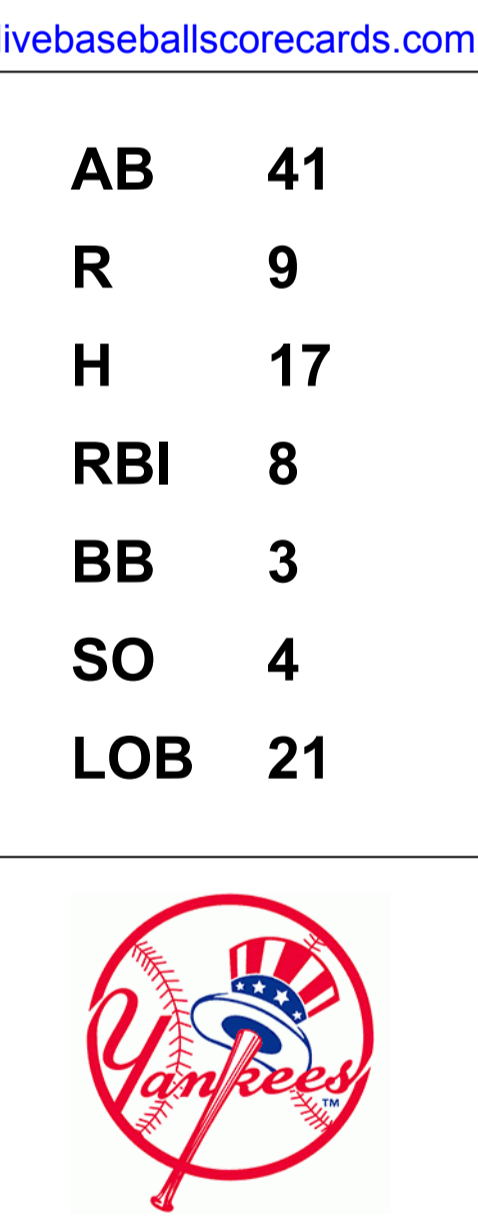
Inning	R	H	E	K	S	H	LOB	BB	P
1	0	1	0	0	4	1	1	0	4
2	0	1	0	0	3	0	0	0	3
3	1	3	0	0	6	1	2	0	6
4	0	0	1	0	3	0	1	0	3
5	2	2	0	1	7	1	1	1	11
6	1	1	0	0	6	0	0	0	6
7	0	1	0	0	4	0	0	0	4
8	0	1	0	0	6	0	1	0	6
9	0	0	0	0	3	0	0	0	3

PITCHER	IP	WLS	BF	H	R	ER	SO	BB	IBB	HBP	BLK	WP	HR	S	P	ERA	WHIP
Roy Lee Jackson, R ERA: 3.57 (1, 1)	4.2		21	7	3	3	0	1	0	0	0	0	0	20	24	5.79	1.714
Dave Geisel, L ERA: 1.93 (5, 1)	2.1	W	10	3	1	1	2	0	0	0	0	0	1	14	14	3.86	1.286
Dale Murray, R ERA: 2.98 (8, 1)	2.0	S	6	0	0	0	1	0	0	0	0	0	0	8	8	0.00	0.000

WP	HR	S	P	ERA	WHIP
0	1	14	14	3.86	1.286
0	0	8	8	0.00	0.000

Batter	1	2	3	4	5	6	7	8	9	AB R H RBI BB SO LOB	TOP																
Dave Collins, S (1, 3) OBP: 0.332, SLG: 0.350	0-3 K		4-0 FC6-4 BB		0-0 1-2 2-3 1B		0-0 F7	0-0 F4		4 0 1 0 1 1 1																	
Willie Randolph, R (1, 4) OBP: 0.360, SLG: 0.340	0-3 K		0-0 FC6-4		0-0 FC6-4 FC4-6		0-0 1B WP HR 1B	0-0 E1 2B		5 2 1 1 0 1 4																	
Jerry Mumphrey, S (1, 8) OBP: 0.391, SLG: 0.456	0-0 4-3			0-0 G6-4-3 1B	0-0 FC4-6		0-0 HR 1B	0-0 2B		5 1 3 2 0 0 1																	
Dave Winfield, R (1, 7) OBP: 0.358, SLG: 0.549		0-0 F6		0-0 G6-4-3 1-2f	0-0 5-3		0-0 HR	0-3 K		5 1 1 3 0 1 3																	
Oscar Gamble, L (1, 10) OBP: 0.386, SLG: 0.536		0-0 G1-6-3 1B		0-0 1B		0-0 F8	0-0 F8		0-0 HR	5 1 3 1 0 0 0																	
Graig Nettles, L (1, 5) OBP: 0.319, SLG: 0.385		0-0 G1-6-3 1-2f		0-0 1B		0-0 FC5 1B	0-0 F8		0-0 G4-6-3 E 1B	5 0 3 0 0 0 1																	
Roy Smalley, S (1, 6) OBP: 0.364, SLG: 0.399			4-0 G6-4-3 1B BB	0-0 4-3		0-0 F7		0-0 HR	0-0 E5 G4-6-3	4 1 1 1 1 0 4	AB 41 R 9 H 17 RBI 8 BB 3 SO 4 LOB 21																
Ken Griffey, L (1, 9) OBP: 0.310, SLG: 0.361			0-0 G6-4-3 1-2 1B		4-0 1B FC6-4 BB	0-0 1B		0-0 SH1-3 E 1B	0-0 G4-6-3 1-2f 2-3	4 2 3 0 1 0 2																	
Rick Cerone, R (1, 2) OBP: 0.280, SLG: 0.289			0-0 G6-4-3 1-2f 2-3		0-0 FC6-4 FC4-6 1B	0-0 FC5		0-0 SH1-3	0-3 K	4 1 1 0 0 1 5																	
Inning Stats	R: 0 E: 0 K: 2 S: 7	H: 0 LOB: 0 BB: 0 P: 7	R: 0 E: 0 K: 0 S: 3	H: 1 LOB: 0 BB: 0 P: 3	R: 0 E: 0 K: 0 S: 3	H: 1 LOB: 2 BB: 2 P: 11	R: 0 E: 0 K: 0 S: 5	H: 3 LOB: 2 BB: 0 P: 5	R: 2 E: 0 K: 0 S: 5	H: 2 LOB: 1 BB: 1 P: 9	R: 0 E: 0 K: 0 S: 5	H: 2 LOB: 2 BB: 0 P: 5	R: 3 E: 0 K: 0 S: 6	H: 3 LOB: 0 BB: 0 P: 6	R: 3 E: 1 K: 1 S: 9	H: 3 LOB: 1 BB: 0 P: 9	R: 1 E: 1 K: 1 S: 7	H: 2 LOB: 1 BB: 0 P: 7	1B: 13 2B: 1 3B: 0 HR: 3	SF: 0 SAC: 1 DP: 4 HBP: 0	WP: 1 PB: 0 SB: 0 CS: 0	PA: 45					
PITCHER	IP	WLS	BF	H	R	ER	SO	BB	IBB	HBP	BLK	WP	HR	S	P	ERA	WHIP										
Dan Petry, R (1, 1) ERA: 3.29	7.0		34	13	6	6	2	3	0	0	0	1	2	35	47	7.71	2.286										
Dave Rucker, L (8, 1) ERA: 4.58	0.2	L	5	2	2	0	0	0	0	0	0	0	0	5	5	0.00	3.000										
Elias Sosa, R (8, 1) ERA: 3.97	1.1		6	2	1	1	2	0	0	0	0	0	1	10	10	6.75	1.500										

**New York Yankees @ Detroit Tigers**  
 Tiger Stadium, Detroit, MI  
 Mon Aug 09 1982, 7:05 PM EDT  
 Att. 30,992 - Cloudy - 72 F



livebaseballscorecards.com



Batter	1	2	3	4	5	6	7	8	9	AB R H RBI BB SO LOB	TOP
<b>Dave Collins, S</b> (1, 3) OBP: 0.331, SLG: 0.347	4-0 BB G4-6-3 BB		x 0-0 F8		0-3 K			x 0-0 F7		3 0 0 0 1 1 0	
<b>Willie Randolph, R</b> (1, 4) OBP: 0.359, SLG: 0.338	4-0 BB G4-6-3 1-2 BB		x 0-0 F6		0-3 K			x 0-0 F8		3 0 0 0 1 1 0	
<b>Jerry Mumphrey, S</b> (1, 8) OBP: 0.386, SLG: 0.449	x 0-0 G4-6-3 1-2f 2-3		x 0-0 F8				x 0-0 F8		x 0-0 F9	4 0 0 0 0 0 2	
<b>Dave Winfield, R</b> (1, 7) OBP: 0.357, SLG: 0.544	4-0 BB BB			x 0-0 4-3		x 0-0 F2		x 0-0 5-3		3 0 0 0 1 0 0	
<b>Oscar Gamble, L</b> (1, 10) OBP: 0.388, SLG: 0.540	0-3 K			x 0-0 2B		x 0-0 4-3		x 0-0 E 1B		4 0 2 0 0 1 2	
<b>Graig Nettles, L</b> (1, 5) OBP: 0.321, SLG: 0.395		x 0-0 HR		4-0 BB		x 0-0 G3		x 0-0 E3 1-2		3 1 1 1 1 0 1	
<b>Roy Smalley, S</b> (1, 6) OBP: 0.360, SLG: 0.394		0-3 K		x 0-0 F8		0-3 K		x 0-0 F7		4 0 0 0 0 2 4	
<b>Ken Griffey, L</b> (1, 9) OBP: 0.310, SLG: 0.361		x 0-0 CS 1B		x 0-0 1-3		x 0-0 6-3				3 0 1 0 0 0 2	
<b>Rick Cerone, R</b> (1, 2) OBP: 0.275, SLG: 0.284		0-3 K			x 0-0 F6			0-3 K		3 0 0 0 0 2 1	
<b>Inning Stats</b>	R: 0 E: 0 K: 1 S: 4 H: 0 LOB: 2 BB: 3 P: 16	R: 1 E: 0 K: 2 S: 8 H: 2 LOB: 1 BB: 0 P: 8	R: 0 E: 0 K: 0 S: 3 H: 0 LOB: 0 BB: 0 P: 3	R: 0 E: 0 K: 0 S: 4 H: 1 LOB: 2 BB: 1 P: 8	R: 0 E: 0 K: 2 S: 7 H: 0 LOB: 0 BB: 0 P: 7	R: 0 E: 0 K: 1 S: 5 H: 0 LOB: 0 BB: 0 P: 5	R: 0 E: 0 K: 1 S: 5 H: 0 LOB: 0 BB: 0 P: 5	R: 0 E: 0 K: 0 S: 5 H: 0 LOB: 0 BB: 0 P: 5	R: 0 E: 1 K: 0 S: 5 H: 1 LOB: 2 BB: 0 P: 5	1B: 2 2B: 2 3B: 0 HR: 1 SF: 0 SAC: 0 DP: 2 HBP: 0	WP: 0 PB: 0 SB: 0 CS: 1 PA: 34
<b>PITCHER</b> <b>Jerry Ujdur, R</b> (1, 1) ERA: 3.12	IP WLS BF H R ER SO BB IBB HBP BLK WP HR S P ERA WHIP	9.0 W 34 4 1 1 7 4 0 0 0 0 1 44 60 1.00 0.889									
<b>PITCHER</b>	IP WLS BF H R ER SO BB IBB HBP BLK WP HR S P ERA WHIP										

**New York Yankees @ Detroit Tigers**  
**Tiger Stadium, Detroit, MI**  
 Tue Aug 10 1982, 7:05 PM EDT  
 Att. 26,122 - Cloudy - 68 F

[livebaseballscorecards.com](http://livebaseballscorecards.com)

**AB 30**  
**R 1**  
**H 4**  
**RBI 1**  
**BB 4**  
**SO 7**  
**LOB 12**









Batter	1	2	3	4	5	6	7	8	9	10	11	12	AB R H RBI BB SO LOB
Lou Whitaker, L (1, 4) OBP: 0.359, SLG: 0.449	0-0 4-3		0-0 4-3		0-3 K			0-0 1B		4-0 IBB IBB		0-0 SH1-4 1B	5 1 2 0 1 1 4
Enos Cabell, R (1, 3) OBP: 0.289, SLG: 0.340	4-0 BB		0-0 F8		0-0 G4-6-3			0-0 F9		4-0 IBB		0-0 SH1-4 1B	3 0 0 0 1 0 5 1 0 1 0 1 0 0
Richie Hebner, L (10, PH) OBP: 0.361, SLG: 0.441	CS BB				1-2f					1-2 IBB		1-2 1B	
Larry Herndon, R (1, 7) OBP: 0.335, SLG: 0.489	0-0 F9		0-3 K					0-0 F7		0-3 K		0-0 SH1-4	5 0 0 0 0 2 6
Lance Parrish, R (1, 2) OBP: 0.355, SLG: 0.556	CS 1-2	0-0 HR		0-3 K				0-0 6-3		0-3 K		4-0 IBB	5 1 1 1 1 3 4
John Wockenfuss, R (1, 10) OBP: 0.371, SLG: 0.378		0-0 5-3		0-0 5-3				0-0 1B		0-0 F6		4-0 F9 1B BB	4 0 1 0 0 0 0 0 0 0 1 1 0 0
Jerry Turner, L (11, PH) OBP: 0.296, SLG: 0.385												0-0 SF7	
Glenn Wilson, R (1, 8) OBP: 0.353, SLG: 0.490		0-3 K		0-0 F2				0-3 K		0-0 3-1		0-3 K	5 0 0 0 0 3 2
Chet Lemon, R (1, 9) OBP: 0.361, SLG: 0.388		0-0 6-3						0-0 F9		0-0 6-3		0-0 1B	5 0 2 0 0 0 0
Tom Brookens, R (1, 5) OBP: 0.308, SLG: 0.365			0-0 BLK 3B		0-0 BB 1B			0-0 K		0-3 K		0-0 SH1-4 2B	5 1 3 0 0 1 2
Alan Trammell, R (1, 6) OBP: 0.307, SLG: 0.359			4-0 BB		4-0 G4-6-3 BB			0-0 5-3		0-0 SH1-4		0-0 F8	2 0 0 0 2 0 2


Inning Stats	R: 0 E: 0 K: 0 S: 2	H: 0 LOB: 0 BB: 1 P: 6	R: 1 E: 0 K: 1 S: 6	H: 1 LOB: 0 BB: 0 P: 6	R: 1 E: 0 K: 1 S: 6	H: 1 LOB: 1 BB: 10	R: 0 E: 0 K: 1 S: 6	H: 0 LOB: 0 BB: 0 P: 5	R: 0 E: 0 K: 1 S: 6	H: 2 LOB: 1 BB: 0 P: 6	R: 0 E: 0 K: 1 S: 5	H: 0 LOB: 0 BB: 0 P: 5	R: 0 E: 0 K: 1 S: 6	H: 1 LOB: 1 BB: 0 P: 6	R: 0 E: 0 K: 0 S: 3	H: 0 LOB: 0 BB: 0 P: 3	R: 0 E: 0 K: 2 S: 8	H: 1 LOB: 3 BB: 2 P: 16	R: 0 E: 0 K: 1 S: 6	H: 1 LOB: 2 BB: 1 P: 10	R: 1 E: 0 K: 0 S: 4	H: 2 LOB: 2 BB: 1 P: 8	1B: 7 2B: 1 3B: 1 HR: 1	SF: 1 SAC: 2 DP: 1 HBP: 0	WP: 0 PB: 0 SB: 0 CS: 1	PA: 51
--------------	------------------------------	---------------------------------	------------------------------	---------------------------------	------------------------------	--------------------------	------------------------------	---------------------------------	------------------------------	---------------------------------	------------------------------	---------------------------------	------------------------------	---------------------------------	------------------------------	---------------------------------	------------------------------	----------------------------------	------------------------------	----------------------------------	------------------------------	---------------------------------	----------------------------------	------------------------------------	----------------------------------	--------

PITCHER	IP	WLS	BF	H	R	ER	SO	BB	IBB	HBP	BLK	WP	HR	S	P	ERA	WHIP
Dave Righetti, L (1, 1) ERA: 3.83	9.0		34	6	2	2	7	3	0	0	1	0	1	45	57	2.00	1.000
Rudy May, L (10, 1) ERA: 2.89	0.1		3	1	0	0	0	0	1	0	0	0	0	2	6	0.00	3.000
Rich Gossage, R (10, 1) ERA: 2.16	1.2		8	1	0	0	3	1	1	0	0	0	0	12	20	0.00	1.200
George Frazier, R (12, 1) ERA: 3.53	0.2	L	5	2	1	0	0	0	1	0	0	0	0	4	8	0.00	3.000

**NEW YORK YANKEES @ DETROIT TIGERS**  
**Tiger Stadium, Detroit, MI**  
Wed Aug 11 1982, 7:05 PM EDT  
Att: 27,677 - Unknown - 71 F

livebaseballscorecards.com

AB	40
R	3
H	10
RBI	2
BB	7
SO	10
LOB	25



Batter	1	2	3	4	5	6	7	8	9	AB R H RBI BB SO LOB	TOP											
Willie Wilson, S (1, 7) OBP: 0.376, SLG: 0.459	0-0 F7		0-0 4-3		0-0 4-3			0-0 FC5-4 1B		4 0 1 0 0 0 0												
U L Washington, S (1, 6) OBP: 0.315, SLG: 0.381	0-0 E2 1B			0-0 F5		0-0 F2		0-0 FC5-4 2B		4 1 1 0 0 0 1												
George Brett, L (1, 5) OBP: 0.381, SLG: 0.516	0-3 K			4-0 1B BB		0-0 6-3		0-0 2B		1 0 0 0 0 1 1												
Greg Pryor, R (2, 5) OBP: 0.354, SLG: 0.489								1-H 2B		2 0 1 1 1 0 0												
Amos Otis, R (1, 8) OBP: 0.353, SLG: 0.453	0-3 K			0-3 K		0-0 1B 1B		0-3 K		4 0 1 0 0 3 3												
Hal McRae, R (1, 10) OBP: 0.386, SLG: 0.550		0-3 K		0-0 BB 1-3 1B		0-0 1-2 1B		0-0 1-3		4 0 2 0 0 1 1												
Willie Aikens, L (1, 3) OBP: 0.323, SLG: 0.385		0-3 K		4-0 1-2 BB		0-3 K		0-3 K		3 0 0 0 1 3 2												
Steve Hammond, L (1, 9) OBP: 0.262, SLG: 0.349					0-0 F7		0-0 G3		0-0 F7	3 0 0 0 0 0 3												
Jerry Martin, R (9, PH) OBP: 0.303, SLG: 0.374		5-3								1 0 0 0 0 0 0												
Frank White, R (1, 4) OBP: 0.327, SLG: 0.478			0-0 L7		0-0 F6		0-0 5-3		0-0 2B	4 0 1 0 0 0 0												
John Wathan, R (1, 2) OBP: 0.347, SLG: 0.316			0-3 K		0-3 K		0-0 F5		0-0 P6	4 0 0 0 0 2 1												
<b>Inning Stats</b>	R: 0 E: 1 K: 2 S: 8	H: 1 LOB: 1 BB: 0 P: 8	R: 0 E: 0 K: 2 S: 7	H: 0 LOB: 0 BB: 0 P: 7	R: 0 E: 0 K: 1 S: 5	H: 0 LOB: 0 BB: 0 P: 5	R: 0 E: 0 K: 1 S: 6	H: 1 LOB: 3 BB: 2 P: 14	R: 0 E: 0 K: 1 S: 5	H: 0 LOB: 0 BB: 0 P: 5	R: 0 E: 0 K: 1 S: 7	H: 2 LOB: 2 BB: 0 P: 7	R: 0 E: 0 K: 0 S: 3	H: 0 LOB: 0 BB: 0 P: 3	R: 1 E: 0 K: 1 S: 7	H: 2 LOB: 1 BB: 0 P: 7	R: 0 E: 0 K: 1 S: 6	H: 1 LOB: 1 BB: 0 P: 6	1B: 5 2B: 2 3B: 0 HR: 0	SF: 0 SAC: 0 DP: 0 HBP: 0	WP: 0 PB: 0 SB: 0 CS: 0	PA: 36
<b>PITCHER</b>	IP WLS BF H R ER SO BB IBB HBP BLK WP HR S P ERA WHIP																					
Milt Wilcox, R (1, 1) ERA: 3.68	5.0 W 19 2 0 0 7 2 0 0 0 0 0 0 31 39 0.00 0.800																					
Pat Underwood, L (6, 1) ERA: 4.87	4.0 S 17 5 1 1 3 0 0 0 0 0 0 0 23 23 2.25 1.250																					

**Kansas City Royals @ Detroit Tigers**  
 Tiger Stadium, Detroit, MI  
 Fri Aug 13 1982, 7:05 PM EDT  
 Att. 30,351 - Unknown - 75 F

[livebaseballscorecards.com](http://livebaseballscorecards.com)

<b>AB</b>	<b>34</b>
<b>R</b>	<b>1</b>
<b>H</b>	<b>7</b>
<b>RBI</b>	<b>1</b>
<b>BB</b>	<b>2</b>
<b>SO</b>	<b>10</b>
<b>LOB</b>	<b>12</b>



Batter	1	2	3	4	5	6	7	8	9
Lou Whitaker, L OBP: 0.362, SLG: 0.469 (1, 4)	0-0 HR	0-0 FC3-6 1-2f		0-0 HR		0-0 3-1		0-0 WP SF9 2B	
Glenn Wilson, R OBP: 0.348, SLG: 0.503 (1, 8)	0-0 F9	0-0 L8		0-0 HR		0-3 K		0-0 SF9 2-H	
Larry Herndon, R OBP: 0.333, SLG: 0.485 (1, 7)	0-0 F7		0-0 F7	0-3 K			0-0 F9	0-0 1B BB 1B	
Lance Parrish, R OBP: 0.361, SLG: 0.561 (1, 2)	0-0 BB 1B		0-0 F7	0-0 PB 2B			0-0 1B	4-0 1B BB	
Jerry Turner, L OBP: 0.299, SLG: 0.381 (1, 10)	4-0 1B 1-2 BB		0-3 K	0-3 K			0-0 F8	0-0 1-2 2-3 1B	
Chet Lemon, R OBP: 0.362, SLG: 0.388 (1, 9)	0-0 1-3 2-H 1B		0-0 HR 1B	0-3 K	0-3 K		0-3 K	0-3 K	
Rick Leach, L OBP: 0.282, SLG: 0.324 (1, 3)	0-0 F7		0-0 F7	0-0 4-3			0-0 HR 1B	0-0 K	
Tom Brookens, R OBP: 0.307, SLG: 0.374 (1, 5)		0-0 1-3		0-0 1-H HR	0-0 F7		0-3 K	0-3 K	
Alan Trammell, R OBP: 0.312, SLG: 0.368 (1, 6)		4-0 FC3-6 BB		4-0 S HR BB		0-0 6-3		0-0 1-H HR	

AB	R	H	RBI	BB	SO	LOB
5	3	3	3	0	0	1
4	1	1	2	0	1	1
5	0	1	0	0	1	0
4	1	3	0	1	0	0
4	0	1	0	1	2	2
5	1	2	1	0	3	4
4	1	1	0	0	0	3
4	1	1	2	0	1	1
2	2	1	2	2	0	0

**BOTTOM**

**Kansas City Royals @ Detroit Tigers**  
**Tiger Stadium, Detroit, MI**  
 Fri Aug 13 1982, 7:05 PM EDT  
 Att: 30,351 - Unknown - 75 F

[livebaseballscorecards.com](http://livebaseballscorecards.com)


<b>AB</b>	<b>37</b>
<b>R</b>	<b>10</b>
<b>H</b>	<b>14</b>
<b>RBI</b>	<b>10</b>
<b>BB</b>	<b>4</b>
<b>SO</b>	<b>8</b>
<b>LOB</b>	<b>12</b>



1B: 7	SF: 1	WP: 1	PA: 42
2B: 2	SAC: 0	PB: 1	
3B: 0	DP: 0	SB: 1	
HR: 5	HBP: 0	CS: 0	

Inning Stats	R	H	E	K	S	P	BB	IBB	HBP	BLK	WP	HR	S	P	ERA	WHIP
R: 2 E: 0 K: 0 S: 6	H: 3 LOB: 2 BB: 1 P: 10	R: 0 E: 0 K: 0 S: 3	H: 0 LOB: 1 BB: 1 P: 7	R: 0 E: 0 K: 1 S: 5	H: 0 LOB: 0 BB: 0 P: 5	R: 5 E: 0 K: 2 S: 12	H: 5 LOB: 1 BB: 1 P: 16	R: 0 E: 0 K: 1 S: 5	H: 0 LOB: 0 BB: 0 P: 5	R: 0 E: 0 K: 1 S: 5	H: 1 LOB: 1 BB: 0 P: 6	R: 3 E: 0 K: 2 S: 12	H: 5 LOB: 3 BB: 1 P: 16	BB: 4 IBB: 0 HBP: 0 BLK: 0	WP: 1 HR: 5 S: 8 P: 10	ERA: 7.71 WHIP: 1.929

PITCHER	IP	WLS	BF	H	R	ER	SO	BB	IBB	HBP	BLK	WP	HR	S	P	ERA	WHIP
Dave Frost, R ERA: 4.96 (1, 1)	3.1	L	19	6	6	6	1	3	0	0	0	0	3	18	30	16.20	2.700
Bill Castro, R ERA: 2.75 (4, 1)	4.2		23	8	4	4	7	1	0	0	0	1	2	36	40	7.71	1.929

Batter	1	2	3	4	5	6	7	8	9	AB R H RBI BB SO LOB	TOP	
Willie Wilson, S OBP: 0.371, SLG: 0.453 (1, 7) X	0-0 G3		0-0 4-3		0-0 1-3			0-0 4-1	0-0 F8	5 0 0 0 0 0 3		
U L Washington, S OBP: 0.314, SLG: 0.379 (1, 6) X	0-0 FC5-4 1B		0-0 F7			0-0 4-3		0-0 L7		4 0 1 0 0 0 0		
Hal McRae, R OBP: 0.387, SLG: 0.549 (1, 10) X	0-0 FC5-4 1-2f		4-0 CS BB			0-0 S 1B		0-0 5-3		3 0 1 0 1 0 1		
Amos Otis, R OBP: 0.349, SLG: 0.449 (1, 8) X	0-0 4-3		0-0 CS 1-2	0-0 6-3		0-3 S 1-2 K			0-3 S K	4 0 0 0 0 2 2		
Willie Aikens, L OBP: 0.322, SLG: 0.382 (1, 3) X		0-0 5-3		0-0 4-3		4-0 IBB			0-3 S K	3 0 0 0 1 1 0		
Steve Hammond, L OBP: 0.290, SLG: 0.388 (1, 9) X		0-0 FC1-6 1B		0-0 2B		0-0 F8			0-0 BB BB BB 1B	4 1 3 0 0 0 2		
Frank White, R OBP: 0.326, SLG: 0.475 (1, 4) X		0-0 FC1-6 1-2f S		0-0 F6			0-0 5-3		4-0 BB BB BB BB 1-2 BB	3 0 0 0 1 0 2	AB 31 R 1 H 5 RBI 1 BB 6 SO 3 LOB 12	
John Wathan, R OBP: 0.349, SLG: 0.314 (1, 2) X		4-0 FC6-4 1-2 BB			0-0 B1-3		0-0 F3		4-0 BB BB BB BB 1-2 2-3 BB	2 0 0 0 2 0 0		
Greg Pryor, R OBP: 0.350, SLG: 0.474 (1, 5) X		0-0 FC6-4 1-2f			0-0 6-3		0-0 6-3		4-0 BB BB BB BB 1-2 2-3 3-H BB	3 0 0 1 1 0 2		
<b>Inning Stats</b>	R: 0 E: 0 K: 0 S: 4 H: 1 LOB: 1 BB: 0 P: 4	R: 0 E: 0 K: 0 S: 4 H: 1 LOB: 2 BB: 1 P: 8	R: 0 E: 0 K: 0 S: 2 H: 0 LOB: 0 BB: 1 P: 6	R: 0 E: 0 K: 0 S: 4 H: 1 LOB: 1 BB: 0 P: 4	R: 0 E: 0 K: 0 S: 3 H: 0 LOB: 0 BB: 0 P: 3	R: 0 E: 0 K: 1 S: 6 H: 1 LOB: 2 BB: 1 P: 10	R: 0 E: 0 K: 0 S: 3 H: 0 LOB: 0 BB: 0 P: 3	R: 0 E: 0 K: 0 S: 3 H: 0 LOB: 0 BB: 0 P: 3	R: 1 E: 0 K: 2 S: 8 H: 1 LOB: 3 BB: 3 P: 20	1B: 4 2B: 1 3B: 0 HR: 0 SF: 0 SAC: 0 DP: 0 HBP: 0	WP: 0 PB: 0 SB: 2 CS: 1 PA: 38	
<b>PITCHER</b>	IP WLS BF H R ER SO BB IBB HBP BLK WP HR S P ERA WHIP											
Dan Petry, R ERA: 3.19 (1, 1)	8.2 L 35 5 1 1 3 4 1 0 0 0 0 36 56 1.04 1.038											
Dave Tobik, R ERA: 2.84 (9, 1)	0.1 2 0 0 0 0 1 0 0 0 0 0 1 5 0.00 3.000											

**Kansas City Royals @ Detroit Tigers**  
 Tiger Stadium, Detroit, MI  
 Sat Aug 14 1982, 3:33 AM EDT  
 Att. 34,346 - Sunny - 79 F

[livebaseballscorecards.com](http://livebaseballscorecards.com)

Batter	1	2	3	4	5	6	7	8	9	AB R H RBI BB SO LOB
Lou Whitaker, L (1, 4) OBP: 0.359, SLG: 0.464	0-0 F7		0-0 L8		0-3 K			0-3 K		4 0 0 0 0 2 3
Glenn Wilson, R (1, 8) OBP: 0.346, SLG: 0.497	0-3 K		0-0 F7			0-0 1B		0-0 6-3		4 0 1 0 0 1 2
Larry Herndon, R (1, 7) OBP: 0.333, SLG: 0.483	0-0 F7			0-0 CS 1B		0-0 L7		0-3 K		4 0 1 0 0 1 1
Lance Parrish, R (1, 2) OBP: 0.360, SLG: 0.558		0-0 F7		0-0 F3		0-0 1B		0-0 F7		4 0 1 0 0 0 1
John Wockenfuss, R (1, 10) OBP: 0.374, SLG: 0.381		0-3 K		0-0 FC4-6 1B		0-0 F5		0-0 1B		4 0 2 0 0 1 2
Howard Johnson, S (9, PR) OBP: 0.206, SLG: 0.273				1-2						0 0 0 0 0 0 0
Enos Cabell, R (1, 3) OBP: 0.288, SLG: 0.339		0-0 L7		0-0 FC4-6		0-0 1-3		0-0 1B		4 0 1 0 0 0 3
Chet Lemon, R (1, 9) OBP: 0.358, SLG: 0.383			0-0 F5		0-0 6-3		0-0 G3		0-0 G1-4-3	4 0 0 0 0 0 2
Tom Brookens, R (1, 5) OBP: 0.308, SLG: 0.371			4-0 L8 1B BB		0-0 G2		0-0 4-3			2 0 0 0 1 0 0
Alan Trammell, R (1, 6) OBP: 0.315, SLG: 0.369			0-0 1B		4-0 BB		0-0 F4			2 0 1 0 1 0 0


Inning Stats	R: 0	H: 0	R: 0	H: 0	R: 0	H: 1	R: 0	H: 2	R: 0	H: 0	R: 0	H: 0	R: 0	H: 0	R: 0	H: 2	R: 0	H: 0	R: 0	H: 0	R: 0	H: 2	1B: 7	SF: 0	WP: 0	PA: 34
E: 0	LOB: 0	E: 0	LOB: 0	E: 0	LOB: 2	E: 0	LOB: 1	E: 0	LOB: 2	E: 0	LOB: 0	E: 0	LOB: 0	E: 0	LOB: 0	E: 0	LOB: 2	E: 0	LOB: 2	E: 0	LOB: 0	E: 0	LOB: 2	2B: 0	SAC: 0	PB: 0
K: 1	BB: 0	K: 1	BB: 0	K: 0	BB: 1	K: 0	BB: 0	K: 1	BB: 0	K: 0	BB: 0	K: 2	BB: 0	K: 0	BB: 0	K: 0	BB: 0	K: 0	BB: 0	K: 0	BB: 0	K: 0	BB: 0	3B: 0	DP: 1	SB: 0
S: 5	P: 5	S: 5	P: 5	S: 4	P: 8	S: 4	P: 4	S: 5	P: 5	S: 3	P: 3	S: 7	P: 7	S: 4	P: 4	S: 4	P: 4	S: 4	P: 4	S: 4	P: 4	S: 4	P: 4	HR: 0	HBP: 0	CS: 1

PITCHER	IP	WLS	BF	H	R	ER	SO	BB	IBB	HBP	BLK	WP	HR	S	P	ERA	WHIP	PITCHER	IP	WLS	BF	H	R	ER	SO	BB	IBB	HBP	BLK	WP	HR	S	P	ERA	WHIP
Larry Gura, L (1, 1) ERA: 4.18	9.0	W	34	7	0	0	5	2	0	0	0	0	0	42	50	0.00	1.000																		

**BOTTOM**

**Kansas City Royals @ Detroit Tigers**  
Tiger Stadium, Detroit, MI  
Sat Aug 14 1982, 3:33 AM EDT  
Att. 34,346 - Sunny - 79 F

AB	32
R	0
H	7
RBI	0
BB	2
SO	5
LOB	14



livebaseballscores.com

Batter	1	2	3	4	5	6	7	8	9	AB R H RBI BB SO LOB	TOP	
Willie Wilson, S (1, 8) OBP: 0.375, SLG: 0.458	0-0 CS PB 1B		0-0 4-3 FC 2B		4-0 BB BB BB S BB			0-0 6-3		3 1 2 2 1 0 0		
U L Washington, S (1, 6) OBP: 0.317, SLG: 0.384	0-3 K 1-2		0-0 4-3		0-0 G6-4-3 1B			0-0 2B		4 0 2 0 0 1 2		
Hal McRae, R (1, 10) OBP: 0.384, SLG: 0.544	0-0 L6		0-0 FC 1B		0-0 G6-4-3 1-2f			0-0 F9		4 0 0 1 0 0 4		
Willie Aikens, L (1, 3) OBP: 0.322, SLG: 0.380	0-0 CS 2-3	0-0 F8	0-0 G4-6-3 1B		0-0 L4			0-0 F8		4 0 1 0 0 0 1		
Steve Hammond, L (1, 9) OBP: 0.288, SLG: 0.394		0-0 4-3	0-0 G4-6-3 1-2f		0-3 K			0-0 HR 2B		4 1 1 0 0 1 2		
Frank White, R (1, 4) OBP: 0.323, SLG: 0.469		0-3 K		0-3 K		0-0 F6		0-0 6-3		4 0 0 0 0 2 1		
Jerry Martin, R (1, 7) OBP: 0.305, SLG: 0.386			0-0 1B 2B 2B	0-0 F3		0-0 6-3		0-0 HR		4 2 2 2 0 0 0		
John Wathan, R (1, 2) OBP: 0.347, SLG: 0.313			0-0 2B 2B 1B	0-3 K		0-0 1-6-3		0-0 F6		4 1 1 0 0 1 0		
Greg Pryor, R (1, 5) OBP: 0.346, SLG: 0.475			0-0 2B 2B		0-0 6-3		0-0 5-3	0-0 F9		4 1 1 1 0 0 0		
<b>Inning Stats</b>	R: 0 H: 1 E: 0 LOB: 0 K: 1 BB: 0 S: 5 P: 5	R: 0 H: 0 E: 0 LOB: 0 K: 1 BB: 0 S: 5 P: 5	R: 4 H: 5 E: 0 LOB: 1 K: 0 BB: 0 S: 8 P: 8	R: 0 H: 0 E: 0 LOB: 0 K: 2 BB: 0 S: 7 P: 7	R: 0 H: 1 E: 0 LOB: 1 K: 0 BB: 1 S: 3 P: 7	R: 0 H: 0 E: 0 LOB: 0 K: 1 BB: 0 S: 5 P: 5	R: 0 H: 0 E: 0 LOB: 0 K: 0 BB: 0 S: 3 P: 3	R: 0 H: 1 E: 0 LOB: 1 K: 0 BB: 0 S: 4 P: 4	R: 2 H: 2 E: 0 LOB: 0 K: 0 BB: 0 S: 5 P: 5	1B: 4 SF: 0 2B: 5 SAC: 0 3B: 0 DP: 2 HR: 1 HBP: 0	WP: 0 PA: 37 PB: 1 SB: 1 CS: 1	
<b>PITCHER</b>	IP WLS BF H R ER SO BB IBB HBP BLK WP HR S P ERA WHIP											
Jerry Ujdur, R (1, 1) ERA: 3.39	2.1 L 13 6 4 4 2 0 0 0 0 0 0 0 17 17 15.43 2.571											
Bob James, R (3, 1) ERA: 4.79	3.2 11 1 0 0 3 1 0 0 0 0 0 0 16 20 0.00 0.545											
Dave Rucker, L (7, 1) ERA: 4.57	2.0 8 2 1 1 0 0 0 0 0 0 0 0 8 8 4.50 1.000											
Dave Tobik, R (9, 1) ERA: 2.92	1.0 4 1 1 1 0 0 0 0 0 0 0 0 1 4 9.00 1.000											

**Kansas City Royals @ Detroit Tigers**  
 Tiger Stadium, Detroit, MI  
 Sun Aug 15 1982, 3:33 AM EDT  
 Att. 25,930 - Unknown - 82 F

[livebaseballscorecards.com](http://livebaseballscorecards.com)

<b>AB</b>	35
<b>R</b>	6
<b>H</b>	10
<b>RBI</b>	6
<b>BB</b>	1
<b>SO</b>	5
<b>LOB</b>	10





Batter	1	2	3	4	5	6	7	8	9	AB R H RBI BB SO LOB	TOP
Joe Simpson, L (1, 9) OBP: 0.327, SLG: 0.372	0-0 G3		0-0 4-3			0-3 K		0-0 1-3		4 0 0 0 0 1 1	
Manny Castillo, S (1, 5) OBP: 0.313, SLG: 0.345	0-0 4-3			4-0 1B BB		0-0 F9		0-0 4-3		3 0 0 0 1 0 0	
Bruce Bochte, L (1, 7) OBP: 0.387, SLG: 0.401	0-0 F7			0-3 K			0-0 F9 1B 1B		0-0 4-3	4 1 1 0 0 1 1	
Richie Zisk, R (1, 10) OBP: 0.364, SLG: 0.493 Paul Serna, R (9, PR) OBP: 0.226, SLG: 0.275		0-0 6-3		0-0 G4-6-3 1B			0-0 G5-3 1B 1B		0-0 1B 1B	4 0 3 0 0 0 0 0 0 0 0 0 0 0	
Dave Revering, L (1, 3) OBP: 0.286, SLG: 0.310 Bobby Brown, S (9, PR) OBP: 0.274, SLG: 0.306		0-3 K		0-0 G4-6-3			0-0 F9		0-0 FC6-4 1B	4 0 1 0 0 1 4 0 0 0 0 0 0 0	
Rick Sweet, S (1, 2) OBP: 0.323, SLG: 0.346		0-0 4-3			0-0 4-3			0-0 1B	0-0 FC6-4	4 0 1 1 0 0 2	
Dave Henderson, R (1, 8) OBP: 0.340, SLG: 0.457			0-0 F7		0-0 G5-4-3 1B		0-0 G5-3			3 0 1 0 0 0 2	
Todd Cruz, R (1, 6) OBP: 0.251, SLG: 0.370			0-0 FC3-6 1B		0-0 G5-4-3			0-0 F9		3 0 1 0 0 0 1	
Julio Cruz, S (1, 4) OBP: 0.309, SLG: 0.308			0-0 FC3-6			0-0 F7		0-0 F7		3 0 0 0 0 0 1	
<b>Inning Stats</b>	R: 0 H: 0 E: 0 LOB: 0 K: 0 BB: 0 S: 3 P: 3	R: 0 H: 0 E: 0 LOB: 0 K: 1 BB: 0 S: 5 P: 5	R: 0 H: 1 E: 0 LOB: 1 K: 0 BB: 0 S: 4 P: 4	R: 0 H: 1 E: 0 LOB: 1 K: 1 BB: 1 S: 5 P: 9	R: 0 H: 1 E: 0 LOB: 0 K: 0 BB: 0 S: 3 P: 3	R: 0 H: 0 E: 0 LOB: 0 K: 1 BB: 0 S: 5 P: 5	R: 1 H: 3 E: 0 LOB: 1 K: 0 BB: 0 S: 5 P: 5	R: 0 H: 0 E: 0 LOB: 0 K: 0 BB: 0 S: 3 P: 3	R: 0 H: 2 E: 0 LOB: 2 K: 0 BB: 0 S: 5 P: 5	1B: 8 SF: 0 2B: 0 SAC: 0 3B: 0 DP: 3 HR: 0 HBP: 0	WP: 0 PA: 33 PB: 0 SB: 1 CS: 0
<b>PITCHER</b> Jack Morris, R (1, 1) ERA: 3.89	IP WLS BF H R ER SO BB IBB HBP BLK WP HR S P ERA WHIP										
	9.0 W 33 8 1 1 3 1 0 0 0 0 0 0 38 42 1.00 1.000										
<b>PITCHER</b>	IP WLS BF H R ER SO BB IBB HBP BLK WP HR S P ERA WHIP										

Seattle Mariners @ Detroit Tigers  
Tiger Stadium, Detroit, MI  
Mon Aug 16 1982, 7:05 PM EDT  
Att: 14,290 - Unknown

livebaseballscorecards.com





Batter	1	2	3	4	5	6	7	8	9
Lou Whitaker, L OBP: 0.356, SLG: 0.458 (1, 4)	0-0 1-4-3	0-0 F6		0-3 K			0-0 SH3-4		
Glenn Wilson, R OBP: 0.347, SLG: 0.516 (1, 8)	0-0 FC6-4 1B		0-0 F8		0-0 F2		0-0 2B		
Larry Herndon, R OBP: 0.327, SLG: 0.475 (1, 7)	0-3 K		0-0 1-3		0-3 K		0-0 6-3		
Lance Parrish, R OBP: 0.355, SLG: 0.546 (1, 2)	0-0 FC6-4		4-0 1B BB		0-3 K		0-0 F6		
John Wockenfuss, R OBP: 0.376, SLG: 0.380 (1, 10)		0-0 F4	0-0 FC6-4 1B		0-0 4-3		4-0 BB CS BB		
Howard Johnson, S OBP: 0.211, SLG: 0.270 (8, PR)			1-2						
Enos Cabell, R OBP: 0.288, SLG: 0.338 (1, 3)		0-0 F7	0-0 FC6-4		0-0 1B		0-0 F7		
Chet Lemon, R OBP: 0.361, SLG: 0.395 (1, 9)		0-0 1B 2B 1B		0-0 HR		0-0 F3			
Tom Brookens, R OBP: 0.305, SLG: 0.367 (1, 5)		0-0 2B 1B		0-0 F9		0-0 F9			
Alan Trammell, R OBP: 0.315, SLG: 0.371 (1, 6)		0-0 1-3 2-H 2B		0-0 6-3			0-0 SH3-4 2B 1B		


Inning Stats	R: 0	H: 1	E: 0	LOB: 1	K: 1	BB: 0	S: 6	P: 6
	R: 1	H: 3	E: 0	LOB: 2	K: 0	BB: 0	S: 6	P: 6
	R: 0	H: 1	E: 0	LOB: 2	K: 0	BB: 1	S: 4	P: 8
	R: 1	H: 1	E: 0	LOB: 0	K: 1	BB: 0	S: 6	P: 6
	R: 0	H: 0	E: 0	LOB: 0	K: 2	BB: 0	S: 7	P: 7
	R: 0	H: 1	E: 0	LOB: 1	K: 0	BB: 0	S: 4	P: 4
	R: 1	H: 2	E: 0	LOB: 0	K: 0	BB: 0	S: 4	P: 4
	R: 0	H: 0	E: 0	LOB: 1	K: 0	BB: 1	S: 2	P: 6

PITCHER	IP	WLS	BF	H	R	ER	SO	BB	IBB	HBP	BLK	WP	HR	S	P	ERA	WHIP
Floyd Bannister, L ERA: 3.47 (1, 1)	8.0	L	33	9	3	3	4	2	0	0	0	0	1	39	47	3.38	1.375

**BOTTOM**

**Seattle Mariners @ Detroit Tigers**  
Tiger Stadium, Detroit, MI  
Mon Aug 16 1982, 7:05 PM EDT  
Att. 14,290 - Unknown

AB	30
R	3
H	9
RBI	3
BB	2
SO	4
LOB	9



1B: 6	SF: 0	WP: 0	PA: 33
2B: 2	SAC: 1	PB: 0	
3B: 0	DP: 0	SB: 0	
HR: 1	HBP: 0	CS: 1	



BOTTOM

Seattle Mariners @ Detroit Tigers  
Tiger Stadium, Detroit, MI  
Tue Aug 17 1982, 3:33 AM EDT  
Unknown

livebaseballscorecards.com

AB 31  
R 4  
H 8  
RBI 4  
BB 5  
SO 4  
LOB 13



WP: 0 PA: 36  
PB: 0  
SB: 0  
CS: 1

AB R H RBI BB SO LOB

4 0 0 0 0 1 1

3 1 1 0 1 0 0

4 0 1 0 0 0 2

3 0 0 0 1 2 2

2 1 2 0 1 0 0  
1 0 0 0 0 0 0

3 1 1 3 0 0 3  
1 1 1 1 0 0 0

4 0 1 0 0 1 1

3 0 1 0 0 0 2  
0 0 0 0 1 0 0

2 0 0 0 1 0 1  
1 0 0 0 0 0 1

1B: 6 SF: 0  
2B: 0 SAC: 0  
3B: 0 DP: 3  
HR: 2 HBP: 0

Batter	1	2	3	4	5	6	7	8	9
Enos Cabell, R (1, 5) OBP: 0.285, SLG: 0.334	0-3 K ①		0-0 G3 ②		0-0 6-3 ③		0-0 6-3 ③		
Glenn Wilson, R (1, 8) OBP: 0.351, SLG: 0.512	0-0 F7 ②		0-0 6-3 ③			4-0 BB HR BB		0-0 G5-4-3 1B	
Larry Herndon, R (1, 7) OBP: 0.327, SLG: 0.473	0-0 1B			0-0 F9 ①		0-0 F9 ①		0-0 G5-4-3 ① ② 1-2f	
Lance Parrish, R (1, 2) OBP: 0.354, SLG: 0.542	0-0 6-3 ③			4-0 1B BB		0-3 K ②		0-3 K ③	
Mike Ivie, R (1, 10) OBP: 0.296, SLG: 0.444 Lou Whitaker, L (9, PH) OBP: 0.355, SLG: 0.457		0-0 FC4-6 1B		0-0 G6-4-3 1B		4-0 1-2 HR BB		0-0 F8 ①	
John Wockenfuss, R (1, 3) OBP: 0.376, SLG: 0.399 Jerry Turner, L (9, PH) OBP: 0.308, SLG: 0.404		0-0 FC4-6 ① 1-2f		0-0 G6-4-3 ② ③ 1-2f		0-0 HR		0-0 HR	
Chet Lemon, R (1, 9) OBP: 0.359, SLG: 0.393		0-0 6-3 ②			0-0 CS 1B	0-3 K ③		0-0 F9 ②	
Tom Brookens, R (1, 4) OBP: 0.305, SLG: 0.366 Howard Johnson, S (9, PH) OBP: 0.231, SLG: 0.270		0-0 1-3 ③		0-0 4-3 ① ② 1-2			0-0 G4-6-3 1B	4-0 BB	
Alan Trammell, R (1, 6) OBP: 0.315, SLG: 0.369 Rick Leach, L (9, PH) OBP: 0.279, SLG: 0.319			0-0 F7 ①		4-0 BB		0-0 G4-6-3 ① ② 1-2f	0-0 F9 ③	

Inning Stats	R: 0	H: 1	E: 0	K: 1	S: 6	LOB: 1	BB: 0	P: 6
	R: 0	H: 1	E: 1	K: 0	S: 4	LOB: 1	BB: 0	P: 4
	R: 0	H: 0	E: 0	K: 0	S: 3	LOB: 0	BB: 0	P: 3
	R: 0	H: 1	E: 0	K: 0	S: 3	LOB: 1	BB: 1	P: 7
	R: 0	H: 1	E: 0	K: 0	S: 3	LOB: 1	BB: 1	P: 7
	R: 3	H: 1	E: 0	K: 2	S: 8	LOB: 0	BB: 2	P: 16
	R: 0	H: 1	E: 0	K: 0	S: 3	LOB: 0	BB: 0	P: 3
	R: 0	H: 1	E: 0	K: 1	S: 5	LOB: 0	BB: 0	P: 5
	R: 1	H: 1	E: 0	K: 0	S: 4	LOB: 1	BB: 1	P: 8

PITCHER	IP	WLS	BF	H	R	ER	SO	BB	IBB	HBP	BLK	WP	HR	S	P	ERA	WHIP
Bryan Clark, L (1, 1) ERA: 2.77	5.2	W	24	5	3	3	2	4	0	0	0	0	1	24	40	4.76	1.588
Mike Stanton, R (6, 1) ERA: 2.41	2.2		9	3	1	1	2	0	0	0	0	0	1	13	13	3.38	1.125
Bill Caudill, R (9, 1) ERA: 1.85	0.2	S	3	0	0	0	0	1	0	0	0	0	0	2	6	0.00	1.500

Batter	1	2	3	4	5	6	7	8	9	AB R H RBI BB SO LOB	TOP		
Bobby Brown, S (1, 9) OBP: 0.279, SLG: 0.311 Joe Simpson, L (8, 9) OBP: 0.324, SLG: 0.367	0-0 1-3		0-0 G3-6			0-0 F9 S 1B		0-0 S 1B		4 0 2 0 0 0 1 0 0 0 0 0 0 0			
Manny Castillo, S (1, 5) OBP: 0.310, SLG: 0.340	0-0 F8		0-0 5-3			0-0 F9 1-3		0-0 F7		4 0 0 0 0 0 2			
Bruce Bochte, L (1, 7) OBP: 0.383, SLG: 0.395	0-0 1-3			0-0 4-3		0-3 K		0-0 4-3 1-2		4 0 0 0 0 1 2			
Richie Zisk, R (1, 10) OBP: 0.366, SLG: 0.493 Paul Serna, R (9, PR) OBP: 0.226, SLG: 0.275		0-0 F9		0-0 5-3			0-0 1-3 1B 1B		0-0 G1-6-3 1B	4 0 2 0 0 0 0 0 0 0 0 0 0 0			
Gary Gray, R (1, 3) OBP: 0.338, SLG: 0.380		0-0 HR		0-3 K			0-0 1-2 1B		0-0 G1-6-3 1-2	4 1 2 1 0 1 1			
Dave Henderson, R (1, 8) OBP: 0.338, SLG: 0.454		0-0 4-3			0-0 G6-4-3 1B		0-0 F4		0-0 6-3	4 0 1 0 0 0 3			
Todd Cruz, R (1, 6) OBP: 0.251, SLG: 0.380		0-0 HR			0-0 F7		0-0 1-3			3 1 1 1 0 0 3			
Bud Bulling, R (1, 2) OBP: 0.307, SLG: 0.286		0-0 F9			0-0 G6-4-3 1-2f		0-0 G3			3 0 0 0 0 0 3			
Julio Cruz, S (1, 4) OBP: 0.309, SLG: 0.305			4-0 BB G3-6 BB			0-0 F8		0-0 F7		2 0 0 0 1 0 0			
<b>Inning Stats</b>	R: 0 H: 0 E: 0 LOB: 0 K: 0 BB: 0 S: 3 P: 3	R: 2 H: 2 E: 0 LOB: 0 K: 0 BB: 0 S: 5 P: 5	R: 0 H: 0 E: 0 LOB: 0 K: 0 BB: 1 S: 2 P: 6	R: 0 H: 0 E: 0 LOB: 0 K: 1 BB: 0 S: 5 P: 5	R: 0 H: 1 E: 0 LOB: 0 K: 0 BB: 0 S: 3 P: 3	R: 0 H: 1 E: 0 LOB: 1 K: 1 BB: 0 S: 6 P: 6	R: 0 H: 2 E: 0 LOB: 2 K: 0 BB: 0 S: 5 P: 5	R: 0 H: 1 E: 0 LOB: 1 K: 0 BB: 0 S: 4 P: 4	R: 0 H: 1 E: 0 LOB: 1 K: 0 BB: 0 S: 3 P: 3	1B: 6 SF: 0 2B: 0 SAC: 0 3B: 0 DP: 3 HR: 2 HBP: 0	WP: 0 PA: 33 PB: 0 SB: 2 CS: 0		
<b>PITCHER</b>	IP WLS BF H R ER SO BB IBB HBP BLK WP HR S P ERA WHIP											<b>PITCHER</b>	IP WLS BF H R ER SO BB IBB HBP BLK WP HR S P ERA WHIP
Larry Pashnick, R (1, 1) ERA: 3.7	7.1 W 28 7 2 2 2 1 0 0 0 0 0 2 31 35 2.46 1.091												
Dave Tobik, R (8, 1) ERA: 2.86	1.2 S 5 1 0 0 0 0 0 0 0 0 0 0 5 5 0.00 0.600												

Seattle Mariners @ Detroit Tigers  
Tiger Stadium, Detroit, MI  
Tue Aug 17 1982, 7:05 PM EDT  
Att: 17,697 - Unknown

livebaseballscorecards.com

AB 32  
R 2  
H 8  
RBI 2  
BB 1  
SO 2  
LOB 15



Batter	1	2	3	4	5	6	7	8	9	AB	R	H	RBI	BB	SO	LOB
Lou Whitaker, L (1, 4) OBP: 0.352, SLG: 0.453	0-3 K		0-0 F9			0-0 F8		0-0 F8		4	0	0	0	0	1	0
Glenn Wilson, R (1, 8) OBP: 0.349, SLG: 0.506	0-0 F8		0-0 F5			0-0 1B		0-0 6-3		4	0	1	0	0	0	0
Howard Johnson, S (1, 7) OBP: 0.214, SLG: 0.250 Larry Herndon, R (9, 7) OBP: 0.327, SLG: 0.473	0-0 F8				0-0 F8					3	0	0	0	0	0	1
Jerry Turner, L (1, 10) OBP: 0.314, SLG: 0.416		0-0 HR			0-0 1B					0	0	0	0	0	0	0
Chet Lemon, R (1, 9) OBP: 0.362, SLG: 0.414		0-0 2-H HR			0-0 F3					3	2	2	3	0	0	1
Rick Leach, L (1, 3) OBP: 0.274, SLG: 0.313		0-0 5-3			0-0 F9					3	0	0	0	0	0	1
Tom Brookens, R (1, 5) OBP: 0.302, SLG: 0.363		0-0 F3				0-0 F8				3	0	0	0	0	1	0
Bill Fahey, L (1, 2) OBP: 0.128, SLG: 0.158 Lance Parrish, R (8, 2) OBP: 0.354, SLG: 0.542		0-0 1-3				0-0 F9				3	0	0	0	0	0	0
Alan Trammell, R (1, 6) OBP: 0.313, SLG: 0.366			0-0 F3			0-0 1-3				0	0	0	0	0	0	0


Inning Stats	R: 0	H: 0	E: 0	K: 1	S: 5	LOB: 0	BB: 0	P: 5	R: 2	H: 2	E: 0	K: 0	S: 5	LOB: 0	BB: 0	P: 5	R: 0	H: 0	E: 0	K: 0	S: 3	LOB: 0	BB: 0	P: 3	R: 0	H: 1	E: 0	K: 0	S: 4	LOB: 1	BB: 0	P: 4	R: 0	H: 0	E: 0	K: 0	S: 3	LOB: 0	BB: 0	P: 3	R: 0	H: 1	E: 0	K: 0	S: 4	LOB: 1	BB: 0	P: 4	R: 1	H: 1	E: 0	K: 1	S: 6	LOB: 0	BB: 0	P: 6	R: 0	H: 0	E: 0	K: 0	S: 3	LOB: 0	BB: 0	P: 3
--------------	------	------	------	------	------	--------	-------	------	------	------	------	------	------	--------	-------	------	------	------	------	------	------	--------	-------	------	------	------	------	------	------	--------	-------	------	------	------	------	------	------	--------	-------	------	------	------	------	------	------	--------	-------	------	------	------	------	------	------	--------	-------	------	------	------	------	------	------	--------	-------	------

PITCHER	IP	WLS	BF	H	R	ER	SO	BB	IBB	HBP	BLK	WP	HR	S	P	ERA	WHIP
Bob Stoddard, R (1, 1) ERA: 3.38	8.0	L	29	5	3	3	2	0	0	0	0	0	2	33	33	3.38	0.625

**BOTTOM**

**Seattle Mariners @ Detroit Tigers**  
Tiger Stadium, Detroit, MI  
Tue Aug 17 1982, 7:05 PM EDT  
Att. 17,697 - Unknown

AB	29
R	3
H	5
RBI	3
BB	0
SO	2
LOB	4



1B: 2	SF: 0	WP: 0	PA: 29
2B: 1	SAC: 0	PB: 0	
3B: 0	DP: 0	SB: 0	
HR: 2	HBP: 0	CS: 0	

[livebaseballscorecards.com](http://livebaseballscorecards.com)

Batter	1	2	3	4	5	6	7	8	9	AB R H RBI BB SO LOB	TOP									
Joe Simpson, L (1, 8) OBP: 0.322, SLG: 0.361	0-0 4-3		4-0 1B BB		0-0 F7		0-0 4-3			3 1 0 0 1 0 2										
Manny Castillo, S (1, 5) OBP: 0.312, SLG: 0.340	4-0 BB		0-0 1B CS		0-0 4-3			0-0 F7		3 0 1 1 1 0 0										
Bruce Bochte, L (1, 7) OBP: 0.382, SLG: 0.394	0-3 K		0-0 1B FC6-4		0-0 3-1			0-0 G3		4 0 1 0 0 1 1										
Richie Zisk, R (1, 10) OBP: 0.363, SLG: 0.488	0-0 F8		0-0 1B FC6-4		0-3 K			0-0 F8		4 0 0 0 0 1 2										
Al Cowens, R (1, 9) OBP: 0.328, SLG: 0.472		0-3 K		0-3 K		0-0 F7		0-0 F7		4 0 0 0 0 2 0										
Dave Revering, L (1, 3) OBP: 0.295, SLG: 0.340		0-0 F4		0-0 3B		4-0 SH1-4 1B BB		0-0 F2		2 1 1 0 1 0 0										
Gary Gray, R (9, PH) OBP: 0.336, SLG: 0.379										1 0 0 0 0 0 0										
Rick Sweet, S (1, 2) OBP: 0.327, SLG: 0.342		0-0 1B FC6-4		0-0 3-1		4-0 1B SH1-4 BB		0-0 1B		2 0 1 0 1 0 1										
Dave Edler, R (9, PH) OBP: 0.375, SLG: 0.442										1 0 1 0 0 0 0										
Todd Cruz, R (1, 6) OBP: 0.249, SLG: 0.377		0-0 1B FC6-4		0-3 K		0-0 SH1-4		0-0 F6		3 0 0 0 0 1 3										
Julio Cruz, S (1, 4) OBP: 0.309, SLG: 0.305			0-0 4-3		0-0 G3		0-0 1B CS			3 0 1 1 0 0 0										
Inning Stats	R: 0 E: 0 K: 1 S: 5	H: 0 LOB: 1 BB: 1 P: 9	R: 0 E: 0 K: 1 S: 6	H: 1 LOB: 1 BB: 0 P: 6	R: 1 E: 0 K: 0 S: 4	H: 2 LOB: 1 BB: 1 P: 8	R: 0 E: 0 K: 2 S: 8	H: 1 LOB: 1 BB: 0 P: 8	R: 0 E: 0 K: 1 S: 5	H: 0 LOB: 0 BB: 0 P: 5	R: 1 E: 0 K: 0 S: 3	H: 1 LOB: 1 BB: 2 P: 11	R: 0 E: 0 K: 0 S: 3	H: 0 LOB: 0 BB: 0 P: 3	R: 0 E: 0 K: 0 S: 4	H: 1 LOB: 1 BB: 0 P: 4	1B: 5 2B: 0 3B: 1 HR: 0	SF: 0 SAC: 1 DP: 0 HBP: 0	WP: 0 PB: 0 SB: 1 CS: 2	PA: 35
PITCHER	IP WLS BF H R ER SO BB IBB HBP BLK WP HR S P ERA WHIP																			
Dan Petry, R (1, 1) ERA: 3.17	7.0 W 28 5 2 2 5 4 0 0 0 0 0 0 34 50 2.57 1.286																			
Pat Underwood, L (8, 1) ERA: 4.75	2.0 S 7 1 0 0 0 0 0 0 0 0 0 0 7 7 0.00 0.500																			

Seattle Mariners @ Detroit Tigers  
Tiger Stadium, Detroit, MI  
Wed Aug 18 1982, 7:05 PM EDT  
Att. 16,584 - Unknown

livebaseballscorecards.com

AB 30  
R 2  
H 6  
RBI 2  
BB 4  
SO 5  
LOB 9



Batter	1	2	3	4	5	6	7	8	9
Lou Whitaker, L (1, 4) OBP: 0.350, SLG: 0.450	0-0 G3	0-0 F8		0-0 CS	0-0 4-3		0-0 F8	0-0 1B	
Glenn Wilson, R (1, 8) OBP: 0.350, SLG: 0.503	0-0 6-3		0-3 K		0-0 5-3 1B		0-0 G6-4-3 1B	0-3 K	
Howard Johnson, S (1, 7) OBP: 0.244, SLG: 0.279 Larry Herndon, R (7, PH) OBP: 0.326, SLG: 0.472 (8, 7)	0-0 HR 1B		0-0 F8		0-0 5-3 1B		0-0 G6-4-3 1-2f		
Lance Parrish, R (1, 2) OBP: 0.355, SLG: 0.558	0-0 HR 1B		0-0 F3		0-0 5-3			0-0 HR	
Jerry Turner, L (1, 10) OBP: 0.320, SLG: 0.420 Mike Ivie, R (8, PH) OBP: 0.295, SLG: 0.442	0-0 1B			0-0 1B 1B	0-0 4-3			0-0 L5	
Chet Lemon, R (1, 9) OBP: 0.361, SLG: 0.412	0-0 4-3		0-3 K		0-3 K			0-0 E6 WP SF9 1B	
Enos Cabell, R (1, 5) OBP: 0.287, SLG: 0.334		0-0 L3		0-0 1B 1-2 1B	0-0 4-3			4-0 SF9 WP 1B IBB	
Rick Leach, L (1, 3) OBP: 0.273, SLG: 0.313		0-0 1B		0-3 K	0-0 4-3			0-0 SF9 1-3 2-H	
Tom Brookens, R (1, 6) OBP: 0.308, SLG: 0.378		0-3 K		0-0 1-3 2-H CS 1B			0-0 HR	0-0 3-H 1B	

Inning Stats	R: 2	H: 3	E: 0	K: 0	S: 6	LOB: 1	BB: 0	P: 6
	R: 0	H: 1	E: 0	K: 1	S: 6	LOB: 1	BB: 0	P: 6
	R: 0	H: 0	E: 0	K: 1	S: 5	LOB: 0	BB: 0	P: 5
	R: 1	H: 3	E: 0	K: 2	S: 9	LOB: 1	BB: 0	P: 9
	R: 0	H: 2	E: 0	K: 0	S: 5	LOB: 2	BB: 0	P: 5
	R: 0	H: 0	E: 0	K: 1	S: 5	LOB: 0	BB: 0	P: 5
	R: 1	H: 2	E: 0	K: 0	S: 4	LOB: 0	BB: 0	P: 4
	R: 3	H: 4	E: 1	K: 1	S: 9	LOB: 2	BB: 1	P: 13

PITCHER	IP	WLS	BF	H	R	ER	SO	BB	IBB	HBP	BLK	WP	HR	S	P	ERA	WHIP
Gaylord Perry, R (1, 1) ERA: 4.58	6.0	L	27	10	4	4	5	0	0	0	0	0	2	37	37	6.00	1.667
Ed Vande Berg, L (7, 1) ERA: 2.72	1.2		8	3	3	3	0	0	1	0	0	1	1	7	11	16.20	1.800
Ron Musselman, R (8, 1) ERA:	0.1		3	2	0	0	1	0	0	0	0	0	0	5	5	0.00	6.000

AB R H RBI BB SO LOB

5	0	1	0	0	0	1
5	0	2	0	0	2	2
3	1	2	0	0	0	0
1	0	0	0	0	0	1
4	2	2	3	0	0	2
3	1	2	0	0	0	2
1	0	0	0	0	0	0
4	1	1	0	0	2	2
3	1	1	0	1	0	0
3	0	1	1	0	1	2
4	1	3	3	0	1	1


AB	R	H	RBI	BB	SO	LOB
36	7	15	7	1	6	13



**Seattle Mariners @ Detroit Tigers**  
Tiger Stadium, Detroit, MI  
Wed Aug 18 1982, 7:05 PM EDT  
Att. 16,584 - Unknown

livebaseballscores.com

WP	HR	S	P	ERA	WHIP
1	3	0	1	0.00	6.000

Batter	1	2	3	4	5	6	7	8	9	AB R H RBI BB SO LOB	TOP											
Lou Whitaker, L (1, 4) OBP: 0.353, SLG: 0.452	0-0 HR 1B	0-0 1B 1B		0-0 F7		0-0 4-3		0-0 5-3 SH3 1B		5 2 3 1 0 0 1												
Glenn Wilson, R (1, 8) OBP: 0.353, SLG: 0.520	0-0 HR 1B	0-0 1B 1B		0-0 F8		0-0 E2 FC5-4		0-0 SH3 1-2		4 2 2 2 0 0 0												
Larry Herndon, R (1, 7) OBP: 0.327, SLG: 0.473	0-3 K	0-0 1B 1B		0-0 1B 2B		0-0 FC5-4 CS		0-0 5-3 2-3		5 2 2 2 0 1 2												
Lance Parrish, R (1, 2) OBP: 0.356, SLG: 0.556	0-0 6-3	0-0 5-3 1-2		0-0 1B		0-0 CS 1-2		0-0 F3		5 0 2 1 0 0 2												
Jerry Turner, L (1, 10) OBP: 0.322, SLG: 0.420	0-0 1B 1B	0-0 1B		0-3 K		0-0 F7		0-0 F8		5 0 2 1 0 1 2												
Chet Lemon, R (1, 9) OBP: 0.364, SLG: 0.416	0-0 1B	0-0 P4		0-0 5-3		1-0 1B HBP		0-0 1B 2B		4 0 2 0 0 0 1												
Enos Cabell, R (1, 5) OBP: 0.287, SLG: 0.333	0-0 F7		0-3 K		0-0 6-3		0-0 FC6-4 1B		0-0 1B	4 0 1 0 0 1 2												
Alan Trammell, R (7, 6) OBP: 0.314, SLG: 0.368									2-3	1 0 1 0 0 0 0	AB 43 R 8 H 17 RBI 7 BB 0 SO 4 LOB 21											
Rick Leach, L (1, 3) OBP: 0.271, SLG: 0.316		0-0 G3 1B 2B		0-0 F7		0-0 G3		0-0 F7		0-0 F3	5 1 1 0 0 0 5											
Tom Brookens, R (1, 6) OBP: 0.306, SLG: 0.378		0-0 G3		0-0 F9		0-0 4-3 E 2B		0-0 FC6-4		0-3 K	5 1 1 0 0 1 6											
Inning Stats	R: 2 E: 0 K: 1 S: 9	H: 4 LOB: 2 BB: 0 P: 9	R: 4 E: 0 K: 0 S: 8	H: 5 LOB: 1 BB: 0 P: 8	R: 0 E: 0 K: 1 S: 5	H: 0 LOB: 0 BB: 0 P: 5	R: 1 E: 0 K: 1 S: 7	H: 2 LOB: 1 BB: 0 P: 7	R: 0 E: 0 K: 0 S: 3	H: 0 LOB: 0 BB: 0 P: 3	R: 1 E: 1 K: 0 S: 4	H: 1 LOB: 0 BB: 0 P: 4	R: 0 E: 0 K: 0 S: 5	H: 2 LOB: 3 BB: 0 P: 6	R: 0 E: 0 K: 0 S: 4	H: 1 LOB: 1 BB: 0 P: 4	R: 0 E: 0 K: 1 S: 7	H: 2 LOB: 2 BB: 0 P: 7	1B: 12 2B: 4 3B: 0 HR: 1	SF: 0 SAC: 1 DP: 0 HBP: 1	WP: 0 PB: 0 SB: 2 CS: 1	PA: 46
PITCHER	IP WLS BF H R ER SO BB IBB HBP BLK WP HR S P ERA WHIP																					
Ken Forsch, R (1, 1) ERA: 4.03	1.1 L 12 8 6 6 1 0 0 0 0 0 0 1 14 14 40.50 6.000																					
Rick Steiner, R (2, 1) ERA: 2.57	4.0 17 4 2 1 2 0 0 0 0 0 0 0 21 21 2.25 1.000																					
Dave Goltz, R (6, 1) ERA: 4.57	3.2 16 5 0 0 1 0 0 0 1 0 0 0 17 18 0.00 1.364																					

Detroit Tigers @ California Angels  
Anaheim Stadium, Anaheim, CA

Fri Aug 20 1982, 10:05 PM EDT  
Att: 36,316 - Unknown

livebaseballscorecards.com




Batter	1	2	3	4	5	6	7	8	9	AB	R	H	RBI	BB	SO	LOB
Brian Downing, R (1, 7) OBP: 0.370, SLG: 0.472	0-3 K	0-3 K		0-0 6-3		0-0 F7		4-0 BB		4	0	0	0	1	2	2
Rod Carew, L (1, 3) OBP: 0.398, SLG: 0.387	0-0 HR 1B	0-0 4-3			0-0 2B SF9 1B		0-0 1B	0-0 F7		5	2	3	0	0	0	4
Reggie Jackson, L (1, 9) OBP: 0.367, SLG: 0.505	0-0 HR		0-0 F8		0-3 K		0-3 K		0-0 BB 1B	5	1	2	2	0	2	2
Fred Lynn, L (1, 8) OBP: 0.365, SLG: 0.499	0-0 3-1		0-0 E4		0-0 SF9 2B		0-0 F8		0-0 F8	5	0	1	0	0	0	2
Doug DeCinces, R (1, 5) OBP: 0.362, SLG: 0.550 (7, 6)	0-0 5-3		0-0 F9		0-0 SF9		0-3 K		0-0 F8	4	0	0	1	0	1	3
Don Baylor, R (1, 10) OBP: 0.324, SLG: 0.424		0-0 F7	0-0 5-3		0-0 P3			0-0 E S 1B	4-0 BB	4	0	1	0	1	0	2
Bobby Grich, R (1, 4) OBP: 0.366, SLG: 0.440		0-0 1B 1B		4-0 S BB		0-0 F8		0-3 K 1-3	0-0 F8	4	1	1	0	1	1	3
Bob Boone, R (1, 2) OBP: 0.311, SLG: 0.343		0-0 1B E 1B		0-0 F8		0-0 HR		0-3 K2-3		4	2	2	1	0	1	2
Mick Kelleher, R (1, 6) OBP: 0.154, SLG: 0.057 (2, PH) Rob Wilfong, L (3, 6) OBP: 0.243, SLG: 0.259 (6, PH) Ron Jackson, R (7, 5) OBP: 0.382, SLG: 0.402		0-0 S 1B		0-0 P6		0-0 1B		4-0 BB BB		0	0	0	0	0	0	0
		1-3 2-H		1-2						2	0	1	1	0	0	1
										1	0	1	0	1	0	0

Inning Stats	R: 2	H: 2	E: 0	K: 1	S: 7	H: 2	LOB: 0	BB: 0	P: 7	R: 2	H: 3	E: 0	K: 1	S: 8	H: 0	LOB: 1	BB: 0	P: 8	R: 0	H: 0	E: 1	K: 0	S: 4	H: 0	LOB: 1	BB: 0	P: 4	R: 0	H: 0	E: 0	K: 0	S: 3	R: 1	H: 2	E: 0	K: 1	S: 7	R: 1	H: 2	E: 0	K: 0	S: 4	R: 0	H: 1	E: 0	K: 2	S: 8	R: 0	H: 1	E: 0	K: 2	S: 8	R: 0	H: 1	E: 0	K: 2	S: 8	R: 0	H: 1	E: 0	K: 0	S: 4	R: 0	H: 1	E: 0	K: 0	S: 4	1B: 9	SF: 1	2B: 1	3B: 0	HR: 2	SAC: 0	DP: 0	HBP: 0	WP: 0	PA: 43
--------------	------	------	------	------	------	------	--------	-------	------	------	------	------	------	------	------	--------	-------	------	------	------	------	------	------	------	--------	-------	------	------	------	------	------	------	------	------	------	------	------	------	------	------	------	------	------	------	------	------	------	------	------	------	------	------	------	------	------	------	------	------	------	------	------	------	------	------	------	------	------	-------	-------	-------	-------	-------	--------	-------	--------	-------	--------

PITCHER	IP	WLS	BF	H	R	ER	SO	BB	IBB	HBP	BLK	WP	HR	S	P	ERA	WHIP
Jerry Ujdur, R (1, 1) ERA: 3.63	5.1	W	26	8	6	5	3	1	0	0	0	0	2	31	35	8.44	1.688
Pat Underwood, L (6, 1) ERA: 4.68	1.1		5	2	0	0	1	0	0	0	0	0	0	7	7	0.00	1.500
Dave Tobik, R (7, 1) ERA: 2.78	2.1	S	12	2	0	0	3	3	0	0	0	0	0	15	27	0.00	2.143

**DETROIT TIGERS @ CALIFORNIA ANGELS**  
**Anaheim Stadium, Anaheim, CA**  
 Fri Aug 20 1982, 10:05 PM EDT  
 Att. 36,316 - Unknown

AB	38
R	6
H	12
RBI	5
BB	4
SO	7
LOB	21



Batter	1	2	3	4	5	6	7	8	9	AB R H RBI BB SO LOB	TOP
Lou Whitaker, L OBP: 0.352, SLG: 0.450 (1, 4) X	0-0 F7 ①		0-0 1B 1B		0-0 F9 ②			0-0 F7 ①		4 1 1 0 0 0 0	
Glenn Wilson, R OBP: 0.351, SLG: 0.514 (1, 8) X	0-0 6-3 ②		0-0 1B 1B		0-0 5-3 ③			0-0 6-3 ②		4 0 1 0 0 0 0	
Larry Herndon, R OBP: 0.327, SLG: 0.471 (1, 7) B B B	4-0 BB		0-3 K ②				0-0 6-3 ①	0-0 F7 ③		2 0 0 0 1 1 2	
Howard Johnson, S OBP: 0.239, SLG: 0.273 (7, 7) B B B										1 0 0 0 0 0 0	
Lance Parrish, R OBP: 0.355, SLG: 0.554 (1, 2) X	0-0 5-3 ③		0-0 1B				0-0 6-3 ②		0-0 F8 ①	3 0 1 1 0 0 1	
Bill Fahey, L OBP: 0.125, SLG: 0.154 (8, 2) X			1-2 2-H 1B							1 0 0 0 0 0 0	
Mike Ivie, R OBP: 0.302, SLG: 0.445 (1, 10) X		0-0 1-3 1B	0-3 K ③			4-0 BB		0-0 BB	0-0 G5-4-3 1B	3 0 2 0 1 1 2	
Chet Lemon, R OBP: 0.360, SLG: 0.411 (1, 9) X	0-0 P4 ①			0-0 5-3 ①		0-0 F9 ③		0-0 F9 ③	0-0 G5-4-3 ② ③	4 0 0 0 0 0 3	
John Wockenfuss, R OBP: 0.370, SLG: 0.391 (1, 3) X	0-0 1-3 ②			0-0 F7 ②			0-0 2-3 ①			3 0 0 0 0 0 1	
Rick Leach, L OBP: 0.271, SLG: 0.316 (7, 3) X	1-2									0 0 0 0 0 0 0	
Enos Cabell, R OBP: 0.287, SLG: 0.333 (1, 5) X	0-0 F9 ③			0-0 1-3 ③			0-0 G5-4-3 1B			3 0 1 0 0 0 1	
Tom Brookens, R OBP: 0.304, SLG: 0.375 (1, 6) X			0-0 F7 ①		0-0 F9 ①		0-0 G5-4-3 ② ③			3 0 0 0 0 0 1	
<b>Inning Stats</b>	R: 0 H: 0 E: 0 LOB: 1 K: 0 BB: 1 S: 3 P: 7	R: 0 H: 1 E: 0 LOB: 1 K: 0 BB: 0 S: 4 P: 4	R: 1 H: 3 E: 0 LOB: 2 K: 2 BB: 0 S: 10 P: 10	R: 0 H: 0 E: 0 LOB: 0 K: 0 BB: 0 S: 3 P: 3	R: 0 H: 0 E: 0 LOB: 0 K: 0 BB: 0 S: 3 P: 3	R: 0 H: 0 E: 0 LOB: 1 K: 0 BB: 1 S: 3 P: 7	R: 0 H: 1 E: 0 LOB: 0 K: 0 BB: 0 S: 3 P: 3	R: 0 H: 0 E: 0 LOB: 0 K: 0 BB: 0 S: 3 P: 3	R: 0 H: 1 E: 0 LOB: 0 K: 0 BB: 0 S: 3 P: 3	1B: 6 SF: 0 2B: 0 SAC: 0 3B: 0 DP: 2 HR: 0 HBP: 0	WP: 0 PA: 33 PB: 0 SB: 0 CS: 0
<b>PITCHER</b> Geoff Zahn, L (1, 1) ERA: 3.69	IP WLS BF H R ER SO BB IBB HBP BLK WP HR S P ERA WHIP										
	9.0 W 33 6 1 1 2 2 0 0 0 0 0 0 35 43 1.00 0.889										
<b>PITCHER</b>	IP WLS BF H R ER SO BB IBB HBP BLK WP HR S P ERA WHIP										

Detroit Tigers @ California Angels  
 Anaheim Stadium, Anaheim, CA  
 Sat Aug 21 1982, 10:05 PM EDT  
 Att: 44,194 - Unknown

livebaseballscorecards.com

**AB** 31  
**R** 1  
**H** 6  
**RBI** 1  
**BB** 2  
**SO** 2  
**LOB** 11





Batter	1	2	3	4	5	6	7	8	9	AB R H RBI BB SO LOB	TOP																
Lou Whitaker, L (1, 4) OBP: 0.349, SLG: 0.445	0-0 F7		0-0 FC6-4		0-0 4-3		0-0 F7			4 0 0 0 0 0 1																	
Glenn Wilson, R (1, 8) OBP: 0.349, SLG: 0.508	0-0 5-3			0-0 HR 1B	0-0 5-3			0-0 G3		4 1 1 0 0 0 0																	
Larry Herndon, R (1, 7) OBP: 0.328, SLG: 0.480	0-0 F8			0-0 HR		0-0 WP E 2B		0-0 6-3		4 2 2 2 0 0 0																	
Lance Parrish, R (1, 2) OBP: 0.354, SLG: 0.551		0-3 K		0-0 FC4-6 1B		0-0 E5 G6-4-3 BB 1B		0-0 L6		4 1 1 1 0 1 0																	
Jerry Turner, L (1, 10) OBP: 0.321, SLG: 0.412		0-0 F8		0-3 K		4-0 G6-4-3 BB		0-3 K	3 0 0 0 1 2 1																		
Chet Lemon, R (1, 9) OBP: 0.357, SLG: 0.408		0-3 K		0-3 K		0-0 G6-4-3		0-0 F8	3 0 0 0 0 2 3																		
Howard Johnson, S (8, 9) OBP: 0.234, SLG: 0.267						1-2 2-3			1 0 0 0 0 0 0																		
Tom Brookens, R (1, 5) OBP: 0.303, SLG: 0.373			0-3 K	0-0 FC4-6 1B		0-0 CS 1B		0-3 K	4 0 1 1 0 2 1																		
Rick Leach, L (1, 3) OBP: 0.278, SLG: 0.342			0-0 FC6-4 1B		0-0 HR	0-0 CS	0-0 F7		3 1 2 1 0 0 0																		
Alan Trammell, R (1, 6) OBP: 0.312, SLG: 0.365			0-0 F9		0-3 K		0-0 F7		3 0 0 0 0 1 1																		
<b>Inning Stats</b>	R: 0 E: 0 K: 0 S: 3	H: 0 LOB: 0 BB: 0 P: 3	R: 0 E: 0 K: 2 S: 7	H: 0 LOB: 0 BB: 0 P: 7	R: 0 E: 0 K: 1 S: 6	H: 1 LOB: 1 BB: 0 P: 6	R: 2 E: 0 K: 2 S: 10	H: 3 LOB: 1 BB: 0 P: 10	R: 1 E: 0 K: 1 S: 6	H: 1 LOB: 0 BB: 0 P: 6	R: 2 E: 1 K: 0 S: 4	H: 2 LOB: 0 BB: 1 P: 8	R: 0 E: 0 K: 0 S: 3	H: 0 LOB: 0 BB: 0 P: 3	R: 0 E: 0 K: 2 S: 7	H: 0 LOB: 0 BB: 0 P: 7	R: 0 E: 0 K: 2 S: 7	H: 0 LOB: 0 BB: 0 P: 7	1B: 4 2B: 1 3B: 0 HR: 2	SF: 0 SAC: 0 DP: 1 HBP: 0	WP: 1 PB: 0 SB: 0 CS: 1	PA: 35					
<b>PITCHER</b>	IP WLS BF H R ER SO BB IBB HBP BLK WP HR S P ERA WHIP																										
Luis Tiant, R (1, 1) ERA: 3.22	4.0		16	4	2	2	5	0	0	0	0	0	1	26	26	4.50	1.000										
Bruce Kison, R (5, 1) ERA: 3.83	1.0		6	2	3	2	1	0	0	0	0	1	1	8	8	18.00	2.000										
Luis Sanchez, R (6, 1) ERA: 3.65	4.0	W	12	1	0	0	2	1	0	0	0	0	0	15	19	0.00	0.500										

**Detroit Tigers @ California Angels**  
 Anaheim Stadium, Anaheim, CA  
 Sun Aug 22 1982, 6:33 AM EDT  
 Att: 33,136 - Unknown

livebaseballscorecards.com

<b>AB</b>	33
<b>R</b>	5
<b>H</b>	7
<b>RBI</b>	5
<b>BB</b>	1
<b>SO</b>	8
<b>LOB</b>	7



Batter	1	2	3	4	5	6	7	8	9
Brian Downing, R (1, 7) OBP: 0.368, SLG: 0.469	0-0 F9		0-0 5-3		0-0 1B 2B		0-3 K		
Rod Carew, L (1, 3) OBP: 0.397, SLG: 0.387	0-0 F9		0-0 6-3		0-0 F7		0-0 HR 1B		
Reggie Jackson, L (1, 9) OBP: 0.370, SLG: 0.513	4-0 BB		0-0 3-1		0-0 1B FC5-4 1B		0-0 1-H HR		
Fred Lynn, L (1, 8) OBP: 0.369, SLG: 0.510	0-0 F8			0-0 4-3	0-0 1-3 FC5-4 1B		0-0 F8		
Doug DeCinces, R (1, 5) OBP: 0.362, SLG: 0.549		0-3 K		0-0 F8	0-0 1-2 2B 3-H FC5-4		0-0 4-3		
Don Baylor, R (1, 10) OBP: 0.327, SLG: 0.425		4-0 1B BB BB		0-0 1B	0-0 1-H 2B		0-0 P4		
Bobby Grich, R (1, 4) OBP: 0.364, SLG: 0.434		4-0 1B BB		0-0 F8		0-0 6-3	0-3 K		
Joe Ferguson, R (1, 2) OBP: 0.329, SLG: 0.357		0-0 G6-4-3 1B			0-0 2B 2B	0-0 6-3	4-0 BB		
Mick Kelleher, R (1, 6) OBP: 0.182, SLG: 0.100		0-0 G6-4-3			0-0 2B 2B	0-3 K	0-0 F8		
Rob Wilfong, L (5, PH) OBP: 0.247, SLG: 0.269									
Tim Foli, R (6, 6) OBP: 0.279, SLG: 0.318									

Inning Stats	R: 0 E: 0 K: 3 S: 3	H: 0 LOB: 1 BB: 1 P: 7	R: 0 E: 0 K: 1 S: 5	H: 1 LOB: 2 BB: 2 P: 13	R: 0 E: 0 K: 0 S: 3	H: 0 LOB: 0 BB: 0 P: 3	R: 0 E: 0 K: 0 S: 4	H: 1 LOB: 1 BB: 0 P: 4	R: 4 E: 0 K: 0 S: 8	H: 6 LOB: 2 BB: 0 P: 8	R: 0 E: 0 K: 1 S: 5	H: 0 LOB: 0 BB: 0 P: 5	R: 2 E: 0 K: 1 S: 7	H: 2 LOB: 0 BB: 0 P: 7	R: 0 E: 0 K: 1 S: 5	H: 0 LOB: 1 BB: 1 P: 9
--------------	------------------------------	---------------------------------	------------------------------	----------------------------------	------------------------------	---------------------------------	------------------------------	---------------------------------	------------------------------	---------------------------------	------------------------------	---------------------------------	------------------------------	---------------------------------	------------------------------	---------------------------------

PITCHER	IP	WLS	BF	H	R	ER	SO	BB	IBB	HBP	BLK	WP	HR	S	P	ERA	WHIP
Milt Wilcox, R (1, 1) ERA: 3.96	4.1		21	6	4	4	1	3	0	0	0	0	0	20	32	8.31	2.077
Pat Underwood, L (5, 1) ERA: 4.64	0.2		3	2	0	0	0	0	0	0	0	0	0	3	3	0.00	3.000
Larry Pashnick, R (6, 1) ERA: 3.7	1.1		5	1	1	1	2	0	0	0	0	0	0	9	9	6.75	0.750
Dave Rucker, L (7, 1) ERA: 5.26	0.2	L	3	1	1	1	0	0	0	0	0	0	1	3	3	13.50	1.500
Dave Tobik, R (8, 1) ERA: 2.75	1.0		4	0	0	0	1	1	0	0	0	0	0	5	9	0.00	1.000


**BOTTOM**

**Detroit Tigers @ California Angels**  
**Anaheim Stadium, Anaheim, CA**

Sun Aug 22 1982, 6:33 AM EDT  
 Att. 33,136 - Unknown

livebaseballscorecards.com

<b>AB</b>	<b>32</b>
<b>R</b>	<b>6</b>
<b>H</b>	<b>10</b>
<b>RBI</b>	<b>6</b>
<b>BB</b>	<b>4</b>
<b>SO</b>	<b>4</b>
<b>LOB</b>	<b>8</b>



1B: 5	SF: 0	WP: 0	PA: 36
2B: 4	SAC: 0	PB: 0	
3B: 0	DP: 1	SB: 0	
HR: 1	HBP: 0	CS: 0	



Batter	1	2	3	4	5	6	7	8	9	AB R H RBI BB SO LOB
Rickey Henderson, R (1, 7) OBP: 0.407, SLG: 0.382	0-0 6-3		0-0 CS S 1B		0-0 F4		0-0 FC6-4 1-2f		0-0 FC5-4 1-2f	5 0 1 0 0 0 5
Wayne Gross, L (1, 5) OBP: 0.344, SLG: 0.346	0-0 1-3		0-0 F4 1-3		0-3 K			0-0 1-3		4 0 0 0 0 1 3
Dwayne Murphy, L (1, 8) OBP: 0.354, SLG: 0.405	0-0 S 1B			0-0 G5-4-3 1B		0-0 3-1		0-0 F8 2B		4 0 3 0 0 0 0
Tony Armas, R (1, 9) OBP: 0.275, SLG: 0.442	0-0 6-3 1-2			0-0 G5-4-3 1-2f		0-3 K		0-0 F8 2-3		4 0 0 0 0 1 3
Dan Meyer, L (1, 3) OBP: 0.288, SLG: 0.408		0-3 K		0-0 FC6-4 1B		0-0 1-3		0-0 G3		4 0 1 0 0 1 1
Davey Lopes, R (1, 4) OBP: 0.314, SLG: 0.389		0-0 6-3		0-0 FC6-4 1-2f			0-0 BB 1B		0-0 6-3	4 0 1 0 0 0 1
Mitchell Page, L (1, 10) OBP: 0.323, SLG: 0.439		0-0 1B			0-0 2B 1B		0-0 F9		0-0 1B 2B	4 1 3 0 0 0 1
Jeff Newman, R (1, 2) OBP: 0.239, SLG: 0.323		0-0 4-3			0-0 F4		0-0 F6		0-0 F8	4 0 0 0 0 0 4
Fred Stanley, R (1, 6) OBP: 0.297, SLG: 0.234 Jeff Burroughs, R (9, PH) OBP: 0.347, SLG: 0.492			0-0 F9		0-0 2B		4-0 FC6-4 1-2 BB		0-0 FC5-4 2-H 1B	2 0 1 0 1 0 0 1 0 1 1 0 0 0

Inning Stats	R: 0 E: 0 K: 0 S: 4	H: 1 LOB: 1 BB: 0 P: 4	R: 0 E: 0 K: 1 S: 6	H: 1 LOB: 1 BB: 0 P: 6	R: 0 E: 0 K: 0 S: 3	H: 1 LOB: 0 BB: 0 P: 3	R: 0 E: 0 K: 0 S: 4	H: 2 LOB: 1 BB: 0 P: 4	R: 0 E: 0 K: 1 S: 7	H: 2 LOB: 2 BB: 0 P: 7	R: 0 E: 0 K: 1 S: 5	H: 0 LOB: 0 BB: 0 P: 5	R: 0 E: 0 K: 0 S: 4	H: 1 LOB: 2 BB: 1 P: 8	R: 0 E: 0 K: 0 S: 4	H: 1 LOB: 1 BB: 0 P: 4	R: 1 E: 0 K: 0 S: 5	H: 2 LOB: 1 BB: 0 P: 5	1B: 8 2B: 3 3B: 0 HR: 0	SF: 0 SAC: 0 DP: 1 HBP: 0	WP: 0 PB: 0 SB: 2 CS: 1	PA: 37
PITCHER Dan Petry, R (1, 1) ERA: 3.07	IP 9.0 WLS W BF 37 H 11 R 1 ER 1 SO 3 BB 1 IBB 0 HBP 0 BLK 0 WP 0 HR 0 S 42 P 46 ERA 1.00 WHIP 1.333																					

**DETROIT TIGERS @ OAKLAND ATHLETICS**  
**Oakland-Alameda County Coliseum, Oakland, CA**  
 Mon Aug 23 1982, 7:05 PM PDT  
 Att. 28,860 - Unknown

AB	36
R	1
H	11
RBI	1
BB	1
SO	3
LOB	18



Batter	1	2	3	4	5	6	7	8	9	AB R H RBI BB SO LOB	TOP						
Lou Whitaker, L (1, 4) OBP: 0.346, SLG: 0.442	0-3 K		0-0 2B		0-0 F7		0-0 4-3			4 0 1 0 0 1 1							
Glenn Wilson, R (1, 8) OBP: 0.353, SLG: 0.518	0-0 F5		0-3 K		0-0 FC6-4 1B			0-0 F2		4 0 1 0 0 1 1							
Larry Herndon, R (1, 7) OBP: 0.330, SLG: 0.484	0-0 F9			0-0 1B BB 1B	0-0 FC6-4 1-2f			0-0 F9		4 0 1 0 0 0 1							
Mike Ivie, R (1, 10) OBP: 0.299, SLG: 0.435		0-0 FC6-4 1B		0-0 F9		0-0 F8		0-0 6-3		4 0 1 0 0 0 1							
Enos Cabell, R (1, 5) OBP: 0.262, SLG: 0.327		0-0 F4		0-3 K		0-0 5-3		0-0 5-3		4 0 0 0 0 1 2							
Rick Leach, L (1, 3) OBP: 0.262, SLG: 0.331		0-3 K		4-0 1B 1-2 BB		0-0 F7		0-0 F8		3 0 0 0 1 1 1							
Lynn Jones, R (1, 9) OBP: 0.264, SLG: 0.270		0-0 FC6-4 1-2f		0-0 1-2 2-3 1B		0-0 F9 WP 1B		0-0 F7		4 0 2 0 0 0 1							
Bill Fahey, L (1, 2) OBP: 0.116, SLG: 0.143			0-0 F3	0-0 F7		0-0 F9 1-3				3 0 0 0 0 0 4							
Alan Trammell, R (1, 6) OBP: 0.308, SLG: 0.360			0-0 6-3		0-0 F9		0-0 F8			3 0 0 0 0 0 1							
<b>Inning Stats</b>	R: 0 E: 0 K: 1 S: 5 H: 0 LOB: 0 BB: 0 P: 5	R: 0 E: 0 K: 1 S: 6 H: 1 LOB: 1 BB: 0 P: 6	R: 0 E: 0 K: 1 S: 6 H: 1 LOB: 1 BB: 0 P: 6	R: 0 E: 0 K: 1 S: 7 H: 2 LOB: 3 BB: 1 P: 11	R: 0 E: 0 K: 0 S: 4 H: 1 LOB: 1 BB: 0 P: 4	R: 0 E: 0 K: 0 S: 3 H: 0 LOB: 0 BB: 0 P: 3	R: 0 E: 0 K: 0 S: 4 H: 1 LOB: 1 BB: 0 P: 4	R: 0 E: 0 K: 0 S: 3 H: 0 LOB: 0 BB: 0 P: 3	R: 0 E: 0 K: 0 S: 3 H: 0 LOB: 0 BB: 0 P: 3	1B: 5 2B: 1 3B: 0 HR: 0 SF: 0 SAC: 0 DP: 0 HBP: 0	WP: 1 PB: 0 SB: 0 CS: 0 PA: 34						
<b>PITCHER</b> Matt Keough, R (1, 1) ERA: 4.96	IP: 9.0 WLS: W BF: 34 H: 6 R: 0 ER: 0 SO: 4 BB: 1 IBB: 0 HBP: 0 BLK: 0 WP: 1 HR: 0 S: 41 P: 45 ERA: 0.00 WHIP: 0.778																
<b>PITCHER</b>	IP	WLS	BF	H	R	ER	SO	BB	IBB	HBP	BLK	WP	HR	S	P	ERA	WHIP

**Detroit Tigers @ Oakland Athletics**  
 Oakland-Alameda County Coliseum, Oakland, CA  
 Tue Aug 24 1982, 3:33 AM PDT  
 Att: 17,098 - Sunny

AB	33
R	0
H	6
RBI	0
BB	1
SO	4
LOB	13









Batter	1	2	3	4	5	6	7	8	9
Joe Simpson, L (1, 7) OBP: 0.329, SLG: 0.381	0-0 7-4 E 1B		0-0 HR		0-0 4-3		0-0 CS 1-3	0-3 K	
Manny Castillo, S (1, 5) OBP: 0.303, SLG: 0.341	0-0 E6 1-2		0-0 F7			0-0 F7		0-0 HR	
Al Cowens, R (1, 9) OBP: 0.330, SLG: 0.484	0-0 7-4 2-3f			0-0 F8		0-0 4-3		0-0 2-3	
Gary Gray, R (1, 10) OBP: 0.336, SLG: 0.370	0-0 F6			0-0 F2		4-0 HR BB		0-3 K	
Dave Revering, L (1, 3) OBP: 0.293, SLG: 0.363		0-3 K		0-0 F7		0-0 HR			
Rick Sweet, S (1, 2) OBP: 0.314, SLG: 0.328		0-0 4-3			0-0 1B SF8 1B	0-0 F8			
Dave Henderson, R (1, 8) OBP: 0.338, SLG: 0.448		0-0 6-3			0-0 F9		0-0 CS 1B		
Paul Serna, R (1, 6) OBP: 0.231, SLG: 0.280			0-0 5-3		0-0 1B 1-3	0-0 F2			
Julio Cruz, S (1, 4) OBP: 0.307, SLG: 0.300			0-0 5-3		0-0 SF8 3-H	4-0 CS S BB			

Inning Stats	R: 0	H: 1	E: 1	LOB: 1	K: 0	BB: 0	S: 4	P: 4
	R: 0	H: 0	E: 0	LOB: 0	K: 1	BB: 0	S: 5	P: 5
	R: 1	H: 1	E: 0	LOB: 0	K: 0	BB: 0	S: 4	P: 4
	R: 0	H: 0	E: 0	LOB: 0	K: 0	BB: 0	S: 3	P: 3
	R: 1	H: 2	E: 0	LOB: 1	K: 0	BB: 0	S: 5	P: 5
	R: 2	H: 1	E: 0	LOB: 0	K: 0	BB: 1	S: 4	P: 8
	R: 0	H: 1	E: 0	LOB: 0	K: 0	BB: 1	S: 2	P: 6
	R: 1	H: 1	E: 0	LOB: 0	K: 2	BB: 0	S: 8	P: 8

PITCHER	IP	WLS	BF	H	R	ER	SO	BB	IBB	HBP	BLK	WP	HR	S	P	ERA	WHIP
Jack Morris, R (1, 1) ERA: 4.14	8.0	L	31	7	5	5	3	2	0	0	0	0	3	35	43	5.62	1.125

**BOTTOM**

AB	R	H	RBI	BB	SO	LOB
4	1	2	1	0	1	1
4	1	1	1	0	0	1
4	0	0	0	0	0	2
3	1	0	0	1	1	1
3	1	1	2	0	1	0
3	1	1	0	0	0	0
3	0	1	0	0	0	1
3	0	1	0	0	0	1
1	0	0	1	1	0	0

<b>AB</b>	<b>28</b>
<b>R</b>	<b>5</b>
<b>H</b>	<b>7</b>
<b>RBI</b>	<b>5</b>
<b>BB</b>	<b>2</b>
<b>SO</b>	<b>3</b>
<b>LOB</b>	<b>7</b>



WP	PA
0	32

**Detroit Tigers @ Seattle Mariners**  
**The Kingdome, Seattle, WA**  
 Thu Aug 26 1982, 10:05 PM EDT  
 Att. 7,907 - Unknown

livebaseballscorecards.com

Batter	1	2	3	4	5	6	7	8	9	AB R H RBI BB SO LOB	TOP											
Lou Whitaker, L (1, 4) OBP: 0.339, SLG: 0.432	0-0 F7			0-0 4-3	0-0 F9			0-0 4-3	0-0 L6	5 0 0 0 0 0 3												
Glenn Wilson, R (1, 8) OBP: 0.354, SLG: 0.528	0-0 1-4-3			0-3 K		0-0 1-4-3 1B 1B		0-0 6-3		4 0 1 0 0 1 0												
Larry Herndon, R (1, 7) OBP: 0.329, SLG: 0.489	0-0 L4			0-3 K		0-0 1-4-3 1-2			0-0 FC FC6-4 2B	4 1 1 0 0 1 1												
Lance Parrish, R (1, 2) OBP: 0.348, SLG: 0.536		0-3 K		4-0 BB SF9 1B BB	0-3 K			0-3 K	0-3 K	3 1 0 0 1 3 2												
Jerry Turner, L (1, 10) OBP: 0.335, SLG: 0.418 Mike Ivie, R (9, PH) OBP: 0.302, SLG: 0.435		0-0 1-3		0-3 K	0-0 K	0-0 2-H 1B		4-0 FC E IBB	4-0 FC E IBB	3 0 1 0 0 1 1 0 1 0 0 1 0 0												
Rick Leach, L (1, 3) OBP: 0.288, SLG: 0.331 Enos Cabell, R (9, PH) OBP: 0.261, SLG: 0.326 (9, 3)		0-0 F6		0-0 SF9 BB 2B 1B	0-0 F7			0-0 FC FC6-4	0-0 FC FC6-4	3 1 1 0 0 0 0 1 0 0 0 0 0 2												
Lynn Jones, R (1, 9) OBP: 0.256, SLG: 0.254			0-0 F9	4-0 BB BB BB	0-0 F3			0-0 FC6-4 1B	0-0 FC6-4 1B	3 1 0 1 1 0 1												
Tom Brookens, R (1, 5) OBP: 0.302, SLG: 0.377			0-0 6-3	0-0 SF9	0-0 F9			0-0 1B 1B	0-0 1B 1B	3 1 1 2 0 0 0												
Alan Trammell, R (1, 6) OBP: 0.310, SLG: 0.364			0-0 F9	0-0 1-3 3-H 2B	0-0 F7			0-0 1B 1B	0-0 1B 1B	4 0 2 2 0 0 0												
<b>Inning Stats</b>	R: 0 E: 0 K: 0 S: 3	H: 0 LOB: 0 BB: 0 P: 3	R: 0 E: 0 K: 1 S: 5	H: 0 LOB: 0 BB: 0 P: 5	R: 0 E: 0 K: 0 S: 3	H: 0 LOB: 0 BB: 0 P: 3	R: 0 E: 0 K: 2 S: 7	H: 0 LOB: 0 BB: 0 P: 7	R: 2 E: 0 K: 1 S: 7	H: 2 LOB: 2 BB: 2 P: 15	R: 0 E: 0 K: 1 S: 6	H: 2 LOB: 2 BB: 0 P: 6	R: 0 E: 0 K: 0 S: 3	H: 0 LOB: 0 BB: 0 P: 3	R: 0 E: 0 K: 0 S: 3	H: 0 LOB: 0 BB: 0 P: 3	R: 4 E: 1 K: 1 S: 9	H: 3 LOB: 1 BB: 1 P: 13	1B: 5 2B: 2 3B: 0 HR: 0	SF: 1 SAC: 0 DP: 0 HBP: 0	WP: 0 PB: 0 SB: 0 CS: 0	PA: 37
<b>PITCHER</b>	IP WLS BF H R ER SO BB IBB HBP BLK WP HR S P ERA WHIP																				IP WLS BF H R ER SO BB IBB HBP BLK WP HR S P ERA WHIP	
Jim Beattie, R (1, 1) ERA: 3.05	8.1 L 31 5 3 3 6 2 0 0 0 0 0 41 49 3.24 0.840																					
Ed Vande Berg, L (9, 1) ERA: 2.97	0.0 1 0 0 0 0 0 0 1 0 0 0 0 0 4 ∞ ∞																					
Mike Stanton, R (9, 1) ERA: 2.8	0.2 5 2 3 3 0 0 0 0 0 0 0 0 5 5 40.50 3.000																					

**Detroit Tigers @ Seattle Mariners**  
 The Kingdome, Seattle, WA  
 Fri Aug 27 1982, 10:05 PM EDT  
 Att. 8,986 - Unknown

livebaseballscorecards.com

AB	33
R	6
H	7
RBI	5
BB	3
SO	6
LOB	10



Batter	1	2	3	4	5	6	7	8	9
Joe Simpson, L (1, 7) OBP: 0.328, SLG: 0.379 Dave Edler, R (9, 5) OBP: 0.361, SLG: 0.407	0-3 K		0-0 4-3			0-0 2B 1B		0-0 6-3 2-3	
Manny Castillo, S (1, 5) OBP: 0.305, SLG: 0.345	0-0 6-3			0-0 1B		0-0 1-H 2B		0-3 K	
Al Cowens, R (1, 9) OBP: 0.327, SLG: 0.479	0-3 K			0-0 F5		0-3 K2-3		0-0 F8	
Gary Gray, R (1, 10) OBP: 0.335, SLG: 0.368		0-0 G3-6-1 BB 1B		0-3 K		0-0 6-3		0-0 F3	
Dave Revering, L (1, 3) OBP: 0.292, SLG: 0.358		4-0 BB G3-6-1 1-2 BB		0-3 K		0-0 G3		0-0 F2	
Rick Sweet, S (1, 2) OBP: 0.309, SLG: 0.323		0-0 G3-6-1 1-2 2-3		0-0 F8		0-0 F9			
Dave Henderson, R (1, 8) OBP: 0.334, SLG: 0.443		0-0 F2		0-0 4-3		0-0 F8			
Paul Serna, R (1, 6) OBP: 0.228, SLG: 0.276 John Moses, S (8, PH) OBP: 1.000, SLG: 1.000			0-3 K		0-0 4-3			0-0 6-3 S 1B	
Julio Cruz, S (1, 4) OBP: 0.305, SLG: 0.298			0-3 K			0-0 L4		0-3 K	

AB	R	H	RBI	BB	SO	LOB
4	1	1	0	0	1	1
0	0	0	0	0	0	0
4	0	2	1	0	1	1
4	0	0	0	0	2	2
4	0	1	0	0	1	2
3	0	0	0	1	1	1
3	0	0	0	0	0	2
3	0	0	0	0	0	1
2	0	0	0	0	1	0
1	0	1	0	0	0	0
3	0	0	0	0	2	1

**BOTTOM**

**Detroit Tigers @ Seattle Mariners**  
The Kingdom, Seattle, WA  
Fri Aug 27 1982, 10:05 PM EDT  
Att. 8,986 - Unknown

AB	31
R	1
H	5
RBI	1
BB	1
SO	9
LOB	11



Inning Stats	R: 0	H: 0	E: 0	K: 2	S: 7	H: 0	LOB: 0	BB: 0	P: 7	R: 0	H: 1	E: 0	K: 0	S: 3	H: 1	LOB: 1	BB: 1	P: 7	R: 0	H: 0	E: 0	K: 2	S: 7	H: 0	LOB: 0	BB: 0	P: 7	R: 0	H: 1	E: 0	K: 2	S: 8	H: 0	LOB: 1	BB: 0	P: 8	R: 0	H: 0	E: 0	K: 0	S: 3	H: 2	LOB: 1	BB: 0	P: 7	R: 0	H: 0	E: 0	K: 0	S: 3	H: 0	LOB: 0	BB: 0	P: 3	R: 0	H: 1	E: 0	K: 2	S: 8	H: 1	LOB: 1	BB: 0	P: 8	R: 0	H: 0	E: 0	K: 0	S: 3	H: 0	LOB: 0	BB: 0	P: 3	R: 0	H: 0	E: 0	K: 0	S: 3	H: 0	LOB: 0	BB: 0	P: 3	R: 0	H: 0	E: 0	K: 0	S: 3	H: 0	LOB: 0	BB: 0	P: 3	R: 0	H: 0	E: 0	K: 0	S: 3	H: 0	LOB: 0	BB: 0	P: 3
IP	7.0	WLS	W	BF	25	H	4	R	1	ER	1	SO	7	BB	1	IBB	0	HBP	0	BLK	0	WP	0	HR	0	S	38	P	42	ERA	1.29	WHIP	0.714	IP	2.0	WLS	S	BF	7	H	1	R	0	ER	0	SO	2	BB	0	IBB	0	HBP	0	BLK	0	WP	0	HR	0	S	11	P	11	ERA	0.00	WHIP	0.500																																

WP	PA	ERA	WHIP
0	32		

Batter	1	2	3	4	5	6	7	8	9	AB R H RBI BB SO LOB	TOP														
Lou Whitaker, L (1, 4) OBP: 0.338, SLG: 0.430	0-0 3-1	0-0 3-1		0-0 6-3		0-0 CS	0-0 WP 1B		0-0 FC2-6 1B	5 0 1 0 0 0 4															
Glenn Wilson, R (1, 8) OBP: 0.360, SLG: 0.534	0-0 1B 2B		0-0 1B		0-0 6-3		0-0 F8		0-0 1-3 1B	5 1 3 0 0 0 1															
Larry Herndon, R (1, 7) OBP: 0.326, SLG: 0.484	0-3 K		0-0 F8		0-0 6-3		0-0 F9		0-0 1-3	5 0 0 0 0 1 5															
Lance Parrish, R (1, 2) OBP: 0.346, SLG: 0.531	0-0 1B 1B		0-0 F7		0-0 5-3		0-0 6-3		0-0 6-3	5 0 1 1 0 0 4															
John Wockenfuss, R (1, 10) OBP: 0.372, SLG: 0.394	0-0 1-2 1B		0-3 K2-3		0-0 1B		0-0 F3			4 0 2 0 0 1 1															
Chet Lemon, R (1, 9) OBP: 0.356, SLG: 0.406	0-0 6-3		0-3 K		0-0 1B 1B		0-0 F6			4 1 1 0 0 1 2															
Enos Cabell, R (1, 3) OBP: 0.285, SLG: 0.328		0-0 1-3		1-0 S HBP		0-0 1B 1B E		0-0 S 1B		3 1 2 0 0 0 0															
Tom Brookens, R (1, 5) OBP: 0.301, SLG: 0.376		0-3 K		0-3 K		0-0 FC4-6 1B		0-0 F8		4 0 1 1 0 2 2															
Alan Trammell, R (1, 6) OBP: 0.314, SLG: 0.369		0-0 2B		4-0 BB		0-0 FC4-6 CS		0-0 FC2-6 1B		3 0 2 0 1 0 1															
<b>Inning Stats</b>	R: 1 E: 0 K: 1 S: 8	H: 3 LOB: 2 BB: 0 P: 8	R: 0 E: 0 K: 1 S: 6	H: 1 LOB: 1 BB: 0 P: 6	R: 0 E: 0 K: 1 S: 6	H: 1 LOB: 1 BB: 0 P: 6	R: 0 E: 0 K: 2 S: 7	H: 0 LOB: 2 BB: 1 P: 12	R: 0 E: 0 K: 0 S: 3	H: 0 LOB: 0 BB: 0 P: 3	R: 2 E: 1 K: 0 S: 5	H: 4 LOB: 0 BB: 0 P: 5	R: 0 E: 0 K: 0 S: 4	H: 1 LOB: 1 BB: 0 P: 4	R: 0 E: 0 K: 0 S: 4	H: 1 LOB: 1 BB: 0 P: 4	R: 0 E: 0 K: 0 S: 5	H: 2 LOB: 2 BB: 0 P: 5	1B: 11 2B: 2 3B: 0 HR: 0	SF: 0 SAC: 0 DP: 0 HBP: 1	WP: 1 PB: 0 SB: 2 CS: 1	PA: 41			
<b>PITCHER</b>	IP WLS BF H R ER SO BB IBB HBP BLK WP HR S P ERA WHIP																								
Floyd Bannister, L (1, 1) ERA: 3.38	7.1		32	10	3	2	5	1	0	1	0	1	0	40	45	2.46	1.500								
Mike Stanton, R (8, 1) ERA: 2.77	0.2		4	2	0	0	0	0	0	0	0	0	0	4	4	0.00	3.000								
Bryan Clark, L (9, 1) ERA: 2.98	0.1		2	1	0	0	0	0	0	0	0	0	0	2	2	0.00	3.000								
Ron Musselman, R (9, 1) ERA:	0.2	W	2	0	0	0	0	0	0	0	0	0	0	2	2	0.00	0.000								

**Detroit Tigers @ Seattle Mariners**  
 The Kingdome, Seattle, WA  
 Sat Aug 28 1982, 10:05 PM EDT  
 Att: 10,120 - Unknown

[livebaseballscorecards.com](http://livebaseballscorecards.com)

**AB 38**  
**R 3**  
**H 13**  
**RBI 2**  
**BB 1**  
**SO 5**  
**LOB 20**



**BOTTOM**

**Detroit Tigers @ Seattle Mariners**  
 The Kingdom, Seattle, WA  
 Sat Aug 28 1982, 10:05 PM EDT  
 Att. 10,120 - Unknown

livebaseballscores.com

<b>AB</b>	<b>34</b>
<b>R</b>	<b>4</b>
<b>H</b>	<b>8</b>
<b>RBI</b>	<b>3</b>
<b>BB</b>	<b>1</b>
<b>SO</b>	<b>6</b>
<b>LOB</b>	<b>14</b>



WP: 1	PA: 37
PB: 0	
SB: 0	
CS: 0	

AB	R	H	RBI	BB	SO	LOB
3	0	1	0	0	0	1
2	0	0	0	0	0	2

4	0	0	0	0	0	1
---	---	---	---	---	---	---

4	0	0	0	0	1	0
---	---	---	---	---	---	---

4	0	0	0	0	1	1
---	---	---	---	---	---	---

3	1	3	0	0	0	0
1	1	1	0	0	0	0

4	1	1	3	0	1	2
---	---	---	---	---	---	---

3	1	2	0	1	0	1
---	---	---	---	---	---	---

2	0	0	0	0	1	2
---	---	---	---	---	---	---

2	0	0	0	0	1	1
1	0	0	0	0	1	2
0	0	0	0	0	0	0
1	0	0	0	0	0	1

1B: 4	SF: 0
2B: 3	SAC: 2
3B: 1	DP: 1
HR: 1	HBP: 0

Batter	1	2	3	4	5	6	7	8	9
Joe Simpson, L (1, 7) OBP: 0.328, SLG: 0.378 John Moses, S (7, PH) OBP: 0.500, SLG: 0.500 (8, 7)	0-0 L4-3 1B		0-0 F9		0-0 6-3		0-0 F9		0-0 WP 3-H
Manny Castillo, S (1, 5) OBP: 0.302, SLG: 0.341	0-0 L4-3 1-2		0-0 F7			0-0 1-3		0-0 5-3	
Al Cowens, R (1, 9) OBP: 0.325, SLG: 0.475	0-0 E4 FC6-4			0-0 F8		0-3 K		0-0 F8	
Richie Zisk, R (1, 10) OBP: 0.361, SLG: 0.483	0-0 FC6-4 1-2f			0-3 K		0-0 F6		0-0 F3	
Dave Revering, L (1, 3) OBP: 0.300, SLG: 0.371 Gary Gray, R (9, PH) OBP: 0.337, SLG: 0.379		0-0 FC5-4 1B			0-0 1B		0-0 E9 E 2B		0-0 HR 3B
Jim Essian, R (1, 2) OBP: 0.310, SLG: 0.407		0-0 F8		0-3 K		0-0 E5 SH5-4 BB 3-H		0-0 HR 3-H	
Dave Henderson, R (1, 8) OBP: 0.340, SLG: 0.449		0-0 FC5-4 1-2f			0-0 2B		4-0 SH5-4 BB 1-2		0-0 G3 SH5-4 WP 1B
Todd Cruz, R (1, 6) OBP: 0.244, SLG: 0.368		0-3 K2-3			0-0 F4		0-0 SH5-4 1-2 2-3		0-0 SH5-4 1-2
Julio Cruz, S (1, 4) OBP: 0.303, SLG: 0.297 Bruce Bochte, L (7, PH) OBP: 0.379, SLG: 0.390 Paul Serma, R (8, 4) OBP: 0.228, SLG: 0.276 Rick Sweet, S (9, PH) OBP: 0.308, SLG: 0.322			0-0 6-3		0-3 K		0-3 K		0-0 G3 2-3

Inning Stats	R: 0	H: 1	E: 1	LOB: 1	K: 0	BB: 0	S: 4	P: 4
	R: 0	H: 1	E: 0	LOB: 1	K: 1	BB: 0	S: 6	P: 6
	R: 0	H: 0	E: 0	LOB: 0	K: 0	BB: 0	S: 3	P: 3
	R: 0	H: 1	E: 0	LOB: 1	K: 2	BB: 0	S: 8	P: 8
	R: 0	H: 1	E: 0	LOB: 1	K: 1	BB: 0	S: 6	P: 6
	R: 0	H: 0	E: 0	LOB: 0	K: 1	BB: 0	S: 5	P: 5
	R: 1	H: 1	E: 2	LOB: 2	K: 1	BB: 1	S: 7	P: 11
	R: 0	H: 0	E: 0	LOB: 0	K: 0	BB: 0	S: 3	P: 3
	R: 3	H: 3	E: 0	LOB: 0	K: 0	BB: 0	S: 5	P: 5

PITCHER	IP	WLS	BF	H	R	ER	SO	BB	IBB	HBP	BLK	WP	HR	S	P	ERA	WHIP
Dan Petry, R (1, 1) ERA: 2.99	6.0		23	5	1	0	5	0	0	0	0	0	0	33	33	0.00	0.833
Larry Pashnick, R (7, 1) ERA: 3.69	0.1		3	0	0	0	0	1	0	0	0	0	0	2	6	0.00	3.000
Pat Underwood, L (7, 1) ERA: 4.76	1.2		7	2	2	2	1	0	0	0	0	0	1	9	9	10.80	1.200
Dave Tobik, R (9, 1) ERA: 2.77	0.2	L	4	1	1	1	0	0	0	0	0	1	0	3	3	13.50	1.500

Batter	1	2	3	4	5	6	7	8	9	AB R H RBI BB SO LOB	TOP											
Lou Whitaker, L (1, 4) OBP: 0.337, SLG: 0.426	0-0 F2		0-0 4-3		0-0 G3		0-3 K		4-0 G3 SH1-4 1B BB	4 1 0 0 1 1 3												
Glenn Wilson, R (1, 8) OBP: 0.358, SLG: 0.529	0-0 F7			0-0 1B SF9 1B	0-0 1-3		0-0 1-3		0-0 SH1-4	4 1 1 1 0 0 1												
Larry Herndon, R (1, 7) OBP: 0.328, SLG: 0.484	0-0 5-3			0-0 1B		4-0 1B 1B 1B BB	0-0 E1		0-0 G3	4 1 2 0 1 0 1												
Lance Parrish, R (1, 2) OBP: 0.347, SLG: 0.531		0-3 K		0-0 SF9		0-0 1B 1B 1B FC6	0-0 F7		0-0 1B	4 1 2 2 0 1 1												
Jerry Turner, L (1, 10) OBP: 0.337, SLG: 0.417		0-0 1B		0-0 F6		0-0 FC6 1B 1-2 2-3 1B		0-0 F8	0-3 K	5 0 2 0 0 1 2												
Howard Johnson, S (1, 9) OBP: 0.269, SLG: 0.347		0-3 K		4-0 FC4-6 BB		0-0 FC6 1-2 2-3 3-H 1B				3 1 2 2 1 1 0												
Lynn Jones, R (8, 9) OBP: 0.256, SLG: 0.254										0 0 0 0 0 0 0												
Rick Leach, L (1, 3) OBP: 0.290, SLG: 0.339			0-0 2B		0-0 FC4-6		0-0 FC6 1-2 2-3 3-H 1B			2 0 1 0 0 0 2												
Enos Cabell, R (6, PH) OBP: 0.286, SLG: 0.329										2 0 1 1 0 0 2												
Tom Brookens, R (1, 5) OBP: 0.298, SLG: 0.371			0-0 6-3		0-3 K		0-0 L4		0-0 F8	4 0 0 0 0 1 4												
Alan Trammell, R (1, 6) OBP: 0.316, SLG: 0.367			0-0 F9		4-0 G3 S BB		4-0 E S 1-3 BB		0-0 F9	2 1 0 0 2 0 2												
<b>Inning Stats</b>	R: 0 E: 0 K: 0 S: 3	H: 0 LOB: 0 BB: 0 P: 3	R: 0 E: 0 K: 2 S: 7	H: 1 LOB: 0 BB: 0 P: 7	R: 0 E: 0 K: 0 S: 4	H: 1 LOB: 1 BB: 0 P: 4	R: 1 E: 0 K: 0 S: 5	H: 2 LOB: 2 BB: 1 P: 9	R: 0 E: 0 K: 1 S: 5	H: 0 LOB: 1 BB: 1 P: 9	R: 2 E: 0 K: 0 S: 5	H: 3 LOB: 1 BB: 1 P: 9	R: 1 E: 1 K: 1 S: 6	H: 1 LOB: 1 BB: 1 P: 10	R: 1 E: 0 K: 0 S: 5	H: 2 LOB: 1 BB: 0 P: 5	R: 1 E: 0 K: 1 S: 6	H: 1 LOB: 1 BB: 1 P: 10	1B: 9 2B: 1 3B: 0 HR: 1	SF: 1 SAC: 1 DP: 0 HBP: 0	WP: 0 PB: 0 SB: 2 CS: 1	PA: 41
<b>PITCHER</b>	IP WLS BF H R ER SO BB IBB HBP BLK WP HR S P ERA WHIP																					
Gaylord Perry, R (1, 1) ERA: 4.53	5.0 L 24 7 3 3 3 3 3 0 0 0 0 0 0 27 39 5.40 2.000																					
Bryan Clark, L (6, 1) ERA: 2.96	0.1 1 0 0 0 0 0 0 0 0 0 0 0 0 1 1 0.00 0.000																					
Ron Musselman, R (6, 1) ERA: 1.59	2.0 9 3 2 1 1 1 1 0 0 0 0 0 1 10 14 4.50 2.000																					
Ed Vande Berg, L (8, 1) ERA: 3.07	1.0 4 0 1 1 0 1 0 0 0 0 0 0 0 3 7 9.00 1.000																					
Bill Caudill, R (9, 1) ERA: 2.12	0.2 3 1 0 0 0 1 0 0 0 0 0 0 0 5 5 0.00 1.500																					

**Detroit Tigers @ Seattle Mariners**  
 The Kingdome, Seattle, WA  
 Sun Aug 29 1982, 10:05 PM EDT  
 Att. 8,998 - Unknown

[livebaseballscorecards.com](http://livebaseballscorecards.com)

<b>AB</b>	34
<b>R</b>	6
<b>H</b>	11
<b>RBI</b>	6
<b>BB</b>	5
<b>SO</b>	5
<b>LOB</b>	18






Batter	1	2	3	4	5	6	7	8	9	AB	R	H	RBI	BB	SO	LOB
Joe Simpson, L (1, 7) OBP: 0.322, SLG: 0.371	0-0 F7		0-3 K		0-0 G3		0-0 F7			4	0	0	0	0	1	1
Manny Castillo, S (1, 5) OBP: 0.300, SLG: 0.339	0-0 5-3		0-0 4-3		0-0 SF9		0-0 F7			3	0	0	1	0	0	0
Al Cowens, R (1, 9) OBP: 0.324, SLG: 0.476	0-0 5-3		0-0 2B		0-0 F7		0-3 K			4	0	1	0	0	1	0
Richie Zisk, R (1, 10) OBP: 0.362, SLG: 0.484		4-0 1B BB BB	0-0 4-3		0-0 FC1-5		0-0 2B		0-0 6-3	3	0	1	0	1	0	1
Dave Revering, L (1, 3) OBP: 0.303, SLG: 0.368		4-0 1B BB 1-2		0-3 K		4-0 WP FC1-5		0-0 BB	0-0 F9	2	0	0	0	2	1	0
Rick Sweet, S (1, 2) OBP: 0.311, SLG: 0.340		0-0 1B 1-2 2-3		0-0 HR		0-0 FC1-5 WP		0-0 2B	0-0 G3	4	1	2	1	0	0	2
Dave Henderson, R (1, 8) OBP: 0.339, SLG: 0.444		4-0 IBB		0-0 4-3		0-3 K		0-0 2B		3	0	0	0	1	1	2
Todd Cruz, R (1, 6) OBP: 0.244, SLG: 0.365		0-0 F7		0-0 F7		4-0 BB 1-2 2-3		0-0 BB	0-0 F8	3	0	0	0	1	1	3
Julio Cruz, S (1, 4) OBP: 0.303, SLG: 0.295		0-0 F7		4-0 SF9 BB		0-0 F7		0-0 1-3		3	1	0	0	1	0	6

Inning Stats	R: 0	H: 0	E: 0	K: 0	S: 3	H: 0	LOB: 0	BB: 0	P: 3	R: 0	H: 1	E: 0	K: 0	S: 3	H: 1	LOB: 3	BB: 3	P: 15	R: 0	H: 1	E: 0	K: 1	S: 6	H: 1	LOB: 1	BB: 0	P: 6	R: 1	H: 1	E: 0	K: 1	S: 6	H: 0	LOB: 0	BB: 0	P: 6	R: 1	H: 0	E: 0	K: 0	S: 3	H: 1	LOB: 3	BB: 2	P: 14	R: 0	H: 0	E: 0	K: 1	S: 5	H: 0	LOB: 0	BB: 0	P: 5	R: 0	H: 0	E: 0	K: 0	S: 3	H: 0	LOB: 0	BB: 0	P: 3	R: 0	H: 0	E: 0	K: 1	S: 5	H: 0	LOB: 0	BB: 0	P: 5	1B: 1	2B: 2	3B: 0	HR: 1	SF: 1	SAC: 0	DP: 0	HBP: 0	WP: 1	PB: 0	SB: 1	CS: 0	PA: 36
--------------	------	------	------	------	------	------	--------	-------	------	------	------	------	------	------	------	--------	-------	-------	------	------	------	------	------	------	--------	-------	------	------	------	------	------	------	------	--------	-------	------	------	------	------	------	------	------	--------	-------	-------	------	------	------	------	------	------	--------	-------	------	------	------	------	------	------	------	--------	-------	------	------	------	------	------	------	------	--------	-------	------	-------	-------	-------	-------	-------	--------	-------	--------	-------	-------	-------	-------	--------

PITCHER	IP	WLS	BF	H	R	ER	SO	BB	IBB	HBP	BLK	WP	HR	S	P	ERA	WHIP
Jerry Ujdur, R (1, 1) ERA: 3.5	9.0	W	36	4	2	2	5	5	1	0	0	1	1	40	64	2.00	1.000

**DETROIT TIGERS @ SEATTLE MARINERS**  
 The Kingdome, Seattle, WA  
 Sun Aug 29 1982, 10:05 PM EDT  
 Att. 8,998 - Unknown

AB	29
R	2
H	4
RBI	2
BB	6
SO	5
LOB	15



Batter	1	2	3	4	5	6	7	8	9	AB R H RBI BB SO LOB	TOP											
<b>Brian Downing, R</b> (1, 7) OBP: 0.374, SLG: 0.484	0-0 2B 1B		0-0 2B 1B	4-0 BB BB BB	0-0 1-H 2-H 3-H HR		0-0 1-3		0-0 HR	5 3 4 5 1 0 1												
<b>Rod Carew, L</b> (1, 3) OBP: 0.393, SLG: 0.394	0-0 1-3 2B		0-0 F8	0-0 1-3	0-3 K		0-0 2-3 1B 1B		0-0 1-3	6 0 2 0 0 1 3												
<b>Reggie Jackson, L</b> (1, 9) OBP: 0.374, SLG: 0.528 <b>Bobby Clark, R</b> (8, 9) OBP: 0.213, SLG: 0.288	0-3 K		0-0 G3 1-H E 2B		0-0 HR G3		0-0 1-2 3-H 1B		0-3 K	5 2 3 3 0 1 2 1 0 0 0 0 1 0												
<b>Fred Lynn, L</b> (1, 8) OBP: 0.370, SLG: 0.505 <b>Juan Beniquez, R</b> (5, 8) OBP: 0.328, SLG: 0.345	4-0 G5-4-3 IBB		0-0 G3		4-0 2B WP BB		0-3 K			1 1 0 0 2 0 1 2 0 1 0 0 1 2												
<b>Doug DeCinces, R</b> (1, 5) OBP: 0.369, SLG: 0.558	0-0 G5-4-3		0-0 E6		0-0 WP 1-3 2B		0-0 K		0-0 P4	5 1 1 0 0 1 6												
<b>Don Baylor, R</b> (1, 10) OBP: 0.329, SLG: 0.429		0-0 4-3	0-0 F8		4-0 WP HR BB		0-3 K		0-0 P4	4 1 0 0 1 1 2												
<b>Bobby Grich, R</b> (1, 4) OBP: 0.376, SLG: 0.447 <b>Rob Wilfong, L</b> (6, PH) OBP: 0.248, SLG: 0.265		0-0 1B 1B		0-0 F8		4-0 1-2 2-3 3-H HR BB		0-3 K		2 1 1 0 1 0 0 1 0 0 0 1 1 0												
<b>Tim Lincecum, R</b> (1, 6) OBP: 0.279, SLG: 0.319		0-0 1-2 1B		0-3 K		0-0 F9		0-0 FC6-4		5 0 1 0 0 1 5												
<b>Bob Boone, R</b> (1, 2) OBP: 0.312, SLG: 0.354		0-0 F6		0-0 E6		4-0 1-2 2-3 3-H HR IBB		0-0 1B 1B 2B		4 2 1 0 1 1 1												
<b>Inning Stats</b>	R: 0 E: 0 K: 1 S: 6	H: 2 LOB: 2 BB: 1 P: 10	R: 0 E: 0 K: 0 S: 4	H: 2 LOB: 1 BB: 0 P: 4	R: 2 E: 1 K: 0 S: 6	H: 2 LOB: 1 BB: 0 P: 6	R: 0 E: 1 K: 1 S: 6	H: 0 LOB: 2 BB: 1 P: 10	R: 7 E: 0 K: 1 S: 8	H: 3 LOB: 0 BB: 4 P: 24	R: 0 E: 0 K: 2 S: 8	H: 1 LOB: 2 BB: 1 P: 12	R: 1 E: 0 K: 1 S: 8	H: 3 LOB: 2 BB: 0 P: 8	R: 0 E: 0 K: 1 S: 5	H: 0 LOB: 0 BB: 0 P: 5	R: 1 E: 0 K: 2 S: 8	H: 1 LOB: 0 BB: 0 P: 8	1B: 6 2B: 5 3B: 0 HR: 3	SF: 0 SAC: 0 DP: 1 HBP: 0	WP: 2 PB: 0 SB: 0 CS: 0	PA: 48
<b>PITCHER</b>	IP WLS BF H R ER SO BB IBB HBP BLK WP HR S P ERA WHIP																					
<b>Jack Morris, R</b> (1, 1) ERA: 4.27	4.0 L 24 8 6 5 2 3 1 0 0 0 1 24 40 11.25 2.750																					
<b>Larry Pashnick, R</b> (5, 1) ERA: 3.97	0.1 4 1 3 3 0 1 1 0 0 2 1 2 10 81.00 6.000																					
<b>Dave Rucker, L</b> (5, 1) ERA: 5.13	0.2 2 0 0 0 1 0 0 0 0 0 0 4 4 0.00 0.000																					
<b>Bob James, R</b> (6, 1) ERA: 5.96	4.0 18 5 2 2 6 1 0 0 0 0 1 29 33 4.50 1.500																					

California Angels @ Detroit Tigers  
Tiger Stadium, Detroit, MI  
Tue Aug 31 1982, 7:05 PM EDT  
Att: 15,187 - Unknown

livebaseballscorecards.com

AB	41
R	11
H	14
RBI	8
BB	7
SO	9
LOB	23



Batter	1	2	3	4	5	6	7	8	9
Lou Whitaker, L (1, 4) OBP: 0.335, SLG: 0.423 Bill Fahey, L (7, 2) OBP: 0.114, SLG: 0.140	0-3 K		0-0 G3			0-0 G3		0-0 L6	
Glenn Wilson, R (1, 8) OBP: 0.360, SLG: 0.528	0-0 6-3			0-0 5-3		0-0 6-3 1B		0-0 2B 1B	
Larry Herndon, R (1, 7) OBP: 0.328, SLG: 0.484	0-0 E6			0-0 F9		0-0 6-3		0-0 1-3 2B	
Lance Parrish, R (1, 2) OBP: 0.348, SLG: 0.531 Howard Johnson, S (6, PH) OBP: 0.259, SLG: 0.333 (7, 5)	0-0 F7			0-0 FC5-4 1B		0-0 F7		0-0 5-3	
Mike Ivie, R (1, 10) OBP: 0.297, SLG: 0.427		0-0 5-3		0-0 FC5-4			0-0 5-3		0-0 F8
John Wockenfuss, R (1, 9) OBP: 0.365, SLG: 0.384		0-0 6-3			0-0 6-3		0-0 5-3		0-0 4-3
Enos Cabell, R (1, 3) OBP: 0.291, SLG: 0.336		0-0 1-3			0-0 2B		0-0 FC6-4 1B		0-0 FC6-4 1B
Tom Brookens, R (1, 5) OBP: 0.294, SLG: 0.367 (7, 4)			0-0 F9		0-0 L5		0-0 FC6-4		0-0 FC6-4
Alan Trammell, R (1, 6) OBP: 0.316, SLG: 0.367			0-0 G3 1B		0-0 6-3			0-0 6-3	

AB	R	H	RBI	BB	SO	LOB
3	0	0	0	0	1	1
1	0	0	0	0	0	0
4	0	2	0	0	0	0
4	0	1	0	0	0	1
2	0	1	0	0	0	1
2	0	0	0	0	0	3
4	0	0	0	0	0	1
4	0	0	0	0	0	0
4	0	3	0	0	0	0
4	0	0	0	0	0	3
3	0	1	0	0	0	1

**BOTTOM**

**California Angels @ Detroit Tigers**  
Tiger Stadium, Detroit, MI  
Tue Aug 31 1982, 7:05 PM EDT  
Att. 15,187 - Unknown

[livebaseballscorecards.com](http://livebaseballscorecards.com)

<b>AB</b>	<b>35</b>
<b>R</b>	<b>0</b>
<b>H</b>	<b>8</b>
<b>RBI</b>	<b>0</b>
<b>BB</b>	<b>0</b>
<b>SO</b>	<b>1</b>
<b>LOB</b>	<b>11</b>



Inning Stats	R: 0	H: 0	E: 1	LOB: 1	K: 1	S: 6	P: 6	R: 0	H: 0	E: 0	LOB: 0	K: 0	S: 3	P: 3	R: 0	H: 1	E: 0	LOB: 0	K: 0	S: 3	R: 0	H: 1	E: 0	LOB: 1	K: 0	S: 4	P: 4	R: 0	H: 1	E: 0	LOB: 1	K: 0	S: 4	R: 0	H: 1	E: 0	LOB: 1	K: 0	S: 4	R: 0	H: 1	E: 0	LOB: 1	K: 0	S: 4	R: 0	H: 2	E: 0	LOB: 2	K: 0	S: 5	P: 5	R: 0	H: 1	E: 0	LOB: 1	K: 0	S: 4	P: 4	R: 0	H: 1	E: 0	LOB: 1	K: 0	S: 4	P: 4	
<b>IP</b>	9.0	<b>WLS</b>	W	<b>BF</b>	35	<b>H</b>	8	<b>R</b>	0	<b>ER</b>	0	<b>SO</b>	1	<b>BB</b>	0	<b>IBB</b>	0	<b>HBP</b>	0	<b>BLK</b>	0	<b>WP</b>	0	<b>HR</b>	0	<b>S</b>	37	<b>P</b>	37	<b>ERA</b>	0.00	<b>WHIP</b>	0.889	<b>IP</b>		<b>WLS</b>		<b>BF</b>		<b>H</b>		<b>R</b>		<b>ER</b>		<b>SO</b>		<b>BB</b>		<b>IBB</b>		<b>HBP</b>		<b>BLK</b>		<b>WP</b>		<b>HR</b>		<b>S</b>		<b>P</b>		<b>ERA</b>		<b>WHIP</b>	

**PITCHER**  
**Geoff Zahn, L** (1, 1)  
ERA: 3.62

<b>WP:</b> 0	<b>PA:</b> 35
<b>PB:</b> 0	
<b>SB:</b> 0	
<b>CS:</b> 0	







Batter	1	2	3	4	5	6	7	8	9
Lou Whitaker, L (1, 4) OBP: 0.333, SLG: 0.430	0-0 5-3		0-0 F7		0-0 1B 3B		0-0 6-3		
Glenn Wilson, R (1, 8) OBP: 0.359, SLG: 0.518	0-3 K		0-0 6-3		0-0 CS 1B		0-0 F7		
Larry Herndon, R (1, 7) OBP: 0.330, SLG: 0.481	0-0 5-3			0-0 1B 5-3 1B	0-0 4-3		0-3 K		
Lance Parrish, R (1, 2) OBP: 0.345, SLG: 0.539		0-3 K		0-0 5-3	0-0 HR		0-0 HR		
Jerry Turner, L (1, 10) OBP: 0.330, SLG: 0.407		0-0 F7		0-0 1B	0-3 K		0-0 4-3		
Mike Ivie, R (8, PH) OBP: 0.296, SLG: 0.426				2-3 2B 1B					
Howard Johnson, S (1, 5) OBP: 0.355, SLG: 0.382		4-0 BLK		0-0 2B 1B		4-0 G3-6-3 BB		4-0 G6-4-3 BB	
Tom Brookens, R (9, 5) OBP: 0.297, SLG: 0.372		BB		1-2 3-H					
Mike Laga, L (1, 3) OBP: 0.333, SLG: 0.400		0-0 F7		0-0 2B		0-0 G3-6-3		0-0 G6-4-3	
Enos Cabell, R (8, PH) OBP: 0.292, SLG: 0.335		1-2		1-H 2-H		1-2f		1-2f	
Rick Leach, L (1, 9) OBP: 0.291, SLG: 0.339			0-0 F2	0-0 3-1		0-0 1B			
Alan Trammell, R (1, 6) OBP: 0.320, SLG: 0.377			0-0 2B	0-0 4-3		0-0 6-3			

Inning Stats	R: 0 E: 0 K: 1 S: 5	H: 0 LOB: 0 BB: 0 P: 5	R: 0 E: 0 K: 1 S: 5	H: 0 LOB: 1 BB: 1 P: 9	R: 0 E: 0 K: 0 S: 4	H: 1 LOB: 1 BB: 0 P: 4	R: 3 E: 0 K: 0 S: 7	H: 4 LOB: 1 BB: 0 P: 7	R: 2 E: 0 K: 1 S: 7	H: 3 LOB: 0 BB: 0 P: 7	R: 0 E: 0 K: 0 S: 3	H: 1 LOB: 1 BB: 1 P: 7	R: 0 E: 0 K: 1 S: 5	H: 0 LOB: 0 BB: 0 P: 5	R: 1 E: 0 K: 0 S: 3	H: 1 LOB: 0 BB: 1 P: 7
1B: 5 2B: 2 3B: 1 HR: 2	SF: 0 SAC: 0 DP: 2 HBP: 0	WP: 0 PB: 0 SB: 0 CS: 1														

PITCHER	IP	WLS	BF	H	R	ER	SO	BB	IBB	HBP	BLK	WP	HR	S	P	ERA	WHIP
Mike Witt, R (1, 1) ERA: 3.42	4.0	L	19	6	4	4	2	1	0	0	1	0	0	22	26	9.00	1.750
Doug Corbett, R (5, 1) ERA: 5.26	0.2		3	2	1	1	0	0	0	0	0	0	1	3	3	13.50	3.000
Andy Hassler, L (5, 1) ERA: 2.26	3.1		12	2	1	1	2	2	0	0	0	0	1	14	22	2.70	1.200


**BOTTOM**

**California Angels @ Detroit Tigers**  
Tiger Stadium, Detroit, MI

Thu Sep 02 1982, 7:05 PM EDT  
Att. 12,547 - Unknown

AB	R	H	RBI	BB	SO	LOB
4	1	1	0	0	0	1
4	0	1	1	0	1	1
4	1	1	0	0	1	1
4	2	2	2	0	1	1
3	1	1	0	0	1	0
1	0	0	0	0	0	0
1	1	1	1	3	0	0
0	0	0	0	0	0	0
3	0	1	2	0	0	2
1	0	0	0	0	0	1
3	0	1	0	0	0	1
3	0	1	0	0	0	2

AB	31
R	6
H	10
RBI	6
BB	3
SO	4
LOB	10



WP	HR	S	P	ERA	WHIP
0	0	2	2	9.00	1.750
0	0	0	0	13.50	3.000
0	0	0	0	2.70	1.200

Batter	1	2	3	4	5	6	7	8	9	AB R H RBI BB SO LOB	TOP	
Rickey Henderson, R OBP: 0.407, SLG: 0.378 Jeff Burroughs, R OBP: 0.353, SLG: 0.495	4-0 CS S BB		0-3 K		0-0 5-3		0-0 FC5-4 1-2f			2 0 0 0 1 1 0 1 0 0 0 0 0 1		
Dwayne Murphy, L OBP: 0.358, SLG: 0.418	0-3 K 1-3		0-0 1B			0-0 F9		0-0 HR		4 1 2 1 0 1 1		
Dan Meyer, L OBP: 0.275, SLG: 0.386	4-0 BB		0-0 F8			0-0 1B		0-0 P5		3 0 1 0 1 0 1		
Tony Armas, R OBP: 0.270, SLG: 0.428	0-3 K			0-3 K		0-3 K		0-0 F8		4 0 0 0 0 3 2		
Wayne Gross, L OBP: 0.341, SLG: 0.354		0-0 HR		4-0 BB		0-0 1-3		0-0 F9		3 1 1 1 1 0 1		
Mitchell Page, L OBP: 0.333, SLG: 0.487		0-0 G6-4-3 1B		0-3 K			0-0 F8 1B 2B		0-0 P6	4 1 2 0 0 1 1		
Davey Lopes, R OBP: 0.308, SLG: 0.381		0-0 G6-4-3 1-2f		0-0 F8			0-0 F8 2-3		0-0 1B	4 0 1 0 0 0 3		
Mike Heath, R OBP: 0.301, SLG: 0.351		0-0 6-3			0-0 6-3		0-3 K		0-3 K	4 0 0 0 0 2 2		
Jimmy Sexton, R OBP: 0.265, SLG: 0.289 Cliff Johnson, R OBP: 0.312, SLG: 0.363 Fred Stanley, R OBP: 0.289, SLG: 0.230			0-0 F7		0-0 F9		0-0 FC5-4 3-H 1B		0-3 K	2 0 0 0 0 0 0 1 0 1 1 0 0 0 1 0 0 0 0 1 1		
<b>Inning Stats</b>	R: 0 H: 0 E: 0 LOB: 1 K: 2 BB: 2 S: 6 P: 14	R: 1 H: 2 E: 0 LOB: 0 K: 0 BB: 0 S: 4 P: 4	R: 0 H: 1 E: 0 LOB: 1 K: 1 BB: 0 S: 6 P: 6	R: 0 H: 0 E: 0 LOB: 1 K: 2 BB: 1 S: 7 P: 11	R: 0 H: 0 E: 0 LOB: 0 K: 0 BB: 0 S: 3 P: 3	R: 0 H: 1 E: 0 LOB: 1 K: 1 BB: 0 S: 6 P: 6	R: 1 H: 2 E: 0 LOB: 1 K: 1 BB: 0 S: 7 P: 7	R: 1 H: 1 E: 0 LOB: 0 K: 0 BB: 0 S: 4 P: 4	R: 0 H: 1 E: 0 LOB: 1 K: 2 BB: 0 S: 8 P: 8	1B: 5 SF: 0 2B: 1 SAC: 0 3B: 0 DP: 1 HR: 2 HBP: 0	WP: 0 PA: 36 PB: 0 SB: 1 CS: 1	
<b>PITCHER</b> Jerry Ujdur, R ERA: 3.46	IP WLS BF H R ER SO BB IBB HBP BLK WP HR S P ERA WHIP	9.0 W 36 8 3 3 9 3 0 0 0 0 0 2 51 63 3.00 1.222										

Oakland Athletics @ Detroit Tigers  
Tiger Stadium, Detroit, MI  
Fri Sep 03 1982, 7:05 PM EDT  
Att. 22,756 - Unknown - 69 F

livebaseballscorecards.com

AB	33
R	3
H	8
RBI	3
BB	3
SO	9
LOB	13





Batter	1	2	3	4	5	6	7	8	9
Lou Whitaker, L (1, 4) OBP: 0.333, SLG: 0.429	0-0 P4		0-0 G1-4-3 1B		0-0 F8		0-0 5-3 1B	0-0 P4	
Glenn Wilson, R (1, 8) OBP: 0.353, SLG: 0.509	0-0 6-3		0-0 G1-4-3 1-2f			0-0 F9	0-0 5-3		
Larry Herndon, R (1, 7) OBP: 0.331, SLG: 0.481	0-0 6-3		0-3 K			0-0 BB 1B	0-0 HR 1B		
Lance Parrish, R (1, 2) OBP: 0.349, SLG: 0.548		0-0 G3 4-3 HR 1B		0-0 P3		4-0 BB 1B BB	0-0 HR		
Jerry Turner, L (1, 10) OBP: 0.327, SLG: 0.402		0-0 4-3		0-3 K2-3		4-0 BB 1B	0-0 F9		
Mike Ivie, R (6, PH) OBP: 0.298, SLG: 0.424		1-2				1-2 2-3 BB			
Howard Johnson, S (1, 5) OBP: 0.344, SLG: 0.368		0-0 G3		0-0 4-3		0-3 K		0-0 P6	
Tom Brookens, R (6, PH) (7, 5) OBP: 0.295, SLG: 0.370		2-3							
Mike Laga, L (1, 3) OBP: 0.500, SLG: 1.000		0-0				0-0 FC4-6 1B		0-0 S 1B	
Enos Cabell, R (6, PH) (7, 3) OBP: 0.295, SLG: 0.338		3-H				1-2 2-3 3-H 1B			
Rick Leach, L (1, 9) OBP: 0.290, SLG: 0.333		4-0 BB				0-0 FC4-6 1-2f	0-0 F9	0-3 K	
Alan Trammell, R (1, 6) OBP: 0.320, SLG: 0.374		0-0 P6				0-0 F7	0-0 F8	4-0 BB	

Inning Stats	R: 0	H: 0	E: 0	K: 0	S: 3	LOB: 0	BB: 0	P: 3	R: 2	H: 2	E: 0	K: 0	S: 5	LOB: 1	BB: 1	P: 9	R: 0	H: 1	E: 0	K: 1	S: 5	LOB: 0	BB: 0	P: 5	R: 0	H: 0	E: 0	K: 1	S: 5	LOB: 0	BB: 0	P: 5	R: 0	H: 1	E: 0	K: 0	S: 4	LOB: 1	BB: 0	P: 4	R: 1	H: 2	E: 0	K: 1	S: 7	LOB: 3	BB: 2	P: 15	R: 3	H: 3	E: 0	K: 0	S: 6	LOB: 0	BB: 0	P: 6	R: 0	H: 1	E: 0	K: 1	S: 6	LOB: 2	BB: 1	P: 10
--------------	------	------	------	------	------	--------	-------	------	------	------	------	------	------	--------	-------	------	------	------	------	------	------	--------	-------	------	------	------	------	------	------	--------	-------	------	------	------	------	------	------	--------	-------	------	------	------	------	------	------	--------	-------	-------	------	------	------	------	------	--------	-------	------	------	------	------	------	------	--------	-------	-------

AB	R	H	RBI	BB	SO	LOB
5	1	2	0	0	0	3
4	0	0	0	0	0	2
4	2	2	1	0	1	0
3	2	2	2	1	0	0
2	0	0	0	0	1	1
1	0	0	0	1	0	0
2	0	0	0	0	0	1
2	0	0	0	0	1	3
2	1	2	2	0	0	0
2	0	2	1	0	0	0
3	0	0	0	1	1	5
3	0	0	0	1	0	2

**BOTTOM**

**Oakland Athletics @ Detroit Tigers**


Tiger Stadium, Detroit, MI

Fri Sep 03 1982, 7:05 PM EDT

Att: 22,756 - Unknown - 69 F

livebaseballscorecards.com

<b>AB</b>	<b>33</b>
<b>R</b>	<b>6</b>
<b>H</b>	<b>10</b>
<b>RBI</b>	<b>6</b>
<b>BB</b>	<b>4</b>
<b>SO</b>	<b>4</b>
<b>LOB</b>	<b>17</b>



PITCHER	IP	WLS	BF	H	R	ER	SO	BB	IBB	HBP	BLK	WP	HR	S	P	ERA	WHIP
Rick Langford, R (1, 1) ERA: 4.21	5.0	L	19	4	2	2	2	1	0	0	0	0	1	22	26	3.60	1.000
Tom Underwood, L (6, 1) ERA: 3.17	1.2		11	4	3	3	1	2	0	0	0	0	0	11	19	16.20	3.600
John D'Acquisto, R (7, 1) ERA: 6.75	1.1		7	2	1	1	1	1	0	0	0	0	1	8	12	6.75	2.250



Batter	1	2	3	4	5	6	7	8	9	AB	R	H	RBI	BB	SO	LOB
Lou Whitaker, L OBP: 0.333, SLG: 0.434 (1, 4)	0-0 G3		0-0 G3			0-0 4-3		0-0 1-H HR		4	1	1	2	0	0	1
Glenn Wilson, R OBP: 0.347, SLG: 0.500 (1, 8)	0-0 F7			0-0 F9		0-0 6-3		0-3 K		4	0	0	0	0	1	1
Larry Herndon, R OBP: 0.328, SLG: 0.478 (1, 7)	0-0 6-3			0-0 5-3			0-0 F8		0-0 F9	4	0	0	0	0	0	0
Lance Parrish, R OBP: 0.350, SLG: 0.546 (1, 2)		4-0 S 1B BB		0-3 K		0-0 1B		0-0 P4		3	1	1	0	1	1	0
Mike Ivie, R OBP: 0.295, SLG: 0.419 (1, 10)		0-3 K		0-3 K		0-3 K		0-0 P3		3	0	0	0	0	3	2
Jerry Turner, L OBP: 0.325, SLG: 0.400 (9, PH)		1-2 K							1	0	0	0	0	0	0	0
Howard Johnson, S OBP: 0.343, SLG: 0.367 (1, 5)		0-0 CS 2-H 1B		0-3 K		0-0 G3			3	0	1	1	0	1	1	
Mike Laga, L OBP: 0.364, SLG: 0.700 (1, 3)		0-3 K		0-3 K				0-0 P5		3	0	0	0	0	2	1
Rick Leach, L OBP: 0.291, SLG: 0.333 (1, 9)			0-0 P4			0-0 SH1 1B		0-0 3-1		3	0	1	0	0	0	0
Alan Trammell, R OBP: 0.321, SLG: 0.374 (1, 6)			0-0 F9			0-0 SH1		0-0 HR 1B		2	1	1	0	0	0	0

Inning Stats	R: 0	H: 0	E: 0	K: 0	S: 3	R: 1	H: 1	E: 0	K: 2	S: 7	R: 0	H: 0	E: 0	K: 0	S: 3	R: 0	H: 0	E: 0	K: 1	S: 5	R: 0	H: 0	E: 0	K: 3	S: 9	R: 0	H: 1	E: 0	K: 0	S: 4	R: 0	H: 1	E: 0	K: 1	S: 6	R: 2	H: 2	E: 0	K: 1	S: 7	R: 0	H: 0	E: 0	K: 0	S: 3	1B: 4	2B: 0	3B: 0	HR: 1	SF: 0	SAC: 1	DP: 0	HBP: 0	WP: 0	PB: 0	SB: 2	CS: 1	PA: 32
PITCHER Mike Norris, R ERA: 4.53 (1, 1)	IP	WLS	BF	H	R	ER	SO	BB	IBB	HBP	BLK	WP	HR	S	P	ERA	WHIP	IP	WLS	BF	H	R	ER	SO	BB	IBB	HBP	BLK	WP	HR	S	P	ERA	WHIP	IP	WLS	BF	H	R	ER	SO	BB	IBB	HBP	BLK	WP	HR	S	P	ERA	WHIP							

**BOTTOM**

**Oakland Athletics @ Detroit Tigers**


Tiger Stadium, Detroit, MI

Sat Sep 04 1982, 3:33 AM EDT

Att. 18,538 - Sunny - 71 F

livebaseballscorecards.com

AB	30
R	3
H	5
RBI	3
BB	1
SO	8
LOB	6



Batter	1	2	3	4	5	6	7	8	9	AB R H RBI BB SO LOB	TOP	
<b>Dwayne Murphy, L</b> (1, 8) OBP: 0.361, SLG: 0.426	0-0 1-3		0-0 HR			4-0 FC6-4 BB		0-0 P3		3 1 1 1 1 0 0		
<b>Davey Lopes, R</b> (1, 4) OBP: 0.307, SLG: 0.387 <b>Dave McKay, S</b> (7, 4) OBP: 0.240, SLG: 0.272	0-0 F8		0-0 1-3			0-0 F8		0-3 K		3 0 0 0 0 0 1 1 0 0 0 0 1 0		
<b>Dan Meyer, L</b> (1, 3) OBP: 0.272, SLG: 0.380	0-0 4-3				0-0 F7		0-0 F8		0-0 3-1	4 0 0 0 0 0 1		
<b>Tony Armas, R</b> (1, 9) OBP: 0.270, SLG: 0.431		0-0 5-3			0-0 F9		0-0 FC6-4 1-2f		0-3 K	4 0 0 0 0 1 1		
<b>Wayne Gross, L</b> (1, 5) OBP: 0.340, SLG: 0.351		4-0 BB			0-0 P5		0-0 F9		0-0 4-3	3 0 0 0 1 0 0		
<b>Jeff Burroughs, R</b> (1, 7) OBP: 0.357, SLG: 0.486		0-0 P4			0-3 K		0-0 WP 1B		0-0 F8	4 0 1 0 0 1 1		
<b>Mitchell Page, L</b> (1, 10) OBP: 0.337, SLG: 0.481 <b>Cliff Johnson, R</b> (7, PH) OBP: 0.312, SLG: 0.362		0-0 4-3			4-0 CS BB		0-0 P3 1-2			1 0 0 0 1 0 1 1 0 0 0 0 0 1		
<b>Mike Heath, R</b> (1, 2) OBP: 0.305, SLG: 0.349			0-0 P3		4-0 1-2 BB		4-0 FC6-4 BB			1 0 0 0 2 0 0		
<b>Fred Stanley, R</b> (1, 6) OBP: 0.285, SLG: 0.226			0-0 F7		0-0 F8		0-0 FC6-4 1-2f			3 0 0 0 0 0 3		
<b>Inning Stats</b>	R: 0 E: 0 K: 0 S: 3 H: 0 LOB: 0 BB: 0 P: 3	R: 0 E: 0 K: 0 S: 3 H: 0 LOB: 1 BB: 1 P: 7	R: 1 E: 0 K: 0 S: 4 H: 1 LOB: 0 BB: 0 P: 4	R: 0 E: 0 K: 0 S: 3 H: 0 LOB: 0 BB: 0 P: 3	R: 0 E: 0 K: 1 S: 4 H: 0 LOB: 1 BB: 2 P: 12	R: 0 E: 0 K: 0 S: 3 H: 0 LOB: 1 BB: 1 P: 7	R: 0 E: 0 K: 0 S: 4 H: 1 LOB: 2 BB: 1 P: 8	R: 0 E: 0 K: 1 S: 5 H: 0 LOB: 0 BB: 0 P: 5	R: 0 E: 0 K: 1 S: 5 H: 0 LOB: 0 BB: 0 P: 5	1B: 1 2B: 0 3B: 0 HR: 1 SF: 0 SAC: 0 DP: 0 HBP: 0	WP: 1 PB: 0 SB: 0 CS: 1 PA: 33	
<b>PITCHER</b> <b>Jack Morris, R</b> (1, 1) ERA: 4.14	IP 9.0 WLS W BF 33 H 2 R 1 ER 1 SO 3 BB 5 IBB 0 HBP 0 BLK 0 WP 1 HR 1 S 34 P 54 ERA 1.00 WHIP 0.778											<b>PITCHER</b> IP WLS BF H R ER SO BB IBB HBP BLK WP HR S P ERA WHIP

Oakland Athletics @ Detroit Tigers  
Tiger Stadium, Detroit, MI  
Sun Sep 05 1982, 3:33 AM EDT  
Att. 16,955 - Sunny

livebaseballscorecards.com

AB 28  
R 1  
H 2  
RBI 1  
BB 5  
SO 3  
LOB 9



Batter	1	2	3	4	5	6	7	8	9
Lou Whitaker, L (1, 4) OBP: 0.335, SLG: 0.434 Tom Brookens, R (8, 4) OBP: 0.295, SLG: 0.370	4-0 FC6-4 BB		4-0 HR BB	0-0 BB 1B	0-0 P4		0-0 4-3		
Glenn Wilson, R (1, 8) OBP: 0.348, SLG: 0.496	0-0 FC6-4 G6-4-3 1-2f		0-0 P5	0-0 BB 1B		4-0 FC6-4 BB		0-0 6-3	
Larry Herndon, R (1, 7) OBP: 0.329, SLG: 0.482	0-0 G6-4-3 1-2f		0-0 HR 1-H 2-H	4-0 BB G4-6-3 1-2 2-3		0-3 K		0-0 F9	
Jerry Turner, L (1, 10) OBP: 0.327, SLG: 0.401 Mike Ivie, R (4, PH) OBP: 0.291, SLG: 0.414		0-0 F8	0-0 1B 1B	0-0 G4-6-3 1-2f		0-0 FC6-4 BB 2B		0-0 5-3	
Howard Johnson, S (1, 5) OBP: 0.366, SLG: 0.381		0-3 K	0-0 BB 1B 1B		0-0 E9 1B 2B 1B	4-0 BB BB BB 2B BB			
Mike Laga, L (1, 3) OBP: 0.467, SLG: 0.750		4-0 BB	4-0 1B BB		0-3 K	0-0 1-H 2-H 2B			
Rick Leach, L (1, 9) OBP: 0.289, SLG: 0.331 Lynn Jones, R (3, PH) OBP: 0.265, SLG: 0.264		0-0 F8	0-0 FC6-4 1B 1-3 2-H 3-H		0-0 2B 1B	0-0 F8			
Bill Fahey, L (1, 2) OBP: 0.111, SLG: 0.136 John Wockenfuss, R (3, PH) OBP: 0.364, SLG: 0.389			3-1 FC6-4		0-0 2B		0-3 K		
Alan Trammell, R (1, 6) OBP: 0.320, SLG: 0.376			0-0 HR 2B	0-0 5-3	0-3 K		0-0 5-3		

AB	R	H	RBI	BB	SO	LOB
3	1	1	0	2	0	2
0	0	0	0	0	0	0
4	0	1	0	1	0	3
4	1	1	3	1	1	2
2	1	1	0	0	0	0
3	1	0	0	0	0	4
3	3	2	0	1	1	0
2	0	1	2	2	1	1
1	0	0	0	0	0	1
3	0	2	2	0	0	1
1	0	0	0	0	0	0
3	0	1	1	0	1	2
4	1	1	0	0	1	2

**BOTTOM**

**Oakland Athletics @ Detroit Tigers**  
**Tiger Stadium, Detroit, MI**  
 Sun Sep 05 1982, 3:33 AM EDT  
 Att. 16,955 - Sunny

[livebaseballscorecards.com](http://livebaseballscorecards.com)

<b>AB</b>	<b>33</b>
<b>R</b>	<b>8</b>
<b>H</b>	<b>11</b>
<b>RBI</b>	<b>8</b>
<b>BB</b>	<b>7</b>
<b>SO</b>	<b>5</b>
<b>LOB</b>	<b>18</b>



1B: 7	SF: 0	WP: 0	PA: 40
2B: 3	SAC: 0	PB: 0	
3B: 0	DP: 2	SB: 0	
HR: 1	HBP: 0	CS: 0	

Inning Stats														
R	H	E	K	S	H	LOB	BB	P	R	H	E	K	S	P
0	0	0	2	6	0	0	1	9	0	2	0	0	4	10
0	0	0	5	5	1	1	9	16	0	2	0	0	13	25
0	0	0	1	4	1	1	1	8	0	1	0	2	10	18
0	0	0	1	2	2	2	1	10	0	3	0	2	12	20
0	0	0	1	6	0	0	1	8	0	3	0	2	8	8

PITCHER														
IP	WLS	BF	H	R	ER	SO	BB	IBB	HBP	BLK	WP	HR	S	P
2.2	L	14	4	5	5	1	3	0	0	0	0	1	13	25
1.2		10	4	1	1	1	2	0	0	0	0	0	10	18
1.2		10	3	2	2	2	2	0	0	0	0	0	12	20
2.0		6	0	0	0	1	0	0	0	0	0	0	8	8

ERA	WHIP
16.88	2.625
5.40	3.600
10.80	3.000
0.00	0.000

Batter	1	2	3	4	5	6	7	8	9	10	AB R H RBI BB SO LOB	TOP
Lou Whitaker, L (1, 4) OBP: 0.332, SLG: 0.429	0-0 6-3		0-0 F8			0-0 F9		0-0 FC1-6 1B S		0-0 G3	5 1 0 1 0 0 1	<b>Detroit Tigers @ Milwaukee Brewers</b> <b>Milwaukee County Stadium, Milwaukee, WI</b> Mon Sep 06 1982, 4:33 AM EDT Att: 15,090 - Unknown - 58 F  livebaseballscorecards.com  <b>AB 37</b> <b>R 6</b> <b>H 8</b> <b>RBI 4</b> <b>BB 2</b> <b>SO 7</b> <b>LOB 8</b>
Glenn Wilson, R (1, 8) OBP: 0.357, SLG: 0.500	4-0 BB			0-3 K			0-0 FC4-6 1B	0-0 3B 1B		0-0 1B	4 1 3 0 1 1 0	
Larry Herndon, R (1, 7) OBP: 0.328, SLG: 0.483	0-0 F8			0-0 4-3			0-0 FC4-6 1B 2B	0-0 3B		0-0 4-3	5 1 1 1 0 0 3	
Lance Parrish, R (1, 2) OBP: 0.349, SLG: 0.543	0-3 K			0-0 F5			0-0 2B 1B	0-0 6-3			4 1 1 0 0 1 3	
Jerry Turner, L (1, 10) OBP: 0.325, SLG: 0.403		0-0 F9			0-0 F9		0-0 E9 1-H 2-H 9-2 2B		0-3 K		4 0 1 1 0 1 0	
Howard Johnson, S (1, 5) Lynn Jones, R (8, 9) OBP: 0.351, SLG: 0.364 OBP: 0.263, SLG: 0.262		0-3 K			0-0 F4		0-0 9-2		0-0 1-3		3 0 0 0 0 1 1 1 0 0 0 0 0 0	
Mike Laga, L (1, 3) OBP: 0.368, SLG: 0.563		0-0 F8			0-3 K			0-0 F5	0-0 F8		4 0 0 0 0 1 0	
Rick Leach, L (1, 9) Enos Cabell, R (8, PR) Tom Brookens, R (8, 5) OBP: 0.290, SLG: 0.328 OBP: 0.295, SLG: 0.338 OBP: 0.297, SLG: 0.381			0-0 F9			0-0 4-3		4-0 1B FC1-6 BB		0-0 HR	2 0 0 0 1 0 0 0 1 0 0 0 0 0 1 1 1 1 0 0 0	
Alan Trammell, R (1, 6) OBP: 0.319, SLG: 0.374			0-3 K			0-0 F7		0-0 FC1-6 1B		0-3 K	4 0 1 0 0 2 0	
<b>Inning Stats</b>	R: 0 H: 0 E: 0 LOB: 1 K: 1 BB: 1 S: 5 P: 9	R: 0 H: 0 E: 0 LOB: 0 K: 1 BB: 0 S: 5 P: 5	R: 0 H: 0 E: 0 LOB: 0 K: 1 BB: 0 S: 5 P: 5	R: 0 H: 0 E: 0 LOB: 0 K: 1 BB: 0 S: 5 P: 5	R: 0 H: 0 E: 0 LOB: 0 K: 1 BB: 0 S: 5 P: 5	R: 0 H: 0 E: 0 LOB: 0 K: 0 BB: 0 S: 3 P: 3	R: 2 H: 3 E: 1 LOB: 0 K: 0 BB: 0 S: 5 P: 5	R: 3 H: 3 E: 0 LOB: 2 K: 0 BB: 1 S: 6 P: 10	R: 0 H: 0 E: 0 LOB: 0 K: 1 BB: 0 S: 5 P: 5	R: 1 H: 2 E: 0 LOB: 1 K: 1 BB: 0 S: 7 P: 7	1B: 5 SF: 0 2B: 2 SAC: 0 3B: 1 DP: 1 HR: 1 HBP: 0	
<b>PITCHER</b> Doc Medich, R (1, 1) ERA: 4.64	IP 10.0 WLS L BF 39 H 8 R 6 ER 5 SO 7 BB 2 IBB 0 HBP 0 BLK 0 WP 0 HR 1 S 51 P 59 ERA 4.50 WHIP 1.000											




Batter	1	2	3	4	5	6	7	8	9	AB R H RBI BB SO LOB	TOP
Howard Johnson, S (1, 5) OBP: 0.359, SLG: 0.386	0-0 F4		0-0 1B			0-0 2B		0-3 K		4 0 2 0 0 1 0	<b>Detroit Tigers @ Milwaukee Brewers</b> <b>Milwaukee County Stadium, Milwaukee, WI</b> Tue Sep 07 1982, 8:05 PM EDT Att. 11,709 - Unknown - 58 F
Glenn Wilson, R (1, 8) OBP: 0.360, SLG: 0.500	0-0 CS 1B		0-0 1B			0-0 6-3		0-0 F7		4 0 2 0 0 0 1	
Larry Herndon, R (1, 7) OBP: 0.326, SLG: 0.479	0-0 F9		0-0 F4			0-0 5-3		0-0 F9		4 0 0 0 0 0 4	
Lance Parrish, R (1, 2) OBP: 0.346, SLG: 0.538		0-0 F2		0-3 K		0-3 K		0-3 K		4 0 0 0 0 3 1	
Jerry Turner, L (1, 10) OBP: 0.324, SLG: 0.400		0-0 4-3		0-0 F7		0-0 4-3		0-0 1B		4 0 1 0 0 0 0	
Mike Laga, L (1, 3) OBP: 0.391, SLG: 0.600		0-0 2B		0-0 6-3		0-0 1B		0-3 K		4 0 2 0 0 1 1	
Tom Brookens, R (1, 4) OBP: 0.295, SLG: 0.378		0-0 1-3		0-3 K		0-3 K				3 0 0 0 0 2 2	
Rick Leach, L (1, 9) OBP: 0.286, SLG: 0.322			0-0 4-3		0-0 F9		0-0 F6			3 0 0 0 0 0 1	
Alan Trammell, R (1, 6) OBP: 0.317, SLG: 0.372			0-3 K		0-0 5-3		0-3 K			3 0 0 0 0 2 0	
<b>Inning Stats</b>	R: 0 H: 1 E: 0 LOB: 0 K: 0 BB: 0 S: 3 P: 3	R: 0 H: 1 E: 0 LOB: 1 K: 0 BB: 0 S: 4 P: 4	R: 0 H: 2 E: 0 LOB: 2 K: 1 BB: 0 S: 7 P: 7	R: 0 H: 0 E: 0 LOB: 0 K: 1 BB: 0 S: 5 P: 5	R: 0 H: 0 E: 0 LOB: 0 K: 1 BB: 0 S: 5 P: 5	R: 0 H: 1 E: 0 LOB: 1 K: 1 BB: 0 S: 6 P: 6	R: 0 H: 1 E: 0 LOB: 1 K: 1 BB: 0 S: 6 P: 6	R: 0 H: 0 E: 0 LOB: 0 K: 2 BB: 0 S: 7 P: 7	R: 0 H: 1 E: 0 LOB: 1 K: 2 BB: 0 S: 8 P: 8	1B: 5 SF: 0 2B: 2 SAC: 0 3B: 0 DP: 0 HR: 0 HBP: 0	WP: 0 PA: 33 PB: 0 SB: 0 CS: 1
<b>PITCHER</b> Don Sutton, R (1, 1) ERA: 2.92	IP WLS BF H R ER SO BB IBB HBP BLK WP HR S P ERA WHIP										
	9.0 W 33 7 0 0 9 0 0 0 0 0 0 0 51 51 0.00 0.778										

AB	33
R	0
H	7
RBI	0
BB	0
SO	9
LOB	10







Batter	1	2	3	4	5	6	7	8	9	AB R H RBI BB SO LOB	TOP																									
Chet Lemon, R (1, 9) OBP: 0.362, SLG: 0.414	0-0 2B SF7 1B	0-0 1-2 1B		0-0 1-2 1B		0-0 4-3		0-0 1B 2B		5 2 4 0 0 0 0																										
Glenn Wilson, R (1, 8) OBP: 0.353, SLG: 0.490	0-0 F9	0-0 F7		0-3 K		0-0 5-3		0-0 F8		5 0 0 0 0 1 6																										
Larry Herndon, R (1, 7) OBP: 0.328, SLG: 0.486	0-0 1-3 1B 2B		0-0 F8		0-0 2B 3B		0-0 4-3	0-0 FC4-8 1B		5 2 3 1 0 0 0																										
Lance Parrish, R (1, 2) OBP: 0.347, SLG: 0.540	0-0 SF7		0-0 F3		0-0 4-3 1B 2B		0-0 1B 1B	0-0 FC4-6		4 2 2 2 0 0 1																										
John Wockenfuss, R (1, 3) OBP: 0.370, SLG: 0.395	0-0 2-H 1B		0-0 2B 1B		0-0 4-3		0-0 1-3 1B 1B		0-0 6-3	5 1 3 1 0 0 1																										
Enos Cabell, R (1, 5) OBP: 0.296, SLG: 0.341	0-3 K		0-0 1-H 2B		0-0 F9		0-0 1-2 3-H 1B		0-0 6-3	5 0 2 2 0 1 2																										
Mike Ivie, R (1, 10) OBP: 0.289, SLG: 0.410		0-0 F8		0-3 K		0-0 3-H 1B		0-0 F6		2 0 0 0 0 1 0																										
Jerry Turner, L (5, PH) OBP: 0.324, SLG: 0.399								0-0 F7		3 0 1 1 0 0 2	AB 42 R 7 H 17 RBI 7 BB 0 SO 4 LOB 16																									
Tom Brookens, R (1, 4) OBP: 0.294, SLG: 0.376		0-0 6-3		0-0 1B 1B		0-0 4-3		0-0 F9		4 0 1 0 0 0 3																										
Alan Trammell, R (1, 6) OBP: 0.317, SLG: 0.370		0-0 1B 1B		0-0 F4		0-0 1-3		0-3 K		4 0 1 0 0 1 1																										
Inning Stats	R: 2 E: 0 K: 1 S: 8	H: 3 LOB: 1 BB: 0 P: 8	R: 0 E: 0 K: 0 S: 5	H: 2 LOB: 2 BB: 0 P: 5	R: 1 E: 0 K: 0 S: 4	H: 2 LOB: 1 BB: 0 P: 4	R: 0 E: 0 K: 2 S: 9	H: 2 LOB: 2 BB: 0 P: 9	R: 2 E: 0 K: 0 S: 6	H: 3 LOB: 1 BB: 0 P: 6	R: 0 E: 0 K: 0 S: 3	H: 0 LOB: 0 BB: 0 P: 3	R: 1 E: 0 K: 0 S: 6	H: 3 LOB: 2 BB: 0 P: 6	R: 1 E: 0 K: 1 S: 7	H: 2 LOB: 1 BB: 0 P: 7	R: 0 E: 0 K: 0 S: 3	H: 0 LOB: 0 BB: 0 P: 3	1B: 12 2B: 4 3B: 1 HR: 0	SF: 1 SAC: 0 DP: 0 HBP: 0	WP: 0 PB: 0 SB: 0 CS: 0	PA: 43														
PITCHER	IP WLS BF H R ER SO BB IBB HBP BLK WP HR S P ERA WHIP																																			
Bob McClure, L (1, 1) ERA: 4.4	4.0	22	11	5	5	3	0	0	0	0	0	0	0	28	28	11.25	2.750																			
Moose Haas, R (5, 1) ERA: 4.7	5.0	W	21	6	2	2	1	0	0	0	0	0	0	23	23	3.60	1.200																			

Detroit Tigers @ Milwaukee Brewers  
Milwaukee County Stadium, Milwaukee, WI

Wed Sep 08 1982, 8:05 PM EDT  
Att. 13,043 - Unknown - 67 F

livebaseballscorecards.com



Batter	1	2	3	4	5	6	7	8	9	AB R H RBI BB SO LOB	TOP											
Lou Whitaker, L (1, 4) OBP: 0.335, SLG: 0.436	0-0 HR	4-0 BB		0-0 L7			0-0 FC4-6 1B		0-0 4-3	4 2 2 2 1 0 1												
Glenn Wilson, R (1, 8) OBP: 0.350, SLG: 0.484	0-0 F8	0-3 K			0-0 F8		0-0 FC4-6 1B		0-0 F8	5 0 1 0 0 1 2												
Larry Herndon, R (1, 7) OBP: 0.327, SLG: 0.483	0-0 P4		0-3 K		0-0 F9		0-0 6-3		0-0 FC6-4 1B	5 0 1 0 0 1 2												
Lance Parrish, R (1, 2) OBP: 0.347, SLG: 0.537	0-0 1B		0-3 K		0-0 F9		4-0 FC4-6 IBB		0-0 FC6-4 1-2f	4 0 1 0 1 1 1												
Chet Lemon, R (1, 9) OBP: 0.363, SLG: 0.423	0-3 K		0-0 1B			0-0 HR	0-0 FC4-6 1-2f 2-3 3-H			4 1 2 2 0 1 3												
Howard Johnson, S (1, 5) OBP: 0.354, SLG: 0.378		0-0 P4		0-0 3-1		0-0 1B 3-1	0-0 6-3			4 0 1 0 0 0 2												
Tom Brookens, R (7, 5) OBP: 0.294, SLG: 0.376										0 0 0 0 0 0 0												
John Wockenfuss, R (1, 10) OBP: 0.368, SLG: 0.409		0-0 HR		0-0 5-3		0-0 3-1 1-2f		0-0 1-3		4 1 1 1 0 0 1												
Mike Laga, L (1, 3) OBP: 0.370, SLG: 0.583		0-0 G3		0-0 2B		0-3 K		0-0 G3		4 1 1 0 0 1 0												
Alan Trammell, R (1, 6) OBP: 0.320, SLG: 0.381		0-0 2B		0-0 2B 2-H			0-0 1B 2B	0-0 P4		4 1 3 1 0 0 0												
<b>Inning Stats</b>	R: 1 E: 0 K: 1 S: 7	H: 2 LOB: 1 BB: 0 P: 7	R: 1 E: 0 K: 1 S: 7	H: 2 LOB: 2 BB: 1 P: 11	R: 0 E: 0 K: 2 S: 7	H: 1 LOB: 1 BB: 0 P: 7	R: 1 E: 0 K: 0 S: 5	H: 2 LOB: 1 BB: 0 P: 5	R: 0 E: 0 K: 0 S: 3	H: 0 LOB: 0 BB: 0 P: 3	R: 1 E: 0 K: 1 S: 6	H: 2 LOB: 0 BB: 0 P: 6	R: 2 E: 0 K: 0 S: 6	H: 3 LOB: 2 BB: 1 P: 10	R: 0 E: 0 K: 0 S: 3	H: 0 LOB: 0 BB: 0 P: 3	R: 0 E: 0 K: 0 S: 4	H: 1 LOB: 1 BB: 0 P: 4	1B: 6 2B: 5 3B: 0 HR: 3	SF: 0 SAC: 0 DP: 1 HBP: 0	WP: 0 PB: 0 SB: 0 CS: 0	PA: 40
<b>PITCHER</b>	IP WLS BF H R ER SO BB IBB HBP BLK WP HR S P ERA WHIP																					
Dennis Eckerley, R (1, 1) ERA: 3.52	6.0 L 29 12 6 6 5 1 0 0 0 0 3 38 42 9.00 2.167																					
Luis Aponte, R (7, 1) ERA: 3.2	3.0 11 1 0 0 0 0 1 0 0 0 0 10 14 0.00 0.333																					

**Detroit Tigers @ Boston Red Sox**  
 Fenway Park, Boston, MA  
 Fri Sep 10 1982, 7:05 PM EDT  
 Att. 27,199 - Unknown - 78 F

[livebaseballscorecards.com](http://livebaseballscorecards.com)

<b>AB</b>	<b>38</b>
<b>R</b>	<b>6</b>
<b>H</b>	<b>13</b>
<b>RBI</b>	<b>6</b>
<b>BB</b>	<b>2</b>
<b>SO</b>	<b>5</b>
<b>LOB</b>	<b>12</b>





Batter	1	2	3	4	5	6	7	8	9	AB R H RBI BB SO LOB	TOP	
Lou Whitaker, L (1, 4) OBP: 0.335, SLG: 0.435	0-0 L5		0-0 E7 1B		0-3 K			0-0 1B 6-3	0-0 1-3 1-2 2-3	5 1 2 0 0 1 2		
Glenn Wilson, R (1, 8) OBP: 0.343, SLG: 0.475	0-0 6-3		0-3 K		0-0 F8			0-0 6-3 1-2	0-0 G3	5 0 0 0 0 1 4		
Larry Herndon, R (1, 7) OBP: 0.325, SLG: 0.480	0-0 F9		0-0 F9					0-0 5-3		4 0 0 0 0 0 2		
Lance Parrish, R (1, 2) OBP: 0.345, SLG: 0.533 Bill Fahey, L (7, 2) OBP: 0.130, SLG: 0.156		0-0 P4		0-0 6-3				0-0 F8	0-0 1B 2-H	3 0 0 0 0 0 0 1 0 1 1 0 0 0		
Chet Lemon, R (1, 9) OBP: 0.362, SLG: 0.421		0-0 6-3		0-0 P4				0-0 P3	0-0 1-2 1B	4 0 1 0 0 0 0		
Howard Johnson, S (1, 5) OBP: 0.360, SLG: 0.410		0-0 1B 2B		0-0 1B 2B				0-0 P6	0-0 F8	4 2 2 0 0 0 2		
John Wockenfuss, R (1, 10) OBP: 0.380, SLG: 0.422		0-0 2-H 1B		0-0 2-H 1B				0-0 FC6-4 1B	0-0 1-3 1B	4 0 4 2 0 0 0		
Mike Laga, L (1, 3) OBP: 0.323, SLG: 0.500		0-3 K		0-0 G3				0-3 K	0-0 F8	4 0 0 0 0 2 4		
Alan Trammell, R (1, 6) OBP: 0.318, SLG: 0.379 Rick Leach, L (9, PH) OBP: 0.289, SLG: 0.326			0-0 4-3		0-0 F3			0-0 FC6-4 1-2f	0-0 1-3 1B	3 0 0 0 0 0 1 1 0 1 0 0 0 0		
<b>Inning Stats</b>	R: 0 E: 0 K: 0 S: 3 H: 0 LOB: 0 BB: 0 P: 3	R: 1 E: 0 K: 1 S: 7 H: 2 LOB: 1 BB: 0 P: 7	R: 0 E: 1 K: 1 S: 6 H: 1 LOB: 1 BB: 0 P: 6	R: 1 E: 0 K: 0 S: 5 H: 2 LOB: 1 BB: 0 P: 5	R: 0 E: 0 K: 1 S: 5 H: 0 LOB: 0 BB: 0 P: 5	R: 0 E: 0 K: 0 S: 3 H: 0 LOB: 0 BB: 0 P: 3	R: 0 E: 0 K: 1 S: 6 H: 1 LOB: 1 BB: 0 P: 6	R: 1 E: 0 K: 0 S: 6 H: 3 LOB: 2 BB: 0 P: 6	R: 0 E: 0 K: 0 S: 5 H: 2 LOB: 2 BB: 0 P: 5	1B: 9 2B: 2 3B: 0 HR: 0 SF: 0 SAC: 0 DP: 0 HBP: 0	WP: 0 PB: 0 SB: 0 CS: 0 PA: 38	
<b>PITCHER</b>	IP WLS BF H R ER SO BB IBB HBP BLK WP HR S P ERA WHIP											
Mike Torrez, R (1, 1) ERA: 5.67	8.0 W 33 9 3 3 4 0 0 0 0 0 0 0 41 41 3.38 1.125											
Steve Crawford, R (9, 1) ERA:	1.0 5 2 0 0 0 0 0 0 0 0 0 0 5 5 0.00 2.000											

**Detroit Tigers @ Boston Red Sox**  
 Fenway Park, Boston, MA  
 Sat Sep 11 1982, 3:33 AM EDT  
 Att. 25,451 - Unknown - 81 F

[livebaseballscorecards.com](http://livebaseballscorecards.com)

**AB 38**  
**R 3**  
**H 11**  
**RBI 3**  
**BB 0**  
**SO 4**  
**LOB 15**



Batter	1	2	3	4	5	6	7	8	9
Jerry Remy, L OBP: 0.340, SLG: 0.328 (1, 4)	L7			L8	F8	4-3		4-3	
Dwight Evans, R OBP: 0.389, SLG: 0.518 Garry Hancock, L (7, PR) (8, 9)	E5 1B	K		BB		1B FC4-2-5 BB	E BB	F7	
Jim Rice, R OBP: 0.381, SLG: 0.505 Rick Miller, L OBP: 0.311, SLG: 0.319 (1, 7) (8, 8)	BB 1B 2-H	K		F5		1B FC4-2-5 1B	K	6-3	
Carl Yastrzemski, L OBP: 0.352, SLG: 0.434 (1, 10)	E 1B 2B BB 1-2	2B		F8		FC4-2-5 1B 1-3 3-H	E3 FC5 E 1-3		
Carney Lansford, R OBP: 0.365, SLG: 0.455 Ed Jurak, R OBP: 0.286, SLG: 0.231 (1, 5) (7, PR) (8, 5)	E2 BB 2B 1B 1-3 2-H	F9		K		BB 1B 1B IBB	E5 FC5 1B 1-2 3-H		
Wade Boggs, L OBP: 0.430, SLG: 0.459 (1, 3)	2B BB 1-2		K			BB 2B 1B	FC5 WP 1B 1-2 2-3f		
Reid Nichols, R OBP: 0.371, SLG: 0.508 (1, 8) (8, 7)	BB 2B 1-3 2-H 3-H	F7				2B 6-3 BB 1-2	F6 WP 1B 1-2 2-H		
Dave Stapleton, R OBP: 0.299, SLG: 0.382 Glenn Hoffman, R OBP: 0.276, SLG: 0.325 (1, 6) (7, 6)	BB BB					2B 1-3 2-H	K 1-2 2-3		
Gary Allenson, R OBP: 0.295, SLG: 0.296 Marty Barrett, R (6, PR) Rich Gedman, L OBP: 0.277, SLG: 0.361 (1, 2) (7, 2)	BB BB 1-2 2-3 3-H		K			6-3 3-H	1B 1-1 2-H 3-H	E1	


Inning Stats	R: 4 E: 2 K: 0 S: 6	H: 3 LOB: 3 BB: 4 P: 22	R: 0 E: 0 K: 2 S: 8	H: 1 LOB: 1 BB: 0 P: 8	R: 0 E: 0 K: 2 S: 7	H: 0 LOB: 1 BB: 1 P: 11	R: 0 E: 0 K: 0 S: 3	H: 0 LOB: 1 BB: 1 P: 7	R: 2 E: 0 K: 1 S: 7	H: 2 LOB: 1 BB: 1 P: 11	R: 5 E: 0 K: 0 S: 6	H: 3 LOB: 1 BB: 3 P: 18	R: 2 E: 2 K: 2 S: 10	H: 1 LOB: 3 BB: 1 P: 14	R: 0 E: 1 K: 0 S: 4	H: 0 LOB: 1 BB: 0 P: 4
--------------	------------------------------	----------------------------------	------------------------------	---------------------------------	------------------------------	----------------------------------	------------------------------	---------------------------------	------------------------------	----------------------------------	------------------------------	----------------------------------	-------------------------------	----------------------------------	------------------------------	---------------------------------

PITCHER													PITCHER																							
Milt Wilcox, R ERA: 4.01 (1, 1)	IP: 0.2	WLS: L	BF: 7	H: 3	R: 4	ER: 4	SO: 0	BB: 2	IBB: 0	HBP: 0	BLK: 0	WP: 0	HR: 0	S: 5	P: 13	ERA: 54.00	WHIP: 7.500	Bob James, R ERA: 5.53 (7, 1)	IP: 2.0	WLS:	BF: 11	H: 1	R: 2	ER: 0	SO: 2	BB: 1	IBB: 0	HBP: 0	BLK: 0	WP: 1	HR: 0	S: 14	P: 18	ERA: 0.00	WHIP: 1.000	
Juan Berenguer, R ERA: 6.75 (1, 1)	3.2		18	2	2	2	5	5	0	0	0	0	0	23	43	4.91	1.909																			
Larry Rothschild, R ERA: 13.5 (5, 1)	0.2		5	2	2	2	0	1	0	0	0	0	0	4	8	27.00	4.500																			
Dave Rucker, L ERA: 5.23 (6, 1)	0.2		5	1	0	0	0	1	1	0	0	0	0	3	11	0.00	3.000																			
Larry Pashnick, R ERA: 4.05 (6, 1)	0.1		2	1	3	3	0	0	0	0	0	0	0	2	2	81.00	3.000																			

**BOTTOM**

AB	R	H	RBI	BB	SO	LOB
6	0	0	0	0	0	6
2	0	0	0	3	1	0
1	1	0	0	0	0	1
5	2	2	0	0	2	2
1	0	0	0	0	0	1
4	2	1	0	1	0	4
4	2	1	2	1	1	2
0	1	0	0	0	0	0
4	3	2	2	1	1	2
4	1	2	3	1	0	2
1	1	1	1	3	0	0
1	0	0	0	0	1	2
3	0	1	5	1	1	2
0	0	0	0	0	0	0
1	0	0	0	0	0	0

**AB 37**  
**R 13**  
**H 10**  
**RBI 13**  
**BB 11**  
**SO 7**  
**LOB 24**



WP: 1 PA: 48  
PB: 0  
SB: 0  
CS: 0

**Detroit Tigers @ Boston Red Sox**  
Fenway Park, Boston, MA  
Sat Sep 11 1982, 3:33 AM EDT  
Att: 25,451 - Unknown - 81 F

livebaseballscorecards.com

Batter	1	2	3	4	5	6	7	8	9	AB R H RBI BB SO LOB	TOP	
Lou Whitaker, L OBP: 0.334, SLG: 0.433 (1, 4) X	0-0 4-3		0-0 4-3		0-0 G6-4-3 1B		0-0 F7		0-0 4-3	5 0 1 1 0 0 1		
Glenn Wilson, R OBP: 0.348, SLG: 0.481 (1, 8) X	0-0 1B HR 1B		0-0 1B		0-0 G6-4-3 1-2f 3-H		0-0 2B		0-0 6-3	5 1 3 0 0 0 1		
Larry Herndon, R OBP: 0.324, SLG: 0.477 (1, 7) X	0-0 1-2 HR 1B		0-0 F3		0-0 6-3		0-0 6-3		0-0 4-3	5 1 1 1 0 0 2		
Lance Parrish, R OBP: 0.342, SLG: 0.528 (1, 2) X	0-0 F9		0-0 6-3		0-0 6-3		0-0 5-3			4 0 0 0 0 0 4		
Chet Lemon, R OBP: 0.363, SLG: 0.429 (1, 9) X	0-0 1-H 2-H HR			0-0 6-3		0-0 1-3		4-0 PB 1B BB		3 2 1 3 1 0 0		
John Wockenfuss, R OBP: 0.377, SLG: 0.415 (1, 10) X	0-0 F9			0-0 6-3		4-0 1B BB		0-0 1-3 1-2		3 0 0 0 1 0 1		
Mike Laga, L OBP: 0.314, SLG: 0.469 (1, 3) X		0-0 F8		0-0 F8		0-0 1-2 1B		0-0 F9 2-3		4 0 1 0 0 0 1		
Tom Brookens, R OBP: 0.296, SLG: 0.380 (1, 5) X		0-0 F7			0-0 1B 1B 2B		0-0 1-3		0-0 1B 3-H	4 1 2 1 0 0 2		
Alan Trammell, R OBP: 0.320, SLG: 0.380 (1, 6) X		0-3 K			0-0 1B G6-4-3 1B 2-3		0-0 2B 6-3 1B		0-0 F8	4 2 2 0 0 1 1		
<b>Inning Stats</b>	R: 3 E: 0 K: 0 S: 6 H: 3 LOB: 0 BB: 0 P: 6	R: 0 E: 0 K: 1 S: 5 H: 0 LOB: 0 BB: 0 P: 5	R: 0 E: 0 K: 0 S: 4 H: 1 LOB: 1 BB: 0 P: 4	R: 0 E: 0 K: 0 S: 3 H: 0 LOB: 0 BB: 0 P: 3	R: 2 E: 0 K: 0 S: 5 H: 3 LOB: 0 BB: 0 P: 5	R: 0 E: 0 K: 0 S: 4 H: 1 LOB: 2 BB: 1 P: 8	R: 1 E: 0 K: 0 S: 5 H: 2 LOB: 1 BB: 0 P: 5	R: 1 E: 0 K: 0 S: 4 H: 1 LOB: 1 BB: 1 P: 8	R: 0 E: 0 K: 0 S: 3 H: 0 LOB: 0 BB: 0 P: 3	1B: 8 2B: 2 3B: 0 HR: 1 SF: 0 SAC: 0 DP: 1 HBP: 0	WP: 0 PB: 1 SB: 0 CS: 0 PA: 39	
<b>PITCHER</b> Brian Denman, R ERA: 6.39 (1, 1)	IP: 4.0 WLS: 18 BF: 6 H: 5 R: 5 ER: 5 SO: 1 BB: 0 IBB: 0 HBP: 0 BLK: 0 WP: 0 HR: 1 S: 20 P: 20 ERA: 11.25 WHIP: 1.500											<b>PITCHER</b>
Bob Stanley, R ERA: 3.34 (5, 1)	IP: 5.0 WLS: 21 BF: 5 H: 2 R: 1 ER: 1 SO: 0 BB: 2 IBB: 0 HBP: 0 BLK: 0 WP: 0 HR: 0 S: 19 P: 27 ERA: 1.80 WHIP: 1.400											IP: 5.0 WLS: 21 BF: 5 H: 2 R: 1 ER: 1 SO: 0 BB: 2 IBB: 0 HBP: 0 BLK: 0 WP: 0 HR: 0 S: 19 P: 27 ERA: 1.80 WHIP: 1.400

**Detroit Tigers @ Boston Red Sox**  
**Fenway Park, Boston, MA**  
Sun Sep 12 1982, 3:33 AM EDT  
Att. 25,154 - Unknown - 75 F

[livebaseballscorecards.com](http://livebaseballscorecards.com)

<b>AB</b>	37
<b>R</b>	7
<b>H</b>	11
<b>RBI</b>	6
<b>BB</b>	2
<b>SO</b>	1
<b>LOB</b>	13





Batter	1	2	3	4	5	6	7	8	9
Jerry Remy, L (1, 4) OBP: 0.341, SLG: 0.329	0-0 3B 1B	0-0 1B WP 1B	0-0 4-3		0-3 K		0-3 K		
Dwight Evans, R (1, 9) OBP: 0.390, SLG: 0.521	0-0 2B 3B	0-0 WP 1B 1B		0-0 6-3		0-0 F8		4-0 BB 1B BB	
Jim Rice, R (1, 7) OBP: 0.379, SLG: 0.501	0-3 K	4-0 1B WP SF7 IBB		0-0 6-3		0-0 F8		0-0 F9	
Carl Yastrzemski, L (1, 10) OBP: 0.357, SLG: 0.438	0-0 1B 2B	4-0 1B BB		4-0 BB		0-0 F8		0-0 BB 1B	
Carney Lansford, R (1, 5) OBP: 0.366, SLG: 0.454	0-0 G6-4-3 1B	0-0 1-2 2-3 3-H 1B		0-0 G3		0-0 F8		0-0 F8	
Wade Boggs, L (1, 3) OBP: 0.430, SLG: 0.457	0-0 G6-4-3 1-2f	0-0 SF7 3-H			0-0 1B SH1-3 FC6-4 1B		0-0 L6	4-0 1-2 2-3 BB	
Reid Nichols, R (1, 8) OBP: 0.373, SLG: 0.505		1B BB K			0-0 SH1-3		0-0 1B 1B	0-0 F7	
Dave Stapleton, R (1, 6) OBP: 0.302, SLG: 0.385		0-0 1B 1B 1B	0-3 K		0-0 FC6-4 1B		0-0 1B 1B		
Glenn Hoffman, R (8, 6) OBP: 0.276, SLG: 0.325									
Gary Allenson, R (1, 2) OBP: 0.298, SLG: 0.300		0-0 1B 1B	0-0 5-3		0-0 FC6-4 1-2f 3-H		0-0 WP 1B		

Inning Stats	R: 2 E: 0 K: 1 S: 8	H: 4 LOB: 1 BB: 0 P: 8	R: 5 E: 0 K: 1 S: 9	H: 5 LOB: 2 BB: 3 P: 21	R: 0 E: 0 K: 1 S: 5	H: 0 LOB: 0 BB: 0 P: 5	R: 0 E: 0 K: 0 S: 3	H: 0 LOB: 1 BB: 1 P: 7	R: 1 E: 0 K: 1 S: 7	H: 2 LOB: 1 BB: 0 P: 7	R: 0 E: 0 K: 0 S: 3	H: 0 LOB: 0 BB: 0 P: 3	R: 2 E: 0 K: 1 S: 8	H: 3 LOB: 1 BB: 0 P: 8	R: 0 E: 0 K: 0 S: 4	H: 1 LOB: 3 BB: 2 P: 12
--------------	------------------------------	---------------------------------	------------------------------	----------------------------------	------------------------------	---------------------------------	------------------------------	---------------------------------	------------------------------	---------------------------------	------------------------------	---------------------------------	------------------------------	---------------------------------	------------------------------	----------------------------------


PITCHER	IP	WLS	BF	H	R	ER	SO	BB	IBB	HBP	BLK	WP	HR	S	P	ERA	WHIP
Dave Tobik, R (1, 1) ERA: 3.18	1.1	L	11	8	6	6	1	1	0	0	0	0	0	12	16	40.50	6.750
Pat Underwood, L (2, 1) ERA: 4.84	5.2		26	6	4	4	4	2	1	0	0	2	0	31	43	6.35	1.412
Larry Pashnick, R (8, 1) ERA: 4.01	1.0		6	1	0	0	0	2	0	0	0	0	0	4	12	0.00	3.000

**BOTTOM**

**Detroit Tigers @ Boston Red Sox**  
**Fenway Park, Boston, MA**  
 Sun Sep 12 1982, 3:33 AM EDT  
 Att: 25,154 - Unknown - 75 F

AB	R	H	RBI	BB	SO	LOB
5	2	2	0	0	2	2
4	2	2	3	1	0	0
4	1	0	0	1	1	2
3	0	2	1	2	0	0
5	0	2	1	0	0	3
3	1	1	1	1	0	2
3	1	1	0	1	1	5
4	2	3	0	0	1	0
0	0	0	0	0	0	0
4	1	2	3	0	0	1

AB	35
R	10
H	15
RBI	9
BB	6
SO	5
LOB	15



1B: 13	SF: 1	WP: 2	PA: 43
2B: 1	SAC: 1	PB: 0	
3B: 1	DP: 1	SB: 0	
HR: 0	HBP: 0	CS: 0	

livebaseballscorecards.com

Batter	1	2	3	4	5	6	7	8	9	10	11	AB R H RBI BB SO LOB	TOP					
Paul Molitor, R (1, 5) OBP: 0.357, SLG: 0.427	F3		5-3			HR	F7		F8			5 1 1 1 0 0 3	<b>Milwaukee Brewers @ Detroit Tigers</b> <b>Tiger Stadium, Detroit, MI</b> Mon Sep 13 1982, 7:05 PM EDT Att. 9,708 - Unknown - 83 F					
Robin Yount, R (1, 6) OBP: 0.372, SLG: 0.562	2B		1B			E6		1B BB	F9			4 0 2 0 1 0 0						
Cecil Cooper, L (1, 3) OBP: 0.345, SLG: 0.535	F7		F6			F8		L8		1B		5 0 1 0 0 0 4						
Ted Simmons, S (1, 2) OBP: 0.311, SLG: 0.446	3-1					K		1B		F9		5 0 1 0 0 1 3						
Ben Oglivie, L (1, 7) OBP: 0.327, SLG: 0.447						HR		F3		G3		4 1 1 1 1 0 3						
Gorman Thomas, R (1, 8) OBP: 0.345, SLG: 0.518						F6		F7		HR		5 1 1 1 0 0 4						
Roy Howell, L (1, 10) OBP: 0.303, SLG: 0.358 Marshall Edwards, L (9, PR) OBP: 0.261, SLG: 0.315			K			L6		4-3		SH3-4 2B		4 0 1 0 0 1 0 1 0 0 0 0 0 0						
Charlie Moore, R (1, 9) OBP: 0.296, SLG: 0.367			F7			L8		1B		SH3-4		4 0 1 0 0 0 0						
Jim Gantner, L (1, 4) OBP: 0.334, SLG: 0.372			F5			F9		F5		K		5 0 0 0 0 1 3						
<b>Inning Stats</b>	R: 0 H: 1 E: 0 LOB: 1 K: 0 BB: 0 S: 4 P: 4	R: 1 H: 1 E: 0 LOB: 0 K: 1 BB: 0 S: 6 P: 6	R: 0 H: 1 E: 0 LOB: 1 K: 0 BB: 0 S: 4 P: 4	R: 0 H: 0 E: 0 LOB: 0 K: 0 BB: 0 S: 3 P: 3	R: 0 H: 0 E: 0 LOB: 0 K: 0 BB: 0 S: 3 P: 3	R: 1 H: 1 E: 1 LOB: 2 K: 1 BB: 1 S: 7 P: 11	R: 0 H: 1 E: 0 LOB: 1 K: 0 BB: 0 S: 4 P: 4	R: 0 H: 1 E: 0 LOB: 2 K: 0 BB: 1 S: 4 P: 8	R: 0 H: 1 E: 0 LOB: 2 K: 1 BB: 0 S: 6 P: 6	R: 0 H: 1 E: 0 LOB: 1 K: 0 BB: 0 S: 4 P: 4	R: 1 H: 1 E: 0 LOB: 0 K: 0 BB: 0 S: 4 P: 4	1B: 4 SF: 0 2B: 2 SAC: 1 3B: 0 DP: 0 HR: 3 HBP: 0		WP: 0 PA: 45 PB: 0 SB: 1 CS: 0				
<b>PITCHER</b>	IP WLS BF H R ER SO BB IBB HBP BLK WP HR S P ERA WHIP																	
Jerry Ujdur, R (1, 1) ERA: 3.78	7.1																	
Aurelio Lopez, R (8, 1) ERA: 4.93	3.2	W	14	3	1	1	1	0	0	0	0	0	0	1	16	16	2.46	0.818

livebaseballscores.com

AB	42
R	3
H	9
RBI	3
BB	2
SO	3
LOB	20



Batter	1	2	3	4	5	6	7	8	9	10	11	AB R H RBI BB SO LOB	BOTTOM										
Lou Whitaker, L OBP: 0.331, SLG: 0.429 (1, 4)	F6		F7		4-3		FC3-6			L8		5 0 0 0 0 0 3	<b>Milwaukee Brewers @ Detroit Tigers</b> Tiger Stadium, Detroit, MI Mon Sep 13 1982, 7:05 PM EDT Att. 9,708 - Unknown - 83 F										
Glenn Wilson, R OBP: 0.349, SLG: 0.491 (1, 8)	1B		HR		L8		1-4-3			L9		5 1 2 2 0 0 2											
Larry Herndon, R OBP: 0.323, SLG: 0.474 (1, 7)	F9		4-3		F9							4 1 0 0 1 0 1											
Lance Parrish, R OBP: 0.345, SLG: 0.534 (1, 2)	F9		BB		HBP		5-3			HR	BB	3 1 1 2 1 0 1											
Jerry Turner, L OBP: 0.318, SLG: 0.391 (1, 10)		G3	K		5-4		4-3					4 0 0 0 0 1 2											
Chet Lemon, R OBP: 0.360, SLG: 0.424 (1, 9)		K		4-3		5-3						4 0 0 0 0 2 0											
Enos Cabell, R OBP: 0.296, SLG: 0.340 (1, 3)		1B		6-3			6-3			F7		4 0 1 0 0 0 0											
Howard Johnson, S OBP: 0.378, SLG: 0.427 (1, 5)		4-3		2B	1B		FC3-6	1B		CS	1B	4 0 3 0 0 0 1											
Alan Trammell, R OBP: 0.323, SLG: 0.386 (1, 6)			HR	1B	2B		FC3-6	1B		CS	6-3	4 1 3 0 0 0 0											
<b>Inning Stats</b>	R: 0 H: 1 E: 0 K: 0 S: 4	LOB: 1 BB: 0 P: 4	R: 0 H: 1 E: 0 K: 1 S: 6	LOB: 1 BB: 0 P: 6	R: 2 H: 2 E: 0 K: 1 S: 7	LOB: 1 BB: 1 P: 11	R: 0 H: 2 E: 0 K: 0 S: 4	LOB: 2 BB: 0 P: 4	R: 0 H: 0 E: 0 K: 0 S: 3	LOB: 0 BB: 0 P: 3	R: 0 H: 0 E: 0 K: 0 S: 2	LOB: 0 BB: 0 P: 3		R: 0 H: 1 E: 0 K: 1 S: 5	LOB: 0 BB: 0 P: 5	R: 0 H: 0 E: 0 K: 0 S: 3	LOB: 0 BB: 0 P: 3	R: 2 H: 1 E: 0 K: 0 S: 1	LOB: 0 BB: 1 P: 5	1B: 7 SF: 0 2B: 2 SAC: 0 3B: 0 DP: 1 HR: 2 HBP: 1	WP: 1 PA: 41 PB: 0 SB: 2 CS: 1		
<b>PITCHER</b>	IP WLS BF H R ER SO BB IBB HBP BLK WP HR S P ERA WHIP																						
Moose Haas, R ERA: 4.56 (1, 1)	9.0	35	9	2	2	3	1	0	1	0	1	1	39	44	2.00	1.111							
Dwight Bernard, R ERA: 3.21 (10, 1)	1.0	4	0	1	1	0	1	0	0	0	0	0	3	7	9.00	1.000							
Pete Ladd, R ERA: 3.86 (11, 1)	0.0	L	1	1	1	0	0	0	0	0	0	1	1	1	∞	∞							

livebaseballscores.com

<b>AB</b>	37
<b>R</b>	4
<b>H</b>	10
<b>RBI</b>	4
<b>BB</b>	2
<b>SO</b>	3
<b>LOB</b>	10



Batter	1	2	3	4	5	6	7	8	9	AB R H RBI BB SO LOB	TOP										
Paul Molitor, R OBP: 0.357, SLG: 0.425 (1, 5) BBB	4-0 1B BB		x 0-0 F9 1	x 0-0 F8 2		x 0-0 BB 1B	x 0-3 K 2	x 0-0 FC6-4 1-2f 3	5 0 1 0 1 1 3												
Robin Yount, R OBP: 0.373, SLG: 0.560 (1, 6) x	0-0 1-2 1B		x 0-0 2B 1B	x 0-3 K 1-2 3		x 0-0 F9 2	x 0-0 F3 3		5 1 2 0 0 1 4												
Cecil Cooper, L OBP: 0.345, SLG: 0.534 (1, 3) x	0-0 F5 1		x 0-0 1B 2B		x 0-0 6-3 1-2 2-3 BB		x 0-0 4-3 2		4 1 1 0 1 0 2												
Ted Simmons, S OBP: 0.310, SLG: 0.443 (1, 2) x	0-0 F3 2		x 0-0 1B 2-H 3-H		x 0-0 F4 2	x 0-0 4-3 3	x 0-0 5-3 2		5 0 1 2 0 0 5												
Gorman Thomas, R OBP: 0.349, SLG: 0.517 (1, 8) x	0-0 6-3 3		BBB 0-0 BB		BBB 4-0 BB		BBB 4-0 1B 3B BB	BBB 4-0 BB	1 1 0 0 4 0 2												
Ben Oglivie, L OBP: 0.326, SLG: 0.445 (1, 7) SS		0-3 K 1	x 0-0 F4 2		x 0-0 F9 3		x 0-0 3B 1B 3	x 0-0 1-3 3	5 1 1 0 0 1 4												
Don Money, R OBP: 0.354, SLG: 0.525 (1, 10) x		0-0 6-3 2	SS 0-3 K 3		x 0-0 HR 3		x 0-0 1B 3B 1-H 3-H 1	x 0-0 5-3 1	5 2 2 3 0 1 2	AB 39 R 6 H 12 RBI 6 BB 7 SO 6 LOB 25											
Charlie Moore, R OBP: 0.298, SLG: 0.366 (1, 9) x		0-0 1B		x 0-0 5-3 1		BBB 4-0 BB 1B BB	x 0-0 F4 1	SS 0-3 K 2	4 0 1 0 1 1 1												
Jim Gantner, L OBP: 0.337, SLG: 0.375 (1, 4) x		0-0 6-3 3		x 0-0 S 1B		SS 0-3 K 1	x 0-0 3-H 1B 1	x 0-0 FC6-4 1B	5 0 3 1 0 1 2												
Inning Stats	R: 0 E: 0 K: 0 S: 4	H: 1 LOB: 2 BB: 1 P: 8	R: 0 E: 0 K: 1 S: 6	H: 1 LOB: 1 BB: 0 P: 6	R: 2 E: 0 K: 1 S: 8	H: 3 LOB: 2 BB: 1 P: 12	R: 0 E: 0 K: 1 S: 6	H: 1 LOB: 1 BB: 0 P: 6	R: 0 E: 0 K: 0 S: 3	H: 0 LOB: 1 BB: 1 P: 7	R: 1 E: 0 K: 1 S: 7	H: 2 LOB: 3 BB: 2 P: 15	R: 3 E: 0 K: 1 S: 8	H: 3 LOB: 1 BB: 1 P: 12	R: 0 E: 0 K: 0 S: 3	H: 0 LOB: 1 BB: 1 P: 7	R: 0 E: 0 K: 1 S: 6	H: 1 LOB: 1 BB: 0 P: 6	1B: 9 2B: 1 3B: 1 HR: 1	SF: 0 SAC: 0 DP: 0 HBP: 0	WP: 0 PA: 46 PB: 0 SB: 1 CS: 0
PITCHER	IP WLS BF H R ER SO BB IBB HBP BLK WP HR S P ERA WHIP																				
Dave Rucker, L ERA: 5.02 (1, 1)	5.0 L 24 6 2 2 3 3 0 0 0 0 0 0 27 39 3.60 1.800																				
Elias Sosa, R ERA: 4.43 (6, 1)	1.0 9 3 3 3 1 3 0 0 0 0 0 1 8 20 27.00 6.000																				
Dave Tobik, R ERA: 3.24 (7, 1)	1.0 5 2 1 1 1 0 0 0 0 0 0 0 7 7 9.00 2.000																				
Howard Bailey, L ERA: (8, 1)	2.0 8 1 0 0 1 1 0 0 0 0 0 0 9 13 0.00 1.000																				

Milwaukee Brewers @ Detroit Tigers  
Tiger Stadium, Detroit, MI  
Tue Sep 14 1982, 7:05 PM EDT  
Att. 8,516 - Unknown

livebaseballscorecards.com





Batter	1	2	3	4	5	6	7	8	9	AB R H RBI BB SO LOB	TOP	
Paul Molitor, R (1, 5) OBP: 0.356, SLG: 0.423	0-0 F8		0-0 2B 1B	0-0 F8		0-0 F2			0-3 K	5 1 1 0 0 1 1		
Robin Yount, R (1, 6) OBP: 0.373, SLG: 0.560	0-3 K		0-0 1-H 2B		0-0 F2	0-0 F9			4-0 BB	4 0 1 1 1 1 0		
Cecil Cooper, L (1, 3) OBP: 0.344, SLG: 0.532	0-0 4-3		0-0 G3		0-0 WP 1B 1B				0-0 6-3	5 1 1 0 0 0 2		
Ted Simmons, S (1, 2) OBP: 0.309, SLG: 0.442		0-0 3-1	0-0 G3		0-0 WP 1B 1B				0-0 F4	4 1 1 0 0 0 1		
Ben Oglivie, L (1, 7) OBP: 0.326, SLG: 0.442		0-0 F8	4-0 BB		0-3 K				0-0 F9	3 0 0 0 1 1 2		
Gorman Thomas, R (1, 8) OBP: 0.350, SLG: 0.516		0-0 2B 1B	0-0 F8		4-0 1B IBB				0-3 K	3 1 1 0 1 1 2		
Roy Howell, L (1, 10) OBP: 0.306, SLG: 0.364		0-0 1-H 1B 2B		0-3 K	0-0 FC5-4 1B				0-0 F8	4 1 2 3 0 1 0		
Charlie Moore, R (1, 9) OBP: 0.297, SLG: 0.365		0-0 2-H 1B		0-0 F7	0-0 FC5-4				0-0 L7	4 0 1 1 0 0 2		
Jim Gantner, L (1, 4) OBP: 0.336, SLG: 0.377		0-0 4-3		0-0 2B		0-0 G3			0-0 F8	4 0 1 0 0 0 1		
<b>Inning Stats</b>	R: 0 H: 0 E: 0 LOB: 0 K: 1 BB: 0 S: 5 P: 5	R: 2 H: 3 E: 0 LOB: 1 K: 0 BB: 0 S: 6 P: 6	R: 1 H: 2 E: 0 LOB: 2 K: 0 BB: 1 S: 5 P: 9	R: 0 H: 1 E: 0 LOB: 1 K: 1 BB: 0 S: 6 P: 6	R: 2 H: 3 E: 0 LOB: 2 K: 1 BB: 1 S: 8 P: 12	R: 0 H: 0 E: 0 LOB: 0 K: 0 BB: 0 S: 3 P: 3	R: 0 H: 0 E: 0 LOB: 0 K: 0 BB: 0 S: 3 P: 3	R: 0 H: 0 E: 0 LOB: 0 K: 1 BB: 0 S: 5 P: 5	R: 0 H: 0 E: 0 LOB: 1 K: 1 BB: 1 S: 5 P: 9	1B: 6 SF: 0 2B: 3 SAC: 0 3B: 0 DP: 0 HR: 0 HBP: 0	WP: 1 PA: 39 PB: 0 SB: 0 CS: 0	
<b>PITCHER</b> Jack Morris, R (1, 1) ERA: 4.18	IP WLS BF H R ER SO BB IBB HBP BLK WP HR S P ERA WHIP											
	9.0 L 39 9 5 5 5 2 1 0 0 1 0 46 58 5.00 1.222											

Milwaukee Brewers @ Detroit Tigers  
Tiger Stadium, Detroit, MI  
Wed Sep 15 1982, 7:05 PM EDT  
Att. 9,324 - Unknown

livebaseballscorecards.com

AB	36
R	5
H	9
RBI	5
BB	3
SO	5
LOB	11



Batter	1	2	3	4	5	6	7	8	9	AB R H RBI BB SO LOB
Lou Whitaker, L (1, 4) OBP: 0.336, SLG: 0.438	0-0 G6-3 E 1B	0-3 K		0-0 2-H HR		0-0 1B 1-2 1B		0-0 WP 1-2 1B		5 1 4 2 0 1 3
Glenn Wilson, R (1, 8) OBP: 0.352, SLG: 0.505	0-0 E5 G6-3 1-2		0-0 2B	0-3 K		0-3 K		4-0 BB 1-2 2-3		4 0 1 0 1 2 3
Howard Johnson, S (1, 5) OBP: 0.394, SLG: 0.440	0-0 G6-3 1-2f 2-3		0-3 K		0-0 1-3 1B	0-0 1-3 2-H 1B		0-0 F5		5 0 2 1 0 1 6
Lance Parrish, R (1, 2) OBP: 0.338, SLG: 0.523	0-0 6-3		0-0 6-3		0-3 K	0-0 6-3		0-0 F7		5 0 0 0 0 1 8
Chet Lemon, R (1, 9) OBP: 0.366, SLG: 0.426		0-0 F8	1-0 HBP		0-0 1-2 1-3 1B		0-0 5-3		0-0 FC6-4 1B	4 0 2 0 0 0 0
Enos Cabell, R (1, 3) OBP: 0.292, SLG: 0.334		0-0 6-3	0-0 F9		0-0 1-3		0-0 6-3		0-0 FC6-4	5 0 0 0 0 0 5
Mike Laga, L (1, 10) OBP: 0.295, SLG: 0.415		0-0 BB 1B		0-0 4-3	0-0 F3		0-0 F7		0-0 F7	5 0 1 0 0 0 3
Rick Leach, L (1, 7) OBP: 0.300, SLG: 0.330		0-0 BB 1-2 1B		4-0 S HR BB		0-0 1B 1B		0-0 F7	0-0 6-3	4 2 2 0 1 0 1
Alan Trammell, R (1, 6) OBP: 0.322, SLG: 0.382		4-0 BB 1-2 2-3 BB		0-3 K		0-3 K		0-0 WP 1B		3 0 1 0 1 2 2

Inning Stats	R: 0 E: 1 K: 0 S: 4	H: 1 LOB: 1 BB: 0 P: 4	R: 0 E: 0 K: 1 S: 7	H: 2 LOB: 3 BB: 1 P: 11	R: 0 E: 0 K: 1 S: 6	H: 1 LOB: 2 BB: 0 P: 7	R: 2 E: 0 K: 2 S: 8	H: 1 LOB: 0 BB: 1 P: 12	R: 0 E: 0 K: 1 S: 7	H: 2 LOB: 2 BB: 0 P: 7	R: 1 E: 0 K: 2 S: 10	H: 3 LOB: 2 BB: 0 P: 10	R: 0 E: 0 K: 0 S: 3	H: 0 LOB: 0 BB: 0 P: 3	R: 0 E: 0 K: 0 S: 5	H: 2 LOB: 3 BB: 1 P: 9	R: 0 E: 0 K: 0 S: 4	H: 1 LOB: 1 BB: 0 P: 4	1B: 11 2B: 1 3B: 0 HR: 1	SF: 0 SAC: 0 DP: 1 HBP: 1
--------------	------------------------------	---------------------------------	------------------------------	----------------------------------	------------------------------	---------------------------------	------------------------------	----------------------------------	------------------------------	---------------------------------	-------------------------------	----------------------------------	------------------------------	---------------------------------	------------------------------	---------------------------------	------------------------------	---------------------------------	-----------------------------------	------------------------------------

PITCHER	IP	WLS	BF	H	R	ER	SO	BB	IBB	HBP	BLK	WP	HR	S	P	ERA	WHIP
Pete Vuckovich, R (1, 1) ERA: 3.21	7.1	W	36	11	3	3	7	2	0	1	0	0	1	47	56	3.68	1.773
Jamie Easterly, L (8, 1) ERA: 5.27	0.0		1	1	0	0	0	0	0	0	0	0	0	1	1	∞	∞
Dwight Bernard, R (8, 1) ERA: 3.13	1.2	S	7	1	0	0	0	1	0	0	0	1	0	6	10	0.00	1.200

**BOTTOM**


**Milwaukee Brewers @ Detroit Tigers**

Tiger Stadium, Detroit, MI

Wed Sep 15 1982, 7:05 PM EDT

Att. 9,324 - Unknown

AB 40  
R 3  
H 13  
RBI 3  
BB 3  
SO 7  
LOB 31



WP	HR	S	P	ERA	WHIP
1	1	11	44		

Batter	1	2	3	4	5	6	7	8	9	AB R H RBI BB SO LOB	TOP	
Jerry Remy, L (1, 4) OBP: 0.336, SLG: 0.324	0-0 4-3		0-0 F9			0-0 F7		0-0 SF7		3 0 0 1 0 0 0		
Dwight Evans, R (1, 9) OBP: 0.393, SLG: 0.513	4-0 HBP BB		0-3 K			0-0 F8		0-3 K		3 0 0 0 1 2 0		
Jim Rice, R (1, 7) OBP: 0.377, SLG: 0.497	0-3 K			0-3 K			0-0 BB 1B		0-0 1B 2B	4 1 2 0 0 2 1		
Carl Yastrzemski, L (1, 10) OBP: 0.353, SLG: 0.426	1-0 1-2 HBP		0-0 G3			4-0 1-2 FC4-6 BB			0-3 K	2 0 0 0 1 1 1		
Carney Lansford, R (1, 5) OBP: 0.362, SLG: 0.452	0-0 F9			0-0 4-3			0-0 P6		0-3 K	4 0 0 0 0 1 5		
Wade Boggs, L (1, 3) OBP: 0.438, SLG: 0.480		0-0 5-3			0-0 G5-4-3 1B		0-0 FC4-6 1-2f		0-0 1B 1B	4 0 2 1 0 0 2		
Rick Miller, L (1, 8) OBP: 0.316, SLG: 0.322		0-3 K			0-0 F8		0-3 K		0-0 1-2 FC4 1B	4 0 1 0 0 2 3		
Glenn Hoffman, R (1, 6) OBP: 0.276, SLG: 0.330 Rich Gedman, L (8, PH) OBP: 0.282, SLG: 0.367 (8, 2)		0-3 K			0-0 G5-4-3 1-2f			0-0 F9 SF7 2B	0-0 FC4	2 0 0 0 0 1 1 2 1 1 0 0 0 2		
Gary Allenson, R (1, 2) OBP: 0.293, SLG: 0.291 Garry Hancock, L (8, PH) Julio Valdez, S (8, 6) OBP: 0.400, SLG: 0.500			0-0 F9			0-0 6-3		0-0 F9		2 0 0 0 0 0 0 1 0 0 0 0 0 1 0 0 0 0 0 0 0		
<b>Inning Stats</b>	R: 0 H: 0 E: 0 LOB: 2 K: 1 BB: 1 S: 5 P: 10	R: 0 H: 0 E: 0 LOB: 0 K: 2 BB: 0 S: 7 P: 7	R: 0 H: 0 E: 0 LOB: 0 K: 1 BB: 0 S: 5 P: 5	R: 0 H: 0 E: 0 LOB: 0 K: 1 BB: 0 S: 5 P: 5	R: 0 H: 1 E: 0 LOB: 0 K: 0 BB: 0 S: 3 P: 3	R: 0 H: 0 E: 0 LOB: 0 K: 0 BB: 0 S: 3 P: 3	R: 0 H: 1 E: 0 LOB: 2 K: 1 BB: 1 S: 6 P: 10	R: 1 H: 1 E: 0 LOB: 0 K: 1 BB: 0 S: 6 P: 6	R: 1 H: 3 E: 0 LOB: 2 K: 2 BB: 0 S: 10 P: 10	1B: 4 SF: 1 2B: 2 SAC: 0 3B: 0 DP: 1 HR: 0 HBP: 1	WP: 0 PA: 35 PB: 0 SB: 0 CS: 0	
<b>PITCHER</b> Milt Wilcox, R (1, 1) ERA: 3.9	IP WLS BF H R ER SO BB IBB HBP BLK WP HR S P ERA WHIP	9.0 W 35 6 2 2 9 2 0 1 0 0 0 0 50 59 2.00 0.889										

**Boston Red Sox @ Detroit Tigers**  
**Tiger Stadium, Detroit, MI**  
 Thu Sep 16 1982, 7:05 PM EDT  
 Att: 8,253 - Unknown - 56 F

AB	31
R	2
H	6
RBI	2
BB	2
SO	9
LOB	16





Batter	1	2	3	4	5	6	7	8	9
Lou Whitaker, L (1, 4) OBP: 0.336, SLG: 0.438	4-0 SH2-3 E BB		x 0-0 F8		x 0-0 G3		x 0-0 1-H HR 2B	x 0-0 F7	
Glenn Wilson, R (1, 8) OBP: 0.354, SLG: 0.514	4-0 SH2-3 1-2 BB		x 0-0 F8		S 0-3 K		x 0-0 2-H HR		
Howard Johnson, S (1, 10) OBP: 0.392, SLG: 0.430	x 0-0 SH2-3 1-2 2-3		x 0-0 6-3		S 0-3 K		x 4-0 S 1B BB		
Larry Herndon, R (1, 7) OBP: 0.325, SLG: 0.474	4-0 BB			x 0-0 L8		H 1-0 1B HBP	x 0-0 1-H 1B		
Chet Lemon, R (1, 9) OBP: 0.367, SLG: 0.429	x 0-0 P8			x 0-0 3-1 2B		x 0-0 1-2 1B	x 0-3 K		
Mike Laga, L (1, 3) OBP: 0.271, SLG: 0.378	x 0-0 P6			x 0-0 3-1 2-3		x 0-0 F8	x 0-0 F8		
Tom Brookens, R (1, 5) OBP: 0.293, SLG: 0.376		x 0-0 1-3		x 0-0 F8		x 0-0 G3		x 0-0 6-3	
Bill Fahey, L (1, 2) OBP: 0.140, SLG: 0.163		x 0-0 4-3			x 0-0 G3		x 0-0 P6	x 0-0 S 1B	
Alan Trammell, R (1, 6) OBP: 0.324, SLG: 0.383		x 0-0 F8			x 0-0 G3 S 1B		x 0-0 2B 1B	S 0-3 K	

Inning Stats	R: 0 E: 1 K: 0 S: 3	H: 0 LOB: 3 BB: 3 P: 15	R: 0 E: 0 K: 0 S: 3	H: 0 LOB: 0 BB: 0 P: 3	R: 0 E: 0 K: 0 S: 3	H: 0 LOB: 0 BB: 0 P: 3	R: 0 E: 0 K: 0 S: 4	H: 1 LOB: 1 BB: 0 P: 4	R: 0 E: 0 K: 1 S: 6	H: 1 LOB: 1 BB: 0 P: 6	R: 0 E: 0 K: 1 S: 6	H: 1 LOB: 2 BB: 0 P: 7	R: 4 E: 0 K: 1 S: 9	H: 4 LOB: 1 BB: 1 P: 13	R: 0 E: 0 K: 1 S: 6	H: 1 LOB: 1 BB: 0 P: 6
--------------	------------------------------	----------------------------------	------------------------------	---------------------------------	------------------------------	---------------------------------	------------------------------	---------------------------------	------------------------------	---------------------------------	------------------------------	---------------------------------	------------------------------	----------------------------------	------------------------------	---------------------------------

PITCHER															PITCHER																			
IP	WLS	BF	H	R	ER	SO	BB	IBB	HBP	BLK	WP	HR	S	P	ERA	WHIP	IP	WLS	BF	H	R	ER	SO	BB	IBB	HBP	BLK	WP	HR	S	P	ERA	WHIP	
Mike Torrez, R (1, 1) ERA: 5.61	6.1	L	29	6	3	3	2	3	0	1	0	1	29	42	4.26	1.421																		
Mark Clear, R (7, 1) ERA: 2.84	0.2		4	1	1	1	1	0	0	0	0	0	5	9	13.50	3.000																		
Mike Brown, R (8, 1) ERA:	1.0		4	1	0	0	1	0	0	0	0	0	6	6	0.00	1.000																		

**BOTTOM**

**Boston Red Sox @ Detroit Tigers**  
Tiger Stadium, Detroit, MI

Thu Sep 16 1982, 7:05 PM EDT  
Att. 8,253 - Unknown - 56 F

AB	R	H	RBI	BB	SO	LOB
4	1	1	1	1	0	2
3	1	1	2	1	1	1
2	1	0	0	1	1	0
2	0	1	1	1	0	0
4	0	2	0	0	1	4
4	0	0	0	0	0	7
4	0	0	0	0	0	3
4	0	1	0	0	0	0
4	1	2	0	0	1	1

AB	31
R	4
H	8
RBI	4
BB	4
SO	4
LOB	18

livebaseballscores.com

WP: 0	PA: 37
PB: 0	
SB: 3	
CS: 0	



Batter	1	2	3	4	5	6	7	8	9	AB R H RBI BB SO LOB	TOP	
Jerry Remy, L (1, 4) OBP: 0.337, SLG: 0.324	4-0 BB 1B BB		0-0 BB 1B		0-0 1-3			0-3 K		3 0 1 0 1 1 0		
Dwight Evans, R (1, 9) OBP: 0.395, SLG: 0.513	0-0 BB 1B		4-0 BB G6-4-3		0-0 1-2	0-0 4-1 1B		0-3 K		3 0 2 0 1 1 0		
Jim Rice, R (1, 7) OBP: 0.378, SLG: 0.496	4-0 BB G6-4-3		0-0 BB G6-4-3		0-0 1-2f	0-0 F8		0-0 G4-6-3 1B		3 0 1 0 1 0 3		
Carl Yastrzemski, L (1, 10) OBP: 0.352, SLG: 0.424	0-0 P7		0-0 1-2f	0-0 FC1-6-4 1B		0-0 4-1		0-0 G4-6-3		4 0 1 0 0 0 5		
Carney Lansford, R (1, 5) OBP: 0.361, SLG: 0.449	0-0 G6-4-3 1-2f		0-0 1-2f	0-0 F8		0-0 F9		4-0 1B BB		3 1 0 0 1 0 5		
Wade Boggs, L (1, 3) OBP: 0.438, SLG: 0.479		0-0 6-3		0-0 FC1-6-4 1-2f		4-0 BB G6-4-3		0-0 1B 1B		3 0 1 0 1 0 1		
Reid Nichols, R (1, 8) OBP: 0.352, SLG: 0.472		0-0 F9		0-0 P3		0-0 G6-4-3 1-2f		0-0 1B 1B		4 0 1 1 0 0 2		
Rich Gedman, L (1, 2) OBP: 0.279, SLG: 0.363		0-3 K				0-0 1-3		0-0 F9		3 0 0 0 0 0 1 0		
Roger LaFrancois, L (8, 2) OBP: 0.400, SLG: 0.600										0 0 0 0 0 0 0 0		
Garry Hancock, L (9, PH)										1 0 0 0 0 0 2		
Glenn Hoffman, R (1, 6) OBP: 0.274, SLG: 0.329			0-0 6-3		0-0 6-3			0-0 L3		2 0 0 0 0 0 0 0		
Rick Miller, L (8, PH) OBP: 0.315, SLG: 0.321										1 0 0 0 0 0 0 0		
Julio Valdez, S (8, 6) OBP: 0.400, SLG: 0.500										0 0 0 0 0 0 0 0		
<b>Inning Stats</b>	R: 0 H: 1 E: 0 LOB: 2 K: 0 BB: 2 S: 3 P: 11	R: 0 H: 0 E: 0 LOB: 0 K: 1 BB: 0 S: 5 P: 5	R: 0 H: 1 E: 0 LOB: 1 K: 0 BB: 1 S: 3 P: 7	R: 0 H: 1 E: 0 LOB: 1 K: 0 BB: 0 S: 4 P: 4	R: 0 H: 0 E: 0 LOB: 0 K: 0 BB: 0 S: 3 P: 3	R: 0 H: 1 E: 0 LOB: 1 K: 0 BB: 0 S: 4 P: 4	R: 0 H: 0 E: 0 LOB: 0 K: 0 BB: 1 S: 2 P: 6	R: 0 H: 0 E: 0 LOB: 0 K: 2 BB: 0 S: 7 P: 7	R: 1 H: 3 E: 0 LOB: 2 K: 0 BB: 1 S: 5 P: 9	1B: 7 SF: 0 2B: 0 SAC: 0 3B: 0 DP: 4 HR: 0 HBP: 0	WP: 0 PA: 35 PB: 0 SB: 0 CS: 0	
<b>PITCHER</b>	IP WLS BF H R ER SO BB IBB HBP BLK WP HR S P ERA WHIP											
Dan Petry, R (1, 1) ERA: 2.97	8.2 W 34 7 1 1 3 5 0 0 0 0 0 0 35 55 1.04 1.385											
Aurelio Lopez, R (9, 1) ERA: 4.89	0.1 S 1 0 0 0 0 0 0 0 0 0 0 0 1 1 0.00 0.000											

**Boston Red Sox @ Detroit Tigers**  
**Tiger Stadium, Detroit, MI**  
 Fri Sep 17 1982, 7:05 PM EDT  
 Att: 17,451 - Unknown

livebaseballscorecards.com

**AB 30**  
**R 1**  
**H 7**  
**RBI 1**  
**BB 5**  
**SO 3**  
**LOB 18**







BOTTOM

Boston Red Sox @ Detroit Tigers  
Tiger Stadium, Detroit, MI  
Sat Sep 18 1982, 3:33 AM EDT  
Att. 18,425 - Unknown - 63 F

livebaseballscorecards.com

AB 34  
R 2  
H 8  
RBI 2  
BB 3  
SO 5  
LOB 18



WP: 1 PA: 37  
PB: 0  
SB: 1  
CS: 0

AB R H RBI BB SO LOB

4	1	1	0	1	0	3
4	0	0	0	0	0	4
3	1	1	2	1	1	2
3	0	2	0	1	1	2
4	0	0	0	0	1	5
4	0	0	0	0	0	1
4	0	1	0	0	1	0
3	0	0	0	0	0	1
1	0	0	0	0	0	0
4	0	3	0	0	1	0

Batter	1	2	3	4	5	6	7	8	9
Lou Whitaker, L OBP: 0.336, SLG: 0.436 (1, 4)	0-0 HR 1B	0-0 G4-6-3 1-2f			4-0 BB FC1-5 1-2 BB		0-0 FC4-6 WP 1-3 1-2f		0-0 G1
Glenn Wilson, R OBP: 0.344, SLG: 0.500 (1, 8)	0-0 F3		0-0 6-3		0-0 FC1-5 FC5 BB 1-2 2-3f		0-0 1-3 1-2		
Howard Johnson, S OBP: 0.391, SLG: 0.450 (1, 5)	0-0 HR 1-H		0-0 4-3		0-3 K		4-0 WP BB		
Larry Herndon, R OBP: 0.331, SLG: 0.479 (1, 7)	0-0 G3 2B		0-0 1B		4-0 1-2 2-3 BB		0-3 K 1-2 2-3		
Jerry Turner, L OBP: 0.313, SLG: 0.383 (1, 10)	0-0 G3 2-3		0-0 F8		0-0 FC5 2-3f		0-3 K		
Chet Lemon, R OBP: 0.363, SLG: 0.430 (1, 9)	0-0 P6		0-0 F8		0-0 5-3		0-0 6-3		
Mike Laga, L OBP: 0.291, SLG: 0.481 (1, 3)		0-0 1B 2B	0-3 K		0-0 F7		0-0 F7		
Bill Fahey, L OBP: 0.125, SLG: 0.145 Lance Parrish, R OBP: 0.338, SLG: 0.522 (1, 2) (7, 2)		0-0 P6	0-0 5-3		0-0 6-3		0-0 P3		
Alan Trammell, R OBP: 0.325, SLG: 0.384 (1, 6)		0-0 G4-6-3 1B 2-3			0-0 FC1-5 S 1B		0-0 FC4-6 1B		0-3 K

Inning Stats	R: 2	H: 3	E: 0	LOB: 1	K: 0	S: 6	P: 6	R: 0	H: 2	E: 0	LOB: 1	K: 0	S: 4	P: 4	R: 0	H: 1	E: 0	LOB: 1	K: 0	S: 4	P: 4	R: 0	H: 0	E: 0	LOB: 0	K: 1	S: 5	P: 5	R: 0	H: 1	E: 0	LOB: 3	K: 1	S: 6	P: 14	R: 0	H: 0	E: 0	LOB: 0	K: 0	S: 3	P: 3	R: 0	H: 1	E: 0	LOB: 2	K: 1	S: 6	P: 10	R: 0	H: 0	E: 0	LOB: 0	K: 1	S: 5	P: 5	R: 0	H: 0	E: 0	LOB: 0	K: 1	S: 5	P: 5	1B: 5	SF: 0	2B: 2	SAC: 0	3B: 0	DP: 1	HR: 1	HBP: 0
--------------	------	------	------	--------	------	------	------	------	------	------	--------	------	------	------	------	------	------	--------	------	------	------	------	------	------	--------	------	------	------	------	------	------	--------	------	------	-------	------	------	------	--------	------	------	------	------	------	------	--------	------	------	-------	------	------	------	--------	------	------	------	------	------	------	--------	------	------	------	-------	-------	-------	--------	-------	-------	-------	--------

PITCHER	IP	WLS	BF	H	R	ER	SO	BB	IBB	HBP	BLK	WP	HR	S	P	ERA	WHIP
Chuck Rainey, R ERA: 4.8 (1, 1)	1.1		9	5	2	2	0	0	0	0	0	0	1	9	9	13.50	3.750
Bob Stanley, R ERA: 3.18 (2, 1)	7.2	W	28	3	0	0	5	3	0	0	0	1	0	35	47	0.00	0.783

Batter	1	2	3	4	5	6	7	8	9	AB R H RBI BB SO LOB	TOP									
Jerry Remy, L (1, 4) OBP: 0.339, SLG: 0.328	0-3 K			x 0-0 F8		x 0-0 B1-3		x 0-0 FC3-2 HR 1B		4 1 1 0 0 1 0										
Dwight Evans, R (1, 9) OBP: 0.399, SLG: 0.512	0-0 6-3		x 0-0 4-3			H 1-0 FC6-4 HBP		x 0-0 FC3-2 HR 1B		3 0 1 0 0 0 0										
Rick Miller, L (8, PR) OBP: 0.314, SLG: 0.320	(8, 8)							1-2 2-3		0 1 0 0 0 0 0										
Jim Rice, R (1, 7) OBP: 0.374, SLG: 0.489	0-0 G3		B B B B 4-0 1B BB		x 0-0 FC6-4 1-2f		x 0-0 FC3-2 HR	1-2 2-3 3-Hf		3 1 0 0 1 0 4										
Carney Lansford, R (1, 5) OBP: 0.363, SLG: 0.454		x 0-0 F7		x 0-0 1B		x 0-0 FC1-6 1B		x 0-0 HR	1-H 2-H 3-H	4 1 3 4 0 0 0										
Wade Boggs, L (1, 3) OBP: 0.434, SLG: 0.471		x 0-0 P6		S S S 0-3 K		x 0-0 FC1-6 HR 1-2f		x 0-0 3-1		4 1 0 0 0 1 4										
Tony Perez, R (1, 10) OBP: 0.330, SLG: 0.434		x 0-0 P6		x 0-0 SH1 L5 2B		S S S 0-3 K		x 0-0 6-3		4 0 1 0 0 1 2										
Reid Nichols, R (1, 8) OBP: 0.357, SLG: 0.488			x 0-0 G4-6-3 1B		x 0-0 SH1		x 0-0 HR	S S S 0-3 K		3 1 2 2 0 1 0										
Dave Stapleton, R (1, 6) OBP: 0.300, SLG: 0.384			x 0-0 G4-6-3		x 0-0 L5		x 0-0 F9	x 0-0 P4		3 0 0 0 0 0 2										
Glenn Hoffman, R (8, 6) OBP: 0.273, SLG: 0.327			1-2f		3-H					1 0 0 0 0 0 0										
Gary Allenson, R (1, 2) OBP: 0.295, SLG: 0.303		x 0-0 F7		x 0-0 F8		x 0-0 F8		B B B B 4-0 1B FC3-2 BB	S S S 0-3 K	3 0 0 0 1 1 0										
<b>Inning Stats</b>	R: 0 E: 0 K: 1 S: 5	H: 0 LOB: 0 BB: 0 P: 5	R: 0 E: 0 K: 0 S: 3	H: 0 LOB: 0 BB: 0 P: 3	R: 0 E: 0 K: 1 S: 3	H: 1 LOB: 0 BB: 0 P: 3	R: 0 E: 0 K: 1 S: 6	H: 1 LOB: 2 BB: 1 P: 10	R: 0 E: 0 K: 0 S: 3	H: 1 LOB: 0 BB: 0 P: 3	R: 2 E: 0 K: 1 S: 7	H: 2 LOB: 0 BB: 0 P: 7	R: 4 E: 0 K: 0 S: 6	H: 3 LOB: 1 BB: 1 P: 10	R: 0 E: 0 K: 2 S: 7	H: 0 LOB: 0 BB: 0 P: 7	1B: 5 2B: 2 3B: 0 HR: 2	SF: 0 SAC: 1 DP: 2 HBP: 1	WP: 0 PB: 0 SB: 0 CS: 0	PA: 36
<b>PITCHER</b>	IP WLS BF H R ER SO BB IBB HBP BLK WP HR S P ERA WHIP																			
Dave Rucker, L (1, 1) ERA: 4.63	7.0 L 26 5 2 2 3 1 0 1 0 0 0 1 30 35 2.57 0.857																			
Dave Tobik, R (8, 1) ERA: 3.5	0.1 5 3 4 3 0 1 0 0 0 0 0 1 4 8 81.00 12.000																			
Howard Bailey, L (8, 1) ERA:	1.2 5 0 0 0 0 2 0 0 0 0 0 0 9 9 0.00 0.000																			

**Boston Red Sox @ Detroit Tigers**  
Tiger Stadium, Detroit, MI  
Sun Sep 19 1982, 3:33 AM EDT  
Att. 16,209 - Unknown - 65 F

livebaseballscorecards.com

AB	32
R	6
H	8
RBI	6
BB	2
SO	5
LOB	12



Batter	1	2	3	4	5	6	7	8	9	AB	R	H	RBI	BB	SO	LOB
Lynn Jones, R (1, 9) OBP: 0.263, SLG: 0.256 Lou Whitaker, L (9, PH) OBP: 0.337, SLG: 0.437	0-0 4-3		0-3 K			0-0 F8		4-0 1B 1-2 BB	0-0 1B	3	1	0	0	1	1	0
Glenn Wilson, R (1, 8) OBP: 0.339, SLG: 0.491	0-3 K		0-0 P3			0-0 F7		0-3 K	0-3 K	5	0	0	0	0	3	4
Larry Herndon, R (1, 7) OBP: 0.331, SLG: 0.477	0-3 K				0-0 F8		0-3 K	0-0 1B 1-3 2-H		4	0	1	1	0	2	0
Lance Parrish, R (1, 2) OBP: 0.341, SLG: 0.529		0-0 P3			0-0 HR		4-0 FC5-4 1B BB	0-0 1B 1-2 3-H		3	1	2	2	1	0	0
Mike Ivie, R (1, 10) OBP: 0.293, SLG: 0.417 Jerry Turner, L (7, PR) OBP: 0.311, SLG: 0.382		0-0 1B 2B			0-3 K		0-0 FC5-4 1B	0-3 K		3	0	2	0	0	1	0
Enos Cabell, R (1, 3) OBP: 0.292, SLG: 0.333		0-0 1B			0-3 K		0-0 FC5-4		0-0 P3	4	0	1	0	0	1	2
Tom Brookens, R (1, 4) OBP: 0.289, SLG: 0.370 Rick Leach, L (9, PH) OBP: 0.304, SLG: 0.330		0-3 K			0-3 K		0-3 K		4-0 1B BB	3	0	0	0	0	3	3
Howard Johnson, S (1, 5) OBP: 0.386, SLG: 0.437		0-3 K			0-0 5-3			4-0 1B BB	0-0 P3	0	1	0	0	1	0	0
Alan Trammell, R (1, 6) OBP: 0.325, SLG: 0.382			0-0 4-3			0-0 P3		0-0 P6	0-0 1B	4	0	1	0	0	0	1


Inning Stats	R: 0	H: 0	E: 0	K: 2	S: 7	H: 0	LOB: 0	BB: 0	P: 7	R: 0	H: 2	E: 0	K: 2	S: 9	H: 0	LOB: 2	BB: 0	P: 9	R: 0	H: 0	E: 0	K: 1	S: 5	R: 1	H: 1	E: 0	K: 2	S: 8	H: 0	LOB: 0	BB: 0	P: 8	R: 0	H: 0	E: 0	K: 1	S: 5	R: 0	H: 1	E: 0	K: 1	S: 5	R: 0	H: 0	E: 0	K: 1	S: 5	R: 2	H: 2	E: 0	K: 2	S: 9	H: 2	LOB: 2	BB: 2	P: 17	R: 1	H: 2	E: 0	K: 1	S: 7	H: 2	LOB: 2	BB: 1	P: 11	1B: 6	SF: 0	2B: 1	SAC: 0	3B: 0	DP: 1	HR: 1	HBP: 0	WP: 0	PA: 38
--------------	------	------	------	------	------	------	--------	-------	------	------	------	------	------	------	------	--------	-------	------	------	------	------	------	------	------	------	------	------	------	------	--------	-------	------	------	------	------	------	------	------	------	------	------	------	------	------	------	------	------	------	------	------	------	------	------	--------	-------	-------	------	------	------	------	------	------	--------	-------	-------	-------	-------	-------	--------	-------	-------	-------	--------	-------	--------

PITCHER	IP	WLS	BF	H	R	ER	SO	BB	IBB	HBP	BLK	WP	HR	S	P	ERA	WHIP
John Tudor, L (1, 1) ERA: 3.78	7.2	W	30	5	3	3	11	3	0	0	0	0	1	49	61	3.52	1.043
Mark Clear, R (8, 1) ERA: 2.89	1.1	S	8	3	1	1	2	1	0	0	0	0	0	11	15	6.75	3.000

**BOTTOM**

**Boston Red Sox @ Detroit Tigers**  
Tiger Stadium, Detroit, MI  
Sun Sep 19 1982, 3:33 AM EDT  
Att: 16,209 - Unknown - 65 F

AB	34
R	4
H	8
RBI	4
BB	4
SO	13
LOB	15



PITCHER	IP	WLS	BF	H	R	ER	SO	BB	IBB	HBP	BLK	WP	HR	S	P	ERA	WHIP
---------	----	-----	----	---	---	----	----	----	-----	-----	-----	----	----	---	---	-----	------

Batter	1	2	3	4	5	6	7	8	9	AB R H RBI BB SO LOB	TOP																
Lou Whitaker, L (1, 4) OBP: 0.338, SLG: 0.439	0-0 2B		0-0 F8		0-0 CS	0-0 6-3		0-0 FC6-4 1B		4 1 2 0 0 0 0																	
Glenn Wilson, R (1, 8) OBP: 0.338, SLG: 0.488	0-0 6-3		0-0 2B 1B			0-0 3-1		0-0 FC6-4		4 0 1 0 0 0 2																	
Larry Herndon, R (1, 7) OBP: 0.333, SLG: 0.482	0-0 2B		0-0 2B			0-0 1B			0-0 F9	4 0 3 1 0 0 0																	
Lance Parrish, R (1, 2) OBP: 0.338, SLG: 0.525	0-3 K				0-0 F7	0-0 6-3			0-0 F5	4 0 0 0 0 1 2																	
Howard Johnson, S (1, 10) OBP: 0.381, SLG: 0.430	0-0 L6				0-3 K			0-3 K	0-0 HBP 1B	4 0 1 0 0 2 1																	
Chet Lemon, R (1, 9) OBP: 0.362, SLG: 0.427		0-0 5-3			0-0 F8			0-0 5-3	1-0 HBP	3 0 0 0 0 0 0																	
Enos Cabell, R (1, 3) OBP: 0.289, SLG: 0.330		0-0 5-3				0-0 4-3		0-0 5-3	0-3 K	4 0 0 0 0 1 2																	
Tom Brookens, R (1, 5) OBP: 0.286, SLG: 0.367		0-0 F7				0-0 F4		0-0 5-3		3 0 0 0 0 0 0																	
Alan Trammell, R (1, 6) OBP: 0.325, SLG: 0.381			0-0 F3		4-0 CS BB			0-0 F4		2 0 0 0 1 0 0																	
<b>Inning Stats</b>	R: 1 E: 0 K: 1 S: 7	H: 2 LOB: 1 BB: 0 P: 7	R: 0 E: 0 K: 0 S: 3	H: 0 LOB: 0 BB: 0 P: 3	R: 0 E: 0 K: 0 S: 4	H: 2 LOB: 2 BB: 0 P: 4	R: 0 E: 0 K: 1 S: 5	H: 0 LOB: 0 BB: 0 P: 5	R: 0 E: 0 K: 0 S: 2	H: 0 LOB: 0 BB: 1 P: 6	R: 0 E: 0 K: 0 S: 4	H: 1 LOB: 1 BB: 0 P: 4	R: 0 E: 0 K: 1 S: 5	H: 0 LOB: 0 BB: 0 P: 5	R: 0 E: 0 K: 0 S: 4	H: 1 LOB: 1 BB: 0 P: 4	R: 0 E: 0 K: 1 S: 6	H: 1 LOB: 2 BB: 0 P: 7	1B: 4 2B: 3 3B: 0 HR: 0	SF: 0 SAC: 0 DP: 0 HBP: 1	WP: 0 PB: 0 SB: 0 CS: 1	PA: 35					
<b>PITCHER</b>	IP WLS BF H R ER SO BB IBB HBP BLK WP HR S P ERA WHIP																										
Jim Palmer, R (1, 1) ERA: 3.14	8.0	29	6	1	1	3	1	0	0	0	0	0	0	34	38	1.12	0.875										
Sammy Stewart, R (9, 1) ERA: 4.1	1.0	5	1	0	0	1	0	0	1	0	0	0	0	6	7	0.00	1.000										

Detroit Tigers @ Baltimore Orioles  
Memorial Stadium, Baltimore, MD

Mon Sep 20 1982, 7:05 PM EDT  
Att: 8,246 - Unknown - 61 F

livebaseballscorecards.com

AB	32
R	1
H	7
RBI	1
BB	1
SO	4
LOB	7





Batter	1	2	3	4	5	6	7	8	9	AB	R	H	RBI	BB	SO	LOB
Al Bumbry, L (1, 8) OBP: 0.306, SLG: 0.333 Lenn Sakata, R (9, 4) OBP: 0.317, SLG: 0.360	0-0 F8	0-0 F7			0-0 3-1			0-0 G4-6-3 1B		4	0	1	0	0	0	2
Glenn Gulliver, L (1, 5) OBP: 0.381, SLG: 0.264 Terry Crowley, L (8, PH) OBP: 0.361, SLG: 0.341 Floyd Rayford, R (9, 5) OBP: 0.220, SLG: 0.302	4-0 1B BB		0-0 3-1			0-0 F8		0-0 G4-6-3 1B		2	0	0	0	1	0	0
Ken Singleton, S (1, 10) OBP: 0.349, SLG: 0.383	0-0 1-2 1B		0-0 F8			0-3 K		0-3 K		4	0	1	0	0	2	1
Eddie Murray, S (1, 3) OBP: 0.391, SLG: 0.542	0-3 K		0-0 F9			0-0 F8			0-0 HR 1B	4	1	1	0	0	1	2
John Lowenstein, L (1, 7) OBP: 0.409, SLG: 0.606	0-3 K			0-3 K			4-0 BB		0-0 HR 1B	3	1	1	2	1	2	2
Cal Ripken Jr., R (1, 6) OBP: 0.320, SLG: 0.472		0-3 K		0-3 K			0-0 L7			3	0	0	0	0	2	1
Gary Roenicke, R (1, 9) OBP: 0.389, SLG: 0.507		0-3 K		0-3 K			0-0 L5			3	0	0	0	0	2	1
Rick Dempsey, R (1, 2) OBP: 0.332, SLG: 0.346		4-0 1B BB			0-3 K		0-0 6-3			2	0	0	0	1	1	1
Rich Dauer, R (1, 4) OBP: 0.327, SLG: 0.363 John Shelby, S (8, PR) OBP: 0.389, SLG: 0.500 (9, 8)		0-0 1-2 1B			0-0 6-3			0-0 G4-6-3 1B		3	0	2	0	0	0	0
										0	1	0	0	0	0	0

Inning Stats	R: 0	H: 1	R: 0	H: 1	R: 0	H: 0	R: 0	H: 0	R: 0	H: 0	R: 0	H: 0	R: 1	H: 2	R: 2	H: 2	1B: 5	SF: 0	WP: 0	PA: 32
	E: 0	LOB: 2	E: 0	LOB: 2	E: 0	LOB: 0	E: 0	LOB: 0	E: 0	LOB: 0	E: 0	LOB: 1	E: 0	LOB: 1	E: 0	LOB: 0	2B: 0	SAC: 0	PB: 0	
	K: 2	BB: 1	K: 2	BB: 1	K: 0	BB: 0	K: 3	BB: 0	K: 1	BB: 0	K: 0	BB: 1	K: 1	BB: 0	K: 0	BB: 0	3B: 0	DP: 1	SB: 0	
	S: 8	P: 12	S: 8	P: 12	S: 3	P: 3	S: 9	P: 9	S: 5	P: 5	S: 3	P: 7	S: 6	P: 6	S: 2	P: 2	HR: 1	HBP: 0	CS: 0	

PITCHER	IP	WLS	BF	H	R	ER	SO	BB	IBB	HBP	BLK	WP	HR	S	P	ERA	WHIP
Jack Morris, R (1, 1) ERA: 4.15	8.0	L	32	6	3	3	10	3	0	0	0	0	1	49	61	3.38	1.125

PITCHER	IP	WLS	BF	H	R	ER	SO	BB	IBB	HBP	BLK	WP	HR	S	P	ERA	WHIP

**Detroit Tigers @ Baltimore Orioles**  
**Memorial Stadium, Baltimore, MD**

Mon Sep 20 1982, 7:05 PM EDT  
 Att. 8,246 - Unknown - 61 F

AB	29
R	3
H	6
RBI	2
BB	3
SO	10
LOB	11



WP: 0	PA: 32
PB: 0	
SB: 0	
CS: 0	

livebaseballscorecards.com

Batter	1	2	3	4	5	6	7	8	9	AB R H RBI BB SO LOB	TOP											
Lou Whitaker, L (1, 4) OBP: 0.340, SLG: 0.442 Mike Laga, L (1, 3) OBP: 0.317, SLG: 0.526	0-0 6-3 CS 2B		0-0 1B 2B		0-0 E4		0-0 2B		0-0 2-3	1 0 1 0 0 0 0 5 0 3 3 0 0 0												
Rick Leach, L (1, 9) OBP: 0.301, SLG: 0.327	0-3 K		0-0 1B G3		0-3 K		0-0 L9			5 1 1 0 0 2 4												
Larry Herndon, R (1, 7) OBP: 0.332, SLG: 0.480	0-0 6-3 2-3		0-0 FC5-4-6-4-5 1B BLK 2B 1-2 2-3f	0-0 G3-6-1 BB HR 1B		0-0 6-3		0-0 1-3		5 2 1 0 0 0 5												
Lance Parrish, R (1, 2) OBP: 0.343, SLG: 0.533 Bill Fahey, L (8, 2) OBP: 0.125, SLG: 0.145	0-0 CS 3-H	0-3 K	0-0 2B 1B 1-3 2-H	4-0 G3-6-1 BB		0-0 HR		0-0 FC6-4 1B		4 2 3 2 1 1 0 0 0 0 0 0 0 0												
Howard Johnson, S (1, 10) OBP: 0.382, SLG: 0.432		4-0 1B BB	0-0 BB E 2B 1-3 3-H	0-0 G3-6-1 1-2f 2-3		0-0 F8		0-0 F2		4 1 1 1 1 0 3												
Chet Lemon, R (1, 8) OBP: 0.365, SLG: 0.438		0-3 K	4-0 BB E IBB	0-0 HR 3-H		0-0 2B		0-0 F7		4 2 2 2 1 1 2												
Enos Cabell, R (1, 3) OBP: 0.293, SLG: 0.334		0-0 1B 1-3	4-0 E 2B BB 1-2 2-3 3-H	0-0 2B		0-0 1-3		0-0 FC6-4 1-2f		4 1 2 1 1 0 2												
Tom Brookens, R (1, 5) OBP: 0.285, SLG: 0.364		0-3 K	0-0 E9 2B 1B 1-3 2-H 3-H	0-0 F9		0-3 K		0-0 F9		5 1 1 2 0 2 4												
Alan Trammell, R (1, 6) OBP: 0.323, SLG: 0.381			0-0 1B 2B F9		0-0 F8		0-0 F9		0-0 5-3	5 1 1 0 0 0 2												
<b>Inning Stats</b>	R: 0 E: 0 K: 1 S: 5	H: 1 LOB: 0 BB: 0 P: 5	R: 0 E: 0 K: 3 S: 10	H: 1 LOB: 2 BB: 1 P: 14	R: 8 E: 1 K: 0 S: 10	H: 7 LOB: 1 P: 18	R: 2 E: 0 K: 0 S: 5	H: 3 LOB: 1 BB: 1 P: 9	R: 0 E: 1 K: 1 S: 6	H: 0 LOB: 1 BB: 0 P: 6	R: 1 E: 0 K: 1 S: 7	H: 2 LOB: 1 BB: 0 P: 7	R: 0 E: 0 K: 0 S: 4	H: 1 LOB: 1 BB: 0 P: 4	R: 0 E: 0 K: 0 S: 4	H: 1 LOB: 1 BB: 0 P: 4	R: 0 E: 0 K: 0 S: 3	H: 0 LOB: 0 BB: 0 P: 3	1B: 7 2B: 7 3B: 0 HR: 2	SF: 0 SAC: 0 DP: 1 HBP: 0	WP: 0 PA: 47 PB: 0 SB: 0 CS: 1	
<b>PITCHER</b>	IP WLS BF H R ER SO BB IBB HBP BLK WP HR S P ERA WHIP																				<b>PITCHER</b>	IP WLS BF H R ER SO BB IBB HBP BLK WP HR S P ERA WHIP
Storm Davis, R (1, 1) ERA: 3.57	2.1 L 13 6 4 4 4 1 0 0 1 0 0 20 24 15.43 3.000																					
Mike Boddicker, R (3, 1) ERA: 3.51	0.0 3 1 0 0 0 0 1 1 0 0 0 0 1 9 ∞ ∞																					
John Flinn, R (3, 1) ERA: 1.17	0.2 6 3 6 5 0 0 1 0 0 0 0 0 5 9 67.50 6.000																					
Don Stanhouse, R (4, 1) ERA: 4.73	6.0 24 6 1 1 2 0 0 0 0 0 0 2 28 28 1.50 1.000																					

**Detroit Tigers @ Baltimore Orioles**  
**Memorial Stadium, Baltimore, MD**  
 Tue Sep 21 1982, 7:05 PM EDT  
 Att. 10,522 - Unknown

[livebaseballscorecards.com](http://livebaseballscorecards.com)

<b>AB</b>	<b>42</b>
<b>R</b>	<b>11</b>
<b>H</b>	<b>16</b>
<b>RBI</b>	<b>11</b>
<b>BB</b>	<b>4</b>
<b>SO</b>	<b>6</b>
<b>LOB</b>	<b>22</b>



Batter	1	2	3	4	5	6	7	8	9	AB R H RBI BB SO LOB
Al Bumbry, L (1, 8) John Shelby, S (7, 8) OBP: 0.308, SLG: 0.335 OBP: 0.366, SLG: 0.474	0-0 4-3 2B 1B		0-0 G3 1-2		0-0 BB 1B	0-0 1-3			0-0 F7	4 1 2 0 0 0 4 1 0 0 0 0 0 0
Glenn Gulliver, L (1, 5) Mike Young, S (9, PH) OBP: 0.377, SLG: 0.264	0-0 4-3 1-2		0-0 F7		0-0 F7				0-3 K	4 0 1 0 0 0 4 1 0 0 0 0 1 0
Ken Singleton, S (1, 10) OBP: 0.350, SLG: 0.385	0-0 2-H 2B		0-0 6-3		4-0 BB 1-2 2-3 BB			0-0 F8		3 0 1 1 1 0 2
Eddie Murray, S (1, 3) OBP: 0.390, SLG: 0.539	0-0 F8			0-0 1B	0-0 G3			0-0 L3 1-2		4 0 1 0 0 0 5
John Lowenstein, L (1, 7) OBP: 0.404, SLG: 0.598	0-0 4-3			0-3 K		0-0 F8		0-0 F9		4 0 0 0 0 1 2
Cal Ripken Jr., R (1, 6) OBP: 0.321, SLG: 0.473		4-0 BB BB BB		0-0 F3		0-3 K		0-0 2B		3 0 1 0 1 1 1
Jim Dwyer, L (1, 9) OBP: 0.353, SLG: 0.447		0-3 K 1-2		0-0 F8		0-0 BB BB 1B		0-0 F8		4 0 1 0 0 1 3
Rick Dempsey, R (1, 2) Floyd Rayford, R (9, 2) OBP: 0.334, SLG: 0.346 OBP: 0.220, SLG: 0.302		0-0 5-3			0-0 BB 1B 1B	4-0 BB 1-2 BB		0-0 G3		3 0 1 0 1 0 1 0 0 0 0 0 0 0
Rich Dauer, R (1, 4) OBP: 0.329, SLG: 0.362			4-0 BB BB BB		0-0 F4	4-0 BB BB BB		0-0 L8		2 0 0 0 2 0 1

Inning Stats	R: 1 E: 0 K: 0 S: 5	H: 2 LOB: 1 BB: 0 P: 5	R: 0 E: 0 K: 1 S: 4	H: 0 LOB: 0 BB: 1 P: 8	R: 0 E: 0 K: 0 S: 3	H: 0 LOB: 1 BB: 1 P: 7	R: 0 E: 0 K: 1 S: 6	H: 1 LOB: 1 BB: 0 P: 6	R: 0 E: 0 K: 0 S: 5	H: 2 LOB: 3 BB: 1 P: 9	R: 0 E: 0 K: 1 S: 6	H: 1 LOB: 3 BB: 2 P: 14	R: 0 E: 0 K: 0 S: 3	H: 1 LOB: 0 BB: 0 P: 3	R: 0 E: 0 K: 0 S: 4	H: 1 LOB: 1 BB: 0 P: 4	R: 0 E: 0 K: 1 S: 5	H: 0 LOB: 0 BB: 0 P: 5	1B: 6 2B: 4 3B: 0 HR: 0	SF: 0 SAC: 0 DP: 2 HBP: 0	WP: 0 PB: 0 SB: 0 CS: 1	PA: 38	
PITCHER	IP	WLS	BF	H	R	ER	SO	BB	IBB	HBP	BLK	WP	HR	S	P	ERA	WHIP						
Milt Wilcox, R (1, 1) ERA: 3.78	8.0	W	35	8	1	1	3	5	0	0	0	0	0	36	56	1.12	1.625						
Bob James, R (9, 1) ERA: 5.34	1.0		3	0	0	0	1	0	0	0	0	0	0	5	5	0.00	0.000						

BOTTOM

Detroit Tigers @ Baltimore Orioles  
Memorial Stadium, Baltimore, MD

Tue Sep 21 1982, 7:05 PM EDT  
Att. 10,522 - Unknown

livebaseballscorecards.com

AB	33
R	1
H	8
RBI	1
BB	5
SO	4
LOB	23







Batter	1	2	3	4	5	6	7	8	9	AB R H RBI BB SO LOB	TOP																
Lou Whitaker, L (1, 4) OBP: 0.342, SLG: 0.442	0-0 1B		0-0 HR 1B		0-0 G3	4-0 BB 1-2		0-3 K		4 1 2 0 1 1 0																	
Enos Cabell, R (1, 3) OBP: 0.292, SLG: 0.333	0-0 F7		0-3 K 1-2		0-0 E8 F8 1B	0-0 L4		0-0 E9 HR		5 1 1 0 0 1 4																	
Larry Herndon, R (1, 7) OBP: 0.334, SLG: 0.493	0-0 F8		0-0 HR 2-H		0-0 F8 2-3		0-0 E 2B	0-0 HR 2-H		5 3 3 4 0 0 2																	
Lance Parrish, R (1, 2) OBP: 0.341, SLG: 0.530	0-0 F8		0-0 1B		0-0 5-3		0-3 K 1B	0-3 K 2		5 0 1 0 0 2 3																	
Chet Lemon, R (1, 8) OBP: 0.365, SLG: 0.438		0-0 5-3	0-0 6-3			0-0 HR 1B	0-0 E6 1B 1B	0-0 F6		5 2 2 0 0 0 1																	
Mike Ivie, R (1, 10) OBP: 0.298, SLG: 0.438		0-0 2B		0-0 HR		0-3 K 1B	0-0 E 1B		0-0 5-3	2 1 2 1 0 0 0																	
Mike Laga, L (6, PH) OBP: 0.311, SLG: 0.517										1 0 0 0 0 1 1																	
John Wockenfuss, R (7, PH) OBP: 0.379, SLG: 0.416										2 1 1 1 0 0 0																	
Tom Brookens, R (1, 5) OBP: 0.286, SLG: 0.365		0-0 L8		0-0 L8-3 1B		0-0 HR 1-H	0-0 F7		0-3 K	2 0 1 0 0 0 1																	
Howard Johnson, S (6, PH) OBP: 0.381, SLG: 0.456										3 1 1 2 0 1 1																	
Lynn Jones, R (1, 9) OBP: 0.261, SLG: 0.261		0-3 K		0-0 L8-3 1-2		0-0 4-3	0-0 E8 1-H 2B		0-0 4-3	5 0 1 1 0 1 2																	
Alan Trammell, R (1, 6) OBP: 0.323, SLG: 0.378			0-0 F9	0-0 4-3		4-0 BB BB	0-3 K			3 0 0 0 1 1 1																	
<b>Inning Stats</b>	R: 0 E: 0 K: 0 S: 4	H: 1 LOB: 1 BB: 0 P: 4	R: 0 E: 0 K: 1 S: 6	H: 1 LOB: 1 BB: 0 P: 6	R: 2 E: 0 K: 1 S: 8	H: 3 LOB: 1 BB: 0 P: 8	R: 1 E: 0 K: 0 S: 4	H: 2 LOB: 0 BB: 0 P: 4	R: 0 E: 1 K: 0 S: 4	H: 1 LOB: 1 BB: 0 P: 4	R: 2 E: 0 K: 1 S: 7	H: 2 LOB: 2 BB: 2 P: 15	R: 3 E: 2 K: 2 S: 11	H: 4 LOB: 1 BB: 0 P: 11	R: 2 E: 1 K: 2 S: 9	H: 1 LOB: 0 BB: 0 P: 9	R: 0 E: 0 K: 1 S: 5	H: 0 LOB: 0 BB: 0 P: 5	1B: 8 2B: 4 3B: 0 HR: 4	SF: 0 SAC: 0 DP: 1 HBP: 0	WP: 0 PB: 0 SB: 1 CS: 0	PA: 44					
<b>PITCHER</b>	IP WLS BF H R ER SO BB IBB HBP BLK WP HR S P ERA WHIP																										
Scott McGregor, L (1, 1) ERA: 4.46	4.1		20	8	3	3	2	0	0	0	0	0	2	24	24	6.23	1.846										
Storm Davis, R (5, 1) ERA: 3.73	1.0		5	2	2	2	1	0	0	0	0	0	1	7	7	18.00	2.000										
Sammy Stewart, R (6, 1) ERA: 4.21	1.0	L	7	2	2	2	1	2	0	0	0	0	0	7	15	18.00	4.000										
Tippy Martinez, L (7, 1) ERA: 3.54	1.2		9	3	3	2	3	0	0	0	0	0	1	15	15	10.80	1.800										
John Flinn, R (9, 1) ERA: 1.04	1.0		3	0	0	0	1	0	0	0	0	0	0	5	5	0.00	0.000										

**Detroit Tigers @ Baltimore Orioles**  
**Memorial Stadium, Baltimore, MD**

Thu Sep 23 1982, 7:05 PM EDT  
 Att: 8,633 - Unknown - 62 F

livebaseballscorecards.com

<b>AB</b>	<b>42</b>
<b>R</b>	<b>10</b>
<b>H</b>	<b>15</b>
<b>RBI</b>	<b>9</b>
<b>BB</b>	<b>2</b>
<b>SO</b>	<b>8</b>
<b>LOB</b>	<b>16</b>



**BOTTOM**

**Detroit Tigers @ Baltimore Orioles**  
**Memorial Stadium, Baltimore, MD**

Thu Sep 23 1982, 7:05 PM EDT  
 Att. 8,633 - Unknown - 62 F

[livebaseballscorecards.com](http://livebaseballscorecards.com)

<b>AB</b>	<b>35</b>
<b>R</b>	<b>5</b>
<b>H</b>	<b>11</b>
<b>RBI</b>	<b>4</b>
<b>BB</b>	<b>5</b>
<b>SO</b>	<b>3</b>
<b>LOB</b>	<b>16</b>



AB	R	H	RBI	BB	SO	LOB
5	1	1	0	0	0	1
0	0	0	0	1	0	0
2	0	2	0	1	0	0
4	1	1	1	1	1	3
5	1	1	2	0	1	4
2	1	1	0	0	0	2
3	0	0	0	0	0	1
4	0	2	0	0	0	0
2	0	1	0	0	0	0
1	0	0	0	1	1	1
3	0	0	1	1	0	1
4	1	2	0	0	0	3
1B: 10	SF: 0	WP: 1	PA: 41			
2B: 1	SAC: 1	PB: 0				
3B: 0	DP: 2	SB: 0				
HR: 1	HBP: 0	CS: 0				

Batter	1	2	3	4	5	6	7	8	9
<b>Al Bumbry, L</b> OBP: 0.307, SLG: 0.333 (1, 8)	0-0 F7		0-0 WP SH1-3 1B	0-0 F6		0-0 6-3		0-0 G6-4-3	
<b>Glenn Gulliver, L</b> OBP: 0.381, SLG: 0.264 (1, 5)	4-0 BB		0-0 SH1-3	0-0		4-0 BB		0-0	0-0
<b>Lenn Sakata, R</b> OBP: 0.322, SLG: 0.364 (4, PH)	BB		1-2 2-3	1B		BB		1B	
<b>Ken Singleton, S</b> OBP: 0.350, SLG: 0.384 (1, 10)	4-0 BB		0-0 HR	0-0 F9		0-3 K		0-0 F9	0-0
<b>Eddie Murray, S</b> OBP: 0.388, SLG: 0.542 (1, 3)	1-2 BB		2-H 3-H	1B	0-0 L9		0-0 6-3	0-0 F8	0-0 F8
<b>John Lowenstein, L</b> OBP: 0.405, SLG: 0.597 (1, 7)	0-0 K		1-H	HR	0-0 L6		0-0 F9	0-0 F9	0-0 F9
<b>Dan Ford, R</b> OBP: 0.281, SLG: 0.376 (5, PH)	4-3		1B	1B	1B		0-0 F9		
<b>Cal Ripken Jr., R</b> OBP: 0.322, SLG: 0.473 (1, 6)		0-0 6-3	0-0 BB	1B	0-0 F9		0-0 1B		
<b>Joe Nolan, L</b> OBP: 0.274, SLG: 0.350 (1, 2)		0-0 F8	1-2 2-3	1B	0-0 F9		0-3 K		
<b>Rick Dempsey, R</b> OBP: 0.335, SLG: 0.345 (5, PH)		BB	1-2 2-3	1B	4-0 BB				
<b>Gary Roenicke, R</b> OBP: 0.388, SLG: 0.503 (1, 9)		0-0 6-3	0-0 BB		0-0 F3		0-0 4-3		
<b>Rich Dauer, R</b> OBP: 0.330, SLG: 0.363 (1, 4)			1-2 2-3 3-H	BB			0-0 F9		0-0 G6-4-3
			SH1-3 WP	1B					1B

Inning	R	H	E	K	S	R	H	E	K	S	R	H	E	K	S	R	H	E	K	S	R	H	E	K	S	R	H	E	K	S	R	H	E	K	S						
1	0	0	0	1	3	0	0	0	0	9	0	1	0	0	4	0	0	0	0	3	0	0	0	0	0	0	0	0	0	0	0	0	0	0	0	0	0	0			
2	0	0	0	0	3	0	0	0	0	3	0	0	0	0	4	0	0	0	0	3	0	0	0	0	0	0	0	0	0	0	0	0	0	0	0	0	0	0	0	0	
3	0	0	0	0	3	0	0	0	0	3	0	0	0	0	4	0	0	0	0	3	0	0	0	0	0	0	0	0	0	0	0	0	0	0	0	0	0	0	0	0	0
4	0	0	0	0	3	0	0	0	0	3	0	0	0	0	7	0	0	0	0	3	0	0	0	0	0	0	0	0	0	0	0	0	0	0	0	0	0	0	0	0	0
5	0	0	0	0	3	0	0	0	0	3	0	0	0	0	7	0	0	0	0	3	0	0	0	0	0	0	0	0	0	0	0	0	0	0	0	0	0	0	0	0	0
6	0	0	0	0	3	0	0	0	0	3	0	0	0	0	9	0	0	0	0	3	0	0	0	0	0	0	0	0	0	0	0	0	0	0	0	0	0	0	0	0	0
7	0	0	0	0	3	0	0	0	0	3	0	0	0	6	0	0	0	0	3	0	0	0	0	0	0	0	0	0	0	0	0	0	0	0	0	0	0	0	0	0	0
8	0	0	0	0	3	0	0	0	0	3	0	0	0	3	0	0	0	0	3	0	0	0	0	0	0	0	0	0	0	0	0	0	0	0	0	0	0	0	0	0	0
9	0	0	0	0	3	0	0	0	0	3	0	0	0	4	0	0	0	0	3	0	0	0	0	0	0	0	0	0	0	0	0	0	0	0	0	0	0	0	0	0	0

PITCHER	IP	WLS	BF	H	R	ER	SO	BB	IBB	HBP	BLK	WP	HR	S	P	ERA	WHIP
<b>Dan Petry, R</b> ERA: 3.14 (1, 1)	2.1		17	7	5	5	1	3	0	0	0	1	1	16	28	19.29	4.286
<b>Dave Rucker, L</b> ERA: 4.03 (3, 1)	6.2	W	24	4	0	0	2	2	0	0	0	0	0	26	34	0.00	0.900

Batter	1	2	3	4	5	6	7	8	9	AB R H RBI BB SO LOB	TOP											
Larry Milbourne, S (1, 4) OBP: 0.287, SLG: 0.332	0-0 F8			0-0 G3	0-0 G4-6-3		0-0 G3		0-0 5-3	5 0 0 0 0 0 2												
Von Hayes, L (1, 9) OBP: 0.310, SLG: 0.398	0-0 4-3			0-0 FC5-4 1B	4-0 BB		0-0 G3		0-0 4-3	4 0 1 0 1 0 0												
Toby Harrah, R (1, 5) OBP: 0.401, SLG: 0.503	0-3 K			0-0 FC5-4 2B	0-0 F5			0-0 F7	0-0 1B	5 1 1 0 0 1 3												
Andre Thornton, R (1, 10) OBP: 0.393, SLG: 0.498		4-0 BB		0-0 G4-6-3 BB	0-0 F9			0-0 1B 2B	0-0 L7	4 1 2 1 1 0 1												
Mike Hargrove, L (1, 3) OBP: 0.375, SLG: 0.332				0-0 G4-6-3	0-0 F5		0-0 1-3			4 1 1 0 0 0 2												
Ron Hassey, L (1, 2) OBP: 0.350, SLG: 0.350				0-0 F8		0-0 1B BB 1B	4-0 BB BB	0-0 1-3 2B		3 2 2 1 1 0 0												
Rick Manning, L (1, 8) OBP: 0.343, SLG: 0.361			0-0 G3		4-0 1B BB G4-6-3 BB	4-0 1-2 BB		0-0 4-3		2 1 0 0 2 0 2												
Carmen Castillo, R (1, 7) OBP: 0.304, SLG: 0.321			0-0 L4		0-0 G4-6-3 1B 1-2 2-3 1B	0-0 FC5-4 1-2f		0-0 E5 1B		4 0 2 1 0 0 2												
Mike Fischlin, R (1, 6) OBP: 0.350, SLG: 0.307			0-0 L5		0-0 G4-6-3 1B 1-2 2-3 3-H		0-0 5-3	0-0 6-3		4 0 1 1 0 0 1												
<b>Inning Stats</b>	R: 0 E: 0 K: 1 S: 5	H: 0 LOB: 0 BB: 0 P: 5	R: 0 E: 0 K: 0 S: 2	H: 0 LOB: 0 BB: 1 P: 6	R: 0 E: 0 K: 0 S: 3	H: 0 LOB: 0 BB: 0 P: 3	R: 1 E: 0 K: 0 S: 5	H: 2 LOB: 1 BB: 0 P: 5	R: 2 E: 0 K: 0 S: 5	H: 3 LOB: 2 BB: 2 P: 13	R: 0 E: 0 K: 0 S: 3	H: 0 LOB: 2 BB: 2 P: 11	R: 0 E: 0 K: 0 S: 3	H: 0 LOB: 0 BB: 0 P: 3	R: 3 E: 1 K: 0 S: 7	H: 4 LOB: 1 BB: 0 P: 7	R: 0 E: 0 K: 0 S: 4	H: 1 LOB: 1 BB: 0 P: 4	1B: 8 2B: 2 3B: 0 HR: 0	SF: 0 SAC: 0 DP: 2 HBP: 0	WP: 0 PB: 0 SB: 0 CS: 0	PA: 40
<b>PITCHER</b>	IP WLS BF H R ER SO BB IBB HBP BLK WP HR S P ERA WHIP												<b>PITCHER</b>	IP WLS BF H R ER SO BB IBB HBP BLK WP HR S P ERA WHIP								
Jerry Ujdur, R (1, 1) ERA: 3.9	7.1 L 33 8 6 5 1 5 0 0 0 0 0 0 30 50 6.14 1.773																					
Howard Bailey, L (8, 1) ERA:	1.2 7 2 0 0 0 0 0 0 0 0 0 0 7 7 0.00 1.200																					

Cleveland Indians @ Detroit Tigers  
Tiger Stadium, Detroit, MI  
Fri Sep 24 1982, 7:05 PM EDT  
Att. 7,226 - Unknown - 59 F

livebaseballscorecards.com

AB	35
R	6
H	10
RBI	4
BB	5
SO	1
LOB	13







Batter	1	2	3	4	5	6	7	8	9	AB R H RBI BB SO LOB	TOP									
Jack Perconte, L (1, 4) OBP: 0.296, SLG: 0.272	0-0 ES 1B		0-0 3-1		4-0 BB		0-3 K			3 0 1 0 1 1 1										
Von Hayes, L (1, 9) OBP: 0.307, SLG: 0.395	0-0 F9		0-0 3-1		0-0 G3		0-3 K			4 0 0 0 0 1 3										
Toby Harrah, R (1, 5) OBP: 0.401, SLG: 0.500	4-0 S 1-3 BB			0-0 4-3		0-0 F8		0-0 F9		3 0 0 0 1 0 0										
Andre Thornton, R (1, 10) OBP: 0.392, SLG: 0.496	0-3 K 1-2			0-0 6-3		0-0 1B 1B		0-0 F8		4 0 1 0 0 1 2										
Mike Hargrove, L (1, 3) OBP: 0.374, SLG: 0.332	0-0 G3			0-0 BB 1B		0-0 F8		0-0 F5		4 0 1 0 0 0 3										
Ron Hassey, L (1, 2) OBP: 0.354, SLG: 0.354		0-0 L6-3 1B		4-0 1-2 BB		0-0 1-2 1B		0-0 F8		3 0 2 0 1 0 0										
Rick Manning, L (1, 8) OBP: 0.341, SLG: 0.358		0-0 L6-3 1-2		0-0 F9		0-0 4-3		0-0 6-3		4 0 0 0 0 0 5										
Carmen Castillo, R (1, 7) OBP: 0.292, SLG: 0.307		0-0 L5			0-0 4-3		0-0 F3		0-3 K	4 0 0 0 0 1 0										
Mike Fischlin, R (1, 6) OBP: 0.350, SLG: 0.312			0-0 5-3		0-3 K		0-0 2B			3 0 1 0 0 1 0										
<b>Inning Stats</b>	R: 0 E: 0 K: 1 S: 6	H: 1 LOB: 2 BB: 1 P: 10	R: 0 E: 0 K: 0 S: 3	H: 1 LOB: 0 BB: 0 P: 3	R: 0 E: 0 K: 0 S: 3	H: 0 LOB: 0 BB: 0 P: 3	R: 0 E: 0 K: 0 S: 4	H: 1 LOB: 2 BB: 1 P: 8	R: 0 E: 0 K: 0 S: 5	H: 2 LOB: 2 BB: 0 P: 5	R: 0 E: 0 K: 2 S: 8	H: 1 LOB: 1 BB: 0 P: 8	R: 0 E: 0 K: 0 S: 3	H: 0 LOB: 0 BB: 0 P: 3	R: 0 E: 0 K: 1 S: 5	H: 0 LOB: 0 BB: 0 P: 5	1B: 5 2B: 2 3B: 0 HR: 0	SF: 0 SAC: 0 DP: 1 HBP: 0	WP: 0 PB: 0 SB: 2 CS: 0	PA: 35
<b>PITCHER</b> Jack Morris, R (1, 1) ERA: 4.01	IP: 9.0 WLS: W BF: 35 H: 6 R: 0 ER: 0 SO: 5 BB: 3 IBB: 0 HBP: 0 BLK: 0 WP: 0 HR: 0 S: 42 P: 54 ERA: 0.00 WHIP: 1.000																			

**Cleveland Indians @ Detroit Tigers**  
 Tiger Stadium, Detroit, MI  
 Sat Sep 25 1982, 3:33 AM EDT  
 Att. 8,358 - Unknown

[livebaseballscorecards.com](http://livebaseballscorecards.com)

<b>AB</b>	32
<b>R</b>	0
<b>H</b>	6
<b>RBI</b>	0
<b>BB</b>	3
<b>SO</b>	5
<b>LOB</b>	14



Batter	1	2	3	4	5	6	7	8	9
Chet Lemon, R OBP: 0.369, SLG: 0.448 (1, 8)	0-0 5-3		4-0 WP 2B BB		0-0 F7		0-0 FC4-2 1-3 3-H 1B		
Enos Cabell, R OBP: 0.289, SLG: 0.330 (1, 3)	0-3 K		0-0 F7 1-2		0-0 1-3		0-0 FC4-2 2-3 3-H		
Larry Herndon, R OBP: 0.335, SLG: 0.490 (1, 7)	4-0 BB		4-0 2B BB		0-0 5-3		0-0 F9		
Lance Parrish, R OBP: 0.338, SLG: 0.525 (1, 2)	0-0 F4		0-0 1-3 1-H 2-H 2B		0-0 F9		0-0 F3		
Mike Ivie, R OBP: 0.301, SLG: 0.440 (1, 10)		0-0 FC1-6 1B	0-0 1-3 2-3		0-0 G3		4-0 FC5 1B BB		
Mike Laga, L OBP: 0.294, SLG: 0.469 (3, PH)									
Tom Brookens, R OBP: 0.281, SLG: 0.357 (1, 4)		0-0 FC1-6 S 1B WP 1-2f	0-3 K		0-0 F9		0-3 K		
Howard Johnson, S OBP: 0.388, SLG: 0.459 (1, 5)		0-0 WP S 1-2 1B		0-0 F8		0-0 L9	0-0 1-2 1B		
Lynn Jones, R OBP: 0.260, SLG: 0.261 (1, 9)		0-3 K		0-0 3-1		0-0 1B 1B	0-0 FC5 2-3f		
Alan Trammell, R OBP: 0.323, SLG: 0.380 (1, 6)		0-0 5-3		0-0 F4		0-0 1B FC4-2 1B			

Inning Stats	R: 0	H: 0	E: 0	K: 1	S: 5	R: 1	H: 2	E: 0	K: 1	S: 7	R: 2	H: 1	E: 0	K: 1	S: 6	R: 0	H: 0	E: 0	K: 0	S: 3	R: 0	H: 0	E: 0	K: 0	S: 3	R: 0	H: 0	E: 0	K: 0	S: 3	R: 1	H: 3	E: 0	K: 0	S: 6	R: 0	H: 1	E: 0	K: 1	S: 6
	LOB: 1	BB: 1	P: 9	LOB: 1	BB: 0	P: 7	LOB: 1	BB: 2	P: 14	LOB: 0	BB: 0	P: 3	LOB: 0	BB: 0	P: 3	LOB: 0	BB: 0	P: 3	LOB: 2	BB: 0	P: 6	LOB: 2	BB: 1	P: 10	LOB: 0	SF: 0	SAC: 0	DP: 0	HBP: 0	1B: 6	SF: 0	SAC: 0	DP: 0	HBP: 0	2B: 1	3B: 0	HR: 0			


PITCHER	IP	WLS	BF	H	R	ER	SO	BB	IBB	HBP	BLK	WP	HR	S	P	ERA	WHIP
Neal Heaton, L ERA: 4.94 (1, 1)	2.1	L	13	3	3	3	2	3	0	0	0	2	0	14	26	11.57	2.571
Jerry Reed, R ERA: 3.12 (3, 1)	4.2		17	3	1	1	1	0	0	0	0	0	0	19	19	1.93	0.643
Sandy Wihtol, R ERA: 6.75 (8, 1)	1.0		5	1	0	0	1	1	0	0	0	0	0	6	10	0.00	2.000

**BOTTOM**


**Cleveland Indians @ Detroit Tigers**  
Tiger Stadium, Detroit, MI  
Sat Sep 25 1982, 3:33 AM EDT  
Att. 8,358 - Unknown

AB	R	H	RBI	BB	SO	LOB
3	1	1	1	1	0	0
4	0	0	0	0	1	3
2	1	0	0	2	0	2
4	0	1	2	0	0	1
1	0	1	0	0	0	0
2	0	0	0	1	0	1
4	1	0	0	0	2	3
4	0	2	0	0	0	0
4	1	1	0	0	1	4
3	0	1	0	0	0	1

AB	31
R	4
H	7
RBI	3
BB	4
SO	4
LOB	15



PITCHER	IP	WLS	BF	H	R	ER	SO	BB	IBB	HBP	BLK	WP	HR	S	P	ERA	WHIP
Neal Heaton, L ERA: 4.94 (1, 1)	2.1	L	13	3	3	3	2	3	0	0	0	2	0	14	26	11.57	2.571
Jerry Reed, R ERA: 3.12 (3, 1)	4.2		17	3	1	1	1	0	0	0	0	0	0	19	19	1.93	0.643
Sandy Wihtol, R ERA: 6.75 (8, 1)	1.0		5	1	0	0	1	1	0	0	0	0	0	6	10	0.00	2.000

Batter	1	2	3	4	5	6	7	8	9	AB R H RBI BB SO LOB	TOP									
Jack Perconte, L (1, 4) OBP: 0.297, SLG: 0.278	0-0 F6	0-0 2-H 2B		0-0 F9			0-0 SH2-4			3 0 1 1 0 0 0										
Von Hayes, L (1, 9) OBP: 0.307, SLG: 0.394	0-0 CS 1B	0-0 F9		0-0 4-3			0-0 F4			4 0 1 0 0 0 2										
Toby Harrah, R (1, 5) OBP: 0.400, SLG: 0.497	1-0 FC6-4 HBP		0-0 F6		0-0 F7		0-0 1-3			3 0 0 0 0 0 1										
Andre Thornton, R (1, 10) OBP: 0.391, SLG: 0.494	0-0 FC6-4		4-0 1B E BB		0-0 5-3		0-0 F7			3 1 0 0 1 0 1										
Mike Hargrove, L (1, 3) OBP: 0.376, SLG: 0.333		0-0 1B BB	0-0 E G1-2-3 1B		0-0 G3		4-0 G4-6-3 BB			3 1 2 0 1 0 0										
Ron Hassey, L (1, 2) OBP: 0.356, SLG: 0.351		4-0 1B E BB	4-0 E IBB		0-0 F5		0-0 G4-6-3			2 1 0 0 2 0 1										
Rick Manning, L (1, 8) OBP: 0.340, SLG: 0.358		0-3 K	0-0 E2		0-0 E6 L1-4 1B		0-0 4-3			4 0 1 0 0 1 4	AB 30 R 4 H 7 RBI 2 BB 4 SO 3 LOB 15									
Carmen Castillo, R (1, 7) OBP: 0.280, SLG: 0.293		0-3 K	0-0 G1-2-3		0-0 L1-4		0-3 K			4 0 0 0 0 2 6										
Mike Fischlin, R (1, 6) OBP: 0.352, SLG: 0.315		0-0 E5 1-H 2-H 2B 1B		0-0 F8		0-0 SH2-4 1B		0-0 F2		4 1 2 1 0 0 0										
<b>Inning Stats</b>	R: 0 E: 0 K: 0 S: 3	H: 1 LOB: 1 BB: 0 P: 4	R: 3 E: 1 K: 2 S: 10	H: 3 LOB: 1 BB: 1 P: 14	R: 1 E: 1 K: 0 S: 4	H: 1 LOB: 2 BB: 2 P: 12	R: 0 E: 0 K: 0 S: 3	H: 0 LOB: 0 BB: 0 P: 3	R: 0 E: 1 K: 0 S: 3	H: 1 LOB: 0 BB: 0 P: 3	R: 0 E: 0 K: 0 S: 4	H: 1 LOB: 1 BB: 0 P: 4	R: 0 E: 0 K: 1 S: 5	H: 0 LOB: 0 BB: 1 P: 6	R: 0 E: 0 K: 1 S: 5	H: 0 LOB: 0 BB: 0 P: 5	1B: 6 2B: 2 3B: 0 HR: 0	SF: 0 SAC: 1 DP: 3 HBP: 1	WP: 0 PB: 0 SB: 0 CS: 1	PA: 36
<b>PITCHER</b> Milt Wilcox, R (1, 1) ERA: 3.64	IP 9.0 WLS L BF 36 H 7 R 4 ER 1 SO 3 BB 3 IBB 1 HBP 1 BLK 0 WP 0 HR 0 S 37 P 54 ERA 1.00 WHIP 1.111											<b>PITCHER</b>	IP WLS BF H R ER SO BB IBB HBP BLK WP HR S P ERA WHIP							

Cleveland Indians @ Detroit Tigers  
Tiger Stadium, Detroit, MI  
Sun Sep 26 1982, 3:33 AM EDT  
Att: 8,613 - Unknown - 66 F

livebaseballscorecards.com

Batter	1	2	3	4	5	6	7	8	9
Lou Whitaker, L (1, 4) OBP: 0.341, SLG: 0.440 John Wockenfuss, R (9, PH) OBP: 0.377, SLG: 0.414	0-0 1B 1B	0-0 F7			0-0 S 1B		0-3 K		0-0 F8
Howard Johnson, S (1, 5) OBP: 0.384, SLG: 0.452	0-0 F7		0-0 G3		0-0 BB 1B 1B		0-3 K		
Larry Herndon, R (1, 7) OBP: 0.336, SLG: 0.490	0-0 1-2 1B		0-0 4-3		0-0 1-2 BB 1B		0-0 F8		
Lance Parrish, R (1, 2) OBP: 0.337, SLG: 0.521	0-3 K		0-3 K		4-0 1-2 2-3 BB		0-0 5-3		
Jerry Turner, L (1, 10) OBP: 0.310, SLG: 0.376	0-3 K			0-0 F5	0-0 F7		4-0 BB BB BB BB		
Chet Lemon, R (1, 8) OBP: 0.366, SLG: 0.444		0-0 F7		0-3 K		0-0 G3		0-0 F7	
Mike Laga, L (1, 3) OBP: 0.292, SLG: 0.456 Enos Cabell, R (9, PR) OBP: 0.289, SLG: 0.330		0-3 K		0-3 K		0-3 K			
Rick Leach, L (1, 9) OBP: 0.298, SLG: 0.322		0-0 S WP HR 1B			0-0 3-1	0-0 F9			
Alan Trammell, R (1, 6) OBP: 0.322, SLG: 0.385		0-0 1-H HR			0-0 F8		0-0 6-3		

AB	R	H	RBI	BB	SO	LOB
4	1	2	0	0	1	0
1	0	0	0	0	0	2
4	0	1	1	0	1	1
4	0	2	0	0	0	0
3	0	0	0	1	2	2
3	0	0	0	1	1	5
4	0	0	0	0	1	1
4	0	1	0	0	3	0
0	0	0	0	0	0	0
3	1	1	0	0	0	0
4	1	1	2	0	0	2

**BOTTOM**

**Cleveland Indians @ Detroit Tigers**  
**Tiger Stadium, Detroit, MI**  
 Sun Sep 26 1982, 3:33 AM EDT  
 Att. 8,613 - Unknown - 66 F

livebaseballscorecards.com

<b>AB</b>	<b>34</b>
<b>R</b>	<b>3</b>
<b>H</b>	<b>8</b>
<b>RBI</b>	<b>3</b>
<b>BB</b>	<b>2</b>
<b>SO</b>	<b>9</b>
<b>LOB</b>	<b>13</b>



Inning Stats	R: 0	H: 2	E: 0	K: 2	S: 9	H: 2	LOB: 2	BB: 0	P: 9	R: 2	H: 2	E: 0	K: 1	S: 7	R: 0	H: 0	E: 0	K: 1	S: 5	R: 0	H: 0	E: 0	K: 2	S: 7	R: 1	H: 3	E: 0	K: 0	S: 6	R: 0	H: 0	E: 0	K: 1	S: 5	R: 0	H: 0	E: 0	K: 2	S: 7	R: 0	H: 0	E: 0	K: 0	S: 3	R: 0	H: 1	E: 0	K: 0	S: 4	1B: 7	2B: 0	3B: 0	HR: 1	SF: 0	SAC: 1	DP: 0	HBP: 0	WP: 1	PB: 0	SB: 2	CS: 0	PA: 37
--------------	------	------	------	------	------	------	--------	-------	------	------	------	------	------	------	------	------	------	------	------	------	------	------	------	------	------	------	------	------	------	------	------	------	------	------	------	------	------	------	------	------	------	------	------	------	------	------	------	------	------	-------	-------	-------	-------	-------	--------	-------	--------	-------	-------	-------	-------	--------

PITCHER	IP	WLS	BF	H	R	ER	SO	BB	IBB	HBP	BLK	WP	HR	S	P	ERA	WHIP
Len Barker, R (1, 1) ERA: 3.97	7.0	W	29	7	3	3	9	1	0	0	0	1	1	46	50	3.86	1.143
Bud Anderson, R (8, 1) ERA: 3.27	1.2		7	1	0	0	0	1	0	0	0	0	0	6	10	0.00	1.200
Ed Glynn, L (9, 1) ERA: 3.94	0.1	S	1	0	0	0	0	0	0	0	0	0	0	1	1	0.00	0.000





Batter	1	2	3	4	5	6	7	8	9	AB R H RBI BB SO LOB	TOP																									
<b>Al Bumbry, L</b> (1, 8) <small>OBP: 0.310, SLG: 0.336</small> <b>Benny Ayala, R</b> (9, PH) <small>OBP: 0.323, SLG: 0.492</small> <b>Rick Dempsey, R</b> (9, 2) <small>OBP: 0.337, SLG: 0.343</small>	0-0 1-3		0-0 FC3-6		0-0 F7		0-0 1B		0-0 P4	4 0 1 0 0 0 2 1 0 0 0 0 0 2 0 0 0 0 0 0 0																										
<b>Glenn Gulliver, L</b> (1, 5) <small>OBP: 0.373, SLG: 0.256</small>	4-0 BB		0-0 F9		0-0 P3		0-0 G3		0-0 F3	4 0 0 0 1 0 5																										
<b>Ken Singleton, S</b> (1, 10) <small>OBP: 0.350, SLG: 0.381</small>	0-3 K		0-0 1-3			0-0 WP 1B 1B		0-0 F7		4 0 1 0 0 1 2																										
<b>Eddie Murray, S</b> (1, 3) <small>OBP: 0.390, SLG: 0.552</small>	0-0 F7			0-0 F7		0-0 F9		0-0 4-3		4 0 0 0 0 0 2																										
<b>John Lowenstein, L</b> (1, 7) <small>OBP: 0.416, SLG: 0.616</small>		0-0 F9		0-0 FC6-4 1B		0-0 F8		0-0 6-3		4 0 1 0 0 0 1																										
<b>Joe Nolan, L</b> (1, 2) <small>OBP: 0.275, SLG: 0.346</small> <b>John Shelby, S</b> (9, PR) <small>OBP: 0.259, SLG: 0.333</small> (9, 8)		0-0 F7		0-0 F9		0-0 WP 1B		4-0 SH3-4 2B BB	3 0 1 0 1 0 1 0 1 0 0 0 0 0																											
<b>Cal Ripken Jr., R</b> (1, 6) <small>OBP: 0.319, SLG: 0.473</small>		0-0 HR		0-0 FC6-4 1-2f		0-3 K 1-2 2-3		0-0 SH3-4 1-2	3 1 1 1 0 1 3																											
<b>Jim Dwyer, L</b> (1, 9) <small>OBP: 0.360, SLG: 0.464</small>		0-0 P5			4-0 BB		0-3 K	0-0 2B 2-H	3 0 1 1 1 1 0																											
<b>Rich Dauer, R</b> (1, 4) <small>OBP: 0.332, SLG: 0.366</small> <b>Terry Crowley, L</b> (9, PH) <small>OBP: 0.369, SLG: 0.344</small> <b>Gary Roenicke, R</b> (9, PH) <small>OBP: 0.387, SLG: 0.494</small> <b>Lenn Sakata, R</b> (9, 4) <small>OBP: 0.319, SLG: 0.355</small>			0-0 FC3-6 1B		0-0 F7		0-0 F7	4-0 IBB	3 0 1 0 0 0 1 0 0 0 0 0 0 0 0 0 0 0 1 0 0 0 0 0 0 0 0 0																											
<b>Inning Stats</b>	R: 0 E: 0 K: 1 S: 5	H: 0 LOB: 1 BB: 1 P: 9	R: 1 E: 0 K: 0 S: 4	H: 1 LOB: 0 BB: 0 P: 4	R: 0 E: 0 K: 0 S: 4	H: 1 LOB: 1 BB: 0 P: 4	R: 0 E: 0 K: 0 S: 3	H: 0 LOB: 1 BB: 1 P: 7	R: 0 E: 0 K: 1 S: 7	H: 2 LOB: 2 BB: 0 P: 7	R: 0 E: 0 K: 1 S: 6	H: 1 LOB: 1 BB: 0 P: 6	R: 0 E: 0 K: 0 S: 3	H: 0 LOB: 0 BB: 0 P: 3	R: 1 E: 0 K: 0 S: 4	H: 1 LOB: 2 BB: 2 P: 12	1B: 5 2B: 1 3B: 0 HR: 1	SF: 0 SAC: 1 DP: 0 HBP: 0	WP: 1 PB: 0 SB: 0 CS: 0	PA: 38																
<b>PITCHER</b>	IP WLS BF H R ER SO BB IBB HBP BLK WP HR S P ERA WHIP																																			
<b>Jerry Ujdur, R</b> (1, 1) <small>ERA: 3.81</small> <b>Howard Bailey, L</b> (9, 1) <small>ERA:</small> <b>Dave Tobik, R</b> (9, 1) <small>ERA: 3.48</small>	8.1		35	7	2	2	3	3	0	0	0	1	1	38	50	2.16	1.200																			
	0.0		1	0	0	0	0	0	1	0	0	0	0	0	4	∞	∞																			
	0.2	W	2	0	0	0	0	0	0	0	0	0	0	2	2	0.00	0.000																			

**Baltimore Orioles @ Detroit Tigers**  
 Tiger Stadium, Detroit, MI  
 Wed Sep 29 1982, 7:05 PM EDT  
 Att. 8,897 - Unknown

[livebaseballscorecards.com](http://livebaseballscorecards.com)

<b>AB</b>	33
<b>R</b>	2
<b>H</b>	7
<b>RBI</b>	2
<b>BB</b>	4
<b>SO</b>	3
<b>LOB</b>	19





Batter	1	2	3	4	5	6	7	8	9	AB R H RBI BB SO LOB
Howard Johnson, S OBP: 0.390, SLG: 0.451 (1, 5)	0-0 F3	0-0 F8			0-0 F9 S 1B		4-0 G6-4-3 BB			3 0 1 0 1 0 1
Glenn Wilson, R OBP: 0.337, SLG: 0.485 (1, 8)	0-0 2B 1B		0-0 F8		0-0 F9		0-0 G6-4-3			4 0 1 0 0 0 3
Larry Herndon, R OBP: 0.336, SLG: 0.487 (1, 7)	0-0 F9		0-0 CS 1B		0-0 6-3			0-0 3-1		4 0 1 0 0 0 2
Lance Parrish, R OBP: 0.336, SLG: 0.525 (1, 2)	0-0 1-3 2B		0-0 P3		0-0 F6			0-0 5-3		4 0 1 0 0 0 1
Chet Lemon, R OBP: 0.370, SLG: 0.455 (1, 9)	0-0 F7			0-0 HR	0-0 2B			0-0 1B		4 1 3 1 0 0 2
Enos Cabell, R OBP: 0.286, SLG: 0.326 (1, 3)		0-0 5-3		0-0 F7	0-0 5-3			0-0 6-3		4 0 0 0 0 0 2
Mike Laga, L OBP: 0.293, SLG: 0.493 (1, 10)		0-0 HR		0-3 K	0-0 P6			0-0 HR		3 1 1 1 0 1 1
John Wockenfuss, R OBP: 0.377, SLG: 0.445 (9, PH)										1 1 1 1 0 0 0
Tom Brookens, R OBP: 0.278, SLG: 0.355 (1, 4)		0-0 5-3		0-0 5-3			0-0 G3			3 0 0 0 0 0 0
Alan Trammell, R OBP: 0.324, SLG: 0.387 (1, 6)		0-0 2B			0-0 F7		4-0 S BB			2 0 1 0 1 0 0

Inning Stats	R: 0	H: 2	E: 0	LOB: 2	K: 0	BB: 0	S: 5	P: 5	R: 1	H: 2	E: 0	LOB: 1	K: 0	BB: 0	S: 5	P: 5	R: 0	H: 1	E: 0	LOB: 0	K: 0	BB: 0	S: 3	P: 3	R: 1	H: 1	E: 0	LOB: 0	K: 1	BB: 0	S: 6	P: 6	R: 0	H: 1	E: 0	LOB: 1	K: 0	BB: 0	S: 4	P: 4	R: 0	H: 1	E: 0	LOB: 1	K: 0	BB: 0	S: 4	P: 4	R: 0	H: 0	E: 0	LOB: 1	K: 0	BB: 2	S: 2	P: 10	R: 0	H: 1	E: 0	LOB: 1	K: 0	BB: 0	S: 4	P: 4	R: 1	H: 1	E: 0	LOB: 0	K: 0	BB: 0	S: 1	P: 1	1B: 4	SF: 0	2B: 3	SAC: 0	3B: 0	DP: 1	HR: 3	HBP: 0	WP: 0	PA: 34
--------------	------	------	------	--------	------	-------	------	------	------	------	------	--------	------	-------	------	------	------	------	------	--------	------	-------	------	------	------	------	------	--------	------	-------	------	------	------	------	------	--------	------	-------	------	------	------	------	------	--------	------	-------	------	------	------	------	------	--------	------	-------	------	-------	------	------	------	--------	------	-------	------	------	------	------	------	--------	------	-------	------	------	-------	-------	-------	--------	-------	-------	-------	--------	-------	--------

PITCHER	IP	WLS	BF	H	R	ER	SO	BB	IBB	HBP	BLK	WP	HR	S	P	ERA	WHIP
Jim Palmer, R ERA: 3.08 (1, 1)	6.1		27	8	2	2	1	1	0	0	0	0	2	28	32	2.84	1.421
Tippy Martinez, L ERA: 3.51 (7, 1)	1.2	L	7	2	1	1	0	1	0	0	0	0	1	6	10	5.40	1.800

**BOTTOM**

**Baltimore Orioles @ Detroit Tigers**  
Tiger Stadium, Detroit, MI  
Wed Sep 29 1982, 7:05 PM EDT  
Att. 8,897 - Unknown

AB	32
R	3
H	10
RBI	3
BB	2
SO	1
LOB	12



WP: 0	PA: 34
PB: 0	
SB: 3	
CS: 1	

livebaseballscores.com



Batter	1	2	3	4	5	6	7	8	9	AB R H RBI BB SO LOB
Chet Lemon, R (1, 9) OBP: 0.374, SLG: 0.463	0-3 K		4-0 1B 2B BB	4-0 S BB		0-0 HR		0-0 1B		3 2 2 1 2 1 0
Glenn Wilson, R (1, 8) OBP: 0.338, SLG: 0.485	0-0 F9		0-0 2B FC1-2 1B	0-0 SF7		0-3 K		0-0 1B		4 0 2 1 0 1 0
Larry Herndon, R (1, 7) OBP: 0.335, SLG: 0.487	0-0 L4		0-0 FC1-2 1-3 2-H 2B	0-3 K		0-3 K				5 0 1 1 0 2 1
Lance Parrish, R (1, 2) OBP: 0.335, SLG: 0.522		0-0 4-3	0-3 K		0-0 2B 1B	0-0 5-3		0-0 5-3		5 1 1 0 0 1 2
John Wockenfuss, R (1, 10) OBP: 0.386, SLG: 0.453		4-0 FC6-4 BB	4-0 FC1-2 IBB		0-0 6-3 1-H 2B		0-3 K		0-0 3-1	1 0 1 1 2 0 0
Mike Laga, L (7, PH) OBP: 0.286, SLG: 0.479										2 0 0 0 0 1 0
Enos Cabell, R (1, 3) OBP: 0.284, SLG: 0.323		0-0 FC6-4 WP 1-2f 2B	0-0 FC1-2 1-2 2-3 3-Hf		0-0 6-3 2-3		0-0 F2			4 1 0 0 0 0 5
Tom Brookens, R (1, 4) OBP: 0.278, SLG: 0.357		0-0 1-H 2B	0-0 F8		0-0 6-3		0-3 K			4 0 1 1 0 1 4
Howard Johnson, S (1, 5) OBP: 0.400, SLG: 0.452		1-0 HBP		0-0 S SH1-3 SF7 1B		4-0 IBB		0-0 3-1		2 1 1 0 1 0 0
Alan Trammell, R (1, 6) OBP: 0.322, SLG: 0.384		0-0 L6		0-0 SH1-3 1-2		0-3 K		0-0 5-3		3 0 0 0 0 1 4

Inning Stats	R: 0	H: 0	E: 0	K: 1	S: 5	LOB: 0	BB: 0	P: 5	R: 1	H: 1	E: 0	K: 0	S: 4	LOB: 2	BB: 1	P: 9	R: 1	H: 2	E: 0	K: 1	S: 7	LOB: 3	BB: 2	P: 15	R: 1	H: 1	E: 0	K: 1	S: 6	LOB: 1	BB: 1	P: 10	R: 1	H: 2	E: 0	K: 1	S: 7	LOB: 2	BB: 1	P: 11	R: 1	H: 1	E: 0	K: 2	S: 8	LOB: 0	BB: 0	P: 8	R: 0	H: 0	E: 0	K: 2	S: 7	LOB: 0	BB: 0	P: 7	R: 0	H: 2	E: 0	K: 0	S: 4	LOB: 2	BB: 0	P: 4	R: 0	H: 0	E: 0	K: 0	S: 3	LOB: 0	BB: 0	P: 3	1B: 5	SF: 1	2B: 3	SAC: 1	3B: 0	DP: 0	HR: 1	HBP: 1	WP: 1	PA: 41
PITCHER	IP	WLS	BF	H	R	ER	SO	BB	IBB	HBP	BLK	WP	HR	S	P	ERA	WHIP																																																																	
Mike Flanagan, L (1, 1) ERA: 3.9	4.0		23	6	4	4	3	3	1	1	0	1	0	24	41	9.00	2.250																																																																	
John Flinn, R (5, 1) ERA: 1.32	5.0	W	18	3	1	1	5	0	1	0	0	0	1	27	31	1.80	0.600																																																																	

BOTTOM

Baltimore Orioles @ Detroit Tigers  
Tiger Stadium, Detroit, MI  
Thu Sep 30 1982, 7:05 PM EDT  
Att. 11,049 - Unknown

livebaseballscorecards.com

AB	33
R	5
H	9
RBI	5
BB	5
SO	8
LOB	16



Batter	1	2	3	4	5	6	7	8	9	AB R H RBI BB SO LOB	TOP							
Lou Whitaker, L (1, 4) OBP: 0.340, SLG: 0.437	0-0 6-3		4-0 BB E BB	0-0 F7			0-0 3-1			3 1 0 0 1 0 0	<b>Detroit Tigers @ Cleveland Indians</b> Cleveland Municipal Stadium, Cleveland, OH Fri Oct 01 1982, 7:05 PM EDT Unknown - 72 F							
Glenn Wilson, R (1, 8) OBP: 0.336, SLG: 0.480	0-3 K		4-0 E BB 1-2 2-3		0-0 4-3		0-0 L4			3 0 0 0 1 1 0								
Larry Herndon, R (1, 7) OBP: 0.334, SLG: 0.485	0-3 K		0-0 E9 1B 1-3 2-H 3-H		0-3 K		0-0 L4			4 0 1 2 0 2 0								
Lance Parrish, R (1, 2) OBP: 0.334, SLG: 0.519		4-0 1B BB	0-3 K		0-0 F3		0-3 K			3 0 0 0 1 2 2								
Howard Johnson, S (1, 10) OBP: 0.396, SLG: 0.446		0-0 1-2 1B	0-3 K		0-0 L9		0-3 K			4 0 1 0 0 2 2								
Chet Lemon, R (1, 9) OBP: 0.373, SLG: 0.460		0-0 F7	4-0 BB		0-0 F8		0-0 F8			3 0 0 0 1 0 2								
Mike Laga, L (1, 3) OBP: 0.284, SLG: 0.468		0-3 K	0-3 K		0-3 K		0-0 1B			4 0 1 0 0 3 5								
Tom Brookens, R (1, 5) OBP: 0.275, SLG: 0.353	0-0 6-3		0-3 K		0-3 K		0-3 K			4 0 0 0 0 3 3								
Alan Trammell, R (1, 6) OBP: 0.322, SLG: 0.386			0-0 BB E 2B		0-0 5-3		0-0 6-3			3 1 1 0 0 0 0								
<b>Inning Stats</b>	R: 0 E: 0 K: 2 S: 7	H: 0 LOB: 0 BB: 0 P: 7	R: 0 E: 0 K: 1 S: 6	H: 1 LOB: 2 BB: 1 P: 10	R: 2 E: 1 K: 3 S: 11	H: 2 LOB: 3 BB: 3 P: 23	R: 0 E: 0 K: 1 S: 5	H: 0 LOB: 0 BB: 0 P: 5	R: 0 E: 0 K: 1 S: 5	H: 0 LOB: 0 BB: 0 P: 5	R: 0 E: 0 K: 1 S: 5	H: 0 LOB: 0 BB: 0 P: 5	R: 0 E: 0 K: 2 S: 8	H: 1 LOB: 1 BB: 0 P: 8	1B: 3 2B: 1 3B: 0 HR: 0	SF: 0 SAC: 0 DP: 0 HBP: 0	WP: 0 PB: 0 SB: 0 CS: 0	PA: 35
<b>PITCHER</b> Len Barker, R (1, 1) ERA: 3.9	IP: 9.0 WLS: W BF: 35 H: 4 R: 2 ER: 2 SO: 13 BB: 4 IBB: 0 HBP: 0 BLK: 0 WP: 0 HR: 0 S: 57 P: 73 ERA: 2.00 WHIP: 0.889											<b>PITCHER</b>	IP: WLS: BF: H: R: ER: SO: BB: IBB: HBP: BLK: WP: HR: S: P: ERA: WHIP:					

livebaseballscorecards.com

<b>AB</b>	31
<b>R</b>	2
<b>H</b>	4
<b>RBI</b>	2
<b>BB</b>	4
<b>SO</b>	13
<b>LOB</b>	14





Batter	1	2	3	4	5	6	7	8	9	AB R H RBI BB SO LOB	TOP
Lou Whitaker, L (1, 4) OBP: 0.339, SLG: 0.435	0-0 S 1B	0-3 K		0-0 FC6-4 1-2f		0-0 F7 1-2			0-0 F7	5 1 1 0 0 1 5	<b>Detroit Tigers @ Cleveland Indians</b> <b>Cleveland Municipal Stadium, Cleveland, OH</b> Fri Oct 01 1982, 7:05 PM EDT Att. 6,075 - Unknown <a href="http://livebaseballscorecards.com">livebaseballscorecards.com</a>
Glenn Wilson, R (1, 8) OBP: 0.331, SLG: 0.472	0-0 F1 1-2		0-3 K2-3		0-0 4-3		0-0 F8	0-0 5-3 2-3	5 0 0 0 0 1 2		
Howard Johnson, S (1, 5) OBP: 0.396, SLG: 0.441 Tom Brookens, R (9, 5) OBP: 0.275, SLG: 0.353	0-0 FC6 1-3 2-H 1B		0-0 5-3		0-0 L7		4-0 G5-4-3 BB	0-0 F8	4 0 1 1 1 0 1 0 0 0 0 0 0 0		
Larry Herndon, R (1, 7) OBP: 0.334, SLG: 0.484	0-0 1-3 1-2		0-0 1B		0-0 6-3		0-0 G5-4-3 1-2f		4 0 1 0 0 0 2		
Chet Lemon, R (1, 9) OBP: 0.372, SLG: 0.457	0-0 FC6 2-3		0-0 5-3		0-0 F8		1-0 HBP		3 0 0 0 0 0 2		
Mike Laga, L (1, 10) OBP: 0.271, SLG: 0.444		0-0 F3		0-3 K		0-0 L3		0-0 F9	4 0 0 0 0 1 1		
Rick Leach, L (1, 3) OBP: 0.306, SLG: 0.335		0-0 E 1B		0-0 4-3 1B 2B		0-0 2B 1B		0-0 F7	4 2 3 0 0 0 1		
Bill Fahey, L (1, 2) OBP: 0.133, SLG: 0.169		0-0 F8		0-0 4-3 2-3		0-0 1B 2B 1-H		0-0 L5	4 1 1 1 0 0 3		
Alan Trammell, R (1, 6) OBP: 0.325, SLG: 0.391		0-0 FC5 1-2		0-0 FC6-4 1B 3-H		0-0 S 1B 2-H		0-0 5-3 2B	4 0 3 2 0 0 1		
<b>Inning Stats</b>	R: 1 H: 2 E: 0 LOB: 1 K: 0 BB: 0 S: 5 P: 5	R: 0 H: 1 E: 1 LOB: 2 K: 1 BB: 0 S: 7 P: 7	R: 0 H: 1 E: 0 LOB: 1 K: 1 BB: 0 S: 6 P: 6	R: 1 H: 2 E: 0 LOB: 1 K: 1 BB: 0 S: 7 P: 7	R: 0 H: 0 E: 0 LOB: 0 K: 0 BB: 0 S: 3 P: 3	R: 2 H: 3 E: 0 LOB: 1 K: 0 BB: 0 S: 6 P: 6	R: 0 H: 0 E: 0 LOB: 0 K: 0 BB: 1 S: 2 P: 6	R: 0 H: 0 E: 0 LOB: 1 K: 0 BB: 0 S: 3 P: 4	R: 0 H: 1 E: 0 LOB: 1 K: 0 BB: 0 S: 4 P: 4	1B: 7 SF: 0 2B: 3 SAC: 0 3B: 0 DP: 1 HR: 0 HBP: 1	WP: 0 PA: 39 PB: 0 SB: 2 CS: 0
<b>PITCHER</b> Bud Anderson, R (1, 1) ERA: 3.35	IP WLS BF H R ER SO BB IBB HBP BLK WP HR S P ERA WHIP										
	9.0 L 39 10 4 4 3 1 0 1 0 0 0 0 43 48 4.00 1.222										

Batter	1	2	3	4	5	6	7	8	9	AB	R	H	RBI	BB	SO	LOB
Alan Bannister, R (1, 9) OBP: 0.345, SLG: 0.352	0-0 F9		0-0	4-0 FC6-4 2B BB			0-0 F7		0-0 FC6 1B	4	0	2	0	1	0	0
Kevin Rhombert, R (1, 7) OBP: 0.412, SLG: 0.563	0-0 6-3		0-0 F9	0-0 FC6-4 1-2f			0-0 G3-6-3 1B		0-0 FC6 1-2f	5	0	1	0	0	0	5
Von Hayes, L (1, 3) OBP: 0.306, SLG: 0.387	0-0 BB 1B		0-0 1-3				0-0 G3-6-3 1-2f			4	0	1	0	0	0	2
Andre Thornton, R (1, 10) OBP: 0.389, SLG: 0.489	4-0 1-2 BB			4-0 HR BB			0-0 5-3		0-0 5-3	2	1	0	0	2	0	0
Bill Nahorodny, R (1, 2) OBP: 0.247, SLG: 0.453	0-0 F7			0-0 HR 1B			0-0 6-3		0-0 6-3	4	1	2	2	0	0	2
Larry Milbourne, S (1, 4) OBP: 0.292, SLG: 0.333		0-0 F4		4-0 BB 1B BB			0-0 1-3		0-0 FC5-4 1B	2	0	0	0	1	0	1
Jack Perconte, L (7, 4) OBP: 0.301, SLG: 0.283										1	0	1	0	0	0	0
Toby Harrah, R (9, 4) OBP: 0.398, SLG: 0.492										0	0	0	0	0	0	0
Carmen Castillo, R (1, 8) OBP: 0.273, SLG: 0.310		0-0 6-3		0-3 K			0-0 F7		0-0 FC5-4 1-2f	4	0	0	0	0	1	2
Jerry Dybzinski, R (1, 5) OBP: 0.306, SLG: 0.279		0-0 6-3		0-0 F8			0-0 G6-4-3 1B		0-0 G3	4	0	1	0	0	0	1
Mike Fischlin, R (1, 6) OBP: 0.352, SLG: 0.320			0-0 6-3	0-0 BB 1B			0-0 G6-4-3 1-2f		0-0 4-3	4	0	1	0	0	0	1

Inning Stats	R: 0	H: 1	E: 0	LOB: 2	K: 0	BB: 1	S: 4	P: 8	R: 0	H: 0	E: 0	LOB: 0	K: 0	BB: 0	S: 3	P: 3	R: 0	H: 1	E: 0	LOB: 1	K: 0	BB: 0	S: 4	P: 4	R: 2	H: 2	E: 0	LOB: 3	K: 1	BB: 3	S: 7	P: 19	R: 0	H: 1	E: 0	LOB: 1	K: 0	BB: 0	S: 4	P: 4	R: 0	H: 1	E: 0	LOB: 0	K: 0	BB: 0	S: 3	P: 3	R: 0	H: 1	E: 0	LOB: 0	K: 0	BB: 0	S: 3	P: 3	R: 0	H: 1	E: 0	LOB: 1	K: 0	BB: 0	S: 4	P: 4	R: 0	H: 1	E: 0	LOB: 1	K: 0	BB: 0	S: 4	P: 4	R: 0	H: 1	E: 0	LOB: 1	K: 0	BB: 0	S: 4	P: 4
WP: 0	PA: 38	1B: 7	SF: 0	PB: 0	SAC: 0	2B: 1	DP: 2	3B: 0	HBP: 0	HR: 1	CS: 0	1B: 7	SF: 0	PB: 0	SAC: 0	2B: 1	DP: 2	3B: 0	HBP: 0	HR: 1	CS: 0	1B: 7	SF: 0	PB: 0	SAC: 0	2B: 1	DP: 2	3B: 0	HBP: 0	HR: 1	CS: 0	1B: 7	SF: 0	PB: 0	SAC: 0	2B: 1	DP: 2	3B: 0	HBP: 0	HR: 1	CS: 0	1B: 7	SF: 0	PB: 0	SAC: 0	2B: 1	DP: 2	3B: 0	HBP: 0	HR: 1	CS: 0																													
PITCHER	IP	WLS	BF	H	R	ER	SO	BB	IBB	HBP	BLK	WP	HR	S	P	ERA	WHIP	PITCHER	IP	WLS	BF	H	R	ER	SO	BB	IBB	HBP	BLK	WP	HR	S	P	ERA	WHIP																																													
Pat Underwood, L (1, 1) ERA: 4.73	6.0	W	27	6	2	2	1	4	0	0	0	0	1	25	41	3.00	1.667	Howard Bailey, L (7, 1) ERA:	3.0	S	11	3	0	0	0	0	0	0	0	0	11	11	0.00	1.000																																														

BOTTOM

Detroit Tigers @ Cleveland Indians  
Cleveland Municipal Stadium, Cleveland, OH

Fri Oct 01 1982, 7:05 PM EDT  
Att. 6,075 - Unknown

AB	34
R	2
H	9
RBI	2
BB	4
SO	1
LOB	14



WP: 0	PA: 38	1B: 7	SF: 0	PB: 0	SAC: 0	2B: 1	DP: 2	3B: 0	HBP: 0	HR: 1	CS: 0
-------	--------	-------	-------	-------	--------	-------	-------	-------	--------	-------	-------

PITCHER	IP	WLS	BF	H	R	ER	SO	BB	IBB	HBP	BLK	WP	HR	S	P	ERA	WHIP
Pat Underwood, L (1, 1) ERA: 4.73	6.0	W	27	6	2	2	1	4	0	0	0	0	1	25	41	3.00	1.667
Howard Bailey, L (7, 1) ERA:	3.0	S	11	3	0	0	0	0	0	0	0	0	0	11	11	0.00	1.000

Batter	1	2	3	4	5	6	7	8	9	AB R H RBI BB SO LOB	TOP							
Lou Whitaker, L (1, 4) OBP: 0.340, SLG: 0.434	0-0 G4-6-3 1B		0-0 4-3			0-0 6-3			4-0 1-2 BB	3 0 1 0 1 0 0								
Glenn Wilson, R (1, 8) OBP: 0.327, SLG: 0.466	0-0 F7			0-0 5-3		0-3 K		0-3 K	0-3 1-2 2-3	4 0 0 0 0 2 3								
Howard Johnson, S (1, 5) OBP: 0.393, SLG: 0.435	0-0 G4-6-3 1-2f			0-0 G3		0-0 1B		0-0 F3	0-0 F3	4 0 1 0 0 0 3								
Larry Herndon, R (1, 7) OBP: 0.332, SLG: 0.480		0-0 5-3		0-0 4-3		0-0 F9		0-0 F9	0-0 F9	4 0 0 0 0 0 3								
Chet Lemon, R (1, 9) OBP: 0.370, SLG: 0.453		0-0 6-3			0-0 5-3		0-0 F9			3 0 0 0 0 0 1								
Mike Laga, L (1, 10) OBP: 0.273, SLG: 0.440		0-0 FC6-4 1B			0-3 K		0-3 K			3 0 1 0 0 2 0								
Rick Leach, L (1, 3) OBP: 0.302, SLG: 0.330		0-0 FC6-4 1-2f			0-0 F7		0-3 K			3 0 0 0 0 1 1								
Bill Fahey, L (1, 2) OBP: 0.127, SLG: 0.161			0-0 4-3		0-0 F5		0-0 F8			3 0 0 0 0 0 0								
Alan Trammell, R (1, 6) OBP: 0.325, SLG: 0.391			0-0 F3		0-0 F7			0-0 S BB 1B		3 0 1 0 0 0 0								
<b>Inning Stats</b>	R: 0 E: 0 K: 0 S: 3	H: 1 LOB: 0 BB: 0 P: 3	R: 0 E: 0 K: 0 S: 4	H: 1 LOB: 1 BB: 0 P: 4	R: 0 E: 0 K: 0 S: 3	H: 0 LOB: 0 BB: 0 P: 3	R: 0 E: 0 K: 1 S: 5	H: 0 LOB: 0 BB: 0 P: 5	R: 0 E: 0 K: 2 S: 7	H: 1 LOB: 1 BB: 0 P: 6	R: 0 E: 0 K: 1 S: 6	H: 0 LOB: 0 BB: 0 P: 7	R: 0 E: 0 K: 1 S: 6	H: 1 LOB: 2 BB: 1 P: 10	1B: 4 2B: 0 3B: 0 HR: 0	SF: 0 SAC: 0 DP: 1 HBP: 0	WP: 0 PB: 0 SB: 2 CS: 0	PA: 31
<b>PITCHER</b>	IP WLS BF H R ER SO BB IBB HBP BLK WP HR S P ERA WHIP																	
Tom Brennan, R (1, 1) ERA: 4.27	7.0 W 23 3 0 0 2 0 0 0 0 0 0 0 27 27 0.00 0.429																	
Dan Spillner, R (8, 1) ERA: 2.49	2.0 S 8 1 0 0 3 1 0 0 0 0 0 0 13 17 0.00 1.000																	

Detroit Tigers @ Cleveland Indians  
Cleveland Municipal Stadium, Cleveland, OH

Sat Oct 02 1982, 3:33 AM EDT  
Unknown - 65 F

livebaseballscorecards.com

AB	30
R	0
H	4
RBI	0
BB	1
SO	5
LOB	11





Batter	1	2	3	4	5	6	7	8	9	AB	R	H	RBI	BB	SO	LOB
Jack Perconte, L (1, 4) OBP: 0.304, SLG: 0.293	0-3 K		4-0 1B SH1-4 1-2 SF8 BB		0-0 3B		0-0 F9			3	1	1	0	1	1	2
Larry Milbourne, S (1, 10) OBP: 0.290, SLG: 0.330	0-3 K		0-0 SH1-4		0-0 F8			0-0 3-1		3	0	0	0	0	1	1
Toby Harrah, R (1, 5) OBP: 0.398, SLG: 0.491	4-0 BB		0-0 CS 1B		0-0 F8			0-0 F7		3	0	1	1	1	0	0
Von Hayes, L (1, 9) OBP: 0.307, SLG: 0.388	0-0 F9		0-0 SF8		0-0 G3-6-3 1B			4-0 1B BB		2	0	1	1	1	0	1
Mike Hargrove, L (1, 3) OBP: 0.378, SLG: 0.338		0-0 F7	0-0 CS	0-0 F6		0-0 G3-6-3		0-0 1B		4	0	1	0	0	0	1
Ron Hassey, L (1, 2) OBP: 0.356, SLG: 0.353		0-0 6-3 2B		0-0 F8			0-3 K	0-3 K		4	0	1	0	0	2	2
Rick Manning, L (1, 8) OBP: 0.335, SLG: 0.355		0-0 6-3		0-0 6-3			0-0 E5			3	0	0	0	0	0	1
Carmen Castillo, R (1, 7) OBP: 0.266, SLG: 0.302		0-0 4-3			0-3 K		0-0 FC6-4			3	0	0	0	0	1	2
Mike Fischlin, R (1, 6) OBP: 0.355, SLG: 0.319			4-0 SH1-4 1B BB		0-0 4-3		4-0 BB			1	1	0	0	2	0	0

Inning Stats	R: 0	H: 0	E: 0	K: 2	S: 7	H: 0	LOB: 1	BB: 1	P: 11	R: 0	H: 1	E: 0	K: 0	S: 4	R: 2	H: 1	E: 0	K: 0	S: 3	R: 0	H: 0	E: 0	K: 0	S: 3	R: 0	H: 1	E: 0	K: 1	S: 6	R: 0	H: 1	E: 0	K: 1	S: 6	R: 0	H: 0	E: 1	K: 1	S: 6	R: 0	H: 1	E: 0	K: 1	S: 6	R: 0	H: 1	E: 0	K: 1	S: 6			
	0	0	0	2	7	0	1	1	11	0	1	0	0	4	2	1	0	0	3	0	0	0	0	3	0	0	0	1	0	1	0	6	0	1	0	0	6	0	0	1	0	6	0	1	0	1	0	6	0	1	0	6


PITCHER	IP	WLS	BF	H	R	ER	SO	BB	IBB	HBP	BLK	WP	HR	S	P	ERA	WHIP
Dan Petry, R (1, 1) ERA: 3.22	8.0	L	33	5	2	2	5	5	0	0	0	0	0	38	58	2.25	1.250

**BOTTOM**

**Detroit Tigers @ Cleveland Indians**  
Cleveland Municipal Stadium, Cleveland, OH

Sat Oct 02 1982, 3:33 AM EDT  
Unknown - 65 F

AB	26
R	2
H	5
RBI	2
BB	5
SO	5
LOB	10



WP: 0	PA: 34
PB: 0	SB: 0
CS: 1	

livebaseballscorecards.com

Batter	1	2	3	4	5	6	7	8	9	AB R H RBI BB SO LOB	TOP		
Lou Whitaker, L (1, 4) OBP: 0.341, SLG: 0.434	0-0 G3 S 1B		0-0 F6 1-2		0-0 4-3			4-0 F9 E FC5-2 BB		3 1 1 0 1 0 1			
Glenn Wilson, R (1, 8) OBP: 0.326, SLG: 0.464	0-3 K		0-0 F2		0-0 1B			0-0 FC4 FC5-2		4 0 1 0 0 1 3			
Howard Johnson, S (1, 10) OBP: 0.389, SLG: 0.427	0-0 G3		4-0 HR BB		0-0 4-3			0-0 F9		3 1 0 0 1 0 4			
Lance Parrish, R (1, 2) OBP: 0.337, SLG: 0.526	0-0 1B		0-0 HR		4-0 G4-6-3 BB			0-0 FC5-2		3 1 2 4 1 0 2			
Chet Lemon, R (1, 9) OBP: 0.367, SLG: 0.449	0-3 K		0-3 K		0-0 G4-6-3 1-2f			0-0 F4		4 0 0 0 0 2 4			
Rick Leach, L (1, 7) OBP: 0.301, SLG: 0.329		0-0 7-3 1B		0-0 G3		0-3 K		0-3 K2-3		4 0 1 0 0 2 0			
Enos Cabell, R (1, 3) OBP: 0.285, SLG: 0.324		0-0 7-3 1-2f		0-0 CS 1B		0-0 F7		0-0 1B		2 0 1 0 0 0 1			
Mike Laga, L (4, 3) OBP: 0.278, SLG: 0.442										2 0 1 0 0 0 0	AB 32 R 4 H 7 RBI 4 BB 4 SO 9 LOB 18		
Tom Brookens, R (1, 5) OBP: 0.272, SLG: 0.349		0-3 K		0-0 6-3 1-2		0-3 K		0-3 K		4 0 0 0 0 3 2			
Alan Trammell, R (1, 6) OBP: 0.325, SLG: 0.388			4-0 S HR BB		0-0 F4		0-0 F9		0-3 K	3 1 0 0 1 1 1			
Inning Stats	R: 1 H: 2 E: 0 LOB: 1 K: 2 BB: 0 S: 9 P: 9	R: 0 H: 1 E: 0 LOB: 0 K: 1 BB: 0 S: 5 P: 5	R: 3 H: 1 E: 0 LOB: 0 K: 1 BB: 2 S: 6 P: 14	R: 0 H: 1 E: 0 LOB: 0 K: 0 BB: 0 S: 3 P: 3	R: 0 H: 1 E: 0 LOB: 1 K: 0 BB: 0 S: 4 P: 4	R: 0 H: 0 E: 0 LOB: 0 K: 1 BB: 1 S: 4 P: 8	R: 0 H: 0 E: 0 LOB: 0 K: 1 BB: 0 S: 5 P: 5	R: 0 H: 0 E: 1 LOB: 2 K: 3 BB: 1 S: 4 P: 8	R: 0 H: 1 E: 0 LOB: 1 K: 3 BB: 0 S: 10 P: 10	1B: 6 SF: 0 2B: 1 SAC: 0 3B: 0 DP: 2 HR: 1 HBP: 0	WP: 0 PA: 36 PB: 0 SB: 2 CS: 1		
PITCHER	IP WLS BF H R ER SO BB IBB HBP BLK WP HR S P ERA WHIP											PITCHER	IP WLS BF H R ER SO BB IBB HBP BLK WP HR S P ERA WHIP
Jerry Reed, R (1, 1) ERA: 4.07	5.0 L 21 6 4 4 4 2 0 0 0 0 0 1 27 35 7.20 1.600												
Sandy Wihtol, R (6, 1) ERA: 4.63	4.0 15 1 0 0 5 2 0 0 0 0 0 0 23 31 0.00 0.750												

Detroit Tigers @ Cleveland Indians  
Cleveland Municipal Stadium, Cleveland, OH

Sat Oct 02 1982, 3:38 AM EDT  
Att. 7,151 - Unknown

livebaseballscorecards.com



Batter	1	2	3	4	5	6	7	8	9	AB R H RBI BB SO LOB
<b>Alan Bannister, R</b> (1, 7) <small>OBP: 0.347, SLG: 0.353</small> <b>Kevin Rhomberg, R</b> (1, PR) <small>OBP: 0.400, SLG: 0.500</small> (2, 7)	0-0  FC6-4 1B		0-0  6-3			0-0  5-3		4-0  L4-6 BB BB		1 0 1 0 0 0 0 2 0 0 0 1 0 0
<b>Larry Milbourne, S</b> (1, 4) <small>OBP: 0.290, SLG: 0.328</small> <b>Toby Harrah, R</b> (9, 4) <small>OBP: 0.398, SLG: 0.491</small>	0-0  L9		0-0  6-3			0-3  K		4-0  1-2 BB BB		3 0 0 0 1 1 1 0 0 0 0 0 0 0
<b>Von Hayes, L</b> (1, 9) <small>OBP: 0.306, SLG: 0.385</small>	0-0  FC6-4 1-2f		0-3  K			4-0  1B BB BB		0-0  L4-6 2-3		3 0 0 0 1 1 3
<b>Andre Thornton, R</b> (1, 10) <small>OBP: 0.388, SLG: 0.487</small>	0-0  6-3			0-0  6-3		0-0  1-3 1B		0-0  5-3		4 0 1 0 0 0 1
<b>Mike Hargrove, L</b> (1, 3) <small>OBP: 0.377, SLG: 0.339</small>		0-0  6-3		0-0  6-3		0-0  F9		0-0  1B 2B		4 1 1 0 0 0 2
<b>Bill Nahorodny, R</b> (1, 2) <small>OBP: 0.237, SLG: 0.433</small>		0-0  5-3		0-0  5-3			0-0  4-3	0-0  6-3		4 0 0 0 0 0 1
<b>Rick Manning, L</b> (1, 8) <small>OBP: 0.336, SLG: 0.355</small>		4-0  1B BB BB			0-0  6-3		0-0  4-3	0-0  2-H 1B		3 0 1 1 1 0 0
<b>Jerry Dybzinski, R</b> (1, 5) <small>OBP: 0.305, SLG: 0.278</small>		0-0  1-3 1B			0-0  4-3		0-0  6-3	0-3  K		4 0 1 0 0 1 1
<b>Mike Fischlin, R</b> (1, 6) <small>OBP: 0.352, SLG: 0.315</small>		0-0  1-3			0-0  5-3			0-0  4-3		3 0 0 0 0 0 2

Inning Stats	R: 0	H: 1	E: 0	LOB: 1	K: 0	BB: 0	S: 4	P: 4	R: 0	H: 1	E: 0	LOB: 2	K: 0	BB: 1	S: 4	P: 8	R: 0	H: 0	E: 0	LOB: 0	K: 1	BB: 0	S: 5	P: 5	R: 0	H: 0	E: 0	LOB: 0	K: 0	BB: 0	S: 3	P: 3	R: 0	H: 1	E: 0	LOB: 2	K: 1	BB: 1	S: 6	P: 10	R: 0	H: 0	E: 0	LOB: 0	K: 0	BB: 0	S: 3	P: 3	R: 0	H: 0	E: 0	LOB: 1	K: 1	BB: 2	S: 2	P: 10	R: 1	H: 2	E: 0	LOB: 1	K: 1	BB: 0	S: 7	P: 7	1B: 4	SF: 0	2B: 2	SAC: 0	3B: 0	DP: 1	HR: 0	HBP: 0	WP: 0	PA: 35
<b>PITCHER</b> <b>Dave Rucker, L</b> (1, 1) <small>ERA: 3.38</small>	IP	WLS	BF	H	R	ER	SO	BB	IBB	HBP	BLK	WP	HR	S	P	ERA	WHIP	IP	WLS	BF	H	R	ER	SO	BB	IBB	HBP	BLK	WP	HR	S	P	ERA	WHIP	IP	WLS	BF	H	R	ER	SO	BB	IBB	HBP	BLK	WP	HR	S	P	ERA	WHIP																							

**BOTTOM**

**Detroit Tigers @ Cleveland Indians**  
 Cleveland Municipal Stadium, Cleveland, OH  
 Sat Oct 02 1982, 3:38 AM EDT  
 Att. 7,151 - Unknown

AB	31
R	1
H	5
RBI	1
BB	4
SO	3
LOB	11



WP: 0	PA: 35
PB: 0	
SB: 0	
CS: 0	

livebaseballscorecards.com

Batter	1	2	3	4	5	6	7	8	9	AB R H RBI BB SO LOB	TOP											
Alan Trammell, R OBP: 0.325, SLG: 0.395 (1, 6)	0-0 F4	0-0 F7		0-0 HR		0-0 1B		0-3 K		5 1 2 3 0 1 4												
Glenn Wilson, R OBP: 0.322, SLG: 0.457 (1, 8)	0-3 K		0-3 K	0-0 F9		0-0 6-3		0-0 FC5-4		5 0 0 0 0 2 2												
Howard Johnson, S OBP: 0.384, SLG: 0.426 (1, 5)	0-0 2B		0-0 F8		0-3 K		0-0 5-3	0-3 K2-3		5 0 1 0 0 2 1												
Chet Lemon, R OBP: 0.368, SLG: 0.447 Lynn Jones, R OBP: 0.259, SLG: 0.259 (1, 9) (8, 9)	4-0 BB		4-0 BB		0-0 F9		0-0 5-3		0-0 6-3	2 0 0 0 2 0 0 1 0 0 0 0 0 0												
Mike Ivie, R OBP: 0.302, SLG: 0.445 (1, 10)	0-0 F4		0-0 L8		0-3 K		0-0 L9		0-0 FC3-6 1B	5 0 1 0 0 1 3												
Rick Leach, L OBP: 0.303, SLG: 0.330 (1, 7) (8, 3)		0-0 F8		0-0 S 6-3 1B 1B		0-0 4-3		0-0 HR 1B	0-0 FC3-6 2B	5 3 2 0 0 0 1												
Enos Cabell, R OBP: 0.284, SLG: 0.323 Mike Laga, L OBP: 0.293, SLG: 0.496 John Wockenfuss, R OBP: 0.388, SLG: 0.472 Lance Parrish, R OBP: 0.338, SLG: 0.529 (1, 3) (4, PH) (4, 3) (8, PH) (8, 7) (9, PH) (9, 7)		0-0 5-3		0-0 6-3 S 1-2 HR 1B		0-0 1B 2B		0-0 HR 1B	0-0 2B	1 0 0 0 0 0 0 2 2 2 0 0 0 0 1 1 1 2 0 0 0 1 0 1 1 0 0 0												
Bill Fahey, L OBP: 0.147, SLG: 0.179 (1, 2)		0-0 1B 1B		0-0 F6 1-2 2-3		0-0 F7		0-0 BB E 1B	0-0 6-3	5 1 2 0 0 0 4												
Tom Brookens, R OBP: 0.277, SLG: 0.352 (1, 4)		0-0 1B		0-0 6-3 2-3 3-H		0-0 1B 1B		4-0 FC5-4 BB		3 1 2 2 1 0 1												
<b>Inning Stats</b>	R: 0 E: 0 K: 1 S: 6	H: 1 LOB: 2 BB: 1 P: 10	R: 0 E: 0 K: 0 S: 5	H: 2 LOB: 2 BB: 0 P: 5	R: 0 E: 0 K: 1 S: 5	H: 0 LOB: 1 BB: 1 P: 9	R: 3 E: 0 K: 0 S: 6	H: 3 LOB: 0 BB: 0 P: 6	R: 0 E: 0 K: 2 S: 7	H: 0 LOB: 0 BB: 0 P: 7	R: 2 E: 0 K: 0 S: 6	H: 3 LOB: 1 BB: 0 P: 6	R: 0 E: 0 K: 0 S: 3	H: 0 LOB: 0 BB: 0 P: 3	R: 3 E: 1 K: 2 S: 10	H: 3 LOB: 1 BB: 1 P: 14	R: 1 E: 0 K: 0 S: 5	H: 2 LOB: 1 BB: 0 P: 5	1B: 9 2B: 3 3B: 0 HR: 2	SF: 0 SAC: 0 DP: 0 HBP: 0	WP: 0 PB: 0 SB: 2 CS: 0	PA: 44
<b>PITCHER</b>	IP WLS BF H R ER SO BB IBB HBP BLK WP HR S P ERA WHIP																					
Rick Sutcliffe, R ERA: 2.96 (1, 1)	5.0 L 23 6 3 3 4 2 0 0 0 0 0 1 29 37 5.40 1.600																					
Lary Sorensen, R ERA: 5.61 (6, 1)	1.0 6 3 2 2 0 0 0 0 0 0 0 0 6 6 18.00 3.000																					
Neal Heaton, L ERA: 5.23 (7, 1)	1.0 6 3 3 2 0 0 0 0 0 0 0 1 6 6 18.00 3.000																					
Ed Glynn, L ERA: 4.17 (8, 1)	2.0 9 2 1 1 2 1 0 0 0 0 0 0 12 16 4.50 1.500																					

Detroit Tigers @ Cleveland Indians  
Cleveland Municipal Stadium, Cleveland, OH

Sun Oct 03 1982, 3:33 AM EDT  
Att: 7,934 - Unknown - 71 F

livebaseballscorecards.com

AB	41
R	9
H	14
RBI	8
BB	3
SO	6
LOB	16



