


Detroit Tigers - 1983

Batter	1	2	3	4	5	6	7	8	9	AB	R	H	RBI	BB	SO	LOB	TOP								
Lou Whitaker, L (1,4) OBP: 0.495, SLG: 0.400	0-0 CS 1B		0-0 4-3 1-2		0-0 L8	0-0 S 1B		0-0 1-3		5	0	2	1	0	0	2									
Alan Trammell, R (1,6) OBP: 0.636, SLG: 0.625	4-0 1B BB		0-0 1B		0-0 2H 1B	0-0 BB 6-3		0-0 F8		3	1	1	1	2	0	2									
Larry Hemdon, R (1,7) OBP: 0.495, SLG: 1.091	0-0 G6-4-3 1B		0-0 P2		0-0 5-3	0-0 6-3		0-0 HR		5	1	2	1	0	0	2									
Lance Parrish, R (1,2) OBP: 0.200, SLG: 0.125	0-0 G6-4-3		0-0 P3		0-0 E6 1B E	0-0 1B SF8 1B		0-0 F9		5	2	1	0	0	0	3									
Chet Lemon, R (1,8) OBP: 0.800, SLG: 0.857		0-0 E SF8 2B		0-3 K		0-0 E 1B	0-0 CS 1B		0-0 1B 1B	5	2	4	0	0	1	0									
John Wockenfuss, R (1,10) OBP: 0.167, SLG: 0.400		0-0 E2 CS		0-3 K		0-0 E9 1B E	0-0 SF8		0-0 1B	2	0	0	0	0	1	1									
Kirk Gibson, L (6,PH) OBP: 0.500, SLG: 0.667		0-3 K		0-0 F7		0-0 FC5-4 1B E	0-0 CS		0-0 K2-3	3	0	1	1	0	1	2									
Mike Jvie, R (1,3) OBP: 0.500, SLG: 0.833		0-0 SF8		0-0 CS		0-0 L6-3 1B	0-0 E6 FC5-4		0-0 5-3	4	0	1	2	0	0	4									
Enos Cabell, R (6,PR) OBP: 0.500, SLG: 0.500		0-0 CS		0-0 1B 4-3		0-0 L6-3	0-0 FC5-4 1B		0-0 6-3	4	1	2	0	0	0	3									
Glenn Wilson, R (1,9) OBP: 0.300, SLG: 0.250		0-0 SF8		0-0 K		0-0 L6-3	0-0 FC5-4 1B		0-0 6-3	4	0	1	2	0	0	4									
Tom Brookens, R (1,5) OBP: 0.444, SLG: 0.429		0-0 CS		0-0 1B		0-0 L6-3	0-0 FC5-4 1B		0-0 6-3	4	1	2	0	0	0	3									
Inning Stats	R: 0 E: 0 K: 0 S: 3	H: 2 LOB: 1 BB: 1 P: 7	R: 1 E: 1 K: 1 S: 6	H: 1 LOB: 0 BB: 0 P: 6	R: 1 E: 0 K: 0 S: 5	H: 2 LOB: 1 BB: 0 P: 5	R: 0 E: 0 K: 2 S: 7	H: 0 LOB: 0 BB: 0 P: 7	R: 0 E: 0 K: 0 S: 3	H: 1 LOB: 0 BB: 0 P: 3	R: 5 E: 3 K: 0 S: 9	H: 4 LOB: 3 BB: 1 P: 13	R: 1 E: 0 K: 0 S: 4	H: 2 LOB: 0 BB: 0 P: 4	R: 0 E: 0 K: 1 S: 6	H: 1 LOB: 1 BB: 0 P: 6	R: 1 E: 0 K: 0 S: 7	H: 4 LOB: 3 BB: 0 P: 7	1B: 15 2B: 2 3B: 0 HR: 1	SF: 2 SAC: 0 DP: 2 HBP: 0	WP: 0 PB: 0 SB: 1 CS: 3	PA: 46			
PITCHER	IP	WLS	BF	H	R	ER	SO	BB	IBB	HBP	BLK	WP	HR	S	P	ERA	WHIP								
Jack O'Connor, L (1,1) ERA: 3.38	5.1		22	6	4	3	3	2	0	0	0	0	0	26	34	5.06	1.500								
Rick Lysander, R (6,1) ERA: 3.86	0.1	L	5	3	2	0	0	0	0	0	0	0	0	5	5	0.00	9.000								
Len Whitehouse, L (6,1) ERA: 2.08	2.1		10	4	2	1	1	0	0	0	0	0	0	12	12	3.86	1.714								
Ron Davis, R (9,1) ERA: 9.0	1.0		7	4	1	1	0	0	0	0	0	0	1	7	7	9.00	4.000								

Detroit Tigers @ Minnesota Twins
 Hubert H. Humphrey Metrodome, Minneapolis, MN
 Wed Apr 06 1983, 7:05 PM EST
 Att. 4,835 - Unknown - 34 F


AB 40
 R 9
 H 17
 RBI 8
 BB 2
 SO 4
 LOB 19



Batter	1	2	3	4	5	6	7	8	9	AB	R	H	RBI	BB	SO	LOB	BOTTOM									
Jim Eisenreich, L (1,8) OBP: 0.375, SLG: 0.429	0-0 6-3				0-0 6-3			0-0 1B BB		3	1	1	0	1	0	0										
John Castino, R (1,4) OBP: 0.375, SLG: 0.571	4-0 1B FC6-4 BB		0-3 K		0-0 6-3			0-0 G5-4-3 1B		3	1	1	0	1	1	1										
Gary Ward, R (1,7) OBP: 0.250, SLG: 0.250	0-0 FC6-4 1B		0-0 E5		0-0 6-3			0-0 G5-4-3 1B		4	0	2	1	0	0	0										
Kent Hrbek, L (1,3) OBP: 0.250, SLG: 0.250	0-0 FC6-4 BB HR		0-3 K		0-0 F8			0-0 G5-4-3		4	1	0	1	0	1	4										
Tom Brunansky, R (1,9) OBP: 0.250, SLG: 0.250	4-0 HR BB		0-0 F3		0-0 F8			0-0 L5		3	1	0	0	1	0	2										
Gary Gaetti, R (1,5) OBP: 0.375, SLG: 0.857	0-0 HR		0-0 L7		0-0 5-3			0-3 K		4	1	1	3	0	1	1										
Randy Bush, L (1,10) OBP: 0.500, SLG: 0.875	0-0 2B		0-0 4-3		0-0 F8			0-0 2B		4	0	2	0	0	0	0										
Tim Laudner, R (1,2) OBP: 0.250, SLG: 0.250		0-3 K		0-3 K		0-0 6-3		0-3 K		4	0	0	0	0	3	1										
Ron Washington, R (1,6) OBP: 0.250, SLG: 0.250		0-0 P2		0-0 6-3		0-0 L1		0-0 5-3		4	0	0	0	0	0	1										
Inning Stats	R: 4 E: 0 K: 0 S: 5	H: 3 LOB: 1 BB: 2 P: 13	R: 0 E: 0 K: 2 S: 8	H: 1 LOB: 1 BB: 0 P: 8	R: 0 E: 1 K: 1 S: 6	H: 0 LOB: 1 BB: 0 P: 6	R: 0 E: 0 K: 1 S: 5	H: 0 LOB: 0 BB: 0 P: 5	R: 0 E: 0 K: 0 S: 3	H: 0 LOB: 0 BB: 0 P: 3	R: 0 E: 0 K: 0 S: 3	H: 0 LOB: 0 BB: 0 P: 3	R: 0 E: 0 K: 0 S: 4	H: 2 LOB: 1 BB: 1 P: 8	R: 0 E: 0 K: 2 S: 8	H: 1 LOB: 1 BB: 0 P: 8	1B: 3 2B: 3 3B: 0 HR: 1	SF: 0 SAC: 0 DP: 1 HBP: 0	WP: 0 PB: 0 SB: 0 CS: 0	PA: 36						
PITCHER	IP	WLS	BF	H	R	ER	SO	BB	IBB	HBP	BLK	WP	HR	S	P	ERA	WHIP									
Dan Petry, R (1,1) ERA: 5.14	7.0	W	27	4	4	4	4	2	0	0	0	0	0	1	33	41	5.14	0.857								
Aurelio Lopez, R (8,1) ERA: 4.5	2.0		9	3	1	1	2	1	0	0	0	0	0	12	16	4.50	2.000									

Detroit Tigers @ Minnesota Twins
 Hubert H. Humphrey Metrodome, Minneapolis, MN
 Wed Apr 06 1983, 7:05 PM EST
 Att. 4,835 - Unknown - 34 F

AB 33
 R 5
 H 7
 RBI 5
 BB 3
 SO 6
 LOB 10



Batter	1	2	3	4	5	6	7	8	9	AB	R	H	RBI	BB	SO	LOB	TOP			
Lou Whitaker, L (1,4) OBP: 0.500, SLG: 0.467										5	0	3	1	0	0	0	Detroit Tigers @ Minnesota Twins Hubert H. Humphrey Metrodome, Minneapolis, MN Thu Apr 07 1983, 7:05 PM EST Att. 7,936 - Unknown - 45 F			
Howard Johnson, S (1,5) OBP: 0.200, SLG: 0.200										5	0	1	0	0	1	3				
Kirk Gibson, L (1,9) OBP: 0.333, SLG: 0.375										5	0	1	0	0	2	3				
Lance Parrish, R (1,2) OBP: 0.200, SLG: 0.231										5	0	1	0	0	1	4				
Larry Herndon, R (1,7) OBP: 0.400, SLG: 0.933										4	1	1	0	0	1	3				
Johnny Grubb, L (1,10) OBP: 0.750, SLG: 0.500										2	1	1	0	2	0	0				
Enos Cabell, R (8, FR) OBP: 0.500, SLG: 0.500										0	0	0	0	0	0	0				
Chet Lemon, R (1,8) OBP: 0.643, SLG: 0.636										4	1	1	0	0	0	2				
Rick Leach, L (1,3) OBP: 0.500, SLG: 0.750										4	1	2	2	0	0	2				
Alan Trammell, R (1,6) OBP: 0.467, SLG: 0.455										3	0	0	1	0	0	3				
Inning Stats	R: 0 E: 0 K: 1 S: 6	H: 1 LOB: 1 BB: 0 P: 6	R: 4 E: 0 K: 1 S: 9	H: 4 LOB: 1 BB: 1 P: 13	R: 0 E: 0 K: 1 S: 6	H: 1 LOB: 1 BB: 0 P: 6	R: 0 E: 0 K: 0 S: 3	H: 0 LOB: 0 BB: 0 P: 3	R: 0 E: 0 K: 0 S: 4	H: 1 LOB: 1 BB: 0 P: 4	R: 0 E: 0 K: 0 S: 5	H: 2 LOB: 2 BB: 0 P: 5	R: 0 E: 0 K: 0 S: 3	H: 0 LOB: 2 BB: 1 P: 7	R: 0 E: 0 K: 2 S: 8	H: 1 LOB: 1 BB: 0 P: 8	1B: 8 2B: 3 3B: 0 HR: 0	SF: 1 SAC: 0 DP: 0 HBP: 0	WP: 0 PB: 0 SB: 2 CS: 0	PA: 40
PITCHER	IP WLS BF H R ER SO BB IBB HBP BLK WP HR S P ERA WHIP																			
Albert Williams, R (1,1) ERA: 5.14	7.0 W 33 10 4 4 3 2 0 0 0 0 0 0 0 0 5.14 1.714																			
Ron Davis, R (8,1) ERA: 3.0	2.0 S 7 1 0 0 2 0 0 0 0 0 0 0 11 11 0.00 0.500																			

Batter	1	2	3	4	5	6	7	8	9	AB	R	H	RBI	BB	SO	LOB	BOTTOM	
Bobby Mitchell, L (1,8)										4	0	0	1	1	0	3	Detroit Tigers @ Minnesota Twins Hubert H. Humphrey Metrodome, Minneapolis, MN Thu Apr 07 1983, 7:05 PM EST Att. 7,936 - Unknown - 45 F	
John Castino, R (1,4) OBP: 0.462, SLG: 0.818										4	1	2	1	1	0	2		
Gary Ward, R (1,7) OBP: 0.154, SLG: 0.154										5	0	0	0	0	1	7		
Kent Hrbek, L (1,3) OBP: 0.333, SLG: 0.273										3	1	1	0	1	1	0		
Tom Brunansky, R (1,9) OBP: 0.250, SLG: 0.100										3	0	1	0	1	0	2		
Gary Gaetti, R (1,5) OBP: 0.417, SLG: 0.667										2	1	0	0	2	1	2		
Randy Bush, L (1,10) OBP: 0.417, SLG: 0.636										3	1	0	0	1	1	3		
Ray Smith, R (1,2) OBP: 0.750, SLG: 0.500										2	1	1	0	1	1	0		
Ron Washington, R (1,6) OBP: 0.250, SLG: 0.143										3	0	1	0	0	1	3		
Inning Stats	R: 1 E: 0 K: 0 S: 5	H: 2 LOB: 1 BB: 0 P: 5	R: 1 E: 0 K: 2 S: 8	H: 1 LOB: 3 BB: 2 P: 17	R: 3 E: 1 K: 0 S: 4	H: 0 LOB: 1 BB: 3 P: 16	R: 0 E: 1 K: 0 S: 3	H: 0 LOB: 0 BB: 0 P: 3	R: 0 E: 0 K: 1 S: 6	H: 1 LOB: 2 BB: 1 P: 10	R: 0 E: 0 K: 3 S: 10	H: 1 LOB: 3 BB: 1 P: 15	R: 0 E: 0 K: 0 S: 3	H: 1 LOB: 0 BB: 0 P: 3	1B: 5 2B: 0 3B: 0 HR: 1	SF: 0 SAC: 0 DP: 3 HBP: 2		WP: 2 PB: 0 SB: 0 CS: 0
PITCHER	IP WLS BF H R ER SO BB IBB HBP BLK WP HR S P ERA WHIP																	
Jerry Ujdur, R (1,1) ERA: 5.4	5.0 L 25 3 5 3 2 6 0 1 0 0 1 0 22 47 5.40 1.800																	
Juan Berenguer, R (6,1) ERA:	2.0 11 2 0 0 4 2 0 1 0 1 0 16 25 0.00 2.000																	
Bob James, R (8,1) ERA:	1.0 3 1 0 0 0 0 0 0 0 0 0 0 3 3 0.00 1.000																	

Batter	1	2	3	4	5	6	7	8	9	AB	R	H	RBI	BB	SO	LOB	TOP					
Rudy Law, L OBP: 0.400, SLG: 0.444 (1, 8)	0-0 3-1		0-0 6-3			0-0 3B 2B	0-0 1B E		0-3 K	5	2	2	0	0	1	0						
Tony Bernazard, S OBP: 0.389, SLG: 0.375 (1, 4)	0-0 F9		0-0 6-3			0-0 3B E9	0-0 1B BB		4-0 BB	4	2	1	1	1	0	1						
Harold Baines, L OBP: 0.412, SLG: 0.429 (1, 9)	0-0 4-3			4-0 BB		0-0 3B FC1	0-0 1B E5		0-3 K	4	0	2	3	1	1	1						
Greg Luzinski, R OBP: 0.294, SLG: 0.214 (1, 10)		0-0 1B		0-0 P4		0-0 P4	1-0 BB HBP		0-0 F8	4	0	1	0	0	0	3						
Greg Walker, L OBP: 0.250, SLG: 0.429 Mike Squires, L (7, PR) (7, 3)	0-3 K		0-0 4-1			0-0 FC1	4-0 BB			3	0	0	1	1	1	3						
Ron Kittle, R OBP: 0.231, SLG: 0.250 Jerry Dybzinski, R (7, 6)	0-3 K				0-0 F7	0-3 K	0-3 K			4	0	0	0	0	3	5						
Carlton Fisk, R OBP: 0.313, SLG: 0.357 (1, 2)	0-3 K				0-0 SF9 3B		0-0 1B 1B	0-3 K		4	2	2	0	0	2	1						
Vance Law, R OBP: 0.154, SLG: 0.167 (1, 5)			0-0 F8		0-0 SF9		0-0 P3 P4	0-0 P4		3	0	0	1	0	0	1						
Scott Fletcher, R OBP: 0.182, SLG: 0.100 Jerry Hairston, S (7, PH) (7, 7)			0-0 F7		0-0 1-3		0-0 F8 4-3	0-0 4-3		2	0	0	0	0	0	0						
Inning Stats	R: 0 E: 0 K: 0 S: 3	H: 0 LOB: 0 BB: 0 P: 3	R: 0 E: 0 K: 3 S: 10	H: 1 LOB: 1 BB: 0 P: 10	R: 0 E: 0 K: 0 S: 3	H: 0 LOB: 0 BB: 0 P: 3	R: 0 E: 0 K: 0 S: 3	H: 0 LOB: 1 BB: 1 P: 7	R: 1 E: 0 K: 0 S: 4	H: 1 LOB: 0 BB: 0 P: 4	R: 2 E: 1 K: 1 S: 8	H: 2 LOB: 1 BB: 0 P: 8	R: 3 E: 1 K: 1 S: 9	H: 4 LOB: 3 BB: 1 P: 14	R: 0 E: 0 K: 1 S: 5	H: 0 LOB: 0 BB: 0 P: 5	R: 0 E: 0 K: 2 S: 7	H: 0 LOB: 1 BB: 1 P: 11	1B: 5 2B: 1 3B: 2 HR: 0	SF: 1 SAC: 0 DP: 0 HBP: 1	WP: 0 PB: 0 SB: 0 CS: 0	PA: 40
PITCHER	IP WLS BF H R ER SO BB IBB HBP BLK WP HR S P ERA WHIP	Mitt Wilcox, R ERA: 6.75 (1, 1)	6.2 L 31 8 6 5 4 1 0 1 0 0 0 0 37 42 6.75 1.350	Aurelio Lopez, R ERA: 2.7 (7, 1)	1.1 5 0 0 0 2 1 0 0 0 0 0 0 8 12 0.00 0.750	Howard Bailey, L ERA: (9, 1)	1.0 4 0 0 0 2 1 0 0 0 0 0 0 7 11 0.00 1.000	PITCHER	IP WLS BF H R ER SO BB IBB HBP BLK WP HR S P ERA WHIP	Mitt Wilcox, R ERA: 6.75 (1, 1)	6.2 L 31 8 6 5 4 1 0 1 0 0 0 0 37 42 6.75 1.350	Aurelio Lopez, R ERA: 2.7 (7, 1)	1.1 5 0 0 0 2 1 0 0 0 0 0 0 8 12 0.00 0.750	Howard Bailey, L ERA: (9, 1)	1.0 4 0 0 0 2 1 0 0 0 0 0 0 7 11 0.00 1.000							

Chicago White Sox @ Detroit Tigers
Tiger Stadium, Detroit, MI
Fri Apr 08 1983, 3:33 AM EST
Att: 51,350 - Cloudy - 48 F

livebaseballscorecards.com

AB 35
R 6
H 8
RBI 6
BB 3
SO 8
LOB 16



Batter	1	2	3	4	5	6	7	8	9	AB	R	H	RBI	BB	SO	LOB	BOTTOM					
Lou Whitaker, L OBP: 0.381, SLG: 0.350 (1, 4)	0-0 5-3		0-0 L1	0-0 4-3			0-0 F7		0-0 4-3	5	0	0	0	0	0	4						
Howard Johnson, S OBP: 0.250, SLG: 0.143 John Wockenfuss, R OBP: 0.125, SLG: 0.286 (7, PH)	0-0 4-3		4-0 1B 1B BB		0-0 4-3		0-3 K		0-0 6-3	2	1	0	0	1	0	0						
Kirk Gibson, L OBP: 0.385, SLG: 0.364 (1, 9)	4-0 BB		0-0 1B 1B		0-0 4-3		0-0 5-3			3	1	1	1	1	0	1						
Lance Parrish, R OBP: 0.263, SLG: 0.250 (1, 2)	0-0 5-3		0-0 HBP 1B		4-0 BB		0-0 6-3			3	0	1	1	1	0	1						
Larry Herndon, R OBP: 0.368, SLG: 0.789 (1, 7)		0-0 1-3	0-0 HBP 1B		0-0 F8		0-0 F9			4	0	1	1	0	0	1						
Chet Lemon, R OBP: 0.611, SLG: 0.571 (1, 8)		0-0 F3	1-0 HBP		0-0 1-3		0-0 1B			3	0	1	0	0	0	0						
Rick Leach, L OBP: 0.286, SLG: 0.429 Enos Cabell, R OBP: 0.400, SLG: 0.400 (6, PH) (9, 3)		0-0 F7	0-0 4-3		0-0 1-3		0-0 1-3		0-0 1-3	3	0	0	0	0	0	3						
Tom Brookens, R OBP: 0.385, SLG: 0.545 (1, 5)			0-0 1B 3B		0-0 P6		0-0 F8		0-0 4-3	4	1	1	0	0	0	0						
Alan Trammell, R OBP: 0.526, SLG: 0.571 (1, 6)			4-0 CS BB		0-3 K				0-0 4-3 2B	3	0	2	0	1	1	0						
Inning Stats	R: 0 E: 0 K: 0 S: 3	H: 0 LOB: 1 BB: 1 P: 7	R: 0 E: 0 K: 0 S: 3	H: 0 LOB: 0 BB: 0 P: 3	R: 3 E: 0 K: 0 S: 6	H: 4 LOB: 3 BB: 2 P: 15	R: 0 E: 0 K: 1 S: 5	H: 0 LOB: 0 BB: 0 P: 5	R: 0 E: 0 K: 0 S: 3	H: 0 LOB: 0 BB: 0 P: 3	R: 0 E: 0 K: 1 S: 6	H: 1 LOB: 1 BB: 0 P: 6	R: 0 E: 0 K: 0 S: 4	H: 1 LOB: 1 BB: 0 P: 4	R: 0 E: 0 K: 0 S: 4	H: 1 LOB: 1 BB: 0 P: 4	R: 0 E: 0 K: 0 S: 4	H: 1 LOB: 1 BB: 0 P: 4	1B: 5 2B: 1 3B: 1 HR: 0	SF: 0 SAC: 0 DP: 0 HBP: 1	WP: 0 PB: 0 SB: 0 CS: 1	PA: 38
PITCHER	IP WLS BF H R ER SO BB IBB HBP BLK WP HR S P ERA WHIP	Dennis Lamp, R ERA: 4.5 (1, 1)	6.0 W 26 4 3 3 1 4 0 1 0 0 0 23 40 4.50 1.333	Jerry Koosman, L ERA: (7, 1)	3.0 S 12 3 0 0 1 0 0 0 0 0 0 14 14 0.00 1.000	PITCHER	IP WLS BF H R ER SO BB IBB HBP BLK WP HR S P ERA WHIP	Dennis Lamp, R ERA: 4.5 (1, 1)	6.0 W 26 4 3 3 1 4 0 1 0 0 0 0 23 40 4.50 1.333	Jerry Koosman, L ERA: (7, 1)	3.0 S 12 3 0 0 1 0 0 0 0 0 0 14 14 0.00 1.000											

Chicago White Sox @ Detroit Tigers
Tiger Stadium, Detroit, MI
Fri Apr 08 1983, 3:33 AM EST
Att: 51,350 - Cloudy - 48 F

livebaseballscorecards.com

AB 33
R 3
H 7
RBI 3
BB 4
SO 2
LOB 13



Batter	1	2	3	4	5	6	7	8	9	AB	R	H	RBI	BB	SO	LOB	TOP										
Rudy Law, L OBP: 0.333, SLG: 0.357 (1, 8)	P1		F9		FC4-6 1B	1-3			BB S 1B	5	1	1	0	0	0	2											
Tony Bernazard, S OBP: 0.391, SLG: 0.476 (1, 4)	HR 3B		4-3		1B 1-3 1B		4-3		P6 1B	5	2	2	0	0	0	1											
Harold Baines, L OBP: 0.500, SLG: 0.438 (1, 9)	HR BB		5-3		1B 1-3 WP 1B				BB IBB	2	2	1	1	3	0	0											
Greg Luzinski, R OBP: 0.364, SLG: 0.235 (1, 10)	K				WP E 1B		F9		BB IBB	3	1	1	1	2	1	3											
Ron Kittle, R OBP: 0.278, SLG: 0.471 (1, 7)	HR				BB E7 1B		K		BB	5	1	2	4	0	1	5											
Mike Squires, L (1, 3)	F9				3-1				F7	4	0	0	0	0	0	2											
Carlton Fisk, R OBP: 0.250, SLG: 0.278 (1, 2)		6-3			1-3		K		P4	4	0	0	0	0	1	1											
Vance Law, R OBP: 0.176, SLG: 0.188 (1, 5)		5-3			FC4-6 1B		F9		4-3	4	0	1	0	0	0	0											
Scott Fletcher, R OBP: 0.214, SLG: 0.154 (1, 6)					F8				F8	3	0	1	0	0	0	1											
Greg Walker, L OBP: 0.222, SLG: 0.375 (9, PH)					F8				F8	1	0	0	0	0	0	0											
Jerry Dybzinski, R (9, 6)										0	0	0	0	0	0	0											
Inning Stats	R: 3 E: 0 K: 1 S: 7	H: 2 LOB: 0 BB: 1 P: 11	R: 0 E: 0 K: 0 S: 3	H: 0 LOB: 0 BB: 0 P: 3	R: 0 E: 0 K: 0 S: 3	H: 0 LOB: 1 BB: 1 P: 7	R: 4 E: 1 K: 0 S: 8	H: 5 LOB: 1 BB: 0 P: 8	R: 0 E: 0 K: 1 S: 6	H: 1 LOB: 1 BB: 0 P: 6	R: 0 E: 0 K: 1 S: 5	H: 0 LOB: 1 BB: 1 P: 9	R: 0 E: 0 K: 0 S: 3	H: 0 LOB: 0 BB: 0 P: 3	R: 0 E: 0 K: 0 S: 4	H: 1 LOB: 3 BB: 2 P: 12	1B: 7 2B: 0 3B: 1 HR: 1	SF: 0 SAC: 0 DP: 0 HBP: 0	WP: 1 PA: 41 PB: 0 SB: 1 CS: 0								
PITCHER	IP	WLS	BF	H	R	ER	SO	BB	IBB	HBP	BLK	WP	HR	S	P	ERA	WHIP										
Jack Morris, R ERA: 7.71 (1, 1)	4.2	L	23	7	7	7	1	2	0	0	0	1	1	23	31	13.50	1.929										
Howard Bailey, L ERA: (5, 1)	0.1		1	0	0	0	0	0	0	0	0	0	0	1	1	0.00	0.000										
Dave Rozema, R ERA: (6, 1)	2.0		8	1	0	0	2	1	0	0	0	0	0	11	15	0.00	1.000										
Aurelio Lopez, R ERA: 1.69 (8, 1)	2.0		9	1	0	0	0	1	1	0	0	0	0	7	15	0.00	1.000										

Chicago White Sox @ Detroit Tigers
Tiger Stadium, Detroit, MI
Sun Apr 10 1983, 3:33 AM EST
Att: 9,980 - Cloudy - 50 F

AB	36
R	7
H	9
RBI	6
BB	5
SO	3
LOB	15



Batter	1	2	3	4	5	6	7	8	9	AB	R	H	RBI	BB	SO	LOB	BOTTOM										
Lou Whitaker, L OBP: 0.385, SLG: 0.375 (1, 4)	3B BB		F8		G3 2B		4-3		F7	4	1	1	0	1	0	2											
Howard Johnson, S OBP: 0.167, SLG: 0.091 (1, 5)	K				G3				F7	4	0	0	0	0	1	2											
Kirk Gibson, L OBP: 0.412, SLG: 0.533 (1, 10)	SF8 3B				K				G6-4-3 1B	4	1	2	1	0	1	1											
Lance Parrish, R OBP: 0.261, SLG: 0.222 (1, 2)	SF8				L5				G6-4-3	2	0	0	1	1	0	2											
Larry Herndon, R OBP: 0.304, SLG: 0.652 (1, 7)	6-3				6-3				F8	4	0	0	0	0	1	1											
Chet Lemon, R OBP: 0.591, SLG: 0.722 (1, 8)					F7				L4	4	2	2	1	0	0	0											
Mike Ivie, R OBP: 0.400, SLG: 0.556 (1, 3)					P4				K	3	0	0	0	1	1	1											
Glenn Wilson, R OBP: 0.286, SLG: 0.417 (1, 9)					F3				4-3	4	1	1	1	0	0	1											
Alan Trammell, R OBP: 0.455, SLG: 0.471 (1, 6)					5-3 3B				E3 1B	3	0	0	1	0	0	1											
Johnny Grubb, L OBP: 0.750, SLG: 0.500 (9, PH)					5-3					0	0	0	0	0	0	0											
John Wockenfuss, R OBP: 0.222, SLG: 0.375 (9, PH)					G3					1	0	1	0	0	0	0											
Tom Brookens, R OBP: 0.385, SLG: 0.545 (9, PR)										0	0	0	0	0	0	0											
Inning Stats	R: 2 E: 0 K: 1 S: 6	H: 1 LOB: 0 BB: 1 P: 10	R: 2 E: 0 K: 0 S: 5	H: 2 LOB: 0 BB: 0 P: 5	R: 0 E: 0 K: 0 S: 3	H: 0 LOB: 1 BB: 1 P: 7	R: 0 E: 0 K: 0 S: 3	H: 0 LOB: 1 BB: 1 P: 7	R: 0 E: 0 K: 1 S: 6	H: 0 LOB: 0 BB: 0 P: 6	R: 0 E: 0 K: 1 S: 5	H: 0 LOB: 0 BB: 0 P: 5	R: 0 E: 0 K: 0 S: 3	H: 1 LOB: 0 BB: 0 P: 3	R: 0 E: 1 K: 1 S: 8	H: 2 LOB: 2 BB: 0 P: 8	1B: 3 2B: 1 3B: 2 HR: 1	SF: 1 SAC: 0 DP: 1 HBP: 0	WP: 0 PA: 37 PB: 0 SB: 0 CS: 0								
PITCHER	IP	WLS	BF	H	R	ER	SO	BB	IBB	HBP	BLK	WP	HR	S	P	ERA	WHIP										
LaMarr Hoyt, R ERA: 4.41 (1, 1)	8.2	W	35	6	5	5	4	3	0	0	0	0	1	40	52	5.19	1.038										
Kevin Hickey, L ERA: (9, 1)	0.1	S	2	1	0	0	0	0	0	0	0	0	0	2	2	0.00	3.000										

Chicago White Sox @ Detroit Tigers
Tiger Stadium, Detroit, MI
Sun Apr 10 1983, 3:33 AM EST
Att: 9,980 - Cloudy - 50 F

AB	33
R	5
H	7
RBI	5
BB	3
SO	4
LOB	11



Batter	1	2	3	4	5	6	7	8	9	AB	R	H	RBI	BB	SO	LOB	TOP								
Lou Whitaker, L (1,4) OBP: 0.375, SLG: 0.367	4-3	F8			F7	4-3			FC1-4	6	0	2	2	0	0	2									
Chet Lemon, R (1,8) OBP: 0.536, SLG: 0.609	BLK BB		F7		L8		G3 E 1B	F7	FC1-4	5	1	1	0	1	0	3									
Larry Hemdon, R (1,7) OBP: 0.241, SLG: 0.517	K		F8		F9		G3 1-2	4-3	F8	6	0	0	0	0	1	5									
Lance Parrish, R (1,2) OBP: 0.286, SLG: 0.190	K					1B SF9 BB	K		F9	3	1	0	0	2	2	2									
John Wockenfuss, R (1,10) OBP: 0.357, SLG: 0.400 Howard Johnson, S (7,PH) OBP: 0.214, SLG: 0.154		2B BB	K			3B 1B	E5 FC6-4		E 1B	2	2	1	0	1	1	1									
Mike Ivie, R (1,3) OBP: 0.333, SLG: 0.583 Enos Cabell, R (7,3) OBP: 0.500, SLG: 0.500		F9 1B 2B			6-3	SF9	FC6-4		E7 1B	3	1	1	2	0	0	1									
Glenn Wilson, R (1,9) OBP: 0.368, SLG: 0.647	F9				F4	2B 3B			1B 1B	5	3	3	3	0	0	1									
Tom Brookens, R (1,5) OBP: 0.500, SLG: 0.875								1-3 2B	1B 1B	5	2	4	3	0	0	1									
Alan Trammell, R (1,6) OBP: 0.444, SLG: 0.500	F8				5-3	5-3		1B 2B	FC1-4 1B	5	1	2	2	0	0	2									
Inning Stats	R: 0 E: 0 K: 2 S: 7	H: 0 LOB: 1 BB: 1 P: 11	R: 2 E: 0 K: 0 S: 5	H: 2 LOB: 1 BB: 1 P: 9	R: 0 E: 0 K: 1 S: 5	H: 0 LOB: 1 BB: 1 P: 9	R: 1 E: 0 K: 0 S: 4	H: 1 LOB: 0 BB: 0 P: 4	R: 0 E: 0 K: 0 S: 3	H: 0 LOB: 0 BB: 0 P: 3	R: 3 E: 0 K: 0 S: 6	H: 3 LOB: 1 BB: 1 P: 10	R: 1 E: 1 K: 1 S: 7	H: 1 LOB: 1 BB: 0 P: 7	R: 2 E: 0 K: 0 S: 6	H: 3 LOB: 1 BB: 0 P: 6	R: 4 E: 1 K: 0 S: 9	H: 6 LOB: 2 BB: 0 P: 9	1B: 10 2B: 4 3B: 1 HR: 1	SF: 1 SAC: 0 DP: 0 HBP: 0	WP: 0 PB: 0 SB: 0 CS: 0	PA: 48			
PITCHER	IP	WLS	BF	H	R	ER	SO	BB	IBB	HBP	BLK	WP	HR	S	P	ERA	WHIP								
Ron Guidry, L (1,1) ERA: 11.25	5.1	L	25	5	6	6	3	4	0	0	1	0	1	27	43	10.12	1.688								
Dale Murray, R (6,1) ERA: 15.0	3.0		18	8	6	5	1	0	0	0	0	0	0	20	20	15.00	2.667								
Roger Erickson, R (9,1) ERA: 4.5	0.2		5	3	1	1	0	0	0	0	0	0	0	5	5	13.50	4.500								

Detroit Tigers @ New York Yankees
Yankee Stadium, Bronx, NY
Tue Apr 12 1983, 3:33 AM EST
Att: 55,579 - Unknown - 59 F

AB 43
R 13
H 16
RBI 12
BB 4
SO 4
LOB 18



Batter	1	2	3	4	5	6	7	8	9	AB	R	H	RBI	BB	SO	LOB	BOTTOM								
Willie Randolph, R (1,4) OBP: 0.214, SLG: 0.154	6-3		4-3		FC1-6			5-3		4	0	0	0	0	0	1									
Roy Smalley, S (1,6) OBP: 0.265, SLG: 0.423	K				F8		F8			4	1	1	1	0	1	0									
Dave Winfield, R (1,7) OBP: 0.444, SLG: 0.727	FC6-4 1B				5-3		K			4	0	1	0	0	1	0									
Steve Kemp, L (1,9) OBP: 0.391, SLG: 0.810	FC6-4				2B					3	1	1	0	1	1	1									
Don Baylor, R (1,10) OBP: 0.391, SLG: 0.333		F9				L7			F9	4	0	1	1	0	0	1									
Ken Griffey, L (1,8) OBP: 0.458, SLG: 0.478					4-3				F7	4	0	2	0	0	0	1									
Graig Nettles, L (1,5) OBP: 0.238, SLG: 0.158	G4-6-3				4-3		G4-6-3		K	4	0	0	0	0	1	2									
Don Mattingly, L (1,3) OBP: 0.375, SLG: 0.429			K		4-3					3	0	1	0	0	1	0									
Rick Cerone, R (1,2) OBP: 0.400, SLG: 0.400			K			FC1-6 1B		5-3		3	0	1	0	0	1	1									
Inning Stats	R: 0 E: 0 K: 1 S: 6	H: 1 LOB: 0 BB: 0 P: 6	R: 0 E: 0 K: 0 S: 3	H: 1 LOB: 0 BB: 0 P: 3	R: 0 E: 0 K: 2 S: 7	H: 0 LOB: 0 BB: 0 P: 7	R: 1 E: 0 K: 0 S: 5	H: 2 LOB: 1 BB: 0 P: 5	R: 0 E: 0 K: 0 S: 4	H: 1 LOB: 1 BB: 0 P: 4	R: 0 E: 0 K: 1 S: 5	H: 0 LOB: 1 BB: 1 P: 9	R: 0 E: 0 K: 0 S: 4	H: 2 LOB: 1 BB: 0 P: 4	R: 1 E: 0 K: 1 S: 6	H: 1 LOB: 0 BB: 0 P: 6	R: 0 E: 0 K: 1 S: 5	H: 0 LOB: 0 BB: 0 P: 5	1B: 5 2B: 2 3B: 0 HR: 1	SF: 0 SAC: 0 DP: 2 HBP: 0	WP: 0 PB: 0 SB: 0 CS: 0	PA: 34			
PITCHER	IP	WLS	BF	H	R	ER	SO	BB	IBB	HBP	BLK	WP	HR	S	P	ERA	WHIP								
Dan Petry, R (1,1) ERA: 3.6	8.0	W	31	8	2	2	5	1	0	0	0	0	0	44	44	2.25	1.125								
Juan Berenguer, R (9,1) ERA:	1.0		3	0	0	0	1	0	0	0	0	0	0	5	5	0.00	0.000								

Detroit Tigers @ New York Yankees
Yankee Stadium, Bronx, NY
Tue Apr 12 1983, 3:33 AM EST
Att: 55,579 - Unknown - 59 F

AB 33
R 2
H 8
RBI 2
BB 1
SO 6
LOB 7



Batter	1	2	3	4	5	6	7	8	9	AB	R	H	RBI	BB	SO	LOB	TOP								
Lou Whitaker, L (1.4) OBP: 0.391, SLG: 0.343										5	1	1	0	0	2	2									
Johnny Grubb, L (1.10) OBP: 0.556, SLG: 0.571										5	2	2	3	0	1	0									
Larry Hemdon, R (1.7) OBP: 0.303, SLG: 0.545										4	1	3	1	0	0	0									
Lance Parrish, R (1.2) OBP: 0.281, SLG: 0.174										2	0	0	1	1	0	1									
Chet Lemon, R (1.8) OBP: 0.469, SLG: 0.519										4	0	0	0	0	1	3									
Mike Ijje, R (1.3) OBP: 0.389, SLG: 0.563										4	0	2	1	0	0	2									
Enos Cabell, R (8.3) OBP: 0.500, SLG: 0.500										0	0	0	0	0	0	0									
Glenn Wilson, R (1.9) OBP: 0.348, SLG: 0.714										4	1	1	1	0	1	2									
Tom Brookens, R (1.5) OBP: 0.455, SLG: 0.737										3	1	0	0	1	0	1									
Alan Trammell, R (1.6) OBP: 0.419, SLG: 0.440										3	1	0	0	1	0	0									
Inning Stats	R: 3 E: 1 K: 0 S: 7	H: 4 LOB: 1 BB: 0 P: 7	R: 0 E: 0 K: 0 S: 3	H: 0 LOB: 0 BB: 0 P: 3	R: 0 E: 0 K: 1 S: 5	H: 0 LOB: 0 BB: 0 P: 5	R: 0 E: 0 K: 2 S: 8	H: 1 LOB: 1 BB: 0 P: 8	R: 0 E: 0 K: 1 S: 5	H: 0 LOB: 0 BB: 0 P: 5	R: 0 E: 0 K: 0 S: 3	H: 1 LOB: 1 BB: 1 P: 7	R: 3 E: 0 K: 1 S: 7	H: 2 LOB: 1 BB: 2 P: 15	R: 1 E: 0 K: 0 S: 4	H: 1 LOB: 0 BB: 0 P: 4	R: 0 E: 0 K: 0 S: 3	H: 0 LOB: 0 BB: 0 P: 3	1B: 7 2B: 1 3B: 0 HR: 1	SF: 1 SAC: 0 DP: 1 HBP: 0	WP: 2 PB: 0 SB: 2 CS: 0	PA: 38			
PITCHER	IP	WLS	BF	H	R	ER	SO	BB	IBB	HBP	BLK	WP	HR	S	P	ERA	WHIP								
Jay Howell, R (1.1) ERA: 3.72	5.0		22	6	3	2	4	1	0	0	1	2	0	29	33	3.60	1.400								
George Frazier, R (6.1) ERA: 4.05	1.1	L	5	0	2	2	0	2	0	0	0	0	0	3	11	13.50	1.500								
Rich Gossage, R (7.1) ERA: 13.5	1.2		8	3	2	2	1	0	0	0	0	0	1	10	10	10.80	1.800								
Dale Murray, R (9.1) ERA: 11.25	1.0		3	0	0	0	0	0	0	0	0	0	0	3	3	0.00	0.000								

Detroit Tigers @ New York Yankees
 Yankee Stadium, Bronx, NY
 Wed Apr 13 1983, 6:05 PM EST
 Att: 13,123 - Unknown - 49 F

AB 34
 R 7
 H 9
 RBI 7
 BB 3
 SO 5
 LOB 11





Batter	1	2	3	4	5	6	7	8	9	AB	R	H	RBI	BB	SO	LOB	BOTTOM								
Willie Randolph, R (1.4) OBP: 0.219, SLG: 0.200										4	1	1	1	0	0	1									
Ken Griffey, L (1.7) OBP: 0.464, SLG: 0.704										4	2	2	3	0	0	0									
Dave Winfield, R (1.8) OBP: 0.414, SLG: 0.667										2	0	0	0	0	0	0									
Rowland Office, L (5. PH) OBP: 0.375, SLG: 0.429										1	0	0	0	0	0	0									
Rick Cerone, R (8. PH) OBP: 0.364, SLG: 0.364										1	0	0	0	0	0	0									
Don Mattingly, L (9.7) OBP: 0.375, SLG: 0.429										0	0	0	0	0	0	0									
Steve Kemp, L (1.9) OBP: 0.407, SLG: 0.792										3	0	1	0	1	0	0									
Don Baylor, R (1.10) OBP: 0.370, SLG: 0.318										4	0	1	0	0	0	2									
Roy Smalley, S (1.3) OBP: 0.233, SLG: 0.367										4	0	0	0	0	1	2									
Butch Wynegar, S (1.2) OBP: 0.467, SLG: 0.692										3	0	0	0	1	0	0									
Graig Nettles, L (1.5) OBP: 0.320, SLG: 0.364										3	2	2	1	1	0	2									
Andre Robertson, R (1.6) OBP: 0.407, SLG: 0.692										4	0	0	0	0	0	2									
Inning Stats	R: 0 E: 0 K: 0 S: 3	H: 0 LOB: 0 BB: 0 P: 3	R: 0 E: 0 K: 0 S: 3	H: 0 LOB: 0 BB: 0 P: 3	R: 0 E: 0 K: 0 S: 3	H: 0 LOB: 1 BB: 1 P: 7	R: 1 E: 0 K: 0 S: 5	H: 2 LOB: 1 BB: 0 P: 5	R: 3 E: 0 K: 0 S: 6	H: 3 LOB: 0 BB: 0 P: 6	R: 0 E: 0 K: 1 S: 6	H: 1 LOB: 2 BB: 1 P: 10	R: 0 E: 0 K: 0 S: 3	H: 0 LOB: 0 BB: 0 P: 3	R: 0 E: 0 K: 0 S: 2	H: 0 LOB: 1 BB: 1 P: 6	R: 1 E: 0 K: 0 S: 4	H: 1 LOB: 0 BB: 0 P: 4	1B: 2 2B: 2 3B: 0 HR: 3	SF: 0 SAC: 0 DP: 1 HBP: 0	WP: 1 PB: 0 SB: 1 CS: 0	PA: 36			
PITCHER	IP	WLS	BF	H	R	ER	SO	BB	IBB	HBP	BLK	WP	HR	S	P	ERA	WHIP								
Jerry Ujdir, R (1.1) ERA: 6.52	4.2		20	5	4	4	0	1	0	0	0	0	0	6	10	0.00	1.000								
Dave Rozema, R (5.1) ERA: 1.93	1.0		5	1	0	0	1	0	1	0	0	0	0	6	10	0.00	1.000								
Howard Bailey, L (6.1) ERA: 1.93	3.1	W	11	1	1	1	0	1	0	0	0	1	1	10	14	2.70	0.600								

Detroit Tigers @ New York Yankees
 Yankee Stadium, Bronx, NY
 Wed Apr 13 1983, 6:05 PM EST
 Att: 13,123 - Unknown - 49 F

AB 33
 R 5
 H 7
 RBI 5
 BB 3
 SO 1
 LOB 9



Batter	1	2	3	4	5	6	7	8	9	AB	R	H	RBI	BB	SO	LOB	TOP	
Lou Whitaker, L (1,4) OBP: 0.341, SLG: 0.333	0-3 K			0-0 1B WP 1B		0-3 K	0-0 F9			4	1	1	0	0	2	3	Detroit Tigers @ New York Yankees Yankee Stadium, Bronx, NY Thu Apr 14 1983, 6:05 PM EST Att: 14,056 - Unknown	
Alan Trammell, R (1,6) OBP: 0.429, SLG: 0.448	0-0 5-3			0-0 WP 1B		0-0 FC4-6	0-0 FC5			4	1	2	1	0	0	2		
Larry Hemdon, R (1,7) OBP: 0.324, SLG: 0.541	0-3 K			0-0 0-3 2-H 3-H 1B		0-0 FC4-6		0-0 FC5-4 1B		4	0	2	1	0	1	1		
Lance Parrish, R (1,10) OBP: 0.278, SLG: 0.185		0-3 K		0-0 K		0-0 E 1B		0-0 F7		4	0	1	0	0	2	2		
John Wockenfuss, R (1,2) OBP: 0.250, SLG: 0.286		0-0 F2		0-0 9-3		0-0 E6		0-0 F3		4	0	0	0	0	0	4		
Chet Lemon, R (1,8) OBP: 0.417, SLG: 0.452		0-0 5-3			0-0 5-3	0-0 F8		0-0 FC5-4		4	0	0	0	0	0	4		
Mike Ivie, R (1,3) OBP: 0.318, SLG: 0.450			0-0 F9		0-0 5-3		0-0 5-3		0-3 K	4	0	0	0	0	1	0		
Glenn Wilson, R (1,9) OBP: 0.333, SLG: 0.640			0-3 K		0-3 K		0-0 FC5 1B		0-0 L6	4	0	1	0	0	2	0		
Tom Brookens, R (1,5) OBP: 0.462, SLG: 0.682			0-0 6-3			0-0 S 1B	0-0 1B		0-0 1-3	3	1	1	0	1	0	0		
Inning Stats	R: 0 H: 0 E: 0 K: 2 S: 7	H: 0 LOB: 0 BB: 0 P: 7	R: 0 H: 0 E: 0 K: 1 S: 5	H: 0 LOB: 0 BB: 0 P: 5	R: 0 H: 0 E: 0 K: 1 S: 5	H: 3 LOB: 0 BB: 0 P: 7	R: 0 H: 0 E: 0 K: 1 S: 5	H: 2 LOB: 3 BB: 1 P: 12	R: 0 H: 2 E: 0 K: 0 S: 5	H: 2 LOB: 2 BB: 0 P: 5	R: 0 H: 1 E: 0 K: 0 S: 4	H: 0 LOB: 0 BB: 0 P: 4	R: 0 H: 0 E: 0 K: 1 S: 5	H: 0 LOB: 0 BB: 0 P: 5	1B: 8 2B: 1 3B: 0 HR: 0	SF: 0 SAC: 0 DP: 1 HBP: 0	WP: 1 PB: 0 SB: 1 CS: 0	PA: 36
PITCHER	IP WLS BF H R ER SO BB IBB HBP BLK WP HR S P ERA WHIP																	
Dave Righetti, L (1,1) ERA: 2.19	6.2 W 28 7 3 3 7 1 0 0 0 1 0 41 45 4.05 1.200																	
George Frazier, R (7,1) ERA: 3.0	2.1 S 8 1 0 0 1 0 0 0 0 0 0 10 10 0.00 0.429																	

Batter	1	2	3	4	5	6	7	8	9	AB	R	H	RBI	BB	SO	LOB	BOTTOM	
Willie Randolph, R (1,4) OBP: 0.216, SLG: 0.176	4-0 E S BB	0-0 F9		0-0 F8		0-0 FC1-6		0-0 F4		4	1	0	0	1	0	2	Detroit Tigers @ New York Yankees Yankee Stadium, Bronx, NY Thu Apr 14 1983, 6:05 PM EST Att: 14,056 - Unknown	
Ken Griffey, L (1,7) OBP: 0.424, SLG: 0.656	0-0 F8		0-3 K		0-0 E 2B	0-0 F8		0-0 4-3		5	1	1	0	0	1	2		
Dave Winfield, R (1,8) OBP: 0.424, SLG: 0.630	0-0 E5		4-0 4-3 WP 3B BB		0-0 E7	0-0 F8				3	2	1	1	1	0	2		
Steve Kemp, L (1,9) OBP: 0.355, SLG: 0.679	0-0 F2		0-0 4-3		0-0 4-3		0-0 4-3			4	0	0	1	0	0	3		
Don Baylor, R (1,10) OBP: 0.419, SLG: 0.417	4-0 BB BB		0-0 3B		4-0 1B 1-6-3 BB		0-3 K			2	1	1	1	2	1	0		
Roy Smalley, S (1,3) OBP: 0.294, SLG: 0.485	4-0 FC6-4		0-0 F6		0-0 1-6-3		0-0 HR			3	1	2	2	1	0	1		
Graig Nettles, L (1,5) OBP: 0.310, SLG: 0.346	0-0 FC6-4		0-3 K		0-0 1-6-3		0-0 1B			4	0	1	1	0	1	4		
Rick Cerone, R (1,2) OBP: 0.267, SLG: 0.267		0-0 4-3		0-0 4-3		0-0 K		0-0 F2		4	0	0	0	0	1	2		
Andre Robertson, R (1,6) OBP: 0.182, SLG: 0.273		0-0 6-3			0-0 2B		0-0 FC1-6		0-3 K	4	0	2	0	0	1	0		
Inning Stats	R: 1 H: 0 E: 1 K: 0 S: 4	H: 0 LOB: 3 BB: 3 P: 16	R: 0 H: 0 E: 0 K: 0 S: 3	H: 0 LOB: 0 BB: 0 P: 3	R: 1 H: 1 E: 0 K: 1 S: 6	H: 1 LOB: 1 BB: 1 P: 10	R: 0 H: 1 E: 0 K: 1 S: 6	H: 1 LOB: 1 BB: 1 P: 12	R: 0 H: 1 E: 0 K: 0 S: 4	H: 1 LOB: 1 BB: 0 P: 4	R: 1 H: 2 E: 0 K: 1 S: 7	H: 0 LOB: 0 BB: 0 P: 5	R: 0 H: 0 E: 0 K: 1 S: 5	H: 0 LOB: 0 BB: 0 P: 5	1B: 4 2B: 2 3B: 1 HR: 1	SF: 0 SAC: 0 DP: 0 HBP: 0	WP: 1 PB: 0 SB: 3 CS: 0	PA: 38
PITCHER	IP WLS BF H R ER SO BB IBB HBP BLK WP HR S P ERA WHIP																	
Jack Morris, R (1,1) ERA: 7.23	7.0 L 35 8 6 5 4 5 0 0 0 0 1 1 38 58 6.43 1.857																	
Bob James, R (8,1) ERA:	1.0 3 0 0 0 1 0 0 0 0 0 0 5 5 0.00 0.000																	

Batter	1	2	3	4	5	6	7	8	9	AB	R	H	RBI	BB	SO	LOB	TOP								
Lou Whitaker, L (1, 4) OBP: 0.326, SLG: 0.318	F7		F8				1-3		FC6-4	5	0	1	0	0	0	2									
Howard Johnson, S (1, 5) OBP: 0.235, SLG: 0.188	4-3		G3						FC6-4	3	1	1	0	0	0	0									
Tom Brookens, R (7, PH) OBP: 0.429, SLG: 0.625	4-3		G3						FC6-4	2	0	0	0	0	1	2									
Larry Hemdon, R (1, 7) OBP: 0.310, SLG: 0.524	K		K						F9	5	1	1	0	0	3	2									
Lance Parrish, R (1, 2) OBP: 0.325, SLG: 0.323										4	1	3	1	0	0	1									
Johnny Grubb, L (1, 10) OBP: 0.417, SLG: 0.400										3	1	0	0	0	0	3									
John Wockenfuss, R (8, PH) OBP: 0.235, SLG: 0.267										1	0	0	0	0	0	1									
Glenn Wilson, R (1, 9) OBP: 0.355, SLG: 0.690										4	2	2	2	0	0	3									
Chet Lemon, R (1, 8) OBP: 0.450, SLG: 0.486										4	0	3	3	0	1	1									
Rick Leach, L (1, 3) OBP: 0.273, SLG: 0.364										4	0	1	0	0	1	1									
Alan Trammell, R (1, 6) OBP: 0.436, SLG: 0.455										4	0	2	0	0	1	2									
Inning Stats	R: 0 E: 0 K: 1 S: 5	H: 0 LOB: 0 BB: 0 P: 5	R: 2 E: 0 K: 1 S: 8	H: 4 LOB: 1 BB: 0 P: 8	R: 0 E: 0 K: 1 S: 5	H: 0 LOB: 0 BB: 0 P: 5	R: 0 E: 0 K: 1 S: 6	H: 1 LOB: 1 BB: 0 P: 6	R: 0 E: 0 K: 0 S: 3	H: 1 LOB: 0 BB: 0 P: 3	R: 2 E: 1 K: 2 S: 8	H: 3 LOB: 2 BB: 0 P: 8	R: 0 E: 1 K: 2 S: 8	H: 1 LOB: 1 BB: 0 P: 8	R: 2 E: 0 K: 0 S: 6	H: 3 LOB: 1 BB: 0 P: 6	R: 0 E: 0 K: 0 S: 4	H: 1 LOB: 1 BB: 0 P: 4	1B: 10 2B: 3 HR: 0	SF: 0 SAC: 0 HBP: 0	WP: 2 PB: 0 CS: 2	PA: 40			
PITCHER	IP	WLS	BF	H	R	ER	SO	BB	IBB	HBP	BLK	WP	HR	S	P	ERA	WHIP								
LaMarr Hoyt, R (1, 1) ERA: 4.37	6.1	L	27	10	4	3	6	0	0	0	0	0	0	39	39	4.26	1.579								
Jerry Koosman, L (7, 1) ERA: 8.44	1.1		6	2	2	2	1	0	0	0	0	0	0	8	8	13.50	1.500								
Steve Mura, R (8, 1) ERA:	1.1		6	2	0	0	0	0	0	0	0	2	0	6	6	0.00	1.500								

Detroit Tigers @ Chicago White Sox
Comiskey Park, Chicago, IL
Fri Apr 15 1983, 7:05 PM EST
Att: 19,483 - Cloudy - 43 F

AB	39
R	6
H	14
RBI	6
BB	0
SO	7
LOB	18



Batter	1	2	3	4	5	6	7	8	9	AB	R	H	RBI	BB	SO	LOB	BOTTOM								
Rudy Law, L (1, 8) OBP: 0.217, SLG: 0.227	4-3			F2					G3	4	0	0	0	0	0	1									
Tony Bemazzard, S (1, 4) OBP: 0.333, SLG: 0.471	6-3			4-3						3	0	0	0	0	0	0									
Harold Baines, L (1, 9) OBP: 0.429, SLG: 0.444	3-1			G3						3	0	0	0	0	0	0									
Greg Luzinski, R (1, 10) OBP: 0.400, SLG: 0.308										3	0	0	0	0	2	0									
Ron Kittle, R (1, 7) OBP: 0.290, SLG: 0.621										3	0	0	0	0	2	0									
Greg Walker, L (1, 3) OBP: 0.154, SLG: 0.250										3	0	0	0	0	1	0									
Carlton Fisk, R (1, 2) OBP: 0.273, SLG: 0.367										3	0	0	0	0	1	0									
Vance Law, R (1, 5) OBP: 0.185, SLG: 0.192										2	0	0	0	0	1	0									
Mike Squires, L (9, PH)										1	0	0	0	0	0	0									
Jerry Dybzinski, R (1, 6) OBP: 0.143, SLG: 0.143										2	0	0	0	0	1	0									
Inning Stats	R: 0 E: 0 K: 0 S: 3	H: 0 LOB: 0 BB: 0 P: 3	R: 0 E: 0 K: 1 S: 5	H: 0 LOB: 0 BB: 0 P: 5	R: 0 E: 0 K: 0 S: 3	H: 0 LOB: 0 BB: 0 P: 3	R: 0 E: 0 K: 2 S: 7	H: 0 LOB: 0 BB: 0 P: 7	R: 0 E: 0 K: 3 S: 9	H: 0 LOB: 0 BB: 0 P: 9	R: 0 E: 0 K: 2 S: 3	H: 0 LOB: 0 BB: 0 P: 3	R: 0 E: 0 K: 2 S: 7	H: 0 LOB: 0 BB: 0 P: 7	R: 0 E: 0 K: 0 S: 4	H: 1 LOB: 1 BB: 0 P: 4	1B: 1 2B: 0 3B: 0 HR: 0	SF: 0 SAC: 0 HBP: 0	WP: 0 PB: 0 CS: 0	PA: 28					
PITCHER	IP	WLS	BF	H	R	ER	SO	BB	IBB	HBP	BLK	WP	HR	S	P	ERA	WHIP								
Milt Wilcox, R (1, 1) ERA: 2.87	9.0	W	28	1	0	0	8	0	0	0	0	0	0	44	44	0.00	0.111								

Detroit Tigers @ Chicago White Sox
Comiskey Park, Chicago, IL
Fri Apr 15 1983, 7:05 PM EST
Att: 19,483 - Cloudy - 43 F

AB	28
R	0
H	1
RBI	0
BB	0
SO	8
LOB	1



Batter	1	2	3	4	5	6	7	8	9	AB	R	H	RBI	BB	SO	LOB	TOP										
Lou Whitaker, L OBP: 0.300, SLG: 0.292	0-0 4-3		0-0 F8		0-0 4-3		0-3 K			4	0	0	0	0	1	3											
Alan Trammell, R OBP: 0.419, SLG: 0.417	0-0 5-3		4-0 G6-4-3 BB		0-0 F7		0-0 4-3			3	0	0	0	1	0	0											
Larry Hemdon, R OBP: 0.304, SLG: 0.522	0-0 2B		0-0 G6-4-3 1-2		0-0 6-3		0-3 K			4	0	1	0	0	1	1											
Lance Parrish, R OBP: 0.318, SLG: 0.314	0-0 6-3			0-0 F8		0-0 P6		0-0 1B		4	0	1	0	0	0	1											
John Wockenfuss, R OBP: 0.250, SLG: 0.235 Jack Morris, R (7, PR) Lynn Jones, R (8, PH)		4-0 G5-4-3 BB		0-0 5-3		0-0 E6 BB SH3-4 SF8		0-0 F8		2	0	0	0	1	0	0											
Chet Lemon, R OBP: 0.419, SLG: 0.447		0-0 G5-4-3 1-2		0-3 K		0-0 SH3-4 1-2		0-3 K		3	0	0	0	0	2	1											
Mike Jvie, R OBP: 0.320, SLG: 0.409 Enos Cabell, R OBP: 0.500, SLG: 0.500 Rick Leach, L OBP: 0.250, SLG: 0.333		0-0 E4 BB		0-0 5-3		4-0 BB IBB		0-0 F7		2	0	0	0	1	0	0											
Glenn Wilson, R OBP: 0.371, SLG: 0.645		4-0 1-2 BB		0-0 5-3		4-0 1-2 2-3 BB		0-0 F8		2	0	0	0	2	0	0											
Tom Brookens, R OBP: 0.419, SLG: 0.615		0-0 4-3		0-0 1B		0-0 SF8 3H				2	0	1	1	0	0	2											
Inning Stats	R: 0 E: 0 K: 0 S: 4	H: 1 LOB: 1 BB: 0 P: 4	R: 0 E: 1 K: 0 S: 3	H: 0 LOB: 2 BB: 2 P: 11	R: 0 E: 0 K: 0 S: 2	H: 0 LOB: 0 BB: 1 P: 6	R: 0 E: 0 K: 1 S: 5	H: 0 LOB: 0 BB: 0 P: 5	R: 0 E: 0 K: 0 S: 4	H: 1 LOB: 1 BB: 0 P: 4	R: 0 E: 0 K: 0 S: 3	H: 0 LOB: 0 BB: 0 P: 3	R: 1 E: 1 K: 1 S: 6	H: 0 LOB: 2 BB: 2 P: 14	R: 0 E: 0 K: 1 S: 6	H: 1 LOB: 1 BB: 0 P: 6	R: 0 E: 0 K: 1 S: 5	H: 0 LOB: 0 BB: 0 P: 5	1B: 2 2B: 1 3B: 0 HR: 0	SF: 1 SAC: 1 DP: 2 HBP: 0	WP: 0 PB: 0 SB: 0 CS: 0	PA: 35					
PITCHER	IP	WLS	BF	H	R	ER	SO	BB	IBB	HBP	BLK	WP	HR	S	P	ERA	WHIP										
Floyd Bannister, L ERA: 5.87	8.0	W	32	3	1	0	3	4	1	0	0	0	0	33	53	0.00	0.875										
Dick Tidrow, R ERA: 1.6	1.0	S	3	0	0	0	1	0	0	0	0	0	0	5	5	0.00	0.000										

Detroit Tigers @ Chicago White Sox
Comiskey Park, Chicago, IL
Sat Apr 16 1983, 4:33 AM EST
Att: 18,302 - Overcast - 48 F

AB 28
R 1
H 3
RBI 1
BB 5
SO 4
LOB 9



Batter	1	2	3	4	5	6	7	8	9	AB	R	H	RBI	BB	SO	LOB	BOTTOM										
Rudy Law, L OBP: 0.231, SLG: 0.208 Lorenzo Gray, R OBP: 1.000, SLG: 1.000	4-0 G1-6-3 BB		0-0 1-3 1-2			0-0 F7		0-0 2B E 1B		2	0	0	0	1	0	1											
Tony Bemazzard, S OBP: 0.325, SLG: 0.474	0-0 G1-6-3 1-2		0-3 K		0-0 G3		0-0 E7 2B			4	1	1	0	0	1	1											
Harold Baines, L OBP: 0.436, SLG: 0.484	0-0 1-3		0-0 5-3		0-0 CS 1B		0-0 2B			4	0	2	1	0	0	0											
Greg Luzinski, R OBP: 0.462, SLG: 0.414		0-0 FC6-4 1B		0-0 2B		0-0 CS 1-2		0-0 G5-4-3 1B		3	0	3	0	1	0	0											
Ron Kittle, R OBP: 0.257, SLG: 0.545		0-0 FC6-4 G1-6-3 1-2		0-0 5-3		0-0 G5-4-3 1-2		0-3 K		4	0	0	0	0	1	5											
Mike Squires, L OBP: 0.197, SLG: 0.091		0-0 G1-6-3 1-2		0-0 6-3		0-0 1B		0-0 P5		4	0	1	0	0	0	3											
Marc Hill, R OBP: 0.667, SLG: 0.667			0-0 FC4-6 1B		0-0 1B		0-0 F8			3	0	2	0	0	0	1											
Vance Law, R OBP: 0.172, SLG: 0.179 Jerry Hairston, S OBP: 0.125, SLG: 0.125 Rusty Kuntz, R OBP: 0.455, SLG: 0.400			0-0 F9		0-0 F9		0-3 K			2	0	0	0	0	0	2											
Scott Fletcher, R OBP: 0.273, SLG: 0.250 Greg Walker, L OBP: 0.214, SLG: 0.538 Jerry Dybzinski, R (8, PH)			0-0 FC4-6 S 1-2		0-0 1-3		0-0 HR			2	0	0	0	0	0	2											
Inning Stats	R: 0 E: 0 K: 0 S: 2	H: 0 LOB: 0 BB: 1 P: 6	R: 0 E: 0 K: 0 S: 3	H: 1 LOB: 0 BB: 0 P: 3	R: 0 E: 0 K: 0 S: 4	H: 1 LOB: 1 BB: 0 P: 4	R: 0 E: 0 K: 1 S: 6	H: 1 LOB: 1 BB: 0 P: 6	R: 0 E: 0 K: 0 S: 4	H: 1 LOB: 1 BB: 0 P: 4	R: 0 E: 0 K: 0 S: 3	H: 2 LOB: 1 BB: 0 P: 4	R: 0 E: 0 K: 2 S: 11	H: 4 LOB: 2 BB: 1 P: 15	R: 3 E: 1 K: 2 S: 11	H: 4 LOB: 2 BB: 1 P: 15	1B: 7 2B: 3 3B: 0 HR: 1	SF: 0 SAC: 0 DP: 3 HBP: 0	WP: 0 PB: 0 SB: 1 CS: 1	PA: 34							
PITCHER	IP	WLS	BF	H	R	ER	SO	BB	IBB	HBP	BLK	WP	HR	S	P	ERA	WHIP										
Dan Petry, R ERA: 2.82	7.1	L	27	8	1	1	2	1	0	0	0	0	0	30	34	1.23	1.227										
Howard Bailey, L ERA: 5.73	0.0	L	3	3	2	2	0	0	0	0	0	0	0	3	3	∞	∞										
Aurelio Lopez, R ERA: 1.5	0.2	S	3	0	0	0	1	0	1	0	0	0	0	4	8	0.00	0.000										

Detroit Tigers @ Chicago White Sox
Comiskey Park, Chicago, IL
Sat Apr 16 1983, 4:33 AM EST
Att: 18,302 - Overcast - 48 F

AB 31
R 3
H 11
RBI 2
BB 2
SO 3
LOB 15



Batter	1	2	3	4	5	6	7	8	9	AB	R	H	RBI	BB	SO	LOB	TOP			
Lou Whitaker, L (1,4) OBP: 0.315, SLG: 0.294										3	0	1	0	1	0	1	Detroit Tigers @ Chicago White Sox Comiskey Park, Chicago, IL Sun Apr 17 1983, 4:33 AM EST Att: 14,729 - Sunny - 34 F			
Howard Johnson, S (1,5) OBP: 0.190, SLG: 0.150										4	0	0	0	0	2					
Johnny Grubb, L (1,10) OBP: 0.313, SLG: 0.286										4	0	0	0	1	2					
Lance Parrish, R (1,2) OBP: 0.333, SLG: 0.297										2	0	0	2	1	1					
Larry Herndon, R (1,7) OBP: 0.300, SLG: 0.560										4	1	1	1	0	2					
Glenn Wilson, R (1,9) OBP: 0.342, SLG: 0.588										3	0	0	0	0	0					
Chet Lemon, R (1,8) OBP: 0.391, SLG: 0.415										3	0	0	0	0	1					
Rick Leach, L (1,3) OBP: 0.267, SLG: 0.286										2	0	0	0	1	0					
Alan Trammell, R (1,6) OBP: 0.391, SLG: 0.385										3	0	0	0	1	2					
Inning Stats	R: 0 E: 0 K: 0 S: 3	H: 1 LOB: 0 BB: 0 P: 3	R: 0 E: 0 K: 0 S: 2	H: 0 LOB: 0 BB: 1 P: 6	R: 0 E: 0 K: 1 S: 5	H: 0 LOB: 1 BB: 1 P: 9	R: 0 E: 0 K: 2 S: 7	H: 0 LOB: 0 BB: 0 P: 7	R: 1 E: 1 K: 0 S: 5	H: 1 LOB: 1 BB: 0 P: 5	R: 0 E: 0 K: 0 S: 3	H: 0 LOB: 0 BB: 0 P: 3	R: 0 E: 0 K: 0 S: 3	H: 0 LOB: 1 BB: 1 P: 7	R: 0 E: 0 K: 0 S: 3	H: 0 LOB: 0 BB: 0 P: 3	1B: 1 2B: 0 3B: 0 HR: 1	SF: 0 SAC: 0 DP: 3 HBP: 0	WP: 0 PB: 0 SB: 0 CS: 0	PA: 32
PITCHER Dennis Lamp, R (1,1) ERA: 2.79	IP: 9.0 WLS: W BF: 32 H: 2 R: 1 ER: 1 SO: 3 BB: 4 IBB: 0 HBP: 0 BLK: 0 WP: 0 HR: 1 S: 34 P: 50 ERA: 1.00 WHIP: 0.667															PITCHER				

Batter	1	2	3	4	5	6	7	8	9	AB	R	H	RBI	BB	SO	LOB	BOTTOM			
Rudy Law, L (1,8) OBP: 0.233, SLG: 0.214										4	1	1	0	0	1	3	Detroit Tigers @ Chicago White Sox Comiskey Park, Chicago, IL Sun Apr 17 1983, 4:33 AM EST Att: 14,729 - Sunny - 34 F			
Tony Bemazzard, S (1,4) OBP: 0.311, SLG: 0.476										4	1	1	2	0	3					
Harold Baines, L (1,9) OBP: 0.395, SLG: 0.429										4	0	0	0	0	1					
Greg Luzinski, R (1,10) OBP: 0.465, SLG: 0.406										3	2	1	0	1	0					
Ron Kittle, R (1,7) OBP: 0.282, SLG: 0.622										4	1	2	2	0	0					
Rusty Kuntz, R (8,7) OBP: 0.455, SLG: 0.400										0	0	0	0	0	0					
Mike Squires, L (1,3) OBP: 0.313, SLG: 0.083										1	0	0	0	3	0					
Carlton Fisk, R (1,2) OBP: 0.270, SLG: 0.333										3	0	0	0	1	0					
Vance Law, R (1,5) OBP: 0.182, SLG: 0.188										4	0	1	0	0	1					
Scott Fletcher, R (1,6) OBP: 0.346, SLG: 0.318										2	1	1	0	2	0					
Inning Stats	R: 4 E: 1 K: 1 S: 9	H: 3 LOB: 1 BB: 1 P: 13	R: 0 E: 0 K: 0 S: 2	H: 0 LOB: 0 BB: 1 P: 6	R: 0 E: 0 K: 0 S: 4	H: 1 LOB: 2 BB: 1 P: 8	R: 0 E: 0 K: 0 S: 3	H: 0 LOB: 0 BB: 0 P: 3	R: 1 E: 0 K: 0 S: 4	H: 1 LOB: 3 BB: 3 P: 16	R: 0 E: 0 K: 0 S: 3	H: 0 LOB: 0 BB: 0 P: 3	R: 0 E: 0 K: 1 S: 6	H: 1 LOB: 2 BB: 1 P: 10	R: 0 E: 0 K: 1 S: 6	H: 1 LOB: 1 BB: 1 P: 10	1B: 4 2B: 2 3B: 0 HR: 1	SF: 1 SAC: 1 DP: 0 HBP: 0	WP: 2 PB: 0 SB: 0 CS: 1	PA: 38
PITCHER Jerry Ujdur, R (1,1) ERA: 5.65	IP: 4.2 WLS: L BF: 24 H: 5 R: 5 ER: 5 SO: 5 BB: 5 IBB: 0 HBP: 0 BLK: 0 WP: 1 HR: 1 S: 21 P: 41 ERA: 3.86 WHIP: 2.143															PITCHER				
Dave Rozema, R (5,1) ERA: 1.42	IP: 1.1 WLS: 0 BF: 6 H: 1 R: 1 ER: 1 SO: 0 BB: 1 IBB: 0 HBP: 0 BLK: 0 WP: 0 HR: 0 S: 5 P: 9 ERA: 6.75 WHIP: 1.500																			
Juan Berenguer, R (7,1) ERA: 1.42	IP: 1.0 WLS: 0 BF: 3 H: 0 R: 0 ER: 0 SO: 0 BB: 0 IBB: 0 HBP: 0 BLK: 0 WP: 0 HR: 0 S: 3 P: 3 ERA: 0.00 WHIP: 0.000																			
Bob James, R (8,1) ERA: 1.42	IP: 1.0 WLS: 0 BF: 5 H: 1 R: 0 ER: 0 SO: 1 BB: 0 IBB: 0 HBP: 0 BLK: 0 WP: 0 HR: 0 S: 6 P: 10 ERA: 0.00 WHIP: 2.000																			

AB	28
R	1
H	2
RBI	1
BB	4
SO	3
LOB	12



AB	29
R	6
H	7
RBI	4
BB	7
SO	2
LOB	15



Batter	1	2	3	4	5	6	7	8	9	AB	R	H	RBI	BB	SO	LOB	TOP					
Willie Wilson, S (1.7) OBP: 0.388, SLG: 0.422	F7		SH1 1B		4-3		1B HR BB		HR 1B	4	3	2	0	1	0	0	Kansas City Royals @ Detroit Tigers Tiger Stadium, Detroit, MI Wed Apr 20 1983, 6:05 PM EST Att. 7,973 - Unknown - 45 F					
U L Washington, S (1.6) OBP: 0.340, SLG: 0.317	F7		SH1				HR 1B		K	4	1	2	0	0	1	1						
George Brett, L (1.5) OBP: 0.533, SLG: 0.975	HR				K		HR		HR	5	3	4	7	0	1	1						
Amos Otis, R (1.8) OBP: 0.238, SLG: 0.250	L3		4-3				HR		HR	4	1	1	0	1	0	0						
Willie Aikens, L (1.10) OBP: 0.265, SLG: 0.406		E7 FC4-5 1B		K		G3 2B	K		L9	5	0	1	0	0	2	2						
Jerry Martin, R (1.9) OBP: 0.333, SLG: 0.528		FC4-5 1B		F5		SF9	K			3	0	0	1	0	1	2						
Frank White, R (1.4) OBP: 0.341, SLG: 0.474		FC6-4 1B				1B			K	3	0	2	0	1	1	0						
Don Slaught, R (1.2) OBP: 0.294, SLG: 0.313		K		F8		F9			F4	4	0	0	0	0	1	4						
John Wathan, R (1.3) OBP: 0.303, SLG: 0.281		FC6-4		4-3			K		4-3	4	0	0	0	0	1	2						
Inning Stats	R: 1 E: 0 K: 0 S: 4	H: 1 LOB: 0 BB: 0 P: 4	R: 0 E: 1 K: 1 S: 7	H: 2 LOB: 2 BB: 0 P: 7	R: 1 E: 0 K: 0 S: 4	H: 2 LOB: 0 BB: 0 P: 4	R: 0 E: 0 K: 1 S: 5	H: 0 LOB: 1 BB: 1 P: 9	R: 0 E: 0 K: 1 S: 6	H: 1 LOB: 1 BB: 0 P: 6	R: 1 E: 0 K: 0 S: 5	H: 2 LOB: 1 BB: 0 P: 5	R: 3 E: 0 K: 3 S: 11	H: 2 LOB: 1 BB: 2 P: 19	R: 0 E: 0 K: 1 S: 5	H: 0 LOB: 0 BB: 0 P: 5		R: 2 E: 0 K: 1 S: 7	H: 2 LOB: 0 BB: 0 P: 7	1B: 8 2B: 1 3B: 0 HR: 3	SF: 1 SAC: 1 DP: 0 HBP: 0	WP: 0 PB: 0 SB: 2 CS: 0
PITCHER	IP	WLS	BF	H	R	ER	SO	BB	IBB	HBP	BLK	WP	HR	S	P	ERA	WHIP					
Jack Morris, R (1.1) ERA: 7.56	6.1		30	10	6	6	4	2	0	0	0	0	2	36	44	8.53	1.895					
Aurelio Lopez, R (7.1) ERA: 2.25	2.0		8	1	1	1	4	1	0	0	0	0	0	15	19	4.50	1.000					
Howard Bailey, L (9.1) ERA: 6.75	0.2	L	3	1	1	1	0	0	0	0	0	0	1	3	3	13.50	1.500					

Batter	1	2	3	4	5	6	7	8	9	AB	R	H	RBI	BB	SO	LOB	BOTTOM					
Lou Whitaker, L (1.4) OBP: 0.322, SLG: 0.291	F5		L8			FC6-4 BB	SF 4-3 1B		5-3	4	1	1	1	1	0	2	Kansas City Royals @ Detroit Tigers Tiger Stadium, Detroit, MI Wed Apr 20 1983, 6:05 PM EST Att. 7,973 - Unknown - 45 F					
Alan Trammell, R (1.6) OBP: 0.388, SLG: 0.366										2	0	0	0	1	0	1						
Kirk Gibson, L (7. PH) OBP: 0.389, SLG: 0.533	F7		FC4 BB				SF 2B		F8	0	1	0	1	0	0	0						
Howard Johnson, S (8.5) OBP: 0.182, SLG: 0.143										1	0	0	0	0	0	1						
Larry Hemdon, R (1.7) OBP: 0.273, SLG: 0.509	6-3		FC4			FC6-4 1B	4-3		K	5	1	0	1	0	1	4						
Lance Parrish, R (1.2) OBP: 0.340, SLG: 0.317		F7				1B	2B		L8	4	1	1	1	1	0	0						
John Wockenfuss, R (1.10) OBP: 0.320, SLG: 0.318		K				G1-4-3 1B	FC5-4 1B		F9	5	0	3	2	0	1	0						
Mike Ivie, R (1.3) OBP: 0.310, SLG: 0.423										4	0	1	0	0	0	4						
Enos Cabell, R (8.3) OBP: 0.500, SLG: 0.500										0	0	0	0	0	0	0						
Chet Lemon, R (1.8) OBP: 0.380, SLG: 0.386		F5								3	1	0	0	1	0	2						
Glenn Wilson, R (1.9) OBP: 0.357, SLG: 0.579			5-3							4	1	2	0	0	0	0						
Tom Brookens, R (1.5) OBP: 0.412, SLG: 0.586			E6 BB							3	1	1	1	0	0	0						
Inning Stats	R: 0 E: 0 K: 0 S: 3	H: 0 LOB: 0 BB: 0 P: 3	R: 0 E: 0 K: 1 S: 6	H: 1 LOB: 1 BB: 0 P: 6	R: 0 E: 1 K: 0 S: 4	H: 0 LOB: 2 BB: 1 P: 8	R: 0 E: 0 K: 0 S: 3	H: 1 LOB: 0 BB: 0 P: 3	R: 0 E: 0 K: 0 S: 3	H: 0 LOB: 0 BB: 0 P: 3	R: 1 E: 0 K: 0 S: 4	H: 1 LOB: 2 BB: 2 P: 12	R: 6 E: 1 K: 0 S: 9	H: 5 LOB: 1 BB: 1 P: 13	R: 0 E: 0 K: 0 S: 4	H: 1 LOB: 1 BB: 0 P: 4	R: 0 E: 0 K: 1 S: 5	H: 0 LOB: 0 BB: 0 P: 5	1B: 7 2B: 2 3B: 0 HR: 0	SF: 1 SAC: 1 DP: 1 HBP: 0	WP: 0 PB: 0 SB: 0 CS: 0	PA: 41
PITCHER	IP	WLS	BF	H	R	ER	SO	BB	IBB	HBP	BLK	WP	HR	S	P	ERA	WHIP					
Larry Gura, L (1.1) ERA: 2.89	6.0		28	6	5	5	1	4	0	0	0	0	0	26	42	7.50	1.667					
Dan Quisenberry, R (7.1) ERA: 0.82	3.0	W	13	3	2	1	1	0	0	0	0	0	0	15	15	3.00	1.000					

AB	36
R	8
H	12
RBI	8
BB	3
SO	8
LOB	12



AB	35
R	7
H	9
RBI	7
BB	4
SO	2
LOB	14



Batter	1	2	3	4	5	6	7	8	9	AB	R	H	RBI	BB	SO	LOB	TOP					
Steve Henderson, R (1, 7) OBP: 0.397, SLG: 0.470	4-0 CS BB		0-0 5-3		0-0 4-3			0-0 F7		3	0	0	0	1	0	2						
Manny Castillo, S (1, 5) OBP: 0.238, SLG: 0.256	0-3 K		0-0 1-3		0-0 F7			0-0 1B		4	0	1	0	0	1	3						
Al Cowens, R (1, 9) OBP: 0.208, SLG: 0.224	0-0 1B		4-0 BB		0-0 G3			0-0 F8		3	0	1	0	1	0	1						
Pat Putnam, L (1, 3) OBP: 0.214, SLG: 0.288	0-3 K		0-0 F4		0-0 F9			4-0 FC5-4 BB		3	0	0	0	1	1	3						
Richie Zisk, R (1, 10) OBP: 0.167, SLG: 0.212		0-0 G4-6-3 BB 1B		0-0 4-3				0-3 K		4	0	1	0	0	2	1						
Rick Sweet, S (1, 2) OBP: 0.278, SLG: 0.133		4-0 G4-6-3 BB		4-0 L4-3 BB			0-0 G3		0-0 F7	1	0	0	0	2	0	0						
Ken Phelps, L (9, PH) OBP: 0.220, SLG: 0.590										1	0	0	0	0	0	1						
Dave Henderson, R (1, 8) OBP: 0.304, SLG: 0.463		0-0 G4-6-3 1-2 2-3		0-0 L4-3 1-2			0-0 5-3		0-0 FC5-4 1-2	4	0	0	0	0	0	4						
Todd Cruz, R (1, 6) OBP: 0.373, SLG: 0.468		0-3 K			0-0 F7			0-0 F4		3	0	0	0	0	1	1						
Julio Cruz, S (1, 4) OBP: 0.407, SLG: 0.566			0-0 1-3 5-3 1B		0-0 4-3 S 1B			0-0 6-3		3	0	2	0	0	0	0						
Inning Stats	R: 0 E: 0 K: 2 S: 7	H: 1 LOB: 1 BB: 1 P: 11	R: 0 E: 0 K: 1 S: 5	H: 1 LOB: 1 BB: 1 P: 9	R: 0 E: 0 K: 0 S: 4	H: 1 LOB: 2 BB: 1 P: 8	R: 0 E: 0 K: 0 S: 2	H: 0 LOB: 0 BB: 1 P: 6	R: 0 E: 0 K: 0 S: 4	H: 1 LOB: 1 BB: 0 P: 4	R: 0 E: 0 K: 1 S: 5	H: 0 LOB: 0 BB: 0 P: 5	R: 0 E: 0 K: 0 S: 3	H: 0 LOB: 0 BB: 0 P: 3	R: 0 E: 0 K: 0 S: 4	H: 1 LOB: 1 BB: 0 P: 4	R: 0 E: 0 K: 1 S: 5	H: 0 LOB: 1 BB: 1 P: 9	1B: 5 2B: 1 3B: 0 HR: 0	SF: 0 SAC: 0 DP: 2 HBP: 0	WP: 0 PB: 0 SB: 1 CS: 1	PA: 34
PITCHER Milt Wilcox, R (1, 1) ERA: 1.82	IP: 9.0 WLS: W BF: 34 H: 5 R: 0 ER: 0 SO: 5 BB: 5 IBB: 0 HBP: 0 BLK: 0 WP: 0 HR: 0 S: 39 P: 59 ERA: 0.00 WHIP: 1.111															PITCHER	IP: 9.0 WLS: W BF: 34 H: 5 R: 0 ER: 0 SO: 5 BB: 5 IBB: 0 HBP: 0 BLK: 0 WP: 0 HR: 0 S: 39 P: 59 ERA: 0.00 WHIP: 1.111					

Seattle Mariners @ Detroit Tigers
Tiger Stadium, Detroit, MI
Fri Apr 22 1983, 6:05 PM EST
Att: 12,696 - Unknown

AB 29
R 0
H 5
RBI 0
BB 5
SO 5
LOB 16



Batter	1	2	3	4	5	6	7	8	9	AB	R	H	RBI	BB	SO	LOB	BOTTOM			
Lou Whitaker, L (1, 4) OBP: 0.317, SLG: 0.288	0-0 1-3		0-0 L4 1B		0-0 1-4-3 2-3			0-0 F6		4	0	1	0	0	0	1				
Johnny Grubb, L (1, 9) OBP: 0.283, SLG: 0.235			0-0 L4		0-3 K			0-0 2B 3B		3	0	0	0	0	1	2				
Glenn Wilson, R (8, 9) OBP: 0.372, SLG: 0.641			0-0 L4		0-3 K			0-0 2B 3B		1	1	1	0	0	0	0				
Kirk Gibson, L (1, 10) OBP: 0.409, SLG: 0.500	0-3 K			0-0 1B		4-0 PB 1B BB		0-0 F2		3	0	1	0	1	1	1				
Lance Parrish, R (1, 2) OBP: 0.368, SLG: 0.444		0-0 HR		0-0 F4		0-0 PB 1B BB		0-0 F8 1B 2B		4	2	3	2	0	0	1				
Larry Herndon, R (1, 7) OBP: 0.271, SLG: 0.492		0-0 L1-3 1B		0-0 F3		0-0 F8		0-0 F8		4	0	1	0	0	0	4				
Howard Johnson, S (1, 5) OBP: 0.180, SLG: 0.125		0-0 L1-3		0-0 F4		0-0 F7		0-0 1B S 1B		3	0	0	0	0	0	4				
Tom Brookens, R (7, 5) OBP: 0.429, SLG: 0.600		0-0 L1-3		0-0 F4		0-0 F7		0-0 1B S 1B		1	0	1	1	0	0	0				
Chet Lemon, R (1, 8) OBP: 0.407, SLG: 0.458		0-0 2B			0-0 1B 2B		0-0 5-3		0-0 1B	4	1	3	0	0	0	2				
Rick Leach, L (1, 3) OBP: 0.278, SLG: 0.294		0-0 F8			0-0 1-4-3 S 1B			0-0 1-3		3	0	1	1	0	0	1				
Alan Trammell, R (1, 6) OBP: 0.365, SLG: 0.341			0-3 K		0-3 K			0-3 K		3	0	0	0	0	3	1				
Inning Stats	R: 0 E: 0 K: 1 S: 5	H: 0 LOB: 0 BB: 0 P: 5	R: 1 E: 0 K: 0 S: 5	H: 3 LOB: 1 BB: 0 P: 5	R: 0 E: 0 K: 1 S: 5	H: 1 LOB: 0 BB: 0 P: 5	R: 0 E: 0 K: 0 S: 4	H: 1 LOB: 1 BB: 0 P: 4	R: 1 E: 0 K: 2 S: 9	H: 2 LOB: 1 BB: 0 P: 9	R: 0 E: 0 K: 0 S: 4	H: 1 LOB: 2 BB: 1 P: 8	R: 0 E: 0 K: 1 S: 5	H: 0 LOB: 0 BB: 0 P: 5	R: 2 E: 0 K: 0 S: 6	H: 4 LOB: 2 BB: 0 P: 6	1B: 7 2B: 4 3B: 1 HR: 1	SF: 0 SAC: 0 DP: 1 HBP: 0	WP: 0 PB: 1 SB: 2 CS: 0	PA: 34
PITCHER Bob Stoddard, R (1, 1) ERA: 5.11	IP: 7.1 WLS: L BF: 30 H: 9 R: 3 ER: 3 SO: 3 BB: 1 IBB: 0 HBP: 0 BLK: 0 WP: 0 HR: 1 S: 39 P: 43 ERA: 3.68 WHIP: 1.364															PITCHER Mike Stanton, R (8, 1) ERA: 2.25	IP: 0.2 WLS: L BF: 4 H: 3 R: 1 ER: 1 SO: 0 BB: 0 IBB: 0 HBP: 0 BLK: 0 WP: 0 HR: 0 S: 4 P: 4 ERA: 13.50 WHIP: 4.500			

Seattle Mariners @ Detroit Tigers
Tiger Stadium, Detroit, MI
Fri Apr 22 1983, 6:05 PM EST
Att: 12,696 - Unknown

AB 33
R 4
H 12
RBI 4
BB 1
SO 5
LOB 17



Batter	1	2	3	4	5	6	7	8	9	AB	R	H	RBI	BB	SO	LOB	TOP			
Julio Cruz, S OBP: 0.397, SLG: 0.536 (1,4)	0-0 3-1			4-0 1B BB		0-0 F7		0-0 F7		3	0	0	0	1	0	0				
Steve Henderson, R OBP: 0.415, SLG: 0.478 (1,7)	0-3 K			0-0 G6-4-3 1B		0-0 G3 1B			4-0 1B BB	3	0	2	0	1	1	0				
Ken Phelps, L OBP: 0.200, SLG: 0.535 (1,3)	0-3 K			0-0 F7		0-0 G3			0-0 F7	4	0	0	0	0	1	4				
Richie Zisk, R OBP: 0.172, SLG: 0.214 (9, PR)				0-0 G6-4-3 1-2		0-0 F8			0-0 1B	4	0	1	0	0	0	3				
Rod Allen, R OBP: 0.250, SLG: 0.250 (9, PR)				0-0 1-2					0-0 1B	0	0	0	0	0	0	0				
Al Cowens, R OBP: 0.197, SLG: 0.211 (1,9)	0-0 6-3				0-0 6-3				0-0 F2	4	0	0	0	0	0	2				
Todd Cruz, R OBP: 0.366, SLG: 0.455 (1,6)	0-0 F4				0-3 K				0-3 K	4	0	1	0	0	2	2				
Dave Henderson, R OBP: 0.305, SLG: 0.474 (1,8)				0-0 6-3		0-0 1B 2B			0-0 9-3	3	0	1	0	0	0	1				
Rick Sweet, S OBP: 0.286, SLG: 0.167 (1,2)				0-0 G3		0-0 1B			0-0 G3	3	0	1	0	0	0	0				
Manny Castillo, S OBP: 0.222, SLG: 0.238 (1,5)				0-0 4-3		0-0 3-1			0-0 3-1	3	0	0	0	0	0	2				
Inning Stats	R: 0 E: 0 K: 2 S: 7	H: 0 LOB: 0 BB: 0 P: 7	R: 0 E: 0 K: 0 S: 3	H: 0 LOB: 0 BB: 0 P: 3	R: 0 E: 0 K: 0 S: 3	H: 0 LOB: 0 BB: 0 P: 3	R: 0 E: 0 K: 0 S: 3	H: 1 LOB: 1 BB: 1 P: 7	R: 0 E: 0 K: 1 S: 7	H: 2 LOB: 2 BB: 0 P: 7	R: 0 E: 0 K: 0 S: 4	H: 1 LOB: 1 BB: 0 P: 4	R: 0 E: 0 K: 0 S: 3	H: 1 LOB: 0 BB: 0 P: 3	R: 0 E: 0 K: 1 S: 6	H: 1 LOB: 2 BB: 1 P: 10	1B: 5 2B: 2 3B: 0 HR: 0	SF: 0 SAC: 0 DP: 2 HBP: 0	WP: 0 PB: 0 SB: 0 CS: 0	PA: 33
PITCHER Dan Petry, R ERA: 2.01 (1,1)	IP: 9.0 WLS: W BF: 33 H: 6 R: 0 ER: 0 SO: 4 BB: 2 IBB: 0 HBP: 0 BLK: 0 WP: 0 HR: 0 S: 39 P: 47 ERA: 0.00 WHIP: 0.889															PITCHER				

Seattle Mariners @ Detroit Tigers
Tiger Stadium, Detroit, MI
Sat Apr 23 1983, 3:33 AM EST
Att: 12,393 - Unknown

AB	31
R	0
H	6
RBI	0
BB	2
SO	4
LOB	14



Batter	1	2	3	4	5	6	7	8	9	AB	R	H	RBI	BB	SO	LOB	BOTTOM			
Lou Whitaker, L OBP: 0.328, SLG: 0.317 (1,4)	0-0 HBP 1B 3B	0-0 1-3			0-3 K		0-0 2B			4	1	2	0	0	1	1				
Howard Johnson, S OBP: 0.172, SLG: 0.143 (1,5)	0-0 HBP 3B 1B			0-0 F9		0-3 1-3		0-3 K		4	1	1	0	0	1	1				
Tom Brookens, R OBP: 0.429, SLG: 0.600 (8,5)	0-0 HBP 3B 1B			0-0 F9		0-3 1-3		0-3 K		0	0	0	0	0	0	0				
Kirk Gibson, L OBP: 0.385, SLG: 0.429 (1,10)	1-0 1-2 2-3 3B HBP			0-0 F7		0-0 F7		0-0 5-3		3	1	0	0	0	0	1				
Lance Parrish, R OBP: 0.377, SLG: 0.490 (1,2)	0-0 F8			0-0 WP 3B		0-0 BB 1B		0-3 K		4	1	2	0	0	1	3				
Larry Herndon, R OBP: 0.286, SLG: 0.516 (1,7)	0-0 1-1 2-H 3-H 3B			0-3 K		4-0 1-2 BB		0-3 K		3	0	1	3	1	2	0				
Glenn Wilson, R OBP: 0.340, SLG: 0.581 (1,9)	0-0 F8			0-0 3-H		0-0 F7		0-3 K		4	0	0	0	0	1	3				
Chet Lemon, R OBP: 0.404, SLG: 0.440 (1,8)	0-0 F3			0-0 WP BB		4-0 WP BB		0-3 K		2	0	0	0	1	1	3				
Enos Cabell, R OBP: 0.333, SLG: 0.333 (1,3)				0-0 F8		0-3 K		0-3 K		3	0	0	0	0	2	3				
Alan Trammell, R OBP: 0.364, SLG: 0.326 (1,6)				4-0 1-3 BB		0-3 K		0-3 K		2	0	0	0	1	2	1				
Inning Stats	R: 3 E: 0 K: 0 S: 6	H: 3 LOB: 1 BB: 0 P: 7	R: 0 E: 0 K: 0 S: 2	H: 0 LOB: 0 BB: 1 P: 6	R: 1 E: 0 K: 1 S: 6	H: 1 LOB: 0 BB: 0 P: 6	R: 0 E: 0 K: 2 S: 7	H: 0 LOB: 1 BB: 1 P: 11	R: 0 E: 0 K: 1 S: 5	H: 0 LOB: 0 BB: 0 P: 5	R: 0 E: 0 K: 3 S: 10	H: 1 LOB: 2 BB: 1 P: 14	R: 0 E: 0 K: 2 S: 8	H: 1 LOB: 1 BB: 0 P: 8	R: 0 E: 0 K: 2 S: 7	H: 0 LOB: 0 BB: 0 P: 7	1B: 3 2B: 1 3B: 2 HR: 0	SF: 0 SAC: 0 DP: 0 HBP: 1	WP: 2 PB: 0 SB: 0 CS: 0	PA: 33
PITCHER Mike Moore, R ERA: 7.25 (1,1)	IP: 5.0 WLS: L BF: 23 H: 5 R: 4 ER: 4 SO: 4 BB: 3 IBB: 0 HBP: 1 BLK: 0 WP: 2 HR: 0 S: 27 P: 40 ERA: 7.20 WHIP: 1.600															PITCHER				
Roy Thomas, R ERA: 1.72 (6,1)	IP: 3.0 WLS: 10 BF: 1 H: 0 R: 0 ER: 0 SO: 7 BB: 0 IBB: 0 HBP: 0 BLK: 0 WP: 0 HR: 0 S: 24 P: 24 ERA: 0.00 WHIP: 0.333															PITCHER				

Seattle Mariners @ Detroit Tigers
Tiger Stadium, Detroit, MI
Sat Apr 23 1983, 3:33 AM EST
Att: 12,393 - Unknown

AB	29
R	4
H	6
RBI	3
BB	3
SO	11
LOB	16



Batter	1	2	3	4	5	6	7	8	9	AB	R	H	RBI	BB	SO	LOB	TOP		
Steve Henderson, R OBP: 0.419, SLG: 0.493 (1, 7)	0-0 4-3 2B		0-0 5-3		0-0 FC4-6 1B		0-3 K			4	0	2	0	0	1	1			
Dave Edler, R OBP: 0.344, SLG: 0.357 (1, 5)	0-0 4-3 2-3		0-0 HR		0-0 FC4-6 1-2		0-3 K			4	1	1	1	0	1	2			
Al Cowens, R OBP: 0.200, SLG: 0.227 (1, 9)	0-0 F6		0-0 5-3		0-0 FC4-6 1-2		0-0 F8 2B			4	0	1	0	0	0	2			
Richie Zisk, R OBP: 0.180, SLG: 0.207 Ken Phelps, L OBP: 0.217, SLG: 0.535 John Moses, S (6, PR) (8, PR)	0-0 F8		0-0 F7		4-0 L6-3 BB		4-0 BB			2	0	0	0	1	0	1			
Pat Putnam, L OBP: 0.217, SLG: 0.304 (1, 3)		0-0 6-3 1B 2B		0-0 4-3		0-0 F3		0-0 F8 2-3		4	1	1	0	0	0	3			
Dave Henderson, R OBP: 0.302, SLG: 0.459 (1, 8)		0-3 K		0-0 1B		0-0 L6-3 1-2		0-3 K		4	0	1	0	0	2	4			
Todd Cruz, R OBP: 0.347, SLG: 0.429 (1, 6)		0-0 6-3 2-3		0-3 K			0-3 K			4	0	0	0	0	3	2			
Orlando Mercado, R OBP: 0.206, SLG: 0.303 Rick Sweet, S OBP: 0.304, SLG: 0.200 (7, PH) (7, 2)		0-0 PB 1B 3-H		0-3 K2-3			0-0 WP 1B			2	0	1	1	0	1	1			
Julio Cruz, S OBP: 0.373, SLG: 0.500 (1, 4)		0-0 F7 1-2			0-0 5-3		0-0 F7			4	0	0	0	0	1	2			
Inning Stats	R: 0 E: 0 K: 0 S: 4	H: 1 LOB: 1 BB: 0 P: 4	R: 1 E: 0 K: 1 S: 7	H: 2 LOB: 1 BB: 0 P: 7	R: 1 E: 0 K: 0 S: 4	H: 1 LOB: 0 BB: 0 P: 4	R: 0 E: 0 K: 2 S: 8	H: 0 LOB: 1 BB: 1 P: 6	R: 0 E: 0 K: 2 S: 8	H: 1 LOB: 1 BB: 0 P: 8	R: 0 E: 0 K: 2 S: 8	H: 1 LOB: 2 BB: 1 P: 12	R: 0 E: 0 K: 2 S: 7	H: 0 LOB: 0 BB: 0 P: 7	1B: 4 2B: 4 3B: 0 HR: 1	SF: 0 SAC: 0 DP: 1 HBP: 0	WP: 1 PB: 1 SB: 0 CS: 0	PA: 36	
PITCHER	IP WLS BF H R ER SO BB IBB HBP BLK WP HR S P ERA WHIP	IP WLS BF H R ER SO BB IBB HBP BLK WP HR S P ERA WHIP	IP WLS BF H R ER SO BB IBB HBP BLK WP HR S P ERA WHIP	IP WLS BF H R ER SO BB IBB HBP BLK WP HR S P ERA WHIP	IP WLS BF H R ER SO BB IBB HBP BLK WP HR S P ERA WHIP	IP WLS BF H R ER SO BB IBB HBP BLK WP HR S P ERA WHIP	IP WLS BF H R ER SO BB IBB HBP BLK WP HR S P ERA WHIP	IP WLS BF H R ER SO BB IBB HBP BLK WP HR S P ERA WHIP	IP WLS BF H R ER SO BB IBB HBP BLK WP HR S P ERA WHIP	IP WLS BF H R ER SO BB IBB HBP BLK WP HR S P ERA WHIP	IP WLS BF H R ER SO BB IBB HBP BLK WP HR S P ERA WHIP	IP WLS BF H R ER SO BB IBB HBP BLK WP HR S P ERA WHIP	IP WLS BF H R ER SO BB IBB HBP BLK WP HR S P ERA WHIP	IP WLS BF H R ER SO BB IBB HBP BLK WP HR S P ERA WHIP	IP WLS BF H R ER SO BB IBB HBP BLK WP HR S P ERA WHIP	IP WLS BF H R ER SO BB IBB HBP BLK WP HR S P ERA WHIP	IP WLS BF H R ER SO BB IBB HBP BLK WP HR S P ERA WHIP	IP WLS BF H R ER SO BB IBB HBP BLK WP HR S P ERA WHIP	
Jack Morris, R ERA: 6.4 (1, 1)	7.1 W 30 8 2 2 6	1.2 S 6 0 0 0 3	1.2 S 6 0 0 0 3	1.2 S 6 0 0 0 3	1.2 S 6 0 0 0 3	1.2 S 6 0 0 0 3	1.2 S 6 0 0 0 3	1.2 S 6 0 0 0 3	1.2 S 6 0 0 0 3	1.2 S 6 0 0 0 3	1.2 S 6 0 0 0 3	1.2 S 6 0 0 0 3	1.2 S 6 0 0 0 3	1.2 S 6 0 0 0 3	1.2 S 6 0 0 0 3	1.2 S 6 0 0 0 3	1.2 S 6 0 0 0 3	1.2 S 6 0 0 0 3	1.2 S 6 0 0 0 3
Aurelio Lopez, R ERA: 1.95 (8, 1)	1.2 S 6 0 0 0 3	1.2 S 6 0 0 0 3	1.2 S 6 0 0 0 3	1.2 S 6 0 0 0 3	1.2 S 6 0 0 0 3	1.2 S 6 0 0 0 3	1.2 S 6 0 0 0 3	1.2 S 6 0 0 0 3	1.2 S 6 0 0 0 3	1.2 S 6 0 0 0 3	1.2 S 6 0 0 0 3	1.2 S 6 0 0 0 3	1.2 S 6 0 0 0 3	1.2 S 6 0 0 0 3	1.2 S 6 0 0 0 3	1.2 S 6 0 0 0 3	1.2 S 6 0 0 0 3	1.2 S 6 0 0 0 3	1.2 S 6 0 0 0 3

Seattle Mariners @ Detroit Tigers
Tiger Stadium, Detroit, MI
Sun Apr 24 1983, 3:33 AM EDT
Att: 11,801 - Unknown

AB 34
R 2
H 8
RBI 2
BB 2
SO 9
LOB 18



Batter	1	2	3	4	5	6	7	8	9	AB	R	H	RBI	BB	SO	LOB	BOTTOM		
Lou Whitaker, L OBP: 0.319, SLG: 0.299 (1, 4)	0-0 F8		0-0 6-3 F7			0-0 E4 G6-4-3 BB		4-0 BB		4	0	0	0	1	0	4			
Howard Johnson, S OBP: 0.188, SLG: 0.133 Tom Brookens, R OBP: 0.405, SLG: 0.563 (6, PH) (7, 5)	4-0 BB BLK BB		0-3 K		0-3 K		0-0 G6-4-3 1-2		0-3 K	2	1	0	0	1	2	1			
Kirk Gibson, L OBP: 0.355, SLG: 0.385 (1, 10)	0-3 K		0-0 F9		0-0 FC6-4 1B		0-3 K		0-3 K	5	0	1	0	0	3	4			
Lance Parrish, R OBP: 0.379, SLG: 0.472 (1, 2)	4-0 BB BB BB		0-0 3B 1B		0-0 F9		0-0 F7		0-0 F9	4	1	1	0	1	0	4			
Larry Herndon, R OBP: 0.299, SLG: 0.538 (1, 7)	4-0 BB BB		0-0 E 3B		0-0 FC6-4 1-2		0-0 L3			3	1	1	1	1	0	1			
Johnny Grubb, L OBP: 0.286, SLG: 0.222 Chet Lemon, R OBP: 0.390, SLG: 0.423 (5, 8)	4-0 1-2 2-3 BB		0-0 E3 6-3 1B		0-0 6-3		0-0 F7			1	0	0	2	1	0	0			
Glenn Wilson, R OBP: 0.373, SLG: 0.681 (1, 8) (5, 9)	0-0 5-3		0-0 6-3 1B		0-0 6-3 2B					4	1	3	1	0	0	3			
Enos Cabell, R OBP: 0.385, SLG: 0.385 (1, 3)		0-0 6-3 SH1-4 1B		0-0 6-3		0-0 6-3		0-0 1B S 1B		4	0	2	0	0	0	3			
Alan Trammell, R OBP: 0.379, SLG: 0.333 (1, 6)		0-0 SH1-4		4-0 1-2 BB		0-0 1-3		0-0 S 1B		2	0	1	0	1	0	1			
Inning Stats	R: 1 E: 0 K: 1 S: 5	H: 0 LOB: 3 BB: 4 P: 21	R: 0 E: 0 K: 1 S: 6	H: 1 LOB: 1 BB: 0 P: 6	R: 2 E: 1 K: 0 S: 7	H: 3 LOB: 3 BB: 1 P: 11	R: 0 E: 0 K: 1 S: 6	H: 1 LOB: 1 BB: 0 P: 6	R: 0 E: 1 K: 1 S: 5	H: 0 LOB: 0 BB: 0 P: 5	R: 0 E: 0 K: 0 S: 3	H: 0 LOB: 0 BB: 0 P: 3	R: 1 E: 0 K: 2 S: 10	H: 3 LOB: 3 BB: 1 P: 14	1B: 6 2B: 1 3B: 1 HR: 1	SF: 0 SAC: 1 DP: 1 HBP: 0	WP: 0 PB: 0 SB: 2 CS: 0	PA: 40	
PITCHER	IP WLS BF H R ER SO BB IBB HBP BLK WP HR S P ERA WHIP	IP WLS BF H R ER SO BB IBB HBP BLK WP HR S P ERA WHIP	IP WLS BF H R ER SO BB IBB HBP BLK WP HR S P ERA WHIP	IP WLS BF H R ER SO BB IBB HBP BLK WP HR S P ERA WHIP	IP WLS BF H R ER SO BB IBB HBP BLK WP HR S P ERA WHIP	IP WLS BF H R ER SO BB IBB HBP BLK WP HR S P ERA WHIP	IP WLS BF H R ER SO BB IBB HBP BLK WP HR S P ERA WHIP	IP WLS BF H R ER SO BB IBB HBP BLK WP HR S P ERA WHIP	IP WLS BF H R ER SO BB IBB HBP BLK WP HR S P ERA WHIP	IP WLS BF H R ER SO BB IBB HBP BLK WP HR S P ERA WHIP	IP WLS BF H R ER SO BB IBB HBP BLK WP HR S P ERA WHIP	IP WLS BF H R ER SO BB IBB HBP BLK WP HR S P ERA WHIP	IP WLS BF H R ER SO BB IBB HBP BLK WP HR S P ERA WHIP	IP WLS BF H R ER SO BB IBB HBP BLK WP HR S P ERA WHIP	IP WLS BF H R ER SO BB IBB HBP BLK WP HR S P ERA WHIP	IP WLS BF H R ER SO BB IBB HBP BLK WP HR S P ERA WHIP	IP WLS BF H R ER SO BB IBB HBP BLK WP HR S P ERA WHIP	IP WLS BF H R ER SO BB IBB HBP BLK WP HR S P ERA WHIP	
Ed Nunez, R ERA: 5.29 (3, 1)	4.1 L 15 2 0 0 2	1.0 7 3 1 1 2	1.0 7 3 1 1 2	1.0 7 3 1 1 2	1.0 7 3 1 1 2	1.0 7 3 1 1 2	1.0 7 3 1 1 2	1.0 7 3 1 1 2	1.0 7 3 1 1 2	1.0 7 3 1 1 2	1.0 7 3 1 1 2	1.0 7 3 1 1 2	1.0 7 3 1 1 2	1.0 7 3 1 1 2	1.0 7 3 1 1 2	1.0 7 3 1 1 2	1.0 7 3 1 1 2	1.0 7 3 1 1 2	1.0 7 3 1 1 2
Bryan Clark, L ERA: 2.19 (8, 1)	1.0 7 3 1 1 2	1.0 7 3 1 1 2	1.0 7 3 1 1 2	1.0 7 3 1 1 2	1.0 7 3 1 1 2	1.0 7 3 1 1 2	1.0 7 3 1 1 2	1.0 7 3 1 1 2	1.0 7 3 1 1 2	1.0 7 3 1 1 2	1.0 7 3 1 1 2	1.0 7 3 1 1 2	1.0 7 3 1 1 2	1.0 7 3 1 1 2	1.0 7 3 1 1 2	1.0 7 3 1 1 2	1.0 7 3 1 1 2	1.0 7 3 1 1 2	1.0 7 3 1 1 2
Bill Caudill, R ERA: 3.72 (8, 1)	1.0 7 3 1 1 2	1.0 7 3 1 1 2	1.0 7 3 1 1 2	1.0 7 3 1 1 2	1.0 7 3 1 1 2	1.0 7 3 1 1 2	1.0 7 3 1 1 2	1.0 7 3 1 1 2	1.0 7 3 1 1 2	1.0 7 3 1 1 2	1.0 7 3 1 1 2	1.0 7 3 1 1 2	1.0 7 3 1 1 2	1.0 7 3 1 1 2	1.0 7 3 1 1 2	1.0 7 3 1 1 2	1.0 7 3 1 1 2	1.0 7 3 1 1 2	1.0 7 3 1 1 2

Seattle Mariners @ Detroit Tigers
Tiger Stadium, Detroit, MI
Sun Apr 24 1983, 3:33 AM EDT
Att: 11,801 - Unknown


AB 33
R 4
H 9
RBI 4
BB 6
SO 6
LOB 25



Batter	1	2	3	4	5	6	7	8	9	AB	R	H	RBI	BB	SO	LOB	TOP										
Lou Whitaker, L (1,4) OBP: 0.299, SLG: 0.278	4-3		FC4-6 SH5-3 1B		E4		F8		5-3	5	1	0	0	0	0	3											
Alan Trammell, R (1,6) OBP: 0.377, SLG: 0.333 Howard Johnson, S (9, FH) OBP: 0.182, SLG: 0.129	K		SH5-3		F8		F8 2B 1B		F6	3	0	1	1	0	1	1											
Larry Hemdon, R (1,7) OBP: 0.333, SLG: 0.571	1B 1B		FC4-6 1B		FC6-4 1B		FC6-4 1B 1-3 2-H		F4	5	0	4	2	0	0	0											
Lance Parrish, R (1,2) OBP: 0.371, SLG: 0.456	1B		FC4-6		F7		K			4	0	1	0	0	1	4											
Glenn Wilson, R (1,9) OBP: 0.345, SLG: 0.627	1-3				4-3		FC6-4 1-2		1-3	4	0	0	0	0	0	3											
John Wockenfuss, R (1,10) OBP: 0.276, SLG: 0.269		K			5-3		F7		4-3	4	0	0	0	0	1	1											
Mike Ivie, R (1,3) OBP: 0.303, SLG: 0.400		F9			4-3				5-3	4	0	1	0	0	0	0											
Chet Lemon, R (1,8) OBP: 0.397, SLG: 0.407		F6					K		5-3 FC5 BB 1B	2	1	0	0	2	1	0											
Tom Brookens, R (1,5) OBP: 0.415, SLG: 0.556					F7		F7		FC5 1B 2B 1B	4	1	2	0	0	0	2											
Inning Stats	R: 0 E: 0 K: 1 S: 7	H: 2 LOB: 2 BB: 0 P: 7	R: 0 E: 0 K: 1 S: 5	H: 0 LOB: 0 BB: 0 P: 5	R: 1 E: 0 K: 0 S: 5	H: 2 LOB: 1 BB: 0 P: 5	R: 0 E: 0 K: 0 S: 3	H: 0 LOB: 0 BB: 0 P: 3	R: 0 E: 1 K: 1 S: 6	H: 0 LOB: 1 BB: 0 P: 6	R: 0 E: 0 K: 0 S: 4	H: 1 LOB: 1 BB: 0 P: 4	R: 2 E: 0 K: 1 S: 8	H: 3 LOB: 2 BB: 1 P: 12	R: 0 E: 0 K: 0 S: 4	H: 1 LOB: 2 BB: 1 P: 8	R: 0 E: 0 K: 0 S: 3	H: 0 LOB: 0 BB: 0 P: 3	1B: 8 2B: 1 3B: 0 HR: 0	SF: 0 SAC: 1 DP: 0 HBP: 0	WP: 0 PB: 0 SB: 0 CS: 0	PA: 39					
PITCHER	IP	WLS	BF	H	R	ER	SO	BB	IBB	HBP	BLK	WP	HR	S	P	ERA	WHIP										
Geoff Zahn, L (1,1) ERA: 2.53	6.2	W	30	8	3	3	3	1	0	0	0	0	0	35	39	4.05	1.350										
Mike Witt, R (7,1) ERA: 6.0	2.1	S	9	1	0	0	1	1	0	0	0	0	0	10	14	0.00	0.857										

Detroit Tigers @ California Angels
Anaheim Stadium, Anaheim, CA
Wed Apr 27 1983, 10:05 PM EDT
Att: 28,776 - Unknown


AB 36
R 3
H 9
RBI 3
BB 2
SO 4
LOB 14



Batter	1	2	3	4	5	6	7	8	9	AB	R	H	RBI	BB	SO	LOB	BOTTOM											
Rod Carew, L (1,3) OBP: 0.465, SLG: 0.574	4-3	1-3	1-2 3-H BB		1B		BB HR BB			4	1	2	0	2	0	1												
Juan Beniquez, R (1,9) OBP: 0.355, SLG: 0.357	1B		1B HR 2B		K		6-3		BB HR BB	5	2	2	0	1	1	4												
Daryl Sconiers, L (1,10) OBP: 0.417, SLG: 0.583 Ron Jackson, R (6, FH) OBP: 0.364, SLG: 0.300	BB 1B		FC HR 1B		3B 2B		F8		1-2 2-3 HR BB	5	3	4	4	0	0	0												
Doug DeCinces, R (1,5) OBP: 0.355, SLG: 0.609	BB 1B		FC HR 1B		2B 3B		K		1-2 2-H 3-H HR	4	2	2	2	1	1	2												
Fred Lynn, L (1,8) OBP: 0.354, SLG: 0.569	K		HR		4-3		HBP BB		K	4	1	1	4	1	2	4												
Brian Downing, R (1,7) OBP: 0.402, SLG: 0.409	1-3		SH1-4 FC1-2 BB		L1-3 BB		HBP BB		K	2	0	0	0	2	1	3												
Bobby Grich, R (1,4) OBP: 0.417, SLG: 0.450 Rob Wilfong, L (5,4) OBP: 0.111, SLG: 0.111		G5-4-3 1B	FC1-2 SH1-4 WP BB		L1-3		F6		4-3	2	1	1	0	1	0	2												
Tim Foli, R (1,6) OBP: 0.357, SLG: 0.364		G5-4-3 1-2	SH1-4		K				5-3	4	1	1	0	0	1	1												
Bob Boone, R (1,2) OBP: 0.290, SLG: 0.373		1B	FC1-2 WP		F6		BB HR S 1B		HR	5	2	3	2	0	0	2												
Inning Stats	R: 0 E: 0 K: 1 S: 7	H: 2 LOB: 3 BB: 1 P: 11	R: 0 E: 0 K: 0 S: 4	H: 2 LOB: 1 BB: 0 P: 4	R: 5 E: 0 K: 1 S: 9	H: 3 LOB: 2 BB: 3 P: 21	R: 1 E: 0 K: 0 S: 4	H: 2 LOB: 1 BB: 1 P: 8	R: 0 E: 0 K: 1 S: 5	H: 1 LOB: 1 BB: 0 P: 6	R: 0 E: 0 K: 1 S: 5	H: 0 LOB: 2 BB: 1 P: 10	R: 5 E: 0 K: 2 S: 10	H: 3 LOB: 0 BB: 2 P: 18	R: 2 E: 0 K: 0 S: 6	H: 3 LOB: 1 BB: 0 P: 6	1B: 8 2B: 4 3B: 1 HR: 4	SF: 0 SAC: 1 DP: 2 HBP: 1	WP: 1 PB: 0 SB: 1 CS: 0	PA: 48								
PITCHER	IP	WLS	BF	H	R	ER	SO	BB	IBB	HBP	BLK	WP	HR	S	P	ERA	WHIP											
Milt Wilcox, R (1,1) ERA: 3.58	3.0	L	22	9	6	6	2	4	0	0	0	0	0	8	12	0.00	1.000											
Dave Rozema, R (4,1) ERA: 1.09	2.0		7	1	0	0	1	1	0	0	0	0	0	5	10	0.00	1.000											
Juan Berenguer, R (6,1) ERA:	1.0		5	0	0	0	1	1	0	1	0	0	0	2	10	18	45.00	5.000										
Bob James, R (7,1) ERA: 11.25	1.0		8	3	5	5	2	2	0	0	0	0	2	10	18	18.00	3.000											
Howard Bailey, L (8,1) ERA: 8.53	1.0		6	3	2	2	0	0	0	0	0	0	1	6	6	18.00	3.000											

Detroit Tigers @ California Angels
Anaheim Stadium, Anaheim, CA
Wed Apr 27 1983, 10:05 PM EDT
Att: 28,776 - Unknown

AB 38
R 13
H 16
RBI 12
BB 8
SO 6
LOB 22



Batter	1	2	3	4	5	6	7	8	9	AB	R	H	RBI	BB	SO	LOB	TOP				
Lou Whitaker, L (1,4) OBP: 0.293, SLG: 0.276	F8		F7	1B			SF8		F7	4	0	1	1	0	0	1	Detroit Tigers @ Oakland Athletics Oakland-Alameda County Coliseum, Oakland, CA Fri Apr 29 1983, 7:05 PM PDT Att: 7,965 - Unknown				
Chet Lemon, R (1,8) OBP: 0.398, SLG: 0.373	F7		E5	1B		K	6-3		L4	5	0	0	1	0	1	1					
Larry Hemdon, R (1,7) OBP: 0.329, SLG: 0.554	1B		K		E1		E9		1B	4	2	1	0	0	1	1					
Lance Parrish, R (1,2) OBP: 0.392, SLG: 0.475	1B				G6-3					4	0	3	1	0	0	1					
Glenn Wilson, R (1,9) OBP: 0.339, SLG: 0.600	1B		F9				F9		K	4	0	1	1	0	1	2					
John Wockenfuss, R (1,10) OBP: 0.281, SLG: 0.276	F8						6-3			3	0	1	0	0	0	2					
Kirk Gibson, L (8,PH) OBP: 0.375, SLG: 0.385					E				FC6-4	0	0	0	0	1	0	0					
Tom Brookens, R (1,5) OBP: 0.400, SLG: 0.513		F9		K					BB	3	0	0	0	1	1	2					
Enos Cabell, R (1,3) OBP: 0.353, SLG: 0.353	1-3		F4			CS			F8	4	1	1	0	0	0	2					
Alan Trammell, R (1,6) OBP: 0.375, SLG: 0.352	F9									3	1	1	0	0	0	1					
Johnny Grubb, L (9,PH) OBP: 0.318, SLG: 0.222					E5				L4	0	0	0	0	1	0	0					
Howard Johnson, S (9,PR) OBP: 0.182, SLG: 0.129					1B					0	0	0	0	0	0	0					
Inning Stats	R: 1 E: 0 K: 0 S: 6	H: 3 LOB: 2 BB: 0 P: 6	R: 0 E: 0 K: 0 S: 3	H: 0 LOB: 0 BB: 0 P: 3	R: 0 E: 1 K: 1 S: 7	H: 1 LOB: 2 BB: 0 P: 7	R: 0 E: 1 K: 1 S: 5	H: 2 LOB: 0 BB: 0 P: 7	R: 0 E: 0 K: 0 S: 2	H: 0 LOB: 0 BB: 1 P: 6	R: 3 E: 1 K: 0 S: 6	H: 3 LOB: 1 BB: 0 P: 6	R: 0 E: 0 K: 1 S: 5	H: 0 LOB: 1 BB: 1 P: 9	R: 0 E: 0 K: 0 S: 2	H: 0 LOB: 1 BB: 1 P: 6	1B: 8 2B: 2 3B: 0 HR: 0	SF: 1 SAC: 0 DP: 2 HBP: 0	WP: 0 PB: 0 SB: 0 CS: 1	PA: 39	
PITCHER	IP	WLS	BF	H	R	ER	SO	BB	IBB	HBP	BLK	WP	HR	S	P	ERA	WHIP				
Tom Underwood, L (1,1) ERA: 6.0	6.1		28	8	3	3	3	1	0	0	0	0	0	33	37	4.26	1.421				
Steve Baker, R (7,1) ERA: 3.0	0.2	W	3	1	1	0	0	0	0	0	0	0	0	3	3	0.00	1.500				
Steve McCatty, R (8,1) ERA: 1.59	2.0	S	7	0	0	0	1	2	0	0	0	0	0	7	15	0.00	1.000				

Batter	1	2	3	4	5	6	7	8	9	AB	R	H	RBI	BB	SO	LOB	BOTTOM				
Rickey Henderson, R (1,7) OBP: 0.474, SLG: 0.411	F4	K					F6			3	0	0	0	1	1	0	Detroit Tigers @ Oakland Athletics Oakland-Alameda County Coliseum, Oakland, CA Fri Apr 29 1983, 7:05 PM PDT Att: 7,965 - Unknown				
Mike Davis, L (1,9) OBP: 0.329, SLG: 0.397	4-3	WP					4-3		1B	4	2	3	0	0	0	1					
Bill Almon, R (1,5) OBP: 0.396, SLG: 0.426	4-3	WP					4-3		1B	3	0	0	0	1	1	3					
Kelvin Moore, R (9,3) OBP: 0.234, SLG: 0.259	1-3	WP					4-3			0	0	0	0	0	0	0					
Dwayne Murphy, L (1,8) OBP: 0.296, SLG: 0.290		WP							1B	1	0	0	0	3	1	0					
Wayne Gross, L (1,3) OBP: 0.462, SLG: 0.455	K	6-3								4	0	1	1	0	1	4					
Davey Lopes, R (1,4) OBP: 0.347, SLG: 0.379		1B							CS	4	1	2	0	0	0	2					
Dan Meyer, L (1,10) OBP: 0.231, SLG: 0.250		FC6-4							F9	4	0	2	0	0	0	1					
Bob Kearney, R (1,2) OBP: 0.275, SLG: 0.266		FC6-4							K	4	1	0	1	0	1	2					
Tony Phillips, S (1,6) OBP: 0.281, SLG: 0.298		HR							F7	4	1	1	2	0	0	1					
Inning Stats	R: 0 E: 0 K: 1 S: 6	H: 1 LOB: 2 BB: 1 P: 10	R: 4 E: 0 K: 1 S: 9	H: 4 LOB: 2 BB: 2 P: 17	R: 0 E: 0 K: 0 S: 3	H: 1 LOB: 0 BB: 0 P: 3	R: 0 E: 0 K: 1 S: 5	H: 0 LOB: 1 BB: 1 P: 9	R: 0 E: 0 K: 0 S: 3	H: 1 LOB: 0 BB: 0 P: 3	R: 1 E: 0 K: 0 S: 5	H: 2 LOB: 2 BB: 1 P: 9	R: 0 E: 0 K: 1 S: 5	H: 0 LOB: 0 BB: 0 P: 5	R: 0 E: 0 K: 0 S: 3	H: 0 LOB: 0 BB: 0 P: 5	1B: 8 2B: 0 3B: 0 HR: 1	SF: 0 SAC: 0 DP: 1 HBP: 0	WP: 2 PB: 0 SB: 2 CS: 1	PA: 36	
PITCHER	IP	WLS	BF	H	R	ER	SO	BB	IBB	HBP	BLK	WP	HR	S	P	ERA	WHIP				
Jack Morris, R (1,1) ERA: 6.25	8.0	L	36	9	5	5	5	5	0	0	0	2	1	41	61	5.62	1.750				

Batter	1	2	3	4	5	6	7	8	9	AB	R	H	RBI	BB	SO	LOB	TOP					
Lou Whitaker, L (1, 4) OBP: 0.302, SLG: 0.269	4-0 SH1-3 G3 BB	0-0 G3			0-0 F8			4-0 HBP BB		2	1	0	0	2	0	1						
Chet Lemon, R (1, 8) OBP: 0.396, SLG: 0.361	0-0 SH1-3		0-3 K		0-0 F7			1-0 HBP		2	0	0	0	0	1	0						
Kirk Gibson, L (1, 10) OBP: 0.333, SLG: 0.333	0-0 G3		0-0 F7			0-3 K		0-0 F8		4	0	0	1	0	1	2						
Lance Parrish, R (1, 2) OBP: 0.372, SLG: 0.446	0-0 F6		0-0 6-3			0-0 5-3		0-0 5-3		4	0	0	0	0	0	2						
Larry Herndon, R (1, 7) OBP: 0.325, SLG: 0.538		0-0 1B E 4-3 1B			0-0 F9			0-0 F3		4	1	1	0	0	0	0						
Glenn Wilson, R (1, 9) OBP: 0.333, SLG: 0.576	0-0 4-3				0-0 FC5-4 1B			0-0 F6		4	0	1	0	0	0	1						
Mike Ivie, R (1, 3) OBP: 0.297, SLG: 0.382	0-0 E 4-3 1B				0-0 FC5-4 1-2			0-0 5-3		4	1	1	0	0	0	1						
Tom Brookens, R (1, 5) OBP: 0.375, SLG: 0.476	0-0 E5 4-3 1-3 3-H				0-0 1-3			0-0 5-3		3	0	0	0	0	0	2						
Alan Trammell, R (1, 6) OBP: 0.358, SLG: 0.333	0-0 4-3				0-0 F7			0-3 K		3	0	0	1	0	1	1						
Inning Stats	R: 1 E: 0 K: 0 S: 3	H: 0 LOB: 0 BB: 1 P: 7	R: 2 E: 1 K: 0 S: 6	H: 2 LOB: 1 BB: 0 P: 6	R: 0 E: 0 K: 1 S: 5	H: 0 LOB: 0 BB: 0 P: 5	R: 0 E: 0 K: 0 S: 4	H: 1 LOB: 1 BB: 0 P: 4	R: 0 E: 0 K: 0 S: 3	H: 0 LOB: 0 BB: 0 P: 3	R: 0 E: 0 K: 1 S: 5	H: 0 LOB: 0 BB: 0 P: 5	R: 0 E: 0 K: 0 S: 3	H: 0 LOB: 0 BB: 0 P: 3	R: 0 E: 0 K: 0 S: 3	H: 0 LOB: 2 BB: 0 P: 10	R: 0 E: 0 K: 0 S: 3	H: 0 LOB: 0 BB: 0 P: 3	1B: 3 2B: 0 3B: 0 HR: 0	SF: 0 SAC: 1 DP: 0 HBP: 1	WP: 0 PB: 0 SB: 1 CS: 0	PA: 34
PITCHER Chris Codiroli, R (1, 1) ERA: 2.67	IP: 9.0 WLS: W BF: 34 H: 3 R: 3 ER: 1 SO: 3 BB: 2 IBB: 0 HBP: 1 BLK: 0 WP: 0 HR: 0 S: 37 P: 46 ERA: 1.00 WHIP: 0.556															PITCHER						

Detroit Tigers @ Oakland Athletics
 Oakland-Alameda County Coliseum, Oakland, CA
 Sun May 01 1983, 3:33 AM PDT
 Overcast

AB 30
R 3
H 3
RBI 2
BB 2
SO 3
LOB 10



Batter	1	2	3	4	5	6	7	8	9	AB	R	H	RBI	BB	SO	LOB	BOTTOM													
Rickey Henderson, R (1, 7) OBP: 0.458, SLG: 0.410	0-0 F8		0-3 K	0-0 F9	0-0 1-H 2-H 3-H 2B			0-0 F6		5	0	1	3	0	1	4														
Mike Davis, L (1, 9) OBP: 0.333, SLG: 0.398	0-0 FC4-6 1B		0-0 5-3		0-0 1B 6-3			0-0 3-1		5	1	2	0	0	0	2														
Wayne Gross, L (1, 5) OBP: 0.455, SLG: 0.474	0-0 FC4-6 1-2			0-0 E8 1B	0-0 1-H BB 1B	0-0 S 2B		0-0 E1		5	2	2	1	0	0	1														
Dwayne Murphy, L (1, 8) OBP: 0.289, SLG: 0.284	0-0 F5			0-0 1B BB 1B	0-0 F5	0-0 F7		0-0 F8		5	1	1	1	0	0	4														
Jeff Burroughs, R (1, 10) OBP: 0.347, SLG: 0.397		0-3 K		0-0 F8	0-0 BB BB 1B	0-0 6-3				4	1	1	0	0	1	2														
Dan Meyer, L (1, 3) OBP: 0.294, SLG: 0.267		0-0 F7		0-0 BB 1B	0-0 BB BB 1B	0-0 F2				3	1	1	0	1	0	1														
Kelvin Moore, R (9, 3) OBP: 0.234, SLG: 0.259				1-2 BB 1B	1-2 2-3 BB BB					0	0	0	0	0	0	0														
Davey Lopes, R (1, 4) OBP: 0.355, SLG: 0.377	0-0 F8			1-2 2-3 BB 1B	1-2 2-3 BB BB			0-0 6-3		3	1	1	1	1	0	0														
Darryl Cias, R (1, 2) OBP: 0.429, SLG: 0.500			0-0 1B	1-2 2-3 BB BB	0-0 K			0-0 1-3		3	0	1	1	1	1	3														
Tony Phillips, S (1, 6) OBP: 0.279, SLG: 0.283			0-0 F6	0-0 K	0-0 1-2 2-3 3-H 2B BB			0-3 K		3	1	0	1	1	2	4														
Inning Stats	R: 0 E: 0 K: 0 S: 4	H: 1 LOB: 1 BB: 0 P: 4	R: 0 E: 0 K: 1 S: 5	H: 0 LOB: 0 BB: 0 P: 5	R: 0 E: 0 K: 1 S: 6	H: 1 LOB: 1 BB: 0 P: 6	R: 2 E: 1 K: 1 S: 9	H: 3 LOB: 3 BB: 1 P: 13	R: 6 E: 1 K: 1 S: 9	H: 4 LOB: 1 BB: 3 P: 21	R: 0 E: 0 K: 0 S: 4	H: 1 LOB: 1 BB: 0 P: 4	R: 0 E: 0 K: 1 S: 5	H: 0 LOB: 0 BB: 0 P: 5	R: 0 E: 1 K: 0 S: 4	H: 0 LOB: 1 BB: 0 P: 4	R: 0 E: 0 K: 0 S: 4	H: 0 LOB: 0 BB: 0 P: 4	1B: 8 2B: 2 3B: 0 HR: 0	SF: 0 SAC: 0 DP: 0 HBP: 0	WP: 0 PB: 0 SB: 1 CS: 0	PA: 40								
PITCHER Jerry Ujdur, R (1, 1) ERA: 5.89	IP: 4.0 WLS: L BF: 21 H: 7 R: 4 ER: 3 SO: 3 BB: 1 IBB: 0 HBP: 0 BLK: 0 WP: 0 HR: 0 S: 26 P: 30 ERA: 6.75 WHIP: 2.000															PITCHER														
Juan Berenguer, R (5, 1) ERA: 6.35	0.2	7	2	4	4	1	3	0	0	0	0	0	6	18	54.00	7.500														
Howard Bailey, L (5, 1) ERA: 5.59	3.1	12	1	0	0	1	0	0	0	0	0	0	14	14	0.00	0.300														

Detroit Tigers @ Oakland Athletics
 Oakland-Alameda County Coliseum, Oakland, CA
 Sun May 01 1983, 3:33 AM PDT
 Overcast

AB 36
R 8
H 10
RBI 8
BB 4
SO 5
LOB 21

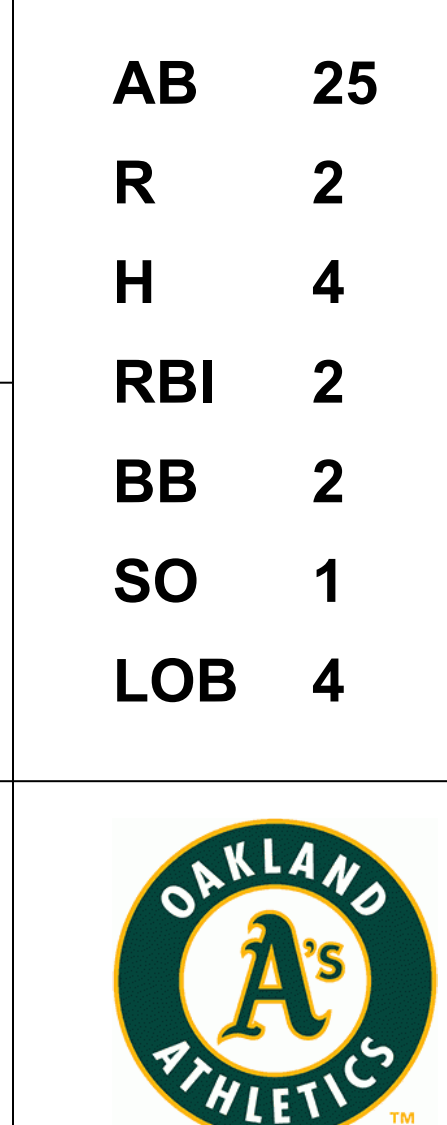



Batter	1	2	3	4	5	6	7	8	9	AB	R	H	RBI	BB	SO	LOB	TOP								
Lou Whitaker, L (1, 4) OBP: 0.311, SLG: 0.272	0-3 K		0-3 K					0-0 SH1-4 1B		3	0	1	0	1	2	0	Detroit Tigers @ Oakland Athletics Oakland-Alameda County Coliseum, Oakland, CA Sun May 01 1983, 3:38 AM PDT Att: 23,819 - Sunny								
Chat Lemon, R (1, 8) OBP: 0.378, SLG: 0.375	0-0 E2 1B			0-0 1B	0-0 F7			0-0 SH1-4		3	0	2	0	0	0	2									
Kirk Gibson, L (1, 10) John Wockenfuss, R (8, PH) OBP: 0.273, SLG: 0.267	0-3 K			0-3 K		0-0 G3		0-3 K		3	0	0	0	0	2	2									
Lance Parrish, R (1, 2) OBP: 0.366, SLG: 0.435	0-3 K			0-0 1B	0-0 1B	0-0 6-3		0-0 F9		4	0	1	0	0	1	3									
Larry Herndon, R (1, 7) OBP: 0.321, SLG: 0.519		0-0 5-3		0-3 K		0-3 K			0-0 BB BB	3	0	0	0	1	2	2									
Glenn Wilson, R (1, 9) OBP: 0.313, SLG: 0.540		0-0 6-3		0-0 F9			0-0 6-3		0-0 F2	4	0	0	0	0	0	3									
Rick Leach, L (1, 3) OBP: 0.273, SLG: 0.333		0-0 4-3			0-0 2B		0-0 F7		0-3 K	4	0	1	0	0	1	1									
Tom Brookens, R (1, 5) OBP: 0.353, SLG: 0.444			0-0 5-3		0-0 F8		0-0 5-3		0-0 BB	3	0	0	0	0	0	1									
Johnny Grubb, L (9, PH) Enos Cabell, R (9, PR) OBP: 0.348, SLG: 0.222 OBP: 0.353, SLG: 0.353									0-0 BB	0	0	0	0	1	0	0									
Alan Trammell, R (1, 6) Howard Johnson, S (8, PH) OBP: 0.348, SLG: 0.322 OBP: 0.200, SLG: 0.152			0-0 F4		0-3 K			0-0 SH1-4 1B	0-0 3-1	2	0	1	0	0	1	1									
Inning Stats	R: 0 E: 1 K: 3 S: 10	H: 1 LOB: 1 BB: 0 P: 10	R: 0 E: 0 K: 0 S: 3	H: 0 LOB: 0 BB: 0 P: 3	R: 0 E: 0 K: 1 S: 5	H: 0 LOB: 0 BB: 0 P: 5	R: 0 E: 0 K: 2 S: 9	H: 2 LOB: 2 BB: 0 P: 9	R: 0 E: 0 K: 1 S: 6	H: 1 LOB: 2 BB: 1 P: 10	R: 0 E: 0 K: 0 S: 5	H: 0 LOB: 0 BB: 0 P: 5	R: 0 E: 0 K: 0 S: 3	H: 0 LOB: 0 BB: 0 P: 3	R: 0 E: 0 K: 1 S: 7	H: 2 LOB: 2 BB: 0 P: 7	R: 0 E: 0 K: 1 S: 5	H: 0 LOB: 2 BB: 2 P: 13	1B: 5 2B: 1 3B: 0 HR: 0	SF: 0 SAC: 1 DP: 0 HBP: 0	WP: 0 PB: 0 SB: 0 CS: 0	PA: 36			
PITCHER	IP	WLS	BF	H	R	ER	SO	BB	IBB	HBP	BLK	WP	HR	S	P	ERA	WHIP								
Mike Norris, R (1, 1) ERA: 2.83	7.1	W	29	6	0	0	8	1	0	0	0	0	0	44	48	0.00	0.955								
Tom Burgmeier, L (8, 1) ERA:	0.1		1	0	0	0	1	0	0	0	0	0	0	3	3	0.00	0.000								
Steve McCatty, R (8, 1) ERA: 1.29	1.1	S	6	0	0	0	1	2	0	0	0	0	0	6	14	0.00	1.500								

AB	32
R	0
H	6
RBI	0
BB	3
SO	10
LOB	19



Batter	1	2	3	4	5	6	7	8	9	AB	R	H	RBI	BB	SO	LOB	BOTTOM								
Bill Almon, R (1, 6) Rickey Henderson, R (9, 7) OBP: 0.375, SLG: 0.400 OBP: 0.459, SLG: 0.410	0-0 6-3		0-0 5-3			0-0 6-3				3	0	0	0	0	0	0	Detroit Tigers @ Oakland Athletics Oakland-Alameda County Coliseum, Oakland, CA Sun May 01 1983, 3:38 AM PDT Att: 23,819 - Sunny								
Mike Davis, L (1, 9) OBP: 0.333, SLG: 0.407	0-0 F7			0-0 G3		0-0 6-3 1B 2B				3	1	1	0	0	0	0									
Wayne Gross, L (1, 5) OBP: 0.426, SLG: 0.439	0-0 F8			0-0 4-3		0-0 F6				3	0	0	0	0	0	1									
Dwayne Murphy, L (1, 8) OBP: 0.278, SLG: 0.271		0-0 F7		0-0 F8		0-0 6-3		0-0 2-3		3	0	0	0	0	0	1									
Dan Meyer, L (1, 3) Kelvin Moore, R (7, PR) OBP: 0.300, SLG: 0.278 OBP: 0.234, SLG: 0.259		0-0 G3			0-0 F8		0-0 CS 1B			3	0	1	1	0	0	0									
Mitchell Page, L (1, 10) OBP: 0.235, SLG: 0.250		0-0 PO BB		0-0 1-3		0-0 CS 1B		0-3 K		2	0	0	0	1	1	0									
Garry Hancock, L (1, 7) Davey Lopes, R (9, 4) OBP: 0.333, SLG: 0.286 OBP: 0.355, SLG: 0.377		0-0 PO	0-0 F7		0-0 4-3			0-0 4-3		3	0	0	0	0	0	0									
Bob Kearney, R (1, 2) OBP: 0.306, SLG: 0.333					0-0 HR		0-0 G1-6-3 BB			2	1	2	1	1	0	0									
Tony Phillips, S (1, 4) OBP: 0.288, SLG: 0.270			0-0 4-3			0-0 G1-6-3		0-0 4-3		3	0	0	0	0	0	2									
Inning Stats	R: 0 E: 0 K: 0 S: 3	H: 0 LOB: 0 BB: 0 P: 3	R: 0 E: 0 K: 0 S: 2	H: 0 LOB: 0 BB: 1 P: 6	R: 1 E: 0 K: 0 S: 4	H: 1 LOB: 0 BB: 0 P: 4	R: 0 E: 0 K: 0 S: 3	H: 0 LOB: 0 BB: 0 P: 3	R: 0 E: 0 K: 0 S: 2	H: 0 LOB: 1 BB: 1 P: 6	R: 1 E: 0 K: 0 S: 4	H: 2 LOB: 1 BB: 0 P: 4	R: 0 E: 0 K: 1 S: 6	H: 1 LOB: 1 BB: 0 P: 6	1B: 2 2B: 1 3B: 0 HR: 1	SF: 0 SAC: 0 DP: 1 HBP: 0		WP: 0 PB: 0 SB: 0 CS: 1	PA: 29						
PITCHER	IP	WLS	BF	H	R	ER	SO	BB	IBB	HBP	BLK	WP	HR	S	P	ERA	WHIP								
Milt Wilcox, R (1, 1) ERA: 3.28	8.0	L	27	4	2	2	1	2	0	0	0	0	1	27	35	2.25	0.750								




Batter	1	2	3	4	5	6	7	8	9	AB	R	H	RBI	BB	SO	LOB	TOP			
Lou Whitaker, L (1, 4) OBP: 0.293, SLG: 0.256	0-0 4-3		0-0 F7		0-0 L8		0-0 F7			4	0	0	0	0	0	1				
Chet Lemon, R (1, 9) OBP: 0.373, SLG: 0.352	4-0 BB		0-3 K		0-3 K			0-3 K		3	0	0	0	1	3	1				
Kirk Gibson, L (1, 8) OBP: 0.267, SLG: 0.256	0-0 F8		0-0 3-1			0-0 6-3		0-0 E6		4	0	0	0	0	0	1				
Lance Parrish, R (1, 2) OBP: 0.385, SLG: 0.494	0-0 F8			0-0 1B		0-3 K		0-3 K		4	0	1	0	0	2	2				
Larry Herndon, R (1, 7) OBP: 0.301, SLG: 0.500		0-3 K		0-0 6-3		0-0 3B		0-3 K		4	0	1	0	0	2	1				
Johnny Grubb, L (1, 10) OBP: 0.370, SLG: 0.318		0-0 1B		0-0 1B		0-0 2B		0-0 4-3		4	0	2	0	0	0	1				
Howard Johnson, S (1, 5) OBP: 0.231, SLG: 0.167		0-0 FC6-4 1B		0-0 L8			0-0 F8		4-0 3-1 BB	3	0	1	0	1	0	1	AB 32 R 1 H 6 RBI 1 BB 3 SO 9 LOB 14			
Rick Leach, L (1, 3) OBP: 0.269, SLG: 0.292		0-0 F8			4-0 SH3-4 BB		0-3 K		0-0 3-1	3	0	0	0	1	1	3				
Alan Trammell, R (1, 6) OBP: 0.342, SLG: 0.364		0-0 FC6-4			0-0 SH3-4		0-0 HR		0-3 K	3	1	1	1	0	1	3				
Inning Stats	R: 0 E: 0 K: 0 S: 3	H: 0 LOB: 1 BB: 1 P: 7	R: 0 E: 0 K: 1 S: 7	H: 2 LOB: 2 BB: 0 P: 7	R: 0 E: 0 K: 1 S: 5	H: 0 LOB: 0 BB: 0 P: 5	R: 0 E: 0 K: 0 S: 4	H: 2 LOB: 1 BB: 0 P: 4	R: 0 E: 0 K: 1 S: 5	H: 0 LOB: 1 BB: 1 P: 9	R: 1 E: 0 K: 1 S: 6	H: 1 LOB: 0 BB: 0 P: 6	R: 0 E: 1 K: 3 S: 10	H: 0 LOB: 1 BB: 0 P: 10	R: 0 E: 0 K: 1 S: 5	H: 0 LOB: 1 BB: 1 P: 9	1B: 3 2B: 1 3B: 1 HR: 1	SF: 0 SAC: 1 DP: 0 HBP: 0	WP: 0 PB: 0 SB: 0 CS: 0	PA: 36
PITCHER	IP WLS BF H R ER SO BB IBB HBP BLK WP HR S P ERA WHIP	7.0 W 28 6 1 1 5 2 0 0 0 0 1 36 44 1.29 1.143	(8, 1) 2.0 S 8 0 0 0 4 1 0 0 0 0 0 15 19 0.00 0.500																	

Detroit Tigers @ Seattle Mariners
The Kingdome, Seattle, WA
Wed May 04 1983, 10:05 PM EDT
Att: 4,698 - Dome

AB 32
R 1
H 6
RBI 1
BB 3
SO 9
LOB 14



Batter	1	2	3	4	5	6	7	8	9	AB	R	H	RBI	BB	SO	LOB	BOTTOM			
Steve Henderson, R (1, 7) OBP: 0.421, SLG: 0.464	0-0 F8 2B		4-0 1B BB	4-0 FC6-4 IBB		0-0 1-2 1B		4-0 CS 1B		2	0	2	0	3	0	0				
Jamie Allen, R (1, 5) OBP: 0.308, SLG: 0.273	0-3 K		0-0 1-2 1B	0-0 FC6-4		0-0 1-2 1B		0-0 CS		5	0	1	0	0	1	6				
Al Cowens, R (1, 9) OBP: 0.206, SLG: 0.221	0-0 F8 2-3		0-0 L4		0-0 F7		0-3 K			4	0	0	0	0	1	3				
Pat Putnam, L (1, 3) OBP: 0.303, SLG: 0.420	4-0 BB		0-0 F6		0-3 K		0-0 HR			3	1	1	1	1	1	2				
Ken Phelps, L (1, 10) OBP: 0.238, SLG: 0.439	0-0 6-3		0-0 F5		0-0 3-1		0-3 K			4	0	0	0	0	1	4				
Dave Henderson, R (1, 8) OBP: 0.297, SLG: 0.414		0-0 F7		0-0 G3 1B		0-0 HR 2B		0-0 2B 1B		4	2	3	0	0	0	0				
Rick Sweet, S (1, 2) OBP: 0.378, SLG: 0.425		4-0 BB		0-0 G3 1B		0-3 K		0-0 F8 1B 2B		3	1	2	1	1	1	1	AB 32 R 5 H 11 RBI 5 BB 6 SO 7 LOB 23			
Todd Cruz, R (1, 6) OBP: 0.310, SLG: 0.463		0-3 K		0-3 K		0-0 HR		0-0 F8		4	1	1	2	0	2	4				
Julio Cruz, S (1, 4) OBP: 0.363, SLG: 0.425		0-0 F8		0-0 G3		0-0 1B BB		0-0 S 1B		3	0	1	1	1	0	3				
Inning Stats	R: 0 E: 0 K: 1 S: 6	H: 1 LOB: 2 BB: 1 P: 10	R: 0 E: 0 K: 1 S: 5	H: 0 LOB: 1 BB: 1 P: 9	R: 0 E: 0 K: 0 S: 4	H: 1 LOB: 2 BB: 1 P: 8	R: 0 E: 0 K: 1 S: 7	H: 2 LOB: 3 BB: 1 P: 11	R: 0 E: 0 K: 1 S: 5	H: 0 LOB: 0 BB: 0 P: 5	R: 2 E: 0 K: 1 S: 6	H: 3 LOB: 0 BB: 1 P: 10	R: 1 E: 0 K: 2 S: 8	H: 1 LOB: 0 BB: 0 P: 8	R: 2 E: 0 K: 0 S: 5	H: 3 LOB: 1 BB: 1 P: 9	1B: 6 2B: 3 3B: 0 HR: 2	SF: 0 SAC: 0 DP: 1 HBP: 0	WP: 0 PB: 0 SB: 2 CS: 1	PA: 39
PITCHER	IP WLS BF H R ER SO BB IBB HBP BLK WP HR S P ERA WHIP	7.0 L 34 10 5 5 7 4 1 0 0 0 0 2 43 63 6.43 2.000	(8, 1) 1.0 4 1 0 0 0 1 0 0 0 0 0 0 3 7 0.00 2.000																	

Detroit Tigers @ Seattle Mariners
The Kingdome, Seattle, WA
Wed May 04 1983, 10:05 PM EDT
Att: 4,698 - Dome

Batter	1	2	3	4	5	6	7	8	9	AB	R	H	RBI	BB	SO	LOB	TOP					
Juan Beniquez, R OBP: 0.443, SLG: 0.508 (1, 8)										4	0	1	0	0	0	1						
Daryl Sconiers, L OBP: 0.417, SLG: 0.727 (1, 3)										4	0	1	1	0	2	2						
Ellis Valentine, R (1, 9)										4	0	0	0	0	1	2						
Reggie Jackson, L OBP: 0.380, SLG: 0.423 (1, 10)										4	0	0	0	0	2	0						
Doug DeCinces, R OBP: 0.363, SLG: 0.644 (1, 5)										4	0	1	0	0	1	0						
Brian Downing, R OBP: 0.388, SLG: 0.341 Bobby Clark, R OBP: 0.281, SLG: 0.339 (5, 7)										1	0	0	0	0	0	0						
Bobby Grich, R OBP: 0.405, SLG: 0.437 (1, 4)										3	0	0	0	0	1	2						
Tim Foli, R OBP: 0.340, SLG: 0.337 Ricky Adams, R (8, PR)										3	0	1	0	0	0	1						
Bob Boone, R OBP: 0.280, SLG: 0.341 (1, 2)										3	0	1	0	0	0	2						
Inning Stats	R: 0 E: 0 K: 0 S: 3	H: 0 LOB: 0 BB: 0 P: 3	R: 0 E: 0 K: 1 S: 5	H: 0 LOB: 0 BB: 0 P: 5	R: 0 E: 0 K: 2 S: 9	H: 2 LOB: 2 BB: 0 P: 9	R: 0 E: 0 K: 0 S: 3	H: 0 LOB: 0 BB: 0 P: 3	R: 0 E: 0 K: 0 S: 3	H: 0 LOB: 1 BB: 0 P: 4	R: 0 E: 0 K: 2 S: 7	H: 0 LOB: 0 BB: 0 P: 7	R: 0 E: 0 K: 2 S: 8	H: 1 LOB: 1 BB: 0 P: 8	R: 1 E: 0 K: 0 S: 5	H: 2 LOB: 2 BB: 0 P: 5	R: 0 E: 0 K: 1 S: 5	H: 0 LOB: 0 BB: 0 P: 5	1B: 4 2B: 0 3B: 1 HR: 0	SF: 0 SAC: 0 DP: 0 HBP: 1	WP: 0 PB: 0 SB: 0 CS: 0	PA: 33
PITCHER Jack Morris, R ERA: 5.43 (1, 1)	IP: 9.0 WLS: W BF: 33 H: 5 R: 1 ER: 1 SO: 8 BB: 0 IBB: 0 HBP: 1 BLK: 0 WP: 0 HR: 0 S: 48 P: 49 ERA: 1.00 WHIP: 0.556											PITCHER	IP: 9.0 WLS: W BF: 33 H: 5 R: 1 ER: 1 SO: 8 BB: 0 IBB: 0 HBP: 1 BLK: 0 WP: 0 HR: 0 S: 48 P: 49 ERA: 1.00 WHIP: 0.556									

California Angels @ Detroit Tigers
Tiger Stadium, Detroit, MI
Sun May 08 1983, 3:33 AM EDT
Att: 9,924 - Unknown

AB 32
R 1
H 5
RBI 1
BB 0
SO 8
LOB 11

Batter	1	2	3	4	5	6	7	8	9	AB	R	H	RBI	BB	SO	LOB	BOTTOM	
Lou Whitaker, L OBP: 0.292, SLG: 0.320 (1, 4)										3	0	1	1	0	0	0		
Howard Johnson, S OBP: 0.234, SLG: 0.233 Tom Brookens, R OBP: 0.344, SLG: 0.385 (8, 5)										4	1	1	1	0	0	1		
Kirk Gibson, L OBP: 0.278, SLG: 0.239 (1, 10)										2	1	0	0	2	0	0		
Lance Parrish, R OBP: 0.390, SLG: 0.527 (1, 2)										4	1	2	2	0	0	2		
Larry Herndon, R OBP: 0.308, SLG: 0.505 (1, 7)										4	1	2	0	0	1	0		
Glenn Wilson, R OBP: 0.313, SLG: 0.481 (1, 9)										3	0	0	0	1	1	2		
Chet Lemon, R OBP: 0.355, SLG: 0.370 (1, 8)										4	0	1	1	0	2	2		
Enos Cabell, R OBP: 0.385, SLG: 0.375 (1, 3)										3	1	1	0	1	0	2		
Alan Trammell, R OBP: 0.306, SLG: 0.320 (1, 6)										2	0	0	0	0	1	3		
Inning Stats	R: 0 E: 0 K: 0 S: 3	H: 2 LOB: 3 BB: 1 P: 13	R: 0 E: 0 K: 0 S: 3	H: 1 LOB: 1 BB: 1 P: 7	R: 0 E: 0 K: 1 S: 5	H: 0 LOB: 0 BB: 0 P: 5	R: 1 E: 0 K: 0 S: 4	H: 1 LOB: 0 BB: 0 P: 4	R: 1 E: 0 K: 0 S: 5	H: 2 LOB: 2 BB: 1 P: 9	R: 3 E: 0 K: 1 S: 7	H: 2 LOB: 0 BB: 1 P: 11	R: 0 E: 0 K: 1 S: 5	H: 0 LOB: 0 BB: 0 P: 5	1B: 4 2B: 2 3B: 0 HR: 2	SF: 1 SAC: 1 DP: 1 HBP: 0	WP: 1 PB: 1 SB: 0 CS: 0	PA: 35
PITCHER Ken Forsch, R ERA: 4.88 John Curtis, L ERA: 4.91 (8, 1)	IP: 7.0 WLS: L BF: 32 H: 8 R: 5 ER: 5 SO: 4 BB: 0 IBB: 0 HBP: 0 BLK: 0 WP: 0 HR: 2 S: 36 P: 52 ERA: 6.43 WHIP: 1.571											PITCHER	IP: 7.0 WLS: L BF: 32 H: 8 R: 5 ER: 5 SO: 4 BB: 0 IBB: 0 HBP: 0 BLK: 0 WP: 0 HR: 2 S: 36 P: 52 ERA: 6.43 WHIP: 1.571					

California Angels @ Detroit Tigers
Tiger Stadium, Detroit, MI
Sun May 08 1983, 3:33 AM EDT
Att: 9,924 - Unknown

AB 29
R 5
H 8
RBI 5
BB 4
SO 5
LOB 12

Batter	1	2	3	4	5	6	7	8	9	AB	R	H	RBI	BB	SO	LOB	TOP			
Rickey Henderson, R OBP: 0.468, SLG: 0.452 (1, 7)										4	0	1	0	0	1	1				
Davey Lopes, R OBP: 0.313, SLG: 0.363 (1, 4)										4	1	1	1	0	0	1				
Bill Almon, R OBP: 0.333, SLG: 0.364 (1, 9) (7, 6)										4	1	1	0	0	0	0				
Jeff Burroughs, R OBP: 0.344, SLG: 0.379 (1, 10)										3	1	1	0	1	1	0				
Dwayne Murphy, L OBP: 0.288, SLG: 0.244 (1, 8)										3	0	1	0	1	1	1				
Kelvin Moore, R OBP: 0.232, SLG: 0.289 (1, 3)										2	0	0	0	0	1	0				
Dan Meyer, L OBP: 0.407, SLG: 0.458 (7, 3)										2	0	1	1	0	1	1				
Wayne Gross, L OBP: 0.385, SLG: 0.418 (1, 5)										1	0	0	1	2	0	0				
Bob Kearney, R OBP: 0.307, SLG: 0.350 (1, 2)										2	0	0	0	0	0	1				
Mike Davis, L OBP: 0.286, SLG: 0.343 (7, 9) (7, 9)										2	0	0	0	0	1	4				
Tony Phillips, S OBP: 0.281, SLG: 0.253 (1, 6)										2	0	0	0	0	0	1				
Mitchell Page, L OBP: 0.227, SLG: 0.238 (7, PH)										1	0	0	0	0	1	2				
Darryl Cas, R OBP: 0.375, SLG: 0.429 (7, 2)										0	0	0	0	0	0	0				
Inning Stats	R: 0 E: 0 K: 0 S: 3	H: 1 LOB: 0 BB: 0 P: 3	R: 0 E: 0 K: 1 S: 5	H: 1 LOB: 0 BB: 0 P: 5	R: 0 E: 0 K: 0 S: 3	H: 0 LOB: 1 BB: 1 P: 7	R: 0 E: 0 K: 0 S: 3	H: 0 LOB: 0 BB: 0 P: 3	R: 0 E: 0 K: 1 S: 5	H: 0 LOB: 0 BB: 0 P: 5	R: 3 E: 0 K: 2 S: 11	H: 4 LOB: 2 BB: 1 P: 15	R: 0 E: 0 K: 1 S: 5	H: 0 LOB: 0 BB: 0 P: 5	R: 0 E: 0 K: 2 S: 7	H: 0 LOB: 2 BB: 2 P: 15	1B: 4 2B: 1 3B: 0 HR: 1	SF: 1 SAC: 0 DP: 1 HBP: 0	WP: 0 PB: 0 SB: 0 CS: 1	PA: 35
PITCHER	IP WLS BF H R ER SO BB IBB HBP BLK WP HR S P ERA WHIP																			
Dave Rucker, L ERA: 4.5 (1, 1)	6.0 W 23 5 3 3 2 2 0 0 0 0 1 25 33 4.50 1.167																			
Aurelio Lopez, R ERA: 1.59 (7, 1)	3.0 S 12 1 0 0 5 2 0 0 0 0 0 0 20 28 0.00 1.000																			

Oakland Athletics @ Detroit Tigers
Tiger Stadium, Detroit, MI
Tue May 10 1983, 7:05 PM EDT
Att. 9,410 - Unknown - 67 F


AB	30
R	3
H	6
RBI	3
BB	4
SO	7
LOB	12



Batter	1	2	3	4	5	6	7	8	9	AB	R	H	RBI	BB	SO	LOB	BOTTOM	
Lou Whitaker, L OBP: 0.291, SLG: 0.327 (1, 4)										4	0	1	1	0	0	1		
Howard Johnson, S OBP: 0.250, SLG: 0.233 (1, 5)										0	1	0	0	0	0	0		
Tom Brookens, R OBP: 0.344, SLG: 0.382 (2, PH) (3, 5)										3	0	1	0	0	0	1		
Kirk Gibson, L OBP: 0.293, SLG: 0.245 (1, 10)										3	1	1	0	1	2	3		
Lance Parrish, R OBP: 0.376, SLG: 0.511 (1, 2)										3	0	0	1	0	0	1		
Larry Herndon, R OBP: 0.306, SLG: 0.495 (1, 7)										4	0	1	1	0	0	0		
Glenn Wilson, R OBP: 0.310, SLG: 0.469 (1, 9)										4	0	1	0	0	0	1		
Chet Lemon, R OBP: 0.340, SLG: 0.353 (1, 8)										4	0	0	0	0	0	1		
Enos Cabell, R OBP: 0.379, SLG: 0.370 (1, 3)										3	1	1	0	0	0	0		
Alan Trammell, R OBP: 0.318, SLG: 0.346 (1, 6)										3	1	2	1	0	0	0		
Inning Stats	R: 2 E: 0 K: 0 S: 5	H: 2 LOB: 1 BB: 0 P: 6	R: 2 E: 0 K: 1 S: 8	H: 3 LOB: 1 BB: 0 P: 8	R: 0 E: 0 K: 0 S: 4	H: 1 LOB: 1 BB: 0 P: 4	R: 0 E: 0 K: 1 S: 7	H: 2 LOB: 2 BB: 0 P: 7	R: 0 E: 0 K: 0 S: 3	H: 0 LOB: 0 BB: 0 P: 3	R: 0 E: 0 K: 0 S: 3	H: 0 LOB: 1 BB: 1 P: 7	R: 0 E: 0 K: 0 S: 3	H: 0 LOB: 0 BB: 0 P: 3	1B: 6 2B: 2 3B: 0 HR: 0	SF: 1 SAC: 0 DP: 0 HBP: 1	WP: 0 PB: 0 SB: 1 CS: 0	PA: 34
PITCHER	IP WLS BF H R ER SO BB IBB HBP BLK WP HR S P ERA WHIP																	
Rick Langford, R ERA: 17.55 (1, 1)	1.1 L 10 5 4 4 0 0 0 0 0 0 0 0 15 15 27.00 3.750																	
Tom Underwood, L ERA: 4.54 (2, 1)	2.2 11 3 0 0 2 0 0 0 0 0 0 0 15 15 0.00 1.125																	
Tim Conroy, L ERA: 2.5 (5, 1)	3.1 11 0 0 0 0 1 0 0 0 0 0 0 10 14 0.00 0.300																	
Steve McCatty, R ERA: 1.13 (8, 1)	0.2 2 0 0 0 0 0 0 0 0 0 0 0 2 2 0.00 0.000																	

Oakland Athletics @ Detroit Tigers
Tiger Stadium, Detroit, MI
Tue May 10 1983, 7:05 PM EDT
Att. 9,410 - Unknown - 67 F


AB	31
R	4
H	8
RBI	4
BB	1
SO	2
LOB	8



Batter	1	2	3	4	5	6	7	8	9	AB	R	H	RBI	BB	SO	LOB	TOP					
Rickey Henderson, R OBP: 0.460, SLG: 0.443 (1.7)	0-3 K		0-0 1B			0-3 K	0-0 F9			4	0	1	0	0	2	1						
Mike Davis, L OBP: 0.284, SLG: 0.339 (1.9)	0-0 F3		0-0 F7			0-0 1B 1B		0-0 F8		4	1	1	0	0	0	1						
Carney Lansford, R OBP: 0.325, SLG: 0.324 (1.5)	0-0 F7			0-0 CS 1B		0-0 1B BB 1B		0-0 F7		4	0	2	0	0	0	0						
Dwayne Murphy, L OBP: 0.287, SLG: 0.237 (1.8)		0-0 6-3		0-3 K 1-2		4-0 1B BB		0-0 1-3		3	0	0	0	1	1							
Jeff Burroughs, R OBP: 0.340, SLG: 0.374 (1.10)	0-3 K		0-3 K			0-0 FC5-4 1B		0-0 6-3		4	0	1	1	0	2	0						
Davey Lopes, R OBP: 0.301, SLG: 0.347 (1.4)	0-0 5-3				0-0 5-3	0-0 FC5-4 1-2		0-0 4-3		4	0	0	0	0	0	3						
Kelvin Moore, R OBP: 0.244, SLG: 0.338 (1.3)			0-0 HR		0-0 1B		0-3 K		0-3 K	4	1	2	1	0	2	0						
Bob Kearney, R OBP: 0.300, SLG: 0.341 (1.2)			0-0 F8		0-0 5-3		0-3 K			2	0	0	0	0	0	0						
Dan Meyer, L OBP: 0.261, SLG: 0.440 (7, PH)										1	0	0	0	0	1	0						
Bill Almon, R OBP: 0.333, SLG: 0.364 (7.6)										0	0	0	0	0	0	0						
Tony Phillips, S OBP: 0.256, SLG: 0.247 (1.6)			0-0 4-3				0-0 F6			2	0	0	0	0	0	0						
Mitchell Page, L OBP: 0.261, SLG: 0.273 (7, PH)										1	0	1	0	0	0	0						
Darryl Clax, R OBP: 0.375, SLG: 0.429 (7.2)										0	0	0	0	0	0	0						
Inning Stats	R: 0 E: 0 K: 1 S: 5	H: 0 LOB: 0 BB: 0 P: 5	R: 0 E: 0 K: 1 S: 5	H: 0 LOB: 0 BB: 0 P: 5	R: 1 E: 0 K: 0 S: 5	H: 2 LOB: 1 BB: 0 P: 5	R: 0 E: 0 K: 2 S: 7	H: 1 LOB: 0 BB: 0 P: 7	R: 0 E: 0 K: 0 S: 3	H: 1 LOB: 0 BB: 0 P: 3	R: 1 E: 0 K: 1 S: 8	H: 3 LOB: 3 BB: 1 P: 12	R: 0 E: 0 K: 2 S: 8	H: 1 LOB: 1 BB: 0 P: 8	R: 0 E: 0 K: 0 S: 3	H: 0 LOB: 0 BB: 0 P: 3	R: 0 E: 0 K: 1 S: 5	H: 0 LOB: 0 BB: 0 P: 5	1B: 7 2B: 0 3B: 0 HR: 1	SF: 0 SAC: 0 DP: 0 HBP: 0	WP: 0 PB: 0 SB: 0 CS: 1	PA: 34
PITCHER Milt Wilcox, R ERA: 3.23 (1.1)	IP: 9.0 WLS: W BF: 34 H: 8 R: 2 ER: 2 SO: 8 BB: 1 IBB: 0 HBP: 0 BLK: 0 WP: 0 HR: 1 S: 49 P: 53 ERA: 2.00 WHIP: 1.000															PITCHER	IP: 9.0 WLS: W BF: 34 H: 8 R: 2 ER: 2 SO: 8 BB: 1 IBB: 0 HBP: 0 BLK: 0 WP: 0 HR: 1 S: 49 P: 53 ERA: 2.00 WHIP: 1.000					

Oakland Athletics @ Detroit Tigers
Tiger Stadium, Detroit, MI
Wed May 11 1983, 7:05 PM EDT
Att: 10,772 - Unknown - 70 F


AB	33
R	2
H	8
RBI	2
BB	1
SO	8
LOB	6



Batter	1	2	3	4	5	6	7	8	9	AB	R	H	RBI	BB	SO	LOB	BOTTOM			
Lou Whitaker, L OBP: 0.298, SLG: 0.327 (1.4)	4-0 CS BB		0-0 F5		0-0 G4-6-3 1B		0-0 4-3			3	0	1	0	1	0	1				
Howard Johnson, S OBP: 0.235, SLG: 0.217 (1.5)	0-3 K		0-0 G1		0-0 G4-6-3 1-2			0-0 F7		3	0	0	0	0	1	3				
Tom Brookens, R OBP: 0.338, SLG: 0.375 (8.5)	1-2 K									1	0	0	0	0	0	0				
Kirk Gibson, L OBP: 0.274, SLG: 0.226 (1.10)	0-3 K			0-0 F3		0-0 F6		0-3 K		4	0	0	0	0	2	0				
Lance Parrish, R OBP: 0.363, SLG: 0.490 (1.2)		0-0 5-3		0-0 F8		0-3 K		0-0 5-3		4	0	0	0	0	1	0				
Larry Herndon, R OBP: 0.307, SLG: 0.486 (1.7)		4-0 HR BB		0-0 F9		0-0 F8				2	1	0	0	1	0	0				
Glenn Wilson, R OBP: 0.322, SLG: 0.512 (1.9)		0-0 HR		0-0 5-3		0-0 1B E 1B		0-0 K		3	2	2	2	0	0	0				
Chet Lemon, R OBP: 0.340, SLG: 0.345 (1.8)		0-0 6-3		1-0 3B HBP		0-3 K				2	1	0	0	0	1	1				
Enos Cabell, R OBP: 0.406, SLG: 0.467 (1.3)		0-0 5-3		0-0 1B 3B		0-0 E7 1B				3	1	2	1	0	0	0				
Alan Trammell, R OBP: 0.319, SLG: 0.346 (1.6)			0-0 5-3		0-0 1B		0-0 F4			3	0	1	1	0	0	1				
Inning Stats	R: 0 E: 0 K: 2 S: 6	H: 0 LOB: 0 BB: 1 P: 10	R: 2 E: 0 K: 0 S: 4	H: 1 LOB: 0 BB: 1 P: 8	R: 0 E: 0 K: 0 S: 3	H: 0 LOB: 0 BB: 0 P: 3	R: 0 E: 0 K: 0 S: 3	H: 0 LOB: 0 BB: 0 P: 3	R: 2 E: 0 K: 0 S: 5	H: 3 LOB: 1 BB: 0 P: 6	R: 0 E: 0 K: 1 S: 5	H: 0 LOB: 0 BB: 0 P: 5	R: 1 E: 1 K: 1 S: 7	H: 2 LOB: 1 BB: 0 P: 7	R: 0 E: 0 K: 1 S: 5	H: 0 LOB: 0 BB: 0 P: 5	1B: 4 2B: 1 3B: 1 HR: 1	SF: 0 SAC: 0 DP: 2 HBP: 1	WP: 0 PB: 0 SB: 0 CS: 1	PA: 31
PITCHER Mike Norris, R ERA: 3.8 (1.1)	IP: 8.0 WLS: L BF: 31 H: 6 R: 5 ER: 4 SO: 5 BB: 2 IBB: 0 HBP: 1 BLK: 0 WP: 0 HR: 1 S: 38 P: 47 ERA: 4.50 WHIP: 1.000															PITCHER	IP: 8.0 WLS: L BF: 31 H: 6 R: 5 ER: 4 SO: 5 BB: 2 IBB: 0 HBP: 1 BLK: 0 WP: 0 HR: 1 S: 38 P: 47 ERA: 4.50 WHIP: 1.000			

Oakland Athletics @ Detroit Tigers
Tiger Stadium, Detroit, MI
Wed May 11 1983, 7:05 PM EDT
Att: 10,772 - Unknown - 70 F

AB	28
R	5
H	6
RBI	4
BB	2
SO	5
LOB	6



Batter	1	2	3	4	5	6	7	8	9	AB	R	H	RBI	BB	SO	LOB	TOP								
Rickey Henderson, R OBP: 0.466, SLG: 0.444 Gary Hancock, L OBP: 0.316, SLG: 0.278	6-3		1B FC1-5 BB		HR	1B CS		K		2	1	1	0	1	0	0									
Mike Davis, L OBP: 0.306, SLG: 0.353	F7		FC1-5 SF7 1B		HR	CS 1B			FC4-6 1B	4	2	3	2	1	0	0									
Carney Lansford, R OBP: 0.311, SLG: 0.293	5-3		FC1-5		F9	BB			F8	4	0	0	0	1	0	6									
Dwayne Murphy, L OBP: 0.283, SLG: 0.268		4-3	SF7		HR	3-1			K	4	1	1	5	0	1	2									
Bill Almon, R OBP: 0.325, SLG: 0.352	6-3		G3		CS 1B				FC4-6	5	0	1	0	0	1	2									
Mitchell Page, L OBP: 0.295, SLG: 0.240	K				F8	HR BB				3	1	0	0	1	2	0									
Kelvin Moore, R OBP: 0.296, SLG: 0.417			HR		F8	HR				4	2	2	3	0	1	0									
Bob Kearney, R OBP: 0.296, SLG: 0.337			BB 1B		K	F8			K	4	1	1	0	0	2	0									
Tony Phillips, S OBP: 0.266, SLG: 0.262			BB 1B		HR 2B	3-1			K	3	2	1	0	1	1	0									
Inning Stats	R: 0 E: 0 K: 0 S: 3	H: 0 LOB: 0 BB: 0 P: 3	R: 0 E: 0 K: 1 S: 5	H: 0 LOB: 0 BB: 0 P: 5	R: 4 E: 0 K: 0 S: 6	H: 3 LOB: 1 BB: 2 P: 14	R: 0 E: 0 K: 1 S: 5	H: 0 LOB: 0 BB: 0 P: 5	R: 6 E: 0 K: 0 S: 7	H: 5 LOB: 0 BB: 2 P: 15	R: 1 E: 1 K: 0 S: 4	H: 1 LOB: 1 BB: 1 P: 8	R: 0 E: 0 K: 3 S: 9	H: 0 LOB: 0 BB: 0 P: 9	R: 0 E: 0 K: 3 S: 9	H: 0 LOB: 0 BB: 0 P: 9	R: 0 E: 0 K: 1 S: 6	H: 1 LOB: 1 BB: 0 P: 6	1B: 6 2B: 1 3B: 0 HR: 3	SF: 1 SAC: 0 DP: 0 HBP: 0	WP: 0 PB: 0 SB: 1 CS: 3	PA: 41			
PITCHER	IP	WLS	BF	H	R	ER	SO	BB	IBB	HBP	BLK	WP	HR	S	P	ERA	WHIP								
Dan Petry, R ERA: 3.58	4.1	L	22	6	8	8	2	3	0	0	0	0	2	23	35	16.61	2.077								
Jerry Ujdur, R ERA: 6.53	0.2		4	2	2	2	0	1	0	0	0	0	1	3	7	27.00	4.500								
Juan Berenguer, R ERA: 3.72	4.0		15	2	1	0	7	1	0	0	0	0	0	28	32	0.00	0.750								

Oakland Athletics @ Detroit Tigers
Tiger Stadium, Detroit, MI
Thu May 12 1983, 3:33 AM EDT
Att: 14,488 - Sunny - 70 F

AB	35
R	11
H	10
RBI	10
BB	5
SO	9
LOB	10



Batter	1	2	3	4	5	6	7	8	9	AB	R	H	RBI	BB	SO	LOB	BOTTOM								
Lou Whitaker, L OBP: 0.294, SLG: 0.330	6-3	F7		1B 2B		K		K		5	1	1	0	0	2	3									
Howard Johnson, S OBP: 0.264, SLG: 0.298 Tom Brookens, R OBP: 0.338, SLG: 0.390	HR	BB		F9		F7			2B	1	1	1	1	1	0	0									
Kirk Gibson, L OBP: 0.269, SLG: 0.211	1B HBP	K		F1		K			K	4	1	0	0	0	3	5									
Lance Parrish, R OBP: 0.368, SLG: 0.490 Sal Butera, R	1B		5-3		1B	F4			F2	4	0	2	2	0	0	0									
Johnny Grubb, L OBP: 0.364, SLG: 0.429 Lynn Jones, R OBP: 0.250, SLG: 0.250	F8		1B 2B		1B	6-3			F6	2	1	1	0	0	0	1									
Glenn Wilson, R OBP: 0.319, SLG: 0.500	4-3		FC5 1B		K	F6				4	0	1	1	0	1	2									
Rick Leach, L OBP: 0.310, SLG: 0.308 Larry Herndon, R OBP: 0.310, SLG: 0.495		BB 1B	BB	FC5 1B		F8			WP 2B	1	0	1	0	1	0	0									
Enos Cabell, R OBP: 0.389, SLG: 0.441		K	FC5 FC5-4		1B	K2-3				4	0	1	0	0	2	4									
Alan Trammell, R OBP: 0.316, SLG: 0.341		BB 1B	FC5-4		F9	6-3				4	0	1	0	0	0	5									
Inning Stats	R: 2 E: 1 K: 0 S: 5	H: 2 LOB: 1 BB: 0 P: 6	R: 0 E: 0 K: 2 S: 8	H: 1 LOB: 3 BB: 2 P: 16	R: 1 E: 0 K: 0 S: 6	H: 3 LOB: 2 BB: 0 P: 6	R: 1 E: 0 K: 0 S: 4	H: 2 LOB: 1 BB: 0 P: 4	R: 0 E: 0 K: 1 S: 7	H: 2 LOB: 2 BB: 0 P: 7	R: 0 E: 0 K: 2 S: 7	H: 0 LOB: 0 BB: 0 P: 7	R: 0 E: 0 K: 0 S: 3	H: 0 LOB: 0 BB: 0 P: 3	R: 0 E: 0 K: 2 S: 8	H: 1 LOB: 1 BB: 0 P: 8	R: 0 E: 0 K: 1 S: 6	H: 1 LOB: 1 BB: 0 P: 6	1B: 7 2B: 4 3B: 0 HR: 1	SF: 0 SAC: 0 DP: 0 HBP: 1	WP: 1 PB: 0 SB: 0 CS: 0	PA: 41			
PITCHER	IP	WLS	BF	H	R	ER	SO	BB	IBB	HBP	BLK	WP	HR	S	P	ERA	WHIP								
Chris Codiroli, R ERA: 3.99	2.1		16	6	3	2	2	2	0	0	0	0	1	17	26	7.71	3.429								
Tom Burgmeier, L ERA: 0.79	4.2	W	17	4	1	1	3	0	0	0	0	0	0	23	23	1.93	0.857								
Matt Keough, R ERA: 8.1	2.0		8	2	0	0	3	0	0	0	0	1	0	14	14	0.00	1.000								

Oakland Athletics @ Detroit Tigers
Tiger Stadium, Detroit, MI
Thu May 12 1983, 3:33 AM EDT
Att: 14,488 - Sunny - 70 F

AB	38
R	4
H	12
RBI	4
BB	2
SO	8
LOB	24



Batter	1	2	3	4	5	6	7	8	9	AB	R	H	RBI	BB	SO	LOB	TOP				
Lou Whitaker, L (1.4)	G6-4-3 1B		FC5-4 1B	E1 S 5-3 1B	SF8 2-3 3-H	5-3			L1-3 1-2	5	0	3	2	0	0	3					
Enos Cabell, R (1.3)	G6-4-3 1-2		FC5-4 1B SF9	5-3	F3		CS 1B		1B	6	1	2	1	0	0	5					
Larry Hemdon, R (1.7)	6-3		3B 1B	4-3			E 1B		1B	6	2	4	0	0	0	1					
Lance Parrish, R (1.2)		6-3	SF9	K			F5		F8	5	0	0	1	0	1	5					
Glenn Wilson, R (1.9)			E 3B		5-3		E5 HBP 1B		F7	5	1	2	1	0	0	2					
John Wockenfuss, R (1.10)			E5 1B		5-3		FC3-2 HBP 1B		5-3	5	2	2	1	0	1	1					
Chet Lemon, R (1.8)			1-3		BB HBP 1B		FC3-2 HBP 1B		4-3	3	2	1	0	0	0	1					
Tom Brookens, R (1.5)					SF8 BB		FC3-2 1B		F6	4	1	1	0	1	0	5					
Alan Trammell, R (1.6)			1B FC5-4 BB		1-2 2-3 3-H		1-2 2-3 3-H		L1-3 1B	3	2	3	3	2	0	0					
Inning Stats	R: 0 E: 0 K: 0 S: 3	H: 1 LOB: 0 BB: 0 P: 3	R: 0 E: 0 K: 1 S: 6	H: 1 LOB: 1 BB: 0 P: 6	R: 5 E: 1 K: 0 S: 9	H: 5 LOB: 2 BB: 1 P: 13	R: 1 E: 1 K: 1 S: 7	H: 2 LOB: 1 BB: 0 P: 7	R: 2 E: 0 K: 0 S: 4	H: 1 LOB: 2 BB: 2 P: 13	R: 3 E: 1 K: 0 S: 7	H: 3 LOB: 2 BB: 0 P: 8	R: 0 E: 0 K: 0 S: 3	H: 0 LOB: 0 BB: 0 P: 3	R: 0 E: 0 K: 0 S: 5	H: 3 LOB: 2 BB: 0 P: 5	1B: 14 2B: 4 3B: 1 HR: 0	SF: 2 SAC: 0 DP: 2 HBP: 2	WP: 0 PB: 0 SB: 1 CS: 1	PA: 49	
PITCHER	IP	WLS	BF	H	R	ER	SO	BB	IBB	HBP	BLK	WP	HR	S	P	ERA	WHIP				
Paul Spittorf, L (1.1)	2.2		14	6	5	4	1	1	0	0	0	0	0	15	19	13.50	2.625				
Bill Castro, R (3.1)	1.2		13	4	3	3	1	2	0	1	0	0	0	12	21	16.20	3.600				
Don Hood, L (5.1)	4.2	L	22	8	3	0	0	0	0	1	0	0	0	21	22	0.00	1.714				

Detroit Tigers @ Kansas City Royals
 Royals Stadium, Kansas City, MO
 Sat May 14 1983, 8:05 PM EDT
 Att: 20,278 - Unknown - 51 F

AB 42
 R 11
 H 18
 RBI 9
 BB 3
 SO 2
 LOB 23



Batter	1	2	3	4	5	6	7	8	9	AB	R	H	RBI	BB	SO	LOB	BOTTOM				
Willie Wilson, S (1.7)	IHR	FC3-6 BB	K		G3			K		4	1	1	1	1	2	2					
John Wathan, R (1.3)	K	FC3-6 1B		HR BB		6-3		F3		4	2	0	0	1	1	1					
George Brett, L (1.5)	2B 1B	HR BB		K		HR		K		4	3	2	1	1	2	1					
Hal McRae, R (1.10)	1-3 2B	HR 1B		F4		L8		K		5	1	2	2	0	1	1					
Frank White, R (1.4)	1-3	HR		HR		F4		5-3		5	2	2	5	0	0	1					
Amos Otis, R (1.8)	BB	K		HR		F9		6-3		4	0	1	0	1	1	0					
Leon Roberts, R (1.9)	K					FC3-6 1B				3	0	0	0	0	1	2					
Onix Concepcion, R (7.5)			F8		5-3	FC3-6 FC5-4				1	0	0	0	0	0	1					
Don Slaught, R (1.2)		BB E BB		F7		F9				2	1	1	0	1	0	0					
Joe Simpson, L (6.3)				SH5-3 1B						1	0	0	0	0	0	1					
U L Washington, S (1.6)	K			SH5-3 BB		FC5-4				2	0	0	0	1	1	2					
Inning Stats	R: 2 E: 0 K: 2 S: 10	H: 3 LOB: 2 BB: 1 P: 14	R: 5 E: 1 K: 2 S: 9	H: 2 LOB: 3 BB: 3 P: 21	R: 0 E: 0 K: 1 S: 5	H: 0 LOB: 1 BB: 1 P: 9	R: 2 E: 0 K: 1 S: 6	H: 1 LOB: 0 BB: 1 P: 10	R: 0 E: 0 K: 0 S: 4	H: 1 LOB: 1 BB: 0 P: 4	R: 1 E: 0 K: 0 S: 4	H: 1 LOB: 0 BB: 0 P: 4	R: 0 E: 0 K: 2 S: 7	H: 0 LOB: 0 BB: 0 P: 7	R: 0 E: 0 K: 1 S: 5	H: 0 LOB: 0 BB: 0 P: 5	1B: 4 2B: 1 3B: 0 HR: 4	SF: 0 SAC: 1 DP: 0 HBP: 0	WP: 0 PB: 0 SB: 2 CS: 0	PA: 42	
PITCHER	IP	WLS	BF	H	R	ER	SO	BB	IBB	HBP	BLK	WP	HR	S	P	ERA	WHIP				
Dave Rucker, L (1.1)	1.2		13	4	6	6	3	4	0	0	0	0	0	15	31	32.40	4.800				
Juan Berenguer, R (2.1)	2.0		10	2	3	3	3	2	0	0	0	0	2	14	22	13.50	2.000				
Dave Rozema, R (4.1)	2.1	W	9	2	1	1	0	0	0	0	0	0	1	9	9	3.86	0.857				
Aurelio Lopez, R (7.1)	3.0	S	10	1	0	0	3	0	0	0	0	0	0	16	16	0.00	0.333				

Detroit Tigers @ Kansas City Royals
 Royals Stadium, Kansas City, MO
 Sat May 14 1983, 8:05 PM EDT
 Att: 20,278 - Unknown - 51 F

AB 35
 R 10
 H 9
 RBI 9
 BB 6
 SO 9
 LOB 12



Batter	1	2	3	4	5	6	7	8	9	AB	R	H	RBI	BB	SO	LOB	TOP								
Willie Randolph, R OBP: 0.321, SLG: 0.287 (1, 4)										5	0	1	0	0	1	2	New York Yankees @ Detroit Tigers Tiger Stadium, Detroit, MI Mon May 16 1983, 7:05 PM EDT Att: 16,087 - Unknown - 52 F								
Ken Griffey, L OBP: 0.395, SLG: 0.463 (1, 3)										4	3	3	0	1	0	1									
Dave Winfield, R OBP: 0.333, SLG: 0.519 (1, 7)										5	1	1	2	0	0	2									
Steve Kemp, L OBP: 0.312, SLG: 0.425 (1, 9)										3	1	1	2	2	0	0									
Oscar Gamble, L OBP: 0.389, SLG: 0.429 (1, 10)										3	0	0	0	2	0	3									
Graig Nettles, L OBP: 0.358, SLG: 0.359 (1, 5)										3	0	0	0	1	0	4									
Jerry Mumphrey, S OBP: 0.277, SLG: 0.382 (1, 8)										3	0	0	0	1	0	1									
Roy Smalley, S OBP: 0.331, SLG: 0.412 (9, PR)										3	0	2	1	1	0	0									
Andre Robertson, R OBP: 0.306, SLG: 0.245 (9, 6)										0	1	0	0	0	0	0									
Rick Cerone, R OBP: 0.246, SLG: 0.295 (1, 2)										4	1	1	1	0	1	4									
Inning Stats	R: 1 E: 1 K: 1 S: 7	H: 1 LOB: 1 BB: 0 P: 7	R: 0 E: 0 K: 0 S: 3	H: 1 LOB: 1 BB: 1 P: 7	R: 1 E: 0 K: 0 S: 4	H: 1 LOB: 2 BB: 2 P: 12	R: 0 E: 0 K: 1 S: 5	H: 0 LOB: 0 BB: 0 P: 5	R: 0 E: 0 K: 0 S: 3	H: 1 LOB: 0 BB: 0 P: 3	R: 1 E: 0 K: 0 S: 2	H: 0 LOB: 2 BB: 4 P: 18	R: 0 E: 0 K: 0 S: 3	H: 1 LOB: 0 BB: 0 P: 3	R: 0 E: 0 K: 0 S: 3	H: 0 LOB: 0 BB: 0 P: 3	R: 4 E: 0 K: 0 S: 7	H: 4 LOB: 2 BB: 1 P: 11	1B: 6 2B: 1 3B: 2 HR: 0	SF: 0 SAC: 0 DP: 1 HBP: 0	WP: 0 PB: 0 SB: 0 CS: 2	PA: 42			
PITCHER	IP	WLS	BF	H	R	ER	SO	BB	IBB	HBP	BLK	WP	HR	S	P	ERA	WHIP								
Dan Petry, R ERA: 3.56 (1, 1)	5.1	L	25	4	3	2	2	6	0	0	0	0	0	23	47	3.38	1.875								
Howard Bailey, L ERA: 5.59 (6, 1)	0.0		1	0	0	0	0	1	0	0	0	0	0	0	4	∞	∞								
Jerry Ujdur, R ERA: 7.15 (6, 1)	3.2		15	5	4	4	0	0	1	0	0	0	0	14	18	9.82	1.364								

AB 33
R 7
H 9
RBI 6
BB 8
SO 2
LOB 17




Batter	1	2	3	4	5	6	7	8	9	AB	R	H	RBI	BB	SO	LOB	BOTTOM								
Lou Whitaker, L OBP: 0.313, SLG: 0.358 (1, 4)										3	0	1	0	1	0	1	New York Yankees @ Detroit Tigers Tiger Stadium, Detroit, MI Mon May 16 1983, 7:05 PM EDT Att: 16,087 - Unknown - 52 F								
Alan Trammell, R OBP: 0.351, SLG: 0.371 (1, 6)										4	0	0	0	0	1	3									
Larry Hemdon, R OBP: 0.324, SLG: 0.472 (1, 7)										3	0	0	0	1	1	3									
Lance Parrish, R OBP: 0.336, SLG: 0.438 (1, 2)										4	0	1	0	0	1	1									
Glenn Wilson, R OBP: 0.330, SLG: 0.533 (1, 9)										3	0	0	0	1	0	1									
John Wockenfuss, R OBP: 0.296, SLG: 0.340 (1, 10)										4	0	0	0	0	3	2									
Chet Lemon, R OBP: 0.356, SLG: 0.330 (1, 8)										3	0	1	0	0	1	0									
Enos Cabell, R OBP: 0.340, SLG: 0.375 (1, 3)										3	0	0	0	0	1	4									
Tom Brookens, R OBP: 0.329, SLG: 0.368 (1, 5)										2	0	0	0	1	0	0									
Inning Stats	R: 0 E: 0 K: 0 S: 2	H: 0 LOB: 0 BB: 1 P: 6	R: 0 E: 0 K: 1 S: 6	H: 1 LOB: 2 BB: 0 P: 7	R: 0 E: 0 K: 2 S: 8	H: 1 LOB: 2 BB: 1 P: 12	R: 0 E: 0 K: 1 S: 5	H: 0 LOB: 1 BB: 1 P: 9	R: 0 E: 0 K: 0 S: 3	H: 0 LOB: 0 BB: 0 P: 3	R: 0 E: 0 K: 0 S: 3	H: 0 LOB: 0 BB: 0 P: 3	R: 0 E: 0 K: 1 S: 5	H: 0 LOB: 1 BB: 1 P: 9	R: 0 E: 0 K: 2 S: 7	H: 0 LOB: 0 BB: 0 P: 7	1B: 2 2B: 1 3B: 0 HR: 0	SF: 0 SAC: 0 DP: 1 HBP: 1	WP: 0 PB: 0 SB: 0 CS: 0	PA: 34					
PITCHER	IP	WLS	BF	H	R	ER	SO	BB	IBB	HBP	BLK	WP	HR	S	P	ERA	WHIP								
Ron Guidry, L ERA: 3.74 (1, 1)	9.0	W	34	3	0	0	8	4	0	1	0	0	0	45	62	0.00	0.778								



Batter	1	2	3	4	5	6	7	8	9	10	11	AB	R	H	RBI	BB	SO	LOB	TOP							
Willie Randolph, R OBP: 0.322, SLG: 0.311	4-3	HR			FC4-6 HBP		1-3		6-3		K	5	1	1	2	0	1	0								
Ken Griffey, L OBP: 0.384, SLG: 0.456	6-3	2B			FC4-6 HR		F8		G3		F7	6	1	1	0	0	0	1								
Dave Winfield, R OBP: 0.383, SLG: 0.575	HR	F7			HR		1B BB		BB 1B		HR 1B	5	3	4	3	1	0	1								
Steve Kemp, L OBP: 0.328, SLG: 0.458	BB 1B				F7		1-2 1B		BB 1B		HR 1B	5	1	3	2	1	0	0								
Oscar Gamble, L OBP: 0.429, SLG: 0.500	1-2 BB				4-3		F8		F5		K	2	0	1	0	1	0	0								
Don Baylor, R OBP: 0.374, SLG: 0.455					4-3						K	3	0	0	0	0	1	4								
Graig Nettles, L OBP: 0.342, SLG: 0.340	F9				4-3							5	0	0	0	0	0	3								
Jerry Mumphrey, S OBP: 0.286, SLG: 0.374		HR BB			3-1		5-3		SH1-4			2	1	0	0	2	0	0								
Roy Smalley, S OBP: 0.319, SLG: 0.395	F7				L7		F9		K		L9	5	0	0	0	0	1	3								
Rick Cerone, R OBP: 0.229, SLG: 0.273	F9				K		5-3		F7		F4	5	0	0	0	0	1	3								
Inning Stats	R: 1 E: 0 K: 0 S: 5	H: 2 LOB: 2 BB: 1 P: 9	R: 2 E: 0 K: 0 S: 5	H: 2 LOB: 1 BB: 1 P: 9	R: 0 E: 0 K: 0 S: 3	H: 0 LOB: 0 BB: 0 P: 3	R: 0 E: 0 K: 1 S: 5	H: 0 LOB: 0 BB: 0 P: 5	R: 2 E: 0 K: 0 S: 5	H: 2 LOB: 1 BB: 0 P: 6	R: 0 E: 0 K: 0 S: 3	H: 0 LOB: 0 BB: 0 P: 3	R: 0 E: 1 K: 1 S: 6	H: 0 LOB: 1 BB: 0 P: 6	R: 0 E: 0 K: 0 S: 4	H: 1 LOB: 2 BB: 1 P: 8	R: 0 E: 1 K: 1 S: 6	H: 0 LOB: 1 BB: 0 P: 6	R: 0 E: 0 K: 0 S: 3	H: 0 LOB: 1 BB: 1 P: 7	R: 2 E: 0 K: 2 S: 9	H: 2 LOB: 0 BB: 0 P: 9	1B: 4 2B: 2 3B: 0 HR: 4	SF: 0 SAC: 1 DP: 0 HBP: 1	WP: 0 PB: 0 SB: 0 CS: 0	PA: 50
PITCHER	IP WLS BF H R ER SO BB IBB HBP BLK WP HR S P ERA WHIP	5.0 2.0 8 1 0 0 0 1 0 0 0 0 0 7 11 9.00 1.000	4.0 L 18 3 2 2 3 2 0 0 0 0 1 22 30 4.50 1.250	PITCHER										IP WLS BF H R ER SO BB IBB HBP BLK WP HR S P ERA WHIP												

New York Yankees @ Detroit Tigers
Tiger Stadium, Detroit, MI
Tue May 17 1983, 7:05 PM EDT
Att. 16,256 - Unknown - 56 F

AB 43
R 7
H 10
RBI 7
BB 5
SO 4
LOB 15



Batter	1	2	3	4	5	6	7	8	9	10	11	AB	R	H	RBI	BB	SO	LOB	BOTTOM									
Lou Whitaker, L OBP: 0.314, SLG: 0.348	E3		F8		FC3-6		SH1-3 1B BB	K			FC5-4 BB	4	1	0	0	2	1	2										
Alan Trammell, R OBP: 0.359, SLG: 0.363	1-3		S BB		F9		SF9 SH1-3 2B 1B		F4		F4	5	1	1	0	1	0	4										
Kirk Gibson, L OBP: 0.296, SLG: 0.209	K		K		K		SH1-3		F2		K	5	0	0	0	0	3	3										
Lance Parrish, R OBP: 0.322, SLG: 0.421	6-3				F4		K		SF9		K	5	0	0	1	0	2	2										
Larry Herndon, R OBP: 0.326, SLG: 0.473		G3			F9		1B 2B BB				F8	4	1	1	1	1	0	0										
Glenn Wilson, R OBP: 0.333, SLG: 0.523		K			5-3		1B 2B 1B				F9	4	1	1	0	1	1	0										
Chet Lemon, R OBP: 0.374, SLG: 0.333		HBP			FC3-6 1B BB		1-2 2-3 1B		K		1B BB	2	1	1	0	2	1	2										
Rick Leach, L OBP: 0.361, SLG: 0.394	F9				FC3-6 1B		1-2 1B		F7			5	0	3	3	0	0	1										
Howard Johnson, S OBP: 0.262, SLG: 0.278					F4		1-2 2-3 3-4 1B		K		F6	2	0	0	0	0	0	2										
Tom Brookens, R OBP: 0.321, SLG: 0.357					4-3				K			2	0	0	0	0	2	1										
Johnny Grubb, L OBP: 0.353, SLG: 0.414												1	0	0	0	0	0	2										
Julio Gonzalez, R OBP: 0.353, SLG: 0.414												0	0	0	0	0	0	0										
Inning Stats	R: 0 E: 1 K: 1 S: 6	H: 0 LOB: 1 BB: 0 P: 6	R: 0 E: 0 K: 1 S: 5	H: 0 LOB: 1 BB: 0 P: 6	R: 0 E: 0 K: 1 S: 5	H: 0 LOB: 1 BB: 1 P: 9	R: 0 E: 0 K: 0 S: 3	H: 0 LOB: 0 BB: 0 P: 3	R: 0 E: 0 K: 0 S: 3	H: 0 LOB: 0 BB: 0 P: 3	R: 0 E: 0 K: 0 S: 3	H: 0 LOB: 0 BB: 0 P: 3	R: 3 E: 0 K: 2 S: 10	H: 3 LOB: 1 BB: 1 P: 14	R: 2 E: 0 K: 1 S: 7	H: 2 LOB: 2 BB: 2 P: 15	R: 0 E: 0 K: 2 S: 7	H: 0 LOB: 0 BB: 0 P: 7	R: 0 E: 0 K: 0 S: 5	H: 0 LOB: 0 BB: 0 P: 5	R: 0 E: 0 K: 0 S: 4	H: 1 LOB: 2 BB: 1 P: 8	R: 0 E: 0 K: 1 S: 5	H: 0 LOB: 1 BB: 1 P: 9	1B: 5 2B: 2 3B: 0 HR: 0	SF: 1 SAC: 1 DP: 0 HBP: 1	WP: 0 PB: 0 SB: 1 CS: 0	PA: 49
PITCHER	IP WLS BF H R ER SO BB IBB HBP BLK WP HR S P ERA WHIP	5.2 0.0 0.2 4.2	5.2 3 4 19	23 3 2 0	1 2 2 0	0 0 0 0	4 1 2 0	0 0 0 0	5 9 26	9 3 38	27 3 3	40 3 3	0.706 ∞ 27.00 0.00	1.071	PITCHER										IP WLS BF H R ER SO BB IBB HBP BLK WP HR S P ERA WHIP			

New York Yankees @ Detroit Tigers
Tiger Stadium, Detroit, MI
Tue May 17 1983, 7:05 PM EDT
Att. 16,256 - Unknown - 56 F

AB 39
R 5
H 7
RBI 5
BB 7
SO 10
LOB 19



Batter	1	2	3	4	5	6	7	8	9	AB	R	H	RBI	BB	SO	LOB	TOP										
Willie Randolph, R (1, 4) OBP: 0.328, SLG: 0.318 Bert Campaneris, R (7, 4) OBP: 0.421, SLG: 0.471	0-0 BB 1B 1B	0-0 4-3		0-0 3-1 1B		0-0 FC6-4			0-0 L4	4	1	2	0	0	0	2											
Ken Griffey, L (1, 3) OBP: 0.385, SLG: 0.454	0-0 1B BB HBP 1B	0-0 F6		0-0 3-1 1B					0-0 F8	5	1	2	0	0	0	3											
Dave Winfield, R (1, 7) OBP: 0.351, SLG: 0.562	4-0 HBP 1B 1-2 2-3 BLK BB	0-3 K		0-0 5-3					0-0 4-3	3	1	0	0	1	1	4											
Don Baylor, R (1, 10) OBP: 0.378, SLG: 0.457	0-0 BLK HBP 1-2 2-3 3-H SF7 1B		0-0 G3-6-3 1B		0-0 F3				0-3 K	4	1	2	1	0	1	0											
Steve Kemp, L (1, 9) OBP: 0.333, SLG: 0.455	1-0 SF7 BLK 1-2 2-3 3-H 4-3 HBP		0-0 G3-6-3		0-0 F7				0-0 1B	3	1	1	1	0	0	1											
Jerry Mumphrey, S (1, 8) OBP: 0.284, SLG: 0.404	0-0 SF7		0-0 HR		0-3 K				0-3 K	3	1	1	2	0	2	1											
Rick Cerone, R (1, 2) OBP: 0.230, SLG: 0.271	0-0 4-3		0-0 F7		0-0 FC6-4 1B				0-0 F3	4	0	1	1	0	0	1											
Graig Nettles, L (1, 5) OBP: 0.339, SLG: 0.330	0-0 G3		0-0 3-1 1B BB		0-0 F7				0-0 L9	3	0	0	0	1	0	2											
Andre Robertson, R (1, 6) OBP: 0.303, SLG: 0.339		0-0 4-3 1B		0-3 K		0-3 K			0-3 K	4	0	1	0	0	3	2											
Inning Stats	R: 5 E: 0 K: 0 S: 6	H: 3 LOB: 0 BB: 1 P: 11	R: 0 E: 0 K: 1 S: 6	H: 1 LOB: 1 BB: 0 P: 6	R: 1 E: 0 K: 0 S: 4	H: 2 LOB: 0 BB: 0 P: 4	R: 0 E: 0 K: 1 S: 6	H: 1 LOB: 2 BB: 1 P: 10	R: 0 E: 0 K: 1 S: 5	H: 0 LOB: 0 BB: 0 P: 5	R: 0 E: 0 K: 1 S: 5	H: 1 LOB: 0 BB: 0 P: 5	R: 0 E: 0 K: 1 S: 6	H: 1 LOB: 1 BB: 0 P: 6	R: 0 E: 0 K: 1 S: 5	H: 0 LOB: 0 BB: 0 P: 5	R: 0 E: 0 K: 1 S: 5	H: 0 LOB: 0 BB: 0 P: 5	1B: 9 2B: 0 3B: 0 HR: 1	SF: 1 SAC: 0 DP: 1 HBP: 1	WP: 0 PB: 0 SB: 0 CS: 0	PA: 38					
PITCHER	IP	WLS	BF	H	R	ER	SO	BB	IBB	HBP	BLK	WP	HR	S	P	ERA	WHIP										
Dave Rucker, L (1, 1) ERA: 16.43	0.0	L	5	3	5	5	0	1	0	1	0	0	0	3	8	∞	∞										
Dave Rozema, R (1, 1) ERA: 1.72	4.0		16	4	1	1	2	1	0	0	1	0	1	19	23	2.25	1.250										
Juan Berenguer, R (5, 1) ERA: 3.78	5.0		17	3	0	0	5	0	0	0	0	0	0	27	27	0.00	0.600										

New York Yankees @ Detroit Tigers
Tiger Stadium, Detroit, MI
Wed May 18, 1983, 7:05 PM EDT
Att: 17,525 - Unknown

AB 34
R 6
H 10
RBI 5
BB 2
SO 7
LOB 16



Batter	1	2	3	4	5	6	7	8	9	AB	R	H	RBI	BB	SO	LOB	BOTTOM										
Lou Whitaker, L (1, 4) OBP: 0.323, SLG: 0.359	0-0 F9 2B		0-0 FC4-6 1B		0-0 6-3		0-3 K		4-0 1-2 BB	4	0	2	0	1	1	0											
Alan Trammell, R (1, 6) OBP: 0.336, SLG: 0.346	0-0 6-3		0-0 FC4-6 1-2		0-0 5-3				0-0 L9	5	0	0	0	0	0	4											
Larry Hemdon, R (1, 7) OBP: 0.317, SLG: 0.459	0-0 F9			0-0 5-3		0-0 4-3			0-0 F9	4	0	0	0	0	0	1											
Lance Parrish, R (1, 2) OBP: 0.327, SLG: 0.431	0-0 F9			0-0 1B		0-0 1B 2B			0-3 K	4	1	2	0	0	1	1											
Glenn Wilson, R (1, 9) OBP: 0.347, SLG: 0.531		0-0 1-3		0-0 1-2 1B		0-0 2-3 1B			0-0 WP BB 1B 1B	4	1	3	0	0	0	0											
John Wockenfuss, R (1, 10) OBP: 0.293, SLG: 0.333		0-0 6-3		0-0 F2		0-0 G1-4-3 1B			0-3 K	4	0	1	1	0	1	3											
Chet Lemon, R (1, 8) OBP: 0.370, SLG: 0.324		0-3 K		0-0 4-3		0-0 G1-4-3 1-2 3-H			4-0 WP 1B BB	3	1	0	0	1	1	4											
Enos Cabell, R (1, 3) OBP: 0.321, SLG: 0.353			0-0 F4		0-0 6-3		0-0 4-3		0-3 K	3	0	0	0	0	0	0											
Rick Leach, L (9, PH) OBP: 0.351, SLG: 0.382									0-0 K	1	0	0	0	0	1	2											
Tom Brookens, R (1, 5) OBP: 0.321, SLG: 0.397			0-0 6-3						0-0 BB 1B	3	1	1	1	0	0	0											
Howard Johnson, S (9, PH) OBP: 0.274, SLG: 0.291					0-0 HR				1-1 2-H 1B	1	0	1	2	0	0	0											
Inning Stats	R: 0 E: 0 K: 0 S: 4	H: 1 LOB: 1 BB: 0 P: 4	R: 0 E: 0 K: 1 S: 5	H: 0 LOB: 0 BB: 0 P: 5	R: 0 E: 0 K: 0 S: 4	H: 1 LOB: 1 BB: 0 P: 4	R: 1 E: 0 K: 0 S: 5	H: 3 LOB: 1 BB: 0 P: 5	R: 0 E: 0 K: 1 S: 5	H: 0 LOB: 0 BB: 0 P: 5	R: 0 E: 0 K: 1 S: 5	H: 0 LOB: 0 BB: 0 P: 5	R: 2 E: 0 K: 2 S: 9	H: 2 LOB: 2 BB: 2 P: 17	R: 0 E: 0 K: 1 S: 5	H: 0 LOB: 0 BB: 0 P: 5	R: 0 E: 0 K: 1 S: 5	H: 0 LOB: 0 BB: 0 P: 5	1B: 7 2B: 2 3B: 0 HR: 1	SF: 0 SAC: 0 DP: 1 HBP: 0	WP: 1 PB: 0 SB: 0 CS: 0	PA: 38					
PITCHER	IP	WLS	BF	H	R	ER	SO	BB	IBB	HBP	BLK	WP	HR	S	P	ERA	WHIP										
Dave Righetti, L (1, 1) ERA: 3.71	0.1	W	34	9	4	4	4	1	0	0	0	0	1	41	45	4.32	1.200										
Dale Murray, R (9, 1) ERA: 6.23	0.1		2	1	0	0	1	0	0	0	0	1	0	4	4	0.00	3.000										
Shane Rawley, L (9, 1) ERA: 3.63	0.1	S	2	0	0	0	0	1	0	0	0	0	0	1	5	0.00	3.000										

New York Yankees @ Detroit Tigers
Tiger Stadium, Detroit, MI
Wed May 18, 1983, 7:05 PM EDT
Att: 17,525 - Unknown

AB 36
R 4
H 10
RBI 4
BB 2
SO 5
LOB 15




Batter	1	2	3	4	5	6	7	8	9	10	AB	R	H	RBI	BB	SO	LOB		
Mickey Rivers, L OBP: 0.295, SLG: 0.294 (1, 10)	G3		G3 6-3 BB		F7			FC6-4 1B		F7	4	0	1	0	1	0	1		
Buddy Bell, R OBP: 0.272, SLG: 0.336 (1, 5)	F9		6-3			K		FC6-4 1-2			4	0	0	0	0	1	3		
Pete O'Brien, L OBP: 0.260, SLG: 0.286 (1, 7)	P5		G3			F8		F7			4	0	0	1	0	0	2		
Larry Parrish, R OBP: 0.323, SLG: 0.473 (1, 9)		K	6-3			5-3				F3	4	0	0	0	0	1	1		
Larry Blittner, L OBP: 0.305, SLG: 0.432 (1, 3)		BB 1B			F8			F8		3-1	4	0	1	0	0	0	0		
George Wright, S OBP: 0.301, SLG: 0.304 (1, 8)		FC4 BB			K			G3		4-3	3	0	0	0	1	1	0		
Jim Sundberg, R OBP: 0.277, SLG: 0.300 (1, 2)	F7				5-3			BB			3	0	0	0	1	1	2		
Bucky Dent, R OBP: 0.345, SLG: 0.405 (1, 6)	FC4				F5			F7		5-3	4	0	0	0	0	0	3		
Wayne Tolleson, S OBP: 0.319, SLG: 0.349 (1, 4)			6-3 BB G3		K			P6			4	1	2	0	0	1	0		
Inning Stats	R: 0 E: 0 K: 0 S: 3	H: 0 LOB: 0 BB: 0 P: 3	R: 0 E: 0 K: 1 S: 6	H: 1 LOB: 2 BB: 1 P: 10	R: 1 E: 0 K: 0 S: 4	H: 1 LOB: 1 BB: 1 P: 8	R: 0 E: 0 K: 1 S: 5	H: 0 LOB: 0 BB: 0 P: 5	R: 0 E: 0 K: 1 S: 5	H: 0 LOB: 1 BB: 1 P: 7	R: 0 E: 0 K: 0 S: 4	H: 1 LOB: 1 BB: 0 P: 4	R: 0 E: 0 K: 0 S: 3	H: 0 LOB: 0 BB: 0 P: 3	R: 0 E: 0 K: 1 S: 6	H: 1 LOB: 1 BB: 0 P: 6	1B: 4 2B: 0 3B: 0 HR: 0	SF: 0 SAC: 0 DP: 0 HBP: 0	
PITCHER Mitt Wilcox, R ERA: 2.88 (1, 1)	IP 10.0	WLS W 37	BF H 4	R R 1	ER ER 1	SO SO 5	BB BB 3	IBB IBB 0	HBP HBP 0	BLK BLK 0	WP WP 0	HR HR 0	S S 44	P P 56	ERA ERA 0.90	WHIP WHIP 0.700			

TOP

Texas Rangers @ Detroit Tigers
Tiger Stadium, Detroit, MI
Thu May 19 1983, 7:05 PM EDT
Att: 5,868 - Unknown

AB	34
R	1
H	4
RBI	1
BB	3
SO	5
LOB	12

WP: 0 PA: 37
PB: 0
SB: 0
CS: 0




Batter	1	2	3	4	5	6	7	8	9	10	AB	R	H	RBI	BB	SO	LOB			
Lou Whitaker, L OBP: 0.315, SLG: 0.349 John Wockenfuss, R (10, PH) OBP: 0.298, SLG: 0.333 (1, 4)	G3		1-3			F7			F7	SF7	4	0	0	0	0	0	1			
Kirk Gibson, L OBP: 0.268, SLG: 0.239 (1, 10)	F3-4 1B				P6	K				3-H	4	0	2	0	0	1	0			
Larry Hemdon, R OBP: 0.315, SLG: 0.449 (1, 7)	F3-4				K			5-3			3	0	0	0	1	1	1			
Lance Parrish, R OBP: 0.318, SLG: 0.418 (1, 2)		6-3			K			K		F7	4	0	0	0	0	2	2			
Johnny Grubb, L OBP: 0.342, SLG: 0.384 (1, 9)		F8								FC5-4	4	0	1	0	0	0	2			
Glenn Wilson, R OBP: 0.352, SLG: 0.556 Enos Cabell, R (10, PR) OBP: 0.321, SLG: 0.353 (1, 8)		F8								1-2	4	1	2	1	0	0	1			
Rick Leach, L OBP: 0.341, SLG: 0.368 (1, 3)										SH3-4 1B	0	1	0	0	0	0	0			
Howard Johnson, S OBP: 0.277, SLG: 0.293 Tom Brookens, R OBP: 0.321, SLG: 0.397 (9, 5)										SH3-4 1B	4	0	1	0	0	0	0			
Alan Trammell, R OBP: 0.333, SLG: 0.336 (1, 6)										1-2 2-3	3	0	1	0	0	0	1			
Inning Stats	R: 0 E: 0 K: 0 S: 3	H: 1 LOB: 0 BB: 0 P: 3	R: 0 E: 0 K: 0 S: 3	H: 0 LOB: 0 BB: 0 P: 3	R: 0 E: 0 K: 0 S: 4	H: 1 LOB: 1 BB: 1 P: 4	R: 0 E: 0 K: 2 S: 7	H: 0 LOB: 0 BB: 0 P: 7	R: 1 E: 0 K: 0 S: 4	H: 1 LOB: 0 BB: 0 P: 4	R: 0 E: 0 K: 1 S: 5	H: 0 LOB: 0 BB: 0 P: 5	R: 0 E: 0 K: 0 S: 3	H: 1 LOB: 1 BB: 1 P: 6	R: 0 E: 0 K: 0 S: 4	H: 1 LOB: 2 BB: 1 P: 8	R: 1 E: 0 K: 0 S: 4	H: 2 LOB: 2 BB: 1 P: 8	1B: 5 2B: 2 3B: 0 HR: 1	SF: 1 SAC: 1 DP: 1 HBP: 0
PITCHER Mike Smithson, R ERA: 3.86 Frank Tanana, L ERA: 0.53 (10, 1)	IP 9.1	WLS L 36	BF H 7	R R 2	ER ER 2	SO SO 4	BB BB 0	IBB IBB 2	HBP HBP 0	BLK BLK 0	WP WP 0	HR HR 1	S S 42	P P 50	ERA ERA 1.93	WHIP WHIP 0.750				

BOTTOM

Texas Rangers @ Detroit Tigers
Tiger Stadium, Detroit, MI
Thu May 19 1983, 7:05 PM EDT
Att: 5,868 - Unknown

AB	33
R	2
H	7
RBI	2
BB	2
SO	4
LOB	8

WP: 0 PA: 37
PB: 0
SB: 0
CS: 0



Batter	1	2	3	4	5	6	7	8	9	AB	R	H	RBI	BB	SO	LOB	TOP										
Bill Sample, R OBP: 0.321, SLG: 0.384 (1, 8)										3	1	0	0	2	1	3											
Pete O'Brien, L OBP: 0.290, SLG: 0.285 (1, 7)										4	1	1	0	0	1	3											
Larry Parrish, R OBP: 0.328, SLG: 0.496 (1, 9)										3	1	1	3	1	0	1											
Larry Bittner, L OBP: 0.357, SLG: 0.400 George Wright, S OBP: 0.299, SLG: 0.302 (7, PH)										3	0	0	0	0	0	2											
Dave Hostetler, R OBP: 0.331, SLG: 0.352 (1, 10)										4	0	2	1	0	1	0											
Bob Johnson, R OBP: 0.235, SLG: 0.319 (1, 2)										4	0	0	0	0	1	3											
Bill Stein, R OBP: 0.273, SLG: 0.273 (1, 5)										4	0	1	0	0	0	0											
Bucky Dent, R OBP: 0.342, SLG: 0.395 (1, 6)										3	0	0	0	1	0	1											
Jim Anderson, R OBP: 0.222, SLG: 0.125 (1, 4)										3	1	0	0	1	0	1											
Inning Stats	R: 0 E: 0 K: 0 S: 2	H: 0 LOB: 1 BB: 2 P: 10	R: 0 E: 0 K: 1 S: 5	H: 0 LOB: 0 BB: 0 P: 5	R: 3 E: 1 K: 2 S: 10	H: 2 LOB: 2 BB: 2 P: 18	R: 0 E: 1 K: 0 S: 4	H: 0 LOB: 1 BB: 0 P: 4	R: 1 E: 0 K: 1 S: 5	H: 2 LOB: 1 BB: 1 P: 5	R: 0 E: 0 K: 0 S: 3	H: 0 LOB: 0 BB: 0 P: 3	R: 0 E: 0 K: 0 S: 3	H: 0 LOB: 0 BB: 0 P: 3	R: 0 E: 0 K: 0 S: 3	H: 0 LOB: 0 BB: 0 P: 3	1B: 3 2B: 2 3B: 0 HR: 1	SF: 0 SAC: 0 DP: 1 HBP: 0	WP: 1 PB: 0 SB: 0 CS: 2	PA: 37							
PITCHER	IP	WLS	BF	H	R	ER	SO	BB	IBB	HBP	BLK	WP	HR	S	P	ERA	WHIP										
Jerry Ujdr, R ERA: 7.24 (1, 1)	4.2	L	23	4	4	4	3	4	0	0	0	0	1	25	41	7.71	1.714										
Juan Berenguer, R ERA: 3.5 (5, 1)	1.1		5	1	0	0	1	1	0	0	0	1	0	6	10	0.00	1.500										
Howard Bailey, L ERA: 3.95 (7, 1)	2.0		6	0	0	0	0	0	0	0	0	0	0	6	6	0.00	0.000										
Aurelio Lopez, R ERA: 1.99 (9, 1)	1.0		3	0	0	0	0	0	0	0	0	0	0	3	3	0.00	0.000										

Texas Rangers @ Detroit Tigers
Tiger Stadium, Detroit, MI
Fri May 20 1983, 7:05 PM EDT
Att: 14,202 - Unknown

AB 32
R 4
H 5
RBI 4
BB 5
SO 4
LOB 14



Batter	1	2	3	4	5	6	7	8	9	AB	R	H	RBI	BB	SO	LOB	BOTTOM										
Lou Whitaker, L OBP: 0.317, SLG: 0.351 (1, 4)										5	0	2	0	0	0	1											
Kirk Gibson, L OBP: 0.287, SLG: 0.240 (1, 10)										4	0	1	0	0	0	2											
Larry Hemdon, R OBP: 0.327, SLG: 0.450 (1, 7)										2	0	1	0	2	0	1											
Lance Parrish, R OBP: 0.310, SLG: 0.406 (1, 2)										4	0	0	0	0	1	6											
Johnny Grubb, L OBP: 0.333, SLG: 0.361 (1, 9)										3	0	0	0	1	0	2											
Glenn Wilson, R OBP: 0.341, SLG: 0.537 (1, 8)										4	0	0	0	0	1	3											
Rick Leach, L OBP: 0.333, SLG: 0.341 (1, 3)										3	0	0	0	1	1	0											
Howard Johnson, S OBP: 0.290, SLG: 0.295 (1, 5)										3	0	1	0	1	1	0											
Julio Gonzalez, R OBP: 0.200, SLG: 0.200 (9, PH)										3	0	0	0	0	3	2											
Inning Stats	R: 0 E: 0 K: 0 S: 4	H: 1 LOB: 2 BB: 1 P: 8	R: 0 E: 0 K: 0 S: 3	H: 0 LOB: 0 BB: 0 P: 3	R: 0 E: 0 K: 1 S: 7	H: 2 LOB: 2 BB: 0 P: 7	R: 0 E: 0 K: 2 S: 7	H: 0 LOB: 2 BB: 2 P: 15	R: 0 E: 0 K: 0 S: 3	H: 0 LOB: 0 BB: 0 P: 3	R: 0 E: 0 K: 0 S: 3	H: 0 LOB: 0 BB: 0 P: 7	R: 0 E: 0 K: 1 S: 6	H: 1 LOB: 3 BB: 2 P: 14	R: 0 E: 0 K: 1 S: 6	H: 1 LOB: 1 BB: 0 P: 6	1B: 5 2B: 0 3B: 0 HR: 0	SF: 0 SAC: 0 DP: 1 HBP: 0	WP: 0 PB: 0 SB: 0 CS: 0	PA: 37							
PITCHER	IP	WLS	BF	H	R	ER	SO	BB	IBB	HBP	BLK	WP	HR	S	P	ERA	WHIP										
Danny Darwin, R ERA: 2.81 (1, 1)	9.0	W	37	5	0	0	7	5	0	0	0	0	0	46	66	0.00	1.111										

Texas Rangers @ Detroit Tigers
Tiger Stadium, Detroit, MI
Fri May 20 1983, 7:05 PM EDT
Att: 14,202 - Unknown

AB 32
R 0
H 5
RBI 0
BB 5
SO 7
LOB 18



Batter	1	2	3	4	5	6	7	8	9	AB	R	H	RBI	BB	SO	LOB	TOP										
Bill Sample, R OBP: 0.317, SLG: 0.397 (1, 7)										5	1	1	2	0	0	3											
Pete O'Brien, L OBP: 0.259, SLG: 0.283 (1, 3)										4	0	1	0	0	0	1											
Buddy Bell, R OBP: 0.271, SLG: 0.340 (1, 5)										4	0	1	0	0	1	2											
Larry Parrish, R OBP: 0.326, SLG: 0.483 (1, 9)										3	0	0	0	1	1	1											
Dave Hostetler, R OBP: 0.328, SLG: 0.342 (1, 10)										3	0	0	0	1	1	3											
George Wright, S OBP: 0.291, SLG: 0.294 (1, 8)										4	0	0	0	0	1	1											
Jim Sundberg, R OBP: 0.292, SLG: 0.292 (9, PH)										3	0	0	0	0	1	0											
Mickey Rivers, L OBP: 0.291, SLG: 0.288 (9, PH)										1	0	0	0	0	1	0											
Jim Anderson, R OBP: 0.250, SLG: 0.182 (9, PH)										3	1	1	0	0	0	1											
Larry Blittner, L OBP: 0.349, SLG: 0.390 (9, PH)										1	0	0	0	0	0	0											
Wayne Tolleson, S OBP: 0.347, SLG: 0.382 (1, 4)										3	1	3	1	1	0	0											
Inning Stats	R: 0 E: 0 K: 0 S: 4	H: 1 LOB: 2 BB: 1 P: 8	R: 0 E: 0 K: 0 S: 3	H: 0 LOB: 0 BB: 0 P: 3	R: 0 E: 0 K: 1 S: 6	H: 1 LOB: 0 BB: 0 P: 6	R: 0 E: 0 K: 0 S: 3	H: 0 LOB: 0 BB: 0 P: 3	R: 0 E: 0 K: 0 S: 3	H: 0 LOB: 0 BB: 0 P: 7	R: 0 E: 0 K: 1 S: 6	H: 1 LOB: 1 BB: 0 P: 6	R: 3 E: 0 K: 2 S: 10	H: 3 LOB: 2 BB: 0 P: 10	R: 0 E: 0 K: 1 S: 5	H: 0 LOB: 1 BB: 1 P: 9	R: 0 E: 0 K: 1 S: 6	H: 1 LOB: 1 BB: 0 P: 6	1B: 4 2B: 2 3B: 0 HR: 1	SF: 0 SAC: 0 DP: 0 HBP: 0	WP: 0 PB: 0 SB: 0 CS: 1	PA: 37					
PITCHER	IP	WLS	BF	H	R	ER	SO	BB	IBB	HBP	BLK	WP	HR	S	P	ERA	WHIP										
Dan Petry, R ERA: 3.59 (1, 1)	7.0	W	29	6	3	3	4	2	0	0	0	0	1	35	43	3.86	1.143										
Aurelio Lopez, R ERA: 1.67 (8, 1)	2.0	S	8	1	0	0	2	1	0	0	0	0	0	11	15	0.00	1.000										

Texas Rangers @ Detroit Tigers
Tiger Stadium, Detroit, MI
Sat May 21 1983, 3:33 AM EDT
Att: 15,912 - Unknown

AB	34
R	3
H	7
RBI	3
BB	3
SO	6
LOB	12



Batter	1	2	3	4	5	6	7	8	9	AB	R	H	RBI	BB	SO	LOB	BOTTOM										
Lou Whitaker, L OBP: 0.322, SLG: 0.370 (1, 4)										3	1	1	1	1	0	0											
Enos Cabell, R OBP: 0.316, SLG: 0.364 (1, 3)										4	1	1	0	0	0	2											
Larry Hemdon, R OBP: 0.325, SLG: 0.444 (1, 7)										4	0	1	1	0	0	0											
Lance Parrish, R OBP: 0.308, SLG: 0.401 (1, 10)										4	1	1	0	0	1	1											
Glenn Wilson, R OBP: 0.338, SLG: 0.528 (1, 9)										4	1	1	0	0	0	1											
John Wockenfuss, R OBP: 0.274, SLG: 0.316 (1, 2)										3	0	0	0	0	0	2											
Chet Lemon, R OBP: 0.369, SLG: 0.324 (1, 8)										3	1	1	2	0	0	0											
Tom Brookens, R OBP: 0.310, SLG: 0.382 (1, 5)										3	0	0	0	0	0	1											
Alan Trammell, R OBP: 0.333, SLG: 0.336 (1, 6)										3	0	1	1	0	0	0											
Inning Stats	R: 1 E: 0 K: 0 S: 5	H: 2 LOB: 1 BB: 0 P: 5	R: 0 E: 0 K: 0 S: 3	H: 0 LOB: 0 BB: 0 P: 3	R: 0 E: 0 K: 0 S: 3	H: 0 LOB: 0 BB: 0 P: 3	R: 0 E: 0 K: 0 S: 3	H: 0 LOB: 0 BB: 0 P: 3	R: 0 E: 0 K: 0 S: 4	H: 1 LOB: 0 BB: 0 P: 4	R: 3 E: 0 K: 0 S: 7	H: 4 LOB: 2 BB: 1 P: 11	R: 0 E: 0 K: 1 S: 5	H: 0 LOB: 0 BB: 0 P: 5	1B: 5 2B: 1 3B: 0 HR: 1	SF: 0 SAC: 0 DP: 0 HBP: 0	WP: 0 PB: 0 SB: 0 CS: 0	PA: 32									
PITCHER	IP	WLS	BF	H	R	ER	SO	BB	IBB	HBP	BLK	WP	HR	S	P	ERA	WHIP										
Rick Honeycutt, L ERA: 1.74 (1, 1)	6.1	L	24	5	4	4	4	0	0	0	0	0	0	24	24	5.68	0.789										
Odell Jones, R ERA: 3.22 (7, 1)	1.2		8	2	1	1	1	1	0	0	0	0	0	9	13	5.40	1.800										

Texas Rangers @ Detroit Tigers
Tiger Stadium, Detroit, MI
Sat May 21 1983, 3:33 AM EDT
Att: 15,912 - Unknown

AB	31
R	5
H	7
RBI	5
BB	1
SO	1
LOB	7



Batter	1	2	3	4	5	6	7	8	9	AB	R	H	RBI	BB	SO	LOB	TOP				
Bill Sample, R OBP: 0.320, SLG: 0.394 (1, 8)	0-3 K		0-0 1B SF8		0-0 5-3		0-0 F9		4-0 BB	4	1	1	0	1	1	0	Texas Rangers @ Detroit Tigers Tiger Stadium, Detroit, MI Sun May 22 1983, 3:33 AM EDT Att: 12,389 - Unknown				
Pete O'Brien, L OBP: 0.257, SLG: 0.280 (1, 7)	0-0 4-3		0-0 1B		0-3 K		0-3 K		0-0 F9	5	0	1	1	0	2	1					
Buddy Bell, R OBP: 0.263, SLG: 0.331 (1, 5)	0-0 5-3		0-0 SF8		0-0 F8		0-0 F8		0-3 K	4	0	0	1	0	1	1					
Larry Bittner, L OBP: 0.340, SLG: 0.400 (1, 3)		0-0 F7	0-0 F7			0-0 G3				4	0	1	0	0	0	0					
Larry Parrish, R OBP: 0.338, SLG: 0.513 (1, 9)		0-0 1B 1B		0-0 HR		4-0 HR BB			0-0 F4	3	2	2	1	1	0	1					
Dave Hostetter, R OBP: 0.326, SLG: 0.333 (1, 10)		0-3 K		0-3 K		0-3 K			4-0 FC6-4 BB	3	0	0	0	1	3	2					
Bob Johnson, R OBP: 0.273, SLG: 0.412 (1, 2)		0-0 1B		0-0 FC5-4 1B		0-0 HR			0-3 K	4	1	3	2	0	1	2					
Bucky Dent, R OBP: 0.339, SLG: 0.385 (1, 6)		0-0 F7		0-0 FC5-4		4-0 FC6-4 BB			0-0 FC6-4	3	0	0	0	1	0	5					
Wayne Tolleson, S OBP: 0.343, SLG: 0.370 (1, 4)			4-0 1B BB		0-0 G3		0-0 FC6-4		0-0 G3	3	1	0	0	1	0	2					
Inning Stats	R: 0 E: 0 K: 1 S: 5	H: 0 LOB: 0 BB: 0 P: 5	R: 0 E: 0 K: 1 S: 7	H: 2 LOB: 0 BB: 1 P: 7	R: 2 E: 0 K: 0 S: 4	H: 2 LOB: 0 BB: 1 P: 8	R: 1 E: 0 K: 1 S: 7	H: 2 LOB: 1 BB: 0 P: 7	R: 0 E: 0 K: 1 S: 5	H: 0 LOB: 0 BB: 0 P: 5	R: 0 E: 0 K: 1 S: 6	H: 1 LOB: 1 BB: 2 P: 14	R: 0 E: 0 K: 1 S: 5	H: 1 LOB: 2 BB: 1 P: 10	R: 0 E: 0 K: 1 S: 5	H: 0 LOB: 1 BB: 1 P: 9	1B: 5 2B: 1 3B: 0 HR: 2	SF: 1 SAC: 0 DP: 0 HBP: 0	WP: 0 PB: 0 SB: 0 CS: 0	PA: 39	
PITCHER	IP	WLS	BF	H	R	ER	SO	BB	IBB	HBP	BLK	WP	HR	S	P	ERA	WHIP				
Dave Rozema, R ERA: 2.61 (1, 1)	5.0		21	6	3	3	4	1	0	0	0	0	1	28	32	5.40	1.400				
Juan Berenguer, R ERA: 4.05 (6, 1)	2.0	W	9	1	2	2	2	2	0	0	0	0	1	11	19	9.00	1.500				
Aurelio Lopez, R ERA: 1.77 (8, 1)	2.0		9	1	0	0	2	2	0	0	0	0	0	11	19	0.00	1.500				

AB	33
R	5
H	8
RBI	5
BB	5
SO	8
LOB	14




Batter	1	2	3	4	5	6	7	8	9	AB	R	H	RBI	BB	SO	LOB	BOTTOM				
Alan Trammell, R OBP: 0.343, SLG: 0.350 (1, 6)	0-0 F7			0-0 G6-4-3 1B				0-0 F8		4	1	2	1	1	0	0	Texas Rangers @ Detroit Tigers Tiger Stadium, Detroit, MI Sun May 22 1983, 3:33 AM EDT Att: 12,389 - Unknown				
Enos Cabell, R OBP: 0.322, SLG: 0.368 (1, 3)	0-0 1B	4-0 BB		0-0 G6-4-3			4-0 1B 2B	0-0 1B		2	0	1	0	0	0	2					
Rick Leach, L OBP: 0.354, SLG: 0.349 (4, FH) (5, 3)	1-3 1B	G5-3		0-0 G6-4-3			0-0 HR BB	0-0 2B 1B		2	2	1	0	1	0	1					
Larry Hemdon, R OBP: 0.327, SLG: 0.443 (1, 7)	0-0 G1-4-3 1B		0-0 G3		0-0 4-3		0-3 K	0-0 2B 1B		5	1	2	0	0	1	2					
Lance Parrish, R OBP: 0.317, SLG: 0.415 (1, 10)	0-0 G1-4-3		0-0 1B		0-3 K		0-0 HR 1B	0-0 2B		5	1	3	3	0	1	2					
Glenn Wilson, R OBP: 0.341, SLG: 0.569 (1, 9)		0-0 HR	0-0 F8		0-3 K		0-0 HR 1B	0-0 F9		5	2	2	4	0	1	2					
John Wockenfuss, R OBP: 0.273, SLG: 0.311 (1, 2)		0-0 FC3-6 1B	0-0 F3			0-0 F7	0-0 1-3			4	0	1	0	0	0	1					
Chet Lemon, R OBP: 0.366, SLG: 0.348 (1, 8)		0-0 FC3-6 1B 2B		0-0 HR		0-3 K	0-0 5-3			4	2	1	1	0	1	1					
Tom Brookens, R OBP: 0.341, SLG: 0.450 (1, 5)		0-0 2B 1B		0-0 SH1-4 1B 1B		0-0 FC6-4 1B		0-0 HR		4	3	4	1	0	0	0					
Julio Gonzalez, R OBP: 0.200, SLG: 0.400 (1, 4)		0-0 G5-3 1B 2B		0-0 SH1-4		0-0 FC6-4		0-0 F7		2	0	1	2	0	0	1					
Lou Whitaker, L OBP: 0.320, SLG: 0.368 (8, 4)				1-2 1B		1-2 1B				1	0	0	0	0	0	0					
Inning Stats	R: 0 E: 0 K: 0 S: 4	H: 2 LOB: 1 BB: 0 P: 4	R: 3 E: 0 K: 0 S: 6	H: 4 LOB: 1 BB: 1 P: 10	R: 0 E: 0 K: 0 S: 4	H: 1 LOB: 1 BB: 0 P: 4	R: 2 E: 0 K: 0 S: 5	H: 3 LOB: 0 BB: 0 P: 5	R: 0 E: 0 K: 2 S: 7	H: 0 LOB: 0 BB: 0 P: 7	R: 0 E: 0 K: 1 S: 6	H: 1 LOB: 1 BB: 0 P: 6	R: 4 E: 0 K: 1 S: 8	H: 3 LOB: 0 BB: 1 P: 12	R: 3 E: 0 K: 0 S: 7	H: 4 LOB: 1 BB: 0 P: 7	1B: 11 2B: 3 3B: 0 HR: 4	SF: 0 SAC: 1 DP: 3 HBP: 0	WP: 0 PB: 0 SB: 0 CS: 0	PA: 41	
PITCHER	IP	WLS	BF	H	R	ER	SO	BB	IBB	HBP	BLK	WP	HR	S	P	ERA	WHIP				
Jon Matlack, L ERA: 4.03 (1, 1)	1.1		10	6	3	3	0	1	0	0	0	0	2	31	35	20.25	5.250				
John Butcher, R ERA: 4.53 (2, 1)	5.2	L	24	8	6	6	4	1	0	0	0	0	1	7	7	27.00	4.000				
Dave Tobik, R ERA: 4.95 (8, 1)	1.0		7	4	3	3	0	0	0	0	0	0	1	7	7	27.00	4.000				



Batter	1	2	3	4	5	6	7	8	9	AB	R	H	RBI	BB	SO	LOB	TOP										
Lou Whitaker, L (1,4) OBP: 0.318, SLG: 0.361	0-0 4-3		0-0 FC7-4			4-0 BB		0-3 K		3	0	0	0	1	1	1											
Kirk Gibson, L (1,7) OBP: 0.267, SLG: 0.231	0-0 6-3			0-0 P5		0-0 P5		4-0 BB	3	0	0	0	1	0	1												
Johnny Grubb, L (1,10) OBP: 0.370, SLG: 0.368	0-0 1B			4-0 G1-4-3 BB		0-0 3-1		4-0 G5-4-3 BB	2	0	1	0	2	0	1												
Lance Parrish, R (1,2) OBP: 0.310, SLG: 0.404	0-0 P4			0-0 G1-4-3			0-0 F9	0-0 G5-4-3	4	0	0	0	0	0	4												
Glenn Wilson, R (1,9) OBP: 0.331, SLG: 0.552		0-0 1-3			0-0 F9		0-3 K	0-3 K	4	0	0	0	0	2	1												
Rick Leach, L (1,3) OBP: 0.353, SLG: 0.348	0-3 K				0-0 F9		0-0 FC6-4 1B		3	0	1	0	0	1	0												
Chet Lemon, R (1,8) OBP: 0.365, SLG: 0.342	0-0 F9				4-0 BB		0-0 FC6-4		2	0	0	0	1	0	1												
Tom Brookens, R (1,5) OBP: 0.330, SLG: 0.434			0-0 F8		0-0 F9			0-0 F9	3	0	0	0	0	0	1												
Alan Trammell, R (1,6) OBP: 0.346, SLG: 0.361								0-3 K	2	0	1	0	0	0	0												
Howard Johnson, S (8,PH) OBP: 0.286, SLG: 0.290			0-0 FC7-4 2B			5-3			1	0	0	0	0	1	0												
Inning Stats	R: 0 E: 0 K: 0 S: 4	H: 1 LOB: 1 BB: 0 P: 4	R: 0 E: 0 K: 1 S: 5	H: 0 LOB: 0 BB: 0 P: 5	R: 0 E: 0 K: 0 S: 3	H: 1 LOB: 0 BB: 0 P: 3	R: 0 E: 0 K: 0 S: 2	H: 0 LOB: 0 BB: 1 P: 6	R: 0 E: 0 K: 0 S: 3	H: 0 LOB: 1 BB: 1 P: 7	R: 0 E: 0 K: 1 S: 6	H: 1 LOB: 1 BB: 0 P: 6	R: 0 E: 0 K: 2 S: 7	H: 0 LOB: 0 BB: 2 P: 7	R: 0 E: 0 K: 1 S: 4	H: 0 LOB: 1 BB: 2 P: 12	1B: 2 2B: 2 3B: 0 HR: 0	SF: 0 SAC: 0 DP: 3 HBP: 0	WP: 0 PB: 0 SB: 0 CS: 0	PA: 32							
PITCHER	IP	WLS	BF	H	R	ER	SO	BB	IBB	HBP	BLK	WP	HR	S	P	ERA	WHIP										
Luis Leal, R (1,1) ERA: 3.28	8.0	W	30	3	0	0	4	5	0	0	0	0	0	33	53	0.00	1.000										
Randy Moffitt, R (9,1) ERA: 1.1	1.0	S	2	0	0	0	1	0	0	0	0	0	0	4	4	0.00	0.000										

Detroit Tigers @ Toronto Blue Jays
Exhibition Stadium, Toronto, ON
Mon May 23 1983, 3:33 AM EDT
Att: 35,011 - Unknown - 64 F


AB 27
R 0
H 3
RBI 0
BB 5
SO 5
LOB 10



Batter	1	2	3	4	5	6	7	8	9	AB	R	H	RBI	BB	SO	LOB	BOTTOM											
Damaso Garcia, R (1,4) OBP: 0.286, SLG: 0.299	0-0 F7		0-0 6-3		0-0 1B		0-0 1B			4	0	2	0	0	0	0												
Dave Collins, S (1,7) OBP: 0.248, SLG: 0.188	0-0 3-1		0-0 G3		0-0 F7		0-0 F7			4	0	0	0	0	2													
Willie Upshaw, L (1,3) OBP: 0.363, SLG: 0.520	0-0 E4			0-0 HR	0-0 G3		0-0 1-3 1B			4	1	2	1	0	0	1												
Jorge Orta, L (1,10) OBP: 0.234, SLG: 0.238	0-0 F8			0-0 F7		0-0 4-3	0-0 4-3			4	0	0	0	0	3													
Ernie Whitt, L (1,2) OBP: 0.340, SLG: 0.416		0-0 F2		0-0 HR		0-0 HR		0-3 K		4	2	2	2	0	1	0												
Lloyd Moseby, L (1,8) OBP: 0.331, SLG: 0.438		0-0 3-1		0-0 HR		4-0 BB		4-0 FC4-6 BB		2	1	1	1	2	0	0												
Rance Mulliniks, L (1,5) OBP: 0.354, SLG: 0.494		4-0 BB		0-3 K		4-0 1-2 BB		0-0 FC4-6 FC5-4		1	0	0	0	2	1	0												
Garth Iorg, R (8,PH) OBP: 0.330, SLG: 0.367								1-2 BB		1	0	0	0	0	0	1												
Hosken Powell, L (1,9) OBP: 0.239, SLG: 0.279		0-0 4-3		0-3 K		0-0 4-3		0-0 FC5-4		3	0	0	0	0	1	2												
Jesse Barfield, R (8,PH) OBP: 0.272, SLG: 0.472								1-2		1	0	0	0	0	0	1												
Alfredo Griffin, S (1,6) OBP: 0.273, SLG: 0.382			0-0 F9		0-0 3-1		0-0 F9			3	0	0	0	0	0	0												
Inning Stats	R: 0 E: 1 K: 0 S: 4	H: 0 LOB: 1 BB: 0 P: 4	R: 0 E: 0 K: 0 S: 3	H: 0 LOB: 1 BB: 1 P: 7	R: 0 E: 0 K: 0 S: 3	H: 0 LOB: 0 BB: 0 P: 3	R: 3 E: 0 K: 2 S: 10	H: 3 LOB: 0 BB: 0 P: 10	R: 0 E: 0 K: 0 S: 4	H: 1 LOB: 1 BB: 0 P: 4	R: 1 E: 0 K: 0 S: 3	H: 1 LOB: 1 BB: 2 P: 11	R: 0 E: 0 K: 0 S: 5	H: 2 LOB: 2 BB: 0 P: 5	R: 0 E: 0 K: 1 S: 5	H: 0 LOB: 1 BB: 1 P: 9	1B: 3 2B: 0 3B: 0 HR: 4	SF: 0 SAC: 0 DP: 0 HBP: 0	WP: 0 PB: 0 SB: 0 CS: 0	PA: 35								
PITCHER	IP	WLS	BF	H	R	ER	SO	BB	IBB	HBP	BLK	WP	HR	S	P	ERA	WHIP											
Milt Wilcox, R (1,1) ERA: 3.08	7.0	L	31	7	4	4	2	3	0	0	0	0	0	4	32	44	5.14	1.429										
Howard Bailey, L (8,1) ERA: 3.68	1.0		4	0	0	0	1	1	0	0	0	0	0	5	9	0.00	1.000											

Detroit Tigers @ Toronto Blue Jays
Exhibition Stadium, Toronto, ON
Mon May 23 1983, 3:33 AM EDT
Att: 35,011 - Unknown - 64 F

AB 31
R 4
H 7
RBI 4
BB 4
SO 3
LOB 10



Batter	1	2	3	4	5	6	7	8	9	AB	R	H	RBI	BB	SO	LOB	TOP					
Lou Whitaker, L (1,4) OBP: 0.315, SLG: 0.362	6-3	L7				G3-6-3			F7	5	0	1	0	0	0	3						
Kirk Gibson, L (1,10) OBP: 0.284, SLG: 0.235		E3							K	3	1	1	0	2	1	2						
Larry Hemdon, R (1,7) OBP: 0.325, SLG: 0.454		SF8							G6-3	3	1	1	2	0	1	3						
Lance Parrish, R (1,2) OBP: 0.308, SLG: 0.400									K	4	1	1	1	0	3	4						
Glenn Wilson, R (1,9) OBP: 0.362, SLG: 0.565									F9	4	1	1	2	0	0	0						
Rick Leach, L (1,3) OBP: 0.327, SLG: 0.320		HR							F7	4	0	0	0	0	0	0						
Chet Lemon, R (1,8) OBP: 0.362, SLG: 0.333									P3	3	0	0	0	1	0	0						
Howard Johnson, S (1,5) OBP: 0.297, SLG: 0.348									4-3	4	2	2	1	0	2	1						
Alan Trammell, R (1,6) OBP: 0.353, SLG: 0.364									F8	2	0	1	0	1	1	0						
Johnny Grubb, L (9,PH) OBP: 0.362, SLG: 0.359									5-3	1	0	0	0	0	0	0						
Inning Stats	R: 4 E: 0 K: 0 S: 7	H: 4 LOB: 0 BB: 0 P: 7	R: 1 E: 1 K: 1 S: 7	H: 1 LOB: 2 BB: 1 P: 11	R: 0 E: 0 K: 0 S: 3	H: 0 LOB: 0 BB: 0 P: 3	R: 1 E: 0 K: 3 S: 11	H: 2 LOB: 2 BB: 1 P: 15	R: 0 E: 0 K: 0 S: 3	H: 0 LOB: 0 BB: 0 P: 3	R: 0 E: 0 K: 1 S: 5	H: 1 LOB: 0 BB: 0 P: 5	R: 0 E: 0 K: 1 S: 4	H: 0 LOB: 0 BB: 1 P: 8	R: 0 E: 0 K: 1 S: 5	H: 0 LOB: 1 BB: 0 P: 9	R: 0 E: 0 K: 1 S: 5	H: 0 LOB: 0 BB: 0 P: 5	1B: 4 2B: 1 3B: 1 HR: 2	SF: 1 SAC: 0 DP: 2 HBP: 0	WP: 0 PB: 0 SB: 0 CS: 0	PA: 38
PITCHER	IP	WLS	BF	H	R	ER	SO	BB	IBB	HBP	BLK	WP	HR	S	P	ERA	WHIP					
Mike Morgan, R (1,1) ERA: 4.6	0.1		5	4	4	4	0	0	0	0	0	0	1	5	5	108.00	12.000					
Jim Acker, R (1,1) ERA: 3.45	3.0		15	3	2	1	2	2	0	0	0	0	1	17	25	3.00	1.667					
Roy Lee Jackson, R (4,1) ERA: 4.59	3.2	W	11	1	0	0	4	1	0	0	0	0	0	18	22	0.00	0.545					
Joey McLaughlin, R (8,1) ERA: 2.45	2.0	S	7	0	0	0	2	1	0	0	0	0	0	10	14	0.00	0.500					

Detroit Tigers @ Toronto Blue Jays
Exhibition Stadium, Toronto, ON
Tue May 24 1983, 7:05 PM EDT
Att: 19,105 - Unknown - 66 F

AB	33
R	6
H	8
RBI	6
BB	4
SO	8
LOB	13



Batter	1	2	3	4	5	6	7	8	9	AB	R	H	RBI	BB	SO	LOB	BOTTOM					
Damaso Garcia, R (1,4) OBP: 0.285, SLG: 0.298	F9					FC6-4			4-3	4	1	1	0	0	0	1						
Dave Collins, S (1,7) OBP: 0.257, SLG: 0.210									P5	4	2	2	2	0	0	0						
Barry Bonnell, R (9,7) OBP: 0.348, SLG: 0.378										0	0	0	0	0	0	0						
Willie Upshaw, L (1,3) OBP: 0.360, SLG: 0.519									K	4	1	1	0	0	2	1						
Jorge Orta, L (1,10) OBP: 0.245, SLG: 0.295										2	1	1	1	0	0	0						
Cliff Johnson, R (6,PH) OBP: 0.387, SLG: 0.515										1	1	0	0	1	0	0						
Ernie Whitt, L (1,2) OBP: 0.337, SLG: 0.411									F7	1	0	0	0	0	0	0						
Buck Martinez, R (3,PH) OBP: 0.393, SLG: 0.519									K	3	0	2	4	0	1	0						
Lloyd Moseby, L (1,8) OBP: 0.336, SLG: 0.440									K	4	0	2	0	0	1	1						
Rance Mulliniks, L (1,5) OBP: 0.379, SLG: 0.488										1	0	0	0	0	0	1						
Garth Iorg, R (4,PH) OBP: 0.320, SLG: 0.355										3	0	0	0	0	2	2						
Jesse Barfield, R (1,9) OBP: 0.271, SLG: 0.464										4	1	1	0	0	2	2						
Alfredo Griffin, S (1,6) OBP: 0.273, SLG: 0.378										4	0	1	0	0	1	3						
Inning Stats	R: 0 E: 0 K: 1 S: 5	H: 0 LOB: 0 BB: 0 P: 5	R: 0 E: 0 K: 0 S: 4	H: 1 LOB: 1 BB: 0 P: 4	R: 4 E: 0 K: 0 S: 8	H: 5 LOB: 1 BB: 0 P: 8	R: 0 E: 0 K: 1 S: 6	H: 1 LOB: 0 BB: 0 P: 6	R: 3 E: 0 K: 3 S: 13	H: 4 LOB: 2 BB: 1 P: 17	R: 0 E: 0 K: 1 S: 5	H: 0 LOB: 0 BB: 0 P: 5	R: 0 E: 0 K: 2 S: 7	H: 0 LOB: 0 BB: 0 P: 7	R: 0 E: 0 K: 1 S: 5	H: 0 LOB: 0 BB: 0 P: 5	1B: 6 2B: 4 3B: 1 HR: 0	SF: 0 SAC: 0 DP: 0 HBP: 0	WP: 0 PB: 1 SB: 0 CS: 0	PA: 36		
PITCHER	IP	WLS	BF	H	R	ER	SO	BB	IBB	HBP	BLK	WP	HR	S	P	ERA	WHIP					
Jerry Ujdur, R (1,1) ERA: 7.8	2.2		13	5	4	4	1	0	0	0	0	0	0	15	15	13.50	1.875					
Dave Rucker, L (3,1) ERA: 17.0	1.1	L	11	6	3	3	1	1	0	0	0	0	0	12	16	20.25	5.250					
Juan Berenguer, R (5,1) ERA: 3.38	4.0		12	0	0	0	7	0	0	0	0	0	0	26	26	0.00	0.000					

Detroit Tigers @ Toronto Blue Jays
Exhibition Stadium, Toronto, ON
Tue May 24 1983, 7:05 PM EDT
Att: 19,105 - Unknown - 66 F

AB	35
R	7
H	11
RBI	7
BB	1
SO	9
LOB	11



Batter	1	2	3	4	5	6	7	8	9	AB	R	H	RBI	BB	SO	LOB	TOP				
Bobby Mitchell, L OBP: 0.381, SLG: 0.304 (1, 8)	0-0 3-1		0-0 1B		0-3 K	0-0 4-3		0-0 BB	4-0 BB	4	0	1	0	1	1	3	Minnesota Twins @ Detroit Tigers Tiger Stadium, Detroit, MI Fri May 27 1983, 7:05 PM EDT Unknown - 63 F				
John Castino, R OBP: 0.377, SLG: 0.527 (1, 4)	0-3 K		0-3 K		0-3 K		0-0 L5	0-0 F5	5	0	0	0	0	3	3						
Gary Ward, R OBP: 0.291, SLG: 0.440 (1, 7)	4-0 E BB		0-0 F9		0-0 F3	0-3 K			3	1	0	0	1	1	1						
Kent Hrbek, L OBP: 0.392, SLG: 0.535 (1, 3)	0-0 E7 1-H 2B		0-0 4-3		4-0 1B BB	0-3 K			3	1	1	1	1	1	1						
Gary Gaetti, R OBP: 0.330, SLG: 0.441 (1, 5)	0-0 F5			0-0 6-3	0-0 1B SF8 1B		0-0 F4		4	1	1	0	0	0	1						
Randy Bush, L OBP: 0.386, SLG: 0.475 (1, 10)		0-3 K		0-0 F8	0-0 1B 1B	0-3 K			4	1	1	1	0	2	0						
Tom Brunansky, R OBP: 0.278, SLG: 0.350 (1, 9)		0-3 K		0-3 K	0-0 SF8		0-0 F3		3	0	0	1	0	2	0						
Dave Engle, R OBP: 0.349, SLG: 0.500 (1, 2)		4-0 BB		0-0 FC4-5 2B	0-0 1B 1B		0-0 4-3		3	0	2	0	1	0	0						
Ron Washington, R OBP: 0.308, SLG: 0.339 (1, 6)		0-0 F8		0-0 FC4-5 E 2-3	0-0 1B		0-0 F9		4	0	1	1	0	0	2						
Inning Stats	R: 1 E: 1 K: 1 S: 6	H: 1 LOB: 1 BB: 1 P: 10	R: 0 E: 0 K: 2 S: 7	H: 0 LOB: 1 BB: 1 P: 11	R: 0 E: 0 K: 1 S: 6	H: 1 LOB: 1 BB: 0 P: 6	R: 0 E: 0 K: 1 S: 5	H: 0 LOB: 0 BB: 0 P: 5	R: 0 E: 1 K: 2 S: 8	H: 1 LOB: 1 BB: 0 P: 8	R: 3 E: 0 K: 0 S: 7	H: 4 LOB: 2 BB: 1 P: 11	R: 0 E: 0 K: 1 S: 5	H: 0 LOB: 0 BB: 0 P: 5	R: 0 E: 0 K: 1 S: 3	H: 0 LOB: 1 BB: 1 P: 7	1B: 5 2B: 2 3B: 0 HR: 0	SF: 1 SAC: 0 DP: 0 HBP: 0	WP: 0 PB: 0 SB: 0 CS: 0	PA: 38	
PITCHER	IP	WLS	BF	H	R	ER	SO	BB	IBB	HBP	BLK	WP	HR	S	P	ERA	WHIP				
Juan Berenguer, R ERA: 3.99 (1, 1)	5.1		24	5	4	4	7	3	0	0	0	0	0	35	47	6.75	1.500				
Larry Pashnick, R ERA: (6, 1)	1.2	W	7	2	0	0	2	0	0	0	0	0	0	11	11	0.00	1.200				
Aurelio Lopez, R ERA: 1.56 (8, 1)	2.0	S	7	0	0	0	1	1	0	0	0	0	0	8	12	0.00	0.500				

AB	33
R	4
H	7
RBI	4
BB	4
SO	10
LOB	11



Batter	1	2	3	4	5	6	7	8	9	AB	R	H	RBI	BB	SO	LOB	BOTTOM				
Lou Whitaker, L OBP: 0.325, SLG: 0.365 (1, 4)	0-0 F9	0-0 F7		0-0 1B		0-0 G3		0-0 SF9		4	0	1	1	0	0	1	Minnesota Twins @ Detroit Tigers Tiger Stadium, Detroit, MI Fri May 27 1983, 7:05 PM EDT Unknown - 63 F				
Enos Cabell, R OBP: 0.333, SLG: 0.373 (1, 3)	0-0 F9	0-0 4-3		0-0 F8			0-0 E S 5-3 1B	0-0 1B	5	1	2	0	0	0	1						
Larry Hemdon, R OBP: 0.326, SLG: 0.453 (1, 10)	0-0 1B 1B		0-3 K		0-0 5-3		0-0 E4 6-3 1-3 2B 5-3		4	2	1	0	0	1	1						
Glenn Wilson, R OBP: 0.323, SLG: 0.544 (1, 9)	0-0 BB 1B		0-0 F8		0-0 F9		0-0 5-3		4	1	1	1	0	0	1						
John Wockenfuss, R OBP: 0.300, SLG: 0.375 (1, 2)	4-0 1B BB		0-0 BB 1B		0-0 HR		0-0 6-3		3	2	2	1	1	0	1						
Chet Lemon, R OBP: 0.387, SLG: 0.352 (1, 8)	0-0 E 1B 1-2 2-H 3-H 1B		4-0 BB 1B		0-0 5-3		0-0 BB 2B		3	0	2	3	1	0	0						
Lynn Jones, R OBP: 0.333, SLG: 0.556 (1, 7)	0-0 E9 1-3 2-H 1B		0-0 F4		0-0 FC6-2 3B		0-0 6-3		4	0	2	1	0	0	3						
Tom Brookens, R OBP: 0.314, SLG: 0.422 (1, 5)	0-0 F9		0-0 F4		0-0 F9		0-0 SH3-4 SF9 2B		4	1	1	0	0	0	3						
Alan Trammell, R OBP: 0.342, SLG: 0.367 (1, 6)		0-0 F3		0-0 F8		0-0 FC6-2 3-H		0-0 SH3-4		3	0	0	0	0	1						
Inning Stats	R: 3 E: 1 K: 0 S: 7	H: 4 LOB: 2 BB: 1 P: 11	R: 0 E: 0 K: 0 S: 3	H: 0 LOB: 0 BB: 0 P: 3	R: 0 E: 0 K: 1 S: 6	H: 1 LOB: 2 BB: 1 P: 10	R: 0 E: 0 K: 0 S: 4	H: 1 LOB: 1 BB: 0 P: 4	R: 1 E: 0 K: 0 S: 4	H: 1 LOB: 0 BB: 0 P: 4	R: 0 E: 0 K: 0 S: 4	H: 1 LOB: 1 BB: 0 P: 4	R: 2 E: 1 K: 0 S: 6	H: 2 LOB: 1 BB: 0 P: 6	R: 1 E: 0 K: 0 S: 4	H: 2 LOB: 1 BB: 0 P: 4	1B: 8 2B: 2 3B: 1 HR: 1	SF: 1 SAC: 1 DP: 0 HBP: 0	WP: 0 PB: 0 SB: 1 CS: 0	PA: 38	
PITCHER	IP	WLS	BF	H	R	ER	SO	BB	IBB	HBP	BLK	WP	HR	S	P	ERA	WHIP				
Brad Havens, L ERA: 8.12 (1, 1)	5.1		26	8	4	4	1	2	0	0	0	0	0	26	34	6.75	1.875				
Rick Lysander, R ERA: 2.7 (6, 1)	2.0	L	10	3	3	2	0	0	0	0	0	0	0	10	10	9.00	1.500				
Len Whitehouse, L ERA: 2.96 (8, 1)	0.2		2	1	0	0	0	0	0	0	0	0	0	2	2	0.00	1.500				



Batter	1	2	3	4	5	6	7	8	9	AB	R	H	RBI	BB	SO	LOB	TOP											
Bobby Mitchell, L OBP: 0.376, SLG: 0.321 (1, 8)	0-0 3-1		0-0 1-3			0-0 G3		0-0 4-3	4 0 0 0 0 0								Minnesota Twins @ Detroit Tigers Tiger Stadium, Detroit, MI Sat May 28 1983, 3:33 AM EDT Att: 11,676 - Unknown - 68 F											
John Castino, R OBP: 0.369, SLG: 0.505 (1, 4)	0-0 6-3		0-0 F3			0-0 F8		0-0 5-3	4 0 0 0 0 0																			
Gary Ward, R OBP: 0.298, SLG: 0.442 (1, 7)	0-0 1B		0-0 5-3			0-0 F7		4-0 BB	3 0 1 0 1 0 0																			
Kent Hrbek, L OBP: 0.379, SLG: 0.512 (1, 3)	0-3 K		0-0 G3			0-3 K		0-3 K	4 0 0 0 0 3 2																			
Gary Gaetti, R OBP: 0.322, SLG: 0.443 (1, 5)		0-0 HR	0-0 6-3			0-0 6-3			3 1 1 1 0 0 0																			
Randy Bush, L OBP: 0.342, SLG: 0.440 (1, 10)	0-0 F8		0-3 K			0-0 F8			3 0 0 0 0 1 0																			
Tom Brunansky, R OBP: 0.277, SLG: 0.345 (1, 9)	0-0 F2				0-0 1-3 1B		0-3 K		3 0 1 0 0 1 0																			
Dave Engle, R OBP: 0.342, SLG: 0.486 (1, 2)	0-0 FC5-4 1B				0-3 K		0-0 F4		3 0 1 0 0 1 1																			
Ron Washington, R OBP: 0.288, SLG: 0.313 (1, 6)	0-0 FC5-4				0-0 1-3		0-3 K		3 0 0 0 0 1 2								AB 30 R 1 H 4 RBI 1 BB 1 SO 7 LOB 5											
Inning Stats	R: 0 E: 0 K: 1 S: 6	H: 1 LOB: 1 BB: 0 P: 6	R: 1 E: 0 K: 0 S: 5	H: 2 LOB: 1 BB: 0 P: 5	R: 0 E: 0 K: 1 S: 3	H: 0 LOB: 0 BB: 0 P: 3	R: 0 E: 0 K: 1 S: 5	H: 1 LOB: 0 BB: 0 P: 5	R: 0 E: 0 K: 0 S: 3	H: 0 LOB: 0 BB: 0 P: 3	R: 0 E: 0 K: 1 S: 5	H: 0 LOB: 0 BB: 0 P: 5	R: 0 E: 0 K: 2 S: 7	H: 0 LOB: 1 BB: 1 P: 7	R: 0 E: 0 K: 1 S: 5	H: 0 LOB: 1 BB: 1 P: 9		1B: 3 2B: 0 3B: 0 HR: 1	SF: 0 SAC: 0 DP: 0 HBP: 0	WP: 0 PB: 0 SB: 0 CS: 0	PA: 31							
PITCHER	IP	WLS	BF	H	R	ER	SO	BB	IBB	HBP	BLK	WP	HR	S	P	ERA		WHIP										
Milt Wilcox, R ERA: 2.86 (1, 1)	9.0	W	31	4	1	1	7	1	0	0	0	0	1	44	48	1.00		0.556										

Batter	1	2	3	4	5	6	7	8	9	AB	R	H	RBI	BB	SO	LOB	BOTTOM											
Lou Whitaker, L OBP: 0.323, SLG: 0.358 (1, 4)	0-0 4-3		0-3 K		0-3 K	0-0 FC6-4 1B		0-0 F7	5 0 1 2 0 2 2								Minnesota Twins @ Detroit Tigers Tiger Stadium, Detroit, MI Sat May 28 1983, 3:33 AM EDT Att: 11,676 - Unknown - 68 F											
Kirk Gibson, L OBP: 0.279, SLG: 0.267 (1, 7)	0-0 4-3		0-0 F7		0-0 FC4-6	0-0 FC6-4		0-3 K	3 0 0 1 0 0 1																			
Larry Herndon, R OBP: 0.322, SLG: 0.440 (6, PH) (7, 7)			0-0 6-3		0-0 F8		4-0 1B BB	0-0 F7	2 0 0 0 0 1 2																			
Johnny Grubb, L OBP: 0.377, SLG: 0.349 (1, 10)	0-0 1B				0-0 F8			0-0 F7	3 1 1 0 1 0 1																			
Lynn Jones, R OBP: 0.231, SLG: 0.385 (6, PH) (8, 3)			0-0 6-3		0-0 F8		4-0 1B BB	0-0 F7	1 0 0 0 0 0 0																			
Glenn Wilson, R OBP: 0.329, SLG: 0.538 (1, 9)	0-0 5-3				0-0 G5-4-3 1B		0-0 F7	0-0 F7	4 0 1 0 0 0 2																			
Chet Lemon, R OBP: 0.390, SLG: 0.372 (1, 8)		1-0 1B BB HBP	0-0 G5-4-3		0-0 G5-4-3		0-0 HR	0-0 1B 1B	3 2 2 1 0 0 1																			
Rick Leach, L OBP: 0.345, SLG: 0.340 (1, 3)	0-0 L7		0-0 1B		0-0 1B		0-0 F9		3 0 2 0 0 0 1																			
Enos Cabell, R OBP: 0.368, SLG: 0.389 (7, PH) (8, 3)			0-0 1B		0-0 1B		0-0 FC3-2 1B	0-0 F9	1 0 0 0 0 0 2																			
Tom Brookens, R OBP: 0.327, SLG: 0.433 (1, 5)	4-0 1B BB		0-0 F8		0-0 F8		0-0 FC3-2 1B	0-0 1B 1B	3 1 2 1 1 0 1																			
Bill Fahey, L OBP: 1.000, SLG: 1.333 (1, 2)	0-0 G6-4-3 1B		0-0 F8		0-0 F8		4-0 PB FC4-6 2B	0-0 FC3-2 1B	3 2 3 1 1 0 0																			
Alan Trammell, R OBP: 0.340, SLG: 0.366 (1, 6)	0-0 G6-4-3 1B		0-0 F8		0-0 F8		4-0 PB FC4-6 2B	0-0 FC3-2 1B	1 0 0 0 1 0 3																			
Julio Gonzalez, R OBP: 0.100, SLG: 0.200 (6, 6)	0-0 G6-4-3		0-0 F8		0-0 F8		4-0 PB FC4-6 2B	0-0 FC3-2 1B	2 0 0 0 0 0 5								AB 34 R 6 H 12 RBI 6 BB 4 SO 3 LOB 21											
Inning Stats	R: 0 E: 0 K: 0 S: 4	H: 1 LOB: 1 BB: 0 P: 4	R: 0 E: 0 K: 0 S: 3	H: 1 LOB: 2 BB: 1 P: 8	R: 0 E: 0 K: 1 S: 5	H: 0 LOB: 0 BB: 0 P: 5	R: 0 E: 0 K: 0 S: 4	H: 2 LOB: 1 BB: 0 P: 4	R: 1 E: 0 K: 1 S: 6	H: 1 LOB: 1 BB: 1 P: 10	R: 3 E: 0 K: 0 S: 7	H: 4 LOB: 2 BB: 1 P: 11	R: 2 E: 0 K: 0 S: 6	H: 3 LOB: 2 BB: 1 P: 10	R: 0 E: 0 K: 1 S: 5	H: 0 LOB: 0 BB: 0 P: 5		1B: 9 2B: 2 3B: 0 HR: 1	SF: 0 SAC: 0 DP: 2 HBP: 1	WP: 0 PB: 1 SB: 0 CS: 0	PA: 39							
PITCHER	IP	WLS	BF	H	R	ER	SO	BB	IBB	HBP	BLK	WP	HR	S	P	ERA		WHIP										
Albert Williams, R ERA: 6.1 (1, 1)	5.2	L	27	8	4	1	2	2	1	0	0	0	0	7	11	18.00		5.000										
Jack O'Connor, L ERA: 6.59 (6, 1)	1.0		8	4	2	2	0	1	0	0	0	0	0	7	11	18.00		5.000										
Ken Schrom, R ERA: 3.27 (7, 1)	0.1		1	0	0	0	0	0	0	0	0	0	0	1	1	0.00		0.000										
Len Whitehouse, L ERA: 2.83 (8, 1)	1.0		3	0	0	0	1	0	0	0	0	0	0	5	5	0.00		0.000										



Batter	1	2	3	4	5	6	7	8	9	AB	R	H	RBI	BB	SO	LOB	TOP					
Bobby Mitchell, L OBP: 0.367, SLG: 0.313 (1, 8)	0-0 6-3			0-0 1B E 1B	0-0 FC1-5-6		0-3 K		0-0 F6	5	1	1	0	0	1	1						
John Castino, R OBP: 0.371, SLG: 0.505 (1, 4)	0-0 G6-3 1B			0-0 E 1B WP 1B	0-3 K			0-3 K		4	1	2	0	0	2	1						
Gary Ward, R OBP: 0.297, SLG: 0.438 (1, 7)	0-0 G6-3			0-0 WP E SF8 1B	0-0 6-3			0-0 L8		4	1	1	0	0	0	2						
Kent Hrbek, L OBP: 0.376, SLG: 0.506 (1, 3)		0-0 F7		0-0 E6 WP E		0-0 4-3		0-0 1B 1B		4	2	1	1	0	0	2						
Gary Gaetti, R OBP: 0.320, SLG: 0.441 (1, 5)	0-0 5-3			0-0 SF8		0-3 K		0-0 1B 1B		3	0	1	1	0	1	0						
Randy Bush, L OBP: 0.347, SLG: 0.442 (1, 10)	0-3 K			0-0 F8		0-0 1B		0-0 1B		4	0	2	1	0	1	0						
Mickey Hatcher, R OBP: 0.358, SLG: 0.430 (1, 9)			0-0 6-3	0-0 F4		0-0 4-3		0-0 F7		4	0	0	0	0	0	3						
Dave Engle, R OBP: 0.347, SLG: 0.496 (1, 2)			0-3 K		0-0 2B 2B		0-0 CS 1B		0-0 6-3	4	1	2	0	0	1	0						
Lenny Faedo, R OBP: 0.327, SLG: 0.374 (1, 6)			0-0 F4		0-0 FC1-5 2H 2B		0-3 K		0-0 4-3	4	0	1	1	0	1	1						
Inning Stats	R: 0 E: 0 K: 0 S: 3	H: 1 LOB: 0 BB: 0 P: 3	R: 0 E: 0 K: 1 S: 5	H: 0 LOB: 0 BB: 0 P: 5	R: 0 E: 0 K: 1 S: 5	H: 0 LOB: 0 BB: 0 P: 5	R: 4 E: 2 K: 0 S: 7	H: 3 LOB: 0 BB: 0 P: 7	R: 1 E: 0 K: 1 S: 7	H: 2 LOB: 1 BB: 0 P: 7	R: 0 E: 0 K: 1 S: 6	H: 1 LOB: 1 BB: 0 P: 6	R: 0 E: 0 K: 2 S: 7	H: 1 LOB: 0 BB: 0 P: 7	R: 1 E: 0 K: 1 S: 8	H: 3 LOB: 2 BB: 0 P: 8	R: 0 E: 0 K: 0 S: 3	H: 0 LOB: 0 BB: 0 P: 3	1B: 9 2B: 3 3B: 0 HR: 0	SF: 1 SAC: 0 DP: 2 HBP: 0	WP: 1 PB: 0 SB: 0 CS: 1	PA: 37
PITCHER	IP	WLS	BF	H	R	ER	SO	BB	IBB	HBP	BLK	WP	HR	S	P	ERA	WHIP					
Jack Morris, R ERA: 5.49 (1, 1)	7.2		32	10	6	4	7	0	0	0	0	1	0	46	46	4.70	1.304					
Aurelio Lopez, R ERA: 1.39 (8, 1)	1.1	W	5	1	0	0	0	0	0	0	0	0	0	5	5	0.00	0.750					

Minnesota Twins @ Detroit Tigers
Tiger Stadium, Detroit, MI
Sun May 29 1983, 3:33 AM EDT
Att: 12,928 - Unknown - 66 F

AB 36
R 6
H 11
RBI 4
BB 0
SO 7
LOB 10



Batter	1	2	3	4	5	6	7	8	9	AB	R	H	RBI	BB	SO	LOB	BOTTOM				
Lou Whitaker, L OBP: 0.332, SLG: 0.372 (1, 4)	0-0 1B 1B			0-0 2B			0-0 SH1-4 3B 1B			4	2	3	1	0	1	0					
Enos Cabell, R OBP: 0.397, SLG: 0.387 (1, 3)	0-0 1B E 1B			0-0 F5	0-0 5-3		0-0 SH1-4			3	1	1	0	0	0	1					
Larry Hemdon, R OBP: 0.326, SLG: 0.448 (1, 10)	0-0 S 4-3 1B			0-0 F8 2B		0-3 K		0-0 6-3		4	1	2	1	0	1	1					
Glenn Wilson, R OBP: 0.333, SLG: 0.550 (1, 9)	0-3 K			0-0 F8		0-0 FC5-4 1B		0-0 2H 3B		4	0	2	1	0	1	2					
John Wockenfuss, R OBP: 0.273, SLG: 0.338 (1, 2)	0-0 4-3			0-0 L7		0-0 F3		0-0 6-3		4	0	0	1	0	0	3					
Chet Lemon, R OBP: 0.393, SLG: 0.379 (1, 8)	0-0 2B			4-0 3B BB		0-0 FC5-4		0-0 5-3		3	1	1	0	1	0	1					
Lynn Jones, R OBP: 0.287, SLG: 0.533 (1, 7)	0-0 F3			0-0 2B 3B		0-0 3-1		0-0 HR		2	1	1	1	0	0	1					
Kirk Gibson, L OBP: 0.283, SLG: 0.304 (6, PH) (7, 7)				1-H 2B 3B						2	1	1	1	0	0	0					
Tom Brookens, R OBP: 0.325, SLG: 0.426 (1, 5)				0-0 L4-3 1B		0-0 6-3		0-0 F7		4	0	1	0	0	1	1					
Julio Gonzalez, R OBP: 0.071, SLG: 0.143 (1, 6)				0-0 L4-3		0-3 K		0-3 K		4	0	0	0	0	2	2					
Inning Stats	R: 3 E: 0 K: 1 S: 9	H: 4 LOB: 1 BB: 0 P: 9	R: 0 E: 0 K: 1 S: 5	H: 1 LOB: 0 BB: 0 P: 5	R: 0 E: 0 K: 0 S: 4	H: 1 LOB: 1 BB: 0 P: 4	R: 2 E: 0 K: 1 S: 7	H: 2 LOB: 1 BB: 1 P: 11	R: 0 E: 0 K: 1 S: 6	H: 1 LOB: 1 BB: 0 P: 6	R: 0 E: 0 K: 1 S: 5	H: 0 LOB: 0 BB: 0 P: 5	R: 1 E: 0 K: 0 S: 5	H: 2 LOB: 1 BB: 0 P: 5	R: 1 E: 0 K: 1 S: 6	H: 1 LOB: 0 BB: 0 P: 6	1B: 6 2B: 4 3B: 2 HR: 1	SF: 0 SAC: 1 DP: 1 HBP: 0	WP: 0 PB: 0 SB: 2 CS: 0	PA: 36	
PITCHER	IP	WLS	BF	H	R	ER	SO	BB	IBB	HBP	BLK	WP	HR	S	P	ERA	WHIP				
Frank Viola, L ERA: 5.49 (1, 1)	3.2		19	8	5	5	3	1	0	0	0	0	0	24	28	12.27	2.455				
Rick Lysander, R ERA: 2.99 (4, 1)	4.1	L	17	4	2	2	3	0	0	0	0	0	1	23	23	4.15	0.923				

Minnesota Twins @ Detroit Tigers
Tiger Stadium, Detroit, MI
Sun May 29 1983, 3:33 AM EDT
Att: 12,928 - Unknown - 66 F


AB 34
R 7
H 12
RBI 6
BB 1
SO 6
LOB 12




Batter	1	2	3	4	5	6	7	8	9	10	AB	R	H	RBI	BB	SO	LOB	TOP																																																																																										
Damaso Garcia, R (1, 4) OBP: 0.288, SLG: 0.308	0-0 6-3		0-3 K		0-3 K			0-0 E S 1B		0-0 SH1-4 1B	5	1	2	1	0	2	1	Toronto Blue Jays @ Detroit Tigers Tiger Stadium, Detroit, MI Mon May 30 1983, 7:05 PM EDT Att: 10,901 - Unknown - 55 F																																																																																										
Dave Collins, S (1, 7) OBP: 0.268, SLG: 0.250	0-0 4-3		0-0 G3			0-0 F7		0-0 G3		0-0 SH1-4	4	0	0	0	0	0	1																																																																																											
Willie Upshaw, L (1, 3) OBP: 0.354, SLG: 0.529	0-0 3B 1B			0-0 G3		0-0 1B			0-0 IHR WP 1B	0-3 K	5	2	3	0	0	1	1																																																																																											
Jorge Orta, L (1, 10) OBP: 0.322, SLG: 0.351	0-0			0-0 4-3		0-3 K			0-0 F4	4-0 1B	4	0	1	1	0	1	1																																																																																											
Cliff Johnson, R (10, PH) OBP: 0.382, SLG: 0.514	1-H 3B								0-0 1B	0-0 IBB	0	0	0	0	1	0	0																																																																																											
Ernie Whitt, L (1, 2) OBP: 0.396, SLG: 0.396	0-0 F7			0-0 F7					0-0 F5	0-0 BB	4	0	0	0	0	0	2																																																																																											
Buck Martinez, R (10, PH) OBP: 0.387, SLG: 0.491									0-0 1B	1-3 2-H	1	0	1	1	0	0	0																																																																																											
Lloyd Moseby, L (1, 8) OBP: 0.364, SLG: 0.536		0-0 F7			0-0 6-3				0-0 1B	4-0 FC6-4 BB	4	1	1	2	1	0	0																																																																																											
Rance Mulliniks, L (1, 5) OBP: 0.423, SLG: 0.533		0-0 3-1		0-0 6-3 E BB		0-3 K			0-0 IHR	0-0 FC6-4 1B	4	1	1	0	1	1	3																																																																																											
Barry Bonnell, R (1, 9) OBP: 0.340, SLG: 0.365		0-0 6-3			0-0 6-3				0-0 FC6-4	0-0 1B	4	0	0	0	0	0	2																																																																																											
Alfredo Griffin, S (1, 6) OBP: 0.270, SLG: 0.374			0-0 F7		0-0 E7 1B			0-0 G3		0-0 1B 2B	4	1	2	1	0	0	0																																																																																											
Inning Stats	R: 1 E: 0 K: 0 S: 5	H: 2 LOB: 1 BB: 0 P: 5	R: 0 E: 0 K: 0 S: 3	H: 0 LOB: 0 BB: 0 P: 3	R: 0 E: 0 K: 1 S: 5	H: 0 LOB: 0 BB: 0 P: 5	R: 0 E: 0 K: 0 S: 3	H: 0 LOB: 0 BB: 0 P: 3	R: 1 E: 1 K: 1 S: 6	H: 1 LOB: 1 BB: 1 P: 10	R: 0 E: 0 K: 1 S: 5	H: 1 LOB: 0 BB: 0 P: 5	R: 0 E: 0 K: 1 S: 5	H: 0 LOB: 0 BB: 0 P: 5	R: 0 E: 0 K: 0 S: 4	H: 1 LOB: 1 BB: 0 P: 4	R: 2 E: 0 K: 0 S: 6	H: 3 LOB: 1 BB: 0 P: 6	R: 2 E: 0 K: 1 S: 8	H: 3 LOB: 3 BB: 2 P: 16	1B: 8 2B: 1 3B: 1 HR: 1	SF: 0 SAC: 1 DP: 0 HBP: 0	WP: 1 PB: 0 SB: 1 CS: 0	PA: 43																																																																																				
PITCHER	IP WLS BF H R ER SO BB IBB HBP BLK WP HR S P ERA WHIP	<table border="1"> <thead> <tr> <th>PITCHER</th> <th>IP</th> <th>WLS</th> <th>BF</th> <th>H</th> <th>R</th> <th>ER</th> <th>SO</th> <th>BB</th> <th>IBB</th> <th>HBP</th> <th>BLK</th> <th>WP</th> <th>HR</th> <th>S</th> <th>P</th> <th>ERA</th> <th>WHIP</th> </tr> </thead> <tbody> <tr> <td>Dan Petry, R ERA: 3.59</td> <td>8.2</td> <td>L</td> <td>34</td> <td>8</td> <td>4</td> <td>4</td> <td>4</td> <td>1</td> <td>0</td> <td>0</td> <td>0</td> <td>1</td> <td>0</td> <td>41</td> <td>45</td> <td>4.15</td> <td>1.038</td> </tr> <tr> <td>Dave Gumpert, R ERA: 94.0</td> <td>0.1</td> <td>L</td> <td>3</td> <td>2</td> <td>2</td> <td>2</td> <td>0</td> <td>0</td> <td>0</td> <td>0</td> <td>0</td> <td>0</td> <td>0</td> <td>3</td> <td>3</td> <td>54.00</td> <td>6.000</td> </tr> <tr> <td>Howard Bailey, L ERA: 3.31</td> <td>0.2</td> <td></td> <td>3</td> <td>0</td> <td>0</td> <td>0</td> <td>1</td> <td>0</td> <td>1</td> <td>0</td> <td>0</td> <td>0</td> <td>0</td> <td>4</td> <td>8</td> <td>0.00</td> <td>0.000</td> </tr> <tr> <td>Larry Pashnick, R ERA:</td> <td>0.1</td> <td></td> <td>3</td> <td>1</td> <td>0</td> <td>0</td> <td>0</td> <td>1</td> <td>0</td> <td>0</td> <td>0</td> <td>0</td> <td>0</td> <td>2</td> <td>6</td> <td>0.00</td> <td>6.000</td> </tr> </tbody> </table>																	PITCHER	IP	WLS	BF	H	R	ER	SO	BB	IBB	HBP	BLK	WP	HR	S	P	ERA	WHIP	Dan Petry, R ERA: 3.59	8.2	L	34	8	4	4	4	1	0	0	0	1	0	41	45	4.15	1.038	Dave Gumpert, R ERA: 94.0	0.1	L	3	2	2	2	0	0	0	0	0	0	0	3	3	54.00	6.000	Howard Bailey, L ERA: 3.31	0.2		3	0	0	0	1	0	1	0	0	0	0	4	8	0.00	0.000	Larry Pashnick, R ERA:	0.1		3	1	0	0	0	1	0	0	0	0	0	2	6	0.00	6.000
PITCHER	IP	WLS	BF	H	R	ER	SO	BB	IBB	HBP	BLK	WP	HR	S	P	ERA	WHIP																																																																																											
Dan Petry, R ERA: 3.59	8.2	L	34	8	4	4	4	1	0	0	0	1	0	41	45	4.15	1.038																																																																																											
Dave Gumpert, R ERA: 94.0	0.1	L	3	2	2	2	0	0	0	0	0	0	0	3	3	54.00	6.000																																																																																											
Howard Bailey, L ERA: 3.31	0.2		3	0	0	0	1	0	1	0	0	0	0	4	8	0.00	0.000																																																																																											
Larry Pashnick, R ERA:	0.1		3	1	0	0	0	1	0	0	0	0	0	2	6	0.00	6.000																																																																																											

Batter	1	2	3	4	5	6	7	8	9	10	AB	R	H	RBI	BB	SO	LOB	BOTTOM																																																																								
Lou Whitaker, L (1, 4) OBP: 0.329, SLG: 0.364	0-3 K		0-3 K			0-0 F7			0-0 1B 2B BB	0-0 F7	4	1	0	0	1	2	1	Toronto Blue Jays @ Detroit Tigers Tiger Stadium, Detroit, MI Mon May 30 1983, 7:05 PM EDT Att: 10,901 - Unknown - 55 F																																																																								
Kirk Gibson, L (1, 8) OBP: 0.288, SLG: 0.302	0-3 K			0-3 K		0-0 F5			0-0 1B 2B 1B	4-0 4-3 BB	4	1	1	0	1	2	1																																																																									
Larry Hemdon, R (1, 7) OBP: 0.328, SLG: 0.446	0-0 5-3			0-3 K				0-0 G6-4-3 1B	0-0 1B	0-0 4-3	5	1	2	0	0	1	1																																																																									
Lance Parrish, R (1, 2) OBP: 0.311, SLG: 0.406		0-0 F3		0-0 F7				0-0 F8	0-0 1B	0-0 G3	4	0	1	3	0	0	1																																																																									
Enos Cabell, R (9, PR) OBP: 0.363, SLG: 0.382		4-0						0-0 G6-4-3	0-0 K		3	0	0	0	1	1	2																																																																									
Glenn Wilson, R (1, 9) OBP: 0.331, SLG: 0.540		0-0 BB			0-0 F6			0-0 G6-4-3	0-0 K		3	0	0	0	1	1	2																																																																									
Johnny Grubb, L (1, 10) OBP: 0.351, SLG: 0.319		0-3 K			0-0 F8			0-0 4-3	0-0 4-3		4	0	0	0	0	1	2																																																																									
Rick Leach, L (1, 3) OBP: 0.339, SLG: 0.333		0-3 K						0-0 1-3	0-0 1B		4	0	1	1	0	1	1																																																																									
Jack Morris, R (9, PR)					0-0 4-3				0-0 1B		0	0	0	0	0	0	0																																																																									
Bill Fahey, L (10, 2) OBP: 1.000, SLG: 1.333									0-0 1B		0	0	0	0	0	0	0																																																																									
Tom Brookens, R (1, 5) OBP: 0.331, SLG: 0.429			0-0 F6			0-0 F8			0-0 1B	0-0 1B	4	0	2	0	0	0	0																																																																									
Julio Gonzalez, R (1, 6) OBP: 0.125, SLG: 0.133			0-0 G3					0-0 6-3	0-0 F8		1	0	0	0	1	0	0																																																																									
John Wockenuss, R (8, PH) OBP: 0.269, SLG: 0.333											1	0	0	0	0	0	1																																																																									
Alan Trammell, R (9, 6) OBP: 0.338, SLG: 0.363											1	0	0	0	0	0	2																																																																									
Inning Stats	R: 0 E: 0 K: 2 S: 7	H: 0 LOB: 0 BB: 0 P: 7	R: 0 E: 0 K: 2 S: 7	H: 0 LOB: 1 BB: 1 P: 11	R: 0 E: 0 K: 1 S: 5	H: 0 LOB: 0 BB: 0 P: 5	R: 0 E: 0 K: 2 S: 7	H: 0 LOB: 0 BB: 0 P: 7	R: 0 E: 0 K: 0 S: 3	H: 0 LOB: 1 BB: 1 P: 7	R: 0 E: 0 K: 0 S: 3	H: 1 LOB: 0 BB: 0 P: 3	R: 0 E: 0 K: 0 S: 4	H: 1 LOB: 1 BB: 0 P: 4	R: 4 E: 0 K: 1 S: 10	H: 5 LOB: 2 BB: 1 P: 14	R: 0 E: 0 K: 0 S: 3	H: 1 LOB: 1 BB: 1 P: 7	1B: 6 2B: 1 3B: 0 HR: 0	SF: 0 SAC: 0 DP: 1 HBP: 0	WP: 0 PB: 0 SB: 0 CS: 0	PA: 40																																																																				
PITCHER	IP WLS BF H R ER SO BB IBB HBP BLK WP HR S P ERA WHIP	<table border="1"> <thead> <tr> <th>PITCHER</th> <th>IP</th> <th>WLS</th> <th>BF</th> <th>H</th> <th>R</th> <th>ER</th> <th>SO</th> <th>BB</th> <th>IBB</th> <th>HBP</th> <th>BLK</th> <th>WP</th> <th>HR</th> <th>S</th> <th>P</th> <th>ERA</th> <th>WHIP</th> </tr> </thead> <tbody> <tr> <td>Dave Stieb, R ERA: 1.66</td> <td>8.0</td> <td></td> <td>30</td> <td>4</td> <td>3</td> <td>3</td> <td>7</td> <td>3</td> <td>0</td> <td>0</td> <td>0</td> <td>0</td> <td>0</td> <td>41</td> <td>53</td> <td>3.38</td> <td>0.875</td> </tr> <tr> <td>Randy Moffitt, R ERA: 1.82</td> <td>0.1</td> <td></td> <td>2</td> <td>1</td> <td>0</td> <td>0</td> <td>1</td> <td>0</td> <td>0</td> <td>0</td> <td>0</td> <td>0</td> <td>0</td> <td>4</td> <td>4</td> <td>0.00</td> <td>3.000</td> </tr> <tr> <td>Joey McLaughlin, R ERA: 2.21</td> <td>1.2</td> <td>W</td> <td>8</td> <td>2</td> <td>1</td> <td>1</td> <td>0</td> <td>1</td> <td>0</td> <td>0</td> <td>0</td> <td>0</td> <td>0</td> <td>7</td> <td>11</td> <td>5.40</td> <td>1.800</td> </tr> </tbody> </table>																	PITCHER	IP	WLS	BF	H	R	ER	SO	BB	IBB	HBP	BLK	WP	HR	S	P	ERA	WHIP	Dave Stieb, R ERA: 1.66	8.0		30	4	3	3	7	3	0	0	0	0	0	41	53	3.38	0.875	Randy Moffitt, R ERA: 1.82	0.1		2	1	0	0	1	0	0	0	0	0	0	4	4	0.00	3.000	Joey McLaughlin, R ERA: 2.21	1.2	W	8	2	1	1	0	1	0	0	0	0	0	7	11	5.40	1.800
PITCHER	IP	WLS	BF	H	R	ER	SO	BB	IBB	HBP	BLK	WP	HR	S	P	ERA	WHIP																																																																									
Dave Stieb, R ERA: 1.66	8.0		30	4	3	3	7	3	0	0	0	0	0	41	53	3.38	0.875																																																																									
Randy Moffitt, R ERA: 1.82	0.1		2	1	0	0	1	0	0	0	0	0	0	4	4	0.00	3.000																																																																									
Joey McLaughlin, R ERA: 2.21	1.2	W	8	2	1	1	0	1	0	0	0	0	0	7	11	5.40	1.800																																																																									

AB 39
R 6
H 11
RBI 6
BB 3
SO 5
LOB 11



AB 36
R 4
H 7
RBI 4
BB 4
SO 8
LOB 13



Batter	1	2	3	4	5	6	7	8	9	AB	R	H	RBI	BB	SO	LOB	TOP										
Damaso Garcia, R (1, 4) OBP: 0.293, SLG: 0.327										3	1	1	1	1	0	0	Toronto Blue Jays @ Detroit Tigers Tiger Stadium, Detroit, MI Wed Jun 01 1983, 7:05 PM EDT Att: 9,586 - Unknown										
Dave Collins, S (1, 7) OBP: 0.286, SLG: 0.250										4	0	1	0	0	2	0											
Willie Upshaw, L (1, 3) OBP: 0.352, SLG: 0.519										3	0	0	0	1	0	2											
Jorge Orta, L (1, 10) OBP: 0.224, SLG: 0.328										4	0	0	0	0	0	1											
Ernie Whitt, L (1, 2) OBP: 0.311, SLG: 0.382										4	0	0	0	0	1	0											
Lloyd Moseby, L (1, 8) OBP: 0.354, SLG: 0.519										4	0	0	0	0	1	0											
Rance Mulliniks, L (1, 5) OBP: 0.411, SLG: 0.516										3	0	0	0	0	0	0											
Barry Bonnell, R (1, 9) OBP: 0.349, SLG: 0.367										2	0	1	0	1	0	1											
Alfredo Griffin, S (1, 6) OBP: 0.265, SLG: 0.367										3	0	0	0	0	0	2											
Inning Stats	R: 1 E: 0 K: 0 S: 4	H: 1 LOB: 0 BB: 0 P: 4	R: 0 E: 1 K: 0 S: 4	H: 0 LOB: 1 BB: 0 P: 4	R: 0 E: 0 K: 1 S: 5	H: 0 LOB: 0 BB: 0 P: 5	R: 0 E: 0 K: 0 S: 3	H: 0 LOB: 0 BB: 0 P: 3	R: 0 E: 0 K: 0 S: 3	H: 0 LOB: 1 BB: 1 P: 7	R: 0 E: 0 K: 0 S: 3	H: 0 LOB: 0 BB: 0 P: 3	R: 0 E: 0 K: 0 S: 4	H: 2 LOB: 2 BB: 1 P: 8	R: 0 E: 0 K: 2 S: 7	H: 0 LOB: 0 BB: 0 P: 7	1B: 2 2B: 0 3B: 0 HR: 1	SF: 0 SAC: 0 DP: 0 HBP: 0	WP: 0 PB: 0 SB: 0 CS: 1	PA: 33							
PITCHER	IP	WLS	BF	H	R	ER	SO	BB	IBB	HBP	BLK	WP	HR	S	P	ERA	WHIP										
Dave Rozema, R (1, 1) ERA: 1.75	8.0	W	30	3	1	1	2	3	0	0	0	0	1	31	43	1.12	0.750										
Aurelio Lopez, R (9, 1) ERA: 1.36	1.0	S	3	0	0	0	2	0	0	0	0	0	0	7	7	0.00	0.000										

AB	30
R	1
H	3
RBI	1
BB	3
SO	4
LOB	6



Batter	1	2	3	4	5	6	7	8	9	AB	R	H	RBI	BB	SO	LOB	BOTTOM										
Lou Whitaker, L (1, 4) OBP: 0.332, SLG: 0.369										3	1	1	0	1	0	0	Toronto Blue Jays @ Detroit Tigers Tiger Stadium, Detroit, MI Wed Jun 01 1983, 7:05 PM EDT Att: 9,586 - Unknown										
Kirk Gibson, L (1, 10) OBP: 0.296, SLG: 0.310										4	1	2	1	0	1	1											
Larry Hemdon, R (1, 7) OBP: 0.327, SLG: 0.439										3	0	0	0	1	2	1											
Lance Parrish, R (1, 2) OBP: 0.316, SLG: 0.420										4	1	2	1	0	0	0											
Glenn Wilson, R (1, 9) OBP: 0.330, SLG: 0.533										4	0	1	1	0	1	2											
Rick Leach, L (1, 3) OBP: 0.338, SLG: 0.350										3	0	1	0	0	1	1											
Chet Lemon, R (1, 8) OBP: 0.386, SLG: 0.370										3	0	0	0	0	0	1											
Tom Brookens, R (1, 5) OBP: 0.322, SLG: 0.417										3	0	0	0	0	0	0											
Alan Trammell, R (1, 6) OBP: 0.338, SLG: 0.362										3	0	1	0	0	1	0											
Inning Stats	R: 0 E: 0 K: 2 S: 7	H: 0 LOB: 0 BB: 0 P: 7	R: 0 E: 0 K: 1 S: 6	H: 1 LOB: 1 BB: 0 P: 6	R: 0 E: 0 K: 0 S: 3	H: 1 LOB: 1 BB: 1 P: 7	R: 0 E: 0 K: 1 S: 5	H: 0 LOB: 0 BB: 0 P: 5	R: 0 E: 0 K: 0 S: 3	H: 0 LOB: 0 BB: 0 P: 3	R: 0 E: 0 K: 0 S: 4	H: 1 LOB: 1 BB: 0 P: 4	R: 1 E: 0 K: 1 S: 6	H: 2 LOB: 0 BB: 0 P: 6	R: 2 E: 0 K: 1 S: 8	H: 3 LOB: 2 BB: 1 P: 12	1B: 4 2B: 4 3B: 0 HR: 0	SF: 0 SAC: 0 DP: 0 HBP: 0	WP: 0 PB: 0 SB: 0 CS: 2	PA: 32							
PITCHER	IP	WLS	BF	H	R	ER	SO	BB	IBB	HBP	BLK	WP	HR	S	P	ERA	WHIP										
Jim Clancy, R (1, 1) ERA: 3.84	8.0	L	32	8	3	3	6	2	0	0	0	0	0	42	50	3.38	1.250										

AB	30
R	3
H	8
RBI	3
BB	2
SO	6
LOB	6



Batter	1	2	3	4	5	6	7	8	9	AB	R	H	RBI	BB	SO	LOB	TOP					
Lou Whitaker, L (1,4) OBP: 0.321, SLG: 0.355	F8		F9			SH1-3	4-3		F7	4	0	0	0	0	0	5						
Enos Cabell, R (1,3) OBP: 0.378, SLG: 0.424	K			F7		1B		4-3		3	0	0	0	1	1	0						
Kirk Gibson, L (1,8) OBP: 0.297, SLG: 0.330	4-3			K		K		FC6-4		3	0	0	0	1	2	2						
Lance Parrish, R (1,2) OBP: 0.325, SLG: 0.439		K		K				F7		4	0	1	1	0	2	1						
Glenn Wilson, R (1,9) OBP: 0.323, SLG: 0.514	F7				5-3	5-3		FC6-4		4	0	0	0	0	0	3						
Larry Hemdon, R (1,7) OBP: 0.338, SLG: 0.457	4-3				HR			6-3		4	1	2	1	0	0	0						
Rick Leach, L (1,10) OBP: 0.372, SLG: 0.357			F7		K			K		4	0	0	0	0	3	1						
Tom Brookens, R (1,5) OBP: 0.323, SLG: 0.398				L4				1B		3	0	2	0	1	0	0						
Alan Trammell, R (1,6) OBP: 0.343, SLG: 0.387						SH1-3		K		4	1	3	0	0	1	2						
Inning Stats	R: 0 E: 0 K: 1 S: 5	H: 0 LOB: 0 BB: 0 P: 5	R: 0 E: 0 K: 1 S: 5	H: 0 LOB: 0 BB: 0 P: 5	R: 0 E: 0 K: 0 S: 4	H: 2 LOB: 1 BB: 0 P: 4	R: 0 E: 0 K: 2 S: 7	H: 0 LOB: 0 BB: 0 P: 7	R: 1 E: 0 K: 1 S: 6	H: 1 LOB: 0 BB: 0 P: 6	R: 1 E: 0 K: 1 S: 7	H: 2 LOB: 2 BB: 1 P: 11	R: 0 E: 0 K: 2 S: 9	H: 2 LOB: 2 BB: 0 P: 9	R: 0 E: 0 K: 0 S: 3	H: 0 LOB: 1 BB: 1 P: 7	R: 0 E: 0 K: 1 S: 6	H: 1 LOB: 2 BB: 1 P: 10	1B: 7 2B: 0 3B: 0 HR: 1	SF: 0 SAC: 1 DP: 0 HBP: 0	WP: 0 PB: 0 SB: 0 CS: 1	PA: 37
PITCHER	IP	WLS	BF	H	R	ER	SO	BB	IBB	HBP	BLK	WP	HR	S	P	ERA	WHIP					
Charlie Hough, R (1,1) ERA: 4.7	8.2	W	36	8	2	2	9	3	0	0	0	0	1	51	63	2.08	1.269					
Odell Jones, R (9,1) ERA: 2.73	0.1	S	1	0	0	0	0	0	0	0	0	0	0	1	1	0.00	0.000					

Detroit Tigers @ Texas Rangers
Arlington Stadium, Arlington, TX
Sat Jun 04 1983, 8:05 PM EDT
Att: 25,071 - Unknown

AB 33
R 2
H 8
RBI 2
BB 3
SO 9
LOB 14



Batter	1	2	3	4	5	6	7	8	9	AB	R	H	RBI	BB	SO	LOB	BOTTOM					
Wayne Tolleson, S (1,4) OBP: 0.321, SLG: 0.328	F8		K			1-3	FC3-6			4	0	0	0	0	1	1						
Bill Sample, R (1,7) OBP: 0.332, SLG: 0.427		G6-4-3		HR		1B	G4-6-3			3	2	2	1	1	0	1						
Buddy Bell, R (1,5) OBP: 0.275, SLG: 0.357	G6-4-3			G1-4-3		1B		F9		3	0	1	0	1	0	1						
Dave Hostetter, R (1,10) OBP: 0.294, SLG: 0.289		5-3		G1-4-3		K		F9		4	0	0	0	0	1	3						
Larry Parrish, R (1,9) OBP: 0.344, SLG: 0.513		HR		K				F9		4	1	2	2	0	1	0						
Pete O'Brien, L (1,3) OBP: 0.282, SLG: 0.315			F7		6-3			F9		2	1	1	0	1	0	0						
Bucky Dent, R (1,6) OBP: 0.312, SLG: 0.349			5-3		6-3	L4				3	0	0	1	0	0	3						
George Wright, S (1,8) OBP: 0.292, SLG: 0.313			6-3		6-3			HR		3	1	1	1	0	0	0						
Jim Sundberg, R (1,2) OBP: 0.273, SLG: 0.292			5-3		5-3			FC3-6		3	0	1	0	0	0	0						
Inning Stats	R: 0 E: 0 K: 0 S: 2	H: 0 LOB: 1 BB: 1 P: 6	R: 1 E: 0 K: 0 S: 4	H: 1 LOB: 0 BB: 0 P: 4	R: 0 E: 0 K: 1 S: 5	H: 0 LOB: 0 BB: 0 P: 5	R: 1 E: 0 K: 1 S: 5	H: 1 LOB: 1 BB: 1 P: 9	R: 1 E: 0 K: 0 S: 4	H: 1 LOB: 0 BB: 0 P: 4	R: 1 E: 0 K: 0 S: 8	H: 3 LOB: 3 BB: 1 P: 12	R: 1 E: 0 K: 0 S: 4	H: 2 LOB: 0 BB: 0 P: 4	R: 0 E: 0 K: 0 S: 3	H: 0 LOB: 0 BB: 0 P: 3	R: 0 E: 0 K: 0 S: 3	H: 0 LOB: 0 BB: 0 P: 3	1B: 4 2B: 0 3B: 1 HR: 3	SF: 0 SAC: 0 DP: 3 HBP: 0	WP: 0 PB: 0 SB: 0 CS: 0	PA: 32
PITCHER	IP	WLS	BF	H	R	ER	SO	BB	IBB	HBP	BLK	WP	HR	S	P	ERA	WHIP					
Dan Petry, R (1,1) ERA: 3.87	6.0	L	27	8	5	5	3	3	0	0	0	0	3	30	42	7.50	1.833					
Juan Berenguer, R (7,1) ERA: 3.66	2.0		5	0	0	0	0	0	0	0	0	0	0	5	5	0.00	0.000					

Detroit Tigers @ Texas Rangers
Arlington Stadium, Arlington, TX
Sat Jun 04 1983, 8:05 PM EDT
Att: 25,071 - Unknown

AB 29
R 5
H 8
RBI 5
BB 3
SO 3
LOB 9



Batter	1	2	3	4	5	6	7	8	9	AB	R	H	RBI	BB	SO	LOB	TOP			
Lou Whitaker, L (1,4) OBP: 0.333, SLG: 0.390	4-3		1B 1-3 SF9 2B		CS 1B		HR 2H	1B		5	2	4	2	0	0	0	Detroit Tigers @ Boston Red Sox Fenway Park, Boston, MA Mon Jun 06 1983, 7:05 PM EDT Att: 23,961 - Unknown - 65 F			
Enos Cabell, R (1,10) OBP: 0.392, SLG: 0.467	HR		2-3 3-H 1B		CS 1B		4-3	1B		5	1	4	2	0	0					
Larry Hemdon, R (1,7) OBP: 0.332, SLG: 0.462	K		SF9		K		K	L8		4	0	0	1	0	3	2				
Lance Parrish, R (1,2) OBP: 0.314, SLG: 0.429	6-3		3-H F8		E5 FC6-4			K	6-3	5	0	0	0	0	1	1				
Glenn Wilson, R (1,9) OBP: 0.328, SLG: 0.514	5-3			1B E 1B		FC6-4		1B 1B	1B 1B	5	2	3	0	0	0	1				
John Wockenfuss, R (1,3) OBP: 0.285, SLG: 0.325	K			L6		F7		1B E 1B	K	5	1	1	0	0	2	3				
Chet Lemon, R (1,8) Kirk Gibson, L (8,PH) OBP: 0.377, SLG: 0.358 OBP: 0.319, SLG: 0.387	CS BB			F4		K		HR E 1B	1B	2	0	0	0	1	1	2				
Tom Brookens, R (1,5) OBP: 0.324, SLG: 0.394	CS		2B 1B 1B	E3 S 1B		HR SH1-3 1B		E6 HR	K	5	3	3	0	0	1	3				
Alan Trammell, R (1,6) OBP: 0.347, SLG: 0.410			F8	6-3		SH1-3		HR		3	1	1	3	0	0	2				
Inning Stats	R: 1 E: 0 K: 1 S: 6	H: 1 LOB: 0 BB: 0 P: 6	R: 0 E: 0 K: 1 S: 4	H: 0 LOB: 0 BB: 1 P: 8	R: 2 E: 0 K: 0 S: 6	H: 3 LOB: 1 BB: 0 P: 6	R: 1 E: 1 K: 0 S: 5	H: 2 LOB: 1 BB: 0 P: 5	R: 0 E: 0 K: 1 S: 6	H: 0 LOB: 1 BB: 0 P: 6	R: 2 E: 0 K: 1 S: 7	H: 2 LOB: 0 BB: 0 P: 7	R: 5 E: 1 K: 1 S: 11	H: 6 LOB: 1 BB: 0 P: 11	R: 0 E: 0 K: 2 S: 9	H: 2 LOB: 2 BB: 0 P: 9	1B: 14 2B: 2 3B: 0 HR: 3	SF: 1 SAC: 1 DP: 1 HBP: 0	WP: 0 PB: 0 SB: 1 CS: 3	PA: 45
PITCHER	IP WLS BF H R ER SO BB IBB HBP BLK WP HR S P ERA WHIP	IP WLS BF H R ER SO BB IBB HBP BLK WP HR S P ERA WHIP	IP WLS BF H R ER SO BB IBB HBP BLK WP HR S P ERA WHIP	IP WLS BF H R ER SO BB IBB HBP BLK WP HR S P ERA WHIP	IP WLS BF H R ER SO BB IBB HBP BLK WP HR S P ERA WHIP	IP WLS BF H R ER SO BB IBB HBP BLK WP HR S P ERA WHIP	IP WLS BF H R ER SO BB IBB HBP BLK WP HR S P ERA WHIP	IP WLS BF H R ER SO BB IBB HBP BLK WP HR S P ERA WHIP	IP WLS BF H R ER SO BB IBB HBP BLK WP HR S P ERA WHIP	IP WLS BF H R ER SO BB IBB HBP BLK WP HR S P ERA WHIP	IP WLS BF H R ER SO BB IBB HBP BLK WP HR S P ERA WHIP	IP WLS BF H R ER SO BB IBB HBP BLK WP HR S P ERA WHIP	IP WLS BF H R ER SO BB IBB HBP BLK WP HR S P ERA WHIP	IP WLS BF H R ER SO BB IBB HBP BLK WP HR S P ERA WHIP	IP WLS BF H R ER SO BB IBB HBP BLK WP HR S P ERA WHIP	IP WLS BF H R ER SO BB IBB HBP BLK WP HR S P ERA WHIP	IP WLS BF H R ER SO BB IBB HBP BLK WP HR S P ERA WHIP			
Bob Ojeda, L (1,1) ERA: 5.02	4.1	20	8	4	3	2	1	0	0	0	0	0	0	0	1	23	27	6.23	2.077	
Luis Aponte, R (5,1) ERA: 2.59	1.2	5	0	0	0	2	0	0	0	0	0	0	0	0	0	9	9	0.00	0.000	
Bob Stanley, R (7,1) ERA: 1.85	1.1	L	12	7	7	6	2	0	0	0	0	0	0	2	16	16	40.50	5.250		
John Henry Johnson, L (8,1) ERA: 3.86	1.2	7	3	0	0	2	0	0	0	0	0	0	0	0	0	11	11	0.00	1.800	

Batter	1	2	3	4	5	6	7	8	9	AB	R	H	RBI	BB	SO	LOB	BOTTOM			
Jerry Remy, L (1,4) OBP: 0.279, SLG: 0.292	FC5-4 1B 1B		6-3	L7		S BB		K		4	1	1	0	1	1	0	Detroit Tigers @ Boston Red Sox Fenway Park, Boston, MA Mon Jun 06 1983, 7:05 PM EDT Att: 23,961 - Unknown - 65 F			
Dwight Evans, R (1,9) OBP: 0.315, SLG: 0.397	K		HR	K		K		L8 SF9 2B		5	2	2	1	0	3	2				
Jim Rice, R (1,7) OBP: 0.352, SLG: 0.520	FC5-4 1B		2B 1B		K	4-3		L8		5	1	2	0	0	1	2				
Tony Armas, R (1,8) OBP: 0.296, SLG: 0.478	FC5-4 1B		1B SF9 2B		P3		SH1-3 BB	SF9		3	1	1	1	1	0	2				
Wade Boggs, L (1,5) OBP: 0.379, SLG: 0.481	1-2 2-3		SF9 1B		SH1-3		SH1-3	1B		3	0	3	1	1	0	0				
Carl Yastrzemski, L (1,10) Reid Nichols, R (7,PH) OBP: 0.347, SLG: 0.314 OBP: 0.340, SLG: 0.402	4-3		1-2 2-3 3-H 1B		2B		L7	1B		2	0	1	1	1	0	2				
Dave Stapleton, R (1,3) OBP: 0.276, SLG: 0.335			L3		F8		4-3			4	0	0	1	0	1	5				
Jeff Newman, R (1,2) OBP: 0.250, SLG: 0.379			SF9					K		3	0	0	0	0	1	2				
Rick Miller, L (8,PH) Rich Gedman, L (9,2) OBP: 0.396, SLG: 0.422 OBP: 0.351, SLG: 0.427	5-3		6-3					G3		1	0	0	0	0	0	0				
Glenn Hoffman, R (1,6) OBP: 0.310, SLG: 0.333	5-3				5-3			K		4	1	1	1	0	1	0				
Inning Stats	R: 1 E: 0 K: 1 S: 8	H: 3 LOB: 2 BB: 0 P: 8	R: 0 E: 0 K: 0 S: 3	H: 0 LOB: 0 BB: 0 P: 3	R: 3 E: 0 K: 0 S: 7	H: 4 LOB: 2 BB: 1 P: 11	R: 0 E: 0 K: 1 S: 5	H: 0 LOB: 0 BB: 0 P: 5	R: 0 E: 0 K: 2 S: 6	H: 1 LOB: 2 BB: 1 P: 10	R: 1 E: 0 K: 2 S: 8	H: 1 LOB: 1 BB: 1 P: 12	R: 0 E: 0 K: 2 S: 7	H: 0 LOB: 0 BB: 0 P: 7	R: 0 E: 0 K: 1 S: 8	H: 3 LOB: 2 BB: 0 P: 8	1B: 7 2B: 3 3B: 0 HR: 2	SF: 2 SAC: 1 DP: 0 HBP: 0	WP: 0 PB: 0 SB: 1 CS: 0	PA: 43
PITCHER	IP WLS BF H R ER SO BB IBB HBP BLK WP HR S P ERA WHIP	IP WLS BF H R ER SO BB IBB HBP BLK WP HR S P ERA WHIP	IP WLS BF H R ER SO BB IBB HBP BLK WP HR S P ERA WHIP	IP WLS BF H R ER SO BB IBB HBP BLK WP HR S P ERA WHIP	IP WLS BF H R ER SO BB IBB HBP BLK WP HR S P ERA WHIP	IP WLS BF H R ER SO BB IBB HBP BLK WP HR S P ERA WHIP	IP WLS BF H R ER SO BB IBB HBP BLK WP HR S P ERA WHIP	IP WLS BF H R ER SO BB IBB HBP BLK WP HR S P ERA WHIP	IP WLS BF H R ER SO BB IBB HBP BLK WP HR S P ERA WHIP	IP WLS BF H R ER SO BB IBB HBP BLK WP HR S P ERA WHIP	IP WLS BF H R ER SO BB IBB HBP BLK WP HR S P ERA WHIP	IP WLS BF H R ER SO BB IBB HBP BLK WP HR S P ERA WHIP	IP WLS BF H R ER SO BB IBB HBP BLK WP HR S P ERA WHIP	IP WLS BF H R ER SO BB IBB HBP BLK WP HR S P ERA WHIP	IP WLS BF H R ER SO BB IBB HBP BLK WP HR S P ERA WHIP	IP WLS BF H R ER SO BB IBB HBP BLK WP HR S P ERA WHIP	IP WLS BF H R ER SO BB IBB HBP BLK WP HR S P ERA WHIP			
Dave Rozema, R (1,1) ERA: 2.58	2.1	15	7	4	4	1	0	1	0	0	0	0	0	0	1	16	20	15.43	3.000	
Juan Berenguer, R (3,1) ERA: 3.49	3.2	W	15	2	1	1	4	1	1	0	0	0	0	0	1	21	29	2.46	0.818	
Howard Bailey, L (7,1) ERA: 3.18	0.2	3	0	0	0	0	1	0	0	0	0	0	0	2	6	6	0.00	1.500		
Aurelio Lopez, R (7,1) ERA: 1.54	2.1	S	10	3	1	1	3	0	0	0	0	0	0	0	16	16	3.86	1.286		


AB	41
R	11
H	18
RBI	9
BB	1
SO	8
LOB	14



Batter	1	2	3	4	5	6	7	8	9	AB	R	H	RBI	BB	SO	LOB	TOP			
Lou Whitaker L (1,4) OBP: 0.396, SLG: 0.393										4	0	2	0	0	0	0				
Enos Cabell R (1,10) OBP: 0.386, SLG: 0.458										4	1	1	0	0	0	1				
Larry Hemdon R (1,7) OBP: 0.326, SLG: 0.452										4	0	0	0	0	1	1				
Lance Parrish R (1,2) OBP: 0.313, SLG: 0.430										4	1	1	1	0	1	0				
Glenn Wilson R (1,9) OBP: 0.327, SLG: 0.508										4	1	1	1	0	0	0				
John Wockenfuss R (1,3) OBP: 0.267, SLG: 0.363										3	1	1	2	0	0	0				
Chet Lemon R (1,8) OBP: 0.371, SLG: 0.351										3	0	0	0	0	2	0				
Tom Brookens R (1,5) OBP: 0.317, SLG: 0.385										3	0	0	0	0	1	0				
Alan Trammell R (1,6) OBP: 0.341, SLG: 0.403										3	0	0	0	0	0	0				
Inning Stats	R: 4 E: 0 K: 1 S: 9	H: 5 LOB: 0 BB: 0 P: 9	R: 0 E: 0 K: 0 S: 3	H: 0 LOB: 0 BB: 0 P: 3	R: 0 E: 0 K: 0 S: 3	H: 0 LOB: 0 BB: 0 P: 3	R: 0 E: 0 K: 1 S: 5	H: 0 LOB: 1 BB: 0 P: 5	R: 0 E: 0 K: 0 S: 4	H: 1 LOB: 0 BB: 0 P: 4	R: 0 E: 0 K: 2 S: 5	H: 0 LOB: 0 BB: 0 P: 7	R: 0 E: 0 K: 0 S: 3	H: 0 LOB: 0 BB: 0 P: 3	R: 0 E: 0 K: 0 S: 3	H: 0 LOB: 0 BB: 0 P: 3	1B: 4 2B: 1 3B: 0 HR: 1	SF: 0 SAC: 0 DP: 0 HBP: 0	WP: 0 PB: 0 SB: 0 CS: 1	PA: 32
PITCHER John Tudor L (1,1) ERA: 3.31	IP: 9.0 WLS: L BF: 32	H: 6 R: 4 ER: 4 SO: 5	BB: 0 IBB: 0 HBP: 0 BLK: 0	WP: 0 HR: 1 S: 42 P: 42	ERA: 4.00 WHIP: 0.667															

Detroit Tigers @ Boston Red Sox
Fenway Park, Boston, MA
Tue Jun 07 1983, 7:05 PM EDT
Att: 18,015 - Unknown - 74 F


AB 32
R 4
H 6
RBI 4
BB 0
SO 5
LOB 2



Batter	1	2	3	4	5	6	7	8	9	AB	R	H	RBI	BB	SO	LOB	BOTTOM			
Jerry Remy L (1,4) OBP: 0.278, SLG: 0.291										4	0	1	0	0	0	0				
Dwight Evans R (1,9) OBP: 0.314, SLG: 0.394										4	1	1	0	0	1	1				
Jim Rice R (1,7) OBP: 0.351, SLG: 0.514										4	0	1	0	0	2	2				
Tony Armas R (1,8) OBP: 0.300, SLG: 0.495										4	1	2	2	0	0	1				
Wade Boggs L (1,5) OBP: 0.475, SLG: 0.474										3	0	0	0	1	0	2				
Carl Yastrzemski L (1,10) OBP: 0.343, SLG: 0.303										3	0	0	0	1	1	2				
Dave Stapleton R (1,3) OBP: 0.271, SLG: 0.330										3	0	0	0	0	0	2				
Gary Allenson R (1,2) OBP: 0.326, SLG: 0.351										3	0	0	0	0	0	2				
Glenn Hoffman R (1,6) OBP: 0.306, SLG: 0.329										2	0	0	0	0	0	0				
Rick Miller L (8,PH)										1	0	0	0	0	0	0				
Ed Jurak R (9,6) OBP: 0.313, SLG: 0.345										0	0	0	0	0	0	0				
Inning Stats	R: 0 E: 0 K: 1 S: 5	H: 0 LOB: 0 BB: 0 P: 5	R: 0 E: 0 K: 0 S: 3	H: 0 LOB: 0 BB: 0 P: 3	R: 0 E: 0 K: 1 S: 6	H: 1 LOB: 0 BB: 0 P: 6	R: 0 E: 0 K: 0 S: 2	H: 0 LOB: 1 BB: 2 P: 10	R: 0 E: 1 K: 1 S: 6	H: 0 LOB: 0 BB: 0 P: 6	R: 1 E: 0 K: 1 S: 6	H: 1 LOB: 0 BB: 0 P: 6	R: 0 E: 0 K: 0 S: 3	H: 0 LOB: 0 BB: 0 P: 3	R: 1 E: 0 K: 0 S: 5	H: 3 LOB: 1 BB: 0 P: 5	1B: 4 2B: 0 3B: 0 HR: 1	SF: 0 SAC: 0 DP: 2 HBP: 0	WP: 0 PB: 0 SB: 0 CS: 0	PA: 33
PITCHER Milt Wilcox R (1,1) ERA: 2.92	IP: 9.0 WLS: W BF: 33	H: 5 R: 2 ER: 2 SO: 4	BB: 2 IBB: 0 HBP: 0 BLK: 0	WP: 0 HR: 1 S: 39 P: 47	ERA: 2.00 WHIP: 0.778															

Detroit Tigers @ Boston Red Sox
Fenway Park, Boston, MA
Tue Jun 07 1983, 7:05 PM EDT
Att: 18,015 - Unknown - 74 F

AB 31
R 2
H 5
RBI 2
BB 2
SO 4
LOB 12



Batter	1	2	3	4	5	6	7	8	9	AB	R	H	RBI	BB	SO	LOB	TOP					
Lou Whitaker, L (1, 4) OBP: 0.347, SLG: 0.439	0-3 K		0-0 1-6-3		4-0 1B 3B BB	0-0 3B		0-0 6-3		4	1	1	0	1	1	1						
Alan Trammell, R (1, 6) OBP: 0.351, SLG: 0.410	0-0 HR 1B		0-3 K		0-0 3B 1B	4-0 BB BB		0-0 1-3		4	2	2	1	1	1	1						
Kirk Gibson, L (1, 7) OBP: 0.317, SLG: 0.389	0-0 F5		0-0 P4		0-0 3B 3B	4-0 BB			0-0 3-1	4	1	1	3	1	0	2						
Lance Parrish, R (1, 10) OBP: 0.318, SLG: 0.450	0-0 HR			0-0 L7	0-0 K	0-3 K			0-0 5-3	5	1	1	2	0	2	4						
Johnny Grubb, L (1, 9) OBP: 0.368, SLG: 0.382 Glenn Wilson, R (5, 9) OBP: 0.317, SLG: 0.492	0-0 G3			0-3 K	0-0 2B 3B				0-0 F8	3	1	1	1	0	1	0						
Rick Leach, L (1, 3) OBP: 0.365, SLG: 0.355		0-0 F8		0-0 4-3	0-0 2B					4	0	1	1	0	0	0						
Chet Lemon, R (1, 8) OBP: 0.371, SLG: 0.360		0-0 5-3								3	1	1	0	1	1	1						
Bill Fahey, L (1, 2) OBP: 0.600, SLG: 0.625		0-0 3-1								3	1	1	0	1	0	1						
Tom Brookens, R (1, 5) OBP: 0.314, SLG: 0.372			4-0 S 1-6-3 BB		0-3 K	0-0 G1-6-3			0-0 P3	3	0	0	0	1	1	3						
Inning Stats	R: 2 E: 0 K: 1 S: 7	H: 2 LOB: 0 BB: 0 P: 7	R: 0 E: 0 K: 0 S: 3	H: 0 LOB: 0 BB: 0 P: 3	R: 0 E: 0 K: 1 S: 5	H: 0 LOB: 1 BB: 1 P: 9	R: 0 E: 0 K: 1 S: 5	H: 0 LOB: 0 BB: 0 P: 5	R: 6 E: 0 K: 3 S: 14	H: 5 LOB: 1 BB: 2 P: 22	R: 0 E: 0 K: 1 S: 5	H: 1 LOB: 3 BB: 3 P: 17	R: 0 E: 0 K: 0 S: 4	H: 1 LOB: 1 BB: 0 P: 4	R: 0 E: 0 K: 0 S: 3	H: 0 LOB: 0 BB: 0 P: 3	R: 0 E: 0 K: 0 S: 3	H: 0 LOB: 0 BB: 0 P: 3	1B: 3 2B: 1 3B: 4 HR: 1	SF: 0 SAC: 0 DP: 1 HBP: 0	WP: 0 PB: 0 SB: 1 CS: 0	PA: 41
PITCHER	IP WLS BF H R ER SO BB IBB HBP BLK WP HR S P ERA WHIP																					
Dennis Eckersley, R (1, 1) ERA: 5.24	4.2 L 23 6 8 8 5 3 0 0 0 0 1 30 42 15.43 1.929																					
Luis Aponte, R (5, 1) ERA: 2.46	1.1 8 2 0 0 2 3 0 0 0 0 0 9 21 0.00 3.750																					
Doug Bird, R (7, 1) ERA: 9.62	3.0 10 1 0 0 0 0 0 0 0 0 0 10 10 0.00 0.333																					

Detroit Tigers @ Boston Red Sox
Fenway Park, Boston, MA
Thu Jun 09 1983, 7:05 PM EDT
Att: 18,904 - Unknown - 64 F

AB 35
R 8
H 9
RBI 8
BB 6
SO 7
LOB 13



Batter	1	2	3	4	5	6	7	8	9	AB	R	H	RBI	BB	SO	LOB	BOTTOM					
Jerry Remy, L (1, 4) OBP: 0.276, SLG: 0.287	0-0 L5		0-0 F8		0-0 G3		0-0 G5-4-3			4	0	0	0	0	0	2						
Rick Miller, L (1, 8) OBP: 0.386, SLG: 0.392	4-0 G5-4-3 BB			0-0 F8	0-0 5-3			4-0 G6-4-3 BB		2	0	0	0	2	0	0						
Jim Rice, R (1, 7) OBP: 0.347, SLG: 0.502	0-0 G5-4-3			0-0 6-3		0-0 5-3		0-0 G6-4-3		4	0	0	0	0	0	2						
Dwight Evans, R (1, 9) OBP: 0.312, SLG: 0.395		0-0 3B		4-0 2B 1B BB		0-0 6-3		0-0 L7		3	1	1	0	1	0	0						
Wade Boggs, L (1, 5) OBP: 0.472, SLG: 0.477		0-0 1-3		0-0 1B 2B		4-0 BB			0-0 1-6-3	3	1	1	0	1	0	1						
Carl Yastrzemski, L (1, 10) OBP: 0.365, SLG: 0.313		0-0 P7		0-0 1B 1B		0-0 4-3			0-3 K	4	0	1	2	0	1	2						
Dave Stapleton, R (1, 3) OBP: 0.266, SLG: 0.321		0-0 6-3		0-0 FC6-4 1B			0-0 P4		0-0 6-3	4	0	1	0	0	0	1						
Jeff Newman, R (1, 2) OBP: 0.254, SLG: 0.367			0-0 6-3	0-0 FC6-4			1-0 1B HBP			2	0	0	0	0	0	2						
Glenn Hoffman, R (1, 6) OBP: 0.307, SLG: 0.335 Ed Jurak, R (7, 6) OBP: 0.333, SLG: 0.367			0-0 5-3		0-0 6-3		0-0 G5-4-3 1B			2	0	0	0	0	0	0						
Inning Stats	R: 0 E: 0 K: 0 S: 2	H: 0 LOB: 0 BB: 1 P: 6	R: 0 E: 0 K: 0 S: 4	H: 1 LOB: 0 BB: 0 P: 4	R: 0 E: 0 K: 0 S: 3	H: 0 LOB: 0 BB: 0 P: 3	R: 2 E: 0 K: 0 S: 6	H: 3 LOB: 2 BB: 1 P: 10	R: 0 E: 0 K: 0 S: 3	H: 0 LOB: 0 BB: 0 P: 3	R: 0 E: 0 K: 0 S: 3	H: 0 LOB: 1 BB: 1 P: 7	R: 0 E: 0 K: 0 S: 3	H: 1 LOB: 1 BB: 0 P: 4	R: 0 E: 0 K: 0 S: 2	H: 0 LOB: 0 BB: 1 P: 6	R: 0 E: 0 K: 1 S: 5	H: 0 LOB: 0 BB: 0 P: 5	1B: 3 2B: 1 3B: 1 HR: 0	SF: 0 SAC: 0 DP: 3 HBP: 1	WP: 0 PB: 0 SB: 0 CS: 0	PA: 34
PITCHER	IP WLS BF H R ER SO BB IBB HBP BLK WP HR S P ERA WHIP																					
Dan Petry, R (1, 1) ERA: 3.69	9.0 W 34 5 2 2 1 4 0 0 1 0 0 31 48 2.00 1.000																					


Detroit Tigers @ Boston Red Sox
Fenway Park, Boston, MA
Thu Jun 09 1983, 7:05 PM EDT
Att: 18,904 - Unknown - 64 F


AB 29
R 2
H 5
RBI 2
BB 4
SO 1
LOB 10



Batter	1	2	3	4	5	6	7	8	9	AB	R	H	RBI	BB	SO	LOB	TOP			
Miguel Dilone, S OBP: 0.393, SLG: 0.383 (1, 7)	0-0 4-3		0-3 K2-3		0-0 G3			0-3 K		4	0	0	0	0	2	2	Cleveland Indians @ Detroit Tigers Tiger Stadium, Detroit, MI Fri Jun 10 1983, 7:05 PM EDT Att: 31,119 - Unknown			
Toby Harrah, R OBP: 0.328, SLG: 0.276 (1, 5)	0-0 4-3		0-0 6-3			0-0 5-3		0-0 FC3-6 1B		4	0	1	0	0	0	0				
Mike Hargrove, L OBP: 0.386, SLG: 0.416 (1, 3)	0-0 HR			0-0 4-3		0-0 3-1		0-0 FC3-6 1-2		4	1	1	1	0	0	1				
Gorman Thomas, R OBP: 0.287, SLG: 0.316 (1, 8)	0-3 K			0-3 K		0-0 1B		0-0 F7		4	0	1	0	0	2	1				
Bake McBride, L OBP: 0.325, SLG: 0.336 (1, 9)		0-0 F7		0-0 G3		0-0 3-1			0-0 E6 E	4	0	0	0	0	0	1				
Manny Trillo, R OBP: 0.354, SLG: 0.320 (1, 4)		0-0 G3 1B			0-0 FC5 1B		0-0 F7		0-3 K	4	0	2	0	0	1	1				
Broderick Perkins, L OBP: 0.329, SLG: 0.369 (1, 10)		0-0 G3 1-2			0-0 FC5 1B		0-0 2B		0-0 F7	4	0	2	0	0	0	2				
Julio Franco, R OBP: 0.282, SLG: 0.356 (1, 6)		0-0 5-3			0-0 FC5 1-2 2-3		0-0 1-3		0-0 E5	4	0	0	0	0	0	5				
Ron Hassey, L OBP: 0.336, SLG: 0.299 (1, 2)			0-0 G3		0-3 K		0-3 K		0-0 F8	4	0	0	0	0	2	5				
Inning Stats	R: 1 E: 0 K: 1 S: 6	H: 1 LOB: 0 BB: 0 P: 6	R: 0 E: 0 K: 0 S: 4	H: 1 LOB: 1 BB: 0 P: 4	R: 0 E: 0 K: 1 S: 5	H: 0 LOB: 0 BB: 0 P: 5	R: 0 E: 0 K: 1 S: 5	H: 0 LOB: 0 BB: 0 P: 5	R: 0 E: 0 K: 1 S: 7	H: 2 LOB: 2 BB: 0 P: 7	R: 0 E: 0 K: 0 S: 4	H: 1 LOB: 1 BB: 0 P: 4	R: 0 E: 0 K: 1 S: 6	H: 1 LOB: 1 BB: 0 P: 6	R: 0 E: 2 K: 1 S: 7	H: 0 LOB: 2 BB: 0 P: 7	1B: 5 2B: 1 3B: 0 HR: 1	SF: 0 SAC: 0 DP: 0 HBP: 0	WP: 0 PB: 0 SB: 0 CS: 0	PA: 36
PITCHER	IP WLS BF H R ER SO BB IBB HBP BLK WP HR S P ERA WHIP	6.0 W 23 5 1 1 4 0 0 0 0 0 1 31 31 1.50 0.833	3.0 S 13 2 0 0 3 0 0 0 0 0 0 19 19 0.00 0.667																	

Batter	1	2	3	4	5	6	7	8	9	AB	R	H	RBI	BB	SO	LOB	BOTTOM			
Lou Whitaker, L OBP: 0.348, SLG: 0.443 (1, 4)	0-0 SH1-3 3B 2B	0-0 6-3		0-0 F7		0-0 FC5 1B		0-0 4-3		5	1	2	0	0	0	2	Cleveland Indians @ Detroit Tigers Tiger Stadium, Detroit, MI Fri Jun 10 1983, 7:05 PM EDT Att: 31,119 - Unknown			
Alan Trammell, R OBP: 0.354, SLG: 0.408 (1, 6)	0-0 SH1-3 2-3	4-0 BB		0-0 FC6-4 1-2		0-0 FC5 1-2 2-3		0-0 FC6-4 1B 2-H		3	0	1	1	1	0	3				
Kirk Gibson, L OBP: 0.313, SLG: 0.397 (1, 7)	0-0 1B 3-H	0-0 F7		0-3 K		0-0 3-1		0-3 K		5	1	1	1	0	2	5				
Lance Parrish, R OBP: 0.316, SLG: 0.442 (1, 2)	4-0 BB E BB	0-0 6-3			0-3 K		0-0 E9 BB	0-0 FC6-4 1-2		4	1	0	0	1	1	2				
Johnny Grubb, L OBP: 0.366, SLG: 0.379 John Wockenfuss, R (7, PH) OBP: 0.276, SLG: 0.363 (1, 10)	0-0 BB E 1B		0-0 F3		0-0 F9		4-0 BB			3	1	1	1	0	0	0				
Glenn Wilson, R OBP: 0.316, SLG: 0.487 (1, 9)	0-0 F9		0-0 1B		0-0 F7		0-3 K			4	0	1	0	0	1	4				
Chet Lemon, R OBP: 0.374, SLG: 0.378 (1, 8)	4-0 E BB		0-0 L6			0-0 HR	0-3 K			3	2	1	1	1	1	3				
Rick Leach, L OBP: 0.352, SLG: 0.342 Enos Cabell, R (7, PH) OBP: 0.364, SLG: 0.436 (1, 3)	0-0 E9 1-H 2-H 3-H		0-0 F9			0-0 F6	0-0 F8			3	0	0	0	0	0	1				
Tom Brookens, R OBP: 0.325, SLG: 0.379 (1, 5)	0-0 F7			0-0 FC6-4 1B		0-0 FC5 1B		4-0 BB 4-3 1B		3	1	2	0	1	0	1				
Inning Stats	R: 5 E: 1 K: 0 S: 7	H: 3 LOB: 1 BB: 2 P: 15	R: 0 E: 0 K: 0 S: 3	H: 0 LOB: 1 BB: 1 P: 7	R: 0 E: 0 K: 0 S: 4	H: 1 LOB: 1 BB: 0 P: 4	R: 0 E: 0 K: 1 S: 6	H: 1 LOB: 0 BB: 0 P: 6	R: 0 E: 0 K: 1 S: 5	H: 0 LOB: 0 BB: 0 P: 5	R: 1 E: 0 K: 0 S: 6	H: 3 LOB: 2 BB: 0 P: 6	R: 0 E: 1 K: 2 S: 8	H: 0 LOB: 2 BB: 1 P: 12	R: 1 E: 0 K: 1 S: 6	H: 1 LOB: 1 BB: 1 P: 10	1B: 6 2B: 1 3B: 1 HR: 1	SF: 0 SAC: 1 DP: 0 HBP: 0	WP: 0 PB: 0 SB: 0 CS: 0	PA: 40
PITCHER	IP WLS BF H R ER SO BB IBB HBP BLK WP HR S P ERA WHIP	0.2 L 8 3 5 2 0 2 0 0 0 0 1 25 29 1.69 1.125	5.1 22 5 1 1 2 1 0 0 0 0 0 1 25 29 1.69 1.125	2.0 10 1 1 1 3 2 0 0 0 0 0 0 14 22 4.50 1.500																


Batter	1	2	3	4	5	6	7	8	9	AB	R	H	RBI	BB	SO	LOB	TOP			
Miguel Dilone, S OBP: 0.338, SLG: 0.321 (1, 7)	0-0 6-3		0-0 CS	0-0 G3			0-0 F6		0-3 K	4	0	0	0	0	1	1	Cleveland Indians @ Detroit Tigers Tiger Stadium, Detroit, MI Sun Jun 12 1983, 3:33 AM EDT Unknown livebaseballscorecards.com AB 30 R 1 H 5 RBI 1 BB 1 SO 3 LOB 6 			
Toby Harrah, R OBP: 0.349, SLG: 0.309 (1, 5)	0-0 F8			0-0 6-3			0-0 4-3 2B		0-0 1B	4	0	2	0	0	0	0				
Mike Hargrove, L OBP: 0.384, SLG: 0.409 (1, 3)	0-0 3-1			0-0 4-3			0-0 4-3		0-0 1B	4	0	1	1	0	0	1				
Gorman Thomas, R OBP: 0.289, SLG: 0.309 (1, 8)		0-0 G1-6-3 1B			0-0 G3		0-0 4-3		0-0 FC5-4	4	0	1	0	0	0	3				
Bake McBride, L OBP: 0.318, SLG: 0.328 (1, 9)		0-0 G1-6-3			0-0 6-3				0-0 F7	3	0	0	0	0	0	1				
Broderick Perkins, L OBP: 0.320, SLG: 0.370 (1, 10)		0-0 L7			0-0 4-3				0-0 3-1	3	0	0	0	0	0	0				
Manny Trillo, R OBP: 0.342, SLG: 0.308 (1, 4)			0-0 F7			0-3 K			0-0 5-3	3	0	0	0	0	1	0				
Ron Hassey, L OBP: 0.333, SLG: 0.307 (1, 2)			0-3 K			0-0 F8			0-0 F8	3	0	0	0	0	1	0				
Mike Fischlin, R OBP: 0.321, SLG: 0.313 (1, 6)			4-0 CS BB			0-0 5-3			0-0 1B	2	1	1	0	1	0	0				
Inning Stats	R: 0 E: 0 K: 0 S: 3	H: 0 LOB: 0 BB: 0 P: 3	R: 0 E: 0 K: 0 S: 3	H: 1 LOB: 0 BB: 0 P: 3	R: 0 E: 0 K: 1 S: 4	H: 0 LOB: 0 BB: 1 P: 8	R: 0 E: 0 K: 0 S: 3	H: 0 LOB: 0 BB: 0 P: 3	R: 0 E: 0 K: 0 S: 5	H: 0 LOB: 0 BB: 0 P: 5	R: 0 E: 0 K: 0 S: 4	H: 1 LOB: 1 BB: 0 P: 4	R: 0 E: 0 K: 0 S: 3	H: 0 LOB: 0 BB: 0 P: 3	R: 1 E: 0 K: 1 S: 8	H: 3 LOB: 2 BB: 0 P: 8	1B: 4 2B: 1 3B: 0 HR: 0	SF: 0 SAC: 0 DP: 1 HBP: 0	WP: 0 PB: 0 SB: 0 CS: 1	PA: 32
PITCHER Milt Wilcox, R ERA: 2.77 (1, 1)	IP: 9.0 WLS: W BF: 31 H: 5 R: 1 ER: 1 SO: 3 BB: 1 IBB: 0 HBP: 0 BLK: 0 WP: 0 HR: 0 S: 36 P: 40 ERA: 1.00 WHIP: 0.667																			

Batter	1	2	3	4	5	6	7	8	9	AB	R	H	RBI	BB	SO	LOB	BOTTOM			
Lou Whitaker, L OBP: 0.349, SLG: 0.449 (1, 4)	0-0 5-3		0-0 4-3 1B		0-0 3B		0-0 4-3			4	0	2	2	0	0	1	Cleveland Indians @ Detroit Tigers Tiger Stadium, Detroit, MI Sun Jun 12 1983, 3:33 AM EDT Unknown livebaseballscorecards.com AB 31 R 4 H 8 RBI 4 BB 2 SO 6 LOB 13 			
Enos Cabell, R OBP: 0.360, SLG: 0.438 (1, 3)	0-0 F7		0-0 4-3		0-3 K				0-0 F8 2B	4	0	1	1	0	1	2				
Kirk Gibson, L OBP: 0.310, SLG: 0.384 (1, 10)	0-0 F9		0-0 K			0-0 1B FC5-4 1B			0-3 K	4	1	1	0	0	2	2				
Lance Parrish, R OBP: 0.319, SLG: 0.440 (1, 2)		0-3 K		0-0 F9		0-0 FC5-4 1B			4-0 IBB	3	0	1	0	1	1	0				
Glenn Wilson, R OBP: 0.309, SLG: 0.478 (1, 9)		0-0 5-3		0-0 L6		0-0 FC5-4 G5-4-3			0-0 F8	4	0	0	1	0	0	3				
Larry Hemdon, R OBP: 0.316, SLG: 0.437 (1, 7)		0-0 6-3		0-3 K		0-0 G5-4-3			0-0 F8	4	0	0	0	0	1	3				
Chet Lemon, R OBP: 0.373, SLG: 0.377 (1, 8)			0-0 FC1-5 1B		0-0 F9		0-3 K			3	0	1	0	0	1	0				
Tom Brookens, R OBP: 0.325, SLG: 0.368 (1, 5)			4-0 FC1-5 1B BB		0-0 F8		0-0 5-3			2	1	0	0	1	0	0				
Alan Trammell, R OBP: 0.357, SLG: 0.409 (1, 6)			0-0 FC1-5 1B 4-3		0-0 3B 1B		0-0 S 1B			3	2	2	0	0	0	2				
Inning Stats	R: 0 E: 0 K: 0 S: 3	H: 0 LOB: 0 BB: 0 P: 3	R: 0 E: 0 K: 1 S: 5	H: 0 LOB: 0 BB: 0 P: 5	R: 2 E: 0 K: 1 S: 7	H: 2 LOB: 1 BB: 1 P: 11	R: 0 E: 0 K: 1 S: 5	H: 0 LOB: 0 BB: 0 P: 5	R: 1 E: 0 K: 1 S: 7	H: 2 LOB: 1 BB: 0 P: 7	R: 1 E: 0 K: 0 S: 4	H: 2 LOB: 0 BB: 0 P: 4	R: 0 E: 0 K: 1 S: 6	H: 1 LOB: 1 BB: 0 P: 6	R: 0 E: 0 K: 1 S: 6	H: 1 LOB: 2 BB: 1 P: 10	1B: 6 2B: 1 3B: 1 HR: 0	SF: 0 SAC: 0 DP: 1 HBP: 0	WP: 0 PB: 0 SB: 1 CS: 0	PA: 33
PITCHER Bert Blyleven, R ERA: 3.56 (1, 1)	IP: 8.0 WLS: L BF: 33 H: 8 R: 4 ER: 4 SO: 6 BB: 1 IBB: 1 HBP: 0 BLK: 0 WP: 0 HR: 0 S: 43 P: 51 ERA: 4.50 WHIP: 1.125																			

Batter	1	2	3	4	5	6	7	8	9	AB	R	H	RBI	BB	SO	LOB	TOP			
Alan Bannister, R OBP: 0.309, SLG: 0.355 (1, 7) (4, 8)	0-0 6-3		0-0 G3			4-0 1B WP BB		0-0 E5 G3 SH1-3		3	0	0	0	1	0	1				
Toby Harrah, R OBP: 0.349, SLG: 0.310 (1, 5)	0-0 1-3			0-0 WP 1B		0-3 K		0-0 SH1-3		3	0	1	0	0	1	1				
Mike Hargrove, L OBP: 0.386, SLG: 0.408 (1, 3) BB BB	4-0 FC6-4 BB			0-0 F9		0-0 1B		0-0 G3		3	0	1	1	1	0	2				
Gorman Thomas, R OBP: 0.286, SLG: 0.306 Miguel Dilone, S OBP: 0.333, SLG: 0.316 Bake McBride, L OBP: 0.315, SLG: 0.325 (8, PH) (8, 9)	0-0 FC6-4		0-3 K		0-3 K		0-0 1-3		0-0 G3		2	0	0	0	1	2				
Broderick Perkins, L OBP: 0.304, SLG: 0.351 (1, 10)		0-3 K		0-0 F9			0-0 4-3		0-0 3-1		4	0	0	0	1	1				
Julio Franco, R OBP: 0.286, SLG: 0.364 (1, 6)		0-0 G3				0-0 G5-4-3 1B		0-0 2B		4	0	2	0	0	0	0				
George Vukovich, L OBP: 0.209, SLG: 0.243 (8, 7) (1, 9)		0-0 4-3				0-0 G5-4-3 1-2		0-3 K		4	0	0	0	0	1	2				
Mike Fischlin, R OBP: 0.305, SLG: 0.294 (1, 4)			0-0 6-3		0-0 1-3		0-0 L5				3	0	0	0	0	1				
Jim Essian, R OBP: 0.136, SLG: 0.056 Ron Hassey, L OBP: 0.339, SLG: 0.313 (8, PH) (8, 2)			0-0 G1			0-0 F7		0-0 SH1-3 E G3 1B		2	0	0	0	0	0	0				
Inning Stats	R: 0 E: 0 K: 0 S: 3	H: 0 LOB: 1 BB: 1 P: 7	R: 0 E: 0 K: 1 S: 5	H: 0 LOB: 0 BB: 0 P: 5	R: 0 E: 0 K: 0 S: 3	H: 0 LOB: 0 BB: 0 P: 3	R: 0 E: 0 K: 1 S: 6	H: 1 LOB: 1 BB: 1 P: 6	R: 0 E: 0 K: 1 S: 3	H: 1 LOB: 2 BB: 1 P: 3	R: 0 E: 0 K: 1 S: 6	H: 1 LOB: 1 BB: 0 P: 6	R: 1 E: 1 K: 0 S: 5	H: 1 LOB: 1 BB: 0 P: 5	R: 0 E: 0 K: 0 S: 3	H: 0 LOB: 0 BB: 0 P: 3	1B: 4 2B: 1 3B: 0 HR: 0	SF: 0 SAC: 1 DP: 1 HBP: 0	WP: 2 PB: 2 SB: 0 CS: 0	PA: 34
PITCHER Jack Morris, R ERA: 4.5 (1, 1)	IP: 9.0 WLS: W BF: 34 H: 5 R: 1 ER: 0 SO: 4 BB: 2 IBB: 0 HBP: 0 BLK: 0 WP: 2 HR: 0 S: 40 P: 48 ERA: 0.00 WHIP: 0.778															PITCHER				

Cleveland Indians @ Detroit Tigers
Tiger Stadium, Detroit, MI
Sun Jun 12 1983, 3:38 AM EDT
Att: 34,124 - Unknown


AB 31
R 1
H 5
RBI 1
BB 2
SO 4
LOB 13



Batter	1	2	3	4	5	6	7	8	9	AB	R	H	RBI	BB	SO	LOB	BOTTOM					
Lou Whitaker, L OBP: 0.347, SLG: 0.446 (1, 4)	0-0 G3		0-0 HBP SH FC6-4 1B	0-0 F8			0-3 K			4	1	1	0	0	1	1						
Alan Trammell, R OBP: 0.356, SLG: 0.404 (1, 6) BB BB	4-0 PB SH5-3 BB		0-0 SH FC6-4 HBP		0-3 K			0-0 F8		2	0	0	0	1	1	0						
Kirk Gibson, L OBP: 0.304, SLG: 0.376 (1, 7)	0-0 SH5-3		0-0 F7		0-3 K			0-3 K		3	0	0	0	0	2	2						
Johnny Grubb, L OBP: 0.367, SLG: 0.406 Glenn Wilson, R OBP: 0.309, SLG: 0.478 (9, 9)	4-0 BB		1-0 FC6-4 HBP		0-3 K			0-0 HR		2	1	1	1	1	1	0						
Larry Herndon, R OBP: 0.310, SLG: 0.429 (1, 10)	0-3 K		0-0 FC6-4			0-0 F3		0-0 6-3		4	0	0	1	0	1	4						
Rick Leach, L OBP: 0.340, SLG: 0.329 (1, 3)		0-0 F2	0-0 F8			0-0 F9				3	0	0	0	0	0	2						
Chet Lemon, R OBP: 0.373, SLG: 0.394 (1, 8)		0-0 HR		0-0 5-3		0-0 6-3				3	1	1	1	0	0	0						
Bill Fahey, L OBP: 0.438, SLG: 0.385 (1, 2)		0-0 4-3		0-3 K			0-3 K			3	0	0	0	0	2	0						
Tom Brookens, R OBP: 0.325, SLG: 0.363 (1, 5)		0-0 4-3		4-0 BB			0-3 K			2	0	0	0	1	1	0						
Inning Stats	R: 0 E: 0 K: 1 S: 5	H: 0 LOB: 2 BB: 2 P: 13	R: 1 E: 0 K: 0 S: 4	H: 1 LOB: 0 BB: 0 P: 4	R: 1 E: 1 K: 0 S: 5	H: 1 LOB: 2 BB: 0 P: 6	R: 0 E: 0 K: 1 S: 5	H: 0 LOB: 1 BB: 1 P: 9	R: 0 E: 0 K: 3 S: 9	H: 0 LOB: 0 BB: 0 P: 9	R: 0 E: 0 K: 0 S: 3	H: 0 LOB: 0 BB: 0 P: 3	R: 0 E: 0 K: 3 S: 9	H: 0 LOB: 0 BB: 0 P: 9	R: 1 E: 0 K: 1 S: 6	H: 1 LOB: 0 BB: 0 P: 6	R: 0 E: 0 K: 0 S: 3	H: 0 LOB: 0 BB: 0 P: 3	1B: 1 2B: 0 3B: 0 HR: 2	SF: 0 SAC: 2 DP: 0 HBP: 1	WP: 0 PB: 1 SB: 0 CS: 0	PA: 32
PITCHER Len Barker, R ERA: 5.01 (1, 1)	IP: 8.0 WLS: L BF: 32 H: 3 R: 3 ER: 2 SO: 9 BB: 3 IBB: 0 HBP: 1 BLK: 0 WP: 0 HR: 2 S: 46 P: 59 ERA: 2.25 WHIP: 0.750															PITCHER						

Cleveland Indians @ Detroit Tigers
Tiger Stadium, Detroit, MI
Sun Jun 12 1983, 3:38 AM EDT
Att: 34,124 - Unknown

AB 26
R 3
H 3
RBI 3
BB 3
SO 9
LOB 9

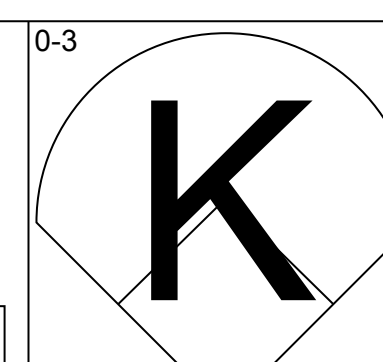
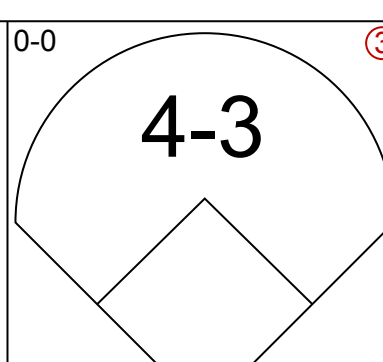
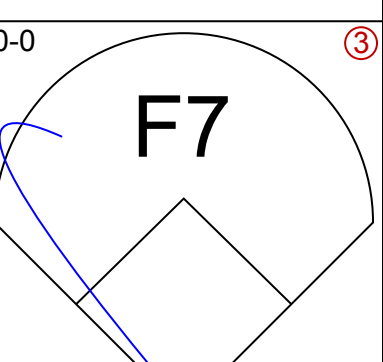
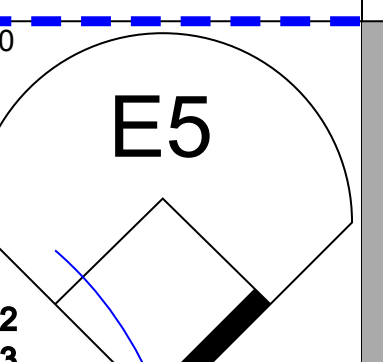
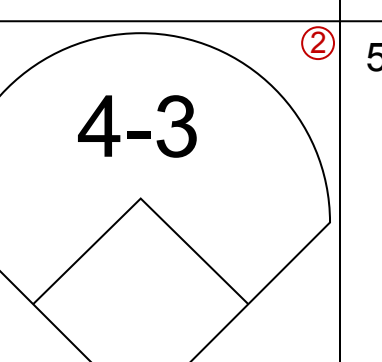
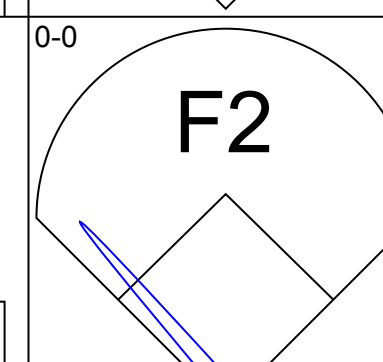
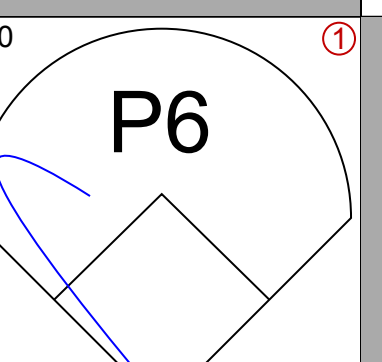
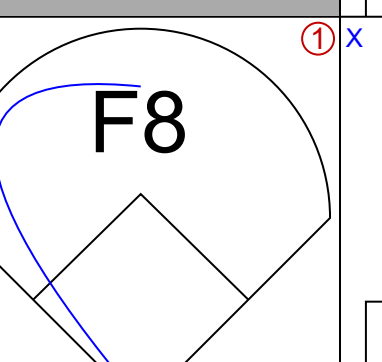
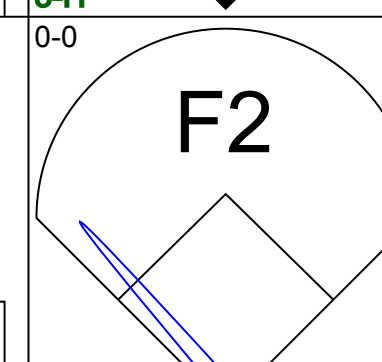
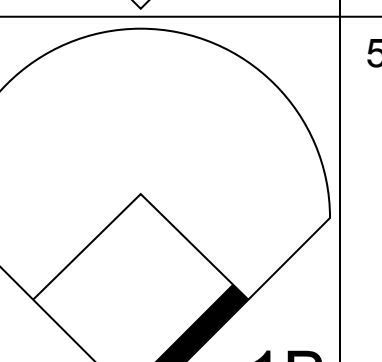
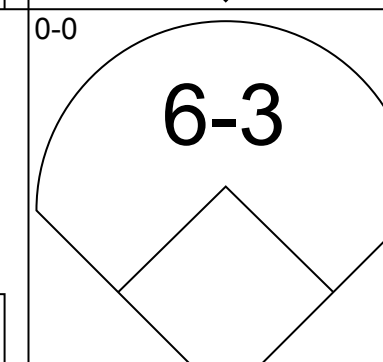
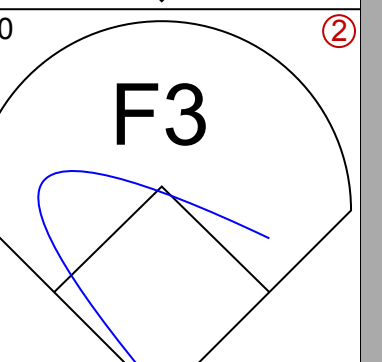
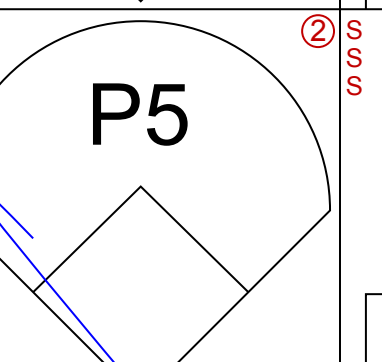
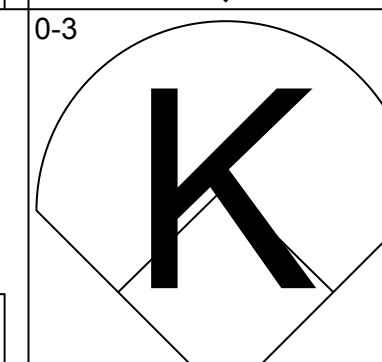
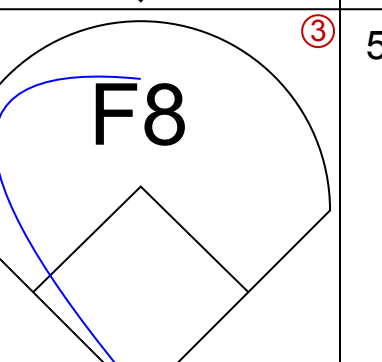
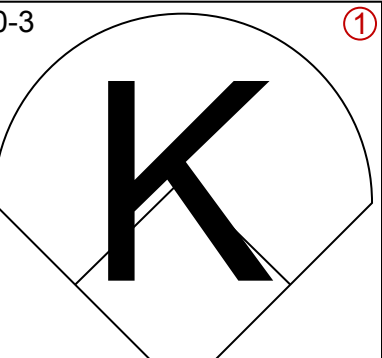
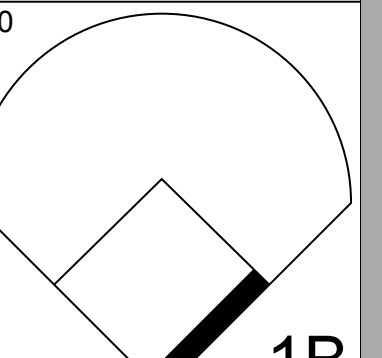
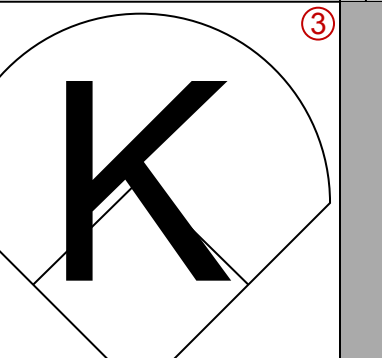
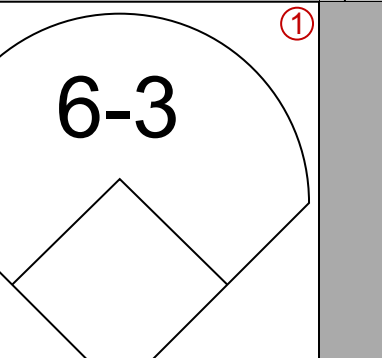
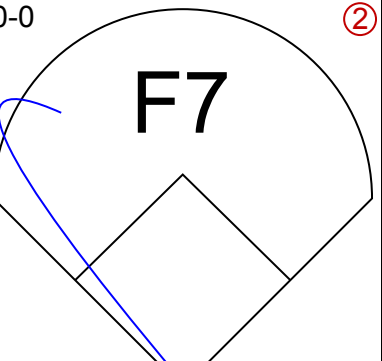
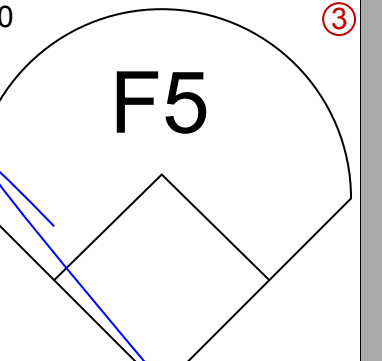
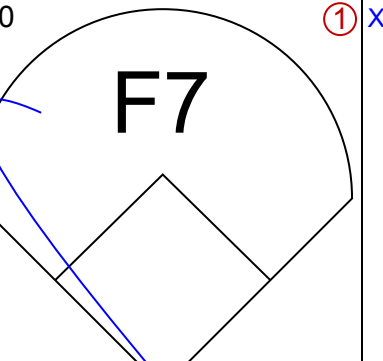
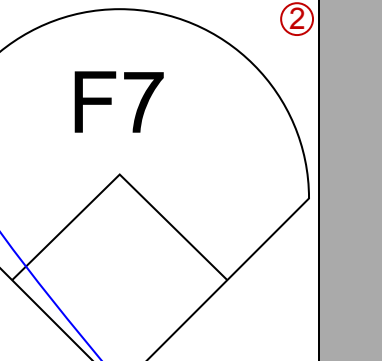
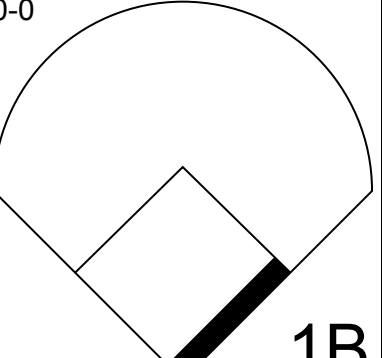
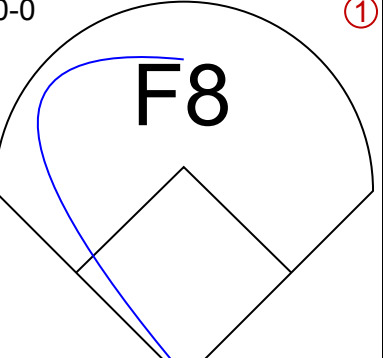
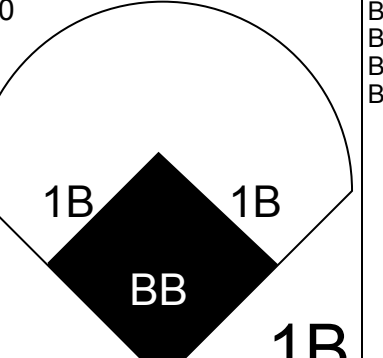
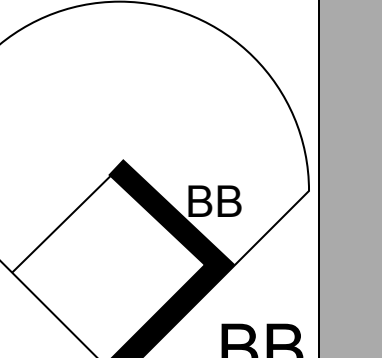
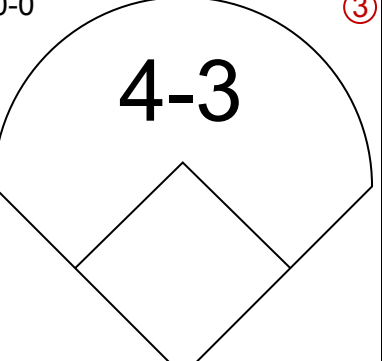
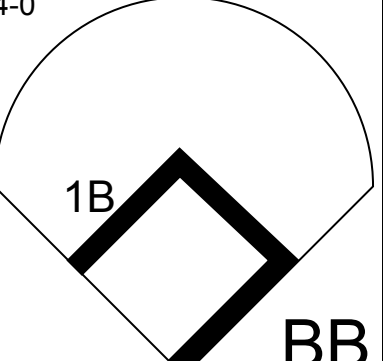
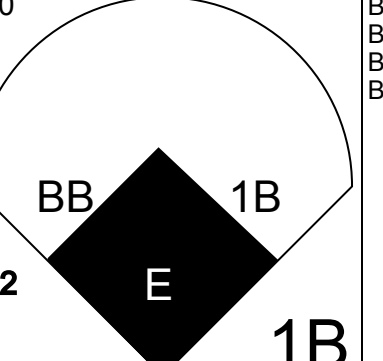
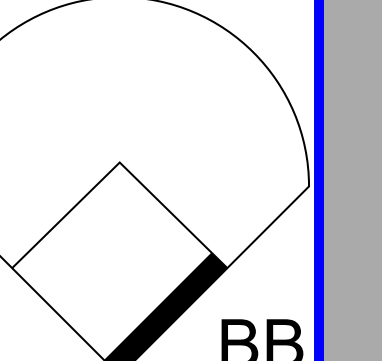
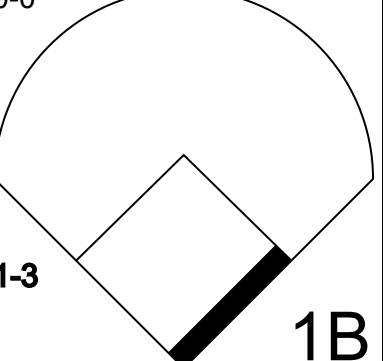
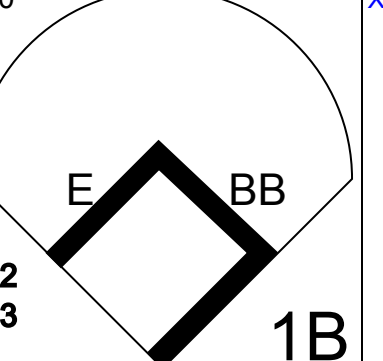

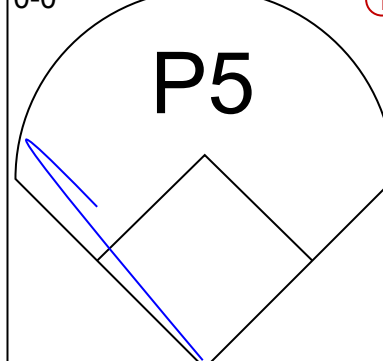
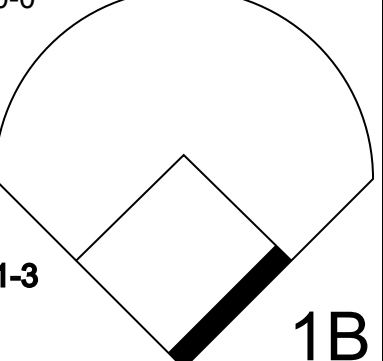
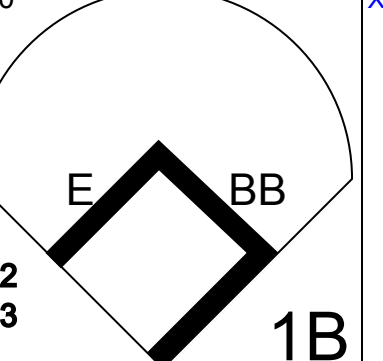

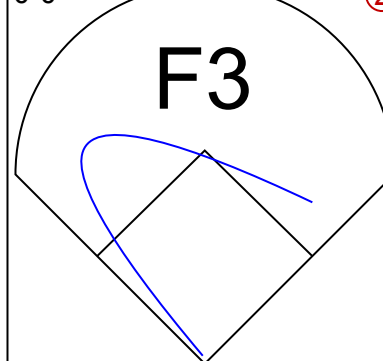
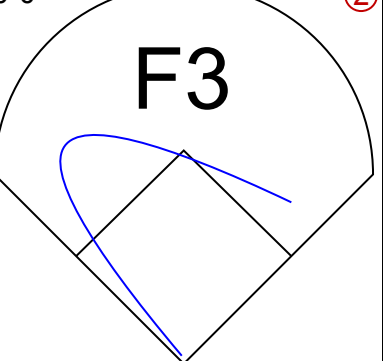
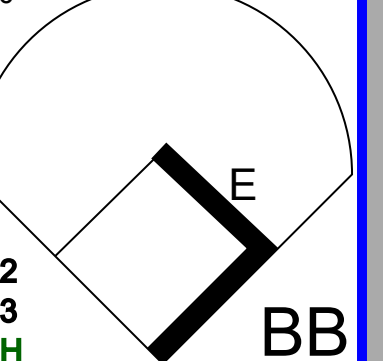
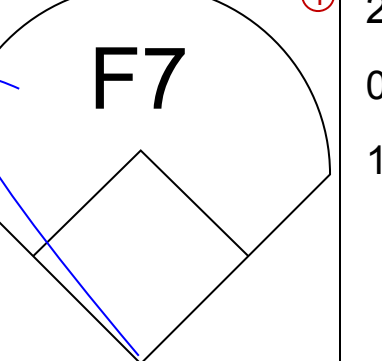


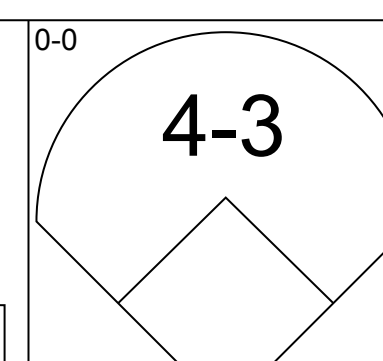
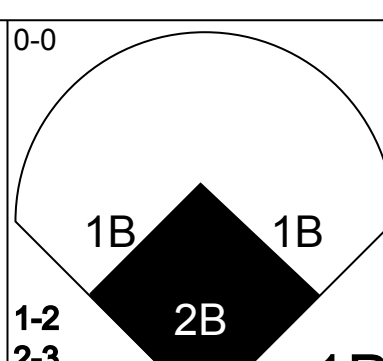
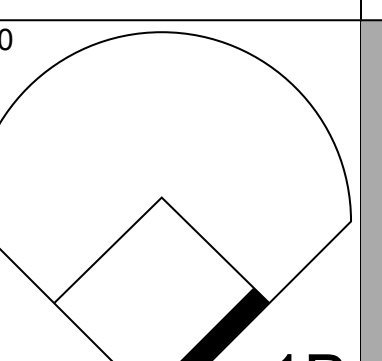
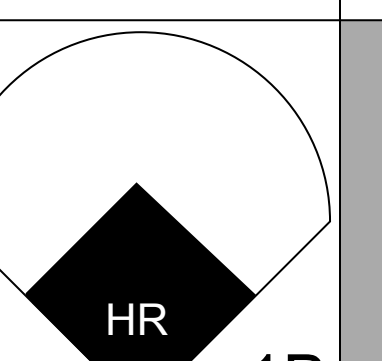
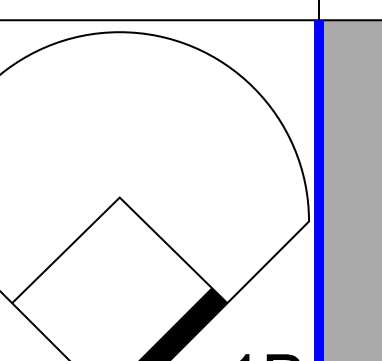
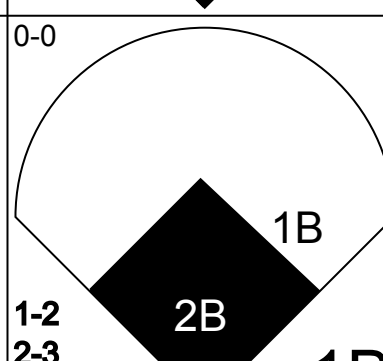
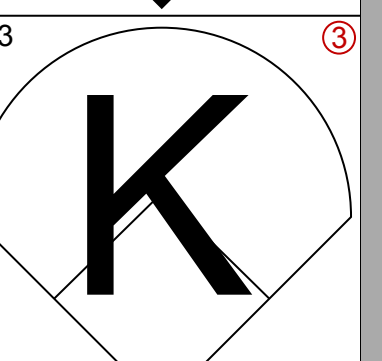
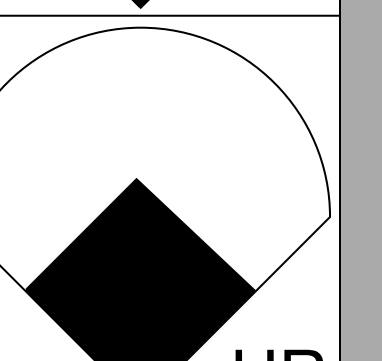
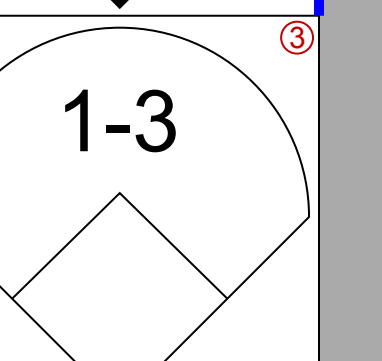
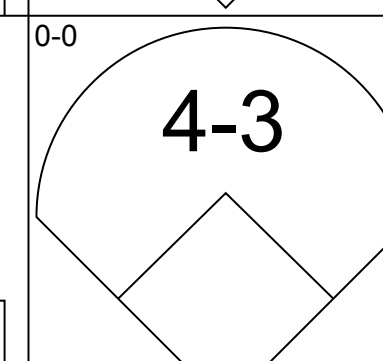
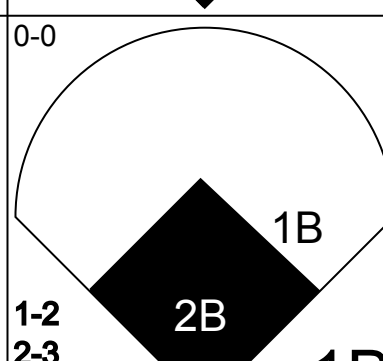
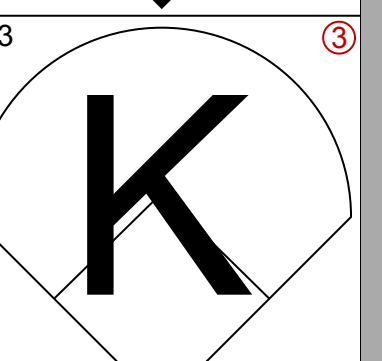
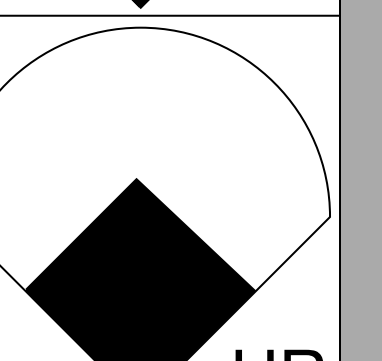
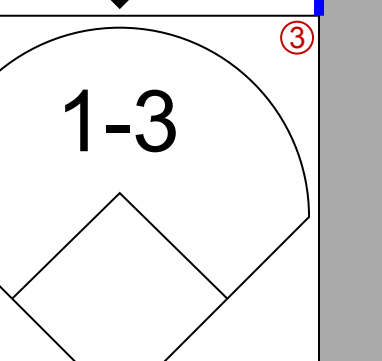
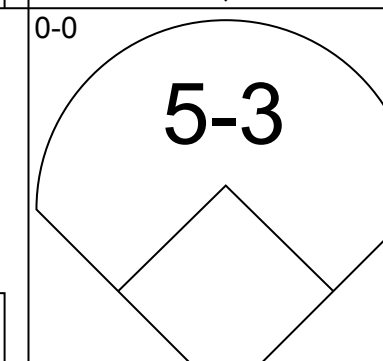
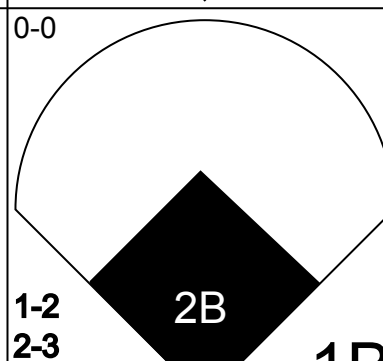

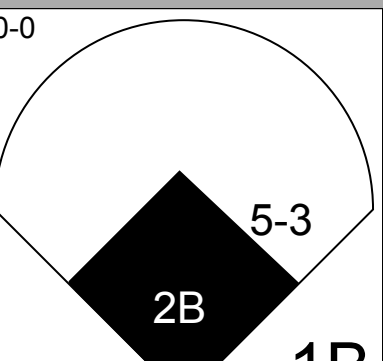
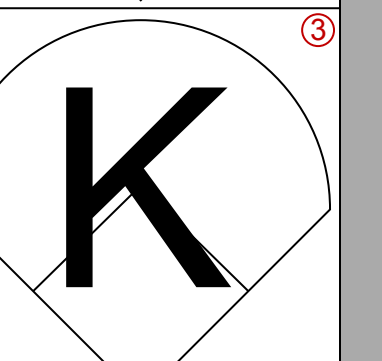
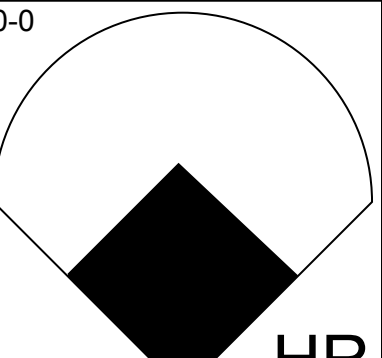
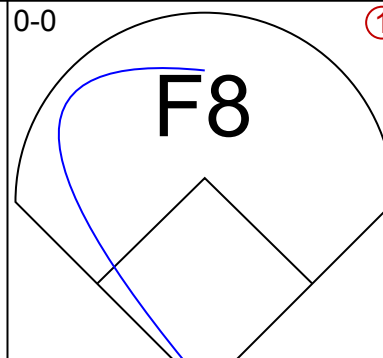
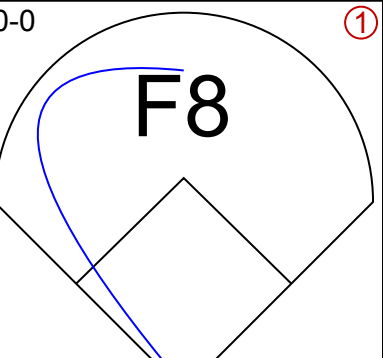
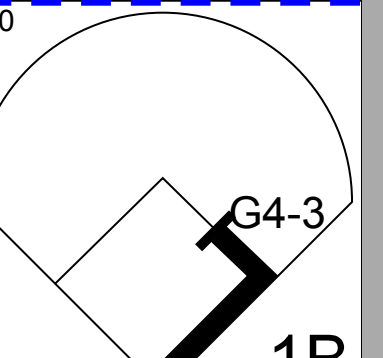
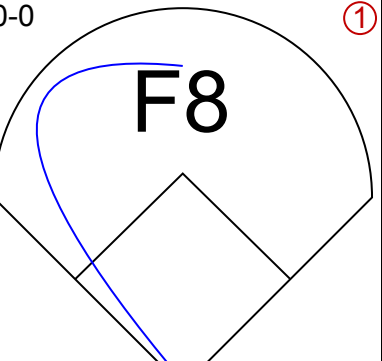
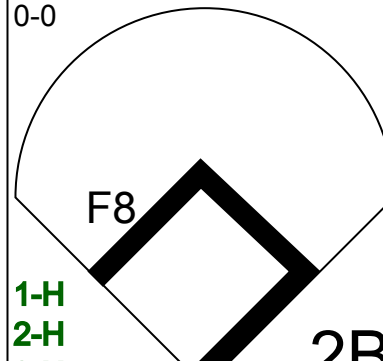

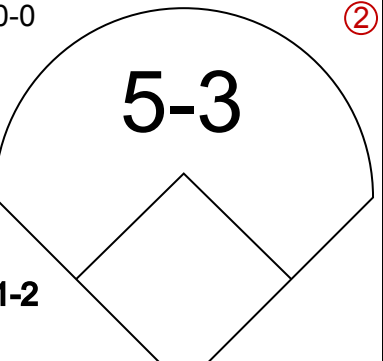
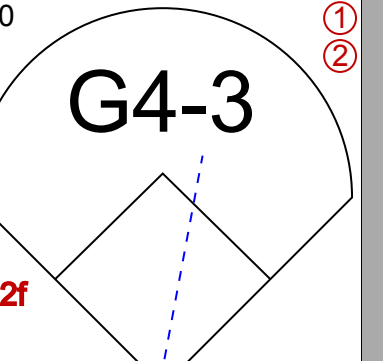
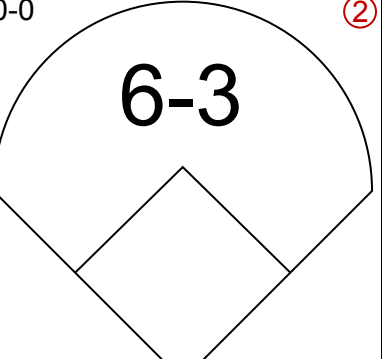
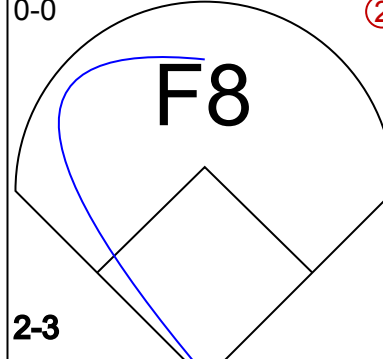

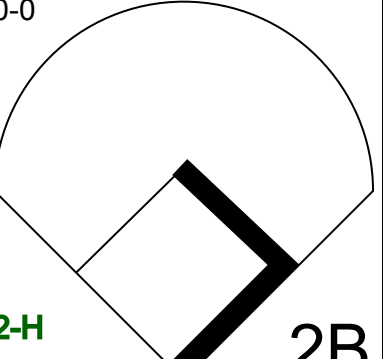
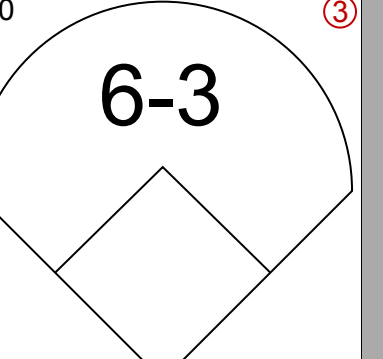
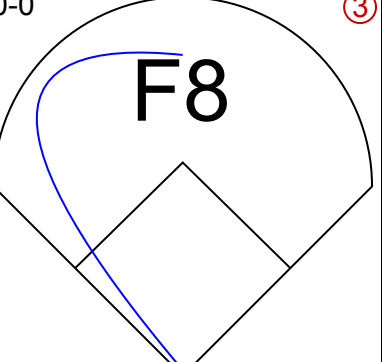
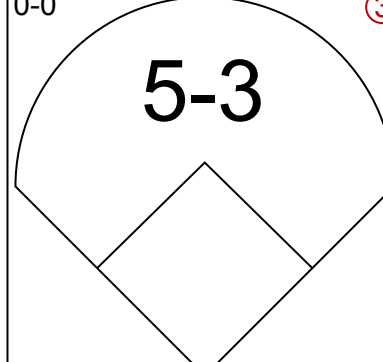
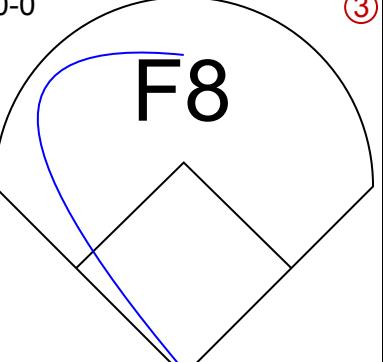
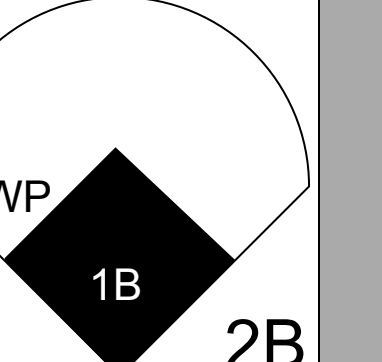
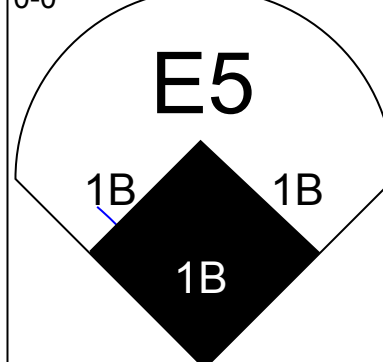

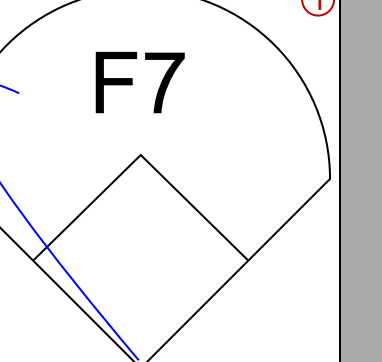
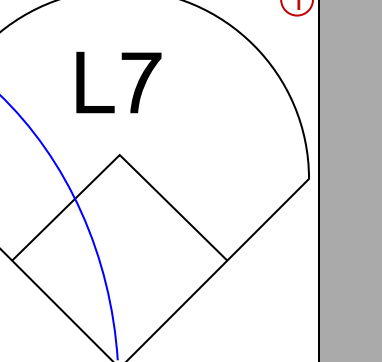
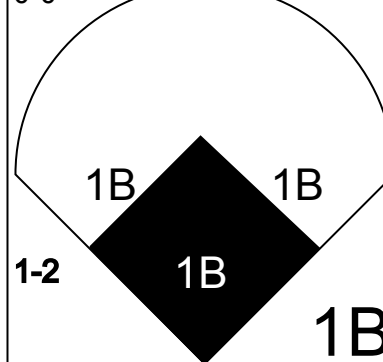
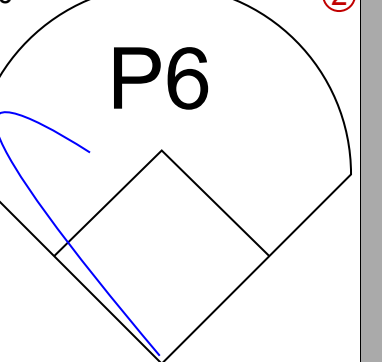
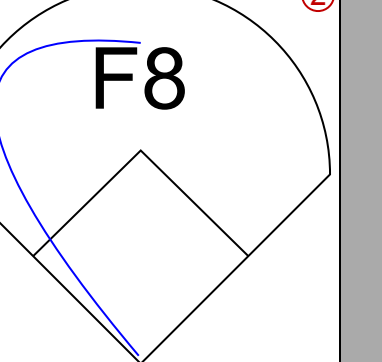
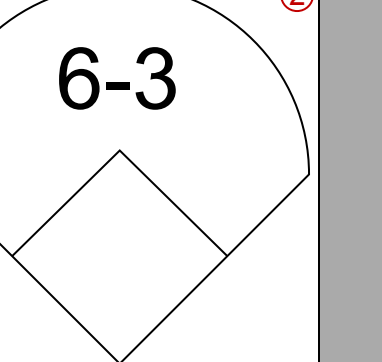
Batter	1	2	3	4	5	6	7	8	9	AB	R	H	RBI	BB	SO	LOB	TOP			
Jerry Remy, L (1.4)										5	1	3	0	0	0	0	Boston Red Sox @ Detroit Tigers Tiger Stadium, Detroit, MI Tue Jun 14 1983, 7:05 PM EDT Att: 24,049 - Unknown			
Dwight Evans, R (1.9)										3	2	1	2	2	1	2				
Jim Rice, R (1.7)										5	1	2	2	0	0	2				
Tony Armas, R (1.8)										3	1	0	0	1	0	2				
Wade Boggs, L (1.5)										2	1	1	0	2	0	0				
Carl Yastrzemski, L (1.10)										4	0	1	0	0	0	4				
Reid Nichols, R (8. PR)										0	0	0	0	0	0	0				
Dave Stapleton, R (1.3)										3	0	0	0	1	0	3				
Rich Gedman, L (1.2)										4	0	1	1	0	1	4				
Glenn Hoffman, R (1.6)										4	0	0	0	0	0	3				
Inning Stats	R: 0 E: 0 K: 1 S: 6	H: 1 LOB: 1 BB: 0 P: 6	R: 1 E: 0 K: 0 S: 4	H: 1 LOB: 1 BB: 1 P: 8	R: 3 E: 0 K: 1 S: 6	H: 1 LOB: 2 BB: 4 P: 22	R: 2 E: 0 K: 0 S: 5	H: 3 LOB: 0 BB: 0 P: 5	R: 0 E: 0 K: 0 S: 3	H: 1 LOB: 0 BB: 0 P: 3	R: 0 E: 0 K: 0 S: 3	H: 0 LOB: 0 BB: 0 P: 3	R: 0 E: 0 K: 0 S: 4	H: 1 LOB: 2 BB: 1 P: 4	R: 0 E: 0 K: 0 S: 2	H: 0 LOB: 0 BB: 1 P: 6	1B: 6 2B: 1 3B: 0 HR: 2	SF: 0 SAC: 0 DP: 3 HBP: 0	WP: 1 PB: 1 SB: 1 CS: 0	PA: 39
PITCHER	IP WLS BF H R ER SO BB IBB HBP BLK WP HR S P ERA WHIP																			
Dan Petry, R (1.1)	2.1 L 14 3 4 3 1 4 0 0 0 0 1 12 28 11.57 3.000																			
Howard Bailey, L (3.1)	3.2 15 5 2 2 1 1 0 0 0 0 1 16 20 4.91 1.636																			
Dave Gumpert, R (7.1)	3.0 10 1 0 0 0 1 0 0 0 1 0 9 13 0.00 0.667																			

Batter	1	2	3	4	5	6	7	8	9	AB	R	H	RBI	BB	SO	LOB	BOTTOM					
Lou Whitaker, L (1.4)										4	0	1	0	0	1	0	Boston Red Sox @ Detroit Tigers Tiger Stadium, Detroit, MI Tue Jun 14 1983, 7:05 PM EDT Att: 24,049 - Unknown					
Alan Trammell, R (1.6)										4	0	1	0	0	0	1						
Kirk Gibson, L (1.7)										3	2	2	1	1	1	1						
Glenn Wilson, R (1.9)										4	0	0	0	0	0	3						
Larry Herndon, R (1.10)										4	0	0	0	0	1	0						
Rick Leach, L (1.3)										4	0	0	0	0	0	0						
Chet Lemon, R (1.8)										3	0	0	0	1	2	0						
Tom Brookens, R (1.5)										3	0	0	0	0	0	2						
Bill Fahey, L (1.2)										3	0	0	0	0	0	1						
Inning Stats	R: 0 E: 1 K: 1 S: 6	H: 0 LOB: 1 BB: 0 P: 6	R: 0 E: 0 K: 2 S: 7	H: 0 LOB: 0 BB: 0 P: 7	R: 0 E: 0 K: 0 S: 3	H: 0 LOB: 0 BB: 0 P: 3	R: 1 E: 0 K: 0 S: 4	H: 1 LOB: 0 BB: 0 P: 4	R: 0 E: 0 K: 0 S: 3	H: 0 LOB: 1 BB: 1 P: 7	R: 1 E: 1 K: 0 S: 4	H: 2 LOB: 0 BB: 0 P: 4	R: 0 E: 1 K: 0 S: 4	H: 0 LOB: 1 BB: 0 P: 4	R: 0 E: 0 K: 1 S: 6	H: 1 LOB: 2 BB: 1 P: 10		R: 0 E: 0 K: 1 S: 5	H: 0 LOB: 0 BB: 0 P: 5	1B: 1 2B: 2 3B: 0 HR: 1	SF: 0 SAC: 0 DP: 0 HBP: 0	WP: 0 PB: 0 SB: 0 CS: 0
PITCHER	IP WLS BF H R ER SO BB IBB HBP BLK WP HR S P ERA WHIP																					
Mike Brown, R (1.1)	7.2 W 30 4 2 1 4 2 0 0 0 0 0 6 6 0.00 0.000																					
Bob Stanley, R (8.1)	1.1 S 4 0 0 0 1 0 0 0 0 0 0 0 6 6 0.00 0.000																					

Batter	1	2	3	4	5	6	7	8	9	AB	R	H	RBI	BB	SO	LOB	TOP			
Jerry Remy, L OBP: 0.274, SLG: 0.284 (1, 4)										4	0	0	0	0	1	1	Boston Red Sox @ Detroit Tigers Tiger Stadium, Detroit, MI Wed Jun 15 1983, 7:05 PM EDT Att: 22,017 - Unknown - 77 F			
Dwight Evans, R OBP: 0.327, SLG: 0.440 (1, 9)										3	0	0	0	1	0	0				
Jim Rice, R OBP: 0.351, SLG: 0.519 (1, 7)										4	0	1	0	0	1	1				
Tony Armas, R OBP: 0.284, SLG: 0.473 (1, 8)										4	0	0	0	0	1	1				
Wade Boggs, L OBP: 0.468, SLG: 0.481 (1, 5)										4	2	1	0	0	0	1				
Carl Yastrzemski, L OBP: 0.339, SLG: 0.330 (1, 10)										3	0	1	1	0	0	0				
Ed Jurak, R OBP: 0.378, SLG: 0.424 (8, 6)										2	0	1	1	1	0	0				
Rich Gedman, L OBP: 0.333, SLG: 0.386 (1, 2)										3	0	0	0	0	1	3				
Glenn Hoffman, R OBP: 0.301, SLG: 0.326 (8, PH)										2	0	0	0	0	2	2				
Rick Miller, L OBP: 0.381, SLG: 0.375 (8, 3)										1	0	1	0	0	0	0				
Dave Stapleton, R OBP: 0.266, SLG: 0.318 (8, 3)										0	0	0	0	0	0	0				
Inning Stats	R: 0 E: 0 K: 0 S: 3	H: 0 LOB: 0 BB: 0 P: 3	R: 1 E: 1 K: 2 S: 10	H: 2 LOB: 2 BB: 0 P: 10	R: 0 E: 0 K: 0 S: 3	H: 0 LOB: 0 BB: 0 P: 3	R: 1 E: 0 K: 1 S: 6	H: 1 LOB: 0 BB: 0 P: 6	R: 0 E: 0 K: 1 S: 5	H: 0 LOB: 0 BB: 0 P: 5	R: 0 E: 0 K: 0 S: 3	H: 1 LOB: 1 BB: 1 P: 7	R: 0 E: 0 K: 0 S: 7	H: 0 LOB: 1 BB: 1 P: 11	R: 0 E: 0 K: 0 S: 3	H: 0 LOB: 0 BB: 0 P: 3	1B: 4 2B: 1 3B: 1 HR: 0	SF: 1 SAC: 0 DP: 2 HBP: 0	WP: 0 PB: 0 SB: 0 CS: 1	PA: 33
PITCHER	IP WLS BF H R ER SO BB IBB HBP BLK WP HR S P ERA WHIP																			
Dave Rozema, R ERA: 2.28 (1, 1)	7.0 W 26 4 2 1 4 1 0 0 0 0 0 0 33 37 1.29 0.714																			
Aurelio Lopez, R ERA: 1.4 (8, 1)	2.0 S 7 1 0 0 2 1 0 0 0 0 0 0 10 14 0.00 1.000																			

Batter	1	2	3	4	5	6	7	8	9	AB	R	H	RBI	BB	SO	LOB	BOTTOM			
Lou Whitaker, L OBP: 0.348, SLG: 0.444 (1, 4)										4	1	2	0	0	0	1	Boston Red Sox @ Detroit Tigers Tiger Stadium, Detroit, MI Wed Jun 15 1983, 7:05 PM EDT Att: 22,017 - Unknown - 77 F			
Enos Cabell, R OBP: 0.357, SLG: 0.431 (1, 3)										4	0	1	0	0	0	4				
Kirk Gibson, L OBP: 0.325, SLG: 0.429 (1, 10)										3	0	2	2	1	0	1				
Lance Parrish, R OBP: 0.322, SLG: 0.455 (1, 2)										4	1	2	1	0	0	3				
Johnny Grubb, L OBP: 0.361, SLG: 0.388 Glenn Wilson, R OBP: 0.303, SLG: 0.469 (1, 9) (9, 9)										3	0	0	0	1	0	2				
Larry Hemdon, R OBP: 0.304, SLG: 0.417 (1, 7)										4	0	1	0	0	0	1				
Chet Lemon, R OBP: 0.373, SLG: 0.497 (1, 8)										4	1	2	1	0	1	1				
Tom Brookens, R OBP: 0.312, SLG: 0.346 (1, 5)										4	0	0	0	0	0	2				
Alan Trammell, R OBP: 0.359, SLG: 0.411 (1, 6)										3	1	2	0	0	0	0				
Inning Stats	R: 0 E: 0 K: 0 S: 4	H: 2 LOB: 2 BB: 1 P: 8	R: 0 E: 0 K: 0 S: 3	H: 0 LOB: 0 BB: 0 P: 3	R: 0 E: 0 K: 0 S: 5	H: 2 LOB: 2 BB: 0 P: 5	R: 0 E: 0 K: 0 S: 3	H: 1 LOB: 1 BB: 1 P: 7	R: 2 E: 0 K: 0 S: 5	H: 3 LOB: 0 BB: 0 P: 5	R: 1 E: 0 K: 0 S: 4	H: 1 LOB: 0 BB: 0 P: 4	R: 0 E: 0 K: 0 S: 4	H: 1 LOB: 1 BB: 0 P: 4	R: 1 E: 0 K: 1 S: 7	H: 2 LOB: 1 BB: 0 P: 7		1B: 9 2B: 1 3B: 1 HR: 2	SF: 0 SAC: 0 DP: 2 HBP: 0	WP: 1 PB: 0 SB: 1 CS: 1
PITCHER	IP WLS BF H R ER SO BB IBB HBP BLK WP HR S P ERA WHIP																			
Dennis Eckersley, R ERA: 5.12 (1, 1)	6.2 L 29 10 3 3 0 0 2 0 0 0 0 0 1 27 35 4.05 1.800																			
John Henry Johnson, L ERA: 2.84 (7, 1)	0.1 1 0 0 0 0 0 0 0 0 0 0 0 1 1 0.00 0.000																			
Mark Clear, R ERA: 5.67 (8, 1)	1.0 5 2 1 1 1 0 0 0 0 0 0 1 7 7 9.00 2.000																			


Batter	1	2	3	4	5	6	7	8	9	AB	R	H	RBI	BB	SO	LOB	TOP					
Jerry Remy, L OBP: 0.266, SLG: 0.277 (1, 4)										5	0	0	0	0	1	4	Boston Red Sox @ Detroit Tigers Tiger Stadium, Detroit, MI Thu Jun 16 1983, 7:05 PM EDT Att: 27,124 - Unknown - 78 F					
Dwight Evans, R OBP: 0.325, SLG: 0.435 (1, 9)										5	0	1	0	0	0	3						
Jim Rice, R OBP: 0.345, SLG: 0.508 (1, 7)										5	0	0	0	0	1	4						
Tony Armas, R OBP: 0.284, SLG: 0.469 (1, 8)										4	0	1	0	0	2	0						
Wade Boggs, L OBP: 0.361, SLG: 0.472 (1, 5)										4	0	0	0	0	0	1						
Carl Yastrzemski, L OBP: 0.352, SLG: 0.339 (1, 10)										3	1	2	0	1	0	0						
Ed Jurak, R OBP: 0.415, SLG: 0.429 (7, 6)										2	1	1	0	2	0	1						
Reid Nichols, R OBP: 0.345, SLG: 0.422 (8, FR) (8, 6)										0	0	0	0	0	0	0						
Rich Gedman, L OBP: 0.339, SLG: 0.390 (1, 2)										4	0	2	0	0	0	2						
Glenn Hoffman, R OBP: 0.299, SLG: 0.323 (1, 6)										2	0	0	0	0	0	2						
Rick Miller, L OBP: 0.391, SLG: 0.375 (7, PH)										0	0	0	1	1	0	0						
Dave Stapleton, R OBP: 0.265, SLG: 0.317 (7, 3)										1	0	0	0	0	0	0						
Inning Stats	R: 0 E: 0 K: 1 S: 5	H: 0 LOB: 0 BB: 0 P: 5	R: 0 E: 0 K: 1 S: 6	H: 1 LOB: 1 BB: 0 P: 6	R: 0 E: 0 K: 0 S: 3	H: 0 LOB: 0 BB: 0 P: 3	R: 0 E: 0 K: 0 S: 4	H: 1 LOB: 1 BB: 0 P: 4	R: 0 E: 0 K: 0 S: 4	H: 1 LOB: 2 BB: 1 P: 8	R: 0 E: 0 K: 1 S: 5	H: 0 LOB: 0 BB: 0 P: 5	R: 2 E: 1 K: 1 S: 9	H: 3 LOB: 3 BB: 1 P: 13	R: 0 E: 0 K: 0 S: 3	H: 0 LOB: 2 BB: 2 P: 11	R: 0 E: 0 K: 0 S: 4	H: 1 LOB: 1 BB: 0 P: 4	1B: 7 2B: 0 3B: 0 HR: 0	SF: 0 SAC: 0 DP: 0 HBP: 0	WP: 0 PB: 0 SB: 0 CS: 0	PA: 39
PITCHER	IP	WLS	BF	H	R	ER	SO	BB	IBB	HBP	BLK	WP	HR	S	P	ERA	WHIP					
Juan Berenguer, R ERA: 3.21 (1, 1)	6.1	W	27	6	2	1	3	2	0	0	0	0	0	31	39	1.42	1.263					
Larry Paschnick, R ERA: 4.32 (7, 1)	2.2		12	1	0	0	1	2	0	0	0	0	0	12	20	0.00	1.125					

Batter	1	2	3	4	5	6	7	8	9	AB	R	H	RBI	BB	SO	LOB	BOTTOM				
Lou Whitaker, L OBP: 0.356, SLG: 0.451 (1, 4)										5	2	4	1	0	0	0	Boston Red Sox @ Detroit Tigers Tiger Stadium, Detroit, MI Thu Jun 16 1983, 7:05 PM EDT Att: 27,124 - Unknown - 78 F				
Julio Gonzalez, R OBP: 0.125, SLG: 0.133 (9, 4)										0	0	0	0	0	0	0					
Enos Cabell, R OBP: 0.358, SLG: 0.456 (1, 10)										5	2	2	3	0	1	2					
Larry Hemdon, R OBP: 0.307, SLG: 0.419 (1, 7)										4	2	2	1	0	1	0					
Lance Parrish, R OBP: 0.325, SLG: 0.470 (1, 2)										4	1	2	1	0	0	4					
Glenn Wilson, R OBP: 0.302, SLG: 0.470 (1, 9)										4	0	1	3	0	0	2					
John Wockenfuss, R OBP: 0.275, SLG: 0.369 (1, 3)										4	0	1	1	0	0	1					
Chet Lemon, R OBP: 0.370, SLG: 0.409 (1, 8)										4	1	1	0	0	0	2					
Tom Brookens, R OBP: 0.305, SLG: 0.338 (1, 5)										4	1	0	0	0	1	1					
Alan Trammell, R OBP: 0.357, SLG: 0.407 (1, 6)										4	1	1	0	0	0	1					
Inning Stats	R: 0 E: 0 K: 0 S: 3	H: 0 LOB: 0 BB: 0 P: 3	R: 1 E: 0 K: 0 S: 4	H: 1 LOB: 0 BB: 0 P: 4	R: 5 E: 1 K: 0 S: 9	H: 5 LOB: 1 BB: 0 P: 9	R: 0 E: 0 K: 2 S: 8	H: 1 LOB: 1 BB: 0 P: 8	R: 1 E: 0 K: 0 S: 5	H: 2 LOB: 1 BB: 0 P: 5	R: 2 E: 0 K: 1 S: 7	H: 2 LOB: 0 BB: 0 P: 7	R: 0 E: 0 K: 0 S: 3	H: 1 LOB: 0 BB: 0 P: 3	R: 1 E: 0 K: 0 S: 5	H: 2 LOB: 1 BB: 0 P: 5	1B: 9 2B: 3 3B: 0 HR: 2	SF: 0 SAC: 0 DP: 1 HBP: 0	WP: 1 PB: 0 SB: 0 CS: 0	PA: 38	
PITCHER	IP	WLS	BF	H	R	ER	SO	BB	IBB	HBP	BLK	WP	HR	S	P	ERA	WHIP				
Bruce Hurst, L ERA: 4.46 (1, 1)	3.0	L	16	6	6	5	0	0	0	0	0	0	1	16	16	9.00	2.000				
Doug Bird, R ERA: 9.59 (4, 1)	3.0		14	5	3	3	3	0	0	0	0	0	1	20	20	9.00	1.667				
Luis Aponte, R ERA: 2.41 (7, 1)	1.0		3	1	0	0	0	0	0	0	0	0	0	3	3	0.00	1.000				
Oil Can Boyd, R ERA: 5.25 (8, 1)	1.0		5	2	1	1	0	0	0	0	0	1	0	5	5	9.00	2.000				

Batter	1	2	3	4	5	6	7	8	9	AB	R	H	RBI	BB	SO	LOB	TOP				
Lou Whitaker, L OBP: 0.360, SLG: 0.455 Julio Gonzalez, R OBP: 0.118, SLG: 0.125	0-0 1B	4-0 WP BB		0-0 F8	0-0 E 2B	0-0 4-3			0-0 F7	4	2	2	2	1	0	2					
Alan Trammell, R OBP: 0.353, SLG: 0.402 Larry Herndon, R OBP: 0.306, SLG: 0.417 Dave Gumpert, R (9, 1)	0-0 1B G3-2-3	0-0 F9		0-0 FC6-4	0-0 F2	0-0 F9			0-0 F9	5	0	1	0	0	0	4					
Kirk Gibson, L OBP: 0.320, SLG: 0.425	0-0 F6		0-0 F9						0-0 G3	6	1	1	0	0	1	2					
Lance Parrish, R OBP: 0.339, SLG: 0.480 Bill Fahey, L OBP: 0.366, SLG: 0.313	0-0 BB 1B									4	1	4	2	1	0	0					
Johnny Grubb, L OBP: 0.372, SLG: 0.391 John Wockenfuss, R OBP: 0.269, SLG: 0.360	4-0 BB 1B			0-0 F6					0-0 F8	2	1	1	0	1	0	1					
Glenn Wilson, R OBP: 0.304, SLG: 0.470	0-0 G3-2-3			4-0 BB					0-0 G6-4-3	4	2	1	0	1	0	6					
Chet Lemon, R OBP: 0.376, SLG: 0.416		0-0 G3 SF4 2B		0-0 F9					0-0 5-3	4	3	2	0	1	0	2					
Rick Leach, L OBP: 0.320, SLG: 0.308 Enos Cabell, R OBP: 0.356, SLG: 0.453		0-0 G3		0-0 6-3					0-3 K	2	0	0	0	0	0	1					
Tom Brookens, R OBP: 0.308, SLG: 0.338	0-0 SF4			4-0 FC6-4 BB					0-0 6-3	3	0	1	1	0	1	2					
Inning Stats	R: 1 E: 0 K: 0 S: 5	H: 3 LOB: 2 BB: 1 P: 9	R: 1 E: 0 K: 0 S: 4	H: 1 LOB: 1 BB: 1 P: 8	R: 0 E: 0 K: 0 S: 4	H: 1 LOB: 2 BB: 1 P: 8	R: 0 E: 0 K: 0 S: 3	H: 0 LOB: 1 BB: 1 P: 7	R: 7 E: 2 K: 0 S: 10	H: 5 LOB: 2 BB: 2 P: 18	R: 2 E: 0 K: 0 S: 6	H: 3 LOB: 1 BB: 0 P: 6	R: 0 E: 0 K: 1 S: 5	H: 0 LOB: 0 BB: 0 P: 5	R: 0 E: 0 K: 0 S: 3	H: 0 LOB: 0 BB: 0 P: 3	1B: 10 2B: 4 3B: 0 HR: 0	SF: 1 SAC: 0 DP: 2 HBP: 0	WP: 2 PB: 1 SB: 0 CS: 0	PA: 48	
PITCHER	IP	WLS	BF	H	R	ER	SO	BB	IBB	HBP	BLK	WP	HR	S	P	ERA	WHIP				
Len Barker, R ERA: 5.45	4.0	L	25	8	7	7	0	5	0	0	0	1	0	20	40	15.75	3.250				
Neal Heaton, L ERA: 3.26	5.0		23	6	4	2	2	0	1	0	0	1	0	26	30	3.60	1.200				

Detroit Tigers @ Cleveland Indians
Cleveland Municipal Stadium, Cleveland, OH
Fri Jun 17 1983, 7:05 PM EDT
Att: 11,465 - Unknown


AB 41
R 11
H 14
RBI 9
BB 6
SO 2
LOB 26



Batter	1	2	3	4	5	6	7	8	9	AB	R	H	RBI	BB	SO	LOB	BOTTOM				
Alan Bannister, R OBP: 0.312, SLG: 0.369	0-0 F2			0-0 F8					0-3 K	5	0	0	0	0	2	3					
Toby Harrah, R OBP: 0.366, SLG: 0.326	0-0 BB 1B	0-0 CS 1B			0-0 6-3				0-0 F7	4	1	2	0	1	0	0					
Mike Hargrove, L OBP: 0.386, SLG: 0.394	0-3 K	0-0 SF7			0-0 F8				0-0 F7	4	0	0	1	0	2	2					
Andre Thornton, R OBP: 0.451, SLG: 0.492	1-0 BB 1B	0-0 CS	4-0 G5-4-3 BB		0-0 1B 1B				0-0 FC5-4 BB	2	1	1	0	1	0	1					
Gorman Thomas, R OBP: 0.287, SLG: 0.298	4-0 1B BB		0-0 G5-4-3		0-0 1B 1B				4-0 BB	2	1	1	0	2	0	1					
Pat Tabler, R OBP: 0.408, SLG: 0.491	0-0 1B		0-0 F8		0-0 1B				0-0 F7	4	0	2	3	0	0	2					
Manny Trillo, R OBP: 0.329, SLG: 0.302	0-0 1B			0-0 4-3					0-0 1-3	4	0	1	0	0	0	0					
Ron Hassey, L OBP: 0.333, SLG: 0.303	0-0 L7			0-0 G3					0-3 K	4	0	0	0	0	2	2					
Mike Fischlin, R OBP: 0.333, SLG: 0.302		4-0 1B SF7 BB		4-0 E S BB					0-0 6-3	2	1	1	0	2	0	0					
Inning Stats	R: 3 E: 0 K: 1 S: 8	H: 3 LOB: 2 BB: 1 P: 13	R: 1 E: 0 K: 0 S: 3	H: 1 LOB: 0 BB: 1 P: 7	R: 0 E: 0 K: 0 S: 2	H: 0 LOB: 0 BB: 1 P: 6	R: 0 E: 0 K: 0 S: 3	H: 0 LOB: 1 BB: 1 P: 7	R: 0 E: 0 K: 2 S: 8	H: 1 LOB: 1 BB: 0 P: 8	R: 0 E: 0 K: 1 S: 5	H: 0 LOB: 2 BB: 2 P: 13	R: 0 E: 0 K: 1 S: 5	H: 0 LOB: 0 BB: 0 P: 5	R: 0 E: 0 K: 1 S: 5	H: 0 LOB: 0 BB: 0 P: 5	1B: 8 2B: 0 3B: 0 HR: 0	SF: 1 SAC: 0 DP: 1 HBP: 1	WP: 0 PB: 0 SB: 1 CS: 1	PA: 40	
PITCHER	IP	WLS	BF	H	R	ER	SO	BB	IBB	HBP	BLK	WP	HR	S	P	ERA	WHIP				
Jack Morris, R ERA: 4.54	7.0	W	33	8	4	4	4	6	0	1	0	0	0	34	59	5.14	2.000				
Dave Gumpert, R ERA: 4.91	2.0		6	0	0	0	2	0	0	0	0	0	0	10	10	0.00	0.000				
Dave Gumpert, R ERA: 4.91	2.0		6	0	0	0	2	0	0	0	0	0	0	10	10	0.00	0.000				

Detroit Tigers @ Cleveland Indians
Cleveland Municipal Stadium, Cleveland, OH
Fri Jun 17 1983, 7:05 PM EDT
Att: 11,465 - Unknown

AB 31
R 4
H 8
RBI 4
BB 6
SO 6
LOB 11



Batter	1	2	3	4	5	6	7	8	9	AB	R	H	RBI	BB	SO	LOB	TOP					
Lou Whitaker, L (1,4) OBP: 0.391, SLG: 0.454										5	2	2	0	0	1	2	Detroit Tigers @ Cleveland Indians Cleveland Municipal Stadium, Cleveland, OH Sat Jun 18 1983, 3:33 AM EDT Att: 14,625 - Unknown - 80 F					
Johnny Grubb, L (1,9) OBP: 0.374, SLG: 0.384										4	1	1	0	1	2	2						
Kirk Gibson, L (1,7) OBP: 0.328, SLG: 0.456										5	3	3	2	0	1	1						
Lance Parrish, R (1,2) OBP: 0.336, SLG: 0.487										5	1	1	3	0	1	2						
Larry Herndon, R (1,10) OBP: 0.312, SLG: 0.419										4	1	2	0	1	0	0						
Chet Lemon, R (1,8) OBP: 0.381, SLG: 0.426										5	0	3	1	0	1	3						
Rick Leach, L (1,3) OBP: 0.314, SLG: 0.302										5	0	1	2	0	1	4						
Tom Brookens, R (1,5) OBP: 0.306, SLG: 0.335										4	0	1	0	0	0	3						
Julio Gonzalez, R (1,6) OBP: 0.150, SLG: 0.158										3	0	1	0	0	0	1						
John Wockenfuss, R (8, PH) OBP: 0.266, SLG: 0.356										1	0	0	0	0	0	1						
Inning Stats	R: 3 E: 1 K: 1 S: 8	H: 3 LOB: 2 BB: 2 P: 16	R: 0 E: 0 K: 1 S: 5	H: 0 LOB: 0 BB: 0 P: 5	R: 2 E: 0 K: 0 S: 6	H: 3 LOB: 1 BB: 0 P: 6	R: 0 E: 0 K: 1 S: 6	H: 1 LOB: 1 BB: 0 P: 6	R: 0 E: 0 K: 1 S: 5	H: 0 LOB: 0 BB: 0 P: 5	R: 0 E: 1 K: 0 S: 3	H: 0 LOB: 0 BB: 0 P: 3	R: 3 E: 0 K: 0 S: 7	H: 4 LOB: 1 BB: 0 P: 7	R: 0 E: 0 K: 1 S: 6	H: 2 LOB: 1 BB: 0 P: 6	R: 0 E: 0 K: 2 S: 9	H: 2 LOB: 2 BB: 0 P: 9	1B: 11 2B: 2 3B: 0 HR: 2	SF: 0 SAC: 0 DP: 1 HBP: 0	WP: 0 PB: 0 SB: 1 CS: 0	PA: 43
PITCHER	IP WLS BF H R ER SO BB IBB HBP BLK WP HR S P ERA WHIP																					
Rick Sutcliffe, R (1,1) ERA: 3.92	6.1 W 31 10 8 8 4 2 0 0 0 0 2 37 45 11.37 1.895																					
Dan Spillner, R (7,1) ERA: 4.81	2.2 12 5 0 0 3 0 0 0 0 0 0 18 18 0.00 1.875																					

Batter	1	2	3	4	5	6	7	8	9	AB	R	H	RBI	BB	SO	LOB	BOTTOM			
Alan Bannister, R (1,7) OBP: 0.315, SLG: 0.366										4	1	1	0	1	1	1	Detroit Tigers @ Cleveland Indians Cleveland Municipal Stadium, Cleveland, OH Sat Jun 18 1983, 3:33 AM EDT Att: 14,625 - Unknown - 80 F			
Manny Trillo, R (1,4) OBP: 0.330, SLG: 0.304										5	0	2	2	0	1	2				
Broderick Perkins, L (1,3) OBP: 0.302, SLG: 0.351										5	0	2	1	0	0	3				
Andre Thornton, R (1,10) OBP: 0.454, SLG: 0.489										3	3	1	0	2	0	2				
Gorman Thomas, R (1,8) OBP: 0.289, SLG: 0.305										5	1	2	0	0	2	1				
Pat Tabler, R (1,5) OBP: 0.411, SLG: 0.486										3	2	1	1	1	0	0				
Toby Harrah, R (7,5) OBP: 0.364, SLG: 0.324										1	0	0	0	0	0	0				
George Vukovich, L (1,9) OBP: 0.238, SLG: 0.272										5	2	2	1	0	0	3				
Ron Hassey, L (1,2) OBP: 0.338, SLG: 0.312										3	2	1	0	1	0	3				
Julio Franco, R (1,6) OBP: 0.309, SLG: 0.415										4	1	3	5	0	0	0				
Inning Stats	R: 1 E: 0 K: 0 S: 4	H: 1 LOB: 0 BB: 0 P: 4	R: 3 E: 1 K: 1 S: 9	H: 3 LOB: 2 BB: 1 P: 13	R: 4 E: 0 K: 2 S: 8	H: 2 LOB: 0 BB: 3 P: 20	R: 2 E: 1 K: 1 S: 7	H: 2 LOB: 1 BB: 1 P: 11	R: 1 E: 0 K: 0 S: 5	H: 3 LOB: 1 BB: 0 P: 5	R: 0 E: 0 K: 0 S: 5	H: 2 LOB: 2 BB: 0 P: 5	R: 0 E: 0 K: 0 S: 3	H: 0 LOB: 0 BB: 0 P: 3	R: 0 E: 0 K: 0 S: 3	H: 0 LOB: 0 BB: 0 P: 3	1B: 11 2B: 5 3B: 0 HR: 0	SF: 0 SAC: 0 DP: 1 HBP: 0	WP: 4 PB: 0 SB: 0 CS: 1	PA: 43
PITCHER	IP WLS BF H R ER SO BB IBB HBP BLK WP HR S P ERA WHIP																			
Milt Wilcox, R (1,1) ERA: 3.1	2.1 L 17 5 8 5 2 3 0 0 0 0 0 17 33 19.29 3.429																			
Larry Pashnick, R (3,1) ERA: 3.5	1.2 8 3 2 0 2 1 0 0 0 0 0 11 15 0.00 2.400																			
Pat Underwood, L (5,1) ERA: 5.4	2.0 10 5 2 2 0 0 0 0 0 0 1 0 10 10 9.00 2.500																			
Howard Bailey, L (7,1) ERA: 3.18	2.0 8 2 0 0 0 0 0 0 0 0 0 8 8 0.00 1.000																			

AB	41
R	8
H	15
RBI	8
BB	2
SO	7
LOB	19



AB	38
R	12
H	15
RBI	10
BB	5
SO	4
LOB	15



Batter	1	2	3	4	5	6	7	8	9	AB	R	H	RBI	BB	SO	LOB	TOP			
Lou Whitaker, L (1, 4) OBP: 0.363, SLG: 0.459										4	1	2	0	0	0	1	Detroit Tigers @ Cleveland Indians Cleveland Municipal Stadium, Cleveland, OH Sun Jun 19 1983, 3:33 AM EDT Att: 19,900 - Unknown			
Enos Cabell, R (1, 3) OBP: 0.362, SLG: 0.455 (8, 5)										4	0	2	0	0	0	0				
Kirk Gibson, L (1, 10) OBP: 0.326, SLG: 0.451										4	0	1	0	0	0	3				
Lance Parrish, R (1, 2) OBP: 0.331, SLG: 0.478 Bill Fahey, L (8, 2) OBP: 0.366, SLG: 0.313										4	0	0	0	0	0	3				
Larry Herndon, R (1, 7) OBP: 0.307, SLG: 0.411										4	0	0	0	0	0	1				
Glenn Wilson, R (1, 9) OBP: 0.303, SLG: 0.466										4	1	1	0	0	0	0				
Chet Lemon, R (1, 8) OBP: 0.378, SLG: 0.428										4	0	1	0	0	0	1				
Tom Brookens, R (1, 5) OBP: 0.305, SLG: 0.333 (8, 6)										4	0	1	1	0	2	2				
Julio Gonzalez, R (1, 6) OBP: 0.182, SLG: 0.190 Rick Leach, L (8, PH) OBP: 0.311, SLG: 0.299 (8, 3)										2	0	1	0	0	0	1				
										1	0	0	0	0	0	0				
Inning Stats	R: 1 E: 0 K: 0 S: 4	H: 2 LOB: 0 BB: 0 P: 4	R: 1 E: 0 K: 0 S: 5	H: 2 LOB: 1 BB: 0 P: 5	R: 0 E: 0 K: 0 S: 3	H: 0 LOB: 0 BB: 0 P: 3	R: 0 E: 0 K: 0 S: 3	H: 0 LOB: 0 BB: 0 P: 3	R: 0 E: 0 K: 0 S: 4	H: 2 LOB: 1 BB: 0 P: 4	R: 0 E: 0 K: 1 S: 5	H: 0 LOB: 0 BB: 0 P: 5	R: 0 E: 0 K: 0 S: 5	H: 2 LOB: 2 BB: 0 P: 5	R: 0 E: 1 K: 1 S: 6	H: 0 LOB: 1 BB: 0 P: 6	1B: 7 2B: 2 3B: 0 HR: 0	SF: 0 SAC: 0 DP: 1 HBP: 0	WP: 0 PB: 0 SB: 0 CS: 0	PA: 35
PITCHER Lary Sorensen, R (1, 1) ERA: 4.06	IP: 9.0 WLS: W BF: 35 H: 9 R: 2 ER: 2 SO: 2 BB: 0 IBB: 0 HBP: 0 BLK: 0 WP: 0 HR: 0 S: 39 P: 39 ERA: 2.00 WHIP: 1.000															PITCHER				

Batter	1	2	3	4	5	6	7	8	9	AB	R	H	RBI	BB	SO	LOB	BOTTOM
Alan Bannister, R (1, 7) OBP: 0.313, SLG: 0.369										4	1	1	2	0	1	1	Detroit Tigers @ Cleveland Indians Cleveland Municipal Stadium, Cleveland, OH Sun Jun 19 1983, 3:33 AM EDT Att: 19,900 - Unknown
Manny Trillo, R (1, 4) OBP: 0.333, SLG: 0.313										4	1	2	1	0	0	0	
Mike Hargrove, L (1, 3) OBP: 0.384, SLG: 0.392										4	0	1	0	0	0	1	
Andre Thornton, R (1, 10) OBP: 0.451, SLG: 0.485										4	0	1	1	0	1	1	
Gorman Thomas, R (1, 8) OBP: 0.285, SLG: 0.300										4	0	0	0	0	0	2	
Toby Harrah, R (1, 5) OBP: 0.382, SLG: 0.322										4	1	1	0	0	0	0	
George Vukovich, L (1, 9) OBP: 0.254, SLG: 0.322										4	2	3	1	0	0	0	
Ron Hassey, L (1, 2) OBP: 0.343, SLG: 0.307										2	1	0	1	2	1	1	
Julio Franco, R (1, 6) OBP: 0.310, SLG: 0.419										3	1	1	1	0	1	2	
										1B: 5 2B: 4 3B: 0 HR: 1	SF: 0 SAC: 0 DP: 1 HBP: 0	WP: 1 PB: 0 SB: 0 CS: 0	PA: 35				
Inning Stats	R: 0 E: 0 K: 1 S: 5	H: 0 LOB: 0 BB: 0 P: 5	R: 0 E: 0 K: 1 S: 5	H: 0 LOB: 0 BB: 0 P: 5	R: 1 E: 0 K: 1 S: 5	H: 1 LOB: 1 BB: 1 P: 9	R: 0 E: 0 K: 0 S: 3	H: 0 LOB: 0 BB: 0 P: 3	R: 1 E: 0 K: 0 S: 5	H: 2 LOB: 1 BB: 0 P: 5	R: 0 E: 0 K: 0 S: 4	H: 1 LOB: 1 BB: 0 P: 4	R: 5 E: 0 K: 0 S: 9	H: 6 LOB: 2 BB: 1 P: 13	R: 0 E: 0 K: 1 S: 5	H: 0 LOB: 0 BB: 0 P: 5	
PITCHER Dan Petry, R (1, 1) ERA: 4.25 Dave Gumpert, R (7, 1) ERA: 4.15	IP: 6.2 WLS: L BF: 29 H: 8 R: 7 ER: 7 SO: 3 BB: 2 IBB: 0 HBP: 0 BLK: 0 WP: 1 HR: 1 S: 33 P: 41 ERA: 9.45 WHIP: 1.500															PITCHER	

Batter	1	2	3	4	5	6	7	8	9	AB	R	H	RBI	BB	SO	LOB	TOP										
Paul Moltzer, R OBP: 0.340, SLG: 0.422	0-3 K		0-3 K			0-3 K			0-3 K	4	0	0	0	0	4	2											
Robin Yount, R OBP: 0.389, SLG: 0.520	0-0 F8		0-3 K			0-3 K			0-3 K	4	0	0	0	0	3	2											
Cecil Cooper, L OBP: 0.309, SLG: 0.463	0-3 K2-3			0-0 F8			0-0 4-3		0-3 K	4	0	0	0	0	2	1											
Ted Simmons, S OBP: 0.350, SLG: 0.450		0-0 G3		0-0 6-3			0-0 L9			3	0	0	0	0	0	0											
Ben Oglivie, L OBP: 0.388, SLG: 0.475		0-0 F8		0-0 F7			0-0 G3			3	0	0	0	0	0	0											
Roy Howell, L OBP: 0.354, SLG: 0.425		0-0 6-3			0-0 4-3			0-0 F4		3	0	0	0	0	0	0											
Charlie Moore, R OBP: 0.358, SLG: 0.408			0-0 5-3		0-3 K			0-3 K		3	0	0	0	0	2	0											
Rick Manning, L OBP: 0.307, SLG: 0.320			0-0 2B		0-0 4-3			0-3 K		3	1	1	0	0	1	0											
Jim Gantner, L OBP: 0.333, SLG: 0.432		0-0 1B		0-0 2B		0-0 G3		0-0 1B		3	0	2	1	0	0	0											
Inning Stats	R: 0 E: 0 K: 2 S: 7	H: 0 LOB: 0 BB: 0 P: 7	R: 0 E: 0 K: 0 S: 3	H: 0 LOB: 0 BB: 0 P: 3	R: 1 E: 0 K: 2 S: 9	H: 2 LOB: 1 BB: 0 P: 9	R: 0 E: 0 K: 0 S: 3	H: 0 LOB: 0 BB: 0 P: 3	R: 0 E: 0 K: 1 S: 5	H: 0 LOB: 0 BB: 0 P: 5	R: 0 E: 0 K: 0 S: 3	H: 0 LOB: 0 BB: 0 P: 3	R: 0 E: 0 K: 2 S: 7	H: 0 LOB: 0 BB: 0 P: 7	R: 0 E: 0 K: 3 S: 10	H: 0 LOB: 0 BB: 0 P: 10	R: 0 E: 0 K: 10 S: 10	H: 1 LOB: 1 BB: 0 P: 10	1B: 2 2B: 1 3B: 0 HR: 0	SF: 0 SAC: 0 DP: 0 HBP: 0	WP: 0 PB: 0 SB: 0 CS: 0	PA: 30					
PITCHER	IP	WLS	BF	H	R	ER	SO	BB	IBB	HBP	BLK	WP	HR	S	P	ERA	WHIP										
Dave Rozema, R ERA: 2.15	7.1	W	24	2	1	1	7	0	0	0	0	0	0	38	38	1.23	0.273										
Aurelio Lopez, R ERA: 1.37	8.1	S	6	1	0	0	5	0	0	0	1	0	0	16	16	0.00	0.600										

Milwaukee Brewers @ Detroit Tigers
Tiger Stadium, Detroit, MI
Mon Jun 20 1983, 7:05 PM EDT
Att: 2,232 - Unknown

AB 30
R 1
H 3
RBI 1
BB 0
SO 12
LOB 5



Batter	1	2	3	4	5	6	7	8	9	AB	R	H	RBI	BB	SO	LOB	BOTTOM										
Lou Whitaker, L OBP: 0.365, SLG: 0.459	0-0 1B	0-0 1B		0-0 CS	0-0 4-3		0-0 G3			4	1	2	1	0	0	0											
Enos Cabell, R OBP: 0.366, SLG: 0.456	0-0 1B	0-0 1B			0-3 K			0-0 1-3		4	0	2	1	0	1	0											
Kirk Gibson, L OBP: 0.324, SLG: 0.464	0-0 1B	0-0 1B		0-0 HR				0-0 G3		4	1	1	2	0	0	3											
Lance Parrish, R OBP: 0.329, SLG: 0.479	0-0 L6		0-3 K		0-3 K			0-0 2B		4	0	1	0	0	2	1											
Glenn Wilson, R OBP: 0.298, SLG: 0.458	0-0 1B		0-0 F7		0-0 F4			0-0 1-3		4	0	0	0	0	0	2											
Larry Hemdon, R OBP: 0.303, SLG: 0.406		0-3 K		0-0 1-3		0-0 5-3			0-0 5-3	3	0	0	0	0	1	0											
Chet Lemon, R OBP: 0.373, SLG: 0.421		0-0 5-3		0-0 F8		0-0 4-3				3	0	0	0	0	0	0											
Rick Leach, L OBP: 0.312, SLG: 0.293		4-0 1B		0-0 F7			0-0 G3			2	1	0	0	1	0	0											
Tom Brookens, R OBP: 0.306, SLG: 0.329		0-0 1B		1-0 CS			0-0 5-3			2	1	0	0	0	0	1											
Inning Stats	R: 1 E: 0 K: 0 S: 5	H: 2 LOB: 1 BB: 0 P: 5	R: 2 E: 1 K: 1 S: 8	H: 2 LOB: 2 BB: 1 P: 12	R: 0 E: 0 K: 1 S: 5	H: 0 LOB: 0 BB: 0 P: 5	R: 0 E: 0 K: 0 S: 2	H: 0 LOB: 0 BB: 0 P: 3	R: 1 E: 0 K: 2 S: 8	H: 1 LOB: 0 BB: 0 P: 8	R: 0 E: 0 K: 0 S: 3	H: 0 LOB: 0 BB: 0 P: 3	R: 0 E: 0 K: 0 S: 3	H: 0 LOB: 0 BB: 0 P: 3	R: 0 E: 0 K: 0 S: 4	H: 1 LOB: 1 BB: 0 P: 4	R: 0 E: 0 K: 10 S: 10	H: 4 LOB: 1 3B: 0 HR: 1	SF: 0 SAC: 0 DP: 0 HBP: 1	WP: 0 PB: 0 SB: 0 CS: 1	PA: 33						
PITCHER	IP	WLS	BF	H	R	ER	SO	BB	IBB	HBP	BLK	WP	HR	S	P	ERA	WHIP										
Chuck Porter, R ERA: 4.67	8.0	L	32	6	4	2	4	1	0	1	0	0	1	38	43	2.25	0.875										

Milwaukee Brewers @ Detroit Tigers
Tiger Stadium, Detroit, MI
Mon Jun 20 1983, 7:05 PM EDT
Att: 2,232 - Unknown

AB 30
R 4
H 6
RBI 4
BB 1
SO 4
LOB 7



Batter	1	2	3	4	5	6	7	8	9	AB	R	H	RBI	BB	SO	LOB	TOP								
Paul Molitor, R OBP: 0.337, SLG: 0.417 (1, 5)										5	0	1	1	0	1	1	Milwaukee Brewers @ Detroit Tigers Tiger Stadium, Detroit, MI Tue Jun 21 1983, 7:05 PM EDT Att: 2,507 - Unknown								
Robin Yount, R OBP: 0.392, SLG: 0.522 (1, 6)										3	2	1	0	2	0	1									
Cecil Cooper, L OBP: 0.314, SLG: 0.473 (1, 3)										3	1	1	2	2	0	1									
Ted Simmons, S OBP: 0.355, SLG: 0.451 (1, 10)										4	2	2	1	1	0	3									
Ben Oglivie, L OBP: 0.388, SLG: 0.469 (1, 7)										3	2	0	0	2	1	3									
Charlie Moore, R OBP: 0.367, SLG: 0.414 (1, 9)										4	2	3	2	1	1	0									
Rick Manning, L OBP: 0.309, SLG: 0.319 (1, 8)										4	1	1	0	1	1	5									
Jim Gantner, L OBP: 0.332, SLG: 0.429 (1, 4)										2	0	0	2	1	1	2									
Ned Yost, R OBP: 0.245, SLG: 0.418 (1, 2)										5	0	1	2	0	2	5									
Inning Stats	R: 0 E: 0 K: 2 S: 7	H: 0 LOB: 2 BB: 2 P: 15	R: 0 E: 0 K: 2 S: 6	H: 0 LOB: 0 BB: 1 P: 10	R: 0 E: 0 K: 1 S: 5	H: 0 LOB: 0 BB: 0 P: 5	R: 2 E: 1 K: 0 S: 5	H: 2 LOB: 2 BB: 2 P: 13	R: 1 E: 1 K: 0 S: 5	H: 2 LOB: 1 BB: 0 P: 5	R: 2 E: 0 K: 0 S: 5	H: 2 LOB: 1 BB: 1 P: 9	R: 0 E: 0 K: 0 S: 2	H: 0 LOB: 0 BB: 1 P: 6	R: 1 E: 0 K: 1 S: 7	H: 2 LOB: 1 BB: 0 P: 7	R: 4 E: 0 K: 1 S: 7	H: 2 LOB: 3 BB: 3 P: 19	1B: 8 2B: 2 3B: 0 HR: 1	SF: 1 SAC: 1 DP: 2 HBP: 0	WP: 1 PB: 1 SB: 0 CS: 1	PA: 45			
PITCHER	IP	WLS	BF	H	R	ER	SO	BB	IBB	HBP	BLK	WP	HR	S	P	ERA	WHIP								
Juan Berenguer, R ERA: 3.27 (1, 1)	4.2	L	22	4	3	2	5	5	0	0	0	1	0	6	10	3.86	1.929								
Howard Bailey, L ERA: 3.75 (5, 1)	1.1		7	2	2	2	0	1	0	0	0	0	0	6	10	13.50	2.250								
Pat Underwood, L ERA: 8.71 (7, 1)	2.0		12	3	5	5	1	4	0	0	0	0	1	10	26	22.50	3.500								
Dave Gumpert, R ERA: 3.72 (9, 1)	1.0		4	1	0	0	1	0	0	0	0	0	0	6	6	0.00	1.000								

Batter	1	2	3	4	5	6	7	8	9	AB	R	H	RBI	BB	SO	LOB	BOTTOM								
Lou Whitaker, L OBP: 0.363, SLG: 0.456 (1, 4)										4	0	1	0	0	0	1	Milwaukee Brewers @ Detroit Tigers Tiger Stadium, Detroit, MI Tue Jun 21 1983, 7:05 PM EDT Att: 2,507 - Unknown								
Enos Cabell, R OBP: 0.363, SLG: 0.450 (1, 3)										4	1	1	0	0	0	2									
Kirk Gibson, L OBP: 0.318, SLG: 0.453 (1, 7)										4	0	0	0	0	1	1									
Lance Parrish, R OBP: 0.328, SLG: 0.475 (1, 2)										4	0	1	0	0	1	1									
Johnny Grubb, L OBP: 0.379, SLG: 0.429 (1, 9)										4	1	2	2	0	0	1									
Larry Hemdon, R OBP: 0.302, SLG: 0.408 (1, 10)										4	0	1	0	0	0	1									
Chet Lemon, R OBP: 0.373, SLG: 0.435 (1, 8)										3	1	1	1	0	1	2									
Tom Brookens, R OBP: 0.306, SLG: 0.329 (1, 6)										3	0	1	0	0	1	0									
Marty Castillo, R (1, 5)										3	0	0	0	0	0	1									
Inning Stats	R: 0 E: 0 K: 0 S: 3	H: 1 LOB: 0 BB: 0 P: 3	R: 0 E: 0 K: 1 S: 5	H: 0 LOB: 0 BB: 0 P: 5	R: 0 E: 0 K: 1 S: 5	H: 0 LOB: 0 BB: 0 P: 5	R: 0 E: 0 K: 0 S: 4	H: 2 LOB: 1 BB: 0 P: 4	R: 0 E: 0 K: 0 S: 4	H: 1 LOB: 1 BB: 0 P: 4	R: 0 E: 0 K: 0 S: 4	H: 1 LOB: 1 BB: 0 P: 4	R: 1 E: 0 K: 1 S: 6	H: 1 LOB: 0 BB: 0 P: 6	R: 2 E: 0 K: 0 S: 5	H: 2 LOB: 0 BB: 0 P: 5	1B: 5 2B: 2 3B: 0 HR: 2	SF: 0 SAC: 0 DP: 2 HBP: 0	WP: 0 PB: 0 SB: 0 CS: 0	PA: 33					
PITCHER	IP	WLS	BF	H	R	ER	SO	BB	IBB	HBP	BLK	WP	HR	S	P	ERA	WHIP								
Moose Haas, R ERA: 4.06 (1, 1)	9.0	W	33	8	3	3	4	0	0	0	0	0	2	41	41	3.00	0.889								

Batter	1	2	3	4	5	6	7	8	9	AB	R	H	RBI	BB	SO	LOB	TOP			
Paul Moltzer, R OBP: 0.336, SLG: 0.414 (1, 5)	F2		5-3			F8			F8 1B	4	1	1	0	0	0	0	Milwaukee Brewers @ Detroit Tigers Tiger Stadium, Detroit, MI Wed Jun 22 1983, 7:05 PM EDT Att: 26,221 - Unknown			
Robin Yount, R OBP: 0.394, SLG: 0.533 (1, 6)	HR			L5		K			1B	4	1	2	1	0	1	0				
Cecil Cooper, L OBP: 0.310, SLG: 0.466 (1, 3)	K			G3			F5		F8 2-3	4	0	0	0	0	1	2				
Ted Simmons, S OBP: 0.357, SLG: 0.450 (1, 10)	6-3				BB		F3		FC6-4 1B	3	0	1	1	1	0	0				
Charlie Moore, R OBP: 0.361, SLG: 0.406 (1, 9)		K		4-3			6-3		FC6-4 1B	4	0	0	0	0	1	3				
Jim Gantner, L OBP: 0.326, SLG: 0.423 (1, 4)		F7				F8			F8	3	0	0	0	0	0	0				
Rick Manning, L OBP: 0.305, SLG: 0.315 (1, 8)		F8				F6			6-3	3	0	0	0	0	0	0				
Marshall Edwards, L OBP: 0.250, SLG: 0.250 (1, 7)			G3			K			K	3	0	0	0	0	2	0				
Ned Yost, R OBP: 0.240, SLG: 0.410 (1, 2)			4-3				F9		K	2	0	0	0	0	0	0				
Roy Howell, L OBP: 0.350, SLG: 0.420 (9, PH)										1	0	0	0	0	1	0				
Inning Stats	R: 1 E: 0 K: 1 S: 6	H: 1 LOB: 0 BB: 0 P: 6	R: 0 E: 0 K: 1 S: 5	H: 0 LOB: 0 BB: 0 P: 5	R: 0 E: 0 K: 0 S: 3	H: 0 LOB: 0 BB: 1 P: 3	R: 0 E: 0 K: 0 S: 3	H: 0 LOB: 0 BB: 0 P: 7	R: 0 E: 0 K: 1 S: 5	H: 0 LOB: 0 BB: 0 P: 5	R: 0 E: 0 K: 0 S: 3	H: 0 LOB: 0 BB: 0 P: 3	R: 0 E: 0 K: 1 S: 5	H: 0 LOB: 0 BB: 0 P: 5	R: 1 E: 0 K: 1 S: 8	H: 3 LOB: 2 BB: 0 P: 8	1B: 3 2B: 0 3B: 0 HR: 1	SF: 0 SAC: 0 DP: 0 HBP: 0	WP: 0 PB: 0 SB: 0 CS: 0	PA: 32
PITCHER Jack Morris, R ERA: 4.35 (1, 1)	IP: 9.0 WLS: W BF: 32 H: 4 R: 2 ER: 2 SO: 6 BB: 1 IBB: 0 HBP: 0 BLK: 0 WP: 0 HR: 1 S: 43 P: 47 ERA: 2.00 WHIP: 0.556															PITCHER IP: 9.0 WLS: W BF: 32 H: 4 R: 2 ER: 2 SO: 6 BB: 1 IBB: 0 HBP: 0 BLK: 0 WP: 0 HR: 1 S: 43 P: 47 ERA: 2.00 WHIP: 0.556				

Batter	1	2	3	4	5	6	7	8	9	AB	R	H	RBI	BB	SO	LOB	BOTTOM			
Lou Whitaker, L OBP: 0.361, SLG: 0.459 (1, 4)	L7	FC6-4		F9	G3					5	0	1	0	0	0	3	Milwaukee Brewers @ Detroit Tigers Tiger Stadium, Detroit, MI Wed Jun 22 1983, 7:05 PM EDT Att: 26,221 - Unknown			
Enos Cabell, R OBP: 0.357, SLG: 0.448 (1, 3)	5-3		K	HR		F7	4-3			5	1	1	0	0	1	1				
Larry Hemdon, R OBP: 0.304, SLG: 0.420 (1, 7)	2B		F9	HR		1-3			K	5	2	2	2	0	1	0				
Lance Parrish, R OBP: 0.333, SLG: 0.486 (1, 2)	2B		E3 HR	1B		E	2B		F7	5	2	3	1	0	0	0				
Glenn Wilson, R OBP: 0.309, SLG: 0.476 (1, 9)	F9		HR	1B		E2	1B		BB	4	1	3	3	1	0	1				
John Wockenfuss, R OBP: 0.281, SLG: 0.364 (1, 10)		BB	HR	1B		2H	1B		BB	1	0	1	0	1	0	0				
Kirk Gibson, L OBP: 0.318, SLG: 0.448 (4, PH)		BB	HBP	1B		4-3			4-3	2	0	0	0	1	0	3				
Chet Lemon, R OBP: 0.371, SLG: 0.429 (1, 8)		F8		HBP		F6			F7	3	0	0	0	0	0	3				
Tom Brookens, R OBP: 0.305, SLG: 0.333 (1, 6)		L6		F9					F9	4	0	1	0	0	0	3				
Marty Castillo, R (1, 5)		FC6-4 BB		F3		F9			5-3	3	0	0	0	1	0	1				
Inning Stats	R: 1 E: 0 K: 0 S: 5	H: 2 LOB: 1 BB: 0 P: 5	R: 0 E: 0 K: 0 S: 3	H: 0 LOB: 2 BB: 2 P: 11	R: 2 E: 1 K: 1 S: 8	H: 2 LOB: 2 BB: 0 P: 9	R: 2 E: 0 K: 0 S: 7	H: 4 LOB: 2 BB: 0 P: 7	R: 0 E: 0 K: 0 S: 4	H: 1 LOB: 1 BB: 0 P: 4	R: 1 E: 1 K: 0 S: 5	H: 2 LOB: 2 BB: 1 P: 9	R: 0 E: 0 K: 1 S: 4	H: 1 LOB: 1 BB: 0 P: 4	R: 0 E: 0 K: 1 S: 5	H: 0 LOB: 1 BB: 1 P: 9	1B: 5 2B: 4 3B: 1 HR: 2	SF: 0 SAC: 0 DP: 0 HBP: 1	WP: 0 PB: 0 SB: 0 CS: 0	PA: 42
PITCHER Mike Caldwell, L ERA: 4.33 (1, 1)	IP: 3.2 WLS: L BF: 22 H: 7 R: 5 ER: 3 SO: 3 BB: 2 IBB: 0 HBP: 1 BLK: 0 WP: 0 HR: 2 S: 21 P: 30 ERA: 7.36 WHIP: 2.455															PITCHER IP: 3.2 WLS: L BF: 22 H: 7 R: 5 ER: 3 SO: 3 BB: 2 IBB: 0 HBP: 1 BLK: 0 WP: 0 HR: 2 S: 21 P: 30 ERA: 7.36 WHIP: 2.455				
Jim Slaton, R ERA: 2.59 (4, 1)	2.1	12	4	1	1	0	0	1	0	0	0	11	15	3.86	1.714					
Bob Gibson, R ERA: 3.12 (7, 1)	1.0	4	1	0	0	0	0	0	0	0	4	4	0.00	1.000						
Pete Ladd, R ERA: 6.14 (8, 1)	1.0	4	0	0	0	1	1	0	0	0	5	9	0.00	1.000						

AB	31
R	2
H	4
RBI	2
BB	1
SO	6
LOB	5

AB	37
R	6
H	12
RBI	6
BB	4
SO	2
LOB	15



Batter	1	2	3	4	5	6	7	8	9	AB	R	H	RBI	BB	SO	LOB	TOP								
Lou Whitaker, L (1, 4) OBP: 0.395, SLG: 0.452	F6	G3		SF7	FC6-4			4-3		4	0	0	1	0	0	3									
Enos Cabell, R (1, 3) OBP: 0.354, SLG: 0.464			1-3	F9				5-3		4	1	1	1	0	0	1									
Lynn Jones, R (8, PH) OBP: 0.235, SLG: 0.471	HR									1	0	0	0	0	0	0									
Bill Fahey, L (8, 2) OBP: 0.368, SLG: 0.313										0	0	0	0	0	0	0									
Kirk Gibson, L (1, 10) OBP: 0.317, SLG: 0.440	1B		3-1	1-3				5-3		3	1	0	0	1	0	1									
John Wockenfuss, R (8, PH) OBP: 0.278, SLG: 0.360	1B									1	0	0	0	0	0	0									
Lance Parrish, R (1, 2) OBP: 0.336, SLG: 0.486	1B									4	0	2	0	0	1	0									
Rick Leach, L (8, 3) OBP: 0.309, SLG: 0.290	1B									1	0	0	0	0	0	0									
Larry Herndon, R (1, 7) OBP: 0.313, SLG: 0.435	1B		G3							5	3	4	1	0	0	1									
Glenn Wilson, R (1, 9) OBP: 0.315, SLG: 0.479	1B									5	2	3	1	0	1	2									
Chet Lemon, R (1, 8) OBP: 0.367, SLG: 0.438			5-3	HR	E5			F9		5	1	1	3	0	0	3									
Tom Brookens, R (1, 6) OBP: 0.309, SLG: 0.348			F9	SH	FC6-4					4	1	2	1	0	0	2									
Marty Castillo, R (1, 5) OBP: 0.200, SLG: 0.111			E4	SH	FC6-4			F8		3	0	1	1	0	0	1									
Inning Stats	R: 3 E: 0 K: 0 S: 5	H: 4 LOB: 1 BB: 1 P: 9	R: 0 E: 1 K: 0 S: 4	H: 0 LOB: 1 BB: 0 P: 4	R: 0 E: 0 K: 0 S: 4	H: 1 LOB: 1 BB: 0 P: 4	R: 3 E: 0 K: 0 S: 7	H: 3 LOB: 1 BB: 0 P: 7	R: 2 E: 1 K: 1 S: 7	H: 3 LOB: 2 BB: 0 P: 7	R: 0 E: 0 K: 1 S: 5	H: 0 LOB: 0 BB: 0 P: 5	R: 1 E: 0 K: 1 S: 7	H: 2 LOB: 1 BB: 0 P: 7	R: 0 E: 0 K: 0 S: 3	H: 0 LOB: 0 BB: 0 P: 3	R: 0 E: 0 K: 0 S: 4	H: 1 LOB: 0 BB: 0 P: 4	1B: 8 2B: 4 3B: 0 HR: 2	SF: 1 SAC: 1 DP: 0 HBP: 0	WP: 0 PB: 0 SB: 0 CS: 2	PA: 43			
PITCHER	IP	WLS	BF	H	R	ER	SO	BB	IBB	HBP	BLK	WP	HR	S	P	ERA	WHIP								
Dennis Martinez, R (1, 1) ERA: 5.88	4.0	L	21	8	6	6	0	1	0	0	0	0	2	20	24	13.50	2.250								
Sammy Stewart, R (5, 1) ERA: 4.2	3.0		15	5	3	2	2	0	0	0	0	0	0	19	19	6.00	1.667								
Dan Morigiello, L (8, 1) ERA: 3.86	2.0		7	1	0	0	0	0	0	0	0	0	0	7	7	0.00	0.500								

Detroit Tigers @ Baltimore Orioles
Memorial Stadium, Baltimore, MD
Fri Jun 24 1983, 7:05 PM EDT
Att: 25,796 - Unknown - 86 F

AB 40
R 9
H 14
RBI 9
BB 1
SO 2
LOB 14



Batter	1	2	3	4	5	6	7	8	9	AB	R	H	RBI	BB	SO	LOB	BOTTOM								
Al Bumbry, L (1, 8) OBP: 0.318, SLG: 0.342	1B		B1					4-3		4	0	1	0	0	0	1									
Jim Dwyer, L (1, 9) OBP: 0.343, SLG: 0.417	1B									3	0	1	0	1	1	0									
Cal Ripken Jr., R (1, 6) OBP: 0.355, SLG: 0.476	L4-3									4	0	0	0	0	0	3									
Eddie Murray, S (1, 3) OBP: 0.394, SLG: 0.480	G3									2	0	0	0	2	0	1									
John Lowenstein, L (1, 7) OBP: 0.376, SLG: 0.507			F6							4	0	0	0	0	0	3									
Ken Singleton, S (1, 10) OBP: 0.404, SLG: 0.489			3-1							4	0	1	0	0	0	2									
John Stefero, L (1, 2) OBP: 0.667, SLG: 0.500										2	0	1	0	1	1	0									
Leo Hernandez, R (1, 5) OBP: 0.288, SLG: 0.376										3	0	0	0	0	0	3									
Rich Dauer, R (1, 4) OBP: 0.284, SLG: 0.275										3	0	1	0	0	0	2									
Inning Stats	R: 0 E: 0 K: 0 S: 4	H: 2 LOB: 1 BB: 0 P: 4	R: 0 E: 0 K: 1 S: 5	H: 0 LOB: 0 BB: 0 P: 5	R: 0 E: 0 K: 0 S: 3	H: 0 LOB: 0 BB: 0 P: 3	R: 0 E: 0 K: 1 S: 5	H: 0 LOB: 1 BB: 1 P: 9	R: 0 E: 0 K: 0 S: 3	H: 1 LOB: 1 BB: 1 P: 7	R: 0 E: 0 K: 0 S: 3	H: 0 LOB: 0 BB: 0 P: 3	R: 0 E: 0 K: 0 S: 4	H: 2 LOB: 1 BB: 0 P: 4	R: 0 E: 0 K: 0 S: 3	H: 0 LOB: 2 BB: 2 P: 11	1B: 5 2B: 1 3B: 0 HR: 0	SF: 0 SAC: 0 DP: 2 HBP: 0	WP: 1 PB: 0 SB: 0 CS: 0	PA: 33					
PITCHER	IP	WLS	BF	H	R	ER	SO	BB	IBB	HBP	BLK	WP	HR	S	P	ERA	WHIP								
Dan Petry, R (1, 1) ERA: 3.9	9.0	W	33	5	0	0	2	4	0	0	0	1	0	33	49	0.00	1.000								

Detroit Tigers @ Baltimore Orioles
Memorial Stadium, Baltimore, MD
Fri Jun 24 1983, 7:05 PM EDT
Att: 25,796 - Unknown - 86 F

AB 29
R 0
H 5
RBI 0
SO 2
LOB 15



Batter	1	2	3	4	5	6	7	8	9	AB	R	H	RBI	BB	SO	LOB	TOP								
Lou Whitaker, L (1, 4) OBP: 0.356, SLG: 0.453	4-3		4-3 1B BB				4-3	6-3		4	1	1	0	1	0	2	Detroit Tigers @ Baltimore Orioles Memorial Stadium, Baltimore, MD Sat Jun 25 1983, 7:05 PM EDT Att: 40,510 - Unknown								
Enos Cabell, R (1, 3) OBP: 0.351, SLG: 0.465	6-3		1-3			SH2-3		F3		4	0	1	0	0	0	3									
Kirk Gibson, L (1, 7) OBP: 0.309, SLG: 0.428	K		4-3							5	1	0	0	0	2	3									
Lance Parrish, R (1, 2) OBP: 0.341, SLG: 0.488		1B SF8 1B								5	2	3	1	0	1	2									
Larry Herndon, R (1, 10) OBP: 0.315, SLG: 0.447		1B HR 1B								5	2	2	2	0	0	2									
Glenn Wilson, R (1, 9) OBP: 0.312, SLG: 0.475		SF8								4	1	1	1	0	1	0									
Chet Lemon, R (1, 8) OBP: 0.372, SLG: 0.467		HR								4	2	2	5	1	0	0									
Tom Brookens, R (1, 6) OBP: 0.308, SLG: 0.342		K								3	0	0	0	1	3	1									
Marty Castillo, R (1, 5) OBP: 0.214, SLG: 0.154		F6								4	0	1	0	0	0	1									
Inning Stats	R: 0 E: 0 K: 1 S: 5	H: 0 LOB: 0 BB: 0 P: 5	R: 3 E: 0 K: 1 S: 8	H: 3 LOB: 0 BB: 0 P: 8	R: 1 E: 0 K: 0 S: 4	H: 1 LOB: 1 BB: 1 P: 8	R: 0 E: 0 K: 0 S: 3	H: 0 LOB: 1 BB: 1 P: 7	R: 0 E: 0 K: 1 S: 6	H: 1 LOB: 1 BB: 1 P: 6	R: 0 E: 0 K: 1 S: 5	H: 0 LOB: 1 BB: 1 P: 9	R: 0 E: 0 K: 1 S: 6	H: 1 LOB: 1 BB: 0 P: 6	R: 3 E: 0 K: 1 S: 10	H: 4 LOB: 2 BB: 0 P: 10	R: 2 E: 1 K: 1 S: 7	H: 1 LOB: 0 BB: 0 P: 7	1B: 6 2B: 2 3B: 0 HR: 3	SF: 1 SAC: 1 DP: 0 HBP: 0	WP: 1 PB: 0 SB: 2 CS: 0	PA: 43			
PITCHER	IP	WLS	BF	H	R	ER	SO	BB	IBB	HBP	BLK	WP	HR	S	P	ERA	WHIP								
Jim Palmer, R (1, 1) ERA: 3.62	7.1	L	36	10	7	7	6	3	0	0	0	1	2	45	57	8.59	1.773								
Tippy Martinez, L (8, 1) ERA: 3.66	1.2		7	1	2	1	1	0	0	0	0	0	1	9	9	5.40	0.600								

Batter	1	2	3	4	5	6	7	8	9	AB	R	H	RBI	BB	SO	LOB	BOTTOM								
Al Bumbry, L (1, 8) OBP: 0.315, SLG: 0.343	G3									5	1	1	0	0	0	3	Detroit Tigers @ Baltimore Orioles Memorial Stadium, Baltimore, MD Sat Jun 25 1983, 7:05 PM EDT Att: 40,510 - Unknown								
Gary Roenicke, R (1, 9) OBP: 0.356, SLG: 0.570	K									4	1	1	1	0	1	2									
Cal Ripken Jr., R (1, 6) OBP: 0.357, SLG: 0.474	K									3	0	1	1	1	2	0									
Eddie Murray, S (1, 3) OBP: 0.392, SLG: 0.477		F7								4	0	1	0	0	0	1									
John Lowenstein, L (1, 7) OBP: 0.374, SLG: 0.497		3-1								3	0	0	0	1	1	2									
Ken Singleton, S (1, 10) OBP: 0.397, SLG: 0.479		4-3								4	0	0	0	0	1	2									
Lenn Sakala, R (1, 4) OBP: 0.275, SLG: 0.313			K							3	1	1	0	1	1	0									
Rick Dempsey, R (1, 2) OBP: 0.322, SLG: 0.327										4	0	2	0	0	1	1									
Aurelio Rodriguez, R (1, 5) OBP: 0.159, SLG: 0.143										2	0	1	1	0	0	1									
Jim Dwyer, L (6, PH) OBP: 0.338, SLG: 0.410										1	0	0	0	0	0	2									
Leo Hernandez, R (7, 5) OBP: 0.287, SLG: 0.374										1	0	0	0	0	0	0									
Inning Stats	R: 0 E: 0 K: 2 S: 7	H: 0 LOB: 0 BB: 0 P: 7	R: 0 E: 0 K: 0 S: 3	H: 0 LOB: 0 BB: 0 P: 3	R: 0 E: 0 K: 1 S: 7	H: 2 LOB: 2 BB: 0 P: 7	R: 0 E: 0 K: 0 S: 2	H: 0 LOB: 1 BB: 2 P: 10	R: 3 E: 0 K: 1 S: 10	H: 5 LOB: 2 BB: 0 P: 10	R: 0 E: 0 K: 1 S: 6	H: 1 LOB: 2 BB: 1 P: 10	R: 0 E: 0 K: 1 S: 5	H: 0 LOB: 0 BB: 0 P: 5	R: 0 E: 0 K: 0 S: 3	H: 0 LOB: 0 BB: 0 P: 3	R: 0 E: 0 K: 1 S: 5	H: 0 LOB: 0 BB: 0 P: 5	1B: 5 2B: 3 3B: 0 HR: 0	SF: 0 SAC: 0 DP: 1 HBP: 0	WP: 0 PB: 0 SB: 0 CS: 0	PA: 37			
PITCHER	IP	WLS	BF	H	R	ER	SO	BB	IBB	HBP	BLK	WP	HR	S	P	ERA	WHIP								
Dave Rozema, R (1, 1) ERA: 2.42	4.2		22	7	3	3	3	2	0	0	0	0	0	14	18	0.00	0.857								
Doug Bair, R (5, 1) ERA: 2.81	2.1	W	9	1	0	0	3	1	0	0	0	0	0	8	8	0.00	0.000								
Aurelio Lopez, R (8, 1) ERA: 1.32	2.0		6	0	0	0	1	0	0	0	0	0	0	8	8	0.00	0.000								

AB	38
R	9
H	11
RBI	9
BB	3
SO	7
LOB	14



AB	34
R	3
H	8
RBI	3
BB	3
SO	7
LOB	14



Batter	1	2	3	4	5	6	7	8	9	AB	R	H	RBI	BB	SO	LOB	TOP										
Lou Whitaker, L (1, 4) OBP: 0.391, SLG: 0.447										4	0	0	0	0	1	1											
Enos Cabell, R (1, 3) OBP: 0.355, SLG: 0.462										3	0	1	0	1	1	0											
Kirk Gibson, L (1, 7) OBP: 0.304, SLG: 0.421 John Wockenfuss, R (9, PH) OBP: 0.276, SLG: 0.356										3	0	0	0	0	1	1											
Lance Parrish, R (1, 2) OBP: 0.337, SLG: 0.482										3	0	0	0	0	1	1											
Larry Herndon, R (1, 10) OBP: 0.312, SLG: 0.441										3	0	0	0	0	0	0											
Glenn Wilson, R (1, 9) OBP: 0.309, SLG: 0.469										3	0	0	0	0	0	0											
Chet Lemon, R (1, 8) OBP: 0.368, SLG: 0.460										3	0	0	0	0	3	0											
Tom Brookens, R (1, 6) OBP: 0.305, SLG: 0.339 Rick Leach, L (9, PH) OBP: 0.315, SLG: 0.327										2	0	0	0	0	0	0											
Marty Castillo, R (1, 5) OBP: 0.188, SLG: 0.133 Johnny Grubb, L (9, PH) OBP: 0.385, SLG: 0.429 Alan Trammell, R (9, PR) OBP: 0.353, SLG: 0.402										2	0	0	0	0	1	0											
Inning Stats	R: 0 E: 0 K: 3 S: 9	H: 0 LOB: 0 BB: 0 P: 9	R: 0 E: 0 K: 0 S: 3	H: 0 LOB: 0 BB: 0 P: 3	R: 0 E: 0 K: 2 S: 7	H: 0 LOB: 1 BB: 0 P: 7	R: 0 E: 0 K: 1 S: 5	H: 0 LOB: 0 BB: 1 P: 9	R: 0 E: 0 K: 1 S: 5	H: 0 LOB: 0 BB: 0 P: 5	R: 0 E: 0 K: 0 S: 3	H: 0 LOB: 0 BB: 0 P: 3	R: 0 E: 0 K: 1 S: 5	H: 0 LOB: 0 BB: 0 P: 5	R: 1 E: 0 K: 1 S: 6	H: 2 LOB: 2 BB: 1 P: 10	1B: 1 2B: 0 3B: 0 HR: 1	SF: 0 SAC: 0 DP: 0 HBP: 0	WP: 0 PB: 0 SB: 0 CS: 2	PA: 30							
PITCHER	IP	WLS	BF	H	R	ER	SO	BB	IBB	HBP	BLK	WP	HR	S	P	ERA	WHIP										
Storm Davis, R (1, 1) ERA: 3.06	8.0	W	27	1	1	1	8	2	0	0	0	0	1	41	49	1.12	0.375										
Tippy Martinez, L (9, 1) ERA: 3.59	1.0	S	3	1	0	0	1	0	0	0	0	0	0	5	5	0.00	1.000										

Detroit Tigers @ Baltimore Orioles
Memorial Stadium, Baltimore, MD
 Sun Jun 26 1983, 3:33 AM EDT
 Att: 33,973 - Unknown

AB	28
R	1
H	2
RBI	1
BB	2
SO	9
LOB	5



Batter	1	2	3	4	5	6	7	8	9	AB	R	H	RBI	BB	SO	LOB	BOTTOM										
Al Bumbry, L (1, 8) OBP: 0.324, SLG: 0.367										3	2	2	1	1	0	0											
Gary Roenicke, R (1, 9) OBP: 0.347, SLG: 0.553										4	0	0	0	0	1	2											
Cal Ripken Jr., R (1, 6) OBP: 0.362, SLG: 0.489										4	1	3	2	0	0	0											
Eddie Murray, S (1, 3) OBP: 0.387, SLG: 0.469										4	0	0	0	0	2	2											
John Lowenstein, L (1, 7) OBP: 0.371, SLG: 0.490 John Shelby, S (9, 8) OBP: 0.325, SLG: 0.419										4	0	1	0	0	1	1											
Ken Singleton, S (1, 10) OBP: 0.395, SLG: 0.480										4	0	1	0	0	2	0											
Lenn Sakata, R (1, 4) OBP: 0.296, SLG: 0.333										3	0	2	0	0	2												
Rick Dempsey, R (1, 2) OBP: 0.322, SLG: 0.323										2	0	0	0	1	0	2											
Aurelio Rodriguez, R (1, 5) OBP: 0.152, SLG: 0.136 Jim Dwyer, L (6, PH) OBP: 0.333, SLG: 0.403 Leo Hernandez, R (7, 5) OBP: 0.287, SLG: 0.374										2	0	0	0	0	1	1											
Inning Stats	R: 1 E: 0 K: 0 S: 5	H: 2 LOB: 1 BB: 0 P: 5	R: 0 E: 0 K: 0 S: 4	H: 1 LOB: 1 BB: 0 P: 4	R: 0 E: 0 K: 2 S: 8	H: 1 LOB: 1 BB: 0 P: 8	R: 0 E: 0 K: 1 S: 6	H: 1 LOB: 1 BB: 0 P: 6	R: 2 E: 0 K: 2 S: 9	H: 2 LOB: 0 BB: 0 P: 9	R: 0 E: 0 K: 0 S: 4	H: 2 LOB: 2 BB: 1 P: 8	R: 0 E: 0 K: 0 S: 2	H: 0 LOB: 0 BB: 1 P: 6	R: 0 E: 0 K: 2 S: 7	H: 0 LOB: 0 BB: 0 P: 7	1B: 6 2B: 1 3B: 0 HR: 2	SF: 0 SAC: 0 DP: 1 HBP: 0	WP: 1 PB: 0 SB: 1 CS: 1	PA: 33							
PITCHER	IP	WLS	BF	H	R	ER	SO	BB	IBB	HBP	BLK	WP	HR	S	P	ERA	WHIP										
Jack Morris, R (1, 1) ERA: 4.29	8.0	L	33	9	3	3	7	1	1	0	0	1	2	45	53	3.38	1.250										

Detroit Tigers @ Baltimore Orioles
Memorial Stadium, Baltimore, MD
 Sun Jun 26 1983, 3:33 AM EDT
 Att: 33,973 - Unknown

AB	31
R	3
H	9
RBI	3
BB	2
SO	7
LOB	13



Batter	1	2	3	4	5	6	7	8	9	AB	R	H	RBI	BB	SO	LOB	TOP			
Lou Whitaker, L (1, 4) OBP: 0.352, SLG: 0.453	6-3		FC4-6 1-2 1B	F8			SF7 3B		F7	5	1	2	0	0	0	0				
Enos Cabell, R (1, 3) OBP: 0.346, SLG: 0.453	6-3		K		K		SF7			3	0	0	1	0	2	2				
Kirk Gibson, L (1, 10) OBP: 0.303, SLG: 0.414	6-3		FC4-6 2B	G5-4-3 BB			4-3			3	1	0	0	1	0	2				
Lance Parrish, R (1, 2) OBP: 0.339, SLG: 0.486		4-3 1B	1B	G5-4-3 1-2				F7		4	1	2	2	0	0	1				
Johnny Grubb, L (1, 9) OBP: 0.380, SLG: 0.420 Glenn Wilson, R (8, 9) OBP: 0.309, SLG: 0.469	K		E 1B	4-3			4-3	F7		4	0	1	1	0	1	1				
Larry Hemdon, R (1, 7) OBP: 0.311, SLG: 0.438	4-3 1B		E6 FC5-4	F9			F9	K		4	0	1	0	0	1	1				
Chet Lemon, R (1, 8) OBP: 0.366, SLG: 0.457	4-3		FC5-4 1B	FC5-4 1B			FC5-4 1B	F7		4	0	1	0	0	0	4				
Tom Brookens, R (1, 6) OBP: 0.299, SLG: 0.332	1-3		F9	FC5-4			FC5-4	F9		4	0	0	0	0	0	3				
Marty Castillo, R (1, 5) OBP: 0.250, SLG: 0.368			FC4-6 2B	K			1-3			4	2	2	1	0	1	0				
Inning Stats	R: 0 E: 0 K: 0 S: 3	H: 0 LOB: 0 BB: 0 P: 3	R: 0 E: 0 K: 1 S: 7	H: 2 LOB: 2 BB: 0 P: 7	R: 3 E: 1 K: 1 S: 10	H: 4 LOB: 2 BB: 0 P: 10	R: 0 E: 0 K: 1 S: 5	H: 0 LOB: 0 BB: 0 P: 5	R: 0 E: 0 K: 1 S: 4	H: 1 LOB: 1 BB: 0 P: 4	R: 1 E: 0 K: 0 S: 4	H: 1 LOB: 0 BB: 0 P: 4	R: 0 E: 0 K: 1 S: 5	H: 0 LOB: 0 BB: 0 P: 5	R: 1 E: 0 K: 0 S: 4	H: 1 LOB: 0 BB: 0 P: 4	1B: 6 2B: 1 3B: 1 HR: 1	SF: 1 SAC: 0 DP: 1 HBP: 0	WP: 0 PA: 37 PB: 0 SB: 0 CS: 0	
PITCHER	IP	WLS	BF	H	R	ER	SO	BB	IBB	HBP	BLK	WP	HR	S	P	ERA	WHIP			
Chuck Porter, R (1, 1) ERA: 4.76	7.0		30	8	4	4	4	1	0	0	0	0	0	37	41	5.14	1.286			
Jim Slaton, R (8, 1) ERA: 2.72	2.0	L	7	1	1	1	1	0	0	0	0	0	1	9	9	4.50	0.500			

Detroit Tigers @ Milwaukee Brewers
Milwaukee County Stadium, Milwaukee, WI
Tue Jun 28 1983, 8:05 PM EDT
Att: 22,793 - Unknown - 64 F

AB 35
R 5
H 9
RBI 5
BB 1
SO 5
LOB 14



Batter	1	2	3	4	5	6	7	8	9	AB	R	H	RBI	BB	SO	LOB	BOTTOM			
Paul Molitor, R (1, 5) OBP: 0.325, SLG: 0.396	G3		1-3			6-3	F9		5-3	5	0	0	0	0	0	1				
Jim Gantner, L (1, 4) OBP: 0.326, SLG: 0.414	L6		E4			F8		BB 1B		5	1	2	0	0	0	0				
Robin Yount, R (1, 6) OBP: 0.398, SLG: 0.535	1B 2B		K			1B BB		BB 1B	F9	3	2	1	0	2	1	2				
Cecil Cooper, L (1, 3) OBP: 0.317, SLG: 0.502	1B			4-3		1B		F8		4	0	2	1	0	0	2				
Ben Oglivie, L (1, 7) OBP: 0.395, SLG: 0.470	G3		F9			4-3		F8		4	0	0	0	0	0	5				
Roy Howell, L (1, 10) OBP: 0.348, SLG: 0.412	1-3		1-3	6-3		G3		1B BB		3	0	0	0	1	0	0				
Rick Manning, L (1, 8) OBP: 0.300, SLG: 0.307	1-3			4-3		2B 6-3 1B		1-3 2H 3H 1B		4	1	2	2	0	0	0				
Ned Yost, R (1, 2) OBP: 0.241, SLG: 0.407	5-3			F8		1-3 2B		K		4	0	1	0	0	1	2				
Marshall Edwards, L (1, 9) OBP: 0.217, SLG: 0.217 Ted Simmons, S (7, PH) OBP: 0.350, SLG: 0.440 Charlie Moore, R (8, 9) OBP: 0.359, SLG: 0.396	F7			1-3		6-3		6-3		2	0	0	0	0	0	0				
Inning Stats	R: 1 E: 0 K: 0 S: 5	H: 2 LOB: 1 BB: 0 P: 5	R: 0 E: 0 K: 0 S: 3	H: 0 LOB: 0 BB: 0 P: 3	R: 0 E: 1 K: 1 S: 6	H: 0 LOB: 1 BB: 0 P: 6	R: 0 E: 0 K: 0 S: 3	H: 0 LOB: 0 BB: 0 P: 3	R: 0 E: 0 K: 0 S: 4	H: 1 LOB: 2 BB: 1 P: 8	R: 1 E: 0 K: 0 S: 5	H: 2 LOB: 1 BB: 0 P: 5	R: 2 E: 0 K: 1 S: 7	H: 2 LOB: 2 BB: 2 P: 15	R: 0 E: 0 K: 0 S: 4	H: 1 LOB: 1 BB: 0 P: 4	1B: 6 2B: 2 3B: 0 HR: 0	SF: 0 SAC: 0 DP: 0 HBP: 0	WP: 0 PA: 39 PB: 0 SB: 1 CS: 0	
PITCHER	IP	WLS	BF	H	R	ER	SO	BB	IBB	HBP	BLK	WP	HR	S	P	ERA	WHIP			
Dan Petry, R (1, 1) ERA: 3.82	7.0		28	5	2	2	1	1	0	0	0	0	0	29	33	2.57	0.857			
Aurelio Lopez, R (8, 1) ERA: 1.56	2.0	W	11	3	2	2	1	2	0	0	0	0	0	11	19	9.00	2.500			

Detroit Tigers @ Milwaukee Brewers
Milwaukee County Stadium, Milwaukee, WI
Tue Jun 28 1983, 8:05 PM EDT
Att: 22,793 - Unknown - 64 F

AB 36
R 4
H 8
RBI 4
BB 3
SO 2
LOB 13



Batter	1	2	3	4	5	6	7	8	9	AB	R	H	RBI	BB	SO	LOB	TOP				
Lou Whitaker, L (1, 4) OBP: 0.368, SLG: 0.460	4-0 BB G6-4-3		4-0 BB FC6-4		4-0 BB 1B		0-3 K		0-0 1B FC6-4	2	1	1	0	3	1	0	Detroit Tigers @ Milwaukee Brewers Milwaukee County Stadium, Milwaukee, WI Thu Jun 30 1983, 4:33 AM EDT Att: 36,494 - Unknown - 81 F				
Enos Cabell, R (1, 3) OBP: 0.342, SLG: 0.444	0-0 F8		0-0 FC6-4		0-0 F8		0-0 1B		0-0 FC6-4	5	0	1	0	0	0	4					
Larry Hemdon, R (1, 7) OBP: 0.303, SLG: 0.426	0-0 G6-4-3		0-0 F5		0-0 1B		0-3 K		0-0 1-3	5	0	1	0	0	1	4					
Lance Parrish, R (1, 2) OBP: 0.329, SLG: 0.470		0-0 F8		0-3 K		0-0 F8				4	0	0	0	0	1	3					
Glenn Wilson, R (1, 9) OBP: 0.307, SLG: 0.464		0-0 F8		0-3 K		0-0 1B			0-0 5-3	4	0	1	1	0	1	0					
John Wockenfuss, R (1, 10) OBP: 0.284, SLG: 0.372		0-0 WP 1B		0-0 BB 2B		0-0 6-3			0-0 6-3	4	0	2	0	0	0	0					
Chet Lemon, R (1, 8) OBP: 0.377, SLG: 0.457		4-0 BB 1-2		4-0 BB BB		0-0 1B			4-0 FC4-6 BB	1	0	1	0	3	0	0					
Tom Brookens, R (1, 6) OBP: 0.294, SLG: 0.321		0-0 L3		4-0 FC6-4 BB		0-0 F9			0-0 FC4-6	2	0	0	0	1	0	3					
Rick Leach, L (8, PH) OBP: 0.319, SLG: 0.340				1-2 2-3 BB		0-0 F4			0-0 4-3	1	0	0	0	0	0	0					
Marty Castillo, R (1, 5) OBP: 0.296, SLG: 0.385			0-0 F8		0-0 FC6-4				0-0 4-3	3	0	0	0	0	0	4					
Johnny Grubb, L (9, PH) OBP: 0.371, SLG: 0.400				1-2 BB						1	0	0	0	0	0	0					
Inning Stats	R: 0 E: 0 K: 0 S: 2	H: 0 LOB: 0 BB: 1 P: 6	R: 0 E: 0 K: 0 S: 4	H: 1 LOB: 2 BB: 1 P: 8	R: 0 E: 0 K: 0 S: 3	H: 0 LOB: 1 BB: 1 P: 7	R: 0 E: 0 K: 2 S: 8	H: 1 LOB: 3 BB: 2 P: 16	R: 1 E: 0 K: 0 S: 4	H: 2 LOB: 2 BB: 1 P: 8	R: 0 E: 0 K: 2 S: 8	H: 1 LOB: 1 BB: 0 P: 8	R: 0 E: 0 K: 2 S: 3	H: 0 LOB: 1 BB: 1 P: 7	R: 0 E: 0 K: 0 S: 4	H: 1 LOB: 1 BB: 0 P: 4	1B: 6 2B: 1 3B: 0 HR: 0	SF: 0 SAC: 0 DP: 1 HBP: 0	WP: 1 PB: 0 SB: 0 CS: 0	PA: 39	
PITCHER	IP	WLS	BF	H	R	ER	SO	BB	IBB	HBP	BLK	WP	HR	S	P	ERA	WHIP				
Bob McClure, L (1, 1) ERA: 3.91	7.0	W	31	6	1	1	4	6	0	0	0	1	0	33	57	1.29	1.714				
Tom Tellmann, R (8, 1) ERA: 3.59	2.0	S	8	1	0	0	0	1	0	0	0	0	0	7	11	0.00	1.000				

Batter	1	2	3	4	5	6	7	8	9	AB	R	H	RBI	BB	SO	LOB	BOTTOM				
Paul Moltzer, R (1, 5) OBP: 0.323, SLG: 0.391	0-0 F7		0-3 K		0-0 2H 3H 1B		0-0 L5			4	0	1	2	0	1	1	Detroit Tigers @ Milwaukee Brewers Milwaukee County Stadium, Milwaukee, WI Thu Jun 30 1983, 4:33 AM EDT Att: 36,494 - Unknown - 81 F				
Jim Gantner, L (1, 4) OBP: 0.324, SLG: 0.409	0-0 S 2B		0-0 F9		0-3 K		0-0 CS 1B			4	1	2	0	0	1	1					
Robin Yount, R (1, 6) OBP: 0.397, SLG: 0.525	0-0 F9		0-0 6-3		4-0 G3 BB		4-0 S BB			2	0	0	0	2	0	1					
Cecil Cooper, L (1, 3) OBP: 0.318, SLG: 0.502	0-0 2H 2B		0-0 1B		0-0 F8		0-0 4-3			4	0	2	1	0	0	2					
Ted Simmons, S (1, 10) OBP: 0.344, SLG: 0.442	0-3 K		0-0 G3		0-0 G3		0-0 G3			4	0	0	0	0	1	3					
Rick Manning, L (1, 8) OBP: 0.302, SLG: 0.316		0-0 E7 S E		0-0 SH5-4 S 1B		0-0 F7			0-0 4-3	4	2	1	0	0	0	1					
Charlie Moore, R (1, 9) OBP: 0.353, SLG: 0.386		0-3 K		4-0 SH5-4 1B BB		0-0 5-3			0-0 F9	3	1	0	0	1	1	1					
Ned Yost, R (1, 2) OBP: 0.256, SLG: 0.411		0-0 E8 4-3 1H 1B		0-0 SH5-4		0-0 6-3				2	0	1	1	0	0	0					
Marshall Edwards, L (1, 7) OBP: 0.192, SLG: 0.192		0-0 4-3		0-0 F8		0-3 K				3	0	0	0	0	1	3					
Inning Stats	R: 1 E: 0 K: 1 S: 7	H: 2 LOB: 1 BB: 0 P: 7	R: 1 E: 2 K: 2 S: 9	H: 1 LOB: 1 BB: 0 P: 9	R: 0 E: 0 K: 0 S: 4	H: 1 LOB: 1 BB: 0 P: 4	R: 2 E: 0 K: 1 S: 7	H: 2 LOB: 1 BB: 1 P: 11	R: 0 E: 0 K: 0 S: 3	H: 0 LOB: 0 BB: 1 P: 7	R: 0 E: 0 K: 1 S: 5	H: 0 LOB: 0 BB: 0 P: 5	R: 0 E: 0 K: 0 S: 3	H: 1 LOB: 1 BB: 1 P: 7	R: 0 E: 0 K: 0 S: 3	H: 0 LOB: 0 BB: 0 P: 3		1B: 6 2B: 1 3B: 0 HR: 0	SF: 0 SAC: 1 DP: 0 HBP: 0	WP: 0 PB: 0 SB: 4 CS: 1	PA: 34
PITCHER	IP	WLS	BF	H	R	ER	SO	BB	IBB	HBP	BLK	WP	HR	S	P	ERA	WHIP				
Jack Morris, R (1, 1) ERA: 4.23	8.0	L	34	7	4	3	5	3	0	0	0	0	0	41	53	3.38	1.250				

Batter	1	2	3	4	5	6	7	8	9	AB	R	H	RBI	BB	SO	LOB	TOP								
Al Bumby, L OBP: 0.321, SLG: 0.362 John Shelby, S OBP: 0.312, SLG: 0.399	G3	G1-6-3 1B		F8		L5-3 BB		SH2-4		3	0	1	0	0	0	0	Baltimore Orioles @ Detroit Tigers Tiger Stadium, Detroit, MI Fri Jul 01, 1983, 7:05 PM EDT Att: 40,493 - Unknown								
Rich Dauer, R OBP: 0.270, SLG: 0.260	P4	G1-6-3		F8		L5-3		E6 WP		5	0	0	1	0	0	4									
Cal Ripken Jr., R OBP: 0.358, SLG: 0.483	HR			F8		P5		F9		4	1	1	1	1	0	2									
Eddie Murray, S OBP: 0.391, SLG: 0.478	HR			3-1 1B 2B		CS 1B HR		F7		4	3	3	1	1	0	0									
John Lowenstein, L OBP: 0.379, SLG: 0.500 Gary Roenicke, R OBP: 0.329, SLG: 0.510	2B			3-1 2B		F8		F7		3	1	2	0	0	0	1									
Ken Singleton, S OBP: 0.404, SLG: 0.498	BB			3-1		F8		1B		2	0	0	0	0	0	3									
Jim Dwyer, L OBP: 0.336, SLG: 0.385 Benny Ayala, R OBP: 0.241, SLG: 0.377	K			4-0		F9		6-3		1	2	0	0	2	1	2									
Mike Young, S OBP: 0.125, SLG: 0.125				2B		HR				1	0	0	0	0	0	0									
Todd Cruz, R OBP: 0.230, SLG: 0.347 Aurelio Rodriguez, R OBP: 0.145, SLG: 0.132		6-3		1-2 2-3 3-H		HR		SH2-4 1B E		3	2	2	6	1	0	0									
Rick Dempsey, R OBP: 0.325, SLG: 0.321	1B BB			F7		P3		E SH2-4 1B		3	0	1	0	1	0	1									
Inning Stats	R: 2 E: 0 K: 1 S: 8	H: 3 LOB: 2 BB: 1 P: 12	R: 0 E: 0 K: 0 S: 3	H: 1 LOB: 1 BB: 1 P: 7	R: 3 E: 0 K: 0 S: 6	H: 3 LOB: 1 BB: 1 P: 10	R: 0 E: 0 K: 0 S: 3	H: 0 LOB: 0 BB: 0 P: 3	R: 3 E: 0 K: 0 S: 5	H: 2 LOB: 0 BB: 1 P: 9	R: 0 E: 0 K: 0 S: 1	H: 0 LOB: 0 BB: 2 P: 9	R: 0 E: 0 K: 0 S: 4	H: 1 LOB: 1 BB: 0 P: 4	R: 1 E: 1 K: 0 S: 5	H: 1 LOB: 3 BB: 2 P: 13	R: 0 E: 0 K: 0 S: 3	H: 0 LOB: 0 BB: 0 P: 3	1B: 6 2B: 3 3B: 0 HR: 3	SF: 0 SAC: 1 DP: 2 HBP: 0	WP: 1 PB: 1 SB: 0 CS: 1	PA: 45			
PITCHER	IP	WLS	BF	H	R	ER	SO	BB	IBB	HBP	BLK	WP	HR	S	P	ERA	WHIP								
Milt Wilcox, R ERA: 3.58	4.2	L	26	9	8	8	1	2	2	0	0	0	3	24	40	15.43	2.357								
Howard Bailey, L ERA: 3.42	2.1		8	1	0	0	0	2	0	0	0	0	0	6	14	0.00	1.286								
Dave Gumpert, R ERA: 3.86	2.0		10	1	1	1	0	1	1	0	0	1	0	8	16	4.50	1.000								

AB	35
R	9
H	11
RBI	9
BB	8
SO	1
LOB	17



Batter	1	2	3	4	5	6	7	8	9	AB	R	H	RBI	BB	SO	LOB	BOTTOM								
Lou Whitaker, L OBP: 0.364, SLG: 0.454	4-3	4-1			K		F8			4	0	0	0	0	1	1	Baltimore Orioles @ Detroit Tigers Tiger Stadium, Detroit, MI Fri Jul 01, 1983, 7:05 PM EDT Att: 40,493 - Unknown								
Kirk Gibson, L OBP: 0.295, SLG: 0.400	2-3		G3		K		F7			4	0	0	0	0	1	0									
Larry Hemdon, R OBP: 0.303, SLG: 0.421	1B HR BB		K				K		F8	3	1	0	0	1	2	0									
Lance Parrish, R OBP: 0.334, SLG: 0.485	HR 1B		F8			HR		FC3-6 1B		4	2	3	1	0	0	0									
Glenn Wilson, R OBP: 0.313, SLG: 0.480	HR			G3-6-1 1B		1B		K		4	1	3	3	0	1	1									
Rick Leach, L OBP: 0.308, SLG: 0.327	F9			G3-6-1		K		FC3-6		4	0	0	0	0	1	3									
Chet Lemon, R OBP: 0.379, SLG: 0.453		SH1-3 HBP				K			5-3	2	0	0	0	1	1	1									
Wayne Krenchicki, L OBP: 0.333, SLG: 0.288	SH1-3			F9				K		3	0	0	0	0	1	1									
Marty Castillo, R OBP: 0.276, SLG: 0.357 Johnny Grubb, L OBP: 0.377, SLG: 0.442	6-3				P6			F8		2	0	0	0	0	0	1									
Tom Brookens, R OBP: 0.293, SLG: 0.320						HR				1	0	0	0	0	0	0									
Inning Stats	R: 3 E: 0 K: 0 S: 5	H: 2 LOB: 0 BB: 1 P: 9	R: 0 E: 0 K: 0 S: 3	H: 0 LOB: 0 BB: 0 P: 4	R: 0 E: 0 K: 1 S: 5	H: 0 LOB: 0 BB: 0 P: 5	R: 0 E: 0 K: 0 S: 3	H: 1 LOB: 1 BB: 1 P: 7	R: 0 E: 0 K: 2 S: 7	H: 0 LOB: 0 BB: 0 P: 7	R: 1 E: 0 K: 3 S: 11	H: 2 LOB: 1 BB: 0 P: 11	R: 1 E: 0 K: 0 S: 4	H: 1 LOB: 0 BB: 0 P: 4	R: 0 E: 0 K: 1 S: 6	H: 1 LOB: 1 BB: 0 P: 6	R: 0 E: 0 K: 1 S: 5	H: 0 LOB: 0 BB: 0 P: 5	1B: 4 2B: 0 3B: 0 HR: 3	SF: 0 SAC: 1 DP: 1 HBP: 1	WP: 0 PB: 0 SB: 0 CS: 0	PA: 36			
PITCHER	IP	WLS	BF	H	R	ER	SO	BB	IBB	HBP	BLK	WP	HR	S	P	ERA	WHIP								
Storm Davis, R ERA: 3.23	9.0	W	36	7	5	5	8	2	0	1	0	0	3	49	58	5.00	1.000								




Batter	1	2	3	4	5	6	7	8	9	AB	R	H	RBI	BB	SO	LOB	TOP					
Al Bumbry, L OBP: 0.326, SLG: 0.364 John Shelby, S OBP: 0.314, SLG: 0.406 (7, PH)	0-0 CS 1B	0-0 4-3		4-0 HR BB			0-0 5-3		0-0 1-H 2B	2	1	1	0	1	0	1	Baltimore Orioles @ Detroit Tigers Tiger Stadium, Detroit, MI Sat Jul 02 1983, 3:33 AM EDT Att: 28,010 - Unknown livebaseballscorecards.com					
Rich Dauer, R OBP: 0.273, SLG: 0.277	0-0 5-3 1-2		0-0 FC1-4 1B	0-0 1-H HR			0-0 F8		0-0 F8	5	1	2	2	0	0	2						
Cal Ripken Jr., R OBP: 0.357, SLG: 0.483	0-0 2B		0-0 FC1-4 HR	0-0 F8			0-3 K			4	2	1	0	0	1	1						
Eddie Murray, S OBP: 0.392, SLG: 0.493	0-0 2H 2B		0-0 1-H HR		0-0 5-3			0-3 K		4	1	2	3	0	1	0						
John Lowenstein, L OBP: 0.380, SLG: 0.497 Mike Young, S OBP: 0.100, SLG: 0.100 (5, PH)	4-0 BB		0-0 P5		0-0 5-3			0-0 6-3		1	0	0	0	1	0	0						
Ken Singleton, S OBP: 0.396, SLG: 0.488	0-3 K		0-0 4-3		0-0 G1			0-0 F9		2	0	0	0	0	0	0						
Jim Dwyer, L OBP: 0.342, SLG: 0.433 Gary Roenicke, R OBP: 0.325, SLG: 0.503 (6, PH)			0-0 F8		0-0 HR		0-0 5-3		0-0 5-3	2	1	1	1	0	0	0						
Todd Cruz, R OBP: 0.226, SLG: 0.341	0-3 K		0-0 6-3		0-0 6-3			0-0 6-3		4	0	0	0	0	1	0						
Rick Dempsey, R OBP: 0.328, SLG: 0.322	4-0 BB		0-0 F9		0-0 6-3			0-0 2B 1B		3	1	1	0	1	0	0						
Inning Stats	R: 1 E: 0 K: 1 S: 7	H: 3 LOB: 2 BB: 1 P: 11	R: 0 E: 0 K: 0 S: 5	H: 0 LOB: 1 BB: 1 P: 9	R: 2 E: 0 K: 0 S: 5	H: 2 LOB: 0 BB: 1 P: 9	R: 3 E: 0 K: 0 S: 5	H: 2 LOB: 0 BB: 0 P: 9	R: 0 E: 0 K: 0 S: 3	H: 0 LOB: 0 BB: 0 P: 3	R: 0 E: 0 K: 1 S: 5	H: 0 LOB: 0 BB: 0 P: 5	R: 0 E: 0 K: 1 S: 5	H: 0 LOB: 0 BB: 0 P: 5	R: 0 E: 0 K: 1 S: 5	H: 2 LOB: 1 BB: 0 P: 5		1B: 3 2B: 3 3B: 0 HR: 3	SF: 0 SAC: 0 DP: 0 HBP: 0	WP: 0 PA: 38 PB: 0 SB: 0 CS: 1		
PITCHER	IP	WLS	BF	H	R	ER	SO	BB	IBB	HBP	BLK	WP	HR	S	P	ERA	WHIP					
Dan Petry, R ERA: 4.15	(1, 1)	3.2	L	20	7	6	6	2	3	0	0	0	0	3	21	33	14.73	2.727				
Howard Bailey, L ERA: 3.13	(4, 1)	5.1		18	2	1	1	2	0	0	0	0	0	0	22	22	1.69	0.375				

Batter	1	2	3	4	5	6	7	8	9	AB	R	H	RBI	BB	SO	LOB	BOTTOM				
Lou Whitaker, L OBP: 0.363, SLG: 0.451	0-0 F7		0-0 CS 1B			0-3 K		0-0 6-3		4	0	1	0	0	1	0	Baltimore Orioles @ Detroit Tigers Tiger Stadium, Detroit, MI Sat Jul 02 1983, 3:33 AM EDT Att: 28,010 - Unknown livebaseballscorecards.com				
Enos Cabell, R OBP: 0.345, SLG: 0.446	0-3 K		0-0 CS 1B			0-0 F8		0-0 E6 1B		4	1	2	0	0	1	0					
Larry Hemdon, R OBP: 0.305, SLG: 0.426	0-0 F3		0-0 4-3			0-0 2B		0-0 G6-4-3 1B		4	0	2	1	0	0	2					
Lance Parrish, R OBP: 0.330, SLG: 0.478		0-0 5-3		0-0 F2		0-0 5-3		0-0 F8		4	0	0	0	0	0	2					
Glenn Wilson, R OBP: 0.309, SLG: 0.473		0-0 1-3		0-0 F9			0-0 F9		0-0 G6-4-3	4	0	0	0	0	0	1					
John Wockenfuss, R OBP: 0.286, SLG: 0.365	4-0 BB		0-0 F7			0-3 K		0-0 1-2 G6-4-3		2	0	0	0	1	1	0					
Chet Lemon, R OBP: 0.375, SLG: 0.447	0-0 F5		0-3 K			0-0 6-3				3	0	0	0	0	1	1					
Tom Brookens, R OBP: 0.293, SLG: 0.335			0-0 HR		0-0 P5			0-0 F9		3	1	1	1	0	0	0					
Marty Castillo, R OBP: 0.258, SLG: 0.333 Lynn Jones, R OBP: 0.222, SLG: 0.444 Wayne Krenchicki, L OBP: 0.333, SLG: 0.288			0-0 6-3		0-0 F2			0-3 K		2	0	0	0	0	0	0					
Inning Stats	R: 0 E: 0 K: 1 S: 5	H: 0 LOB: 0 BB: 0 P: 5	R: 0 E: 0 K: 0 S: 3	H: 0 LOB: 1 BB: 1 P: 7	R: 1 E: 0 K: 0 S: 5	H: 3 LOB: 0 BB: 0 P: 5	R: 0 E: 0 K: 1 S: 5	H: 0 LOB: 0 BB: 0 P: 3	R: 0 E: 0 K: 1 S: 6	H: 1 LOB: 1 BB: 0 P: 6	R: 0 E: 0 K: 1 S: 5	H: 0 LOB: 0 BB: 0 P: 5	R: 0 E: 0 K: 1 S: 5	H: 0 LOB: 0 BB: 0 P: 5	R: 0 E: 1 K: 0 S: 4	H: 2 LOB: 0 BB: 0 P: 4		1B: 4 2B: 1 3B: 0 HR: 1	SF: 0 SAC: 0 DP: 1 HBP: 0	WP: 0 PA: 32 PB: 0 SB: 0 CS: 2	
PITCHER	IP	WLS	BF	H	R	ER	SO	BB	IBB	HBP	BLK	WP	HR	S	P	ERA	WHIP				
Scott McGregor, L ERA: 3.49	(1, 1)	9.0	W	32	6	2	2	5	1	0	0	0	1	41	45	2.00	0.778				

Batter	1	2	3	4	5	6	7	8	9	AB	R	H	RBI	BB	SO	LOB	TOP			
Al Bumbry, L OBP: 0.330, SLG: 0.360 (1, 8)	4-0 F8 BB		0-0 F7			4-0 1B BB		0-0 1-3		2	0	0	0	2	0	1				
Rich Dauer, R OBP: 0.272, SLG: 0.277 (1, 4)	0-0 F8 1-2			0-0 P4		0-0 1-2 1B		0-0 6-3		4	0	1	0	0	0	1				
Cal Ripken Jr., R OBP: 0.353, SLG: 0.477 (1, 6)	0-3 K			0-3 K		0-0 G3		0-0 F8		4	0	0	0	0	2	2				
Eddie Murray, S OBP: 0.390, SLG: 0.490 (1, 3)		0-0 CS 1B		0-3 K			0-0 F2		0-0 4-3		4	0	1	0	0	1				
John Lowenstein, L OBP: 0.374, SLG: 0.487 (1, 7)	0-0 F8 1-2				0-0 4-3		0-3 K			3	0	0	0	0	1	1				
Ken Singleton, S OBP: 0.393, SLG: 0.482 (1, 10)	0-0 P6				0-0 F7		0-0 4-3			3	0	0	0	0	0	0				
Jim Dwyer, L OBP: 0.342, SLG: 0.471 (1, 9)			0-0 HR		0-0 F7			0-0 F9		3	1	1	1	0	0	0				
Todd Cruz, R OBP: 0.228, SLG: 0.338 (1, 5)			0-0 F8			0-3 K		4-0 BB		2	0	0	0	1	1	0				
Rick Dempsey, R OBP: 0.325, SLG: 0.318 (1, 2)			0-0 4-3			0-3 K		0-0 F7		2	0	0	0	0	1	0				
John Stefero, L OBP: 0.500, SLG: 0.600 (6, 2)								0-0 F7		1	0	0	0	0	0	1				
Inning Stats	R: 0 E: 0 K: 1 S: 4	H: 0 LOB: 0 BB: 1 P: 8	R: 0 E: 0 K: 0 S: 3	H: 1 LOB: 0 BB: 0 P: 3	R: 1 E: 0 K: 0 S: 4	H: 1 LOB: 0 BB: 0 P: 4	R: 0 E: 0 K: 2 S: 7	H: 0 LOB: 0 BB: 0 P: 7	R: 0 E: 0 K: 0 S: 3	H: 0 LOB: 0 BB: 0 P: 3	R: 0 E: 0 K: 1 S: 5	H: 0 LOB: 0 BB: 0 P: 5	R: 0 E: 0 K: 0 S: 3	H: 0 LOB: 1 BB: 1 P: 7	R: 0 E: 0 K: 0 S: 3	H: 0 LOB: 0 BB: 0 P: 3	1B: 2 2B: 0 3B: 0 HR: 1	SF: 0 SAC: 0 DP: 0 HBP: 0	WP: 0 PA: 31 PB: 0 SB: 0 CS: 1	
PITCHER	IP	WLS	BF	H	R	ER	SO	BB	IBB	HBP	BLK	WP	HR	S	P	ERA	WHIP			
Juan Berenguer, R ERA: 3.16 (1, 1)	6.0	W	21	3	1	1	5	2	0	0	0	0	1	29	37	1.50	0.833			
Doug Bair, R ERA: 2.33 (7, 1)	3.0	S	10	0	0	0	1	1	0	0	0	0	0	11	15	0.00	0.333			

Baltimore Orioles @ Detroit Tigers
Tiger Stadium, Detroit, MI
Sun Jul 03 1983, 3:33 AM EDT
Att: 26,703 - Unknown


AB 28
R 1
H 3
RBI 1
BB 3
SO 6
LOB 6



Batter	1	2	3	4	5	6	7	8	9	AB	R	H	RBI	BB	SO	LOB	BOTTOM			
Lou Whitaker, L OBP: 0.363, SLG: 0.454 (1, 4)	0-0 4-1									5	2	2	0	0	0	1				
Marty Castillo, R OBP: 0.258, SLG: 0.333 (9, 5)										0	0	0	0	0	0	0				
Enos Cabell, R OBP: 0.359, SLG: 0.466 (1, 3)	0-0 2B		0-0 2B 1B		0-0 BB		0-3 K	4-0 HR 2B		4	2	3	1	1	1	0				
Kirk Gibson, L OBP: 0.295, SLG: 0.402 (1, 10)	0-3 K		0-0 2B		0-0 F8		0-0 3-1	0-0 HR BB		4	1	1	0	0	1	2				
John Wockenfuss, R OBP: 0.292, SLG: 0.402 (6, PH)			0-0 2B					0-0 HR		1	1	1	4	0	0	0				
Lance Parrish, R OBP: 0.334, SLG: 0.486 (1, 2)	0-0 5-3		0-0 1B 2B		4-0 BB		0-0 FC5 2B	0-0 F7		4	1	2	2	1	0	1				
Bill Fahey, L OBP: 0.366, SLG: 0.313 (9, 2)			0-0 1B 2B		1-2 BB		0-0 FC5			0	0	0	0	0	0	0				
Larry Herndon, R OBP: 0.308, SLG: 0.436 (1, 7)		0-0 HR	4-0 1B BB		0-3 K		0-0 FC5			3	1	1	1	1	1	3				
Glenn Wilson, R OBP: 0.308, SLG: 0.469 (1, 9)	0-0 5-3		0-0 1B		0-3 K			0-3 K		4	0	1	1	0	2	2				
Chet Lemon, R OBP: 0.370, SLG: 0.440 (1, 8)	0-0 5-3		0-0 F9			0-0 F8		0-0 F2		4	0	0	0	0	0	1				
Wayne Krenchicki, L OBP: 0.340, SLG: 0.301 (1, 5)	0-0 4-3			0-0 L3		4-0 BB		0-0 1B 2B		3	1	1	0	1	0	0				
Tom Brookens, R OBP: 0.293, SLG: 0.333 (1, 6)			0-3 K		0-0 F9		0-0 F8	0-0 2B HR 1B		4	1	1	1	0	1	1				
Inning Stats	R: 0 E: 0 K: 1 S: 6	H: 1 LOB: 1 BB: 0 P: 6	R: 1 E: 0 K: 0 S: 4	H: 1 LOB: 0 BB: 0 P: 4	R: 4 E: 0 K: 1 S: 9	H: 5 LOB: 1 BB: 1 P: 13	R: 0 E: 0 K: 0 S: 3	H: 0 LOB: 0 BB: 0 P: 3	R: 0 E: 0 K: 2 S: 8	H: 1 LOB: 2 BB: 1 P: 12	R: 0 E: 0 K: 1 S: 6	H: 1 LOB: 1 BB: 0 P: 6	R: 5 E: 0 K: 1 S: 9	H: 4 LOB: 0 BB: 1 P: 13	R: 0 E: 0 K: 0 S: 3	H: 0 LOB: 0 BB: 0 P: 3	1B: 4 2B: 7 3B: 0 HR: 2	SF: 0 SAC: 0 DP: 0 HBP: 0	WP: 0 PA: 40 PB: 0 SB: 0 CS: 0	
PITCHER	IP	WLS	BF	H	R	ER	SO	BB	IBB	HBP	BLK	WP	HR	S	P	ERA	WHIP			
Mike Boddicker, R ERA: 4.02 (1, 1)	2.2	L	15	7	5	5	2	1	0	0	0	0	1	18	22	16.88	3.000			
Sammy Stewart, R ERA: 4.3 (3, 1)	3.1		13	1	0	0	2	2	0	0	0	0	0	15	23	0.00	0.900			
Tim Stoddard, R ERA: 6.1 (7, 1)	1.2		10	4	4	4	2	1	0	0	0	0	0	13	17	21.60	3.000			
Dan Morogiello, L ERA: 3.86 (8, 1)	0.1		2	1	1	1	0	0	0	0	0	0	1	2	2	27.00	3.000			

Baltimore Orioles @ Detroit Tigers
Tiger Stadium, Detroit, MI
Sun Jul 03 1983, 3:33 AM EDT
Att: 26,703 - Unknown

AB 36
R 10
H 13
RBI 10
BB 4
SO 6
LOB 11



Batter	1	2	3	4	5	6	7	8	9	AB	R	H	RBI	BB	SO	LOB	TOP								
Rickey Henderson, R OBP: 0.391, SLG: 0.376 (1, 7)	5-3		F9		E 1B S BB		S SH5-3 HBP		BB BB	2	2	0	0	2	0	0									
Rick Peters, S OBP: 0.353, SLG: 0.318 (1, 8)	1B BB		1B BB		1B		SH5-3		F9	2	0	1	2	2	0	2									
Bill Almon, R OBP: 0.353, SLG: 0.408 Tony Phillips, S OBP: 0.310, SLG: 0.272 (1, 6) (7, 6)	1-3 S 1B		1-3 1B		6-3		K		1-2-3 BB	4	0	2	0	0	1	1									
Carney Lansford, R OBP: 0.298, SLG: 0.380 (1, 5)	K		F7		E6 S		K		K	5	0	0	0	0	3	6									
Davey Lopes, R OBP: 0.337, SLG: 0.437 (1, 4)	F7				6-3		5-3		E BB	3	0	0	0	1	0	3									
Jeff Burroughs, R OBP: 0.337, SLG: 0.378 (1, 10)			6-3		F3		K		5-3	4	0	0	0	0	1	2									
Wayne Gross, L OBP: 0.333, SLG: 0.430 (1, 3)			G3		F6		FC5-4 BB		G3	3	0	0	0	1	0	1									
Garry Hancock, L OBP: 0.267, SLG: 0.345 (1, 9)			1B		F9		FC5-4		FC4-5 S 1B	4	0	2	0	0	0	2									
Mike Heath, R OBP: 0.297, SLG: 0.348 Dan Meyer, L OBP: 0.186, SLG: 0.160 (1, 2) (9, PR)	1-3		1-3		6-3		CS HBP 1B		FC4-5-6 BB PB	4	0	1	0	0	0	2									
Inning Stats	R: 0 E: 0 K: 1 S: 6	H: 1 LOB: 2 BB: 1 P: 10	R: 0 E: 0 K: 0 S: 4	H: 1 LOB: 1 BB: 0 P: 4	R: 0 E: 0 K: 0 S: 3	H: 1 LOB: 1 BB: 1 P: 7	R: 0 E: 0 K: 0 S: 3	H: 0 LOB: 0 BB: 0 P: 3	R: 1 E: 0 K: 0 S: 4	H: 1 LOB: 1 BB: 1 P: 8	R: 0 E: 1 K: 1 S: 6	H: 0 LOB: 2 BB: 1 P: 10	R: 1 E: 0 K: 1 S: 5	H: 1 LOB: 0 BB: 0 P: 6	R: 0 E: 1 K: 1 S: 5	H: 0 LOB: 1 BB: 1 P: 9	R: 0 E: 0 K: 1 S: 6	H: 1 LOB: 3 BB: 2 P: 14	1B: 6 2B: 0 3B: 0 HR: 0	SF: 0 SAC: 1 DP: 0 HBP: 1	WP: 0 PB: 1 SB: 6 CS: 1	PA: 40			
PITCHER	IP	WLS	BF	H	R	ER	SO	BB	IBB	HBP	BLK	WP	HR	S	P	ERA	WHIP								
Dan Petry, R ERA: 4.0 (1, 1)	7.0		30	5	2	1	3	4	0	1	0	0	0	31	48	1.29	1.286								
Doug Bair, R ERA: 2.23 (8, 1)	1.2	W	9	1	0	0	1	3	0	0	0	0	0	8	20	0.00	2.400								
Doug Bair, R ERA: 2.23 (9, 1)	1.2	S	9	1	0	0	1	3	0	0	0	0	0	8	20	0.00	2.400								
Aurelio Lopez, R ERA: 1.82 (9, 1)	0.1	S	1	0	0	0	1	0	0	0	0	0	0	3	3	0.00	0.000								

Oakland Athletics @ Detroit Tigers
Tiger Stadium, Detroit, MI
Fri Jul 08 1983, 7:05 PM EDT
Att: 46,723 - Unknown

AB 31
R 2
H 6
RBI 2
BB 7
SO 5
LOB 19



Batter	1	2	3	4	5	6	7	8	9	AB	R	H	RBI	BB	SO	LOB	BOTTOM								
Lou Whitaker, L OBP: 0.362, SLG: 0.451 (1, 4)	6-3		1B		K		F8			4	0	1	0	0	1	1									
Enos Cabell, R OBP: 0.362, SLG: 0.463 (1, 3)	K		F9		1B		1B		1B HR BB	3	1	1	0	1	1	1									
Larry Hemdon, R OBP: 0.310, SLG: 0.442 (1, 7)	3B		F8		F8 BB		F3		F3	3	0	1	0	1	0	2									
Lance Parrish, R OBP: 0.333, SLG: 0.482 (1, 10) (9, 2)	K		F8		F8		F8		1-3 HR 1B	4	1	1	0	0	1	2									
Glenn Wilson, R OBP: 0.303, SLG: 0.462 (1, 9)			K		K		F7		K	4	0	0	0	0	3	3									
John Wockenfuss, R OBP: 0.305, SLG: 0.440 Doug Bair, R (9, 1) Aurelio Lopez, R (9, 1)			1B		HBP BB		F9		1-H HR	3	1	2	3	1	0	1									
Chet Lemon, R OBP: 0.375, SLG: 0.440 (1, 8)			F3		FC6-4 HBP		FC1-6 BB		1B	2	0	1	0	1	0	1									
Tom Brookens, R OBP: 0.289, SLG: 0.329 (1, 6)			F8		FC6-4		FC1-6		1B	3	0	0	0	0	0	4									
Marty Castillo, R OBP: 0.242, SLG: 0.313 Lynn Jones, R OBP: 0.231, SLG: 0.421 Wayne Krenchicki, L OBP: 0.340, SLG: 0.351 (1, 5) (7, PH) (8, 5)			5-3		K		K			2	0	0	0	0	1	0									
Inning Stats	R: 0 E: 0 K: 2 S: 8	H: 1 LOB: 1 BB: 0 P: 8	R: 0 E: 0 K: 1 S: 6	H: 1 LOB: 1 BB: 0 P: 6	R: 0 E: 0 K: 0 S: 4	H: 1 LOB: 1 BB: 0 P: 4	R: 0 E: 0 K: 1 S: 5	H: 0 LOB: 2 BB: 1 P: 10	R: 0 E: 0 K: 2 S: 7	H: 1 LOB: 1 BB: 0 P: 7	R: 0 E: 0 K: 0 S: 3	H: 0 LOB: 1 BB: 1 P: 7	R: 0 E: 0 K: 1 S: 5	H: 0 LOB: 1 BB: 1 P: 9	R: 3 E: 0 K: 1 S: 7	H: 3 LOB: 1 BB: 1 P: 11	R: 0 E: 0 K: 1 S: 6	H: 1 LOB: 3 BB: 2 P: 14	1B: 5 2B: 0 3B: 1 HR: 1	SF: 0 SAC: 0 DP: 0 HBP: 1	WP: 0 PB: 0 SB: 0 CS: 0	PA: 34			
PITCHER	IP	WLS	BF	H	R	ER	SO	BB	IBB	HBP	BLK	WP	HR	S	P	ERA	WHIP								
Tim Conroy, L ERA: 3.01 (1, 1)	7.0		29	4	1	1	7	4	0	1	0	0	0	38	55	1.29	1.143								
Steve Baker, R ERA: 3.95 (8, 1)	1.0	L	5	3	2	2	1	0	0	0	0	0	1	7	7	18.00	3.000								

Oakland Athletics @ Detroit Tigers
Tiger Stadium, Detroit, MI
Fri Jul 08 1983, 7:05 PM EDT
Att: 46,723 - Unknown

AB 29
R 3
H 7
RBI 3
BB 4
SO 8
LOB 16



Batter	1	2	3	4	5	6	7	8	9	AB	R	H	RBI	BB	SO	LOB	TOP								
Rickey Henderson, R OBP: 0.391, SLG: 0.374 (1, 7)	F4		BB						6-3	4	0	1	0	1	1	2									
Rick Peters, S OBP: 0.327, SLG: 0.298 (1, 8)	F7		F3							3	0	0	1	0	0	2									
Bill Almon, R OBP: 0.347, SLG: 0.401 Tony Phillips, S OBP: 0.310, SLG: 0.272 (1, 6) (8, 6)	F7								3-1	4	0	0	0	0	1	1									
Davey Lopes, R OBP: 0.343, SLG: 0.444 (1, 4)		6-3								3	1	2	0	1	0	0									
Carney Lansford, R OBP: 0.297, SLG: 0.398 (1, 5)	K									4	1	1	2	0	1	2									
Wayne Gross, L OBP: 0.332, SLG: 0.427 (1, 3)	F3									4	0	1	0	0	0	1									
Garry Hancock, L OBP: 0.266, SLG: 0.341 (1, 9)			F9							4	0	1	0	0	0	2									
Dan Meyer, L OBP: 0.198, SLG: 0.165 (1, 10)			6-3							3	0	1	0	1	1	0									
Bob Kearney, R OBP: 0.308, SLG: 0.387 (1, 2)										4	1	2	0	0	0	3									
Inning Stats	R: 0 E: 0 K: 0 S: 3	H: 0 LOB: 0 BB: 0 P: 3	R: 0 E: 0 K: 1 S: 5	H: 0 LOB: 0 BB: 0 P: 5	R: 0 E: 0 K: 0 S: 4	H: 1 LOB: 2 BB: 1 P: 8	R: 0 E: 0 K: 1 S: 6	H: 1 LOB: 2 BB: 1 P: 10	R: 1 E: 0 K: 0 S: 5	H: 2 LOB: 1 BB: 0 P: 5	R: 2 E: 0 K: 1 S: 7	H: 2 LOB: 0 BB: 0 P: 7	R: 0 E: 0 K: 1 S: 5	H: 1 LOB: 0 BB: 0 P: 5	R: 0 E: 0 K: 0 S: 4	H: 1 LOB: 1 BB: 0 P: 4	R: 0 E: 0 K: 0 S: 3	H: 1 LOB: 1 BB: 1 P: 7	1B: 7 2B: 1 3B: 0 HR: 1	SF: 1 SAC: 0 DP: 1 HBP: 0	WP: 0 PB: 0 SB: 1 CS: 1	PA: 37			
PITCHER	IP	WLS	BF	H	R	ER	SO	BB	IBB	HBP	BLK	WP	HR	S	P	ERA	WHIP								
Jack Morris, R ERA: 4.18 (1, 1)	8.0	L	35	9	3	3	4	3	0	0	0	0	1	40	52	3.38	1.500								
Doug Bair, R ERA: 2.2 (9, 1)	0.2		1	0	0	0	0	0	0	0	0	0	0	1	1	0.00	0.000								
Aurelio Lopez, R ERA: 1.81 (9, 1)	0.1		1	0	0	0	0	0	0	0	0	0	0	1	1	0.00	0.000								

Oakland Athletics @ Detroit Tigers
Tiger Stadium, Detroit, MI
Sat Jul 09 1983, 7:05 PM EDT
Att: 32,740 - Unknown - 79 F

AB 33
R 3
H 9
RBI 3
BB 3
SO 4
LOB 13



Batter	1	2	3	4	5	6	7	8	9	AB	R	H	RBI	BB	SO	LOB	BOTTOM								
Lou Whitaker, L OBP: 0.365, SLG: 0.457 (1, 4)	2B								F8	5	1	3	0	0	0	3									
Enos Cabell, R OBP: 0.360, SLG: 0.464 (1, 3)	F8									4	0	1	1	0	0	4									
Kirk Gibson, L OBP: 0.298, SLG: 0.404 (1, 10)	F3									4	0	2	0	0	1	1									
Lance Parrish, R OBP: 0.329, SLG: 0.476 (1, 2)	F8									4	0	0	0	0	0	3									
Johnny Grubb, L OBP: 0.370, SLG: 0.432 Glenn Wilson, R OBP: 0.305, SLG: 0.466 (1, 9) (6, PH) (7, 9)	F7									2	0	0	0	0	0	1									
Larry Hemdon, R OBP: 0.306, SLG: 0.436 (1, 7)										4	0	0	0	0	0	2									
Chet Lemon, R OBP: 0.377, SLG: 0.450 (1, 8)										4	0	2	0	0	0	0									
Wayne Krenchicki, L OBP: 0.354, SLG: 0.310 Marty Castillo, R OBP: 0.235, SLG: 0.303 (1, 5) (7, PH) (8, 5) (9, PH)										1	0	1	0	1	0	0									
Lynn Jones, R OBP: 0.200, SLG: 0.400 (9, PH)										1	0	0	0	0	0	0									
Tom Brookens, R OBP: 0.285, SLG: 0.324 John Wockenfuss, R OBP: 0.315, SLG: 0.440 (1, 6) (9, PH)										3	0	0	0	0	2	4									
Inning Stats	R: 1 E: 0 K: 0 S: 5	H: 2 LOB: 1 BB: 0 P: 5	R: 0 E: 0 K: 0 S: 4	H: 1 LOB: 2 BB: 1 P: 8	R: 0 E: 0 K: 0 S: 3	H: 1 LOB: 0 BB: 0 P: 3	R: 0 E: 0 K: 0 S: 3	H: 0 LOB: 0 BB: 0 P: 3	R: 0 E: 0 K: 1 S: 6	H: 2 LOB: 1 BB: 0 P: 6	R: 0 E: 0 K: 0 S: 4	H: 1 LOB: 1 BB: 0 P: 4	R: 0 E: 0 K: 2 S: 9	H: 2 LOB: 2 BB: 0 P: 9	R: 0 E: 0 K: 1 S: 6	H: 1 LOB: 0 BB: 0 P: 6	R: 0 E: 0 K: 0 S: 3	H: 0 LOB: 1 BB: 1 P: 7	1B: 6 2B: 3 3B: 1 HR: 0	SF: 0 SAC: 0 DP: 1 HBP: 0	WP: 0 PB: 0 SB: 0 CS: 1	PA: 37			
PITCHER	IP	WLS	BF	H	R	ER	SO	BB	IBB	HBP	BLK	WP	HR	S	P	ERA	WHIP								
Steve McCatty, R ERA: 3.48 (1, 1)	5.1	W	22	7	1	1	1	1	0	0	0	0	0	23	27	1.69	1.500								
Tom Underwood, L ERA: 5.1 (6, 1)	3.2	S	15	3	0	0	3	1	0	0	0	0	0	20	24	0.00	1.091								

Oakland Athletics @ Detroit Tigers
Tiger Stadium, Detroit, MI
Sat Jul 09 1983, 7:05 PM EDT
Att: 32,740 - Unknown - 79 F

AB 35
R 1
H 10
RBI 1
BB 2
SO 4
LOB 20



Batter	1	2	3	4	5	6	7	8	9	AB	R	H	RBI	BB	SO	LOB	TOP								
Rickey Henderson, R OBP: 0.393, SLG: 0.383 (1.7)										4	1	2	0	0	1	0									
Rick Peters, S OBP: 0.322, SLG: 0.294 (1.8)										4	1	1	1	0	0	1									
Bill Almon, R OBP: 0.349, SLG: 0.490 Carney Lansford, R OBP: 0.297, SLG: 0.398 (8.5)										3	0	1	1	1	1	0									
Davey Lopes, R OBP: 0.345, SLG: 0.442 (1.4)										3	0	1	0	1	0	2									
Wayne Gross, L OBP: 0.327, SLG: 0.419 (1.3)										4	0	0	0	0	1	5									
Gary Hancock, L OBP: 0.276, SLG: 0.379 (1.9)										4	1	2	1	0	0	0									
Dan Meyer, L OBP: 0.194, SLG: 0.162 Marshall Brant, R OBP: 0.154, SLG: 0.154 (7.7)										2	0	0	0	0	0	1									
Mike Heath, R OBP: 0.295, SLG: 0.344 (1.2)										4	0	1	0	0	0	0									
Tony Phillips, S OBP: 0.305, SLG: 0.268 (1.6)										4	0	0	0	0	0	1									
Inning Stats	R: 0 E: 0 K: 2 S: 7	H: 0 LOB: 0 BB: 0 P: 7	R: 0 E: 0 K: 1 S: 6	H: 2 LOB: 1 BB: 0 P: 6	R: 0 E: 0 K: 0 S: 4	H: 1 LOB: 1 BB: 0 P: 4	R: 0 E: 1 K: 0 S: 3	H: 0 LOB: 0 BB: 0 P: 3	R: 1 E: 0 K: 0 S: 4	H: 1 LOB: 0 BB: 0 P: 4	R: 1 E: 0 K: 0 S: 4	H: 2 LOB: 1 BB: 1 P: 8	R: 0 E: 0 K: 1 S: 5	H: 0 LOB: 0 BB: 0 P: 5	R: 1 E: 1 K: 0 S: 5	H: 1 LOB: 2 BB: 1 P: 9	R: 0 E: 0 K: 1 S: 6	H: 1 LOB: 0 BB: 0 P: 6	1B: 6 2B: 2 3B: 1 HR: 1	SF: 0 SAC: 0 DP: 2 HBP: 0	WP: 0 PB: 0 SB: 1 CS: 2	PA: 36			
PITCHER	IP	WLS	BF	H	R	ER	SO	BB	IBB	HBP	BLK	WP	HR	S	P	ERA	WHIP								
Juan Berenguer, R ERA: 3.16 (1.1)	5.2		22	6	2	2	3	1	0	0	0	0	1	27	31	3.18	1.235								
Howard Bailey, L ERA: 2.83 (6.1)	3.1	W	14	2	1	0	2	0	1	0	0	0	0	17	21	0.00	0.600								

Oakland Athletics @ Detroit Tigers
Tiger Stadium, Detroit, MI
Sun Jul 10 1983, 3:33 AM EDT
Att: 20,769 - Sunny - 75 F

livebaseballscorecards.com

AB 34
R 3
H 8
RBI 3
BB 2
SO 5
LOB 10

Batter	1	2	3	4	5	6	7	8	9	AB	R	H	RBI	BB	SO	LOB	BOTTOM								
Lou Whitaker, L OBP: 0.367, SLG: 0.457 (1.4)										4	1	2	0	0	0	0									
Kirk Gibson, L OBP: 0.294, SLG: 0.398 Larry Herndon, R OBP: 0.309, SLG: 0.438 (9.7)										3	0	0	0	0	1	1									
Johnny Grubb, L OBP: 0.360, SLG: 0.418 John Wockenfuss, R OBP: 0.321, SLG: 0.440 Jack Morris, R OBP: 0.356, SLG: 0.402 (9.7)										3	0	0	0	0	0	0									
Lance Parrish, R OBP: 0.328, SLG: 0.483 (1.2)										4	1	1	4	0	1	0									
Glenn Wilson, R OBP: 0.305, SLG: 0.465 (1.9)										3	0	1	0	0	0	0									
Rick Leach, L OBP: 0.301, SLG: 0.319 (1.3)										3	0	0	0	0	0	1									
Chet Lemon, R OBP: 0.373, SLG: 0.444 (1.8)										3	0	0	0	0	0	1									
Wayne Krenchicki, L OBP: 0.343, SLG: 0.299 (1.5)										3	0	0	0	0	0	0									
Tom Brookens, R OBP: 0.283, SLG: 0.321 Alan Trammell, R OBP: 0.356, SLG: 0.402 (9.7)										2	0	0	0	0	1	0									
Inning Stats	R: 0 E: 0 K: 0 S: 3	H: 0 LOB: 0 BB: 0 P: 3	R: 0 E: 0 K: 1 S: 6	H: 1 LOB: 1 BB: 0 P: 6	R: 0 E: 0 K: 1 S: 6	H: 1 LOB: 1 BB: 0 P: 6	R: 0 E: 0 K: 0 S: 3	H: 0 LOB: 0 BB: 0 P: 3	R: 0 E: 0 K: 1 S: 5	H: 0 LOB: 0 BB: 0 P: 5	R: 0 E: 0 K: 0 S: 3	H: 0 LOB: 0 BB: 0 P: 3	R: 0 E: 0 K: 0 S: 3	H: 0 LOB: 0 BB: 0 P: 3	R: 5 E: 1 K: 0 S: 3	H: 3 LOB: 1 BB: 2 P: 11	1B: 4 2B: 0 3B: 0 HR: 1	SF: 0 SAC: 0 DP: 0 HBP: 0	WP: 0 PB: 0 SB: 0 CS: 0	PA: 31					
PITCHER	IP	WLS	BF	H	R	ER	SO	BB	IBB	HBP	BLK	WP	HR	S	P	ERA	WHIP								
Chris Codiroli, R ERA: 4.11 (1.1)	8.0		28	3	2	2	3	1	0	0	0	0	0	33	37	2.25	0.500								
Tom Runmeier, L ERA: 2.74 (9.1)	0.0	L	1	1	0	0	0	0	0	0	0	0	0	1	1	*	*								
Dave Beard, R ERA: 8.2 (9.1)	0.0	L	1	0	0	0	0	1	0	0	0	0	0	0	4	*	*								
Jeff Jones, R ERA: 3.63 (9.1)	0.0		1	1	3	2	0	0	0	0	0	0	1	1	1	*	*								

Oakland Athletics @ Detroit Tigers
Tiger Stadium, Detroit, MI
Sun Jul 10 1983, 3:33 AM EDT
Att: 20,769 - Sunny - 75 F

livebaseballscorecards.com

AB 29
R 5
H 5
RBI 5
BB 2
SO 3
LOB 3

Batter	1	2	3	4	5	6	7	8	9	AB	R	H	RBI	BB	SO	LOB	TOP											
Rod Carew, L OBP: 0.460, SLG: 0.502										4	2	2	0	0	1	0	California Angels @ Detroit Tigers Tiger Stadium, Detroit, MI Mon Jul 11 1983, 7:05 PM EDT Att: 26,092 - Unknown											
Rick Burleson, R OBP: 0.531, SLG: 0.600										4	2	2	0	0	1	0												
Brian Downing, R OBP: 0.381, SLG: 0.416										4	2	2	4	0	0	0												
Reggie Jackson, L OBP: 0.337, SLG: 0.417										4	0	1	0	0	2	0												
Fred Lynn, L OBP: 0.365, SLG: 0.490										4	0	0	0	0	1	3												
Ellis Valentine, R OBP: 0.302, SLG: 0.485										4	0	1	1	0	0	0												
Bobby Grich, R OBP: 0.399, SLG: 0.392										4	0	0	0	0	1	1												
Tim Foli, R OBP: 0.271, SLG: 0.306										3	0	0	0	0	1	0												
Bob Boone, R OBP: 0.275, SLG: 0.324										3	0	0	0	0	1	0												
Inning Stats	R: 3 E: 1 K: 0 S: 6	H: 3 LOB: 0 BB: 0 P: 6	R: 0 E: 0 K: 2 S: 7	H: 0 LOB: 0 BB: 0 P: 7	R: 0 E: 0 K: 1 S: 5	H: 0 LOB: 0 BB: 0 P: 5	R: 0 E: 0 K: 0 S: 3	H: 0 LOB: 0 BB: 0 P: 3	R: 3 E: 0 K: 0 S: 7	H: 5 LOB: 1 BB: 0 P: 7	R: 0 E: 0 K: 0 S: 3	H: 0 LOB: 0 BB: 0 P: 3	R: 0 E: 0 K: 1 S: 5	H: 0 LOB: 0 BB: 0 P: 5	R: 0 E: 0 K: 2 S: 7	H: 0 LOB: 0 BB: 0 P: 7	1B: 7 2B: 1 3B: 0 HR: 1	SF: 0 SAC: 0 DP: 2 HBP: 0	WP: 0 PB: 0 SB: 0 CS: 0	PA: 34								
PITCHER	IP	WLS	BF	H	R	ER	SO	BB	IBB	HBP	BLK	WP	HR	S	P	ERA	WHIP											
Dave Rozema, R ERA: 3.03	(1, 1)	5.0	W	22	7	6	6	5	0	0	0	1	0	1	32	32	10.80	1.400										
Doug Bair, R ERA: 2.0	(6, 1)	4.0	S	12	1	0	0	3	0	0	0	0	0	0	18	18	0.00	0.250										

Batter	1	2	3	4	5	6	7	8	9	AB	R	H	RBI	BB	SO	LOB	BOTTOM										
Lou Whitaker, L OBP: 0.372, SLG: 0.467										4	2	2	1	2	0	3	California Angels @ Detroit Tigers Tiger Stadium, Detroit, MI Mon Jul 11 1983, 7:05 PM EDT Att: 26,092 - Unknown										
Enos Cabell, R OBP: 0.359, SLG: 0.468										5	2	2	1	0	0	5											
Larry Hemdon, R OBP: 0.319, SLG: 0.463										6	4	5	3	0	0	2											
Lance Parrish, R OBP: 0.331, SLG: 0.485										5	1	2	1	1	0	2											
Glenn Wilson, R OBP: 0.307, SLG: 0.460									3	1	0	0	1	1	5												
John Wockenfuss, R OBP: 0.333, SLG: 0.442									4	1	2	2	1	0	1												
Chet Lemon, R OBP: 0.373, SLG: 0.441									4	0	1	3	0	0	1												
Alan Trammell, R OBP: 0.357, SLG: 0.402									5	1	2	0	0	1	5												
Marty Castillo, R OBP: 0.282, SLG: 0.368									5	0	3	1	0	0	5												
Inning Stats	R: 5 E: 1 K: 1 S: 11	H: 5 LOB: 2 BB: 2 P: 19	R: 1 E: 0 K: 1 S: 7	H: 2 LOB: 3 BB: 1 P: 12	R: 2 E: 0 K: 0 S: 6	H: 3 LOB: 1 BB: 0 P: 6	R: 0 E: 0 K: 0 S: 4	H: 1 LOB: 1 BB: 0 P: 4	R: 2 E: 0 K: 0 S: 5	H: 3 LOB: 0 BB: 0 P: 5	R: 1 E: 0 K: 0 S: 5	H: 2 LOB: 2 BB: 1 P: 9	R: 1 E: 0 K: 0 S: 5	H: 2 LOB: 2 BB: 0 P: 6	R: 0 E: 1 K: 0 S: 3	H: 1 LOB: 1 BB: 1 P: 7	1B: 12 2B: 5 3B: 0 HR: 2	SF: 1 SAC: 0 DP: 2 HBP: 2	WP: 1 PB: 0 SB: 0 CS: 0	PA: 49							
PITCHER	IP	WLS	BF	H	R	ER	SO	BB	IBB	HBP	BLK	WP	HR	S	P	ERA	WHIP										
Geoff Zahn, L ERA: 3.75	(1, 1)	0.2	L	10	5	5	5	1	2	0	0	0	0	10	18	67.50	10.500										
Bill Travers, L ERA: 5.73	(1, 1)	1.2		5	3	3	1	1	0	1	0	0	0	12	17	16.20	3.600										
John Curtis, L ERA: 2.93	(3, 1)	3.0		6	3	3	0	0	1	0	0	1	1	14	18	9.00	2.000										
Mike Witt, R ERA: 4.28	(6, 1)	2.2		3	1	1	0	1	0	1	0	0	0	10	15	3.38	1.500										

Batter	1	2	3	4	5	6	7	8	9	AB	R	H	RBI	BB	SO	LOB	TOP			
Rod Carew, L OBP: 0.454, SLG: 0.496 (1, 3)	6-3		SF8		G1-6-3		4-3			3	0	0	1	0	0	1				
Tim Foli, R OBP: 0.274, SLG: 0.309 (1, 6)	3-1							F8		4	0	2	0	0	0	0				
Reggie Jackson, L OBP: 0.332, SLG: 0.408 (1, 10)	G3		K					K2-3		4	0	1	0	0	2	2				
Fred Lynn, L OBP: 0.366, SLG: 0.502 (1, 8)		K	F8							4	0	1	0	0	1	4				
Brian Downing, R OBP: 0.378, SLG: 0.403 Bobby Clark, R OBP: 0.270, SLG: 0.349 (6, 7)	F7			6-3			4-3			3	0	0	0	0	0	0				
Ron Jackson, R OBP: 0.319, SLG: 0.370 (1, 5)							6-3			4	0	2	0	0	0	0				
Ellis Valentine, R OBP: 0.283, SLG: 0.452 (1, 9)			K		F3		4-3			4	0	0	0	0	2	2				
Bobby Grich, R OBP: 0.399, SLG: 0.396 (1, 4)					5-3		6-3			4	1	2	0	0	0	1				
Bob Boone, R OBP: 0.270, SLG: 0.317 (1, 2)										4	0	1	0	0	0	1				
Inning Stats	R: 0 E: 0 K: 0 S: 3	H: 0 LOB: 0 BB: 0 P: 3	R: 0 E: 0 K: 2 S: 8	H: 1 LOB: 1 BB: 0 P: 8	R: 1 E: 0 K: 1 S: 8	H: 3 LOB: 2 BB: 0 P: 8	R: 0 E: 0 K: 0 S: 4	H: 1 LOB: 1 BB: 0 P: 4	R: 0 E: 1 K: 0 S: 5	H: 2 LOB: 2 BB: 0 P: 5	R: 0 E: 0 K: 0 S: 3	H: 0 LOB: 0 BB: 0 P: 3	R: 0 E: 0 K: 1 S: 6	H: 1 LOB: 1 BB: 0 P: 6	R: 0 E: 0 K: 1 S: 6	H: 1 LOB: 1 BB: 0 P: 6	1B: 7 2B: 2 3B: 0 HR: 0	SF: 1 SAC: 0 DP: 1 HBP: 0	WP: 0 PB: 0 SB: 0 CS: 0	PA: 36
PITCHER Dan Petry, R ERA: 3.8 (1, 1)	IP: 9.0 WLS: W BF: 36 H: 9 R: 1 ER: 1 SO: 5 BB: 0 IBB: 0 HBP: 0 BLK: 0 WP: 0 HR: 0 S: 46 P: 46 ERA: 1.00 WHIP: 1.000																			

California Angels @ Detroit Tigers
Tiger Stadium, Detroit, MI
Wed Jul 13 1983, 7:05 PM EDT
Att: 30,733 - Unknown

AB	35
R	1
H	9
RBI	1
BB	0
SO	5
LOB	12



Batter	1	2	3	4	5	6	7	8	9	AB	R	H	RBI	BB	SO	LOB	BOTTOM	
Lou Whitaker, L OBP: 0.374, SLG: 0.469 Lynn Jones, R OBP: 0.238, SLG: 0.429 Tom Brookens, R OBP: 0.283, SLG: 0.321 (8, PH)			SH1-3							4	0	3	0	0	1	0		
Kirk Gibson, L OBP: 0.298, SLG: 0.402 (1, 10)										3	1	0	0	1	1	5		
Larry Hemdon, R OBP: 0.323, SLG: 0.459 (1, 7)										4	1	1	0	0	1	4		
Johnny Grubb, L OBP: 0.376, SLG: 0.421 Glenn Wilson, R OBP: 0.308, SLG: 0.462 (7, PH)										2	1	1	1	1	0	1		
Chet Lemon, R OBP: 0.373, SLG: 0.437 (1, 8)										4	1	1	1	0	1	2		
Rick Leach, L OBP: 0.302, SLG: 0.328 Enos Cabell, R OBP: 0.363, SLG: 0.470 (6, PH)										2	1	1	0	0	0	0		
Wayne Krenchicki, L OBP: 0.334, SLG: 0.292 Marty Castillo, R OBP: 0.302, SLG: 0.366 (6, PH)										2	0	0	0	0	2	1		
Alan Trammell, R OBP: 0.352, SLG: 0.394 (1, 6)										2	0	0	1	1	2	1		
Bill Fahey, L OBP: 0.381, SLG: 0.333 John Wockenfuss, R OBP: 0.336, SLG: 0.443 (6, PH)										2	0	1	1	0	0	0		
Inning Stats	R: 0 E: 0 K: 1 S: 6	H: 1 LOB: 2 BB: 1 P: 10	R: 1 E: 0 K: 2 S: 8	H: 2 LOB: 1 BB: 0 P: 8	R: 0 E: 0 K: 1 S: 5	H: 0 LOB: 0 BB: 0 P: 5	R: 0 E: 0 K: 2 S: 7	H: 0 LOB: 0 BB: 0 P: 7	R: 6 E: 1 K: 2 S: 12	H: 5 LOB: 2 BB: 3 P: 24	R: 0 E: 0 K: 0 S: 3	H: 0 LOB: 0 BB: 0 P: 3	R: 0 E: 0 K: 0 S: 4	H: 1 LOB: 2 BB: 1 P: 8	1B: 7 2B: 3 3B: 0 HR: 0	SF: 1 SAC: 1 DP: 0 HBP: 0	WP: 0 PB: 0 SB: 0 CS: 0	PA: 38
PITCHER Bruce Kison, R ERA: 3.57 John Curtis, L ERA: 3.34 Geoff Zahn, L ERA: 3.71 (8, 1)	IP: 5.0 WLS: L BF: 23 H: 7 R: 5 ER: 5 SO: 6 BB: 2 IBB: 0 HBP: 0 BLK: 0 WP: 0 HR: 0 S: 33 P: 41 ERA: 9.00 WHIP: 1.800																	

California Angels @ Detroit Tigers
Tiger Stadium, Detroit, MI
Wed Jul 13 1983, 7:05 PM EDT
Att: 30,733 - Unknown

AB	31
R	7
H	10
RBI	6
BB	5
SO	8
LOB	15



Batter	1	2	3	4	5	6	7	8	9	AB	R	H	RBI	BB	SO	LOB	TOP					
Chet Lemon, R OBP: 0.370, SLG: 0.431 (1, 8)	0-0 6-3		0-0 1B			0-0 6-3		0-0 F8		4	0	1	0	0	0	1						
Enos Cabell, R OBP: 0.364, SLG: 0.473 (1, 3)	0-0 L4-6 2B		0-0 G3			0-3 K		0-0 2-3		4	0	1	0	0	1	2						
Larry Hemdon, R OBP: 0.329, SLG: 0.469 (1, 7)	0-0 L4-6 2-3			0-0 F9		0-0 1B		0-0 HR		4	1	2	2	0	0	1						
Lance Parrish, R OBP: 0.320, SLG: 0.468 Bill Fahey, L OBP: 0.361, SLG: 0.333 (8, 2)		0-0 5-3		0-0 5-3		0-0 F9		0-0 F9		4	0	0	0	0	0	1						
Glenn Wilson, R OBP: 0.307, SLG: 0.460 (1, 9)		0-0 2B		0-3 K			0-0 G5-4-3 1B		0-0 E6 1B	4	0	2	0	0	1	0						
John Wockenfuss, R OBP: 0.341, SLG: 0.435 (1, 10)		0-3 K			4-0 SH3 BB		4-0 G5-4-3 BB		0-3 K	2	0	0	0	2	2	2						
Alan Trammell, R OBP: 0.357, SLG: 0.404 (1, 6)		0-0 F9			0-0 SH3		0-0 G5-4-3		0-0 1-2 1B	3	0	1	0	0	0	3						
Tom Brookens, R OBP: 0.279, SLG: 0.316 Lynn Jones, R OBP: 0.227, SLG: 0.409 (9, PH)			0-0 5-3		0-0 F9		0-3 K		0-0 F3	3	0	0	0	0	1	2						
Marty Castillo, R OBP: 0.313, SLG: 0.391 (1, 5)			0-3 K		0-3 K			0-0 F8 HR 2B	0-3 K	4	1	1	0	0	3	3						
Inning Stats	R: 0 E: 0 K: 0 S: 3	H: 1 LOB: 0 BB: 0 P: 3	R: 0 E: 0 K: 1 S: 6	H: 1 LOB: 1 BB: 0 P: 6	R: 0 E: 0 K: 1 S: 6	H: 1 LOB: 1 BB: 0 P: 6	R: 0 E: 0 K: 1 S: 5	H: 0 LOB: 0 BB: 0 P: 5	R: 0 E: 0 K: 1 S: 5	H: 0 LOB: 1 BB: 1 P: 9	R: 0 E: 0 K: 1 S: 6	H: 1 LOB: 1 BB: 0 P: 6	R: 0 E: 0 K: 1 S: 5	H: 1 LOB: 0 BB: 0 P: 9	R: 2 E: 0 K: 0 S: 5	H: 2 LOB: 0 BB: 0 P: 5	R: 0 E: 1 K: 2 S: 9	H: 1 LOB: 2 BB: 0 P: 9	1B: 4 2B: 4 3B: 0 HR: 1	SF: 0 SAC: 1 DP: 2 HBP: 0	WP: 0 PB: 0 SB: 0 CS: 0	PA: 36
PITCHER Matt Young, L ERA: 2.67 (1, 1)	IP: 9.0 WLS: W BF: 36 H: 8 R: 2 ER: 2 SO: 8 BB: 2 IBB: 0 HBP: 0 BLK: 0 WP: 0 HR: 1 S: 50 P: 58 ERA: 2.00 WHIP: 1.111															PITCHER	IP: 9.0 WLS: W BF: 36 H: 8 R: 2 ER: 2 SO: 8 BB: 2 IBB: 0 HBP: 0 BLK: 0 WP: 0 HR: 1 S: 50 P: 58 ERA: 2.00 WHIP: 1.111					

Detroit Tigers @ Seattle Mariners
The Kingdome, Seattle, WA
Fri Jul 15 1983, 10:05 PM EDT
Att: 8,607 - Unknown

AB 33
R 2
H 8
RBI 2
BB 2
SO 8
LOB 17



Batter	1	2	3	4	5	6	7	8	9	AB	R	H	RBI	BB	SO	LOB	BOTTOM			
Spike Owen, S OBP: 0.373, SLG: 0.441 (1, 6)	0-0 5-3		0-0 G3 1-2			0-0 F8		0-0 4-3		5	0	1	1	0	0	1				
Tony Bemazzard, S OBP: 0.315, SLG: 0.355 (1, 4)	0-0 F8			0-0 G3		0-0 FC BB		0-0 4-3		4	1	0	0	1	0	2				
Ricky Nelson, L OBP: 0.325, SLG: 0.468 (1, 7)	0-3 K			0-0 F8		0-0 FC 1B 3B		0-0 E4 G3 1B		4	2	1	1	0	1	0				
Richie Zisk, R OBP: 0.310, SLG: 0.405 Al Cowens, R OBP: 0.240, SLG: 0.271 (6, PR)		0-0 F7		0-0 5-3		0-0 FC 1B FC6-4		0-0 G3		3	0	0	1	0	0	0				
Pat Putnam, L OBP: 0.305, SLG: 0.414 (1, 3)		0-0 F8			0-0 1B 2B	0-0 FC6-4 1B 1B		0-0 FC4-6 1B		4	1	3	1	0	0	0				
Jamie Allen, R OBP: 0.348, SLG: 0.352 (1, 5)		0-0 F3			0-0 F9	0-0 FC6-4 HBP		0-0 FC4-6 2B		3	0	0	0	0	0	2				
Dave Henderson, R OBP: 0.294, SLG: 0.394 (1, 9)			0-3 K		0-0 F8	0-0 FC6-4 1B 1-2 2-3 3-H		0-0 1-3 2B		4	1	1	1	0	1	3				
Orlando Mercado, R OBP: 0.273, SLG: 0.338 (1, 2)			0-0 4-3		0-0 1B	0-0 1B BB		0-0 5-3		3	1	1	0	1	0	2				
John Moses, S OBP: 0.250, SLG: 0.200 (1, 8)			4-0 S BB		0-0 F8	0-0 1B 1-2 2-H 3-H		0-3 K		3	0	1	2	1	1	2				
Inning Stats	R: 0 E: 0 K: 1 S: 5	H: 0 LOB: 0 BB: 0 P: 5	R: 0 E: 0 K: 0 S: 3	H: 0 LOB: 0 BB: 0 P: 3	R: 0 E: 0 K: 1 S: 5	H: 0 LOB: 0 BB: 0 P: 3	R: 0 E: 0 K: 0 S: 3	H: 0 LOB: 0 BB: 0 P: 3	R: 0 E: 0 K: 0 S: 5	H: 2 LOB: 2 BB: 0 P: 5	R: 6 E: 0 K: 0 S: 8	H: 4 LOB: 2 BB: 2 P: 17	R: 1 E: 1 K: 0 S: 6	H: 2 LOB: 2 BB: 0 P: 6	R: 0 E: 0 K: 1 S: 5	H: 0 LOB: 0 BB: 0 P: 5	1B: 5 2B: 2 3B: 1 HR: 0	SF: 0 SAC: 0 DP: 0 HBP: 1	WP: 0 PB: 0 SB: 3 CS: 0	PA: 38
PITCHER Juan Berenguer, R ERA: 3.54 Howard Bailey, L ERA: 2.95 Dave Gumpert, R ERA: 3.29 (1, 1)	IP: 5.1 WLS: L BF: 24 H: 4 R: 5 ER: 5 SO: 2 BB: 2 IBB: 0 HBP: 0 BLK: 0 WP: 0 HR: 0 S: 25 P: 34 ERA: 8.44 WHIP: 1.125															PITCHER	IP: 5.1 WLS: L BF: 24 H: 4 R: 5 ER: 5 SO: 2 BB: 2 IBB: 0 HBP: 0 BLK: 0 WP: 0 HR: 0 S: 25 P: 34 ERA: 8.44 WHIP: 1.125			

Detroit Tigers @ Seattle Mariners
The Kingdome, Seattle, WA
Fri Jul 15 1983, 10:05 PM EDT
Att: 8,607 - Unknown


AB 34
R 7
H 8
RBI 7
BB 3
SO 3
LOB 13



Batter	1	2	3	4	5	6	7	8	9	AB	R	H	RBI	BB	SO	LOB	TOP			
Lou Whitaker, L (1, 4) OBP: 0.376, SLG: 0.474	F5		K			4-3		IBB		3	0	0	0	1	1	1				
Enos Cabell, R (1, 3) OBP: 0.356, SLG: 0.463	F9				F9		F1	6-3		4	0	0	0	0	0	2				
Kirk Gibson, L (1, 10) OBP: 0.291, SLG: 0.390	G3				F8		4-3		4-3	4	0	0	0	0	0	0				
Lance Parrish, R (1, 2) OBP: 0.322, SLG: 0.472		K			K		1B		G3	4	0	2	0	0	2	0				
Larry Herndon, R (1, 7) OBP: 0.328, SLG: 0.467		K			K		1B		G3	4	0	1	0	0	2	1				
Glenn Wilson, R (1, 9) OBP: 0.303, SLG: 0.453		K			F4		F9		K	4	0	0	0	0	2	3				
Chet Lemon, R (1, 8) OBP: 0.369, SLG: 0.430					5-3				K	3	0	1	0	0	1	0				
Wayne Krenchicki, L (1, 5) OBP: 0.333, SLG: 0.297					F7		L6		4-3	3	0	1	0	0	0	1				
Tom Brookens, R (1, 6) OBP: 0.277, SLG: 0.313					F9				4-3	2	0	0	0	0	1	1				
Johanny Grubb, L (8, PH) OBP: 0.373, SLG: 0.417									4-3	1	0	0	0	0	0	1				
Marty Castillo, R (8, 5) OBP: 0.313, SLG: 0.391									1-2	0	0	0	0	0	0	0				
Inning Stats	R: 0 E: 0 K: 0 S: 3	H: 0 LOB: 0 BB: 0 P: 3	R: 0 E: 0 K: 3 S: 9	H: 0 LOB: 0 BB: 0 P: 9	R: 0 E: 0 K: 1 S: 6	H: 1 LOB: 1 BB: 0 P: 6	R: 0 E: 0 K: 1 S: 5	H: 0 LOB: 0 BB: 0 P: 5	R: 0 E: 0 K: 1 S: 5	H: 0 LOB: 0 BB: 0 P: 5	R: 0 E: 0 K: 0 S: 5	H: 2 LOB: 2 BB: 0 P: 5	R: 0 E: 0 K: 1 S: 6	H: 1 LOB: 2 BB: 0 P: 10	R: 0 E: 0 K: 1 S: 6	H: 1 LOB: 1 BB: 0 P: 6	1B: 4 2B: 1 3B: 0 HR: 0	SF: 0 SAC: 0 DP: 0 HBP: 0	WP: 0 PB: 0 SB: 0 CS: 0	PA: 33
PITCHER Mike Moore, R (1, 1) ERA: 4.69	IP: 9.0 WLS: W BF: 33 H: 5 R: 0 ER: 0 SO: 9 BB: 0 IBB: 1 HBP: 0 BLK: 0 WP: 0 HR: 0 S: 50 P: 54 ERA: 0.00 WHIP: 0.556																			

Detroit Tigers @ Seattle Mariners
The Kingdome, Seattle, WA
Sat Jul 16 1983, 10:05 PM EDT
Att: 13,018 - Unknown


AB 32
R 0
H 5
RBI 0
BB 1
SO 9
LOB 10



Batter	1	2	3	4	5	6	7	8	9	AB	R	H	RBI	BB	SO	LOB	BOTTOM			
Spike Owen, S (1, 6) OBP: 0.354, SLG: 0.417	F5		1-3		CS	F9		F8		4	0	0	0	0	0	0				
Tony Bemazzard, S (1, 4) OBP: 0.320, SLG: 0.359						BLK		F5		2	0	1	0	1	0	0				
Ricky Nelson, L (1, 7) OBP: 0.317, SLG: 0.456	F8		K			K		F8		4	0	0	0	0	2	3				
Pat Putnam, L (1, 10) OBP: 0.304, SLG: 0.410	4-3				G3				F9	3	0	0	0	1	0	1				
Jim Maier, R (1, 3) OBP: 0.298, SLG: 0.280			1-3		F2	F6			2B	3	1	0	0	1	0	2				
Jamie Allen, R (1, 5) OBP: 0.342, SLG: 0.345			5-3		6-3			F4		4	0	0	0	0	0	1				
Dave Henderson, R (1, 9) OBP: 0.296, SLG: 0.399					K			E5		4	0	2	1	0	1	0				
Orlando Mercado, R (1, 2) OBP: 0.274, SLG: 0.338			F8			FC2-8		5-3		3	0	1	0	0	0	2				
John Moses, S (1, 8) OBP: 0.237, SLG: 0.189			4-3			FC2-6		G1		3	0	0	0	0	0	2				
Inning Stats	R: 0 E: 0 K: 0 S: 3	H: 0 LOB: 1 BB: 0 P: 4	R: 0 E: 0 K: 0 S: 4	H: 1 LOB: 1 BB: 0 P: 4	R: 0 E: 0 K: 1 S: 5	H: 0 LOB: 1 BB: 1 P: 9	R: 0 E: 0 K: 0 S: 3	H: 0 LOB: 0 BB: 0 P: 3	R: 0 E: 0 K: 1 S: 5	H: 1 LOB: 2 BB: 1 P: 10	R: 0 E: 1 K: 0 S: 4	H: 0 LOB: 1 BB: 0 P: 4	R: 0 E: 0 K: 0 S: 3	H: 0 LOB: 0 BB: 0 P: 3	R: 1 E: 0 K: 0 S: 3	H: 1 LOB: 1 BB: 1 P: 7	1B: 2 2B: 2 3B: 0 HR: 0	SF: 0 SAC: 0 DP: 0 HBP: 1	WP: 0 PB: 0 SB: 1 CS: 1	PA: 35
PITCHER Dave Rozema, R (1, 1) ERA: 2.75 Aurelio Lopez, R (8, 1) ERA: 1.72	IP: 7.0 WLS: L BF: 27 H: 3 R: 0 ER: 0 SO: 3 BB: 1 IBB: 1 HBP: 1 BLK: 1 WP: 0 HR: 0 S: 30 P: 39 ERA: 0.00 WHIP: 0.571																			

Detroit Tigers @ Seattle Mariners
The Kingdome, Seattle, WA
Sat Jul 16 1983, 10:05 PM EDT
Att: 13,018 - Unknown

AB 30
R 1
H 4
RBI 1
BB 3
SO 3
LOB 11



Batter	1	2	3	4	5	6	7	8	9	AB	R	H	RBI	BB	SO	LOB	TOP										
Lou Whitaker, L (1, 4) OBP: 0.371, SLG: 0.465										5	0	1	1	0	1	1	Detroit Tigers @ Oakland Athletics Oakland-Alameda County Coliseum, Oakland, CA Mon Jul 18 1983, 7:05 PM PDT Att: 16,950 - Unknown										
Enos Cabell, R (1, 3) OBP: 0.358, SLG: 0.475										5	0	2	0	0	0	1											
Larry Hemdon, R (1, 7) OBP: 0.322, SLG: 0.455										5	1	1	0	0	0	4											
Lance Parrish, R (1, 2) OBP: 0.328, SLG: 0.489										2	1	1	1	2	1	0											
Glenn Wilson, R (1, 9) OBP: 0.301, SLG: 0.449										4	0	1	1	0	0	3											
John Wockenfuss, R (1, 10) OBP: 0.338, SLG: 0.421										4	0	1	0	0	0	3											
Chet Lemon, R (1, 8) OBP: 0.372, SLG: 0.435										3	1	1	1	1	0	1											
Alan Trammell, R (1, 6) OBP: 0.364, SLG: 0.402										1	1	0	0	3	0	0											
Marty Castillo, R (1, 5) OBP: 0.273, SLG: 0.340										3	0	0	0	0	1	4											
Inning Stats	R: 0 E: 0 K: 1 S: 6	H: 1 LOB: 2 BB: 1 P: 10	R: 2 E: 1 K: 1 S: 8	H: 2 LOB: 2 BB: 1 P: 12	R: 0 E: 1 K: 0 S: 2	H: 0 LOB: 0 BB: 1 P: 6	R: 0 E: 0 K: 0 S: 3	H: 0 LOB: 0 BB: 0 P: 3	R: 0 E: 0 K: 1 S: 6	H: 1 LOB: 1 BB: 0 P: 6	R: 0 E: 0 K: 0 S: 2	H: 0 LOB: 0 BB: 1 P: 6	R: 2 E: 0 K: 0 S: 6	H: 3 LOB: 3 BB: 2 P: 14	R: 0 E: 0 K: 0 S: 3	H: 0 LOB: 0 BB: 0 P: 3		1B: 4 2B: 2 3B: 2 HR: 1	SF: 0 SAC: 1 DP: 1 HBP: 0	WP: 0 PB: 0 SB: 2 CS: 1	PA: 39						
PITCHER	IP	WLS	BF	H	R	ER	SO	BB	IBB	HBP	BLK	WP	HR	S	P	ERA	WHIP										
Tim Conroy, L (1, 1) ERA: 3.48	7.1	L	30	6	3	3	3	4	0	0	0	0	1	32	48	3.68	1.364										
Keith Atherton, R (8, 1) ERA: 1.23	0.0		2	2	1	1	0	0	0	0	0	0	0	2	2	=	=										
Gorman Heumueller, L (8, 1) ERA: 5.68	1.2		7	0	0	0	0	1	1	0	0	0	0	5	13	0.00	0.600										

Batter	1	2	3	4	5	6	7	8	9	AB	R	H	RBI	BB	SO	LOB	BOTTOM										
Rickey Henderson, R (1, 7) OBP: 0.405, SLG: 0.419										5	0	1	0	0	1	3	Detroit Tigers @ Oakland Athletics Oakland-Alameda County Coliseum, Oakland, CA Mon Jul 18 1983, 7:05 PM PDT Att: 16,950 - Unknown										
Rick Peters, S (1, 9) OBP: 0.347, SLG: 0.301										3	0	0	0	1	0	1											
Dwayne Murphy, L (1, 8) OBP: 0.330, SLG: 0.331										3	0	1	0	1	1	1											
Jeff Burroughs, R (1, 10) OBP: 0.349, SLG: 0.400										4	0	2	0	0	1	3											
Tom Burgmeier, L (9, PR)										0	1	0	0	0	0	0											
Carney Lansford, R (1, 5) OBP: 0.328, SLG: 0.447										4	0	2	0	0	0	3											
Bill Almon, R (1, 6) OBP: 0.336, SLG: 0.403										4	0	0	0	0	2	4											
Wayne Gross, L (1, 3) OBP: 0.319, SLG: 0.406										4	0	0	0	0	2	3											
Bob Kearney, R (1, 2) OBP: 0.310, SLG: 0.400										3	1	1	1	0	1	1											
Davey Lopes, R (9, PH) OBP: 0.351, SLG: 0.467										1	0	1	1	0	0	0											
Tony Phillips, S (1, 4) OBP: 0.301, SLG: 0.264										2	0	0	0	0	0	0											
Mitchell Page, L (8, PH) OBP: 0.321, SLG: 0.244										1	0	0	0	0	0	0											
Dan Meyer, L (9, 3) OBP: 0.186, SLG: 0.154										0	0	0	0	0	0	0											
Garry Hancock, L (9, PH) OBP: 0.301, SLG: 0.427										1	0	1	0	0	0	0											
Inning Stats	R: 0 E: 0 K: 1 S: 6	H: 1 LOB: 2 BB: 1 P: 10	R: 1 E: 0 K: 0 S: 4	H: 1 LOB: 0 BB: 0 P: 4	R: 0 E: 0 K: 0 S: 3	H: 0 LOB: 0 BB: 0 P: 3	R: 0 E: 0 K: 0 S: 3	H: 1 LOB: 1 BB: 0 P: 3	R: 0 E: 0 K: 1 S: 5	H: 0 LOB: 0 BB: 0 P: 5	R: 0 E: 0 K: 1 S: 6	H: 1 LOB: 1 BB: 0 P: 6	R: 0 E: 0 K: 2 S: 8	H: 1 LOB: 1 BB: 0 P: 8	R: 0 E: 0 K: 1 S: 5	H: 0 LOB: 1 BB: 1 P: 9	R: 1 E: 0 K: 2 S: 11	H: 4 LOB: 3 BB: 0 P: 11	1B: 6 2B: 3 3B: 0 HR: 1	SF: 0 SAC: 0 DP: 1 HBP: 0	WP: 0 PB: 0 SB: 1 CS: 0	PA: 37					
PITCHER	IP	WLS	BF	H	R	ER	SO	BB	IBB	HBP	BLK	WP	HR	S	P	ERA	WHIP										
Dan Petry, R (1, 1) ERA: 3.88	7.0	W	26	5	1	1	5	1	0	0	0	0	0	15	39	5.40	3.000										
Aurelio Lopez, R (8, 1) ERA: 1.79	1.2		10	4	1	1	3	1	0	0	0	0	0	1	1	0.00	0.000										
Doug Bair, R (9, 1) ERA: 1.84	0.1	S	1	0	0	0	0	0	0	0	0	0	0	1	1	0.00	0.000										




Batter	1	2	3	4	5	6	7	8	9	AB	R	H	RBI	BB	SO	LOB	TOP						
Lou Whitaker, L (1, 4) OBP: 0.376, SLG: 0.463										5	0	1	0	0	1	5	<p>Detroit Tigers @ California Angels Anaheim Stadium, Anaheim, CA</p> <p>Thu Jul 21 1983, 6:33 AM EDT Unknown</p> <p>livebaseballscores.com</p> <p>AB 38 R 5 H 11 RBI 5 BB 3 SO 8 LOB 21</p>						
Alan Trammell, R (1, 6) OBP: 0.369, SLG: 0.414										5	1	1	2	0	4	6							
Johnny Grubb, L (1, 10) John Wockenfuss, R (7, PH) OBP: 0.331, SLG: 0.410										3	0	2	1	0	0	0							
Larry Herndon, R (1, 7) OBP: 0.321, SLG: 0.456										5	1	1	1	0	2	3							
Glenn Wilson, R (1, 9) OBP: 0.307, SLG: 0.453										5	0	2	0	0	0	0							
Kirk Gibson, L (1, 8) Chet Lemon, R (8, PH) OBP: 0.373, SLG: 0.433										3	0	0	0	0	0	1							
Rick Leach, L (1, 3) Enos Cabell, R (8, PH) OBP: 0.352, SLG: 0.468										3	0	1	0	0	0	1							
Wayne Krenchicki, L (1, 5) Tom Brookhous, R (8, PH) OBP: 0.277, SLG: 0.317										3	1	1	0	0	1	1							
Bill Fahey, L (1, 2) Lance Parrish, R (8, PH) OBP: 0.324, SLG: 0.480										1	1	0	0	2	0	1							
Inning Stats	R: 0 E: 0 K: 2 S: 7	H: 0 LOB: 0 BB: 0 P: 7	R: 0 E: 0 K: 1 S: 6	H: 1 LOB: 1 BB: 0 P: 6	R: 1 E: 0 K: 2 S: 9	H: 2 LOB: 2 BB: 1 P: 13	R: 0 E: 0 K: 0 S: 3	H: 0 LOB: 0 BB: 0 P: 3	R: 2 E: 0 K: 1 S: 6	H: 3 LOB: 1 BB: 0 P: 6	R: 0 E: 0 K: 1 S: 5	H: 0 LOB: 1 BB: 1 P: 9	R: 0 E: 0 K: 1 S: 9	H: 0 LOB: 0 BB: 0 P: 13	R: 0 E: 0 K: 0 S: 3	H: 0 LOB: 0 BB: 0 P: 3		1B: 8 2B: 1 3B: 0 HR: 2	SF: 0 SAC: 0 DP: 0 HBP: 0	WP: 0 PB: 0 SB: 0 CS: 0	PA: 41		
PITCHER	IP WLS BF H R ER SO BB IBB HBP BLK WP HR S P ERA WHIP	IP WLS BF H R ER SO BB IBB HBP BLK WP HR S P ERA WHIP	IP WLS BF H R ER SO BB IBB HBP BLK WP HR S P ERA WHIP	IP WLS BF H R ER SO BB IBB HBP BLK WP HR S P ERA WHIP	IP WLS BF H R ER SO BB IBB HBP BLK WP HR S P ERA WHIP	IP WLS BF H R ER SO BB IBB HBP BLK WP HR S P ERA WHIP	IP WLS BF H R ER SO BB IBB HBP BLK WP HR S P ERA WHIP	IP WLS BF H R ER SO BB IBB HBP BLK WP HR S P ERA WHIP	IP WLS BF H R ER SO BB IBB HBP BLK WP HR S P ERA WHIP	IP WLS BF H R ER SO BB IBB HBP BLK WP HR S P ERA WHIP	IP WLS BF H R ER SO BB IBB HBP BLK WP HR S P ERA WHIP	IP WLS BF H R ER SO BB IBB HBP BLK WP HR S P ERA WHIP	IP WLS BF H R ER SO BB IBB HBP BLK WP HR S P ERA WHIP	IP WLS BF H R ER SO BB IBB HBP BLK WP HR S P ERA WHIP	IP WLS BF H R ER SO BB IBB HBP BLK WP HR S P ERA WHIP	IP WLS BF H R ER SO BB IBB HBP BLK WP HR S P ERA WHIP		IP WLS BF H R ER SO BB IBB HBP BLK WP HR S P ERA WHIP	IP WLS BF H R ER SO BB IBB HBP BLK WP HR S P ERA WHIP	IP WLS BF H R ER SO BB IBB HBP BLK WP HR S P ERA WHIP	IP WLS BF H R ER SO BB IBB HBP BLK WP HR S P ERA WHIP	IP WLS BF H R ER SO BB IBB HBP BLK WP HR S P ERA WHIP	
Mike Witt, R (1, 1) ERA: 4.43	6.0	L	26	7	3	3	6	1	0	0	0	0	0	0	0	0		0	1	37	41	4.50	1.333
John Curtis, L (7, 1) ERA: 3.57	1.1		9	4	2	2	1	1	0	0	0	0	0	0	0	0		0	1	10	14	13.50	3.750
Andy Hassler, L (8, 1) ERA: 5.4	1.2		6	0	0	0	1	0	1	0	0	0	0	0	0	0		0	0	7	11	0.00	0.000

Batter	1	2	3	4	5	6	7	8	9	AB	R	H	RBI	BB	SO	LOB	BOTTOM					
Rod Carew, L (1, 3) OBP: 0.441, SLG: 0.478										4	0	0	0	0	0	1	<p>Detroit Tigers @ California Angels Anaheim Stadium, Anaheim, CA</p> <p>Thu Jul 21 1983, 6:33 AM EDT Unknown</p> <p>livebaseballscores.com</p> <p>AB 31 R 1 H 4 RBI 1 BB 3 SO 3 LOB 14</p>					
Steve Lubratich, R (1, 5) OBP: 0.333, SLG: 0.444										4	1	1	0	0	0	0						
Reggie Jackson, L (1, 10) OBP: 0.333, SLG: 0.402										3	0	1	0	1	1	1						
Brian Downing, R (1, 7) OBP: 0.389, SLG: 0.455										3	0	1	1	1	0	2						
Fred Lynn, L (1, 8) OBP: 0.351, SLG: 0.479										4	0	0	0	0	0	3						
Bobby Grich, R (1, 4) OBP: 0.393, SLG: 0.393										4	0	1	0	0	1	2						
Mike Brown, R (1, 9)										3	0	0	0	1	0	1						
Tim Foli, R (1, 6) OBP: 0.272, SLG: 0.303										2	0	0	0	0	1	1						
Rick Burleson, R (7, PH) OBP: 0.410, SLG: 0.464										1	0	0	0	0	0	1						
Mike O'Berry, R (1, 2) OBP: 0.161, SLG: 0.167										2	0	0	0	0	0	1						
Daryl Sconiers, L (7, PH) OBP: 0.289, SLG: 0.439										1	0	0	0	0	0	1						
Bob Boone, R (8, 2) OBP: 0.269, SLG: 0.312										0	0	0	0	0	0	0						
Inning Stats	R: 0 E: 0 K: 0 S: 4	H: 1 LOB: 1 BB: 0 P: 4	R: 0 E: 0 K: 0 S: 3	H: 0 LOB: 0 BB: 0 P: 3	R: 0 E: 0 K: 0 S: 3	H: 0 LOB: 0 BB: 0 P: 3	R: 1 E: 1 K: 0 S: 5	H: 2 LOB: 1 BB: 0 P: 5	R: 0 E: 0 K: 1 S: 5	H: 0 LOB: 1 BB: 1 P: 9	R: 0 E: 0 K: 1 S: 4	H: 1 LOB: 1 BB: 0 P: 4	R: 0 E: 0 K: 0 S: 3	H: 0 LOB: 1 BB: 1 P: 7	R: 0 E: 0 K: 1 S: 5	H: 0 LOB: 0 BB: 0 P: 5		1B: 2 2B: 2 3B: 0 HR: 0	SF: 0 SAC: 0 DP: 1 HBP: 0	WP: 0 PB: 0 SB: 0 CS: 0	PA: 34	
PITCHER	IP WLS BF H R ER SO BB IBB HBP BLK WP HR S P ERA WHIP	IP WLS BF H R ER SO BB IBB HBP BLK WP HR S P ERA WHIP	IP WLS BF H R ER SO BB IBB HBP BLK WP HR S P ERA WHIP	IP WLS BF H R ER SO BB IBB HBP BLK WP HR S P ERA WHIP	IP WLS BF H R ER SO BB IBB HBP BLK WP HR S P ERA WHIP	IP WLS BF H R ER SO BB IBB HBP BLK WP HR S P ERA WHIP	IP WLS BF H R ER SO BB IBB HBP BLK WP HR S P ERA WHIP	IP WLS BF H R ER SO BB IBB HBP BLK WP HR S P ERA WHIP	IP WLS BF H R ER SO BB IBB HBP BLK WP HR S P ERA WHIP	IP WLS BF H R ER SO BB IBB HBP BLK WP HR S P ERA WHIP	IP WLS BF H R ER SO BB IBB HBP BLK WP HR S P ERA WHIP	IP WLS BF H R ER SO BB IBB HBP BLK WP HR S P ERA WHIP	IP WLS BF H R ER SO BB IBB HBP BLK WP HR S P ERA WHIP	IP WLS BF H R ER SO BB IBB HBP BLK WP HR S P ERA WHIP	IP WLS BF H R ER SO BB IBB HBP BLK WP HR S P ERA WHIP	IP WLS BF H R ER SO BB IBB HBP BLK WP HR S P ERA WHIP		IP WLS BF H R ER SO BB IBB HBP BLK WP HR S P ERA WHIP	IP WLS BF H R ER SO BB IBB HBP BLK WP HR S P ERA WHIP	IP WLS BF H R ER SO BB IBB HBP BLK WP HR S P ERA WHIP	IP WLS BF H R ER SO BB IBB HBP BLK WP HR S P ERA WHIP	IP WLS BF H R ER SO BB IBB HBP BLK WP HR S P ERA WHIP
Howard Bailey, L (1, 1) ERA: 2.53	6.0	W	24	4	1	0	2	2	0	0	0	0	0	0	0	0	0	0	26	34	0.00	1.000
Aurelio Lopez, R (7, 1) ERA: 1.71	3.0	S	10	0	0	0	1	1	0	0	0	0	0	0	0	0	0	0	11	15	0.00	0.333

Batter	1	2	3	4	5	6	7	8	9	AB	R	H	RBI	BB	SO	LOB	TOP										
Alan Trammell, R OBP: 0.365, SLG: 0.408 Lou Whitaker, L OBP: 0.375, SLG: 0.462	F9		5-3		6-3		F8			3	0	0	0	0	0	0											
Enos Cabell, R OBP: 0.350, SLG: 0.469	2B		6-3		6-3		4-3			4	1	1	0	0	0	0											
Larry Hemdon, R OBP: 0.320, SLG: 0.456	6-3		F8			2B	K			4	0	1	0	0	1	1											
Lance Parrish, R OBP: 0.323, SLG: 0.480	2B			F8		F7	F9			4	0	1	1	0	0	1											
Glenn Wilson, R OBP: 0.306, SLG: 0.448	BB			F7		F3			6-3	3	0	0	0	1	0	1											
John Wockenfuss, R OBP: 0.336, SLG: 0.430	4-3				1B		F6		1B	4	1	2	0	0	0	2											
Chet Lemon, R OBP: 0.371, SLG: 0.431		6-3		5-3			2B	1B	1-3	4	0	1	0	0	0	2											
Tom Brookens, R OBP: 0.274, SLG: 0.313						6-3				3	0	0	0	0	0	1											
Johnny Grubb, L OBP: 0.385, SLG: 0.430 Jack Morris, R							F4			1	0	1	1	0	0	0											
Marty Castillo, R OBP: 0.262, SLG: 0.339 Kirk Gibson, L OBP: 0.280, SLG: 0.370							F8		K	3	0	1	0	0	0	0											
Inning Stats	R: 1 E: 0 K: 0 S: 5	H: 2 LOB: 2 BB: 1 P: 9	R: 0 E: 0 K: 0 S: 3	H: 0 LOB: 0 BB: 0 P: 3	R: 0 E: 0 K: 0 S: 3	H: 0 LOB: 0 BB: 0 P: 3	R: 0 E: 0 K: 0 S: 4	H: 1 LOB: 1 BB: 0 P: 4	R: 0 E: 0 K: 0 S: 3	H: 0 LOB: 0 BB: 0 P: 3	R: 0 E: 0 K: 0 S: 4	H: 1 LOB: 1 BB: 0 P: 4	R: 0 E: 0 K: 0 S: 5	H: 2 LOB: 2 BB: 0 P: 5	R: 0 E: 0 K: 1 S: 5	H: 0 LOB: 0 BB: 0 P: 5	R: 1 E: 0 K: 1 S: 7	H: 2 LOB: 1 BB: 0 P: 7	1B: 3 2B: 4 3B: 1 HR: 0	SF: 0 SAC: 0 DP: 0 HBP: 0	WP: 0 PB: 0 SB: 0 CS: 0	PA: 36					
PITCHER	IP	WLS	BF	H	R	ER	SO	BB	IBB	HBP	BLK	WP	HR	S	P	ERA	WHIP										
Geoff Zahn, L ERA: 3.59	6.2	W	27	6	1	1	0	1	0	0	0	0	0	26	30	1.35	1.050										
Luis Sanchez, R ERA: 3.18	2.0		8	2	1	1	1	0	0	0	0	0	0	10	10	4.50	1.000										
Andy Hassler, L ERA: 5.32	0.1	S	1	0	0	0	1	0	0	0	0	0	0	3	3	0.00	0.000										

Detroit Tigers @ California Angels
Anaheim Stadium, Anaheim, CA
Thu Jul 21 1983, 10:05 PM EDT
Att: 34,544 - Unknown


AB 35
R 2
H 8
RBI 2
BB 1
SO 2
LOB 11



Batter	1	2	3	4	5	6	7	8	9	AB	R	H	RBI	BB	SO	LOB	BOTTOM										
Rod Carew, L OBP: 0.435, SLG: 0.471	G3	4-3			L3	1-5-3				4	0	0	0	0	0	2											
Rick Burleson, R OBP: 0.385, SLG: 0.433	3-1				4-3		F7			4	0	0	0	0	1	0											
Brian Downing, R OBP: 0.386, SLG: 0.450	F3				BB	1B	K			4	1	1	0	0	2	0											
Fred Lynn, L OBP: 0.352, SLG: 0.476		K			1B	BB	L3			2	0	0	0	2	1	0											
Reggie Jackson, L OBP: 0.336, SLG: 0.408 Ellis Valentine, R OBP: 0.260, SLG: 0.413		1B				E9	G3			4	1	2	1	0	1	1											
Daryl Scaniers, L OBP: 0.295, SLG: 0.447		1B				1B				3	1	2	0	1	1	0											
Rob Wilfong, L OBP: 0.214, SLG: 0.327		1B				3-1				4	0	3	1	0	0	3											
Steve Lubratic, R OBP: 0.231, SLG: 0.308		F7				6-3				4	0	0	0	0	0	4											
Bob Boone, R OBP: 0.266, SLG: 0.309		E6			L5		L6			3	0	0	0	0	0	2											
Inning Stats	R: 0 E: 0 K: 0 S: 3	H: 0 LOB: 0 BB: 0 P: 3	R: 2 E: 1 K: 1 S: 9	H: 3 LOB: 3 BB: 0 P: 9	R: 0 E: 0 K: 3 S: 9	H: 0 LOB: 1 BB: 1 P: 13	R: 0 E: 0 K: 0 S: 4	H: 2 LOB: 1 BB: 0 P: 4	R: 1 E: 1 K: 0 S: 5	H: 2 LOB: 3 BB: 2 P: 13	R: 0 E: 0 K: 0 S: 3	H: 0 LOB: 0 BB: 0 P: 3	R: 0 E: 0 K: 1 S: 5	H: 0 LOB: 0 BB: 0 P: 5	R: 0 E: 0 K: 1 S: 6	H: 1 LOB: 1 BB: 0 P: 6	1B: 5 2B: 3 3B: 0 HR: 0	SF: 0 SAC: 0 DP: 0 HBP: 0	WP: 0 PB: 0 SB: 0 CS: 0	PA: 35							
PITCHER	IP	WLS	BF	H	R	ER	SO	BB	IBB	HBP	BLK	WP	HR	S	P	ERA	WHIP										
Dave Rozema, R ERA: 2.7	8.0	L	35	8	3	2	6	2	1	0	0	0	0	44	56	2.25	1.250										

Detroit Tigers @ California Angels
Anaheim Stadium, Anaheim, CA
Thu Jul 21 1983, 10:05 PM EDT
Att: 34,544 - Unknown

AB 32
R 3
H 8
RBI 2
BB 3
SO 6
LOB 12



Batter	1	2	3	4	5	6	7	8	9	AB	R	H	RBI	BB	SO	LOB	TOP										
Spike Owen, S OBP: 0.307, SLG: 0.364 (1, 6)	1-3	F6		G3			4-3		K	5	0	0	0	0	1	2											
Tony Bernazard, S OBP: 0.326, SLG: 0.367 (1, 4)	G3			HR		1-4-3	BB		F8	5	2	3	1	0	0	0											
Pat Putnam, L OBP: 0.307, SLG: 0.417 (1, 3)	G3		4-3		3-1		BB		G3	4	0	0	0	1	0	1											
Al Chambers, L OBP: 0.364, SLG: 0.300 (1, 10)	1B		5-3		FC4-6		BB		K	3	1	1	0	1	1	2											
Ricky Nelson, L OBP: 0.302, SLG: 0.423 (1, 7)	1B		G3		FC4-6		BB		K	4	0	1	1	0	1	3											
Dave Henderson, R OBP: 0.305, SLG: 0.414 (1, 9)	1B			5-3		F6			F7	4	0	1	1	0	0	0											
Jamie Allen, R OBP: 0.333, SLG: 0.332 (8, PH)	FC6-4			K					F8	3	0	1	0	0	1	2											
Manny Castillo, S OBP: 0.228, SLG: 0.269 (8, 5)	1-2									1	0	0	0	0	0	0											
Jamie Nelson, R OBP: 0.154, SLG: 0.385 (8, PH)			6-3							3	0	1	0	0	0	1											
Rick Sweet, S OBP: 0.274, SLG: 0.263 (8, 2)				1B						1	0	1	0	0	0	0											
John Moses, S OBP: 0.283, SLG: 0.282 (1, 8)			2-3						K	4	0	1	0	0	2	2											
Inning Stats	R: 2 E: 0 K: 0 S: 6	H: 3 LOB: 2 BB: 1 P: 10	R: 0 E: 0 K: 0 S: 3	H: 0 LOB: 0 BB: 0 P: 3	R: 1 E: 0 K: 0 S: 4	H: 1 LOB: 0 BB: 0 P: 4	R: 0 E: 0 K: 1 S: 7	H: 2 LOB: 1 BB: 0 P: 7	R: 0 E: 0 K: 1 S: 6	H: 1 LOB: 2 BB: 1 P: 6	R: 0 E: 0 K: 2 S: 8	H: 1 LOB: 2 BB: 1 P: 12	R: 0 E: 0 K: 1 S: 6	H: 1 LOB: 1 BB: 0 P: 6	R: 0 E: 0 K: 1 S: 5	H: 0 LOB: 0 BB: 0 P: 5	1B: 8 2B: 1 3B: 0 HR: 1	SF: 0 SAC: 0 DP: 0 HBP: 0	WP: 0 PB: 0 SB: 0 CS: 0	PA: 39							
PITCHER	IP	WLS	BF	H	R	ER	SO	BB	IBB	HBP	BLK	WP	HR	S	P	ERA	WHIP										
Dave Rozema, R ERA: 2.85 (1, 1)	5.0	W	23	7	3	3	1	0	1	0	0	0	1	24	28	5.40	1.400										
Juan Berenguer, R ERA: 3.23 (6, 1)	4.0	S	16	3	0	0	5	1	0	0	0	0	0	25	29	0.00	1.000										

Seattle Mariners @ Detroit Tigers
Tiger Stadium, Detroit, MI
Tue Jul 26 1983, 7:05 PM EDT
Att: 24,465 - Unknown

AB	37
R	3
H	10
RBI	3
BB	2
SO	6
LOB	13



Batter	1	2	3	4	5	6	7	8	9	AB	R	H	RBI	BB	SO	LOB	BOTTOM										
Alan Trammell, R OBP: 0.385, SLG: 0.446 (1, 6)	6-3		1B	F7		1B		HR		4	2	2	3	1	0	1											
Enos Cabell, R OBP: 0.343, SLG: 0.453 (1, 3)	6-3		2B	K		1B		K		5	1	2	0	0	2	1											
Larry Hemdon, R OBP: 0.320, SLG: 0.460 (1, 7)	F8		2B			F8		F9		4	0	1	2	0	0	0											
Lance Parrish, R OBP: 0.331, SLG: 0.504 (1, 2)		HR	BB			FC6-4		5-3		3	1	2	1	1	0	0											
Glenn Wilson, R OBP: 0.304, SLG: 0.439 (1, 9)		4-3	F8		FC6-4		WP			3	0	0	0	1	0	3											
John Wockenfuss, R OBP: 0.343, SLG: 0.433 (1, 10)	K			HR		1B		5-3		4	1	2	0	0	1	1											
Chet Lemon, R OBP: 0.364, SLG: 0.427 (1, 8)	F7			HR		4-3		F6		4	1	1	2	0	0	2											
Tom Brookens, R OBP: 0.268, SLG: 0.306 (6, PH)			F8		4-3			K		2	0	0	0	0	0	0											
Lou Whitaker, L OBP: 0.374, SLG: 0.465 (7, 4)						SH3-4				2	1	1	0	0	1	0											
Marty Castillo, R OBP: 0.292, SLG: 0.371 (1, 5)			F7			1B		SH3-4		2	1	1	0	1	0	0											
Inning Stats	R: 0 E: 0 K: 0 S: 3	H: 0 LOB: 0 BB: 0 P: 3	R: 1 E: 0 K: 1 S: 6	H: 1 LOB: 0 BB: 0 P: 6	R: 2 E: 0 K: 0 S: 5	H: 2 LOB: 2 BB: 2 P: 13	R: 2 E: 0 K: 1 S: 8	H: 3 LOB: 1 BB: 0 P: 8	R: 0 E: 0 K: 0 S: 5	H: 2 LOB: 2 BB: 0 P: 5	R: 1 E: 0 K: 0 S: 4	H: 3 LOB: 1 BB: 0 P: 4	R: 0 E: 0 K: 0 S: 3	H: 0 LOB: 1 BB: 1 P: 7	R: 2 E: 0 K: 2 S: 8	H: 1 LOB: 0 BB: 1 P: 12	1B: 8 2B: 1 3B: 0 HR: 3	SF: 0 SAC: 1 DP: 0 HBP: 0	WP: 1 PB: 0 SB: 1 CS: 0	PA: 38							
PITCHER	IP	WLS	BF	H	R	ER	SO	BB	IBB	HBP	BLK	WP	HR	S	P	ERA	WHIP										
Matt Young, L ERA: 3.0 (1, 1)	3.1	L	18	6	5	5	1	0	0	0	0	0	0	13	13	3.38	1.875										
Roy Thomas, R ERA: 4.47 (4, 1)	2.2		11	5	1	1	1	0	0	0	0	0	0	3	7	0.00	1.000										
Jim Beattie, R ERA: 4.01 (7, 1)	1.0		4	0	0	0	0	1	0	0	0	1	0	3	7	0.00	1.000										
Bill Caudill, R ERA: 4.42 (8, 1)	1.0		5	1	2	2	2	1	0	0	0	0	1	8	12	18.00	2.000										

Seattle Mariners @ Detroit Tigers
Tiger Stadium, Detroit, MI
Tue Jul 26 1983, 7:05 PM EDT
Att: 24,465 - Unknown

AB	33
R	8
H	12
RBI	8
BB	4
SO	4
LOB	8



Batter	1	2	3	4	5	6	7	8	9	AB	R	H	RBI	BB	SO	LOB	TOP								
Spike Owen, S OBP: 0.314, SLG: 0.358 (1, 6)	4-0 BB		0-0 F9		4-0 BB		0-0 SH5-4		0-0 L6	2	0	0	0	2	0	1									
Tony Bernazard, S OBP: 0.327, SLG: 0.366 (1, 4)	0-0 F8		4-0 BB		0-3 K		0-0 HR		0-0 F9	4	1	1	1	1	1	2									
Pat Putnam, L OBP: 0.311, SLG: 0.439 (1, 3)	0-0 9-4-5		4-0 BB		0-0 HR		0-0 HR		0-0 F9	4	2	2	4	1	0	1									
Al Chambers, L OBP: 0.357, SLG: 0.308 Richie Zisk, R OBP: 0.306, SLG: 0.415 (7, PH)		0-0 L9	0-0 F7		0-0 1B		0-0 F8			3	0	1	0	0	0	2									
Ron Roenicke, S OBP: 0.287, SLG: 0.295 (1, 7)		0-0 2B		0-0 F6		0-3 K	0-0 5-3			4	0	1	0	0	1	1									
Dave Henderson, R OBP: 0.302, SLG: 0.409 (1, 9)		0-0 F6		0-0 F3		0-3 K		0-0 6-3		4	0	0	0	0	1	2									
Manny Castillo, S OBP: 0.237, SLG: 0.270 (1, 5)		4-0 IBB		0-0 4-3		0-0 F4		0-0 FC6-4		3	0	1	0	1	0	1									
Jamie Nelson, R OBP: 0.133, SLG: 0.333 Rick Sweet, S OBP: 0.277, SLG: 0.261 (7, PH)		0-0 F8		0-0 5-3		4-0 SH5-4	0-0 1B	0-0 F7		2	0	0	0	0	0	2									
John Moses, S OBP: 0.281, SLG: 0.281 (1, 8)			0-0 E4		0-0 F8		0-0 1B	0-0 FC6-4		4	1	1	0	0	0	1									
Inning Stats	R: 0 E: 0 K: 0 S: 2	H: 0 LOB: 0 BB: 1 P: 6	R: 0 E: 0 K: 0 S: 4	H: 1 LOB: 2 BB: 1 P: 8	R: 0 E: 1 K: 0 S: 3	H: 0 LOB: 2 BB: 2 P: 11	R: 0 E: 0 K: 0 S: 3	H: 0 LOB: 0 BB: 0 P: 3	R: 0 E: 0 K: 1 S: 5	H: 0 LOB: 1 BB: 1 P: 9	R: 1 E: 0 K: 2 S: 9	H: 2 LOB: 1 BB: 0 P: 9	R: 4 E: 0 K: 0 S: 6	H: 3 LOB: 0 BB: 1 P: 10	R: 0 E: 0 K: 0 S: 4	H: 1 LOB: 1 BB: 0 P: 4	R: 0 E: 0 K: 0 S: 3	H: 0 LOB: 0 BB: 0 P: 3	1B: 4 2B: 2 3B: 0 HR: 2	SF: 0 SAC: 1 DP: 1 HBP: 0	WP: 0 PB: 0 SB: 1 CS: 1	PA: 39			
PITCHER	IP	WLS	BF	H	R	ER	SO	BB	IBB	HBP	BLK	WP	HR	S	P	ERA	WHIP								
Milt Wilcox, R ERA: 3.79 Doug Bair, R ERA: 3.46 Howard Bailey, L ERA: 2.38	(1, 1)	6.0	25	3	1	1	3	4	1	0	0	0	1	26	46	1.50	1.167								
	(7, 1)	0.1	L	5	3	4	0	1	0	0	0	0	1	4	8	108.00	12.000								
	(7, 1)	2.2		9	1	0	0	0	0	0	0	0	0	9	9	0.00	0.375								

Seattle Mariners @ Detroit Tigers
Tiger Stadium, Detroit, MI
Wed Jul 27 1983, 7:05 PM EDT
Att: 23,270 - Unknown

AB	32
R	5
H	7
RBI	5
BB	6
SO	3
LOB	14



Batter	1	2	3	4	5	6	7	8	9	AB	R	H	RBI	BB	SO	LOB	BOTTOM								
Lou Whitaker, L OBP: 0.373, SLG: 0.462 (1, 4)	4-0 CS		0-3 K		0-0 F8			0-0 6-3		3	0	0	0	1	1	1									
Alan Trammell, R OBP: 0.380, SLG: 0.439 (1, 6)	0-3 K			0-0 4-3		0-3 K		0-0 5-3		4	0	0	0	0	2	1									
Larry Hemdon, R OBP: 0.322, SLG: 0.457 (1, 10)	4-0 BB			4-0 2B		0-3 K		0-3 K		2	1	0	0	2	2	0									
Lance Parrish, R OBP: 0.330, SLG: 0.504 (1, 2)	0-0 6-3			0-0 2B		0-0 5-3			0-0 F8	4	0	1	1	0	0	1									
Kirk Gibson, L OBP: 0.290, SLG: 0.368 (1, 7)		0-3 K		0-0 F9			0-0 F8		4-0 BB	3	0	0	0	1	1	1									
Glenn Wilson, R OBP: 0.300, SLG: 0.434 (1, 9)		0-0 F2		0-0 2-5	0-0 1-3		0-3 K		0-0 F9	4	0	0	0	0	1	1									
Chet Lemon, R OBP: 0.364, SLG: 0.436 (1, 8)		0-0 F4			0-0 E5		0-0 HR			3	2	1	1	0	0	0									
Rick Leach, L OBP: 0.308, SLG: 0.348 (1, 3)			0-0 F7		0-0 1B		0-0 F8			3	0	1	0	0	0	0									
Wayne Krenchicki, L OBP: 0.328, SLG: 0.303 (1, 5)			0-3 K		0-0 SF8			0-0 4-3		2	0	0	1	0	1	0									
Inning Stats	R: 0 E: 0 K: 1 S: 4	H: 0 LOB: 1 BB: 2 P: 12	R: 0 E: 0 K: 1 S: 5	H: 0 LOB: 0 BB: 0 P: 5	R: 0 E: 2 K: 2 S: 7	H: 0 LOB: 0 BB: 0 P: 7	R: 1 E: 0 K: 0 S: 3	H: 1 LOB: 1 BB: 1 P: 7	R: 1 E: 1 K: 0 S: 5	H: 1 LOB: 1 BB: 0 P: 5	R: 0 E: 0 K: 2 S: 7	H: 0 LOB: 0 BB: 0 P: 7	R: 1 E: 0 K: 1 S: 6	H: 1 LOB: 0 BB: 0 P: 6	R: 0 E: 0 K: 0 S: 3	H: 0 LOB: 0 BB: 0 P: 3	R: 0 E: 0 K: 1 S: 5	H: 0 LOB: 1 BB: 1 P: 9	1B: 1 2B: 1 3B: 0 HR: 1	SF: 1 SAC: 0 DP: 0 HBP: 0	WP: 0 PB: 0 SB: 0 CS: 1	PA: 33			
PITCHER	IP	WLS	BF	H	R	ER	SO	BB	IBB	HBP	BLK	WP	HR	S	P	ERA	WHIP								
Mike Moore, R ERA: 5.02 Bill Caudill, R ERA: 4.39	(1, 1)	8.2	33	3	3	2	8	4	0	0	0	0	0	44	60	2.08	0.808								
	(9, 1)	0.1	S	1	0	0	0	0	0	0	0	0	0	1	1	0.00	0.000								

Seattle Mariners @ Detroit Tigers
Tiger Stadium, Detroit, MI
Wed Jul 27 1983, 7:05 PM EDT
Att: 23,270 - Unknown

AB	28
R	3
H	3
RBI	3
BB	4
SO	8
LOB	5



Batter	1	2	3	4	5	6	7	8	9	AB	R	H	RBI	BB	SO	LOB	TOP										
Spike Owen, S OBP: 0.303, SLG: 0.345	0-0 4-3		0-0 4-3		0-0 4-3		0-0 4-3			4	0	0	0	0	0	1											
Tony Bernazard, S OBP: 0.326, SLG: 0.364	0-0 G4-6-3 1B			0-0 F7		0-0 1-3		0-0 4-3		4	0	1	0	0	0	0											
Pat Putnam, L OBP: 0.313, SLG: 0.440	0-0 G4-6-3 1-2			0-0 1B FC6-4 1B		0-0 FC7-5 1B		0-0 F4		4	1	2	0	0	0	1											
Al Chambers, L OBP: 0.444, SLG: 0.375		0-0 F8		0-0 FC6-4 1B 1-2		0-0 FC7-5 1B 1-2		4-0 BB		3	0	2	0	1	0	0											
Ron Roenicke, S OBP: 0.292, SLG: 0.307				0-0 FC6-4 1B 1-2 2-3		0-0 FC7-5 FC4-6 1-2 2-3		0-3 K		4	0	2	0	0	1	3											
Ricky Nelson, L OBP: 0.301, SLG: 0.416		4-0 BB G4-6-3		0-0 FC6-4 1-2 2-3 3-H 0-0		0-0 FC4-6 1-2			0-0 F5	3	0	0	1	1	0	4											
Manny Castillo, S OBP: 0.237, SLG: 0.270		0-0 G4-6-3 1-2			0-0 F7				0-0 F8	4	0	1	0	0	0	4											
Jamie Nelson, R OBP: 0.125, SLG: 0.313			0-0 F7		0-0 4-3		0-0 F7		0-0 4-3	1	0	0	0	0	0	0											
Rick Sweet, S OBP: 0.272, SLG: 0.256									0-0 4-3	3	0	0	0	0	0	1											
John Moses, S OBP: 0.273, SLG: 0.272			0-0 F7		0-0 1-3		0-0 FC5-4 1-2			3	0	0	0	0	0	1											
Inning Stats	R: 0 E: 0 K: 0 S: 3	H: 1 LOB: 0 BB: 0 P: 3	R: 0 E: 0 K: 0 S: 3	H: 1 LOB: 1 BB: 1 P: 7	R: 0 E: 0 K: 0 S: 3	H: 0 LOB: 0 BB: 0 P: 3	R: 1 E: 0 K: 0 S: 6	H: 3 LOB: 2 BB: 0 P: 6	R: 0 E: 0 K: 0 S: 3	H: 0 LOB: 0 BB: 0 P: 3	R: 0 E: 0 K: 0 S: 5	H: 2 LOB: 2 BB: 0 P: 5	R: 0 E: 0 K: 0 S: 4	H: 1 LOB: 1 BB: 0 P: 4	R: 0 E: 0 K: 0 S: 5	H: 0 LOB: 1 BB: 1 P: 9	R: 0 E: 0 K: 0 S: 3	H: 0 LOB: 0 BB: 0 P: 3	1B: 7 2B: 1 3B: 0 HR: 0	SF: 0 SAC: 0 DP: 2 HBP: 0	WP: 0 PB: 0 SB: 0 CS: 0	PA: 35					
PITCHER	IP	WLS	BF	H	R	ER	SO	BB	IBB	HBP	BLK	WP	HR	S	P	ERA	WHIP										
Dan Petry, R ERA: 3.43	(1, 1)	6.2	W	27	8	1	1	0	1	0	0	0	0	26	30	1.35	1.350										
Aurelio Lopez, R ERA: 1.59	(7, 1)	2.1		8	0	0	0	1	1	0	0	0	0	9	13	0.00	0.429										

Seattle Mariners @ Detroit Tigers
Tiger Stadium, Detroit, MI
Thu Jul 28 1983, 7:05 PM EDT
Att: 17,207 - Unknown

AB 33
R 1
H 8
RBI 1
BB 2
SO 1
LOB 15



Batter	1	2	3	4	5	6	7	8	9	AB	R	H	RBI	BB	SO	LOB	BOTTOM										
Alan Trammell, R OBP: 0.383, SLG: 0.441	0-0 G6-4-3 1B BB	0-0 SH S 3B		0-0 S 1B			0-0 F5			3	2	2	1	0	0	0											
Enos Cabell, R OBP: 0.350, SLG: 0.465	4-0 G6-4-3 1-2 BB	0-0 3-H SF8 3B		0-3 K			0-0 G1-6-3 1B			3	1	2	1	1	1	1											
Larry Hemdon, R OBP: 0.322, SLG: 0.456	0-0 G6-4-3 1-2 2-3	0-0 2-H SF8			0-0 CS 1B		0-0 G1-6-3 1-2			3	0	1	1	0	0	3											
Lance Parrish, R OBP: 0.332, SLG: 0.503	4-0 1B BB	0-3 K			0-0 F9			0-0 FC6-4 1B		3	0	1	0	1	1	1											
John Wockenfuss, R OBP: 0.340, SLG: 0.427			0-0 F4		0-0 6-3			0-0 FC6-4 2B		4	1	1	1	0	0	2											
Bill Fahey, L OBP: 0.407, SLG: 0.318	1-3 3-H 1B				0-0 1-2			1-2 2B		0	0	0	0	0	0	0											
Glenn Wilson, R OBP: 0.303, SLG: 0.438	0-3 K		0-0 G5-4-3 1B			0-0 5-3		0-0 1B 1-H 2B		4	0	2	1	0	1	2											
Chet Lemon, R OBP: 0.362, SLG: 0.437		0-0 2B 2B		0-0 G5-4-3 1-2		0-0 F5		0-0 F8		4	1	1	0	0	0	2											
Tom Brookens, R OBP: 0.270, SLG: 0.312		0-0 SH2-4 SH 2B			0-0 5-3		0-0 3B		0-0 1B	2	1	1	1	0	0	0											
Lou Whitaker, L OBP: 0.376, SLG: 0.469	(6, PH)							2-3 1B		2	0	2	0	0	0	0											
Marty Castillo, R OBP: 0.279, SLG: 0.354	(7, 4)		0-0 SH2-4		0-3 K		0-0 F5		0-0 F4	3	0	0	0	0	1	3											
Inning Stats	R: 1 E: 0 K: 1 S: 6	H: 2 LOB: 2 BB: 2 P: 14	R: 4 E: 1 K: 1 S: 9	H: 3 LOB: 0 BB: 0 P: 9	R: 0 E: 0 K: 0 S: 3	H: 1 LOB: 0 BB: 0 P: 3	R: 0 E: 0 K: 2 S: 8	H: 1 LOB: 1 BB: 0 P: 8	R: 0 E: 0 K: 0 S: 3	H: 1 LOB: 0 BB: 0 P: 3	R: 0 E: 0 K: 0 S: 4	H: 1 LOB: 1 BB: 0 P: 4	R: 0 E: 0 K: 0 S: 3	H: 1 LOB: 0 BB: 0 P: 3	R: 1 E: 0 K: 0 S: 6	H: 3 LOB: 2 BB: 0 P: 6	R: 0 E: 0 K: 0 S: 3	H: 0 LOB: 0 BB: 0 P: 3	1B: 8 2B: 3 3B: 2 HR: 0	SF: 1 SAC: 2 DP: 3 HBP: 0	WP: 0 PB: 0 SB: 2 CS: 1	PA: 36					
PITCHER	IP	WLS	BF	H	R	ER	SO	BB	IBB	HBP	BLK	WP	HR	S	P	ERA	WHIP										
Bryan Clark, L ERA: 3.48	(1, 1)	1.1	L	10	4	4	4	1	2	0	0	0	0	10	18	27.00	4.500										
Bob Stoddard, R ERA: 4.45	(2, 1)	5.2		20	6	1	1	3	0	0	0	0	0	26	26	1.59	1.059										
Ed Vande Berg, L ERA: 4.08	(8, 1)	1.0		6	3	1	1	0	0	0	0	0	0	6	6	9.00	3.000										

Seattle Mariners @ Detroit Tigers
Tiger Stadium, Detroit, MI
Thu Jul 28 1983, 7:05 PM EDT
Att: 17,207 - Unknown

AB 31
R 6
H 13
RBI 6
BB 2
SO 4
LOB 14



Batter	1	2	3	4	5	6	7	8	9	AB	R	H	RBI	BB	SO	LOB	TOP					
Willie Wilson, S (1, 8) Leon Roberts, R (7, 7) OBP: 0.314, SLG: 0.347 OBP: 0.325, SLG: 0.393	F6		K		K			K		3	0	0	0	0	2	0	Kansas City Royals @ Detroit Tigers Tiger Stadium, Detroit, MI Fri Jul 29 1983, Postponed Att: 39,357 - Unknown - 81 F					
U L Washington, S (1, 6) OBP: 0.297, SLG: 0.314	K		G3 S BB			G5-4-3 1B		K		3	0	1	0	1	2	0						
George Brett, L (1, 5) Greg Pryor, R (7, 5) OBP: 0.429, SLG: 0.685 OBP: 0.308, SLG: 0.338	BB 1B		G3			P5			K	3	0	1	0	0	0	2						
Hal McRae, R (1, 10) OBP: 0.388, SLG: 0.486	1-2 BB		F9			G5-4-3 1-2				3	0	1	0	1	0	2						
Willie Aikens, L (1, 3) OBP: 0.394, SLG: 0.536	K							F7		4	0	0	0	0	2	3						
Amos Otis, R (1, 9) Joe Simpson, L (7, PH) OBP: 0.318, SLG: 0.354 OBP: 0.250, SLG: 0.221		FC4-6 BB						P4		1	0	0	0	1	1	0						
Frank White, R (1, 4) Onix Concepcion, R (7, 4) OBP: 0.221, SLG: 0.280		F8						4-3		3	0	0	0	0	0	1						
Pat Sheridan, L (1, 7) OBP: 0.305, SLG: 0.413		FC4-6 1-2 S						K		3	1	1	1	0	1	1						
John Wathan, R (1, 2) OBP: 0.323, SLG: 0.336		F8 1-2						K		3	0	0	0	0	1	1						
Inning Stats	R: 0 E: 0 K: 2 S: 8	H: 1 LOB: 2 BB: 1 P: 12	R: 0 E: 0 K: 0 S: 3	H: 0 LOB: 1 BB: 1 P: 7	R: 0 E: 0 K: 1 S: 5	H: 0 LOB: 1 BB: 1 P: 9	R: 0 E: 0 K: 2 S: 7	H: 0 LOB: 0 BB: 0 P: 7	R: 0 E: 0 K: 3 S: 9	H: 0 LOB: 0 BB: 0 P: 9	R: 0 E: 0 K: 0 S: 3	H: 1 LOB: 0 BB: 0 P: 3	R: 0 E: 0 K: 0 S: 3	H: 0 LOB: 0 BB: 0 P: 3	R: 1 E: 0 K: 2 S: 8	H: 1 LOB: 0 BB: 0 P: 8	R: 0 E: 0 K: 1 S: 5	H: 1 LOB: 0 BB: 0 P: 5	1B: 3 2B: 0 3B: 0 HR: 1	SF: 0 SAC: 0 DP: 2 HBP: 0	WP: 0 PB: 0 SB: 2 CS: 0	PA: 32
PITCHER	IP WLS BF H R ER SO BB IBB HBP BLK WP HR S P ERA WHIP																					
Jack Morris, R (1, 1) ERA: 3.76	8.0 W 29 3 1 1 10 3 0 0 0 0 0 1 46 58 1.12 0.750																					
Dave Gumpert, R (9, 1) ERA: 4.02	1.0 3 1 0 0 1 0 0 0 0 0 0 0 5 5 0.00 1.000																					

Batter	1	2	3	4	5	6	7	8	9	AB	R	H	RBI	BB	SO	LOB	BOTTOM			
Lou Whitaker, L (1, 4) Wayne Krenchicki, L (7, 4) OBP: 0.373, SLG: 0.465 OBP: 0.359, SLG: 0.350	4-3		F7	6-3	L4			K		4	0	0	0	0	0	4	Kansas City Royals @ Detroit Tigers Tiger Stadium, Detroit, MI Fri Jul 29 1983, Postponed Att: 39,357 - Unknown - 81 F			
Enos Cabell, R (1, 3) Rick Leach, L (6, 3) OBP: 0.348, SLG: 0.459 OBP: 0.310, SLG: 0.351	5-3		FC HR	3-1		G3		G3 1B		3	1	0	1	0	0	1				
Larry Hemdon, R (1, 9) OBP: 0.325, SLG: 0.455			3-H HR	1B		6-3		L8		3	1	1	0	2	0	1				
Lance Parrish, R (1, 10) Mike Laga, L (6, PH) OBP: 0.334, SLG: 0.513	P4		1-2 2-3 HR	1B		6-3 HR BB		G3		3	1	2	4	0	0	1				
John Wockenfuss, R (1, 2) Marty Castillo, R (8, 2) OBP: 0.344, SLG: 0.448 OBP: 0.275, SLG: 0.348		P6	1B HR BB	6-3		1-H HR		F8		3	2	1	2	1	0	2				
Glenn Wilson, R (1, 7) Lynn Jones, R (7, 7) OBP: 0.305, SLG: 0.441 OBP: 0.217, SLG: 0.391		F9	1-2 HR 1B			K		2B		4	1	2	0	0	1	0				
Chet Lemon, R (1, 8) OBP: 0.361, SLG: 0.444		F8	1-H 2-H HR			F8		F7		4	1	1	3	0	0	1				
Tom Brookens, R (1, 5) OBP: 0.274, SLG: 0.315			1B FC	5-3		1B		5-3		4	1	2	0	0	0	0				
Alan Trammell, R (1, 6) OBP: 0.385, SLG: 0.442			BB FC HR	1B		1B		F9		4	1	2	0	0	0	0				
Inning Stats	R: 0 E: 0 K: 0 S: 3	H: 0 LOB: 0 BB: 0 P: 7	R: 8 E: 0 K: 0 S: 9	H: 5 LOB: 0 BB: 2 P: 17	R: 0 E: 0 K: 0 S: 5	H: 2 LOB: 2 BB: 0 P: 5	R: 0 E: 0 K: 1 S: 7	H: 2 LOB: 2 BB: 0 P: 7	R: 2 E: 0 K: 0 S: 5	H: 2 LOB: 1 BB: 1 P: 9	R: 0 E: 0 K: 1 S: 5	H: 0 LOB: 0 BB: 0 P: 5	R: 0 E: 0 K: 0 S: 4	H: 1 LOB: 1 BB: 0 P: 4	R: 0 E: 0 K: 0 HR: 3	H: 1 LOB: 0 BB: 0 HBP: 0	1B: 8 2B: 1 3B: 0 HR: 3	SF: 0 SAC: 0 DP: 0 HBP: 0	WP: 0 PB: 0 SB: 0 CS: 0	PA: 41
PITCHER	IP WLS BF H R ER SO BB IBB HBP BLK WP HR S P ERA WHIP																			
Larry Gura, L (1, 1) ERA: 5.44	2.1 L 14 3 6 6 0 0 3 0 0 0 0 0 1 11 23 6.35 1.765																			
Keith Creel, R (3, 1) ERA: 6.33	5.2 27 9 4 4 2 1 0 0 0 0 0 2 30 34 6.35 1.765																			

Batter	1	2	3	4	5	6	7	8	9	AB	R	H	RBI	BB	SO	LOB	TOP										
Willie Wilson, S (1, 8) OBP: 0.313, SLG: 0.345										5	0	1	0	0	2	1	Kansas City Royals @ Detroit Tigers Tiger Stadium, Detroit, MI Sat Jul 30 1983, 3:33 AM EDT Att: 35,100 - Unknown - 77 F										
U L Washington, S (1, 6) OBP: 0.301, SLG: 0.318										5	0	3	0	0	1	0											
George Brett, L (1, 5) OBP: 0.426, SLG: 0.678										3	0	0	0	1	0	3											
Hal McRae, R (1, 10) OBP: 0.389, SLG: 0.485										3	0	1	0	1	2	4											
Willie Aikens, L (1, 3) OBP: 0.396, SLG: 0.536 Joe Simpson, L (8, PR) OBP: 0.250, SLG: 0.221										4	0	2	0	0	2	3											
Pat Sheridan, L (1, 7) OBP: 0.303, SLG: 0.429										4	1	1	1	0	0	3											
Amos Otis, R (1, 9) OBP: 0.317, SLG: 0.350										3	0	0	0	1	2	3											
Frank White, R (1, 4) OBP: 0.271, SLG: 0.388										4	0	1	0	0	0	3											
Don Slaught, R (1, 2) OBP: 0.277, SLG: 0.315										3	0	0	0	1	1	2											
Inning Stats	R: 0 E: 0 K: 2 S: 9	H: 2 LOB: 2 BB: 0 P: 9	R: 1 E: 0 K: 0 S: 3	H: 1 LOB: 1 BB: 2 P: 11	R: 0 E: 0 K: 2 S: 7	H: 0 LOB: 1 BB: 1 P: 11	R: 0 E: 0 K: 1 S: 5	H: 0 LOB: 0 BB: 0 P: 5	R: 0 E: 0 K: 3 S: 10	H: 2 LOB: 2 BB: 0 P: 7	R: 0 E: 0 K: 1 S: 5	H: 1 LOB: 0 BB: 5	R: 0 E: 0 K: 0 S: 5	H: 2 LOB: 2 BB: 0 P: 5	R: 0 E: 0 K: 0 S: 3	H: 0 LOB: 0 BB: 0 P: 3	1B: 8 2B: 0 3B: 0 HR: 1	SF: 0 SAC: 0 DP: 1 HBP: 0	WP: 0 PB: 0 SB: 1 CS: 1	PA: 38							
PITCHER	IP	WLS	BF	H	R	ER	SO	BB	IBB	HBP	BLK	WP	HR	S	P	ERA	WHIP										
Juan Berenguer, R (1, 1) ERA: 3.08	7.0	W	30	7	1	1	10	3	1	0	0	0	1	46	62	1.29	1.429										
Aurelio Lopez, R (8, 1) ERA: 1.56	2.0	S	8	2	0	0	0	0	0	0	0	0	0	8	8	0.00	1.000										

Batter	1	2	3	4	5	6	7	8	9	AB	R	H	RBI	BB	SO	LOB	BOTTOM										
Lou Whitaker, L (1, 4) OBP: 0.374, SLG: 0.464										3	1	1	0	1	0	0	Kansas City Royals @ Detroit Tigers Tiger Stadium, Detroit, MI Sat Jul 30 1983, 3:33 AM EDT Att: 35,100 - Unknown - 77 F										
Enos Cabell, R (1, 3) OBP: 0.345, SLG: 0.462										3	1	1	0	0	0	1											
Larry Hemdon, R (1, 7) OBP: 0.327, SLG: 0.464										4	2	2	2	0	2	2											
Lance Parrish, R (1, 10) OBP: 0.336, SLG: 0.510										2	0	0	0	2	0	0											
John Wockenfuss, R (1, 2) OBP: 0.338, SLG: 0.438 Marty Castillo, R (8, 2) OBP: 0.286, SLG: 0.358										3	0	0	0	0	0	2											
Glenn Wilson, R (1, 9) OBP: 0.302, SLG: 0.438 Kirk Gibson, L (8, FH) OBP: 0.289, SLG: 0.367 Lynn Jones, R (9, 9) OBP: 0.217, SLG: 0.391										3	0	0	0	0	1	0											
Chet Lemon, R (1, 8) OBP: 0.361, SLG: 0.442										2	0	0	0	1	0	0											
Tom Brookens, R (1, 5) OBP: 0.274, SLG: 0.315										3	0	1	0	0	0	1											
Alan Trammell, R (1, 6) OBP: 0.381, SLG: 0.437										3	0	0	0	0	1	2											
Inning Stats	R: 0 E: 0 K: 1 S: 5	H: 0 LOB: 0 BB: 0 P: 5	R: 0 E: 0 K: 0 S: 3	H: 0 LOB: 0 BB: 0 P: 3	R: 0 E: 0 K: 0 S: 2	H: 0 LOB: 0 BB: 1 P: 6	R: 2 E: 0 K: 0 S: 5	H: 2 LOB: 0 BB: 0 P: 5	R: 0 E: 0 K: 1 S: 6	H: 1 LOB: 1 BB: 0 P: 6	R: 0 E: 0 K: 1 S: 5	H: 0 LOB: 2 BB: 2 P: 13	R: 0 E: 0 K: 1 S: 5	H: 0 LOB: 0 BB: 0 P: 5	R: 2 E: 0 K: 1 S: 8	H: 3 LOB: 2 BB: 1 P: 12	1B: 4 2B: 1 3B: 0 HR: 1	SF: 0 SAC: 1 DP: 0 HBP: 0	WP: 0 PB: 0 SB: 0 CS: 3	PA: 33							
PITCHER	IP	WLS	BF	H	R	ER	SO	BB	IBB	HBP	BLK	WP	HR	S	P	ERA	WHIP										
Bud Black, L (1, 1) ERA: 3.69	7.2	L	32	6	4	4	4	3	1	0	0	0	1	36	52	4.70	1.174										
Mike Armstrong, R (8, 1) ERA: 3.5	0.1		1	0	0	0	1	0	0	0	0	0	0	3	3	0.00	0.000										

Batter	1	2	3	4	5	6	7	8	9	AB	R	H	RBI	BB	SO	LOB	TOP											
Willie Wilson, S (1, 8) OBP: 0.315, SLG: 0.345	0-0 6-3		4-0 1B 2B BB		0-0 FC6-4 1B		0-3 K		0-0 F7	4	1	1	0	1	1	0	Kansas City Royals @ Detroit Tigers Tiger Stadium, Detroit, MI Sun Jul 31 1983, 7:10 PM EDT Att: 44,366 - Unknown - 75 F											
U L Washington, S (1, 6) OBP: 0.302, SLG: 0.327	0-0 5-3		0-0 2B 1B		0-0 FC6-4 FC4 1-2		0-0 HR		0-3 K	5	2	2	3	0	1	1												
George Brett, L (1, 5) OBP: 0.428, SLG: 0.673 Frank White, R (7, 4) OBP: 0.288, SLG: 0.384	0-0 4-3		0-0 F8		0-0 FC4 1B 1-2		0-0 F8			4	1	0	0	0	0	3												
Hal McRae, R (1, 10) OBP: 0.394, SLG: 0.491		0-3 K	0-0 2B		0-0 1B 1-2		0-0 1B			4	0	3	2	0	1	0												
Amos Otis, R (1, 9) OBP: 0.316, SLG: 0.349		0-0 6-3	0-0 L7		0-0 1B 1-2		0-0 L8			4	0	1	1	0	0	2												
Willie Aikens, L (1, 3) OBP: 0.392, SLG: 0.550 Joe Simpson, L (8, 3) OBP: 0.250, SLG: 0.231	0-0 3-1			0-0 4-3	0-0 4-3				0-0 5-3	4	0	0	0	0	0	2												
Leon Roberts, R (1, 7) OBP: 0.331, SLG: 0.423			0-0 2B 1B	0-0 HR			0-0 5-3		0-0 5-3	4	2	2	1	0	0	0												
Don Slaught, R (1, 2) OBP: 0.276, SLG: 0.320			0-0 1B 2B	0-0 1-6-3			0-0 P6		0-0 P6	4	1	1	0	0	0	0												
Greg Pryor, R (1, 4) OBP: 0.293, SLG: 0.320			0-0 G3	0-0 5-3			0-0 1-3		0-0 6-3	4	0	0	0	0	0	2												
Inning Stats	R: 0 E: 0 K: 0 S: 3	H: 0 LOB: 0 BB: 0 P: 3	R: 0 E: 0 K: 1 S: 5	H: 0 LOB: 0 BB: 0 P: 5	R: 4 E: 0 K: 0 S: 7	H: 4 LOB: 1 BB: 1 P: 11	R: 1 E: 0 K: 0 S: 4	H: 1 LOB: 0 BB: 0 P: 4	R: 1 E: 0 K: 0 S: 6	H: 3 LOB: 2 BB: 0 P: 6	R: 0 E: 0 K: 0 S: 3	H: 0 LOB: 1 BB: 0 P: 3	R: 1 E: 0 K: 1 S: 7	H: 2 LOB: 1 BB: 0 P: 7	R: 0 E: 0 K: 0 S: 3	H: 0 LOB: 0 BB: 0 P: 3		R: 0 E: 0 K: 1 S: 5	H: 0 LOB: 0 BB: 0 P: 5	1B: 6 2B: 2 3B: 0 HR: 2	SF: 0 SAC: 0 DP: 0 HBP: 0	WP: 0 PB: 0 SB: 0 CS: 0	PA: 38					
PITCHER	IP WLS BF	H R ER	SO BB IBB HBP BLK	WP HR S P	ERA WHIP	PITCHER										IP WLS BF	H R ER	SO BB IBB HBP BLK	WP HR S P	ERA WHIP								
Howard Bailey, L (1, 1) ERA: 3.29	6.2 L	31 10	7 7 2	2 1 0 0 0	0 0 0 0 0	0 0 0 0 0	0 0 0 0 0	0 0 0 0 0	0 0 0 0 0	0 0 0 0 0	0 0 0 0 0	0 0 0 0 0	0 0 0 0 0	0 0 0 0 0	0 0 0 0 0	0 0 0 0 0	0 0 0 0 0	0 0 0 0 0	0 0 0 0 0	0 0 0 0 0	0 0 0 0 0	0 0 0 0 0	0 0 0 0 0	0 0 0 0 0	0 0 0 0 0	0 0 0 0 0		
Dave Gumpert, R (7, 1) ERA: 3.5	2.1 7	0 0 0	0 0 1	0 0 0	0 0 0	0 0 0	0 0 0	0 0 0	0 0 0	0 0 0	0 0 0	0 0 0	0 0 0	0 0 0	0 0 0	0 0 0	0 0 0	0 0 0	0 0 0	0 0 0	0 0 0	0 0 0	0 0 0	0 0 0	0 0 0	0 0 0	0 0 0	0 0 0

Batter	1	2	3	4	5	6	7	8	9	AB	R	H	RBI	BB	SO	LOB	BOTTOM					
Alan Trammell, R (1, 6) OBP: 0.386, SLG: 0.456	0-0 HR		0-0 4-3 CS 1B		0-0 1B 1B		0-3 K		0-0 4-3	5	2	3	2	0	1	0	Kansas City Royals @ Detroit Tigers Tiger Stadium, Detroit, MI Sun Jul 31 1983, 7:10 PM EDT Att: 44,366 - Unknown - 75 F					
Enos Cabell, R (1, 3) OBP: 0.345, SLG: 0.452	0-0 4-3		0-0 4-3		0-0 1B BB		0-0 L6		0-0 5-3	4	0	0	0	1	0	1						
Larry Hemdon, R (1, 7) OBP: 0.324, SLG: 0.458	0-0 6-3		0-0 FC1-5-4 3-H		0-0 K		0-0 P4			4	0	0	0	0	1	4						
Lance Parrish, R (1, 10) OBP: 0.339, SLG: 0.512	0-0 F9			0-0 5-3	0-0 1B			0-0 2B		4	0	2	2	0	0	0						
John Wockenfuss, R (1, 2) OBP: 0.333, SLG: 0.444 Jack Morris, R (8, PR)		0-0 HR		0-0 F8	0-0 3			0-0 FC1-5-6-1 1B		4	1	1	1	0	0	3						
Bill Fahey, L (9, 2) OBP: 0.407, SLG: 0.318				0-0 F8	0-0 1-2			0-0 2-3 K		0	0	0	0	0	0	0						
Glenn Wilson, R (1, 8) OBP: 0.304, SLG: 0.442		0-3 K		0-0 2B			0-0 F3		0-0 F9	4	0	1	0	0	1	1						
Tom Brookens, R (1, 4) OBP: 0.279, SLG: 0.314 Lou Whitaker, L (6, PH) OBP: 0.375, SLG: 0.463			0-0 1-3		0-0 K			0-0 F8		2	0	0	0	0	1	1						
Lynn Jones, R (1, 9) OBP: 0.259, SLG: 0.385 Kirk Gibson, L (6, PH) OBP: 0.232, SLG: 0.369		4-0 BB			0-0 1B 1B			0-0 1B		2	0	1	0	0	0	0						
Marty Castillo, R (1, 5) OBP: 0.288, SLG: 0.357 Wayne Krenchicki, L (9, PH) OBP: 0.324, SLG: 0.258			0-0 6-3		0-0 BB 1B 1B			0-0 F7		3	1	1	0	0	0	2						
Inning Stats	R: 1 E: 0 K: 0 S: 4	H: 1 LOB: 0 BB: 0 P: 4	R: 1 E: 0 K: 1 S: 6	H: 1 LOB: 1 BB: 1 P: 10	R: 0 E: 0 K: 0 S: 3	H: 1 LOB: 0 BB: 0 P: 3	R: 0 E: 0 K: 1 S: 6	H: 1 LOB: 1 BB: 0 P: 6	R: 3 E: 0 K: 1 S: 8	H: 4 LOB: 1 BB: 1 P: 12	R: 0 E: 0 K: 0 S: 4	H: 1 LOB: 0 BB: 0 P: 4	R: 0 E: 0 K: 1 S: 5	H: 0 LOB: 0 BB: 0 P: 5	R: 0 E: 0 K: 0 S: 5	H: 2 LOB: 2 BB: 0 P: 5	R: 0 E: 0 K: 0 S: 3	H: 0 LOB: 0 BB: 0 P: 3	1B: 7 2B: 4 3B: 0 HR: 2	SF: 0 SAC: 0 DP: 2 HBP: 0	WP: 0 PB: 0 SB: 0 CS: 1	PA: 38
PITCHER	IP WLS BF	H R ER	SO BB IBB HBP BLK	WP HR S P	ERA WHIP	PITCHER										IP WLS BF	H R ER	SO BB IBB HBP BLK	WP HR S P	ERA WHIP		
Vida Blue, L (1, 1) ERA: 6.01	4.0 W	7 2	0 0 0	1 0 0	0 0 0	0 0 0	0 0 0	0 0 0	0 0 0	0 0 0	0 0 0	0 0 0	0 0 0	0 0 0	0 0 0	0 0 0						
Mike Armstrong, R (5, 1) ERA: 3.39	2.0 S	7 11	2 0	0 0	1 1	0 0	0 0	0 0	0 0	0 0	0 0	0 0	0 0	0 0	0 0	0 0						
Dan Quisenberry, R (7, 1) ERA: 1.71	3.0 S	11 2	0 0	0 0	1 1	0 0	0 0	0 0	0 0	0 0	0 0	0 0	0 0	0 0	0 0	0 0						

AB 37
R 7
H 10
RBI 7
BB 1
SO 3
LOB 10



livebaseballscores.com

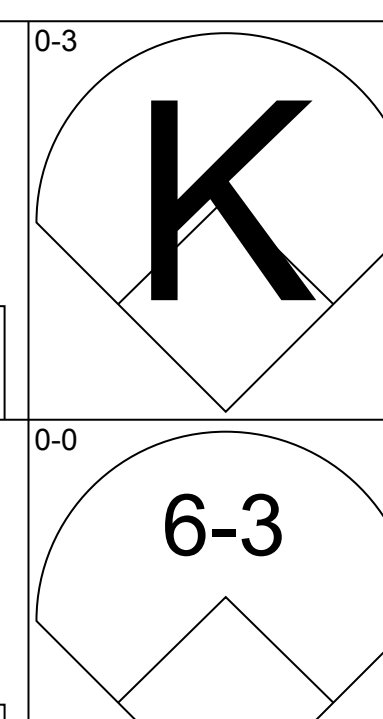
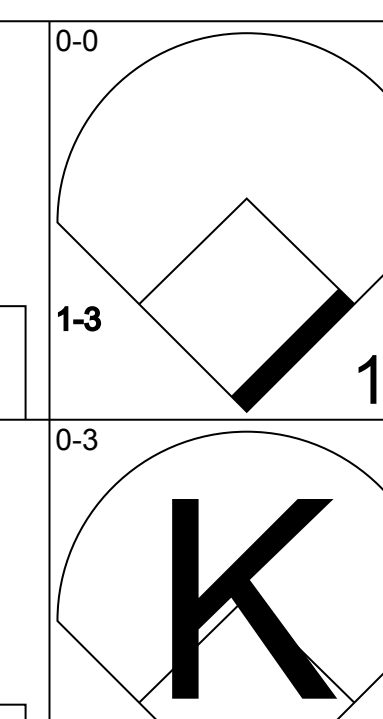
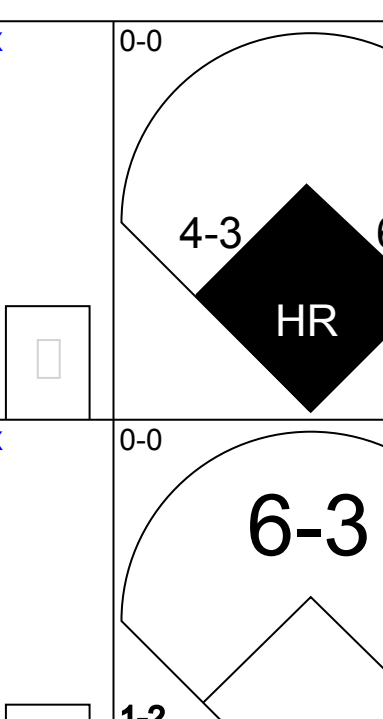
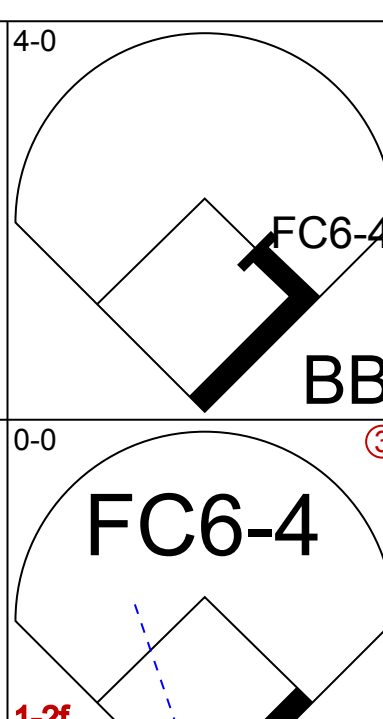
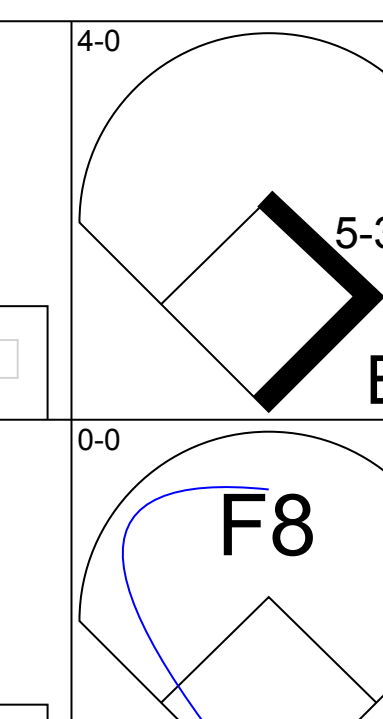
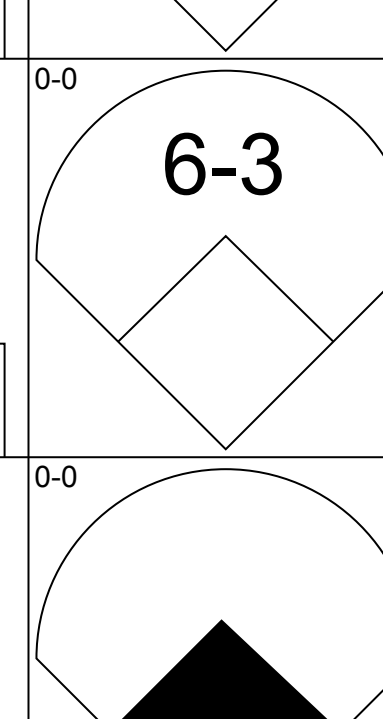
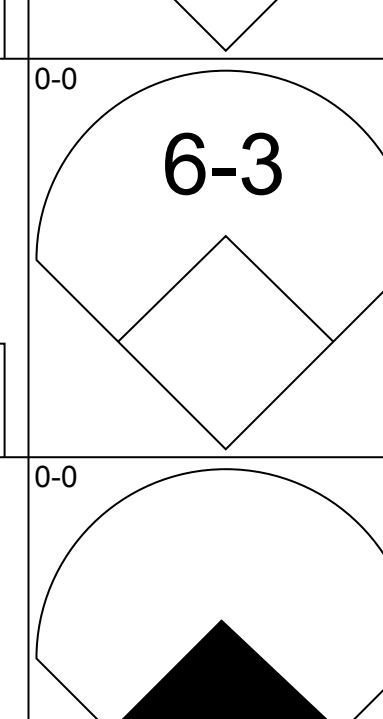
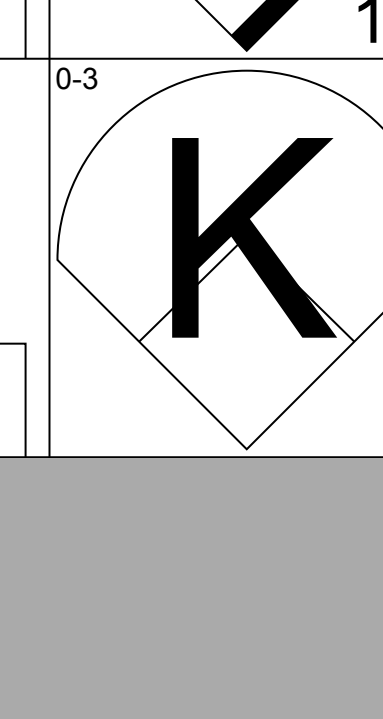
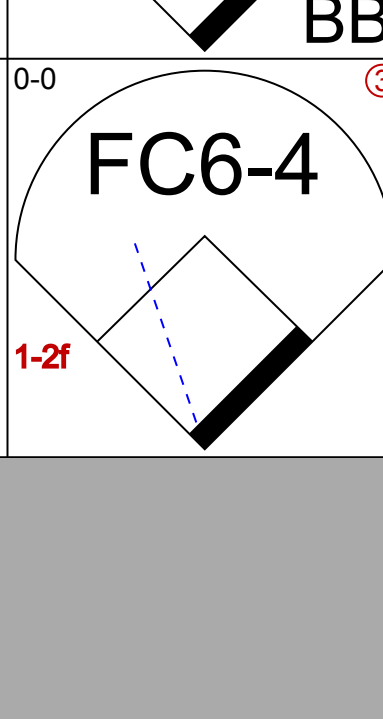
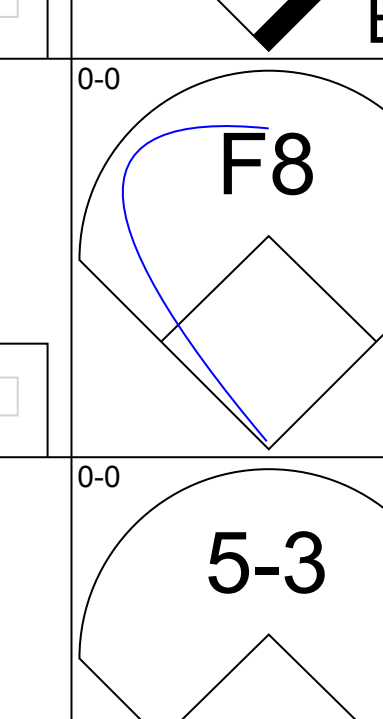
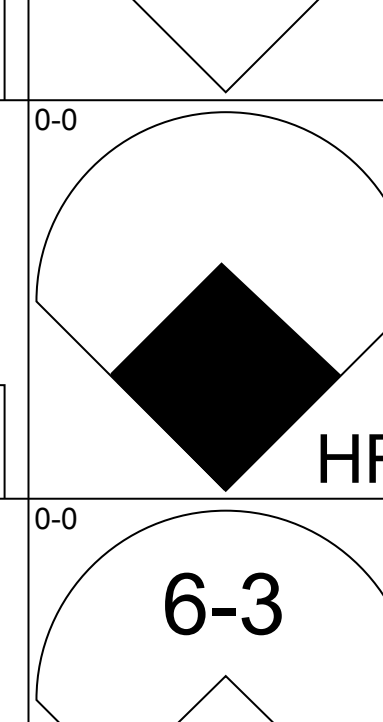
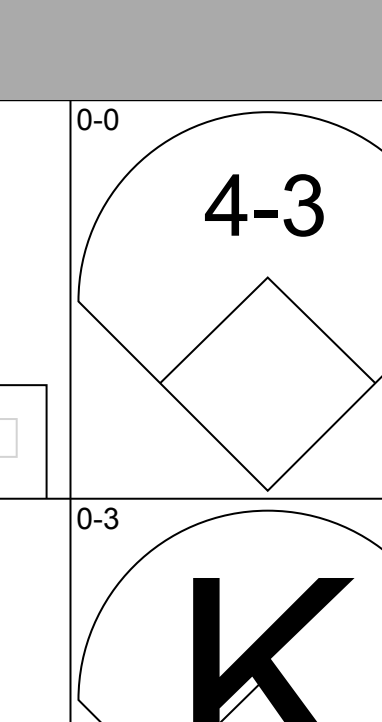
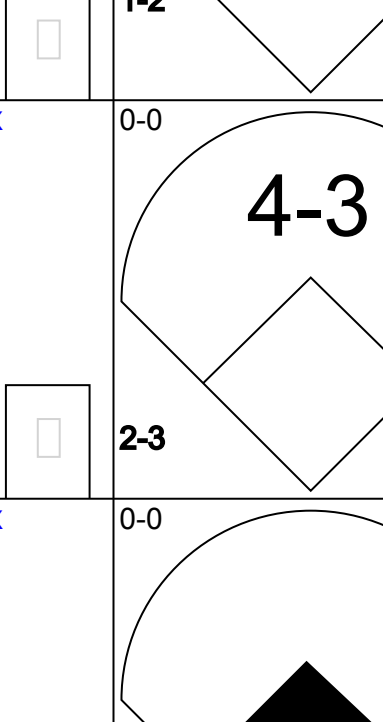
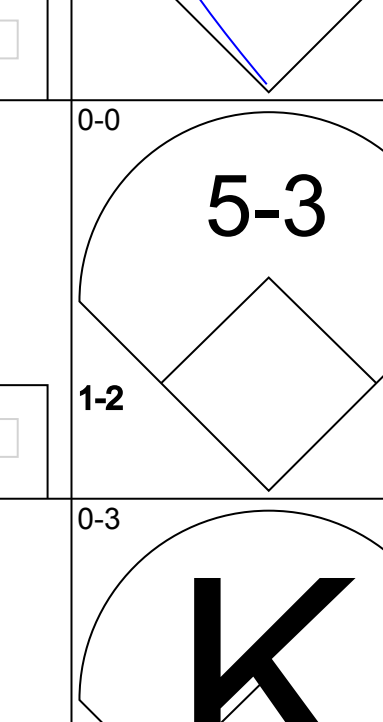
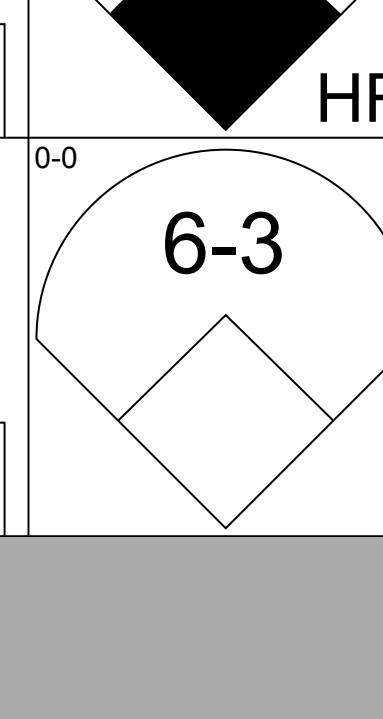
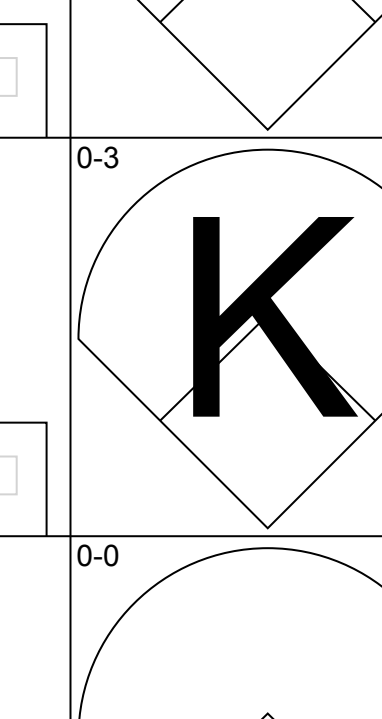
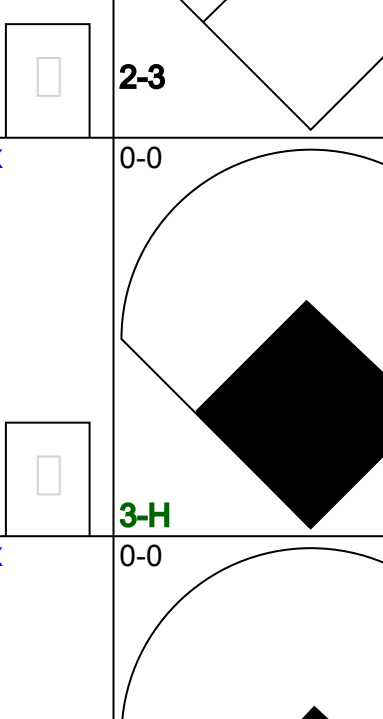
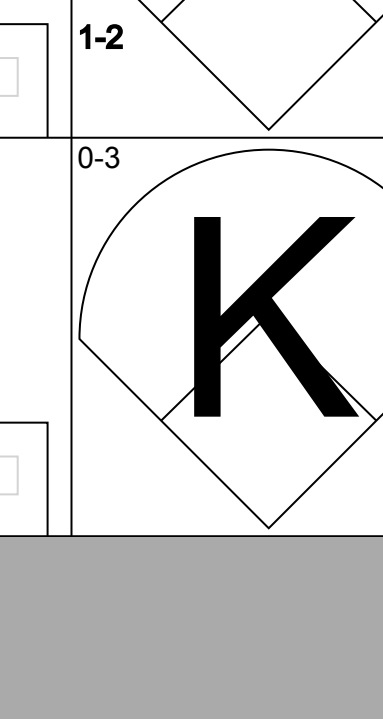
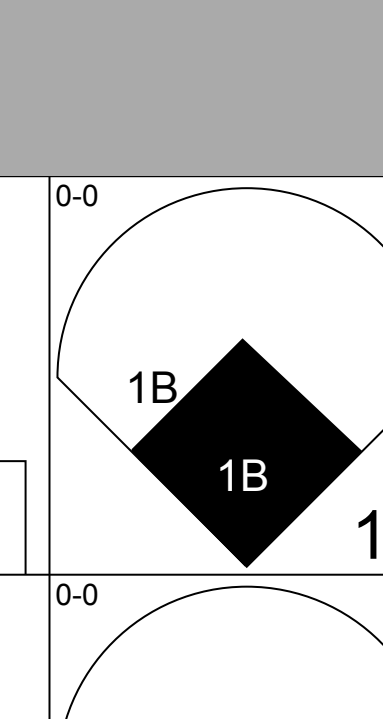
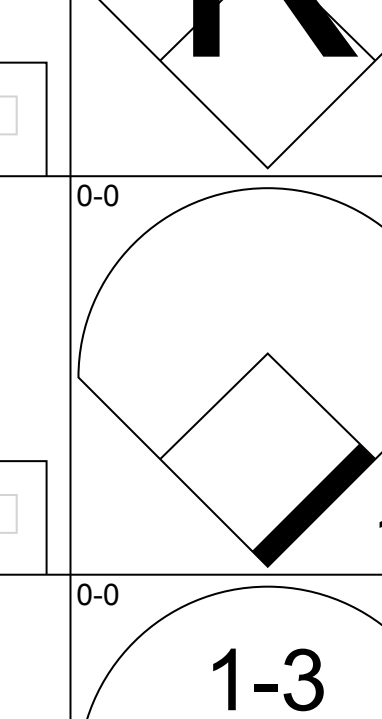
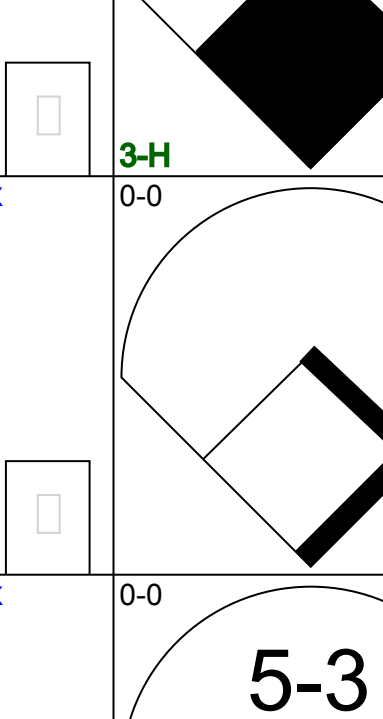

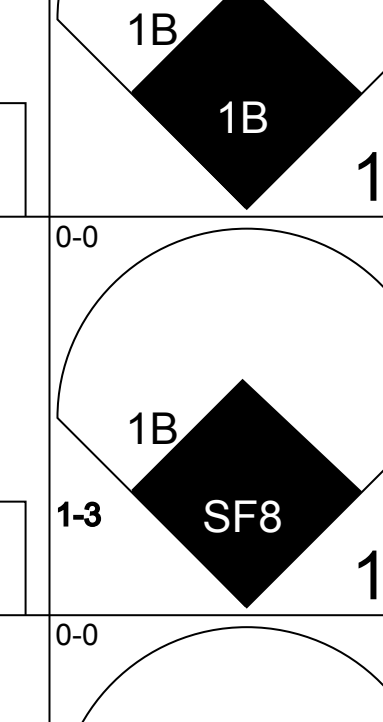
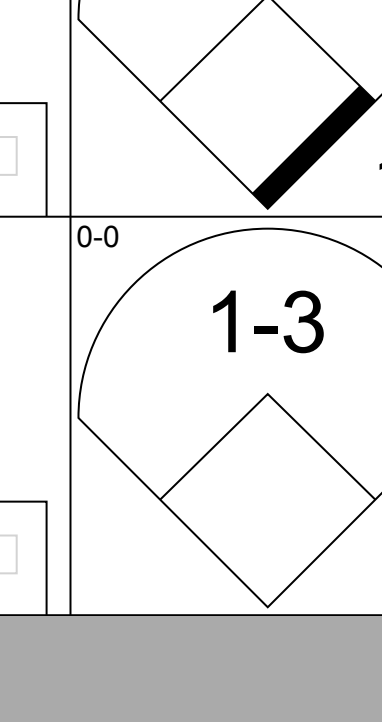
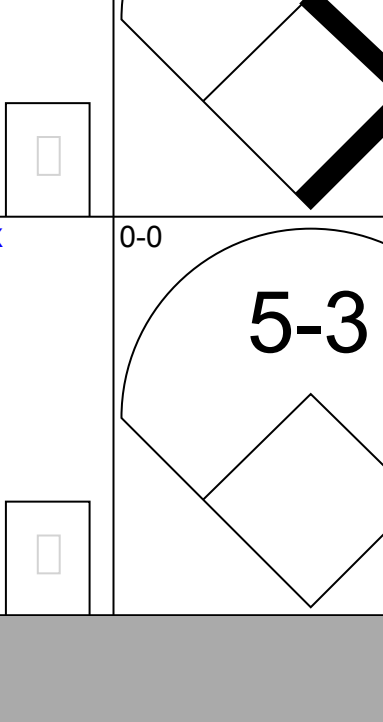
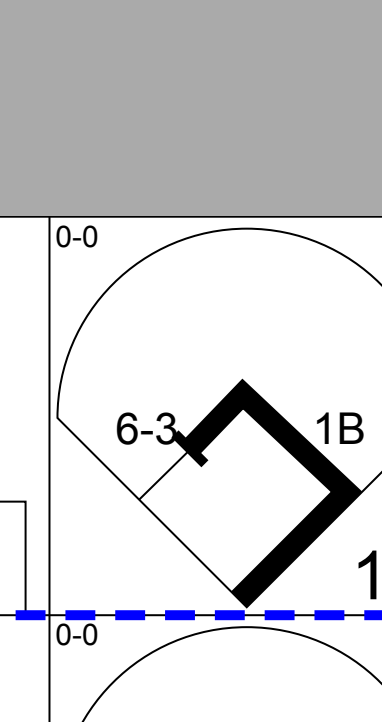
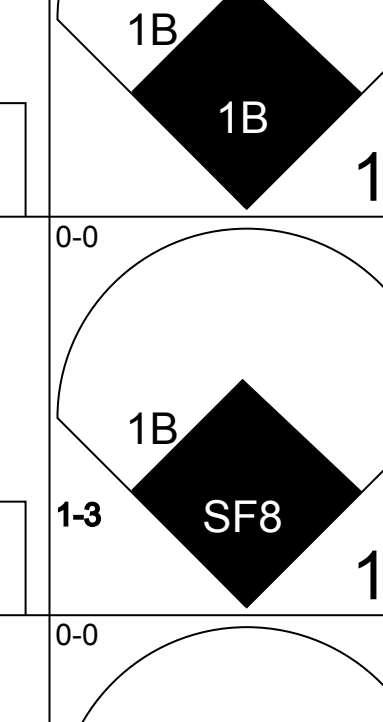
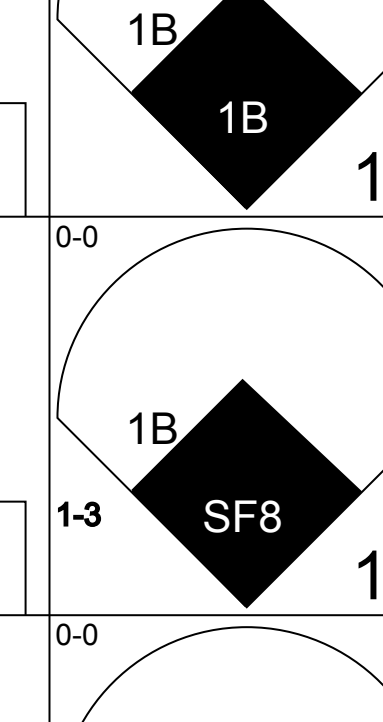

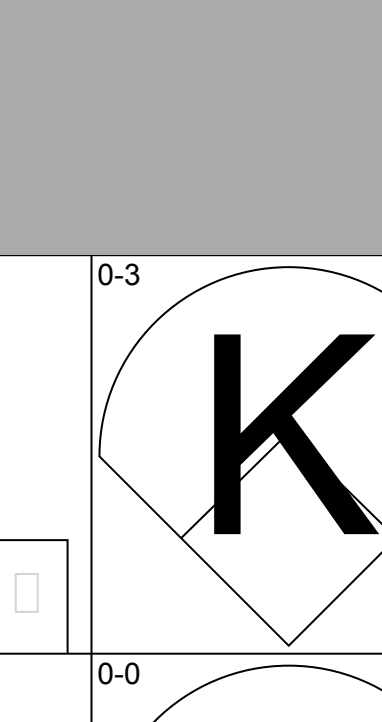
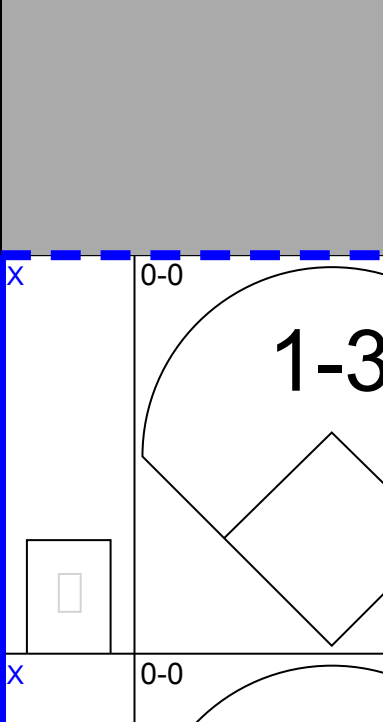

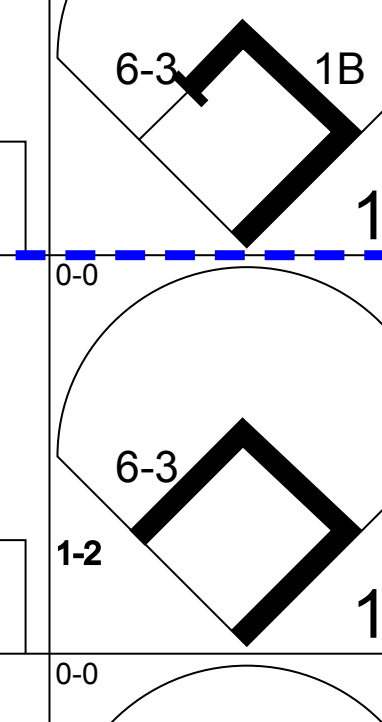
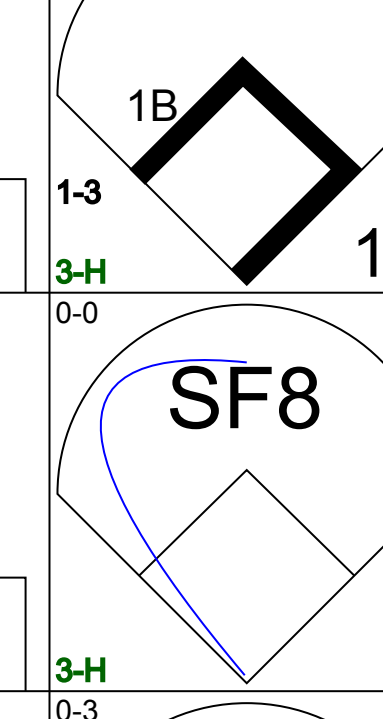
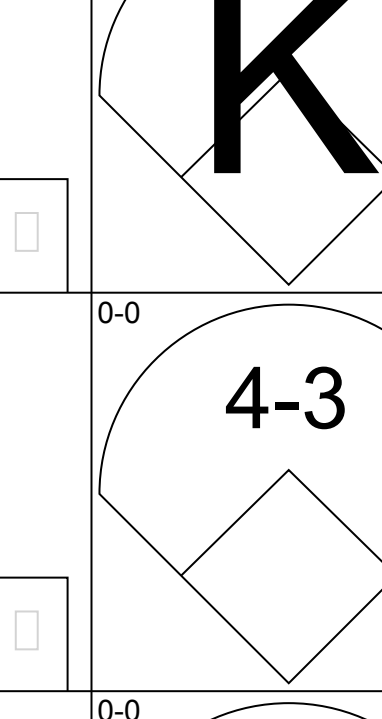
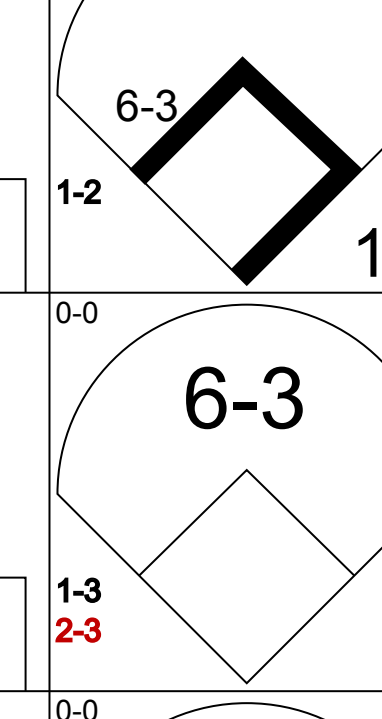
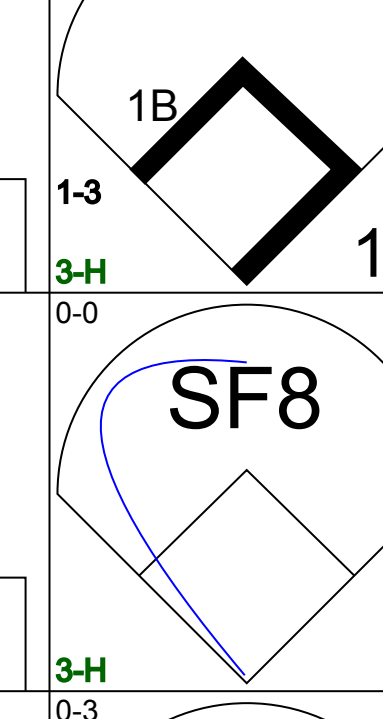
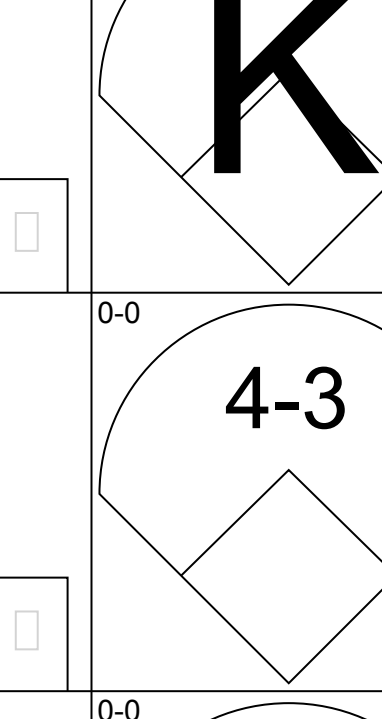
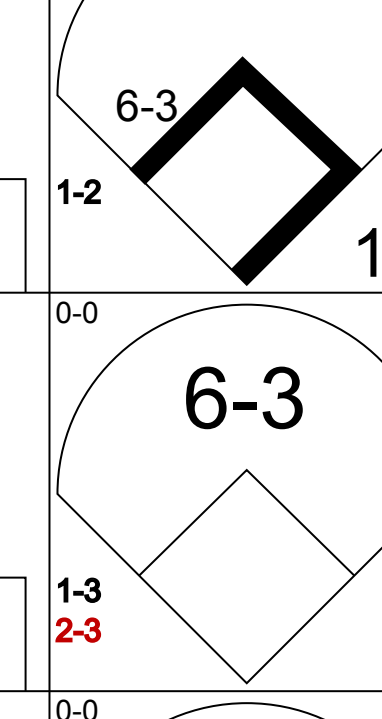

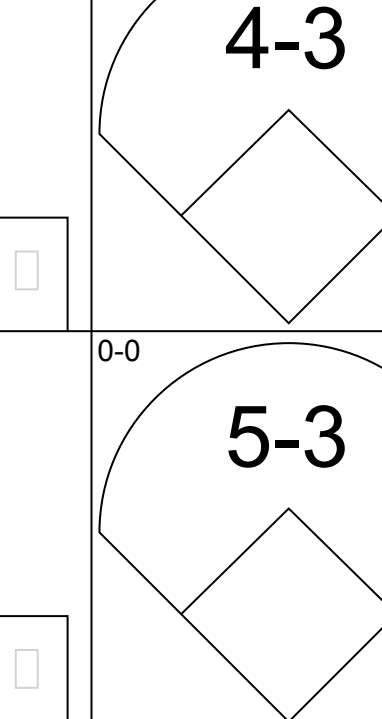
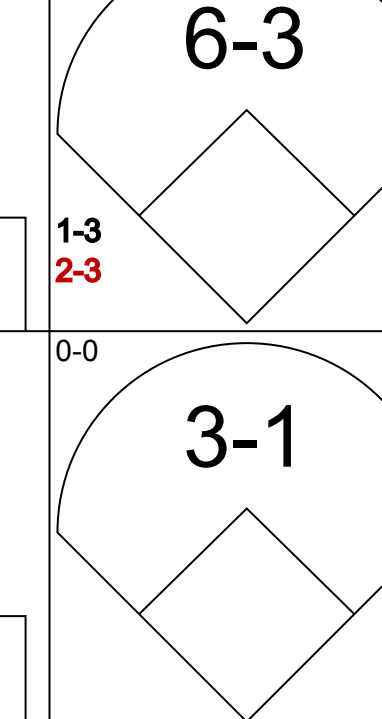
AB 36
R 5
H 11
RBI 5
BB 2
SO 4
LOB 14



livebaseballscores.com

Batter	1	2	3	4	5	6	7	8	9	AB	R	H	RBI	BB	SO	LOB	TOP
Willie Wilson, S (1, 8) OBP: 0.316, SLG: 0.344	0-0 5-3 S 2B	4-0 FC6 BB			0-0 1-3		0-0 F8		0-0 5-3	4	1	1	0	1	0	1	Kansas City Royals @ Detroit Tigers Tiger Stadium, Detroit, MI Mon Aug 01 1983, 7:05 PM EDT Att: 37,961 - Unknown - 76 F
U L Washington, S (1, 6) OBP: 0.301, SLG: 0.326	0-0 5-3	0-0 FC6			0-0 P4		0-0 1B			4	0	1	0	0	0	3	
George Brett, L (1, 5) OBP: 0.429, SLG: 0.677	0-0 1B 2B		0-0 F7		0-0 2B		0-0 F6			4	0	2	1	0	0	1	
Hal McRae, R (1, 10) OBP: 0.395, SLG: 0.491	0-0 2-3 1B		0-0 G3-6-3 1B		0-0 F7		0-0 F9			4	0	2	0	0	0	1	
Willie Aikens, L (1, 3) OBP: 0.390, SLG: 0.557	0-3 K		0-0 G3-6-3 1-2		0-0 HR		0-0 G3			4	1	1	1	0	1	3	
Pat Sheridan, L (1, 7) OBP: 0.293, SLG: 0.406	0-0 4-3			0-0 4-3		0-0 3-1		0-0 P3		4	0	0	0	0	0	2	
Amos Otis, R (1, 9) OBP: 0.315, SLG: 0.351		0-3 K		0-0 2B		0-0 P4		0-0 6-3		4	0	1	0	0	1	0	
Frank White, R (1, 4) OBP: 0.268, SLG: 0.382	0-0 L4		0-0 F2		0-0 1-3		0-0 1B			4	0	1	0	0	0	1	
Don Slaught, R (1, 2) OBP: 0.275, SLG: 0.318	0-0 BB 1B		0-0 5-3		0-0 L6		0-3 K			4	0	1	0	0	1	2	
Inning Stats	R: 1 E: 0 K: 1 S: 8	H: 3 LOB: 2 BB: 0 P: 8	R: 0 E: 0 K: 1 S: 6	H: 1 LOB: 2 BB: 1 P: 10	R: 0 E: 0 K: 0 S: 3	H: 1 LOB: 0 BB: 0 P: 3	R: 0 E: 0 K: 0 S: 4	H: 1 LOB: 1 BB: 0 P: 4	R: 0 E: 0 K: 0 S: 4	H: 1 LOB: 0 BB: 0 P: 4	R: 0 E: 0 K: 0 S: 3	H: 0 LOB: 0 BB: 0 P: 3	R: 0 E: 0 K: 1 S: 6	H: 1 LOB: 1 BB: 0 P: 6	1B: 6 2B: 3 3B: 0 HR: 1	SF: 0 SAC: 0 DP: 1 HBP: 0	WP: 0 PA: 37 PB: 0 SB: 2 CS: 0
PITCHER	IP WLS BF H R ER SO BB IBB HBP BLK WP HR S P ERA WHIP	7.0 W 30 9 2 2 2 1 0 0 0 0 1 33 37 2.57 1.429	2.0 W 7 1 0 0 1 0 0 0 0 0 0 9 9 0.00 0.500	PITCHER													

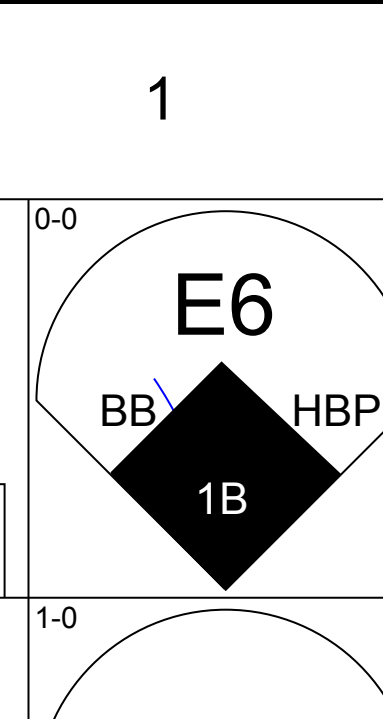
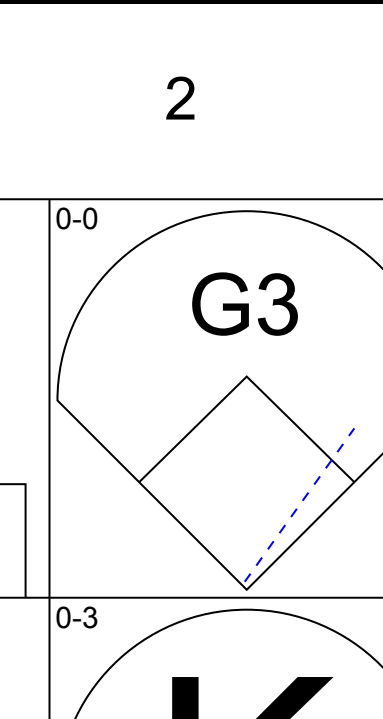
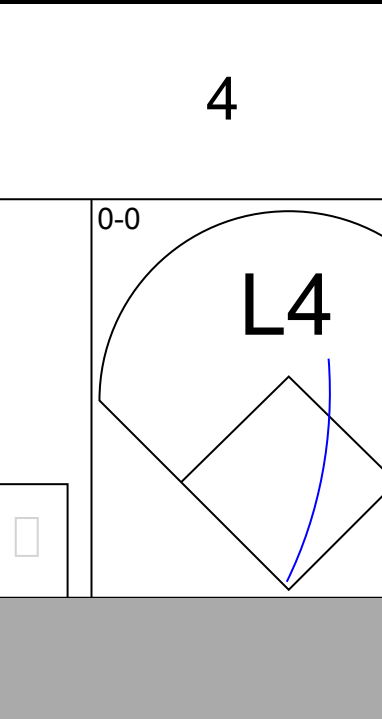
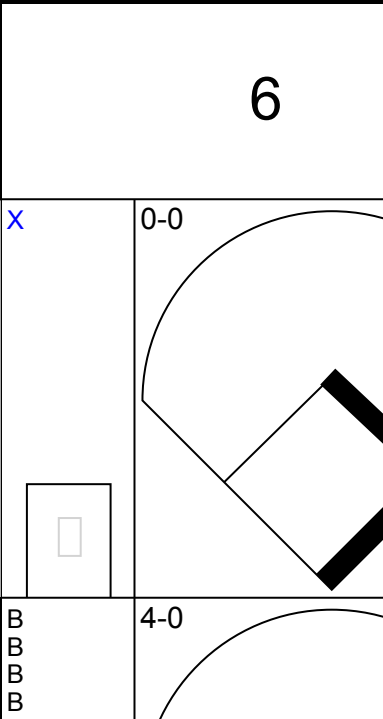
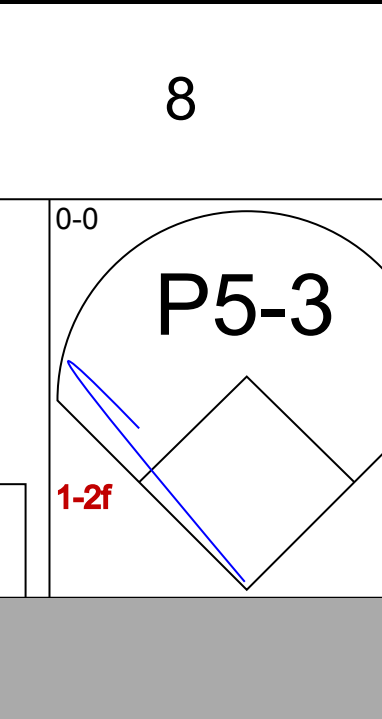
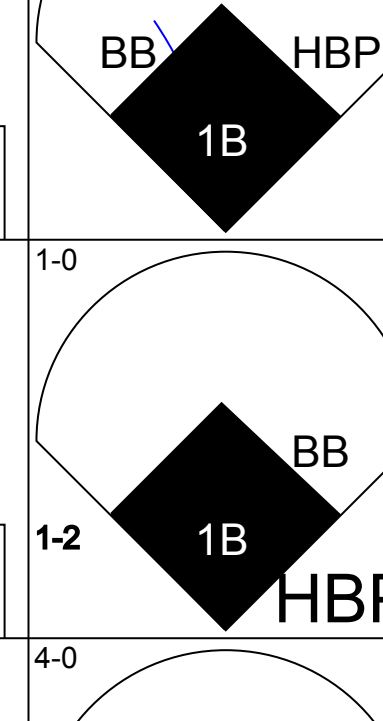
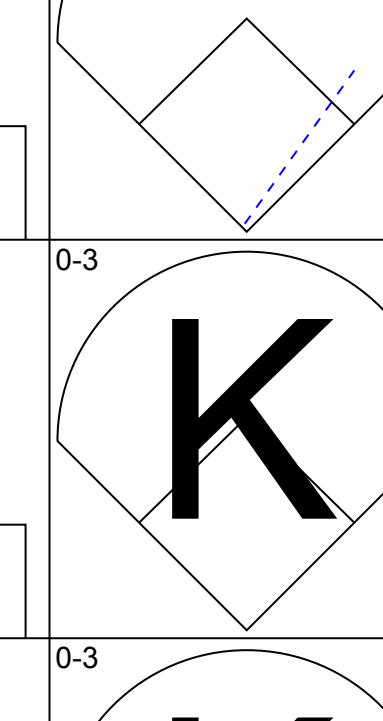
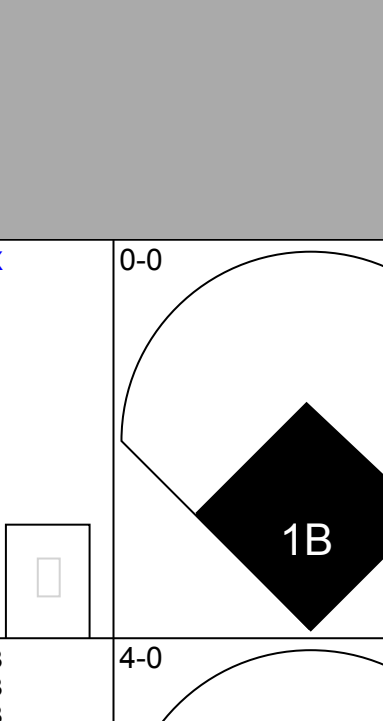
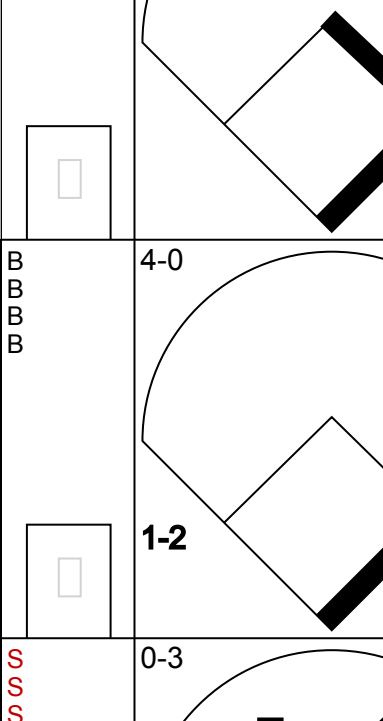
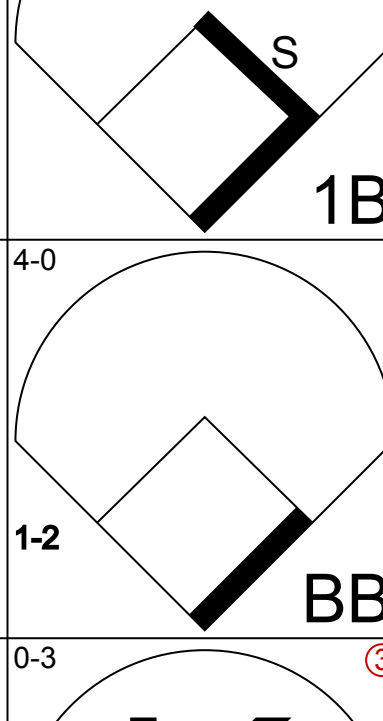
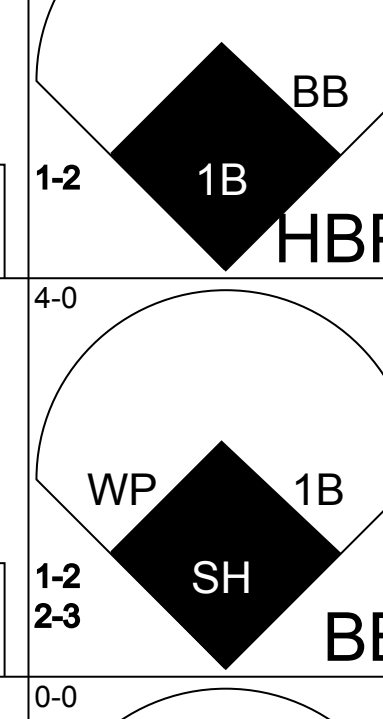
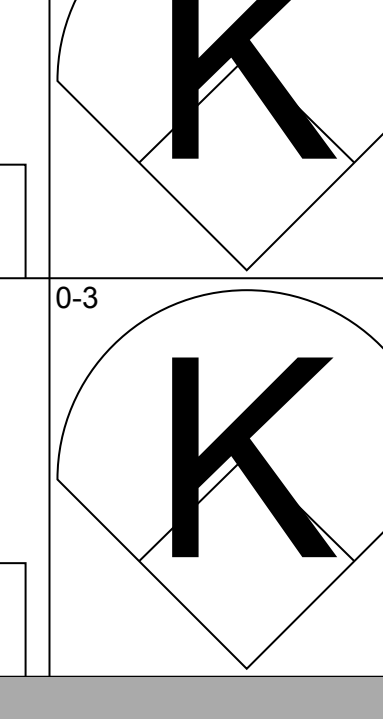
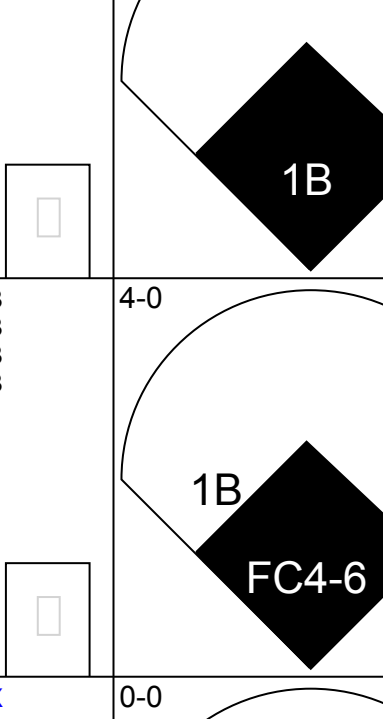
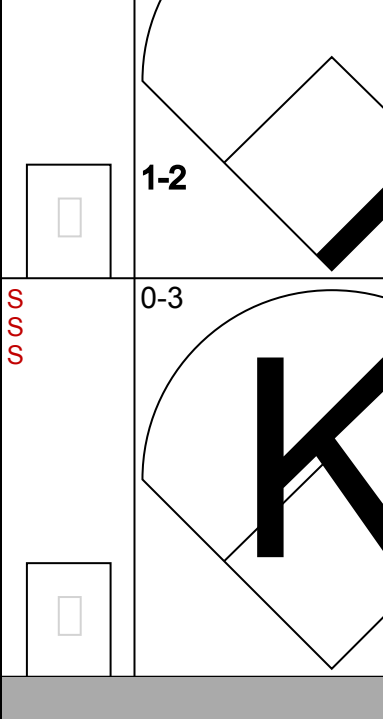
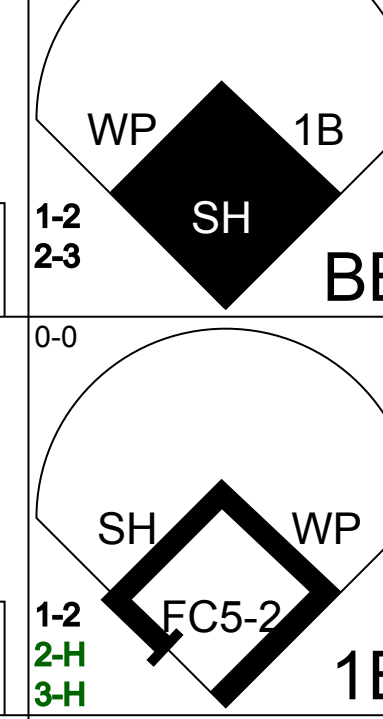
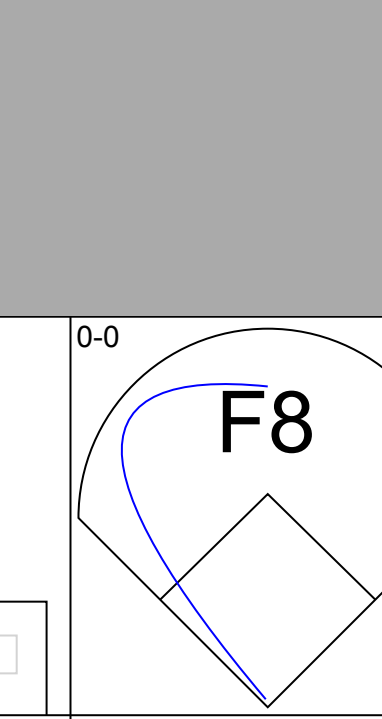
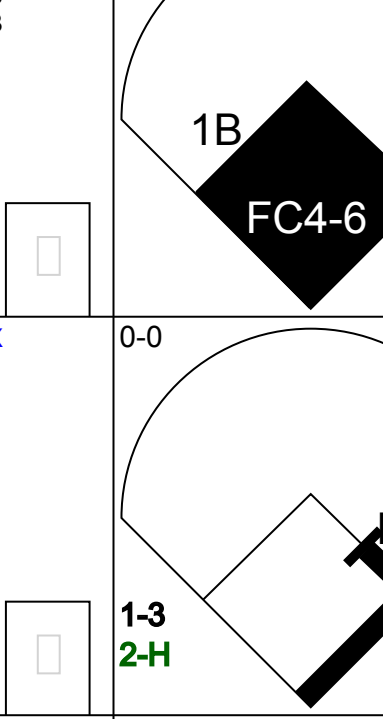
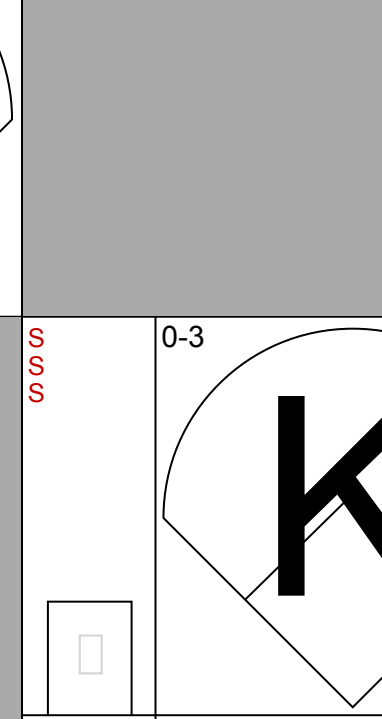
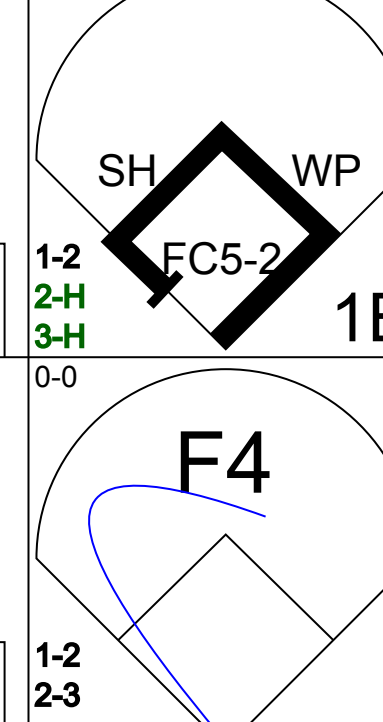
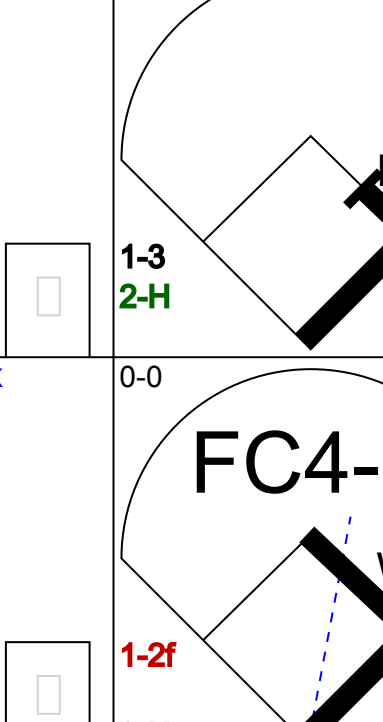
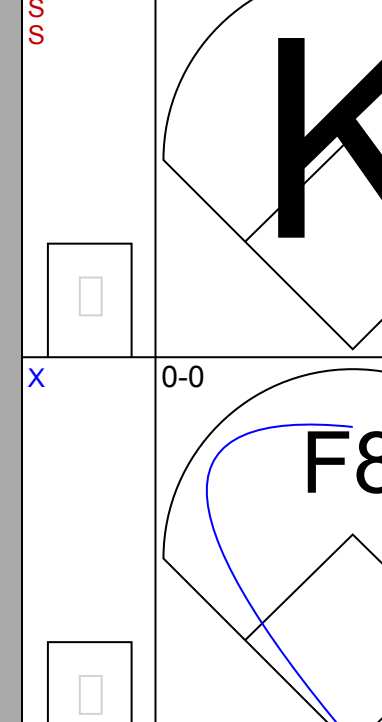
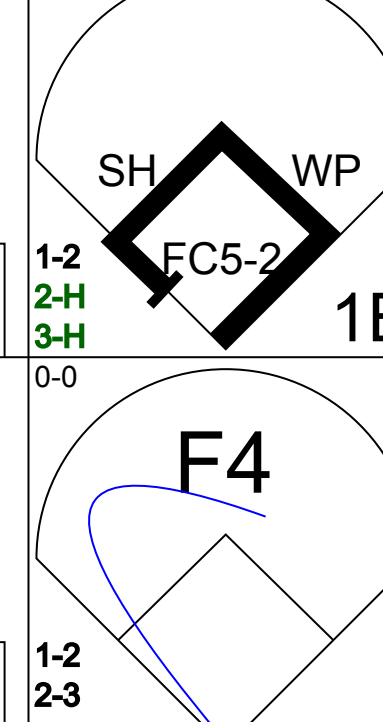
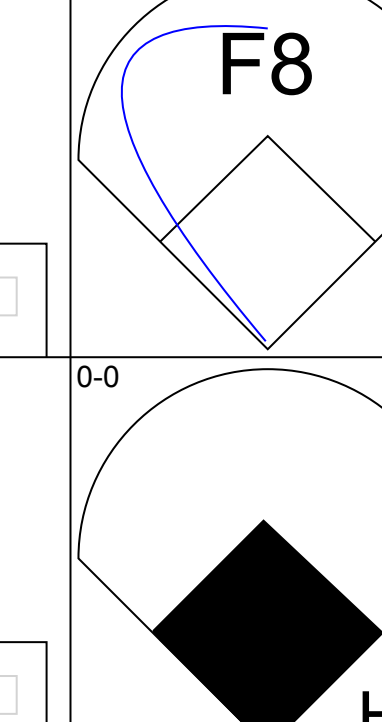
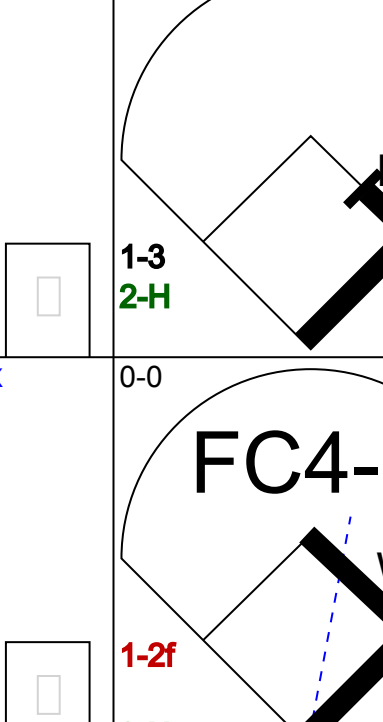
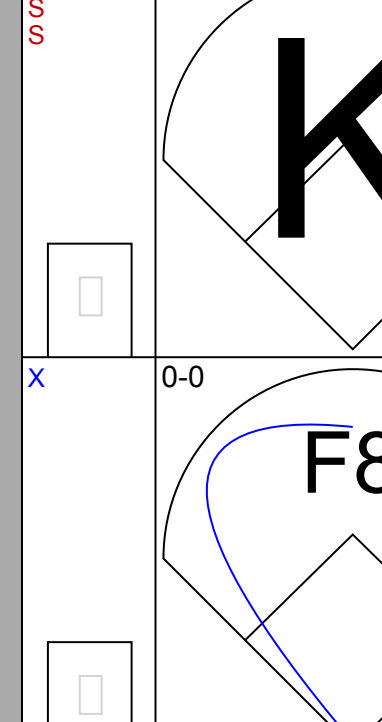
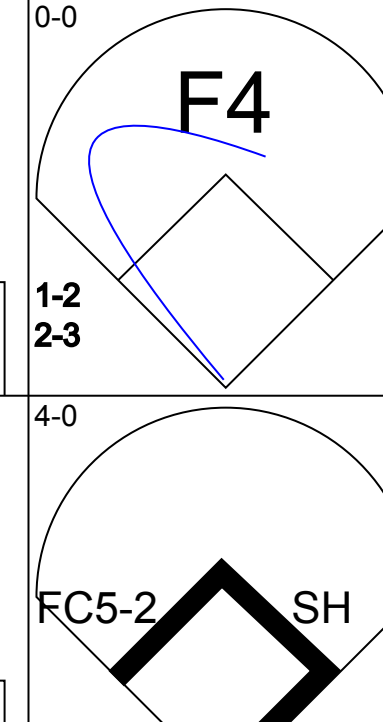
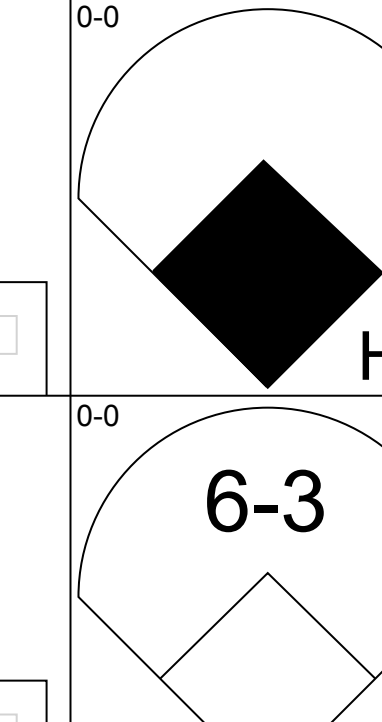
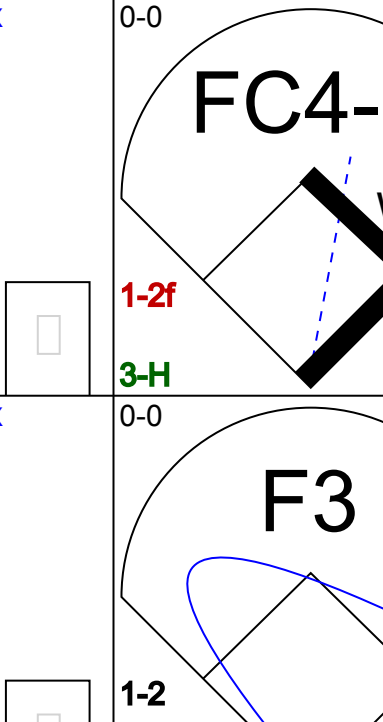
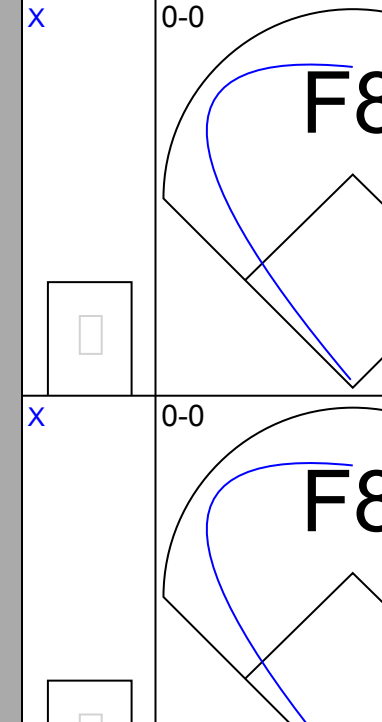
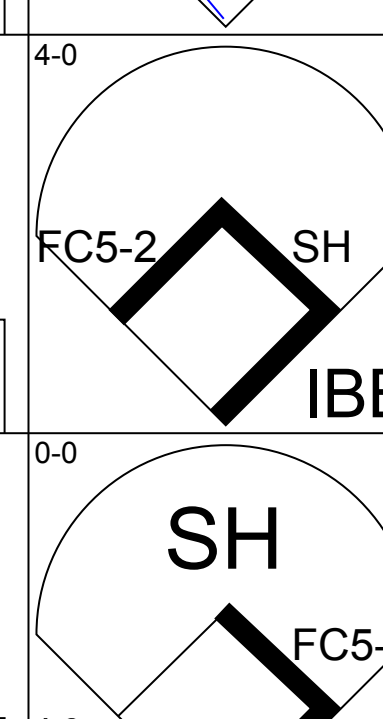
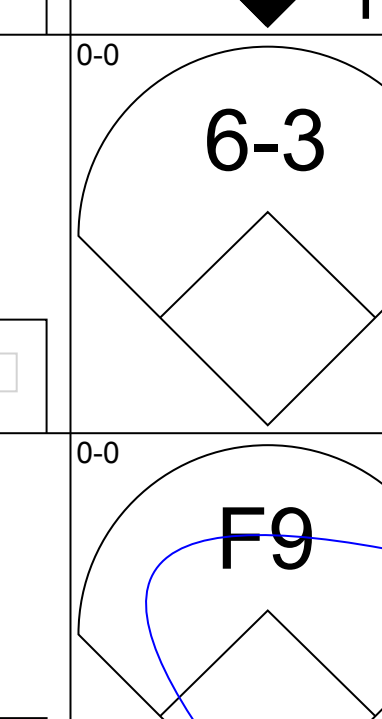
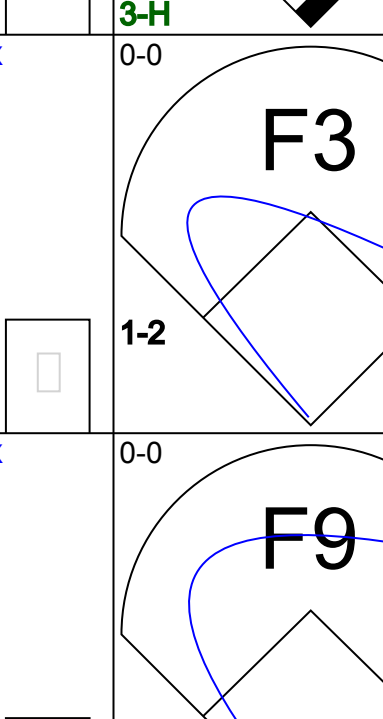
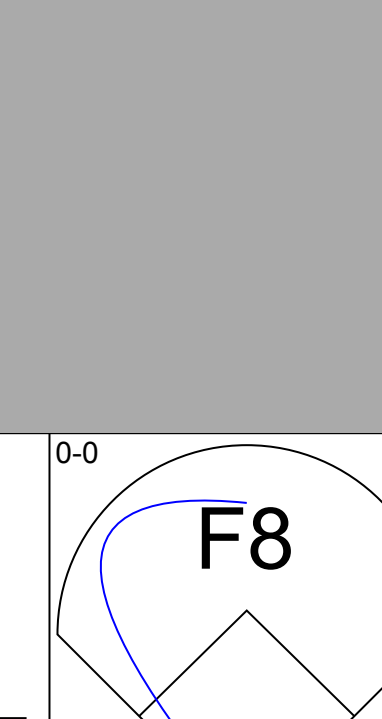
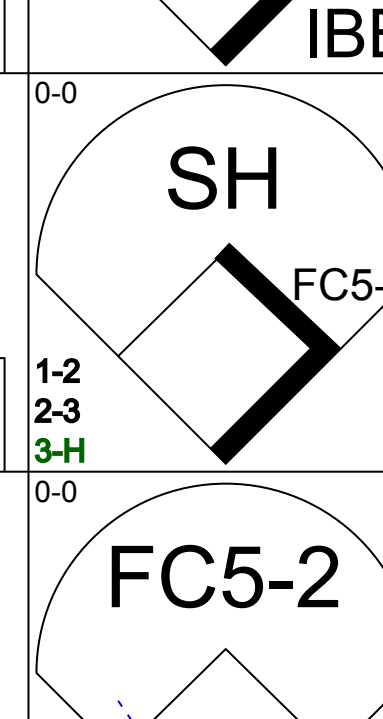
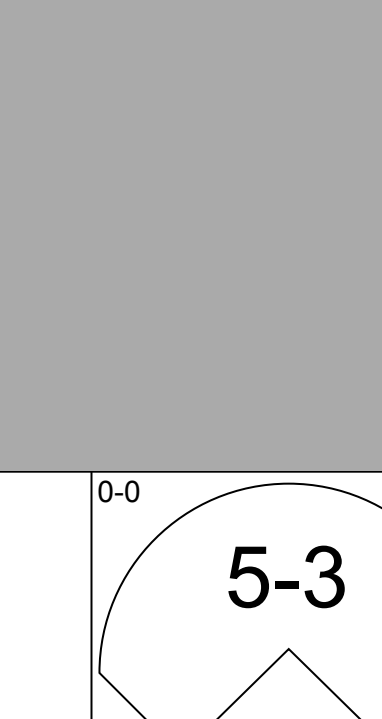
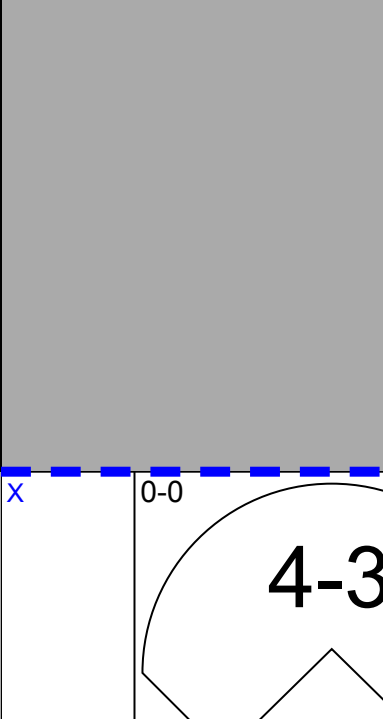
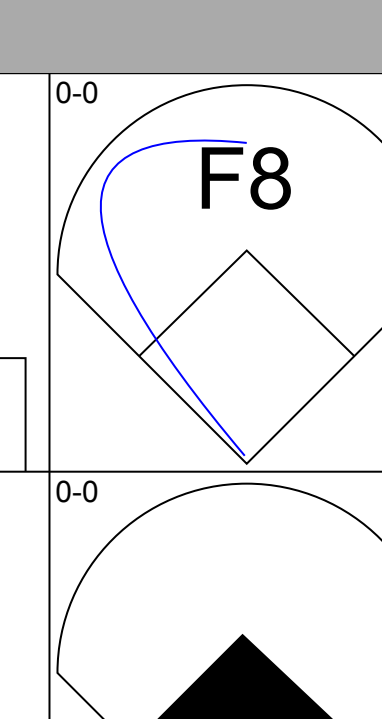
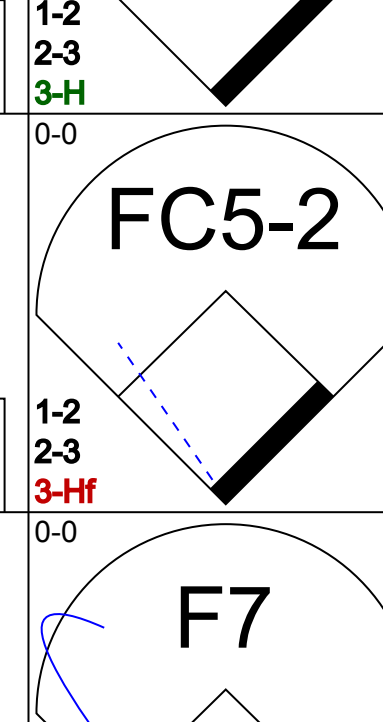
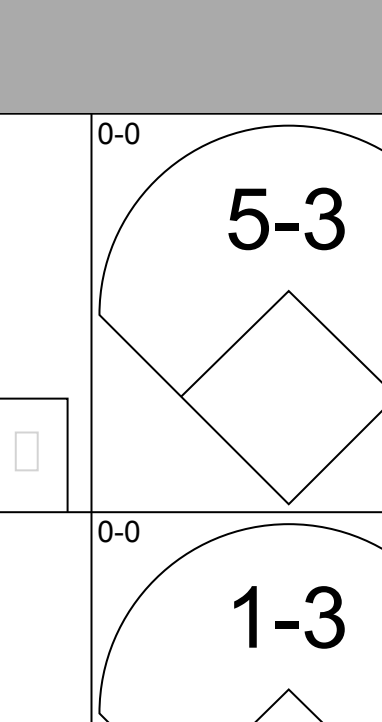
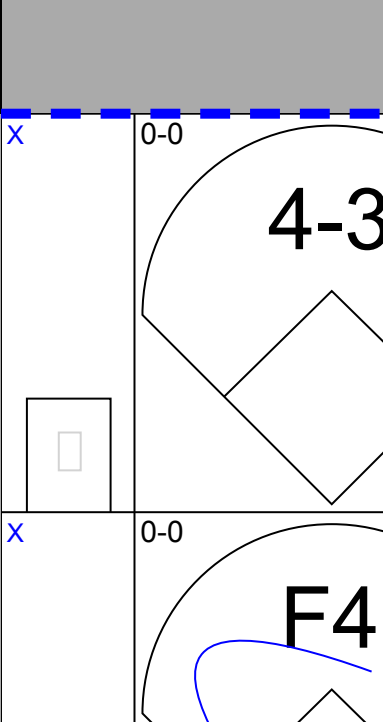
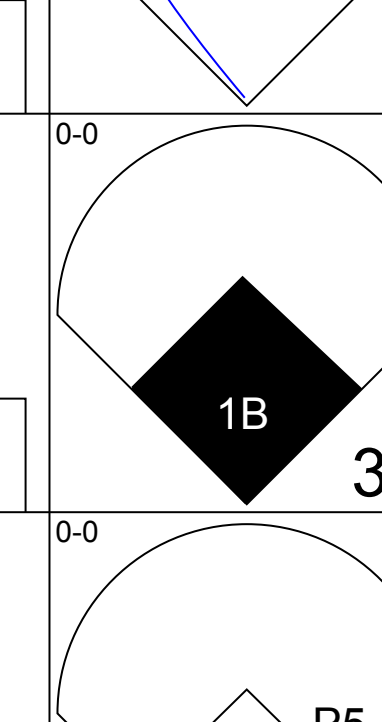
Batter	1	2	3	4	5	6	7	8	9	AB	R	H	RBI	BB	SO	LOB	BOTTOM	
Lou Whitaker, L (1, 4) OBP: 0.376, SLG: 0.473	0-0 WP 2B		0-0 4-3			0-0 HR	0-0 FC6-4 1-2			4	1	2	1	0	0	2	Kansas City Royals @ Detroit Tigers Tiger Stadium, Detroit, MI Mon Aug 01 1983, 7:05 PM EDT Att: 37,961 - Unknown - 76 F	
Alan Trammell, R (1, 6) OBP: 0.391, SLG: 0.470	4-0 BB		0-3 K		0-0 HR		0-0 B3-4 1B			3	1	2	1	1	1	0		
Kirk Gibson, L (1, 8) OBP: 0.292, SLG: 0.367	0-0 P6			0-3 K		0-0 K2 1B		0-0 B3-4 1-2		4	0	1	0	0	1	3		
Lance Parrish, R (1, 10) OBP: 0.338, SLG: 0.518	0-0 P5			0-0 6-3		0-3 K2 1-2		0-0 HR		4	1	1	1	0	1	3		
Larry Herndon, R (1, 7) OBP: 0.324, SLG: 0.454	0-0 F8			0-0 1-4-3		0-3 K		4-0 1B BB		3	0	0	0	1	1	2		
Glenn Wilson, R (1, 9) OBP: 0.306, SLG: 0.441		0-0 6-3			0-0 P4		4-0 FC4-6 BB	0-0 1-3 1B		3	0	1	0	1	0	0		
Rick Leach, L (1, 3) Enos Cabell, R (6, PH) (9, 3)	0-0 4-3				4-0 BB		0-3 K	0-0 F7		2	0	0	0	1	1	1		
Wayne Krenchicki, L (1, 5) Tom Brookhous, R (7, PR) (8, 5)	0-3 K				0-3 K		0-0 FC4-6 1B 1-2			3	0	0	0	0	2	2		
Marty Castillo, R (1, 2) OBP: 0.289, SLG: 0.356			0-0 P4		0-0 P4		0-0 FC6-4 1B 1-2			3	0	1	0	0	0	1		
Inning Stats	R: 0 E: 0 K: 0 S: 4	H: 1 LOB: 2 BB: 1 P: 8	R: 0 E: 0 K: 1 S: 5	H: 0 LOB: 0 BB: 0 P: 5	R: 0 E: 0 K: 1 S: 5	H: 0 LOB: 0 BB: 0 P: 5	R: 0 E: 0 K: 1 S: 5	H: 0 LOB: 1 BB: 1 P: 9	R: 2 E: 0 K: 2 S: 9	H: 3 LOB: 0 BB: 0 P: 9	R: 0 E: 0 K: 1 S: 6	H: 1 LOB: 2 BB: 1 P: 10	R: 1 E: 0 K: 0 S: 5	H: 3 LOB: 2 BB: 1 P: 9	1B: 4 2B: 3 3B: 0 HR: 3	SF: 0 SAC: 0 DP: 2 HBP: 0	WP: 1 PA: 34 PB: 0 SB: 0 CS: 0	
PITCHER	IP WLS BF H R ER SO BB IBB HBP BLK WP HR S P ERA WHIP	7.0 L 28 5 3 1 1 0 1 0 0 0 1 4 8 13.50 6.000	0.2 L 5 3 1 1 0 1 0 0 0 0 0 1 4 8 13.50 6.000	0.1 L 1 0 0 0 0 0 0 0 0 0 0 1 1 0.00 0.000	PITCHER													

Batter	1	2	3	4	5	6	7	8	9	AB	R	H	RBI	BB	SO	LOB	TOP					
Lou Whitaker, L (1, 4) OBP: 0.380, SLG: 0.475										3	1	2	0	2	1	0						
Enos Cabell, R (1, 3) OBP: 0.338, SLG: 0.443										4	0	0	0	0	1	5						
Rick Leach, L (9, PH) OBP: 0.307, SLG: 0.341										1	0	0	0	0	0	1						
Kirk Gibson, L (1, 8) OBP: 0.390, SLG: 0.375										5	1	1	1	0	1	2						
Lance Parrish, R (1, 2) OBP: 0.337, SLG: 0.521										5	1	1	2	0	2	1						
Larry Herndon, R (1, 7) OBP: 0.328, SLG: 0.460										4	1	3	0	0	0	0						
Glenn Wilson, R (1, 9) OBP: 0.308, SLG: 0.442										4	1	2	0	0	0	2						
Jack Morris, R (8, PR)										0	0	0	0	0	0	0						
Lynn Jones, R (8, 9) OBP: 0.259, SLG: 0.385										0	0	0	0	0	0	0						
Mike Laga, L (1, 10) OBP: 0.300, SLG: 0.333										2	0	1	1	0	1	0						
John Wockenfuss, R (6, PH) OBP: 0.335, SLG: 0.445										2	0	1	0	0	0	0						
Wayne Krenchicki, L (1, 5) OBP: 0.312, SLG: 0.288										1	0	0	1	0	0	0						
Tom Brookens, R (6, PH) OBP: 0.277, SLG: 0.312										2	0	0	0	0	0	2						
Alan Trammell, R (1, 6) OBP: 0.389, SLG: 0.470										4	0	1	0	0	1	3						
Inning Stats	R: 1 E: 0 K: 1 S: 6	H: 1 LOB: 0 BB: 0 P: 6	R: 2 E: 0 K: 2 S: 11	H: 4 LOB: 2 BB: 0 P: 11	R: 0 E: 0 K: 1 S: 6	H: 1 LOB: 1 BB: 0 P: 6	R: 0 E: 0 K: 1 S: 5	H: 0 LOB: 0 BB: 0 P: 5	R: 2 E: 0 K: 0 S: 6	H: 3 LOB: 2 BB: 1 P: 6	R: 0 E: 0 K: 0 S: 4	H: 1 LOB: 1 BB: 1 P: 8	R: 0 E: 0 K: 1 S: 5	H: 0 LOB: 0 BB: 0 P: 5	R: 0 E: 0 K: 0 S: 4	H: 2 LOB: 2 BB: 0 P: 4	R: 0 E: 0 K: 1 S: 5	H: 0 LOB: 1 BB: 1 P: 9	1B: 8 2B: 2 3B: 0 HR: 2	SF: 1 SAC: 0 DP: 0 HBP: 0	WP: 0 PB: 0 CS: 0	PA: 40
PITCHER	IP	WLS	BF	H	R	ER	SO	BB	IBB	HBP	BLK	WP	HR	S	P	ERA	WHIP					
LaMarr Hoyt, R (1, 1) ERA: 4.44	5.0	W	24	9	5	5	5	0	0	0	0	0	2	34	34	9.00	1.800					
Britt Burns, L (6, 1) ERA: 4.2	2.0		9	2	0	0	1	1	0	0	0	0	0	10	14	0.00	1.500					
Dennis Lamp, R (8, 1) ERA: 3.73	2.0	S	7	1	0	0	1	1	0	0	0	0	0	8	12	0.00	1.000					

Detroit Tigers @ Chicago White Sox
 Comiskey Park, Chicago, IL
 Tue Aug 02 1983, 8:05 PM EDT
 Att: 30,611 - Unknown - 78 F

AB	37
R	5
H	12
RBI	5
BB	2
SO	7
LOB	16



Batter	1	2	3	4	5	6	7	8	9	AB	R	H	RBI	BB	SO	LOB	BOTTOM					
Rudy Law, L (1, 8) OBP: 0.351, SLG: 0.348										5	1	1	0	0	0	1						
Carlton Fisk, R (1, 2) OBP: 0.356, SLG: 0.559										2	2	1	0	1	1	0						
Harold Baines, L (1, 9) OBP: 0.341, SLG: 0.417										2	2	0	0	2	2	2						
Greg Luzinski, R (1, 10) OBP: 0.348, SLG: 0.492										4	0	2	3	0	1	0						
Greg Walker, L (1, 3) OBP: 0.316, SLG: 0.439										4	1	1	2	0	0	3						
Mike Squires, L (8, 3) OBP: 0.338, SLG: 0.281										0	0	0	0	0	0	0						
Ron Kittle, R (1, 7) OBP: 0.309, SLG: 0.506										3	0	0	0	1	0	1						
Vance Law, R (1, 5) OBP: 0.297, SLG: 0.337										3	0	0	1	0	0	1						
Scott Fletcher, R (1, 6) OBP: 0.392, SLG: 0.491										4	1	1	0	0	0	3						
Julio Cruz, S (1, 4) OBP: 0.311, SLG: 0.325										4	0	1	1	0	0	3						
Inning Stats	R: 3 E: 2 K: 0 S: 6	H: 1 LOB: 3 BB: 2 P: 15	R: 0 E: 0 K: 2 S: 7	H: 0 LOB: 0 BB: 0 P: 7	R: 1 E: 0 K: 0 S: 4	H: 1 LOB: 0 BB: 0 P: 4	R: 0 E: 0 K: 0 S: 3	H: 0 LOB: 0 BB: 0 P: 3	R: 2 E: 0 K: 0 S: 5	H: 2 LOB: 1 BB: 1 P: 9	R: 0 E: 0 K: 1 S: 6	H: 1 LOB: 2 BB: 1 P: 10	R: 0 E: 0 K: 1 S: 5	H: 0 LOB: 0 BB: 0 P: 5	R: 1 E: 0 K: 0 S: 4	H: 2 LOB: 0 BB: 0 P: 4	R: 0 E: 0 K: 0 S: 4	H: 2 LOB: 0 BB: 0 P: 4	1B: 4 2B: 2 3B: 1 HR: 1	SF: 0 SAC: 1 DP: 1 HBP: 1	WP: 2 PB: 0 SB: 1 CS: 0	PA: 37
PITCHER	IP	WLS	BF	H	R	ER	SO	BB	IBB	HBP	BLK	WP	HR	S	P	ERA	WHIP					
Dan Petry, R (1, 1) ERA: 3.55	5.0	L	25	4	6	4	2	2	1	1	0	0	1	25	38	7.20	1.200					
Doug Bair, R (6, 1) ERA: 3.44	3.0		12	3	1	1	2	1	0	0	0	0	0	15	19	3.00	1.333					

Detroit Tigers @ Chicago White Sox
 Comiskey Park, Chicago, IL
 Tue Aug 02 1983, 8:05 PM EDT
 Att: 30,611 - Unknown - 78 F

AB	31
R	7
H	7
RBI	7
BB	4
SO	4
LOB	14



Batter	1	2	3	4	5	6	7	8	9	AB	R	H	RBI	BB	SO	LOB	TOP					
Lou Whitaker, L (1, 4) OBP: 0.378, SLG: 0.474	E7 E 2B	F8	K			K		K		5	1	1	0	0	3	0	Detroit Tigers @ Chicago White Sox Comiskey Park, Chicago, IL Wed Aug 03 1983, 8:05 PM EDT Att: 26,687 - Cloudy - 89 F					
Alan Trammell, R (1, 6) OBP: 0.395, SLG: 0.474	E7 2B	HR 1B	K			S 1B		1B BB		4	3	3	1	1	1	0						
Larry Hemdon, R (1, 7) OBP: 0.331, SLG: 0.472	F8 2B	HR		4-3		K		1B		5	2	3	3	0	1	1						
Lance Parrish, R (1, 2) OBP: 0.335, SLG: 0.517	F8	E6 1B BB		6-3			6-3	FC4-6 1B		5	0	1	1	0	0	1						
Marty Castillo, R (8, 2) OBP: 0.299, SLG: 0.356	2-3							1-2 3-H 1B		0	0	0	0	0	0	0						
John Wockenfuss, R (1, 3) OBP: 0.339, SLG: 0.453	1B 2B	F6						FC4-6 1B		4	0	2	1	0	1	1						
Rick Leach, L (7, PR) OBP: 0.305, SLG: 0.338	3-H 2B							1-2 1B		1	0	0	0	0	0	2						
Glenn Wilson, R (1, 9) OBP: 0.312, SLG: 0.442	BB 1B	1-2 BB			5-3			1-2 1B		4	0	2	0	1	1	0						
Kirk Gibson, L (1, 8) OBP: 0.292, SLG: 0.376	K	1-2 2-3 1B			F8			G6-4-3 1B		5	0	2	0	0	1	2						
Tom Brookens, R (1, 5) OBP: 0.276, SLG: 0.307	1-2 BB	6-3			K			G6-4-3 1-2		4	0	0	0	1	1	6						
Lynn Jones, R (1, 10) OBP: 0.226, SLG: 0.333	F8		K			6-3		F7		4	0	0	0	0	1	3						
Inning Stats	R: 3 E: 2 K: 1 S: 10	H: 5 LOB: 3 BB: 1 P: 14	R: 2 E: 1 K: 0 S: 7	H: 3 LOB: 3 BB: 1 P: 11	R: 0 E: 0 K: 3 S: 9	H: 0 LOB: 0 BB: 0 P: 9	R: 0 E: 0 K: 1 S: 5	H: 0 LOB: 0 BB: 0 P: 5	R: 0 E: 0 K: 2 S: 8	H: 1 LOB: 1 BB: 0 P: 8	R: 0 E: 0 K: 0 S: 5	H: 3 LOB: 3 BB: 0 P: 5	R: 1 E: 0 K: 1 S: 7	H: 2 LOB: 2 BB: 1 P: 11	R: 0 E: 0 K: 1 S: 5	H: 0 LOB: 0 BB: 0 P: 5	1B: 10 2B: 3 3B: 0 HR: 1	SF: 0 SAC: 0 DP: 1 HBP: 0	WP: 0 PB: 0 SB: 1 CS: 1	PA: 44		
PITCHER	IP WLS BF H R ER SO BB IBB HBP BLK WP HR S P ERA WHIP	IP WLS BF H R ER SO BB IBB HBP BLK WP HR S P ERA WHIP	IP WLS BF H R ER SO BB IBB HBP BLK WP HR S P ERA WHIP	IP WLS BF H R ER SO BB IBB HBP BLK WP HR S P ERA WHIP	IP WLS BF H R ER SO BB IBB HBP BLK WP HR S P ERA WHIP	IP WLS BF H R ER SO BB IBB HBP BLK WP HR S P ERA WHIP	IP WLS BF H R ER SO BB IBB HBP BLK WP HR S P ERA WHIP	IP WLS BF H R ER SO BB IBB HBP BLK WP HR S P ERA WHIP	IP WLS BF H R ER SO BB IBB HBP BLK WP HR S P ERA WHIP	IP WLS BF H R ER SO BB IBB HBP BLK WP HR S P ERA WHIP	IP WLS BF H R ER SO BB IBB HBP BLK WP HR S P ERA WHIP	IP WLS BF H R ER SO BB IBB HBP BLK WP HR S P ERA WHIP	IP WLS BF H R ER SO BB IBB HBP BLK WP HR S P ERA WHIP	IP WLS BF H R ER SO BB IBB HBP BLK WP HR S P ERA WHIP	IP WLS BF H R ER SO BB IBB HBP BLK WP HR S P ERA WHIP	IP WLS BF H R ER SO BB IBB HBP BLK WP HR S P ERA WHIP	IP WLS BF H R ER SO BB IBB HBP BLK WP HR S P ERA WHIP	IP WLS BF H R ER SO BB IBB HBP BLK WP HR S P ERA WHIP	IP WLS BF H R ER SO BB IBB HBP BLK WP HR S P ERA WHIP	IP WLS BF H R ER SO BB IBB HBP BLK WP HR S P ERA WHIP	IP WLS BF H R ER SO BB IBB HBP BLK WP HR S P ERA WHIP	
Jerry Koosman, L (1, 1) ERA: 4.76	1.1 L	12 7	5 5	1 5	1 1	0 0	0 0	0 0	0 0	0 0	0 0	0 0	0 0	0 0	0 0	0 0	33.75 6.000					
Dick Tidrow, R (2, 1) ERA: 3.55	5.0	21 4	0 0	7 7	1 1	0 0	0 0	0 0	0 0	0 0	0 0	0 0	0 0	0 0	0 0	0 0	0.00 1.000					
Juan Agosto, L (7, 1) ERA: 4.73	1.1	5 1	1 1	1 1	1 1	0 0	0 0	0 0	0 0	0 0	0 0	0 0	0 0	0 0	0 0	0 0	6.75 1.500					
Salome Barojas, R (8, 1) ERA: 3.08	1.1	6 2	0 0	1 1	0 0	0 0	0 0	0 0	0 0	0 0	0 0	0 0	0 0	0 0	0 0	0 0	0.00 1.500					
Batter	1	2	3	4	5	6	7	8	9	AB	R	H	RBI	BB	SO	LOB	BOTTOM					
Rudy Law, L (1, 8) OBP: 0.350, SLG: 0.345	K		L6		F4			S 1B BB		3	1	0	0	1	1	1	Detroit Tigers @ Chicago White Sox Comiskey Park, Chicago, IL Wed Aug 03 1983, 8:05 PM EDT Att: 26,687 - Cloudy - 89 F					
Marc Hill, R (9, 2) OBP: 0.260, SLG: 0.283								BB		0	0	0	0	0	0	0						
Carlton Fisk, R (1, 2) OBP: 0.352, SLG: 0.551	K		F7			6-3		F3		4	0	0	0	0	1	1						
Jerry Dyzinski, R (9, 6) OBP: 0.281, SLG: 0.274								1-2 1B		0	0	0	0	0	0	0						
Harold Baines, L (1, 9) OBP: 0.343, SLG: 0.418				6-3			3-1	2-H 1B		4	0	2	1	0	0	0						
Greg Luzinski, R (1, 10) OBP: 0.344, SLG: 0.486	K			L4			5-3	F6		4	0	0	0	0	1	2						
Greg Walker, L (1, 3) OBP: 0.315, SLG: 0.440				K				F8		4	0	1	0	0	2	0						
Ron Kittle, R (1, 7) OBP: 0.305, SLG: 0.500		6-3			F1			K		4	0	0	0	0	1	1						
Vance Law, R (1, 5) OBP: 0.297, SLG: 0.337								4-3		3	1	1	0	0	0	1						
Mike Squires, L (9, PH) OBP: 0.336, SLG: 0.279		F3			WP 1B			K		1	0	0	0	0	1	0						
Scott Fletcher, R (1, 6) OBP: 0.386, SLG: 0.482					F2			HR		2	0	0	0	0	0	2						
Jerry Hairston, S (8, PH) OBP: 0.395, SLG: 0.560		F8			1-2					1	1	1	1	0	0	0						
Julio Cruz, S (1, 4) OBP: 0.312, SLG: 0.325			K					K		3	0	1	1	0	2	0						
Inning Stats	R: 0 E: 0 K: 3 S: 10	H: 1 LOB: 1 BB: 0 P: 10	R: 0 E: 0 K: 0 S: 4	H: 1 LOB: 1 BB: 0 P: 4	R: 0 E: 0 K: 1 S: 5	H: 0 LOB: 0 BB: 0 P: 5	R: 0 E: 0 K: 1 S: 5	H: 0 LOB: 0 BB: 0 P: 5	R: 1 E: 0 K: 0 S: 5	H: 2 LOB: 1 BB: 0 P: 5	R: 0 E: 0 K: 0 S: 3	H: 0 LOB: 0 BB: 0 P: 3	R: 0 E: 0 K: 1 S: 5	H: 0 LOB: 0 BB: 0 P: 5	R: 2 E: 0 K: 1 S: 7	H: 2 LOB: 1 BB: 1 P: 11	R: 0 E: 0 K: 2 S: 7	H: 0 LOB: 0 BB: 0 P: 7	1B: 4 2B: 1 3B: 0 HR: 1	SF: 0 SAC: 0 DP: 0 HBP: 0	WP: 1 PB: 0 SB: 1 CS: 0	PA: 34
PITCHER	IP WLS BF H R ER SO BB IBB HBP BLK WP HR S P ERA WHIP	IP WLS BF H R ER SO BB IBB HBP BLK WP HR S P ERA WHIP	IP WLS BF H R ER SO BB IBB HBP BLK WP HR S P ERA WHIP	IP WLS BF H R ER SO BB IBB HBP BLK WP HR S P ERA WHIP	IP WLS BF H R ER SO BB IBB HBP BLK WP HR S P ERA WHIP	IP WLS BF H R ER SO BB IBB HBP BLK WP HR S P ERA WHIP	IP WLS BF H R ER SO BB IBB HBP BLK WP HR S P ERA WHIP	IP WLS BF H R ER SO BB IBB HBP BLK WP HR S P ERA WHIP	IP WLS BF H R ER SO BB IBB HBP BLK WP HR S P ERA WHIP	IP WLS BF H R ER SO BB IBB HBP BLK WP HR S P ERA WHIP	IP WLS BF H R ER SO BB IBB HBP BLK WP HR S P ERA WHIP	IP WLS BF H R ER SO BB IBB HBP BLK WP HR S P ERA WHIP	IP WLS BF H R ER SO BB IBB HBP BLK WP HR S P ERA WHIP	IP WLS BF H R ER SO BB IBB HBP BLK WP HR S P ERA WHIP	IP WLS BF H R ER SO BB IBB HBP BLK WP HR S P ERA WHIP	IP WLS BF H R ER SO BB IBB HBP BLK WP HR S P ERA WHIP	IP WLS BF H R ER SO BB IBB HBP BLK WP HR S P ERA WHIP	IP WLS BF H R ER SO BB IBB HBP BLK WP HR S P ERA WHIP	IP WLS BF H R ER SO BB IBB HBP BLK WP HR S P ERA WHIP	IP WLS BF H R ER SO BB IBB HBP BLK WP HR S P ERA WHIP	IP WLS BF H R ER SO BB IBB HBP BLK WP HR S P ERA WHIP	
Jack Morris, R (1, 1) ERA: 3.72	9.0	W 34	6 3	3 3	9 9	1 0	0 0	0 0	0 0	1 1	1 1	51 51	55	3.00 0.778								

Batter	1	2	3	4	5	6	7	8	9	AB	R	H	RBI	BB	SO	LOB	TOP				
Lou Whitaker, L (1.4) OBP: 0.390, SLG: 0.473										3	0	1	0	1	0	2	Detroit Tigers @ Chicago White Sox Comiskey Park, Chicago, IL Thu Aug 04 1983, 8:05 PM EDT Att: 38,695 - Cloudy - 75 F				
Alan Trammell, R (1.6) OBP: 0.390, SLG: 0.468										4	0	0	0	0	3						
Kirk Gibson, L (1.8) OBP: 0.295, SLG: 0.387										3	1	1	1	0	1						
Lance Parrish, R (1.2) OBP: 0.332, SLG: 0.512										4	0	0	0	2	2						
Larry Herndon, R (1.7) OBP: 0.333, SLG: 0.480										4	1	2	1	0	2						
Glenn Wilson, R (1.9) OBP: 0.311, SLG: 0.440										4	0	1	0	0	3						
Mike Laga, L (1.10) OBP: 0.290, SLG: 0.143										4	0	0	0	0	1						
Rick Leach, L (1.3) OBP: 0.303, SLG: 0.331										3	0	0	0	1	0						
Wayne Krenchicki, L (1.5) OBP: 0.317, SLG: 0.289										3	0	1	0	1	0						
Inning Stats	R: 0 E: 0 K: 1 S: 6	H: 1 LOB: 2 BB: 0 P: 7	R: 0 E: 0 K: 1 S: 5	H: 0 LOB: 0 BB: 0 P: 5	R: 0 E: 0 K: 0 S: 2	H: 0 LOB: 0 BB: 1 P: 6	R: 1 E: 0 K: 0 S: 5	H: 2 LOB: 1 BB: 0 P: 5	R: 0 E: 0 K: 2 S: 4	H: 1 LOB: 1 BB: 0 P: 4	R: 0 E: 0 K: 0 S: 3	H: 0 LOB: 1 BB: 1 P: 7	R: 0 E: 0 K: 1 S: 5	H: 0 LOB: 0 BB: 0 P: 5	R: 1 E: 0 K: 2 S: 8	H: 1 LOB: 1 BB: 1 P: 12		1B: 4 2B: 1 3B: 0 HR: 2	SF: 0 SAC: 0 DP: 1 HBP: 1	WP: 0 PB: 0 CS: 0	PA: 36
PITCHER	IP	WLS	BF	H	R	ER	SO	BB	IBB	HBP	BLK	WP	HR	S	P	ERA	WHIP				
Richard Dotson, R (1.1) ERA: 3.96	8.0	W	32	6	2	2	5	2	0	1	0	0	2	39	48	2.25	1.000				
Dennis Lamp, R (9.1) ERA: 3.69	1.0	S	4	0	0	0	2	1	0	0	0	0	0	7	11	0.00	1.000				

Batter	1	2	3	4	5	6	7	8	9	AB	R	H	RBI	BB	SO	LOB	BOTTOM				
Rudy Law, L (1.8) OBP: 0.352, SLG: 0.353										4	1	2	1	0	1	1	Detroit Tigers @ Chicago White Sox Comiskey Park, Chicago, IL Thu Aug 04 1983, 8:05 PM EDT Att: 38,695 - Cloudy - 75 F				
Carlton Fisk, R (1.2) OBP: 0.360, SLG: 0.553										1	0	1	1	3	0	0					
Harold Baines, L (1.9) OBP: 0.340, SLG: 0.413										4	0	0	0	0	5						
Greg Luzinski, R (1.10) OBP: 0.346, SLG: 0.485										3	0	1	0	1	1	3					
Tom Paciorek, R (1.7) OBP: 0.313, SLG: 0.425										3	0	0	0	1	2	4					
Greg Walker, L (1.3) OBP: 0.311, SLG: 0.433										3	0	0	0	0	1	3					
Mike Squires, L (7.3) OBP: 0.333, SLG: 0.276										1	0	0	0	0	0	0					
Vance Law, R (1.5) OBP: 0.300, SLG: 0.335										2	1	0	0	2	0	0					
Scott Fletcher, R (1.6) OBP: 0.390, SLG: 0.487										3	1	1	0	1	0	1					
Julio Cruz, S (1.4) OBP: 0.311, SLG: 0.327										4	1	1	1	0	1	2					
Inning Stats	R: 0 E: 0 K: 2 S: 7	H: 0 LOB: 2 BB: 2 P: 15	R: 0 E: 0 K: 1 S: 5	H: 0 LOB: 1 BB: 1 P: 9	R: 0 E: 1 K: 1 S: 6	H: 1 LOB: 3 BB: 2 P: 14	R: 0 E: 0 K: 0 S: 3	H: 0 LOB: 0 BB: 1 P: 7	R: 0 E: 1 K: 1 S: 5	H: 0 LOB: 1 BB: 1 P: 9	R: 4 E: 0 K: 0 S: 6	H: 4 LOB: 0 BB: 1 P: 10	R: 0 E: 0 K: 0 S: 3	H: 1 LOB: 0 BB: 0 P: 3	R: 0 E: 0 K: 1 S: 5	H: 0 LOB: 0 BB: 0 P: 5	1B: 3 2B: 2 3B: 1 HR: 0	SF: 0 SAC: 0 DP: 1 HBP: 0	WP: 0 PB: 1 CS: 1	PA: 36	
PITCHER	IP	WLS	BF	H	R	ER	SO	BB	IBB	HBP	BLK	WP	HR	S	P	ERA	WHIP				
Juan Berenguer, R (1.1) ERA: 2.92	5.0	L	23	1	0	0	5	7	0	0	0	0	0	26	54	0.00	1.600				
Doug Bair, R (6.1) ERA: 4.07	0.1	L	5	3	4	4	0	1	0	0	0	0	0	4	8	108.00	12.000				
Dave Gumpert, R (6.1) ERA: 3.05	2.2		8	2	0	0	1	0	0	0	0	0	0	10	10	0.00	0.750				

AB	32
R	2
H	6
RBI	2
BB	3
SO	7
LOB	12




AB	28
R	4
H	6
RBI	3
BB	8
SO	6
LOB	19



Batter	1	2	3	4	5	6	7	8	9	AB	R	H	RBI	BB	SO	LOB	TOP					
Lou Whitaker, L (1,4) OBP: 0.383, SLG: 0.478 Lynn Jones, R (8,PH) OBP: 0.239, SLG: 0.323 Wayne Krenchicki, L (8,4) OBP: 0.317, SLG: 0.289	0-0 L5-3-4 1B			0-0 1B 2B		4-0 G4-3 BB		0-0 F8		2	1	2	0	1	0	0						
Alan Trammell, R (1,6) OBP: 0.386, SLG: 0.461	0-0 L5-3-4 1-2			0-0 F9		0-0 G4-3 1-2			0-0 5-3	4	0	0	0	0	0	3						
Larry Hemdon, R (1,7) OBP: 0.332, SLG: 0.478	0-3 K			0-0 1B 2-H		0-0 F9			0-0 6-3	4	0	1	1	0	1	0						
Lance Parrish, R (1,10) OBP: 0.331, SLG: 0.509		0-0 6-3		0-0 1B 1-2			0-0 F3		0-0 F9	4	0	1	0	0	0	0						
John Wockenfuss, R (1,3) OBP: 0.339, SLG: 0.451		0-0 5-3		0-0 G6-4-3 1-2			0-0 G6-4-3 1B			3	0	1	0	0	0	2						
Glenn Wilson, R (1,9) OBP: 0.312, SLG: 0.439		0-0 5-3			0-0 4-3 WP 6-3 1B			0-0 G6-4-3 1-2		3	1	1	0	0	0	1						
Kirk Gibson, L (1,8) OBP: 0.295, SLG: 0.397			0-0 6-3		0-0 4-3 1-3			0-0 HR		3	1	1	1	0	0	1	AB 30					
Tom Brookens, R (1,5) OBP: 0.273, SLG: 0.303			0-0 F8		0-0 6-3			0-0 F9		3	0	0	1	0	0	0	R 3					
Marty Castillo, R (1,2) OBP: 0.278, SLG: 0.342			0-3 K		0-0 F3 3-H			0-3 K		3	0	0	1	0	0	0	H 7					
Inning Stats	R: 0 E: 0 K: 1 S: 5	H: 1 LOB: 0 BB: 0 P: 5	R: 0 E: 0 K: 0 S: 3	H: 0 LOB: 0 BB: 0 P: 3	R: 0 E: 0 K: 1 S: 5	H: 0 LOB: 0 BB: 0 P: 5	R: 1 E: 0 K: 0 S: 5	H: 3 LOB: 1 BB: 0 P: 5	R: 1 E: 0 K: 0 S: 4	H: 1 LOB: 0 BB: 0 P: 4	R: 0 E: 0 K: 0 S: 2	H: 0 LOB: 0 BB: 1 P: 6	R: 0 E: 0 K: 0 S: 3	H: 1 LOB: 0 BB: 0 P: 3	R: 1 E: 0 K: 1 S: 6	H: 1 LOB: 0 BB: 0 P: 6	R: 0 E: 0 K: 0 S: 3	H: 0 LOB: 0 BB: 0 P: 3	1B: 5 2B: 2 3B: 0 HR: 1	SF: 0 SAC: 0 DP: 4 HBP: 0	WP: 1 PB: 0 SB: 0 CS: 0	PA: 31
PITCHER Dave Righetti, L (1,1) ERA: 3.38	IP: 9.0 WLS: W BF: 31 H: 7 R: 3 ER: 3 SO: 3 BB: 1 IBB: 0 HBP: 0 BLK: 0 WP: 1 HR: 1 S: 36 P: 40 ERA: 3.00 WHIP: 0.889															PITCHER	IP: 9.0 WLS: W BF: 31 H: 7 R: 3 ER: 3 SO: 3 BB: 1 IBB: 0 HBP: 0 BLK: 0 WP: 1 HR: 1 S: 36 P: 40 ERA: 3.00 WHIP: 0.889					

Detroit Tigers @ New York Yankees
 Yankee Stadium, Bronx, NY
 Fri Aug 05 1983, 7:05 PM EDT
 Att: 31,217 - Unknown - 77 F


AB 30
 R 3
 H 7
 RBI 3
 BB 1
 SO 3
 LOB 7



Batter	1	2	3	4	5	6	7	8	9	AB	R	H	RBI	BB	SO	LOB	BOTTOM			
Willie Randolph, R (1,4) OBP: 0.353, SLG: 0.316	0-0 E G4-3 1B	0-0 5-3		4-0 2B 1-2 2-3 BB	4-0 BB		0-3 K			3	2	1	0	2	1	3				
Don Mattingly, L (1,3) OBP: 0.336, SLG: 0.479	0-0 E1 G4-3 1-3		0-0 F6	0-0 SF9	4-0 FC5-4 BB		0-0 HR			3	1	1	3	1	0	1				
Dave Winfield, R (1,7) OBP: 0.335, SLG: 0.495	0-0 G4-3 1-2 3-H		4-0 1-3 BB	0-0 HR 2B	4-0 FC5-4 1-2 2-3 3-H BB		0-0 HR			4	2	2	4	1	0	4				
Graig Nettles, L (1,5) OBP: 0.351, SLG: 0.463	0-0 F2		0-0 1-3 1B	0-0 HR		0-0 F9	0-0 F3			5	1	2	2	0	0	0				
Butch Wynegar, S (1,2) OBP: 0.393, SLG: 0.473		0-3 K	0-0 1-3 1B	0-0 6-3		0-0 2B	0-0 F8			5	0	1	0	0	1	2				
Don Baylor, R (1,10) OBP: 0.358, SLG: 0.488		0-0 E 2B 1B	0-0 F3		0-0 F7	0-0 F7	0-0 5-3			5	1	1	0	0	0	3				
Steve Kemp, L (1,9) OBP: 0.341, SLG: 0.429		0-0 E3 2B FC3-2 1-2		0-0 BB SF9 1B	0-0 1B BB 1B	0-0 F8	0-0 F8			5	2	2	0	0	0	2	AB 39			
Jerry Mumphrey, S (1,8) OBP: 0.309, SLG: 0.393		0-0 FC3-2 1-3 2-H		0-0 F7	0-0 FC1-8 1B		0-0 F8			5	1	3	1	0	0	1	R 12			
Andre Robertson, R (1,6) OBP: 0.279, SLG: 0.331		0-0 FC3-2 2-3 3-H		0-0 E5 2B	0-0 FC1-6 BB BB		0-0 PB 1B 2B			4	2	1	0	0	0	5	H 14			
Inning Stats	R: 1 E: 1 K: 0 S: 4	H: 1 LOB: 2 BB: 0 P: 8	R: 0 E: 0 K: 0 S: 4	H: 1 LOB: 2 BB: 1 P: 8	R: 5 E: 1 K: 0 S: 7	H: 3 LOB: 0 BB: 1 P: 11	R: 1 E: 0 K: 0 S: 5	H: 2 LOB: 3 BB: 2 P: 13	R: 0 E: 0 K: 0 S: 4	H: 1 LOB: 1 BB: 0 P: 4	R: 4 E: 0 K: 1 S: 9	H: 4 LOB: 0 BB: 0 P: 9	R: 0 E: 0 K: 0 S: 3	H: 0 LOB: 0 BB: 0 P: 3	R: 0 E: 0 K: 0 S: 3	H: 0 LOB: 0 BB: 0 P: 3	1B: 8 2B: 4 3B: 0 HR: 2	SF: 1 SAC: 0 DP: 1 HBP: 0	WP: 0 PB: 1 SB: 0 CS: 0	PA: 44
PITCHER Dave Rozema, R (1,1) ERA: 3.17 John Martin, L (4,1) ERA: 3.79 Larry Pashnick, R (5,1) ERA: 4.71	IP: 3.1 WLS: L BF: 19 H: 5 R: 5 ER: 3 SO: 3 BB: 2 IBB: 0 HBP: 0 BLK: 0 WP: 0 HR: 0 S: 19 P: 27 ERA: 8.10 WHIP: 2.100															PITCHER	IP: 4.0 WLS: L BF: 21 H: 7 R: 5 ER: 5 SO: 1 BB: 2 IBB: 0 HBP: 0 BLK: 0 WP: 0 HR: 1 S: 21 P: 29 ERA: 11.25 WHIP: 2.250			

Detroit Tigers @ New York Yankees
 Yankee Stadium, Bronx, NY
 Fri Aug 05 1983, 7:05 PM EDT
 Att: 31,217 - Unknown - 77 F


AB 39
 R 12
 H 14
 RBI 10
 BB 4
 SO 2
 LOB 21



Batter	1	2	3	4	5	6	7	8	9	AB	R	H	RBI	BB	SO	LOB	TOP			
Lou Whitaker, L OBP: 0.382, SLG: 0.475 Wayne Krenchicki, L OBP: 0.322, SLG: 0.295	(1,4) X 0-0 F9		(1,3) X 0-0 1B		(1,3) X 0-0 F7		(1,3) X 0-0 4-3		(1,3) X 0-0 FC6-4 1B	4	0	1	0	0	0	1				
Alan Trammell, R OBP: 0.384, SLG: 0.458 Tom Brookens, R OBP: 0.272, SLG: 0.302	(1,6) X 0-0 L6		(1,6) X 0-3 K			(1,6) X 0-0 1B		(1,6) X 0-0 5-3	(1,6) X 0-0 FC6-4 1B	4	1	1	0	0	0	1				
Larry Hemdon, R OBP: 0.331, SLG: 0.475	(1,7) X 0-0 FC6-4 1B		(1,7) X 0-0 F9			(1,7) X 0-0 E6 1B		(1,7) X 0-0 5-3		4	0	1	0	0	0	2				
Lance Parrish, R OBP: 0.330, SLG: 0.506 Mike Laga, L OBP: 0.250, SLG: 0.143	(1,2) X 0-0 FC6-4 1-2			(1,2) X 0-0 6-3		(1,2) X 0-0 F7		(1,2) X 0-0 2B 1B		4	1	1	0	0	0	3				
John Wockenfuss, R OBP: 0.343, SLG: 0.459	(1,3) X (8,2)	(1,3) X 0-0 6-3		(1,3) X 0-0 F4		(1,3) X 0-0 1B		(1,3) X 0-0 1B		4	1	2	1	0	0	0				
Glenn Wilson, R OBP: 0.311, SLG: 0.437	(1,9) X 0-0 6-3		(1,9) X 0-0 6-3		(1,9) X 0-0 F9		(1,9) X 0-0 1B		(1,9) X 0-0 2B 1B	4	0	1	2	0	0	2				
Kirk Gibson, L OBP: 0.298, SLG: 0.394	(1,8) X 0-0 E3		(1,8) X 0-0 HBP		(1,8) X 1-0 K				(1,8) X 4-0 1B BB	2	0	0	0	1	1	2	AB 36 R 3 H 9 RBI 3 BB 1 SO 3 LOB 19			
Lynn Jones, R OBP: 0.222, SLG: 0.314	(1,10) X 0-0 6-3		(1,10) X 0-0 F9		(1,10) X 0-0 1B		(1,10) X 0-0 G6-4-3 1B		(1,10) X 0-0 F3	4	0	1	0	0	0	3				
Marty Castillo, R OBP: 0.265, SLG: 0.325	(1,5) X 0-0 F7		(1,5) X 0-0 5-3		(1,5) X 0-0 5-3		(1,5) X 0-0 G6-4-3 1-2		(1,5) X 0-3 K	4	0	0	0	0	1	3				
Inning Stats	R: 0 E: 0 K: 0 S: 4	H: 1 LOB: 1 BB: 0 P: 4	R: 0 E: 1 K: 0 S: 4	H: 0 LOB: 1 BB: 0 P: 4	R: 0 E: 0 K: 1 S: 6	H: 1 LOB: 1 BB: 0 P: 6	R: 0 E: 0 K: 0 S: 3	H: 0 LOB: 0 BB: 0 P: 3	R: 0 E: 0 K: 1 S: 8	H: 2 LOB: 2 BB: 0 P: 8	R: 0 E: 0 K: 0 S: 3	H: 1 LOB: 1 BB: 0 P: 3	R: 2 E: 0 K: 0 S: 5	H: 3 LOB: 1 BB: 0 P: 5	R: 0 E: 0 K: 1 S: 6	H: 1 LOB: 2 BB: 1 P: 10	1B: 8 2B: 1 3B: 0 HR: 0	SF: 0 SAC: 0 DP: 1 HBP: 1	WP: 0 PB: 0 SB: 1 CS: 0	PA: 38
PITCHER Ray Fontenot, L ERA: 2.55	(1,1)	IP: 9.0 WLS: W BF: 38	H: 9 R: 3 ER: 2 SO: 3	BB: 1 IBB: 0 HBP: 1 BLK: 0	WP: 0 HR: 0 S: 42 P: 47	ERA: 2.00 WHIP: 1.111	PITCHER	IP: 9.0 WLS: W BF: 38	H: 9 R: 3 ER: 2 SO: 3	BB: 1 IBB: 0 HBP: 1 BLK: 0	WP: 0 HR: 0 S: 42 P: 47	ERA: 2.00 WHIP: 1.111	PITCHER	IP: 9.0 WLS: W BF: 38	H: 9 R: 3 ER: 2 SO: 3	BB: 1 IBB: 0 HBP: 1 BLK: 0	WP: 0 HR: 0 S: 42 P: 47	ERA: 2.00 WHIP: 1.111		

Detroit Tigers @ New York Yankees
 Yankee Stadium, Bronx, NY
 Sat Aug 06 1983, 7:05 PM EDT
 Att: 50,159 - Unknown


AB 36
 R 3
 H 9
 RBI 3
 BB 1
 SO 3
 LOB 19



Batter	1	2	3	4	5	6	7	8	9	AB	R	H	RBI	BB	SO	LOB	BOTTOM							
Willie Randolph, R OBP: 0.362, SLG: 0.340	(1,4) X 0-0 FC5-4 1B		(1,4) X 0-0 F8		(1,4) X 4-0 BB HBP 2B BB	(1,4) X 0-0 HR	(1,4) X 0-0 1B			4	2	3	4	1	0	0								
Graig Nettles, L OBP: 0.348, SLG: 0.457	(1,5) X 0-0 F9		(1,5) X 0-0 F4		(1,5) X 1-0 BB HBP 2B	(1,5) X 0-0 G3	(1,5) X 0-3 K			4	1	0	1	0	1	3								
Dave Winfield, R OBP: 0.338, SLG: 0.503 Ken Griffey, L OBP: 0.375, SLG: 0.450	(1,7) X (9,3) X 0-0 FC5-4 FC6-4 1-2		(1,7) X 0-0 G1		(1,7) X 4-0 2B BB HBP 1-2 2-3 3-H	(1,7) X 0-0 HR	(1,7) X 0-0 1B			4	1	2	3	1	0	1								
Don Baylor, R OBP: 0.358, SLG: 0.489	(1,10) X 0-0 FC6-4 1-2			(1,10) X 4-0 G6-4-3 BB	(1,10) X 0-0 2B	(1,10) X 0-3 K	(1,10) X 0-0 F5			4	0	1	2	1	1	3								
Roy Smalley, S OBP: 0.360, SLG: 0.445 Don Mattingly, L OBP: 0.339, SLG: 0.479	(1,3) X (6,3) X (9,9)	(1,3) X 0-0 1B 1B		(1,3) X 0-0 G6-4-3 1-2	(1,3) X 0-3 K		(1,3) X 0-0 F7			3	1	1	0	0	1	3								
Steve Kemp, L OBP: 0.342, SLG: 0.427	(1,9) X (9,7)	(1,9) X 0-0 F6		(1,9) X 0-0 6-3	(1,9) X 4-0 IBB		(1,9) X 0-0 F8			4	1	1	0	1	0	1								
Rick Cerone, R OBP: 0.262, SLG: 0.278	(1,2) X 0-0 1B 1B				(1,2) X 0-0 F9		(1,2) X 0-0 E6			5	1	2	0	0	0	3								
Jerry Mumphrey, S OBP: 0.318, SLG: 0.402	(1,8) X 0-0 G5-4-3 1-3 2-H				(1,8) X 0-0 1B HBP 2B	(1,8) X 0-3 K	(1,8) X 4-0 1B BB	(1,8) X 0-0 G4-3 1B		4	2	3	2	1	1	0								
Andre Robertson, R OBP: 0.285, SLG: 0.343	(1,6) X 0-0 G5-4-3 1-2				(1,6) X 0-0 HBP BB BB	(1,6) X 0-0 HR	(1,6) X 4-0 1B 1B	(1,6) X 0-0 G4-3		5	3	3	1	0	0	4								
Inning Stats	R: 0 E: 0 K: 0 S: 4	H: 1 LOB: 1 BB: 0 P: 4	R: 1 E: 0 K: 0 S: 5	H: 3 LOB: 1 BB: 0 P: 5	R: 0 E: 0 K: 0 S: 3	H: 0 LOB: 0 BB: 0 P: 3	R: 0 E: 0 K: 0 S: 2	H: 0 LOB: 1 BB: 1 P: 6	R: 4 E: 0 K: 1 S: 8	H: 3 LOB: 3 BB: 3 P: 21	R: 3 E: 0 K: 2 S: 10	H: 3 LOB: 0 BB: 0 P: 10	R: 5 E: 0 K: 1 S: 11	H: 6 LOB: 2 BB: 1 P: 15	R: 0 E: 1 K: 0 S: 4	H: 1 LOB: 1 BB: 0 P: 4	1B: 12 2B: 2 3B: 1 HR: 2	SF: 0 SAC: 0 DP: 3 HBP: 1	WP: 0 PB: 0 SB: 0 CS: 0	PA: 45				
PITCHER Howard Bailey, L ERA: 3.83 Doug Bair, R ERA: 4.42 John Martin, L ERA: 4.3 Dave Gumpert, R ERA: 3.18	(1,1)	IP: 4.1 WLS: L BF: 20	H: 6 R: 5 ER: 5 SO: 0	BB: 2 IBB: 0 HBP: 1 BLK: 0	WP: 0 HR: 0 S: 17 P: 26	ERA: 10.38 WHIP: 1.846	PITCHER	IP: 1.2 WLS: L BF: 11	H: 4 R: 3 ER: 3 SO: 3	BB: 1 IBB: 0 HBP: 0 BLK: 0	WP: 0 HR: 2 S: 15 P: 23	ERA: 16.20 WHIP: 3.000	PITCHER	IP: 0.0 WLS: L BF: 4	H: 3 R: 4 ER: 4 SO: 0	BB: 1 IBB: 0 HBP: 0 BLK: 0	WP: 0 HR: 0 S: 3 P: 7	ERA: ∞ WHIP: ∞	PITCHER	IP: 2.0 WLS: L BF: 10	H: 4 R: 1 ER: 1 SO: 1	BB: 0 IBB: 0 HBP: 0 BLK: 0	WP: 0 HR: 0 S: 12 P: 12	ERA: 4.50 WHIP: 2.000

Detroit Tigers @ New York Yankees
 Yankee Stadium, Bronx, NY
 Sat Aug 06 1983, 7:05 PM EDT
 Att: 50,159 - Unknown

AB 39
 R 13
 H 17
 RBI 13
 BB 5
 SO 4
 LOB 20



Batter	1	2	3	4	5	6	7	8	9	AB	R	H	RBI	BB	SO	LOB	TOP					
Rudy Law, L OBP: 0.341, SLG: 0.344 Jerry Hairston, S OBP: 0.398, SLG: 0.553 (5, PH) (5, 8)	F7		1-3		K			5-3 BB		2	0	0	0	0	0	0	Chicago White Sox @ Detroit Tigers Tiger Stadium, Detroit, MI Mon Aug 08 1983, 7:05 PM EDT Att: 42,337 - Unknown - 88 F					
Carlton Fisk, R OBP: 0.361, SLG: 0.554 (1, 2)	K			K	F7			5-3		4	0	0	0	0	2	3						
Harold Baines, L OBP: 0.338, SLG: 0.422 Mike Squires, L OBP: 0.327, SLG: 0.270 (1, 9) (6, 3)	F3			K		4-3		K		3	0	0	0	0	1	0						
Greg Luzinski, R OBP: 0.348, SLG: 0.500 (1, 10)		F3		BB	K			K		3	0	0	0	1	2	1						
Tom Paciorek, R OBP: 0.318, SLG: 0.436 (1, 3) (6, 9)		L6		F8		5-3			5-3	4	0	0	0	0	0	1						
Ron Kittle, R OBP: 0.303, SLG: 0.497 (1, 7)		BB			K			HR	K	3	1	1	1	1	2	0						
Vance Law, R OBP: 0.297, SLG: 0.341 (1, 5)		L3			HR			L4	1B	4	1	2	1	0	0	1						
Jerry Dybzinski, R OBP: 0.282, SLG: 0.275 Greg Walker, L OBP: 0.313, SLG: 0.437 (9, PH) (1, 6)			K		1B			3-1	BB	3	0	1	0	0	1	0						
Julio Cruz, S OBP: 0.314, SLG: 0.327 (1, 4)			3-1		1B			F9	K	4	0	1	0	0	1	2						
Inning Stats	R: 0 E: 0 K: 1 S: 5	H: 0 LOB: 0 BB: 0 P: 5	R: 0 E: 0 K: 0 S: 3	H: 0 LOB: 1 BB: 1 P: 7	R: 0 E: 0 K: 1 S: 5	H: 0 LOB: 0 BB: 0 P: 5	R: 0 E: 0 K: 2 S: 7	H: 0 LOB: 1 BB: 1 P: 11	R: 1 E: 0 K: 2 S: 10	H: 3 LOB: 2 BB: 0 P: 10	R: 0 E: 0 K: 1 S: 5	H: 0 LOB: 0 BB: 0 P: 5	R: 1 E: 0 K: 0 S: 4	H: 1 LOB: 0 BB: 0 P: 4	R: 0 E: 0 K: 2 S: 7	H: 0 LOB: 1 BB: 1 P: 11		R: 0 E: 0 K: 2 S: 8	H: 1 LOB: 2 BB: 1 P: 12	1B: 3 2B: 0 3B: 0 HR: 2	SF: 0 SAC: 0 DP: 0 HBP: 0	WP: 2 PB: 0 CS: 0
PITCHER Jack Morris, R ERA: 3.64 (1, 1)	IP: 9.0 WLS: W BF: 36 H: 5 R: 2 ER: 2 SO: 11 BB: 4 IBB: 0 HBP: 0 BLK: 0 WP: 2 HR: 2 S: 54 P: 70 ERA: 2.00 WHIP: 1.000																	PITCHER				

Batter	1	2	3	4	5	6	7	8	9	AB	R	H	RBI	BB	SO	LOB	BOTTOM			
Lou Whitaker, L OBP: 0.390, SLG: 0.477 (1, 4)	F7		HR	1B			F7			3	1	1	2	1	0	0	Chicago White Sox @ Detroit Tigers Tiger Stadium, Detroit, MI Mon Aug 08 1983, 7:05 PM EDT Att: 42,337 - Unknown - 88 F			
Alan Trammell, R OBP: 0.380, SLG: 0.455 (1, 6)	F7		SF8	1B			2B	1B		3	0	2	2	0	0	0				
Larry Hemdon, R OBP: 0.337, SLG: 0.487 (1, 7)	6-3		HR	6-3			2B	2B		4	1	2	3	0	0	2				
Lance Parrish, R OBP: 0.332, SLG: 0.509 (1, 10)	F6		K		6-3		5-3			4	0	0	0	0	1	1				
John Wockenfuss, R OBP: 0.333, SLG: 0.434 Rick Leach, L OBP: 0.296, SLG: 0.318 (1, 3) (8, 3)	1-3			1B	F4		F4			2	1	0	0	1	0	0				
Glenn Wilson, R OBP: 0.311, SLG: 0.431 (1, 9)	K			E6	F9		K			4	1	1	0	0	2	0				
Kirk Gibson, L OBP: 0.299, SLG: 0.394 (1, 8)			SF8	K		K		BB		3	1	1	0	1	2	2				
Tom Brookens, R OBP: 0.276, SLG: 0.297 (1, 5)			HR	1B	1B	5-3		K		2	2	0	0	1	1	1				
Marty Castillo, R OBP: 0.253, SLG: 0.310 (1, 2)	F4		F4	F6		K				3	0	0	0	0	1	5				
Inning Stats	R: 0 E: 0 K: 0 S: 3	H: 0 LOB: 0 BB: 0 P: 3	R: 0 E: 0 K: 1 S: 5	H: 0 LOB: 0 BB: 0 P: 5	R: 4 E: 0 K: 1 S: 7	H: 2 LOB: 1 BB: 1 P: 12	R: 3 E: 1 K: 1 S: 8	H: 3 LOB: 2 BB: 2 P: 16	R: 0 E: 0 K: 0 S: 3	H: 0 LOB: 0 BB: 0 P: 3	R: 0 E: 0 K: 2 S: 7	H: 0 LOB: 0 BB: 0 P: 7	R: 0 E: 0 K: 0 S: 4	H: 2 LOB: 1 BB: 0 P: 4	R: 0 E: 0 K: 2 S: 7	H: 0 LOB: 1 BB: 1 P: 11		1B: 4 2B: 1 3B: 1 HR: 1	SF: 1 SAC: 0 DP: 0 HBP: 1	WP: 0 PB: 0 CS: 0
PITCHER Jerry Koosman, L ERA: 5.03 Al Jones, R ERA: 3.96 (1, 1) (7, 1)	IP: 6.1 WLS: L BF: 29 H: 6 R: 7 ER: 7 SO: 5 BB: 2 IBB: 1 HBP: 0 BLK: 0 WP: 0 HR: 1 S: 35 P: 48 ERA: 9.95 WHIP: 1.263																	PITCHER		

Batter	1	2	3	4	5	6	7	8	9	AB	R	H	RBI	BB	SO	LOB	TOP				
Rudy Law, L OBP: 0.341, SLG: 0.344 (1, 8)	G1		1-2 1B		3-1		SF8	BB		3	0	1	2	1	0	1	Chicago White Sox @ Detroit Tigers Tiger Stadium, Detroit, MI Tue Aug 09 1983, 7:05 PM EDT Att: 23,465 - Unknown - 72 F				
Carlton Fisk, R OBP: 0.356, SLG: 0.545 (1, 2)	5-3		K			L7	6-3	K		5	0	0	0	0	2	6					
Harold Baines, L OBP: 0.336, SLG: 0.420 (1, 9)	F8			3-1		F5		1B BB SF8 1B	K	5	1	1	0	0	1	0					
Greg Luzinski, R OBP: 0.348, SLG: 0.496 Mike Squires, L OBP: 0.351, SLG: 0.270 (8, FR) (9, 3)		K		K		K		1B BB 1B		3	0	0	0	1	3	0					
Tom Paciorek, R OBP: 0.319, SLG: 0.435 (1, 7)		6-3		1B			K	1B BB 1B	F8	5	1	2	0	0	1	1					
Greg Walker, L OBP: 0.315, SLG: 0.450 Dennis Lamp, R (9, 1)	E6			CS				1B BB 1B	F5	5	1	2	1	0	1	4					
Vance Law, R OBP: 0.305, SLG: 0.339 Jerry Hairston, S OBP: 0.393, SLG: 0.553 Jerry Dybziński, R OBP: 0.282, SLG: 0.275 (8, PH) (8, 5)	F9			CS		SH2-3 BB		SF8		1	1	0	0	2	0	1					
Scott Fletcher, R OBP: 0.377, SLG: 0.462 (1, 6)			FC6-4 1B		SH2-3		2B SF8 BB	BB BB 1B		2	1	2	1	1	0	0					
Julio Cruz, S OBP: 0.316, SLG: 0.330 (1, 4)			FC6-4 1B		F7		SF8 2B	BB BB		3	0	1	1	1	0	2					
Inning Stats	R: 0 E: 0 K: 0 S: 3	H: 0 LOB: 0 BB: 0 P: 3	R: 0 E: 1 K: 1 S: 6	H: 0 LOB: 1 BB: 0 P: 6	R: 0 E: 0 K: 1 S: 6	H: 2 LOB: 1 BB: 0 P: 6	R: 0 E: 0 K: 1 S: 6	H: 2 LOB: 1 BB: 0 P: 6	R: 0 E: 0 K: 0 S: 5	H: 0 LOB: 0 BB: 0 P: 5	R: 3 E: 0 K: 1 S: 7	H: 2 LOB: 1 BB: 2 P: 15	R: 3 E: 0 K: 2 S: 10	H: 3 LOB: 3 BB: 3 P: 22	R: 0 E: 0 K: 1 S: 5	H: 0 LOB: 1 BB: 1 P: 9		1B: 7 2B: 1 3B: 0 HR: 1	SF: 2 2B: 1 SAC: 1 DP: 0 HBP: 0	WP: 0 PB: 0 SB: 0 CS: 1	PA: 43
PITCHER	IP	WLS	BF	H	R	ER	SO	BB	IBB	HBP	BLK	WP	HR	S	P	ERA	WHIP				
Larry Pashnick, R ERA: 4.61 (1, 1)	6.1		26	5	3	3	5	3	0	0	0	0	1	33	45	4.26	1.263				
Aurelio Lopez, R ERA: 1.99 (7, 1)	1.1	L	11	4	3	3	1	3	0	0	0	0	0	10	22	20.25	5.250				
Doug Bair, R ERA: 4.32 (8, 1)	1.1		5	0	0	0	2	1	0	0	0	0	0	8	12	0.00	0.750				


Batter	1	2	3	4	5	6	7	8	9	AB	R	H	RBI	BB	SO	LOB	BOTTOM				
Lou Whitaker, L OBP: 0.388, SLG: 0.474 (1, 4)	F8		F7		BB SF9 1B	K		L7		5	1	1	2	0	1	1	Chicago White Sox @ Detroit Tigers Tiger Stadium, Detroit, MI Tue Aug 09 1983, 7:05 PM EDT Att: 23,465 - Unknown - 72 F				
Alan Trammell, R OBP: 0.380, SLG: 0.452 (1, 6)	S BB		5-3		SF9 BB 1B		6-3		K	4	0	1	0	1	1	0					
Kirk Gibson, L OBP: 0.305, SLG: 0.395 Chet Lemon, R OBP: 0.360, SLG: 0.440 (1, 8) (8, 8)	FC6-4 BB		F7		SF9 BB		E1 1B		6-3	2	1	1	0	2	0	0					
Lance Parrish, R OBP: 0.328, SLG: 0.504 (1, 2)	FC6-4 FC6-4			F9	SF9		6-3		5-3	4	0	0	1	0	0	3					
Larry Herndon, R OBP: 0.338, SLG: 0.484 (1, 7)	FC6-4			L4-3 HBP	K		1B IBB			2	0	0	0	1	1	4					
Glenn Wilson, R OBP: 0.313, SLG: 0.431 Lynn Jones, R OBP: 0.256, SLG: 0.368 (1, 9) (2, FR) (3, 9)		6-3 4-6-3 HBP		L4-3		1B 2B		1B		0	0	0	0	0	0	0					
John Wockenfuss, R OBP: 0.332, SLG: 0.429 (1, 10)		4-6-3			K	SH1-4 1B		K		4	0	1	1	0	2	3					
Wayne Krenchicki, L OBP: 0.329, SLG: 0.299 Marty Castillo, R OBP: 0.250, SLG: 0.306 (1, 5) (8, PH) (7, 5)		6-3			2B 1B BB	SH1-4		6-3		1	1	0	0	1	0	2					
Rick Leach, L OBP: 0.295, SLG: 0.322 (1, 3)	F4				1B 2B		F4		K	4	1	1	0	0	1	3					
Inning Stats	R: 0 E: 0 K: 0 S: 3	H: 0 LOB: 2 BB: 2 P: 11	R: 0 E: 0 K: 0 S: 3	H: 0 LOB: 2 BB: 0 P: 4	R: 0 E: 0 K: 0 S: 2	H: 0 LOB: 0 BB: 0 P: 3	R: 3 E: 0 K: 2 S: 10	H: 3 LOB: 2 BB: 2 P: 18	R: 1 E: 0 K: 1 S: 7	H: 2 LOB: 1 BB: 0 P: 7	R: 1 E: 0 K: 1 S: 7	H: 2 LOB: 2 BB: 1 P: 11	R: 0 E: 0 K: 1 S: 5	H: 0 LOB: 0 BB: 0 P: 5	R: 0 E: 0 K: 1 S: 5	H: 0 LOB: 0 BB: 0 P: 5		1B: 5 2B: 3 3B: 0 HR: 0	SF: 1 SAC: 1 DP: 1 HBP: 2	WP: 0 PB: 0 SB: 3 CS: 0	PA: 40
PITCHER	IP	WLS	BF	H	R	ER	SO	BB	IBB	HBP	BLK	WP	HR	S	P	ERA	WHIP				
Richard Dotson, R ERA: 4.07 (1, 1)	5.0		25	5	4	4	2	4	0	0	0	0	0	7	7	6.75	0.750				
Juan Agosto, L ERA: 5.04 (6, 1)	1.1		5	1	1	1	1	0	0	0	0	0	0	7	7	6.75	0.750				
Dennis Lamp, R ERA: 3.83 (7, 1)	2.2	W	10	1	0	0	3	0	1	0	0	0	0	15	19	0.00	0.375				
Dennis Lamp, R ERA: 3.83 (9, 1)	2.2	W	10	1	0	0	3	0	1	0	0	0	0	15	19	0.00	0.375				

Batter	1	2	3	4	5	6	7	8	9	10	AB	R	H	RBI	BB	SO	LOB				
Willie Randolph, R OBP: 0.372, SLG: 0.344 (1.4)	K	E8 1B		SF9 2B		F9			5-3		5	0	2	3	0	1	1				
Graig Nettles, L OBP: 0.343, SLG: 0.445 (1.5)	F5	3-1		SF9			F7			4-3	4	0	0	1	0	0	2				
Dave Winfield, R OBP: 0.342, SLG: 0.512 (1.8)	K			F8 1B			5-3			HR	5	1	2	1	0	1	1				
Ken Griffey, L OBP: 0.386, SLG: 0.466 (1.3)		E7 1B		F8		K	1-3			F9	5	1	1	0	0	1	1				
Don Baylor, R OBP: 0.382, SLG: 0.491 (1.10)		E 1B		G5-4-3 BB		F9				F5	4	1	1	0	1	1	0				
Butch Wynegar, S OBP: 0.381, SLG: 0.445 (1.2)		4-3		G5-4-3							3	0	0	1	1	0	3				
Rick Cerone, R OBP: 0.266, SLG: 0.282 (10.2)		4-3		G5-4-3							0	0	0	0	0	0	0				
Don Mattingly, L OBP: 0.346, SLG: 0.503 (1.9)		F9				F7			G4-6-3 BB		4	0	0	0	0	0	2				
Steve Kemp, L OBP: 0.335, SLG: 0.414 (1.7)		4-0				4-3			F9		1	2	0	0	2	0	0				
Lou Piniella, R OBP: 0.362, SLG: 0.429 (9. PH)											1	0	0	0	0	0	0				
Omar Moreno, L OBP: 0.282, SLG: 0.326 (9.8)		E 1B				1B					0	0	0	0	0	0	0				
Andre Robertson, R OBP: 0.281, SLG: 0.337 (1.6)		E5 1B				2B				F3	4	1	2	0	0	0	2				
Inning Stats	R: 0 E: 0 K: 2 S: 7	H: 0 LOB: 0 BB: 0 P: 7	R: 3 E: 3 K: 0 S: 7	H: 3 LOB: 2 BB: 1 P: 11	R: 0 E: 0 K: 0 S: 3	H: 1 LOB: 1 BB: 1 P: 7	R: 2 E: 0 K: 0 S: 5	H: 2 LOB: 1 BB: 1 P: 9	R: 0 E: 0 K: 1 S: 5	H: 0 LOB: 0 BB: 0 P: 5	R: 0 E: 0 K: 0 S: 4	H: 0 LOB: 0 BB: 0 P: 3	R: 0 E: 0 K: 1 S: 4	H: 0 LOB: 0 BB: 1 P: 8	R: 0 E: 0 K: 0 S: 3	H: 0 LOB: 0 BB: 0 P: 3	R: 1 E: 0 K: 0 S: 4	H: 1 LOB: 0 BB: 0 P: 4	1B: 6 2B: 1 3B: 0 HR: 1	SF: 1 SAC: 0 DP: 2 HBP: 0	WP: 0 PA: 41
PITCHER	IP	WLS	BF	H	R	ER	SO	BB	IBB	HBP	BLK	WP	HR	S	P	ERA	WHIP				
Dave Rozema, R ERA: 3.11 (1.1)	1.2		10	3	3	0	2	0	0	0	0	0	0	13	17	0.00	1.800				
Howard Bailey, L ERA: 3.76 (2.1)	8.1	L	31	5	3	3	2	3	0	0	0	0	1	32	44	3.24	0.960				

TOP

New York Yankees @ Detroit Tigers
Tiger Stadium, Detroit, MI
Thu Aug 11 1983, 7:05 PM EDT
Att: 36,582 - Unknown - 67 F

AB 36
R 6
H 8
RBI 6
BB 4
SO 4
LOB 12




Batter	1	2	3	4	5	6	7	8	9	10	AB	R	H	RBI	BB	SO	LOB				
Lou Whitaker, L OBP: 0.387, SLG: 0.470 (1.4)	F8		FC5-4 BB	FC1-6 E 1B			F7			F9	4	1	0	0	2	0	4				
Alan Trammell, R OBP: 0.379, SLG: 0.450 (1.6)	5-3 1B		FC5-4	BB E 1B	5-3			K		F9	6	0	2	1	0	1	5				
Larry Hemdon, R OBP: 0.335, SLG: 0.479 (1.7)	5-3		F9	E5 BB			F4			6-3	5	0	0	0	0	0	4				
Lance Parrish, R OBP: 0.329, SLG: 0.501 (1.2)	5-3			1B			F7			K	4	1	1	1	1	1	1				
John Wockenfuss, R OBP: 0.333, SLG: 0.425 (1.3)		F9		1B						K	4	1	1	0	1	1	3				
Rick Leach, L OBP: 0.295, SLG: 0.322 (10.3)				1B						K	0	0	0	0	0	0	0				
Glenn Wilson, R OBP: 0.314, SLG: 0.429 (1.9)		K		1B						K	4	0	1	1	1	2	1				
Chet Lemon, R OBP: 0.358, SLG: 0.436 (1.8)				1B			F7			F3	5	1	1	0	0	0	3				
Tom Brookens, R OBP: 0.277, SLG: 0.299 (1.5)		F8		1B						F6	2	1	1	1	0	0	1				
Wayne Krenchicki, L OBP: 0.329, SLG: 0.309 (5. PH)				1B							3	0	1	0	0	1	0				
Lynn Jones, R OBP: 0.268, SLG: 0.375 (1.10)				1B							2	0	1	1	0	0	0				
Kirk Gibson, L OBP: 0.305, SLG: 0.394 (5. PH)			6-3	1B							3	0	1	0	0	1	2				
Inning Stats	R: 0 E: 0 K: 0 S: 4	H: 1 LOB: 1 BB: 0 P: 4	R: 0 E: 0 K: 1 S: 6	H: 1 LOB: 1 BB: 0 P: 6	R: 0 E: 0 K: 0 S: 3	H: 0 LOB: 1 BB: 1 P: 7	R: 5 E: 1 K: 0 S: 10	H: 6 LOB: 3 BB: 1 P: 14	R: 0 E: 0 K: 1 S: 6	H: 1 LOB: 3 BB: 2 P: 14	R: 0 E: 1 K: 1 S: 6	H: 0 LOB: 1 BB: 0 P: 6	R: 0 E: 0 K: 2 S: 7	H: 0 LOB: 0 BB: 0 P: 7	R: 0 E: 0 K: 2 S: 7	H: 0 LOB: 0 BB: 0 P: 7	R: 0 E: 0 K: 0 S: 4	H: 1 LOB: 1 BB: 0 P: 4	1B: 10 2B: 0 3B: 0 HR: 0	SF: 0 SAC: 0 DP: 0 HBP: 0	WP: 0 PA: 47
PITCHER	IP	WLS	BF	H	R	ER	SO	BB	IBB	HBP	BLK	WP	HR	S	P	ERA	WHIP				
Ray Fontenot, L ERA: 3.06 (1.1)	3.2		20	8	5	4	1	1	0	0	0	0	0	21	25	9.82	2.455				
George Frazier, R ERA: 3.27 (4.1)	3.0		16	1	0	0	2	4	0	0	0	0	0	16	32	0.00	1.667				
Rich Gossage, R ERA: 2.11 (7.1)	3.1	W	11	1	0	0	4	0	0	0	0	0	0	19	19	0.00	0.300				

BOTTOM

New York Yankees @ Detroit Tigers
Tiger Stadium, Detroit, MI
Thu Aug 11 1983, 7:05 PM EDT
Att: 36,582 - Unknown - 67 F

AB 42
R 5
H 10
RBI 5
BB 5
SO 7
LOB 24



Batter	1	2	3	4	5	6	7	8	9	AB	R	H	RBI	BB	SO	LOB	TOP			
Willie Randolph, R OBP: 0.368, SLG: 0.345										3	1	2	0	0	0	0	New York Yankees @ Detroit Tigers Tiger Stadium, Detroit, MI Sat Aug 13 1983, 7:05 PM EDT Att: 50,016 - Unknown - 76 F			
Graig Nettles, L OBP: 0.346, SLG: 0.444										4	0	2	2	0	1					
Dave Winfield, R OBP: 0.346, SLG: 0.532										3	0	1	1	0	2	1				
Oscar Gamble, L OBP: 0.379, SLG: 0.519										4	0	0	0	0	2	4				
Ken Griffey, L OBP: 0.375, SLG: 0.451										4	0	0	0	0	2	2				
Steve Kemp, L OBP: 0.333, SLG: 0.419										4	0	0	0	0	1	0				
Omar Moreno, L OBP: 0.278, SLG: 0.320										3	0	0	0	0	1	0				
Don Mattingly, L OBP: 0.344, SLG: 0.500										1	0	0	0	0	1	0				
Rick Cerone, R OBP: 0.267, SLG: 0.282										3	1	1	0	0	1	0				
Andre Robertson, R OBP: 0.278, SLG: 0.335										3	1	0	0	0	1	1				
Inning Stats	R: 0 E: 0 K: 1 S: 6	H: 1 LOB: 1 BB: 0 P: 6	R: 0 E: 0 K: 3 S: 9	H: 0 LOB: 0 BB: 0 P: 9	R: 2 E: 1 K: 1 S: 9	H: 3 LOB: 2 BB: 0 P: 9	R: 0 E: 0 K: 1 S: 5	H: 0 LOB: 0 BB: 0 P: 5	R: 1 E: 0 K: 0 S: 7	H: 2 LOB: 1 BB: 0 P: 7	R: 0 E: 0 K: 0 S: 3	H: 0 LOB: 0 BB: 0 P: 3	R: 0 E: 0 K: 3 S: 9	H: 0 LOB: 0 BB: 0 P: 9	R: 0 E: 0 K: 2 S: 7	H: 0 LOB: 0 BB: 0 P: 7	1B: 4 2B: 2 3B: 0 HR: 0	SF: 1 SAC: 1 DP: 0 HBP: 0	WP: 0 PB: 0 SB: 0 CS: 0	PA: 34
PITCHER Jack Morris, R ERA: 3.57	IP: 9.0 WLS: W BF: 34 H: 6 R: 3 ER: 2 SO: 12 BB: 0 IBB: 0 HBP: 0 BLK: 0 WP: 0 HR: 0 S: 58 P: 58 ERA: 2.00 WHIP: 0.667															PITCHER				

Batter	1	2	3	4	5	6	7	8	9	AB	R	H	RBI	BB	SO	LOB	BOTTOM			
Lou Whitaker, L OBP: 0.397, SLG: 0.466										3	0	0	0	1	0	2	New York Yankees @ Detroit Tigers Tiger Stadium, Detroit, MI Sat Aug 13 1983, 7:05 PM EDT Att: 50,016 - Unknown - 76 F			
Alan Trammell, R OBP: 0.389, SLG: 0.481										4	1	4	0	0	0	0				
Enos Cabell, R OBP: 0.340, SLG: 0.446										4	0	1	0	0	0	4				
Kirk Gibson, L OBP: 0.303, SLG: 0.401										0	1	0	0	0	0	0				
Lance Parrish, R OBP: 0.329, SLG: 0.506										4	1	1	2	0	0	4				
Larry Herndon, R OBP: 0.335, SLG: 0.478										4	2	1	0	0	0	2				
Glenn Wilson, R OBP: 0.315, SLG: 0.431										4	0	1	2	0	2	1				
John Wockenfuss, R OBP: 0.337, SLG: 0.441										3	1	1	2	0	0	0				
Rick Leach, L OBP: 0.296, SLG: 0.318										1	0	0	0	0	0	1				
Chet Lemon, R OBP: 0.356, SLG: 0.433										3	0	1	0	0	1	0				
Tom Brookens, R OBP: 0.275, SLG: 0.295										3	0	0	0	0	1	1				
Inning Stats	R: 0 E: 0 K: 0 S: 3	H: 1 LOB: 1 BB: 1 P: 7	R: 0 E: 0 K: 0 S: 3	H: 0 LOB: 0 BB: 0 P: 3	R: 0 E: 0 K: 1 S: 5	H: 0 LOB: 0 BB: 0 P: 5	R: 2 E: 0 K: 1 S: 7	H: 2 LOB: 0 BB: 0 P: 7	R: 0 E: 0 K: 0 S: 4	H: 1 LOB: 1 BB: 0 P: 4	R: 0 E: 0 K: 0 S: 3	H: 1 LOB: 0 BB: 0 P: 3	R: 2 E: 1 K: 2 S: 10	H: 2 LOB: 1 BB: 0 P: 10	R: 2 E: 0 K: 0 S: 6	H: 3 LOB: 1 BB: 0 P: 6	1B: 5 2B: 3 3B: 0 HR: 2	SF: 0 SAC: 0 DP: 2 HBP: 0	WP: 0 PB: 0 SB: 2 CS: 0	PA: 34
PITCHER Ron Guidry, L ERA: 3.48	IP: 8.0 WLS: L BF: 34 H: 10 R: 6 ER: 6 SO: 4 BB: 1 IBB: 0 HBP: 0 BLK: 0 WP: 0 HR: 2 S: 41 P: 45 ERA: 6.75 WHIP: 1.375															PITCHER				


Batter	1	2	3	4	5	6	7	8	9	AB	R	H	RBI	BB	SO	LOB	TOP									
Roy Smalley, S OBP: 0.361, SLG: 0.450	FC6-4 BB		F6		K			2B 3B		3	1	1	0	1	1	0	New York Yankees @ Detroit Tigers Tiger Stadium, Detroit, MI Sun Aug 14 1983, 3:33 AM EDT Att: 46,417 - Unknown - 77 F									
Graig Nettles, L OBP: 0.342, SLG: 0.438	F7		E3 FC6-4			K		G3		4	0	0	0	0	1	2										
Dave Winfield, R OBP: 0.347, SLG: 0.533	K		FC6-4			1B SF9 BB		HR 2B		3	2	1	1	1	1	2										
Ken Griffey, L OBP: 0.380, SLG: 0.466	FC6-4					1B		HR		4	1	3	2	0	0	1										
Don Baylor, R OBP: 0.358, SLG: 0.483		3-1 S HBP				F8		6-3		2	0	0	1	0	0	1										
Steve Kemp, L OBP: 0.330, SLG: 0.414						F9				4	0	0	0	0	2	3										
Don Mattingly, L OBP: 0.344, SLG: 0.500	K					F9		K		0	0	0	0	0	0	0										
Omar Moreno, L OBP: 0.275, SLG: 0.317		3-1				K				4	0	0	0	0	1	2										
Rick Cerone, R OBP: 0.267, SLG: 0.281	F5					K				4	0	1	0	0	1	1										
Andre Robertson, R OBP: 0.274, SLG: 0.331			6-3			K				4	0	0	0	0	2	1										
Inning Stats	R: 0 E: 0 K: 1 S: 5	H: 0 LOB: 1 BB: 1 P: 9	R: 0 E: 0 K: 1 S: 5	H: 0 LOB: 1 BB: 0 P: 6	R: 0 E: 1 K: 0 S: 4	H: 0 LOB: 1 BB: 0 P: 4	R: 0 E: 0 K: 1 S: 6	H: 1 LOB: 1 BB: 0 P: 6	R: 0 E: 0 K: 3 S: 9	H: 0 LOB: 0 BB: 0 P: 9	R: 1 E: 0 K: 1 S: 6	H: 1 LOB: 1 BB: 1 P: 10	R: 0 E: 0 K: 1 S: 5	H: 0 LOB: 0 BB: 0 P: 5	R: 3 E: 0 K: 1 S: 8	H: 3 LOB: 0 BB: 0 P: 8	R: 0 E: 0 K: 0 S: 3	H: 1 LOB: 0 BB: 0 P: 3	1B: 3 2B: 1 3B: 1 HR: 1	SF: 1 SAC: 0 DP: 1 HBP: 1	WP: 0 PB: 0 SB: 1 CS: 0	PA: 36				
PITCHER	IP	WLS	BF	H	R	ER	SO	BB	IBB	HBP	BLK	WP	HR	S	P	ERA	WHIP									
Juan Berenguer, R ERA: 3.13	(1, 1)	7.1	L	30	4	3	3	8	2	0	1	0	0	0	43	52	3.68	0.818								
Howard Bailey, L ERA: 3.8	(8, 1)	1.2		6	2	1	1	1	0	0	0	0	0	1	8	8	5.40	1.200								

Batter	1	2	3	4	5	6	7	8	9	AB	R	H	RBI	BB	SO	LOB	BOTTOM									
Lou Whitaker, L OBP: 0.386, SLG: 0.464	F7		FC4 1-2 1B		K		FC4-6			4	0	1	0	0	1	1	New York Yankees @ Detroit Tigers Tiger Stadium, Detroit, MI Sun Aug 14 1983, 3:33 AM EDT Att: 46,417 - Unknown - 77 F									
Alan Trammell, R OBP: 0.385, SLG: 0.475	F3		F7		6-3			K		4	0	0	0	0	1	2										
Enos Cabell, R OBP: 0.335, SLG: 0.439	5-3		FC4		F8			F9		4	0	0	0	0	0	2										
Lance Parrish, R OBP: 0.330, SLG: 0.506		4-3 1B			F7		CS 1B	F3		4	0	2	0	0	0	0										
Larry Herndon, R OBP: 0.336, SLG: 0.485		4-3			HR		K			4	1	2	1	0	1	2										
Glenn Wilson, R OBP: 0.314, SLG: 0.427	K				1B BB		L4			3	0	0	0	1	2	2										
John Wockenfuss, R OBP: 0.337, SLG: 0.439										3	0	1	0	0	0	1										
Rick Leach, L OBP: 0.294, SLG: 0.316	5-3				1-2 1B			F8		1	0	0	0	0	0	1										
Chet Lemon, R OBP: 0.354, SLG: 0.429			F9		F6			F4		3	0	0	0	0	0	2										
Wayne Krenchicki, L OBP: 0.325, SLG: 0.317								K		1	0	0	0	0	1	1										
Tom Brookens, R OBP: 0.279, SLG: 0.297			1B BB		4-3			FC4-6 1B		2	0	1	0	1	0	2										
Inning Stats	R: 0 E: 0 K: 0 S: 3	H: 0 LOB: 0 BB: 0 P: 3	R: 0 E: 0 K: 1 S: 6	H: 1 LOB: 1 BB: 0 P: 6	R: 0 E: 0 K: 0 S: 4	H: 1 LOB: 2 BB: 1 P: 8	R: 1 E: 0 K: 0 S: 5	H: 2 LOB: 2 BB: 1 P: 9	R: 0 E: 0 K: 1 S: 5	H: 0 LOB: 0 BB: 0 P: 5	R: 0 E: 0 K: 1 S: 4	H: 1 LOB: 1 BB: 0 P: 4	R: 0 E: 0 K: 1 S: 5	H: 0 LOB: 0 BB: 0 P: 5	R: 0 E: 0 K: 2 S: 8	H: 1 LOB: 1 BB: 0 P: 8	1B: 6 2B: 1 3B: 0 HR: 1	SF: 0 SAC: 0 DP: 1 HBP: 0	WP: 0 PB: 0 SB: 0 CS: 1	PA: 35						
PITCHER	IP	WLS	BF	H	R	ER	SO	BB	IBB	HBP	BLK	WP	HR	S	P	ERA	WHIP									
Shane Rawley, L ERA: 3.99	(1, 1)	8.0	W	32	7	1	1	4	2	0	0	0	0	0	38	46	1.12	1.125								
Rich Gossage, R ERA: 2.06	(9, 1)	1.0	S	3	0	0	0	2	0	0	0	0	0	7	7	0.00	0.000									

Batter	1	2	3	4	5	6	7	8	9	AB	R	H	RBI	BB	SO	LOB	TOP					
Lou Whitaker, L (1, 4) OBP: 0.384, SLG: 0.460	5-3	F4					FC4-6 BB		F8	4	0	0	0	1	0	2						
Alan Trammell, R (1, 6) OBP: 0.388, SLG: 0.480		F7					FC4-6 1-2		E8 1B	5	0	3	0	0	0	1						
Enos Cabell, R (1, 10) OBP: 0.329, SLG: 0.431	K		5-3				6-3		G3	5	0	0	0	0	1	6						
Lance Parrish, R (1, 2) OBP: 0.328, SLG: 0.501	K		F4						1-3	4	0	0	0	0	1	1						
Larry Herndon, R (1, 7) OBP: 0.335, SLG: 0.490		HR	L5						F4	4	1	1	1	0	0	0						
John Wockenfuss, R (1, 3) OBP: 0.345, SLG: 0.446		BB 3B 1B		5-3					1B	4	1	3	0	0	0	0						
Glenn Wilson, R (1, 9) OBP: 0.314, SLG: 0.424			L6						F9 1B	3	1	0	0	1	0	2						
Chet Lemon, R (1, 8) OBP: 0.353, SLG: 0.434			F8						F3	3	1	1	2	0	0	0						
Wayne Krenchicki, L (9, PH) OBP: 0.329, SLG: 0.317		SF8 3B							E BB	0	0	0	0	1	0	0						
Tom Brookens, R (1, 5) OBP: 0.279, SLG: 0.296		SF8							F8	1	0	0	1	1	0	0						
Kirk Gibson, L (9, PH) OBP: 0.302, SLG: 0.400				1-3					FC4-6 BB	1	0	0	0	0	0	1						
Inning Stats	R: 0 E: 0 K: 2 S: 8	H: 1 LOB: 1 BB: 0 P: 8	R: 4 E: 0 K: 0 S: 6	H: 3 LOB: 0 BB: 1 P: 10	R: 0 E: 0 K: 0 S: 3	H: 0 LOB: 0 BB: 0 P: 3	R: 0 E: 0 K: 0 S: 3	H: 0 LOB: 0 BB: 0 P: 3	R: 0 E: 0 K: 0 S: 4	H: 1 LOB: 1 BB: 0 P: 4	R: 0 E: 0 K: 0 S: 4	H: 1 LOB: 2 BB: 1 P: 8	R: 0 E: 0 K: 0 S: 4	H: 1 LOB: 1 BB: 0 P: 4	R: 0 E: 1 K: 0 S: 4	H: 1 LOB: 2 BB: 1 P: 8	1B: 5 2B: 1 3B: 1 HR: 1	SF: 1 SAC: 0 DP: 0 HBP: 0	WP: 0 PB: 0 SB: 0 CS: 0	PA: 39		
PITCHER	IP WLS BF H R ER SO BB IBB HBP BLK WP HR S P ERA WHIP	IP WLS BF H R ER SO BB IBB HBP BLK WP HR S P ERA WHIP																				
Larry Gura, L (1, 1) ERA: 5.18	7.0	W	30	6	4	4	2	3	0	0	0	0	0	0	0	0	0	1	31	43	5.14	1.286
Mike Armstrong, R (8, 1) ERA: 3.55	2.0	S	9	2	0	0	0	1	0	0	0	0	0	0	0	0	0	0	8	12	0.00	1.500

Detroit Tigers @ Kansas City Royals
 Royals Stadium, Kansas City, MO
 Mon Aug 15 1983, 8:05 PM EDT
 Att: 36,881 - Unknown


AB	34
R	4
H	8
RBI	4
BB	4
SO	2
LOB	13



Batter	1	2	3	4	5	6	7	8	9	AB	R	H	RBI	BB	SO	LOB	BOTTOM			
Willie Wilson, S (1, 8) OBP: 0.312, SLG: 0.349	F7	8-2			4-3					4	0	1	1	0	0	4				
Pat Sheridan, L (1, 7) OBP: 0.327, SLG: 0.439	5-3		3-1		FC1-2				CS	4	0	0	0	0	1	1				
George Brett, L (1, 5) OBP: 0.403, SLG: 0.608	4-3		L7						4-3	3	0	0	0	1	0	0				
Hal McRae, R (1, 10) OBP: 0.383, SLG: 0.483		4-3	F7		F3				F2	4	0	0	0	0	2					
Willie Aikens, L (1, 3) OBP: 0.374, SLG: 0.526										3	3	3	1	1	0	0				
Joe Simpson, L (8, PR) OBP: 0.244, SLG: 0.226		BB 1B 1B		HR					L4-3 1B	0	0	0	0	0	0	0				
Amos Otis, R (1, 9) OBP: 0.305, SLG: 0.350				5-3					L4-3	2	2	0	0	2	0	1				
Frank White, R (1, 4) OBP: 0.272, SLG: 0.386				6-3						4	1	3	3	0	0	0				
Don Slaught, R (1, 2) OBP: 0.299, SLG: 0.333		E4 BB		F4					F7	4	0	0	0	0	3					
Onix Concepcion, R (1, 6) OBP: 0.262, SLG: 0.310									B3	2	0	1	0	1	0	1				
Inning Stats	R: 0 E: 0 K: 0 S: 3	H: 0 LOB: 0 BB: 0 P: 3	R: 2 E: 1 K: 0 S: 5	H: 2 LOB: 2 BB: 2 P: 13	R: 0 E: 0 K: 0 S: 3	H: 0 LOB: 0 BB: 0 P: 3	R: 1 E: 0 K: 0 S: 4	H: 1 LOB: 0 BB: 0 P: 4	R: 0 E: 0 K: 0 S: 4	H: 1 LOB: 2 BB: 1 P: 8	R: 3 E: 0 K: 0 S: 4	H: 2 LOB: 0 BB: 2 P: 12	R: 0 E: 0 K: 1 S: 5	H: 0 LOB: 0 BB: 0 P: 5	R: 0 E: 0 K: 0 S: 4	H: 2 LOB: 1 BB: 0 P: 4	1B: 5 2B: 3 3B: 1 HR: 1	SF: 0 SAC: 0 DP: 2 HBP: 0	WP: 0 PB: 0 SB: 0 CS: 1	PA: 36
PITCHER	IP WLS BF H R ER SO BB IBB HBP BLK WP HR S P ERA WHIP	IP WLS BF H R ER SO BB IBB HBP BLK WP HR S P ERA WHIP																		
Larry Pashnick, R (1, 1) ERA: 5.01	5.0	L	24	4	5	4	0	4	1	19	39	7.20	1.600							
Doug Bair, R (6, 1) ERA: 4.33	0.2		4	2	1	1	0	0	0	0	0	4	4	13.50	3.000					
John Martin, L (6, 1) ERA: 4.13	1.1		4	1	0	0	1	0	0	0	6	6	0.00	0.750						
Dave Gumpert, R (8, 1) ERA: 3.04	1.0		3	1	0	0	0	0	0	0	3	3	0.00	1.000						

Detroit Tigers @ Kansas City Royals
 Royals Stadium, Kansas City, MO
 Mon Aug 15 1983, 8:05 PM EDT
 Att: 36,881 - Unknown


AB	30
R	6
H	8
RBI	5
BB	5
SO	1
LOB	12



Batter	1	2	3	4	5	6	7	8	9	AB	R	H	RBI	BB	SO	LOB	TOP			
Lou Whitaker, L (1,4) OBP: 0.386, SLG: 0.462										5	2	3	0	0	0	1				
Alan Trammell, R (1,6) OBP: 0.390, SLG: 0.488										4	1	1	0	1	0	2				
Enos Cabell, R (1,10) OBP: 0.333, SLG: 0.437										4	0	1	1	0	0	2				
Tom Brookens, R (6, PR) OBP: 0.281, SLG: 0.299										0	1	0	0	0	0	0				
Kirk Gibson, L (9, FH) OBP: 0.304, SLG: 0.401										1	1	1	1	0	0	0				
Lance Parrish, R (1,2) OBP: 0.330, SLG: 0.513										5	2	2	2	0	0	3				
Larry Herndon, R (1,7) OBP: 0.340, SLG: 0.489										4	0	2	1	1	0	0				
Glenn Wilson, R (9, PR) OBP: 0.310, SLG: 0.419										0	0	0	0	0	0	0				
John Wockenfuss, R (1,3) OBP: 0.344, SLG: 0.438										4	0	0	0	0	0	3				
Rick Leach, L (8,3) OBP: 0.301, SLG: 0.329										1	0	1	1	0	0	0				
Chet Lemon, R (1,8) OBP: 0.350, SLG: 0.438										5	0	0	0	0	0	3				
Lynn Jones, R (1,9) OBP: 0.283, SLG: 0.378										4	1	1	0	0	0	0				
Marty Castillo, R (1,5) OBP: 0.255, SLG: 0.341										4	1	1	0	0	0	0				
										4	2	2	2	0	0	0				
Inning Stats	R: 0 E: 0 K: 0 S: 4	H: 2 LOB: 1 BB: 0 P: 4	R: 0 E: 0 K: 0 S: 3	H: 0 LOB: 0 BB: 0 P: 3	R: 2 E: 0 K: 0 S: 5	H: 2 LOB: 0 BB: 0 P: 5	R: 1 E: 0 K: 0 S: 4	H: 1 LOB: 0 BB: 0 P: 4	R: 0 E: 1 K: 0 S: 4	H: 0 LOB: 1 BB: 0 P: 4	R: 0 E: 0 K: 0 S: 3	H: 0 LOB: 0 BB: 0 P: 3	R: 3 E: 1 K: 0 S: 6	H: 3 LOB: 2 BB: 1 P: 10	R: 4 E: 0 K: 0 S: 8	H: 5 LOB: 2 BB: 1 P: 12	1B: 9 2B: 3 3B: 0 HR: 2	SF: 0 SAC: 0 DP: 1 HBP: 0	WP: 2 PB: 0 SB: 1 CS: 0	PA: 43
PITCHER	IP	WLS	BF	H	R	ER	SO	BB	IBB	HBP	BLK	WP	HR	S	P	ERA	WHIP			
Paul Splittorf, L (1,1) ERA: 4.29	7.0		28	7	4	4	0	0	0	0	0	0	2	28	28	5.14	1.000			
Mark Huisman, R (8,1) ERA: 20.25	1.1	L	11	5	6	6	0	0	2	0	0	2	0	9	17	40.50	3.750			
Keith Creel, R (9,1) ERA: 5.34	0.2		4	2	0	0	0	0	0	0	0	0	0	4	4	0.00	3.000			

Detroit Tigers @ Kansas City Royals
 Royals Stadium, Kansas City, MO
 Wed Aug 17 1983, 8:05 PM EDT
 Att: 23,147 - Unknown - 105 F


AB 41
 R 10
 H 14
 RBI 8
 BB 2
 SO 0
 LOB 14



Batter	1	2	3	4	5	6	7	8	9	AB	R	H	RBI	BB	SO	LOB	BOTTOM			
Willie Wilson, S (1,8) OBP: 0.315, SLG: 0.356										5	1	2	1	0	0	0				
Pat Sheridan, L (1,7) OBP: 0.328, SLG: 0.459										5	0	0	0	0	2	2				
George Brett, L (1,5) OBP: 0.406, SLG: 0.616										4	1	3	2	0	0	0				
Hal McRae, R (1,10) OBP: 0.390, SLG: 0.492										2	0	2	0	2	0	0				
Willie Aikens, L (1,3) OBP: 0.380, SLG: 0.524										3	0	1	0	1	1	3				
Joe Simpson, L (8,3) OBP: 0.250, SLG: 0.226										0	0	0	0	0	0	0				
Amos Otis, R (1,9) OBP: 0.307, SLG: 0.355										4	0	0	0	0	1	5				
John Wathan, R (1,2) OBP: 0.315, SLG: 0.338										4	0	1	0	0	0	0				
U L Washington, S (1,6) OBP: 0.304, SLG: 0.328										4	1	1	0	0	1	1				
Onix Conception, R (1,4) OBP: 0.277, SLG: 0.339										4	1	1	1	0	0	1				
Inning Stats	R: 0 E: 0 K: 1 S: 6	H: 1 LOB: 3 BB: 2 P: 14	R: 2 E: 0 K: 0 S: 5	H: 3 LOB: 0 BB: 0 P: 5	R: 0 E: 0 K: 0 S: 4	H: 2 LOB: 1 BB: 0 P: 4	R: 0 E: 0 K: 0 S: 3	H: 1 LOB: 0 BB: 0 P: 3	R: 2 E: 0 K: 1 S: 8	H: 3 LOB: 1 BB: 0 P: 8	R: 0 E: 0 K: 2 S: 8	H: 0 LOB: 0 BB: 1 P: 12	R: 0 E: 0 K: 1 S: 5	H: 0 LOB: 0 BB: 0 P: 5	R: 0 E: 0 K: 0 S: 3	H: 0 LOB: 0 BB: 0 P: 3	1B: 7 2B: 2 3B: 1 HR: 1	SF: 0 SAC: 0 DP: 0 HBP: 0	WP: 2 PB: 0 SB: 1 CS: 1	PA: 39
PITCHER	IP	WLS	BF	H	R	ER	SO	BB	IBB	HBP	BLK	WP	HR	S	P	ERA	WHIP			
Dan Petry, R (1,1) ERA: 3.72	9.0	W	38	11	4	4	5	2	1	0	0	2	1	45	57	4.00	1.444			

Detroit Tigers @ Kansas City Royals
 Royals Stadium, Kansas City, MO
 Wed Aug 17 1983, 8:05 PM EDT
 Att: 23,147 - Unknown - 105 F

AB 35
 R 4
 H 11
 RBI 4
 BB 3
 SO 5
 LOB 12



Batter	1	2	3	4	5	6	7	8	9	AB	R	H	RBI	BB	SO	LOB	TOP										
Lou Whitaker, L (1.4) OBP: 0.383, SLG: 0.457	0-3 K	0-0 F6		0-0 6-3			0-0 3-4-1		0-0 F8	5	0	0	0	0	1	2											
Alan Trammell, R (1.6) OBP: 0.391, SLG: 0.488	0-0 F6	0-0		0-0 6-3			0-0			4	0	2	1	0	0	0											
Kirk Gibson, L (1.7) OBP: 0.300, SLG: 0.395	0-0 4-3	0-3 K			0-0 4-3		0-0 4-3			4	0	0	0	0	1	2											
Lance Parrish, R (1.2) OBP: 0.329, SLG: 0.513		0-0 1B	0-0 F4		0-0 F3			0-0 4-3		4	1	1	0	0	0	0											
John Wockenfuss, R (1.10) OBP: 0.342, SLG: 0.434		0-0 2B	0-0 1-4-3		0-0 4-3			0-3 K		4	1	1	1	0	1	0											
Rick Leach, L (1.3) OBP: 0.305, SLG: 0.340		0-0 HR	0-0 1B		0-0 1B		0-0 F6		0-0 F8	4	1	2	0	0	0	0											
Chet Lemon, R (1.8) OBP: 0.352, SLG: 0.447		0-0 HR	0-0 1B		0-0 1B		0-0 L7		0-0 F9	4	1	2	3	0	0	0											
Wayne Krenchicki, L (1.5) OBP: 0.324, SLG: 0.307		0-0 HR	0-0 1B		0-0 G3		0-0 3-1		0-0 F4	2	1	0	0	1	0	2											
Marty Castillo, R (6.5) OBP: 0.253, SLG: 0.337		0-0 SH1-3	0-0 BB							1	0	0	0	0	0	0											
Lynn Jones, R (1.9) OBP: 0.286, SLG: 0.375		0-0 SH1-3			0-0 F3		0-0 F7			3	0	1	0	0	0	0											
Inning Stats	R: 0 E: 0 K: 1 S: 5	H: 0 LOB: 0 BB: 0 P: 5	R: 5 E: 0 K: 1 S: 10	H: 5 LOB: 1 BB: 1 P: 14	R: 0 E: 0 K: 0 S: 5	H: 2 LOB: 2 BB: 0 P: 5	R: 0 E: 0 K: 0 S: 3	H: 0 LOB: 0 BB: 0 P: 3	R: 0 E: 0 K: 0 S: 3	H: 0 LOB: 0 BB: 0 P: 3	R: 0 E: 0 K: 0 S: 4	H: 1 LOB: 1 BB: 0 P: 4	R: 0 E: 0 K: 1 S: 5	H: 0 LOB: 0 BB: 0 P: 5	R: 0 E: 0 K: 0 S: 4	H: 1 LOB: 1 BB: 0 P: 4	1B: 6 2B: 2 3B: 0 HR: 1	SF: 0 SAC: 1 DP: 0 HBP: 0	WP: 0 PB: 0 SB: 0 CS: 0	PA: 37							
PITCHER	IP	WLS	BF	H	R	ER	SO	BB	IBB	HBP	BLK	WP	HR	S	P	ERA	WHIP										
Bobby Castillo, R (1.1) ERA: 4.46	1.2	L	11	5	5	5	1	1	0	0	0	0	1	12	16	27.00	3.600										
Rick Lysander, R (2.1) ERA: 2.99	5.1		19	3	0	0	1	0	0	0	0	0	0	21	21	0.00	0.562										
Mike Walters, R (8.1) ERA: 3.15	2.0		7	1	0	0	1	0	0	0	0	0	0	9	9	0.00	0.500										

Detroit Tigers @ Minnesota Twins
 Hubert H. Humphrey Metrodome, Minneapolis, MN
 Fri Aug 19 1983, 8:05 PM EDT
 Att: 13,437 - Dome - 75 F

AB 35
R 5
H 9
RBI 5
BB 1
SO 3
LOB 6



Batter	1	2	3	4	5	6	7	8	9	AB	R	H	RBI	BB	SO	LOB	BOTTOM										
Darrell Brown, S (1.8) OBP: 0.303, SLG: 0.313	0-0 F8	0-0 F8			0-0 F7		0-0 F8			4	0	0	0	0	0	3											
John Castino, R (1.4) OBP: 0.361, SLG: 0.436	0-0 WP		0-0 5-3		0-0 6-3			0-0 F9		4	0	0	0	0	0	0											
Gary Ward, R (1.7) OBP: 0.330, SLG: 0.482	0-0 WP		0-0 G4-6-3			0-0 F9		0-0 6-3		4	0	1	0	0	0	1											
Kent Hrbek, L (1.3) OBP: 0.376, SLG: 0.480	0-0 G4-3		0-0 G4-6-3			0-0 HR		0-0 1B		3	1	2	1	1	0	1											
Gary Gaetti, R (1.5) OBP: 0.307, SLG: 0.426	0-0 G4-3			0-0 1B		0-3 K		0-0 F3		4	0	1	0	0	1	4											
Randy Bush, L (1.10) OBP: 0.328, SLG: 0.440		0-0 F8		0-0 F8		0-0 3-1			0-0 FC6-4	4	0	1	0	0	0	1											
Tom Brunansky, R (1.9) OBP: 0.297, SLG: 0.418		0-0 BB		0-0 F9		0-3 K		0-3 K		4	0	1	0	0	2	2											
Dave Engle, R (1.2) OBP: 0.372, SLG: 0.500		0-0 BB		0-0 L9					0-0 FC6-4	3	0	1	0	1	0	2											
Ron Washington, R (1.6) OBP: 0.290, SLG: 0.325		0-3 K			0-3 K		0-3 K		0-3 K	4	0	0	0	0	4	4											
Inning Stats	R: 0 E: 2 K: 0 S: 4	H: 0 LOB: 2 BB: 1 P: 8	R: 0 E: 0 K: 1 S: 6	H: 1 LOB: 2 BB: 1 P: 10	R: 0 E: 0 K: 0 S: 3	H: 1 LOB: 0 BB: 0 P: 3	R: 0 E: 0 K: 0 S: 4	H: 1 LOB: 0 BB: 0 P: 4	R: 0 E: 0 K: 1 S: 5	H: 0 LOB: 0 BB: 0 P: 5	R: 1 E: 0 K: 1 S: 6	H: 1 LOB: 0 BB: 0 P: 6	R: 0 E: 0 K: 2 S: 8	H: 1 LOB: 1 BB: 0 P: 8	R: 0 E: 0 K: 0 S: 4	H: 1 LOB: 1 BB: 0 P: 4	R: 0 E: 0 K: 2 S: 8	H: 1 LOB: 1 BB: 0 P: 8	1B: 6 2B: 0 3B: 0 HR: 1	SF: 0 SAC: 0 DP: 2 HBP: 0	WP: 1 PB: 0 SB: 0 CS: 0	PA: 36					
PITCHER	IP	WLS	BF	H	R	ER	SO	BB	IBB	HBP	BLK	WP	HR	S	P	ERA	WHIP										
Jack Morris, R (1.1) ERA: 3.46	9.0	W	36	7	1	1	7	1	1	0	0	1	1	48	56	1.00	0.889										

Detroit Tigers @ Minnesota Twins
 Hubert H. Humphrey Metrodome, Minneapolis, MN
 Fri Aug 19 1983, 8:05 PM EDT
 Att: 13,437 - Dome - 75 F

AB 34
R 1
H 7
RBI 1
BB 2
SO 7
LOB 18



Batter	1	2	3	4	5	6	7	8	9	AB	R	H	RBI	BB	SO	LOB	TOP								
Alan Trammell, R (1,6) <small>OBP: 0.391, SLG: 0.490</small> Wayne Krenchicki, L (9,6) <small>OBP: 0.324, SLG: 0.357</small>	0-3 K		0-3 K					0-0 5-3	0-0 1B	5	2	2	2	0	2	1									
Enos Cabell, R (1,10) <small>OBP: 0.341, SLG: 0.452</small>	0-0 HR		0-0 6-3				1-2	0-0 2B	1-3 2H 3H 1B	4	2	3	4	1	0	0									
Glenn Wilson, R (1,9) <small>OBP: 0.309, SLG: 0.419</small>	0-0 1-3		0-0 5-3				0-0 L8	0-0 1B	0-0 1B	5	1	1	0	0	0	3									
Lance Parrish, R (1,2) <small>OBP: 0.328, SLG: 0.509</small>	0-0 F9			0-3 K			0-0 6-3		0-0 K	5	0	1	2	0	2	0									
John Wockenfuss, R (1,3) <small>OBP: 0.341, SLG: 0.435</small> Rick Leach, L (8,3) <small>OBP: 0.303, SLG: 0.337</small>		0-0 F4		0-0 2B			0-3 K		0-3 K	4	0	1	0	0	2	0									
Chet Lemon, R (1,8) <small>OBP: 0.338, SLG: 0.452</small>		0-0 1-3 2B		0-3 K			4-0 BB		0-0 1B	3	1	2	0	2	1	1									
Lynn Jones, R (1,7) <small>OBP: 0.278, SLG: 0.358</small>		0-0 1-3 2-3		0-0 F8			0-0 F8		0-0 5-3	5	1	1	0	0	0	4									
Tom Brookens, R (1,4) <small>OBP: 0.283, SLG: 0.301</small>		4-0 BB			0-3 K		0-0 F8		0-0 6-3	4	1	1	1	1	1	1									
Marty Castillo, R (1,5) <small>OBP: 0.255, SLG: 0.330</small> Lou Whitaker, L (8,PH) <small>OBP: 0.384, SLG: 0.457</small>		0-0 F8		0-0 5-3			4-0 5-3 BB		4-0 1B	2	0	0	0	1	0	2									
Inning Stats	R: 1 E: 0 K: 1 S: 6	H: 1 LOB: 0 BB: 0 P: 6	R: 0 E: 0 K: 0 S: 4	H: 1 LOB: 2 BB: 1 P: 8	R: 0 E: 0 K: 1 S: 5	H: 0 LOB: 0 BB: 0 P: 5	R: 0 E: 0 K: 2 S: 8	H: 1 LOB: 1 BB: 0 P: 8	R: 1 E: 0 K: 1 S: 7	H: 2 LOB: 1 BB: 0 P: 7	R: 0 E: 0 K: 1 S: 5	H: 0 LOB: 1 BB: 1 P: 9	R: 0 E: 0 K: 0 S: 3	H: 0 LOB: 2 BB: 2 P: 11	R: 7 E: 0 K: 2 S: 13	H: 7 LOB: 1 BB: 1 P: 17	R: 0 E: 0 K: 1 S: 5	H: 0 LOB: 1 BB: 1 P: 9	1B: 6 2B: 5 3B: 0 HR: 1	SF: 0 SAC: 0 DP: 0 HBP: 0	WP: 0 PB: 0 SB: 1 CS: 0	PA: 44			
PITCHER	IP	WLS	BF	H	R	ER	SO	BB	IBB	HBP	BLK	WP	HR	S	P	ERA	WHIP								
Frank Viola, L (1,1) ERA: 5.52	7.2	L	35	8	5	5	8	3	1	0	0	0	1	47	63	5.87	1.435								
Mike Walters, R (8,1) ERA: 3.57	0.0		2	1	0	0	0	0	1	0	0	0	0	1	5	∞	∞								
Len Whitehouse, L (8,1) ERA: 3.58	0.1		3	3	4	4	0	0	0	0	0	0	0	3	3	108.00	9.000								
Pete Filson, L (9,1) ERA: 3.41	1.0		4	0	0	0	1	1	0	0	0	0	0	5	9	0.00	1.000								

Detroit Tigers @ Minnesota Twins
 Hubert H. Humphrey Metrodome, Minneapolis, MN
 Sat Aug 20 1983, 8:05 PM EDT
 Att: 13,646 - Dome - 74 F

AB	38
R	9
H	12
RBI	9
BB	6
SO	9
LOB	12



Batter	1	2	3	4	5	6	7	8	9	AB	R	H	RBI	BB	SO	LOB	BOTTOM								
Darrell Brown, S (1,8) <small>OBP: 0.302, SLG: 0.311</small>	0-0 5-3		0-0 FC6-4				0-0 1-3			4	0	1	1	0	0	1									
John Castino, R (1,4) <small>OBP: 0.382, SLG: 0.434</small>	0-3 K		0-0 G4-6-3				4-0			2	0	0	0	1	1	1									
Gary Ward, R (1,7) <small>OBP: 0.328, SLG: 0.478</small>	0-3 K			0-0 F3			0-0 F9		0-3 K	4	0	0	0	0	2	4									
Kent Hrbek, L (1,3) <small>OBP: 0.374, SLG: 0.478</small>		0-0 3-1		0-0 4-3			0-0 1B		0-0 F5	4	0	1	0	0	0	0									
Gary Gaetti, R (1,5) <small>OBP: 0.308, SLG: 0.424</small>		4-0 BB		4-0 BB			0-0 F8		0-0 F8	2	0	0	0	2	0	1									
Randy Bush, L (1,10) <small>OBP: 0.327, SLG: 0.437</small>		0-0 F7		0-0 F6			0-0 F5		0-0 F5	4	0	1	0	0	0	2									
Tom Brunansky, R (1,9) <small>OBP: 0.295, SLG: 0.414</small>		0-0 F9			0-0 5-3		0-0 F6		0-0 L8	4	0	0	0	0	0	3									
Dave Engle, R (1,2) <small>OBP: 0.374, SLG: 0.504</small>			0-0 1B FC6-4 2B				0-0 HBP 1B		0-0 F4	4	1	2	0	0	0	2									
Ron Washington, R (1,6) <small>OBP: 0.290, SLG: 0.324</small>			0-0 FC6-4 1B				0-3 K		0-0 G3	4	0	1	0	0	1	1									
Inning Stats	R: 0 E: 0 K: 2 S: 7	H: 0 LOB: 0 BB: 0 P: 7	R: 0 E: 0 K: 0 S: 3	H: 0 LOB: 1 BB: 1 P: 7	R: 1 E: 0 K: 0 S: 4	H: 2 LOB: 0 BB: 0 P: 4	R: 0 E: 0 K: 0 S: 3	H: 0 LOB: 1 BB: 1 P: 7	R: 0 E: 0 K: 0 S: 5	H: 2 LOB: 3 BB: 0 P: 8	R: 0 E: 0 K: 0 S: 5	H: 2 LOB: 2 BB: 0 P: 5	R: 0 E: 0 K: 1 S: 5	H: 0 LOB: 1 BB: 1 P: 9	R: 0 E: 0 K: 0 S: 3	H: 0 LOB: 0 BB: 0 P: 3	R: 0 E: 0 K: 0 S: 3	H: 0 LOB: 0 BB: 0 P: 3	1B: 5 2B: 1 3B: 0 HR: 0	SF: 0 SAC: 0 DP: 1 HBP: 1	WP: 0 PB: 0 SB: 0 CS: 0	PA: 36			
PITCHER	IP	WLS	BF	H	R	ER	SO	BB	IBB	HBP	BLK	WP	HR	S	P	ERA	WHIP								
Juan Berenguer, R (1,1) ERA: 3.03	7.0	W	30	6	1	1	4	3	0	1	0	0	0	34	47	1.29	1.286								
Aurelio Lopez, R (8,1) ERA: 1.95	1.0		3	0	0	0	0	0	0	0	0	0	0	3	3	0.00	0.000								
Dave Gumpert, R (9,1) ERA: 2.48	1.0		3	0	0	0	0	0	0	0	0	0	0	3	3	0.00	0.000								

Detroit Tigers @ Minnesota Twins
 Hubert H. Humphrey Metrodome, Minneapolis, MN
 Sat Aug 20 1983, 8:05 PM EDT
 Att: 13,646 - Dome - 74 F


AB	32
R	1
H	6
RBI	1
BB	3
SO	4
LOB	15



Batter	1	2	3	4	5	6	7	8	9	AB	R	H	RBI	BB	SO	LOB	TOP										
Alan Trammell, R OBP: 0.390, SLG: 0.486 (1, 6)	4-0 1-3 S BB		0-0 F3			0-0 6-3		0-0 F8		3	0	0	0	1	0	1											
Wayne Krenchicki, L OBP: 0.399, SLG: 0.318 (1, 4) (8, 5)	0-3 K			0-0 2B		0-3 K		0-0 BB		4	1	2	1	0	2	1											
Kirk Gibson, L OBP: 0.299, SLG: 0.391 (1, 7) (7, 9)	0-0 1-3			0-0 F7		0-0 5-3		4-0 BB		3	0	0	0	1	0	2											
Lance Parrish, R OBP: 0.327, SLG: 0.509 (1, 10)	0-0 6-3			0-0 1B		0-0 6-3		0-3 K		4	1	1	1	0	1	3											
Rick Leach, L OBP: 0.297, SLG: 0.329 (1, 3)		0-0 F3		0-0 F8		0-0 F9		0-0 L8		4	0	0	0	0	0	1											
Chet Lemon, R OBP: 0.381, SLG: 0.454 (1, 8)	0-3 K			0-0 CS		0-0 1B		1-0 BB		3	0	2	1	0	1	0											
Lynn Jones, R OBP: 0.268, SLG: 0.345 (7, PH) Larry Herndon, R OBP: 0.338, SLG: 0.487 (7, 7)	0-0 F8			0-0 CS		0-0 5-3		0-3 K		2	0	0	0	0	0	0											
Tom Brookens, R OBP: 0.282, SLG: 0.299 (8, PH) Lou Whitaker, L OBP: 0.396, SLG: 0.460 (8, 4)	0-0 F3			0-0 6-3		0-0 6-3		4-0 1B		2	0	0	0	0	0	0											
Marty Castillo, R OBP: 0.250, SLG: 0.323 John Wockenfuss, R OBP: 0.338, SLG: 0.431 (8, PH) (8, 2)	0-0 F7			0-0 F8		0-0 F8		0-0 FC6-4		2	0	0	0	0	0	0											
Inning Stats	R: 0 E: 0 K: 1 S: 5	H: 0 LOB: 1 BB: 1 P: 9	R: 0 E: 0 K: 1 S: 5	H: 0 LOB: 0 BB: 0 P: 5	R: 0 E: 0 K: 0 S: 3	H: 0 LOB: 0 BB: 0 P: 3	R: 2 E: 0 K: 0 S: 5	H: 3 LOB: 0 BB: 0 P: 5	R: 0 E: 0 K: 0 S: 3	H: 0 LOB: 0 BB: 0 P: 3	R: 0 E: 0 K: 1 S: 4	H: 1 LOB: 1 BB: 0 P: 4	R: 1 E: 0 K: 1 S: 7	H: 2 LOB: 2 BB: 1 P: 11	R: 0 E: 0 K: 1 S: 5	H: 0 LOB: 2 BB: 1 P: 10	1B: 3 2B: 3 3B: 0 HR: 0	SF: 0 SAC: 0 DP: 0 HBP: 1	WP: 0 PA: 37 PB: 0 SB: 1 CS: 1								
PITCHER	IP	WLS	BF	H	R	ER	SO	BB	IBB	HBP	BLK	WP	HR	S	P	ERA	WHIP										
Ken Schrom, R ERA: 3.87 Ron Davis, R ERA: 3.34	(1, 1) (8, 1)	7.2 S	29 7	6 0	3 0	3 0	3 2	1 2	0 0	0 1	0 0	0 0	0 0	34 8	38 17	3.52 0.00	0.913 1.500										

Detroit Tigers @ Minnesota Twins
Hubert H. Humphrey Metrodome, Minneapolis, MN
Sun Aug 21 1983, 4:33 AM EDT
Att: 10,799 - Dome - 74 F


AB 32
R 3
H 6
RBI 3
BB 3
SO 5
LOB 13



Batter	1	2	3	4	5	6	7	8	9	AB	R	H	RBI	BB	SO	LOB	BOTTOM										
Darrell Brown, S OBP: 0.306, SLG: 0.315 (1, 8)	0-0 4-3 1B			0-0 FC4-6		0-0 1B		0-0 SH1-3		4	1	2	0	0	0	2											
John Castino, R OBP: 0.358, SLG: 0.430 (1, 4)	0-0 4-3			0-0 5-3		0-0 6-3		0-0 F9		5	0	0	0	0	1	6											
Gary Ward, R OBP: 0.330, SLG: 0.478 (1, 7)	0-0 FC5-4			0-0 F9		0-0 3B		4-0 1B		4	1	2	1	1	0	3											
Kent Hrbek, L OBP: 0.376, SLG: 0.483 (1, 3)	0-0 FC5-4			0-0 L6		0-0 SF9		0-0 FC6-4		4	2	2	1	0	0	1											
Dave Engle, R OBP: 0.372, SLG: 0.500 (1, 2)	0-0 FC5-4			0-0 6-3		0-0 E4		FC4-6		4	0	1	0	0	0	4											
Gary Gaetti, R OBP: 0.305, SLG: 0.424 (1, 5)	1-0 HBP			0-0 F8		0-0 SF9		0-0 FC4-6		2	0	1	1	0	0	1											
Randy Bush, L OBP: 0.324, SLG: 0.431 (1, 10)	0-0 3-1			0-0 G3		0-0 F8		0-0 FC4-6		4	0	0	1	0	0	6											
Tom Brunansky, R OBP: 0.297, SLG: 0.415 (1, 9)		0-0 FC4-6		0-0 FC4-6		0-0 F9		0-0 F8		4	0	2	0	0	0	2											
Ron Washington, R OBP: 0.289, SLG: 0.320 (1, 6)		0-0 FC4-6		0-3 K		0-0 6-3		4-0 F9		3	0	0	0	1	1	2											
Inning Stats	R: 1 E: 0 K: 0 S: 6	H: 3 LOB: 3 BB: 0 P: 7	R: 0 E: 1 K: 1 S: 7	H: 1 LOB: 2 BB: 0 P: 7	R: 0 E: 0 K: 0 S: 4	H: 1 LOB: 1 BB: 0 P: 4	R: 0 E: 0 K: 1 S: 6	H: 1 LOB: 1 BB: 0 P: 6	R: 2 E: 0 K: 0 S: 5	H: 2 LOB: 0 BB: 0 P: 5	R: 0 E: 0 K: 0 S: 4	H: 1 LOB: 1 BB: 0 P: 4	R: 1 E: 1 K: 0 S: 5	H: 1 LOB: 2 BB: 1 P: 9	R: 0 E: 0 K: 0 S: 3	H: 0 LOB: 1 BB: 1 P: 7	1B: 9 2B: 0 3B: 1 HR: 0	SF: 1 SAC: 1 DP: 0 HBP: 1	WP: 0 PA: 39 PB: 0 SB: 0 CS: 0								
PITCHER	IP	WLS	BF	H	R	ER	SO	BB	IBB	HBP	BLK	WP	HR	S	P	ERA	WHIP										
Larry Pashnick, R ERA: 5.06 Dave Gumpert, R ERA: 2.32 Aurelio Lopez, R ERA: 1.84	(1, 1) (6, 1) (8, 1)	5.0 2.0 1.0	L 10 4	8 2	3 1	3 0	2 0	0 1	0 0	0 0	0 0	0 0	0 0	9 3	13 7	0.00 0.00	1.500 1.000										

Detroit Tigers @ Minnesota Twins
Hubert H. Humphrey Metrodome, Minneapolis, MN
Sun Aug 21 1983, 4:33 AM EDT
Att: 10,799 - Dome - 74 F

AB 34
R 4
H 10
RBI 4
BB 2
SO 2
LOB 27




Batter	1	2	3	4	5	6	7	8	9	AB	R	H	RBI	BB	SO	LOB	TOP					
Lou Whitaker, L (1, 4) OBP: 0.391, SLG: 0.462										2	0	2	0	2	0	0	Detroit Tigers @ Texas Rangers Arlington Stadium, Arlington, TX Mon Aug 22 1983, 8:05 PM EDT Att: 19,393 - Unknown					
Alan Trammell, R (1, 6) OBP: 0.388, SLG: 0.483										4	0	1	0	0	0	3						
Enos Cabell, R (1, 10) OBP: 0.338, SLG: 0.447										3	0	0	0	0	0	1						
Lance Parrish, R (1, 2) OBP: 0.329, SLG: 0.514										3	1	1	1	1	0	0						
Larry Herndon, R (1, 7) OBP: 0.335, SLG: 0.482										4	0	0	0	0	2	3						
John Wockenfuss, R (1, 3) OBP: 0.342, SLG: 0.436										2	0	1	0	1	0	0						
Kirk Gibson, L (8, PH) OBP: 0.299, SLG: 0.390										1	0	0	0	0	1	3						
Tom Brookens, R (8, 5) OBP: 0.282, SLG: 0.299										0	0	0	0	0	0	0						
Chet Lemon, R (1, 8) OBP: 0.360, SLG: 0.450										3	0	0	0	1	2	1						
Glenn Wilson, R (1, 9) OBP: 0.313, SLG: 0.419										2	0	1	0	1	0	0						
Marty Castillo, R (1, 5) OBP: 0.243, SLG: 0.313										3	0	0	0	0	0	4						
Rick Leach, L (9, PH) OBP: 0.295, SLG: 0.327										1	0	0	0	0	0	1						
Inning Stats	R: 0 E: 0 K: 0 S: 3	H: 1 LOB: 0 BB: 0 P: 3	R: 0 E: 0 K: 1 S: 6	H: 1 LOB: 3 BB: 2 P: 14	R: 0 E: 0 K: 0 S: 3	H: 1 LOB: 0 BB: 0 P: 3	R: 0 E: 0 K: 1 S: 5	H: 0 LOB: 1 BB: 1 P: 9	R: 0 E: 0 K: 0 S: 3	H: 0 LOB: 1 BB: 1 P: 7	R: 1 E: 0 K: 0 S: 4	H: 1 LOB: 0 BB: 0 P: 4	R: 0 E: 0 K: 1 S: 4	H: 0 LOB: 0 BB: 0 P: 5	R: 0 E: 0 K: 1 S: 6	H: 1 LOB: 3 BB: 2 P: 14	R: 0 E: 0 K: 1 S: 5	H: 1 LOB: 0 BB: 0 P: 5	1B: 4 2B: 1 3B: 0 HR: 1	SF: 0 SAC: 1 DP: 4 HBP: 1	WP: 0 PB: 0 SB: 2 CS: 0	PA: 36
PITCHER	IP WLS BF H R ER SO BB IBB HBP BLK WP HR S P ERA WHIP																					
Frank Tanana, L (1, 1) ERA: 2.59	7.0 W 29 5 1 1 3 5 0 1 0 0 0 1 29 50 1.29 1.429																					
Victor Cruz, R (8, 1) ERA: 2.04	2.0 S 7 1 0 0 2 0 1 0 0 0 0 0 10 14 0.00 0.500																					

AB	28
R	1
H	6
RBI	1
BB	6
SO	5
LOB	16



Batter	1	2	3	4	5	6	7	8	9	AB	R	H	RBI	BB	SO	LOB	BOTTOM			
Wayne Tolleson, S (1, 4) OBP: 0.322, SLG: 0.332										2	1	0	0	2	1	0	Detroit Tigers @ Texas Rangers Arlington Stadium, Arlington, TX Mon Aug 22 1983, 8:05 PM EDT Att: 19,393 - Unknown			
Buddy Bell, R (1, 5) OBP: 0.345, SLG: 0.436										3	1	0	0	0	0	3				
George Wright, S (1, 8) OBP: 0.326, SLG: 0.441										4	0	2	1	0	1	0				
Larry Parrish, R (1, 9) OBP: 0.342, SLG: 0.502										4	0	0	0	0	0	2				
Pete O'Brien, L (1, 3) OBP: 0.319, SLG: 0.359										4	0	2	0	0	0	1				
Mickey Rivers, L (1, 7) OBP: 0.301, SLG: 0.342										4	1	1	0	0	0	2				
Bill Sample, R (9, 7) OBP: 0.335, SLG: 0.429										0	0	0	0	0	0	0				
Jim Sundberg, R (1, 2) OBP: 0.269, SLG: 0.250										2	0	0	0	1	0	2				
Larry Bittner, L (1, 10) OBP: 0.345, SLG: 0.362										3	0	0	0	1	1	2				
Bucky Dent, R (1, 6) OBP: 0.286, SLG: 0.290										3	0	1	1	0	0	0				
Inning Stats	R: 0 E: 0 K: 1 S: 5	H: 0 LOB: 0 BB: 0 P: 5	R: 0 E: 0 K: 0 S: 4	H: 1 LOB: 2 BB: 1 P: 8	R: 0 E: 0 K: 1 S: 5	H: 0 LOB: 0 BB: 0 P: 5	R: 0 E: 0 K: 0 S: 5	H: 2 LOB: 2 BB: 0 P: 5	R: 2 E: 1 K: 0 S: 4	H: 1 LOB: 1 BB: 1 P: 9	R: 1 E: 0 K: 0 S: 5	H: 2 LOB: 3 BB: 2 P: 13	R: 0 E: 0 K: 0 S: 3	H: 0 LOB: 0 BB: 0 P: 3	R: 0 E: 0 K: 1 S: 5	H: 0 LOB: 0 BB: 0 P: 5	1B: 6 2B: 0 3B: 0 HR: 0	SF: 0 SAC: 1 DP: 0 HBP: 1	WP: 0 PB: 0 SB: 0 CS: 0	PA: 35
PITCHER	IP WLS BF H R ER SO BB IBB HBP BLK WP HR S P ERA WHIP																			
Dan Petry, R (1, 1) ERA: 3.66	8.0 L 35 6 3 2 3 3 1 1 0 0 0 0 36 53 2.25 1.125																			



Batter	1	2	3	4	5	6	7	8	9	AB	R	H	RBI	BB	SO	LOB	TOP					
Lou Whitaker, L (1,4) OBP: 0.390, SLG: 0.461	F7		F7					6-3		4	0	1	0	0	0	1						
Alan Trammell, R (1,6) OBP: 0.389, SLG: 0.483				F9	5-3			E5		4	0	2	0	0	0	2						
Kirk Gibson, L (1,10) OBP: 0.298, SLG: 0.386	K			P6				L6		3	0	0	0	1	1	2						
Lance Parrish, R (1,2) OBP: 0.328, SLG: 0.511	F9			FC6-4				F8		3	0	0	0	1	0	3						
Larry Herndon, R (1,7) OBP: 0.333, SLG: 0.478		P4		FC6-4				6-3		4	0	0	0	0	0	2						
Glenn Wilson, R (1,9) OBP: 0.312, SLG: 0.420		6-3						6-3		4	1	1	0	0	1	0						
Chet Lemon, R (1,8) OBP: 0.362, SLG: 0.452		K						F8		3	1	1	1	0	1	0						
Rick Leach, L (1,3) OBP: 0.299, SLG: 0.337				G6-4-3				K		4	0	2	1	0	1	0						
Marty Castillo, R (1,5) OBP: 0.245, SLG: 0.314				G6-4-3				F9		3	0	1	0	0	0	2						
Inning Stats	R: 0 E: 0 K: 1 S: 6	H: 1 LOB: 1 BB: 0 P: 6	R: 0 E: 0 K: 1 S: 5	H: 0 LOB: 0 BB: 0 P: 5	R: 0 E: 0 K: 0 S: 3	H: 1 LOB: 0 BB: 0 P: 3	R: 0 E: 0 K: 0 S: 3	H: 0 LOB: 1 BB: 1 P: 7	R: 1 E: 0 K: 0 S: 6	H: 4 LOB: 2 BB: 0 P: 6	R: 0 E: 0 K: 0 S: 2	H: 0 LOB: 0 BB: 1 P: 6	R: 1 E: 0 K: 0 S: 4	H: 1 LOB: 1 BB: 0 P: 5	R: 0 E: 1 K: 0 S: 4	H: 1 LOB: 1 BB: 0 P: 4	R: 0 E: 0 K: 2 S: 7	H: 0 LOB: 0 BB: 0 P: 7	1B: 5 2B: 3 3B: 0 HR: 0	SF: 0 SAC: 0 DP: 2 HBP: 1	WP: 0 PB: 0 SB: 1 CS: 0	PA: 35
PITCHER Charlie Hough, R (1,1) ERA: 3.79	IP: 9.0 WLS: L BF: 35	H: 8 R: 2 ER: 2 SO: 4	BB: 2 IBB: 0 HBP: 1 BLK: 0	WP: 0 HR: 0 S: 40 P: 49	ERA: 2.00 WHIP: 1.111																	

Detroit Tigers @ Texas Rangers
Arlington Stadium, Arlington, TX
Tue Aug 23 1983, 8:05 PM EDT
Att: 10,974 - Unknown

AB	32
R	2
H	8
RBI	2
BB	2
SO	4
LOB	12



Batter	1	2	3	4	5	6	7	8	9	AB	R	H	RBI	BB	SO	LOB	BOTTOM			
Wayne Tolleson, S (1,4) OBP: 0.323, SLG: 0.333	F9		FC6-4					K		4	0	2	0	0	1	2				
Buddy Bell, R (1,5) OBP: 0.342, SLG: 0.432	F9		F9					F8		4	0	0	0	0	0	4				
George Wright, S (1,8) OBP: 0.326, SLG: 0.438	F8			L3				L4		3	0	0	0	1	0	0				
Larry Parrish, R (1,9) OBP: 0.339, SLG: 0.498		G3		F9				F3		4	0	0	0	0	0	2				
Pete O'Brien, L (1,3) OBP: 0.316, SLG: 0.355		4-3		F7				F2		4	0	0	0	0	1	0				
Mickey Rivers, L (1,7) OBP: 0.297, SLG: 0.337		F9						B2-3		3	0	0	0	0	0	0				
Jim Sundberg, R (1,2) OBP: 0.270, SLG: 0.248				F9				BB		2	0	0	0	1	0	0				
Larry Bittner, L (1,10) OBP: 0.345, SLG: 0.361				FC6-4				G3		3	0	1	0	0	0	1				
Bucky Dent, R (1,6) OBP: 0.286, SLG: 0.290				FC6-4				F3		3	0	1	0	0	0	0				
Inning Stats	R: 0 E: 0 K: 0 S: 3	H: 1 LOB: 0 BB: 0 P: 3	R: 0 E: 0 K: 0 S: 3	H: 0 LOB: 0 BB: 0 P: 3	R: 0 E: 0 K: 0 S: 5	H: 2 LOB: 2 BB: 0 P: 5	R: 0 E: 0 K: 0 S: 3	H: 0 LOB: 0 BB: 0 P: 3	R: 0 E: 0 K: 0 S: 4	H: 1 LOB: 2 BB: 1 P: 8	R: 0 E: 0 K: 1 S: 5	H: 0 LOB: 1 BB: 1 P: 9	R: 0 E: 0 K: 1 S: 5	H: 0 LOB: 0 BB: 0 P: 5	R: 0 E: 0 K: 0 S: 3	H: 0 LOB: 0 BB: 0 P: 3	1B: 4 2B: 0 3B: 0 HR: 0	SF: 0 SAC: 0 DP: 0 HBP: 0	WP: 0 PB: 0 SB: 1 CS: 0	PA: 32
PITCHER Doug Bair, R (1,1) ERA: 4.26 Aurelio Lopez, R (7,1) ERA: 1.79	IP: 6.0 WLS: W BF: 22	H: 4 R: 0 ER: 0 SO: 0	BB: 0 IBB: 1 HBP: 0 BLK: 0	WP: 0 HR: 0 S: 13 P: 17	ERA: 0.00 WHIP: 0.667															

Detroit Tigers @ Texas Rangers
Arlington Stadium, Arlington, TX
Tue Aug 23 1983, 8:05 PM EDT
Att: 10,974 - Unknown

AB	30
R	0
H	4
RBI	0
BB	2
SO	2
LOB	9



Batter	1	2	3	4	5	6	7	8	9	AB	R	H	RBI	BB	SO	LOB	TOP																					
Rudy Law, L OBP: 0.336, SLG: 0.346 (1.8)	F9		E3		HR			F8		4	1	1	1	0	0	1	Chicago White Sox @ Detroit Tigers Tiger Stadium, Detroit, MI Thu Aug 25 1983, 7:05 PM EDT Att: 29,028 - Cloudy - 80 F																					
Jerry Hairston, S OBP: 0.369, SLG: 0.561 (1.7)	F7							2B		3	0	2	0	1	0	0																						
Harold Baines, L OBP: 0.325, SLG: 0.393 Dave Stegman, R OBP: 0.320, SLG: 0.300 (1.9) (8.9)	4-3		K					6-3		4	0	0	0	0	2	5																						
Greg Luzinski, R OBP: 0.341, SLG: 0.478 (1.10)		E5	F9					4-3		4	0	0	0	0	0	4																						
Tom Paciorek, R OBP: 0.313, SLG: 0.409 (1.3)	F9							6-3		4	0	1	0	0	0	1																						
Vance Law, R OBP: 0.308, SLG: 0.334 (1.5)								6-3		4	0	1	0	0	0	1																						
Scott Fletcher, R OBP: 0.345, SLG: 0.415 Greg Walker, L OBP: 0.319, SLG: 0.429 (1.6) (9, PH)	G4-6-3							1B		3	0	0	0	0	0	2																						
Marc Hill, R OBP: 0.269, SLG: 0.292 (1.2)								F8		3	0	0	0	1	1	1																						
Julio Cruz, S OBP: 0.310, SLG: 0.325 (1.4)										3	0	0	0	0	1	1																						
Inning Stats	R: 0 E: 0 K: 0 S: 3	H: 0 LOB: 0 BB: 0 P: 3	R: 0 E: 1 K: 0 S: 4	H: 1 LOB: 1 BB: 0 P: 4	R: 0 E: 1 K: 2 S: 8	H: 0 LOB: 3 BB: 2 P: 16	R: 0 E: 0 K: 0 S: 3	H: 1 LOB: 0 BB: 0 P: 3	R: 1 E: 0 K: 1 S: 7	H: 2 LOB: 1 BB: 0 P: 7	R: 0 E: 0 K: 0 S: 3	H: 0 LOB: 0 BB: 0 P: 3	R: 0 E: 0 K: 1 S: 5	H: 0 LOB: 0 BB: 0 P: 5	R: 0 E: 0 K: 0 S: 4	H: 1 LOB: 1 BB: 0 P: 4		R: 0 E: 0 K: 0 S: 4	H: 1 LOB: 1 BB: 0 P: 4	1B: 3 2B: 3 3B: 0 HR: 1	SF: 0 SAC: 0 DP: 2 HBP: 0	WP: 0 PB: 0 SB: 0 CS: 0	PA: 35															
PITCHER	IP	WLS	BF	H	R	ER	SO	BB	IBB	HBP	BLK	WP	HR	S	P	ERA	WHIP	PITCHER				IP	WLS	BF	H	R	ER	SO	BB	IBB	HBP	BLK	WP	HR	S	P	ERA	WHIP
Juan Berenguer, R ERA: 2.93 (1.1)	7.0	W	27	4	1	1	4	2	0	0	0	0	1	33	41	1.29	0.857																					
Aurelio Lopez, R ERA: 1.77 (8.1)	1.0		4	1	0	0	0	0	0	0	0	0	0	4	4	0.00	1.000																					
Dave Gumpert, R ERA: 2.25 (9.1)	1.0		4	1	0	0	0	0	0	0	0	0	0	4	4	0.00	1.000																					

AB	33
R	1
H	6
RBI	1
BB	2
SO	4
LOB	16



Batter	1	2	3	4	5	6	7	8	9	AB	R	H	RBI	BB	SO	LOB	BOTTOM																					
Lou Whitaker, L OBP: 0.390, SLG: 0.470 (1.4)	K	K		4-3						4	2	1	2	1	2	2	Chicago White Sox @ Detroit Tigers Tiger Stadium, Detroit, MI Thu Aug 25 1983, 7:05 PM EDT Att: 29,028 - Cloudy - 80 F																					
Enos Cabell, R OBP: 0.340, SLG: 0.448 Rick Leach, L OBP: 0.302, SLG: 0.335 (1.3) (8.3)	1B	FC6-4						HR		4	1	2	1	0	0	1																						
Larry Hemdon, R OBP: 0.335, SLG: 0.478 (1.7)	HR	FC6-4								5	2	3	0	0	0	4																						
Lance Parrish, R OBP: 0.330, SLG: 0.514 (1.10)	HR									5	1	3	2	0	0	1																						
John Wockenfuss, R OBP: 0.339, SLG: 0.445 (1.2)	HR									4	1	1	3	0	1	3																						
Glenn Wilson, R OBP: 0.309, SLG: 0.414 (1.9)	F3									4	0	1	1	0	1	1																						
Chet Lemon, R OBP: 0.363, SLG: 0.460 (1.8)										4	1	3	1	0	0	2																						
Tom Brookens, R OBP: 0.284, SLG: 0.309 (1.6)										4	2	2	0	0	1	1																						
Marty Castillo, R OBP: 0.248, SLG: 0.299 (1.5)										3	0	0	0	1	1	2																						
Inning Stats	R: 3 E: 0 K: 1 S: 8	H: 4 LOB: 0 BB: 0 P: 8	R: 1 E: 0 K: 1 S: 7	H: 3 LOB: 2 BB: 1 P: 11	R: 0 E: 0 K: 0 S: 3	H: 0 LOB: 0 BB: 0 P: 3	R: 1 E: 0 K: 1 S: 6	H: 1 LOB: 0 BB: 0 P: 6	R: 1 E: 0 K: 1 S: 7	H: 2 LOB: 1 BB: 0 P: 7	R: 0 E: 0 K: 1 S: 5	H: 1 LOB: 0 BB: 0 P: 5	R: 2 E: 1 K: 1 S: 8	H: 2 LOB: 2 BB: 1 P: 12	R: 2 E: 0 K: 0 S: 6	H: 3 LOB: 1 BB: 0 P: 6		1B: 11 2B: 1 3B: 1 HR: 3	SF: 0 SAC: 0 DP: 1 HBP: 0	WP: 0 PB: 0 SB: 3 CS: 0	PA: 40																	
PITCHER	IP	WLS	BF	H	R	ER	SO	BB	IBB	HBP	BLK	WP	HR	S	P	ERA	WHIP	PITCHER				IP	WLS	BF	H	R	ER	SO	BB	IBB	HBP	BLK	WP	HR	S	P	ERA	WHIP
Britt Burns, L ERA: 4.28 (1.1)	4.1	L	21	9	6	6	3	1	0	0	0	0	0	18	22	0.00	1.875																					
Dick Tidrow, R ERA: 3.69 (5.1)	2.2		13	4	2	0	3	1	0	0	0	0	0	18	22	0.00	1.875																					
Guy Hoffman, L ERA: 8.1 (8.1)	1.0		6	3	2	2	0	0	0	0	0	0	1	6	6	18.00	3.000																					

AB	38
R	10
H	16
RBI	10
BB	2
SO	6
LOB	17



Batter	1	2	3	4	5	6	7	8	9	10	AB	R	H	RBI	BB	SO	LOB					
Dave Collins, S OBP: 0.335, SLG: 0.327 (1, 7)											4	0	1	1	1	0	1					
Rance Mulliniks, L OBP: 0.381, SLG: 0.447 (1, 5)											4	0	1	1	1	0	2					
Lloyd Moseby, L OBP: 0.377, SLG: 0.521 (1, 8)											4	0	1	0	0	0	1					
Wille Upshaw, L OBP: 0.359, SLG: 0.496 (1, 3)										4	0	2	0	0	0	2						
Cliff Johnson, R OBP: 0.337, SLG: 0.526 (1, 10)										3	0	0	0	1	1	3						
Jorge Orta, L OBP: 0.303, SLG: 0.374 Barry Bonnell, R OBP: 0.365, SLG: 0.464 (9, 9)										4	0	0	0	0	0	4						
Ernie Whitt, L OBP: 0.345, SLG: 0.433 (1, 2)											3	1	1	1	1	1	0					
Garth Iorg, R OBP: 0.309, SLG: 0.383 (1, 4)											4	1	1	0	0	0	3					
Alfredo Griffin, S OBP: 0.287, SLG: 0.356 (1, 6)											4	1	1	0	0	1	0					
Inning Stats	R: 0 E: 0 K: 0 S: 2	H: 0 LOB: 0 BB: 1 P: 6	R: 0 E: 0 K: 1 S: 5	H: 0 LOB: 0 BB: 0 P: 5	R: 2 E: 0 K: 0 S: 6	H: 3 LOB: 1 BB: 0 P: 6	R: 0 E: 0 K: 0 S: 3	H: 1 LOB: 0 BB: 0 P: 3	R: 1 E: 0 K: 0 S: 4	H: 1 LOB: 0 BB: 0 P: 4	R: 0 E: 0 K: 2 S: 7	H: 0 LOB: 0 BB: 0 P: 7	R: 0 E: 0 K: 0 S: 3	H: 0 LOB: 0 BB: 0 P: 3	R: 0 E: 0 K: 0 S: 3	H: 1 LOB: 2 BB: 2 P: 11	R: 0 E: 0 K: 0 S: 3	H: 1 LOB: 0 BB: 0 P: 3	1B: 6 2B: 1 3B: 0 HR: 1	SF: 0 SAC: 0 DP: 3 HBP: 0	WP: 1 PB: 0 SB: 0 CS: 1	PA: 38
PITCHER	IP 8.0	WLS L	BF 30	H 6	R 3	ER 3	SO 3	BB 2	IBB 0	HBP 0	BLK 0	WP 0	HR 1	S 34	P 42	ERA 3.38	WHIP 1.000					
Dan Petry, R ERA: 3.65 Aurelio Lopez, R ERA: 1.74 (9, 1)	2.0	W	8	2	0	0	0	2	0	0	0	1	0	6	14	0.00	2.000					

TOP

Toronto Blue Jays @ Detroit Tigers
Tiger Stadium, Detroit, MI
Fri Aug 26 1983, 7:05 PM EDT
Att: 46,467 - Unknown - 83 F

livebaseballscorecards.com

AB 34
R 3
H 8
RBI 3
BB 4
SO 3
LOB 16

Batter	1	2	3	4	5	6	7	8	9	10	AB	R	H	RBI	BB	SO	LOB					
Lou Whitaker, L OBP: 0.388, SLG: 0.470 (1, 4)											5	1	1	0	0	0	0					
Alan Trammell, R OBP: 0.390, SLG: 0.489 (1, 6)											5	1	2	2	0	0	0					
Kirk Gibson, L OBP: 0.297, SLG: 0.381 (1, 10)											3	0	0	0	1	0	1					
Lance Parrish, R OBP: 0.327, SLG: 0.510 (1, 2)										4	0	0	0	0	1	1						
Larry Herndon, R OBP: 0.332, SLG: 0.473 (1, 7)										4	0	0	0	0	0	0						
Enos Cabell, R OBP: 0.342, SLG: 0.447 (1, 3)										3	0	1	0	0	0	0						
Chet Lemon, R OBP: 0.366, SLG: 0.464 (1, 8)										3	1	2	0	1	0	0						
Glenn Wilson, R OBP: 0.308, SLG: 0.420 (1, 9)										4	1	1	2	0	1	3						
Marty Castillo, R OBP: 0.241, SLG: 0.291 Rick Leach, L OBP: 0.301, SLG: 0.333 (10, PH)											3	0	0	0	0	2	1					
Inning Stats	R: 0 E: 0 K: 0 S: 3	H: 0 LOB: 1 BB: 1 P: 7	R: 0 E: 0 K: 0 S: 3	H: 0 LOB: 0 BB: 0 P: 3	R: 1 E: 0 K: 1 S: 7	H: 2 LOB: 1 BB: 0 P: 7	R: 0 E: 0 K: 0 S: 3	H: 0 LOB: 0 BB: 0 P: 3	R: 0 E: 0 K: 0 S: 3	H: 0 LOB: 0 BB: 0 P: 3	R: 0 E: 0 K: 2 S: 7	H: 1 LOB: 1 BB: 0 P: 8	R: 0 E: 0 K: 0 S: 3	H: 0 LOB: 0 BB: 0 P: 3	R: 0 E: 0 K: 1 S: 6	H: 1 LOB: 2 BB: 1 P: 10	R: 1 E: 0 K: 0 S: 3	H: 1 LOB: 0 BB: 0 P: 3	1B: 3 2B: 2 3B: 0 HR: 2	SF: 0 SAC: 0 DP: 0 HBP: 1	WP: 0 PB: 0 SB: 0 CS: 1	PA: 38
PITCHER	IP 9.2	WLS L	BF 38	H 7	R 4	ER 4	SO 4	BB 2	IBB 0	HBP 1	BLK 0	WP 0	HR 2	S 43	P 52	ERA 3.72	WHIP 0.931					
Jim Gott, R ERA: 4.41 (1, 1)	9.2	L	38	7	4	4	4	2	0	1	0	0	2	43	52	3.72	0.931					

BOTTOM

Toronto Blue Jays @ Detroit Tigers
Tiger Stadium, Detroit, MI
Fri Aug 26 1983, 7:05 PM EDT
Att: 46,467 - Unknown - 83 F

livebaseballscorecards.com

AB 35
R 4
H 7
RBI 4
BB 2
SO 4
LOB 6

Batter	1	2	3	4	5	6	7	8	9	AB	R	H	RBI	BB	SO	LOB	TOP										
Dave Collins, S OBP: 0.342, SLG: 0.334 (1, 7)										5	3	4	1	0	0	0											
Rance Mulliniks, L OBP: 0.381, SLG: 0.457 (1, 5)										5	1	2	2	0	0	2											
Lloyd Moseby, L OBP: 0.377, SLG: 0.526 (1, 8)										5	2	2	2	0	0	2											
Willie Upshaw, L OBP: 0.362, SLG: 0.499 (1, 3)										3	0	2	1	1	0	0											
Cliff Johnson, R OBP: 0.386, SLG: 0.527 (1, 10)										3	0	1	1	0	0	1											
Ernie Whitt, L OBP: 0.344, SLG: 0.429 (1, 2)										3	0	0	0	1	0	2											
Barry Bonnell, R Jesse Barfield, R OBP: 0.258, SLG: 0.424 (1, 9) (7, 9)										3	0	1	0	0	1	1											
Garth Iorg, R OBP: 0.305, SLG: 0.378 (1, 4)										4	0	0	0	0	0	1											
Alfredo Griffin, S OBP: 0.287, SLG: 0.359 (1, 6)										4	1	1	0	0	0	0											
Inning Stats	R: 2 E: 0 K: 0 S: 6	H: 3 LOB: 1 BB: 0 P: 6	R: 0 E: 0 K: 1 S: 5	H: 0 LOB: 0 BB: 0 P: 5	R: 0 E: 0 K: 0 S: 3	H: 0 LOB: 0 BB: 0 P: 3	R: 0 E: 0 K: 0 S: 4	H: 1 LOB: 1 BB: 0 P: 4	R: 0 E: 1 K: 0 S: 4	H: 0 LOB: 0 BB: 0 P: 3	R: 0 E: 0 K: 0 S: 3	H: 1 LOB: 0 BB: 0 P: 3	R: 0 E: 0 K: 0 S: 6	H: 4 LOB: 2 BB: 2 P: 14	R: 2 E: 0 K: 0 S: 5	H: 3 LOB: 0 BB: 0 P: 5	1B: 9 2B: 1 3B: 1 HR: 2	SF: 1 SAC: 0 DP: 0 HBP: 0	WP: 0 PB: 0 SB: 1 CS: 2	PA: 40							
PITCHER	IP	WLS	BF	H	R	ER	SO	BB	IBB	HBP	BLK	WP	HR	S	P	ERA	WHIP										
Glenn Abbott, R ERA: 4.43 (1, 1)	7.0		26	6	2	2	1	0	0	0	0	0	0	28	28	2.57	0.857										
Aurelio Lopez, R ERA: 1.99 (8, 1)	0.2	L	6	4	3	3	0	1	0	0	0	0	2	5	9	40.50	7.500										
Dave Gumpert, R ERA: 2.48 (8, 1)	0.2		4	1	1	1	0	0	0	0	0	0	0	3	7	13.50	1.500										
Howard Bailey, L ERA: 4.39 (9, 1)	0.2		3	2	1	1	0	0	0	0	0	0	0	3	3	13.50	3.000										

Toronto Blue Jays @ Detroit Tigers
Tiger Stadium, Detroit, MI
Sat Aug 27 1983, 3:33 AM EDT
Att: 39,118 - Unknown - 84 F

AB 36
R 7
H 13
RBI 7
BB 2
SO 1
LOB 11



Batter	1	2	3	4	5	6	7	8	9	AB	R	H	RBI	BB	SO	LOB	BOTTOM										
Lou Whitaker, L OBP: 0.388, SLG: 0.471 (1, 4)										5	0	2	0	0	1	1											
Alan Trammell, R OBP: 0.390, SLG: 0.496 (1, 6)										5	1	2	1	0	0	1											
Kirk Gibson, L OBP: 0.294, SLG: 0.376 (1, 10)										4	0	0	0	0	2	2											
Lance Parrish, R OBP: 0.327, SLG: 0.507 (1, 2)										4	0	1	0	0	2	1											
Larry Herndon, R OBP: 0.333, SLG: 0.474 (1, 7)										4	1	2	0	0	1	1											
Enos Cabell, R OBP: 0.344, SLG: 0.448 (1, 3)										4	0	2	0	0	0	1											
Chet Lemon, R OBP: 0.365, SLG: 0.460 (1, 8)										3	0	0	0	1	1	2											
Glenn Wilson, R OBP: 0.310, SLG: 0.426 (1, 9)										3	1	1	1	1	0	2											
Tom Brookens, R OBP: 0.285, SLG: 0.320 Rick Leach, L OBP: 0.301, SLG: 0.333 Lynn Jones, R OBP: 0.263, SLG: 0.339 (1, 5) (9, PH) (9, PH)										3	1	1	1	0	0	1											
Inning Stats	R: 0 E: 0 K: 1 S: 6	H: 2 LOB: 1 BB: 0 P: 6	R: 0 E: 0 K: 1 S: 5	H: 0 LOB: 0 BB: 0 P: 5	R: 1 E: 0 K: 0 S: 4	H: 1 LOB: 0 BB: 0 P: 4	R: 0 E: 0 K: 1 S: 7	H: 2 LOB: 2 BB: 0 P: 7	R: 1 E: 0 K: 1 S: 7	H: 2 LOB: 1 BB: 0 P: 7	R: 0 E: 0 K: 1 S: 5	H: 1 LOB: 1 BB: 0 P: 5	R: 0 E: 0 K: 0 S: 3	H: 0 LOB: 1 BB: 1 P: 7	R: 2 E: 0 K: 1 S: 8	H: 3 LOB: 2 BB: 1 P: 12	R: 0 E: 0 K: 2 S: 7	H: 0 LOB: 0 BB: 0 P: 7	1B: 7 2B: 2 3B: 0 HR: 3	SF: 0 SAC: 0 DP: 1 HBP: 0	WP: 1 PB: 0 SB: 0 CS: 0	PA: 38					
PITCHER	IP	WLS	BF	H	R	ER	SO	BB	IBB	HBP	BLK	WP	HR	S	P	ERA	WHIP										
Doyle Alexander, R ERA: 5.27 (1, 1)	7.0		29	9	3	3	5	1	0	0	0	0	3	38	42	3.86	1.429										
Joey McLaughlin, R ERA: 4.07 (8, 1)	1.0		6	2	1	1	1	1	0	0	0	1	0	7	11	9.00	3.000										
Dave Geisel, L ERA: 4.23 (9, 1)	1.0	S	3	0	0	0	2	0	0	0	0	0	0	7	7	0.00	0.000										

Toronto Blue Jays @ Detroit Tigers
Tiger Stadium, Detroit, MI
Sat Aug 27 1983, 3:33 AM EDT
Att: 39,118 - Unknown - 84 F

AB 36
R 4
H 11
RBI 3
BB 2
SO 8
LOB 12



Batter	1	2	3	4	5	6	7	8	9	AB	R	H	RBI	BB	SO	LOB	TOP			
Dave Collins, S OBP: 0.338, SLG: 0.330 (1, 7)	0-3 K		0-0 P3		0-0 3-1		0-0 F9			4	0	0	0	0	1	2				
Rance Mulliniks, L OBP: 0.383, SLG: 0.456 (1, 5)	0-0 E3		0-0 1B		4-0 1B BB		0-0 4-3			3	0	1	1	1	0	0				
Lloyd Moseby, L OBP: 0.376, SLG: 0.525 (1, 8)	0-0 F2		0-0 SF8		0-0 1-2 1B			0-0 F9		3	0	1	1	0	0	1				
Willie Upshaw, L OBP: 0.359, SLG: 0.495 (1, 3)	0-3 K		0-3 K		0-0 5-3			0-0 3-1		4	0	0	0	0	2	4				
Cliff Johnson, R OBP: 0.384, SLG: 0.522 (1, 10)		0-0 F8		0-0 F5		4-0 BB		0-0 F8		3	0	0	0	1	0	0				
Ernie Whitt, L OBP: 0.340, SLG: 0.422 (1, 2)	0-3 K		0-3 K		0-0 F9			0-0 F9		4	0	0	0	0	2	1				
Garth Iorg, R OBP: 0.304, SLG: 0.377 (1, 4)	0-0 6-3		0-0 WP 1B		0-3 K			0-0 3-1		4	0	1	0	0	1	1				
Jesse Barfield, R OBP: 0.261, SLG: 0.425 (1, 9)			0-0 SH 1B 1B		0-0 F2		0-0 F2		0-0 1B	4	1	2	0	0	0	2				
Alfredo Griffin, S OBP: 0.285, SLG: 0.357 (1, 6)			0-0 SH 1B SF8		0-0 G3		0-3 K		0-3 K	3	1	0	0	0	2	1				
Inning Stats	R: 0 E: 1 K: 2 S: 8	H: 0 LOB: 1 BB: 0 P: 8	R: 0 E: 0 K: 1 S: 5	H: 0 LOB: 0 BB: 0 P: 5	R: 2 E: 0 K: 1 S: 8	H: 2 LOB: 1 BB: 0 P: 8	R: 0 E: 0 K: 1 S: 6	H: 1 LOB: 1 BB: 0 P: 6	R: 0 E: 0 K: 0 S: 4	H: 1 LOB: 2 BB: 1 P: 8	R: 0 E: 0 K: 1 S: 5	H: 0 LOB: 0 BB: 0 P: 5	R: 0 E: 0 K: 0 S: 3	H: 0 LOB: 0 BB: 0 P: 3	R: 0 E: 0 K: 1 S: 6	H: 1 LOB: 1 BB: 0 P: 6	1B: 5 2B: 0 3B: 0 HR: 0	SF: 1 SAC: 1 DP: 0 HBP: 0	WP: 1 PB: 0 SB: 0 CS: 0	PA: 36
PITCHER Jack Morris, R ERA: 3.35 (1, 1)	IP: 9.0 WLS: W BF: 36 H: 5 R: 2 ER: 2 SO: 8 BB: 2 IBB: 0 HBP: 0 BLK: 0 WP: 1 HR: 0 S: 50 P: 58 ERA: 2.00 WHIP: 0.778															PITCHER				

Toronto Blue Jays @ Detroit Tigers
Tiger Stadium, Detroit, MI
Sun Aug 28 1983, 3:33 AM EDT
Att: 38,332 - Unknown - 84 F

AB 32
R 2
H 5
RBI 2
BB 2
SO 8
LOB 12



Batter	1	2	3	4	5	6	7	8	9	AB	R	H	RBI	BB	SO	LOB	BOTTOM					
Kirk Gibson, L OBP: 0.294, SLG: 0.374 John Wockenfuss, R (8, PH) OBP: 0.338, SLG: 0.443 (1, 7)	0-3 K		4-0 BB		0-0 F9			0-3 K		2	0	0	0	1	1	1						
Alan Trammell, R OBP: 0.388, SLG: 0.492 (1, 6)	4-0 S BB		0-0 2-3		0-0 F9			0-0 P3		3	0	0	0	1	0	2						
Larry Hemdon, R OBP: 0.333, SLG: 0.472 (1, 10)	0-0 F3			0-0 1B 1B		0-3 K		0-0 F8		4	1	1	0	0	1	1						
Lance Parrish, R OBP: 0.328, SLG: 0.506 (1, 2)	0-0 F7			0-0 G5-3 1B 1B		0-0 5-3		4-0 1B HR BB		3	1	1	0	1	0	1						
Glenn Wilson, R OBP: 0.307, SLG: 0.422 (1, 9)		0-0 F8		0-0 F9		0-0 6-3		0-0 F7		4	0	0	0	0	0	3						
Rick Leach, L OBP: 0.305, SLG: 0.337 (1, 3)		0-0 F7		0-0 1-2 1B		0-0 L3		0-0 HR 1B		4	1	2	1	0	0	0						
Chet Lemon, R OBP: 0.367, SLG: 0.469 (1, 8)		0-0 F9		0-0 G5-3		0-0 G4-6-3 1B		0-0 HR		4	1	2	3	0	0	2						
Tom Brookens, R OBP: 0.283, SLG: 0.318 Lou Whitaker, L (7, PH) OBP: 0.386, SLG: 0.470 (1, 4)			0-0 P4		0-0 F9		0-0 G4-6-3			2	0	0	0	0	0	0						
Marty Castillo, R OBP: 0.246, SLG: 0.288 Enos Cabell, R (8, PH) OBP: 0.343, SLG: 0.446 (1, 5)			0-0 F5		4-0 BB			0-0 6-3		1	0	0	0	1	0	0						
Inning Stats	R: 0 E: 0 K: 1 S: 5	H: 0 LOB: 1 BB: 1 P: 9	R: 0 E: 0 K: 0 S: 3	H: 0 LOB: 0 BB: 0 P: 3	R: 0 E: 0 K: 0 S: 3	H: 0 LOB: 1 BB: 1 P: 7	R: 1 E: 0 K: 0 S: 5	H: 3 LOB: 1 BB: 0 P: 5	R: 0 E: 0 K: 0 S: 3	H: 0 LOB: 0 BB: 1 P: 7	R: 0 E: 0 K: 1 S: 5	H: 0 LOB: 0 BB: 0 P: 5	R: 0 E: 0 K: 0 S: 3	H: 1 LOB: 0 BB: 0 P: 3	R: 0 E: 0 K: 1 S: 5	H: 0 LOB: 0 BB: 0 P: 5	R: 3 E: 0 K: 0 S: 4	H: 2 LOB: 0 BB: 1 P: 8	1B: 5 2B: 0 3B: 0 HR: 1	SF: 0 SAC: 0 DP: 2 HBP: 0	WP: 0 PB: 0 SB: 1 CS: 0	PA: 34
PITCHER Luis Leal, R ERA: 4.07 Roy Lee Jackson, R ERA: 4.51 Dave Geisel, L ERA: 4.24 Randy Moffitt, R ERA: 3.74 Joey McLaughlin, R ERA: 4.37 (1, 1)	IP: 6.1 WLS: 1 BF: 24 H: 3 R: 1 ER: 1 SO: 2 BB: 3 IBB: 0 HBP: 0 BLK: 0 WP: 0 HR: 0 S: 25 P: 37 ERA: 1.42 WHIP: 0.947															PITCHER						

Toronto Blue Jays @ Detroit Tigers
Tiger Stadium, Detroit, MI
Sun Aug 28 1983, 3:33 AM EDT
Att: 38,332 - Unknown - 84 F

AB 30
R 4
H 6
RBI 4
BB 4
SO 3
LOB 11



Batter	1	2	3	4	5	6	7	8	9	10	11	AB	R	H	RBI	BB	SO	LOB	TOP					
Darrell Brown, S OBP: 0.301, SLG: 0.306 Mickey Hatcher, R OBP: 0.355, SLG: 0.450 (11, PH)	K	F7		6-3			F7				F8	5	0	1	0	0	1	1						
John Castino, R OBP: 0.350, SLG: 0.415	L7	F8			K		K		L8			6	0	1	1	0	2	2						
Gary Ward, R OBP: 0.330, SLG: 0.470					1-3						F2	5	0	3	0	1	0	1						
Kent Hrbek, L OBP: 0.381, SLG: 0.498	L3				K							4	0	0	0	1	1	3						
Dave Engle, R OBP: 0.352, SLG: 0.459 Ray Smith, R OBP: 0.270, SLG: 0.252		HR			L9		F9		L9			4	1	0	0	1	0	4						
Randy Bush, L OBP: 0.327, SLG: 0.429	F7						F8				F9	3	0	0	0	2	0	3						
Gary Gaetti, R OBP: 0.305, SLG: 0.425					K		5-3		K		6-3	5	1	1	2	0	2	6						
Tom Brunansky, R OBP: 0.300, SLG: 0.406		HR			K				F3			3	2	1	0	2	1	0						
Ron Washington, R OBP: 0.295, SLG: 0.332					6-3		SH3-1-4		F4		K	4	1	1	2	0	1	1						
Inning Stats	R: 0 E: 0 K: 1 S: 5	H: 0 LOB: 1 BB: 1 P: 9	R: 4 E: 0 K: 0 S: 5	H: 2 LOB: 0 BB: 2 P: 13	R: 0 E: 1 K: 1 S: 6	H: 1 LOB: 0 BB: 1 P: 10	R: 0 E: 0 K: 1 S: 5	H: 0 LOB: 0 BB: 0 P: 5	R: 0 E: 0 K: 2 S: 7	H: 0 LOB: 0 BB: 0 P: 7	R: 0 E: 0 K: 1 S: 3	H: 1 LOB: 1 BB: 0 P: 6	R: 0 E: 0 K: 1 S: 6	H: 1 LOB: 2 BB: 1 P: 10	R: 0 E: 0 K: 0 S: 4	H: 1 LOB: 1 BB: 1 P: 4	R: 0 E: 0 K: 0 S: 4	H: 1 LOB: 2 BB: 1 P: 8	R: 1 E: 0 K: 1 S: 6	H: 1 LOB: 1 BB: 1 P: 10	1B: 4 2B: 2 3B: 0 HR: 2	SF: 0 SAC: 1 DP: 0 HBP: 0	WP: 2 PB: 0 SB: 0 CS: 0	PA: 48
PITCHER	IP WLS BF H R ER SO BB IBB HBP BLK WP HR S P ERA WHIP																							
Juan Berenguer, R ERA: 3.15	(1, 1)	2.2	15	3	4	4	1	4	0	0	0	0	0	0	0	0	0	0	0	0	13.50	2.625		
Doug Bair, R ERA: 3.95	(3, 1)	5.1	19	2	0	0	6	0	1	0	0	0	0	0	30	34	0.00	0.375						
Aurelio Lopez, R ERA: 2.01	(9, 1)	3.0	L	14	3	1	1	1	1	0	0	2	0	14	22	3.00	1.333							

Minnesota Twins @ Detroit Tigers
Tiger Stadium, Detroit, MI
Mon Aug 29 1983, 7:05 PM EDT
Att: 25,875 - Unknown - 83 F

AB 40
R 5
H 8
RBI 5
BB 7
SO 8
LOB 22



Batter	1	2	3	4	5	6	7	8	9	10	11	AB	R	H	RBI	BB	SO	LOB	BOTTOM					
Lou Whitaker, L OBP: 0.386, SLG: 0.467	K				F8		K			4-3		5	1	1	1	0	2	0						
Alan Trammell, R OBP: 0.369, SLG: 0.497					L4		L4			6-3		4	1	1	2	1	0	1						
Enos Cabell, R OBP: 0.341, SLG: 0.442	5-3									1-3		5	0	1	0	0	1	1						
Lance Parrish, R OBP: 0.325, SLG: 0.501	5-3				L4				F7		F8	5	0	0	0	0	0	2						
Larry Herndon, R OBP: 0.333, SLG: 0.471		K			F8						E9	5	0	2	0	0	1	0						
John Wockenfuss, R OBP: 0.343, SLG: 0.439		F9							F8			2	0	0	0	3	0	1						
Chet Lemon, R OBP: 0.365, SLG: 0.464											K	4	0	0	0	1	2	5						
Lynn Jones, R OBP: 0.262, SLG: 0.333 Rick Leach, L OBP: 0.303, SLG: 0.335 (11, PH)					F6				L3-4		F8	4	1	1	0	0	0	4						
Tom Brookens, R OBP: 0.294, SLG: 0.319 Kirk Gibson, L OBP: 0.293, SLG: 0.373 Marty Castillo, R OBP: 0.244, SLG: 0.286 (8, S)							L9					2	1	1	0	0	0	0						
Inning Stats	R: 1 E: 0 K: 1 S: 6	H: 1 LOB: 0 BB: 0 P: 6	R: 0 E: 0 K: 2 S: 7	H: 0 LOB: 0 BB: 0 P: 7	R: 3 E: 1 K: 0 S: 6	H: 3 LOB: 0 BB: 0 P: 6	R: 0 E: 0 K: 0 S: 3	H: 0 LOB: 1 BB: 1 P: 7	R: 0 E: 0 K: 0 S: 4	H: 1 LOB: 2 BB: 1 P: 8	R: 0 E: 0 K: 1 S: 5	H: 0 LOB: 0 BB: 0 P: 5	R: 0 E: 0 K: 1 S: 6	H: 1 LOB: 1 BB: 0 P: 6	R: 0 E: 0 K: 1 S: 4	H: 0 LOB: 0 BB: 1 P: 8	R: 0 E: 0 K: 0 S: 3	H: 0 LOB: 0 BB: 0 P: 3	R: 0 E: 1 K: 1 S: 6	H: 0 LOB: 2 BB: 1 P: 10	1B: 6 2B: 1 3B: 0 HR: 1	SF: 0 SAC: 0 DP: 3 HBP: 0	WP: 1 PB: 0 SB: 0 CS: 0	PA: 44
PITCHER	IP WLS BF H R ER SO BB IBB HBP BLK WP HR S P ERA WHIP																							
Frank Viola, L ERA: 5.34	(1, 1)	5.0	24	6	4	3	3	3	0	0	0	0	0	0	20	24	0.00	0.400						
Rick Lysander, R ERA: 2.94	(6, 1)	5.0	W	15	1	0	0	3	1	0	0	0	0	0	20	24	0.00	0.400						
Ron Davis, R ERA: 3.3	(11, 1)	1.0	S	5	0	0	1	1	0	0	0	1	0	6	10	0.00	1.000							

Minnesota Twins @ Detroit Tigers
Tiger Stadium, Detroit, MI
Mon Aug 29 1983, 7:05 PM EDT
Att: 25,875 - Unknown - 83 F

AB 39
R 4
H 7
RBI 3
BB 5
SO 7
LOB 16



Batter	1	2	3	4	5	6	7	8	9	AB	R	H	RBI	BB	SO	LOB	TOP			
Darrell Brown, S OBP: 0.309, SLG: 0.314										4	1	3	0	0	0	0				
John Castino, R OBP: 0.350, SLG: 0.415										3	0	1	0	0	0	1				
Gary Ward, R OBP: 0.329, SLG: 0.467										3	0	0	0	0	0	2				
Bobby Mitchell, L OBP: 0.350, SLG: 0.307										0	0	0	0	0	0	0				
Kent Hrbek, L OBP: 0.380, SLG: 0.502										4	1	1	1	0	1	2				
Dave Engle, R OBP: 0.354, SLG: 0.458										3	1	1	0	1	0	0				
Rusty Kuntz, R OBP: 0.297, SLG: 0.318										0	0	0	0	0	0	0				
Randy Bush, L OBP: 0.326, SLG: 0.427										4	0	1	0	0	0	2				
Gary Gaetti, R OBP: 0.305, SLG: 0.423										3	0	0	0	1	0	3				
Tom Brunansky, R OBP: 0.301, SLG: 0.406										3	0	1	1	0	1	1				
Ron Washington, R OBP: 0.296, SLG: 0.330										2	0	0	0	1	1	2				
Inning Stats	R: 2 E: 0 K: 0 S: 5	H: 3 LOB: 0 BB: 0 P: 5	R: 0 E: 0 K: 0 S: 2	H: 0 LOB: 0 BB: 1 P: 6	R: 0 E: 0 K: 0 S: 3	H: 0 LOB: 0 BB: 0 P: 3	R: 0 E: 1 K: 1 S: 6	H: 0 LOB: 1 BB: 0 P: 6	R: 0 E: 0 K: 1 S: 4	H: 0 LOB: 0 BB: 1 P: 8	R: 0 E: 0 K: 0 S: 3	H: 1 LOB: 0 BB: 0 P: 3	R: 1 E: 0 K: 1 S: 7	H: 2 LOB: 2 BB: 1 P: 11	R: 0 E: 0 K: 0 S: 3	H: 1 LOB: 1 BB: 0 P: 3	1B: 7 2B: 1 3B: 0 HR: 1	SF: 0 SAC: 1 DP: 5 HBP: 1	WP: 1 PB: 0 SB: 0 CS: 0	PA: 35
PITCHER Dan Petry, R ERA: 3.62	IP: 9.0 WLS: W BF: 34	H: 8 R: 3 ER: 3 SO: 3	BB: 3 IBB: 0 HBP: 1 BLK: 0	WP: 1 HR: 1 S: 36 P: 49	ERA: 3.00 WHIP: 1.222	PITCHER														

Minnesota Twins @ Detroit Tigers
Tiger Stadium, Detroit, MI
Tue Aug 30 1983, 7:05 PM EDT
Att: 15,280 - Unknown

AB 29
R 3
H 8
RBI 2
BB 3
SO 3
LOB 13



Batter	1	2	3	4	5	6	7	8	9	AB	R	H	RBI	BB	SO	LOB	BOTTOM			
Lou Whitaker, L OBP: 0.385, SLG: 0.468										4	1	1	1	0	0	0				
Alan Trammell, R OBP: 0.387, SLG: 0.495										4	0	1	1	0	0	0				
Kirk Gibson, L OBP: 0.291, SLG: 0.369										3	0	0	0	0	0	0				
Lance Parrish, R OBP: 0.326, SLG: 0.506										3	1	1	1	1	0	1				
Larry Herndon, R OBP: 0.335, SLG: 0.470										3	1	1	0	0	0	2				
Enos Cabell, R OBP: 0.344, SLG: 0.444										3	0	2	0	0	0	1				
Chet Lemon, R OBP: 0.362, SLG: 0.461										2	0	0	1	0	0	2				
Glenn Wilson, R OBP: 0.305, SLG: 0.419										3	0	0	0	0	0	2				
Tom Brookens, R OBP: 0.285, SLG: 0.323										3	1	1	0	0	0	0				
Inning Stats	R: 0 E: 0 K: 0 S: 3	H: 0 LOB: 0 BB: 0 P: 3	R: 1 E: 0 K: 0 S: 4	H: 1 LOB: 1 BB: 0 P: 5	R: 2 E: 0 K: 0 S: 6	H: 3 LOB: 1 BB: 0 P: 6	R: 0 E: 0 K: 0 S: 3	H: 1 LOB: 0 BB: 0 P: 3	R: 0 E: 0 K: 0 S: 3	H: 0 LOB: 0 BB: 0 P: 3	R: 1 E: 0 K: 0 S: 5	H: 2 LOB: 1 BB: 0 P: 5	R: 0 E: 0 K: 0 S: 3	H: 0 LOB: 0 BB: 0 P: 3	R: 0 E: 0 K: 0 S: 3	H: 0 LOB: 1 BB: 1 P: 7	1B: 4 2B: 2 3B: 0 HR: 1	SF: 1 SAC: 1 DP: 1 HBP: 1	WP: 0 PB: 0 SB: 0 CS: 0	PA: 32
PITCHER Ken Schrom, R ERA: 4.11	IP: 7.2 WLS: L BF: 31	H: 7 R: 4 ER: 4 SO: 4	BB: 1 IBB: 0 HBP: 1 BLK: 0	WP: 0 HR: 1 S: 29 P: 34	ERA: 4.70 WHIP: 1.043	PITCHER														
Ron Davis, R ERA: 3.25	IP: 0.1 WLS: 1 BF: 1	H: 0 R: 0 ER: 0 SO: 0	BB: 0 IBB: 0 HBP: 0 BLK: 0	WP: 0 HR: 0 S: 1 P: 1	ERA: 0.00 WHIP: 0.000															

Minnesota Twins @ Detroit Tigers
Tiger Stadium, Detroit, MI
Tue Aug 30 1983, 7:05 PM EDT
Att: 15,280 - Unknown

AB 28
R 4
H 7
RBI 4
BB 1
SO 0
LOB 8



Batter	1	2	3	4	5	6	7	8	9	AB	R	H	RBI	BB	SO	LOB	TOP										
Mickey Rivers, L OBP: 0.297, SLG: 0.338 (1, 7)	L4		FC3-6 1B		S 1B 1B			E4 FC1-5 E	K	5	1	2	0	0	1	1											
Buddy Bell, R OBP: 0.337, SLG: 0.419 (1, 5)	6-3		F8		1B 1-H			E4 FC1-5		4	0	1	1	0	0	2											
George Wright, S OBP: 0.317, SLG: 0.430 (1, 8)	HR		FC3-6 1-2		G3			FC1-5 G6-4-3 1-2 2-3		4	1	1	1	0	0	4											
Larry Parrish, R OBP: 0.329, SLG: 0.476 (1, 9)	5-3		F8		4-1			G6-4-3 1-2		4	0	0	0	0	0	3											
Bill Stein, R OBP: 0.340, SLG: 0.432 Wayne Tolleson, S OBP: 0.314, SLG: 0.318 (9, PR) (9, 4)		K		P6		F7			E 1B	4	0	1	0	0	1	0											
Dave Hostetter, R OBP: 0.314, SLG: 0.375 (1, 10)		HR		G3		5-3			E2 1-H 2B	4	2	2	2	0	0	0											
Pete O'Brien, L OBP: 0.311, SLG: 0.351 (1, 3)				K				4-3	G3	4	0	1	0	0	1	1											
Bob Johnson, R OBP: 0.253, SLG: 0.317 (1, 2)		5-3				F7		4-3		3	0	0	0	1	0	1											
Bucky Dent, R OBP: 0.283, SLG: 0.284 (1, 6)		6-3				F9		2-3	F7	4	0	0	0	0	0	2											
Inning Stats	R: 1 E: 0 K: 0 S: 4	H: 1 LOB: 0 BB: 0 P: 4	R: 1 E: 0 K: 1 S: 7	H: 2 LOB: 1 BB: 0 P: 7	R: 0 E: 0 K: 1 S: 4	H: 1 LOB: 1 BB: 0 P: 4	R: 0 E: 0 K: 1 S: 5	H: 0 LOB: 0 BB: 0 P: 5	R: 1 E: 0 K: 0 S: 5	H: 2 LOB: 1 BB: 0 P: 5	R: 0 E: 0 K: 0 S: 3	H: 0 LOB: 0 BB: 0 P: 3	R: 0 E: 0 K: 0 S: 3	H: 0 LOB: 0 BB: 0 P: 3	R: 0 E: 2 K: 0 S: 4	H: 0 LOB: 1 BB: 0 P: 4	R: 2 E: 1 K: 1 S: 7	H: 2 LOB: 1 BB: 1 P: 11	1B: 4 2B: 2 3B: 0 HR: 2	SF: 0 SAC: 0 DP: 1 HBP: 0	WP: 0 PB: 0 SB: 1 CS: 0	PA: 37					
PITCHER	IP	WLS	BF	H	R	ER	SO	BB	IBB	HBP	BLK	WP	HR	S	P	ERA	WHIP										
Glenn Abbott, R ERA: 4.44 (1, 1)	8.0	L	33	8	5	4	2	0	0	0	0	0	2	37	37	4.50	1.000										
Dave Rozema, R ERA: 3.49 (9, 1)	1.0		4	0	0	0	1	1	0	0	0	0	0	5	9	0.00	1.000										

Texas Rangers @ Detroit Tigers
Tiger Stadium, Detroit, MI
Wed Aug 31 1983, 7:05 PM EDT
Att: 23,287 - Unknown

AB 36
R 5
H 8
RBI 4
BB 1
SO 3
LOB 14



Batter	1	2	3	4	5	6	7	8	9	AB	R	H	RBI	BB	SO	LOB	BOTTOM										
Lou Whitaker, L OBP: 0.388, SLG: 0.470 (1, 4)	K		G5-4-3 1B		1-3 2-H 1B			G6-4-3 BB 1B		4	0	3	1	0	1	0											
Alan Trammell, R OBP: 0.388, SLG: 0.492 (1, 6)	BB BB		G5-4-3 1-2		2-3-2 3-H			G6-4-3 BB		2	0	0	0	2	0	3											
Larry Hemdon, R OBP: 0.334, SLG: 0.467 (1, 7)	BB BB		6-3				F3	G6-4-3 1-2 2-3		3	0	0	0	1	0	2											
Lance Parrish, R OBP: 0.324, SLG: 0.502 (1, 2)	G6-4-3 1-2				P6		F8	5-3		4	0	0	0	0	0	3											
Kirk Gibson, L OBP: 0.288, SLG: 0.365 (1, 10)		K		4-3		5-3			K	4	0	0	0	0	2	0											
Enos Cabell, R OBP: 0.343, SLG: 0.440 (1, 3)		K		F8			L4-6 1B BB	5-3		3	0	0	0	1	1	0											
Chet Lemon, R OBP: 0.366, SLG: 0.466 (1, 8)		1B BB			G2				2B	3	0	2	0	1	0	0											
Glenn Wilson, R OBP: 0.307, SLG: 0.420 (1, 9)							L4-6 1B 1B	4-3		4	1	2	0	0	0	3											
Tom Brookens, R OBP: 0.285, SLG: 0.323 (1, 5)					1B 1-2 2-3-2 1B			5-3		3	0	1	0	0	1	3											
Inning Stats	R: 0 E: 0 K: 1 S: 4	H: 0 LOB: 1 BB: 2 P: 12	R: 0 E: 0 K: 3 S: 10	H: 1 LOB: 2 BB: 1 P: 14	R: 0 E: 0 K: 0 S: 3	H: 1 LOB: 0 BB: 0 P: 3	R: 0 E: 0 K: 0 S: 3	H: 0 LOB: 0 BB: 0 P: 3	R: 1 E: 0 K: 0 S: 5	H: 3 LOB: 1 BB: 0 P: 5	R: 0 E: 0 K: 0 S: 3	H: 0 LOB: 0 BB: 0 P: 3	R: 0 E: 0 K: 0 S: 3	H: 1 LOB: 1 BB: 1 P: 7	R: 0 E: 0 K: 0 S: 3	H: 1 LOB: 1 BB: 1 P: 7	R: 0 E: 0 K: 1 S: 6	H: 1 LOB: 1 BB: 0 P: 6	1B: 7 2B: 3 3B: 0 HR: 0	SF: 0 SAC: 0 DP: 5 HBP: 0	WP: 0 PB: 0 SB: 0 CS: 0	PA: 35					
PITCHER	IP	WLS	BF	H	R	ER	SO	BB	IBB	HBP	BLK	WP	HR	S	P	ERA	WHIP										
John Butcher, R ERA: 3.23 (1, 1)	6.2	W	26	6	1	1	4	4	0	0	0	0	0	30	46	1.35	1.500										
Dave Schmidt, R ERA: 4.1 (7, 1)	0.1		3	1	0	0	0	1	0	0	0	0	0	2	6	0.00	6.000										
Victor Cruz, R ERA: 1.71 (8, 1)	2.0	S	6	1	0	0	1	0	0	0	0	0	0	8	8	0.00	0.500										

Texas Rangers @ Detroit Tigers
Tiger Stadium, Detroit, MI
Wed Aug 31 1983, 7:05 PM EDT
Att: 23,287 - Unknown

AB 30
R 1
H 8
RBI 1
BB 5
SO 5
LOB 14



Batter	1	2	3	4	5	6	7	8	9	AB	R	H	RBI	BB	SO	LOB	TOP					
Mickey Rivers, L OBP: 0.297, SLG: 0.341 (1, 7)	0-0 4-3 2B		0-0 4-3 1-2			0-0 F7		0-0 F7		4	0	1	0	0	0	1	Texas Rangers @ Detroit Tigers Tiger Stadium, Detroit, MI Thu Sep 01 1983, 7:05 PM EDT Att: 23,011 - Unknown - 77 F					
Buddy Bell, R OBP: 0.336, SLG: 0.418 (1, 5)	0-0 4-3 2-3		0-0 F7			0-0 1B 1B		0-3 K		4	0	1	0	0	1	2						
George Wright, S OBP: 0.315, SLG: 0.426 (1, 8)	0-0 F2			0-0 F7		0-0 F7			0-0 4-3	4	0	0	0	0	0	2						
Larry Parrish, R OBP: 0.329, SLG: 0.474 (1, 9)	0-3 K			0-0 6-3		0-0 1B			0-0 4-3	4	0	1	0	0	1	1						
Bill Stein, R OBP: 0.338, SLG: 0.428 (1, 4)		0-0 F3		0-0 6-3		0-0 F4			0-0 1B 1B	4	0	1	0	0	0	2						
Dave Hostetter, R OBP: 0.316, SLG: 0.377 (1, 10)		0-0 5-3			0-0 1B		0-3 K		0-0 1B	4	0	2	0	0	1	0						
Pete O'Brien, L OBP: 0.309, SLG: 0.348 (1, 3)		0-0 F8			0-0 F7		0-0 F8		0-0 F7	4	0	0	0	0	0	3						
Bob Johnson, R OBP: 0.248, SLG: 0.310 (1, 2)			0-3 K		0-0 F3		0-3 K			3	0	0	0	0	2	1						
Wayne Tolleson, S OBP: 0.315, SLG: 0.317 (1, 6)			4-0 BB		0-0 G3			0-0 6-3		2	0	0	0	1	0	1						
Inning Stats	R: 0 E: 0 K: 1 S: 6	H: 1 LOB: 1 BB: 0 P: 6	R: 0 E: 0 K: 0 S: 3	H: 0 LOB: 0 BB: 0 P: 3	R: 0 E: 0 K: 1 S: 5	H: 0 LOB: 1 BB: 1 P: 9	R: 0 E: 0 K: 0 S: 3	H: 0 LOB: 0 BB: 0 P: 3	R: 0 E: 0 K: 0 S: 4	H: 1 LOB: 1 BB: 0 P: 4	R: 0 E: 0 K: 0 S: 5	H: 2 LOB: 2 BB: 0 P: 5	R: 0 E: 0 K: 2 S: 7	H: 0 LOB: 0 BB: 0 P: 7	R: 0 E: 0 K: 1 S: 5	H: 0 LOB: 0 BB: 0 P: 5	R: 0 E: 0 K: 0 S: 5	H: 2 LOB: 2 BB: 0 P: 5	1B: 5 2B: 1 3B: 0 HR: 0	SF: 0 SAC: 0 DP: 0 HBP: 0	WP: 0 PB: 0 SB: 0 CS: 0	PA: 34
PITCHER Jack Morris, R ERA: 3.22 (1, 1)	IP: 9.0 WLS: W BF: 34 H: 6 R: 0 ER: 0 SO: 5 BB: 1 IBB: 0 HBP: 0 BLK: 0 WP: 0 HR: 0 S: 43 P: 47 ERA: 0.00 WHIP: 0.778															PITCHER						

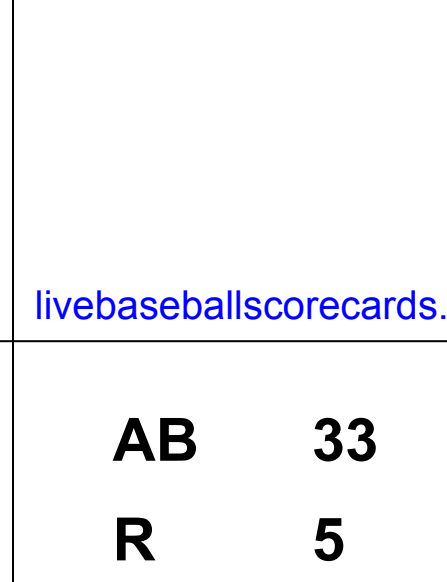
Batter	1	2	3	4	5	6	7	8	9	AB	R	H	RBI	BB	SO	LOB	BOTTOM					
Lou Whitaker, L OBP: 0.386, SLG: 0.467 (1, 4)	0-0 3-1		0-3 K			0-0 1B BB 1-3 1B		0-0 F1		0-0 F7	5	1	1	0	0	1	2					
Alan Trammell, R OBP: 0.389, SLG: 0.491 (1, 6)	0-0 BB BB 1B		0-0 L7		4-0 1-3 1-2 BB		0-3 K			3	0	1	0	1	1	0						
Larry Hemdon, R OBP: 0.335, SLG: 0.468 (1, 7)	0-0 F2		0-0 G5-4-3 1B		0-0 1-3 1-2 2-3 1B		0-0 4-3			4	0	2	0	0	0	1						
Lance Parrish, R OBP: 0.323, SLG: 0.499 (1, 2)	4-0 BB 1-2 BB		0-0 G5-4-3 1-2		0-0 1-3 1-2 2-3 3-H 1B		0-0 1-3			3	0	0	1	1	0	3						
John Wockenfuss, R OBP: 0.354, SLG: 0.449 Bob Molinaro, L (8, PR) OBP: 0.105, SLG: 0.333	4-0 1-2 2-3 BB			0-0 WP 2B		4-0 1B IBB		0-0 F3 S 1B 1B		2	0	2	0	2	0	0						
Enos Cabell, R OBP: 0.339, SLG: 0.434 Rick Leach, L OBP: 0.303, SLG: 0.335 (9, 3)	0-0 6-3			0-0 4-3		0-0 F8		0-0 F3		4	0	0	0	0	0	8						
Chet Lemon, R OBP: 0.367, SLG: 0.474 (1, 8)		0-0 F8		0-0 6-3		0-0 HR		0-0 2B 1B		4	2	2	2	0	0	1						
Glenn Wilson, R OBP: 0.306, SLG: 0.421 (1, 9)		0-0 F3		0-0 5-3		0-3 K		0-0 1B 2B		4	0	1	1	0	1	1						
Tom Brookens, R OBP: 0.285, SLG: 0.332 (1, 5)		0-0 HR			0-0 6-3		0-0 F5		0-0 6-3	4	1	1	1	0	0	2						
Inning Stats	R: 0 E: 0 K: 0 S: 4	H: 1 LOB: 3 BB: 2 P: 12	R: 1 E: 0 K: 1 S: 6	H: 1 LOB: 0 BB: 0 P: 6	R: 0 E: 0 K: 0 S: 3	H: 1 LOB: 0 BB: 0 P: 3	R: 0 E: 0 K: 0 S: 4	H: 1 LOB: 1 BB: 0 P: 4	R: 1 E: 0 K: 0 S: 5	H: 2 LOB: 3 BB: 2 P: 13	R: 1 E: 0 K: 1 S: 6	H: 1 LOB: 0 BB: 0 P: 6	R: 0 E: 0 K: 1 S: 5	H: 0 LOB: 0 BB: 0 P: 5	R: 2 E: 0 K: 0 S: 6	H: 3 LOB: 2 BB: 0 P: 6	R: 0 E: 0 K: 0 S: 6	H: 0 LOB: 0 BB: 0 P: 6	1B: 6 2B: 2 3B: 0 HR: 2	SF: 0 SAC: 0 DP: 1 HBP: 0	WP: 1 PB: 0 SB: 1 CS: 0	PA: 37
PITCHER Frank Tanana, L ERA: 2.66 Dave Schmidt, R ERA: 4.19 Tom Henke, R ERA: 4.15 (7, 1) (8, 1)	IP: 6.0 WLS: L BF: 28 H: 7 R: 3 ER: 3 SO: 3 BB: 3 IBB: 1 HBP: 0 BLK: 0 WP: 1 HR: 2 S: 28 P: 44 ERA: 4.50 WHIP: 1.667															PITCHER						

AB 33
R 0
H 6
RBI 0
BB 1
SO 5
LOB 13



WP: 0
PA: 34

AB 33
R 5
H 10
RBI 5
BB 4
SO 3
LOB 18



WP: 1
PA: 37

Batter	1	2	3	4	5	6	7	8	9	AB	R	H	RBI	BB	SO	LOB	TOP					
Lou Whitaker, L OBP: 0.386, SLG: 0.467 (1, 4)	6-3		6-3		1B				FC6-4 1B	5	1	2	1	0	0	1						
Alan Trammell, R OBP: 0.387, SLG: 0.490 (1, 6)	P6		L6		F9				FC6-4 1B	5	1	1	1	0	0	3						
Larry Hemdon, R OBP: 0.339, SLG: 0.469 (1, 7)	P6			G6-4-3 BB	FC6-4 1B				K	4	0	1	2	1	1	2						
Lance Parrish, R OBP: 0.328, SLG: 0.511 (1, 10) (8, 2)				G6-4-3 1B	FC6-4				1B	5	1	3	2	0	0	2						
Kirk Gibson, L OBP: 0.288, SLG: 0.373 Glenn Wilson, R OBP: 0.305, SLG: 0.417 (7, PH) (7, 9)	K			1B			F7		K	3	0	1	0	0	1	1						
John Woodson, R OBP: 0.269, SLG: 0.454 Mary Castillo, R OBP: 0.244, SLG: 0.284 (2, 2) (2, 3)	2B			K			5-3		1B	1	0	1	0	0	0	0						
Lynn Jones, R OBP: 0.288, SLG: 0.344 Dave Gumpert, R OBP: 0.222, SLG: 0.278 (8, PH) (8, 1)	1B									1	0	1	0	0	0	0						
Chet Lemon, R OBP: 0.368, SLG: 0.485 (1, 8)					5-3		HR		P5	4	1	2	1	0	0	1						
Rick Leach, L OBP: 0.303, SLG: 0.335 Enos Cabell, R OBP: 0.335, SLG: 0.428 (8, PH) (8, 3)	3-1				1B		G3		K	3	1	1	0	0	0	3						
Tom Brookens, R OBP: 0.289, SLG: 0.346 (1, 5)			5-3		2B		1B		K	4	2	2	0	0	1	1						
Inning Stats	R: 0 E: 0 K: 0 S: 3	H: 0 LOB: 0 BB: 0 P: 3	R: 0 E: 0 K: 1 S: 7	H: 3 LOB: 3 BB: 0 P: 7	R: 0 E: 0 K: 0 S: 3	H: 0 LOB: 0 BB: 0 P: 3	R: 0 E: 0 K: 1 S: 5	H: 1 LOB: 1 BB: 1 P: 9	R: 3 E: 0 K: 0 S: 7	H: 4 LOB: 1 BB: 0 P: 7	R: 1 E: 0 K: 0 S: 4	H: 1 LOB: 0 BB: 0 P: 4	R: 3 E: 0 K: 1 S: 8	H: 3 LOB: 0 BB: 0 P: 8	R: 0 E: 0 K: 2 S: 8	H: 1 LOB: 1 BB: 0 P: 8	R: 0 E: 0 K: 2 S: 9	H: 2 LOB: 2 BB: 0 P: 9	1B: 9 2B: 4 3B: 0 HR: 2	SF: 0 SAC: 0 DP: 1 HBP: 0	WP: 0 PB: 0 SB: 0 CS: 1	PA: 41
PITCHER	IP WLS BF H R ER SO BB IBB HBP BLK WP HR S P ERA WHIP	IP WLS BF H R ER SO BB IBB HBP BLK WP HR S P ERA WHIP																				
Jim Acker, R ERA: 4.3 Dave Geisel, L ERA: 4.17	(1, 1) (7, 1)	6.2 W 31 12 7 7 2 1 0 0 0 0 2 34 38 9.45 1.950	2.1 S 10 3 0 0 5 0 0 0 0 0 0 20 20 0.00 1.286																			

Detroit Tigers @ Toronto Blue Jays
Exhibition Stadium, Toronto, ON
Fri Sep 02, 1983, 7:05 PM EDT
Att: 41,667 - Unknown - 72 F

AB 40
R 7
H 15
RBI 7
BB 1
SO 7
LOB 18



Batter	1	2	3	4	5	6	7	8	9	AB	R	H	RBI	BB	SO	LOB	BOTTOM			
Dave Collins, S OBP: 0.338, SLG: 0.325 (1, 7)	K		4-3		K			3-1		4	0	0	0	1	2	3				
Rance Mulliniks, L OBP: 0.379, SLG: 0.459 (1, 5)	1B				5-3			1B		5	2	3	1	0	1	3				
Lloyd Moseby, L OBP: 0.375, SLG: 0.521 Mitch Webster, S (5, 8)	1B			4-3			F9		P5	3	2	2	0	0	0	0				
Willie Upshaw, L OBP: 0.361, SLG: 0.492 (1, 3)	1B			WP 3B	1B		5-3		F9	5	0	1	1	0	1	2				
Cliff Johnson, R OBP: 0.378, SLG: 0.504 (1, 10)	K			6-3					2B	3	1	1	0	1	1	2				
Ernie Whitt, L OBP: 0.345, SLG: 0.438 (1, 2)	1B			F2			4-3			3	1	1	1	1	0	3				
Jesse Barfield, R OBP: 0.288, SLG: 0.517 (1, 9)	4-3			3B	3B				CS 1B	4	1	3	2	0	0	2				
Garth Iorg, R OBP: 0.303, SLG: 0.387 (1, 4)				F8			1B		F9	4	1	2	1	0	0	1				
Alfredo Griffin, S OBP: 0.286, SLG: 0.361 (1, 6)				F8			SF8		P6	3	0	1	2	0	0	1				
Inning Stats	R: 2 E: 0 K: 2 S: 11	H: 4 LOB: 2 BB: 0 P: 11	R: 0 E: 0 K: 1 S: 5	H: 0 LOB: 1 BB: 1 P: 9	R: 4 E: 0 K: 0 S: 7	H: 4 LOB: 1 BB: 1 P: 11	R: 1 E: 0 K: 1 S: 6	H: 1 LOB: 0 BB: 0 P: 6	R: 1 E: 0 K: 0 S: 4	H: 1 LOB: 1 BB: 0 P: 4	R: 0 E: 0 K: 0 S: 3	H: 1 LOB: 0 BB: 0 P: 3	R: 0 E: 0 K: 0 S: 4	H: 1 LOB: 1 BB: 0 P: 4	R: 0 E: 0 K: 0 S: 4	H: 1 LOB: 1 BB: 0 P: 4	1B: 10 2B: 1 3B: 2 HR: 1	SF: 1 SAC: 0 DP: 0 HBP: 0	WP: 1 PB: 0 SB: 2 CS: 1	PA: 40
PITCHER	IP WLS BF H R ER SO BB IBB HBP BLK WP HR S P ERA WHIP	IP WLS BF H R ER SO BB IBB HBP BLK WP HR S P ERA WHIP																		
Milt Wilcox, R ERA: 4.09 Howard Bailey, L ERA: 4.57 Dave Gumpert, R ERA: 2.25 Dave Gumpert, R ERA: 2.25 John Martin, L ERA: 4.33	(1, 1) (3, 1) (5, 1) (8, 1) (8, 1)	2.2 L 18 8 6 6 3 1 0 0 0 0 1 8 12 13.50 2.250	3.1 13 4 0 0 1 0 0 0 0 0 0 0 15 15 0.00 1.200																	

Detroit Tigers @ Toronto Blue Jays
Exhibition Stadium, Toronto, ON
Fri Sep 02, 1983, 7:05 PM EDT
Att: 41,667 - Unknown - 72 F


AB 36
R 8
H 14
RBI 8
BB 3
SO 5
LOB 18



Batter	1	2	3	4	5	6	7	8	9	10	AB	R	H	RBI	BB	SO	LOB	TOP							
Lou Whitaker, L OBP: 0.381, SLG: 0.460 (1.4)	0-0 6-3		0-0 4-3		0-3 K		0-0 6-3		0-0 F8		5	0	0	0	0	1	0								
Alan Trammell, R OBP: 0.393, SLG: 0.505 (1.6)	4-0 BB		0-0 G5-4-3 1B		4-0 HR		4-0 BB	4-0 1B BB	0-0 HBP 1B	0-0 1B	3	2	3	1	2	0	0								
Larry Hemdon, R OBP: 0.337, SLG: 0.463 (1.7)	0-3 K		0-0 G5-4-3 1-2		4-0 BB		0-0 1B	0-0 1B	0-0 1B	0-0 P4	4	0	1	1	1	1	3								
Lance Parrish, R OBP: 0.328, SLG: 0.513 (1.2)	0-3 K			0-3 K		0-0 F9		0-0 1B	0-0 1B	4-0 HBP IBB	4	0	1	0	1	2	2								
Glenn Wilson, R OBP: 0.284, SLG: 0.417 (1.9)		0-3 K		0-0 2B		0-0 F8		0-3 K		1-0 HBP	4	0	1	0	0	2	3								
Rick Leach, L OBP: 0.307, SLG: 0.335 (10, PH)										1-2 2-3	0	0	0	0	0	0	0								
Lynn Jones, R OBP: 0.296, SLG: 0.344 (10, PR)											5	0	1	0	0	1	7								
Enos Cabell, R OBP: 0.338, SLG: 0.436 (1.3)	0-0 2B		0-0 4-3		0-0 F8		0-0 P4		0-0 K		5	0	1	0	0	1	7								
Chet Lemon, R OBP: 0.366, SLG: 0.485 (1.8)	0-3 K		0-0 F7		0-0 F7		0-0 F7		0-0 F7		5	0	0	0	0	1	7								
Kirk Gibson, L OBP: 0.293, SLG: 0.383 (1.10)	4-0 BB		0-0 F8		0-0 HR		0-3 K		0-3 K		3	1	1	1	1	1	0								
Tom Brookens, R OBP: 0.284, SLG: 0.339 (1.5)	0-3 K		0-0 F8		0-0 F2		0-0 G3				3	0	0	0	0	2	2								
Wayne Krenchicki, L OBP: 0.324, SLG: 0.314 (9, PH)											1	0	0	0	0	0	0								
Marty Castillo, R OBP: 0.244, SLG: 0.284 (9.5)											0	0	0	0	0	0	0								
Inning Stats	R: 0 E: 0 K: 2 S: 7	H: 0 LOB: 1 BB: 1 P: 11	R: 0 E: 0 K: 3 S: 10	H: 1 LOB: 2 BB: 1 P: 14	R: 0 E: 0 K: 0 S: 3	H: 1 LOB: 0 BB: 0 P: 3	R: 0 E: 0 K: 1 S: 6	H: 1 LOB: 1 BB: 0 P: 6	R: 0 E: 0 K: 2 S: 7	H: 0 LOB: 0 BB: 0 P: 7	R: 1 E: 0 K: 0 S: 4	H: 1 LOB: 0 BB: 0 P: 8	R: 1 E: 0 K: 1 S: 7	H: 2 LOB: 2 BB: 1 P: 11	R: 0 E: 0 K: 1 S: 5	H: 0 LOB: 0 BB: 0 P: 5	R: 0 E: 0 K: 1 S: 6	H: 1 LOB: 3 BB: 1 P: 11	1B: 4 2B: 2 3B: 0 HR: 2	SF: 0 SAC: 0 DP: 1 HBP: 1	WP: 0 PA: 43 PB: 0 SB: 2 CS: 0				
PITCHER Dave Stieb, R ERA: 2.78 (1.1)	IP 10.0	WLS W 43	BF H 8	R ER 3 3	SO 11	BB 4	IBB 1	HBP 1	BLK 0	WP 0	HR 2	S 59	P 80	ERA 2.70	WHIP 1.200										

Detroit Tigers @ Toronto Blue Jays
Exhibition Stadium, Toronto, ON
Sun Sep 04 1983, 3:33 AM EDT
Att. 43,158 - Unknown - 84 F


AB 37
R 3
H 8
RBI 3
BB 5
SO 11
LOB 24



Batter	1	2	3	4	5	6	7	8	9	10	AB	R	H	RBI	BB	SO	LOB	BOTTOM							
Dave Collins, S OBP: 0.335, SLG: 0.319 (1.7)	0-0 F7		0-0 4-3		0-0 F8		0-0 F8		0-0 P6	0-0 F9	5	0	0	0	0	2									
Rance Mulliniks, L OBP: 0.380, SLG: 0.473 (1.5)	0-0 HR		0-0 2B		0-0 4-3		0-0 F7		0-0 F7	0-0 3-1	5	1	2	1	0	0	0								
Lloyd Moseby, L OBP: 0.378, SLG: 0.524 (1.8)	0-0 1B		0-0 P6		0-0 G1-6-3 1B		0-0 1B		0-0 1B	0-0 HR 2B	5	1	4	0	0	0	1								
Wille Upshaw, L OBP: 0.364, SLG: 0.498 (1.3)	0-0 F7		0-0 3-1		0-0 G1-6-3 1-2		0-0 1B		0-0 1B	4-0 HR IBB	4	1	1	0	1	0	3								
Jorge Orta, L OBP: 0.296, SLG: 0.375 (1.10)	0-0 P6		0-0 4-3		0-0 3-1		0-0 3-1		0-0 F9	0-0 F7	3	0	0	0	0	0	1								
Cliff Johnson, R OBP: 0.375, SLG: 0.500 (8, PH)											2	0	0	0	0	0	4								
Ernie Whitt, L OBP: 0.346, SLG: 0.454 (1.2)		0-0 4-3		0-3 K		0-0 HR		0-3 K		0-0 HR	5	2	2	4	0	2	0								
Jesse Barfield, R OBP: 0.288, SLG: 0.508 (1.9)	4-0 BB		0-0 F3		0-0 P4		0-0 P4		0-3 K		3	0	0	0	1	1	0								
Damaso Garcia, R OBP: 0.329, SLG: 0.384 (1.4)	0-0 F8		0-0 SH3 E 2B		0-0 P4		0-0 P4		0-0 S 2B		4	1	2	0	0	0	1								
Alfredo Griffin, S OBP: 0.287, SLG: 0.358 (1.6)	0-3 K		0-0 SH3		0-0 P4		0-0 P4		4-0 BB		2	0	0	0	1	1	1								
Inning Stats	R: 1 E: 0 K: 0 S: 5	H: 2 LOB: 1 BB: 0 P: 5	R: 0 E: 0 K: 1 S: 5	H: 0 LOB: 1 BB: 1 P: 9	R: 0 E: 0 K: 0 S: 4	H: 1 LOB: 1 BB: 0 P: 4	R: 0 E: 0 K: 1 S: 5	H: 0 LOB: 0 BB: 0 P: 5	R: 1 E: 1 K: 0 S: 4	H: 1 LOB: 0 BB: 0 P: 4	R: 0 E: 0 K: 0 S: 5	H: 2 LOB: 2 BB: 0 P: 5	R: 0 E: 0 K: 2 S: 8	H: 1 LOB: 2 BB: 1 P: 12	R: 3 E: 0 K: 0 S: 4	H: 2 LOB: 0 BB: 1 P: 8	1B: 4 2B: 4 3B: 0 HR: 3	SF: 0 SAC: 1 DP: 1 HBP: 0	WP: 0 PA: 42 PB: 0 SB: 2 CS: 0						
PITCHER Glenn Abbott, R ERA: 4.29 Howard Bailey, L ERA: 4.57 Aurelio Lopez, R ERA: 2.24	IP 7.2 0.0 2.0	WLS 30 1 L	BF H 11	R ER 3 3	SO 2 0 3	BB 1 0 1	IBB 0 0 0	HBP 0 0 0	BLK 0 0 0	WP 0 0 0	HR 2 0 1	S 33 1 13	P 37 1 21	ERA 2.35 ∞ 13.50	WHIP 1.043 ∞ 2.000										

Detroit Tigers @ Toronto Blue Jays
Exhibition Stadium, Toronto, ON
Sun Sep 04 1983, 3:33 AM EDT
Att. 43,158 - Unknown - 84 F

AB 38
R 6
H 11
RBI 5
BB 3
SO 4
LOB 13



Batter	1	2	3	4	5	6	7	8	9	AB	R	H	RBI	BB	SO	LOB	TOP										
Lou Whitaker, L (1.4) OBP: 0.378, SLG: 0.457	F7		K		6-3			F4		4	0	0	0	0	1	3	Detroit Tigers @ Cleveland Indians Cleveland Municipal Stadium, Cleveland, OH Mon Sep 05 1983, 7:05 PM EDT Att: 5,993 - Unknown - 85 F										
Alan Trammell, R (1.6) OBP: 0.392, SLG: 0.505				6-3	K			K		4	0	1	0	0	2	2											
Larry Hemdon, R (1.7) OBP: 0.336, SLG: 0.461					F8			F7		4	0	1	0	0	1	1											
Lance Parrish, R (1.2)		5-3		HR				F6		3	1	0	0	1	0	1											
Kirk Gibson, L (1.10) OBP: 0.292, SLG: 0.390		2-3		HR				G3-6-3		4	1	1	2	0	1	1											
Rick Leach, L (1.3) OBP: 0.301, SLG: 0.328		4-3			F7					4	0	0	0	0	0	0											
Chet Lemon, R (1.8) OBP: 0.368, SLG: 0.485										2	0	1	0	1	0	0											
Lynn Jones, R (7.9) OBP: 0.286, SLG: 0.344										0	0	0	0	0	0	0											
Glenn Wilson, R (1.9) OBP: 0.304, SLG: 0.416				F8	E5					3	0	1	0	0	0	1											
Tom Brookens, R (1.5) OBP: 0.284, SLG: 0.339				F9						3	0	1	0	0	0	2											
Inning Stats	R: 0 E: 0 K: 1 S: 5	H: 1 LOB: 0 BB: 0 P: 5	R: 0 E: 0 K: 0 S: 3	H: 0 LOB: 0 BB: 0 P: 3	R: 0 E: 0 K: 1 S: 5	H: 0 LOB: 1 BB: 1 P: 9	R: 2 E: 0 K: 0 S: 4	H: 1 LOB: 0 BB: 1 P: 8	R: 0 E: 1 K: 1 S: 7	H: 1 LOB: 2 BB: 0 P: 7	R: 0 E: 0 K: 0 S: 3	H: 2 LOB: 1 BB: 0 P: 4	R: 0 E: 0 K: 1 S: 5	H: 0 LOB: 0 BB: 0 P: 5	R: 0 E: 0 K: 1 S: 5	H: 0 LOB: 0 BB: 0 P: 5	1B: 4 2B: 1 3B: 0 HR: 1	SF: 0 SAC: 0 DP: 1 HBP: 0	WP: 0 PB: 0 SB: 0 CS: 0	PA: 33							
PITCHER	IP	WLS	BF	H	R	ER	SO	BB	IBB	HBP	BLK	WP	HR	S	P	ERA	WHIP										
Bert Blyleven, R (1.1) ERA: 3.8	6.0		23	4	2	2	3	2	0	0	0	0	1	27	35	3.00	1.000										
Bud Anderson, R (7.1) ERA: 2.93	3.0	W	10	2	0	0	2	0	0	0	0	0	0	14	14	0.00	0.667										

Batter	1	2	3	4	5	6	7	8	9	AB	R	H	RBI	BB	SO	LOB	BOTTOM										
Mike Hargrove, L (1.3) OBP: 0.391, SLG: 0.374	K		CS		F6					3	0	1	1	1	1	0	Detroit Tigers @ Cleveland Indians Cleveland Municipal Stadium, Cleveland, OH Mon Sep 05 1983, 7:05 PM EDT Att: 5,993 - Unknown - 85 F										
Toby Harrah, R (1.5) OBP: 0.380, SLG: 0.359					F6					4	0	1	0	0	0	3											
Julio Franco, R (1.6) OBP: 0.308, SLG: 0.401										3	1	1	0	0	0	1											
Bake McBride, L (1.10) OBP: 0.314, SLG: 0.330										3	0	0	0	0	0	1											
Pat Tabler, R (1.7) OBP: 0.369, SLG: 0.391										2	0	0	1	1	0	0											
Ron Hassey, L (1.2) OBP: 0.345, SLG: 0.359										3	0	0	0	0	2	1											
Gorman Thomas, R (1.8) OBP: 0.305, SLG: 0.382										3	1	1	1	0	1	0											
George Vukovich, L (1.9) OBP: 0.301, SLG: 0.333										3	1	3	0	0	0	0											
Mike Fischlin, R (1.4) OBP: 0.279, SLG: 0.245										1	0	0	0	0	1	1											
Broderick Perkins, L (6. Ph) OBP: 0.258, SLG: 0.330										1	0	0	0	0	1	1											
Alan Bannister, R (7.4) OBP: 0.332, SLG: 0.403										0	0	0	0	0	0	0											
Inning Stats	R: 0 E: 0 K: 1 S: 5	H: 1 LOB: 0 BB: 0 P: 5	R: 0 E: 0 K: 1 S: 4	H: 0 LOB: 1 BB: 1 P: 8	R: 0 E: 0 K: 2 S: 7	H: 1 LOB: 0 BB: 0 P: 7	R: 0 E: 0 K: 0 S: 3	H: 0 LOB: 0 BB: 0 P: 3	R: 0 E: 0 K: 0 S: 3	H: 0 LOB: 0 BB: 0 P: 3	R: 0 E: 0 K: 1 S: 6	H: 1 LOB: 2 BB: 1 P: 10	R: 1 E: 0 K: 1 S: 6	H: 1 LOB: 0 BB: 0 P: 6	R: 2 E: 0 K: 0 S: 5	H: 3 LOB: 0 BB: 0 P: 5	1B: 6 2B: 1 3B: 0 HR: 1	SF: 0 SAC: 1 DP: 2 HBP: 0	WP: 1 PB: 0 SB: 0 CS: 3	PA: 30							
PITCHER	IP	WLS	BF	H	R	ER	SO	BB	IBB	HBP	BLK	WP	HR	S	P	ERA	WHIP										
Jack Morris, R (1.1) ERA: 3.23	7.1	L	28	7	3	3	6	2	0	0	0	0	1	38	46	3.68	1.227										
Doug Bair, R (8.1) ERA: 4.09	0.2		1	0	0	0	0	0	0	0	0	0	0	1	1	0.00	0.000										

Batter	1	2	3	4	5	6	7	8	9	AB	R	H	RBI	BB	SO	LOB	TOP			
Lou Whitaker, L (1,4) OBP: 0.377, SLG: 0.455	0-0 4-3		0-3 K			0-0 1B		0-0 F8		4	0	1	0	0	1	1	Detroit Tigers @ Cleveland Indians Cleveland Municipal Stadium, Cleveland, OH Wed Sep 07 1983, 7:05 PM EDT Unknown - 75 F livebaseballscores.com			
Alan Trammell, R (1,6) OBP: 0.389, SLG: 0.500	0-0 F8				0-0 F9		0-0 F7	0-0 F9		4	0	0	0	0	0	1				
Larry Hemdon, R (1,7) OBP: 0.337, SLG: 0.462	0-0 5-3				0-0 FC3-6 1B		0-0 L4 1B		0-0 5-3	4	0	2	0	0	0	0				
Lance Parrish, R (1,2) OBP: 0.327, SLG: 0.514		0-3 K			0-0 FC3-6 1-2 1B		0-0 L4 1-2 1B		0-0 HR	4	1	1	1	0	1	3				
Kirk Gibson, L (1,10) OBP: 0.289, SLG: 0.386	0-0 F7		0-0 F8				0-0 F8		0-0 G3	4	0	0	0	0	0	1				
Enos Cabell, R (1,3) OBP: 0.334, SLG: 0.431	0-0 6-3				0-0 5-3		0-0 1-3		0-0 6-3	4	0	0	0	0	0	0				
Chet Lemon, R (1,8) OBP: 0.369, SLG: 0.489			0-0 F7		0-0 1B		0-0 2B			3	0	2	0	0	0	0				
Glenn Wilson, R (1,9) OBP: 0.304, SLG: 0.416			0-0 1B		0-3 K		0-0 6-3			3	0	1	0	0	1	2				
Wayne Krenchicki, L (1,5) OBP: 0.319, SLG: 0.308	0-0 F8		0-0 F8		0-0 F3		0-3 K			3	0	0	0	0	1	2				
Inning Stats	R: 0 E: 0 K: 0 S: 3	H: 0 LOB: 0 BB: 0 P: 3	R: 0 E: 0 K: 1 S: 5	H: 0 LOB: 0 BB: 0 P: 5	R: 0 E: 0 K: 1 S: 6	H: 1 LOB: 1 BB: 0 P: 6	R: 0 E: 0 K: 0 S: 4	H: 1 LOB: 1 BB: 0 P: 4	R: 0 E: 0 K: 1 S: 6	H: 1 LOB: 1 BB: 0 P: 6	R: 0 E: 0 K: 0 S: 4	H: 1 LOB: 1 BB: 0 P: 4	R: 0 E: 0 K: 1 S: 5	H: 0 LOB: 0 BB: 0 P: 5	R: 1 E: 0 K: 0 S: 4	H: 1 LOB: 0 BB: 0 P: 4	1B: 5 2B: 2 3B: 0 HR: 1	SF: 0 SAC: 0 DP: 1 HBP: 0	WP: 0 PB: 0 SB: 0 CS: 0	PA: 33
PITCHER Larry Sorensen, R (1,1) ERA: 4.0	IP: 9.0 WLS: W BF: 33 H: 7 R: 1 ER: 1 SO: 4 BB: 0 IBB: 0 HBP: 0 BLK: 0 WP: 0 HR: 1 S: 41 P: 41 ERA: 1.00 WHIP: 0.778															PITCHER				

Batter	1	2	3	4	5	6	7	8	9	AB	R	H	RBI	BB	SO	LOB	BOTTOM			
Mike Hargrove, L (1,3) OBP: 0.389, SLG: 0.372	0-0 3-1		0-0 G5-4-3 1B		0-0 L3		0-3 K	0-0 4-3		5	0	1	0	0	1	3	Detroit Tigers @ Cleveland Indians Cleveland Municipal Stadium, Cleveland, OH Wed Sep 07 1983, 7:05 PM EDT Unknown - 75 F livebaseballscores.com			
Toby Harrah, R (1,5) OBP: 0.361, SLG: 0.358	0-3 K		0-0 G5-4-3 1-2 2-3			4-0 F9 E BB		4-0 FC5 BB		2	1	0	0	2	1	2				
Julio Franco, R (1,6) OBP: 0.308, SLG: 0.400	0-0 F4		0-0 G3			0-0 F7		0-0 FC1-5 FC5 1B		4	0	1	0	0	0	2				
Bake McBride, L (1,10) OBP: 0.317, SLG: 0.338		0-0 F7		0-0 3-1 WP 2B		0-0 E 1B		0-0 FC5 FC1-5 1B		4	3	2	0	0	0	2				
Pat Tabler, R (1,7) OBP: 0.368, SLG: 0.388		4-0 1B BB		0-0 3-1		0-0 F9		0-0 FC1-5 E		3	1	0	0	1	0	5				
Ron Hassey, L (1,2) OBP: 0.347, SLG: 0.361		0-0 F8		0-0 5-3		0-0 E9 1B		0-0 E9 HR 1B		4	1	2	2	0	0	1				
Gorman Thomas, R (1,8) OBP: 0.306, SLG: 0.389		0-0 1B		0-0 1-3		0-0 F3		0-0 HR		4	1	2	2	0	0	1				
George Vukovich, L (1,9) OBP: 0.304, SLG: 0.336	0-0 F8				0-0 FC3-6 1B		0-0 F9	0-0 1B		4	0	2	0	0	0	2				
Mike Fischlin, R (1,4) OBP: 0.283, SLG: 0.247			4-0 G5-4-3 1B BB		0-0 FC3-6 L3		0-0 5-3	0-0 1B		3	0	1	0	1	0	1				
Inning Stats	R: 0 E: 0 K: 1 S: 5	H: 0 LOB: 0 BB: 0 P: 5	R: 0 E: 0 K: 0 S: 4	H: 1 LOB: 2 BB: 1 P: 8	R: 0 E: 0 K: 0 S: 3	H: 1 LOB: 1 BB: 1 P: 7	R: 1 E: 0 K: 0 S: 4	H: 1 LOB: 0 BB: 0 P: 4	R: 0 E: 1 K: 0 S: 5	H: 2 LOB: 1 BB: 1 P: 9	R: 0 E: 0 K: 1 S: 5	H: 0 LOB: 0 BB: 0 P: 5	R: 4 E: 1 K: 0 S: 8	H: 5 LOB: 2 BB: 1 P: 12	R: 1 E: 0 K: 0 HR: 1	H: 1 LOB: 0 BB: 0 HBP: 0	1B: 9 2B: 2 3B: 0 HR: 1	SF: 0 SAC: 0 DP: 2 HBP: 0	WP: 1 PB: 0 SB: 0 CS: 0	PA: 37
PITCHER Milt Wilcox, R (1,1) ERA: 4.18 Larry Pashnick, R (8,1) ERA: 5.26	IP: 7.2 WLS: L BF: 33 H: 8 R: 6 ER: 5 SO: 2 BB: 4 IBB: 0 HBP: 0 BLK: 0 WP: 1 HR: 0 S: 33 P: 49 ERA: 5.87 WHIP: 1.565															PITCHER				

Batter	1	2	3	4	5	6	7	8	9	AB	R	H	RBI	BB	SO	LOB	TOP																		
Lou Whitaker, L (1, 4) OBP: 0.379, SLG: 0.457	F7		1B BB		F9			F9 1B 2B	PB	4	1	2	1	1	0	1	Detroit Tigers @ Cleveland Indians Cleveland Municipal Stadium, Cleveland, OH Wed Sep 07 1983, 7:05 PM EDT Att: 7,046 - Unknown - 75 F																		
Alan Trammell, R (1, 6) OBP: 0.387, SLG: 0.496	F4		1-3 1B		F4			F9 2-3	F8	5	0	1	1	0	0	6																			
Larry Hemdon, R (1, 7) OBP: 0.338, SLG: 0.461	F3		FC6-4 1-2 BB		5-3			3-H 1B	SF9 1-2 2-H 3-H	3	0	1	2	1	0	0																			
Lance Parrish, R (1, 2)		F9	FC6-4 1-2		F5			3-H 1B	K	5	0	0	0	0	1	6																			
Kirk Gibson, L (1, 10) OBP: 0.286, SLG: 0.381		K			F8			F8	4-3	4	0	0	0	0	1	1																			
Glenn Wilson, R (1, 9) OBP: 0.304, SLG: 0.416					6-3					4	0	1	0	0	0	0																			
Bob Molinaro, L (9, PR) OBP: 0.105, SLG: 0.333	F4						F7		1B 2B	4	0	1	0	0	0	0																			
Lynn Jones, R (9, 9) OBP: 0.286, SLG: 0.344									1B 2B	0	0	0	0	0	0	0																			
Chet Lemon, R (1, 8) OBP: 0.368, SLG: 0.485			5-3		5-3		6-3		1B HBP	3	1	0	0	0	0	0																			
Rick Leach, L (1, 3) OBP: 0.306, SLG: 0.339			4-3 1B 2B				4-3		1B 1B	3	1	2	0	0	0	0																			
Enos Cabell, R (9, PH) OBP: 0.336, SLG: 0.433									1B 1B PB 1B	1	1	1	0	0	0	0																			
Wayne Krenchicki, L (1, 9) OBP: 0.320, SLG: 0.311			4-3						1-2 2-3 3-H	2	0	1	0	0	0	1																			
Tom Brookens, R (9, PR) OBP: 0.284, SLG: 0.339									1B 1B	0	1	0	0	0	0	0																			
John Wockenfuss, R (9, PH) OBP: 0.295, SLG: 0.348									PB 1B	1	0	1	2	0	0	0																			
Marty Castillo, R (9, PR) OBP: 0.244, SLG: 0.284									SF9 1B	0	1	0	0	0	0	0																			
Inning Stats	R: 0 E: 0 K: 0 S: 3	H: 0 LOB: 0 BB: 0 P: 3	R: 0 E: 0 K: 1 S: 5	H: 2 LOB: 0 BB: 0 P: 5	R: 1 E: 0 K: 0 S: 5	H: 2 LOB: 2 BB: 2 P: 13	R: 0 E: 0 K: 0 S: 3	H: 0 LOB: 0 BB: 0 P: 3	R: 0 E: 0 K: 0 S: 4	H: 1 LOB: 1 BB: 0 P: 4	R: 0 E: 0 K: 0 S: 3	H: 0 LOB: 0 BB: 0 P: 3	R: 0 E: 0 K: 0 S: 3	H: 0 LOB: 0 BB: 0 P: 3	R: 2 E: 0 K: 0 S: 6	H: 3 LOB: 1 BB: 0 P: 6	R: 4 E: 0 K: 1 S: 9	H: 4 LOB: 2 BB: 0 P: 10	1B: 7 2B: 3 3B: 0 HR: 0	SF: 1 SAC: 1 DP: 0 HBP: 1	WP: 0 PB: 1 SB: 1 CS: 0	PA: 40													
PITCHER	IP WLS BF H R ER SO BB IBB HBP BLK WP HR S P ERA WHIP																																		
Rick Behenna, R (1, 1) ERA: 4.06	7.0	26	3	1	1	1	1	2	0	0	0	0	0	0	0	26	34	1.29	0.714																
Bud Anderson, R (8, 1) ERA: 3.22	0.1	4	3	2	2	0	0	0	0	0	0	0	0	0	0	4	4	54.00	9.000																
Ernie Camacho, R (8, 1) ERA: 27.0	0.2	L	4	1	2	2	0	0	0	1	0	0	0	0	0	3	4	27.00	1.500																
Jamie Easterly, L (9, 1) ERA: 2.85	0.0	3	3	0	0	0	0	0	0	0	0	0	0	0	3	3	∞	∞																	
Dan Spillner, R (9, 1) ERA: 5.35	1.0	3	0	2	1	1	0	0	0	0	0	0	0	0	5	5	9.00	0.000																	

Batter	1	2	3	4	5	6	7	8	9	AB	R	H	RBI	BB	SO	LOB	BOTTOM																		
Broderick Perkins, L (1, 3) OBP: 0.304, SLG: 0.335	F5					FC WP 1B				3	0	2	0	0	0	0	Detroit Tigers @ Cleveland Indians Cleveland Municipal Stadium, Cleveland, OH Wed Sep 07 1983, 7:05 PM EDT Att: 7,046 - Unknown - 75 F																		
Carmen Castillo, R (6, PR) OBP: 0.333, SLG: 0.167			CS 1B			G4-6-3 1B		E 1B		0	1	0	0	0	0	0																			
Mike Hargrove, L (7, 3) OBP: 0.340, SLG: 0.373										1	0	1	0	0	0	0																			
Alan Bannister, R (8, PR) OBP: 0.332, SLG: 0.403										0	0	0	0	0	0	0																			
Toby Harrah, R (1, 5) OBP: 0.359, SLG: 0.355	F6		K			FC G4-6-3		F5		4	0	0	0	0	1	3																			
Julio Franco, R (1, 6) OBP: 0.306, SLG: 0.396	F9				6-3	G4-6-3		5-3		4	0	0	0	0	0	3																			
Andre Thornton, R (1, 10) OBP: 0.385, SLG: 0.430			1B 1B		F8	F5				3	0	1	0	1	0	1																			
Pat Tabler, R (1, 7) OBP: 0.369, SLG: 0.389			1B						IBB	4	0	2	0	0	1	2																			
Gorman Thomas, R (1, 8) OBP: 0.306, SLG: 0.387			K			FC4-6 HR		F9		3	1	0	0	1	1	3																			
George Vukovich, L (1, 9) OBP: 0.306, SLG: 0.347			K			1-H HR			BB	3	1	1	2	1	2	3																			
Jim Essian, R (1, 2) OBP: 0.310, SLG: 0.329			5-3							2	0	0	0	1	0	3																			
Jack Perconte, L (9, PH) OBP: 0.344, SLG: 0.398										0	0	0	0	0	0	0																			
Chris Bando, S (9, PH) OBP: 0.344, SLG: 0.398										1	0	0	0	0	1	1																			
Mike Fischlin, R (1, 4) OBP: 0.277, SLG: 0.241			F8							4	0	0	0	0	0	3																			
Inning Stats	R: 0 E: 0 K: 0 S: 3	H: 2 LOB: 2 BB: 0 P: 9	R: 0 E: 0 K: 1 S: 5	H: 1 LOB: 1 BB: 0 P: 5	R: 0 E: 0 K: 1 S: 5	H: 0 LOB: 0 BB: 0 P: 5	R: 0 E: 0 K: 0 S: 4	H: 1 LOB: 1 BB: 0 P: 4	R: 2 E: 0 K: 0 S: 4	H: 2 LOB: 0 BB: 1 P: 8	R: 0 E: 1 K: 0 S: 4	H: 1 LOB: 2 BB: 1 P: 8	R: 0 E: 0 K: 1 S: 5	H: 0 LOB: 1 BB: 1 P: 9	1B: 6 2B: 1 3B: 0 HR: 1	SF: 0 SAC: 0 DP: 3 HBP: 0	WP: 1 PB: 0 SB: 1 CS: 1	PA: 36																	
PITCHER	IP WLS BF H R ER SO BB IBB HBP BLK WP HR S P ERA WHIP																																		
Dan Petry, R (1, 1) ERA: 3.85	8.1	34	7	3	3	3	1	0	0	0	0	0	0	0	0	34	56	3.24	1.200																
John Martin, L (9, 1) ERA: 4.2	0.2	2	0	0	0	0	1	0	0	0	0	0	0	0	4	4	0.00	0.000																	



Batter	1	2	3	4	5	6	7	8	9	AB	R	H	RBI	BB	SO	LOB	TOP										
Lou Whitaker, L (1,4) OBP: 0.377, SLG: 0.454	F9		K		F4			6-3		4	0	0	0	0	1	1	Detroit Tigers @ Milwaukee Brewers Milwaukee County Stadium, Milwaukee, WI Fri Sep 09 1983, 8:05 PM EDT Unknown - 90 F										
Alan Trammell, R (1,6) OBP: 0.383, SLG: 0.492	F8		F9			6-3		4-3		4	0	0	0	0	0	0											
Larry Hemdon, R (1,7) OBP: 0.337, SLG: 0.465	6-3			F8		6-3		HR		4	1	1	1	0	0	0											
Lance Parrish, R (1,2)		1-3		1B		2B		5-3		4	0	2	0	0	0	0											
Kirk Gibson, L (1,10) OBP: 0.291, SLG: 0.382		1B		G5-4-3		BB		F7		2	0	1	0	2	0	0											
Enos Cabell, R (1,3) OBP: 0.335, SLG: 0.430		1B		G5-4-3		F8		4-3		4	0	1	0	0	0	4											
Chet Lemon, R (1,8) OBP: 0.365, SLG: 0.480		K			5-3		F7		5-3	4	0	0	0	0	1	2											
Glenn Wilson, R (1,9) OBP: 0.302, SLG: 0.414		5-3			K		4-3			3	0	0	0	0	1	2											
Wayne Krenchicki, L (1,5) OBP: 0.321, SLG: 0.311			3-1				4-3			3	0	1	0	0	0	0											
Inning Stats	R: 0 E: 0 K: 0 S: 3	H: 0 LOB: 0 BB: 0 P: 3	R: 0 E: 0 K: 1 S: 6	H: 1 LOB: 2 BB: 1 P: 10	R: 0 E: 0 K: 1 S: 5	H: 0 LOB: 0 BB: 0 P: 5	R: 0 E: 0 K: 0 S: 4	H: 2 LOB: 1 BB: 0 P: 4	R: 0 E: 0 K: 1 S: 6	H: 1 LOB: 1 BB: 0 P: 6	R: 0 E: 0 K: 0 S: 4	H: 1 LOB: 2 BB: 1 P: 8	R: 0 E: 0 K: 0 S: 3	H: 0 LOB: 0 BB: 0 P: 3	R: 1 E: 0 K: 0 S: 4	H: 1 LOB: 0 BB: 0 P: 4		R: 0 E: 0 K: 0 S: 3	H: 0 LOB: 0 BB: 0 P: 3	1B: 4 2B: 1 3B: 0 HR: 1	SF: 0 SAC: 0 DP: 1 HBP: 0	WP: 0 PB: 0 SB: 0 CS: 0	PA: 34				
PITCHER	IP	WLS	BF	H	R	ER	SO	BB	IBB	HBP	BLK	WP	HR	S	P	ERA	WHIP										
Moose Haas, R (1,1) ERA: 3.27	8.0	W	31	6	1	1	3	2	0	0	0	0	1	35	43	1.12	1.000										
Pete Ladd, R (9,1) ERA: 2.37	1.0	S	3	0	0	0	0	0	0	0	0	0	0	3	3	0.00	0.000										

Batter	1	2	3	4	5	6	7	8	9	AB	R	H	RBI	BB	SO	LOB	BOTTOM										
Paul Molitor, R (1,5) OBP: 0.348, SLG: 0.439	K		6-3		G3			F3		4	0	0	0	0	1	1	Detroit Tigers @ Milwaukee Brewers Milwaukee County Stadium, Milwaukee, WI Fri Sep 09 1983, 8:05 PM EDT Unknown - 90 F										
Jim Gantner, L (1,4) OBP: 0.349, SLG: 0.431				HR	F8			L3		4	1	2	0	0	0	1											
Robin Yount, R (1,6) OBP: 0.385, SLG: 0.493				K				F3		4	0	2	0	0	1	1											
Cecil Cooper, L (1,3) OBP: 0.341, SLG: 0.523				HR				K		3	1	1	2	0	1	3											
Ted Simmons, S (1,2) OBP: 0.358, SLG: 0.453		4-3		G3				4-3		3	0	0	0	0	0	1											
Roy Howell, L (1,10) OBP: 0.328, SLG: 0.415		F7						4-3		3	0	1	0	0	0	0											
Mark Brouhard, R (1,7) OBP: 0.321, SLG: 0.443		6-3		4-3				FC6-4		3	0	1	0	0	0	1											
Rick Manning, L (1,8) OBP: 0.285, SLG: 0.308			F7		F9			F8		3	0	0	0	0	0	1											
Charlie Moore, R (1,9) OBP: 0.345, SLG: 0.358			F7					FC6-4		3	0	1	0	0	0	1											
Inning Stats	R: 0 E: 0 K: 1 S: 6	H: 2 LOB: 1 BB: 0 P: 6	R: 0 E: 0 K: 0 S: 3	H: 0 LOB: 0 BB: 0 P: 3	R: 0 E: 0 K: 0 S: 3	H: 0 LOB: 0 BB: 0 P: 3	R: 2 E: 1 K: 1 S: 8	H: 3 LOB: 1 BB: 0 P: 8	R: 0 E: 0 K: 0 S: 4	H: 1 LOB: 1 BB: 0 P: 4	R: 0 E: 0 K: 0 S: 5	H: 1 LOB: 0 BB: 0 P: 5	R: 0 E: 0 K: 0 S: 4	H: 1 LOB: 1 BB: 0 P: 4	R: 0 E: 0 K: 0 S: 3	H: 0 LOB: 0 BB: 0 P: 3		R: 0 E: 0 K: 0 S: 3	H: 0 LOB: 0 BB: 0 P: 3	1B: 5 2B: 1 3B: 1 HR: 1	SF: 0 SAC: 0 DP: 1 HBP: 0	WP: 0 PB: 0 SB: 0 CS: 1	PA: 30				
PITCHER	IP	WLS	BF	H	R	ER	SO	BB	IBB	HBP	BLK	WP	HR	S	P	ERA	WHIP										
Jack Morris, R (1,1) ERA: 3.2	8.0	L	30	8	2	2	3	0	0	0	0	0	1	36	36	2.25	1.000										

AB	32
R	1
H	6
RBI	1
BB	2
SO	3
LOB	9



AB	30
R	2
H	8
RBI	2
BB	0
SO	3
LOB	10

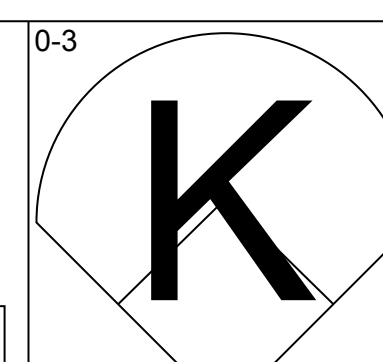
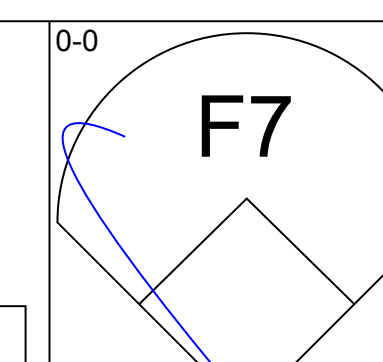
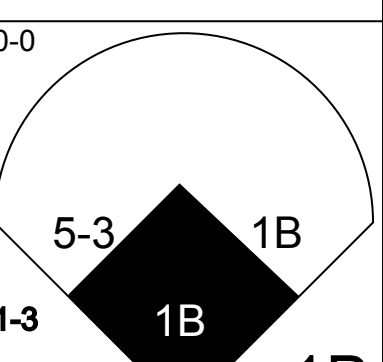
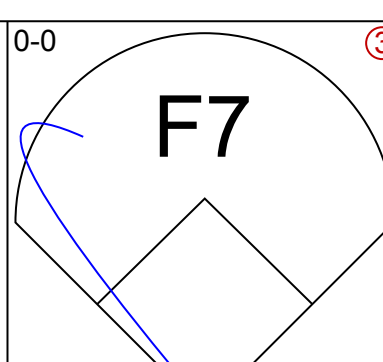
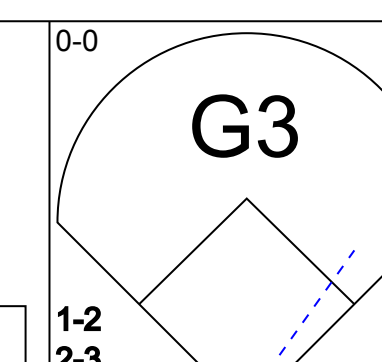
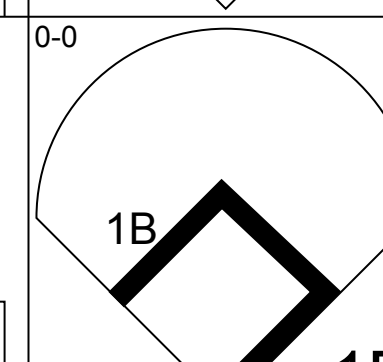
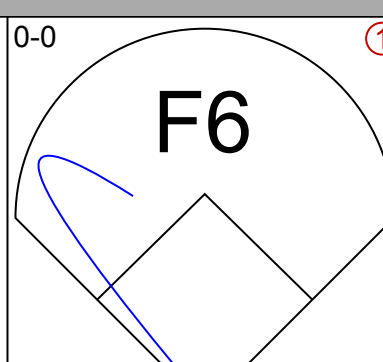
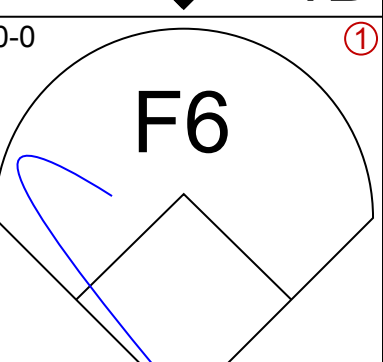
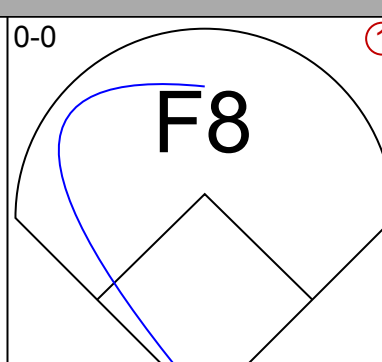
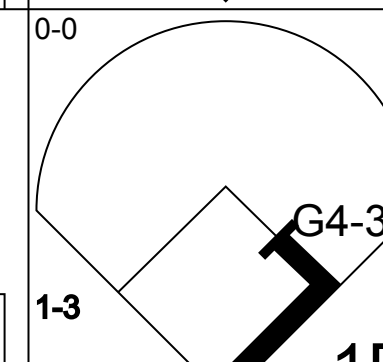
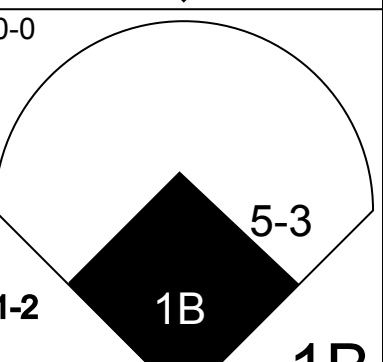
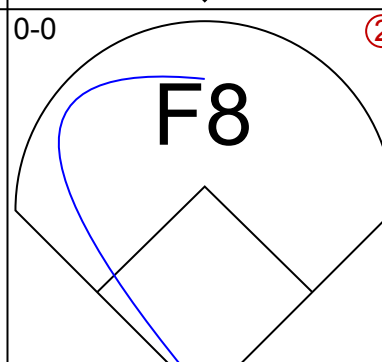
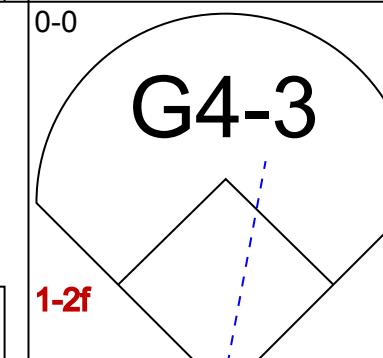
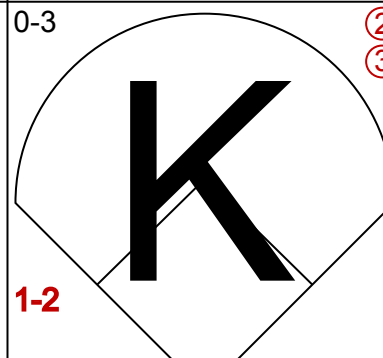
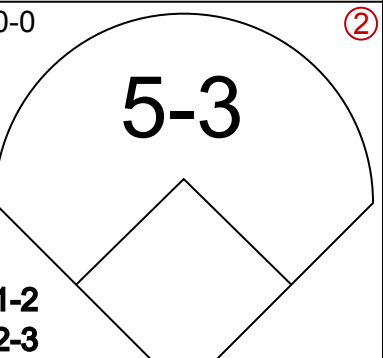
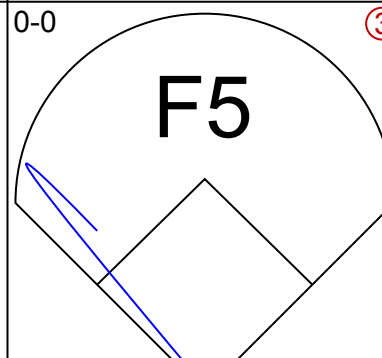
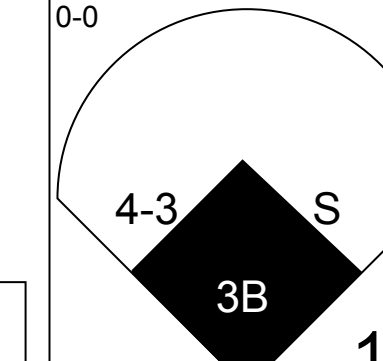
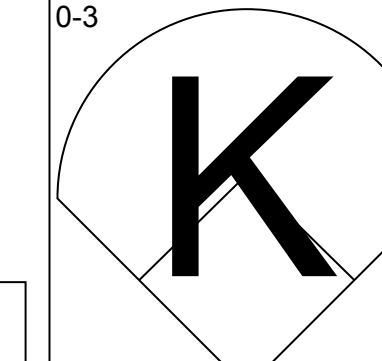
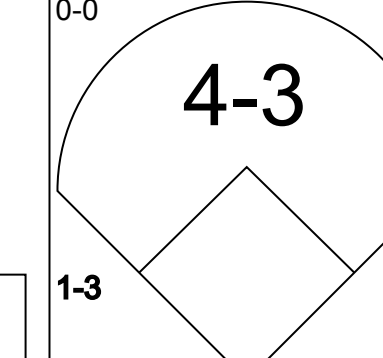
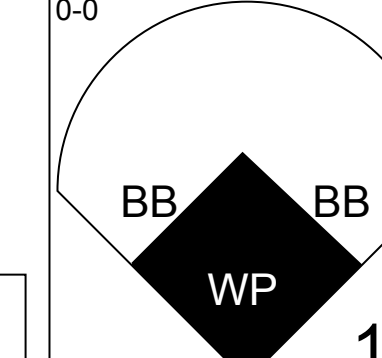
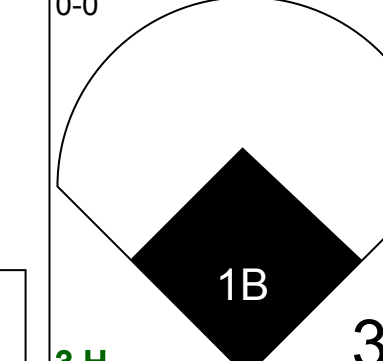
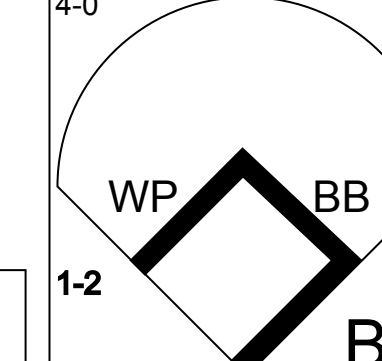
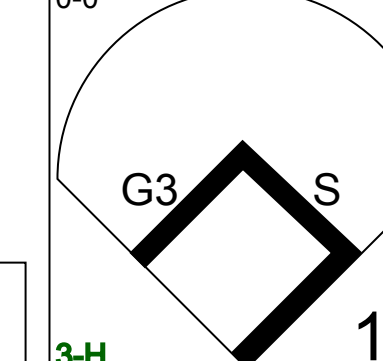
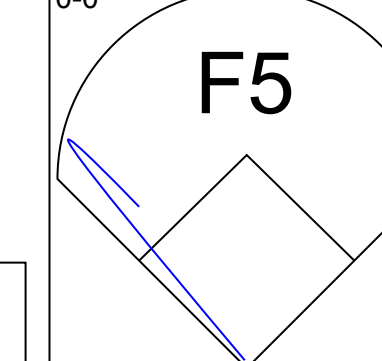
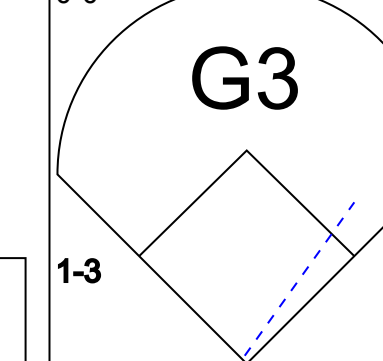
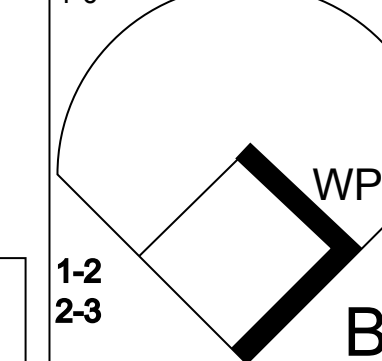


Batter	1	2	3	4	5	6	7	8	9	AB	R	H	RBI	BB	SO	LOB	TOP		
Lou Whitaker, L (1.4) OBP: 0.374, SLG: 0.451	F9			F9		F8		E9		4	0	0	0	0	0	1	Detroit Tigers @ Milwaukee Brewers Milwaukee County Stadium, Milwaukee, WI Fri Sep 09 1983, 8:05 PM EDT Alt. 2,137 - Unknown - 83 F		
Alan Trammell, R (1.6) OBP: 0.382, SLG: 0.489	K			2B		4-3		F3		4	1	1	0	0	1	3			
Larry Hemdon, R (1.7) OBP: 0.335, SLG: 0.461	K			F9		F9		6-3		4	0	0	0	0	1	4			
Lance Parrish, R (1.2) OBP: 0.325, SLG: 0.510		F8		1-H		F8		F9		4	0	1	1	0	0	0			
Kirk Gibson, L (1.10) OBP: 0.293, SLG: 0.380	F8			2B		4-3		FC6-4		2	0	0	0	2	0	0			
Enos Cabell, R (1.3) OBP: 0.331, SLG: 0.425	F8			BB		F8		FC6-4		4	0	0	0	0	0	3			
Chet Lemon, R (1.8) OBP: 0.364, SLG: 0.478			F4			F4		F3		4	1	1	0	0	0	1			
Rick Leach, L (1.9) OBP: 0.302, SLG: 0.333			L5			F7		F7		3	0	0	0	0	0	1			
Lynn Jones, R (9.9) OBP: 0.286, SLG: 0.344						F7				0	0	0	0	0	0	0			
Wayne Krenchicki, L (1.5) OBP: 0.321, SLG: 0.311			K			4-3		F		3	0	1	0	0	1	0			
Tom Brookens, R (8. PR) OBP: 0.284, SLG: 0.339						4-3		F		0	0	0	0	0	0	0			
Inning Stats	R: 0 H: 0 E: 0 K: 2 S: 7	H: 0 LOB: 0 BB: 0 P: 7	R: 0 H: 0 E: 0 K: 0 S: 3	H: 0 LOB: 0 BB: 0 P: 3	R: 0 H: 0 E: 0 K: 1 S: 5	H: 0 LOB: 0 BB: 0 P: 5	R: 1 H: 2 E: 0 K: 0 S: 5	H: 2 LOB: 2 BB: 1 P: 9	R: 0 H: 0 E: 0 K: 0 S: 3	H: 0 LOB: 0 BB: 0 P: 3	R: 0 H: 0 E: 0 K: 0 S: 3	H: 0 LOB: 0 BB: 0 P: 3	R: 1 H: 2 E: 1 K: 0 S: 6	H: 2 LOB: 3 BB: 0 P: 6	R: 0 H: 0 E: 0 K: 0 S: 3	H: 0 LOB: 1 BB: 1 P: 7	1B: 3 2B: 1 3B: 0 HR: 0	SF: 0 SAC: 0 DP: 0 HBP: 0	WP: 0 PA: 34 PB: 0 SB: 0 CS: 0
PITCHER	IP	WLS	BF	H	R	ER	SO	BB	IBB	HBP	BLK	WP	HR	S	P	ERA	WHIP		
Don Sutton, R (1.1) ERA: 4.06	7.0		24	2	1	1	3	1	0	0	0	0	0	29	33	1.29	0.429		
Jim Slaton, R (8.1) ERA: 3.7	2.0	L	10	2	1	0	0	1	0	0	0	0	0	9	13	0.00	1.500		

Batter	1	2	3	4	5	6	7	8	9	AB	R	H	RBI	BB	SO	LOB	BOTTOM		
Paul Molitor, R (1.5) OBP: 0.347, SLG: 0.438	F9		F9					6-3		4	0	1	0	0	0	1	Detroit Tigers @ Milwaukee Brewers Milwaukee County Stadium, Milwaukee, WI Fri Sep 09 1983, 8:05 PM EDT Alt. 2,137 - Unknown - 83 F		
Jim Gantner, L (1.4) OBP: 0.346, SLG: 0.429	6-3				1B			F9		4	0	1	0	0	0	2			
Robin Yount, R (1.6) OBP: 0.384, SLG: 0.491	L7		F4		5-3			G3-6		4	0	1	0	0	0	2			
Cecil Cooper, L (1.3) OBP: 0.340, SLG: 0.523		F7		4-3		4-3		G3-6		4	1	1	0	0	0	1			
Ted Simmons, S (1.10) OBP: 0.358, SLG: 0.451		1B		4-3		4-3		F8		4	0	1	0	0	0	1			
Mark Brouhard, R (1.7) OBP: 0.345, SLG: 0.473										4	0	4	1	0	0	0			
Marshall Edwards, L (9. PR) OBP: 0.307, SLG: 0.342										0	0	0	0	0	0	0			
Rick Manning, L (1.8) OBP: 0.285, SLG: 0.306		F6						F7		3	0	0	0	1	1	4			
Ned Yost, R (1.2) OBP: 0.261, SLG: 0.385		F5								3	0	1	0	0	0	4			
Ben Oglivie, L (9. PH) OBP: 0.363, SLG: 0.427										1	0	0	0	0	1	1			
Charlie Moore, R (1.9) OBP: 0.343, SLG: 0.356			F7							3	0	0	0	0	1	1			
Inning Stats	R: 0 H: 0 E: 0 K: 0 S: 3	H: 2 LOB: 2 BB: 0 P: 5	R: 0 H: 1 E: 0 K: 0 S: 4	H: 1 LOB: 1 BB: 0 P: 4	R: 0 H: 1 E: 0 K: 0 S: 4	H: 1 LOB: 2 BB: 1 P: 8	R: 1 H: 2 E: 0 K: 0 S: 4	H: 2 LOB: 0 BB: 0 P: 4	R: 0 H: 1 E: 0 K: 0 S: 3	H: 1 LOB: 0 BB: 0 P: 3	R: 0 H: 1 E: 0 K: 3 S: 10	H: 1 LOB: 1 BB: 0 P: 10	1B: 8 2B: 2 3B: 0 HR: 0	SF: 0 SAC: 1 DP: 1 HBP: 0	WP: 0 PA: 36 PB: 0 SB: 0 CS: 1				
PITCHER	IP	WLS	BF	H	R	ER	SO	BB	IBB	HBP	BLK	WP	HR	S	P	ERA	WHIP		
Glenn Abbott, R (1.1) ERA: 4.1	7.0		29	8	1	1	0	0	0	0	0	0	0	28	32	1.29	1.143		
Dave Gumpert, R (8.1) ERA: 2.17	1.1		5	2	0	0	1	0	0	0	0	0	0	7	7	0.00	1.500		
John Martin, L (9.1) ERA: 4.18	0.1		1	0	0	0	1	0	0	0	0	0	0	3	3	0.00	0.000		
Dave Rozema, R (9.1) ERA: 3.48	0.1	S	1	0	0	0	1	0	0	0	0	0	0	3	3	0.00	0.000		

Batter	1	2	3	4	5	6	7	8	9	AB	R	H	RBI	BB	SO	LOB	TOP							
Lou Whitaker, L (1, 4) OBP: 0.371, SLG: 0.447	F6		G3		K		K		F7	5	0	0	0	0	2	1	Detroit Tigers @ Milwaukee Brewers Milwaukee County Stadium, Milwaukee, WI Sat Sep 10 1983, 8:05 PM EDT Att: 30,327 - Unknown - 71 F							
Alan Trammell, R (1, 6) OBP: 0.385, SLG: 0.488	CS BB		1B 4-3 BB		G3 S 1B		6-3		5-3	3	1	1	0	2	0	1								
Larry Hemdon, R (1, 7) OBP: 0.336, SLG: 0.462	1B		4-3 1B		G3		K			4	1	2	0	0	1	1								
Lance Parrish, R (1, 2) OBP: 0.324, SLG: 0.509	1B		4-3		F8				L6	4	0	1	1	0	0	2								
Kirk Gibson, L (1, 10) OBP: 0.298, SLG: 0.382	K		1B						4-0 S BB	3	1	2	1	1	1	2								
Enos Cabell, R (1, 3)			L7						F7	4	0	1	0	0	0	2								
Chet Lemon, R (1, 8) OBP: 0.363, SLG: 0.484			HR		K		SF8		6-3	3	1	1	2	0	1	1								
Rick Leach, L (1, 9) OBP: 0.306, SLG: 0.337			CS 1B		F8		F9		SH1-3 1B	4	0	2	0	0	0	1								
Wayne Krenchicki, L (1, 5) OBP: 0.316, SLG: 0.306			K		F7		4-3		SH1-3	3	0	0	0	0	1	2								
Marty Castillo, R (6, 5) OBP: 0.244, SLG: 0.284									1-2	0	0	0	0	0	0	0								
Inning Stats	R: 0 E: 0 K: 1 S: 6	H: 2 LOB: 2 BB: 1 P: 10	R: 1 E: 0 K: 1 S: 6	H: 2 LOB: 1 BB: 0 P: 6	R: 2 E: 0 K: 0 S: 5	H: 2 LOB: 1 BB: 1 P: 9	R: 0 E: 0 K: 1 S: 5	H: 0 LOB: 0 BB: 0 P: 5	R: 0 E: 0 K: 1 S: 6	H: 1 LOB: 1 BB: 0 P: 6	R: 1 E: 0 K: 0 S: 5	H: 2 LOB: 1 BB: 0 P: 5	R: 0 E: 0 K: 2 S: 7	H: 0 LOB: 0 BB: 0 P: 7	R: 0 E: 0 K: 0 S: 3	H: 0 LOB: 1 BB: 1 P: 7	R: 0 E: 0 K: 0 S: 4	H: 1 LOB: 1 BB: 0 P: 4	1B: 9 2B: 1 3B: 0 HR: 1	SF: 1 SAC: 1 DP: 1 HBP: 0	WP: 0 PB: 0 SB: 3 CS: 2	PA: 38		
PITCHER	IP WLS BF H R ER SO BB IBB HBP BLK WP HR S P ERA WHIP	6.0 L 27 9 4 4 4 2 0 0 0 0 1 33 41 6.00 1.833	3.0 11 1 0 0 2 1 0 0 0 0 0 0 14 18 0.00 0.667											IP WLS BF H R ER SO BB IBB HBP BLK WP HR S P ERA WHIP										
Tom Candiotti, R (1, 1) ERA: 1.51																								
Tom Tellmann, R (7, 1) ERA: 2.95																								

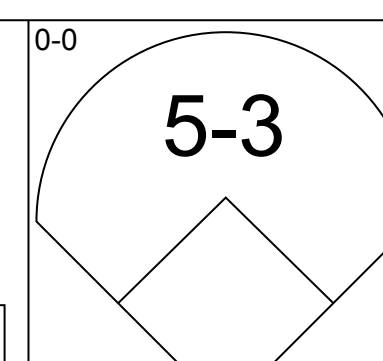
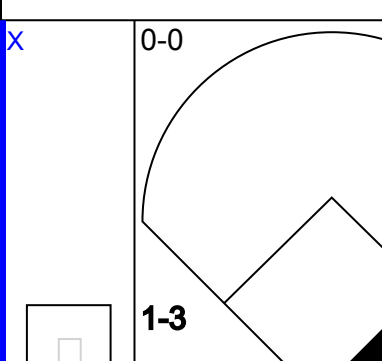
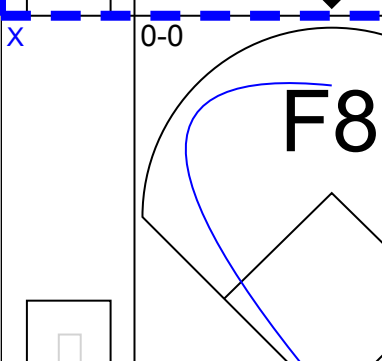

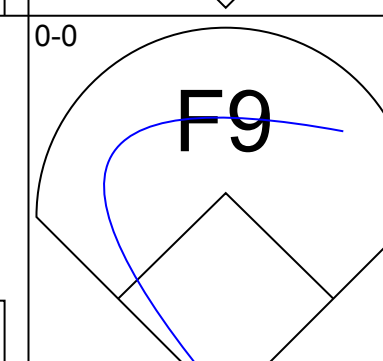

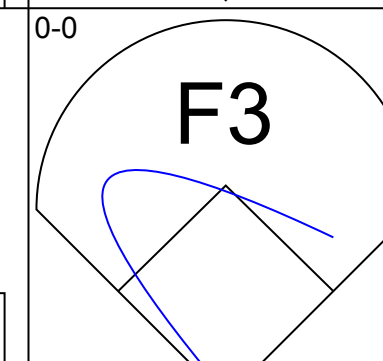
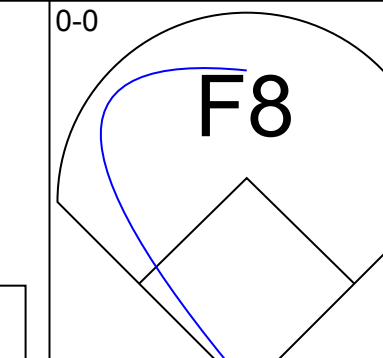
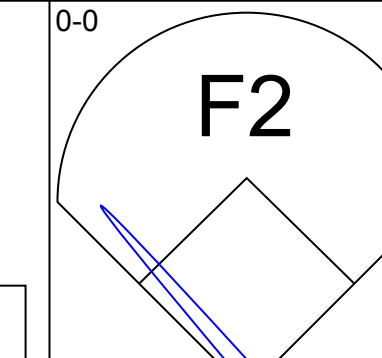
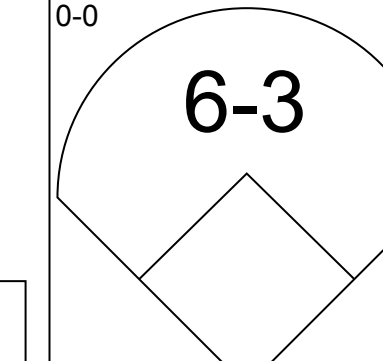
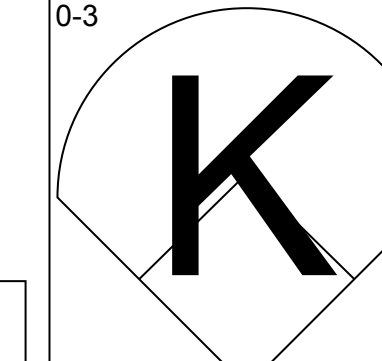
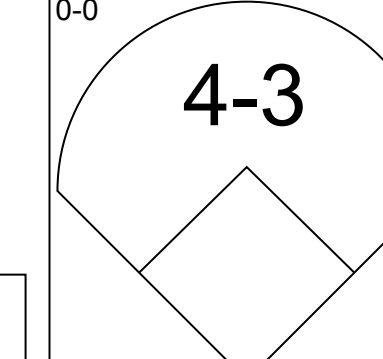
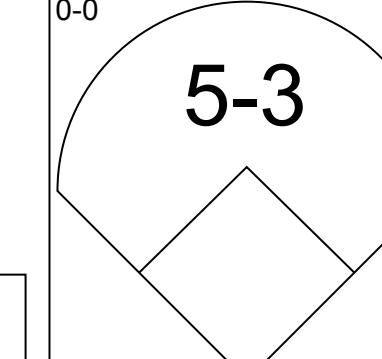
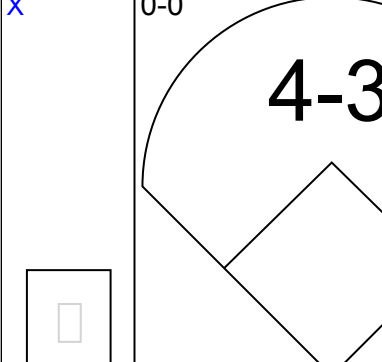
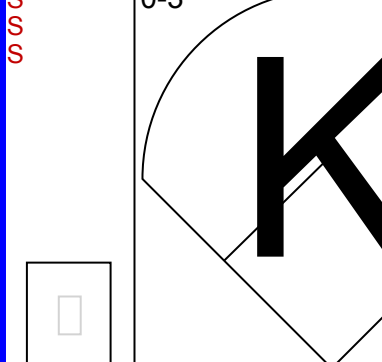
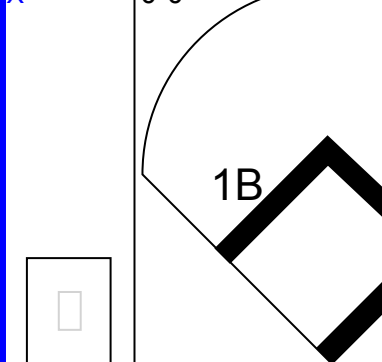
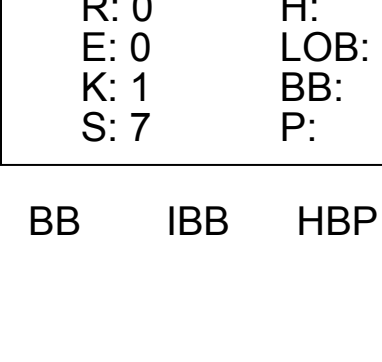

Batter	1	2	3	4	5	6	7	8	9	AB	R	H	RBI	BB	SO	LOB	BOTTOM						
Jim Gantner, L (1, 4) OBP: 0.347, SLG: 0.427	F5		G1-6-3				4-3			3	0	0	0	1	0	3	Detroit Tigers @ Milwaukee Brewers Milwaukee County Stadium, Milwaukee, WI Sat Sep 10 1983, 8:05 PM EDT Att: 30,327 - Unknown - 71 F						
Mark Brouhard, R (1, 7) OBP: 0.333, SLG: 0.456	K				F6		K		F9	4	0	0	0	0	2	3							
Robin Yount, R (1, 6) OBP: 0.383, SLG: 0.488	5-3								L7	3	0	0	0	1	0	0							
Cecil Cooper, L (1, 3) OBP: 0.340, SLG: 0.520			K		F8				F5	3	0	0	0	1	1	1							
Ted Simmons, S (1, 2) OBP: 0.355, SLG: 0.448			K		F8		F4		F9	4	0	0	0	0	1	2							
Roy Howell, L (1, 10) OBP: 0.321, SLG: 0.406			L8				F7		K	4	0	0	0	0	1	1							
Paul Molitor, R (1, 5) OBP: 0.347, SLG: 0.437			F9		1-3				1-3	4	0	1	0	0	0	0							
Rick Manning, L (1, 8) OBP: 0.287, SLG: 0.306			1B BB				L9			2	0	1	0	1	0	1							
Charlie Moore, R (1, 9) OBP: 0.345, SLG: 0.358			1B		E9 BB		F7			3	0	2	0	0	0	1							
Inning Stats	R: 0 E: 0 K: 1 S: 5	H: 0 LOB: 0 BB: 0 P: 5	R: 0 E: 0 K: 2 S: 7	H: 0 LOB: 0 BB: 0 P: 7	R: 0 E: 0 K: 0 S: 3	H: 1 LOB: 1 BB: 1 P: 7	R: 0 E: 0 K: 0 S: 3	H: 0 LOB: 1 BB: 1 P: 7	R: 0 E: 0 K: 0 S: 3	H: 0 LOB: 0 BB: 0 P: 3	R: 0 E: 0 K: 1 S: 5	H: 0 LOB: 0 BB: 0 P: 5	R: 0 E: 0 K: 0 S: 3	H: 0 LOB: 0 BB: 0 P: 3	R: 0 E: 0 K: 1 S: 5	H: 0 LOB: 0 BB: 0 P: 5	1B: 4 2B: 0 3B: 0 HR: 0	SF: 0 SAC: 0 DP: 1 HBP: 0	WP: 0 PB: 0 SB: 0 CS: 0	PA: 34			
PITCHER	IP WLS BF H R ER SO BB IBB HBP BLK WP HR S P ERA WHIP	9.0 W 34 4 0 0 5 4 0 0 0 0 0 40 56 0.00 0.889											IP WLS BF H R ER SO BB IBB HBP BLK WP HR S P ERA WHIP										
Juan Berenguer, R (1, 1) ERA: 3.12																							

Batter	1	2	3	4	5	6	7	8	9	AB	R	H	RBI	BB	SO	LOB	TOP					
Lou Whitaker, L (1,4) OBP: 0.370, SLG: 0.444											5	1	1	0	0	1	3					
Alan Trammell, R (1,6) OBP: 0.335, SLG: 0.486											4	0	1	0	1	0	2					
Larry Hemdon, R (1,7) OBP: 0.338, SLG: 0.463											5	1	3	1	0	0	1					
Lance Parrish, R (1,2) OBP: 0.321, SLG: 0.504											5	0	0	0	0	2	5					
Kirk Gibson, L (1,10) OBP: 0.302, SLG: 0.383											2	1	1	0	2	1	0					
Enos Cabell, R (1,3) OBP: 0.332, SLG: 0.424											4	1	2	2	0	0	2					
Chet Lemon, R (1,8) OBP: 0.365, SLG: 0.488											3	1	1	1	1	0	3					
Rick Leach, L (1,9) OBP: 0.305, SLG: 0.335											4	0	1	1	0	0	3					
Wayne Krenchicki, L (1,5) OBP: 0.316, SLG: 0.302											2	1	0	0	1	0	1					
Marty Castillo, R (6,5) OBP: 0.294, SLG: 0.284											0	0	0	0	1	0	0					
Bob Molinaro, L (8,PH) OBP: 0.190, SLG: 0.333											0	0	0	0	1	0	0					
Tom Brookens, R (8,5) OBP: 0.284, SLG: 0.339											0	0	0	0	0	0	0					
Inning Stats	R: 0 E: 0 K: 1 S: 6	H: 2 LOB: 1 BB: 0 P: 6	R: 2 E: 0 K: 0 S: 6	H: 3 LOB: 1 BB: 0 P: 6	R: 0 E: 0 K: 1 S: 5	H: 1 LOB: 1 BB: 0 P: 5	R: 0 E: 0 K: 0 S: 3	H: 0 LOB: 1 BB: 1 P: 7	R: 3 E: 0 K: 0 S: 6	H: 3 LOB: 2 BB: 2 P: 14	R: 0 E: 0 K: 0 S: 3	H: 0 LOB: 0 BB: 0 P: 3	R: 0 E: 0 K: 1 S: 4	H: 0 LOB: 0 BB: 1 P: 8	R: 1 E: 0 K: 1 S: 6	H: 1 LOB: 2 BB: 2 P: 14	R: 0 E: 0 K: 0 S: 3	H: 0 LOB: 0 BB: 0 P: 3	1B: 9 2B: 1 3B: 1 HR: 0	SF: 0 SAC: 0 DP: 2 HBP: 0	WP: 1 PB: 0 SB: 2 CS: 2	PA: 40
PITCHER	IP	WLS	BF	H	R	ER	SO	BB	IBB	HBP	BLK	WP	HR	S	P	ERA	WHIP					
Pete Vuckovich, R (1,1) ERA: 4.91	4.2	L	24	9	5	5	2	2	1	0	0	0	0	25	37	9.64	2.357					
Jaime Cocanower, R (5,1) ERA: 2.7	2.2		10	1	1	1	2	2	0	0	0	0	0	12	20	3.38	1.125					
Pete Ladd, R (8,1) ERA: 2.27	1.2		6	0	0	0	0	1	0	0	0	1	0	5	9	0.00	0.600					

Detroit Tigers @ Milwaukee Brewers
 Milwaukee County Stadium, Milwaukee, WI
 Sun Sep 11 1983, 4:33 AM EDT
 Att: 10,970 - Unknown - 66 F

AB	34
R	6
H	10
RBI	5
BB	6
SO	4
LOB	20



Batter	1	2	3	4	5	6	7	8	9	AB	R	H	RBI	BB	SO	LOB	BOTTOM					
Randy Ready, R (1,5) OBP: 0.365, SLG: 0.428											3	0	0	0	1	0	1					
Ben Oglivie, L (9,PH) OBP: 0.347, SLG: 0.437											1	0	1	0	0	0	0					
Paul Molitor, R (9,PR) OBP: 0.347, SLG: 0.437											0	0	0	0	0	0	0					
Jim Gantner, L (1,4) OBP: 0.346, SLG: 0.423											4	0	0	0	1	1	4					
Robin Yount, R (1,6) OBP: 0.383, SLG: 0.486											4	1	1	0	0	1	3					
Cecil Cooper, L (1,3) OBP: 0.339, SLG: 0.517											3	1	0	0	1	0	1					
Ted Simmons, S (1,10) OBP: 0.354, SLG: 0.452											4	1	1	1	0	1	2					
Mark Brouhard, R (1,7) OBP: 0.331, SLG: 0.479											3	1	1	2	0	0	0					
Rick Manning, L (1,8) OBP: 0.287, SLG: 0.306											4	0	1	0	0	1	1					
Ned Yost, R (1,2) OBP: 0.257, SLG: 0.379											3	0	0	0	0	1	1					
Marshall Edwards, L (9,PH) OBP: 0.303, SLG: 0.338											1	0	0	0	0	1	0					
Charlie Moore, R (1,9) OBP: 0.345, SLG: 0.358											3	0	1	0	0	1	1					
Roy Howell, L (9,PH) OBP: 0.325, SLG: 0.409											1	0	1	0	0	0	0					
Inning Stats	R: 0 E: 0 K: 0 S: 3	H: 0 LOB: 0 BB: 0 P: 3	R: 0 E: 0 K: 0 S: 3	H: 0 LOB: 0 BB: 0 P: 3	R: 0 E: 0 K: 1 S: 5	H: 0 LOB: 0 BB: 0 P: 5	R: 0 E: 0 K: 1 S: 5	H: 0 LOB: 1 BB: 1 P: 9	R: 2 E: 0 K: 1 S: 8	H: 3 LOB: 1 BB: 0 P: 8	R: 2 E: 0 K: 1 S: 7	H: 1 LOB: 1 BB: 1 P: 11	R: 0 E: 0 K: 1 S: 6	H: 1 LOB: 2 BB: 1 P: 10	R: 0 E: 0 K: 1 S: 5	H: 2 LOB: 2 BB: 0 P: 7	R: 0 E: 0 K: 1 S: 7	H: 0 LOB: 0 BB: 0 P: 7	1B: 5 2B: 0 3B: 0 HR: 2	SF: 1 SAC: 0 DP: 0 HBP: 0	WP: 0 PB: 0 SB: 0 CS: 0	PA: 38
PITCHER	IP	WLS	BF	H	R	ER	SO	BB	IBB	HBP	BLK	WP	HR	S	P	ERA	WHIP					
Dan Petry, R (1,1) ERA: 3.64	5.2	W	24	4	4	2	3	2	0	0	0	0	0	3	3	0.00	1.059					
John Martin, L (6,1) ERA: 4.16	0.1		1	0	0	0	1	0	0	0	0	0	0	3	3	0.00	0.000					
Doug Bair, R (7,1) ERA: 3.94	2.2		12	3	0	0	3	1	0	0	0	0	0	17	21	0.00	1.500					
Aurelio Lopez, R (9,1) ERA: 2.24	0.1	S	1	0	0	0	0	0	0	0	0	0	0	1	1	0.00	0.000					

Detroit Tigers @ Milwaukee Brewers
 Milwaukee County Stadium, Milwaukee, WI
 Sun Sep 11 1983, 4:33 AM EDT
 Att: 10,970 - Unknown - 66 F


AB	34
R	4
H	7
RBI	3
BB	3
SO	7
LOB	14



Batter	1	2	3	4	5	6	7	8	9	AB	R	H	RBI	BB	SO	LOB	TOP					
Mike Hargrove, L (1, 3) OBP: 0.384, SLG: 0.367	0-0 4-3		0-3 K			0-0 F7		0-0 4-3		4	0	0	0	0	1	1						
Toby Harrah, R (1, 5) OBP: 0.381, SLG: 0.357	0-0 4-3			0-0 5-3		0-0 4-3		0-0 F7		4	0	0	0	0	0	1						
Bake McBride, L (1, 10) OBP: 0.311, SLG: 0.327	0-0 F9			0-0 6-3		0-3 K			0-0 F7	4	0	0	0	0	1	1						
Gorman Thomas, R (1, 8) OBP: 0.306, SLG: 0.386		0-0 3-1 G3 2B		0-0 F4			0-0 F7		0-3 K	4	1	1	0	0	1	0						
Ron Hassey, L (1, 2) Kevin Rhomberg, R (9, PR)		0-0 3-1			0-0 4-3		0-0 1B SF9 2B		4-0 FC6-4 BB	3	1	1	0	1	0	1						
Pat Tabler, R (1, 7) OBP: 0.373, SLG: 0.401		0-0 G3			0-0 G3 2B		0-0 FC6-4 1B		0-0 FC6-4	4	0	2	1	0	0	1						
George Vukovich, L (1, 9) OBP: 0.310, SLG: 0.346		0-0 4-3			0-0 G3		0-0 SF9			2	0	0	1	0	0	1						
Julio Franco, R (1, 6) OBP: 0.300, SLG: 0.387			0-0 6-3		0-0 5-3		0-0 FC6-4			3	0	0	0	0	0	2						
Mike Fischlin, R (1, 4) Jack Perconte, L (6, PH)			0-3 K			0-0 4-3 S 1B			0-0 3-1	1	0	0	0	0	1	0						
										2	0	1	0	0	0	0						
Inning Stats	R: 0 E: 0 K: 0 S: 3	H: 0 LOB: 0 BB: 0 P: 3	R: 1 E: 0 K: 0 S: 4	H: 1 LOB: 0 BB: 0 P: 4	R: 0 E: 0 K: 2 S: 7	H: 0 LOB: 0 BB: 0 P: 7	R: 0 E: 0 K: 0 S: 3	H: 0 LOB: 0 BB: 0 P: 3	R: 0 E: 0 K: 0 S: 4	H: 1 LOB: 1 BB: 0 P: 4	R: 0 E: 0 K: 1 S: 6	H: 1 LOB: 1 BB: 0 P: 6	R: 1 E: 0 K: 0 S: 5	H: 2 LOB: 1 BB: 0 P: 5	R: 0 E: 0 K: 0 S: 3	H: 0 LOB: 0 BB: 0 P: 3	R: 0 E: 0 K: 1 S: 5	H: 0 LOB: 1 BB: 1 P: 9	1B: 2 2B: 3 3B: 0 HR: 0	SF: 1 SAC: 0 DP: 0 HBP: 0	WP: 0 PB: 0 SB: 1 CS: 0	PA: 33
PITCHER Jack Morris, R (1, 1) ERA: 3.16	IP: 9.0 WLS: W BF: 33 H: 5 R: 2 ER: 2 SO: 4 BB: 1 IBB: 0 HBP: 0 BLK: 0 WP: 0 HR: 0 S: 40 P: 44 ERA: 2.00 WHIP: 0.667																					

Cleveland Indians @ Detroit Tigers
Tiger Stadium, Detroit, MI
Tue Sep 13 1983, 7:05 PM EDT
Att: 14,302 - Unknown


AB	31
R	2
H	5
RBI	2
BB	1
SO	4
LOB	8



Batter	1	2	3	4	5	6	7	8	9	AB	R	H	RBI	BB	SO	LOB	BOTTOM			
Lou Whitaker, L (1, 4) OBP: 0.373, SLG: 0.445	0-0 F9		0-0 G5-4-3 1B		0-0 1-3		4-0 IBB			3	0	1	0	1	0	0				
Alan Trammell, R (1, 6) OBP: 0.382, SLG: 0.480	0-0 5-3		0-0 G5-4-3 1-2 3-H			4-0 G6-4-3 S BB	0-0 F8			3	0	0	0	1	0	3				
Larry Hemdon, R (1, 7) OBP: 0.342, SLG: 0.465	0-0 2B		0-0 K			4-0 G6-4-3 1-2 BB		0-0 4-3		3	1	1	0	1	1	0				
Lance Parrish, R (1, 2) OBP: 0.320, SLG: 0.501	0-0 2B			0-0 F5		0-0 G6-4-3 1-2 2-3	0-0 F3			4	1	1	1	0	0	2				
Kirk Gibson, L (1, 10) OBP: 0.306, SLG: 0.380	0-0 1B			4-0 S BB		4-0 BB		0-0 6-3		2	0	1	1	2	0	0				
Enos Cabell, R (1, 3) OBP: 0.334, SLG: 0.427		0-0 6-3		0-0 F6		0-0 6-3				3	0	0	0	0	0	3				
Chet Lemon, R (1, 8) OBP: 0.365, SLG: 0.485		0-0 6-3		0-0 F8			0-0 F8			3	0	0	0	0	0	1				
Rick Leach, L (1, 9) Glenn Wilson, R (7, PH)		0-0 F3			0-0 4-3		0-0 BLK 1B			2	0	0	0	0	0	0				
Wayne Krenchicki, L (1, 5) Tom Brookens, R (7, PH)			4-0 1B G5-4-3 BB		0-0 4-3		0-0 F2			1	1	0	0	1	0	0				
Bob Molinaro, L (7, PH) Marty Castillo, R (8, 5)										0	0	0	0	0	0	0				
										1	0	0	0	0	0	1				
										0	0	0	0	0	0	0				
Inning Stats	R: 2 E: 0 K: 0 S: 5	H: 3 LOB: 1 BB: 0 P: 5	R: 0 E: 0 K: 0 S: 3	H: 0 LOB: 0 BB: 0 P: 3	R: 1 E: 0 K: 1 S: 5	H: 1 LOB: 0 BB: 1 P: 9	R: 0 E: 0 K: 0 S: 3	H: 0 LOB: 1 BB: 1 P: 7	R: 0 E: 0 K: 0 S: 2	H: 0 LOB: 2 BB: 3 P: 14	R: 0 E: 0 K: 0 S: 4	H: 1 LOB: 2 BB: 1 P: 8	R: 0 E: 0 K: 0 S: 3	H: 0 LOB: 0 BB: 0 P: 3	R: 0 E: 0 K: 0 S: 3	H: 0 LOB: 0 BB: 0 P: 3	1B: 3 2B: 2 3B: 0 HR: 0	SF: 0 SAC: 0 DP: 2 HBP: 0	WP: 0 PB: 0 SB: 2 CS: 0	PA: 32
PITCHER Rick Behenna, R (1, 1) ERA: 4.2	IP: 5.0 WLS: L BF: 21 H: 4 R: 3 ER: 3 SO: 3 BB: 4 IBB: 0 HBP: 0 BLK: 0 WP: 0 HR: 0 S: 19 P: 35 ERA: 5.40 WHIP: 1.600																			
Ernie Camacho, R (6, 1) ERA: 5.79	1.0 WLS: L BF: 3 H: 0 R: 0 ER: 0 SO: 0 BB: 1 IBB: 0 HBP: 0 BLK: 0 WP: 0 HR: 0 S: 2 P: 6 ERA: 0.00 WHIP: 1.000																			
Mike Jeffcoat, L (7, 1) ERA: 5.4	0.1 WLS: L BF: 2 H: 1 R: 0 ER: 0 SO: 0 BB: 0 IBB: 0 HBP: 0 BLK: 0 WP: 0 HR: 0 S: 2 P: 2 ERA: 0.00 WHIP: 3.000																			
Bud Anderson, R (7, 1) ERA: 3.12	1.2 WLS: L BF: 6 H: 0 R: 0 ER: 0 SO: 0 BB: 1 IBB: 0 HBP: 1 BLK: 1 WP: 0 HR: 0 S: 5 P: 9 ERA: 0.00 WHIP: 0.000																			

Cleveland Indians @ Detroit Tigers
Tiger Stadium, Detroit, MI
Tue Sep 13 1983, 7:05 PM EDT
Att: 14,302 - Unknown

AB	26
R	3
H	5
RBI	2
BB	6
SO	1
LOB	10




Batter	1	2	3	4	5	6	7	8	9	AB	R	H	RBI	BB	SO	LOB	TOP			
Mike Hargrove, L (1, 3) OBP: 0.385, SLG: 0.366	4-3		FC6-4 1B			G5-4-3 BB		F9		3	0	1	0	1	0	1	Cleveland Indians @ Detroit Tigers Tiger Stadium, Detroit, MI Wed Sep 14 1983, 7:05 PM EDT Att: 13,208 - Unknown			
Toby Harrah, R (1, 5) OBP: 0.380, SLG: 0.356	1B		FC6-4 1-2			G5-4-3 1-2		F7		4	0	1	0	0	0	2				
Andre Thornton, R (1, 10) OBP: 0.385, SLG: 0.437	K			F8				K		4	0	0	0	0	2	1				
Gorman Thomas, R (1, 8) OBP: 0.303, SLG: 0.382	F5			F4				F2		4	0	0	0	0	0	1				
Ron Hassey, L (1, 2) OBP: 0.353, SLG: 0.375		F8		F9				1B		3	0	1	0	0	0	0				
Pat Tabler, R (1, 7) OBP: 0.371, SLG: 0.397		K			6-3			F8		3	0	0	0	0	1	1				
George Vukovich, L (1, 9) OBP: 0.307, SLG: 0.342		K			5-3			6-3		3	0	0	0	0	1	0				
Julio Franco, R (1, 6) OBP: 0.300, SLG: 0.386			6-3		6-3			3-1 1B		3	0	1	0	0	0	0				
Mike Fischlin, R (1, 4) OBP: 0.279, SLG: 0.254				F8				3-1		2	0	0	0	0	1	0				
Karl Pagel, L (8, PH)								1-2		1	0	0	0	0	0	1				
Jack Perconte, L (8, 4) OBP: 0.500, SLG: 0.500										0	0	0	0	0	0	0				
Inning Stats	R: 0 E: 0 K: 1 S: 6	H: 1 LOB: 1 BB: 0 P: 6	R: 0 E: 0 K: 2 S: 7	H: 0 LOB: 0 BB: 0 P: 7	R: 0 E: 0 K: 0 S: 4	H: 1 LOB: 1 BB: 0 P: 4	R: 0 E: 0 K: 0 S: 3	H: 0 LOB: 0 BB: 0 P: 3	R: 0 E: 0 K: 1 S: 4	H: 0 LOB: 0 BB: 1 P: 8	R: 0 E: 0 K: 1 S: 6	H: 1 LOB: 1 BB: 0 P: 6	R: 0 E: 0 K: 0 S: 4	H: 1 LOB: 1 BB: 0 P: 4	R: 0 E: 0 K: 0 S: 3	H: 0 LOB: 0 BB: 0 P: 3	1B: 4 2B: 0 3B: 0 HR: 0	SF: 0 SAC: 0 DP: 1 HBP: 0	WP: 0 PB: 0 SB: 0 CS: 0	PA: 31
PITCHER Glenn Abbott, R (1, 1) ERA: 3.79	IP: 9.0 WLS: W BF: 31 H: 4 R: 0 ER: 0 SO: 5 BB: 1 IBB: 0 HBP: 0 BLK: 0 WP: 0 HR: 0 S: 40 P: 44 ERA: 0.00 WHIP: 0.556															PITCHER				

Batter	1	2	3	4	5	6	7	8	9	AB	R	H	RBI	BB	SO	LOB	BOTTOM			
Lou Whitaker, L (1, 4) OBP: 0.372, SLG: 0.444	K		F4	F7		1B				4	0	1	0	0	1	1	Cleveland Indians @ Detroit Tigers Tiger Stadium, Detroit, MI Wed Sep 14 1983, 7:05 PM EDT Att: 13,208 - Unknown			
Alan Trammell, R (1, 6) OBP: 0.385, SLG: 0.480	S 3B BB		1B BB		6-3 3B 1B	G3				2	3	1	0	2	0	1				
Larry Herndon, R (1, 7) OBP: 0.343, SLG: 0.469	1H 3B		F6 1B 1-3		K 1-2			K		4	0	2	1	0	2	1				
Lance Parrish, R (1, 2) OBP: 0.319, SLG: 0.499	F4		1-2 3H 1B		6-3			F8		4	0	1	1	0	0	2				
Kirk Gibson, L (1, 10) OBP: 0.305, SLG: 0.384	F5		F6 2-3		1B 3B			F7		4	1	1	1	0	0	3				
Enos Cabell, R (1, 3) OBP: 0.337, SLG: 0.435		K								3	1	2	1	0	1	0				
Lynn Jones, R (8, 3) OBP: 0.297, SLG: 0.344				SF9 3B		FC5-4 1B		G5-4-3 BB		0	0	0	0	1	0	0				
Chet Lemon, R (1, 8) OBP: 0.363, SLG: 0.481		F9		SF9		FC5-4 1-2		G5-4-3		3	0	0	1	0	0	2				
Rick Leach, L (1, 9) OBP: 0.309, SLG: 0.336								F9		3	0	1	0	1	0	0				
Wayne Krenchicki, L (1, 5) OBP: 0.318, SLG: 0.298										3	0	0	0	0	0	2				
Marty Castillo, R (7, 5) OBP: 0.244, SLG: 0.284	F7			4-3		4-3				0	0	0	0	0	0	0				
Inning Stats	R: 1 E: 0 K: 1 S: 6	H: 1 LOB: 1 BB: 1 P: 10	R: 0 E: 0 K: 1 S: 5	H: 0 LOB: 1 BB: 1 P: 9	R: 1 E: 0 K: 0 S: 4	H: 2 LOB: 1 BB: 1 P: 8	R: 1 E: 0 K: 0 S: 5	H: 2 LOB: 1 BB: 0 P: 5	R: 2 E: 0 K: 1 S: 8	H: 3 LOB: 1 BB: 0 P: 8	R: 0 E: 0 K: 0 S: 4	H: 1 LOB: 1 BB: 0 P: 4	R: 0 E: 0 K: 1 S: 5	H: 0 LOB: 0 BB: 0 P: 5	R: 0 E: 0 K: 0 S: 2	H: 0 LOB: 0 BB: 1 P: 6	1B: 5 2B: 1 3B: 3 HR: 0	SF: 1 SAC: 0 DP: 1 HBP: 0	WP: 0 PB: 0 SB: 1 CS: 0	PA: 35
PITCHER Rick Sutcliffe, R (1, 1) ERA: 4.03	IP: 4.2 WLS: L BF: 24 H: 8 R: 5 ER: 5 SO: 3 BB: 3 IBB: 0 HBP: 0 BLK: 0 WP: 0 HR: 0 S: 27 P: 39 ERA: 9.64 WHIP: 2.357															PITCHER				
Dan Spillner, R (5, 1) ERA: 5.12	2.1 8 1 0 0 1 0 0 0 0 0 0 10 10 0.00 0.429																			
Jamie Easterly, L (8, 1) ERA: 2.79	1.0 3 0 0 0 0 1 0 0 0 0 0 2 6 0.00 1.000																			

Batter	1	2	3	4	5	6	7	8	9	AB	R	H	RBI	BB	SO	LOB	TOP					
Lou Whitaker, L (1,4) X OBP: 0.374, SLG: 0.449	0-0 4-3		0-0 FC5 1B		0-0 6-3 SF9 2B		0-0 FC6-4 2B		0-0 P5	5	1	3	0	0	0	1						
Alan Trammell, R (1,6) X OBP: 0.385, SLG: 0.478	0-0 F7		0-3 K		0-0 6-3		4-0 FC6-4 BB		0-0 1-2 1B	4	0	1	0	1	1	2						
Larry Hemdon, R (1,7) X OBP: 0.342, SLG: 0.468	0-0 F9		0-0 1-2 1B		0-0 SF9		0-0 FC6-4		0-0 F9	4	0	1	1	0	0	4						
Lance Parrish, R (1,10) X OBP: 0.319, SLG: 0.496		0-0 6-3	0-0 FC5		0-0 BB		0-0 F8			3	0	0	0	1	0	4						
John Wockenfuss, R (1,2) X OBP: 0.359, SLG: 0.448	0-0 P4			0-0 P5		0-0 F8			0-0 F9	4	0	0	0	0	0	1						
Enos Cabell, R (1,3) X OBP: 0.336, SLG: 0.433	0-0 1B			0-0 4-3		0-0 F3			0-0 4-3	4	0	1	0	0	0	0						
Chet Lemon, R (1,8) X OBP: 0.364, SLG: 0.480	0-0 1B			4-0 1B BB		0-0 F8			0-0 6-3	3	0	1	0	1	0	0						
Glenn Wilson, R (1,9) X OBP: 0.305, SLG: 0.416	0-3 K			0-0 1B		0-0 F8			0-0 1B	4	0	2	0	0	1	2						
Tom Brookens, R (1,5) X OBP: 0.280, SLG: 0.333			0-0 F8		0-0 F8		0-0 4-3		0-3 K	4	0	0	0	0	1	3						
Inning Stats	R: 0 E: 0 K: 0 S: 3	H: 0 LOB: 0 BB: 0 P: 3	R: 0 E: 0 K: 1 S: 7	H: 2 LOB: 2 BB: 0 P: 7	R: 0 E: 0 K: 1 S: 7	H: 2 LOB: 2 BB: 0 P: 7	R: 0 E: 0 K: 0 S: 4	H: 1 LOB: 2 BB: 1 P: 8	R: 1 E: 0 K: 0 S: 4	H: 1 LOB: 1 BB: 1 P: 8	R: 0 E: 0 K: 0 S: 3	H: 0 LOB: 0 BB: 0 P: 3	R: 0 E: 0 K: 0 S: 4	H: 1 LOB: 2 BB: 1 P: 8	R: 0 E: 0 K: 0 S: 3	H: 0 LOB: 0 BB: 0 P: 3	R: 0 E: 0 K: 1 S: 7	H: 2 LOB: 2 BB: 0 P: 7	1B: 7 2B: 2 3B: 0 HR: 0	SF: 1 SAC: 0 DP: 0 HBP: 0	WP: 0 PB: 0 SB: 0 CS: 0	PA: 39
PITCHER Bob Ojeda, L (1,1) ERA: 4.22	IP: 9.0 WLS: W BF: 39 H: 9 R: 1 ER: 1 SO: 3 BB: 3 IBB: 0 HBP: 0 BLK: 0 WP: 0 HR: 0 S: 42 P: 54 ERA: 1.00 WHIP: 1.333															PITCHER	IP: 9.0 WLS: W BF: 39 H: 9 R: 1 ER: 1 SO: 3 BB: 3 IBB: 0 HBP: 0 BLK: 0 WP: 0 HR: 0 S: 42 P: 54 ERA: 1.00 WHIP: 1.333					

Detroit Tigers @ Boston Red Sox
Fenway Park, Boston, MA
Fri Sep 16 1983, 7:05 PM EDT
Att: 20,156 - Unknown


AB 35
R 1
H 9
RBI 1
BB 3
SO 3
LOB 17



Batter	1	2	3	4	5	6	7	8	9	AB	R	H	RBI	BB	SO	LOB	BOTTOM			
Jerry Remy, L (1,4) B OBP: 0.322, SLG: 0.314	4-0 FC5 BB		0-3 K		0-0 1-3 S 1B		0-0 3-1		0-0 F8	4	0	1	0	1	1	3				
Wade Boggs, L (1,5) B OBP: 0.443, SLG: 0.499	4-0 FC5 BB		0-0 1-3		0-0 1-3		0-0 1B		0-0 CS	4	1	2	0	1	0	1				
Jim Rice, R (1,7) X OBP: 0.355, SLG: 0.543	0-0 FC5		0-0 6-3		4-0 BB IBB		0-0 FC6-2 1B		0-0 F9	4	0	1	0	1	0	3				
Tony Armas, R (1,8) S OBP: 0.256, SLG: 0.444	0-3 K			0-0 F8	4-0 FC6 BB		0-0 FC6-2 BB 2B		0-3 K	4	1	1	1	1	2	3				
Carl Yastrzemski, L (1,10) X OBP: 0.376, SLG: 0.436	0-0 4-3			4-0 WP BB	0-0 FC6		4-0 BB FC6-2 1B IBB			2	1	0	0	2	0	5				
Reid Nichols, R (1,9) S OBP: 0.359, SLG: 0.446		0-3 K		0-0 P8		0-0 3B 1B		0-0 FC6-2 1B	4	2	1	0	0	1	4					
Dave Stapleton, R (1,3) X OBP: 0.306, SLG: 0.378	0-0 HR			4-0 1-2 BB		0-0 1B		1-2 1B BB	2	1	2	2	2	0	0					
Ed Jurak, R (1,6) X OBP: 0.346, SLG: 0.348	0-0 6-3			0-0 5-3		0-0 G1-6-4-3		0-0 1B	4	0	1	2	0	0	4					
Jeff Newman, R (1,2) X OBP: 0.223, SLG: 0.267	0-0 F3				0-0 5-3		0-0 K			2	0	0	0	0	0	0				
Rick Miller, L (6,PH) X OBP: 0.367, SLG: 0.365										1	0	1	1	0	0	0				
Gary Allenson, R (7,2) X OBP: 0.312, SLG: 0.320										1	0	0	0	0	1	2				
Inning Stats	R: 0 E: 0 K: 1 S: 5	H: 0 LOB: 2 BB: 2 P: 13	R: 1 E: 0 K: 1 S: 6	H: 1 LOB: 0 BB: 0 P: 6	R: 0 E: 0 K: 1 S: 5	H: 0 LOB: 0 BB: 0 P: 5	R: 0 E: 0 K: 0 S: 3	H: 0 LOB: 2 BB: 2 P: 11	R: 0 E: 0 K: 0 S: 4	H: 1 LOB: 3 BB: 2 P: 12	R: 1 E: 0 K: 0 S: 5	H: 3 LOB: 1 BB: 0 P: 5	R: 4 E: 0 K: 1 S: 9	H: 4 LOB: 2 BB: 2 P: 17	R: 0 E: 0 K: 1 S: 5	H: 1 LOB: 1 BB: 0 P: 5	1B: 7 2B: 2 3B: 1 HR: 1	SF: 0 SAC: 0 DP: 2 HBP: 0	WP: 1 PB: 0 SB: 1 CS: 1	PA: 40
PITCHER Dan Petry, R (1,1) ERA: 3.7	IP: 6.0 WLS: L BF: 30 H: 7 R: 4 ER: 4 SO: 3 BB: 5 IBB: 1 HBP: 0 BLK: 0 WP: 1 HR: 1 S: 30 P: 54 ERA: 6.00 WHIP: 2.000															PITCHER	IP: 6.0 WLS: L BF: 30 H: 7 R: 4 ER: 4 SO: 3 BB: 5 IBB: 1 HBP: 0 BLK: 0 WP: 1 HR: 1 S: 30 P: 54 ERA: 6.00 WHIP: 2.000			
Juan Berenguer, R (7,1) X ERA: 3.24	0.1	4	1	0	0	0	1	1	0	0	0	2	10	0.00	6.000					
Doug Bair, R (7,1) X ERA: 3.91	0.2	3	1	2	2	1	0	0	0	0	5	5	27.00	1.500						
Jerry Ujdur, R (8,1) X ERA: 7.55	1.0	3	1	0	0	1	0	0	0	0	5	5	0.00	1.000						

Detroit Tigers @ Boston Red Sox
Fenway Park, Boston, MA
Fri Sep 16 1983, 7:05 PM EDT
Att: 20,156 - Unknown

AB 32
R 6
H 10
RBI 6
BB 8
SO 5
LOB 25



Batter	1	2	3	4	5	6	7	8	9	AB	R	H	RBI	BB	SO	LOB	TOP										
Lou Whitaker, L (1.4)	F7			1B		1-4-3	F8			4	0	2	0	0	0	1	Detroit Tigers @ Boston Red Sox Fenway Park, Boston, MA Sat Sep 17 1983, 3:33 AM EDT Att: 23,294 - Unknown - 66 F										
Alan Trammell, R (1.6)	K			F8		1-4-3	1B			4	0	2	0	0	1												
Larry Hemdon, R (1.7)	P4			1-2		1-4-3	F8			4	0	1	0	0	4												
Lance Parrish, R (1.2)		K		P3		K		K		4	0	0	0	3	4												
Kirk Gibson, L (1.10)		3-1		P7				P6		3	0	0	0	1	0	2											
Enos Cabell, R (1.3)		6-3				IBB		6-3		4	0	1	0	0	0	3											
Chet Lemon, R (1.8)			P4		F8			5-3		4	1	1	1	0	0	1											
Rick Leach, L (1.9)			L9		FC1-6			3-1		4	1	1	0	0	0	1											
Wayne Krenchicki, L (1.5)					G3			K		3	0	2	1	0	0	1											
Bob Molinaro, L (7. PR)										0	0	0	0	0	0	0											
Marty Castillo, R (7.5)										0	0	0	0	0	0	0											
John Wockenfuss, R (9. PH)										1	0	0	0	0	1	0											
Inning Stats	R: 0 E: 0 K: 1 S: 5	H: 0 LOB: 0 BB: 0 P: 5	R: 0 E: 0 K: 1 S: 5	H: 0 LOB: 0 BB: 0 P: 5	R: 0 E: 0 K: 0 S: 3	H: 1 LOB: 1 BB: 0 P: 3	R: 0 E: 0 K: 0 S: 5	H: 2 LOB: 2 BB: 0 P: 5	R: 0 E: 0 K: 0 S: 4	H: 1 LOB: 1 BB: 0 P: 4	R: 0 E: 0 K: 1 S: 7	H: 2 LOB: 3 BB: 1 P: 11	R: 2 E: 0 K: 0 S: 6	H: 4 LOB: 2 BB: 0 P: 6	R: 0 E: 0 K: 1 S: 5	H: 0 LOB: 0 BB: 0 P: 5	R: 0 E: 0 K: 1 S: 5	H: 0 LOB: 0 BB: 0 P: 5	1B: 6 2B: 2 3B: 1 HR: 1	SF: 0 SAC: 0 DP: 0 HBP: 0	WP: 0 PB: 0 SB: 0 CS: 1	PA: 36					
PITCHER	IP	WLS	BF	H	R	ER	SO	BB	IBB	HBP	BLK	WP	HR	S	P	ERA	WHIP										
Dennis Eckersley, R (1.1)	8.0	W	33	10	2	2	4	0	1	0	0	0	1	40	44	2.25	1.250										
Bob Stanley, R (9.1)	1.0	S	3	0	0	0	1	0	0	0	0	0	0	5	5	0.00	0.000										

AB	35
R	2
H	10
RBI	2
BB	1
SO	5
LOB	18




Batter	1	2	3	4	5	6	7	8	9	AB	R	H	RBI	BB	SO	LOB	BOTTOM										
Jerry Remy, L (1.4)	1B		E3		1-3		1B			4	0	2	0	0	0	2	Detroit Tigers @ Boston Red Sox Fenway Park, Boston, MA Sat Sep 17 1983, 3:33 AM EDT Att: 23,294 - Unknown - 66 F										
Wade Boggs, L (1.5)	L8		P8			F8	1B			4	0	1	1	0	0	3											
Jim Rice, R (1.7)	K		L6				F8			4	0	1	0	0	1	5											
Tony Armas, R (1.8)	L8			G3		K		HR		4	1	1	1	0	1	2											
Carl Yastrzemski, L (1.3)		K				6-3		4-3		4	0	0	0	0	2	1											
Dave Stapleton, R (9.3)										0	0	0	0	0	0	0											
Dwight Evans, R (1.10)		F9		6-3			K	K		4	0	0	0	0	2	0											
Reid Nichols, R (1.9)					F8			F8		3	1	1	0	0	0	0											
Jeff Newman, R (8.2)		P8					1B	F8		1	0	0	0	0	0	0											
Ed Jurak, R (1.6)			4-3				F8			3	0	1	0	0	0	1											
Gary Allenson, R (1.2)					FC5-4			F8		1	0	0	0	1	0	1											
Rick Miller, L (7. PH)							FC5-4			1	1	1	1	0	0	0											
Inning Stats	R: 0 E: 0 K: 1 S: 6	H: 1 LOB: 1 BB: 0 P: 6	R: 0 E: 0 K: 1 S: 5	H: 0 LOB: 0 BB: 0 P: 5	R: 0 E: 0 K: 0 S: 4	H: 0 LOB: 2 BB: 1 P: 8	R: 0 E: 0 K: 1 S: 5	H: 0 LOB: 0 BB: 0 P: 5	R: 0 E: 0 K: 0 S: 4	H: 1 LOB: 1 BB: 0 P: 4	R: 0 E: 0 K: 1 S: 6	H: 1 LOB: 1 BB: 0 P: 6	R: 2 E: 0 K: 1 S: 9	H: 4 LOB: 2 BB: 0 P: 9	R: 1 E: 0 K: 1 S: 6	H: 1 LOB: 0 BB: 0 P: 6	R: 1 E: 0 K: 1 S: 6	H: 1 LOB: 0 BB: 0 P: 6	1B: 5 2B: 2 3B: 0 HR: 1	SF: 0 SAC: 0 DP: 0 HBP: 0	WP: 0 PB: 0 SB: 0 CS: 0	PA: 34					
PITCHER	IP	WLS	BF	H	R	ER	SO	BB	IBB	HBP	BLK	WP	HR	S	P	ERA	WHIP										
Jack Morris, R (1.1)	8.0	L	34	8	3	3	6	1	0	0	0	0	1	45	49	3.38	1.125										



Batter	1	2	3	4	5	6	7	8	9	AB	R	H	RBI	BB	SO	LOB	TOP							
Lou Whitaker, L OBP: 0.376, SLG: 0.453 (1, 4)	0-0 4-3	0-0 4-3		0-0 1-H 2B		0-0 1-2 1B	0-0 2-H 1B		0-0 6-3	6	0	3	2	0	0	2								
Alan Trammell, R OBP: 0.382, SLG: 0.477 (1, 6)	0-0 P6		0-0 5-3	0-0 5-3		0-0 F8	0-0 F8			5	0	0	0	0	0	5								
Larry Hemdon, R OBP: 0.340, SLG: 0.464 (1, 7)	0-0 6-3		0-0 1B		0-0 5-3		0-0 E6 1B	0-0 F3		5	1	1	0	0	0	0								
Lance Parrish, R OBP: 0.318, SLG: 0.491 Sal Butera, R OBP: 0.250, SLG: 0.250 (8, 2)		4-0 2B 1B BB	0-0 1-2 1B		0-0 5-3		0-0 F8	0-0 6-3		4	1	1	0	1	0	1								
Kirk Gibson, L OBP: 0.310, SLG: 0.396 (1, 10)		0-0 1B 1-3 2B	0-3 K		0-0 BB		0-0 2-3 E 1B	0-0 HR		4	3	3	1	1	1	2								
Enos Cabell, R OBP: 0.337, SLG: 0.431 Glenn Wilson, R OBP: 0.306, SLG: 0.416 (7, 9)		0-0 1B	0-0 P3		0-0 5-3		0-0 1-2 E 1B	4-0 BB		4	1	2	2	0	0	3								
Chet Lemon, R OBP: 0.363, SLG: 0.484 (1, 8)		0-0 2-3 3-H 1B		0-0 G4-6-3 1B		0-3 K	0-0 P4	0-0 P9		5	0	2	1	0	1	3								
Rick Leach, L OBP: 0.301, SLG: 0.332 (7, 3)		0-0 G3	0-0 G4-6-3		0-0 1-2	0-0 4-3	0-0 E7 2B		0-0 4-3	5	1	0	0	0	0	3								
Wayne Krenchicki, L OBP: 0.332, SLG: 0.319 Tom Brookens, R OBP: 0.276, SLG: 0.332 (7, 5)		0-3 K2-3		0-0 2B 1B		0-0 1B	0-0 3-H 1B 2B		0-3 K	4	1	3	1	0	1	2								
Inning Stats	R: 0 E: 0 K: 0 S: 3	H: 0 LOB: 0 BB: 0 P: 3	R: 2 E: 0 K: 1 S: 8	H: 3 LOB: 2 BB: 1 P: 12	R: 0 E: 0 K: 1 S: 7	H: 2 LOB: 1 BB: 0 P: 7	R: 1 E: 0 K: 0 S: 5	H: 3 LOB: 1 BB: 0 P: 5	R: 0 E: 0 K: 1 S: 3	H: 0 LOB: 1 BB: 1 P: 7	R: 0 E: 0 K: 1 S: 7	H: 2 LOB: 2 BB: 0 P: 7	R: 5 E: 2 K: 0 S: 9	H: 4 LOB: 2 BB: 0 P: 9	R: 1 E: 0 K: 0 S: 4	H: 1 LOB: 1 BB: 1 P: 8	R: 0 E: 0 K: 1 S: 5	H: 0 LOB: 0 BB: 0 P: 5	1B: 11 2B: 3 3B: 0 HR: 1	SF: 0 SAC: 0 DP: 1 HBP: 0	WP: 0 PB: 0 SB: 0 CS: 0	PA: 46		
PITCHER	IP WLS BF H R ER SO BB IBB HBP BLK WP HR S P ERA WHIP	IP WLS BF H R ER SO BB IBB HBP BLK WP HR S P ERA WHIP	Oil Can Boyd, R ERA: 3.51 Mark Clear, R ERA: 6.35	Oil Can Boyd, R ERA: 3.51 Mark Clear, R ERA: 6.35	Oil Can Boyd, R ERA: 3.51 Mark Clear, R ERA: 6.35	Oil Can Boyd, R ERA: 3.51 Mark Clear, R ERA: 6.35	Oil Can Boyd, R ERA: 3.51 Mark Clear, R ERA: 6.35	Oil Can Boyd, R ERA: 3.51 Mark Clear, R ERA: 6.35	Oil Can Boyd, R ERA: 3.51 Mark Clear, R ERA: 6.35	Oil Can Boyd, R ERA: 3.51 Mark Clear, R ERA: 6.35	Oil Can Boyd, R ERA: 3.51 Mark Clear, R ERA: 6.35	Oil Can Boyd, R ERA: 3.51 Mark Clear, R ERA: 6.35	Oil Can Boyd, R ERA: 3.51 Mark Clear, R ERA: 6.35	Oil Can Boyd, R ERA: 3.51 Mark Clear, R ERA: 6.35	Oil Can Boyd, R ERA: 3.51 Mark Clear, R ERA: 6.35	Oil Can Boyd, R ERA: 3.51 Mark Clear, R ERA: 6.35	Oil Can Boyd, R ERA: 3.51 Mark Clear, R ERA: 6.35	Oil Can Boyd, R ERA: 3.51 Mark Clear, R ERA: 6.35	Oil Can Boyd, R ERA: 3.51 Mark Clear, R ERA: 6.35	Oil Can Boyd, R ERA: 3.51 Mark Clear, R ERA: 6.35	Oil Can Boyd, R ERA: 3.51 Mark Clear, R ERA: 6.35	Oil Can Boyd, R ERA: 3.51 Mark Clear, R ERA: 6.35	Oil Can Boyd, R ERA: 3.51 Mark Clear, R ERA: 6.35	Oil Can Boyd, R ERA: 3.51 Mark Clear, R ERA: 6.35

Detroit Tigers @ Boston Red Sox
Fenway Park, Boston, MA
Sun Sep 18 1983, 3:33 AM EDT
Att: 21,854 - Unknown


AB 43
R 9
H 15
RBI 7
BB 3
SO 4
LOB 21



Batter	1	2	3	4	5	6	7	8	9	AB	R	H	RBI	BB	SO	LOB	BOTTOM						
Jerry Remy, L OBP: 0.322, SLG: 0.314 (1, 4)	0-0 E1 1B G5-2-3		0-0 F7		0-0 4-3		0-0 L7		0-0 4-3	5	0	1	0	0	0	2							
Wade Boggs, L OBP: 0.445, SLG: 0.498 (1, 5)	4-0 G5-2-3 1B BB		0-0 BB 1B		0-0 4-3			0-0 1B	4-0 2-3 1B HR BB	3	1	2	0	2	0	0							
Jim Rice, R OBP: 0.356, SLG: 0.544 (1, 7)	0-0 G5-2-3 1-2 2-3 1B		0-0 BB 1B		0-0 P3			0-3 K	0-0 1-3 HR 1B	5	1	3	1	0	1	1							
Tony Armas, R OBP: 0.257, SLG: 0.454 (1, 8)	0-0 G5-2-3 1-2 2-3 3-H 1B		0-3 K			0-3 K		0-0 1-2 1B	0-0 1-H 3-H HR	5	1	2	3	0	2	5							
Carl Yastrzemski, L OBP: 0.370, SLG: 0.426 (1, 3)	0-0 4-3		4-0 1-2 2-3 BB		0-0 P5		0-0 L6	0-0 F8	0-0 E3	4	0	0	0	1	0	4							
Dwight Evans, R OBP: 0.337, SLG: 0.436 (1, 10)		0-0 F9	0-0 L4		0-0 L5		0-0 L6	0-0 F2	0-0 F8	5	0	0	0	0	0	6							
Rick Miller, L OBP: 0.367, SLG: 0.374 (1, 9)		0-0 SF9 3B		0-0 L5		0-0 F9		0-3 K	0-3 K	4	1	1	0	0	1	0							
Ed Jurak, R OBP: 0.344, SLG: 0.347 (1, 6)		0-0 SF9		0-0 6-3		0-0 F7		0-0 2B 1B		3	1	1	1	0	0	0							
Gary Allenson, R OBP: 0.314, SLG: 0.319 Rich Gedman, L OBP: 0.347, SLG: 0.415 (8, PH)		3-H K		0-3 P6		0-0 1B		0-0 4-3 1B 2B		3	0	1	0	0	1	0							
Inning Stats	R: 0 E: 1 K: 0 S: 4	H: 2 LOB: 2 BB: 1 P: 8	R: 1 E: 0 K: 1 S: 6	H: 1 LOB: 0 BB: 0 P: 6	R: 0 E: 0 K: 1 S: 7	H: 2 LOB: 3 BB: 1 P: 11	R: 0 E: 0 K: 0 S: 3	H: 0 LOB: 0 BB: 0 P: 3	R: 0 E: 0 K: 1 S: 5	H: 0 LOB: 0 BB: 0 P: 5	R: 0 E: 0 K: 1 S: 4	H: 1 LOB: 1 BB: 0 P: 4	R: 0 E: 0 K: 1 S: 7	H: 2 LOB: 2 BB: 0 P: 7	R: 5 E: 1 K: 1 S: 10	H: 4 LOB: 1 BB: 1 P: 14	1B: 9 2B: 1 3B: 1 HR: 1	SF: 1 SAC: 0 DP: 1 HBP: 0	WP: 0 PB: 0 SB: 0 CS: 0	PA: 42			
PITCHER	IP WLS BF H R ER SO BB IBB HBP BLK WP HR S P ERA WHIP	IP WLS BF H R ER SO BB IBB HBP BLK WP HR S P ERA WHIP	Milt Wilcox, R ERA: 3.92 Aurelio Lopez, R ERA: 2.5 Dave Gumpert, R ERA: 2.15	Milt Wilcox, R ERA: 3.92 Aurelio Lopez, R ERA: 2.5 Dave Gumpert, R ERA: 2.15	Milt Wilcox, R ERA: 3.92 Aurelio Lopez, R ERA: 2.5 Dave Gumpert, R ERA: 2.15	Milt Wilcox, R ERA: 3.92 Aurelio Lopez, R ERA: 2.5 Dave Gumpert, R ERA: 2.15	Milt Wilcox, R ERA: 3.92 Aurelio Lopez, R ERA: 2.5 Dave Gumpert, R ERA: 2.15	Milt Wilcox, R ERA: 3.92 Aurelio Lopez, R ERA: 2.5 Dave Gumpert, R ERA: 2.15	Milt Wilcox, R ERA: 3.92 Aurelio Lopez, R ERA: 2.5 Dave Gumpert, R ERA: 2.15	Milt Wilcox, R ERA: 3.92 Aurelio Lopez, R ERA: 2.5 Dave Gumpert, R ERA: 2.15	Milt Wilcox, R ERA: 3.92 Aurelio Lopez, R ERA: 2.5 Dave Gumpert, R ERA: 2.15	Milt Wilcox, R ERA: 3.92 Aurelio Lopez, R ERA: 2.5 Dave Gumpert, R ERA: 2.15	Milt Wilcox, R ERA: 3.92 Aurelio Lopez, R ERA: 2.5 Dave Gumpert, R ERA: 2.15	Milt Wilcox, R ERA: 3.92 Aurelio Lopez, R ERA: 2.5 Dave Gumpert, R ERA: 2.15	Milt Wilcox, R ERA: 3.92 Aurelio Lopez, R ERA: 2.5 Dave Gumpert, R ERA: 2.15	Milt Wilcox, R ERA: 3.92 Aurelio Lopez, R ERA: 2.5 Dave Gumpert, R ERA: 2.15	Milt Wilcox, R ERA: 3.92 Aurelio Lopez, R ERA: 2.5 Dave Gumpert, R ERA: 2.15	Milt Wilcox, R ERA: 3.92 Aurelio Lopez, R ERA: 2.5 Dave Gumpert, R ERA: 2.15	Milt Wilcox, R ERA: 3.92 Aurelio Lopez, R ERA: 2.5 Dave Gumpert, R ERA: 2.15	Milt Wilcox, R ERA: 3.92 Aurelio Lopez, R ERA: 2.5 Dave Gumpert, R ERA: 2.15	Milt Wilcox, R ERA: 3.92 Aurelio Lopez, R ERA: 2.5 Dave Gumpert, R ERA: 2.15	Milt Wilcox, R ERA: 3.92 Aurelio Lopez, R ERA: 2.5 Dave Gumpert, R ERA: 2.15	Milt Wilcox, R ERA: 3.92 Aurelio Lopez, R ERA: 2.5 Dave Gumpert, R ERA: 2.15

Detroit Tigers @ Boston Red Sox
Fenway Park, Boston, MA
Sun Sep 18 1983, 3:33 AM EDT
Att: 21,854 - Unknown

AB 38
R 6
H 12
RBI 6
BB 3
SO 5
LOB 18



Batter	1	2	3	4	5	6	7	8	9	AB	R	H	RBI	BB	SO	LOB	TOP		
Al Bumbry, L OBP: 0.327, SLG: 0.360 (1, 8)	0-0 5-3	0-0 SF7			0-0 4-3		0-3 K			3	0	0	1	0	1	1	Baltimore Orioles @ Detroit Tigers Tiger Stadium, Detroit, MI Wed Sep 21 1983, 7:05 PM EDT Unknown		
Jim Dwyer, L OBP: 0.383, SLG: 0.500 John Shelby, S OBP: 0.298, SLG: 0.369 (1, 9)	0-3 K	0-0 P6			0-0 F8			0-3 K		4	0	0	0	0	2	2			
Cal Ripken Jr., R OBP: 0.366, SLG: 0.514 (1, 6)	0-3 K				0-0 P4			0-0 HR		4	2	2	1	0	1	0			
Eddie Murray, S OBP: 0.392, SLG: 0.531 (1, 3)		0-0 HR		0-3 K		0-0 4-3		0-0 F9		4	1	1	1	0	1	1			
John Lowenstein, L OBP: 0.371, SLG: 0.467 Tito Landrum, R OBP: 0.367, SLG: 0.536 (1, 7)		4-0 HR		0-3 K		0-0 F8		0-0 HR		3	2	1	2	1	1	0			
Ken Singleton, S OBP: 0.404, SLG: 0.454 (1, 10)		0-0 BB		0-3 K		0-0 P4		0-0 HR		4	1	1	0	0	1	0			
Glenn Gulliver, L OBP: 0.392, SLG: 0.357 Todd Cruz, R OBP: 0.242, SLG: 0.318 (1, 5)		0-3 K			0-0 G3		0-0 4-3		0-3 K	3	0	0	0	0	1	2			
Rich Dauer, R OBP: 0.304, SLG: 0.307 (1, 4)		4-0 BB		0-0 1-4-3				0-0 L5		3	0	1	0	1	0	0			
Rick Dempsey, R OBP: 0.307, SLG: 0.317 (1, 2)		4-0 BB		0-0 F9			0-0 F8		0-0 P6	3	0	0	1	1	0	1			
Inning Stats	R: 0 E: 0 K: 2 S: 7	H: 0 LOB: 0 BB: 7	R: 3 E: 0 K: 1 S: 7	H: 2 LOB: 2 BB: 3 P: 19	R: 1 E: 0 K: 3 S: 10	H: 1 LOB: 0 BB: 0 P: 10	R: 0 E: 0 K: 0 S: 3	H: 0 LOB: 0 BB: 0 P: 3	R: 0 E: 0 K: 1 S: 6	H: 1 LOB: 1 BB: 0 P: 6	R: 2 E: 0 K: 1 S: 7	H: 2 LOB: 0 BB: 0 P: 7	R: 0 E: 0 K: 1 S: 5	H: 0 LOB: 0 BB: 0 P: 5	1B: 3 2B: 0 3B: 0 HR: 3	SF: 1 SAC: 0 DP: 0 HBP: 0		WP: 0 PA: 36 PB: 0 SB: 0 CS: 0	
PITCHER	IP	WLS	BF	H	R	ER	SO	BB	IBB	HBP	BLK	WP	HR	S	P	ERA	WHIP		
Jack Morris, R ERA: 3.27 Dave Rozema, R ERA: 3.44	(1, 1)	8.0	L	33	6	6	8	3	0	0	0	0	3	46	58	6.75	1.125		
PITCHER	IP	WLS	BF	H	R	ER	SO	BB	IBB	HBP	BLK	WP	HR	S	P	ERA	WHIP		

AB	32
R	6
H	6
RBI	6
BB	3
SO	9
LOB	7



Batter	1	2	3	4	5	6	7	8	9	AB	R	H	RBI	BB	SO	LOB	BOTTOM				
Lou Whitaker, L OBP: 0.377, SLG: 0.458 (1, 4)	0-0 E6		0-0 G3		0-0 WP		0-0 FC4-6			4	0	2	0	0	0	2	Baltimore Orioles @ Detroit Tigers Tiger Stadium, Detroit, MI Wed Sep 21 1983, 7:05 PM EDT Unknown				
Alan Trammell, R OBP: 0.383, SLG: 0.477 Tom Brookens, R OBP: 0.278, SLG: 0.331 Rick Leach, L OBP: 0.302, SLG: 0.332 Marty Castillo, R OBP: 0.244, SLG: 0.284 (1, 6)	0-0 F9		0-3 K		0-3 K		0-0 4-3			2	0	0	0	0	1	1					
Larry Hemdon, R OBP: 0.345, SLG: 0.472 (1, 7)	4-0 S			0-0 BB	0-3 K			4-0 G4-6-3		2	0	1	0	2	1	1					
Lance Parrish, R OBP: 0.317, SLG: 0.488 (1, 2)	0-3 K			0-3 K		0-0 F2		0-0 G4-6-3		4	0	0	0	0	2	4					
Kirk Gibson, L OBP: 0.312, SLG: 0.399 (1, 10)	0-0 4-3			4-0 BB	0-0 BB		0-0 F9		0-0 1B	3	0	1	0	1	0	2					
Enos Cabell, R OBP: 0.337, SLG: 0.430 (1, 3)		0-0 B5-3		0-0 P6		0-0 6-3		0-3 K		4	0	0	0	0	1	3					
Chet Lemon, R OBP: 0.361, SLG: 0.483 (1, 8)	0-3 K			4-0 BB	1-2 2-3		0-0 L3		0-3 K	3	0	0	0	1	2	0					
Glenn Wilson, R OBP: 0.306, SLG: 0.414 (1, 9)	0-3 K			0-0 1-3			0-0 BB		0-3 K	4	0	1	0	0	2	3					
Wayne Krenchicki, L OBP: 0.335, SLG: 0.319 (1, 5)			0-3 K		0-0 4-1		4-0 FC4-6		0-3 K	3	0	0	0	1	2	0					
Inning Stats	R: 0 E: 1 K: 1 S: 6	H: 1 LOB: 2 BB: 1 P: 10	R: 0 E: 0 K: 2 S: 7	H: 0 LOB: 0 BB: 0 P: 7	R: 0 E: 0 K: 2 S: 7	H: 0 LOB: 0 BB: 0 P: 7	R: 0 E: 0 K: 1 S: 6	H: 1 LOB: 3 BB: 2 P: 14	R: 0 E: 0 K: 2 S: 8	H: 1 LOB: 1 BB: 0 P: 8	R: 0 E: 0 K: 0 S: 3	H: 0 LOB: 0 BB: 0 P: 3	R: 0 E: 0 K: 0 S: 4	H: 1 LOB: 2 BB: 1 P: 8	R: 0 E: 0 K: 1 S: 5	H: 1 LOB: 1 BB: 1 P: 9		R: 0 E: 0 K: 3 S: 9	H: 0 LOB: 0 BB: 0 P: 9	1B: 4 2B: 1 3B: 0 HR: 0	SF: 0 SAC: 0 DP: 1 HBP: 0
PITCHER	IP	WLS	BF	H	R	ER	SO	BB	IBB	HBP	BLK	WP	HR	S	P	ERA	WHIP				
Mike Boddicker, R ERA: 2.88	(1, 1)	9.0	W	36	5	0	0	12	5	0	0	0	1	0	55	75	0.00	1.111			



Batter	1	2	3	4	5	6	7	8	9	AB	R	H	RBI	BB	SO	LOB	TOP																
John Shelby, S OBP: 0.300, SLG: 0.370 (1, 8)										5	1	2	0	0	0	0	Baltimore Orioles @ Detroit Tigers Tiger Stadium, Detroit, MI Wed Sep 21 1983, 7:05 PM EDT Att: 32,198 - Unknown																
Dan Ford, R OBP: 0.334, SLG: 0.447 (1, 9)										3	1	3	0	2	0	0																	
Cal Ripken Jr., R OBP: 0.363, SLG: 0.510 (1, 6)										5	0	0	0	0	0	7																	
Eddie Murray, S OBP: 0.394, SLG: 0.536 (1, 3)										3	2	1	1	2	0	2																	
Ken Singleton, S OBP: 0.405, SLG: 0.455 (8, PR)										4	0	2	0	0	0	2																	
Mike Young, S OBP: 0.237, SLG: 0.286 (8, PR)										1	0	0	0	0	1	3																	
Gary Roenicke, R OBP: 0.335, SLG: 0.503 (8, PH)										3	0	0	0	0	0	1																	
John Lowenstein, L OBP: 0.372, SLG: 0.477 (8, 7)										2	1	1	4	0	0	1																	
Tito Landrum, R OBP: 0.367, SLG: 0.536 (9, 7)										0	0	0	0	0	0	0																	
Joe Nolan, L OBP: 0.359, SLG: 0.443 (1, 2)										4	1	2	1	1	0	2																	
Glenn Gulliver, L OBP: 0.359, SLG: 0.333 (1, 5)										5	0	1	0	0	0	5																	
Lenn Sakata, R OBP: 0.329, SLG: 0.352 (7, PH)										2	0	0	0	0	1	3																	
Al Bumbry, L OBP: 0.326, SLG: 0.359 (7, PH)										1	0	0	0	0	0	0																	
Todd Cruz, R OBP: 0.242, SLG: 0.318 (7, 4)										0	0	0	0	0	0	0																	
Jim Dwyer, L OBP: 0.386, SLG: 0.500 (9, PH)										0	1	0	0	1	0	0																	
Rich Dauer, R OBP: 0.304, SLG: 0.307 (9, 4)										0	0	0	0	0	0	0																	
Inning Stats	R: 0 E: 0 K: 0 S: 3	H: 1 LOB: 1 BB: 1 P: 7	R: 0 E: 0 K: 1 S: 6	H: 1 LOB: 2 BB: 1 P: 10	R: 0 E: 0 K: 0 S: 3	H: 0 LOB: 2 BB: 2 P: 11	R: 0 E: 0 K: 0 S: 4	H: 1 LOB: 1 BB: 0 P: 4	R: 0 E: 0 K: 0 S: 4	H: 1 LOB: 1 BB: 0 P: 4	R: 0 E: 0 K: 0 S: 4	H: 1 LOB: 1 BB: 0 P: 4	R: 0 E: 0 K: 0 S: 4	H: 1 LOB: 2 BB: 0 P: 5	R: 6 E: 0 K: 1 S: 9	H: 4 LOB: 0 BB: 2 P: 17	1B: 9 2B: 1 3B: 0 HR: 3	SF: 0 SAC: 0 DP: 1 HBP: 0	WP: 3 PA: 44 PB: 0 SB: 1 CS: 0														
PITCHER	IP WLS BF H R ER SO BB IBB HBP BLK WP HR S P ERA WHIP																																
Glenn Abbott, R ERA: 3.66 (1, 1)	7.0	32	8	1	1	1	4	0	0	0	0	2	1	30	46	1.29	1.714																
Dave Gumpert, R ERA: 2.79 (8, 1)	1.0	L	6	2	3	3	0	1	0	0	0	0	0	5	9	27.00	3.000																
Aurelio Lopez, R ERA: 2.81 (9, 1)	1.0		6	2	3	3	1	0	1	0	0	1	2	7	11	27.00	2.000																

Batter	1	2	3	4	5	6	7	8	9	AB	R	H	RBI	BB	SO	LOB	BOTTOM																
Lou Whitaker, L OBP: 0.378, SLG: 0.458 (1, 4)										4	0	2	0	0	0	0	Baltimore Orioles @ Detroit Tigers Tiger Stadium, Detroit, MI Wed Sep 21 1983, 7:05 PM EDT Att: 32,198 - Unknown																
Alan Trammell, R OBP: 0.380, SLG: 0.473 (1, 6)										4	0	0	0	0	0	2																	
Larry Hemdon, R OBP: 0.345, SLG: 0.470 (1, 7)										4	0	1	0	0	0	1																	
John Wockenfuss, R OBP: 0.355, SLG: 0.439 (1, 2)										4	0	1	0	0	0	1																	
Kirk Gibson, L OBP: 0.313, SLG: 0.403 (1, 10)										1	1	1	0	0	0	0																	
Lance Parrish, R OBP: 0.317, SLG: 0.488 (3, PH)										3	0	1	0	0	1	3																	
Enos Cabell, R OBP: 0.338, SLG: 0.436 (1, 3)										4	1	2	1	0	0	1																	
Chet Lemon, R OBP: 0.359, SLG: 0.479 (1, 8)										4	0	0	0	0	1	3																	
Rick Leach, L OBP: 0.305, SLG: 0.348 (1, 9)										4	1	2	2	0	0	0																	
Tom Brookens, R OBP: 0.276, SLG: 0.328 (1, 5)										3	0	0	0	0	0	1																	
Wayne Krenchicki, L OBP: 0.333, SLG: 0.318 (9, PH)										1	0	0	0	0	0	0																	
Inning Stats	R: 0 E: 0 K: 0 S: 3	H: 0 LOB: 0 BB: 0 P: 3	R: 3 E: 0 K: 1 S: 8	H: 3 LOB: 0 BB: 0 P: 8	R: 0 E: 0 K: 0 S: 5	H: 2 LOB: 2 BB: 0 P: 5	R: 0 E: 0 K: 0 S: 4	H: 1 LOB: 1 BB: 0 P: 4	R: 0 E: 0 K: 0 S: 3	H: 0 LOB: 0 BB: 0 P: 3	R: 0 E: 0 K: 0 S: 4	H: 2 LOB: 1 BB: 0 P: 4	R: 0 E: 0 K: 0 S: 4	H: 1 LOB: 1 BB: 0 P: 4	R: 0 E: 0 K: 1 S: 6	H: 1 LOB: 1 BB: 0 P: 6	R: 0 E: 0 K: 0 S: 3	H: 0 LOB: 0 BB: 0 P: 3	1B: 7 2B: 2 3B: 1 HR: 1	SF: 0 SAC: 0 DP: 1 HBP: 0	WP: 0 PA: 36 PB: 0 SB: 0 CS: 0												
PITCHER	IP WLS BF H R ER SO BB IBB HBP BLK WP HR S P ERA WHIP																																
Bill Swaggerty, R ERA: 4.02 (1, 1)	2.2	13	5	3	3	1	0	0	0	0	0	0	0	15	15	10.12	1.875																
Dan Morigiello, L ERA: 2.41 (3, 1)	3.1	12	3	0	0	0	0	0	0	0	0	0	0	12	12	0.00	0.900																
Sammy Stewart, R ERA: 3.74 (7, 1)	3.0	W	11	2	0	0	1	0	0	0	0	0	0	13	13	0.00	0.667																

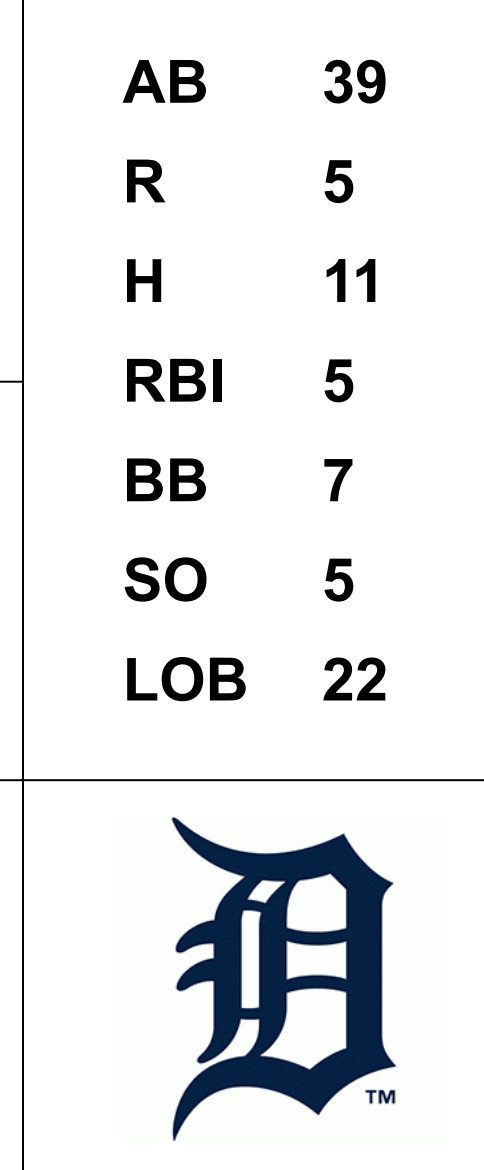


Batter	1	2	3	4	5	6	7	8	9	10	AB	R	H	RBI	BB	SO	LOB	TOP				
Al Bumbry, L OBP: 0.322, SLG: 0.354 John Shelby, S OBP: 0.302, SLG: 0.370	(1, 8) 0-3 K	(0, 0) FC5-4		(0, 0) F8		(0, 0) F9		(0, 0) F3		(4, 0) BB	5	0	0	0	0	1	4	Baltimore Orioles @ Detroit Tigers Tiger Stadium, Detroit, MI Thu Sep 22 1983, 7:05 PM EDT Att: 25,540 - Unknown				
Jim Dwyer, L OBP: 0.382, SLG: 0.489 Titie Landrum, R OBP: 0.355, SLG: 0.517	(1, 9) 0-0 P6		(0, 0) F8	(4, 0) BB		(0, 0) G3	(0, 0) F9		(0, 0) F7		4	0	0	0	1	0	0					
Cal Ripken Jr., R OBP: 0.364, SLG: 0.510	(1, 6) 4-0 HR BB		(0, 0) G3	(0, 0) 4-3		(0, 0) K		(0, 0) 6-3			4	1	1	0	1	1	3					
Eddie Murray, S OBP: 0.398, SLG: 0.546	(1, 3) 0-0 HR		(4, 0) G3 BB		(0, 3) K		(0, 0) HR	(0, 0) P5			4	2	2	3	1	1	0					
John Lowenstein, L OBP: 0.372, SLG: 0.476 Mike Young, S OBP: 0.237, SLG: 0.286	(1, 7) 0-3 K		(0, 0) G3	(1, 2) 2-3 BB		(0, 0) F8	(0, 0) 1B	(0, 0) 1B	(0, 0) 1B		5	1	2	0	0	1	2					
Ken Singleton, S OBP: 0.405, SLG: 0.453	(1, 10) 0-0 K	(0, 3) K	(0, 0) 3-1			(0, 0) 1B	(4, 0) 1B	(0, 0) F7			4	0	1	0	1	1	3					
Joe Nolan, L OBP: 0.360, SLG: 0.439 Rick Dempsey, R OBP: 0.307, SLG: 0.317	(1, 2) 0-3 K			(4, 0) FC3-6 BB		(0, 0) G3	(1, 2) 1B	(0, 0) 1B	(0, 0) G3		4	0	1	1	1	1	1					
Glenn Gulliver, L OBP: 0.357, SLG: 0.314 Todd Cruz, R OBP: 0.241, SLG: 0.317	(1, 5) 4-0 BB BB		(0, 0) BB BLK	(0, 0) FC3-6 BB		(0, 0) F9	(0, 3) K	(0, 0) P3			2	0	0	0	1	0	1					
Rich Dauer, R OBP: 0.307, SLG: 0.307 Lenn Sakata, R OBP: 0.329, SLG: 0.352	(1, 4) 4-0 FC5-4 BB		(4, 0) BB	(4, 0) BB		(0, 0) 5-3		(0, 0) 5-3			3	0	1	0	2	0	0					
Inning Stats	R: 2 E: 0 K: 2 S: 8	H: 1 LOB: 0 BB: 1 P: 12	R: 0 E: 0 K: 2 S: 7	H: 0 LOB: 2 BB: 2 P: 15	R: 0 E: 0 K: 0 S: 4	H: 1 LOB: 3 BB: 3 P: 8	R: 0 E: 0 K: 1 S: 6	H: 1 LOB: 1 BB: 0 P: 6	R: 0 E: 0 K: 0 S: 3	H: 0 LOB: 0 BB: 0 P: 3	R: 2 E: 0 K: 2 S: 10	H: 3 LOB: 1 BB: 1 P: 14	R: 0 E: 0 K: 0 S: 3	H: 0 LOB: 0 BB: 0 P: 3	R: 0 E: 0 K: 0 S: 4	H: 1 LOB: 1 BB: 0 P: 4	R: 0 E: 0 K: 0 S: 4		H: 1 LOB: 2 BB: 1 P: 8	1B: 5 2B: 1 3B: 0 HR: 2	SF: 0 SAC: 0 DP: 0 HBP: 0	WP: 0 PB: 0 SB: 0 CS: 0
PITCHER	IP	WLS	BF	H	R	ER	SO	BB	IBB	HBP	BLK	WP	HR	S	P	ERA	WHIP					
Mitt Wilcox, R ERA: 3.97	(1, 1) 7.0		35	6	4	4	7	8	0	0	1	0	2	41	73	5.14	2.000					
Doug Bair, R ERA: 3.76	(8, 1) 3.0	W	12	2	0	0	0	1	0	0	0	0	0	11	15	0.00	1.000					

AB	38
R	4
H	8
RBI	4
BB	9
SO	7
LOB	18



Batter	1	2	3	4	5	6	7	8	9	10	AB	R	H	RBI	BB	SO	LOB	BOTTOM				
Lou Whitaker, L OBP: 0.382, SLG: 0.461	(1, 4) 4-0 FC6-4 BB		(0, 0) 1H BB	(0, 0) 1B		(0, 0) 4-3			(0, 0) 1B	(0, 0) 1B	5	0	4	3	1	0	1	Baltimore Orioles @ Detroit Tigers Tiger Stadium, Detroit, MI Thu Sep 22 1983, 7:05 PM EDT Att: 25,540 - Unknown				
Alan Trammell, R OBP: 0.381, SLG: 0.471	(1, 6) 0-0 F9		(4, 0) 1-2 BB	(0, 0) P6		(0, 0) 6-3		(0, 0) 6-3	(0, 0) BB		4	0	1	0	1	0	3					
Larry Hemdon, R OBP: 0.343, SLG: 0.467	(1, 7) 0-0 FC6-4		(0, 0) F9		(0, 0) 4-3		(0, 0) 6-3	(0, 0) BB			4	0	0	0	1	0	3					
Lance Parrish, R OBP: 0.314, SLG: 0.483	(1, 2) 0-0 F3		(0, 0) F8		(0, 3) K		(0, 3) K	(0, 3) K			5	0	0	0	0	3	6					
John Wockenfuss, R OBP: 0.279, SLG: 0.435 Kirk Gibson, L OBP: 0.312, SLG: 0.401	(1, 10) 0-0 F9		(0, 0) 6-3	(0, 0) FC5-4 BB		(0, 0) F8		(0, 3) K			2	0	0	0	1	0	0					
Enos Cabell, R OBP: 0.339, SLG: 0.435	(1, 3) 0-3 K		(0, 0) 1B	(0, 0) 1B		(0, 0) 6-3		(0, 0) 6-3			5	2	2	0	0	1	1					
Chet Lemon, R OBP: 0.359, SLG: 0.477	(1, 8) 0-0 5-3		(0, 0) 1B	(0, 0) 1B		(4, 0) BB		(0, 0) 6-3			4	0	1	0	1	0	1					
Glenn Wilson, R OBP: 0.308, SLG: 0.413 Rick Leach, L OBP: 0.308, SLG: 0.346	(1, 9) 0-3 K		(0, 0) 5-3	(0, 0) E		(0, 0) F7		(0, 0) 3-1			3	1	1	1	0	0	1					
Tom Brookens, R OBP: 0.279, SLG: 0.331 Johnny Grubb, L OBP: 0.403, SLG: 0.448 Marty Castillo, R OBP: 0.244, SLG: 0.284 Wayne Krenchicki, L OBP: 0.333, SLG: 0.318 Lynn Jones, R OBP: 0.282, SLG: 0.339	(1, 5) 0-0 WP		(0, 0) 1B	(0, 0) 1B		(0, 0) F8		(0, 0) 1B	(0, 0) PB		3	1	2	1	0	0	1					
Inning Stats	R: 0 E: 0 K: 0 S: 3	H: 0 LOB: 1 BB: 1 P: 7	R: 0 E: 0 K: 1 S: 5	H: 0 LOB: 0 BB: 0 P: 5	R: 1 E: 0 K: 0 S: 5	H: 2 LOB: 2 BB: 1 P: 9	R: 2 E: 1 K: 0 S: 7	H: 5 LOB: 2 BB: 0 P: 7	R: 0 E: 0 K: 1 S: 5	H: 0 LOB: 1 BB: 1 P: 9	R: 0 E: 0 K: 0 S: 3	H: 0 LOB: 0 BB: 0 P: 5	R: 0 E: 0 K: 0 S: 3	H: 0 LOB: 0 BB: 0 P: 3	R: 1 E: 0 K: 2 S: 9	H: 2 LOB: 3 BB: 2 P: 17	R: 1 E: 0 K: 0 S: 4		H: 2 LOB: 2 BB: 1 P: 8	1B: 11 2B: 0 3B: 0 HR: 0	SF: 0 SAC: 0 DP: 0 HBP: 0	WP: 2 PB: 1 SB: 0 CS: 0
PITCHER	IP	WLS	BF	H	R	ER	SO	BB	IBB	HBP	BLK	WP	HR	S	P	ERA	WHIP					
Mike Flanagan, L ERA: 3.12	(1, 1) 7.0		31	7	3	3	3	4	0	0	0	1	0	33	49	3.86	1.571					
Tim Stoddard, R ERA: 5.76	(8, 1) 1.1	5	0	1	1	0	0	1	0	0	0	0	0	4	8	6.75	0.750					
Tipoy Martinez, L ERA: 2.48	(9, 1) 0.0	3	2	0	0	0	0	1	0	0	0	0	0	2	6	=	=					
Sammy Stewart, R ERA: 3.78	(9, 1) 1.0	L	5	1	1	1	2	0	1	0	0	1	0	8	12	9.00	1.000					
Dan Morigiello, L ERA: 2.39	(10, 1) 0.1	2	1	0	0	0	0	0	0	0	0	0	0	2	2	0.00	3.000					




Batter	1	2	3	4	5	6	7	8	9	AB	R	H	RBI	BB	SO	LOB	TOP	
Jerry Remy, L (1,4) OBP: 0.316, SLG: 0.312	F7		G4-6-3			6-3		F7		4	0	0	0	0	0	2	Boston Red Sox @ Detroit Tigers Tiger Stadium, Detroit, MI Fri Sep 23 1983, 7:05 PM EDT Att: 21,336 - Unknown livebaseballscorecards.com	
Wade Boggs, L (1,5) OBP: 0.495, SLG: 0.495	1B			F8		1B		1B		4	0	3	0	0	0	0		
Jim Rice, R (1,7) OBP: 0.361, SLG: 0.546	P4			1B		F8		K		4	0	1	0	0	1	3		
Tony Armas, R (1,8) OBP: 0.255, SLG: 0.450	L5			K		K		P6		4	0	0	0	0	2	3		
Carl Yastrzemski, L (1,10) OBP: 0.389, SLG: 0.424	F8			G3		4-3		1B		4	0	1	0	0	0	1		
Reid Nichols, R (1,9) OBP: 0.354, SLG: 0.444	P6					B5-3		K		4	0	0	0	0	1	2		
Dave Stapleton, R (1,3) OBP: 0.301, SLG: 0.369	4-3					6-3		P4		3	0	0	0	0	0	0		
Glenn Hoffman, R (1,6) OBP: 0.306, SLG: 0.341			F7			F3		F7		2	0	0	0	0	0	0		
Rick Miller, L (8, PH) OBP: 0.365, SLG: 0.370										1	0	0	0	0	0	0		
Ed Jurak, R (8,6) OBP: 0.344, SLG: 0.347										0	0	0	0	0	0	0		
Gary Allenson, R (1,2) OBP: 0.317, SLG: 0.324										1	0	0	0	1	1	0		
Rich Gedman, L (8, PH) OBP: 0.349, SLG: 0.416								1B		1	0	1	0	0	0	0		
Inning Stats	R: 0 E: 0 K: 0 S: 4	H: 1 LOB: 1 BB: 0 P: 4	R: 0 E: 0 K: 0 S: 3	H: 0 LOB: 0 BB: 0 P: 3	R: 0 E: 0 K: 0 S: 2	H: 0 LOB: 0 BB: 1 P: 6	R: 0 E: 0 K: 1 S: 6	H: 1 LOB: 1 BB: 0 P: 6	R: 0 E: 0 K: 1 S: 5	H: 0 LOB: 0 BB: 0 P: 5	R: 0 E: 0 K: 0 S: 4	H: 1 LOB: 1 BB: 0 P: 4	R: 0 E: 0 K: 2 S: 9	H: 2 LOB: 2 BB: 0 P: 9	1B: 6 2B: 0 3B: 0 HR: 0	SF: 0 SAC: 0 DP: 1 HBP: 0	WP: 0 PA: 33 PB: 0 SB: 0 CS: 0	
PITCHER	IP	WLS	BF	H	R	ER	SO	BB	IBB	HBP	BLK	WP	HR	S	P	ERA	WHIP	
Juan Berenguer, R (1,1) ERA: 3.07	8.0	W	29	5	0	0	3	1	0	0	0	0	0	34	38	0.00	0.750	
Dave Rozema, R (9,1) ERA: 3.41	1.0		4	1	0	0	2	0	0	0	0	0	0	8	8	0.00	1.000	

Batter	1	2	3	4	5	6	7	8	9	AB	R	H	RBI	BB	SO	LOB	BOTTOM		
Lou Whitaker, L (1,4) OBP: 0.380, SLG: 0.458	6-3		K		E1		F8			4	1	0	0	0	1	0	Boston Red Sox @ Detroit Tigers Tiger Stadium, Detroit, MI Fri Sep 23 1983, 7:05 PM EDT Att: 21,336 - Unknown livebaseballscorecards.com		
Alan Trammell, R (1,6) OBP: 0.382, SLG: 0.474	F8		F3		F8			3B		4	1	2	0	0	0	1			
Larry Hemdon, R (1,7) OBP: 0.344, SLG: 0.473	F8		5-3					2B		4	1	2	2	0	0	1			
Lance Parrish, R (1,2) OBP: 0.314, SLG: 0.487	5-3				F8		K	HR		4	1	1	2	0	1	2			
Kirk Gibson, L (1,10) OBP: 0.312, SLG: 0.399								HR		2	0	0	0	1	0	0			
John Wockenfuss, R (8, PH) OBP: 0.354, SLG: 0.433								K		1	0	0	0	0	1	0			
Johnny Grubb, L (1,9) OBP: 0.401, SLG: 0.445										3	1	1	0	0	0	1			
Glenn Wilson, R (8, PH) OBP: 0.307, SLG: 0.414										1	0	1	0	0	0	0			
Chet Lemon, R (1,8) OBP: 0.358, SLG: 0.475										4	0	1	0	0	0	3			
Rick Leach, L (1,3) OBP: 0.306, SLG: 0.345										4	1	1	1	0	1	2			
Wayne Krenchicki, L (1,5) OBP: 0.333, SLG: 0.323										3	1	1	1	0	1	1			
Marty Castillo, R (8,5) OBP: 0.244, SLG: 0.284										0	0	0	0	0	0	0			
Inning Stats	R: 0 E: 0 K: 0 S: 4	H: 1 LOB: 1 BB: 0 P: 4	R: 1 E: 0 K: 1 S: 7	H: 2 LOB: 1 BB: 0 P: 7	R: 0 E: 0 K: 1 S: 5	H: 0 LOB: 0 BB: 0 P: 5	R: 0 E: 0 K: 0 S: 3	H: 0 LOB: 0 BB: 0 P: 3	R: 3 E: 2 K: 1 S: 9	H: 3 LOB: 1 BB: 0 P: 9	R: 0 E: 0 K: 0 S: 2	H: 0 LOB: 0 BB: 1 P: 6	R: 0 E: 0 K: 0 S: 3	H: 0 LOB: 0 BB: 0 P: 3	R: 3 E: 0 K: 2 S: 11	H: 4 LOB: 1 BB: 0 P: 11	1B: 5 2B: 3 3B: 1 HR: 1	SF: 0 SAC: 0 DP: 1 HBP: 0	WP: 0 PA: 35 PB: 0 SB: 2 CS: 0
PITCHER	IP	WLS	BF	H	R	ER	SO	BB	IBB	HBP	BLK	WP	HR	S	P	ERA	WHIP		
Dennis Eckersley, R (1,1) ERA: 5.85	7.0	L	31	9	7	5	3	1	0	0	0	0	1	36	40	6.43	1.429		
John Henry Johnson, L (8,1) ERA: 3.86	1.0		4	1	0	0	2	0	0	0	0	0	0	8	8	0.00	1.000		

Batter	1	2	3	4	5	6	7	8	9	AB	R	H	RBI	BB	SO	LOB	TOP										
Jerry Remy, L (1,4) OBP: 0.316, SLG: 0.311	P1	G3					4-3		FC6-4	5	0	1	0	0	0	3											
Wade Boggs, L (1,5) OBP: 0.345, SLG: 0.494	1B						6-3			4	0	2	0	0	0	1											
Jim Rice, R (1,7) OBP: 0.361, SLG: 0.545	1B								4-3	4	0	1	0	0	0	2											
Tony Armas, R (1,8) OBP: 0.255, SLG: 0.458	F7								F2	4	0	0	0	0	2	4											
Carl Yastrzemski, L (1,10) OBP: 0.362, SLG: 0.415	4-3								G3	4	0	0	0	0	0	3											
Rick Miller, L (1,9) OBP: 0.363, SLG: 0.371									L6	4	0	0	0	0	1	0											
Dave Stapleton, R (1,3) OBP: 0.301, SLG: 0.369	1B								L5	4	0	2	0	0	1	0											
Ed Jurak, R (1,6) OBP: 0.343, SLG: 0.356									E6	3	1	1	0	0	1	2											
Rich Gedman, L (9, PH) OBP: 0.347, SLG: 0.414	K								1B	1	1	0	0	0	0	0											
Gary Alenson, R (1,2) OBP: 0.317, SLG: 0.326									FC6-4	2	0	1	1	0	0	1											
Dwight Evans, R (9, PH) OBP: 0.300, SLG: 0.443										1	0	1	1	0	0	0											
Jackie Gutierrez, R (9, PR)	1B									0	0	0	0	0	0	0											
Inning Stats	R: 0 E: 0 K: 0 S: 5	H: 2 LOB: 2 BB: 0 P: 5	R: 0 E: 0 K: 1 S: 7	H: 2 LOB: 2 BB: 0 P: 7	R: 0 E: 0 K: 1 S: 6	H: 1 LOB: 1 BB: 0 P: 6	R: 0 E: 1 K: 0 S: 4	H: 1 LOB: 1 BB: 0 P: 4	R: 0 E: 0 K: 2 S: 7	H: 0 LOB: 0 BB: 0 P: 7	R: 0 E: 0 K: 0 S: 4	H: 1 LOB: 0 BB: 0 P: 4	R: 0 E: 0 K: 0 S: 3	H: 0 LOB: 0 BB: 0 P: 3	R: 1 E: 1 K: 0 S: 5	H: 1 LOB: 1 BB: 0 P: 5	1B: 6 2B: 2 3B: 1 HR: 0	SF: 1 SAC: 0 DP: 0 HBP: 0	WP: 0 PA: 37 PB: 0 SB: 0 CS: 0								
PITCHER	IP	WLS	BF	H	R	ER	SO	BB	IBB	HBP	BLK	WP	HR	S	P	ERA	WHIP										
Glenn Abbott, R (1,1) ERA: 3.63	1.0		5	2	0	0	0	0	0	0	0	0	0	5	5	0.00	2.000										
Doug Bair, R (2,1) ERA: 3.59	4.0	W	17	5	0	0	3	0	0	0	0	0	0	23	23	0.00	1.250										
Dave Gumpert, R (6,1) ERA: 2.74	4.0	S	15	2	2	1	2	0	0	0	0	0	0	19	19	2.25	0.500										

Boston Red Sox @ Detroit Tigers
Tiger Stadium, Detroit, MI
Sun Sep 25 1983, 3:33 AM EDT
Att: 20,545 - Unknown - 66 F


AB 36
R 2
H 9
RBI 2
BB 0
SO 5
LOB 16



Batter	1	2	3	4	5	6	7	8	9	AB	R	H	RBI	BB	SO	LOB	BOTTOM										
Lou Whitaker, L (1,4) OBP: 0.381, SLG: 0.460	5-3								F7	3	1	2	0	1	0	1											
Alan Trammell, R (1,6) OBP: 0.383, SLG: 0.475	5-3								1B	3	0	2	1	0	0	1											
Johnny Grubb, L (1,9) OBP: 0.400, SLG: 0.443	1-2								1B	3	0	1	0	0	1	3											
Lynn Jones, R (8,9) OBP: 0.303, SLG: 0.349	K								1B	1	0	1	1	0	0	0											
Lance Parrish, R (1,2) OBP: 0.313, SLG: 0.483	F7								1B	4	0	0	0	0	0	4											
Kirk Gibson, L (1,7) OBP: 0.312, SLG: 0.406									5-3	3	1	1	1	0	0	0											
Rick Leach, L (1,3) OBP: 0.302, SLG: 0.340	G3								6-3	3	0	0	0	0	0	0											
Chet Lemon, R (1,8) OBP: 0.355, SLG: 0.470	E5								F9	3	0	0	0	0	1	0											
Mike Laga, L (1,10) OBP: 0.231, SLG: 0.167	G4-6-3								P6	3	0	0	0	0	1	1											
Wayne Krenchicki, L (1,5) OBP: 0.333, SLG: 0.328									1B	3	0	1	0	0	1	0											
Tom Brookens, R (8, PR) OBP: 0.277, SLG: 0.328	G3								1B	0	1	0	0	0	0	0											
Inning Stats	R: 0 E: 0 K: 1 S: 5	H: 0 LOB: 1 BB: 1 P: 9	R: 1 E: 1 K: 0 S: 4	H: 1 LOB: 0 BB: 0 P: 4	R: 0 E: 0 K: 0 S: 4	H: 2 LOB: 1 BB: 0 P: 4	R: 0 E: 0 K: 0 S: 3	H: 0 LOB: 0 BB: 0 P: 3	R: 0 E: 0 K: 3 S: 9	H: 0 LOB: 0 BB: 0 P: 9	R: 1 E: 0 K: 0 S: 4	H: 2 LOB: 0 BB: 0 P: 4	R: 0 E: 0 K: 0 S: 3	H: 0 LOB: 0 BB: 0 P: 3	R: 1 E: 0 K: 0 S: 6	H: 3 LOB: 2 BB: 0 P: 6	1B: 5 2B: 2 3B: 0 HR: 1	SF: 1 SAC: 0 DP: 2 HBP: 0	WP: 0 PA: 31 PB: 0 SB: 1 CS: 1								
PITCHER	IP	WLS	BF	H	R	ER	SO	BB	IBB	HBP	BLK	WP	HR	S	P	ERA	WHIP										
Oil Can Boyd, R (1,1) ERA: 3.51	7.2	L	30	8	3	3	4	1	0	0	0	0	1	37	41	3.52	1.174										
Mark Clear, R (8,1) ERA: 6.28	0.1		1	0	0	0	0	0	0	0	0	0	0	1	1	0.00	0.000										

Boston Red Sox @ Detroit Tigers
Tiger Stadium, Detroit, MI
Sun Sep 25 1983, 3:33 AM EDT
Att: 20,545 - Unknown - 66 F

AB 29
R 3
H 8
RBI 3
BB 1
SO 4
LOB 10



Batter	1	2	3	4	5	6	7	8	9	AB	R	H	RBI	BB	SO	LOB	TOP					
Lou Whitaker, L (1, 4) OBP: 0.394, SLG: 0.463										4	1	3	1	1	0	1	Detroit Tigers @ Baltimore Orioles Memorial Stadium, Baltimore, MD Wed Sep 28 1983, 7:05 PM EDT Att: 19,854 - Unknown					
Alan Trammell, R (1, 6) OBP: 0.382, SLG: 0.472										5	1	1	2	0	1	4						
Larry Hemdon, R (1, 10) OBP: 0.348, SLG: 0.476										5	1	3	3	0	0	1						
Lance Parrish, R (1, 2) OBP: 0.311, SLG: 0.484										5	1	1	0	0	3	5						
Kirk Gibson, L (1, 7) OBP: 0.315, SLG: 0.410										4	1	2	0	1	2	0						
Johnny Grubb, L (1, 9) OBP: 0.396, SLG: 0.432										3	0	0	0	1	0	2						
Lynn Jones, R (7, 9) OBP: 0.299, SLG: 0.344										1	0	0	0	0	0	0						
Chet Lemon, R (1, 8) OBP: 0.354, SLG: 0.472										4	1	0	1	0	0	2						
Mike Laga, L (1, 3) OBP: 0.294, SLG: 0.250										3	1	2	1	0	1	2						
Bill Nahorodny, R (8, PH)										0	0	0	0	1	0	0						
Rick Leach, L (8, PR) OBP: 0.302, SLG: 0.340										0	0	0	0	0	0	0						
Wayne Krenchicki, L (1, 5) OBP: 0.333, SLG: 0.328										3	1	1	1	0	0	1						
Tom Brookens, R (8, PH) OBP: 0.277, SLG: 0.326										1	1	0	0	0	0	1						
Inning Stats	R: 0 E: 1 K: 0 S: 4	H: 1 LOB: 1 BB: 0 P: 4	R: 3 E: 1 K: 1 S: 13	H: 7 LOB: 2 BB: 1 P: 21	R: 0 E: 0 K: 2 S: 8	H: 1 LOB: 2 BB: 1 P: 12	R: 0 E: 0 K: 1 S: 5	H: 0 LOB: 0 BB: 0 P: 5	R: 0 E: 0 K: 1 S: 5	H: 0 LOB: 0 BB: 0 P: 5	R: 0 E: 0 K: 0 S: 3	H: 1 LOB: 1 BB: 0 P: 3	R: 0 E: 0 K: 1 S: 5	H: 0 LOB: 0 BB: 0 P: 3	R: 1 E: 0 K: 1 S: 7	H: 2 LOB: 2 BB: 1 P: 11	R: 0 E: 0 K: 1 S: 5	H: 0 LOB: 0 BB: 0 P: 5	1B: 10 2B: 2 3B: 0 HR: 1	SF: 1 SAC: 0 DP: 2 HBP: 0	WP: 1 PB: 0 SB: 3 CS: 0	PA: 43
PITCHER	IP	WLS	BF	H	R	ER	SO	BB	IBB	HBP	BLK	WP	HR	S	P	ERA	WHIP					
Mike Boddicker, R (1, 1) ERA: 2.84	3.0	L	22	9	8	6	3	2	1	0	0	1	1	25	37	18.00	3.667					
Dennis Martinez, R (4, 1) ERA: 5.52	4.0		12	2	0	0	2	0	0	0	0	0	0	16	16	0.00	0.500					
Tippy Martinez, L (8, 1) ERA: 2.45	2.0		9	2	1	1	2	1	0	0	0	0	0	12	16	4.50	1.500					

Batter	1	2	3	4	5	6	7	8	9	AB	R	H	RBI	BB	SO	LOB	BOTTOM					
Tito Landrum, R (1, 8) OBP: 0.333, SLG: 0.459										4	0	1	0	0	2	4	Detroit Tigers @ Baltimore Orioles Memorial Stadium, Baltimore, MD Wed Sep 28 1983, 7:05 PM EDT Att: 19,854 - Unknown					
Jim Dwyer, L (8, PH) OBP: 0.385, SLG: 0.508										1	0	1	0	0	0	0						
Lenn Sakata, R (1, 4) OBP: 0.333, SLG: 0.375										3	2	1	1	1	0	2						
Joe Nolan, L (8, PH) OBP: 0.348, SLG: 0.439										1	0	0	0	0	0	3						
Rich Dauer, R (9, 5) OBP: 0.306, SLG: 0.309										0	0	0	0	0	0	0						
Cal Ripken Jr., R (1, 6) OBP: 0.369, SLG: 0.515										5	2	3	2	0	0	0						
Eddie Murray, S (1, 3) OBP: 0.392, SLG: 0.533										5	0	1	1	0	1	1						
John Lowenstein, L (1, 7) OBP: 0.379, SLG: 0.490										3	0	2	1	0	0	0						
Dan Ford, R (7, PH) OBP: 0.330, SLG: 0.440										2	0	0	0	0	1	0						
Ken Singleton, S (1, 10) OBP: 0.398, SLG: 0.444										3	0	1	0	1	1	0						
Gary Roenicke, R (1, 9) OBP: 0.330, SLG: 0.492										2	0	0	0	1	0	4						
John Shelby, S (7, 8) OBP: 0.299, SLG: 0.365										1	0	0	0	0	0	0						
Todd Cruz, R (1, 5) OBP: 0.241, SLG: 0.315										3	0	0	0	0	2	5						
Glenn Guitierrez, L (7, 5) OBP: 0.333, SLG: 0.262										0	0	0	0	0	0	0						
Benny Ayala, R (8, PH) OBP: 0.280, SLG: 0.406										1	0	1	0	0	0	0						
Bobby Bonner, R (8, PR) OBP: 0.280, SLG: 0.406										0	0	0	0	0	0	0						
Rick Dempsey, R (1, 2) OBP: 0.312, SLG: 0.325										3	1	2	0	1	0	1						
Inning Stats	R: 2 E: 0 K: 1 S: 8	H: 4 LOB: 3 BB: 2 P: 16	R: 1 E: 0 K: 1 S: 7	H: 2 LOB: 1 BB: 0 P: 7	R: 0 E: 0 K: 0 S: 4	H: 2 LOB: 1 BB: 0 P: 4	R: 0 E: 0 K: 1 S: 4	H: 0 LOB: 0 BB: 1 P: 8	R: 0 E: 0 K: 0 S: 3	H: 0 LOB: 0 BB: 0 P: 3	R: 0 E: 0 K: 1 S: 6	H: 1 LOB: 2 BB: 1 P: 10	R: 2 E: 0 K: 3 S: 11	H: 2 LOB: 0 BB: 0 P: 11	R: 0 E: 0 K: 0 S: 5	H: 2 LOB: 2 BB: 0 P: 5	R: 0 E: 0 K: 0 S: 3	H: 0 LOB: 0 BB: 0 P: 3	1B: 7 2B: 4 3B: 0 HR: 2	SF: 0 SAC: 0 DP: 1 HBP: 0	WP: 0 PB: 1 SB: 0 CS: 1	PA: 41
PITCHER	IP	WLS	BF	H	R	ER	SO	BB	IBB	HBP	BLK	WP	HR	S	P	ERA	WHIP					
Dan Petry, R (1, 1) ERA: 3.81	6.0	W	30	11	5	5	4	3	1	0	0	0	0	34	50	7.50	2.333					
John Martin, L (7, 1) ERA: 4.04	1.1		5	1	0	0	3	0	0	0	0	0	0	11	11	0.00	0.750					
Dave Gumpert, R (8, 1) ERA: 2.64	1.2		6	1	0	0	0	0	0	0	0	0	0	6	6	0.00	0.600					

Batter	1	2	3	4	5	6	7	8	9	AB	R	H	RBI	BB	SO	LOB	TOP								
Paul Moltitor, R OBP: 0.333, SLG: 0.410 (1, 5)	F5	K			F7			6-3	K	5	0	0	0	0	2	2	Milwaukee Brewers @ Detroit Tigers Tiger Stadium, Detroit, MI Fri Sep 30 1983, 7:05 PM EDT Att: 19,614 - Unknown								
Robin Yount, R OBP: 0.383, SLG: 0.593 (1, 6)	HR	K			K			HR		4	2	2	1	0	2	1									
Cecil Cooper, L OBP: 0.336, SLG: 0.501 (1, 3)	HR			5-3		3-1		F7		4	1	1	2	0	0	0									
Ted Simmons, S OBP: 0.351, SLG: 0.448 (1, 10)	HR			F7		F4		F6		4	1	1	1	0	0	0									
Ben Oglivie, L OBP: 0.371, SLG: 0.438 Rick Manning, L OBP: 0.291, SLG: 0.312 (1, 7) (9, 8)	E			4-3		FC6-4 BB			K	3	0	1	0	1	1	0									
Mark Brouhard, R OBP: 0.326, SLG: 0.469 (1, 9)	E4				F8					3	1	0	0	1	0	2									
Jim Gantner, L OBP: 0.333, SLG: 0.407 (1, 4)	G6-4-3				F7				F8	4	0	0	0	0	0	3									
Bill Schroeder, R OBP: 0.221, SLG: 0.356 (1, 2)		K			5-3					4	1	1	2	0	2	0									
Dion James, L OBP: 0.143, SLG: 0.143 (9, 7)	E4				F7					4	0	1	0	0	0	0									
Inning Stats	R: 3 E: 1 K: 0 S: 7	H: 4 LOB: 1 BB: 0 P: 7	R: 0 E: 1 K: 3 S: 10	H: 0 LOB: 1 BB: 0 P: 10	R: 0 E: 0 K: 0 S: 3	H: 0 LOB: 0 BB: 0 P: 3	R: 0 E: 0 K: 0 S: 3	H: 0 LOB: 0 BB: 0 P: 3	R: 0 E: 0 K: 1 S: 5	H: 0 LOB: 0 BB: 0 P: 5	R: 0 E: 0 K: 0 S: 3	H: 0 LOB: 0 BB: 0 P: 7	R: 0 E: 0 K: 1 S: 5	H: 0 LOB: 0 BB: 0 P: 5	R: 1 E: 0 K: 0 S: 4	H: 1 LOB: 0 BB: 0 P: 4	R: 2 E: 0 K: 2 S: 9	H: 2 LOB: 1 BB: 1 P: 13	1B: 3 2B: 0 3B: 0 HR: 4	SF: 0 SAC: 0 DP: 1 HBP: 0	WP: 0 PB: 0 SB: 1 CS: 0	PA: 37			
PITCHER	IP	WLS	BF	H	R	ER	SO	BB	IBB	HBP	BLK	WP	HR	S	P	ERA	WHIP								
Juan Berenguer, R ERA: 3.14 John Martin, L ERA: 4.22 (1, 1) (9, 1)	8.0	L	31	5	4	4	5	1	0	0	0	0	3	40	44	4.50	0.750								

Batter	1	2	3	4	5	6	7	8	9	AB	R	H	RBI	BB	SO	LOB	BOTTOM								
Lou Whitaker, L OBP: 0.384, SLG: 0.462 (1, 4)	1B		F7			SH1-3		4-3		3	1	1	0	1	0	0	Milwaukee Brewers @ Detroit Tigers Tiger Stadium, Detroit, MI Fri Sep 30 1983, 7:05 PM EDT Att: 19,614 - Unknown								
Alan Trammell, R OBP: 0.385, SLG: 0.473 (1, 6)	BB		F8			SH1-3		HBP		2	1	1	0	1	0	0									
Johnny Grubb, L OBP: 0.392, SLG: 0.426 (1, 7)	BB		3-1			K		F8		4	0	1	0	0	1	2									
Lance Parrish, R OBP: 0.313, SLG: 0.484 (1, 2)	BB				F3	L7			HBP	2	0	0	1	1	0	1									
Glenn Wilson, R OBP: 0.308, SLG: 0.410 (1, 9)	G4-6-3				K			F9		4	0	1	0	0	1	4									
Rick Leach, L OBP: 0.301, SLG: 0.351 Tom Brookens, R OBP: 0.276, SLG: 0.325 (1, 3) (7, PR)	4-1				G3			FC3-6		3	0	0	0	0	0	2									
Bob Molinaro, L OBP: 0.136, SLG: 0.300 (9, PH)								1B		1	0	0	0	0	1	0									
Chet Lemon, R OBP: 0.354, SLG: 0.471 (1, 8)		6-3							F3	4	0	2	0	0	0	0									
Mike Laga, L OBP: 0.227, SLG: 0.190 (1, 10)		K			3-1			K		4	0	0	0	0	3	3									
Wayne Krenchicki, L OBP: 0.329, SLG: 0.324 (1, 5) (8, 3)		4-3						4-3		3	0	0	0	0	0	2									
Inning Stats	R: 2 E: 0 K: 0 S: 3	H: 1 LOB: 3 BB: 3 P: 15	R: 0 E: 0 K: 1 S: 5	H: 0 LOB: 0 BB: 0 P: 5	R: 0 E: 0 K: 0 S: 3	H: 0 LOB: 0 BB: 0 P: 3	R: 0 E: 0 K: 1 S: 5	H: 0 LOB: 0 BB: 0 P: 5	R: 0 E: 0 K: 0 S: 6	H: 1 LOB: 1 BB: 0 P: 6	R: 0 E: 0 K: 1 S: 7	H: 2 LOB: 2 BB: 0 P: 7	R: 0 E: 0 K: 0 S: 4	H: 1 LOB: 2 BB: 0 P: 5	R: 0 E: 0 K: 2 S: 7	H: 0 LOB: 0 BB: 0 P: 7	1B: 5 2B: 1 3B: 0 HR: 0	SF: 0 SAC: 1 DP: 1 HBP: 1	WP: 0 PB: 0 SB: 1 CS: 1	PA: 35					
PITCHER	IP	WLS	BF	H	R	ER	SO	BB	IBB	HBP	BLK	WP	HR	S	P	ERA	WHIP								
Bob Gibson, R ERA: 3.9 Pete Ladd, R ERA: 2.66 (1, 1) (7, 1)	6.1	S	25	1	0	0	3	0	0	1	0	0	0	15	16	0.00	0.375								

Batter	1	2	3	4	5	6	7	8	9	AB	R	H	RBI	BB	SO	LOB	TOP					
Randy Ready, R OBP: 0.474, SLG: 0.656 (1, 5)										4	3	4	1	1	0	0	Milwaukee Brewers @ Detroit Tigers Tiger Stadium, Detroit, MI Sat Oct 01 1983, 3:33 AM EDT Att: 14,788 - Unknown					
Ed Romero, R OBP: 0.347, SLG: 0.386 (1, 6)										4	2	3	2	1	0	1						
Cecil Cooper, L OBP: 0.338, SLG: 0.502 (1, 10)										5	2	3	2	0	0	2						
Ben Oglivie, L OBP: 0.371, SLG: 0.437 (1, 7)										4	1	1	0	1	0	2						
Roy Howell, L OBP: 0.328, SLG: 0.434 (1, 3)										5	1	3	5	0	0	2						
Mark Brouhard, R OBP: 0.318, SLG: 0.456 (1, 9)										5	0	0	0	0	3	4						
Jim Gantner, L OBP: 0.331, SLG: 0.404 (1, 4)										5	0	0	0	0	0	2						
Ned Yost, R OBP: 0.247, SLG: 0.359 (1, 2)										4	0	0	0	0	0	0						
Dion James, L OBP: 0.167, SLG: 0.118 (1, 8)										3	1	0	0	1	0	0						
Inning Stats	R: 3 E: 0 K: 1 S: 8	H: 3 LOB: 1 BB: 1 P: 12	R: 0 E: 0 K: 0 S: 4	H: 1 LOB: 1 BB: 0 P: 4	R: 0 E: 0 K: 1 S: 6	H: 1 LOB: 1 BB: 0 P: 6	R: 2 E: 0 K: 0 S: 5	H: 2 LOB: 1 BB: 1 P: 9	R: 0 E: 0 K: 0 S: 3	H: 0 LOB: 0 BB: 0 P: 3	R: 0 E: 0 K: 0 S: 3	H: 0 LOB: 0 BB: 0 P: 3	R: 4 E: 0 K: 0 S: 5	H: 3 LOB: 2 BB: 2 P: 13	R: 1 E: 0 K: 0 S: 5	H: 2 LOB: 1 BB: 0 P: 5	R: 0 E: 0 K: 1 S: 6	H: 1 LOB: 1 BB: 0 P: 6	1B: 10 2B: 2 3B: 1 HR: 1	SF: 0 SAC: 0 DP: 1 HBP: 0	WP: 0 PB: 0 SB: 0 CS: 0	PA: 43
PITCHER	IP	WLS	BF	H	R	ER	SO	BB	IBB	HBP	BLK	WP	HR	S	P	ERA	WHIP					
Jack Morris, R ERA: 3.34 (1, 1)	4.0	L	21	7	5	5	2	2	0	0	0	0	0	23	31	11.25	2.250					
Howard Bailey, L ERA: 4.89 (5, 1)	3.0		13	4	4	4	0	1	1	0	0	0	1	11	19	12.00	1.667					
Jerry Ujdur, R ERA: 7.15 (8, 1)	2.0		9	3	1	1	1	0	0	0	0	0	0	11	11	4.50	1.500					

Batter	1	2	3	4	5	6	7	8	9	AB	R	H	RBI	BB	SO	LOB	BOTTOM				
Lou Whitaker, L OBP: 0.381, SLG: 0.459 (1, 4)										4	0	0	0	0	0	2	Milwaukee Brewers @ Detroit Tigers Tiger Stadium, Detroit, MI Sat Oct 01 1983, 3:33 AM EDT Att: 14,788 - Unknown				
Tom Brookens, R OBP: 0.276, SLG: 0.325 (9, 6)										0	0	0	0	0	0	0					
Alan Trammell, R OBP: 0.387, SLG: 0.474 (1, 6)										3	1	2	0	0	0	0					
Marty Castillo, R OBP: 0.238, SLG: 0.277 (8, PH)										1	0	0	0	0	0	1					
Larry Herndon, R OBP: 0.351, SLG: 0.477 (1, 7)										2	0	0	0	0	0	1					
Rick Leach, L OBP: 0.303, SLG: 0.353 (7, PH)										2	0	1	0	0	0	0					
Lance Parrish, R OBP: 0.313, SLG: 0.483 (1, 2)										3	0	1	0	0	0	2					
Sal Butera, R OBP: 0.200, SLG: 0.200 (9, 2)										1	0	0	0	0	0	0					
Johnny Grubb, L OBP: 0.383, SLG: 0.414 (1, 10)										4	0	0	1	0	1	2					
Enos Cabell, R OBP: 0.337, SLG: 0.437 (1, 3)										3	0	0	0	0	0	2					
Mike Laga, L OBP: 0.227, SLG: 0.190 (8, 3)										0	0	0	0	0	0	0					
Chet Lemon, R OBP: 0.352, SLG: 0.468 (1, 8)										3	0	0	0	0	0	4					
Glenn Wilson, R OBP: 0.306, SLG: 0.408 (1, 9)										3	0	0	0	0	0	0					
Wayne Krenchicki, L OBP: 0.333, SLG: 0.329 (9, 4)										3	0	2	0	0	0	0					
Inning Stats	R: 0 E: 0 K: 0 S: 3	H: 1 LOB: 0 BB: 0 P: 3	R: 0 E: 1 K: 1 S: 6	H: 1 LOB: 1 BB: 0 P: 6	R: 0 E: 0 K: 0 S: 3	H: 1 LOB: 0 BB: 0 P: 3	R: 0 E: 0 K: 0 S: 3	H: 0 LOB: 0 BB: 0 P: 3	R: 0 E: 0 K: 0 S: 3	H: 0 LOB: 0 BB: 0 P: 3	R: 1 E: 1 K: 0 S: 6	H: 2 LOB: 2 BB: 0 P: 6	R: 0 E: 0 K: 0 S: 4	H: 1 LOB: 1 BB: 0 P: 4	R: 0 E: 0 K: 0 S: 3	H: 0 LOB: 0 BB: 0 P: 3	1B: 6 2B: 0 3B: 0 HR: 0	SF: 0 SAC: 0 DP: 3 HBP: 0	WP: 0 PB: 0 SB: 0 CS: 0	PA: 32	
PITCHER	IP	WLS	BF	H	R	ER	SO	BB	IBB	HBP	BLK	WP	HR	S	P	ERA	WHIP				
Jaime Cocanower, R ERA: 1.8 (1, 1)	9.0	W	32	6	1	1	1	0	0	0	0	0	0	34	34	1.00	0.667				

Batter	1	2	3	4	5	6	7	8	9	AB	R	H	RBI	BB	SO	LOB	TOP					
Randy Ready, R OBP: 0.488, SLG: 0.676 (1, 5)	6-3		1B		1B		CS	F8		5	1	3	0	0	0	1						
Ed Romero, R OBP: 0.348, SLG: 0.386 (1, 6)	5-3		1B		F8		1B	5-3		5	1	2	0	0	0	2						
Cecil Cooper, L OBP: 0.341, SLG: 0.508 (1, 10)	1B		4-3		1B		3B			5	3	4	2	0	0	2						
Ben Oglivie, L OBP: 0.371, SLG: 0.436 Rick Manning, L OBP: 0.292, SLG: 0.316 (1, 7) (2, 8)	F8			4-3	1B		1-3			1	0	0	0	0	0	1						
Roy Howell, L OBP: 0.330, SLG: 0.448 (1, 3)		4-3		HR	1B		1-3			5	1	2	3	0	0	0						
Mark Brouhard, R OBP: 0.315, SLG: 0.454 (1, 9)	5-3		L5		K		2B			5	0	1	0	0	2	2						
Jim Gantner, L OBP: 0.329, SLG: 0.401 (1, 4)	K		K		4-3		4-3			4	0	0	0	0	2	1						
Ned Yost, R OBP: 0.243, SLG: 0.352 (1, 2)			F8		4-3		F8			4	0	0	0	0	0	1						
Dion James, L OBP: 0.182, SLG: 0.100 (1, 8) (2, 7)	F8		F8		F7		K2-3			3	0	0	0	1	1	0						
Inning Stats	R: 0 E: 0 K: 0 S: 4	H: 1 LOB: 1 BB: 0 P: 4	R: 0 E: 0 K: 1 S: 5	H: 0 LOB: 0 BB: 0 P: 5	R: 0 E: 0 K: 0 S: 5	H: 2 LOB: 2 BB: 0 P: 5	R: 1 E: 0 K: 1 S: 7	H: 1 LOB: 1 BB: 0 P: 7	R: 2 E: 0 K: 1 S: 9	H: 4 LOB: 2 BB: 0 P: 9	R: 0 E: 0 K: 1 S: 5	H: 0 LOB: 0 BB: 0 P: 5	R: 3 E: 0 K: 0 S: 7	H: 5 LOB: 1 BB: 0 P: 7	R: 0 E: 0 K: 0 S: 3	H: 0 LOB: 1 BB: 1 P: 7	R: 1 E: 0 K: 1 S: 6	H: 1 LOB: 0 BB: 0 P: 6	1B: 9 2B: 2 3B: 1 HR: 2	SF: 0 SAC: 0 DP: 0 HBP: 0	WP: 0 PB: 1 SB: 0 CS: 1	PA: 42
PITCHER	IP	WLS	BF	H	R	ER	SO	BB	IBB	HBP	BLK	WP	HR	S	P	ERA	WHIP					
Dan Petry, R ERA: 3.92 (1, 1)	6.1	L	31	12	6	6	4	0	0	0	0	0	1	39	39	8.53	1.895					
John Martin, L ERA: 4.18 (7, 1)	0.2		3	1	0	0	0	0	0	0	0	0	0	3	3	0.00	1.500					
Dave Rozema, R ERA: 3.43 (8, 1)	2.0	S	8	1	1	1	1	1	0	0	0	0	1	9	13	4.50	1.000					

Milwaukee Brewers @ Detroit Tigers
Tiger Stadium, Detroit, MI
Sun Oct 02 1983, 3:33 AM EDT
Att: 18,815 - Unknown

AB 41
R 7
H 14
RBI 7
BB 1
SO 5
LOB 10



Batter	1	2	3	4	5	6	7	8	9	AB	R	H	RBI	BB	SO	LOB	BOTTOM					
Lou Whitaker, L OBP: 0.380, SLG: 0.457 (1, 4)	F8	F7		K		1B		F8		5	0	1	0	0	1	4						
Alan Trammell, R OBP: 0.385, SLG: 0.471 (1, 6)	F8		1B		F7		K	F4		5	1	1	0	0	1	5						
Larry Hemdon, R OBP: 0.351, SLG: 0.478 (1, 7)	4-3		K		2B		2B	K		4	1	1	0	0	2	4						
Lance Parrish, R OBP: 0.314, SLG: 0.483 (1, 2)	6-3		FC6-4		6-3		F7			5	0	2	0	0	0	2						
Kirk Gibson, L OBP: 0.320, SLG: 0.414 (1, 10)	1B		FC6-4		BB		1-4-3			3	1	2	0	2	0	1						
Enos Cabell, R OBP: 0.335, SLG: 0.434 (1, 3)	BB		FC6-4		G3		1-4-3			5	1	1	2	0	0	6						
Chet Lemon, R OBP: 0.350, SLG: 0.464 (1, 8)	K		F8		6-3		F8			4	0	0	0	0	1	5						
Johnny Grubb, L OBP: 0.388, SLG: 0.410 (6, PR) Tom Brookens, R OBP: 0.276, SLG: 0.325 (7, 5)	1B				3-1		1B			1	0	0	0	2	0	0						
Rick Leach, L OBP: 0.305, SLG: 0.355 (8, PH) (9, 9)	1B						BB			1	0	1	0	0	0	0						
Wayne Krenchicki, L OBP: 0.338, SLG: 0.333 Lynn Jones, R OBP: 0.299, SLG: 0.344 (11, 9) (5, PR) (7, 9)	1B				4-3		1B			3	0	2	2	0	0	0						
John Wockenhus, R OBP: 0.300, SLG: 0.300 Bob Molinaro, L OBP: 0.292, SLG: 0.277 (8, PH) (8, PR) (9, 5)	1B						1B			1	0	1	0	0	0	0						
Inning Stats	R: 0 E: 0 K: 0 S: 3	H: 0 LOB: 0 BB: 0 P: 3	R: 2 E: 0 K: 1 S: 8	H: 3 LOB: 1 BB: 1 P: 12	R: 1 E: 0 K: 1 S: 7	H: 2 LOB: 2 BB: 1 P: 11	R: 0 E: 0 K: 1 S: 5	H: 0 LOB: 0 BB: 0 P: 5	R: 0 E: 0 K: 0 S: 4	H: 1 LOB: 2 BB: 1 P: 8	R: 0 E: 0 K: 1 S: 6	H: 2 LOB: 1 BB: 1 P: 10	R: 1 E: 0 K: 0 S: 4	H: 1 LOB: 1 BB: 0 P: 5	R: 0 E: 0 K: 1 S: 7	H: 2 LOB: 3 BB: 0 P: 7	R: 0 E: 0 K: 0 S: 3	H: 1 LOB: 0 BB: 0 P: 3	1B: 10 2B: 2 3B: 0 HR: 0	SF: 0 SAC: 0 DP: 1 HBP: 1	WP: 0 PB: 0 SB: 1 CS: 0	PA: 42
PITCHER	IP	WLS	BF	H	R	ER	SO	BB	IBB	HBP	BLK	WP	HR	S	P	ERA	WHIP					
Chuck Porter, R ERA: 4.5 (1, 1)	6.0	W	29	8	3	3	4	4	0	0	0	0	0	33	49	4.50	2.000					
Jim Slaton, R ERA: 4.33 (7, 1)	1.0		7	3	1	1	0	0	0	1	0	0	0	6	7	9.00	3.000					
Pete Ladd, R ERA: 2.55 (8, 1)	2.0	S	6	1	0	0	1	0	0	0	0	0	0	8	8	0.00	0.500					

Milwaukee Brewers @ Detroit Tigers
Tiger Stadium, Detroit, MI
Sun Oct 02 1983, 3:33 AM EDT
Att: 18,815 - Unknown

AB 37
R 4
H 12
RBI 4
BB 4
SO 5
LOB 27

