

Detroit Tigers - 1984

Batter	1	2	3	4	5	6	7	8	9	AB R H RBI BB SO LOB
Jim Eisenreich, L (1, 8)	0-0 G3		0-3 K			0-0 G3		0-0 F7		4 0 0 0 0 1 1
Tim Teufel, R (1, 4) OBP: 0.250, SLG: 0.250	0-3 K		0-0 FC6-4			0-0 1B		0-0 F9		4 0 1 0 0 1 1
Kent Hrbek, L (1, 3)	0-0 3-1			0-0 4-3		0-0 F8		0-0 F8		4 0 0 0 0 0 1
Tom Brunansky, R (1, 9)		0-3 K		0-3 K		0-0 F3		0-0 F4		4 0 0 0 0 2 1
Randy Bush, L (1, 10) Dave Meier, R (9, PH)		0-0 G1-6-3		0-3 K			0-0 F7	0-0 F8		3 0 0 0 0 1 0 1 0 0 0 0 0 0
Gary Gaetti, R (1, 5) OBP: 0.333, SLG: 0.667		0-3 K			0-0 G3 2B		0-0 F4			3 0 1 0 0 1 0
Mickey Hatcher, R (1, 7) OBP: 0.667, SLG: 1.000			0-0 F8 1B 2B		0-0 G3		0-0 1B			3 1 2 0 0 0 1
Tim Laudner, R (1, 2)			0-0 F8		0-3 K		0-3 K			3 0 0 0 0 2 3
Lenny Faedo, R (1, 6) OBP: 0.333, SLG: 0.333			0-0 FC6-4 1B		0-0 F9			0-0 4-3		3 0 1 1 0 0 1

Inning Stats	R: 0	H: 0	E: 0	LOB: 0	K: 1	S: 5	R: 0	H: 0	E: 0	LOB: 0	K: 2	S: 7	R: 1	H: 2	E: 0	LOB: 1	K: 1	S: 7	R: 0	H: 0	E: 0	LOB: 0	K: 2	S: 7	R: 0	H: 1	E: 0	LOB: 1	K: 1	S: 6	R: 0	H: 1	E: 0	LOB: 1	K: 1	S: 6	R: 0	H: 0	E: 0	LOB: 0	K: 0	S: 3	R: 0	H: 0	E: 0	LOB: 0	K: 0	S: 3	R: 0	H: 0	E: 0	LOB: 0	K: 0	S: 3	1B: 3	SF: 0	2B: 2	SAC: 0	3B: 0	DP: 0	HR: 0	HBP: 0	WP: 0	PA: 32
--------------	------	------	------	--------	------	------	------	------	------	--------	------	------	------	------	------	--------	------	------	------	------	------	--------	------	------	------	------	------	--------	------	------	------	------	------	--------	------	------	------	------	------	--------	------	------	------	------	------	--------	------	------	------	------	------	--------	------	------	-------	-------	-------	--------	-------	-------	-------	--------	-------	--------

PITCHER	IP	WLS	BF	H	R	ER	SO	BB	IBB	HBP	BLK	WP	HR	S	P	ERA	WHIP
Jack Morris, R (1, 1) ERA: 1.29	7.0	W	26	5	1	1	8	0	0	0	0	0	0	42	42	1.29	0.714
Aurelio Lopez, R (8, 1) ERA:	1.0		3	0	0	0	0	0	0	0	0	0	0	3	3	0.00	0.000
Willie Hernandez, L (9, 1) ERA:	1.0		3	0	0	0	0	0	0	0	0	0	0	3	3	0.00	0.000

BOTTOM

Detroit Tigers @ Minnesota Twins
 Hubert H. Humphrey Metrodome, Minneapolis, MN
 Tue Apr 03 1984, 7:05 PM EST
 Att. 34,381 - Unknown

livebaseballscorecards.com

AB	32
R	1
H	5
RBI	1
BB	0
SO	8
LOB	9



Batter	1	2	3	4	5	6	7	8	9	AB R H RBI BB SO LOB	TOP											
Lou Whitaker, L (1, 4) OBP: 0.400, SLG: 0.250	0-0 5-3		0-3 K		4-0 FC6-4 BB		0-0 FC4-6 1B		0-0 F7	4 1 0 0 1 1 1												
Alan Trammell, R (1, 6) OBP: 0.700, SLG: 1.333	0-0 3B		0-0 HR		0-0 FC6-4 CS		0-0 1B BLK 1B		0-0 1B	5 2 4 1 0 0 1												
Darrell Evans, L (1, 3) OBP: 0.375, SLG: 0.714 Dave Bergman, L (7, PR) (7, 3)	0-3 K		0-3 K		0-3 K		0-0 BLK S 1B		0-0 G3	4 0 1 1 0 3 2 1 0 0 0 0 0 1												
Lance Parrish, R (1, 2) OBP: 0.375, SLG: 0.167	0-3 K			4-0 1B HR BB	0-0 CS	0-0 F7	4-0 BLK BB			2 1 0 0 2 1 1												
Larry Herndon, R (1, 7) OBP: 0.250, SLG: 0.143		0-0 6-3		0-0 F7		4-0 FC5-4 BB	0-0 1-3			3 0 0 0 1 0 3												
Rod Allen, R (1, 10) OBP: 0.333, SLG: 0.333 Johnny Grubb, L (8, PH)		0-0 6-3		0-0 HR 1B		0-0 FC5-4 2B		0-0 6-3		3 2 1 0 0 0 1 1 0 0 0 0 0 0												
Chet Lemon, R (1, 8) OBP: 0.375, SLG: 0.750		0-0 1B		0-3 K		0-0 2B		0-0 5-3		4 0 2 1 0 1 2												
Kirk Gibson, L (1, 9) OBP: 0.125, SLG: 0.500		0-3 K		0-0 HR			0-0 1-3	0-0 4-3		4 1 1 3 0 1 1												
Tom Brookens, R (1, 5)			0-0 4-3	0-0 F9		4-0 FC4-6 BB		0-0 F9		3 0 0 0 1 0 0												
Inning Stats	R: 0 E: 0 K: 2 S: 8	H: 1 LOB: 1 BB: 0 P: 8	R: 0 E: 0 K: 1 S: 6	H: 1 LOB: 1 BB: 0 P: 6	R: 1 E: 0 K: 2 S: 8	H: 1 LOB: 0 BB: 0 P: 8	R: 3 E: 0 K: 1 S: 7	H: 2 LOB: 0 BB: 1 P: 11	R: 0 E: 0 K: 1 S: 4	H: 0 LOB: 0 BB: 1 P: 8	R: 1 E: 0 K: 0 S: 3	H: 1 LOB: 1 BB: 1 P: 7	R: 2 E: 0 K: 0 S: 5	H: 2 LOB: 3 BB: 2 P: 13	R: 0 E: 0 K: 0 S: 3	H: 0 LOB: 0 BB: 0 P: 3	R: 0 E: 0 K: 0 S: 4	H: 1 LOB: 1 BB: 0 P: 4	1B: 5 2B: 1 3B: 1 HR: 2	SF: 0 SAC: 0 DP: 0 HBP: 0	WP: 0 PB: 0 SB: 2 CS: 1	PA: 40
PITCHER	IP WLS BF H R ER SO BB IBB HBP BLK WP HR S P ERA WHIP																				PITCHER	IP WLS BF H R ER SO BB IBB HBP BLK WP HR S P ERA WHIP
Frank Viola, L (1, 1) ERA: 7.5	6.0 L 25 6 5 5 7 3 0 0 0 0 2 36 48 7.50 1.500																					
Keith Comstock, L (7, 1) ERA: 15.43	0.2 5 2 2 2 0 1 0 0 0 0 0 4 8 27.00 4.500																					
Larry Pashnick, R (7, 1) ERA:	2.1 9 1 0 0 0 1 0 0 1 0 0 8 12 0.00 0.857																					

Detroit Tigers @ Minnesota Twins
 Hubert H. Humphrey Metrodome, Minneapolis, MN
 Thu Apr 05 1984, 4:33 AM EST
 Att. 8,373 - Unknown

AB	34
R	7
H	9
RBI	6
BB	5
SO	7
LOB	13



Batter	1	2	3	4	5	6	7	8	9	AB	R	H	RBI	BB	SO	LOB
Jim Eisenreich, L (1, 8) OBP: 0.250, SLG: 0.143	0-0 G6-4-3 1B	0-0 3-1			4-0 5-3 BB		0-3 K			3	0	1	0	1	1	2
Tim Teufel, R (1, 4) OBP: 0.125, SLG: 0.125	0-0 G6-4-3 1-2f		0-0 F7		0-0 5-3 1-2		0-0 5-3			4	0	0	0	0	0	2
Kent Hrbek, L (1, 3)	0-0 4-3		0-0 3-1		0-0 1-3			0-0 F4		4	0	0	0	0	0	1
Tom Brunansky, R (1, 9) OBP: 0.125, SLG: 0.125		0-0 2B FC6-4 1B	0-0 6-3		0-0 F1			0-0 F9		4	1	1	0	0	0	0
Randy Bush, L (1, 10) OBP: 0.333, SLG: 0.400 Dave Engle, R (8, PH)		0-0 1-3 E 2B		0-0 4-3	4-0 2B BB			0-0 F8		2	2	1	0	1	0	0
Mickey Hatcher, R (1, 7) OBP: 0.286, SLG: 0.429		0-0 F8		0-0 4-3	0-0 F9			0-0 6-3		4	0	0	0	0	0	3
Gary Gaetti, R (1, 5) OBP: 0.571, SLG: 0.833		4-0 FC6-4 IBB		0-0 1B	0-0 2B			0-3 K		3	0	2	1	1	1	0
Jeff Reed, L (1, 2) Ron Washington, R (9, PH)		0-0 FC6-4 1-2f 2-H 3-H		0-0 4-3	0-0 F7			0-3 K		3	0	0	1	0	0	3
Lenny Faedo, R (1, 6) OBP: 0.333, SLG: 0.200		4-0 BB			0-0 F5			0-0 F8		2	0	0	0	1	0	0

Inning Stats	R: 0	H: 1	E: 0	LOB: 0	K: 0	S: 3	P: 3	R: 2	H: 2	E: 1	LOB: 2	K: 0	BB: 2	S: 5	P: 13	R: 0	H: 0	E: 0	LOB: 0	K: 0	BB: 0	S: 3	P: 3	R: 0	H: 1	E: 0	LOB: 1	K: 0	BB: 0	S: 4	P: 4	R: 0	H: 0	E: 0	LOB: 1	K: 0	BB: 1	S: 3	P: 7	R: 1	H: 1	E: 0	LOB: 1	K: 0	BB: 1	S: 4	P: 8	R: 0	H: 0	E: 0	LOB: 0	K: 1	BB: 0	S: 5	P: 5	R: 0	H: 0	E: 0	LOB: 0	K: 2	BB: 0	S: 7	P: 7	R: 0	H: 0	E: 0	LOB: 0	K: 0	BB: 0	S: 3	P: 3	1B: 3	SF: 0	2B: 2	SAC: 0	3B: 0	DP: 1	HR: 0	HBP: 0	WP: 0	PA: 35
--------------	------	------	------	--------	------	------	------	------	------	------	--------	------	-------	------	-------	------	------	------	--------	------	-------	------	------	------	------	------	--------	------	-------	------	------	------	------	------	--------	------	-------	------	------	------	------	------	--------	------	-------	------	------	------	------	------	--------	------	-------	------	------	------	------	------	--------	------	-------	------	------	------	------	------	--------	------	-------	------	------	-------	-------	-------	--------	-------	-------	-------	--------	-------	--------

PITCHER	IP	WLS	BF	H	R	ER	SO	BB	IBB	HBP	BLK	WP	HR	S	P	ERA	WHIP
Dan Pety, R (1, 1) ERA: 2.57	7.0	W	29	5	3	2	1	3	1	0	0	0	0	27	43	2.57	1.143
Willie Hernandez, L (8, 1) ERA:	2.0		6	0	0	0	2	0	0	0	0	0	0	10	10	0.00	0.000

BOTTOM

Detroit Tigers @ Minnesota Twins
 Hubert H. Humphrey Metrodome, Minneapolis, MN
 Thu Apr 05 1984, 4:33 AM EST
 Att. 8,373 - Unknown

livebaseballscores.com

AB	31
R	3
H	5
RBI	2
BB	4
SO	3
LOB	11



Batter	1	2	3	4	5	6	7	8	9	AB R H RBI BB SO LOB	TOP									
Lou Whitaker, L (1, 4) OBP: 0.286, SLG: 0.167	0-0 1-4-3	0-0 FC1-6 6-3		0-0 G1-6-3			0-0 F3			4 0 0 0 0 0 3										
Alan Trammell, R (1, 6) OBP: 0.571, SLG: 1.000	4-0 1B BB	0-0 6-3			0-0 F4			0-3 K		3 1 0 0 1 1 1										
Darrell Evans, L (1, 10) OBP: 0.333, SLG: 0.545	0-0 FC1-4 1B	0-0 F8			0-0 F5			0-3 K		4 0 1 1 0 1 1										
Lance Parrish, R (1, 2) OBP: 0.417, SLG: 0.222	0-0 FC1-4 BB 1B			0-0 G6-4-3 1B		0-0 1-3		4-0 BB BB		3 1 1 0 1 0 1										
Kirk Gibson, L (1, 9) OBP: 0.250, SLG: 0.400	4-0 BB 1B BB			0-0 F6		0-0 F3		4-0 BB BB		2 1 0 0 2 0 1										
Rusty Kuntz, R (8, 9)	1-2 BB BB							1-2 BB		0 0 0 0 0 0 0										
Larry Herndon, R (1, 7) OBP: 0.250, SLG: 0.100	4-0 1B BB			0-0 G6-4-3		0-0 F4		0-0 F8		3 0 0 0 1 0 3										
Dave Bergman, L (1, 3) OBP: 0.125, SLG: 0.125	0-0 1B			0-3 K		0-0 F3			0-0 F1	4 0 1 2 0 1 0										
Chet Lemon, R (1, 8) OBP: 0.333, SLG: 0.750	0-0 5-3			0-0 3B		0-0 F1			0-0 5-3	4 0 1 0 0 0 2										
Howard Johnson, S (1, 5) OBP: 0.667, SLG: 0.800		0-0 FC1-6 1B		4-0 G1-6-3 BB		0-0 F8			0-0 4-3	2 0 1 0 1 0 0										
Tom Brookens, R (8, 5)										1 0 0 0 0 0 0										
Inning Stats	R: 3 E: 0 K: 0 S: 5	H: 2 LOB: 2 BB: 3 P: 17	R: 0 E: 0 K: 0 S: 4	H: 1 LOB: 1 BB: 0 P: 4	R: 0 E: 0 K: 0 S: 3	H: 1 LOB: 0 BB: 0 P: 3	R: 0 E: 0 K: 1 S: 5	H: 1 LOB: 1 BB: 1 P: 9	R: 0 E: 0 K: 0 S: 3	H: 0 LOB: 0 BB: 0 P: 3	R: 0 E: 0 K: 0 S: 3	H: 0 LOB: 0 BB: 0 P: 3	R: 0 E: 0 K: 2 S: 7	H: 0 LOB: 2 BB: 2 P: 15	R: 0 E: 0 K: 0 S: 3	H: 0 LOB: 0 BB: 0 P: 3	1B: 4 2B: 0 3B: 1 HR: 0	SF: 0 SAC: 0 DP: 2 HBP: 0	WP: 0 PB: 0 SB: 1 CS: 0	PA: 36
PITCHER	IP WLS BF H R ER SO BB IBB HBP BLK WP HR S P ERA WHIP																			
Richard Dotson, R (1, 1) ERA: 3.38	8.0 L 33 5 3 3 3 6 0 0 0 0 0 0 33 57 3.38 1.375																			
Juan Agosto, L (9, 1) ERA:	0.1 1 0 0 0 0 0 0 0 0 0 0 0 1 1 0.00 0.000																			
Ron Reed, R (9, 1) ERA:	0.2 2 0 0 0 0 0 0 0 0 0 0 0 2 2 0.00 0.000																			

Detroit Tigers @ Chicago White Sox
 Comiskey Park, Chicago, IL
 Fri Apr 06 1984, 4:33 AM EST
 Att: 42,692 - Unknown

livebaseballscorecards.com

AB	30
R	3
H	5
RBI	3
BB	6
SO	3
LOB	12




Batter	1	2	3	4	5	6	7	8	9	AB R H RBI BB SO LOB
Rudy Law, L (1, 8) OBP: 0.222, SLG: 0.250	0-3 K (1)		0-0 F8 (2)		0-0 F7 (2)			0-0 6-3 (1)		4 0 0 0 0 1 2
Carlton Fisk, R (1, 2) OBP: 0.556, SLG: 0.500	0-0 5-3 (2)		0-0 F8 (3)		4-0 BB (1-2)			0-0 1B SF8 2B		3 1 1 0 1 0 1
Harold Baines, L (1, 9) OBP: 0.333, SLG: 0.375	0-0 F4 (3)			4-0 F7 2B BB	0-3 K (3)			0-0 2-3 1B		3 1 1 0 1 1 2
Greg Luzinski, R (1, 10) OBP: 0.222, SLG: 0.143		0-0 F8 (1)		0-0 F7 (1)		0-0 F9 (1)		0-0 SF8 (2)		3 0 0 1 0 0 1
Tom Paciorek, R (1, 3) OBP: 0.500, SLG: 0.714		0-0 1-4-3 2B		0-0 2B (2-H)		0-0 F8 (2)		0-3 K (3)		4 0 2 1 0 1 1
Ron Kittle, R (1, 7)		0-0 1-4-3 (2)		4-0 G6-4-3 BB		0-0 F8 (3)			0-0 F7 (1)	3 0 0 0 1 0 1
Vance Law, R (1, 5) Jerry Hairston, S (7, PH) Tim Hulett, R (8, 5)		0-0 6-3 (3)		0-0 G6-4-3 (1-2f)			0-0 L1-3 1B		0-0 F9 (2)	2 0 0 0 0 0 3 1 0 1 0 0 0 0 1 0 0 0 0 0 0
Scott Fletcher, R (1, 6)			0-0 F8 (1)		0-0 1-3 (1)		0-0 L1-3 (1-2)		0-0 F8 (3)	4 0 0 0 0 0 1
Julio Cruz, S (1, 4) OBP: 0.571, SLG: 0.400			0-0 S 1B		4-0 BB BB		0-0 1-3 (3)			2 0 1 0 1 0 0

Inning Stats		R: 0	H: 0	E: 0	K: 1	S: 5	R: 0	H: 1	E: 0	K: 0	S: 4	R: 0	H: 1	E: 0	K: 0	S: 4	R: 1	H: 1	E: 0	K: 0	S: 3	R: 0	H: 0	E: 0	K: 1	S: 5	R: 0	H: 1	E: 0	K: 0	S: 3	R: 1	H: 2	E: 0	K: 1	S: 7	R: 0	H: 0	E: 0	K: 0	S: 3	R: 0	H: 0	E: 0	K: 0	S: 3	1B: 3	SF: 1	2B: 4	SAC: 0	3B: 0	DP: 2	HR: 0	HBP: 0	WP: 0	PA: 35			
PITCHER	IP	WLS	BF	H	R	ER	SO	BB	IBB	HBP	BLK	WP	HR	S	P	ERA	WHIP													PITCHER	IP	WLS	BF	H	R	ER	SO	BB	IBB	HBP	BLK	WP	HR	S	P	ERA	WHIP												
Milt Wilcox, R (1, 1) ERA: 1.29	7.0	W	27	4	1	1	2	4	0	0	0	0	0	27	43	1.29	1.143													Milt Wilcox, R (1, 1) ERA: 1.29	7.0	W	27	4	1	1	2	4	0	0	0	0	0	27	43	1.29	1.143												
Willie Hernandez, L (8, 1) ERA: 1.8	2.0	S	8	2	1	1	1	0	0	0	0	0	0	10	10	4.50	1.000													Willie Hernandez, L (8, 1) ERA: 1.8	2.0	S	8	2	1	1	1	0	0	0	0	0	10	10	4.50	1.000													

DETROIT TIGERS @ CHICAGO WHITE SOX
Comiskey Park, Chicago, IL
 Fri Apr 06 1984, 4:33 AM EST
 Att. 42,692 - Unknown

AB 30
R 2
H 6
RBI 2
BB 4
SO 3
LOB 12



WP	HR	S	P	ERA	WHIP
0	0	2	3	4.50	1.000

Batter	1	2	3	4	5	6	7	8	9	AB R H RBI BB SO LOB	TOP		
Lou Whitaker, L (1, 4) OBP: 0.278, SLG: 0.188	0-0 G6-4-3 1B		0-0 F7		0-0 FC			0-0 4-3		4 0 1 1 0 0 0			
Alan Trammell, R (1, 6) OBP: 0.500, SLG: 0.813	0-0 G6-4-3 1-2f		0-0 F7		0-0 5-3			0-0 S 1B		4 0 1 0 0 0 2			
Barbaro Garbey, R (1, 3) Dave Bergman, L (7, 3) OBP: 0.111, SLG: 0.111	0-3 K		0-0 F9		0-0 4-3			0-3 K 1-2		3 0 0 0 0 1 0 1 0 0 0 0 1 1			
Lance Parrish, R (1, 2) OBP: 0.375, SLG: 0.167		4-0 HR BB		0-0 1-4-3		0-0 5-3		0-0 6-3		3 1 0 0 1 0 1			
Larry Herndon, R (1, 7) OBP: 0.188, SLG: 0.071		0-0 F9		0-3 K		0-0 4-3		0-3 K		4 0 0 0 0 2 1			
Rod Allen, R (1, 10) Johnny Grubb, L (9, PH) OBP: 0.167, SLG: 0.167		0-3 K		0-0 6-3			0-3 K	0-0 5-3		3 0 0 0 0 2 1 1 0 0 0 0 0 0			
Chet Lemon, R (1, 8) OBP: 0.375, SLG: 0.938		0-0 HR			0-0 2B		0-3 K	0-0 1-3		4 2 2 2 0 1 0			
Kirk Gibson, L (1, 9) OBP: 0.400, SLG: 0.545		4-0 FC4-6 BB			0-0 SH2-3 FC 2B		4-0 BB			1 1 1 1 2 0 0			
Tom Brookens, R (1, 5) OBP: 0.111, SLG: 0.111		0-0 FC4-6			0-0 SH2-3		0-0 F7			2 0 0 0 0 0 2			
Inning Stats	R: 0 H: 1 E: 0 LOB: 0 K: 1 BB: 0 S: 5 P: 5	R: 2 H: 1 E: 0 LOB: 1 K: 1 BB: 2 S: 6 P: 14	R: 0 H: 0 E: 0 LOB: 0 K: 0 BB: 0 S: 3 P: 3	R: 0 H: 0 E: 0 LOB: 0 K: 1 BB: 0 S: 5 P: 5	R: 2 H: 2 E: 0 LOB: 0 K: 0 BB: 0 S: 5 P: 5	R: 0 H: 0 E: 0 LOB: 0 K: 0 BB: 0 S: 3 P: 3	R: 0 H: 0 E: 0 LOB: 1 K: 2 BB: 1 S: 7 P: 11	R: 0 H: 1 E: 0 LOB: 1 K: 1 BB: 0 S: 6 P: 6	R: 0 H: 0 E: 0 LOB: 0 K: 1 BB: 0 S: 5 P: 5	1B: 2 SF: 0 2B: 2 SAC: 1 3B: 0 DP: 1 HR: 1 HBP: 0	WP: 0 PA: 34 PB: 0 SB: 1 CS: 1		
PITCHER	IP WLS BF H R ER SO BB IBB HBP BLK WP HR S P ERA WHIP											PITCHER	IP WLS BF H R ER SO BB IBB HBP BLK WP HR S P ERA WHIP
Floyd Bannister, L (1, 1) ERA: 6.0	6.0 L 23 4 4 4 3 2 0 0 0 0 0 1 27 35 6.00 1.000												
Tom Brennan, R (7, 1) ERA:	2.0 8 1 0 0 3 1 0 0 0 0 0 0 13 17 0.00 1.000												
Salome Barojas, R (9, 1) ERA:	1.0 3 0 0 0 1 0 0 0 0 0 0 0 5 5 0.00 0.000												

Detroit Tigers @ Chicago White Sox
 Comiskey Park, Chicago, IL
 Sat Apr 07 1984, 4:33 AM EST
 Att. 24,616 - Unknown

livebaseballscorecards.com

AB	30
R	4
H	5
RBI	4
BB	3
SO	7
LOB	8



Batter	1	2	3	4	5	6	7	8	9	AB	R	H	RBI	BB	SO	LOB
Rudy Law, L (1, 8) OBP: 0.231, SLG: 0.182 Jerry Dyzinski, R (9, 6)	0-0 F9			4-0 BB S G1-2-3 BB		0-3 K		0-0 3-1		3	0	0	0	1	1	0
Carlton Fisk, R (1, 2) OBP: 0.462, SLG: 0.333	0-3 K			4-0 G1-2-3 BB 1-2 BB		0-3 K		0-0 G3		3	0	0	0	1	2	0
Harold Baines, L (1, 9) OBP: 0.308, SLG: 0.273	0-3 K			4-0 G1-2-3 1-2 2-3 BB		0-0 5-3		0-0 1-3		3	0	0	0	1	1	0
Greg Luzinski, R (1, 10) OBP: 0.308, SLG: 0.111 Dave Stegman, R (9, PR)		0-0 F8		0-0 G1-2-3 1-2 2-3 3-Hf		4-0 BB		4-0 BB		2	0	0	0	2	0	3
Ron Kittle, R (1, 7)		0-0 P4		0-3 K		0-0 F9		0-3 K		4	0	0	0	0	2	4
Tom Paciorek, R (1, 3) OBP: 0.364, SLG: 0.500		0-3 K			0-0 5-3		0-0 L3			3	0	0	0	0	1	1
Vance Law, R (1, 5) Greg Walker, L (7, PH) Tim Hulett, R (8, 5)			0-0 F9		4-0 BB		0-0 3-1			1	0	0	0	1	0	0
Scott Fletcher, R (1, 6) Jerry Hairston, S (8, PH) (9, 8)			0-0 5-3		0-0 P4		0-0 3-1			2	0	0	0	0	0	1
Julio Cruz, S (1, 4) OBP: 0.400, SLG: 0.250			0-3 K		0-0 G3		0-0 1-3			1	0	0	0	0	0	0

Inning Stats	R: 0	H: 0	E: 0	K: 2	S: 7	R: 0	H: 0	E: 0	K: 1	S: 5	R: 0	H: 0	E: 0	K: 1	S: 5	R: 0	H: 0	E: 0	K: 1	S: 5	R: 0	H: 0	E: 0	K: 2	S: 7	R: 0	H: 0	E: 0	K: 0	S: 3	R: 0	H: 0	E: 0	K: 0	S: 3	R: 0	H: 0	E: 0	K: 1	S: 5	R: 0	H: 0	E: 0	K: 1	S: 9	R: 0	H: 0	E: 0	K: 1	S: 1
	0	0	0	2	7	0	0	0	1	5	0	0	0	0	5	0	0	0	0	0	5	0	0	0	0	7	0	0	0	0	3	0	0	0	0	3	0	0	0	1	9	0	0	0	1	1				


PITCHER	IP	WLS	BF	H	R	ER	SO	BB	IBB	HBP	BLK	WP	HR	S	P	ERA	WHIP
Jack Morris, R (1, 1) ERA: 0.56	9.0	W	32	0	0	0	8	6	0	0	0	0	0	42	66	0.00	0.667

DETROIT TIGERS @ CHICAGO WHITE SOX
Comiskey Park, Chicago, IL
 Sat Apr 07 1984, 4:33 AM EST
 Att. 24,616 - Unknown

AB	26
R	0
H	0
RBI	0
BB	6
SO	8
LOB	11



WP	PA	ERA	WHIP
0	32		

Batter	1	2	3	4	5	6	7	8	9	AB R H RBI BB SO LOB	TOP											
Lou Whitaker, L (1, 4) OBP: 0.304, SLG: 0.238	0-0 F8		0-0 F8	0-0 S 1B		0-0 4-3	0-0 1-3 1B			5 0 2 1 0 0 0												
Alan Trammell, R (1, 6) OBP: 0.478, SLG: 0.700	0-0 4-3		0-0 S 1B	0-3 K 1-2		4-0 BB BB	0-0 1-3 1-2 2-3			4 0 1 0 1 1 4												
Darrell Evans, L (1, 10) OBP: 0.412, SLG: 0.571	0-0 4-3		4-0 BB 1-2		0-0 1B 2B	4-0 BB 1-2	0-0 4-3			3 1 1 0 2 0 2												
Lance Parrish, R (1, 2) OBP: 0.286, SLG: 0.118 Dwight Lowry, L (9, 2)		0-0 6-3	0-3 K		0-0 F8	0-3 K		0-0 5-3		5 0 0 0 0 2 5 0 0 0 0 0 0 0												
Kirk Gibson, L (1, 9) OBP: 0.421, SLG: 0.733 Rusty Kuntz, R (8, 9) (8, 9)		0-0 HR	0-0 F7		0-0 BB 2B 1B	0-0 F7		0-3 K		4 2 2 1 0 0 4 1 0 0 0 0 1 0												
Johnny Grubb, L (1, 7) Larry Herndon, R (5, PH) OBP: 0.263, SLG: 0.067 (5, 7)		4-0 S 1B BB		0-0 F5	4-0 2B 1-2 G1-2-3 BB		4-0 S 2B BB	0-3 K		1 1 0 0 1 0 0 1 1 0 0 2 1 0												
Dave Bergman, L (1, 3) OBP: 0.182, SLG: 0.273 Barbaro Garbey, R (5, PH) OBP: 0.286, SLG: 0.571 (5, 3)		0-3 K 1-2		0-0 1B 2B	0-0 1-3 2-H 3-H 2B		0-0 SH1-3 1-H 1B 2B		0-3 K	2 1 1 0 0 1 1 3 1 2 3 0 1 0	AB 36 R 7 H 11 RBI 7 BB 8 SO 7 LOB 21											
Chet Lemon, R (1, 8) OBP: 0.400, SLG: 0.842		0-0 2-H 1B		0-0 6-3	0-0 IBB		0-0 SH1-3 2-3		0-0 F9	3 0 1 1 1 0 1												
Howard Johnson, S (1, 5) OBP: 0.600, SLG: 0.625 Tom Brookens, R (7, 5)		0-0 F9		4-0 1B BB	0-0 G1-2-3 3-H		0-0 1-3 3-H 1B		0-0 1-3	3 0 1 1 1 0 4 1 0 0 0 0 0 0												
Inning Stats	R: 0 E: 0 K: 0 S: 3	H: 0 LOB: 0 BB: 0 P: 3	R: 2 E: 0 K: 1 S: 7	H: 2 LOB: 1 BB: 1 P: 11	R: 0 E: 0 K: 1 S: 6	H: 1 LOB: 2 BB: 1 P: 10	R: 1 E: 0 K: 1 S: 7	H: 2 LOB: 2 BB: 1 P: 11	R: 2 E: 0 K: 0 S: 5	H: 3 LOB: 2 BB: 2 P: 13	R: 0 E: 0 K: 1 S: 5	H: 0 LOB: 2 BB: 2 P: 13	R: 2 E: 0 K: 0 S: 6	H: 3 LOB: 2 BB: 1 P: 10	R: 0 E: 0 K: 2 S: 7	H: 0 LOB: 0 BB: 0 P: 7	R: 0 E: 0 K: 1 S: 5	H: 0 LOB: 0 BB: 0 P: 5	1B: 6 2B: 4 3B: 0 HR: 1	SF: 0 SAC: 1 DP: 1 HBP: 0	WP: 0 PB: 0 SB: 4 CS: 0	PA: 45
PITCHER	IP WLS BF H R ER SO BB IBB HBP BLK WP HR S P ERA WHIP																					
Tom Seaver, R (1, 1) ERA: 10.38	4.1 L 23 7 5 5 3 3 0 0 0 0 0 1 26 38 10.38 2.308																					
Juan Agosto, L (5, 1) ERA:	1.0 7 1 0 0 0 3 1 0 0 0 0 0 3 19 0.00 4.000																					
Salome Barojas, R (6, 1) ERA: 9.0	1.0 6 2 2 2 1 1 0 0 0 0 0 0 7 11 18.00 3.000																					
Britt Burns, L (7, 1) ERA:	1.2 6 1 0 0 2 0 0 0 0 0 0 0 10 10 0.00 0.600																					
Ron Reed, R (9, 1) ERA:	1.0 3 0 0 0 1 0 0 0 0 0 0 0 5 5 0.00 0.000																					

Detroit Tigers @ Chicago White Sox
Comiskey Park, Chicago, IL
Sun Apr 08 1984, 4:33 AM EST
Att. 20,478 - Unknown

livebaseballscorecards.com

Batter	1	2	3	4	5	6	7	8	9	AB R H RBI BB SO LOB
Rudy Law, L OBP: 0.294, SLG: 0.267 (1, 8)	0-0 CS 1B		0-0 BB 1B		0-3 K			0-0 F8		4 1 2 0 0 1 1
Carlton Fisk, R OBP: 0.471, SLG: 0.273 Marc Hill, R (9, 2)	0-0 1-3 1-2		4-0 1B 1-2 BB		4-0 BB			0-0 F4		2 0 0 0 2 0 1 0 0 0 0 0 0 0
Harold Baines, L OBP: 0.353, SLG: 0.533 (1, 9)	0-0 4-3		0-0 FC5-4 1B 1-3 2-H		0-0 3-1			0-0 HR		4 1 2 2 0 0 2
Greg Luzinski, R OBP: 0.235, SLG: 0.077 (1, 10)		0-3 K	0-0 FC5-4 1-2f		0-3 K			0-0 F9		4 0 0 0 0 2 2
Greg Walker, L (1, 3) Tim Hulett, R (9, PH)		0-0 F3		0-0 4-3		0-3 K		0-3 K		3 0 0 0 0 1 0 1 0 0 0 0 1 0
Ron Kittle, R OBP: 0.125, SLG: 0.286 (1, 7)		0-0 HR		0-0 F8		0-0 F9		0-0 F4		4 1 1 1 0 0 0
Vance Law, R (1, 5) Mike Squires, L (7, PH) (8, 5) Tom Paciorek, R (9, PH) OBP: 0.417, SLG: 0.545		0-0 5-3		0-0 F8			0-0 F8		0-0 1B	2 0 0 0 0 0 0 1 0 0 0 0 0 0 1 0 1 0 0 0 0
Scott Fletcher, R OBP: 0.214, SLG: 0.083 (1, 6)			1-0 G1-6-3 HBP		0-0 4-3 1B		0-0 6-3		0-0 F9	3 0 1 0 0 0 1
Julio Cruz, S OBP: 0.308, SLG: 0.182 (1, 4)			0-0 G1-6-3 1-2f		0-0 4-3 1-2		0-3 K			3 0 0 0 0 1 2

Inning Stats	R: 0	H: 1	E: 0	LOB: 0	K: 0	S: 3	P: 3	R: 1	H: 1	E: 0	LOB: 0	K: 1	S: 6	P: 6	R: 1	H: 2	E: 0	LOB: 2	K: 0	S: 4	P: 9	R: 0	H: 0	E: 0	LOB: 0	K: 0	S: 3	P: 3	R: 0	H: 1	E: 0	LOB: 2	K: 1	S: 6	P: 10	R: 0	H: 0	E: 0	LOB: 0	K: 2	S: 7	P: 7	R: 0	H: 0	E: 0	LOB: 0	K: 1	S: 5	P: 5	R: 1	H: 1	E: 0	LOB: 0	K: 0	S: 4	P: 4	R: 0	H: 1	E: 0	LOB: 1	K: 1	S: 6	P: 6	1B: 5	2B: 0	3B: 0	HR: 2	SF: 0	SAC: 0	DP: 1	HBP: 1	WP: 0	PA: 35
PITCHER	IP	WLS	BF	H	R	ER	SO	BB	IBB	HBP	BLK	WP	HR	S	P	ERA	WHIP																																																								
Dave Rozema, R (1, 1) ERA: 4.5	4.0		17	5	2	2	1	1	0	1	0	0	1	17	22	4.50	1.500																																																								
Aurelio Lopez, R (5, 1) ERA: 1.8	4.0	W	14	1	1	1	4	1	0	0	0	0	1	21	25	2.25	0.500																																																								
Willie Hernandez, L (9, 1) ERA: 1.5	1.0		4	1	0	0	1	0	0	0	0	0	0	6	6	0.00	1.000																																																								

DETROIT TIGERS @ CHICAGO WHITE SOX
Comiskey Park, Chicago, IL
 Sun Apr 08 1984, 4:33 AM EST
 Att. 20,478 - Unknown

AB	32
R	3
H	7
RBI	3
BB	2
SO	6
LOB	9



WP	HR	S	P	ERA	WHIP
0	1	21	25	2.25	0.500

Batter	1	2	3	4	5	6	7	8	9	AB R H RBI BB SO LOB	TOP									
Bill Sample, R (1, 7) OBP: 0.182, SLG: 0.273	0-0 F7		0-0 F8		0-0 F4			0-3 K		4 0 0 0 0 1 0										
Buddy Bell, R (1, 5) OBP: 0.440, SLG: 0.500	0-0 F3 1B		0-3 K			0-0 6-3		0-0 F7		4 1 1 0 0 1 0										
George Wright, S (1, 8) OBP: 0.240, SLG: 0.440	0-0 F3 1-2			0-0 F4		0-0 1-3		0-0 F7		4 0 0 0 0 0 1										
Larry Parrish, R (1, 10) OBP: 0.360, SLG: 0.500	0-0 2-H 1B			0-0 4-3		0-0 6-3			0-0 5-3	4 0 1 1 0 0 0										
Gary Ward, R (1, 9) OBP: 0.400, SLG: 0.438	0-3 K			4-0 BB BB			0-0 4-3 1B		0-0 1B	3 0 2 0 1 1 1										
Pete O'Brien, L (1, 3) OBP: 0.250, SLG: 0.375		0-3 K		4-0 1-2 BB			0-0 F7		0-0 F9	3 0 0 0 1 1 2										
Ned Yost, R (1, 2) OBP: 0.208, SLG: 0.409		0-0 F7		0-3 K			0-0 4-3 1-2		0-0 F3	3 0 0 0 0 1 3										
Marv Foley, L (8, 2)										1 0 0 0 0 0 1										
Wayne Tolleson, S (1, 4) OBP: 0.333, SLG: 0.364		0-3 K			0-0 1-3		4-0 BB			2 0 0 0 1 1 0										
Curtis Wilkerson, S (1, 6) OBP: 0.158, SLG: 0.059			0-3 K			0-0 F5		0-0 4-3		2 0 0 0 0 1 0										
Bob Jones, L (7, PH) OBP: 0.250, SLG: 0.250										1 0 0 0 0 0 2										
Jim Anderson, R (7, 6)										0 0 0 0 0 0 0										
Inning Stats	R: 1 E: 0 K: 1 S: 7	H: 2 LOB: 1 BB: 0 P: 7	R: 0 E: 0 K: 2 S: 7	H: 0 LOB: 0 BB: 0 P: 7	R: 0 E: 0 K: 2 S: 7	H: 0 LOB: 2 BB: 2 P: 13	R: 0 E: 0 K: 1 S: 5	H: 0 LOB: 0 BB: 0 P: 3	R: 0 E: 0 K: 0 S: 3	H: 0 LOB: 0 BB: 0 P: 3	R: 0 E: 0 K: 0 S: 4	H: 1 LOB: 2 BB: 1 P: 8	R: 0 E: 0 K: 1 S: 5	H: 0 LOB: 0 BB: 0 P: 5	R: 0 E: 0 K: 0 S: 4	H: 1 LOB: 1 BB: 0 P: 4	1B: 4 2B: 0 3B: 0 HR: 0	SF: 0 SAC: 0 DP: 0 HBP: 0	WP: 0 PB: 0 SB: 0 CS: 0	PA: 34
PITCHER Dan Petry, R (1, 1) ERA: 1.69	IP 9.0 WLS W BF 34 H 4 R 1 ER 1 SO 7 BB 3 IBB 0 HBP 0 BLK 0 WP 0 HR 0 S 45 P 57 ERA 1.00 WHIP 0.778																			
PITCHER	IP WLS BF H R ER SO BB IBB HBP BLK WP HR S P ERA WHIP																			

Texas Rangers @ Detroit Tigers
Tiger Stadium, Detroit, MI
Tue Apr 10 1984, 3:33 AM EST
Att: 51,238 - Unknown

livebaseballscorecards.com

AB 31
R 1
H 4
RBI 1
BB 3
SO 7
LOB 10



Batter	1	2	3	4	5	6	7	8	9
Lou Whitaker, L OBP: 0.296, SLG: 0.208 (1, 4)									
Alan Trammell, R OBP: 0.481, SLG: 0.652 (1, 6)									
Darrell Evans, L OBP: 0.381, SLG: 0.667 (1, 10)									
Lance Parrish, R OBP: 0.240, SLG: 0.095 (1, 2)									
Kirk Gibson, L OBP: 0.391, SLG: 0.632 (1, 9)									
Larry Herndon, R OBP: 0.348, SLG: 0.176 (1, 7)									
Dave Bergman, L OBP: 0.200, SLG: 0.267 (1, 3)									
Chet Lemon, R OBP: 0.417, SLG: 0.762 (1, 8)									
Howard Johnson, S OBP: 0.615, SLG: 0.556 (1, 5)									
Tom Brookens, R OBP: 0.296, SLG: 0.208 (9, 5)									

Inning Stats	R: 4	H: 2	E: 0	LOB: 3	K: 0	S: 5	P: 25	R: 0	H: 0	E: 0	LOB: 0	K: 1	S: 5	R: 0	H: 0	E: 0	LOB: 0	K: 1	S: 6	R: 0	H: 2	E: 0	LOB: 0	K: 1	S: 6	R: 0	H: 0	E: 0	LOB: 0	K: 0	S: 3	R: 0	H: 1	E: 0	LOB: 0	K: 1	S: 5	R: 0	H: 0	E: 0	LOB: 2	K: 0	S: 3	R: 0	H: 1	E: 0	LOB: 0	K: 1	S: 5	R: 0	H: 0	E: 0	LOB: 1	K: 1	S: 5	P: 9
--------------	------	------	------	--------	------	------	-------	------	------	------	--------	------	------	------	------	------	--------	------	------	------	------	------	--------	------	------	------	------	------	--------	------	------	------	------	------	--------	------	------	------	------	------	--------	------	------	------	------	------	--------	------	------	------	------	------	--------	------	------	------

PITCHER	IP	WLS	BF	H	R	ER	SO	BB	IBB	HBP	BLK	WP	HR	S	P	ERA	WHIP
Dave Stewart, R ERA: 17.36 (1, 1)	0.2	L	9	2	4	4	0	5	0	0	0	0	1	4	24	54.00	10.500
Dave Schmidt, R ERA: 2.45 (1, 1)	4.1		14	2	1	1	3	0	0	0	0	0	0	20	20	2.08	0.462
Tom Henke, R ERA: 8.1 (6, 1)	2.0		8	1	0	0	1	1	0	1	0	1	0	8	13	0.00	1.000
Jim Bibby, R ERA: (8, 1)	1.0		4	0	0	0	1	1	0	0	0	0	0	5	9	0.00	1.000

AB R H RBI BB SO LOB

3 1 0 0 1 0 5

3 1 1 0 1 0 0

4 1 1 3 0 0 1

4 0 0 0 0 2 0

4 1 1 0 0 1 0

2 1 1 0 2 0 0

4 0 1 1 0 1 3

2 0 0 0 1 0 2

1 0 0 1 2 1 0

0 0 0 0 0 0 0

AB 27

R 5

H 5

RBI 5

BB 7

SO 5

LOB 11

WP: 1 PA: 35

PB: 1

SB: 1

CS: 2

1B: 3 SF: 0

2B: 1 SAC: 0

3B: 0 DP: 0

HR: 1 HBP: 1

Texas Rangers @ Detroit Tigers

Tiger Stadium, Detroit, MI

Tue Apr 10 1984, 3:33 AM EST

Att. 51,238 - Unknown



livebaseballscores.com

Texas Rangers @ Detroit Tigers
 Tiger Stadium, Detroit, MI
 Thu Apr 12 1984, 3:33 AM EST
 Att. 19,154 - Unknown

livebaseballscorecards.com

AB	37
R	4
H	10
RBI	3
BB	3
SO	2
LOB	19



WP	1	PA	41
PB	1		
SB	1		
CS	1		

AB R H RBI BB SO LOB

4	1	2	0	0	0	2
1	0	0	0	0	0	0
3	0	0	0	2	0	3
5	0	3	1	0	0	1
5	0	0	0	0	0	7
4	1	1	0	0	1	2
4	1	2	2	0	0	2
3	0	0	0	1	1	1
4	1	1	0	0	0	1
4	0	1	0	0	0	0

Batter	1	2	3	4	5	6	7	8	9
Mickey Rivers, L (1, 7) OBP: 0.375, SLG: 0.375 Dave Hostetter, R (9, PH)	0-0 WP 1B		0-0 E S 1B		0-0 F3		0-0 FC6-4 PB 1-2f		0-0 5-3
Buddy Bell, R (1, 5) OBP: 0.433, SLG: 0.435	0-0 F8		0-0 E1 1B 1-3			4-0 1B BB	0-0 F9 1-2 3-H		4-0 1B BB
George Wright, S (1, 8) OBP: 0.300, SLG: 0.467	0-0 F5 1-2		0-0 FC6-4 1B 1-2 3-H			0-0 1B 1-2		0-0 F3	0-0 FC6-4 1B 1-2
Larry Parrish, R (1, 10) OBP: 0.300, SLG: 0.414	0-0 F3		0-0 FC6-4 1-2f			0-0 F7		0-0 F9	0-0 FC6-4 1-2f
Gary Ward, R (1, 9) OBP: 0.375, SLG: 0.400		0-3 K		0-0 5-3		0-0 F8		0-0 HR 1B	
Bob Jones, L (1, 3) OBP: 0.375, SLG: 0.750		0-0 CS 1B		0-0 F5		0-0 1-3		0-0 HR 1-H	
Marv Foley, L (1, 2)		0-0 F8		0-0 4-3			0-3 K	4-0 BB	
Wayne Tolleson, S (1, 4) OBP: 0.321, SLG: 0.385		0-0 CS 1-2	0-0 4-3		0-0 F8		0-0 1B PB 2B	0-0 F8	
Curtis Wilkerson, S (1, 6) OBP: 0.174, SLG: 0.095			0-0 4-3		0-0 F7		0-0 FC6-4 1B 2-3		0-0 F8

Inning Stats	R: 0	H: 1	E: 0	K: 0	S: 4	P: 4	R: 0	H: 1	E: 0	K: 1	S: 5	P: 5	R: 1	H: 2	E: 1	K: 0	S: 6	P: 6	R: 0	H: 0	E: 0	K: 0	S: 3	P: 3	R: 0	H: 0	E: 0	K: 0	S: 3	P: 3	R: 0	H: 1	E: 0	K: 0	S: 4	P: 8	R: 1	H: 2	E: 0	K: 1	S: 7	P: 7	R: 2	H: 2	E: 0	K: 0	S: 5	P: 9	R: 0	H: 1	E: 0	K: 0	S: 4	P: 8	1B: 8	SF: 0	2B: 1	SAC: 0	3B: 0	DP: 0	HR: 1	HBP: 0	WP: 1	PA: 41
--------------	------	------	------	------	------	------	------	------	------	------	------	------	------	------	------	------	------	------	------	------	------	------	------	------	------	------	------	------	------	------	------	------	------	------	------	------	------	------	------	------	------	------	------	------	------	------	------	------	------	------	------	------	------	------	-------	-------	-------	--------	-------	-------	-------	--------	-------	--------

PITCHER	IP	WLS	BF	H	R	ER	SO	BB	IBB	HBP	BLK	WP	HR	S	P	ERA	WHIP
Jack Morris, R (1, 1) ERA: 0.39	7.0	W	29	7	2	0	2	1	0	0	0	1	0	32	36	0.00	1.143
Aurelio Lopez, R (8, 1) ERA: 4.5	1.0		6	2	2	2	0	1	0	0	0	0	1	5	9	18.00	3.000
Willie Hernandez, L (9, 1) ERA: 1.29	1.0		5	1	0	0	0	1	0	0	0	0	0	4	8	0.00	2.000

PITCHER	IP	WLS	BF	H	R	ER	SO	BB	IBB	HBP	BLK	WP	HR	S	P	ERA	WHIP
---------	----	-----	----	---	---	----	----	----	-----	-----	-----	----	----	---	---	-----	------


Batter	1	2	3	4	5	6	7	8	9	AB	R	H	RBI	BB	SO	LOB
Lou Whitaker, L OBP: 0.313, SLG: 0.321 (1, 4)	0-0 F8	4-0 HBP BB		0-3 K		0-0 4-3	0-0 HR			4	1	1	1	1	1	0
Alan Trammell, R OBP: 0.531, SLG: 0.769 (1, 6)	4-0 1B BB	H 1-0 HBP		0-0 S 1B		0-0 HR	0-0 4-3			3	3	2	1	1	0	0
Barbaro Garbey, R OBP: 0.455, SLG: 0.600 (1, 3)	0-0 1B 1-3 1B	0-3 K		4-0 1B 1-2 BB		0-0 E HR 1B		4-0 BB 1B SF7 BB		3	2	2	0	1	1	2
Dave Bergman, L OBP: 0.250, SLG: 0.267 (7, 3)										0	1	0	0	1	0	0
Lance Parrish, R OBP: 0.267, SLG: 0.154 (1, 2)	0-0 F8	0-0 5-3		0-0 FC6-4 1B		0-0 F6		0-0 BB 1B		5	0	2	1	0	0	5
Dwight Lowry, L (9, 2)				1-3 2-H				1-2 1B		0	0	0	0	0	0	0
Larry Herndon, R OBP: 0.357, SLG: 0.190 (1, 7)	0-0 1B 1-3 3-H 1B		0-0 F8	0-0 FC6-4 1-2f		0-0 E6 HR		4-0 1-2 2-3 BB		4	1	1	1	1	0	3
Chet Lemon, R OBP: 0.414, SLG: 0.800 (1, 8)	4-0 1B 1-2 BB		0-0 5-3		0-0 5-3	0-0 HR		0-0 F6		4	1	1	3	1	0	3
Rod Allen, R OBP: 0.300, SLG: 0.400 (1, 10)	0-0 1B		0-0		0-3 K	0-0 6-3		0-0 SF7		4	0	2	1	0	1	0
Darrell Evans, L OBP: 0.364, SLG: 0.667 (8, PH)	1-2 2-3 3-H 1B		0-0 2B					3-H SF7		0	0	0	1	0	0	0
Kirk Gibson, L OBP: 0.357, SLG: 0.542 (1, 9)	0-3 K		0-3 K		0-0 1B		0-3 K	0-0 4-3		5	0	1	0	0	3	6
Tom Brookens, R (1, 5)		0-0 F9		0-0 F9	0-0 F4		0-0 6-3			4	0	0	0	0	0	1

Inning Stats	R: 2	H: 3	E: 0	K: 1	S: 8	LOB: 3	BB: 2	P: 16	R: 0	H: 0	E: 0	K: 1	S: 5	LOB: 2	BB: 1	P: 10	R: 0	H: 1	E: 0	K: 1	S: 6	LOB: 1	BB: 0	P: 6	R: 1	H: 2	E: 0	K: 1	S: 7	LOB: 2	BB: 1	P: 11	R: 0	H: 1	E: 0	K: 1	S: 6	LOB: 1	BB: 0	P: 6	R: 4	H: 3	E: 1	K: 0	S: 7	LOB: 0	BB: 0	P: 7	R: 1	H: 1	E: 0	K: 1	S: 6	LOB: 0	BB: 0	P: 6	R: 1	H: 1	E: 0	K: 0	S: 4	LOB: 2	BB: 2	P: 12
PITCHER	IP	WLS	BF	H	R	ER	SO	BB	IBB	HBP	BLK	WP	HR	S	P	ERA	WHIP																																															
Frank Tanana, L ERA: 4.97 (1, 1)	6.0	L	34	10	7	4	5	4	0	1	0	0	0	39	56	6.00	2.333																																															
Odell Jones, R ERA: 5.4 (7, 1)	1.0		7	2	2	2	1	2	0	0	0	0	0	7	15	18.00	4.000																																															
Tom Henke, R ERA: 6.23 (8, 1)	1.0		3	0	0	0	0	0	0	0	0	0	0	3	3	0.00	0.000																																															

TEXAS RANGERS @ DETROIT TIGERS
Tiger Stadium, Detroit, MI
 Thu Apr 12 1984, 3:33 AM EST
 Att. 19,154 - Unknown

AB	36
R	9
H	12
RBI	9
BB	6
SO	6
LOB	20

WP: 0 PA: 44
 PB: 0
 SB: 1
 CS: 0



livebaseballscorecards.com

Batter	1	2	3	4	5	6	7	8	9	AB R H RBI BB SO LOB	TOP		
Lou Whitaker, L (1, 4) OBP: 0.342, SLG: 0.364										5 2 2 0 1 0 1			
Alan Trammell, R (1, 6) OBP: 0.553, SLG: 0.767										4 2 2 0 2 0 1			
Barbaro Garbey, R (1, 3) OBP: 0.417, SLG: 0.545										1 1 0 0 0 0 2 4 1 2 1 1 0 2			
Dave Bergman, L (1, PH) OBP: 0.333, SLG: 0.316													
Lance Parrish, R (1, 2) OBP: 0.286, SLG: 0.290										5 2 2 2 0 1 7 1 0 0 0 0 0 2			
Dwight Lowry, L (8, 2)													
Larry Herndon, R (1, 7) OBP: 0.394, SLG: 0.320										4 1 2 2 1 0 1			
Chet Lemon, R (1, 8) OBP: 0.412, SLG: 0.733										5 1 2 2 0 1 3			
Rod Allen, R (1, 10) OBP: 0.364, SLG: 0.455										1 1 1 1 0 0 0 4 0 0 1 0 1 2			
Darrell Evans, L (2, PH) OBP: 0.308, SLG: 0.545													
Rusty Kuntz, R (1, 9) OBP: 0.167, SLG: 0.167										5 1 1 1 0 3 2			
Tom Brookens, R (1, 5) OBP: 0.167, SLG: 0.176										5 1 2 1 0 1 0			
Inning Stats	R: 8 H: 5 E: 2 LOB: 2 K: 1 BB: 4 S: 11 P: 27	R: 0 H: 1 E: 0 LOB: 1 K: 2 BB: 0 S: 8 P: 8	R: 0 H: 0 E: 1 LOB: 0 K: 0 BB: 0 S: 3 P: 3	R: 1 H: 1 E: 0 LOB: 0 K: 0 BB: 0 S: 4 P: 4	R: 0 H: 1 E: 0 LOB: 1 K: 1 BB: 0 S: 6 P: 6	R: 0 H: 2 E: 0 LOB: 2 K: 0 BB: 0 S: 5 P: 5	R: 0 H: 0 E: 0 LOB: 0 K: 1 BB: 0 S: 5 P: 5	R: 4 H: 5 E: 0 LOB: 1 K: 1 BB: 0 S: 10 P: 10	R: 0 H: 1 E: 0 LOB: 2 K: 1 BB: 1 S: 6 P: 10	1B: 10 SF: 0 2B: 5 SAC: 0 3B: 0 DP: 1 HR: 1 HBP: 0	WP: 1 PA: 50 PB: 0 SB: 0 CS: 1		
PITCHER	IP WLS BF H R ER SO BB IBB HBP BLK WP HR S P ERA WHIP											PITCHER	IP WLS BF H R ER SO BB IBB HBP BLK WP HR S P ERA WHIP
Bruce Hurst, L (1, 1) ERA: 2.55	0.1 L 8 3 7 6 1 3 0 0 0 0 0 0 7 19 162.00 18.000												
Mike Brown, R (1, 1) ERA: 8.59	5.1 24 7 2 1 3 0 1 0 0 1 1 29 33 1.69 1.312												
Bob Stanley, R (6, 1) ERA: 7.2	2.1 12 5 4 4 2 0 0 0 0 0 0 16 16 15.43 2.143												
Mark Clear, R (9, 1) ERA: 6.23	1.0 5 1 0 0 1 1 0 0 0 0 0 6 10 0.00 2.000												

Detroit Tigers @ Boston Red Sox
Fenway Park, Boston, MA
 Fri Apr 13 1984, 3:33 AM EST
 Att: 35,179 - Unknown

AB	44
R	13
H	16
RBI	11
BB	5
SO	7
LOB	23



WP: 1	PA: 50
PB: 0	
SB: 0	
CS: 1	

AB	44
R	13
H	16
RBI	11
BB	5
SO	7
LOB	23

WP: 1	PA: 50
PB: 0	
SB: 0	
CS: 1	

BOTTOM

Detroit Tigers @ Boston Red Sox
Fenway Park, Boston, MA

AB	35
R	9
H	14
RBI	8
BB	5
SO	7
LOB	20



WP	0	PA	42
PB	0		
SB	0		
CS	0		

ERA	WHIP
-----	------

Fri Apr 13 1984, 3:33 AM EST
Att. 35,179 - Unknown

AB R H RBI BB SO LOB

5	1	3	1	0	0	0
3	2	1	1	1	1	3
3	1	0	0	2	1	1
5	1	2	2	0	1	2
5	1	4	1	0	1	1
4	1	1	0	0	0	3
3	2	1	1	1	1	3
3	0	1	0	1	1	3
2	0	0	0	0	1	1
1	0	0	0	0	0	3
0	0	0	0	0	0	0
1	0	1	2	0	0	0
0	0	0	0	0	0	0

Batter	1	2	3	4	5	6	7	8	9																		
Jerry Remy, L OBP: 0.417, SLG: 0.472 (1, 4)	0-0 BB 1B HBP 1B	0-0 F3		0-0 F6			0-0 G5-4-3 1B	0-0 1B 2-3 3-H																			
Dwight Evans, R OBP: 0.350, SLG: 0.406 (1, 9)	1-0 1B HBP 1B	0-0 HR			4-0 BB G5-4-3		0-0 G5-4-3 1-2f	0-3 K																			
Wade Boggs, L OBP: 0.410, SLG: 0.241 (1, 5)	4-0 1B 1-2 2-3 BB	0-3 K			0-0 F7		0-0 F8	4-0 BB G4-6-3																			
Jim Rice, R OBP: 0.184, SLG: 0.162 (1, 7)	0-0 1B 1-2 2-H 3-H G5-4-3		0-0 FC6-4 1B		0-0 G5-4-3 1-2f			0-3 K	0-0 G4-6-3 1-2f																		
Mike Easler, L OBP: 0.417, SLG: 0.548 (1, 10)	0-0 1B 1-3 2-H G5-4-3		0-3 K			0-0 1-3 HBP 1B		0-0 BB 1B 2B																			
Tony Armas, R OBP: 0.278, SLG: 0.424 (1, 8)	0-0 G5-4-3 1-2f 3-H		0-0 FC6-4 1-2f			1-0 1-2 HBP		0-0 2B 1B BB	0-0 6-3																		
Rich Gedman, L OBP: 0.250, SLG: 0.308 (1, 2)	0-0 HR		0-3 K			0-0 1-3 1-2 2-3		4-0 2B 1B BB																			
Dave Stapleton, R OBP: 0.303, SLG: 0.300 (1, 3)	0-3 K			0-0 G4-6-3 1B		4-0 BB G1-6-3		0-0 F2																			
Glenn Hoffman, R OBP: 0.167, SLG: 0.176 (1, 6)		0-3 K		0-0 G4-6-3 1-2f		0-0 G1-6-3 1-2f		0-0 1B 1-3 2-H 3-H 2B																			
Rick Miller, L OBP: 0.286, SLG: 0.333 (6, PH)																											
Jackie Gutierrez, R OBP: 0.286, SLG: 0.167 (7, 6)																											
Reid Nichols, R OBP: 1.000, SLG: 2.000 (8, PH)																											
Ed Jurak, R (9, 6)																											
Inning Stats	R: 5 E: 0 K: 1 S: 8	H: 4 LOB: 0 BB: 1 P: 13	R: 1 E: 0 K: 2 S: 8	H: 1 LOB: 0 BB: 0 P: 8	R: 0 E: 0 K: 2 S: 8	H: 1 LOB: 1 BB: 0 P: 8	R: 0 E: 0 K: 0 S: 3	H: 0 LOB: 0 BB: 1 P: 6	R: 0 E: 0 K: 0 S: 3	H: 1 LOB: 2 BB: 1 P: 8	R: 0 E: 0 K: 0 S: 3	H: 1 LOB: 0 BB: 0 P: 3	R: 3 E: 0 K: 2 S: 11	H: 4 LOB: 2 BB: 1 P: 15	R: 0 E: 0 K: 0 S: 3	H: 1 LOB: 1 BB: 1 P: 7	1B: 10 2B: 2 3B: 0 HR: 2	SF: 0 SAC: 0 DP: 6 HBP: 2	WP: 0 PB: 0 SB: 0 CS: 0	PA: 42							
PITCHER	IP	WLS	BF	H	R	ER	SO	BB	IBB	HBP	BLK	WP	HR	S	P	ERA	WHIP										
Milt Wilcox, R ERA: 7.04 (1, 1)	0.2		7	4	5	5	0	1	0	0	0	0	1	5	10	67.50	7.500										
Doug Bair, R ERA: 2.08 (1, 1)	4.1	W	15	3	1	1	5	1	0	0	0	0	1	24	28	2.08	0.923										
Glenn Abbott, R ERA: (6, 1)	2.0		8	2	0	0	0	1	0	1	0	0	0	6	11	0.00	1.500										
Willie Hernandez, L ERA: 4.0 (8, 1)	2.0		12	5	3	3	2	2	0	0	0	0	0	14	22	13.50	3.500										

Batter	1	2	3	4	5	6	7	8	9	10	AB R H RBI BB SO LOB	TOP									
Onix Concepcion, R (1, 6) OBP: 0.255, SLG: 0.318 Orlando Sanchez, L (8, PH) OBP: 0.200, SLG: 0.400 Buddy Biancalana, S (8, 6) OBP: 0.500, SLG: 0.500	0-0 6-3		0-0 F8		0-0 FC5-4			0-3 K		0-3 K	3 0 0 0 0 0 2 1 0 0 0 0 1 1 1 0 0 0 0 1 0	Kansas City Royals @ Detroit Tigers Tiger Stadium, Detroit, MI Wed Apr 18 1984, 6:05 PM EST Att. 12,310 - Unknown									
Pat Sheridan, L (1, 8) OBP: 0.333, SLG: 0.512	0-0 G3 1B		0-3 K			0-0 F7		0-0 1-2 HR 1B		0-0 6-3	5 1 2 0 0 1 0										
Jorge Orta, L (1, 9) OBP: 0.375, SLG: 0.581	0-0 G3 1-2			0-0 1-3		0-0 F9		0-0 1-H 2-H HR			4 1 1 3 0 0 1										
Hal McRae, R (1, 10) OBP: 0.348, SLG: 0.317	0-0 6-3			0-0 1-4-3		0-0		0-0 1B			4 0 1 0 0 0 1										
Steve Balboni, R (1, 3) OBP: 0.370, SLG: 0.524		0-0 1B 1B		0-0 F8		0-0 G5-4-3 1B		0-0 F6			4 0 2 0 0 0 1										
Frank White, R (1, 4) OBP: 0.378, SLG: 0.400		0-0 L3 1B		0-0	0-0 2B		0-0 G5-4-3 1-2f		0-0 F9		4 0 2 0 0 0 1										
Butch Davis, R (1, 7) OBP: 0.289, SLG: 0.250		0-0 F9		0-0 1-3		0-0 6-3		0-0 6-3			4 0 0 0 0 0 3										
Don Slaught, R (1, 2) OBP: 0.279, SLG: 0.237		0-0 L3 1-2		0-0 6-3		0-0 6-3		0-0 1B HR 1B		0-0 F6	4 1 1 0 0 0 3										
Greg Pryor, R (1, 5) OBP: 0.378, SLG: 0.382			0-0 F5		1-0 FC5-4 HBP			0-3 K		0-0 5-3	3 0 0 0 0 1 1										
Inning Stats	R: 0 E: 0 K: 0 S: 4	H: 1 LOB: 1 BB: 0 P: 4	R: 0 E: 0 K: 0 S: 4	H: 2 LOB: 1 BB: 0 P: 4	R: 0 E: 0 K: 1 S: 5	H: 0 LOB: 0 BB: 0 P: 5	R: 0 E: 0 K: 0 S: 3	H: 0 LOB: 0 BB: 0 P: 3	R: 0 E: 0 K: 0 S: 3	H: 1 LOB: 2 BB: 0 P: 3	R: 0 E: 0 K: 2 S: 11		H: 4 LOB: 1 BB: 0 P: 11	R: 0 E: 0 K: 0 S: 3	H: 0 LOB: 0 BB: 0 P: 3	R: 0 E: 0 K: 1 S: 5	H: 0 LOB: 0 BB: 0 P: 5	1B: 7 2B: 2 3B: 0 HR: 1	SF: 0 SAC: 0 DP: 2 HBP: 1	WP: 0 PB: 0 SB: 0 CS: 0	PA: 38
PITCHER	IP WLS BF H R ER SO BB IBB HBP BLK WP HR S P ERA WHIP	IP WLS BF H R ER SO BB IBB HBP BLK WP HR S P ERA WHIP	IP WLS BF H R ER SO BB IBB HBP BLK WP HR S P ERA WHIP	IP WLS BF H R ER SO BB IBB HBP BLK WP HR S P ERA WHIP	IP WLS BF H R ER SO BB IBB HBP BLK WP HR S P ERA WHIP	IP WLS BF H R ER SO BB IBB HBP BLK WP HR S P ERA WHIP	IP WLS BF H R ER SO BB IBB HBP BLK WP HR S P ERA WHIP	IP WLS BF H R ER SO BB IBB HBP BLK WP HR S P ERA WHIP	IP WLS BF H R ER SO BB IBB HBP BLK WP HR S P ERA WHIP	IP WLS BF H R ER SO BB IBB HBP BLK WP HR S P ERA WHIP	IP WLS BF H R ER SO BB IBB HBP BLK WP HR S P ERA WHIP	IP WLS BF H R ER SO BB IBB HBP BLK WP HR S P ERA WHIP	IP WLS BF H R ER SO BB IBB HBP BLK WP HR S P ERA WHIP	IP WLS BF H R ER SO BB IBB HBP BLK WP HR S P ERA WHIP	IP WLS BF H R ER SO BB IBB HBP BLK WP HR S P ERA WHIP	IP WLS BF H R ER SO BB IBB HBP BLK WP HR S P ERA WHIP	IP WLS BF H R ER SO BB IBB HBP BLK WP HR S P ERA WHIP	IP WLS BF H R ER SO BB IBB HBP BLK WP HR S P ERA WHIP	IP WLS BF H R ER SO BB IBB HBP BLK WP HR S P ERA WHIP	IP WLS BF H R ER SO BB IBB HBP BLK WP HR S P ERA WHIP	
Jack Morris, R (1, 1) ERA: 1.13 Willie Hernandez, L (10, 1) ERA: 3.6	9.0 35 9 3 3 3 0 0 0 0 0 0 1 40 41 3.00 1.000	1.0 3 0 0 0 1 0 0 0 0 0 0 0 5 5 0.00 0.000																			

livebaseballscores.com

AB	37
R	3
H	9
RBI	3
BB	0
SO	4
LOB	14



Batter	1	2	3	4	5	6	7	8	9	AB R H RBI BB SO LOB	TOP	
Onix Concepcion, R (1, 6) OBP: 0.235, SLG: 0.292	0-0 6-3		0-0 SH3		0-0 6-3		0-0 6-3		0-0 F9	4 0 0 0 0 0 0		
Pat Sheridan, L (1, 8) OBP: 0.340, SLG: 0.489	4-0 FC4 BB		0-0 1B 1B		0-0 F7		0-0 F6		0-0 F8	4 1 1 0 1 0 0		
Jorge Orta, L (1, 9) Darryl Motley, R (8, 9) OBP: 0.389, SLG: 0.571 OBP: 0.389, SLG: 0.556	0-0 FC4 1-2f		0-0 1B 1B		0-0 1B			0-0 3-1		4 0 2 1 0 0 1 0 0 0 0 0 0 0		
Hal McRae, R (1, 10) OBP: 0.340, SLG: 0.311	0-3 K		0-0 1B		0-0 5-3			0-0 F9		4 0 1 1 0 1 2		
Steve Balboni, R (1, 3) OBP: 0.360, SLG: 0.489		0-3 K	0-0 F3		0-0 F7			4-0 HR BB		3 1 0 0 1 1 2		
Frank White, R (1, 4) OBP: 0.388, SLG: 0.477		0-0 1B	0-3 K		0-0 E5 6-3 E			0-0 HR 1-H		4 2 2 2 0 1 2		
Don Slaught, R (1, 2) OBP: 0.277, SLG: 0.238		0-0 F7		0-0 5-3		0-0 6-3		0-0 FC6-4 1B		4 0 1 0 0 0 2		
Butch Davis, R (1, 7) OBP: 0.265, SLG: 0.227		0-3 K		0-0 G1		0-0 E5 PO		0-0 FC6-4 1-2f		4 0 0 0 0 1 2		
Greg Pryor, R (1, 5) OBP: 0.366, SLG: 0.368			0-0 1B SH3 1B		0-0 F6		0-0 PO 1-2	0-0 F8	0-0 G3	4 1 1 0 0 0 0		
Inning Stats	R: 0 E: 0 K: 1 S: 5 H: 0 LOB: 1 BB: 1 P: 9	R: 0 E: 0 K: 2 S: 8 H: 1 LOB: 1 BB: 0 P: 8	R: 2 E: 0 K: 1 S: 9 H: 4 LOB: 2 BB: 0 P: 9	R: 0 E: 0 K: 0 S: 3 H: 0 LOB: 0 BB: 0 P: 3	R: 0 E: 0 K: 0 S: 4 H: 1 LOB: 1 BB: 0 P: 4	R: 1 E: 2 K: 0 S: 4 H: 0 LOB: 0 BB: 0 P: 4	R: 0 E: 0 K: 0 S: 3 H: 0 LOB: 0 BB: 0 P: 3	R: 2 E: 0 K: 0 S: 5 H: 2 LOB: 1 BB: 1 P: 9	R: 0 E: 0 K: 0 S: 3 H: 0 LOB: 0 BB: 0 P: 3	1B: 7 2B: 0 3B: 0 HR: 1 SF: 0 SAC: 1 DP: 0 HBP: 0	WP: 0 PB: 0 SB: 0 CS: 0 PA: 39	
PITCHER	IP WLS BF H R ER SO BB IBB HBP BLK WP HR S P ERA WHIP											
Dan Petry, R (1, 1) ERA: 2.63	8.0 L 35 8 5 4 4 2 0 0 0 0 0 1 41 49 4.50 1.250											
Aurelio Lopez, R (9, 1) ERA: 3.86	1.0 3 0 0 0 0 0 0 0 0 0 0 0 3 3 0.00 0.000											

Kansas City Royals @ Detroit Tigers
 Tiger Stadium, Detroit, MI
 Thu Apr 19 1984, 3:33 AM EST
 Att. 12,100 - Unknown

livebaseballscorecards.com

AB	35
R	5
H	8
RBI	4
BB	2
SO	4
LOB	11



Batter	1	2	3	4	5	6	7	8	9	AB R H RBI BB SO LOB	
Lou Whitaker, L (1, 4) OBP: 0.298, SLG: 0.310	0-0 1B 6-3 1B		0-0 4-3		0-0 6-3			0-0 4-3		4 1 1 0 0 0 1	
Alan Trammell, R (1, 6) OBP: 0.511, SLG: 0.658	0-0 1-3 1B		0-0 1-3			0-0 1-3		0-0 6-3		4 0 1 0 0 0 0	
Darrell Evans, L (1, 10) OBP: 0.355, SLG: 0.593	0-3 1-2 K			0-0 1-2 1B 1B		0-0 2B		0-0 3-1		4 0 2 0 0 1 2	
Lance Parrish, R (1, 2) OBP: 0.295, SLG: 0.375	0-0 6-3			0-3 K		0-0 5-3		0-0 6-3		4 0 0 1 0 1 3	
Kirk Gibson, L (1, 9) OBP: 0.389, SLG: 0.600	0-3 K			0-0 1-2 G6-4-3 1B		4-0 BB		0-0 HR		3 1 2 1 1 1 1	
Larry Herndon, R (1, 7) OBP: 0.333, SLG: 0.324		0-0 6-3		0-0 G6-4-3 1-2f		0-0 F8		0-0 F8		4 0 0 0 0 0 4	
Dave Bergman, L (1, 3) OBP: 0.346, SLG: 0.273		4-0 BB BB BB CS BB			0-0 F6		0-0 4-3		0-0 G3		3 0 0 0 1 0 0
Chet Lemon, R (1, 8) OBP: 0.415, SLG: 0.730		0-0 6-3 1-2			0-0 WP S 1B		0-0 6-3			3 0 1 0 0 0 1	
Howard Johnson, S (1, 5) OBP: 0.471, SLG: 0.385			0-0 4-3		0-3 K 1-3		0-0 F9			3 0 0 0 0 1 1	

Inning Stats	R: 1 E: 0 K: 2 S: 9	H: 2 LOB: 1 BB: 0 P: 9	R: 0 E: 0 K: 0 S: 2	H: 0 LOB: 0 BB: 1 P: 6	R: 0 E: 0 K: 0 S: 3	H: 0 LOB: 0 BB: 0 P: 3	R: 0 E: 0 K: 1 S: 6	H: 2 LOB: 1 BB: 0 P: 6	R: 0 E: 0 K: 1 S: 6	H: 1 LOB: 1 BB: 0 P: 6	R: 0 E: 0 K: 0 S: 4	H: 1 LOB: 2 BB: 1 P: 8	R: 0 E: 0 K: 0 S: 3	H: 0 LOB: 0 BB: 0 P: 3	R: 0 E: 0 K: 0 S: 3	H: 0 LOB: 0 BB: 0 P: 3	R: 1 E: 0 K: 0 S: 4	H: 1 LOB: 0 BB: 0 P: 4	1B: 5 2B: 1 3B: 0 HR: 1	SF: 0 SAC: 0 DP: 1 HBP: 0
--------------	------------------------------	---------------------------------	------------------------------	---------------------------------	------------------------------	---------------------------------	------------------------------	---------------------------------	------------------------------	---------------------------------	------------------------------	---------------------------------	------------------------------	---------------------------------	------------------------------	---------------------------------	------------------------------	---------------------------------	----------------------------------	------------------------------------

PITCHER	IP	WLS	BF	H	R	ER	SO	BB	IBB	HBP	BLK	WP	HR	S	P	ERA	WHIP
Bret Saberhagen, R (1, 1) ERA: 1.02	6.0	W	24	6	1	1	4	2	0	0	0	1	0	30	38	1.50	1.333
Dan Quisenberry, R (7, 1) ERA: 2.25	3.0	S	10	1	1	1	0	0	0	0	0	0	1	10	10	3.00	0.333

BOTTOM

Kansas City Royals @ Detroit Tigers
Tiger Stadium, Detroit, MI

Thu Apr 19 1984, 3:33 AM EST
Att. 12,100 - Unknown

AB	32
R	2
H	7
RBI	2
BB	2
SO	4
LOB	13

WP: 1	PA: 34
PB: 0	
SB: 2	
CS: 1	

livebaseballscorecards.com

Batter	1	2	3	4	5	6	7	8	9	AB R H RBI BB SO LOB	TOP		
Rudy Law, L (1, 8) OBP: 0.386, SLG: 0.474	0-0 G4-3 1B		0-0 1-3			0-0 FC1-5 2B	4-0 FC6-4 IBB		0-0 F9	4 0 2 0 1 0 0			
Scott Fletcher, R (1, 6) OBP: 0.317, SLG: 0.378 Jerry Hairston, S (7, PH) OBP: 0.250, SLG: 0.143 Jerry Dybzinski, R (7, 6)	0-0 G4-3 1-2f		0-0 F7			0-0 FC1-5 1B 2-3	0-0 FC6-4 1-2f			3 0 0 0 0 0 2 1 0 0 0 0 0 3 0 0 0 0 0 0 0			
Harold Baines, L (1, 9) OBP: 0.298, SLG: 0.317	0-0 4-3				0-0 F9	0-0 F7		0-0 1B 1B		4 0 1 0 0 0 1			
Greg Luzinski, R (1, 10) OBP: 0.372, SLG: 0.265		4-0 HR BB			0-0 F8	0-0 1B 1-2		0-3 K 1B		3 1 1 0 1 1 1			
Greg Walker, L (1, 3) OBP: 0.304, SLG: 0.619 Mike Squires, L (9, 3)		0-3 K			0-0 F7	0-0 F7		0-0 1B 1-2		4 0 1 0 0 1 3 0 0 0 0 0 0 0			
Ron Kittle, R (1, 7) OBP: 0.250, SLG: 0.387		0-0 HR			0-0 5-3		0-0 5-3	0-3 K 1B		4 1 1 2 0 1 2			
Vance Law, R (1, 5) OBP: 0.216, SLG: 0.294		0-0 6-3			0-0 1-3		0-0 1B 1B	0-0 F9		4 0 1 0 0 0 2			
Marc Hill, R (1, 2) OBP: 0.400, SLG: 0.368		0-0 F8			4-0 BB		0-0 F9		0-0 6-3	3 0 0 0 1 0 1			
Julio Cruz, S (1, 4) OBP: 0.333, SLG: 0.281			0-0 F8		0-0 F3		0-0 IBB 1B		0-3 K	4 0 1 0 0 1 1			
Inning Stats	R: 0 H: 1 E: 0 LOB: 0 K: 0 BB: 0 S: 3 P: 3	R: 2 H: 1 E: 0 LOB: 0 K: 1 BB: 1 S: 6 P: 10	R: 0 H: 0 E: 0 LOB: 0 K: 0 BB: 0 S: 3 P: 3	R: 0 H: 0 E: 0 LOB: 0 K: 0 BB: 0 S: 3 P: 3	R: 0 H: 0 E: 0 LOB: 1 K: 0 BB: 1 S: 3 P: 7	R: 0 H: 2 E: 0 LOB: 2 K: 0 BB: 0 S: 5 P: 5	R: 0 H: 2 E: 0 LOB: 3 K: 0 BB: 1 S: 5 P: 9	R: 0 H: 2 E: 0 LOB: 2 K: 2 BB: 0 S: 9 P: 9	R: 0 H: 0 E: 0 LOB: 0 K: 1 BB: 0 S: 5 P: 5	1B: 6 SF: 0 2B: 1 SAC: 0 3B: 0 DP: 1 HR: 1 HBP: 0	WP: 0 PA: 37 PB: 0 SB: 0 CS: 0		
PITCHER	IP WLS BF H R ER SO BB IBB HBP BLK WP HR S P ERA WHIP											PITCHER	IP WLS BF H R ER SO BB IBB HBP BLK WP HR S P ERA WHIP
Milt Wilcox, R (1, 1) ERA: 4.6	8.0 34 8 2 2 3 2 1 0 0 0 1 37 49 2.25 1.250												
Aurelio Lopez, R (9, 1) ERA: 3.38	1.0 3 0 0 0 1 0 0 0 0 0 0 5 5 0.00 0.000												

Chicago White Sox @ Detroit Tigers
Tiger Stadium, Detroit, MI
Fri Apr 20 1984, 6:05 PM EST
Att. 33,554 - Unknown

livebaseballscorecards.com

AB	34
R	2
H	8
RBI	2
BB	3
SO	4
LOB	16



Batter	1	2	3	4	5	6	7	8	9	AB	R	H	RBI	BB	SO	LOB
Lou Whitaker, L OBP: 0.308, SLG: 0.304 (1, 4)	0-0 F3		0-3 K	0-0 F8			0-0 1B 1B		4-0 SH3-4 1B BB	4	1	1	0	1	1	1
Alan Trammell, R OBP: 0.490, SLG: 0.619 (1, 6)	0-0 F9		0-3 K		0-0 1B 1B		0-0 F9		0-0 SH3-4	4	0	1	0	0	1	1
Barbaro Garbey, R OBP: 0.474, SLG: 0.529 (1, 3) Dave Bergman, L OBP: 0.333, SLG: 0.261 (9, PH)	0-3 K		1-0 CI 1B HBP		0-0 1-2 1B		0-0 1-2 1B 1B		0-0 4-3	3	1	2	0	0	1	0
Lance Parrish, R OBP: 0.327, SLG: 0.400 (1, 2)		0-0 F5	0-0 CI 1B		0-0 F7		0-0 1B 1-2 2-H 1B		0-0 2-3	5	0	3	1	0	0	2
Larry Herndon, R OBP: 0.356, SLG: 0.333 (1, 7)		4-0 1B 1B BB	0-1 CI 1-2 2-3		0-0 F4		0-0 1-3 2-H 1B			2	1	1	1	1	0	2
Chet Lemon, R OBP: 0.400, SLG: 0.683 (1, 8)		0-0 1B 1-3 1B	0-0 F8		0-0 4-3		0-0 F7			4	0	1	0	0	0	7
Rod Allen, R OBP: 0.313, SLG: 0.375 (1, 10) Darrell Evans, L OBP: 0.344, SLG: 0.571 (8, PH)		0-0 F4		0-3 K		0-0 F2		0-0 F9		3	0	0	0	0	1	2
Kirk Gibson, L OBP: 0.400, SLG: 0.588 (1, 9)		0-0 1-2 3-H 1B	0-0 1B		0-0 4-3		0-0 4-3		0-0 4-3	4	0	2	1	0	0	0
Tom Brookens, R OBP: 0.208, SLG: 0.261 (1, 5) Johnny Grubb, L OBP: 0.344, SLG: 0.571 (8, PH) Marty Castillo, R (9, 5)		0-0 F8		0-3 K		0-0 F9		0-0 F1		3	0	0	0	0	1	3

Inning Stats	R: 0	H: 0	E: 0	K: 1	S: 5	R: 1	H: 2	E: 0	K: 0	S: 5	R: 0	H: 1	E: 1	K: 2	S: 9	R: 0	H: 1	E: 0	K: 2	S: 8	R: 0	H: 2	E: 0	K: 0	S: 5	R: 1	H: 4	E: 0	K: 0	S: 6	R: 0	H: 0	E: 0	K: 0	S: 3	R: 1	H: 1	E: 0	K: 0	S: 3	R: 1	H: 1	E: 0	K: 0	S: 3	1B: 11	SF: 0	2B: 0	SAC: 1	3B: 0	DP: 0	HR: 0	HBP: 1	WP: 0	PA: 40
--------------	------	------	------	------	------	------	------	------	------	------	------	------	------	------	------	------	------	------	------	------	------	------	------	------	------	------	------	------	------	------	------	------	------	------	------	------	------	------	------	------	------	------	------	------	------	--------	-------	-------	--------	-------	-------	-------	--------	-------	--------

PITCHER	IP	WLS	BF	H	R	ER	SO	BB	IBB	HBP	BLK	WP	HR	S	P	ERA	WHIP
Floyd Bannister, L ERA: 4.42 (1, 1)	6.1		30	8	2	2	5	1	0	1	0	0	0	38	43	2.84	1.421
Ron Reed, R ERA: 1.0 (7, 1)	2.1	L	10	3	1	1	0	1	0	0	0	0	0	9	13	3.86	1.714

Chicago White Sox @ Detroit Tigers
Tiger Stadium, Detroit, MI
Fri Apr 20 1984, 6:05 PM EST
Att. 33,554 - Unknown

AB	35
R	3
H	11
RBI	3
BB	2
SO	5
LOB	19

Batter	1	2	3	4	5	6	7	8	9	AB R H RBI BB SO LOB	TOP	
Rudy Law, L (1, 8) OBP: 0.375, SLG: 0.452	0-0 6-3		0-0 G5-4-3 1B		0-0 F9			0-3 K		4 0 1 0 0 1 1		
Carlton Fisk, R (1, 2) OBP: 0.308, SLG: 0.150	0-3 K		0-0 G5-4-3 1-2f			0-0 5-3		0-0 F8		4 0 0 0 0 1 2		
Harold Baines, L (1, 9) OBP: 0.275, SLG: 0.289	0-0 F7			0-0 F8		0-3 K			0-0 4-3	4 0 0 0 0 1 0		
Greg Luzinski, R (1, 10) OBP: 0.362, SLG: 0.289		0-0 6-3		0-0 6-3		0-3 K			0-0 2B	4 1 1 0 0 1 0		
Greg Walker, L (1, 3) OBP: 0.370, SLG: 0.720		0-0 E7		0-0 2B			0-0 FC6-4 1B		0-0 2B	4 0 3 1 0 0 0		
Tom Paciorek, R (1, 7) OBP: 0.257, SLG: 0.226		0-3 K		0-3 K			0-0 F7		0-3 K	4 0 0 0 0 3 4		
Tim Hulett, R (1, 5) Mike Squires, L (7, PH) Vance Law, R (7, 5) Jerry Hairston, S (9, PH) OBP: 0.222, SLG: 0.125		0-3 K			0-3 K		0-0 F5		0-0 3-1	2 0 0 0 0 2 1 1 0 0 0 0 0 1 0 0 0 0 0 0 0 1 0 0 0 0 0 1	AB 31 R 1 H 5 RBI 1 BB 2 SO 10 LOB 11	
Scott Fletcher, R (1, 6) OBP: 0.318, SLG: 0.359			4-0 1B SH3-4 BB		0-0 F7		0-0 FC6-4			2 0 0 0 1 0 1		
Julio Cruz, S (1, 4) OBP: 0.342, SLG: 0.273			0-0 SH3-4		4-0 BB			0-3 K		1 0 0 0 1 1 0		
Inning Stats	R: 0 H: 0 E: 0 LOB: 0 K: 1 BB: 0 S: 5 P: 5	R: 0 H: 0 E: 1 LOB: 1 K: 2 BB: 0 S: 8 P: 8	R: 0 H: 1 E: 0 LOB: 1 K: 0 BB: 1 S: 3 P: 7	R: 0 H: 1 E: 0 LOB: 1 K: 1 BB: 0 S: 6 P: 6	R: 0 H: 0 E: 0 LOB: 1 K: 1 BB: 1 S: 5 P: 9	R: 0 H: 0 E: 0 LOB: 0 K: 2 BB: 0 S: 7 P: 7	R: 0 H: 1 E: 0 LOB: 1 K: 0 BB: 0 S: 4 P: 4	R: 0 H: 0 E: 0 LOB: 0 K: 2 BB: 0 S: 7 P: 7	R: 1 H: 2 E: 0 LOB: 1 K: 1 BB: 0 S: 7 P: 7	1B: 2 SF: 0 2B: 3 SAC: 1 3B: 0 DP: 1 HR: 0 HBP: 0	WP: 0 PA: 34 PB: 0 SB: 0 CS: 0	
PITCHER Dave Rozema, R (1, 1) ERA: 1.8 Doug Bair, R (7, 1) ERA: 2.45	IP WLS BF H R ER SO BB IBB HBP BLK WP HR S P ERA WHIP	6.0 W 22 2 0 0 7 2 0 0 0 0 0 0 34 42 0.00 0.667	3.0 S 12 3 1 1 3 0 0 0 0 0 0 0 18 18 3.00 1.000	PITCHER IP WLS BF H R ER SO BB IBB HBP BLK WP HR S P ERA WHIP								

Chicago White Sox @ Detroit Tigers
Tiger Stadium, Detroit, MI
Sat Apr 21 1984, 3:33 AM EST
Att. 34,395 - Unknown

livebaseballscorecards.com



Batter	1	2	3	4	5	6	7	8	9	AB	R	H	RBI	BB	SO	LOB	
Lou Whitaker, L OBP: 0.339, SLG: 0.388 (1, 4)	0-0 HR		4-0 2B 4-3 BB		0-0 F3		0-0 1B 1-2 1B			3	3	2	1	1	0	0	
Alan Trammell, R OBP: 0.491, SLG: 0.630 (1, 6)	0-0 F9		0-0 4-3 1-3 2B		0-3 K		0-0 1B 1-H 2-H			4	0	2	1	0	1	0	
Darrell Evans, L OBP: 0.361, SLG: 0.563 (1, 3)	0-0		0-0 4-3				0-0 F3		0-0 CS 1B	4	0	2	1	0	0	1	
Tom Brookens, R OBP: 0.208, SLG: 0.261 (7, PR) (8, 5)	0-0 1B		2-3 3-H				0-0 CS 1B		0-0 1-3	0	0	0	0	0	0	0	
Lance Parrish, R OBP: 0.321, SLG: 0.388 (1, 2)	0-3 K		0-3 K				0-0 FC4-6 1B		0-0 1-2	4	0	1	0	0	2	2	
Kirk Gibson, L OBP: 0.386, SLG: 0.553 (1, 9)	0-0 F3		0-3 K				0-0 FC4-6 1B 1-2f		0-0 S 1B	4	0	1	0	0	1	3	
Larry Herndon, R OBP: 0.347, SLG: 0.325 (1, 7)		0-0 4-3		0-0 F4			0-0 1B 1-3		0-0 F9	4	0	1	0	0	0	1	
Johnny Grubb, L OBP: 0.444, SLG: 0.167 (1, 10)		4-0 BB		0-0 G4-3 1B			0-0 4-3		4-0 IBB	2	0	1	0	2	0	2	
Chet Lemon, R OBP: 0.367, SLG: 0.622 (1, 8)		0-0 F9		0-0 G4-3					0-0 F4	4	0	0	0	0	0	4	
Howard Johnson, S OBP: 0.450, SLG: 0.333 (1, 5)		0-0 F9								2	1	0	0	1	1	1	
Dave Bergman, L OBP: 0.333, SLG: 0.261 (8, 3)					0-3 K				4-0 1B 1B BB	0	0	0	0	0	0	0	
Inning Stats	R: 1 E: 0 K: 1 S: 7	H: 2 LOB: 1 BB: 0 P: 7	R: 0 E: 0 K: 0 S: 3	H: 0 LOB: 1 BB: 1 P: 7	R: 1 E: 0 K: 2 S: 8	H: 1 LOB: 0 BB: 1 P: 12	R: 0 E: 0 K: 0 S: 3	H: 1 LOB: 0 BB: 0 P: 3	R: 0 E: 0 K: 2 S: 7	H: 2 LOB: 2 BB: 0 P: 5	R: 2 E: 0 K: 0 S: 4	H: 3 LOB: 1 BB: 1 P: 8	R: 0 E: 0 K: 0 S: 4	H: 1 LOB: 2 BB: 1 P: 8	1B: 8 2B: 1 3B: 0 HR: 1	SF: 0 SAC: 0 DP: 1 HBP: 0	
PITCHER LaMarr Hoyt, R ERA: 2.87 (1, 1)	IP 8.0	WLS L	BF 35	H 10	R 4	ER 4	SO 5	BB 3	IBB 1	HBP 0	BLK 0	WP 0	HR 1	S 41	P 57	ERA 4.50	WHIP 1.625

BOTTOM

Chicago White Sox @ Detroit Tigers
Tiger Stadium, Detroit, MI
Sat Apr 21 1984, 3:33 AM EST
Att. 34,395 - Unknown

livebaseballscorecards.com

AB	31
R	4
H	10
RBI	3
BB	4
SO	5
LOB	14



WP: 0	PA: 36
PB: 0	
SB: 1	
CS: 1	

Batter	1	2	3	4	5	6	7	8	9	AB R H RBI BB SO LOB	TOP											
Rudy Law, L (1, 8) OBP: 0.353, SLG: 0.422 Dave Stegman, R (9, PH) OBP: 0.286, SLG: 0.429	0-3 K		0-0 F7			0-0 4-3			0-0 BB SF9 1B	3 0 0 0 0 1 1 1 1 1 0 0 0 0												
Carlton Fisk, R (1, 2) OBP: 0.300, SLG: 0.167	0-3 K			0-0 F6		0-0 5-3			0-0 SF9 BB 1B	4 0 1 0 0 1 0												
Harold Baines, L (1, 9) OBP: 0.278, SLG: 0.292 Marc Hill, R (9, PH) OBP: 0.381, SLG: 0.350	0-0 F9			0-0 F7			0-0 CS 1B		0-3 K	3 0 1 0 0 0 0 1 0 0 0 0 1 2												
Greg Luzinski, R (1, 10) OBP: 0.340, SLG: 0.268 Julio Cruz, S (8, 4) OBP: 0.359, SLG: 0.273		0-0 F3		0-0 F8			0-0 F8		4-0 BB BB BB BB	3 0 0 0 0 0 1 0 0 0 0 1 0 0												
Tom Paciorek, R (1, 7) OBP: 0.231, SLG: 0.206		0-3 K2-3			0-0 6-3		0-3 K		0-0 SF9	3 0 0 1 0 2 1												
Mike Squires, L (1, 3) OBP: 0.286, SLG: 0.167		0-0 F7						0-0 F9	0-3 K	3 0 1 0 0 0 0 1 0 0 0 0 1 2												
Ron Kittle, R (9, PH) OBP: 0.243, SLG: 0.375																						
Vance Law, R (1, 5) OBP: 0.205, SLG: 0.278 Jerry Hairston, S (8, PH) OBP: 0.200, SLG: 0.111 Jerry Dybzinski, R (8, 4) (8, 5)			0-3 K		0-3 K			0-0 F8		2 0 0 0 0 2 1 1 0 0 0 0 0 0 0 0 0 0 0 0 0	AB 30 R 1 H 5 RBI 1 BB 2 SO 10 LOB 10											
Scott Fletcher, R (1, 6) OBP: 0.319, SLG: 0.357			0-0 F9		0-0 F8			0-0 1B		3 0 1 0 0 0 1												
Tim Hulett, R (1, 4) Greg Walker, L (8, PH) OBP: 0.357, SLG: 0.692 (8, 3)			4-0 BB			0-3 K		0-3 K		1 0 0 0 1 1 0 1 0 0 0 0 1 1												
Inning Stats	R: 0 E: 0 K: 2 S: 7	H: 0 LOB: 0 BB: 0 P: 7	R: 0 E: 0 K: 1 S: 5	H: 0 LOB: 0 BB: 0 P: 5	R: 0 E: 0 K: 1 S: 5	H: 0 LOB: 1 BB: 1 P: 9	R: 0 E: 0 K: 0 S: 3	H: 0 LOB: 0 BB: 0 P: 3	R: 0 E: 0 K: 1 S: 6	H: 1 LOB: 1 BB: 0 P: 6	R: 0 E: 0 K: 1 S: 5	H: 0 LOB: 0 BB: 0 P: 5	R: 0 E: 0 K: 1 S: 5	H: 1 LOB: 1 BB: 0 P: 6	R: 0 E: 0 K: 1 S: 6	H: 1 LOB: 1 BB: 0 P: 6	R: 1 E: 0 K: 2 S: 9	H: 2 LOB: 2 BB: 1 P: 13	1B: 5 2B: 1 3B: 0 HR: 0	SF: 1 SAC: 0 DP: 1 HBP: 0	WP: 0 PB: 0 SB: 0 CS: 1	PA: 33
PITCHER	IP WLS BF H R ER SO BB IBB HBP BLK WP HR S P ERA WHIP																					
Juan Berenguer, R (1, 1) ERA: 3.0	7.0 W 23 2 0 0 7 1 0 0 0 0 0 0 36 40 0.00 0.429																					
Aurelio Lopez, R (8, 1) ERA: 3.0	1.0 4 1 0 0 1 0 0 0 0 0 0 0 6 6 0.00 1.000																					
Willie Hernandez, L (9, 1) ERA: 4.09	1.0 6 2 1 1 2 1 0 0 0 0 0 0 9 13 9.00 3.000																					

Chicago White Sox @ Detroit Tigers
Tiger Stadium, Detroit, MI
Sun Apr 22 1984, 3:33 AM EST
Att: 10,603 - Unknown

livebaseballscorecards.com



Batter	1	2	3	4	5	6	7	8	9	AB R H RBI BB SO LOB	TOP																								
Darrell Brown, S (1, 8) OBP: 0.380, SLG: 0.484	0-0 FC6-4 1B		0-0 6-3	0-0 4-3		0-0 G6-4-3 1-2f			0-0 G1-6-3 1-2f	5 0 1 0 0 0 4																									
Ron Washington, R (1, 6) OBP: 0.167, SLG: 0.417	0-0 FC6-4 1-2f		0-0 F3		0-0 F8		0-0 6-3			4 0 0 0 0 0 1																									
Kent Hrbek, L (1, 3) OBP: 0.403, SLG: 0.485	0-0 G1-6-3 1-2f			0-0 HR	0-0 F8		0-0 F3			4 1 1 1 0 0 1																									
Dave Engle, R (1, 2) OBP: 0.415, SLG: 0.429		0-0 F6		4-0 1B 2B BB	4-0 2B BB		0-0 6-3			2 2 0 0 2 0 0																									
Randy Bush, L (1, 10) OBP: 0.304, SLG: 0.400		0-0 F5		0-0 2B 1B	0-0 2B 1H		0-0 4-3			4 1 2 1 0 0 0																									
Tom Brunansky, R (1, 9) OBP: 0.320, SLG: 0.333		4-0 1B BB		0-0 F8 1-H 2-H FC6-4 2B	0-0 1-4-3		0-0 F7			3 1 1 2 1 0 1																									
Gary Gaetti, R (1, 5) OBP: 0.391, SLG: 0.403		0-0 1-3 1B		4-0 FC6-4 BB		0-0 F8		0-0 6-3		3 0 1 0 1 0 0	AB 32																								
Mickey Hatcher, R (1, 7) OBP: 0.333, SLG: 0.419		0-0 F3		0-0 F8 2-3		4-0 E WP BB		0-0 5-3		3 0 0 0 1 0 4	R 5																								
Tim Teufel, R (1, 4) OBP: 0.351, SLG: 0.385			0-3 K	0-0 FC6-4 1-2f 3-H		0-0 E6 G6-4-3 1-3		0-0 G1-6-3 1B		4 0 1 1 0 1 2	H 7																								
Inning Stats	R: 0 E: 0 K: 0 S: 3	H: 1 LOB: 0 BB: 0 P: 3	R: 0 E: 0 K: 0 S: 4	H: 1 LOB: 2 BB: 1 P: 8	R: 0 E: 0 K: 1 S: 5	H: 0 LOB: 0 BB: 0 P: 5	R: 4 E: 0 K: 0 S: 6	H: 3 LOB: 1 BB: 2 P: 14	R: 1 E: 0 K: 0 S: 4	H: 1 LOB: 1 BB: 1 P: 8	R: 0 E: 1 K: 0 S: 3	H: 0 LOB: 1 BB: 1 P: 7	R: 0 E: 0 K: 0 S: 3	H: 0 LOB: 0 BB: 0 P: 3	R: 0 E: 0 K: 0 S: 3	H: 0 LOB: 0 BB: 0 P: 3	R: 0 E: 0 K: 0 S: 3	H: 1 LOB: 0 BB: 0 P: 3	1B: 4 2B: 2 3B: 0 HR: 1	SF: 0 SAC: 0 DP: 3 HBP: 0	WP: 1 PB: 0 SB: 0 CS: 0	PA: 37													
PITCHER Jack Morris, R (1, 1) ERA: 1.98	IP 9.0	WLS W	BF 37	H 7	R 5	ER 5	SO 1	BB 5	IBB 0	HBP 0	BLK 0	WP 1	HR 1	S 34	P 54	ERA 5.00	WHIP 1.333	PITCHER	IP 9.0	WLS W	BF 37	H 7	R 5	ER 5	SO 1	BB 5	IBB 0	HBP 0	BLK 0	WP 1	HR 1	S 34	P 54	ERA 5.00	WHIP 1.333

Minnesota Twins @ Detroit Tigers
Tiger Stadium, Detroit, MI
 Tue Apr 24 1984, 6:05 PM EST
 Unknown

livebaseballscorecards.com



BOTTOM

Minnesota Twins @ Detroit Tigers
Tiger Stadium, Detroit, MI
Tue Apr 24 1984, 6:05 PM EST
Unknown

AB 33
R 6
H 9
RBI 5
BB 3
SO 4
LOB 13



WP: 1 PA: 37
PB: 0
SB: 0
CS: 0

AB R H RBI BB SO LOB

5 1 2 1 0 0 1

4 0 2 2 0 0 1

4 0 0 0 0 2 3

4 1 1 0 0 2 1

3 0 0 0 1 0 1
0 1 0 0 0 0 0

4 1 1 1 0 0 1

4 0 1 0 0 0 1

2 1 1 1 1 0 1

2 1 1 0 1 0 1
1 0 0 0 0 0 2

1B: 6 SF: 0
2B: 1 SAC: 0
3B: 1 DP: 3
HR: 1 HBP: 1

Batter	1	2	3	4	5	6	7	8	9
Lou Whitaker, L (1, 4) OBP: 0.333, SLG: 0.390	0-0 4-3 1B		0-0 4-3 1-2		0-0 1-3 1B 2B			0-0 4-3 1B	0-0 1-2 2-H 1B
Alan Trammell, R (1, 6) OBP: 0.500, SLG: 0.630	0-0 1B		0-0 F9		0-0 1B 2-H 3-H			0-0 1-3	
Darrell Evans, L (1, 10) OBP: 0.356, SLG: 0.561	0-3 K		0-0 F8		0-3 K			0-0 4-3	
Kirk Gibson, L (1, 9) OBP: 0.377, SLG: 0.609	0-3 K			0-0 4-3		0-3 K			0-0 1B 3B
Johnny Grubb, L (1, 7) OBP: 0.429, SLG: 0.200 Rusty Kuntz, R (9, PR) OBP: 0.167, SLG: 0.167		0-0 4-3		4-0 G4-3 BB		0-0 3-1			0-0 FC 1B WP
Dave Bergman, L (1, 3) OBP: 0.303, SLG: 0.241		0-0 F4		0-0 G4-3 1-2f		0-0 F3			0-0 1-3 3-H 1B WP
Howard Johnson, S (1, 5) OBP: 0.423, SLG: 0.333		0-0 F4			0-0 G5-4-3 1B		0-0 F8		0-0 P5 1-2 3-H
Chet Lemon, R (1, 8) OBP: 0.439, SLG: 0.706					0-0 G5-4-3 1-2f		1-0 G4-6-3 HBP		4-0 1B IBB
Dwight Lowry, L (1, 2) OBP: 0.286, SLG: 0.167 Lance Parrish, R (9, PH) OBP: 0.315, SLG: 0.380					4-0 2B 1B BB		0-0 G4-6-3 1-2f		0-0 L4

Inning Stats	R: 0	H: 1	E: 0	K: 2	S: 8	R: 0	H: 0	E: 0	K: 0	S: 3	R: 1	H: 2	E: 0	K: 0	S: 5	R: 0	H: 0	E: 0	K: 0	S: 2	R: 2	H: 3	E: 0	K: 1	S: 7	R: 0	H: 0	E: 0	K: 1	S: 5	R: 0	H: 0	E: 0	K: 0	S: 2	R: 0	H: 0	E: 0	K: 0	S: 3	R: 3	H: 3	E: 0	K: 0	S: 6	1B: 6	2B: 1	3B: 1	HR: 1	SF: 0	SAC: 0	DP: 3	HBP: 1	WP: 1	PA: 37
--------------	------	------	------	------	------	------	------	------	------	------	------	------	------	------	------	------	------	------	------	------	------	------	------	------	------	------	------	------	------	------	------	------	------	------	------	------	------	------	------	------	------	------	------	------	------	-------	-------	-------	-------	-------	--------	-------	--------	-------	--------

PITCHER	IP	WLS	BF	H	R	ER	SO	BB	IBB	HBP	BLK	WP	HR	S	P	ERA	WHIP
Albert Williams, R (1, 1) ERA: 5.46	7.0		27	6	3	3	4	2	0	1	0	0	1	32	41	3.86	1.143
Ron Davis, R (8, 1) ERA: 6.75	1.2	L	10	3	3	3	0	0	1	0	0	1	0	9	13	16.20	1.800

Batter	1	2	3	4	5	6	7	8	9	AB R H RBI BB SO LOB	TOP						
Darrell Brown, S OBP: 0.368, SLG: 0.456 (1, 8) X	0-0 6-3 		4-0 K2-3-2 BB 		0-0 E6 FC8-6 1-2 2-3 		0-3 K 		0-0 F6 	4 0 0 0 1 1 2							
Ron Washington, R OBP: 0.188, SLG: 0.333 (1, 6) X	0-0 6-3 		0-3 K2-3-2 1-1 		0-3 K 		4-0 BB BB 			3 0 0 0 1 2 4							
Kent Hrbek, L OBP: 0.407, SLG: 0.479 (1, 3) X	0-0 BB 1B 		0-0 3-1 		0-0 FC8-6 1B 1-2f 2-H 3-H 		4-0 FC5-4 BB 1-2 			3 1 1 2 1 0 1							
Dave Engle, R OBP: 0.422, SLG: 0.421 (1, 2) B B B	4-0 1B 1-2 BB 			0-0 E5 F3 		0-0 		0-0 FC5-4 1-2f 		3 0 1 0 1 0 2							
Randy Bush, L OBP: 0.296, SLG: 0.375 (1, 10) X	0-0 1-2 2-H 1B 			0-0 F3 1-2 		0-0 F7 		0-3 K 		4 0 1 1 0 1 3							
Tom Brunansky, R OBP: 0.316, SLG: 0.328 (1, 9) X	0-0 F8 			0-3 K 		0-0 G6-4-3 1B 		0-3 K 		4 0 1 0 0 2 3							
Gary Gaetti, R OBP: 0.370, SLG: 0.379 (1, 5) X		0-0 F9 		0-0 1-3 		0-0 F9 		0-0 F8 		4 0 0 0 0 0 2							
Mickey Hatcher, R OBP: 0.328, SLG: 0.413 (1, 7) X		0-0 1-3 			4-0 E 1B FC8-6 BB 		0-0 G6-4-3 1-2f 		0-0 G6-4-3 1B 	1 0 0 0 0 0 0							
Dave Meier, R OBP: 0.333, SLG: 0.250 (4, 7) X									0-0 G6-4-3 1B 	2 1 1 0 1 0 1							
Tim Teufel, R OBP: 0.350, SLG: 0.382 (1, 4) X		0-0 F6 			0-0 E FC8-6 1B 1-2 				0-0 F8 	3 1 1 0 0 0 0							
Jim Eisenreich, L OBP: 0.290, SLG: 0.296 (9, PH) X									0-0 G6-4-3 1-2f 	1 0 0 0 0 0 1							
Inning Stats	R: 1 E: 0 K: 0 S: 5 H: 2 LOB: 2 BB: 1 P: 9	R: 0 E: 0 K: 0 S: 3 H: 0 LOB: 0 BB: 0 P: 3	R: 0 E: 0 K: 1 S: 4 H: 0 LOB: 0 BB: 1 P: 8	R: 0 E: 1 K: 1 S: 6 H: 0 LOB: 1 BB: 0 P: 6	R: 2 E: 1 K: 1 S: 8 H: 2 LOB: 2 BB: 1 P: 12	R: 0 E: 0 K: 0 S: 3 H: 1 LOB: 0 BB: 0 P: 3	R: 0 E: 0 K: 1 S: 5 H: 0 LOB: 2 BB: 2 P: 13	R: 0 E: 0 K: 2 S: 7 H: 0 LOB: 0 BB: 0 P: 7	R: 0 E: 0 K: 0 S: 3 H: 1 LOB: 0 BB: 0 P: 3	1B: 6 2B: 1 3B: 0 HR: 0 SF: 0 SAC: 0 DP: 3 HBP: 0	WP: 0 PB: 0 SB: 0 CS: 0 PA: 37						
PITCHER	IP WLS BF H R ER SO BB IBB HBP BLK WP HR S P ERA WHIP																
Dan Petry, R ERA: 2.67 (1, 1)	3.0	W	13	2	1	1	1	2	0	0	0	0	0	13	21	3.00	1.333
Glenn Abbott, R ERA: 3.6 (4, 1)	3.0	S	13	3	2	2	2	1	0	0	0	0	0	16	20	6.00	1.333
Aurelio Lopez, R ERA: 2.25 (7, 1)	3.0	S	11	1	0	0	3	2	0	0	0	0	0	15	23	0.00	1.000

Minnesota Twins @ Detroit Tigers
Tiger Stadium, Detroit, MI
Tue Apr 24 1984, 6:05 PM EST
Att. 20,315 - Unknown

livebaseballscorecards.com

AB	32
R	3
H	6
RBI	3
BB	5
SO	6
LOB	19



Batter	1	2	3	4	5	6	7	8	9
Tom Brookens, R OBP: 0.194, SLG: 0.300 (1, 4) (7, 5)	0-0 6-3		0-0 F9		0-3 K	0-0 F9			
Alan Trammell, R OBP: 0.515, SLG: 0.625 (1, 6) BB	4-0 BB		4-0 2B BB		0-0 HR 1B		0-0 F9		
Barbaro Garbey, R OBP: 0.500, SLG: 0.583 (1, 3)	0-0 F7		0-0 1-H 2B		0-0 HR 1B		0-0 E5 1B		
Lance Parrish, R OBP: 0.316, SLG: 0.434 Dwight Lowry, L OBP: 0.375, SLG: 0.286 (1, 2) (7, 2)	0-0 5-3		0-0 5-3		0-0 HR		0-0 G5-4-3 1B		
Larry Herndon, R OBP: 0.368, SLG: 0.340 (1, 7)		0-0 F9		0-0 FC6-4 1B	0-0 6-3		0-0 G5-4-3		
Chet Lemon, R OBP: 0.426, SLG: 0.691 (1, 8)		0-0 2B		0-0 FC6-4 1-2f		0-3 K		0-0 F8	
Rod Allen, R OBP: 0.316, SLG: 0.368 Darrell Evans, L OBP: 0.348, SLG: 0.548 (1, 10) (8, PH)		0-0 5-3		0-3 K		0-0 1B 1B		0-0 F9	
Marty Castillo, R Lou Whitaker, L OBP: 0.343, SLG: 0.390 (1, 5) (7, 4)		0-0 5-3		0-0 F8		0-0 1B		4-0 BB	
Rusty Kuntz, R OBP: 0.222, SLG: 0.222 Kirk Gibson, L OBP: 0.370, SLG: 0.596 (1, 9) (8, PH) (9, 9)			0-3 K		0-0 6-3	0-0 1B		0-0 F4	

Inning Stats	R: 0 E: 0 K: 3 S: 3	H: 0 LOB: 1 BB: 1 P: 7	R: 0 E: 0 K: 0 S: 4	H: 1 LOB: 1 BB: 0 P: 4	R: 1 E: 0 K: 1 S: 6	H: 1 LOB: 1 BB: 1 P: 10	R: 0 E: 0 K: 1 S: 6	H: 1 LOB: 1 BB: 0 P: 6	R: 3 E: 0 K: 1 S: 8	H: 3 LOB: 0 BB: 0 P: 8	R: 0 E: 0 K: 1 S: 7	H: 2 LOB: 2 BB: 0 P: 7	R: 0 E: 1 K: 0 S: 4	H: 1 LOB: 1 BB: 0 P: 4	R: 0 E: 0 K: 0 S: 3	H: 0 LOB: 1 BB: 1 P: 7
1B: 6 2B: 2 3B: 0 HR: 1	SF: 0 SAC: 0 DP: 1 HBP: 0	WP: 0 PB: 0 SB: 0 CS: 0	PA: 36													

PITCHER	IP	WLS	BF	H	R	ER	SO	BB	IBB	HBP	BLK	WP	HR	S	P	ERA	WHIP
Frank Viola, L ERA: 3.94 (1, 1)	6.1	L	31	9	4	4	4	2	0	0	0	0	1	37	45	5.68	1.737
Mike Walters, R ERA: 1.0 (7, 1)	1.1		4	0	0	0	0	1	0	0	0	0	0	3	7	0.00	0.750
Pete Filson, L ERA: 3.86 (8, 1)	0.1		1	0	0	0	0	0	0	0	0	0	0	1	1	0.00	0.000

BOTTOM

Minnesota Twins @ Detroit Tigers
Tiger Stadium, Detroit, MI
Tue Apr 24 1984, 6:05 PM EST
Att. 20,315 - Unknown

livebaseballscorecards.com

AB	33
R	4
H	9
RBI	4
BB	3
SO	4
LOB	14



Batter	1	2	3	4	5	6	7	8	9	AB R H RBI BB SO LOB	TOP		
Lou Whitaker, L (1, 4) OBP: 0.375, SLG: 0.413	4-0 G4-1 1B BB		0-0 FC5-4 1B	0-0 1B			0-0 HR 1B			4 1 3 0 1 0 2			
Alan Trammell, R (1, 6) OBP: 0.493, SLG: 0.590	0-0 G4-1 1B		0-0 FC5-4 1B	0-0 F8			0-0 F8	0-0 4-3		5 0 1 0 0 0 3			
Darrell Evans, L (1, 3) OBP: 0.353, SLG: 0.522 Dave Bergman, L (8, 3) OBP: 0.303, SLG: 0.241	0-0 G4-1 1B		0-0 1B		0-3 K		4-0 HR BB	0-0 4-3		4 1 1 0 1 1 2 0 0 0 0 0 0 0			
Lance Parrish, R (1, 2) OBP: 0.306, SLG: 0.466	0-3 K		0-3 K		0-3 K		0-0 HR	0-0 F3		5 1 1 3 0 3 4			
Kirk Gibson, L (1, 9) OBP: 0.373, SLG: 0.569	0-3 K		0-0 F7		4-0 BB		0-0 FC6-2 1B	0-0 4-3		4 0 1 0 1 1 4			
Larry Herndon, R (1, 7) OBP: 0.339, SLG: 0.308		0-0 6-3		0-3 K	0-0 4-3		0-0 FC6-2 2B	0-0 F4		5 1 0 0 0 1 2			
Johnny Grubb, L (1, 10) OBP: 0.412, SLG: 0.462 Barbaro Garbey, R (7, PH) OBP: 0.536, SLG: 0.654		0-0 HR		0-0 G3		0-3 K	0-0 1B 2B	0-0 1B 1B		3 1 1 1 0 1 0 2 2 2 1 0 0 0			
Chet Lemon, R (1, 8) OBP: 0.439, SLG: 0.672		0-0 6-3		4-0 HR BB		0-3 K	4-0 1B BB	0-0 1B		3 1 1 1 2 1 0			
Howard Johnson, S (1, 5) OBP: 0.414, SLG: 0.458 Tom Brookens, R (7, PH) OBP: 0.219, SLG: 0.323 (7, 5)		0-3 K		0-0 HR		0-0 F7	0-0 1B			3 1 1 2 0 1 0 1 0 1 1 0 0 0			
Inning Stats	R: 0 H: 1 E: 0 LOB: 2 K: 2 BB: 1 S: 8 P: 12	R: 1 H: 1 E: 0 LOB: 0 K: 1 BB: 0 S: 6 P: 6	R: 0 H: 2 E: 0 LOB: 2 K: 1 BB: 0 S: 7 P: 7	R: 2 H: 2 E: 0 LOB: 1 K: 1 BB: 1 S: 7 P: 11	R: 0 H: 0 E: 0 LOB: 1 K: 2 BB: 1 S: 7 P: 11	R: 0 H: 0 E: 0 LOB: 0 K: 2 BB: 0 S: 7 P: 7	R: 5 H: 5 E: 0 LOB: 2 K: 0 BB: 2 S: 8 P: 16	R: 0 H: 0 E: 0 LOB: 0 K: 0 BB: 0 S: 3 P: 3	R: 1 H: 2 E: 0 LOB: 1 K: 0 BB: 0 S: 4 P: 4	1B: 9 SF: 0 2B: 1 SAC: 0 3B: 0 DP: 0 HR: 3 HBP: 0	WP: 0 PA: 44 PB: 0 SB: 3 CS: 0		
PITCHER	IP WLS BF H R ER SO BB IBB HBP BLK WP HR S P ERA WHIP											PITCHER	IP WLS BF H R ER SO BB IBB HBP BLK WP HR S P ERA WHIP
Dave Stewart, R (1, 1) ERA: 8.14	6.1 L 32 9 7 7 9 4 0 0 0 0 0 3 46 62 9.95 2.053												
Mike Mason, L (7, 1) ERA: 2.31	0.2 5 2 1 1 0 1 0 0 0 0 0 0 4 8 13.50 4.500												
Jim Bibby, R (8, 1) ERA: 3.0	2.0 7 2 1 1 0 0 0 0 0 0 0 0 7 7 4.50 1.000												

Detroit Tigers @ Texas Rangers
Arlington Stadium, Arlington, TX
Wed Apr 25 1984, 7:05 PM EST
Att: 25,883 - Unknown

livebaseballscorecards.com

AB 39
R 9
H 13
RBI 9
BB 5
SO 9
LOB 17



Batter	1	2	3	4	5	6	7	8	9	AB R H RBI BB SO LOB
Bill Sample, R (1, 7) OBP: 0.260, SLG: 0.340	0-0 1-3		0-0 5-3		4-0 CS BB			0-0 5-3	0-0 1-2 1B	4 0 1 0 1 0 1
Mickey Rivers, L (1, 10) OBP: 0.257, SLG: 0.257 Bill Stein, R (8, PH) OBP: 0.333, SLG: 0.333	0-0 F5			0-0 G5-4-3 1B	0-0 CS	0-0 E9		0-0 BB 2B 1B	0-0 F8	3 0 1 0 0 0 0 2 1 1 0 0 0 2
George Wright, S (1, 8) OBP: 0.234, SLG: 0.307	0-0 4-3			0-0 G5-4-3 1-2f		0-0 F8		4-0 BB 2B		3 1 0 0 1 0 2
Buddy Bell, R (1, 5) OBP: 0.447, SLG: 0.523		0-0 F9		0-0 1B		0-0 F7		0-0 1-H 2-H 2B		4 0 2 2 0 0 1
Larry Parrish, R (1, 9) OBP: 0.351, SLG: 0.449		0-0 CS 1B		0-0 F9		0-3 K		0-0 6-3		4 0 1 0 0 1 3
Pete O'Brien, L (1, 3) OBP: 0.397, SLG: 0.469		0-3 K 1-2			0-0 HR 1B		0-0 G3	0-0 6-3		4 1 1 0 0 1 2
Mary Foley, L (1, 2) OBP: 0.500, SLG: 0.833 Gary Ward, R (9, PH) OBP: 0.281, SLG: 0.218			4-0 G4-3 1B BB		0-0 HR		0-0 1B		0-3 K	2 1 2 2 1 0 0 1 0 0 0 0 1 0
Wayne Tolleson, S (1, 4) OBP: 0.348, SLG: 0.355			0-0 G4-3 1B		0-0 F4		0-0 F8		0-3 K	4 0 1 0 0 1 1
Curtis Wilkerson, S (1, 6) OBP: 0.200, SLG: 0.170 Dave Hostetler, R (9, PH) OBP: 0.273, SLG: 0.111			0-0 G4-3 1-2f 2-3		0-0 4-3		0-3 K		0-0 1B 1B	3 0 0 0 0 1 3 1 0 1 0 0 0 0

Inning Stats	R: 0	H: 0	E: 0	K: 0	S: 3	R: 0	H: 1	E: 0	K: 1	S: 5	R: 0	H: 1	E: 0	K: 0	S: 3	R: 0	H: 2	E: 0	K: 0	S: 4	R: 2	H: 2	E: 0	K: 0	S: 4	R: 0	H: 0	E: 1	K: 1	S: 6	R: 0	H: 1	E: 0	K: 1	S: 6	R: 2	H: 2	E: 0	K: 0	S: 5	R: 0	H: 2	E: 0	K: 2	S: 9	R: 0	H: 2	E: 0	K: 2	S: 9	1B: 9	SF: 0	2B: 2	SAC: 0	3B: 0	DP: 3	HR: 1	HBP: 0	WP: 0	PA: 39
--------------	------	------	------	------	------	------	------	------	------	------	------	------	------	------	------	------	------	------	------	------	------	------	------	------	------	------	------	------	------	------	------	------	------	------	------	------	------	------	------	------	------	------	------	------	------	------	------	------	------	------	-------	-------	-------	--------	-------	-------	-------	--------	-------	--------

PITCHER	IP	WLS	BF	H	R	ER	SO	BB	IBB	HBP	BLK	WP	HR	S	P	ERA	WHIP
Milt Wilcox, R (1, 1) ERA: 4.15	6.0	W	23	6	2	2	2	2	0	0	0	0	1	25	33	3.00	1.333
Willie Hernandez, L (7, 1) ERA: 4.5	3.0	S	15	5	2	2	3	1	0	0	0	0	0	20	24	6.00	2.000

BOTTOM

Detroit Tigers @ Texas Rangers
Arlington Stadium, Arlington, TX
Wed Apr 25 1984, 7:05 PM EST
Att. 25,883 - Unknown

livebaseballscorecards.com

AB	35
R	4
H	11
RBI	4
BB	3
SO	5
LOB	15




Batter	1	2	3	4	5	6	7	8	9	AB	R	H	RBI	BB	SO	LOB
Bill Sample, R OBP: 0.273, SLG: 0.346 (1, 7)	0-0 G3-6-1 1B	0-0 6-3			0-0 1-2 HR 1B		0-0 6-3		0-0 F8	5	1	2	0	0	0	0
Pete O'Brien, L OBP: 0.397, SLG: 0.519 (1, 3)	0-0 G3-6-1 1-2f		0-0 F8		0-0 1-H 2-H HR		0-0 1B 1B		0-0 3-1	5	1	2	3	0	0	1
Bob Jones, L OBP: 0.474, SLG: 0.813 (1, 9)	0-0 HR		0-0 6-3		0-0 G6-4-3 1B		0-0 1-2 1B			4	1	3	1	0	0	0
Buddy Bell, R OBP: 0.438, SLG: 0.507 (1, 5)	0-0 E 1B		0-3 K		0-0 G6-4-3 1-2f		0-0 F5			4	0	1	0	0	1	3
Larry Parrish, R OBP: 0.333, SLG: 0.425 (1, 10)	0-0 E5 1-2			0-0 6-3		0-3 K	0-3 K			4	0	0	0	0	2	3
George Wright, S OBP: 0.222, SLG: 0.291 (1, 8)	0-0 F8		0-0 4-3		0-0 4-3	0-0 F7		0-0 4-3		4	0	0	0	0	0	2
Mary Foley, L OBP: 0.500, SLG: 1.000 (1, 2)		0-0 HR		0-0 G3		4-0 1B BB		0-3 K		3	1	1	1	1	1	0
Wayne Tolleson, S OBP: 0.356, SLG: 0.364 (1, 4) (7, 6)		0-0 G3			0-0 FC3-6 1B	0-0 1-3 1B		0-0 G3		4	0	2	0	0	0	0
Curtis Wilkerson, S OBP: 0.192, SLG: 0.163 Bill Stein, R OBP: 0.286, SLG: 0.286 (6, PH) (7, 4) Mickey Rivers, L OBP: 0.250, SLG: 0.250 (9, PH)		0-0 1-3			0-0 FC3-6 1B 1-2f HR	0-0 6-3			0-0 4-3	2	1	0	0	0	0	1
										1	0	0	0	0	0	2
										1	0	0	0	0	0	0

Inning Stats	R: 1	H: 3	E: 1	K: 0	S: 6	LOB: 2	BB: 0	P: 6	R: 1	H: 1	E: 0	K: 0	S: 4	LOB: 0	BB: 0	P: 4	R: 0	H: 0	E: 0	K: 1	S: 5	LOB: 0	BB: 0	P: 5	R: 0	H: 0	E: 0	K: 0	S: 3	LOB: 0	BB: 0	P: 3	R: 3	H: 4	E: 0	K: 0	S: 6	LOB: 0	BB: 0	P: 6	R: 0	H: 1	E: 0	K: 1	S: 6	LOB: 2	BB: 1	P: 10	R: 0	H: 2	E: 0	K: 1	S: 7	LOB: 2	BB: 0	P: 7	R: 0	H: 0	E: 0	K: 1	S: 5	LOB: 0	BB: 0	P: 5	R: 0	H: 0	E: 0	K: 0	S: 3	LOB: 0	BB: 0	P: 3	1B: 8	SF: 0	2B: 0	SAC: 0	3B: 0	DP: 2	HR: 3	HBP: 0	WP: 0	PA: 38
--------------	------	------	------	------	------	--------	-------	------	------	------	------	------	------	--------	-------	------	------	------	------	------	------	--------	-------	------	------	------	------	------	------	--------	-------	------	------	------	------	------	------	--------	-------	------	------	------	------	------	------	--------	-------	-------	------	------	------	------	------	--------	-------	------	------	------	------	------	------	--------	-------	------	------	------	------	------	------	--------	-------	------	-------	-------	-------	--------	-------	-------	-------	--------	-------	--------

PITCHER	IP	WLS	BF	H	R	ER	SO	BB	IBB	HBP	BLK	WP	HR	S	P	ERA	WHIP
Dave Rozema, R ERA: 4.4 (1, 1)	4.1		20	7	5	5	1	0	0	0	0	0	3	22	22	10.38	1.615
Doug Bair, R ERA: 1.93 (5, 1)	2.0	W	10	4	0	0	1	1	0	0	0	0	0	11	15	0.00	2.500
Aurelio Lopez, R ERA: 1.84 (7, 1)	2.2	S	8	0	0	0	2	0	0	0	0	0	0	12	12	0.00	0.000

DETROIT TIGERS @ TEXAS RANGERS
Arlington Stadium, Arlington, TX
 Thu Apr 26 1984, 7:05 PM EST
 Att. 13,559 - Unknown

AB	37
R	5
H	11
RBI	5
BB	1
SO	4
LOB	12




Batter	1	2	3	4	5	6	7	8	9	10	11	12	13	14	15	16	17	18	19	AB	R	H	RBI	BB	SO	LOB	TOP					
Brett Butler, L (1, 8) OBP: 0.397, SLG: 0.359	4-0 S 2B BB	0-0 G3		0-0 4-3			0-0 F5			0-0 WP SH3-4 BB 1B	4-0 CS BB			0-0 F4		0-0 3-1			0-0 SH FC5-2 SF 2B	6	3	1	0	2	0	4						
Tony Bernazard, S (1, 4) OBP: 0.483, SLG: 0.408	0-3 K	4-0 1B BB		0-3 K			0-3 K			0-0 SH3-4	0-0 CS BB	0-0 F5		0-0 F9			0-0 4-3		0-0 SF FC5-2 2B	6	1	0	1	1	3	3						
Julio Franco, R (1, 6) OBP: 0.362, SLG: 0.367	0-0 2B	0-0 1B			0-0 F9		0-0 F9			4-0 BB WP BB		0-0 4-3			4-0 4-3 BB		0-0 F8		0-0 FC5-2 2B	7	1	2	3	2	0	3						
Andre Thornton, R (1, 10) OBP: 0.324, SLG: 0.441	0-0 F7	0-0 F8			0-0 F9		0-0 F9			0-0 F6	0-3 K		0-0 F6		0-0 F8		0-0 F9		0-0 K	9	0	0	0	0	2	9						
Pat Tabler, R (1, 3) OBP: 0.439, SLG: 0.449	4-0 BB		0-0 1B		0-0 F7		0-0 F9			4-0 BB			0-0 6-3		0-0 4-3		0-0 F9		0-0 2B	3	0	1	0	2	0	0						
Mike Hargrove, L (10, 3) OBP: 0.333, SLG: 0.250			0-0 1B							1-2 2-3 BB			0-0 2-3		1-2 4-3 IBB				1-2 2-3 3-H 2B	4	0	1	3	0	0	1						
Ron Hassey, L (1, 2) OBP: 0.356, SLG: 0.321	0-3 K		0-0 G4-6-3 1B							0-0 6-3			0-0 4-3				0-0 4-3		0-0 K	5	0	0	1	2	1	3						
Mike Fischlin, R (15, PR) (15, 5)			1-2 G4-6-3							1-2 2-3 3-H BB			0-0 2-3				0-0 4-3		0-0 K	2	0	0	0	0	1	1						
Brook Jacoby, R (1, 5) OBP: 0.292, SLG: 0.351		0-3 K		0-0 6-3						0-0 1B			0-0 K		0-0 K		0-0 F7			6	0	1	0	0	3	3						
Jerry Willard, L (15, PH) OBP: 0.222, SLG: 0.375											0-0 K		0-0 G3						0-0 F7	2	0	0	0	0	1	2						
George Vukovich, L (1, 9) OBP: 0.333, SLG: 0.356		0-0 G3 1B 1B		0-0 6-3						0-0 K			0-0 K		0-0 F8		0-0 4-3		0-0 SH SF 1B	7	2	3	0	1	2	1						
Otis Nixon, S (1, 7) OBP: 0.241, SLG: 0.163		0-0 G3 1B 1B		0-0 SH5-4						0-0 K			0-0 B2-3		0-0 FC1-6 CS		0-0 6-3		0-0 SH SF FC5-2	6	1	2	0	0	0	2						
Inning Stats	R: 1 E: 0 K: 2 S: 8	H: 1 LOB: 2 BB: 2 P: 16	R: 2 E: 0 K: 1 S: 8	H: 3 LOB: 2 BB: 1 P: 12	R: 0 E: 0 K: 0 S: 3	H: 1 LOB: 0 BB: 0 P: 3	R: 0 E: 0 K: 1 S: 6	H: 1 LOB: 1 BB: 0 P: 6	R: 0 E: 0 K: 0 S: 3	H: 0 LOB: 0 BB: 0 P: 3	R: 0 E: 0 K: 2 S: 7	H: 0 LOB: 0 BB: 0 P: 7	R: 0 E: 0 K: 2 S: 7	H: 0 LOB: 0 BB: 0 P: 7	R: 1 E: 0 K: 1 S: 6	H: 1 LOB: 3 BB: 3 P: 18	R: 0 E: 0 K: 0 S: 3	H: 0 LOB: 0 BB: 0 P: 3	R: 0 E: 0 K: 1 S: 5	H: 0 LOB: 2 BB: 2 P: 13	R: 0 E: 0 K: 0 S: 3	H: 0 LOB: 0 BB: 0 P: 3	R: 0 E: 0 K: 0 S: 3	H: 0 LOB: 0 BB: 0 P: 3	R: 0 E: 0 K: 0 S: 3	H: 0 LOB: 0 BB: 0 P: 3	R: 4 E: 3 K: 12 S: 12	H: 2 LOB: 1 BB: 0 P: 12	1B: 9 2B: 2 3B: 0 HR: 0	SF: 1 SAC: 4 DP: 1 HBP: 0	WP: 1 PB: 0 SB: 1 CS: 2	PA: 79
PITCHER	IP	WLS	BF	H	R	ER	SO	BB	IBB	HBP	BLK	WP	HR	S	P	ERA	WHIP															
Juan Berenguer, R (1, 1) ERA: 0.61	7.2		32	7	3	1	6	3	0	0	0	0	0	41	53	1.17	1.304															
Willie Hernandez, L (8, 1) ERA: 4.6	1.2		7	1	1	1	2	1	0	0	0	0	0	10	14	5.40	1.200															
Aurelio Lopez, R (10, 1) ERA: 1.4	4.2		17	1	0	0	2	4	0	0	0	1	0	17	33	0.00	1.071															
Glenn Abbott, R (15, 1) ERA: 1.8	5.0	L	22	2	4	0	3	1	1	0	0	0	0	26	34	0.00	0.600															
Glenn Abbott, R (18, 1) ERA: 1.8	5.0	L	22	2	4	0	3	1	1	0	0	0	0	26	34	0.00	0.600															

Cleveland Indians @ Detroit Tigers
Tiger Stadium, Detroit, MI
Fri Apr 27 1984, 6:05 PM EST
Att.: 34,112 - Unknown

AB	63
R	8
H	11
RBI	8
BB	10
SO	13
LOB	32



Batter	1	2	3	4	5	6	7	8	9	AB R H RBI BB SO LOB	TOP											
Brett Butler, L (1, 8) OBP: 0.390, SLG: 0.343	0-0 F8		0-0 F8		0-0 CS	0-0 F3		4-0 L9-3 BB		3 0 0 0 1 0 0												
Tony Bernazard, S (1, 4) OBP: 0.479, SLG: 0.385 Mike Fischlin, R (8, 4)	0-0 5-3			4-0 S S 4-3 BB		0-0 F9		0-0 L9-3		3 1 0 0 1 0 1 0 0 0 0 0 0 0												
Julio Franco, R (1, 6) OBP: 0.370, SLG: 0.355	0-0 4-3			4-0 S S 4-3 WP BB		1-0 HBP			0-0 F9	2 1 0 0 1 0 0												
Pat Tabler, R (1, 10) OBP: 0.410, SLG: 0.415		0-0 6-3		0-3 S S 1-2 2-3 K		0-0 F8			0-0 F9	4 0 0 0 0 1 3												
Mike Hargrove, L (1, 3) OBP: 0.316, SLG: 0.250		0-3 K		0-0 2-3 3-H 4-3 K			0-0 1B		0-3 S S K	4 0 1 1 0 2 1												
Brook Jacoby, R (1, 5) OBP: 0.294, SLG: 0.350		0-0 1B		0-0 3-H F4			0-0 F9			3 0 1 0 0 0 1												
Jerry Willard, L (1, 2) OBP: 0.250, SLG: 0.364		0-0 F7			0-0 FC4-6 1B		0-3 K			3 0 1 0 0 1 2	AB 28 R 2 H 3 RBI 1 BB 3 SO 5 LOB 11											
George Vukovich, L (1, 9) OBP: 0.315, SLG: 0.333			0-0 F8		0-3 K		0-0 F9			3 0 0 0 0 1 2												
Otis Nixon, S (1, 7) OBP: 0.228, SLG: 0.154			0-0 F8		0-0 FC4-6 CS			0-0 F3		3 0 0 0 0 0 1												
Inning Stats	R: 0 E: 0 K: 0 S: 3	H: 0 LOB: 0 BB: 0 P: 3	R: 0 E: 0 K: 1 S: 6	H: 1 LOB: 1 BB: 0 P: 6	R: 0 E: 0 K: 0 S: 3	H: 0 LOB: 0 BB: 0 P: 3	R: 2 E: 0 K: 1 S: 5	H: 0 LOB: 0 BB: 2 P: 13	R: 0 E: 0 K: 1 S: 5	H: 1 LOB: 0 BB: 0 P: 5	R: 0 E: 0 K: 0 S: 3	H: 0 LOB: 1 BB: 0 P: 4	R: 0 E: 0 K: 1 S: 6	H: 1 LOB: 1 BB: 0 P: 6	R: 0 E: 0 K: 0 S: 2	H: 0 LOB: 0 BB: 1 P: 6	R: 0 E: 0 K: 1 S: 5	H: 0 LOB: 0 BB: 0 P: 5	1B: 3 2B: 1 3B: 0 HR: 0	SF: 0 SAC: 0 DP: 1 HBP: 1	WP: 1 PB: 0 SB: 3 CS: 1	PA: 33
PITCHER Jack Morris, R (1, 1) ERA: 1.98	IP 9.0 WLS W BF 32 H 3 R 2 ER 2 SO 5 BB 3 IBB 0 HBP 1 BLK 0 WP 1 HR 0 S 38 P 51 ERA 2.00 WHIP 0.667											PITCHER	IP WLS BF H R ER SO BB IBB HBP BLK WP HR S P ERA WHIP									

Cleveland Indians @ Detroit Tigers
 Tiger Stadium, Detroit, MI
 Sat Apr 28 1984, 3:33 AM EST
 Att. 28,253 - Unknown

livebaseballscorecards.com

Batter	1	2	3	4	5	6	7	8	9	AB	R	H	RBI	BB	SO	LOB	BOTTOM			
Lou Whitaker, L (1, 4) OBP: 0.393, SLG: 0.481	0-0 FC5-4 1B	0-0 F5		0-0 1-H HR		0-0 4-3				4	1	2	2	0	0	2				
Alan Trammell, R (1, 6) OBP: 0.489, SLG: 0.566	0-0 FC5-4 1B	0-0 2B		4-0 BB			0-3 K			3	1	1	2	1	1	1				
Darrell Evans, L (1, 3) OBP: 0.338, SLG: 0.448 Tom Brookens, R (8, 5) OBP: 0.216, SLG: 0.306	0-0 2B 1B	0-0 F9		0-0 G4-6-3 1-2f			0-0 F7			4	0	1	1	0	0	2				
Kirk Gibson, L (1, 9) OBP: 0.356, SLG: 0.508	0-0 1-3 2B			4-0 CS BB			0-3 K			3	0	1	0	1	2	0				
Johnny Grubb, L (1, 10) OBP: 0.350, SLG: 0.375 Rod Allen, R (5, PH) OBP: 0.304, SLG: 0.318	0-3 K			0-0 3-1 1-2			0-0 6-3			2	0	0	0	0	1	3				
Larry Herndon, R (1, 7) OBP: 0.329, SLG: 0.324	0-0 F8			0-0 F8			0-0 1B			4	0	1	0	0	0	2				
Barbaro Garbey, R (1, 5) OBP: 0.500, SLG: 0.556 Dave Bergman, L (8, 3) OBP: 0.286, SLG: 0.226		0-0 SH3-4 1B 1B		0-0 F8		0-0 F9				3	1	1	0	0	0	1				
Chet Lemon, R (1, 8) OBP: 0.413, SLG: 0.653		0-0 SH3-4 2B 1B		0-0 HR			0-3 K			3	2	2	1	0	1	0				
Dwight Lowry, L (1, 2) OBP: 0.364, SLG: 0.300		0-0 SH3-4		0-0 HR 1B			0-0 F5			2	1	1	0	0	0	0				
Inning Stats	R: 1 E: 0 K: 1 S: 8	H: 3 LOB: 2 BB: 0 P: 8	R: 2 E: 0 K: 0 S: 6	H: 3 LOB: 1 BB: 0 P: 6	R: 0 E: 0 K: 0 S: 2	H: 0 LOB: 0 BB: 1 P: 6	R: 3 E: 0 K: 0 S: 5	H: 3 LOB: 0 BB: 1 P: 9	R: 0 E: 0 K: 1 S: 6	H: 1 LOB: 1 BB: 0 P: 6	R: 0 E: 0 K: 1 S: 5	H: 0 LOB: 0 BB: 0 P: 5	R: 0 E: 0 K: 2 S: 7	H: 0 LOB: 0 BB: 0 P: 7	R: 0 E: 0 K: 1 S: 5	H: 0 LOB: 0 BB: 0 P: 5	1B: 6 2B: 2 3B: 0 HR: 2	SF: 0 SAC: 1 DP: 1 HBP: 0	WP: 0 PB: 0 SB: 1 CS: 1	PA: 34
PITCHER	IP	WLS	BF	H	R	ER	SO	BB	IBB	HBP	BLK	WP	HR	S	P	ERA	WHIP			
Rick Behenna, R (1, 1) ERA: 16.2	3.1	L	20	9	6	6	1	2	0	0	0	0	0	20	28	16.20	3.300			
Mike Jeffcoat, L (4, 1) ERA: 1.93	2.2		8	1	0	0	2	0	0	0	0	0	0	12	12	0.00	0.375			
Luis Aponte, R (7, 1) ERA: 1.08	2.0		6	0	0	0	3	0	0	0	0	0	0	12	12	0.00	0.000			

Cleveland Indians @ Detroit Tigers
Tiger Stadium, Detroit, MI
Sat Apr 28 1984, 3:33 AM EST
Att. 28,253 - Unknown

AB 31
R 6
H 10
RBI 6
BB 2
SO 6
LOB 11



livebaseballscorecards.com

Batter	1	2	3	4	5	6	7	8	9	AB R H RBI BB SO LOB	TOP									
Brett Butler, L (1, 8) OBP: 0.383, SLG: 0.329	0-0 4-3		0-0 6-3			0-0 5-3			4-0 2B BB	3 1 0 0 1 0 0										
Tony Bernazard, S (1, 4) OBP: 0.455, SLG: 0.357	0-3 K		0-0 6-3			0-0 F8			0-3 K	4 0 0 0 0 2 1										
Julio Franco, R (1, 6) OBP: 0.364, SLG: 0.364	0-3 K			0-0 6-3			0-0 5-3		0-0 1-H 2B	4 0 1 1 0 1 0										
Andre Thornton, R (1, 10) OBP: 0.306, SLG: 0.413		0-3 K		0-3 K		0-0 F7		0-0 F5	0-0 F5	4 0 0 0 0 2 1										
Pat Tabler, R (1, 3) OBP: 0.400, SLG: 0.393		4-0 WP 3-1 BB		0-0 6-3			0-3 K		0-0 F9	3 0 0 0 1 1 1										
Ron Hassey, L (1, 2) OBP: 0.339, SLG: 0.304		0-0 3-1 1-2		0-0 F7			0-0 4-3			3 0 0 0 0 0 1										
Brook Jacoby, R (1, 5) OBP: 0.300, SLG: 0.344		4-0 BB		0-0 6-3			0-0 5-3			1 0 0 0 1 0 0										
Broderick Perkins, L (8, PH) Carmen Castillo, R (8, 9) OBP: 0.231, SLG: 0.100		4-0 2-3 BB		0-0 F2			0-0 2B			1 0 0 0 0 0 0										
George Yukovich, L (1, 9) OBP: 0.316, SLG: 0.353		0-3 K		0-0 F2			0-0 2B			0 0 0 0 0 0 0										
Otis Nixon, S (1, 7) OBP: 0.220, SLG: 0.148			0-0 4-3			0-3 K2-3		0-0 F4		3 0 1 0 0 1 2										
Mike Hargrove, L (8, PH) Mike Fischlin, R (8, 5)										2 0 0 0 0 1 0										
Inning Stats	R: 0 E: 0 K: 2 S: 7	H: 0 LOB: 0 BB: 0 P: 7	R: 0 E: 0 K: 2 S: 7	H: 0 LOB: 2 BB: 2 P: 15	R: 0 E: 0 K: 0 S: 3	H: 0 LOB: 0 BB: 0 P: 3	R: 0 E: 0 K: 1 S: 5	H: 0 LOB: 0 BB: 0 P: 5	R: 0 E: 0 K: 1 S: 5	H: 0 LOB: 0 BB: 0 P: 5	R: 0 E: 0 K: 1 S: 5	H: 0 LOB: 0 BB: 0 P: 5	R: 0 E: 0 K: 0 S: 4	H: 1 LOB: 1 BB: 0 P: 4	R: 1 E: 0 K: 1 S: 6	H: 1 LOB: 1 BB: 1 P: 10	1B: 0 2B: 2 3B: 0 HR: 0	SF: 0 SAC: 0 DP: 0 HBP: 0	WP: 1 PB: 0 SB: 0 CS: 0	PA: 32
PITCHER	IP WLS BF H R ER SO BB IBB HBP BLK WP HR S P ERA WHIP																			
Dan Petry, R (1, 1) ERA: 2.06	8.0 W 27 1 0 0 7 2 0 0 0 1 0 39 47 0.00 0.375																			
Willie Hernandez, L (9, 1) ERA: 4.86	1.0 5 1 1 1 1 1 0 0 0 0 0 6 10 9.00 2.000																			

Cleveland Indians @ Detroit Tigers
Tiger Stadium, Detroit, MI
Sun Apr 29 1984, 3:33 AM EDT
Att. 24,853 - Unknown

livebaseballscorecards.com

AB	29
R	1
H	2
RBI	1
BB	3
SO	8
LOB	7



Batter	1	2	3	4	5	6	7	8	9	AB R H RBI BB SO LOB	TOP									
Jerry Remy, L (1, 4) OBP: 0.297, SLG: 0.307	0-0 4-3		0-0 F3			0-0 6-3		0-0 F7		4 0 0 0 0 0 1										
Dwight Evans, R (1, 9) OBP: 0.353, SLG: 0.309	0-0 1-3 1B			4-0 F8 PB 1B BB		0-3 K		0-3 K		3 2 1 0 1 2 1										
Wade Boggs, L (1, 5) OBP: 0.430, SLG: 0.368	0-0 1-3			0-0 F8		0-0 F7			0-0 G6-4-3 1B	4 0 1 0 0 0 3										
Jim Rice, R (1, 7) OBP: 0.262, SLG: 0.313	0-0 2-6 1B			0-0 G4-6-3 1B			0-0 1B 1B		0-0 G6-4-3 1-2f	4 0 3 2 0 0 1										
Mike Easler, L (1, 3) OBP: 0.400, SLG: 0.506	0-0 2-6 1-2	0-3 K		0-0 G4-6-3 1-2f			0-0 1-2 FC5-4 1B		0-0 5-3	4 0 1 0 0 1 1										
Tony Armas, R (1, 10) OBP: 0.323, SLG: 0.540			0-0 F8		0-0 6-3		0-3 K			3 0 0 0 0 1 2										
Rich Gedman, L (1, 2) OBP: 0.313, SLG: 0.500			0-0 F3		0-0 F8		0-0 F9			3 0 0 0 0 0 2										
Reid Nichols, R (1, 8) OBP: 0.375, SLG: 0.375					0-0 F5		0-0 FC5-4 1-2f			3 0 1 0 0 0 2										
Glenn Hoffman, R (1, 6) OBP: 0.237, SLG: 0.278					0-0 G6-4-3 1B					2 0 1 0 0 0 1										
Rick Miller, L (8, PH) OBP: 0.167, SLG: 0.188						0-0 6-3 1B				1 0 0 0 0 1 0										
Jackie Gutierrez, R (8, 6) OBP: 0.241, SLG: 0.357								0-3 K		0 0 0 0 0 0 0										
Inning Stats	R: 1 E: 0 K: 0 S: 4	H: 2 LOB: 1 BB: 0 P: 4	R: 0 E: 0 K: 1 S: 5	H: 0 LOB: 0 BB: 0 P: 5	R: 0 E: 0 K: 0 S: 3	H: 1 LOB: 0 BB: 0 P: 3	R: 1 E: 0 K: 0 S: 3	H: 1 LOB: 0 BB: 1 P: 7	R: 0 E: 0 K: 1 S: 6	H: 1 LOB: 1 BB: 0 P: 6	R: 0 E: 0 K: 1 S: 7	H: 2 LOB: 2 BB: 0 P: 7	R: 0 E: 0 K: 2 S: 7	H: 0 LOB: 0 BB: 0 P: 7	R: 0 E: 0 K: 0 S: 3	H: 1 LOB: 0 BB: 0 P: 3	1B: 8 2B: 0 3B: 0 HR: 0	SF: 0 SAC: 0 DP: 3 HBP: 0	WP: 0 PB: 1 SB: 0 CS: 0	PA: 32
PITCHER	IP WLS BF H R ER SO BB IBB HBP BLK WP HR S P ERA WHIP																			
Milt Wilcox, R (1, 1) ERA: 3.34	8.0 W 30 7 2 1 5 1 0 0 0 0 0 0 38 42 1.12 1.000																			
Aurelio Lopez, R (9, 1) ERA: 1.33	1.0 3 1 0 0 0 0 0 0 0 0 0 0 3 3 0.00 1.000																			

Boston Red Sox @ Detroit Tigers
Tiger Stadium, Detroit, MI
Tue May 01 1984, 7:05 PM EDT
Att: 17,495 - Unknown

livebaseballscorecards.com

AB	31
R	2
H	8
RBI	2
BB	1
SO	5
LOB	14



Batter	1	2	3	4	5	6	7	8	9
Rusty Kuntz, R (1, 9) OBP: 0.357, SLG: 0.429 Kirk Gibson, L (5, PH) OBP: 0.367, SLG: 0.536 (6, 9)	0-0 BB 1B	0-0 2-H 3-H 1B 1B		0-0 2-H 2B	0-0 F6			0-3 K	
Alan Trammell, R (1, 6) OBP: 0.500, SLG: 0.593	4-0 1-2 BB	0-0 1-2 1B 1B		0-3 K		0-0 4-3		0-0 1B 2B	
Barbaro Garbey, R (1, 3) OBP: 0.511, SLG: 0.585	0-3 K	0-0 1-H 2-H 1B 1B		0-0 6-3 2-H 2B		0-3 K		0-0 E HR 1B 1B	
Lance Parrish, R (1, 2) OBP: 0.274, SLG: 0.438	0-0 F7	0-0 1-2 FC6-4 1B		0-0 6-3 2-3		0-0 5-3		0-0 F7	
Larry Herndon, R (1, 7) OBP: 0.318, SLG: 0.312	0-3 K	0-0 FC6-4 1-2		0-3 K			0-0 F4	0-0 1-2 HR 1B	
Chet Lemon, R (1, 8) OBP: 0.416, SLG: 0.700		0-0 6-3	0-0 5-3		0-0 F8 BB 1B		0-0 HR	0-0 1-H 2-H HR	
Tom Brookens, R (1, 4) OBP: 0.261, SLG: 0.302 (6, 5)		0-0 E S 1B 1B	0-0 4-3		4-0 BB BB BB 1-2 BB		0-0 1-3	0-0 F8	
Rod Allen, R (1, 10) OBP: 0.280, SLG: 0.292 Darrell Evans, L (5, PH) OBP: 0.352, SLG: 0.444		0-0 E6 S 1B	0-0 1-3		0-0 F4		0-0 1B		
Marty Castillo, R (1, 5) OBP: 0.200, SLG: 0.400 Lou Whitaker, L (5, PH) OBP: 0.396, SLG: 0.471 (6, 4)		0-3 K		0-0 BLK 2B 2B	0-0 F8		0-0 F6		

AB	R	H	RBI	BB	SO	LOB
3	2	3	3	0	0	0
2	0	0	0	0	1	2
4	2	2	0	1	1	1
5	1	3	4	0	2	2
5	0	1	0	0	0	4
5	1	1	0	0	2	5
5	2	3	4	0	0	0
4	1	1	0	1	0	1
2	1	0	0	0	0	1
2	0	1	0	0	0	2
2	1	1	0	0	1	2
2	0	0	0	0	0	3

BOTTOM

Boston Red Sox @ Detroit Tigers
Tiger Stadium, Detroit, MI
Tue May 01 1984, 7:05 PM EDT
Att. 17,495 - Unknown

AB	41
R	11
H	16
RBI	11
BB	2
SO	7
LOB	23



1B:	10	SF:	0
2B:	4	SAC:	0
3B:	0	DP:	0
HR:	2	HBP:	0

WP:	0	PA:	43
PB:	0		
SB:	2		
CS:	0		

Inning Stats	R	H	E	K	S	R	H	E	K	S	R	H	E	K	S	R	H	E	K	S
Bruce Hurst, L (1, 1) ERA: 2.27	0	1	0	2	12	4	5	1	1	11	0	0	0	0	3	0	0	0	0	1
Oil Can Boyd, R (4, 1) ERA: 6.08	0	0	0	0	3	0	0	0	0	3	2	3	0	2	10	0	2	0	0	0

PITCHER	IP	WLS	BF	H	R	ER	SO	BB	IBB	HBP	BLK	WP	HR	S	P	ERA	WHIP
Bruce Hurst, L (1, 1) ERA: 2.27	3.1	L	21	9	6	2	4	1	0	0	1	0	0	28	32	5.40	3.000
Oil Can Boyd, R (4, 1) ERA: 6.08	4.2		22	7	5	5	3	1	0	0	0	0	2	27	31	9.64	1.714

livebaseballscores.com

Batter	1	2	3	4	5	6	7	8	9	AB R H RBI BB SO LOB	TOP											
Jerry Remy, L (1, 4) OBP: 0.305, SLG: 0.300	4-0 HR BB		4-0 CS BB		0-0 F6		0-0 5-3		0-0 SH2-3 1-2	2 1 0 0 2 0 0												
Dwight Evans, R (1, 9) OBP: 0.355, SLG: 0.349	0-0 1-H HR		0-3 1-2 K		0-0 F3		0-0 1B		0-3 K	5 1 2 2 0 2 2												
Wade Boggs, L (1, 5) OBP: 0.418, SLG: 0.347	0-0 F8		4-0 HR BB		0-0 F7		0-0 F8		0-0 5-3	4 1 0 0 1 0 2												
Jim Rice, R (1, 7) OBP: 0.261, SLG: 0.345	0-0 F3		0-0 1-H HR		0-0 6-3		0-3 K			4 1 1 2 0 1 1												
Mike Easler, L (1, 3) OBP: 0.404, SLG: 0.500	0-0 F8		0-0 1-3		4-0 1B S BB		0-0 FC6-4 1B			3 1 1 0 1 0 0												
Tony Armas, R (1, 10) OBP: 0.309, SLG: 0.516		0-0 6-3		0-3 K		0-0 F2		0-3 K		4 0 0 0 0 2 2												
Rich Gedman, L (1, 2) OBP: 0.324, SLG: 0.523		0-0 F5		0-0 3B		4-0 1B 1-2 IBB		0-3 K		3 0 1 0 1 1 1												
Reid Nichols, R (1, 8) OBP: 0.383, SLG: 0.385		0-0 1B		0-0 F9		0-0 1-2 2-H 1B		0-0 FC6-4 1-2f		4 0 2 1 0 0 2												
Glenn Hoffman, R (1, 6) OBP: 0.238, SLG: 0.275		0-3 K		0-0 F3		0-0 F5		0-0 SH2-3 1B		4 0 1 0 0 1 4												
Inning Stats	R: 2 E: 0 K: 0 S: 4	H: 1 LOB: 0 BB: 1 P: 8	R: 0 E: 0 K: 1 S: 6	H: 1 LOB: 1 BB: 0 P: 6	R: 2 E: 0 K: 1 S: 5	H: 1 LOB: 0 BB: 2 P: 13	R: 0 E: 0 K: 1 S: 6	H: 1 LOB: 1 BB: 0 P: 6	R: 0 E: 0 K: 0 S: 3	H: 0 LOB: 0 BB: 0 P: 3	R: 1 E: 0 K: 0 S: 4	H: 1 LOB: 2 BB: 2 P: 12	R: 0 E: 0 K: 1 S: 6	H: 1 LOB: 1 BB: 0 P: 6	R: 0 E: 0 K: 2 S: 8	H: 1 LOB: 1 BB: 0 P: 8	R: 0 E: 0 K: 1 S: 6	H: 1 LOB: 1 BB: 0 P: 6	1B: 5 2B: 0 3B: 1 HR: 2	SF: 0 SAC: 1 DP: 0 HBP: 0	WP: 0 PB: 0 SB: 1 CS: 1	PA: 39
PITCHER	IP WLS BF H R ER SO BB IBB HBP BLK WP HR S P ERA WHIP																					
Juan Berenguer, R (1, 1) ERA: 2.61	6.0 L 27 5 5 5 3 4 1 0 0 0 2 28 48 7.50 1.500																					
Doug Bair, R (7, 1) ERA: 1.59	2.0 8 2 0 0 3 0 0 0 0 0 0 14 14 0.00 1.000																					
Willie Hernandez, L (9, 1) ERA: 4.58	1.0 4 1 0 0 1 0 0 0 0 0 0 6 6 0.00 1.000																					

Boston Red Sox @ Detroit Tigers
Tiger Stadium, Detroit, MI
 Wed May 02 1984, 7:05 PM EDT
 Att: 23,085 - Unknown

livebaseballscorecards.com

AB	33
R	5
H	8
RBI	5
BB	5
SO	7
LOB	14



Batter	1	2	3	4	5	6	7	8	9	AB R H RBI BB SO LOB	TOP																													
Marty Barrett, R (1, 4) OBP: 0.500, SLG: 0.500	0-0 6-3		0-0 F9		0-3 K		0-0 F6			4 0 0 0 0 1 2																														
Dwight Evans, R (1, 9) OBP: 0.351, SLG: 0.378	0-0 F3			0-3 K	0-0 F9			0-0 HR		4 1 1 1 0 1 2																														
Wade Boggs, L (1, 5) OBP: 0.432, SLG: 0.351	4-0 BB			4-0 1B BB		0-0 FC4-6 1B		0-0 4-3		2 0 1 0 2 0 0																														
Jim Rice, R (1, 7) OBP: 0.261, SLG: 0.341	0-0 F5			0-0 FC6-4 1B	0-0 FC4-6 1B		0-3 K			4 0 1 0 0 1 2																														
Mike Easler, L (1, 3) OBP: 0.388, SLG: 0.478		0-0 3-1		0-3 K	0-0 F8		0-0 F7			4 0 0 0 0 1 3																														
Tony Armas, R (1, 10) OBP: 0.307, SLG: 0.505		0-3 K		0-0 FC6-4	0-0 1B			0-3 K		4 0 1 0 0 2 2																														
Rich Gedman, L (1, 2) OBP: 0.320, SLG: 0.500		0-3 K			4-0 1B BB	0-3 K		0-0 5-3		3 0 0 0 1 2 2																														
Reid Nichols, R (1, 8) OBP: 0.359, SLG: 0.357			0-0 5-3		0-0 F8		0-0 6-3		0-0 5-3	4 0 0 0 0 0 1																														
Jackie Gutierrez, R (1, 6) OBP: 0.250, SLG: 0.355			0-0 G3		0-0 1B		0-0 F8			3 0 1 0 0 0 0																														
Inning Stats	R: 0 E: 0 K: 0 S: 3	H: 0 LOB: 1 BB: 1 P: 7	R: 0 E: 0 K: 2 S: 7	H: 0 LOB: 0 BB: 0 P: 7	R: 0 E: 0 K: 0 S: 3	H: 0 LOB: 0 BB: 0 P: 3	R: 0 E: 0 K: 2 S: 8	H: 1 LOB: 2 BB: 1 P: 12	R: 0 E: 0 K: 1 S: 6	H: 1 LOB: 2 BB: 1 P: 10	R: 0 E: 0 K: 1 S: 7	H: 2 LOB: 2 BB: 0 P: 7	R: 0 E: 0 K: 0 S: 3	H: 0 LOB: 0 BB: 0 P: 3	R: 1 E: 0 K: 1 S: 6	H: 1 LOB: 0 BB: 0 P: 6	R: 0 E: 0 K: 1 S: 5	H: 0 LOB: 0 BB: 0 P: 5	1B: 4 2B: 0 3B: 0 HR: 1	SF: 0 SAC: 0 DP: 0 HBP: 0	WP: 0 PB: 0 SB: 0 CS: 0	PA: 35																		
PITCHER Jack Morris, R (1, 1) ERA: 1.83	IP 9.0	WLS L	BF 35	H 5	R 1	ER 1	SO 8	BB 3	IBB 0	HBP 0	BLK 0	WP 0	HR 1	S 48	P 60	ERA 1.00	WHIP 0.889						PITCHER	IP 9.0	WLS L	BF 35	H 5	R 1	ER 1	SO 8	BB 3	IBB 0	HBP 0	BLK 0	WP 0	HR 1	S 48	P 60	ERA 1.00	WHIP 0.889

Boston Red Sox @ Detroit Tigers
Tiger Stadium, Detroit, MI
 Thu May 03 1984, 3:33 AM EDT
 Att. 22,617 - Unknown

livebaseballscorecards.com

AB 32
R 1
H 5
RBI 1
BB 3
SO 8
LOB 14



Batter	1	2	3	4	5	6	7	8	9	AB R H RBI BB SO LOB
Lou Whitaker, L OBP: 0.381, SLG: 0.457 (1, 4)	0-0 CS BB 1B		0-3 K		0-0 F8			0-3 K		4 0 1 0 0 2 2
Alan Trammell, R OBP: 0.467, SLG: 0.539 (1, 6)	4-0 CS BB 1-2			0-0 F7		0-0 F7		0-0 1-4-3		3 0 0 0 1 0 0
Barbaro Garbey, R OBP: 0.480, SLG: 0.543 (1, 3)	0-0 5-3 1-2 2-3			0-0 3-1		0-0 E6 CS		0-0 F6		4 0 0 0 0 0 2
Lance Parrish, R OBP: 0.284, SLG: 0.440 (1, 2)	0-0 F8			0-0 1B		0-3 K 1-2		0-0 BB 1B		4 0 2 0 0 1 2
Larry Herndon, R OBP: 0.326, SLG: 0.313 (1, 7)		0-3 K		0-3 K			0-0 1B	4-0 BB 1-2		3 0 1 0 1 2 1
Chet Lemon, R OBP: 0.392, SLG: 0.648 (1, 8)		0-0 5-3			0-0 F8		0-3 K	0-0 F7		4 0 0 0 0 1 3
Kirk Gibson, L OBP: 0.386, SLG: 0.577 (1, 9)		0-0 4-3			0-0 F8 BB 1B		0-3 K	0-3 K		4 0 1 0 0 2 3
Tom Brookens, R OBP: 0.286, SLG: 0.311 (1, 5)			0-0 CS 1B		4-0 BB 1-2		0-3 K			2 0 1 0 1 1 1
Rusty Kuntz, R OBP: 0.294, SLG: 0.353 (1, 10)			0-3 K 1-2		0-0 F8 2-3			0-0 F8		3 0 0 0 0 1 3


Inning Stats	R: 0 E: 0 K: 0 S: 3	H: 1 LOB: 1 BB: 1 P: 7	R: 0 E: 0 K: 1 S: 5	H: 0 LOB: 0 BB: 0 P: 5	R: 0 E: 0 K: 2 S: 7	H: 1 LOB: 0 BB: 0 P: 7	R: 0 E: 0 K: 1 S: 6	H: 1 LOB: 1 BB: 0 P: 6	R: 0 E: 0 K: 0 S: 4	H: 1 LOB: 2 BB: 1 P: 8	R: 0 E: 1 K: 1 S: 5	H: 0 LOB: 1 BB: 0 P: 5	R: 0 E: 0 K: 3 S: 10	H: 1 LOB: 1 BB: 0 P: 10	R: 0 E: 0 K: 1 S: 5	H: 0 LOB: 0 BB: 0 P: 5	R: 0 E: 0 K: 1 S: 6	H: 1 LOB: 2 BB: 1 P: 10	1B: 6 2B: 1 3B: 0 HR: 0	SF: 0 SAC: 0 DP: 1 HBP: 0	WP: 0 PB: 0 SB: 0 CS: 4	PA: 34	
PITCHER Bob Ojeda, L ERA: 3.86 (1, 1)	IP 9.0	WLS W	BF 34	H 6	R 0	ER 0	SO 10	BB 3	IBB 0	HBP 0	BLK 0	WP 0	HR 0	S 51	P 63	ERA 0.00	WHIP 1.000						
PITCHER	IP	WLS	BF	H	R	ER	SO	BB	IBB	HBP	BLK	WP	HR	S	P	ERA	WHIP						

BOTTOM

Boston Red Sox @ Detroit Tigers
Tiger Stadium, Detroit, MI
Thu May 03 1984, 3:33 AM EDT
Att. 22,617 - Unknown

livebaseballscorecards.com

AB	31
R	0
H	6
RBI	0
BB	3
SO	10
LOB	17



Batter	1	2	3	4	5	6	7	8	9	AB R H RBI BB SO LOB	TOP		
Lou Whitaker, L (1, 4) OBP: 0.400, SLG: 0.475 Johnny Grubb, L (9, PH) OBP: 0.346, SLG: 0.333 Marty Castillo, R (9, 5) OBP: 0.200, SLG: 0.400	0-0 2B SF7 1B	0-0 1B		0-0 F3		0-0 SH2-4 1B		0-0 2B 1B	0-3 K	5 2 4 0 0 0 0 1 0 0 0 0 1 0 0 0 0 0 0 0 0			
Alan Trammell, R (1, 6) OBP: 0.455, SLG: 0.532	0-0 F8	0-0 F8		0-0 F7		0-0 SH2-4 1-2		0-0 4-3 SF9 1-H	0-3 K	5 1 1 1 0 1 2			
Kirk Gibson, L (1, 9) OBP: 0.398, SLG: 0.580	0-0 2B 1-3		4-0 FC6 E BB		4-0 1B 1B BB	0-0 F9		0-0 4-3 2-3		3 2 1 0 2 0 2			
Lance Parrish, R (1, 2) OBP: 0.269, SLG: 0.425 Dwight Lowry, L (9, 2) OBP: 0.286, SLG: 0.231	0-0 SF7		0-0 E6 FC6 1-2		0-0 F8	0-0 4-3		0-0 SF9 3-H		3 0 0 2 0 0 3 0 0 0 0 0 0 0			
Darrell Evans, L (1, 10) OBP: 0.346, SLG: 0.417	4-0 2B IBB		0-0 FC6 1-2 2-3		0-0 1B 4-3 1B		0-0 4-3	0-0 E6 2B E		4 2 1 0 1 0 2			
Larry Herndon, R (1, 7) OBP: 0.340, SLG: 0.353 Rod Allen, R (9, 7) OBP: 0.280, SLG: 0.292	0-0 2B 1-3 2-H		0-0 F4		0-0 E 4-3 1B		0-0 F9	0-0 E 2B 1-3		5 0 3 2 0 0 2 0 0 0 0 0 0 0			
Dave Bergman, L (1, 3) OBP: 0.313, SLG: 0.273	0-0 3-1		0-0 F8		0-0 4-3		0-0 E9 1B 1B	0-0 E5 2-3 3-H		5 1 1 1 0 0 6			
Chet Lemon, R (1, 8) OBP: 0.382, SLG: 0.624 Rusty Kuntz, R (9, 8) OBP: 0.294, SLG: 0.353		0-0 6-3		0-3 K		0-0 E5 2-3		0-0 4-3 2-H 1B		5 0 1 1 0 1 3 0 0 0 0 0 0 0			
Howard Johnson, S (1, 5) OBP: 0.326, SLG: 0.415 Tom Brookens, R (6, 5) OBP: 0.275, SLG: 0.298 (9, 4)		0-0 F8		0-0 HR		0-0 F8		0-0 6-3	0-0 F5	3 1 1 1 0 0 2 2 0 0 0 0 0 1			
Inning Stats	R: 2 H: 3 E: 0 LOB: 2 K: 0 BB: 1 S: 6 P: 10	R: 0 H: 1 E: 0 LOB: 1 K: 0 BB: 0 S: 4 P: 4	R: 0 H: 0 E: 1 LOB: 2 K: 0 BB: 1 S: 4 P: 8	R: 1 H: 1 E: 0 LOB: 0 K: 1 BB: 0 S: 6 P: 6	R: 2 H: 2 E: 1 LOB: 2 K: 0 BB: 1 S: 6 P: 10	R: 0 H: 1 E: 0 LOB: 1 K: 0 BB: 0 S: 4 P: 4	R: 1 H: 2 E: 1 LOB: 1 K: 0 BB: 0 S: 5 P: 5	R: 3 H: 3 E: 2 LOB: 2 K: 0 BB: 0 S: 8 P: 8	R: 0 H: 0 E: 0 LOB: 0 K: 2 BB: 0 S: 7 P: 7	1B: 8 SF: 2 2B: 4 SAC: 1 3B: 0 DP: 0 HR: 1 HBP: 0	WP: 0 PA: 47 PB: 0 SB: 0 CS: 0		
PITCHER	IP WLS BF H R ER SO BB IBB HBP BLK WP HR S P ERA WHIP											PITCHER	IP WLS BF H R ER SO BB IBB HBP BLK WP HR S P ERA WHIP
Dan Spillner, R (1, 1) ERA: 4.76	5.0 L 28 8 5 5 1 2 1 0 0 0 0 1 27 39 9.00 2.000												
Luis Aponte, R (6, 1) ERA: 3.18	2.0 10 4 3 2 0 0 0 0 0 0 0 0 10 10 9.00 2.000												
Mike Jeffcoat, L (8, 1) ERA: 2.16	0.2 5 1 1 0 0 0 0 0 0 0 0 0 5 5 0.00 1.500												
George Frazier, R (8, 1) ERA: 5.51	1.1 4 0 0 0 0 2 0 0 0 0 0 0 8 8 0.00 0.000												

Detroit Tigers @ Cleveland Indians
Cleveland Municipal Stadium, Cleveland, OH

Fri May 04 1984, 7:05 PM EDT
Att. 8,497 - Unknown

livebaseballscorecards.com

AB	41
R	9
H	13
RBI	8
BB	3
SO	3
LOB	23



Batter	1	2	3	4	5	6	7	8	9	AB R H RBI BB SO LOB	TOP											
Lou Whitaker, L (1, 4) OBP: 0.400, SLG: 0.466	0-0 S BB 1B	4-0 BB 1B		0-3 K		0-0 F8		0-3 K		4 1 1 0 1 2 3												
Alan Trammell, R (1, 6) OBP: 0.452, SLG: 0.531	4-0 S 1B BB	0-0 F9			0-0 2B	0-0 F8		0-0 F8	0-0 F8	4 1 1 0 1 0 2												
Barbaro Garbey, R (1, 3) OBP: 0.436, SLG: 0.490 (8, 5)	0-0 F7		0-0 6-3		0-0 6-3		0-0 6-3		0-0 6-3	5 0 0 0 0 0 3												
Lance Parrish, R (1, 10) OBP: 0.265, SLG: 0.407	4-0 1B 1-2 2-3 BB		0-0 5-3		0-0 5-3		0-0 F7		0-0 6-3	4 0 0 0 1 0 1												
Larry Herndon, R (1, 7) OBP: 0.327, SLG: 0.337	0-3 K		0-0 F9		0-0 F9		0-0 6-3			4 0 0 0 0 1 4												
Chet Lemon, R (1, 8) OBP: 0.406, SLG: 0.670	0-0 1-3 2-H 3-H 1B			0-0 E 4-3 1B		0-0 1B SF8 1B		0-0 HR		4 3 4 3 0 0 0												
Kirk Gibson, L (1, 9) OBP: 0.392, SLG: 0.565	0-0 F9		0-0 4-3 1-2		0-0 4-3 1-2	0-0 S 1B 1B		0-0 F7		4 1 1 0 0 0 3												
Tom Brookens, R (1, 5) OBP: 0.283, SLG: 0.306		0-0 CS 1B		0-0 E6 FC6-4		0-0 SF8		0-0 S 1B		2 0 1 0 0 0 0												
Howard Johnson, S (6, PH) OBP: 0.333, SLG: 0.429				2-H		3-H				1 0 1 1 0 0 0												
Dave Bergman, L (8, 3) OBP: 0.313, SLG: 0.273										0 0 0 0 0 0 0												
Marty Castillo, R (1, 2) OBP: 0.143, SLG: 0.286		0-0 5-3		0-0 FC6-4		0-0 1B		0-0 L1		2 0 0 0 0 0 2												
Johnny Grubb, L (6, PH) OBP: 0.370, SLG: 0.364				1-2		1-H				1 0 1 1 0 0 0												
Dwight Lowry, L (6, 2) OBP: 0.267, SLG: 0.214				1-2f						1 0 0 0 0 0 1												
Inning Stats	R: 2 E: 0 K: 1 S: 7	H: 2 LOB: 2 BB: 2 P: 15	R: 0 E: 0 K: 0 S: 3	H: 1 LOB: 1 BB: 1 P: 7	R: 0 E: 0 K: 0 S: 3	H: 0 LOB: 0 BB: 0 P: 3	R: 1 E: 1 K: 1 S: 7	H: 1 LOB: 1 BB: 0 P: 7	R: 0 E: 0 K: 0 S: 4	H: 1 LOB: 1 BB: 0 P: 4	R: 2 E: 0 K: 0 S: 6	H: 3 LOB: 1 BB: 0 P: 6	R: 0 E: 0 K: 0 S: 3	H: 0 LOB: 0 BB: 0 P: 3	R: 1 E: 0 K: 1 S: 7	H: 2 LOB: 1 BB: 0 P: 7	R: 0 E: 0 K: 0 S: 3	H: 0 LOB: 0 BB: 0 P: 3	1B: 8 2B: 1 3B: 0 HR: 1	SF: 1 SAC: 0 DP: 0 HBP: 0	WP: 0 PB: 0 SB: 5 CS: 1	PA: 40
PITCHER	IP WLS BF H R ER SO BB IBB HBP BLK WP HR S P ERA WHIP																					
Neal Heaton, L (1, 1) ERA: 4.91	5.0 L 25 7 5 4 2 3 0 0 0 0 0 0 26 38 7.20 2.000																					
Tom Waddell, R (6, 1) ERA: 0.73	2.0 8 2 1 1 0 0 0 0 0 0 0 1 8 8 4.50 1.000																					
Mike Jeffcoat, L (8, 1) ERA: 1.93	1.0 4 1 0 0 1 0 0 0 0 0 0 0 6 6 0.00 1.000																					
Ernie Camacho, R (9, 1) ERA: 2.31	1.0 3 0 0 0 0 0 0 0 0 0 0 0 3 3 0.00 0.000																					

Detroit Tigers @ Cleveland Indians
 Cleveland Municipal Stadium, Cleveland, OH
 Sat May 05 1984, 3:33 AM EDT
 Att. 9,282 - Unknown

livebaseballscorecards.com

AB	36
R	6
H	10
RBI	5
BB	3
SO	3
LOB	19



Batter	1	2	3	4	5	6	7	8	9	AB R H RBI BB SO LOB
Brett Butler, L OBP: 0.390, SLG: 0.318 (1, 8)	0-0 E9 6-3 SF7 1B	0-0 5-3			0-0 4-3			0-3 K		4 1 1 0 0 1 0
Tony Bernazard, S OBP: 0.390, SLG: 0.267 (1, 4)	4-0 6-3 1B BB	0-0 4-3			0-0 4-3			0-0 1-3		3 1 0 0 1 0 0
Julio Franco, R OBP: 0.343, SLG: 0.337 (1, 6)	0-0 6-3 1-2 2-3		0-0 F8			0-0 F9		0-0 4-3		4 0 0 0 0 0 2
Andre Thornton, R OBP: 0.359, SLG: 0.392 (1, 10)	0-0 SF7		0-0 F7			0-0 1B		0-0 1B SF7 1B		3 1 2 1 0 0 0
Mike Hargrove, L OBP: 0.406, SLG: 0.346 (1, 3)	0-0 3-H		0-0 6-3			0-3 K		0-0 1B		4 0 2 1 0 1 1
Mike Fischlin, R OBP: 0.111, SLG: 0.111 (9, PR)	0-0 2-H 1B							1-3 1B		0 0 0 0 0 0 0
Ron Hassey, L OBP: 0.337, SLG: 0.304 (1, 2)	0-0 F8			0-0 G6-4-3 1B		0-0 F7		0-3 K		4 0 1 0 0 1 4
Brook Jacoby, R OBP: 0.283, SLG: 0.375 (1, 5)		0-0 HR 2B		0-0 L4		0-0 6-3		0-0 SF7		3 1 1 1 0 0 1
George Vukovich, L OBP: 0.342, SLG: 0.412 (1, 9)		0-0 HR		0-0 G6-4-3 1-2f		0-0 4-3		0-0 1B		4 1 2 2 0 0 1
Otis Nixon, S OBP: 0.200, SLG: 0.127 (1, 7)		0-0 4-3			0-0 4-3		0-0 6-3	0-3 K		2 0 0 0 0 0 0
Jerry Willard, L OBP: 0.214, SLG: 0.308 (7, PH)										1 0 0 0 0 0 0
Kevin Rhomberg, R (8, 7)										0 0 0 0 0 0 0
Broderick Perkins, L OBP: 0.231, SLG: 0.091 (9, PH)										1 0 0 0 0 1 2

Inning Stats	R: 2 E: 1 K: 0 S: 5	H: 2 LOB: 1 BB: 1 P: 9	R: 2 E: 0 K: 0 S: 5	H: 2 LOB: 0 BB: 0 P: 5	R: 0 E: 0 K: 0 S: 3	H: 0 LOB: 0 BB: 0 P: 3	R: 0 E: 0 K: 0 S: 3	H: 1 LOB: 0 BB: 0 P: 3	R: 0 E: 0 K: 1 S: 6	H: 0 LOB: 0 BB: 0 P: 3	R: 0 E: 0 K: 1 S: 6	H: 1 LOB: 1 BB: 0 P: 6	R: 0 E: 0 K: 0 S: 3	H: 0 LOB: 0 BB: 0 P: 3	R: 0 E: 0 K: 1 S: 5	H: 0 LOB: 0 BB: 0 P: 5	R: 1 E: 0 K: 2 S: 10	H: 3 LOB: 2 BB: 0 P: 10	1B: 7 2B: 1 3B: 0 HR: 1	SF: 2 SAC: 0 DP: 1 HBP: 0
--------------	------------------------------	---------------------------------	------------------------------	---------------------------------	------------------------------	---------------------------------	------------------------------	---------------------------------	------------------------------	---------------------------------	------------------------------	---------------------------------	------------------------------	---------------------------------	------------------------------	---------------------------------	-------------------------------	----------------------------------	----------------------------------	------------------------------------


PITCHER	IP	WLS	BF	H	R	ER	SO	BB	IBB	HBP	BLK	WP	HR	S	P	ERA	WHIP
Glenn Abbott, R ERA: 3.52 (1, 1)	5.1	W	22	6	4	4	0	1	0	0	0	0	1	21	25	6.75	1.312
Doug Bair, R ERA: 1.38 (6, 1)	1.2		5	0	0	0	1	0	0	0	0	0	0	7	7	0.00	0.000
Aurelio Lopez, R ERA: 1.61 (8, 1)	2.0	S	9	3	1	1	3	0	0	0	0	0	0	15	15	4.50	1.500

BOTTOM

Detroit Tigers @ Cleveland Indians
Cleveland Municipal Stadium, Cleveland, OH

Sat May 05 1984, 3:33 AM EDT
Att. 9,282 - Unknown

AB	33
R	5
H	9
RBI	5
BB	1
SO	4
LOB	11



WP	PA	ERA	WHIP
0	36		

Batter	1	2	3	4	5	6	7	8	9	10	11	12	AB R H RBI BB SO LOB	TOP			
Lou Whitaker, L (1, 4) OBP: 0.402, SLG: 0.454	0-0 6-3	0-0 4-3		0-0 F7		0-0 4-3		4-0 FC4-6 1B 1-2 2-3 3-H BB		4-0 FC3-2 1B IBB		0-0 FC6-4 1B 3-H	5 0 1 2 2 0 6				
Alan Trammell, R (1, 6) OBP: 0.451, SLG: 0.524	0-3 K		0-0 F6		0-0 FC4-6 1B		0-0 F7	0-0 FC4-6 1B 1-2 2-3 3-H		0-0 FC3-2 1B 1-2 2-3		0-0 FC6-4 1B 1-2f	7 0 3 1 0 1 1				
Kirk Gibson, L (1, 9) OBP: 0.375, SLG: 0.543	0-0 2B		0-3 K		0-0 FC4-6 1-2f		0-0 F6	0-0 FC4-6 1-2f 2-3 3-H		0-0 FC3-2 1-2 2-3 3-H		0-0 F8 1-2f	7 0 1 1 0 1 7				
Lance Parrish, R (1, 2) OBP: 0.260, SLG: 0.392	0-3 K		0-0 1B		0-0 F9		0-3 K	0-0 5-3		0-0 F7			6 0 1 0 0 2 7				
Darrell Evans, L (1, 10) OBP: 0.333, SLG: 0.390		4-0 BB BB BB	0-0 F3		0-0 F9			0-0 F9	0-0 F7		0-0 1-3		5 0 0 0 1 0 2				
Johnny Grubb, L (1, 7) Rusty Kuntz, R (11, PR) OBP: 0.294, SLG: 0.353		4-0 1-2 BB BB		4-0 1B BB		0-0 HR		0-0 BB BB 1B 1B	0-0 3-1		4-0 CS BB		3 2 2 1 3 0 0 0 0 0 0 0 0 0				
Chet Lemon, R (1, 8) OBP: 0.393, SLG: 0.641	0-3 K		0-3 K		0-0 F7		0-0 F7	0-0 BB BB 1B	0-0 6-3		0-3 K 1-2		6 1 1 0 0 3 4				
Dave Bergman, L (1, 3) OBP: 0.352, SLG: 0.327	0-0 F8		0-0 1B		0-0 F7		0-0 F7	4-0 BB BB 1B BB 1-2 2-3		0-0 1B SH2-4 FC3-2 1B		0-0 SH3-4 1B 2B	5 2 3 0 1 0 2				
Howard Johnson, S (1, 5) Tom Brookens, R (8, 5) OBP: 0.283, SLG: 0.306	4-0 1-2 2-3 BB		0-3 K		4-0 BB		4-0 BB	4-0 1B BB FC4-6 BB 1-2 2-3 3-H		0-0 SH2-4		0-0 SH3-4 2-3	1 1 0 1 3 1 2 0 0 0 0 0 0 0				
Inning Stats	R: 0 H: 1 E: 0 LOB: 1 K: 2 BB: 0 S: 8 P: 8	R: 0 H: 0 E: 0 LOB: 3 K: 1 BB: 3 S: 5 P: 17	R: 0 H: 1 E: 0 LOB: 1 K: 1 BB: 0 S: 6 P: 6	R: 0 H: 1 E: 0 LOB: 2 K: 2 BB: 1 S: 8 P: 12	R: 0 H: 1 E: 0 LOB: 1 K: 0 BB: 0 S: 4 P: 4	R: 1 H: 1 E: 0 LOB: 1 K: 0 BB: 1 S: 4 P: 8	R: 0 H: 0 E: 0 LOB: 0 K: 1 BB: 0 S: 5 P: 5	R: 4 H: 3 E: 0 LOB: 2 K: 0 BB: 3 S: 6 P: 18	R: 0 H: 0 E: 0 LOB: 0 K: 0 BB: 0 S: 3 P: 3	R: 0 H: 2 E: 0 LOB: 3 K: 0 BB: 1 S: 5 P: 9	R: 0 H: 0 E: 0 LOB: 1 K: 1 BB: 1 S: 4 P: 8	R: 1 H: 2 E: 0 LOB: 1 K: 0 BB: 0 S: 5 P: 5	1B: 9 SF: 0 2B: 2 SAC: 2 3B: 0 DP: 0 HR: 1 HBP: 0	WP: 0 PA: 57 PB: 0 SB: 0 CS: 1			
PITCHER	IP WLS BF H R ER SO BB IBB HBP BLK WP HR S P ERA WHIP																
Bert Blyleven, R (1, 1) ERA: 3.22	7.1	34	7	3	3	7	5	0	0	0	0	0	0	0	0	3.68	1.636
George Frazier, R (8, 1) ERA: 6.61	0.0	2	0	0	0	0	2	0	0	0	0	0	0	0	0	∞	∞
Mike Jeffcoat, L (8, 1) ERA: 1.86	0.1	3	1	2	2	0	1	0	0	0	0	0	0	0	2	54.00	6.000
Tom Waddell, R (8, 1) ERA: 0.64	1.2	8	2	0	0	0	0	1	0	0	0	0	0	0	7	0.00	1.200
Ernie Camacho, R (10, 1) ERA: 2.51	2.2	L 10	2	1	1	1	1	0	0	0	0	0	0	0	11	3.38	1.125

Detroit Tigers @ Cleveland Indians
 Cleveland Municipal Stadium, Cleveland, OH
 Sun May 06 1984, 3:33 AM EDT
 Att. 16,125 - Unknown

AB	45
R	6
H	12
RBI	6
BB	10
SO	8
LOB	31



livebaseballscorecards.com


Batter	1	2	3	4	5	6	7	8	9	10	11	12	AB	R	H	RBI	BB	SO	LOB
Brett Butler, L OBP: 0.369, SLG: 0.298 (1, 8) X	0-0 F6		0-0 F8	0-3 K		0-0 6-3			0-0 FC4-6		0-0 4-3		6	0	0	0	0	1	7
Tony Bernazard, S OBP: 0.368, SLG: 0.247 (1, 4) X	0-0 F4		0-0		0-0 G3		0-0 F8		0-0 F8			0-0 F8	6	0	0	0	0	0	2
Julio Franco, R OBP: 0.333, SLG: 0.326 (1, 6) X	0-0 F3				0-3 K	0-0 6-3		0-0 4-3		0-0 F8		0-0	6	0	1	0	0	1	0
Andre Thornton, R OBP: 0.367, SLG: 0.405 (1, 10) X		0-0 4-3		4-0	0-0		0-0	0-0 5-3		0-0	0-0	0-0	5	2	2	0	1	0	0
Kevin Rhomberg, R (12, PR)				1B	2B							1B	0	0	0	0	0	0	0
Mike Hargrove, L OBP: 0.395, SLG: 0.375 (1, 3) X	0-0 F9			1B	2B							1B	6	2	2	1	0	1	2
Pat Tabler, R OBP: 0.400, SLG: 0.391 (1, 7) X		0-0		1B	2B														
Otis Nixon, S OBP: 0.208, SLG: 0.138 (6, 7) X		2B		BB	BB														
Carmen Castillo, R OBP: 0.240, SLG: 0.190 (12, PH) X		PB		1B	1B														
Brook Jacoby, R OBP: 0.281, SLG: 0.381 (1, 5) X		PB		2B															
Jerry Willard, L OBP: 0.222, SLG: 0.250 (1, 2) X			0-3 K																
Broderick Perkins, L OBP: 0.286, SLG: 0.091 (11, PH) X				BB	BB														
Ron Hassey, L OBP: 0.337, SLG: 0.304 (12, 2) X				BB	BB														
George Vukovich, L OBP: 0.358, SLG: 0.417 (1, 9) X				CS	BB														

Inning Stats	R: 0	H: 0	E: 0	K: 0	S: 3	R: 1	H: 2	E: 0	K: 1	S: 7	R: 0	H: 1	E: 0	K: 0	S: 3	R: 2	H: 3	E: 0	K: 1	S: 8	R: 0	H: 0	E: 0	K: 0	S: 3	R: 0	H: 0	E: 0	K: 1	S: 5	R: 0	H: 1	E: 0	K: 1	S: 6	R: 0	H: 0	E: 0	K: 0	S: 3	R: 0	H: 1	E: 0	K: 1	S: 6	R: 0	H: 0	E: 0	K: 0	S: 3	R: 0	H: 1	E: 0	K: 1	S: 6	R: 0	H: 2	E: 0	K: 0	S: 5	R: 0	H: 2	E: 0	K: 0	S: 5	1B: 9	SF: 0	2B: 3	SAC: 1	3B: 0	DP: 0	HR: 0	HBP: 0	WP: 0	PA: 51
--------------	------	------	------	------	------	------	------	------	------	------	------	------	------	------	------	------	------	------	------	------	------	------	------	------	------	------	------	------	------	------	------	------	------	------	------	------	------	------	------	------	------	------	------	------	------	------	------	------	------	------	------	------	------	------	------	------	------	------	------	------	------	------	------	------	------	-------	-------	-------	--------	-------	-------	-------	--------	-------	--------

PITCHER	IP	WLS	BF	H	R	ER	SO	BB	IBB	HBP	BLK	WP	HR	S	P	ERA	WHIP
Milt Wilcox, R ERA: 3.89 (1, 1)	5.0		25	8	5	4	5	3	0	0	0	0	0	32	44	7.20	2.200
Dave Rozema, R ERA: 3.86 (6, 1)	2.0		6	0	0	0	0	0	0	0	0	0	0	6	6	0.00	0.000
Willie Hernandez, L ERA: 3.28 (8, 1)	3.0		10	1	0	0	2	0	0	0	0	0	0	14	14	0.00	0.333
Aurelio Lopez, R ERA: 1.48 (11, 1)	2.0	W	10	3	0	0	1	0	1	0	0	0	0	11	15	0.00	1.500

DETROIT TIGERS @ CLEVELAND INDIANS
CLEVELAND MUNICIPAL STADIUM, CLEVELAND, OH
 Sun May 06 1984, 3:33 AM EDT
 Att: 16,125 - Unknown

AB	46
R	5
H	12
RBI	4
BB	4
SO	8
LOB	19



Batter	1	2	3	4	5	6	7	8	9	AB	R	H	RBI	BB	SO	LOB	TOP										
Lou Whitaker, L (1, 4) OBP: 0.394, SLG: 0.442 Marty Castillo, R (9, 5) OBP: 0.143, SLG: 0.286	0-3 K		0-0 4-3		0-0 FC6-4 1B		0-0 1-3	0-0 4-3		5	0	1	0	0	1	2											
Alan Trammell, R (1, 6) OBP: 0.457, SLG: 0.536	0-3 K			0-0 SH3-1 HR 2B	0-0 FC6-4		0-0 E	0-0 1B		5	2	3	1	0	1	2											
Kirk Gibson, L (1, 9) OBP: 0.380, SLG: 0.558	0-0 1-3			0-0 SH3-1		4-0 F9 S 1B BB	0-0 E7	0-0 F8		3	2	1	1	1	0	2											
Lance Parrish, R (1, 2) OBP: 0.259, SLG: 0.386 Dwight Lowry, L (8, 2) OBP: 0.313, SLG: 0.214		0-3 K		0-0 F3		0-0 F8		0-0 G4-6-3 1B	4-0 G3 BB	4	0	1	0	0	1	2											
Darrell Evans, L (1, 3) OBP: 0.341, SLG: 0.425 Tom Brookens, R (8, 5) OBP: 0.278, SLG: 0.300		0-0 F8		0-0 HR		4-0 1B 3B BB	0-0 G4-6-3		0-3 K	3	2	1	2	1	0	1											
Larry Herndon, R (1, 7) OBP: 0.321, SLG: 0.330 Rod Allen, R (9, 7) OBP: 0.280, SLG: 0.292		0-3 K		0-0 F9		0-0 F9		0-0 S 2B 1B	0-0 G3	5	1	1	0	0	1	3											
Johnny Grubb, L (1, 10) OBP: 0.486, SLG: 0.571 Howard Johnson, S (8, PR) OBP: 0.358, SLG: 0.409			4-0 BB		0-0 F8	0-0 1-2 3B 1B		0-0 1-H 2B 2B	0-0 3-1	3	1	2	2	1	0	0											
Chet Lemon, R (1, 8) OBP: 0.405, SLG: 0.670 Rusty Kuntz, R (8, 8) OBP: 0.294, SLG: 0.353		0-3 K		4-0 1B BB	0-0 1-H 2-H 3B		0-0 1-H 2B 2B			3	1	2	3	1	1	1											
Barbaro Garbey, R (1, 5) OBP: 0.407, SLG: 0.455		0-3 K		0-0 F5	0-0 F7		0-0 4-3			4	0	0	0	0	1	4											
Inning Stats	R: 0 E: 0 K: 2 S: 7	H: 0 LOB: 0 BB: 0 P: 7	R: 0 E: 0 K: 2 S: 7	H: 0 LOB: 0 BB: 0 P: 7	R: 0 E: 0 K: 2 S: 7	H: 0 LOB: 1 BB: 1 P: 11	R: 2 E: 0 K: 0 S: 5	H: 2 LOB: 0 BB: 0 P: 5	R: 0 E: 0 K: 0 S: 4	H: 1 LOB: 2 BB: 1 P: 8	R: 3 E: 0 K: 0 S: 5	H: 2 LOB: 1 BB: 2 P: 13	R: 2 E: 1 K: 0 S: 5	H: 3 LOB: 0 BB: 0 P: 5	R: 3 E: 0 K: 0 S: 7	H: 4 LOB: 2 BB: 0 P: 7	R: 0 E: 0 K: 1 S: 5	H: 0 LOB: 1 BB: 1 P: 9	1B: 6 2B: 3 3B: 2 HR: 1	SF: 0 SAC: 1 DP: 1 HBP: 0	WP: 0 PB: 1 SB: 2 CS: 0	PA: 43					
PITCHER	IP	WLS	BF	H	R	ER	SO	BB	IBB	HBP	BLK	WP	HR	S	P	ERA	WHIP										
Mark Gubicza, R (1, 1) ERA: 3.13	6.0	L	27	5	5	5	6	4	0	0	0	0	1	35	51	7.50	1.500										
Paul Splittorff, L (7, 1) ERA: 8.31	2.0		12	7	5	5	0	0	0	0	0	0	0	12	12	22.50	3.500										
Mark Huisman, R (9, 1) ERA: 6.97	1.0		4	0	0	0	1	1	0	0	0	0	0	5	9	0.00	1.000										

Detroit Tigers @ Kansas City Royals
 Royals Stadium, Kansas City, MO
 Mon May 07 1984, 8:05 PM EDT
 Att: 19,474 - Unknown

AB	37
R	10
H	12
RBI	9
BB	5
SO	7
LOB	19



WP: 0	PA: 43
-------	--------


Batter	1	2	3	4	5	6	7	8	9	AB	R	H	RBI	BB	SO	LOB
Pat Sheridan, L (1, 8) OBP: 0.360, SLG: 0.467	0-0 4-3		0-0 G3		4-0 FC4-6 BB		4-0 1B 2B BB		0-0 F8	3	1	0	0	2	0	2
Darryl Motley, R (1, 9) OBP: 0.329, SLG: 0.486	0-0 F2			0-0 F7	0-0 FC4-6 1-2f		0-0 2B 1-2 1B		0-0 5-3	5	0	1	0	0	0	2
Jorge Orta, L (1, 7) OBP: 0.293, SLG: 0.385	0-0 F5			4-0 1B 2B BB		0-0 6-3	0-0 1-3 2-H 2B		0-3 K	4	1	1	1	1	1	1
Hal McRae, R (1, 10) OBP: 0.356, SLG: 0.421		0-0 F9		0-0 F9		0-0 F8	0-0 F7			4	0	0	0	0	0	3
Frank White, R (1, 4) OBP: 0.380, SLG: 0.518		0-0 F6		0-0 2B 1B		0-0 BB 1B		0-0 2B		4	1	3	0	0	0	0
Steve Balboni, R (1, 3) OBP: 0.347, SLG: 0.416		0-3 K		0-0 1-H 2-H 2B		4-0 1-2 FC6-4 BB		0-3 K	3	0	1	2	1	2	1	
Don Slaught, R (1, 2) OBP: 0.237, SLG: 0.229			0-0 SH1-3 2B	0-0 6-3		0-0 FC6-4 1-2f		0-0 5-3	4	0	1	0	0	0	4	
Greg Pryor, R (1, 5) OBP: 0.259, SLG: 0.317			0-0 SH1-3 2-3		0-0 F8		0-0 F8	0-3 K	3	0	0	0	0	1	1	
U L Washington, S (1, 6) OBP: 0.222, SLG: 0.087			0-3 K		0-0 F6		0-0 4-3	4-0 WP BB	3	0	0	0	1	1	1	

Inning Stats	R: 0	H: 0	E: 0	K: 0	S: 3	LOB: 0	BB: 0	P: 3	R: 0	H: 0	E: 0	K: 1	S: 5	LOB: 0	BB: 0	P: 5	R: 0	H: 1	E: 0	K: 1	S: 6	LOB: 1	BB: 0	P: 6	R: 2	H: 2	E: 0	K: 0	S: 5	LOB: 1	BB: 1	P: 9	R: 0	H: 1	E: 0	K: 0	S: 3	LOB: 2	BB: 1	P: 8	R: 1	H: 2	E: 0	K: 0	S: 5	LOB: 2	BB: 1	P: 9	R: 0	H: 1	E: 0	K: 2	S: 8	LOB: 1	BB: 0	P: 8	R: 0	H: 0	E: 0	K: 1	S: 5	LOB: 1	BB: 1	P: 9	1B: 3	SF: 0	2B: 4	SAC: 1	3B: 0	DP: 0	HR: 0	HBP: 0
--------------	------	------	------	------	------	--------	-------	------	------	------	------	------	------	--------	-------	------	------	------	------	------	------	--------	-------	------	------	------	------	------	------	--------	-------	------	------	------	------	------	------	--------	-------	------	------	------	------	------	------	--------	-------	------	------	------	------	------	------	--------	-------	------	------	------	------	------	------	--------	-------	------	-------	-------	-------	--------	-------	-------	-------	--------


PITCHER	IP	WLS	BF	H	R	ER	SO	BB	IBB	HBP	BLK	WP	HR	S	P	ERA	WHIP
Juan Berenguer, R (1, 1) ERA: 2.96	6.2	W	30	6	3	3	2	4	0	0	0	0	0	30	46	4.05	1.500
Doug Bair, R (7, 1) ERA: 1.17	2.1	S	9	1	0	0	3	1	0	0	0	1	0	14	18	0.00	0.857

DETROIT TIGERS @ KANSAS CITY ROYALS
ROYALS STADIUM, KANSAS CITY, MO
 Mon May 07 1984, 8:05 PM EDT
 Att. 19,474 - Unknown

AB	33
R	3
H	7
RBI	3
BB	5
SO	5
LOB	15



WP	PA	ERA	WHIP
1	39		

Batter	1	2	3	4	5	6	7	8	9	AB R H RBI BB SO LOB	TOP	
Lou Whitaker, L (1, 4) OBP: 0.389, SLG: 0.431	0-0 G3		0-0 F6			0-0 F7	4-0 HR BB			3 1 0 0 1 0 0		
Alan Trammell, R (1, 6) OBP: 0.450, SLG: 0.553	0-0 5-3			0-0 F9		0-0 F7	0-0 HR			4 1 1 4 0 0 0		
Barbaro Garbey, R (1, 3) OBP: 0.413, SLG: 0.448	4-0 CS BB			0-3 K		0-0 1B	0-0 4-3			3 0 1 0 1 1 0		
Lance Parrish, R (1, 2) OBP: 0.259, SLG: 0.381	0-0 CS 1-2	0-0 1-3		0-0 1B		0-0 F8		0-3 K		4 0 1 0 0 1 1		
Larry Herndon, R (1, 7) OBP: 0.327, SLG: 0.337		0-0 6-3		0-0 F8			0-0 1B 1B	0-0 G3-6-3 1B		4 1 2 0 0 0 1		
Darrell Evans, L (1, 10) OBP: 0.347, SLG: 0.429		0-0 1B		0-0 F7			0-0 BB HR 1B	0-0 G3-6-3 1-2f		4 1 2 0 0 0 1		
Chet Lemon, R (1, 8) OBP: 0.408, SLG: 0.664		0-3 K		0-0 FC6-4 1B			0-0 1-2 HR BB 1B		0-3 K	4 1 2 1 0 2 1	AB 34 R 5 H 9 RBI 5 BB 2 SO 6 LOB 10	
Kirk Gibson, L (1, 9) OBP: 0.366, SLG: 0.535			0-3 K		0-0 F8		0-3 K		0-0 F8	4 0 0 0 0 2 3		
Tom Brookens, R (1, 5) OBP: 0.259, SLG: 0.278			0-0 6-3		0-0 FC6-4		0-0 F6		0-0 6-3	4 0 0 0 0 0 3		
Inning Stats	R: 0 E: 0 K: 0 S: 2 H: 0 LOB: 0 BB: 1 P: 6	R: 0 E: 0 K: 1 S: 6 H: 1 LOB: 1 BB: 0 P: 6	R: 0 E: 0 K: 1 S: 5 H: 0 LOB: 0 BB: 0 P: 5	R: 0 E: 0 K: 1 S: 6 H: 1 LOB: 1 BB: 0 P: 6	R: 0 E: 0 K: 0 S: 4 H: 1 LOB: 1 BB: 0 P: 4	R: 0 E: 0 K: 0 S: 4 H: 1 LOB: 1 BB: 0 P: 4	R: 5 E: 0 K: 1 S: 9 H: 4 LOB: 0 BB: 1 P: 13	R: 0 E: 0 K: 1 S: 5 H: 1 LOB: 0 BB: 0 P: 5	R: 0 E: 0 K: 1 S: 5 H: 0 LOB: 0 BB: 0 P: 5	1B: 8 2B: 0 3B: 0 HR: 1 SF: 0 SAC: 0 DP: 1 HBP: 0	WP: 0 PB: 0 SB: 0 CS: 1 PA: 37	
PITCHER	IP WLS BF H R ER SO BB IBB HBP BLK WP HR S P ERA WHIP											
Bud Black, L (1, 1) ERA: 3.73	6.2 L 28 7 4 4 4 2 0 0 0 0 0 0 34 42 5.40 1.350											
Dan Quisenberry, R (7, 1) ERA: 3.2	2.1 8 2 1 1 2 0 0 0 0 0 0 1 12 12 3.86 0.857											

Detroit Tigers @ Kansas City Royals
 Royals Stadium, Kansas City, MO
 Tue May 08 1984, 8:05 PM EDT
 Att: 14,304 - Unknown

livebaseballscorecards.com

Batter	1	2	3	4	5	6	7	8	9	AB R H RBI BB SO LOB	TOP									
Lou Whitaker, L (1, 4) OBP: 0.390, SLG: 0.430	0-0 1B	0-0 FC4-6			0-0 F7		0-3 K		0-0 FC6-4 1B	5 0 2 1 0 1 1										
Alan Trammell, R (1, 6) OBP: 0.456, SLG: 0.555	0-0 1B	0-0 F9			0-0 WP 1B		0-0 E 1B		0-0 FC6-4	5 1 3 0 0 0 2										
Barbaro Garbey, R (1, 3) OBP: 0.403, SLG: 0.435	0-3 K				0-0 G6-4-3 1B		0-0 F8		0-0 F5	4 0 1 0 0 1 4										
Lance Parrish, R (1, 2) OBP: 0.254, SLG: 0.374 Marty Castillo, R (3, 2) OBP: 0.222, SLG: 0.333	0-3 K				0-0 G6-4-3		0-0 FC6-4 1B		0-0 6-3	2 0 0 0 0 1 3 2 0 1 1 0 0 0										
Larry Herndon, R (1, 7) OBP: 0.316, SLG: 0.324	0-0 F8				0-0 6-3		0-0 FC6-4		0-0 6-3	4 0 0 0 0 0 3										
Darrell Evans, L (1, 10) OBP: 0.374, SLG: 0.460					4-0 CS 1B BB		0-0 G6-4-3 1B		0-0 1B	3 1 3 0 1 0 0										
Chet Lemon, R (1, 8) OBP: 0.395, SLG: 0.640					0-0 F9		0-0 F9		0-3 K	4 0 0 0 0 1 4										
Rusty Kuntz, R (1, 9) OBP: 0.350, SLG: 0.450 Kirk Gibson, L (8, 9) OBP: 0.363, SLG: 0.530					0-0 CS 1B		0-0 G6-4-3		0-0 F7	3 1 2 1 0 0 1 1 0 0 0 0 0 0										
Tom Brookens, R (1, 5) OBP: 0.242, SLG: 0.259					0-0 F9		0-0 1-3		0-0 4-3	4 0 0 0 0 0 3										
Inning Stats	R: 0 E: 0 K: 2 S: 9	H: 2 LOB: 2 BB: 0 P: 9	R: 2 E: 1 K: 0 S: 6	H: 2 LOB: 1 BB: 0 P: 6	R: 0 E: 0 K: 0 S: 3	H: 1 LOB: 0 BB: 0 P: 3	R: 0 E: 0 K: 0 S: 3	H: 1 LOB: 1 BB: 1 P: 7	R: 1 E: 0 K: 0 S: 5	H: 2 LOB: 1 BB: 0 P: 5	R: 0 E: 0 K: 0 S: 3	H: 1 LOB: 0 BB: 0 P: 3	R: 0 E: 1 K: 1 S: 6	H: 1 LOB: 1 BB: 0 P: 6	R: 0 E: 0 K: 0 S: 4	H: 1 LOB: 1 BB: 0 P: 4	1B: 10 2B: 2 3B: 0 HR: 0	SF: 0 SAC: 0 DP: 2 HBP: 0	WP: 1 PB: 0 SB: 0 CS: 2	PA: 38
PITCHER	IP WLS BF H R ER SO BB IBB HBP BLK WP HR S P ERA WHIP																			
Danny Jackson, L (1, 1) ERA: 5.48	6.0 L 26 9 3 2 2 1 0 0 0 1 0 29 33 3.00 1.667																			
Mark Huismann, R (7, 1) ERA: 6.35	2.0 8 2 0 0 2 0 0 0 0 0 0 12 12 0.00 1.000																			
Dan Quisenberry, R (9, 1) ERA: 3.05	1.0 4 1 0 0 0 0 0 0 0 0 0 4 4 0.00 1.000																			

Detroit Tigers @ Kansas City Royals
 Royals Stadium, Kansas City, MO
 Wed May 09 1984, 8:05 PM EDT
 Att: 15,709 - Unknown

livebaseballscorecards.com

AB	37
R	3
H	12
RBI	3
BB	1
SO	4
LOB	21



Batter	1	2	3	4	5	6	7	8	9	AB R H RBI BB SO LOB
Darryl Motley, R OBP: 0.305, SLG: 0.444 (1, 9)	0-0 F8		0-0 E4		0-3 K		0-0 F8		0-3 K	5 0 0 0 0 2 0
Pat Sheridan, L OBP: 0.349, SLG: 0.439 (1, 8)	0-0 F8		0-0 1B		4-0 1B		0-0 3-1		0-3 K	4 0 1 0 1 1 0
Jorge Orta, L OBP: 0.319, SLG: 0.424 (1, 7)	4-0 FC6-4		0-0 F8		0-0 1B		4-0 BB		0-0 F8	3 0 1 0 2 0 1
Hal McRae, R OBP: 0.357, SLG: 0.412 (1, 10)	0-0 FC6-4		0-0 1B		0-0 F9		4-0 BB			3 0 1 0 1 0 3
Frank White, R OBP: 0.370, SLG: 0.495 (1, 4)		0-0 F5	0-3 K		0-3 K		0-3 K			4 0 0 0 0 3 4
Steve Balboni, R OBP: 0.349, SLG: 0.417 (1, 3)		0-0 E6		0-3 K		0-0 2B		0-3 K		4 1 2 0 0 2 0
John Wathan, R OBP: 0.160, SLG: 0.130 (1, 2)		0-0 5-3		0-3 K		0-0 2B		4-0 FC6-4		3 0 1 1 1 1 1
Greg Pryor, R OBP: 0.261, SLG: 0.318 (1, 5)		0-0 FC6-4		0-0 3-1		0-0 6-3		0-0 FC6-4		3 0 1 0 0 0 1
Orlando Sanchez, L OBP: 0.100, SLG: 0.200 (8, PH)		2-3 1B						1-2f		1 0 0 0 0 0 1
Tucker Ashford, R OBP: 0.273, SLG: 0.300 (9, 5)		0-0 FC6-4								0 0 0 0 0 0 0
U L Washington, S OBP: 0.242, SLG: 0.143 (1, 6)		0-0 FC6-4			0-0 F8		0-0 F8		0-0 F8	3 0 0 0 0 0 3
Leon Roberts, R OBP: 0.167, SLG: 0.167 (8, PH)		1-2f								1 0 0 0 0 0 1
Onix Concepcion, R OBP: 0.197, SLG: 0.227 (9, 6)										0 0 0 0 0 0 0


Inning Stats	R: 0	H: 0	E: 0	K: 0	S: 3	R: 0	H: 2	E: 1	K: 0	S: 5	R: 0	H: 2	E: 1	K: 1	S: 7	R: 0	H: 0	E: 0	K: 2	S: 7	R: 0	H: 1	E: 0	K: 1	S: 6	R: 1	H: 2	E: 0	K: 1	S: 7	R: 0	H: 0	E: 0	K: 1	S: 5	R: 0	H: 0	E: 0	K: 2	S: 7	R: 0	H: 0	E: 0	K: 1	S: 5	R: 0	H: 0	E: 0	K: 2	S: 7	1B: 5	2B: 2	3B: 0	HR: 0	SF: 0	SAC: 0	DP: 0	HBP: 0	WP: 0	PB: 0	SB: 0	CS: 1	PA: 39
--------------	------	------	------	------	------	------	------	------	------	------	------	------	------	------	------	------	------	------	------	------	------	------	------	------	------	------	------	------	------	------	------	------	------	------	------	------	------	------	------	------	------	------	------	------	------	------	------	------	------	------	-------	-------	-------	-------	-------	--------	-------	--------	-------	-------	-------	-------	--------

PITCHER	IP	WLS	BF	H	R	ER	SO	BB	IBB	HBP	BLK	WP	HR	S	P	ERA	WHIP
Dan Petry, R ERA: 2.12 (1, 1)	6.2	W	31	7	1	1	5	4	0	0	0	0	0	37	53	1.35	1.650
Aurelio Lopez, R ERA: 1.35 (7, 1)	2.1	S	8	0	0	0	4	1	0	0	0	0	0	15	19	0.00	0.429

DETROIT TIGERS @ KANSAS CITY ROYALS
ROYALS STADIUM, KANSAS CITY, MO
 Wed May 09 1984, 8:05 PM EDT
 Att. 15,709 - Unknown

livebaseballscorecards.com

AB	34
R	1
H	7
RBI	1
BB	5
SO	9
LOB	15



Batter	1	2	3	4	5	6	7	8	9	AB R H RBI BB SO LOB	TOP	
Rod Carew, L (1, 3) OBP: 0.358, SLG: 0.372	0-0 4-3	0-0 4-3			0-0 FC5-4		0-0 F6		0-0 G4-6-3 1B	5 0 1 0 0 0 4		
Juan Beniquez, R (1, 9) OBP: 0.326, SLG: 0.409	0-3 K		0-0 F9		0-3 K		0-0 1B		0-0 G4-6-3 1B	5 0 2 1 0 2 1		
Fred Lynn, L (1, 8) OBP: 0.348, SLG: 0.413	0-0 2B		0-0 F7			0-0 G3	0-0 F7		0-0 G4-6-3 1-2f 2-3	5 0 1 0 0 0 3		
Doug DeCinces, R (1, 5) OBP: 0.336, SLG: 0.508 Rob Picciolo, R (8, 5) OBP: 0.400, SLG: 0.600	0-0 2-3		0-0 6-3			0-0 1B 2B		0-0 HR	0-0 F9	4 1 2 1 0 0 1 1 0 0 0 0 0 1		
Reggie Jackson, L (1, 10) OBP: 0.282, SLG: 0.459		0-3 K		0-0 4-3		0-3 K		0-0 E4		4 0 0 0 0 2 1		
Brian Downing, R (1, 7) OBP: 0.345, SLG: 0.415		0-0 FC3-4 1B		0-0 5-3		4-0 1B BB		0-0 F8		3 0 1 0 1 0 1		
Rob Wilfong, L (1, 4) OBP: 0.380, SLG: 0.450		0-0 FC3-4 HBP 1B 1-2f		0-3 K		0-0 1-2 2-3 1B		0-0 F9		4 0 1 0 0 1 2		
Jerry Narron, L (1, 2) OBP: 0.333, SLG: 0.414		0-0 HBP 1-2 1B			0-0 FC5-4 1B	0-0 4-3		0-0 F5		4 0 2 0 0 0 4		
Dick Schofield, R (1, 6) OBP: 0.275, SLG: 0.309		1-0 HBP 1-2 2-3			0-0 F7		0-0 F8		0-0 1B 1B	3 1 1 0 0 0 1		
Inning Stats	R: 0 E: 0 K: 1 S: 6 H: 1 LOB: 1 BB: 0 P: 6	R: 0 E: 0 K: 1 S: 7 H: 2 LOB: 3 BB: 0 P: 8	R: 0 E: 0 K: 0 S: 3 H: 0 LOB: 0 BB: 0 P: 3	R: 0 E: 0 K: 1 S: 5 H: 0 LOB: 0 BB: 0 P: 5	R: 0 E: 0 K: 1 S: 6 H: 1 LOB: 1 BB: 0 P: 6	R: 0 E: 0 K: 1 S: 7 H: 2 LOB: 3 BB: 1 P: 11	R: 0 E: 0 K: 0 S: 4 H: 1 LOB: 1 BB: 0 P: 4	R: 1 E: 1 K: 0 S: 5 H: 1 LOB: 1 BB: 0 P: 5	R: 1 E: 0 K: 0 S: 5 H: 3 LOB: 1 BB: 0 P: 5	1B: 8 2B: 2 3B: 0 HR: 1 SF: 0 SAC: 0 DP: 1 HBP: 1	WP: 0 PB: 0 SB: 0 CS: 0 PA: 40	
PITCHER	IP WLS BF H R ER SO BB IBB HBP BLK WP HR S P ERA WHIP											
Milt Wilcox, R (1, 1) ERA: 3.32	6.0 W 26 6 0 0 5 1 0 1 0 0 0 0 34 39 0.00 1.167											
Willie Hernandez, L (7, 1) ERA: 3.58	3.0 S 14 5 2 2 0 0 0 0 0 0 0 1 14 14 6.00 1.667											

California Angels @ Detroit Tigers
Tiger Stadium, Detroit, MI
Fri May 11 1984, 7:05 PM EDT
Att: 44,187 - Unknown

livebaseballscorecards.com

AB	38
R	2
H	11
RBI	2
BB	1
SO	5
LOB	19



Batter	1	2	3	4	5	6	7	8	9	AB	R	H	RBI	BB	SO	LOB
Lou Whitaker, L OBP: 0.390, SLG: 0.437 (1, 4)	0-0 1B 1B	0-0 G3 2-3		0-0 FC4-6 1B 2B	0-0 4-3 2-3		0-0 F8			5	1	2	0	0	0	2
Alan Trammell, R OBP: 0.447, SLG: 0.537 (1, 6)	0-0 F4	0-0 5-3		4-0 FC4-6 BB	0-0 5-3		0-0 F8			4	0	0	0	1	0	3
Kirk Gibson, L OBP: 0.364, SLG: 0.552 (1, 9)	0-0 1-3 1B		0-3 K	0-0 FC4-6 1B 1-2f 2-3		0-0 G3	0-0 HR			5	2	2	1	0	1	2
Darrell Evans, L OBP: 0.385, SLG: 0.462 (1, 10)	0-3 K		0-0 F9	0-0 1B 1B 1-H 3-H		4-0 2B 1B BB	0-0 1B			4	2	2	2	1	1	2
Johnny Grubb, L OBP: 0.487, SLG: 0.567 (1, 7)	0-3 K		0-0	0-0 FC5 1B 1-3		0-0 1B 2B	0-3 K			2	0	1	0	0	1	2
Larry Herndon, R OBP: 0.325, SLG: 0.343 (4, PH) (5, 7)			BB 1B 1B							3	1	2	0	0	1	1
Barbaro Garbey, R OBP: 0.437, SLG: 0.453 (1, 5)		4-0 3B BB	0-0	0-0 1B		4-0 FC5-4 1B IBB		4-0 BB		2	1	2	1	2	0	0
Howard Johnson, S OBP: 0.370, SLG: 0.409 (7, 3)			1-2 1B	1-2 1B 3-H						0	0	0	0	1	0	0
Dave Bergman, L OBP: 0.379, SLG: 0.385 (1, 3)		0-0 1-H E 3B	4-0 1-2 2-3 BB	0-0 FC5 2-3f		0-0 1-2 2-H 3-H 1B		0-3 K		3	1	2	3	1	0	2
Tom Brookens, R OBP: 0.238, SLG: 0.254 (6, PR) (7, 5)										1	0	0	0	0	1	1
Chet Lemon, R OBP: 0.380, SLG: 0.613 (1, 8)		0-0 E6 G3 SH2-4 3-H	0-3 K			0-0 F6	0-0 FC5-4 1-2f 2-3		0-0 F8	5	0	0	1	0	1	6
Rusty Kuntz, R OBP: 0.350, SLG: 0.450 (9, 8)										0	0	0	0	0	0	0
Dwight Lowry, L OBP: 0.300, SLG: 0.278 (1, 2)		0-0 SH2-4 1-2		0-0 1-3	0-0 4-3 2B	0-0 4-3	0-3 K			4	0	1	0	0	1	3

Inning Stats	R: 0	H: 2	E: 0	K: 2	S: 9	R: 2	H: 1	E: 1	K: 0	S: 5	R: 0	H: 2	E: 0	K: 2	S: 9	R: 3	H: 4	E: 0	K: 0	S: 7	R: 0	H: 1	E: 0	K: 0	S: 4	R: 2	H: 2	E: 0	K: 1	S: 7	R: 0	H: 0	E: 0	K: 2	S: 7
		LOB: 2		BB: 0	P: 9		LOB: 1		BB: 1	P: 9		LOB: 3		BB: 1	P: 13		LOB: 2		BB: 1	P: 11		LOB: 1		BB: 0	P: 4		LOB: 2		BB: 2	P: 13		LOB: 1		BB: 1	P: 11

PITCHER	IP	WLS	BF	H	R	ER	SO	BB	IBB	HBP	BLK	WP	HR	S	P	ERA	WHIP
Mike Witt, R ERA: 4.0 (1, 1)	3.2	L	22	7	5	5	4	3	0	0	0	0	0	27	39	12.27	2.727
John Curtis, L ERA: 5.63 (4, 1)	1.2		12	5	2	2	0	1	1	0	0	1	0	10	18	10.80	3.600
Curt Kaufman, R ERA: 5.4 (6, 1)	2.2		11	2	1	1	3	1	0	0	0	0	1	16	20	3.38	1.125


BOTTOM

California Angels @ Detroit Tigers
Tiger Stadium, Detroit, MI
Fri May 11 1984, 7:05 PM EDT
Att. 44,187 - Unknown

AB	38
R	8
H	14
RBI	8
BB	6
SO	7
LOB	24

livebaseballscorecards.com

1B:	9	SF:	0	WP:	1	PA:	45
2B:	3	SAC:	1	PB:	0		
3B:	1	DP:	0	SB:	1		
HR:	1	HBP:	0	CS:	0		



Batter	1	2	3	4	5	6	7	8	9	AB R H RBI BB SO LOB	TOP											
Rob Wilfong, L (1, 4) OBP: 0.382, SLG: 0.484	4-0 BB G5-4-3	0-0 F8		0-0 FC6-4		0-0 F9		0-0 HR		4 1 1 1 1 0 4												
Juan Beniquez, R (1, 9) OBP: 0.314, SLG: 0.375	0-0 G5-4-3		0-0 F6		4-0 HR BB		0-3 K	0-0 F8		4 1 0 0 1 1 1												
Reggie Jackson, L (1, 10) OBP: 0.287, SLG: 0.476	1-0 2B HBP		0-3 K		0-0 HR		0-0 1-3		0-0 F8	4 1 1 2 0 1 0												
Doug DeCinces, R (1, 5) OBP: 0.345, SLG: 0.519	0-0 1-3 2B		0-0 E 1B		0-0 F9		0-0 WP 1B		0-0 F7	5 1 3 0 0 0 0												
Brian Downing, R (1, 7) OBP: 0.347, SLG: 0.409	0-0 F7		0-0 E1		0-0 G4-6-3 1B		4-0 1B BB		0-0 F9	4 0 1 0 1 0 3												
Gary Pettis, S (9, 8) OBP: 0.346, SLG: 0.321			1-2				1-2 BB			0 0 0 0 0 0 0												
Fred Lynn, L (1, 8) OBP: 0.352, SLG: 0.416		0-0 1B 1B	0-3 K		0-0 G4-6-3		0-0 1-3 2-H 1B			4 0 2 1 0 1 3												
Jerry Narron, L (1, 3) OBP: 0.294, SLG: 0.364		0-0 F8		0-0 F3		0-0 F9		0-0 F8		4 0 0 0 0 0 3												
Bob Boone, R (1, 2) OBP: 0.281, SLG: 0.346		0-0 1-3 1B		0-0 FC6-4 1B		0-3 K		0-0 5-3		4 0 2 0 0 1 0												
Dick Schofield, R (1, 6) OBP: 0.274, SLG: 0.307		0-3 K		0-3 K		0-0 1B		0-0 F9		4 0 1 0 0 2 3												
Inning Stats	R: 0 E: 0 K: 0 S: 3	H: 1 LOB: 2 BB: 1 P: 8	R: 0 E: 0 K: 1 S: 7	H: 2 LOB: 2 BB: 0 P: 7	R: 0 E: 1 K: 2 S: 9	H: 1 LOB: 2 BB: 0 P: 9	R: 0 E: 0 K: 1 S: 6	H: 1 LOB: 1 BB: 0 P: 6	R: 2 E: 0 K: 0 S: 4	H: 2 LOB: 0 BB: 1 P: 8	R: 0 E: 0 K: 1 S: 6	H: 1 LOB: 1 BB: 0 P: 6	R: 1 E: 0 K: 1 S: 7	H: 2 LOB: 2 BB: 1 P: 11	R: 1 E: 0 K: 0 S: 4	H: 1 LOB: 0 BB: 0 P: 4	R: 0 E: 0 K: 0 S: 3	H: 0 LOB: 0 BB: 0 P: 3	1B: 8 2B: 1 3B: 0 HR: 2	SF: 0 SAC: 0 DP: 2 HBP: 1	WP: 1 PB: 0 SB: 0 CS: 0	PA: 41
PITCHER	IP WLS BF H R ER SO BB IBB HBP BLK WP HR S P ERA WHIP																					
Juan Berenguer, R (1, 1) ERA: 3.18	6.2 L 33 10 3 3 6 3 0 1 0 1 1 41 54 4.05 1.950																					
Aurelio Lopez, R (7, 1) ERA: 1.55	2.1 8 1 1 1 0 0 0 0 0 0 0 1 8 8 3.86 0.429																					

California Angels @ Detroit Tigers
Tiger Stadium, Detroit, MI
Sat May 12 1984, 3:33 AM EDT
Att: 38,516 - Unknown

livebaseballscorecards.com

AB	37
R	4
H	11
RBI	4
BB	3
SO	6
LOB	17



Batter	1	2	3	4	5	6	7	8	9	AB	R	H	RBI	BB	SO	LOB
Lou Whitaker, L OBP: 0.393, SLG: 0.438 (1, 4)	0-0 G6-4-3 1B		0-3 K		0-0 1B			0-0 F7		4	0	2	0	0	1	1
Alan Trammell, R OBP: 0.434, SLG: 0.520 (1, 6)	0-0 G6-4-3 1-2f		0-0 F9		0-0 F9			0-0 F3		4	0	0	0	0	0	3
Barbaro Garbey, R OBP: 0.427, SLG: 0.441 (1, 3)	0-0 F8			0-0 6-3 1B		0-0 5-3		0-3 K		4	1	1	0	0	1	1
Larry Herndon, R OBP: 0.331, SLG: 0.343 (1, 7)		0-0 1-3		0-0 6-3 1-2		0-0 G6-4-3 1B		4-0 G4-6-3 BB		3	0	1	0	1	0	1
Chet Lemon, R OBP: 0.383, SLG: 0.610 (1, 8)		0-0 S WP E 1B		0-0 4-3 2-H 1B		0-0 G6-4-3 1-2f		0-0 G4-6-3 1-2f		4	1	2	1	0	0	2
Darrell Evans, L OBP: 0.380, SLG: 0.447 (1, 10)		4-0 S BB BB BB 1-2 BB		0-0 4-3 1-2		0-0 F8		0-0 F7		3	0	0	0	1	0	1
Tom Brookens, R OBP: 0.227, SLG: 0.242 (1, 5)		0-0 6-3 1-2 2-H		0-0 5-3		0-0 F8		0-0 F8		3	0	0	0	0	0	2
Kirk Gibson, L OBP: 0.364, SLG: 0.546 (1, 9)		0-0 6-3		0-0 G6-4-3 1B		0-0 4-3		0-0 4-3		3	0	1	0	0	0	1
Marty Castillo, R OBP: 0.182, SLG: 0.273 (1, 2)			0-0 F7		0-0 G6-4-3 1-2f			0-0 2B		2	0	0	0	0	0	1
Rusty Kuntz, R OBP: 0.381, SLG: 0.524 (8, PH)										1	0	1	0	0	0	0
Dwight Lowry, L OBP: 0.300, SLG: 0.278 (9, 2)										0	0	0	0	0	0	0


Inning Stats	R: 0	H: 1	E: 0	K: 0	S: 3	LOB: 0	BB: 0	P: 3	R: 1	H: 1	E: 0	K: 0	S: 4	LOB: 1	BB: 1	P: 8	R: 0	H: 0	E: 0	K: 1	S: 5	LOB: 0	BB: 0	P: 5	R: 1	H: 2	E: 0	K: 0	S: 5	LOB: 1	BB: 0	P: 5	R: 0	H: 2	E: 0	K: 0	S: 4	LOB: 1	BB: 0	P: 4	R: 0	H: 1	E: 0	K: 0	S: 3	LOB: 0	BB: 0	P: 3	R: 0	H: 0	E: 0	K: 0	S: 3	LOB: 0	BB: 0	P: 3	R: 0	H: 1	E: 0	K: 1	S: 6	LOB: 1	BB: 0	P: 6	R: 0	H: 0	E: 0	K: 0	S: 2	LOB: 0	BB: 1	P: 6	1B: 7	SF: 0	2B: 1	SAC: 0	3B: 0	DP: 4	HR: 0	HBP: 0	WP: 1	PA: 33
PITCHER Tommy John, L ERA: 2.24 (1, 1)	IP	WLS	BF	H	R	ER	SO	BB	IBB	HBP	BLK	WP	HR	S	P	ERA	WHIP	IP	WLS	BF	H	R	ER	SO	BB	IBB	HBP	BLK	WP	HR	S	P	ERA	WHIP	IP	WLS	BF	H	R	ER	SO	BB	IBB	HBP	BLK	WP	HR	S	P	ERA	WHIP																															

BOTTOM

California Angels @ Detroit Tigers
Tiger Stadium, Detroit, MI

Sat May 12 1984, 3:33 AM EDT
Att. 38,516 - Unknown

AB	31
R	2
H	8
RBI	1
BB	2
SO	2
LOB	13



livebaseballscorecards.com

Batter	1	2	3	4	5	6	7	8	9	AB	R	H	RBI	BB	SO	LOB
Lou Whitaker, L OBP: 0.387, SLG: 0.430 (1, 4)	0-0 F7	0-0 1-3		0-0 F7		0-0 F8		0-0 CS 1B		5	0	1	1	0	0	2
Alan Trammell, R OBP: 0.440, SLG: 0.545 (1, 6)	0-0 HR	0-0 1B			0-0 G6-4-3 1B	0-0 F9		0-3 3-H 1-2 K		5	1	3	2	0	1	2
Barbaro Garbey, R OBP: 0.430, SLG: 0.444 (1, 3) (9, 5)	0-0 5-3 1B	0-0 1-3 1B			0-0 G6-4-3 1-2f		0-0 5-3			4	0	2	0	0	0	1
Lance Parrish, R OBP: 0.271, SLG: 0.382 (1, 2)	0-0 1-2 5-3 1B		4-0 BBB	0-0 G6-4-3 BB		0-0 1B 1B		0-0 4-3		3	1	2	0	1	0	0
Larry Herndon, R OBP: 0.336, SLG: 0.348 (1, 7)	0-0 5-3		0-0 F9		0-0 1B 1-2 1B		0-0 1B			4	0	2	0	0	0	3
Chet Lemon, R OBP: 0.380, SLG: 0.598 (1, 8)	0-0 F8		0-0 G6-4-3 1-2f		0-0 1-3 2-H 1B		0-3 K			4	0	1	1	0	1	4
Darrell Evans, L OBP: 0.375, SLG: 0.433 (1, 10)		4-0 BLK SF8 1B BB		0-0 F9		0-0 4-3		0-0 F8		3	1	0	0	1	0	2
Rusty Kuntz, R OBP: 0.440, SLG: 0.720 (1, 9)		0-0 SF8 BLK 1-2 1B		0-0 HR		0-0 6-3		0-0 3B 2B		4	3	3	1	0	0	0
Tom Brookens, R OBP: 0.217, SLG: 0.234 Dave Bergman, L OBP: 0.390, SLG: 0.434 (8, PH) (9, 3)		0-0 SF8 1-3 2-H		0-0 6-3		0-0 E6		0-0 2-H 1B 3B		2	0	0	1	0	0	0
										1	1	1	1	0	0	0
Inning Stats	R: 1 E: 0 K: 0 S: 6	H: 3 LOB: 2 BB: 0 P: 6	R: 2 E: 0 K: 0 S: 5	H: 3 LOB: 2 BB: 1 P: 9	R: 0 E: 0 K: 0 S: 2	H: 0 LOB: 0 BB: 1 P: 6	R: 1 E: 0 K: 0 S: 4	H: 1 LOB: 0 BB: 0 P: 4	R: 1 E: 1 K: 0 S: 4	H: 0 LOB: 1 BB: 0 P: 4	R: 0 E: 0 K: 1 S: 6	H: 1 LOB: 1 BB: 0 P: 6	R: 2 E: 0 K: 1 S: 7	H: 3 LOB: 0 BB: 0 P: 7	1B: 11 2B: 1 3B: 1 HR: 2	SF: 1 SAC: 0 DP: 2 HBP: 0

BOTTOM

Seattle Mariners @ Detroit Tigers
Tiger Stadium, Detroit, MI
Mon May 14 1984, 7:05 PM EDT
Att. 18,830 - Unknown

livebaseballscores.com

AB	35
R	7
H	15
RBI	7
BB	2
SO	2
LOB	14



PITCHER	IP	WLS	BF	H	R	ER	SO	BB	IBB	HBP	BLK	WP	HR	S	P	ERA	WHIP
Ed Vande Berg, L ERA: 2.61 (1, 1)	7.1	L	35	13	6	6	1	2	0	0	1	0	2	35	43	7.36	2.045
Dave Beard, R ERA: 2.7 (8, 1)	0.2		3	2	1	1	1	0	0	0	0	0	0	5	5	13.50	3.000

WP: 0	PA: 38
PB: 0	
SB: 0	
CS: 1	

Batter	1	2	3	4	5	6	7	8	9	AB R H RBI BB SO LOB	TOP
Jack Perconte, L (1, 4) <small>OBP: 0.342, SLG: 0.349</small> Dave Henderson, R (9, PH) <small>OBP: 0.271, SLG: 0.176</small>	0-0 4-3 		0-0 F6 		0-0 G6-3 		0-0 1-3 		0-3 K 	4 0 0 0 0 0 2 1 0 0 0 0 1 1	
Larry Milbourne, S (1, 5) <small>OBP: 0.352, SLG: 0.261</small>	0-0 E5 		4-0 		0-3 K 		0-0 4-3 		0-0 	4 1 1 0 1 1 0	
Gorman Thomas, R (1, 7) <small>OBP: 0.322, SLG: 0.213</small>	4-0 		0-3 K 			4-0 		4-0 	0-0 F5 	2 0 0 0 3 1 4	
Pat Putnam, L (1, 3) <small>OBP: 0.263, SLG: 0.284</small> Phil Bradley, R (8, PH) <small>OBP: 0.363, SLG: 0.286</small> (8, 8)	0-0 G3 		0-3 K 			0-0 FC6-4 		0-3 K 		3 0 0 1 0 1 4 1 0 0 0 0 1 1	
Al Cowens, R (1, 9) <small>OBP: 0.311, SLG: 0.441</small>	0-0 F8 			0-0 4-3 		0-0 G5-4-3 		0-3 K 		4 0 0 0 0 1 3	
Barry Bonnell, R (1, 8) <small>OBP: 0.314, SLG: 0.348</small> (8, 3)		0-0 F8 		0-0 F8 			0-0 F4 			4 0 1 0 0 0 0	
Steve Henderson, R (1, 10) <small>OBP: 0.347, SLG: 0.381</small>		0-0 L4 		0-0 			4-0 	0-3 K 		3 1 1 0 1 1 2	
Bob Kearney, R (1, 2) <small>OBP: 0.296, SLG: 0.387</small>		0-0 5-3 		0-3 K 			0-0 		0-3 K 	4 1 1 0 0 2 1	
Spike Owen, S (1, 6) <small>OBP: 0.366, SLG: 0.426</small>			0-0 E4 			4-0 		0-0 	0-0 E6 	3 1 1 3 1 0 0	
Inning Stats	R: 1 H: 0 E: 1 LOB: 1 K: 0 BB: 1 S: 4 P: 8	R: 0 H: 0 E: 0 LOB: 0 K: 0 BB: 0 S: 3 P: 3	R: 0 H: 0 E: 1 LOB: 2 K: 2 BB: 1 S: 8 P: 12	R: 0 H: 1 E: 0 LOB: 1 K: 1 BB: 0 S: 6 P: 6	R: 0 H: 0 E: 0 LOB: 0 K: 1 BB: 1 S: 4 P: 8	R: 0 H: 0 E: 0 LOB: 0 K: 0 BB: 1 S: 2 P: 6	R: 3 H: 2 E: 0 LOB: 0 K: 0 BB: 1 S: 5 P: 9	R: 0 H: 1 E: 0 LOB: 2 K: 3 BB: 1 S: 10 P: 14	R: 0 H: 1 E: 1 LOB: 2 K: 2 BB: 0 S: 9 P: 9	1B: 4 SF: 0 2B: 0 SAC: 0 3B: 0 DP: 2 HR: 1 HBP: 0	WP: 1 PA: 39 PB: 1 SB: 1 CS: 0
PITCHER Jack Morris, R (1, 1) <small>ERA: 2.04</small> Willie Hernandez, L (8, 1) <small>ERA: 3.34</small>	IP WLS BF H R ER SO BB IBB HBP BLK WP HR S P ERA WHIP 7.0 W 29 3 4 3 4 5 0 0 0 1 1 32 52 3.86 1.143 2.0 S 10 2 0 0 5 1 0 0 0 0 0 0 19 23 0.00 1.500	PITCHER IP WLS BF H R ER SO BB IBB HBP BLK WP HR S P ERA WHIP									

Seattle Mariners @ Detroit Tigers
 Tiger Stadium, Detroit, MI
 Tue May 15 1984, 7:05 PM EDT
 Att: 21,782 - Unknown

livebaseballscorecards.com

AB	33
R	4
H	5
RBI	4
BB	6
SO	9
LOB	18



Batter	1	2	3	4	5	6	7	8	9	AB R H RBI BB SO LOB	TOP											
Jack Perconte, L (1, 4) OBP: 0.341, SLG: 0.349	0-0 5-3		0-0 SH1-3		0-0 G5-3 1B			0-0 6-3		3 0 1 0 0 0 0												
Steve Henderson, R (1, 10) OBP: 0.329, SLG: 0.358	0-3 K		0-0 5-3		0-0 G5-3			0-0 6-3		4 0 0 1 0 1 2												
Al Cowens, R (1, 9) OBP: 0.301, SLG: 0.426	0-3 K		0-3 K							4 0 0 0 0 2 0												
Pat Putnam, L (1, 3) OBP: 0.253, SLG: 0.272		0-0 4-3		0-3 K						4 0 0 0 0 2 0												
Barry Bonnell, R (1, 7) OBP: 0.328, SLG: 0.379		0-0 FC5 2B		0-0 2B						4 0 3 0 0 1 0												
Dave Henderson, R (1, 8) OBP: 0.254, SLG: 0.164		0-0 F7		0-0 6-3						4 0 0 0 0 0 3												
Darnell Coles, R (1, 5) OBP: 0.304, SLG: 0.250		4-0 FC5 BB		0-0 F9						2 0 0 0 1 0 1												
Bob Kearney, R (1, 2) OBP: 0.297, SLG: 0.385		0-0 FC5			0-0 5-3					3 0 1 0 0 0 2												
Orlando Mercado, R (7, 2) OBP: 0.222, SLG: 0.125		1-2 2-3f						2-6 1B		0 0 0 0 0 0 0												
Spike Owen, S (1, 6) OBP: 0.375, SLG: 0.439			0-0 SH1-3 5-3 2B		4-0 G5-3 1B BB			0-0 6-3		1 1 1 0 1 0 0												
Domingo Ramos, R (7, 6)										1 0 0 0 0 0 0												
Inning Stats	R: 0 E: 0 K: 2 S: 7	H: 0 LOB: 0 BB: 0 P: 7	R: 0 E: 0 K: 0 S: 4	H: 1 LOB: 2 BB: 1 P: 8	R: 1 E: 0 K: 1 S: 6	H: 1 LOB: 0 BB: 0 P: 6	R: 0 E: 0 K: 1 S: 6	H: 1 LOB: 1 BB: 0 P: 6	R: 0 E: 0 K: 0 S: 3	H: 1 LOB: 1 BB: 1 P: 7	R: 0 E: 0 K: 1 S: 5	H: 0 LOB: 0 BB: 0 P: 5	R: 0 E: 0 K: 0 S: 3	H: 1 LOB: 1 BB: 0 P: 3	R: 0 E: 0 K: 0 S: 3	H: 0 LOB: 0 BB: 0 P: 3	R: 0 E: 0 K: 1 S: 6	H: 1 LOB: 1 BB: 0 P: 6	1B: 3 2B: 3 3B: 0 HR: 0	SF: 0 SAC: 1 DP: 1 HBP: 0	WP: 0 PB: 0 SB: 0 CS: 0	PA: 33
PITCHER	IP WLS BF H R ER SO BB IBB HBP BLK WP HR S P ERA WHIP																					
Milt Wilcox, R (1, 1) ERA: 3.09	6.0 W 23 4 1 1 5 2 0 0 0 0 0 0 31 39 1.50 1.000																					
Doug Bair, R (7, 1) ERA: 1.96	1.0 4 1 0 0 0 0 0 0 0 0 0 0 3 3 0.00 1.000																					
Willie Hernandez, L (8, 1) ERA: 3.23	1.0 3 0 0 0 0 0 0 0 0 0 0 0 3 3 0.00 0.000																					
Aurelio Lopez, R (9, 1) ERA: 1.41	1.0 4 1 0 0 0 1 0 0 0 0 0 0 6 6 0.00 1.000																					

Seattle Mariners @ Detroit Tigers
Tiger Stadium, Detroit, MI
Wed May 16 1984, 7:05 PM EDT
Att: 22,001 - Unknown

livebaseballscorecards.com

AB 30
R 1
H 6
RBI 1
BB 2
SO 6
LOB 8



Batter	1	2	3	4	5	6	7	8	9
Lou Whitaker, L (1, 4) OBP: 0.394, SLG: 0.431	0-0 WP 3B 1B	0-0 F7		0-0 FC4-6 1-2f BB	0-0 1B			0-0 1-3	
Alan Trammell, R (1, 10) OBP: 0.447, SLG: 0.547 Johnny Grubb, L (8, PH) OBP: 0.476, SLG: 0.636	0-0 1B 1-H 3B	0-0 F8		4-0 BB 1-2	0-0 F7 1-2 2-3 3-H			0-0 HR	
Barbaro Garbey, R (1, 3) OBP: 0.422, SLG: 0.434 Dave Bergman, L (8, PH) OBP: 0.397, SLG: 0.418	0-0 1B 1B FC3-4-6 1B 3-H	0-3 K		0-0 F7	0-3 K	0-3 K		1-0 2B HBP	
Lance Parrish, R (1, 2) OBP: 0.279, SLG: 0.386 Dwight Lowry, L (8, PH) OBP: 0.292, SLG: 0.318	0-0 1B 1B FC3-4-6 1B 1-2		0-0 2B 6-3 1B	0-3 K		0-0 F5		0-0 WP 1B 2B 1-H	
Larry Herndon, R (1, 7) OBP: 0.338, SLG: 0.345	0-0 F7		0-3 K		4-0 2B BB	0-0 6-3		0-0 FC5-4 1B 2-H	
Chet Lemon, R (1, 8) OBP: 0.390, SLG: 0.594	0-0 FC3-4-6 1B 1-2 2-3		0-0 6-3 1-3 2B		0-0 F9		0-0 F8	0-0 FC5-4 1-2f	
Rusty Kuntz, R (1, 9) OBP: 0.414, SLG: 0.690	0-0 FC3-4-6 1B 1-2f 2-3 3-H		0-0 6-3 2-3 3-H		0-0 BB 1B 2B 1-H		0-0 F9		
Marty Castillo, R (1, 5) OBP: 0.267, SLG: 0.286	0-0 1B 1-H 3-H		0-0 6-3		4-0 1B BB BB		0-3 K		
Tom Brookens, R (1, 6) OBP: 0.230, SLG: 0.235	0-0 F8			0-0 FC4-6 1B	4-0 1B 1-2 2-3 BB			0-0 F7	


Inning Stats	R: 5 E: 0 K: 0 S: 9	H: 6 LOB: 1 BB: 0 P: 9	R: 0 E: 0 K: 1 S: 5	H: 0 LOB: 0 BB: 0 P: 5	R: 1 E: 0 K: 1 S: 7	H: 2 LOB: 1 BB: 0 P: 7	R: 0 E: 0 K: 1 S: 6	H: 1 LOB: 2 BB: 1 P: 10	R: 1 E: 0 K: 0 S: 4	H: 2 LOB: 3 BB: 3 P: 16	R: 0 E: 0 K: 1 S: 5	H: 0 LOB: 0 BB: 0 P: 5	R: 0 E: 0 K: 1 S: 5	H: 0 LOB: 0 BB: 0 P: 5	R: 3 E: 0 K: 0 S: 6	H: 3 LOB: 1 BB: 0 P: 7
--------------	------------------------------	---------------------------------	------------------------------	---------------------------------	------------------------------	---------------------------------	------------------------------	----------------------------------	------------------------------	----------------------------------	------------------------------	---------------------------------	------------------------------	---------------------------------	------------------------------	---------------------------------

PITCHER	IP	WLS	BF	H	R	ER	SO	BB	IBB	HBP	BLK	WP	HR	S	P	ERA	WHIP
Matt Young, L (1, 1) ERA: 6.58	4.2	L	28	11	7	7	3	4	0	0	0	1	0	30	46	13.50	3.214
Roy Thomas, R (5, 1) ERA: 4.45	0.1		1	0	0	0	0	0	0	0	0	0	0	1	1	0.00	0.000
Bob Stoddard, R (6, 1) ERA: 4.4	1.0		3	0	0	0	1	0	0	0	0	0	0	5	5	0.00	0.000
Paul Mirabella, L (7, 1) ERA: 2.89	1.0		3	0	0	0	1	0	0	0	0	0	0	5	5	0.00	0.000
Dave Beard, R (8, 1) ERA: 3.48	1.0		7	3	3	3	0	0	0	1	0	1	1	6	7	27.00	3.000

BOTTOM

AB	R	H	RBI	BB	SO	LOB
5	1	2	1	0	0	1
3	1	1	1	1	0	3
1	1	1	1	0	0	0
4	1	1	1	0	2	2
0	1	0	0	0	0	0
4	2	2	0	0	1	2
1	1	1	1	0	0	0
4	0	1	1	1	1	3
5	0	2	0	0	0	2
4	2	1	2	0	0	3
3	0	1	2	1	1	1
3	0	1	0	1	0	1

AB 37
R 10
H 14
RBI 10
BB 4
SO 5
LOB 18



Seattle Mariners @ Detroit Tigers
Tiger Stadium, Detroit, MI
 Wed May 16 1984, 7:05 PM EDT
 Att. 22,001 - Unknown

WP: 2 PA: 42
 PB: 0
 SB: 1
 CS: 0

livebaseballscores.com

Batter	1	2	3	4	5	6	7	8	9	AB R H RBI BB SO LOB	TOP											
Rickey Henderson, R (1, 7) OBP: 0.350, SLG: 0.389	4-0 CS BB		0-3 K2-3 1-2		0-0 S 1B		0-0 5-3		0-0 F5	4 0 1 0 1 1 1												
Dwayne Murphy, L (1, 8) OBP: 0.351, SLG: 0.452	4-0 1B SF9 BB		0-0 1B		0-0 F8		0-0 3-1		0-0 HR	4 2 2 1 1 0 1												
Joe Morgan, L (1, 4) OBP: 0.409, SLG: 0.379	0-0 S 1B		0-3 K		0-0 F9			0-0 F9	0-0 F3	5 0 1 0 0 1 2												
Dave Kingman, R (1, 10) OBP: 0.299, SLG: 0.528	0-0 SF9 1-2 3-H			0-3 K	0-3 K			0-0 1B BB 1B	0-0 F5	4 1 1 1 0 2 1												
Carney Lansford, R (1, 5) OBP: 0.338, SLG: 0.423	0-3 K			4-0 2B BB		0-0 6-3		4-0 1B BB 1B		2 1 0 0 2 1 1												
Bruce Bochte, L (1, 3) OBP: 0.320, SLG: 0.279		0-3 K		0-0 F7		0-0 4-3		0-0 1B BB 1B		4 0 1 0 0 1 1												
Mike Davis, L (1, 9) OBP: 0.317, SLG: 0.424		0-0 4-3		0-0 1-3 2B		4-0 BB		0-0 1-2 2-3 1B		3 0 2 2 1 0 0												
Mike Heath, R (1, 2) OBP: 0.310, SLG: 0.346		0-0 4-3		4-0 BB		0-0 F9		0-0 F8		2 0 0 0 1 0 1												
Garry Hancock, L (8, PH) OBP: 0.269, SLG: 0.269										1 0 0 0 0 0 2												
Jim Essian, R (8, 2) OBP: 0.300, SLG: 0.273										0 0 0 0 0 0 0												
Tony Phillips, S (1, 6) OBP: 0.338, SLG: 0.348			0-0 CS 1B		0-0 F6		0-0 4-3		0-0 F8	3 0 1 0 0 0 3												
Jeff Burroughs, R (8, PH) OBP: 0.292, SLG: 0.333										1 0 0 0 0 0 2												
Mark Wagner, R (8, 6) OBP: 0.200, SLG: 0.222										0 0 0 0 0 0 0												
Inning Stats	R: 1 E: 0 K: 1 S: 5	H: 1 LOB: 1 BB: 2 P: 13	R: 0 E: 0 K: 1 S: 5	H: 0 LOB: 0 BB: 0 P: 5	R: 0 E: 0 K: 2 S: 8	H: 2 LOB: 1 BB: 0 P: 8	R: 0 E: 0 K: 1 S: 6	H: 1 LOB: 3 BB: 2 P: 14	R: 0 E: 0 K: 1 S: 6	H: 1 LOB: 1 BB: 0 P: 6	R: 0 E: 0 K: 0 S: 3	H: 0 LOB: 1 BB: 1 P: 7	R: 0 E: 0 K: 0 S: 3	H: 0 LOB: 0 BB: 0 P: 3	R: 2 E: 0 K: 0 S: 6	H: 3 LOB: 2 BB: 1 P: 10	R: 1 E: 0 K: 0 S: 4	H: 1 LOB: 0 BB: 0 P: 4	1B: 7 2B: 1 3B: 0 HR: 1	SF: 1 SAC: 0 DP: 0 HBP: 0	WP: 0 PB: 0 SB: 2 CS: 2	PA: 40
PITCHER	IP WLS BF H R ER SO BB IBB HBP BLK WP HR S P ERA WHIP																					
Jack Morris, R (1, 1) ERA: 2.19	7.1 W 34 8 3 3 6 6 0 0 0 0 0 0 40 64 3.68 1.909																					
Aurelio Lopez, R (8, 1) ERA: 1.6	1.2 S 6 1 1 1 0 0 0 0 0 0 0 0 1 6 6 5.40 0.600																					

Oakland Athletics @ Detroit Tigers
Tiger Stadium, Detroit, MI
Sat May 19 1984, 7:05 PM EDT
Att: 42,906 - Unknown

livebaseballscorecards.com

AB	33
R	4
H	9
RBI	4
BB	6
SO	6
LOB	15



Batter	1	2	3	4	5	6	7	8	9	AB	R	H	RBI	BB	SO	LOB
Lou Whitaker, L (1, 4) OBP: 0.393, SLG: 0.444	0-0 F8		0-0 HR		0-0 FC6-4 1B	0-0 4-3		4-0 BB		4	1	2	2	1	0	2
Alan Trammell, R (1, 6) OBP: 0.443, SLG: 0.528	0-0 6-3		0-0 F6		0-0 F9	4-0 IBB		0-0 F9		4	0	0	0	1	0	2
Kirk Gibson, L (1, 9) OBP: 0.361, SLG: 0.526	4-0 E S 1B BB		0-0 1B 1B		0-0 FC6-4 1B 1-2f	0-3 K				3	2	1	0	1	1	3
Lance Parrish, R (1, 2) OBP: 0.302, SLG: 0.417	4-0 1B 1-3 BB		0-0 F8		0-0 1B 1-2 1B		0-0 SF9 3B			3	1	2	0	1	0	1
Darrell Evans, L (1, 10) OBP: 0.395, SLG: 0.467	0-0 1-3 3-H 1B		0-0 1B		0-0 1-2 2-H 1B		0-0 4-3			4	0	3	2	0	0	1
Barbaro Garbey, R (1, 5) OBP: 0.411, SLG: 0.463		0-0 F8		0-0 F7		0-0 SF9				3	0	0	1	0	0	4
Tom Brookens, R (8, 5) OBP: 0.230, SLG: 0.235			0-0 F3							0	0	0	0	0	0	0
Johnny Grubb, L (1, 7) OBP: 0.489, SLG: 0.629		0-3 K		0-0 G4-3 1B		4-0 SH5-3 1B 4-3 BB		0-0 F5		2	0	1	0	1	1	0
Rusty Kuntz, R (6, PR) OBP: 0.400, SLG: 0.667										1	1	0	0	0	0	0
Chet Lemon, R (1, 8) OBP: 0.405, SLG: 0.594		4-0 BB		0-0 G4-3 1-2f		0-0 4-3 SH5-3 1-2 1B		0-0 1B		3	0	2	0	1	0	1
Dave Bergman, L (1, 3) OBP: 0.379, SLG: 0.397		0-0 F7		0-0 3-1		0-0 SH5-3 1-2 2-3		0-0 F6		3	0	0	0	0	0	1

Inning Stats	R: 1	H: 1	E: 0	K: 0	S: 3	R: 0	H: 0	E: 0	K: 1	S: 5	R: 1	H: 3	E: 0	K: 0	S: 6	R: 0	H: 1	E: 0	K: 0	S: 3	R: 1	H: 3	E: 0	K: 0	S: 6	R: 1	H: 1	E: 0	K: 1	S: 6	R: 1	H: 1	E: 0	K: 0	S: 4	R: 0	H: 1	E: 0	K: 0	S: 3
	LOB: 2	BB: 2	P: 11			LOB: 1	BB: 1	P: 9			LOB: 2	BB: 0	P: 6			LOB: 0	BB: 0	P: 3			LOB: 2	BB: 0	P: 6			LOB: 3	BB: 2	P: 14			LOB: 0	BB: 0	P: 4			LOB: 1	BB: 1	P: 7		

PITCHER	IP	WLS	BF	H	R	ER	SO	BB	IBB	HBP	BLK	WP	HR	S	P	ERA	WHIP
Steve McCatty, R (1, 1) ERA: 4.8	5.0	L	26	9	4	4	1	4	0	0	0	0	1	24	40	7.20	2.600
Tom Burgmeier, L (6, 1) ERA: 1.93	1.0		4	0	0	0	1	0	1	0	0	0	0	5	9	0.00	0.000
Keith Atherton, R (7, 1) ERA: 1.91	2.0		8	2	1	1	0	1	0	0	0	0	0	7	11	4.50	1.500

BOTTOM

Oakland Athletics @ Detroit Tigers
Tiger Stadium, Detroit, MI
Sat May 19 1984, 7:05 PM EDT
Att. 42,906 - Unknown

AB	30
R	5
H	11
RBI	5
BB	6
SO	2
LOB	15



WP	PA	ERA	WHIP
0	38		

Batter	1	2	3	4	5	6	7	8	9
Lou Whitaker, L (1, 4) OBP: 0.384, SLG: 0.432	0-0 5-3	0-0 5-3			0-0 6-3		0-0 3-1		
Alan Trammell, R (1, 6) OBP: 0.439, SLG: 0.521	0-0 F5	0-0 F5			0-3 K		0-0 1B		
Kirk Gibson, L (1, 9) OBP: 0.358, SLG: 0.517	0-0 E 1B		0-0 4-3		0-0 F7		0-3 K		
Darrell Evans, L (1, 3) OBP: 0.391, SLG: 0.459 Dave Bergman, L (9, 3) OBP: 0.379, SLG: 0.397	0-0 E7 1B		0-0 G6-4-3 1B		0-0 G3		0-3 K		
Larry Herndon, R (1, 7) OBP: 0.343, SLG: 0.349	0-0 1B 1-2 1B		0-0 G6-4-3 1-2f		0-0 1B 1B		0-3 K		
Johnny Grubb, L (1, 10) OBP: 0.500, SLG: 0.622 Lance Parrish, R (8, PH) OBP: 0.308, SLG: 0.421	0-0 1B 1-3 2-H		4-0 1B BB		0-3 K		0-0 1B		
Chet Lemon, R (1, 8) OBP: 0.401, SLG: 0.585	0-0 5-3		0-0 5-3		0-0 1B FC6-4 1B		0-0 F9		
Barbaro Garbey, R (1, 5) OBP: 0.409, SLG: 0.459 Tom Brookens, R (9, 5) OBP: 0.230, SLG: 0.235		0-0 F7		0-0 1B CS 2-H 1B		0-0 FC6-4			
Dwight Lowry, L (1, 2) OBP: 0.296, SLG: 0.440		0-0 HR		0-0 6-3		0-3 K			

Inning Stats	R: 2	H: 3	E: 1	K: 0	S: 7	LOB: 2	BB: 0	P: 7
	R: 1	H: 1	E: 0	K: 0	S: 4	LOB: 0	BB: 0	P: 4
	R: 0	H: 1	E: 0	K: 0	S: 3	LOB: 0	BB: 0	P: 3
	R: 1	H: 1	E: 0	K: 0	S: 3	LOB: 0	BB: 1	P: 7
	R: 0	H: 0	E: 0	K: 1	S: 5	LOB: 0	BB: 0	P: 5
	R: 0	H: 2	E: 0	K: 1	S: 7	LOB: 2	BB: 0	P: 7
	R: 0	H: 1	E: 0	K: 2	S: 8	LOB: 1	BB: 0	P: 8
	R: 0	H: 1	E: 0	K: 2	S: 8	LOB: 1	BB: 0	P: 8

PITCHER	IP	WLS	BF	H	R	ER	SO	BB	IBB	HBP	BLK	WP	HR	S	P	ERA	WHIP
Lary Sorensen, R (1, 1) ERA: 4.3	6.2	L	29	9	4	2	3	1	0	0	0	0	1	34	38	2.70	1.500
Tim Conroy, L (7, 1) ERA: 5.2	1.0		4	1	0	0	3	0	0	0	0	0	0	10	10	0.00	1.000
Bill Caudill, R (8, 1) ERA: 3.6	0.1		1	0	0	0	0	0	0	0	0	0	0	1	1	0.00	0.000

BOTTOM

Oakland Athletics @ Detroit Tigers

Tiger Stadium, Detroit, MI

Sun May 20 1984, 3:33 AM EDT
Att. 27,073 - Unknown

AB	R	H	RBI	BB	SO	LOB
4	0	0	0	0	0	0
4	0	1	0	0	1	0
4	1	1	0	0	1	1
4	1	1	0	0	1	0
0	0	0	0	0	0	0
4	0	2	0	0	1	1
2	1	1	1	1	1	1
1	0	1	0	0	0	0
4	0	1	0	0	0	4
3	0	1	1	0	0	2
0	0	0	0	0	0	0
3	1	1	1	0	1	1

AB	33
R	4
H	10
RBI	3
BB	1
SO	6
LOB	10

livebaseballscorecards.com

WP: 0 PA: 34

PB: 0
SB: 0
CS: 1

1B: 9 SF: 0
2B: 0 SAC: 0
3B: 0 DP: 1
HR: 1 HBP: 0



Batter	1	2	3	4	5	6	7	8	9	AB R H RBI BB SO LOB	TOP	
Lou Whitaker, L (1, 4) OBP: 0.384, SLG: 0.431	0-0 1-3	0-0 1-2 1B			0-0 BB 1B		0-0 G4-6-3 1-2f		0-0 4-3	5 0 2 0 0 0 1		
Alan Trammell, R (1, 6) OBP: 0.434, SLG: 0.513	0-0 F4	0-0 CS 2-3	0-0 1-3		0-3 K			0-0 SH1-3 HBP SF8 1B		4 1 1 0 0 1 1		
Kirk Gibson, L (1, 9) OBP: 0.369, SLG: 0.516	0-0 E S 1B		0-0 6-3		4-0 BB 1-2 BB			1-0 SH1-3 HBP 1-2		2 1 1 0 1 0 0		
Lance Parrish, R (1, 2) OBP: 0.308, SLG: 0.419	0-0 1-H 1B		0-0 F7		0-3 K			0-0 SH1-3 1-2 2-3		3 0 1 1 0 1 2		
Darrell Evans, L (1, 10) OBP: 0.386, SLG: 0.447 Rusty Kuntz, R (8, PR) OBP: 0.400, SLG: 0.667	0-0 F7			0-3 K		0-3 K		4-0 IBB		3 0 0 0 1 2 1 0 0 0 0 0 0 0		
Larry Herndon, R (1, 7) OBP: 0.333, SLG: 0.341			0-3 K		0-3 K		0-0 4-3	0-0 SF8		3 0 0 1 0 2 0		
Dave Bergman, L (1, 3) OBP: 0.386, SLG: 0.410			0-0 PB 4-3 2B		1-0 FC4-6 HBP		0-0 F7	0-0 F8 3-H		3 1 1 0 0 0 2		
Chet Lemon, R (1, 8) OBP: 0.398, SLG: 0.572			0-0 4-3		0-0 FC4-6 1-2f		4-0 BB G4-6-3		0-0 6-3	3 0 0 1 1 0 1		
Howard Johnson, S (1, 5) OBP: 0.383, SLG: 0.408 Tom Brookens, R (8, 5) OBP: 0.227, SLG: 0.232			0-0 CS 1B 1B		0-0 F8		0-0 F9		0-0 4-3	3 0 1 0 0 0 1 1 0 0 0 0 0 0		
Inning Stats	R: 1 H: 2 E: 0 LOB: 1 K: 0 BB: 0 S: 5 P: 5	R: 1 H: 3 E: 0 LOB: 1 K: 1 BB: 0 S: 7 P: 7	R: 0 H: 0 E: 0 LOB: 0 K: 0 BB: 0 S: 3 P: 3	R: 0 H: 0 E: 0 LOB: 1 K: 2 BB: 0 S: 7 P: 8	R: 0 H: 1 E: 0 LOB: 2 K: 2 BB: 1 S: 8 P: 12	R: 0 H: 0 E: 0 LOB: 0 K: 1 BB: 0 S: 5 P: 5	R: 0 H: 0 E: 0 LOB: 0 K: 0 BB: 1 S: 2 P: 6	R: 1 H: 1 E: 0 LOB: 2 K: 0 BB: 1 S: 4 P: 9	R: 0 H: 0 E: 0 LOB: 0 K: 0 BB: 0 S: 3 P: 3	1B: 6 SF: 1 2B: 1 SAC: 1 3B: 0 DP: 1 HR: 0 HBP: 2	WP: 0 PA: 38 PB: 1 SB: 1 CS: 1	
PITCHER Mike Witt, R (1, 1) ERA: 4.12 Doug Corbett, R (8, 1) ERA: 3.0	IP WLS BF H R ER SO BB IBB HBP BLK WP HR S P ERA WHIP	7.0 L 30 7 3 3 6 2 0 2 0 0 0 0 38 48 3.86 1.286	2.0 7 0 0 0 0 0 0 1 0 0 0 0 6 10 0.00 0.000	PITCHER IP WLS BF H R ER SO BB IBB HBP BLK WP HR S P ERA WHIP								

Detroit Tigers @ California Angels
Anaheim Stadium, Anaheim, CA
Tue May 22 1984, 10:05 PM EDT
Att: 41,253 - Unknown

livebaseballscorecards.com

AB	30
R	3
H	7
RBI	3
BB	3
SO	6
LOB	9



Batter	1	2	3	4	5	6	7	8	9	AB R H RBI BB SO LOB	TOP	
Rusty Kuntz, R (1, 9) OBP: 0.455, SLG: 0.677 Kirk Gibson, L (6, PH) OBP: 0.364, SLG: 0.508 (6, 9)	0-0 5-3 1B	4-0 FC5-2 BB		4-0 1B PO 1B BB		0-0 F8		0-0 F9		1 0 1 0 2 0 0 2 0 0 0 0 0 0		
Alan Trammell, R (1, 6) OBP: 0.433, SLG: 0.516	0-0 5-3 1-2	0-0 FC5-2 FC6-4 1-2 2-3 3-H		0-0 1B 1B		0-0 2B		0-0 F7		5 0 2 0 0 0 4		
Barbaro Garbey, R (1, 3) OBP: 0.398, SLG: 0.444 (6, 5)	0-0 6-3	0-0 FC6-4 1-2f		0-0 F8			0-0 HR 1B		0-0 F3	5 1 1 0 0 0 6		
Lance Parrish, R (1, 2) OBP: 0.312, SLG: 0.442	0-3 K		0-0 5-3	0-0 1B 1-2 2-3			0-0 HR 1-H		0-3 K	5 1 2 2 0 2 1		
Larry Herndon, R (1, 7) OBP: 0.329, SLG: 0.336		0-0 2B 1B 1B	0-0 F9	0-0 PO 3-H	0-0 F9		0-0 F8		0-0 5-3	5 1 1 0 0 0 0		
Chet Lemon, R (1, 8) OBP: 0.412, SLG: 0.585		0-0 1B 1B 2B	4-0 BB BB		4-0 CS BB		0-0 1B			2 1 2 0 2 0 0		
Rod Allen, R (1, 10) OBP: 0.357, SLG: 0.320 Darrell Evans, L (7, PH) OBP: 0.383, SLG: 0.443		0-0 SH3-4 FC5-2 1B 2-3 3-H	4-0 BB BB		1-0 1B 1-2 HBP		0-0 F9			1 0 1 1 1 0 0 1 0 0 0 0 0 1		
Marty Castillo, R (1, 5) OBP: 0.333, SLG: 0.350 Lou Whitaker, L (6, 4) OBP: 0.382, SLG: 0.429		0-0 FC5-2 SH3-4 1B 1-2 3-H	0-3 K		0-0 1B 1-3		0-0 F9			3 0 2 1 0 1 2 1 0 0 0 0 0 1		
Tom Brookens, R (1, 4) OBP: 0.224, SLG: 0.229 Dave Bergman, L (6, PH) OBP: 0.375, SLG: 0.397 (6, 3)		0-0 SH3-4		0-0 4-3		0-0 F8		0-0 G3		1 0 0 0 0 0 0 2 0 0 0 0 0 0		
Inning Stats	R: 0 E: 0 K: 1 S: 6 H: 1 LOB: 1 BB: 0 P: 6	R: 2 E: 0 K: 0 S: 7 H: 4 LOB: 3 BB: 1 P: 11	R: 0 E: 0 K: 1 S: 5 H: 0 LOB: 2 BB: 2 P: 13	R: 0 E: 0 K: 0 S: 4 H: 2 LOB: 2 BB: 1 P: 8	R: 0 E: 0 K: 0 S: 2 H: 1 LOB: 2 BB: 1 P: 7	R: 0 E: 0 K: 0 S: 3 H: 1 LOB: 1 BB: 0 P: 3	R: 2 E: 0 K: 0 S: 6 H: 3 LOB: 1 BB: 0 P: 6	R: 0 E: 0 K: 0 S: 3 H: 0 LOB: 0 BB: 0 P: 3	R: 0 E: 0 K: 1 S: 5 H: 0 LOB: 0 BB: 0 P: 5	1B: 9 2B: 2 3B: 0 HR: 1 SF: 0 SAC: 1 DP: 0 HBP: 1	WP: 0 PB: 0 SB: 0 CS: 1 PA: 42	
PITCHER Tommy John, L (1, 1) ERA: 2.43 Frank LaCorte, R (6, 1) ERA: 5.94	IP WLS BF H R ER SO BB IBB HBP BLK WP HR S P ERA WHIP	5.0 26 8 2 2 2 5 0 1 0 0 0 24 45 3.60 2.600	4.0 L 15 4 2 2 1 0 0 0 0 0 0 1 17 17 4.50 1.000	PITCHER IP WLS BF H R ER SO BB IBB HBP BLK WP HR S P ERA WHIP								

Detroit Tigers @ California Angels
Anaheim Stadium, Anaheim, CA
Wed May 23 1984, 10:05 PM EDT
Att: 41,205 - Unknown

livebaseballscorecards.com

AB	34
R	4
H	12
RBI	4
BB	5
SO	3
LOB	15



Batter	1	2	3	4	5	6	7	8	9	AB	R	H	RBI	BB	SO	LOB
Gary Pettis, S OBP: 0.335, SLG: 0.315 (1, 8) BBB	4-0 CS BB		0-0 G3		0-0 F7		0-0 G3			3	0	0	0	1	0	4
Rod Carew, L OBP: 0.351, SLG: 0.370 (1, 3) X	0-0 6-3 1-2			0-3 K	0-3 K			0-0 5-3		4	0	0	0	0	2	3
Fred Lynn, L OBP: 0.347, SLG: 0.409 (1, 9) X	0-0 4-3			0-0 HR 1B	0-0 F7			0-0 F8		4	1	1	0	0	0	2
Doug DeCinces, R OBP: 0.345, SLG: 0.516 (1, 5)		0-3 K		0-0 HR 1-H		0-0 F8		0-0 4-3		4	1	1	2	0	1	0
Brian Downing, R OBP: 0.352, SLG: 0.422 (1, 7)		0-0 F7		0-0 F9		0-0 5-3		0-3 K		4	0	0	0	0	1	0
Reggie Jackson, L OBP: 0.282, SLG: 0.413 (1, 10)		0-3 K		4-0 BB		0-0 3-1		0-3 K		3	0	0	0	1	2	0
Rob Wilfong, L OBP: 0.359, SLG: 0.449 (1, 4)			0-0 F5	0-0 F8			0-0 F8		0-3 K	4	0	0	0	0	1	1
Bob Boone, R OBP: 0.254, SLG: 0.318 (1, 2)			0-0 F3		0-0 HBP 1B		0-3 K			3	0	1	0	0	1	0
Dick Schofield, R OBP: 0.278, SLG: 0.338 (1, 6) Juan Beniquez, R OBP: 0.311, SLG: 0.379 (7, PH) Rob Picciolo, R OBP: 0.182, SLG: 0.273 (8, 6)			0-0 3B		1-0 HBP 1B		0-0 1B			1	0	1	0	0	0	0
										1	0	1	0	0	0	0
										0	0	0	0	0	0	0
										0	0	0	0	0	0	0


Inning Stats	R: 0	H: 0	E: 0	K: 0	S: 2	R: 0	H: 0	E: 0	K: 2	S: 7	R: 0	H: 1	E: 0	K: 0	S: 4	R: 2	H: 2	E: 0	K: 1	S: 7	R: 0	H: 1	E: 0	K: 1	S: 6	R: 0	H: 0	E: 0	K: 0	S: 3	R: 0	H: 1	E: 0	K: 1	S: 6	R: 0	H: 0	E: 0	K: 0	S: 3	R: 0	H: 0	E: 0	K: 3	S: 9	R: 0	H: 0	E: 0	K: 3	S: 9	1B: 3	SF: 0	2B: 0	SAC: 0	3B: 1	DP: 0	HR: 1	HBP: 1	WP: 0	PA: 34
--------------	------	------	------	------	------	------	------	------	------	------	------	------	------	------	------	------	------	------	------	------	------	------	------	------	------	------	------	------	------	------	------	------	------	------	------	------	------	------	------	------	------	------	------	------	------	------	------	------	------	------	-------	-------	-------	--------	-------	-------	-------	--------	-------	--------

PITCHER	IP	WLS	BF	H	R	ER	SO	BB	IBB	HBP	BLK	WP	HR	S	P	ERA	WHIP
Dan Petry, R ERA: 2.81 (1, 1)	7.0	W	28	5	2	2	5	2	0	1	0	0	1	35	44	2.57	1.000
Willie Hernandez, L ERA: 3.03 (8, 1)	2.0	S	6	0	0	0	3	0	0	0	0	0	0	12	12	0.00	0.000

DETROIT TIGERS @ CALIFORNIA ANGELS
Anaheim Stadium, Anaheim, CA
 Wed May 23 1984, 10:05 PM EDT
 Att. 41,205 - Unknown

livebaseballscorecards.com

AB	31
R	2
H	5
RBI	2
BB	2
SO	8
LOB	10



Batter	1	2	3	4	5	6	7	8	9	AB R H RBI BB SO LOB	TOP											
Lou Whitaker, L (1, 4) OBP: 0.385, SLG: 0.427	0-0 F7			4-0 HR BB	0-0 G1-6-3			0-0 FC4-8 1B		3 1 1 0 1 0 1												
Alan Trammell, R (1, 6) OBP: 0.429, SLG: 0.528	0-3 K			0-0 HR		0-0 F3		0-0 F7		4 1 1 2 0 1 1												
Kirk Gibson, L (1, 9) OBP: 0.361, SLG: 0.500	0-0 G3			0-0 1B 1B		0-0 4-3		0-0 FC4-6		4 1 1 0 0 0 1												
Lance Parrish, R (1, 2) OBP: 0.317, SLG: 0.466		0-0 6-3		0-0 1B 1B G6-4-3		0-0 HR		0-0 F8		4 2 2 1 0 0 1												
Darrell Evans, L (1, 10) OBP: 0.387, SLG: 0.441		0-0 4-3		0-0 1B G6-4-3		4-0 BB		0-0 4-3		3 0 1 1 1 0 0												
Larry Herndon, R (1, 7) OBP: 0.320, SLG: 0.326		0-0 F8		0-0 G6-4-3		0-0 F8		0-0 F8		4 0 0 0 0 0 2												
Dave Bergman, L (1, 3) OBP: 0.355, SLG: 0.373			0-0 4-3	0-0 F7		0-0 F4		0-0 E3		4 0 0 0 0 0 0												
Chet Lemon, R (1, 8) OBP: 0.402, SLG: 0.570			0-0 F9		0-0 6-3		0-3 K	0-0 6-3		4 0 0 0 0 1 1												
Barbaro Garbey, R (1, 5) OBP: 0.396, SLG: 0.441			0-0 F7		0-0 G1-6-3 1B		0-0 F8			3 0 1 0 0 0 0												
Tom Brookens, R (7, 5) OBP: 0.224, SLG: 0.229										0 0 0 0 0 0 0												
Inning Stats	R: 0 E: 0 K: 1 S: 5	H: 0 LOB: 0 BB: 0 P: 5	R: 0 E: 0 K: 0 S: 3	H: 0 LOB: 0 BB: 0 P: 3	R: 0 E: 0 K: 0 S: 3	H: 0 LOB: 0 BB: 0 P: 3	R: 4 E: 0 K: 0 S: 6	H: 4 LOB: 0 BB: 1 P: 10	R: 0 E: 0 K: 0 S: 3	H: 1 LOB: 0 BB: 0 P: 3	R: 1 E: 0 K: 0 S: 4	H: 1 LOB: 1 BB: 1 P: 8	R: 0 E: 0 K: 1 S: 5	H: 0 LOB: 0 BB: 0 P: 5	R: 0 E: 0 K: 0 S: 4	H: 1 LOB: 1 BB: 0 P: 4	R: 0 E: 1 K: 0 S: 4	H: 0 LOB: 1 BB: 0 P: 4	1B: 5 2B: 0 3B: 0 HR: 2	SF: 0 SAC: 0 DP: 2 HBP: 0	WP: 0 PB: 0 SB: 0 CS: 0	PA: 35
PITCHER	IP WLS BF H R ER SO BB IBB HBP BLK WP HR S P ERA WHIP																					
Jim Slaton, R (1, 1) ERA: 7.0	5.2 L 23 6 5 5 1 2 0 0 0 0 0 2 23 31 7.94 1.412																					
Curt Kaufman, R (6, 1) ERA: 4.67	2.1 8 1 0 0 1 0 0 0 0 0 0 0 10 10 0.00 0.429																					
Doug Corbett, R (9, 1) ERA: 2.77	1.0 4 0 0 0 0 0 0 0 0 0 0 0 4 4 0.00 0.000																					

Detroit Tigers @ California Angels
 Anaheim Stadium, Anaheim, CA
 Thu May 24 1984, 10:05 PM EDT
 Att: 43,580 - Unknown

livebaseballscorecards.com

AB 33
R 5
H 7
RBI 4
BB 2
SO 2
LOB 7



Batter	1	2	3	4	5	6	7	8	9	AB	R	H	RBI	BB	SO	LOB
Gary Pettis, S OBP: 0.327, SLG: 0.306 (1, 8)	0-3 K		0-3 K		0-3 K			0-0 4-3		4	0	0	0	0	3	0
Rod Carew, L OBP: 0.348, SLG: 0.366 (1, 3)	0-0 S E 1B		0-0 F3			0-3 K		0-3 K		4	1	1	0	0	2	0
Fred Lynn, L OBP: 0.345, SLG: 0.405 (1, 9)	0-3 K 1-2		0-0 1B			0-3 K		0-0 3-1		4	0	1	0	0	2	1
Doug DeCinces, R OBP: 0.343, SLG: 0.509 (1, 5)	0-0 E5 2-H 1B		0-0 5-3			0-0 6-3		0-0 1-3		4	0	1	0	0	0	1
Brian Downing, R OBP: 0.344, SLG: 0.411 (1, 7)	0-0 4-3			0-0 F2			0-0 6-3		0-0 F8	4	0	0	0	0	0	1
Reggie Jackson, L OBP: 0.283, SLG: 0.408 (1, 10)		4-0 SH2-3 BB		0-3 K		0-3 K				2	0	0	0	1	2	0
Rob Wilfong, L OBP: 0.362, SLG: 0.463 (1, 4)		0-0 SH2-3 1-2		0-0 F7			0-0 2B			2	0	1	0	0	0	0
Bob Boone, R OBP: 0.248, SLG: 0.311 (1, 2)		0-0 F3			0-0 6-3		0-0 F9			3	0	0	0	0	0	2
Rob Picciolo, R OBP: 0.167, SLG: 0.250 (1, 6)		0-0 F8			0-3 K			0-0 1-3		2	0	0	0	0	1	1
Mike Brown, R OBP: 0.400, SLG: 0.600 (8, PH)										1	0	0	0	0	0	0
Dick Schofield, R OBP: 0.278, SLG: 0.338 (9, 6)										0	0	0	0	0	0	0

Inning Stats	R: 1	H: 2	E: 1	K: 2	S: 9	LOB: 1	BB: 0	P: 9	R: 0	H: 0	E: 0	K: 0	S: 3	LOB: 1	BB: 1	P: 7	R: 0	H: 1	E: 0	K: 1	S: 6	LOB: 1	BB: 0	P: 6	R: 0	H: 0	E: 0	K: 1	S: 5	LOB: 0	BB: 0	P: 5	R: 0	H: 0	E: 0	K: 2	S: 7	LOB: 0	BB: 0	P: 7	R: 0	H: 1	E: 0	K: 1	S: 6	LOB: 1	BB: 0	P: 6	R: 0	H: 0	E: 0	K: 1	S: 5	LOB: 0	BB: 0	P: 5	R: 0	H: 0	E: 0	K: 0	S: 3	LOB: 0	BB: 0	P: 3
--------------	------	------	------	------	------	--------	-------	------	------	------	------	------	------	--------	-------	------	------	------	------	------	------	--------	-------	------	------	------	------	------	------	--------	-------	------	------	------	------	------	------	--------	-------	------	------	------	------	------	------	--------	-------	------	------	------	------	------	------	--------	-------	------	------	------	------	------	------	--------	-------	------

PITCHER	IP	WLS	BF	H	R	ER	SO	BB	IBB	HBP	BLK	WP	HR	S	P	ERA	WHIP
Jack Morris, R ERA: 1.97 (1, 1)	9.0	W	32	4	1	0	10	1	0	0	0	0	0	51	55	0.00	0.556


BOTTOM

Detroit Tigers @ California Angels
Anaheim Stadium, Anaheim, CA

Thu May 24 1984, 10:05 PM EDT
 Att. 43,580 - Unknown

livebaseballscorecards.com

AB	30
R	1
H	4
RBI	0
BB	1
SO	10
LOB	6



WP: 0	PA: 32
PB: 0	SB: 1
CS: 0	

Batter	1	2	3	4	5	6	7	8	9	AB R H RBI BB SO LOB	TOP											
Tom Brookens, R (1, 4) OBP: 0.213, SLG: 0.216 Rod Allen, R (9, PH) OBP: 0.345, SLG: 0.308	0-0 5-3		0-0 6-3		0-0 5-3		0-0 4-3		0-3 K	4 0 0 0 0 0 4 1 0 0 0 0 1 2												
Alan Trammell, R (1, 6) OBP: 0.429, SLG: 0.549	0-0 F7			0-0 HR		0-0 5-3		0-0 8-5 2B	0-0 F3	5 1 2 1 0 0 2												
Barbaro Garbey, R (1, 3) OBP: 0.381, SLG: 0.423	0-3 K			0-0 5-3		0-0 F8		0-0 6-3		4 0 0 0 0 1 1												
Lance Parrish, R (1, 2) OBP: 0.308, SLG: 0.453 Dwight Lowry, L (8, 2) OBP: 0.296, SLG: 0.440		0-3 K		0-3 K		0-0 E5		0-0 8-5 2-3f		4 0 0 0 0 2 1 0 0 0 0 0 0 0												
Larry Herndon, R (1, 7) OBP: 0.318, SLG: 0.324		0-0 CS BB 1B		0-0 6-3		0-3 K			0-3 K	4 0 1 0 0 2 1												
Darrell Evans, L (1, 10) OBP: 0.404, SLG: 0.450		4-0 BB 1-2 BB			0-0 FC4-6 WP 1B		0-0 1B 1B		4-0 1B BB 1B BB	2 1 2 0 2 0 0												
Chet Lemon, R (1, 8) OBP: 0.405, SLG: 0.562 Rusty Kuntz, R (9, PR) OBP: 0.455, SLG: 0.677		0-3 K 2-3			4-0 FC4-6 1-2 BB		0-0 F8		4-0 1B BB 1B BB	2 0 0 0 2 1 3 0 1 0 0 0 0 0												
Kirk Gibson, L (1, 9) OBP: 0.358, SLG: 0.492			0-0 4-3		0-0 FC4-6 WP 1-2f 2-3		0-0 F8		0-0 1B 1B	4 0 1 0 0 0 3												
Marty Castillo, R (1, 5) OBP: 0.333, SLG: 0.348 Howard Johnson, S (9, PH) OBP: 0.393, SLG: 0.420			0-0 F7		0-0 F3		0-0 1B		0-0 1B	3 0 1 0 0 0 2 1 0 1 2 0 0 0												
Inning Stats	R: 0 E: 0 K: 1 S: 5	H: 0 LOB: 0 BB: 0 P: 5	R: 0 E: 0 K: 2 S: 7	H: 1 LOB: 2 BB: 1 P: 11	R: 0 E: 0 K: 0 S: 3	H: 0 LOB: 0 BB: 0 P: 3	R: 1 E: 0 K: 1 S: 6	H: 1 LOB: 0 BB: 0 P: 6	R: 0 E: 0 K: 0 S: 4	H: 1 LOB: 2 BB: 1 P: 8	R: 0 E: 1 K: 1 S: 6	H: 0 LOB: 1 BB: 0 P: 6	R: 0 E: 0 K: 0 S: 5	H: 2 LOB: 2 BB: 0 P: 5	R: 0 E: 0 K: 0 S: 3	H: 1 LOB: 0 BB: 0 P: 3	R: 2 E: 0 K: 2 S: 9	H: 2 LOB: 2 BB: 2 P: 17	1B: 6 2B: 3 3B: 0 HR: 1	SF: 0 SAC: 0 DP: 2 HBP: 0	WP: 2 PB: 0 SB: 0 CS: 1	PA: 38
PITCHER	IP WLS BF H R ER SO BB IBB HBP BLK WP HR S P ERA WHIP																				IP WLS BF H R ER SO BB IBB HBP BLK WP HR S P ERA WHIP	
Ed Vande Berg, L (1, 1) ERA: 2.27	7.0 W 29 6 1 1 5 2 0 0 0 2 1 37 45 1.29 1.143																					
Dave Beard, R (8, 1) ERA: 4.36	1.1 7 2 2 2 1 2 0 0 0 0 0 7 15 13.50 3.000																					
Paul Mirabella, L (9, 1) ERA: 2.91	0.2 S 2 0 0 0 1 0 0 0 0 0 4 4 0.00 0.000																					

Detroit Tigers @ Seattle Mariners
 The Kingdome, Seattle, WA
 Fri May 25 1984, 10:05 PM EDT
 Att. 15,722 - Unknown

livebaseballscorecards.com

AB	34
R	3
H	8
RBI	3
BB	4
SO	7
LOB	19




Batter	1	2	3	4	5	6	7	8	9	AB R H RBI BB SO LOB
Jack Perconte, L OBP: 0.325, SLG: 0.318 (1, 4)	0-0 F9	0-0 FC1-6 1B		0-0 F8		0-0 4-3		0-0 F9		5 1 0 0 0 0 3
Barry Bonnell, R OBP: 0.333, SLG: 0.383 (1, 9)	1-0 2B HBP	0-0 1B 1-2 1B		0-0 5-3		0-0 6-3		0-0 F8		4 1 1 1 0 0 1
Alvin Davis, L OBP: 0.467, SLG: 0.705 (1, 3)	0-0 1B 1-H 2B	0-0 1B 1-2 2-H 1B		0-0 4-3		0-0 HR				4 1 3 3 0 0 0
Pat Putnam, L OBP: 0.287, SLG: 0.278 Phil Bradley, R OBP: 0.356, SLG: 0.286 (1, 7) (5, PR) (6, 7)	4-0 1B BB	0-0 F7			0-0 WP 1B	0-3 K				2 0 1 0 1 0 2 1 1 0 0 0 1 0
Ken Phelps, L OBP: 0.391, SLG: 0.684 (1, 10)	0-0 F9	0-3 K			0-0 F4		0-0 G6-3 1B			4 0 1 0 0 1 5
Dave Henderson, R OBP: 0.264, SLG: 0.265 (1, 8)	0-0 1B 1-2 2-3		0-0 4-3		0-0 F5		0-3 K			4 0 1 0 0 1 2
Larry Milbourne, S OBP: 0.359, SLG: 0.286 Domingo Ramos, R OBP: 0.048, SLG: 0.048 (1, 5) (8, 5)	0-0 3-1		0-0 FC4-6 1B		0-0 HR 1B		0-0 G6-3 1-2f			4 1 2 1 0 0 4 0 0 0 0 0 0 0
Bob Kearney, R OBP: 0.270, SLG: 0.377 (1, 2)		0-0 SH 1B 2B	0-0 FC4-6 1-2f		0-0 HR 1B		0-0 5-3			4 2 2 2 0 0 1
Spike Owen, S OBP: 0.358, SLG: 0.414 (1, 6)		0-0 SH FC1-6 2-3	0-3 K		0-0 F8		0-0 1B			3 0 1 0 0 1 2

Inning Stats	R: 1	H: 2	E: 0	K: 0	S: 5	LOB: 3	BB: 1	P: 10	R: 2	H: 3	E: 1	K: 1	S: 9	LOB: 2	BB: 0	P: 9	R: 0	H: 1	E: 0	K: 1	S: 6	LOB: 1	BB: 0	P: 6	R: 0	H: 0	E: 0	K: 0	S: 3	LOB: 0	BB: 0	P: 3	R: 3	H: 3	E: 0	K: 0	S: 6	LOB: 1	BB: 0	P: 6	R: 1	H: 1	E: 0	K: 1	S: 6	LOB: 0	BB: 0	P: 6	R: 0	H: 1	E: 0	K: 1	S: 5	LOB: 0	BB: 0	P: 5	R: 0	H: 1	E: 0	K: 0	S: 4	LOB: 1	BB: 0	P: 4
--------------	------	------	------	------	------	--------	-------	-------	------	------	------	------	------	--------	-------	------	------	------	------	------	------	--------	-------	------	------	------	------	------	------	--------	-------	------	------	------	------	------	------	--------	-------	------	------	------	------	------	------	--------	-------	------	------	------	------	------	------	--------	-------	------	------	------	------	------	------	--------	-------	------

PITCHER	IP	WLS	BF	H	R	ER	SO	BB	IBB	HBP	BLK	WP	HR	S	P	ERA	WHIP
Milt Wilcox, R ERA: 3.61 (1, 1)	4.2	L	26	9	6	5	2	1	0	0	0	1	1	28	33	9.64	2.143
Doug Bair, R ERA: 2.29 (5, 1)	1.1		5	1	1	1	1	0	0	0	0	0	1	7	7	6.75	0.750
Dave Rozema, R ERA: 3.63 (7, 1)	1.0		3	1	0	0	1	0	0	0	0	0	0	5	5	0.00	1.000
Glenn Abbott, R ERA: 3.31 (8, 1)	1.0		4	1	0	0	0	0	0	0	0	0	0	4	4	0.00	1.000

DETROIT TIGERS @ SEATTLE MARINERS
The Kingdome, Seattle, WA
 Fri May 25 1984, 10:05 PM EDT
 Att. 15,722 - Unknown

AB	35
R	7
H	12
RBI	7
BB	1
SO	4
LOB	20



1B	8	SF	0	WP	1	PA	38
2B	2	SAC	1	PB	0		
3B	0	DP	1	SB	0		
HR	2	HBP	1	CS	0		

PITCHER	IP	WLS	BF	H	R	ER	SO	BB	IBB	HBP	BLK	WP	HR	S	P	ERA	WHIP
---------	----	-----	----	---	---	----	----	----	-----	-----	-----	----	----	---	---	-----	------

Batter	1	2	3	4	5	6	7	8	9	AB R H RBI BB SO LOB	TOP											
Lou Whitaker, L (1, 4) OBP: 0.382, SLG: 0.423 Tom Brookens, R (8, 4) OBP: 0.213, SLG: 0.216 Barbaro Garbey, R (9, PH) OBP: 0.387, SLG: 0.429	0-0 4-3		0-0 FC5-4 1B		0-0 4-3			0-3 K	0-0 G6-4-3 1B	4 0 1 0 0 1 1 0 0 0 0 0 0 0 1 0 1 1 0 0 0												
Alan Trammell, R (1, 6) OBP: 0.425, SLG: 0.542 Marty Castillo, R (8, 5) OBP: 0.320, SLG: 0.333	0-3 K		0-0 F9		0-0 4-3			0-0 2B 1B	0-0 G6-4-3 1B	4 0 1 0 0 1 1 1 0 0 0 0 0 1												
Kirk Gibson, L (1, 9) OBP: 0.361, SLG: 0.522	0-0 HR		0-0 F7				0-0 F7	0-0 2B		4 1 2 1 0 0 1												
Lance Parrish, R (1, 2) OBP: 0.300, SLG: 0.440 Dwight Lowry, L (8, 2) OBP: 0.296, SLG: 0.440	0-3 K		0-0 FC5-4				0-3 K	0-3 K		4 0 0 0 0 3 3 0 0 0 0 0 0 0												
Darrell Evans, L (1, 10) OBP: 0.393, SLG: 0.435		0-0 F8		0-0 G3			0-0 F8	0-0 F8		4 0 0 0 0 0 2												
Larry Herndon, R (1, 7) OBP: 0.323, SLG: 0.336		0-0 6-3		0-0 2B			0-0 F8	0-0 1B 2B 1B		4 1 2 0 0 0 0												
Dave Bergman, L (1, 3) OBP: 0.363, SLG: 0.380		0-0 1B		0-3 K			0-0 F8	0-0 2B SF9 1B		4 1 2 0 0 1 1												
Howard Johnson, S (1, 5) OBP: 0.400, SLG: 0.444		0-3 K		0-3 K			0-0 FC6-4 1B	0-0 SF9 1B 2B		4 1 2 1 0 2 2												
Rusty Kuntz, R (1, 8) OBP: 0.459, SLG: 0.765			0-0 HR		0-0 1B		0-0 FC6-4	0-0 SF9		3 1 2 2 0 0 1												
Inning Stats	R: 1 E: 0 K: 2 S: 8	H: 1 LOB: 0 BB: 0 P: 8	R: 0 E: 0 K: 1 S: 6	H: 1 LOB: 1 BB: 0 P: 6	R: 1 E: 0 K: 0 S: 5	H: 2 LOB: 1 BB: 0 P: 5	R: 0 E: 0 K: 2 S: 8	H: 1 LOB: 1 BB: 0 P: 8	R: 0 E: 0 K: 0 S: 3	H: 1 LOB: 0 BB: 0 P: 3	R: 0 E: 0 K: 1 S: 5	H: 0 LOB: 0 BB: 0 P: 5	R: 0 E: 0 K: 0 S: 4	H: 1 LOB: 1 BB: 0 P: 4	R: 0 E: 0 K: 2 S: 9	H: 2 LOB: 2 BB: 0 P: 9	R: 3 E: 0 K: 0 S: 6	H: 4 LOB: 0 BB: 0 P: 6	1B: 8 2B: 3 3B: 0 HR: 2	SF: 1 SAC: 0 DP: 1 HBP: 0	WP: 0 PB: 0 SB: 1 CS: 0	PA: 38
PITCHER	IP WLS BF H R ER SO BB IBB HBP BLK WP HR S P ERA WHIP																					
Mike Moore, R (1, 1) ERA: 3.1	5.0 W 20 6 2 2 5 0 0 0 0 0 2 30 30 3.60 1.200																					
Bob Stoddard, R (6, 1) ERA: 4.66	3.1 17 7 3 3 3 0 0 0 0 0 0 23 23 8.10 2.100																					
Paul Mirabella, L (9, 1) ERA: 2.82	0.2 1 0 0 0 0 0 0 0 0 0 0 1 1 0.00 0.000																					

Detroit Tigers @ Seattle Mariners
 The Kingdome, Seattle, WA
 Sat May 26 1984, 10:05 PM EDT
 Att: 41,342 - Unknown

livebaseballscorecards.com

AB	37
R	5
H	13
RBI	5
BB	0
SO	8
LOB	13



Batter	1	2	3	4	5	6	7	8	9	AB	R	H	RBI	BB	SO	LOB
Jack Perconte, L (1, 4) OBP: 0.325, SLG: 0.319	0-3 K ①		0-0 1B 1B	0-0 F2 ③			0-0 6-3 ①			4	0	1	0	0	1	1
Ken Phelps, L (1, 10) OBP: 0.452, SLG: 0.880	0-3 K ②		0-0 F8 ①			0-0 HR	0-0 HR			4	2	2	2	0	1	1
Alvin Davis, L (1, 3) OBP: 0.460, SLG: 0.679	0-0 1B		0-0 CS 1B			0-3 K ①	0-0 4-3 ②			4	0	2	0	0	1	0
Pat Putnam, L (1, 7) OBP: 0.261, SLG: 0.272		0-0 F7 ①	0-3 K ② ③			0-0 F8 ②				3	0	0	0	0	1	2
Al Cowens, R (6, 9) OBP: 0.267, SLG: 0.408			1-2				1B			1	0	1	0	0	0	0
Dave Henderson, R (1, 8) OBP: 0.271, SLG: 0.273		0-0 3B 1B		4-0 CS 1B 2B		4-0 S BB				1	1	1	0	0	0	0
Phil Bradley, R (3, 8) OBP: 0.363, SLG: 0.278										1	1	0	0	2	1	1
Barry Bonnell, R (1, 9) OBP: 0.338, SLG: 0.400		0-0 1B 3B		0-0 1B 1B		0-0 F2 ③				4	1	2	1	0	0	1
Darnell Coles, R (1, 5) OBP: 0.313, SLG: 0.244		0-0 FC6-4 1B		0-3 K ②		0-0 5-3 ①				4	0	1	1	0	2	1
Bob Kearney, R (1, 2) OBP: 0.283, SLG: 0.418		0-0 FC6-4 FC4-6 1-2f		0-0 3B 2B		0-0 4 2B				4	1	3	1	0	0	1
Spike Owen, S (1, 6) OBP: 0.353, SLG: 0.418		0-0 FC4-6 1-2f		0-0 3B		0-0 4 2-3f				4	0	1	1	0	0	3

Inning Stats	R: 0	H: 1	E: 0	K: 2	S: 7	R: 2	H: 3	E: 0	K: 0	S: 6	R: 0	H: 2	E: 0	K: 1	S: 6	R: 2	H: 3	E: 0	K: 1	S: 7	R: 1	H: 1	E: 0	K: 1	S: 6	R: 0	H: 1	E: 0	K: 0	S: 3	R: 1	H: 2	E: 0	K: 1	S: 7	R: 0	H: 1	E: 0	K: 1	S: 6
	LOB: 1	BB: 0	BB: 7	ER: 2	LOB: 1	BB: 0	BB: 6	LOB: 1	BB: 0	P: 6	LOB: 1	BB: 0	LOB: 1	BB: 0	P: 6	LOB: 1	BB: 1	LOB: 1	BB: 1	P: 10	LOB: 0	BB: 0	LOB: 1	BB: 0	P: 3	LOB: 1	BB: 0	LOB: 1	BB: 0	P: 6	LOB: 1	BB: 0	LOB: 1	BB: 0	P: 6	LOB: 1	BB: 0	LOB: 1	BB: 0	P: 6


PITCHER	IP	WLS	BF	H	R	ER	SO	BB	IBB	HBP	BLK	WP	HR	S	P	ERA	WHIP
Dan Petry, R (1, 1) ERA: 2.91	4.0	L	19	9	4	2	4	1	0	0	0	0	0	26	30	4.50	2.500
Aurelio Lopez, R (5, 1) ERA: 1.77	4.0		17	5	2	2	3	1	0	0	0	0	2	22	26	4.50	1.500

BOTTOM


Detroit Tigers @ Seattle Mariners
The Kingdome, Seattle, WA
Sun May 27 1984, 6:33 AM EDT
Att. 12,755 - Unknown

livebaseballscorecards.com

AB	34
R	6
H	14
RBI	6
BB	2
SO	7
LOB	11



WP: 0	PA: 36
PB: 0	SB: 1
CS: 2	

Batter	1	2	3	4	5	6	7	8	9	AB R H RBI BB SO LOB	TOP											
Lou Whitaker, L OBP: 0.390, SLG: 0.420 (1, 4)	4-0 1B BB	4-0 BB		0-0 F9			4-0 2B BB	0-0 1B BB		2 2 1 0 3 0 0												
Alan Trammell, R OBP: 0.441, SLG: 0.568 (1, 6)	0-0 BB 1B HBP	0-3 K			0-0 1B		0-0 BB 2B 1-H	4-0 1B BB		4 1 3 1 1 1 1												
Kirk Gibson, L OBP: 0.358, SLG: 0.507 (1, 9)	0-0 HBP 1B 1-2 2-H	0-0 F4			0-0 F7		4-0 BB IBB	0-3 K		4 1 1 1 1 1 5												
Lance Parrish, R OBP: 0.302, SLG: 0.460 (1, 2)	0-3 K	0-0 F7			0-0 F8		0-0 F6		0-0 HR	5 1 1 1 0 1 6												
Darrell Evans, L OBP: 0.390, SLG: 0.420 (1, 10)	4-0 1B HBP SF8 2-3 2-3		0-0 4-3		0-0 F9		4-0 1B 2-3 2-3 BB	0-0 FC6-4 1B		3 1 1 0 2 0 1												
Larry Herndon, R OBP: 0.312, SLG: 0.318 (1, 7)	1-0 SF8 1B HBP 1-2 2-3 3-H		0-3 K			0-3 K	0-0 F8	0-0 F9		4 0 0 1 0 2 4												
Dave Bergman, L OBP: 0.376, SLG: 0.387 (1, 3)	0-0 1B 1-2 2-3 3-H		0-3 K			4-0 CS BB		0-0 1B 1B	0-0 F7	4 0 2 1 1 1 1	AB 34 R 6 H 9 RBI 6 BB 8 SO 10 LOB 24											
Chet Lemon, R OBP: 0.396, SLG: 0.563 (1, 8)	0-0 SF8			0-0 F7		0-3 K 1-2		0-0 F7	0-0 FC6-4	4 0 0 1 0 1 3												
Howard Johnson, S OBP: 0.377, SLG: 0.414 Tom Brookens, R OBP: 0.210, SLG: 0.213 (1, 5) (7, 5)	0-3 K			0-3 K			0-0 F8	0-3 K		3 0 0 0 0 2 2 1 0 0 0 0 1 1												
Inning Stats	R: 4 E: 0 K: 2 S: 10	H: 3 LOB: 2 BB: 2 P: 19	R: 0 E: 0 K: 1 S: 5	H: 0 LOB: 1 BB: 1 P: 9	R: 0 E: 0 K: 2 S: 7	H: 0 LOB: 0 BB: 0 P: 7	R: 0 E: 0 K: 1 S: 5	H: 0 LOB: 0 BB: 0 P: 5	R: 0 E: 0 K: 2 S: 6	H: 1 LOB: 1 BB: 0 P: 4	R: 0 E: 0 K: 2 S: 6	H: 0 LOB: 0 BB: 1 P: 10	R: 1 E: 0 K: 0 S: 4	H: 1 LOB: 3 BB: 3 P: 16	R: 0 E: 0 K: 2 S: 9	H: 2 LOB: 3 BB: 1 P: 13	R: 1 E: 0 K: 0 S: 5	H: 2 LOB: 1 BB: 0 P: 5	1B: 7 2B: 1 3B: 0 HR: 1	SF: 1 SAC: 0 DP: 0 HBP: 1	WP: 0 PB: 0 SB: 0 CS: 1	PA: 44
PITCHER	IP WLS BF H R ER SO BB IBB HBP BLK WP HR S P ERA WHIP																					
Chris Codiroli, R ERA: 8.8 Jeff Jones, R ERA: Keith Atherton, R ERA: 3.15 Tim Conroy, L ERA: 5.7	(1, 1) (1, 1) (7, 1) (8, 1)	0.1 5.2 1.2 1.1	L 19 12 6	7 1 3 2	3 0 1 1	4 0 1 1	1 7 1 1	2 2 3 0	0 0 1 0	1 0 0 0	0 0 0 0	0 0 0 0	0 0 0 0	1 31 10 8	15 39 26 8	108.00 0.00 5.40 6.75	15.000 0.529 3.600 1.500					

Detroit Tigers @ Oakland Athletics
 Oakland-Alameda County Coliseum, Oakland, CA
 Mon May 28 1984, 7:05 PM PDT
 Att: 46,238 - Unknown

livebaseballscorecards.com

Batter	1	2	3	4	5	6	7	8	9	AB R H RBI BB SO LOB	TOP											
Lou Whitaker, L (1, 4) OBP: 0.386, SLG: 0.415 Tom Brookens, R (5, 4) OBP: 0.205, SLG: 0.208	0-3 K		0-0 1-3			0-0 F6	0-0 5-3			2 0 0 0 0 1 0 2 0 0 0 0 0 1												
Alan Trammell, R (1, 6) OBP: 0.437, SLG: 0.561	0-0 5-3		0-0 F8			0-0 2B SF9 1B	0-0 6-3			4 1 1 0 0 0 0												
Barbaro Garbey, R (1, 5) OBP: 0.368, SLG: 0.415	0-3 K			0-0 6-3		0-0 SF9 1-3 2-H 2B		0-0 F7		4 0 1 1 0 1 0												
Lance Parrish, R (1, 2) OBP: 0.301, SLG: 0.455		0-0 F8 S 1B 1B		0-0 5-3		0-0 FC		0-0 6-3		4 1 1 0 0 0 2												
Larry Herndon, R (1, 7) OBP: 0.305, SLG: 0.312		0-0 F8 1-2		0-3 K		0-0 SF9 2-3 3-H		0-0		3 0 0 1 0 1 1												
Darrell Evans, L (1, 3) OBP: 0.380, SLG: 0.407		0-0 F8 2-3		0-0 F9		0-0 4-3		0-0 F5		4 0 0 0 0 0 3												
Chet Lemon, R (1, 8) OBP: 0.398, SLG: 0.579		0-0 S 1B 3-H		0-0 5-3			0-0 HR	0-3 K		4 1 2 2 0 1 0												
Kirk Gibson, L (1, 9) OBP: 0.355, SLG: 0.500		0-3 K2-3 1-2		0-0 6-3		0-0 6-3	0-0 E S 6-3 1B	0-3 K		4 1 1 0 0 2 1												
Rusty Kuntz, R (1, 10) OBP: 0.476, SLG: 0.730			0-0 6-3			4-0 2B BB	0-0 6-3 1-H			2 1 0 1 1 0 0												
Inning Stats	R: 0 E: 0 K: 2 S: 7	H: 0 LOB: 0 BB: 0 P: 7	R: 1 E: 0 K: 1 S: 7	H: 2 LOB: 1 BB: 0 P: 7	R: 0 E: 0 K: 0 S: 3	H: 0 LOB: 0 BB: 0 P: 3	R: 0 E: 0 K: 1 S: 5	H: 0 LOB: 0 BB: 0 P: 5	R: 0 E: 0 K: 0 S: 3	H: 0 LOB: 0 BB: 0 P: 3	R: 2 E: 0 K: 0 S: 6	H: 2 LOB: 2 BB: 1 P: 10	R: 2 E: 0 K: 0 S: 5	H: 2 LOB: 0 BB: 0 P: 5	R: 0 E: 0 K: 0 S: 3	H: 0 LOB: 0 BB: 0 P: 3	R: 0 E: 0 K: 2 S: 7	H: 0 LOB: 0 BB: 0 P: 7	1B: 4 2B: 1 3B: 0 HR: 1	SF: 1 SAC: 0 DP: 0 HBP: 0	WP: 0 PB: 0 SB: 3 CS: 0	PA: 35
PITCHER	IP WLS BF H R ER SO BB IBB HBP BLK WP HR S P ERA WHIP																					
Bill Krueger, L (1, 1) ERA: 4.56	7.0 W 29 6 5 4 4 1 0 0 0 0 1 36 40 5.14 1.000																					
Bill Caudill, R (8, 1) ERA: 3.24	2.0 S 6 0 0 0 2 0 0 0 0 0 0 0 10 10 0.00 0.000																					

Detroit Tigers @ Oakland Athletics
 Oakland-Alameda County Coliseum, Oakland, CA
 Tue May 29 1984, 7:05 PM PDT
 Att. 22,499 - Unknown

AB	33
R	5
H	6
RBI	5
BB	1
SO	6
LOB	8



WP: 0	PA: 35
-------	--------

Batter	1	2	3	4	5	6	7	8	9	AB R H RBI BB SO LOB	TOP											
Lou Whitaker, L (1, 4) OBP: 0.378, SLG: 0.406	0-0 F5		0-0 3-1			0-0 F7		0-0 6-3		4 0 0 0 0 0 2												
Alan Trammell, R (1, 6) OBP: 0.429, SLG: 0.549	0-0 5-3			0-0 F9		0-0 E6 9-2		0-0 F7		4 0 0 1 0 0 0												
Kirk Gibson, L (1, 9) OBP: 0.353, SLG: 0.513	0-0 4-3			0-0 F8		0-0 9-2 3-H		0-0 HR		4 1 1 1 0 0 1												
Lance Parrish, R (1, 2) OBP: 0.305, SLG: 0.452		0-0 F7		4-0 FC3-6 BB		0-3 K		0-0 1B		3 0 1 0 1 1 0												
Darrell Evans, L (1, 10) OBP: 0.377, SLG: 0.403		0-0 FC6-4 1B		0-0 FC3-6 1-2f		0-0 F9		0-0 F8		4 0 1 0 0 0 2												
Johnny Grubb, L (1, 7) OBP: 0.462, SLG: 0.561 Rusty Kuntz, R (9, 7) OBP: 0.476, SLG: 0.730		0-0 F2		0-3 K		0-0 F9		0-0 F8		4 0 0 0 0 1 2 0 0 0 0 0 0 0												
Chet Lemon, R (1, 8) OBP: 0.392, SLG: 0.569		0-0 FC6-4 1-2f		0-0 G3		0-0 F8				3 0 0 0 0 0 1												
Dave Bergman, L (1, 3) OBP: 0.375, SLG: 0.385			0-0 4-3		0-0 3-1		0-0 WP 1B			3 0 1 0 0 0 0												
Barbaro Garbey, R (1, 5) OBP: 0.368, SLG: 0.431 Tom Brookens, R (8, 5) OBP: 0.205, SLG: 0.208			0-0 5-3			0-0 E 3B		0-0 F9 1-2		3 1 1 0 0 0 1 0 0 0 0 0 0 0												
Inning Stats	R: 0 E: 0 K: 0 S: 3	H: 0 LOB: 0 BB: 0 P: 3	R: 0 E: 0 K: 0 S: 4	H: 1 LOB: 1 BB: 0 P: 4	R: 0 E: 0 K: 0 S: 3	H: 0 LOB: 0 BB: 0 P: 3	R: 0 E: 0 K: 0 S: 3	H: 0 LOB: 1 BB: 1 P: 7	R: 0 E: 0 K: 1 S: 5	H: 0 LOB: 0 BB: 0 P: 5	R: 1 E: 1 K: 0 S: 4	H: 1 LOB: 0 BB: 0 P: 4	R: 0 E: 0 K: 1 S: 5	H: 0 LOB: 0 BB: 0 P: 5	R: 0 E: 0 K: 0 S: 4	H: 1 LOB: 1 BB: 0 P: 4	R: 1 E: 0 K: 0 S: 5	H: 2 LOB: 1 BB: 0 P: 5	1B: 3 2B: 1 3B: 1 HR: 1	SF: 0 SAC: 0 DP: 1 HBP: 0	WP: 1 PB: 0 SB: 0 CS: 0	PA: 33
PITCHER	IP WLS BF H R ER SO BB IBB HBP BLK WP HR S P ERA WHIP																					
Steve McCatty, R (1, 1) ERA: 4.33	8.1 L 31 5 2 2 2 1 0 0 0 1 1 34 38 2.16 0.720																					
Steve McCatty, R (9, 1) ERA: 4.33	8.1 L 31 5 2 2 2 1 0 0 0 1 1 34 38 2.16 0.720																					
Keith Atherton, R (9, 1) ERA: 3.1	0.2 2 0 0 0 0 0 0 0 0 0 0 2 2 0.00 0.000																					

Detroit Tigers @ Oakland Athletics
 Oakland-Alameda County Coliseum, Oakland, CA
 Wed May 30 1984, 3:33 AM PDT
 Att. 15,224 - Unknown

AB	32
R	2
H	5
RBI	2
BB	1
SO	2
LOB	9



WP: 1	PA: 33
PB: 0	
SB: 0	
CS: 0	

ERA	WHIP
-----	------

Batter	1	2	3	4	5	6	7	8	9	AB	R	H	RBI	BB	SO	LOB
Rickey Henderson, R (1, 7) OBP: 0.383, SLG: 0.398	0-0 F2		H 1-0 S HBP		B 4-0 BB 1-2 BB 1-3		B 4-0 SH1-3 BB		X 0-0 F3	2	0	0	0	2	0	0
Dwayne Murphy, L (1, 8) OBP: 0.347, SLG: 0.444	0-0 3-1		B 4-0 FC4 BB 1-2		X 0-0 1-3		X 0-0 SH1-3		X 0-0 4-3	3	0	0	0	1	0	2
Joe Morgan, L (1, 10) OBP: 0.405, SLG: 0.368 (9, 4)	0-0 1B		X 0-0 F8		4-0 BB IBB		0-3 K		X 0-0 F3	4	0	1	0	1	1	3
Carney Lansford, R (1, 5) OBP: 0.347, SLG: 0.425	0-0 F9		X 0-0 FC4		B 4-0 1-2 2-3 3-H BB		4-0 IBB			2	0	0	1	2	0	3
Mike Davis, L (1, 9) OBP: 0.274, SLG: 0.363		X 0-0 4-3		X 0-0 4-3	X 0-0 4-3		X 0-0 F7			4	0	0	0	0	0	5
Bruce Bochte, L (1, 3) OBP: 0.329, SLG: 0.301		X 0-0 1B		0-3 K		X 0-0 F8		X 0-0 F7		4	0	1	0	0	1	0
Jim Essian, R (1, 2) OBP: 0.283, SLG: 0.256		X 0-0 F5		X 0-0 F7		X 0-0 5-3		X 0-0 S SH5-3 1B		4	0	1	0	0	0	1
Davey Lopes, R (8, PR) OBP: 0.326, SLG: 0.397										0	0	0	0	0	0	0
Mike Heath, R (9, 2) OBP: 0.340, SLG: 0.432										0	0	0	0	0	0	0
Tony Phillips, S (1, 6) OBP: 0.343, SLG: 0.370		X 0-0 4-3		X 0-0 F7	X 0-0 F7		X 0-0 SH5-3		X 0-0 1-2 K	3	0	1	0	0	0	1
Mark Wagner, R (1, 4) OBP: 0.200, SLG: 0.154			S 0-3 K		X 0-0 E5 1-3 BB BB		X 0-0 F3		S 0-3 K	3	1	0	0	0	1	1
Jeff Burroughs, R (8, PH) OBP: 0.300, SLG: 0.308										1	0	0	0	0	1	2
Steve McCatty, R (9, 1)										0	0	0	0	0	0	0
Keith Atherton, R (9, 1)										0	0	0	0	0	0	0


Inning Stats	R: 0	H: 1	E: 0	LOB: 1	K: 0	BB: 0	S: 4	R: 0	H: 1	E: 0	LOB: 1	K: 0	BB: 0	S: 4	R: 0	H: 0	E: 0	LOB: 0	K: 1	BB: 0	S: 5	R: 1	H: 0	E: 1	LOB: 3	K: 0	BB: 3	S: 4	R: 0	H: 1	E: 0	LOB: 1	K: 0	BB: 0	S: 4	R: 0	H: 0	E: 0	LOB: 2	K: 1	BB: 2	S: 5	R: 0	H: 1	E: 0	LOB: 2	K: 1	BB: 0	S: 6	R: 0	H: 0	E: 0	LOB: 0	K: 0	BB: 0	S: 3	1B: 4	SF: 0	2B: 0	SAC: 2	3B: 0	DP: 0	HR: 0	HBP: 1	WP: 0	PA: 39
--------------	------	------	------	--------	------	-------	------	------	------	------	--------	------	-------	------	------	------	------	--------	------	-------	------	------	------	------	--------	------	-------	------	------	------	------	--------	------	-------	------	------	------	------	--------	------	-------	------	------	------	------	--------	------	-------	------	------	------	------	--------	------	-------	------	-------	-------	-------	--------	-------	-------	-------	--------	-------	--------

PITCHER	IP	WLS	BF	H	R	ER	SO	BB	IBB	HBP	BLK	WP	HR	S	P	ERA	WHIP
Juan Berenguer, R (1, 1) ERA: 3.4	4.2		22	2	1	0	2	3	1	1	0	0	0	21	38	0.00	1.071
Willie Hernandez, L (5, 1) ERA: 2.63	3.1	W	14	2	0	0	2	1	1	0	0	0	0	16	24	0.00	0.900
Aurelio Lopez, R (9, 1) ERA: 1.73	1.0	S	3	0	0	0	0	0	0	0	0	0	0	3	3	0.00	0.000

DETROIT TIGERS @ OAKLAND ATHLETICS
Oakland-Alameda County Coliseum, Oakland, CA

Wed May 30 1984, 3:33 AM PDT
Att. 15,224 - Unknown

AB	30
R	1
H	4
RBI	1
BB	6
SO	4
LOB	18



Batter	1	2	3	4	5	6	7	8	9	AB R H RBI BB SO LOB	TOP	
Al Bumbry, L (1, 8) OBP: 0.304, SLG: 0.298 John Shelby, S (7, 8) OBP: 0.266, SLG: 0.336	0-0 		0-0 4-3 			0-0 1-3 		0-0 F7 		3 0 1 0 0 0 0 1 0 0 0 0 0 0	Baltimore Orioles @ Detroit Tigers Tiger Stadium, Detroit, MI Fri Jun 01 1984, 7:05 PM EDT Att: 47,252 - Unknown	
Jim Dwyer, L (1, 9) OBP: 0.295, SLG: 0.261	0-0 F6 		0-0 F9 			0-0 F7 		0-0 F4 		4 0 0 0 0 0 1		
Cal Ripken Jr., R (1, 6) OBP: 0.365, SLG: 0.562	0-0 G5-4-3 1-2f 			0-0 F8 		0-0 6-3 		0-0 F7 		4 0 0 0 0 0 1		
Eddie Murray, S (1, 3) OBP: 0.450, SLG: 0.545		0-0 3-1 		0-0 F3 		0-3 K 		0-0 F8 		4 0 0 0 0 1 0		
Wayne Gross, L (1, 5) OBP: 0.383, SLG: 0.573		0-3 K 		0-0 G4-1 		0-0 HR 1B 		0-3 K 		4 1 1 0 0 2 0		
John Lowenstein, L (1, 7) OBP: 0.372, SLG: 0.423 Mike Young, S (7, 7) OBP: 0.386, SLG: 0.407		4-0 1B BB 		0-0 3-1 		0-0 HR 		0-0 2B 		2 1 1 2 1 0 0 1 0 1 0 0 0 0		
Ken Singleton, S (1, 10) OBP: 0.301, SLG: 0.264		0-0 1-2 1B 		0-0 6-3 		0-0 1B 		0-0 F8 		4 0 2 0 0 0 1		
Rich Dauer, R (1, 4) OBP: 0.285, SLG: 0.340		0-0 6-3 		0-0 FC6-4 1B 		0-0 F4 				3 0 1 0 0 0 3		
Rick Dempsey, R (1, 2) OBP: 0.308, SLG: 0.301			0-0 5-3 		0-0 FC6-4 1-2f 		0-3 K 					3 0 0 0 0 1 2
Inning Stats	R: 0 H: 1 E: 0 LOB: 0 K: 0 BB: 0 S: 3 P: 3	R: 0 H: 1 E: 0 LOB: 2 K: 1 BB: 1 S: 6 P: 10	R: 0 H: 0 E: 0 LOB: 0 K: 0 BB: 0 S: 3 P: 3	R: 0 H: 0 E: 0 LOB: 0 K: 0 BB: 0 S: 3 P: 3	R: 0 H: 1 E: 0 LOB: 1 K: 0 BB: 0 S: 4 P: 4	R: 0 H: 0 E: 0 LOB: 0 K: 0 BB: 0 S: 3 P: 3	R: 2 H: 3 E: 0 LOB: 1 K: 2 BB: 0 S: 10 P: 10	R: 0 H: 0 E: 0 LOB: 0 K: 1 BB: 0 S: 6 P: 6	R: 0 H: 1 E: 0 LOB: 1 K: 1 BB: 0 S: 6 P: 6	1B: 5 SF: 0 2B: 1 SAC: 0 3B: 0 DP: 1 HR: 1 HBP: 0	WP: 0 PA: 34 PB: 0 SB: 0 CS: 0	
PITCHER Dan Petry, R (1, 1) ERA: 2.68 Doug Bair, R (7, 1) ERA: 2.89	IP WLS BF H R ER SO BB IBB HBP BLK WP HR S P ERA WHIP 6.0 W 21 3 0 0 1 1 0 0 0 0 0 0 22 26 0.00 0.667 3.0 S 13 4 2 2 3 0 0 0 0 0 0 1 19 19 6.00 1.333											PITCHER IP WLS BF H R ER SO BB IBB HBP BLK WP HR S P ERA WHIP

livebaseballscorecards.com

AB	33
R	2
H	7
RBI	2
BB	1
SO	4
LOB	8



BOTTOM

Baltimore Orioles @ Detroit Tigers

Tiger Stadium, Detroit, MI

Fri Jun 01 1984, 7:05 PM EDT
Att. 47,252 - Unknown

livebaseballscorecards.com

AB	37
R	14
H	13
RBI	14
BB	3
SO	6
LOB	14



WP:	0	PA:	43
PB:	0	SB:	0
CS:	0		

AB	R	H	RBI	BB	SO	LOB	
3	1	1	1	1	0	1	
5	2	3	3	0	0	1	
0	0	0	0	0	0	0	
4	1	1	1	0	0	2	
4	3	2	2	0	0	3	
1	0	0	0	0	0	1	
5	1	2	1	0	0	1	
3	1	0	0	1	2	2	
1	0	0	0	0	1	1	
4	2	2	3	0	1	0	
1	0	0	0	0	1	1	
3	1	1	1	0	0	0	
1	1	1	2	0	0	0	
2	1	0	0	1	1	1	
1B:	9	SF:	2	WP:	0	PA:	43
2B:	1	SAC:	0	PB:	0	SB:	0
3B:	0	DP:	0	CS:	0		
HR:	3	HBP:	1				

Batter	1	2	3	4	5	6	7	8	9
Lou Whitaker, L (1, 4) OBP: 0.379, SLG: 0.404	0-0 F8	0-0 SF8		4-0 1B SF9	0-0 E 1B		0-0 F7		
Alan Trammell, R (1, 6) OBP: 0.433, SLG: 0.566	0-0 F8	0-0 HR		0-0 HR 1B	0-0 E 1B		0-0 FC6-4		
Marty Castillo, R (8, 5) OBP: 0.333, SLG: 0.346									
Barbaro Garbey, R (1, 5) OBP: 0.361, SLG: 0.425	0-0 F3	0-0 F3		0-0 SF9	0-0 E5			0-0 2B 1B	
Lance Parrish, R (1, 2) OBP: 0.310, SLG: 0.472		0-0 1B 1B HBP 1B	0-0 E5	0-0 HR	0-0 F9			0-0 F4	
Dwight Lowry, L (6, 2) OBP: 0.266, SLG: 0.423				0-0 HR					
Larry Herndon, R (1, 7) OBP: 0.307, SLG: 0.321		0-0 1B 1B HBP 1B	0-0 F4	0-0 F9		0-0 F3		0-0 2B	
Darrell Evans, L (1, 3) OBP: 0.373, SLG: 0.394			4-0 HR	0-3 K		0-3 K		0-3 K	
Tom Brookens, R (7, 5) OBP: 0.202, SLG: 0.205	0-0 F8		1-2 HR						
Chet Lemon, R (1, 8) OBP: 0.394, SLG: 0.585		0-0 1B 1B HBP 1B	0-0 HR		0-3 K	0-0 4-3		0-3 K	
Dave Bergman, L (8, PH) OBP: 0.371, SLG: 0.380			1-2 2-3 HR						
Kirk Gibson, L (1, 9) OBP: 0.356, SLG: 0.510		1-0 1B SF8 HBP	0-0 6-3		0-0 4-3		0-0 FC6-4 1B		
Rusty Kuntz, R (1, 10) OBP: 0.488, SLG: 0.737		0-0 1B SF8 HR 1B	0-3 K		4-0 1B 1B		0-0 F8		
Howard Johnson, S (3, PH) OBP: 0.375, SLG: 0.400									

Inning	R	H	E	K	S	P	BB	IBB	HBP	BLK	WP	HR	S	P	ERA	WHIP
1	0	0	0	0	3	7	0	0	1	0	0	1	10	11	32.40	3.000
2	6	5	0	0	1	7	0	0	0	0	0	2	15	23	19.29	2.143
3	3	1	1	1	1	7	0	0	0	0	0	0	26	30	4.50	1.500
4	0	0	0	1	1	5	0	0	0	0	0	0	0	0		
5	0	0	0	0	0	4	0	0	0	0	0	0	0	0		
6	0	0	0	0	0	5	0	0	0	0	0	0	0	0		
7	0	1	0	0	0	4	0	0	0	0	0	0	0	0		
8	1	2	0	2	1	9	0	0	0	0	0	0	0	0		
9	0	0	0	0	0	0	0	0	0	0	0	0	0	0		

PITCHER	IP	WLS	BF	H	R	ER	SO	BB	IBB	HBP	BLK	WP	HR	S	P	ERA	WHIP
Scott McGregor, L (1, 1) ERA: 4.23	1.2	L	11	5	6	6	0	0	0	0	0	0	1	10	11	32.40	3.000
Bill Swaggerty, R (2, 1) ERA: 8.22	2.1		13	3	6	5	2	2	0	0	0	0	2	15	23	19.29	2.143
Dennis Martinez, R (5, 1) ERA: 6.75	4.0		19	5	2	2	4	1	0	0	0	0	0	26	30	4.50	1.500

Batter	1	2	3	4	5	6	7	8	9	AB R H RBI BB SO LOB	TOP
Al Bumbry, L (1, 8) <small>OBP: 0.305, SLG: 0.320</small> John Shelby, S (7, PH) <small>OBP: 0.262, SLG: 0.331</small> (7, 8)	0-0 SF5 3B	0-0 FC6-4 FC6-4 1-2f			0-0 1-3 1-3		0-3 K K		0-0 4-3 4-3	3 1 1 0 0 0 1 2 0 0 0 0 1 0	
Jim Dwyer, L (1, 9) <small>OBP: 0.296, SLG: 0.267</small> Gary Roenicke, R (7, PH) <small>OBP: 0.360, SLG: 0.270</small> (7, 9)	0-0 SF5 SF5 3-H		0-0 F3 F3		0-0 1B		0-0 1B		0-3 K K	2 0 1 1 0 0 0 2 0 1 0 0 1 0	
Cal Ripken Jr., R (1, 6) <small>OBP: 0.372, SLG: 0.564</small> (1, 6)	0-0 6-3 6-3		4-0 F3 HR BB		0-0 1B		0-0 1B		0-3 1B	3 1 2 0 1 0 0	
Eddie Murray, S (1, 3) <small>OBP: 0.442, SLG: 0.533</small> (1, 3)	0-0 F3 F3		0-0 F3 F3 1-2		0-0 F8 F8		0-3 K K			4 0 0 0 0 1 5	
Wayne Gross, L (1, 5) <small>OBP: 0.382, SLG: 0.598</small> Todd Cruz, R (8, PH) <small>OBP: 0.256, SLG: 0.341</small> (8, 5)		0-0 4-3 4-3	0-0 HR 2-H		0-0 F3 F3			0-3 K K		3 1 1 2 0 0 2 1 0 0 0 0 1 0	
John Lowenstein, L (1, 7) <small>OBP: 0.372, SLG: 0.421</small> Mike Young, S (8, PH) <small>OBP: 0.380, SLG: 0.400</small> (8, 7)		0-0 HR 1B	0-3 K K		0-0 4-3 4-3			0-0 F6 F6		3 1 1 0 0 1 0 1 0 0 0 0 0 0	
Ken Singleton, S (1, 10) <small>OBP: 0.307, SLG: 0.289</small> (1, 10)		0-0 HR 1-H		0-0 F7 F7		0-0 4-3 4-3		4-0 BB		3 1 1 2 1 0 0	
Rich Dauer, R (1, 4) <small>OBP: 0.277, SLG: 0.331</small> (1, 4)		0-0 F4 F4		0-0 F4 F4		0-0 F9 F9		0-0 F8 F8		4 0 0 0 0 0 1	
Rick Dempsey, R (1, 2) <small>OBP: 0.306, SLG: 0.299</small> (1, 2)		0-0 FC6-4 1B		0-0 6-3 6-3		0-0 F6 F6		0-3 K K		4 0 1 0 0 1 0	
Inning Stats	R: 1 H: 1 E: 0 LOB: 0 K: 0 BB: 0 S: 4 P: 4	R: 2 H: 3 E: 0 LOB: 1 K: 0 BB: 0 S: 6 P: 6	R: 2 H: 1 E: 0 LOB: 0 K: 1 BB: 1 S: 6 P: 10	R: 0 H: 0 E: 0 LOB: 0 K: 0 BB: 0 S: 3 P: 3	R: 0 H: 2 E: 0 LOB: 2 K: 0 BB: 0 S: 5 P: 5	R: 0 H: 0 E: 0 LOB: 0 K: 0 BB: 0 S: 3 P: 3	R: 0 H: 2 E: 0 LOB: 2 K: 2 BB: 0 S: 9 P: 9	R: 0 H: 0 E: 0 LOB: 1 K: 1 BB: 1 S: 5 P: 9	R: 0 H: 0 E: 0 LOB: 0 K: 2 BB: 0 S: 7 P: 7	1B: 6 SF: 1 2B: 0 SAC: 0 3B: 1 DP: 0 HR: 2 HBP: 0	WP: 0 PA: 38 PB: 0 SB: 0 CS: 0
PITCHER	IP WLS BF H R ER SO BB IBB HBP BLK WP HR S P ERA WHIP Jack Morris, R (1, 1) <small>ERA: 2.2</small> Willie Hernandez, L (7, 1) <small>ERA: 2.53</small> Aurelio Lopez, R (8, 1) <small>ERA: 1.67</small>	IP WLS BF H R ER SO BB IBB HBP BLK WP HR S P ERA WHIP 6.0 L 26 7 5 5 1 1 0 0 0 0 2 27 31 7.50 1.333 1.2 8 2 0 0 3 1 0 0 0 0 0 13 17 0.00 1.800 1.1 4 0 0 0 2 0 0 0 0 0 0 8 8 0.00 0.000	IP WLS BF H R ER SO BB IBB HBP BLK WP HR S P ERA WHIP 0.0 0 0 0 0 0 0 0 0 0 0 0 0 0 0.00 0.000	IP WLS BF H R ER SO BB IBB HBP BLK WP HR S P ERA WHIP 0.0 0 0 0 0 0 0 0 0 0 0 0 0 0 0.00 0.000	IP WLS BF H R ER SO BB IBB HBP BLK WP HR S P ERA WHIP 0.0 0 0 0 0 0 0 0 0 0 0 0 0 0 0.00 0.000	IP WLS BF H R ER SO BB IBB HBP BLK WP HR S P ERA WHIP 0.0 0 0 0 0 0 0 0 0 0 0 0 0 0 0.00 0.000	IP WLS BF H R ER SO BB IBB HBP BLK WP HR S P ERA WHIP 0.0 0 0 0 0 0 0 0 0 0 0 0 0 0 0.00 0.000	IP WLS BF H R ER SO BB IBB HBP BLK WP HR S P ERA WHIP 0.0 0 0 0 0 0 0 0 0 0 0 0 0 0 0.00 0.000	IP WLS BF H R ER SO BB IBB HBP BLK WP HR S P ERA WHIP 0.0 0 0 0 0 0 0 0 0 0 0 0 0 0 0.00 0.000	IP WLS BF H R ER SO BB IBB HBP BLK WP HR S P ERA WHIP 0.0 0 0 0 0 0 0 0 0 0 0 0 0 0 0.00 0.000	IP WLS BF H R ER SO BB IBB HBP BLK WP HR S P ERA WHIP 0.0 0 0 0 0 0 0 0 0 0 0 0 0 0 0.00 0.000

Baltimore Orioles @ Detroit Tigers
 Tiger Stadium, Detroit, MI
 Sat Jun 02 1984, 3:33 AM EDT
 Att. 40,292 - Unknown

livebaseballscorecards.com

AB	35
R	5
H	9
RBI	5
BB	2
SO	6
LOB	9



Batter	1	2	3	4	5	6	7	8	9	AB R H RBI BB SO LOB
Lou Whitaker, L (1, 4) OBP: 0.371, SLG: 0.396	0-0 F7		0-0 F7			0-0 F8			0-0 5-3	4 0 0 0 0 0 2
Alan Trammell, R (1, 6) OBP: 0.429, SLG: 0.560	0-0 CS 1B			0-0 1-3		0-0 FC6-4			0-0 F9	4 0 1 0 0 0 1
Kirk Gibson, L (1, 9) OBP: 0.350, SLG: 0.500	0-0 2-3			0-0 3-1			0-0 F8			3 0 0 0 0 0 1
Lance Parrish, R (1, 2) OBP: 0.305, SLG: 0.463		0-0 F6		0-0 F8			0-0 1-3			3 0 0 0 0 0 0
Darrell Evans, L (1, 10) OBP: 0.367, SLG: 0.386		0-0 F8			0-0 F8		0-0 F9			3 0 0 0 0 0 0
Johnny Grubb, L (1, 7) OBP: 0.436, SLG: 0.523		0-0 6-3			0-0 F8			0-0 F8		3 0 0 0 0 0 0
Chet Lemon, R (1, 8) OBP: 0.388, SLG: 0.575			0-3 K		0-0 6-3			0-0 F8		3 0 0 0 0 1 0
Dave Bergman, L (1, 3) OBP: 0.380, SLG: 0.383			4-0 BB 2B			0-0 FC6-4 1B		0-3 K		2 0 1 0 1 1 0
Howard Johnson, S (1, 5) OBP: 0.373, SLG: 0.413			0-0 1-H 2B			0-0 F5			0-0 F7	3 0 1 0 0 0 1

Inning Stats	R: 0	H: 1	E: 0	LOB: 0	K: 0	BB: 0	S: 3	P: 3
	R: 0	H: 0	E: 0	LOB: 0	K: 0	BB: 0	S: 3	P: 3
	R: 0	H: 1	E: 0	LOB: 1	K: 1	BB: 1	S: 5	P: 9
	R: 0	H: 0	E: 0	LOB: 0	K: 0	BB: 0	S: 3	P: 3
	R: 0	H: 0	E: 0	LOB: 0	K: 0	BB: 0	S: 3	P: 3
	R: 0	H: 1	E: 0	LOB: 1	K: 0	BB: 0	S: 4	P: 4
	R: 0	H: 0	E: 0	LOB: 0	K: 0	BB: 0	S: 3	P: 3
	R: 0	H: 0	E: 0	LOB: 0	K: 1	BB: 0	S: 5	P: 5
	R: 0	H: 0	E: 0	LOB: 0	K: 0	BB: 0	S: 3	P: 3
	R: 0	H: 0	E: 0	LOB: 0	K: 0	BB: 0	S: 3	P: 3


PITCHER	IP	WLS	BF	H	R	ER	SO	BB	IBB	HBP	BLK	WP	HR	S	P	ERA	WHIP
Storm Davis, R (1, 1) ERA: 1.58	9.0	W	29	3	0	0	2	1	0	0	0	0	0	32	36	0.00	0.444

BOTTOM


Baltimore Orioles @ Detroit Tigers
Tiger Stadium, Detroit, MI

Sat Jun 02 1984, 3:33 AM EDT
Att. 40,292 - Unknown

AB	28
R	0
H	3
RBI	0
BB	1
SO	2
LOB	5



WP	PA	ERA	WHIP
0	29		

Batter	1	2	3	4	5	6	7	8	9	AB R H RBI BB SO LOB	TOP
Al Bumbry, L (1, 8) OBP: 0.312, SLG: 0.320 John Shelby, S (7, 8) OBP: 0.262, SLG: 0.331	0-0 F7		0-0 G1-6-3 1-2f			0-0 1B SF7 1B	4-0 BB			3 1 1 0 1 0 1 0 0 0 0 0 0 0	
Jim Dwyer, L (1, 9) OBP: 0.304, SLG: 0.269	0-0 F8			4-0 CS BB		0-0 E BB 1B	0-0 F7			3 1 1 0 1 0 1	
Cal Ripken Jr., R (1, 6) OBP: 0.370, SLG: 0.558	4-0 BB			0-0 F8		0-0 SF7		0-3 K		2 0 0 1 1 1 1	
Eddie Murray, S (1, 3) OBP: 0.435, SLG: 0.522	0-0 3-1			0-3 K 1-2		0-0 E3 BB BB		0-0 4-3		4 0 0 0 0 1 3	
Wayne Gross, L (1, 5) OBP: 0.377, SLG: 0.579		0-0 F7			0-3 K	4-0 BB BB		0-0 F3		3 0 0 0 1 1 0	
John Lowenstein, L (1, 7) OBP: 0.384, SLG: 0.425 Mike Young, S (6, PR) OBP: 0.375, SLG: 0.393 (6, 7)		0-0 G6-4-3 1B			4-0 S BB BB	4-0 1-2 2-3 3-H BB		0-3 K		1 0 1 1 2 0 0 1 0 0 0 0 1 0	
Ken Singleton, S (1, 10) OBP: 0.306, SLG: 0.282		0-0 G6-4-3 1-2f			4-0 G6-4-3 1-2 BB	0-0 F5		0-0 F7		3 0 0 0 1 0 4	
Rich Dauer, R (1, 4) OBP: 0.283, SLG: 0.336			0-0 G1-6-3 1B			0-0 G6-4-3 1-2f 2-3		0-0 6-3		4 0 2 0 0 0 2	
Rick Dempsey, R (1, 2) OBP: 0.296, SLG: 0.287			0-3 K			0-3 K	0-3 K	0-0 5-3		4 0 0 0 0 3 2	
Inning Stats	R: 0 H: 0 E: 0 LOB: 1 K: 0 BB: 1 S: 3 P: 7	R: 0 H: 1 E: 0 LOB: 0 K: 0 BB: 0 S: 3 P: 3	R: 0 H: 1 E: 0 LOB: 0 K: 1 BB: 0 S: 5 P: 5	R: 0 H: 0 E: 0 LOB: 1 K: 1 BB: 1 S: 4 P: 8	R: 0 H: 0 E: 0 LOB: 1 K: 1 BB: 2 S: 4 P: 12	R: 2 H: 2 E: 1 LOB: 3 K: 1 BB: 2 S: 8 P: 16	R: 0 H: 0 E: 0 LOB: 1 K: 1 BB: 1 S: 5 P: 9	R: 0 H: 0 E: 0 LOB: 0 K: 1 BB: 0 S: 5 P: 5	R: 0 H: 1 E: 0 LOB: 1 K: 1 BB: 0 S: 6 P: 6	1B: 5 SF: 1 2B: 1 SAC: 0 3B: 0 DP: 4 HR: 0 HBP: 0	WP: 0 PA: 36 PB: 0 SB: 1 CS: 1
PITCHER Milt Wilcox, R (1, 1) ERA: 4.21 Dave Rozema, R (6, 1) ERA: 2.92	IP WLS BF H R ER SO BB IBB HBP BLK WP HR S P ERA WHIP 5.2 L 24 4 2 1 4 6 0 0 0 0 0 0 26 50 1.59 1.765 3.1 12 1 0 0 3 1 0 0 0 0 0 0 17 21 0.00 0.600	PITCHER IP WLS BF H R ER SO BB IBB HBP BLK WP HR S P ERA WHIP									

Baltimore Orioles @ Detroit Tigers
 Tiger Stadium, Detroit, MI
 Sun Jun 03 1984, 3:33 AM EDT
 Att. 34,228 - Unknown

livebaseballscorecards.com

AB	28
R	2
H	5
RBI	2
BB	7
SO	7
LOB	14


Batter	1	2	3	4	5	6	7	8	9	AB R H RBI BB SO LOB
Lou Whitaker, L OBP: 0.369, SLG: 0.393 (1, 4)	0-0 4-3 ①		0-0 1B		0-0 E4 G5-4-3		0-0 4-3 ③			4 0 1 0 0 0 1
Alan Trammell, R OBP: 0.426, SLG: 0.553 (1, 6)	0-0 S 1B 1B		0-0 F7 ②		0-0 G5-4-3 1-2f			0-0 F5 ①		4 0 1 0 0 0 3
Barbaro Garbey, R OBP: 0.349, SLG: 0.410 (1, 3)	0-0 F8 ②		0-0 F9 ③			0-0 F9 ①		0-0 F6 ②		4 0 0 0 0 0 2
Lance Parrish, R OBP: 0.309, SLG: 0.464 (1, 2)	0-0 1-2 1B			0-0 6-3 ①		0-0 1B		0-0 5-3 ③		4 0 2 0 0 0 0
Larry Herndon, R OBP: 0.306, SLG: 0.319 (1, 7)	0-0 F9 2-3 ③			0-3 K ②		0-0 F9 ②		0-0 BB 1B		4 0 1 0 0 1 3
Chet Lemon, R OBP: 0.385, SLG: 0.573 (1, 8)		0-3 K ①		0-0 2B		0-0 F2 ③		0-0 F9 ①		4 0 1 0 0 1 2
Kirk Gibson, L OBP: 0.343, SLG: 0.488 (1, 10)		0-3 K ②		0-3 K ③			0-0 1-3 ①		0-3 K ②	4 0 0 0 0 3 2
Rusty Kuntz, R OBP: 0.468, SLG: 0.683 (1, 9)		0-3 K ③			0-0 E6 E 6-3		0-0 F8 ②		4-0 FC6-4 BB 1-2	3 0 0 0 1 1 0
Tom Brookens, R OBP: 0.205, SLG: 0.244 (1, 5)			0-0 5-3 ①		0-0 6-3 1-2		0-0 HR		0-0 FC6-4 1-2f	4 1 1 1 0 0 3

Inning Stats	R: 0	H: 2	E: 0	LOB: 2	K: 0	BB: 0	S: 5	P: 5	R: 0	H: 0	E: 0	LOB: 0	K: 3	BB: 0	S: 9	P: 9	R: 0	H: 1	E: 0	LOB: 1	K: 0	BB: 0	S: 4	P: 4	R: 0	H: 1	E: 0	LOB: 1	K: 2	BB: 0	S: 8	P: 8	R: 0	H: 0	E: 2	LOB: 1	K: 0	BB: 0	S: 4	P: 4	R: 0	H: 1	E: 0	LOB: 1	K: 0	BB: 0	S: 4	P: 4	R: 1	H: 1	E: 0	LOB: 0	K: 0	BB: 0	S: 4	P: 4	R: 0	H: 0	E: 0	LOB: 0	K: 0	BB: 0	S: 3	P: 3	R: 0	H: 1	E: 0	LOB: 2	K: 1	BB: 1	S: 6	P: 10	1B: 5	SF: 0	2B: 1	SAC: 0	3B: 0	DP: 1	HR: 1	HBP: 0	WP: 0	PA: 36
PITCHER Mike Flanagan, L ERA: 4.23 (1, 1)	IP	WLS	BF	H	R	ER	SO	BB	IBB	HBP	BLK	WP	HR	S	P	ERA	WHIP	IP	WLS	BF	H	R	ER	SO	BB	IBB	HBP	BLK	WP	HR	S	P	ERA	WHIP																																																

BOTTOM

Baltimore Orioles @ Detroit Tigers
Tiger Stadium, Detroit, MI
Sun Jun 03 1984, 3:33 AM EDT
Att. 34,228 - Unknown

AB	35
R	1
H	7
RBI	1
BB	1
SO	6
LOB	16



livebaseballscores.com

Batter	1	2	3	4	5	6	7	8	9	10	AB R H RBI BB SO LOB	TOP												
Damaso Garcia, R (1, 4) OBP: 0.345, SLG: 0.392	0-0 3-1		0-3 K		0-0 3-1		0-0 1-2 2B		0-0 1B		5 0 2 0 0 1 0	Toronto Blue Jays @ Detroit Tigers Tiger Stadium, Detroit, MI Mon Jun 04 1984, 7:05 PM EDT Att. 26,733 - Unknown												
Dave Collins, S (1, 7) OBP: 0.359, SLG: 0.474	0-0 F4		0-0 CS 1B		0-0 F3		0-0 F8		0-0 5-3		5 0 1 0 0 0 2													
Lloyd Moseby, L (1, 8) OBP: 0.359, SLG: 0.543	0-3 K		0-3 K 1-2		0-3 K		0-0 PB 2B		0-3 K		5 0 1 0 0 4 1													
Willie Upshaw, L (1, 3) OBP: 0.413, SLG: 0.619		0-0 HR		0-3 K		0-0 4-3 HR 1B		0-0 F3 2-3	0-0 F8		5 2 2 1 0 1 1													
Willie Aikens, L (1, 10) OBP: 0.243, SLG: 0.219 Cliff Johnson, R (8, PH) OBP: 0.366, SLG: 0.442		0-3 K		0-0 F6		0-0 4-3 1-2		0-0 5-3	0-0 4-3		3 0 0 0 0 1 1 2 0 0 0 0 0 1													
George Bell, R (1, 9) OBP: 0.382, SLG: 0.546		0-3 K		0-0 S 1B		0-0 2-H HR		4-0 IBB			3 1 2 2 1 1 0													
Rance Mulliniks, L (1, 5) OBP: 0.343, SLG: 0.333 Jesse Barfield, R (8, PH) OBP: 0.311, SLG: 0.444 Garth Iorg, R (8, 5) OBP: 0.270, SLG: 0.289		0-0 BB 1B		4-0 BB 1-2 BB		0-0 4-3 3		0-3 K 3			2 0 1 0 1 0 0 1 0 0 0 0 1 2 0 0 0 0 0 0 0													
Ernie Whitt, L (1, 2) OBP: 0.325, SLG: 0.347 Tony Fernandez, S (9, PH) Buck Martinez, R (9, 2) OBP: 0.289, SLG: 0.338		4-0 BB 1-2 BB		0-0 3-1 3		0-0 F4 1		0-3 K 1			2 0 0 0 1 0 2 1 0 0 0 0 1 0 0 0 0 0 0 0 0													
Alfredo Griffin, S (1, 6) OBP: 0.243, SLG: 0.298	0-0 1-3 3		0-0 F7 1		0-0 CS 1B		0-0 F7 2				4 0 1 0 0 0 2													
Inning Stats	R: 0 E: 0 K: 1 S: 5	H: 0 LOB: 0 BB: 0 P: 5	R: 1 E: 0 K: 2 S: 9	H: 2 LOB: 2 BB: 1 P: 13	R: 0 E: 0 K: 2 S: 7	H: 1 LOB: 1 BB: 0 P: 7	R: 0 E: 0 K: 1 S: 6	H: 1 LOB: 2 BB: 1 P: 10	R: 0 E: 0 K: 0 S: 3	R: 2 E: 0 K: 1 S: 7	H: 2 LOB: 0 BB: 0 P: 7		R: 0 E: 0 K: 0 S: 4	R: 0 E: 0 K: 1 S: 6	H: 1 LOB: 2 BB: 1 P: 10	R: 0 E: 0 K: 1 S: 6	H: 1 LOB: 1 BB: 0 P: 6	R: 0 E: 0 K: 1 S: 5	H: 0 LOB: 0 BB: 0 P: 5	1B: 6 2B: 3 3B: 0 HR: 2	SF: 0 SAC: 0 DP: 1 HBP: 0	WP: 0 PB: 1 SB: 1 CS: 2	PA: 41	
PITCHER	IP WLS BF H R ER SO BB IBB HBP BLK WP HR S P ERA WHIP	IP WLS BF H R ER SO BB IBB HBP BLK WP HR S P ERA WHIP	IP WLS BF H R ER SO BB IBB HBP BLK WP HR S P ERA WHIP	IP WLS BF H R ER SO BB IBB HBP BLK WP HR S P ERA WHIP	IP WLS BF H R ER SO BB IBB HBP BLK WP HR S P ERA WHIP	IP WLS BF H R ER SO BB IBB HBP BLK WP HR S P ERA WHIP	IP WLS BF H R ER SO BB IBB HBP BLK WP HR S P ERA WHIP	IP WLS BF H R ER SO BB IBB HBP BLK WP HR S P ERA WHIP	IP WLS BF H R ER SO BB IBB HBP BLK WP HR S P ERA WHIP	IP WLS BF H R ER SO BB IBB HBP BLK WP HR S P ERA WHIP	IP WLS BF H R ER SO BB IBB HBP BLK WP HR S P ERA WHIP	IP WLS BF H R ER SO BB IBB HBP BLK WP HR S P ERA WHIP	IP WLS BF H R ER SO BB IBB HBP BLK WP HR S P ERA WHIP	IP WLS BF H R ER SO BB IBB HBP BLK WP HR S P ERA WHIP	IP WLS BF H R ER SO BB IBB HBP BLK WP HR S P ERA WHIP	IP WLS BF H R ER SO BB IBB HBP BLK WP HR S P ERA WHIP	IP WLS BF H R ER SO BB IBB HBP BLK WP HR S P ERA WHIP	IP WLS BF H R ER SO BB IBB HBP BLK WP HR S P ERA WHIP	IP WLS BF H R ER SO BB IBB HBP BLK WP HR S P ERA WHIP	IP WLS BF H R ER SO BB IBB HBP BLK WP HR S P ERA WHIP	IP WLS BF H R ER SO BB IBB HBP BLK WP HR S P ERA WHIP	IP WLS BF H R ER SO BB IBB HBP BLK WP HR S P ERA WHIP	IP WLS BF H R ER SO BB IBB HBP BLK WP HR S P ERA WHIP	IP WLS BF H R ER SO BB IBB HBP BLK WP HR S P ERA WHIP
Juan Berenguer, R (1, 1) ERA: 3.48	6.2	28	8	3	3	7	2	0	0	0	4.05	1.500												
Willie Hernandez, L (7, 1) ERA: 2.36	3.0	12	2	0	0	3	0	1	0	0	0.00	0.667												
Aurelio Lopez, R (10, 1) ERA: 1.66	0.1	W	1	0	0	0	0	0	0	0	0.00	0.000												

livebaseballscores.com

AB	38
R	3
H	10
RBI	3
BB	3
SO	10
LOB	12



BOTTOM

Toronto Blue Jays @ Detroit Tigers
Tiger Stadium, Detroit, MI
Mon Jun 04 1984, 7:05 PM EDT
Att: 26,733 - Unknown

livebaseballscorecards.com

AB	35
R	6
H	9
RBI	6
BB	5
SO	4
LOB	22



WP:	0	PA:	44
PB:	1		
SB:	1		
CS:	0		

AB R H RBI BB SO LOB

4 0 2 0 1 0 0

5 0 1 0 0 1 4

3 0 0 0 1 1 3

1 0 0 0 0 0 2

4 1 2 0 0 0 3

3 0 0 0 1 1 2

4 0 1 0 0 0 3

1 0 0 0 0 0 1

3 2 0 0 1 0 4

4 2 2 3 1 1 0

3 1 1 3 0 0 0

0 0 0 0 0 0 0

1B: 5 SF: 0

2B: 3 SAC: 2

3B: 0 DP: 2

HR: 2 HBP: 2

WP: 0 PA: 44

PB: 1

SB: 1

CS: 0

1B: 5 SF: 0

2B: 3 SAC: 2

3B: 0 DP: 2

HR: 2 HBP: 2

WP: 0 PA: 44

PB: 1

SB: 1

CS: 0

1B: 5 SF: 0

2B: 3 SAC: 2

3B: 0 DP: 2

HR: 2 HBP: 2

WP: 0 PA: 44

PB: 1

SB: 1

CS: 0

1B: 5 SF: 0

2B: 3 SAC: 2

3B: 0 DP: 2

HR: 2 HBP: 2

WP: 0 PA: 44

PB: 1

SB: 1

CS: 0

1B: 5 SF: 0

2B: 3 SAC: 2

3B: 0 DP: 2

HR: 2 HBP: 2

WP: 0 PA: 44

PB: 1

SB: 1

CS: 0

1B: 5 SF: 0

2B: 3 SAC: 2

3B: 0 DP: 2

HR: 2 HBP: 2

WP: 0 PA: 44

PB: 1

SB: 1

CS: 0

1B: 5 SF: 0

2B: 3 SAC: 2

3B: 0 DP: 2

HR: 2 HBP: 2

WP: 0 PA: 44

PB: 1

SB: 1

CS: 0

1B: 5 SF: 0

2B: 3 SAC: 2

3B: 0 DP: 2

HR: 2 HBP: 2

WP: 0 PA: 44

PB: 1

SB: 1

CS: 0

1B: 5 SF: 0

2B: 3 SAC: 2

3B: 0 DP: 2

HR: 2 HBP: 2

WP: 0 PA: 44

PB: 1

SB: 1

CS: 0

1B: 5 SF: 0

2B: 3 SAC: 2

3B: 0 DP: 2

HR: 2 HBP: 2

WP: 0 PA: 44

PB: 1

SB: 1

CS: 0

1B: 5 SF: 0

2B: 3 SAC: 2

3B: 0 DP: 2

HR: 2 HBP: 2

WP: 0 PA: 44

PB: 1

SB: 1

CS: 0

1B: 5 SF: 0

2B: 3 SAC: 2

3B: 0 DP: 2

HR: 2 HBP: 2

WP: 0 PA: 44

PB: 1

SB: 1

CS: 0

1B: 5 SF: 0

2B: 3 SAC: 2

3B: 0 DP: 2

HR: 2 HBP: 2

WP: 0 PA: 44

PB: 1

SB: 1

CS: 0

1B: 5 SF: 0

2B: 3 SAC: 2

3B: 0 DP: 2

HR: 2 HBP: 2

WP: 0 PA: 44

PB: 1

SB: 1

CS: 0

1B: 5 SF: 0

2B: 3 SAC: 2

3B: 0 DP: 2

HR: 2 HBP: 2

WP: 0 PA: 44

PB: 1

SB: 1

CS: 0

1B: 5 SF: 0

2B: 3 SAC: 2

3B: 0 DP: 2

HR: 2 HBP: 2

WP: 0 PA: 44

PB: 1

SB: 1

CS: 0

1B: 5 SF: 0

2B: 3 SAC: 2

3B: 0 DP: 2

HR: 2 HBP: 2

WP: 0 PA: 44

PB: 1

SB: 1

CS: 0

1B: 5 SF: 0

2B: 3 SAC: 2

3B: 0 DP: 2

HR: 2 HBP: 2

WP: 0 PA: 44

PB: 1

SB: 1

CS: 0

1B: 5 SF: 0

2B: 3 SAC: 2

3B: 0 DP: 2

HR: 2 HBP: 2

WP: 0 PA: 44

PB: 1

SB: 1

CS: 0

1B: 5 SF: 0

2B: 3 SAC: 2

3B: 0 DP: 2

HR: 2 HBP: 2

WP: 0 PA: 44

PB: 1

SB: 1

CS: 0

1B: 5 SF: 0

2B: 3 SAC: 2

3B: 0 DP: 2

HR: 2 HBP: 2

WP: 0 PA: 44

PB: 1

SB: 1

CS: 0

1B: 5 SF: 0

2B: 3 SAC: 2

3B: 0 DP: 2

HR: 2 HBP: 2

WP: 0 PA: 44

PB: 1

SB: 1

CS: 0

1B: 5 SF: 0

2B: 3 SAC: 2

3B: 0 DP: 2

HR: 2 HBP: 2

WP: 0 PA: 44

PB: 1

SB: 1

CS: 0

1B: 5 SF: 0

2B: 3 SAC: 2

3B: 0 DP: 2

HR: 2 HBP: 2

WP: 0 PA: 44

PB: 1

SB: 1

CS: 0

1B: 5 SF: 0

2B: 3 SAC: 2

3B: 0 DP: 2

HR: 2 HBP: 2

WP: 0 PA: 44

PB: 1

SB: 1

CS: 0

1B: 5 SF: 0

2B: 3 SAC: 2

3B: 0 DP: 2

HR: 2 HBP: 2

WP: 0 PA: 44

PB: 1

SB: 1

CS: 0

1B: 5 SF: 0

2B: 3 SAC: 2

3B: 0 DP: 2

HR: 2 HBP: 2

WP: 0 PA: 44

PB: 1

SB: 1

CS: 0

1B: 5 SF: 0

2B: 3 SAC: 2

3B: 0 DP: 2

HR: 2 HBP: 2

WP: 0 PA: 44

PB: 1

SB: 1

CS: 0

1B: 5 SF: 0

2B: 3 SAC: 2

3B: 0 DP: 2

HR: 2 HBP: 2

WP: 0 PA: 44

PB: 1

SB: 1

CS: 0

1B: 5 SF: 0

2B: 3 SAC: 2

3B: 0 DP: 2

HR: 2 HBP: 2

WP: 0 PA: 44

PB: 1

SB: 1

CS: 0

1B: 5 SF: 0

2B: 3 SAC: 2

3B: 0 DP: 2

HR: 2 HBP: 2

WP: 0 PA: 44

PB: 1

SB: 1

CS: 0

1B: 5 SF: 0

2B: 3 SAC: 2

3B: 0 DP: 2

HR: 2 HBP: 2

WP: 0 PA: 44

PB: 1

SB: 1

CS: 0

1B: 5 SF: 0

2B: 3 SAC: 2

3B: 0 DP: 2

HR: 2 HBP: 2

WP: 0 PA: 44

Batter	1	2	3	4	5	6	7	8	9	AB R H RBI BB SO LOB	TOP											
Damaso Garcia, R (1, 4) OBP: 0.342, SLG: 0.387	0-0 6-3		0-0 FC4-6	0-0 4-3			0-0 E 1B	0-0 F8		5 1 1 0 0 0 1												
Dave Collins, S (1, 7) OBP: 0.354, SLG: 0.464	0-0 F3		0-0 5-3	0-0 3-1			0-0 E8 1B 1B		0-0 5-3	5 0 1 0 0 0 1												
Lloyd Moseby, L (1, 8) OBP: 0.360, SLG: 0.564	0-0 HR			0-0 4-3 3B	0-3 K		0-0 F9		0-0 4-3	5 2 2 1 0 1 1												
Willie Upshaw, L (1, 3) OBP: 0.408, SLG: 0.605	0-0 4-3			0-0 4-3 3-H	0-3 K		4-0 1B IBB		0-0 F8	4 0 0 1 1 1 0												
Willie Aikens, L (1, 10) OBP: 0.268, SLG: 0.333		0-0 6-3		0-0 HR	0-0 4-3		0-0 1-2 2-3 1B			4 1 2 1 0 0 0												
George Bell, R (1, 9) OBP: 0.384, SLG: 0.543		0-0 3-1		0-0 1B HR 1B		4-0 BB	0-3 K			3 1 1 0 1 1 3												
Rance Mulliniks, L (1, 5) OBP: 0.339, SLG: 0.330		0-0 5-3		0-0 1-3 HR 1B		0-3 K	0-0 F8			4 1 1 0 0 1 4												
Ernie Whitt, L (1, 2) OBP: 0.323, SLG: 0.371			0-0 3-1	0-0 1-H 3-H HR		0-0 F7		0-0 4-3		4 1 1 3 0 0 1												
Alfredo Griffin, S (1, 6) OBP: 0.249, SLG: 0.320			0-0 FC4-6 1B	0-0 HR		0-0 F9		0-0 F5		4 1 2 1 0 0 1												
Inning Stats	R: 1 E: 0 K: 0 S: 4	H: 1 LOB: 0 BB: 0 P: 4	R: 0 E: 0 K: 0 S: 3	H: 0 LOB: 0 BB: 0 P: 3	R: 0 E: 0 K: 0 S: 4	H: 1 LOB: 1 BB: 0 P: 4	R: 6 E: 0 K: 0 S: 9	H: 6 LOB: 0 BB: 0 P: 9	R: 0 E: 0 K: 2 S: 7	H: 0 LOB: 0 BB: 0 P: 7	R: 0 E: 0 K: 1 S: 5	H: 0 LOB: 1 BB: 1 P: 9	R: 1 E: 1 K: 1 S: 8	H: 3 LOB: 3 BB: 1 P: 12	R: 0 E: 0 K: 0 S: 3	H: 0 LOB: 0 BB: 0 P: 3	R: 0 E: 0 K: 0 S: 3	H: 0 LOB: 0 BB: 0 P: 3	1B: 6 2B: 0 3B: 1 HR: 4	SF: 0 SAC: 0 DP: 0 HBP: 0	WP: 0 PB: 0 SB: 1 CS: 0	PA: 40
PITCHER	IP WLS BF H R ER SO BB IBB HBP BLK WP HR S P ERA WHIP																					
Glenn Abbott, R (1, 1) ERA: 5.66	3.1 L 16 6 5 5 0 0 0 0 0 0 0 2 16 16 13.50 1.800																					
Doug Bair, R (4, 1) ERA: 3.48	3.0 14 4 3 3 3 1 0 0 0 0 0 2 19 23 9.00 1.667																					
Dave Rozema, R (7, 1) ERA: 2.63	2.2 10 1 0 0 1 0 1 0 0 0 0 0 11 15 0.00 0.375																					

Toronto Blue Jays @ Detroit Tigers
Tiger Stadium, Detroit, MI
Tue Jun 05 1984, 7:05 PM EDT
Att: 35,983 - Unknown

livebaseballscorecards.com

AB	38
R	8
H	11
RBI	7
BB	2
SO	4
LOB	12



Batter	1	2	3	4	5	6	7	8	9	AB	R	H	RBI	BB	SO	LOB	
Lou Whitaker, L (1, 4) OBP: 0.384, SLG: 0.403	0-0 1B SF9 1B		4-0 1B BB	0-0 SF8		4-0 1-2 BB		4-0 1-2 BB		1	2	1	1	3	0	0	
Howard Johnson, S (1, 5) OBP: 0.378, SLG: 0.441 Alan Trammell, R (8, PH) OBP: 0.424, SLG: 0.547	0-0 F9		4-0 1B BB	4-0 FC4-6 BB		0-0 F8		0-0 1-2 1B		2	0	0	0	2	0	3	
Kirk Gibson, L (1, 9) OBP: 0.344, SLG: 0.479 Barbaro Garbey, R (8, PH) OBP: 0.346, SLG: 0.407	0-0 SF9 1-3 1B		0-0 1-2 1B	0-0 FC4-6 1-2f		0-0 1-3		0-0 FC5 2-3f		4	0	2	1	0	0	4	
Lance Parrish, R (1, 2) OBP: 0.314, SLG: 0.466	0-0 SF9 1-2 3-H		0-0 F9		0-0 E6 1B		0-0 G4-6-3 1B		0-0 6-3	4	0	1	1	0	0	2	
Darrell Evans, L (1, 10) OBP: 0.365, SLG: 0.375	0-0 F3		0-0 F3		0-0 G4-3 1B		0-0 G4-6-3 1-2f		4-0 BB	4	0	1	0	1	0	4	
Larry Herndon, R (1, 7) OBP: 0.302, SLG: 0.326		0-0 F3		0-0 FC3-2 3B		0-3 K		0-0 F8		0-3 K	5	0	1	0	0	2	3
Dave Bergman, L (1, 3) OBP: 0.386, SLG: 0.409 Rusty Kuntz, R (9, PH) OBP: 0.449, SLG: 0.651		0-0 F4		4-0 FC3-2 2B BB		0-0 G4-3 1-2f		0-3 K		0-0 F7	3	1	0	0	1	1	2
Chet Lemon, R (1, 8) OBP: 0.383, SLG: 0.554		0-0 F7		0-0 FC3-2 2B SF8 1-2 3-H		1-0 WP HBP		0-0 6-3		3	1	0	0	0	0	2	
Tom Brookens, R (1, 6) OBP: 0.217, SLG: 0.259			0-0 F4	0-0 SF8 1-3 2-H 2B		0-0 F8		4-0 1B BB BB		3	0	1	1	1	0	1	

Inning Stats	R: 1	H: 2	E: 0	K: 0	S: 5	H: 0	LOB: 1	BB: 0	P: 5	R: 0	H: 0	E: 0	K: 0	S: 3	R: 1	H: 1	E: 0	K: 0	S: 4	R: 2	H: 2	E: 0	K: 0	S: 5	R: 0	H: 1	E: 1	K: 1	S: 6	R: 0	H: 0	E: 0	K: 0	S: 3	R: 0	H: 1	E: 0	K: 1	S: 6	R: 0	H: 1	E: 0	K: 0	S: 3	R: 0	H: 1	E: 0	K: 1	S: 6	R: 0	H: 1	E: 0	K: 1	S: 6	R: 0	H: 0	E: 0	K: 1	S: 5	R: 0	H: 0	E: 0	K: 1	S: 5	1B: 6	SF: 2	2B: 1	SAC: 0	3B: 1	DP: 2	HR: 0	HBP: 1	WP: 1	PA: 43
--------------	------	------	------	------	------	------	--------	-------	------	------	------	------	------	------	------	------	------	------	------	------	------	------	------	------	------	------	------	------	------	------	------	------	------	------	------	------	------	------	------	------	------	------	------	------	------	------	------	------	------	------	------	------	------	------	------	------	------	------	------	------	------	------	------	------	-------	-------	-------	--------	-------	-------	-------	--------	-------	--------

PITCHER	IP	WLS	BF	H	R	ER	SO	BB	IBB	HBP	BLK	WP	HR	S	P	ERA	WHIP
Doyle Alexander, R (1, 1) ERA: 3.08	3.2		20	5	4	4	0	4	0	0	0	0	0	16	32	9.82	2.455
Jim Acker, R (4, 1) ERA: 5.79	4.0	W	16	2	0	0	2	2	0	1	0	1	0	17	26	0.00	1.000
Jimmy Key, L (8, 1) ERA: 4.5	1.1		7	1	0	0	1	2	0	0	0	0	0	7	15	0.00	2.250

BOTTOM

Toronto Blue Jays @ Detroit Tigers
Tiger Stadium, Detroit, MI
Tue Jun 05 1984, 7:05 PM EDT
Att. 35,983 - Unknown

livebaseballscorecards.com

AB	32
R	4
H	8
RBI	4
BB	8
SO	3
LOB	25



Batter	1	2	3	4	5	6	7	8	9	AB R H RBI BB SO LOB	TOP											
Damaso Garcia, R (1, 4) OBP: 0.335, SLG: 0.379	0-0 F9		0-0 F7	0-0 FC6-4			0-0 F3		0-0 F9	5 0 0 0 0 0 3												
Dave Collins, S (1, 7) OBP: 0.355, SLG: 0.469	0-0 F8		0-0 HR 1B		0-0 2B 2B		0-0 4-3		0-0 F8	5 2 2 0 0 0 1												
Lloyd Moseby, L (1, 8) OBP: 0.365, SLG: 0.567	0-0 1B		0-0 6-3		0-0 1B 2B		4-0 BB		0-3 K2-3	4 1 2 1 1 1 2												
Willie Upshaw, L (1, 3) OBP: 0.410, SLG: 0.619	0-0 4-3		0-0 HR		0-0 G1-6-3 1B		0-0		0-0	4 1 2 3 0 0 2												
Willie Aikens, L (1, 10) OBP: 0.267, SLG: 0.325		0-0 1B G4-6-3 1B	0-0 4-3		0-0 G1-6-3		0-0 F4		0-0	4 1 1 0 0 0 1												
George Bell, R (1, 9) OBP: 0.386, SLG: 0.557		0-0 G4-6-3 1B		0-0 5-3		0-3 K2-3		0-0 IHR		4 1 2 1 0 1 0												
Rance Mulliniks, L (1, 5) OBP: 0.336, SLG: 0.327		0-0 G4-6-3 1B		0-0 F7		0-0 F6		0-0		4 0 1 0 0 0 0												
Garth Iorg, R (9, 5) OBP: 0.270, SLG: 0.289		1-2 2-3 1B								0 0 0 0 0 0 0												
Ernie Whitt, L (1, 2) OBP: 0.328, SLG: 0.370		0-0 G4-6-3		0-0 1B 1B		4-0 BB CS		0-3 K		3 0 1 0 1 1 2												
Alfredo Griffin, S (1, 6) OBP: 0.254, SLG: 0.324		1-2f 2-3 3-H		0-0 FC6-4 1B		0-0 4-3		0-0 1B		4 0 2 0 0 0 2												
Inning Stats	R: 0 E: 0 K: 0 S: 4	H: 1 LOB: 1 BB: 0 P: 4	R: 1 E: 0 K: 0 S: 5	H: 3 LOB: 1 BB: 0 P: 5	R: 2 E: 0 K: 0 S: 5	H: 2 LOB: 0 BB: 0 P: 5	R: 0 E: 0 K: 0 S: 5	H: 2 LOB: 2 BB: 0 P: 5	R: 2 E: 0 K: 1 S: 7	H: 3 LOB: 0 BB: 0 P: 7	R: 0 E: 0 K: 0 S: 2	H: 0 LOB: 0 BB: 1 P: 6	R: 0 E: 0 K: 0 S: 3	H: 0 LOB: 1 BB: 1 P: 7	R: 1 E: 0 K: 1 S: 6	H: 1 LOB: 0 BB: 0 P: 6	R: 0 E: 0 K: 1 S: 6	H: 1 LOB: 1 BB: 0 P: 6	1B: 9 2B: 2 3B: 0 HR: 2	SF: 0 SAC: 0 DP: 2 HBP: 0	WP: 0 PB: 0 SB: 1 CS: 1	PA: 39
PITCHER	IP WLS BF H R ER SO BB IBB HBP BLK WP HR S P ERA WHIP																					
Dan Petry, R (1, 1) ERA: 3.12	4.0 L 21 10 5 5 0 0 0 0 0 0 0 1 21 21 11.25 2.500																					
Aurelio Lopez, R (5, 1) ERA: 1.71	4.0 14 2 1 1 2 2 0 0 0 0 0 0 16 24 2.25 1.000																					
Willie Hernandez, L (9, 1) ERA: 2.31	1.0 4 1 0 0 0 1 0 0 0 0 0 0 6 6 0.00 1.000																					

Toronto Blue Jays @ Detroit Tigers
Tiger Stadium, Detroit, MI
Wed Jun 06 1984, 7:05 PM EDT
Att: 38,167 - Unknown

livebaseballscorecards.com

AB	37
R	6
H	13
RBI	5
BB	2
SO	3
LOB	13



Batter	1	2	3	4	5	6	7	8	9	AB	R	H	RBI	BB	SO	LOB
Lou Whitaker, L (1, 4) OBP: 0.389, SLG: 0.408	0-0 G3 1B		0-0 L1-3 1B		0-0 2B 1B		0-0 1-3	0-0 1-3		5	0	3	0	0	0	1
Alan Trammell, R (1, 6) OBP: 0.419, SLG: 0.543	0-0 F8		0-0 L1-3		0-0 1-3 2B		0-0 3-H 2B		0-0 6-3	5	0	1	1	0	0	3
Kirk Gibson, L (1, 9) OBP: 0.340, SLG: 0.471	0-0 G3 1-2		0-0 F6		0-3 K		0-0 1B		0-0 6-3	5	0	1	0	0	1	4
Lance Parrish, R (1, 2) OBP: 0.306, SLG: 0.453	0-3 K			0-3 K	0-0 F2		0-0 3		0-0 5-3	5	0	0	0	0	2	4
Darrell Evans, L (1, 10) OBP: 0.363, SLG: 0.368		0-3 K		0-0 F6	0-0 4-3			4-0 2B G BB		3	1	0	0	1	1	2
Ruppert Jones, L (1, 8) OBP: 0.500, SLG: 0.667		0-0 G3		4-0 BB BB		0-0 F4		0-0 G 1-3 4-3 2B		3	1	1	0	1	0	0
Larry Herndon, R (1, 7) OBP: 0.305, SLG: 0.329		0-0 1B		4-0 BB BB		0-0 2		0-0 G		1	0	1	0	0	0	0
Johnny Grubb, L (4, 7) OBP: 0.419, SLG: 0.480		0-0 1B		1-2 BB		0-0 2		0-0 2-3 3-H G		2	0	0	1	1	0	1
Dave Bergman, L (1, 3) OBP: 0.381, SLG: 0.396		0-0 F3		0-0 F6		4-0 BB		0-0 4-3 2		3	0	0	1	1	0	3
Howard Johnson, S (1, 5) OBP: 0.395, SLG: 0.465			4-0 1B BB		0-0 1B 2B		0-0 3	0-0 1B		3	1	2	0	1	0	1

Inning Stats	R: 0	H: 1	E: 0	K: 1	S: 6	LOB: 1	BB: 0	P: 6	R: 0	H: 1	E: 0	K: 1	S: 6	LOB: 1	BB: 0	P: 6	R: 0	H: 1	E: 0	K: 1	S: 3	LOB: 1	BB: 1	P: 7	R: 0	H: 0	E: 0	K: 1	S: 5	LOB: 2	BB: 2	P: 13	R: 1	H: 3	E: 0	K: 1	S: 8	LOB: 2	BB: 0	P: 8	R: 0	H: 0	E: 0	K: 0	S: 3	LOB: 1	BB: 1	P: 7	R: 0	H: 1	E: 0	K: 0	S: 4	LOB: 1	BB: 0	P: 4	R: 2	H: 2	E: 0	K: 0	S: 5	LOB: 1	BB: 1	P: 9	R: 0	H: 0	E: 0	K: 0	S: 3	LOB: 0	BB: 0	P: 3	1B: 6	SF: 0	2B: 4	SAC: 0	3B: 0	DP: 1	HR: 0	HBP: 0	WP: 0	PA: 40
Luis Leal, R (1, 1) ERA: 2.75	IP	WLS	BF	H	R	ER	SO	BB	IBB	HBP	BLK	WP	HR	S	P	ERA	WHIP																																																																	
Dennis Lamp, R (8, 1) ERA: 3.41	2.0	7	1	0	0	0	0	0	0	0	0	0	0	7	7	0.00	0.500																																																																	

BOTTOM

Toronto Blue Jays @ Detroit Tigers
Tiger Stadium, Detroit, MI
Wed Jun 06 1984, 7:05 PM EDT
Att. 38,167 - Unknown

livebaseballscorecards.com

AB	35
R	3
H	9
RBI	3
BB	5
SO	4
LOB	19



Batter	1	2	3	4	5	6	7	8	9	AB R H RBI BB SO LOB	TOP																								
Damaso Garcia, R (1, 4) OBP: 0.329, SLG: 0.372	0-0 F8		0-0 5-3		0-0 F3			0-0 F2		4 0 0 0 0 0 2																									
Dave Collins, S (1, 7) OBP: 0.353, SLG: 0.470	0-0 F8		0-0 E3			0-0 F7		0-0 WP E 2B		4 1 1 1 0 0 0																									
Lloyd Moseby, L (1, 8) OBP: 0.363, SLG: 0.561	0-3 K		0-0 1-4-3			0-0 F7		0-0 E3 1B		4 1 1 1 0 1 1																									
Willie Upshaw, L (1, 3) OBP: 0.416, SLG: 0.620		0-0 1B		0-0 G3		4-0 BB		0-0 2-H 1B		3 0 2 1 1 0 0																									
Willie Aikens, L (1, 10) OBP: 0.245, SLG: 0.295		0-3 K		0-0 G3		0-0 F8		0-0 F8		4 0 0 0 0 1 3																									
George Bell, R (1, 9) OBP: 0.379, SLG: 0.546		0-0 F8		0-0 F6			0-0 F7		0-0 5-3	4 0 0 0 0 0 1																									
Rance Mulliniks, L (1, 5) OBP: 0.325, SLG: 0.315		0-0 F7			0-0 F8		0-0 3-1		0-0 F5	4 0 0 0 0 0 1																									
Ernie Whitt, L (1, 2) OBP: 0.326, SLG: 0.366			0-3 K		0-0 F4		0-3 K		0-0 1B	4 0 1 0 0 2 0																									
Alfredo Griffin, S (1, 6) OBP: 0.261, SLG: 0.335 Cliff Johnson, R (9, PH) OBP: 0.364, SLG: 0.438			0-0 5-3 E 1B		0-0 2B			0-0 G3	0-0 F7	3 1 2 0 0 0 0 1 0 0 0 0 0 1																									
Inning Stats	R: 0 E: 0 K: 1 S: 5	H: 0 LOB: 0 BB: 0 P: 5	R: 0 E: 0 K: 1 S: 6	H: 1 LOB: 1 BB: 0 P: 6	R: 1 E: 1 K: 1 S: 7	H: 1 LOB: 1 BB: 0 P: 7	R: 0 E: 0 K: 0 S: 3	H: 0 LOB: 0 BB: 0 P: 3	R: 0 E: 0 K: 0 S: 4	H: 1 LOB: 1 BB: 0 P: 4	R: 0 E: 0 K: 1 S: 5	H: 0 LOB: 1 BB: 1 P: 7	R: 0 E: 1 K: 1 S: 6	H: 3 LOB: 1 BB: 0 P: 6	R: 2 E: 1 K: 0 S: 6	H: 3 LOB: 1 BB: 0 P: 6	R: 0 E: 0 K: 0 S: 4	H: 1 LOB: 1 BB: 0 P: 4	1B: 5 2B: 2 3B: 0 HR: 0	SF: 0 SAC: 0 DP: 0 HBP: 0	WP: 1 PB: 0 SB: 0 CS: 0	PA: 36													
PITCHER Jack Morris, R (1, 1) ERA: 2.11	IP 9.0	WLS W	BF 36	H 7	R 3	ER 1	SO 4	BB 1	IBB 0	HBP 0	BLK 0	WP 1	HR 0	S 43	P 47	ERA 1.00	WHIP 0.889	PITCHER	IP 9.0	WLS W	BF 36	H 7	R 3	ER 1	SO 4	BB 1	IBB 0	HBP 0	BLK 0	WP 1	HR 0	S 43	P 47	ERA 1.00	WHIP 0.889

Toronto Blue Jays @ Detroit Tigers
Tiger Stadium, Detroit, MI
Thu Jun 07 1984, 3:33 AM EDT
Att. 40,879 - Unknown

livebaseballscorecards.com

AB	35
R	3
H	7
RBI	2
BB	1
SO	4
LOB	9




Batter	1	2	3	4	5	6	7	8	9	AB	R	H	RBI	BB	SO	LOB
Lou Whitaker, L OBP: 0.391, SLG: 0.410 (1, 4)	0-0 1B		0-0 F4		0-0 1-3	0-0 1B				4	0	2	1	0	0	0
Alan Trammell, R OBP: 0.416, SLG: 0.538 (1, 6)	0-0 F8		0-0 6-3		0-0 1B	0-3 K				4	0	1	0	0	1	2
Kirk Gibson, L OBP: 0.338, SLG: 0.466 (1, 9)	0-0 1-3 1B		0-0 E4		0-0 F6			0-0 F7		4	0	1	0	0	0	1
Lance Parrish, R OBP: 0.305, SLG: 0.449 (1, 2)	0-0 1-2 F3		0-0 F7			0-0 HR 1B		0-0 F7		4	1	1	0	0	0	3
Darrell Evans, L OBP: 0.360, SLG: 0.361 (1, 10)	0-3 K			0-3 K		4-0 HR BB		0-0 3-1		3	1	0	0	1	2	2
Johnny Grubb, L OBP: 0.431, SLG: 0.500 (1, 7)		0-0 3-1 SF8 2B		4-0 BB		0-0 F7		0-3 K		2	1	1	0	1	0	2
Rusty Kuntz, R OBP: 0.440, SLG: 0.636 (7, 8)										1	0	0	0	0	1	0
Ruppert Jones, L OBP: 0.500, SLG: 1.000 (1, 8)		0-0 3-1		0-0 F7		0-0 HR		0-0 6-3 WP 1B		4	1	2	3	0	0	2
Dave Bergman, L OBP: 0.367, SLG: 0.383 (1, 3)		0-0 2-3 SF8		0-0 F9		0-0 1-3		0-0 6-3		3	0	0	1	0	0	2
Howard Johnson, S OBP: 0.393, SLG: 0.459 (1, 5)		0-3 3-H K				0-0 1-3		0-3 K		3	1	1	0	0	1	0
Tom Brookens, R OBP: 0.215, SLG: 0.256 (7, 5)						0-0 1B		0-3 K		1	0	0	0	0	1	1

Inning Stats	R: 0	H: 2	E: 0	K: 1	S: 7	R: 1	H: 1	E: 0	K: 1	S: 6	R: 0	H: 0	E: 1	K: 0	S: 4	R: 0	H: 0	E: 0	K: 1	S: 5	R: 0	H: 1	E: 0	K: 0	S: 4	R: 4	H: 4	E: 0	K: 1	S: 9	R: 0	H: 0	E: 0	K: 0	S: 3	R: 0	H: 1	E: 0	K: 2	S: 8									
	LOB: 2	BB: 0	P: 7	LOB: 0	BB: 0	P: 6	LOB: 1	BB: 0	P: 4	LOB: 1	BB: 1	P: 9	LOB: 1	BB: 0	P: 4	LOB: 1	BB: 1	P: 13	LOB: 0	BB: 0	P: 3	LOB: 1	BB: 0	P: 8	LOB: 1	BB: 0	P: 8	LOB: 1	BB: 0	P: 8	LOB: 1	BB: 0	P: 8	LOB: 1	BB: 0	P: 8	LOB: 1	BB: 0	P: 8										
PITCHER	IP	WLS	BF	H	R	ER	SO	BB	IBB	HBP	BLK	WP	HR	S	P	ERA	WHIP													PITCHER	IP	WLS	BF	H	R	ER	SO	BB	IBB	HBP	BLK	WP	HR	S	P	ERA	WHIP		
Jim Clancy, R ERA: 4.46 (1, 1)	5.2	L	28	8	5	5	3	2	0	0	0	0	1	32	40	7.94	1.765																																
Roy Lee Jackson, R ERA: 3.14 (6, 1)	2.1		8	1	0	0	3	0	0	0	0	1	0	14	14	0.00	0.429																																

BOTTOM

Toronto Blue Jays @ Detroit Tigers
Tiger Stadium, Detroit, MI
Thu Jun 07 1984, 3:33 AM EDT
Att. 40,879 - Unknown

AB	33
R	5
H	9
RBI	5
BB	2
SO	6
LOB	15



1B: 7	SF: 1	WP: 1	PA: 36
2B: 1	SAC: 0	PB: 0	
3B: 0	DP: 0	SB: 2	
HR: 1	HBP: 0	CS: 0	

Batter	1	2	3	4	5	6	7	8	9	AB R H RBI BB SO LOB	TOP											
Lou Whitaker, L (1, 4) OBP: 0.388, SLG: 0.404	0-0 4-3	0-0 F7			0-0 4-3		0-0 4-3		0-0 SH	3 0 0 0 1 0 1												
Alan Trammell, R (1, 6) OBP: 0.413, SLG: 0.535	0-0 5-3		0-0 G6-4-3 1B		0-0 5-3		0-0 SF7		0-0 SH3-4	3 0 1 1 0 0 0												
Kirk Gibson, L (1, 9) OBP: 0.335, SLG: 0.459	0-0 S 1B		0-0 F7		0-0 F8		0-0 F6		0-3 K	5 1 1 0 0 1 4												
Lance Parrish, R (1, 2) OBP: 0.307, SLG: 0.447	0-0 1-H BB 1B		0-0 G6-4-3 1-2f		0-0 1B		0-0 5-3		0-3 K	5 0 2 1 0 1 3												
Darrell Evans, L (1, 10) OBP: 0.363, SLG: 0.366	4-0 1-2 BB		0-0 F9		0-3 K		0-0 FC6-4 2B			3 0 1 0 1 1 1												
Ruppert Jones, L (1, 7) OBP: 0.364, SLG: 0.700	0-0 1-3		0-0 4-3		0-0 4-3		0-0 FC6-4 1B			3 0 0 0 0 0 3												
Rusty Kuntz, R (8, PH) OBP: 0.451, SLG: 0.644 (8, 7)										1 0 1 0 0 0 0												
Chet Lemon, R (1, 8) OBP: 0.385, SLG: 0.559		0-0 CS 1B		0-0 2B		0-0 F9		0-0 FC6-4 1-2f 2-3		4 0 2 0 0 0 2												
Dave Bergman, L (1, 3) OBP: 0.375, SLG: 0.385		0-0 1-2 1B		0-3 K		4-0 2B E BB		0-0 FC6-4 1-2f		2 1 1 0 1 1 1												
Barbaro Garbey, R (8, PH) OBP: 0.344, SLG: 0.403 (8, 3)										1 0 0 0 0 0 2												
Howard Johnson, S (1, 5) OBP: 0.391, SLG: 0.468		0-3 K		0-0 F9		0-0 E9 SF7 2B		4-0 SH3-4 SH BB		3 1 1 0 0 1 1												
Tom Brookens, R (7, 5) OBP: 0.223, SLG: 0.256										0 0 0 0 1 0 0												
Inning Stats	R: 1 E: 0 K: 0 S: 5	H: 2 LOB: 2 BB: 1 P: 9	R: 0 E: 0 K: 1 S: 6	H: 2 LOB: 1 BB: 0 P: 6	R: 0 E: 0 K: 0 S: 3	H: 1 LOB: 0 BB: 0 P: 3	R: 0 E: 0 K: 1 S: 6	H: 1 LOB: 1 BB: 0 P: 6	R: 0 E: 0 K: 1 S: 6	H: 1 LOB: 1 BB: 0 P: 6	R: 2 E: 1 K: 0 S: 4	H: 1 LOB: 1 BB: 2 P: 12	R: 0 E: 0 K: 0 S: 5	H: 2 LOB: 2 BB: 0 P: 5	R: 0 E: 1 K: 2 S: 8	H: 0 LOB: 2 BB: 1 P: 12	1B: 7 2B: 3 3B: 0 HR: 0	SF: 1 SAC: 2 DP: 1 HBP: 0	WP: 0 PB: 0 SB: 1 CS: 1	PA: 40		
PITCHER	IP WLS BF H R ER SO BB IBB HBP BLK WP HR S P ERA WHIP	Storm Davis, R (1, 1) ERA: 1.66	Tippy Martinez, L (7, 1) ERA: 3.03	Sammy Stewart, R (9, 1) ERA: 2.86	PITCHER	IP WLS BF H R ER SO BB IBB HBP BLK WP HR S P ERA WHIP																

Detroit Tigers @ Baltimore Orioles
 Memorial Stadium, Baltimore, MD
 Fri Jun 08 1984, 7:05 PM EDT
 Att: 50,361 - Unknown

livebaseballscorecards.com

AB	33
R	3
H	10
RBI	2
BB	4
SO	5
LOB	18



Batter	1	2	3	4	5	6	7	8	9	AB R H RBI BB SO LOB	TOP	
Lou Whitaker, L (1, 4) OBP: 0.386, SLG: 0.401	0-0 1-3		0-0 F5			0-0 4-3		0-0 G5-4-3 1B		4 0 1 0 0 0 0		
Alan Trammell, R (1, 6) OBP: 0.407, SLG: 0.525	0-0 5-3			0-0 6-3		0-0 F7		0-0 G5-4-3 1-2f		4 0 0 0 0 0 1		
Barbaro Garbey, R (1, 7) OBP: 0.348, SLG: 0.407	0-0 1B			0-0 5-3		0-0 1B 1B			0-0 5-3	4 0 2 0 0 0 0		
Lance Parrish, R (1, 10) OBP: 0.306, SLG: 0.443	0-0 F4			0-0 F7		0-0 1B			0-0 F8	4 0 1 0 0 0 1		
Chet Lemon, R (1, 8) OBP: 0.382, SLG: 0.557		0-3 K			0-0 1-3	0-0 F7			0-0 2B	4 0 1 0 0 1 2		
Darrell Evans, L (1, 3) OBP: 0.383, SLG: 0.366 Larry Herndon, R (9, PH) OBP: 0.304, SLG: 0.328		0-0 F8			0-0 1B 1B		0-0 4-3		0-0 F9	3 0 1 0 0 0 0 1 0 0 0 0 0 1		
Rusty Kuntz, R (1, 9) OBP: 0.444, SLG: 0.625		0-0 5-3			0-0 1-2 1B		0-0 F7			3 0 1 0 0 0 0		
Marty Castillo, R (1, 2) OBP: 0.300, SLG: 0.310			0-0 5-3		0-0 F3		0-0 F9			3 0 0 0 0 0 2		
Tom Brookens, R (1, 5) OBP: 0.216, SLG: 0.247		0-3 K		0-0 F7			0-0 6-3			3 0 0 0 0 1 2		
Inning Stats	R: 0 H: 1 E: 0 LOB: 1 K: 0 BB: 0 S: 4 P: 4	R: 0 H: 0 E: 0 LOB: 0 K: 1 BB: 0 S: 5 P: 5	R: 0 H: 0 E: 0 LOB: 0 K: 1 BB: 0 S: 5 P: 5	R: 0 H: 0 E: 0 LOB: 0 K: 0 BB: 0 S: 3 P: 3	R: 0 H: 2 E: 0 LOB: 2 K: 0 BB: 0 S: 5 P: 5	R: 0 H: 2 E: 0 LOB: 2 K: 0 BB: 0 S: 5 P: 5	R: 0 H: 0 E: 0 LOB: 0 K: 0 BB: 0 S: 3 P: 3	R: 0 H: 1 E: 0 LOB: 0 K: 0 BB: 0 S: 3 P: 3	R: 0 H: 1 E: 0 LOB: 1 K: 0 BB: 0 S: 4 P: 4	1B: 6 SF: 0 2B: 1 SAC: 0 3B: 0 DP: 1 HR: 0 HBP: 0	WP: 0 PA: 33 PB: 0 SB: 0 CS: 0	
PITCHER Mike Flanagan, L (1, 1) ERA: 3.76	IP WLS BF H R ER SO BB IBB HBP BLK WP HR S P ERA WHIP	9.0 W 33 7 0 0 2 0 0 0 0 0 0 0 37 37 0.00 0.778										

Detroit Tigers @ Baltimore Orioles
 Memorial Stadium, Baltimore, MD
 Sat Jun 09 1984, 3:33 AM EDT
 Att. 44,404 - Unknown

livebaseballscorecards.com

AB	33
R	0
H	7
RBI	0
BB	0
SO	2
LOB	9



Batter	1	2	3	4	5	6	7	8	9	AB R H RBI BB SO LOB
Al Bumbry, L OBP: 0.318, SLG: 0.319 (1, 8)	0-3 K		0-0 1B		0-0 G6-4-3		0-0 3-1			4 0 1 0 0 1 1
Jim Dwyer, L OBP: 0.318, SLG: 0.267 (1, 9) Mike Young, S OBP: 0.382, SLG: 0.391 (8, 9)	4-0 CS BB		0-0 F7			0-0 F7	0-0 4-3			3 0 0 0 1 0 2 0 0 0 0 0 0 0
Cal Ripken Jr., R OBP: 0.371, SLG: 0.547 (1, 6)	0-3 K		0-0 1B			4-0 1B BB 1B BB	0-0 F8			3 1 1 1 1 1 1
Eddie Murray, S OBP: 0.432, SLG: 0.532 (1, 3)		0-0 F9	0-0 F8			4-0 1B BB 1-2 1B BB		0-0 2B		3 1 1 0 1 0 2
Wayne Gross, L OBP: 0.383, SLG: 0.528 (1, 5)		4-0 BB		0-3 K		0-0 FC3-6 1B 1-2 1B 2-3 1B		0-0 F6		3 1 1 0 1 1 1
John Lowenstein, L OBP: 0.367, SLG: 0.392 (1, 7)		0-3 K		0-3 K		0-0 FC3-6 1B 1-2 2-H 3-H		4-0 G4-6-3 IBB		3 0 1 2 1 2 1
Ken Singleton, S OBP: 0.305, SLG: 0.287 (1, 10)		0-0 G3		0-0 F7		0-0 FC3-6 1B 1-2 2-3		0-0 G4-6-3 1-2		4 0 0 0 0 0 5
Rich Dauer, R OBP: 0.286, SLG: 0.345 (1, 4)			0-0 F7			0-0 G6-4-3 1B FC5-4 1B				3 0 2 1 0 0 0
Rick Dempsey, R OBP: 0.290, SLG: 0.287 (1, 2)			4-0 1B BB		0-3 K	0-0 FC5-4 1-2 3-H				2 1 0 0 1 1 3

Inning Stats	R: 0 E: 0 K: 2 S: 6	H: 0 LOB: 1 BB: 1 P: 10	R: 0 E: 0 K: 1 S: 5	H: 0 LOB: 1 BB: 1 P: 9	R: 1 E: 0 K: 0 S: 5	H: 2 LOB: 2 BB: 1 P: 9	R: 0 E: 0 K: 2 S: 7	H: 0 LOB: 0 BB: 0 P: 7	R: 0 E: 0 K: 1 S: 5	H: 1 LOB: 0 BB: 0 P: 5	R: 3 E: 0 K: 0 S: 6	H: 3 LOB: 2 BB: 2 P: 14	R: 0 E: 0 K: 0 S: 3	H: 0 LOB: 0 BB: 0 P: 3	R: 0 E: 0 K: 0 S: 3	H: 1 LOB: 1 BB: 1 P: 7
1B: 6 2B: 2 3B: 0 HR: 0	SF: 0 SAC: 0 DP: 3 HBP: 0	WP: 0 PB: 0 SB: 0 CS: 1	PA: 34													

PITCHER	IP	WLS	BF	H	R	ER	SO	BB	IBB	HBP	BLK	WP	HR	S	P	ERA	WHIP
Juan Berenguer, R ERA: 3.47 (1, 1)	5.1	L	21	3	2	2	6	4	0	0	0	0	0	29	45	3.38	1.312
Aurelio Lopez, R ERA: 2.08 (6, 1)	0.1		5	3	2	2	0	1	0	0	0	0	0	4	8	54.00	12.000
Carl Willis, R ERA: (6, 1)	2.1		8	1	0	0	0	0	1	0	0	0	0	7	11	0.00	0.429

BOTTOM

Detroit Tigers @ Baltimore Orioles
Memorial Stadium, Baltimore, MD

Sat Jun 09 1984, 3:33 AM EDT
Att. 44,404 - Unknown

livebaseballscores.com

AB	28
R	4
H	7
RBI	4
BB	6
SO	6
LOB	16



Batter	1	2	3	4	5	6	7	8	9	AB R H RBI BB SO LOB	TOP		
Lou Whitaker, L (1, 4) OBP: 0.394, SLG: 0.412	0-0 E9 1B		0-0 3B 1B		0-0 1-3 1B 1B		0-0 1B 2B	4-0 1-2 2-3 2B BB		4 5 3 0 1 0 0			
Alan Trammell, R (1, 6) OBP: 0.410, SLG: 0.538	0-0 F3		0-0 1-H SF8 3B		0-0 6-3		4-0 1B IBB	0-0 WP 1B 2B 1-H 2-H 3-H		4 2 2 4 1 0 3			
Kirk Gibson, L (1, 9) OBP: 0.341, SLG: 0.462	0-0 CS S 2-H 1B		0-0 F9		0-0 WP 1B		0-0 F7	0-0 E 1B 2-H		5 0 3 4 0 0 3			
Darrell Evans, L (1, 3) OBP: 0.364, SLG: 0.365	4-0 1-3 BB		0-0 SF8		0-0 F6 1-2		0-0 1-3 2-H 1B	0-0 E3 1-3		3 0 1 2 1 0 2			
Johnny Grubb, L (1, 10) OBP: 0.418, SLG: 0.481 Larry Herndon, R (5, PH) OBP: 0.299, SLG: 0.322	0-3 K		0-0 4-3		0-0 6-3		0-3 K	0-0 1-3		2 0 0 0 0 1 1 3 0 0 0 0 1 5			
Ruppert Jones, L (1, 7) OBP: 0.308, SLG: 0.583 Barbaro Garbey, R (6, PH) OBP: 0.348, SLG: 0.405 (6, 7)		0-3 K		0-0 F7		0-0 6-3		0-0 E5 FC3-5 CI 1B	0-0 G6-4-3 1B	2 0 0 0 0 1 0 3 0 1 0 0 0 0			
Chet Lemon, R (1, 8) OBP: 0.376, SLG: 0.546		0-0 1-3		0-0 1-3		0-3 K		0-1 CI BB FC3-5 2B	0-0 G6-4-3 1-2f	4 1 0 0 0 1 1			
Howard Johnson, S (1, 5) OBP: 0.400, SLG: 0.475 Tom Brookens, R (6, 5) OBP: 0.212, SLG: 0.242		0-0 S 1B		0-0 1-3		0-0 CS 1B		0-0 FC3-5 BB 2B 1-2 2-3f	0-0 F9	3 0 2 0 0 0 0 2 1 0 0 0 0 2			
Marty Castillo, R (1, 2) OBP: 0.294, SLG: 0.303		0-3 K			0-0 1B 1B 1B		0-0 CS	0-0 F3	0-0 F8	4 1 1 0 0 1 3			
Inning Stats	R: 1 E: 1 K: 1 S: 6 H: 1 LOB: 1 BB: 1 P: 10	R: 0 E: 0 K: 2 S: 8 H: 1 LOB: 1 BB: 0 P: 8	R: 2 E: 0 K: 0 S: 5 H: 2 LOB: 0 BB: 0 P: 5	R: 0 E: 0 K: 0 S: 3 H: 0 LOB: 0 BB: 0 P: 3	R: 2 E: 0 K: 0 S: 6 H: 3 LOB: 1 BB: 0 P: 6	R: 0 E: 0 K: 1 S: 5 H: 1 LOB: 0 BB: 0 P: 5	R: 1 E: 0 K: 1 S: 7 H: 2 LOB: 2 BB: 1 P: 11	R: 4 E: 3 K: 0 S: 8 H: 2 LOB: 2 BB: 1 P: 12	R: 0 E: 0 K: 0 S: 3 H: 1 LOB: 0 BB: 0 P: 3	1B: 10 2B: 2 3B: 1 HR: 0 SF: 1 SAC: 0 DP: 1 HBP: 0	WP: 2 PB: 0 SB: 2 CS: 2 PA: 45		
PITCHER	IP WLS BF H R ER SO BB IBB HBP BLK WP HR S P ERA WHIP											PITCHER	IP WLS BF H R ER SO BB IBB HBP BLK WP HR S P ERA WHIP
Mike Boddicker, R (1, 1) ERA: 2.74	4.1 L 21 7 5 4 3 1 0 0 0 0 0 0 26 30 8.31 1.846												
Tom Underwood, L (5, 1) ERA: 4.45	2.1 10 3 1 1 1 0 1 0 0 1 0 11 15 3.86 1.286												
Sammy Stewart, R (7, 1) ERA: 2.73	1.1 10 2 4 0 1 1 0 0 0 1 0 11 15 0.00 2.250												
Bill Swaggerty, R (9, 1) ERA: 9.9	1.0 3 1 0 0 0 0 0 0 0 0 0 3 3 0.00 1.000												

Detroit Tigers @ Baltimore Orioles
 Memorial Stadium, Baltimore, MD
 Sun Jun 10 1984, 3:33 AM EDT
 Unknown

livebaseballscores.com

AB 39
R 10
H 13
RBI 10
BB 3
SO 5
LOB 20



Batter	1	2	3	4	5	6	7	8	9	AB R H RBI BB SO LOB
Al Bumbry, L OBP: 0.309, SLG: 0.310 (1, 7) X	0-0 F4 ①		0-0 4-3 ③			0-0 3-1 ③			0-0 F8 ②	4 0 0 0 0 0 1
John Shelby, S OBP: 0.257, SLG: 0.321 (1, 8) S S S	0-3 K ②			0-0 F8 ①			0-3 K ①		0-0 F8 ③	4 0 0 0 0 2 1
Cal Ripken Jr., R OBP: 0.368, SLG: 0.539 (1, 6) S S S	0-3 K ③			0-0 4-3 ②			0-0 G6-3 1B			3 0 1 0 0 1 0
Eddie Murray, S OBP: 0.424, SLG: 0.534 (1, 3) X		0-0 F7 ①		0-0 1-3 ③			0-0 G6-3 1-2f ② ③			3 0 0 0 0 0 1
Wayne Gross, L OBP: 0.381, SLG: 0.522 (1, 5) B B B B		4-0 BB			0-0 4-3 5-3-2 2B			0-0 4-3 ①		2 0 1 0 1 0 0
Ken Singleton, S OBP: 0.310, SLG: 0.312 (1, 10) X		0-0 F8 ②		0-0 4-3 ①			0-0 4-3 ②			3 0 0 0 0 0 2
Mike Young, S OBP: 0.375, SLG: 0.426 (1, 9) X		0-0 4-3 ③		0-0 5-3-2 ② ③			0-3 K ③			3 0 0 0 0 1 2
Lenn Sakata, R OBP: 0.240, SLG: 0.229 (1, 4) X			0-0 5-3 ①				0-0 F8 ①		0-0 F8 ①	3 0 0 0 0 0 0
Floyd Rayford, R OBP: 0.262, SLG: 0.400 (1, 2) S S S			0-3 K ②				0-0 F8 ②		0-0 2B	3 0 1 0 0 1 0

Inning Stats	R: 0 H: 0 E: 0 K: 2 S: 7	H: 0 LOB: 0 BB: 0 P: 7	R: 0 H: 0 E: 0 K: 0 S: 3	H: 0 LOB: 1 BB: 1 P: 7	R: 0 H: 0 E: 0 K: 1 S: 5	H: 0 LOB: 0 BB: 0 P: 5	R: 0 H: 0 E: 0 K: 0 S: 3	H: 0 LOB: 0 BB: 0 P: 3	R: 0 H: 1 E: 0 K: 0 S: 3	H: 1 LOB: 0 BB: 0 P: 3	R: 0 H: 0 E: 0 K: 1 S: 5	H: 0 LOB: 0 BB: 0 P: 5	R: 0 H: 0 E: 0 K: 1 S: 5	H: 0 LOB: 0 BB: 0 P: 5	R: 0 H: 1 E: 0 K: 0 S: 4	H: 1 LOB: 1 BB: 0 P: 4	1B: 1 2B: 3 3B: 0 HR: 0	SF: 0 SAC: 0 DP: 2 HBP: 0	WP: 0 PA: 29	PB: 0 SB: 0 CS: 0	ERA: 0.00 WHIP: 0.444	ERA: 0.00 WHIP: 0.444	
PITCHER Dan Petry, R ERA: 2.79 (1, 1)	IP: 9.0 WLS: W BF: 29 H: 3 R: 0 ER: 0 SO: 5 BB: 1 IBB: 0 HBP: 0 BLK: 0 WP: 0 HR: 0 S: 38 P: 42																						

BOTTOM

Detroit Tigers @ Baltimore Orioles
Memorial Stadium, Baltimore, MD
 Sun Jun 10 1984, 3:38 AM EDT
 Att. 51,764 - Unknown

livebaseballscorecards.com

AB	28
R	0
H	3
RBI	0
BB	1
SO	5
LOB	7



Batter	1	2	3	4	5	6	7	8	9	AB	R	H	RBI	BB	SO	LOB
Damaso Garcia, R OBP: 0.338, SLG: 0.388 (1, 4)	F4		HR 1B		H 1-0 HBP		FC5-4 1B		K	4	1	2	0	0	1	0
Dave Collins, S OBP: 0.331, SLG: 0.457 (1, 7)	F6		HR		F8		FC5-4 1B			4	1	1	3	0	0	4
Lloyd Moseby, L OBP: 0.363, SLG: 0.539 (1, 8)	F9		F7		F7					4	0	1	1	0	0	2
Willie Upshaw, L OBP: 0.399, SLG: 0.584 (1, 3)		E4 FC6-4	4-3			G1-4-3 1B	G3			4	0	1	0	0	0	2
Willie Aikens, L OBP: 0.288, SLG: 0.286 (1, 10)		F7		F7		G1-4-3		5-3		2	0	0	0	0	0	1
Cliff Johnson, R OBP: 0.367, SLG: 0.444 (6, PH)										2	0	0	0	0	0	1
George Bell, R OBP: 0.378, SLG: 0.538 (1, 9)		FC6-4		K		E S 1B		K		4	0	1	0	0	2	1
Rance Mulliniks, L OBP: 0.333, SLG: 0.319 (1, 5)					F9					3	0	0	0	0	0	2
Jesse Barfield, R OBP: 0.310, SLG: 0.435 (8, PH)		1-3				F7				1	0	0	0	0	1	0
Garth Iorg, R OBP: 0.271, SLG: 0.291 (9, 5)								K		0	0	0	0	0	0	0
Ernie Whitt, L OBP: 0.336, SLG: 0.383 (1, 2)			HR 1B				5-3		1-3	3	1	2	0	0	0	0
Tony Fernandez, S (9, PH)										1	0	0	0	0	0	0
Alfredo Griffin, S OBP: 0.268, SLG: 0.335 (1, 6)			F6			K				3	1	1	0	0	1	2
Buck Martinez, R OBP: 0.272, SLG: 0.305 (9, PH)							FC5-4 1B 1B		F8	1	0	0	0	0	0	0

Inning Stats	R: 0	H: 0	E: 0	K: 0	S: 3	R: 0	H: 0	E: 1	K: 0	S: 4	R: 0	H: 0	E: 0	K: 0	S: 6	R: 3	H: 3	E: 0	K: 0	S: 6	R: 0	H: 0	E: 0	K: 1	S: 5	R: 0	H: 1	E: 0	K: 1	S: 6	R: 0	H: 2	E: 0	K: 0	S: 4	R: 1	H: 3	E: 0	K: 0	S: 6	R: 0	H: 0	E: 0	K: 2	S: 7	R: 0	H: 0	E: 0	K: 1	S: 5	1B: 7	2B: 1	3B: 0	HR: 1	SF: 0	SAC: 0	DP: 1	HBP: 1	WP: 0	PB: 0	SB: 1	CS: 0	PA: 37
--------------	------	------	------	------	------	------	------	------	------	------	------	------	------	------	------	------	------	------	------	------	------	------	------	------	------	------	------	------	------	------	------	------	------	------	------	------	------	------	------	------	------	------	------	------	------	------	------	------	------	------	-------	-------	-------	-------	-------	--------	-------	--------	-------	-------	-------	-------	--------

PITCHER	IP	WLS	BF	H	R	ER	SO	BB	IBB	HBP	BLK	WP	HR	S	P	ERA	WHIP
Dave Rozema, R ERA: 3.06 (1, 1)	5.0	W	21	4	3	3	2	0	0	0	0	0	1	24	25	5.40	0.800
Sid Monge, L ERA: 4.8 (6, 1)	0.0		1	1	0	0	0	0	0	0	0	0	0	1	1	∞	∞
Carl Willis, R ERA: 2.25 (6, 1)	1.2		7	3	1	1	0	0	0	0	0	0	0	7	7	5.40	1.800
Willie Hernandez, L ERA: 2.17 (7, 1)	2.1	S	8	1	0	0	3	0	0	0	0	0	0	14	14	0.00	0.429

BOTTOM

Detroit Tigers @ Toronto Blue Jays
 Exhibition Stadium, Toronto, ON
 Mon Jun 11 1984, 3:33 AM EDT
 Att. 35,062 - Unknown

livebaseballscorecards.com

AB	36
R	4
H	9
RBI	4
BB	0
SO	5
LOB	15



Batter	1	2	3	4	5	6	7	8	9	AB R H RBI BB SO LOB
Lou Whitaker, L (1, 4) OBP: 0.398, SLG: 0.436	0-0 G4-6-3 2B		4-0 BB		0-0 1-H 3B		0-0 1-3 2-H 1B		0-0 1-2f G4-6-3	4 0 3 2 1 0 1
Alan Trammell, R (1, 6) OBP: 0.413, SLG: 0.540	4-0 BB		0-0 F8		0-0 F8		0-0 6-3		0-0 F9	2 0 0 0 1 0 2 2 0 0 1 0 0 1
Tom Brookens, R (7, PH) OBP: 0.216, SLG: 0.245	BB									
Kirk Gibson, L (1, 9) OBP: 0.335, SLG: 0.455	0-0 G4-6-3 1-2f 2-3			0-0 5-3	0-0 3-1		0-0 F6			4 0 0 0 0 0 4
Lance Parrish, R (1, 2) OBP: 0.297, SLG: 0.427	0-0 5-3			0-0 E6 2B		0-0 F4		0-3 K		3 0 0 0 0 0 1 1 0 0 0 0 1 0
Marty Castillo, R (8, PH) OBP: 0.286, SLG: 0.294										
Darrell Evans, L (1, 3) OBP: 0.354, SLG: 0.350		0-0 F9		0-0 F4		0-0 F4		0-3 K		4 0 0 0 0 1 1
Johnny Grubb, L (1, 10) OBP: 0.434, SLG: 0.508		0-0 F5		0-0 2B		0-3 K		0-0 1B		4 0 2 0 0 1 0
Chet Lemon, R (1, 8) OBP: 0.375, SLG: 0.539				0-0 2B						
Rusty Kuntz, R (8, 8) OBP: 0.446, SLG: 0.620		0-0 6-3		0-0 F2			4-0 1B BB	0-0 1B		3 1 1 0 1 0 2 0 0 0 0 0 0 0
Ruppert Jones, L (1, 7) OBP: 0.273, SLG: 0.476			0-0 F5		0-3 K		0-3 K	0-0 F7		4 0 0 0 0 2 3
Howard Johnson, S (1, 5) OBP: 0.434, SLG: 0.528			0-0 F9		4-0 3B BB		0-0 1B 6-3 1B	0-0 1B		3 2 2 0 1 0 0

Detroit Tigers @ Toronto Blue Jays
Exhibition Stadium, Toronto, ON
Tue Jun 12 1984, 7:05 PM EDT
Att. 40,437 - Unknown

AB	34
R	3
H	8
RBI	3
BB	4
SO	5
LOB	15



Inning Stats	R: 0	H: 1	E: 0	K: 0	S: 3	P: 7	R: 0	H: 0	E: 0	K: 0	S: 3	P: 3	R: 0	H: 0	E: 0	K: 0	S: 3	P: 7	R: 0	H: 1	E: 1	K: 0	S: 5	P: 5	R: 1	H: 1	E: 0	K: 1	S: 6	P: 10	R: 0	H: 0	E: 0	K: 1	S: 5	P: 5	R: 2	H: 2	E: 0	K: 1	S: 7	P: 11	R: 0	H: 2	E: 0	K: 2	S: 9	P: 9	R: 0	H: 1	E: 0	K: 0	S: 3	P: 3	1B: 5	SF: 0	2B: 2	SAC: 0	3B: 1	DP: 2	HR: 0	HBP: 0	WP: 0	PA: 38
--------------	------	------	------	------	------	------	------	------	------	------	------	------	------	------	------	------	------	------	------	------	------	------	------	------	------	------	------	------	------	-------	------	------	------	------	------	------	------	------	------	------	------	-------	------	------	------	------	------	------	------	------	------	------	------	------	-------	-------	-------	--------	-------	-------	-------	--------	-------	--------

PITCHER	IP	WLS	BF	H	R	ER	SO	BB	IBB	HBP	BLK	WP	HR	S	P	ERA	WHIP
Jim Clancy, R (1, 1) ERA: 4.38	7.2	W	34	7	3	3	5	4	0	0	0	0	0	40	56	3.52	1.435
Roy Lee Jackson, R (8, 1) ERA: 2.78	1.1		4	1	0	0	0	0	0	0	0	0	0	4	4	0.00	0.750

WP: 0	PA: 38
PB: 0	
SB: 0	
CS: 0	

PITCHER	IP	WLS	BF	H	R	ER	SO	BB	IBB	HBP	BLK	WP	HR	S	P	ERA	WHIP
---------	----	-----	----	---	---	----	----	----	-----	-----	-----	----	----	---	---	-----	------

BOTTOM

Detroit Tigers @ Toronto Blue Jays
Exhibition Stadium, Toronto, ON
Tue Jun 12 1984, 7:05 PM EDT
Att. 40,437 - Unknown

livebaseballscorecards.com

AB 38
R 12
H 16
RBI 11
BB 4
SO 4
LOB 18



WP: 0 PA: 45
PB: 0
SB: 1
CS: 0

AB R H RBI BB SO LOB

5 2 4 1 0 0 0
2 2 2 1 0 0 0
2 0 1 0 0 0 1

5 1 1 1 0 1 5

3 2 0 1 1 2 1

2 0 1 1 0 0 1
0 1 0 1 2 0 0

4 0 3 2 0 0 0
1 0 0 0 0 0 1

2 0 0 0 0 1 2
3 1 1 0 0 0 3

4 2 2 3 1 0 3

3 1 1 0 0 0 1
2 0 0 0 0 0 0

1B: 12 SF: 1
2B: 2 SAC: 0
3B: 1 DP: 1
HR: 1 HBP: 2

Batter	1	2	3	4	5	6	7	8	9
Damaso Garcia, R (1, 4) OBP: 0.347, SLG: 0.400	0-0 3B 2B		0-0 6-3	0-0 1B HBP HBP 1B	0-0 FC5-4 1B		0-0 1B		
Dave Collins, S (1, 7) OBP: 0.343, SLG: 0.476 Jesse Barfield, R (5, PH) OBP: 0.313, SLG: 0.436	0-0 3B 2-H		0-0 S 1B 1B	1-0 HBP 1B SF9 HBP	0-0 FC5-4 1-2f		0-0 G4-6-3 1B 1-3		
Lloyd Moseby, L (1, 8) OBP: 0.360, SLG: 0.532	0-3 K		0-0 F4	0-0 HBP E 1B 1-2 2-3 3-H	0-0 F5		0-0 G4-6-3 1-2f		
Willie Upshaw, L (1, 3) OBP: 0.399, SLG: 0.575	0-3 K		4-0 1B 1B IBB	1-0 E 2B HBP 1-2 2-3 3-H		0-3 K	0-0 F4		
Willie Aikens, L (1, 10) OBP: 0.276, SLG: 0.294 Cliff Johnson, R (4, PH) OBP: 0.373, SLG: 0.444	0-0 5-3		0-0 1B 1B	0-0 SF9	0-0 FC5-4 1B BB		4-0 1B BB		
George Bell, R (1, 9) OBP: 0.384, SLG: 0.547 Rick Leach, L (8, PH) OBP: 0.286, SLG: 0.385		0-0 F7	0-0 1B 1-2 3-H	0-0 2B 3-H	0-0 FC5-4 1B		0-0 F6		
Rance Mulliniks, L (1, 5) OBP: 0.328, SLG: 0.314 Garth Iorg, R (4, PH) OBP: 0.273, SLG: 0.292		0-0 4-3	0-3 K	0-0 F6	0-0 FC5-4 1-2f 2-3		0-0 HR 1B 1-2		
Ernie Whitt, L (1, 2) OBP: 0.345, SLG: 0.411		4-0 BB		0-0 1B 1B F6	0-0 F9		0-0 HR 1-H 2-H		
Alfredo Griffin, S (1, 6) OBP: 0.269, SLG: 0.335 Tony Fernandez, S (7, PH) OBP: 0.273, SLG: 0.292		0-0 3-1		0-0 1B 1B 1B	0-0 6-3		0-0 F3	0-0 F9	

Inning Stats	R: 1	H: 2	E: 0	K: 2	S: 9	LOB: 1	BB: 0	P: 9
	R: 0	H: 0	E: 0	K: 0	S: 3	LOB: 1	BB: 1	P: 7
	R: 2	H: 3	E: 0	K: 1	S: 8	LOB: 2	BB: 1	P: 12
	R: 6	H: 5	E: 1	K: 0	S: 8	LOB: 1	BB: 0	P: 10
	R: 0	H: 1	E: 0	K: 0	S: 4	LOB: 1	BB: 0	P: 4
	R: 0	H: 1	E: 0	K: 1	S: 6	LOB: 2	BB: 1	P: 10
	R: 0	H: 2	E: 0	K: 0	S: 4	LOB: 1	BB: 0	P: 4
	R: 3	H: 2	E: 0	K: 0	S: 5	LOB: 0	BB: 1	P: 9

PITCHER	IP	WLS	BF	H	R	ER	SO	BB	IBB	HBP	BLK	WP	HR	S	P	ERA	WHIP
Jack Morris, R (1, 1) ERA: 2.51	3.0	L	19	8	6	6	3	1	1	0	0	0	0	23	31	18.00	3.000
Sid Monge, L (4, 1) ERA: 4.74	4.0		20	6	3	2	1	1	0	2	0	0	0	19	25	4.50	1.750
Aurelio Lopez, R (8, 1) ERA: 2.59	1.0		6	2	3	3	0	1	0	0	0	0	1	5	9	27.00	3.000

WP: 0 PA: 45

PB: 0
SB: 1
CS: 0

Batter	1	2	3	4	5	6	7	8	9	AB R H RBI BB SO LOB	TOP											
Lou Whitaker, L (1, 4) OBP: 0.395, SLG: 0.431	0-0 6-3		0-0 F7			0-0 4-3		0-0 FC5 2B 1B	0-3 K	5 1 1 0 0 1 1												
Alan Trammell, R (1, 6) OBP: 0.405, SLG: 0.529	0-0 F9			0-0 F8		0-0 6-3		0-0 FC5 2B E	0-0 F8	5 1 0 0 0 0 3												
Kirk Gibson, L (1, 9) OBP: 0.335, SLG: 0.453 Rusty Kuntz, R (8, PH) OBP: 0.439, SLG: 0.608 Dave Bergman, L (9, PH) OBP: 0.372, SLG: 0.381	0-3 K			0-0 BB 1B		0-0 2-3		0-0 F4	0-0 F8	3 0 1 0 0 1 0 1 0 0 0 0 0 2 1 0 0 0 0 0 1												
Lance Parrish, R (1, 2) OBP: 0.296, SLG: 0.429		0-0 F5		0-3 K		0-0 F7		0-0 E 1B 2B		4 1 1 1 0 1 1												
Darrell Evans, L (1, 3) OBP: 0.366, SLG: 0.354		4-0 BB		4-0 BB		0-0 1B 1B		4-0 1B E BB		1 0 1 0 3 0 0												
Johnny Grubb, L (1, 10) OBP: 0.430, SLG: 0.500 Larry Herndon, R (8, PH) OBP: 0.296, SLG: 0.319		0-3 K		0-0 F8		0-0 1B		0-0 E5 1B		3 0 1 0 0 1 3 1 0 0 0 0 0 2												
Chet Lemon, R (1, 8) OBP: 0.373, SLG: 0.534		0-3 K			0-0 1-3		0-0 F8	0-0 1-2 2-3 3-H 1B		4 0 1 1 0 1 3												
Ruppert Jones, L (1, 7) OBP: 0.231, SLG: 0.400			0-0 F7		0-0 F7		0-0 F4	0-3 K		4 0 0 0 0 1 5												
Howard Johnson, S (1, 5) OBP: 0.427, SLG: 0.516			0-3 K		0-0 G3			0-0 FC5 1B 1B	0-0 E6	4 0 1 0 0 1 0												
Inning Stats	R: 0 E: 0 K: 1 S: 5	H: 0 LOB: 0 BB: 0 P: 5	R: 0 E: 0 K: 2 S: 7	H: 0 LOB: 1 BB: 1 P: 11	R: 0 E: 0 K: 1 S: 5	H: 0 LOB: 0 BB: 0 P: 5	R: 0 E: 0 K: 1 S: 6	H: 1 LOB: 2 BB: 1 P: 10	R: 0 E: 0 K: 0 S: 3	H: 0 LOB: 0 BB: 0 P: 3	R: 0 E: 0 K: 0 S: 3	H: 0 LOB: 0 BB: 0 P: 3	R: 0 E: 1 K: 0 S: 5	H: 2 LOB: 2 BB: 0 P: 5	R: 3 E: 1 K: 1 S: 10	H: 4 LOB: 3 BB: 1 P: 14	R: 0 E: 1 K: 1 S: 6	H: 0 LOB: 1 BB: 0 P: 6	1B: 6 2B: 1 3B: 0 HR: 0	SF: 0 SAC: 0 DP: 0 HBP: 0	WP: 0 PB: 0 SB: 0 CS: 0	PA: 39
PITCHER	IP WLS BF H R ER SO BB IBB HBP BLK WP HR S P ERA WHIP																					
Dave Stieb, R (1, 1) ERA: 2.08	7.0 W 26 3 0 0 5 2 0 0 0 0 0 0 34 42 0.00 0.714																					
Jimmy Key, L (8, 1) ERA: 4.44	0.2 6 3 3 1 0 1 0 0 0 0 0 0 5 9 13.50 6.000																					
Dennis Lamp, R (8, 1) ERA: 3.13	1.1 7 1 0 0 2 0 0 0 0 0 0 0 11 11 0.00 0.750																					

Detroit Tigers @ Toronto Blue Jays
 Exhibition Stadium, Toronto, ON
 Wed Jun 13 1984, 7:05 PM EDT
 Att. 34,122 - Unknown

AB	36
R	3
H	7
RBI	2
BB	3
SO	7
LOB	21



livebaseballscorecards.com

Batter	1	2	3	4	5	6	7	8	9
Damaso Garcia, R (1, 4) OBP: 0.346, SLG: 0.402	0-0 4-3		0-0 F2		0-0 2B		0-0 5-3		
Dave Collins, S (1, 7) OBP: 0.341, SLG: 0.470	0-0 F8		0-3 K		0-0 F9		0-0 1B 2B		
Lloyd Moseby, L (1, 8) OBP: 0.366, SLG: 0.532	0-0 F6		1-0 CS HBP		4-0 BB		0-0 1B 2B		
Willie Upshaw, L (1, 3) OBP: 0.401, SLG: 0.579		0-0 1B 2B	0-0 CS	0-3 K	0-0 F7		0-0 1B 2B		
Willie Aikens, L (1, 10) OBP: 0.274, SLG: 0.291		0-0 1B 2B SF9		0-0 1-3		0-0 F7	0-0 4-3		
George Bell, R (1, 9) OBP: 0.376, SLG: 0.537		0-0 F8		0-0 5-3		0-0 4-3		0-0 F3	
Rance Mulliniks, L (1, 5) OBP: 0.341, SLG: 0.344		0-0 SF9			0-0 F9			0-0	
Garth Iorg, R (8, PR) OBP: 0.273, SLG: 0.292		1-3 2B			0-0 2B			0-0 1B	
Ernie Whitt, L (1, 2) OBP: 0.336, SLG: 0.402		0-0 SF9			0-0 F9		0-3 K	0-0 F8	
Alfredo Griffin, S (1, 6) OBP: 0.273, SLG: 0.343		0-0 F8			0-0 2B		0-0 1B	0-0 F7	

Inning Stats	R: 0	H: 0	E: 0	K: 0	S: 3	R: 2	H: 3	E: 0	K: 0	S: 6	R: 0	H: 0	E: 0	K: 1	S: 4	R: 0	H: 0	E: 0	K: 1	S: 5	R: 2	H: 3	E: 0	K: 0	S: 6	R: 0	H: 0	E: 0	K: 0	S: 3	R: 3	H: 4	E: 0	K: 1	S: 9	R: 0	H: 1	E: 0	K: 0	S: 4
	LOB: 0	BB: 0	P: 3	LOB: 1	BB: 0	P: 6	LOB: 0	BB: 0	P: 5	LOB: 0	BB: 0	P: 5	LOB: 2	BB: 1	P: 10	LOB: 0	BB: 0	P: 3	LOB: 1	BB: 0	P: 4	LOB: 1	BB: 0	P: 4	LOB: 0	BB: 0	P: 4	LOB: 0	BB: 0	P: 4	LOB: 0	BB: 0	P: 4	LOB: 0	BB: 0	P: 4	LOB: 0	BB: 0	P: 4	

PITCHER	IP	WLS	BF	H	R	ER	SO	BB	IBB	HBP	BLK	WP	HR	S	P	ERA	WHIP
Milt Wilcox, R (1, 1) ERA: 4.31	5.0	L	22	6	4	4	2	1	0	1	0	0	0	24	29	7.20	1.400
Doug Bair, R (6, 1) ERA: 3.62	2.0		10	4	3	3	1	0	0	0	0	0	0	12	12	13.50	2.000
Carl Willis, R (8, 1) ERA: 1.8	1.0		4	1	0	0	0	0	0	0	0	0	0	4	4	0.00	1.000

BOTTOM

AB	R	H	RBI	BB	SO	LOB
4	0	1	1	0	0	1
4	1	1	1	0	1	1
2	1	1	0	1	0	0
4	1	2	2	0	1	2
4	1	1	0	0	0	1
4	0	0	0	0	0	2
4	1	3	1	0	0	0
0	0	0	0	0	0	0
3	0	0	1	0	1	2
4	2	2	1	0	0	2

AB	33
R	7
H	11
RBI	7
BB	1
SO	3
LOB	11



WP	PA	1B	SF	PB	SAC	SB	DP	CS
0	37	6	1	0	0	0	0	1

Detroit Tigers @ Toronto Blue Jays
Exhibition Stadium, Toronto, ON
 Wed Jun 13 1984, 7:05 PM EDT
 Att. 34,122 - Unknown

livebaseballscorecards.com

Batter	1	2	3	4	5	6	7	8	9	AB R H RBI BB SO LOB
Dion James, L (1, 9) OBP: 0.351, SLG: 0.400	0-0 F9		0-0 F7			0-0 F5		0-0 6-3		4 0 0 0 0 0 1
Jim Gantner, L (1, 4) OBP: 0.296, SLG: 0.324	0-0 G6-4-3 1B		0-0 F8			0-0 F3		0-0 1-3		4 0 1 0 0 0 1
Robin Yount, R (1, 6) OBP: 0.383, SLG: 0.441	0-0 G6-4-3 1-2f			4-0 G3-6 BB		0-0 1B			0-0 WP 1B	3 0 2 0 1 0 1
Cecil Cooper, L (1, 3) OBP: 0.301, SLG: 0.367		0-0 F5		0-0 G3-6 1-2f		0-0 F7			0-0 F5	4 0 0 0 0 0 3
Ben Oglivie, L (1, 7) OBP: 0.359, SLG: 0.390		0-0 1B		0-0 F5			0-0 F9		0-0 F9	4 0 1 0 0 0 1
Ted Simmons, S (1, 10) OBP: 0.260, SLG: 0.289		0-0 F8			0-0 F7		0-0 PB 1B		0-0 6-3 1-2	4 0 1 0 0 0 2
Roy Howell, L (1, 5) OBP: 0.310, SLG: 0.376		0-0 F8			0-3 K		0-0 F7 1-2			3 0 0 0 0 1 2
Jim Sundberg, R (1, 2) OBP: 0.327, SLG: 0.385			4-0 BB		4-0 BB		0-0 6-3			1 0 0 0 2 0 1
Rick Manning, L (1, 8) OBP: 0.331, SLG: 0.391			0-0 F8		0-0 F6			0-0 G3		3 0 0 0 0 0 2


Inning Stats	R: 0 E: 0 K: 0 S: 3	H: 1 LOB: 0 BB: 0 P: 3	R: 0 E: 0 K: 0 S: 4	H: 1 LOB: 1 BB: 0 P: 4	R: 0 E: 0 K: 0 S: 3	H: 0 LOB: 1 BB: 1 P: 7	R: 0 E: 0 K: 0 S: 2	H: 0 LOB: 0 BB: 1 P: 6	R: 0 E: 0 K: 1 S: 5	H: 0 LOB: 1 BB: 1 P: 9	R: 0 E: 0 K: 0 S: 4	H: 1 LOB: 1 BB: 0 P: 4	R: 0 E: 0 K: 0 S: 3	H: 0 LOB: 0 BB: 0 P: 3	R: 0 E: 0 K: 0 S: 4	H: 1 LOB: 1 BB: 0 P: 4	1B: 5 2B: 0 3B: 0 HR: 0	SF: 0 SAC: 0 DP: 2 HBP: 0	WP: 1 PB: 1 SB: 0 CS: 0	PA: 33
PITCHER Juan Berenguer, R (1, 1) ERA: 3.0	IP 9.0	WLS W	BF 33	H 5	R 0	ER 0	SO 1	BB 3	IBB 0	HBP 0	BLK 0	WP 1	HR 0	S 32	P 44	ERA 0.00	WHIP 0.889			
PITCHER	IP	WLS	BF	H	R	ER	SO	BB	IBB	HBP	BLK	WP	HR	S	P	ERA	WHIP			

DETROIT TIGERS @ MILWAUKEE BREWERS
Milwaukee County Stadium, Milwaukee, WI
 Sat Jun 16 1984, 8:05 PM EDT
 Att. 50,395 - Unknown

livebaseballscorecards.com

AB	30
R	0
H	5
RBI	0
BB	3
SO	1
LOB	14



Batter	1	2	3	4	5	6	7	8	9	AB R H RBI BB SO LOB	TOP											
Rusty Kuntz, R (1, 9) OBP: 0.438, SLG: 0.564	4-0 1B 5-3 2B BB	4-0 1-2 BB		0-0 F8	4-0 1B BB		0-0 6-3		0-0 F9	3 1 0 0 3 0 1												
Alan Trammell, R (1, 6) OBP: 0.387, SLG: 0.502	0-0 5-3	0-0 6-3		0-0 F9	0-0 FC5-4 1B		0-0 5-3			5 0 1 1 0 0 4												
Barbaro Garbey, R (1, 3) OBP: 0.338, SLG: 0.391	0-0 F4		0-0 1B		E1 1B			0-0 F7		5 1 1 0 0 0 3												
Dave Bergman, L (8, 3) OBP: 0.385, SLG: 0.396					FC5-4 1B					0 0 0 0 0 0 0												
Lance Parrish, R (1, 10) OBP: 0.302, SLG: 0.441	0-0 2B 1B		0-3 K		0-0 F7	0-3 K		0-0 3B 1B		5 1 2 0 0 2 2												
Chet Lemon, R (1, 8) OBP: 0.377, SLG: 0.546	0-0 1-3 2B		0-0 F9		0-0 3B 1B	0-0 F4		0-0 1-H 3B		5 1 3 2 0 0 1												
Larry Herndon, R (1, 7) OBP: 0.313, SLG: 0.324	0-3 K		0-0 1B		0-3 K	4-0 FC5 BB		4-0 CS BB		3 0 1 0 2 2 3												
Marty Castillo, R (1, 2) OBP: 0.300, SLG: 0.270		0-3 K	0-3 K		4-0 3B BB	4-0 1-2 BB		0-0 G3		3 1 0 0 2 2 4	AB 37 R 7 H 11 RBI 6 BB 8 SO 6 LOB 21											
Tom Brookens, R (1, 4) OBP: 0.231, SLG: 0.273		0-0 BB 1B		4-0 SH5-3 BB	0-0 1B 3B	0-0 FC5		0-0 6-3		4 1 2 2 1 0 2												
Howard Johnson, S (1, 5) OBP: 0.400, SLG: 0.476		0-0 F2		0-0 SH5-3	0-0 1B BB		0-0 F9		0-0 F7	3 1 1 1 0 0 1												
Lou Whitaker, L (9, PH) OBP: 0.386, SLG: 0.420				1-2 1B	3-H 1B					1 0 0 0 0 0 0												
Inning Stats	R: 1 E: 0 K: 1 S: 7	H: 2 LOB: 2 BB: 1 P: 11	R: 0 E: 0 K: 1 S: 6	H: 1 LOB: 2 BB: 1 P: 10	R: 0 E: 0 K: 2 S: 9	H: 2 LOB: 2 BB: 0 P: 9	R: 0 E: 0 K: 0 S: 3	H: 0 LOB: 1 BB: 1 P: 7	R: 5 E: 1 K: 1 S: 10	H: 4 LOB: 2 BB: 2 P: 18	R: 0 E: 0 K: 1 S: 5	H: 0 LOB: 2 BB: 2 P: 13	R: 0 E: 0 K: 0 S: 3	H: 0 LOB: 0 BB: 0 P: 3	R: 1 E: 0 K: 0 S: 4	H: 2 LOB: 1 BB: 1 P: 8	R: 0 E: 0 K: 0 S: 3	H: 0 LOB: 0 BB: 0 P: 3	1B: 8 2B: 1 3B: 2 HR: 0	SF: 0 SAC: 1 DP: 0 HBP: 0	WP: 0 PB: 0 SB: 2 CS: 1	PA: 46
PITCHER	IP WLS BF H R ER SO BB IBB HBP BLK WP HR S P ERA WHIP																					
Bob McClure, L (1, 1) ERA: 2.91	4.2 L 26 7 5 2 5 4 0 0 0 0 0 0 32 48 3.86 2.357																					
Jack Lazorko, R (5, 1) ERA: 4.91	2.1 12 2 1 0 1 3 0 0 0 0 0 0 11 23 0.00 2.143																					
Tom Tellmann, R (8, 1) ERA: 1.44	2.0 8 2 1 1 0 1 0 0 0 0 0 0 7 11 4.50 1.500																					

Detroit Tigers @ Milwaukee Brewers
Milwaukee County Stadium, Milwaukee, WI

Sun Jun 17 1984, 4:33 AM EDT
Att: 44,902 - Unknown

livebaseballscores.com

Batter	1	2	3	4	5	6	7	8	9	AB	R	H	RBI	BB	SO	LOB
Dion James, L OBP: 0.348, SLG: 0.390 (1, 9)	0-0 4-3		0-0 G3-4-1		0-0 G3		4-0 FC6-4 BB			3	0	0	0	1	0	0
Jim Gantner, L OBP: 0.295, SLG: 0.326 (1, 4)	0-0 F7		0-0 2B		0-0 F8		0-0 FC6-4 1-2f			4	0	1	0	0	0	1
Robin Yount, R OBP: 0.384, SLG: 0.440 (1, 6)	0-0 1B		0-0 F8		4-0 2B BB		0-0 F7			3	1	1	0	1	0	1
Cecil Cooper, L OBP: 0.300, SLG: 0.369 (1, 3)	0-0 F7		0-0 F9		0-0 1-H WP 2B		0-0 6-3			4	1	1	1	0	0	2
Ben Oglivie, L OBP: 0.357, SLG: 0.384 (1, 7)		4-0 1B SF8 BB		0-0 3-1		0-0 4-3		0-0 F7		3	1	0	0	1	0	1
Ted Simmons, S OBP: 0.268, SLG: 0.301 (1, 10)		0-0 1-3 1B		0-0 WP 1B		0-0 G3		0-0 WP 6-3 2B		4	1	3	0	0	0	1
Bill Schroeder, R OBP: 0.275, SLG: 0.469 (1, 2)		0-0 SF8 3-H		0-0 F9		0-3 K 2-H		0-0 F4 2-3		3	0	0	1	0	1	2
Randy Ready, R OBP: 0.287, SLG: 0.348 (1, 5)		0-0 F3 1-2		0-0 4-3 1-2		0-3 K		0-0 6-3 3-H		3	0	0	0	0	1	2
Roy Howell, L OBP: 0.307, SLG: 0.372 (9, PH)										1	0	0	1	0	0	0
Rick Manning, L OBP: 0.324, SLG: 0.382 (1, 8)		0-0 3-1		0-0 6-3		0-0 4-3		0-0 F7		4	0	0	0	0	0	1

BOTTOM

Detroit Tigers @ Milwaukee Brewers
Milwaukee County Stadium, Milwaukee, WI

Sun Jun 17 1984, 4:33 AM EDT
Att. 44,902 - Unknown

livebaseballscorecards.com

AB	32
R	4
H	6
RBI	3
BB	3
SO	2
LOB	11



Inning Stats	R: 0	H: 1	E: 0	LOB: 1	K: 0	BB: 0	S: 4	P: 4	R: 1	H: 1	E: 0	LOB: 1	K: 0	BB: 1	S: 4	P: 8	R: 0	H: 1	E: 0	LOB: 1	K: 0	BB: 0	S: 4	P: 4	R: 0	H: 0	E: 0	LOB: 0	K: 0	BB: 0	S: 3	P: 3	R: 2	H: 1	E: 0	LOB: 0	K: 1	BB: 1	S: 6	P: 10	R: 0	H: 0	E: 0	LOB: 1	K: 1	BB: 1	S: 5	P: 9	R: 0	H: 0	E: 0	LOB: 0	K: 0	BB: 0	S: 3	P: 3	R: 1	H: 1	E: 0	LOB: 0	K: 0	BB: 0	S: 4	P: 4	1B: 3	SF: 1	2B: 3	SAC: 0	3B: 0	DP: 0	HR: 0	HBP: 0	WP: 4	PA: 36	PB: 0	SB: 1	CS: 0	ERA	WHIP
PITCHER	IP	WLS	BF	H	R	ER	SO	BB	IBB	HBP	BLK	WP	HR	S	P	ERA	WHIP	PITCHER	IP	WLS	BF	H	R	ER	SO	BB	IBB	HBP	BLK	WP	HR	S	P	ERA	WHIP																																												
Dave Rozema, R ERA: 2.89 (1, 1)	5.0	W	20	4	1	1	0	1	0	0	0	1	0	19	23	1.80	1.000	Aurelio Lopez, R ERA: 2.91 (6, 1)	4.0	S	16	2	3	3	2	2	0	0	0	2	0	18	26	6.75	1.000																																												

Batter	1	2	3	4	5	6	7	8	9	AB R H RBI BB SO LOB	TOP											
Willie Randolph, R (1, 4) OBP: 0.400, SLG: 0.370	0-0 2B 1B		0-0 1-3		0-0 1B SF8 2B		0-0 6-3		0-0 F9	5 2 2 0 0 0 1												
Butch Wynegar, S (1, 2) OBP: 0.341, SLG: 0.370	0-0 F8		0-0 4-3		0-0 2-3 1B		0-0 P6		0-0 P6	5 0 1 0 0 0 2												
Don Mattingly, L (1, 3) OBP: 0.377, SLG: 0.542	0-0 6-3 1-H 2B		0-3 K		0-0 SF8		4-0 IBB			2 0 1 2 1 1 0												
Don Baylor, R (1, 10) OBP: 0.325, SLG: 0.495	0-0 6-3 2-3			4-0 1B BB	0-3 K		0-0 F4			3 0 0 0 1 1 4												
Dave Winfield, R (1, 9) OBP: 0.369, SLG: 0.516	0-0 4-3			0-0 1-2 1B		0-0 P4		0-0 FC6-4 1B		4 0 2 0 0 0 1												
Steve Kemp, L (1, 7) OBP: 0.385, SLG: 0.390 Brian Dayett, R (8, 7)		0-3 K		0-3 K		4-0 BB		0-0 L6		3 0 0 0 1 2 3 0 0 0 0 0 0 0												
Roy Smalley, S (1, 5) OBP: 0.301, SLG: 0.396		0-3 K		0-0 F7		0-3 K		0-0 FC6-4 FC4 1-2f		4 0 0 0 0 2 4												
Ken Griffey, L (1, 8) OBP: 0.310, SLG: 0.319 Omar Moreno, L (8, 8) OBP: 0.266, SLG: 0.322		0-0 1B		0-0 F8		0-0 F7		0-0 FC4 1-2f		4 0 1 0 0 0 4 0 0 0 0 0 0 0												
Bobby Meacham, S (1, 6) OBP: 0.417, SLG: 0.500		0-0 F7		0-3 K		0-0 2B		0-0 F9		4 0 1 0 0 1 1												
Inning Stats	R: 1 E: 0 K: 0 S: 5	H: 2 LOB: 1 BB: 0 P: 5	R: 0 E: 0 K: 2 S: 8	H: 1 LOB: 1 BB: 0 P: 8	R: 0 E: 0 K: 1 S: 5	H: 0 LOB: 0 BB: 0 P: 5	R: 0 E: 0 K: 1 S: 6	H: 1 LOB: 2 BB: 1 P: 10	R: 1 E: 0 K: 2 S: 9	H: 2 LOB: 1 BB: 0 P: 9	R: 0 E: 0 K: 1 S: 5	H: 0 LOB: 1 BB: 1 P: 9	R: 0 E: 0 K: 0 S: 4	H: 1 LOB: 2 BB: 1 P: 8	R: 0 E: 0 K: 0 S: 4	H: 1 LOB: 1 BB: 0 P: 4	R: 0 E: 0 K: 0 S: 3	H: 0 LOB: 0 BB: 0 P: 3	1B: 5 2B: 3 3B: 0 HR: 0	SF: 1 SAC: 0 DP: 0 HBP: 0	WP: 0 PB: 0 SB: 0 CS: 0	PA: 38
PITCHER	IP WLS BF H R ER SO BB IBB HBP BLK WP HR S P ERA WHIP																					
Milt Wilcox, R (1, 1) ERA: 4.16	7.0 L 31 7 2 2 7 2 1 0 0 0 0 0 42 54 2.57 1.286																					
Willie Hernandez, L (8, 1) ERA: 2.02	2.0 7 1 0 0 0 0 0 0 0 0 0 0 7 7 0.00 0.500																					

New York Yankees @ Detroit Tigers
Tiger Stadium, Detroit, MI
 Mon Jun 18 1984, 7:05 PM EDT
 Att. 40,315 - Unknown

AB	34
R	2
H	8
RBI	2
BB	3
SO	7
LOB	20



livebaseballscorecards.com

Batter	1	2	3	4	5	6	7	8	9	AB	R	H	RBI	BB	SO	LOB
Lou Whitaker, L (1, 4) OBP: 0.388, SLG: 0.419	0-0 4-3		4-0 BB			0-0 1B		0-3 K		3	0	1	0	1	1	0
Alan Trammell, R (1, 6) OBP: 0.382, SLG: 0.494	0-3 K		0-0 5-3			0-3 K		0-0 F8		4	0	0	0	0	2	2
Kirk Gibson, L (1, 9) OBP: 0.338, SLG: 0.472	0-0 HR			0-0 CS 1B		0-0 F7		0-0 F5		4	1	2	1	0	0	1
Lance Parrish, R (1, 2) OBP: 0.297, SLG: 0.434	0-3 K			0-0 F7 1-2		0-0 F7		0-0 P3		4	0	0	0	0	1	2
Darrell Evans, L (1, 10) OBP: 0.362, SLG: 0.360		0-3 K		0-3 K			0-0 E3		4-0 BB BB	3	0	0	0	0	2	0
Tom Brookens, R (7, PR) OBP: 0.231, SLG: 0.273										0	0	0	0	0	0	0
Johnny Grubb, L (9, PH) OBP: 0.407, SLG: 0.464										0	0	0	0	1	0	0
Rusty Kuntz, R (9, PR) OBP: 0.438, SLG: 0.564										0	0	0	0	0	0	0
Chet Lemon, R (1, 8) OBP: 0.379, SLG: 0.541		0-0 6-3			4-0 BB FC6-4		0-0 F9		4-0 BB FC6-4	2	0	0	0	2	0	1
Larry Herndon, R (1, 7) OBP: 0.307, SLG: 0.318		0-0 F2			0-0 F8		0-0 F9		0-0 FC6-4	4	0	0	0	0	0	4
Dave Bergman, L (1, 3) OBP: 0.375, SLG: 0.385			0-0 4-3		0-0 F8		0-0 G3			3	0	0	0	0	0	2
Barbaro Garbey, R (1, 5) OBP: 0.331, SLG: 0.383			0-0 6-3		0-0 FC6-4			0-0 P6		3	0	0	0	0	0	1

Inning Stats	R: 1	H: 1	E: 0	K: 2	S: 8	LOB: 0	BB: 0	P: 8	R: 0	H: 0	E: 0	K: 1	S: 5	LOB: 0	BB: 0	P: 5	R: 0	H: 1	E: 0	K: 1	S: 5	LOB: 0	BB: 0	P: 5	R: 0	H: 0	E: 0	K: 0	S: 3	LOB: 1	BB: 1	P: 7	R: 0	H: 1	E: 0	K: 1	S: 5	LOB: 0	BB: 0	P: 5	R: 0	H: 1	E: 1	K: 0	S: 4	LOB: 1	BB: 0	P: 4	R: 0	H: 0	E: 0	K: 1	S: 5	LOB: 0	BB: 0	P: 5	R: 0	H: 0	E: 0	K: 0	S: 3	LOB: 2	BB: 2	P: 11	1B: 2	2B: 0	3B: 0	HR: 1	SF: 0	SAC: 0	DP: 0	HBP: 0	WP: 0	PB: 0	SB: 0	CS: 1	PA: 34
Phil Niekro, R (1, 1) ERA: 1.71	8.2	WLS	W	BF	33	H	3	R	1	ER	1	SO	6	BB	4	IBB	0	HBP	0	BLK	0	WP	0	HR	1	S	41	P	57	ERA	1.04	WHIP	0.808																																												
Jose Rijo, R (9, 1) ERA: 4.39	0.1	S	1	0	0	0	0	0	0	0	0	0	0	0	0	0	0	0	0	0	0	0	0	0	0	0	0	0	0.00	0.000																																															

BOTTOM

New York Yankees @ Detroit Tigers

Tiger Stadium, Detroit, MI

Mon Jun 18 1984, 7:05 PM EDT

Att. 40,315 - Unknown

livebaseballscorecards.com

AB	30
R	1
H	3
RBI	1
BB	4
SO	6
LOB	13



Batter	1	2	3	4	5	6	7	8	9	10	11	12	13	AB R H RBI BB SO LOB	TOP																
Willie Randolph, R OBP: 0.394, SLG: 0.366	F8	5-3		G6-4-3			5-3		1B 2B		F6		F8	7 1 1 0 0 0 3																	
Butch Wynegar, S OBP: 0.342, SLG: 0.364	PB 3-1 2B	1B			G3		F8		K		5-3			6 1 2 1 0 1 1																	
Don Mattingly, L OBP: 0.377, SLG: 0.547	3-1	F7				G6-4-3	F7		1B		K			6 0 2 1 0 1 2																	
Dave Winfield, R OBP: 0.381, SLG: 0.541	1B 2B		1-3		G6-4-3		HR		1B		F8			6 2 3 2 0 0 1																	
Oscar Gamble, L OBP: 0.305, SLG: 0.348						1B BB		4-3 SH1-3	F8					2 0 1 1 2 0 0																	
Toby Harrah, R OBP: 0.297, SLG: 0.273								BB						1 0 0 0 0 0 2																	
Ken Griffey, L OBP: 0.314, SLG: 0.323	FC6-4	1B												1 0 1 0 0 0 0																	
Steve Kemp, L OBP: 0.382, SLG: 0.383	FC6-4		6-3			1-2	SH1-3		4-3		K			5 0 1 0 0 1 4																	
Roy Smalley, S OBP: 0.299, SLG: 0.396		F8		FC2-5			F7		4-3		F8			5 0 1 0 1 0 4																	
Omar Moreno, L OBP: 0.275, SLG: 0.323																															
Don Baylor, R OBP: 0.326, SLG: 0.493		S					F7				G5-4-3			2 1 1 0 1 0 2																	
Brian Dayett, R		2B		FC2-5					IBB					0 0 0 0 1 0 0																	
Bobby Meacham, S OBP: 0.273, SLG: 0.350		1B		FC2-5			K		K		K			2 0 0 0 0 1 1																	
		1B		G6-4-3										6 1 1 1 0 3 6																	
Inning Stats	R: 2 E: 0 K: 0 S: 6	H: 3 LOB: 1 BB: 0 P: 6	R: 2 E: 0 K: 0 S: 6	H: 3 LOB: 1 BB: 0 P: 6	R: 0 E: 0 K: 0 S: 3	H: 0 LOB: 0 BB: 0 P: 3	R: 0 E: 0 K: 0 S: 3	H: 1 LOB: 1 BB: 1 P: 7	R: 0 E: 0 K: 1 S: 6	H: 1 LOB: 2 BB: 1 P: 10	R: 0 E: 0 K: 0 S: 3	H: 0 LOB: 0 BB: 0 P: 3	R: 1 E: 0 K: 1 S: 6	H: 1 LOB: 2 BB: 2 P: 14	R: 1 E: 0 K: 1 S: 8	H: 3 LOB: 2 BB: 0 P: 8	R: 0 E: 0 K: 1 S: 4	H: 0 LOB: 0 BB: 1 P: 8	R: 0 E: 0 K: 1 S: 5	H: 0 LOB: 0 BB: 0 P: 5	R: 0 E: 0 K: 1 S: 6	H: 1 LOB: 1 BB: 0 P: 6	R: 0 E: 0 K: 1 S: 5	H: 0 LOB: 0 BB: 0 P: 5	1B: 10 2B: 3 3B: 0 HR: 1	SF: 0 SAC: 1 DP: 3 HBP: 0	WP: 0 PB: 1 SB: 1 CS: 0	PA: 55			
PITCHER	IP WLS BF H R ER SO BB IBB HBP BLK WP HR S P ERA WHIP																														
Dan Petry, R ERA: 2.97	(1, 1) 6.0																														
Aurelio Lopez, R ERA: 2.95	(7, 1) 1.0	4	1	1	1	0	0	0	0	0	0	1	4	4	9.00	1.000															
Willie Hernandez, L ERA: 2.01	(8, 1) 4.0	17	3	1	1	4	2	1	0	0	0	0	22	34	2.25	1.250															
Doug Bair, R ERA: 3.21	(12, 1) 2.0	W	7	1	0	0	2	0	0	0	0	0	0	11	11	0.00	0.500														

New York Yankees @ Detroit Tigers
Tiger Stadium, Detroit, MI
 Wed Jun 20 1984, 7:05 PM EDT
 Att. 43,972 - Unknown

AB	49
R	6
H	14
RBI	6
BB	5
SO	7
LOB	26



livebaseballscorecards.com

Batter	1	2	3	4	5	6	7	8	9	10	11	12	13
Rusty Kuntz, R OBP: 0.423, SLG: 0.525 Kirk Gibson, L OBP: 0.336, SLG: 0.468 (1, 9) (7, PH) (8, 9)	4-0 HR BB	0-0 F8			0-0 F3		4-0 6-3 1B BB		0-3 K			0-0 F6	
Alan Trammell, R OBP: 0.383, SLG: 0.500 (1, 6)	0-0 HR 1-H		0-0 CS 1B		4-0 G6-4-3 BB		0-0 6-3		0-0 F8			0-0 6-3	
Barbaro Garbey, R OBP: 0.340, SLG: 0.389 Dave Bergman, L OBP: 0.369, SLG: 0.377 (1, 3) (9, 3)	0-0 F7		0-0 2B 1B		0-0 G6-4-3 1-2f		0-0 1-2 2-H 1B		0-3 K			0-0 4-3	
Lance Parrish, R OBP: 0.301, SLG: 0.458 (1, 10)	0-0 F9		0-0 F9				0-3 K					0-0 SH3-4 HR 1B	
Chet Lemon, R OBP: 0.389, SLG: 0.566 (1, 8)	0-0 FC6-4 1B		0-0 1-H 2B				0-0 HR 1B		0-3 K			0-0 SH3-4 1-2	
Larry Herndon, R OBP: 0.312, SLG: 0.325 Johnny Grubb, L OBP: 0.414, SLG: 0.464 (1, 7) (13, PH)	0-0 FC6-4 1-2f		0-0 5-3				0-3 K		0-0 SH1-3 BB			4-0 HR IBB	
Tom Brookens, R OBP: 0.230, SLG: 0.279 Lou Whitaker, L OBP: 0.382, SLG: 0.411 (1, 4) (6, PH) (7, 4)		0-0 F9		0-0 5-3			0-0 F9		0-0 SH1-3			0-0 F8	
Howard Johnson, S OBP: 0.405, SLG: 0.500 (1, 5)		0-0 1B		0-0 F3			0-0 F6		4-0 G6-4-3 IBB			0-0 4-3	
Marty Castillo, R OBP: 0.245, SLG: 0.217 (1, 2)		0-0 F8		0-0 6-3			0-3 K		0-0 G6-4-3 1-2f			0-0 5-3	

AB	R	H	RBI	BB	SO	LOB
2	1	0	0	1	0	1
2	1	0	0	1	1	0

5	1	2	2	1	0	1
---	---	---	---	---	---	---

4	1	2	1	0	0	1
2	0	0	0	0	1	0

6	2	2	1	0	1	2
---	---	---	---	---	---	---

5	1	4	2	0	1	0
---	---	---	---	---	---	---

4	0	0	0	1	1	3
0	1	0	0	1	0	0

2	0	0	0	0	0	0
3	0	0	0	0	0	3

5	1	2	3	1	0	1
---	---	---	---	---	---	---

5	0	0	0	0	1	3
---	---	---	---	---	---	---

BOTTOM

New York Yankees @ Detroit Tigers
Tiger Stadium, Detroit, MI
Wed Jun 20 1984, 7:05 PM EDT
Att: 43,972 - Unknown

livebaseballscorecards.com

AB	45
R	9
H	12
RBI	9
BB	6
SO	6
LOB	15



Inning Stats	R: 2	H: 2	E: 0	LOB: 1	K: 0	S: 5	P: 9	R: 0	H: 1	E: 0	LOB: 1	K: 0	S: 4	R: 1	H: 3	E: 0	LOB: 1	K: 0	S: 5	R: 0	H: 0	E: 0	LOB: 0	K: 0	S: 3	R: 0	H: 0	E: 0	LOB: 0	K: 0	S: 3	R: 1	H: 2	E: 0	LOB: 1	K: 1	S: 7	R: 1	H: 1	E: 0	LOB: 1	K: 2	S: 8	R: 1	H: 1	E: 0	LOB: 1	K: 0	S: 3	R: 0	H: 0	E: 0	LOB: 0	K: 2	S: 7	R: 0	H: 0	E: 0	LOB: 0	K: 1	S: 5	R: 0	H: 0	E: 0	LOB: 0	K: 0	S: 3	R: 0	H: 0	E: 0	LOB: 0	K: 0	S: 3	R: 3	H: 2	E: 0	LOB: 0	K: 0	S: 4	R: 0	H: 2	E: 0	LOB: 0	K: 0	S: 4	1B: 7	SF: 0	2B: 1	SAC: 2	3B: 0	DP: 2	HR: 4	HBP: 0	WP: 0	PA: 53
--------------	------	------	------	--------	------	------	------	------	------	------	--------	------	------	------	------	------	--------	------	------	------	------	------	--------	------	------	------	------	------	--------	------	------	------	------	------	--------	------	------	------	------	------	--------	------	------	------	------	------	--------	------	------	------	------	------	--------	------	------	------	------	------	--------	------	------	------	------	------	--------	------	------	------	------	------	--------	------	------	------	------	------	--------	------	------	------	------	------	--------	------	------	-------	-------	-------	--------	-------	-------	-------	--------	-------	--------

PITCHER	IP	WLS	BF	H	R	ER	SO	BB	IBB	HBP	BLK	WP	HR	S	P	ERA	WHIP
Bob Shirley, L ERA: 4.25 (1, 1)	5.0		22	7	4	4	0	2	0	0	0	0	2	20	28	7.20	1.800
Clay Christiansen, R ERA: 5.01 (6, 1)	2.0		11	3	2	2	3	2	0	0	0	0	1	15	23	9.00	2.500
Ray Fontenot, L ERA: 4.91 (8, 1)	5.0		15	0	0	0	3	0	1	0	0	0	0	20	24	0.00	0.000
Jose Rijo, R ERA: 4.83 (13, 1)	0.2	L	5	2	3	3	0	0	1	0	0	0	1	4	8	40.50	3.000

Batter	1	2	3	4	5	6	7	8	9	AB R H RBI BB SO LOB	TOP		
Dion James, L (1, 9) OBP: 0.354, SLG: 0.383	0-0 3-1		0-0 FC4-6 CS		0-0 1B		0-0 F7			4 0 1 0 0 0 1			
Jim Gantner, L (1, 4) OBP: 0.309, SLG: 0.341	4-0 L5-3 BB		0-0 CS	0-0 4-3 1-3 1B	0-0 F4			0-0 1-3		3 0 1 0 1 0 1			
Robin Yount, R (1, 6) OBP: 0.386, SLG: 0.443	0-0 L5-3			0-0 1-3		4-0 2B BB		0-0 F2		3 1 0 0 1 0 2			
Cecil Cooper, L (1, 3) OBP: 0.304, SLG: 0.381		0-0 4-3		0-0 4-3		0-0 F5		0-0 2B		4 0 1 0 0 0 2			
Ben Oglivie, L (1, 7) OBP: 0.355, SLG: 0.384		0-0 1-3		0-0 6-3		0-0 2B		0-0 F8		4 0 1 1 0 0 2			
Ted Simmons, S (1, 10) Rick Manning, L (9, PR) OBP: 0.277, SLG: 0.304 OBP: 0.324, SLG: 0.377		0-0 4-3			0-0 F8	0-0 F7		0-0 SH1-4 1B		4 0 1 0 0 0 1 0 0 0 0 0 0 0			
Bobby Clark, R (1, 8) OBP: 0.328, SLG: 0.400			0-3 K		0-0 2B WP 1B	0-0 F8		0-0 SH1-4		3 1 1 0 0 1 1			
Jim Sundberg, R (1, 2) OBP: 0.341, SLG: 0.425			0-0 HR		0-0 WP SF9 2B		4-0 G5-4-3 BB		0-0 F3	3 2 2 1 1 0 2			
Ed Romero, R (1, 5) OBP: 0.323, SLG: 0.268			0-0 FC4-6 1B		0-0 SF9		0-0 G5-4-3		0-0 F8	3 0 1 1 0 0 3			
Inning Stats	R: 0 E: 0 K: 0 S: 2 H: 0 LOB: 0 BB: 1 P: 6	R: 0 E: 0 K: 0 S: 3 H: 0 LOB: 0 BB: 0 P: 3	R: 1 E: 0 K: 1 S: 6 H: 2 LOB: 0 BB: 0 P: 6	R: 0 E: 0 K: 0 S: 4 H: 1 LOB: 1 BB: 0 P: 4	R: 2 E: 0 K: 0 S: 6 H: 3 LOB: 1 BB: 0 P: 6	R: 1 E: 0 K: 0 S: 4 H: 1 LOB: 1 BB: 1 P: 8	R: 0 E: 0 K: 0 S: 2 H: 0 LOB: 0 BB: 1 P: 6	R: 0 E: 0 K: 0 S: 4 H: 1 LOB: 1 BB: 0 P: 4	R: 0 E: 0 K: 0 S: 4 H: 1 LOB: 2 BB: 0 P: 4	1B: 5 2B: 4 3B: 0 HR: 1 SF: 1 SAC: 1 DP: 2 HBP: 0	WP: 1 PB: 0 SB: 0 CS: 1 PA: 37		
PITCHER	IP WLS BF H R ER SO BB IBB HBP BLK WP HR S P ERA WHIP											PITCHER	IP WLS BF H R ER SO BB IBB HBP BLK WP HR S P ERA WHIP
Juan Berenguer, R (1, 1) ERA: 3.28	5.1 L 23 7 4 4 1 2 0 0 0 0 1 1 23 31 6.75 1.688												
Sid Monge, L (6, 1) ERA: 4.15	2.2 9 1 0 0 0 1 0 0 0 0 0 0 8 12 0.00 0.750												
Aurelio Lopez, R (9, 1) ERA: 2.89	1.0 4 1 0 0 0 0 0 0 0 0 0 0 0 4 4 0.00 1.000												

Milwaukee Brewers @ Detroit Tigers
Tiger Stadium, Detroit, MI
Thu Jun 21 1984, 7:05 PM EDT
Att. 32,291 - Unknown

livebaseballscorecards.com

AB 31
R 4
H 9
RBI 3
BB 3
SO 1
LOB 15



Batter	1	2	3	4	5	6	7	8	9	AB R H RBI BB SO LOB	TOP											
Dion James, L (1, 9) OBP: 0.349, SLG: 0.377	0-0 3-1		0-0 HR 1B		0-0 6-3		0-0 F8 1-2		0-3 K	5 1 1 0 0 1 2												
Jim Gantner, L (1, 4) OBP: 0.312, SLG: 0.355	0-0 3-1		0-0 HR 1B		0-0 FC5-4 1B		0-3 K			4 1 2 2 0 1 1												
Robin Yount, R (1, 6) OBP: 0.385, SLG: 0.438	0-0 E5		0-0 6-3		0-0 FC5-4 1-2f			4-0 BB		3 0 0 0 1 0 1												
Cecil Cooper, L (1, 3) OBP: 0.299, SLG: 0.375	0-0 4-3		0-0 4-3			0-0 F9		0-3 K		4 0 0 0 0 1 2												
Ben Oglivie, L (1, 7) OBP: 0.353, SLG: 0.395		0-0 4-3	0-0 3-1			0-0 HR		0-0 F6		4 1 1 1 0 0 1												
Ted Simmons, S (1, 10) OBP: 0.273, SLG: 0.299		0-0 F6		0-0 G3		0-0 E9 G4-3		0-3 K		4 0 0 0 0 1 1												
Bobby Clark, R (1, 8) OBP: 0.324, SLG: 0.390		0-0 FC5 BB 1B		0-0 F7		0-0 G4-3 1-2f		0-3 K		4 0 1 0 0 1 1												
Jim Sundberg, R (1, 2) OBP: 0.349, SLG: 0.426		4-0 BB 1-2 BB		0-3 K		4-0 BB S BB		0-0 FC6-4 1B		2 0 1 0 2 1 0												
Ed Romero, R (1, 5) OBP: 0.303, SLG: 0.250		0-0 FC5 2-3f		0-0 5-3		0-0 F8		0-0 FC6-4 1-2f		4 0 0 0 0 0 4												
Inning Stats	R: 0 E: 1 K: 0 S: 4	H: 0 LOB: 1 BB: 0 P: 4	R: 0 E: 0 K: 0 S: 4	H: 1 LOB: 2 BB: 1 P: 8	R: 2 E: 0 K: 0 S: 5	H: 2 LOB: 0 BB: 0 P: 5	R: 0 E: 0 K: 1 S: 5	H: 0 LOB: 0 BB: 0 P: 5	R: 0 E: 0 K: 1 S: 4	H: 1 LOB: 1 BB: 0 P: 4	R: 1 E: 1 K: 0 S: 4	H: 1 LOB: 0 BB: 0 P: 4	R: 0 E: 0 K: 1 S: 5	H: 0 LOB: 1 BB: 1 P: 9	R: 0 E: 0 K: 2 S: 7	H: 0 LOB: 1 BB: 1 P: 11	R: 0 E: 0 K: 2 S: 8	H: 1 LOB: 1 BB: 0 P: 8	1B: 4 2B: 0 3B: 0 HR: 2	SF: 0 SAC: 0 DP: 1 HBP: 0	WP: 0 PB: 0 SB: 1 CS: 0	PA: 37
PITCHER	IP WLS BF H R ER SO BB IBB HBP BLK WP HR S P ERA WHIP																					
Dave Rozema, R (1, 1) ERA: 3.12	6.0 W 25 5 3 3 1 1 0 0 0 0 2 26 30 4.50 1.000																					
Carl Willis, R (7, 1) ERA: 4.5	0.2 3 0 0 0 0 1 0 0 0 0 0 2 6 0.00 1.500																					
Willie Hernandez, L (7, 1) ERA: 1.94	2.1 S 9 1 0 0 5 1 0 0 0 0 0 0 18 22 0.00 0.857																					

Milwaukee Brewers @ Detroit Tigers
Tiger Stadium, Detroit, MI
Fri Jun 22 1984, 7:05 PM EDT
Att: 48,497 - Unknown

livebaseballscorecards.com

AB	34
R	3
H	6
RBI	3
BB	3
SO	6
LOB	13



Batter	1	2	3	4	5	6	7	8	9
Rusty Kuntz, R OBP: 0.431, SLG: 0.525 Kirk Gibson, L OBP: 0.333, SLG: 0.462 (1, 9) (1, PH) (2, 9)									
Alan Trammell, R OBP: 0.375, SLG: 0.487 (1, 6)									
Barbaro Garbey, R OBP: 0.337, SLG: 0.386 (1, 10)									
Lance Parrish, R OBP: 0.300, SLG: 0.458 (1, 2)									
Chet Lemon, R OBP: 0.389, SLG: 0.560 (1, 8)									
Larry Herndon, R OBP: 0.314, SLG: 0.341 (1, 7)									
Darrell Evans, L OBP: 0.371, SLG: 0.361 Dave Bergman, L OBP: 0.369, SLG: 0.377 (1, 3) (9, 3)									
Howard Johnson, S OBP: 0.391, SLG: 0.478 Lou Whitaker, L OBP: 0.379, SLG: 0.407 (1, 5) (7, 4)									
Tom Brookens, R OBP: 0.256, SLG: 0.292 (1, 4) (7, 5)									

AB	R	H	RBI	BB	SO	LOB
0	1	0	0	1	0	0
3	0	1	2	1	0	3
5	1	1	0	0	1	7
4	1	1	1	0	1	0
4	0	1	0	0	0	2
3	1	0	0	1	1	1
4	1	1	2	0	1	1
3	0	1	1	1	0	0
0	0	0	0	0	0	0
3	0	0	0	0	1	3
1	1	1	0	0	0	0
2	1	2	1	1	0	0

BOTTOM

Milwaukee Brewers @ Detroit Tigers
Tiger Stadium, Detroit, MI
Fri Jun 22 1984, 7:05 PM EDT
Att. 48,497 - Unknown

livebaseballscorecards.com

AB	32
R	7
H	9
RBI	7
BB	5
SO	5
LOB	17



1B: 7	SF: 0	WP: 0	PA: 38
2B: 2	SAC: 0	PB: 0	
3B: 0	DP: 0	SB: 0	
HR: 0	HBP: 1	CS: 1	

Inning Stats	R	H	E	K	S	H	LOB	BB	P	R	H	E	K	S	R	H	E	K	S	ERA	WHIP		
PITCHER	IP	WLS	BF	H	R	ER	SO	BB	IBB	HBP	BLK	WP	HR	S	P	ERA	WHIP						
Bob McClure, L ERA: 3.92 (1, 1)	0.1	L	6	3	5	5	0	2	0	0	0	0	0	4	12	135.00	15.000						
Jack Lazorko, R ERA: 3.45 (1, 1)	4.2		19	3	0	0	3	2	0	1	0	0	0	22	31	0.00	1.071						
Bob Gibson, R ERA: 5.06 (6, 1)	2.0		7	0	0	0	2	1	0	0	0	0	0	10	14	0.00	0.500						
Tom Tellmann, R ERA: 1.98 (8, 1)	1.0		6	3	2	2	0	0	0	0	0	0	0	6	6	18.00	3.000						

Batter	1	2	3	4	5	6	7	8	9	AB R H RBI BB SO LOB	TOP											
Dion James, L (1, 9) OBP: 0.346, SLG: 0.373	0-3 K	0-0 4-3			0-0 1B			0-0 4-3		4 0 1 0 0 1 3												
Jim Gantner, L (1, 4) OBP: 0.308, SLG: 0.351	0-0 F8		0-0 F3		0-0 F3			0-0 SF7		3 0 0 1 0 0 1												
Robin Yount, R (1, 6) OBP: 0.383, SLG: 0.433	4-0 1B BB		0-0 F1					0-0 5-3		3 0 0 0 1 0 0												
Cecil Cooper, L (1, 3) OBP: 0.298, SLG: 0.373	0-0 FC6-4 1-2 1B		0-0 F7					0-0 F7		4 0 1 0 0 0 0												
Ben Oglivie, L (1, 7) OBP: 0.347, SLG: 0.388	0-0 FC6-4 1-2f			0-0 4-3				0-0 3-1		4 0 0 0 0 1 2												
Ted Simmons, S (1, 10) OBP: 0.269, SLG: 0.295			0-0 F8					0-0 F3		4 0 0 0 0 0 0												
Bobby Clark, R (1, 8) OBP: 0.324, SLG: 0.377				0-0 5-3				0-0 5-3		2 0 0 0 1 0 0												
Bill Schroeder, R (1, 2) OBP: 0.259, SLG: 0.429					0-0 F3			0-3 K		3 0 0 0 0 2 1												
Ed Romero, R (1, 5) OBP: 0.319, SLG: 0.286					0-3 K			0-0 4-3 SF7 2B		3 1 2 0 0 1 0												
Inning Stats	R: 0 E: 0 K: 1 S: 6	H: 1 LOB: 2 BB: 1 P: 10	R: 0 E: 0 K: 1 S: 6	H: 1 LOB: 2 BB: 1 P: 10	R: 0 E: 0 K: 0 S: 3	H: 0 LOB: 0 BB: 0 P: 3	R: 0 E: 0 K: 0 S: 3	H: 0 LOB: 0 BB: 0 P: 3	R: 0 E: 0 K: 1 S: 6	H: 1 LOB: 1 BB: 0 P: 6	R: 0 E: 0 K: 0 S: 3	H: 0 LOB: 0 BB: 0 P: 3	R: 0 E: 0 K: 1 S: 5	H: 0 LOB: 0 BB: 0 P: 5	R: 1 E: 0 K: 0 S: 4	H: 1 LOB: 0 BB: 0 P: 4	R: 0 E: 0 K: 1 S: 5	H: 0 LOB: 0 BB: 0 P: 5	1B: 3 2B: 1 3B: 0 HR: 0	SF: 1 SAC: 0 DP: 0 HBP: 0	WP: 0 PB: 0 SB: 0 CS: 0	PA: 33
PITCHER	IP WLS BF H R ER SO BB IBB HBP BLK WP HR S P ERA WHIP																					
Milt Wilcox, R (1, 1) ERA: 3.9	8.0 W 30 4 1 1 4 2 0 0 0 0 0 0 36 44 1.12 0.750																					
Doug Bair, R (9, 1) ERA: 3.14	1.0 3 0 0 0 1 0 0 0 0 0 0 0 5 5 0.00 0.000																					

Milwaukee Brewers @ Detroit Tigers
Tiger Stadium, Detroit, MI
Sat Jun 23 1984, 3:33 AM EDT
Att. 44,680 - Unknown

livebaseballscorecards.com

AB	30
R	1
H	4
RBI	1
BB	2
SO	5
LOB	7



Batter	1	2	3	4	5	6	7	8	9
Lou Whitaker, L OBP: 0.376, SLG: 0.403 (1, 4)	0-0 F9	0-0 3-1			0-0 S 1B	0-0 F7		0-0 4-3	
Alan Trammell, R OBP: 0.370, SLG: 0.480 (1, 6)	0-0 F4		0-0 6-3		0-0 F8		0-0 F9		
Kirk Gibson, L OBP: 0.340, SLG: 0.480 (1, 9)	0-0 HR		0-0 2B 1B		0-0 S 1B		0-0 4-3		
Lance Parrish, R OBP: 0.304, SLG: 0.467 (1, 2)	0-0 5-3		0-0 3-1 2B		0-3 K		0-0 2B		
Darrell Evans, L OBP: 0.373, SLG: 0.358 (1, 10)		0-0 3-1	0-0 3-1		4-0 IBB		4-0 IBB		
Chet Lemon, R OBP: 0.383, SLG: 0.551 (1, 8)		0-0 6-3	0-0 F9		0-0 F9		0-3 K		
Larry Herndon, R OBP: 0.317, SLG: 0.344 (1, 7)		0-0 2B HR 1B		0-0 5-3		0-3 K		0-0 SH1-3 1B	
Dave Bergman, L OBP: 0.373, SLG: 0.391 (1, 3)		0-0 1-3 HR 2B		0-0 F9		0-0 F3 1B		0-0 F9	
Howard Johnson, S OBP: 0.390, SLG: 0.500 (1, 5)		0-0 2-H 3-H HR		0-0 F2		0-0 F3		0-0 SH1-3	
Marty Castillo, R OBP: 0.231, SLG: 0.204 (7, 5)									

Inning Stats	R: 1	H: 1	E: 0	K: 0	S: 4	LOB: 0	BB: 0	P: 4	R: 3	H: 3	E: 0	K: 0	S: 6	LOB: 0	BB: 0	P: 6	R: 1	H: 2	E: 0	K: 0	S: 5	LOB: 1	BB: 0	P: 5	R: 0	H: 0	E: 0	K: 0	S: 3	LOB: 0	BB: 0	P: 3	R: 0	H: 2	E: 0	K: 1	S: 7	LOB: 3	BB: 1	P: 11	R: 0	H: 1	E: 0	K: 1	S: 6	LOB: 1	BB: 0	P: 6	R: 0	H: 1	E: 0	K: 1	S: 6	LOB: 2	BB: 1	P: 10	R: 0	H: 1	E: 0	K: 0	S: 4	LOB: 1	BB: 0	P: 4
1B: 6	SF: 0	2B: 3	SAC: 1	3B: 0	DP: 0	HR: 2	HBP: 0	WP: 0	PA: 37																																																							

PITCHER	IP	WLS	BF	H	R	ER	SO	BB	IBB	HBP	BLK	WP	HR	S	P	ERA	WHIP
Chuck Porter, R ERA: 3.17 (1, 1)	2.1	L	13	6	5	5	0	0	0	0	0	0	0	13	13	19.29	2.571
Pete Ladd, R ERA: 6.04 (3, 1)	3.2		15	3	0	0	2	0	1	0	0	0	0	18	22	0.00	0.818
Bob Gibson, R ERA: 4.76 (7, 1)	1.2		8	2	0	0	1	0	1	0	0	0	0	9	13	0.00	1.200
Rick Waits, L ERA: 1.88 (8, 1)	0.1		1	0	0	0	0	0	0	0	0	0	0	1	1	0.00	0.000

BOTTOM

Milwaukee Brewers @ Detroit Tigers
Tiger Stadium, Detroit, MI
Sat Jun 23 1984, 3:33 AM EDT
Att. 44,680 - Unknown

livebaseballscorecards.com

AB	34
R	5
H	11
RBI	5
BB	2
SO	3
LOB	14



Batter	1	2	3	4	5	6	7	8	9	AB R H RBI BB SO LOB	TOP							
Dion James, L (1, 9) OBP: 0.338, SLG: 0.363	0-3 K		0-0 4-3			0-0 FC3-6 PO			0-0 6-3	4 0 0 0 0 1 1								
Jim Gantner, L (1, 4) OBP: 0.303, SLG: 0.346	0-0 F8			0-0 F7		0-0 PO	0-0 4-3		0-0 F7	4 0 0 0 0 0 0								
Robin Yount, R (1, 6) OBP: 0.378, SLG: 0.426	0-3 K			0-0 5-3			0-0 F2		0-0 6-3	4 0 0 0 0 1 0								
Cecil Cooper, L (1, 3) OBP: 0.295, SLG: 0.368		0-0 5-3		0-0 G3			0-0 F7			3 0 0 0 0 0 0								
Ben Oglivie, L (1, 7) OBP: 0.343, SLG: 0.383		0-0 E3 FC6-4		0-0 4-3			0-0 F4			3 0 0 0 0 0 0								
Ted Simmons, S (1, 10) OBP: 0.266, SLG: 0.291		0-0 F9		0-0 6-3			0-0 F2			3 0 0 0 0 0 1								
Bobby Clark, R (1, 8) OBP: 0.324, SLG: 0.391		0-0 FC6-4		0-3 K			0-0 2B			3 1 1 0 0 1 1								
Jim Sundberg, R (1, 2) OBP: 0.349, SLG: 0.429			0-0 5-3		0-3 K		0-0 2B			3 0 1 1 0 1 0								
Ed Romero, R (1, 5) OBP: 0.319, SLG: 0.288			0-0 F9		0-0 FC3-6 1B		0-0 F9			3 0 1 0 0 0 1								
Inning Stats	R: 0 E: 0 K: 2 S: 7	H: 0 LOB: 0 BB: 0 P: 7	R: 0 E: 1 K: 0 S: 4	H: 0 LOB: 1 BB: 0 P: 4	R: 0 E: 0 K: 0 S: 3	H: 0 LOB: 0 BB: 0 P: 3	R: 0 E: 0 K: 1 S: 5	H: 0 LOB: 0 BB: 0 P: 5	R: 0 E: 0 K: 0 S: 3	H: 0 LOB: 0 BB: 0 P: 3	R: 1 E: 0 K: 0 S: 5	H: 2 LOB: 1 BB: 0 P: 5	R: 0 E: 0 K: 0 S: 3	H: 0 LOB: 0 BB: 0 P: 3	1B: 1 2B: 2 3B: 0 HR: 0	SF: 0 SAC: 0 DP: 0 HBP: 0	WP: 0 PB: 0 SB: 0 CS: 0	PA: 31
PITCHER	IP WLS BF H R ER SO BB IBB HBP BLK WP HR S P ERA WHIP																	
Jack Morris, R (1, 1) ERA: 2.39	6.0 W 19 1 0 0 4 0 0 0 0 0 0 0 27 27 0.00 0.167																	
Aurelio Lopez, R (7, 1) ERA: 2.9	3.0 S 11 2 1 1 0 0 0 0 0 0 0 0 11 11 3.00 0.667																	

Milwaukee Brewers @ Detroit Tigers
Tiger Stadium, Detroit, MI
Sun Jun 24 1984, 7:05 PM EDT
Att. 39,067 - Unknown

livebaseballscorecards.com

AB	30
R	1
H	3
RBI	1
BB	0
SO	4
LOB	4



Batter	1	2	3	4	5	6	7	8	9
Lou Whitaker, L (1, 4) OBP: 0.374, SLG: 0.401	0-0 F7		0-0 F8			BB 3B 1B			
Alan Trammell, R (1, 6) OBP: 0.371, SLG: 0.479	0-0 F7		0-0 4-3			BB 1-2 3B BB	0-0 1B		
Kirk Gibson, L (1, 9) OBP: 0.342, SLG: 0.487	4-0 CS BB		0-0 6-3			0-0 1B 3B 1-H 2-H	0-0 F6		
Lance Parrish, R (1, 2) OBP: 0.310, SLG: 0.484	0-0 CS 1-2	0-0 HR		0-0 F7		0-0 1B HR 1B 3-H	0-0 1B 1-2		
Darrell Evans, L (1, 10) OBP: 0.367, SLG: 0.350		0-0 F9		0-0 F6		0-3 K 0-3	0-0 F6		
Johnny Grubb, L (1, 7) Chet Lemon, R (6, PH) (7, 8) OBP: 0.398, SLG: 0.432 OBP: 0.384, SLG: 0.550		4-0 1B BB		0-0 3-1		0-0 1B HR 1B 1-3	0-3 K		
Dave Bergman, L (1, 3) Barbaro Garbey, R (6, PH) (7, 3) OBP: 0.375, SLG: 0.393 OBP: 0.333, SLG: 0.381		0-0 1B 1-2			0-0 1-3	0-0 F9		0-0 5-3	
Ruppert Jones, L (1, 8) (7, 7) OBP: 0.250, SLG: 0.543		0-3 K		0-3 K		0-0 HR 1-H 3-H	0-3 K		
Howard Johnson, S (1, 5) Marty Castillo, R (7, 5) OBP: 0.388, SLG: 0.492 OBP: 0.226, SLG: 0.200		0-3 K			0-0 G1	4-0 BB		0-0 6-3	

AB	R	H	RBI	BB	SO	LOB
4	1	1	0	0	0	1
3	1	1	0	1	0	0
3	1	1	2	1	0	1
4	2	3	2	0	0	0
4	0	0	0	0	1	3
1	0	0	0	1	0	0
2	1	1	0	0	1	2
2	0	1	0	0	0	0
2	0	0	0	0	0	2
4	1	1	3	0	3	2
2	0	0	0	1	1	2
1	0	0	0	0	0	0

AB	R	H	RBI	BB	SO	LOB
32	7	9	7	4	6	13

Inning Stats		R: 0	H: 0	E: 0	K: 0	S: 2	R: 1	H: 2	E: 0	K: 2	S: 9	R: 0	H: 0	E: 0	K: 0	S: 3	R: 0	H: 0	E: 0	K: 0	S: 3	R: 0	H: 0	E: 0	K: 1	S: 5	R: 6	H: 5	E: 0	K: 1	S: 10	R: 0	H: 2	E: 0	K: 1	S: 7	R: 0	H: 0	E: 0	K: 1	S: 5														
PITCHER		IP	WLS	BF	H	R	ER	SO	BB	IBB	HBP	BLK	WP	HR	S	P	ERA	WHIP	PITCHER		IP	WLS	BF	H	R	ER	SO	BB	IBB	HBP	BLK	WP	HR	S	P	ERA	WHIP																		
Moose Haas, R (1, 1) ERA: 4.77	5.0	L	22	5	5	5	3	3	3	0	0	0	0	1	25	37	9.00	1.600	Rick Waits, L (6, 1) ERA: 2.17		0.1		2	1	0	0	1	0	0	0	0	0	4	4	0.00	3.000	Tom Tellmann, R (6, 1) ERA: 2.1		2.2		12	3	2	2	2	1	0	0	0	0	1	15	19	6.75	1.500

BOTTOM

Milwaukee Brewers @ Detroit Tigers
Tiger Stadium, Detroit, MI
 Sun Jun 24 1984, 7:05 PM EDT
 Att. 39,067 - Unknown

livebaseballscorecards.com

AB	32
R	7
H	9
RBI	7
BB	4
SO	6
LOB	13



WP: 0	PA: 37
PB: 0	SB: 0
CS: 1	

Batter	1	2	3	4	5	6	7	8	9	AB R H RBI BB SO LOB	TOP	
Rusty Kuntz, R (1, 9) OBP: 0.408, SLG: 0.492 Dave Bergman, L (9, PH) OBP: 0.372, SLG: 0.389	0-3 K		0-0 F8		0-0 F7		0-3 K		0-0 F6	4 0 0 0 0 2 0 1 0 0 0 0 0 0		
Alan Trammell, R (1, 6)	0-0 1B		0-0 4-3		0-0 E5		0-0 HR 1B		4-0 1B BB	4 1 2 0 1 0 0		
Barbaro Garbey, R (1, 3)	0-0 F8		0-0 F8		0-0 6-3		0-0 1-H HR		0-0 1-2 1B	5 1 2 2 0 0 2		
Lance Parrish, R (1, 10) OBP: 0.305, SLG: 0.474	0-0 F7				0-0 F8		0-0 F8		0-0 2-3	5 0 0 0 0 1 3		
Chet Lemon, R (1, 8) OBP: 0.389, SLG: 0.556					0-0 2B		0-0 5-3		4-0 BB	3 1 2 0 1 0 0		
Larry Herndon, R (1, 7) OBP: 0.318, SLG: 0.344 Kirk Gibson, L (7, 9) OBP: 0.341, SLG: 0.485					0-3 K		0-0 2B 1B		0-3 K	3 0 1 0 0 1 2 1 0 0 0 0 1 1		
Tom Brookens, R (1, 4) OBP: 0.267, SLG: 0.321 Lou Whitaker, L (8, PH) OBP: 0.373, SLG: 0.399					0-0 2B		0-0 1-3 2B		0-0 F7	3 0 2 1 0 0 1 1 0 0 0 0 0 1		
Marty Castillo, R (1, 2) OBP: 0.232, SLG: 0.208 Darrell Evans, L (8, PH) OBP: 0.365, SLG: 0.348 Willie Hernandez, L (8, 1) Carl Willis, L (8, 1)					0-3 K		0-0 4-3		0-0 F6	3 0 1 0 0 1 3 1 0 0 0 0 0 1 0 0 0 0 0 0 0 0 0 0 0 0 0 0		
Howard Johnson, S (1, 5) OBP: 0.378, SLG: 0.476					0-0 F8		0-0 F2		0-0 F3	4 0 0 0 0 0 2		
Inning Stats	R: 0 H: 1 E: 0 LOB: 1 K: 1 BB: 0 S: 6 P: 6	R: 0 H: 2 E: 0 LOB: 2 K: 0 BB: 0 S: 5 P: 5	R: 0 H: 0 E: 0 LOB: 0 K: 0 BB: 0 S: 3 P: 3	R: 1 H: 2 E: 0 LOB: 1 K: 2 BB: 0 S: 9 P: 9	R: 0 H: 0 E: 1 LOB: 1 K: 0 BB: 0 S: 4 P: 4	R: 0 H: 2 E: 0 LOB: 2 K: 1 BB: 0 S: 7 P: 7	R: 2 H: 2 E: 0 LOB: 0 K: 1 BB: 0 S: 7 P: 7	R: 0 H: 0 E: 0 LOB: 1 K: 1 BB: 1 S: 5 P: 9	R: 0 H: 1 E: 0 LOB: 2 K: 0 BB: 1 S: 4 P: 8	1B: 6 SF: 0 2B: 3 SAC: 0 3B: 0 DP: 0 HR: 1 HBP: 0	WP: 0 PA: 40 PB: 0 SB: 0 CS: 0	
PITCHER Ron Guidry, L (1, 1) ERA: 3.98 Jay Howell, R (8, 1) ERA: 3.28	IP WLS BF H R ER SO BB IBB HBP BLK WP HR S P ERA WHIP	7.0 W 32 9 3 3 5 1 0 0 0 0 1 41 45 3.86 1.429	2.0 S 8 1 0 0 1 1 0 0 0 0 0 0 9 13 0.00 1.000	PITCHER IP WLS BF H R ER SO BB IBB HBP BLK WP HR S P ERA WHIP								

Detroit Tigers @ New York Yankees
 Yankee Stadium, Bronx, NY
 Mon Jun 25 1984, 7:05 PM EDT
 Att: 29,237 - Unknown

livebaseballscorecards.com

AB	38
R	3
H	10
RBI	3
BB	2
SO	6
LOB	16




Batter	1	2	3	4	5	6	7	8	9	AB	R	H	RBI	BB	SO	LOB
Willie Randolph, R (1, 4) OBP: 0.394, SLG: 0.366	0-0 F9		0-0 1B		0-0 6-3	0-0 CS	0-0 F8	0-0 SH2-4		4	0	1	0	0	0	0
Butch Wynegar, S (1, 2) OBP: 0.359, SLG: 0.374	4-0 L6-3 BB		0-0 1B		0-0 4-3		0-0 2B	4-0 1B		3	2	2	0	2	0	0
Don Mattingly, L (1, 3) OBP: 0.381, SLG: 0.548	0-0 L6-3		0-0 F8		0-0 1B		0-0 2B	0-0 1B		5	2	3	1	0	0	3
Dave Winfield, R (1, 9) OBP: 0.395, SLG: 0.556		0-0 1B		0-0 FC3-2	0-0 1B		0-0 E	0-0 1B		5	1	5	4	0	0	0
Oscar Gamble, L (1, 10) OBP: 0.306, SLG: 0.348		0-0 F6		0-0 F8			0-0 FC6-4	0-0 F9		3	0	1	1	0	0	2
Don Baylor, R (7, PH) OBP: 0.325, SLG: 0.502										1	0	0	0	1	0	2
Steve Kemp, L (1, 7) OBP: 0.378, SLG: 0.395		0-0 F9		0-0 FC3-2	0-0 F6		0-0 FC6-4	0-0 F9		5	0	1	0	0	0	6
Brian Dayett, R (9, 7) OBP: 0.214, SLG: 0.385										0	0	0	0	0	0	0
Roy Smalley, S (1, 5) OBP: 0.294, SLG: 0.401		0-0 F7		0-0 FC3-2		0-0 6-3	0-3 K			3	0	0	0	1	1	2
Ken Griffey, L (1, 8) OBP: 0.316, SLG: 0.316			0-0 1-3	0-0 FC3-2		0-0 F8		4-0 SH2-4		3	1	0	0	1	0	3
Bobby Meacham, S (1, 6) OBP: 0.297, SLG: 0.353			0-3 K	0-3 K		0-0 CS		0-0 SH		3	1	1	0	0	2	3

Inning Stats	R: 0	H: 0	E: 0	K: 0	S: 2	R: 0	H: 1	E: 0	K: 0	S: 4	R: 0	H: 2	E: 0	K: 1	S: 7	R: 0	H: 2	E: 0	K: 1	S: 7	R: 1	H: 3	E: 0	K: 0	S: 6	R: 0	H: 1	E: 0	K: 0	S: 3	R: 3	H: 3	E: 1	K: 1	S: 8	R: 3	H: 2	E: 0	K: 0	S: 6
	LOB: 0	BB: 1	P: 6	LOB: 1	BB: 0	P: 4	LOB: 2	BB: 0	P: 7	LOB: 3	BB: 1	P: 11	LOB: 2	BB: 0	P: 6	LOB: 0	BB: 0	P: 3	LOB: 1	BB: 1	P: 12	LOB: 2	BB: 2	P: 14	LOB: 0	BB: 0	LOB: 1	BB: 1	P: 12	LOB: 2	BB: 2	P: 14	SF: 0	SAC: 2	DP: 1	HBP: 0	1B: 12	2B: 3	3B: 0	HR: 0

PITCHER	IP	WLS	BF	H	R	ER	SO	BB	IBB	HBP	BLK	WP	HR	S	P	ERA	WHIP
Dan Petry, R (1, 1) ERA: 3.05	6.1		30	11	3	3	2	2	0	0	0	0	0	32	40	4.26	2.053
Doug Bair, R (7, 1) ERA: 3.14	0.0	L	1	1	0	0	0	0	0	0	0	0	0	1	1	∞	∞
Willie Hernandez, L (7, 1) ERA: 2.32	1.0		9	2	4	3	1	1	2	0	0	0	0	8	20	27.00	3.000
Willie Hernandez, L (8, 1) ERA: 2.32	1.0		9	2	4	3	1	1	2	0	0	0	0	8	20	27.00	3.000
Carl Willis, R (8, 1) ERA: 4.22	0.2		2	0	0	0	0	0	0	0	0	0	0	2	2	0.00	0.000

DETROIT TIGERS @ NEW YORK YANKEES
Yankee Stadium, Bronx, NY
 Mon Jun 25 1984, 7:05 PM EDT
 Att. 29,237 - Unknown

AB	35
R	7
H	14
RBI	6
BB	5
SO	3
LOB	21



WP	PA	ERA	WHIP
0	43		
0			
0			
1			

Batter	1	2	3	4	5	6	7	8	9	10	AB	R	H	RBI	BB	SO	LOB	TOP								
Rusty Kuntz, R (1, 9) OBP: 0.407, SLG: 0.471 Kirk Gibson, L (10, PH) OBP: 0.340, SLG: 0.483	0-0 F7	4-0 WP 2B BB		0-0 F8		0-3 K		4-0 1B 1B BB		0-3 K	3	2	0	0	2	1	1									
Alan Trammell, R (1, 6) OBP: 0.377, SLG: 0.478	0-0 F8	4-0 2B BB		0-0 5-3			0-0 F8	0-0 1B 1B		0-0 CS 1B	5	0	2	2	1	0	0									
Barbaro Garbey, R (1, 3) OBP: 0.345, SLG: 0.411 Darrell Evans, L (8, PH) OBP: 0.370, SLG: 0.352	4-0 FC5-4 BB	0-0 2B		0-0 F7			0-0 CS 1B	0-0 1B 1B		4-0 HR BB	3	0	2	2	1	0	0									
Dave Bergman, L (10, 3) OBP: 0.372, SLG: 0.389	0-0 FC5-4	0-0 F9		0-0 K			0-0 1B	0-0 5-3		0-0 HR	0	0	0	0	0	0	0									
Lance Parrish, R (1, 10) OBP: 0.305, SLG: 0.483	0-0 FC5-4	0-0 F9		0-3 K			0-0 1B	0-0 5-3		0-0 HR	6	1	2	2	0	1	5									
Chet Lemon, R (1, 8) OBP: 0.384, SLG: 0.547		0-0 1B	0-0 6-3	0-0 F8			0-0 6-3		0-0 5-3	0-3 K	6	0	1	0	0	1	2									
Larry Herndon, R (1, 7) OBP: 0.319, SLG: 0.346		0-0 WP 1B 1B	0-0 1B	0-0 F9				0-0 E5 FC6-5 1B	0-0 F5		5	1	2	0	0	0	0									
Tom Brookens, R (1, 4) OBP: 0.280, SLG: 0.333		0-0 WP 1B 1B	0-0 F8	0-0 F8			0-0 F4	0-0 F8 FC6-5 1B	0-0 S 1B		5	2	3	0	0	0	1									
Marty Castillo, R (1, 2) OBP: 0.250, SLG: 0.228 Johnny Grubb, L (9, PH) OBP: 0.404, SLG: 0.432 Willie Hernandez, L (9, 1)	0-3 K	0-0 K	0-0 1B	0-0 FC5-4 1B			0-0 FC5-4 1B	0-0 FC6-5 BB 1B	4-0 BB		4	1	2	0	0	1	4									
Howard Johnson, S (1, 5) OBP: 0.374, SLG: 0.469 Lou Whitaker, L (8, 4) OBP: 0.372, SLG: 0.398	0-0 WP 2B 1B	0-0 F8		0-0 F8			0-0 FC5-4	0-0 F8	0-3 K		4	1	1	2	0	0	5									
											1	0	0	0	0	1	2									
Inning Stats	R: 0 E: 0 K: 0 S: 3	H: 0 LOB: 1 BB: 1 P: 7	R: 4 E: 0 K: 1 S: 9	H: 5 LOB: 2 BB: 2 P: 17	R: 0 E: 0 K: 0 S: 5	H: 2 LOB: 2 BB: 0 P: 5	R: 0 E: 0 K: 0 S: 3	H: 0 LOB: 0 BB: 0 P: 3	R: 0 E: 0 K: 1 S: 5	H: 0 LOB: 0 BB: 0 P: 5	R: 0 E: 0 K: 1 S: 6	H: 1 LOB: 1 BB: 0 P: 6	R: 0 E: 0 K: 0 S: 4	H: 2 LOB: 1 BB: 0 P: 4	R: 3 E: 1 K: 0 S: 7	H: 3 LOB: 2 BB: 1 P: 11	R: 0 E: 0 K: 1 S: 6	H: 1 LOB: 2 BB: 1 P: 10	R: 2 E: 0 K: 2 S: 8	H: 2 LOB: 0 BB: 1 P: 12	1B: 14 2B: 1 3B: 0 HR: 1	SF: 0 SAC: 0 DP: 0 HBP: 0	WP: 2 PB: 0 SB: 3 CS: 2	PA: 50		
PITCHER	IP WLS BF H R ER SO BB IBB HBP BLK WP HR S P ERA WHIP																									
Shane Rawley, L (1, 1) ERA: 6.21	1.2	11	4	4	4	4	1	3	0	0	0	0	0	0	0	0	0	0	0	0	0	0	0	0	0	0
Bob Shirley, L (2, 1) ERA: 3.83	5.1	23	7	2	1	2	0	0	0	0	0	0	0	0	0	0	0	0	0	0	0	0	0	0	0	0
Ray Fontenot, L (8, 1) ERA: 4.9	0.2	3	0	0	0	0	0	1	0	0	0	0	0	0	0	0	0	0	0	0	0	0	0	0	0	0
Clay Christiansen, R (8, 1) ERA: 4.88	2.1	L 13	5	3	2	3	2	0	0	0	0	0	1	17	25	7.71	3.000									

Detroit Tigers @ New York Yankees
 Yankee Stadium, Bronx, NY
 Tue Jun 26 1984, 7:05 PM EDT
 Att. 32,301 - Unknown

livebaseballscores.com

AB	44
R	9
H	16
RBI	9
BB	6
SO	6
LOB	20



BOTTOM

Detroit Tigers @ New York Yankees
Yankee Stadium, Bronx, NY
Tue Jun 26 1984, 7:05 PM EDT
Att. 32,301 - Unknown

livebaseballscorecards.com

AB	41
R	7
H	12
RBI	7
BB	3
SO	9
LOB	19



AB R H RBI BB SO LOB

5 1 1 1 0 1 3

4 1 1 2 1 1 2

5 1 2 0 0 0 2

5 1 2 2 0 0 2

3 1 1 1 1 1 0
1 0 0 0 0 0 1

5 0 2 1 0 3 3

5 0 0 0 0 1 4

4 1 1 0 1 0 1

4 1 2 0 0 2 1

1B: 8 SF: 0
2B: 2 SAC: 1
3B: 0 DP: 0
HR: 2 HBP: 0

WP: 0 PA: 45
PB: 0
SB: 1
CS: 0

Batter	1	2	3	4	5	6	7	8	9	10
Willie Randolph, R OBP: 0.390, SLG: 0.366 (1, 4)	F8		FC4-6 1-H 1B 2B	K		F8		F7		
Butch Wynegar, S OBP: 0.360, SLG: 0.386 (1, 2)	F5		FC4-6 BB	K		1-H HR		F7		
Don Mattingly, L OBP: 0.381, SLG: 0.545 (1, 3)	1B		FC4-6 1B 1-2f 2-3		F6	F9		1B		
Don Baylor, R OBP: 0.327, SLG: 0.513 (1, 10)	F2		1B 1-2 3-H	1B	F5		HR	F9		
Oscar Gamble, L OBP: 0.315, SLG: 0.347 (1, 9)	F8		1-3 2-H 1B		2B S BB		K	F2		
Brian Dayett, R OBP: 0.200, SLG: 0.357 (9, PH) (10, 9)										
Steve Kemp, L OBP: 0.379, SLG: 0.401 (1, 7)	1B		K		1-H 2B		K	K		
Roy Smalley, S OBP: 0.286, SLG: 0.390 (1, 5)	F8		F6		K		5-3			5-3
Ken Griffey, L OBP: 0.318, SLG: 0.315 (1, 8)	F8		SH1-4 1B		HR BB		F8			F9
Bobby Meacham, S OBP: 0.317, SLG: 0.368 (1, 6)			2B 1B	SH1-4		K		1B		K

Inning Stats	R: 0	H: 1	E: 0	LOB: 1	K: 0	BB: 0	S: 4	P: 4
	R: 0	H: 1	E: 0	LOB: 1	K: 0	BB: 0	S: 4	P: 4
	R: 3	H: 4	E: 0	LOB: 2	K: 1	BB: 1	S: 9	P: 13
	R: 0	H: 1	E: 0	LOB: 1	K: 2	BB: 0	S: 8	P: 8
	R: 1	H: 1	E: 0	LOB: 1	K: 1	BB: 1	S: 6	P: 10
	R: 2	H: 1	E: 0	LOB: 0	K: 1	BB: 1	S: 6	P: 10
	R: 1	H: 1	E: 0	LOB: 0	K: 2	BB: 0	S: 8	P: 8
	R: 0	H: 1	E: 0	LOB: 1	K: 0	BB: 0	S: 4	P: 4
	R: 0	H: 1	E: 0	LOB: 1	K: 1	BB: 0	S: 6	P: 6
	R: 0	H: 0	E: 0	LOB: 0	K: 1	BB: 0	S: 5	P: 5

PITCHER	IP	WLS	BF	H	R	ER	SO	BB	IBB	HBP	BLK	WP	HR	S	P	ERA	WHIP
Juan Berenguer, R ERA: 3.54 (1, 1)	2.1		13	5	3	3	0	1	0	0	0	0	0	12	16	11.57	2.571
Aurelio Lopez, R ERA: 3.16 (3, 1)	3.2		17	4	3	3	5	2	0	0	0	0	1	25	33	7.36	1.636
Sid Monge, L ERA: 4.3 (7, 1)	1.1		6	2	1	1	2	0	0	0	0	0	1	10	10	6.75	1.500
Willie Hernandez, L ERA: 2.23 (8, 1)	2.2	W	9	1	0	0	2	0	0	0	0	0	0	13	13	0.00	0.375
Willie Hernandez, L ERA: 2.23 (9, 1)	2.2	W	9	1	0	0	2	0	0	0	0	0	0	13	13	0.00	0.375

Batter	1	2	3	4	5	6	7	8	9	AB R H RBI BB SO LOB	TOP														
Rusty Kuntz, R (1, 9) OBP: 0.400, SLG: 0.451	0-0 F3			4-0 2B BB	0-0 CS	0-0 F7		0-0 F3		3 1 0 0 1 0 0	Detroit Tigers @ New York Yankees Yankee Stadium, Bronx, NY Wed Jun 27 1984, 7:05 PM EDT Att: 30,428 - Unknown														
Alan Trammell, R (1, 6) OBP: 0.379, SLG: 0.480	0-0 F9			0-0 2B BB		4-0 FC1-4 BB		0-0 6-3		3 1 1 0 1 0 0															
Barbaro Garbey, R (1, 3) OBP: 0.348, SLG: 0.416	0-3 K			0-0 F7 SF7 2B		0-0 FC1-4 FC4		4-0 BB		3 1 1 2 1 1 1															
Dave Bergman, L (8, 3) OBP: 0.372, SLG: 0.389				2-H 3-H 0-0 F7 2B		1-2f FC4		BB		0 0 0 0 0 0 0															
Lance Parrish, R (1, 10) OBP: 0.301, SLG: 0.475		0-0 F8		0-0 F7		0-0 FC4		0-0 5-3		4 0 0 0 0 0 3															
Chet Lemon, R (1, 8) OBP: 0.382, SLG: 0.548		0-0 F3		0-0 SF7		0-0 1B 2B		0-0 G3		3 1 1 1 0 0 0															
Larry Herndon, R (1, 7) OBP: 0.315, SLG: 0.341		0-0 6-3		3-H 0-0 6-3		0-0 F9		0-0 FC4-6 1B		3 0 0 0 0 0 1															
Kirk Gibson, L (9, PH) OBP: 0.342, SLG: 0.485										1 0 1 0 0 0 0															
Tom Brookens, R (1, 4) OBP: 0.281, SLG: 0.333			0-3 K		0-0 F7		0-0 6-3 S 1B		0-0 F8	3 0 1 1 0 1 0															
Darrell Evans, L (9, PH) OBP: 0.369, SLG: 0.350										1 0 0 0 0 0 1															
Marty Castillo, R (1, 2) OBP: 0.238, SLG: 0.217			0-3 K		0-0 G5-6-3		0-0 6-3		0-0 FC4-6	3 0 0 0 0 1 1															
Johnny Grubb, L (9, PH) OBP: 0.400, SLG: 0.427										1 0 0 0 0 0 1															
Howard Johnson, S (1, 5) OBP: 0.373, SLG: 0.462			0-0 F2		4-0 CS BB		0-0 6-3			2 0 0 0 1 0 1															
Lou Whitaker, L (7, 4) OBP: 0.372, SLG: 0.398										0 0 0 0 0 0 0															
Inning Stats	R: 0 E: 0 K: 1 S: 5	H: 0 LOB: 0 BB: 0 P: 5	R: 0 E: 0 K: 0 S: 3	H: 0 LOB: 0 BB: 0 P: 3	R: 0 E: 0 K: 2 S: 7	H: 0 LOB: 0 BB: 0 P: 7	R: 3 E: 0 K: 0 S: 5	H: 2 LOB: 0 BB: 1 P: 9	R: 0 E: 0 K: 0 S: 2	H: 0 LOB: 0 BB: 1 P: 6	R: 0 E: 0 K: 0 S: 3	H: 0 LOB: 1 BB: 1 P: 7	R: 1 E: 0 K: 0 S: 5	H: 2 LOB: 1 BB: 0 P: 5	R: 0 E: 0 K: 0 S: 3	H: 0 LOB: 1 BB: 1 P: 7	R: 0 E: 0 K: 0 S: 4	H: 1 LOB: 1 BB: 0 P: 4	R: 0 E: 0 K: 0 S: 4	H: 1 LOB: 1 BB: 0 P: 4	1B: 2 2B: 3 3B: 0 HR: 0	SF: 1 SAC: 0 DP: 0 HBP: 0	WP: 0 PB: 0 SB: 1 CS: 1	PA: 36	
PITCHER	IP WLS BF H R ER SO BB IBB HBP BLK WP HR S P ERA WHIP																								
Dennis Rasmussen, L (1, 1) ERA: 6.14	7.2		30	4	4	4	3	4	0	0	0	0	0	0	32	48	4.70	1.043							
Jay Howell, R (8, 1) ERA: 3.19	1.1	W	5	1	0	0	0	0	0	0	0	0	0	5	5	0.00	0.750								

AB	30
R	4
H	5
RBI	4
BB	4
SO	3
LOB	9



livebaseballscorecards.com

Batter	1	2	3	4	5	6	7	8	9	AB	R	H	RBI	BB	SO	LOB
Willie Randolph, R (1, 4) OBP: 0.389, SLG: 0.362	0-0 1-3 1B		4-0 1-2 1B BB		0-0 5-3		0-0 6-3			3	0	0	0	1	0	0
Butch Wynegar, S (1, 2) OBP: 0.362, SLG: 0.385	0-0 BB 1B		0-0 F9 2-3		0-0 4-3			4-0 BB 2B BB		3	1	1	0	1	0	2
Don Mattingly, L (1, 3) OBP: 0.386, SLG: 0.559	0-0 F9 2		0-0 1-2 3-H 1B			0-0 HR		0-0 1-2 2B FC3-6 1B		4	2	3	2	0	0	1
Don Baylor, R (1, 10) OBP: 0.329, SLG: 0.515	4-0 1-2 BB		0-0 F4 2			0-0 5-3 1		0-0 FC3-6 1-3 2-H SF8 2B		3	1	1	1	1	0	2
Oscar Gamble, L (1, 9) OBP: 0.312, SLG: 0.333	0-0 G3 3		0-0 F8 3			0-0 F3 2		4-0 BB FC3-6 BB		3	0	0	0	1	0	4
Steve Kemp, L (1, 7) OBP: 0.371, SLG: 0.392		0-0 4-3 1		0-0 F8 1		0-0 E4		0-0 FC3-6 1		4	0	0	1	0	0	2
Brian Dayett, R (9, 7) OBP: 0.200, SLG: 0.357								1-2 2-3 3-H FC3-6 BB		0	0	0	0	0	0	0
Roy Smalley, S (1, 5) OBP: 0.286, SLG: 0.389		0-0 FC6-4 1B		0-0 G4-1 2		0-0 F8 3		0-0 SF8 2		3	0	1	1	0	0	1
Omar Moreno, L (1, 8) OBP: 0.267, SLG: 0.313		0-0 FC6-4 CS 1-2f		0-0 F7 3			0-0 F8 1	0-0 4-3 3		4	0	0	0	0	0	2
Bobby Meacham, S (1, 6) OBP: 0.318, SLG: 0.366		0-0 CS 1-2	0-0 F9 1B S 1B		0-0 G3 1		0-0 F6 2			3	1	1	0	0	0	0


Inning Stats	R: 0	H: 1	E: 0	LOB: 2	K: 0	BB: 1	S: 4	P: 8	R: 0	H: 1	E: 0	LOB: 0	K: 0	BB: 0	S: 3	P: 3	R: 1	H: 2	E: 0	LOB: 2	K: 0	BB: 1	S: 5	P: 9	R: 0	H: 0	E: 0	LOB: 0	K: 0	BB: 0	S: 3	P: 3	R: 1	H: 1	E: 1	LOB: 1	K: 0	BB: 0	S: 5	P: 5	R: 0	H: 0	E: 0	LOB: 0	K: 0	BB: 0	S: 3	P: 3	R: 3	H: 2	E: 0	LOB: 1	K: 0	BB: 2	S: 5	P: 13
--------------	------	------	------	--------	------	-------	------	------	------	------	------	--------	------	-------	------	------	------	------	------	--------	------	-------	------	------	------	------	------	--------	------	-------	------	------	------	------	------	--------	------	-------	------	------	------	------	------	--------	------	-------	------	------	------	------	------	--------	------	-------	------	-------

PITCHER	IP	WLS	BF	H	R	ER	SO	BB	IBB	HBP	BLK	WP	HR	S	P	ERA	WHIP
Dave Rozema, R (1, 1) ERA: 3.1	6.0		25	5	2	2	0	2	0	0	0	0	1	23	31	3.00	1.167
Carl Willis, R (7, 1) ERA: 6.17	1.0	L	6	2	3	3	0	1	0	0	0	0	0	5	9	27.00	3.000
Doug Bair, R (8, 1) ERA: 3.07	1.0		4	0	0	0	0	1	0	0	0	0	0	3	7	0.00	1.000

BOTTOM

Detroit Tigers @ New York Yankees
 Yankee Stadium, Bronx, NY
 Wed Jun 27 1984, 7:05 PM EDT
 Att. 30,428 - Unknown

AB	30
R	5
H	7
RBI	5
BB	4
SO	0
LOB	14



WP	HR	S	P	ERA	WHIP
WP: 0	HR: 1	S: 0	P: 13	ERA: 3.07	WHIP: 1.000

Batter	1	2	3	4	5	6	7	8	9	AB R H RBI BB SO LOB	TOP											
Kirby Puckett, R OBP: 0.355, SLG: 0.377 (1, 8) X	0-0 5-3	0-0 F8			0-0 1B 2B 1B	0-0 1B 1-2 1B		0-0 G1-4-3 1-2f		5 1 2 0 0 0 2												
Mickey Hatcher, R OBP: 0.342, SLG: 0.399 (1, 7) X	0-0 F7		4-0 1B BB		0-0 2B 1-3 6-3 1B	0-0 F9		0-0 E5 G6-3		4 1 1 0 1 0 2												
Kent Hrbek, L OBP: 0.389, SLG: 0.471 (1, 3) X	0-0 2B		0-0 F9		0-0 1-3 3-H 2B	0-0 1-3 2-H 1B		0-0 G6-3 1-2f		5 0 3 2 0 0 2												
Dave Engle, R OBP: 0.342, SLG: 0.394 (1, 2) X	0-0 6-3		0-0 F4		0-0 6-3	0-0 F7		0-0 BB 1B		5 0 1 1 0 0 5												
Randy Bush, L OBP: 0.292, SLG: 0.414 (1, 10) X		0-0 4-3 HR 2B	0-0 1-3 1B		4-0 BB		0-0 FC	4-0 1-2 BB		3 1 2 0 2 0 0												
Tim Teufel, R OBP: 0.355, SLG: 0.421 (1, 4) X		0-0 4-3 2-3	0-0 F5		0-0 F7		0-0 6-3	0-0 F8		5 0 0 0 0 0 7												
Andre David, L OBP: 0.250, SLG: 1.000 (1, 9) X		0-0 3-H HR		0-0 F8	0-3 K		0-0			4 1 1 2 0 1 2												
Tom Brunansky, R OBP: 0.314, SLG: 0.387 (8, 9) X										0 0 0 0 0 0 0	AB 38											
Gary Gaetti, R OBP: 0.320, SLG: 0.351 (1, 5) X		0-0 F5		0-0 F8		0-3 K		0-0 G1-4-3 1B		4 0 1 0 0 1 0	R 5											
Houston Jimenez, R OBP: 0.239, SLG: 0.252 (1, 6) X		4-0 BB		0-0 F7		0-0 1B 1B		0-0 F6		3 1 1 0 1 0 1	H 12											
											RBI 5											
											BB 4											
											SO 2											
											LOB 21											
Inning Stats	R: 0 E: 0 K: 0 S: 4	H: 1 LOB: 1 BB: 0 P: 4	R: 2 E: 0 K: 0 S: 5	H: 2 LOB: 1 BB: 1 P: 9	R: 0 E: 0 K: 0 S: 4	H: 1 LOB: 2 BB: 1 P: 8	R: 0 E: 0 K: 0 S: 3	H: 0 LOB: 0 BB: 0 P: 3	R: 2 E: 0 K: 1 S: 8	H: 3 LOB: 2 BB: 1 P: 12	R: 1 E: 0 K: 1 S: 8	H: 3 LOB: 2 BB: 0 P: 8	R: 0 E: 0 K: 0 S: 3	H: 0 LOB: 0 BB: 0 P: 3	R: 0 E: 0 K: 0 S: 3	H: 1 LOB: 0 BB: 0 P: 3	R: 0 E: 1 K: 0 S: 4	H: 1 LOB: 2 BB: 1 P: 8	1B: 8 2B: 3 3B: 0 HR: 1	SF: 0 SAC: 0 DP: 2 HBP: 0	WP: 0 PB: 0 SB: 0 CS: 0	PA: 42
PITCHER	IP WLS BF H R ER SO BB IBB HBP BLK WP HR S P ERA WHIP																					
Jack Morris, R ERA: 2.63 (1, 1)	5.2 L 30 10 5 5 2 3 0 0 0 0 0 1 31 43 7.94 2.294																					
Doug Bair, R ERA: 2.85 (6, 1)	3.1 12 2 0 0 0 1 0 0 0 0 0 0 11 15 0.00 0.900																					

Minnesota Twins @ Detroit Tigers
Tiger Stadium, Detroit, MI
Fri Jun 29 1984, 7:05 PM EDT
Unknown

livebaseballscorecards.com



Batter	1	2	3	4	5	6	7	8	9	AB R H RBI BB SO LOB	TOP																
Kirby Puckett, R (1, 8) OBP: 0.354, SLG: 0.376 Darrell Brown, S (6, 8) OBP: 0.322, SLG: 0.368	0-0 F8			0-0 1-3	0-0 1B		0-0 4-3		0-0 FC1-6 1B	3 0 1 0 0 0 0 2 0 1 0 0 0 1																	
Mickey Hatcher, R (1, 7) OBP: 0.336, SLG: 0.392	0-0 F4			0-0 F4	0-0 4-3		0-0 F4		0-0 FC1-6 FC6-4 1-2f	5 0 0 0 0 0 3																	
Kent Hrbek, L (1, 3) OBP: 0.393, SLG: 0.469	0-3 K			1-0 1B HR HBP		0-0 1B BB SF7 1B	4-0 BB BB BB BB BB BB BB	4-0 BB BB	0-3 K	3 2 1 0 1 2 1																	
Randy Bush, L (1, 10) OBP: 0.302, SLG: 0.415 Dave Engle, R (9, PH) OBP: 0.340, SLG: 0.393		0-0 4-3		0-0 HR 1B		4-0 1B BB	4-0 BB BB BB BB BB BB BB	4-0 BB BB	0-0 FC6-4 1-2f	2 1 1 0 2 0 0 1 0 0 0 0 0 1																	
Tom Brunansky, R (1, 9) OBP: 0.313, SLG: 0.396		0-0 F9		0-0 HR		0-0 F7		0-0 F7		4 1 1 3 0 0 5																	
Tim Teufel, R (1, 4) OBP: 0.353, SLG: 0.419		0-0 5-3		0-3 K		0-0 1B		0-0 F3		4 0 1 0 0 1 0																	
Gary Gaetti, R (1, 5) OBP: 0.319, SLG: 0.351			0-3 K		0-0 5-3	0-0 SF7		0-0 1B		3 0 1 1 0 1 0																	
Tim Laudner, R (1, 2) OBP: 0.221, SLG: 0.364			0-0 F9		0-0 HR	0-0 4-3		0-0 F8		4 1 1 1 0 0 3																	
Ron Washington, R (1, 6) OBP: 0.278, SLG: 0.382			0-3 K		0-0 1-3		0-0 4-3 2B	0-0 F8		4 0 1 0 0 1 1																	
Inning Stats	R: 0 E: 0 K: 1 S: 5	H: 0 LOB: 0 BB: 0 P: 5	R: 0 E: 0 K: 0 S: 3	H: 0 LOB: 0 BB: 0 P: 3	R: 0 E: 0 K: 2 S: 7	H: 0 LOB: 0 BB: 0 P: 7	R: 3 E: 0 K: 1 S: 7	H: 2 LOB: 0 BB: 0 P: 8	R: 1 E: 0 K: 0 S: 5	H: 2 LOB: 1 BB: 0 P: 5	R: 1 E: 0 K: 0 S: 5	H: 2 LOB: 2 BB: 1 P: 9	R: 0 E: 0 K: 0 S: 4	H: 1 LOB: 3 BB: 2 P: 12	R: 0 E: 0 K: 0 S: 4	H: 1 LOB: 1 BB: 0 P: 4	R: 0 E: 0 K: 1 S: 6	H: 1 LOB: 1 BB: 0 P: 6	1B: 6 2B: 1 3B: 0 HR: 2	SF: 1 SAC: 0 DP: 0 HBP: 1	WP: 0 PB: 0 SB: 0 CS: 0	PA: 40					
PITCHER	IP WLS BF H R ER SO BB IBB HBP BLK WP HR S P ERA WHIP																										
Milt Wilcox, R (1, 1) ERA: 4.16	5.0		22	5	5	5	4	1	0	1	0	0	2	28	33	9.00	1.200										
Aurelio Lopez, R (6, 1) ERA: 3.05	2.1		12	3	0	0	0	2	0	0	0	0	0	10	18	0.00	2.143										
Willie Hernandez, L (8, 1) ERA: 2.18	1.2	W	6	1	0	0	1	0	0	0	0	0	0	8	8	0.00	0.600										

Minnesota Twins @ Detroit Tigers
Tiger Stadium, Detroit, MI
Fri Jun 29 1984, 7:05 PM EDT
Att. 44,619 - Unknown

livebaseballscorecards.com

AB	35
R	5
H	9
RBI	5
BB	3
SO	5
LOB	15



Batter	1	2	3	4	5	6	7	8	9	AB R H RBI BB SO LOB
Lou Whitaker, L OBP: 0.376, SLG: 0.401 (1, 4)	0-0 FC3-6 1B	0-0 1-2 1B		0-0 F8		0-0 F7			0-0 F9	5 0 2 0 0 0 3
Alan Trammell, R OBP: 0.379, SLG: 0.475 (1, 6)	0-0 FC3-6 HR	0-3 K		0-0 F7			0-0 5-3 2B 1B		4-0 HR BB	4 3 1 0 1 1 5
Kirk Gibson, L OBP: 0.343, SLG: 0.504 (1, 9)	0-0 HR	0-3 K			1-0 HBP		0-0 5-3		0-0 HR	4 2 2 4 0 1 3
Lance Parrish, R OBP: 0.298, SLG: 0.474 (1, 2)	0-0 5-3		0-0 5-3		0-0 F7		0-0 G3 2B			4 0 1 1 0 0 1
Johnny Grubb, L OBP: 0.390, SLG: 0.413 (1, 10)	0-0 4-3		0-3 K		0-0 F4		0-0 G3			1 0 0 0 0 0 0
Larry Herndon, R OBP: 0.313, SLG: 0.335 (3, PH)							2-3			3 0 0 0 0 1 2
Chet Lemon, R OBP: 0.379, SLG: 0.550 (1, 8)		0-0 HR	0-0 F7		0-3 K		0-0 6-3			4 1 1 1 0 1 2
Ruppert Jones, L OBP: 0.300, SLG: 0.641 (1, 7)		0-0 HR		0-3 K		0-0 1B		0-0 5-3		2 1 1 1 0 1 0
Rusty Kuntz, R OBP: 0.409, SLG: 0.459 (6, PH)										2 0 1 0 0 0 0
Dave Bergman, L OBP: 0.363, SLG: 0.373 (1, 3)		0-3 K		4-0 1B BB		0-0 F8		0-0 5-3		1 0 0 0 1 1 0
Barbaro Garbey, R OBP: 0.343, SLG: 0.408 (6, PH)										2 0 0 0 0 0 1
Howard Johnson, S OBP: 0.373, SLG: 0.457 (1, 5)		0-0 1B		0-0 1B		0-0 F8		0-0 3-1		4 0 2 0 0 0 1
Tom Brookens, R OBP: 0.281, SLG: 0.333 (9, 5)				1-2 1B						0 0 0 0 0 0 0

Inning Stats	R: 2 E: 0 K: 5 S: 5	H: 2 LOB: 0 BB: 0 P: 5	R: 2 E: 0 K: 3 S: 13	H: 4 LOB: 2 BB: 0 P: 13	R: 0 E: 0 K: 1 S: 5	H: 0 LOB: 0 BB: 0 P: 5	R: 0 E: 0 K: 1 S: 6	H: 1 LOB: 2 BB: 1 P: 10	R: 0 E: 0 K: 1 S: 5	H: 0 LOB: 1 BB: 0 P: 6	R: 0 E: 0 K: 0 S: 4	H: 1 LOB: 1 BB: 0 P: 4	R: 1 E: 0 K: 0 S: 5	H: 2 LOB: 1 BB: 0 P: 5	R: 0 E: 0 K: 0 S: 3	H: 0 LOB: 0 BB: 0 P: 3	R: 2 E: 0 K: 0 S: 2	H: 1 LOB: 0 BB: 1 P: 6	1B: 6 2B: 1 3B: 0 HR: 4	SF: 0 SAC: 0 DP: 0 HBP: 1	WP: 0 PB: 0 SB: 1 CS: 0	PA: 39
--------------	------------------------------	---------------------------------	-------------------------------	----------------------------------	------------------------------	---------------------------------	------------------------------	----------------------------------	------------------------------	---------------------------------	------------------------------	---------------------------------	------------------------------	---------------------------------	------------------------------	---------------------------------	------------------------------	---------------------------------	----------------------------------	------------------------------------	----------------------------------	--------

PITCHER	IP	WLS	BF	H	R	ER	SO	BB	IBB	HBP	BLK	WP	HR	S	P	ERA	WHIP
Mike Smithson, R ERA: 3.88 (1, 1)	1.1		9	5	4	4	1	0	0	0	0	0	3	11	11	27.00	3.750
Len Whitehouse, L ERA: 2.0 (2, 1)	3.2		16	3	0	0	5	1	0	1	0	0	0	24	29	0.00	1.091
Rick Lysander, R ERA: 1.8 (6, 1)	3.0		11	2	1	1	0	0	0	0	0	0	0	11	11	3.00	0.667
Pete Filson, L ERA: 3.71 (9, 1)	0.1	L	3	1	2	2	0	1	0	0	0	0	1	2	6	54.00	6.000

BOTTOM

Minnesota Twins @ Detroit Tigers
Tiger Stadium, Detroit, MI
Fri Jun 29 1984, 7:05 PM EDT
Att. 44,619 - Unknown

livebaseballscores.com

AB	36
R	7
H	11
RBI	7
BB	2
SO	6
LOB	18



Batter	1	2	3	4	5	6	7	8	9	AB R H RBI BB SO LOB	TOP											
Kirby Puckett, R OBP: 0.345, SLG: 0.366 (1, 8) X	0-0 4-3 ①		X 0-0 F9 ②		0-3 K ②		0-3 K ①		X 0-0 F8 ③	5 0 0 0 0 2 4												
Mickey Hatcher, R OBP: 0.334, SLG: 0.390 (1, 7) X	0-0 6-3 ②		X 0-0 F7 ③		0-0 1B ③		0-0 F1 ②			4 0 1 0 0 0 1												
Kent Hrbek, L OBP: 0.391, SLG: 0.465 (1, 3) X	0-0 1B ③			0-3 K ①	0-0 F4 ③		0-0 5-3 ③			4 0 1 0 0 1 3												
Randy Bush, L OBP: 0.301, SLG: 0.407 (1, 10) S S S	0-3 K ③			0-3 K ②		4-0 2B 2B BB		0-0 4-3 ①		3 1 0 0 1 2 1												
Dave Engle, R OBP: 0.339, SLG: 0.395 (1, 2)		S S S	0-3 K ①		X 0-0 F5 ③		X 0-0 1-3 2B 2B		X 0-0 1-3 ②	4 1 1 0 0 1 0												
Tom Brunansky, R OBP: 0.312, SLG: 0.405 (1, 9)		X	0-0 F7 ②		X 0-0 HR		X 0-0 F4 ①		S S S	4 1 1 1 0 1 2												
Tim Teufel, R OBP: 0.355, SLG: 0.421 (1, 4)		X	0-0 F4 ③		B B B B	4-0 1B 1B BB	X 0-0 2B 2B 2H 3H		S S S	3 0 1 2 1 1 0												
Gary Gaetti, R OBP: 0.321, SLG: 0.350 (1, 5)				4-0 BB	0-3 K ①	0-3 K ②			X 0-0 1B	3 0 1 0 1 2 2												
Ron Washington, R OBP: 0.280, SLG: 0.380 (1, 6)			X 0-0 F8 ①		X 0-0 1B 1B		X 0-0 6-3 ③		S S S	3 0 1 0 0 0 2												
Andre David, L OBP: 0.250, SLG: 1.000 (9, PH)										0 0 0 0 0 0 0												
Tim Laudner, R OBP: 0.219, SLG: 0.360 (9, PH)										1 0 0 0 0 1 1												
Inning Stats	R: 0 E: 0 K: 1 S: 6	H: 1 LOB: 1 BB: 0 P: 6	R: 0 E: 0 K: 1 S: 5	H: 0 LOB: 0 BB: 0 P: 5	R: 0 E: 0 K: 0 S: 3	H: 0 LOB: 1 BB: 1 P: 7	R: 0 E: 0 K: 2 S: 7	H: 0 LOB: 0 BB: 0 P: 7	R: 1 E: 0 K: 2 S: 10	H: 3 LOB: 3 BB: 1 P: 14	R: 2 E: 0 K: 1 S: 7	H: 2 LOB: 1 BB: 1 P: 11	R: 0 E: 0 K: 1 S: 5	H: 0 LOB: 0 BB: 0 P: 5	R: 0 E: 0 K: 1 S: 5	H: 0 LOB: 0 BB: 0 P: 5	R: 0 E: 0 K: 2 S: 8	H: 1 LOB: 1 BB: 0 P: 8	1B: 4 2B: 2 3B: 0 HR: 1	SF: 0 SAC: 0 DP: 0 HBP: 0	WP: 0 PB: 0 SB: 0 CS: 0	PA: 37
PITCHER	IP WLS BF H R ER SO BB IBB HBP BLK WP HR S P ERA WHIP																					
Dan Petry, R ERA: 3.06 (1, 1)	8.1 W 35 7 3 3 10 3 0 0 0 0 1 52 64 3.24 1.200																					
Willie Hernandez, L ERA: 2.15 (9, 1)	0.2 S 2 0 0 0 1 0 0 0 0 0 0 4 4 0.00 0.000																					

Minnesota Twins @ Detroit Tigers
Tiger Stadium, Detroit, MI
Sat Jun 30 1984, 7:05 PM EDT
Att. 48,095 - Unknown

livebaseballscorecards.com

AB	34
R	3
H	7
RBI	3
BB	3
SO	11
LOB	16



Batter	1	2	3	4	5	6	7	8	9
Lou Whitaker, L OBP: 0.379, SLG: 0.401 (1, 4)	0-3 K	4-0 IBB		0-0 4-3		0-0 FC6-4 1-2 1B		4-0 WP IBB	
Alan Trammell, R OBP: 0.380, SLG: 0.472 (1, 6)	0-0 1B	0-0 F7		4-0 BB		0-0 FC6-4 1-2f		0-0 F8	
Kirk Gibson, L OBP: 0.341, SLG: 0.496 (1, 9)	0-0 F6		0-3 K	0-0 F8			4-0 E S SF8 BB	0-3 K 1-2 2-3	
Lance Parrish, R OBP: 0.298, SLG: 0.471 (1, 2)	0-0 F7		0-0 FC5 1B 1B		0-0 F2		0-3 K 1-3		
Ruppert Jones, L OBP: 0.273, SLG: 0.595 (1, 10)		0-0 3-1	0-0 F7		0-0 F7		0-0 SF8		
Chet Lemon, R OBP: 0.380, SLG: 0.553 (1, 8)		0-0 1B 2B	0-0 1-2 1B		0-0 5-3		0-0 3-H F6		
Larry Herndon, R OBP: 0.312, SLG: 0.333 (1, 7)		0-0 5-3	0-0 FC5 2-3f			0-0 F8		0-0 1B WP 1B	
Dave Bergman, L OBP: 0.370, SLG: 0.405 (1, 3)		0-0 2B 1B		0-0 HR		0-0 4-3		0-0 WP WP 1B	
Tom Brookens, R OBP: 0.287, SLG: 0.339 (8, PH) (9, 5)		0-0 2B 1B		0-0 F6		4-0 1B BB		0-0 F9 1-2 3-H	

Inning Stats	R: 0	H: 1	E: 0	K: 1	S: 6	L: 1	LOB: 1	BB: 0	P: 6	R: 1	H: 3	E: 0	K: 0	S: 6	L: 3	LOB: 3	BB: 1	P: 10	R: 0	H: 2	E: 0	K: 1	S: 7	L: 2	LOB: 2	BB: 0	P: 7	R: 1	H: 1	E: 0	K: 0	S: 4	L: 1	LOB: 1	BB: 1	P: 8	R: 0	H: 0	E: 0	K: 0	S: 3	L: 0	LOB: 0	BB: 0	P: 3	R: 0	H: 1	E: 0	K: 0	S: 4	L: 1	LOB: 2	BB: 1	P: 8	R: 1	H: 0	E: 0	K: 1	S: 5	L: 0	LOB: 0	BB: 1	P: 9	R: 1	H: 2	E: 0	K: 1	S: 7	L: 2	LOB: 2	BB: 1	P: 11
--------------	------	------	------	------	------	------	--------	-------	------	------	------	------	------	------	------	--------	-------	-------	------	------	------	------	------	------	--------	-------	------	------	------	------	------	------	------	--------	-------	------	------	------	------	------	------	------	--------	-------	------	------	------	------	------	------	------	--------	-------	------	------	------	------	------	------	------	--------	-------	------	------	------	------	------	------	------	--------	-------	-------

PITCHER	IP	WLS	BF	H	R	ER	SO	BB	IBB	HBP	BLK	WP	HR	S	P	ERA	WHIP
Ken Schrom, R ERA: 3.86 (1, 1)	7.0	L	34	9	4	3	3	3	1	0	0	0	1	36	52	3.86	1.714
Len Whitehouse, L ERA: 2.0 (8, 1)	0.0		1	1	0	0	0	0	0	0	0	0	0	1	1	∞	∞
Ron Davis, R ERA: 5.28 (8, 1)	1.0		4	0	0	0	1	0	1	0	0	2	0	5	9	0.00	0.000

BOTTOM

AB	R	H	RBI	BB	SO	LOB
3	0	1	0	2	1	0
4	0	1	0	1	0	7
4	1	0	0	1	2	4
4	0	1	0	0	1	2
3	0	0	1	0	0	1
4	1	2	0	0	0	0
4	1	1	0	0	0	3
3	1	2	2	0	0	0
1	0	1	0	0	0	0
2	0	1	0	1	0	0
1	0	0	0	0	0	1

AB	33
R	4
H	10
RBI	3
BB	5
SO	4
LOB	18



WP	PA
2	39

Minnesota Twins @ Detroit Tigers
Tiger Stadium, Detroit, MI
Sat Jun 30 1984, 7:05 PM EDT
Att. 48,095 - Unknown

livebaseballscorecards.com

Batter	1	2	3	4	5	6	7	8	9	AB R H RBI BB SO LOB	TOP		
Kirby Puckett, R OBP: 0.337, SLG: 0.359 (1, 8) X	0-0 F9		0-0 SF9		0-0 F8	0-0 G4-6-3			0-0 E1 2B	4 1 0 1 0 0 4	Minnesota Twins @ Detroit Tigers Tiger Stadium, Detroit, MI Sun Jul 01 1984, 3:33 AM EDT Att: 43,484 - Unknown livebaseballscorecards.com		
Mickey Hatcher, R OBP: 0.333, SLG: 0.388 (1, 7) X	0-0 F8		0-0 F9		0-0 HR 1B		0-0 6-3	0-0 F6	4 1 1 0 0 0 0 1 0 0 0 0 0 2				
Darrell Brown, S OBP: 0.321, SLG: 0.366 (8, 7)													
Kent Hrbek, L OBP: 0.394, SLG: 0.484 (1, 3) X	0-0 3-1			0-0 E 1B 1B	0-0 HR		0-0 F8	0-0 2B	5 2 3 4 0 0 0				
Randy Bush, L OBP: 0.304, SLG: 0.403 (1, 10)		4-0 G6-4-3 BB		0-0 F8 1B SF7 1B	0-3 K2-3		0-0 F7	0-0 4-3	4 1 1 0 1 1 1				
Tim Teufel, R OBP: 0.357, SLG: 0.422 (1, 4) X		0-0 P3		0-0 1B		0-0 2B 1B		0-0 F9	4 1 2 1 0 0 1				
Gary Gaetti, R OBP: 0.320, SLG: 0.353 (1, 5) X		0-0 G6-4-3		0-0 F8		0-0 1B 2B		0-0 6-3	4 0 1 0 0 0 3				
Andre David, L OBP: 0.375, SLG: 0.833 (1, 9) X			0-0 E 1B	0-0 SF7		4-0 1B IBB		0-3 K	2 1 1 1 1 1 0				
Tim Laudner, R OBP: 0.211, SLG: 0.346 (1, 2) S			0-3 K	0-0 F4		0-3 K		0-0 6-3	4 0 0 0 0 2 4				
Houston Jimenez, R OBP: 0.253, SLG: 0.268 (1, 6) X			0-0 E4 SF9 2B		0-0 F8	0-0 G4-6-3 1B		4-0 E 2B BB	3 2 2 2 1 0 0				
Inning Stats	R: 0 H: 0 E: 0 LOB: 0 K: 0 BB: 0 S: 3 P: 3	R: 0 H: 0 E: 0 LOB: 0 K: 0 BB: 1 S: 2 P: 6	R: 2 H: 2 E: 1 LOB: 0 K: 1 BB: 0 S: 7 P: 7	R: 2 H: 3 E: 1 LOB: 0 K: 0 BB: 0 S: 6 P: 6	R: 2 H: 2 E: 0 LOB: 0 K: 1 BB: 0 S: 7 P: 7	R: 1 H: 3 E: 0 LOB: 2 K: 1 BB: 1 S: 7 P: 11	R: 0 H: 0 E: 0 LOB: 0 K: 0 BB: 0 S: 3 P: 3	R: 0 H: 0 E: 0 LOB: 0 K: 1 BB: 0 S: 5 P: 5	R: 2 H: 1 E: 1 LOB: 1 K: 0 BB: 1 S: 5 P: 9	1B: 7 SF: 2 2B: 3 SAC: 0 3B: 0 DP: 2 HR: 1 HBP: 0	WP: 0 PA: 40 PB: 0 SB: 0 CS: 0		
PITCHER	IP WLS BF H R ER SO BB IBB HBP BLK WP HR S P ERA WHIP											PITCHER	IP WLS BF H R ER SO BB IBB HBP BLK WP HR S P ERA WHIP
Juan Berenguer, R ERA: 3.89 (1, 1)	5.0 L 22 7 6 5 2 1 0 0 0 0 0 1 25 29 9.00 1.600												
Carl Willis, R ERA: 5.93 (6, 1)	2.0 9 3 1 1 1 0 1 0 0 0 0 0 10 14 4.50 1.500												
Sid Monge, L ERA: 3.96 (8, 1)	2.0 9 1 2 0 1 1 0 0 0 0 0 0 10 14 0.00 1.000												



Batter	1	2	3	4	5	6	7	8	9	AB R H RBI BB SO LOB	TOP
Lou Whitaker, L (1, 4) OBP: 0.375, SLG: 0.395	0-3 K		0-0 E6		0-0 F4		0-0 F7			4 0 0 0 0 1 2	
Alan Trammell, R (1, 10) OBP: 0.380, SLG: 0.471	0-0 FC4 1B		0-0 F7			4-0 BB 1B BB		0-0 2B		3 0 2 0 1 0 1	
Barbaro Garbey, R (1, 3) OBP: 0.326, SLG: 0.388	0-0 F2			0-0 F8		0-0 F6		0-0 6-3		4 0 0 0 0 0 3	
Lance Parrish, R (1, 2) OBP: 0.297, SLG: 0.465 Marty Castillo, R (8, 2) OBP: 0.227, SLG: 0.206	0-0 FC4 1-2f		0-3 K		4-0 BB 1B BB	4-0 BB 1B BB		0-0 F2		3 1 0 0 1 1 2 0 0 0 0 0 0 0	
Chet Lemon, R (1, 8) OBP: 0.362, SLG: 0.549		0-0 6-3		0-0 6-3		0-0 BB 1B 1B		0-0 5-3		4 0 1 0 0 0 1	
Larry Herndon, R (1, 7) OBP: 0.307, SLG: 0.328		0-3 K			0-0 F9	0-0 BB 1B		0-0 F9		4 0 1 1 0 1 0	
Kirk Gibson, L (1, 9) OBP: 0.339, SLG: 0.490		0-3 K			4-0 BB 1B BB	0-0 F4		0-0 4-3		3 0 0 0 1 1 2	
Tom Brookens, R (1, 5) OBP: 0.279, SLG: 0.328			0-3 K		0-0 BB 1B		0-3 K		0-0 F8	4 0 1 0 0 2 0	
Doug Baker, S (1, 6) OBP: 0.279, SLG: 0.328			0-0 F6		0-0 F6		0-0 5-3			3 0 0 0 0 0 2	
Inning Stats	R: 0 E: 0 K: 1 S: 6 H: 1 LOB: 1 BB: 0 P: 6	R: 0 E: 0 K: 2 S: 7 H: 0 LOB: 0 BB: 0 P: 7	R: 0 E: 1 K: 1 S: 6 H: 0 LOB: 1 BB: 0 P: 6	R: 0 E: 0 K: 1 S: 5 H: 0 LOB: 0 BB: 0 P: 5	R: 0 E: 0 K: 0 S: 4 H: 1 LOB: 2 BB: 1 P: 8	R: 1 E: 0 K: 0 S: 4 H: 2 LOB: 2 BB: 2 P: 12	R: 0 E: 0 K: 1 S: 5 H: 0 LOB: 0 BB: 0 P: 5	R: 0 E: 0 K: 0 S: 4 H: 1 LOB: 1 BB: 0 P: 4	R: 0 E: 0 K: 0 S: 3 H: 0 LOB: 0 BB: 0 P: 3	1B: 4 2B: 1 3B: 0 HR: 0 SF: 0 SAC: 0 DP: 0 HBP: 0	WP: 0 PB: 0 SB: 0 CS: 0 PA: 35
PITCHER Floyd Bannister, L (1, 1) ERA: 4.74	IP: 9.0 WLS: W BF: 35 H: 5 R: 1 ER: 1 SO: 6 BB: 3 IBB: 0 HBP: 0 BLK: 0 WP: 0 HR: 0 S: 44 P: 56 ERA: 1.00 WHIP: 0.889										

Detroit Tigers @ Chicago White Sox
 Comiskey Park, Chicago, IL
 Mon Jul 02 1984, 8:05 PM EDT
 Att: 32,768 - Unknown

livebaseballscorecards.com

AB	32
R	1
H	5
RBI	1
BB	3
SO	6
LOB	13



Batter	1	2	3	4	5	6	7	8	9	AB R H RBI BB SO LOB	TOP											
Lou Whitaker, L (1, 4) OBP: 0.372, SLG: 0.392	0-0 1B HR 1B	0-0 F7			0-0 E9		0-0 B1		0-0 F7	5 1 1 0 0 0 1												
Alan Trammell, R (1, 10) OBP: 0.377, SLG: 0.467	0-0 F3		0-3 K		0-0 5-3		0-0 1B 1B		0-3 K	5 0 1 0 0 2 2												
Kirk Gibson, L (1, 9) OBP: 0.345, SLG: 0.492	0-0 1-2 HR 1B		4-0 S BB		0-3 K		0-0 1-2 1B			3 1 2 0 1 1 1												
Lance Parrish, R (1, 2) OBP: 0.297, SLG: 0.472	0-0 1-H 2-H HR		0-0 6-3		0-3 K		0-0 F5			4 1 1 3 0 1 4												
Ruppert Jones, L (1, 7) OBP: 0.271, SLG: 0.630	0-3 K		0-0 6-3		0-0 HR		0-0 F8			4 1 1 1 0 1 3												
Chet Lemon, R (1, 8) OBP: 0.380, SLG: 0.542	0-3 K		4-0 BB		0-0 F7		0-0 F9			3 0 0 0 1 1 0												
Dave Bergman, L (1, 3) OBP: 0.366, SLG: 0.395		4-0 S BB		0-0 F4		0-0 F8		0-3 K		3 0 0 0 1 1 1												
Howard Johnson, S (1, 5) OBP: 0.375, SLG: 0.483		0-0 F9		0-3 K		0-0 HR		0-0 F9		4 1 1 1 0 1 2												
Doug Baker, S (1, 6) Darrell Evans, L (9, PH) OBP: 0.367, SLG: 0.348		0-0 F8		0-3 K		0-0 F7		0-0 F8		3 0 0 0 0 1 2 1 0 0 0 0 0 0												
Inning Stats	R: 3 E: 0 K: 2 S: 10	H: 3 LOB: 0 BB: 0 P: 10	R: 0 E: 0 K: 0 S: 3	H: 0 LOB: 1 BB: 1 P: 7	R: 0 E: 0 K: 1 S: 5	H: 0 LOB: 1 BB: 1 P: 9	R: 0 E: 0 K: 2 S: 7	H: 0 LOB: 1 BB: 1 P: 11	R: 0 E: 1 K: 2 S: 8	H: 0 LOB: 1 BB: 0 P: 8	R: 2 E: 0 K: 0 S: 5	H: 2 LOB: 0 BB: 0 P: 5	R: 0 E: 0 K: 0 S: 5	H: 2 LOB: 2 BB: 0 P: 5	R: 0 E: 0 K: 1 S: 5	H: 0 LOB: 0 BB: 0 P: 5	R: 0 E: 0 K: 1 S: 5	H: 0 LOB: 0 BB: 0 P: 5	1B: 4 2B: 0 3B: 0 HR: 3	SF: 0 SAC: 0 DP: 0 HBP: 0	WP: 0 PB: 0 SB: 2 CS: 0	PA: 38
PITCHER	IP WLS BF H R ER SO BB IBB HBP BLK WP HR S P ERA WHIP																					
Tom Seaver, R (1, 1) ERA: 4.31	6.0 W 27 5 5 5 7 3 0 0 0 0 3 38 50 7.50 1.333																					
Juan Agosto, L (7, 1) ERA: 2.3	0.1 3 2 0 0 0 0 0 0 0 0 0 3 3 0.00 6.000																					
Ron Reed, R (7, 1) ERA: 3.4	2.2 S 8 0 0 0 2 0 0 0 0 0 0 12 12 0.00 0.000																					

Detroit Tigers @ Chicago White Sox
 Comiskey Park, Chicago, IL
 Tue Jul 03 1984, 8:05 PM EDT
 Att. 43,094 - Unknown

livebaseballscorecards.com

AB 35
R 5
H 7
RBI 5
BB 3
SO 9
LOB 16



Batter	1	2	3	4	5	6	7	8	9	AB R H RBI BB SO LOB	TOP											
Lou Whitaker, L (1, 4) OBP: 0.370, SLG: 0.393	0-0 F8			0-0 6-3		0-0 3-1			0-0 2B	4 0 1 0 0 0 0												
Alan Trammell, R (1, 10) OBP: 0.376, SLG: 0.467	0-0 6-3			0-0 1B 2B		0-0 F8			0-0 F9	4 0 1 0 0 0 1												
Kirk Gibson, L (1, 9) OBP: 0.344, SLG: 0.488	0-3 K			0-0 G6-4-3 1B		0-0 F3			0-3 K	4 0 1 0 0 2 1												
Lance Parrish, R (1, 2) OBP: 0.294, SLG: 0.467		0-0 F4		0-0 G6-4-3 1-2f		0-0 F8			0-0 F8	3 0 0 0 0 0 2												
Marty Castillo, R (8, 2) OBP: 0.224, SLG: 0.203										1 0 0 0 0 0 1												
Darrell Evans, L (1, 3) OBP: 0.367, SLG: 0.363		0-0 F5			0-0 F8			0-0 HR		3 1 1 1 0 0 0												
Chet Lemon, R (1, 8) OBP: 0.376, SLG: 0.536		0-0 F9			0-0 5-3			0-0 5-3		3 0 0 0 0 0 0												
Ruppert Jones, L (1, 7) OBP: 0.294, SLG: 0.617			4-0 BB BB	0-3 K		0-3 K		4-0 BB BB		1 0 0 0 2 1 0												
Howard Johnson, S (1, 5) OBP: 0.368, SLG: 0.473			0-0 F8		0-0 F7			0-0 G4-6-3 BB		3 0 0 0 0 0 2												
Doug Baker, S (1, 6) Tom Brookens, R (8, 6) Johnny Grubb, L (9, PH) OBP: 0.396, SLG: 0.457		0-0 8-3		0-0 1-2f		0-0 1-3			0-0 HR	2 0 0 0 0 0 1												
										0 0 0 0 0 0 0												
										1 1 1 1 0 0 0												
Inning Stats	R: 0 E: 0 K: 1 S: 5	H: 0 LOB: 0 BB: 0 P: 5	R: 0 E: 0 K: 0 S: 3	H: 0 LOB: 0 BB: 0 P: 3	R: 0 E: 0 K: 0 S: 2	H: 0 LOB: 0 BB: 1 P: 6	R: 0 E: 0 K: 0 S: 4	H: 2 LOB: 1 BB: 0 P: 4	R: 0 E: 0 K: 1 S: 5	H: 0 LOB: 0 BB: 0 P: 5	R: 0 E: 0 K: 0 S: 3	H: 0 LOB: 0 BB: 0 P: 3	R: 0 E: 0 K: 0 S: 3	H: 0 LOB: 0 BB: 0 P: 3	R: 1 E: 0 K: 0 S: 3	H: 1 LOB: 0 BB: 1 P: 7	R: 1 E: 0 K: 1 S: 7	H: 2 LOB: 1 BB: 0 P: 7	1B: 1 2B: 3 3B: 0 HR: 2	SF: 0 SAC: 0 DP: 3 HBP: 0	WP: 0 PB: 0 SB: 0 CS: 0	PA: 31
PITCHER	IP WLS BF H R ER SO BB IBB HBP BLK WP HR S P ERA WHIP																					
Richard Dotson, R (1, 1) ERA: 2.64	8.0 W 26 3 1 1 2 2 0 0 0 0 0 1 28 36 1.12 0.625																					
Al Jones, R (9, 1) ERA: 4.19	1.0 5 2 1 1 1 0 0 0 0 0 0 1 7 7 9.00 2.000																					

Detroit Tigers @ Chicago White Sox
 Comiskey Park, Chicago, IL
 Wed Jul 04 1984, 8:05 PM EDT
 Att: 37,665 - Unknown

livebaseballscorecards.com

AB	29
R	2
H	5
RBI	2
BB	2
SO	3
LOB	8



Batter	1	2	3	4	5	6	7	8	9
Rudy Law, L OBP: 0.335, SLG: 0.362 Daryl Boston, L OBP: 0.269, SLG: 0.360	4-0 BB 8-4		0-0 G6-4-3 1-2f			SH1-4 BB		0-0 F3	
Scott Fletcher, R OBP: 0.344, SLG: 0.294	0-0 8-4 1-2f			0-0 F8		SH1-4			
Harold Baines, L OBP: 0.332, SLG: 0.474	4-0 FC5-4 BB			4-0 2B G1-2-3 BB		0-0 2B 1B	0-0 7-5 2B		
Greg Walker, L OBP: 0.328, SLG: 0.514 Dave Stegman, R OBP: 0.302, SLG: 0.395	0-0 FC5-4 1-2f			0-0 2B		0-0 1B 2B	0-0 7-5 2-3f		
Jerry Hairston, S OBP: 0.395, SLG: 0.385 Mike Squires, L OBP: 0.241, SLG: 0.204		0-0 5-3		4-0 IBB		4-0 1B 3B IBB	4-0 HR BB		
Greg Luzinski, R OBP: 0.330, SLG: 0.323		0-0 4-3		0-0 G1-2-3 3-Hf		0-0 F9	0-0 HR		
Vance Law, R OBP: 0.286, SLG: 0.409		0-0 F3			0-3 K	0-0 1-3 2-H 3-H 3B 1B	0-0 F9		
Marc Hill, R OBP: 0.309, SLG: 0.418			0-0 F9		0-3 K	4-0 3B BB	0-3 K		
Julio Cruz, S OBP: 0.262, SLG: 0.283			0-0 G6-4-3 1B		0-0 F3	0-0 1-H 2-H 3-H 3B	0-0 5-3		

Inning Stats	R: 0 E: 0 K: 0 S: 2	H: 0 LOB: 1 BB: 2 P: 10	R: 0 E: 0 K: 0 S: 3	H: 0 LOB: 0 BB: 0 P: 3	R: 0 E: 0 K: 0 S: 3	H: 1 LOB: 0 BB: 0 P: 3	R: 0 E: 0 K: 0 S: 3	H: 1 LOB: 2 BB: 2 P: 11	R: 0 E: 0 K: 2 S: 7	H: 0 LOB: 0 BB: 0 P: 7	R: 6 E: 0 K: 0 S: 7	H: 4 LOB: 2 BB: 4 P: 23	R: 2 E: 0 K: 0 S: 4	H: 2 LOB: 0 BB: 1 P: 8	R: 0 E: 0 K: 1 S: 5	H: 0 LOB: 0 BB: 0 P: 5
1B: 3 2B: 5 3B: 1 HR: 1	SF: 0 SAC: 1 DP: 4 HBP: 0	WP: 0 PB: 0 SB: 0 CS: 0														

PITCHER	IP	WLS	BF	H	R	ER	SO	BB	IBB	HBP	BLK	WP	HR	S	P	ERA	WHIP
Milt Wilcox, R ERA: 4.46	(1, 1)	5.2	L	26	5	6	6	2	5	2	0	0	0	23	51	9.53	1.765
Aurelio Lopez, R ERA: 2.94	(6, 1)	0.1		3	1	0	0	1	0	0	0	0	0	2	6	0.00	6.000
Sid Monge, L ERA: 4.03	(7, 1)	2.0		8	2	2	1	1	0	0	0	0	1	9	13	9.00	1.500

AB R H RBI BB SO LOB

2 1 0 0 3 0 1
0 0 0 0 0 0 0

3 0 0 0 0 0 3

2 1 2 1 2 0 0

4 1 2 0 0 0 2
0 0 0 0 0 0 0

1 2 0 0 3 0 0
0 0 0 0 0 0 0


4 1 1 2 0 0 6

4 1 1 2 0 1 0

3 1 0 0 1 2 0

4 0 2 3 0 0 0

AB 27
R 8
H 8
RBI 8
BB 9
SO 3
LOB 12



WP: 0 PA: 37
PB: 0
SB: 0
CS: 0

Detroit Tigers @ Chicago White Sox
Comiskey Park, Chicago, IL
Wed Jul 04 1984, 8:05 PM EDT
Att. 37,665 - Unknown

livebaseballscorecards.com

Batter	1	2	3	4	5	6	7	8	9	AB R H RBI BB SO LOB	TOP																													
Lou Whitaker, L (1, 4) OBP: 0.371, SLG: 0.391	0-3 K		4-0 BB		0-0 B3			0-0 G3	0-0 HR	4 1 1 2 1 1 1																														
Alan Trammell, R (1, 6) OBP: 0.376, SLG: 0.470	0-3 K		0-0 F7		0-0 2B			0-0 6-3	0-0 HR	5 1 2 2 0 1 1																														
Kirk Gibson, L (1, 9) OBP: 0.348, SLG: 0.498	4-0 WP 1B BB		0-3 K		0-0 F8			1-0 HBP	0-0 HR	3 1 1 3 1 1 2																														
Lance Parrish, R (1, 2) OBP: 0.292, SLG: 0.463	0-0 WP 1-2 1B		0-3 K		0-0 F7			0-0 F5	0-3 K	5 0 1 0 0 2 3																														
Darrell Evans, L (1, 10) OBP: 0.365, SLG: 0.361	0-0 6-3 1-2 2-3			0-0 G6-4-3 1B		0-0 6-3		0-0 F5	0-0 F5	4 0 1 0 0 0 2																														
Chet Lemon, R (1, 8) OBP: 0.375, SLG: 0.532		0-0 F7		0-0 G6-4-3 1-2f		0-0 F7		0-0 BB 1B 1B	0-0 BB 1B 1B	4 1 1 0 0 0 1																														
Larry Herndon, R (1, 7) OBP: 0.310, SLG: 0.331		0-0 FC6 1B		0-0 F4		0-3 K		0-0 BB 1-2 1B 1B	0-0 BB 1-2 1B 1B	4 1 2 0 0 1 0																														
Dave Bergman, L (1, 3) OBP: 0.356, SLG: 0.383		0-0 FC6 1-2f		0-0 F8		0-0 F5		0-3 K	0-3 K	4 0 0 0 0 1 3																														
Howard Johnson, S (1, 5) OBP: 0.368, SLG: 0.471		0-0 G3		0-0 F6		0-0 F6		4-0 BB BB BB	4-0 BB BB BB	3 1 1 0 0 0 1																														
Johnny Grubb, L (9, PH) OBP: 0.402, SLG: 0.457								1-2 2-3 1B BB	1-2 2-3 1B BB	0 0 0 0 1 0 0																														
Tom Brookens, R (9, PR) OBP: 0.279, SLG: 0.328										0 1 0 0 0 0 0																														
Inning Stats	R: 0 E: 0 K: 2 S: 8	H: 1 LOB: 2 BB: 1 P: 12	R: 0 E: 0 K: 0 S: 4	H: 1 LOB: 1 BB: 0 P: 4	R: 0 E: 0 K: 2 S: 7	H: 0 LOB: 1 BB: 1 P: 11	R: 0 E: 0 K: 0 S: 3	H: 1 LOB: 0 BB: 0 P: 3	R: 1 E: 0 K: 0 S: 5	H: 2 LOB: 1 BB: 0 P: 5	R: 0 E: 0 K: 0 S: 3	H: 0 LOB: 0 BB: 0 P: 3	R: 0 E: 0 K: 1 S: 5	H: 0 LOB: 0 BB: 0 P: 5	R: 0 E: 0 K: 0 S: 3	H: 0 LOB: 1 BB: 0 P: 4	R: 6 E: 0 K: 2 S: 12	H: 5 LOB: 1 BB: 1 P: 16	1B: 8 2B: 1 3B: 0 HR: 1	SF: 0 SAC: 0 DP: 1 HBP: 1	WP: 1 PB: 0 SB: 0 CS: 0	PA: 40																		
PITCHER Charlie Hough, R (1, 1) ERA: 3.62	IP 9.0	WLS L	BF 40	H 10	R 7	ER 7	SO 7	BB 3	IBB 0	HBP 1	BLK 0	WP 1	HR 1	S 50	P 63	ERA 7.00	WHIP 1.444						PITCHER	IP 9.0	WLS L	BF 40	H 10	R 7	ER 7	SO 7	BB 3	IBB 0	HBP 1	BLK 0	WP 1	HR 1	S 50	P 63	ERA 7.00	WHIP 1.444

Detroit Tigers @ Texas Rangers
Arlington Stadium, Arlington, TX
Thu Jul 05 1984, 8:05 PM EDT
Att: 15,151 - Unknown

livebaseballscorecards.com

AB 36
R 7
H 10
RBI 7
BB 3
SO 7
LOB 14



Batter	1	2	3	4	5	6	7	8	9	AB R H RBI BB SO LOB	TOP											
Tom Brookens, R (1, 4) OBP: 0.271, SLG: 0.318 Lou Whitaker, L (9, PH) OBP: 0.373, SLG: 0.393	0-0 1-3		0-0 FC4-6 1-2f		0-0 5-3		0-0 F8		0-0 2B 1B	4 0 0 0 0 0 4 1 0 1 0 0 0 0												
Alan Trammell, R (1, 6) OBP: 0.376, SLG: 0.470	0-3 K		0-0 6-3		0-0 F9			4-0 FC5-4 BB	0-0 1-3 2B	4 0 1 0 1 1 2												
Barbaro Garbey, R (1, 10) OBP: 0.321, SLG: 0.381 Johnny Grubb, L (8, PH) OBP: 0.404, SLG: 0.451 Doug Baker, S (9, PR)	0-0 F9			0-0 5-3		0-0 4-3		0-3 K	4-0 FC5-4 IBB	3 0 0 0 0 0 0 1 0 0 0 1 1 1 0 0 0 0 0 0 0												
Lance Parrish, R (1, 2) OBP: 0.291, SLG: 0.456		4-0 FC6-4 BB		0-3 K		0-0 6-3		0-0 FC5-4 1B 1-2f	0-0 FC5-4 1-2f	4 1 0 0 1 1 4												
Chet Lemon, R (1, 8) OBP: 0.376, SLG: 0.539		0-0 FC6-4 1-2f WP		0-0 3B		0-0 F6		0-0 1-2 HR 1B		4 1 2 0 0 0 1												
Darrell Evans, L (1, 3) OBP: 0.371, SLG: 0.379		0-0 5-3 1-2		4-0 3B BB			0-0 1B 1B	0-0 1-H 2-H HR		3 1 2 3 1 0 1												
Larry Herndon, R (1, 7) OBP: 0.306, SLG: 0.325		0-0 6-3		0-0 F8			0-0 F9	0-0 6-3		4 0 0 0 0 0 4												
Kirk Gibson, L (1, 9) OBP: 0.350, SLG: 0.496			4-0 FC4-6 BB		0-0 5-3 1B		0-0 F6		0-0 F8	3 0 1 0 1 0 1												
Howard Johnson, S (1, 5) OBP: 0.365, SLG: 0.465			0-0 F8		0-3 K		0-0 1-2 1B		0-0 F4	4 0 1 0 0 1 2												
Inning Stats	R: 0 E: 0 K: 1 S: 5	H: 0 LOB: 0 BB: 0 P: 5	R: 0 E: 0 K: 0 S: 3	H: 0 LOB: 1 BB: 1 P: 7	R: 0 E: 0 K: 0 S: 3	H: 0 LOB: 1 BB: 1 P: 7	R: 0 E: 0 K: 1 S: 6	H: 1 LOB: 2 BB: 1 P: 10	R: 0 E: 0 K: 1 S: 6	H: 1 LOB: 1 BB: 0 P: 6	R: 0 E: 0 K: 0 S: 3	H: 0 LOB: 0 BB: 0 P: 3	R: 0 E: 0 K: 0 S: 5	H: 2 LOB: 2 BB: 0 P: 5	R: 3 E: 0 K: 1 S: 7	H: 2 LOB: 0 BB: 1 P: 11	R: 0 E: 0 K: 0 S: 5	H: 2 LOB: 3 BB: 1 P: 9	1B: 5 2B: 1 3B: 1 HR: 1	SF: 0 SAC: 0 DP: 0 HBP: 0	WP: 1 PB: 0 SB: 1 CS: 0	PA: 40
PITCHER	IP WLS BF H R ER SO BB IBB HBP BLK WP HR S P ERA WHIP																					
Mike Mason, L (1, 1) ERA: 2.72	7.0 W 28 4 0 0 3 3 0 0 0 1 0 31 43 0.00 1.000																					
Dickie Noles, R (8, 1) ERA: 5.08	1.2 9 3 3 3 1 1 0 0 0 0 1 10 14 16.20 2.400																					
Dave Schmidt, R (9, 1) ERA: 2.47	0.1 S 3 1 0 0 0 0 0 1 0 0 0 0 2 6 0.00 3.000																					

Detroit Tigers @ Texas Rangers
 Arlington Stadium, Arlington, TX
 Fri Jul 06 1984, 8:05 PM EDT
 Att. 22,378 - Unknown

livebaseballscorecards.com

AB	35
R	3
H	8
RBI	3
BB	5
SO	4
LOB	20



Batter	1	2	3	4	5	6	7	8	9
Tom Dunbar, L (1, 7) OBP: 0.375, SLG: 0.400	0-0 4-3		0-0 1B 2B 1B	0-0 1-2 1B		0-3 K		0-0 G6-3 1-2f	
Mickey Rivers, L (1, 10) OBP: 0.295, SLG: 0.316	0-0 1-3		0-0 2B BLK 1B	0-0 F3			0-0 G1		
Buddy Bell, R (1, 5) OBP: 0.374, SLG: 0.431	0-0 F9		0-0 BLK 2B	0-3 K			0-0 F9		
Larry Parrish, R (1, 9) OBP: 0.345, SLG: 0.481		0-0 WP 1B	0-3 K		0-0 HR		0-0 2B 2B		
Pete O'Brien, L (1, 3) OBP: 0.373, SLG: 0.480	0-0 F7		4-0 BB BB	2-3 3-H BB	0-0 CS 1B		0-0 2B 2B		
Gary Ward, R (1, 8) OBP: 0.298, SLG: 0.339	0-3 K		4-0 BB BB	1-2 BB	0-3 K		4-0 BB BB		
Donnie Scott, S (1, 2) OBP: 0.303, SLG: 0.317	0-0 F8		0-0 F8		0-0 F6		0-0 F7		
Wayne Tolleson, S (1, 4) OBP: 0.281, SLG: 0.259			0-0 F7	0-3 K		0-0 F8		0-0 6-3	
Curtis Wilkerson, S (1, 6) OBP: 0.297, SLG: 0.293			0-0 1B 2B 1B	0-0 1B		0-3 K		0-0 G6-3 1B	

AB	R	H	RBI	BB	SO	LOB
5	1	2	0	0	1	1
4	1	1	0	0	0	2
4	0	1	2	0	1	2
4	2	3	1	0	1	2
3	0	2	1	1	0	1
2	0	0	0	2	2	2
4	0	0	0	0	0	6
4	0	0	0	0	1	0
4	1	3	0	0	1	0

BOTTOM

Detroit Tigers @ Texas Rangers
Arlington Stadium, Arlington, TX
Fri Jul 06 1984, 8:05 PM EDT
Att. 22,378 - Unknown

livebaseballscorecards.com

AB	34
R	5
H	12
RBI	4
BB	3
SO	7
LOB	16



Inning Stats	R: 0	H: 0	E: 0	K: 0	S: 3	H: 0	LOB: 0	BB: 0	P: 3	R: 0	H: 1	E: 0	K: 1	S: 6	H: 1	LOB: 1	BB: 0	P: 6	R: 3	H: 4	E: 0	K: 1	S: 9	H: 2	LOB: 2	BB: 0	P: 9	R: 1	H: 2	E: 0	K: 1	S: 6	H: 0	LOB: 0	BB: 0	P: 6	R: 0	H: 0	E: 0	K: 2	S: 7	H: 0	LOB: 0	BB: 0	P: 7	R: 1	H: 2	E: 0	K: 0	S: 5	H: 1	LOB: 0	BB: 0	P: 3	R: 0	H: 1	E: 0	K: 0	S: 3	1B: 8	SF: 0	2B: 4	SAC: 0	3B: 0	DP: 2	HR: 1	HBP: 0	WP: 1	PA: 37
--------------	------	------	------	------	------	------	--------	-------	------	------	------	------	------	------	------	--------	-------	------	------	------	------	------	------	------	--------	-------	------	------	------	------	------	------	------	--------	-------	------	------	------	------	------	------	------	--------	-------	------	------	------	------	------	------	------	--------	-------	------	------	------	------	------	------	-------	-------	-------	--------	-------	-------	-------	--------	-------	--------

PITCHER	IP	WLS	BF	H	R	ER	SO	BB	IBB	HBP	BLK	WP	HR	S	P	ERA	WHIP
Juan Berenguer, R (1, 1) ERA: 4.09	2.2	L	15	5	3	3	2	2	0	0	1	1	0	17	25	10.12	2.625
Sid Monge, L (3, 1) ERA: 3.9	1.0		5	2	0	0	1	0	0	0	0	0	0	7	7	0.00	2.000
Aurelio Lopez, R (4, 1) ERA: 2.95	4.1		17	5	2	2	4	1	0	0	0	0	1	24	28	4.15	1.385


Batter	1	2	3	4	5	6	7	8	9	AB R H RBI BB SO LOB	TOP											
Lou Whitaker, L (1, 4) OBP: 0.373, SLG: 0.391	0-3 K		0-0 FC4-6 1B	4-0 BB BB		0-0 E3		0-0 1-3		4 0 1 1 1 1 0												
Alan Trammell, R (1, 6) OBP: 0.377, SLG: 0.467	0-0 WP 1B		0-0 FC4-6 1-2f	4-0 BB BB		0-0 F9			0-0 4-3	4 0 1 1 1 0 2												
Kirk Gibson, L (1, 9) OBP: 0.348, SLG: 0.489	0-0 F8			0-0 F7 4-3			0-0 G3		4-0 BB BB	4 0 0 0 1 0 4												
Lance Parrish, R (1, 2) OBP: 0.292, SLG: 0.465	0-0 F7 1-3			0-0 BB 1B	0-0 6-3		0-0 HR		0-0 F2 1-2	5 2 2 1 0 0 2												
Darrell Evans, L (1, 10) OBP: 0.368, SLG: 0.372		0-3 K		4-0 1B BB	0-0 G3		0-0 F7		0-0 4-3	4 1 0 0 1 1 1												
Ruppert Jones, L (1, 8) OBP: 0.327, SLG: 0.627		0-0 F4		0-0 BB BB 1B	0-0 1B		0-0 1B			4 1 3 1 0 0 0												
Dave Bergman, L (1, 3) OBP: 0.353, SLG: 0.374		0-0 F7		4-0 BB BB 1-2	0-0 F8		0-0 F5			3 1 0 0 1 0 2												
Larry Herndon, R (1, 7) OBP: 0.301, SLG: 0.320			0-0 F9	0-3 K		0-0 6-3		0-0 5-3		4 0 0 0 0 1 3												
Howard Johnson, S (1, 5) OBP: 0.363, SLG: 0.456			0-0 F9	4-0 BB BB		0-3 K		0-0 3-1		3 0 0 1 1 1 0												
Tom Brookens, R (8, 5) OBP: 0.271, SLG: 0.318				1-2 2-3 3-H BB						0 0 0 0 0 0 0												
Inning Stats	R: 0 E: 0 K: 1 S: 6	H: 1 LOB: 1 BB: 0 P: 6	R: 0 E: 0 K: 1 S: 5	H: 0 LOB: 0 BB: 0 P: 5	R: 0 E: 0 K: 0 S: 4	H: 1 LOB: 1 BB: 0 P: 4	R: 4 E: 0 K: 1 S: 7	H: 2 LOB: 3 BB: 5 P: 27	R: 0 E: 0 K: 0 S: 4	H: 1 LOB: 1 BB: 0 P: 4	R: 0 E: 1 K: 1 S: 6	H: 0 LOB: 1 BB: 0 P: 6	R: 1 E: 0 K: 0 S: 5	H: 2 LOB: 1 BB: 0 P: 5	R: 0 E: 0 K: 0 S: 3	H: 0 LOB: 0 BB: 0 P: 3	R: 0 E: 0 K: 0 S: 3	H: 0 LOB: 1 BB: 1 P: 7	1B: 6 2B: 0 3B: 0 HR: 1	SF: 0 SAC: 0 DP: 0 HBP: 0	WP: 2 PB: 0 SB: 1 CS: 0	PA: 41
PITCHER	IP WLS BF H R ER SO BB IBB HBP BLK WP HR S P ERA WHIP																					
Danny Darwin, R (1, 1) ERA: 4.65	3.2 L 19 4 4 4 3 4 0 0 0 1 0 21 37 9.82 2.182																					
Joey McLaughlin, R (4, 1) ERA: 4.43	3.1 15 3 1 1 1 1 0 0 0 0 1 16 20 2.70 1.200																					
Odell Jones, R (8, 1) ERA: 3.19	2.0 7 0 0 0 0 1 0 0 0 0 0 6 10 0.00 0.500																					

Detroit Tigers @ Texas Rangers
 Arlington Stadium, Arlington, TX
 Sat Jul 07 1984, 8:05 PM EDT
 Att. 29,262 - Unknown

livebaseballscorecards.com

AB 35
R 5
H 7
RBI 5
BB 6
SO 4
LOB 14



Batter	1	2	3	4	5	6	7	8	9	AB R H RBI BB SO LOB	TOP	
Lou Whitaker, L (1, 4) OBP: 0.369, SLG: 0.384	0-0 4-3		0-3 K			0-0 F8		4-0 BB	0-3 K	4 0 0 0 1 2 2		
Howard Johnson, S (1, 5) OBP: 0.358, SLG: 0.464	0-3 K			0-3 K		0-3 K		0-0 F8		4 0 0 0 0 3 1		
Barbaro Garbey, R (1, 10) OBP: 0.320, SLG: 0.394	0-0 1B			0-0 F6		0-0 HR		0-0 F7		4 1 2 1 0 0 1		
Lance Parrish, R (1, 2) OBP: 0.291, SLG: 0.457	0-0 F6			0-0 F8		0-0 E5 1B		0-3 K		4 0 0 0 0 1 2		
Chet Lemon, R (1, 8) OBP: 0.378, SLG: 0.538		0-0 F9			0-0 5-3	0-0 1B		4-0 1B BB		3 1 1 0 1 0 0		
Darrell Evans, L (1, 3) OBP: 0.361, SLG: 0.364		0-0 G3			0-0 F9	0-0 F6		0-0 F7		4 0 0 0 0 0 3		
Larry Herndon, R (1, 7) OBP: 0.302, SLG: 0.320 Ruppert Jones, L (9, PH) OBP: 0.328, SLG: 0.604		0-0 F9			0-0 1B 1B		0-0 F7	0-0 F8		3 0 1 0 0 0 0 1 0 0 0 0 0 1	AB 35 R 2 H 7 RBI 2 BB 2 SO 6 LOB 12	
Kirk Gibson, L (1, 9) OBP: 0.351, SLG: 0.483			0-0 F7		0-0 1B		0-0 F8	0-0 1B 1B		4 0 2 0 0 0 0		
Doug Baker, S (1, 6) Johnny Grubb, L (9, PH) OBP: 0.415, SLG: 0.464 Tom Brookens, R (9, PR) OBP: 0.273, SLG: 0.318			0-0 F3		0-0 F7		0-0 F8	0-0 1B 3-H		3 0 0 0 0 0 2 1 0 1 1 0 0 0 0 0 0 0 0 0 0		
Inning Stats	R: 0 E: 0 K: 1 S: 6 H: 1 LOB: 1 BB: 0 P: 6	R: 0 E: 0 K: 0 S: 3 H: 0 LOB: 0 BB: 0 P: 3	R: 0 E: 0 K: 1 S: 5 H: 0 LOB: 0 BB: 0 P: 5	R: 0 E: 0 K: 1 S: 5 H: 0 LOB: 0 BB: 0 P: 5	R: 0 E: 0 K: 1 S: 5 H: 2 LOB: 2 BB: 0 P: 5	R: 1 E: 1 K: 1 S: 8 H: 2 LOB: 2 BB: 0 P: 8	R: 0 E: 0 K: 0 S: 3 H: 0 LOB: 0 BB: 0 P: 3	R: 0 E: 0 K: 1 S: 5 H: 0 LOB: 1 BB: 1 P: 9	R: 1 E: 0 K: 1 S: 7 H: 2 LOB: 2 BB: 1 P: 11	1B: 6 2B: 0 3B: 0 HR: 1 SF: 0 SAC: 0 DP: 0 HBP: 0	WP: 0 PB: 0 SB: 0 CS: 0 PA: 37	
PITCHER	IP WLS BF H R ER SO BB IBB HBP BLK WP HR S P ERA WHIP											
Frank Viola, L (1, 1) ERA: 2.9	8.0 W 31 5 1 1 5 1 0 0 0 0 1 40 44 1.12 0.750											
Ron Davis, R (9, 1) ERA: 4.85	1.0 S 6 2 1 1 1 1 0 0 0 0 0 7 11 9.00 3.000											

Detroit Tigers @ Minnesota Twins
 Hubert H. Humphrey Metrodome, Minneapolis, MN
 Thu Jul 12 1984, 4:33 AM EDT
 Att: 29,729 - Unknown

livebaseballscorecards.com

Batter	1	2	3	4	5	6	7	8	9
Kirby Puckett, R OBP: 0.349, SLG: 0.374 (1, 8) X	0-0 B2 ①		0-3 K ②			0-0 6-3 ① X	0-0 1B ② X		
Darrell Brown, S OBP: 0.318, SLG: 0.357 (1, 7) X	0-0 6-3 ②		0-0 6-3 ③			0-0 F7 ② X	0-0 3-1 ③		
Kent Hrbek, L OBP: 0.399, SLG: 0.511 (1, 3) X	0-0 4-3 ③			0-0 G3 ① X		0-0 FC6-4 1B ③ X		0-0 G3 ① X	
Dave Engle, R OBP: 0.342, SLG: 0.406 (1, 2) X		0-0 5-3 ① X		0-0 F9 ② X		0-0 FC6-4 ③ X		0-0 4-3 1B ③ X	
Randy Bush, L OBP: 0.298, SLG: 0.415 (1, 10) X		0-0 4-3 ② X		0-0 F8 ③ X			0-0 F8 2B ① X	0-0 E4 4-3 ③ X	
Tom Brunansky, R OBP: 0.308, SLG: 0.422 (1, 9) X		0-0 4-3 ③ X			0-0 4-3 2B ① X		0-3 K ① X	0-0 4-3 ② X	
Tim Teufel, R OBP: 0.351, SLG: 0.411 (1, 4) X			0-0 F9 ① X		0-0 4-3 ① X		0-0 F8 ② X	0-3 K ③ X	
Gary Gaetti, R OBP: 0.311, SLG: 0.345 (1, 5) X			0-0 2B 1B ② X		0-0 5-3 ② X		0-0 1B 2B ③ X		
Houston Jimenez, R OBP: 0.284, SLG: 0.288 (1, 6) X			0-0 1-3 2B ③ X		0-0 F8 ③ X		0-0 1B 1B ③ X		

Inning Stats	R: 0	H: 0	E: 0	K: 0	S: 3	LOB: 0	BB: 0	P: 3
	0	0	0	0	3	0	0	3
	0	0	0	0	3	0	0	3
	0	2	0	1	7	2	0	7
	0	0	0	0	3	0	0	3
	0	0	0	0	3	0	0	3
	0	1	0	0	4	1	0	4
	0	0	0	0	4	0	0	4
	3	4	1	1	9	1	0	9
	1	1	1	0	7	1	0	7

PITCHER	IP	WLS	BF	H	R	ER	SO	BB	IBB	HBP	BLK	WP	HR	S	P	ERA	WHIP
Dan Petry, R ERA: 3.24 (1, 1)	7.1	L	32	9	4	3	2	0	0	0	0	0	0	36	36	3.68	1.227
Doug Bair, R ERA: 3.46 (8, 1)	0.2		2	0	0	0	1	0	0	0	0	0	0	4	4	0.00	0.000

BOTTOM

AB	R	H	RBI	BB	SO	LOB
4	0	1	1	0	1	2
4	0	0	0	0	0	3
4	0	1	0	0	0	0
4	1	1	0	0	0	1
4	1	1	0	0	0	1
4	0	1	1	0	1	2
4	0	0	0	0	1	3
3	1	2	1	0	0	1
3	1	2	1	0	0	1

AB	34
R	4
H	9
RBI	4
BB	0
SO	3
LOB	14



WP	PA	ERA	WHIP
0	34		
0			
0			
0			
0			
0			

Detroit Tigers @ Minnesota Twins
Hubert H. Humphrey Metrodome, Minneapolis, MN
 Thu Jul 12 1984, 4:33 AM EDT
 Att. 29,729 - Unknown

livebaseballscorecards.com

Batter	1	2	3	4	5	6	7	8	9	10	11	AB R H RBI BB SO LOB	TOP															
Lou Whitaker, L (1, 4) OBP: 0.374, SLG: 0.398	F7			5-3		SF8 1-3 2B		BB SH5-4 BB	IBB		HR	4 2 2 2 2 0 0	Detroit Tigers @ Minnesota Twins Hubert H. Humphrey Metrodome, Minneapolis, MN Fri Jul 13 1984, 8:05 PM EDT Att. 30,050 - Unknown															
Howard Johnson, S (1, 5) OBP: 0.349, SLG: 0.451	4-3			F8		K		SH5-4	F8		F3	5 0 0 0 0 1 4																
Kirk Gibson, L (1, 9) OBP: 0.345, SLG: 0.476	6-3			G3		SF8		F8		4-3		4 0 0 1 0 0 1																
Lance Parrish, R (1, 2) OBP: 0.295, SLG: 0.460												4 0 2 1 1 1 0																
Darrell Evans, L (1, 3) OBP: 0.363, SLG: 0.363 Dave Bergman, L (8, PR) OBP: 0.355, SLG: 0.371												3 0 1 0 1 0 2 0 0 0 0 1 0 0																
Chet Lemon, R (1, 8) OBP: 0.381, SLG: 0.537												4 0 2 0 1 1 4																
Ruppert Jones, L (1, 10) OBP: 0.302, SLG: 0.552												5 0 0 0 0 2 3																
Larry Herndon, R (1, 7) OBP: 0.296, SLG: 0.314												5 0 0 0 0 1 3																
Doug Baker, S (1, 6) OBP: 0.071, SLG: 0.071 Johnny Grubb, L (8, PH) OBP: 0.421, SLG: 0.506 Tom Brookens, R (8, 6) OBP: 0.283, SLG: 0.351												2 1 1 0 0 1 0 1 1 1 1 0 0 0 2 1 2 0 0 0 0																
Inning Stats	R: 0 H: 0 E: 0 K: 0 S: 3	H: 0 LOB: 0 BB: 0 P: 3	R: 0 H: 1 E: 0 K: 0 S: 3	H: 1 LOB: 0 BB: 0 P: 3	R: 0 H: 0 E: 0 K: 2 S: 7	H: 0 LOB: 2 BB: 0 P: 7	R: 0 H: 0 E: 0 K: 1 S: 7	H: 2 LOB: 0 BB: 0 P: 7	R: 2 H: 3 E: 0 K: 1 S: 8	H: 3 LOB: 1 BB: 0 P: 8	R: 0 H: 0 E: 0 K: 0 S: 2	H: 0 LOB: 0 BB: 1 P: 6		R: 1 H: 1 E: 0 K: 1 S: 6	H: 1 LOB: 3 BB: 3 P: 18	R: 0 H: 1 E: 0 K: 1 S: 6	H: 1 LOB: 2 BB: 1 P: 10	R: 0 H: 1 E: 0 K: 0 S: 3	H: 1 LOB: 1 BB: 1 P: 7	R: 2 H: 2 E: 0 K: 1 S: 7	H: 2 LOB: 0 BB: 0 P: 7	1B: 5 SF: 1 2B: 3 SAC: 1 3B: 1 DP: 1 HR: 2 HBP: 0	WP: 0 PA: 49 PB: 0 SB: 0 CS: 2					
PITCHER	IP WLS BF H R ER SO BB IBB HBP BLK WP HR S P ERA WHIP													PITCHER	IP WLS BF H R ER SO BB IBB HBP BLK WP HR S P ERA WHIP													
John Butcher, R (1, 1) ERA: 3.27	7.0	28	7	3	3	4	2	0	0	0	0	0	1	34	42	3.86	1.286											
Len Whitehouse, L (8, 1) ERA: 2.21	0.2	4	0	0	0	0	1	1	0	0	0	0	0	2	10	0.00	1.500											
Rick Lysander, R (8, 1) ERA: 3.48	3.1	L	15	4	2	2	3	1	1	0	0	0	1	19	27	5.40	1.500											

AB	39
R	5
H	11
RBI	5
BB	6
SO	7
LOB	17



livebaseballscorecards.com

Batter	1	2	3	4	5	6	7	8	9	10	11	12
Kirby Puckett, R OBP: 0.344, SLG: 0.368 (1, 8) X	0-0 G3 1B	0-0 4-3			0-0 5-3		0-0 F2			0-0 4-3		
Mickey Hatcher, R OBP: 0.325, SLG: 0.387 (1, 7) X	0-0 G3 1-2		0-0 3-1 E5 2B		0-0 6-3		0-0 5-3			0-0 F8		
Kent Hrbek, L OBP: 0.396, SLG: 0.510 (1, 3) X	0-0 FC5-4 2-H 1B		0-0 3-1			0-0 HR 2B		0-0 5-3			0-3 K	
Dave Engle, R OBP: 0.337, SLG: 0.398 (1, 2) X	0-0 FC5-4 1-2 1B		0-0 E5		0-0 6-3		0-0 F3			0-0 F8		
Randy Bush, L OBP: 0.298, SLG: 0.427 (1, 10) X Darrell Brown, S OBP: 0.318, SLG: 0.356 (11, PH)	0-0 1B 1-2 1B		0-0 4-3			0-0 HR 2-H		0-0 F5			0-0 6-3	
Tom Brunansky, R OBP: 0.305, SLG: 0.412 (1, 9) X	0-0 1-3 2-H 1B			0-0 F2		0-3 K			0-3 K			0-0 F7
Gary Gaetti, R OBP: 0.313, SLG: 0.351 (1, 5) X	0-0 4-3			0-0 F7		0-0 2B		0-0 F8				0-0 F3
Tim Teufel, R OBP: 0.347, SLG: 0.412 (1, 4) X		0-0 5-3		0-0 5-3		0-0 6-3		0-3 K				0-0 HR
Houston Jimenez, R OBP: 0.280, SLG: 0.284 (1, 6) X Andre David, L OBP: 0.273, SLG: 0.556 (10, PH) Tim Laudner, R OBP: 0.222, SLG: 0.357 (10, PH) Ron Washington, R OBP: 0.288, SLG: 0.475 (11, 6) X		0-0 4-3			0-3 K		0-0 5-3			0-0 F8		0-0 F7

AB	R	H	RBI	BB	SO	LOB
5	1	1	0	0	0	0
5	0	1	0	0	0	1
5	1	2	1	0	1	1
5	1	0	0	0	0	3
4	1	2	2	0	0	1
1	0	0	0	0	0	0
5	0	1	1	0	2	0
5	0	1	0	0	0	2
5	1	1	1	0	1	1
3	0	0	0	0	1	0
0	0	0	0	0	0	0
1	0	0	0	0	0	0

BOTTOM

Detroit Tigers @ Minnesota Twins
 Hubert H. Humphrey Metrodome, Minneapolis, MN
 Sat Jul 14 1984, 8:05 PM EDT
 Att: 46,017 - Unknown

livebaseballscorecards.com

AB	45
R	5
H	9
RBI	5
BB	0
SO	5
LOB	9



Inning Stats	R: 2	H: 4	E: 0	LOB: 2	K: 0	P: 7	R: 0	H: 0	E: 0	LOB: 0	K: 0	P: 3	R: 0	H: 1	E: 1	LOB: 1	K: 0	P: 4	R: 0	H: 0	E: 0	LOB: 0	K: 0	P: 3	R: 0	H: 0	E: 0	LOB: 0	K: 1	P: 5	R: 2	H: 3	E: 0	LOB: 1	K: 1	P: 8	R: 0	H: 0	E: 0	LOB: 0	K: 0	P: 3	R: 0	H: 0	E: 0	LOB: 0	K: 0	P: 3	R: 0	H: 0	E: 0	LOB: 0	K: 2	P: 7	R: 0	H: 0	E: 0	LOB: 0	K: 0	P: 3	R: 0	H: 0	E: 0	LOB: 0	K: 1	P: 5	R: 1	H: 1	E: 0	LOB: 0	K: 0	P: 4	1B: 4	2B: 3	3B: 0	HR: 2	SF: 0	SAC: 0	DP: 0	HBP: 0	WP: 0	PA: 45
--------------	------	------	------	--------	------	------	------	------	------	--------	------	------	------	------	------	--------	------	------	------	------	------	--------	------	------	------	------	------	--------	------	------	------	------	------	--------	------	------	------	------	------	--------	------	------	------	------	------	--------	------	------	------	------	------	--------	------	------	------	------	------	--------	------	------	------	------	------	--------	------	------	------	------	------	--------	------	------	-------	-------	-------	-------	-------	--------	-------	--------	-------	--------

PITCHER	IP	WLS	BF	H	R	ER	SO	BB	IBB	HBP	BLK	WP	HR	S	P	ERA	WHIP
Milt Wilcox, R ERA: 4.56 (1, 1)	5.2		25	8	4	4	2	0	0	0	0	0	1	29	29	6.35	1.412
Doug Bair, R ERA: 3.26 (6, 1)	3.1		10	0	0	0	2	0	0	0	0	0	0	14	14	0.00	0.000
Willie Hernandez, L ERA: 2.11 (10, 1)	3.0	W	10	1	1	1	1	0	0	0	0	0	1	12	12	3.00	0.333

Batter	1	2	3	4	5	6	7	8	9	AB	R	H	RBI	BB	SO	LOB	TOP										
Lou Whitaker, L (1, 4) OBP: 0.379, SLG: 0.407	0-0 F8 1B	0-0 1B		0-0 2B		0-0 2B	0-0 G3			5	1	4	1	0	0	1											
Ruppert Jones, L (1, 7) OBP: 0.313, SLG: 0.548 Larry Herndon, R (6, PH) OBP: 0.292, SLG: 0.309	0-0 1-2 1B	0-0 F8		0-3 K		0-0 F4		0-0 F8		3	0	1	0	0	1	2											
Johnny Grubb, L (1, 9) OBP: 0.420, SLG: 0.494 Rusty Kuntz, R (6, PH) OBP: 0.394, SLG: 0.450 Kirk Gibson, L (6, PH) OBP: 0.346, SLG: 0.479	0-0 F8		0-0 G3		0-0 E 1B	4-0 2B IBB		0-0 2B		3	1	1	0	0	0	2											
Lance Parrish, R (1, 2) OBP: 0.292, SLG: 0.458	0-0 F9		0-0 F7		0-0 E5 1B	0-3 K		0-0 5-3		5	0	0	0	0	1	7											
Darrell Evans, L (1, 10) OBP: 0.363, SLG: 0.375	0-3 K		0-0 HR		0-0 F8	0-0 2B		0-0 F3		5	1	2	3	0	1	5											
Chet Lemon, R (1, 8) OBP: 0.384, SLG: 0.543		0-0 2B	0-0 2B		0-0 F3	0-0 F9			0-3 K	5	1	2	0	0	1	4											
Dave Bergman, L (1, 3) OBP: 0.363, SLG: 0.406		4-0 2B 1B BB	0-0 F5		0-0 1-2 2-H 1B		0-0 F7 2B		0-0 F4	4	1	2	1	1	0	1	AB 41										
Howard Johnson, S (1, 5) OBP: 0.356, SLG: 0.467		0-0 1-3 2-H 1B 2B		0-0 1-3	0-0 F3		4-0 BB		0-0 1B	4	0	2	1	1	0	2	R 6										
Doug Baker, S (1, 6) OBP: 0.105, SLG: 0.056		0-0 F3		0-0 F6		4-0 2B BB	0-0 F7		0-0 6-3	4	1	0	0	1	0	5	H 15										
Inning Stats	R: 0 E: 0 K: 1 S: 7	H: 2 LOB: 2 BB: 0 P: 7	R: 2 E: 0 K: 0 S: 5	H: 3 LOB: 1 BB: 1 P: 9	R: 1 E: 0 K: 0 S: 5	H: 2 LOB: 1 BB: 0 P: 5	R: 0 E: 0 K: 1 S: 6	H: 1 LOB: 1 BB: 0 P: 6	R: 1 E: 1 K: 0 S: 6	H: 2 LOB: 2 BB: 0 P: 6	R: 2 E: 0 K: 1 S: 7	H: 2 LOB: 2 BB: 2 P: 15	R: 0 E: 0 K: 0 S: 3	H: 1 LOB: 1 BB: 1 P: 7	R: 0 E: 0 K: 0 S: 4	H: 1 LOB: 1 BB: 0 P: 4	R: 0 E: 0 K: 1 S: 6	H: 1 LOB: 1 BB: 0 P: 6	1B: 6 2B: 8 3B: 0 HR: 1	SF: 0 SAC: 0 DP: 0 HBP: 0	WP: 0 PB: 0 SB: 0 CS: 0	PA: 45					
PITCHER	IP	WLS	BF	H	R	ER	SO	BB	IBB	HBP	BLK	WP	HR	S	P	ERA	WHIP										
Ken Schrom, R (1, 1) ERA: 3.99	4.2	L	25	10	4	3	2	1	0	0	0	0	1	28	32	5.79	2.357										
Len Whitehouse, L (5, 1) ERA: 2.91	0.2		4	1	2	2	0	1	0	0	0	0	0	3	7	27.00	3.000										
Mike Walters, R (6, 1) ERA: 2.03	3.2		16	4	0	0	2	1	1	0	0	0	0	18	26	0.00	1.364										

Detroit Tigers @ Minnesota Twins
Hubert H. Humphrey Metrodome, Minneapolis, MN
Sun Jul 15 1984, 4:33 AM EDT
Att: 27,965 - Unknown

livebaseballscorecards.com



Batter	1	2	3	4	5	6	7	8	9	AB R H RBI BB SO LOB
Kirby Puckett, R OBP: 0.341, SLG: 0.365 (1, 8)	0-0 1-3 2B 1B		0-0 6-3		0-0 E4 1-2 1B		0-3 K		0-0 FC4 1-2f	5 1 1 0 0 1 2
Mickey Hatcher, R OBP: 0.324, SLG: 0.385 (1, 7)	0-0 1-3 1-2		0-0 F1		0-0 G3-6-1 1-2 2-3 1B		0-0 F3			4 0 1 0 0 0 1
Kent Hrbek, L OBP: 0.398, SLG: 0.514 (1, 3)	0-0 2-H 2B		0-0 BLK 1B		0-0 G3-6-1 1-2f		0-3 K			4 0 2 1 0 1 3
Dave Engle, R OBP: 0.332, SLG: 0.392 (1, 2)	0-3 K		0-3 K		0-0 E4 FC3-6 1-2		0-0 F7			4 0 0 0 0 2 2
Randy Bush, L OBP: 0.297, SLG: 0.420 (1, 10)	4-0 FC6-4 IBB			0-3 K		0-0 FC3-6 1-2f 1B		0-0 F7		3 1 0 0 1 1 1
Gary Gaetti, R OBP: 0.315, SLG: 0.353 (1, 5)	0-0 FC6-4 1-2f		0-0 G5-4-3 1B		0-0 1B 1B		0-0 F3			4 0 2 1 0 0 2
Dave Meier, R OBP: 0.322, SLG: 0.376 (1, 9)		0-0 4-3		0-0 G5-4-3 1-2f		0-0 1B		0-3 K		4 0 1 0 0 1 1
Tim Teufel, R OBP: 0.346, SLG: 0.410 (1, 4)		0-3 K			0-0 1B E 1B		0-3 K		0-0 F8	4 0 1 0 0 2 2
Houston Jimenez, R OBP: 0.277, SLG: 0.280 (1, 6)		0-0 F6			0-3 K		0-3 K		0-0 FC4 1B	2 0 0 0 0 1 1
Andre David, L OBP: 0.250, SLG: 0.500 (6, PH)										1 0 0 0 0 1 2
Ron Washington, R OBP: 0.295, SLG: 0.480 (7, 6)										1 0 1 0 0 0 0

Inning Stats	R: 1	H: 2	E: 0	K: 1	S: 7	H: 2	LOB: 2	BB: 1	P: 11	R: 0	H: 0	E: 0	K: 1	S: 5	H: 0	LOB: 0	BB: 0	P: 5	R: 0	H: 1	E: 0	K: 1	S: 6	H: 1	LOB: 1	BB: 0	P: 6	R: 0	H: 2	E: 1	K: 1	S: 7	H: 2	LOB: 2	BB: 0	P: 7	R: 0	H: 0	E: 0	K: 2	S: 7	H: 0	LOB: 0	BB: 0	P: 7	R: 0	H: 0	E: 0	K: 0	S: 3	H: 0	LOB: 0	BB: 0	P: 3	R: 0	H: 1	E: 0	K: 1	S: 6	H: 1	LOB: 1	BB: 0	P: 6	1B: 8	2B: 1	3B: 0	HR: 0	SF: 0	SAC: 0	DP: 2	HBP: 0	WP: 0	PB: 0	SB: 1	CS: 0	PA: 37
PITCHER	IP	WLS	BF	H	R	ER	SO	BB	IBB	HBP	BLK	WP	HR	S	P	ERA	WHIP																																																											
Dave Rozema, R ERA: 3.2 (1, 1)	5.1	W	25	8	2	1	5	0	1	0	1	0	0	34	38	1.69	1.500																																																											
Aurelio Lopez, R ERA: 2.81 (6, 1)	3.2	S	12	1	0	0	5	0	0	0	0	0	0	22	22	0.00	0.273																																																											

BOTTOM

Detroit Tigers @ Minnesota Twins
 Hubert H. Humphrey Metrodome, Minneapolis, MN
 Sun Jul 15 1984, 4:33 AM EDT
 Att. 27,965 - Unknown

livebaseballscorecards.com

AB	36
R	2
H	9
RBI	2
BB	1
SO	10
LOB	17



Batter	1	2	3	4	5	6	7	8	9	AB R H RBI BB SO LOB	TOP								
Rudy Law, L (1, 8) OBP: 0.334, SLG: 0.365	0-0 4-3			x 0-0 F9		x 0-0 F5		B B B B 4-0 S BB		3 0 0 0 1 0 1									
Carlton Fisk, R (1, 2) OBP: 0.276, SLG: 0.406	0-0 F4			x 0-0 1-3		H 1-0 HBP		x 0-0 F5 1-2		3 0 0 0 0 0 1									
Harold Baines, L (1, 9) OBP: 0.336, SLG: 0.486	0-0 4-3			x 0-0 F3		x 0-0 F5		x 0-0 4-3		4 0 0 0 0 0 3									
Greg Walker, L (1, 3) OBP: 0.304, SLG: 0.471		x 0-0 5-3			x 0-0 4-3		x 0-0 F9		x 0-0 F3	4 0 0 0 0 0 0									
Greg Luzinski, R (1, 10) OBP: 0.332, SLG: 0.346		x 0-0 F9			x 0-0 FC4-6 1B		x 0-0 1B		x 0-0 F3	4 0 2 0 0 0 0									
Ron Kittle, R (1, 7) OBP: 0.319, SLG: 0.496		x 0-0 F8			x 0-0 FC4-6 1-2f		x 0-0 1B		x 0-0 HR	4 1 2 1 0 0 1									
Vance Law, R (1, 5) OBP: 0.284, SLG: 0.402			x 0-0 F9		x 0-0 F7		x 0-0 F7		x 0-0 6-3	2 0 0 0 0 0 1									
Jerry Hairston, S (7, PH) OBP: 0.418, SLG: 0.432										1 0 0 0 0 0 2	AB 32								
Jerry Dybzinski, R (7, 5) OBP: 0.363, SLG: 0.359										0 0 0 0 0 0 0	R 1								
Mike Squires, L (9, PH) OBP: 0.221, SLG: 0.188										1 0 0 0 0 0 0	H 5								
Scott Fletcher, R (1, 6) OBP: 0.349, SLG: 0.318			x 0-0 1-3				x 0-0 3-1			3 0 0 0 0 0 2	RBI 1								
Julio Cruz, S (1, 4) OBP: 0.272, SLG: 0.292			x 0-0 6-3				x 0-0 2B		x 0-0 F7	3 0 1 0 0 0 0	SO 0								
											LOB 11								
Inning Stats	R: 0 E: 0 K: 0 S: 3	H: 0 LOB: 0 BB: 0 P: 3	R: 0 E: 0 K: 0 S: 3	H: 0 LOB: 0 BB: 0 P: 3	R: 0 E: 0 K: 0 S: 3	H: 0 LOB: 0 BB: 0 P: 3	R: 0 E: 0 K: 0 S: 4	H: 1 LOB: 1 BB: 0 P: 4	R: 0 E: 0 K: 0 S: 5	H: 2 LOB: 2 BB: 0 P: 5	R: 0 E: 0 K: 0 S: 3	H: 0 LOB: 1 BB: 1 P: 7	R: 1 E: 0 K: 0 S: 4	H: 1 LOB: 0 BB: 0 P: 4	1B: 3 2B: 1 3B: 0 HR: 1	SF: 0 SAC: 0 DP: 0 HBP: 1	WP: 0 PB: 0 SB: 1 CS: 0	PA: 34	
PITCHER Glenn Abbott, R (1, 1) ERA: 4.73	IP 9.0 WLS W BF 34 H 5 R 1 ER 1 SO 0 BB 1 IBB 0 HBP 1 BLK 0 WP 0 HR 1 S 32 P 37 ERA 1.00 WHIP 0.667																		

Chicago White Sox @ Detroit Tigers
Tiger Stadium, Detroit, MI
Mon Jul 16 1984, 7:05 PM EDT
Att: 41,935 - Unknown

livebaseballscorecards.com



Batter	1	2	3	4	5	6	7	8	9	AB R H RBI BB SO LOB	TOP											
Scott Fletcher, R (1, 6) <small>OBP: 0.346, SLG: 0.314</small> Rudy Law, L (8, PH) <small>OBP: 0.333, SLG: 0.364</small> (8, 8)	0-0 4-3		0-0 3-1		0-0 6-3			0-0 F4		3 0 0 0 0 0 0 1 0 0 0 0 0 0												
Jerry Hairston, S (1, 8) <small>OBP: 0.422, SLG: 0.487</small> Jerry Dybzinski, R (8, 6) <small>OBP: 0.363, SLG: 0.359</small>	0-0 4-3		0-0 1B 2B			0-0 HR		0-3 K		4 2 2 1 0 1 0 0 0 0 0 0 0 0												
Harold Baines, L (1, 9) <small>OBP: 0.335, SLG: 0.483</small>	0-0 3-1		0-0 1B			0-0 3-1		0-3 K		4 0 1 1 0 1 0												
Greg Luzinski, R (1, 10) <small>OBP: 0.331, SLG: 0.345</small>		0-0 1B 1B	0-0 F9			0-3 K		0-3 K		4 0 1 0 0 2 1												
Greg Walker, L (1, 3) <small>OBP: 0.299, SLG: 0.463</small>		0-0 F7		0-0 F7		0-0 F8		0-0 3-1		4 0 0 0 0 0 1												
Ron Kittle, R (1, 7) <small>OBP: 0.316, SLG: 0.491</small>		0-3 K		0-0 F8			0-0 F7			3 0 0 0 0 1 1												
Vance Law, R (1, 5) <small>OBP: 0.288, SLG: 0.403</small>		0-0 1-2 1B		0-3 K			4-0 G4-3 BB			2 0 1 0 1 1 0												
Marc Hill, R (1, 2) <small>OBP: 0.295, SLG: 0.415</small>		0-3 K			0-0 4-3		0-0 G4-3			3 0 0 0 0 1 3												
Julio Cruz, S (1, 4) <small>OBP: 0.269, SLG: 0.289</small>			0-3 K		0-0 1-3			0-0 1-3		3 0 0 0 0 1 0												
Inning Stats	R: 0 E: 0 K: 0 S: 3	H: 0 LOB: 0 BB: 0 P: 3	R: 0 E: 0 K: 2 S: 9	H: 2 LOB: 2 BB: 0 P: 9	R: 1 E: 0 K: 1 S: 7	H: 2 LOB: 1 BB: 0 P: 7	R: 0 E: 0 K: 1 S: 5	H: 0 LOB: 0 BB: 0 P: 5	R: 0 E: 0 K: 0 S: 3	H: 0 LOB: 0 BB: 0 P: 3	R: 1 E: 0 K: 1 S: 6	H: 1 LOB: 0 BB: 0 P: 6	R: 0 E: 0 K: 0 S: 2	H: 0 LOB: 0 BB: 1 P: 6	R: 0 E: 0 K: 1 S: 5	H: 0 LOB: 0 BB: 0 P: 5	R: 0 E: 0 K: 2 S: 7	H: 0 LOB: 0 BB: 0 P: 7	1B: 3 2B: 1 3B: 0 HR: 1	SF: 0 SAC: 0 DP: 1 HBP: 0	WP: 0 PB: 0 SB: 0 CS: 0	PA: 32
PITCHER	IP WLS BF H R ER SO BB IBB HBP BLK WP HR S P ERA WHIP																					
Dan Petry, R (1, 1) <small>ERA: 3.19</small> Willie Hernandez, L (8, 1) <small>ERA: 2.08</small>	7.2 W 28 5 2 2 5 1 0 0 0 0 1 37 41 2.35 0.783																					
	1.1 S 4 0 0 0 3 0 0 0 0 0 0 0 10 10 0.00 0.000																					

Chicago White Sox @ Detroit Tigers
Tiger Stadium, Detroit, MI
Tue Jul 17 1984, 7:05 PM EDT
Att. 34,579 - Unknown

livebaseballscorecards.com

AB	31
R	2
H	5
RBI	2
BB	1
SO	8
LOB	6




Batter	1	2	3	4	5	6	7	8	9	AB	R	H	RBI	BB	SO	LOB
Lou Whitaker, L OBP: 0.376, SLG: 0.407 (1, 4)	0-0 F5		0-0 G3		0-0 2B			0-0 3-1		4	0	1	0	0	0	0
Ruppert Jones, L OBP: 0.311, SLG: 0.536 (1, 8) (8, 7)	0-0 PB SF9 2B		0-0 F9		0-0 3-1			0-0 3-1		4	1	1	0	0	0	1
Kirk Gibson, L OBP: 0.348, SLG: 0.495 (1, 9)	0-0 SF9 2-H		0-0 G3					0-0 F9		2	0	0	1	0	0	0
Lance Parrish, R OBP: 0.294, SLG: 0.459 (1, 2)	0-0 HR 1B			0-0 1B 2B				0-0 6-3		3	1	2	0	0	0	0
Darrell Evans, L OBP: 0.361, SLG: 0.385 (1, 10)	0-0 1-H HR			0-0 F8				0-3 K		3	1	1	2	0	1	1
Johnny Grubb, L OBP: 0.426, SLG: 0.500 Rusty Kuntz, R OBP: 0.389, SLG: 0.444 (1, 7) (7, PR) (8, 8)	0-3 K			0-0 G3-6-3 2-3 1B				0-0 CS 1B		3	0	2	0	0	1	0
Dave Bergman, L OBP: 0.359, SLG: 0.399 (1, 3)		0-0 1-3		0-0 G3-6-3 1-2f				0-0 5-3		3	0	0	0	0	0	3
Howard Johnson, S OBP: 0.349, SLG: 0.455 (1, 5)		0-0 4-3			0-0 F7			0-3 K		3	0	0	0	0	1	1
Doug Baker, S OBP: 0.080, SLG: 0.042 (1, 6)		0-0 4-3			0-0 L3			0-0 4-3		3	0	0	0	0	0	0

Inning Stats	R: 3	H: 3	E: 0	LOB: 0	K: 1	P: 8	R: 0	H: 0	E: 0	LOB: 0	K: 0	P: 3	R: 0	H: 2	E: 0	LOB: 1	K: 0	P: 4	R: 0	H: 1	E: 0	LOB: 1	K: 0	P: 4	R: 0	H: 0	E: 0	LOB: 0	K: 1	P: 5	R: 0	H: 1	E: 0	LOB: 1	K: 1	P: 5	R: 0	H: 0	E: 0	LOB: 0	K: 0	P: 3
Gene Nelson, R ERA: 2.57 (1, 1)	IP: 8.0	WLS: L	BF: 29	H: 7	R: 3	ER: 3	SO: 3	BB: 0	IBB: 0	HBP: 0	BLK: 0	WP: 0	HR: 1	S: 35	P: 35	ERA: 3.38	WHIP: 0.875																									

BOTTOM

Chicago White Sox @ Detroit Tigers
Tiger Stadium, Detroit, MI
Tue Jul 17 1984, 7:05 PM EDT
Att. 34,579 - Unknown

AB	28
R	3
H	7
RBI	3
BB	0
SO	3
LOB	6



WP: 0	PA: 29
PB: 1	SB: 0
CS: 1	

livebaseballscorecards.com

Batter	1	2	3	4	5	6	7	8	9	AB R H RBI BB SO LOB	TOP											
Rudy Law, L (1, 8) OBP: 0.330, SLG: 0.359	0-0 F9	0-0 1B		0-0 4-3	0-0 F3			0-0 4-3	0-0 F7	6 1 1 2 0 0 5												
Jerry Hairston, S (1, 7) OBP: 0.421, SLG: 0.518 Dave Stegman, R (8, 7) OBP: 0.305, SLG: 0.382	0-0 1B	0-0 F7		0-0 F7	0-0 1-3			0-0 HR		5 2 2 2 0 0 3 0 0 0 0 0 0 0												
Harold Baines, L (1, 9) OBP: 0.339, SLG: 0.480	4-0 1B	4-0 1B		0-3 K				4-0 BB		2 0 0 0 3 2 0												
Greg Luzinski, R (1, 10) OBP: 0.339, SLG: 0.357	0-0 1B	0-0 1B			0-0 1B			0-0 G5-4-3		5 1 4 2 0 0 1												
Greg Walker, L (1, 3) OBP: 0.301, SLG: 0.461 Mike Squires, L (9, PR) OBP: 0.221, SLG: 0.188	0-0 F9	0-0 F5			0-0 1B				0-0 FC	5 1 2 1 0 0 5 0 1 0 0 0 0 0												
Vance Law, R (1, 5) OBP: 0.292, SLG: 0.406	0-0 F8			0-0 6-3	0-0 1B				0-0 FC	5 1 3 0 0 0 2												
Marc Hill, R (1, 2) OBP: 0.299, SLG: 0.409		0-0 1B		0-0 4-3	0-0 1B			0-0 K	0-0 5-4-3	4 1 1 0 1 1 2												
Scott Fletcher, R (1, 6) OBP: 0.350, SLG: 0.323		0-0 1B		0-0 1B	0-0 1B			0-0 5-3	0-0 FC	5 1 3 2 0 0 2												
Julio Cruz, S (1, 4) OBP: 0.268, SLG: 0.285		0-0 F7		0-0 F6	0-0 SF9			4-0 HR	0-0 F5	3 1 0 1 1 0 5												
Inning Stats	R: 1 E: 0 K: 0 S: 5	H: 2 LOB: 2 BB: 1 P: 9	R: 3 E: 0 K: 0 S: 7	H: 4 LOB: 2 BB: 1 P: 11	R: 0 E: 0 K: 0 S: 4	H: 1 LOB: 1 BB: 0 P: 4	R: 0 E: 0 K: 1 S: 5	H: 0 LOB: 0 BB: 0 P: 5	R: 3 E: 0 K: 0 S: 7	H: 4 LOB: 2 BB: 1 P: 11	R: 0 E: 0 K: 1 S: 5	H: 1 LOB: 0 BB: 0 P: 5	R: 0 E: 0 K: 1 S: 5	H: 1 LOB: 0 BB: 0 P: 5	R: 2 E: 0 K: 0 S: 3	H: 1 LOB: 0 BB: 2 P: 11	R: 1 E: 0 K: 0 S: 6	H: 2 LOB: 2 BB: 0 P: 6	1B: 13 2B: 2 3B: 0 HR: 1	SF: 1 SAC: 0 DP: 2 HBP: 0	WP: 0 PB: 0 SB: 4 CS: 0	PA: 46
PITCHER	IP WLS BF H R ER SO BB IBB HBP BLK WP HR S P ERA WHIP																					
Jack Morris, R (1, 1) ERA: 3.34	4.0 L 24 10 7 7 1 1 1 0 0 0 0 0 24 32 15.75 2.750																					
Doug Bair, R (5, 1) ERA: 3.2	1.0 5 1 0 0 0 1 0 0 0 0 0 0 4 8 0.00 2.000																					
Sid Monge, L (6, 1) ERA: 3.77	1.0 3 1 0 0 1 0 0 0 0 0 0 0 5 5 0.00 1.000																					
Juan Berenguer, R (7, 1) ERA: 4.29	1.1 7 2 2 2 1 2 0 0 0 0 1 7 15 13.50 3.000																					
Aurelio Lopez, R (8, 1) ERA: 2.87	1.2 7 2 1 1 0 0 0 0 0 0 0 0 7 7 5.40 1.200																					

Chicago White Sox @ Detroit Tigers
Tiger Stadium, Detroit, MI
Wed Jul 18 1984, 7:05 PM EDT
Att: 39,051 - Unknown

livebaseballscorecards.com

AB	40
R	10
H	16
RBI	10
BB	5
SO	3
LOB	25



Batter	1	2	3	4	5	6	7	8	9	AB R H RBI BB SO LOB
Rusty Kuntz, R OBP: 0.410, SLG: 0.464 (1, 8) X	0-0 BB 1B 3B 1B	4-0 BB		0-0 1-H 2B		0-3 K			4-0 G1-6-3 BB	3 1 2 1 2 1 1
Barbaro Garbey, R OBP: 0.313, SLG: 0.382 (1, 3) X	0-0 F9	0-3 K		0-0 F9			0-0 F8		0-0 G1-6-3 1-2f	5 0 0 0 0 1 4
Kirk Gibson, L OBP: 0.345, SLG: 0.490 (1, 9) X	0-0 BB 1-2 3B 1B		0-3 K		0-3 K		0-0 F2		0-0 F3	5 1 1 0 0 2 0
Lance Parrish, R OBP: 0.299, SLG: 0.470 (1, 10) B B B	4-0 1-2 2-3 3B BB		0-0 F8		0-0 1B		0-0 HR			3 2 2 1 1 0 0
Larry Herndon, R OBP: 0.293, SLG: 0.317 (1, 7) X Ruppert Jones, L OBP: 0.307, SLG: 0.529 (7, PH) (8, 7) X	0-0 1-H 2-H 3-H 3B		0-0 5-3		0-0 F8		0-0 4-3			3 0 1 3 0 0 1 1 0 0 0 0 0 0
Howard Johnson, S OBP: 0.343, SLG: 0.446 (1, 5) S S S	0-3 K		0-0 F9		0-0 F6			0-0 4-3		4 0 0 0 0 1 2
Tom Brookens, R OBP: 0.272, SLG: 0.336 (1, 4) X	0-0 F3		0-0 F7			0-0 6-3		0-0 4-3		4 0 0 0 0 0 1
Marty Castillo, R OBP: 0.243, SLG: 0.229 (1, 2) X		0-0 6-3		0-0 1B 2B		0-0 1B		4-0 BB		3 1 2 0 1 0 0
Doug Baker, S OBP: 0.103, SLG: 0.071 (1, 6) X		0-0 F7		0-0 2-H 2B 1B		0-0 F8		0-3 K		4 1 1 1 0 1 2

Inning Stats	R: 3	H: 3	LOB: 1	K: 1	S: 8	P: 12	R: 0	H: 0	LOB: 1	K: 1	S: 5	P: 9	R: 0	H: 0	LOB: 0	K: 1	S: 5	R: 2	H: 3	LOB: 1	K: 0	S: 6	P: 6	R: 0	H: 1	LOB: 1	K: 1	S: 6	P: 6	R: 1	H: 1	LOB: 0	K: 0	S: 4	P: 4	R: 0	H: 0	LOB: 1	K: 1	S: 5	P: 9	R: 0	H: 0	LOB: 0	K: 0	S: 2	P: 6	1B: 5	SF: 0	2B: 2	SAC: 0	3B: 1	DP: 1	HR: 1	HBP: 0	WP: 0	PA: 39
--------------	------	------	--------	------	------	-------	------	------	--------	------	------	------	------	------	--------	------	------	------	------	--------	------	------	------	------	------	--------	------	------	------	------	------	--------	------	------	------	------	------	--------	------	------	------	------	------	--------	------	------	------	-------	-------	-------	--------	-------	-------	-------	--------	-------	--------

PITCHER	IP	WLS	BF	H	R	ER	SO	BB	IBB	HBP	BLK	WP	HR	S	P	ERA	WHIP
Floyd Bannister, L ERA: 4.7 (1, 1)	6.2	W	30	8	5	5	5	2	0	0	0	0	0	38	46	6.75	1.500
Al Jones, R ERA: 4.43 (7, 1)	0.0		1	1	1	1	0	0	0	0	0	0	1	1	1	∞	∞
Juan Agosto, L ERA: 2.1 (7, 1)	2.1	S	8	0	0	0	1	2	0	0	0	0	0	8	16	0.00	0.857

BOTTOM

Chicago White Sox @ Detroit Tigers
Tiger Stadium, Detroit, MI
Wed Jul 18 1984, 7:05 PM EDT
Att. 39,051 - Unknown

livebaseballscorecards.com

AB	35
R	6
H	9
RBI	6
BB	4
SO	6
LOB	11



Batter	1	2	3	4	5	6	7	8	9	AB R H RBI BB SO LOB	TOP	
Gary Ward, R OBP: 0.292, SLG: 0.323 (1, 8)	0-3 K		0-3 K			0-0 3-1		0-0 1B 1B 1B		4 1 1 0 0 2 0		
Mickey Rivers, L OBP: 0.310, SLG: 0.345 (1, 7)	0-0 FC4-6 1B			0-0 F7		0-0 3-1		0-0 1B 1B		4 0 2 0 0 0 0		
Buddy Bell, R OBP: 0.379, SLG: 0.441 (1, 5)	0-0 F8			0-0 F4			0-0 1B 1B	0-0 1-2 1B		4 1 2 1 0 0 1		
Larry Parrish, R OBP: 0.342, SLG: 0.480 (1, 9)	0-0 FC4-6 1-2f			0-0 2B			0-0 F2 1B	0-0 F2 1B		4 0 1 0 0 0 4		
Pete O'Brien, L OBP: 0.371, SLG: 0.475 (1, 3)		0-0 F8		0-0 G3			0-0 F8 1B	0-3 K		4 0 0 0 0 1 4		
Tom Dunbar, L OBP: 0.447, SLG: 0.500 (1, 10)		0-0 F6			0-0 G3-6-3 1B		0-0 1B 1B	0-0 4-3 1B		4 0 3 0 0 0 0		
Donnie Scott, S OBP: 0.294, SLG: 0.328 (1, 2)		0-3 K		0-0 G3-6-3 1-2f		0-0 FC6-4 1B		0-0 4-3 1-2f		4 0 1 1 0 1 2		
Curtis Wilkerson, S OBP: 0.295, SLG: 0.290 (1, 6)			0-0 4-3		0-3 K		0-0 FC6-4 1-2f	0-3 K		4 0 0 0 0 2 2		
Wayne Tolleson, S OBP: 0.288, SLG: 0.260 (1, 4)			0-3 K		0-3 K		0-3 K	0-3 K		3 0 0 0 0 3 0		
Inning Stats	R: 0 E: 0 K: 1 S: 6 H: 1 LOB: 1 BB: 0 P: 6	R: 0 E: 0 K: 1 S: 5 H: 0 LOB: 0 BB: 0 P: 5	R: 0 E: 0 K: 2 S: 7 H: 0 LOB: 0 BB: 0 P: 7	R: 0 E: 0 K: 0 S: 4 H: 1 LOB: 1 BB: 0 P: 4	R: 0 E: 0 K: 1 S: 5 H: 1 LOB: 0 BB: 0 P: 5	R: 0 E: 0 K: 1 S: 5 H: 0 LOB: 0 BB: 0 P: 5	R: 1 E: 0 K: 0 S: 6 H: 3 LOB: 2 BB: 0 P: 6	R: 1 E: 0 K: 2 S: 10 H: 3 LOB: 2 BB: 0 P: 10	R: 0 E: 0 K: 1 S: 5 H: 1 LOB: 0 BB: 0 P: 5	1B: 9 2B: 2 3B: 0 HR: 0 SF: 0 SAC: 0 DP: 2 HBP: 0	WP: 0 PB: 0 SB: 0 CS: 0 PA: 35	
PITCHER	IP WLS BF H R ER SO BB IBB HBP BLK WP HR S P ERA WHIP											
Milt Wilcox, R ERA: 4.42 (1, 1)	7.1 W 29 8 2 2 7 0 0 0 0 0 0 0 43 43 2.46 1.091											
Willie Hernandez, L ERA: 2.06 (8, 1)	0.2 3 1 0 0 1 0 0 0 0 0 0 0 5 5 0.00 1.500											
Aurelio Lopez, R ERA: 2.83 (9, 1)	1.0 3 1 0 0 1 0 0 0 0 0 0 0 5 5 0.00 1.000											

Texas Rangers @ Detroit Tigers
Tiger Stadium, Detroit, MI
Thu Jul 19 1984, 7:05 PM EDT
Att: 26,908 - Unknown

livebaseballscorecards.com

AB 35
R 2
H 10
RBI 2
BB 0
SO 9
LOB 13



Batter	1	2	3	4	5	6	7	8	9	AB	R	H	RBI	BB	SO	LOB
Lou Whitaker, L OBP: 0.379, SLG: 0.409 (1, 4)	0-0 2B 1B	0-0 2B PB 1B		0-0 4-3		0-0 F4		0-0 6-3 HR 1B		5	2	3	0	0	0	0
Ruppert Jones, L OBP: 0.350, SLG: 0.581 (1, 8) (7, 7)	0-0 1-3 2B	0-0 PB WP 2B		4-0 L5-3-4 BB BB		0-0 HR 1B		0-0 1-2 HR 1B		4	3	4	1	1	0	0
Kirk Gibson, L OBP: 0.349, SLG: 0.498 (1, 9)	0-0 F2	4-0 2-H 3-H BB		4-0 1-2 BB		0-0 1-H HR		0-0 6-3		3	1	1	2	2	0	4
Lance Parrish, R OBP: 0.298, SLG: 0.475 (1, 2)	0-0 F5	0-0 F3		0-0 L5-3-4 2-3		0-0 F7		0-0 2-H 3-H HR		5	1	1	3	0	0	5
Darrell Evans, L OBP: 0.362, SLG: 0.380 (1, 10)	4-0 BB		0-0 G3		4-0 1B 4-3 BB		0-0 F9		0-0 G3		3	1	0	0	2	0
Johnny Grubb, L OBP: 0.432, SLG: 0.505 (1, 7) Rusty Kuntz, R OBP: 0.412, SLG: 0.459 (7, 8)	0-0 4-3		0-0 BB 1B		0-0 4-3 1B 1-2 B1-5 1B		4-0 1B G3-2 BB		0-0 6-3		3	0	2	0	0	3
Howard Johnson, S OBP: 0.350, SLG: 0.449 (1, 5)		0-0 F5	4-0 FC6-4 BB		0-0 1-2 2-3 1B		0-0 1-3 G3-2 1B				3	0	2	0	1	0
Dave Bergman, L OBP: 0.351, SLG: 0.388 (1, 3)		0-0 F8	0-0 F8		0-0 4-3		0-0 G3-2				4	0	0	1	0	6
Doug Baker, S OBP: 0.121, SLG: 0.065 (1, 6)		4-0 2B BB	0-0 FC6-4		0-0 B1-5		0-0 1-3				3	1	0	0	1	5
Inning Stats	R: 0 E: 0 K: 0 S: 5	H: 2 LOB: 3 BB: 1 P: 9	R: 3 E: 0 K: 0 S: 5	H: 2 LOB: 1 BB: 2 P: 13	R: 0 E: 0 K: 0 S: 4	H: 1 LOB: 2 BB: 1 P: 8	R: 0 E: 0 K: 0 S: 2	H: 0 LOB: 1 BB: 2 P: 10	R: 1 E: 0 K: 0 S: 4	H: 2 LOB: 1 BB: 1 P: 8	R: 2 E: 0 K: 0 S: 5	H: 2 LOB: 0 BB: 0 P: 5	R: 0 E: 0 K: 0 S: 3	H: 1 LOB: 1 BB: 1 P: 7	R: 3 E: 0 K: 0 S: 6	H: 3 LOB: 0 BB: 0 P: 6
PITCHER	IP WLS BF H R ER SO BB IBB HBP BLK WP HR S P ERA WHIP	IP WLS BF H R ER SO BB IBB HBP BLK WP HR S P ERA WHIP	IP WLS BF H R ER SO BB IBB HBP BLK WP HR S P ERA WHIP	IP WLS BF H R ER SO BB IBB HBP BLK WP HR S P ERA WHIP	IP WLS BF H R ER SO BB IBB HBP BLK WP HR S P ERA WHIP	IP WLS BF H R ER SO BB IBB HBP BLK WP HR S P ERA WHIP	IP WLS BF H R ER SO BB IBB HBP BLK WP HR S P ERA WHIP	IP WLS BF H R ER SO BB IBB HBP BLK WP HR S P ERA WHIP	IP WLS BF H R ER SO BB IBB HBP BLK WP HR S P ERA WHIP	IP WLS BF H R ER SO BB IBB HBP BLK WP HR S P ERA WHIP	IP WLS BF H R ER SO BB IBB HBP BLK WP HR S P ERA WHIP	IP WLS BF H R ER SO BB IBB HBP BLK WP HR S P ERA WHIP	IP WLS BF H R ER SO BB IBB HBP BLK WP HR S P ERA WHIP	IP WLS BF H R ER SO BB IBB HBP BLK WP HR S P ERA WHIP	IP WLS BF H R ER SO BB IBB HBP BLK WP HR S P ERA WHIP	IP WLS BF H R ER SO BB IBB HBP BLK WP HR S P ERA WHIP
Dave Stewart, R ERA: 5.31 (1, 1)	4.0 L	25	7	4	3	0	7	0	0	0	0	0	0	0	0	0
Odell Jones, R ERA: 3.54 (5, 1)	3.0	11	3	2	2	0	1	0	0	0	0	0	0	0	0	0
Joey McLaughlin, R ERA: 4.88 (8, 1)	1.0	6	3	3	3	0	0	0	0	0	0	0	0	0	0	0

BOTTOM

Texas Rangers @ Detroit Tigers
Tiger Stadium, Detroit, MI
 Thu Jul 19 1984, 7:05 PM EDT
 Att. 26,908 - Unknown

AB	34
R	9
H	13
RBI	7
BB	8
SO	0
LOB	23



WP: 1	PA: 42
PB: 1	
SB: 0	
CS: 0	

1B: 9	SF: 0	WP: 1	PA: 42
2B: 5	SAC: 0	PB: 1	
3B: 0	DP: 3	SB: 0	
HR: 2	HBP: 0	CS: 0	

livebaseballscorecards.com

Batter	1	2	3	4	5	6	7	8	9	AB R H RBI BB SO LOB	TOP													
Tom Dunbar, L (1, 7) OBP: 0.431, SLG: 0.478	0-0 4-3		0-0 FC6-4 1B		0-0 F4			0-0 F8		4 0 1 0 0 0 0														
Gary Ward, R (1, 8) OBP: 0.289, SLG: 0.320	0-0 5-3		0-0 FC6-4		0-0 6-3			0-3 K		4 0 0 0 0 1 1														
Pete O'Brien, L (1, 3) OBP: 0.370, SLG: 0.472	0-0 4-3		0-0 F2					0-0 G3		4 0 1 0 0 0 1														
Larry Parrish, R (1, 10) OBP: 0.341, SLG: 0.478		0-0 FC6-4 1B		0-0 6-3				0-3 K		4 0 1 0 0 2 1														
Buddy Bell, R (1, 5) OBP: 0.380, SLG: 0.445		0-0 FC6-4 1B		0-0 1B 2B				0-0 F6		4 1 2 0 0 0 1														
Mary Foley, L (1, 2) OBP: 0.311, SLG: 0.429		0-0 F9		0-3 K				0-0 F7		3 0 0 0 0 1 4														
Bill Sample, R (9, PH) OBP: 0.292, SLG: 0.336										1 0 0 0 0 0 0														
George Wright, S (1, 9) OBP: 0.230, SLG: 0.267		0-0 FC6-4		0-0 1B				0-0 G3		3 0 1 1 0 0 2														
Bill Stein, R (1, 4) OBP: 0.378, SLG: 0.325		0-0 6-3		0-0 F9				0-0 F9		3 0 0 0 0 0 3														
Curtis Wilkerson, S (1, 6) OBP: 0.292, SLG: 0.287			0-0 F8		0-3 K			0-0 1-3		3 0 0 0 0 1 0														
Inning Stats	R: 0 E: 0 K: 0 S: 3	H: 0 LOB: 0 BB: 0 P: 3	R: 0 E: 0 K: 0 S: 5	H: 2 LOB: 2 BB: 0 P: 5	R: 0 E: 0 K: 0 S: 4	H: 1 LOB: 1 BB: 0 P: 4	R: 1 E: 0 K: 1 S: 7	H: 2 LOB: 1 BB: 0 P: 7	R: 0 E: 0 K: 1 S: 5	H: 0 LOB: 0 BB: 0 P: 5	R: 0 E: 0 K: 0 S: 6	H: 1 LOB: 1 BB: 0 P: 6	R: 0 E: 0 K: 0 S: 3	H: 0 LOB: 0 BB: 0 P: 3	R: 0 E: 0 K: 1 S: 5	H: 0 LOB: 0 BB: 0 P: 5	R: 0 E: 0 K: 1 S: 5	H: 0 LOB: 0 BB: 0 P: 5	R: 0 E: 0 K: 1 S: 5	H: 0 LOB: 0 BB: 0 P: 5	1B: 5 2B: 1 3B: 0 HR: 0	SF: 0 SAC: 0 DP: 0 HBP: 0	WP: 0 PB: 0 SB: 0 CS: 0	PA: 33
PITCHER	IP WLS BF H R ER SO BB IBB HBP BLK WP HR S P ERA WHIP																							
Dave Rozema, R (1, 1) ERA: 2.97	8.0 W 30 6 1 1 4 0 0 0 0 0 0 38 38 1.12 0.750																							
Willie Hernandez, L (9, 1) ERA: 2.04	1.0 S 3 0 0 0 1 0 0 0 0 0 0 5 5 0.00 0.000																							

Texas Rangers @ Detroit Tigers
Tiger Stadium, Detroit, MI
Fri Jul 20 1984, 7:05 PM EDT
Att: 39,484 - Unknown

livebaseballscorecards.com

AB 33
R 1
H 6
RBI 1
BB 0
SO 5
LOB 13



Batter	1	2	3	4	5	6	7	8	9
Lou Whitaker, L (1, 4) OBP: 0.376, SLG: 0.406	0-3 K		0-0 SH2-3		0-0 F8		0-3 K		
Rusty Kuntz, R (1, 9) OBP: 0.406, SLG: 0.443	0-0 F8		0-0 4-3		4-0 BB		0-0 5-3		
Barbaro Garbey, R (1, 10) OBP: 0.312, SLG: 0.394	0-0 6-3		0-0 HR		0-0 6-3		0-0 5-3		
Lance Parrish, R (1, 2) OBP: 0.295, SLG: 0.469		0-0 4-3	0-3 K		0-0 F9		0-0 F8		
Chet Lemon, R (1, 8) OBP: 0.389, SLG: 0.554		0-0 1B		0-0 HR		0-0 1B	0-0 F7		
Larry Herndon, R (1, 7) OBP: 0.289, SLG: 0.312		0-0 F5		0-0 F8		0-0 F7	0-0 6-3		
Darrell Evans, L (1, 3) OBP: 0.365, SLG: 0.384		0-0 FC6-4		0-0 G3		0-0 1B			
Dave Bergman, L (9, 3) OBP: 0.351, SLG: 0.388		1-3 1B							
Tom Brookens, R (1, 6) OBP: 0.273, SLG: 0.343		0-0 FC6-4		0-0 2B		0-0 F8			
Howard Johnson, S (1, 5) OBP: 0.350, SLG: 0.447			0-0 HR	0-3 K		0-3 K			

AB	R	H	RBI	BB	SO	LOB
3	0	0	0	0	2	0
3	0	0	0	1	0	1
4	1	1	2	0	0	1
4	0	0	0	0	1	1
4	1	3	1	0	0	0
4	0	0	0	0	0	2
3	0	2	0	0	0	0
0	0	0	0	0	0	0
3	0	1	0	0	0	4
3	1	1	0	0	2	3

BOTTOM

Texas Rangers @ Detroit Tigers
Tiger Stadium, Detroit, MI
Fri Jul 20 1984, 7:05 PM EDT
Att. 39,484 - Unknown

livebaseballscorecards.com


AB	31
R	3
H	8
RBI	3
BB	1
SO	5
LOB	12



Inning Stats	R: 0	H: 0	E: 0	K: 1	S: 5	H: 0	LOB: 0	BB: 0	P: 5	R: 0	H: 2	E: 0	K: 0	S: 5	R: 2	H: 2	E: 0	K: 1	S: 7	R: 0	H: 0	E: 0	K: 0	S: 3	R: 1	H: 2	E: 0	K: 1	S: 7	R: 0	H: 0	E: 0	K: 1	S: 5	R: 0	H: 2	E: 0	K: 1	S: 7	R: 0	H: 0	E: 0	K: 1	S: 5	R: 0	H: 0	E: 0	K: 0	S: 3	R: 0	H: 2	E: 0	K: 1	S: 7	R: 0	H: 0	E: 0	K: 1	S: 5	R: 0	H: 0	E: 0	K: 0	S: 3
--------------	------	------	------	------	------	------	--------	-------	------	------	------	------	------	------	------	------	------	------	------	------	------	------	------	------	------	------	------	------	------	------	------	------	------	------	------	------	------	------	------	------	------	------	------	------	------	------	------	------	------	------	------	------	------	------	------	------	------	------	------	------	------	------	------	------

PITCHER	IP	WLS	BF	H	R	ER	SO	BB	IBB	HBP	BLK	WP	HR	S	P	ERA	WHIP
Frank Tanana, L (1, 1) ERA: 3.21	8.0	L	33	8	3	3	5	1	0	0	0	0	2	42	46	3.38	1.125

WP	PA	ERA	WHIP
0	33		

Batter	1	2	3	4	5	6	7	8	9	AB R H RBI BB SO LOB	TOP																
Mickey Rivers, L (1, 7) OBP: 0.308, SLG: 0.353 Ned Yost, R (9, PH) OBP: 0.196, SLG: 0.250	0-0 6-3		0-0 1-H 3-H HR 3B	0-3 K			0-0 E8 6-3 1-2 S		0-0 F8	4 1 1 2 0 1 2 1 0 0 0 0 0 0	<p>Texas Rangers @ Detroit Tigers Tiger Stadium, Detroit, MI Sat Jul 21 1984, 7:05 PM EDT Att: 46,219 - Unknown</p> <p>livebaseballscorecards.com</p> <table border="1"> <tr><td>AB</td><td>38</td></tr> <tr><td>R</td><td>6</td></tr> <tr><td>H</td><td>9</td></tr> <tr><td>RBI</td><td>6</td></tr> <tr><td>BB</td><td>0</td></tr> <tr><td>SO</td><td>6</td></tr> <tr><td>LOB</td><td>12</td></tr> </table> 	AB	38	R	6	H	9	RBI	6	BB	0	SO	6	LOB	12		
AB	38																										
R	6																										
H	9																										
RBI	6																										
BB	0																										
SO	6																										
LOB	12																										
Pete O'Brien, L (1, 3) OBP: 0.368, SLG: 0.477	0-0 4-3		0-0 3-H HR		0-3 K		0-3 K		0-3 K	5 1 1 2 0 3 2																	
Buddy Bell, R (1, 5) OBP: 0.379, SLG: 0.443	0-0 6-3		0-0 E 4-3 1B		0-0 F9		0-0 6-3		1-3 2-H	4 1 1 1 0 0 1																	
Larry Parrish, R (1, 9) OBP: 0.338, SLG: 0.473		0-0 F9	0-0 E6 4-3 1-3		0-0 F8		0-3 K			4 0 0 0 0 1 2																	
Tom Dunbar, L (1, 10) OBP: 0.407, SLG: 0.449 Bill Sample, R (8, PH) OBP: 0.291, SLG: 0.334		0-0 F7	0-0 4-3 2-3 3-H			0-0 F8		0-0 F6		3 0 0 1 0 0 1 1 0 0 0 0 0 0																	
Mary Foley, L (1, 2) OBP: 0.312, SLG: 0.425 Gary Ward, R (8, PH) OBP: 0.288, SLG: 0.319 Donnie Scott, S (8, 2) OBP: 0.294, SLG: 0.328		0-0 F8	0-0 4-3			0-0 1B		0-0 F6		3 0 1 0 0 0 1 1 0 0 0 0 0 0 0 0 0 0 0 0 0																	
George Wright, S (1, 8) OBP: 0.230, SLG: 0.266			0-0 4-3	0-0 5-3		0-3 K		0-0 1B		4 0 1 0 0 1 1																	
Curtis Wilkerson, S (1, 6) OBP: 0.292, SLG: 0.286			0-0 1B 3B 1B	0-0 F7		0-0 F4		0-0 1-3		4 1 1 0 0 0 2																	
Wayne Tolleson, S (1, 4) OBP: 0.294, SLG: 0.267			0-0 1-3 3B 1B	0-0 E9 WP		0-0 S E 6-3 1B		0-0 F8		4 2 3 0 0 0 0																	
Inning Stats	R: 0 E: 0 K: 0 S: 3	H: 0 LOB: 0 BB: 0 P: 3	R: 0 E: 0 K: 0 S: 3	H: 0 LOB: 0 BB: 0 P: 3	R: 5 E: 1 K: 0 S: 9	H: 5 LOB: 1 BB: 0 P: 9	R: 0 E: 1 K: 1 S: 6	H: 1 LOB: 1 BB: 0 P: 6	R: 0 E: 0 K: 1 S: 5	H: 0 LOB: 0 BB: 0 P: 5	R: 0 E: 0 K: 1 S: 6	H: 1 LOB: 1 BB: 0 P: 6	R: 1 E: 1 K: 2 S: 9	H: 1 LOB: 1 BB: 0 P: 9	R: 0 E: 0 K: 0 S: 4	H: 1 LOB: 1 BB: 0 P: 4	R: 0 E: 0 K: 1 S: 5	H: 0 LOB: 0 BB: 0 P: 5	1B: 7 2B: 0 3B: 1 HR: 1	SF: 0 SAC: 0 DP: 0 HBP: 0	WP: 1 PB: 0 SB: 2 CS: 0	PA: 38					
PITCHER	IP	WLS	BF	H	R	ER	SO	BB	IBB	HBP	BLK	WP	HR	S	P	ERA	WHIP										
Glenn Abbott, R (1, 1) ERA: 5.45	2.1		13	5	5	4	0	0	0	0	0	0	1	13	13	15.43	2.143										
Sid Monge, L (3, 1) ERA: 3.34	4.0	W	16	3	1	0	4	0	0	0	0	1	0	24	24	0.00	0.750										
Doug Bair, R (7, 1) ERA: 3.17	0.2		2	0	0	0	1	0	0	0	0	0	0	4	4	0.00	0.000										
Willie Hernandez, L (8, 1) ERA: 1.99	2.0	S	7	1	0	0	1	0	0	0	0	0	0	9	9	0.00	0.500										

Batter	1	2	3	4	5	6	7	8	9
Lou Whitaker, L OBP: 0.372, SLG: 0.401 (1, 4)	0-0 4-3	0-0 F7			0-3 K	0-3 K			
Ruppert Jones, L OBP: 0.357, SLG: 0.577 (1, 7)	0-0 FC4-6 1B		0-0 4-3		0-0 BB 1-H 2B 1B	0-0 G3			
Kirk Gibson, L OBP: 0.351, SLG: 0.495 (1, 9)	0-0 FC4-6 1-2f S		4-0 7-6-3 BB		4-0 1-2 2B BB		0-3 K		
Lance Parrish, R OBP: 0.292, SLG: 0.464 (1, 2)	0-0 5-3 1-2		0-0 7-6-3 1-2f		0-0 F7		0-3 K		
Darrell Evans, L OBP: 0.367, SLG: 0.381 (1, 10)		4-0 1B 1B BB		0-3 K	4-0 1-2 2-3 2B 1B BB		0-0 F5		
Chet Lemon, R OBP: 0.390, SLG: 0.557 (1, 8)		0-0 F6		0-0 FC3-6 1B	0-0 1-3 2-H 3-H 1B 2B		0-0 F3		
Howard Johnson, S OBP: 0.352, SLG: 0.448 (1, 5)		0-0 1B E 1B		0-0 FC3-6 1-2f S 1B	0-0 2-H 3-H S 1B		0-0 F8		
Dave Bergman, L OBP: 0.354, SLG: 0.391 (1, 3)		0-0 E 1B		0-0 3-4-1 1-2	0-3 K		0-0 1B		
Tom Brookens, R OBP: 0.272, SLG: 0.336 (1, 6)		0-0 F9 1-2 3-H			4-0 1B WP BB		0-3 K		

Inning Stats	R: 0	H: 1	E: 0	LOB: 1	K: 0	BB: 0	S: 4	P: 4
	R: 2	H: 2	E: 1	LOB: 1	K: 0	BB: 1	S: 5	P: 9
	R: 0	H: 0	E: 0	LOB: 0	K: 0	BB: 1	S: 2	P: 6
	R: 0	H: 1	E: 0	LOB: 1	K: 1	BB: 0	S: 6	P: 6
	R: 5	H: 3	E: 0	LOB: 1	K: 2	BB: 3	S: 10	P: 22
	R: 0	H: 0	E: 0	LOB: 0	K: 1	BB: 0	S: 5	P: 5
	R: 0	H: 0	E: 0	LOB: 0	K: 2	BB: 0	S: 7	P: 7
	R: 0	H: 1	E: 0	LOB: 1	K: 1	BB: 0	S: 6	P: 6

PITCHER	IP	WLS	BF	H	R	ER	SO	BB	IBB	HBP	BLK	WP	HR	S	P	ERA	WHIP
Dickie Noles, R ERA: 5.58 (1, 1)	4.2	L	24	6	7	6	2	5	0	0	1	1	0	23	43	11.57	2.357
Danny Darwin, R ERA: 4.35 (5, 1)	3.1		12	2	0	0	5	0	0	0	0	0	0	22	22	0.00	0.600

AB R H RBI BB SO LOB

4 0 0 0 0 2 2

4 1 2 1 0 0 0

2 1 0 0 2 1 1

4 0 0 0 0 1 4

2 2 0 0 2 1 0

4 1 2 2 0 0 1

4 1 2 2 0 0 1

4 0 2 1 0 1 2

3 1 0 0 1 1 2

AB 31

R 7

H 8

RBI 6

BB 5

SO 7

LOB 13

WP: 1 PA: 36

PB: 0

SB: 3

CS: 0

1B: 7 SF: 0

2B: 2 SAC: 0

3B: 0 DP: 1

HR: 0 HBP: 0

Texas Rangers @ Detroit Tigers

Tiger Stadium, Detroit, MI

Sat Jul 21 1984, 7:05 PM EDT

Att. 46,219 - Unknown



livebaseballscorecards.com

Batter	1	2	3	4	5	6	7	8	9	AB R H RBI BB SO LOB	TOP									
Mickey Rivers, L (1, 7) OBP: 0.307, SLG: 0.351	0-3 K			x 0-0 F9			x 0-0 1B		x 0-0 F6	4 0 1 0 0 1 1										
Curtis Wilkerson, S (1, 6) OBP: 0.292, SLG: 0.287 Mary Foley, L (9, PH) OBP: 0.309, SLG: 0.420	0-0 CS 1B			x 0-0 5-3			x 0-3 K		x 0-0 F6	3 0 1 0 0 1 1 1 0 0 0 0 0 1										
Pete O'Brien, L (1, 3) OBP: 0.366, SLG: 0.475	0-0 F8 1-2			x 0-0 6-3			x 0-0 1B		x 0-0 F6	4 0 1 0 0 0 2										
Larry Parrish, R (1, 10) OBP: 0.338, SLG: 0.471		x 0-0 K2-3-2 1B			x 0-0 F8		x 0-3 K			3 0 1 0 0 1 2										
Buddy Bell, R (1, 5) OBP: 0.376, SLG: 0.439		0-3 K2-3-2 1-1			x 0-0 F8		x 0-3 K			3 0 0 0 0 2 3										
Gary Ward, R (1, 8) OBP: 0.286, SLG: 0.316		0-3 K			x 0-0 F3			x 0-0 F3		3 0 0 0 0 1 0										
George Wright, S (1, 9) OBP: 0.227, SLG: 0.262			x 0-0 F8			x 0-0 3-1		x 0-0 F3		3 0 0 0 0 0 0										
Donnie Scott, S (1, 2) OBP: 0.288, SLG: 0.321			x 0-0 F8			x 0-3 K		x 0-3 K		3 0 0 0 0 2 0										
Wayne Tolleson, S (1, 4) OBP: 0.294, SLG: 0.265			x 0-0 F7			x 0-0 F8		BB BB BB 4-0 BB		2 0 0 0 1 0 0										
Inning Stats	R: 0 E: 0 K: 1 S: 5	H: 1 LOB: 0 BB: 0 P: 5	R: 0 E: 0 K: 2 S: 7	H: 1 LOB: 0 BB: 0 P: 7	R: 0 E: 0 K: 0 S: 3	H: 0 LOB: 0 BB: 0 P: 3	R: 0 E: 0 K: 0 S: 3	H: 0 LOB: 0 BB: 0 P: 3	R: 0 E: 0 K: 1 S: 5	H: 0 LOB: 0 BB: 0 P: 5	R: 0 E: 0 K: 3 S: 11	H: 2 LOB: 2 BB: 0 P: 11	R: 0 E: 0 K: 1 S: 5	H: 0 LOB: 0 BB: 0 P: 5	R: 0 E: 0 K: 0 S: 3	H: 0 LOB: 1 BB: 1 P: 7	1B: 4 2B: 1 3B: 0 HR: 0	SF: 0 SAC: 0 DP: 1 HBP: 0	WP: 0 PB: 0 SB: 0 CS: 1	PA: 30
PITCHER	IP WLS BF H R ER SO BB IBB HBP BLK WP HR S P ERA WHIP																			
Dan Petry, R (1, 1) ERA: 3.0	8.2 W 29 4 0 0 8 1 0 0 0 0 0 0 44 48 0.00 0.577																			
Willie Hernandez, L (9, 1) ERA: 1.98	0.1 S 1 0 0 0 0 0 0 0 0 0 0 0 1 1 0.00 0.000																			

Texas Rangers @ Detroit Tigers
Tiger Stadium, Detroit, MI
Sun Jul 22 1984, 3:33 AM EDT
Att: 37,846 - Unknown

livebaseballscorecards.com

AB 29
R 0
H 4
RBI 0
BB 1
SO 8
LOB 10



Batter	1	2	3	4	5	6	7	8	9	AB	R	H	RBI	BB	SO	LOB
Dave Bergman, L (1, 3) OBP: 0.358, SLG: 0.409	0-0 HR		4-0 1B BLK WP BB		0-0 F8			0-0 F8		3	2	1	1	1	0	0
Ruppert Jones, L (1, 7) OBP: 0.352, SLG: 0.556	0-0 F7		4-0 WP 1B 1-2 BB		0-0 5-3			0-3 K		3	0	0	0	1	1	0
Kirk Gibson, L (1, 9) OBP: 0.350, SLG: 0.492	0-3 K		0-0 WP 1-2 2-3 1B					0-3 K		4	0	1	0	0	2	0
Lance Parrish, R (1, 2) OBP: 0.289, SLG: 0.460	0-0 1-3		0-3 K					0-0 4-3		3	0	0	0	0	1	3
Darrell Evans, L (1, 10) OBP: 0.363, SLG: 0.376		0-0 1-3	0-3 K					0-3 K		3	0	0	0	0	2	2
Chet Lemon, R (1, 8) OBP: 0.390, SLG: 0.553		4-0 BB		0-0 F6				0-3 K		2	0	0	0	1	1	0
Howard Johnson, S (1, 5) OBP: 0.348, SLG: 0.442		0-0 F5		0-0 F4				0-0 F6		3	0	0	0	0	0	1
Tom Brookens, R (1, 4) OBP: 0.273, SLG: 0.336		0-0 1-3		0-0 F7				0-0 1B		3	0	1	0	0	0	1
Doug Baker, S (1, 6) OBP: 0.111, SLG: 0.059			0-0 4-3		0-0 1-3			0-3 K		3	0	0	0	0	1	1

Inning Stats	R: 1	H: 1	E: 0	K: 1	S: 6	LOB: 0	BB: 0	P: 6	R: 0	H: 0	E: 0	K: 0	S: 3	LOB: 1	BB: 1	P: 7	R: 1	H: 1	E: 0	K: 2	S: 8	LOB: 2	BB: 2	P: 16	R: 0	H: 0	E: 0	K: 0	S: 3	LOB: 0	BB: 0	P: 3	R: 0	H: 0	E: 0	K: 1	S: 5	LOB: 0	BB: 0	P: 5	R: 0	H: 1	E: 0	K: 2	S: 8	LOB: 1	BB: 0	P: 8	R: 0	H: 0	E: 0	K: 2	S: 7	LOB: 0	BB: 0	P: 7
Charlie Hough, R (1, 1) ERA: 3.43	IP	WLS	BF	H	R	ER	SO	BB	IBB	HBP	BLK	WP	HR	S	P	ERA	WHIP																																							
																		PITCHER	IP	WLS	BF	H	R	ER	SO	BB	IBB	HBP	BLK	WP	HR	S	P	ERA	WHIP																					

TEXAS RANGERS @ DETROIT TIGERS
Tiger Stadium, Detroit, MI
 Sun Jul 22 1984, 3:33 AM EDT
 Att. 37,846 - Unknown

AB	27
R	2
H	3
RBI	1
BB	3
SO	8
LOB	8



1B: 2	SF: 0	WP: 1	PA: 30
2B: 0	SAC: 0	PB: 0	
3B: 0	DP: 0	SB: 0	
HR: 1	HBP: 0	CS: 0	

Batter	1	2	3	4	5	6	7	8	9	AB R H RBI BB SO LOB	TOP											
Lou Whitaker, L OBP: 0.371, SLG: 0.399 (1, 4)	0-0 E S HR 1B	0-0 F9			0-0 3-1 2-3		0-0 F5			4 1 1 0 0 0 2												
Ruppert Jones, L OBP: 0.348, SLG: 0.541 (1, 8) (7, 7)	0-3 K 1-3		0-0 4-3		0-0 1B		0-0 F9			4 0 1 1 0 1 1												
Kirk Gibson, L OBP: 0.351, SLG: 0.502 (1, 9)	0-0 HR 3-H		0-0 F7		0-0 F8		0-0 1B 5-3			4 1 2 2 0 0 1												
Lance Parrish, R OBP: 0.289, SLG: 0.466 (1, 2)	0-0 HR		0-0 F8		0-0 F6		0-0 5-3 1-2			4 1 1 1 0 0 1												
Darrell Evans, L OBP: 0.358, SLG: 0.370 (1, 10)	0-0 F6			0-3 K S S	0-0 F9		0-0 4-3			4 0 0 0 0 1 1												
Johnny Grubb, L OBP: 0.430, SLG: 0.500 Chet Lemon, R OBP: 0.389, SLG: 0.552 (1, 7) (7, 8)	0-0 FC6-4 1B		0-0 G3		0-0 F4			0-0 F9	3 0 1 0 0 0 0 1 0 0 0 0 0 0													
Howard Johnson, S OBP: 0.342, SLG: 0.433 (1, 5)	0-0 FC6-4 1-2f		0-0 F7		0-0 G3		0-0 4-3			4 0 0 0 0 0 1												
Dave Bergman, L OBP: 0.361, SLG: 0.404 (1, 3)		0-0 4-1			4-0 3-1 SH3-4 1B BB		4-0 SH1-3 BB		0-0 F7	2 1 0 0 2 0 0												
Doug Baker, S OBP: 0.108, SLG: 0.057 (1, 6)		0-3 K			0-0 SH3-4 1-2		0-0 SH1-3 1-2			1 0 0 0 0 1 0												
Inning Stats	R: 3 E: 0 K: 1 S: 9	H: 4 LOB: 1 BB: 0 P: 9	R: 0 E: 0 K: 1 S: 5	H: 0 LOB: 0 BB: 0 P: 5	R: 0 E: 0 K: 0 S: 3	H: 0 LOB: 0 BB: 0 P: 3	R: 0 E: 0 K: 1 S: 5	H: 0 LOB: 0 BB: 0 P: 5	R: 1 E: 0 K: 0 S: 4	H: 1 LOB: 1 BB: 1 P: 8	R: 0 E: 0 K: 0 S: 3	H: 0 LOB: 0 BB: 0 P: 3	R: 0 E: 0 K: 0 S: 3	H: 0 LOB: 1 BB: 1 P: 7	R: 0 E: 0 K: 0 S: 4	H: 1 LOB: 1 BB: 0 P: 4	R: 0 E: 0 K: 0 S: 3	H: 0 LOB: 0 BB: 0 P: 3	1B: 4 2B: 0 3B: 0 HR: 2	SF: 0 SAC: 2 DP: 0 HBP: 0	WP: 0 PB: 0 SB: 1 CS: 0	PA: 35
PITCHER Bert Blyleven, R ERA: 3.2 (1, 1)	IP: 9.0 WLS: L BF: 35 H: 6 R: 4 ER: 4 SO: 3 BB: 2 IBB: 0 HBP: 0 BLK: 0 WP: 0 HR: 2 S: 39 P: 47 ERA: 4.00 WHIP: 0.889											PITCHER IP: WLS: BF: H: R: ER: SO: BB: IBB: HBP: BLK: WP: HR: S: P: ERA: WHIP										

Detroit Tigers @ Cleveland Indians
Cleveland Municipal Stadium, Cleveland, OH

Mon Jul 23 1984, 7:05 PM EDT
Att. 16,576 - Unknown - 81 F

AB	31
R	4
H	6
RBI	4
BB	2
SO	3
LOB	7



livebaseballscorecards.com

Batter	1	2	3	4	5	6	7	8	9	AB	R	H	RBI	BB	SO	LOB
Brett Butler, L (1, 8) OBP: 0.365, SLG: 0.326	0-0 4-3		0-0 BB 1-2 1B	0-0 4-3		0-0 4-3		0-0 FC6-4 1-2f		5	0	1	0	0	0	7
Julio Franco, R (1, 6) OBP: 0.332, SLG: 0.340	0-0 G3		0-0 F1		0-0 6-3		4-0 BB G6-4-3 BB		0-0 6-3	4	0	0	0	1	0	2
Mike Hargrove, L (1, 3) OBP: 0.364, SLG: 0.376	0-0 3-1		0-0 F8		4-0 WP BB		0-0 F8		0-0 F9	4	0	0	0	1	0	3
Andre Thornton, R (1, 10) OBP: 0.361, SLG: 0.503		0-0 F3	4-0 BB 1-2 2-3 BB		0-3 K 1-2		0-0 G6-4-3 1-2f		0-0 HR	4	1	1	1	1	1	2
Mel Hall, L (1, 7) OBP: 0.342, SLG: 0.448		4-0 WP BB	0-3 K		0-3 K			4-0 BB BB BB	0-3 K	3	0	0	0	2	3	4
George Yukovich, L (1, 9) OBP: 0.353, SLG: 0.414		4-0 FC6-4 BB 1-2		0-3 K		0-0 F7		4-0 BB BB BB	4-0 BB BB	2	0	0	0	2	1	0
Chris Bando, S (1, 2) OBP: 0.395, SLG: 0.600		0-0 F7		0-0 1B 1B		0-0 BB 1B		0-0 F7		4	0	2	0	0	0	4
Brook Jacoby, R (1, 5) OBP: 0.301, SLG: 0.352		0-0 FC6-4 1-2f		0-0 F7		4-0 BB BB BB		4-0 FC6-4 BB 1-2 2-3		2	0	0	0	2	0	3
Tony Bernazard, S (1, 4) OBP: 0.310, SLG: 0.271			0-0 BB 1B 1B		0-0 1B		0-3 K		0-0 F6	3	0	2	0	0	1	2
Jerry Willard, L (8, PH) OBP: 0.313, SLG: 0.396										1	0	0	0	0	0	3
Mike Fischlin, R (9, 4) OBP: 0.283, SLG: 0.362										0	0	0	0	0	0	0

Inning Stats	R: 0	H: 0	E: 0	K: 0	S: 3	R: 0	H: 0	E: 0	K: 0	S: 3	R: 0	H: 2	E: 0	K: 1	S: 7	R: 0	H: 2	E: 0	K: 1	S: 7	R: 0	H: 0	E: 0	K: 2	S: 7	R: 0	H: 1	E: 0	K: 1	S: 6	R: 0	H: 0	E: 0	K: 0	S: 2	R: 0	H: 0	E: 0	K: 0	S: 3	R: 1	H: 1	E: 0	K: 1	S: 6	1B: 5	2B: 0	3B: 0	HR: 1	SF: 0	SAC: 0	DP: 1	HBP: 0	WP: 2	PB: 0	SB: 0	CS: 0	PA: 41
--------------	------	------	------	------	------	------	------	------	------	------	------	------	------	------	------	------	------	------	------	------	------	------	------	------	------	------	------	------	------	------	------	------	------	------	------	------	------	------	------	------	------	------	------	------	------	-------	-------	-------	-------	-------	--------	-------	--------	-------	-------	-------	-------	--------

PITCHER	IP	WLS	BF	H	R	ER	SO	BB	IBB	HBP	BLK	WP	HR	S	P	ERA	WHIP
Jack Morris, R (1, 1) ERA: 3.2	6.0	W	28	5	0	0	5	5	0	0	0	2	0	33	53	0.00	1.667
Aurelio Lopez, R (7, 1) ERA: 2.79	1.1		7	0	0	0	0	4	0	0	0	0	0	3	19	0.00	3.000
Doug Bair, R (8, 1) ERA: 3.23	1.2	S	6	1	1	1	1	0	0	0	0	0	1	8	8	5.40	0.600

BOTTOM


Detroit Tigers @ Cleveland Indians
Cleveland Municipal Stadium, Cleveland, OH

Mon Jul 23 1984, 7:05 PM EDT
Att: 16,576 - Unknown - 81 F

livebaseballscorecards.com

AB	32
R	1
H	6
RBI	1
BB	9
SO	6
LOB	30



Batter	1	2	3	4	5	6	7	8	9	AB R H RBI BB SO LOB	TOP	
Lou Whitaker, L (1, 4) OBP: 0.372, SLG: 0.409	0-0 5-3		0-3 K		0-3 K		0-3 K			4 0 0 0 0 3 1	Detroit Tigers @ Cleveland Indians Cleveland Municipal Stadium, Cleveland, OH Wed Jul 25 1984, 7:05 PM EDT Att: 15,516 - Unknown livebaseballscorecards.com AB 31 R 1 H 6 RBI 1 BB 5 SO 7 LOB 13 	
Ruppert Jones, L (1, 8) OBP: 0.357, SLG: 0.533	0-0 CS 1B		4-0 1B BB		0-0 F9			0-0 G4-1		3 0 1 0 1 0 0		
Kirk Gibson, L (1, 9) OBP: 0.358, SLG: 0.510	4-0 CS 1-2 BB		0-0 1-3 1B		0-0 F9			4-0 PB BB		2 0 1 0 2 0 0		
Lance Parrish, R (1, 2) OBP: 0.287, SLG: 0.460	0-0 CS 1-2	0-0 F8	0-0 F8		0-0 F6			0-0 F7 1-2		4 0 0 0 0 0 3		
Darrell Evans, L (1, 10) OBP: 0.361, SLG: 0.383		0-0 HR		0-0 2B	0-3 K			0-3 K		4 1 2 1 0 2 1		
Johnny Grubb, L (1, 7) OBP: 0.416, SLG: 0.480		0-0 F7		0-0 F5	0-0 4-3			0-0 F7		4 0 0 0 0 0 1		
Howard Johnson, S (1, 5) OBP: 0.346, SLG: 0.429		4-0 BB		0-0 F4	0-0 4-3		0-0 E 1B	0-0 4-3		3 0 1 0 1 0 1		
Dave Bergman, L (1, 3) OBP: 0.365, SLG: 0.417		0-0 F7		4-0 FC4-6 IBB	0-0 FC4-6		0-0 F9	0-0 FC6-4 1B		3 0 1 0 1 0 2		
Doug Baker, S (1, 6) OBP: 0.182, SLG: 0.143 Barbaro Garbey, R (7, PH) OBP: 0.310, SLG: 0.392 Tom Brookens, R (7, 6) OBP: 0.272, SLG: 0.333			0-3 K	0-0 1-2f FC4-6	0-3 K		0-3 1-3 K	0-0 1-2f FC6-4		2 0 0 0 0 1 2 1 0 0 0 0 1 1 1 0 0 0 0 0 1		
Inning Stats	R: 0 H: 1 E: 0 LOB: 0 K: 0 BB: 1 S: 2 P: 6	R: 1 H: 1 E: 0 LOB: 1 K: 0 BB: 1 S: 4 P: 8	R: 0 H: 1 E: 0 LOB: 2 K: 2 BB: 1 S: 8 P: 12	R: 0 H: 1 E: 0 LOB: 2 K: 0 BB: 1 S: 4 P: 8	R: 0 H: 0 E: 0 LOB: 0 K: 1 BB: 0 S: 5 P: 5	R: 0 H: 0 E: 0 LOB: 0 K: 1 BB: 0 S: 5 P: 5	R: 0 H: 1 E: 1 LOB: 1 K: 2 BB: 0 S: 8 P: 8	R: 0 H: 0 E: 0 LOB: 1 K: 1 BB: 1 S: 5 P: 9	R: 0 H: 1 E: 0 LOB: 1 K: 0 BB: 0 S: 4 P: 4	1B: 4 SF: 0 2B: 1 SAC: 0 3B: 0 DP: 0 HR: 1 HBP: 0	WP: 0 PA: 37 PB: 1 SB: 0 CS: 2	
PITCHER	IP WLS BF H R ER SO BB IBB HBP BLK WP HR S P ERA WHIP											
Roy Smith, R (1, 1) ERA: 3.45	7.1 W 30 5 1 1 6 4 1 0 0 0 1 37 57 1.23 1.227											
Ernie Camacho, R (8, 1) ERA: 1.82	1.2 S 6 1 0 0 1 0 0 0 0 0 0 8 8 0.00 0.600											

Batter	1	2	3	4	5	6	7	8	9
Brett Butler, L (1, 8) OBP: 0.366, SLG: 0.328	0-0 4-3		0-0 1B		0-0 6-3		0-0 FC6-4 1B		
Joe Carter, R (1, 7) OBP: 0.265, SLG: 0.382	0-3 K		0-0 E6 1B		0-0 F8		0-0 FC6-4 1-2 2-3		
Julio Franco, R (1, 6) OBP: 0.330, SLG: 0.339	0-0 6-3		0-0 1-2 2-H 1B		0-0 6-3		0-0 F3		
Andre Thornton, R (1, 10) OBP: 0.356, SLG: 0.493		0-0 F8	0-0 F7		0-0 F5		4-0 PB BB		
Mel Hall, L (1, 9) OBP: 0.333, SLG: 0.436		0-0 G3		0-0 3-1		0-3 K	0-3 K		
Pat Tabler, R (1, 3) OBP: 0.375, SLG: 0.400 Mike Hargrove, L (8, PH) OBP: 0.377, SLG: 0.368 (9, 3)		0-0 1B		0-0 HR		0-0 F7	0-0 F4 1-2		
Chris Bando, S (1, 2) OBP: 0.407, SLG: 0.646		0-3 K		0-0 F8		0-0 1B 2B	4-0 IBB		
Brook Jacoby, R (1, 5) OBP: 0.302, SLG: 0.353			0-0 F7	0-3 K		0-0 1B 1B	0-0 F3		
Tony Bernazard, S (1, 4) OBP: 0.312, SLG: 0.274			0-0 F7		0-0 5-3		0-0 FC6-4 1B 2-H 1B		


AB	R	H	RBI	BB	SO	LOB
4	1	2	0	0	0	0
4	0	0	0	0	1	3
4	0	1	1	0	0	2
3	0	0	0	1	0	2
4	0	0	0	0	2	1
3	1	2	1	0	0	0
1	0	0	0	0	0	1
3	1	1	0	1	1	1
4	1	1	1	0	1	2
3	0	1	1	0	0	0

BOTTOM

Detroit Tigers @ Cleveland Indians
Cleveland Municipal Stadium, Cleveland, OH

Wed Jul 25 1984, 7:05 PM EDT
Att. 15,516 - Unknown

AB	33
R	4
H	8
RBI	4
BB	2
SO	5
LOB	12



Inning Stats		R: 0	H: 0	E: 0	K: 1	S: 5	H: 0	LOB: 0	BB: 0	P: 5	R: 0	H: 1	E: 0	K: 1	S: 6	H: 1	LOB: 1	BB: 0	P: 6	R: 1	H: 2	E: 1	K: 0	S: 6	H: 2	LOB: 2	BB: 0	P: 6	R: 1	H: 1	E: 0	K: 1	S: 6	H: 0	LOB: 0	BB: 0	P: 6	R: 0	H: 0	E: 0	K: 0	S: 3	H: 0	LOB: 0	BB: 0	P: 3	R: 0	H: 0	E: 0	K: 1	S: 5	H: 0	LOB: 0	BB: 0	P: 5	R: 2	H: 4	E: 0	K: 0	S: 7	H: 4	LOB: 2	BB: 0	P: 7	R: 0	H: 0	E: 0	K: 1	S: 5	H: 0	LOB: 2	BB: 2	P: 13
PITCHER	IP	WLS	BF	H	R	ER	SO	BB	IBB	HBP	BLK	WP	HR	S	P	ERA	WHIP																																																								
Dave Rozema, R (1, 1) ERA: 3.08	6.1	L	27	7	4	3	4	0	0	0	0	0	1	35	35	4.26	1.105																																																								
Sid Monge, L (7, 1) ERA: 3.34	0.0		1	1	0	0	0	0	0	0	0	0	0	1	1	∞	∞																																																								
Aurelio Lopez, R (7, 1) ERA: 2.73	1.2		7	0	0	0	1	1	1	0	0	0	0	7	15	0.00	0.600																																																								

WP	HR	S	P	ERA	WHIP
0	1	0	0	0	0

Batter	1	2	3	4	5	6	7	8	9	AB R H RBI BB SO LOB	TOP									
Wade Boggs, L (1, 5) OBP: 0.396, SLG: 0.374	4-0 FC5-4 BB		0-0 3-1		0-3 K			0-0 4-3		3 0 0 0 1 1 1										
Dwight Evans, R (1, 9) OBP: 0.386, SLG: 0.516	0-0 FC5-4 1B 1-2f		0-0 F2		0-0 FC6-4 1-2f			0-0 FC6-4 1B		4 0 1 0 0 0 2										
Jim Rice, R (1, 7) OBP: 0.322, SLG: 0.470	0-0 1B			0-0 F7			0-0 5-3	0-0 FC6-4 1B 1-2		4 0 2 0 0 0 0										
Tony Armas, R (1, 8) OBP: 0.312, SLG: 0.545	0-3 K			0-0 G3 1B		0-0 F9		0-0 FC6-4 1-2f 2-3		4 0 1 0 0 1 4										
Mike Easler, L (1, 10) OBP: 0.379, SLG: 0.536	0-0 G3			0-0 G3 1B 1-2		4-0 BB		0-0 F8		3 0 1 0 1 0 4										
Bill Buckner, L (1, 3) OBP: 0.316, SLG: 0.372		0-0 4-3		0-0 G3 1-2 2-3		0-0 1-3		0-0 F8		4 0 0 0 0 0 3										
Rich Gedman, L (1, 2) OBP: 0.299, SLG: 0.460		0-0 6-3		0-3 K		0-0 6-3		0-0 HR		4 1 1 1 0 1 2										
Marty Barrett, R (1, 4) OBP: 0.357, SLG: 0.346		0-0 F6			4-0 FC6-4 BB		0-0 F7	0-0 F7		2 0 0 0 1 0 0										
Rick Miller, L (9, PH) OBP: 0.365, SLG: 0.351										1 0 0 0 0 0 0										
Jackie Gutierrez, R (1, 6) OBP: 0.275, SLG: 0.305			0-0 6-3		0-3 K		0-0 F6	0-0 6-3		3 0 0 0 0 1 1										
Reid Nichols, R (9, PH) OBP: 0.319, SLG: 0.343										1 0 0 0 0 0 0										
Inning Stats	R: 0 E: 0 K: 1 S: 6	H: 1 LOB: 2 BB: 1 P: 10	R: 0 E: 0 K: 0 S: 3	H: 0 LOB: 0 BB: 0 P: 3	R: 0 E: 0 K: 0 S: 3	H: 0 LOB: 0 BB: 0 P: 3	R: 0 E: 0 K: 1 S: 7	H: 2 LOB: 2 BB: 0 P: 7	R: 0 E: 0 K: 2 S: 7	H: 0 LOB: 1 BB: 1 P: 11	R: 0 E: 0 K: 0 S: 3	H: 0 LOB: 0 BB: 0 P: 3	R: 0 E: 0 K: 0 S: 5	H: 2 LOB: 2 BB: 0 P: 5	R: 1 E: 0 K: 0 S: 4	H: 1 LOB: 0 BB: 0 P: 4	1B: 5 2B: 0 3B: 0 HR: 1	SF: 0 SAC: 0 DP: 0 HBP: 0	WP: 0 PB: 0 SB: 0 CS: 0	PA: 36
PITCHER Dan Petry, R (1, 1) ERA: 2.88	IP: 9.0 WLS: W BF: 36 H: 6 R: 1 ER: 1 SO: 4 BB: 3 IBB: 0 HBP: 0 BLK: 0 WP: 0 HR: 1 S: 41 P: 53 ERA: 1.00 WHIP: 1.000																			PITCHER ERA: 2.88

Boston Red Sox @ Detroit Tigers
Tiger Stadium, Detroit, MI
Fri Jul 27 1984, 7:05 PM EDT
Unknown

livebaseballscorecards.com

AB 33
R 1
H 6
RBI 1
BB 3
SO 4
LOB 17



BOTTOM

Boston Red Sox @ Detroit Tigers
Tiger Stadium, Detroit, MI
Fri Jul 27 1984, 7:05 PM EDT
Unknown

livebaseballscorecards.com

AB	33
R	9
H	9
RBI	7
BB	4
SO	2
LOB	13



WP:	0	PA:	37
PB:	0	SB:	1
CS:	0		

AB R H RBI BB SO LOB

5 0 1 0 0 1 3

3 1 1 0 0 0 1

1 1 1 2 0 0 0

3 2 1 1 1 0 2

3 2 1 2 1 0 4

3 0 1 0 0 0 0

1 0 1 2 0 0 0

3 0 0 0 1 1 1

4 1 1 0 0 0 2

3 1 0 0 1 0 0

4 1 1 0 0 0 0

1B:	5	SF:	0
2B:	2	SAC:	0
3B:	0	DP:	0
HR:	2	HBP:	0

Batter	1	2	3	4	5	6	7	8	9									
Lou Whitaker, L OBP: 0.369, SLG: 0.406 (1, 4)	0-0 4-3 1B		0-0 1B		0-0 F7		0-3 K	0-0 F8										
Barbaro Garbey, R OBP: 0.311, SLG: 0.396 Dave Bergman, L OBP: 0.368, SLG: 0.427 (7, PH) (8, 3)	0-0 F8		0-0 F9 1B			0-0 F8 HR 2B	0-0 1B 2B 1-3 2-H 3-H											
Chet Lemon, R OBP: 0.385, SLG: 0.550 (1, 8)	0-0 HR		0-0 F9			0-0 F8 2-3	4-0 1B IBB E											
Lance Parrish, R OBP: 0.289, SLG: 0.467 (1, 10)	4-0 1B S BB		0-0 5-3			0-0 HR 3-H	0-0 F3											
Larry Herndon, R OBP: 0.292, SLG: 0.319 Ruppert Jones, L OBP: 0.364, SLG: 0.538 (7, PH) (8, 7)	0-0 1B			0-0 5-3		0-0 F3	0-0 E9 1B 1-H 2-H 3-H											
Kirk Gibson, L OBP: 0.357, SLG: 0.505 (1, 9)	0-0 F7 3-H			0-3 K		0-0 F3	4-0 IBB											
Howard Johnson, S OBP: 0.344, SLG: 0.425 (1, 5)		0-0 4-3		0-0 F9			0-0 F9											
Tom Brookens, R OBP: 0.271, SLG: 0.327 (1, 6)		0-0 5-3			0-0 3-1		4-0 1B 2B BB 1-2	0-0 4-3										
Marty Castillo, R OBP: 0.244, SLG: 0.230 (1, 2)		0-0 6-3			0-0 5-3		0-0 2B 1B 1B 1-2 2-3	0-0 4-3										
Inning Stats	R: 2 E: 0 K: 0 S: 5	H: 2 LOB: 1 BB: 1 P: 9	R: 0 E: 0 K: 0 S: 3	H: 0 LOB: 0 BB: 0 P: 3	R: 0 E: 0 K: 0 S: 4	H: 1 LOB: 1 BB: 0 P: 4	R: 0 E: 0 K: 1 S: 5	H: 0 LOB: 0 BB: 0 P: 5	R: 0 E: 0 K: 0 S: 3	H: 0 LOB: 0 BB: 0 P: 3	R: 5 E: 1 K: 1 S: 9	H: 4 LOB: 2 BB: 3 P: 21	R: 0 E: 0 K: 0 S: 3	H: 0 LOB: 0 BB: 0 P: 3	1B: 5 2B: 2 3B: 0 HR: 2	SF: 0 SAC: 0 DP: 0 HBP: 0	WP: 0 PB: 0 SB: 1 CS: 0	PA: 37
PITCHER	IP WLS L	WLS L	H R ER SO	R R ER SO	H R ER SO	H R ER SO	H R ER SO	H R ER SO	H R ER SO	H R ER SO	H R ER SO	H R ER SO	H R ER SO	H R ER SO	BB IBB HBP BLK	WP HR S P	ERA WHIP	ERA WHIP
Bruce Hurst, L ERA: 2.9 (1, 1)	6.0	26	6 6 6 1	6 6 6 1	2 0 0 0	0 0 0 0	0 0 0 0	0 0 0 0	0 0 0 0	0 0 0 0	0 0 0 0	0 0 0 0	0 0 0 0	0 0 0 0	0 0 0 0	0 0 0 0	9.00 1.333	9.00 1.500
Steve Crawford, R ERA: 3.62 (7, 1)	2.0	11	3 3 2 1	3 3 2 1	0 2 0 0	0 0 0 0	0 0 0 0	0 0 0 0	0 0 0 0	0 0 0 0	0 0 0 0	0 0 0 0	0 0 0 0	0 0 0 0	0 0 0 0	0 0 0 0	9.00 1.500	9.00 1.500

Batter	1	2	3	4	5	6	7	8	9	AB R H RBI BB SO LOB	TOP											
Wade Boggs, L (1, 5) OBP: 0.401, SLG: 0.380	0-0 6-3	0-0 2-3 1B		0-0 2B 1B		0-0 1B		0-0 PB 1B		5 0 4 1 0 0 0												
Dwight Evans, R (1, 9) OBP: 0.386, SLG: 0.517	0-0 1B 1B	0-0 F4		0-0 1-3 2-H 2B		0-0 F8		0-3 K		5 1 2 1 0 1 4 0 0 0 0 0 0 0												
Rick Miller, L (9, 9) OBP: 0.365, SLG: 0.351	0-0 1B 1B	0-0 F8		0-3 K		0-3 K		0-0 F9		5 1 1 0 0 2 5												
Jim Rice, R (1, 7) OBP: 0.321, SLG: 0.466	0-0 1B 1B	0-0 F8		0-0 FC4-6 1B		0-0 F9		0-3 K		5 0 1 0 0 2 5												
Tony Armas, R (1, 8) OBP: 0.311, SLG: 0.541	0-3 K			0-0 FC4-6 1B		0-0 F4		0-3 K		5 0 1 0 0 2 5												
Mike Easler, L (1, 10) OBP: 0.376, SLG: 0.531	0-0 1B 1B			0-0 FC4-6 G4-6-3		0-3 K		0-0 1-3		5 0 1 1 0 1 1												
Bill Buckner, L (1, 3) OBP: 0.319, SLG: 0.374	0-0 1B 1B			0-0 G4-6-3		0-0 1B 1B		0-0 F9		4 0 2 1 0 0 1												
Rich Gedman, L (1, 2) OBP: 0.294, SLG: 0.454	0-0 1-3			0-0 F8		0-0 F7		0-0 6-3		4 0 0 0 0 0 3												
Marty Barrett, R (1, 4) OBP: 0.366, SLG: 0.354		4-0 1B SH1-4 BB		0-0 1B 1B		0-0 1B 1B		0-0 FC1-6 1B		3 1 3 0 1 0 0												
Jackie Gutierrez, R (1, 6) OBP: 0.275, SLG: 0.305		0-0 SH1-4		0-0 1B 1B		0-0 F9		0-0 FC1-6 CS		3 1 1 0 0 0 3												
Inning Stats	R: 2 E: 0 K: 1 S: 9	H: 4 LOB: 2 BB: 0 P: 9	R: 0 E: 0 K: 0 S: 4	H: 1 LOB: 2 BB: 1 P: 8	R: 0 E: 0 K: 0 S: 3	H: 1 LOB: 0 BB: 0 P: 3	R: 2 E: 0 K: 1 S: 9	H: 4 LOB: 2 BB: 0 P: 9	R: 0 E: 0 K: 1 S: 7	H: 2 LOB: 2 BB: 0 P: 7	R: 0 E: 0 K: 1 S: 6	H: 1 LOB: 1 BB: 0 P: 6	R: 0 E: 0 K: 0 S: 3	H: 0 LOB: 0 BB: 0 P: 3	R: 0 E: 0 K: 1 S: 6	H: 2 LOB: 1 BB: 0 P: 6	R: 0 E: 0 K: 1 S: 5	H: 0 LOB: 0 BB: 0 P: 5	1B: 14 2B: 1 3B: 0 HR: 0	SF: 0 SAC: 1 DP: 1 HBP: 0	WP: 0 PB: 1 SB: 0 CS: 1	PA: 41
PITCHER	IP WLS BF H R ER SO BB IBB HBP BLK WP HR S P ERA WHIP																					
Glenn Abbott, R (1, 1) ERA: 5.92	3.1 L 20 10 4 4 1 1 0 0 0 0 0 0 21 25 10.80 3.300																					
Juan Berenguer, R (4, 1) ERA: 4.16	2.2 11 3 0 0 3 0 0 0 0 0 0 0 17 17 0.00 1.125																					
Sid Monge, L (7, 1) ERA: 3.25	1.0 3 0 0 0 0 0 0 0 0 0 0 0 3 3 0.00 0.000																					
Doug Bair, R (8, 1) ERA: 3.18	1.0 4 2 0 0 1 0 0 0 0 0 0 0 6 6 0.00 2.000																					
Aurelio Lopez, R (9, 1) ERA: 2.7	1.0 3 0 0 0 1 0 0 0 0 0 0 0 5 5 0.00 0.000																					

Boston Red Sox @ Detroit Tigers
Tiger Stadium, Detroit, MI
Fri Jul 27 1984, 7:05 PM EDT
Att: 49,607 - Unknown

livebaseballscorecards.com

AB	39
R	4
H	15
RBI	4
BB	1
SO	6
LOB	22



Batter	1	2	3	4	5	6	7	8	9	AB R H RBI BB SO LOB
Rusty Kuntz, R OBP: 0.400, SLG: 0.435 (1, 9) x	0-0 FC6-4 1B		0-0 F8			0-3 K			0-0 F8	4 0 1 0 0 1 0
Barbaro Garbey, R OBP: 0.309, SLG: 0.390 (1, 3) x	0-0 FC6-4 1-2f		0-0 F3			0-3 K			4-0 1B BB	3 0 0 0 1 1 1
Chet Lemon, R OBP: 0.383, SLG: 0.547 (1, 8) x	0-0 F4				0-0 F6			0-0 F9	0-0 1-2 1B	4 0 1 0 0 0 1
Lance Parrish, R OBP: 0.286, SLG: 0.462 (1, 10) x	0-0 5-3				0-0 4-3			0-0 F5	0-0 F3	4 0 0 0 0 0 3
Larry Herndon, R OBP: 0.291, SLG: 0.318 (1, 7) x		0-0 5-3			0-0 6-3			0-0 1B	0-0 F9	4 0 1 0 0 0 2
Howard Johnson, S OBP: 0.340, SLG: 0.420 (1, 5) x		0-0 F7			0-0 F8			0-3 K		3 0 0 0 0 1 1
Tom Brookens, R OBP: 0.272, SLG: 0.323 (1, 4) x		4-0 BB			0-0 F3			0-3 K		2 0 0 0 1 1 0
Marty Castillo, R OBP: 0.235, SLG: 0.221 (1, 2) x		0-0 F6			0-0 F6			0-0 4-3		3 0 0 0 0 0 1
Doug Baker, S OBP: 0.170, SLG: 0.133 (1, 6) x			0-0 F7			0-3 K		0-0 5-3		3 0 0 0 0 1 0


Inning Stats	R: 0 E: 0 K: 0 S: 4	H: 1 LOB: 1 BB: 0 P: 4	R: 0 E: 0 K: 0 S: 3	H: 0 LOB: 1 BB: 1 P: 7	R: 0 E: 0 K: 0 S: 3	H: 0 LOB: 0 BB: 0 P: 3	R: 0 E: 0 K: 0 S: 3	H: 0 LOB: 0 BB: 0 P: 3	R: 0 E: 0 K: 3 S: 9	H: 0 LOB: 0 BB: 0 P: 9	R: 0 E: 0 K: 1 S: 6	H: 1 LOB: 1 BB: 0 P: 6	R: 0 E: 0 K: 1 S: 5	H: 0 LOB: 0 BB: 0 P: 5	R: 0 E: 0 K: 0 S: 4	H: 1 LOB: 2 BB: 1 P: 8	1B: 3 2B: 0 3B: 0 HR: 0	SF: 0 SAC: 0 DP: 0 HBP: 0
PITCHER Bob Ojeda, L ERA: 3.83 (1, 1)	IP: 9.0 WLS: W BF: 32 H: 3 R: 0 ER: 0 SO: 5 BB: 2 IBB: 0 HBP: 0 BLK: 0 WP: 0 HR: 0 S: 40 P: 48 ERA: 0.00 WHIP: 0.556																	

BOTTOM

Boston Red Sox @ Detroit Tigers
Tiger Stadium, Detroit, MI
Fri Jul 27 1984, 7:05 PM EDT
Att. 49,607 - Unknown

livebaseballscorecards.com

AB	30
R	0
H	3
RBI	0
BB	2
SO	5
LOB	9



WP: 0	PA: 32
PB: 0	
SB: 0	
CS: 0	

Batter	1	2	3	4	5	6	7	8	9	AB R H RBI BB SO LOB	TOP		
Wade Boggs, L (1, 5) OBP: 0.397, SLG: 0.375	0-0 1B		0-0 G4-3			0-0 F7			0-0 4-3	4 0 1 0 0 0 1			
Dwight Evans, R (1, 9) OBP: 0.388, SLG: 0.520	0-3 K			0-0 6-3		0-0 F9				3 0 0 0 0 1 1			
Jim Rice, R (1, 7) OBP: 0.320, SLG: 0.462	0-3 K			0-0 5-3		0-0 F8				3 0 0 0 0 1 1			
Tony Armas, R (1, 8) OBP: 0.308, SLG: 0.534	0-3 K			0-3 K		0-0 F8				3 0 0 0 0 2 1			
Mike Easler, L (1, 10) OBP: 0.373, SLG: 0.524		0-0 F8			0-0 3-1			0-0 F7		3 0 0 0 0 0 0			
Bill Buckner, L (1, 3) OBP: 0.318, SLG: 0.369		0-0 F8			0-0 F9			0-0 G3		3 0 0 0 0 0 0			
Rich Gedman, L (1, 2) OBP: 0.292, SLG: 0.447		0-0 F7			0-0 F9			0-0 1-3		3 0 0 0 0 0 0			
Marty Barrett, R (1, 4) OBP: 0.364, SLG: 0.352			0-0 F9			0-0 G6-4-3 1B			0-0 F7	3 0 1 0 0 0 0			
Jackie Gutierrez, R (1, 6) OBP: 0.273, SLG: 0.302			0-0 G4-3 1B			0-0 G6-4-3			0-0 F7	2 0 1 0 0 0 1			
Reid Nichols, R (9, PH) OBP: 0.313, SLG: 0.337						0-0 1-2f				1 0 0 0 0 0 0			
Inning Stats	R: 0 H: 1 E: 0 LOB: 1 K: 3 BB: 0 S: 10 P: 10	R: 0 H: 0 E: 0 LOB: 0 K: 0 BB: 0 S: 3 P: 3	R: 0 H: 1 E: 0 LOB: 0 K: 0 BB: 0 S: 3 P: 3	R: 0 H: 0 E: 0 LOB: 0 K: 1 BB: 0 S: 5 P: 5	R: 0 H: 0 E: 0 LOB: 0 K: 0 BB: 0 S: 3 P: 3	R: 0 H: 1 E: 0 LOB: 0 K: 0 BB: 0 S: 3 P: 3	R: 0 H: 0 E: 0 LOB: 0 K: 0 BB: 0 S: 3 P: 3	R: 0 H: 0 E: 0 LOB: 0 K: 0 BB: 0 S: 3 P: 3	R: 0 H: 0 E: 0 LOB: 0 K: 0 BB: 0 S: 3 P: 3	1B: 3 SF: 0 2B: 0 SAC: 0 3B: 0 DP: 2 HR: 0 HBP: 0	WP: 0 PA: 28 PB: 0 SB: 0 CS: 0		
PITCHER	IP WLS BF H R ER SO BB IBB HBP BLK WP HR S P ERA WHIP											PITCHER	IP WLS BF H R ER SO BB IBB HBP BLK WP HR S P ERA WHIP
Milt Wilcox, R (1, 1) ERA: 3.93	8.0 W 25 3 0 0 4 0 0 0 0 0 0 0 33 33 0.00 0.375												
Willie Hernandez, L (9, 1) ERA: 1.96	1.0 S 3 0 0 0 0 0 0 0 0 0 0 0 3 3 0.00 0.000												

Boston Red Sox @ Detroit Tigers
Tiger Stadium, Detroit, MI
Sun Jul 29 1984, 3:33 AM EDT
Att: 42,013 - Unknown

livebaseballscorecards.com

AB 28
R 0
H 3
RBI 0
BB 0
SO 4
LOB 5



Batter	1	2	3	4	5	6	7	8	9	AB R H RBI BB SO LOB	TOP										
Brett Butler, L (1, 8) OBP: 0.359, SLG: 0.322	0-0 F8		0-0 F6		0-0 4-3		0-0 F8			4 0 0 0 0 0 1	Cleveland Indians @ Detroit Tigers Tiger Stadium, Detroit, MI Tue Jul 31 1984, 7:05 PM EDT Unknown										
Julio Franco, R (1, 6) OBP: 0.329, SLG: 0.337	0-0 F8		0-0 F9		0-0 F8			0-0 F4		4 0 0 0 0 0 0											
Mike Hargrove, L (1, 3) OBP: 0.375, SLG: 0.366	0-0 F8			0-0 FC1-4 1B		0-0 4-3		0-0 6-3		4 0 1 0 0 0 0											
Andre Thornton, R (1, 10) OBP: 0.354, SLG: 0.487		0-3 K		0-0 F8		0-0 F9		0-3 K		4 0 0 0 0 2 1											
George Vukovich, L (1, 9) OBP: 0.343, SLG: 0.399		0-0 F8		0-0 FC1-4 BB BB 1-2f		0-0 F7		0-0 F7		4 0 0 0 0 0 1											
Mel Hall, L (1, 7) OBP: 0.338, SLG: 0.443		0-0 1B 1B		4-0 BB 1-2 BB		0-0 4-3 3B		0-0 6-3		3 1 2 0 1 0 0											
Chris Bando, S (1, 2) OBP: 0.398, SLG: 0.591		0-0 1B 1-3 1B		4-0 BB 1-2 2-3 BB		0-3 K		0-0 F6		3 0 1 0 1 1 1											
Brook Jacoby, R (1, 5) OBP: 0.301, SLG: 0.348 Broderick Perkins, L (7, PH) OBP: 0.347, SLG: 0.250 Mike Fischlin, R (7, 5) OBP: 0.283, SLG: 0.362		0-0 F3		0-3 K		1-0 4-3 HBP				2 0 0 0 0 1 5 0 0 0 0 0 0 0 0 0 0 0 0 0 0											
Tony Bernazard, S (1, 4) OBP: 0.312, SLG: 0.272			0-3 K		0-0 F7		0-0 4-3			3 0 0 1 0 1 1											
Inning Stats	R: 0 E: 0 K: 0 S: 3	H: 0 LOB: 0 BB: 0 P: 3	R: 0 E: 0 K: 1 S: 7	H: 2 LOB: 2 BB: 0 P: 7	R: 0 E: 0 K: 1 S: 5	H: 0 LOB: 0 BB: 0 P: 5	R: 0 E: 0 K: 1 S: 6	H: 1 LOB: 3 BB: 2 P: 14	R: 0 E: 0 K: 0 S: 3	H: 0 LOB: 0 BB: 0 P: 3		R: 1 E: 0 K: 1 S: 6	H: 1 LOB: 1 BB: 0 P: 7	R: 0 E: 0 K: 1 S: 5	H: 0 LOB: 0 BB: 0 P: 5	R: 0 E: 0 K: 0 S: 3	H: 0 LOB: 0 BB: 0 P: 3	1B: 3 2B: 0 3B: 1 HR: 0	SF: 0 SAC: 0 DP: 0 HBP: 1	WP: 0 PB: 0 SB: 0 CS: 0	PA: 34
PITCHER Juan Berenguer, R (1, 1) ERA: 3.98 Doug Bair, R (7, 1) ERA: 3.05	IP 6.1	WLS W	BF 26	H 4	R 1	ER 1	SO 4	BB 2	IBB 0	HBP 1	BLK 0	WP 0	HR 0	S 31	P 40	ERA 1.42	WHIP 0.947				
PITCHER	IP	WLS	BF	H	R	ER	SO	BB	IBB	HBP	BLK	WP	HR	S	P	ERA	WHIP				

livebaseballscorecards.com

AB	31
R	1
H	4
RBI	1
BB	2
SO	5
LOB	10



Batter	1	2	3	4	5	6	7	8	9
Lou Whitaker, L OBP: 0.370, SLG: 0.411 (1, 4)	0-0 F3 BB 1B	0-0 SF7		0-0 3-1		0-0 E3			
Ruppert Jones, L OBP: 0.358, SLG: 0.560 (1, 8) (3, 7)	4-0 1-2 BB	0-0 3-H HR		0-0 3-1		0-3 K			
Larry Herndon, R OBP: 0.292, SLG: 0.325 (6, PH) (7, 7)									
Kirk Gibson, L OBP: 0.355, SLG: 0.503 (1, 9)	0-0 F6	0-0 2B		0-0 FC6-4 1B		0-3 K			
Lance Parrish, R OBP: 0.290, SLG: 0.456 (1, 2)	0-0 F3 2-3	4-0 IBB		0-0 FC6-4 1-2f		0-0 5-3			
Darrell Evans, L OBP: 0.354, SLG: 0.375 (1, 10)	0-3 K	0-3 K		0-0 F8		0-0 F9			
Johnny Grubb, L OBP: 0.414, SLG: 0.476 (1, 7) Chet Lemon, R OBP: 0.385, SLG: 0.541 (2, PH) (3, 8)		BB 1B K		0-3 K		0-0 F9			
Howard Johnson, S OBP: 0.338, SLG: 0.409 (1, 5)		0-0 BB 1B 3B	0-3 K	0-0 1-3		0-3 K			
Dave Bergman, L OBP: 0.368, SLG: 0.418 (1, 3)		4-0 1-2 2-3 3B BB	0-0 3-1			0-0 E 1B		0-0 6-3	
Doug Baker, S OBP: 0.189, SLG: 0.196 (1, 6)		0-0 1-H 2-H 3-H SF7 3B	0-0 6-3			0-3 K			


Inning Stats	R: 0	H: 1	E: 0	K: 1	S: 6	L: 1	LOB: 2	BB: 1	P: 10	R: 5	H: 5	E: 0	K: 2	S: 12	L: 2	LOB: 2	BB: 2	P: 20	R: 0	H: 0	E: 0	K: 1	S: 5	R: 0	H: 1	E: 0	K: 1	S: 4	R: 0	H: 0	E: 0	K: 1	S: 5	R: 0	H: 1	E: 1	K: 2	S: 8	R: 0	H: 0	E: 0	K: 1	S: 5	R: 0	H: 0	E: 0	K: 1	S: 5	R: 0	H: 0	E: 0	K: 1	S: 5
--------------	------	------	------	------	------	------	--------	-------	-------	------	------	------	------	-------	------	--------	-------	-------	------	------	------	------	------	------	------	------	------	------	------	------	------	------	------	------	------	------	------	------	------	------	------	------	------	------	------	------	------	------	------	------	------	------	------

PITCHER										PITCHER																								
IP	WLS	BF	H	R	ER	SO	BB	IBB	HBP	BLK	WP	HR	S	P	ERA	WHIP	IP	WLS	BF	H	R	ER	SO	BB	IBB	HBP	BLK	WP	HR	S	P	ERA	WHIP	
Roy Smith, R ERA: 4.34 (1, 1)	1.1	L	11	5	5	5	1	2	0	0	0	1	11	19	33.75	5.250	Jamie Easterly, L ERA: 3.47 (2, 1)	6.2	24	3	0	0	8	0	1	0	0	0	0	0	39	43	0.00	0.450


BOTTOM

Cleveland Indians @ Detroit Tigers
Tiger Stadium, Detroit, MI
Tue Jul 31 1984, 7:05 PM EDT
Unknown

AB	31
R	5
H	8
RBI	5
BB	3
SO	9
LOB	14



1B: 5	SF: 1	WP: 0	PA: 35
2B: 1	SAC: 0	PB: 0	
3B: 1	DP: 0	SB: 0	
HR: 1	HBP: 0	CS: 0	

Batter	1	2	3	4	5	6	7	8	9	AB R H RBI BB SO LOB	TOP
Joe Carter, R OBP: 0.229, SLG: 0.313 (1, 8) (8, 7)	0-0 1-3		0-0 F7	0-3 K			0-0 4-3		0-0 F5	5 0 0 0 0 1 2	
Julio Franco, R OBP: 0.330, SLG: 0.338 (1, 6)	0-0 1B HR 1B		0-0 E 1B 1B	0-0 6-3			0-0 F9			4 2 2 0 0 0 0	
Mel Hall, L OBP: 0.340, SLG: 0.444 Brett Butler, L OBP: 0.359, SLG: 0.322 (1, 7) (8, PR) (8, 8)	0-0 1-3 HR 1B		0-0 E9 1B 1B		0-3 K			0-0 CS S 1B		4 2 2 0 0 1 1 0 0 0 0 0 0 0	
Pat Tabler, R OBP: 0.375, SLG: 0.408 Mike Hargrove, L OBP: 0.375, SLG: 0.366 (1, 3) (8, 3)	0-0 2-H 3-H HR		0-0 1B 1-2 SF9 1B		0-0 F3			0-3 1-2 K		4 2 2 4 0 1 1 0 0 0 0 0 0 0	
George Vukovich, L OBP: 0.348, SLG: 0.402 (1, 9)	0-0 G6-4-3 1B		0-0 1-3 2-H 1B 1B		0-0 F4			4-0 IBB		3 0 2 1 1 0 0	
Brook Jacoby, R OBP: 0.298, SLG: 0.345 (1, 5)	0-0 G6-4-3 1-2f		0-0 SF9 3-H			0-0 F8		0-3 2-3 K		3 0 0 1 0 1 3	
Broderick Perkins, L OBP: 0.358, SLG: 0.273 Tony Bernazard, S OBP: 0.312, SLG: 0.272 (1, 10) (9, PR)		0-0 1-4-3	0-0 FC6-4 1B			0-0 6-3		0-0 CS 1B		4 0 2 0 0 0 0 0 0 0 0 0 0 0	AB 35 R 6 H 11 RBI 6 BB 1 SO 5 LOB 10
Jerry Willard, L OBP: 0.301, SLG: 0.378 (1, 2)		0-0 6-3	0-0 FC6-4 1-2f			0-0 F8		0-0 S 1B		4 0 1 0 0 0 2	
Mike Fischlin, R OBP: 0.263, SLG: 0.333 (1, 4)		0-0 F7		0-0 F8			0-0 F6		0-3 1-2 K	4 0 0 0 0 1 1	
Inning Stats	R: 3 E: 0 K: 0 S: 6 H: 4 LOB: 0 BB: 0 P: 6	R: 0 E: 0 K: 0 S: 3 H: 0 LOB: 0 BB: 0 P: 3	R: 3 E: 1 K: 0 S: 8 H: 4 LOB: 2 BB: 0 P: 8	R: 0 E: 0 K: 1 S: 5 H: 0 LOB: 0 BB: 0 P: 5	R: 0 E: 0 K: 1 S: 5 H: 0 LOB: 0 BB: 0 P: 5	R: 0 E: 0 K: 0 S: 3 H: 0 LOB: 0 BB: 0 P: 3	R: 0 E: 0 K: 0 S: 3 H: 0 LOB: 0 BB: 0 P: 3	R: 0 E: 0 K: 2 S: 7 H: 1 LOB: 2 BB: 1 P: 11	R: 0 E: 0 K: 1 S: 6 H: 2 LOB: 2 BB: 0 P: 6	1B: 10 2B: 1 3B: 0 HR: 1 SF: 1 SAC: 0 DP: 2 HBP: 0	WP: 0 PB: 0 SB: 2 CS: 2 PA: 37
PITCHER Dave Rozema, R ERA: 3.43 Aurelio Lopez, R ERA: 2.51	IP WLS BF H R ER SO BB IBB HBP BLK WP HR S P ERA WHIP	IP WLS BF H R ER SO BB IBB HBP BLK WP HR S P ERA WHIP	IP WLS BF H R ER SO BB IBB HBP BLK WP HR S P ERA WHIP	IP WLS BF H R ER SO BB IBB HBP BLK WP HR S P ERA WHIP	IP WLS BF H R ER SO BB IBB HBP BLK WP HR S P ERA WHIP	IP WLS BF H R ER SO BB IBB HBP BLK WP HR S P ERA WHIP	IP WLS BF H R ER SO BB IBB HBP BLK WP HR S P ERA WHIP	IP WLS BF H R ER SO BB IBB HBP BLK WP HR S P ERA WHIP	IP WLS BF H R ER SO BB IBB HBP BLK WP HR S P ERA WHIP	IP WLS BF H R ER SO BB IBB HBP BLK WP HR S P ERA WHIP	IP WLS BF H R ER SO BB IBB HBP BLK WP HR S P ERA WHIP

Cleveland Indians @ Detroit Tigers
Tiger Stadium, Detroit, MI
Tue Jul 31 1984, 7:05 PM EDT
Att. 32,158 - Unknown

livebaseballscorecards.com

Batter	1	2	3	4	5	6	7	8	9	AB R H RBI BB SO LOB	TOP											
Brett Butler, L (1, 8) OBP: 0.356, SLG: 0.320	0-0 G4-1		0-0 F4		0-0 4-3 1B			0-0 1-3		4 0 1 0 0 0 0	Cleveland Indians @ Detroit Tigers Tiger Stadium, Detroit, MI Thu Aug 02 1984, 3:33 AM EDT Att: 28,700 - Unknown											
Julio Franco, R (1, 6) OBP: 0.330, SLG: 0.341	0-0 1B		0-0 F8		0-0 4-3 1-2f			0-0 E3		4 0 1 0 0 0 1												
Pat Tabler, R (1, 7) OBP: 0.375, SLG: 0.404	0-0 1-3 1B		0-0 F9					0-0 F9		4 0 1 0 0 0 1												
Andre Thornton, R (1, 10) OBP: 0.352, SLG: 0.488	0-0 F4			0-0 HR				0-0 F7	0-3 K	4 1 1 1 0 1 3												
George Vukovich, L (1, 9) OBP: 0.347, SLG: 0.422 Joe Carter, R (9, PH) OBP: 0.240, SLG: 0.320	0-0 F6			0-0 4-3				0-0 F7	0-0 1B	3 0 0 0 0 0 2 1 0 1 0 0 0 0												
Mike Hargrove, L (1, 3) OBP: 0.375, SLG: 0.370 Carmen Castillo, R (9, PH) OBP: 0.321, SLG: 0.493		0-0 F5		0-0 2B				0-0 F8	0-0 F6	3 0 1 0 0 0 0 1 0 0 0 0 0 1												
Chris Bando, S (1, 2) OBP: 0.382, SLG: 0.565		0-0 F9		0-0 F7				0-0 F7	0-0 F7	4 0 0 0 0 0 2												
Brook Jacoby, R (1, 5) OBP: 0.302, SLG: 0.359		0-0 3B		0-0 6-3				0-0 1B	0-0 1-3	4 0 2 0 0 0 2												
Tony Bernazard, S (1, 4) OBP: 0.310, SLG: 0.268 Mel Hall, L (7, PH) OBP: 0.336, SLG: 0.438 Mike Fischlin, R (7, 4) OBP: 0.263, SLG: 0.333		0-0 F4			0-0 F8			0-0 F7		2 0 0 0 0 0 1 1 0 0 0 0 0 1 0 0 0 0 0 0 0												
Inning Stats	R: 0 E: 0 K: 0 S: 5	H: 2 LOB: 2 BB: 0 P: 5	R: 0 E: 0 K: 0 S: 4	H: 1 LOB: 1 BB: 0 P: 4	R: 0 E: 0 K: 0 S: 3	H: 0 LOB: 0 BB: 0 P: 3	R: 1 E: 0 K: 0 S: 5	H: 2 LOB: 1 BB: 0 P: 5	R: 0 E: 0 K: 0 S: 3	H: 1 LOB: 0 BB: 0 P: 3	R: 0 E: 0 K: 0 S: 3	H: 0 LOB: 0 BB: 0 P: 3	R: 0 E: 0 K: 0 S: 4	H: 1 LOB: 1 BB: 0 P: 4	R: 0 E: 1 K: 1 S: 6	H: 0 LOB: 1 BB: 0 P: 6	R: 0 E: 0 K: 0 S: 4	H: 1 LOB: 1 BB: 0 P: 4	1B: 5 2B: 2 3B: 1 HR: 1	SF: 0 SAC: 0 DP: 1 HBP: 0	WP: 0 PB: 0 SB: 0 CS: 0	PA: 35
PITCHER	IP WLS BF H R ER SO BB IBB HBP BLK WP HR S P ERA WHIP																					
Jack Morris, R (1, 1) ERA: 3.08 Willie Hernandez, L (9, 1) ERA: 2.0	8.0 W 31 7 1 1 1 0 0 0 0 0 1 33 33 1.12 0.875																					
	1.0 S 4 1 0 0 0 0 0 0 0 0 0 4 4 0.00 1.000																					

livebaseballscorecards.com

AB	35
R	1
H	8
RBI	1
BB	0
SO	1
LOB	14



Batter	1	2	3	4	5	6	7	8	9	AB	R	H	RBI	BB	SO	LOB
Lou Whitaker, L OBP: 0.370, SLG: 0.422 (1, 4)	0-0 5-3		4-0 BB		0-0 HR		0-0 F6			3	1	1	2	1	0	2
Alan Trammell, R OBP: 0.369, SLG: 0.456 (1, 10)	0-0 1B		0-3 K		0-0 F9		0-0 F8			4	0	1	0	0	1	3
Kirk Gibson, L OBP: 0.350, SLG: 0.491 (1, 9)	0-0 F7		0-0 F8			0-0 F8	4-0 IBB			3	0	0	0	1	0	2
Lance Parrish, R OBP: 0.295, SLG: 0.454 (1, 2)	0-0 1B			0-0 FC6-4		0-0 BB	0-0 1-3			4	0	3	0	0	0	3
Ruppert Jones, L OBP: 0.342, SLG: 0.523 (1, 7)	0-0 F8			0-0 FC6-4		0-0 F7		4-0 BB		3	0	0	0	1	0	4
Chet Lemon, R OBP: 0.379, SLG: 0.530 (1, 8)		0-0 F9		0-0 G6-4-3		4-0 BB		0-0 FC1-6		3	0	0	0	1	0	2
Dave Bergman, L OBP: 0.364, SLG: 0.427 (1, 3)		0-0 F7			0-0 SH1-3	0-3 K		0-0 FC6-4		4	1	1	0	0	1	3
Howard Johnson, S OBP: 0.336, SLG: 0.411 (1, 5)		0-0 F3			0-0 F9		0-0 F8	0-0 F9		4	0	1	0	0	0	2
Tom Brookens, R OBP: 0.274, SLG: 0.313 (1, 6)			0-0 F9		0-0 SH1-3		4-0 IBB			1	0	0	0	1	0	0

Inning Stats	R: 0	H: 2	E: 0	K: 0	S: 5	LOB: 2	BB: 0	P: 5	R: 0	H: 0	E: 0	K: 0	S: 3	LOB: 0	BB: 0	P: 3	R: 0	H: 1	E: 0	K: 0	S: 3	LOB: 0	BB: 0	P: 3	R: 2	H: 2	E: 0	K: 0	S: 5	LOB: 0	BB: 0	P: 5	R: 0	H: 1	E: 0	K: 1	S: 6	LOB: 2	BB: 1	P: 10	R: 0	H: 1	E: 0	K: 0	S: 4	LOB: 3	BB: 2	P: 12	R: 0	H: 0	E: 0	K: 0	S: 3	LOB: 1	BB: 1	P: 7
1B: 5	SF: 0	2B: 1	SAC: 1	3B: 0	DP: 1	HR: 1	HBP: 0	WP: 0	PA: 35																																															

PITCHER	IP	WLS	BF	H	R	ER	SO	BB	IBB	HBP	BLK	WP	HR	S	P	ERA	WHIP
Bert Blyleven, R ERA: 3.26 (1, 1)	6.0	L	27	7	2	2	2	3	0	0	0	0	1	28	40	3.00	1.667
Mike Jeffcoat, L ERA: 2.54 (7, 1)	0.1		1	0	0	0	0	0	0	0	0	0	0	1	1	0.00	0.000
Tom Waddell, R ERA: 2.85 (7, 1)	1.2		7	0	0	0	0	1	1	0	0	0	0	5	13	0.00	0.600

BOTTOM

Cleveland Indians @ Detroit Tigers
Tiger Stadium, Detroit, MI
Thu Aug 02 1984, 3:33 AM EDT
Att. 28,700 - Unknown

AB	29
R	2
H	7
RBI	2
BB	5
SO	2
LOB	21



WP: 0	PA: 35
PB: 0	
SB: 0	
CS: 0	

PITCHER	IP	WLS	BF	H	R	ER	SO	BB	IBB	HBP	BLK	WP	HR	S	P	ERA	WHIP
---------	----	-----	----	---	---	----	----	----	-----	-----	-----	----	----	---	---	-----	------

BOTTOM

Kansas City Royals @ Detroit Tigers
Tiger Stadium, Detroit, MI
Fri Aug 03 1984, 7:05 PM EDT
Att. 39,480 - Unknown

livebaseballscorecards.com

AB	37
R	6
H	10
RBI	6
BB	1
SO	3
LOB	8



WP:	0	PA:	38
PB:	0		
SB:	0		
CS:	0		

AB R H RBI BB SO LOB

5	3	4	0	0	0	0
4	2	1	2	1	0	2
4	0	2	1	0	2	2
4	0	1	2	0	0	2
2	0	0	0	0	0	0
2	0	0	0	0	0	1
3	0	1	0	0	0	0
1	0	0	0	0	0	0
4	0	0	0	0	0	1
3	1	1	1	0	0	0
1	0	0	0	0	0	0
2	0	0	0	0	1	0
2	0	0	0	0	0	0

Batter	1	2	3	4	5	6	7	8	9
Lou Whitaker, L (1, 4) OBP: 0.375, SLG: 0.429	0-0 F7 ①		0-0 HR 1B		0-0 BB 3B 1B		0-0 1B 2B		0-0 1B
Alan Trammell, R (1, 10) OBP: 0.370, SLG: 0.462	0-0 F2		0-0 HR 1-H		4-0 BB 3B BB		0-0 F5		0-0 5-3 ③
Chet Lemon, R (1, 8) OBP: 0.380, SLG: 0.530	0-0 1B		0-3 K ③		0-3 K ②		0-0 2-H 1B		
Lance Parrish, R (1, 2) OBP: 0.295, SLG: 0.457	0-0 F3 ③			0-0 F7 ①	0-0 1-H 2-H 3B		0-0 F9 ③		
Barbaro Garbey, R (1, 3) OBP: 0.310, SLG: 0.393		0-0 6-3 ①		0-0 F8 ②	0-0 1-3 ③			0-0 3-1 ①	
Dave Bergman, L (5, PH) OBP: 0.360, SLG: 0.422 (6, 3)									
Larry Herndon, R (1, 7) OBP: 0.298, SLG: 0.329		0-0 4-3 ②		0-0 1B		0-0 F8 ①		0-0 F7 ②	
Ruppert Jones, L (8, PH) OBP: 0.339, SLG: 0.519 (9, 7)									
Kirk Gibson, L (1, 9) OBP: 0.346, SLG: 0.485		0-0 F7 ③		0-0 F7 ③		0-0 F8 ②		0-0 4-3 ③	
Tom Brookens, R (1, 6) OBP: 0.275, SLG: 0.331			0-0 F9 ①		0-0 HR	0-0 5-3 ③		0-0 F7 ①	
Johnny Grubb, L (9, PH) OBP: 0.398, SLG: 0.455									
Marty Castillo, R (1, 5) OBP: 0.229, SLG: 0.215			0-3 K ②		0-0 F2 ①		0-0 F8 ①		0-0 4-3 ②
Howard Johnson, S (7, PH) OBP: 0.333, SLG: 0.407 (8, 5)									

Inning Stats	R: 0	H: 1	E: 0	K: 0	S: 4	R: 0	H: 0	E: 0	K: 0	S: 3	R: 2	H: 2	E: 0	K: 2	S: 9	R: 0	H: 1	E: 0	K: 0	S: 4	R: 3	H: 3	E: 0	K: 1	S: 8	R: 0	H: 0	E: 0	K: 0	S: 3	R: 1	H: 2	E: 0	K: 0	S: 5	R: 0	H: 0	E: 0	K: 0	S: 3	R: 0	H: 1	E: 0	K: 0	S: 4	1B: 6	2B: 1	3B: 1	HR: 2	SF: 0	SAC: 0	DP: 0	HBP: 0	WP: 0	PA: 38
--------------	------	------	------	------	------	------	------	------	------	------	------	------	------	------	------	------	------	------	------	------	------	------	------	------	------	------	------	------	------	------	------	------	------	------	------	------	------	------	------	------	------	------	------	------	------	-------	-------	-------	-------	-------	--------	-------	--------	-------	--------

PITCHER	IP	WLS	BF	H	R	ER	SO	BB	IBB	HBP	BLK	WP	HR	S	P	ERA	WHIP
Bud Black, L (1, 1) ERA: 3.59	4.2		22	7	5	5	3	1	0	0	0	0	2	27	31	9.64	1.714
Bret Saberhagen, R (5, 1) ERA: 3.26	1.2	W	6	1	1	1	0	0	0	0	0	0	0	6	6	5.40	0.600
Dan Quisenberry, R (7, 1) ERA: 2.24	2.2	S	10	2	0	0	0	0	0	0	0	0	0	10	10	0.00	0.750

Batter	1	2	3	4	5	6	7	8	9	AB	R	H	RBI	BB	SO	LOB	TOP								
Willie Wilson, S OBP: 0.354, SLG: 0.377 (1, 8)	0-0 2B 6-3 1B	0-0 FC6 1-2f			0-0 G3	4-0 1B 1-2 BB	0-0 G6-3 1-2f			4	1	1	0	1	0	3									
Pat Sheridan, L OBP: 0.339, SLG: 0.423 (1, 9)	0-0 6-3 1-3 1B 2B	0-0 4-3			0-0 G3	0-0 1-3 2-H 3-H 1B		0-0 6-3 1B		5	1	3	2	0	0	1									
George Brett, L OBP: 0.348, SLG: 0.446 (1, 5)	0-0 6-3		0-0 4-3		0-0 F8	0-0 F8		0-0 6-3 1-2f		5	0	0	1	0	0	4									
Greg Pryor, R OBP: 0.287, SLG: 0.363 (8, 5)	2-3 3-H									0	0	0	0	0	0	0									
Jorge Orta, L OBP: 0.340, SLG: 0.447 (1, 10)	0-0 1B 1B		0-0 4-3		0-0 4-3	0-0 FC4-6 1B	0-3 K	0-3 K		3	0	2	1	0	0	0									
Hal McRae, R OBP: 0.352, SLG: 0.366 (7, PH)	3-H									2	0	0	0	0	2	0									
Dane Iorg, L OBP: 0.258, SLG: 0.366 (1, 3)	0-0 1-2 1B		0-0 G3		0-0 FC4-6 1B WP	0-0 1B 2B			4-0 5-3 BB	4	2	2	0	0	0	1									
John Wathan, R OBP: 0.294, SLG: 0.286 (8, 3)	1-2				1-2f					0	0	0	0	1	0	0									
Darryl Motley, R OBP: 0.335, SLG: 0.439 (1, 7)	0-3 K		0-0 6-3		0-0 1B 1B	4-0 1B 2B BB		0-0 5-3		4	2	1	1	1	1	3									
Frank White, R OBP: 0.311, SLG: 0.438 (1, 4)	0-0 F6		0-0 5-3		0-0 F6	0-0 2B 1B 1B		0-3 K		5	1	1	0	0	1	4									
Don Slaught, R OBP: 0.315, SLG: 0.389 (1, 2)		0-0 FC6 1B		0-0 1B	4-0 1B 1B BB	0-0 1B 2B		0-3 K		4	1	3	2	1	1	1									
Onix Concepcion, R OBP: 0.305, SLG: 0.322 (1, 6)		0-0 F7		0-0 F7	0-0 1B 1B BB	0-0 1B BB		0-0 G6-3		4	1	2	2	0	0	2									
					1-3 2-H 3-H	2-3 3-H																			
Inning Stats	R: 2 E: 0 K: 1 S: 9	H: 4 LOB: 2 BB: 0 P: 9	R: 0 E: 0 K: 0 S: 4	H: 1 LOB: 1 BB: 0 P: 4	R: 0 E: 0 K: 0 S: 3	H: 0 LOB: 0 BB: 0 P: 3	R: 0 E: 0 K: 0 S: 4	H: 1 LOB: 1 BB: 0 P: 4	R: 0 E: 0 K: 0 S: 3	H: 0 LOB: 0 BB: 0 P: 3	R: 4 E: 0 K: 0 S: 7	H: 4 LOB: 2 BB: 2 P: 15	R: 3 E: 0 K: 1 S: 8	H: 4 LOB: 1 BB: 1 P: 12	R: 0 E: 0 K: 1 S: 5	H: 1 LOB: 0 BB: 0 P: 5	R: 0 E: 0 K: 2 S: 7	H: 0 LOB: 1 BB: 1 P: 11	1B: 12 2B: 4 3B: 0 HR: 0	SF: 0 SAC: 0 DP: 2 HBP: 0	WP: 1 PB: 0 SB: 0 CS: 0	PA: 44			
PITCHER	IP	WLS	BF	H	R	ER	SO	BB	IBB	HBP	BLK	WP	HR	S	P	ERA	WHIP								
Glenn Abbott, R ERA: 6.02 (1, 1)	5.1		24	8	4	4	1	0	0	0	0	1	0	26	26	6.75	1.500								
Doug Bair, R ERA: 3.31 (6, 1)	0.1	L	5	2	2	2	0	2	0	0	0	0	0	3	11	54.00	12.000								
Sid Monge, L ERA: 3.93 (6, 1)	0.2		5	2	3	3	1	1	0	0	0	0	0	6	10	40.50	4.500								
Aurelio Lopez, R ERA: 2.5 (7, 1)	1.2		6	3	0	0	1	0	0	0	0	0	0	8	8	0.00	1.800								
Willie Hernandez, L ERA: 1.98 (9, 1)	1.0		4	0	0	0	2	1	0	0	0	0	0	7	11	0.00	1.000								

Kansas City Royals @ Detroit Tigers
 Tiger Stadium, Detroit, MI
 Sat Aug 04 1984, 3:33 AM EDT
 Att: 41,714 - Unknown

livebaseballscorecards.com

AB	40
R	9
H	15
RBI	9
BB	4
SO	5
LOB	19



BOTTOM

Kansas City Royals @ Detroit Tigers
 Tiger Stadium, Detroit, MI
 Sat Aug 04 1984, 3:33 AM EDT
 Att. 41,714 - Unknown

livebaseballscorecards.com

AB	35
R	5
H	7
RBI	5
BB	6
SO	5
LOB	22



WP: 0	PA: 41
PB: 0	
SB: 1	
CS: 0	

AB R H RBI BB SO LOB


4	0	0	0	1	0	3
4	1	0	0	1	1	5
5	2	3	2	0	0	0
5	0	1	0	0	2	3
5	1	2	3	0	1	2
4	0	0	0	0	1	2
3	0	1	0	1	0	1
1	0	0	0	3	0	2
2	1	0	0	0	0	2
2	0	0	0	0	0	2

Batter	1	2	3	4	5	6	7	8	9
Lou Whitaker, L (1, 4) OBP: 0.373, SLG: 0.425	0-0 4-3 		0-0 4-3 	4-0 1-2 2-3 BB 		0-0 4-3 		0-0 FC3-6 	
Alan Trammell, R (1, 10) OBP: 0.368, SLG: 0.457	0-3 K 		4-0 3B BB 	0-0 F8 		0-0 F8 		0-0 5-3 	
Kirk Gibson, L (1, 9) OBP: 0.349, SLG: 0.499	0-0 4-3 		0-0 1-H 2-H 3B 		0-0 6-3 S HR 1B 		0-0 1B 3B 		0-0 F9
Lance Parrish, R (1, 2) OBP: 0.293, SLG: 0.453		0-0 1B 1B 	0-0 F3 		0-0 6-3 		0-3 K 		0-3 K
Ruppert Jones, L (1, 7) OBP: 0.341, SLG: 0.540		0-3 K 	0-0 4-3 		0-0 HR 		0-0 1B 		0-0 3-1
Chet Lemon, R (1, 8) OBP: 0.376, SLG: 0.524		0-3 K 		0-0 6-3 	0-0 3-H 0-0 F7 		0-0 3-H 0-0 F7 		
Dave Bergman, L (1, 3) OBP: 0.363, SLG: 0.421		0-0 1-3 1B 		4-0 BB BB BB 	0-0 F7 		0-0 1-3 		
Howard Johnson, S (1, 5) (7, 6) OBP: 0.339, SLG: 0.406		0-0 F7 		4-0 1-2 BB BB 		4-0 4-3 BB 		4-0 FC3-6 BB 	
Tom Brookens, R (1, 6) OBP: 0.272, SLG: 0.327			0-0 E3 4-3 3B 		0-0 F8 		0-0 F7 		0-0 F7
Darrell Evans, L (6, PH) (7, 5) OBP: 0.352, SLG: 0.372									

Inning Stats	R: 0 H: 0 E: 0 K: 1 S: 5	H: 0 LOB: 0 BB: 0 P: 5	R: 0 H: 2 E: 0 K: 2 S: 9	H: 2 LOB: 2 BB: 0 P: 9	R: 2 H: 1 E: 1 K: 0 S: 5	H: 1 LOB: 1 BB: 1 P: 9	R: 0 H: 0 E: 0 K: 0 S: 3	H: 0 LOB: 3 BB: 3 P: 15	R: 2 H: 2 E: 0 K: 0 S: 5	H: 2 LOB: 0 BB: 0 P: 5	R: 0 H: 0 E: 0 K: 0 S: 3	H: 0 LOB: 1 BB: 1 P: 7	R: 1 H: 2 E: 0 K: 1 S: 7	H: 2 LOB: 1 BB: 0 P: 7	R: 0 H: 0 E: 0 K: 0 S: 3	H: 0 LOB: 1 BB: 1 P: 7	R: 0 H: 0 E: 0 K: 1 S: 5	H: 0 LOB: 0 BB: 0 P: 5
--------------	--------------------------	------------------------	--------------------------	------------------------	--------------------------	------------------------	--------------------------	-------------------------	--------------------------	------------------------	--------------------------	------------------------	--------------------------	------------------------	--------------------------	------------------------	--------------------------	------------------------

PITCHER	IP	WLS	BF	H	R	ER	SO	BB	IBB	HBP	BLK	WP	HR	S	P	ERA	WHIP
Mark Gubicza, R (1, 1) ERA: 3.25	4.1		23	5	4	3	3	4	0	0	0	0	1	25	41	6.23	2.077
Joe Beckwith, R (5, 1) ERA: 4.25	4.2	W	18	2	1	1	2	2	0	0	0	0	0	20	28	1.93	0.857

WP	PA	ERA	WHIP
0	41		

Batter	1	2	3	4	5	6	7	8	9	AB R H RBI BB SO LOB	TOP															
Willie Wilson, S OBP: 0.351, SLG: 0.374 (1, 8) X	0-0 F7		0-0 BB 1B	0-0 4-3		0-0 FC6-4			0-0 F2	5 0 1 0 0 0 3																
Pat Sheridan, L OBP: 0.343, SLG: 0.424 (1, 9) S S S	0-3 K		4-0 G6-4-3 BB		0-0 F3 1B		0-0 6-3		0-0 1B 2B 1B	4 1 2 0 1 1 0																
George Brett, L OBP: 0.342, SLG: 0.438 Greg Pryor, R OBP: 0.287, SLG: 0.363 (1, 5) X (9, 5)	0-0 F6		0-0 G6-4-3		0-0 F3		0-0 F8		0-3 K	5 0 0 0 0 1 5 0 0 0 0 0 0 0																
Jorge Orta, L OBP: 0.344, SLG: 0.454 (1, 10) X		0-0 3-1		0-0 4-3 1B 2B		0-0 6-3		0-0 FC5 1B 1B	0-0 2B 1B	5 2 3 0 0 0 1																
Dane Iorg, L OBP: 0.267, SLG: 0.378 (1, 3) X		0-0 FC6-4 1B		0-0 4-3		0-0 4-3		0-0 1-2 1B	0-0 1-2 2B	5 0 3 2 0 0 2																
Darryl Motley, R OBP: 0.333, SLG: 0.436 (1, 7) S S S		0-3 K		0-0 FC6-4 1B 1B		0-0 5-3		0-0 FC5	0-0 F3	5 1 1 1 0 1 4																
Frank White, R OBP: 0.314, SLG: 0.449 (1, 4) X		0-0 FC6-4		0-0 FC6-4 1B		0-0 HR		0-0 F3		4 1 2 1 0 0 1	AB 41 R 5 H 16 RBI 5 BB 1 SO 3 LOB 21															
Onix Concepcion, R OBP: 0.313, SLG: 0.330 (1, 6) X			0-0 BB 1B 1B	0-0 FC6-4 1B		0-0 FC6-4 1B		0-0 G1-4-3 1B		4 0 3 0 0 0 2																
John Wathan, R OBP: 0.293, SLG: 0.285 (1, 2) X			0-0 F7	0-0 1-2 3-H 1B		0-0 F8		0-0 G1-4-3		4 0 1 1 0 0 3																
Inning Stats	R: 0 E: 0 K: 1 S: 5	H: 0 LOB: 0 BB: 0 P: 5	R: 0 E: 0 K: 1 S: 6	H: 1 LOB: 1 BB: 0 P: 6	R: 0 E: 0 K: 0 S: 4	H: 2 LOB: 2 BB: 1 P: 8	R: 2 E: 0 K: 0 S: 7	H: 4 LOB: 2 BB: 0 P: 7	R: 0 E: 0 K: 0 S: 4	H: 1 LOB: 1 BB: 0 P: 4	R: 1 E: 0 K: 0 S: 5	H: 2 LOB: 1 BB: 0 P: 5	R: 0 E: 0 K: 0 S: 5	H: 2 LOB: 2 BB: 0 P: 5	R: 0 E: 0 K: 0 S: 3	H: 1 LOB: 0 BB: 0 P: 3	R: 2 E: 0 K: 1 S: 8	H: 3 LOB: 1 BB: 0 P: 8	1B: 13 2B: 2 3B: 0 HR: 1	SF: 0 SAC: 0 DP: 2 HBP: 0	WP: 0 PB: 0 SB: 0 CS: 0	PA: 42				
PITCHER	IP WLS BF H R ER SO BB IBB HBP BLK WP HR S P ERA WHIP																									
Dave Rozema, R ERA: 3.5 (1, 1)	6.0	28	10	3	3	2	1	0	0	0	0	1	31	35	4.50	1.833										
Willie Hernandez, L ERA: 2.11 (7, 1)	3.0	L	14	6	2	2	1	0	0	0	0	0	16	16	6.00	2.000										

Kansas City Royals @ Detroit Tigers
 Tiger Stadium, Detroit, MI
 Sun Aug 05 1984, 3:33 AM EDT
 Unknown

livebaseballscorecards.com

Batter	1	2	3	4	5	6	7	8	9	AB	R	H	RBI	BB	SO	LOB
Lou Whitaker, L (1, 4) OBP: 0.374, SLG: 0.423	4-0 FC1-6 BB		0-3 K		0-0 5-3		0-0 FC3-6		0-0 1B 1B	4	0	1	0	1	1	3
Alan Trammell, R (1, 10) OBP: 0.370, SLG: 0.456	0-0 FC1-6 G6-4-3			4-0 BB		4-0 1B BB	0-0 F7		0-0 1B	3	1	1	1	2	0	2
Chet Lemon, R (1, 8) OBP: 0.372, SLG: 0.516	0-0 G6-4-3			0-0 F4		0-0 F8	0-0 5-3		0-0 F6	5	0	0	0	0	0	6
Lance Parrish, R (1, 2) OBP: 0.291, SLG: 0.449		0-0 F8		0-0 F7		0-0 E5 1B 2B		0-0 F4		4	1	0	0	0	0	2
Barbaro Garbey, R (1, 3) OBP: 0.311, SLG: 0.392		0-3 K		0-0 F3		0-0 2B 1B		0-0 F5		3	1	1	1	0	1	1
Dave Bergman, L (8, 3) OBP: 0.361, SLG: 0.418										1	0	0	0	0	0	0
Larry Herndon, R (1, 7) OBP: 0.305, SLG: 0.340		0-0 2B		4-0 1B BB		0-0 2B		0-0 F8		2	0	2	2	1	0	0
Ruppert Jones, L (8, PH) OBP: 0.339, SLG: 0.535										1	0	0	0	0	0	0
Kirk Gibson, L (1, 9) OBP: 0.348, SLG: 0.496		0-0 F7		0-0 F9		0-0 F4		0-0 G4-6-3 1B		4	0	1	0	0	0	3
Howard Johnson, S (1, 5) OBP: 0.335, SLG: 0.399			0-3 K		0-0 F3	0-0 5-3		0-0 G4-6-3		4	0	0	0	0	1	3
Tom Brookens, R (1, 6) OBP: 0.278, SLG: 0.329			0-3 K		0-0 1B		4-0 FC3-6 BB		4-0 1B BB	2	0	1	0	1	1	0
Darrell Evans, L (9, PH) OBP: 0.353, SLG: 0.372										0	1	0	0	1	0	0

BOTTOM

Kansas City Royals @ Detroit Tigers
Tiger Stadium, Detroit, MI
Sun Aug 05 1984, 3:33 AM EDT
Unknown

livebaseballscorecards.com

AB	33
R	4
H	7
RBI	4
BB	6
SO	4
LOB	20



Inning Stats	R: 0 E: 0 K: 0 S: 2	H: 0 LOB: 0 BB: 1 P: 6	R: 0 E: 0 K: 1 S: 6	H: 1 LOB: 1 BB: 0 P: 6	R: 0 E: 0 K: 3 S: 9	H: 0 LOB: 0 BB: 0 P: 9	R: 0 E: 0 K: 0 S: 3	H: 0 LOB: 1 BB: 1 P: 7	R: 0 E: 0 K: 0 S: 4	H: 1 LOB: 2 BB: 1 P: 8	R: 3 E: 1 K: 0 S: 6	H: 2 LOB: 1 BB: 1 P: 10	R: 0 E: 0 K: 0 S: 3	H: 0 LOB: 1 BB: 1 P: 7	R: 0 E: 0 K: 0 S: 3	H: 0 LOB: 0 BB: 0 P: 3	R: 1 E: 0 K: 0 S: 5	H: 3 LOB: 2 BB: 1 P: 9	1B: 5 2B: 2 3B: 0 HR: 0	SF: 0 SAC: 0 DP: 2 HBP: 0	WP: 0 PB: 0 SB: 0 CS: 0	PA: 39
--------------	------------------------------	---------------------------------	------------------------------	---------------------------------	------------------------------	---------------------------------	------------------------------	---------------------------------	------------------------------	---------------------------------	------------------------------	----------------------------------	------------------------------	---------------------------------	------------------------------	---------------------------------	------------------------------	---------------------------------	----------------------------------	------------------------------------	----------------------------------	--------

PITCHER	IP	WLS	BF	H	R	ER	SO	BB	IBB	HBP	BLK	WP	HR	S	P	ERA	WHIP
Mike Jones, L (1, 1) ERA: 4.29	6.0		26	4	3	2	4	4	0	0	0	0	0	30	46	3.00	1.333
Bret Saberhagen, R (7, 1) ERA: 3.2	2.0	W	7	0	0	0	0	1	0	0	0	0	0	6	10	0.00	0.500
Dan Quisenberry, R (9, 1) ERA: 2.32	1.0	S	6	3	1	1	0	1	0	0	0	0	0	5	9	9.00	4.000

Batter	1	2	3	4	5	6	7	8	9	AB R H RBI BB SO LOB	TOP									
Willie Wilson, S (1, 8) OBP: 0.355, SLG: 0.376	4-0 S HR BB	0-0 F6		0-0 S 1B			0-0 1B 1B		0-0 E4	4 1 2 0 1 0 0										
Pat Sheridan, L (1, 9) OBP: 0.346, SLG: 0.434	0-0 1-H HR	4-0 BB		0-0 G3 1-2			0-0 1-3 1B		0-0 F8	4 1 2 2 1 0 3										
George Brett, L (1, 5) OBP: 0.341, SLG: 0.435	0-0 1B 4-3 1B	0-3 K			0-0 G3		0-3 K			4 1 1 0 0 2 3										
Greg Pryor, R (7, 5) OBP: 0.287, SLG: 0.363										0 0 0 0 0 0 0										
Jorge Orta, L (1, 10) OBP: 0.343, SLG: 0.451	0-0 4-3 1-3 1B 1B		0-0 4-3		0-0 4-3		0-0 F9			4 1 1 0 0 0 2										
Dane Iorg, L (1, 3) OBP: 0.262, SLG: 0.370	0-0 4-3		0-0 6-3		0-0 F5			0-3 K		4 0 0 1 0 1 1										
John Wathan, R (8, 3) OBP: 0.293, SLG: 0.285	2-3 3-H									0 0 0 0 0 0 0										
Darryl Motley, R (1, 7) OBP: 0.332, SLG: 0.433	0-0 3-H 1B		0-0 F8			0-3 K		0-0 F8		4 0 1 1 0 1 0										
Frank White, R (1, 4) OBP: 0.310, SLG: 0.443	0-3 K			0-0 F8		0-0 F3		0-3 K		4 0 0 0 0 2 1										
Don Slaught, R (1, 2) OBP: 0.310, SLG: 0.383	0-0 F6			0-3 K		0-0 6-3			0-0 F2	4 0 0 0 0 1 1										
Onix Concepcion, R (1, 6) OBP: 0.312, SLG: 0.329		0-0 F9		0-0 1B 1B			0-3 K		0-0 F3	4 0 1 0 0 1 0										
Inning Stats	R: 4 E: 0 K: 1 S: 9	H: 4 LOB: 1 BB: 1 P: 13	R: 0 E: 0 K: 1 S: 5	H: 0 LOB: 1 BB: 1 P: 9	R: 0 E: 0 K: 0 S: 3	H: 0 LOB: 0 BB: 0 P: 3	R: 0 E: 0 K: 1 S: 7	H: 2 LOB: 2 BB: 0 P: 7	R: 0 E: 0 K: 0 S: 3	H: 0 LOB: 0 BB: 0 P: 3	R: 0 E: 0 K: 2 S: 9	H: 2 LOB: 2 BB: 0 P: 9	R: 0 E: 0 K: 2 S: 7	H: 0 LOB: 0 BB: 0 P: 7	R: 0 E: 1 K: 0 S: 4	H: 0 LOB: 1 BB: 0 P: 4	1B: 7 2B: 0 3B: 0 HR: 1	SF: 0 SAC: 0 DP: 0 HBP: 0	WP: 0 PB: 0 SB: 2 CS: 0	PA: 38
PITCHER Juan Berenguer, R (1, 1) ERA: 3.98	IP: 9.0 WLS: L BF: 38 H: 8 R: 4 ER: 4 SO: 8 BB: 2 IBB: 0 HBP: 0 BLK: 0 WP: 0 HR: 1 S: 52 P: 60 ERA: 4.00 WHIP: 1.111																			
																			PITCHER	IP: 9.0 WLS: L BF: 38 H: 8 R: 4 ER: 4 SO: 8 BB: 2 IBB: 0 HBP: 0 BLK: 0 WP: 0 HR: 1 S: 52 P: 60 ERA: 4.00 WHIP: 1.111

Kansas City Royals @ Detroit Tigers
 Tiger Stadium, Detroit, MI
 Sun Aug 05 1984, 3:38 AM EDT
 Att: 42,761 - Unknown

livebaseballscorecards.com

AB	36
R	4
H	8
RBI	4
BB	2
SO	8
LOB	11



BOTTOM

Kansas City Royals @ Detroit Tigers
Tiger Stadium, Detroit, MI
Sun Aug 05 1984, 3:38 AM EDT
Att. 42,761 - Unknown

livebaseballscorecards.com

AB 32
R 0
H 6
RBI 0
BB 3
SO 2
LOB 15



WP: 0 PA: 35
PB: 0
SB: 0
CS: 0

AB R H RBI BB SO LOB

3 0 0 0 1 0 0

3 0 2 0 1 0 1

4 0 1 0 0 0 3

4 0 1 0 0 0 3

3 0 0 0 0 1 1

1 0 0 0 0 0 0

4 0 1 0 0 1 0

4 0 1 0 0 0 1

2 0 0 0 1 0 1

1 0 0 0 0 0 1

1B: 5 SF: 0
2B: 1 SAC: 0
3B: 0 DP: 3
HR: 0 HBP: 0

1B: 5 SF: 0
2B: 1 SAC: 0
3B: 0 DP: 3
HR: 0 HBP: 0

1B: 5 SF: 0
2B: 1 SAC: 0
3B: 0 DP: 3
HR: 0 HBP: 0

Batter	1	2	3	4	5	6	7	8	9
Lou Whitaker, L (1, 4) OBP: 0.373, SLG: 0.420	0-0 4-3 BB		4-0 G5-4-3 BB		0-0 F8			0-0 F8	
Alan Trammell, R (1, 10) OBP: 0.374, SLG: 0.460	0-0 BLK 2B		0-0 G5-4-3 1-2f			0-0 G6-4-3 1B		4-0 BB	
Chet Lemon, R (1, 8) OBP: 0.370, SLG: 0.514	0-0 F9		0-0 1B			0-0 G6-4-3 1-2f		0-0 F6	
Larry Herndon, R (1, 7) OBP: 0.304, SLG: 0.339	0-0 G3 2-3		0-0 5-3			0-0 FC6-4 1B		0-0 F4	
Barbaro Garbey, R (1, 3) OBP: 0.307, SLG: 0.387		0-0 5-3		0-3 K		0-0 FC6-4 1-2f		0-0 6-3	
Dave Bergman, L (9, PH) OBP: 0.359, SLG: 0.416									
Kirk Gibson, L (1, 9) OBP: 0.347, SLG: 0.493		0-3 K		0-0 6-3			0-0 FC5-4 1B	0-0 F9	
Howard Johnson, S (1, 5) OBP: 0.333, SLG: 0.397		0-0 E5 FC5-E		0-0 F4			0-0 FC5-4 BB 1-2f	0-0 1B	
Tom Brookens, R (1, 6) OBP: 0.279, SLG: 0.326		0-0 E1			0-0 F8		4-0 G1-4-3 BB 1-2	0-0 F9	
Darrell Evans, L (9, PH) OBP: 0.352, SLG: 0.371		1-2							
Marty Castillo, R (1, 2) OBP: 0.224, SLG: 0.210		0-0 FC5 2-3f			0-0 F4		0-0 G1-4-3 1-2f		
Lance Parrish, R (7, PH) OBP: 0.290, SLG: 0.448									

Inning Stats	R: 0	H: 1	E: 0	K: 0	S: 4	R: 0	H: 0	E: 2	K: 1	S: 7	R: 0	H: 1	E: 0	K: 0	S: 3	R: 0	H: 0	E: 0	K: 1	S: 5	R: 0	H: 2	E: 0	K: 0	S: 4	R: 0	H: 1	E: 0	K: 0	S: 3	R: 0	H: 0	E: 0	K: 0	S: 3	R: 0	H: 0	E: 0	K: 0	S: 4	R: 0	H: 0	E: 0	K: 0	S: 3	R: 0	H: 0	E: 0	K: 0	S: 3	R: 0	H: 0	E: 0	K: 0	S: 4
	0	1	0	0	4	0	0	2	1	7	0	1	0	0	3	0	0	0	1	7	0	2	0	1	0	4	0	0	0	0	3	0	0	0	0	3	0	0	0	4	0	0	0	0	3	0	0	0	0	3	0	0	0	4	

PITCHER	IP	WLS	BF	H	R	ER	SO	BB	IBB	HBP	BLK	WP	HR	S	P	ERA	WHIP
Charlie Leibrandt, L (1, 1) ERA: 2.76	8.0	W	31	5	0	0	2	3	0	0	1	0	0	32	44	0.00	1.000
Dan Quisenberry, R (9, 1) ERA: 2.29	1.0		4	1	0	0	0	0	0	0	0	0	0	4	4	0.00	1.000

Batter	1	2	3	4	5	6	7	8	9	AB	R	H	RBI	BB	SO	LOB
Wade Boggs, L (1, 5) OBP: 0.397, SLG: 0.385	0-0 FC6-4 1B		0-0 F8		0-0 F8	4-0 FC6-4 BB		0-0 FC6-4 BB 1B		4	0	2	0	1	0	1
Dwight Evans, R (1, 9) OBP: 0.389, SLG: 0.525	0-0 F8		0-3 K		0-0 HR 2B	0-0 F9		0-0 F9		5	1	1	0	0	1	4
Jim Rice, R (1, 7) OBP: 0.319, SLG: 0.463	0-0 F7			0-0 6-3	0-0 HR	0-0 FC6-4 1-2f		4-0 FC6-4 BB 1-2		4	1	1	2	1	0	2
Tony Armas, R (1, 8) OBP: 0.310, SLG: 0.545	0-0 FC6-4 1-2f			0-0 HR 1B	0-0 E5 1B	0-3 K		0-0 FC6-4 1-2f 2-3		5	2	1	0	0	1	4
Mike Easler, L (1, 10) OBP: 0.371, SLG: 0.514		4-0 BB G1-6-3 BB		0-0 F5	0-0 1-3 1B		0-3 K	0-0 4-3		4	0	1	0	1	1	3
Bill Buckner, L (1, 3) OBP: 0.323, SLG: 0.396		0-0 G1-6-3 1-2f		0-0 HR	0-0 1B 1B		0-0 F8		0-0 6-3	5	2	2	3	0	0	1
Rich Gedman, L (1, 2) OBP: 0.299, SLG: 0.473		0-3 K		0-0 BB 1B	0-0 1B 1B		0-0 HR		0-3 K	5	1	3	1	0	2	0
Marty Barrett, R (1, 4) OBP: 0.370, SLG: 0.354			0-0 SH1-4 1B	4-0 1-2 BB 1B	0-0 1-3 3-H 1B		0-0 1B		0-0 1B	4	0	4	1	1	0	0
Jackie Gutierrez, R (1, 6) OBP: 0.266, SLG: 0.303			0-0 SH1-4	0-0 1-2 2-H 1B	0-0 F8		0-3 K		0-0 F3	2	0	1	0	0	0	2
Rick Miller, L (7, PH) OBP: 0.343, SLG: 0.325										1	0	0	0	0	1	1
Glenn Hoffman, R (8, 6) OBP: 0.247, SLG: 0.261										1	0	0	0	0	0	1

Inning Stats		R: 0	H: 1	R: 0	H: 0	R: 0	H: 1	R: 2	H: 4	R: 4	H: 6	R: 0	H: 0	R: 1	H: 2	R: 0	H: 1	R: 0	H: 1	1B: 12	SF: 0	WP: 0	PA: 45	
		E: 0	LOB: 1	E: 0	LOB: 0	E: 0	LOB: 1	E: 0	LOB: 2	E: 1	LOB: 2	E: 0	LOB: 1	E: 0	LOB: 1	E: 0	LOB: 2	E: 0	LOB: 1	2B: 1	SAC: 1	PB: 0		
		K: 0	BB: 0	K: 1	BB: 1	K: 0	BB: 0	K: 0	BB: 1	K: 2	BB: 0	K: 1	BB: 1	K: 2	BB: 0	K: 0	BB: 1	K: 1	BB: 0	3B: 0	DP: 1	SB: 0		
		S: 4	P: 4	S: 4	P: 8	S: 6	P: 6	S: 6	P: 10	S: 9	P: 9	S: 5	P: 9	S: 9	P: 9	S: 4	P: 8	S: 6	P: 6	HR: 3	HBP: 0	CS: 0		
PITCHER	IP	WLS	BF	H	R	ER	SO	BB	IBB	HBP	BLK	WP	HR	S	P	ERA	WHIP						ERA	WHIP
Dan Petry, R (1, 1) ERA: 3.0	4.2		25	11	6	4	2	2	0	0	0	0	2	27	35	7.71	2.786							
Aurelio Lopez, R (5, 1) ERA: 2.52	2.2	W	14	4	1	1	3	2	0	0	0	0	1	18	26	3.38	2.250							
Willie Hernandez, L (8, 1) ERA: 2.07	1.2	S	6	1	0	0	1	0	0	0	0	0	0	8	8	0.00	0.600							

BOTTOM

Detroit Tigers @ Boston Red Sox
Fenway Park, Boston, MA
Mon Aug 06 1984, 7:05 PM EDT
Unknown

livebaseballscorecards.com

AB	40
R	7
H	16
RBI	7
BB	4
SO	6
LOB	19



Batter	1	2	3	4	5	6	7	8	9	AB R H RBI BB SO LOB	TOP
Lou Whitaker, L (1, 4) OBP: 0.373, SLG: 0.422 Johnny Grubb, L (6, 7) OBP: 0.400, SLG: 0.450	0-0 6-3		0-0 1B 1B	0-0 4-3			0-0 4-3		4-0 FC5-4 BB	3 0 1 0 0 0 3 1 0 0 0 1 0 1	
Alan Trammell, R (1, 10) OBP: 0.372, SLG: 0.458	0-3 K		0-3 K		0-0 6-3		0-0 1B		0-0 FC5-4	5 0 1 0 0 2 3	
Kirk Gibson, L (1, 9) OBP: 0.347, SLG: 0.486	4-0 BB		0-0 1B		0-0 G3		0-0 F8			3 0 1 1 1 0 2	
Lance Parrish, R (1, 2) OBP: 0.289, SLG: 0.451 Marty Castillo, R (5, 2) OBP: 0.221, SLG: 0.207	0-0 5-3		0-3 K		0-3 K		0-3 K			3 0 0 0 0 2 3 1 0 0 0 0 1 2	
Darrell Evans, L (1, 3) OBP: 0.350, SLG: 0.369		0-0 F8		0-0 E6 BB		0-0 F8		0-0 3-1		4 0 0 0 0 0 0	
Ruppert Jones, L (1, 7) OBP: 0.323, SLG: 0.508		0-3 K		0-0 F4		0-0 F7		0-0 F7		4 0 0 0 0 1 1	
Chet Lemon, R (1, 8) OBP: 0.371, SLG: 0.519 Barbaro Garbey, R (6, 4) OBP: 0.310, SLG: 0.389		0-3 K		0-3 K		0-0 F9		0-3 K		3 0 0 0 0 2 1 1 0 0 0 0 1 0	
Howard Johnson, S (1, 5) OBP: 0.337, SLG: 0.406			0-0 F3	4-0 E BB		0-0 HR		0-0 F9		3 1 1 1 1 0 0	
Tom Brookens, R (1, 6) OBP: 0.286, SLG: 0.344			0-0 1B 1B	0-0 E6		0-0 F8 4-3 1B		0-0 5-3		4 1 2 0 0 0 2	
Inning Stats	R: 0 H: 0 E: 0 LOB: 1 K: 1 BB: 1 S: 5 P: 9	R: 0 H: 0 E: 0 LOB: 0 K: 2 BB: 0 S: 7 P: 7	R: 1 H: 3 E: 0 LOB: 2 K: 2 BB: 0 S: 10 P: 10	R: 0 H: 0 E: 2 LOB: 3 K: 1 BB: 1 S: 7 P: 11	R: 0 H: 0 E: 0 LOB: 0 K: 1 BB: 0 S: 5 P: 5	R: 0 H: 0 E: 0 LOB: 0 K: 0 BB: 0 S: 3 P: 3	R: 1 H: 3 E: 0 LOB: 2 K: 1 BB: 0 S: 8 P: 8	R: 0 H: 0 E: 0 LOB: 0 K: 1 BB: 0 S: 5 P: 5	R: 0 H: 0 E: 0 LOB: 1 K: 0 BB: 1 S: 3 P: 7	1B: 5 SF: 0 2B: 0 SAC: 0 3B: 0 DP: 0 HR: 1 HBP: 0	WP: 0 PA: 38 PB: 0 SB: 0 CS: 0
PITCHER Roger Clemens, R (1, 1) ERA: 4.79 Steve Crawford, R (9, 1) ERA: 3.51	IP WLS BF H R ER SO BB IBB HBP BLK WP HR S P ERA WHIP										
	8.0 W 34 6 2 2 9 2 0 0 0 0 0 1 50 58 2.25 1.000										
	1.0 4 0 0 0 0 1 0 0 0 0 0 0 3 7 0.00 1.000										

Detroit Tigers @ Boston Red Sox
 Fenway Park, Boston, MA
 Mon Aug 06 1984, 7:05 PM EDT
 Att: 31,055 - Unknown

livebaseballscorecards.com

AB 35
R 2
H 6
RBI 2
BB 3
SO 9
LOB 18



Batter	1	2	3	4	5	6	7	8	9
Wade Boggs, L OBP: 0.401, SLG: 0.407 (1, 5)	0-0 2B 5-3 1B	0-0 1-H HR		0-0 F9 1B 2B		0-0 HR		0-0 G4-6-3 1-2f	
Dwight Evans, R OBP: 0.389, SLG: 0.526 Reid Nichols, R OBP: 0.322, SLG: 0.340 (1, 9) (6, 9)	0-0 2B 2B	0-0 F7		0-0 F9 2-3		4-0 1B BB		0-0 1B	
Jim Rice, R OBP: 0.318, SLG: 0.460 (1, 7)	0-0 5-3	0-0 6-3		0-0 1B 1B		0-0 F7		0-0 5-3	
Tony Armas, R OBP: 0.313, SLG: 0.549 (1, 8)	0-0 2-H 1B 2B	0-0 6-3		0-0 1-3 1B 1B		0-0 1-3 1B			
Mike Easler, L OBP: 0.373, SLG: 0.514 (1, 10)	0-0 2-H 2B 1B		0-0 F8	0-0 2-H 3-H 1B		0-0 F6			
Bill Buckner, L OBP: 0.322, SLG: 0.397 Rick Miller, L OBP: 0.348, SLG: 0.325 (1, 3) (8, 3)	0-0 4-3 2-H 2B		0-0 F8		0-0 F7		0-0 F6		
Rich Gedman, L OBP: 0.302, SLG: 0.474 Gary Allenson, R OBP: 0.282, SLG: 0.246 (1, 2) (9, 2)	0-0 4-3 2-3 1B		0-0 1B		0-0 F7		0-0 G6-4-3 1B		
Marty Barrett, R OBP: 0.365, SLG: 0.349 (1, 4)	0-0 F8		0-0 5-3		0-0 F4		0-0 G6-4-3 1-2f		
Jackie Gutierrez, R OBP: 0.266, SLG: 0.300 (1, 6)		4-0 HR BB		0-0 F9		0-0 6-3		0-0 E6 G4-6-3	


Inning Stats	R: 4 E: 0 K: 0 S: 8	H: 5 LOB: 1 BB: 0 P: 8	R: 2 E: 0 K: 0 S: 4	H: 1 LOB: 0 BB: 1 P: 8	R: 0 E: 0 K: 0 S: 4	H: 1 LOB: 1 BB: 0 P: 4	R: 3 E: 0 K: 0 S: 6	H: 4 LOB: 1 BB: 0 P: 6	R: 0 E: 0 K: 0 S: 3	H: 0 LOB: 0 BB: 0 P: 3	R: 1 E: 0 K: 0 S: 5	H: 2 LOB: 2 BB: 1 P: 9	R: 0 E: 0 K: 0 S: 3	H: 1 LOB: 0 BB: 0 P: 3	R: 0 E: 1 K: 0 S: 4	H: 1 LOB: 1 BB: 0 P: 4
1B: 9 2B: 4 3B: 0 HR: 2	SF: 0 SAC: 0 DP: 2 HBP: 0	WP: 0 PB: 0 SB: 0 CS: 0	1B: 9 2B: 4 3B: 0 HR: 2	SF: 0 SAC: 0 DP: 2 HBP: 0	WP: 0 PB: 0 SB: 0 CS: 0	1B: 9 2B: 4 3B: 0 HR: 2	SF: 0 SAC: 0 DP: 2 HBP: 0	WP: 0 PB: 0 SB: 0 CS: 0	1B: 9 2B: 4 3B: 0 HR: 2	SF: 0 SAC: 0 DP: 2 HBP: 0	WP: 0 PB: 0 SB: 0 CS: 0	1B: 9 2B: 4 3B: 0 HR: 2	SF: 0 SAC: 0 DP: 2 HBP: 0	WP: 0 PB: 0 SB: 0 CS: 0	1B: 9 2B: 4 3B: 0 HR: 2	

PITCHER	IP	WLS	BF	H	R	ER	SO	BB	IBB	HBP	BLK	WP	HR	S	P	ERA	WHIP
Carl Willis, R ERA: 8.36 (1, 1)	0.1	L	6	5	4	4	0	0	0	0	0	0	0	6	6	108.00	15.000
Doug Bair, R ERA: 3.73 (1, 1)	4.2		20	6	5	5	0	1	0	0	0	0	1	19	23	9.64	1.500
Sid Monge, L ERA: 3.86 (6, 1)	3.0		13	4	1	1	0	1	0	0	0	0	1	12	16	3.00	1.667

BOTTOM

Detroit Tigers @ Boston Red Sox
Fenway Park, Boston, MA
Mon Aug 06 1984, 7:05 PM EDT
Att. 31,055 - Unknown

AB	37
R	10
H	15
RBI	10
BB	2
SO	0
LOB	11



livebaseballscorecards.com

Batter	1	2	3	4	5	6	7	8	9	AB R H RBI BB SO LOB	TOP		
Lou Whitaker, L (1, 4) OBP: 0.369, SLG: 0.416	0-0 F9	0-3 K		0-0 3-1		0-3 K		0-0 F9		5 0 0 0 0 2 2	Detroit Tigers @ Boston Red Sox Fenway Park, Boston, MA Tue Aug 07 1984, 7:05 PM EDT Unknown		
Alan Trammell, R (1, 10) OBP: 0.370, SLG: 0.463	0-0 HR		0-3 K		0-0 F5	0-3 K		0-3 K		5 1 1 1 0 3 0			
Chet Lemon, R (1, 8) OBP: 0.372, SLG: 0.516 Johnny Grubb, L (8, 7) OBP: 0.404, SLG: 0.450	0-0 E6 BB		0-0 5-3		4-0 2B 1B BB		4-0 BB 1B BB		4-0 BB	2 2 0 0 2 0 0 0 0 0 0 1 0 0			
Lance Parrish, R (1, 2) OBP: 0.293, SLG: 0.459	4-0 1-2 BB		0-0 HR		0-3 K		0-0 1-3 BB 1B		0-3 K	4 1 2 1 1 2 2			
Larry Herndon, R (1, 7) OBP: 0.305, SLG: 0.342 Ruppert Jones, L (7, PH) OBP: 0.326, SLG: 0.504	0-3 K		0-0 F7		0-0 1B 2B		4-0 1-2 2-3 BB		0-3 K	3 1 1 0 0 1 1 1 0 0 0 1 1 1			
Barbaro Garbey, R (1, 3) OBP: 0.310, SLG: 0.388 Darrell Evans, L (7, PH) OBP: 0.348, SLG: 0.366		0-0 F7		0-0 F4	0-0 1B 1B		0-0 F4		0-3 K	3 0 1 2 0 0 0 2 0 0 0 0 1 4			
Kirk Gibson, L (1, 9) OBP: 0.351, SLG: 0.489		0-0 FC5-4 1B		0-0 1B 1B	0-0 1-2 1B		0-0 1-3			4 0 3 1 0 0 2			
Tom Brookens, R (1, 6) OBP: 0.282, SLG: 0.339 Dave Bergman, L (7, PH) OBP: 0.361, SLG: 0.417		0-0 FC5-4 HR		0-3 K	0-0 F7		0-0 F7			3 1 0 0 0 1 4 1 0 0 0 0 0 2			
Howard Johnson, S (1, 5) OBP: 0.339, SLG: 0.419		0-0 1-H HR		0-0 1-2 1B		0-0 6-3		0-0 4-3		4 1 2 2 0 0 0			
Inning Stats	R: 1 H: 1 E: 1 LOB: 1 K: 1 BB: 1 S: 6 P: 10	R: 2 H: 2 E: 0 LOB: 0 K: 1 BB: 0 S: 7 P: 7	R: 1 H: 1 E: 0 LOB: 0 K: 1 BB: 0 S: 6 P: 6	R: 0 H: 2 E: 0 LOB: 2 K: 1 BB: 0 S: 7 P: 7	R: 2 H: 3 E: 0 LOB: 2 K: 1 BB: 1 S: 8 P: 12	R: 0 H: 0 E: 0 LOB: 0 K: 2 BB: 0 S: 7 P: 7	R: 1 H: 1 E: 0 LOB: 2 K: 0 BB: 2 S: 4 P: 12	R: 0 H: 0 E: 0 LOB: 0 K: 1 BB: 0 S: 5 P: 5	R: 0 H: 0 E: 0 LOB: 1 K: 3 BB: 1 S: 9 P: 13	1B: 6 SF: 0 2B: 1 SAC: 0 3B: 0 DP: 0 HR: 3 HBP: 0		WP: 0 PA: 42 PB: 0 SB: 0 CS: 0	
PITCHER	IP WLS BF H R ER SO BB IBB HBP BLK WP HR S P ERA WHIP											PITCHER	IP WLS BF H R ER SO BB IBB HBP BLK WP HR S P ERA WHIP
Bruce Hurst, L (1, 1) ERA: 3.2	6.0 W 31 10 7 7 7 3 0 0 0 0 3 42 54 10.50 2.167												
Mark Clear, R (7, 1) ERA: 3.38	3.0 S 11 0 0 0 4 2 0 0 0 0 0 0 17 25 0.00 0.667												

livebaseballscorecards.com

AB	37
R	7
H	10
RBI	7
BB	5
SO	11
LOB	18



Batter	1	2	3	4	5	6	7	8	9	10	11	AB R H RBI BB SO LOB	TOP														
Lou Whitaker, L OBP: 0.366, SLG: 0.413 (1, 4)	0-3 K		0-0 FC4-6		0-0 4-3		0-0 1B		0-0 E3		0-0 5-3	6 0 1 0 0 1 2	Detroit Tigers @ Boston Red Sox Fenway Park, Boston, MA Tue Aug 07 1984, 7:05 PM EDT Att. 32,120 - Unknown														
Alan Trammell, R OBP: 0.372, SLG: 0.462 (1, 10)	0-3 K		0-3 K		0-0 F8		0-0 1B		4-0 BB		0-0 FC9-4 1B	5 0 2 0 1 2 1															
Chet Lemon, R OBP: 0.367, SLG: 0.508 (1, 8)	0-3 K		0-3 K		0-3 K		0-0 F8		0-3 K		0-0 FC9-4 HR	6 1 0 0 0 4 6															
Lance Parrish, R OBP: 0.296, SLG: 0.473 (1, 2)		0-0 F4		0-0 HR		0-0 6-3		0-3 K		4-0 BB	0-0 HR	5 2 2 3 1 1 0															
Larry Herndon, R OBP: 0.305, SLG: 0.352 Ruppert Jones, L OBP: 0.326, SLG: 0.508 (8, PH) (8, 7)		0-0 HR		0-0 F5		0-3 K		0-3 K		0-3 K	0-0 2B	3 1 1 1 0 1 0 3 0 1 0 0 2 3															
Barbaro Garbey, R OBP: 0.315, SLG: 0.391 Darrell Evans, L OBP: 0.348, SLG: 0.366 (8, PH) (8, 3) (9, 5)		0-0 1B		0-0 F3		0-0 1B		0-0 1B		0-0 F7	0-0 4-3	3 0 2 0 0 0 0 3 0 1 0 0 0 1															
Kirk Gibson, L OBP: 0.352, SLG: 0.495 (1, 9)		0-3 K		0-0 HR		0-0 F7		0-0 G3		4-0 BB		4 1 1 1 1 1 3															
Tom Brookens, R OBP: 0.278, SLG: 0.333 Dave Bergman, L OBP: 0.362, SLG: 0.423 (9, PH) (9, 3)		0-3 K		0-3 K			0-0 F9		0-0 4-3 E 2B		0-3 K	3 0 0 0 0 2 1 2 1 1 0 0 1 1															
Howard Johnson, S OBP: 0.340, SLG: 0.426 (9, 6)			0-0 FC4-6 1B		0-0 WP 3B		0-0 F7		0-0 4-3		0-0 F7	5 1 2 0 0 0 2															
Inning Stats	R: 0 E: 0 K: 3 S: 9	H: 0 LOB: 0 BB: 0 P: 9	R: 1 E: 0 K: 2 S: 9	H: 2 LOB: 1 BB: 0 P: 9	R: 0 E: 0 K: 2 S: 8	H: 1 LOB: 1 BB: 0 P: 8	R: 2 E: 0 K: 1 S: 7	H: 2 LOB: 0 BB: 0 P: 7	R: 1 E: 0 K: 1 S: 6	H: 1 LOB: 0 BB: 0 P: 6	R: 0 E: 0 K: 2 S: 8	H: 1 LOB: 1 BB: 0 P: 8		R: 1 E: 1 K: 2 S: 9	H: 1 LOB: 3 BB: 2 P: 17	R: 0 E: 0 K: 1 S: 5	H: 0 LOB: 1 BB: 1 P: 9	R: 2 E: 0 K: 0 S: 6	H: 3 LOB: 1 BB: 0 P: 6	1B: 7 2B: 2 3B: 1 HR: 4	SF: 0 SAC: 0 DP: 0 HBP: 0	WP: 1 PB: 1 SB: 1 CS: 0	PA: 51				
PITCHER	IP	WLS	BF	H	R	ER	SO	BB	IBB	HBP	BLK	WP	HR	S	P	ERA	WHIP										
John Henry Johnson, L ERA: 4.65 (1, 1)	5.0		21	6	4	4	9	0	0	0	0	1	3	39	39	7.20	1.200										
Steve Crawford, R ERA: 3.31 (6, 1)	2.0		9	3	0	0	1	0	0	0	0	0	0	11	11	0.00	1.500										
Bob Stanley, R ERA: 3.3 (8, 1)	1.1		6	2	1	0	2	0	0	0	0	0	0	10	10	0.00	1.500										
Mark Clear, R ERA: 3.33 (9, 1)	0.2		5	0	0	0	2	2	0	0	0	0	0	7	15	0.00	3.000										
Rich Gale, R ERA: 5.64 (10, 1)	2.0	L	10	3	2	2	1	1	0	0	0	0	1	11	15	9.00	2.000										

AB	48
R	7
H	14
RBI	5
BB	3
SO	15
LOB	20



livebaseballscorecards.com

BOTTOM

Detroit Tigers @ Boston Red Sox
Fenway Park, Boston, MA
Tue Aug 07 1984, 7:05 PM EDT
Att. 32,120 - Unknown

livebaseballscorecards.com

AB 42
R 5
H 10
RBI 5
BB 1
SO 12
LOB 14



WP: 0 PA: 43
PB: 0
SB: 0
CS: 0

AB R H RBI BB SO LOB

5	0	1	1	0	0	3
5	1	1	3	0	2	3
5	1	2	1	0	1	2
5	0	1	0	0	3	1
5	0	0	0	0	2	1
5	0	1	0	0	0	2
4	0	0	0	1	3	1
4	2	1	0	0	1	1
2	0	2	0	0	0	0
1	1	1	0	0	0	0
0	0	0	0	0	0	0
1	0	0	0	0	0	0
0	0	0	0	0	0	0

1B: 5 SF: 0
2B: 3 SAC: 0
3B: 0 DP: 1
HR: 2 HBP: 0

11

0-0	F9	1
0-0	K	3
0-3	K	3

10

0-0	F8	2
0-0	K	3
0-3	K	3

9

0-0	6-3	3
0-0	F9	1
0-0	6-3	2
0-3	K	3

8

0-0	4-3	2
0-0	HR	2
0-0	HR	2
0-3	K	1
0-0	F3	2
0-3	K	3

7

0-0	4-3	2
0-0	HR	2
0-0	K	3
0-3	K	3
4-0	FC6-4	1
0-0	FC6-4	1
0-0	HR	1
0-0	HR	1

6

0-0	4-3	2
0-0	2B	2
0-0	5-3	2
0-0	HR	2
0-0	1B	2
0-0	E3	2
0-0	G3-6	2
0-0	G3-6	2

5

0-0	4-3	2
1-3	2B	2
0-0	5-3	2
0-3	K	3
0-3	K	3
0-3	K	3
0-0	1B	2
0-0	2B	2
0-0	2B	2
0-0	1B	2

4

0-0	4-3	2
1-2	2B	2
0-3	K	3
0-0	2B	2
0-0	HR	2
0-0	F8	2
0-0	6-3	3
0-3	K	3
0-0	1B	2
0-0	1B	2
0-0	4-3	2
0-0	1B	2

3

0-0	4-3	2
1-2	2B	2
0-3	K	3
0-0	2B	2
0-0	HR	2
0-0	F8	2
0-0	6-3	3
0-3	K	3
0-0	1B	2
0-0	1B	2
0-0	4-3	2
0-0	1B	2

2

0-0	F8	1
0-0	F9	1
0-0	4-3	2
0-0	4-3	2
0-0	1B	2
0-0	5-3	3
0-0	1-3	1
0-0	1B	2
0-0	4-3	2
0-0	1B	2

1

0-0	F8	1
0-3	K	2
0-0	F8	3
0-0	F9	1
0-0	4-3	2
0-0	1B	2
0-0	5-3	3
0-0	1-3	1
0-0	1B	2
0-0	4-3	2
0-0	1B	2

Batter

Wade Boggs, L (1, 5)
Dwight Evans, R (1, 9)
Jim Rice, R (1, 7)
Tony Armas, R (1, 8)
Mike Easler, L (1, 10)
Bill Buckner, L (1, 3)
Jeff Newman, R (1, 2)
Marty Barrett, R (1, 4)
Jackie Gutierrez, R (1, 6)
Rick Miller, L (7, PH)
Glenn Hoffman, R (8, 6)
Rich Gedman, L (9, PH)
Ed Jurak, R (10, 6)

Inning Stats

R: 0 H: 0
E: 0 LOB: 0
K: 1 BB: 0
S: 5 P: 5

Inning Stats

R: 0 H: 1
E: 0 LOB: 1
K: 0 BB: 0
S: 4 P: 4

Inning Stats

R: 0 H: 1
E: 0 LOB: 1
K: 1 BB: 0
S: 6 P: 6

Inning Stats

R: 0 H: 1
E: 0 LOB: 1
K: 1 BB: 0
S: 6 P: 6

Inning Stats

R: 1 H: 3
E: 0 LOB: 2
K: 2 BB: 0
S: 10 P: 10

Inning Stats

R: 0 H: 1
E: 1 LOB: 0
K: 0 BB: 0
S: 3 P: 3

Inning Stats

R: 4 H: 3
E: 0 LOB: 0
K: 1 BB: 1
S: 8 P: 12

Inning Stats

R: 0 H: 0
E: 0 LOB: 0
K: 2 BB: 0
S: 7 P: 7

Inning Stats

R: 0 H: 0
E: 0 LOB: 0
K: 1 BB: 0
S: 5 P: 5

Inning Stats

R: 0 H: 0
E: 0 LOB: 0
K: 1 BB: 0
S: 5 P: 5

Inning Stats

R: 0 H: 0
E: 0 LOB: 0
K: 1 BB: 0
S: 7 P: 7

Inning Stats

R: 0 H: 0
E: 0 LOB: 0
K: 2 BB: 0
S: 7 P: 7

PITCHER	IP	WLS	BF	H	R	ER	SO	BB	IBB	HBP	BLK	WP	HR	S	P	ERA	WHIP
Milt Wilcox, R (1, 1)	6.2		30	10	5	5	5	1	0	0	0	0	2	39	43	6.75	1.650
Aurelio Lopez, R (7, 1)	3.1	W	10	0	0	0	5	0	0	0	0	0	0	20	20	0.00	0.000
Willie Hernandez, L (11, 1)	1.0	S	3	0	0	0	2	0	0	0	0	0	0	7	7	0.00	0.000

Batter	1	2	3	4	5	6	7	8	9	AB R H RBI BB SO LOB	TOP									
Lou Whitaker, L (1, 4) OBP: 0.365, SLG: 0.411	0-0 FC6-4 1B		0-0 F9			0-0 F9		0-0 F7		4 0 1 0 0 0 1										
Alan Trammell, R (1, 10) OBP: 0.371, SLG: 0.460	0-0 FC6-4 1-2f		0-0 3-1			0-0 1B		0-0 F7		4 0 1 0 0 0 2										
Kirk Gibson, L (1, 9) OBP: 0.351, SLG: 0.492	0-0 F8				0-0 G6-4-3 1B	0-0 F9		0-0 FC6-4 1-2f		4 0 1 0 0 0 3										
Lance Parrish, R (1, 2) OBP: 0.293, SLG: 0.468	0-3 K				0-0 G6-4-3 1-2f	0-0 F5			0-0 5-3	4 0 0 0 0 1 3										
Darrell Evans, L (1, 5) OBP: 0.347, SLG: 0.362		4-0 BB BB			0-0 F5			0-0 4-3	0-0 F8	3 0 0 0 1 0 0										
Ruppert Jones, L (1, 8) OBP: 0.324, SLG: 0.500		0-0 G4-6-3 1-2f				0-0 G3 1B		0-0 F3	0-0 4-3	4 0 1 0 0 0 1										
Johnny Grubb, L (1, 7) OBP: 0.410, SLG: 0.456		0-0 1B				0-0 G3 1-2		0-0 1B		3 0 2 0 0 0 1										
Dave Bergman, L (1, 3) OBP: 0.357, SLG: 0.417		0-0 1-3				0-0 4-3		0-3 K		3 0 0 0 0 1 3										
Howard Johnson, S (1, 6) OBP: 0.340, SLG: 0.425			0-0 F9			0-0 4-3		0-0 FC6-4 1B		3 0 1 0 0 0 1										
Inning Stats	R: 0 E: 0 K: 1 S: 6	H: 1 LOB: 1 BB: 0 P: 6	R: 0 E: 0 K: 0 S: 3	H: 1 LOB: 1 BB: 1 P: 7	R: 0 E: 0 K: 0 S: 3	H: 0 LOB: 0 BB: 0 P: 3	R: 0 E: 0 K: 0 S: 4	H: 1 LOB: 0 BB: 0 P: 3	R: 0 E: 0 K: 0 S: 4	H: 1 LOB: 1 BB: 0 P: 4	R: 0 E: 0 K: 1 S: 6	H: 1 LOB: 1 BB: 0 P: 6	R: 0 E: 0 K: 0 S: 4	H: 1 LOB: 1 BB: 0 P: 4	R: 0 E: 0 K: 0 S: 3	H: 0 LOB: 0 BB: 0 P: 3	1B: 7 2B: 0 3B: 0 HR: 0	SF: 0 SAC: 0 DP: 2 HBP: 0	WP: 0 PB: 0 SB: 0 CS: 0	PA: 33
PITCHER Oil Can Boyd, R (1, 1) ERA: 4.36	IP: 9.0 WLS: W BF: 33 H: 7 R: 0 ER: 0 SO: 2 BB: 1 IBB: 0 HBP: 0 BLK: 0 WP: 0 HR: 0 S: 36 P: 40 ERA: 0.00 WHIP: 0.889																			

Detroit Tigers @ Boston Red Sox
 Fenway Park, Boston, MA
 Wed Aug 08 1984, 7:05 PM EDT
 Att: 32,563 - Unknown

livebaseballscorecards.com

AB 32
R 0
H 7
RBI 0
BB 1
SO 2
LOB 15



Batter	1	2	3	4	5	6	7	8	9
Wade Boggs, L OBP: 0.399, SLG: 0.411 (1, 5)	0-3 K	0-0 4-3	0-0 1-3 2B		0-0 G3			0-0 4-3	
Dwight Evans, R OBP: 0.386, SLG: 0.527 Rick Miller, L OBP: 0.351, SLG: 0.329 (1, 9) (8, 9)	0-0 E6 2B	0-0 2-3 2B	0-0 F8			0-3 K		0-0 F7	
Jim Rice, R OBP: 0.319, SLG: 0.466 Reid Nichols, R OBP: 0.328, SLG: 0.340 (1, 7) (8, 7)	0-0 1B 1-H 1B 2B	0-0 2-3		0-3 K		0-3 K		4-0 BB	
Tony Armas, R OBP: 0.312, SLG: 0.548 (1, 8)	0-0 F8	0-0 F4		0-0 1B		0-0 G3		0-0 G3	
Mike Easler, L OBP: 0.372, SLG: 0.511 (1, 10)	0-0 1B 2-3 HR 1B		0-0 E SF8 1B	0-0 F8			0-0 1B 1B		
Bill Buckner, L OBP: 0.325, SLG: 0.418 Ed Jurak, R OBP: 0.323, SLG: 0.379 (1, 3) (9, 3)	0-0 1-3 HR 1B		0-0 1B 1-3 SF7	0-0 F9			0-0 G6-4-3 1-3 1B		
Rich Gedman, L OBP: 0.303, SLG: 0.484 (1, 2)	0-0 1-H 3-H HR		0-0 SF8		0-3 K		0-0 G6-4-3 1-2 3-H 1B		
Marty Barrett, R OBP: 0.364, SLG: 0.352 (1, 4)	0-0 1B		0-0 2B 1-3 1B		0-0 F9		0-0 G6-4-3 1-2f 2-3		
Jackie Gutierrez, R OBP: 0.273, SLG: 0.306 (1, 6)	0-0 F7		0-0 SF7		0-0 1B		0-3 K		

Inning Stats	R: 5 E: 1 K: 1 S: 11	H: 5 LOB: 1 BB: 0 P: 11	R: 0 E: 0 K: 0 S: 4	H: 1 LOB: 1 BB: 0 P: 4	R: 2 E: 1 K: 0 S: 7	H: 3 LOB: 2 BB: 0 P: 7	R: 0 E: 0 K: 1 S: 6	H: 1 LOB: 1 BB: 0 P: 6	R: 0 E: 0 K: 2 S: 7	H: 0 LOB: 0 BB: 0 P: 7	R: 1 E: 0 K: 1 S: 7	H: 3 LOB: 1 BB: 0 P: 7	R: 0 E: 0 K: 0 S: 3	H: 0 LOB: 1 BB: 1 P: 7
1B: 10 2B: 3 3B: 0 HR: 1	SF: 2 SAC: 0 DP: 1 HBP: 0	WP: 0 PB: 0 SB: 0 CS: 0												

PITCHER	IP	WLS	BF	H	R	ER	SO	BB	IBB	HBP	BLK	WP	HR	S	P	ERA	WHIP
Glenn Abbott, R ERA: 5.93 (1, 1)	0.2	L	8	5	5	0	1	0	0	0	0	0	1	10	10	0.00	7.500
Juan Berenguer, R ERA: 3.87 (1, 1)	5.1		23	6	2	1	4	0	0	0	0	0	0	31	31	1.69	1.125
Dave Rozema, R ERA: 3.53 (7, 1)	2.0		9	3	1	1	1	1	0	0	0	0	0	10	14	4.50	2.000

BOTTOM

Detroit Tigers @ Boston Red Sox
 Fenway Park, Boston, MA
 Wed Aug 08 1984, 7:05 PM EDT
 Att. 32,563 - Unknown

livebaseballscores.com

AB	37
R	8
H	14
RBI	8
BB	1
SO	6
LOB	14



WP: 0	PA: 40
PB: 0	
SB: 0	
CS: 0	

Batter	1	2	3	4	5	6	7	8	9	AB R H RBI BB SO LOB	TOP																
Lou Whitaker, L (1, 4) OBP: 0.363, SLG: 0.409	0-0 4-3	0-0 1B		0-0 F8			0-0 4-3		0-0 F9	5 0 1 1 0 0 1																	
Alan Trammell, R (1, 10) OBP: 0.374, SLG: 0.463	0-0 1B	0-3 K		0-0 CS		0-0 2B	4-0 BB		0-0 F4	4 0 2 0 1 1 1																	
Chet Lemon, R (1, 8) OBP: 0.363, SLG: 0.503	0-3 K		0-0 F8		0-0 F7		0-0 F8			4 0 0 0 0 1 3																	
Lance Parrish, R (1, 2) OBP: 0.293, SLG: 0.465	0-3 K		4-0 1B BB		0-0 F8		0-3 K			3 0 0 0 1 2 3																	
Larry Herndon, R (1, 7) OBP: 0.305, SLG: 0.352		0-0 F8	0-0 1-2 1B		0-0 F6			0-0 HR		3 0 1 0 0 0 1																	
Ruppert Jones, L (8, PH) OBP: 0.329, SLG: 0.527										1 1 1 1 0 0 0																	
Barbaro Garbey, R (1, 3) OBP: 0.315, SLG: 0.391		0-0 BB 3B 1B		0-0 F9		0-0 F8		0-0 F9		3 1 1 0 0 0 2																	
Darrell Evans, L (8, PH) OBP: 0.346, SLG: 0.361										1 0 0 0 0 0 0																	
Kirk Gibson, L (1, 9) OBP: 0.352, SLG: 0.499		4-0 BB 3B BB	0-0 F4		0-0 HR		0-0 E6 G6-4-3			3 2 1 1 1 0 2																	
Howard Johnson, S (1, 5) OBP: 0.336, SLG: 0.419		0-0 F9		0-3 K		0-0 F6		0-0 G6-4-3		4 0 0 0 0 1 3																	
Tom Brookens, R (1, 6) OBP: 0.282, SLG: 0.347		0-0 1-2 1B 3B		0-0 CS 1B		0-3 K		0-0 F8		4 1 2 2 0 1 0																	
Inning Stats	R: 0 E: 0 K: 2 S: 8	H: 1 LOB: 1 BB: 0 P: 8	R: 3 E: 0 K: 1 S: 8	H: 3 LOB: 1 BB: 1 P: 12	R: 0 E: 0 K: 0 S: 4	H: 1 LOB: 2 BB: 1 P: 8	R: 0 E: 0 K: 1 S: 5	H: 1 LOB: 0 BB: 0 P: 5	R: 0 E: 0 K: 0 S: 4	H: 1 LOB: 1 BB: 0 P: 4	R: 1 E: 0 K: 1 S: 6	H: 1 LOB: 0 BB: 0 P: 6	R: 0 E: 0 K: 1 S: 5	H: 0 LOB: 1 BB: 1 P: 9	R: 1 E: 1 K: 0 S: 4	H: 1 LOB: 0 BB: 0 P: 4	R: 0 E: 0 K: 0 S: 3	H: 0 LOB: 0 BB: 0 P: 3	1B: 5 2B: 1 3B: 1 HR: 2	SF: 0 SAC: 0 DP: 1 HBP: 0	WP: 0 PB: 0 SB: 0 CS: 1	PA: 39					
PITCHER	IP WLS BF H R ER SO BB IBB HBP BLK WP HR S P ERA WHIP											PITCHER	IP WLS BF H R ER SO BB IBB HBP BLK WP HR S P ERA WHIP														
Mike Jones, L (1, 1) ERA: 4.47	6.1		29	8	4	4	5	3	0	0	0	0	1	36	48	5.68	1.737										
Joe Beckwith, R (7, 1) ERA: 4.06	2.2	L	9	1	1	1	1	0	0	0	0	0	1	11	11	3.38	0.375										

Detroit Tigers @ Kansas City Royals
 Royals Stadium, Kansas City, MO
 Fri Aug 10 1984, 8:05 PM EDT
 Att: 32,181 - Unknown

livebaseballscorecards.com

AB	35
R	5
H	9
RBI	5
BB	3
SO	6
LOB	16



Batter	1	2	3	4	5	6	7	8	9	AB R H RBI BB SO LOB
Willie Wilson, S OBP: 0.359, SLG: 0.383 (1, 8)	4-0 S 2B BB		0-0 SH1-3 1-2		0-0 FC4 HR		0-0 F7		0-0 F7	3 2 0 1 1 0 1
Pat Sheridan, L OBP: 0.343, SLG: 0.425 (1, 9)	0-3 K 1-2		0-0 F6		0-0 F4 1-2		0-3 K		0-0 5-3	5 0 0 0 0 2 3
George Brett, L OBP: 0.347, SLG: 0.464 (1, 5)	0-0 2B 2-H		0-0 G3		0-0 HR 2-H		0-0 2B			4 1 3 3 0 0 1
Jorge Orta, L OBP: 0.339, SLG: 0.442 (1, 10)	0-0 6-3			0-0 6-3	0-0 1B		4-0 IBB			3 0 1 0 1 0 1
Dane Iorg, L OBP: 0.256, SLG: 0.372 (1, 3)	0-0 F8			0-0 4-3	0-0 4-3		0-0 F8			4 0 0 0 0 0 4
Frank White, R OBP: 0.308, SLG: 0.433 (1, 4)		0-0 6-3		4-0 BB		0-0 E S 1B		0-0 CS 1B		3 0 2 0 1 0 0
Don Slaught, R OBP: 0.315, SLG: 0.385 (1, 2)		0-0 1-3		0-0 F4		0-3 K		0-0 1-3 1-2		4 0 0 0 0 1 3
Lynn Jones, R OBP: 0.241, SLG: 0.259 (1, 7)		0-3 K			0-0 E9 FC4 1B	0-0 F9		0-0 4-3		4 1 1 0 0 1 1
Onix Concepcion, R OBP: 0.317, SLG: 0.330 (1, 6)			0-0 SH1-3 1B		1-0 FC4 HBP	0-3 K			0-0 F6	1 0 1 0 0 0 0
U L Washington, S OBP: 0.282, SLG: 0.277 (5, PR)										1 0 0 0 0 1 1
Hal McRae, R OBP: 0.350, SLG: 0.372 (9, PH)										1 0 0 0 0 0 0

Inning Stats	R: 1	H: 1	E: 0	K: 1	S: 6	LOB: 1	BB: 1	P: 10	R: 0	H: 0	E: 0	K: 1	S: 5	LOB: 0	BB: 0	P: 5	R: 0	H: 0	E: 0	K: 0	S: 4	LOB: 1	BB: 0	P: 4	R: 0	H: 0	E: 0	K: 0	S: 3	LOB: 1	BB: 1	P: 7	R: 3	H: 3	E: 1	K: 0	S: 6	LOB: 1	BB: 0	P: 7	R: 0	H: 1	E: 0	K: 2	S: 8	LOB: 1	BB: 0	P: 8	R: 0	H: 1	E: 0	K: 1	S: 6	LOB: 2	BB: 1	P: 10	R: 0	H: 1	E: 0	K: 0	S: 3	LOB: 0	BB: 0	P: 3	R: 0	H: 0	E: 0	K: 0	S: 3	LOB: 0	BB: 0	P: 3	1B: 5	SF: 0	2B: 2	SAC: 1	3B: 0	DP: 0	HR: 1	HBP: 1	WP: 0	PA: 38
--------------	------	------	------	------	------	--------	-------	-------	------	------	------	------	------	--------	-------	------	------	------	------	------	------	--------	-------	------	------	------	------	------	------	--------	-------	------	------	------	------	------	------	--------	-------	------	------	------	------	------	------	--------	-------	------	------	------	------	------	------	--------	-------	-------	------	------	------	------	------	--------	-------	------	------	------	------	------	------	--------	-------	------	-------	-------	-------	--------	-------	-------	-------	--------	-------	--------

PITCHER	IP	WLS	BF	H	R	ER	SO	BB	IBB	HBP	BLK	WP	HR	S	P	ERA	WHIP
Dan Petry, R ERA: 3.09 (1, 1)	6.2		30	7	4	4	5	2	0	1	0	0	1	37	46	5.40	1.350
Aurelio Lopez, R ERA: 2.41 (7, 1)	1.1	W	5	1	0	0	0	0	1	0	0	0	0	4	8	0.00	0.750
Willie Hernandez, L ERA: 2.03 (9, 1)	1.0	S	3	0	0	0	0	0	0	0	0	0	0	3	3	0.00	0.000


BOTTOM

Detroit Tigers @ Kansas City Royals
 Royals Stadium, Kansas City, MO

Fri Aug 10 1984, 8:05 PM EDT
 Att. 32,181 - Unknown

livebaseballscorecards.com

AB	33
R	4
H	8
RBI	4
BB	3
SO	5
LOB	15



Batter	1	2	3	4	5	6	7	8	9	AB R H RBI BB SO LOB	TOP
Lou Whitaker, L (1, 4) OBP: 0.366, SLG: 0.410	0-0 4-3	0-0 4-3			0-0 SF8 1B	4-0 1B BB		0-0 HR 1B		4 2 2 0 1 0 1	Detroit Tigers @ Kansas City Royals Royals Stadium, Kansas City, MO Sat Aug 11 1984, 8:05 PM EDT Att: 40,501 - Unknown
Alan Trammell, R (1, 10) OBP: 0.378, SLG: 0.467	0-0 1B		0-0 E 1B		0-0 1-3 1B	0-0 1-2 3-H 1B		0-0 F7		5 0 4 1 0 0 1	
Chet Lemon, R (1, 8) OBP: 0.359, SLG: 0.497	0-3 K		0-0 F8		0-0 SF8	0-0 4-3		0-0 F7		4 0 0 1 0 1 5	
Lance Parrish, R (1, 2) OBP: 0.294, SLG: 0.471	0-0 F7		0-0 E4 G5-4-3		0-0 F4		0-0 1B 1B	0-0 2-H HR		5 2 2 2 0 0 3	
Larry Herndon, R (1, 7) OBP: 0.305, SLG: 0.361 Ruppert Jones, L (7, PH) OBP: 0.331, SLG: 0.527		0-0 HR	0-0 G5-4-3			0-0 6-3	0-0 F8 1B 1-2	0-0 F9		3 1 1 1 0 0 2 2 0 1 0 0 0 0	
Barbaro Garbey, R (1, 3) OBP: 0.319, SLG: 0.396 Dave Bergman, L (7, PH) OBP: 0.358, SLG: 0.418		4-0 SH1-4 1B 4-3 BB		0-0 5-3		0-0 HR 2B	0-0 F8 1B 1-2 2-H	0-0 4-3		2 2 1 0 1 0 0 2 0 1 1 0 0 0	
Kirk Gibson, L (1, 9) OBP: 0.353, SLG: 0.505		0-0 4-3 SH1-4 1B 1-2		0-0 1-3		0-0 HR	0-0 F8 1-2 2-3	0-0 3-1		5 1 2 2 0 0 2	
Tom Brookens, R (1, 5) OBP: 0.282, SLG: 0.345		0-0 SH1-4 1-2 2-3		0-0 4-3		0-0 4-3 S 1B 1B	0-3 K	0-3 K		4 1 1 0 0 2 2	
Doug Baker, S (1, 6) OBP: 0.175, SLG: 0.182		0-0 4-3 2-3 3-H			0-0 6-3	0-0 4-3 1-3	0-0 1-3			4 0 0 1 0 0 4	
Inning Stats	R: 0 H: 1 E: 0 LOB: 1 K: 1 BB: 0 S: 6 P: 6	R: 2 H: 2 E: 0 LOB: 1 K: 0 BB: 1 S: 5 P: 9	R: 0 H: 1 E: 1 LOB: 1 K: 0 BB: 0 S: 4 P: 4	R: 0 H: 0 E: 0 LOB: 0 K: 0 BB: 0 S: 3 P: 3	R: 1 H: 2 E: 0 LOB: 1 K: 0 BB: 0 S: 5 P: 5	R: 3 H: 4 E: 0 LOB: 2 K: 0 BB: 1 S: 7 P: 11	R: 1 H: 3 E: 0 LOB: 2 K: 1 BB: 0 S: 8 P: 8	R: 2 H: 2 E: 0 LOB: 0 K: 1 BB: 0 S: 5 P: 5	R: 0 H: 0 E: 0 LOB: 0 K: 1 BB: 0 S: 5 P: 5	1B: 11 SF: 1 2B: 1 SAC: 1 3B: 0 DP: 1 HR: 3 HBP: 0	
PITCHER	IP WLS BF H R ER SO BB IBB HBP BLK WP HR S P ERA WHIP										
Charlie Leibrandt, L (1, 1) ERA: 3.2	5.1 L 26 9 6 6 1 1 0 0 0 0 0 2 27 31 10.12 1.875										
Mark Huisman, R (6, 1) ERA: 5.55	3.2 18 6 3 3 2 1 0 0 0 0 0 1 21 25 7.36 1.909										

livebaseballscorecards.com

AB	40
R	9
H	15
RBI	9
BB	2
SO	3
LOB	20



Batter	1	2	3	4	5	6	7	8	9	AB R H RBI BB SO LOB	TOP											
Lou Whitaker, L (1, 4) OBP: 0.366, SLG: 0.411	0-3 K	0-0 F7			0-0 F8		4-0 BB BB	0-0 2B 2B		4 1 1 1 1 1 0												
Alan Trammell, R (1, 10) OBP: 0.379, SLG: 0.469	0-0 2-3 3B 1B		0-0 F4		0-3 K		0-0 F7	0-0 2B		5 1 2 2 0 1 1												
Kirk Gibson, L (1, 9) OBP: 0.355, SLG: 0.503	0-0 2-3 1-2		4-0 BB BB		0-0 F6		4-0 1-2 BB	4-0 IBB		2 0 0 0 3 0 1												
Lance Parrish, R (1, 2) OBP: 0.293, SLG: 0.467	4-0 3B BB		0-0 F7			0-0 2-3	0-0 F7	0-3 K		4 1 0 0 1 1 5												
Darrell Evans, L (1, 3) OBP: 0.349, SLG: 0.367	0-0 HR 3B		4-0 1-2 BB		4-0 2B FC6-4 BB		0-3 K		0-0 G3	3 2 1 2 2 1 2 0 0 0 0 0 0 0												
Dave Bergman, L (9, 3) OBP: 0.358, SLG: 0.418	1-H 2-H HR 3B		1-2 BB																			
Ruppert Jones, L (1, 7) OBP: 0.333, SLG: 0.549	0-0 HR		0-0 1-3		0-0 FC6-4 2B			0-0 FC4-6 1B 2B 1B	0-0 F9	2 1 1 2 0 0 2 3 1 2 0 0 0 0												
Larry Herndon, R (6, PH) OBP: 0.309, SLG: 0.367	3-H HR																					
Chet Lemon, R (1, 8) OBP: 0.357, SLG: 0.492	0-3 K			0-0 6-3		4-0 FC6-4 IBB		0-0 F8	0-0 F4	4 0 0 0 1 1 1												
Howard Johnson, S (1, 5) OBP: 0.333, SLG: 0.416		0-0 6-3			0-0 F4		0-0 FC6-4 FC5-4		0-0 FC4-6 1B	2 0 0 0 0 0 0 1 0 0 1 0 0 2 1 0 1 0 0 0 0												
Barbaro Garbey, R (6, PH) OBP: 0.318, SLG: 0.394							1-2f 2-3 3-H															
Tom Brookens, R (6, 5) OBP: 0.285, SLG: 0.349								1-2 1B														
Doug Baker, S (1, 6) OBP: 0.164, SLG: 0.169		0-0 F9		0-3 K		0-0 FC5-4		0-0 FC4-6 2B 2B		4 1 0 0 0 1 4												
Inning Stats	R: 4 E: 0 K: 2 S: 10	H: 3 LOB: 0 BB: 1 P: 14	R: 0 E: 0 K: 0 S: 3	H: 0 LOB: 0 BB: 0 P: 3	R: 0 E: 0 K: 0 S: 3	H: 0 LOB: 2 BB: 2 P: 11	R: 0 E: 0 K: 1 S: 5	H: 0 LOB: 0 BB: 0 P: 5	R: 0 E: 0 K: 1 S: 5	H: 0 LOB: 0 BB: 0 P: 5	R: 1 E: 0 K: 0 S: 4	H: 1 LOB: 2 BB: 2 P: 12	R: 0 E: 0 K: 1 S: 5	H: 0 LOB: 2 BB: 2 P: 13	R: 3 E: 0 K: 1 S: 9	H: 4 LOB: 2 BB: 1 P: 13	R: 0 E: 0 K: 0 S: 3	H: 0 LOB: 0 BB: 0 P: 3	1B: 3 2B: 3 3B: 1 HR: 1	SF: 0 SAC: 0 DP: 0 HBP: 0	WP: 0 PB: 0 SB: 0 CS: 0	PA: 43
PITCHER	IP WLS BF H R ER SO BB IBB HBP BLK WP HR S P ERA WHIP																					
Bret Saberhagen, R (1, 1) ERA: 3.31	5.0 L 21 3 4 4 4 3 0 0 0 0 0 1 26 38 7.20 1.200																					
Larry Gura, L (6, 1) ERA: 5.18	2.0 11 1 1 1 1 3 1 0 0 0 0 9 25 4.50 2.000																					
Dan Quisenberry, R (8, 1) ERA: 2.55	1.0 8 4 3 3 1 0 1 0 0 0 0 9 13 27.00 4.000																					
Mark Huismann, R (9, 1) ERA: 5.44	1.0 3 0 0 0 0 0 0 0 0 0 0 3 3 0.00 0.000																					

Detroit Tigers @ Kansas City Royals
 Royals Stadium, Kansas City, MO
 Sun Aug 12 1984, 4:33 AM EDT
 Att: 32,753 - Unknown

livebaseballscorecards.com

AB	35
R	8
H	8
RBI	8
BB	8
SO	6
LOB	18



Batter	1	2	3	4	5	6	7	8	9	AB	R	H	RBI	BB	SO	LOB	BOTTOM			
Willie Wilson, S OBP: 0.358, SLG: 0.381 (1, 8)	0-3 K		0-0 F9			0-0 F8	0-0 1B		0-0 F4	5	0	1	2	0	1	2				
Pat Sheridan, L OBP: 0.336, SLG: 0.416 (1, 9)	0-0 F9			0-0 F7		0-0 E7	0-0 F9			4	0	0	0	0	0	1				
George Brett, L OBP: 0.352, SLG: 0.482 (1, 5)	4-0 BB			0-0 FC4-6 1B		0-0 F9		0-0 F6		2	0	1	0	1	0	1				
Greg Pryor, R OBP: 0.283, SLG: 0.358 (7, 5)										1	0	0	0	0	0	0				
Jorge Orta, L OBP: 0.333, SLG: 0.436 (1, 10)	0-3 K			0-0 FC4-6 1-2f			0-0 1B SF7 2B	0-0 F9		4	1	1	0	0	1	2				
Dane Iorg, L OBP: 0.256, SLG: 0.377 (1, 3)		0-0 3-1		0-0 F7			0-0 2B BB 1B	0-0 3-1		4	1	1	0	0	0	1				
Frank White, R OBP: 0.306, SLG: 0.433 (1, 4)		0-0 F4			0-0 F7		0-0 SF7		0-0 FC4-6 2B	3	0	1	1	0	0	0				
Lynn Jones, R OBP: 0.297, SLG: 0.294 (1, 7)		0-0 F9			0-0 6-3		0-0 2B 1B BB		0-0 5-3	3	1	0	0	1	0	1				
John Wathan, R OBP: 0.289, SLG: 0.281 (1, 2)			0-0 4-3		0-0 3-1		0-0 1B 2B		4-0 FC4-6 BB	2	0	0	0	0	0	0				
Don Slaught, R OBP: 0.319, SLG: 0.389 (7, PH)										1	1	1	1	1	0	0				
Buddy Biancalana, S OBP: 0.200, SLG: 0.259 (1, 6)			0-0 F8			0-0 F8	0-3 K		0-0 FC4-6	2	0	0	0	0	0	0				
Darryl Motley, R OBP: 0.336, SLG: 0.443 (7, PH)									1-2f 2-3	1	0	0	0	0	1	2				
U L Washington, S OBP: 0.277, SLG: 0.272 (8, 6)										0	0	0	0	0	0	0				
Hal McRae, R OBP: 0.349, SLG: 0.370 (9, PH)										1	0	0	0	0	0	2				
Inning Stats	R: 0 E: 0 K: 2 S: 7	H: 0 LOB: 1 BB: 1 P: 11	R: 0 E: 0 K: 0 S: 3	H: 0 LOB: 0 BB: 0 P: 3	R: 0 E: 0 K: 0 S: 3	H: 1 LOB: 1 BB: 0 P: 4	R: 0 E: 0 K: 0 S: 3	H: 0 LOB: 0 BB: 0 P: 3	R: 0 E: 1 K: 0 S: 4	H: 0 LOB: 1 BB: 0 P: 4	R: 4 E: 0 K: 1 S: 9	H: 4 LOB: 1 BB: 1 P: 13	R: 0 E: 0 K: 0 S: 3	H: 0 LOB: 0 BB: 0 P: 3	R: 0 E: 0 K: 0 S: 4	H: 1 LOB: 2 BB: 1 P: 8	1B: 3 2B: 3 3B: 0 HR: 0	SF: 1 SAC: 0 DP: 0 HBP: 0	WP: 0 PB: 0 SB: 0 CS: 0	PA: 37
PITCHER	IP WLS BF H R ER SO	W W 4 2 1 1 1	H R ER SO	H R ER SO	H R ER SO	WP HR S P	ERA WHIP	PITCHER	IP WLS BF H R ER SO	W W 4 2 1 1 1	H R ER SO	H R ER SO	H R ER SO	H R ER SO	H R ER SO	BB IBB HBP BLK	WP HR S P	ERA WHIP		
Milt Wilcox, R ERA: 4.36 (1, 1)	6.1	W	25	3	3	3	2	4.26	0.789											
Aurelio Lopez, R ERA: 2.47 (7, 1)	0.2		4	2	1	1	1	13.50	3.000											
Willie Hernandez, L ERA: 1.99 (8, 1)	2.0		8	1	0	0	0	0.00	1.000											

Detroit Tigers @ Kansas City Royals
Royals Stadium, Kansas City, MO

Sun Aug 12 1984, 4:33 AM EDT
Att. 32,753 - Unknown

AB	33
R	4
H	6
RBI	4
BB	3
SO	3
LOB	12



WP: 0	PA: 37
PB: 0	
SB: 0	
CS: 0	

livebaseballscores.com

Batter	1	2	3	4	5	6	7	8	9	AB R H RBI BB SO LOB
Lou Whitaker, L (1, 4) OBP: 0.368, SLG: 0.418	0-0 4-3		0-0 HR		0-0 F8		0-0 F9 1B 1B		4-0 SH3-4 1-2 BB	4 1 2 1 1 0 0
Alan Trammell, R (1, 10) OBP: 0.380, SLG: 0.477	0-3 K		0-0 HR		0-3 K		0-0 FC6-4 1B		0-0 SH3-4 1-2 2-3	4 1 2 1 0 2 0
Kirk Gibson, L (1, 9) OBP: 0.354, SLG: 0.499	0-0 1B		0-0 F5			0-0 F7	0-0 F9		0-0 1-3	5 0 1 0 0 0 5
Lance Parrish, R (1, 2) OBP: 0.294, SLG: 0.473	0-0 F9			0-0 F7 1B 1B		0-0 HR	0-0 FC6-4		0-0 5-3	5 1 2 1 0 0 6
Darrell Evans, L (1, 3) OBP: 0.348, SLG: 0.366		0-0 F3		0-0 F7 1B		0-0 F3		0-0 F6		4 0 1 0 0 0 0
Dave Bergman, L (9, 3) OBP: 0.358, SLG: 0.418				1-2 1B						0 0 0 0 0 0 0
Ruppert Jones, L (1, 7) OBP: 0.331, SLG: 0.537		0-0 F7		0-0 F7 1B		4-0 BB		0-0 1-3		3 0 0 0 1 0 2
Chet Lemon, R (1, 8) OBP: 0.359, SLG: 0.490		0-0 5-3		4-0 G4-6-3 BB		0-3 K		4-0 BB		2 0 0 0 2 1 1
Howard Johnson, S (1, 5) OBP: 0.332, SLG: 0.424			0-3 K	0-0 G4-6-3			0-0 HR	0-0 F8		4 1 1 1 0 1 4
Doug Baker, S (1, 6) OBP: 0.156, SLG: 0.161			0-0 6-3		0-0 1-3		0-0 F8		0-0 SH3-4 BB 1B	3 0 0 0 0 0 0
Johnny Grubb, L (9, PH) OBP: 0.414, SLG: 0.461										1 0 1 0 0 0 0
Tom Brookens, R (9, PR) OBP: 0.285, SLG: 0.349										0 0 0 0 0 0 0


Inning Stats	R: 0 E: 0 K: 1 S: 6	H: 1 LOB: 1 BB: 0 P: 6	R: 0 E: 0 K: 0 S: 3	H: 0 LOB: 0 BB: 0 P: 3	R: 2 E: 0 K: 1 S: 7	H: 2 LOB: 0 BB: 0 P: 7	R: 0 E: 0 K: 0 S: 4	H: 2 LOB: 2 BB: 1 P: 8	R: 0 E: 0 K: 1 S: 5	H: 0 LOB: 0 BB: 0 P: 5	R: 1 E: 0 K: 1 S: 6	H: 1 LOB: 1 BB: 1 P: 10	R: 1 E: 0 K: 0 S: 6	H: 3 LOB: 2 BB: 0 P: 6	R: 0 E: 0 K: 0 S: 3	H: 0 LOB: 1 BB: 1 P: 7	R: 0 E: 0 K: 0 S: 4	H: 1 LOB: 3 BB: 1 P: 8	1B: 6 2B: 0 3B: 0 HR: 4	SF: 0 SAC: 1 DP: 1 HBP: 0
--------------	------------------------------	---------------------------------	------------------------------	---------------------------------	------------------------------	---------------------------------	------------------------------	---------------------------------	------------------------------	---------------------------------	------------------------------	----------------------------------	------------------------------	---------------------------------	------------------------------	---------------------------------	------------------------------	---------------------------------	----------------------------------	------------------------------------

PITCHER	IP	WLS	BF	H	R	ER	SO	BB	IBB	HBP	BLK	WP	HR	S	P	ERA	WHIP
Mike Witt, R (1, 1) ERA: 3.71	6.1		28	8	4	4	4	2	0	0	0	0	4	34	42	5.68	1.579
Don Aase, R (7, 1) ERA: 2.12	1.2	W	9	2	0	0	0	2	0	0	0	0	0	7	15	0.00	2.400
Luis Sanchez, R (9, 1) ERA: 2.43	1.0	S	3	0	0	0	0	0	0	0	0	0	0	3	3	0.00	0.000

BOTTOM

California Angels @ Detroit Tigers
Tiger Stadium, Detroit, MI
Tue Aug 14 1984, 7:05 PM EDT
Unknown

AB	35
R	4
H	10
RBI	4
BB	4
SO	4
LOB	18



WP	PA	ERA	WHIP
0	40		
0			
0			

Batter	1	2	3	4	5	6	7	8	9	AB R H RBI BB SO LOB	TOP									
Juan Beniquez, R (1, 9) OBP: 0.396, SLG: 0.504 Gary Pettis, S (4, 8) OBP: 0.333, SLG: 0.305	0-3 K		0-0 1B			4-0 BB SF7 1B BB		0-0 F3		3 1 1 0 0 1 1 1 1 0 0 1 0 0										
Rob Wilfong, L (1, 4) OBP: 0.309, SLG: 0.356	0-0 4-3 1B		0-0 1B HR 2B	0-0 4-1		0-0 BB 1B		0-3 K		5 2 3 1 0 1 0										
Fred Lynn, L (1, 8) OBP: 0.359, SLG: 0.458 Mike Brown, R (7, 9) OBP: 0.353, SLG: 0.537	0-0 4-3		0-0 HR 1B	0-0 F7		4-0 1B BB			0-0 HR 1B	3 1 1 2 1 0 1 1 1 1 0 0 0 0										
Doug DeCinces, R (1, 5) OBP: 0.329, SLG: 0.436 Bobby Grich, R (6, PH) OBP: 0.313, SLG: 0.390 (6, 5)	0-0 2-H 1B		0-0 1-H 3-H HR	0-0 4-3		0-0 SF7			0-0 HR	3 1 2 4 0 0 0 1 1 1 3 0 0 0										
Brian Downing, R (1, 7) OBP: 0.345, SLG: 0.433 Darrell Miller, R (9, PR) (9, 7)	0-3 K		4-0 3B BB		0-0 F6	0-3 K			0-0 1B	4 1 1 0 1 2 3 0 0 0 0 0 0 0										
Reggie Jackson, L (1, 10) OBP: 0.319, SLG: 0.450		0-0 G6-4-3 1B	0-0 1-H WP 3B		0-0 G3-6-1 1B		0-0 F6		0-3 K	5 1 3 1 0 1 1										
Jerry Narron, L (1, 3) OBP: 0.278, SLG: 0.343		0-0 G6-4-3 1-2f	4-0 3-H BB		0-0 G3-6-1 1-2f		0-3 K		0-3 K	4 0 0 0 1 2 3										
Dick Schofield, R (1, 6) OBP: 0.264, SLG: 0.273		0-0 1-3	0-3 K			0-0 F7	0-0 F4		0-0 F4	5 0 0 0 0 1 2										
Bob Boone, R (1, 2) OBP: 0.249, SLG: 0.281			0-0 1B K			0-0 1B BB 1B		0-0 F5		4 2 2 0 0 1 1										
Inning Stats	R: 1 E: 0 K: 2 S: 9	H: 2 LOB: 1 BB: 0 P: 9	R: 0 E: 0 K: 0 S: 3	H: 1 LOB: 0 BB: 0 P: 3	R: 7 E: 0 K: 2 S: 13	H: 6 LOB: 1 BB: 2 P: 21	R: 0 E: 0 K: 0 S: 3	H: 0 LOB: 0 BB: 0 P: 3	R: 0 E: 0 K: 1 S: 7	H: 2 LOB: 2 BB: 2 P: 15	R: 0 E: 0 K: 1 S: 5	H: 0 LOB: 0 BB: 0 P: 5	R: 0 E: 0 K: 1 S: 5	H: 0 LOB: 0 BB: 0 P: 5	R: 2 E: 0 K: 2 S: 10	H: 3 LOB: 1 BB: 0 P: 10	1B: 11 2B: 1 3B: 1 HR: 2	SF: 1 SAC: 0 DP: 2 HBP: 0	WP: 1 PB: 0 SB: 0 CS: 0	PA: 44
PITCHER	IP WLS BF H R ER SO BB IBB HBP BLK WP HR S P ERA WHIP																			
Dave Rozema, R (1, 1) ERA: 3.94 Doug Bair, R (3, 1) ERA: 4.17 Sid Monge, L (6, 1) ERA: 4.13	2.0 L 12 7 5 5 2 0 0 0 0 0 0 0 16 16 22.50 3.500																			
	3.1 17 5 5 5 2 3 0 0 0 1 1 18 30 13.50 2.400																			
	3.2 15 3 2 2 5 1 0 0 0 0 1 24 28 4.91 1.091																			

California Angels @ Detroit Tigers
 Tiger Stadium, Detroit, MI
 Tue Aug 14 1984, 7:05 PM EDT
 Att: 38,597 - Unknown

livebaseballscorecards.com

AB	39
R	12
H	15
RBI	11
BB	4
SO	9
LOB	12



Batter	1	2	3	4	5	6	7	8	9
Lou Whitaker, L (1, 4) OBP: 0.367, SLG: 0.416 Tom Brookens, R (5, 4) OBP: 0.282, SLG: 0.345	0-0 G3			0-0 F8		0-0 G3		0-0 6-3	
Alan Trammell, R (1, 10) OBP: 0.381, SLG: 0.475	0-0 F7			4-0 1B BB		0-0 5-3		0-0 1B 1B	
Kirk Gibson, L (1, 9) OBP: 0.356, SLG: 0.499 Barbaro Garbey, R (7, 7) OBP: 0.320, SLG: 0.397	0-0 F7			0-0 1-2 1B		4-0 BB		0-0 1-2 1B 1B	
Lance Parrish, R (1, 2) OBP: 0.295, SLG: 0.473 Marty Castillo, R (5, 2) OBP: 0.216, SLG: 0.202		0-0 CS 1B		0-0 F7		0-3 K		0-3 K	
Darrell Evans, L (1, 3) OBP: 0.347, SLG: 0.364		0-3 K		0-0 F7		0-0 F7		0-0 1-2 2-H 1B	
Ruppert Jones, L (1, 7) OBP: 0.329, SLG: 0.529 (7, 8)		0-3 K 1-2		0-3 K		0-0 4-3 1B		0-0 F6	
Chet Lemon, R (1, 8) OBP: 0.357, SLG: 0.488 Johnny Grubb, L (7, 9) OBP: 0.408, SLG: 0.453			0-0 F2		0-0 5-3		0-0 4-3 1-2		0-0 G3
Howard Johnson, S (1, 5) OBP: 0.334, SLG: 0.423			0-3 K		0-0 1B		1-0 HBP		0-0 5-3
Doug Baker, S (1, 6) OBP: 0.149, SLG: 0.154 Larry Herndon, R (9, PH) OBP: 0.308, SLG: 0.366			0-0 F7		0-0 G3		0-0 4-3		0-0 6-3

AB	R	H	RBI	BB	SO	LOB
2	0	0	0	0	0	0
2	0	0	0	0	0	0
3	1	1	0	1	0	0
2	0	1	0	1	0	0
1	0	1	0	0	0	0
2	0	1	0	0	0	2
2	0	0	0	0	2	3
4	0	1	1	0	1	3
4	0	1	0	0	2	3
2	0	0	0	0	0	0
2	0	0	0	0	0	1
3	0	1	0	0	1	0
3	0	0	0	0	0	3
1	0	0	0	0	0	0


BOTTOM

California Angels @ Detroit Tigers
Tiger Stadium, Detroit, MI

Tue Aug 14 1984, 7:05 PM EDT
Att. 38,597 - Unknown

livebaseballscorecards.com

AB	33
R	1
H	7
RBI	1
BB	2
SO	6
LOB	15



Inning Stats		R: 0	H: 0	R: 0	H: 1	R: 0	H: 0	R: 0	H: 1	R: 0	H: 0	R: 0	H: 0	R: 1	H: 3	R: 0	H: 0
E: 0	LOB: 0	E: 0	LOB: 1	E: 0	LOB: 0	E: 0	LOB: 2	E: 0	LOB: 1	E: 0	LOB: 1	E: 0	LOB: 2	E: 0	LOB: 2	E: 0	LOB: 0
K: 0	BB: 0	K: 2	BB: 0	K: 1	BB: 0	K: 0	BB: 1	K: 1	BB: 0	K: 0	BB: 0	K: 0	BB: 0	K: 1	BB: 0	K: 0	BB: 0
S: 3	P: 3	S: 7	P: 7	S: 5	P: 5	S: 4	P: 8	S: 6	P: 6	S: 5	P: 9	S: 4	P: 5	S: 8	P: 8	S: 3	P: 3

PITCHER		IP	WLS	BF	H	R	ER	SO	BB	IBB	HBP	BLK	WP	HR	S	P	ERA	WHIP
Bruce Kison, R (1, 1) ERA: 3.38	6.0		22	3	0	0	0	5	2	0	0	0	0	0	30	38	0.00	0.833
Doug Corbett, R (7, 1) ERA: 2.02	2.0		11	4	1	1	1	0	0	0	1	0	0	0	12	13	4.50	2.000
John Curtis, L (9, 1) ERA: 5.0	1.0		3	0	0	0	0	0	0	0	0	0	0	0	3	3	0.00	0.000

WP	PA
0	36

Batter	1	2	3	4	5	6	7	8	9	AB R H RBI BB SO LOB	TOP		
Gary Pettis, S (1, 8) OBP: 0.335, SLG: 0.316	0-0 2B		0-0 1-H 3B		0-0 4-1			0-3 K		4 0 2 1 0 1 0	California Angels @ Detroit Tigers Tiger Stadium, Detroit, MI Wed Aug 15 1984, 7:05 PM EDT Att: 33,940 - Unknown		
Rob Wilfong, L (1, 4) OBP: 0.308, SLG: 0.358	0-3 K		0-3 K		0-0 2B		0-0 4-3		4 0 1 0 0 2 2				
Fred Lynn, L (1, 9) OBP: 0.358, SLG: 0.464	0-0 F3		0-0 4-3		0-0 4-3		0-0 HR		4 1 1 1 0 0 3				
Doug DeCinces, R (1, 5) OBP: 0.328, SLG: 0.441	0-0 F5			0-0 HR		0-0 6-3		0-0 F8	4 1 1 1 0 0 1				
Reggie Jackson, L (1, 10) OBP: 0.318, SLG: 0.448		0-0 G1-6-3 1B		0-3 K		0-0 F8		0-0 4-3	4 0 1 0 0 1 0				
Juan Beniquez, R (1, 7) OBP: 0.390, SLG: 0.496		0-0 G1-6-3 1-2f		0-0 6-3		0-0 6-3		0-0 F9	4 0 0 0 0 0 1				
Daryl Sconiers, L (1, 3) OBP: 0.304, SLG: 0.375 Bobby Grich, R (9, PH) OBP: 0.312, SLG: 0.388		0-3 K		0-0 S 1B		0-0 F8		0-0 6-3	3 0 1 0 0 1 0 1 0 0 0 0 0 0				
Jerry Narron, L (1, 2) OBP: 0.280, SLG: 0.342			0-0 F3	0-0 F9 1-2		0-0 G4-3 1B			3 0 1 0 0 0 1				
Dick Schofield, R (1, 6) OBP: 0.266, SLG: 0.272 Mike Brown, R (7, PH) OBP: 0.350, SLG: 0.532 Rob Picciolo, R (7, 6) OBP: 0.205, SLG: 0.288			4-0 3B BB		0-0 5-3		0-0 G4-3 1-2f		1 1 0 0 1 0 0 1 0 0 0 0 0 1 0 0 0 0 0 0 0				
Inning Stats	R: 0 H: 1 E: 0 LOB: 1 K: 1 BB: 0 S: 6 P: 6	R: 0 H: 1 E: 0 LOB: 0 K: 1 BB: 0 S: 5 P: 5	R: 1 H: 1 E: 0 LOB: 1 K: 1 BB: 1 S: 6 P: 10	R: 1 H: 2 E: 0 LOB: 1 K: 1 BB: 0 S: 7 P: 7	R: 0 H: 1 E: 0 LOB: 1 K: 0 BB: 0 S: 4 P: 4	R: 0 H: 0 E: 0 LOB: 0 K: 0 BB: 0 S: 3 P: 3	R: 0 H: 1 E: 0 LOB: 0 K: 0 BB: 0 S: 3 P: 3	R: 1 H: 1 E: 0 LOB: 0 K: 1 BB: 0 S: 6 P: 6	R: 0 H: 0 E: 0 LOB: 0 K: 0 BB: 0 S: 3 P: 3	1B: 3 SF: 0 2B: 2 SAC: 0 3B: 1 DP: 2 HR: 2 HBP: 0		WP: 0 PA: 34 PB: 0 SB: 1 CS: 0	
PITCHER	IP WLS BF H R ER SO BB IBB HBP BLK WP HR S P ERA WHIP											PITCHER	IP WLS BF H R ER SO BB IBB HBP BLK WP HR S P ERA WHIP
Dan Petry, R (1, 1) ERA: 3.11	8.0 W 31 8 3 3 5 1 0 0 0 0 2 40 44 3.38 1.125												
Willie Hernandez, L (9, 1) ERA: 2.1	1.0 3 0 0 0 0 0 0 0 0 0 0 0 3 3 0.00 0.000												

livebaseballscorecards.com

AB	33
R	3
H	8
RBI	3
BB	1
SO	5
LOB	9



Batter	1	2	3	4	5	6	7	8	9
Lou Whitaker, L (1, 4) OBP: 0.365, SLG: 0.416	0-3 K		0-0 5-3	0-3 K		0-0 CS	0-0 3B	0-0 E3 3B	
Alan Trammell, R (1, 10) OBP: 0.379, SLG: 0.472	0-0 1B		0-0 5-3		0-0 F1		0-3 K	0-0 F6	
Barbaro Garbey, R (1, 3) OBP: 0.328, SLG: 0.404 Dave Bergman, L (7, PH) OBP: 0.364, SLG: 0.444 (8, 3)	0-0 1B		0-0 FC5-4 1B		0-0 1B		0-0 3B	0-0 3B	
Lance Parrish, R (1, 2) OBP: 0.294, SLG: 0.469	0-0 4		0-0 FC5-4		0-3 K		4-0 BB	0-0 6-3	
Larry Herndon, R (1, 7) OBP: 0.308, SLG: 0.366 Ruppert Jones, L (7, PH) OBP: 0.327, SLG: 0.525 (8, 7)		0-0 1B		0-0 3-1		0-0 5-3		0-0 F5	
Chet Lemon, R (1, 8) OBP: 0.356, SLG: 0.485		0-0 F9		0-0 1B		0-0 1-3		0-0 F8	
Kirk Gibson, L (1, 9) OBP: 0.359, SLG: 0.503		0-0 4-3		4-0 1B		0-0 1B		0-0 SH1-4 E	
Tom Brookens, R (1, 6) OBP: 0.292, SLG: 0.355 (9, 5)		0-0 1B		0-0 FC4-6 1B		0-0 FC6-4 1B		0-0 SH1-4	
Howard Johnson, S (1, 5) OBP: 0.333, SLG: 0.419 Doug Baker, S (9, 6) OBP: 0.149, SLG: 0.154		0-0 5-3		0-0 FC4-6		0-0 FC6-4		4-0 E	

Inning Stats	R: 0	H: 2	E: 0	K: 1	S: 6	LOB: 1	BB: 0	P: 6
	R: 1	H: 2	E: 0	K: 0	S: 5	LOB: 1	BB: 0	P: 5
	R: 0	H: 1	E: 0	K: 0	S: 4	LOB: 1	BB: 0	P: 4
	R: 2	H: 2	E: 0	K: 1	S: 7	LOB: 1	BB: 1	P: 11
	R: 0	H: 1	E: 0	K: 1	S: 6	LOB: 1	BB: 0	P: 6
	R: 1	H: 2	E: 1	K: 0	S: 4	LOB: 0	BB: 0	P: 4
	R: 1	H: 2	E: 0	K: 1	S: 7	LOB: 2	BB: 1	P: 11
	R: 3	H: 2	E: 1	K: 0	S: 6	LOB: 1	BB: 1	P: 10

AB	R	H	RBI	BB	SO	LOB
5	2	1	1	0	2	2
5	0	1	0	0	1	3
3	0	3	0	0	0	0
2	0	2	3	0	0	0
4	0	0	0	1	1	5
3	1	1	0	0	0	1
1	0	0	0	0	0	2
4	1	1	0	0	0	3
3	3	2	0	1	0	1
3	0	3	2	0	0	0
3	1	0	1	1	0	3
0	0	0	0	0	0	0

WP	HR	S	P	ERA	WHIP
0	0	0	0	4.50	1.833
0	0	5	9	27.00	9.000
0	0	5	9	9.00	2.000
0	0	3	3	0.00	1.500

BOTTOM

California Angels @ Detroit Tigers
Tiger Stadium, Detroit, MI

Wed Aug 15 1984, 7:05 PM EDT
Att. 33,940 - Unknown

livebaseballscorecards.com

AB	36
R	8
H	14
RBI	7
BB	3
SO	4
LOB	20



PITCHER	IP	WLS	BF	H	R	ER	SO	BB	IBB	HBP	BLK	WP	HR	S	P	ERA	WHIP
Tommy John, L (1, 1) ERA: 4.02	6.0	L	27	10	4	3	3	1	0	0	0	0	0	32	36	4.50	1.833
Curt Kaufman, R (7, 1) ERA: 4.7	0.1		4	2	1	1	1	1	0	0	0	0	0	5	9	27.00	9.000
John Curtis, L (7, 1) ERA: 5.4	1.0		6	1	3	1	0	1	0	0	0	0	0	5	9	9.00	2.000
Luis Sanchez, R (8, 1) ERA: 2.4	0.2		3	1	0	0	0	0	0	0	0	0	0	3	3	0.00	1.500

Batter	1	2	3	4	5	6	7	8	9	10	11	12	AB R H RBI BB SO LOB	TOP										
Gary Pettis, S OBP: 0.338, SLG: 0.316 (1, 8) BB BB BB	4-0 S BB		X 0-0 1B 1B	0-0 K	0-3 BB BB BB	4-0 CS BB		X 0-0 SH3-4 1-2		0-3 K			3 1 1 0 2 2 1											
Rob Wilfong, L OBP: 0.306, SLG: 0.355 Bobby Grich, R OBP: 0.311, SLG: 0.386 (11, PH) (11, 4)	0-0 F4 1-2		X 0-0 1B 1B	0-0 F7	0-0 CS	0-0 F9		X 0-0 F8 2-3		0-3 K			5 1 1 0 0 0 3 1 0 0 0 0 1 0											
Fred Lynn, L OBP: 0.360, SLG: 0.461 (1, 9) BB BB BB	4-0 BB		X 0-0 1B 1B	4-0 HR BB		0-0 F4		X 0-0 F9		0-3 K			4 2 1 1 2 1 1											
Doug DeCinces, R OBP: 0.328, SLG: 0.440 (1, 5) BB BB BB	0-0 F3		X 0-0 1B 1B	0-0 HR 1B		0-0 F3			X 0-0 4-3		0-3 K		6 1 2 1 0 1 2											
Brian Downing, R OBP: 0.349, SLG: 0.443 (1, 7) BB BB BB	0-3 K		X 0-0 1B 1B	0-0 HR 1B		4-0 G5-4-3 BB			X 0-0 4-3 1-3 1B		0-0 4-3		5 1 3 5 1 1 2											
Reggie Jackson, L OBP: 0.318, SLG: 0.445 (1, 10) BB BB BB		0-3 K	X 0-0 1B 1B	0-0 F8		4-0 G5-4-3 BB		X 0-0 1-3 1-2		0-3 K			5 0 1 0 1 2 1											
Daryl Sconiers, L OBP: 0.292, SLG: 0.360 Mike Brown, R OBP: 0.347, SLG: 0.527 Jerry Narron, L OBP: 0.277, SLG: 0.339 (1, 3) (9, PH) (9, 3)		0-0 4-3	X 0-0 G1-2-3 1B		0-0 1-3		X 0-0 G5-4-3 BB		X 0-0 4-3		0-3 K		4 0 0 0 0 0 5 1 0 0 0 0 0 1 1 0 0 0 0 1 0	AB 44 R 7 H 12 RBI 7 BB 7 SO 10 LOB 21										
Dick Schofield, R OBP: 0.269, SLG: 0.275 Juan Beniquez, R OBP: 0.389, SLG: 0.494 Rob Picciolo, R OBP: 0.205, SLG: 0.288 (1, 6) (10, PH) (10, 6)		0-0 1B	X 0-3 K2-3		0-0 PB 1-3 1B		X 0-0 F3			X 0-0 6-3			4 0 2 0 0 1 3 1 0 0 0 0 0 0 0 0 0 0 0 0 0											
Bob Boone, R OBP: 0.251, SLG: 0.280 (1, 2) BB BB BB	0-0 F9		X 4-0 BB 1B		0-0 1-3		X 0-0 F8 SH3-4 1B			X 0-0 5-3			4 1 1 0 1 0 2											
Inning Stats	R: 0 E: 0 K: 1 S: 5	H: 0 LOB: 2 BB: 2 P: 13	R: 0 E: 0 K: 1 S: 6	H: 1 LOB: 1 BB: 0 P: 6	R: 3 E: 0 K: 1 S: 10	H: 6 LOB: 2 BB: 0 P: 10	R: 4 E: 0 K: 1 S: 7	H: 2 LOB: 0 BB: 2 P: 15	R: 0 E: 0 K: 0 S: 3	H: 1 LOB: 1 BB: 2 P: 10	R: 0 E: 0 K: 0 S: 2	H: 0 LOB: 1 BB: 2 P: 10	R: 0 E: 0 K: 0 S: 4	H: 1 LOB: 1 BB: 0 P: 4	R: 0 E: 0 K: 0 S: 4	H: 1 LOB: 1 BB: 0 P: 4	R: 0 E: 0 K: 3 S: 9	H: 0 LOB: 0 BB: 0 P: 9	R: 0 E: 0 K: 2 S: 7	H: 0 LOB: 0 BB: 0 P: 7	1B: 11 2B: 0 3B: 0 HR: 1	SF: 0 SAC: 1 DP: 2 HBP: 0	WP: 0 PA: 53 PB: 1 SB: 1 CS: 1	
PITCHER	IP WLS BF H R ER SO P ERA WHIP																							
Jack Morris, R ERA: 3.84 (1, 1)	3.2		23	9	7	7	4	4	0	0	0	0	0	0	0	0	0	0	0	0	0	0	0	0
Doug Bair, R ERA: 3.99 (4, 1)	3.1		12	1	0	0	0	3	0	0	0	0	0	0	0	0	0	0	0	0	0	0	0	0
Aurelio Lopez, R ERA: 2.5 (8, 1)	1.1		6	2	0	0	0	0	0	0	0	0	0	0	0	0	0	0	0	0	0	0	0	0
Willie Hernandez, L ERA: 2.03 (9, 1)	3.2	W	11	0	0	0	6	0	0	0	0	0	0	0	0	0	0	0	0	0	0	0	0	0

California Angels @ Detroit Tigers
Tiger Stadium, Detroit, MI
Thu Aug 16 1984, 3:33 AM EDT
Att. 37,779 - Unknown

livebaseballscorecards.com



Batter	1	2	3	4	5	6	7	8	9	10	11	12
Lou Whitaker, L OBP: 0.365, SLG: 0.416 (1, 4)	0-0 SH1-4 E 2B	0-0 F6		0-0 F8 2-3		0-0 F7		4-0 1B 1-2 2-3 BB		0-0 4-3		
Alan Trammell, R OBP: 0.379, SLG: 0.471 (1, 10)	0-0 SH1-4 2-3	0-0 F8		0-0 FC5-2 3-H			0-0 6-3	0-0 1B 1-3 2-H 3-H			0-0 SH1-4 1B	
Kirk Gibson, L OBP: 0.362, SLG: 0.510 (1, 9)	0-0 E1 1B S 4-3 3-H	0-0 1B 1-H 2-H		0-0 1-3			0-0 2B	4-0 G4-6-3 IBB			0-0 SH1-4 1-2	
Lance Parrish, R OBP: 0.294, SLG: 0.467 (1, 2)	0-0 4-3 1-3 1B	0-0 1B 3-H			0-0 F7		0-0 5-3	0-0 G4-6-3 1-2f			0-0 F6	
Darrell Evans, L OBP: 0.347, SLG: 0.359 (1, 3)	0-0 4-3 1-2 3-H	0-0 F8			0-0 5-3		4-0 BB	0-3 K			4-0 IBB	
Ruppert Jones, L OBP: 0.327, SLG: 0.521 (1, 7)	4-0 BB		0-0 F3		0-0 BLK 2B		0-3 K	0-0 F8			0-3 K	
Chet Lemon, R OBP: 0.356, SLG: 0.483 (1, 8)	0-3 K		0-0 F7		0-0 F9 2-3			0-0 BB 1B	0-3 K			0-0 FC1-6 1B
Howard Johnson, S OBP: 0.330, SLG: 0.414 (1, 5)		0-0 BB 3B 1B	0-0 1-3		0-0 F3		0-0 F8		0-3 K			0-0 FC1-6 2B 1-2f
Tom Brookens, R OBP: 0.297, SLG: 0.361 (1, 6)		4-0 BB 3B		0-0 F8 FC5-2 2B		0-0 6-3		4-0 BB 1B		0-3 K		0-0 2B 1-H
Johnny Grubb, L OBP: 0.413, SLG: 0.453 (8, PH)												
Doug Baker, S OBP: 0.147, SLG: 0.152 (8, PR)												
Barbaro Garbey, R OBP: 0.331, SLG: 0.411 (12, PH)												

Inning Stats	R: 2	H: 2	E: 1	LOB: 2	K: 1	S: 8	P: 12	R: 3	H: 3	E: 0	LOB: 1	K: 0	S: 6	P: 10	R: 0	H: 0	E: 0	LOB: 0	K: 0	S: 3	R: 0	H: 1	E: 0	LOB: 1	K: 0	S: 4	P: 4	R: 0	H: 0	E: 0	LOB: 0	K: 0	S: 3	R: 0	H: 1	E: 0	LOB: 2	K: 1	S: 6	P: 10	R: 2	H: 2	E: 0	LOB: 3	K: 0	S: 4	P: 16	R: 0	H: 0	E: 0	LOB: 0	K: 2	S: 7	P: 7	R: 0	H: 0	E: 0	LOB: 0	K: 2	S: 7	P: 7	R: 0	H: 1	E: 0	LOB: 2	K: 1	S: 6	P: 10	R: 1	H: 2	E: 0	LOB: 1	K: 0	S: 3	P: 3	1B: 7	2B: 5	3B: 1	HR: 0	SF: 0	SAC: 2	DP: 1	HBP: 0	WP: 0	PA: 54
--------------	------	------	------	--------	------	------	-------	------	------	------	--------	------	------	-------	------	------	------	--------	------	------	------	------	------	--------	------	------	------	------	------	------	--------	------	------	------	------	------	--------	------	------	-------	------	------	------	--------	------	------	-------	------	------	------	--------	------	------	------	------	------	------	--------	------	------	------	------	------	------	--------	------	------	-------	------	------	------	--------	------	------	------	-------	-------	-------	-------	-------	--------	-------	--------	-------	--------

PITCHER	IP	WLS	BF	H	R	ER	SO	BB	IBB	HBP	BLK	WP	HR	S	P	ERA	WHIP
Ron Romanick, R ERA: 3.7 (1, 1)	1.2		13	5	5	4	1	2	0	0	0	0	0	13	21	21.60	4.200
Curt Kaufman, R ERA: 4.38 (2, 1)	3.1		12	2	0	0	0	0	0	0	1	0	0	12	12	0.00	0.600
Doug Corbett, R ERA: 2.24 (6, 1)	2.1		11	2	2	2	1	2	0	0	0	0	0	11	19	7.71	1.714
Don Aase, R ERA: 1.74 (8, 1)	3.2		15	2	0	0	5	1	2	0	0	0	0	22	34	0.00	0.818
John Curtis, L ERA: 6.1 (12, 1)	0.1	L	3	2	1	1	0	0	0	0	0	0	0	3	3	27.00	6.000


BOTTOM

California Angels @ Detroit Tigers
Tiger Stadium, Detroit, MI
 Thu Aug 16 1984, 3:33 AM EDT
 Att: 37,779 - Unknown

AB	R	H	RBI	BB	SO	LOB
5	1	1	0	1	0	3
5	0	2	2	0	0	3
4	2	2	2	1	0	1
6	0	2	1	0	0	5
4	0	0	1	2	1	2
5	0	1	0	1	2	4
6	1	2	0	0	2	3
6	2	1	0	0	1	2
2	1	1	0	1	0	0
0	0	0	0	1	0	0
1	1	0	0	0	1	0
1	0	1	1	0	0	0

livebaseballscorecards.com

AB	45
R	8
H	13
RBI	7
BB	7
SO	7
LOB	23



Batter	1	2	3	4	5	6	7	8	9	AB R H RBI BB SO LOB	TOP	
Jack Perconte, L (1, 4) OBP: 0.359, SLG: 0.342	0-0 F9		0-0 F5		0-3 K		0-0 E6 3-1 1B		0-0 F7	5 0 0 0 0 1 1		
Phil Bradley, R (1, 8) OBP: 0.366, SLG: 0.327	0-0 BB 1B		0-0 F2		0-0 E4 1-3		0-0 3-1 1B		4-0 2B BB	4 1 2 0 1 0 1		
Alvin Davis, L (1, 3) OBP: 0.401, SLG: 0.519	0-3 K			0-0 BB 1B		4-0 BB		0-0 3-1	0-0 2B 1-H	4 0 2 1 1 1 3		
Ken Phelps, L (1, 10) OBP: 0.405, SLG: 0.618	4-0 1-2 BB			4-0 1-2 BB		0-0 F6		0-3 K	0-3 K	3 0 0 0 2 2 6		
Al Cowens, R (1, 9) OBP: 0.307, SLG: 0.441	0-3 K			0-0 F8		0-0 F3		0-0 6-3	0-0 5-3	5 0 0 0 0 1 7		
Steve Henderson, R (1, 7) OBP: 0.359, SLG: 0.442		0-0 F9		0-3 K		0-0 G3 1B		0-0 F7		4 1 1 0 0 1 2		
Larry Milbourne, S (1, 5) OBP: 0.311, SLG: 0.311			0-0 6-3		0-0 F9		0-0 G3 1-2		0-0 1-3 1B	4 0 1 0 0 0 3		
Bob Kearney, R (1, 2) OBP: 0.279, SLG: 0.370		0-0 4-3			0-0 F8		0-0 1B 2-H		0-0 1-3	4 0 1 1 0 0 1		
Spike Owen, S (1, 6) OBP: 0.326, SLG: 0.357			0-0 G3		0-0 E 1B		0-0 4-3		0-0 F7	4 0 1 0 0 0 2		
Inning Stats	R: 0 E: 0 K: 2 S: 8 H: 1 LOB: 2 BB: 1 P: 12	R: 0 E: 0 K: 0 S: 3 H: 0 LOB: 0 BB: 0 P: 3	R: 0 E: 0 K: 0 S: 3 H: 0 LOB: 0 BB: 0 P: 3	R: 0 E: 0 K: 1 S: 6 H: 1 LOB: 2 BB: 1 P: 10	R: 0 E: 1 K: 1 S: 7 H: 1 LOB: 3 BB: 1 P: 11	R: 1 E: 0 K: 0 S: 5 H: 2 LOB: 1 BB: 0 P: 5	R: 0 E: 1 K: 1 S: 7 H: 1 LOB: 2 BB: 0 P: 7	R: 0 E: 0 K: 0 S: 4 H: 1 LOB: 1 BB: 0 P: 4	R: 1 E: 0 K: 1 S: 6 H: 1 LOB: 1 BB: 1 P: 10	1B: 7 2B: 1 3B: 0 HR: 0 SF: 0 SAC: 0 DP: 0 HBP: 0	WP: 0 PB: 0 SB: 0 CS: 0 PA: 41	
PITCHER	IP WLS BF H R ER SO BB IBB HBP BLK WP HR S P ERA WHIP											
Milt Wilcox, R (1, 1) ERA: 4.19	8.0 W 36 7 1 1 5 3 0 0 0 0 0 0 43 55 1.12 1.250											
Aurelio Lopez, R (9, 1) ERA: 2.56	1.0 5 1 1 1 1 1 0 0 0 0 0 0 6 10 9.00 2.000											

Seattle Mariners @ Detroit Tigers
Tiger Stadium, Detroit, MI
Fri Aug 17 1984, 7:05 PM EDT
Att: 36,496 - Unknown

livebaseballscorecards.com

AB 37
R 2
H 8
RBI 2
BB 4
SO 6
LOB 26



Batter	1	2	3	4	5	6	7	8	9	AB	R	H	RBI	BB	SO	LOB
Lou Whitaker, L (1, 4) OBP: 0.365, SLG: 0.414 Tom Brookens, R (5, 4) OBP: 0.300, SLG: 0.369	4-0 1B BB	0-0 F4		0-0 F9		0-0 2B 1-H				2	1	0	0	1	0	2
Alan Trammell, R (1, 6) OBP: 0.380, SLG: 0.474	0-0 1B WP	0-0 4-3		0-0 F9		0-0 2B 2-H				4	1	2	1	0	0	2
Kirk Gibson, L (1, 9) OBP: 0.363, SLG: 0.513	0-0 1B S 1-H 3-H		0-0 1B 2B	0-0 4-3		0-0 F6				4	1	2	2	0	0	1
Lance Parrish, R (1, 2) OBP: 0.292, SLG: 0.463	0-0 F7 1-2		0-3 K		0-3 K		0-0 5-3			4	0	0	0	0	2	2
Ruppert Jones, L (1, 7) OBP: 0.331, SLG: 0.520	0-0 1-3		0-0 1B E		0-0 1B CS		0-3 K			4	1	2	1	0	1	1
Darrell Evans, L (1, 10) OBP: 0.346, SLG: 0.358	0-0 F9		0-0 1B 1B 1-H		0-0 F8		0-3 K			4	0	1	1	0	1	2
Dave Bergman, L (1, 3) OBP: 0.362, SLG: 0.440		0-3 K	0-0 1B 1-2		0-0 CS 1-2	0-0 F7		0-0 F5		4	0	1	0	0	1	0
Chet Lemon, R (1, 8) OBP: 0.355, SLG: 0.479		0-0 E5	0-0 F4		0-0 2B S HBP	0-0 K		0-3 K		3	1	0	0	0	1	2
Howard Johnson, S (1, 5) OBP: 0.329, SLG: 0.410		4-0 BB	0-0 F9		0-3 K	0-0 F8				3	0	0	0	1	1	3


Inning Stats	R: 2	H: 2	E: 0	K: 0	S: 5	LOB: 1	BB: 1	P: 9	R: 0	H: 0	E: 1	K: 1	S: 6	LOB: 2	BB: 1	P: 10	R: 2	H: 4	E: 1	K: 1	S: 9	LOB: 2	BB: 0	P: 9	R: 0	H: 1	E: 0	K: 1	S: 5	LOB: 0	BB: 0	P: 5	R: 2	H: 2	E: 0	K: 1	S: 7	LOB: 1	BB: 0	P: 8	R: 0	H: 0	E: 0	K: 2	S: 7	LOB: 0	BB: 0	P: 7	R: 0	H: 0	E: 0	K: 1	S: 5	LOB: 0	BB: 0	P: 5
--------------	------	------	------	------	------	--------	-------	------	------	------	------	------	------	--------	-------	-------	------	------	------	------	------	--------	-------	------	------	------	------	------	------	--------	-------	------	------	------	------	------	------	--------	-------	------	------	------	------	------	------	--------	-------	------	------	------	------	------	------	--------	-------	------

PITCHER	IP	WLS	BF	H	R	ER	SO	BB	IBB	HBP	BLK	WP	HR	S	P	ERA	WHIP
Mike Moore, R (1, 1) ERA: 5.03	5.2	L	29	9	6	6	4	2	0	1	0	1	0	34	43	9.53	1.941
Paul Mirabella, L (6, 1) ERA: 4.09	1.2		5	0	0	0	2	0	0	0	0	0	0	9	9	0.00	0.000
Mike Stanton, R (8, 1) ERA: 3.05	0.2		2	0	0	0	1	0	0	0	0	0	0	4	4	0.00	0.000

BOTTOM

Seattle Mariners @ Detroit Tigers
Tiger Stadium, Detroit, MI
Fri Aug 17 1984, 7:05 PM EDT
Att. 36,496 - Unknown

AB	33
R	6
H	9
RBI	6
BB	2
SO	7
LOB	15



WP	PA	ERA	WHIP
1	37		

Batter	1	2	3	4	5	6	7	8	9	AB R H RBI BB SO LOB	TOP	
Jack Perconte, L (1, 4) OBP: 0.357, SLG: 0.339	0-0 4-3		0-0 6-3		0-0 F8			0-0 G3		4 0 0 0 0 0 2		
Phil Bradley, R (1, 8) OBP: 0.366, SLG: 0.327 Larry Milbourne, S (9, PH) OBP: 0.309, SLG: 0.309	0-3 K		0-0 E1			0-3 K			0-3 K	3 0 1 0 0 2 0 1 0 0 0 0 1 0		
Alvin Davis, L (1, 3) OBP: 0.400, SLG: 0.516	0-3 K		0-0 G3			0-0 F2			4-0 G3 BB 1B BB	3 1 0 0 1 1 1		
Ken Phelps, L (1, 10) OBP: 0.402, SLG: 0.609		0-3 K			0-3 K				4-0 G3 1B BB	3 1 0 0 1 3 0		
Al Cowens, R (1, 9) OBP: 0.307, SLG: 0.438		0-0 F3			0-0 F7				0-0 G3	3 0 0 0 1 0 2		
Ivan Calderon, R (1, 7) OBP: 0.238, SLG: 0.316 Steve Henderson, R (9, PH) OBP: 0.361, SLG: 0.445		4-0 BB			0-3 K				0-0 G3 1B	2 0 0 0 1 1 1 1 0 1 2 0 0 0		
Jim Presley, R (1, 5) OBP: 0.250, SLG: 0.360 Barry Bonnell, R (9, PH) OBP: 0.300, SLG: 0.364		0-3 K			0-3 K				0-0 FC6-4 1B	3 0 0 0 0 3 1 1 0 0 0 0 0 1		
Bob Kearney, R (1, 2) OBP: 0.279, SLG: 0.370			0-0 F2			0-0 1B			0-0 F8	3 0 1 0 0 0 0		
Spike Owen, S (1, 6) OBP: 0.326, SLG: 0.357			0-0 6-3 E 1B			0-0 F5			0-3 K	3 1 1 0 0 1 1		
Inning Stats	R: 0 H: 0 E: 0 LOB: 0 K: 2 BB: 0 S: 7 P: 7	R: 0 H: 0 E: 0 LOB: 1 K: 2 BB: 1 S: 7 P: 11	R: 1 H: 2 E: 1 LOB: 1 K: 0 BB: 0 S: 5 P: 5	R: 0 H: 0 E: 0 LOB: 0 K: 2 BB: 0 S: 7 P: 7	R: 0 H: 1 E: 0 LOB: 1 K: 1 BB: 0 S: 6 P: 6	R: 0 H: 0 E: 0 LOB: 0 K: 2 BB: 0 S: 7 P: 7	R: 0 H: 0 E: 0 LOB: 0 K: 1 BB: 1 S: 4 P: 8	R: 0 H: 0 E: 0 LOB: 0 K: 1 BB: 0 S: 5 P: 5	R: 2 H: 1 E: 0 LOB: 1 K: 1 BB: 2 S: 6 P: 14	1B: 4 SF: 0 2B: 0 SAC: 0 3B: 0 DP: 1 HR: 0 HBP: 0	WP: 0 PA: 34 PB: 0 SB: 0 CS: 0	
PITCHER	IP WLS BF H R ER SO BB IBB HBP BLK WP HR S P ERA WHIP											
Juan Berenguer, R (1, 1) ERA: 3.78	8.1 W 31 3 3 2 12 4 0 0 0 0 0 0 51 67 2.16 0.840											
Willie Hernandez, L (9, 1) ERA: 2.02	0.2 S 3 1 0 0 0 0 0 0 0 0 0 0 3 3 0.00 1.500											

Seattle Mariners @ Detroit Tigers
Tiger Stadium, Detroit, MI
Sat Aug 18 1984, 7:05 PM EDT
Att: 36,719 - Unknown

livebaseballscorecards.com

AB 30
R 3
H 4
RBI 2
BB 4
SO 12
LOB 9



Batter	1	2	3	4	5	6	7	8	9
Tom Brookens, R (1, 4) OBP: 0.299, SLG: 0.368 Doug Baker, S (3, 4) OBP: 0.155, SLG: 0.147	0-0 F8		0-3 K		0-0 FC5-4		4-0 BB		
Alan Trammell, R (1, 6) OBP: 0.381, SLG: 0.473	0-0 5-3		4-0 BB			0-0 HR 1B	0-3 K		
Barbaro Garbey, R (1, 3) OBP: 0.327, SLG: 0.406 Dave Bergman, L (7, PH) OBP: 0.361, SLG: 0.438 (8, 3)	0-0 4-3		0-0 F1			0-3 K	0-0 F9		
Lance Parrish, R (1, 10) OBP: 0.294, SLG: 0.464		0-0 1B 2B		0-3 K		4-0 HR 1B		0-0 F7	
Larry Herndon, R (1, 7) OBP: 0.307, SLG: 0.364		0-0 S 1B		0-0 F8		0-0 F9		0-3 K	
Kirk Gibson, L (1, 9) OBP: 0.362, SLG: 0.517		0-0 F9		0-3 K		0-0 HR		0-0 F8	
Rusty Kuntz, R (1, 8) OBP: 0.388, SLG: 0.412		0-0 F9			0-0 5-3	0-0 F9			
Howard Johnson, S (1, 5) OBP: 0.329, SLG: 0.407		0-3 K			0-0 F5		4-0 S SH1-4 BB		
Marty Castillo, R (1, 2) OBP: 0.233, SLG: 0.224			0-0 K 2B		4-0 BB		0-0 SH1-4		

Inning Stats	R: 0	H: 0	E: 0	K: 0	S: 3	R: 1	H: 2	E: 0	K: 1	S: 7	R: 0	H: 1	E: 0	K: 1	S: 5	R: 0	H: 0	E: 0	K: 2	S: 7	R: 0	H: 0	E: 0	K: 0	S: 3	R: 3	H: 2	E: 0	K: 1	S: 7	R: 0	H: 0	E: 0	K: 1	S: 5	R: 0	H: 0	E: 0	K: 1	S: 5										
	0	0	0	0	3	1	2	0	1	7	0	1	0	1	9	0	0	0	2	7	0	0	0	0	7	0	0	0	0	3	3	2	0	1	11	0	0	0	1	13	0	0	0	1	5	0	0	0	1	0

PITCHER	IP	WLS	BF	H	R	ER	SO	BB	IBB	HBP	BLK	WP	HR	S	P	ERA	WHIP
Dave Geisel, L (1, 1) ERA: 4.89	5.2	L	24	5	4	4	5	2	1	0	0	0	1	31	43	6.35	1.235
Dave Beard, R (6, 1) ERA: 4.31	2.1		9	0	0	0	2	2	0	0	0	0	0	11	19	0.00	0.857

BOTTOM

AB	R	H	RBI	BB	SO	LOB
1	0	0	0	0	0	0
2	0	0	0	1	1	2
3	1	1	0	1	1	2
3	0	0	0	0	1	2
1	0	0	0	0	0	2
3	2	1	0	1	1	0
4	0	1	1	0	1	2
4	1	1	3	0	1	1
3	0	0	0	0	0	1
2	0	0	0	1	1	1
1	0	1	0	1	0	0

AB	27
R	4
H	5
RBI	4
BB	5
SO	7
LOB	13



WP	PA	ERA	WHIP
0	33		

Seattle Mariners @ Detroit Tigers
Tiger Stadium, Detroit, MI
Sat Aug 18 1984, 7:05 PM EDT
Att. 36,719 - Unknown

livebaseballscorecards.com

BOTTOM

Seattle Mariners @ Detroit Tigers

Tiger Stadium, Detroit, MI

Sun Aug 19 1984, 3:33 AM EDT

Att. 43,277 - Unknown

livebaseballscorecards.com

AB	30
R	1
H	4
RBI	1
BB	5
SO	12
LOB	13



WP:	0	PA:	36
PB:	0		
SB:	0		
CS:	1		

AB R H RBI BB SO LOB

4	0	1	0	0	1	1
4	0	1	0	0	1	2
4	0	1	0	0	0	1
4	0	0	0	0	4	3
3	1	0	0	1	0	0
3	0	1	0	1	2	0
3	0	0	0	1	1	1
2	0	0	1	2	1	0
2	0	0	0	0	1	3
1	0	0	0	0	1	2

Batter	1	2	3	4	5	6	7	8	9
Rusty Kuntz, R OBP: 0.383, SLG: 0.406 (1, 8)	0-0 F9 1B		0-3 K 1B		0-0 1B		0-0 6-3		
Alan Trammell, R OBP: 0.380, SLG: 0.471 (1, 6)	0-0 CS 1B 1B		0-0 F1 1B		0-0 F3 1B			0-3 K 1B	
Barbaro Garbey, R OBP: 0.326, SLG: 0.403 (1, 3)	0-0 1-2 1B			0-0 1-3 1B	0-0 F7 1B			0-0 F8 1B	
Lance Parrish, R OBP: 0.291, SLG: 0.460 (1, 10)	0-3 K 2-3			0-3 K 1B	0-3 K 1B			0-3 K 1B	
Larry Herndon, R OBP: 0.307, SLG: 0.361 (1, 7)		0-0 F9 1B BB		4-0 E 1B BB BB		0-0 F9 1B		0-0 F4 1B	
Kirk Gibson, L OBP: 0.363, SLG: 0.516 (1, 9)		0-3 K 1B		0-0 E5 BB 1B 1-3		0-3 K 1B		4-0 BB BB	
Howard Johnson, S OBP: 0.328, SLG: 0.403 (1, 5)		0-3 K 1B		4-0 BB BB 1-2		0-0 F3 1B		0-0 F9 1B	
Marty Castillo, R OBP: 0.245, SLG: 0.218 (1, 2)			0-3 K 1B 1-2 2-3 3-H	4-0 BB BB 1-2 2-3 3-H			0-0 F5 1B	4-0 BB BB 1-2	
Doug Baker, S OBP: 0.162, SLG: 0.143 Darrell Evans, L OBP: 0.345, SLG: 0.357 (9, PH)			1-0 HBP	0-0 6-3			0-3 K 1B	0-3 K 1B	

Inning Stats	R: 0	H: 2	E: 0	K: 1	S: 6	R: 0	H: 0	E: 0	K: 2	S: 7	R: 0	H: 0	E: 0	K: 1	S: 7	R: 1	H: 1	E: 1	K: 1	S: 6	R: 0	H: 1	E: 0	K: 1	S: 6	R: 0	H: 0	E: 0	K: 1	S: 5	R: 0	H: 0	E: 0	K: 1	S: 5	R: 0	H: 0	E: 0	K: 2	S: 7	R: 0	H: 0	E: 0	K: 1	S: 5	R: 0	H: 0	E: 0	K: 1	S: 5
	LOB: 2	BB: 0	P: 6	LOB: 0	BB: 0	P: 7	LOB: 1	BB: 0	P: 8	LOB: 3	BB: 3	P: 18	LOB: 1	BB: 0	P: 6	LOB: 0	BB: 0	P: 5	LOB: 0	BB: 0	P: 5	LOB: 0	BB: 0	P: 7	LOB: 2	BB: 2	P: 13	LOB: 0	BB: 0	P: 7	LOB: 0	BB: 0	P: 7	LOB: 0	BB: 0	P: 7	LOB: 0	BB: 2	P: 13	LOB: 0	BB: 2	P: 13								

PITCHER	IP	WLS	BF	H	R	ER	SO	BB	IBB	HBP	BLK	WP	HR	S	P	ERA	WHIP
Mark Langston, L ERA: 3.3 (1, 1)	8.1	W	33	4	1	1	11	4	0	1	0	0	0	50	67	1.08	0.960
Ed Vande Berg, L ERA: 4.74 (9, 1)	0.2	S	3	0	0	0	1	1	0	0	0	0	0	4	8	0.00	1.500

Batter	1	2	3	4	5	6	7	8	9	AB R H RBI BB SO LOB	TOP	
Tony Phillips, S (1, 4) OBP: 0.330, SLG: 0.356	0-3 K		0-3 K		0-0 F8			0-0 1B		4 0 1 0 0 2 0		
Carney Lansford, R (1, 5) OBP: 0.331, SLG: 0.403 Jeff Burroughs, R (7, 7) OBP: 0.395, SLG: 0.339	4-0 2B BB		0-0 4-3 WP 2B		0-3 K			0-3 K		2 1 1 0 1 1 0 1 0 0 0 0 1 2		
Dwayne Murphy, L (1, 8) OBP: 0.333, SLG: 0.464 Bill Almon, R (7, 9) OBP: 0.253, SLG: 0.354	0-0 F8		0-0 4-3		0-0 3-1			0-3 K		3 0 0 0 0 0 2 1 0 0 0 0 1 2		
Dave Kingman, R (1, 10) OBP: 0.330, SLG: 0.537	0-0 1-3 2B		0-0 5-3		0-3 K			0-0 F7		4 0 1 0 0 1 2		
Bruce Bochte, L (1, 3) OBP: 0.330, SLG: 0.341	0-0 3-1			0-0 F5				0-0 F8		4 0 0 0 0 0 2		
Mike Heath, R (1, 7) OBP: 0.288, SLG: 0.410 (7, 5)		4-0 1B BB		0-0 6-3				0-3 K		3 0 0 0 1 1 0		
Mike Davis, L (1, 9) OBP: 0.264, SLG: 0.332 (7, 8)		0-0 1-3 1B		4-0 BB				0-0 F8		3 0 1 0 1 0 0		
Donnie Hill, S (1, 6) OBP: 0.228, SLG: 0.265		0-0 F3		0-3 K				0-0 6-3		3 0 0 0 0 1 2		
Jim Essian, R (1, 2) OBP: 0.339, SLG: 0.376		0-0 5-3			0-0 F3			0-0 1B		3 0 1 0 0 0 1		
Inning Stats	R: 0 H: 1 E: 0 LOB: 2 K: 1 BB: 1 S: 6 P: 10	R: 0 H: 1 E: 0 LOB: 1 K: 0 BB: 1 S: 3 P: 7	R: 1 H: 1 E: 0 LOB: 0 K: 1 BB: 0 S: 6 P: 6	R: 0 H: 0 E: 0 LOB: 1 K: 1 BB: 1 S: 5 P: 9	R: 0 H: 0 E: 0 LOB: 0 K: 1 BB: 0 S: 5 P: 5	R: 0 H: 0 E: 0 LOB: 0 K: 1 BB: 0 S: 5 P: 5	R: 0 H: 0 E: 0 LOB: 0 K: 1 BB: 0 S: 5 P: 5	R: 0 H: 2 E: 0 LOB: 2 K: 2 BB: 0 S: 9 P: 9	R: 0 H: 0 E: 0 LOB: 0 K: 0 BB: 0 S: 3 P: 3	1B: 3 SF: 0 2B: 2 SAC: 0 3B: 0 DP: 0 HR: 0 HBP: 0	WP: 1 PA: 34 PB: 0 SB: 0 CS: 0	
PITCHER Jack Morris, R (1, 1) ERA: 3.75 Dave Rozema, R (8, 1) ERA: 3.86	IP WLS BF H R ER SO BB IBB HBP BLK WP HR S P ERA WHIP	7.0 W 26 3 1 1 6 3 0 0 0 1 0 35 47 1.29 0.857	2.0 8 2 0 0 2 0 0 0 0 0 0 0 12 12 0.00 1.000	PITCHER IP WLS BF H R ER SO BB IBB HBP BLK WP HR S P ERA WHIP								

Oakland Athletics @ Detroit Tigers
Tiger Stadium, Detroit, MI
Mon Aug 20 1984, 7:05 PM EDT
Att: 38,431 - Unknown

livebaseballscorecards.com

AB	31
R	1
H	5
RBI	0
BB	3
SO	8
LOB	13



Batter	1	2	3	4	5	6	7	8	9
Barbaro Garbey, R OBP: 0.330, SLG: 0.401 (1, 10) (8, 4)	1-0 5-3 2B HBP	0-0 FC5-2-5 2-3 3-H		0-3 K	0-0 WP 3B 1B	0-0 G6-4-3 1-2f		4-0 1B G5-3 BB	
Alan Trammell, R OBP: 0.380, SLG: 0.475 Rusty Kuntz, R OBP: 0.380, SLG: 0.402 (1, 6) (8, 8)	0-0 5-3 1-2	0-0 5-3		0-0 E 1B	0-0 1B 3B		0-0 F7	0-0 G5-3 1-2 2-3f	
Kirk Gibson, L OBP: 0.368, SLG: 0.520 Marty Castillo, R OBP: 0.253, SLG: 0.227 (1, 9) (8, 2)	0-0 2B 2-H		4-0 HR BB	0-0 E9 1-3	0-0 E 1B		4-0 1B 1B BB	0-0 1B	
Lance Parrish, R OBP: 0.291, SLG: 0.465 Johnny Grubb, L OBP: 0.414, SLG: 0.454 (1, 2) (7, PH) (8, 9)	0-3 K		0-0 HR	0-0 F6	0-0 E5 1B		0-0 1B 1B SF8 1B	0-3 K	
Larry Herndon, R OBP: 0.311, SLG: 0.371 (1, 7)	0-0 3-1		0-0 HR 3B	0-0 F9	0-0 1B		0-0 1B 1B		
Chet Lemon, R OBP: 0.355, SLG: 0.486 Dave Rozema, R (1, 8) (8, 1)		0-0 F4	0-0 HR		6-3		0-0 1B		
Darrell Evans, L OBP: 0.352, SLG: 0.373 Dave Bergman, L OBP: 0.359, SLG: 0.438 (1, 3) (7, PH) (8, 3)		0-0 1B 2B 1B	0-0 G4-6-3 1B		4-0 FC6-4 BB	0-0 HR	0-0 SF8		
Howard Johnson, S OBP: 0.327, SLG: 0.399 (1, 5)		0-0 2B 1B 1-2 FC5-2-5	0-0 G4-6-3 1-2f		0-0 FC6-4 1B 1B	0-0 F8	0-0 F6		
Doug Baker, S OBP: 0.203, SLG: 0.189 (1, 4) (8, 6)		0-0 2B 1-3 2-H FC5-2-5	0-0 4-3		0-0 1B WP 1B	4-0 BB		0-0 G5-3 BB 1B	

Inning Stats	R: 1	H: 1	E: 0	K: 1	S: 6	LOB: 1	BB: 0	P: 7
	R: 1	H: 3	E: 0	K: 0	S: 6	LOB: 2	BB: 0	P: 6
	R: 4	H: 4	E: 0	K: 0	S: 6	LOB: 0	BB: 1	P: 10
	R: 0	H: 1	E: 1	K: 1	S: 7	LOB: 2	BB: 0	P: 7
	R: 5	H: 5	E: 1	K: 0	S: 9	LOB: 2	BB: 1	P: 13
	R: 1	H: 1	E: 0	K: 0	S: 3	LOB: 0	BB: 1	P: 7
	R: 2	H: 3	E: 0	K: 0	S: 6	LOB: 2	BB: 1	P: 10
	R: 0	H: 2	E: 0	K: 1	S: 6	LOB: 2	BB: 1	P: 10

PITCHER	IP	WLS	BF	H	R	ER	SO	BB	IBB	HBP	BLK	WP	HR	S	P	ERA	WHIP
Curt Young, L ERA: 3.21 (1, 1)	2.0	L	16	8	6	6	1	1	0	0	0	0	2	16	21	27.00	4.500
Chuck Rainey, R ERA: 4.72 (3, 1)	4.1		26	10	8	7	1	3	0	0	0	1	1	25	37	14.54	3.000
Mark Wagner, R ERA: (7, 1)	1.2		7	2	0	0	1	1	0	0	0	0	0	8	12	0.00	1.800


BOTTOM

AB	R	H	RBI	BB	SO	LOB
4	2	1	1	1	1	3
5	1	2	1	0	0	3
1	0	0	0	0	0	2
3	3	2	2	2	0	1
1	0	1	0	0	0	0
4	1	1	2	0	1	4
2	1	1	0	0	1	2
5	1	3	1	0	0	3
5	1	2	3	0	0	2
0	0	0	0	0	0	0
3	2	3	1	1	0	0
0	0	0	1	0	0	0
5	1	1	0	0	0	4
4	1	3	1	1	0	0

AB 42
R 14
H 20
RBI 13
BB 5
SO 3
LOB 24

WP: 1 PA: 49
PB: 0
SB: 0
CS: 0

Oakland Athletics @ Detroit Tigers
Tiger Stadium, Detroit, MI
Mon Aug 20 1984, 7:05 PM EDT
Att. 38,431 - Unknown



livebaseballscorecards.com

Batter	1	2	3	4	5	6	7	8	9	AB R H RBI BB SO LOB	TOP		
Rickey Henderson, R OBP: 0.403, SLG: 0.469 (1, 7)	0-0 HR		0-0 5-3			0-3 K		4-0 2B BB	0-0 1B 2B	4 3 2 1 1 1 0			
Carney Lansford, R OBP: 0.331, SLG: 0.402 (1, 5)	0-0 2B		0-0 6-3			0-0 F7		0-3 K	0-0 1B 1B	3 0 1 0 0 0 0			
Mark Wagner, R OBP: 0.264, SLG: 0.300 (7, 5)	1B								2-H 1B 1B	2 1 1 1 0 1 1			
Dwayne Murphy, L OBP: 0.333, SLG: 0.462 (1, 8)	0-3 K		0-3 K			1-0 HBP		0-0 1B SF8 2B	0-0 FC6-4 1B	2 0 0 0 0 2 1			
Jim Essian, R OBP: 0.351, SLG: 0.400 (7, 2)								1-H 2B	2-H 1B	2 1 2 2 0 0 0			
Dave Kingman, R OBP: 0.331, SLG: 0.539 (1, 10)	0-0 1B 2B				0-3 K	0-0 F9		0-0 BB 1B	0-0 FC6-4	4 1 2 0 0 1 1			
Mike Davis, L OBP: 0.263, SLG: 0.331 (8, PR)	1-H							2-3	1-2f	1 0 0 0 0 0 1			
Bruce Bochte, L OBP: 0.332, SLG: 0.346 (1, 3)	0-0 2-H 1B				0-0 F8			0-0 1B 2B	SF8	3 0 2 2 0 0 0			
Mike Heath, R OBP: 0.288, SLG: 0.407 (1, 2)	0-0 6-3				0-0 F3			0-0 6-3	4-0 1-2 BB	3 0 0 0 1 0 2			
Bill Almon, R OBP: 0.247, SLG: 0.345 (1, 9)			0-3 K			0-0 E4 L4-3		0-0 5-3	0-0 F4	4 0 0 0 0 1 3			
Donnie Hill, S OBP: 0.230, SLG: 0.267 (1, 6)			0-3 K			0-0 L4-3		0-0 6-3	0-0 F3	3 0 1 0 0 1 1			
Jeff Burroughs, R OBP: 0.390, SLG: 0.333 (9, PH)						1-2		2-3 1B		1 0 0 0 0 0 0			
Tony Phillips, S OBP: 0.327, SLG: 0.352 (1, 4)			0-3 K			0-0 G3		0-0 G3	0-0 F2	4 0 0 0 0 1 2			
Inning Stats	R: 2 H: 4 E: 0 LOB: 1 K: 1 BB: 0 S: 8 P: 8	R: 0 H: 0 E: 0 LOB: 0 K: 3 BB: 0 S: 9 P: 9	R: 0 H: 0 E: 0 LOB: 0 K: 1 BB: 0 S: 5 P: 5	R: 0 H: 0 E: 0 LOB: 0 K: 1 BB: 0 S: 5 P: 5	R: 0 H: 0 E: 1 LOB: 0 K: 0 BB: 0 S: 3 P: 3	R: 0 H: 0 E: 0 LOB: 1 K: 1 BB: 0 S: 5 P: 6	R: 0 H: 2 E: 0 LOB: 2 K: 0 BB: 0 S: 5 P: 5	R: 2 H: 2 E: 0 LOB: 2 K: 1 BB: 2 S: 7 P: 15	R: 2 H: 3 E: 0 LOB: 1 K: 0 BB: 0 S: 6 P: 6	1B: 6 SF: 1 2B: 5 SAC: 0 3B: 0 DP: 1 HR: 1 HBP: 1	WP: 0 PA: 40 PB: 0 SB: 0 CS: 0		
PITCHER	IP WLS BF H R ER SO BB IBB HBP BLK WP HR S P ERA WHIP											PITCHER	IP WLS BF H R ER SO BB IBB HBP BLK WP HR S P ERA WHIP
Milt Wilcox, R ERA: 4.15 (1, 1)	6.0 W 22 4 2 2 7 0 0 1 0 0 1 35 36 3.00 0.667												
Doug Bair, R ERA: 3.94 (7, 1)	1.0 5 2 0 0 0 0 0 0 0 0 0 5 5 0.00 2.000												
Aurelio Lopez, R ERA: 2.69 (8, 1)	1.0 7 2 2 2 1 2 0 0 0 0 0 7 15 18.00 4.000												
Willie Hernandez, L ERA: 2.16 (9, 1)	1.0 6 3 2 2 0 0 0 0 0 0 0 6 6 18.00 3.000												

Oakland Athletics @ Detroit Tigers
Tiger Stadium, Detroit, MI
Tue Aug 21 1984, 7:05 PM EDT
Att: 34,065 - Unknown

livebaseballscorecards.com

AB	36
R	6
H	11
RBI	6
BB	2
SO	8
LOB	12



Batter	1	2	3	4	5	6	7	8	9
Howard Johnson, S OBP: 0.324, SLG: 0.393 (1, 5)	4-0 1B HR 1B BB	0-0 F8	0-0 FC4-6 1-2f 2-3 3-H		0-0 6-3		0-0 F5	0-0 F2	
Alan Trammell, R OBP: 0.384, SLG: 0.479 Barbaro Garbey, R OBP: 0.330, SLG: 0.401 (1, 6) (9, 4)	0-0 1B HR 1B	4-0 PB BB	0-0 E6 1-2 3-H			0-0 HR 2B	0-0 2B 1B		
Kirk Gibson, L OBP: 0.368, SLG: 0.520 Marty Castillo, R OBP: 0.253, SLG: 0.227 (1, 9) (8, 2)	0-0 1B HR 1B	0-3 K	0-0 F4			0-3 K	0-0 2B		
Lance Parrish, R OBP: 0.292, SLG: 0.470 Johnny Grubb, L OBP: 0.411, SLG: 0.450 (1, 2) (7, PH) (8, 9)	0-0 1B HR	0-3 K		0-3 K2-3		4-0 HR BB	0-0 F7		
Darrell Evans, L OBP: 0.358, SLG: 0.389 (1, 10)	0-0 F6		0-0 1B BB 1B			0-0 HR	0-0 1B SF8 1B		
Ruppert Jones, L OBP: 0.339, SLG: 0.530 Larry Herndon, R OBP: 0.314, SLG: 0.383 (1, 7) (4, PH) (5, 7)	0-0 2B		4-0 BB 1B 1-2 FC3-2 BB		0-3 K	0-0 HR	0-0 BB 1B		
Chet Lemon, R OBP: 0.354, SLG: 0.483 Rusty Kuntz, R OBP: 0.377, SLG: 0.398 (1, 8) (7, 8)	0-0 F4		0-0 FC3-2 BB 1-2 FC4-6 1B		0-3 K	0-0 5-3	0-0 F9		
Dave Bergman, L OBP: 0.360, SLG: 0.433 (1, 3)	4-0 BB		4-0 FC4-6 FC3-2 1-2 E BB 2-3 3-H		0-0 F5	0-0 4-3	0-0 SF8		
Doug Baker, S OBP: 0.202, SLG: 0.179 (1, 4) (9, 6)	0-0 F8		0-0 FC3-2 1-2 FC4-6 2-3 3-Hf		0-0 F8		0-0 F7	4-0 BB	

Inning Stats	R: 4 E: 0 K: 0 S: 7	H: 4 LOB: 2 BB: 2 P: 15	R: 0 E: 0 K: 2 S: 7	H: 0 LOB: 1 BB: 1 P: 11	R: 3 E: 1 K: 0 S: 6	H: 2 LOB: 2 BB: 2 P: 14	R: 0 E: 0 K: 3 S: 10	H: 1 LOB: 1 BB: 0 P: 10	R: 0 E: 0 K: 0 S: 3	H: 0 LOB: 0 BB: 0 P: 3	R: 4 E: 0 K: 1 S: 8	H: 3 LOB: 0 BB: 1 P: 12	R: 0 E: 0 K: 0 S: 5	H: 2 LOB: 2 BB: 0 P: 5	R: 1 E: 0 K: 0 S: 5	H: 2 LOB: 2 BB: 1 P: 9
--------------	------------------------------	----------------------------------	------------------------------	----------------------------------	------------------------------	----------------------------------	-------------------------------	----------------------------------	------------------------------	---------------------------------	------------------------------	----------------------------------	------------------------------	---------------------------------	------------------------------	---------------------------------

PITCHER	IP	WLS	BF	H	R	ER	SO	BB	IBB	HBP	BLK	WP	HR	S	P	ERA	WHIP
Lary Sorensen, R ERA: 4.93 (1, 1)	2.0	L	17	6	7	6	2	5	0	0	0	0	1	16	36	27.00	5.500
Tim Conroy, L ERA: 5.08 (3, 1)	3.1		13	2	1	1	4	0	0	0	0	0	0	21	21	2.70	0.600
Keith Atherton, R ERA: 4.5 (6, 1)	2.2		16	6	4	4	0	2	0	0	0	0	2	14	22	13.50	3.000


BOTTOM

AB	R	H	RBI	BB	SO	LOB
5	1	0	1	1	0	4
4	2	3	0	1	0	1
0	0	0	0	0	0	0
5	1	2	0	0	2	4
0	0	0	0	0	0	0
3	2	1	4	1	2	1
1	0	0	0	0	0	2
5	3	4	3	0	0	0
1	0	1	0	1	0	0
3	1	2	1	0	1	1
4	1	1	0	0	1	2
1	0	0	0	0	0	2
2	1	0	2	2	0	0
4	0	0	0	1	0	5

AB 38
R 12
H 14
RBI 11
BB 7
SO 6
LOB 22

WP: 0 **PA: 46**
PB: 1
SB: 0
CS: 0

Oakland Athletics @ Detroit Tigers
Tiger Stadium, Detroit, MI
Tue Aug 21 1984, 7:05 PM EDT
Att. 34,065 - Unknown



livebaseballscorecards.com

Batter	1	2	3	4	5	6	7	8	9	AB R H RBI BB SO LOB	TOP											
Rickey Henderson, R OBP: 0.403, SLG: 0.466 (1, 7) X	0-0 F8		0-0 FC6-4 1B		0-0 1-3		0-0 6-3		4-0 FC6-4 BB	4 0 1 0 1 0 3												
Carney Lansford, R OBP: 0.328, SLG: 0.398 (1, 5) X	0-0 F8		0-0 FC6-4 1-2f			0-0 F7		0-0 E5 HR	0-0 FC6-4 1B	5 1 0 0 0 0 3												
Dwayne Murphy, L OBP: 0.334, SLG: 0.468 (1, 8) X	0-0 F8		0-0 4-3			0-0 HR		0-0 F7	0-0 1B	5 1 2 2 0 0 2												
Dave Kingman, R OBP: 0.332, SLG: 0.544 (1, 10) B B B B		4-0 3-1 1B BB		0-0 F8		0-0 F7		0-0 HR	0-0 F6	4 1 1 2 1 0 2												
Bruce Bochte, L OBP: 0.333, SLG: 0.348 (1, 3) X		0-0 3-1 1-2 1B		0-0 4-3		0-0 3-1		0-0 FC6-4 1B		4 0 2 0 0 0 0												
Mike Heath, R OBP: 0.285, SLG: 0.403 (1, 9) X		0-0 F8		0-0 F9			0-0 F8	0-0 FC6-4 1-2f		4 0 0 0 0 0 3												
Tony Phillips, S OBP: 0.326, SLG: 0.351 (1, 4) X		0-0 3-1 1-2 2-3			0-0 1B		0-0 F9	0-0 F8		4 0 1 0 0 0 3												
Jim Essian, R OBP: 0.357, SLG: 0.398 (1, 2) B B B B		0-3 K		0-0 F8		0-0 2B BB			0-0 FC6-4 BB 1B	3 1 1 0 1 1 3												
Donnie Hill, S OBP: 0.233, SLG: 0.276 (1, 6) X			0-0 F8		0-0 F4		0-0 2B		0-3 K	3 0 1 0 0 0 1												
Jeff Burroughs, R OBP: 0.386, SLG: 0.328 (9, PH) X										1 0 0 0 0 1 1												
Inning Stats	R: 0 E: 0 K: 0 S: 3	H: 0 LOB: 0 BB: 0 P: 3	R: 0 E: 0 K: 1 S: 6	H: 1 LOB: 2 BB: 1 P: 10	R: 0 E: 0 K: 0 S: 4	H: 1 LOB: 1 BB: 0 P: 4	R: 0 E: 0 K: 0 S: 3	H: 0 LOB: 0 BB: 0 P: 3	R: 0 E: 0 K: 0 S: 4	H: 1 LOB: 1 BB: 0 P: 4	R: 1 E: 0 K: 0 S: 4	H: 1 LOB: 0 BB: 0 P: 4	R: 0 E: 0 K: 0 S: 4	H: 1 LOB: 2 BB: 1 P: 8	R: 2 E: 1 K: 0 S: 6	H: 2 LOB: 1 BB: 0 P: 6	R: 1 E: 0 K: 1 S: 7	H: 2 LOB: 2 BB: 1 P: 11	1B: 6 2B: 1 3B: 0 HR: 2	SF: 0 SAC: 0 DP: 0 HBP: 0	WP: 0 PB: 0 SB: 0 CS: 0	PA: 40
PITCHER	IP WLS BF H R ER SO BB IBB HBP BLK WP HR S P ERA WHIP																					
Juan Berenguer, R ERA: 3.65 (1, 1)	7.0 W 28 5 1 1 1 2 0 0 0 0 0 1 28 36 1.29 1.000																					
Doug Bair, R ERA: 4.0 (8, 1)	1.0 6 2 2 1 0 0 0 0 0 0 0 1 6 6 9.00 2.000																					
Sid Monge, L ERA: 4.22 (9, 1)	1.0 6 2 1 1 1 1 0 0 0 0 0 0 7 11 9.00 3.000																					

Oakland Athletics @ Detroit Tigers
Tiger Stadium, Detroit, MI
Wed Aug 22 1984, 7:05 PM EDT
Att: 35,335 - Unknown

livebaseballscorecards.com

AB	37
R	4
H	9
RBI	4
BB	3
SO	2
LOB	21



Batter	1	2	3	4	5	6	7	8	9	AB	R	H	RBI	BB	SO	LOB
Barbaro Garbey, R OBP: 0.331, SLG: 0.405 (1, 5)	0-0 6-3 1B	0-0 F7 1B		0-0 1-3 2-H 1B	0-0 F8 1B		0-0 1-3 2-H 2B			5	0	2	2	0	0	2
Alan Trammell, R OBP: 0.385, SLG: 0.479 (1, 6)	0-0 E6 SF9	0-0 4-3		0-0 1-3 3-H F4 1B		0-0 HBP 1B	0-0 2-3 3-H 1B			5	1	2	1	0	0	2
Kirk Gibson, L OBP: 0.369, SLG: 0.518 (1, 10)	0-0 E4 1B		0-0 FC6-4 1B		4-0 S 1B SF7 BB	0-0 F5 1B	0-3 K			4	2	1	0	1	1	4
Larry Herndon, R OBP: 0.315, SLG: 0.382 (1, 7)	0-0 SF9		0-0 FC6-4 G6-4-3 1-2f		0-0 1-2 3B 1B	1-0 HBP	0-0 F7			3	1	1	1	0	0	3
Chet Lemon, R OBP: 0.353, SLG: 0.480 (1, 8)	0-0 1-H 1B		0-0 G6-4-3 1-2f		0-0 F9 1B	0-0 F8		0-0 F7		5	0	1	1	0	0	5
Darrell Evans, L OBP: 0.360, SLG: 0.388 Dave Bergman, L OBP: 0.357, SLG: 0.429 (1, 3) (6, 3)	0-0 4-3			4-0 BB 1B BB	4-0 1-2 2-3 3B BB	0-0 F7		0-3 K		1	2	0	0	2	0	1
Rusty Kuntz, R OBP: 0.378, SLG: 0.390 (1, 9)		4-0 S 1B BB		0-0 F9	0-0 SF7		1-0 S 1B 2B HBP	0-3 K		2	2	0	1	1	1	1
Marty Castillo, R OBP: 0.273, SLG: 0.264 (1, 2)		0-0 1-H 1B		4-0 1B 1-2 E BB	0-0 1-H 2-H 2B 3B		0-0 F8			3	2	2	3	1	0	1
Doug Baker, S OBP: 0.216, SLG: 0.207 (1, 4)		0-0 F3		0-3 K	0-0 3-H 2B		0-0 2B 1-2 1B 1B			4	1	2	1	0	1	3

Inning Stats	R: 2	H: 1	E: 2	LOB: 1	K: 0	BB: 0	S: 6	P: 6	R: 1	H: 1	E: 0	LOB: 1	K: 0	BB: 1	S: 4	P: 8	R: 0	H: 1	E: 0	LOB: 0	K: 0	BB: 0	S: 3	P: 3	R: 2	H: 1	E: 0	LOB: 1	K: 1	BB: 2	S: 6	P: 14	R: 4	H: 3	E: 0	LOB: 1	K: 0	BB: 2	S: 6	P: 14	R: 0	H: 1	E: 0	LOB: 2	K: 0	BB: 0	S: 4	P: 5	R: 2	H: 3	E: 0	LOB: 2	K: 1	BB: 0	S: 8	P: 9	R: 0	H: 0	E: 0	LOB: 0	K: 2	BB: 0	S: 7	P: 7
--------------	------	------	------	--------	------	-------	------	------	------	------	------	--------	------	-------	------	------	------	------	------	--------	------	-------	------	------	------	------	------	--------	------	-------	------	-------	------	------	------	--------	------	-------	------	-------	------	------	------	--------	------	-------	------	------	------	------	------	--------	------	-------	------	------	------	------	------	--------	------	-------	------	------

PITCHER																	1B: 8	SF: 2	WP: 0	PA: 43
IP	WLS	BF	H	R	ER	SO	BB	IBB	HBP	BLK	WP	HR	S	P	ERA	WHIP	2B: 2	SAC: 0	PB: 0	
Bill Krueger, L ERA: 4.96 (1, 1)	4.1	L	24	5	8	5	1	5	0	0	0	0	21	41	10.38	2.308	3B: 1	DP: 1	SB: 7	
Curt Young, L ERA: 3.25 (5, 1)	1.2		9	3	1	0	0	0	1	0	0	0	8	9	5.40	1.800	HR: 0	HBP: 2	CS: 0	
Keith Atherton, R ERA: 4.66 (7, 1)	1.0		7	3	2	1	0	0	1	0	0	0	8	9	18.00	3.000				
Bill Caudill, R ERA: 2.8 (8, 1)	1.0		3	0	0	2	0	0	0	0	0	0	7	7	0.00	0.000				

BOTTOM

Oakland Athletics @ Detroit Tigers
Tiger Stadium, Detroit, MI
Wed Aug 22 1984, 7:05 PM EDT
Att. 35,335 - Unknown

AB	34
R	11
H	11
RBI	10
BB	5
SO	4
LOB	24



WP: 0	PA: 43
PB: 0	
SB: 7	
CS: 0	

livebaseballscores.com

Batter	1	2	3	4	5	6	7	8	9	AB R H RBI BB SO LOB	TOP											
Lou Whitaker, L (1, 4) OBP: 0.366, SLG: 0.417	0-0 6-3		0-0 CS 1B			0-0 3-1		0-0 2B		4 0 2 0 0 0 0												
Alan Trammell, R (1, 6) OBP: 0.382, SLG: 0.474	0-0 F8		0-0 6-3 1-2			0-3 K		0-0 F4		4 0 0 0 0 1 2												
Kirk Gibson, L (1, 9) OBP: 0.374, SLG: 0.524	0-0 1B			4-0 L4-3 BB		0-0 2B			0-0 1B SF9 1B	3 1 3 0 1 0 0												
Darrell Evans, L (1, 10) OBP: 0.359, SLG: 0.386	0-0 F9			0-0 L4-3 1-2		0-0 4-3			0-0 SF9 1B 1B	4 0 1 0 0 0 3												
Ruppert Jones, L (1, 7) OBP: 0.337, SLG: 0.523		0-0 F4		0-0 F6			0-0 4-3		0-0 BB 1B	4 0 1 0 0 0 0												
Dave Bergman, L (1, 3) OBP: 0.351, SLG: 0.423		0-0 G3			0-0 F8		0-0 G3		0-0 SF9	3 0 0 1 0 0 0												
Chet Lemon, R (1, 8) OBP: 0.354, SLG: 0.486		0-0 HR			0-3 K		0-3 K		4-0 BB	3 1 1 1 1 2 0												
Howard Johnson, S (1, 5) OBP: 0.320, SLG: 0.388		0-3 K			0-3 K			0-0 6-3	0-0 F8	4 0 0 0 0 2 3												
Marty Castillo, R (1, 2) OBP: 0.275, SLG: 0.298			0-0 F5			0-0 HR		0-3 K	0-0 1-3	3 1 1 1 0 1 0												
Johnny Grubb, L (9, PH) OBP: 0.408, SLG: 0.446										1 0 0 0 0 0 3												
Inning Stats	R: 0 E: 0 K: 0 S: 4	H: 1 LOB: 1 BB: 0 P: 4	R: 1 E: 0 K: 1 S: 6	H: 1 LOB: 0 BB: 0 P: 6	R: 0 E: 0 K: 0 S: 3	H: 1 LOB: 0 BB: 1 P: 3	R: 0 E: 0 K: 0 S: 2	H: 0 LOB: 0 BB: 1 P: 6	R: 0 E: 0 K: 2 S: 7	H: 0 LOB: 0 BB: 0 P: 7	R: 1 E: 0 K: 1 S: 7	H: 2 LOB: 1 BB: 0 P: 7	R: 0 E: 0 K: 1 S: 5	H: 0 LOB: 0 BB: 0 P: 5	R: 0 E: 0 K: 1 S: 6	H: 1 LOB: 1 BB: 0 P: 6	R: 1 E: 0 K: 0 S: 6	H: 3 LOB: 3 BB: 1 P: 10	1B: 5 2B: 3 3B: 0 HR: 2	SF: 1 SAC: 0 DP: 1 HBP: 0	WP: 0 PB: 0 SB: 0 CS: 1	PA: 36
PITCHER	IP WLS BF H R ER SO BB IBB HBP BLK WP HR S P ERA WHIP												PITCHER	IP WLS BF H R ER SO BB IBB HBP BLK WP HR S P ERA WHIP								
Mike Witt, R (1, 1) ERA: 3.56	8.0 W 31 8 3 3 6 1 0 0 0 0 0 2 42 46 3.38 1.125																					
Don Aase, R (9, 1) ERA: 1.52	1.0 S 5 1 0 0 0 1 0 0 0 0 0 0 4 8 0.00 2.000																					

Detroit Tigers @ California Angels
Anaheim Stadium, Anaheim, CA

Fri Aug 24 1984, 10:05 PM EDT
Att: 41,459 - Unknown

livebaseballscorecards.com

AB	33
R	3
H	9
RBI	3
BB	2
SO	6
LOB	11




Batter	1	2	3	4	5	6	7	8	9	AB	R	H	RBI	BB	SO	LOB
Gary Pettis, S OBP: 0.337, SLG: 0.309 (1, 8)	0-3 K	0-0 6-3			0-0 F8 1B		0-0 5-3			4	1	1	0	0	1	0
Daryl Sconiers, L OBP: 0.295, SLG: 0.348 (1, 3)	0-0 F8		0-0 F8		0-0 F8 1-3		0-0 F9			4	0	0	0	0	0	1
Fred Lynn, L OBP: 0.363, SLG: 0.453 (1, 9)	0-0 BB 1B		0-0 G3		0-0 FC6-4 1B			0-3 K		4	1	2	1	0	1	0
Doug DeCinces, R OBP: 0.323, SLG: 0.439 (1, 5)	4-0 BB 1B		0-0 5-3		0-0 FC6-4 1-2f			0-0 E5 4-3 WP		3	1	0	0	1	0	1
Brian Downing, R OBP: 0.351, SLG: 0.441 (1, 7)	4-0 BB 1B			0-0 1B		0-0 F7		0-0 4-3		3	1	1	0	1	0	1
Reggie Jackson, L OBP: 0.311, SLG: 0.427 (1, 10)	0-0 E9 1B		0-3 K		0-0 F9		0-0 F8			4	1	1	2	0	1	2
Bobby Grich, R OBP: 0.329, SLG: 0.439 (1, 4)	0-0 CS 1B		0-0 F7		0-0 F4		4-0 BB			2	0	1	1	1	0	1
Bob Boone, R OBP: 0.240, SLG: 0.266 (1, 2)	0-0 CS 1-2	0-0 F9		0-0 F4		0-0 5-3				3	0	0	0	0	0	2
Dick Schofield, R OBP: 0.266, SLG: 0.269 (1, 6)		0-0 F6			0-0 F4		0-0 6-3			3	0	0	0	0	0	0

Inning Stats	R: 4	H: 3	E: 1	LOB: 0	K: 1	BB: 2	P: 15	R: 0	H: 0	E: 0	LOB: 0	K: 0	BB: 0	S: 3	R: 0	H: 1	E: 0	LOB: 1	K: 1	BB: 0	S: 6	R: 1	H: 2	E: 0	LOB: 1	K: 0	BB: 0	S: 5	R: 0	H: 0	E: 0	LOB: 1	K: 0	BB: 1	S: 3	R: 0	H: 0	E: 1	LOB: 1	K: 1	BB: 0	S: 6	R: 0	H: 0	E: 1	LOB: 1	K: 1	BB: 0	S: 6		
PITCHER Dan Petry, R ERA: 3.25 (1, 1)	IP	WLS	BF	H	R	ER	SO	BB	IBB	HBP	BLK	WP	HR	S	P	ERA	WHIP	IP	WLS	BF	H	R	ER	SO	BB	IBB	HBP	BLK	WP	HR	S	P	ERA	WHIP	IP	WLS	BF	H	R	ER	SO	BB	IBB	HBP	BLK	WP	HR	S	P	ERA	WHIP

DETROIT TIGERS @ CALIFORNIA ANGELS
Anaheim Stadium, Anaheim, CA
 Fri Aug 24 1984, 10:05 PM EDT
 Att. 41,459 - Unknown

AB	30
R	5
H	6
RBI	4
BB	3
SO	3
LOB	8



WP: 1	PA: 34
PB: 0	SB: 1
CS: 1	

Batter	1	2	3	4	5	6	7	8	9	AB R H RBI BB SO LOB	TOP											
Lou Whitaker, L (1, 4) OBP: 0.368, SLG: 0.419	0-0 4-3		0-0 G6-4-3 1B		0-3 K		0-0 1B 1B		0-0 1B 1B	5 0 3 1 0 1 0												
Alan Trammell, R (1, 6) OBP: 0.382, SLG: 0.472	1-0 HBP		0-0 G6-4-3 1-2f			0-3 K	0-0 1B G6-3		0-0 F9 3-H	4 0 1 0 0 1 2												
Kirk Gibson, L (1, 9) OBP: 0.373, SLG: 0.521	0-0 F9		0-3 K			0-0 HR 1B	0-0 G6-3 1-2f			4 1 1 0 0 1 3												
Darrell Evans, L (1, 5) OBP: 0.358, SLG: 0.393 Howard Johnson, S (8, 5) OBP: 0.320, SLG: 0.388	0-3 K 1-2			0-0 HR		0-0 F5		0-3 K		4 1 1 1 0 2 2 0 0 0 0 0 0 0												
Johnny Grubb, L (1, 10) OBP: 0.411, SLG: 0.444		0-0 1B 1B		0-0 3-1		4-0 HR BB		0-0 5-3		3 1 1 0 1 0 0												
Ruppert Jones, L (1, 7) OBP: 0.335, SLG: 0.535		0-0 F4		0-0 3-1		0-0 HR 1-H 2-H		0-0 4-3		4 1 1 3 0 0 1												
Dave Bergman, L (1, 3) OBP: 0.349, SLG: 0.417		0-3 K		0-3 K		1-0 HBP		0-0 4-3		3 0 0 0 0 2 1												
Chet Lemon, R (1, 8) OBP: 0.355, SLG: 0.488		0-0 1B			0-0 6-3	0-3 K			0-0 G3 1B 2B	4 1 2 0 0 1 1												
Marty Castillo, R (1, 2) OBP: 0.264, SLG: 0.286		0-0 F5			0-3 K		0-0 5-3		0-0 G3 2-3	4 0 0 0 0 1 3												
Inning Stats	R: 0 E: 0 K: 1 S: 5	H: 0 LOB: 1 BB: 0 P: 6	R: 0 E: 0 K: 1 S: 7	H: 2 LOB: 2 BB: 0 P: 7	R: 0 E: 0 K: 1 S: 5	H: 1 LOB: 0 BB: 0 P: 5	R: 1 E: 0 K: 1 S: 6	H: 1 LOB: 0 BB: 0 P: 6	R: 0 E: 0 K: 2 S: 7	H: 0 LOB: 0 BB: 0 P: 7	R: 3 E: 0 K: 2 S: 9	H: 2 LOB: 1 BB: 1 P: 14	R: 0 E: 0 K: 0 S: 4	H: 2 LOB: 1 BB: 0 P: 4	R: 0 E: 0 K: 1 S: 5	H: 0 LOB: 0 BB: 0 P: 5	R: 1 E: 0 K: 0 S: 5	H: 2 LOB: 1 BB: 0 P: 5	1B: 7 2B: 1 3B: 0 HR: 2	SF: 0 SAC: 0 DP: 2 HBP: 2	WP: 0 PB: 0 SB: 1 CS: 0	PA: 38
PITCHER	IP WLS BF H R ER SO BB IBB HBP BLK WP HR S P ERA WHIP												PITCHER	IP WLS BF H R ER SO BB IBB HBP BLK WP HR S P ERA WHIP								
Bruce Kison, R (1, 1) ERA: 4.4	6.0 L 26 6 4 4 8 1 0 2 0 0 2 39 45 6.00 1.167																					
Doug Corbett, R (7, 1) ERA: 2.42	3.0 12 4 1 1 1 0 0 0 0 0 0 14 14 3.00 1.333																					

Detroit Tigers @ California Angels
 Anaheim Stadium, Anaheim, CA
 Sat Aug 25 1984, 10:05 PM EDT
 Att: 51,203 - Unknown

livebaseballscorecards.com

AB	35
R	5
H	10
RBI	5
BB	1
SO	9
LOB	13



Batter	1	2	3	4	5	6	7	8	9	AB	R	H	RBI	BB	SO	LOB				
Gary Pettis, S (1, 8) OBP: 0.335, SLG: 0.308	0-0 F7		0-0 6-3		0-3 K		0-0 1B		0-3 K	5	0	1	0	0	2	0				
Daryl Sconiers, L (1, 3) OBP: 0.298, SLG: 0.345 Rob Wilfong, L (3, PR) OBP: 0.307, SLG: 0.366	0-0 F3		4-0 E 1B BB		0-3 K		0-0 1-3			1	0	0	0	1	0	0				
Fred Lynn, L (1, 9) OBP: 0.366, SLG: 0.454	4-0 1B BB BB		0-0 E9 1-3 1B		0-0 1B 1B		0-0 3-1			3	0	2	0	1	0	0				
Doug DeCinces, R (1, 5) OBP: 0.326, SLG: 0.440	4-0 1-2 1B BB		4-0 G6-4-3 IBB		0-3 K		0-0 PB 1B			2	0	1	0	2	1	1				
Brian Downing, R (1, 7) OBP: 0.353, SLG: 0.441	0-0 FC6 1-2 2-3 1B		0-0 G6-4-3		0-0 FC6-4 1B		0-0 F4			4	0	2	0	0	0	4				
Reggie Jackson, L (1, 10) OBP: 0.310, SLG: 0.425	0-0 FC6 1-2f		0-0 G6-4-3 1B		0-3 K		0-0 F5 1-2			4	0	1	0	0	1	6				
Bobby Grich, R (1, 4) OBP: 0.331, SLG: 0.438		4-0 G5-4-3 BB		0-0 G6-4-3 1-2f 1B		0-0 FC6-4 1-2f 1B			0-0 1B G4-6-3 1B	3	1	1	0	1	0	3				
Bob Boone, R (1, 2) OBP: 0.238, SLG: 0.265 Jerry Narron, L (7, PH) OBP: 0.289, SLG: 0.350		0-0 F9		0-0 1-3			0-0 3-1		0-0 G4-6-3 1-3 1B	2	0	0	0	0	0	1				
Dick Schofield, R (1, 6) OBP: 0.265, SLG: 0.268 Mike Brown, R (7, PH) OBP: 0.328, SLG: 0.496 Rob Picciolo, R (8, 6) OBP: 0.209, SLG: 0.289 Juan Beniquez, R (9, PH) OBP: 0.375, SLG: 0.473		0-0 G5-4-3 1-2f			0-0 F7		0-0 F9		0-0 G4-6-3 1-2f 3-H	2	0	0	0	0	0	1				
Inning Stats	R: 0 E: 0 K: 0 S: 4	H: 1 LOB: 3 BB: 2 P: 12	R: 0 E: 0 K: 0 S: 2	H: 0 LOB: 0 BB: 1 P: 6	R: 0 E: 1 K: 0 S: 3	H: 1 LOB: 3 BB: 2 P: 11	R: 0 E: 0 K: 0 S: 3	H: 1 LOB: 0 BB: 0 P: 3	R: 0 E: 0 K: 2 S: 7	H: 2 LOB: 2 BB: 0 P: 9	R: 0 E: 0 K: 0 S: 4	H: 1 LOB: 1 BB: 0 P: 4	R: 0 E: 0 K: 0 S: 4	H: 1 LOB: 1 BB: 0 P: 4	R: 1 E: 0 K: 1 S: 6	H: 2 LOB: 0 BB: 0 P: 6	1B: 9 2B: 0 3B: 0 HR: 0	SF: 0 SAC: 0 DP: 4 HBP: 0	WP: 0 PB: 1 SB: 0 CS: 0	PA: 37
PITCHER	IP WLS BF H R ER SO	W W	H R ER SO	BB IBB HBP BLK	WP HR S P	ERA WHIP	PITCHER	IP WLS BF H R ER SO	BB IBB HBP BLK	WP HR S P	ERA WHIP									
Jack Morris, R (1, 1) ERA: 3.64	8.0	35	9	1	1	4	4	1	0	0	0	1.12	1.625							
Willie Hernandez, L (9, 1) ERA: 2.14	1.0	2	0	0	0	1	0	0	0	0	0	0.00	0.000							

BOTTOM

Detroit Tigers @ California Angels
Anaheim Stadium, Anaheim, CA
 Sat Aug 25 1984, 10:05 PM EDT
 Att. 51,203 - Unknown

livebaseballscorecards.com

AB	32
R	1
H	9
RBI	0
BB	5
SO	5
LOB	18



Batter	1	2	3	4	5	6	7	8	9	AB R H RBI BB SO LOB	TOP		
Lou Whitaker, L (1, 4) OBP: 0.368, SLG: 0.418	0-0 1B		4-0 BB BB 1-2 BB BB	0-0 F6	0-3 K			0-0 F7		4 1 1 0 1 1 1			
Alan Trammell, R (1, 6) OBP: 0.380, SLG: 0.469	0-0 G1-4-6-3		0-0 F7	0-0 1B 2B 1B				0-0 F9		5 1 1 0 0 0 3			
Doug Baker, S (8, 6) OBP: 0.216, SLG: 0.207	1-2f									0 0 0 0 0 0 0			
Kirk Gibson, L (1, 10) OBP: 0.377, SLG: 0.537	0-0 1-3		4-0 BB BB 1-2 HR BB	0-0 2B 1B				0-0 HR		4 4 3 2 1 0 0			
Lance Parrish, R (1, 2) OBP: 0.294, SLG: 0.471		0-0 F5	4-0 HR BB 1-2 2-3 3-H	0-0 SF8				0-0 F8		3 1 1 2 1 0 0			
Larry Herndon, R (1, 7) OBP: 0.316, SLG: 0.383	0-0 5-3		4-0 HR BB 1-2 2-3 3-H	0-0 2B				0-3 K		4 1 1 3 1 2 1			
Barbaro Garbey, R (1, 3) OBP: 0.330, SLG: 0.400		4-0 S BB	0-3 K	0-0 4-3				0-0 1-3		3 0 0 0 1 1 4			
Dave Bergman, L (9, PH) OBP: 0.348, SLG: 0.415								2-3		1 0 0 0 0 0 1			
Chet Lemon, R (1, 8) OBP: 0.357, SLG: 0.495		4-0 BB	0-0 HR		0-0 F7			0-3 K		2 1 1 4 1 0 0			
Johnny Grubb, L (6, 9) OBP: 0.412, SLG: 0.440		1-2 BB	1-H 2-H 3-H					BB BB		1 0 0 0 1 1 0			
Rusty Kuntz, R (1, 9) OBP: 0.364, SLG: 0.373	0-0 5-3		0-3 K		0-0 6-3			0-0 6-3		5 0 0 0 0 1 4			
Marty Castillo, R (1, 5) OBP: 0.282, SLG: 0.333			0-0 BB BB 1B	0-0 1B 1B SF8 1B				0-0 5-3		4 3 3 1 0 0 0			
Inning Stats	R: 0 H: 1 E: 0 LOB: 0 K: 0 BB: 0 S: 3 P: 3	R: 0 H: 0 E: 0 LOB: 2 K: 0 BB: 2 S: 3 P: 11	R: 6 H: 2 E: 0 LOB: 0 K: 2 BB: 4 S: 9 P: 25	R: 3 H: 4 E: 0 LOB: 1 K: 0 BB: 0 S: 7 P: 7	R: 1 H: 1 E: 0 LOB: 0 K: 1 BB: 0 S: 6 P: 6	R: 1 H: 1 E: 0 LOB: 0 K: 1 BB: 0 S: 6 P: 6	R: 0 H: 0 E: 0 LOB: 0 K: 1 BB: 0 S: 5 P: 5	R: 0 H: 0 E: 0 LOB: 0 K: 0 BB: 0 S: 3 P: 3	R: 1 H: 2 E: 0 LOB: 2 K: 1 BB: 1 S: 7 P: 11	1B: 5 SF: 1 2B: 2 SAC: 0 3B: 0 DP: 1 HR: 4 HBP: 0	WP: 0 PA: 44 PB: 0 SB: 1 CS: 0		
PITCHER	IP WLS BF H R ER SO BB IBB HBP BLK WP HR S P ERA WHIP											PITCHER	IP WLS BF H R ER SO BB IBB HBP BLK WP HR S P ERA WHIP
Tommy John, L (1, 1) ERA: 4.55	2.1 L 14 2 5 5 0 6 0 0 0 0 0 0 8 32 19.29 3.429												
Curt Kaufman, R (3, 1) ERA: 4.92	3.2 18 7 6 6 4 0 0 0 0 0 0 3 26 26 14.73 1.909												
John Curtis, L (7, 1) ERA: 5.4	3.0 12 2 1 1 2 1 0 0 0 0 0 1 15 19 3.00 1.000												

Detroit Tigers @ California Angels
Anaheim Stadium, Anaheim, CA

Sun Aug 26 1984, 6:33 AM EDT
Att: 33,008 - Unknown

livebaseballscorecards.com

AB	36
R	12
H	11
RBI	12
BB	7
SO	6
LOB	14



Batter	1	2	3	4	5	6	7	8	9	AB	R	H	RBI	BB	SO	LOB
Gary Pettis, S (1, 8) OBP: 0.332, SLG: 0.304 Mike Brown, R (8, PH) OBP: 0.326, SLG: 0.492 (9, 9)	0-0 F4			0-3 K		0-3 K	0-0 F7	0-0 F7		4	0	0	0	0	2	2
Rob Wilfong, L (1, 4) OBP: 0.312, SLG: 0.375	0-0 6-3			0-0 3-1 2B		0-0 2B SF9 1B	0-0 1-3 1B		0-0 F6	5	1	3	1	0	0	0
Fred Lynn, L (1, 9) OBP: 0.364, SLG: 0.453 (9, 8)	0-3 K			0-0 3-1 2B		0-0 1-3 1B 2B	0-3 K		0-3 K	5	1	1	0	0	3	3
Doug DeCinces, R (1, 5) OBP: 0.325, SLG: 0.440		0-0 5-3		0-0 1-3		0-0 SF9		0-0 E FC6-4 2B	0-0 5-3	4	1	1	1	0	0	1
Brian Downing, R (1, 7) OBP: 0.352, SLG: 0.439		0-0 5-3			0-0 1-3	0-0 2B 1B		0-0 E6 FC6-4 BB SF8		4	1	1	1	0	0	1
Reggie Jackson, L (1, 10) OBP: 0.310, SLG: 0.422		0-3 K			0-0 F8	0-0 F9		4-0 FC6-4 BB		3	0	0	0	1	1	1
Bobby Grich, R (1, 3) OBP: 0.333, SLG: 0.447			0-0 F9		0-0 1B		0-0 1B 3B	0-0 FC6-4 BB		4	1	2	1	0	0	2
Jerry Narron, L (1, 2) OBP: 0.288, SLG: 0.350		0-0 4-3			0-0 4-3		0-0 1B 1B	0-0 SF8		3	0	1	2	0	0	1
Dick Schofield, R (1, 6) OBP: 0.262, SLG: 0.265 Juan Beniquez, R (8, PH) OBP: 0.377, SLG: 0.473 Rob Picciolo, R (9, 6) OBP: 0.209, SLG: 0.289			0-3 K			0-0 E3 BLK 1B	0-0 F9	4-0 BB		3	1	0	0	0	1	1

Inning Stats	R: 0	H: 0	E: 0	K: 1	S: 5	R: 0	H: 0	E: 0	K: 1	S: 5	R: 0	H: 0	E: 0	K: 1	S: 5	R: 0	H: 1	E: 0	K: 1	S: 6	R: 0	H: 1	E: 0	K: 0	S: 4	R: 3	H: 3	E: 1	K: 1	S: 9	R: 1	H: 3	E: 0	K: 1	S: 8	R: 2	H: 1	E: 1	K: 0	S: 5	R: 0	H: 0	E: 0	K: 1	S: 5	1B: 5	2B: 3	3B: 1	HR: 0	SF: 2	SAC: 0	DP: 0	HBP: 0	WP: 0	PB: 0	SB: 0	CS: 0	PA: 40
--------------	------	------	------	------	------	------	------	------	------	------	------	------	------	------	------	------	------	------	------	------	------	------	------	------	------	------	------	------	------	------	------	------	------	------	------	------	------	------	------	------	------	------	------	------	------	-------	-------	-------	-------	-------	--------	-------	--------	-------	-------	-------	-------	--------

PITCHER	IP	WLS	BF	H	R	ER	SO	BB	IBB	HBP	BLK	WP	HR	S	P	ERA	WHIP
Milt Wilcox, R (1, 1) ERA: 4.0	6.0		24	5	3	0	5	0	0	0	1	0	0	34	34	0.00	0.833
Doug Bair, R (7, 1) ERA: 4.15	1.2		12	4	3	2	1	2	0	0	0	0	0	12	20	10.80	3.600
Aurelio Lopez, R (8, 1) ERA: 2.66	1.1		4	0	0	0	1	0	0	0	0	0	0	6	6	0.00	0.000

BOTTOM

Detroit Tigers @ California Angels
Anaheim Stadium, Anaheim, CA
 Sun Aug 26 1984, 6:33 AM EDT
 Att. 33,008 - Unknown

livebaseballscorecards.com

AB	36
R	6
H	9
RBI	6
BB	2
SO	7
LOB	14



Batter	1	2	3	4	5	6	7	8	9	AB R H RBI BB SO LOB	TOP												
Lou Whitaker, L (1, 4) OBP: 0.367, SLG: 0.416	4-0 BB		0-0 F8			0-0 G3		0-0 SF9		2 0 0 1 1 0 1													
Alan Trammell, R (1, 6) OBP: 0.379, SLG: 0.474	0-0 F5			0-0 6-3		0-0 F3		0-0 HR		4 1 1 2 0 0 1													
Kirk Gibson, L (1, 9) OBP: 0.376, SLG: 0.541	0-3 K			0-0 HR		0-0 3-1		0-0 G3		4 1 1 1 0 1 1													
Lance Parrish, R (1, 2) OBP: 0.291, SLG: 0.468	0-0 1-3			0-0 5-3		0-0 F8			0-3 K	4 0 0 0 0 1 1													
Darrell Evans, L (1, 10) OBP: 0.359, SLG: 0.395 Rusty Kuntz, R (9, PR) OBP: 0.364, SLG: 0.373		0-0 F6		0-0 1B		0-0 F8			0-0 WP 2B 1B	4 0 2 0 0 0 0 0 1 0 0 0 0 0													
Johnny Grubb, L (1, 7) OBP: 0.401, SLG: 0.426 Marty Castillo, R (9, 5) OBP: 0.262, SLG: 0.333		0-0 6-3		0-0 5-3		0-0 1-3			0-3 K	4 0 0 0 0 1 2 0 0 0 0 0 0 0													
Ruppert Jones, L (1, 8) OBP: 0.345, SLG: 0.549		0-0 F7			4-0 CS BB			0-0 1B SF9 2B	0-0 2B	3 1 2 1 1 0 0													
Dave Bergman, L (1, 3) OBP: 0.346, SLG: 0.412			0-0 G3		0-3 K			0-0 HR 1B	0-3 K	4 1 1 0 0 2 3													
Howard Johnson, S (1, 5) OBP: 0.321, SLG: 0.389 Barbaro Garbey, R (8, PH) OBP: 0.329, SLG: 0.398			0-0 F8 1B		0-0 F4			0-0 F8		2 0 1 0 0 0 1 1 0 0 0 0 0 2													
Inning Stats	R: 0 E: 0 K: 1 S: 5	H: 0 LOB: 1 BB: 1 P: 9	R: 0 E: 0 K: 0 S: 3	H: 0 LOB: 0 BB: 0 P: 3	R: 0 E: 0 K: 0 S: 3	H: 1 LOB: 0 BB: 0 P: 3	R: 1 E: 0 K: 0 S: 5	H: 2 LOB: 1 BB: 0 P: 5	R: 0 E: 0 K: 1 S: 4	H: 0 LOB: 0 BB: 1 P: 8	R: 0 E: 0 K: 0 S: 3	H: 0 LOB: 0 BB: 0 P: 3	R: 0 E: 0 K: 0 S: 3	H: 0 LOB: 0 BB: 0 P: 3	R: 3 E: 0 K: 0 S: 6	H: 3 LOB: 0 BB: 0 P: 6	R: 1 E: 0 K: 3 S: 11	H: 2 LOB: 2 BB: 0 P: 11	1B: 4 2B: 2 3B: 0 HR: 2	SF: 1 SAC: 0 DP: 0 HBP: 0	WP: 1 PB: 0 SB: 0 CS: 1	PA: 35	
PITCHER	IP WLS BF H R ER SO BB IBB HBP BLK WP HR S P ERA WHIP																						
Mike Moore, R (1, 1) ERA: 4.97	7.0		5 3 3 2 2 0 0 0 0 0 0 1 28 36 3.86 1.000																				
Ed Vande Berg, L (8, 1) ERA: 4.85	1.0	4	1 1 1 0 0 0 0 0 0 0 0 1 4 4 9.00 1.000																				
Mike Stanton, R (9, 1) ERA: 3.1	0.2	L 3	1 1 1 2 0 0 0 0 1 0 7 7 13.50 1.500																				
Dave Geisel, L (9, 1) ERA: 4.75	0.1	2	1 0 0 1 0 0 0 0 0 0 4 4 0.00 3.000																				

Detroit Tigers @ Seattle Mariners
 The Kingdome, Seattle, WA
 Tue Aug 28 1984, 10:05 PM EDT
 Att. 8,353 - Unknown

livebaseballscorecards.com

AB	32
R	5
H	8
RBI	5
BB	2
SO	5
LOB	12



Batter	1	2	3	4	5	6	7	8	9	AB R H RBI BB SO LOB	TOP																					
Lou Whitaker, L (1, 4) OBP: 0.365, SLG: 0.412	0-3 K		0-3 K			0-0 1-3		0-0 G3		4 0 0 0 0 2 1																						
Alan Trammell, R (1, 6) OBP: 0.378, SLG: 0.472	0-0 CS 1B		0-3 K			0-0 F6		0-0 F8		4 0 1 0 0 1 0																						
Kirk Gibson, L (1, 9) OBP: 0.373, SLG: 0.537	0-0 F2 1-2				0-3 K		0-3 K		0-0 4-3	4 0 0 0 0 2 1																						
Lance Parrish, R (1, 2) OBP: 0.293, SLG: 0.466		4-0 E 1B BB			0-0 F6		0-3 K		4-0 FC6-4 BB	2 1 0 0 2 1 0																						
Larry Herndon, R (1, 7) OBP: 0.315, SLG: 0.380		0-0 E5 1B 1-3			4-0 FC6-4 BB		0-0 4-3		0-0 FC6-4 1-2f	3 0 0 0 1 0 2																						
Barbaro Garbey, R (1, 3) OBP: 0.325, SLG: 0.394		0-0 F3			0-0 FC6-4 1-2f		0-3 K			3 0 0 0 0 1 3																						
Rusty Kuntz, R (1, 8) OBP: 0.370, SLG: 0.375		0-0 2-3 3-H 1B			0-0 F7			4-0 BB		2 0 1 1 1 0 0																						
Marty Castillo, R (1, 5) OBP: 0.274, SLG: 0.324		0-3 K			0-3 K			0-0 F3		3 0 0 0 0 2 2																						
Howard Johnson, S (1, 10) OBP: 0.318, SLG: 0.385			0-3 K		0-3 K			0-3 K		3 0 0 0 0 3 1																						
Inning Stats	R: 0 E: 0 K: 1 S: 5	H: 1 LOB: 0 BB: 0 P: 5	R: 1 E: 1 K: 1 S: 6	H: 1 LOB: 1 BB: 1 P: 10	R: 0 E: 0 K: 3 S: 9	H: 0 LOB: 0 BB: 0 P: 9	R: 0 E: 0 K: 1 S: 5	H: 0 LOB: 1 BB: 1 P: 9	R: 0 E: 0 K: 2 S: 7	H: 0 LOB: 0 BB: 0 P: 7	R: 0 E: 0 K: 2 S: 7	H: 0 LOB: 0 BB: 0 P: 7	R: 0 E: 0 K: 1 S: 5	H: 0 LOB: 1 BB: 1 P: 9	R: 0 E: 0 K: 0 S: 3	H: 0 LOB: 1 BB: 1 P: 7	1B: 2 2B: 0 3B: 0 HR: 0	SF: 0 SAC: 0 DP: 0 HBP: 0	WP: 0 PB: 0 SB: 0 CS: 1	PA: 32												
PITCHER Mark Langston, L (1, 1) ERA: 3.19	IP 9.0	WLS W	BF 32	H 2	R 1	ER 1	SO 12	BB 4	IBB 0	HBP 0	BLK 0	WP 0	HR 0	S 52	P 68	ERA 1.00	WHIP 0.667															
											PITCHER	IP	WLS	BF	H	R	ER	SO	BB	IBB	HBP	BLK	WP	HR	S	P	ERA	WHIP				

Detroit Tigers @ Seattle Mariners
 The Kingdome, Seattle, WA
 Wed Aug 29 1984, 10:05 PM EDT
 Att: 10,863 - Unknown

livebaseballscorecards.com

AB 28
R 1
H 2
RBI 1
BB 4
SO 12
LOB 10




Batter	1	2	3	4	5	6	7	8	9	AB	R	H	RBI	BB	SO	LOB
Jack Perconte, L (1, 4) OBP: 0.359, SLG: 0.352	0-0 4-3		0-0 FC6-4 1B		0-0 1B 1B	0-0 F7				4	1	2	0	0	0	1
Phil Bradley, R (1, 8) OBP: 0.368, SLG: 0.343 (9, 7)	0-0 4-3		0-0 FC6-4		0-0 1B 1B			0-0 F8		4	1	1	0	0	0	1
Alvin Davis, L (1, 3) OBP: 0.396, SLG: 0.501	0-0 4-3		0-0 F5		0-0 1B 1B			0-0 3-1		4	1	1	1	0	0	1
Ken Phelps, L (1, 10) OBP: 0.396, SLG: 0.583		0-0 F5		0-3 K	0-0 HR			0-3 K		4	1	1	3	0	2	0
Al Cowens, R (1, 9) OBP: 0.302, SLG: 0.436		0-0 2B 6-3 1B		0-0 FC6-4 1B	0-0 6-3			0-0 F3		4	1	2	0	0	0	0
Steve Henderson, R (1, 7) OBP: 0.361, SLG: 0.449 Dave Henderson, R (9, 8) OBP: 0.296, SLG: 0.433		0-0 6-3 1-3 2B		0-0 FC6-4 1B	0-0 5-3			0-3 K		4	0	1	0	0	1	1
Larry Milbourne, S (1, 5) OBP: 0.301, SLG: 0.305 Domingo Ramos, R (7, 5) OBP: 0.241, SLG: 0.227		0-0 6-3		0-0 FC6-4 1B		0-0 6-3		0-0 6-3		3	0	1	1	0	0	1
Bob Kearney, R (1, 2) OBP: 0.269, SLG: 0.352		0-0 1-3		0-0 FC6-4		0-0 F7				3	0	0	0	0	0	3
Spike Owen, S (1, 6) OBP: 0.315, SLG: 0.343			0-0 CS 1B		0-0 4-3					3	0	2	0	0	0	0

Inning Stats	R: 0	H: 0	E: 0	K: 0	S: 3	R: 1	H: 2	E: 0	K: 0	S: 5	R: 0	H: 2	E: 0	K: 0	S: 4	R: 0	H: 2	E: 0	K: 1	S: 7	R: 4	H: 4	E: 0	K: 0	S: 7	R: 0	H: 1	E: 0	K: 1	S: 4	R: 0	H: 0	E: 0	K: 1	S: 5	R: 0	H: 0	E: 0	K: 1	S: 5	R: 0	H: 0	E: 0	K: 1	S: 5	1B: 9	SF: 0	2B: 1	SAC: 0	3B: 0	DP: 0	HR: 1	HBP: 0	WP: 0	PA: 34
--------------	------	------	------	------	------	------	------	------	------	------	------	------	------	------	------	------	------	------	------	------	------	------	------	------	------	------	------	------	------	------	------	------	------	------	------	------	------	------	------	------	------	------	------	------	------	-------	-------	-------	--------	-------	-------	-------	--------	-------	--------

PITCHER	IP	WLS	BF	H	R	ER	SO	BB	IBB	HBP	BLK	WP	HR	S	P	ERA	WHIP
Dan Petry, R (1, 1) ERA: 3.4	4.1	L	22	10	5	5	1	0	0	0	0	0	1	24	24	10.38	2.308
Dave Rozema, R (5, 1) ERA: 3.75	2.2		9	1	0	0	1	0	0	0	0	0	0	11	11	0.00	0.375
Aurelio Lopez, R (8, 1) ERA: 2.64	1.0		3	0	0	0	1	0	0	0	0	0	0	5	5	0.00	0.000

DETROIT TIGERS @ SEATTLE MARINERS
The Kingdome, Seattle, WA
Wed Aug 29 1984, 10:05 PM EDT
Att. 10,863 - Unknown

AB	34
R	5
H	11
RBI	5
BB	0
SO	3
LOB	8



Batter	1	2	3	4	5	6	7	8	9	AB R H RBI BB SO LOB	TOP											
Lou Whitaker, L (1, 4) OBP: 0.365, SLG: 0.411	0-0 F5		0-0 5-3 1B		4-0 FC6-4 BB		0-0 G3		0-3 K	4 0 1 0 1 1 5												
Alan Trammell, R (1, 6) OBP: 0.378, SLG: 0.470	0-0 F9		0-0 5-3		0-0 FC6-4			0-0 S 1B	4-0 BB	4 0 1 1 1 0 3												
Kirk Gibson, L (1, 9) OBP: 0.371, SLG: 0.533	0-0 CS 1B		0-0 F7				0-0 G3	0-3 K	0-0 4-3	5 0 1 0 0 1 5												
Lance Parrish, R (1, 2) OBP: 0.291, SLG: 0.462	0-0 CS 1-2	0-3 K		0-0 F8			0-3 K	0-0 5-3		4 0 0 0 0 2 1												
Darrell Evans, L (1, 3) OBP: 0.358, SLG: 0.391		4-0 BB BB		0-3 K			0-3 K	0-3 K		3 0 0 0 1 3 1												
Ruppert Jones, L (1, 8) OBP: 0.344, SLG: 0.545		0-0 BB		0-0 4-3			0-0 F3		4-0 1B BB BB BB	3 0 1 0 0 0 0 0 1 0 0 1 0 0												
Barbaro Garbey, R (9, PH) OBP: 0.328, SLG: 0.394		0-0 FC6-4 1-2 1B																				
Johnny Grubb, L (1, 10) OBP: 0.400, SLG: 0.420		0-0 F7			4-0 BB BB		0-0 4-3		0-0 F3	2 0 0 0 1 0 2 1 0 0 0 0 0 1												
Chet Lemon, R (9, PH) OBP: 0.356, SLG: 0.494		0-0 F7																				
Larry Herndon, R (1, 7) OBP: 0.317, SLG: 0.380		0-0 FC6-4 1-2			0-0 F9		0-0 1B 1B		4-0 BB 1B BB	3 0 1 0 1 0 3												
Howard Johnson, S (1, 5) OBP: 0.320, SLG: 0.386			0-0 4-3		0-3 K		0-0 1B		0-0 BB 1B	4 0 2 0 0 1 1												
Inning Stats	R: 0 E: 0 K: 0 S: 3	H: 1 LOB: 0 BB: 0 P: 3	R: 0 E: 0 K: 1 S: 6	H: 1 LOB: 2 BB: 1 P: 10	R: 0 E: 0 K: 0 S: 4	H: 1 LOB: 1 BB: 0 P: 4	R: 0 E: 0 K: 1 S: 5	H: 0 LOB: 0 BB: 0 P: 5	R: 0 E: 0 K: 1 S: 5	H: 0 LOB: 2 BB: 2 P: 13	R: 0 E: 0 K: 2 S: 7	H: 0 LOB: 0 BB: 0 P: 7	R: 0 E: 0 K: 0 S: 5	H: 2 LOB: 2 BB: 0 P: 5	R: 0 E: 0 K: 2 S: 8	H: 1 LOB: 1 BB: 0 P: 8	R: 1 E: 0 K: 1 S: 6	H: 1 LOB: 3 BB: 3 P: 18	1B: 7 2B: 0 3B: 0 HR: 0	SF: 0 SAC: 0 DP: 0 HBP: 0	WP: 0 PB: 0 SB: 1 CS: 1	PA: 40
PITCHER	IP WLS BF H R ER SO BB IBB HBP BLK WP HR S P ERA WHIP																					
Jim Beattie, R (1, 1) ERA: 3.72	8.0 W 32 6 0 0 7 3 0 0 0 0 0 0 43 55 0.00 1.125																					
Ed Vande Berg, L (9, 1) ERA: 4.92	0.0 1 0 1 1 0 1 0 0 0 0 0 0 0 4 ∞ ∞																					
Ed Nunez, R (9, 1) ERA: 3.05	1.0 S 6 1 0 0 1 2 0 0 0 0 0 0 6 14 0.00 3.000																					

Detroit Tigers @ Seattle Mariners
 The Kingdome, Seattle, WA
 Thu Aug 30 1984, 10:05 PM EDT
 Att. 9,583 - Unknown

livebaseballscorecards.com

AB 33
R 1
H 7
RBI 1
BB 6
SO 8
LOB 22



Batter	1	2	3	4	5	6	7	8	9	10	11	12	13	AB R H RBI BB SO LOB	TOP																
Lou Whitaker, L OBP: 0.364, SLG: 0.408 (1, 4)	0-0 1-3		0-0 G3	0-0 G3		0-0 F3			4-0 BB BB		0-0 FC4-6 BB		0-0 F8	6 0 1 0 1 0 3																	
Alan Trammell, R OBP: 0.379, SLG: 0.475 (1, 6)	0-0 BB HBP 1B		0-0 5-3		0-0 HR		0-0 4-3		0-0 F3		0-0 FC4-6 BB		0-0 F4	6 2 2 1 1 0 2																	
Kirk Gibson, L OBP: 0.372, SLG: 0.528 (1, 9)	1-0 BB 1B		0-0 F9		1-0 CS HBP		0-0 F3		4-0 BB		0-0 FC4-6 BB		0-0 F7	4 1 0 0 1 0 2																	
Lance Parrish, R OBP: 0.291, SLG: 0.458 (1, 2)	4-0 1B BB 1-2 2-3			0-0 F8	0-0 F4		0-0 F6		4-0 BB		0-0 F3			4 0 0 1 2 0 3																	
Darrell Evans, L OBP: 0.358, SLG: 0.388 (1, 3)	0-0 G1-6-3 1-3 2-H 3-H 1B		0-3 K	0-3 BB BB 1-2 BB	4-0 BB		0-3 K		0-0 F6			0-0 F7		5 0 1 2 1 2 3																	
Ruppert Jones, L OBP: 0.339, SLG: 0.550 (1, 8) (9, 7)	0-0 G1-6-3 1-2 1B		0-0 HR	0-0 HR	0-0 F7		0-3 K			0-3 K		0-0 F8		6 1 1 1 0 2 3																	
Johnny Grubb, L OBP: 0.398, SLG: 0.423 (1, 10)		0-0 6-3		0-0 1B 2B		0-0 G3		0-0 F7		0-0 F7		0-0 2B 1B		6 1 2 0 0 0 0																	
Larry Herndon, R OBP: 0.319, SLG: 0.379 (1, 7)		0-0 F3		4-0 WP 1B BB		0-0 F8			0-0 BB SH3-4 BB 1B	0-3 K		0-0 1-3 2B		3 1 1 0 1 0 0 2 0 1 0 0 1 0																	
Rusty Kuntz, R OBP: 0.372, SLG: 0.386 (9, 8)																															
Howard Johnson, S OBP: 0.322, SLG: 0.387 (1, 5)		0-0 5-3		0-0 WP 1B		0-0 1B			0-0 SH3-4		0-0 F3		0-0 G3	5 0 2 1 0 0 2																	
Inning Stats	R: 2 E: 0 K: 0 S: 4	H: 2 LOB: 1 BB: 1 P: 9	R: 0 E: 0 K: 0 S: 3	H: 0 LOB: 0 BB: 0 P: 3	R: 0 E: 0 K: 0 S: 3	H: 0 LOB: 0 BB: 0 P: 3	R: 2 E: 0 K: 1 S: 8	H: 3 LOB: 2 BB: 1 P: 12	R: 1 E: 0 K: 0 S: 3	H: 1 LOB: 1 BB: 1 P: 8	R: 0 E: 0 K: 2 S: 7	H: 0 LOB: 0 BB: 0 P: 7	R: 0 E: 0 K: 2 S: 7	H: 0 LOB: 0 BB: 0 P: 7	R: 0 E: 0 K: 0 S: 4	H: 1 LOB: 2 BB: 1 P: 8	R: 0 E: 0 K: 0 S: 5	H: 2 LOB: 2 BB: 0 P: 5	R: 0 E: 0 K: 0 S: 3	H: 0 LOB: 0 BB: 0 P: 3	1B: 7 2B: 2 3B: 0 HR: 2	SF: 0 SAC: 1 DP: 1 HBP: 2	WP: 1 PB: 0 SB: 1 CS: 1	PA: 57							
PITCHER	IP WLS BF H R ER SO BB IBB HBP BLK WP HR S P ERA WHIP															IP WLS BF H R ER SO BB IBB HBP BLK WP HR S P ERA WHIP															
Ray Burris, R ERA: 3.09 (1, 1)	8.0		35	8	6	3	3	0	0	0	0	0	0	0	0	6.75	1.375														
Bill Caudill, R ERA: 2.82 (9, 1)	3.0		14	1	0	0	4	0	0	0	0	0	0	0	0	0.00	1.667														
Keith Atherton, R ERA: 4.3 (12, 1)	2.0	W	8	2	0	0	0	0	0	0	0	0	0	0	0	0.00	1.000														

Detroit Tigers @ Oakland Athletics
 Oakland-Alameda County Coliseum, Oakland, CA
 Fri Aug 31 1984, 7:05 PM PDT
 Att. 15,836 - Unknown

AB	47
R	6
H	11
RBI	6
BB	7
SO	5
LOB	18



Batter	1	2	3	4	5	6	7	8	9
Rickey Henderson, R (1, 7) OBP: 0.396, SLG: 0.460				4-3		F7		4-0 S 1B BB	
Carney Lansford, R (1, 5) OBP: 0.334, SLG: 0.416	0-3 K	0-0 F7		0-0 1B		0-0 F8		0-0 S 1B	
Dwayne Murphy, L (1, 8) OBP: 0.335, SLG: 0.470	4-0 2B 1-2 SF5 BB	4-0 CS BB		0-0 F5		0-0 HR		0-3 K 1-2 2-3	
Dave Kingman, R (1, 10) OBP: 0.329, SLG: 0.533	0-0 2B 1-3 2-H	0-3 K		0-3 K		0-3 K2-3			
Bruce Bochte, L (1, 3) OBP: 0.333, SLG: 0.343	0-0 SF5	0-0 CS	0-0 F8		0-0 F7		0-0 F3		
Bill Almon, R (7, PH) OBP: 0.237, SLG: 0.329		1-2							
Donnie Hill, S (1, 6) OBP: 0.241, SLG: 0.289	0-0 HR 2B		0-0 4-3		0-0 F9 BB 1B		0-0 F7		
Jim Essian, R (1, 2) OBP: 0.370, SLG: 0.381	4-0 HR BB		4-0 1B BB		4-0 1-2 BB		0-0 5-3		
Mike Davis, L (1, 9) OBP: 0.264, SLG: 0.336	0-0 HR		0-0 1B		0-0 F9 2-3		0-0 F6		
Tony Phillips, S (1, 4) OBP: 0.319, SLG: 0.341	0-0 1B		0-3 K		0-3 K		0-0 F7		

Inning Stats	R: 6	H: 4	E: 0	LOB: 1	K: 2	P: 11	R: 0	H: 0	E: 0	LOB: 0	K: 1	P: 8	R: 0	H: 1	E: 0	LOB: 2	K: 1	P: 10	R: 0	H: 1	E: 0	LOB: 1	K: 1	P: 6	R: 0	H: 1	E: 0	LOB: 2	K: 1	P: 10	R: 1	H: 1	E: 0	LOB: 0	K: 1	P: 6	R: 0	H: 0	E: 0	LOB: 0	K: 0	P: 3	R: 0	H: 1	E: 0	LOB: 2	K: 1	P: 10
--------------	------	------	------	--------	------	-------	------	------	------	--------	------	------	------	------	------	--------	------	-------	------	------	------	--------	------	------	------	------	------	--------	------	-------	------	------	------	--------	------	------	------	------	------	--------	------	------	------	------	------	--------	------	-------

PITCHER	IP	WLS	BF	H	R	ER	SO	BB	IBB	HBP	BLK	WP	HR	S	P	ERA	WHIP
Juan Berenguer, R (1, 1) ERA: 3.91	0.2	L	8	3	6	6	1	3	0	0	0	0	1	7	19	81.00	9.000
Doug Bair, R (1, 1) ERA: 3.96	3.2		17	4	0	0	4	3	0	0	0	0	0	22	34	0.00	1.909
Bill Scherrer, L (5, 1) ERA: 4.79	3.2		14	2	1	1	3	1	0	0	0	0	1	19	23	2.46	0.818

BOTTOM

Detroit Tigers @ Oakland Athletics
Oakland-Alameda County Coliseum, Oakland, CA

Sat Sep 01 1984, 3:33 AM PDT
Att. 25,021 - Unknown

AB	R	H	RBI	BB	SO	LOB
3	1	0	0	2	1	1
5	0	2	0	0	1	1
3	2	1	1	2	1	3
4	1	1	1	0	3	2
2	0	0	1	0	0	0
1	0	0	0	0	0	0
4	1	2	1	0	0	0
1	1	0	0	3	0	0
4	1	2	3	0	0	2
4	0	1	0	0	2	4

AB	31
R	7
H	9
RBI	7
BB	7
SO	8
LOB	13

WP: 0 PA: 40
PB: 1
SB: 3
CS: 1

1B	2B	3B	HR	SF	SAC	DP	HBP
5	2	0	2	1	0	0	0

Batter	1	2	3	4	5	6	7	8	9	AB R H RBI BB SO LOB	TOP	
Lou Whitaker, L (1, 4) OBP: 0.361, SLG: 0.404	0-3 K		0-0 2B BB 2-H 1B	0-0 G4-6-3			0-0 F5		0-0 F5	5 1 1 1 0 1 2		
Alan Trammell, R (1, 6) OBP: 0.374, SLG: 0.467	4-0 PO BB		0-0 F8		0-3 K		0-0 5-3		0-0 F9	4 0 0 0 1 1 1		
Kirk Gibson, L (1, 9) OBP: 0.371, SLG: 0.523	0-3 K		4-0 2B BB 1-2		0-0 F6			0-0 1B E 1B	0-3 K	4 2 1 0 1 2 1		
Lance Parrish, R (1, 2) OBP: 0.291, SLG: 0.457	0-0 PO	0-0 F6	0-0 2B		0-3 K2-3			0-0 E 1B		4 0 2 2 0 1 0		
Larry Herndon, R (1, 7) OBP: 0.316, SLG: 0.375		0-0 4-3	0-0 F4			0-0 F4		0-0 E9 1B		3 0 0 0 0 0 1		
Ruppert Jones, L (8, PH) OBP: 0.346, SLG: 0.555								1-3 3-H 1B		1 0 1 1 0 0 0		
Barbaro Garbey, R (1, 10) OBP: 0.329, SLG: 0.404		0-3 K		0-0 HR		0-0 FC6-4 1B		0-0 F8		4 1 2 1 0 1 2		
Darrell Evans, L (1, 3) OBP: 0.356, SLG: 0.382			0-3 K	0-3 K		0-0 F7		4-0 IBB		3 0 0 0 1 2 1		
Rusty Kuntz, R (1, 8) OBP: 0.382, SLG: 0.405			0-0 2B 1B	0-0 WP 1B		0-0 FC6-4		0-3 K		4 1 2 0 0 1 4		
Marty Castillo, R (1, 5) OBP: 0.286, SLG: 0.336			0-0 1B 2B	4-0 G4-6-3 BB			0-0 F8	0-3 K		3 1 1 1 1 1 3		
Inning Stats	R: 0 H: 0 E: 0 LOB: 0 K: 2 BB: 1 S: 6 P: 10	R: 0 H: 0 E: 0 LOB: 0 K: 1 BB: 0 S: 5 P: 5	R: 4 H: 4 E: 0 LOB: 1 K: 1 BB: 1 S: 9 P: 13	R: 1 H: 2 E: 0 LOB: 1 K: 1 BB: 1 S: 6 P: 10	R: 0 H: 0 E: 0 LOB: 0 K: 2 BB: 0 S: 7 P: 7	R: 0 H: 1 E: 0 LOB: 1 K: 0 BB: 0 S: 4 P: 4	R: 0 H: 0 E: 0 LOB: 0 K: 0 BB: 0 S: 3 P: 3	R: 1 H: 3 E: 1 LOB: 3 K: 2 BB: 1 S: 10 P: 14	R: 0 H: 0 E: 0 LOB: 0 K: 1 BB: 0 S: 5 P: 5	1B: 7 SF: 0 2B: 2 SAC: 0 3B: 0 DP: 1 HR: 1 HBP: 0	WP: 1 PA: 40 PB: 0 SB: 0 CS: 0	
PITCHER	IP WLS BF H R ER SO BB IBB HBP BLK WP HR S P ERA WHIP											
Tim Conroy, L (1, 1) ERA: 4.91	3.1 L 18 6 5 5 5 3 0 0 0 0 1 1 25 37 13.50 2.700											
Lary Sorensen, R (4, 1) ERA: 5.01	3.2 13 3 1 1 2 0 0 0 0 0 0 0 17 17 2.46 0.818											
Dave Leiper, L (8, 1) ERA:	0.0 1 1 0 0 0 0 0 0 0 0 0 0 1 1 ∞ ∞											
Keith Atherton, R (8, 1) ERA: 4.21	2.0 7 0 0 0 3 0 1 0 0 0 0 0 12 16 0.00 0.000											

Detroit Tigers @ Oakland Athletics
 Oakland-Alameda County Coliseum, Oakland, CA
 Sun Sep 02 1984, 3:33 AM PDT
 Att. 20,393 - Unknown

AB	35
R	6
H	10
RBI	6
BB	4
SO	10
LOB	15



livebaseballscorecards.com

Batter	1	2	3	4	5	6	7	8	9	AB R H RBI BB SO LOB
Rickey Henderson, R (1, 7) OBP: 0.396, SLG: 0.466	0-0 4-3 ①		0-0 HR ③		0-0 FC5-4 2B 1-2f		0-0 1B		0-3 K ③	5 1 2 1 0 1 1
Carney Lansford, R (1, 5) OBP: 0.335, SLG: 0.419	0-0 PB 1B		0-0 F4		0-0 2B 1-3		0-0 F5			4 0 2 0 0 0 1
Joe Morgan, L (1, 4) OBP: 0.361, SLG: 0.359	0-0 F8 ②			0-0 6-3 ①	0-0 F8 ③		0-0 F3 ②			4 0 0 0 0 0 4
Dave Kingman, R (1, 10) OBP: 0.330, SLG: 0.541	0-0 5-3 ③ 1-2			0-0 HR		0-0 1B SF7 2B	0-3 K ③			4 2 2 1 0 1 2
Dwayne Murphy, L (1, 8) OBP: 0.336, SLG: 0.470		0-0 F6 ①		0-0 3-1 1B		0-0 1B 2-3 1B		0-0 4-3		4 0 2 0 0 0 0
Bruce Bochte, L (1, 3) OBP: 0.333, SLG: 0.344		0-0		0-0 3-1 ②		0-0 SF7 ①		0-0 F9 ②		2 0 1 1 0 0 1
Bill Almon, R (8, PH) OBP: 0.236, SLG: 0.327				0-0 CS 1B		0-0 3-H		0-3 K ③		1 0 0 0 0 0 0
Jim Essian, R (1, 2) OBP: 0.364, SLG: 0.374		0-0 F8 ② ③		0-0 F8 ③		0-0 1B 1-2				2 0 0 0 0 0 2
Dan Meyer, L (6, PH) OBP: 1.000, SLG: 1.000										1 0 1 0 0 0 0
Mike Heath, R (6, PR) OBP: 0.280, SLG: 0.386										1 0 0 0 0 1 0
Mike Davis, L (1, 9) OBP: 0.267, SLG: 0.339			0-0		0-0	0-0	0-0 F9 ②		0-0 F7 ①	3 0 2 0 0 0 2
Tony Phillips, S (9, PH) OBP: 0.318, SLG: 0.340					0-0 FC5-4 1B					1 0 0 0 0 0 0
Donnie Hill, S (1, 6) OBP: 0.236, SLG: 0.283			0-0 G1-6-3 ① ②		0-0 F5		0-0 4-3 ③		0-0 F7 ②	3 0 0 0 0 0 4
Jeff Burroughs, R (9, PH) OBP: 0.384, SLG: 0.328										1 0 0 0 0 0 0

Inning Stats	R: 0 E: 0 K: 0 S: 4	H: 1 LOB: 1 BB: 0 P: 4	R: 0 E: 0 K: 0 S: 3	H: 1 LOB: 0 BB: 0 P: 3	R: 1 E: 0 K: 0 S: 4	H: 2 LOB: 0 BB: 0 P: 4	R: 1 E: 0 K: 0 S: 5	H: 2 LOB: 1 BB: 0 P: 5	R: 0 E: 0 K: 0 S: 5	H: 2 LOB: 2 BB: 0 P: 5	R: 1 E: 0 K: 0 S: 6	H: 3 LOB: 2 BB: 0 P: 6	R: 0 E: 0 K: 1 S: 6	H: 1 LOB: 1 BB: 0 P: 6	R: 0 E: 0 K: 1 S: 5	H: 0 LOB: 0 BB: 0 P: 5	R: 0 E: 0 K: 1 S: 5	H: 0 LOB: 0 BB: 0 P: 5	1B: 8 2B: 2 3B: 0 HR: 2	SF: 1 SAC: 0 DP: 1 HBP: 0	WP: 0 PB: 1 SB: 0 CS: 1	PA: 37
--------------	------------------------------	---------------------------------	------------------------------	---------------------------------	------------------------------	---------------------------------	------------------------------	---------------------------------	------------------------------	---------------------------------	------------------------------	---------------------------------	------------------------------	---------------------------------	------------------------------	---------------------------------	------------------------------	---------------------------------	----------------------------------	------------------------------------	----------------------------------	--------

PITCHER	IP	WLS	BF	H	R	ER	SO	BB	IBB	HBP	BLK	WP	HR	S	P	ERA	WHIP
Dan Petry, R (1, 1) ERA: 3.45	5.1	W	25	11	3	3	0	0	0	0	0	0	2	25	25	5.06	2.062
Aurelio Lopez, R (6, 1) ERA: 2.57	1.2		6	1	0	0	1	0	0	0	0	0	0	8	8	0.00	0.600
Willie Hernandez, L (8, 1) ERA: 2.01	2.0	S	6	0	0	0	2	0	0	0	0	0	0	10	10	0.00	0.000

BOTTOM

Detroit Tigers @ Oakland Athletics
Oakland-Alameda County Coliseum, Oakland, CA

livebaseballscores.com

AB	36
R	3
H	12
RBI	3
BB	0
SO	3
LOB	17



Sun Sep 02 1984, 3:33 AM PDT
Att. 20,393 - Unknown

Batter	1	2	3	4	5	6	7	8	9	AB R H RBI BB SO LOB	TOP											
Al Bumbry, L (1, 8) OBP: 0.303, SLG: 0.308	0-0 F7	0-0 6-3			0-0 1B		0-0 SH SH2-3	4-0 HR BB		3 1 1 1 1 0 1												
Mike Young, S (1, 9) OBP: 0.388, SLG: 0.441	0-0 F9	0-0 3-1			0-0 F7		0-0 SH2-3	0-0 HR		4 1 1 4 0 0 2												
Cal Ripken Jr., R (1, 6) OBP: 0.385, SLG: 0.527	0-0 1B 1B		0-0 6-3		0-3 K		0-3 K	0-0 1B		5 0 2 0 0 2 3												
Eddie Murray, S (1, 3) OBP: 0.422, SLG: 0.532	0-0 1-2 1B		0-3 K		0-0 2B 2B		4-0 IBB	0-3 K		4 1 2 0 1 2 2												
John Lowenstein, L (1, 7) OBP: 0.318, SLG: 0.380	0-0 F8		0-0 5-3		0-0 2B 2B		0-0 4-3		0-0 2B 1B	4 0 1 1 0 0 5 1 0 1 0 0 0 0												
Gary Roenicke, R (8, 7) OBP: 0.343, SLG: 0.381																						
Ken Singleton, S (1, 10) OBP: 0.283, SLG: 0.288		0-0 WP 3B		0-3 K		0-0 F3		4-0 BB HR BB	0-0 1-3 2B	3 1 1 0 1 1 1 0 1 0 0 0 0 0 1 0 1 0 0 0 0												
Bill Swaggerty, R (8, PR)																						
Benny Ayala, R (9, PH) OBP: 0.255, SLG: 0.351																						
Wayne Gross, L (1, 5) OBP: 0.348, SLG: 0.433		0-3 K		0-0 F4		0-0 F5		0-0 4-3	0-0 5-3	4 0 0 0 0 1 2 1 0 0 0 0 0 2												
Todd Cruz, R (8, 5) OBP: 0.275, SLG: 0.331																						
Rich Dauer, R (1, 4) OBP: 0.292, SLG: 0.344		0-0 3-H		0-0 F9		0-0 F9		4-0 HR BB IBB	0-0 6-3	3 1 1 0 0 0 1 0 0 0 0 1 0 0 1 1 0 0 0 0 2												
Joe Nolan, L (8, PH) OBP: 0.412, SLG: 0.404																						
Lenn Sakata, R (8, PR) OBP: 0.207, SLG: 0.254		2B 6-3 1B																				
Rick Dempsey, R (1, 2) OBP: 0.305, SLG: 0.335					0-0 5-3		0-0 SH2-3 SH 1B	0-3 K	0-0 5-3	3 0 2 0 0 0 0 1 0 0 0 0 1 2 1 0 0 0 0 0 2												
Jim Dwyer, L (8, PH) OBP: 0.315, SLG: 0.302																						
Floyd Rayford, R (8, 2) OBP: 0.297, SLG: 0.366		1-3 2B																				
Inning Stats	R: 0 E: 0 K: 0 S: 5	H: 2 LOB: 2 BB: 0 P: 5	R: 2 E: 0 K: 1 S: 8	H: 3 LOB: 1 BB: 0 P: 8	R: 0 E: 0 K: 1 S: 5	H: 0 LOB: 0 BB: 0 P: 5	R: 0 E: 0 K: 1 S: 5	H: 0 LOB: 0 BB: 0 P: 5	R: 0 E: 0 K: 1 S: 6	H: 1 LOB: 1 BB: 0 P: 6	R: 1 E: 0 K: 0 S: 5	H: 2 LOB: 1 BB: 0 P: 5	R: 0 E: 1 K: 1 S: 7	H: 1 LOB: 3 BB: 1 P: 11	R: 4 E: 0 K: 2 S: 9	H: 2 LOB: 2 BB: 3 P: 21	R: 0 E: 0 K: 0 S: 5	H: 2 LOB: 2 BB: 0 P: 5	1B: 7 2B: 4 3B: 1 HR: 1	SF: 0 SAC: 2 DP: 0 HBP: 0	WP: 1 PB: 0 SB: 0 CS: 0	PA: 45
PITCHER	IP WLS BF H R ER SO BB IBB HBP BLK WP HR S P ERA WHIP																					
Jack Morris, R (1, 1) ERA: 3.67	7.2 L 37 9 6 6 6 2 2 0 0 1 0 45 61 7.04 1.435																					
Aurelio Lopez, R (8, 1) ERA: 2.65	0.0 2 2 1 1 0 0 0 0 0 0 1 2 2 ∞ ∞																					
Bill Scherrer, L (8, 1) ERA: 4.74	0.2 4 2 0 0 1 0 0 0 0 0 0 6 6 0.00 3.000																					
Doug Bair, R (9, 1) ERA: 3.93	0.2 2 0 0 0 0 0 0 0 0 0 0 2 2 0.00 0.000																					

Baltimore Orioles @ Detroit Tigers
 Tiger Stadium, Detroit, MI
 Mon Sep 03 1984, 3:33 AM EDT
 Att: 36,797 - Unknown

livebaseballscorecards.com

AB	39
R	7
H	13
RBI	6
BB	4
SO	7
LOB	25



BOTTOM

Baltimore Orioles @ Detroit Tigers
 Tiger Stadium, Detroit, MI
 Mon Sep 03 1984, 3:33 AM EDT
 Att. 36,797 - Unknown

livebaseballscorecards.com

AB	35
R	4
H	9
RBI	4
BB	3
SO	7
LOB	12



WP: 0	PA: 38
PB: 0	
SB: 0	
CS: 1	

AB R H RBI BB SO LOB

5	0	0	1	0	0	3
5	0	2	0	0	0	1
1	0	0	0	0	1	0
3	0	0	0	0	0	3
3	1	0	0	1	1	0
3	2	1	1	1	0	0
4	0	1	1	0	2	0
4	1	2	0	0	2	0
3	0	1	1	1	0	0
4	0	2	0	0	1	5

Batter	1	2	3	4	5	6	7	8	9
Lou Whitaker, L (1, 4) OBP: 0.358, SLG: 0.400	0-0 F8		0-0 4-3		0-0 F8		0-0 F8		0-0 4-3
Alan Trammell, R (1, 6) OBP: 0.375, SLG: 0.466	0-0 F8			0-0 5-3	0-0 CS 1B		0-0 1-2 1B		0-0 F8
Kirk Gibson, L (1, 10) OBP: 0.371, SLG: 0.522 Barbaro Garbey, R (4, PH) OBP: 0.326, SLG: 0.400	0-3 K			0-0 5-3	0-0 5-3		0-0 F5		
Lance Parrish, R (1, 2) OBP: 0.290, SLG: 0.454		0-0 F3		4-0 BB 1B BB		0-0 5-3		0-3 K	
Darrell Evans, L (1, 3) OBP: 0.357, SLG: 0.390		0-0 F3		4-0 BB 1B BB		0-0 HR		0-0 F9	
Ruppert Jones, L (1, 8) OBP: 0.344, SLG: 0.548		0-3 K		0-0 BB 1B		0-3 K		0-0 F3	
Johnny Grubb, L (1, 9) OBP: 0.400, SLG: 0.426			0-3 K	0-0 BB 1B		0-3 K			0-0 2B 4-3 1B
Larry Herndon, R (1, 7) OBP: 0.318, SLG: 0.377			0-0 F8	4-0 BB 1B		0-0 F6			0-0 4-3 2B
Howard Johnson, S (1, 5) OBP: 0.322, SLG: 0.386			0-0 1B	0-0 F9		0-0 1B 1B			0-3 K

Inning Stats	R: 0 H: 0 E: 0 K: 1 S: 5	R: 0 H: 0 E: 0 K: 1 S: 5	R: 0 H: 1 E: 0 K: 1 S: 6	R: 2 H: 2 E: 0 K: 0 S: 5	R: 0 H: 1 E: 0 K: 0 S: 3	R: 1 H: 1 E: 0 K: 2 S: 8	R: 0 H: 2 E: 0 K: 0 S: 5	R: 0 H: 0 E: 0 K: 1 S: 5	R: 1 H: 2 E: 0 K: 1 S: 7
--------------	--------------------------	--------------------------	--------------------------	--------------------------	--------------------------	--------------------------	--------------------------	--------------------------	--------------------------

PITCHER	IP	WLS	BF	H	R	ER	SO	BB	IBB	HBP	BLK	WP	HR	S	P	ERA	WHIP
Storm Davis, R (1, 1) ERA: 2.91	6.0		25	5	3	3	5	3	0	0	0	0	1	32	44	4.50	1.333
Sammy Stewart, R (7, 1) ERA: 2.81	3.0	W	13	4	1	1	2	0	0	0	0	0	0	17	17	3.00	1.333

Batter	1	2	3	4	5	6	7	8	9	AB R H RBI BB SO LOB	TOP
Al Bumbry, L (1, 8) OBP: 0.304, SLG: 0.309 John Shelby, S (9, 8) OBP: 0.243, SLG: 0.300	0-0 		0-0 3-1 		0-0 F8 		0-0 F5 		0-0 4-3 	5 1 2 0 0 0 0 0 0 0 0 0 0 0	
Mike Young, S (1, 9) OBP: 0.359, SLG: 0.440	0-0 		0-3 K 		0-0 		0-0 4-3 		0-0 G3 	5 1 2 0 0 1 0	
Cal Ripken Jr., R (1, 6) OBP: 0.383, SLG: 0.525	0-0 		0-3 K 		0-0 F8 		0-0 		0-3 K 	4 0 1 1 0 2 2	
Eddie Murray, S (1, 3) OBP: 0.424, SLG: 0.535	0-0 			0-0 6-3 	4-0 		0-0 			3 0 2 1 1 0 0	
John Lowenstein, L (1, 7) OBP: 0.318, SLG: 0.380 Gary Roenicke, R (1, PH) OBP: 0.339, SLG: 0.376	0-3 			0-0 6-3 	0-0 FC5-4 		0-0 6-3 			0 0 0 0 0 0 0 4 0 0 0 0 1 6	
Ken Singleton, S (1, 10) OBP: 0.279, SLG: 0.284	0-0 5-3 			0-3 K 		0-0 E7 		0-0 3-1 		4 0 0 0 0 1 1	
Wayne Gross, L (1, 5) OBP: 0.350, SLG: 0.430 Todd Cruz, R (8, PR) OBP: 0.275, SLG: 0.331		4-0 			0-0 F8 	0-0 3-1 		4-0 		2 0 0 0 2 0 1 0 0 0 0 0 0 0	
Rich Dauer, R (1, 4) OBP: 0.292, SLG: 0.341		0-0 			4-0 	0-0 1-3 		0-0 F7 		3 1 0 0 1 0 3	
Rick Dempsey, R (1, 2) OBP: 0.304, SLG: 0.344		0-0 F3 			0-0 	0-3 K 		0-3 K 		4 1 1 2 0 2 2	
Inning Stats	R: 2 H: 3 E: 0 LOB: 1 K: 1 BB: 0 S: 8 P: 8	R: 0 H: 0 E: 0 LOB: 0 K: 0 BB: 1 S: 2 P: 6	R: 0 H: 0 E: 0 LOB: 0 K: 2 BB: 0 S: 7 P: 7	R: 0 H: 0 E: 0 LOB: 0 K: 1 BB: 0 S: 5 P: 5	R: 2 H: 3 E: 0 LOB: 3 K: 0 BB: 2 S: 6 P: 14	R: 0 H: 0 E: 1 LOB: 1 K: 1 BB: 0 S: 6 P: 6	R: 0 H: 2 E: 0 LOB: 2 K: 0 BB: 0 S: 5 P: 5	R: 0 H: 0 E: 0 LOB: 1 K: 1 BB: 1 S: 5 P: 9	R: 0 H: 0 E: 0 LOB: 0 K: 1 BB: 0 S: 5 P: 5	1B: 6 SF: 1 2B: 1 SAC: 0 3B: 0 DP: 1 HR: 1 HBP: 0	WP: 0 PA: 39 PB: 1 SB: 0 CS: 0
PITCHER Dave Rozema, R (1, 1) ERA: 3.9 Bill Scherrer, L (1, 1) ERA: 4.68 Roger Mason, R (2, 1) ERA: 2.25	IP WLS BF H R ER SO BB IBB HBP BLK WP HR S P ERA WHIP 0.1 L 4 3 2 1 0 0 0 0 0 0 0 0 4 4 27.00 9.000 0.2 3 0 0 0 1 1 0 0 0 0 0 0 4 8 0.00 1.500 8.0 32 5 2 2 6 3 0 0 0 0 0 1 41 53 2.25 1.000	PITCHER IP WLS BF H R ER SO BB IBB HBP BLK WP HR S P ERA WHIP									

Baltimore Orioles @ Detroit Tigers
 Tiger Stadium, Detroit, MI
 Tue Sep 04 1984, 7:05 PM EDT
 Att: 27,767 - Unknown

livebaseballscorecards.com

AB	34
R	4
H	8
RBI	4
BB	4
SO	7
LOB	15



Batter	1	2	3	4	5	6	7	8	9	AB R H RBI BB SO LOB
Lou Whitaker, L OBP: 0.356, SLG: 0.398 (1, 4)	0-3 K		0-0 1-3		0-0 G1-6-3 1B		0-3 K		0-0 G3	5 0 1 0 0 2 2
Alan Trammell, R OBP: 0.379, SLG: 0.468 (1, 6)	0-0 3-1 1B		4-0 BB		0-0 G1-6-3 1B		4-0 G4-6-3 BB			2 0 2 0 2 0 0
Ruppert Jones, L OBP: 0.337, SLG: 0.536 (1, 8)	0-0 3-1 1-2		0-3 K		0-0 G1-6-3 1-2f 2-3		0-0 G4-6-3 1-2f			4 0 0 0 0 1 5
Lance Parrish, R OBP: 0.292, SLG: 0.452 (1, 2)	4-0 BB			4-0 FC3-6 BB		0-0 F6		0-0 F2		2 0 0 0 2 0 1
Darrell Evans, L OBP: 0.356, SLG: 0.388 (1, 3)	0-3 K			0-0 FC3-6 FC5 BB 1-2f		0-0 G3 BB 1B		0-0 F5		4 0 1 0 0 1 3
Johnny Grubb, L OBP: 0.402, SLG: 0.420 (1, 10)		0-0 1-3		4-0 FC5 1B BB 1-2		4-0 G3 BB 1-2		0-3 K		2 1 0 0 2 1 0
Larry Herndon, R OBP: 0.315, SLG: 0.373 (1, 7)		0-0 5-3		0-0 FC5 1B 1-2 2-3f		0-3 K		0-3 K		4 0 0 0 0 2 4
Nelson Simmons, S OBP: 0.250, SLG: 0.250 (1, 9)		0-3 K		0-0 1-3 2-H 1B		0-0 G3 1-2 2-3		0-3 K		4 0 1 1 0 2 2
Howard Johnson, S OBP: 0.324, SLG: 0.387 (1, 5)			0-0 1-3 1B		0-0 F6		0-0 4-3		0-0 1B	4 0 2 0 0 0 4


Inning Stats	R: 0	H: 1	E: 0	K: 2	S: 8	LOB: 2	BB: 1	P: 12	R: 0	H: 0	E: 0	K: 1	S: 5	LOB: 0	BB: 0	P: 5	R: 0	H: 1	E: 0	K: 1	S: 5	LOB: 1	BB: 1	P: 9	R: 1	H: 1	E: 0	K: 0	S: 4	LOB: 2	BB: 2	P: 12	R: 0	H: 2	E: 0	K: 0	S: 4	LOB: 1	BB: 0	P: 4	R: 0	H: 1	E: 0	K: 1	S: 6	LOB: 2	BB: 1	P: 10	R: 0	H: 0	E: 0	K: 1	S: 4	LOB: 0	BB: 1	P: 8	R: 0	H: 0	E: 0	K: 1	S: 5	LOB: 0	BB: 0	P: 5	R: 0	H: 1	E: 0	K: 2	S: 8	LOB: 1	BB: 0	P: 8	R: 0	H: 0	E: 0	K: 1	S: 8	LOB: 0	BB: 0	P: 5
1B: 7	2B: 0	3B: 0	HR: 0	SF: 0	SAC: 0	DP: 2	HBP: 0	WP: 0	PA: 37																																																																							

PITCHER	IP	WLS	BF	H	R	ER	SO	BB	IBB	HBP	BLK	WP	HR	S	P	ERA	WHIP
Mike Boddicker, R ERA: 2.8 (1, 1)	7.0	W	30	6	1	1	6	6	0	0	0	0	0	36	60	1.29	1.714
Sammy Stewart, R ERA: 2.74 (8, 1)	2.0	S	7	1	0	0	3	0	0	0	0	0	0	13	13	0.00	0.500

BOTTOM

Baltimore Orioles @ Detroit Tigers
Tiger Stadium, Detroit, MI
Tue Sep 04 1984, 7:05 PM EDT
Att. 27,767 - Unknown

AB	31
R	1
H	7
RBI	1
BB	6
SO	9
LOB	21



WP	HR	S	P	ERA	WHIP
0	0	0	0	0.00	0.500

Batter	1	2	3	4	5	6	7	8	9	AB R H RBI BB SO LOB	TOP											
Al Bumbry, L (1, 8) OBP: 0.305, SLG: 0.307 Benny Ayala, R (8, PH) OBP: 0.252, SLG: 0.347 Todd Cruz, R (8, 5) OBP: 0.275, SLG: 0.331	0-0 F9		0-0 F6			4-0 BB		0-3 K		2 0 0 0 1 0 0 1 0 0 0 0 1 2 0 0 0 0 0 0 0												
Mike Young, S (1, 9) OBP: 0.355, SLG: 0.434	0-0 4-3			0-0 6-3		0-0 F8		0-0 F9		4 0 0 0 0 0 4												
Cal Ripken Jr., R (1, 6) OBP: 0.381, SLG: 0.521	0-3 K			0-3 K		0-0 F4			0-0 F9	4 0 0 0 0 2 1												
Eddie Murray, S (1, 3) OBP: 0.425, SLG: 0.536		0-0 2B		0-0 F7			0-0 6-3		4-0 1B BB	3 0 1 0 1 0 0												
John Lowenstein, L (1, 7) OBP: 0.315, SLG: 0.375 Floyd Rayford, R (8, 2) OBP: 0.296, SLG: 0.364		0-3 K			0-0 F8		0-0 F6		0-0 F8	3 0 0 0 0 1 1 1 0 0 0 0 0 1												
Ken Singleton, S (1, 10) OBP: 0.282, SLG: 0.287 Victor Rodriguez, R (9, PR)		0-0 F8			0-0 1B		0-3 K		0-0 1-3 1B	4 0 2 0 0 1 1 0 0 0 0 0 0 0												
Wayne Gross, L (1, 5) OBP: 0.347, SLG: 0.425 Lenn Sakata, R (8, 4) OBP: 0.206, SLG: 0.252		0-3 K			0-3 K			0-0 F3	0-0 F7	3 0 0 0 0 2 2 1 0 0 0 0 0 2												
Rich Dauer, R (1, 4) OBP: 0.293, SLG: 0.340 Joe Nolan, L (8, PH) OBP: 0.420, SLG: 0.404 John Shelby, S (8, 8) OBP: 0.243, SLG: 0.300			4-0 L4-3 BB		0-3 K			4-0 WP HBP BB		1 0 0 0 1 1 1 0 0 0 0 1 0 0 0 0 0 0 0 0 0												
Rick Dempsey, R (1, 2) OBP: 0.303, SLG: 0.342 Jim Dwyer, L (8, PH) OBP: 0.315, SLG: 0.302 Gary Roenicke, R (8, PH) OBP: 0.341, SLG: 0.376			0-0 L4-3			0-0 F7		1-0 WP	1-2 HBP	2 0 0 0 0 0 1 0 0 0 0 0 0 0 0 0 0 0 0 0 0												
Inning Stats	R: 0 E: 0 K: 1 S: 5	H: 0 LOB: 0 BB: 0 P: 5	R: 0 E: 0 K: 2 S: 8	H: 1 LOB: 1 BB: 0 P: 8	R: 0 E: 0 K: 0 S: 2	H: 0 LOB: 0 BB: 1 P: 6	R: 0 E: 0 K: 1 S: 5	H: 0 LOB: 0 BB: 0 P: 5	R: 0 E: 0 K: 2 S: 8	H: 1 LOB: 1 BB: 0 P: 8	R: 0 E: 0 K: 1 S: 3	H: 0 LOB: 1 BB: 1 P: 7	R: 0 E: 0 K: 1 S: 5	H: 0 LOB: 0 BB: 0 P: 5	R: 0 E: 0 K: 1 S: 5	H: 0 LOB: 3 BB: 1 P: 10	R: 0 E: 0 K: 0 S: 4	H: 1 LOB: 2 BB: 1 P: 8	1B: 2 2B: 2 3B: 0 HR: 0	SF: 0 SAC: 0 DP: 1 HBP: 1	WP: 1 PB: 0 SB: 0 CS: 0	PA: 34
PITCHER	IP WLS BF H R ER SO BB IBB HBP BLK WP HR S P ERA WHIP																					
Juan Berenguer, R (1, 1) ERA: 3.72 Willie Hernandez, L (8, 1) ERA: 1.98	7.1 W 26 2 0 0 7 3 0 0 0 0 0 0 37 49 0.00 0.682																					
	1.2 S 8 1 0 0 1 1 0 1 0 1 0 1 0 8 13 0.00 1.200																					

Baltimore Orioles @ Detroit Tigers
 Tiger Stadium, Detroit, MI
 Wed Sep 05 1984, 7:05 PM EDT
 Att: 34,065 - Unknown

livebaseballscorecards.com

AB	29
R	0
H	3
RBI	0
BB	4
SO	8
LOB	16



Batter	1	2	3	4	5	6	7	8	9	AB	R	H	RBI	BB	SO	LOB
Lou Whitaker, L (1, 4) OBP: 0.356, SLG: 0.396	0-0 1-3		0-0 F8			0-0 SH2-4 1B		0-0 F7		4	0	1	0	0	0	0
Alan Trammell, R (1, 6) OBP: 0.381, SLG: 0.472	0-0 E 2B		0-0 G4-3-6 1B			0-0 SH2-4 1-2		0-0 E6 G5-4-3		3	1	2	0	0	0	0
Barbaro Garbey, R (1, 10) OBP: 0.325, SLG: 0.398	0-0 E6 1B		0-0 G4-3-6 1-2f			0-0 F8		0-0 G5-4-3 1-2f		4	0	1	0	0	0	3
Lance Parrish, R (1, 2) OBP: 0.292, SLG: 0.450	0-0 5-3			0-3 K		4-0 1B IBB				2	0	0	0	1	1	1
Larry Herndon, R (1, 7) OBP: 0.315, SLG: 0.373	0-0 F9			0-0 6-3		0-0 1-2 2-3 1B				3	0	1	0	0	0	1
Darrell Evans, L (1, 3) OBP: 0.356, SLG: 0.388		0-0 1-3 1-3 1B		0-3 K		0-0 F7				3	0	1	0	0	1	3
Rusty Kuntz, R (1, 9) OBP: 0.374, SLG: 0.395		0-0 1-3			0-0 4-3			0-0 5-3		3	0	0	0	0	0	1
Ruppert Jones, L (1, 8) OBP: 0.332, SLG: 0.527		0-0 1-3			0-3 K			0-3 K		3	0	0	0	0	2	1
Marty Castillo, R (1, 5) OBP: 0.279, SLG: 0.327		0-0 F6			0-0 F5			0-0 F5		3	0	0	0	0	0	1
Inning Stats	R: 1 E: 1 K: 0 S: 5	H: 2 LOB: 1 BB: 0 P: 5	R: 0 E: 0 K: 0 S: 4	H: 1 LOB: 1 BB: 0 P: 4	R: 0 E: 0 K: 0 S: 3	H: 1 LOB: 0 BB: 0 P: 3	R: 0 E: 0 K: 2 S: 7	H: 0 LOB: 0 BB: 0 P: 7	R: 0 E: 0 K: 1 S: 5	H: 2 LOB: 3 BB: 1 P: 9	R: 0 E: 0 K: 1 S: 5	H: 0 LOB: 0 BB: 0 P: 5	R: 0 E: 1 K: 0 S: 3	H: 0 LOB: 0 BB: 0 P: 3	1B: 5 2B: 1 3B: 0 HR: 0	SF: 0 SAC: 1 DP: 2 HBP: 0
PITCHER Mike Flanagan, L (1, 1) ERA: 3.48	IP: 8.0 WLS: L BF: 30 H: 6 R: 1 ER: 0 SO: 4 BB: 0 IBB: 1 HBP: 0 BLK: 0 WP: 0 HR: 0 S: 37 P: 41 ERA: 0.00 WHIP: 0.750								PITCHER	IP: 0 WLS: 0 BF: 0 H: 0 R: 0 ER: 0 SO: 0 BB: 0 IBB: 0 HBP: 0 BLK: 0 WP: 0 HR: 0 S: 0 P: 0 ERA: 0.00 WHIP: 0.00						

BOTTOM

Baltimore Orioles @ Detroit Tigers
Tiger Stadium, Detroit, MI
Wed Sep 05 1984, 7:05 PM EDT
Att. 34,065 - Unknown

livebaseballscorecards.com

AB	28
R	1
H	6
RBI	0
BB	1
SO	4
LOB	11



WP: 0	PA: 30
PB: 0	
SB: 0	
CS: 0	

Batter	1	2	3	4	5	6	7	8	9	10	AB	R	H	RBI	BB	SO	LOB	TOP								
Lou Whitaker, L (1, 4) OBP: 0.354, SLG: 0.393	F7		F8			F9		HR	SH3-1	F7	4	1	0	0	1	0	3									
Alan Trammell, R (1, 6) OBP: 0.378, SLG: 0.468	K		FC5-4			K		F9	FC4-2	G3	6	0	1	0	0	2	5									
Kirk Gibson, L (1, 9) OBP: 0.369, SLG: 0.525	F8					G3		HR	FC4-2		5	1	1	3	0	0	2									
Lance Parrish, R (1, 2) OBP: 0.291, SLG: 0.447		5-3				F8		1-3	FC5-4		4	1	0	0	1	0	2									
Darrell Evans, L (1, 10) OBP: 0.353, SLG: 0.384		F6				3-1		4-3		6-3	3	0	0	0	0	0	0									
Barbaro Garbey, R (8, PH) OBP: 0.326, SLG: 0.399								BB			2	0	1	0	0	0	0									
Ruppert Jones, L (1, 7) OBP: 0.332, SLG: 0.524						4-3		1B			3	0	1	0	0	1	0									
Larry Herndon, R (8, PH) OBP: 0.317, SLG: 0.373								BB			0	0	0	0	1	0	0									
Marty Castillo, R (8, 5) OBP: 0.279, SLG: 0.327								BB			0	0	0	0	0	0	0									
Mike Luga, L (10, PH) OBP: 1.000, SLG: 1.000								BB			1	0	1	0	0	0	0									
Tom Brookens, R (10, PR) OBP: 0.299, SLG: 0.368								BB			0	1	0	0	0	0	0									
Chet Lemon, R (1, 8) OBP: 0.359, SLG: 0.494						6-3		F4			4	1	2	1	1	0	1									
Dave Bergman, L (1, 3) OBP: 0.355, SLG: 0.439								HR			5	2	4	3	0	0	3									
Howard Johnson, S (1, 5) OBP: 0.322, SLG: 0.385								HR			2	0	0	0	0	2	3									
Johnny Grubb, L (8, PH) OBP: 0.403, SLG: 0.417											1	0	0	0	1	0	1									
Rusty Kuntz, R (9, PR) OBP: 0.378, SLG: 0.395											0	0	0	0	1	0	0									
Inning Stats	R: 0 E: 0 K: 1 S: 5	H: 0 LOB: 0 BB: 0 P: 5	R: 0 E: 0 K: 1 S: 5	H: 0 LOB: 0 BB: 0 P: 5	R: 0 E: 0 K: 1 S: 7	H: 2 LOB: 2 BB: 0 P: 7	R: 0 E: 0 K: 0 S: 3	H: 0 LOB: 0 BB: 0 P: 3	R: 0 E: 0 K: 1 S: 6	H: 1 LOB: 1 BB: 0 P: 6	R: 0 E: 0 K: 1 S: 5	H: 0 LOB: 0 BB: 0 P: 5	R: 0 E: 0 K: 0 S: 4	H: 1 LOB: 1 BB: 0 P: 4	R: 4 E: 0 K: 0 S: 6	H: 3 LOB: 3 BB: 4 P: 22	R: 0 E: 0 K: 0 S: 4	H: 1 LOB: 2 BB: 1 P: 8	R: 3 E: 0 K: 0 S: 6	H: 3 LOB: 1 BB: 1 P: 10	1B: 8 2B: 1 3B: 0 HR: 2	SF: 0 SAC: 1 DP: 0 HBP: 0	WP: 0 PB: 0 SB: 0 CS: 0	PA: 47		
PITCHER	IP	WLS	BF	H	R	ER	SO	BB	IBB	HBP	BLK	WP	HR	S	P	ERA	WHIP									
Doyle Alexander, R (1, 1) ERA: 3.31	7.2		31	6	4	4	5	2	0	0	0	0	1	39	47	4.70	1.043									
Jimmy Key, L (8, 1) ERA: 4.91	0.0		1	1	0	0	0	0	0	0	0	0	0	1	1	∞	∞									
Roy Lee Jackson, R (8, 1) ERA: 3.52	0.0		2	0	0	0	0	2	0	0	0	0	0	0	8	∞	∞									
Jim Gott, R (8, 1) ERA: 4.0	0.2		4	1	0	0	0	1	0	0	0	0	0	3	7	0.00	3.000									
Bryan Clark, L (9, 1) ERA: 4.82	0.1		1	0	0	0	0	0	0	0	0	0	0	1	1	0.00	0.000									
PITCHER	IP	WLS	BF	H	R	ER	SO	BB	IBB	HBP	BLK	WP	HR	S	P	ERA	WHIP									
Ron Musselman, R (9, 1) ERA: 3.86	1.1		8	3	3	3	0	1	0	0	0	0	1	7	11	20.25	3.000									

Detroit Tigers @ Toronto Blue Jays
Exhibition Stadium, Toronto, ON
Fri Sep 07 1984, 7:05 PM EDT
Att. 37,420 - Unknown

livebaseballscores.com

AB 40
R 7
H 11
RBI 7
BB 6
SO 5
LOB 20



BOTTOM

Detroit Tigers @ Toronto Blue Jays
Exhibition Stadium, Toronto, ON
Fri Sep 07 1984, 7:05 PM EDT
Att: 37,420 - Unknown

livebaseballscorecards.com

AB	35
R	4
H	7
RBI	3
BB	2
SO	7
LOB	12



WP	0	PA	39
PB	0		
SB	1		
CS	1		

AB R H RBI BB SO LOB

5 0 1 1 0 0 0

2 0 0 0 2 0 0

3 0 0 0 0 0 3

2 0 0 0 0 1 1

4 1 1 0 0 0 1

4 0 1 0 0 1 1

3 1 2 2 0 0 0

1 0 1 0 0 0 0

0 0 0 0 0 0 0

3 0 0 0 0 2 2

1 0 0 0 0 1 1

0 0 0 0 0 0 0

4 1 1 0 0 2 3

3 1 0 0 0 0 0

1B: 6 SF: 0

E: 0 LOB: 1 2B: 0 SAC: 1

K: 0 BB: 1 3B: 0 DP: 1

S: 3 P: 7 HR: 1 HBP: 1

1B: 6 SF: 0

E: 0 LOB: 1 2B: 0 SAC: 1

K: 1 BB: 0 3B: 0 DP: 1

S: 5 P: 5 HR: 1 HBP: 1

R: 0 H: 0

E: 0 LOB: 0

K: 1 BB: 0

S: 5 P: 5

R: 0 H: 1

E: 0 LOB: 1

K: 1 BB: 0

S: 5 P: 5

R: 0 H: 0

E: 0 LOB: 1

K: 0 BB: 1

S: 3 P: 7

1B: 6 SF: 0

E: 0 LOB: 1 2B: 0 SAC: 1

K: 1 BB: 0 3B: 0 DP: 1

S: 3 P: 7 HR: 1 HBP: 1

R: 0 H: 0

E: 0 LOB: 0

K: 1 BB: 0

S: 5 P: 5

R: 0 H: 1

E: 0 LOB: 1

K: 1 BB: 0

S: 5 P: 5

R: 0 H: 0

E: 0 LOB: 1

K: 0 BB: 1

S: 3 P: 7

1B: 6 SF: 0

E: 0 LOB: 1 2B: 0 SAC: 1

K: 1 BB: 0 3B: 0 DP: 1

S: 3 P: 7 HR: 1 HBP: 1

R: 0 H: 0

E: 0 LOB: 0

K: 1 BB: 0

S: 5 P: 5

R: 0 H: 1

E: 0 LOB: 1

K: 1 BB: 0

S: 5 P: 5

R: 0 H: 0

E: 0 LOB: 1

K: 0 BB: 1

S: 3 P: 7

1B: 6 SF: 0

E: 0 LOB: 1 2B: 0 SAC: 1

K: 1 BB: 0 3B: 0 DP: 1

S: 3 P: 7 HR: 1 HBP: 1

R: 0 H: 0

E: 0 LOB: 0

K: 1 BB: 0

S: 5 P: 5

R: 0 H: 1

E: 0 LOB: 1

K: 1 BB: 0

S: 5 P: 5

R: 0 H: 0

E: 0 LOB: 1

K: 0 BB: 1

S: 3 P: 7

1B: 6 SF: 0

E: 0 LOB: 1 2B: 0 SAC: 1

K: 1 BB: 0 3B: 0 DP: 1

S: 3 P: 7 HR: 1 HBP: 1

R: 0 H: 0

E: 0 LOB: 0

K: 1 BB: 0

S: 5 P: 5

R: 0 H: 1

E: 0 LOB: 1

K: 1 BB: 0

S: 5 P: 5

R: 0 H: 0

E: 0 LOB: 1

K: 0 BB: 1

S: 3 P: 7

1B: 6 SF: 0

E: 0 LOB: 1 2B: 0 SAC: 1

K: 1 BB: 0 3B: 0 DP: 1

S: 3 P: 7 HR: 1 HBP: 1

R: 0 H: 0

E: 0 LOB: 0

K: 1 BB: 0

S: 5 P: 5

R: 0 H: 1

E: 0 LOB: 1

K: 1 BB: 0

S: 5 P: 5

R: 0 H: 0

E: 0 LOB: 1

K: 0 BB: 1

S: 3 P: 7

1B: 6 SF: 0

E: 0 LOB: 1 2B: 0 SAC: 1

K: 1 BB: 0 3B: 0 DP: 1

S: 3 P: 7 HR: 1 HBP: 1

R: 0 H: 0

E: 0 LOB: 0

K: 1 BB: 0

S: 5 P: 5

R: 0 H: 1

E: 0 LOB: 1

K: 1 BB: 0

S: 5 P: 5

R: 0 H: 0

E: 0 LOB: 1

K: 0 BB: 1

S: 3 P: 7

1B: 6 SF: 0

E: 0 LOB: 1 2B: 0 SAC: 1

K: 1 BB: 0 3B: 0 DP: 1

S: 3 P: 7 HR: 1 HBP: 1

R: 0 H: 0

E: 0 LOB: 0

K: 1 BB: 0

S: 5 P: 5

R: 0 H: 1

E: 0 LOB: 1

K: 1 BB: 0

S: 5 P: 5

R: 0 H: 0

E: 0 LOB: 1

K: 0 BB: 1

S: 3 P: 7

1B: 6 SF: 0

E: 0 LOB: 1 2B: 0 SAC: 1

K: 1 BB: 0 3B: 0 DP: 1

S: 3 P: 7 HR: 1 HBP: 1

R: 0 H: 0

E: 0 LOB: 0

K: 1 BB: 0

S: 5 P: 5

R: 0 H: 1

E: 0 LOB: 1

K: 1 BB: 0

S: 5 P: 5

R: 0 H: 0

E: 0 LOB: 1

K: 0 BB: 1

S: 3 P: 7

1B: 6 SF: 0

E: 0 LOB: 1 2B: 0 SAC: 1

K: 1 BB: 0 3B: 0 DP: 1

S: 3 P: 7 HR: 1 HBP: 1

R: 0 H: 0

E: 0 LOB: 0

K: 1 BB: 0

S: 5 P: 5

R: 0 H: 1

E: 0 LOB: 1

K: 1 BB: 0

S: 5 P: 5

R: 0 H: 0

E: 0 LOB: 1

K: 0 BB: 1

S: 3 P: 7

1B: 6 SF: 0

E: 0 LOB: 1 2B: 0 SAC: 1

K: 1 BB: 0 3B: 0 DP: 1

S: 3 P: 7 HR: 1 HBP: 1

R: 0 H: 0

E: 0 LOB: 0

K: 1 BB: 0

S: 5 P: 5

R: 0 H: 1

E: 0 LOB: 1

K: 1 BB: 0

S: 5 P: 5

R: 0 H: 0

E: 0 LOB: 1

K: 0 BB: 1

S: 3 P: 7

1B: 6 SF: 0

E: 0 LOB: 1 2B: 0 SAC: 1

K: 1 BB: 0 3B: 0 DP: 1

S: 3 P: 7 HR: 1 HBP: 1

R: 0 H: 0

E: 0 LOB: 0

K: 1 BB: 0

S: 5 P: 5

R: 0 H: 1

E: 0 LOB: 1

K: 1 BB: 0

S: 5 P: 5

R: 0 H: 0

E: 0 LOB: 1

K: 0 BB: 1

S: 3 P: 7

1B: 6 SF: 0

E: 0 LOB: 1 2B: 0 SAC: 1

K: 1 BB: 0 3B: 0 DP: 1

S: 3 P: 7 HR: 1 HBP: 1

R: 0 H: 0

E: 0 LOB: 0

K: 1 BB: 0

S: 5 P: 5

R: 0 H: 1

E: 0 LOB: 1

K: 1 BB: 0

S: 5 P: 5

R: 0 H: 0

E: 0 LOB: 1

K: 0 BB: 1

S: 3 P: 7

1B: 6 SF: 0

E: 0 LOB: 1 2B: 0 SAC: 1

K: 1 BB: 0 3B: 0 DP: 1

S: 3 P: 7 HR: 1 HBP: 1

R: 0 H: 0

E: 0 LOB: 0

K: 1 BB: 0

S: 5 P: 5

R: 0 H: 1

E: 0 LOB: 1

K: 1 BB: 0

S: 5 P: 5

R: 0 H: 0

E: 0 LOB: 1

K: 0 BB: 1

S: 3 P: 7

1B: 6 SF: 0

E: 0 LOB: 1 2B: 0 SAC: 1

K: 1 BB: 0 3B: 0 DP: 1

S: 3 P: 7 HR: 1 HBP: 1

R: 0 H: 0

E: 0 LOB: 0

K: 1 BB: 0

S: 5 P: 5

R: 0 H: 1

E: 0 LOB: 1

K: 1 BB: 0

S: 5 P: 5

R: 0 H: 0


E: 0 LOB: 1

K: 0 BB: 1

S: 3 P: 7

1B: 6 SF: 0

E: 0 LOB: 1 2B: 0 SAC: 1

Batter	1	2	3	4	5	6	7	8	9	AB R H RBI BB SO LOB	TOP											
Lou Whitaker, L (1, 4) OBP: 0.356, SLG: 0.393	4-0 CS BB		0-0 4-3		4-0 1B BB		0-0 WP 2B 1B	0-0 E6 1B		3 2 1 0 2 0 3												
Alan Trammell, R (1, 6) OBP: 0.380, SLG: 0.471	0-3 K		0-0 F3		0-0 1B		0-0 1-H 2B	0-0 E9 1B 1B		5 1 3 3 0 1 2												
Kirk Gibson, L (1, 9) OBP: 0.368, SLG: 0.521	0-0 F6		0-0 4-1		0-3 K		0-0 4-3	0-0 1B		5 0 1 2 0 1 4												
Lance Parrish, R (1, 2) OBP: 0.290, SLG: 0.444		0-3 K		0-0 F4		0-0 F7		0-0 SH1-3 1B		5 1 1 0 0 1 1												
Darrell Evans, L (1, 5) Marty Castillo, R (7, 5) OBP: 0.353, SLG: 0.392 OBP: 0.276, SLG: 0.325		0-0 HR		0-0 F7		0-0 4-3		0-0 SH1-3 1-2	0-0 5-3	3 1 1 1 0 0 0 1 0 0 0 0 0 0												
Ruppert Jones, L (1, 7) Larry Herndon, R (8, PH) (8, 7) OBP: 0.332, SLG: 0.519 OBP: 0.315, SLG: 0.371		4-0 BB		0-0 F4		0-3 K		0-0 5-3	0-0 5-3	2 0 0 0 1 1 0 2 0 0 0 0 0 1												
Johnny Grubb, L (1, 10) OBP: 0.409, SLG: 0.459		0-3 K			0-0 HR		0-0 HR	4-0 BB E IBB	0-0 4-3	4 3 2 2 1 1 1	AB 36 R 10 H 10 RBI 9 BB 6 SO 9 LOB 13											
Chet Lemon, R (1, 8) OBP: 0.358, SLG: 0.491		0-3 K			0-0 F8		0-3 K	4-0 E BB BB		3 1 0 0 1 2 1												
Dave Bergman, L (1, 3) Mike Laga, L (8, 3) OBP: 0.357, SLG: 0.446 OBP: 1.000, SLG: 1.000			0-0 3B		0-3 K		0-3 K	4-0 E BB		3 1 1 1 1 2 0 0 0 0 0 0 0 0												
Inning Stats	R: 0 E: 0 K: 1 S: 4	H: 0 LOB: 0 BB: 1 P: 8	R: 1 E: 0 K: 3 S: 10	H: 1 LOB: 1 BB: 1 P: 14	R: 0 E: 0 K: 0 S: 4	H: 1 LOB: 1 BB: 0 P: 4	R: 0 E: 0 K: 0 S: 3	H: 0 LOB: 0 BB: 0 P: 3	R: 1 E: 0 K: 2 S: 9	H: 2 LOB: 2 BB: 1 P: 13	R: 0 E: 0 K: 1 S: 5	H: 0 LOB: 0 BB: 0 P: 5	R: 2 E: 0 K: 2 S: 10	H: 3 LOB: 1 BB: 0 P: 10	R: 6 E: 2 K: 0 S: 7	H: 3 LOB: 1 BB: 3 P: 19	R: 0 E: 0 K: 0 S: 3	H: 0 LOB: 0 BB: 0 P: 3	1B: 5 2B: 1 3B: 1 HR: 3	SF: 0 SAC: 1 DP: 0 HBP: 0	WP: 1 PB: 0 SB: 0 CS: 1	PA: 43
PITCHER	IP WLS BF H R ER SO BB IBB HBP BLK WP HR S P ERA WHIP																					
Luis Leal, R (1, 1) ERA: 3.67	6.2 L 29 7 4 4 9 3 0 0 0 0 1 3 44 56 5.40 1.500																					
Bryan Clark, L (7, 1) ERA: 4.97	0.2 3 1 1 1 0 0 0 0 0 0 0 0 3 3 13.50 1.500																					
Dennis Lamp, R (8, 1) ERA: 3.68	0.2 8 2 5 0 0 2 1 0 0 0 0 5 17 0.00 6.000																					
Jim Acker, R (9, 1) ERA: 4.41	1.0 3 0 0 0 0 0 0 0 0 0 0 3 3 0.00 0.000																					

Detroit Tigers @ Toronto Blue Jays
 Exhibition Stadium, Toronto, ON
 Sat Sep 08 1984, 3:33 AM EDT
 Att: 41,059 - Unknown

livebaseballscorecards.com

BOTTOM

Detroit Tigers @ Toronto Blue Jays
 Exhibition Stadium, Toronto, ON
 Sat Sep 08 1984, 3:33 AM EDT
 Att. 41,059 - Unknown

livebaseballscorecards.com

AB	37
R	4
H	10
RBI	4
BB	3
SO	7
LOB	20



WP: 0	PA: 41
PB: 0	
SB: 1	
CS: 0	

AB R H RBI BB SO LOB

4	1	1	0	0	0	0
5	0	2	1	0	1	1
4	0	1	0	1	1	3
5	0	2	1	0	1	1
4	2	2	1	1	0	4
1	0	0	0	1	0	1
2	0	0	0	0	1	3
2	0	1	1	0	0	0
1	0	0	0	0	0	1
1	0	0	0	0	0	2
4	0	0	0	0	3	2
4	1	1	0	0	0	2

1B: 6	SF: 0
2B: 3	SAC: 0
3B: 0	DP: 0
HR: 1	HBP: 1

PITCHER

IP	WLS	BF	H	R	ER	SO	BB	IBB	HBP	BLK	WP	HR	S	P	ERA	WHIP
4.1		19	5	2	2	2	1	0	0	0	0	1	22	26	4.15	1.385
1.2	W	6	0	0	0	3	1	0	0	0	0	0	11	15	0.00	0.600
3.0	S	16	5	2	2	2	1	0	1	0	0	0	18	23	6.00	2.000

Batter	1	2	3	4	5	6	7	8	9
Damaso Garcia, R (1, 4) OBP: 0.319, SLG: 0.387	0-0 5-3		0-0 F8		0-0 5-3		1-0 HBP		0-0 4-3 1B 1-3 1B
Dave Collins, S (1, 7) OBP: 0.366, SLG: 0.443	0-3 K		0-0 S 1B		0-0 F7		0-0 5-3		0-0 1B 4-3 1-2 1B 3-H
Rance Mulliniks, L (1, 5) OBP: 0.390, SLG: 0.450	0-0 2B		0-0 6-3		0-3 K			4-0 2B BB	0-0 4-3
Willie Upshaw, L (1, 3) OBP: 0.355, SLG: 0.493	0-0 G3			0-0 4-3		0-3 K		0-0 1-3 2B	0-0 FC6-4 1B 2-3 2-3 3-H
George Bell, R (1, 9) OBP: 0.335, SLG: 0.508		0-0 3-1 G3 2B		0-0 HR		4-0 FC6-4 BB		0-0 F4	0-0 FC6-4 1-2f
Willie Aikens, L (1, 10) OBP: 0.306, SLG: 0.377		0-0 3-1		4-0 1B BB		0-3 K		0-0 F8	
Cliff Johnson, R (6, PH) OBP: 0.386, SLG: 0.498		2-3							
Ernie Whitt, L (1, 2) OBP: 0.335, SLG: 0.432		0-0 G3		0-0 BB		0-0 FC6-4		0-0 5-3	
Mitch Webster, S (6, PH) OBP: 0.313, SLG: 0.533		3-H		1-2 1B		1-2f			
Buck Martinez, R (7, 2) OBP: 0.298, SLG: 0.360									
Jesse Barfield, R (1, 8) OBP: 0.352, SLG: 0.474		0-0 F9		0-3 K		0-3 K			0-3 K
Alfredo Griffin, S (1, 6) OBP: 0.239, SLG: 0.293			0-0 3-1		0-0 F9		0-0 6-3		0-0 1B 1B 1B

Inning Stats	R: 0	H: 1	E: 0	K: 1	S: 6	R: 1	H: 1	E: 0	K: 0	S: 4	R: 0	H: 1	E: 0	K: 0	S: 4	R: 1	H: 2	E: 0	K: 1	S: 7	R: 0	H: 0	E: 0	K: 1	S: 5	R: 0	H: 0	E: 0	K: 2	S: 7	R: 0	H: 0	E: 0	K: 1	S: 5	R: 0	H: 1	E: 0	K: 0	S: 4	R: 2	H: 4	E: 0	K: 1	S: 9	1B: 6	2B: 3	3B: 0	HR: 1	SF: 0	SAC: 0	DP: 0	HBP: 1	WP: 0	PA: 41
--------------	------	------	------	------	------	------	------	------	------	------	------	------	------	------	------	------	------	------	------	------	------	------	------	------	------	------	------	------	------	------	------	------	------	------	------	------	------	------	------	------	------	------	------	------	------	-------	-------	-------	-------	-------	--------	-------	--------	-------	--------

PITCHER	IP	WLS	BF	H	R	ER	SO	BB	IBB	HBP	BLK	WP	HR	S	P	ERA	WHIP
Jack Morris, R (1, 1) ERA: 3.68	4.1		19	5	2	2	2	1	0	0	0	0	0	11	26	4.15	1.385
Bill Scherrer, L (5, 1) ERA: 4.53	1.2	W	6	0	0	0	3	1	0	0	0	0	0	11	15	0.00	0.600
Aurelio Lopez, R (7, 1) ERA: 2.73	3.0	S	16	5	2	2	2	1	0	1	0	0	0	18	23	6.00	2.000

Batter	1	2	3	4	5	6	7	8	9	AB	R	H	RBI	BB	SO	LOB
Damaso Garcia, R (1, 4) OBP: 0.318, SLG: 0.386	0-3 K		0-0 F7 1B		0-0 G4-6-3 1-2f		0-0 FC6-4 1-2f			4	0	1	0	0	1	2
Dave Collins, S (1, 7) OBP: 0.367, SLG: 0.448	0-0 SF8 3B		0-0 F7 1-2			0-0 BLK 2B 1B		0-0 5-3		4	2	2	0	0	0	1
Rance Mulliniks, L (1, 5) OBP: 0.389, SLG: 0.453	0-0 SF8		0-0			0-3 K		0-3 K		2	0	1	1	0	1	1
Garth Iorg, R (8, PH) OBP: 0.239, SLG: 0.302	3-H		2B			0-0 1-H 2B		0-0 F7		1	0	0	0	0	1	0
Willie Upshaw, L (1, 3) OBP: 0.356, SLG: 0.497	0-0 2B		0-0 1-3			0-0 2B		0-0 F7		4	0	2	1	0	0	1
George Bell, R (1, 9) OBP: 0.333, SLG: 0.504	0-0 F9			0-0 F9		0-3 K		0-0 F4		4	0	0	0	0	1	2
Willie Aikens, L (1, 10) OBP: 0.303, SLG: 0.371		0-3 K		0-3 K		0-0 F6		0-0 4-3		3	0	0	0	0	2	1
Fred Manrique, R (9, PH)										1	0	0	0	0	0	0
Ernie Whitt, L (1, 2) OBP: 0.333, SLG: 0.429		0-0 4-3		0-0 F8			0-0 F8		1-0 HBP	2	0	0	0	0	0	0
Buck Martinez, R (7, PH) OBP: 0.300, SLG: 0.358										1	0	0	0	0	0	0
Ron Shepherd, R (9, PR)										0	0	0	0	0	0	0
Jesse Barfield, R (1, 8) OBP: 0.351, SLG: 0.471		0-0 1B		0-0 F8		0-0 F7		0-0 F7		4	0	1	0	0	0	1
Tony Fernandez, S (1, 6) OBP: 0.319, SLG: 0.386		0-0 4-3		0-0 G4-6-3 1B		0-0 E6 FC6-4				3	0	1	0	0	0	1

Inning Stats		R: 1	H: 2	E: 0	K: 1	S: 7	R: 0	H: 1	E: 0	K: 1	S: 6	R: 0	H: 2	E: 0	K: 0	S: 4	R: 0	H: 0	E: 0	K: 1	S: 5	R: 0	H: 1	E: 0	K: 0	S: 3	R: 1	H: 2	E: 0	K: 2	S: 9	R: 0	H: 0	E: 1	K: 0	S: 4	R: 0	H: 0	E: 0	K: 1	S: 5	R: 0	H: 0	E: 0	K: 0	S: 3	R: 0	H: 0	E: 0	K: 0	S: 3	1B: 4	2B: 3	3B: 1	HR: 0	SF: 1	SAC: 0	DP: 1	HBP: 1	WP: 0	PB: 0	SB: 0	CS: 0	PA: 35
PITCHER	IP	WLS	BF	H	R	ER	SO	BB	IBB	HBP	BLK	WP	HR	S	P	ERA	WHIP	PITCHER	IP	WLS	BF	H	R	ER	SO	BB	IBB	HBP	BLK	WP	HR	S	P	ERA	WHIP																													
Milt Wilcox, R (1, 1) ERA: 4.08	6.0	W	24	8	2	2	5	0	0	0	1	0	0	34	34	3.00	1.333	Milt Wilcox, R (1, 1) ERA: 4.08	6.0	W	24	8	2	2	5	0	0	1	0	0	34	34	3.00	1.333																														
Bill Scherrer, L (7, 1) ERA: 4.45	1.0		4	0	0	0	0	0	0	0	0	0	0	4	4	0.00	0.000	Bill Scherrer, L (7, 1) ERA: 4.45	1.0		4	0	0	0	0	0	0	0	0	4	4	0.00	0.000																															
Willie Hernandez, L (8, 1) ERA: 1.9	2.0		7	0	0	0	1	0	0	1	0	0	0	8	9	0.00	0.000	Willie Hernandez, L (8, 1) ERA: 1.9	2.0		7	0	0	0	1	0	0	8	9	0.00	0.000																																	


BOTTOM

Detroit Tigers @ Toronto Blue Jays
Exhibition Stadium, Toronto, ON
Sun Sep 09 1984, 3:33 AM EDT
Att. 37,392 - Unknown

livebaseballscores.com

AB	33
R	2
H	8
RBI	2
BB	0
SO	6
LOB	10



Batter	1	2	3	4	5	6	7	8	9	AB R H RBI BB SO LOB	TOP
Barbaro Garbey, R (1, 3) OBP: 0.321, SLG: 0.393	0-0 6-3		0-0 6-3		0-0 5-3			0-0 F8		4 0 0 0 0 0 2	
Alan Trammell, R (1, 6) OBP: 0.378, SLG: 0.467	0-0 F8			0-0 F6		0-0 F4		0-0 F3		4 0 0 0 0 0 1	
Kirk Gibson, L (1, 9) OBP: 0.371, SLG: 0.537	0-0 4-3			0-0 HR		0-3 K			0-0 BB 1B	4 1 2 1 0 1 0	
Lance Parrish, R (1, 10) OBP: 0.289, SLG: 0.442		0-0 F9		0-0 4-3		0-3 K			0-0 F9	4 0 0 0 0 1 1	
Larry Herndon, R (1, 7) OBP: 0.314, SLG: 0.369		0-0 5-3		0-0 1B			0-0 6-3		0-0 F8	4 0 1 0 0 0 1	
Chet Lemon, R (1, 8) OBP: 0.356, SLG: 0.486		0-0 1B		0-0 F9			0-0 F2		4-0 1-2 BB	3 0 1 0 1 0 1	
Tom Brookens, R (1, 4) OBP: 0.298, SLG: 0.365 (8, 5)		0-3 K			0-0 FC6-4 1B		0-0 4-3		0-3 K	4 0 1 0 0 2 3	AB 32 R 1 H 5 RBI 1 BB 2 SO 5 LOB 11
Marty Castillo, R (1, 2) OBP: 0.268, SLG: 0.314			0-3 K		0-0 F8			0-0 F7		3 0 0 0 0 1 1	
Howard Johnson, S (1, 5) OBP: 0.320, SLG: 0.382 Rusty Kuntz, R (8, PH) OBP: 0.383, SLG: 0.395 Scott Earl, R (8, PR) (8, 4)			0-0 F3		0-0 FC6-4 1-2f			4-0 BB BB BB BB BB		2 0 0 0 0 0 1 0 0 0 0 1 0 0 0 0 0 0 0 0 0	
Inning Stats	R: 0 E: 0 K: 0 S: 3 H: 0 LOB: 0 BB: 0 P: 3	R: 0 E: 0 K: 1 S: 6 H: 1 LOB: 1 BB: 0 P: 6	R: 0 E: 0 K: 1 S: 5 H: 0 LOB: 0 BB: 0 P: 5	R: 1 E: 0 K: 0 S: 5 H: 2 LOB: 1 BB: 0 P: 5	R: 0 E: 0 K: 0 S: 4 H: 1 LOB: 1 BB: 0 P: 4	R: 0 E: 0 K: 2 S: 7 H: 0 LOB: 0 BB: 0 P: 7	R: 0 E: 0 K: 0 S: 3 H: 0 LOB: 0 BB: 0 P: 3	R: 0 E: 0 K: 0 S: 3 H: 0 LOB: 1 BB: 1 P: 7	R: 0 E: 0 K: 1 S: 6 H: 1 LOB: 2 BB: 1 P: 10	1B: 4 2B: 0 3B: 0 HR: 1 SF: 0 SAC: 0 DP: 0 HBP: 0	WP: 0 PB: 0 SB: 1 CS: 0 PA: 34
PITCHER Mike Flanagan, L (1, 1) ERA: 3.38	IP 9.0 WLS W BF 34 H 5 R 1 ER 1 SO 5 BB 2 IBB 0 HBP 0 BLK 0 WP 0 HR 1 S 42 P 50 ERA 1.00 WHIP 0.778	PITCHER IP WLS BF H R ER SO BB IBB HBP BLK WP HR S P ERA WHIP									

Detroit Tigers @ Baltimore Orioles
 Memorial Stadium, Baltimore, MD
 Mon Sep 10 1984, 7:05 PM EDT
 Att: 27,440 - Unknown

livebaseballscorecards.com


Batter	1	2	3	4	5	6	7	8	9
Mike Young, S (1, 9) OBP: 0.355, SLG: 0.423	0-0 BB 1B G4-6-3 1B	0-0 G6-3 1-2f			0-0 F8			4-0 1-2 BB	
John Shelby, S (1, 8) OBP: 0.248, SLG: 0.301	0-0 G4-6-3 BB 1-2 1B		0-0 F8		0-0 FC6-4 1-2f		0-0 3-1		
Cal Ripken Jr., R (1, 6) OBP: 0.377, SLG: 0.515	4-0 G4-6-3 1-2 2-3 BB		0-0 6-3			4-0 G6-3 BB		0-0 F5	
Eddie Murray, S (1, 3) OBP: 0.428, SLG: 0.544	0-0 G4-6-3 1-2f 2-3 3-H		0-3 K		0-0 G6-3 1-2f			0-0 HR	
John Lowenstein, L (1, 7) OBP: 0.323, SLG: 0.380				0-3 K		1-0 HBP		0-0 5-3	
Gary Roenicke, R (9, 7) OBP: 0.341, SLG: 0.379									
Ken Singleton, S (1, 10) OBP: 0.283, SLG: 0.283	0-0 F7		0-0 G3		0-0 6-3			4-0 E S BB	
Al Bumbry, L (8, PR) OBP: 0.304, SLG: 0.304									
Wayne Gross, L (1, 5) OBP: 0.352, SLG: 0.455		0-0 HR		0-0 F9			0-3 K	0-3 K	
Todd Cruz, R (8, 5) OBP: 0.267, SLG: 0.321								1-3	
Lenn Sakata, R (1, 4) OBP: 0.210, SLG: 0.254		0-0 G6-3 1B			0-0 F7		0-0 F9		
Rick Dempsey, R (1, 2) OBP: 0.308, SLG: 0.350		0-0 F2			0-0 E3 FC6-4		0-0 BB 1B		

Inning Stats	R: 1	H: 2	E: 0	K: 0	S: 4	R: 1	H: 2	E: 0	K: 0	S: 4	R: 0	H: 0	E: 0	K: 1	S: 5	R: 0	H: 0	E: 0	K: 1	S: 5	R: 0	H: 0	E: 1	K: 0	S: 4	R: 0	H: 0	E: 0	K: 0	S: 2	R: 0	H: 1	E: 0	K: 1	S: 6	R: 1	H: 1	E: 0	K: 1	S: 6
	LOB: 2	BB: 2	P: 12	LOB: 0	BB: 0	P: 4	LOB: 0	BB: 0	P: 5	LOB: 1	BB: 1	P: 7	LOB: 2	BB: 1	P: 10	LOB: 2	BB: 1	P: 10	SF: 0	SAC: 0	DP: 3	HBP: 1	WP: 0	PA: 34	ERA	WHIP	1B: 4	2B: 0	3B: 0	HR: 2	SF: 0	SAC: 0	DP: 3	HBP: 1	WP: 0	PA: 34	ERA	WHIP		

PITCHER	IP	WLS	BF	H	R	ER	SO	BB	IBB	HBP	BLK	WP	HR	S	P	ERA	WHIP
Juan Berenguer, R (1, 1) ERA: 3.66	7.0	L	29	5	2	2	3	4	0	1	0	0	1	30	47	2.57	1.286
Aurelio Lopez, R (8, 1) ERA: 2.78	1.0		5	1	1	1	1	1	0	0	0	0	1	6	10	9.00	2.000

DETROIT TIGERS @ BALTIMORE ORIOLES
Memorial Stadium, Baltimore, MD
 Mon Sep 10 1984, 7:05 PM EDT
 Att. 27,440 - Unknown

AB	28
R	3
H	6
RBI	2
BB	5
SO	4
LOB	13



Batter	1	2	3	4	5	6	7	8	9	AB R H RBI BB SO LOB	TOP	
Lou Whitaker, L (1, 4) OBP: 0.351, SLG: 0.387 Scott Earl, R (9, 4)	0-0 4-3		0-0 F2		0-0 6-3	0-0 6-3		0-0 F6	0-0 F5	6 0 0 0 0 0 4 0 0 0 0 0 0 0		
Alan Trammell, R (1, 6) OBP: 0.377, SLG: 0.464	0-0 F3		4-0 BB		0-0 1B 1B	0-0 F9		0-3 K	0-0 F7	5 1 1 1 1 1 3		
Kirk Gibson, L (1, 9) OBP: 0.373, SLG: 0.538	0-0 S 1B		0-0 4-3		0-0 1B 1B	0-0 1B		0-0 F8		5 1 3 0 0 0 1		
Lance Parrish, R (1, 2) OBP: 0.288, SLG: 0.440 Dwight Lowry, L (9, 2) OBP: 0.286, SLG: 0.423	0-3 K 1-2		0-0 F7		0-0 WP 1B 1B	0-0 6-3		0-0 6-3		5 1 1 2 0 1 2 0 0 0 0 0 0 0		
Darrell Evans, L (1, 5) OBP: 0.363, SLG: 0.410 Tom Brookens, R (7, 5) OBP: 0.297, SLG: 0.364		0-0 1B 1B		0-0 2B	0-0 1-2 WP 1B 1B		0-0 HR		0-0 E6 1B 1B	4 2 4 1 0 0 0 1 1 0 0 0 0 0		
Ruppert Jones, L (1, 7) OBP: 0.333, SLG: 0.513 Larry Herndon, R (5, PH) OBP: 0.319, SLG: 0.382 (5, 7)		0-0 F8		4-0 BB G4-6-3	0-0 HBP 1B 1B		0-0 HR		0-0 E 1B 1B	1 0 0 0 1 0 1 3 2 3 3 0 0 0		
Johnny Grubb, L (1, 10) OBP: 0.413, SLG: 0.477 Barbaro Garbey, R (9, PH) OBP: 0.324, SLG: 0.395		0-0 G6-4-3 1B		0-0 G4-6-3 1-2f	0-0 HBP 1B		0-0 6-3		0-0 E 1B 1B	4 0 2 0 0 0 2 1 0 1 1 0 0 0		
Chet Lemon, R (1, 8) OBP: 0.357, SLG: 0.486		0-0 G6-4-3		0-0 1B 2B	0-0 HBP		0-0 4-3		0-0 E6	4 1 1 0 0 0 3		
Dave Bergman, L (1, 3) OBP: 0.354, SLG: 0.440 Rusty Kuntz, R (9, PH) OBP: 0.387, SLG: 0.395 Mike Laga, L (9, 3) OBP: 1.000, SLG: 1.000		0-0 F3		0-0 6-3	0-0 4-3		0-0 5-3		4-0 IBB	4 0 0 0 0 0 4 0 0 0 0 1 0 0 0 0 0 0 0 0 0		
Inning Stats	R: 0 H: 1 E: 0 LOB: 1 K: 1 BB: 0 S: 6 P: 6	R: 0 H: 2 E: 0 LOB: 1 K: 0 BB: 0 S: 4 P: 4	R: 0 H: 0 E: 0 LOB: 1 K: 0 BB: 1 S: 3 P: 7	R: 0 H: 1 E: 0 LOB: 1 K: 0 BB: 1 S: 3 P: 7	R: 5 H: 7 E: 0 LOB: 3 K: 0 BB: 0 S: 10 P: 11	R: 0 H: 1 E: 0 LOB: 1 K: 0 BB: 0 S: 4 P: 4	R: 2 H: 2 E: 0 LOB: 0 K: 0 BB: 0 S: 5 P: 5	R: 0 H: 0 E: 0 LOB: 0 K: 1 BB: 0 S: 5 P: 5	R: 2 H: 2 E: 2 LOB: 3 K: 0 BB: 1 S: 7 P: 11	1B: 12 SF: 0 2B: 2 SAC: 0 3B: 0 DP: 2 HR: 2 HBP: 1	WP: 1 PA: 47 PB: 0 SB: 1 CS: 0	
PITCHER	IP WLS BF H R ER SO BB IBB HBP BLK WP HR S P ERA WHIP											
Bill Swaggerty, R (1, 1) ERA: 5.23	4.2 L 22 8 4 4 1 2 0 0 0 0 0 0 22 30 7.71 2.143											
Tom Underwood, L (5, 1) ERA: 3.59	0.0 3 3 1 1 0 0 0 0 0 0 1 0 3 3 ∞ ∞											
Mark Brown, R (5, 1) ERA: 5.23	2.1 11 3 2 2 0 0 0 0 1 0 0 2 10 11 7.71 1.286											
Tippy Martinez, L (8, 1) ERA: 3.78	2.0 11 2 2 0 1 0 0 1 0 0 0 0 12 16 0.00 1.000											

Detroit Tigers @ Baltimore Orioles
Memorial Stadium, Baltimore, MD
Tue Sep 11 1984, 7:05 PM EDT
Att: 25,193 - Unknown

livebaseballscorecards.com

AB	43
R	9
H	16
RBI	8
BB	3
SO	2
LOB	20



Batter	1	2	3	4	5	6	7	8	9	AB R H RBI BB SO LOB
Al Bumbry, L (1, 8) OBP: 0.304, SLG: 0.304 Gary Roenicke, R (9, PH) OBP: 0.340, SLG: 0.378	0-0 BB BB 1B		0-0 F3		0-0 F8		0-0 F8		0-0 F3	4 0 1 0 0 0 1 1 0 0 0 0 0 0
Mike Young, S (1, 9) OBP: 0.356, SLG: 0.422	4-0 BB BB 1-2 BB		0-3 K		0-3 K		0-0 FC5-4 1B			3 0 1 0 1 2 0
Cal Ripken Jr., R (1, 6) OBP: 0.376, SLG: 0.512	0-0 F8		4-0 WP BB		0-0 5-3		0-0 FC5-4 1-2f			3 0 0 0 1 0 4
Eddie Murray, S (1, 3) OBP: 0.428, SLG: 0.542	4-0 FC1-6-4 1-2 2-3 BB		4-0 1-2 IBB		0-0 1-3			0-0 1-3		2 0 0 0 2 0 0
John Lowenstein, L (1, 7) OBP: 0.319, SLG: 0.374	0-3 K		0-0 F9		0-0 4-3			0-0 3-1		4 0 0 0 0 1 5
Ken Singleton, S (1, 10) OBP: 0.282, SLG: 0.283	0-0 FC1-6-4 1-2f			0-0 4-3		0-0 F6		0-0 1B		4 0 1 0 0 0 3
Wayne Gross, L (1, 5) OBP: 0.348, SLG: 0.449 Todd Cruz, R (9, 5) OBP: 0.267, SLG: 0.321		0-0 F8		0-3 K		0-3 K		0-0 4-3		4 0 0 0 0 2 1 0 0 0 0 0 0 0
Lenn Sakata, R (1, 4) OBP: 0.211, SLG: 0.254		0-0 F4		0-0 F7		0-0 2B 1B		0-0 F5		4 1 1 0 0 0 0
Rick Dempsey, R (1, 2) OBP: 0.310, SLG: 0.366		0-3 K			0-0 HR		0-0 1B 2B		0-0 F3	4 1 2 2 0 1 0

Inning Stats	R: 0 E: 0 K: 1 S: 6	H: 1 LOB: 3 BB: 2 P: 14	R: 0 E: 0 K: 1 S: 5	H: 0 LOB: 0 BB: 0 P: 5	R: 0 E: 0 K: 1 S: 5	H: 0 LOB: 2 BB: 2 P: 13	R: 0 E: 0 K: 1 S: 5	H: 0 LOB: 0 BB: 0 P: 5	R: 1 E: 0 K: 1 S: 6	H: 1 LOB: 0 BB: 0 P: 6	R: 0 E: 0 K: 0 S: 3	H: 0 LOB: 0 BB: 0 P: 3	R: 1 E: 0 K: 1 S: 8	H: 3 LOB: 2 BB: 0 P: 8	R: 0 E: 0 K: 0 S: 4	H: 1 LOB: 1 BB: 0 P: 4	R: 0 E: 0 K: 0 S: 3	H: 0 LOB: 0 BB: 0 P: 3	1B: 4 2B: 1 3B: 0 HR: 1	SF: 0 SAC: 0 DP: 0 HBP: 0	WP: 1 PB: 0 SB: 0 CS: 0	PA: 37
--------------	------------------------------	----------------------------------	------------------------------	---------------------------------	------------------------------	----------------------------------	------------------------------	---------------------------------	------------------------------	---------------------------------	------------------------------	---------------------------------	------------------------------	---------------------------------	------------------------------	---------------------------------	------------------------------	---------------------------------	----------------------------------	------------------------------------	----------------------------------	--------

PITCHER	IP	WLS	BF	H	R	ER	SO	BB	IBB	HBP	BLK	WP	HR	S	P	ERA	WHIP
Dan Petry, R (1, 1) ERA: 3.42	6.2	W	29	5	2	2	6	3	1	0	0	1	1	37	53	2.70	1.200
Doug Bair, R (7, 1) ERA: 3.81	1.1		5	1	0	0	0	0	0	0	0	0	0	5	5	0.00	0.750
Willie Hernandez, L (9, 1) ERA: 1.89	1.0		3	0	0	0	0	0	0	0	0	0	0	3	3	0.00	0.000

BOTTOM

Detroit Tigers @ Baltimore Orioles
Memorial Stadium, Baltimore, MD
Tue Sep 11 1984, 7:05 PM EDT
Att. 25,193 - Unknown

livebaseballscorecards.com

AB	33
R	2
H	6
RBI	2
BB	4
SO	6
LOB	14



Batter	1	2	3	4	5	6	7	8	9	AB R H RBI BB SO LOB	TOP																								
Lou Whitaker, L (1, 4) OBP: 0.351, SLG: 0.386	0-0 F9			0-3 K2-3		0-0 1B			0-0 3-1	4 0 1 0 0 1 0																									
Alan Trammell, R (1, 6) OBP: 0.377, SLG: 0.463	0-0 F9			0-0 F9		0-0 F7			0-0 1B	4 0 1 0 0 0 1																									
Kirk Gibson, L (1, 9) OBP: 0.370, SLG: 0.533	0-0 F8			0-3 K		0-0 F8			0-0 F4	4 0 0 0 0 1 2																									
Lance Parrish, R (1, 2) OBP: 0.290, SLG: 0.440		0-0 F5			0-0 1B				0-3 K	4 0 2 0 0 1 1																									
Darrell Evans, L (1, 5) OBP: 0.360, SLG: 0.407		0-3 K			0-0 G4-6-3				0-0 F4	3 0 0 0 0 1 2																									
Ruppert Jones, L (1, 7) OBP: 0.333, SLG: 0.515		0-0 F7			0-0 2B				0-0 G4-6-3	3 0 1 0 0 0 1																									
Johnny Grubb, L (1, 10) OBP: 0.406, SLG: 0.468			0-0 F7		0-3 K				0-3 K	3 0 0 0 0 2 1																									
Chet Lemon, R (1, 8) OBP: 0.357, SLG: 0.487			0-0 F9			0-0 WP			0-0 F6	3 1 1 0 0 0 0																									
Dave Bergman, L (1, 3) OBP: 0.350, SLG: 0.434			0-0 6-3			0-0 4-3			0-0 4-3	3 0 0 0 0 0 1																									
Inning Stats	R: 0 E: 0 K: 0 S: 3	H: 0 LOB: 0 BB: 0 P: 3	R: 0 E: 0 K: 1 S: 5	H: 0 LOB: 0 BB: 0 P: 5	R: 0 E: 0 K: 0 S: 3	H: 0 LOB: 0 BB: 0 P: 3	R: 0 E: 0 K: 2 S: 7	H: 0 LOB: 0 BB: 0 P: 7	R: 0 E: 0 K: 1 S: 6	H: 2 LOB: 1 BB: 0 P: 6	R: 1 E: 0 K: 0 S: 5	H: 2 LOB: 1 BB: 0 P: 5	R: 0 E: 0 K: 0 S: 3	H: 1 LOB: 0 BB: 0 P: 3	R: 0 E: 0 K: 1 S: 5	H: 0 LOB: 0 BB: 0 P: 5	R: 0 E: 0 K: 1 S: 6	H: 1 LOB: 1 BB: 0 P: 6	1B: 4 2B: 2 3B: 0 HR: 0	SF: 0 SAC: 0 DP: 2 HBP: 0	WP: 1 PB: 0 SB: 0 CS: 0	PA: 31													
PITCHER Dennis Martinez, R (1, 1) ERA: 4.42	IP 9.0	WLS W	BF 31	H 6	R 1	ER 1	SO 6	BB 0	IBB 0	HBP 0	BLK 0	WP 1	HR 0	S 43	P 43	ERA 1.00	WHIP 0.667	PITCHER	IP 9.0	WLS W	BF 31	H 6	R 1	ER 1	SO 6	BB 0	IBB 0	HBP 0	BLK 0	WP 1	HR 0	S 43	P 43	ERA 1.00	WHIP 0.667

Detroit Tigers @ Baltimore Orioles
 Memorial Stadium, Baltimore, MD
 Wed Sep 12 1984, 7:05 PM EDT
 Att. 24,561 - Unknown

livebaseballscorecards.com

AB	31
R	1
H	6
RBI	0
BB	0
SO	6
LOB	9



Batter	1	2	3	4	5	6	7	8	9	AB	R	H	RBI	BB	SO	LOB
Al Bumbry, L OBP: 0.303, SLG: 0.303 (1, 7)	0-0 F5	0-0 4-3		0-0 1-2 1B		0-0 F8				4	0	1	0	0	0	4
John Shelby, S OBP: 0.248, SLG: 0.303 (1, 8)	0-0 4-3		0-0 S E 2B	0-3 K			0-3 K			4	1	1	0	0	2	2
Cal Ripken Jr., R OBP: 0.377, SLG: 0.514 (1, 6)	0-0 3-1		0-0 2-H 2B		0-0 4-3 3-1 1B		0-3 K			4	0	2	0	0	1	0
Eddie Murray, S OBP: 0.427, SLG: 0.539 (1, 3)		4-0 2B SF8 BB	0-3 K		0-0 3-1 1-2 1B		0-0 F9			3	1	0	0	1	1	2
Mike Young, S OBP: 0.358, SLG: 0.426 (1, 9)		0-0 SF8 1B 2B	0-3 K		0-0 4-3 2-3 1B		0-0 SH1-3 1B			4	1	2	0	0	1	2
Ken Singleton, S OBP: 0.283, SLG: 0.281 (1, 10)		4-0 1B BB	0-0 F7		0-0 4-3		0-0 SH1-3			2	0	0	0	1	0	2
Wayne Gross, L OBP: 0.348, SLG: 0.448 (1, 5)		0-0 SF8		0-0 F4		4-0 6-3 BB		0-3 K		1	0	0	1	1	0	0
Todd Cruz, R OBP: 0.265, SLG: 0.319 (6, PR) (7, 5)		2-3 3-H 1B		0-0 F7		0-0 6-3		0-0 K		1	0	0	0	0	1	1
Lenn Sakata, R OBP: 0.219, SLG: 0.255 (1, 4)		0-0 1-2 3-H 1B		0-0 F7		0-0 6-3		4-0 K		3	0	1	1	1	0	1
Rick Dempsey, R OBP: 0.309, SLG: 0.364 (1, 2)		0-0 F5		0-0 1B 1B		0-0 3-1		0-3 K		4	0	1	0	0	1	6

Inning Stats	R: 0	H: 0	E: 0	K: 0	S: 3	R: 2	H: 2	E: 0	K: 0	S: 5	R: 1	H: 2	E: 0	K: 2	S: 9	R: 0	H: 1	E: 0	K: 0	S: 4	R: 0	H: 0	E: 0	K: 2	S: 7	R: 0	H: 1	E: 0	K: 2	S: 8	R: 0	H: 1	E: 0	K: 2	S: 8	1B: 5	2B: 3	3B: 0	HR: 0	SF: 1	SAC: 1	DP: 0	HBP: 0	WP: 0	PB: 0	SB: 1	CS: 0	PA: 36
--------------	------	------	------	------	------	------	------	------	------	------	------	------	------	------	------	------	------	------	------	------	------	------	------	------	------	------	------	------	------	------	------	------	------	------	------	-------	-------	-------	-------	-------	--------	-------	--------	-------	-------	-------	-------	--------

PITCHER	IP	WLS	BF	H	R	ER	SO	BB	IBB	HBP	BLK	WP	HR	S	P	ERA	WHIP
Roger Mason, R ERA: 3.75 (1, 1)	4.0	L	20	6	3	3	3	2	0	0	0	0	0	24	32	6.75	2.000
Randy O'Neal, R ERA: (5, 1)	3.0		11	1	0	0	2	1	0	0	0	0	0	14	18	0.00	0.667
Bill Scherrer, L ERA: 4.38 (8, 1)	1.0		5	1	0	0	2	0	1	0	0	0	0	8	12	0.00	1.000

BOTTOM

Detroit Tigers @ Baltimore Orioles
Memorial Stadium, Baltimore, MD
 Wed Sep 12 1984, 7:05 PM EDT
 Att. 24,561 - Unknown

livebaseballscorecards.com

AB	30
R	3
H	8
RBI	2
BB	4
SO	7
LOB	20



Batter	1	2	3	4	5	6	7	8	9	AB	R	H	RBI	BB	SO	LOB	TOP								
Damaso Garcia, R (1, 4) OBP: 0.314, SLG: 0.380	0-0 F4		0-0 5-3	0-0 F9		0-0 6-3		0-0 F7		5	0	0	0	0	0	2									
Dave Collins, S (1, 7) OBP: 0.358, SLG: 0.439	0-0 F5		0-0 F7	0-0 FC6-4		0-0 F6		0-0 F8		5	0	0	0	0	0	2									
Lloyd Moseby, L (1, 8) OBP: 0.363, SLG: 0.475	0-0 1B		4-0 S BB		0-3 K		4-0 G6-4-3 S 2B BB		0-3 K	3	1	1	0	2	2	0									
Mitch Webster, S (9, 8) OBP: 0.313, SLG: 0.533										0	0	0	0	0	0	0									
Willie Upshaw, L (1, 3) OBP: 0.355, SLG: 0.489	0-0 4-3		4-0 1-2 IBB		0-0 F6		4-0 1-2 G6-4-3 BB		0-0 4-1	3	0	0	0	2	0	1									
George Bell, R (1, 9) OBP: 0.328, SLG: 0.501		0-0 F9	0-0 F8		0-0 5-3		0-0 G6-4-3 1-2f 2-3		0-0 4-3	5	0	0	0	0	0	4									
Rance Mulliniks, L (1, 5) OBP: 0.392, SLG: 0.455		0-0 4-3		0-0 3-1 S FC4 1B		0-0 HR 1B		4-0 2B BB		3	2	2	0	0	0	0									
Jesse Barfield, R (7, PH) OBP: 0.349, SLG: 0.470										0	1	0	0	1	0	0									
Garth Iorg, R (7, 5) OBP: 0.236, SLG: 0.299										0	0	0	0	0	0	0									
Willie Aikens, L (1, 10) OBP: 0.306, SLG: 0.401		0-0 HR		0-0 3-1		0-0 HR		0-0 2B		3	2	2	3	0	0	1									
Cliff Johnson, R (7, PH) OBP: 0.391, SLG: 0.500				1-3		1-H HR		1-H 3-H 2B		1	0	1	2	0	0	0									
Ernie Whitt, L (1, 2) OBP: 0.333, SLG: 0.432		4-0 BB		0-0 FC4 F9 1B		0-0 HR		0-0 F3		3	1	1	2	1	0	1									
Alfredo Griffin, S (1, 6) OBP: 0.241, SLG: 0.293		0-0 F3		0-0 FC6-4 1B		0-0 F8		0-0 F8		4	0	1	0	0	0	1									
Inning Stats	R: 0 E: 0 K: 0 S: 4	H: 1 LOB: 1 BB: 0 P: 4	R: 1 E: 0 K: 0 S: 4	H: 1 LOB: 1 BB: 1 P: 8	R: 0 E: 0 K: 0 S: 3	H: 0 LOB: 2 BB: 2 P: 11	R: 1 E: 0 K: 0 S: 6	H: 2 LOB: 2 BB: 0 P: 6	R: 0 E: 0 K: 1 S: 5	H: 0 LOB: 0 BB: 0 P: 5	R: 3 E: 0 K: 0 S: 6	H: 3 LOB: 0 BB: 0 P: 6	R: 2 E: 0 K: 0 S: 3	H: 1 LOB: 1 BB: 3 P: 15	R: 0 E: 0 K: 0 S: 3	H: 0 LOB: 0 BB: 0 P: 3	R: 0 E: 0 K: 1 S: 5	H: 0 LOB: 0 BB: 0 P: 5	1B: 4 2B: 1 3B: 0 HR: 3	SF: 0 SAC: 0 DP: 1 HBP: 0	WP: 0 PB: 0 SB: 3 CS: 0	PA: 41			
PITCHER	IP	WLS	BF	H	R	ER	SO	BB	IBB	HBP	BLK	WP	HR	S	P	ERA	WHIP								
Jack Morris, R (1, 1) ERA: 3.78	6.0	L	29	7	5	5	1	2	1	0	0	0	3	28	40	7.50	1.500								
Bill Scherrer, L (7, 1) ERA: 4.6	1.0		6	1	2	2	0	3	0	0	0	0	0	3	15	18.00	4.000								
Dave Rozema, R (8, 1) ERA: 3.82	2.0		6	0	0	0	1	0	0	0	0	0	0	8	8	0.00	0.000								

Toronto Blue Jays @ Detroit Tigers
Tiger Stadium, Detroit, MI
Fri Sep 14 1984, 7:05 PM EDT
Att. 46,040 - Unknown

livebaseballscorecards.com

AB	35
R	7
H	8
RBI	7
BB	6
SO	2
LOB	12



Batter	1	2	3	4	5	6	7	8	9	AB	R	H	RBI	BB	SO	LOB
Lou Whitaker, L OBP: 0.352, SLG: 0.386 (1, 4)	0-0 1B E 1B		0-0 F7 1B		0-0 1B 1-3 3-H 1B		0-3 K			4	1	2	1	0	1	1
Alan Trammell, R OBP: 0.376, SLG: 0.461 (1, 6)	0-0 E7 F8 1-H 1B		0-0 F7 1B		0-0 F8 1B			0-0 F7 1B		4	0	1	0	0	0	2
Kirk Gibson, L OBP: 0.369, SLG: 0.530 (1, 9)	0-0 F8 2-3 1B			0-0 F8 1B		4-0 BB G4-6-3 BB		0-3 K 1B		3	0	0	0	1	1	1
Lance Parrish, R OBP: 0.290, SLG: 0.439 Dwight Lowry, L OBP: 0.310, SLG: 0.444 (1, 2) (8, 2)	0-0 F6 1B			0-3 K 1B		4-0 BB G4-6-3 1-2 BB		0-0 1B		2	0	0	0	1	1	1
Darrell Evans, L OBP: 0.357, SLG: 0.403 (1, 5)	0-3 K 1B			0-3 K 1B		0-0 G4-6-3 1-2f 2-3		0-0 4-3 1B		1	0	1	0	0	0	0
Ruppert Jones, L OBP: 0.335, SLG: 0.513 Larry Herndon, R OBP: 0.320, SLG: 0.383 (6, PH) (7, 7)		0-0 F6 1B			4-0 1B 1B BB		0-3 K 1B		0-0 FC6 1B	1	1	0	0	1	0	0
Johnny Grubb, L OBP: 0.402, SLG: 0.463 Rusty Kuntz, R OBP: 0.388, SLG: 0.397 (1, 10) (7, PH)		0-0 F3 1B			0-3 K 1B			0-0 1B	0-3 K 1B	2	0	0	0	0	1	1
Chet Lemon, R OBP: 0.354, SLG: 0.483 (1, 8)		0-0 5-3 1B			0-0 F9 1B			0-0 F8 1B	0-0 FC6 FC6-4 1-2f	4	0	0	0	0	0	3
Dave Bergman, L OBP: 0.351, SLG: 0.435 Barbaro Garbey, R OBP: 0.322, SLG: 0.392 (7, PH) (8, 3)			0-3 K 1B		0-0 1B 1-3 1B			0-0 F7 1B	0-0 FC6-4 1-2f	2	0	1	0	0	1	0

Inning Stats	R: 1	H: 2	E: 1	K: 1	S: 7	R: 0	H: 0	E: 0	K: 0	S: 3	R: 0	H: 0	E: 0	K: 1	S: 5	R: 0	H: 0	E: 0	K: 2	S: 7	R: 1	H: 2	E: 0	K: 1	S: 7	R: 0	H: 0	E: 0	K: 1	S: 4	R: 0	H: 1	E: 0	K: 1	S: 6	R: 0	H: 1	E: 0	K: 1	S: 6	R: 0	H: 1	E: 0	K: 1	S: 6	R: 0	H: 1	E: 0	K: 1	S: 6
	LOB: 1	BB: 0	P: 7	LOB: 0	BB: 0	P: 3	LOB: 0	BB: 0	P: 5	LOB: 0	BB: 0	P: 7	LOB: 2	BB: 1	P: 11	LOB: 1	BB: 2	P: 12	LOB: 1	BB: 0	P: 6	LOB: 1	BB: 0	P: 6	LOB: 1	BB: 0	P: 6	LOB: 1	BB: 0	P: 6	LOB: 1	BB: 0	P: 6	LOB: 1	BB: 0	P: 6	LOB: 1	BB: 0	P: 6	LOB: 1	BB: 0	P: 6	LOB: 1	BB: 0	P: 6	LOB: 1	BB: 0	P: 6		

PITCHER	IP	WLS	BF	H	R	ER	SO	BB	IBB	HBP	BLK	WP	HR	S	P	ERA	WHIP
Jim Clancy, R ERA: 4.86 (1, 1)	5.0	W	20	4	2	2	5	1	0	0	0	0	0	29	33	3.60	1.000
Jimmy Key, L ERA: 4.63 (6, 1)	4.0	S	16	3	0	0	4	2	0	0	0	0	0	22	30	0.00	1.250

BOTTOM

Toronto Blue Jays @ Detroit Tigers
Tiger Stadium, Detroit, MI

Fri Sep 14 1984, 7:05 PM EDT
Att. 46,040 - Unknown

AB	33
R	2
H	7
RBI	1
BB	3
SO	9
LOB	17



WP	PA	ERA	WHIP
0	36		

Batter	1	2	3	4	5	6	7	8	9	AB R H RBI BB SO LOB	TOP							
Damaso Garcia, R (1, 4) OBP: 0.314, SLG: 0.379	0-3 K		0-3 K			0-0 F8			0-0 S 1B	4 0 1 0 0 2 0								
Dave Collins, S (1, 7) OBP: 0.355, SLG: 0.435	0-0 4-3			0-0 F3		0-0 F8			0-0 F7	4 0 0 0 0 0 1								
Lloyd Moseby, L (1, 8) OBP: 0.362, SLG: 0.473	0-3 K			0-0 6-3			0-0 F9		0-0 1-2 1B	4 0 1 0 0 1 0								
Willie Upshaw, L (1, 3) OBP: 0.353, SLG: 0.485		0-0 F6		0-3 K			0-3 K		0-0 F3	4 0 0 0 0 2 2								
George Bell, R (1, 9) OBP: 0.328, SLG: 0.505		0-0 HR			0-3 K		0-3 K			3 1 1 1 0 2 0								
Rance Mulliniks, L (1, 5) OBP: 0.390, SLG: 0.452		0-0 F7			0-0 F7			0-0 F8		2 0 0 0 0 0 0								
Garth Iorg, R (8, PH) OBP: 0.235, SLG: 0.297										1 0 0 0 0 0 0								
Willie Aikens, L (1, 10) OBP: 0.308, SLG: 0.399		0-0 F8			4-0 BB			0-0 F7		1 0 0 0 1 0 0								
Cliff Johnson, R (8, PH) OBP: 0.390, SLG: 0.498										1 0 0 0 0 0 0	AB 30							
Ernie Whitt, L (1, 2) OBP: 0.331, SLG: 0.429			0-0 F4			0-3 K		0-3 K		2 0 0 0 0 1 1	R 1							
Buck Martinez, R (8, PH) OBP: 0.302, SLG: 0.355										1 0 0 0 0 1 0	H 3							
Alfredo Griffin, S (1, 6) OBP: 0.239, SLG: 0.291			0-0 F7				0-0 F9		0-3 K	2 0 0 0 0 0 0	RBI 1							
Jesse Barfield, R (9, PH) OBP: 0.348, SLG: 0.468										1 0 0 0 0 1 0	BB 1							
											SO 10							
											LOB 4							
Inning Stats	R: 0 E: 0 K: 2 S: 7	H: 0 LOB: 0 BB: 0 P: 7	R: 1 E: 0 K: 0 S: 4	H: 1 LOB: 0 BB: 0 P: 4	R: 0 E: 0 K: 1 S: 5	H: 0 LOB: 0 BB: 0 P: 5	R: 0 E: 0 K: 1 S: 5	H: 0 LOB: 1 BB: 1 P: 5	R: 0 E: 0 K: 2 S: 7	H: 0 LOB: 0 BB: 0 P: 7	R: 0 E: 0 K: 1 S: 5	H: 0 LOB: 0 BB: 0 P: 5	R: 0 E: 0 K: 1 S: 7	H: 2 LOB: 2 BB: 0 P: 7	1B: 2 2B: 0 3B: 0 HR: 1	SF: 0 SAC: 0 DP: 0 HBP: 0	WP: 0 PB: 0 SB: 1 CS: 0	PA: 31
PITCHER	IP WLS BF H R ER SO BB IBB HBP BLK WP HR S P ERA WHIP																	
Milt Wilcox, R (1, 1) ERA: 3.98	7.0 W 23 1 1 1 8 1 0 0 0 0 1 38 42 1.29 0.286																	
Willie Hernandez, L (8, 1) ERA: 1.86	2.0 S 8 2 0 0 2 0 0 0 0 0 0 0 12 12 0.00 1.000																	

Toronto Blue Jays @ Detroit Tigers
Tiger Stadium, Detroit, MI
Sat Sep 15 1984, 3:33 AM EDT
Att. 44,349 - Unknown

livebaseballscorecards.com



Batter	1	2	3	4	5	6	7	8	9	AB R H RBI BB SO LOB	TOP											
Damaso Garcia, R (1, 4) OBP: 0.314, SLG: 0.379	0-0 E4 1B	0-0 F9			0-0 F8 PB BB 1B		0-0 FC6-4 BB 1-2f		0-0 6-3 WP 1-2 1B	5 1 2 0 0 0 2	Toronto Blue Jays @ Detroit Tigers Tiger Stadium, Detroit, MI Sun Sep 16 1984, 3:33 AM EDT Att: 45,488 - Unknown livebaseballscorecards.com											
Dave Collins, S (1, 7) OBP: 0.356, SLG: 0.433	0-0 S 1-3 1B		0-0 F8		0-3 K		4-0 1-2 BB	0-0 6-3	4 0 1 1 1 1 2													
Lloyd Moseby, L (1, 8) OBP: 0.361, SLG: 0.470	0-3 K 1-2		0-0 F6		4-0 1-2 PB BB		0-3 K	0-0 F7	4 0 0 0 1 2 5													
Willie Upshaw, L (1, 3) OBP: 0.352, SLG: 0.482 Rick Leach, L (8, 3) OBP: 0.310, SLG: 0.377	0-3 K		4-0 BB		0-0 F8 2-3		0-0 F6		3 0 0 0 1 1 6 0 0 0 0 0 0 0													
George Bell, R (1, 9) OBP: 0.326, SLG: 0.503	0-1 CI		0-0 F5		0-0 3-1 1-2 3-H		0-0 F9		3 0 0 0 0 0 2													
Rance Mulliniks, L (1, 5) OBP: 0.388, SLG: 0.449 Kelly Gruber, R (4, 5)	0-0 F7		0-0 1-3		0-0 F8		0-3 K		2 0 0 0 0 0 3 2 0 0 0 0 1 0													
Willie Aikens, L (1, 10) OBP: 0.332, SLG: 0.439 Cliff Johnson, R (6, PH) OBP: 0.388, SLG: 0.495		4-0 BB	0-0 3-1		0-0 F6		0-0 F3		1 0 0 0 1 0 0 2 0 0 0 0 0 0													
Ernie Whitt, L (1, 2) OBP: 0.332, SLG: 0.439 Buck Martinez, R (6, PH) OBP: 0.300, SLG: 0.352		0-3 K	0-0 HR		0-3 K		0-0 F3		2 1 1 1 0 1 1 2 0 0 0 0 1 0													
Tony Fernandez, S (1, 6) OBP: 0.320, SLG: 0.381		0-0 F9	0-0 F7		0-0 FC6-4 1B		0-0 WP 6-3 1B		4 1 2 0 0 0 1													
Inning Stats	R: 0 E: 2 K: 2 S: 10	H: 1 LOB: 3 BB: 0 P: 10	R: 0 E: 0 K: 1 S: 5	H: 0 LOB: 1 BB: 1 P: 9	R: 0 E: 0 K: 0 S: 3	H: 0 LOB: 1 BB: 1 P: 7	R: 1 E: 0 K: 0 S: 4	H: 1 LOB: 0 BB: 0 P: 4	R: 1 E: 0 K: 1 S: 6	H: 1 LOB: 1 BB: 1 P: 10		R: 0 E: 0 K: 1 S: 5	H: 0 LOB: 0 BB: 0 P: 5	R: 0 E: 0 K: 1 S: 6	H: 1 LOB: 2 BB: 1 P: 10	R: 0 E: 0 K: 1 S: 5	H: 0 LOB: 0 BB: 0 P: 5	R: 1 E: 0 K: 0 S: 5	H: 2 LOB: 1 BB: 0 P: 5	1B: 5 2B: 0 3B: 0 HR: 1	SF: 0 SAC: 0 DP: 0 HBP: 0	WP: 1 PB: 1 SB: 1 CS: 0
PITCHER	IP WLS BF H R ER SO BB IBB HBP BLK WP HR S P ERA WHIP																					
Juan Berenguer, R (1, 1) ERA: 3.6	5.0 W 23 3 2 1 4 3 0 0 0 0 1 28 40 1.80 1.200																					
Bill Scherrer, L (6, 1) ERA: 4.52	1.0 3 0 0 0 1 0 0 0 0 0 0 5 5 0.00 0.000																					
Aurelio Lopez, R (7, 1) ERA: 2.74	2.0 8 1 0 0 2 1 0 0 0 0 0 11 15 0.00 1.000																					
Willie Hernandez, L (9, 1) ERA: 1.91	1.0 5 2 1 1 0 0 0 0 0 0 1 0 5 5 9.00 2.000																					

Toronto Blue Jays @ Detroit Tigers
 Tiger Stadium, Detroit, MI
 Sun Sep 16 1984, 3:33 AM EDT
 Att: 45,488 - Unknown

AB	34
R	3
H	6
RBI	2
BB	4
SO	7
LOB	22



Batter	1	2	3	4	5	6	7	8	9
Lou Whitaker, L OBP: 0.353, SLG: 0.388 Scott Earl, R (1, 4) (9, 4)	0-0 2B	0-0 E5		0-0 FC5-4 BB 1B	4-0 1-2 BB		0-0 5-3		
Alan Trammell, R OBP: 0.377, SLG: 0.462 Doug Baker, S OBP: 0.216, SLG: 0.207 (1, 6) (9, 6)	4-0 2B 1B BB	0-0 F9		0-0 F9	0-0 F6			0-0 2B	
Kirk Gibson, L OBP: 0.369, SLG: 0.527 (1, 9)	0-0 1B 2B	0-0 F9		4-0 FC5-4 1-2 BB		0-0 F7		0-0 F5	
Lance Parrish, R OBP: 0.288, SLG: 0.435 (1, 10)	0-3 K	0-3 K		0-0 FC5-4 BB 1-2f 2-3		0-0 F8		0-0 F8	
Larry Herndon, R OBP: 0.324, SLG: 0.392 (1, 7)	0-3 K		0-0 WP HR 1B	4-0 1-2 BB		0-0 HR		0-3 K	
Barbaro Garbey, R OBP: 0.322, SLG: 0.392 Dave Bergman, L OBP: 0.345, SLG: 0.426 (1, 3) (6, PH) (7, 3)	0-0 2B 1B		0-0 F5	0-0 F6		0-0 F5			
Chet Lemon, R OBP: 0.352, SLG: 0.481 (1, 8)	0-0 1-H 2B		0-0 5-3		0-0 5-3		0-0 6-3		
Tom Brookens, R OBP: 0.300, SLG: 0.380 (1, 5)	0-3 K		0-0 2-H HR		0-0 BB 1B		0-3 K		
Marty Castillo, R OBP: 0.275, SLG: 0.361 (1, 2)		0-0 HR		0-0 F7		0-0 F7		0-0 3B	


Inning Stats	R: 4	H: 4	E: 0	K: 3	S: 13	LOB: 1	BB: 1	P: 17	R: 1	H: 1	E: 1	K: 1	S: 7	LOB: 1	BB: 0	P: 7	R: 2	H: 2	E: 0	K: 0	S: 5	LOB: 0	BB: 0	P: 5	R: 0	H: 1	E: 0	K: 0	S: 4	LOB: 3	BB: 2	P: 12	R: 0	H: 1	E: 0	K: 0	S: 4	LOB: 2	BB: 1	P: 8	R: 1	H: 1	E: 0	K: 0	S: 4	LOB: 0	BB: 0	P: 4	R: 0	H: 1	E: 0	K: 1	S: 6	LOB: 1	BB: 0	P: 6	R: 0	H: 1	E: 0	K: 1	S: 6	LOB: 1	BB: 0	P: 6
--------------	------	------	------	------	-------	--------	-------	-------	------	------	------	------	------	--------	-------	------	------	------	------	------	------	--------	-------	------	------	------	------	------	------	--------	-------	-------	------	------	------	------	------	--------	-------	------	------	------	------	------	------	--------	-------	------	------	------	------	------	------	--------	-------	------	------	------	------	------	------	--------	-------	------

PITCHER	IP	WLS	BF	H	R	ER	SO	BB	IBB	HBP	BLK	WP	HR	S	P	ERA	WHIP
Bryan Clark, L ERA: 5.83 (1, 1)	0.2	L	7	4	4	4	2	1	0	0	0	0	0	10	14	54.00	7.500
Dennis Lamp, R ERA: 4.0 (1, 1)	2.1		11	3	3	3	2	0	0	0	0	1	2	15	15	11.57	1.286
Ron Musselman, R ERA: 2.51 (4, 1)	2.0		11	2	0	0	0	3	0	0	0	0	0	8	20	0.00	2.500
Jim Acker, R ERA: 4.28 (6, 1)	2.0		8	2	1	1	1	0	0	0	0	0	1	10	10	4.50	1.000
Jim Gott, R ERA: 3.84 (8, 1)	1.0		4	1	0	0	1	0	0	0	0	0	0	6	6	0.00	1.000

BOTTOM

AB	R	H	RBI	BB	SO	LOB
4	1	2	0	1	0	1
0	0	0	0	0	0	0
4	1	1	0	1	0	4
0	0	0	0	0	0	0
4	1	1	1	1	0	2
5	0	0	0	0	2	6
4	2	2	1	1	2	3
3	1	1	2	0	0	4
1	0	0	0	0	0	0
4	0	1	1	0	0	1
4	1	2	2	0	2	1
4	1	2	1	0	0	1

AB 37
R 8
H 12
RBI 8
BB 4
SO 6
LOB 23



Toronto Blue Jays @ Detroit Tigers
Tiger Stadium, Detroit, MI
Sun Sep 16 1984, 3:33 AM EDT
Att. 45,488 - Unknown

WP	HR	S	P	ERA	WHIP
1	1	41			

Batter	1	2	3	4	5	6	7	8	9	AB R H RBI BB SO LOB	TOP									
Robin Yount, R (1, 10) OBP: 0.361, SLG: 0.433	0-3 K	4-0 BB			0-0 F8		0-0 F6		0-0 HR	4 1 1 1 1 1 1										
Jim Gantner, L (1, 4) OBP: 0.318, SLG: 0.351	0-0 F7	0-0 F4			0-0 F6		0-0 F8		0-0 4-3	5 0 0 0 0 0 3										
Cecil Cooper, L (1, 3) OBP: 0.312, SLG: 0.387	0-0 BB 1B			0-0 F6		0-0 1B		0-0 1B		4 1 3 0 0 0 0										
Doug Loman, L (1, 7) OBP: 0.435, SLG: 0.395	4-0 1-2 BB			0-0 F8		0-0 1B		0-0 F3		3 0 1 1 1 0 1										
Bobby Clark, R (1, 9) OBP: 0.331, SLG: 0.373	0-3 K			0-0 2B		0-0 K		0-0 F7		4 0 1 0 0 2 3										
Dion James, L (1, 8) OBP: 0.335, SLG: 0.369		0-0 1B 2B		0-0 6-3		0-0 3-1		0-0 1-2 1B		4 1 2 0 0 0 1										
Jim Sundberg, R (1, 2) OBP: 0.338, SLG: 0.415		0-3 K		0-0 F8		0-0 6-3		0-3 K		4 0 0 0 0 2 3										
Ed Romero, R (1, 6) OBP: 0.310, SLG: 0.297		0-0 5-3		0-0 F7			0-0 1B		0-0 F8	4 0 1 0 0 0 1										
Willie Lozado, R (1, 5) OBP: 0.367, SLG: 0.478		0-0 WP 1B		0-0 F3			0-0 F8		0-0 5-3	4 0 1 1 0 0 1										
Inning Stats	R: 0 E: 0 K: 2 S: 8	H: 1 LOB: 2 BB: 1 P: 12	R: 1 E: 0 K: 1 S: 7	H: 2 LOB: 2 BB: 1 P: 11	R: 0 E: 0 K: 0 S: 4	H: 1 LOB: 1 BB: 0 P: 4	R: 0 E: 0 K: 0 S: 3	H: 0 LOB: 0 BB: 0 P: 3	R: 1 E: 0 K: 1 S: 5	H: 2 LOB: 0 BB: 0 P: 5	R: 0 E: 0 K: 0 S: 4	H: 1 LOB: 1 BB: 0 P: 4	R: 0 E: 0 K: 1 S: 7	H: 2 LOB: 2 BB: 0 P: 7	R: 1 E: 0 K: 0 S: 4	H: 1 LOB: 0 BB: 0 P: 4	1B: 7 2B: 2 3B: 0 HR: 1	SF: 0 SAC: 0 DP: 0 HBP: 0	WP: 1 PB: 0 SB: 1 CS: 1	PA: 39
PITCHER Roger Mason, R (1, 1) ERA: 3.5	IP: 6.0 WLS: W BF: 25 H: 6 R: 2 ER: 2 SO: 4 BB: 2 IBB: 0 HBP: 0 BLK: 0 WP: 1 HR: 0 S: 31 P: 39 ERA: 3.00 WHIP: 1.333																			
Aurelio Lopez, R (7, 1) ERA: 2.74	IP: 3.0 WLS: S BF: 13 H: 4 R: 1 ER: 1 SO: 1 BB: 0 IBB: 0 HBP: 0 BLK: 0 WP: 0 HR: 1 S: 15 P: 15 ERA: 3.00 WHIP: 1.333																			

Milwaukee Brewers @ Detroit Tigers
Tiger Stadium, Detroit, MI
Mon Sep 17 1984, 7:05 PM EDT
Att: 34,091 - Unknown

livebaseballscorecards.com

AB	36
R	3
H	10
RBI	3
BB	2
SO	5
LOB	14



Batter	1	2	3	4	5	6	7	8	9
Lou Whitaker, L (1, 4) OBP: 0.354, SLG: 0.394 Dave Bergman, L (9, 3) OBP: 0.345, SLG: 0.426	0-0 1B E 1B		0-0 F8		0-0 4-3	0-0 HR			
Alan Trammell, R (1, 6) OBP: 0.376, SLG: 0.461 Scott Earl, R (9, 4)	0-0 1B S 1B		0-3 K		0-3 K	0-0 F8			
Kirk Gibson, L (1, 9) OBP: 0.366, SLG: 0.523 Rusty Kuntz, R (9, 9) OBP: 0.388, SLG: 0.397	0-3 K		0-0 F9			0-0 1-3	0-0 4-3		
Lance Parrish, R (1, 2) OBP: 0.289, SLG: 0.441	0-0 1B 1-H 3-H			0-3 K		0-0 HR	0-0 1-2-3		
Larry Herndon, R (1, 7) OBP: 0.325, SLG: 0.393	0-0 6-3			0-0 1B		0-0 BB 5-3 BB 1B	0-0 5-3		
Chet Lemon, R (1, 8) OBP: 0.352, SLG: 0.479		0-0 1B G5-4-3		0-3 K		0-0 5-3		0-0 F6	
Barbaro Garbey, R (1, 10) OBP: 0.322, SLG: 0.389 Mike Laga, L (8, PH) OBP: 1.000, SLG: 1.000		0-0 G5-4-3		0-0 6-3		4-0 BB HR BB IBB		0-0 1B	
Darrell Evans, L (1, 3) OBP: 0.357, SLG: 0.399 Doug Baker, S (9, 6) OBP: 0.216, SLG: 0.207					0-0 F8	4-0 HR BB		0-0 F7	
Tom Brookens, R (1, 5) OBP: 0.302, SLG: 0.381 Johnny Grubb, L (6, PH) OBP: 0.407, SLG: 0.460 Marty Castillo, R (7, 5) OBP: 0.273, SLG: 0.358			0-0 1B S		0-0 E4	4-0 HR BB		0-0 F4	

AB	R	H	RBI	BB	SO	LOB
4	2	2	4	0	0	2
0	0	0	0	0	0	0
4	0	1	0	0	2	2
0	0	0	0	0	0	0
4	0	0	0	0	1	3
0	0	0	0	0	0	0
4	1	2	1	0	1	0
4	1	2	0	0	0	1
4	0	1	0	0	1	2
2	1	0	0	1	0	2
1	0	1	0	0	0	0
3	1	0	0	1	0	1
0	0	0	0	0	0	0
2	0	1	0	0	0	0
0	1	0	1	1	0	0
1	0	0	0	0	0	1

BOTTOM

Milwaukee Brewers @ Detroit Tigers
Tiger Stadium, Detroit, MI
 Mon Sep 17 1984, 7:05 PM EDT
 Att. 34,091 - Unknown

livebaseballscorecards.com

AB	33
R	7
H	10
RBI	6
BB	3
SO	5
LOB	14



1B: 8	SF: 0
2B: 0	SAC: 0
3B: 0	DP: 1
HR: 2	HBP: 0

WP: 0	PA: 36
PB: 0	
SB: 2	
CS: 0	

Inning Stats														PITCHER																										
R	H	E	K	S	H	LOB	BB	P	R	H	E	K	S	R	H	E	K	S	H	LOB	BB	P	R	H	E	K	S	H	LOB	BB	P	ERA	WHIP							
1	3	0	7	7	1	1	0	7	0	1	0	6	6	0	0	0	0	0	0	0	0	0	0	0	0	0	0	0	0	0	0	0	0	0	0	0	0	0	7.94	1.588
2	1	0	3	3	0	0	0	3	0	0	0	0	0	0	0	0	0	0	0	0	0	0	0	0	0	0	0	0	0	0	0	0	0	0.00	0.000					
3	1	0	7	7	0	0	0	7	0	0	0	6	6	0	0	0	0	0	0	0	0	0	0	0	0	0	0	0	0	0	0	0	0	0.00	0.750					
4	0	0	7	7	0	0	0	7	0	0	0	0	0	0	0	0	0	0	0	0	0	0	0	0	0	0	0	0	0	0	0	0	0	0.00	0.000					
5	0	0	7	7	0	0	0	7	0	0	0	0	0	0	0	0	0	0	0	0	0	0	0	0	0	0	0	0	0	0	0	0	0	0.00	0.000					
6	0	0	7	7	0	0	0	7	0	0	0	0	0	0	0	0	0	0	0	0	0	0	0	0	0	0	0	0	0	0	0	0	0	0.00	0.000					
7	0	0	7	7	0	0	0	7	0	0	0	0	0	0	0	0	0	0	0	0	0	0	0	0	0	0	0	0	0	0	0	0	0	0.00	0.000					
8	0	0	7	7	0	0	0	7	0	0	0	0	0	0	0	0	0	0	0	0	0	0	0	0	0	0	0	0	0	0	0	0	0	0.00	0.000					
9	0	0	7	7	0	0	0	7	0	0	0	0	0	0	0	0	0	0	0	0	0	0	0	0	0	0	0	0	0	0	0	0	0	0.00	0.000					

Batter	1	2	3	4	5	6	7	8	9	AB R H RBI BB SO LOB	TOP
Robin Yount, R (1, 10) OBP: 0.362, SLG: 0.433	0-3 K		0-0 FC3-6 1B		0-0 F9			0-0 FC1-6 1B		4 0 2 0 0 1 0	Milwaukee Brewers @ Detroit Tigers Tiger Stadium, Detroit, MI Tue Sep 18 1984, 7:05 PM EDT Att: 48,810 - Unknown
Jim Gantner, L (1, 4) OBP: 0.315, SLG: 0.349	0-0 F8		0-0 FC3-6 BB		0-0 F4			0-0 FC1-6		4 0 0 0 0 0 3	
Cecil Cooper, L (1, 3) OBP: 0.314, SLG: 0.386	0-0 1B		4-0 1-2 BB					0-0 F9		3 0 1 0 1 0 1	
Doug Loman, L (1, 7) OBP: 0.400, SLG: 0.357	0-0 F3		0-0 F8					0-0 F8		4 0 0 0 0 0 4	
Bobby Clark, R (1, 9) OBP: 0.329, SLG: 0.369		0-3 K		0-0 6-3		0-3 K		0-0 1B		4 0 1 0 0 2 0	
Dion James, L (1, 8) Mark Brouhard, R (9, PH) OBP: 0.300, SLG: 0.367		0-0 6-3		0-0 1B			0-0 F7	0-0 F7		3 0 1 0 0 0 0 1 0 0 0 0 0 1	
Jim Sundberg, R (1, 2) OBP: 0.334, SLG: 0.409		0-0 F4		0-3 K			0-0 6-3	0-3 K		4 0 0 0 0 2 2	
Ed Romero, R (1, 6) OBP: 0.311, SLG: 0.298			0-0 FC3-6 1B 1B		0-0 F3		0-3 K			3 0 1 0 0 1 1	
Willie Lozado, R (1, 5) OBP: 0.354, SLG: 0.458			0-0 F9		0-3 K			0-3 K		3 0 0 0 0 2 1	
Inning Stats	R: 0 H: 1 E: 0 LOB: 1 K: 1 BB: 0 S: 6 P: 6	R: 0 H: 0 E: 0 LOB: 0 K: 1 BB: 0 S: 5 P: 5	R: 0 H: 2 E: 0 LOB: 3 K: 0 BB: 1 S: 5 P: 9	R: 0 H: 1 E: 0 LOB: 1 K: 1 BB: 0 S: 6 P: 6	R: 0 H: 0 E: 0 LOB: 0 K: 1 BB: 0 S: 5 P: 5	R: 0 H: 0 E: 0 LOB: 0 K: 1 BB: 0 S: 5 P: 5	R: 0 H: 0 E: 0 LOB: 0 K: 1 BB: 0 S: 5 P: 5	R: 0 H: 1 E: 0 LOB: 1 K: 1 BB: 0 S: 6 P: 6	R: 0 H: 1 E: 0 LOB: 1 K: 1 BB: 0 S: 6 P: 6	1B: 6 SF: 0 2B: 0 SAC: 0 3B: 0 DP: 0 HR: 0 HBP: 0	
PITCHER	IP WLS BF H R ER SO BB IBB HBP BLK WP HR S P ERA WHIP										
Randy O'Neal, R (1, 1) ERA: 1.89	7.0 W 26 4 0 0 6 1 0 0 0 0 0 0 37 41 0.00 0.714										
Willie Hernandez, L (8, 1)	2.0 S 8 2 0 0 2 0 0 0 0 0 0 0 12 12 0.00 1.000										

livebaseballscorecards.com

AB	33
R	0
H	6
RBI	0
BB	1
SO	8
LOB	13



Batter	1	2	3	4	5	6	7	8	9	AB R H RBI BB SO LOB
Lou Whitaker, L (1, 4) OBP: 0.353, SLG: 0.392	4-0 2B 6-3 BB		0-3 K		0-3 K		0-0 4-3			3 1 0 0 1 2 1
Alan Trammell, R (1, 6) OBP: 0.377, SLG: 0.465	0-0 1-3 2B		0-0 F7			0-0 1B 2B	0-3 K			4 1 2 0 0 1 0
Kirk Gibson, L (1, 9) OBP: 0.365, SLG: 0.520	0-0 F2			0-0 F5		4-0 WP 1B BB	0-0 F3			3 0 0 0 1 0 2
Lance Parrish, R (1, 2) OBP: 0.291, SLG: 0.440	0-0 6-3			4-0 CS 1B BB		0-0 WP 1B	0-0 F3			3 0 1 2 1 0 1
Larry Herndon, R (1, 7) OBP: 0.325, SLG: 0.392	0-0 3-H F6			0-0 1-2 1B		0-0 F2	0-3 K			4 0 1 0 0 1 3
Barbaro Garbey, R (1, 10) OBP: 0.320, SLG: 0.387		0-0 1-3		0-3 K		4-0 1-2 2-3 IBB	0-3 K			2 0 0 0 0 1 2
Johnny Grubb, L (6, PH) OBP: 0.408, SLG: 0.457				2-3						1 0 0 0 1 1 0
Chet Lemon, R (1, 8) OBP: 0.350, SLG: 0.476		0-0 F6			0-0 F9	0-3 K				3 0 0 0 0 1 3
Darrell Evans, L (1, 3) OBP: 0.357, SLG: 0.397		0-0 F7			4-0 BB	0-0 1-3				2 0 0 0 1 0 3
Tom Brookens, R (1, 5) OBP: 0.303, SLG: 0.394			0-0 F8		0-0 F4		0-0 HR			3 1 1 1 0 0 1
Marty Castillo, R (8, 5) OBP: 0.273, SLG: 0.358										0 0 0 0 0 0 0

Inning Stats	R: 1	H: 1	E: 0	K: 0	S: 4	LOB: 1	BB: 1	P: 8	R: 0	H: 0	E: 0	K: 0	S: 3	LOB: 0	BB: 0	P: 3	R: 0	H: 0	E: 0	K: 1	S: 5	LOB: 0	BB: 0	P: 5	R: 0	H: 1	E: 0	K: 1	S: 5	LOB: 2	BB: 1	P: 9	R: 0	H: 0	E: 0	K: 1	S: 5	LOB: 1	BB: 1	P: 9	R: 1	H: 2	E: 0	K: 1	S: 7	LOB: 3	BB: 2	P: 15	R: 1	H: 1	E: 0	K: 1	S: 6	LOB: 0	BB: 0	P: 6	R: 0	H: 0	E: 0	K: 2	S: 7	LOB: 0	BB: 0	P: 7
--------------	------	------	------	------	------	--------	-------	------	------	------	------	------	------	--------	-------	------	------	------	------	------	------	--------	-------	------	------	------	------	------	------	--------	-------	------	------	------	------	------	------	--------	-------	------	------	------	------	------	------	--------	-------	-------	------	------	------	------	------	--------	-------	------	------	------	------	------	------	--------	-------	------

PITCHER	IP	WLS	BF	H	R	ER	SO	BB	IBB	HBP	BLK	WP	HR	S	P	ERA	WHIP
Bob McClure, L (1, 1) ERA: 4.35	5.0	L	22	4	2	2	3	4	0	0	0	0	0	24	40	3.60	1.600
Tom Tellmann, R (6, 1) ERA: 2.78	0.2		3	0	0	0	1	0	1	0	0	1	0	4	8	0.00	0.000
Mike Caldwell, L (6, 1) ERA: 4.7	1.1		5	1	1	1	1	0	0	0	0	0	1	7	7	6.75	0.750
Jim Kern, R (8, 1) ERA: 8.8	1.0		3	0	0	0	2	0	0	0	0	0	0	7	7	0.00	0.000


BOTTOM

Milwaukee Brewers @ Detroit Tigers
Tiger Stadium, Detroit, MI

Tue Sep 18 1984, 7:05 PM EDT
Att. 48,810 - Unknown

AB	28
R	3
H	5
RBI	3
BB	5
SO	7
LOB	16

livebaseballscorecards.com



WP: 1	PA: 33
PB: 0	
SB: 0	
CS: 1	

Batter	1	2	3	4	5	6	7	8	9	AB R H RBI BB SO LOB	TOP											
Robin Yount, R (1, 10) OBP: 0.362, SLG: 0.433	0-0 F5		0-0 F6		0-0 FC5-2 1B		0-0 F9		0-0 1B	5 0 2 1 0 0 0												
Dion James, L (1, 8) Mark Brouhard, R (9, PH) OBP: 0.337, SLG: 0.370 OBP: 0.298, SLG: 0.365	0-0 G3		0-0 3-1		0-0 FC5-2 1B		0-0 1B		0-0 F4	4 0 2 0 0 0 0 1 0 0 0 0 0 2												
Cecil Cooper, L (1, 3) OBP: 0.311, SLG: 0.383	0-0 5-3			0-0 F8	0-0 FC5-2		0-0 F5		0-0 4-3	5 0 0 0 0 0 6												
Doug Loman, L (1, 7) OBP: 0.389, SLG: 0.348		0-0 F6		0-0 BB 1B	0-3 K		0-0 F9			4 0 1 0 0 1 4												
Bobby Clark, R (1, 9) OBP: 0.333, SLG: 0.368		0-3 K		4-0 BB 1B		0-0 SH1-3 1B		0-0 F4		3 0 1 0 1 1 0												
Roy Howell, L (1, 5) OBP: 0.283, SLG: 0.335		0-0 HR		0-0 G4-6-3 1-2f		0-0 SH1-3 1B		0-3 K		4 1 2 1 0 1 2												
Jim Sundberg, R (1, 2) OBP: 0.334, SLG: 0.409		0-0 1B			0-0 6-3	0-0 SH1-3		0-0 6-3		3 0 1 0 0 0 0												
Ed Romero, R (1, 4) OBP: 0.310, SLG: 0.297		0-0 6-3			0-0 1B 1B	0-0 F4			0-0 F8	4 1 1 0 0 0 3												
Willie Lozado, R (1, 6) OBP: 0.360, SLG: 0.461			0-3 K		0-0 1B 1B FC5-2 1B	0-0 F4			0-0 1B	4 0 2 0 0 1 2												
Inning Stats	R: 0 E: 0 K: 0 S: 3	H: 0 LOB: 0 BB: 0 P: 3	R: 1 E: 0 K: 1 S: 7	H: 2 LOB: 1 BB: 0 P: 7	R: 0 E: 0 K: 1 S: 5	H: 0 LOB: 0 BB: 0 P: 5	R: 0 E: 0 K: 0 S: 3	H: 1 LOB: 1 BB: 1 P: 7	R: 1 E: 0 K: 1 S: 9	H: 4 LOB: 3 BB: 0 P: 9	R: 0 E: 0 K: 0 S: 5	H: 2 LOB: 2 BB: 0 P: 5	R: 0 E: 0 K: 1 S: 4	H: 1 LOB: 1 BB: 0 P: 4	R: 0 E: 0 K: 1 S: 5	H: 0 LOB: 0 BB: 0 P: 5	R: 0 E: 0 K: 0 S: 5	H: 2 LOB: 2 BB: 0 P: 5	1B: 11 2B: 0 3B: 0 HR: 1	SF: 0 SAC: 1 DP: 1 HBP: 0	WP: 0 PB: 0 SB: 0 CS: 0	PA: 39
PITCHER	IP WLS BF H R ER SO BB IBB HBP BLK WP HR S P ERA WHIP																					
Jack Morris, R (1, 1) ERA: 3.76	6.0 W 27 9 2 2 3 1 0 0 0 0 0 1 32 36 3.00 1.667																					
Bill Scherrer, L (7, 1) ERA: 4.45	1.0 4 1 0 0 0 0 0 0 0 0 0 0 4 4 0.00 1.000																					
Dave Rozema, R (8, 1) ERA: 3.78	1.0 3 0 0 0 1 0 0 0 0 0 0 0 5 5 0.00 0.000																					
Willie Hernandez, L (9, 1) ERA: 1.87	1.0 S 5 2 0 0 0 0 0 0 0 0 0 0 5 5 0.00 2.000																					

Milwaukee Brewers @ Detroit Tigers
Tiger Stadium, Detroit, MI
Wed Sep 19 1984, 7:05 PM EDT
Att. 23,056 - Unknown

livebaseballscorecards.com

AB	37
R	2
H	12
RBI	2
BB	1
SO	4
LOB	19



Batter	1	2	3	4	5	6	7	8	9
Scott Earl, R OBP: 0.200, SLG: 0.600 (1, 4)	0-0 F9	0-0 3B		0-0 F7		0-0 1-3		0-0 F9	
Dave Bergman, L OBP: 0.347, SLG: 0.427 (1, 3)	0-0 1B	0-0 6-3		0-0 1B		0-3 K			
Ruppert Jones, L OBP: 0.336, SLG: 0.517 (1, 8) (8, 7)	0-3 K		0-0 G3	0-3 K		0-3 K			
Johnny Grubb, L OBP: 0.400, SLG: 0.446 (1, 7) Chet Lemon, R OBP: 0.350, SLG: 0.476 (8, 8)	0-0 F9		0-0 F9	0-0 4-3			0-3 K		
Howard Johnson, S OBP: 0.322, SLG: 0.384 (1, 5)		0-0 1B FC 1B	0-0 1B 1B		0-3 K		0-0 6-3		
Nelson Simmons, S OBP: 0.500, SLG: 0.500 (1, 9) Rusty Kuntz, R OBP: 0.388, SLG: 0.397 (8, 9)		0-0 S FC 1B	0-0 1B 1B		0-0 BB 1B		0-0 F9		
Mike Laga, L OBP: 0.800, SLG: 0.750 (1, 10) Barbaro Garbey, R OBP: 0.319, SLG: 0.385 (8, PH)		0-0 F6	0-0 1B	0-0 1B	4-0 BB 1B			0-0 6-3	
Doug Baker, S OBP: 0.217, SLG: 0.200 (1, 6)		0-0 FC 3B	0-0 4-3		0-3 K		4-0 BB	4-0 BB	
Dwight Lowry, L OBP: 0.278, SLG: 0.382 (1, 2)		0-0 G3		0-0 1B 1B	0-3 K		0-3 K	0-3 K	

Inning Stats	R: 0	H: 1	E: 0	K: 1	S: 6	R: 3	H: 3	E: 0	K: 0	S: 7	R: 1	H: 3	E: 0	K: 0	S: 6	R: 0	H: 2	E: 0	K: 1	S: 7	R: 0	H: 1	E: 0	K: 3	S: 10	R: 0	H: 0	E: 0	K: 1	S: 5	R: 0	H: 0	E: 0	K: 1	S: 5	R: 0	H: 0	E: 0	K: 1	S: 5
	LOB: 1	BB: 0	P: 6	LOB: 1	BB: 0	P: 7	LOB: 2	BB: 0	P: 6	LOB: 2	BB: 0	LOB: 2	BB: 1	P: 14	LOB: 0	BB: 0	LOB: 0	BB: 0	P: 7	LOB: 0	BB: 0	LOB: 0	BB: 0	LOB: 2	BB: 1	P: 14	LOB: 0	BB: 0	LOB: 0	BB: 0	LOB: 1	BB: 1	P: 9	LOB: 1	BB: 1	P: 9	LOB: 1	BB: 1	P: 9	

PITCHER	IP	WLS	BF	H	R	ER	SO	BB	IBB	HBP	BLK	WP	HR	S	P	ERA	WHIP
Tom Candiotti, R ERA: 5.34 (1, 1)	3.1	L	20	9	4	4	1	0	0	0	0	0	0	22	22	10.80	2.700
Jack Lazorko, R ERA: 4.31 (4, 1)	3.2		13	1	0	0	7	1	0	0	0	0	0	26	30	0.00	0.545
Ray Searge, L ERA: 0.98 (8, 1)	1.0		4	0	0	0	1	1	0	0	0	0	0	5	9	0.00	1.000

AB R H RBI BB SO LOB

5	0	1	1	0	0	2
4	0	2	0	0	1	1
4	0	0	0	0	3	3
4	0	0	0	0	1	3
0	0	0	0	0	0	0
4	2	2	0	0	1	0
4	1	3	0	0	0	0
0	0	0	0	0	0	0
2	0	1	1	1	0	2
1	0	0	0	0	0	0
3	1	0	1	1	1	5
4	0	1	1	0	2	4


1B: 9	SF: 0	WP: 0	PA: 37
2B: 0	SAC: 0	PB: 0	
3B: 1	DP: 0	SB: 3	
HR: 0	HBP: 0	CS: 0	

Milwaukee Brewers @ Detroit Tigers
Tiger Stadium, Detroit, MI
 Wed Sep 19 1984, 7:05 PM EDT
 Att. 23,056 - Unknown

livebaseballscorecards.com

AB	35
R	4
H	10
RBI	4
BB	2
SO	9
LOB	20



Batter	1	2	3	4	5	6	7	8	9	AB R H RBI BB SO LOB	TOP														
Willie Randolph, R (1, 4) OBP: 0.380, SLG: 0.357	0-0 F3		0-0 SF8 BB 1-2 1B		0-0 E 1B		0-0 FC5-4 SH5-4 1B		0-0 6-3	5 0 3 0 0 0 0	<p>New York Yankees @ Detroit Tigers Tiger Stadium, Detroit, MI</p> <p>Fri Sep 21 1984, 7:05 PM EDT Att. 42,238 - Unknown</p> <p>livebaseballscorecards.com</p> <table border="1"> <tr><td>AB</td><td>29</td></tr> <tr><td>R</td><td>5</td></tr> <tr><td>H</td><td>6</td></tr> <tr><td>RBI</td><td>5</td></tr> <tr><td>BB</td><td>8</td></tr> <tr><td>SO</td><td>3</td></tr> <tr><td>LOB</td><td>16</td></tr> </table> 	AB	29	R	5	H	6	RBI	5	BB	8	SO	3	LOB	16
AB	29																								
R	5																								
H	6																								
RBI	5																								
BB	8																								
SO	3																								
LOB	16																								
Bobby Meacham, S (1, 6) OBP: 0.314, SLG: 0.335	0-3 K		4-0 G6-4-3 1-2 2-3 BB		0-0 F8		0-0 SH5-4		0-0 F5	3 0 0 0 1 1 1															
Don Mattingly, L (1, 3) OBP: 0.385, SLG: 0.548	0-0 6-3		0-0 SF8			0-0 4-3 E BB 1B	4-0 FC5-4 IBB		0-0 F7	3 1 1 1 1 0 0															
Dave Winfield, R (1, 9) OBP: 0.394, SLG: 0.526		0-3 K	0-0 G6-4-3 1-2f		0-0 E4 BB 1-2 4-3 BB		0-0 FC5-4 BB			4 1 0 0 0 1 5															
Oscar Gamble, L (1, 10) OBP: 0.331, SLG: 0.482		0-3 K		4-0 G1-6-3 BB		0-0 4-3	4-0 FC5-4 BB			2 0 0 0 2 1 2															
Ken Griffey, L (1, 7) OBP: 0.325, SLG: 0.396		0-0 F7		0-0 F7		4-0 BB BB IBB	0-0 3-1			3 0 0 0 1 0 4															
Butch Wynegar, S (1, 2) OBP: 0.366, SLG: 0.351			4-0 E BB	0-0 G1-6-3 1-2f		4-0 BB 1-2 2-3 3-H BB		0-0 3-1		2 1 0 1 2 0 1															
Mike Pagliarulo, L (1, 5) OBP: 0.307, SLG: 0.494			0-0 E6 1B 2B		0-0 F8	4-0 G4-6-3 BB		0-0 3-1		3 1 1 2 1 0 0															
Omar Moreno, L (1, 8) OBP: 0.282, SLG: 0.357			0-0 BB 1B SF8 1B		0-0 B1-3	0-0 G4-6-3 1-2f		0-0 5-3		4 1 1 1 0 0 3															
Inning Stats	R: 0 E: 0 K: 1 S: 5	H: 0 LOB: 0 BB: 0 P: 5	R: 0 E: 0 K: 2 S: 7	H: 0 LOB: 0 BB: 0 P: 7	R: 3 E: 1 K: 0 S: 5	H: 3 LOB: 1 BB: 2 P: 13	R: 0 E: 0 K: 0 S: 2	H: 0 LOB: 0 BB: 1 P: 6	R: 0 E: 1 K: 0 S: 4	H: 1 LOB: 1 BB: 0 P: 4	R: 2 E: 1 K: 0 S: 4	H: 1 LOB: 2 BB: 3 P: 16	R: 0 E: 0 K: 0 S: 4	H: 1 LOB: 3 BB: 2 P: 12	R: 0 E: 0 K: 0 S: 3	H: 0 LOB: 0 BB: 0 P: 3	R: 0 E: 0 K: 0 S: 3	H: 0 LOB: 0 BB: 0 P: 3	1B: 5 2B: 1 3B: 0 HR: 0	SF: 1 SAC: 1 DP: 3 HBP: 0	WP: 0 PB: 0 SB: 0 CS: 0	PA: 39			
PITCHER	IP WLS BF H R ER SO BB IBB HBP BLK WP HR S P ERA WHIP																								
Milt Wilcox, R (1, 1) ERA: 4.05	5.1 L 25 5 5 4 3 4 1 0 0 0 0 0 26 46 6.75 1.688																								
Bill Scherrer, L (6, 1) ERA: 4.41	0.2 2 0 0 0 0 1 0 0 0 0 0 0 1 5 0.00 1.500																								
Doug Bair, R (7, 1) ERA: 3.77	1.0 6 1 0 0 0 1 1 0 0 0 0 0 4 12 0.00 2.000																								
Aurelio Lopez, R (8, 1) ERA: 2.7	2.0 6 0 0 0 0 0 0 0 0 0 0 0 6 6 0.00 0.000																								

BOTTOM

New York Yankees @ Detroit Tigers
Tiger Stadium, Detroit, MI
Fri Sep 21 1984, 7:05 PM EDT
Att. 42,238 - Unknown

livebaseballscorecards.com

AB	34
R	3
H	8
RBI	3
BB	5
SO	7
LOB	16



WP:	0	PA:	40
PB:	0		
SB:	0		
CS:	0		

AB R H RBI BB SO LOB

3 1 1 0 0 0 1
1 0 0 0 1 0 0

4 1 2 2 1 1 1

4 0 0 0 1 1 3

5 0 0 0 0 0 4

4 1 1 0 0 1 0

2 0 1 0 0 0 0
1 0 0 0 0 1 0

3 0 1 1 0 0 1
1 0 1 0 0 0 0

2 0 1 0 2 0 0

4 0 0 0 0 3 6

1B:	5	SF:	0
2B:	2	SAC:	0
3B:	0	DP:	1
HR:	1	HBP:	1

Batter	1	2	3	4	5	6	7	8	9
Dave Bergman, L OBP: 0.347, SLG: 0.426 Barbaro Garbey, R OBP: 0.320, SLG: 0.384 (8, 3)	0-0 HR 1B	0-0 4-3		0-0 4-3 2-3			4-0 BB BB		0-0 4-3
Alan Trammell, R OBP: 0.379, SLG: 0.471 (1, 6)	0-0 HR 1-H	0-3 K		0-0 F7			4-0 1-2 BB		0-0 FC6-4 1B
Kirk Gibson, L OBP: 0.364, SLG: 0.516 (1, 9)	4-0 G6-4-3 BB	0-3 K			0-0 F8		0-0 F9		0-0 FC6-4 1-2f
Lance Parrish, R OBP: 0.288, SLG: 0.436 (1, 2)	0-0 G6-4-3 1-2f		0-0 F8		0-0 F4		0-0 F8		0-0 F7
Darrell Evans, L OBP: 0.356, SLG: 0.395 (1, 5)	0-0 1B 2B 1B		0-3 K		0-0 F9			0-0 F7	
Johnny Grubb, L OBP: 0.404, SLG: 0.447 Rusty Kuntz, R OBP: 0.386, SLG: 0.394 (8, PH)	0-0 2B 1-3 1B		1-0 FC6-4 HBP			0-0 1-3		0-3 K	
Ruppert Jones, L OBP: 0.336, SLG: 0.519 Larry Herndon, R OBP: 0.326, SLG: 0.393 (9, 7)	0-0 1-3 2B		0-0 FC6-4 1-2f			0-0 4-3		0-0 BB 1B	
Chet Lemon, R OBP: 0.353, SLG: 0.478 (1, 8)	4-0 IBB			0-0 4-3 2B		0-0 F4		4-0 1-2 BB	
Scott Earl, R OBP: 0.111, SLG: 0.333 (1, 4)	0-3 K			0-0 B3			0-3 K		0-3 K

Inning Stats	R: 3	H: 5	E: 0	LOB: 3	K: 1	S: 9	P: 17	R: 0	H: 0	E: 0	LOB: 0	K: 2	S: 7	P: 7	R: 0	H: 0	E: 0	LOB: 1	K: 1	S: 5	P: 6	R: 0	H: 1	E: 0	LOB: 1	K: 0	S: 4	P: 4	R: 0	H: 0	E: 0	LOB: 0	K: 0	S: 3	P: 3	R: 0	H: 0	E: 0	LOB: 2	K: 1	S: 5	P: 13	R: 0	H: 1	E: 0	LOB: 2	K: 2	S: 8	P: 12	R: 0	H: 1	E: 0	LOB: 1	K: 0	S: 4	P: 4
1B:	5	SF:	0																																																					
2B:	2	SAC:	0																																																					
3B:	0	DP:	1																																																					
HR:	1	HBP:	1																																																					

PITCHER	IP	WLS	BF	H	R	ER	SO	BB	IBB	HBP	BLK	WP	HR	S	P	ERA	WHIP
John Montefusco, R ERA: 4.1	(1, 1)	6.0	26	6	3	3	4	1	1	1	0	0	1	31	40	4.50	1.167
Bob Shirley, L ERA: 3.78	(7, 1)	0.2	4	0	0	0	1	2	0	0	0	0	0	4	12	0.00	3.000
Mike Armstrong, R ERA: 3.81	(7, 1)	0.1	1	0	0	0	0	0	0	0	0	0	0	1	1	0.00	0.000
Dave Righetti, L ERA: 2.16	(8, 1)	2.0	9	2	0	0	2	1	0	0	0	0	0	12	16	0.00	1.500

Batter	1	2	3	4	5	6	7	8	9	AB R H RBI BB SO LOB	TOP											
Bobby Meacham, S (1, 6) OBP: 0.311, SLG: 0.331	0-0 F8		0-3 K		0-0 F7			0-3 K		4 0 0 0 0 2 0												
Tim Foli, R (1, 4) OBP: 0.265, SLG: 0.319	0-3 K		0-3 K			0-3 K		0-0 F6		3 0 0 0 0 3 0												
Rex Hudler, R (6, 4) OBP: 0.375, SLG: 0.333										0 0 0 0 0 0 0												
Scott Bradley, L (8, PH) OBP: 0.308, SLG: 0.385										1 0 0 0 0 0 0												
Andre Robertson, R (8, 4) OBP: 0.225, SLG: 0.254										0 0 0 0 0 0 0												
Don Mattingly, L (1, 3) OBP: 0.385, SLG: 0.548	0-0 3-1			0-0 G3 BB 1B		0-0 1B			0-0 3-1	4 0 2 0 0 0 0												
Dave Winfield, R (1, 9) OBP: 0.395, SLG: 0.525		0-0 FC4-6 1B		4-0 G3 BB 1-2		0-0 F3		0-0 6-3		3 0 1 0 1 0 1												
Oscar Gamble, L (1, 10) OBP: 0.321, SLG: 0.466		0-0 FC4-6 BB 1-2f		0-3 K		0-0 F9		0-3 K		4 0 0 0 0 2 4												
Ken Griffey, L (1, 7) OBP: 0.325, SLG: 0.394		4-0 FC6-4 BB 1-2		0-0 G3 1-2 2-3		0-0 5-3				2 0 0 0 1 0 2												
Mike Pagliarulo, L (1, 5) OBP: 0.302, SLG: 0.486		0-3 K		0-3 K		0-0 1-3				3 0 0 0 0 2 4												
Omar Moreno, L (1, 8) OBP: 0.282, SLG: 0.356		0-0 FC6-4 1-2f			0-0 CS 1B		0-0 F9			3 0 1 0 0 0 2												
Rick Cerone, R (1, 2) OBP: 0.270, SLG: 0.291			0-0 F8		0-0 F8 1-2			0-0 F7		3 0 0 0 0 0 1												
Inning Stats	R: 0 E: 0 K: 1 S: 5	H: 0 LOB: 0 BB: 0 P: 5	R: 0 E: 0 K: 1 S: 6	H: 1 LOB: 2 BB: 1 P: 10	R: 0 E: 0 K: 2 S: 7	H: 0 LOB: 0 BB: 0 P: 7	R: 0 E: 0 K: 2 S: 8	H: 1 LOB: 2 BB: 1 P: 12	R: 0 E: 0 K: 0 S: 3	H: 1 LOB: 0 BB: 0 P: 3	R: 0 E: 0 K: 1 S: 6	H: 1 LOB: 1 BB: 0 P: 6	R: 0 E: 0 K: 0 S: 3	H: 0 LOB: 0 BB: 0 P: 3	R: 0 E: 0 K: 1 S: 5	H: 0 LOB: 0 BB: 0 P: 5	R: 0 E: 0 K: 1 S: 5	H: 0 LOB: 0 BB: 0 P: 5	1B: 4 2B: 0 3B: 0 HR: 0	SF: 0 SAC: 0 DP: 0 HBP: 0	WP: 0 PB: 0 SB: 0 CS: 1	PA: 32
PITCHER Dan Petry, R (1, 1) ERA: 3.29	IP 9.0	WLS W	BF 32	H 4	R 0	ER 0	SO 9	BB 2	IBB 0	HBP 0	BLK 0	WP 0	HR 0	S 48	P 56	ERA 0.00	WHIP 0.667					

New York Yankees @ Detroit Tigers
Tiger Stadium, Detroit, MI
 Sat Sep 22 1984, 3:33 AM EDT
 Att: 38,897 - Unknown

livebaseballscorecards.com

AB	30
R	0
H	4
RBI	0
BB	2
SO	9
LOB	14



Batter	1	2	3	4	5	6	7	8	9	AB R H RBI BB SO LOB	TOP			
Willie Randolph, R (1, 4) OBP: 0.381, SLG: 0.356	0-0 F9		0-0 F8		4-0 BB			4-0 FC6-4 FC3-6 BB		2 1 0 0 2 0 1				
Bobby Meacham, S (1, 6) OBP: 0.313, SLG: 0.329	4-0 WP BB		0-0 F8		0-0 F6			4-0 FC6-4 BB		2 0 0 0 2 0 2				
Don Mattingly, L (1, 3) OBP: 0.383, SLG: 0.544	0-0 F9 1-2		0-0 F8		0-0 4-3			0-0 FC6-4 FC3-6 1-2f 2-3		4 0 0 0 0 0 5				
Dave Winfield, R (1, 9) OBP: 0.392, SLG: 0.521	0-0 G3 2-3			0-3 K		0-3 K		0-0 FC3-6 1-2f 3-H		4 0 0 1 0 2 2				
Oscar Gamble, L (1, 10) OBP: 0.322, SLG: 0.462 Don Baylor, R (8, PH) OBP: 0.331, SLG: 0.476		0-0 F8		0-0 BB 1B		0-3 K		0-0 F7		3 0 1 0 0 1 0 1 0 0 0 0 0 1				
Ken Griffey, L (1, 7) OBP: 0.322, SLG: 0.390		0-0 4-3		0-0 F4		0-0 F9		0-3 K		4 0 0 0 0 1 1				
Butch Wynegar, S (1, 2) OBP: 0.367, SLG: 0.349		4-0 BB		4-0 1-2 BB		0-3 K		0-0 F6		2 0 0 0 2 1 0				
Mike Pagliarulo, L (1, 5) OBP: 0.299, SLG: 0.480 Toby Harrah, R (7, PH) OBP: 0.329, SLG: 0.298 (7, 5)		0-0 F8		0-0 4-3		0-0 F7		0-0 F7		2 0 0 0 0 0 3 2 0 0 0 0 0 0				
Omar Moreno, L (1, 8) OBP: 0.283, SLG: 0.357 Victor Mata, R (7, PH) OBP: 0.338, SLG: 0.444 (7, 8)			0-0 1B		0-3 K		0-0 F7			2 0 1 0 0 1 0 1 0 0 0 0 0 0				
Inning Stats	R: 0 H: 0 E: 0 LOB: 1 K: 0 BB: 1 S: 3 P: 7	R: 0 H: 0 E: 0 LOB: 1 K: 0 BB: 1 S: 3 P: 7	R: 0 H: 1 E: 0 LOB: 1 K: 0 BB: 0 S: 4 P: 4	R: 0 H: 1 E: 0 LOB: 2 K: 1 BB: 1 S: 6 P: 10	R: 0 H: 0 E: 0 LOB: 1 K: 1 BB: 1 S: 5 P: 9	R: 0 H: 0 E: 0 LOB: 0 K: 2 BB: 0 S: 7 P: 7	R: 0 H: 0 E: 0 LOB: 0 K: 1 BB: 0 S: 5 P: 5	R: 1 H: 0 E: 0 LOB: 1 K: 0 BB: 2 S: 3 P: 11	R: 0 H: 0 E: 0 LOB: 0 K: 1 BB: 0 S: 5 P: 5	1B: 2 SF: 0 2B: 0 SAC: 0 3B: 0 DP: 0 HR: 0 HBP: 0	WP: 2 PA: 35 PB: 0 SB: 0 CS: 0			
PITCHER	IP WLS BF H R ER SO BB IBB HBP BLK WP HR S P ERA WHIP												PITCHER	IP WLS BF H R ER SO BB IBB HBP BLK WP HR S P ERA WHIP
Jack Morris, R (1, 1) ERA: 3.66	6.0 W 24 2 0 0 4 4 0 0 0 2 0 28 44 0.00 1.000													
Bill Scherrer, L (7, 1) ERA: 4.34	1.0 3 0 0 0 1 0 0 0 0 0 0 5 5 0.00 0.000													
Willie Hernandez, L (8, 1) ERA: 1.91	2.0 S 8 0 1 1 1 2 0 0 0 0 0 8 16 4.50 1.000													

New York Yankees @ Detroit Tigers
Tiger Stadium, Detroit, MI
Sun Sep 23 1984, 3:33 AM EDT
Att: 39,198 - Unknown

livebaseballscorecards.com

AB	29
R	1
H	2
RBI	1
BB	6
SO	6
LOB	15



Batter	1	2	3	4	5	6	7	8	9
Scott Earl, R <small>(1, 4)</small> <small>OBP: 0.154, SLG: 0.308</small>	0-0 <small>WP</small> <small>1B</small>	0-3 <small>K</small>			0-0 <small>5-3</small>		0-3 <small>K</small>		
Alan Trammell, R <small>(1, 6)</small> <small>OBP: 0.380, SLG: 0.469</small>	4-0 <small>1B</small> <small>BB</small>		0-0 <small>5-3</small>		1-0 <small>1B</small> <small>HBP</small>		0-0 <small>6-3</small>		
Kirk Gibson, L <small>(1, 9)</small> <small>OBP: 0.364, SLG: 0.521</small>	0-3 <small>K</small>		0-0 <small>4-3</small>		0-0 <small>1B</small>			0-0 <small>HR</small>	
Lance Parrish, R <small>(1, 2)</small> <small>OBP: 0.288, SLG: 0.433</small>	0-0 <small>1B</small> <small>G5-4-3</small>		0-0 <small>1-3</small>		0-0 <small>F5</small>			0-3 <small>K</small>	
Larry Herndon, R <small>(1, 7)</small> <small>OBP: 0.325, SLG: 0.391</small> Ruppert Jones, L <small>(8, PH)</small> <small>OBP: 0.336, SLG: 0.517</small> <small>(9, 7)</small>	0-0 <small>G5-4-3</small>			0-0 <small>F4</small>		0-0 <small>5-3</small>		0-0 <small>3-1</small>	
Barbaro Garbey, R <small>(1, 3)</small> <small>OBP: 0.320, SLG: 0.387</small> Dave Bergman, L <small>(8, PH)</small> <small>OBP: 0.352, SLG: 0.422</small> <small>(9, 3)</small>		0-0 <small>2B</small> <small>CS</small>		0-0 <small>4-3</small>		0-0 <small>6-3</small>		4-0 <small>BB</small> <small>FC5-4</small>	
Chet Lemon, R <small>(1, 8)</small> <small>OBP: 0.351, SLG: 0.480</small>		0-0 <small>1B</small> <small>F8</small>		0-0 <small>1B</small>		0-0 <small>F8</small>		0-0 <small>FC5-4</small>	
Nelson Simmons, S <small>(1, 10)</small> <small>OBP: 0.500, SLG: 0.583</small>		0-0 <small>2B</small> <small>1B</small>			0-0 <small>1B</small> <small>BLK</small>		0-3 <small>K</small>		
Marty Castillo, R <small>(1, 5)</small> <small>OBP: 0.281, SLG: 0.389</small>		0-0 <small>1B</small>			0-3 <small>K</small>			0-0 <small>HR</small>	

Inning Stats	R: 1	H: 2	E: 0	K: 1	S: 6	R: 1	H: 3	E: 0	K: 1	S: 7	R: 0	H: 0	E: 0	K: 0	S: 3	R: 0	H: 1	E: 0	K: 0	S: 3	R: 0	H: 2	E: 0	K: 1	S: 7	R: 0	H: 0	E: 0	K: 0	S: 3	R: 1	H: 1	E: 0	K: 2	S: 8	R: 1	H: 1	E: 0	K: 1	S: 6
	LOB: 1	BB: 1	P: 10	LOB: 1	BB: 0	P: 7	LOB: 0	BB: 0	P: 3	LOB: 1	BB: 0	P: 3	LOB: 0	BB: 0	P: 3	LOB: 0	BB: 0	P: 3	LOB: 0	BB: 0	P: 3	LOB: 3	BB: 0	P: 8	LOB: 0	BB: 0	P: 3	LOB: 0	BB: 0	P: 8	LOB: 1	BB: 1	P: 10	LOB: 1	BB: 1	P: 10				

PITCHER	IP	WLS	BF	H	R	ER	SO	BB	IBB	HBP	BLK	WP	HR	S	P	ERA	WHIP
Ray Fontenot, L <small>(1, 1)</small> <small>ERA: 3.64</small>	7.0	L	29	9	3	3	5	1	0	1	1	1	1	37	42	3.86	1.429
Jay Howell, R <small>(8, 1)</small> <small>ERA: 2.51</small>	1.0		5	1	1	1	1	1	0	0	0	0	1	6	10	9.00	2.000

BOTTOM

New York Yankees @ Detroit Tigers
Tiger Stadium, Detroit, MI
 Sun Sep 23 1984, 3:33 AM EDT
 Att. 39,198 - Unknown

AB	31
R	4
H	10
RBI	4
BB	2
SO	6
LOB	12

1B: 6	SF: 0	WP: 1	PA: 34
2B: 2	SAC: 0	PB: 0	
3B: 0	DP: 1	SB: 0	
HR: 2	HBP: 1	CS: 1	

Batter	1	2	3	4	5	6	7	8	9	AB R H RBI BB SO LOB	TOP	
Lou Whitaker, L (1, 4) OBP: 0.356, SLG: 0.401 Scott Earl, R (9, 4) OBP: 0.154, SLG: 0.308	0-0 BB 1B SF9 1B	4-0 BB G3 BB		0-0 FC3-6 1-2f			0-0 6-3		0-0 HR 1-H	4 2 2 2 1 0 1 0 0 0 0 0 0 0		
Dave Bergman, L (1, 3) OBP: 0.356, SLG: 0.426	0-0 SF9 1B 1B	0-0 G3 1-2 2-3		0-0 L3			0-0 1B		0-0 G6-3 1B	5 1 3 0 0 0 3		
Kirk Gibson, L (1, 9) OBP: 0.363, SLG: 0.517	4-0 1B 1-2 2-3 BB	0-0 4-3					0-0 F8		0-0 G6-3 1-2f	4 0 0 0 1 0 4		
Darrell Evans, L (1, 5) OBP: 0.355, SLG: 0.391 Marty Castillo, R (8, 5) OBP: 0.281, SLG: 0.389	0-0 SF9 2-3 3-H		0-0 2-3				0-0 F7		0-0 F5	3 0 0 1 0 0 0 0 0 0 0 0 0 0		
Ruppert Jones, L (1, 7) OBP: 0.341, SLG: 0.519 Larry Herndon, R (8, PH) OBP: 0.324, SLG: 0.390	0-0 G6-4-3 1-3 3-H 1B		0-0 F7				0-0 CS 1B		0-0 6-3	3 0 2 1 0 0 0 1 0 0 0 0 0 0		
Chet Lemon, R (1, 8) OBP: 0.350, SLG: 0.485	0-0 G6-4-3 1-2f		0-0 5-3				0-0 CS 1-2		0-0 HR	4 1 1 1 0 0 2		
Nelson Simmons, S (1, 10) OBP: 0.500, SLG: 0.625		0-0 4-3 2B 2B		0-0 FC3-6 1B			0-0 F8		0-0 6-3	4 1 2 0 0 0 0		
Dwight Lowry, L (1, 2) OBP: 0.250, SLG: 0.342		0-0 4-3 2-3		0-0 FC3-6 E 1-2f			0-3 K		0-0	4 1 0 0 0 1 2		
Doug Baker, S (1, 6) OBP: 0.229, SLG: 0.225		0-0 G3 3-H 2B		0-0 E4 FC3-6 2-H			0-0 F2		0-0 HR 1B	4 1 2 1 0 0 0		
Inning Stats	R: 2 H: 3 E: 0 LOB: 1 K: 0 BB: 1 S: 5 P: 9	R: 1 H: 2 E: 0 LOB: 2 K: 0 BB: 1 S: 5 P: 9	R: 0 H: 0 E: 0 LOB: 0 K: 0 BB: 0 S: 3 P: 3	R: 1 H: 1 E: 3 LOB: 1 K: 0 BB: 0 S: 5 P: 5	R: 0 H: 1 E: 0 LOB: 0 K: 0 BB: 0 S: 3 P: 3	R: 0 H: 0 E: 0 LOB: 0 K: 1 BB: 0 S: 5 P: 5	R: 0 H: 1 E: 0 LOB: 1 K: 0 BB: 0 S: 4 P: 4	R: 1 H: 1 E: 0 LOB: 0 K: 0 BB: 0 S: 4 P: 4	R: 2 H: 3 E: 0 LOB: 0 K: 0 BB: 0 S: 5 P: 5	1B: 8 SF: 1 2B: 2 SAC: 0 3B: 0 DP: 2 HR: 2 HBP: 0	WP: 0 PA: 40 PB: 0 SB: 0 CS: 1	
PITCHER	IP WLS BF H R ER SO BB IBB HBP BLK WP HR S P ERA WHIP											
Paul Hartzell, R (1, 1) ERA: 7.84	6.2 L 29 8 4 3 1 2 0 0 0 0 0 0 29 37 4.05 1.500											
Rick Waits, L (7, 1) ERA: 3.5	1.2 9 4 3 3 0 0 0 0 0 0 0 2 9 9 16.20 2.400											
Jaime Cocanower, R (9, 1) ERA: 3.98	0.2 1 0 0 0 0 0 0 0 0 0 0 0 1 1 0.00 0.000											

Detroit Tigers @ Milwaukee Brewers
Milwaukee County Stadium, Milwaukee, WI
 Mon Sep 24 1984, 8:05 PM EDT
 Att. 9,506 - Unknown

livebaseballscorecards.com



Batter	1	2	3	4	5	6	7	8	9	AB	R	H	RBI	BB	SO	LOB
Robin Yount, R OBP: 0.359, SLG: 0.430 (1, 10)	0-0 6-3	0-0 F8			0-0 4-3		0-0 HR			4	1	1	2	0	0	0
Jim Gantner, L OBP: 0.317, SLG: 0.349 (1, 4)	0-0 BB 1B		0-0 4-3		0-0 1B		0-0 3-1			4	1	2	0	0	0	0
Cecil Cooper, L OBP: 0.308, SLG: 0.388 (1, 3)	4-0 1B 1-2 BB		0-0 F8		0-0 F8			0-0 6-3		3	0	0	0	1	0	1
Doug Loman, L OBP: 0.387, SLG: 0.455 (1, 7)	0-3 K		0-0 F3			0-0 E3		0-0 4-3		4	0	0	0	0	1	2
Bobby Clark, R OBP: 0.341, SLG: 0.382 (1, 9)	0-0 BB 1-3 2-H 1B			0-0 1B		0-0 G4-6-3 1-2f		0-0 1B		4	0	3	1	0	0	1
Dion James, L OBP: 0.342, SLG: 0.376 (1, 8)	4-0 1-2 BB		0-0 G4-6-3 1B		0-0 1B		0-0 4-3			3	0	2	0	1	0	1
Jim Sundberg, R OBP: 0.332, SLG: 0.405 (1, 2)	0-3 K		0-0 F4				0-0 F9			4	0	0	0	0	1	5
Ed Romero, R OBP: 0.304, SLG: 0.289 (1, 6)		0-0 F2		0-0 G4-6-3 1-2f		4-0 HR BB		0-0 6-3		3	1	0	0	1	0	2
Willie Lozado, R OBP: 0.350, SLG: 0.444 (1, 5)		0-0 F8			0-3 K		0-3 K		0-0 F8	3	0	0	0	0	2	1
Ben Oglivie, L OBP: 0.322, SLG: 0.379 (9, PH)										1	0	0	0	0	0	0

Inning Stats	R: 1	H: 2	E: 0	K: 2	S: 9	H: 2	LOB: 3	BB: 2	P: 17	R: 0	H: 0	E: 0	K: 0	S: 3	R: 0	H: 0	E: 0	K: 0	S: 3	R: 0	H: 2	LOB: 1	BB: 0	P: 4	R: 0	H: 1	E: 0	K: 1	S: 6	R: 0	H: 1	E: 1	K: 0	S: 3	R: 2	H: 1	E: 0	K: 1	S: 6	R: 0	H: 1	E: 0	K: 0	S: 4	R: 0	H: 1	LOB: 1	BB: 0	P: 3	R: 0	H: 1	LOB: 0	BB: 1	P: 10	R: 0	H: 1	LOB: 1	BB: 0	P: 4	R: 0	H: 0	LOB: 0	BB: 0	P: 3	1B: 7	SF: 0	2B: 0	SAC: 0	3B: 0	DP: 2	HR: 1	HBP: 0	WP: 0	PA: 36
--------------	------	------	------	------	------	------	--------	-------	-------	------	------	------	------	------	------	------	------	------	------	------	------	--------	-------	------	------	------	------	------	------	------	------	------	------	------	------	------	------	------	------	------	------	------	------	------	------	------	--------	-------	------	------	------	--------	-------	-------	------	------	--------	-------	------	------	------	--------	-------	------	-------	-------	-------	--------	-------	-------	-------	--------	-------	--------

PITCHER	IP	WLS	BF	H	R	ER	SO	BB	IBB	HBP	BLK	WP	HR	S	P	ERA	WHIP
Juan Berenguer, R ERA: 3.55 (1, 1)	5.0		21	5	1	1	3	2	0	0	0	0	0	25	33	1.80	1.400
Dave Rozema, R ERA: 3.74 (6, 1)	1.0		3	1	0	0	0	0	0	0	0	0	0	3	3	0.00	1.000
Doug Bair, R ERA: 3.93 (7, 1)	1.0		5	1	2	2	1	1	0	0	0	0	1	6	10	18.00	2.000
Bill Scherrer, L ERA: 4.28 (8, 1)	1.0		4	1	0	0	0	0	0	0	0	0	0	4	4	0.00	1.000
Aurelio Lopez, R ERA: 2.68 (9, 1)	1.0		3	0	0	0	0	0	0	0	0	0	0	3	3	0.00	0.000


BOTTOM

Detroit Tigers @ Milwaukee Brewers
Milwaukee County Stadium, Milwaukee, WI

Mon Sep 24 1984, 8:05 PM EDT
Att. 9,506 - Unknown

livebaseballscores.com

AB 33
R 3
H 8
RBI 3
BB 3
SO 4
LOB 13



Batter	1	2	3	4	5	6	7	8	9	AB	R	H	RBI	BB	SO	LOB	TOP										
Dave Bergman, L (1, 3) OBP: 0.353, SLG: 0.421	0-3 K	0-3 K		x 0-0 1-3		x 0-0 FC3-6 1-2 1B		x 0-0 E3 2B		5	1	1	0	0	2	1											
Alan Trammell, R (1, 6) OBP: 0.382, SLG: 0.469 Doug Baker, S (8, PH) OBP: 0.237, SLG: 0.244 (8, 6)	4-0 F7 1B HR BB	4-0 1-2 BB		x 0-0 1B		x 0-0 FC3-6 4-3 1-2f 2-3		x 0-0 3B 2B		2	1	1	0	2	0	2											
Kirk Gibson, L (1, 9) OBP: 0.363, SLG: 0.520 (4, 8)	0-0 1-2 HR 1B	0-0 F9		x 0-0 4-3		x 0-0 4-3 1-2 3-H		x 0-0 3B		5	1	2	2	0	0	4											
Lance Parrish, R (1, 2) OBP: 0.287, SLG: 0.438 Dwight Lowry, L (8, PH) OBP: 0.244, SLG: 0.333 (8, 2)	0-0 F7 2-3		x 0-0 HR		x 0-0 F4		x 0-0 F8		x 0-0 F6		4	1	1	1	0	0	3										
Ruppert Jones, L (1, 8) OBP: 0.342, SLG: 0.516 Barbaro Garbey, R (4, 7)	4-0 1-2 HR BB		x 0-0 F7		x 0-0 BB 1B 1B		x 0-3 K		x 0-3 K		1	1	0	0	1	0	0										
Howard Johnson, S (1, 5)	0-0 1-H 2-H 3-H HR		x 0-0 F9		x 4-0 1-2 1B BB 1B		x 0-0 2B		x 0-0 6-3		4	1	2	4	1	0	0										
Nelson Simmons, S (1, 7) OBP: 0.429, SLG: 0.524 (4, 9)	0-0 F7		x 0-0 1B		x 0-3 K		x 0-0 F7		x 0-0 F9		5	0	1	0	0	1	3										
Mike Laga, L (1, 10) OBP: 0.833, SLG: 0.800 Marty Castillo, R (3, PH) OBP: 0.288, SLG: 0.400		x 0-0 BB 1B	x 0-3 K		x 0-0 1-H 2-H 1B		x 0-3 K		x 0-0 2B		1	0	1	0	0	0	0										
Scott Earl, R (1, 4) OBP: 0.111, SLG: 0.222		x 0-0 F9	x 0-3 K		x 0-0 E5 FC3-6 1B 4-3		x 0-3 K		x 0-0 5-3		5	1	0	0	0	2	2										
Inning Stats	R: 4 E: 0 K: 1 S: 7	H: 2 LOB: 0 BB: 2 P: 15	R: 0 E: 0 K: 1 S: 6	H: 1 LOB: 2 BB: 1 P: 10	R: 1 E: 0 K: 1 S: 7	H: 2 LOB: 1 BB: 0 P: 7	R: 0 E: 0 K: 1 S: 6	H: 1 LOB: 1 BB: 0 P: 6	R: 1 E: 0 K: 1 S: 6	H: 2 LOB: 2 BB: 1 P: 10	R: 1 E: 1 K: 0 S: 5	H: 1 LOB: 1 BB: 0 P: 5	R: 0 E: 0 K: 2 S: 8	H: 1 LOB: 1 BB: 0 P: 8	R: 2 E: 1 K: 2 S: 10	H: 2 LOB: 1 BB: 0 P: 10	R: 0 E: 0 K: 0 S: 4	H: 1 LOB: 1 BB: 0 P: 4	1B: 7 2B: 3 3B: 1 HR: 2	SF: 0 SAC: 0 DP: 0 HBP: 0	WP: 0 PB: 0 SB: 1 CS: 0	PA: 45					
PITCHER	IP	WLS	BF	H	R	ER	SO	BB	IBB	HBP	BLK	WP	HR	S	P	ERA	WHIP										
Bob Gibson, R (1, 1) ERA: 5.52	2.2	L	16	5	5	5	2	3	0	0	0	0	2	17	29	16.88	3.000										
Mike Caldwell, L (3, 1) ERA: 4.64	3.1		15	4	2	1	3	1	0	0	0	0	0	20	24	2.70	1.500										
Tom Candiotti, R (7, 1) ERA: 5.29	2.0		10	3	2	1	4	0	0	0	0	0	0	18	18	4.50	1.500										
Pete Ladd, R (9, 1) ERA: 5.24	1.0		4	1	0	0	0	0	0	0	0	0	0	4	4	0.00	1.000										

Detroit Tigers @ Milwaukee Brewers
Milwaukee County Stadium, Milwaukee, WI

Tue Sep 25 1984, 8:05 PM EDT
Att. 8,804 - Unknown

livebaseballscorecards.com

AB 41
R 9
H 13
RBI 9
BB 4
SO 9
LOB 19



Batter	1	2	3	4	5	6	7	8	9	AB	R	H	RBI	BB	SO	LOB
Robin Yount, R OBP: 0.357, SLG: 0.427 (1, 10)	0-0 5-3		0-0 F8			0-0 5-3		0-0 5-3		4	0	0	0	0	0	1
Jim Gantner, L OBP: 0.317, SLG: 0.348 (1, 4)	0-3 K		0-3 K			0-0 4-3		0-0 2B 1B		4	1	1	0	0	2	1
Cecil Cooper, L OBP: 0.308, SLG: 0.389 (1, 3)	0-0 F7			0-0 6-3		0-0 F8		0-0 1-H 2B		4	0	1	1	0	0	0
Doug Loman, L OBP: 0.367, SLG: 0.429 (1, 7)		0-0 F2		0-0 F8		0-0 F5		0-0 G3		4	0	0	0	0	0	1
Bobby Clark, R OBP: 0.345, SLG: 0.385 (1, 9)		0-0 E 1B		0-0 E5		0-0 1B 1B		0-0 F7		4	0	2	0	0	0	0
Dion James, L OBP: 0.338, SLG: 0.372 (1, 8)		0-0 E1 G6-4-3 1-2		0-0 4-3		0-0 F7		0-0 6-3		4	0	0	0	0	0	3
Jim Sundberg, R OBP: 0.331, SLG: 0.403 (1, 2)		0-0 G6-4-3 1-2f			0-0 F9		0-0 FC6-4 1B		0-0 F7		4	0	1	0	0	2
Ed Romero, R OBP: 0.301, SLG: 0.287 (1, 6)			0-0 4-3		0-0 5-3		0-0 FC6-4 1-2f			3	0	0	0	0	0	2
Willie Lozado, R OBP: 0.349, SLG: 0.441 (1, 5)			0-0 1B		0-3 K			0-3 K		3	0	1	0	0	2	0

BOTTOM

Detroit Tigers @ Milwaukee Brewers
Milwaukee County Stadium, Milwaukee, WI

Tue Sep 25 1984, 8:05 PM EDT
Att. 8,804 - Unknown

livebaseballscorecards.com

AB	34
R	1
H	6
RBI	1
BB	0
SO	4
LOB	10



Inning Stats																	1B	SF	WP	PA	
R: 0	H: 0	R: 0	H: 1	R: 0	H: 1	R: 0	H: 0	R: 0	H: 0	R: 0	H: 2	R: 1	H: 2	R: 0	H: 0	R: 0	H: 0	1B: 5	SF: 0	WP: 0	PA: 34
E: 0	LOB: 0	E: 1	LOB: 1	E: 0	LOB: 1	E: 0	LOB: 0	E: 0	LOB: 0	E: 0	LOB: 2	E: 0	LOB: 1	E: 0	LOB: 0	E: 0	LOB: 0	2B: 1	SAC: 0	PB: 0	
K: 1	BB: 0	K: 0	BB: 0	K: 0	BB: 0	K: 0	BB: 0	K: 0	BB: 0	K: 0	BB: 0	K: 1	BB: 0	K: 0	BB: 0	K: 0	BB: 0	3B: 0	DP: 1	SB: 0	
S: 5	P: 5	S: 4	P: 4	S: 6	P: 6	S: 4	P: 4	S: 5	P: 5	S: 3	P: 3	S: 5	P: 7	S: 3	P: 3	S: 3	P: 3	HR: 0	HBP: 0	CS: 0	

PITCHER																	IP	WLS	BF	H	R	ER	SO	BB	IBB	HBP	BLK	WP	HR	S	P	ERA	WHIP
Randy O'Neal, R ERA: (1, 1)	5.0	W	18	2	0	0	3	0	0	0	0	0	0	0	24	24	0.00	0.400															
Sid Monge, L ERA: 4.14 (6, 1)	1.0		3	0	0	0	0	0	0	0	0	0	0	3	3	0.00	0.000																
Bill Scherrer, L ERA: 4.21 (7, 1)	1.0		5	2	0	0	0	0	0	0	0	0	0	5	5	0.00	2.000																
Aurelio Lopez, R ERA: 2.73 (8, 1)	1.0		5	2	1	1	1	0	0	0	0	0	0	7	7	9.00	2.000																
Willie Hernandez, L ERA: 1.9 (9, 1)	1.0		3	0	0	0	0	0	0	0	0	0	0	3	3	0.00	0.000																

Batter	1	2	3	4	5	6	7	8	9	AB R H RBI BB SO LOB	TOP														
Dave Bergman, L OBP: 0.351, SLG: 0.417 (1, 7) (7, 3)	0-0 F7		0-3 K		0-3 K	0-3 K		0-0 BB 1B		5 0 1 0 0 3 3															
Nelson Simmons, S OBP: 0.462, SLG: 0.538 (1, 9) (7, 3)	0-0 G3		0-0 HBP 1B		0-0 1B 1B	0-0 2-H 3-H 1B		0-3 K		5 0 3 2 0 1 1															
Kirk Gibson, L OBP: 0.365, SLG: 0.519 (1, 10) (7, 3)	0-3 K		1-0 1-2 HBP		0-0 1-3 BB 1B	0-3 K		4-0 FC6-4 BB		3 0 1 1 1 2 1															
Darrell Evans, L OBP: 0.354, SLG: 0.388 Howard Johnson, S OBP: 0.325, SLG: 0.395 (1, 5) (7, PR) (7, 5)		0-3 K	0-0 F8		4-0 1-2 BB		0-0 E6 CS	0-0 FC6-4		3 0 0 0 1 1 2 1 0 0 0 0 0 2															
Mike Laga, L OBP: 0.600, SLG: 0.556 Rusty Kuntz, R OBP: 0.381, SLG: 0.388 (1, 3) (7, 7)		0-0 WP BB 1B		0-3 K	0-0 F7		0-0 F7		0-0 F7	4 0 1 0 0 1 4 1 0 0 0 0 0 0															
Chet Lemon, R OBP: 0.353, SLG: 0.492 (1, 8) (7, 3)		0-0 F8		0-0 F9		0-0 1B 2B	0-0 1-2 1B 3B		0-0 1B	5 2 3 0 0 0 1															
Dwight Lowry, L OBP: 0.289, SLG: 0.357 Barbaro Garbey, R OBP: 0.319, SLG: 0.385 (1, 2) (9, PH)		4-0 WP BB		0-3 K		0-0 SH 1B 1B	0-0 FC5-4 1B		0-0 F7	3 1 2 2 1 1 0 1 0 0 0 0 0 1															
Scott Earl, R OBP: 0.095, SLG: 0.190 Alan Trammell, R OBP: 0.382, SLG: 0.468 (1, 4) (9, PH)		0-0 F7			0-0 5-3	0-0 SH 1B	0-0 FC5-4		0-0 F8	3 1 0 0 0 0 3 1 0 0 0 0 0 1															
Doug Baker, S OBP: 0.238, SLG: 0.245 (1, 6) (7, 3)			0-0 4-3		0-0 1B 1B	0-3 K		0-3 K		4 1 1 0 0 2 2															
Inning Stats	R: 0 E: 0 K: 1 S: 5	H: 0 LOB: 0 BB: 0 P: 5	R: 0 E: 0 K: 1 S: 6	H: 1 LOB: 2 BB: 1 P: 10	R: 0 E: 0 K: 1 S: 6	H: 1 LOB: 2 BB: 0 P: 7	R: 0 E: 0 K: 2 S: 7	H: 0 LOB: 0 BB: 0 P: 7	R: 1 E: 0 K: 1 S: 8	H: 3 LOB: 3 BB: 1 P: 12	R: 3 E: 1 K: 3 S: 13	H: 3 LOB: 1 BB: 0 P: 13	R: 1 E: 1 K: 0 S: 5	H: 2 LOB: 1 BB: 0 P: 5	R: 0 E: 0 K: 2 S: 8	H: 1 LOB: 2 BB: 1 P: 12	R: 0 E: 0 K: 0 S: 4	H: 1 LOB: 1 BB: 0 P: 4	1B: 10 2B: 1 3B: 1 HR: 0	SF: 0 SAC: 1 DP: 0 HBP: 1	WP: 1 PB: 0 SB: 1 CS: 1	PA: 44			
PITCHER Don Sutton, R ERA: 3.77 Ray Searge, L ERA: 0.81	IP 7.0	WLS 35	BF 10	H 5	R 3	ER 9	SO 2	BB 0	IBB 1	HBP 0	BLK 0	WP 1	HR 0	S 50	P 59	ERA 3.86	WHIP 1.714								
	IP 2.0	WLS 9	BF 2	H 0	R 0	ER 2	SO 1	BB 0	IBB 0	HBP 0	BLK 0	WP 0	HR 0	S 12	P 16	ERA 0.00	WHIP 1.500								

Detroit Tigers @ Milwaukee Brewers
Milwaukee County Stadium, Milwaukee, WI
Wed Sep 26 1984, 8:05 PM EDT
Att. 8,853 - Unknown

livebaseballscorecards.com

AB	39
R	5
H	12
RBI	5
BB	3
SO	11
LOB	21




Batter	1	2	3	4	5	6	7	8	9	AB	R	H	RBI	BB	SO	LOB
Robin Yount, R OBP: 0.357, SLG: 0.427 (1, 10)	0-0 E5 HBP S		0-3 K		0-0 F9		0-0 G6-4-3 1B	0-0 FC4-6 1B		5	0	2	1	0	1	1
Jim Gantner, L OBP: 0.317, SLG: 0.348 (1, 4)	4-0 HBP 1-2 BB		0-0 4-3		0-0 4-3 1B		0-0 G6-4-3 1-2f	0-0 FC4-6 1-2f		4	0	1	1	1	0	3
Cecil Cooper, L OBP: 0.307, SLG: 0.387 (1, 3)	0-3 K		0-0 5-3		0-0 4-3		0-0 1B	0-0 F9		5	0	1	0	0	1	5
Doug Loman, L OBP: 0.361, SLG: 0.411 (1, 7)	1-0 HBP 1-2 2-3			0-0 4-3	0-0 3-1		0-0 F9			3	0	0	0	0	0	2
Bobby Clark, R OBP: 0.343, SLG: 0.381 (1, 9)	0-0 G4-6-3 1-2f			0-0 G3		0-0 1B 2B 1B		0-0 F3		4	1	1	0	0	0	3
Dion James, L OBP: 0.345, SLG: 0.377 (1, 8)		0-0 F7 1B		4-0 BB 1B BB		0-0 2B 1-2 FC6-5 1B		0-0 2B 1B		3	3	3	0	1	0	0
Jim Sundberg, R OBP: 0.335, SLG: 0.407 (1, 2)		0-0 F7 1-2		4-0 1B BB		0-0 FC6-5 1-3 2-H 2B		4-0 2B BB		2	1	1	1	2	0	1
Ed Romero, R OBP: 0.302, SLG: 0.287 (1, 6)		0-0 F8		0-0 1B		0-0 FC6-5 CS		0-0 1B 2B		3	0	1	2	0	0	1
Ben Oglivie, L OBP: 0.323, SLG: 0.382 (8, PH)										1	1	1	2	0	0	0
Roy Howell, L OBP: 0.283, SLG: 0.335 (9, 5)										0	0	0	0	0	0	0
Willie Lozado, R OBP: 0.355, SLG: 0.438 (9, 6)			0-0 4-3 1B		0-0 F6		0-3 K 1-2	4-0 1B FC4-6 BB		3	1	1	0	1	1	3

Inning Stats	R: 0	H: 0	E: 1	LOB: 2	K: 1	BB: 1	S: 5	R: 0	H: 1	E: 0	LOB: 0	K: 0	BB: 0	S: 3	R: 0	H: 1	E: 0	LOB: 2	K: 0	BB: 2	S: 4	R: 0	H: 1	E: 0	LOB: 1	K: 0	BB: 0	S: 4	R: 2	H: 3	E: 0	LOB: 1	K: 1	BB: 0	S: 7	R: 0	H: 2	E: 0	LOB: 1	K: 0	BB: 0	S: 4	R: 4	H: 3	E: 0	LOB: 1	K: 0	BB: 2	S: 6	P: 14
--------------	------	------	------	--------	------	-------	------	------	------	------	--------	------	-------	------	------	------	------	--------	------	-------	------	------	------	------	--------	------	-------	------	------	------	------	--------	------	-------	------	------	------	------	--------	------	-------	------	------	------	------	--------	------	-------	------	-------

PITCHER	IP	WLS	BF	H	R	ER	SO	BB	IBB	HBP	BLK	WP	HR	S	P	ERA	WHIP
Milt Wilcox, R ERA: 4.0 (1, 1)	5.0		22	4	1	1	2	3	0	0	0	0	0	22	35	1.80	1.400
Roger Mason, R ERA: 4.26 (6, 1)	1.0		5	3	2	2	1	0	0	0	0	0	0	7	7	18.00	3.000
Bill Scherrer, L ERA: 4.15 (7, 1)	1.0		4	2	0	0	0	0	0	0	0	0	0	4	4	0.00	2.000
Aurelio Lopez, R ERA: 2.97 (8, 1)	1.0	L	8	3	4	4	0	2	0	0	0	0	0	6	14	36.00	5.000

DETROIT TIGERS @ MILWAUKEE BREWERS
Milwaukee County Stadium, Milwaukee, WI
 Wed Sep 26 1984, 8:05 PM EDT
 Att. 8,853 - Unknown

AB	33
R	7
H	12
RBI	7
BB	5
SO	3
LOB	19



WP	PA	ERA	WHIP
0	39		

Batter	1	2	3	4	5	6	7	8	9	AB R H RBI BB SO LOB	TOP
Scott Earl, R (1, 4) <small>OBP: 0.080, SLG: 0.160</small>	0-0 		0-0 		0-3 			0-0 		4 0 0 0 0 1 0	
Alan Trammell, R (1, 6) <small>OBP: 0.382, SLG: 0.468</small> Doug Baker, S (4, 6) <small>OBP: 0.233, SLG: 0.240</small>	0-0 		0-0 			0-0 		0-0 		2 0 1 0 0 0 0 2 0 0 0 0 0 0	
Kirk Gibson, L (1, 9) <small>OBP: 0.364, SLG: 0.517</small>	0-0 			0-0 		0-3 		0-3 		4 0 1 0 0 2 0	
Lance Parrish, R (1, 10) <small>OBP: 0.287, SLG: 0.441</small>	0-0 			0-0 		0-0 		0-0 		4 1 1 1 0 0 2	
Larry Herndon, R (1, 7) <small>OBP: 0.326, SLG: 0.389</small>		0-0 		4-0 		0-0 		0-3 		3 0 1 0 1 1 0	
Barbaro Garbey, R (1, 3) <small>OBP: 0.318, SLG: 0.383</small>		0-0 		0-0 		0-0 		0-0 		4 0 1 0 0 0 2	
Chet Lemon, R (1, 8) <small>OBP: 0.354, SLG: 0.492</small>		0-0 		0-0 		0-0 		0-0 		4 0 2 0 0 0 1	
Darrell Evans, L (1, 5) <small>OBP: 0.354, SLG: 0.387</small>		0-0 			0-0 		0-0 	0-0 		4 0 1 0 0 0 5	
Marty Castillo, R (1, 2) <small>OBP: 0.282, SLG: 0.391</small>			0-0 		0-0 		0-0 			3 0 0 0 0 0 3	
Inning Stats	R: 0 H: 2 E: 0 LOB: 1 K: 0 BB: 0 S: 4 P: 4	R: 0 H: 0 E: 1 LOB: 1 K: 0 BB: 0 S: 4 P: 4	R: 0 H: 0 E: 0 LOB: 0 K: 0 BB: 0 S: 3 P: 3	R: 1 H: 1 E: 1 LOB: 1 K: 0 BB: 1 S: 4 P: 8	R: 0 H: 1 E: 0 LOB: 0 K: 1 BB: 0 S: 5 P: 5	R: 0 H: 0 E: 0 LOB: 0 K: 1 BB: 0 S: 5 P: 5	R: 0 H: 2 E: 0 LOB: 2 K: 0 BB: 0 S: 5 P: 5	R: 0 H: 0 E: 0 LOB: 0 K: 1 BB: 0 S: 7 P: 7	R: 0 H: 2 E: 0 LOB: 2 K: 1 BB: 0 S: 7 P: 7	1B: 7 SF: 0 2B: 0 SAC: 0 3B: 0 DP: 1 HR: 1 HBP: 0	WP: 0 PA: 35 PB: 0 SB: 0 CS: 1
PITCHER Bob Shirley, L (1, 1) <small>ERA: 3.38</small> Dave Righetti, L (9, 1) <small>ERA: 2.34</small>	IP WLS BF H R ER SO BB IBB HBP BLK WP HR S P ERA WHIP 8.0 W 30 6 1 1 3 1 0 0 0 0 0 1 35 39 1.12 0.875 1.0 S 5 2 0 0 1 0 0 0 0 0 0 0 7 7 0.00 2.000										

Detroit Tigers @ New York Yankees
 Yankee Stadium, Bronx, NY
 Thu Sep 27 1984, 7:05 PM EDT
 Att: 16,732 - Unknown

livebaseballscorecards.com

AB	34
R	1
H	8
RBI	1
BB	1
SO	4
LOB	13



Batter	1	2	3	4	5	6	7	8	9	10	11	12
Willie Randolph, R OBP: 0.377, SLG: 0.349 (1, 4)	0-0 2B 1B		0-0 6-3 1-2			4-0 1B 2B BB		0-0 2-3 1B			4-0 SH1-4 BB	
Bobby Meacham, S OBP: 0.312, SLG: 0.328 (1, 6)	0-0 F9		0-3 K			0-0 F8		0-0 SF9			0-0 SH1-4 1-2	
Don Mattingly, L OBP: 0.379, SLG: 0.534 (1, 3)	0-0 F7					0-0 F9		0-0 F7			4-0 G6-4-3 IBB	
Dave Winfield, R OBP: 0.393, SLG: 0.519 (1, 9)	0-0 1-3 2B					0-3 K		0-0 1-3 2B 1B		0-0 F3	0-0 G6-4-3 1-2f	
Steve Kemp, L OBP: 0.369, SLG: 0.403 Don Baylor, R OBP: 0.338, SLG: 0.486 (1, 10) (7, PH)	0-0 F6					0-3 K		0-3 K		0-3 K	0-3 K	
Ken Griffey, L OBP: 0.319, SLG: 0.382 (1, 7)		0-0 3-1				0-0 G3		0-3 K		0-0 F8	0-0 F7	
Butch Wynegar, S OBP: 0.361, SLG: 0.342 (1, 2)		0-0 L3				0-0 6-3		0-0 F7		0-0 3-1	0-0 5-3	
Mike Pagliarulo, L OBP: 0.284, SLG: 0.456 Toby Harrah, R OBP: 0.332, SLG: 0.300 (1, 5) (8, PH) (9, 5)		0-0 G4-1				0-0 1-3		0-0 1B SH1-4 SF9 1B		0-0 6-3	0-0 6-3	
Omar Moreno, L OBP: 0.292, SLG: 0.361 Victor Mata, R OBP: 0.324, SLG: 0.420 (1, 8) (8, PH) (9, 8)			0-0 CS 1B			0-3 K2-3		0-0 SH1-4 1-2		0-0 6-3		

AB	R	H	RBI	BB	SO	LOB
3	1	2	0	2	0	1
3	0	0	1	0	1	2
4	0	1	0	1	0	2
5	0	2	1	0	1	2
2	0	0	0	0	1	2
3	0	0	0	0	3	0
5	0	0	0	0	1	0
5	0	0	0	0	0	0
2	0	0	0	0	0	0
2	1	1	0	0	0	0
2	0	1	0	0	1	0
1	0	0	0	0	0	0

AB	R	H	RBI	BB	SO	LOB
37	2	7	2	3	8	9

Inning Stats														PITCHER													
R:	H:	E:	K:	S:	LOB:	BB:	P:	IP:	WLS:	BF:	H:	R:	ER:	SO:	BB:	IBB:	HBP:	BLK:	WP:	HR:	S:	P:	ERA:	WHIP:			
0	2	0	0	5	2	0	5	6.0		22	5	1	1	4	1	0	0	0	0	0	29	33	1.50	1.000			
0	0	0	0	0	0	0	0	1.0		4	1	1	1	2	0	0	0	0	0	0	8	8	9.00	1.000			
0	0	0	0	0	0	0	0	0.1		2	1	0	0	0	0	0	0	0	0	0	2	2	0.00	3.000			
0	0	0	0	0	0	0	0	0.2		2	0	0	0	0	0	0	0	0	0	0	2	2	0.00	0.000			
0	0	0	0	0	0	0	0	4.0	W	13	0	0	0	2	1	1	0	0	0	0	15	23	0.00	0.250			

DETROIT TIGERS @ NEW YORK YANKEES
Yankee Stadium, Bronx, NY
 Fri Sep 28 1984, 7:05 PM EDT
 Att: 19,422 - Unknown



Batter	1	2	3	4	5	6	7	8	9	AB R H RBI BB SO LOB	TOP		
Rusty Kuntz, R (1, 9) OBP: 0.399, SLG: 0.415 Johnny Grubb, L (8, PH) OBP: 0.395, SLG: 0.432 (8, 9)	0-3 K		0-0 1B	4-0 FC6-4 1B		0-0 1B 2B		0-0 6-3	0-0 FC3-6 1-2f	3 1 2 1 1 1 0 2 0 0 0 0 0 1			
Barbaro Garbey, R (1, 3) OBP: 0.323, SLG: 0.387 Dave Bergman, L (8, PH) OBP: 0.351, SLG: 0.417 (8, 3)	0-0 E9		0-0 F9	0-0 FC6-4 1-2f		0-0 1B 1B		0-0 6-3	0-0 G3	4 1 1 1 0 0 4 2 0 0 0 0 0 1			
Larry Herndon, R (1, 7) OBP: 0.329, SLG: 0.399	0-0 F8		0-0 F9		0-0 HR	0-0 HR 1B			0-0 BB 1B 1B	5 3 3 2 0 0 2			
Lance Parrish, R (1, 10) OBP: 0.289, SLG: 0.446 Mike Laga, L (9, PH) OBP: 0.636, SLG: 0.600	0-0 6-3		0-0 1B		0-0 5-3 HR	0-0 HR			0-0 BB 1B 1B	4 1 2 2 0 0 1 1 1 1 0 0 0 0			
Chet Lemon, R (1, 8) OBP: 0.356, SLG: 0.493		H 1-0 CS HBP	0-0 F9		0-0 F2	0-0 F9			4-0 BB 1B 1B 2B BB	3 1 0 0 1 0 2			
Tom Brookens, R (1, 5) OBP: 0.305, SLG: 0.392 Howard Johnson, S (9, PH) OBP: 0.326, SLG: 0.397 (9, 5)		B 4-0 BB BB BB BB		0-0 BB 1B 1B	0-0 F7		0-0 6-3		0-0 HR 2B	3 0 1 0 1 0 0 1 1 1 3 0 0 0			
Marty Castillo, R (1, 2) OBP: 0.291, SLG: 0.391 Dwight Lowry, L (7, PH) OBP: 0.298, SLG: 0.432 (7, 2)		0-0 K	0-3 K	0-3 K		0-0 SH3-4 2B 1B	0-3 K		0-0 HR	3 1 1 0 0 2 2 2 1 1 2 0 1 0			
Scott Earl, R (1, 4) OBP: 0.121, SLG: 0.182		0-0 1B		0-0 F9		0-0 SH3-4	0-0 F9		0-0 FC3-6 1B	4 0 2 0 0 0 1			
Doug Baker, S (1, 6) OBP: 0.232, SLG: 0.231		0-0 F3		0-0 BB 1B		0-3 K		0-3 K	0-0 F8	5 0 1 0 0 2 4			
Inning Stats	R: 0 E: 1 K: 1 S: 6 H: 0 LOB: 1 BB: 0 P: 6	R: 0 E: 0 K: 1 S: 5 H: 1 LOB: 2 BB: 1 P: 10	R: 0 E: 0 K: 0 S: 5 H: 2 LOB: 2 BB: 0 P: 5	R: 0 E: 0 K: 1 S: 7 H: 2 LOB: 3 BB: 1 P: 11	R: 1 E: 0 K: 0 S: 4 H: 1 LOB: 0 BB: 0 P: 4	R: 5 E: 0 K: 1 S: 10 H: 5 LOB: 0 BB: 0 P: 10	R: 0 E: 0 K: 1 S: 5 H: 0 LOB: 0 BB: 0 P: 5	R: 0 E: 0 K: 1 S: 5 H: 0 LOB: 0 BB: 0 P: 5	R: 5 E: 0 K: 0 S: 8 H: 5 LOB: 1 BB: 1 P: 12	1B: 11 2B: 2 3B: 0 HR: 3 SF: 0 SAC: 1 DP: 0 HBP: 1	WP: 0 PB: 0 SB: 0 CS: 1 PA: 47		
PITCHER	IP WLS BF H R ER SO BB IBB HBP BLK WP HR S P ERA WHIP											PITCHER	IP WLS BF H R ER SO BB IBB HBP BLK WP HR S P ERA WHIP
Ron Guidry, L (1, 1) ERA: 4.51	5.2 L 31 11 6 6 4 2 0 1 0 0 2 36 45 9.53 2.294												
Clay Christiansen, R (6, 1) ERA: 6.05	2.1 13 5 5 5 2 1 0 0 0 0 0 1 16 20 19.29 2.571												
Dale Murray, R (9, 1) ERA: 4.94	1.0 3 0 0 0 0 0 0 0 0 0 0 0 3 3 0.00 0.000												

Detroit Tigers @ New York Yankees
 Yankee Stadium, Bronx, NY
 Sat Sep 29 1984, 3:33 AM EDT
 Att: 35,685 - Unknown

livebaseballscorecards.com

AB	42
R	11
H	16
RBI	11
BB	3
SO	6
LOB	18



Batter	1	2	3	4	5	6	7	8	9	AB R H RBI BB SO LOB	TOP	
Rusty Kuntz, R OBP: 0.393, SLG: 0.414 (1, 9) (8, 8)	0-0 F7	0-3 K			0-0 F6		0-0 2B		0-3 K	5 1 1 0 0 2 3		
Barbaro Garbey, R OBP: 0.325, SLG: 0.391 Mike Laga, L OBP: 0.583, SLG: 0.545 (1, 3) (7, 3)	0-0 CS 1B		0-0 L6		0-3 K		0-0 2B		0-3 K	4 0 2 1 0 1 0 1 0 0 0 0 1 1		
Larry Herndon, R OBP: 0.333, SLG: 0.400 Nelson Simmons, S OBP: 0.469, SLG: 0.500 (1, 7) (5, 7)	4-0 1-2 BB		4-0 1B BB		0-0 1B		0-0 F7			1 0 1 0 2 0 0 1 0 0 0 0 0 1		
Lance Parrish, R OBP: 0.287, SLG: 0.443 (1, 10)	0-0 F7		0-3 K		0-3 K		0-0 F8			4 0 0 0 0 2 4		
Chet Lemon, R OBP: 0.357, SLG: 0.495 Dave Bergman, L OBP: 0.351, SLG: 0.417 (1, 8) (8, 9)		0-0 F8	0-0 1-2 1B			0-0 2B		0-0 F6		4 0 2 0 0 0 0 0 0 0 0 0 0 0		
Tom Brookens, R OBP: 0.306, SLG: 0.397 Scott Earl, R OBP: 0.114, SLG: 0.171 (1, 4) (5, 4)		0-0 1B 2B	0-0 G3			0-0 F9		0-0 F4		2 1 1 0 0 0 2 2 0 0 0 0 0 1		
Darrell Evans, L OBP: 0.353, SLG: 0.384 Howard Johnson, S OBP: 0.324, SLG: 0.394 (1, 5) (4, 5)		4-0 1B BB		0-3 K		0-0 5-3		0-0 F9		1 0 0 0 1 1 0 2 0 0 0 0 0 1	AB 35 R 2 H 9 RBI 2 BB 3 SO 8 LOB 16	
Marty Castillo, R OBP: 0.285, SLG: 0.383 Dwight Lowry, L OBP: 0.292, SLG: 0.422 (1, 2) (8, 2)		0-3 K		0-0 F4		0-0 5-3		0-0 F7		3 0 0 0 0 1 3 1 0 0 0 0 0 0		
Doug Baker, S OBP: 0.241, SLG: 0.241 (1, 6)		0-0 1-3 2-H 1B		0-0 F8			0-0 F8		0-0 1B	4 0 2 1 0 0 0		
Inning Stats	R: 0 H: 1 E: 0 LOB: 1 K: 0 BB: 1 S: 3 P: 7	R: 1 H: 2 E: 0 LOB: 2 K: 2 BB: 1 S: 9 P: 13	R: 0 H: 1 E: 0 LOB: 2 K: 1 BB: 1 S: 6 P: 10	R: 0 H: 0 E: 0 LOB: 0 K: 1 BB: 0 S: 5 P: 5	R: 0 H: 1 E: 0 LOB: 1 K: 2 BB: 0 S: 8 P: 8	R: 0 H: 1 E: 0 LOB: 1 K: 0 BB: 0 S: 4 P: 4	R: 1 H: 2 E: 0 LOB: 1 K: 0 BB: 0 S: 5 P: 5	R: 0 H: 0 E: 0 LOB: 0 K: 0 BB: 0 S: 3 P: 3	R: 0 H: 1 E: 0 LOB: 1 K: 2 BB: 0 S: 8 P: 8	1B: 5 SF: 0 2B: 4 SAC: 0 3B: 0 DP: 0 HR: 0 HBP: 0	WP: 0 PA: 38 PB: 0 SB: 0 CS: 1	
PITCHER	IP WLS BF H R ER SO BB IBB HBP BLK WP HR S P ERA WHIP											
Dennis Rasmussen, L ERA: 4.57 (1, 1)	7.0 W 31 8 2 2 6 3 0 0 0 0 0 0 40 52 2.57 1.571											
Mike Armstrong, R ERA: 3.48 (8, 1)	2.0 7 1 0 0 2 0 0 0 0 0 0 0 11 11 0.00 0.500											

Detroit Tigers @ New York Yankees
 Yankee Stadium, Bronx, NY
 Sun Sep 30 1984, 3:33 AM EDT
 Att: 30,602 - Unknown

livebaseballscorecards.com



Batter	1	2	3	4	5	6	7	8	9
Omar Moreno, L OBP: 0.294, SLG: 0.361 Victor Mata, R OBP: 0.333, SLG: 0.443 (1, 8) (7, PH) (8, 8)	0-0 1B BB FC5-2 1B	0-0 1B		0-0 G3 1-2	0-0 SF8 1-2 2-3 3-H		0-0 2B		
Toby Harrah, R OBP: 0.331, SLG: 0.296 Rex Hudler, R OBP: 0.333, SLG: 0.286 (1, 4) (7, 4)	4-0 FC5-2 1B 1-2 2B BB	0-0 5-3		0-0 1-3	0-0 6-3		0-3 K		
Don Mattingly, L OBP: 0.361, SLG: 0.537 Tim Foli, R OBP: 0.265, SLG: 0.319 (1, 3) (9, 3)	0-0 FC5-2 1-2 2-3 2B 1B		0-0 BB 4-3 2B	0-0 1B 2B 2-H	0-0 F8		0-0 FC5-4 1B		
Dave Winfield, R OBP: 0.393, SLG: 0.515 Scott Bradley, L OBP: 0.318, SLG: 0.333 (1, 9) (8, PR) (9, 7)	0-0 FC5-2 1-2 2-3 3-H 2B WP		4-0 4-3 BB BB	0-0 2B 1B 2-3	0-0 F8		0-0 FC5-4 FC4-6 1-2f		
Don Baylor, R OBP: 0.341, SLG: 0.489 (1, 10)	0-0 WP 1-3 2-H 3-H 2B		0-0 F4	0-0 2B 1B 1-H 3-H	0-0 E1 1B		0-0 F2		
Ken Griffey, L OBP: 0.321, SLG: 0.381 Brian Dayett, R OBP: 0.295, SLG: 0.402 (1, 7) (6, 7) (9, 9)	4-0 G4-6-3 2-3 3-H BB		4-0 4-3 BB	0-3 K	0-0 F7		0-0 FC4-6 1-2f		
Butch Wynegar, S OBP: 0.360, SLG: 0.342 (1, 2)	0-0 G4-6-3 1-2f		0-0 4-3		0-0 F8		0-0 F8		
Mike Pagliarulo, L OBP: 0.288, SLG: 0.448 (1, 5)		0-3 K	0-0 F6		0-0 SF8 BB 1-3 6-3 1B		0-0 F6		
Andre Robertson, R OBP: 0.236, SLG: 0.264 (1, 6)		0-0 5-3		0-0 G3 2B 1B	4-0 6-3 SF8 1-2 BB		0-0 5-3		

AB	R	H	RBI	BB	SO	LOB
3	0	2	1	0	0	1
1	0	1	0	0	0	0
3	1	0	1	1	0	3
1	0	0	0	0	1	1
5	3	4	1	0	0	1
0	0	0	0	0	0	0
4	2	1	0	1	0	4
0	0	0	0	0	0	0
5	0	3	4	0	0	3
1	0	0	0	2	1	1
2	0	0	0	0	0	2
4	1	1	1	0	0	5
4	1	1	0	0	1	2
3	1	1	0	1	0	0

AB	R	H	RBI	BB	SO	LOB
36	9	14	8	5	3	23

Inning	R	H	E	K	S	P
1	3	3	0	5	13	
2	0	1	0	6	6	
3	1	1	0	4	12	
4	3	4	0	9	9	
5	2	2	0	9	9	
6	0	1	1	4	4	
7	0	1	0	6	4	
8	0	1	0	4	4	
9	0	1	0	4	4	

PITCHER	IP	WLS	BF	H	R	ER	SO	BB	IBB	HBP	BLK	WP	HR	S	P	ERA	WHIP
Randy O'Neal, R ERA: 3.38	3.2	L	23	9	7	7	1	4	0	0	0	1	0	21	37	17.18	3.545
Doug Bair, R ERA: 3.75	0.1		1	0	0	0	1	0	0	0	0	0	0	3	3	0.00	0.000
Sid Monge, L ERA: 4.41	1.0		6	2	2	2	0	1	0	0	0	0	0	5	9	18.00	3.000
Aurelio Lopez, R ERA: 2.94	1.0		4	1	0	0	0	0	0	0	0	0	0	4	4	0.00	1.000
Bill Scherrer, L ERA: 4.16	1.0		4	1	0	0	1	0	0	0	0	0	0	6	6	0.00	1.000

PITCHER	IP	WLS	BF	H	R	ER	SO	BB	IBB	HBP	BLK	WP	HR	S	P	ERA	WHIP
Willie Hernandez, L ERA: 1.92	1.0		4	1	0	0	0	0	0	0	0	0	0	4	4	0.00	1.000

Detroit Tigers @ New York Yankees
 Yankee Stadium, Bronx, NY
 Sun Sep 30 1984, 3:33 AM EDT
 Att. 30,602 - Unknown

livebaseballscorecards.com



Batter	1	2	3	4	5	6	7	8	9	AB R H RBI BB SO LOB	TOP
Lou Whitaker, L (1, 4) OBP: 0.200, SLG: 0.200 Tom Brookens, R (8, 4)	3-2 3B 1B		2-0 3-1	2-0 4-3			2-2 E9 1B	1-2 F9		5 2 1 0 0 0 4 0 0 0 0 0 0 0	
Alan Trammell, R (1, 6) OBP: 1.000, SLG: 2.667 Doug Baker, S (9, 6)	2-2 SF9 3B		4-1 1B BB		0-0 HR		0-2 1B	4-1 BB		3 2 3 3 2 0 0 0 0 0 0 0 0 0	
Kirk Gibson, L (1, 9) OBP: 0.400, SLG: 0.400	2-2 L5		0-1 1-3 1B		0-0 B1-3		0-0 1-2 1B	1-1 F9		5 0 2 0 0 0 4	
Lance Parrish, R (1, 2) OBP: 0.200, SLG: 1.000	1-0 SF9		2-1 F8		0-0 F8		2-3 K		1-2 HR	4 1 1 2 0 1 4	
Larry Herndon, R (1, 7) OBP: 0.333, SLG: 1.333 Ruppert Jones, L (7, PH) (7, 7) Rusty Kuntz, R (9, PH) (9, 7)	2-3 K		1-0 HR		2-2 6-3		2-2 F7		0-0 F9	3 1 1 1 0 1 0 1 0 0 0 0 0 2 1 0 0 0 0 0 0	
Barbaro Garbey, R (1, 10) OBP: 0.400, SLG: 0.400		2-0 F7		3-2 F8		1-0 G6-4-3 1B		0-0 2B 1B	0-2 5-3	5 1 2 0 0 0 0	
Chet Lemon, R (1, 8)		0-3 K		1-2 F8		1-0 G6-4-3 1-2f		0-0 L5	0-1 F7	5 0 0 0 0 1 2	
Darrell Evans, L (1, 3) OBP: 0.500, SLG: 0.750 Dave Bergman, L (8, PR) (8, 3)		0-2 F7		3-2 1B 1B		1-0 G3		0-0 1B 2B		4 0 2 1 0 0 0 0 1 0 0 0 0 0	
Marty Castillo, R (1, 5) OBP: 0.500, SLG: 0.500			2-3 K		3-2 1-2 1B		1-3 K	0-2 F9 WP 1B		4 0 2 1 0 2 0	
Inning Stats	R: 2 H: 2 E: 0 LOB: 0 K: 1 BB: 0 S: 15 P: 25	R: 0 H: 0 E: 0 LOB: 0 K: 1 BB: 0 S: 8 P: 10	R: 0 H: 1 E: 0 LOB: 2 K: 1 BB: 1 S: 9 P: 19	R: 1 H: 3 E: 0 LOB: 2 K: 0 BB: 0 S: 15 P: 28	R: 1 H: 1 E: 0 LOB: 0 K: 0 BB: 0 S: 6 P: 8	R: 0 H: 1 E: 0 LOB: 0 K: 0 BB: 0 S: 3 P: 6	R: 1 H: 2 E: 1 LOB: 2 K: 2 BB: 0 S: 17 P: 24	R: 2 H: 3 E: 0 LOB: 3 K: 0 BB: 1 S: 12 P: 18	R: 1 H: 1 E: 0 LOB: 0 K: 0 BB: 0 S: 10 P: 11	1B: 9 SF: 1 2B: 1 SAC: 0 3B: 1 DP: 1 HR: 3 HBP: 0	WP: 1 PA: 43 PB: 0 SB: 0 CS: 0
PITCHER	IP WLS BF H R ER SO BB IBB HBP BLK WP HR S P ERA WHIP										
Bud Black, L (1, 1) ERA: 7.2	5.0 L 23 7 4 4 3 1 0 0 0 0 2 53 90 7.20 1.600										
Mark Huismann, R (6, 1) ERA: 6.75	2.2 15 6 3 2 2 1 0 0 0 1 0 30 45 6.75 2.625										
Mike Jones, L (8, 1) ERA: 6.75	1.1 5 1 1 1 0 0 0 0 0 0 1 12 14 6.75 0.750										

Detroit Tigers @ Kansas City Royals
 Royals Stadium, Kansas City, MO
 Tue Oct 02 1984, 8:05 PM EDT
 Att: 41,973 - Unknown

livebaseballscorecards.com

AB	40
R	8
H	14
RBI	8
BB	2
SO	5
LOB	16



Batter	1	2	3	4	5	6	7	8	9	10	11	AB R H RBI BB SO LOB	TOP														
Lou Whitaker, L (1, 4) OBP: 0.200, SLG: 0.200	3-2 E6 F8 2B	1-3 K			1-3 K		0-0 1B			0-0 6-3		5 1 1 0 0 2 1															
Alan Trammell, R (1, 6) OBP: 0.600, SLG: 1.125	0-2 F8		1-2 3-1		2-2 E 1B		0-0 F7			0-3 K		5 0 1 0 0 1 2															
Kirk Gibson, L (1, 9) OBP: 0.500, SLG: 0.889	1-1 2B		3-2 HR		4-2 BB			0-0 P6		1-0 F8		4 2 2 2 1 0 0															
Lance Parrish, R (1, 2) OBP: 0.300, SLG: 0.778	2-1 2B		1-2 F9		2-3 K			1-1 5-3			2-2 SH 1B	5 0 2 1 0 1 2															
Darrell Evans, L (1, 5) (3, 3) OBP: 0.250, SLG: 0.375	2-1 F7		2-0 F9			2-1 F9		0-0 F9			1-1 SH FC1-5 2B	4 1 0 0 0 0 1															
Ruppert Jones, L (1, 7)	0-2 1-3		1-3 K		0-2 F8			4-2 SH1 BB		0-1 FC1-5 2B	0-1 FC1-5 2B	4 1 0 0 1 1 3															
Johnny Grubb, L (1, 10) OBP: 0.250, SLG: 0.500		0-0 F8		1-0 6-3		0-1 F9		0-0 SH1		1-2 2B	1-2 2B	4 0 1 2 0 0 0															
Chet Lemon, R (1, 8)		0-0 6-3		1-0 P4			1-2 5-3		1-1 F7		1-2 F7	5 0 0 0 0 0 2															
Dave Bergman, L (1, 3) OBP: 1.000, SLG: 1.000 Tom Brookens, R (3, 5) Barbaro Garbey, R (9, PH) Marty Castillo, R (9, 5) OBP: 0.333, SLG: 0.333 OBP: 0.400, SLG: 0.400		1-2 S 1B			0-0 F9		1-3 K		0-1 F9		0-1 6-3	1 0 1 0 0 0 0 2 0 0 0 0 1 0 1 0 0 0 0 0 1 1 0 0 0 0 0 1															
Inning Stats	R: 2 E: 1 K: 0 S: 16	H: 2 LOB: 1 BB: 0 P: 24	R: 0 E: 0 K: 1 S: 9	H: 1 LOB: 1 BB: 0 P: 11	R: 1 E: 0 K: 0 S: 11	H: 1 LOB: 0 BB: 0 P: 18	R: 0 E: 0 K: 1 S: 5	H: 0 LOB: 0 BB: 0 P: 8	R: 0 E: 1 K: 2 S: 13	H: 1 LOB: 2 BB: 1 P: 22	R: 0 E: 0 K: 0 S: 8	H: 0 LOB: 0 BB: 0 P: 10	R: 0 E: 0 K: 1 S: 8	H: 1 LOB: 1 BB: 0 P: 10	R: 0 E: 0 K: 0 S: 4	H: 0 LOB: 0 BB: 0 P: 5	R: 0 E: 0 K: 0 S: 9	H: 0 LOB: 1 BB: 1 P: 14	R: 0 E: 0 K: 1 S: 5	H: 0 LOB: 0 BB: 0 P: 6	R: 2 E: 1 K: 0 S: 17	H: 2 LOB: 1 BB: 0 P: 22	1B: 4 2B: 3 3B: 0 HR: 1	SF: 0 SAC: 2 DP: 0 HBP: 0	WP: 0 PB: 0 SB: 1 CS: 0	PA: 45	
PITCHER Bret Saberhagen, R (1, 1) ERA: 2.25 Dan Quisenberry, R (9, 1) ERA: 3.0	IP 8.0	WLS L	BF 32	H 6	R 3	ER 2	SO 5	BB 1	IBB 0	HBP 0	BLK 0	WP 0	HR 1	S 74	P 108	ERA 2.25	WHIP 0.875										

Detroit Tigers @ Kansas City Royals
 Royals Stadium, Kansas City, MO
 Wed Oct 03 1984, 8:05 PM EDT
 Att. 42,019 - Unknown

AB	41
R	5
H	8
RBI	5
BB	2
SO	6
LOB	13



Batter	1	2	3	4	5	6	7	8	9	AB R H RBI BB SO LOB	TOP	
Willie Wilson, S (1, 8) OBP: 0.214, SLG: 0.154	2-2 6-3		2-2 F7			1-3 K		0-2 G3		4 0 0 0 0 1 1		
Pat Sheridan, L (1, 9) Lynn Jones, R (9, PH) OBP: 0.200, SLG: 0.200	2-3 K			1-2 3-1		4-0 BB		0-0 F8		2 0 0 0 1 1 0 1 0 0 0 0 0 0		
George Brett, L (1, 5)	2-1 F9			2-0 1B		0-0 F8		1-0 G3		4 0 1 0 0 0 1		
Jorge Orta, L (1, 10) Hal McRae, R (9, PH) U L Washington, S (9, PR)		2-2 P3		1-3 K		1-1 F7		0-2 1B		3 0 0 0 0 1 1 1 0 1 0 0 0 0 0 0 0 0 0 0 0		
Darryl Motley, R (1, 7) OBP: 0.231, SLG: 0.167		0-3 K		0-3 K		0-2 G5-3		1-0 F5		4 0 0 0 0 2 2		
Steve Balboni, R (1, 3) OBP: 0.167, SLG: 0.091		4-2 BB		0-3 K		0-2 P5				2 0 0 0 1 1 0		
Frank White, R (1, 4) OBP: 0.091, SLG: 0.091		3-2 F7		1-3 K		1-3 K				3 0 0 0 0 2 1		
Don Slaught, R (1, 2) OBP: 0.364, SLG: 0.364			2-2 3-1		0-0 5-3		0-0 1B			3 0 1 0 0 0 0		
Onix Concepcion, R (1, 6) Dane Iorg, L (8, PH) Buddy Biancalana, S (8, 6)			0-2 F8		0-0 5-3		0-1 F5			2 0 0 0 0 0 0 1 0 0 0 0 0 1 0 0 0 0 0 0 0		
Inning Stats	R: 0 H: 0 E: 0 LOB: 0 K: 1 BB: 0 S: 11 P: 17	R: 0 H: 0 E: 0 LOB: 1 K: 1 BB: 1 S: 12 P: 21	R: 0 H: 0 E: 0 LOB: 0 K: 0 BB: 0 S: 11 P: 15	R: 0 H: 1 E: 0 LOB: 1 K: 2 BB: 0 S: 12 P: 16	R: 0 H: 0 E: 0 LOB: 0 K: 2 BB: 0 S: 10 P: 11	R: 0 H: 0 E: 0 LOB: 1 K: 1 BB: 1 S: 5 P: 10	R: 0 H: 0 E: 0 LOB: 0 K: 0 BB: 0 S: 8 P: 9	R: 0 H: 1 E: 0 LOB: 1 K: 1 BB: 0 S: 10 P: 11	R: 0 H: 1 E: 0 LOB: 1 K: 0 BB: 0 S: 7 P: 9	1B: 3 SF: 0 2B: 0 SAC: 0 3B: 0 DP: 0 HR: 0 HBP: 0	WP: 0 PA: 32 PB: 0 SB: 0 CS: 0	
PITCHER	IP WLS BF H R ER SO BB IBB HBP BLK WP HR S P ERA WHIP											
Milt Wilcox, R (1, 1) ERA: 2.25	8.0 W 28 2 0 0 8 2 0 0 0 0 0 0 79 110 0.00 0.500											
Willie Hernandez, L (9, 1)	1.0 S 4 1 0 0 0 0 0 0 0 0 0 0 7 9 0.00 1.000											

Kansas City Royals @ Detroit Tigers
 Tiger Stadium, Detroit, MI
 Fri Oct 05 1984, 7:05 PM EDT
 Att: 52,168 - Unknown

livebaseballscorecards.com

AB	30
R	0
H	3
RBI	0
BB	2
SO	8
LOB	7



Batter	1	2	3	4	5	6	7	8	9	AB R H RBI BB SO LOB	TOP
Lou Whitaker, L (1, 4) OBP: 0.211, SLG: 0.222	3-2 X 1B 2B		3-1 F7	1-0 F8			4-1 BB		2-3 K	4 1 1 0 1 1 2	
Alan Trammell, R (1, 6) OBP: 0.474, SLG: 0.688	3-2 CS 2-H 1B		1-1 FC5 S 1B			0-1 F9	2-2 F9		2-1 L4	5 0 2 1 0 0 1	
Kirk Gibson, L (1, 9) OBP: 0.421, SLG: 0.563	0-2 F7 1-2		3-3 K 1-2			4-2 CS BB	2-2 P3		1-1 6-3	4 0 0 0 1 1 3	
Lance Parrish, R (1, 2) OBP: 0.353, SLG: 0.667	2-2 FC5 1B 1B		4-0 BB			3-2 HR 2B	0-0 F7			3 1 2 0 1 0 1	
Larry Herndon, R (1, 7) OBP: 0.500, SLG: 1.125	0-0 1B 1-2		1-0 FC5 2-3f			3-1 HR		4-2 1-6-3 BB		3 1 2 2 1 0 2	
Barbaro Garbey, R (1, 10) OBP: 0.231, SLG: 0.231	2-2 FC5 2-3f			0-0 G3		1-3 K		1-2 1-6-3 1-2		4 0 0 0 0 1 3	
Chet Lemon, R (1, 8) OBP: 0.059, SLG: 0.059		2-0 5-3		3-1 E7 4-3			1-0 L3 1B		1-1 F8	4 0 1 0 0 0 1	
Darrell Evans, L (1, 3) OBP: 0.333, SLG: 0.308			3-2 4-3				1-1 L3		4-0	3 0 0 0 1 0 2	
Dave Bergman, L (8, PR) OBP: 1.000, SLG: 1.000				2-3			1-2		IBB	0 0 0 0 0 0 0	
Marty Castillo, R (1, 5) OBP: 0.273, SLG: 0.200		2-2 F8		4-2 BB			1-0 P5		1-1 F9	2 0 0 0 1 0 0	
Johnny Grubb, L (8, PH) OBP: 0.250, SLG: 0.500										0 0 0 0 0 0 0	
Tom Brookens, R (8, PH)										1 0 0 0 0 0 2	
Inning Stats	R: 1 H: 4 E: 0 LOB: 2 K: 0 BB: 0 S: 23 P: 33	R: 0 H: 0 E: 0 LOB: 0 K: 0 BB: 0 S: 13 P: 20	R: 0 H: 1 E: 0 LOB: 2 K: 1 BB: 1 S: 8 P: 20	R: 0 H: 0 E: 1 LOB: 2 K: 0 BB: 1 S: 9 P: 20	R: 2 H: 2 E: 0 LOB: 0 K: 1 BB: 1 S: 13 P: 24	R: 0 H: 1 E: 0 LOB: 0 K: 0 BB: 0 S: 4 P: 8	R: 0 H: 0 E: 0 LOB: 1 K: 0 BB: 1 S: 11 P: 18	R: 0 H: 0 E: 0 LOB: 2 K: 0 BB: 2 S: 10 P: 21	R: 0 H: 0 E: 0 LOB: 0 K: 1 BB: 0 S: 8 P: 13	1B: 5 SF: 0 2B: 3 SAC: 0 3B: 0 DP: 1 HR: 1 HBP: 0	WP: 0 PA: 39 PB: 0 SB: 1 CS: 2
PITCHER	IP WLS BF H R ER SO BB IBB HBP BLK WP HR S P ERA WHIP										
Mark Thurmond, L (1, 1) ERA: 7.27	5.0 L 24 7 3 3 2 3 0 0 0 0 0 1 66 117 5.40 2.000										
Andy Hawkins, R (6, 1) ERA:	2.2 11 1 0 0 0 2 1 0 0 0 0 0 23 44 0.00 1.125										
Dave Dravecky, L (8, 1) ERA:	1.1 4 0 0 0 0 1 0 0 0 0 0 0 10 16 0.00 0.000										

Detroit Tigers @ San Diego Padres
 Jack Murphy Stadium, San Diego, CA
 Tue Oct 09 1984, 10:05 PM EDT
 Att: 57,908 - Unknown

livebaseballscorecards.com

AB 33
R 3
H 8
RBI 3
BB 6
SO 3
LOB 17




Batter	1	2	3	4	5	6	7	8	9	AB R H RBI BB SO LOB
Alan Wiggins, S OBP: 0.360, SLG: 0.304 (1, 4)	3-3 K		2-0 G4-3 BB 1B		2-2 L4		1-1 B1			4 0 1 0 0 1 0
Tony Gwynn, L OBP: 0.440, SLG: 0.524 (1, 9)	0-0 F9		4-0 1 SAFE 1 SAFE 1 SAFE 1 SAFE 1-2 G4-3 BB		0-0 S 1B		4-1 CS BB			2 0 1 0 2 0 0
Steve Garvey, R OBP: 0.400, SLG: 0.542 (1, 3)	1-0 1B 2B 1B		0-1 G4-3 1-2f 2-3		2-2 4-3 1-2		1-2 CS 1-2	0-3 K		4 1 1 0 0 1 3
Graig Nettles, L OBP: 0.316, SLG: 0.250 (1, 5)	2-1 1-2 2B 1B		4-2 BB		0-1 1B 1B		0-2 5-3			2 1 2 0 1 0 0 1 0 0 0 0 0 0
Luis Salazar, R OBP: 0.167, SLG: 0.500 (6, PR) (7, 5)			2-2 F8		0-2 1-2 1B		1-3 K			4 0 2 2 0 1 2
Terry Kennedy, L OBP: 0.292, SLG: 0.318 (1, 2)	2-1 1-H 2-H 2B									
Bobby Brown, S (1, 8)	2-0 3-1			0-0 B1		2 SAFE 2-3 K		1-3 K		4 0 0 0 0 2 3
Carmelo Martinez, R OBP: 0.217, SLG: 0.143 (1, 7)		0-1 G6-3		1-3 K		2-3 K		0-0 5-3		4 0 0 0 0 2 2
Garry Templeton, S OBP: 0.333, SLG: 0.316 (1, 6)		1-3 K		0-0 G6-3		1-3 K		2-2 G3		4 0 0 0 0 2 2
Kurt Bevacqua, R OBP: 0.200, SLG: 0.400 (1, 10)		1-2 F7			2-2 F8		2-2 2B			3 0 1 0 0 0 0

Inning Stats	R: 2 E: 0 K: 1 S: 12	H: 3 LOB: 1 BB: 0 P: 22	R: 0 E: 0 K: 1 S: 9	H: 0 LOB: 0 BB: 0 P: 11	R: 0 E: 0 K: 1 S: 10	H: 1 LOB: 2 BB: 2 P: 20	R: 0 E: 0 K: 1 S: 5	H: 0 LOB: 0 BB: 0 P: 6	R: 0 E: 0 K: 0 S: 11	H: 1 LOB: 1 BB: 0 P: 17	R: 0 E: 0 K: 3 S: 15	H: 2 LOB: 2 BB: 0 P: 20	R: 0 E: 0 K: 0 S: 9	H: 1 LOB: 0 BB: 1 P: 16	R: 0 E: 0 K: 2 S: 11	H: 0 LOB: 0 BB: 0 P: 12	R: 0 E: 0 K: 1 S: 7	H: 0 LOB: 0 BB: 0 P: 10	1B: 6 2B: 2 3B: 0 HR: 0	SF: 0 SAC: 0 DP: 1 HBP: 0	WP: 0 PB: 0 SB: 1 CS: 1	PA: 36
PITCHER Jack Morris, R ERA: 1.69 (1, 1)	IP 9.0	WLS W	BF 35	H 8	R 2	ER 2	SO 9	BB 3	IBB 0	HBP 0	BLK 0	WP 0	HR 0	S 89	P 134	ERA 2.00	WHIP 1.222					

DETROIT TIGERS @ SAN DIEGO PADRES
Jack Murphy Stadium, San Diego, CA
 Tue Oct 09 1984, 10:05 PM EDT
 Att. 57,908 - Unknown

AB 32
 R 2
 H 8
 RBI 2
 BB 3
 SO 9
 LOB 12



Batter	1	2	3	4	5	6	7	8	9	AB R H RBI BB SO LOB	TOP									
Alan Wiggins, S (1, 4) OBP: 0.400, SLG: 0.394	1-1 2B		2-1 FC4-6 1B	1-2 FC4			0-0 5-3		0-2 P6	5 1 2 0 0 0 3										
Tony Gwynn, L (1, 9) OBP: 0.441, SLG: 0.483	0-0 1-3		0-1 FC4-6 1B			2-3 K	0-1 2B SF8 1B		0-0 FC4-6	5 1 2 0 0 1 2										
Steve Garvey, R (1, 3) OBP: 0.333, SLG: 0.469	1-3 K		1-2 FC4-6 1-2f			0-1 G3-1	0-0 SF8 2B		1-2 F8	5 0 1 1 0 1 3										
Graig Nettles, L (1, 5) OBP: 0.333, SLG: 0.211	4-0 BB		2-1 F2			2-0 F5	0-0 SF8			2 0 0 1 1 0 1										
Terry Kennedy, L (1, 2) OBP: 0.281, SLG: 0.276	1-1 4-3		0-2 4-3			4-2 1B BB	3-2 L8			3 0 0 0 1 0 4										
Kurt Bevacqua, R (1, 10) OBP: 0.385, SLG: 0.692						2-2 F2			2-2 5-3	4 0 1 0 0 0 1										
Carmelo Martinez, R (1, 7) OBP: 0.228, SLG: 0.143						1-1 1-2 1B			0-2 6-3	4 0 1 0 0 2 1										
Garry Templeton, S (1, 6) OBP: 0.414, SLG: 0.407						0-0 L8			1-0 P4	4 0 2 0 0 0 2										
Bobby Brown, S (1, 8) Luis Salazar, R (9, PH) OBP: 0.250, SLG: 0.500						2-2 FC5 1B			1-2 L9	3 0 0 0 0 0 5										
						1-2 FC5 FC4			1-2 FC4-6 1B	1 0 1 0 0 0 0										
Inning Stats	R: 0 E: 0 K: 1 S: 8	H: 1 LOB: 2 BB: 1 P: 15	R: 0 E: 0 K: 1 S: 9	H: 1 LOB: 1 BB: 0 P: 13	R: 1 E: 0 K: 0 S: 12	H: 2 LOB: 1 BB: 0 P: 17	R: 0 E: 0 K: 1 S: 15	H: 2 LOB: 2 BB: 0 P: 22	R: 0 E: 0 K: 0 S: 12	H: 1 LOB: 2 BB: 1 P: 22	R: 1 E: 0 K: 0 S: 8	H: 2 LOB: 1 BB: 0 P: 11	R: 0 E: 0 K: 0 S: 8	H: 0 LOB: 0 BB: 0 P: 11	R: 0 E: 0 K: 0 S: 10	H: 1 LOB: 1 BB: 0 P: 12	1B: 8 2B: 2 3B: 0 HR: 0	SF: 1 SAC: 0 DP: 0 HBP: 0	WP: 0 PB: 0 SB: 0 CS: 0	PA: 39
PITCHER	IP WLS BF H R ER SO BB IBB HBP BLK WP HR S P ERA WHIP																			
Milt Wilcox, R (1, 1) ERA: 0.64	6.0 W 27 7 1 1 4 2 0 0 0 0 0 63 100 1.50 1.500																			
Bill Scherrer, L (7, 1) ERA: 4.5	0.2 4 2 1 1 0 0 0 0 0 0 0 5 5 13.50 3.000																			
Willie Hernandez, L (7, 1) ERA: 1.23	2.1 S 8 1 0 0 0 0 0 0 0 0 0 21 29 0.00 0.429																			

San Diego Padres @ Detroit Tigers
 Tiger Stadium, Detroit, MI
 Fri Oct 12 1984, 7:05 PM EDT
 Att: 51,970 - Unknown

livebaseballscorecards.com

AB	36
R	2
H	10
RBI	2
BB	2
SO	4
LOB	22



Batter	1	2	3	4	5	6	7	8	9	AB R H RBI BB SO LOB	TOP
Alan Wiggins, S (1, 4) <small>OBP: 0.368, SLG: 0.361</small> Champ Summers, L (8, PH) Ron Roenicke, S (8, 7)	0-0 G1-3		2-2 F5			2-1 G3-1		0-3 K		3 0 0 0 0 0 0 1 0 0 0 0 1 1 0 0 0 0 0 0 0	
Tony Gwynn, L (1, 9) <small>OBP: 0.421, SLG: 0.455</small>	0-2 4-3		0-0 FC6-4 1B			0-2 4-3			0-1 4-3	4 0 1 0 0 0 0	
Steve Garvey, R (1, 3) <small>OBP: 0.324, SLG: 0.472</small>	2-1 G4-3		0-0 FC6-4 1-2f			1-0 P6			1-1 4-3 WP 2B	4 1 1 0 0 0 1	
Graig Nettles, L (1, 5) <small>OBP: 0.290, SLG: 0.174</small>		2-0 4-3			3-1 P4		1-2 G3		0-1 4-3	4 0 0 0 0 0 1	
Terry Kennedy, L (1, 2) <small>OBP: 0.278, SLG: 0.364</small>		0-1 HR			1-0 F7		1-1 F8		2-2 L9 3-H	4 1 1 1 0 0 0	
Kurt Bevacqua, R (1, 10) <small>OBP: 0.375, SLG: 0.688</small>		2-1 2B			3-2 F3		0-3 K			3 0 1 0 0 1 0	
Carmelo Martinez, R (1, 7) <small>OBP: 0.212, SLG: 0.133</small> Tim Flannery, L (8, PH) <small>OBP: 0.750, SLG: 0.667</small> (8, 4)		1-3 K			2-1 5-3			0-1 WP 1B		2 0 0 0 0 1 1 1 0 1 0 0 0 0	AB 32 R 2 H 5 RBI 1 BB 0 SO 4 LOB 7
Garry Templeton, S (1, 6) <small>OBP: 0.375, SLG: 0.367</small>		0-0 4-3			1-3 K			0-0 F8		3 0 0 0 0 1 2	
Bobby Brown, S (1, 8)			2-1 3-1		0-0 P6			0-2 P4		3 0 0 0 0 0 1	
Inning Stats	R: 0 H: 0 E: 0 LOB: 0 K: 0 BB: 0 S: 7 P: 9	R: 1 H: 2 E: 0 LOB: 1 K: 1 BB: 0 S: 11 P: 16	R: 0 H: 1 E: 0 LOB: 1 K: 0 BB: 0 S: 7 P: 11	R: 0 H: 0 E: 0 LOB: 0 K: 0 BB: 0 S: 6 P: 13	R: 0 H: 0 E: 0 LOB: 0 K: 1 BB: 0 S: 7 P: 10	R: 0 H: 0 E: 0 LOB: 0 K: 0 BB: 0 S: 6 P: 9	R: 0 H: 0 E: 0 LOB: 0 K: 1 BB: 0 S: 8 P: 10	R: 0 H: 1 E: 0 LOB: 1 K: 1 BB: 0 S: 12 P: 12	R: 1 H: 1 E: 0 LOB: 0 K: 0 BB: 0 S: 9 P: 12	1B: 2 SF: 0 2B: 2 SAC: 0 3B: 0 DP: 0 HR: 1 HBP: 0	WP: 2 PA: 32 PB: 0 SB: 0 CS: 0
PITCHER Jack Morris, R (1, 1) <small>ERA: 1.8</small>	IP WLS BF H R ER SO BB IBB HBP BLK WP HR S P ERA WHIP 9.0 W 32 5 2 2 4 0 0 0 0 2 1 73 102 2.00 0.556										

San Diego Padres @ Detroit Tigers
 Tiger Stadium, Detroit, MI
 Sat Oct 13 1984, 3:33 AM EDT
 Att: 52,130 - Unknown

livebaseballscorecards.com



Batter	1	2	3	4	5	6	7	8	9	AB R H RBI BB SO LOB	TOP																
Alan Wiggins, S (1, 4) OBP: 0.372, SLG: 0.366	1-1 FC4-2 1B		1-0 4-3 1-2	2-0 1B			0-3 K		2-1 F2	5 0 2 1 0 1 2																	
Tony Gwynn, L (1, 9) OBP: 0.372, SLG: 0.395	1-3 K		2-0 6-3 2-3	0-0 F9			0-0 F7		1-0 F7	5 0 0 0 0 1 4																	
Steve Garvey, R (1, 3) OBP: 0.317, SLG: 0.450	1-1 FC4-2		0-0 BB 1B				0-2 5-3			4 0 1 1 0 0 1																	
Graig Nettles, L (1, 5) OBP: 0.314, SLG: 0.192	2-2 4-3		4-1 FC6-4 BB				2-1 1-3 1B		0-1 P4	3 0 1 0 1 0 1																	
Terry Kennedy, L (1, 2) OBP: 0.250, SLG: 0.324		1-0 3-1	0-0 FC6-4				0-2 1-3		0-1 L4	4 0 0 0 0 0 3																	
Kurt Bevacqua, R (1, 10) OBP: 0.400, SLG: 0.789		2-2 L7		4-1 2B SF8 BB			2-3 K		0-0 HR	3 2 1 1 1 1 1																	
Carmelo Martinez, R (1, 7) OBP: 0.243, SLG: 0.176		3-1		1-3 K			1-3 K		0-1 CS 1B	4 0 2 0 0 2 1																	
Luis Salazar, R (8, PR) OBP: 0.250, SLG: 0.500										0 0 0 0 0 0 0																	
Garry Templeton, S (1, 6) OBP: 0.361, SLG: 0.382		3-2 G3		1-0 1B 2B			1-2 L7		1-2 CS	4 1 1 0 0 0 1																	
Bobby Brown, S (1, 8) OBP: 0.095, SLG: 0.053				0-0 SF8			0-3 K		2-2 6-3	2 1 1 1 0 1 0																	
Bruce Bochy, R (9, PH) OBP: 1.000, SLG: 1.000			6-3 4-3 1B						0-2 1B	1 0 1 0 0 0 0																	
Ron Roenicke, S (9, PR)										0 0 0 0 0 0 0																	
Inning Stats	R: 0 E: 1 K: 1 S: 12	H: 1 LOB: 1 BB: 0 P: 16	R: 0 E: 0 K: 0 S: 9	H: 1 LOB: 1 BB: 0 P: 18	R: 1 E: 0 K: 0 S: 6	H: 2 LOB: 2 BB: 1 P: 13	R: 2 E: 0 K: 1 S: 10	H: 2 LOB: 1 BB: 1 P: 18	R: 0 E: 0 K: 1 S: 9	H: 1 LOB: 1 BB: 0 P: 13	R: 0 E: 0 K: 2 S: 11	H: 0 LOB: 0 BB: 0 P: 13	R: 0 E: 0 K: 1 S: 7	H: 0 LOB: 0 BB: 0 P: 7	R: 1 E: 0 K: 0 S: 10	H: 2 LOB: 1 BB: 0 P: 11	R: 0 E: 0 K: 0 S: 10	H: 1 LOB: 1 BB: 0 P: 15	1B: 8 2B: 1 3B: 0 HR: 1	SF: 1 SAC: 0 DP: 0 HBP: 0	WP: 0 PB: 0 SB: 1 CS: 1	PA: 39					
PITCHER	IP WLS BF H R ER SO BB IBB HBP BLK WP HR S P ERA WHIP																										
Dan Petry, R (1, 1) ERA: 6.0	3.2		19	6	3	3	2	2	0	0	0	0	0	36	64	7.36	2.182										
Bill Scherrer, L (4, 1) ERA: 3.0	1.0		4	1	0	0	0	0	0	0	0	0	0	7	9	0.00	1.000										
Aurelio Lopez, R (5, 1) ERA:	2.1	W	7	0	0	0	4	0	0	0	0	0	0	21	25	0.00	0.000										
Willie Hernandez, L (8, 1) ERA: 1.93	2.0	S	8	3	1	1	0	0	0	0	0	0	1	20	26	4.50	1.500										

San Diego Padres @ Detroit Tigers
 Tiger Stadium, Detroit, MI
 Sun Oct 14 1984, 3:33 AM EDT
 Att: 51,901 - Unknown

livebaseballscorecards.com

AB	35
R	4
H	10
RBI	4
BB	2
SO	6
LOB	14



Batter	1	2	3	4	5	6	7	8	9
Lou Whitaker, L OBP: 0.306, SLG: 0.281 (1, 4)	2-1 FC6-4 1B	1-0 F8		4-0 1-2 2-3 BB		0-0 G3-6		0-1 SH SH1-4 HR	
Alan Trammell, R OBP: 0.500, SLG: 0.806 (1, 6)	1-1 FC6-4 1-2f HR		2-1 F9	0-0 F8		3-2 L5-6-3		0-0 SH1-4	
Kirk Gibson, L OBP: 0.486, SLG: 0.700 (1, 9)	0-0 HR		4-0 BB		1-2 BB SF4 1B		1-3 K	1-0 HR	
Lance Parrish, R OBP: 0.314, SLG: 0.533 (1, 2)	0-1 1B S 1B		2-1 F7		0-1 F7		0-1 HR	0-3 K	
Larry Herndon, R OBP: 0.417, SLG: 0.600 (1, 7)	2-0 CS 1B 1-3 1B		2-1 G6-3		4-0 BB BB		0-0 F9	0-3 K	
Chet Lemon, R OBP: 0.219, SLG: 0.167 (1, 8)	1-0 WP CS 1-2 3-H 1B		0-1 L5		4-1 BB BB		1-1 E S 1B		
Barbaro Garbey, R OBP: 0.143, SLG: 0.143 (1, 10)	2-2 P4		1-2 BB 1B HBP		0-0 SF4		1-1 E4		
Johnny Grubb, L OBP: 0.375, SLG: 0.429 (4, PH)							1-3 K		
Rusty Kuntz, R (5, PH)									
Howard Johnson, S (7, PH)									
Darrell Evans, L OBP: 0.300, SLG: 0.200 (1, 3)		1-0 F9		0-0 F9		1-3 K		1-0 F8	
Dave Bergman, L OBP: 0.167, SLG: 0.167 (8, 3)									
Marty Castillo, R OBP: 0.368, SLG: 0.471 (1, 5)		3-3 K		0-2 BB 1B		1-2 G3-6 1B		4-2 SH1-4 SH HR BB	

Inning Stats	R: 3	H: 5	E: 0	K: 12	LOB: 1	BB: 0	P: 20	R: 0	H: 0	E: 0	K: 8	LOB: 0	BB: 0	P: 13	R: 0	H: 0	E: 0	K: 6	LOB: 1	BB: 1	P: 16	R: 0	H: 1	E: 0	K: 9	LOB: 3	BB: 1	P: 14	R: 1	H: 1	E: 0	K: 10	LOB: 2	BB: 2	P: 20	R: 0	H: 1	E: 0	K: 7	LOB: 0	BB: 0	P: 11	R: 1	H: 2	E: 1	K: 11	LOB: 2	BB: 0	P: 15	R: 3	H: 1	E: 0	K: 15	LOB: 0	BB: 1	P: 20
--------------	------	------	------	-------	--------	-------	-------	------	------	------	------	--------	-------	-------	------	------	------	------	--------	-------	-------	------	------	------	------	--------	-------	-------	------	------	------	-------	--------	-------	-------	------	------	------	------	--------	-------	-------	------	------	------	-------	--------	-------	-------	------	------	------	-------	--------	-------	-------

PITCHER	IP	WLS	BF	H	R	ER	SO	BB	IBB	HBP	BLK	WP	HR	S	P	ERA	WHIP
Mark Thurmond, L ERA: 10.0 (1, 1)	0.1		6	5	3	3	0	0	0	0	0	0	1	9	15	81.00	15.000
Andy Hawkins, R ERA: 0.57 (1, 1)	4.0	L	17	2	1	1	1	3	0	1	0	1	0	31	58	2.25	1.250
Craig Lefferts, L ERA: (5, 1)	2.0		7	1	0	0	2	1	0	0	0	0	0	15	25	0.00	1.000
Rich Gossage, R ERA: 8.1 (7, 1)	1.2		11	3	4	4	2	1	0	0	0	0	2	23	31	21.60	2.400


BOTTOM

San Diego Padres @ Detroit Tigers
Tiger Stadium, Detroit, MI
Sun Oct 14 1984, 3:33 AM EDT
Att. 51,901 - Unknown

AB	R	H	RBI	BB	SO	LOB
3	1	1	0	1	0	1
4	1	0	0	0	0	4
4	3	3	5	1	1	0
5	2	2	1	0	1	2
4	0	1	0	1	1	1
3	0	2	1	1	0	0
1	0	0	0	0	0	2
0	0	0	0	0	0	0
0	0	0	1	0	0	0
1	0	0	0	0	0	1
4	0	0	0	0	1	5
0	0	0	0	0	0	0
3	1	2	0	1	1	0

AB	32
R	8
H	11
RBI	8
BB	5
SO	5
LOB	16

WP: 1 PA: 41
PB: 0
SB: 2
CS: 2



PITCHER	IP	WLS	BF	H	R	ER	SO	BB	IBB	HBP	BLK	WP	HR	S	P	ERA	WHIP
---------	----	-----	----	---	---	----	----	----	-----	-----	-----	----	----	---	---	-----	------