

Detroit Tigers - 1985

Batter	1	2	3	4	5	6	7	8	9	AB R H RBI BB SO LOB	TOP		
Brett Butler, L (1, 8) Carmen Castillo, R (9, PH)	0-3 K		0-0 F7		0-0 F8		4-0 BB BB		0-0 6-3	3 0 0 0 1 1 0 1 0 0 0 0 0 0	Cleveland Indians @ Detroit Tigers Tiger Stadium, Detroit, MI Mon Apr 08 1985, 3:33 AM EST Att: 51,180 - Unknown		
Julio Franco, R (1, 6) OBP: 1.000, SLG: 1.500	0-0 1B 2B		4-0 BB BB			0-0 1B 2B 1B	4-0 G4-6-3 BB			2 2 2 0 2 0 0			
Mel Hall, L (1, 7) OBP: 0.500, SLG: 0.333	0-0 FC5-4 1B 2-H		4-0 G4-3 BB			0-0 F8	0-0 G4-6-3 1-2f			3 0 1 1 1 0 3			
Joe Carter, R (1, 10) OBP: 0.250, SLG: 0.250	0-3 K		0-0 G4-3 1-2f			0-0 2B SF8 1B	0-0 F3			4 1 1 0 0 1 3			
Pat Tabler, R (1, 3) OBP: 0.500, SLG: 0.667	0-0 FC5-4 1-2f			0-0 F8		0-0 WP 1B 2B	4-0 BB BB			3 1 1 1 1 0 1			
Brook Jacoby, R (1, 5)		0-0 6-3		0-3 K		0-0 SF8	0-0 F8			3 0 0 1 0 1 1			
George Vukovich, L (1, 9) OBP: 0.250, SLG: 0.250		0-0 F7		0-3 K		0-0 S 1B	0-0 F5			4 0 1 1 0 1 1			
Chris Bando, S (1, 2)		4-0 BB			0-3 K	0-0 F7		0-3 K		3 0 0 0 1 2 1			
Tony Bernazard, S (1, 4) Mike Hargrove, L (7, PH) Mike Fischlin, R (7, 4) Butch Benton, R (9, PH)		0-3 K			0-0 3-1		0-0 F8		0-3 K	2 0 0 0 0 1 1 1 0 0 0 0 0 0 0 0 0 0 0 0 0 1 0 0 0 0 1 0			
Inning Stats	R: 1 H: 2 E: 0 LOB: 1 K: 2 BB: 0 S: 9 P: 9	R: 0 H: 0 E: 0 LOB: 1 K: 1 BB: 1 S: 5 P: 9	R: 0 H: 0 E: 0 LOB: 1 K: 2 BB: 2 S: 2 P: 10	R: 0 H: 0 E: 0 LOB: 0 K: 2 BB: 0 S: 7 P: 7	R: 0 H: 0 E: 0 LOB: 0 K: 1 BB: 0 S: 5 P: 5	R: 3 H: 4 E: 0 LOB: 1 K: 0 BB: 0 S: 7 P: 7	R: 0 H: 0 E: 0 LOB: 1 K: 0 BB: 2 S: 2 P: 10	R: 0 H: 0 E: 0 LOB: 1 K: 0 BB: 1 S: 3 P: 7	R: 0 H: 0 E: 0 LOB: 0 K: 2 BB: 0 S: 7 P: 7	1B: 4 SF: 1 2B: 2 SAC: 0 3B: 0 DP: 2 HR: 0 HBP: 0		WP: 1 PA: 37 PB: 0 SB: 1 CS: 0	
PITCHER	IP WLS BF H R ER SO BB IBB HBP BLK WP HR S P ERA WHIP											PITCHER	IP WLS BF H R ER SO BB IBB HBP BLK WP HR S P ERA WHIP
Jack Morris, R (1, 1) ERA: 4.5	8.0 W 34 6 4 4 6 6 0 0 0 1 0 40 64 4.50 1.500												
Willie Hernandez, L (9, 1) ERA:	1.0 S 3 0 0 0 2 0 0 0 0 0 0 0 7 7 0.00 0.000												

livebaseballscorecards.com

AB	30
R	4
H	6
RBI	4
BB	6
SO	8
LOB	11




Batter	1	2	3	4	5	6	7	8	9	AB	R	H	RBI	BB	SO	LOB	BOTTOM				
Lou Whitaker, L (1, 4) OBP: 0.600, SLG: 0.500	0-0 4-3		4-0 BB		0-0 1-3 1B	4-0 1-2 BB		0-0 SF8		2	1	1	1	2	0	0	Cleveland Indians @ Detroit Tigers Tiger Stadium, Detroit, MI Mon Apr 08 1985, 3:33 AM EST Att. 51,180 - Unknown				
Alan Trammell, R (1, 6) OBP: 0.500, SLG: 0.333	0-0 F7		4-0 BB		0-0 1-3 1B	0-0 1-2 FC5-4 BB		0-1 CI		3	1	1	0	1	0	2					
Kirk Gibson, L (1, 9) OBP: 0.200, SLG: 0.200	0-0 4-3		0-0 F9		0-0 1-3		0-0 G5-4-3 1B	0-3 K		5	0	1	0	0	1	7					
Lance Parrish, R (1, 2) OBP: 0.250, SLG: 0.250		0-0 F7		0-0 5-3	0-0 FC5 BB 1B		0-0 G5-4-3			4	0	1	2	0	0	1					
Johnny Grubb, L (1, 10)		0-0 F8		4-0 PB 1B BB	4-0 1-2 BB		0-0 F8			2	1	0	0	2	0	0					
Darrell Evans, L (1, 3) OBP: 0.500, SLG: 0.500		0-0 4-3		0-0 FC5-4 1B	0-0 FC5			0-0 F3		2	0	1	1	0	0	0					
Barbaro Garbey, R (5, PH)										2	0	0	0	0	0	2					
Dave Bergman, L (9, 3)										0	0	0	0	0	0	0					
Larry Herndon, R (1, 7) OBP: 0.500, SLG: 0.750			0-0 BB 2B	0-0 FC5-4 FC6-4 1-2f		0-0 F8		0-0 BB 1B		4	1	2	0	0	0	1					
Chet Lemon, R (1, 8)			0-0 F8	0-0 FC6-4 1-2f		0-0 F9		4-0 1B SF8 BB		3	1	0	0	1	0	2					
Chris Pittaro, S (1, 5) OBP: 0.750, SLG: 0.750			0-3 K		0-0 CS 1B	0-0 S 1B		0-0 WP CI 1B		4	0	3	1	0	1	1					
Tom Brookens, R (9, 5)										0	0	0	0	0	0	0					
Inning Stats	R: 0 E: 0 K: 0 S: 3	H: 0 LOB: 0 BB: 0 P: 3	R: 0 E: 0 K: 0 S: 3	H: 0 LOB: 0 BB: 0 P: 3	R: 0 E: 0 K: 1 S: 6	H: 1 LOB: 3 BB: 2 P: 14	R: 1 E: 0 K: 0 S: 4	H: 1 LOB: 1 BB: 1 P: 8	R: 2 E: 0 K: 0 S: 6	H: 4 LOB: 2 BB: 1 P: 10	R: 0 E: 0 K: 0 S: 4	H: 1 LOB: 2 BB: 1 P: 8	R: 0 E: 0 K: 0 S: 3	H: 1 LOB: 0 BB: 0 P: 3	R: 2 E: 1 K: 1 S: 8	H: 2 LOB: 2 BB: 1 P: 12		1B: 9 2B: 1 3B: 0 HR: 0	SF: 1 SAC: 0 DP: 1 HBP: 0	WP: 1 PB: 1 SB: 1 CS: 1	PA: 39
PITCHER	IP WLS BF H R ER SO	IP WLS BF H R ER SO	IP WLS BF H R ER SO	IP WLS BF H R ER SO	IP WLS BF H R ER SO	IP WLS BF H R ER SO	IP WLS BF H R ER SO	IP WLS BF H R ER SO	IP WLS BF H R ER SO	IP WLS BF H R ER SO	IP WLS BF H R ER SO	IP WLS BF H R ER SO	IP WLS BF H R ER SO	IP WLS BF H R ER SO	IP WLS BF H R ER SO	IP WLS BF H R ER SO		ERA WHIP	ERA WHIP		
Bert Blyleven, R (1, 1) ERA: 3.86	4.2																		3.86	2.143	
Mike Jeffcoat, L (5, 1) ERA:	0.1																		0.00	0.000	
Tom Waddell, R (6, 1) ERA: 3.86	2.1																	3.86	1.714		
Ernie Camacho, R (8, 1) ERA: 13.5	0.2	L																13.50	3.000		

livebaseballscorecards.com

AB 31
R 5
H 10
RBI 5
BB 6
SO 2
LOB 16



Batter	1	2	3	4	5	6	7	8	9	AB R H RBI BB SO LOB	TOP		
Brett Butler, L (1, 8) 0-3 K			0-0 F7		0-0 F8			0-3 K		4 0 0 0 0 2 0	Cleveland Indians @ Detroit Tigers Tiger Stadium, Detroit, MI Wed Apr 10 1985, 3:33 AM EST Att. 14,659 - Unknown AB 32 R 1 H 4 RBI 1 BB 1 SO 6 LOB 10 		
Julio Franco, R (1, 6) 0-0 PB 1B			0-0 F7		0-0 F9			0-0 5-3		4 0 1 0 0 0 0			
Mel Hall, L (1, 7) 0-0 F7			0-0 F7					0-3 K		4 0 0 0 0 1 1			
George Vukovich, L (1, 9) 0-0 4-3 1-2				0-0 E5 1B				0-0 1-3		4 1 1 0 0 0 1			
Joe Carter, R (1, 10) 0-0 F2				0-0 6-3				0-3 K		4 0 0 0 0 2 2			
Pat Tabler, R (1, 3) 0-0 FC4-6 1B				0-0 F8				0-0 F9		4 0 1 0 0 0 2			
Brook Jacoby, R (1, 5) 0-0 FC4-6 BB 1-2f				0-0 WP 1B 2-H				0-3 K		3 0 1 1 0 1 1			
Chris Bando, S (1, 2) Butch Benton, R (7, 2) 4-0 1-2 BB				0-0 4-3 1-2				0-0 3-1		2 0 0 0 1 0 1 0 0 0 0 0 0 0			
Tony Bernazard, S (1, 4) 0-0 3-1				0-0 1-3				0-0 F7		3 0 0 0 0 0 2			
Inning Stats	R: 0 H: 1 E: 0 LOB: 1 K: 1 BB: 0 S: 6 P: 6	R: 0 H: 1 E: 0 LOB: 2 K: 0 BB: 1 S: 4 P: 8	R: 0 H: 0 E: 0 LOB: 0 K: 0 BB: 0 S: 3 P: 3	R: 1 H: 1 E: 1 LOB: 1 K: 0 BB: 0 S: 5 P: 5	R: 0 H: 0 E: 0 LOB: 0 K: 0 BB: 0 S: 3 P: 3	R: 0 H: 1 E: 0 LOB: 1 K: 1 BB: 0 S: 6 P: 6	R: 0 H: 0 E: 0 LOB: 0 K: 1 BB: 0 S: 5 P: 5	R: 0 H: 0 E: 0 LOB: 0 K: 2 BB: 0 S: 7 P: 7	R: 0 H: 0 E: 0 LOB: 0 K: 1 BB: 0 S: 5 P: 5	1B: 4 SF: 0 2B: 0 SAC: 0 3B: 0 DP: 0 HR: 0 HBP: 0		WP: 1 PA: 33 PB: 1 SB: 0 CS: 0	
PITCHER	IP WLS BF H R ER SO BB IBB HBP BLK WP HR S P ERA WHIP											PITCHER	IP WLS BF H R ER SO BB IBB HBP BLK WP HR S P ERA WHIP
Dan Petry, R (1, 1) ERA:	6.0 W 24 4 1 0 2 1 0 0 0 1 0 27 31 0.00 0.833												
Aurelio Lopez, R (7, 1) ERA:	3.0 S 9 0 0 0 4 0 0 0 0 0 0 17 17 0.00 0.000												

livebaseballscorecards.com

Batter	1	2	3	4	5	6	7	8	9
Lou Whitaker, L (1, 4) OBP: 0.667, SLG: 1.667 Doug Baker, S (8, 4)	0-0 3-1		0-0 HR		0-0 HR		0-0 HR	0-0 5-3	
Alan Trammell, R (1, 6) OBP: 0.444, SLG: 0.429	0-0 6-3		0-0 F8		0-0 2B		0-0 E6 HR	4-0 BB	
Kirk Gibson, L (1, 9) OBP: 0.333, SLG: 0.625 Jim Weaver, L (8, 9)	0-0 5-3		0-0 4-3		4-0 IBB		0-0 HR	0-3 K	
Lance Parrish, R (1, 2) OBP: 0.250, SLG: 0.250 Marty Castillo, R (9, 2)		0-0 F9		0-0 F9	0-3 K		0-0 FC5-4 BB		
Johnny Grubb, L (1, 10) OBP: 0.500, SLG: 0.250 Rusty Kuntz, R (6, PH)		0-0 1-3		0-0 FC4-6		4-0 CS	4-0 BB	4-0 FC5-4 BB	
Darrell Evans, L (1, 3) OBP: 0.250, SLG: 0.250 Barbaro Garbey, R (6, PH)		0-0 F9		0-0 FC4-6		0-0 3-1	0-0 FC5-4		
Dave Bergman, L (8, 3)				1-2f		1-2	1-2f 2-3		
Larry Herndon, R (1, 7) OBP: 0.375, SLG: 0.500			0-0 1B HR	0-0 FC4-6	1-2f	0-0 L1	0-0 5-3		
Chet Lemon, R (1, 8) OBP: 0.375, SLG: 0.167			0-0 1-3 HR			0-0 5-3	4-0 1B SH1-3	0-0 F9	
Chris Pittaro, S (1, 5) OBP: 0.500, SLG: 0.500 Tom Brookens, R (7, 5) OBP: 1.000, SLG: 2.000			0-0 F8			0-0 F7	0-0 SH1-3	0-0 5-3	

AB	R	H	RBI	BB	SO	LOB
4	3	3	4	0	0	0
1	0	0	0	0	0	1
4	1	1	1	1	0	1
3	1	1	3	1	0	0
1	0	0	0	0	1	2
4	0	1	0	0	1	2
0	0	0	0	0	0	0
2	0	1	0	0	0	0
0	0	0	0	2	0	0
2	0	0	0	0	0	1
2	0	0	0	0	0	3
0	0	0	0	0	0	0
4	1	1	0	0	0	3
3	2	1	0	1	0	0
2	0	0	0	0	0	2
1	0	1	0	0	0	0

BOTTOM


Cleveland Indians @ Detroit Tigers

Tiger Stadium, Detroit, MI

Wed Apr 10 1985, 3:33 AM EST

Att. 14,659 - Unknown

AB	33
R	8
H	10
RBI	8
BB	5
SO	2
LOB	15



Inning Stats	R: 0	H: 0	E: 0	K: 0	S: 3	LOB: 0	BB: 0	P: 3	R: 0	H: 0	E: 0	K: 0	S: 3	LOB: 0	BB: 0	P: 3	R: 3	H: 3	E: 0	K: 0	S: 6	LOB: 0	BB: 0	P: 6	R: 0	H: 1	E: 0	K: 0	S: 4	LOB: 1	BB: 0	P: 4	R: 1	H: 2	E: 0	K: 1	S: 7	LOB: 2	BB: 1	P: 11	R: 0	H: 0	E: 0	K: 0	S: 2	LOB: 0	BB: 1	P: 6	R: 4	H: 3	E: 1	K: 0	S: 7	LOB: 2	BB: 2	P: 15	R: 0	H: 1	E: 0	K: 1	S: 6	LOB: 2	BB: 1	P: 10	1B: 5	2B: 2	3B: 0	HR: 3	SF: 0	SAC: 1	DP: 0	HBP: 0	WP: 0	PB: 0	SB: 0	CS: 1	PA: 39
PITCHER	IP	WLS	BF	H	R	ER	SO	BB	IBB	HBP	BLK	WP	HR	S	P	ERA	WHIP																																																												
Vern Ruhle, R (1, 1) ERA: 7.2	5.0	L	22	6	4	4	1	0	0	0	0	0	0	23	27	7.20	1.200																																																												
Mike Jeffcoat, L (6, 1) ERA:	1.0		3	0	0	0	0	1	0	0	0	0	0	2	6	0.00	1.000																																																												
Ramon Romero, L (7, 1) ERA: 54.0	0.1		3	1	2	2	0	1	0	0	0	0	0	2	6	54.00	6.000																																																												
Dave Vonohlen, L (7, 1) ERA: 13.5	0.2		6	2	2	1	0	1	0	0	0	0	1	5	9	13.50	4.500																																																												
Neal Heaton, L (8, 1) ERA:	1.0		5	1	0	0	1	1	0	0	0	0	0	6	10	0.00	2.000																																																												

WP	HR	S	P	ERA	WHIP
0	0	0	0	0.00	1.000
0	0	0	0	54.00	6.000
0	1	0	0	13.50	4.500
0	0	0	0	0.00	2.000

Batter	1	2	3	4	5	6	7	8	9	10	AB R H RBI BB SO LOB	TOP																								
Brett Butler, L (1, 8) OBP: 0.308, SLG: 0.200 Mike Fischlin, R (7, 4)	0-0 FC4-6 1B	0-0 BB 2B 1B		4-0 FC1-2 BB SF9	0-0 SF7		0-3 K		0-0 F8		3 2 2 1 1 1 1 1 0 0 0 0 0 0	Cleveland Indians @ Detroit Tigers Tiger Stadium, Detroit, MI Thu Apr 11 1985, 3:33 AM EST Att. 19,090 - Unknown																								
Julio Franco, R (1, 6) OBP: 0.714, SLG: 0.700	0-0 FC4-6 1B	4-0 2B BB		4-0 SF9 FC1-2 BB	0-0 3-H IBB 1B		0-0 WP 1B 1B		0-0 F8		4 2 3 3 2 0 0																									
Mel Hall, L (1, 10) OBP: 0.300, SLG: 0.333 Carmen Castillo, R (4, PH) Mike Hargrove, L (5, PH)	0-0 FC4-6 1-2 2-3	0-0 2B		0-0 FC1-2 BB	4-0 1-2 IBB		0-0 F5		0-3 K		2 0 1 3 0 0 2 1 0 0 0 0 0 3 2 0 0 0 1 1 1																									
Joe Carter, R (1, 7) OBP: 0.143, SLG: 0.154	0-3 K	0-0 F9		0-0 SF9	0-0 F9		0-0 1B			0-0 6-3	5 0 1 2 0 1 5																									
Pat Tabler, R (1, 3) OBP: 0.286, SLG: 0.250	0-0 6-3		0-0 5-3	4-0 1-2 BB		0-0 F9	0-0 F8			0-0 F3	5 0 0 0 1 0 3																									
Brook Jacoby, R (1, 5) OBP: 0.154, SLG: 0.167		0-0 6-3	0-0 5-3	0-0 F8		0-0 1B		0-0 F7		0-0 5-3	6 0 1 0 0 0 3																									
George Vukovich, L (1, 9) OBP: 0.385, SLG: 0.417		0-0 1B SF8 2B			4-0 SH5-4 BB SF7 BB	0-0 F4		0-0 1B			4 2 2 0 1 0 1																									
Jerry Willard, L (1, 2) OBP: 0.600, SLG: 0.500		0-0 1B 2B 1B		0-0 BB BB E 1B	4-0 SH5-4 1B BB	0-0 F8		0-3 K			4 3 2 0 1 1 2																									
Tony Bernazard, S (1, 4) Otis Nixon, S (7, PR) (7, 8)		0-0 SF8		0-0 E1 BB BB FC1-2	0-0 SH5-4		0-0 S 1B 1B		0-0 F9		2 0 1 1 0 0 1 1 1 0 0 0 0 1																									
Inning Stats	R: 0 E: 0 K: 1 S: 7	H: 2 LOB: 2 BB: 0 P: 7	R: 4 E: 0 K: 0 S: 7	H: 4 LOB: 1 BB: 1 P: 11	R: 0 E: 0 K: 0 S: 3	H: 0 LOB: 0 BB: 0 P: 3	R: 2 E: 1 K: 0 S: 5	H: 1 LOB: 3 BB: 3 P: 17	R: 2 E: 0 K: 0 S: 4	H: 1 LOB: 2 BB: 3 P: 16	R: 0 E: 0 K: 0 S: 4		H: 1 LOB: 1 BB: 0 P: 4	R: 2 E: 0 K: 1 S: 8	H: 3 LOB: 1 BB: 0 P: 8	R: 0 E: 0 K: 1 S: 6	H: 1 LOB: 1 BB: 0 P: 6	R: 0 E: 0 K: 1 S: 5	H: 0 LOB: 0 BB: 0 P: 5	R: 0 E: 0 K: 0 S: 3	H: 0 LOB: 0 BB: 0 P: 3	1B: 11 2B: 2 3B: 0 HR: 0	SF: 3 SAC: 1 DP: 0 HBP: 0	WP: 1 PB: 0 SB: 1 CS: 0	PA: 51											
PITCHER	IP WLS BF H R ER SO BB IBB HBP BLK WP HR S P ERA WHIP																				IP WLS BF H R ER SO BB IBB HBP BLK WP HR S P ERA WHIP															
Walt Terrell, R (1, 1) ERA: 12.0	3.0	20	7	6	4	1	3	0	0	0	0	0	0	19	1	12.00	3.333																			
Bill Scherrer, L (4, 1) ERA:	0.1	1	0	0	0	0	0	0	0	0	0	0	0	1	1	0.00	0.000																			
Doug Bair, R (4, 1) ERA: 18.0	1.0	6	0	2	2	0	3	0	0	0	0	0	0	3	15	18.00	3.000																			
Aurelio Lopez, R (5, 1) ERA: 3.6	2.0	11	4	2	2	1	0	1	0	0	0	0	0	12	16	9.00	2.000																			
Willie Hernandez, L (7, 1) ERA:	3.2	W 13	2	0	0	2	0	0	0	0	0	1	0	17	17	0.00	0.545																			

AB	40
R	10
H	13
RBI	10
BB	7
SO	4
LOB	23



livebaseballscores.com

BOTTOM

Cleveland Indians @ Detroit Tigers
Tiger Stadium, Detroit, MI
Thu Apr 11 1985, 3:33 AM EST
Att: 19,090 - Unknown

livebaseballscorecards.com

AB	41
R	11
H	15
RBI	11
BB	5
SO	3
LOB	24



WP:	0	PA:	50
PB:	0		
SB:	2		
CS:	0		

AB R H RBI BB SO LOB

4	1	1	1	0	1	2
5	2	3	3	1	0	2
4	1	2	2	1	0	3
5	0	1	1	1	1	4
3	1	1	0	0	0	2
1	0	0	0	0	0	1
1	0	1	0	0	0	0
0	1	0	1	1	0	0
3	1	2	0	0	0	0
2	0	0	0	0	0	1
4	0	2	1	1	0	2
5	2	1	1	0	0	5
4	2	1	1	0	1	2

1B:	9	SF:	2
2B:	4	SAC:	2
3B:	0	DP:	1
HR:	2	HBP:	0

Batter	1	2	3	4	5	6	7	8	9	10													
Lou Whitaker, L (1, 4) OBP: 0.500, SLG: 1.100	0-0 4-3	0-0 F6		0-0 SF		0-3 K		0-0 SF7 1B		0-0 SH1-4													
Alan Trammell, R (1, 6) OBP: 0.533, SLG: 0.750	0-0 FC5-4 1B	0-0 HR		0-0 F5		0-0 2B 1B		0-0 1-3		4-0 BB IBB													
Kirk Gibson, L (1, 9) OBP: 0.400, SLG: 0.833	0-0 FC5-4 1B	0-0 HR		4-0 IBB		0-0 F9		0-0 SF7		0-0 F8													
Lance Parrish, R (1, 2) OBP: 0.286, SLG: 0.308	0-0 FC5-4 1B	0-0 5-3		0-0 F8		0-0 2B		0-3 K		4-0 BB IBB													
Johnny Grubb, L (1, 10) OBP: 0.444, SLG: 0.286	0-0 G3			0-0 L4		0-0 6-3 1B			0-0 S 1B	4-0 BB													
Rusty Kuntz, R (6, PH)																							
Dave Bergman, L (9, PH)																							
Tom Brookens, R (9, PR)																							
Darrell Evans, L (1, 3) OBP: 0.429, SLG: 0.571		0-0 FC5-4 1B		0-0 F9		0-0 2B		0-0 1-3		0-0 F3													
Barbaro Garbey, R (7, PH)		0-0 1B																					
Larry Herndon, R (1, 7) OBP: 0.462, SLG: 0.500		0-0 FC5-4 1B		0-0 4-3		0-0 F6		4-0 6-3 BB		0-0 G5-4-3 1B													
Chet Lemon, R (1, 8) OBP: 0.308, SLG: 0.273		0-0 FC5-4 2B				0-0 6-3		0-0 6-3		0-0 G5-4-3													
Chris Pittaro, S (1, 5) OBP: 0.400, SLG: 0.500		0-0 HR		0-0 SH1-4		0-3 K		0-0 F7		0-0 E6													
		0-0 2B		0-0 SH1-4						0-0 F8 SH1-4 BB													
Inning Stats	R: 0 E: 0 K: 0 S: 5	H: 2 LOB: 2 BB: 0 P: 5	R: 5 E: 0 K: 0 S: 8	H: 5 LOB: 0 BB: 0 P: 8	R: 0 E: 0 K: 0 S: 3	H: 0 LOB: 0 BB: 0 P: 3	R: 1 E: 1 K: 0 S: 5	H: 1 LOB: 1 BB: 1 P: 9	R: 1 E: 0 K: 1 S: 7	H: 2 LOB: 1 BB: 0 P: 7	R: 0 E: 0 K: 0 S: 3	H: 0 LOB: 1 BB: 1 P: 7	R: 1 E: 0 K: 1 S: 6	H: 1 LOB: 0 BB: 0 P: 6	R: 1 E: 0 K: 0 S: 4	H: 2 LOB: 1 BB: 0 P: 4	R: 1 E: 1 K: 0 S: 3	H: 0 LOB: 3 BB: 3 P: 15	1B: 9 2B: 4 3B: 0 HR: 2	SF: 2 SAC: 2 DP: 1 HBP: 0	WP: 0 PA: 50		
PITCHER	IP	WLS	BF	H	R	ER	SO	BB	IBB	HBP	BLK	WP	HR	S	P	ERA	WHIP						
Don Schulze, R (1, 1) ERA: 18.0	3.0		17	8	6	6	0	0	0	0	0	0	2	17	17	18.00	2.667						
Mike Jeffcoat, L (4, 1) ERA:	0.1		2	0	0	0	0	0	0	0	0	0	0	2	2	0.00	0.000						
Tom Waddell, R (4, 1) ERA: 5.79	2.1		12	4	2	2	2	0	1	0	0	0	0	15	19	7.71	1.714						
Jamie Easterly, L (6, 1) ERA:	0.2		3	0	0	0	0	1	0	0	0	0	0	2	6	0.00	1.500						
Ernie Camacho, R (7, 1) ERA: 8.1	2.2		10	3	2	2	1	0	0	0	0	0	0	12	12	6.75	1.125						

PITCHER	IP	WLS	BF	H	R	ER	SO	BB	IBB	HBP	BLK	WP	HR	S	P	ERA	WHIP
Dave Vonohlen, L (10, 1) ERA: 6.75	0.2		6	0	1	0	0	1	2	0	0	0	0	3	15	0.00	1.500

Batter	1	2	3	4	5	6	7	8	9	AB R H RBI BB SO LOB	TOP									
Tom Brookens, R (1, 5) OBP: 0.714, SLG: 1.333	0-0 F8		0-0 3B		0-0 F7			0-0 BB 2B	0-0 1B	5 1 3 1 0 0 0										
Alan Trammell, R (1, 6) OBP: 0.500, SLG: 0.625	0-0 F8		0-0 F9			0-0 4-3		4-0 BB HBP IBB	0-0 1B	4 1 1 0 1 0 1										
Kirk Gibson, L (1, 9) OBP: 0.300, SLG: 0.588	0-0 4-3			0-3 K		0-0 F9		0-3 K	0-0 4-3	5 0 0 0 0 2 4										
Lance Parrish, R (1, 10) OBP: 0.389, SLG: 0.375		0-0 CS 1B		0-0 1B E 1B		0-0 F4		4-0 HBP BB IBB		3 0 2 0 1 0 0										
Larry Herndon, R (1, 7) OBP: 0.412, SLG: 0.400		0-0 F9 1-2		0-0 E6 1B 1-2			0-0 5-3	4-0 HBP BB 1-2 2-3 3-H		3 0 0 1 1 0 2										
Chet Lemon, R (1, 8) OBP: 0.412, SLG: 0.357		0-0 FC5-4 1B		0-0 G5-4-3 1B 1-2 2-3			0-0 5-3	1-0 HBP		3 0 2 1 0 0 0										
Barbaro Garbey, R (1, 3) Darrell Evans, L (8, PH) Dave Bergman, L (8, 3) OBP: 0.375, SLG: 0.500 OBP: 1.000, SLG: 1.000		0-0 FC5-4		0-0 G5-4-3			0-3 K	0-3 K		3 0 0 0 0 1 4 1 0 0 0 0 1 3 0 0 0 0 0 0 0	AB 35 R 3 H 9 RBI 3 BB 3 SO 6 LOB 14									
Marty Castillo, R (1, 2) Chris Pittaro, S (1, 4) OBP: 0.357, SLG: 0.429			0-0 F4		0-0 F9			0-0 F7	0-0 5-3	4 0 0 0 0 0 0										
			0-3 K		0-0 F8			0-0 WP 2B 1B	0-3 K	4 1 1 0 0 2 0										
Inning Stats	R: 0 E: 0 K: 0 S: 3	H: 0 LOB: 0 BB: 0 P: 3	R: 0 E: 0 K: 0 S: 4	H: 2 LOB: 1 BB: 0 P: 4	R: 0 E: 0 K: 1 S: 6	H: 1 LOB: 1 BB: 0 P: 6	R: 0 E: 1 K: 1 S: 7	H: 2 LOB: 2 BB: 0 P: 7	R: 0 E: 0 K: 0 S: 3	H: 0 LOB: 0 BB: 0 P: 3	R: 0 E: 0 K: 1 S: 5	H: 0 LOB: 0 BB: 0 P: 5	R: 3 E: 0 K: 2 S: 9	H: 2 LOB: 3 BB: 3 P: 22	R: 0 E: 0 K: 1 S: 7	H: 2 LOB: 2 BB: 0 P: 7	1B: 7 2B: 1 3B: 1 HR: 0	SF: 0 SAC: 0 DP: 1 HBP: 1	WP: 1 PB: 0 SB: 2 CS: 1	PA: 39
PITCHER	IP WLS BF H R ER SO BB IBB HBP BLK WP HR S P ERA WHIP																			
Bud Black, L (1, 1) ERA: 2.35	7.2 L 32 7 3 3 4 1 2 0 0 1 0 37 49 3.52 1.043																			
Dan Quisenberry, R (8, 1) ERA: 2.45	0.1 2 0 0 0 1 0 0 1 0 0 0 3 4 0.00 0.000																			
Joe Beckwith, R (9, 1) ERA: 2.7	1.0 5 2 0 0 1 0 0 0 0 0 0 7 7 0.00 2.000																			

Detroit Tigers @ Kansas City Royals
 Royals Stadium, Kansas City, MO
 Sat Apr 13 1985, 4:33 AM EST
 Att. 21,823 - Unknown

livebaseballscorecards.com




Batter	1	2	3	4	5	6	7	8	9	AB R H RBI BB SO LOB
Willie Wilson, S OBP: 0.333, SLG: 0.563 (1, 8)	0-0 1B 3B		4-0 G3-6 BB		0-3 K			0-3 K2-3		3 1 1 0 1 2 0
Pat Sheridan, L OBP: 0.400, SLG: 0.308 (1, 9)	0-0 F3		0-0 G3-6 1-2f		0-0 1B			0-0 4-3		4 0 1 0 0 0 2
George Brett, L OBP: 0.500, SLG: 0.182 (1, 5)	0-0 1B		4-0 BB		0-3 K			0-0 F6		3 0 1 1 1 1 1
Jorge Orta, L OBP: 0.200, SLG: 0.214 (1, 10)	0-0 F7		0-0 1-3		0-0 4-3			0-0 E3 G5-4-3		4 0 0 0 0 0 2
Steve Balboni, R OBP: 0.250, SLG: 0.313 (1, 3)	0-3 K			0-0 G6-4-3 1B		0-3 K		0-3 K		4 0 1 0 0 3 2
Darryl Motley, R OBP: 0.400, SLG: 0.462 (1, 7)		0-0 G6-4-3 BB 1B		0-0 G6-4-3 1-2f		0-0 F7		0-0 G5-4-3 1-2f		4 0 1 0 0 0 2
Frank White, R OBP: 0.308, SLG: 0.545 (1, 4)		4-0 G6-4-3 BB		4-0 BB		0-3 K2-3				1 0 0 0 2 1 0
Jim Sundberg, R OBP: 0.083, SLG: 0.083 (1, 2)		0-0 G6-4-3 1-2f 2-3		0-0 5-3		0-0 6-3		0-0 6-3		3 0 0 0 0 0 3
Onix Concepcion, R OBP: 0.143, SLG: 0.077 (1, 6)		0-0 6-3			0-0 F9		0-0 6-3			3 0 0 0 0 0 1

Inning Stats	R: 1 E: 0 K: 1 S: 7	H: 2 LOB: 1 BB: 0 P: 7	R: 0 E: 0 K: 0 S: 3	H: 1 LOB: 1 BB: 1 P: 7	R: 0 E: 0 K: 0 S: 2	H: 0 LOB: 1 BB: 2 P: 10	R: 0 E: 0 K: 0 S: 3	H: 1 LOB: 1 BB: 1 P: 7	R: 0 E: 0 K: 2 S: 8	H: 1 LOB: 1 BB: 0 P: 8	R: 0 E: 0 K: 1 S: 5	H: 0 LOB: 0 BB: 0 P: 5	R: 0 E: 0 K: 1 S: 5	H: 0 LOB: 0 BB: 0 P: 5	R: 0 E: 0 K: 1 S: 5	H: 0 LOB: 0 BB: 0 P: 5	R: 0 E: 1 K: 1 S: 5	H: 0 LOB: 0 BB: 0 P: 5	1B: 4 2B: 0 3B: 1 HR: 0	SF: 0 SAC: 0 DP: 4 HBP: 0	WP: 0 PB: 0 SB: 0 CS: 0	PA: 33
PITCHER Jack Morris, R ERA: 2.65 (1, 1)	IP: 9.0 WLS: W BF: 33 H: 5 R: 1 ER: 1 SO: 7 BB: 4 IBB: 0 HBP: 0 BLK: 0 WP: 0 HR: 0 S: 43 P: 59 ERA: 1.00 WHIP: 1.000																					

DETROIT TIGERS @ KANSAS CITY ROYALS
 Royals Stadium, Kansas City, MO
 Sat Apr 13 1985, 4:33 AM EST
 Att. 21,823 - Unknown

AB	29
R	1
H	5
RBI	1
BB	4
SO	7
LOB	13



Batter	1	2	3	4	5	6	7	8	9	AB R H RBI BB SO LOB	TOP
Lou Whitaker, L (1, 4) OBP: 0.474, SLG: 0.867	0-0 1-3		0-0 1B 6-3 1B		0-0 4-3 1B		0-0 4-3		0-3 K	5 1 2 0 0 1 0	
Alan Trammell, R (1, 6) Doug Baker, S (9, 6) OBP: 0.480, SLG: 0.619	0-0 3-1		0-0 6-3 1B 1-3 2-H		0-0 F8		0-0 HR 2B		0-0 F9	5 1 2 1 0 0 1 0 0 0 0 0 0 0	
Kirk Gibson, L (1, 9) OBP: 0.292, SLG: 0.500	0-3 K		0-0 F5		0-0 4-3		4-0 HR IBB			3 1 0 0 1 1 3	
Lance Parrish, R (1, 2) OBP: 0.364, SLG: 0.500		0-0 6-3	0-0 6-3 2-3 3-H		0-0 6-3		0-0 HR			4 1 1 4 0 0 2	
Johnny Grubb, L (1, 10) OBP: 0.385, SLG: 0.200		4-0 BB 5-3 BB	0-0 F6		0-0 F4		0-3 K			3 0 0 0 1 1 1	
Darrell Evans, L (1, 3) OBP: 0.417, SLG: 0.455		4-0 BB 5-3 BB		0-0 F8		0-0 FC5-4 1B		0-0 F9		3 0 1 0 1 0 0	
Larry Herndon, R (1, 7) OBP: 0.333, SLG: 0.316		0-0 5-3 1-2 2-3		0-0 4-3		0-0 FC5-4		0-0 6-3		4 0 0 0 0 0 3	
Chet Lemon, R (1, 8) OBP: 0.381, SLG: 0.389		0-0 L7		0-0 2B		0-3 K		0-0 5-3		4 0 1 0 0 1 3	
Chris Pittaro, S (1, 5) Tom Brookens, R (7, 5) OBP: 0.353, SLG: 0.412 OBP: 0.625, SLG: 1.143			0-0 1B 1B		0-0 F7		0-0 4-3		0-0 F8	3 1 1 0 0 0 1 1 0 0 0 0 0 0	
Inning Stats	R: 0 E: 0 K: 1 S: 5 H: 0 LOB: 0 BB: 0 P: 5	R: 0 E: 0 K: 0 S: 3 H: 0 LOB: 2 BB: 2 P: 11	R: 2 E: 0 K: 0 S: 6 H: 3 LOB: 1 BB: 0 P: 6	R: 0 E: 0 K: 0 S: 4 H: 1 LOB: 1 BB: 0 P: 4	R: 0 E: 0 K: 0 S: 4 H: 1 LOB: 1 BB: 0 P: 4	R: 0 E: 0 K: 1 S: 6 H: 1 LOB: 1 BB: 0 P: 6	R: 3 E: 0 K: 1 S: 7 H: 2 LOB: 0 BB: 1 P: 11	R: 0 E: 0 K: 0 S: 3 H: 0 LOB: 0 BB: 0 P: 3	R: 0 E: 0 K: 1 S: 5 H: 0 LOB: 0 BB: 0 P: 5	1B: 5 2B: 2 3B: 0 HR: 1 SF: 0 SAC: 0 DP: 0 HBP: 0	WP: 0 PB: 0 SB: 0 CS: 0 PA: 38
PITCHER Bret Saberhagen, R (1, 1) ERA: 4.05 Michael LaCoss, R (7, 1) ERA: 13.5 Mike Jones, L (9, 1) ERA:	IP 6.2 WLS L BF 29 H 7 R 3 ER 3 SO 2 BB 2 IBB 0 HBP 0 BLK 0 WP 0 HR 0 S 31 P 39 ERA 4.05 WHIP 1.350	IP 1.1 WLS L BF 6 H 1 R 2 ER 2 SO 1 BB 0 IBB 1 HBP 0 BLK 0 WP 0 HR 1 S 7 P 11 ERA 13.5 WHIP 0.750	IP 1.0 WLS L BF 3 H 0 R 0 ER 0 SO 1 BB 0 IBB 0 HBP 0 BLK 0 WP 0 HR 0 S 5 P 5 ERA 0.00 WHIP 0.000	PITCHER IP WLS BF H R ER SO BB IBB HBP BLK WP HR S P ERA WHIP	IP WLS BF H R ER SO BB IBB HBP BLK WP HR S P ERA WHIP	IP WLS BF H R ER SO BB IBB HBP BLK WP HR S P ERA WHIP	IP WLS BF H R ER SO BB IBB HBP BLK WP HR S P ERA WHIP	IP WLS BF H R ER SO BB IBB HBP BLK WP HR S P ERA WHIP	IP WLS BF H R ER SO BB IBB HBP BLK WP HR S P ERA WHIP	IP WLS BF H R ER SO BB IBB HBP BLK WP HR S P ERA WHIP	IP WLS BF H R ER SO BB IBB HBP BLK WP HR S P ERA WHIP

Detroit Tigers @ Kansas City Royals
 Royals Stadium, Kansas City, MO
 Sun Apr 14 1985, 4:33 AM EST
 Att. 24,447 - Unknown

livebaseballscorecards.com

AB	35
R	5
H	8
RBI	5
BB	3
SO	4
LOB	14



Batter	1	2	3	4	5	6	7	8	9	AB R H RBI BB SO LOB
Willie Wilson, S OBP: 0.364, SLG: 0.550 (1, 8) x	0-0 F8 ①			x 0-0 4-3 ①		x 0-0 1B			x 0-0 1B BB SF7 1B	4 1 2 0 0 0 0
Pat Sheridan, L OBP: 0.368, SLG: 0.250 (1, 9) x	0-0 6-3 ②			x 0-0 4-3 ②		x 0-0 F9 ③			B B B B 4-0 1B BB 1-2	3 0 0 0 1 0 1
George Brett, L OBP: 0.455, SLG: 0.200 (1, 5) x	0-0 F8 ③			x 0-0 3-1 ③			x 0-0 F8 ①		x 0-0 1B 1-2 2-3	4 0 1 0 0 0 0
Jorge Orta, L OBP: 0.278, SLG: 0.353 (1, 10)		x 0-0 G4-6-3 1B		x 0-0 2B			x 0-0 4-3 ②		x 0-0 SF7 ①	3 0 2 0 0 0 0
Hal McRae, R OBP: 0.333, SLG: 0.500 (9, PH)									3-H	0 0 0 1 0 0 0
Darryl Motley, R OBP: 0.316, SLG: 0.353 (1, 7)		x 0-0 G4-6-3 1-2f ① ②		x 0-0 6-3 ①			x 0-0 6-3 ③		x 0-0 F3 ②	4 0 0 0 0 0 4
Steve Balboni, R OBP: 0.200, SLG: 0.250 (1, 3)		x 0-0 1-3 ③		x 0-0 F7 ②				6-9-5 0-3 K ① x	x 0-0 F9 ③	4 0 0 0 0 1 3
Frank White, R OBP: 0.250, SLG: 0.429 (1, 4)			0-3 K ①	x 0-0 L1 ③				x 0-0 F7 ②		3 0 0 0 0 1 1
Jim Sundberg, R OBP: 0.067, SLG: 0.067 (1, 2)			x 0-0 F8 ②			x 0-0 5-3 ①		x 0-0 E5 FC6-4		3 0 0 0 0 0 0
Onix Concepcion, R OBP: 0.118, SLG: 0.063 (1, 6)			0-3 K ③			x 0-0 4-3 ②		x 0-0 FC6-4 1-2f		3 0 0 0 0 1 1

Inning Stats	R: 0	H: 0	E: 0	K: 0	S: 3	R: 0	H: 1	E: 0	K: 0	S: 3	R: 0	H: 0	E: 0	K: 2	S: 7	R: 0	H: 0	E: 0	K: 0	S: 3	R: 0	H: 1	E: 0	K: 0	S: 4	R: 0	H: 1	E: 0	K: 0	S: 4	R: 0	H: 0	E: 0	K: 0	S: 3	R: 0	H: 0	E: 1	K: 1	S: 6	R: 1	H: 2	E: 0	K: 0	S: 5	1B: 4	SF: 1	2B: 1	3B: 0	HR: 0					
	LOB: 0	BB: 0	P: 3	BB: 0	P: 3	LOB: 0	BB: 0	P: 7	LOB: 1	BB: 0	LOB: 1	BB: 0	P: 4	LOB: 1	BB: 0	LOB: 0	BB: 0	P: 3	LOB: 1	BB: 0	LOB: 1	BB: 0	P: 6	LOB: 2	BB: 1	P: 9	LOB: 0	BB: 0	P: 6	LOB: 0	BB: 1	P: 9	1B: 4 <td>SF: 1 <td>2B: 1 <td>SAC: 0 <td>3B: 0 <td>DP: 1 <td>HR: 0 <td>HBP: 0</td> <td>WP: 0</td> <td>PA: 33</td> <td>PB: 0</td> <td>SB: 0</td> <td>CS: 0</td> <td>ERA</td> <td>WHIP</td> </td></td></td></td></td></td>	SF: 1 <td>2B: 1 <td>SAC: 0 <td>3B: 0 <td>DP: 1 <td>HR: 0 <td>HBP: 0</td> <td>WP: 0</td> <td>PA: 33</td> <td>PB: 0</td> <td>SB: 0</td> <td>CS: 0</td> <td>ERA</td> <td>WHIP</td> </td></td></td></td></td>	2B: 1 <td>SAC: 0 <td>3B: 0 <td>DP: 1 <td>HR: 0 <td>HBP: 0</td> <td>WP: 0</td> <td>PA: 33</td> <td>PB: 0</td> <td>SB: 0</td> <td>CS: 0</td> <td>ERA</td> <td>WHIP</td> </td></td></td></td>	SAC: 0 <td>3B: 0 <td>DP: 1 <td>HR: 0 <td>HBP: 0</td> <td>WP: 0</td> <td>PA: 33</td> <td>PB: 0</td> <td>SB: 0</td> <td>CS: 0</td> <td>ERA</td> <td>WHIP</td> </td></td></td>	3B: 0 <td>DP: 1 <td>HR: 0 <td>HBP: 0</td> <td>WP: 0</td> <td>PA: 33</td> <td>PB: 0</td> <td>SB: 0</td> <td>CS: 0</td> <td>ERA</td> <td>WHIP</td> </td></td>	DP: 1 <td>HR: 0 <td>HBP: 0</td> <td>WP: 0</td> <td>PA: 33</td> <td>PB: 0</td> <td>SB: 0</td> <td>CS: 0</td> <td>ERA</td> <td>WHIP</td> </td>	HR: 0 <td>HBP: 0</td> <td>WP: 0</td> <td>PA: 33</td> <td>PB: 0</td> <td>SB: 0</td> <td>CS: 0</td> <td>ERA</td> <td>WHIP</td>	HBP: 0	WP: 0	PA: 33	PB: 0	SB: 0	CS: 0	ERA	WHIP								
PITCHER	IP	WLS	BF	H	R	ER	SO	BB	IBB	HBP	BLK	WP	HR	S	P	ERA	WHIP																IP	WLS	BF	H	R	ER	SO	BB	IBB	HBP	BLK	WP	HR	S	P	ERA	WHIP						
Dan Petry, R ERA: 0.64 (1, 1)	8.0	W	30	5	1	1	3	1	0	0	0	0	0	35	39	1.12	0.750																																						
Willie Hernandez, L ERA: (9, 1)	1.0	S	3	0	0	0	0	0	0	0	0	0	0	3	3	0.00	0.000																																						


DETROIT TIGERS @ KANSAS CITY ROYALS
 Royals Stadium, Kansas City, MO
 Sun Apr 14 1985, 4:33 AM EST
 Att. 24,447 - Unknown

AB	31
R	1
H	5
RBI	1
BB	1
SO	3
LOB	10



WP: 0	PA: 33
PB: 0	
SB: 0	
CS: 0	

ERA	WHIP
-----	------

Batter	1	2	3	4	5	6	7	8	9	AB R H RBI BB SO LOB	TOP									
Paul Molitor, R (1, 5) OBP: 0.593, SLG: 0.583	0-0 E5 F4		4-0 BB		0-0 1B		0-0 FC6-4 1B			3 0 2 0 1 0 0										
Robin Yount, R (1, 7) OBP: 0.321, SLG: 0.240	0-0 F4		0-3 K		0-0 L6-4		0-0 FC6-4			4 0 0 0 0 1 7										
Cecil Cooper, L (1, 3) OBP: 0.261, SLG: 0.318	0-3 K		0-0 F7			4-0 BB		0-0 F9		3 0 0 0 1 1 3										
Ben Oglivie, L (1, 9) OBP: 0.238, SLG: 0.059	0-0 F6			0-0 F6		0-3 K		0-3 K		4 0 0 0 0 2 2										
Ted Simmons, S (1, 10) OBP: 0.333, SLG: 0.346		0-0 1-3		0-0 4-3		0-0 F9		0-0 F8		4 0 0 0 0 0 1										
Doug Loman, L (1, 8) OBP: 0.353, SLG: 0.529		0-0 4-3		0-0 PB 3B		0-3 K			0-3 K	4 1 1 0 0 2 1										
Bill Schroeder, R (1, 2) OBP: 0.286, SLG: 0.444		0-3 K		0-3 K 3-H			0-3 K		0-0 5-3	4 0 0 0 0 3 0	AB 30 R 1 H 3 RBI 0 BB 5 SO 10 LOB 14									
Jim Gantner, L (1, 4) OBP: 0.182, SLG: 0.053			0-0 4-3		0-0 1-3		0-0 F8		0-3 K	4 0 0 0 0 1 0										
Ed Romero, R (1, 6) OBP: 0.545, SLG: 0.286			4-0 BB BB		4-0 L6-4 1B BB		4-0 1B BB			0 0 0 0 3 0 0										
Inning Stats	R: 0 E: 1 K: 1 S: 6	H: 0 LOB: 1 BB: 0 P: 6	R: 0 E: 0 K: 1 S: 5	H: 0 LOB: 0 BB: 0 P: 5	R: 0 E: 0 K: 1 S: 5	H: 0 LOB: 2 BB: 2 P: 13	R: 1 E: 0 K: 1 S: 6	H: 1 LOB: 0 BB: 0 P: 6	R: 0 E: 0 K: 2 S: 7	H: 0 LOB: 1 BB: 1 P: 11	R: 0 E: 0 K: 1 S: 6	H: 1 LOB: 2 BB: 1 P: 10	R: 0 E: 0 K: 1 S: 5	H: 0 LOB: 0 BB: 0 P: 5	R: 0 E: 0 K: 2 S: 7	H: 0 LOB: 0 BB: 0 P: 7	1B: 2 2B: 1 3B: 1 HR: 0	SF: 0 SAC: 0 DP: 1 HBP: 0	WP: 0 PB: 1 SB: 0 CS: 0	PA: 35
PITCHER	IP WLS BF H R ER SO BB IBB HBP BLK WP HR S P ERA WHIP																			
Walt Terrell, R (1, 1) ERA: 3.72	6.2 W 28 3 1 0 7 5 0 0 0 0 0 0 37 57 0.00 1.200																			
Aurelio Lopez, R (7, 1) ERA: 2.45	2.1 S 7 0 0 0 3 0 0 0 0 0 0 0 13 13 0.00 0.000																			

Milwaukee Brewers @ Detroit Tigers
Tiger Stadium, Detroit, MI
Tue Apr 16 1985, 6:05 PM EST
Att. 23,869 - Unknown

livebaseballscorecards.com

Batter	1	2	3	4	5	6	7	8	9	AB	R	H	RBI	BB	SO	LOB
Lou Whitaker, L (1, 4) OBP: 0.435, SLG: 0.842	0-0 SF9 3B		0-0 F8		0-0 4-3			0-0 G3		4	1	1	0	0	0	0
Alan Trammell, R (1, 6) OBP: 0.483, SLG: 0.750	0-0 SF9		0-0 F8		0-0 HR			0-0 BB 1B		3	1	2	2	0	0	0
Kirk Gibson, L (1, 9) OBP: 0.286, SLG: 0.458	0-3 K			0-0 F9	0-0 F7			0-0 BB 1B		4	0	1	0	0	1	0
Lance Parrish, R (1, 2) OBP: 0.385, SLG: 0.478	0-0 F7			0-0 BB BB 1B		0-0 F5		0-0 BB BB 1B		3	0	1	0	1	0	0
Johnny Grubb, L (1, 10) OBP: 0.313, SLG: 0.154 Barbaro Garbey, R (8, PH)		0-0 F9		0-0 F8		0-0 F9		0-3 K		3	0	0	0	0	0	1
Darrell Evans, L (1, 3) OBP: 0.467, SLG: 0.417 Rusty Kuntz, R (8, PH) Dave Bergman, L (9, 3) OBP: 1.000, SLG: 1.000		4-0 BB BB 1B BB		4-0 BB BB 1-2 BB		0-3 K		0-3 K		1	0	0	0	2	1	0
Larry Herndon, R (1, 7) OBP: 0.375, SLG: 0.333		0-0 1-3 1B		4-0 BB BB 1-2 2-3 BB			0-0 G3			2	0	1	0	1	0	0
Chet Lemon, R (1, 8) OBP: 0.333, SLG: 0.333		0-0 F3		0-0 F6			0-0 F8			3	0	0	0	0	0	4
Chris Pittaro, S (1, 5) OBP: 0.300, SLG: 0.350 Tom Brookens, R (8, 5) OBP: 0.625, SLG: 1.143			0-0 4-3		0-0 3-1		0-0 F8			3	0	0	0	0	0	0

Inning Stats	R: 1	H: 1	E: 0	K: 1	S: 6	LOB: 0	BB: 0	P: 6	R: 0	H: 1	E: 0	K: 0	S: 3	LOB: 1	BB: 1	P: 7	R: 0	H: 0	E: 0	K: 0	S: 3	LOB: 0	BB: 0	P: 3	R: 0	H: 1	E: 0	K: 0	S: 4	LOB: 3	BB: 2	P: 12	R: 1	H: 1	E: 0	K: 0	S: 4	LOB: 0	BB: 0	P: 4	R: 0	H: 0	E: 0	K: 1	S: 5	LOB: 0	BB: 0	P: 5	R: 0	H: 0	E: 0	K: 0	S: 3	LOB: 0	BB: 0	P: 3	R: 0	H: 2	E: 0	K: 2	S: 9	LOB: 3	BB: 1	P: 13
--------------	------	------	------	------	------	--------	-------	------	------	------	------	------	------	--------	-------	------	------	------	------	------	------	--------	-------	------	------	------	------	------	------	--------	-------	-------	------	------	------	------	------	--------	-------	------	------	------	------	------	------	--------	-------	------	------	------	------	------	------	--------	-------	------	------	------	------	------	------	--------	-------	-------

PITCHER	IP	WLS	BF	H	R	ER	SO	BB	IBB	HBP	BLK	WP	HR	S	P	ERA	WHIP
Ray Burris, R (1, 1) ERA: 1.65	7.1	L	31	6	2	2	2	4	0	0	0	0	1	31	47	2.46	1.364
Ray Searge, L (8, 1) ERA:	0.2		2	0	0	0	2	0	0	0	0	0	0	6	6	0.00	0.000

BOTTOM

Milwaukee Brewers @ Detroit Tigers
Tiger Stadium, Detroit, MI
Tue Apr 16 1985, 6:05 PM EST
Att. 23,869 - Unknown

AB	28
R	2
H	6
RBI	2
BB	4
SO	4
LOB	11



1B:	4	SF:	1	WP:	0	PA:	33
2B:	0	SAC:	0	PB:	0		
3B:	1	DP:	0	SB:	0		
HR:	1	HBP:	0	CS:	0		

livebaseballscorecards.com

Batter	1	2	3	4	5	6	7	8	9	AB R H RBI BB SO LOB	TOP																													
Paul Molitor, R (1, 5) OBP: 0.516, SLG: 0.519	0-3 K			0-0 5-3		0-3 K		0-0 SF8		3 0 0 1 0 2 0																														
Robin Yount, R (1, 7) OBP: 0.313, SLG: 0.241 Ed Romero, R (8, 6) OBP: 0.545, SLG: 0.286	0-0 F7-4-3 1B			0-0 F8		0-0 F8		0-0 F7		4 0 1 0 0 0 1 0 0 0 0 0 0 0																														
Cecil Cooper, L (1, 3) OBP: 0.222, SLG: 0.269	0-0 F7-4-3 1-2			0-0 F7		0-3 K		0-0 3-1		4 0 0 0 0 1 2																														
Ted Simmons, S (1, 10) OBP: 0.290, SLG: 0.300		0-0 F5		0-0 3-1		0-0 3-1		0-0 1-3		4 0 0 0 0 0 0																														
Doug Loman, L (1, 8) OBP: 0.333, SLG: 0.476		0-0 F5		0-0 F6		0-0 1B		0-0 F4		4 0 1 0 0 0 0																														
Ben Oglivie, L (1, 9) OBP: 0.240, SLG: 0.095		0-3 K		0-0 1B 1B		0-3 K		0-0 F8		4 1 1 0 0 2 1																														
Bill Schroeder, R (1, 2) OBP: 0.292, SLG: 0.429			0-3 K		0-0 1B 1-2 1B		0-3 K			3 0 1 0 0 2 1																														
Jim Gantner, L (1, 4) OBP: 0.240, SLG: 0.227			0-3 K		0-0 1-2 2-H 1B			0-0 SF8 3B		3 1 2 1 0 1 0																														
Brian Giles, R (1, 6) OBP: 0.250, SLG: 0.100 Paul Householder, S (8, PH) OBP: 0.533, SLG: 0.700			0-0 4-3		0-3 K			4-0 BB BB BB E BB		2 0 0 0 0 1 2 0 0 0 0 1 0 0																														
Inning Stats	R: 0 E: 0 K: 1 S: 5	H: 1 LOB: 0 BB: 0 P: 5	R: 0 E: 0 K: 1 S: 5	H: 0 LOB: 0 BB: 0 P: 5	R: 0 E: 0 K: 2 S: 7	H: 0 LOB: 0 BB: 0 P: 7	R: 0 E: 0 K: 0 S: 3	H: 0 LOB: 0 BB: 0 P: 3	R: 1 E: 0 K: 1 S: 8	H: 3 LOB: 2 BB: 0 P: 8	R: 0 E: 0 K: 2 S: 7	H: 0 LOB: 0 BB: 0 P: 7	R: 0 E: 0 K: 2 S: 8	H: 1 LOB: 1 BB: 0 P: 8	R: 1 E: 1 K: 0 S: 4	H: 1 LOB: 1 BB: 1 P: 8	R: 0 E: 0 K: 0 S: 3	H: 0 LOB: 0 BB: 0 P: 3	1B: 5 2B: 1 3B: 1 HR: 0	SF: 1 SAC: 0 DP: 1 HBP: 0	WP: 0 PB: 0 SB: 0 CS: 0	PA: 33																		
PITCHER Jack Morris, R (1, 1) ERA: 2.42	IP 9.0	WLS L	BF 33	H 6	R 2	ER 2	SO 9	BB 1	IBB 0	HBP 0	BLK 0	WP 0	HR 0	S 50	P 54	ERA 2.00	WHIP 0.778						PITCHER	IP 9.0	WLS L	BF 33	H 6	R 2	ER 2	SO 9	BB 1	IBB 0	HBP 0	BLK 0	WP 0	HR 0	S 50	P 54	ERA 2.00	WHIP 0.778

Milwaukee Brewers @ Detroit Tigers
Tiger Stadium, Detroit, MI
Wed Apr 17 1985, 3:33 AM EST
Att: 15,221 - Unknown

AB	31
R	2
H	6
RBI	2
BB	1
SO	9
LOB	7



Batter	1	2	3	4	5	6	7	8	9	AB R H RBI BB SO LOB
Lou Whitaker, L (1, 4) OBP: 0.407, SLG: 0.739	0-0 G3		0-0 1B		0-0 F5			0-0 4-3		4 0 1 0 0 0 1
Alan Trammell, R (1, 6) OBP: 0.424, SLG: 0.643	0-0 4-3		0-0 F9			0-0 5-3		0-0 F8	4 0 0 0 0 0 1	
Kirk Gibson, L (1, 9) OBP: 0.250, SLG: 0.393	0-0 G3			0-0 F5		0-0 4-3		0-0 F7	4 0 0 0 0 0 0	
Lance Parrish, R (1, 2) OBP: 0.367, SLG: 0.444		0-0 F5		0-0 FC3-6 1B		0-0 F2		0-0 5-3	4 0 1 0 0 0 0	
Johnny Grubb, L (1, 10) OBP: 0.263, SLG: 0.125		0-0 4-3		0-0 F8		0-0 F9			3 0 0 0 0 0 1	
Darrell Evans, L (1, 3) OBP: 0.389, SLG: 0.333		0-0 E6		0-0 FC3-6 1-2f		0-0 F8			3 0 0 0 0 0 1	
Larry Herndon, R (1, 7) OBP: 0.333, SLG: 0.292		0-0 5-3			0-0 F9		0-3 K		3 0 0 0 0 1 1	
Chet Lemon, R (1, 8) OBP: 0.296, SLG: 0.292			0-0 4-3		0-0 F4			0-0 5-3	3 0 0 0 0 0 0	
Chris Pittaro, S (1, 5) OBP: 0.304, SLG: 0.318			0-3 K		4-0 BB			0-0 F7	2 0 0 0 1 1 0	

Inning Stats	R: 0 E: 0 K: 0 S: 3	H: 0 LOB: 0 BB: 0 P: 3	R: 0 E: 1 K: 0 S: 4	H: 0 LOB: 1 BB: 0 P: 4	R: 0 E: 0 K: 1 S: 6	H: 1 LOB: 1 BB: 0 P: 6	R: 0 E: 0 K: 0 S: 4	H: 1 LOB: 1 BB: 0 P: 4	R: 0 E: 0 K: 0 S: 3	H: 0 LOB: 1 BB: 1 P: 7	R: 0 E: 0 K: 0 S: 3	H: 0 LOB: 0 BB: 0 P: 3	R: 0 E: 0 K: 1 S: 5	H: 0 LOB: 0 BB: 0 P: 5	R: 0 E: 0 K: 0 S: 3	H: 0 LOB: 0 BB: 0 P: 3	R: 0 E: 0 K: 0 S: 3	H: 0 LOB: 0 BB: 0 P: 3	1B: 2 2B: 0 3B: 0 HR: 0	SF: 0 SAC: 0 DP: 0 HBP: 0	WP: 0 PB: 0 SB: 0 CS: 0	PA: 31 ERA WHIP
PITCHER Danny Darwin, R (1, 1) ERA: 3.95	IP 9.0	WLS W	BF 31	H 2	R 0	ER 0	SO 2	BB 1	IBB 0	HBP 0	BLK 0	WP 0	HR 0	S 34	P 38	ERA 0.00	WHIP 0.333					ERA WHIP

BOTTOM

Milwaukee Brewers @ Detroit Tigers

Tiger Stadium, Detroit, MI

Wed Apr 17 1985, 3:33 AM EST
Att. 15,221 - Unknown

livebaseballscorecards.com

AB	30
R	0
H	2
RBI	0
BB	1
SO	2
LOB	5



Batter	1	2	3	4	5	6	7	8	9	AB R H RBI BB SO LOB	TOP									
Willie Wilson, S OBP: 0.372, SLG: 0.436 (1, 8)	0-3 K	0-0 1-3		0-0 6-3		0-0 5-3		0-0 F2		5 0 0 0 0 1 0										
Pat Sheridan, L OBP: 0.368, SLG: 0.333 (1, 9)	0-0 4-3	4-0 HR BB		0-0 FC4 1B		0-0 F7		0-0 4-3		4 1 1 0 1 0 0										
George Brett, L OBP: 0.476, SLG: 0.516 Greg Pryor, R (1, 5) (9, 5)	0-0 HR	0-0 HR		0-0 FC4 1-2f		0-3 K		0-0 F9		5 2 2 3 0 1 1 0 0 0 0 0 0 0										
Jorge Orta, L OBP: 0.324, SLG: 0.424 Hal McRae, R OBP: 0.333, SLG: 0.250 (1, 10) (7, PH)	0-0 1B 1B	0-0 F3		0-0 FC6-4 1B		0-0 F9		0-0 5-3		3 1 2 0 0 0 0 2 0 0 0 0 0 0										
Darryl Motley, R OBP: 0.324, SLG: 0.419 (1, 7)	0-0 1B 1B		0-0 HR		0-0 F4		0-0 HR 1B			4 3 3 1 0 0 1										
Steve Balboni, R OBP: 0.243, SLG: 0.459 (1, 3)	0-0 1B 1B		0-0 5-3		0-3 K		0-0 HR			4 1 2 3 0 1 1										
Frank White, R OBP: 0.171, SLG: 0.242 (1, 4)	0-0 1B		0-0 F4		0-0 FC6-4 1-2f		0-0 F9			4 0 1 1 0 0 1										
Jim Sundberg, R OBP: 0.172, SLG: 0.222 (1, 2)	0-3 K		0-0 F8		0-0 F5		0-0 HR			4 1 1 1 0 1 2										
Buddy Biancalana, S OBP: 0.235, SLG: 0.375 (1, 6)		0-3 K		0-3 K		0-3 K		0-0 F7		4 0 0 0 0 3 0										
Inning Stats	R: 3 E: 0 K: 2 S: 12	H: 5 LOB: 2 BB: 0 P: 12	R: 2 E: 0 K: 1 S: 6	H: 1 LOB: 0 BB: 1 P: 10	R: 1 E: 0 K: 0 S: 4	H: 1 LOB: 0 BB: 0 P: 4	R: 0 E: 0 K: 1 S: 6	H: 1 LOB: 1 BB: 0 P: 6	R: 0 E: 0 K: 1 S: 5	H: 0 LOB: 0 BB: 0 P: 5	R: 0 E: 0 K: 1 S: 5	H: 0 LOB: 0 BB: 0 P: 5	R: 3 E: 0 K: 0 S: 6	H: 3 LOB: 0 BB: 0 P: 6	R: 0 E: 0 K: 0 S: 3	H: 0 LOB: 0 BB: 0 P: 3	1B: 7 2B: 0 3B: 0 HR: 5	SF: 0 SAC: 0 DP: 0 HBP: 0	WP: 0 PB: 0 SB: 0 CS: 0	PA: 40
PITCHER	IP WLS BF H R ER SO BB IBB HBP BLK WP HR S P ERA WHIP																			
Dan Petry, R ERA: 3.38 (1, 1)	2.0 L 13 6 5 5 3 1 0 0 0 0 0 2 18 22 22.50 3.500																			
Juan Berenguer, R ERA: 2.25 (3, 1)	4.0 15 3 1 1 3 0 0 0 0 0 0 1 21 21 2.25 0.750																			
Bill Scherrer, L ERA: (7, 1)	1.0 3 0 0 0 1 0 0 0 0 0 0 0 5 5 0.00 0.000																			
Aurelio Lopez, R ERA: 5.4 (8, 1)	1.0 6 3 3 3 0 0 0 0 0 0 0 2 6 6 27.00 3.000																			
Willie Hernandez, L ERA: (9, 1)	1.0 3 0 0 0 0 0 0 0 0 0 0 0 3 3 0.00 0.000																			

Kansas City Royals @ Detroit Tigers
 Tiger Stadium, Detroit, MI
 Fri Apr 19 1985, 6:05 PM EST
 Att. 35,432 - Unknown

AB	39
R	9
H	12
RBI	9
BB	1
SO	7
LOB	6



Batter	1	2	3	4	5	6	7	8	9	AB R H RBI BB SO LOB
Lou Whitaker, L (1, 4) OBP: 0.406, SLG: 0.714	0-0 1B 1B		0-0 G3		0-0 4-3		0-0 1B 2B		0-3 K	5 1 2 0 0 1 1
Alan Trammell, R (1, 6) OBP: 0.421, SLG: 0.606	0-3 K		0-0 1-3		0-0 1B 1B		0-0 FC5 1B 1B		0-0 5-3	5 0 2 1 0 1 2
Kirk Gibson, L (1, 9) OBP: 0.324, SLG: 0.455	0-0 G6-4-3 1-2 1B		0-0 1B 1B		0-0 1-2 1B		0-0 1-2 FC5 1B		0-3 K	5 0 4 0 0 1 1
Lance Parrish, R (1, 2) OBP: 0.353, SLG: 0.419 Marty Castillo, R (9, 2)	0-0 G6-4-3 1-2f		0-0 1-2 1B		0-0 F9		0-0 FC5 1-2 2-3f			4 0 1 0 0 0 6 0 0 0 0 0 0 0
Johnny Grubb, L (1, 10) OBP: 0.217, SLG: 0.100		0-3 K	0-0 F6		0-0 4-3		0-0 F8			4 0 0 0 0 1 4
Darrell Evans, L (1, 3) OBP: 0.318, SLG: 0.263		0-0 F8		0-0 F8		0-0 F9		0-0 F4		4 0 0 0 0 0 0
Larry Herndon, R (1, 7) OBP: 0.323, SLG: 0.321		0-0 1B 2B		0-0 6-3		0-0 E3		0-0 F8		4 1 1 0 0 0 0
Chet Lemon, R (1, 8) OBP: 0.290, SLG: 0.286 Tom Brookens, R (9, 5) OBP: 0.625, SLG: 1.143		0-0 2-H 1B		0-0 6-3		0-0 F7		0-0 4-3		4 0 1 1 0 0 1 0 0 0 0 0 0 0
Chris Pittaro, S (1, 5) OBP: 0.269, SLG: 0.280 Jim Weaver, L (9, 8) OBP: 0.500, SLG: 1.000		0-0 G3		0-0 F8		0-0 3-1		0-0 2B		3 0 0 0 0 0 1 1 0 1 0 0 0 0

Inning Stats	R: 0	H: 2	E: 0	K: 1	S: 6	R: 1	H: 2	E: 0	K: 1	S: 7	R: 0	H: 2	E: 0	K: 0	S: 5	R: 0	H: 0	E: 0	K: 0	S: 3	R: 0	H: 2	E: 0	K: 0	S: 5	R: 0	H: 0	E: 1	K: 0	S: 4	R: 1	H: 3	E: 0	K: 0	S: 6	R: 0	H: 0	E: 0	K: 0	S: 3	R: 0	H: 1	E: 0	K: 2	S: 8	1B: 9	2B: 3	3B: 0	HR: 0	SF: 0	SAC: 0	DP: 1	HBP: 0	WP: 0	PB: 0	SB: 0	CS: 0	PA: 39
--------------	------	------	------	------	------	------	------	------	------	------	------	------	------	------	------	------	------	------	------	------	------	------	------	------	------	------	------	------	------	------	------	------	------	------	------	------	------	------	------	------	------	------	------	------	------	-------	-------	-------	-------	-------	--------	-------	--------	-------	-------	-------	-------	--------

PITCHER	IP	WLS	BF	H	R	ER	SO	BB	IBB	HBP	BLK	WP	HR	S	P	ERA	WHIP
Bret Saberhagen, R (1, 1) ERA: 3.46	6.1	W	29	10	2	2	2	0	0	0	0	0	0	33	33	2.84	1.579
Dan Quisenberry, R (7, 1) ERA: 1.13	2.2		10	2	0	0	2	0	0	0	0	0	0	14	14	0.00	0.750


BOTTOM

Kansas City Royals @ Detroit Tigers
Tiger Stadium, Detroit, MI

Fri Apr 19 1985, 6:05 PM EST
Att. 35,432 - Unknown

livebaseballscorecards.com

AB	39
R	2
H	12
RBI	2
BB	0
SO	4
LOB	16



Batter	1	2	3	4	5	6	7	8	9	AB R H RBI BB SO LOB	TOP																	
Willie Wilson, S OBP: 0.396, SLG: 0.465 (1, 8) X	0-0 F7 ① X	0-0 1-3 ③			0-0 1B 2B X	4-0 IBB X			0-0 S 1B X	4 1 2 0 1 0 2																		
Pat Sheridan, L OBP: 0.341, SLG: 0.306 (1, 9) X Lynn Jones, R (6, PH) (6, 9)	0-0 6-3 ② X		0-0 4-3 ① X		0-0 F7 ① X	0-3 K ③ X			0-0 F7 ① X	3 0 0 0 0 0 1 2 0 0 0 0 1 4																		
George Brett, L OBP: 0.447, SLG: 0.457 (1, 5) X	0-0 F7 ③ X		0-0 3-1 ② X		4-0 1B IBB X		0-0 3-1 ① X		0-3 K ② X	4 0 0 0 1 1 1																		
Jorge Orta, L OBP: 0.342, SLG: 0.459 (1, 10) X Hal McRae, R OBP: 0.286, SLG: 0.200 (9, PH)		0-0 6-3 ① X	0-0 E 2B X		0-0 G6-4-3 1B X		0-0 6-3 ② X		0-0 6-3 ③ X	4 0 2 1 0 0 0 1 0 0 0 0 0 1																		
Darryl Motley, R OBP: 0.316, SLG: 0.429 (1, 7) X		0-0 1B 2B X	0-0 E4 2-3 X		0-0 G6-4-3 1-2f ② ③ X		0-0 1-3 ③ X			4 1 1 0 0 0 3																		
Steve Balboni, R OBP: 0.293, SLG: 0.488 (1, 3) X		0-0 2B FC1-4 1B 2-H X	0-0 F8 ③ X			0-0 F8 1B 1B X			0-0 1B X	4 1 3 1 0 0 2																		
Frank White, R OBP: 0.205, SLG: 0.297 (1, 4) X		0-0 FC1-4 1-3 2B X		0-0 B2 ① X		0-0 F8 1B X		0-3 K ① X		4 0 2 0 0 1 1																		
Jim Sundberg, R OBP: 0.182, SLG: 0.200 (1, 2) X		4-0 FC1-4 IBB X		0-0 F7 ② X		0-0 F8 1-2 2-3 ① X		0-3 K ② X		3 0 0 0 1 1 3																		
Buddy Biancalana, S OBP: 0.190, SLG: 0.300 (1, 6) X		0-0 FC1-4 1-2f 2-3 3-H ② X		0-0 4-3 ③ X		0-3 K ② X		0-0 F8 ③ X		4 0 0 1 0 1 5																		
Inning Stats	R: 0 E: 0 K: 0 S: 3 H: 0 LOB: 0 BB: 0 P: 3	R: 2 E: 0 K: 0 S: 6 H: 3 LOB: 2 BB: 1 P: 10	R: 0 E: 1 K: 0 S: 5 H: 1 LOB: 2 BB: 0 P: 5	R: 0 E: 0 K: 0 S: 3 H: 0 LOB: 0 BB: 0 P: 3	R: 1 E: 0 K: 0 S: 4 H: 2 LOB: 1 BB: 1 P: 8	R: 0 E: 0 K: 2 S: 9 H: 2 LOB: 3 BB: 1 P: 13	R: 0 E: 0 K: 0 S: 3 H: 0 LOB: 0 BB: 0 P: 3	R: 0 E: 0 K: 2 S: 8 H: 1 LOB: 1 BB: 0 P: 8	R: 0 E: 0 K: 1 S: 6 H: 1 LOB: 1 BB: 0 P: 6	1B: 6 2B: 4 3B: 0 HR: 0 SF: 0 SAC: 0 DP: 1 HBP: 0	WP: 0 PB: 0 SB: 1 CS: 0 PA: 40																	
PITCHER	IP WLS BF H R ER SO BB IBB HBP BLK WP HR S P ERA WHIP											PITCHER	IP WLS BF H R ER SO BB IBB HBP BLK WP HR S P ERA WHIP															
Walt Terrell, R ERA: 4.11 (1, 1)	5.2		27	8	3	3	1	0	2	0	0	0	0	27	35	4.76	1.412											
Bill Scherrer, L ERA: (6, 1)	1.0		4	0	0	0	1	0	1	0	0	0	0	5	9	0.00	0.000											
Doug Bair, R ERA: 7.71 (7, 1)	1.1		5	1	0	0	2	0	0	0	0	0	0	9	9	0.00	0.750											
Willie Hernandez, L ERA: (9, 1)	1.0	W	4	1	0	0	1	0	0	0	0	0	0	6	6	0.00	1.000											

Kansas City Royals @ Detroit Tigers
 Tiger Stadium, Detroit, MI
 Sat Apr 20 1985, 3:33 AM EST
 Att. 27,339 - Unknown

AB	37
R	3
H	10
RBI	3
BB	3
SO	5
LOB	23



WP: 0	PA: 40
PB: 0	
SB: 1	
CS: 0	

Batter	1	2	3	4	5	6	7	8	9	AB	R	H	RBI	BB	SO	LOB
Lou Whitaker, L (1, 4) OBP: 0.405, SLG: 0.667	0-0 F8		0-0 1B			0-0 6-3		0-0 F7	0-0 1B	5	0	2	1	0	0	1
Alan Trammell, R (1, 6) OBP: 0.405, SLG: 0.568	0-0 4-3		0-3 K			0-0 G3		0-0 1B		4	0	1	0	0	1	3
Kirk Gibson, L (1, 9) OBP: 0.317, SLG: 0.432	0-3 K		0-3 K			0-0 3-1		0-0 1B		4	0	1	1	0	2	3
Lance Parrish, R (1, 2) OBP: 0.316, SLG: 0.371		0-0 6-3		0-0 F9			0-0 F8	0-0 5-3		4	0	0	0	0	0	2
Johnny Grubb, L (1, 10) OBP: 0.222, SLG: 0.125		0-3 K		0-3 K			0-0 4-3		0-0 1B	4	0	1	0	0	2	0
Jim Weaver, L (9, PR) OBP: 0.500, SLG: 1.000									0-0 1B	0	1	0	0	0	0	0
Darrell Evans, L (1, 3) OBP: 0.346, SLG: 0.435		0-0 4-3		0-0 F8			0-0 HR		0-0 1B	4	1	2	1	0	0	0
Tom Brookens, R (9, PR) OBP: 0.625, SLG: 1.143									0-0 1B	0	1	0	0	0	0	0
Larry Herndon, R (1, 7) OBP: 0.314, SLG: 0.313			0-0 1B		0-0 4-3			0-0 F9	0-0 B3	4	0	1	0	0	0	2
Chet Lemon, R (1, 8) OBP: 0.286, SLG: 0.281			0-0 F9		0-0 F7			0-0 5-3	0-0 1B	4	0	1	1	0	0	1
Chris Pittaro, S (1, 5) OBP: 0.333, SLG: 0.321			0-0 1B		0-0 F7			0-0 1B	0-0 1B	3	1	2	0	1	0	0

Inning Stats	R: 0	H: 0	E: 0	K: 1	S: 5	R: 0	H: 0	E: 0	K: 1	S: 5	R: 0	H: 3	E: 0	K: 2	S: 10	R: 0	H: 0	E: 0	K: 1	S: 5	R: 0	H: 0	E: 0	K: 0	S: 3	R: 1	H: 1	E: 0	K: 0	S: 4	R: 1	H: 3	E: 0	K: 0	S: 6	R: 2	H: 4	E: 0	K: 0	S: 5	R: 0	H: 0	E: 0	K: 0	S: 5	1B: 10	SF: 0	2B: 0	SAC: 0	3B: 0	DP: 0	HR: 1	HBP: 0	WP: 0	PA: 37
--------------	------	------	------	------	------	------	------	------	------	------	------	------	------	------	-------	------	------	------	------	------	------	------	------	------	------	------	------	------	------	------	------	------	------	------	------	------	------	------	------	------	------	------	------	------	------	--------	-------	-------	--------	-------	-------	-------	--------	-------	--------

PITCHER	IP	WLS	BF	H	R	ER	SO	BB	IBB	HBP	BLK	WP	HR	S	P	ERA	WHIP
Mark Gubicza, R (1, 1) ERA: 1.29	7.0		25	4	1	1	5	0	0	0	0	0	1	35	35	1.29	0.571
Dan Quisenberry, R (8, 1) ERA: 3.86	1.1	L	12	7	3	3	0	1	0	0	0	0	0	11	15	20.25	6.000

BOTTOM

Kansas City Royals @ Detroit Tigers
Tiger Stadium, Detroit, MI
Sat Apr 20 1985, 3:33 AM EST
Att. 27,339 - Unknown

AB	36
R	4
H	11
RBI	4
BB	1
SO	5
LOB	12



PITCHER	IP	WLS	BF	H	R	ER	SO	BB	IBB	HBP	BLK	WP	HR	S	P	ERA	WHIP
---------	----	-----	----	---	---	----	----	----	-----	-----	-----	----	----	---	---	-----	------

Batter	1	2	3	4	5	6	7	8	9	10	11	12	13	AB R H RBI BB SO LOB	TOP										
Willie Wilson, S (1, 8) OBP: 0.389, SLG: 0.490	0-0 G3 3B		0-0 E4 CS		0-0 F3		0-0 F2			0-0 4-3			0-0 BB F8 1B	6 2 2 0 0 0 1											
Pat Sheridan, L (1, 9) OBP: 0.311, SLG: 0.275 Lynn Jones, R (11, PH) (11, 9)	0-0 G3		0-3 K		0-0 F9			0-3 K			0-0 F7		0-0 F8	4 0 0 1 0 2 2 2 0 0 0 0 0 1											
George Brett, L (1, 5) OBP: 0.453, SLG: 0.436	0-0 F7		0-0 BB		0-0 1B			0-0 F6			0-0 F8		4-0 BB 1B IBB	4 0 1 0 2 0 0											
Jorge Orta, L (1, 10) OBP: 0.310, SLG: 0.415 Hal McRae, R (11, PH) OBP: 0.444, SLG: 0.200	0-3 K		0-0 F8		0-0 L8			0-3 K			4-0 BB		4-0 1B BB	4 0 0 0 0 2 3 0 0 0 0 2 0 0											
Darryl Motley, R (1, 7) OBP: 0.295, SLG: 0.390		0-3 K		0-0 6-3				0-0 F6		0-0 F9			0-0 1B	6 0 1 1 0 1 1											
Steve Balboni, R (1, 3) OBP: 0.304, SLG: 0.565 John Wathan, R (12, PR) (12, 3)		0-0 HR		0-3 K				0-0 4-3		0-0 4-3		0-0 FC1-5 2B	0-0 F2	5 1 2 1 0 1 0 1 0 0 0 0 0 2											
Greg Pryor, R (1, 4)		4-0 BB		4-0 BB				0-0 F7		0-0 F4		0-0 FC1-5		3 0 0 0 2 0 1											
Jim Sundberg, R (1, 2) OBP: 0.158, SLG: 0.171		0-0 F8		0-0 F8				0-0 6-3			0-0 F9		0-0 F9	5 0 0 0 0 0 4											
Onix Concepcion, R (1, 6) OBP: 0.150, SLG: 0.105 Dane Iorg, L (10, PH) Buddy Biancalana, S (10, 6) OBP: 0.182, SLG: 0.286		0-0 F5			0-0 1B 1B			0-0 F4		0-0 1-3		0-3 K		3 0 1 0 0 0 1 1 0 0 0 0 0 0 1 0 0 0 0 1 2											
Inning Stats	R: 1 E: 0 K: 1 S: 6	H: 1 LOB: 0 BB: 0 P: 6	R: 1 E: 0 K: 1 S: 6	H: 1 LOB: 1 BB: 1 P: 10	R: 0 E: 1 K: 1 S: 5	H: 0 LOB: 1 BB: 1 P: 9	R: 0 E: 0 K: 1 S: 5	H: 2 LOB: 2 BB: 0 P: 5	R: 0 E: 0 K: 0 S: 3	H: 0 LOB: 0 BB: 0 P: 3	R: 0 E: 0 K: 2 S: 7	H: 0 LOB: 0 BB: 0 P: 7	R: 0 E: 0 K: 0 S: 3	H: 0 LOB: 0 BB: 0 P: 3	R: 0 E: 0 K: 0 S: 3	H: 0 LOB: 1 BB: 1 P: 7	R: 0 E: 0 K: 1 S: 6	H: 1 LOB: 2 BB: 0 P: 6	R: 1 E: 0 K: 0 S: 4	H: 2 LOB: 2 BB: 2 P: 12	1B: 4 2B: 1 3B: 1 HR: 1	SF: 0 SAC: 0 DP: 0 HBP: 0	WP: 0 PB: 0 SB: 0 CS: 1	PA: 51	
PITCHER	IP WLS BF H R ER SO BB IBB HBP BLK WP HR S P ERA WHIP																								
Milt Wilcox, R (1, 1) ERA: 2.57	7.0	28	4	2	2	4	3	0	0	0	0	0	0	0	1	33	45	2.57	1.000						
Bill Scherrer, L (8, 1) ERA:	1.0	3	0	0	0	2	0	0	0	0	0	0	0	0	7	7	0.00	0.000							
Aurelio Lopez, R (9, 1) ERA: 4.35	2.0	6	0	0	0	0	0	0	0	0	0	0	0	0	6	6	0.00	0.000							
Willie Hernandez, L (11, 1) ERA:	2.0	8	1	0	0	1	1	0	0	0	0	0	0	0	9	13	0.00	1.000							
Juan Berenguer, R (13, 1) ERA: 3.6	1.0	L 6	2	1	1	0	1	1	0	0	0	0	0	0	4	12	9.00	3.000							

Kansas City Royals @ Detroit Tigers
 Tiger Stadium, Detroit, MI
 Sun Apr 21 1985, 3:33 AM EST
 Att. 30,168 - Unknown

livebaseballscorecards.com

AB	45
R	3
H	7
RBI	3
BB	6
SO	7
LOB	18



Batter	1	2	3	4	5	6	7	8	9	10	11	12	13	AB R H RBI BB SO LOB
Tom Brookens, R (1, 5) OBP: 0.533, SLG: 0.769	0-0 5-3		0-0 CS 1B		0-0 1-2 G4-6-3 1B	0-0 4-3			0-0 F3		0-0 F4		4-0 1-2 1B BB	6 0 2 0 1 0 4
Alan Trammell, R (1, 6) OBP: 0.408, SLG: 0.581	0-0 1B 3B		0-0 F7		0-0 2-3 F8		0-3 K		0-0 F7		4-0 BB		0-0 1-2 2-3 1B	6 1 2 0 1 1 3
Kirk Gibson, L (1, 9) OBP: 0.333, SLG: 0.390	4-0 1B BB		4-0 1-2 BB		0-0 1-2f G4-6-3		0-0 F8			4-0 2B P2-5 BB			0-0 3-1	4 0 0 0 3 0 7
Lance Parrish, R (1, 10) (9, 2) OBP: 0.318, SLG: 0.390	0-0 1-3 3-H 1B		0-0 F6			0-0 2B 2B	0-3 K			0-0 F5			0-0 6-3	6 1 2 1 0 1 2
Larry Herndon, R (1, 7) OBP: 0.317, SLG: 0.342	0-3 K			0-0 G6-4-3 1B 1B		0-0 F9	0-3 K			0-0 1-3 2B			0-3 K	6 0 2 0 0 3 3
Chet Lemon, R (1, 8) OBP: 0.317, SLG: 0.324	0-0 F8			0-0 1-2 G6-4-3 1B 1B		0-0 BB 2H 2B	0-3 K			4-0 1B IBB			0-0 F9	5 0 2 1 1 1 2
Barbaro Garbey, R (1, 3) Darrell Evans, L (8, PH) Jim Wever, L (8, PH) Dave Bergman, L (9, 3) Rusty Kuntz, R (10, PH) (11, 3)		0-0 5-3		0-0 1-2f 2-3 G6-4-3		4-0 BB BB	0-0 2B			0-0 P2-5 3-Hf			0-0 F9	2 0 0 0 1 0 2 1 0 1 0 0 0 0 0 0 0 0 0 0 0 0 0 0 0 0 0 0 2 0 0 0 0 0 3
Marty Castillo, R (1, 2) Johnny Grubb, L (8, PH) Aurelio Lopez, R (9, 1) Willie Hernandez, L (11, 1) Juan Berenguer, R (13, 1) Doug Baker, S (13, PH)		0-3 K		0-0 6-3		0-3 K	0-3 K				0-0 5-3		0-3 K	3 0 0 0 0 2 3 1 0 0 0 0 1 1 0 0 0 0 0 0 0 1 0 0 0 0 0 0 0 0 0 0 0 0 0 1 0 0 0 0 1 0
Chris Pittaro, S (1, 4) Lou Whitaker, L (6, PH) (7, 4) OBP: 0.344, SLG: 0.310 OBP: 0.439, SLG: 0.686		0-3 K			4-0 F8 1B BB	4-0 1-2 2-3 BB			0-0 F7		0-0 2B		4-0 1B WP BB	1 0 0 0 1 1 0 2 0 1 0 2 0 0

BOTTOM	
AB	47
R	2
H	12
RBI	2
BB	10
SO	11
LOB	30

PITCHER	
IP	5.1
WLS	0
BF	25
H	8
R	2
ER	2
SO	3
BB	4
IBB	0
HBP	0
BLK	0
WP	0
HR	0
S	27
P	43
ERA	3.38
WHIP	2.250

PITCHER	
IP	3.2
WLS	1
BF	13
H	1
R	0
ER	0
SO	6
BB	1
IBB	0
HBP	0
BLK	0
WP	0
HR	0
S	24
P	28
ERA	0.00
WHIP	0.545



Kansas City Royals @ Detroit Tigers
Tiger Stadium, Detroit, MI
Sun Apr 21 1985, 3:33 AM EST
Att: 30,168 - Unknown

livebaseballscorecards.com

Batter	1	2	3	4	5	6	7	8	9	AB R H RBI BB SO LOB	TOP	
Lou Whitaker, L (1, 4) OBP: 0.435, SLG: 0.650	0-0 6-3		0-0 FC6-4 1B	0-0 4-3			0-0 FC	0-0 S 1B		5 0 2 1 0 0 3	Detroit Tigers @ Cleveland Indians Cleveland Municipal Stadium, Cleveland, OH Mon Apr 22 1985, 3:33 AM EST Att. 5,667 - Unknown	
Alan Trammell, R (1, 6) OBP: 0.370, SLG: 0.521	0-3 K		0-0 FC6-4 1-2f		0-0 5-3		0-0 FC6-4 1-2f 3-H	0-3 K		5 0 0 0 0 2 4		
Kirk Gibson, L (1, 9) OBP: 0.321, SLG: 0.370	0-0 E4		0-0 F6		0-0 1B		0-0 F7		0-0 F9	5 0 1 0 0 0 2		
Lance Parrish, R (1, 2) OBP: 0.286, SLG: 0.348	0-0 F7 1-2		0-0 5-3		0-3 K		0-0 L4		0-0 B1-3	5 0 0 0 0 1 4		
Darrell Evans, L (1, 3) OBP: 0.344, SLG: 0.429		0-0 4-3		0-0 F9	0-0 F8			0-0 F7	4-0 BB	4 0 0 0 1 0 1		
Larry Herndon, R (1, 7) OBP: 0.263, SLG: 0.302		0-3 K		0-0 F8		0-0 5-3		0-0 E6 F8 E 1B	0-0 5-3	5 1 0 0 0 1 1		
Johnny Grubb, L (1, 10) Barbaro Garbey, R (8, PH)		0-0 2B 1B		0-0 1B 2B		0-0 4-3		0-0 E3 1B 1-2 1B		3 1 2 0 0 0 0 1 1 0 0 0 0 1		
Chet Lemon, R (1, 8) OBP: 0.333, SLG: 0.350		0-0 1-3 2B		1-0 1B HBP		0-3 K		0-0 F8 2-3		3 0 1 0 0 1 2		
Chris Pittaro, S (1, 5) Tom Brookens, R (8, PH)	0-0 1-3		0-0 1-2 2-H 1B		0-0 FC6-4 3B		0-0 FC6-4 3B	0-0 1-3 3-H 1B		3 1 2 1 0 0 2 1 0 1 1 0 0 0		
Inning Stats	R: 0 E: 1 K: 1 S: 6 H: 0 LOB: 1 BB: 0 P: 6	R: 0 E: 0 K: 1 S: 7 H: 2 LOB: 2 BB: 0 P: 7	R: 0 E: 0 K: 0 S: 4 H: 1 LOB: 1 BB: 0 P: 4	R: 1 E: 0 K: 0 S: 5 H: 2 LOB: 2 BB: 0 P: 6	R: 0 E: 0 K: 1 S: 6 H: 1 LOB: 1 BB: 0 P: 6	R: 0 E: 0 K: 1 S: 5 H: 0 LOB: 0 BB: 0 P: 5	R: 1 E: 1 K: 0 S: 5 H: 1 LOB: 1 BB: 0 P: 5	R: 2 E: 2 K: 1 S: 9 H: 2 LOB: 2 BB: 0 P: 9	R: 0 E: 0 K: 0 S: 3 H: 0 LOB: 1 BB: 1 P: 7	1B: 6 2B: 2 3B: 1 HR: 0 SF: 0 SAC: 0 DP: 0 HBP: 1		WP: 0 PB: 0 SB: 2 CS: 0 PA: 42
PITCHER	IP WLS BF H R ER SO BB IBB HBP BLK WP HR S P ERA WHIP											
Don Schulze, R (1, 1) ERA: 6.28	7.0 W 31 7 2 2 4 0 0 1 0 0 0 0 38 39 2.57 1.000											
Mike Jeffcoat, L (8, 1) ERA: 1.59	0.2 6 2 2 0 0 0 0 0 0 0 0 0 6 6 0.00 3.000											
Tom Waddell, R (8, 1) ERA: 4.4	1.1 S 5 0 0 0 1 1 0 0 0 0 0 0 6 10 0.00 0.750											

livebaseballscorecards.com

AB	40
R	4
H	9
RBI	3
BB	1
SO	5
LOB	20



Batter	1	2	3	4	5	6	7	8	9	AB	R	H	RBI	BB	SO	LOB
Otis Nixon, S OBP: 0.316, SLG: 0.368 (1, 7)	F8		K	FC6-4						4	1	1	0	0	1	2
Brett Butler, L OBP: 0.333, SLG: 0.378 (1, 8)	F8		F9		B2-3					4	1	1	1	0	0	0
Julio Franco, R OBP: 0.489, SLG: 0.615 (1, 6)	L8			E5	F6					4	1	0	1	0	0	1
Mel Hall, L OBP: 0.289, SLG: 0.273 (1, 10)		F7		SH2-3	F5					4	1	2	1	0	0	0
Pat Tabler, R OBP: 0.392, SLG: 0.489 (1, 3)		PB		FC6-4		K				4	1	2	1	0	1	1
Brook Jacoby, R OBP: 0.292, SLG: 0.326 (1, 5)		F8		SH2-3		CS				2	0	0	0	1	0	1
George Vukovich, L OBP: 0.279, SLG: 0.250 (1, 9)		PB		FC6-4		G1-4-3				2	0	1	0	2	0	1
Jerry Willard, L OBP: 0.278, SLG: 0.250 (1, 2)		K		FC6-4		F9				4	0	0	1	0	1	5
Tony Bernazard, S OBP: 0.458, SLG: 0.762 (1, 4)			4-3							3	1	2	1	0	0	0
Mike Fischlin, R OBP: 0.200, SLG: 0.214 (8, 4)				FC6-4						0	0	0	0	0	0	0

Inning Stats	R: 0	H: 0	E: 0	K: 0	S: 3	R: 0	H: 1	E: 0	K: 1	S: 6	R: 0	H: 0	E: 0	K: 1	S: 5	R: 3	H: 3	E: 1	K: 0	S: 7	R: 0	H: 0	E: 0	K: 0	S: 3	R: 0	H: 0	E: 0	K: 1	S: 4	R: 3	H: 4	E: 0	K: 0	S: 7	R: 0	H: 1	E: 0	K: 0	S: 3	1B: 5	2B: 4	3B: 0	HR: 0	SF: 0	SAC: 1	DP: 1	HBP: 0	WP: 0	PB: 1	SB: 0	CS: 1	PA: 35
--------------	------	------	------	------	------	------	------	------	------	------	------	------	------	------	------	------	------	------	------	------	------	------	------	------	------	------	------	------	------	------	------	------	------	------	------	------	------	------	------	------	-------	-------	-------	-------	-------	--------	-------	--------	-------	-------	-------	-------	--------

PITCHER	IP	WLS	BF	H	R	ER	SO	BB	IBB	HBP	BLK	WP	HR	S	P	ERA	WHIP
Jack Morris, R ERA: 2.76 (1, 1)	6.2	L	31	8	6	3	3	1	2	0	0	0	0	34	46	4.05	1.350
Aurelio Lopez, R ERA: 4.22 (7, 1)	0.1		1	0	0	0	0	0	0	0	0	0	0	1	1	0.00	0.000
Doug Bair, R ERA: 5.4 (8, 1)	1.0		3	1	0	0	0	0	0	0	0	0	0	3	3	0.00	1.000

BOTTOM

Detroit Tigers @ Cleveland Indians
Cleveland Municipal Stadium, Cleveland, OH

Mon Apr 22 1985, 3:33 AM EST
Att. 5,667 - Unknown

livebaseballscorecards.com

AB	31
R	6
H	9
RBI	6
BB	3
SO	3
LOB	11



Batter	1	2	3	4	5	6	7	8	9	AB R H RBI BB SO LOB	TOP									
Lou Whitaker, L (1, 4) OBP: 0.420, SLG: 0.614	0-0 6-3		0-0 3-1		0-0 2B 1B		0-0 F7			4 1 1 0 0 0 0	<p>Detroit Tigers @ Cleveland Indians Cleveland Municipal Stadium, Cleveland, OH</p> <p>Tue Apr 23 1985, 3:33 AM EST Att. 7,654 - Unknown</p> <p>livebaseballscorecards.com</p>									
Alan Trammell, R (1, 6) OBP: 0.379, SLG: 0.510	0-0 1B G3 1B		0-0 5-3		4-0 2B 1-2 BB		0-0 4-3			3 1 1 0 1 0 0										
Kirk Gibson, L (1, 9) OBP: 0.351, SLG: 0.420	0-0 G3 1-3 1B			0-0 F9 1B	0-0 1-3 2-H 3-H 2B		0-0 6-3			4 0 3 2 0 0 0										
Lance Parrish, R (1, 2) OBP: 0.264, SLG: 0.320	0-0 G3 1-3 3-H			0-0 F5 1-2	0-0 F7		0-0 F7			4 0 0 1 0 0 4										
Darrell Evans, L (1, 3) OBP: 0.306, SLG: 0.375	0-0 F8			0-0 F9 2-3		0-0 3-1		0-0 F8		4 0 0 0 0 0 2										
Larry Herndon, R (1, 7) OBP: 0.280, SLG: 0.298		0-0 1-3		0-0 F8		0-0 BLK 2B 1B		0-0 6-3		4 1 1 0 0 0 1										
Johnny Grubb, L (1, 10) OBP: 0.257, SLG: 0.219		0-0 L9			0-0 G6-4-3 1B		0-0 F8		0-0 G3	4 0 1 0 0 0 1										
Chet Lemon, R (1, 8) OBP: 0.327, SLG: 0.364		0-3 K			0-0 G6-4-3 1-2f		0-0 1-H 2B		0-0 6-3	4 0 1 1 0 1 1										
Chris Pittaro, S (1, 5) OBP: 0.368, SLG: 0.400			0-0 F5		0-0 1B 2B 1B		0-0 3-1		0-3 K	3 1 1 0 0 0 1 1 0 0 0 0 1 0										
Tom Brookens, R (6, 5) OBP: 0.529, SLG: 0.733																				
Inning Stats	R: 1 E: 0 K: 0 S: 5	H: 2 LOB: 1 BB: 0 P: 5	R: 0 E: 0 K: 1 S: 5	H: 0 LOB: 0 BB: 0 P: 5	R: 0 E: 0 K: 0 S: 3	H: 0 LOB: 0 BB: 0 P: 3	R: 0 E: 0 K: 0 S: 4	H: 1 LOB: 1 BB: 0 P: 4	R: 2 E: 0 K: 0 S: 6	H: 4 LOB: 2 BB: 1 P: 10	R: 1 E: 0 K: 0 S: 5	H: 2 LOB: 1 BB: 0 P: 5	R: 0 E: 0 K: 0 S: 3	H: 0 LOB: 0 BB: 0 P: 3	R: 0 E: 0 K: 1 S: 5	H: 0 LOB: 0 BB: 0 P: 5	1B: 7 2B: 2 3B: 0 HR: 0	SF: 0 SAC: 0 DP: 1 HBP: 0	WP: 0 PB: 0 SB: 3 CS: 0	PA: 36
PITCHER Bert Blyleven, R (1, 1) ERA: 5.01	IP: 9.0 WLS: L BF: 36 H: 9 R: 4 ER: 4 SO: 2 BB: 1 IBB: 0 HBP: 0 BLK: 1 WP: 0 HR: 0 S: 39 P: 43 ERA: 4.00 WHIP: 1.111											PITCHER	IP: WLS: BF: H: R: ER: SO: BB: IBB: HBP: BLK: WP: HR: S: P: ERA: WHIP:							



Batter	1	2	3	4	5	6	7	8	9	AB R H RBI BB SO LOB
Brett Butler, L (1, 8) OBP: 0.327, SLG: 0.367 Carmen Castillo, R (9, PH) OBP: 0.167, SLG: 0.167	0-0 3-1		0-0 G3		0-0 F7		0-0 1B 1B		0-3 K	4 0 1 0 0 0 1 1 0 0 0 0 1 1
Julio Franco, R (1, 6) OBP: 0.500, SLG: 0.619	0-0 1-3		1-0 2B HBP		0-0 SF8		0-0 1-2 1B		0-0 1B	3 1 2 2 0 0 0
Mel Hall, L (1, 7) OBP: 0.341, SLG: 0.343 Joe Carter, R (7, PH) OBP: 0.219, SLG: 0.367	0-0 1B		0-0 1-H 2B		4-0 BB		0-0 F3		0-3 K	2 0 2 1 1 0 0 2 0 0 0 0 1 3
Pat Tabler, R (1, 10) OBP: 0.382, SLG: 0.490	0-0 L4		0-0 E5		0-0 F6			0-0 2B		4 0 1 0 0 0 3
George Vukovich, L (1, 9) OBP: 0.261, SLG: 0.233 Butch Benton, R (8, PH) OBP: 0.273, SLG: 0.200 Mike Fischlin, R (9, 3) OBP: 0.200, SLG: 0.214		0-0 4-3	0-0 F9			0-0 3-1		0-0 1-3		3 0 0 0 0 0 2 1 0 0 0 0 0 1 0 0 0 0 0 0 0
Mike Hargrove, L (1, 3) OBP: 0.316, SLG: 0.313 Otis Nixon, S (8, PR) OBP: 0.316, SLG: 0.368		0-0 1B		0-0 F7		0-0 F6		4-0 BB		3 0 1 0 1 0 0 0 0 0 0 0 0 0
Brook Jacoby, R (1, 5) OBP: 0.269, SLG: 0.298		0-0 L7		0-3 K		0-0 4-3		0-0 G5-4-3 BB		4 0 0 0 0 1 3
Jerry Willard, L (1, 2) OBP: 0.238, SLG: 0.211 Chris Bando, S (9, PH) OBP: 0.250, SLG: 0.053		0-0 4-3		0-0 4-3			0-3 K		0-0 5-3	3 0 0 0 0 1 1 1 0 0 0 0 0 0
Tony Bernazard, S (1, 4) OBP: 0.464, SLG: 0.800			0-0 5-3		0-0 SF8 3B		0-0 5-3		0-0 1B 1B	4 2 2 0 0 0 0

Inning Stats	R: 0	H: 1	E: 0	LOB: 1	K: 0	BB: 0	S: 4	R: 0	H: 1	E: 0	LOB: 1	K: 0	BB: 0	S: 4	R: 1	H: 1	E: 1	LOB: 2	K: 0	BB: 0	S: 5	R: 0	H: 0	E: 0	LOB: 0	K: 1	BB: 0	S: 5	R: 1	H: 1	E: 0	LOB: 1	K: 0	BB: 1	S: 4	R: 0	H: 0	E: 0	LOB: 0	K: 0	BB: 0	S: 3	R: 0	H: 2	E: 0	LOB: 2	K: 1	BB: 0	S: 7	R: 0	H: 1	E: 0	LOB: 2	K: 0	BB: 1	S: 3	R: 1	H: 2	E: 0	LOB: 1	K: 2	BB: 0	S: 9	R: 0	H: 2	E: 0	LOB: 1	K: 0	BB: 0	S: 9	1B: 6	SF: 1	2B: 2	SAC: 0	3B: 1	DP: 1	HR: 0	HBP: 1	WP: 0	PA: 39
--------------	------	------	------	--------	------	-------	------	------	------	------	--------	------	-------	------	------	------	------	--------	------	-------	------	------	------	------	--------	------	-------	------	------	------	------	--------	------	-------	------	------	------	------	--------	------	-------	------	------	------	------	--------	------	-------	------	------	------	------	--------	------	-------	------	------	------	------	--------	------	-------	------	------	------	------	--------	------	-------	------	-------	-------	-------	--------	-------	-------	-------	--------	-------	--------

PITCHER	IP	WLS	BF	H	R	ER	SO	BB	IBB	HBP	BLK	WP	HR	S	P	ERA	WHIP
Dan Petry, R (1, 1) ERA: 3.18	6.2	W	29	6	2	2	2	1	0	0	0	0	0	31	36	2.70	1.050
Bill Scherrer, L (7, 1) ERA:	0.2		4	1	0	0	0	1	0	0	0	0	0	3	7	0.00	3.000
Willie Hernandez, L (8, 1) ERA: 0.79	1.2	S	6	2	1	1	2	0	0	0	0	0	0	10	10	5.40	1.200

BOTTOM


Detroit Tigers @ Cleveland Indians
Cleveland Municipal Stadium, Cleveland, OH

Tue Apr 23 1985, 3:33 AM EST
Att. 7,654 - Unknown

livebaseballscorecards.com

AB	35
R	3
H	9
RBI	3
BB	2
SO	4
LOB	15



Batter	1	2	3	4	5	6	7	8	9	AB R H RBI BB SO LOB	TOP																									
Tom Brookens, R (1, 4) OBP: 0.455, SLG: 0.600	0-0 F8	0-0 CS	0-0 F8		0-0 B2-3		0-0 FC5-4	0-0 1B		5 0 1 2 0 0 2																										
Alan Trammell, R (1, 6) OBP: 0.365, SLG: 0.482	0-0 F7		0-0 FC5-4 1B		0-0 F9		0-0 F8	0-0 F8		5 0 1 0 0 0 4																										
Kirk Gibson, L (1, 9) OBP: 0.355, SLG: 0.407	0-0 2B 1B		0-0 F8		0-0 3-1			4-0 PB HR BB	0-3 K	4 2 1 0 1 1 1																										
Lance Parrish, R (1, 2) OBP: 0.276, SLG: 0.345	0-0 1-H 2B		0-0 FC5-4		0-0 5-3			0-0 F7	0-0 1B	5 0 2 1 0 0 2																										
Larry Herndon, R (1, 7) OBP: 0.309, SLG: 0.373	4-0 BB			0-0 L7		0-0 1B		0-0 HR	0-0 F8	4 1 2 2 1 0 1																										
Chet Lemon, R (1, 8) OBP: 0.315, SLG: 0.367	0-3 K			0-0 4-3		0-0 F8		0-0 1B 2B	0-3 K	5 1 1 0 0 2 4																										
Alejandro Sanchez, R (1, 10) OBP: 0.333, SLG: 0.333 Johnny Grubb, L (8, PH) OBP: 0.257, SLG: 0.219 Rusty Kuntz, R (8, PH)		0-0 6-3		0-0 F8			0-0 1B FC5-4 1B	0-3 K		3 1 1 0 0 0 0 0 0 0 0 0 0 0 1 0 0 0 0 1 1	AB 39 R 6 H 13 RBI 6 BB 3 SO 4 LOB 18																									
Barbaro Garbey, R (1, 3) OBP: 0.222, SLG: 0.176		0-0 6-3			0-0 B2-3 1B		0-0 1B FC5-4 1B	0-0 1B BB		4 1 3 1 0 0 0																										
Marty Castillo, R (1, 5) OBP: 0.182, SLG: 0.100		0-0 CS 1B			0-0 F8		0-0 F8	4-0 1B BB		3 0 1 0 1 0 3																										
Inning Stats	R: 1 E: 0 K: 1 S: 7	H: 2 LOB: 2 BB: 1 P: 11	R: 0 E: 0 K: 0 S: 3	H: 1 LOB: 0 BB: 0 P: 3	R: 0 E: 0 K: 0 S: 4	H: 0 LOB: 0 BB: 0 P: 3	R: 0 E: 0 K: 0 S: 4	H: 1 LOB: 1 BB: 0 P: 4	R: 0 E: 0 K: 0 S: 4	H: 1 LOB: 1 BB: 0 P: 4	R: 1 E: 0 K: 0 S: 5	H: 2 LOB: 1 BB: 0 P: 5	R: 4 E: 0 K: 1 S: 9	H: 4 LOB: 2 BB: 2 P: 17	R: 0 E: 0 K: 2 S: 8	H: 1 LOB: 1 BB: 0 P: 8	1B: 10 2B: 2 3B: 0 HR: 1	SF: 0 SAC: 0 DP: 0 HBP: 0	WP: 0 PB: 1 SB: 0 CS: 1	PA: 43																
PITCHER	IP WLS BF H R ER SO BB IBB HBP BLK WP HR S P ERA WHIP																																			
Neal Heaton, L (1, 1) ERA: 1.61	7.0		30	8	3	3	1	2	0	0	0	0	0	30	38	3.86	1.429																			
Tom Waddell, R (8, 1) ERA: 5.52	0.1		3	2	1	1	0	0	0	0	0	0	1	3	3	27.00	6.000																			
Dave Vonohlen, L (8, 1) ERA: 2.38	0.1		4	2	2	2	1	1	0	0	0	0	0	5	9	54.00	9.000																			
Jamie Easterly, L (8, 1) ERA: 8.1	1.1	W	5	1	0	0	2	0	0	0	0	0	0	9	9	0.00	0.750																			

Detroit Tigers @ Cleveland Indians
Cleveland Municipal Stadium, Cleveland, OH

Wed Apr 24 1985, 3:33 AM EST
Att. 7,224 - Unknown

livebaseballscorecards.com

Batter	1	2	3	4	5	6	7	8	9	AB R H RBI BB SO LOB
Brett Butler, L OBP: 0.333, SLG: 0.358 (1, 8) X	0-0 4-3 ①		0-0 4-3 ①	4-0 1B 1B BB		0-0 F9 ③		0-0 1B		4 1 1 0 1 0 1
Julio Franco, R OBP: 0.509, SLG: 0.630 (1, 6) X	0-0 F3 ②		0-3 K ②	0-0 1B 1B 1-3 2-H			0-0 FC1-5-6 2B	4-0 1-2 IBB		4 0 2 1 1 1 0
Mel Hall, L OBP: 0.348, SLG: 0.350 (1, 7) X	0-0 1B 1B		0-3 K ③	0-0 1-3 3-H CS 1B			0-0 FC1-5-6-1 1B 2-3	0-0 F9 ③		5 1 2 1 0 1 3
Pat Tabler, R OBP: 0.400, SLG: 0.491 (1, 3) X	0-0 1-2 1B			0-0 1B 1B CS	0-0 1-3 ①		4-0 1-2 1B BB		0-0 F9 ①	4 1 2 0 1 0 0
Joe Carter, R OBP: 0.243, SLG: 0.353 (1, 10) X	0-0 L7 ③			0-0 1-3 1B 2B 1B	0-0 F8 ②		0-3 K ②	4-0 WP 1B BB		4 2 1 0 1 1 4
George Vukovich, L OBP: 0.294, SLG: 0.271 (1, 9) X		0-0 1-3 ①		0-0 1-3 2B SF7 1B	0-0 3-1 ③		0-0 1-2 2-H 1B	0-0 1-1 1B		5 1 3 3 0 0 0
Brook Jacoby, R OBP: 0.268, SLG: 0.314 (1, 5) X		0-0 6-3 ②		0-0 1-3 3-H 1B 2B		0-0 6-3 ①	0-0 F9 ③			4 1 1 1 0 0 2
Butch Benton, R OBP: 0.267, SLG: 0.231 (1, 2) X		0-0 E9 1B		0-0 SF7 ①		0-0 F8 ②		0-0 1-3 ①		3 0 1 1 0 0 0
Tony Bernazard, S OBP: 0.438, SLG: 0.724 (1, 4) X		0-3 K ③		0-0 L3 ②		0-0 1B		0-0 F8 ②		4 0 1 0 0 1 2

Inning Stats	R: 0	H: 2	E: 0	LOB: 2	K: 0	P: 5	R: 0	H: 1	E: 1	LOB: 1	K: 1	P: 6	R: 0	H: 0	E: 0	LOB: 0	K: 2	P: 7	R: 5	H: 6	E: 0	LOB: 1	K: 0	P: 8	R: 0	H: 0	E: 0	LOB: 0	K: 0	P: 3	R: 0	H: 1	E: 0	LOB: 1	K: 1	P: 4	R: 1	H: 2	E: 0	LOB: 2	K: 1	P: 11	R: 0	H: 1	E: 0	LOB: 2	K: 0	P: 8	R: 1	H: 1	E: 0	LOB: 1	K: 0	P: 6	1B: 12	SF: 1	2B: 2	SAC: 0	3B: 0	DP: 0	HR: 0	HBP: 0	WP: 1	PA: 43
--------------	------	------	------	--------	------	------	------	------	------	--------	------	------	------	------	------	--------	------	------	------	------	------	--------	------	------	------	------	------	--------	------	------	------	------	------	--------	------	------	------	------	------	--------	------	-------	------	------	------	--------	------	------	------	------	------	--------	------	------	--------	-------	-------	--------	-------	-------	-------	--------	-------	--------

PITCHER	IP	WLS	BF	H	R	ER	SO	BB	IBB	HBP	BLK	WP	HR	S	P	ERA	WHIP
Walt Terrell, R ERA: 5.68 (1, 1)	3.2		19	7	5	5	3	1	0	0	0	0	0	24	28	12.27	2.182
Juan Berenguer, R ERA: 3.24 (4, 1)	3.1		15	5	1	1	1	1	0	0	0	0	0	16	20	2.70	1.800
Aurelio Lopez, R ERA: 4.5 (8, 1)	1.1	L	8	2	1	1	0	1	1	0	0	1	0	6	14	6.75	2.250

BOTTOM

Detroit Tigers @ Cleveland Indians
Cleveland Municipal Stadium, Cleveland, OH

Wed Apr 24 1985, 3:33 AM EST
Att. 7,224 - Unknown

livebaseballscorecards.com

AB	37
R	7
H	14
RBI	7
BB	4
SO	4
LOB	12



Batter	1	2	3	4	5	6	7	8	9	AB R H RBI BB SO LOB	TOP	
Lou Whitaker, L (1, 4) OBP: 0.436, SLG: 0.633	0-0 4-3		0-0 3B 1B		0-0 HR 1B	0-0 4-3			0-0 L5-4 2B	5 2 3 0 0 0 0		
Alan Trammell, R (1, 6) OBP: 0.382, SLG: 0.607	0-0 F6		0-0 3B		0-0 HR			0-0 3-1 3B	0-3 K	5 2 3 4 0 1 1		
Kirk Gibson, L (1, 9) OBP: 0.343, SLG: 0.379	0-3 K		0-3 K		0-0 4-3			0-0 3-1 3B	4-0 IBB	4 0 0 1 1 2 1		
Lance Parrish, R (1, 2) Marty Castillo, R (7, PR) OBP: 0.167, SLG: 0.091		0-0 6-3 1B	0-0 F6		0-0 5-3			0-0 G4-6-3 1B	0-0 L5-4	4 0 2 0 0 0 1 1 0 0 0 0 0 2		
Darrell Evans, L (1, 3) OBP: 0.300, SLG: 0.361		0-0 6-3 1B		0-0 FC4-6 1B		0-0 F9		0-0 G4-6-3 1-2f		4 0 1 0 0 0 2		
Larry Herndon, R (1, 7) OBP: 0.288, SLG: 0.345		0-0 L7		0-0 L8		0-3 K			0-3 K	4 0 0 0 0 2 2		
Chet Lemon, R (1, 8) OBP: 0.328, SLG: 0.415		0-0 5-3		0-0 FC4-6 1B 1-2f		0-0 3B 2B			0-0 2B	4 1 2 0 0 0 2		
Alejandro Sanchez, R (1, 10) OBP: 0.429, SLG: 0.714			0-0 6-3	0-0 1B 1-3	0-0 SF8 3B			0-3 K		4 1 2 1 0 1 1		
Chris Pittaro, S (1, 5) Johnny Grubb, L (6, PH) Tom Brookens, R (6, 5) OBP: 0.435, SLG: 0.571			0-0 E1 1B 3B	0-0 G3	0-0 SF8 3-H			0-0 L6		2 1 0 0 0 0 2 0 0 0 1 0 0 0 1 0 0 0 0 0 1		
Inning Stats	R: 0 H: 0 E: 0 LOB: 0 K: 1 BB: 0 S: 5 P: 5	R: 0 H: 1 E: 0 LOB: 1 K: 0 BB: 0 S: 4 P: 4	R: 2 H: 2 E: 1 LOB: 1 K: 1 BB: 0 S: 8 P: 8	R: 0 H: 2 E: 0 LOB: 2 K: 0 BB: 0 S: 5 P: 5	R: 2 H: 2 E: 0 LOB: 0 K: 0 BB: 0 S: 5 P: 5	R: 2 H: 2 E: 0 LOB: 0 K: 1 BB: 0 S: 7 P: 7	R: 1 H: 2 E: 0 LOB: 1 K: 0 BB: 0 S: 4 P: 4	R: 0 H: 1 E: 0 LOB: 1 K: 2 BB: 0 S: 8 P: 8	R: 0 H: 1 E: 0 LOB: 1 K: 1 BB: 1 S: 5 P: 9	1B: 6 SF: 1 2B: 4 SAC: 0 3B: 3 DP: 2 HR: 1 HBP: 0	WP: 0 PA: 40 PB: 0 SB: 0 CS: 0	
PITCHER Moose Haas, R (1, 1) ERA: 2.48 Bob Gibson, R (6, 1) ERA: 3.38	IP WLS BF H R ER SO BB IBB HBP BLK WP HR S P ERA WHIP	5.1 26 9 6 5 3 0 0 0 0 0 1 32 32 8.44 1.688	3.2 W 14 4 1 1 3 0 1 0 0 0 0 19 23 2.46 1.091	PITCHER IP WLS BF H R ER SO BB IBB HBP BLK WP HR S P ERA WHIP								

Detroit Tigers @ Milwaukee Brewers
Milwaukee County Stadium, Milwaukee, WI
Thu Apr 25 1985, 7:05 PM EST
Att. 9,619 - Unknown

livebaseballscorecards.com

AB	38
R	7
H	13
RBI	7
BB	1
SO	6
LOB	15



Batter	1	2	3	4	5	6	7	8	9	AB R H RBI BB SO LOB
Paul Molitor, R (1, 5) OBP: 0.422, SLG: 0.456	0-0 F7		0-3 K		0-0 F8			0-0 2B	0-0 HR	5 2 2 3 0 1 2
Robin Yount, R (1, 10) OBP: 0.323, SLG: 0.268	0-0 F9		0-0 F9			0-0 F7		4-0 2B	0-0 HR	4 2 1 0 1 0 1
Doug Loman, L (1, 9) OBP: 0.194, SLG: 0.278	0-0 6-3			0-3 K		0-3 K		0-3 K	0-0 HR	3 0 0 0 0 2 0
Mark Brouhard, R (8, PH) OBP: 0.353, SLG: 0.438										1 0 0 0 0 1 2
Brian Giles, R (9, 6) OBP: 0.238, SLG: 0.158										1 1 1 0 0 0 0
Ben Oglivie, L (1, 7) OBP: 0.227, SLG: 0.154		0-3 K		0-0 F2		0-0 F2		0-0 1B	1-0 HR	4 2 1 1 0 1 0
Ted Simmons, S (1, 3) OBP: 0.389, SLG: 0.417		0-3 K		0-0 1B			0-0 1-3	0-0 FC4-6	0-0 HR	5 1 3 5 0 1 0
Bill Schroeder, R (1, 2) OBP: 0.271, SLG: 0.535		0-0 F8		0-3 K			0-3 K	0-0 SF8	1-2 HR	3 0 0 1 0 2 1
Jim Gantner, L (1, 4) OBP: 0.255, SLG: 0.256			0-0 1B		0-0 6-3		0-0 F8	0-0 FC4-6		4 1 1 0 0 0 1
Ed Romero, R (1, 6) OBP: 0.400, SLG: 0.333			0-0 1B		0-0 F7			0-0 1B	0-3 K	2 0 1 1 0 0 0
Paul Householder, S (8, PH) OBP: 0.370, SLG: 0.381			2-H 1B					0-0 2B		2 1 1 0 0 1 0
Rick Manning, L (1, 8) OBP: 0.333, SLG: 0.294			0-0 F7		0-0 1B			0-0 2B	0-0 3-1	4 1 2 0 0 0 1

Inning Stats		R: 0	H: 0	E: 0	LOB: 0	K: 0	BB: 0	S: 3	R: 0	H: 0	E: 0	LOB: 0	K: 2	BB: 0	S: 7	R: 1	H: 2	E: 0	LOB: 1	K: 1	BB: 0	S: 7	R: 0	H: 1	E: 0	LOB: 1	K: 2	BB: 0	S: 8	R: 0	H: 0	E: 0	LOB: 0	K: 1	BB: 0	S: 5	R: 0	H: 0	E: 0	LOB: 0	K: 1	BB: 0	S: 5	R: 5	H: 5	E: 0	LOB: 1	K: 1	BB: 1	S: 10	R: 5	H: 4	E: 0	LOB: 0	K: 1	BB: 0	S: 8	1B: 8	2B: 3	3B: 0	HR: 2	SF: 1	SAC: 0	DP: 0	HBP: 1	WP: 0	PA: 41
PITCHER		IP	WLS	BF	H	R	ER	SO	BB	IBB	HBP	BLK	WP	HR	S	P	ERA	WHIP																																																	
Milt Wilcox, R (1, 1) ERA: 3.86		7.0		28	7	4	4	7	0	0	0	0	0	0	42	42	5.14	1.000																																																	
Willie Hernandez, L (8, 1) ERA: 2.19		1.0		6	2	2	2	1	1	0	0	0	0	0	7	11	18.00	3.000																																																	
Bill Scherer, L (9, 1) ERA: 9.64		0.2	L	7	4	5	5	1	0	0	1	0	0	2	8	9	67.50	6.000																																																	

BOTTOM

Detroit Tigers @ Milwaukee Brewers
Milwaukee County Stadium, Milwaukee, WI

Thu Apr 25 1985, 7:05 PM EST
Att. 9,619 - Unknown

AB	38
R	11
H	13
RBI	11
BB	1
SO	9
LOB	8



livebaseballscores.com

Batter	1	2	3	4	5	6	7	8	9	AB R H RBI BB SO LOB	TOP											
Lou Whitaker, L (1, 4) OBP: 0.414, SLG: 0.596	0-3 K		0-0 6-3		0-3 K			0-0 SH2-3		3 0 0 0 0 2 1	Detroit Tigers @ Milwaukee Brewers Milwaukee County Stadium, Milwaukee, WI Fri Apr 26 1985, 7:05 PM EST Att. 15,278 - Unknown											
Alan Trammell, R (1, 6) OBP: 0.375, SLG: 0.585	0-0 6-3		0-0 1B			0-0 L4		0-0 F4		4 0 1 0 0 0 1												
Kirk Gibson, L (1, 9) OBP: 0.338, SLG: 0.403	0-0 E4 3B		0-3 K			0-0 B1-3		0-0 F2		4 1 1 0 0 1 2												
Larry Herndon, R (1, 7) OBP: 0.286, SLG: 0.373	0-0 F9			0-0 5-3		0-3 K		0-0 7-2 3B		4 0 1 0 0 1 0												
Darrell Evans, L (1, 3) OBP: 0.295, SLG: 0.350		0-0 L9		0-0 1-3			0-0 1B 1B	0-0 7-2		4 0 1 0 0 0 1												
Chet Lemon, R (1, 8) OBP: 0.339, SLG: 0.421		0-0 4-3 1B		0-0 6-3		0-3 K		0-0 3-Hr 1B		4 0 2 0 0 1 1												
Alejandro Sanchez, R (1, 10) OBP: 0.364, SLG: 0.545		0-0 4-3			0-0 F8		0-0 G5-4-3 1B	0-0 L6		4 0 1 0 0 0 2												
Marty Castillo, R (1, 2) OBP: 0.133, SLG: 0.071		0-0 6-3			0-3 K		0-0 G5-4-3			3 0 0 0 0 1 3												
Chris Pittaro, S (1, 5) OBP: 0.357, SLG: 0.368			0-0 4-3		4-0 BB			0-0 SH2-3 1B		1 0 0 0 1 0 0												
Tom Brookens, R (7, 5) OBP: 0.458, SLG: 0.591										1 0 1 0 0 0 0												
Inning Stats	R: 1 E: 1 K: 1 S: 6	H: 1 LOB: 0 BB: 0 P: 6	R: 0 E: 0 K: 0 S: 4	H: 1 LOB: 1 BB: 0 P: 4	R: 0 E: 0 K: 1 S: 6	H: 1 LOB: 1 BB: 0 P: 6	R: 0 E: 0 K: 0 S: 3	H: 0 LOB: 0 BB: 0 P: 3	R: 0 E: 0 K: 2 S: 7	H: 0 LOB: 1 BB: 1 P: 11	R: 0 E: 0 K: 1 S: 5	H: 0 LOB: 0 BB: 0 P: 5	R: 0 E: 0 K: 1 S: 6	H: 2 LOB: 1 BB: 0 P: 6	R: 0 E: 0 K: 0 S: 4	H: 1 LOB: 1 BB: 0 P: 4	R: 0 E: 0 K: 0 S: 4	H: 2 LOB: 1 BB: 0 P: 4	1B: 6 2B: 1 3B: 2 HR: 0	SF: 0 SAC: 1 DP: 2 HBP: 0	WP: 0 PB: 0 SB: 0 CS: 0	PA: 34
PITCHER	IP WLS BF H R ER SO BB IBB HBP BLK WP HR S P ERA WHIP																					
Ray Burris, R (1, 1) ERA: 2.0	4.2 L 17 3 1 0 3 0 0 0 0 0 0 0 23 23 0.00 0.643																					
Bob McClure, L (5, 1) ERA:	4.1 17 5 0 0 3 1 0 0 0 0 0 0 22 26 0.00 1.385																					

AB	32
R	1
H	8
RBI	0
BB	1
SO	6
LOB	11



livebaseballscorecards.com

Batter	1	2	3	4	5	6	7	8	9	AB	R	H	RBI	BB	SO	LOB
Paul Molitor, R OBP: 0.412, SLG: 0.443 (1, 5)	0-0 6-3		0-0 WP 1-3 1B		0-3 K			0-3 K		4	0	1	0	0	2	0
Robin Yount, R OBP: 0.303, SLG: 0.250 (1, 7)	0-0 F9		0-3 K			0-0 F9			0-0 F7	4	0	0	0	0	1	2
Cecil Cooper, L OBP: 0.294, SLG: 0.313 (1, 3)	0-0 4-3			0-0 G3-6-3 1B		0-3 K			0-0 4-3 2B	4	0	2	0	0	1	0
Ben Oglivie, L OBP: 0.208, SLG: 0.140 (1, 9)		0-3 K		0-0 G3-6-3 1-2f		0-0 F4			0-0 4-3 2-3	4	0	0	0	0	1	2
Ted Simmons, S OBP: 0.397, SLG: 0.400 (1, 10) Paul Householder, S OBP: 0.370, SLG: 0.381 (9, PR)		0-3 K2-3		4-0 1B BB			0-0 F8		4-0 IBB	2	0	0	0	0	2	1
Bill Schroeder, R OBP: 0.269, SLG: 0.511 (1, 2)		0-3 K		0-0 1-3 1B			0-0 F4		0-0 5-3	4	0	1	0	0	1	2
Jim Gantner, L OBP: 0.240, SLG: 0.239 (1, 4)			0-3 K	0-3 K				0-0 4-3		3	0	0	0	0	2	2
Ed Romero, R OBP: 0.370, SLG: 0.304 (1, 6) Doug Loman, L OBP: 0.189, SLG: 0.270 (8, PH) Brian Giles, R OBP: 0.238, SLG: 0.158 (9, 6)			0-0 F4		0-0 F3			0-0 5-3		2	0	0	0	0	0	0
Rick Manning, L OBP: 0.333, SLG: 0.300 (1, 8)			0-0 1B 1B		0-0 5-3			0-0 4-3		1	0	0	0	0	0	0

Inning Stats	R: 0	H: 0	R: 0	H: 0	R: 0	H: 2	R: 0	H: 0	R: 0	H: 0	R: 0	H: 0	R: 0	H: 0	R: 0	H: 1	R: 0	H: 1	R: 0	H: 0	R: 0	H: 1	1B: 4	SF: 0	WP: 1	PA: 33	
E: 0	LOB: 0	E: 0	LOB: 0	E: 0	LOB: 2	E: 0	LOB: 2	E: 0	LOB: 0	E: 0	LOB: 0	E: 0	LOB: 0	E: 0	LOB: 0	E: 0	LOB: 2	E: 0	LOB: 2	E: 0	LOB: 0	E: 0	LOB: 0	2B: 1	SAC: 0	PB: 0	
K: 0	BB: 0	K: 3	BB: 0	K: 2	BB: 0	K: 1	BB: 1	K: 1	BB: 0	K: 1	BB: 0	K: 0	BB: 0	K: 1	BB: 0	K: 0	BB: 1	K: 0	BB: 1	K: 1	BB: 0	K: 0	BB: 0	3B: 0	DP: 1	SB: 0	
S: 3	P: 3	S: 9	P: 9	S: 9	P: 9	S: 6	P: 10	S: 5	P: 5	S: 5	P: 5	S: 3	P: 3	S: 5	P: 5	S: 4	P: 8	S: 4	P: 8	S: 5	P: 5	S: 5	P: 5	HR: 0	HBP: 0	CS: 0	

PITCHER	IP	WLS	BF	H	R	ER	SO	BB	IBB	HBP	BLK	WP	HR	S	P	ERA	WHIP	PITCHER	IP	WLS	BF	H	R	ER	SO	BB	IBB	HBP	BLK	WP	HR	S	P	ERA	WHIP	
Jack Morris, R ERA: 2.16 (1, 1)	9.0	W	33	5	0	0	9	1	1	0	0	1	0	49	57	0.00	0.667																			

BOTTOM

Detroit Tigers @ Milwaukee Brewers
Milwaukee County Stadium, Milwaukee, WI
Fri Apr 26 1985, 7:05 PM EST
Att. 15,278 - Unknown

livebaseballscorecards.com

AB	31
R	0
H	5
RBI	0
BB	2
SO	9
LOB	8



Batter	1	2	3	4	5	6	7	8	9	AB R H RBI BB SO LOB	TOP									
Lou Whitaker, L (1, 4) OBP: 0.393, SLG: 0.564	0-0 4-3		0-0 SH1-3		0-0 F8		0-0 F9			3 0 0 0 0 0 1										
Alan Trammell, R (1, 6) OBP: 0.355, SLG: 0.551	0-0 F9		0-0 4-3			0-0 5-3		0-0 5-3		4 0 0 0 0 0 1										
Kirk Gibson, L (1, 9) OBP: 0.320, SLG: 0.379	0-0 4-3		0-0 4-3			0-3 K		0-0 4-3		4 0 0 0 0 1 1										
Larry Herndon, R (1, 7) OBP: 0.284, SLG: 0.381		0-0 F3		0-0 4-3		0-0 5-3		0-0 2B		4 0 1 0 0 0 0										
Darrell Evans, L (1, 3) OBP: 0.271, SLG: 0.318		0-0 F8		0-0 F5			0-3 K	0-0 F5		4 0 0 0 0 1 1										
Chet Lemon, R (1, 8) OBP: 0.333, SLG: 0.410		0-0 E5 3B		0-0 FC6-4 1B			0-0 E7 HR	0-0 F5		4 2 1 0 0 0 0										
Alejandro Sanchez, R (1, 10) OBP: 0.400, SLG: 0.867		0-0 2-H 3B		0-0 FC6-4 1-2f			0-0 2-H HR	0-0 F7		4 1 2 3 0 0 1										
Marty Castillo, R (1, 2) OBP: 0.105, SLG: 0.056		0-3 K		0-0 4-3			0-0 5-3	0-0 F9		4 0 0 0 0 1 1										
Chris Pittaro, S (1, 5) OBP: 0.378, SLG: 0.375			4-0 SH1-3 BB		0-0 F9					2 0 1 0 1 0 0										
Tom Brookens, R (7, 5) OBP: 0.458, SLG: 0.591										0 0 0 0 0 0 0										
Inning Stats	R: 0 E: 0 K: 0 S: 3	H: 0 LOB: 0 BB: 0 P: 3	R: 1 E: 1 K: 1 S: 7	H: 1 LOB: 1 BB: 0 P: 7	R: 0 E: 0 K: 0 S: 3	H: 0 LOB: 1 BB: 1 P: 7	R: 0 E: 0 K: 0 S: 4	H: 1 LOB: 1 BB: 0 P: 4	R: 0 E: 0 K: 1 S: 5	H: 0 LOB: 0 BB: 0 P: 5	R: 2 E: 1 K: 1 S: 8	H: 2 LOB: 1 BB: 0 P: 8	R: 0 E: 0 K: 0 S: 4	H: 1 LOB: 1 BB: 0 P: 4	R: 0 E: 0 K: 0 S: 3	H: 0 LOB: 0 BB: 0 P: 3	1B: 2 2B: 1 3B: 1 HR: 1	SF: 0 SAC: 1 DP: 0 HBP: 0	WP: 0 PB: 0 SB: 0 CS: 0	PA: 35
PITCHER Danny Darwin, R (1, 1) ERA: 2.73	IP: 9.0 WLS: L BF: 35 H: 5 R: 3 ER: 1 SO: 3 BB: 1 IBB: 0 HBP: 0 BLK: 0 WP: 0 HR: 1 S: 40 P: 44 ERA: 1.00 WHIP: 0.667																			

Detroit Tigers @ Milwaukee Brewers
 Milwaukee County Stadium, Milwaukee, WI
 Sat Apr 27 1985, 4:33 AM EST
 Att: 16,468 - Unknown

livebaseballscorecards.com

AB 33
R 3
H 5
RBI 3
BB 1
SO 3
LOB 6



Batter	1	2	3	4	5	6	7	8	9	AB R H RBI BB SO LOB
Paul Molitor, R (1, 5) OBP: 0.389, SLG: 0.415	0-3 K ①		0-0 F7 ②			0-3 K ②			0-0 6-3 ①	4 0 0 0 0 2 0
Robin Yount, R (1, 7) OBP: 0.329, SLG: 0.313	0-0 1B 2B		0-3 K ③			0-0 1B 2B			0-0 3-1 1B	4 2 3 0 0 1 0
Cecil Cooper, L (1, 3) OBP: 0.309, SLG: 0.327	0-0 5-3 ②			0-0 G6-4-3 1B		0-0 CS 1B			0-0 3-1 ②	4 0 2 1 0 0 2
Ted Simmons, S (1, 10) OBP: 0.387, SLG: 0.389	0-0 1B			0-0 G6-4-3 ① ②		0-0 CS ③	0-0 1-3 ①		0-0 F8 ③	4 0 1 1 0 0 2
Doug Loman, L (1, 9) OBP: 0.175, SLG: 0.250	0-0 F9 ③			0-0 6-3 ③			0-0 F8 ②			3 0 0 0 0 0 1
Charlie Moore, R (1, 2) OBP: 0.143, SLG: 0.286		0-3 K ①			0-0 5-3 ①		0-0 5-3 ③			3 0 0 0 0 1 0
Jim Gantner, L (1, 4) OBP: 0.226, SLG: 0.224		0-0 F7 ②			0-0 G3 ②			0-0 6-3 ①		3 0 0 0 0 0 0
Ed Romero, R (1, 6) OBP: 0.345, SLG: 0.280		0-0 F4 ③			0-3 K ③			0-0 4-3 ②		2 0 0 0 0 1 0
Ben Oglivie, L (8, PH) OBP: 0.204, SLG: 0.136										1 0 0 0 0 0 0
Brian Giles, R (9, 6) OBP: 0.238, SLG: 0.158										0 0 0 0 0 0 0
Rick Manning, L (1, 8) OBP: 0.292, SLG: 0.261			0-0 4-3 ①			0-0 G3 ①		0-0 F8 ③		3 0 0 0 0 0 0

Inning Stats	R: 1	H: 2	R: 0	H: 0	R: 0	H: 1	R: 0	H: 0	R: 1	H: 2	R: 0	H: 0	R: 0	H: 1	R: 0	H: 0	R: 0	H: 1
	E: 0	LOB: 1	E: 0	LOB: 0	E: 0	LOB: 0	E: 0	LOB: 0	E: 0	LOB: 0	E: 0	LOB: 0	E: 0	LOB: 0	E: 0	LOB: 0	E: 0	LOB: 1
	K: 1	BB: 0	K: 1	BB: 0	K: 0	BB: 0	K: 1	BB: 0	K: 1	BB: 0	K: 0	BB: 0	K: 0	BB: 0	K: 0	BB: 0	K: 0	BB: 0
	S: 7	P: 7	S: 5	P: 5	S: 5	P: 3	S: 5	P: 5	S: 6	P: 6	S: 3	P: 3	S: 3	P: 3	S: 3	P: 3	S: 4	P: 4

PITCHER	IP	WLS	BF	H	R	ER	SO	BB	IBB	HBP	BLK	WP	HR	S	P	ERA	WHIP
Dan Petry, R (1, 1) ERA: 2.9	8.1	W	29	6	2	2	5	0	0	0	0	0	0	39	39	2.16	0.720
Willie Hernandez, L (9, 1) ERA: 2.08	0.2	S	2	0	0	0	0	0	0	0	0	0	0	2	2	0.00	0.000


BOTTOM

Detroit Tigers @ Milwaukee Brewers
Milwaukee County Stadium, Milwaukee, WI

Sat Apr 27 1985, 4:33 AM EST
Att. 16,468 - Unknown

livebaseballscores.com

AB	31
R	2
H	6
RBI	2
BB	0
SO	5
LOB	5



WP: 0	PA: 32
PB: 0	
SB: 0	
CS: 1	

Batter	1	2	3	4	5	6	7	8	9	AB R H RBI BB SO LOB	TOP	
Lou Whitaker, L (1, 4) OBP: 0.409, SLG: 0.552	4-0 SH3 BB SF7 BB		x 0-0 WP SF8 1B		x 0-0 F9			0-3 K	4-0 BB	3 2 1 0 2 1 1		
Alan Trammell, R (1, 6) OBP: 0.370, SLG: 0.583	4-0 SH3 BB 1-2		4-0 FC5-4 BB 1-3		x 0-0 F7		x 0-0 F7	0-0 HR	0-0 F7	3 1 1 2 2 0 2		
Kirk Gibson, L (1, 9) OBP: 0.304, SLG: 0.362	0-0 SH3 1-2 2-3		x 0-0 SF8 3-H		x 0-0 F6		x 0-0 F3	0-0 F2	0-0 F2	3 0 0 1 0 0 2		
Lance Parrish, R (1, 2) OBP: 0.288, SLG: 0.403	0-0 SF7 3-H		x 0-0 FC5-4 1-2f		x 0-0 5-3		x 0-0 HR			3 1 1 2 0 0 1		
Larry Herndon, R (1, 7) OBP: 0.282, SLG: 0.373	0-0 6-3			x 0-0 1-3			x 0-0 6-3	0-0 1B		4 0 1 0 0 0 1		
Chet Lemon, R (1, 8) OBP: 0.343, SLG: 0.415		x 0-0 F9		0-3 K		x 0-0 1B	x 0-0 1B			4 0 2 0 0 1 0		
Alejandro Sanchez, R (1, 10) OBP: 0.316, SLG: 0.684		x 0-0 F8		0-3 K		x 0-0 F8	x 0-0 1-3			4 0 0 0 0 1 3		
Barbaro Garbey, R (1, 3) OBP: 0.227, SLG: 0.190		x 0-0 F4			x 0-0 4-3		x 0-0 F9		0-0 BB	4 0 1 0 0 0 1		
Tom Brookens, R (1, 5) OBP: 0.429, SLG: 0.538			x 0-0 6-3		x 0-0 F8		x 0-0 HR	0-0 F8	0-0 F8	4 1 1 0 0 0 1		
Inning Stats	R: 1 H: 0 E: 0 LOB: 1 K: 0 BB: 2 S: 3 P: 11	R: 0 H: 0 E: 0 LOB: 0 K: 0 BB: 0 S: 3 P: 3	R: 1 H: 1 E: 0 LOB: 1 K: 0 BB: 1 S: 4 P: 8	R: 0 H: 0 E: 0 LOB: 0 K: 2 BB: 0 S: 7 P: 7	R: 0 H: 0 E: 0 LOB: 0 K: 0 BB: 0 S: 3 P: 3	R: 0 H: 0 E: 0 LOB: 0 K: 0 BB: 0 S: 3 P: 3	R: 0 H: 1 E: 0 LOB: 1 K: 0 BB: 0 S: 4 P: 4	R: 3 H: 5 E: 0 LOB: 2 K: 1 BB: 0 S: 10 P: 10	R: 0 H: 1 E: 0 LOB: 2 K: 0 BB: 1 S: 4 P: 8	1B: 6 SF: 2 2B: 0 SAC: 1 3B: 0 DP: 0 HR: 2 HBP: 0	WP: 2 PA: 39 PB: 0 SB: 0 CS: 0	
PITCHER	IP WLS BF H R ER SO BB IBB HBP BLK WP HR S P ERA WHIP											
Teddy Higuera, L (1, 1) ERA: 6.08	7.2 L 31 5 5 5 3 3 0 0 0 1 2 34 46 5.87 1.043											
Pete Ladd, R (8, 1) ERA: 2.84	1.1 8 3 0 0 0 1 0 0 0 0 0 7 11 0.00 3.000											

Detroit Tigers @ Milwaukee Brewers
Milwaukee County Stadium, Milwaukee, WI

Sun Apr 28 1985, 4:33 AM EDT
Att: 19,140 - Unknown

livebaseballscorecards.com

AB	32
R	5
H	8
RBI	5
BB	4
SO	3
LOB	12




Batter	1	2	3	4	5	6	7	8	9	AB	R	H	RBI	BB	SO	LOB
Paul Molitor, R OBP: 0.395, SLG: 0.412 (1, 5) x	0-0 G1-4-3 1B		0-0 6-3		0-0 F9			4-0 BB		3	0	1	0	1	0	3
Robin Yount, R OBP: 0.311, SLG: 0.294 (1, 7) x	0-0 G1-4-3 1-2f			0-0 5-3		0-0 1-3		0-0 F7		4	0	0	0	0	0	2
Cecil Cooper, L OBP: 0.305, SLG: 0.321 (1, 3) x	0-0 F7			0-0 1B		0-0 F7		0-0 1-3		4	0	1	0	0	0	1
Ted Simmons, S OBP: 0.364, SLG: 0.362 (1, 10) x		0-0 1-3		0-0 F7		0-0 1-3		0-0 F8		4	0	0	0	0	0	1
Bill Schroeder, R OBP: 0.266, SLG: 0.480 (1, 2) x		0-3 K		0-3 K		4-0 4-3 BB		0-3 K		3	0	0	0	1	3	1
Doug Loman, L OBP: 0.159, SLG: 0.227 (1, 8) x		0-0 F5			0-0 F9		0-0 F6		0-0 F4		4	0	0	0	0	1
Ben Oglivie, L OBP: 0.231, SLG: 0.191 (1, 9) x			0-0 4-3 2B		0-0 E9 1B		0-0 4-3			3	0	2	0	0	0	1
Jim Gantner, L OBP: 0.214, SLG: 0.212 (1, 4) (9, 6) x			0-0 4-3		0-0 F8		0-0 F8			3	0	0	0	0	0	3
Brian Giles, R OBP: 0.261, SLG: 0.150 (1, 6) x			0-3 K		0-0 BB			0-0 G3		1	0	0	0	1	1	1
Randy Ready, R OBP: 0.364, SLG: 0.444 (8, PH) (9, 4) x										1	0	0	0	0	0	0

BOTTOM

Detroit Tigers @ Milwaukee Brewers
Milwaukee County Stadium, Milwaukee, WI


Sun Apr 28 1985, 4:33 AM EDT
Att. 19,140 - Unknown

AB	30
R	0
H	4
RBI	0
BB	3
SO	4
LOB	14



Inning Stats	R: 0 E: 0 K: 0 S: 3	H: 1 LOB: 0 BB: 0 P: 3	R: 0 E: 0 K: 1 S: 5	H: 0 LOB: 0 BB: 0 P: 5	R: 0 E: 0 K: 1 S: 6	H: 1 LOB: 1 BB: 0 P: 6	R: 0 E: 0 K: 1 S: 6	H: 1 LOB: 1 BB: 0 P: 6	R: 0 E: 1 K: 0 S: 4	H: 1 LOB: 2 BB: 1 P: 8	R: 0 E: 0 K: 0 S: 3	H: 0 LOB: 1 BB: 1 P: 7	R: 0 E: 0 K: 0 S: 3	H: 0 LOB: 1 BB: 1 P: 7	R: 0 E: 0 K: 1 S: 5	H: 0 LOB: 0 BB: 0 P: 5	1B: 3 2B: 1 3B: 0 HR: 0	SF: 0 SAC: 0 DP: 1 HBP: 0	WP: 0 PB: 0 SB: 0 CS: 0	PA: 33	
PITCHER Walt Terrell, R ERA: 3.86 (1, 1)	IP 9.0	WLS W	BF 33	H 4	R 0	ER 0	SO 4	BB 3	IBB 0	HBP 0	BLK 0	WP 0	HR 0	S 38	P 50	ERA 0.00	WHIP 0.778				
PITCHER	IP	WLS	BF	H	R	ER	SO	BB	IBB	HBP	BLK	WP	HR	S	P	ERA	WHIP				

livebaseballscorecards.com

Batter	1	2	3	4	5	6	7	8	9	AB R H RBI BB SO LOB	TOP											
Kirby Puckett, R OBP: 0.344, SLG: 0.440 (1, 8)	0-0 FC5-4 1B		0-0 6-3	0-0 BB FC7-5 1B	0-0 1B		0-3 K			5 1 3 0 0 1 1												
Mickey Hatcher, R OBP: 0.307, SLG: 0.448 Dave Meier, R (8, 7)	0-0 FC5-4 WP 1-2f		0-0 4-3	0-0 FC7-5 BB 1B	0-0 F4		0-0 6-3			5 1 0 0 0 0 5 0 0 0 0 0 0 0												
Kent Hrbek, L (1, 3)	0-0 L3 2-3			0-0 HR		0-0 4-3		0-0 F7		4 2 1 1 1 0 1												
Tom Brunansky, R (1, 9)	0-3 K			0-0 1B 1B	0-0 2B	0-0 F8		0-0 F2		5 2 2 2 0 1 1												
Roy Smalley, S (1, 10)		0-0 3-1		0-0 HR 1B	0-0 2B	4-0 BB		0-0 F7		3 2 1 0 2 0 0												
Gary Gaetti, R (1, 5)		4-0 FC6-4 BB		0-0 HR 1B	0-0 2B	0-3 K		0-0 F2		4 1 2 4 1 1 1												
Greg Gagne, R (1, 6)		0-0 F9		0-0 K	0-0 5-3		0-0 2B 2B		0-0 F4	5 1 1 0 0 1 4	AB 40 R 11 H 13 RBI 11 BB 4 SO 4 LOB 16											
Tim Teufel, R (1, 4)		0-0 FC6-4 1-2f		0-0 HR	0-0 F9		0-0 2B		1-0 HBP	4 1 2 4 0 0 1												
Mark Salas, L (1, 2)			0-0 F8	0-0 FC7-5 1B	0-0 G4-1		0-0 L4		0-0 4-3	5 0 1 0 0 0 2												
Inning Stats	R: 0 E: 1 K: 1 S: 6	H: 1 LOB: 1 BB: 0 P: 6	R: 0 E: 0 K: 0 S: 3	H: 0 LOB: 1 BB: 1 P: 7	R: 0 E: 0 K: 0 S: 3	H: 0 LOB: 0 BB: 0 P: 3	R: 10 E: 1 K: 1 S: 14	H: 9 LOB: 1 BB: 2 P: 22	R: 0 E: 0 K: 0 S: 4	H: 1 LOB: 1 BB: 0 P: 4	R: 0 E: 0 K: 1 S: 5	H: 0 LOB: 1 BB: 1 P: 9	R: 1 E: 0 K: 1 S: 7	H: 2 LOB: 1 BB: 0 P: 7	R: 0 E: 0 K: 0 S: 3	H: 0 LOB: 0 BB: 0 P: 3	R: 0 E: 0 K: 0 S: 3	H: 0 LOB: 1 BB: 0 P: 4	1B: 7 2B: 4 3B: 0 HR: 2	SF: 0 SAC: 0 DP: 0 HBP: 1	WP: 1 PB: 0 SB: 0 CS: 0	PA: 45
PITCHER	IP WLS BF H R ER SO BB IBB HBP BLK WP HR S P ERA WHIP																					
Milt Wilcox, R (1, 1) ERA: 4.76	3.0 L 14 4 3 3 1 1 0 0 0 1 1 15 19 9.00 1.667																					
Juan Berenguer, R (4, 1) ERA: 8.0	0.2 7 4 2 2 1 1 0 0 0 0 1 8 12 27.00 7.500																					
Doug Bair, R (4, 1) ERA: 5.19	5.1 24 5 6 6 2 2 0 1 0 0 0 25 34 10.12 1.312																					

Minnesota Twins @ Detroit Tigers
Tiger Stadium, Detroit, MI
Tue Apr 30 1985, 7:05 PM EDT
Att. 22,899 - Unknown

livebaseballscorecards.com


Batter	1	2	3	4	5	6	7	8	9	AB	R	H	RBI	BB	SO	LOB
Lou Whitaker, L (1, 4) OBP: 0.400, SLG: 0.525	0-0 F9		4-0 BB BB BB		0-0 F9			0-3 K		3	0	0	0	1	1	0
Alan Trammell, R (1, 6) OBP: 0.365, SLG: 0.566	0-0 6-3		0-0 F8			0-0 F4		0-0 1B		4	0	1	0	0	0	2
Kirk Gibson, L (1, 9) OBP: 0.301, SLG: 0.356	0-3 K		0-0 1-2 2-H 1B			0-0 4-3		0-0 3-1		4	0	1	1	0	1	1
Lance Parrish, R (1, 2) OBP: 0.286, SLG: 0.394		0-0 5-3	0-0 L6			0-0 1B		0-0 F4		4	0	1	0	0	0	2
Darrell Evans, L (1, 3) OBP: 0.250, SLG: 0.292		0-0 G3		0-0 3-1		0-0 4-3		0-0 F9		4	0	0	0	0	0	1
Nelson Simmons, S (1, 7)		0-0 F9		0-0 3-1			0-0 4-3		0-0 F2	4	0	0	0	0	0	0
Johnny Grubb, L (1, 10) OBP: 0.282, SLG: 0.294			0-0 2B 3B		0-0 F8		0-0 BB BB BB	0-0 G5-4-3 BB		2	1	1	0	1	0	0
Chet Lemon, R (1, 8) OBP: 0.329, SLG: 0.397			0-0 5-3		0-0 F7		0-0 G5-4-3 1-2f			3	0	0	0	0	0	2
Chris Pittaro, S (1, 5) OBP: 0.375, SLG: 0.395			0-0 1B 2B		0-0 4-3			0-0 4-3		3	1	1	1	0	0	0

Inning Stats	R: 0	H: 0	E: 0	K: 1	S: 5	LOB: 0	BB: 0	P: 5	R: 0	H: 0	E: 0	K: 0	S: 3	LOB: 0	BB: 0	P: 3	R: 2	H: 3	E: 0	K: 0	S: 6	LOB: 2	BB: 1	P: 10	R: 0	H: 0	E: 0	K: 0	S: 3	LOB: 0	BB: 0	P: 3	R: 0	H: 1	E: 0	K: 0	S: 4	LOB: 1	BB: 0	P: 4	R: 0	H: 0	E: 0	K: 0	S: 2	LOB: 0	BB: 1	P: 6	R: 0	H: 1	E: 0	K: 1	S: 6	LOB: 1	BB: 0	P: 6	R: 0	H: 0	E: 0	K: 0	S: 3	LOB: 0	BB: 0	P: 3
1B: 3	2B: 1	3B: 1	HR: 0	SF: 0	SAC: 0	DP: 1	HBP: 0	WP: 0	PA: 33																																																							

PITCHER	IP	WLS	BF	H	R	ER	SO	BB	IBB	HBP	BLK	WP	HR	S	P	ERA	WHIP
John Butcher, R (1, 1) ERA: 2.3	9.0	W	33	5	2	2	2	2	2	0	0	0	0	35	43	2.00	0.778

MINNESOTA TWINS @ DETROIT TIGERS
Tiger Stadium, Detroit, MI
Tue Apr 30 1985, 7:05 PM EDT
Att. 22,899 - Unknown

AB	31
R	2
H	5
RBI	2
BB	2
SO	2
LOB	8



Batter	1	2	3	4	5	6	7	8	9	AB R H RBI BB SO LOB	TOP											
Kirby Puckett, R OBP: 0.337, SLG: 0.427 (1, 8) X	0-0 G3		0-0 4-3		0-0 1B HR 1B	0-0 4-3		0-0 F3		5 1 1 0 0 0 3												
Mickey Hatcher, R OBP: 0.301, SLG: 0.435 (1, 7) X	0-0 F8			0-0 F4	0-0 1B HR 1B		0-0 F7		0-0 5-3	5 1 1 1 0 0 0												
Kent Hrbek, L OBP: 0.344, SLG: 0.438 (1, 3) X	0-0 G3			4-0 1B BB	0-0 1B HR		0-0 G3		0-0 F7	4 1 1 3 1 0 0												
Tom Brunansky, R OBP: 0.436, SLG: 0.616 (1, 9)		4-0 HBP BB		0-0 L4	0-0 F7		0-0 F7		4-0 BB	3 0 0 0 2 0 1												
Roy Smalley, S OBP: 0.376, SLG: 0.413 (1, 10)		0-0 F9		0-0 1B	0-0 HR			4-0 1B SF8 BB	0-3 K	4 2 2 1 1 1 2												
Gary Gaetti, R OBP: 0.367, SLG: 0.487 (1, 5)		1-0 HBP		0-0 F3	0-0 F7			0-0 F7		3 0 0 0 0 0 3												
Greg Gagne, R OBP: 0.373, SLG: 0.418 (1, 6)		0-0 G5-4-3			0-0 F3	0-0 6-3		0-0 1B 1B		4 0 1 0 0 0 2												
Tim Teufel, R OBP: 0.346, SLG: 0.411 (1, 4)			0-0 F7		0-0 1B 3B	0-0 1B		0-0 SF8		3 1 2 1 0 0 0												
Mark Salas, L OBP: 0.382, SLG: 0.559 (1, 2)			0-0 4-3		0-0 1B 1B	0-0 F2		0-0 1B		4 1 2 1 0 0 1												
Inning Stats	R: 0 E: 0 K: 0 S: 3	H: 0 LOB: 0 BB: 0 P: 3	R: 0 E: 0 K: 0 S: 2	H: 0 LOB: 1 BB: 1 P: 7	R: 0 E: 0 K: 0 S: 3	H: 0 LOB: 0 BB: 0 P: 3	R: 0 E: 0 K: 0 S: 4	H: 1 LOB: 2 BB: 1 P: 8	R: 6 E: 0 K: 0 S: 9	H: 6 LOB: 0 BB: 0 P: 9	R: 0 E: 0 K: 0 S: 4	H: 1 LOB: 1 BB: 0 P: 4	R: 0 E: 0 K: 0 S: 3	H: 0 LOB: 0 BB: 0 P: 3	R: 1 E: 0 K: 0 S: 5	H: 2 LOB: 2 BB: 1 P: 9	R: 0 E: 0 K: 1 S: 5	H: 0 LOB: 1 BB: 1 P: 9	1B: 7 2B: 0 3B: 1 HR: 2	SF: 1 SAC: 0 DP: 1 HBP: 1	WP: 0 PB: 0 SB: 0 CS: 0	PA: 41
PITCHER	IP WLS BF H R ER SO BB IBB HBP BLK WP HR S P ERA WHIP																					
Jack Morris, R ERA: 2.93 (1, 1)	4.1 L 21 6 5 5 0 2 0 1 0 0 0 1 18 27 10.38 1.846																					
Aurelio Lopez, R ERA: 4.6 (5, 1)	3.2 16 4 2 2 0 1 0 0 0 0 0 1 15 19 4.91 1.364																					
Willie Hernandez, L ERA: 1.93 (9, 1)	1.0 4 0 0 0 0 1 1 0 0 0 0 0 5 9 0.00 1.000																					

Minnesota Twins @ Detroit Tigers
Tiger Stadium, Detroit, MI
Wed May 01 1985, 3:33 AM EDT
Att: 19,008 - Unknown

livebaseballscorecards.com

AB	35
R	7
H	10
RBI	7
BB	4
SO	1
LOB	12



BOTTOM

Minnesota Twins @ Detroit Tigers
 Tiger Stadium, Detroit, MI
 Wed May 01 1985, 3:33 AM EDT
 Att. 19,008 - Unknown

livebaseballscorecards.com

AB	34
R	3
H	8
RBI	3
BB	5
SO	5
LOB	20



WP:	1	PA:	40
PB:	0	SB:	1
CS:	0		

AB R H RBI BB SO LOB

4	1	1	0	1	1	1
2	0	1	1	2	0	0
5	0	2	1	0	0	4
4	0	0	0	1	0	4
4	0	0	0	0	1	5
4	1	1	0	0	2	2
4	1	2	1	0	0	0
3	0	1	0	0	0	2
1	0	0	0	0	1	0
3	0	0	0	1	0	2

0-0	4-3	①
0-0	3-1	②
0-0		
0-0	F8	③
0-0		
0-0	F8	③
0-0		
0-0	G3	①
0-3	K	②
0-0		
0-0	1-3	③

0-0	4-3	①
0-0		
0-0		
0-0		
0-0		
0-0		
0-0		
0-0		
0-0		
0-0		

0-0		
0-0	SF8	②
0-0	F9	③
0-0	F9	③
0-0		
0-0		
0-0		
0-0		
0-0		
0-0		

0-0	4-3	③
0-0		
0-0		
0-0		
0-0		
0-0		
0-0		
0-0		
0-0		
0-0		

0-0		
0-0		
0-0		
0-0		
0-0		
0-0		
0-0		
0-0		
0-0		
0-0		

0-0		
0-0		
0-0		
0-0		
0-0		
0-0		
0-0		
0-0		
0-0		
0-0		

0-0		
0-0		
0-0		
0-0		
0-0		
0-0		
0-0		
0-0		
0-0		
0-0		

0-3	K	①
4-0		
0-0		
0-0		
0-0		
0-0		
0-0		
0-0		
0-0		
0-0		

0-3		
0-0		
0-0		
0-0		
0-0		
0-0		
0-0		
0-0		
0-0		
0-0		

0-3		
4-0		
0-0		
0-0		
0-0		
0-0		
0-0		
0-0		
0-0		
0-0		

Inning Stats															Inning Stats																																																																																		
R: 0	H: 0	E: 0	K: 1	S: 5	H: 0	LOB: 2	BB: 2	P: 13	R: 0	H: 1	E: 0	K: 1	S: 6	H: 1	LOB: 1	BB: 0	P: 6	R: 1	H: 2	E: 0	K: 2	S: 9	H: 2	LOB: 2	BB: 1	P: 13	R: 0	H: 1	E: 0	K: 0	S: 4	H: 1	LOB: 1	BB: 0	P: 4	R: 0	H: 0	E: 0	K: 0	S: 3	H: 0	LOB: 1	BB: 1	P: 7	R: 2	H: 3	E: 0	K: 0	S: 6	H: 3	LOB: 2	BB: 1	P: 10	R: 0	H: 0	E: 0	K: 0	S: 3	H: 0	LOB: 0	BB: 0	P: 3	R: 0	H: 0	E: 0	K: 1	S: 5	H: 0	LOB: 0	BB: 0	P: 5	R: 0	H: 1	E: 0	K: 0	S: 4	H: 1	LOB: 1	BB: 0	P: 4	1B: 6	SF: 1	2B: 2	3B: 0	HR: 0	SAC: 0	DP: 0	HBP: 0	WP: 1	PA: 40	PB: 0	SB: 1	CS: 0	ERA	WHIP	ERA	WHIP
PITCHER Frank Viola, L (1, 1) 5.1 WLS BF H R ER SO BB IBB HBP BLK WP HR S P ERA WHIP Rick Lysander, R (6, 1) 3.2 S 12 1 0 0 1 0 0 0 0 0 0 14 14 0.00 0.273															PITCHER IP WLS BF H R ER SO BB IBB HBP BLK WP HR S P ERA WHIP																																																																																		

Batter	1	2	3	4	5	6	7	8	9	AB R H RBI BB SO LOB	TOP																
Ozzie Guillen, L (1, 6) OBP: 0.300, SLG: 0.303	0-0 F9		0-0 4-3			0-0 5-3		0-0 BB 5-3 1B	0-0 FC4-2 SF8 1B	5 2 1 0 0 0 4																	
Tom Paciorek, R (1, 7) OBP: 0.324, SLG: 0.258	0-3 K			0-0 F8		0-0 1-3		0-0 5-3	0-0 SF8	4 0 0 0 0 1 1																	
Rudy Law, L (8, 7) OBP: 0.314, SLG: 0.370								1-2 5-3	1-2 2-3 3-H	0 0 0 0 0 0 0																	
Luis Salazar, R (9, PH) OBP: 0.234, SLG: 0.341										0 0 0 1 0 0 0																	
Harold Baines, L (1, 9) OBP: 0.379, SLG: 0.519	0-0 1-3			0-0 4-3		0-3 K		4-0 BB 1B	0-0 WP 1B	4 1 1 2 1 1 0																	
Greg Walker, L (1, 3) OBP: 0.306, SLG: 0.438		0-3 K		4-0 HR BB		0-0 1-3		0-0 F7	4-0 BB BB BB BB	3 1 0 0 2 1 2																	
Carlton Fisk, R (1, 2) OBP: 0.386, SLG: 0.619		0-0 F8		0-0 HR		0-0 BB S FC2 1B		4-0 1B CS BB	0-0 F7	4 1 2 2 1 0 2																	
Oscar Gamble, L (1, 10) OBP: 0.333, SLG: 0.353		0-0 F9		0-0 6-3		0-0 F7		0-0 1-3 2-H 3-H 1B		4 0 1 2 0 0 1																	
Daryl Boston, L (1, 8) OBP: 0.345, SLG: 0.396			4-0 3-1 S FC4-2 BB		0-0 F7		4-0 FC2 BB IBB	0-0 CS	4-0 1B 1B FC4-2 BB	1 0 0 0 3 0 0																	
Scott Fletcher, R (1, 5) OBP: 0.380, SLG: 0.302			0-0 3-1		0-0 L4-3 1B		4-0 FC2 BB		0-0 FC4-2 1B	2 0 1 0 0 0 1																	
Jerry Hairston, S (7, PH) OBP: 0.429, SLG: 0.273			1-3				1-2 2-3 BB		1-2 SF8 1B	0 0 0 0 1 0 0																	
Tim Hulett, R (7, PR) OBP: 0.375, SLG: 0.438										1 1 1 0 0 0 0																	
Julio Cruz, S (1, 4) OBP: 0.313, SLG: 0.214			0-0 FC4-2		0-0 L4-3		0-0 FC2		0-0 SF8 FC4-2 1B 1B	4 1 1 0 0 0 5																	
Inning Stats	R: 0 E: 0 K: 1 S: 5	H: 0 LOB: 0 BB: 0 P: 5	R: 0 E: 0 K: 1 S: 5	H: 0 LOB: 0 BB: 1 P: 5	R: 0 E: 0 K: 0 S: 3	H: 0 LOB: 1 BB: 1 P: 7	R: 2 E: 0 K: 0 S: 4	H: 1 LOB: 0 BB: 1 P: 8	R: 0 E: 0 K: 0 S: 3	H: 1 LOB: 0 BB: 0 P: 3	R: 0 E: 0 K: 1 S: 5	H: 0 LOB: 0 BB: 0 P: 5	R: 0 E: 0 K: 0 S: 4	H: 1 LOB: 3 BB: 2 P: 12	R: 2 E: 0 K: 0 S: 4	H: 2 LOB: 1 BB: 2 P: 12	R: 3 E: 0 K: 0 S: 6	H: 3 LOB: 2 BB: 2 P: 14	1B: 7 2B: 1 3B: 0 HR: 1	SF: 1 SAC: 0 DP: 1 HBP: 0	WP: 1 PB: 0 SB: 2 CS: 1	PA: 42					
PITCHER	IP	WLS	BF	H	R	ER	SO	BB	IBB	HBP	BLK	WP	HR	S	P	ERA	WHIP										
Dan Petry, R (1, 1) ERA: 3.26	7.2	L	33	5	4	4	3	4	2	0	0	0	1	33	57	4.70	1.174										
Bill Scherrer, L (8, 1) ERA: 13.5	0.2		4	2	3	3	0	1	0	0	0	0	0	3	7	40.50	4.500										
Aurelio Lopez, R (9, 1) ERA: 4.41	0.2		4	1	0	0	0	1	0	0	0	1	0	3	7	0.00	3.000										

Chicago White Sox @ Detroit Tigers
Tiger Stadium, Detroit, MI
Fri May 03 1985, 7:05 PM EDT
Att. 34,273 - Unknown

livebaseballscorecards.com

AB	32
R	7
H	8
RBI	7
BB	8
SO	3
LOB	16



Batter	1	2	3	4	5	6	7	8	9	AB R H RBI BB SO LOB
Lou Whitaker, L (1, 4) OBP: 0.405, SLG: 0.507	0-0 B2-6 1B		0-0 F8			0-0 F9		0-0 G6-4-3 2-3 1B		4 0 2 0 0 0 0
Alan Trammell, R (1, 6) OBP: 0.372, SLG: 0.549	0-0 B2-6 1-2f		0-0 S 1B			0-0 F9		0-0 G6-4-3 1-2f		4 0 1 0 0 0 3
Kirk Gibson, L (1, 9) OBP: 0.287, SLG: 0.338	0-0 4-3		0-0 F5 1-2			0-0 F8			0-0 F7	4 0 0 0 0 0 1
Lance Parrish, R (1, 2) OBP: 0.278, SLG: 0.378		0-0 F9 SF7 2B		0-0 4-3		0-0 6-3			0-0 1-3	4 1 1 0 0 0 0
Darrell Evans, L (1, 3) OBP: 0.263, SLG: 0.288		4-0 BB BB		0-0 G6-4-3 1B		0-0 F9			0-0 F8	3 0 1 0 1 0 0
Larry Herndon, R (1, 7) OBP: 0.269, SLG: 0.351		0-0 F9 2-3		0-0 G6-4-3 1-2f		0-0 1B				3 0 1 0 0 0 3
Nelson Simmons, S (1, 10) OBP: 0.182, SLG: 0.200		0-0 SF7 3-H			0-0 5-3		0-0 5-3			2 0 0 1 0 0 1
Chet Lemon, R (1, 8) OBP: 0.321, SLG: 0.382		0-0 F4			0-0 6-3		0-3 K			3 0 0 0 0 1 1
Tom Brookens, R (1, 5) OBP: 0.400, SLG: 0.500			0-0 6-3			0-0 F9		0-0 1B 2B		3 0 1 0 0 0 0

Inning Stats	R: 0 E: 0 K: 0 S: 3	H: 1 LOB: 0 BB: 0 P: 3	R: 1 E: 0 K: 0 S: 4	H: 1 LOB: 1 BB: 1 P: 8	R: 0 E: 0 K: 0 S: 4	H: 1 LOB: 1 BB: 0 P: 4	R: 0 E: 0 K: 0 S: 3	H: 1 LOB: 0 BB: 0 P: 3	R: 0 E: 0 K: 0 S: 3	H: 0 LOB: 0 BB: 0 P: 3	R: 0 E: 0 K: 0 S: 3	H: 0 LOB: 0 BB: 0 P: 3	R: 0 E: 0 K: 0 S: 4	H: 1 LOB: 1 BB: 0 P: 4	R: 0 E: 0 K: 1 S: 6	H: 2 LOB: 1 BB: 0 P: 6	R: 0 E: 0 K: 0 S: 3	H: 0 LOB: 0 BB: 0 P: 3	1B: 5 2B: 3 3B: 0 HR: 0	SF: 1 SAC: 0 DP: 3 HBP: 0	WP: 0 PB: 0 SB: 1 CS: 0	PA: 32
PITCHER Tom Seaver, R (1, 1) ERA: 3.06	IP 9.0 WLS W BF 32 H 7 R 1 ER 1 SO 1 BB 1 IBB 0 HBP 0 BLK 0 WP 0 HR 0 S 33 P 37 ERA 1.00 WHIP 0.889																					

Chicago White Sox @ Detroit Tigers
Tiger Stadium, Detroit, MI
Fri May 03 1985, 7:05 PM EDT
Att. 34,273 - Unknown

AB	30
R	1
H	7
RBI	1
BB	1
SO	1
LOB	9



WP: 0	PA: 32
ERA	WHIP

livebaseballscorecards.com

Chicago White Sox @ Detroit Tigers
Tiger Stadium, Detroit, MI
 Sat May 04 1985, 7:05 PM EDT
 Att. 37,865 - Unknown

AB	30
R	1
H	3
RBI	1
BB	3
SO	6
LOB	10



Batter	1	2	3	4	5	6	7	8	9	AB	R	H	RBI	BB	SO	LOB
Rudy Law, L (1, 7) OBP: 0.309, SLG: 0.360	F7		K			F3		1B		4	0	1	1	0	1	0
Luis Salazar, R (1, 5) OBP: 0.255, SLG: 0.340	K			FC6-4 1B		BB		5-3		3	0	1	0	1	1	1
Harold Baines, L (1, 9) OBP: 0.374, SLG: 0.518	1-3			FC6-4 1-2f		4-3			F9 2B	4	0	1	0	0	0	2
Greg Walker, L (1, 3) OBP: 0.292, SLG: 0.417		K			F8		4-3		F9 2-3	4	0	0	0	0	1	2
Carlton Fisk, R (1, 2) OBP: 0.365, SLG: 0.582		K			FC6-4 1-2f		5-3		F8	4	0	0	0	0	1	2
Oscar Gamble, L (1, 10) OBP: 0.333, SLG: 0.333						F3				2	0	0	0	1	0	0
Ron Kittle, R (9, PH) OBP: 0.206, SLG: 0.194								F5		1	0	0	0	0	1	1
Daryl Boston, L (1, 8) OBP: 0.328, SLG: 0.375									F3	3	0	0	0	0	0	1
Julio Cruz, S (1, 4) OBP: 0.304, SLG: 0.207										2	0	0	0	0	0	0
Jerry Hairston, S (8, PH) OBP: 0.467, SLG: 0.273										0	0	0	0	0	1	0
Tim Hulett, R (8, PR) OBP: 0.375, SLG: 0.438										0	1	0	0	0	0	0
Ozzie Guillen, L (1, 6) OBP: 0.288, SLG: 0.290										3	0	0	0	0	1	1

Inning Stats	R: 0	H: 0	R: 0	H: 0	R: 0	H: 0	R: 0	H: 1	R: 0	H: 0	R: 0	H: 0	R: 1	H: 1	R: 0	H: 1	R: 0	H: 1	1B: 2	SF: 0	WP: 0	PA: 33
	E: 0	LOB: 0	E: 0	LOB: 1	E: 0	LOB: 0	E: 0	LOB: 1	E: 0	LOB: 0	E: 0	LOB: 0	E: 0	LOB: 1	E: 0	LOB: 1	E: 0	LOB: 1	2B: 1	SAC: 0	PB: 0	
	K: 1	BB: 0	K: 2	BB: 1	K: 1	BB: 0	K: 0	BB: 0	K: 0	BB: 0	K: 0	BB: 0	K: 0	BB: 1	K: 1	BB: 0	K: 1	BB: 0	3B: 0	DP: 0	SB: 0	
	S: 5	P: 5	S: 7	P: 11	S: 5	P: 5	S: 4	P: 4	S: 3	P: 3	S: 5	P: 9	S: 4	P: 8	S: 6	P: 6	S: 6	P: 6	HR: 0	HBP: 0	CS: 0	

PITCHER	IP	WLS	BF	H	R	ER	SO	BB	IBB	HBP	BLK	WP	HR	S	P	ERA	WHIP
Walt Terrell, R (1, 1) ERA: 3.25	8.0	W	29	2	1	1	5	3	0	0	0	0	0	36	48	1.12	0.625
Willie Hernandez, L (9, 1) ERA: 1.8	1.0		4	1	0	0	1	0	0	0	0	0	0	6	6	0.00	1.000

PITCHER	IP	WLS	BF	H	R	ER	SO	BB	IBB	HBP	BLK	WP	HR	S	P	ERA	WHIP

WP: 0	PA: 33
PB: 0	
SB: 0	
CS: 0	

Batter	1	2	3	4	5	6	7	8	9	AB	R	H	RBI	BB	SO	LOB
Lou Whitaker, L (1, 4) OBP: 0.405, SLG: 0.493	4-0 BB	0-0 FC5-4		0-0 G3		0-0 FC5-4 1B		0-0 F7		4	0	1	0	1	0	4
Alan Trammell, R (1, 6) OBP: 0.354, SLG: 0.517	0-0 F9		0-0 F7		0-0 3-1	0-0 FC5-4		0-0 F9		5	0	0	0	0	0	2
Kirk Gibson, L (1, 9) OBP: 0.275, SLG: 0.321	0-3 K		0-3 K		0-3 K	0-0 F4				4	0	0	0	0	3	2
Lance Parrish, R (1, 2) OBP: 0.277, SLG: 0.372	0-0 F8		0-0 F9		0-0 HR 1B		0-0 F3			4	1	1	0	0	0	1
Larry Herndon, R (1, 7) OBP: 0.293, SLG: 0.416		0-0 F8 2B		4-0 1B 1B	0-0 HR		0-0 6-3			3	3	2	2	1	0	0
Chet Lemon, R (1, 8) OBP: 0.341, SLG: 0.385		0-3 K		0-0 1B 1B	4-0 BB		4-0 HR BB			2	1	1	0	2	1	1
Alejandro Sanchez, R (1, 10) Nelson Simmons, S (7, PH) OBP: 0.269, SLG: 0.577 OBP: 0.250, SLG: 0.545		0-0 F8		0-0 F3	0-0 F8		0-0 HR			3	0	0	0	0	0	4
Barbaro Garbey, R (1, 3) OBP: 0.310, SLG: 0.464		0-0 FC5-4 2B		0-0 1-2 3-H 1B		0-0 HR		0-0 6-3		4	1	3	3	0	0	0
Tom Brookens, R (1, 5) OBP: 0.385, SLG: 0.457		4-0 BB		0-3 K		0-0 F3		0-0 6-3		3	0	0	0	1	1	2

Inning Stats	R: 0	H: 0	E: 0	K: 1	S: 5	LOB: 1	BB: 1	P: 9	R: 1	H: 2	E: 0	K: 1	S: 7	LOB: 2	BB: 1	P: 11	R: 0	H: 0	E: 0	K: 1	S: 5	LOB: 0	BB: 0	P: 5	R: 1	H: 2	E: 0	K: 1	S: 7	LOB: 2	BB: 1	P: 11	R: 2	H: 2	E: 0	K: 1	S: 7	LOB: 1	BB: 1	P: 11	R: 1	H: 2	E: 0	K: 0	S: 5	LOB: 1	BB: 0	P: 5	R: 2	H: 1	E: 0	K: 0	S: 4	LOB: 0	BB: 1	P: 8	R: 0	H: 0	E: 0	K: 0	S: 3	LOB: 0	BB: 0	P: 3
--------------	------	------	------	------	------	--------	-------	------	------	------	------	------	------	--------	-------	-------	------	------	------	------	------	--------	-------	------	------	------	------	------	------	--------	-------	-------	------	------	------	------	------	--------	-------	-------	------	------	------	------	------	--------	-------	------	------	------	------	------	------	--------	-------	------	------	------	------	------	------	--------	-------	------

PITCHER	IP	WLS	BF	H	R	ER	SO	BB	IBB	HBP	BLK	WP	HR	S	P	ERA	WHIP
Tim Lollar, L (1, 1) ERA: 5.83	5.0	L	26	7	5	5	5	4	0	0	0	0	2	32	48	9.00	2.200
Gene Nelson, R (6, 1) ERA: 6.35	2.0		9	2	2	2	0	1	0	0	0	0	1	8	12	9.00	1.500
Juan Agosto, L (8, 1) ERA: 4.32	1.0		3	0	0	0	0	0	0	0	0	0	0	3	3	0.00	0.000

BOTTOM

Chicago White Sox @ Detroit Tigers
Tiger Stadium, Detroit, MI
 Sat May 04 1985, 7:05 PM EDT
 Att. 37,865 - Unknown

AB	33
R	7
H	9
RBI	7
BB	5
SO	5
LOB	16



1B:	4	SF:	0	WP:	0	PA:	38
2B:	2	SAC:	0	PB:	0		
3B:	0	DP:	0	SB:	0		
HR:	3	HBP:	0	CS:	0		

livebaseballscorecards.com

Batter	1	2	3	4	5	6	7	8	9	AB R H RBI BB SO LOB	TOP		
Rudy Law, L (1, 7) OBP: 0.310, SLG: 0.346 Tom Paciorek, R (8, PH) OBP: 0.314, SLG: 0.250 (8, 7)	0-0 F7		4-0 2B BB		0-0 F7			0-3 K		2 1 0 0 1 0 0 1 0 0 0 0 1 0			
Scott Fletcher, R (1, 4) OBP: 0.389, SLG: 0.340	0-0 FC5-4 1B		0-0 1B 2B		0-3 K			0-0 5-3		4 1 2 2 0 1 0			
Harold Baines, L (1, 9) OBP: 0.368, SLG: 0.506	0-0 FC5-4 1-2f		0-0 1B					0-0 4-3		4 0 1 1 0 0 1			
Greg Walker, L (1, 3) OBP: 0.290, SLG: 0.409	0-3 K		0-0 F8					0-0 F7		4 0 1 0 0 1 2			
Jerry Hairston, S (1, 10) OBP: 0.368, SLG: 0.200		0-0 F9	0-0 G3					0-0 F6		4 0 0 0 0 0 2			
Daryl Boston, L (1, 8) OBP: 0.328, SLG: 0.362 Ron Kittle, R (9, PH) OBP: 0.200, SLG: 0.188		4-0 6-3 BB		0-0 F9				0-3 K		2 0 0 0 1 0 1 1 0 0 0 0 1 0			
Marc Hill, R (1, 2) OBP: 0.238, SLG: 0.111 Carlton Fisk, R (7, PH) OBP: 0.360, SLG: 0.574 (7, 2)		0-0 6-3 1-2f		0-3 K				0-0 5-3		2 0 0 0 0 1 1 1 0 0 0 0 0 0			
Luis Salazar, R (1, 5) OBP: 0.241, SLG: 0.320			0-3 K		0-3 K			0-0 5-3		3 0 0 0 0 2 0			
Ozzie Guillen, L (1, 6) OBP: 0.289, SLG: 0.282			4-0 2B BB		0-0 6-3			0-0 F8		2 1 0 0 1 0 0			
Inning Stats	R: 0 E: 0 K: 1 S: 6 H: 1 LOB: 1 BB: 0 P: 6	R: 0 E: 0 K: 0 S: 2 H: 0 LOB: 0 BB: 1 P: 6	R: 3 E: 0 K: 1 S: 7 H: 2 LOB: 1 BB: 2 P: 15	R: 0 E: 0 K: 2 S: 7 H: 0 LOB: 0 BB: 0 P: 7	R: 0 E: 0 K: 1 S: 5 H: 0 LOB: 0 BB: 0 P: 5	R: 0 E: 0 K: 0 S: 4 H: 1 LOB: 1 BB: 0 P: 4	R: 0 E: 0 K: 0 S: 3 H: 0 LOB: 0 BB: 0 P: 3	R: 0 E: 0 K: 1 S: 5 H: 0 LOB: 0 BB: 0 P: 5	R: 0 E: 0 K: 1 S: 5 H: 0 LOB: 0 BB: 0 P: 5	1B: 3 2B: 2 3B: 0 HR: 0 SF: 0 SAC: 0 DP: 1 HBP: 0	WP: 0 PB: 0 SB: 0 CS: 0 PA: 33		
PITCHER	IP WLS BF H R ER SO BB IBB HBP BLK WP HR S P ERA WHIP											PITCHER	IP WLS BF H R ER SO BB IBB HBP BLK WP HR S P ERA WHIP
Juan Berenguer, R (1, 1) ERA: 6.6	6.0 W 24 4 3 3 5 3 0 0 0 0 0 0 31 43 4.50 1.167												
Aurelio Lopez, R (7, 1) ERA: 4.15	1.0 3 0 0 0 0 0 0 0 0 0 0 0 3 3 0.00 0.000												
Willie Hernandez, L (8, 1) ERA: 1.59	2.0 S 6 0 0 0 2 0 0 0 0 0 0 0 10 10 0.00 0.000												

Chicago White Sox @ Detroit Tigers
Tiger Stadium, Detroit, MI
Sun May 05 1985, 3:33 AM EDT
Att. 29,376 - Unknown

AB	30
R	3
H	4
RBI	3
BB	3
SO	7
LOB	7




Batter	1	2	3	4	5	6	7	8	9
Lou Whitaker, L (1, 4) OBP: 0.398, SLG: 0.481	0-0 G3			0-0 4-3		0-0 1B FC3-6 1B		0-0 F8	
Alan Trammell, R (1, 6) OBP: 0.359, SLG: 0.511	0-0 F3			4-0 G6-3 BB		0-0 1-3 FC3-6 1B		0-0 F9	
Kirk Gibson, L (1, 9) OBP: 0.263, SLG: 0.306	0-0 F8			0-0 G6-3 1-2f		0-0 FC3-6 1-2f 3-H HR		0-3 K	
Lance Parrish, R (1, 2) OBP: 0.267, SLG: 0.358		0-0 5-3			0-3 K	0-0 F6			
Darrell Evans, L (1, 3) OBP: 0.267, SLG: 0.345		0-0 F4			0-3 K	0-0 1-H HR			
Larry Herndon, R (1, 7) OBP: 0.294, SLG: 0.405		0-0 F9			4-0 1B 1B BB	0-0 6-3			
Nelson Simmons, S (1, 10) OBP: 0.267, SLG: 0.500			0-0 4-3		0-0 1-3 1B 1B		0-0 F8		
Chet Lemon, R (1, 8) OBP: 0.341, SLG: 0.383			0-0 5-3		0-0 1-2 3-H 1B		0-0 6-3		
Chris Pittaro, S (1, 5) OBP: 0.353, SLG: 0.370			0-0 F9		0-3 K		0-0 F7		
Tom Brookens, R (8, 5) OBP: 0.385, SLG: 0.457									

Inning Stats		R: 0	H: 0	E: 0	LOB: 0	K: 0	BB: 0	S: 3	P: 3	R: 0	H: 0	E: 0	LOB: 0	K: 0	BB: 0	S: 3	P: 3	R: 0	H: 0	E: 0	LOB: 0	K: 0	BB: 0	S: 3	P: 3	R: 1	H: 2	E: 0	LOB: 2	K: 3	BB: 1	S: 11	P: 15	R: 3	H: 3	E: 0	LOB: 0	K: 0	BB: 0	S: 6	P: 6	R: 0	H: 0	E: 0	LOB: 0	K: 0	BB: 0	S: 3	P: 3	R: 0	H: 0	E: 0	LOB: 0	K: 1	BB: 0	S: 5	P: 5
Richard Dotson, R (1, 1) ERA: 3.54	IP	WLS	BF	H	R	ER	SO	BB	IBB	HBP	BLK	WP	HR	S	P	ERA	WHIP																																								
Bob James, R (8, 1) ERA: 4.61	1.0	3	0	0	0	0	1	0	0	0	0	0	0	5	5	0.00	0.000																																								

AB R H RBI BB SO LOB

4	1	1	0	0	0	0
3	0	1	0	1	0	0
4	1	0	1	0	1	2
3	0	0	0	0	1	1
3	1	1	2	0	1	0
2	1	0	0	1	0	0
3	0	1	0	0	0	0
3	0	1	1	0	0	0
3	0	0	0	0	1	2
0	0	0	0	0	0	0

AB 28
R 4
H 5
RBI 4
BB 2
SO 4
LOB 5



WP: 0 PA: 30
PB: 0
SB: 0
CS: 0

Chicago White Sox @ Detroit Tigers
Tiger Stadium, Detroit, MI
Sun May 05 1985, 3:33 AM EDT
Att. 29,376 - Unknown

livebaseballscorecards.com

Batter	1	2	3	4	5	6	7	8	9	AB R H RBI BB SO LOB	TOP											
Lou Whitaker, L (1, 4) OBP: 0.415, SLG: 0.519	4-0 CS BB		0-0 L4	0-0 1-3 1B		4-0 2B BB		0-0 HR	0-0 4-3	4 2 2 1 2 0 1												
Alan Trammell, R (1, 6) OBP: 0.361, SLG: 0.516	0-0 S 1B 1B		0-0 5-3	0-0 5-3		0-0 F8		0-0 1B 2B		5 1 2 0 0 0 4												
Kirk Gibson, L (1, 9) Alejandro Sanchez, R (8, 9) OBP: 0.300, SLG: 0.348 OBP: 0.269, SLG: 0.577	0-0 1-H 1B		4-0 S 1B BB		0-0 1B 1B	0-0 1-H HR 2B		0-0 2-H 1B		4 3 4 3 1 0 0 0 0 0 0 0 0 0												
Lance Parrish, R (1, 2) Marty Castillo, R (8, 2) OBP: 0.275, SLG: 0.395 OBP: 0.105, SLG: 0.056	0-0 5-3		0-0 1-H 1B		0-0 5-3	0-0 2-H HR		0-0 F5		5 1 2 3 0 0 3 0 0 0 0 0 0 0												
Darrell Evans, L (1, 3) Barbaro Garbey, R (8, 3) OBP: 0.246, SLG: 0.317 OBP: 0.310, SLG: 0.464		0-0 F7	0-0 CS	0-0 4-3	0-0 F5	0-0 G3		0-3 K		5 0 0 0 0 1 2 0 0 0 0 0 0 0												
Larry Herndon, R (1, 7) OBP: 0.300, SLG: 0.440		0-0 E6		0-0 HR	0-0 1B 1B	0-3 K		0-3 K		5 1 2 2 0 2 1												
Nelson Simmons, S (1, 10) OBP: 0.300, SLG: 0.632		0-0 F7		0-0 HR	0-0 1-3 1B		0-0 1-3		0-0 E4	5 1 2 1 0 0 1												
Chet Lemon, R (1, 8) Jim Weaver, L (8, 8) OBP: 0.337, SLG: 0.369 OBP: 0.333, SLG: 0.667		0-0 E5		1-0 1B HBP	0-0 F7		0-0 6-3		0-3 K	3 0 0 0 0 0 3 1 0 0 0 0 1 1												
Chris Pittaro, S (1, 5) Tom Brookens, R (6, 5) OBP: 0.352, SLG: 0.367 OBP: 0.366, SLG: 0.432		0-3 K		0-3 K		0-0 F8 2B 1B		0-3 K	0-0 F9	3 1 1 0 0 2 3 2 0 0 0 0 1 1												
Inning Stats	R: 0 E: 0 K: 0 S: 3	H: 2 LOB: 1 BB: 1 P: 7	R: 0 E: 2 K: 1 S: 7	H: 0 LOB: 2 BB: 0 P: 7	R: 1 E: 0 K: 0 S: 3	H: 1 LOB: 0 BB: 1 P: 7	R: 2 E: 0 K: 1 S: 8	H: 3 LOB: 2 BB: 0 P: 9	R: 1 E: 1 K: 0 S: 6	H: 3 LOB: 2 BB: 0 P: 6	R: 4 E: 0 K: 1 S: 8	H: 3 LOB: 0 BB: 1 P: 12	R: 0 E: 0 K: 1 S: 5	H: 0 LOB: 0 BB: 0 P: 5	R: 2 E: 0 K: 2 S: 10	H: 3 LOB: 1 BB: 0 P: 10	R: 0 E: 1 K: 1 S: 6	H: 0 LOB: 1 BB: 0 P: 6	1B: 9 2B: 2 3B: 0 HR: 4	SF: 0 SAC: 0 DP: 0 HBP: 1	WP: 0 PB: 0 SB: 2 CS: 2	PA: 47
PITCHER	IP WLS BF H R ER SO BB IBB HBP BLK WP HR S P ERA WHIP																					
Dickie Noles, R (1, 1) ERA: 2.73	3.2 L 19 6 3 3 2 2 0 1 0 0 2 20 29 7.36 2.182																					
Dave Schmidt, R (4, 1) ERA: 3.86	1.0 6 3 1 1 0 0 0 0 0 0 0 6 6 9.00 3.000																					
Dave Stewart, R (5, 1) ERA: 9.0	1.1 8 3 4 4 1 1 0 0 0 0 1 9 13 27.00 3.000																					
Tommy Boggs, R (7, 1) ERA: 11.57	1.0 6 3 2 2 1 0 0 0 0 0 1 8 8 18.00 3.000																					
Greg Harris, R (8, 1) ERA: 1.17	2.0 7 0 0 0 0 3 0 0 0 0 0 0 13 13 0.00 0.000																					

Detroit Tigers @ Texas Rangers
 Arlington Stadium, Arlington, TX
 Tue May 07 1985, 8:05 PM EDT
 Att. 18,212 - Unknown

livebaseballscorecards.com

AB	42
R	10
H	15
RBI	10
BB	3
SO	7
LOB	20



Batter	1	2	3	4	5	6	7	8	9	AB	R	H	RBI	BB	SO	LOB
Toby Harrah, R OBP: 0.481, SLG: 0.378 (1, 4)	0-3 K ①		4-0 1B BB ①		4-0 BB ①		0-3 K ①		0-3 K ②	3	0	0	0	2	3	3
Gary Ward, R OBP: 0.262, SLG: 0.356 (1, 7)	0-0 F3 ②		0-0 1-3 1B ①		0-0 4-3 ③		0-0 FC5-4 ②		0-0 G2 ③	5	0	1	0	0	0	4
Buddy Bell, R OBP: 0.333, SLG: 0.398 (1, 5)	4-0 BB ①		0-0 F8 ③				0-0 HR ①		0-0 F8 ③	3	1	1	1	1	0	4
Larry Parrish, R OBP: 0.318, SLG: 0.463 (1, 9)	0-3 K ③			0-0 F9 ①		0-0 G3 ①		4-0 FC3-6 BB ①		3	0	0	0	1	1	1
Pete O'Brien, L OBP: 0.266, SLG: 0.293 (1, 3)		0-3 K ①		4-0 BB ①		0-0 FC4-6 1B ①		0-0 F7 ①		3	0	1	0	1	1	1
Cliff Johnson, R OBP: 0.319, SLG: 0.439 (1, 10)		0-0 6-3 ②		0-3 K ②		0-0 F6 ②		0-0 FC3-6 ②		4	0	0	0	0	1	3
George Wright, S OBP: 0.225, SLG: 0.213 (1, 8)		0-0 F8 ③		0-0 F6 ③		0-0 FC4-6 1-2f ③		0-0 L4 ③		4	0	0	0	0	0	3
Don Slaught, R OBP: 0.284, SLG: 0.357 (1, 2)			0-0 L5 ①		0-0 F8 ①		0-0 FC5-4 1B ①		0-0 L5 ①	4	0	1	0	0	0	0
Curtis Wilkerson, S OBP: 0.266, SLG: 0.241 Bill Stein, R OBP: 0.429, SLG: 0.429 (9, PH)			0-3 K ②		0-0 F7 ②		0-0 FC5-4 1-2 1B ②		0-0 1B ②	3	0	1	0	0	1	0
										1	0	1	0	0	0	0

BOTTOM

Detroit Tigers @ Texas Rangers
Arlington Stadium, Arlington, TX
Tue May 07 1985, 8:05 PM EDT
Att. 18,212 - Unknown

livebaseballscores.com

AB	33
R	1
H	6
RBI	1
BB	5
SO	7
LOB	19



Inning Stats	R: 0	H: 0	E: 0	K: 2	S: 7	R: 0	H: 0	E: 0	K: 1	S: 5	R: 0	H: 1	E: 0	K: 1	S: 6	R: 0	H: 0	E: 0	K: 1	S: 5	R: 0	H: 0	E: 0	K: 0	S: 3	R: 1	H: 2	E: 0	K: 0	S: 5	R: 0	H: 2	E: 0	K: 1	S: 7	R: 0	H: 0	E: 0	K: 0	S: 3	R: 0	H: 0	E: 0	K: 1	S: 6	R: 0	H: 1	E: 0	K: 1	S: 6	R: 0	H: 1	E: 0	K: 1	S: 6	1B: 5	2B: 0	3B: 0	HR: 1	SF: 0	SAC: 0	DP: 0	HBP: 0	WP: 0	PB: 0	SB: 0	CS: 0	PA: 38
--------------	------	------	------	------	------	------	------	------	------	------	------	------	------	------	------	------	------	------	------	------	------	------	------	------	------	------	------	------	------	------	------	------	------	------	------	------	------	------	------	------	------	------	------	------	------	------	------	------	------	------	------	------	------	------	------	-------	-------	-------	-------	-------	--------	-------	--------	-------	-------	-------	-------	--------

PITCHER	IP	WLS	BF	H	R	ER	SO	BB	IBB	HBP	BLK	WP	HR	S	P	ERA	WHIP
Jack Morris, R ERA: 2.72 (1, 1)	7.0	W	30	5	1	1	6	4	0	0	0	0	1	38	54	1.29	1.286
Aurelio Lopez, R ERA: 3.93 (8, 1)	1.0		4	0	0	0	0	1	0	0	0	0	0	3	7	0.00	1.000
Willie Hernandez, L ERA: 1.5 (9, 1)	1.0		4	1	0	0	1	0	0	0	0	0	0	6	6	0.00	1.000

Batter	1	2	3	4	5	6	7	8	9	AB R H RBI BB SO LOB	TOP											
Lou Whitaker, L (1, 4) OBP: 0.414, SLG: 0.512	0-0 BB 1B 1B	0-0 1-3 2-H 1B		0-0 F6		0-0 G3		0-0 4-3	0-0 4-3	5 0 2 1 0 0 0												
Alan Trammell, R (1, 6) OBP: 0.345, SLG: 0.490	0-3 K	0-3 K		0-0 F8		0-0 1-3		0-0 4-3	0-0 4-3	5 0 0 0 0 2 3												
Kirk Gibson, L (1, 9) OBP: 0.286, SLG: 0.330	0-3 K	0-0 1-3		0-0 F7		0-0 G3		0-0 4-3	0-0 4-3	5 0 0 0 0 1 3												
Lance Parrish, R (1, 2) OBP: 0.295, SLG: 0.456	0-0 BB 1-2 1B		0-0 HR		0-0 6-3		0-0 2B			4 1 3 1 0 0 0												
Larry Herndon, R (1, 7) OBP: 0.298, SLG: 0.425	4-0 1-2 2-3 BB		0-0 5-3		0-0 F9		0-0 4-3			3 0 0 0 1 0 1												
Chet Lemon, R (1, 8) OBP: 0.333, SLG: 0.356	0-3 K		0-0 6-3		0-0 5-3			4-0 BB 2-3 BB		3 0 0 0 1 1 3												
Alejandro Sanchez, R (1, 10) OBP: 0.333, SLG: 0.800		0-0 1B 1B	0-0 HR		0-0 HR		0-0 F5			4 3 3 2 0 0 1												
Barbaro Garbey, R (1, 3) OBP: 0.355, SLG: 0.483		0-0 1B 1-2 1B	1-0 HBP		0-0 F3		0-0 2-3			1 0 1 0 0 0 0												
Darrell Evans, L (3, PR) OBP: 0.239, SLG: 0.306										2 0 0 0 0 0 1												
Tom Brookens, R (1, 5) OBP: 0.333, SLG: 0.390		0-0 B3	0-0 F9		0-0 6-3		0-0 5-3			4 0 0 0 0 0 4												
Inning Stats	R: 0 E: 0 K: 3 S: 11	H: 2 LOB: 3 BB: 1 P: 15	R: 1 E: 0 K: 1 S: 8	H: 3 LOB: 2 BB: 0 P: 8	R: 2 E: 0 K: 0 S: 5	H: 2 LOB: 1 BB: 0 P: 6	R: 0 E: 0 K: 0 S: 3	H: 0 LOB: 0 BB: 0 P: 3	R: 0 E: 0 K: 0 S: 3	H: 0 LOB: 0 BB: 0 P: 3	R: 1 E: 0 K: 0 S: 4	H: 1 LOB: 0 BB: 0 P: 4	R: 0 E: 0 K: 0 S: 4	H: 1 LOB: 1 BB: 0 P: 4	R: 0 E: 0 K: 0 S: 3	H: 0 LOB: 1 BB: 1 P: 7	R: 0 E: 0 K: 0 S: 3	H: 0 LOB: 0 BB: 0 P: 3	1B: 5 2B: 1 3B: 0 HR: 3	SF: 0 SAC: 0 DP: 0 HBP: 1	WP: 0 PB: 0 SB: 0 CS: 0	PA: 39
PITCHER	IP WLS BF H R ER SO BB IBB HBP BLK WP HR S P ERA WHIP																					
Mike Mason, L (1, 1) ERA: 5.29	6.0 L 28 8 4 4 4 1 0 1 0 0 0 3 34 39 6.00 1.500																					
Burt Hooton, R (7, 1) ERA: 1.98	2.0 8 1 0 0 0 1 0 0 0 0 0 0 7 11 0.00 1.000																					
Dave Rozema, R (9, 1) ERA: 3.76	1.0 3 0 0 0 0 0 0 0 0 0 0 0 3 3 0.00 0.000																					

Detroit Tigers @ Texas Rangers
Arlington Stadium, Arlington, TX
Wed May 08 1985, 8:05 PM EDT
Att: 17,534 - Unknown

livebaseballscorecards.com

AB 36
R 4
H 9
RBI 4
BB 2
SO 4
LOB 16



Batter	1	2	3	4	5	6	7	8	9	AB	R	H	RBI	BB	SO	LOB
Tom Dunbar, L OBP: 0.387, SLG: 0.321 (1, 10)	F4		F7		G4-6-3			5-3		4	0	0	0	0	0	4
Gary Ward, R OBP: 0.262, SLG: 0.346 (1, 8)	F9			6-3		1B BB		K		3	0	0	0	1	1	0
Buddy Bell, R OBP: 0.330, SLG: 0.392 (1, 5)	6-3			5-3		1B		5-3		4	0	1	0	0	0	0
Larry Parrish, R OBP: 0.315, SLG: 0.453 (1, 9)		5-3		1B		K		K		4	0	1	0	0	2	2
Pete O'Brien, L OBP: 0.255, SLG: 0.279 (1, 3)		F8		F8		F5		4-3		4	0	0	0	0	0	3
Bob Jones, L OBP: 0.200, SLG: 0.250 (1, 7)		5-3			F9	F7		1B	2B	4	1	1	0	0	0	2
Don Slaught, R OBP: 0.293, SLG: 0.364 (1, 2)			F8		1B 1B	1B		4-1	1B	4	0	2	1	0	0	0
Wayne Tolleson, S OBP: 0.318, SLG: 0.318 (1, 4)			S 1B		1B	1B		6-3	3-1	4	0	2	0	0	0	1
Curtis Wilkerson, S OBP: 0.269, SLG: 0.246 (1, 6)			K		1B	G4-6-3		F7		3	0	1	0	0	1	1

Inning Stats	R: 0	H: 0	E: 0	LOB: 0	K: 0	S: 3	R: 0	H: 0	E: 0	LOB: 0	K: 0	S: 3	R: 0	H: 1	E: 0	LOB: 1	K: 1	S: 6	R: 0	H: 1	E: 0	LOB: 1	K: 0	S: 4	R: 0	H: 3	E: 0	LOB: 2	K: 0	S: 5	R: 0	H: 1	E: 0	LOB: 2	K: 1	S: 6	R: 0	H: 0	E: 0	LOB: 0	K: 0	S: 3	R: 0	H: 0	E: 0	LOB: 0	K: 1	S: 5	R: 1	H: 2	E: 0	LOB: 1	K: 1	S: 7	1B: 7	SF: 0	2B: 1	SAC: 0	3B: 0	DP: 1	HR: 0	HBP: 0	WP: 0	PA: 35
--------------	------	------	------	--------	------	------	------	------	------	--------	------	------	------	------	------	--------	------	------	------	------	------	--------	------	------	------	------	------	--------	------	------	------	------	------	--------	------	------	------	------	------	--------	------	------	------	------	------	--------	------	------	------	------	------	--------	------	------	-------	-------	-------	--------	-------	-------	-------	--------	-------	--------

PITCHER	IP	WLS	BF	H	R	ER	SO	BB	IBB	HBP	BLK	WP	HR	S	P	ERA	WHIP
Dan Petry, R ERA: 2.85 (1, 1)	8.2	W	34	8	1	1	4	1	0	0	0	0	0	41	45	1.04	1.038
Willie Hernandez, L ERA: 1.47 (9, 1)	0.1	S	1	0	0	0	0	0	0	0	0	0	0	1	1	0.00	0.000

BOTTOM

Detroit Tigers @ Texas Rangers
Arlington Stadium, Arlington, TX
Wed May 08 1985, 8:05 PM EDT
Att. 17,534 - Unknown

livebaseballscorecards.com

AB	34
R	1
H	8
RBI	1
BB	1
SO	4
LOB	13



Batter	1	2	3	4	5	6	7	8	9	AB R H RBI BB SO LOB	TOP		
Lou Whitaker, L (1, 4) OBP: 0.413, SLG: 0.500	0-0 F7		0-0 F3		0-0 1B			4-0 2B E BB	0-0 FC6-4	4 0 1 0 1 0 2			
Alan Trammell, R (1, 6) OBP: 0.339, SLG: 0.476	0-0 1B 1B		0-3 K		0-0 1-3			0-0 B3	0-0 F9	5 1 1 0 0 1 4			
Kirk Gibson, L (1, 9) OBP: 0.312, SLG: 0.375	0-0 BB 1B 1B		0-0 HR			4-0 S BB		4-0 2B IBB		2 2 2 1 2 0 0			
Lance Parrish, R (1, 2) OBP: 0.303, SLG: 0.468	0-0 1-2 2-H BB 1B		0-3 K			0-0 F7		0-0 1-H 2-3 2B		4 0 2 2 0 1 1			
Darrell Evans, L (1, 3) OBP: 0.268, SLG: 0.302	4-0 1-2 2-3 G6-4-3 BB			0-3 K		4-0 1-2 G6-4-3 IBB		4-0 IBB		1 0 0 0 3 1 0			
Larry Herndon, R (1, 7) OBP: 0.286, SLG: 0.407	0-0 1-2f G6-4-3			0-0 F8		0-0 1-2f G6-4-3		0-3 K		4 0 0 0 0 1 7			
Nelson Simmons, S (1, 10) OBP: 0.250, SLG: 0.522		0-0 F8		0-0 4-3			0-0 4-3		0-0 4-3	4 0 0 0 0 0 0			
Chet Lemon, R (1, 8) OBP: 0.340, SLG: 0.363		0-0 F8			0-0 CS 1B		0-0 F8		0-0 FC6-4 1B 1B	4 0 2 0 0 0 0			
Chris Pittaro, S (1, 5) OBP: 0.333, SLG: 0.346		0-0 F6			0-3 K 1-2		0-3 K		0-0 FC6-4 1B	3 0 0 0 0 2 1			
Tom Brookens, R (7, 5) OBP: 0.348, SLG: 0.405										1 0 1 0 0 0 0			
Inning Stats	R: 1 H: 3 E: 0 LOB: 2 K: 0 BB: 1 S: 5 P: 9	R: 0 H: 0 E: 0 LOB: 0 K: 0 BB: 0 S: 3 P: 3	R: 1 H: 1 E: 0 LOB: 0 K: 2 BB: 0 S: 8 P: 8	R: 0 H: 0 E: 0 LOB: 0 K: 1 BB: 0 S: 5 P: 5	R: 0 H: 2 E: 0 LOB: 1 K: 1 BB: 0 S: 6 P: 6	R: 0 H: 0 E: 0 LOB: 1 K: 0 BB: 2 S: 2 P: 10	R: 0 H: 0 E: 0 LOB: 0 K: 1 BB: 0 S: 5 P: 5	R: 1 H: 1 E: 1 LOB: 2 K: 1 BB: 3 S: 5 P: 17	R: 0 H: 2 E: 0 LOB: 2 K: 0 BB: 0 S: 5 P: 5	1B: 7 SF: 0 2B: 1 SAC: 0 3B: 0 DP: 2 HR: 1 HBP: 0	WP: 0 PA: 38 PB: 0 SB: 1 CS: 1		
PITCHER	IP WLS BF H R ER SO BB IBB HBP BLK WP HR S P ERA WHIP											PITCHER	IP WLS BF H R ER SO BB IBB HBP BLK WP HR S P ERA WHIP
Tom Seaver, R (1, 1) ERA: 3.09	7.2 L 32 7 3 3 5 3 3 0 0 0 1 36 60 3.52 1.304												
Bob James, R (8, 1) ERA: 3.63	1.1 6 2 0 0 1 0 0 0 0 0 0 8 8 0.00 1.500												

Detroit Tigers @ Chicago White Sox
 Comiskey Park, Chicago, IL
 Fri May 10 1985, 8:05 PM EDT
 Att: 28,241 - Unknown

livebaseballscorecards.com

AB 32
R 3
H 9
RBI 3
BB 6
SO 6
LOB 15




Batter	1	2	3	4	5	6	7	8	9	AB	R	H	RBI	BB	SO	LOB
Rudy Law, L (1, 7) OBP: 0.299, SLG: 0.344	0-0 SH3-1 1B 2B	0-0 FC4 1-2f			0-0 B2-3		0-0 E9			4	1	1	0	0	0	1
Scott Fletcher, R (1, 5) OBP: 0.369, SLG: 0.316	0-0 SH3-1 2-3		0-0 FC3-6 1B		0-0 5-4 1B		4-0 BB			2	0	2	0	1	0	0
Harold Baines, L (1, 9) OBP: 0.355, SLG: 0.475	0-3 K		0-0 FC3-6 1B 1-2f		0-0 5-4 1-2f		0-0 F9			4	0	0	0	0	1	5
Greg Walker, L (1, 3) OBP: 0.304, SLG: 0.454	0-0 BB 1B 3-H		0-0 G1-4-3 1B 1-3		0-0 2B		0-0 3-1			4	0	3	1	0	0	0
Carlton Fisk, R (1, 2) OBP: 0.333, SLG: 0.519	4-0 BB 1-2		0-0 G1-4-3 1-2f		0-0 6-3		0-0 5-3			3	0	0	0	1	0	3
Ron Kittle, R (1, 10) OBP: 0.234, SLG: 0.333	0-3 K		0-3 K		0-0 5-3		0-3 K			4	0	0	0	0	3	3
Daryl Boston, L (1, 8) OBP: 0.338, SLG: 0.385		0-0 G3 FC3-2 2B		0-0 4-3		0-0 F7		0-0 F8		3	0	1	0	0	0	1
Tom Paciorek, R (9, PH) OBP: 0.300, SLG: 0.243								1	0	0	0	0	0	0	0	0
Julio Cruz, S (1, 4) OBP: 0.316, SLG: 0.200		0-0 G3		4-0 BB		0-0 3-1		0-0 6-3		1	0	0	0	1	0	1
Oscar Gamble, L (7, PH) OBP: 0.326, SLG: 0.324		2-3						1	0	0	0	0	0	0	0	0
Tim Hulett, R (8, 4) OBP: 0.429, SLG: 0.500								1	0	0	0	0	0	0	0	0
Ozzie Guillen, L (1, 6) OBP: 0.277, SLG: 0.269		0-0 FC3-2 FC4		0-0 G1-4-3		0-0 F7		0-0 F4		3	0	0	0	0	0	2
Luis Salazar, R (9, PH) OBP: 0.224, SLG: 0.296		3-H						1	0	0	0	0	0	0	0	0

Inning Stats	R: 1	H: 2	E: 0	K: 2	S: 9	H: 2	LOB: 2	BB: 1	P: 13	R: 0	H: 1	E: 0	K: 0	S: 4	R: 0	H: 2	E: 0	K: 0	S: 4	R: 0	H: 0	E: 0	K: 1	S: 5	R: 0	H: 1	E: 0	K: 0	S: 3	R: 0	H: 1	E: 0	K: 0	S: 4	R: 0	H: 0	E: 1	K: 0	S: 4	R: 0	H: 0	E: 0	K: 1	S: 5	R: 0	H: 0	E: 0	K: 0	S: 3	R: 0	H: 0	E: 0	K: 0	S: 3
--------------	------	------	------	------	------	------	--------	-------	-------	------	------	------	------	------	------	------	------	------	------	------	------	------	------	------	------	------	------	------	------	------	------	------	------	------	------	------	------	------	------	------	------	------	------	------	------	------	------	------	------	------	------	------	------	------

PITCHER	IP	WLS	BF	H	R	ER	SO	BB	IBB	HBP	BLK	WP	HR	S	P	ERA	WHIP
Walt Terrell, R (1, 1) ERA: 2.95	6.2	W	29	7	1	1	3	3	0	0	0	0	0	32	44	1.35	1.500
Bill Scherrer, L (7, 1) ERA: 12.71	0.1		1	0	0	0	0	0	0	0	0	0	0	1	1	0.00	0.000
Willie Hernandez, L (8, 1) ERA: 1.33	2.0	S	6	0	0	0	1	0	0	0	0	0	0	8	8	0.00	0.000

DETROIT TIGERS @ CHICAGO WHITE SOX
Comiskey Park, Chicago, IL
 Fri May 10 1985, 8:05 PM EDT
 Att. 28,241 - Unknown

AB	32
R	1
H	7
RBI	1
BB	3
SO	4
LOB	16



WP	HR	S	P	ERA	WHIP
0	0	0	0	0	0

Batter	1	2	3	4	5	6	7	8	9	AB R H RBI BB SO LOB	TOP	
Lou Whitaker, L (1, 4) OBP: 0.422, SLG: 0.495	1-0 3-1 S HBP			X 0-0 F8		BBB 4-0 3B BB		X 0-0 6-3	X 0-0 2-H 3-H 1B	3 1 1 2 1 0 0		
Alan Trammell, R (1, 6) OBP: 0.333, SLG: 0.459	0-0 6-3		X 0-0 6-3		X 0-0 F7		BBB 4-0 FC6-4 BB	X 0-3 K	X 0-3 K	4 0 0 0 1 1 3		
Kirk Gibson, L (1, 9) OBP: 0.310, SLG: 0.390	0-0 3-1		BBB 0-3 K		X 0-0 F4		BBB 0-0 FC6-4	X 0-0 F8	X 0-0 F8	4 0 1 1 0 2 2		
Lance Parrish, R (1, 2) OBP: 0.291, SLG: 0.449		BBB 0-3 K		X 0-0 5-3		X 0-0 F4		X 0-0 FC6-4	X 0-0 FC6-4	4 0 0 0 0 1 2		
Nelson Simmons, S (1, 7) OBP: 0.250, SLG: 0.462		X 0-0 F3		X 0-0 4-3		BBB 4-0 BB BB		X 0-0 F8	X 0-0 F8	3 0 0 0 1 0 0		
Johnny Grubb, L (1, 10) OBP: 0.283, SLG: 0.306 Alejandro Sanchez, R (7, PH) OBP: 0.344, SLG: 0.813		BBB 0-3 K		X 0-0 4-3		X 0-0 BB 1B		X 0-0 F9	X 0-0 1B 2B	2 0 1 0 0 1 0 2 1 1 0 0 0 1		
Darrell Evans, L (1, 3) OBP: 0.274, SLG: 0.297 Barbaro Garbey, R (7, PH) OBP: 0.364, SLG: 0.484			X 0-0 3-1		BBB 4-0 1-2 BB		BBB 0-3 K	X 0-0 K	X 0-0 G3 E 1B 1B	1 0 0 0 1 0 0 2 1 1 1 0 1 1	AB 32 R 4 H 5 RBI 4 BB 5 SO 8 LOB 16	
Chet Lemon, R (1, 8) OBP: 0.337, SLG: 0.351		X 0-0 F3		X 0-0 F3		BBB 4-0 1-2 BB		X 0-0 F3	X 0-0 E5 G3 1B	3 1 0 0 1 0 3		
Tom Brookens, R (1, 5) OBP: 0.333, SLG: 0.386 Jim Weaver, L (7, PH) OBP: 0.250, SLG: 0.500 Chris Pittaro, S (7, 5) OBP: 0.328, SLG: 0.340		X 0-0 6-3		X 0-0 6-3		BBB 0-3 K	BBB 0-3 K	X 0-0 K	X 0-0 G3	2 0 0 0 0 1 0 1 0 0 0 0 1 2 1 0 0 0 0 0 2		
Inning Stats	R: 0 E: 0 K: 0 S: 2 H: 0 LOB: 0 BB: 0 P: 3	R: 0 E: 0 K: 2 S: 7 H: 0 LOB: 0 BB: 0 P: 7	R: 0 E: 0 K: 0 S: 3 H: 0 LOB: 0 BB: 0 P: 3	R: 0 E: 0 K: 1 S: 5 H: 0 LOB: 0 BB: 0 P: 5	R: 0 E: 0 K: 0 S: 4 H: 1 LOB: 2 BB: 1 P: 8	R: 1 E: 0 K: 1 S: 6 H: 1 LOB: 1 BB: 1 P: 10	R: 0 E: 0 K: 2 S: 7 H: 0 LOB: 2 BB: 2 P: 15	R: 0 E: 0 K: 1 S: 5 H: 0 LOB: 1 BB: 1 P: 9	R: 3 E: 1 K: 1 S: 9 H: 3 LOB: 1 BB: 0 P: 9	1B: 3 2B: 1 3B: 1 HR: 0 SF: 0 SAC: 0 DP: 0 HBP: 1	WP: 0 PB: 0 SB: 1 CS: 0 PA: 38	
PITCHER	IP WLS BF H R ER SO BB IBB HBP BLK WP HR S P ERA WHIP											
Richard Dotson, R (1, 1) ERA: 3.08	6.0 W 22 2 1 1 4 2 0 1 0 0 0 0 27 36 1.50 0.667											
Juan Agosto, L (7, 1) ERA: 3.86	0.1 2 0 0 0 0 1 0 0 0 0 0 0 1 5 0.00 3.000											
Gene Nelson, R (7, 1) ERA: 4.5	1.2 7 0 0 0 3 2 0 0 0 0 0 0 11 19 0.00 1.200											
Dan Spillner, R (9, 1) ERA: 2.57	0.2 6 3 3 1 0 0 0 0 0 0 0 0 6 6 13.50 4.500											
Bob James, R (9, 1) ERA: 3.57	0.1 S 1 0 0 0 1 0 0 0 0 0 0 0 3 3 0.00 0.000											

Detroit Tigers @ Chicago White Sox
 Comiskey Park, Chicago, IL
 Sat May 11 1985, 4:33 AM EDT
 Att: 33,636 - Unknown

livebaseballscorecards.com



Batter	1	2	3	4	5	6	7	8	9
Rudy Law, L OBP: 0.333, SLG: 0.359 (1, 7) X	0-0 CS 1B	4-0 E 1-2 1B BB		0-0 S 1B			0-0 1-3 BBB	4-0 BB	
Scott Fletcher, R OBP: 0.357, SLG: 0.306 (1, 5) SSS	0-3 K 1-2	0-0 E9 1-3 2-H 3-H 1B		0-3 K 1-2			0-0 6-3	0-0 F7	
Harold Baines, L OBP: 0.369, SLG: 0.495 (1, 9) X	0-0 1B 2B	0-0 2-H 3-H 1B			0-0 4-3		0-0 1B 1B		
Greg Walker, L OBP: 0.311, SLG: 0.455 (1, 3) X	0-0 2-H 1B	0-0 F3			0-3 K		0-0 1-3 E 1B		
Ron Kittle, R OBP: 0.255, SLG: 0.348 (1, 10) X	0-0 F3		0-3 K		0-0 1B		0-0 1-2 3-H 1B		
Daryl Boston, L OBP: 0.324, SLG: 0.368 (1, 8)		0-3 K	0-3 K		0-3 K		0-0 E9 1-3 2-H		
Jerry Hairston, S OBP: 0.400, SLG: 0.421 (7, PH)									
Luis Salazar, R OBP: 0.224, SLG: 0.296 (7, PR) (8, 8)									
Marc Hill, R OBP: 0.200, SLG: 0.091 (1, 2) X		0-0 F9	0-0 F8			0-0 F9	0-0 F4		
Julio Cruz, S OBP: 0.313, SLG: 0.203 (1, 4) X		0-0 1B E 1B		0-0 4-3		0-0 F9		0-3 K	
Ozzie Guillen, L OBP: 0.276, SLG: 0.268 (1, 6) X		0-0 1-3 E BB 1B		0-0 1-3		0-0 3-1		0-0 6-3	

AB	R	H	RBI	BB	SO	LOB
3	1	2	0	2	0	0
5	1	1	2	0	2	3
4	2	3	2	0	0	0
4	1	2	1	0	1	1
4	0	2	1	0	1	1
3	0	0	0	0	3	1
1	0	0	0	0	0	1
0	0	0	0	0	0	0
4	0	0	0	0	0	2
4	1	1	0	0	1	0
4	1	1	0	0	0	0

BOTTOM

Detroit Tigers @ Chicago White Sox
Comiskey Park, Chicago, IL
Sat May 11 1985, 4:33 AM EDT
Att. 33,636 - Unknown

AB	36
R	7
H	12
RBI	6
BB	2
SO	8
LOB	9



1B: 11	SF: 0	WP: 0	PA: 38
2B: 1	SAC: 0	PB: 0	
3B: 0	DP: 0	SB: 1	
HR: 0	HBP: 0	CS: 1	

Inning Stats	R: 1	H: 3	LOB: 1	K: 1	S: 7	R: 4	H: 4	LOB: 1	K: 1	S: 9	R: 0	H: 0	LOB: 0	K: 2	S: 7	R: 0	H: 1	LOB: 1	K: 1	S: 6	R: 0	H: 1	LOB: 1	K: 2	S: 8	R: 0	H: 0	LOB: 0	K: 0	S: 3	R: 2	H: 3	LOB: 2	K: 0	S: 7	R: 0	H: 0	LOB: 1	K: 1	S: 5
PITCHER	IP	WLS	BF	H	R	ER	SO	BB	IBB	HBP	BLK	WP	HR	S	P	ERA	WHIP																							
Juan Berenguer, R ERA: 8.1 (1, 1)	1.2	L	12	7	5	4	2	1	0	0	0	0	0	15	19	21.60	4.800																							
Bill Scherrer, L ERA: 7.59 (2, 1)	5.0		21	5	2	1	5	0	0	0	0	0	0	31	31	1.80	1.000																							
Aurelio Lopez, R ERA: 3.66 (7, 1)	1.1		5	0	0	0	1	1	0	0	0	0	0	6	10	0.00	0.750																							

WP	HR	S	P	ERA	WHIP
0	0	0	0	0.00	0.750

Batter	1	2	3	4	5	6	7	8	9	AB R H RBI BB SO LOB	TOP																				
Tom Brookens, R (1, 5) OBP: 0.308, SLG: 0.354	0-0 F8			0-3 K		0-0 F9		0-0 F8		4 0 0 0 0 1 0																					
Alan Trammell, R (1, 6) OBP: 0.346, SLG: 0.469	0-0 F9			0-0 WP 1B		0-0 7-4 1B		0-0 1B		4 0 3 0 0 0 0																					
Chet Lemon, R (1, 8) OBP: 0.333, SLG: 0.347	0-3 K			0-0 5-3 1-2		0-0 1-2 1B		0-0 F8		4 0 1 0 0 1 2																					
Lance Parrish, R (1, 10) OBP: 0.280, SLG: 0.431		0-0 5-3		0-0 F8		0-0 7-4 2-3f			0-3 K	4 0 0 0 0 1 3																					
Larry Herndon, R (1, 7) OBP: 0.284, SLG: 0.394		0-3 K			4-0 1B BB		0-0 F9		0-0 5-3	3 0 0 0 1 1 0																					
Alejandro Sanchez, R (1, 9) OBP: 0.333, SLG: 0.750		0-0 1B			0-3 K		0-0 F9		0-3 K	4 0 1 0 0 2 1																					
Barbaro Garbey, R (1, 3) OBP: 0.389, SLG: 0.500				0-3 K		0-0 1-2 1B		0-0 1B		3 0 2 0 0 1 0																					
Marty Castillo, R (1, 2) OBP: 0.091, SLG: 0.048				0-0 F9		0-3 K		0-3 K		3 0 0 0 0 2 3																					
Chris Pittaro, S (1, 4) OBP: 0.311, SLG: 0.321				0-0 F4		0-3 K		0-3 K		3 0 0 0 0 2 2																					
Inning Stats	R: 0 E: 0 K: 1 S: 5	H: 0 LOB: 0 BB: 0 P: 5	R: 0 E: 0 K: 1 S: 5	H: 1 LOB: 1 BB: 0 P: 5	R: 0 E: 0 K: 1 S: 5	H: 0 LOB: 0 BB: 0 P: 5	R: 0 E: 0 K: 1 S: 6	H: 1 LOB: 1 BB: 0 P: 6	R: 0 E: 0 K: 3 S: 10	H: 1 LOB: 2 BB: 1 P: 14	R: 0 E: 0 K: 0 S: 4	H: 2 LOB: 1 BB: 0 P: 4	R: 0 E: 0 K: 1 S: 6	H: 1 LOB: 1 BB: 0 P: 6	R: 0 E: 0 K: 1 S: 6	H: 1 LOB: 1 BB: 0 P: 6	R: 0 E: 0 K: 2 S: 7	H: 0 LOB: 0 BB: 0 P: 7	1B: 7 2B: 1 3B: 0 HR: 0	SF: 0 SAC: 0 DP: 1 HBP: 0	WP: 1 PB: 0 SB: 0 CS: 0	PA: 33									
PITCHER Floyd Bannister, L (1, 1) ERA: 4.62	IP 9.0	WLS W	BF 33	H 7	R 0	ER 0	SO 11	BB 1	IBB 0	HBP 0	BLK 0	WP 1	HR 0	S 54	P 58	ERA 0.00	WHIP 0.889														
											PITCHER	IP	WLS	BF	H	R	ER	SO	BB	IBB	HBP	BLK	WP	HR	S	P	ERA	WHIP			

Detroit Tigers @ Chicago White Sox
 Comiskey Park, Chicago, IL
 Sun May 12 1985, 8:05 PM EDT
 Att. 21,216 - Unknown

AB	32
R	0
H	7
RBI	0
BB	1
SO	11
LOB	11



livebaseballscorecards.com

Batter	1	2	3	4	5	6	7	8	9	AB	R	H	RBI	BB	SO	LOB	
Rudy Law, L OBP: 0.329, SLG: 0.353 (1, 7) X	0-0 S 1B		0-0 4-3		0-3 K	0-3 K				4	1	1	0	0	2	2	
Scott Fletcher, R OBP: 0.365, SLG: 0.323 (1, 5) B B B	4-0 FC3-6 1-2 1B BB		0-0 2B		0-0 G3		0-0 F7			3	0	1	0	1	0	1	
Harold Baines, L OBP: 0.383, SLG: 0.495 (1, 9) X	0-0 FC3-6 1-2 2-H 1B		0-0 F7		4-0 WP IBB		4-0 G6-4-3 BB			2	0	1	1	2	0	1	
Greg Walker, L OBP: 0.309, SLG: 0.442 (1, 3) X	0-0 FC3-6 G5-3 WP 1-2f 2-3		4-0 BB		0-0 6-3		0-0 G6-4-3			3	0	0	0	1	0	5	
Oscar Gamble, L OBP: 0.340, SLG: 0.308 (1, 10) X	4-0 1-2 IBB		0-0 F5		4-0 E 1B BB		0-0 6-3			2	1	0	0	2	0	2	
Carlton Fisk, R OBP: 0.330, SLG: 0.542 (1, 2) X	0-0 G5-3 2-3f		0-0 F5		0-0 E1 1B E		0-0 HR			4	2	1	1	0	0	4	
Daryl Boston, L OBP: 0.321, SLG: 0.352 (1, 8) S S S		0-3 K		0-0 4-3		0-3 K		4-0 E BB		3	0	0	0	1	2	2	
Ozzie Guillen, L OBP: 0.275, SLG: 0.267 (1, 6) S S S		0-3 K		0-0 F8		0-0 E9 CS 1B		0-0 6-3		4	0	1	1	0	1	1	
Tim Hulett, R OBP: 0.440, SLG: 0.478 (1, 4) X		0-0 1-3			0-0 WP G3 1B		1-0 HBP		0-0 F5		3	0	1	0	0	1	
Inning Stats	R: 1 E: 0 K: 0 S: 4	H: 2 LOB: 2 BB: 2 P: 12	R: 0 E: 0 K: 2 S: 7	H: 0 LOB: 0 BB: 0 P: 7	R: 0 E: 0 K: 0 S: 4	H: 1 LOB: 2 BB: 1 P: 8	R: 0 E: 0 K: 1 S: 6	H: 1 LOB: 2 BB: 1 P: 10	R: 2 E: 2 K: 2 S: 8	H: 1 LOB: 1 BB: 1 P: 13	R: 0 E: 0 K: 0 S: 2	H: 0 LOB: 0 BB: 1 P: 6	R: 1 E: 1 K: 0 S: 4	H: 1 LOB: 1 BB: 1 P: 8	1B: 4 2B: 1 3B: 0 HR: 1	SF: 0 SAC: 0 DP: 2 HBP: 1	
PITCHER Jack Morris, R ERA: 2.8 (1, 1)	IP 8.0	WLS L	BF 36	H 6	R 4	ER 3	SO 5	BB 5	IBB 2	HBP 1	BLK 0	WP 2	HR 1	S 38	P 67	ERA 3.38	WHIP 1.375
PITCHER	IP	WLS	BF	H	R	ER	SO	BB	IBB	HBP	BLK	WP	HR	S	P	ERA	WHIP

BOTTOM

Detroit Tigers @ Chicago White Sox
Comiskey Park, Chicago, IL
Sun May 12 1985, 8:05 PM EDT
Att. 21,216 - Unknown

livebaseballscorecards.com

AB	28
R	4
H	6
RBI	3
BB	7
SO	5
LOB	19



WP: 2	PA: 36
PB: 0	
SB: 1	
CS: 1	

Batter	1	2	3	4	5	6	7	8	9	AB R H RBI BB SO LOB	TOP									
Tom Dunbar, L (1, 7) OBP: 0.350, SLG: 0.278 Alan Bannister, R (9, PH)	0-0 F8		0-0 CS 1B		0-0 L7		0-0 G3		0-0 F3	4 0 1 0 0 0 1 1 0 0 0 0 0 0										
Pete O'Brien, L (1, 3) OBP: 0.252, SLG: 0.314	0-0 L3		0-0 F8		0-0 2B		0-0 F2		0-0 4-3	5 0 1 0 0 0 2										
Buddy Bell, R (1, 5) OBP: 0.328, SLG: 0.391	4-0 BB		0-0 F8 1-2		0-0 F9			0-0 HR		3 1 1 1 1 0 2										
Gary Ward, R (1, 8) OBP: 0.282, SLG: 0.361	0-0 F9			0-0 2B		0-0 6-3		0-3 K		4 0 1 0 0 1 1										
Toby Harrah, R (1, 4) OBP: 0.479, SLG: 0.424		0-3 K		0-0 F3		0-0 HR		0-0 F9		4 1 1 1 0 1 1										
Larry Parrish, R (1, 9) OBP: 0.298, SLG: 0.412		4-0 HR BB		0-0 F8		0-0 F8		0-0 FC5 BB 1B		3 1 1 0 1 0 1										
Cliff Johnson, R (1, 10) OBP: 0.327, SLG: 0.484		0-0 1-H HR		4-0 IBB		0-3 K		4-0 1-2 BB		2 1 1 2 2 1 0										
Don Slaught, R (1, 2) OBP: 0.296, SLG: 0.366		0-0 5-3		0-0 4-3			0-0 5-3	0-0 FC5 2-3f		4 0 0 0 0 0 4										
Curtis Wilkerson, S (1, 6) OBP: 0.278, SLG: 0.273 Bill Stein, R (9, PH) OBP: 0.375, SLG: 0.375		0-0 F8			0-0 F7		0-0 2B		0-0 F7	3 0 1 0 0 0 0 1 0 0 0 0 0 0										
Inning Stats	R: 0 E: 0 K: 0 S: 3	H: 0 LOB: 1 BB: 1 P: 7	R: 2 E: 0 K: 1 S: 6	H: 1 LOB: 0 BB: 1 P: 10	R: 0 E: 0 K: 0 S: 3	H: 1 LOB: 2 BB: 1 P: 3	R: 0 E: 0 K: 0 S: 4	H: 1 LOB: 1 BB: 0 P: 4	R: 1 E: 0 K: 1 S: 6	H: 1 LOB: 0 BB: 0 P: 6	R: 0 E: 0 K: 0 S: 4	H: 1 LOB: 1 BB: 0 P: 4	R: 1 E: 0 K: 1 S: 7	H: 2 LOB: 2 BB: 1 P: 11	R: 0 E: 0 K: 0 S: 3	H: 0 LOB: 0 BB: 0 P: 3	1B: 2 2B: 3 3B: 0 HR: 3	SF: 0 SAC: 0 DP: 0 HBP: 0	WP: 0 PB: 0 SB: 0 CS: 1	PA: 38
PITCHER	IP WLS BF H R ER SO BB IBB HBP BLK WP HR S P ERA WHIP																			
Dan Petry, R (1, 1) ERA: 3.15	7.0 W 30 7 4 4 2 2 1 0 0 0 3 31 43 5.14 1.286																			
Aurelio Lopez, R (8, 1) ERA: 3.54	0.2 4 1 0 0 1 1 0 0 0 0 0 5 9 0.00 3.000																			
Willie Hernandez, L (8, 1) ERA: 1.25	1.1 S 4 0 0 0 0 0 0 0 0 0 0 4 4 0.00 0.000																			

Texas Rangers @ Detroit Tigers
Tiger Stadium, Detroit, MI
Mon May 13 1985, 7:05 PM EDT
Att: 23,207 - Unknown

livebaseballscorecards.com

AB	34
R	4
H	8
RBI	4
BB	4
SO	3
LOB	12



Batter	1	2	3	4	5	6	7	8	9	AB R H RBI BB SO LOB	TOP									
Tom Dunbar, L (1, 7) OBP: 0.341, SLG: 0.275 Alan Bannister, R (9, PH)	0-0 SH3-4 1B	0-0 F8		0-0 3-1 1-H		0-0 F4			0-0 F7	4 0 1 0 0 0 1 1 0 0 0 0 0 0										
Pete O'Brien, L (1, 3) OBP: 0.252, SLG: 0.311	0-0 SH3-4 1-2		0-0 G3				0-0 F6		0-0 F9	4 0 1 0 0 0 0										
Buddy Bell, R (1, 5) OBP: 0.331, SLG: 0.386	4-0 1B BB		0-0 1B BB 1B				0-3 K		0-0 E5	4 0 1 0 1 1 1										
Gary Ward, R (1, 8) OBP: 0.279, SLG: 0.355	0-0 FC6-4 1-2 2-3 1B		0-0 F9				0-0 G1-4-3		0-0 F9	5 0 1 0 0 1 2										
Toby Harrah, R (1, 4) OBP: 0.479, SLG: 0.420	0-3 K		4-0 1B BB				0-0 S 1B		0-3 K	3 0 1 0 1 2 3										
Larry Parrish, R (1, 9) OBP: 0.306, SLG: 0.416	0-0 FC6-4 1-2f		0-0 1-2 2-3 1B				0-0 1-3		0-0 1B 1B	4 0 2 0 0 0 4										
Cliff Johnson, R (1, 10) OBP: 0.324, SLG: 0.469			0-0 G5-4-3 BB				0-0 F9		0-0 F9	3 0 0 0 1 0 5										
Don Slaught, R (1, 2) OBP: 0.288, SLG: 0.356 Bob Jones, L (8, PH) Wayne Tolleson, S (8, PR) OBP: 0.355, SLG: 0.355			0-0 G5-4-3				0-0 F9		0-0 F8	3 0 0 0 0 0 1 1 0 1 0 0 0 0 0 0 0 0 0 0 0										
Curtis Wilkerson, S (1, 6) George Wright, S (8, PH) Glenn Brummer, R (8, 2) OBP: 0.222, SLG: 0.202			0-0 1B				0-3 K		0-0 4-3	3 1 2 0 0 1 0 1 0 0 0 0 0 2 0 0 0 0 0 0 0										
Inning Stats	R: 0 E: 0 K: 1 S: 7	H: 2 LOB: 3 BB: 1 P: 11	R: 0 E: 0 K: 0 S: 3	H: 1 LOB: 1 BB: 1 P: 7	R: 0 E: 0 K: 0 S: 5	H: 2 LOB: 3 BB: 1 P: 9	R: 1 E: 1 K: 0 S: 5	H: 2 LOB: 1 BB: 0 P: 5	R: 0 E: 0 K: 1 S: 6	H: 1 LOB: 1 BB: 0 P: 6	R: 0 E: 0 K: 1 S: 5	H: 0 LOB: 0 BB: 0 P: 5	R: 0 E: 0 K: 1 S: 7	H: 2 LOB: 2 BB: 0 P: 7	R: 0 E: 1 K: 0 S: 4	H: 0 LOB: 1 BB: 0 P: 4	1B: 10 2B: 0 3B: 0 HR: 0	SF: 0 SAC: 1 DP: 1 HBP: 0	WP: 0 PB: 0 SB: 1 CS: 0	PA: 40
PITCHER	IP WLS BF H R ER SO BB IBB HBP BLK WP HR S P ERA WHIP																			
Milt Wilcox, R (1, 1) ERA: 3.68	5.0 W 25 8 1 0 2 3 0 0 0 0 0 0 26 38 0.00 2.200																			
Aurelio Lopez, R (6, 1) ERA: 3.09	3.0 11 2 0 0 3 0 0 0 0 0 0 0 17 17 0.00 0.667																			
Willie Hernandez, L (9, 1) ERA: 1.19	1.0 S 4 0 0 0 0 0 0 0 0 0 0 0 4 4 0.00 0.000																			

Texas Rangers @ Detroit Tigers
Tiger Stadium, Detroit, MI
Tue May 14 1985, 7:05 PM EDT
Att: 22,603 - Unknown

livebaseballscorecards.com

AB 36
R 1
H 10
RBI 0
BB 3
SO 5
LOB 19




Batter	1	2	3	4	5	6	7	8	9	AB	R	H	RBI	BB	SO	LOB
Lou Whitaker, L OBP: 0.436, SLG: 0.564 (1, 4)	0-0 BLK 1B	0-0 2-H HR			0-0 1-3 1B		0-0 F9			4	2	3	2	0	0	0
Alan Trammell, R OBP: 0.328, SLG: 0.445 (1, 6)	0-0 F8	0-0 F5			0-0 3-H SF8		0-0 5-3			3	0	0	1	0	0	1
Kirk Gibson, L OBP: 0.347, SLG: 0.472 (1, 9)	4-0 1-2 1B BB		0-0 G3		0-0 1-2 1B			0-0 2B		3	0	2	0	1	0	0
Lance Parrish, R OBP: 0.287, SLG: 0.455 (1, 2)	0-0 1-2 2-H 1B		0-0 6-3		0-0 F3			0-0 5-3		4	0	1	1	0	0	3
Darrell Evans, L OBP: 0.259, SLG: 0.292 (1, 3)	0-0 F9		0-3 K		0-0 4-3			0-0 F4		4	0	0	0	0	1	5
Johnny Grubb, L OBP: 0.267, SLG: 0.275 (1, 10)	0-0 1-3			0-0 4-3		0-0 F8		0-0 1-3		4	0	0	0	0	0	3
Larry Herndon, R OBP: 0.284, SLG: 0.396 (1, 7)		0-0 HR 2B		0-3 K		0-0 F7				3	1	1	0	0	1	0
Chet Lemon, R OBP: 0.339, SLG: 0.381 (1, 8)		0-0 F8		0-0 F4		0-3 K				3	0	0	0	0	1	1
Tom Brookens, R OBP: 0.288, SLG: 0.327 (1, 5)		0-0 5-3			0-0 1B SF8 1B		0-0 1-3			3	1	1	0	0	0	1

Inning Stats	R: 1 E: 0 K: 0 S: 5	H: 2 LOB: 2 BB: 1 P: 9	R: 2 E: 0 K: 0 S: 5	H: 2 LOB: 0 BB: 0 P: 5	R: 0 E: 0 K: 1 S: 5	H: 0 LOB: 0 BB: 0 P: 5	R: 0 E: 0 K: 1 S: 5	H: 0 LOB: 0 BB: 0 P: 5	R: 1 E: 0 K: 0 S: 6	H: 3 LOB: 2 BB: 0 P: 6	R: 0 E: 0 K: 1 S: 5	H: 0 LOB: 0 BB: 0 P: 5	R: 0 E: 0 K: 0 S: 3	H: 0 LOB: 0 BB: 0 P: 3	R: 0 E: 0 K: 0 S: 4	H: 1 LOB: 1 BB: 0 P: 4	1B: 5 2B: 2 3B: 0 HR: 1	SF: 1 SAC: 0 DP: 0 HBP: 0	WP: 0 PB: 0 SB: 0 CS: 0	PA: 33													
PITCHER Charlie Hough, R ERA: 3.29 (1, 1)	IP 8.0	WLS L	BF 33	H 8	R 4	ER 4	SO 3	BB 1	IBB 0	HBP 0	BLK 1	WP 0	HR 1	S 38	P 42	ERA 4.50	WHIP 1.125																
PITCHER																	IP	WLS	BF	H	R	ER	SO	BB	IBB	HBP	BLK	WP	HR	S	P	ERA	WHIP

TEXAS RANGERS @ DETROIT TIGERS
Tiger Stadium, Detroit, MI
Tue May 14 1985, 7:05 PM EDT
Att. 22,603 - Unknown

AB	31
R	4
H	8
RBI	4
BB	1
SO	3
LOB	14




Batter	1	2	3	4	5	6	7	8	9	10	11	AB R H RBI BB SO LOB	TOP														
Lou Whitaker, L (1, 4) OBP: 0.439, SLG: 0.575	3-1		E1 1B		4-3 2B		F5		HR 2B		F9 1B BB	5 1 2 0 1 0 0	Detroit Tigers @ Minnesota Twins Hubert H. Humphrey Metrodome, Minneapolis, MN Wed May 15 1985, 8:05 PM EDT Att. 21,030 - Unknown														
Alan Trammell, R (1, 6) OBP: 0.336, SLG: 0.448	1B		FC6-4 1B		4-3		K		F2		1-2 1B	6 0 3 0 0 1 2															
Kirk Gibson, L (1, 9) OBP: 0.346, SLG: 0.486	F7		K		2-3 HBP		K		HR		K	5 1 1 2 0 3 5															
Lance Parrish, R (1, 2) OBP: 0.281, SLG: 0.440	4-3		FC6-4 1-2f		F4			G4-6-3 1B	6-3		F9 2-3	6 0 1 0 0 0 7															
Mike Laga, L (1, 3) Barbaro Garbey, R (11, PH) OBP: 0.378, SLG: 0.466			K		F9		K	G4-6-3 1-2f	6-3		6-3 1-2	5 0 0 0 0 2 1 1 0 0 0 0 0 2															
Nelson Simmons, S (1, 7) Alejandro Sanchez, R (10, PR) OBP: 0.333, SLG: 0.750			F7		F7		HR BB	1B 2B	WP 1B			4 1 2 0 1 0 0 0 0 0 0 0 0 0															
Darrell Evans, L (1, 10) Jim Weaver, L (8, PR) OBP: 0.294, SLG: 0.382			1B		2B		HR	1B	WP BB			4 1 4 2 0 0 0 0 0 0 0 1 0 0															
Chet Lemon, R (1, 8) OBP: 0.325, SLG: 0.364			5-3		F7		F9	F8	K			5 0 0 0 0 1 6															
Tom Brookens, R (1, 5) Johnny Grubb, L (9, PH) Chris Pittaro, S (9, 5) OBP: 0.274, SLG: 0.310			F8		5-3		6-3		K		F7 1-2 2-3	3 0 0 0 0 0 0 1 0 0 0 0 1 0 1 0 0 0 0 0 2															
Inning Stats	R: 0 E: 0 K: 0 S: 4	H: 1 LOB: 1 BB: 0 P: 4	R: 0 E: 0 K: 1 S: 6	H: 1 LOB: 1 BB: 0 P: 6	R: 0 E: 1 K: 1 S: 7	H: 1 LOB: 2 BB: 0 P: 7	R: 0 E: 0 K: 0 S: 4	H: 1 LOB: 1 BB: 0 P: 4	R: 0 E: 0 K: 0 S: 4	H: 1 LOB: 2 BB: 0 P: 5	R: 2 E: 0 K: 1 S: 6	H: 1 LOB: 0 BB: 1 P: 10		R: 0 E: 0 K: 2 S: 7	H: 0 LOB: 0 BB: 0 P: 7	R: 0 E: 0 K: 0 S: 5	H: 3 LOB: 2 BB: 0 P: 5	R: 2 E: 0 K: 1 S: 7	H: 2 LOB: 0 BB: 0 P: 7	R: 0 E: 0 K: 1 S: 6	H: 1 LOB: 3 BB: 1 P: 10	R: 0 E: 0 K: 1 S: 6	H: 1 LOB: 2 BB: 1 P: 10	1B: 7 2B: 4 3B: 0 HR: 2	SF: 0 SAC: 0 DP: 1 HBP: 1	WP: 1 PB: 0 SB: 2 CS: 0	PA: 50
PITCHER	IP WLS BF H R ER SO BB IBB HBP BLK WP HR S P ERA WHIP														IP WLS BF H R ER SO BB IBB HBP BLK WP HR S P ERA WHIP												
John Butcher, R (1, 1) ERA: 3.48	10.0	W	45	12	4	4	7	2	0	1	0	1	1	2	56	65	3.60	1.400									
Curt Wardle, L (11, 1) ERA: 6.41	1.0	W	5	1	0	0	1	1	0	0	0	0	0	0	6	10	0.00	2.000									

livebaseballscores.com

AB	46
R	4
H	13
RBI	4
BB	3
SO	8
LOB	25



Batter	1	2	3	4	5	6	7	8	9	10	11	AB R H RBI BB SO LOB	BOTTOM														
Kirby Puckett, R OBP: 0.333, SLG: 0.399 (1, 8)	K		4-3		SH1-4		SH3-4		6-3		FC5-2 1B	4 0 1 0 0 1 0	<h3>Detroit Tigers @ Minnesota Twins</h3> <p>Hubert H. Humphrey Metrodome, Minneapolis, MN</p> <p>Wed May 15 1985. 8:05 PM EDT Att. 21,030 - Unknown</p> <p>livebaseballscorecards.com</p> <table> <tr><td>AB</td><td>43</td></tr> <tr><td>R</td><td>5</td></tr> <tr><td>H</td><td>14</td></tr> <tr><td>RBI</td><td>5</td></tr> <tr><td>BB</td><td>4</td></tr> <tr><td>SO</td><td>9</td></tr> <tr><td>LOB</td><td>22</td></tr> </table> 	AB	43	R	5	H	14	RBI	5	BB	4	SO	9	LOB	22
AB	43																										
R	5																										
H	14																										
RBI	5																										
BB	4																										
SO	9																										
LOB	22																										
Mickey Hatcher, R OBP: 0.308, SLG: 0.417 (1, 7)	1B 2B		G3		6-3		FC4-6 1B		1-3		E3 FC5-2 1B	6 2 2 1 0 0 2															
Kent Hrbek, L OBP: 0.351, SLG: 0.478 (1, 3)	1B		K		K		FC4-6 1B		1B		1B FC5-2 IBB	5 0 2 2 1 2 2															
Tom Brunansky, R OBP: 0.418, SLG: 0.619 (1, 9)	K						F8		F8		FC5-2 1B	6 1 1 0 0 1 6															
Randy Bush, L OBP: 0.370, SLG: 0.800 (1, 10)	2-3								K		1B	5 0 2 2 0 2 1															
Roy Smalley, S OBP: 0.412, SLG: 0.400 (1, 6)												3 0 1 0 2 0 1															
Gary Gaetti, R OBP: 0.391, SLG: 0.529 (1, 5)												5 0 2 0 0 2 2															
Tim Teufel, R OBP: 0.357, SLG: 0.411 (1, 4)												4 1 1 0 1 1 4															
Mark Salas, L OBP: 0.373, SLG: 0.493 (1, 2)												5 1 2 0 0 0 4															
Inning Stats	R: 1 E: 0 K: 2 S: 9	H: 2 LOB: 1 BB: 0 P: 9	R: 0 E: 0 K: 2 S: 7	H: 0 LOB: 1 BB: 1 P: 11	R: 0 E: 0 K: 1 S: 5	H: 0 LOB: 0 BB: 0 P: 5	R: 1 E: 0 K: 1 S: 6	H: 1 LOB: 0 BB: 0 P: 6	R: 1 E: 0 K: 1 S: 7	H: 2 LOB: 1 BB: 0 P: 7	R: 0 E: 0 K: 0 S: 5	H: 2 LOB: 2 BB: 0 P: 5	R: 1 E: 0 K: 0 S: 5	H: 2 LOB: 1 BB: 0 P: 5	R: 0 E: 0 K: 1 S: 6	H: 2 LOB: 2 BB: 1 P: 10	R: 0 E: 0 K: 0 S: 4	H: 1 LOB: 1 BB: 0 P: 4	R: 0 E: 0 K: 1 S: 5	H: 0 LOB: 1 BB: 1 P: 9	R: 1 E: 1 K: 0 S: 5	H: 2 LOB: 3 BB: 1 P: 9	1B: 12 2B: 1 3B: 1 HR: 0	SF: 1 SAC: 2 DP: 1 HBP: 0	WP: 2 PB: 0 SB: 0 CS: 0	PA: 50	
PITCHER	IP	WLS	BF	H	R	ER	SO	BB	IBB	HBP	BLK	WP	HR	S	P	ERA	WHIP										
Walt Terrell, R ERA: 3.26 (1, 1)	7.0		31	9	4	4	7	1	0	0	0	2	0	44	48	5.14	1.429										
Doug Bair, R ERA: 4.22 (8, 1)	2.0		9	3	0	0	1	0	1	0	0	0	0	10	14	0.00	1.500										
Aurelio Lopez, R ERA: 2.88 (10, 1)	1.2	L	10	2	1	0	1	1	1	0	0	0	0	10	18	0.00	1.800										

Batter	1	2	3	4	5	6	7	8	9	AB R H RBI BB SO LOB	TOP											
Lou Whitaker, L (1, 4) OBP: 0.430, SLG: 0.555	4-0 BB		x 0-0 F5			x 0-0 5-3		x 0-0 6-3	0-3 K	4 0 0 0 1 1 1												
Alan Trammell, R (1, 6) OBP: 0.333, SLG: 0.450	0-3 K			x 0-0 F7		x 0-0 2B		x 0-0 6-3		4 0 1 0 0 1 1												
Kirk Gibson, L (1, 9) OBP: 0.344, SLG: 0.478	0-3 K			x 0-0 4-1		x 0-0 F9			0-0 HR	4 1 1 0 0 1 2												
Mike Laga, L (1, 3) OBP: 0.222, SLG: 0.556	0-0 F7			x 0-0 1B		x 0-0 3-1			0-0 HR	4 1 2 2 0 0 1												
Darrell Evans, L (1, 10) OBP: 0.292, SLG: 0.413		x 0-0 3-1		x 0-0 4-3		x 0-0 3-1			0-0 HR	4 1 1 1 0 0 1												
Larry Herndon, R (1, 7) OBP: 0.292, SLG: 0.410		x 0-0 F4			x 0-0 1-6-3		x 0-0 2B		0-0 WP	4 2 2 0 0 0 0												
Chet Lemon, R (1, 8) OBP: 0.323, SLG: 0.368		0-3 K			x 0-0 6-3		x 0-0 2B		0-3 K	4 0 1 1 0 2 1												
Marty Castillo, R (1, 2) OBP: 0.080, SLG: 0.042			x 0-0 F4		x 0-0 5-3		x 0-0 F8		0-3 K	3 0 0 0 0 0 1												
Johnny Grubb, L (9, PH) OBP: 0.255, SLG: 0.262									0-3 K	1 0 0 0 0 1 1												
Tom Brookens, R (1, 5) OBP: 0.262, SLG: 0.295			x 0-0 F8			x 0-0 F9		x 0-0 F9	0-0 2B	3 0 0 0 0 0 0												
Lance Parrish, R (9, PH) OBP: 0.287, SLG: 0.453									0-0 2B	1 0 1 1 0 0 0												
Inning Stats	R: 0 E: 0 K: 2 S: 7	H: 0 LOB: 1 BB: 1 P: 11	R: 0 E: 0 K: 1 S: 5	H: 0 LOB: 0 BB: 0 P: 5	R: 0 E: 0 K: 0 S: 3	H: 0 LOB: 0 BB: 0 P: 3	R: 0 E: 0 K: 0 S: 4	H: 1 LOB: 1 BB: 0 P: 4	R: 0 E: 0 K: 0 S: 3	H: 0 LOB: 0 BB: 0 P: 3	R: 0 E: 0 K: 0 S: 4	H: 1 LOB: 1 BB: 0 P: 4	R: 1 E: 0 K: 0 S: 5	H: 2 LOB: 1 BB: 0 P: 5	R: 0 E: 0 K: 0 S: 3	H: 0 LOB: 0 BB: 0 P: 3	R: 4 E: 0 K: 3 S: 14	H: 5 LOB: 1 BB: 0 P: 14	1B: 3 2B: 4 3B: 0 HR: 2	SF: 0 SAC: 0 DP: 0 HBP: 0	WP: 1 PB: 0 SB: 0 CS: 0	PA: 37
PITCHER	IP WLS BF H R ER SO BB IBB HBP BLK WP HR S P ERA WHIP																					
Ken Schrom, R (1, 1) ERA: 5.36	8.0 W 33 8 5 5 3 1 0 0 0 0 0 2 38 42 5.62 1.125																					
Ron Davis, R (9, 1) ERA: 6.43	1.0 S 4 1 0 0 3 0 0 0 0 0 1 0 10 10 0.00 1.000																					

Detroit Tigers @ Minnesota Twins
 Hubert H. Humphrey Metrodome, Minneapolis, MN
 Thu May 16 1985, 4:33 AM EDT
 Att. 22,153 - Unknown

AB	36
R	5
H	9
RBI	5
BB	1
SO	6
LOB	9



livebaseballscorecards.com

Batter	1	2	3	4	5	6	7	8	9
Kirby Puckett, R OBP: 0.342, SLG: 0.397 (1, 8)	4-0 1B SF7 BB	0-0 6-3		0-0 FC4-6 1-2f 3-H			4-0 1-3 7-2 1B BB	0-0 1-2 2-H 1B	
Mickey Hatcher, R OBP: 0.311, SLG: 0.416 (1, 7)	0-0 1-3 HR 1B	0-0 F8		0-3 K			0-0 1-2 1-3 1B	0-0 4-3	
Kent Hrbek, L OBP: 0.342, SLG: 0.467 (1, 3)	0-0 SF7 3-H	0-0 G3					0-0 1-3 1-2 2-3		
Tom Brunansky, R OBP: 0.427, SLG: 0.653 (1, 9)	0-0 1-H HR		0-0 F8			0-0 4-3 2B	4-0 1B IBB		
Randy Bush, L OBP: 0.367, SLG: 0.741 (1, 10)	4-0 2B E BB		0-0 F9			0-0 4-3 2-3	0-0 7-2 3-H		
Dave Engle, R OBP: 0.250, SLG: 0.143 (7, PH)									
Roy Smalley, S OBP: 0.415, SLG: 0.414 (1, 6)	0-0 E 1-3 2B		0-0 F7			0-0 F7		0-0 1B 1B	
Gary Gaetti, R OBP: 0.387, SLG: 0.516 (1, 5)	4-0 G6-4-3 IBB			0-0 E5 E S FC4-6		0-3 K	0-3 K		
Tim Teufel, R OBP: 0.354, SLG: 0.405 (1, 4)	0-0 G6-4-3 1-2f 2-3 3-H		0-0 E3 FC4-6 1-3 1B			0-0 6-3	0-0 F8		
Mark Salas, L OBP: 0.380, SLG: 0.519 (1, 2)		0-0 6-3 3B		0-0 F4		0-3 K	0-0 1-2 1B 1B		

Inning Stats	R: 4	H: 3	E: 1	LOB: 1	K: 0	BB: 3	S: 5	P: 17	R: 1	H: 1	E: 0	LOB: 0	K: 0	BB: 0	S: 4	P: 4	R: 0	H: 1	E: 0	LOB: 1	K: 0	BB: 0	S: 4	P: 4	R: 0	H: 0	E: 0	LOB: 0	K: 2	BB: 0	S: 7	R: 0	H: 1	E: 0	LOB: 2	K: 0	BB: 2	S: 3	P: 11	R: 1	H: 3	E: 0	LOB: 2	K: 1	BB: 0	S: 8	P: 8
--------------	------	------	------	--------	------	-------	------	-------	------	------	------	--------	------	-------	------	------	------	------	------	--------	------	-------	------	------	------	------	------	--------	------	-------	------	------	------	------	--------	------	-------	------	-------	------	------	------	--------	------	-------	------	------

AB	R	H	RBI	BB	SO	LOB
3	1	1	3	2	0	1
5	1	2	0	0	1	3
3	0	0	1	0	0	2
3	1	2	2	1	0	0
2	1	0	0	1	0	1
1	0	0	0	0	0	3
4	1	2	0	0	0	1
3	1	0	0	1	2	1
4	0	1	0	0	0	3
4	1	2	0	0	1	2

WP	HR	S	P	ERA	WHIP
0	0	8	8	9.00	3.000

BOTTOM

Detroit Tigers @ Minnesota Twins
 Hubert H. Humphrey Metrodome, Minneapolis, MN
 Thu May 16 1985, 4:33 AM EDT
 Att. 22,153 - Unknown

AB	32
R	7
H	10
RBI	6
BB	5
SO	4
LOB	17



PITCHER	IP	WLS	BF	H	R	ER	SO	BB	IBB	HBP	BLK	WP	HR	S	P	ERA	WHIP
Juan Berenguer, R ERA: 9.53 (1, 1)	0.1	L	6	3	4	3	0	2	0	0	0	0	0	4	12	81.00	15.000
Doug Bair, R ERA: 3.52 (1, 1)	4.2		18	3	2	1	1	0	1	0	0	0	0	19	23	1.93	0.643
Bill Scherrer, L ERA: 6.39 (6, 1)	2.0		8	1	0	0	2	1	1	0	0	0	0	10	18	0.00	1.000
Willie Hernandez, L ERA: 1.52 (8, 1)	1.0		6	3	1	1	1	0	0	0	0	0	0	8	8	9.00	3.000

Batter	1	2	3	4	5	6	7	8	9	AB	R	H	RBI	BB	SO	LOB	TOP
Lou Whitaker, L (1, 4) OBP: 0.424, SLG: 0.544 Chris Pittaro, S (7, PH) OBP: 0.297, SLG: 0.305 (7, 4)	0-0 L4	0-0 F4	0-0 1B			0-0 4-3	0-0 F5		0-0 1-3	4	0	1	2	0	0	2	
Alan Trammell, R (1, 6) OBP: 0.322, SLG: 0.433 Marty Castillo, R (8, 5) OBP: 0.080, SLG: 0.042	0-0 F7		F3			0-0 F8		0-0 6-3		5	0	0	0	0	1	2	
Kirk Gibson, L (1, 9) OBP: 0.348, SLG: 0.475 Alejandro Sanchez, R (7, PR) OBP: 0.324, SLG: 0.730 (7, 9)	0-0 4-3		0-0 K	0-3 K			1-0 1B HR HBP	0-0 F8		3	1	1	0	0	1	0	
Lance Parrish, R (1, 2) OBP: 0.315, SLG: 0.488		4-0 FC3-6 BB	0-0 1B	0-0 2B			0-0 1B HR	0-0 1B		4	2	4	1	1	0	0	
Darrell Evans, L (1, 3) OBP: 0.298, SLG: 0.447		0-0 FC3-6 1B	0-0 2B	0-0 F2			0-0 1B HR	0-0 F4		5	3	2	4	0	0	2	
Larry Herndon, R (1, 7) OBP: 0.297, SLG: 0.409		0-0 1B	0-0 F3		0-3 K		0-0 F9		0-0 1B	5	1	2	0	0	1	2	
Mike Laga, L (1, 10) OBP: 0.231, SLG: 0.538 Barbaro Garbey, R (9, PH) OBP: 0.368, SLG: 0.472		0-3 K	0-0 1B	0-3 K		0-3 K	0-0 4-3		0-3 K	4	1	1	1	0	2	3	
Chet Lemon, R (1, 8) OBP: 0.336, SLG: 0.371 Jim Weaver, L (7, PR) OBP: 0.333, SLG: 0.400 (7, 8)		0-0 1B	4-0 1B	0-3 K		0-3 K	4-0 2B		0-0 F9	2	1	1	1	2	1	0	
Tom Brookens, R (1, 5) OBP: 0.300, SLG: 0.348 (8, 6)		0-0 1B	0-0 1B			0-0 6-3	0-0 2B		0-0 1B	5	0	4	1	0	0	0	
Inning Stats	R: 0 H: 0 E: 0 LOB: 0 K: 0 BB: 0 S: 3 P: 3	R: 2 H: 3 E: 0 LOB: 2 K: 1 BB: 1 S: 8 P: 12	R: 5 H: 6 E: 0 LOB: 2 K: 1 BB: 1 S: 11 P: 15	R: 0 H: 1 E: 0 LOB: 0 K: 1 BB: 0 S: 5 P: 5	R: 0 H: 0 E: 0 LOB: 0 K: 3 BB: 0 S: 9 P: 9	R: 0 H: 0 E: 0 LOB: 0 K: 0 BB: 0 S: 3 P: 3	R: 3 H: 3 E: 0 LOB: 3 K: 0 BB: 1 S: 6 P: 11	R: 0 H: 1 E: 0 LOB: 1 K: 0 BB: 0 S: 4 P: 4	R: 0 H: 2 E: 0 LOB: 2 K: 1 BB: 0 S: 7 P: 7	1B: 11 SF: 0 2B: 4 SAC: 0 3B: 0 DP: 0 HR: 1 HBP: 1	WP: 0 PA: 46 PB: 0 SB: 0 CS: 0						
PITCHER	IP WLS BF H R ER SO BB IBB HBP BLK WP HR S P ERA WHIP																
Don Sutton, R (1, 1) ERA: 7.58	2.2 L 19 9 7 7 1 2 0 0 0 0 0 0 19 27 23.62 4.125																
Mike Warren, R (3, 1) ERA: 8.37	3.1 13 3 3 3 5 0 0 1 0 0 0 1 22 23 8.10 0.900																
Keith Atherton, R (7, 1) ERA: 4.01	1.0 5 1 0 0 0 1 0 0 0 0 0 0 4 8 0.00 2.000																
Tim Birtsas, L (8, 1) ERA:	2.0 9 3 0 0 1 0 0 0 0 0 0 0 11 11 0.00 1.500																

Detroit Tigers @ Oakland Athletics
 Oakland-Alameda County Coliseum, Oakland, CA
 Fri May 17 1985, 7:05 PM PDT
 Att: 24,411 - Unknown

AB	42
R	10
H	16
RBI	10
BB	3
SO	7
LOB	18



livebaseballscorecards.com

Batter	1	2	3	4	5	6	7	8	9	AB R H RBI BB SO LOB
Dave Collins, S (1, 7) OBP: 0.296, SLG: 0.336	0-0 G3		0-3 K		4-0 G3 1B BB		0-0 G3 1B 2B	0-0 1-3		4 1 1 0 1 1 2
Carney Lansford, R (1, 5) OBP: 0.324, SLG: 0.430	0-0 F8		0-0 1-3 1B		0-0 G3 1B		0-0 G3		0-0 5-3	5 0 2 0 0 0 1
Bruce Bochte, L (1, 3) OBP: 0.429, SLG: 0.404	0-0 FC5-4 1B		0-0 F5		0-0 G3		0-0 1B		4-0 1B BB	4 0 2 1 1 0 4
Dave Kingman, R (1, 10) OBP: 0.317, SLG: 0.462	0-0 FC5-4		0-3 K		0-3 K		0-3 K		0-0 F4	5 0 0 0 0 3 7
Dwayne Murphy, L (1, 8) OBP: 0.360, SLG: 0.364 Dan Meyer, L (7, PH) Mickey Tettleton, S (8, 2) OBP: 0.385, SLG: 0.364		0-0 F7		0-0 F5		0-0 L4	0-0 G3		0-0 1-3 1B	3 0 0 0 0 0 0 1 0 0 0 0 0 1 1 0 1 0 0 0 0
Mike Heath, R (1, 2) OBP: 0.323, SLG: 0.450 (8, 9)		0-0 6-3		0-3 K		0-0 4-3		0-0 HR	0-0 F9	5 1 1 1 0 1 2
Mike Davis, L (1, 9) OBP: 0.407, SLG: 0.708 (8, 8)		0-0 1B		4-0 BB		0-0 1B 1B		0-0 1-3 1B		3 0 3 0 1 0 0
Donnie Hill, S (1, 4) OBP: 0.298, SLG: 0.349		0-3 K		0-3 K		0-0 1-3 1B		0-0 F8		4 0 1 0 0 2 3
Alfredo Griffin, S (1, 6) OBP: 0.328, SLG: 0.325 Mike Gallego, R (9, 6)			4-0 1B BB		0-0 F9		0-0 G3	0-0 1-3		3 0 0 0 1 0 3 0 0 0 0 0 0 0

Inning Stats	R: 0 E: 0 K: 0 S: 4	H: 1 LOB: 1 BB: 0 P: 4	R: 0 E: 0 K: 1 S: 6	H: 1 LOB: 1 BB: 0 P: 6	R: 0 E: 0 K: 2 S: 8	H: 1 LOB: 2 BB: 1 P: 12	R: 0 E: 0 K: 2 S: 7	H: 0 LOB: 1 BB: 1 P: 11	R: 0 E: 0 K: 1 S: 6	H: 1 LOB: 2 BB: 1 P: 10	R: 0 E: 0 K: 0 S: 5	H: 2 LOB: 2 BB: 0 P: 5	R: 1 E: 0 K: 1 S: 7	H: 2 LOB: 1 BB: 0 P: 7	R: 1 E: 0 K: 0 S: 5	H: 2 LOB: 1 BB: 0 P: 5	R: 0 E: 0 K: 0 S: 4	H: 1 LOB: 2 BB: 1 P: 8	1B: 9 2B: 1 3B: 0 HR: 1	SF: 0 SAC: 0 DP: 0 HBP: 0	WP: 0 PB: 0 SB: 0 CS: 0	PA: 42
PITCHER	IP	WLS	BF	H	R	ER	SO	BB	IBB	HBP	BLK	WP	HR	S	P	ERA	WHIP					
Jack Morris, R (1, 1) ERA: 2.55	6.0	W	27	6	0	0	6	3	0	0	0	0	0	36	48	0.00	1.500					
Aurelio Lopez, R (7, 1) ERA: 3.21	3.0	S	15	5	2	2	1	1	0	0	0	0	1	16	20	6.00	2.000					


BOTTOM

Detroit Tigers @ Oakland Athletics
Oakland-Alameda County Coliseum, Oakland, CA
Fri May 17 1985, 7:05 PM PDT
Att. 24,411 - Unknown

livebaseballscores.com

AB	38
R	2
H	11
RBI	2
BB	4
SO	7
LOB	23



Batter	1	2	3	4	5	6	7	8	9	AB R H RBI BB SO LOB	TOP														
Lou Whitaker, L (1, 4) OBP: 0.423, SLG: 0.534	0-0 F8	0-0 1B		0-0 F5		0-0 F8		4-0 IBB		4 1 1 0 1 0 1															
Alan Trammell, R (1, 6) OBP: 0.331, SLG: 0.457	0-0 HR	0-0 1B		0-3 K		4-0 BB		0-0 F4		4 1 2 2 1 1 2															
Nelson Simmons, S (1, 9) OBP: 0.286, SLG: 0.421	4-0 HR BB	0-0 F7		0-0 F6		0-0 F7		0-0 F6		4 1 0 0 1 0 5															
Lance Parrish, R (1, 2) OBP: 0.318, SLG: 0.480	4-0 HR BB		0-0 BB 1B G3 1B		0-0 5-3		0-3 K		0-0 F7	4 2 1 0 1 1 0															
Darrell Evans, L (1, 3) OBP: 0.333, SLG: 0.506	0-0 HR		0-0 G3 BB 1B 1B		0-0 1B		4-0 CS BB		0-0 1B	4 2 4 3 1 0 0															
Larry Herndon, R (1, 7) OBP: 0.293, SLG: 0.395	0-0 F9		4-0 BB 1B BB		0-0 F3		0-0 F8		0-3 K	4 1 0 0 1 1 3															
Mike Laga, L (1, 10) OBP: 0.235, SLG: 0.471	0-0 F9		0-0 G3		0-0 F3		0-0 CS		0-0 K	4 0 1 1 0 0 3															
Jim Weaver, L (8, PR) OBP: 0.286, SLG: 0.333			1-2 2-3 3-H				1-2 2B 1B		0-3 K	1 1 0 0 0 1 1	AB 37 R 9 H 12 RBI 9 BB 6 SO 5 LOB 19														
Chet Lemon, R (1, 8) OBP: 0.333, SLG: 0.367		0-0 4-3	0-3 K		0-0 BB 1B			0-0 4-3		4 0 1 0 0 1 3															
Tom Brookens, R (1, 5) OBP: 0.311, SLG: 0.371		0-0 F8	0-0 1B		0-0 F5			0-0 2B		4 0 2 3 0 0 1															
Inning Stats	R: 4 E: 0 K: 0 S: 5	H: 2 LOB: 0 BB: 2 P: 13	R: 1 E: 0 K: 0 S: 5	H: 2 LOB: 1 BB: 0 P: 5	R: 3 E: 0 K: 1 S: 7	H: 3 LOB: 1 BB: 1 P: 11	R: 0 E: 0 K: 1 S: 5	H: 0 LOB: 0 BB: 0 P: 5	R: 0 E: 0 K: 0 S: 4	H: 1 LOB: 1 BB: 0 P: 4	R: 0 E: 0 K: 0 S: 4	H: 1 LOB: 2 BB: 1 P: 8	R: 0 E: 0 K: 1 S: 4	H: 0 LOB: 0 BB: 1 P: 8	R: 1 E: 0 K: 0 S: 5	H: 2 LOB: 2 BB: 1 P: 9	R: 0 E: 0 K: 2 S: 8	H: 1 LOB: 1 BB: 0 P: 8	1B: 9 2B: 1 3B: 0 HR: 2	SF: 0 SAC: 0 DP: 0 HBP: 0	WP: 0 PB: 0 SB: 1 CS: 1	PA: 44			
PITCHER	IP	WLS	BF	H	R	ER	SO	BB	IBB	HBP	BLK	WP	HR	S	P	ERA	WHIP								
Steve McCatty, R (1, 1) ERA: 7.5	2.0	L	14	6	7	7	0	2	0	0	0	0	2	12	20	31.50	4.000								
Tom Tellmann, R (3, 1) ERA: 5.93	4.1		18	3	1	1	3	3	0	0	0	0	0	21	33	2.08	1.385								
Keith Atherton, R (7, 1) ERA: 3.95	2.2		11	3	1	1	2	0	1	0	0	0	0	14	18	3.38	1.125								

Detroit Tigers @ Oakland Athletics
 Oakland-Alameda County Coliseum, Oakland, CA
 Sat May 18 1985, 3:33 AM PDT
 Att: 26,581 - Unknown

livebaseballscorecards.com

Batter	1	2	3	4	5	6	7	8	9	AB	R	H	RBI	BB	SO	LOB
Dave Collins, S (1, 7) OBP: 0.313, SLG: 0.363	4-0 6-3 S PB BB		x 0-0 2B 3B	x 0-0 1B		x 0-0 1-2 1B		0-3 K		4	2	3	1	1	1	1
Carney Lansford, R (1, 5) OBP: 0.327, SLG: 0.443	0-0 6-3 1-3		x 0-0 F7 6-3 2B	x 0-0 F7		x 0-0 F8		0-0 2B		5	1	2	1	0	0	4
Dwayne Murphy, L (1, 8) OBP: 0.354, SLG: 0.351	4-0 PB BB		x 0-0 F7 2-3		x 0-0 F9		x 0-0 F9	0-3 K		4	0	0	0	1	1	3
Dave Kingman, R (1, 10) OBP: 0.313, SLG: 0.474	0-3 K 1-2 3-H		x 0-0 6-3		x 0-0 F8		x 0-0 HR		x 0-0 B5	5	1	1	2	0	1	1
Dusty Baker Jr., R (1, 3) OBP: 0.420, SLG: 0.596	0-0 F2		x 0-0 1B		x 0-0 E5		x 0-0 6-3		x 0-0 5-3	5	0	1	0	0	0	1
Mike Heath, R (1, 2) OBP: 0.312, SLG: 0.432		x 0-0 F3	x 0-0 F3		x 0-0 6-3		x 0-0 5-3		x 0-0 F9	5	0	0	0	0	0	2
Mike Davis, L (1, 9) OBP: 0.410, SLG: 0.699		x 0-0 F9		x 0-0 B4-3 1B 3-1 1B		0-3 K		4-0 1B SF9 BB		3	2	1	0	1	1	0
Donnie Hill, S (1, 4) OBP: 0.299, SLG: 0.348		x 0-0 1B		x 0-0 3-1		x 0-0 5-3		0-0 2B 1-3 1B		3	0	1	0	0	0	1
Rob Picciolo, R (8, PH) OBP: 0.500, SLG: 0.667										1	0	1	0	0	0	0
Alfredo Griffin, S (1, 6) OBP: 0.325, SLG: 0.325		0-3 K		x 0-0 B4-3		x 0-0 1B 1B		0-0 SF9		3	0	1	1	0	1	2

Inning Stats	R: 1	H: 0	E: 0	K: 1	S: 5	LOB: 1	BB: 2	P: 13	R: 0	H: 1	E: 0	K: 1	S: 6	LOB: 1	BB: 0	P: 6	R: 2	H: 3	E: 0	K: 0	S: 6	LOB: 1	BB: 0	P: 6	R: 1	H: 2	E: 0	K: 0	S: 5	LOB: 1	BB: 0	P: 5	R: 0	H: 0	E: 1	K: 0	S: 4	LOB: 1	BB: 0	P: 4	R: 0	H: 2	E: 0	K: 1	S: 7	LOB: 2	BB: 0	P: 7	R: 1	H: 1	E: 0	K: 0	S: 4	LOB: 0	BB: 0	P: 4	R: 1	H: 2	E: 0	K: 2	S: 9	LOB: 2	BB: 1	P: 13	R: 0	H: 0	E: 0	K: 0	S: 3	LOB: 0	BB: 0	P: 3	1B: 7	SF: 1	2B: 2	3B: 1	HR: 1	SAC: 0	DP: 0	HBP: 0	WP: 0	PB: 1	SB: 1	CS: 0	PA: 42
--------------	------	------	------	------	------	--------	-------	-------	------	------	------	------	------	--------	-------	------	------	------	------	------	------	--------	-------	------	------	------	------	------	------	--------	-------	------	------	------	------	------	------	--------	-------	------	------	------	------	------	------	--------	-------	------	------	------	------	------	------	--------	-------	------	------	------	------	------	------	--------	-------	-------	------	------	------	------	------	--------	-------	------	-------	-------	-------	-------	-------	--------	-------	--------	-------	-------	-------	-------	--------

PITCHER	IP	WLS	BF	H	R	ER	SO	BB	IBB	HBP	BLK	WP	HR	S	P	ERA	WHIP
Dan Petry, R (1, 1) ERA: 3.38	7.0	W	33	9	5	4	3	2	0	0	0	0	1	37	45	5.14	1.571
Willie Hernandez, L (8, 1) ERA: 1.75	2.0		9	2	1	1	2	1	0	0	0	0	0	12	16	4.50	1.500


BOTTOM

Detroit Tigers @ Oakland Athletics
Oakland-Alameda County Coliseum, Oakland, CA

Sat May 18 1985, 3:33 AM PDT
Att. 26,581 - Unknown

livebaseballscorecards.com

AB	38
R	6
H	11
RBI	5
BB	3
SO	5
LOB	15



Batter	1	2	3	4	5	6	7	8	9	AB R H RBI BB SO LOB	TOP									
Lou Whitaker, L (1, 4) OBP: 0.430, SLG: 0.541	0-0 F8 HR 2B	0-0 F8			0-0 1-3			0-0 2B 1B	4-0 BB 1B BB	4 3 2 0 1 0 1										
Alan Trammell, R (1, 6) OBP: 0.340, SLG: 0.469	0-0 F8 2-3		0-0 F8		0-0 1B			0-0 1-3 E 2B	0-0 BB BB 1B	5 1 3 0 0 0 1										
Nelson Simmons, S (1, 7) OBP: 0.340, SLG: 0.463 Jim Weaver, L (9, PR) OBP: 0.286, SLG: 0.333	4-0 HR BB		0-0 2B		0-0 F8			0-0 1B BB 1B	4-0 BB BB	3 2 2 1 2 0 1 0 0 0 0 0 0 0										
Lance Parrish, R (1, 2) OBP: 0.321, SLG: 0.500	0-0 1-H 3-H HR		0-0 F9			0-0 F7		0-0 1-2 BB 1B	0-0 L6	5 1 2 3 0 0 4										
Darrell Evans, L (1, 3) OBP: 0.327, SLG: 0.484	0-3 K		0-0 F2			0-0 4-3		0-0 F4	4-0 1-2 2-3 3-H BB	4 0 0 1 1 1 3										
Alejandro Sanchez, R (1, 9) OBP: 0.310, SLG: 0.667	0-3 K			0-0 5-3		0-0 F6		0-0 1-2 2-3 BB 1B	0-3 K	5 0 1 0 0 2 3										
Mike Laga, L (1, 10) OBP: 0.227, SLG: 0.409		0-0 G3		0-3 K			0-0 G6-3 1B	0-3 K	0-3 K	5 0 1 0 0 3 6										
Chet Lemon, R (1, 8) OBP: 0.331, SLG: 0.358		0-0 F4		0-0 1-3			0-0 F8	4-0 1-2 2-3 3-H BB		3 0 0 1 1 0 1										
Tom Brookens, R (1, 5) OBP: 0.312, SLG: 0.370 Kirk Gibson, L (8, PH) OBP: 0.346, SLG: 0.471 Marty Castillo, R (8, 5) OBP: 0.080, SLG: 0.042		0-0 1B			0-0 4-3		0-0 G6-3 1-2f	0-0 F7		3 0 1 0 0 0 1 1 0 0 0 0 0 3 0 0 0 0 0 0 0										
Inning Stats	R: 3 E: 0 K: 2 S: 9	H: 2 LOB: 0 BB: 1 P: 13	R: 0 E: 0 K: 0 S: 4	H: 1 LOB: 1 BB: 0 P: 4	R: 0 E: 0 K: 1 S: 5	H: 0 LOB: 0 BB: 0 P: 5	R: 0 E: 0 K: 0 S: 4	H: 1 LOB: 1 BB: 0 P: 4	R: 0 E: 0 K: 0 S: 3	H: 0 LOB: 0 BB: 0 P: 3	R: 0 E: 0 K: 0 S: 3	H: 1 LOB: 0 BB: 0 P: 3	R: 3 E: 1 K: 1 S: 10	H: 5 LOB: 3 BB: 1 P: 14	R: 1 E: 0 K: 2 S: 8	H: 1 LOB: 3 BB: 3 P: 20	1B: 8 2B: 3 3B: 0 HR: 1	SF: 0 SAC: 0 DP: 1 HBP: 0	WP: 0 PB: 0 SB: 0 CS: 0	PA: 43
PITCHER	IP WLS BF H R ER SO BB IBB HBP BLK WP HR S P ERA WHIP																			
Chris Codioli, R (1, 1) ERA: 3.57	7.0 W 30 9 6 6 3 1 0 0 0 0 0 1 35 39 7.71 1.429																			
Jay Howell, R (8, 1) ERA: 2.7	2.0 13 3 1 1 3 4 0 0 0 0 0 0 15 31 4.50 3.500																			

Detroit Tigers @ Oakland Athletics
 Oakland-Alameda County Coliseum, Oakland, CA
 Sun May 19 1985, 3:33 AM PDT
 Att. 40,199 - Unknown

AB	38
R	7
H	12
RBI	6
BB	5
SO	6
LOB	24



WP: 0	PA: 43
PB: 0	
SB: 0	
CS: 0	

Batter	1	2	3	4	5	6	7	8	9
Dave Collins, S OBP: 0.309, SLG: 0.357 (1, 7) X	0-0 G3		0-0 F8	0-0 E7 1B		0-3 K		0-0 F8	
Carney Lansford, R OBP: 0.323, SLG: 0.434 (1, 5) X	0-0 BB 1B		0-0 F9		0-0 F9	0-0 1-3		0-0 F9	
Bruce Bochte, L OBP: 0.431, SLG: 0.413 (1, 3) B B B	4-0 1B 1-2 BB			0-0 2B	0-0 6-3		0-0 5-3		
Dave Kingman, R OBP: 0.325, SLG: 0.486 (1, 10) X	0-0 G4-6-3 1B			0-0 1B 2B	0-3 K		4-0 WP F9 BB		
Dwayne Murphy, L OBP: 0.351, SLG: 0.347 (1, 8) X	0-0 G4-6-3 1-2f			0-0 1-3		0-0 1B 1B	0-0 F9		
Mike Heath, R OBP: 0.317, SLG: 0.430 (1, 2) X		0-0 F8		0-0 1-3		0-0 1B SF7 1B	4-0 2-3 BB		
Mike Davis, L OBP: 0.413, SLG: 0.690 (1, 9) X		0-0 F4		4-0 1B 1B IBB		0-0 S 1-3 2-H 1B 1B	0-0 F8		
Donnie Hill, S OBP: 0.298, SLG: 0.348 (1, 4) X		0-0 3-1		0-0 1B 1B 1-3 2-H		0-0 SF7 3-H	0-0 2-3		
Alfredo Griffin, S OBP: 0.338, SLG: 0.339 (1, 6) X			0-0 F6	0-0 1B E 1B 1-2 3-H		0-0 1B 2-H	0-0 1B		

Inning Stats	R: 1	H: 2	E: 0	K: 0	S: 4	LOB: 1	BB: 1	P: 8	R: 0	H: 0	E: 0	K: 0	S: 3	LOB: 0	BB: 0	P: 3	R: 0	H: 0	E: 0	K: 0	S: 3	LOB: 0	BB: 0	P: 3	R: 5	H: 5	E: 1	K: 0	S: 7	LOB: 1	BB: 1	P: 11	R: 0	H: 0	E: 0	K: 1	S: 5	LOB: 0	BB: 0	P: 5	R: 3	H: 4	E: 0	K: 1	S: 9	LOB: 1	BB: 0	P: 9	R: 0	H: 0	E: 0	K: 0	S: 3	LOB: 2	BB: 2	P: 11	R: 0	H: 1	E: 0	K: 0	S: 4	LOB: 1	BB: 0	P: 4
1B: 10	SF: 1	2B: 2	SAC: 0	3B: 0	DP: 1	HR: 0	HBP: 0	WP: 1	PA: 38																																																							


PITCHER	IP	WLS	BF	H	R	ER	SO	BB	IBB	HBP	BLK	WP	HR	S	P	ERA	WHIP
Milt Wilcox, R ERA: 4.91 (1, 1)	3.2	L	18	6	6	5	0	1	1	0	0	0	0	16	24	12.27	1.909
Doug Bair, R ERA: 4.58 (4, 1)	2.1		11	5	3	3	2	0	0	0	0	0	0	15	15	11.57	2.143
Bill Scherrer, L ERA: 5.52 (7, 1)	2.0		9	1	0	0	0	2	0	0	0	1	0	7	15	0.00	1.500

BOTTOM

Detroit Tigers @ Oakland Athletics
Oakland-Alameda County Coliseum, Oakland, CA

Sun May 19 1985, 3:33 AM PDT
Att. 40,199 - Unknown

AB	33
R	9
H	12
RBI	8
BB	4
SO	2
LOB	11



WP	PA	ERA	WHIP
1	38		

Batter	1	2	3	4	5	6	7	8	9	AB R H RBI BB SO LOB	TOP									
Lou Whitaker, L (1, 4) OBP: 0.418, SLG: 0.524	0-0 F8		0-0 F8			0-0 F7		0-0 4-3		4 0 0 0 0 0 0										
Alan Trammell, R (1, 6) OBP: 0.337, SLG: 0.463	0-0 4-3		0-0 F9			0-0 L4		0-0 FC4-6 1B		4 0 1 0 0 0 0										
Kirk Gibson, L (1, 9) OBP: 0.343, SLG: 0.472	0-0 2B			0-0 G3		0-0 F7		0-0 FC4-6 1-2f		4 0 1 0 0 0 1										
Lance Parrish, R (1, 2) OBP: 0.326, SLG: 0.500	0-0 5-3			0-0 1B			0-0 F9		0-0 L3 1B	4 0 2 0 0 0 1										
Darrell Evans, L (1, 3) OBP: 0.333, SLG: 0.479		0-0 1B		0-3 K			4-0 HR BB		0-0 L3 1-2	3 1 1 0 1 1 2										
Larry Herndon, R (1, 7) OBP: 0.263, SLG: 0.381		0-0 F9		0-3 K			0-0 F9		0-3 K	4 0 0 0 0 2 3										
Mike Laga, L (1, 10) OBP: 0.240, SLG: 0.520		0-0 F2			0-0 F5		0-0 HR			3 1 1 2 0 0 1										
Chet Lemon, R (1, 8) OBP: 0.331, SLG: 0.357		0-0 F8			0-0 1B		0-0 5-3			3 0 1 0 0 0 1										
Tom Brookens, R (1, 5) OBP: 0.304, SLG: 0.360			0-3 K		0-0 G6-4-3 1B			0-0 F5		2 0 0 0 0 1 1										
Jim Weaver, L (8, PH) OBP: 0.250, SLG: 0.286										1 0 0 0 0 0 0										
Chris Pittaro, S (8, 5) OBP: 0.297, SLG: 0.305										0 0 0 0 0 0 0										
Inning Stats	R: 0 E: 0 K: 0 S: 4	H: 1 LOB: 1 BB: 0 P: 4	R: 0 E: 0 K: 0 S: 4	H: 1 LOB: 1 BB: 0 P: 4	R: 0 E: 0 K: 1 S: 5	H: 0 LOB: 0 BB: 0 P: 5	R: 0 E: 0 K: 2 S: 8	H: 1 LOB: 1 BB: 0 P: 8	R: 0 E: 0 K: 0 S: 3	H: 0 LOB: 0 BB: 0 P: 3	R: 2 E: 0 K: 0 S: 4	H: 1 LOB: 0 BB: 1 P: 8	R: 0 E: 0 K: 0 S: 4	H: 1 LOB: 1 BB: 0 P: 4	R: 0 E: 0 K: 1 S: 5	H: 1 LOB: 0 BB: 0 P: 5	1B: 5 2B: 2 3B: 0 HR: 1	SF: 0 SAC: 0 DP: 2 HBP: 0	WP: 0 PB: 0 SB: 0 CS: 0	PA: 33
PITCHER Ron Romanick, R (1, 1) ERA: 3.63	IP: 9.0 WLS: W BF: 33 H: 7 R: 2 ER: 2 SO: 4 BB: 1 IBB: 0 HBP: 0 BLK: 0 WP: 0 HR: 1 S: 40 P: 44 ERA: 2.00 WHIP: 0.889											PITCHER	IP: 9.0 WLS: W BF: 33 H: 7 R: 2 ER: 2 SO: 4 BB: 1 IBB: 0 HBP: 0 BLK: 0 WP: 0 HR: 1 S: 40 P: 44 ERA: 2.00 WHIP: 0.889							

Detroit Tigers @ California Angels
Anaheim Stadium, Anaheim, CA

Mon May 20 1985, 10:05 PM EDT
Att: 30,519 - Unknown

livebaseballscorecards.com

AB 32
R 2
H 7
RBI 2
BB 1
SO 4
LOB 10



Batter	1	2	3	4	5	6	7	8	9
Brian Downing, R (1, 7) OBP: 0.416, SLG: 0.371	0-0 6-3		0-0 5-3		0-0 F9	4-0 CS BB			
Rob Wilfong, L (1, 4) OBP: 0.258, SLG: 0.217	0-0 G3		0-0 E3 1B		0-0 1B FC3-6 1B	0-0 F8			
Juan Beniquez, R (1, 8) OBP: 0.309, SLG: 0.363	0-0 F8		0-0 1B		0-0 FC3-6 1B 1B	0-3 K			
Reggie Jackson, L (1, 9) OBP: 0.373, SLG: 0.519 Mike Brown, R (2, PR) OBP: 0.269, SLG: 0.229 (3, 9)		0-0 CS 1B	0-3 K		4-0 FC3-6 1B BB	0-0 F9			
Ruppert Jones, L (1, 10) OBP: 0.386, SLG: 0.528		0-0 F8		0-3 K	0-0 FC3-6 1B BB	0-0 3-1			
Jack Howell, L (1, 5)		0-3 K		4-0 1B BB	4-0 1B BB	0-0 F6			
Bobby Grich, R (1, 3) OBP: 0.400, SLG: 0.397		0-0 CS 1-2	4-0 SH1-4 1B BB	0-0 1B	0-0 1B BB		0-0 6-3		
Bob Boone, R (1, 2) OBP: 0.287, SLG: 0.227			0-0 SH1-4	0-0 G1-4-3 1B	0-0 G1-4-3 1B		0-0 5-3		
Dick Schofield, R (1, 6) OBP: 0.286, SLG: 0.354			0-0 E 1B	0-0 G1-4-3	0-3 K		0-0 1-3		


Inning Stats	R: 0	H: 0	E: 0	K: 0	S: 3	R: 0	H: 1	E: 0	K: 1	S: 5	R: 2	H: 3	E: 1	K: 1	S: 8	R: 1	H: 2	E: 0	K: 1	S: 6	R: 4	H: 4	E: 0	K: 1	S: 9	R: 0	H: 0	E: 0	K: 0	S: 3	R: 0	H: 0	E: 0	K: 0	S: 3	R: 0	H: 0	E: 0	K: 0	S: 3
	LOB: 0	BB: 0	P: 3	LOB: 1	BB: 0	P: 5	LOB: 2	BB: 1	P: 12	LOB: 1	BB: 1	P: 10	LOB: 2	BB: 2	P: 17	LOB: 1	BB: 1	P: 8	LOB: 0	BB: 0	P: 3	LOB: 0	BB: 0	P: 3	LOB: 0	BB: 0	P: 3	LOB: 0	BB: 0	P: 3	LOB: 0	BB: 0	P: 3	LOB: 0	BB: 0	P: 3	LOB: 0	BB: 0	P: 3	

PITCHER	IP	WLS	BF	H	R	ER	SO	BB	IBB	HBP	BLK	WP	HR	S	P	ERA	WHIP
Walt Terrell, R (1, 1) ERA: 4.14	4.2	L	25	9	7	7	3	4	0	0	0	0	0	27	43	13.50	2.786
Juan Berenguer, R (5, 1) ERA: 7.97	3.1		11	1	0	0	2	1	0	0	0	0	0	14	18	0.00	0.600

BOTTOM

Detroit Tigers @ California Angels
Anaheim Stadium, Anaheim, CA
 Mon May 20 1985, 10:05 PM EDT
 Att. 30,519 - Unknown

AB	30
R	7
H	10
RBI	6
BB	5
SO	5
LOB	13



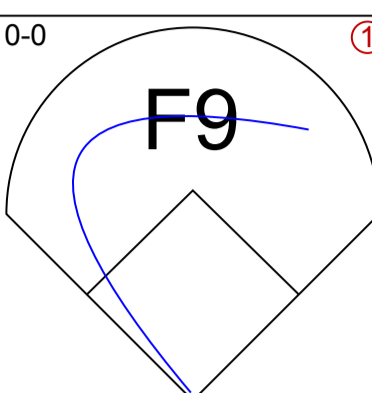
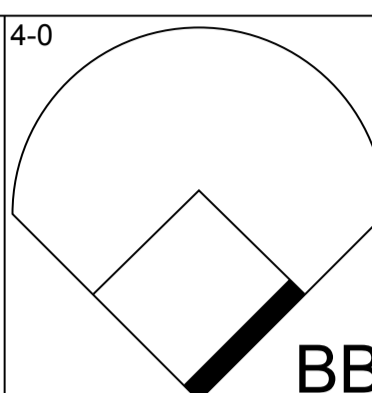
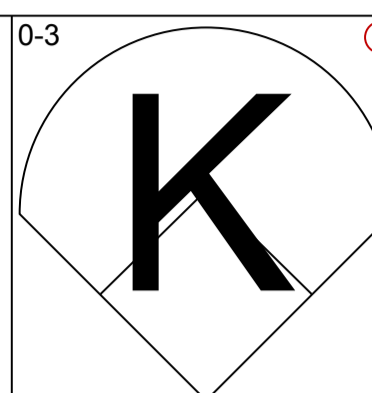
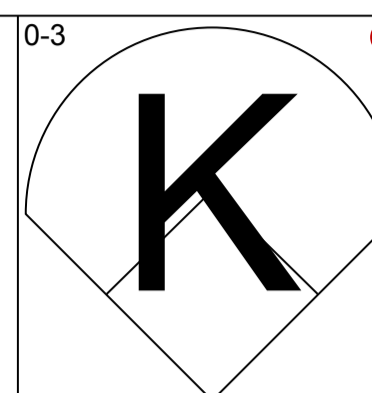
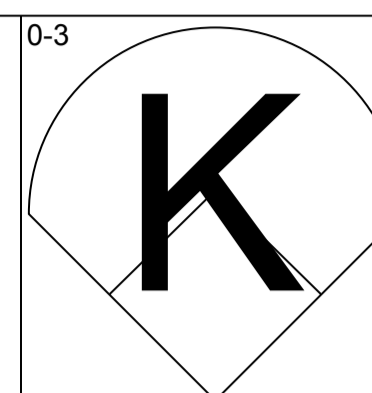

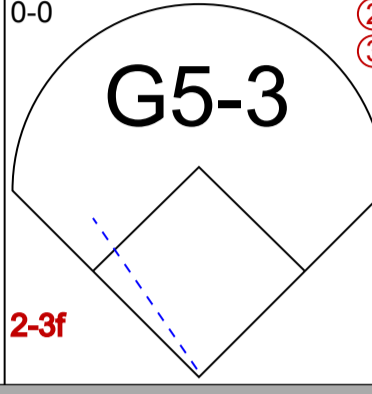
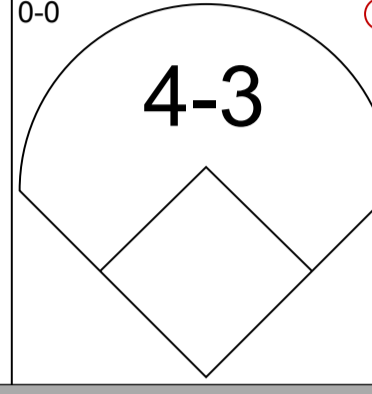
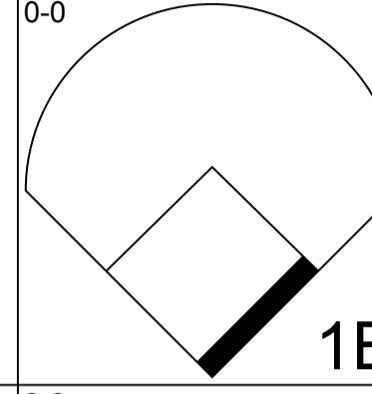
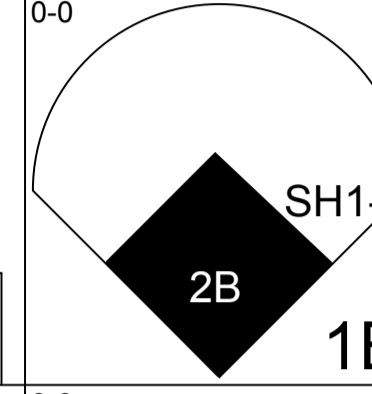
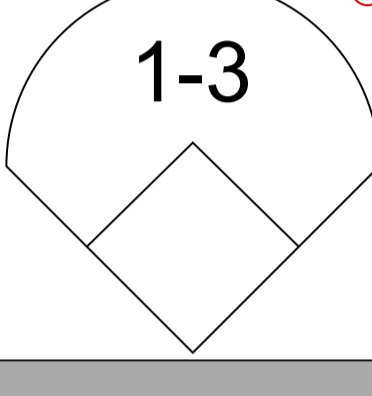
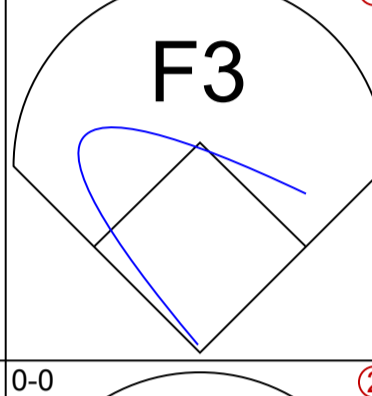
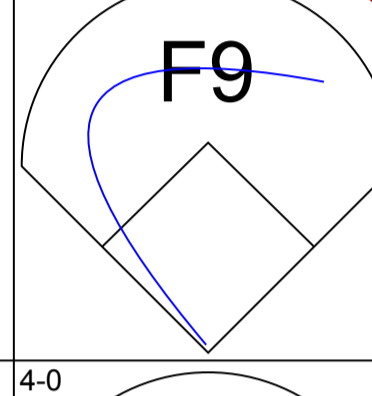
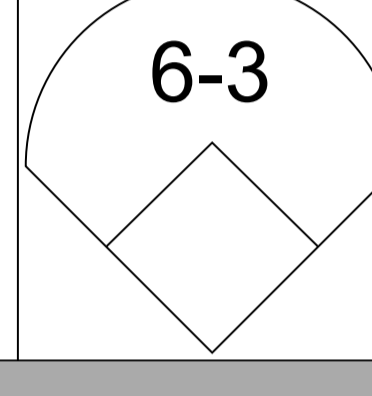
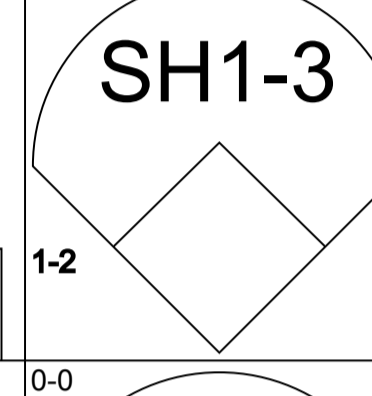
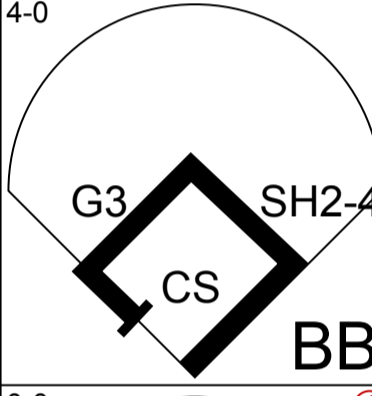
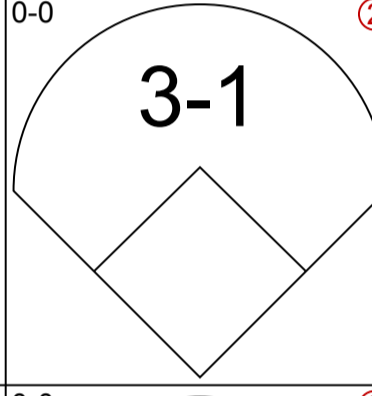
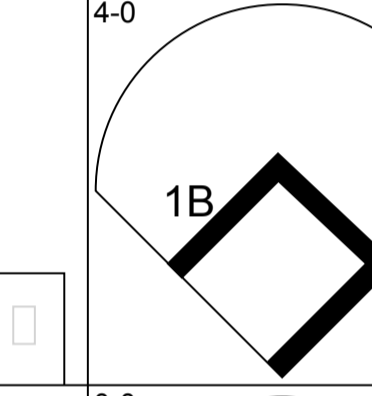
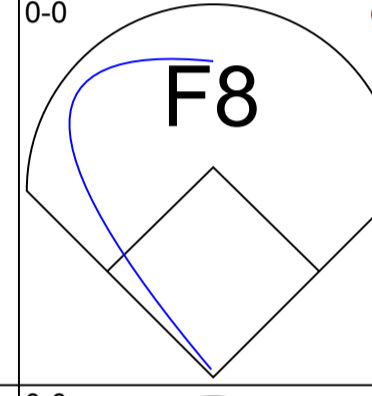
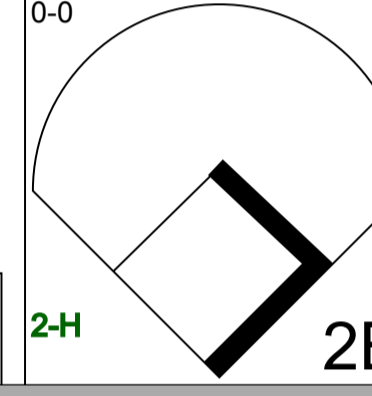
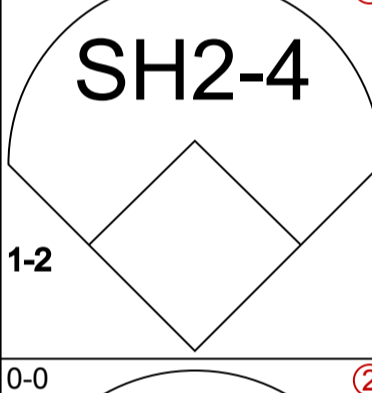
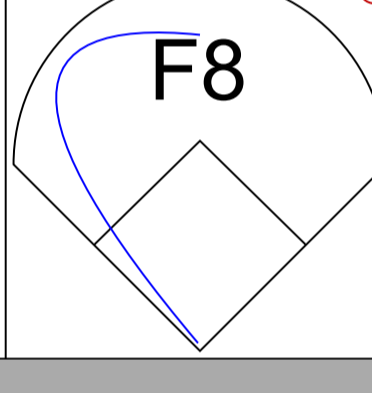
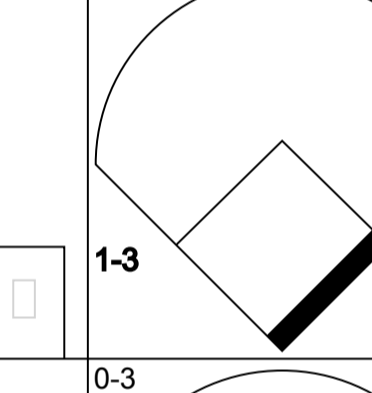
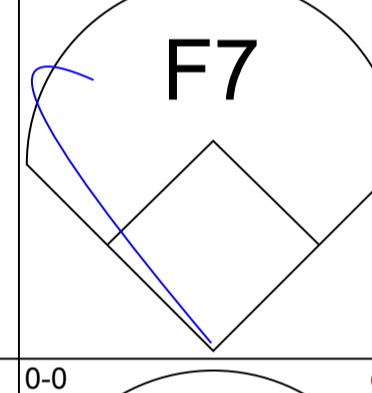
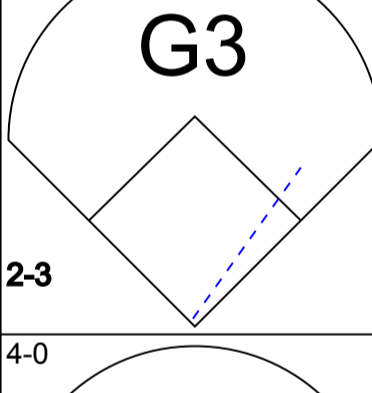
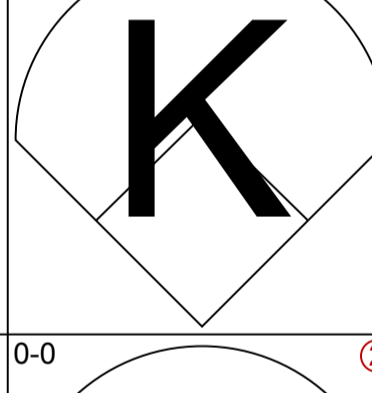
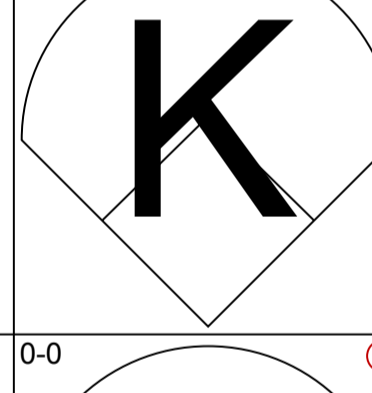
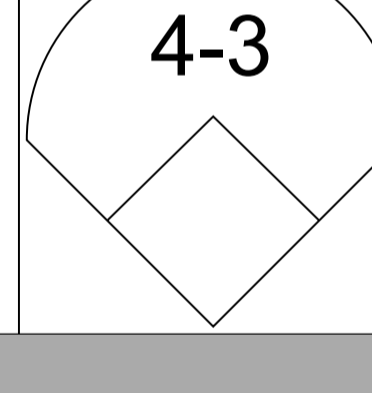
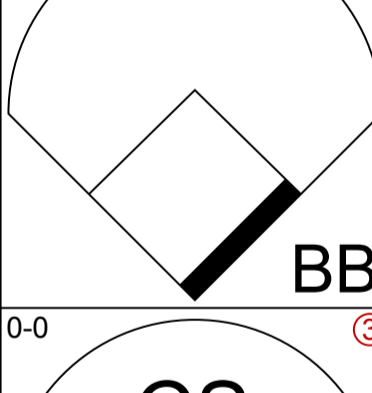
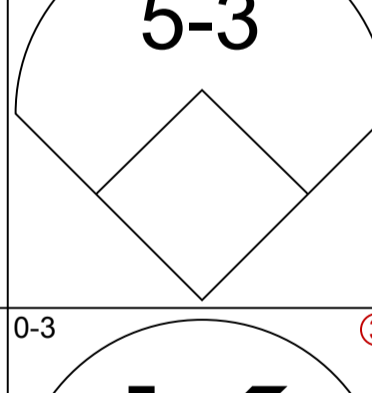
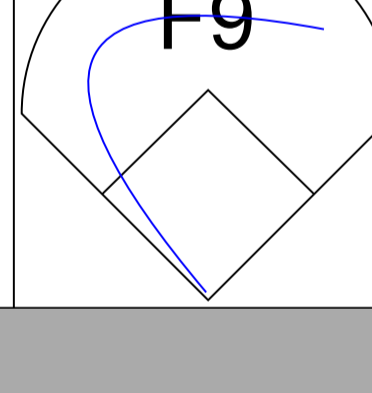
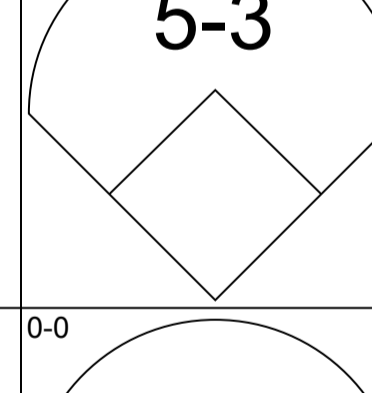
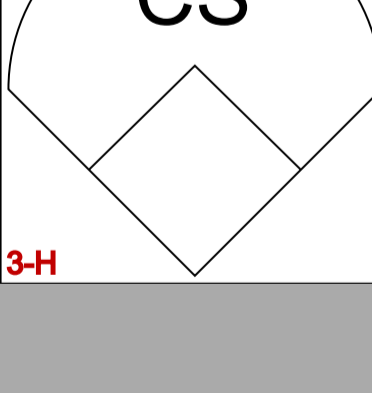
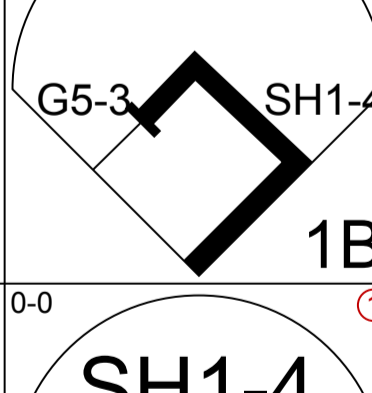

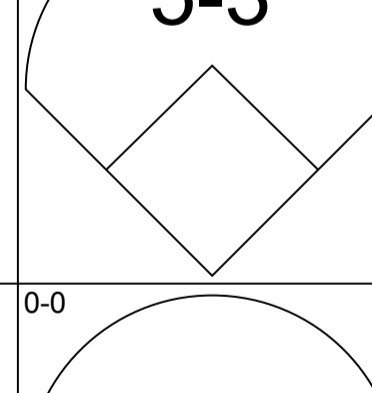
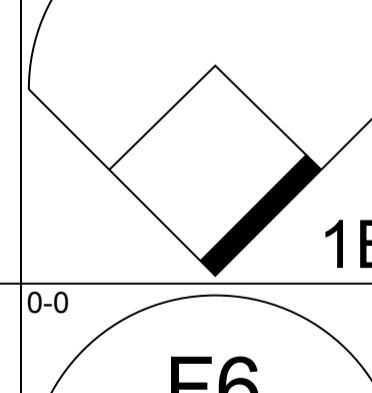
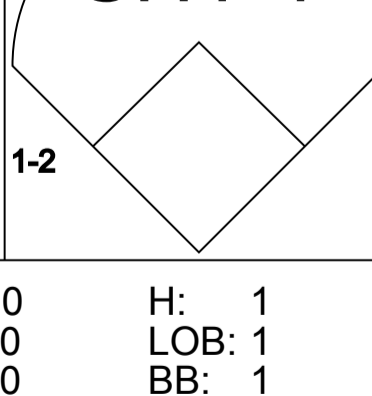
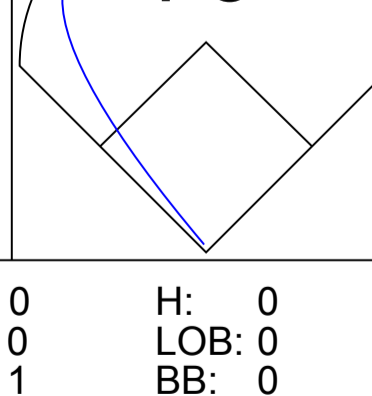
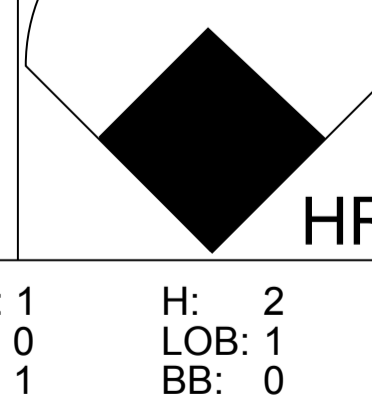
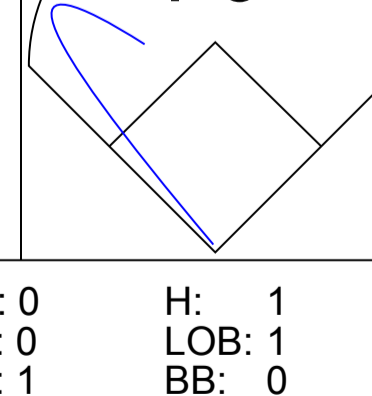
1B	2B	3B	HR	SF	SAC	DP	HBP	WP	HR	S	P	ERA	WHIP
10	1	0	0	0	1	2	0	0	0	0	0	0.00	0.600

Batter	1	2	3	4	5	6	7	8	9	10	11	AB R H RBI BB SO LOB	TOP
Lou Whitaker, L (1, 4) OBP: 0.417, SLG: 0.515			X 0-0 G6-4-3 (2) (3)			X 0-0 6-3 (3)			X 0-0 FC4-6 1B		X 0-0 4-3 (2)	4 0 1 0 1 0 2	<p>Detroit Tigers @ California Angels Anaheim Stadium, Anaheim, CA Tue May 21 1985, 10:05 PM EDT Att. 35,184 - Unknown</p>
Alan Trammell, R (1, 6) OBP: 0.327, SLG: 0.447	X 0-0 G5-4-3 (1) (2)			X 0-0 F3 (1)			X 0-0 6-3 (1)		X 0-0 FC4-6 1B (2)		X 0-0 F4 (3)	5 0 0 0 0 0 2	
Kirk Gibson, L (1, 9) OBP: 0.347, SLG: 0.496	X 0-0 F5 (3)			S 0-3 K (2)			X 0-0 HR		X 0-0 1B			4 1 2 1 0 1 0	
Lance Parrish, R (1, 2) OBP: 0.317, SLG: 0.486		X 0-0 L6 (1)		X 0-0 2-3 (3)			X 0-0 F7 (2)		X 0-0 FC5 (3)			4 0 0 0 0 0 2	
Darrell Evans, L (1, 3) OBP: 0.330, SLG: 0.470		X 0-0 G3 (2)			X 0-0 F8 (1)			X 0-0 L7 (3)		X 0-0 SH5-4 1B		4 0 1 0 0 0 0	
Barbaro Garbey, R (10, PR) OBP: 0.368, SLG: 0.472												0 0 0 0 0 0 0	
Larry Herndon, R (1, 7) OBP: 0.277, SLG: 0.372		S 0-3 K (3)		S 0-3 K (2)			X 0-0 F4 (1)		X 0-0 SH5-4 (1)			3 0 0 0 0 2 0	
Mike Laga, L (1, 10) OBP: 0.207, SLG: 0.448			X 0-0 4-3 (1)		X 0-0 G3 (3)		S 0-3 K (2)		X 0-0 K (2)		X 0-0 F4 (2)	4 0 0 0 0 1 2	
Chet Lemon, R (1, 8) OBP: 0.329, SLG: 0.349			H 1-0 BB HBP			X 0-0 F8 (1)		X 0-0 4-3 (3)		X 0-0 5-3 (3)		3 0 0 0 0 0 2	
Tom Brookens, R (1, 5) OBP: 0.309, SLG: 0.355			BB 4-0			X 0-0 F9 (2)		S 0-3 K (1)				1 0 0 0 1 0 0	
Johnny Grubb, L (9, PH) OBP: 0.250, SLG: 0.256			BB 1-2 BB									1 0 0 0 0 1 0	
Chris Pittaro, S (9, 5) OBP: 0.297, SLG: 0.305			G6-4-3 BB									0 0 0 0 0 0 0	
Nelson Simmons, S (11, PH) OBP: 0.333, SLG: 0.452												1 0 0 0 0 1 0	
Marty Castillo, R (11, 5) OBP: 0.080, SLG: 0.042												0 0 0 0 0 0 0	
Inning Stats	R: 0 H: 0 E: 0 LOB: 0 K: 0 BB: 1 S: 2 P: 6	R: 0 H: 0 E: 0 LOB: 0 K: 1 BB: 0 S: 5 P: 5	R: 0 H: 0 E: 0 LOB: 1 K: 0 BB: 1 S: 2 P: 7	R: 0 H: 0 E: 0 LOB: 0 K: 1 BB: 0 S: 5 P: 5	R: 0 H: 0 E: 0 LOB: 0 K: 1 BB: 0 S: 5 P: 5	R: 0 H: 0 E: 0 LOB: 0 K: 0 BB: 0 S: 3 P: 3	R: 1 H: 1 E: 0 LOB: 0 K: 0 BB: 0 S: 4 P: 4	R: 0 H: 0 E: 0 LOB: 0 K: 1 BB: 0 S: 5 P: 5	R: 0 H: 2 E: 0 LOB: 2 K: 1 BB: 0 S: 7 P: 7	R: 0 H: 1 E: 0 LOB: 2 K: 0 BB: 0 S: 4 P: 4	R: 0 H: 0 E: 0 LOB: 0 K: 1 BB: 0 S: 5 P: 5	1B: 3 SF: 0 2B: 0 SAC: 1 3B: 0 DP: 2 HR: 1 HBP: 1	WP: 0 PA: 38 PB: 0 SB: 0 CS: 0
PITCHER	IP WLS BF H R ER SO BB IBB HBP BLK WP HR S P ERA WHIP												
Kirk McCaskill, R (1, 1) ERA: 5.48	8.2 30 3 1 1 5 2 0 1 0 0 1 37 46 1.04 0.577												
Donnie Moore, R (9, 1) ERA: 0.64	2.1 8 1 0 0 1 0 0 0 0 0 0 10 10 0.00 0.429												

livebaseballscorecards.com

AB	34
R	1
H	4
RBI	1
BB	2
SO	6
LOB	10



Batter	1	2	3	4	5	6	7	8	9	10	11	AB R H RBI BB SO LOB	BOTTOM	
Rob Wilfong, L (1, 4) <small>OBP: 0.257, SLG: 0.206</small> Darrell Miller, R (10, PH) <small>OBP: 0.333, SLG: 0.455</small> (11, 9)												3 0 0 0 1 2 0 1 0 0 0 0 1 1	Detroit Tigers @ California Angels Anaheim Stadium, Anaheim, CA Tue May 21 1985, 10:05 PM EDT Att. 35,184 - Unknown	
Juan Beniquez, R (1, 8) <small>OBP: 0.313, SLG: 0.364</small> (11, 3)												5 1 2 0 0 1 2		
Brian Downing, R (1, 7) <small>OBP: 0.405, SLG: 0.358</small>												4 0 0 0 0 0 1		
Ruppert Jones, L (1, 9) <small>OBP: 0.398, SLG: 0.533</small> (11, 8)												3 0 1 1 2 0 0		
Jack Howell, L (1, 5) <small>OBP: 0.429, SLG: 0.200</small>												3 0 1 0 0 0 0		
Daryl Sconiers, L (1, 10)												4 0 0 0 0 2 3		
Bobby Grich, R (1, 3) <small>OBP: 0.396, SLG: 0.387</small> (11, 4)												3 0 0 0 1 0 2		
Bob Boone, R (1, 2) <small>OBP: 0.295, SLG: 0.238</small>												4 0 2 0 0 1 0		
Dick Schofield, R (1, 6) <small>OBP: 0.287, SLG: 0.379</small>												3 1 1 1 0 0 1		
Inning Stats	R: 0 H: 0 E: 0 LOB: 0 K: 1 BB: 0 S: 5 P: 5	R: 0 H: 0 E: 0 LOB: 1 K: 0 BB: 2 S: 2 P: 10	R: 0 H: 1 E: 0 LOB: 1 K: 0 BB: 1 S: 3 P: 7	R: 0 H: 0 E: 0 LOB: 0 K: 0 BB: 0 S: 3 P: 3	R: 0 H: 0 E: 0 LOB: 0 K: 2 BB: 0 S: 7 P: 7	R: 0 H: 0 E: 0 LOB: 0 K: 1 BB: 0 S: 5 P: 5	R: 0 H: 1 E: 0 LOB: 2 K: 1 BB: 1 S: 6 P: 10	R: 1 H: 2 E: 0 LOB: 1 K: 1 BB: 0 S: 7 P: 7	R: 0 H: 0 E: 0 LOB: 0 K: 0 BB: 0 S: 3 P: 3	R: 0 H: 1 E: 0 LOB: 1 K: 1 BB: 0 S: 6 P: 6	R: 1 H: 2 E: 0 LOB: 1 K: 0 BB: 0 S: 3 P: 3	1B: 5 SF: 0 2B: 2 SAC: 3 3B: 0 DP: 1 HR: 1 HBP: 0		WP: 0 PA: 41 PB: 0 SB: 0 CS: 1
PITCHER	IP WLS BF H R ER SO BB IBB HBP BLK WP HR S P ERA WHIP Jack Morris, R (1, 1) <small>ERA: 2.4</small> Willie Hernandez, L (9, 1) <small>ERA: 1.33</small>													IP WLS BF H R ER SO BB IBB HBP BLK WP HR S P ERA WHIP (Pitcher stats for the rest of the game)

livebaseballscores.com

AB	33
R	2
H	7
RBI	2
BB	4
SO	7
LOB	10



Batter	1	2	3	4	5	6	7	8	9	AB R H RBI BB SO LOB	TOP	
Lou Whitaker, L (1, 4) OBP: 0.410, SLG: 0.504	0-0 3-1			0-0 F7	0-0 F7		0-0 F8		0-0 2-3 1B	5 0 1 0 0 0 2		
Alan Trammell, R (1, 6) OBP: 0.324, SLG: 0.439	0-3 K			0-0 1B SF7 1B		0-0 3-1	0-0 4-3		0-0 G3	5 1 1 0 0 1 3		
Kirk Gibson, L (1, 9) OBP: 0.351, SLG: 0.496	0-0 4-3			0-0 SF7 1-3 1B 1B		0-0 6-3		0-0 CS 1B		4 1 2 0 0 0 0		
Lance Parrish, R (1, 2) OBP: 0.322, SLG: 0.489		0-3 K		0-0 SF7		0-0 1B 1B		0-0 FC6-4 1-2 1B		3 1 2 1 0 1 0		
Darrell Evans, L (1, 10) Alejandro Sanchez, R (8, PH) OBP: 0.302, SLG: 0.651		0-0 L6		0-0 1B		0-0 1B 1B		0-0 FC6-4 1-2f 1B		3 0 2 1 0 0 0 1 0 0 0 0 0 1		
Nelson Simmons, S (1, 7) Larry Herndon, R (8, PH) OBP: 0.262, SLG: 0.377		0-0 F7		0-0 F9		0-0 1-2 2-H 1B		0-0 1-3 1B		3 0 1 1 0 0 1 1 0 1 0 0 0 0		
Mike Laga, L (1, 3) Barbaro Garbey, R (9, PH) OBP: 0.359, SLG: 0.459		0-3 K			0-0 F4	0-0 F9			0-0 F5	3 0 0 0 0 1 2 1 0 0 0 0 0 0		
Chet Lemon, R (1, 8) OBP: 0.340, SLG: 0.356		4-0 L5-3 BB			0-0 1B		0-0 FC3-6 1B		0-0 4-3	3 0 2 0 1 0 0		
Tom Brookens, R (1, 5) OBP: 0.306, SLG: 0.363		0-0 L5-3 1-2			0-0 L7		0-0 FC3-6 1-2f		0-0 1B 2B	4 0 1 0 0 0 3		
Inning Stats	R: 0 E: 0 K: 1 S: 5 H: 0 LOB: 0 BB: 0 P: 5	R: 0 E: 0 K: 1 S: 5 H: 0 LOB: 0 BB: 0 P: 5	R: 0 E: 0 K: 1 S: 4 H: 0 LOB: 0 BB: 1 P: 8	R: 2 E: 0 K: 0 S: 6 H: 3 LOB: 1 BB: 0 P: 6	R: 0 E: 0 K: 0 S: 4 H: 1 LOB: 1 BB: 0 P: 4	R: 1 E: 0 K: 0 S: 6 H: 3 LOB: 2 BB: 0 P: 6	R: 0 E: 0 K: 0 S: 4 H: 1 LOB: 1 BB: 0 P: 4	R: 0 E: 0 K: 0 S: 4 H: 3 LOB: 2 BB: 0 P: 4	R: 0 E: 0 K: 0 S: 5 H: 2 LOB: 2 BB: 0 P: 5	1B: 12 2B: 2 3B: 0 HR: 0 SF: 1 SAC: 0 DP: 1 HBP: 0	WP: 0 PB: 0 SB: 0 CS: 1 PA: 38	
PITCHER	IP WLS BF H R ER SO BB IBB HBP BLK WP HR S P ERA WHIP											
Mike Witt, R (1, 1) ERA: 3.31	7.1 L 31 10 3 3 3 1 0 0 0 0 0 0 36 40 3.68 1.500											
Pat Clements, L (8, 1) ERA: 4.79	0.2 2 1 0 0 0 0 0 0 0 0 0 0 2 2 0.00 1.500											
Stu Cliburn, R (9, 1) ERA: 1.72	0.2 3 1 0 0 0 0 0 0 0 0 0 0 3 3 0.00 1.500											
Tommy John, L (9, 1) ERA: 4.7	0.1 2 1 0 0 0 0 0 0 0 0 0 0 2 2 0.00 3.000											

Detroit Tigers @ California Angels
 Anaheim Stadium, Anaheim, CA
 Wed May 22 1985, 10:05 PM EDT
 Att: 35,062 - Unknown

AB	36
R	3
H	13
RBI	3
BB	1
SO	3
LOB	12




livebaseballscorecards.com

Batter	1	2	3	4	5	6	7	8	9	AB R H RBI BB SO LOB
Rob Wilfong, L (1, 4) OBP: 0.243, SLG: 0.194	0-0 3-1		0-0 F7			0-0 G3			0-0 G3	4 0 0 0 0 0 0
Juan Beniquez, R (1, 8) OBP: 0.311, SLG: 0.360	0-0 6-3			0-0 G3-6-1 1B			0-0 6-3		0-0 4-3	4 0 1 0 0 0 0
Brian Downing, R (1, 7) OBP: 0.401, SLG: 0.363	0-3 K			0-0 F9			0-0 1B 2B		0-0 5-3	4 1 1 0 0 1 1
Ruppert Jones, L (1, 9) OBP: 0.396, SLG: 0.526		0-0 F5		0-0 G3-6-1 1-2f			0-0 2-H 1B			3 0 1 1 0 0 1
Bobby Grich, R (1, 3) OBP: 0.388, SLG: 0.377		0-0 6-3			0-0 5-3			0-0 F4		3 0 0 0 0 0 1
Jack Howell, L (1, 5) OBP: 0.300, SLG: 0.125		0-0 F7			0-0 4-3		0-3 K			3 0 0 0 0 1 1
Jerry Narron, L (1, 10) OBP: 0.333, SLG: 0.585			0-0 HR		0-3 K			0-0 6-3		3 1 1 1 0 1 0
Bob Boone, R (1, 2) OBP: 0.287, SLG: 0.231			0-0 6-3			0-0 5-3		0-0 1-3		3 0 0 0 0 0 0
Dick Schofield, R (1, 6) OBP: 0.280, SLG: 0.370			0-0 6-3			0-3 K		0-0 G4		3 0 0 0 0 1 0

Inning Stats	R: 0	H: 0	E: 0	K: 1	S: 5	LOB: 0	BB: 0	P: 5	
R: 0 H: 0 E: 0 K: 0 S: 3	R: 1 H: 1 E: 0 K: 0 S: 4	R: 0 H: 1 E: 0 K: 0 S: 3	R: 0 H: 0 E: 0 K: 1 S: 5	R: 1 H: 2 E: 0 K: 1 S: 7	R: 0 H: 0 E: 0 K: 0 S: 3	1B: 2 SF: 0	2B: 1 SAC: 0	3B: 0 DP: 1	HR: 1 HBP: 0

DETROIT TIGERS @ CALIFORNIA ANGELS
Anaheim Stadium, Anaheim, CA
 Wed May 22 1985, 10:05 PM EDT
 Att. 35,062 - Unknown

AB	30
R	2
H	4
RBI	2
BB	0
SO	4
LOB	4



WP: 0	PA: 30
PB: 0	SB: 0
CS: 0	

livebaseballscorecards.com

Batter	1	2	3	4	5	6	7	8	9	10	11	AB R H RBI BB SO LOB	TOP											
Lou Whitaker, L OBP: 0.414, SLG: 0.500 (1, 4)	0-0 1-3		0-0 E1 1B		4-0 CS BB		0-0 2-H 1B			0-0 4-3	0-0 F8	5 1 2 1 1 0 2												
Alan Trammell, R OBP: 0.326, SLG: 0.438 (1, 6)	0-0 6-3		0-3 K		0-0 1-2 1B		0-0 1-2 1B			0-3 K		5 0 2 0 0 2 1												
Kirk Gibson, L OBP: 0.353, SLG: 0.489 (1, 9)	4-0 1B BB		0-0 F5		0-3 K		0-0 4-3			0-0 1B		4 0 1 0 1 1 4												
Lance Parrish, R OBP: 0.325, SLG: 0.486 (1, 2)	0-0 1-2 1B		0-0 2-H 1B		0-0 F8		0-0 F8			0-3 K		5 0 2 1 0 1 1												
Darrell Evans, L OBP: 0.333, SLG: 0.491 (1, 3)	0-3 K		0-0 F9		0-3 K		0-0 F2			0-0 HR		5 1 1 1 0 2 3												
Nelson Simmons, S OBP: 0.321, SLG: 0.440 (1, 10)		0-0 1-3		0-0 FC1-6 2B		0-0 F6		0-0 F9		0-0 4-3		5 0 1 0 0 0 0												
Larry Herndon, R OBP: 0.272, SLG: 0.362 (1, 7)		0-0 4-3		0-0 FC1-6 6-3 2-2		0-0 5-3		0-0 F9		0-0 6-3		5 0 0 0 0 0 1												
Chet Lemon, R OBP: 0.342, SLG: 0.360 (1, 8)		0-0 F7		0-0 6-3 1-2		0-0 1B 2B		0-3 K		0-3 K	4-0 2B BB	4 1 1 0 1 1 1												
Tom Brookens, R OBP: 0.311, SLG: 0.388 (1, 5)			0-0 E 2B		0-3 K		0-0 F2		0-3 K	0-0 K	0-0 1-3 2B	5 1 2 0 0 2 1												
Inning Stats	R: 0 E: 0 K: 1 S: 6	H: 1 LOB: 2 BB: 1 P: 10	R: 0 E: 0 K: 0 S: 3	H: 0 LOB: 0 BB: 0 P: 3	R: 2 E: 1 K: 1 S: 8	H: 3 LOB: 1 BB: 0 P: 8	R: 0 E: 0 K: 0 S: 3	H: 1 LOB: 0 BB: 0 P: 3	R: 0 E: 0 K: 1 S: 5	H: 0 LOB: 0 BB: 0 P: 5	R: 1 E: 0 K: 0 S: 6	H: 3 LOB: 2 BB: 0 P: 6	R: 0 E: 0 K: 0 S: 3	H: 0 LOB: 0 BB: 0 P: 3	R: 0 E: 0 K: 2 S: 7	H: 0 LOB: 0 BB: 0 P: 7	R: 0 E: 0 K: 2 S: 8	H: 1 LOB: 1 BB: 0 P: 8	R: 1 E: 0 K: 0 S: 5	H: 2 LOB: 2 BB: 1 P: 9	1B: 7 2B: 5 3B: 0 HR: 1	SF: 0 SAC: 0 DP: 1 HBP: 0	WP: 0 PB: 0 SB: 0 CS: 1	PA: 46
PITCHER	IP WLS BF H R ER SO BB IBB HBP BLK WP HR S P ERA WHIP															IP WLS BF H R ER SO BB IBB HBP BLK WP HR S P ERA WHIP								
Mike Moore, R ERA: 4.3 (1, 1)	10.0	40	10	3	2	9	2	0	0	0	0	0	0	0	56	64	1.80	1.200						
Mike Stanton, R ERA: 5.57 (11, 1)	0.2	L	5	2	1	1	0	1	0	0	0	0	0	1	4	8	13.50	4.500						
Ed Vande Berg, L ERA: 0.5 (11, 1)	0.1		1	0	0	0	0	0	0	0	0	0	0	0	1	1	0.00	0.000						

Detroit Tigers @ Seattle Mariners
 The Kingdome, Seattle, WA
 Fri May 24 1985, 10:05 PM EDT
 Att. 17,460 - Unknown

livebaseballscorecards.com

AB	43
R	4
H	12
RBI	3
BB	3
SO	9
LOB	14



Batter	1	2	3	4	5	6	7	8	9	10	11	AB R H RBI BB SO LOB	BOTTOM	
Jack Perconte, L (1, 4) <small>OBP: 0.262, SLG: 0.323</small> Al Cowens, R (11, PH) <small>OBP: 0.292, SLG: 0.433</small>												3 0 0 1 1 0 2 1 0 0 0 0 0 0		
Phil Bradley, R (1, 9) <small>OBP: 0.386, SLG: 0.538</small>												4 0 1 0 1 0 1		
Dave Henderson, R (1, 8) <small>OBP: 0.338, SLG: 0.463</small>												4 0 0 0 1 2 6		
Ken Phelps, L (1, 10) <small>OBP: 0.347, SLG: 0.564</small>												5 0 0 0 0 2 3		
Alvin Davis, L (1, 3)												5 1 1 0 0 0 0		
Ivan Calderon, R (1, 7) <small>OBP: 0.362, SLG: 0.634</small>												5 1 3 1 0 0 3		
Jim Presley, R (1, 5) <small>OBP: 0.310, SLG: 0.510</small>												5 0 0 0 0 0 4		
Donnie Scott, S (1, 2) <small>OBP: 0.300, SLG: 0.422</small> Bob Kearney, R (9, 2) <small>OBP: 0.169, SLG: 0.136</small> Barry Bonnell, R (11, PH) <small>OBP: 0.240, SLG: 0.250</small>												3 1 2 1 1 0 0 0 0 0 0 0 0 0 1 0 0 0 0 1 0		
Spike Owen, S (1, 6) <small>OBP: 0.282, SLG: 0.273</small> Darnell Coles, R (11, PH)												3 0 1 0 0 0 1 1 0 0 0 0 1 0		
Inning Stats	R: 0 H: 0 E: 0 LOB: 1 K: 0 BB: 1 S: 3 P: 7	R: 1 H: 2 E: 1 LOB: 1 K: 0 BB: 0 S: 5 P: 5	R: 0 H: 2 E: 0 LOB: 3 K: 1 BB: 1 S: 7 P: 11	R: 0 H: 2 E: 0 LOB: 3 K: 0 BB: 1 S: 5 P: 9	R: 0 H: 1 E: 0 LOB: 1 K: 1 BB: 0 S: 6 P: 6	R: 1 H: 0 E: 1 LOB: 1 K: 1 BB: 1 S: 6 P: 10	R: 1 H: 1 E: 0 LOB: 0 K: 1 BB: 0 S: 6 P: 6	R: 0 H: 0 E: 0 LOB: 0 K: 0 BB: 0 S: 3 P: 3	R: 0 H: 0 E: 0 LOB: 0 K: 0 BB: 0 S: 3 P: 3	R: 0 H: 0 E: 1 LOB: 0 K: 2 BB: 0 S: 7 P: 7	1B: 5 SF: 1 2B: 2 SAC: 1 3B: 0 DP: 1 HR: 1 HBP: 0	WP: 0 PA: 46 PB: 0 SB: 0 CS: 0		
PITCHER	IP WLS BF H R ER SO BB IBB HBP BLK WP HR S P ERA WHIP												PITCHER	IP WLS BF H R ER SO BB IBB HBP BLK WP HR S P ERA WHIP
Milt Wilcox, R (1, 1) <small>ERA: 4.11</small> Aurelio Lopez, R (6, 1) <small>ERA: 3.13</small> Willie Hernandez, L (9, 1) <small>ERA: 1.78</small>	5.0 25 7 1 0 2 2 1 0 0 0 0 26 38 0.00 1.800													

Detroit Tigers @ Seattle Mariners
 The Kingdome, Seattle, WA
 Fri May 24 1985, 10:05 PM EDT
 Att. 17,460 - Unknown

livebaseballscorecards.com

AB	40
R	3
H	8
RBI	3
BB	4
SO	6
LOB	20



Batter	1	2	3	4	5	6	7	8	9	AB R H RBI BB SO LOB	TOP																									
Lou Whitaker, L (1, 4) OBP: 0.413, SLG: 0.503	0-0 2B		0-0 WP 1B 1B	0-0 F8		0-0 1-3			0-0 4-3	5 0 2 0 0 0 2																										
Alan Trammell, R (1, 6) OBP: 0.317, SLG: 0.425	0-0 F3		0-0 F2		0-0 F8		0-0 F2		0-0 5-3	5 0 0 0 0 0 2																										
Kirk Gibson, L (1, 9) OBP: 0.342, SLG: 0.471	0-3 K		0-3 K		0-3 K		0-3 K		0-0 F4	5 0 0 0 0 4 2																										
Lance Parrish, R (1, 10) OBP: 0.329, SLG: 0.487	0-3 K		0-0 WP 1B 1-2		0-0 E5 1B		0-0 HR 1B			4 1 2 0 0 1 1																										
Chet Lemon, R (1, 8) OBP: 0.346, SLG: 0.386		0-0 5-3	0-0 6-3		0-0 FC6-4 1B		0-0 HR 1B			4 1 2 2 0 0 2																										
Larry Herndon, R (1, 7) OBP: 0.271, SLG: 0.359		0-0 2B 1B		0-0 6-3		0-0 FC6-4 1-2f		0-0 5-3		4 0 1 0 0 0 2																										
Barbaro Garbey, R (1, 3) OBP: 0.366, SLG: 0.487		0-0		0-3 K		0-0 F2		0-3 K		2 0 1 0 0 1 0																										
Darrell Evans, L (6, PH) OBP: 0.328, SLG: 0.482		1-3 2B								2 0 0 0 0 1 0																										
Bob Melvin, R (1, 2) OBP: 0.500, SLG: 1.000		0-3 K		0-0		0-0		0-3 K		4 1 2 0 0 2 2																										
Tom Brookens, R (1, 5) OBP: 0.309, SLG: 0.382		0-3 K		0-0 2-H 1B		0-0 6-3		0-0 4-3		4 0 1 1 0 1 3																										
Inning Stats	R: 0 E: 0 K: 2 S: 8	H: 1 LOB: 1 BB: 0 P: 8	R: 0 E: 0 K: 2 S: 9	H: 2 LOB: 2 BB: 0 P: 9	R: 0 E: 0 K: 1 S: 7	H: 2 LOB: 2 BB: 0 P: 7	R: 1 E: 0 K: 1 S: 7	H: 2 LOB: 1 BB: 0 P: 7	R: 0 E: 0 K: 0 S: 4	H: 1 LOB: 1 BB: 0 P: 4	R: 2 E: 0 K: 1 S: 7	H: 2 LOB: 0 BB: 0 P: 7	R: 0 E: 0 K: 2 S: 7	H: 0 LOB: 0 BB: 0 P: 7	R: 0 E: 0 K: 0 S: 3	H: 0 LOB: 0 BB: 0 P: 3	1B: 6 2B: 4 3B: 0 HR: 1	SF: 0 SAC: 0 DP: 0 HBP: 0	WP: 1 PB: 0 SB: 0 CS: 0	PA: 39																
PITCHER	IP WLS BF H R ER SO BB IBB HBP BLK WP HR S P ERA WHIP																																			
Brian Snyder, L (1, 1) ERA: 1.93	4.2		22	7	1	1	7	0	0	0	0	1	0	36	36	1.93	1.500																			
Karl Best, R (5, 1) ERA: 3.15	2.1	L	11	4	2	2	1	0	0	0	0	0	1	13	13	7.71	1.714																			
Jim Beattie, R (8, 1) ERA: 6.65	2.0		6	0	0	0	2	0	0	0	0	0	0	10	10	0.00	0.000																			

Detroit Tigers @ Seattle Mariners
 The Kingdome, Seattle, WA
 Sat May 25 1985, 10:05 PM EDT
 Att: 25,705 - Unknown

livebaseballscorecards.com

AB 39
R 3
H 11
RBI 3
BB 0
SO 10
LOB 16




Batter	1	2	3	4	5	6	7	8	9	AB R H RBI BB SO LOB
Jack Perconte, L OBP: 0.255, SLG: 0.314 (1, 4)	0-3 K ①		0-0 F7 ②		0-0 F3 ③		0-0 F8 ③			4 0 0 0 0 1 1
Phil Bradley, R OBP: 0.389, SLG: 0.553 (1, 9)	0-0 HR		0-3 K ③			4-0 FC4-6 BB		0-3 K ①		3 1 1 1 1 2 0
Dave Henderson, R OBP: 0.329, SLG: 0.449 (1, 8)	0-3 K ②			0-0 5-3 ①		0-3 K ①		0-0 5-3 ②		4 0 0 0 0 2 1
Ken Phelps, L OBP: 0.321, SLG: 0.512 (1, 10)	0-3 K ③			0-3 K ②		0-0 FC4-6 ②		0-3 K ③		4 0 0 0 0 3 1
Alvin Davis, L OBP: 0.368, SLG: 0.369 (1, 3)		0-0 FC1 2B		0-0 E 1B		0-0 F5 ③		0-0 F7 ①		4 0 2 0 0 0 1
Ivan Calderon, R OBP: 0.353, SLG: 0.667 (1, 7)		0-0 FC1 2-3		0-0 E9 1-3			0-0 HR	0-0 F8 ②		4 1 1 1 0 0 2
Jim Presley, R OBP: 0.309, SLG: 0.500 (1, 5)		0-3 K 1-2		0-0 5-3 ③			4-0 SH3-4 BB	0-0 F8 ③		3 0 0 0 1 1 3
Bob Kearney, R OBP: 0.164, SLG: 0.132 (1, 2)		0-0 F8 ③			0-3 K ①		0-0 SH3-4 1-2			2 0 0 0 0 1 1
Spike Owen, S OBP: 0.276, SLG: 0.265 (1, 6)			0-0 G3 ①		0-0 6-3 ②		0-3 K ②			3 0 0 0 0 1 1

Inning Stats	R: 1	H: 1	E: 0	K: 3	S: 10	LOB: 0	BB: 0	P: 10	R: 0	H: 1	E: 0	K: 1	S: 6	LOB: 1	BB: 0	P: 6	R: 0	H: 0	E: 0	K: 1	S: 5	LOB: 0	BB: 0	P: 5	R: 0	H: 1	E: 1	K: 1	S: 7	LOB: 2	BB: 0	P: 7	R: 0	H: 0	E: 0	K: 1	S: 5	LOB: 0	BB: 0	P: 5	R: 0	H: 0	E: 0	K: 1	S: 5	LOB: 1	BB: 1	P: 9	R: 1	H: 1	E: 0	K: 1	S: 6	LOB: 1	BB: 1	P: 10	R: 0	H: 0	E: 0	K: 2	S: 7	LOB: 0	BB: 0	P: 7	R: 0	H: 0	E: 0	K: 0	S: 3	LOB: 0	BB: 0	P: 3	1B: 1	SF: 0	2B: 1	SAC: 1	3B: 0	DP: 0	HR: 2	HBP: 0	WP: 0	PA: 34
--------------	------	------	------	------	-------	--------	-------	-------	------	------	------	------	------	--------	-------	------	------	------	------	------	------	--------	-------	------	------	------	------	------	------	--------	-------	------	------	------	------	------	------	--------	-------	------	------	------	------	------	------	--------	-------	------	------	------	------	------	------	--------	-------	-------	------	------	------	------	------	--------	-------	------	------	------	------	------	------	--------	-------	------	-------	-------	-------	--------	-------	-------	-------	--------	-------	--------

PITCHER	IP	WLS	BF	H	R	ER	SO	BB	IBB	HBP	BLK	WP	HR	S	P	ERA	WHIP
Walt Terrell, R ERA: 4.01 (1, 1)	6.1	W	26	4	2	2	8	2	0	0	0	0	2	40	48	2.84	0.947
Bill Scherrer, L ERA: 5.28 (7, 1)	0.2		2	0	0	0	1	0	0	0	0	0	0	4	4	0.00	0.000
Doug Bair, R ERA: 4.42 (8, 1)	0.2		2	0	0	0	1	0	0	0	0	0	0	4	4	0.00	0.000
Willie Hernandez, L ERA: 1.71 (8, 1)	1.1	S	4	0	0	0	1	0	0	0	0	0	0	6	6	0.00	0.000

DETROIT TIGERS @ SEATTLE MARINERS
The Kingdome, Seattle, WA
Sat May 25 1985, 10:05 PM EDT
Att. 25,705 - Unknown

AB 31
R 2
H 4
RBI 2
BB 2
SO 11
LOB 11



Batter	1	2	3	4	5	6	7	8	9	AB R H RBI BB SO LOB	TOP		
Lou Whitaker, L (1, 4) OBP: 0.413, SLG: 0.497	0-0 F8	0-3 K			0-0 SF9	0-0 F8			4-0 1B BB	4 1 1 0 1 1 3			
Alan Trammell, R (1, 6) OBP: 0.324, SLG: 0.450	0-0 4-3		4-0 CS BB		0-0 SF9		0-0 HR		0-3 K	4 1 2 1 1 1 2			
Kirk Gibson, L (1, 9) OBP: 0.344, SLG: 0.472	0-0 E S 1B		0-3 K		0-0 SF9		0-0 1-3		0-0 1B	4 0 2 2 0 1 1			
Lance Parrish, R (1, 2) OBP: 0.325, SLG: 0.477	0-0 6-3		0-0 1B		0-0 1-3		0-3 K		0-0 6-3	5 0 1 0 0 1 3			
Darrell Evans, L (1, 10) OBP: 0.333, SLG: 0.478		4-0 2B G3 BB	0-0 F9		0-0 2B G1		0-0 F8			3 2 1 0 1 0 1			
Nelson Simmons, S (1, 7) OBP: 0.317, SLG: 0.444		0-0 G3 2B		0-0 F7		0-0 G1		0-0 1-3		4 0 1 0 0 0 1			
Larry Herndon, R (8, 7) OBP: 0.271, SLG: 0.359		1-3 2B		0-0 1-3		1-2				0 0 0 0 0 0 0			
Mike Laga, L (1, 3) OBP: 0.167, SLG: 0.361		0-0 1-3		0-0 1-3		0-0 F8		0-0 F6		4 0 0 0 0 0 3			
Chet Lemon, R (1, 8) OBP: 0.356, SLG: 0.387		4-0 G3 IBB		0-0 1B		4-0 2B IBB		0-0 G3		2 1 1 0 2 0 0			
Chris Pittaro, S (1, 5) OBP: 0.299, SLG: 0.323		0-0 G3		0-0 L4		0-0 2B			0-0 1B 3B	3 0 1 3 0 0 2			
Tom Brookens, R (6, 5) OBP: 0.316, SLG: 0.411		1-2 2-3 3-H								1 1 1 0 0 0 0			
Inning Stats	R: 0 H: 1 E: 0 LOB: 1 K: 0 BB: 0 S: 4 P: 4	R: 1 H: 1 E: 0 LOB: 2 K: 1 BB: 2 S: 6 P: 14	R: 0 H: 1 E: 0 LOB: 1 K: 1 BB: 1 S: 5 P: 9	R: 0 H: 1 E: 0 LOB: 1 K: 0 BB: 0 S: 3 P: 3	R: 1 H: 2 E: 0 LOB: 1 K: 0 BB: 0 S: 5 P: 5	R: 2 H: 2 E: 0 LOB: 1 K: 0 BB: 1 S: 5 P: 9	R: 1 H: 1 E: 0 LOB: 0 K: 1 BB: 0 S: 6 P: 6	R: 0 H: 0 E: 0 LOB: 0 K: 0 BB: 0 S: 3 P: 3	R: 1 H: 2 E: 0 LOB: 1 K: 1 BB: 1 S: 6 P: 10	1B: 6 SF: 1 2B: 3 SAC: 0 3B: 1 DP: 0 HR: 1 HBP: 0	WP: 0 PA: 40 PB: 0 SB: 1 CS: 1		
PITCHER	IP WLS BF H R ER SO BB IBB HBP BLK WP HR S P ERA WHIP											PITCHER	IP WLS BF H R ER SO BB IBB HBP BLK WP HR S P ERA WHIP
Salome Barojas, R (1, 1) ERA: 5.94	5.2 L 26 7 4 4 2 2 2 0 0 0 0 0 0 26 42 6.35 1.588												
Roy Thomas, R (6, 1) ERA: 3.86	2.1 9 2 1 1 1 0 0 0 0 0 0 1 11 11 3.86 0.857												
Ed Vande Berg, L (9, 1) ERA: 0.96	0.2 4 2 1 1 1 1 0 0 0 0 0 0 5 9 13.50 4.500												
Mike Stanton, R (9, 1) ERA: 5.48	0.1 1 0 0 0 0 0 0 0 0 0 0 0 0 1 1 0.00 0.000												

Detroit Tigers @ Seattle Mariners
 The Kingdome, Seattle, WA
 Sun May 26 1985, 10:05 PM EDT
 Att: 15,340 - Unknown

livebaseballscorecards.com

AB	34
R	6
H	11
RBI	6
BB	5
SO	4
LOB	16




Batter	1	2	3	4	5	6	7	8	9	AB	R	H	RBI	BB	SO	LOB
Jack Perconte, L OBP: 0.248, SLG: 0.305 (1, 4)	F7		F7		4-3		F7			4	0	0	0	0	0	4
Phil Bradley, R OBP: 0.391, SLG: 0.546 (1, 9)	G3		BB			BB			1-3	2	0	0	0	2	0	0
Dave Henderson, R OBP: 0.327, SLG: 0.451 (1, 8)	2B		K			G3		F4		4	0	1	0	0	1	3
Ken Phelps, L OBP: 0.298, SLG: 0.468 (1, 10)	F8			K		K		F9		4	0	0	0	0	2	2
Alvin Davis, L OBP: 0.371, SLG: 0.368 (1, 3)		F5		BB	G6-4-3	BB		3-1		3	0	1	0	1	0	1
Ivan Calderon, R OBP: 0.345, SLG: 0.625 (1, 7)		K		X	G6-4-3				F8	3	0	0	0	1	1	2
Jim Presley, R OBP: 0.301, SLG: 0.487 (1, 5)		F8					5-3		K	4	0	0	0	0	2	2
Darnell Coles, R OBP: 0.429, SLG: 0.571 (1, 6)									K	4	0	3	0	0	1	1
Donnie Scott, S OBP: 0.283, SLG: 0.396 (1, 2)			K						K	3	0	0	0	0	2	4

Inning Stats	R: 0	H: 1	R: 0	H: 0	R: 0	H: 1	R: 0	H: 0	R: 0	H: 1	R: 0	H: 0	R: 0	H: 1	R: 0	H: 0	R: 0	H: 1	R: 0	H: 0	R: 0	H: 1	R: 0	H: 0	R: 0	H: 1	R: 0	H: 1	1B: 3	SF: 0	WP: 1	PA: 35
E: 0	LOB: 1	E: 0	LOB: 0	E: 0	LOB: 2	E: 0	LOB: 0	E: 0	LOB: 1	E: 0	LOB: 2	E: 0	LOB: 1	E: 0	LOB: 0	E: 0	LOB: 1	E: 0	LOB: 1	E: 0	LOB: 0	E: 0	LOB: 1	E: 0	LOB: 0	E: 0	LOB: 1	E: 0	LOB: 1	2B: 2	SAC: 0	PB: 0
K: 0	BB: 0	K: 1	BB: 0	K: 2	BB: 1	K: 1	BB: 1	K: 1	BB: 1	K: 1	BB: 0	K: 1	BB: 1	K: 1	BB: 0	K: 2	BB: 0	K: 2	BB: 0	K: 2	BB: 0	K: 1	BB: 1	K: 2	BB: 0	K: 1	BB: 1	K: 2	BB: 0	3B: 0	DP: 1	SB: 0
S: 4	P: 4	S: 5	P: 5	S: 8	P: 12	S: 4	P: 8	S: 6	P: 6	S: 5	P: 9	S: 6	P: 10	S: 3	P: 3	S: 8	P: 8	S: 8	P: 8	S: 8	P: 8	S: 8	P: 8	S: 8	P: 3	S: 8	P: 8	S: 8	P: 8	HR: 0	HBP: 0	CS: 0

PITCHER	IP	WLS	BF	H	R	ER	SO	BB	IBB	HBP	BLK	WP	HR	S	P	ERA	WHIP	PITCHER	IP	WLS	BF	H	R	ER	SO	BB	IBB	HBP	BLK	WP	HR	S	P	ERA	WHIP
Jack Morris, R ERA: 2.14 (1, 1)	9.0	W	35	5	0	0	9	4	0	0	0	1	0	49	65	0.00	1.000																		

DETROIT TIGERS @ SEATTLE MARINERS
The Kingdom, Seattle, WA
Sun May 26 1985, 10:05 PM EDT
Att. 15,340 - Unknown

AB 31
R 0
H 5
RBI 0
BB 4
SO 9
LOB 19



Batter	1	2	3	4	5	6	7	8	9	AB R H RBI BB SO LOB	TOP									
Lou Whitaker, L (1, 4) OBP: 0.409, SLG: 0.490	0-0 5-3		0-0 1B		0-0 F2		0-0 F7			4 0 1 0 0 0 3										
Alan Trammell, R (1, 6) OBP: 0.318, SLG: 0.440	0-3 K		0-0 F9			0-0 F8	0-0 F8			4 0 0 0 0 1 3										
Kirk Gibson, L (1, 8) OBP: 0.341, SLG: 0.473	0-0 2B		0-0 5-3			0-0 1-3		0-0 4-3		4 0 1 0 0 0 1										
Lance Parrish, R (1, 10) OBP: 0.317, SLG: 0.465	0-3 K			0-0 G3		0-0 5-3		0-3 K		4 0 0 0 0 2 1										
Larry Herndon, R (1, 7) OBP: 0.285, SLG: 0.366		0-0 1B		0-0 F9			0-0 1B 1B	4-0 BB BB		3 1 2 0 1 0 0										
Alejandro Sanchez, R (1, 9) OBP: 0.283, SLG: 0.609		0-3 K		0-0 1-3			0-3 K	0-0 L3		3 0 0 0 0 2 2										
Darrell Evans, L (8, 3) OBP: 0.331, SLG: 0.474										1 0 0 0 0 0 1										
Barbaro Garbey, R (1, 3) OBP: 0.378, SLG: 0.488		0-3 K			0-0 FC5-4 1B		0-0 1B 1B		0-0 5-3	4 1 2 0 0 1 1	AB 35 R 2 H 8 RBI 2 BB 1 SO 8 LOB 15									
Bob Melvin, R (1, 2) OBP: 0.429, SLG: 0.714		0-3 K			0-0 FC5-4 FC6-4		0-0 1B 1B		0-0 F7	3 0 1 1 0 1 2										
Johnny Grubb, L (9, PH) OBP: 0.245, SLG: 0.250					1-2f		1-3 2-H			1 0 0 0 0 0 0										
Tom Brookens, R (1, 5) OBP: 0.316, SLG: 0.409			0-0 4-3		0-0 FC6-4		0-0 1B		0-3 K	3 0 1 1 0 0 1										
Nelson Simmons, S (9, PH) OBP: 0.311, SLG: 0.436					1-2f		1-2 3-H			1 0 0 0 0 1 0										
Inning Stats	R: 0 E: 0 K: 2 S: 8	H: 1 LOB: 1 BB: 0 P: 8	R: 0 E: 0 K: 3 S: 10	H: 1 LOB: 1 BB: 0 P: 10	R: 0 E: 0 K: 0 S: 4	H: 1 LOB: 1 BB: 0 P: 4	R: 0 E: 0 K: 0 S: 3	H: 0 LOB: 0 BB: 0 P: 3	R: 0 E: 0 K: 0 S: 3	H: 0 LOB: 0 BB: 0 P: 3	R: 2 E: 0 K: 1 S: 9	H: 4 LOB: 2 BB: 0 P: 9	R: 0 E: 0 K: 1 S: 5	H: 0 LOB: 1 BB: 1 P: 9	R: 0 E: 0 K: 1 S: 5	H: 0 LOB: 0 BB: 0 P: 5	1B: 7 2B: 1 3B: 0 HR: 0	SF: 0 SAC: 0 DP: 0 HBP: 0	WP: 0 PB: 0 SB: 0 CS: 0	PA: 36
PITCHER	IP WLS BF H R ER SO BB IBB HBP BLK WP HR S P ERA WHIP																			
Matt Young, L (1, 1) ERA: 4.28	6.2 W 28 8 2 2 6 0 0 0 0 0 0 0 40 40 2.70 1.200																			
Karl Best, R (7, 1) ERA: 2.82	2.1 S 8 0 0 0 2 1 0 0 0 0 0 0 0 11 15 0.00 0.429																			

Detroit Tigers @ Seattle Mariners
 The Kingdome, Seattle, WA
 Mon May 27 1985, 6:33 AM EDT
 Att: 17,061 - Unknown

livebaseballscorecards.com



Batter	1	2	3	4	5	6	7	8	9	AB	R	H	RBI	BB	SO	LOB
--------	---	---	---	---	---	---	---	---	---	----	---	---	-----	----	----	-----

Domingo Ramos, R OBP: 0.278, SLG: 0.294 (1, 4)	0-0 F9	0-0 E8 HBP 1-3 2-H 1B		0-0 3-1		0-0 G6-4-3 1-2f				4	0	1	1	0	0	1
Phil Bradley, R OBP: 0.394, SLG: 0.539 (1, 8) (9, 9)	4-0 1B S 2B BB	4-0 HBP IBB			0-0 L6		0-0 1-3			2	1	0	0	2	0	0
Ivan Calderon, R OBP: 0.373, SLG: 0.647 (1, 7)	0-0 2B E 1-3 1B	1-0 G4-6-3 HBP			0-0 2B		0-3 K			3	1	2	1	0	1	0
Al Cowens, R OBP: 0.284, SLG: 0.420 (1, 10)	0-0 F4	0-0 G4-6-3 1-2f			0-0 F8		0-3 K			4	0	0	0	0	1	6
Alvin Davis, L OBP: 0.374, SLG: 0.375 (1, 3)	0-0 E7 1-H 3-H 2B		0-0 4-3		4-0 IBB		0-0 F5			3	0	1	1	1	0	0
Barry Bonnell, R OBP: 0.241, SLG: 0.286 Bob Kearney, R OBP: 0.164, SLG: 0.132 (1, 9) (9, 2)	0-3 K		0-0 4-3		0-0 F3		0-0 1-3 2B			4	0	1	0	0	1	3
Jim Presley, R OBP: 0.312, SLG: 0.497 (1, 5)		0-0 E E 1B	0-3 K		0-0 E SF9 2B		4-0 1-3 BB			3	2	2	0	1	1	0
Darnell Coles, R OBP: 0.300, SLG: 0.400 Spike Owen, S OBP: 0.273, SLG: 0.263 (1, 6) (8, 6)		0-3 K		0-3 K		0-0 E1 G6-4-3 2-3		0-0 1-3 1-2 2-3		3	0	0	0	0	2	2
Donnie Scott, S OBP: 0.268, SLG: 0.380 Dave Henderson, R OBP: 0.325, SLG: 0.448 (1, 2) (8, PH) (9, 8)		0-0 E4 E HBP 1-2		0-0 F9		0-0 SF9 3-H		0-0 F3		2	1	0	1	0	0	1
Inning Stats	R: 2 E: 1 K: 1 S: 7	H: 2 LOB: 1 BB: 1 P: 11	R: 2 E: 2 K: 1 S: 7	H: 2 LOB: 2 BB: 1 P: 12	R: 0 E: 0 K: 1 S: 5	H: 0 LOB: 0 BB: 0 P: 5	R: 0 E: 0 K: 0 S: 4	H: 1 LOB: 2 BB: 1 P: 8	R: 1 E: 1 K: 0 S: 4	H: 1 LOB: 0 BB: 0 P: 4	R: 0 E: 0 K: 2 S: 7	H: 0 LOB: 0 BB: 0 P: 7	R: 0 E: 0 K: 0 S: 4	H: 1 LOB: 2 BB: 1 P: 8	1B: 3 2B: 4 3B: 0 HR: 0	SF: 1 SAC: 0 DP: 2 HBP: 1

BOTTOM

Detroit Tigers @ Seattle Mariners
The Kingdome, Seattle, WA
Mon May 27 1985, 6:33 AM EDT
Att. 17,061 - Unknown

AB	30
R	5
H	7
RBI	4
BB	4
SO	6
LOB	17



PITCHER	IP	WLS	BF	H	R	ER	SO	BB	IBB	HBP	BLK	WP	HR	S	P	ERA	WHIP
Dan Petry, R ERA: 3.23 (1, 1)	5.0	L	24	5	4	2	4	1	2	1	0	0	0	28	41	3.60	1.200
Juan Berenguer, R ERA: 7.04 (6, 1)	2.2		11	2	1	0	2	1	0	0	0	0	0	14	18	0.00	1.125
Willie Hernandez, L ERA: 1.89 (8, 1)	0.1		1	0	0	0	0	0	0	0	0	0	0	1	1	0.00	0.000

WP	0	PA	36
PB	0	SB	1
CS	0		

Batter	1	2	3	4	5	6	7	8	9	AB R H RBI BB SO LOB	TOP		
Dave Collins, S (1, 7) OBP: 0.290, SLG: 0.353	0-0 HR 2B	0-0 1-3			0-0 HR	0-0 1-3			0-0 4-3	5 2 2 1 0 0 2			
Carney Lansford, R (1, 5) OBP: 0.314, SLG: 0.434	0-0 2-H HR		0-0 1-3		0-0 HR		0-3 K		0-0 BB 1B	5 2 3 3 0 1 0			
Bruce Bochte, L (1, 3) OBP: 0.418, SLG: 0.394	0-0 F7		4-0 BB		0-0 1-3 1B		0-0 4-3		0-0 F8	4 0 1 0 1 0 1			
Dave Kingman, R (1, 10) OBP: 0.355, SLG: 0.500	0-0 6-3		0-0 F8		0-0 1-3		0-3 K		4-0 BB	4 0 0 0 1 1 2			
Mike Davis, L (1, 9) OBP: 0.411, SLG: 0.659	0-0 1B		0-0 F6		4-0 IBB			0-0 F9	0-0 F9	4 0 1 0 1 0 3			
Dwayne Murphy, L (1, 8) OBP: 0.349, SLG: 0.376	0-0 F9		0-3 K		0-0 L6			4-0 BB BB		3 0 0 0 1 1 3			
Mike Heath, R (1, 2) OBP: 0.299, SLG: 0.389		0-0 1-3		0-0 6-3		0-0 5-3 1-3 1B		4-0 BB BB		3 0 1 0 1 0 0			
Donnie Hill, S (1, 4) OBP: 0.275, SLG: 0.318		0-0 1-3		0-0 6-3		0-0 1-3		0-0 F7		4 0 0 0 0 0 3			
Alfredo Griffin, S (1, 6) OBP: 0.318, SLG: 0.333		0-0 2B			0-0 F8	0-0 5-3		0-0 FC5-4		4 0 1 0 0 0 3			
Inning Stats	R: 2 H: 3 E: 0 LOB: 1 K: 0 BB: 0 S: 6 P: 6	R: 0 H: 1 E: 0 LOB: 1 K: 0 BB: 0 S: 4 P: 4	R: 0 H: 0 E: 0 LOB: 1 K: 0 BB: 1 S: 3 P: 7	R: 0 H: 0 E: 0 LOB: 0 K: 1 BB: 0 S: 5 P: 5	R: 2 H: 3 E: 0 LOB: 2 K: 0 BB: 1 S: 6 P: 10	R: 0 H: 1 E: 0 LOB: 1 K: 0 BB: 0 S: 4 P: 4	R: 0 H: 0 E: 0 LOB: 0 K: 2 BB: 0 S: 7 P: 7	R: 0 H: 0 E: 0 LOB: 2 K: 0 BB: 2 S: 3 P: 11	R: 0 H: 1 E: 0 LOB: 2 K: 0 BB: 1 S: 4 P: 8	1B: 4 SF: 0 2B: 2 SAC: 0 3B: 0 DP: 0 HR: 3 HBP: 0	WP: 0 PA: 41 PB: 0 SB: 0 CS: 0		
PITCHER	IP WLS BF H R ER SO BB IBB HBP BLK WP HR S P ERA WHIP											PITCHER	IP WLS BF H R ER SO BB IBB HBP BLK WP HR S P ERA WHIP
Milt Wilcox, R (1, 1) ERA: 4.63	4.1 L 21 7 4 4 1 1 0 0 0 0 0 3 22 26 8.31 1.846												
Doug Bair, R (5, 1) ERA: 3.86	2.2 10 1 0 0 2 0 1 0 0 0 0 0 13 17 0.00 0.375												
Bill Scherrer, L (8, 1) ERA: 5.17	0.1 3 0 0 0 0 2 0 0 0 0 0 0 1 9 0.00 6.000												
Aurelio Lopez, R (8, 1) ERA: 2.97	1.2 7 1 0 0 0 1 0 0 0 0 0 0 6 10 0.00 1.200												

Oakland Athletics @ Detroit Tigers
Tiger Stadium, Detroit, MI
Wed May 29 1985, 7:05 PM EDT
Att: 23,075 - Unknown

livebaseballscorecards.com

AB 36
R 4
H 9
RBI 4
BB 5
SO 3
LOB 17



Batter	1	2	3	4	5	6	7	8	9	AB	R	H	RBI	BB	SO	LOB
Lou Whitaker, L (1, 4) OBP: 0.406, SLG: 0.490	0-0 F7		0-0 F8			0-0 1B 2B		0-0 4-3		4	1	1	0	0	0	0
Alan Trammell, R (1, 6) OBP: 0.321, SLG: 0.441	0-0 FC5-4 1B			0-0 5-3		0-0 1B 1B		0-0 F9		4	0	2	0	0	0	0
Kirk Gibson, L (1, 9) OBP: 0.339, SLG: 0.467	0-0 F9			0-3 K		0-0 1B		0-0 F6		4	0	1	1	0	1	1
Lance Parrish, R (1, 2) OBP: 0.310, SLG: 0.454	0-0 FC5-4			0-3 K		0-3 K			0-0 F7	4	0	0	0	0	2	3
Darrell Evans, L (1, 10) OBP: 0.328, SLG: 0.492 (8, 5)		0-0 F8			0-0 HR	0-0 G3		0-0 4-3		4	1	1	1	0	0	2
Nelson Simmons, S (1, 7) OBP: 0.292, SLG: 0.407		0-0 F9			0-0 F5		0-0 G3	0-3 K		4	0	0	0	0	1	0
Dave Bergman, L (1, 3) OBP: 0.500, SLG: 0.500		0-0 4-3			0-0 F7		0-0 1B			3	0	1	0	0	0	0
Chet Lemon, R (1, 8) OBP: 0.350, SLG: 0.379			0-3 K		0-0 F8		0-0 F5			3	0	0	0	0	1	1
Tom Brookens, R (1, 5) OBP: 0.310, SLG: 0.400			0-0 F8			0-0 F8	0-0 1-3			2	0	0	0	0	0	0
Johnny Grubb, L (7, PH) OBP: 0.240, SLG: 0.244										1	0	0	0	0	0	1
Bill Scherrer, L (8, 1)										0	0	0	0	0	0	0
Aurelio Lopez, R (8, 1)										0	0	0	0	0	0	0

Inning Stats	R: 0	H: 1	E: 0	K: 0	S: 4	LOB: 1	BB: 0	P: 4
R: 0	H: 0	E: 0	K: 0	S: 3	LOB: 0	BB: 0	P: 3	
R: 0	H: 0	E: 0	K: 1	S: 5	LOB: 0	BB: 0	P: 5	
R: 0	H: 0	E: 0	K: 2	S: 7	LOB: 0	BB: 0	P: 7	
R: 1	H: 1	E: 0	K: 0	S: 4	LOB: 0	BB: 0	P: 4	
R: 1	H: 3	E: 0	K: 1	S: 8	LOB: 2	BB: 0	P: 8	
R: 0	H: 1	E: 0	K: 0	S: 4	LOB: 1	BB: 0	P: 4	
R: 0	H: 0	E: 0	K: 0	S: 3	LOB: 0	BB: 0	P: 3	
R: 0	H: 0	E: 0	K: 1	S: 5	LOB: 0	BB: 0	P: 5	
1B: 4	SF: 0	2B: 1	SAC: 0	3B: 0	DP: 0	HR: 1	HBP: 0	

PITCHER	IP	WLS	BF	H	R	ER	SO	BB	IBB	HBP	BLK	WP	HR	S	P	ERA	WHIP
Chris Codioli, R (1, 1) ERA: 4.08	9.0	W	33	6	2	2	5	0	0	0	0	0	1	43	43	2.00	0.667


BOTTOM

Oakland Athletics @ Detroit Tigers

Tiger Stadium, Detroit, MI

Wed May 29 1985, 7:05 PM EDT
Att. 23,075 - Unknown

AB	33
R	2
H	6
RBI	2
BB	0
SO	5
LOB	8



WP: 0	PA: 33
PB: 0	
SB: 0	
CS: 0	

livebaseballscorecards.com

Batter	1	2	3	4	5	6	7	8	9	AB R H RBI BB SO LOB	TOP											
Dave Collins, S (1, 7) OBP: 0.284, SLG: 0.345	0-3 K			0-0 E6 G6-4-3	0-0 B2-3			0-0 F6		4 0 0 0 0 1 0												
Carney Lansford, R (1, 5) OBP: 0.307, SLG: 0.424	0-0 F3			0-0 G6-4-3 1-2f		0-0 5-3		0-0 F9		4 0 0 0 0 0 1												
Bruce Bochte, L (1, 3) OBP: 0.416, SLG: 0.393 Rob Picciolo, R (8, PH) OBP: 0.333, SLG: 0.444 (8, 3)	0-0 G3			0-0 1B 1B		0-3 K		0-3 K		3 0 1 0 0 1 0 1 0 0 0 0 1 0												
Dave Kingman, R (1, 10) OBP: 0.358, SLG: 0.500			0-0 1B G6-4-3	0-0 1B FC4 1-2		0-3 K		0-0 F7		4 0 2 0 0 1 0												
Mike Davis, L (1, 9) OBP: 0.401, SLG: 0.641			0-0 F7	0-0 FC4 1-2f			0-0 F9		0-0 F7	4 0 0 0 0 0 3												
Dwayne Murphy, L (1, 8) OBP: 0.346, SLG: 0.372			0-0 G6-4-3 1-2f		0-0 4-3		0-0 1B 1B		0-0 F4	4 0 1 0 0 0 1												
Mike Heath, R (1, 2) OBP: 0.299, SLG: 0.384			0-0 L7		4-0 CS BB		0-0 F3			2 0 0 0 1 0 1												
Donnie Hill, S (1, 4) OBP: 0.279, SLG: 0.321 Steve Henderson, R (7, PH) OBP: 0.395, SLG: 0.429 Mike Gallego, R (7, 4)			0-0 4-3		0-0 HR 1B 1-2		0-0 1B			2 1 1 0 0 0 0 1 0 1 0 0 0 0 0 0 0 0 0 0 0												
Alfredo Griffin, S (1, 6) OBP: 0.319, SLG: 0.353			0-0 4-3		0-0 HR 1-H		0-3 K			3 1 1 2 0 1 2												
Inning Stats	R: 0 E: 0 K: 1 S: 5	H: 0 LOB: 0 BB: 0 P: 5	R: 0 E: 0 K: 0 S: 3	H: 1 LOB: 0 BB: 0 P: 3	R: 0 E: 0 K: 0 S: 3	H: 0 LOB: 0 BB: 0 P: 3	R: 0 E: 1 K: 0 S: 5	H: 2 LOB: 2 BB: 0 P: 5	R: 2 E: 0 K: 0 S: 4	H: 2 LOB: 0 BB: 1 P: 8	R: 0 E: 0 K: 2 S: 7	H: 0 LOB: 0 BB: 0 P: 7	R: 0 E: 0 K: 1 S: 7	H: 2 LOB: 2 BB: 0 P: 7	R: 0 E: 0 K: 1 S: 5	H: 0 LOB: 0 BB: 0 P: 5	R: 0 E: 0 K: 0 S: 3	H: 0 LOB: 0 BB: 0 P: 3	1B: 6 2B: 0 3B: 0 HR: 1	SF: 0 SAC: 0 DP: 2 HBP: 0	WP: 0 PB: 0 SB: 0 CS: 1	PA: 33
PITCHER	IP WLS BF H R ER SO BB IBB HBP BLK WP HR S P ERA WHIP																					
Walt Terrell, R (1, 1) ERA: 3.86	7.0 W 27 7 2 2 4 1 0 0 0 0 1 34 38 2.57 1.143																					
Willie Hernandez, L (8, 1) ERA: 1.59	2.0 S 6 0 0 0 1 0 0 0 0 0 0 8 8 0.00 0.000																					

Oakland Athletics @ Detroit Tigers
Tiger Stadium, Detroit, MI
 Thu May 30 1985, 3:33 AM EDT
 Att. 22,250 - Unknown

livebaseballscorecards.com

AB	32
R	2
H	7
RBI	2
BB	1
SO	5
LOB	8



Batter	1	2	3	4	5	6	7	8	9
Lou Whitaker, L (1, 4) OBP: 0.404, SLG: 0.484	0-3 K		0-0 SH HBP	4-0 BB		0-0 FC6-4			
Alan Trammell, R (1, 6) OBP: 0.315, SLG: 0.432	0-0 F8		0-0 F8	0-0 F4			0-0 F8		
Kirk Gibson, L (1, 9) Alejandro Sanchez, R (3, PR) OBP: 0.271, SLG: 0.583	0-0 G3		1-2 2-3 HBP		0-0 F8		0-0 E5 CS		
Lance Parrish, R (1, 10) OBP: 0.309, SLG: 0.446		0-3 K	0-3 K		4-0 CS BB		0-3 K		
Chet Lemon, R (1, 8) OBP: 0.341, SLG: 0.369		0-0 6-3	0-0 F7		0-3 K			0-0 1-3	
Larry Herndon, R (1, 7) OBP: 0.291, SLG: 0.387		4-0 BB		0-0 L7		0-0 HR		0-3 K	
Barbaro Garbey, R (1, 3) Darrell Evans, L (6, PH) OBP: 0.338, SLG: 0.496		0-3 K		0-3 K		4-0 FC6-4 BB		0-0 1B	
Bob Melvin, R (1, 2) OBP: 0.455, SLG: 0.727			0-0 SH HBP	0-0 3B		0-0 F4		0-0 F9	
Tom Brookens, R (1, 5) OBP: 0.320, SLG: 0.423			4-0 HBP SH	0-0 3B		0-0 F9			

Inning Stats	R: 0	H: 0	E: 0	K: 1	S: 5	LOB: 0	BB: 0	P: 5
	R: 0	H: 0	E: 0	K: 2	S: 7 <td>LOB: 1</td> <td>BB: 1</td> <td>P: 11</td>	LOB: 1	BB: 1	P: 11
	R: 1	H: 1	E: 0	K: 1	S: 7 <td>LOB: 3</td> <td>BB: 1</td> <td>P: 12</td>	LOB: 3	BB: 1	P: 12
	R: 1	H: 2	E: 0	K: 1	S: 7 <td>LOB: 2</td> <td>BB: 1</td> <td>P: 11</td>	LOB: 2	BB: 1	P: 11
	R: 0	H: 0	E: 0	K: 1	S: 4 <td>LOB: 1</td> <td>BB: 1</td> <td>P: 8</td>	LOB: 1	BB: 1	P: 8
	R: 1	H: 1	E: 0	K: 0	S: 4 <td>LOB: 1</td> <td>BB: 1</td> <td>P: 8</td>	LOB: 1	BB: 1	P: 8
	R: 0	H: 0	E: 1	K: 1	S: 5 <td>LOB: 0</td> <td>BB: 0</td> <td>P: 5</td>	LOB: 0	BB: 0	P: 5
	R: 0	H: 1	E: 0	K: 1	S: 6 <td>LOB: 1</td> <td>BB: 0</td> <td>P: 6</td>	LOB: 1	BB: 0	P: 6


PITCHER	IP	WLS	BF	H	R	ER	SO	BB	IBB	HBP	BLK	WP	HR	S	P	ERA	WHIP
Tim Birtsas, L (1, 1) ERA: 3.5	5.0	L	24	4	3	3	6	4	0	1	0	0	1	31	48	5.40	1.600
Keith Atherton, R (6, 1) ERA: 3.71	3.0		11	1	0	0	2	1	0	0	0	0	0	14	18	0.00	0.667

BOTTOM

Oakland Athletics @ Detroit Tigers
Tiger Stadium, Detroit, MI
Thu May 30 1985, 3:33 AM EDT
Att. 22,250 - Unknown

AB	R	H	RBI	BB	SO	LOB
2	0	0	0	1	1	1
4	0	0	0	0	0	5
1	0	0	1	0	0	0
2	0	0	0	0	0	0
3	0	0	0	1	3	4
4	0	0	0	0	1	4
3	1	1	1	1	1	0
2	0	0	0	0	2	1
1	0	1	0	1	0	0
4	2	2	0	0	0	2
2	0	1	1	1	0	1

AB	28
R	3
H	5
RBI	3
BB	5
SO	8
LOB	18



1B:	2	SF:	0	WP:	0	PA:	35
2B:	2	SAC:	1	PB:	0		
3B:	1	DP:	1	SB:	0		
HR:	1	HBP:	1	CS:	2		

PITCHER	IP	WLS	BF	H	R	ER	SO	BB	IBB	HBP	BLK	WP	HR	S	P	ERA	WHIP
Tim Birtsas, L (1, 1) ERA: 3.5	5.0	L	24	4	3	3	6	4	0	1	0	0	1	31	48	5.40	1.600
Keith Atherton, R (6, 1) ERA: 3.71	3.0		11	1	0	0	2	1	0	0	0	0	0	14	18	0.00	0.667

Batter	1	2	3	4	5	6	7	8	9	AB R H RBI BB SO LOB	TOP											
Gary Pettis, S (1, 8) OBP: 0.366, SLG: 0.333	0-3 K			0-0 E6 WP S FC4-6	0-0 6-3		0-0 E FC5-2 2B	4-0 BB		4 1 1 1 1 1 1												
Rob Wilfong, L (1, 4) OBP: 0.263, SLG: 0.202	0-0 6-3			4-0 FC4-6 BB	0-0 E5 BLK 1B		0-0 E7 FC5-2 2-3	0-0 1-3		3 0 1 1 1 0 1												
Brian Downing, R (8, PH) OBP: 0.379, SLG: 0.349				1-3 BB						0 0 0 0 0 0 0												
Reggie Jackson, L (8, PH) OBP: 0.361, SLG: 0.491										1 0 0 0 0 0 3												
Darrell Miller, R (8, 9) OBP: 0.313, SLG: 0.400										0 0 0 0 0 0 0												
Juan Beniquez, R (1, 9) OBP: 0.313, SLG: 0.370	0-0 4-3			0-0 FC4-6 G3 BB 1-2f 3-H	0-0 4-3		0-0 FC5-2		0-0 BB 4-3 CS 1B	5 0 1 1 0 0 4												
Ruppert Jones, L (1, 7) OBP: 0.411, SLG: 0.526	0-3 K			4-0 G3 BB		4-0 G3 1B BB	0-0 4-3		0-0 4-3	3 1 0 0 2 1 3												
Jerry Narron, L (1, 10) OBP: 0.317, SLG: 0.464	0-0 3-1			0-0 G3		0-0 G3		0-0 F2	4-0 BB 1B IBB	4 0 0 0 1 0 3												
Mike Brown, R (9, PR) OBP: 0.279, SLG: 0.344				1-2 2-3		1-2				0 1 0 0 0 0 0												
Jack Howell, L (1, 5) OBP: 0.243, SLG: 0.194	0-0 4-3			0-3 K		0-3 K		0-3 K	4-0 1B BB	4 0 0 0 1 3 3												
Bob Boone, R (1, 2) OBP: 0.316, SLG: 0.264					0-0 F9	4-0 SH5-4 1B 6-3 BB	0-0 1B	0-0 E5 1B 1B	0-0 1B 1B	4 2 2 2 1 0 0												
Bobby Grich, R (1, 3) OBP: 0.374, SLG: 0.372					0-0 6-3		0-0 1-3		0-0 F7	5 1 2 0 0 0 3												
Dick Schofield, R (1, 6) OBP: 0.265, SLG: 0.350					0-0 6-3	0-0 SH5-4		0-3 K	0-0 BB 1B	3 0 1 1 0 1 0												
Inning Stats	R: 0 E: 0 K: 1 S: 5	H: 0 LOB: 0 BB: 0 P: 5	R: 0 E: 0 K: 1 S: 5	H: 0 LOB: 0 BB: 0 P: 5	R: 0 E: 0 K: 0 S: 3	H: 0 LOB: 0 BB: 0 P: 3	R: 1 E: 1 K: 1 S: 6	H: 0 LOB: 2 BB: 2 P: 14	R: 2 E: 1 K: 0 S: 5	H: 2 LOB: 1 BB: 1 P: 9	R: 1 E: 0 K: 1 S: 6	H: 1 LOB: 1 BB: 1 P: 10	R: 0 E: 1 K: 1 S: 7	H: 1 LOB: 2 BB: 0 P: 7	R: 1 E: 1 K: 1 S: 8	H: 2 LOB: 3 BB: 1 P: 12	R: 1 E: 0 K: 0 S: 4	H: 2 LOB: 2 BB: 2 P: 12	1B: 7 2B: 1 3B: 0 HR: 0	SF: 0 SAC: 1 DP: 0 HBP: 0	WP: 1 PB: 0 SB: 1 CS: 1	PA: 44
PITCHER	IP WLS BF H R ER SO BB IBB HBP BLK WP HR S P ERA WHIP																					
Jack Morris, R (1, 1) ERA: 2.26	7.2 L 36 6 5 3 6 4 0 0 0 1 1 0 44 60 3.52 1.304																					
Bill Scherrer, L (8, 1) ERA: 5.17	0.0 1 0 0 0 0 1 0 0 0 0 0 0 0 4 ∞ ∞																					
Aurelio Lopez, R (8, 1) ERA: 3.12	1.1 7 2 1 1 0 1 1 0 0 0 0 0 5 13 6.75 2.250																					

California Angels @ Detroit Tigers
Tiger Stadium, Detroit, MI
Fri May 31 1985, 7:05 PM EDT
Att: 39,154 - Unknown

AB	36
R	6
H	8
RBI	6
BB	7
SO	6
LOB	21



BOTTOM

California Angels @ Detroit Tigers
Tiger Stadium, Detroit, MI
Fri May 31 1985, 7:05 PM EDT
Att. 39,154 - Unknown

livebaseballscorecards.com

AB	34
R	3
H	8
RBI	3
BB	6
SO	9
LOB	24



WP:	0	PA:	40
PB:	0		
SB:	0		
CS:	0		

AB R H RBI BB SO LOB

3	1	0	0	2	0	3
3	0	1	1	2	0	0
3	1	1	1	2	2	4
5	1	2	1	0	3	6
4	0	0	0	0	1	6
2	0	1	0	0	0	0
2	0	0	0	0	1	0
4	0	1	0	0	2	1
2	0	1	0	0	0	0
2	0	0	0	0	0	1
4	0	1	0	0	0	3

Batter	1	2	3	4	5	6	7	8	9
Lou Whitaker, L (1, 4) OBP: 0.404, SLG: 0.475	0-0 6-3	0-0 F7			4-0 3B		4-0 BB		0-0 F7
Larry Herndon, R (1, 7) OBP: 0.301, SLG: 0.400	0-0 F7		0-0 5-3		0-0 3B		4-0 1-2 BB		4-0 1-2 BB
Kirk Gibson, L (1, 8) OBP: 0.348, SLG: 0.481	0-0 HR		4-0 1B		4-0 BB		0-3 K		0-3 K
Lance Parrish, R (1, 2) OBP: 0.311, SLG: 0.462	0-0 HR		0-0 G3-6 1B		0-3 K		0-3 K		0-3 K
Darrell Evans, L (1, 5) OBP: 0.328, SLG: 0.480	0-0 F7		0-0 G3-6		0-3 K		0-0 F6		
Johnny Grubb, L (1, 10) OBP: 0.250, SLG: 0.255 Alejandro Sanchez, R (6, PH) OBP: 0.260, SLG: 0.560		0-0 1B		0-0 4-3		0-0 F8		0-3 K	
Nelson Simmons, S (1, 9) OBP: 0.290, SLG: 0.397		0-3 K		0-0 F8		0-0 FC5-4 1B		0-3 K	
Dave Bergman, L (1, 3) OBP: 0.500, SLG: 0.500 Barbaro Garbey, R (6, PH) OBP: 0.347, SLG: 0.447		0-0 1B		0-0 6-3		0-0 F9		0-0 F2	
Tom Brookens, R (1, 6) OBP: 0.318, SLG: 0.416		0-0 F4			0-0 F8		0-0 FC5-4		0-0 BB 1B

Inning Stats	R: 2 E: 0 K: 0 S: 5	H: 2 LOB: 0 BB: 0 P: 5	R: 0 E: 0 K: 1 S: 7	H: 2 LOB: 2 BB: 0 P: 7	R: 0 E: 0 K: 0 S: 3	H: 1 LOB: 1 BB: 1 P: 7	R: 0 E: 0 K: 0 S: 3	H: 0 LOB: 0 BB: 0 P: 3	R: 1 E: 0 K: 2 S: 8	H: 1 LOB: 2 BB: 2 P: 16	R: 0 E: 0 K: 0 S: 4	H: 1 LOB: 1 BB: 0 P: 4	R: 0 E: 0 K: 2 S: 7	H: 0 LOB: 2 BB: 2 P: 15	R: 0 E: 0 K: 2 S: 7	H: 0 LOB: 0 BB: 0 P: 7	R: 0 E: 0 K: 2 S: 8	H: 1 LOB: 2 BB: 1 P: 12	1B: 5 2B: 0 3B: 1 HR: 2	SF: 0 SAC: 0 DP: 1 HBP: 0
---------------------	------------------------------	---------------------------------	------------------------------	---------------------------------	------------------------------	---------------------------------	------------------------------	---------------------------------	------------------------------	----------------------------------	------------------------------	---------------------------------	------------------------------	----------------------------------	------------------------------	---------------------------------	------------------------------	----------------------------------	----------------------------------	------------------------------------

PITCHER															PITCHER																																						
IP	WLS	BF	H	R	ER	SO	BB	IBB	HBP	BLK	WP	HR	S	P	ERA	WHIP	IP	WLS	BF	H	R	ER	SO	BB	IBB	HBP	BLK	WP	HR	S	P	ERA	WHIP																				
Kirk McCaskill, R (1, 1) ERA: 6.3	4.2		22	6	3	3	2	3	0	0	0	0	2	23	35	5.79	1.929	Pat Clements, L (5, 1) ERA: 3.41	1.2	W	8	1	0	0	2	2	0	0	0	0	0	10	18	0.00	1.800	Donnie Moore, R (7, 1) ERA: 0.85	2.2	S	10	1	0	0	5	1	0	0	0	0	0	19	23	0.00	0.750

Batter	1	2	3	4	5	6	7	8	9	AB R H RBI BB SO LOB	TOP											
Gary Pettis, S (1, 8) OBP: 0.367, SLG: 0.357	0-0 6-3		0-0 FC6-4 1B	0-0 1-H 2-H HR		0-3 K		0-0 FC5-4 1-2f		5 2 2 3 0 1 3												
Rob Wilfong, L (1, 4) OBP: 0.260, SLG: 0.202	0-0 3-1		0-0 FC6-4 1B	0-0 F5		0-3 K		0-0 F6		5 0 1 0 0 1 2												
Ruppert Jones, L (1, 7) OBP: 0.419, SLG: 0.584	4-0 BB		0-0 FC6-4 1-2f		0-0 HR		0-0 3-1		0-0 HR	4 2 2 3 1 0 1												
Jerry Narron, L (1, 10) OBP: 0.308, SLG: 0.448 Brian Downing, R (5, PH) OBP: 0.373, SLG: 0.342	0-0 1-3		0-0 FC6-4 1-2f		0-0 G3		0-0 F6		0-0 F5	2 0 0 0 0 0 2 3 0 0 0 0 0 0												
Reggie Jackson, L (1, 9) OBP: 0.360, SLG: 0.483 Mike Brown, R (5, PR) OBP: 0.271, SLG: 0.333		0-0 F8	0-0 FC6-4 1-2f		4-0 G3-6 BB		0-0 6-3		0-0 F8	2 0 0 0 1 0 1 2 0 0 0 0 0 0												
Bobby Grich, R (1, 3) OBP: 0.377, SLG: 0.367		4-0 HR BB		0-0 F8	0-0 G3-6-1 1-2f			4-0 S 1B BB		2 2 0 0 2 0 1												
Bob Boone, R (1, 2) OBP: 0.321, SLG: 0.290		0-0 1-H HR		0-0 5-3		4-0 FC6-4 BB		0-0 F8		3 1 1 2 1 0 1												
Dick Schofield, R (1, 6) OBP: 0.271, SLG: 0.350		0-0 6-3		0-0 S HR 1B		4-0 FC6-4 BB		0-3 K		3 1 1 0 1 1 1												
Jack Howell, L (1, 5) OBP: 0.268, SLG: 0.206		0-0 6-3		4-0 1-2 HR BB		0-0 FC6-4 1-2f 2-3		0-0 FC5-4 2-H 1B		3 1 1 1 1 0 2												
Inning Stats	R: 0 E: 0 K: 0 S: 3	H: 0 LOB: 1 BB: 1 P: 7	R: 2 E: 0 K: 0 S: 4	H: 1 LOB: 0 BB: 1 P: 8	R: 1 E: 0 K: 0 S: 5	H: 2 LOB: 1 BB: 0 P: 5	R: 3 E: 0 K: 0 S: 5	H: 2 LOB: 0 BB: 1 P: 9	R: 1 E: 0 K: 0 S: 3	H: 1 LOB: 1 BB: 1 P: 7	R: 0 E: 0 K: 2 S: 7	H: 0 LOB: 2 BB: 2 P: 15	R: 0 E: 0 K: 0 S: 3	H: 0 LOB: 0 BB: 0 P: 3	R: 1 E: 0 K: 1 S: 6	H: 1 LOB: 1 BB: 1 P: 10	R: 1 E: 0 K: 0 S: 4	H: 1 LOB: 0 BB: 0 P: 4	1B: 4 2B: 0 3B: 0 HR: 4	SF: 0 SAC: 0 DP: 1 HBP: 0	WP: 0 PB: 0 SB: 3 CS: 0	PA: 41
PITCHER	IP WLS BF H R ER SO BB IBB HBP BLK WP HR S P ERA WHIP																					
Dan Petry, R (1, 1) ERA: 3.74	4.0 L 20 5 6 6 0 3 0 0 0 0 0 2 17 29 13.50 2.000																					
Bill Scherrer, L (5, 1) ERA: 5.4	1.0 4 1 1 1 0 1 0 0 0 0 0 1 3 7 9.00 2.000																					
Juan Berenguer, R (6, 1) ERA: 6.67	4.0 17 2 2 2 3 3 0 0 0 0 0 1 20 32 4.50 1.250																					

California Angels @ Detroit Tigers
Tiger Stadium, Detroit, MI
Sat Jun 01 1985, 3:33 AM EDT
Att: 36,068 - Unknown

livebaseballscorecards.com

AB	34
R	9
H	8
RBI	9
BB	7
SO	3
LOB	14



Batter	1	2	3	4	5	6	7	8	9	AB	R	H	RBI	BB	SO	LOB
Lou Whitaker, L (1, 4) OBP: 0.406, SLG: 0.494	0-0 4-3			0-0 WP 1B		0-0 1-H HR		0-3 K		4	1	2	2	0	1	0
Alan Trammell, R (1, 6) OBP: 0.314, SLG: 0.428	0-0 F8			0-0 F4		0-0 1B		0-0 6-3		4	0	1	0	0	0	1
Kirk Gibson, L (1, 8) OBP: 0.341, SLG: 0.469	0-3 K			0-0 F7 1-2		0-0 F7		0-0 4-3		4	0	0	0	0	1	2
Lance Parrish, R (1, 2) OBP: 0.310, SLG: 0.454		0-3 K		0-0 F8		0-0 F9		4-0 BB		3	0	0	0	1	1	2
Darrell Evans, L (1, 10) OBP: 0.319, SLG: 0.465		0-0 3-1		0-0 F8		0-0 L4		0-0 F8		4	0	0	0	0	0	2
Johnny Grubb, L (1, 9) OBP: 0.232, SLG: 0.235		0-0 1-3		0-0 F7		0-0 4-3		0-0 4-3		4	0	0	0	0	0	1
Larry Herndon, R (1, 7) OBP: 0.295, SLG: 0.392			0-0 5-3		0-0 E5		0-0 G3			3	0	0	0	0	0	0
Dave Bergman, L (1, 3) OBP: 0.333, SLG: 0.333			0-0 6-3		0-0 F9		0-0 F8			3	0	0	0	0	0	1
Tom Brookens, R (1, 5) OBP: 0.318, SLG: 0.408			0-0 4-3			4-0 HR BB		0-0 5-3		2	1	0	0	1	0	0

Inning Stats	R: 0 E: 0 K: 1 S: 5	H: 0 LOB: 0 BB: 0 P: 5	R: 0 E: 0 K: 1 S: 5	H: 0 LOB: 0 BB: 0 P: 5	R: 0 E: 0 K: 0 S: 3	H: 0 LOB: 0 BB: 0 P: 3	R: 0 E: 0 K: 0 S: 4	H: 1 LOB: 1 BB: 0 P: 4	R: 0 E: 1 K: 0 S: 4	H: 0 LOB: 1 BB: 0 P: 4	R: 2 E: 0 K: 0 S: 5	H: 2 LOB: 1 BB: 1 P: 9	R: 0 E: 0 K: 0 S: 3	H: 0 LOB: 0 BB: 0 P: 3	R: 0 E: 0 K: 1 S: 5	H: 0 LOB: 0 BB: 0 P: 5	R: 0 E: 0 K: 0 S: 3	H: 0 LOB: 1 BB: 1 P: 7	1B: 2 2B: 0 3B: 0 HR: 1	SF: 0 SAC: 0 DP: 0 HBP: 0	WP: 1 PB: 0 SB: 0 CS: 0	PA: 33
PITCHER Mike Witt, R (1, 1) ERA: 3.17	IP 9.0	WLS W	BF 33	H 3	R 2	ER 2	SO 3	BB 2	IBB 0	HBP 0	BLK 0	WP 1	HR 1	S 37	P 45	ERA 2.00	WHIP 0.556					


BOTTOM


California Angels @ Detroit Tigers
Tiger Stadium, Detroit, MI

Sat Jun 01 1985, 3:33 AM EDT
Att. 36,068 - Unknown

livebaseballscorecards.com

AB	31
R	2
H	3
RBI	2
BB	2
SO	3
LOB	9



Batter	1	2	3	4	5	6	7	8	9	AB R H RBI BB SO LOB	TOP														
Gary Pettis, S (1, 8) OBP: 0.368, SLG: 0.359	0-3 K		0-3 K2-3		0-0 1B	0-3 K			0-0 SH2-3 1B	5 0 2 1 0 3 1															
Rob Wilfong, L (1, 4) OBP: 0.259, SLG: 0.204	0-0 G3		0-0 4-3		0-0 1B		0-0 3-1		0-0 SH2-3	4 0 1 0 0 0 0															
Ruppert Jones, L (1, 7) (9, 9) OBP: 0.410, SLG: 0.566	0-3 K			0-0 SF9 1B	0-3 K		0-0 F3		0-0 F7	5 1 1 0 0 2 4															
Reggie Jackson, L (1, 9) OBP: 0.350, SLG: 0.467 Darrell Miller, R (7, 9) OBP: 0.313, SLG: 0.400 Brian Downing, R (9, PH) OBP: 0.371, SLG: 0.340 (9, 7)		0-0 1-6-3		0-3 K 1-3	0-3 K		0-0 4-3		0-0 F3	4 0 0 0 0 2 4 0 0 0 0 0 0 0 1 0 0 0 0 0 1															
Daryl Sconiers, L (1, 10) OBP: 0.111, SLG: 0.250 Juan Beniquez, R (5, PH) OBP: 0.308, SLG: 0.365		0-0 2B		0-0 SF9	0-3 K			0-0 F7		1 0 1 1 0 0 0 2 0 0 0 0 1 3															
Jerry Narron, L (1, 2) OBP: 0.319, SLG: 0.443 Craig Gerber, L (8, PR) OBP: 0.150, SLG: 0.200 Bob Boone, R (8, 2) OBP: 0.321, SLG: 0.290		0-0 F7		4-0 BB		0-0 L8		0-0 BB 1B		3 0 1 0 1 0 1 0 0 0 0 0 0 0 0 0 0 0 0 0 0															
Bobby Grich, R (1, 3) OBP: 0.380, SLG: 0.387		4-0 FC5-4 BB		0-0 F8		0-0 HR		0-0 F7		3 1 1 1 1 0 2	AB 34 R 3 H 9 RBI 3 BB 4 SO 8 LOB 20														
Dick Schofield, R (1, 6) OBP: 0.277, SLG: 0.345		0-0 FC5-4			4-0 1B BB	0-0 F6		4-0 BB		2 1 0 0 2 0 2															
Jack Howell, L (1, 5) OBP: 0.289, SLG: 0.237			0-0 6-3		0-0 1B 1B	0-0 1B		0-0 F8		4 0 2 0 0 0 2															
Inning Stats	R: 0 E: 0 K: 2 S: 7	H: 0 LOB: 0 BB: 0 P: 7	R: 0 E: 0 K: 0 S: 4	H: 1 LOB: 2 BB: 1 P: 8	R: 0 E: 0 K: 1 S: 5	H: 0 LOB: 0 BB: 0 P: 5	R: 1 E: 1 K: 1 S: 6	H: 1 LOB: 1 BB: 1 P: 10	R: 1 E: 0 K: 3 S: 12	H: 3 LOB: 3 BB: 1 P: 16	R: 1 E: 0 K: 1 S: 7	H: 2 LOB: 1 BB: 0 P: 7	R: 0 E: 0 K: 0 S: 3	H: 0 LOB: 0 BB: 0 P: 3	R: 0 E: 0 K: 0 S: 4	H: 1 LOB: 2 BB: 1 P: 8	R: 0 E: 0 K: 0 S: 4	H: 1 LOB: 1 BB: 0 P: 4	1B: 7 2B: 1 3B: 0 HR: 1	SF: 1 SAC: 1 DP: 0 HBP: 0	WP: 0 PB: 0 SB: 1 CS: 0	PA: 40			
PITCHER	IP	WLS	BF	H	R	ER	SO	BB	IBB	HBP	BLK	WP	HR	S	P	ERA	WHIP								
Randy O'Neal, R (1, 1) ERA: 2.25	4.0		20	5	2	1	4	3	0	0	0	0	0	25	37	2.25	2.000								
Bill Scherrer, L (5, 1) ERA: 5.19	0.2		2	0	0	0	2	0	0	0	0	0	0	6	6	0.00	0.000								
Doug Bair, R (5, 1) ERA: 4.03	1.1		6	2	1	1	2	0	0	0	0	0	1	10	10	6.75	1.500								
Aurelio Lopez, R (7, 1) ERA: 2.95	2.0		9	2	0	0	0	1	0	0	0	0	0	8	12	0.00	1.500								
Willie Hernandez, L (9, 1) ERA: 1.54	1.0	W	3	0	0	0	0	0	0	0	0	0	0	3	3	0.00	0.000								

California Angels @ Detroit Tigers
Tiger Stadium, Detroit, MI
Sun Jun 02 1985, 3:33 AM EDT
Att: 36,472 - Unknown

livebaseballscorecards.com

Batter	1	2	3	4	5	6	7	8	9	AB R H RBI BB SO LOB
Lou Whitaker, L OBP: 0.403, SLG: 0.485 (1, 4) BB	4-0 2B BB	0-0 3-1			0-3 K		0-0 F7			3 1 0 0 1 1 2
Alan Trammell, R OBP: 0.317, SLG: 0.435 (1, 6) X	0-0 1B 1B 2B		0-0 F8		0-0 6-3 1B		0-0 5-3			4 1 2 1 0 0 1
Kirk Gibson, L OBP: 0.339, SLG: 0.463 (1, 8) X	0-0 1B 2-3 1B		0-0 G3		0-0 6-3		0-0 G4-1			4 0 1 0 0 0 1
Lance Parrish, R OBP: 0.319, SLG: 0.478 (1, 10) X	0-0 1-3 3-H 1B		0-0 1B		0-3 K		0-0 HR			4 1 3 2 0 1 1
Larry Herndon, R OBP: 0.288, SLG: 0.381 (1, 7) S	0-3 K 1-2		0-0 1-3		0-0 F9		0-0 F9			4 0 0 0 0 1 3
Alejandro Sanchez, R OBP: 0.241, SLG: 0.519 (1, 9) S	0-3 K		0-0 6-3		0-0 F8		0-0 F8			4 0 0 0 0 1 1
Darrell Evans, L OBP: 0.324, SLG: 0.489 (1, 3) X		0-0 G6-3 SH 1B		0-0 F8		0-3 K		0-0 HR		4 1 2 1 0 1 0
Bob Melvin, R OBP: 0.462, SLG: 0.692 (1, 2) X		0-0 SH G6-3		0-0 FC5-4 1B		0-0 5-3				2 0 1 0 0 0 0
Tom Brookens, R OBP: 0.319, SLG: 0.406 (1, 5) X		0-0 G6-3 1-2f 2-3		0-0 FC5-4 1-2f		0-0 S 1B				3 0 1 0 0 0 3

Inning Stats	R: 2	H: 3	E: 0	K: 2	S: 9	P: 13	R: 0	H: 1	E: 0	K: 0	S: 4	R: 0	H: 1	E: 0	K: 0	S: 4	R: 0	H: 1	E: 0	K: 2	S: 8	R: 0	H: 0	E: 0	K: 1	S: 5	R: 0	H: 1	E: 0	K: 0	S: 4	R: 1	H: 1	E: 0	K: 0	S: 4	R: 1	H: 1	E: 0	K: 0	S: 1	1B: 7	2B: 2	3B: 0	HR: 2	SF: 0	SAC: 1	DP: 2	HBP: 0	WP: 0	PB: 0	SB: 1	CS: 1	PA: 34
--------------	------	------	------	------	------	-------	------	------	------	------	------	------	------	------	------	------	------	------	------	------	------	------	------	------	------	------	------	------	------	------	------	------	------	------	------	------	------	------	------	------	------	-------	-------	-------	-------	-------	--------	-------	--------	-------	-------	-------	-------	--------

PITCHER	IP	WLS	BF	H	R	ER	SO	BB	IBB	HBP	BLK	WP	HR	S	P	ERA	WHIP
Tommy John, L ERA: 4.5 (1, 1)	6.0		25	7	2	2	5	1	0	0	0	0	0	34	38	3.00	1.333
Stu Cliburn, R ERA: 1.59 (7, 1)	1.0		4	1	0	0	0	0	0	0	0	0	4	4	0.00	1.000	
Donnie Moore, R ERA: 1.38 (8, 1)	1.0	L	5	2	2	2	0	0	0	0	0	0	2	5	5	18.00	2.000

BOTTOM

California Angels @ Detroit Tigers
Tiger Stadium, Detroit, MI
Sun Jun 02 1985, 3:33 AM EDT
Att. 36,472 - Unknown

AB	32
R	4
H	10
RBI	4
BB	1
SO	5
LOB	12



WP	HR	S	P	ERA	WHIP
0	0	2	1	3.00	1.333

livebaseballscores.com

Batter	1	2	3	4	5	6	7	8	9	AB R H RBI BB SO LOB	TOP																
Domingo Ramos, R (1, 4) OBP: 0.256, SLG: 0.351	0-0 F3		0-3 K		0-0 G4-6-3	0-0 F9		4-0 WP BB		4 0 0 0 1 1 3																	
Phil Bradley, R (1, 7) OBP: 0.405, SLG: 0.565	0-0 G1-4-3 1B			0-0 4-3	0-0 6-3		0-0 F4	0-0 5-3		5 0 1 0 0 0 1																	
Ivan Calderon, R (1, 9) OBP: 0.329, SLG: 0.522	0-0 G1-4-3			0-0 2B 1B		0-0 F9	0-0 G3	4-0 IBB		1 0 0 0 0 0 1																	
Barry Bonnell, R (2, 9) OBP: 0.286, SLG: 0.300	1-2f									3 1 1 0 1 0 0																	
Alvin Davis, L (1, 3) OBP: 0.379, SLG: 0.384		0-0 G1-4-3 1B		0-0 F7		0-0 BB 2B 1B	4-0 BB 1B BB	0-0 F9		4 2 2 0 1 0 3																	
Ken Phelps, L (1, 10) OBP: 0.309, SLG: 0.436		0-3 K		0-0 1B WP 2B		4-0 2B 1B BB	4-0 1-2 1B BB		0-0 F8	3 3 1 0 2 1 1																	
Dave Henderson, R (1, 8) OBP: 0.326, SLG: 0.447		0-0 G1-4-3		0-0 WP 1B		0-0 1-3 2B	4-0 1-2 1B BB		0-0 6-3	4 1 2 2 1 0 1																	
Jim Presley, R (1, 5) OBP: 0.314, SLG: 0.480			4-0 G4-6-3 BB	0-3 K		0-0 1-2 3-H 1B	0-0 1-3 2-H 3-H 1B		0-0 F9	4 1 2 4 1 1 1																	
Bob Kearney, R (1, 2) OBP: 0.185, SLG: 0.197			0-0 G4-6-3		0-0 HR	0-0 F8	0-0 4-3			4 1 1 1 0 0 4																	
Spike Owen, S (1, 6) OBP: 0.299, SLG: 0.298			0-0 3B		0-0 G4-6-3 1B	0-0 1B		0-0 6-3		4 0 3 1 0 0 0																	
Inning Stats	R: 0 E: 0 K: 0 S: 3	H: 1 LOB: 0 BB: 0 P: 3	R: 0 E: 0 K: 1 S: 5	H: 1 LOB: 0 BB: 0 P: 5	R: 0 E: 0 K: 1 S: 5	H: 1 LOB: 1 BB: 1 P: 9	R: 2 E: 0 K: 1 S: 8	H: 3 LOB: 1 BB: 0 P: 8	R: 1 E: 0 K: 0 S: 4	H: 2 LOB: 0 BB: 0 P: 4	R: 4 E: 0 K: 0 S: 7	H: 4 LOB: 1 BB: 1 P: 11	R: 2 E: 0 K: 0 S: 4	H: 1 LOB: 2 BB: 3 P: 16	R: 0 E: 0 K: 0 S: 3	H: 0 LOB: 2 BB: 2 P: 11	R: 0 E: 0 K: 0 S: 3	H: 0 LOB: 0 BB: 0 P: 3	1B: 9 2B: 2 3B: 1 HR: 1	SF: 0 SAC: 0 DP: 4 HBP: 0	WP: 2 PB: 0 SB: 1 CS: 0	PA: 43					
PITCHER	IP WLS BF H R ER SO BB IBB HBP BLK WP HR S P ERA WHIP																										
Milt Wilcox, R (1, 1) ERA: 4.85	4.0		18	8	3	3	3	1	0	0	0	1	1	23	27	6.75	2.250										
Aurelio Lopez, R (5, 1) ERA: 3.76	1.2	L	9	4	4	4	0	1	0	0	0	0	0	8	12	21.60	3.000										
Juan Berenguer, R (6, 1) ERA: 7.07	1.0		6	0	2	2	0	3	0	0	0	0	0	3	15	18.00	3.000										
Bill Scherrer, L (7, 1) ERA: 4.58	2.1		10	1	0	0	0	1	1	0	0	1	0	8	16	0.00	0.857										

Seattle Mariners @ Detroit Tigers
Tiger Stadium, Detroit, MI
Mon Jun 03 1985, 7:05 PM EDT
Att. 18,407 - Unknown

livebaseballscorecards.com

AB	36
R	9
H	13
RBI	8
BB	7
SO	3
LOB	15



BOTTOM

Seattle Mariners @ Detroit Tigers
 Tiger Stadium, Detroit, MI
 Mon Jun 03 1985, 7:05 PM EDT
 Att. 18,407 - Unknown

livebaseballscorecards.com

AB	37
R	8
H	11
RBI	7
BB	8
SO	6
LOB	18



WP: 2	PA: 45
PB: 0	
SB: 1	
CS: 0	

AB R H RBI BB SO LOB

4	1	2	0	1	0	0
4	1	1	1	1	1	2
4	1	2	2	1	1	1
4	1	1	0	0	1	3
1	0	0	0	0	0	0
4	3	3	3	1	0	0
4	0	0	0	0	0	2
0	0	0	0	1	0	0
5	0	2	1	0	0	1
2	1	0	0	3	1	4
0	0	0	0	0	0	0
5	0	0	0	0	2	5

Batter	1	2	3	4	5	6	7	8	9
Lou Whitaker, L (1, 4) OBP: 0.408, SLG: 0.491	0-0 E 2B	4-0 WP BB		0-0 4-3		0-0 WP 1-3 1B		0-0 4-3	
Alan Trammell, R (1, 6) OBP: 0.319, SLG: 0.431	0-0 E5 HR 1B	0-3 K 1-2		4-0 1B BB		0-0 6-3		0-0 F8	
Kirk Gibson, L (1, 8) OBP: 0.346, SLG: 0.482	0-0 2-H HR	0-3 K		0-0 1-3 1B		4-0 3-H 2-3 IBB		0-0 F7	
Lance Parrish, R (1, 2) OBP: 0.318, SLG: 0.478	0-0 5-3		0-0 1B 2B	0-0 5-3		0-3 1-2 K		0-0 6-3	
Dave Bergman, L (9, PH) OBP: 0.300, SLG: 0.300									
Darrell Evans, L (1, 3) OBP: 0.340, SLG: 0.541	4-0 1B E BB		0-0 2-H 1B		0-0 F8		0-0 HR		0-0 HR
Johnny Grubb, L (1, 10) OBP: 0.217, SLG: 0.218	0-0 E3 1B		0-0 L6		0-0 4-3		0-0 3-1		4-0 BB BB
Barbaro Garbey, R (9, PH) OBP: 0.360, SLG: 0.447	1-2								
Larry Herndon, R (1, 7) OBP: 0.291, SLG: 0.382	0-0 1-2 2-3 1B		0-0 2-H 1B		0-0 L6		0-0 6-3		0-0 F3
Nelson Simmons, S (1, 9) OBP: 0.311, SLG: 0.385	0-0 G6-3		0-3 K		4-0 1B 6-3 BB		4-0 BB BB		4-0 1-2 BB
Alejandro Sanchez, R (9, PR) OBP: 0.241, SLG: 0.519	1-2f								
Tom Brookens, R (1, 5) OBP: 0.305, SLG: 0.387		0-0 6-3	0-0 FC6-4		0-3 K	0-3 K		0-0 4-3	

Inning Stats	R: 3	H: 4	E: 2	LOB: 2	K: 0	P: 7	R: 0	H: 0	E: 0	LOB: 1	K: 2	P: 11	R: 0	H: 3	E: 0	LOB: 1	K: 1	P: 8	R: 0	H: 1	E: 0	LOB: 1	K: 0	P: 7	R: 0	H: 0	E: 0	LOB: 0	K: 0	P: 3	R: 1	H: 1	E: 0	LOB: 2	K: 2	P: 16	R: 1	H: 1	E: 0	LOB: 1	K: 1	P: 10	R: 0	H: 0	E: 0	LOB: 0	K: 0	P: 3	R: 1	H: 1	E: 0	LOB: 2	K: 0	P: 12	1B: 6	SF: 0	2B: 2	SAC: 0	3B: 0	DP: 1	HR: 3	HBP: 0	WP: 2	PA: 45
--------------	------	------	------	--------	------	------	------	------	------	--------	------	-------	------	------	------	--------	------	------	------	------	------	--------	------	------	------	------	------	--------	------	------	------	------	------	--------	------	-------	------	------	------	--------	------	-------	------	------	------	--------	------	------	------	------	------	--------	------	-------	-------	-------	-------	--------	-------	-------	-------	--------	-------	--------

PITCHER	IP	WLS	BF	H	R	ER	SO	BB	IBB	HBP	BLK	WP	HR	S	P	ERA	WHIP
Jim Beattie, R (1, 1) ERA: 7.1	5.1		28	9	6	6	4	4	0	0	0	1	1	32	48	10.12	2.438
Roy Thomas, R (6, 1) ERA: 5.4	1.2		8	1	1	1	2	1	1	0	0	1	1	10	18	5.40	1.200
Ed Nunez, R (8, 1) ERA: 3.52	1.1		5	1	1	1	0	0	0	0	0	0	1	5	5	6.75	0.750
Ed Vande Berg, L (9, 1) ERA: 1.27	0.0		1	0	0	0	0	1	0	0	0	0	0	0	4	∞	∞
Mike Stanton, R (9, 1) ERA: 5.25	0.2	S	3	0	0	0	0	1	0	0	0	0	0	2	6	0.00	1.500

Batter	1	2	3	4	5	6	7	8	9	10	11	12	AB	R	H	RBI	BB	SO	LOB	TOP							
Jack Perconte, L (1, 4) OBP: 0.258, SLG: 0.329	0-0 6-3	0-0 E5			0-0 1B	0-0 F9			0-0 3-1			0-0 4-3	6	1	1	0	0	0	1								
Phil Bradley, R (1, 7) OBP: 0.403, SLG: 0.574	0-3 K	0-0 F9			0-0 1B	0-0 5-3			0-0 4-3			0-0 HR	6	2	2	1	0	1	2								
Dave Henderson, R (1, 8) OBP: 0.326, SLG: 0.440	0-3 K		0-0 F8		0-0 1B		4-0 BB		0-0 6-3			0-0 F3	5	1	1	1	1	1	0								
Alvin Davis, L (1, 3) OBP: 0.372, SLG: 0.374		0-0 F8	0-0 G3		0-0 SF8		0-0 F7		0-0 G3			1-0 HBP	4	0	0	1	0	0	1								
Ken Phelps, L (1, 10) OBP: 0.319, SLG: 0.431		0-0 F9	0-0 F6		4-0 S		0-0 F8		0-3 K			0-0 F7	3	1	1	0	1	0	1								
Al Cowens, R (10, PH) OBP: 0.279, SLG: 0.422		F9 1B			S 1B								2	0	0	0	0	1	1								
Barry Bonnell, R (1, 9) OBP: 0.298, SLG: 0.311		0-0 F9		0-0 1B	0-0 S		0-0 L5		0-0 F3				5	0	2	1	0	0	2								
Darnell Coles, R (1, 5) OBP: 0.290, SLG: 0.370		4-0 BB		0-0 L5	0-3 K			0-0 F9				0-0 F2	4	1	0	0	1	1	3								
Bob Kearney, R (1, 2) OBP: 0.186, SLG: 0.198		0-0 E		0-0 F8	0-0 5-3			0-0 F8				0-0 F4	5	1	1	1	0	0	3								
Spike Owen, S (1, 6) OBP: 0.296, SLG: 0.288		4-0 E		0-0 F7				0-3 K				0-0 F9	4	0	0	0	1	1	1								
Inning Stats	R: 0 E: 0 K: 2 S: 7	H: 0 LOB: 0 BB: 0 P: 7	R: 3 E: 1 K: 0 S: 6	H: 2 LOB: 2 BB: 2 P: 14	R: 0 E: 0 K: 0 S: 3	H: 0 LOB: 0 BB: 0 P: 3	R: 0 E: 0 K: 0 S: 4	H: 1 LOB: 1 BB: 0 P: 4	R: 3 E: 0 K: 1 S: 9	H: 4 LOB: 2 BB: 1 P: 13	R: 0 E: 0 K: 0 S: 3	H: 0 LOB: 0 BB: 0 P: 3	R: 0 E: 0 K: 0 S: 5	H: 0 LOB: 0 BB: 0 P: 5	R: 0 E: 0 K: 1 S: 5	H: 0 LOB: 0 BB: 0 P: 5	R: 0 E: 0 K: 0 S: 3	H: 0 LOB: 0 BB: 0 P: 3	R: 1 E: 0 K: 0 S: 4	H: 1 LOB: 1 BB: 0 P: 5	1B: 6 2B: 1 3B: 0 HR: 1	SF: 1 SAC: 0 DP: 0 HBP: 1	WP: 0 PB: 1 SB: 2 CS: 0	PA: 50			
PITCHER	IP	WLS	BF	H	R	E	SO	BB	IBB	HBP	BLK	WP	HR	S	P	ERA	WHIP										
Doug Bair, R (1, 1) ERA: 4.78	4.0		21	6	6	4	2	2	0	0	0	0	0	23	31	9.00	2.000										
Aurelio Lopez, R (5, 1) ERA: 3.48	3.0		12	1	0	0	1	1	1	0	0	0	0	12	20	0.00	0.667										
Willie Hernandez, L (8, 1) ERA: 1.59	4.2	L	16	1	1	1	2	0	0	1	0	0	1	19	20	1.93	0.214										
Bill Scherrer, L (12, 1) ERA: 4.5	0.1		1	0	0	0	0	0	0	0	0	0	0	1	1	0.00	0.000										

Seattle Mariners @ Detroit Tigers
Tiger Stadium, Detroit, MI
Tue Jun 04 1985, 7:05 PM EDT
Att. 17,446 - Unknown

livebaseballscorecards.com



Batter	1	2	3	4	5	6	7	8	9	10	11	12	AB	R	H	RBI	BB	SO	LOB	BOTTOM					
Lou Whitaker, L OBP: 0.401, SLG: 0.480 (1, 4) X	0-0 G3	0-0 F9				0-0 F7			0-0 FC6-4		0-0 F8		0-0 1B FC6-2 1B	6	0	1	1	0	0	3					
Alan Trammell, R OBP: 0.320, SLG: 0.430 (1, 6) B B B	4-0 PO BB					0-0 1-3			0-3 K		0-0 5-3 2B		0-3 K	5	0	1	0	1	2	2					
Kirk Gibson, L OBP: 0.360, SLG: 0.503 (1, 9) X	0-0 F9					4-0 FC5-4 BB			4-0 HR		4-0 5-3 IBB		0-0 IBB FC6-2 1B	3	1	2	1	3	0	1					
Lance Parrish, R OBP: 0.318, SLG: 0.468 (1, 2)	0-0 PO	4-0 BB 2B BB				0-0 FC5-4			0-0 F8		0-0 5-3 IBB		0-0 FC6-2 IBB 1B	4	1	0	0	2	0	5					
Darrell Evans, L OBP: 0.346, SLG: 0.529 (1, 10)		4-0 1-2 2B BB				0-0 F3			0-0 F6		4-0 IBB		4-0 1-2 2-3 IBB	3	1	0	0	3	0	2					
Larry Herndon, R OBP: 0.287, SLG: 0.373 (1, 7)		0-3 K				0-0 F9			0-0 BB 3B 1B		0-0 F4		0-0 6-3	6	1	1	0	0	1	10					
Dave Bergman, L OBP: 0.313, SLG: 0.214 (1, 3)		4-0 2B 1-2 2-3 BB				0-0 B1-3			4-0 1-2 3B BB		0-0 4-3		0-3 K	4	1	0	0	2	1	0					
Chet Lemon, R OBP: 0.341, SLG: 0.387 (1, 8)		0-0 1-3 2-H 3-H 2B				0-0 5-3			0-0 1-H 2-H FC6-4 3B		0-3 K		0-0 F7	6	1	2	4	0	2	0					
Tom Brookens, R OBP: 0.300, SLG: 0.381 Johnny Grubb, L OBP: 0.230, SLG: 0.218 Marty Castillo, R OBP: 0.074, SLG: 0.038 (7, 5)		0-3 K				0-0 F4			1-0 FC6-4 HBP		0-0 L7		0-0 F9	2	0	0	0	0	1	2					
Nelson Simmons, S OBP: 0.307, SLG: 0.379 (12, PH)													0-0 4-3	0	0	0	0	0	0	0					
Inning Stats	R: 0 E: 0 K: 0 S: 2	H: 0 LOB: 0 BB: 1 P: 6	R: 2 E: 0 K: 2 S: 8	H: 1 LOB: 2 BB: 3 P: 20	R: 0 E: 0 K: 0 S: 3	H: 0 LOB: 2 BB: 2 P: 11	R: 0 E: 0 K: 0 S: 3	H: 0 LOB: 0 BB: 0 P: 3	R: 0 E: 0 K: 0 S: 3	H: 0 LOB: 1 BB: 1 P: 7	R: 1 E: 0 K: 0 S: 4	H: 1 LOB: 0 BB: 0 P: 4	R: 0 E: 0 K: 1 S: 5	H: 0 LOB: 0 BB: 0 P: 5	R: 0 E: 0 K: 1 S: 5	H: 0 LOB: 0 BB: 0 P: 5	R: 0 E: 0 K: 1 S: 7	H: 2 LOB: 3 BB: 1 P: 11	R: 0 E: 0 K: 1 S: 5	H: 0 LOB: 0 BB: 0 P: 5	1B: 3 2B: 2 3B: 1 HR: 1	SF: 0 SAC: 0 DP: 0 HBP: 1	WP: 0 PA: 55 PB: 0 SB: 1 CS: 0		
PITCHER	IP	WLS	BF	H	R	ER	SO	BB	IBB	HBP	BLK	WP	HR	S	P	ERA	WHIP								
Mike Moore, R ERA: 4.41 (1, 1)	1.0		5	0	2	2	0	3	0	0	0	0	0	2	14	18.00	3.000								
Salome Barojas, R ERA: 5.74 (2, 1)	1.1		8	1	0	0	2	3	0	0	0	0	0	9	21	0.00	3.000								
Ed Vande Berg, L ERA: 2.22 (3, 1)	3.0		13	2	3	3	0	2	0	0	0	0	0	11	19	9.00	1.333								
Mike Stanton, R ERA: 5.06 (6, 1)	2.2		10	1	1	1	2	0	0	1	0	0	1	13	14	3.38	0.375								
Ed Nunez, R ERA: 3.31 (9, 1)	2.0		9	1	0	0	1	0	2	0	0	0	0	9	17	0.00	0.500								
PITCHER	IP	WLS	BF	H	R	ER	SO	BB	IBB	HBP	BLK	WP	HR	S	P	ERA	WHIP								
Roy Thomas, R ERA: 4.32 (11, 1)	1.2	W	8	2	0	0	2	0	1	0	0	0	0	11	15	0.00	1.200								
Matt Young, L ERA: 5.09 (12, 1)	0.1	S	1	0	0	0	0	0	0	0	0	0	0	1	1	0.00	0.000								

Seattle Mariners @ Detroit Tigers
Tiger Stadium, Detroit, MI
Tue Jun 04 1985, 7:05 PM EDT
Att: 17,446 - Unknown

AB	42
R	6
H	7
RBI	6
BB	11
SO	7
LOB	25



Batter	1	2	3	4	5	6	7	8	9	AB R H RBI BB SO LOB	TOP	
Jack Perconte, L (1, 4) OBP: 0.263, SLG: 0.333	0-0 E5 1B	0-0 F9			0-0 S 1B		0-0 3-1			4 1 2 0 0 0 1		
Phil Bradley, R (1, 9) OBP: 0.400, SLG: 0.582	0-0 E9 1B		0-0 HR		0-3 K 1-2			0-3 K		4 1 1 1 0 2 1		
Dave Henderson, R (1, 8) OBP: 0.319, SLG: 0.429	0-0 F9		0-3 K		0-0 F8			0-0 F8		4 0 0 0 0 1 2		
Alvin Davis, L (1, 3) OBP: 0.370, SLG: 0.371	0-0 2-3 1B		0-0 4-3		0-0 6-3			0-0 F7		4 0 1 0 0 0 1		
Ken Phelps, L (1, 10) OBP: 0.316, SLG: 0.410	0-3 K		4-0 BB		0-0 4-3			0-3 K		3 0 0 0 1 2 2		
Jim Presley, R (1, 5) OBP: 0.308, SLG: 0.470	0-3 K		0-0 F9		0-0 F3			0-0 6-3		4 0 0 0 0 1 3		
Darnell Coles, R (1, 7) OBP: 0.343, SLG: 0.400		0-0 1B		4-0 BB G6-4-3		0-3 K		0-0 1B		3 0 2 0 1 1 0		
Bob Kearney, R (1, 2) OBP: 0.182, SLG: 0.193 Donnie Scott, S (7, PH) OBP: 0.236, SLG: 0.318 (7, 2)		0-3 K		0-0 G6-4-3 1-2f			0-0 F6		0-0 G3	2 0 0 0 0 1 2 2 0 0 0 0 0 1		
Spike Owen, S (1, 6) OBP: 0.290, SLG: 0.281		0-0 F4		0-0 F8			0-0 1-3			3 0 0 0 0 0 1		
Inning Stats	R: 1 H: 2 E: 2 LOB: 2 K: 2 BB: 0 S: 10 P: 10	R: 0 H: 1 E: 0 LOB: 1 K: 1 BB: 0 S: 6 P: 6	R: 1 H: 1 E: 0 LOB: 1 K: 1 BB: 1 S: 6 P: 10	R: 0 H: 0 E: 0 LOB: 0 K: 0 BB: 1 S: 2 P: 6	R: 0 H: 1 E: 0 LOB: 1 K: 1 BB: 0 S: 6 P: 6	R: 0 H: 0 E: 0 LOB: 0 K: 1 BB: 0 S: 5 P: 5	R: 0 H: 0 E: 0 LOB: 0 K: 0 BB: 0 S: 3 P: 3	R: 0 H: 0 E: 0 LOB: 0 K: 1 BB: 0 S: 5 P: 5	R: 0 H: 1 E: 0 LOB: 1 K: 1 BB: 0 S: 6 P: 6	1B: 5 SF: 0 2B: 0 SAC: 0 3B: 0 DP: 1 HR: 1 HBP: 0	WP: 0 PA: 35 PB: 0 SB: 1 CS: 0	
PITCHER Jack Morris, R (1, 1) ERA: 2.15	IP WLS BF H R ER SO BB IBB HBP BLK WP HR S P ERA WHIP	9.0 W 35 6 2 1 8 2 0 0 0 0 0 1 49 57 1.00 0.889										

Seattle Mariners @ Detroit Tigers
Tiger Stadium, Detroit, MI
Wed Jun 05 1985, 7:05 PM EDT
Att: 19,003 - Unknown

livebaseballscorecards.com

AB 33
R 2
H 6
RBI 1
BB 2
SO 8
LOB 14



Batter	1	2	3	4	5	6	7	8	9	AB R H RBI BB SO LOB
Lou Whitaker, L OBP: 0.396, SLG: 0.470 (1, 4)	0-0 4-3	0-0 F8		0-0 CS	4-0 2B BB	0-0 F7		0-0 F7		4 1 0 0 1 0 1
Alan Trammell, R OBP: 0.323, SLG: 0.436 (1, 6)	0-0 2B 1B		0-0 F7		0-0 2B		0-0 F8			4 1 2 1 0 0 0
Kirk Gibson, L OBP: 0.358, SLG: 0.503 (1, 8) (8, 9)	0-0 1B 2B		0-0 4-3		0-3 K		0-0 4-3			4 1 1 0 0 1 1
Lance Parrish, R OBP: 0.332, SLG: 0.473 (1, 10)	4-0 1B BB		0-0 1B		4-0 BB		0-0 1B			2 0 2 0 2 0 0
Larry Herndon, R OBP: 0.286, SLG: 0.370 (1, 7)	0-0 F4		0-0 F4		0-0 F3		0-0 1B			4 0 1 0 0 0 6
Barbaro Garbey, R OBP: 0.365, SLG: 0.449 (1, 3)	0-0 1B		0-0 5-3		0-0 G3		0-0 F8			2 0 1 2 0 0 0
Darrell Evans, L OBP: 0.342, SLG: 0.521 (5, PH) (6, 3)	1-3 2-H 3-H 1B									2 0 0 0 0 0 4
Alejandro Sanchez, R OBP: 0.246, SLG: 0.561 (1, 9)	0-3 K		0-0 HR		0-0 F7		0-0 G5-4-3 1B			3 1 1 1 0 1 2
Chet Lemon, R OBP: 0.345, SLG: 0.391 (8, 8)										1 0 1 0 0 0 0
Bob Melvin, R OBP: 0.353, SLG: 0.529 (1, 2)		0-0 6-3		0-0 F8		0-3 K		0-0 G5-4-3 1-2f		4 0 0 0 0 1 1
Tom Brookens, R OBP: 0.315, SLG: 0.419 (1, 5)		0-3 K		0-0 CS 1B		0-0 HR		0-0 1B		4 1 3 1 0 1 0

Inning Stats	R: 2 E: 0 K: 1 S: 8	H: 3 LOB: 2 BB: 1 P: 12	R: 0 E: 0 K: 1 S: 5	H: 0 LOB: 0 BB: 0 P: 5	R: 0 E: 0 K: 0 S: 4	H: 1 LOB: 1 BB: 0 P: 4	R: 1 E: 0 K: 0 S: 4	H: 2 LOB: 0 BB: 0 P: 4	R: 1 E: 0 K: 1 S: 6	H: 1 LOB: 2 BB: 2 P: 14	R: 1 E: 0 K: 1 S: 6	H: 1 LOB: 0 BB: 0 P: 6	R: 0 E: 0 K: 0 S: 5	H: 2 LOB: 2 BB: 0 P: 5	R: 0 E: 0 K: 0 S: 4	H: 2 LOB: 1 BB: 0 P: 4
1B: 8 2B: 2 3B: 0 HR: 2	SF: 0 SAC: 0 DP: 1 HBP: 0	WP: 0 PB: 0 SB: 0 CS: 1	PA: 38													

PITCHER	IP	WLS	BF	H	R	ER	SO	BB	IBB	HBP	BLK	WP	HR	S	P	ERA	WHIP
Mark Langston, L ERA: 3.94 (1, 1)	4.1	L	22	7	4	4	3	3	0	0	0	0	1	25	37	8.31	2.308
Frank Wills, R ERA: 3.86 (5, 1)	2.1		10	3	1	1	1	0	0	0	0	0	1	12	12	3.86	1.286
Ed Vande Berg, L ERA: 2.1 (7, 1)	1.1		5	2	0	0	0	0	0	0	0	0	0	5	5	0.00	1.500

BOTTOM

Seattle Mariners @ Detroit Tigers
Tiger Stadium, Detroit, MI
Wed Jun 05 1985, 7:05 PM EDT
Att. 19,003 - Unknown

livebaseballscorecards.com

AB	34
R	5
H	12
RBI	5
BB	3
SO	4
LOB	15



Batter	1	2	3	4	5	6	7	8	9	10	11	12	AB	R	H	RBI	BB	SO	LOB	TOP					
Lou Whitaker, L OBP: 0.394, SLG: 0.462 (1, 4)	0-3 K			0-3 K		4-0 FC5-4 BB			0-0 SH3		0-0 L4		3	0	0	0	1	2	1						
Alan Trammell, R OBP: 0.320, SLG: 0.428 (1, 6)	0-0 F8			0-0 F9		0-0 FC5-4			0-0 6-3		4-0 FC6 IBB		4	0	0	0	1	0	3						
Kirk Gibson, L OBP: 0.350, SLG: 0.489 (1, 9)	0-3 K			0-3 K			0-0 1-3		0-0 3-1		0-0 FC6		5	0	0	0	0	2	3						
Lance Parrish, R OBP: 0.324, SLG: 0.461 (1, 2)		0-0 5-3			0-0 5-3		0-0 6-3			0-0 6-3		0-0 F2		5	0	0	0	0	0	0					
Chet Lemon, R OBP: 0.335, SLG: 0.379 (1, 8)		0-3 K			0-0 6-3		0-0 6-3			0-0 L5		0-0 4-3		5	0	0	0	0	1	0					
Darrell Evans, L OBP: 0.342, SLG: 0.514 Alejandro Sanchez, R OBP: 0.246, SLG: 0.561 (8, PR) Dave Bergman, L OBP: 0.389, SLG: 0.267 (8, 3)		0-0 F7			0-0 F8			4-0 B1-6-4 BB		0-0 1B		4-0 1B BB		2	0	0	0	1	0	0					
Larry Hemdon, R OBP: 0.283, SLG: 0.365 (1, 7)			0-0 1-3			0-0 G3		0-0 B1-6-4		0-0 K		0-0 FC6 1B		5	0	1	0	0	1	2					
Barbaro Garbey, R OBP: 0.351, SLG: 0.426 (1, 10)			0-0 F3			0-0 F8		0-0 5-3				0-0 SH3-4 1B		5	0	1	0	0	0	3					
Tom Brookens, R OBP: 0.315, SLG: 0.417 (1, 5)			0-0 F8			0-0 E6			0-0 SH3 1B		0-0 SH3-4		3	0	1	0	0	0	0						
Inning Stats	R: 0 E: 0 K: 2 S: 7	H: 0 LOB: 0 BB: 0 P: 7	R: 0 E: 0 K: 1 S: 5	H: 0 LOB: 0 BB: 0 P: 5	R: 0 E: 0 K: 0 S: 3	H: 0 LOB: 0 BB: 0 P: 3	R: 0 E: 0 K: 2 S: 7	H: 0 LOB: 0 BB: 0 P: 7	R: 0 E: 0 K: 0 S: 3	H: 0 LOB: 0 BB: 0 P: 3	R: 0 E: 0 K: 0 S: 2	H: 0 LOB: 1 BB: 1 P: 6	R: 0 E: 0 K: 1 S: 6	H: 1 LOB: 1 BB: 0 P: 6	R: 0 E: 0 K: 0 S: 4	H: 1 LOB: 2 BB: 1 P: 8	R: 0 E: 0 K: 0 S: 4	H: 1 LOB: 2 BB: 1 P: 8	R: 0 E: 0 K: 0 S: 4	H: 1 LOB: 2 BB: 1 P: 8	1B: 4 2B: 0 3B: 0 HR: 0	SF: 0 SAC: 2 DP: 1 HBP: 0	WP: 0 PB: 0 SB: 1 CS: 0	PA: 44	
PITCHER	IP	WLS	BF	H	R	ER	SO	BB	IBB	HBP	BLK	WP	HR	S	P	ERA	WHIP								
Jimmy Key, L ERA: 2.38 (1, 1)	10.0		34	2	0	0	6	2	0	0	0	0	0	44	52	0.00	0.400								
Gary Lavelle, L ERA: 1.88 (11, 1)	1.0		5	1	0	0	0	0	1	0	0	0	0	4	8	0.00	1.000								
Jim Acker, R ERA: 2.43 (12, 1)	1.0	W	5	1	0	0	0	1	0	0	0	0	0	4	8	0.00	2.000								

Detroit Tigers @ Toronto Blue Jays
Exhibition Stadium, Toronto, ON

Thu Jun 06 1985, 7:05 PM EDT
Att. 36,384 - Unknown

AB	38
R	0
H	4
RBI	0
BB	4
SO	6
LOB	12



Batter	1	2	3	4	5	6	7	8	9	10	11	12
Damaso Garcia, R OBP: 0.303, SLG: 0.356 (1, 4)	0-3 K		0-0 3-1			0-0 P6		0-0 6-3		0-0 G6-4-3		
Rance Mulliniks, L OBP: 0.414, SLG: 0.464 Garth Iorg, R OBP: 0.407, SLG: 0.474 (11, PH) (12, 5)	0-0 FC1-6-5 2B		0-0 4-3			0-3 K		0-3 K			0-0 CS 1B	
Lloyd Moseby, L OBP: 0.358, SLG: 0.430 (1, 8)	0-0 FC1-6-5 2-3			0-0 1-3		0-0 3-1			0-0 6-3		0-0 P1	
Willie Upshaw, L OBP: 0.308, SLG: 0.406 (1, 3)	0-0 F7			0-0 3-1		0-0 F4			4-0 G5-4-3 BB		0-0 F9	
George Bell, R OBP: 0.330, SLG: 0.512 (1, 7)		0-0 1B 1B		0-0 F9		0-0 S 1B			0-0 G5-4-3			1-0 HR HBP
Len Matuszek, L OBP: 0.287, SLG: 0.345 (1, 10)		0-0 F9			0-0 F8		0-0 F8			0-0 F7		0-0 F8
Ernie Whitt, L OBP: 0.359, SLG: 0.555 Manuel Lee, S OBP: 0.200, SLG: 0.111 (10, PR) Buck Martinez, R OBP: 0.200, SLG: 0.338 (11, 2)		0-0 G6-4-3 1B			0-0 F9		4-0 1-2 IBB			0-0 E4 1B		0-0 HR
Jesse Barfield, R OBP: 0.352, SLG: 0.547 (1, 9)		0-0 G6-4-3			0-3 K		0-3 K			0-0 1B		
Tony Fernandez, S OBP: 0.314, SLG: 0.354 (1, 6)			0-0 4-3			0-0 S 1B		0-0 F8		4-0 G6-4-3 IBB		

AB R H RBI BB SO LOB

5	0	0	0	0	1	4
4	0	1	0	0	2	1
1	0	1	0	0	0	0
5	0	0	0	0	0	3
4	0	0	0	1	0	2
4	1	2	0	0	0	1
5	0	0	0	0	0	3
3	0	1	0	1	0	0
0	0	0	0	0	0	0
1	1	1	2	0	0	0
4	0	1	0	0	2	4
3	0	1	0	1	0	0

BOTTOM

Detroit Tigers @ Toronto Blue Jays
Exhibition Stadium, Toronto, ON
Thu Jun 06 1985, 7:05 PM EDT
Att: 36,384 - Unknown

livebaseballscorecards.com

AB	39
R	2
H	8
RBI	2
BB	3
SO	5
LOB	18



Inning Stats	R: 0	H: 1	E: 0	LOB: 1	K: 1	P: 6	R: 0	H: 2	E: 0	LOB: 1	K: 0	P: 4	R: 0	H: 0	E: 0	LOB: 0	K: 0	P: 3	R: 0	H: 0	E: 0	LOB: 0	K: 1	P: 5	R: 0	H: 1	E: 0	LOB: 2	K: 1	P: 10	R: 0	H: 0	E: 0	LOB: 0	K: 1	P: 5	R: 0	H: 0	E: 0	LOB: 0	K: 0	P: 6	R: 0	H: 1	E: 1	LOB: 3	K: 0	P: 8	R: 0	H: 1	E: 0	LOB: 0	K: 0	P: 3	R: 2	H: 1	E: 0	LOB: 0	K: 0	P: 3	1B: 6	SF: 0	2B: 1	SAC: 0	3B: 0	DP: 3	HR: 1	HBP: 1	WP: 0	PA: 43
--------------	------	------	------	--------	------	------	------	------	------	--------	------	------	------	------	------	--------	------	------	------	------	------	--------	------	------	------	------	------	--------	------	-------	------	------	------	--------	------	------	------	------	------	--------	------	------	------	------	------	--------	------	------	------	------	------	--------	------	------	------	------	------	--------	------	------	-------	-------	-------	--------	-------	-------	-------	--------	-------	--------

PITCHER	IP	WLS	BF	H	R	ER	SO	BB	IBB	HBP	BLK	WP	HR	S	P	ERA	WHIP
Dan Petry, R ERA: 3.32 (1, 1)	10.0		37	6	0	0	5	1	2	0	0	0	0	44	56	0.00	0.700
Willie Hernandez, L ERA: 1.55 (11, 1)	1.0		3	1	0	0	0	0	0	0	0	0	0	3	3	0.00	1.000
Aurelio Lopez, R ERA: 3.89 (12, 1)	0.1	L	3	1	2	2	0	0	0	1	0	0	1	2	3	54.00	3.000

Batter	1	2	3	4	5	6	7	8	9	AB R H RBI BB SO LOB	TOP	
Lou Whitaker, L (1, 4) OBP: 0.391, SLG: 0.463 Marty Castillo, R (7, 5) OBP: 0.074, SLG: 0.038 Nelson Simmons, S (9, PH) OBP: 0.303, SLG: 0.373	0-0 4-3		0-0 F7		0-0 F8		0-0 1B SF8 2B		0-3 K	4 1 1 1 0 0 0 0 0 0 0 0 0 0 1 0 0 0 0 1 0	Detroit Tigers @ Toronto Blue Jays Exhibition Stadium, Toronto, ON Fri Jun 07 1985, 7:05 PM EDT Att. 42,455 - Unknown	
Alan Trammell, R (1, 6) OBP: 0.318, SLG: 0.423	0-0 F4		0-0 F4		0-0 F4		0-0 2-3 1B		0-0 F8	5 0 1 0 0 0 0		
Kirk Gibson, L (1, 9) OBP: 0.352, SLG: 0.486	0-0 4-3		4-0 BB		4-0 BB		0-0 SF8			1 0 0 1 2 0 0		
Lance Parrish, R (1, 2) OBP: 0.319, SLG: 0.454 Bob Melvin, R (6, 2) OBP: 0.333, SLG: 0.500		0-3 K BB 1B	0-0 F5		0-0 F8		0-3 K			3 0 0 0 0 1 2 1 0 0 0 0 1 1		
Darrell Evans, L (1, 10) OBP: 0.345, SLG: 0.510		0-0 1-2 BB 1B		4-0 1B BB		0-3 K		0-0 4-3		3 0 1 0 1 1 0		
Chet Lemon, R (1, 8) OBP: 0.328, SLG: 0.370		0-0 F6		0-0 F7		0-0 5-3		0-0 F8		4 0 0 0 0 0 3		
Dave Bergman, L (1, 3) OBP: 0.409, SLG: 0.235		4-0 1-2 2-3 BB		0-0 L6		0-0 5-3		4-0 BB		2 0 0 0 2 0 1		
Larry Herndon, R (1, 7) OBP: 0.288, SLG: 0.368		0-0 F3		0-0 1-3 1B		0-0 G3 2B 1B		0-0 F8		4 1 2 0 0 0 4		
Tom Brookens, R (1, 5) OBP: 0.308, SLG: 0.407 Johnny Grubb, L (9, PH) OBP: 0.226, SLG: 0.214		0-3 K		0-3 K		0-0 G3		0-3 K		3 0 0 0 0 2 6 1 0 0 0 0 1 0		
Inning Stats	R: 0 H: 0 E: 0 LOB: 0 K: 0 BB: 0 S: 3 P: 3	R: 0 H: 1 E: 0 LOB: 3 K: 2 BB: 1 S: 9 P: 13	R: 0 H: 0 E: 0 LOB: 1 K: 0 BB: 1 S: 3 P: 7	R: 0 H: 1 E: 0 LOB: 2 K: 1 BB: 1 S: 6 P: 10	R: 0 H: 0 E: 0 LOB: 1 K: 0 BB: 1 S: 3 P: 7	R: 0 H: 0 E: 0 LOB: 0 K: 1 BB: 0 S: 5 P: 5	R: 2 H: 3 E: 0 LOB: 1 K: 1 BB: 0 S: 8 P: 8	R: 0 H: 0 E: 0 LOB: 1 K: 0 BB: 1 S: 3 P: 7	R: 0 H: 0 E: 0 LOB: 0 K: 2 BB: 0 S: 7 P: 7	1B: 4 SF: 1 2B: 1 SAC: 0 3B: 0 DP: 0 HR: 0 HBP: 0		WP: 1 PA: 38 PB: 0 SB: 0 CS: 0
PITCHER	IP WLS BF H R ER SO BB IBB HBP BLK WP HR S P ERA WHIP											
Dave Stieb, R (1, 1) ERA: 2.26	6.0 W 25 2 0 0 4 4 0 0 0 1 0 29 45 0.00 1.000											
Dennis Lamp, R (7, 1) ERA: 2.94	1.0 6 3 2 2 1 0 0 0 0 0 0 8 8 18.00 3.000											
Bill Caudill, R (8, 1) ERA: 3.9	2.0 7 0 0 0 2 1 0 0 0 0 0 10 14 0.00 0.500											

livebaseballscorecards.com

AB	32
R	2
H	5
RBI	2
BB	5
SO	7
LOB	17



Batter	1	2	3	4	5	6	7	8	9
Damaso Garcia, R (1, 4) OBP: 0.298, SLG: 0.351 Manuel Lee, S (6, 4) OBP: 0.182, SLG: 0.100	0-0 4-3		0-3 K	0-3 K	0-0 SF8		0-0 1-3		
Rance Mulliniks, L (1, 5) OBP: 0.420, SLG: 0.466	0-0 1B SF8 1B		0-0 G3	0-0 1-2 1B	4-0 1-2 BB		0-0 G3		
Lloyd Moseby, L (1, 8) OBP: 0.361, SLG: 0.431 Ron Shepherd, R (6, 8)	0-0 1-3 1B		0-0 1B 1B	0-0 1-3	0-0 L5		0-0 F6		
Willie Upshaw, L (1, 3) OBP: 0.310, SLG: 0.405	0-0 SF8		0-0 1-3 1B 2B 1B		4-0 HR BB		0-0 F7 K		
George Bell, R (1, 7) OBP: 0.332, SLG: 0.524	0-0 6-3		0-0 1-2 2B 1B		0-0 1-H HR		0-0 F9		
Len Matuszek, L (1, 10) OBP: 0.286, SLG: 0.352		0-3 K	0-0 1-H 2-H 2B		0-0 F7		0-3 K		
Ernie Whitt, L (1, 2) OBP: 0.364, SLG: 0.574		0-0 F9	0-0 6-3		0-0 HR		4-0 E BB		
Jesse Barfield, R (1, 9) OBP: 0.357, SLG: 0.549 Lou Thornton, L (7, 9) OBP: 0.263, SLG: 0.333		0-3 K		0-0 1B 1B	0-0 1B SF8 1B		0-3 K		
Tony Fernandez, S (1, 6) OBP: 0.318, SLG: 0.363			0-0 E6 1B 2B	0-0 F7	0-0 BB 1B		0-0 E7		

Inning Stats	R: 1	H: 2	E: 0	K: 0	S: 5	LOB: 1	BB: 0	P: 5
	0	0	0	2	7 <td>0</td> <td>0</td> <td>7 </td>	0	0	7
	0	0	0	2	7 <td>0</td> <td>0</td> <td>7 </td>	0	0	7
	0	0	0	2	7 <td>0</td> <td>0</td> <td>7 </td>	0	0	7
	0	0	0	2	7 <td>0</td> <td>0</td> <td>7 </td>	0	0	7
	0	0	0	2	7 <td>0</td> <td>0</td> <td>7 </td>	0	0	7
	0	0	0	2	7 <td>0</td> <td>0</td> <td>7 </td>	0	0	7
	0	0	0	2	7 <td>0</td> <td>0</td> <td>7 </td>	0	0	7
	0	0	0	2	7 <td>0</td> <td>0</td> <td>7 </td>	0	0	7
	0	0	0	2	7 <td>0</td> <td>0</td> <td>7 </td>	0	0	7
	0	0	0	2	7 <td>0</td> <td>0</td> <td>7 </td>	0	0	7

PITCHER	IP	WLS	BF	H	R	ER	SO	BB	IBB	HBP	BLK	WP	HR	S	P	ERA	WHIP
Walt Terrell, R (1, 1) ERA: 4.63	4.1	L	25	11	8	8	4	1	0	0	0	0	2	32	36	16.61	2.769
Juan Berenguer, R (5, 1) ERA: 6.54	3.2		16	2	1	1	4	2	0	0	0	0	0	22	30	2.46	1.091

BOTTOM

AB	R	H	RBI	BB	SO	LOB
3	0	0	1	0	2	2
1	0	0	0	0	0	2

AB	R	H	RBI	BB	SO	LOB
4	1	2	0	1	0	3

AB	R	H	RBI	BB	SO	LOB
4	1	2	1	0	0	4
1	0	0	0	0	0	0

AB	R	H	RBI	BB	SO	LOB
3	2	1	1	1	1	0

AB	R	H	RBI	BB	SO	LOB
5	2	2	3	0	1	1

AB	R	H	RBI	BB	SO	LOB
4	0	1	2	0	2	0

AB	R	H	RBI	BB	SO	LOB
3	1	1	1	1	0	1

AB	R	H	RBI	BB	SO	LOB
3	1	2	0	0	1	0
1	0	0	0	0	1	1

AB	R	H	RBI	BB	SO	LOB
4	1	2	0	0	0	2

WP	HR	S	P	ERA	WHIP
0	0	0	0	0	0
0	0	0	0	0	0
0	0	0	0	0	0
0	0	0	0	0	0
0	0	0	0	0	0
0	0	0	0	0	0
0	0	0	0	0	0
0	0	0	0	0	0
0	0	0	0	0	0
0	0	0	0	0	0

Detroit Tigers @ Toronto Blue Jays
 Exhibition Stadium, Toronto, ON
 Fri Jun 07 1985, 7:05 PM EDT
 Att. 42,455 - Unknown

livebaseballscorecards.com

AB	36
R	9
H	13
RBI	9
BB	3
SO	8
LOB	16



Batter	1	2	3	4	5	6	7	8	9	AB R H RBI BB SO LOB	TOP											
Lou Whitaker, L (1, 4) OBP: 0.400, SLG: 0.472	0-0 1B HR 1B		0-0 2B 1B	0-0 1B		0-3 K		0-0 1B		5 2 4 0 0 1 1												
Alan Trammell, R (1, 6) OBP: 0.319, SLG: 0.422	0-0 1-3 HR 1B		0-0 P5 1B	0-3 K 1B			0-0 2B 1B	0-3 K 1B		5 2 2 0 0 2 3												
Kirk Gibson, L (1, 9) OBP: 0.360, SLG: 0.519 Johnny Grubb, L (9, PH) OBP: 0.222, SLG: 0.211	0-0 1-H 3-H HR		0-0 2B 2B	0-0 F7			0-0 1-H 2B 2B		0-0 F8	4 3 3 5 0 0 1 1 0 0 0 0 0 0												
Lance Parrish, R (1, 2) OBP: 0.318, SLG: 0.450 Bob Melvin, R (8, 2) OBP: 0.316, SLG: 0.474	0-0 1-3		0-0 F7		0-0 G4-6-3 1B		0-0 F6		0-0 5-3	4 0 1 0 0 0 2 1 0 0 0 0 0 0												
Darrell Evans, L (1, 3) OBP: 0.353, SLG: 0.517	0-3 K		4-0 2B HR IBB		0-0 G4-6-3 1-2f 1B		0-0 2-H 2B		0-0 1B	4 1 2 1 1 1 1												
Nelson Simmons, S (1, 10) OBP: 0.296, SLG: 0.375	0-3 K		0-0 1-3 2-H HR 2B		0-3 K		0-3 K		0-3 K	5 1 1 1 0 4 2												
Chet Lemon, R (1, 8) OBP: 0.326, SLG: 0.385		0-0 6-3	0-0 2-H 3-H HR			0-3 K	0-3 K			4 1 1 3 0 2 1												
Larry Herndon, R (1, 7) OBP: 0.287, SLG: 0.371		0-3 K	0-0 F3			0-0 6-3 2B		0-0 5-3		4 0 1 0 0 1 0												
Tom Brookens, R (1, 5) OBP: 0.299, SLG: 0.394		0-0 4-3		0-3 K		0-0 6-3 2-3		0-0 5-3		4 0 0 0 0 1 1												
Inning Stats	R: 3 E: 0 K: 2 S: 10	H: 3 LOB: 0 BB: 0 P: 10	R: 0 E: 0 K: 1 S: 5	H: 0 LOB: 0 BB: 0 P: 5	R: 5 E: 0 K: 0 S: 7	H: 4 LOB: 0 BB: 1 P: 11	R: 0 E: 0 K: 2 S: 8	H: 1 LOB: 1 BB: 0 P: 8	R: 0 E: 0 K: 1 S: 5	H: 1 LOB: 0 BB: 0 P: 5	R: 0 E: 0 K: 2 S: 8	H: 1 LOB: 1 BB: 0 P: 8	R: 2 E: 0 K: 2 S: 10	H: 3 LOB: 1 BB: 0 P: 10	R: 0 E: 0 K: 1 S: 6	H: 1 LOB: 1 BB: 0 P: 6	R: 0 E: 0 K: 1 S: 6	H: 1 LOB: 1 BB: 0 P: 6	1B: 8 2B: 5 3B: 0 HR: 2	SF: 0 SAC: 0 DP: 1 HBP: 0	WP: 0 PB: 0 SB: 0 CS: 0	PA: 42
PITCHER	IP WLS BF H R ER SO BB IBB HBP BLK WP HR S P ERA WHIP																					
Luis Leal, R (1, 1) ERA: 5.46	3.0 L 17 7 8 8 3 0 0 0 0 0 0 2 22 26 24.00 2.333																					
Dennis Lamp, R (4, 1) ERA: 2.78	2.0 7 2 0 0 3 0 0 0 0 0 0 0 13 13 0.00 1.000																					
Ron Musselman, R (6, 1) ERA: 6.26	3.0 14 5 2 2 5 0 0 0 0 0 0 0 24 24 6.00 1.667																					
Bill Caudill, R (9, 1) ERA: 3.77	1.0 4 1 0 0 1 0 0 0 0 0 0 0 6 6 0.00 1.000																					

Detroit Tigers @ Toronto Blue Jays
Exhibition Stadium, Toronto, ON
Sat Jun 08 1985, 3:33 AM EDT
Att. 44,484 - Unknown

AB	41
R	10
H	15
RBI	10
BB	1
SO	12
LOB	12



livebaseballscorecards.com

Batter	1	2	3	4	5	6	7	8	9
Damaso Garcia, R OBP: 0.303, SLG: 0.355 Manuel Lee, S OBP: 0.167, SLG: 0.091 (1, 4) (6, PR) (7, 4)	0-0 6-3		0-0 1B			0-0 FC3-6 1B		0-0 F6	
Rance Mulliniks, L OBP: 0.411, SLG: 0.454 Garth Iorg, R OBP: 0.402, SLG: 0.468 (1, 5) (8, PH) (9, 5)	0-0 3-1		0-3 K			0-3 K		0-0 F8	
Len Matuszek, L OBP: 0.277, SLG: 0.341 Jeff Burroughs, R OBP: 0.417, SLG: 0.481 (1, 10) (8, PH)	0-0 1-3			0-0 4-3		0-0 FC3-6 1-2f		0-0 P4	
Willie Upshaw, L OBP: 0.314, SLG: 0.409 (1, 3)		0-0 F7		0-0 2B		4-0 BB		0-0 P6	
George Bell, R OBP: 0.327, SLG: 0.517 Lou Thornton, L OBP: 0.250, SLG: 0.316 (1, 7) (8, 7)		0-0 6-3		0-0 5-3		0-3 K		0-3 K	
Ernie Whitt, L OBP: 0.356, SLG: 0.560 Buck Martinez, R OBP: 0.197, SLG: 0.333 (1, 2) (8, 2)		0-0 F7		0-0 G3			0-0 P4		0-0 F8
Jesse Barfield, R OBP: 0.357, SLG: 0.542 (1, 9)			0-3 K		0-0 5-3		4-0 BB		
Tony Fernandez, S OBP: 0.313, SLG: 0.357 (1, 6)			0-0 F7		0-0 4-3		0-0 F7		
Ron Shepherd, R OBP: 0.143, SLG: 0.154 (1, 8)			0-0 1B 2B		0-0 1-3		0-0 F8		

AB	R	H	RBI	BB	SO	LOB
3	0	2	1	0	0	0
1	0	0	0	0	0	0
3	0	0	0	0	2	2
1	0	0	0	0	0	0
3	0	0	0	0	0	1
1	0	0	0	0	0	0
3	0	1	0	1	0	0
3	0	0	0	0	1	3
1	0	0	0	0	1	0
3	0	0	0	0	0	1
1	0	0	0	0	0	0
2	0	0	0	1	1	0
3	0	0	0	0	0	1
3	1	1	0	0	0	1


BOTTOM

Detroit Tigers @ Toronto Blue Jays
Exhibition Stadium, Toronto, ON

Sat Jun 08 1985, 3:33 AM EDT
Att. 44,484 - Unknown

livebaseballscorecards.com

AB	31
R	1
H	4
RBI	1
BB	2
SO	5
LOB	9



Inning Stats	R: 0	H: 0	E: 0	LOB: 0	K: 0	S: 3	P: 3	R: 0	H: 0	E: 0	LOB: 0	K: 0	S: 3	P: 3	R: 1	H: 2	E: 0	LOB: 1	K: 2	S: 9	P: 9	R: 0	H: 1	E: 0	LOB: 1	K: 0	S: 4	P: 4	R: 0	H: 0	E: 0	LOB: 0	K: 0	S: 3	P: 3	R: 0	H: 1	E: 1	LOB: 2	K: 2	S: 8	P: 12	R: 0	H: 0	E: 0	LOB: 1	K: 0	S: 3	P: 7	R: 0	H: 0	E: 0	LOB: 0	K: 1	S: 5	P: 5
PITCHER	IP	WLS	BF	H	R	ER	SO	BB	IBB	HBP	BLK	WP	HR	S	P	ERA	WHIP	IP	WLS	BF	H	R	ER	SO	BB	IBB	HBP	BLK	WP	HR	S	P	ERA	WHIP	IP	WLS	BF	H	R	ER	SO	BB	IBB	HBP	BLK	WP	HR	S	P	ERA	WHIP					
Randy O'Neal, R ERA: 1.64	7.0		27	4	1	1	4	2	0	0	0	0	0	33	41	1.29	0.857	2.0		6	0	0	0	1	0	0	0	0	0	0	8	8	0.00	0.000																						
Bill Scherrer, L ERA: 4.09																																																								

WP: 0	PA: 33
PB: 0	
SB: 0	
CS: 0	

Batter	1	2	3	4	5	6	7	8	9	AB R H RBI BB SO LOB	TOP											
Lou Whitaker, L (1, 4) OBP: 0.409, SLG: 0.492	0-0 CS 1B		0-0 HR	0-0 F7		4-0 1B 3B IBB		0-0 1B		4 2 3 1 1 0 1												
Alan Trammell, R (1, 6) OBP: 0.321, SLG: 0.430	0-0 1-2 SF8 3B		0-0 F7		0-0 F9	0-0 3B 1B		0-0 F9		5 2 2 2 0 0 1												
Kirk Gibson, L (1, 9) OBP: 0.356, SLG: 0.524	0-0 SF8		0-0 E3		0-0 6-3	0-0 1-H 3-H 3B		0-3 K		4 0 1 3 0 1 1												
Lance Parrish, R (1, 2) OBP: 0.315, SLG: 0.444	0-0 5-3		0-0 F8		0-0 1B	0-3 K		0-0 6-3		5 0 1 0 0 1 2												
Darrell Evans, L (1, 3) OBP: 0.349, SLG: 0.503		0-0 F9		4-0 HR BB	0-0 P4		0-0 4-3		0-0 3-1	4 1 0 0 1 0 1												
Nelson Simmons, S (1, 10) OBP: 0.302, SLG: 0.416		0-0 F2		0-0 1-H HR		0-0 2B 1B 1B		0-0 6-3		5 2 2 2 0 0 0												
Chet Lemon, R (1, 8) OBP: 0.335, SLG: 0.395		0-0 1B		0-0 4-3		0-0 1-3 1B 2B		4-0 BB		3 1 2 0 1 0 0												
Larry Herndon, R (1, 7) OBP: 0.281, SLG: 0.363		0-0 F9		0-0 6-3		0-3 K		0-3 K		4 0 0 0 0 2 4												
Tom Brookens, R (1, 5) OBP: 0.297, SLG: 0.385			0-0 F8	4-0 BB		0-0 5-3		0-0 5-3		3 0 0 0 1 0 2												
Inning Stats	R: 1 E: 0 K: 0 S: 4	H: 2 LOB: 0 BB: 0 P: 4	R: 0 E: 0 K: 0 S: 4	H: 1 LOB: 1 BB: 0 P: 4	R: 1 E: 1 K: 0 S: 5	H: 1 LOB: 1 BB: 0 P: 5	R: 2 E: 0 K: 0 S: 4	H: 1 LOB: 1 BB: 2 P: 12	R: 0 E: 0 K: 0 S: 4	H: 1 LOB: 1 BB: 0 P: 4	R: 4 E: 0 K: 2 S: 11	H: 4 LOB: 1 BB: 1 P: 15	R: 0 E: 0 K: 1 S: 5	H: 0 LOB: 1 BB: 1 P: 9	R: 0 E: 0 K: 1 S: 6	H: 1 LOB: 1 BB: 0 P: 6	R: 0 E: 0 K: 0 S: 3	H: 0 LOB: 0 BB: 0 P: 3	1B: 6 2B: 1 3B: 2 HR: 2	SF: 1 SAC: 0 DP: 0 HBP: 0	WP: 0 PB: 0 SB: 0 CS: 1	PA: 42
PITCHER	IP WLS BF H R ER SO BB IBB HBP BLK WP HR S P ERA WHIP																					
Jim Clancy, R (1, 1) ERA: 5.36	5.0 L 24 7 5 5 0 2 0 0 0 0 0 2 22 30 9.00 1.800																					
Dennis Lamp, R (6, 1) ERA: 3.44	1.0 7 3 3 3 2 0 1 0 0 0 0 0 10 14 27.00 3.000																					
Jim Acker, R (7, 1) ERA: 2.31	2.0 8 1 0 0 2 1 0 0 0 0 0 0 11 15 0.00 1.000																					
Ron Musselman, R (9, 1) ERA: 6.0	1.0 3 0 0 0 0 0 0 0 0 0 0 0 3 3 0.00 0.000																					

Detroit Tigers @ Toronto Blue Jays
Exhibition Stadium, Toronto, ON
Sun Jun 09 1985, 3:33 AM EDT
Att. 40,273 - Unknown

livebaseballscorecards.com

AB	37
R	8
H	11
RBI	8
BB	4
SO	4
LOB	12




Batter	1	2	3	4	5	6	7	8	9	AB	R	H	RBI	BB	SO	LOB
Damaso Garcia, R (1, 4) OBP: 0.298, SLG: 0.349	0-0 E6 1-3 1B WP		0-0 6-3		0-0 F2		0-0 F7			4	1	0	0	0	0	2
Rance Mulliniks, L (1, 5) OBP: 0.410, SLG: 0.451 Garth Iorg, R (8, PH) OBP: 0.398, SLG: 0.463	0-0 WP 1-2 1B		0-0 4-3 2-H			0-0 6-3		0-0 F9		3	0	1	0	0	0	0
Lloyd Moseby, L (1, 8) OBP: 0.359, SLG: 0.425	0-0 F7		4-0 BB			0-0 F8		0-0 F8		3	0	0	0	1	0	2
Willie Upshaw, L (1, 3) OBP: 0.313, SLG: 0.411	0-0 1-3 1-2 2-3		0-3 K			0-0 3B 2B		0-0 F8		4	1	1	0	0	1	3
George Bell, R (1, 7) OBP: 0.330, SLG: 0.526	0-0 F7 2-3 3-H		0-3 K		0-3 K		0-0 3B		0-0 1B	4	0	2	1	0	1	1
Len Matuszek, L (1, 10) OBP: 0.272, SLG: 0.333 Jeff Burroughs, R (6, PH) OBP: 0.408, SLG: 0.469		0-3 K		0-0 1-3		0-0 F6		0-0 F8		2	0	0	0	0	1	0
Ernie Whitt, L (1, 2) OBP: 0.350, SLG: 0.551 Buck Martinez, R (7, PH) OBP: 0.192, SLG: 0.324		0-3 K		0-0 F8			0-0 P6		0-0 F7	2	0	0	0	0	1	0
Jesse Barfield, R (1, 9) OBP: 0.355, SLG: 0.536		0-0 5-3		0-3 K		0-0 5-3 1B		0-3 K		4	0	1	0	0	2	1
Tony Fernandez, S (1, 6) OBP: 0.313, SLG: 0.362			0-0 BLK WP 2B		0-0 G3		0-0 5-3			3	1	1	0	0	0	1


Inning Stats	R: 1	H: 1	E: 1	K: 0	S: 5	LOB: 1	BB: 0	P: 5	R: 0	H: 0	E: 0	K: 2	S: 7	LOB: 0	BB: 0	P: 7	R: 1	H: 1	E: 0	K: 1	S: 6	LOB: 1	BB: 1	P: 10	R: 0	H: 0	E: 0	K: 1	S: 5	LOB: 0	BB: 0	P: 5	R: 0	H: 2	E: 0	K: 0	S: 5	LOB: 1	BB: 0	P: 5	R: 0	H: 1	E: 0	K: 0	S: 4	LOB: 1	BB: 0	P: 4	R: 0	H: 0	E: 0	K: 0	S: 3	LOB: 0	BB: 0	P: 3	R: 0	H: 1	E: 0	K: 1	S: 6	LOB: 1	BB: 0	P: 6	1B: 3	SF: 0	2B: 2	SAC: 0	3B: 1	DP: 0	HR: 0	HBP: 0	WP: 2	PA: 35
--------------	------	------	------	------	------	--------	-------	------	------	------	------	------	------	--------	-------	------	------	------	------	------	------	--------	-------	-------	------	------	------	------	------	--------	-------	------	------	------	------	------	------	--------	-------	------	------	------	------	------	------	--------	-------	------	------	------	------	------	------	--------	-------	------	------	------	------	------	------	--------	-------	------	-------	-------	-------	--------	-------	-------	-------	--------	-------	--------

PITCHER	IP	WLS	BF	H	R	ER	SO	BB	IBB	HBP	BLK	WP	HR	S	P	ERA	WHIP
Doug Bair, R (1, 1) ERA: 4.5	5.2	W	23	4	3	2	5	1	0	0	1	2	0	32	36	3.18	0.882
Bill Scherrer, L (6, 1) ERA: 3.86	1.1		5	1	0	0	0	0	0	0	0	0	0	5	5	0.00	0.750
Willie Hernandez, L (8, 1) ERA: 1.48	2.0		7	1	0	0	1	0	0	0	0	0	0	9	9	0.00	0.500

DETROIT TIGERS @ TORONTO BLUE JAYS
 Exhibition Stadium, Toronto, ON
 Sun Jun 09 1985, 3:33 AM EDT
 Att. 40,273 - Unknown

AB	34
R	3
H	6
RBI	1
BB	1
SO	6
LOB	13



Batter	1	2	3	4	5	6	7	8	9	10	11	AB R H RBI BB SO LOB	TOP																		
Lee Lacy, R OBP: 0.289, SLG: 0.366 John Shelby, S (11, 9)	0-0 HR		0-0 1B		0-3 K		0-0 1B 4-3		0-0 F3		0-0 HR	6 3 4 2 0 1 1 0 0 0 0 0 0 0	<p>Baltimore Orioles @ Detroit Tigers Tiger Stadium, Detroit, MI Mon Jun 10 1985, 7:05 PM EDT Att. 33,239 - Unknown</p> <p>livebaseballscorecards.com</p> <p>AB 44 R 7 H 13 RBI 7 BB 3 SO 12 LOB 14</p> 																		
Jim Dwyer, L OBP: 0.364, SLG: 0.420 Floyd Rayford, R OBP: 0.400, SLG: 0.586 (9, 2)	0-0 G3		0-0 CS 1B		0-0 L3		0-0 4-3 1B		0-0 HR		0-0 F9	4 0 2 1 0 0 1 2 1 1 1 0 0 0																			
Cal Ripken Jr., R OBP: 0.364, SLG: 0.491 (1, 6)	0-0 F8		0-3 K		0-0 FC3-6 1B		0-0 4-3		0-0 1B		0-0 1B	5 0 2 1 0 1 3																			
Eddie Murray, S OBP: 0.374, SLG: 0.508 (1, 3)	0-0 1-3		0-0 4-3		0-0 FC3-6 HR		4-0 IBB		0-3 K		0-0 K	4 1 0 0 1 1 2																			
Fred Lynn, L OBP: 0.345, SLG: 0.416 (1, 8)		0-0 CS 1B		0-3 K		0-3 K		0-0 F2		0-3 K		5 0 1 0 0 3 3																			
Larry Sheets, L OBP: 0.361, SLG: 0.515 (1, 10)		0-0 F3		4-0 WP BB		0-0 HR		0-0 G1-5-3		0-3 K		4 1 1 2 1 1 1																			
Wayne Gross, L OBP: 0.375, SLG: 0.431 Fritzie Connally, R OBP: 0.390, SLG: 0.407 (10, 5)		0-0 1-2 1B		0-3 K		0-0 F6		0-3 K		0-3 K		4 0 1 0 0 2 1 1 0 0 0 0 1 0																			
Rich Dauer, R OBP: 0.283, SLG: 0.263 Lenn Sakata, R OBP: 0.254, SLG: 0.284 (7, 4)		0-0 F7		0-0 F8		0-0 1B 1B		0-0 2-3		0-0 F8		3 0 1 0 0 0 1 2 1 0 0 0 0 0																			
Rick Dempsey, R OBP: 0.356, SLG: 0.346 Gary Roenicke, R OBP: 0.322, SLG: 0.447 (9, 7)			0-3 K		4-0 BB		0-3 K		0-0 F2		0-0 F8	2 0 0 0 1 2 1 2 0 0 0 0 0 0																			
Inning Stats	R: 1 E: 0 K: 0 S: 4	H: 1 LOB: 0 BB: 0 P: 4	R: 0 E: 0 K: 0 S: 4	H: 2 LOB: 1 BB: 0 P: 4	R: 0 E: 0 K: 2 S: 8	H: 2 LOB: 2 BB: 0 P: 8	R: 0 E: 0 K: 2 S: 7	H: 0 LOB: 1 BB: 1 P: 11	R: 0 E: 0 K: 1 S: 5	H: 0 LOB: 1 BB: 1 P: 9	R: 2 E: 0 K: 1 S: 7	H: 2 LOB: 0 BB: 0 P: 7		R: 2 E: 0 K: 1 S: 8	H: 3 LOB: 2 BB: 1 P: 12	R: 0 E: 0 K: 1 S: 5	H: 0 LOB: 0 BB: 0 P: 5	R: 1 E: 0 K: 1 S: 7	H: 2 LOB: 1 BB: 0 P: 7	R: 0 E: 0 K: 3 S: 9	H: 0 LOB: 0 BB: 0 P: 9	R: 1 E: 0 K: 0 S: 4	H: 1 LOB: 0 BB: 0 P: 4	1B: 9 2B: 1 3B: 0 HR: 4	SF: 0 SAC: 0 DP: 1 HBP: 0	WP: 1 PB: 0 SB: 0 CS: 2	PA: 47				
PITCHER	IP WLS BF H R ER SO BB IBB HBP BLK WP HR S P ERA WHIP																														
Jack Morris, R ERA: 2.4 (1, 1)	8.0		35	10	5	5	8	2	1	0	0	1	2	48	60	5.62	1.500														
Willie Hernandez, L ERA: 1.61 (9, 1)	2.0		8	2	1	1	4	0	0	0	0	0	1	16	16	4.50	1.000														
Aurelio Lopez, R ERA: 4.01 (11, 1)	1.0	W	4	1	1	1	0	0	0	0	0	0	1	4	4	9.00	1.000														

Batter	1	2	3	4	5	6	7	8	9	10	11	AB R H RBI BB SO LOB	BOTTOM														
Lou Whitaker, L (1, 4) OBP: 0.411, SLG: 0.495	G3		SF 1B 1-H SF7	F8			E6 WP SF9 1B				SH3 1B	5 3 3 1 0 0 2	<p>Baltimore Orioles @ Detroit Tigers Tiger Stadium, Detroit, MI Mon Jun 10 1985, 7:05 PM EDT Att. 33,239 - Unknown</p>														
Alan Trammell, R (1, 6) OBP: 0.323, SLG: 0.432	F8		BB 1B 2-3	PO		F9 1B	SF9 2-H	F8			SH3 1-2	4 1 2 1 0 0 2															
Kirk Gibson, L (1, 9) OBP: 0.360, SLG: 0.516	S BB		1B 1-2 BB			F9 1-2	K		S	K	1B IBB	3 0 0 0 3 2 1															
Lance Parrish, R (1, 2) OBP: 0.320, SLG: 0.459	F5 1-2		SF7 3-H			BB	HR			5-3	1-3 2-H 1B	4 1 2 3 1 0 1															
Darrell Evans, L (1, 3) OBP: 0.344, SLG: 0.494		F7				G3	F2			F9		5 0 1 1 0 0 1															
Johnny Grubb, L (1, 10) OBP: 0.227, SLG: 0.203 Alejandro Sanchez, R (8, PH) OBP: 0.254, SLG: 0.559		F8	1-3			FC6-4 BB		1B WP SF8 1B			F7	2 0 0 0 1 0 2 2 1 1 0 0 0 0															
Chet Lemon, R (1, 8) OBP: 0.332, SLG: 0.390		F4				FC3-5 1B	FC6-4 WP 1-2	F9			F5	5 0 1 0 0 0 2															
Nelson Simmons, S (1, 7) OBP: 0.303, SLG: 0.413 Larry Herndon, R (8, PH) OBP: 0.284, SLG: 0.365 (9, 7)			F8			FC3-5 1B	F8 1-2				5-3	3 0 1 0 0 0 1 2 0 1 0 0 0 0															
Tom Brookens, R (1, 5) OBP: 0.298, SLG: 0.379 Dave Bergman, L (8, PH) OBP: 0.391, SLG: 0.235 Marty Castillo, R (9, 5) OBP: 0.074, SLG: 0.038 Barbaro Garbey, R (11, PH) OBP: 0.362, SLG: 0.491			S SF BB	FC3-5 PO		K		SF8 3-H			HR	2 1 0 0 1 1 3 0 0 0 1 0 0 0 0 0 0 0 0 0 0 1 1 1 1 0 0 0															
Inning Stats	R: 0 H: 0 E: 0 K: 0 S: 3	H: 0 LOB: 1 BB: 1 P: 7	R: 0 H: 0 E: 0 K: 0 S: 3	H: 0 LOB: 0 BB: 0 P: 3	R: 3 H: 2 E: 1 K: 0 S: 6	H: 2 LOB: 2 BB: 2 P: 14	R: 0 H: 2 E: 0 K: 0 S: 4	H: 2 LOB: 1 BB: 0 P: 4	R: 0 H: 1 E: 0 K: 0 S: 3	H: 1 LOB: 1 BB: 1 P: 7	R: 0 H: 0 E: 0 K: 1 S: 5	H: 0 LOB: 1 BB: 1 P: 9		R: 2 H: 2 E: 1 K: 1 S: 7	H: 2 LOB: 0 BB: 0 P: 7	R: 1 H: 3 E: 0 K: 0 S: 6	H: 3 LOB: 2 BB: 0 P: 6	R: 0 H: 0 E: 0 K: 1 S: 5	H: 0 LOB: 0 BB: 0 P: 5	R: 0 H: 0 E: 0 K: 0 S: 3	H: 0 LOB: 0 BB: 0 P: 3	R: 2 H: 3 E: 0 K: 0 S: 4	H: 3 LOB: 2 BB: 1 P: 8	1B: 11 SF: 4 2B: 0 SAC: 1 3B: 0 DP: 0 HR: 2 HBP: 0	WP: 3 PA: 50 PB: 0 SB: 3 CS: 0		
PITCHER	IP WLS BF H R ER SO BB IBB HBP BLK WP HR S P ERA WHIP																										
Dennis Martinez, R (1, 1) ERA: 3.55	6.2	30	6	4	2	2	5	0	0	0	2	0	29	49	2.70	1.650											
Tippy Martinez, L (7, 1) ERA: 4.5	0.2	4	2	2	2	0	0	0	0	0	0	1	4	4	27.00	3.000											
Sammy Stewart, R (8, 1) ERA: 2.77	3.0	L 15	5	2	2	1	0	1	0	0	1	1	16	20	6.00	1.667											

livebaseballscores.com

AB	38
R	8
H	13
RBI	8
BB	6
SO	3
LOB	15



Batter	1	2	3	4	5	6	7	8	9	AB R H RBI BB SO LOB	TOP
Lee Lacy, R (1, 9) OBP: 0.288, SLG: 0.362	0-0 CS 1B		0-0 4-3			0-0 F4			0-0 6-3	4 0 1 0 0 0 0	
Jim Dwyer, L (1, 7) OBP: 0.368, SLG: 0.413	4-0 G4-6-3 1-2 BB		4-0 BB			0-0 1-3			0-0 F5	2 0 0 0 2 0 0	
Cal Ripken Jr., R (1, 6) OBP: 0.358, SLG: 0.482	0-0 G4-6-3 1-2f		0-3 K			0-0 F8			0-0 5-3	4 0 0 0 0 1 2	
Eddie Murray, S (1, 3) OBP: 0.373, SLG: 0.511		0-0 HR 2B		0-3 K		0-0 F7			0-0 F7	3 1 1 0 0 1 0	
Fred Lynn, L (1, 8) OBP: 0.345, SLG: 0.429		0-0 2-H HR		0-3 K		0-0 3-1			0-0 3-1	3 1 1 2 0 1 0	
Larry Sheets, L (1, 10) OBP: 0.353, SLG: 0.504		0-0 3-1		0-0 4-3		0-0 4-3			0-0 4-3	3 0 0 0 0 0 0	
Wayne Gross, L (1, 5) OBP: 0.367, SLG: 0.420		0-0 1-3			0-0 4-3			0-0 F8	0-0 F8	3 0 0 0 0 0 0	
Rich Dauer, R (1, 4) OBP: 0.279, SLG: 0.259		0-0 F6			0-0 F6			0-0 F6	0-0 F6	2 0 0 0 0 0 0	
Joe Nolan, L (8, PH) OBP: 0.256, SLG: 0.212										1 0 0 0 0 0 0	
Lenn Sakata, R (8, 4) OBP: 0.254, SLG: 0.284										0 0 0 0 0 0 0	
Floyd Rayford, R (1, 2) OBP: 0.364, SLG: 0.531			0-3 K			0-0 5-3			0-0 5-3	3 0 0 0 0 1 0	
Inning Stats	R: 0 E: 0 K: 0 S: 2 H: 1 LOB: 0 BB: 1 P: 6	R: 2 E: 0 K: 0 S: 5 H: 2 LOB: 0 BB: 0 P: 5	R: 0 E: 0 K: 2 S: 7 H: 0 LOB: 1 BB: 1 P: 11	R: 0 E: 0 K: 2 S: 7 H: 0 LOB: 0 BB: 0 P: 7	R: 0 E: 0 K: 0 S: 3 H: 0 LOB: 0 BB: 0 P: 3	R: 0 E: 0 K: 0 S: 3 H: 0 LOB: 0 BB: 0 P: 3	R: 0 E: 0 K: 0 S: 3 H: 0 LOB: 0 BB: 0 P: 3	R: 0 E: 0 K: 0 S: 3 H: 0 LOB: 0 BB: 0 P: 3	R: 0 E: 0 K: 0 S: 3 H: 0 LOB: 0 BB: 0 P: 3	1B: 1 2B: 1 3B: 0 HR: 1 SF: 0 SAC: 0 DP: 1 HBP: 0	WP: 0 PB: 0 SB: 0 CS: 1 PA: 30
PITCHER Dan Petry, R (1, 1) ERA: 3.2	IP: 9.0 WLS: W BF: 30 H: 3 R: 2 ER: 2 SO: 4 BB: 2 IBB: 0 HBP: 0 BLK: 0 WP: 0 HR: 1 S: 36 P: 44 ERA: 2.00 WHIP: 0.556										

Baltimore Orioles @ Detroit Tigers
Tiger Stadium, Detroit, MI
Wed Jun 12 1985, 7:05 PM EDT
Att: 31,489 - Unknown

livebaseballscorecards.com

AB	28
R	2
H	3
RBI	2
BB	2
SO	4
LOB	2



Batter	1	2	3	4	5	6	7	8	9
Lou Whitaker, L OBP: 0.415, SLG: 0.507 (1, 4) X	0-0 F7 BB	4-0 BB		4-0 BB			0-0 F9 X	0-0 HR 2-H 3-H	
Alan Trammell, R OBP: 0.324, SLG: 0.429 (1, 6) X	0-0 E S 1B	0-0 F8 1B		0-3 K			4-0 1B BB	0-3 K	
Kirk Gibson, L OBP: 0.354, SLG: 0.505 (1, 9) X	0-0 E3 1B	0-0 4-3			0-3 K		0-0 F8		
Lance Parrish, R OBP: 0.323, SLG: 0.460 (1, 2) X	0-0 BB 1B		0-0 6-3		0-3 K		0-0 1B		
Darrell Evans, L OBP: 0.348, SLG: 0.497 (1, 3) X	4-0 F9 1B		4-0 2B		0-0 3-1		0-0 F9		
Johnny Grubb, L OBP: 0.243, SLG: 0.210 (1, 10) X	0-0 1B		0-3 K		0-0 4-3			4-0 SH2-3 1B	
Alejandro Sanchez, R OBP: 0.254, SLG: 0.559 (8, PR)								BB	
Nelson Simmons, S OBP: 0.293, SLG: 0.398 (1, 7) X	0-0 F9 2-3		0-0 4-3		0-3 K		0-0 F8	0-0 F8	
Larry Herndon, R OBP: 0.282, SLG: 0.363 (8, 7) X								BB	
Chet Lemon, R OBP: 0.335, SLG: 0.392 (1, 8) X	0-0 F2			0-0 F7			0-0 1B	0-0 SH2-3 1B	
Tom Brookens, R OBP: 0.292, SLG: 0.370 (1, 5) X		0-0 F2		0-0 F9			0-0 F4	0-0 SH2-3	

AB	R	H	RBI	BB	SO	LOB
3	1	1	3	2	0	0
4	1	1	0	1	2	3
4	1	0	0	0	1	3
4	1	2	1	0	1	0
3	0	1	0	1	0	2
3	0	1	2	1	1	1
0	1	0	0	0	0	0
3	0	0	0	0	1	3
1	0	0	0	0	0	1
4	1	2	0	0	0	2
3	0	0	0	0	0	1

BOTTOM

Baltimore Orioles @ Detroit Tigers
Tiger Stadium, Detroit, MI
Wed Jun 12 1985, 7:05 PM EDT
Att. 31,489 - Unknown

AB	32
R	6
H	8
RBI	6
BB	5
SO	6
LOB	16




1B:	6	SF:	0
2B:	1	SAC:	1
3B:	0	DP:	0
HR:	1	HBP:	0

WP:	0	PA:	38
PB:	0		
SB:	1		
CS:	0		

Inning Stats	R	H	E	K	S	P	R	H	E	K	S	P	R	H	E	K	S	P	R	H	E	K	S	P	R	H	E	K	S	P
Mike Boddicker, R ERA: 4.06 (1, 1)	7	2	0	1	3	7	0	0	0	0	0	0	0	0	0	0	0	0	0	0	0	0	0	0	0	0	0	0	0	0
Don Aase, R ERA: 7.07 (8, 1)	0	1	0	0	0	1	0	0	0	0	0	0	0	0	0	0	0	0	0	0	0	0	0	0	0	0	0	0	0	0

PITCHER	IP	WLS	BF	H	R	ER	SO	BB	IBB	HBP	BLK	WP	HR	S	P	ERA	WHIP
Mike Boddicker, R ERA: 4.06 (1, 1)	7.2	L	37	8	6	5	5	5	0	0	0	0	1	42	62	5.87	1.696
Don Aase, R ERA: 7.07 (8, 1)	0.1		1	0	0	0	1	0	0	0	0	0	0	3	3	0.00	0.000

Batter	1	2	3	4	5	6	7	8	9	AB R H RBI BB SO LOB	TOP														
Lou Whitaker, L (1, 4) OBP: 0.411, SLG: 0.498	0-0 6-3		0-0 4-3		0-0 F8		4-0 1B BB		0-0 F8	4 0 0 0 1 0 0	<p>Detroit Tigers @ New York Yankees Yankee Stadium, Bronx, NY</p> <p>Fri Jun 14 1985, 7:05 PM EDT Att. 35,224 - Unknown</p> <p>livebaseballscorecards.com</p> <table border="1"> <tr><td>AB</td><td>37</td></tr> <tr><td>R</td><td>4</td></tr> <tr><td>H</td><td>10</td></tr> <tr><td>RBI</td><td>4</td></tr> <tr><td>BB</td><td>3</td></tr> <tr><td>SO</td><td>6</td></tr> <tr><td>LOB</td><td>13</td></tr> </table> 	AB	37	R	4	H	10	RBI	4	BB	3	SO	6	LOB	13
AB	37																								
R	4																								
H	10																								
RBI	4																								
BB	3																								
SO	6																								
LOB	13																								
Alan Trammell, R (1, 6) OBP: 0.322, SLG: 0.424	0-0 F3		0-0 F8		0-0 6-3		0-0 1B		0-0 F7	5 0 1 0 0 0 0															
Kirk Gibson, L (1, 9) OBP: 0.355, SLG: 0.517	0-3 K		0-0 WP BB 1B		0-0 HR		0-0 F6		0-0 E4	5 1 2 1 0 1 2															
Lance Parrish, R (1, 2) OBP: 0.325, SLG: 0.454		4-0 1B BB	4-0 WP BB		0-3 K		0-0 F7		0-3 K	3 0 0 0 2 2 3															
Chet Lemon, R (1, 8) OBP: 0.328, SLG: 0.384		0-0 F3	0-3 K			0-0 F8		0-0 5-3		4 0 0 0 0 1 3															
Barbaro Garbey, R (1, 10) OBP: 0.344, SLG: 0.466		0-0 F9		0-0 HR		0-0 4-3		0-0 5-3		4 1 1 1 0 0 1															
Larry Herndon, R (1, 7) OBP: 0.291, SLG: 0.387		0-0 1B		0-0 2-3		0-0 HR		0-0 1B 1B		4 1 3 1 0 0 0															
Darrell Evans, L (1, 3) OBP: 0.346, SLG: 0.491		0-3 K		0-3 K		0-0 F9		0-0 1B		4 0 1 0 0 2 2															
Tom Brookens, R (1, 5) OBP: 0.297, SLG: 0.396			0-0 HR		0-0 6-3		0-0 CS 1B		0-0 F8	4 1 2 1 0 0 2															
Inning Stats	R: 0 E: 0 K: 1 S: 5	H: 0 LOB: 0 BB: 0 P: 5	R: 0 E: 0 K: 1 S: 6	H: 1 LOB: 2 BB: 1 P: 10	R: 1 E: 0 K: 1 S: 7	H: 2 LOB: 2 BB: 1 P: 11	R: 1 E: 0 K: 1 S: 6	H: 1 LOB: 0 BB: 0 P: 6	R: 1 E: 0 K: 0 S: 4	H: 1 LOB: 0 BB: 0 P: 4	R: 0 E: 0 K: 0 S: 4	H: 2 LOB: 2 BB: 1 P: 8	R: 0 E: 0 K: 0 S: 5	H: 2 LOB: 2 BB: 0 P: 5	R: 0 E: 1 K: 1 S: 6	H: 0 LOB: 1 BB: 0 P: 6	1B: 6 2B: 0 3B: 0 HR: 4	SF: 0 SAC: 0 DP: 0 HBP: 0	WP: 1 PB: 0 SB: 0 CS: 1	PA: 40					
PITCHER	IP WLS BF H R ER SO BB IBB HBP BLK WP HR S P ERA WHIP																			PITCHER	IP WLS BF H R ER SO BB IBB HBP BLK WP HR S P ERA WHIP				
Dennis Rasmussen, L (1, 1) ERA: 3.39	6.2 L 30 8 4 4 5 3 0 0 0 1 4 37 49 5.40 1.650																			Rich Bardi, R (7, 1) ERA: 2.08	2.1 10 2 0 0 1 0 0 0 0 0 0 0 12 12 0.00 0.857				

Batter	1	2	3	4	5	6	7	8	9	AB	R	H	RBI	BB	SO	LOB	BOTTOM									
Rickey Henderson, R OBP: 0.406, SLG: 0.497 (1, 8) 	0-3 		0-3 			0-0 		0-0 		4	0	1	0	0	2	0	Detroit Tigers @ New York Yankees Yankee Stadium, Bronx, NY Fri Jun 14 1985, 7:05 PM EDT Att. 35,224 - Unknown									
Butch Wynegar, S OBP: 0.354, SLG: 0.356 (1, 2) 	4-0 			0-0 		0-0 		0-0 		3	0	0	0	1	0	1										
Don Mattingly, L OBP: 0.337, SLG: 0.457 (1, 3) 	0-0 			0-0 		0-0 		0-0 		4	0	2	0	0	0	2										
Dave Winfield, R OBP: 0.326, SLG: 0.438 (1, 9) 	0-0 			0-0 		0-0 		0-0 		4	0	1	0	0	0	3										
Don Baylor, R OBP: 0.361, SLG: 0.478 (1, 10) 		0-0 		0-0 		0-0 		0-0 		3	0	0	0	1	0	3										
Ken Griffey, L OBP: 0.314, SLG: 0.440 (1, 7) 		0-0 		0-0 		0-0 		0-0 		4	0	1	0	0	0	2										
Willie Randolph, R OBP: 0.379, SLG: 0.342 (1, 4) 		0-0 		0-0 		0-0 		0-0 		3	0	0	0	1	0	3										
Mike Pagliarulo, L OBP: 0.301, SLG: 0.277 (1, 5) 		0-0 		0-0 		0-0 		0-0 		3	0	0	0	0	0	1										
Bobby Meacham, S OBP: 0.342, SLG: 0.276 (1, 6) Ron Hassey, L OBP: 0.375, SLG: 0.455 (8, PH) Andre Robertson, R OBP: 0.467, SLG: 0.867 (9, 6)		0-0 		0-0 		0-0 		0-0 		2	0	0	0	0	0	1										
		0-0 		0-0 		0-0 		0-0 		1	0	0	0	0	0	0										
		0-0 		0-0 		0-0 		0-0 		0	0	0	0	0	0	0										
Inning Stats	R: 0 E: 0 K: 1 S: 5	H: 0 LOB: 1 BB: 1 P: 9	R: 0 E: 0 K: 0 S: 3	H: 1 LOB: 0 BB: 0 P: 3	R: 0 E: 0 K: 1 S: 5	H: 0 LOB: 0 BB: 0 P: 5	R: 0 E: 0 K: 0 S: 4	H: 1 LOB: 1 BB: 0 P: 4	R: 0 E: 0 K: 0 S: 3	H: 0 LOB: 1 BB: 1 P: 7	R: 0 E: 0 K: 0 S: 5	H: 2 LOB: 2 BB: 0 P: 5	R: 0 E: 0 K: 0 S: 3	H: 0 LOB: 0 BB: 0 P: 3	R: 0 E: 0 K: 0 S: 3	H: 0 LOB: 0 BB: 0 P: 3	R: 0 E: 0 K: 0 S: 4	H: 1 LOB: 2 BB: 1 P: 8	1B: 5 2B: 0 3B: 0 HR: 0	SF: 0 SAC: 0 DP: 1 HBP: 0	WP: 0 PB: 0 SB: 0 CS: 0	PA: 34				
PITCHER	IP	WLS	BF	H	R	ER	SO	BB	IBB	HBP	BLK	WP	HR	S	P	ERA	WHIP									
Walt Terrell, R ERA: 4.15 (1, 1)	8.1	W	32	5	0	0	2	3	0	0	0	0	0	33	45	0.00	0.960									
Willie Hernandez, L ERA: 1.59 (9, 1)	0.2	S	2	0	0	0	0	0	0	0	0	0	0	2	2	0.00	0.000									

AB	31
R	0
H	5
RBI	0
BB	3
SO	2
LOB	16



Batter	1	2	3	4	5	6	7	8	9	AB R H RBI BB SO LOB	TOP									
Lou Whitaker, L (1, 4) OBP: 0.406, SLG: 0.491	0-0 1B 2B 1B	0-0 3-1	0-0 F8			0-3 K		0-0 F9		5 1 1 0 0 1 5										
Alan Trammell, R (1, 6) OBP: 0.319, SLG: 0.419	0-0 1-3 2B 1B	0-0 E6			0-3 K	0-0 4-3		0-0 F7		5 1 1 0 0 1 2										
Kirk Gibson, L (1, 9) OBP: 0.351, SLG: 0.515	0-0 F4	0-0 F6			0-3 K		0-3 K		0-0 S 1B 2B	5 1 1 0 0 2 3										
Lance Parrish, R (1, 2) OBP: 0.326, SLG: 0.457	0-0 2-H 3-H HR 2B		0-0 F6		0-0 F7		0-0 2B 1B 1B		0-0 6-3	5 2 2 2 0 0 1										
Darrell Evans, L (1, 3) OBP: 0.363, SLG: 0.529	0-0 2-H HR		0-0 1B BLK 1B			0-0 CS 1B		0-0 1-3 1B 2B	0-0 BB 1B 1B	5 3 5 3 0 0 0										
Larry Herndon, R (1, 7) OBP: 0.294, SLG: 0.387	0-3 K		0-0 1B BLK SF8 1B		0-3 K	0-3 1-2 K		0-0 2-H 3-H G4-6-3 1B	0-3 K	5 1 2 2 0 3 2										
Johnny Grubb, L (1, 10) OBP: 0.243, SLG: 0.200 Alejandro Sanchez, R (9, PH) OBP: 0.267, SLG: 0.567	0-0 L3		4-0 1B BB		0-3 K	0-3 1-2f K		0-0 G4-6-3	0-0 BB 1B	3 0 0 0 1 1 1 1 0 1 0 0 0 0										
Chet Lemon, R (1, 8) OBP: 0.333, SLG: 0.388 Barbaro Garbey, R (6, 8) OBP: 0.349, SLG: 0.458		0-0 5-3	0-0 1-2 2-3 1B			0-0 SH3-4 1B		0-3 K	4-0 1-2 2-3 BB	3 0 2 0 0 0 0 1 0 0 0 1 1 0										
Tom Brookens, R (1, 5) OBP: 0.303, SLG: 0.404		0-0 3-1 E 2B	0-0 SF8			0-0 SH3-4		4-0 BB	0-3 K	2 1 1 1 1 1 3										
Inning Stats	R: 4 E: 0 K: 1 S: 9	H: 4 LOB: 0 BB: 0 P: 9	R: 1 E: 1 K: 0 S: 5	H: 1 LOB: 1 BB: 0 P: 5	R: 2 E: 0 K: 0 S: 6	H: 3 LOB: 2 BB: 1 P: 10	R: 0 E: 0 K: 2 S: 7	H: 0 LOB: 0 BB: 0 P: 7	R: 0 E: 0 K: 1 S: 6	H: 1 LOB: 1 BB: 0 P: 6	R: 2 E: 0 K: 1 S: 7	H: 3 LOB: 0 BB: 0 P: 7	R: 0 E: 0 K: 1 S: 5	H: 0 LOB: 1 BB: 1 P: 9	R: 1 E: 0 K: 2 S: 10	H: 3 LOB: 3 BB: 1 P: 14	1B: 11 2B: 5 3B: 0 HR: 1	SF: 1 SAC: 1 DP: 2 HBP: 0	WP: 0 PB: 0 SB: 1 CS: 1	PA: 45
PITCHER	IP WLS BF H R ER SO BB IBB HBP BLK WP HR S P ERA WHIP																			
Phil Niekro, R (1, 1) ERA: 4.54	2.1 L 17 8 7 6 1 1 0 0 0 1 0 1 18 22 23.14 3.857																			
Brian Fisher, R (3, 1) ERA: 2.32	4.2 17 5 2 2 6 0 0 0 0 0 0 0 29 29 3.86 1.071																			
Rich Bordi, R (8, 1) ERA: 2.27	1.1 6 1 1 1 1 1 0 0 0 0 0 0 7 11 6.75 1.500																			
Dave Righetti, L (9, 1) ERA: 2.79	0.2 5 2 0 0 0 2 1 0 0 0 0 0 8 12 0.00 4.500																			

Detroit Tigers @ New York Yankees
 Yankee Stadium, Bronx, NY
 Sat Jun 15 1985, 3:33 AM EDT
 Att: 55,623 - Unknown

AB	40
R	10
H	16
RBI	8
BB	3
SO	10
LOB	17



livebaseballscorecards.com

BOTTOM

Detroit Tigers @ New York Yankees
Yankee Stadium, Bronx, NY

AB	36
R	8
H	10
RBI	7
BB	2
SO	3
LOB	10



WP:	0	PA:	39
PB:	0	SB:	0
CS:	0		

Sat Jun 15 1985, 3:33 AM EDT
Att. 55,623 - Unknown

livebaseballscorecards.com

AB	R	H	RBI	BB	SO	LOB
5	1	1	1	0	0	0
5	1	3	2	0	1	0
5	0	2	0	0	0	2
4	0	0	0	0	1	3
3	0	0	0	0	1	0
3	1	1	0	1	0	1
4	3	2	1	0	0	1
3	2	1	2	1	0	1
2	0	0	1	0	0	2
1	0	0	0	0	0	0
1	0	0	0	0	0	0

Batter	1	2	3	4	5	6	7	8	9
Rickey Henderson, R (1, 8) OBP: 0.401, SLG: 0.489	0-0 F3	0-0 3B 1B		0-0 6-3			0-0 L1		0-0 F9
Ken Griffey, L (1, 7) OBP: 0.324, SLG: 0.469	0-3 K	0-0 3B			0-0 E		0-0 1B		0-0 4-3
Don Mattingly, L (1, 3) OBP: 0.339, SLG: 0.461	0-0 2B	0-0 6-3			0-0 E1 1B		0-0 F4		0-0 6-3
Dave Winfield, R (1, 9) OBP: 0.321, SLG: 0.430	0-0 F7		0-0 5-3		0-0 G5-4-3 1B		0-3 K		
Don Baylor, R (1, 10) OBP: 0.360, SLG: 0.471		0-3 K	0-0 F3		1-0 HBP			0-0 5-3	
Butch Wynegar, S (1, 2) OBP: 0.357, SLG: 0.361		0-0 E 2B	0-0 F8		0-0 G3-4-3			4-0 BB	
Willie Randolph, R (1, 4) OBP: 0.381, SLG: 0.350		0-0 E7 1B 1B		0-0 4-3 G3 2B			0-0 F9	0-0 FC3-6 HR	
Mike Pagliarulo, L (1, 5) OBP: 0.307, SLG: 0.308		4-0 1B 3B BB		0-0 4-3			0-0 4-3	0-0 HR	
Andre Robertson, R (1, 6) OBP: 0.412, SLG: 0.765		0-0 F9		0-0 G3			0-0 F6	0-0 F7	
Dan Pasqua, L (6, PH) OBP: 0.242, SLG: 0.250									
Bobby Meacham, S (7, 6) OBP: 0.340, SLG: 0.274									

Inning	R	H	E	K	S	H	LOB	BB	P
1	0	1	0	1	6	4	1	1	3
2	4	4	1	1	9	0	1	0	13
3	0	0	0	0	3	0	0	0	3
4	1	1	0	0	4	1	0	4	4
5	1	2	1	0	5	1	1	0	5
6	0	0	0	0	3	0	0	0	3
7	0	1	0	1	6	0	1	0	6
8	2	1	0	0	4	1	0	1	8
9	0	0	0	0	3	0	0	0	3

PITCHER	IP	WLS	BF	H	R	ER	SO	BB	IBB	HBP	BLK	WP	HR	S	P	ERA	WHIP
Jack Morris, R (1, 1) ERA: 2.86	7.2	W	35	10	8	8	3	2	0	1	0	0	1	38	47	9.39	1.565
Willie Hernandez, L (8, 1) ERA: 1.54	1.1	S	4	0	0	0	0	0	0	0	0	0	0	4	4	0.00	0.000

Batter	1	2	3	4	5	6	7	8	9	AB R H RBI BB SO LOB	TOP											
Lou Whitaker, L (1, 4) OBP: 0.400, SLG: 0.482	0-0 6-3		0-0 F7			0-3 K		0-0 4-3		4 0 0 0 0 1 0												
Alan Trammell, R (1, 6) OBP: 0.315, SLG: 0.412	0-3 K		0-0 4-3			0-0 F9		0-0 5-3		4 0 0 0 0 1 0												
Kirk Gibson, L (1, 8) OBP: 0.354, SLG: 0.529	0-0 FC6-4 1B			0-0 HR		0-0 F5			0-0 B1-3	4 1 2 1 0 0 0												
Lance Parrish, R (1, 10) OBP: 0.321, SLG: 0.449	0-0 FC6-4 1-2f			0-3 K			0-0 4-3		0-0 6-3	4 0 0 0 0 1 1												
Larry Herndon, R (1, 7) OBP: 0.298, SLG: 0.383		0-0 6-3		4-0 G6-4-3 BB			4-0 1B BB		0-3 K	2 0 0 0 2 1 0												
Alejandro Sanchez, R (1, 9) OBP: 0.288, SLG: 0.567		0-0 2B		0-0 G6-4-3 1-2f			0-0 1-2 1B			3 0 2 0 0 0 1												
Darrell Evans, L (1, 3) OBP: 0.357, SLG: 0.520		0-0 F9			0-0 F9		0-0 F6			3 0 0 0 0 0 3												
Bob Melvin, R (1, 2) OBP: 0.273, SLG: 0.409		0-3 K			0-0 F9		0-0 4-3			3 0 0 0 0 1 3												
Tom Brookens, R (1, 5) OBP: 0.297, SLG: 0.396			0-0 F9		0-0 F7			0-0 F8		3 0 0 0 0 0 0												
Inning Stats	R: 0 E: 0 K: 1 S: 6	H: 1 LOB: 1 BB: 0 P: 6	R: 0 E: 0 K: 1 S: 6	H: 1 LOB: 1 BB: 0 P: 6	R: 0 E: 0 K: 0 S: 3	H: 0 LOB: 0 BB: 0 P: 3	R: 1 E: 0 K: 1 S: 5	H: 1 LOB: 0 BB: 1 P: 9	R: 0 E: 0 K: 0 S: 3	H: 0 LOB: 0 BB: 0 P: 3	R: 0 E: 0 K: 1 S: 5	H: 0 LOB: 0 BB: 0 P: 5	R: 0 E: 0 K: 0 S: 4	H: 1 LOB: 2 BB: 1 P: 8	R: 0 E: 0 K: 0 S: 3	H: 0 LOB: 0 BB: 0 P: 3	R: 0 E: 0 K: 1 S: 5	H: 0 LOB: 0 BB: 0 P: 5	1B: 2 2B: 1 3B: 0 HR: 1	SF: 0 SAC: 0 DP: 1 HBP: 0	WP: 0 PB: 0 SB: 0 CS: 0	PA: 32
PITCHER Bob Shirley, L (1, 1) ERA: 2.64	IP: 9.0 WLS: W BF: 32 H: 4 R: 1 ER: 1 SO: 5 BB: 2 IBB: 0 HBP: 0 BLK: 0 WP: 0 HR: 1 S: 40 P: 48 ERA: 1.00 WHIP: 0.667																					

Detroit Tigers @ New York Yankees
 Yankee Stadium, Bronx, NY
 Sun Jun 16 1985, 3:33 AM EDT
 Att. 36,036 - Unknown

livebaseballscorecards.com

AB	30
R	1
H	4
RBI	1
BB	2
SO	5
LOB	8




Batter	1	2	3	4	5	6	7	8	9	AB R H RBI BB SO LOB
Rickey Henderson, R (1, 8) OBP: 0.398, SLG: 0.480	0-3 K		0-0 F4			0-0 6-3			4-0 WP E 1B BB	3 1 0 0 1 1 0
Ken Griffey, L (1, 7) OBP: 0.322, SLG: 0.459	0-3 K		0-0 F8			0-0 F8			4-0 1B WP 1-2 IBB	3 0 0 0 1 1 0
Dave Winfield, R (1, 9) OBP: 0.320, SLG: 0.427	0-3 K				0-3 K	0-0 F7			0-0 1-3 2-H 1B	4 0 1 1 0 2 0
Don Mattingly, L (1, 3) OBP: 0.335, SLG: 0.455		0-0 3-1		0-0 F7		0-0 F8				3 0 0 0 0 0 0
Don Baylor, R (1, 10) OBP: 0.355, SLG: 0.464		0-3 K		0-0 F7		0-0 5-3				3 0 0 0 0 1 0
Butch Wynegar, S (1, 2) OBP: 0.356, SLG: 0.357		4-0 FC6-4 BB			0-0 3-1	0-0 F9				2 0 0 0 1 0 0
Willie Randolph, R (1, 4) OBP: 0.381, SLG: 0.347		0-0 FC6-4 1-2f			4-0 CS BB			0-3 K		2 0 0 0 1 1 1
Mike Pagliarulo, L (1, 5) OBP: 0.315, SLG: 0.346			0-0 HR		0-0 1-2 1B	0-0 F7		0-0 F7		3 1 2 1 0 0 0
Bobby Meacham, S (1, 6) OBP: 0.335, SLG: 0.269			0-3 K		0-0 F8	0-0 F8		0-0 F8		3 0 0 0 0 1 1

Inning Stats	R: 0 E: 0 K: 3 S: 9	H: 0 LOB: 0 BB: 0 P: 9	R: 0 E: 0 K: 1 S: 5	H: 0 LOB: 1 BB: 1 P: 9	R: 1 E: 0 K: 1 S: 6	H: 1 LOB: 0 BB: 0 P: 6	R: 0 E: 0 K: 1 S: 5	H: 0 LOB: 0 BB: 0 P: 5	R: 0 E: 0 K: 0 S: 3	H: 1 LOB: 1 BB: 1 P: 7	R: 0 E: 0 K: 0 S: 3	H: 0 LOB: 0 BB: 0 P: 3	R: 0 E: 0 K: 1 S: 5	H: 0 LOB: 0 BB: 0 P: 5	R: 1 E: 1 K: 0 S: 1	H: 1 LOB: 2 BB: 2 P: 9	1B: 2 2B: 0 3B: 0 HR: 1	SF: 0 SAC: 0 DP: 0 HBP: 0	WP: 1 PB: 0 SB: 0 CS: 1	PA: 30
--------------	------------------------------	---------------------------------	------------------------------	---------------------------------	------------------------------	---------------------------------	------------------------------	---------------------------------	------------------------------	---------------------------------	------------------------------	---------------------------------	------------------------------	---------------------------------	------------------------------	---------------------------------	----------------------------------	------------------------------------	----------------------------------	--------

PITCHER	IP	WLS	BF	H	R	ER	SO	BB	IBB	HBP	BLK	WP	HR	S	P	ERA	WHIP
Randy O'Neal, R (1, 1) ERA: 1.89	8.0	L	30	3	2	2	7	3	1	0	0	1	1	40	56	2.25	0.750

DETROIT TIGERS @ NEW YORK YANKEES
Yankee Stadium, Bronx, NY
Sun Jun 16 1985, 3:33 AM EDT
Att. 36,036 - Unknown

AB	26
R	2
H	3
RBI	2
BB	4
SO	7
LOB	2



Batter	1	2	3	4	5	6	7	8	9	AB R H RBI BB SO LOB	TOP																
Steve Lyons, L (1, 8) OBP: 0.342, SLG: 0.417	0-0 4-3		0-0 FC5 BB 1B			0-0 CS 1B		4-0 1B BB		3 0 2 0 1 0 0	<p>Boston Red Sox @ Detroit Tigers Tiger Stadium, Detroit, MI Mon Jun 17 1985, 7:05 PM EDT Att. 31,258 - Unknown</p>																
Wade Boggs, L (1, 5) OBP: 0.413, SLG: 0.397	4-0 G4-6-3 BB		4-0 1-2 BB			0-3 1-2 K		0-0 1-3 2-H BB 1B		2 0 1 1 2 1 1																	
Jim Rice, R (1, 7) OBP: 0.344, SLG: 0.474	0-0 G4-6-3 1-2f		0-0 FC5 2-3f			0-0 F8		4-0 1-2 BB		3 0 0 0 1 0 3																	
Bill Buckner, L (1, 3) OBP: 0.349, SLG: 0.446		0-0 4-3		4-0 G6-4-3 BB		0-0 F8		0-0 F3		3 0 0 0 1 0 3																	
Mike Easler, L (1, 10) OBP: 0.310, SLG: 0.425 Reid Nichols, R (9, PR) OBP: 0.217, SLG: 0.238		0-0 6-3		0-0 G6-4-3 1-2f		0-0 F8		0-0 HR 1B		4 0 1 0 0 0 1 0 1 0 0 0 0 0																	
Dwight Evans, R (1, 9) OBP: 0.369, SLG: 0.350		0-0 1B		0-0 5-3		0-3 K		0-0 1-H HR		4 1 2 2 0 1 0																	
Rich Gedman, L (1, 2) OBP: 0.368, SLG: 0.503		0-3 K			0-0 F8		0-0 L5	0-0 F7		4 0 0 0 0 1 2																	
Marty Barrett, R (1, 4) OBP: 0.367, SLG: 0.367			0-0 F5		0-3 K		0-0 6-3	0-0 F8		4 0 0 0 0 1 1																	
Glenn Hoffman, R (1, 6) OBP: 0.363, SLG: 0.463			0-0 6-3		0-0 4-3		0-0 WP 1B 1B	0-0 1-3		4 1 1 0 0 0 1																	
Inning Stats	R: 0 H: 0 E: 0 LOB: 0 K: 0 BB: 1 S: 2 P: 6	R: 0 H: 1 E: 0 LOB: 1 K: 1 BB: 0 S: 6 P: 6	R: 0 H: 1 E: 0 LOB: 2 K: 0 BB: 1 S: 4 P: 8	R: 0 H: 0 E: 0 LOB: 0 K: 0 BB: 1 S: 2 P: 6	R: 0 H: 0 E: 0 LOB: 0 K: 1 BB: 0 S: 5 P: 5	R: 0 H: 1 E: 0 LOB: 0 K: 1 BB: 0 S: 5 P: 5	R: 0 H: 0 E: 0 LOB: 0 K: 1 BB: 0 S: 5 P: 5	R: 1 H: 2 E: 0 LOB: 3 K: 0 BB: 2 S: 5 P: 13	R: 2 H: 2 E: 0 LOB: 1 K: 0 BB: 0 S: 5 P: 5	1B: 6 SF: 0 2B: 1 SAC: 0 3B: 0 DP: 3 HR: 1 HBP: 0	WP: 1 PA: 36 PB: 0 SB: 0 CS: 1																
PITCHER	IP WLS BF H R ER SO BB IBB HBP BLK WP HR S P ERA WHIP											PITCHER	IP WLS BF H R ER SO BB IBB HBP BLK WP HR S P ERA WHIP														
Dan Petry, R (1, 1) ERA: 3.06	7.2	28	4	1	1	4	4	0	0	0	1	0	32	48	1.17	1.043											
Willie Hernandez, L (8, 1) ERA: 1.88	1.1	L	8	3	2	2	0	1	0	0	0	1	7	11	13.50	3.000											

livebaseballscorecards.com

AB	31
R	3
H	7
RBI	3
BB	5
SO	4
LOB	12



Batter	1	2	3	4	5	6	7	8	9	AB R H RBI BB SO LOB	BOTTOM										
Lou Whitaker, L OBP: 0.398, SLG: 0.491 (1, 4)	0-0 HR		0-0 F7		0-0 4-3		0-0 4-3			4 1 1 1 0 0 2	Boston Red Sox @ Detroit Tigers Tiger Stadium, Detroit, MI Mon Jun 17 1985, 7:05 PM EDT Att. 31,258 - Unknown										
Alan Trammell, R OBP: 0.314, SLG: 0.410 (1, 6)	0-0 6-3		0-0 1B 1B		0-0 F7			0-0 F7		4 0 1 0 0 0 0											
Kirk Gibson, L OBP: 0.356, SLG: 0.528 (1, 8)	0-0 F5		0-0 1-2 1B		0-0 4-3			0-0 FC4-6 1B		4 0 2 0 0 0 0											
Lance Parrish, R OBP: 0.316, SLG: 0.441 (1, 2)	0-3 K		0-3 K		0-3 K			0-0 FC4-6 1-2f		4 0 0 0 0 3 3											
Darrell Evans, L OBP: 0.355, SLG: 0.514 (1, 3)		0-0 F5		0-0 5-3 1B 1B		0-0 6-3		0-3 K		4 1 1 0 0 1 1											
Larry Herndon, R OBP: 0.292, SLG: 0.376 (1, 7)		0-3 K		0-0 5-3 1-2		0-0 5-3		0-0 F6		4 0 0 0 0 1 1											
Johnny Grubb, L OBP: 0.260, SLG: 0.209 (1, 10)		4-0 BB		0-3 K			0-0 WP E 1B		0-0 4-3	2 0 1 0 1 1 1											
Chris Pittaro, S OBP: 0.299, SLG: 0.323 (7, PR)										0 0 0 0 0 0 0											
Dave Bergman, L OBP: 0.375, SLG: 0.222 (9, PH)										1 0 0 0 0 0 0											
Nelson Simmons, S OBP: 0.292, SLG: 0.391 (1, 9)		0-0 F8		0-0 2-H 1B			0-3 K		0-3 K	4 0 1 1 0 2 2											
Tom Brookens, R OBP: 0.291, SLG: 0.388 (1, 5)			0-0 F4		0-0 F8		0-0 F2			3 0 0 0 0 0 3											
Inning Stats	R: 1 E: 0 K: 1 S: 6	H: 1 LOB: 0 BB: 0 P: 6	R: 0 E: 0 K: 1 S: 5	H: 0 LOB: 1 BB: 1 P: 9	R: 0 E: 0 K: 1 S: 7	H: 2 LOB: 2 BB: 0 P: 7	R: 1 E: 0 K: 1 S: 7	H: 2 LOB: 1 BB: 0 P: 7	R: 0 E: 0 K: 0 S: 3	H: 0 LOB: 0 BB: 0 P: 3	R: 0 E: 1 K: 1 S: 6	H: 1 LOB: 2 BB: 0 P: 6	R: 0 E: 0 K: 1 S: 6	H: 1 LOB: 1 BB: 0 P: 6	R: 0 E: 0 K: 1 S: 5	H: 0 LOB: 0 BB: 0 P: 5	1B: 6 2B: 0 3B: 0 HR: 1	SF: 0 SAC: 0 DP: 0 HBP: 0	WP: 1 PB: 0 SB: 0 CS: 0	PA: 35	
PITCHER Al Nipper, R ERA: 4.42 (1, 1)	IP 9.0	WLS W	BF 35	H 7	R 2	ER 2	SO 8	BB 1	IBB 0	HBP 0	BLK 0	WP 1	HR 1	S 50	P 54	ERA 2.00	WHIP 0.889				

livebaseballscorecards.com

AB	34
R	2
H	7
RBI	2
BB	1
SO	8
LOB	13



Batter	1	2	3	4	5	6	7	8	9	AB R H RBI BB SO LOB	TOP																
Steve Lyons, L (1, 8) OBP: 0.333, SLG: 0.395	0-0 F5	0-3 K		0-0 F8		4-0 BB		0-0 L5		4 0 0 0 1 1 3																	
Wade Boggs, L (1, 5) OBP: 0.420, SLG: 0.401	0-0 F8	4-0 1B 1-2 2-3 BB		0-0 G1-4-3 1B		4-0 G3-6-1 BB		0-0 5-3 1B		3 1 2 0 2 0 0																	
Jim Rice, R (1, 7) OBP: 0.345, SLG: 0.472	0-0 2B 1B	0-0 BB 1B 1-3 2-H 3-H WP 1B		0-0 G1-4-3 1-2f		0-3 K		0-0 5-3		5 2 2 3 0 1 4																	
Bill Buckner, L (1, 3) OBP: 0.353, SLG: 0.466	0-0 1-H 2B	0-0 1-2 3-H WP 1B			0-0 HR	0-0 G3-6-1 1-2f		0-0 F7		5 1 3 3 0 0 3																	
Mike Easler, L (1, 10) OBP: 0.311, SLG: 0.420	4-0 IBB	4-0 1-3 2-H BB			0-0 4-3		0-0 F8		0-3 K	3 0 0 0 2 1 0																	
Dwight Evans, R (1, 9) OBP: 0.369, SLG: 0.365	0-0 4-3	0-3 K			0-0 HR		0-0 1B 1B		0-0 F4	5 1 2 1 0 1 4																	
Rich Gedman, L (1, 2) OBP: 0.374, SLG: 0.500		4-0 BB 1B BB	4-0 G6-4-3 BB		0-0 E8 FC5-4		0-0 1-2 L9-4-3 1B		0-0 6-3	3 1 1 0 2 0 0																	
Marty Barrett, R (1, 4) OBP: 0.360, SLG: 0.359		0-0 F9	0-0 G6-4-3 1-2f		0-0 FC5-4 1-2f		0-0 L9-4-3 1-2			4 0 0 0 0 0 5																	
Glenn Hoffman, R (1, 6) OBP: 0.368, SLG: 0.459		0-0 1-2 BB 1B	0-0 6-3		0-0 6-3		4-0 BB 1B 5-3 BB			3 2 1 0 1 0 1																	
Inning Stats	R: 1 E: 0 K: 0 S: 5	H: 2 LOB: 2 BB: 1 P: 9	R: 4 E: 0 K: 2 S: 10	H: 3 LOB: 2 BB: 3 P: 22	R: 0 E: 0 K: 0 S: 2	H: 0 LOB: 0 BB: 1 P: 6	R: 0 E: 0 K: 0 S: 3	H: 1 LOB: 0 BB: 0 P: 3	R: 2 E: 1 K: 0 S: 6	H: 2 LOB: 1 BB: 0 P: 6	R: 0 E: 0 K: 1 S: 4	H: 0 LOB: 1 BB: 2 P: 12	R: 0 E: 0 K: 0 S: 4	H: 2 LOB: 1 BB: 0 P: 4	R: 1 E: 0 K: 0 S: 4	H: 1 LOB: 1 BB: 1 P: 8	R: 0 E: 0 K: 1 S: 5	H: 0 LOB: 0 BB: 0 P: 5	1B: 8 2B: 2 3B: 0 HR: 2	SF: 0 SAC: 0 DP: 4 HBP: 0	WP: 2 PB: 0 SB: 0 CS: 0	PA: 43					
PITCHER	IP WLS BF H R ER SO BB IBB HBP BLK WP HR S P ERA WHIP																										
Doug Bair, R (1, 1) ERA: 5.61	1.2		13	5	5	5	1	2	1	0	0	0	0	12	24	27.00	4.200										
Bill Scherrer, L (2, 1) ERA: 4.05	3.1		14	3	2	2	1	2	0	0	0	1	2	14	22	5.40	1.500										
Juan Berenguer, R (6, 1) ERA: 6.42	2.0	W	9	2	1	1	1	3	0	0	0	0	0	8	20	4.50	2.500										
Aurelio Lopez, R (8, 1) ERA: 3.83	2.0	S	7	1	0	0	1	0	0	0	0	0	0	9	9	0.00	0.500										

Boston Red Sox @ Detroit Tigers

Tiger Stadium, Detroit, MI

Tue Jun 18 1985, 7:05 PM EDT

Att: 31,766 - Unknown

livebaseballscorecards.com

AB	35
R	8
H	11
RBI	7
BB	8
SO	4
LOB	20



Batter	1	2	3	4	5	6	7	8	9
Lou Whitaker, L (1, 4) OBP: 0.394, SLG: 0.489	0-0 6-3	0-0 F8		0-0 6-3		0-0 1B HR	0-0 F9		
Alan Trammell, R (1, 6) OBP: 0.315, SLG: 0.409	0-0 1B 1B	0-3 K			0-3 K	0-0 HR BB	0-0 F6		
Kirk Gibson, L (1, 8) OBP: 0.365, SLG: 0.532	0-0 1B 1B		0-0 3-1		0-0 1B 1B	0-0 HR BB		0-0 CS 1B	
Lance Parrish, R (1, 2) OBP: 0.325, SLG: 0.459	0-0 1B 1B		0-3 K		0-0 1B 1B	0-0 HR		4-0 BB BB	
Darrell Evans, L (1, 3) OBP: 0.351, SLG: 0.505	0-3 K		0-0 F7		0-0 1B	0-3 K		0-0 F8	
Johnny Grubb, L (1, 10) OBP: 0.280, SLG: 0.268	0-0 1B			0-0 HR	0-3 K	0-3 K		4-0 FC4-6 BB	
Larry Herndon, R (1, 7) OBP: 0.286, SLG: 0.366	0-0 F9			0-0 6-3	0-0 5-3		0-0 6-3	0-0 FC4-6	
Nelson Simmons, S (1, 9) Alejandro Sanchez, R (7, PR) OBP: 0.286, SLG: 0.587		0-0 G3		0-0 2B		0-0 FC5-4 1B	0-0 F9 1B		
Tom Brookens, R (1, 5) OBP: 0.296, SLG: 0.391		0-0 1B		0-0 L6		0-0 FC5-4 1B	0-0 1B		

Inning Stats	R: 2	H: 4	E: 0	K: 1	S: 9	H: 4	LOB: 2	BB: 0	P: 9	R: 0	H: 1	E: 0	K: 1	S: 6	H: 0	LOB: 0	BB: 0	P: 5	R: 1	H: 2	E: 0	K: 0	S: 5	H: 3	LOB: 2	BB: 0	P: 10	R: 5	H: 4	E: 0	K: 2	S: 11	H: 2	LOB: 2	BB: 0	P: 5	R: 0	H: 1	E: 0	K: 0	S: 3	H: 1	LOB: 2	BB: 2	P: 11
--------------	------	------	------	------	------	------	--------	-------	------	------	------	------	------	------	------	--------	-------	------	------	------	------	------	------	------	--------	-------	-------	------	------	------	------	-------	------	--------	-------	------	------	------	------	------	------	------	--------	-------	-------

PITCHER															PITCHER																																
IP	WLS	BF	H	R	ER	SO	BB	IBB	HBP	BLK	WP	HR	S	P	ERA	WHIP	IP	WLS	BF	H	R	ER	SO	BB	IBB	HBP	BLK	WP	HR	S	P	ERA	WHIP														
Bruce Kison, R (1, 1) ERA: 3.94	5.1		28	12	6	6	5	0	0	0	0	1	38	38	10.12	2.250																															
Mike Trujillo, R (6, 1) ERA: 7.45	0.0		1	1	0	0	0	0	0	0	0	0	1	1	∞	∞																															
Bruce Hurst, L (6, 1) ERA: 6.38	1.1	L	8	3	3	2	1	0	0	0	0	1	11	15	20.25	3.000																															
Mark Clear, R (7, 1) ERA: 3.0	1.1		6	1	0	0	2	0	0	0	0	0	4	12	0.00	2.250																															

BOTTOM

AB	R	H	RBI	BB	SO	LOB
5	1	1	0	0	0	4
5	2	2	1	0	2	3
4	3	3	0	1	0	0
4	1	3	4	1	1	0
5	0	1	1	0	2	4
4	1	2	3	1	2	2
5	0	0	0	0	0	6
4	0	3	0	0	0	0
0	0	0	0	0	0	0
4	1	2	0	0	0	2


AB	40
R	9
H	17
RBI	9
BB	3
SO	7
LOB	21



WP: 0	PA: 43
PB: 0	
SB: 0	
CS: 1	

Boston Red Sox @ Detroit Tigers
Tiger Stadium, Detroit, MI
 Tue Jun 18 1985, 7:05 PM EDT
 Att. 31,766 - Unknown

livebaseballscores.com

Batter	1	2	3	4	5	6	7	8	9	AB R H RBI BB SO LOB	TOP														
Steve Lyons, L (1, 8) OBP: 0.314, SLG: 0.375	0-0 1-3		0-0 F9		0-0 SF7		0-0 F6		0-0 F7	4 0 0 1 0 0 0	<p>Boston Red Sox @ Detroit Tigers Tiger Stadium, Detroit, MI Wed Jun 19 1985, 7:05 PM EDT Att: 35,135 - Unknown</p> <p>livebaseballscorecards.com</p> <table border="0"> <tr><td>AB</td><td>33</td></tr> <tr><td>R</td><td>3</td></tr> <tr><td>H</td><td>8</td></tr> <tr><td>RBI</td><td>3</td></tr> <tr><td>BB</td><td>2</td></tr> <tr><td>SO</td><td>3</td></tr> <tr><td>LOB</td><td>15</td></tr> </table> 	AB	33	R	3	H	8	RBI	3	BB	2	SO	3	LOB	15
AB	33																								
R	3																								
H	8																								
RBI	3																								
BB	2																								
SO	3																								
LOB	15																								
Wade Boggs, L (1, 5) OBP: 0.418, SLG: 0.398	0-0 F7		0-0 6-3		0-0 FC6-4 1B		0-0 5-3			4 0 1 1 0 0 0															
Jim Rice, R (1, 7) OBP: 0.341, SLG: 0.465	0-0 5-3		0-0 5-3		0-0 FC6-4 1-2f			0-3 K		4 0 0 0 0 1 1															
Bill Buckner, L (1, 3) OBP: 0.349, SLG: 0.460		0-0 F2		0-0 L9		0-0 F9		0-1 CI 1B		3 0 0 0 0 0 0															
Mike Easler, L (1, 10) OBP: 0.318, SLG: 0.426		0-0 1B BB 1B		0-0 G1-4-3 1B		0-0 5-3		0-0 1-2 1B		4 0 3 0 0 0 0															
Dwight Evans, R (1, 9) OBP: 0.371, SLG: 0.365		4-0 1B BB 1-2 BB		0-0 G1-4-3 1-2f		0-0 2B 1B		0-3 K		3 1 1 0 1 1 3															
Rich Gedman, L (1, 2) OBP: 0.381, SLG: 0.511		0-0 1-2 2-3 1B			0-0 FC5-4 BB SF7 1B	0-0 1-H 2B		0-0 F9		4 1 3 1 0 0 2															
Marty Barrett, R (1, 4) OBP: 0.358, SLG: 0.353		0-0 F5			4-0 FC5-4 BB 1-2 BB	0-0 6-3			0-0 6-3	3 0 0 0 1 0 4															
Glenn Hoffman, R (1, 6) OBP: 0.354, SLG: 0.438		0-0 F3			0-0 FC5-4 SF7 1-2f 2-3 1B		0-3 K		0-0 F9	4 1 0 0 0 1 5															
Inning Stats	R: 0 H: 0 E: 0 LOB: 0 K: 0 BB: 0 S: 3 P: 3	R: 0 H: 2 E: 0 LOB: 3 K: 0 BB: 1 S: 5 P: 9	R: 0 H: 0 E: 0 LOB: 0 K: 0 BB: 0 S: 3 P: 3	R: 0 H: 1 E: 0 LOB: 0 K: 0 BB: 0 S: 3 P: 3	R: 2 H: 2 E: 0 LOB: 1 K: 0 BB: 1 S: 5 P: 9	R: 1 H: 2 E: 0 LOB: 1 K: 0 BB: 0 S: 5 P: 5	R: 0 H: 0 E: 0 LOB: 0 K: 1 BB: 0 S: 5 P: 5	R: 0 H: 1 E: 1 LOB: 2 K: 2 BB: 0 S: 9 P: 9	R: 0 H: 0 E: 0 LOB: 0 K: 0 BB: 0 S: 3 P: 3	1B: 7 SF: 1 2B: 1 SAC: 0 3B: 0 DP: 1 HR: 0 HBP: 0	WP: 0 PA: 37 PB: 0 SB: 0 CS: 0														
PITCHER	IP WLS BF H R ER SO BB IBB HBP BLK WP HR S P ERA WHIP											PITCHER	IP WLS BF H R ER SO BB IBB HBP BLK WP HR S P ERA WHIP												
Walt Terrell, R (1, 1) ERA: 4.11	7.1 W 32 8 3 3 2 2 0 0 0 0 0 0 34 42 3.68 1.364																								
Aurelio Lopez, R (8, 1) ERA: 3.69	1.2 S 5 0 0 0 1 0 0 0 0 0 0 0 7 7 0.00 0.000																								

Batter	1	2	3	4	5	6	7	8	9	AB	R	H	RBI	BB	SO	LOB
Lou Whitaker, L OBP: 0.398, SLG: 0.504 (1, 4)	0-0 F9	0-0 HR		0-0 F8		0-0 FC5-4 HBP 1B		0-0 1B		5	2	3	3	0	0	0
Alan Trammell, R OBP: 0.324, SLG: 0.415 (1, 6)	0-0 SH 1B	0-0 F7			0-0 2B SF8 1B	1-0 FC5-4 HBP		0-0 2B PB 1B		4	3	3	0	0	0	0
Kirk Gibson, L OBP: 0.371, SLG: 0.559 (1, 8)	0-0 SH 1B		0-0 HR		0-0 SF8 2B	0-0 FC5-4		0-0 PB 2B		4	1	3	3	0	0	2
Lance Parrish, R OBP: 0.323, SLG: 0.454 (1, 2)	0-0 1B		0-0 5-3		0-0 E5	0-0 4-3		0-0 G1		5	0	1	1	0	0	6
Darrell Evans, L OBP: 0.348, SLG: 0.495 (1, 10)	0-0 F6		0-0 F5		0-0 F5		0-3 K	4-0 PB IBB		4	0	0	0	1	1	5
Johnny Grubb, L OBP: 0.276, SLG: 0.257 (1, 9)	0-0 F3		4-0 BB		0-0 SF8		0-0 4-3	0-3 K		3	0	0	1	1	1	4
Nelson Simmons, S OBP: 0.298, SLG: 0.400 (1, 7)		0-0 F9	0-0 1-3		0-0 F7		0-0 F6			4	0	0	0	0	0	3
Larry Herndon, R OBP: 0.286, SLG: 0.366 (8, 7)										0	0	0	0	0	0	0
Dave Bergman, L OBP: 0.321, SLG: 0.182 (1, 3)		0-0 6-3		0-0 F7		0-0 F9		0-0 F8		4	0	0	0	0	0	0
Tom Brookens, R OBP: 0.307, SLG: 0.419 (1, 5)		0-0 HR 2B		0-3 K		0-0 1B 3B		0-0 1B 2B 1B		4	3	3	0	0	1	0

Inning Stats	R: 1	H: 2	E: 0	LOB: 2	K: 0	BB: 0	S: 6	P: 6
	R: 2	H: 2	E: 0	LOB: 0	K: 0	BB: 0	S: 5	P: 5
	R: 1	H: 1	E: 0	LOB: 1	K: 0	BB: 1	S: 4	P: 8
	R: 0	H: 0	E: 0	LOB: 0	K: 1	BB: 0	S: 5	P: 5
	R: 1	H: 2	E: 1	LOB: 2	K: 0	BB: 0	S: 6	P: 6
	R: 1	H: 2	E: 0	LOB: 2	K: 0	BB: 0	S: 5	P: 6
	R: 0	H: 0	E: 0	LOB: 0	K: 1	BB: 0	S: 5	P: 5
	R: 3	H: 4	E: 0	LOB: 2	K: 1	BB: 1	S: 9	P: 13

PITCHER	IP	WLS	BF	H	R	ER	SO	BB	IBB	HBP	BLK	WP	HR	S	P	ERA	WHIP
Oil Can Boyd, R ERA: 2.75 (1, 1)	7.1	L	37	11	8	7	2	1	0	1	0	0	2	39	44	8.59	1.636
Steve Crawford, R ERA: 2.95 (8, 1)	0.2		5	2	1	0	1	0	1	0	0	0	0	6	10	0.00	3.000

BOTTOM

Boston Red Sox @ Detroit Tigers
Tiger Stadium, Detroit, MI
Wed Jun 19 1985, 7:05 PM EDT
Att. 35,135 - Unknown

AB	37
R	9
H	13
RBI	8
BB	2
SO	3
LOB	20



WP	PA
0	42

1B	2B	3B	HR	SF	SAC	DP	HBP
7	3	1	2	1	0	0	1

Batter	1	2	3	4	5	6	7	8	9	10	AB R H RBI BB SO LOB	TOP												
Rickey Henderson, R OBP: 0.437, SLG: 0.528 (1, 8)	4-0 S S BB		x 0-0 G3 E 2B	x 0-0 SF9 2-3 3-H	x 0-0 5-3			x 0-0 HR	x 0-0 1-2 BB		3 2 2 2 2 0 1													
Ken Griffey, L OBP: 0.331, SLG: 0.450 (1, 7)	0-0 F8 1-2		x 0-0 F6	x 0-0 S 1B 1B		x 0-0 3-1		x 0-0 1B	x 0-0 F7		6 1 2 1 0 0 5													
Don Mattingly, L OBP: 0.348, SLG: 0.457 (1, 3)	0-3 K2-3 2-3		x 0-0 G3	x 4-0 1B WP BB		x 0-0 F9		x 0-0 F8		x 0-0 F8	5 1 0 0 1 1 3													
Dave Winfield, R OBP: 0.331, SLG: 0.439 (1, 9)	0-3 K		x 0-0 E4 1B	x 0-0 WP 1B		x 0-0 3-1			x 0-0 BB 1B 1B	x 0-0 L5	6 1 3 2 0 1 1													
Scott Bradley, L OBP: 0.294, SLG: 0.353 Don Baylor, R OBP: 0.345, SLG: 0.447 (4, PH)		x 0-0 FC3-6 BB 1B	x 0-0 4-3	x 4-0 1-2 IBB			x 0-0 F5		x 0-0 F7	x 0-0 F6	2 0 1 0 0 0 1 3 0 0 0 1 0 1													
Ron Hassey, L OBP: 0.358, SLG: 0.574 (1, 2)		B B B B 4-0 FC3-6 1-2 BB		HR K			x 0-0 3-1		B B B B 4-0 1-2 BB BB		3 2 1 1 2 1 2													
Willie Randolph, R OBP: 0.375, SLG: 0.330 (1, 4)		x 0-0 F9		x 0-0 SH3-4 S SF9 1B	x 0-0 5-3		x 0-3 K		x 0-0 F7		5 1 1 0 0 1 4													
Mike Pagliarulo, L OBP: 0.351, SLG: 0.383 (1, 5)		x 0-0 FC3-6 1-2 2-3		B B B B 4-0 SF9 SH3-4 1B BB	B B B B 4-0 BB BB			x 0-0 F7	B B B B 4-0 1B 1-2 2-3 BB		2 1 0 0 3 0 2													
Bobby Meacham, S OBP: 0.344, SLG: 0.271 (1, 6)		x 0-0 L6		x 0-0 SH3-4	x 0-3 K			S S S S 0-3 K	x 0-0 BB 1B		4 0 1 2 0 2 3													
Inning Stats	R: 0 E: 0 K: 2 S: 7	H: 0 LOB: 1 BB: 1 P: 11	R: 0 E: 0 K: 0 S: 4	H: 1 LOB: 2 BB: 1 P: 8	R: 1 E: 1 K: 0 S: 5	H: 2 LOB: 1 BB: 0 P: 5	R: 5 E: 0 K: 1 S: 9	H: 4 LOB: 2 BB: 3 P: 21	R: 0 E: 0 K: 1 S: 5	H: 0 LOB: 1 BB: 1 P: 9	R: 0 E: 0 K: 0 S: 3	H: 0 LOB: 0 BB: 0 P: 3	R: 0 E: 0 K: 1 S: 5	H: 0 LOB: 0 BB: 0 P: 5	R: 1 E: 0 K: 1 S: 7	H: 2 LOB: 1 BB: 0 P: 7	R: 2 E: 0 K: 0 S: 5	H: 2 LOB: 3 BB: 3 P: 17	R: 0 E: 0 K: 0 S: 3	H: 0 LOB: 0 BB: 0 P: 3	1B: 8 2B: 1 3B: 0 HR: 2	SF: 1 SAC: 1 DP: 0 HBP: 0	WP: 1 PB: 0 SB: 4 CS: 0	PA: 50
PITCHER	IP WLS BF H R ER SO BB IBB HBP BLK WP HR S P ERA WHIP																							
Jack Morris, R ERA: 3.23 Bill Scherrer, L ERA: 3.6 Aurelio Lopez, R ERA: 4.1 Aurelio Lopez, R ERA: 4.1 Doug Bair, R ERA: 5.45	(1, 1) (4, 1) (8, 1) (9, 1) (10, 1)	3.2 3.1 2.0 2.0 1.0	WLS 22 12 13 13 3	BF 22 12 13 13 3	H 7 0 4 4 0	R 6 0 3 3 0	ER 6 0 3 3 0	SO 2 3 1 1 0	BB 4 1 3 3 0	IBB 0 1 0 0 0	HBP 0 0 0 0 0	BLK 0 0 0 0 0	WP 0 1 0 1 0	HR 1 0 1 1 3	S 22 16 12 12 3	P 38 24 24 24 3	ERA 14.73 0.00 13.50 13.50 0.00	WHIP 3.000 0.300 3.500 3.500 0.000						

New York Yankees @ Detroit Tigers
Tiger Stadium, Detroit, MI
Thu Jun 20 1985, 7:05 PM EDT
Att. 36,565 - Unknown

livebaseballscorecards.com

AB 39
R 9
H 11
RBI 8
BB 9
SO 6
LOB 23



New York Yankees @ Detroit Tigers
 Tiger Stadium, Detroit, MI
 Thu Jun 20 1985, 7:05 PM EDT
 Att: 36,565 - Unknown

livebaseballscorecards.com



Batter	1	2	3	4	5	6	7	8	9	10	AB	R	H	RBI	BB	SO	LOB
Lou Whitaker, L (1, 4) OBP: 0.404, SLG: 0.517	0-0 1-3	0-0 1B			0-0 HR		0-0 6-3		4-0 1B BB	4-0 FC6-4 BB WP	4	3	2	3	2	0	0
Alan Trammell, R (1, 6) OBP: 0.331, SLG: 0.422	0-0 F8	0-0 1-2 1B			0-3 K		0-0 1B 2B		0-0 1B 1B	4-0 FC6-4 BB	5	2	3	0	1	1	0
Kirk Gibson, L (1, 8) OBP: 0.366, SLG: 0.548	0-0 F9	0-3 K			0-0 4-3		0-3 K		0-0 F8 FC5-4 1B	0-0 FC6-4 WP	6	1	1	1	0	2	5
Lance Parrish, R (1, 10) OBP: 0.328, SLG: 0.457		0-0 F6	0-0 F8		0-0 1B		0-0 1B		0-0 FC5-4 1B	0-0 WP	6	0	3	2	0	0	1
Larry Herndon, R (1, 7) OBP: 0.288, SLG: 0.374		0-0 E 3B	0-3 K		0-3 K		4-0 BB		0-0 F8		4	1	1	0	1	2	3
Barbaro Garbey, R (1, 3) OBP: 0.324, SLG: 0.422		0-0 E5 1B	0-0 1-3		0-0 F8	0-3 K			0-0 FC5-4		5	1	0	1	0	1	4
Alejandro Sanchez, R (1, 9) OBP: 0.299, SLG: 0.375		0-0 E4 1B		0-3 K		0-0 BB 1B		0-3 K	4-0 IBB		2	1	0	1	0	1	1
Dave Bergman, L (6, PH) OBP: 0.345, SLG: 0.217		1-2 1B		0-0 6-3		4-0 BB 1B		0-3 K	0-3 K		1	0	1	0	0	0	0
Marty Castillo, R (7, 2) OBP: 0.074, SLG: 0.038		3-H 1B		0-0 6-3		0-0 BB		4-0 BB	0-3 K		0	0	0	0	0	0	0
Nelson Simmons, S (8, PH) OBP: 0.302, SLG: 0.396		0-3 K		0-0 6-3		1-2 BB		4-0 BB	0-0 K		0	0	0	0	0	0	0
Bob Melvin, R (1, 2) OBP: 0.250, SLG: 0.375		0-0 K		0-0 6-3		0-0 BB		4-0 BB	0-3 K		2	0	0	0	0	1	2
Darrell Evans, L (6, PH) OBP: 0.354, SLG: 0.495		0-3 K		0-0 6-3		1-2 BB		4-0 BB	0-3 K		0	0	0	0	2	0	0
Chris Pittaro, S (8, PH) OBP: 0.299, SLG: 0.323		0-0 K		0-0 6-3		0-0 BB		4-0 BB	0-3 K		0	0	0	0	0	0	0
Aurelio Lopez, R (9, 1) OBP: 0.332, SLG: 0.386		0-0 K		0-0 6-3		0-0 BB		4-0 BB	0-3 K		0	0	0	0	0	0	0
Chet Lemon, R (9, PH) OBP: 0.332, SLG: 0.386		0-0 K		0-0 6-3		0-0 BB		4-0 BB	0-3 K		1	0	0	0	0	1	2
Doug Gair, R (10, 1)		0-0 K		0-0 6-3		0-0 BB		4-0 BB	0-3 K		0	0	0	0	0	0	0
Tom Brookens, R (1, 5) OBP: 0.304, SLG: 0.413		0-0 1B 1B		0-0 6-3		0-0 BB		0-0 BB	0-0 F6		5	1	1	1	0	0	3

Inning Stats	R: 0	H: 0	E: 0	K: 0	S: 3	P: 3	R: 4	H: 4	E: 2	K: 2	S: 13	P: 13	R: 0	H: 0	E: 0	K: 1	S: 5	R: 0	H: 0	E: 0	K: 1	S: 5	P: 5	R: 1	H: 2	E: 0	K: 2	S: 9	P: 9	R: 0	H: 1	E: 0	K: 0	S: 3	R: 1	H: 2	E: 0	K: 2	S: 9	P: 13	R: 0	H: 0	E: 0	K: 1	S: 4	R: 3	H: 3	E: 1	K: 1	S: 8	P: 16	R: 1	H: 0	E: 0	K: 0	S: 2	P: 10	1B: 9	SF: 0	2B: 1	SAC: 0	3B: 1	DP: 2	HR: 1	HBP: 0	WP: 1	PA: 49
--------------	------	------	------	------	------	------	------	------	------	------	-------	-------	------	------	------	------	------	------	------	------	------	------	------	------	------	------	------	------	------	------	------	------	------	------	------	------	------	------	------	-------	------	------	------	------	------	------	------	------	------	------	-------	------	------	------	------	------	-------	-------	-------	-------	--------	-------	-------	-------	--------	-------	--------

PITCHER	IP	WLS	BF	H	R	ER	SO	BB	IBB	HBP	BLK	WP	HR	S	P	ERA	WHIP
Dennis Rasmussen, L (1, 1) ERA: 3.3	2.0		12	4	4	0	2	0	0	0	0	0	0	16	16	0.00	2.000
Rich Bardi, R (3, 1) ERA: 2.31	3.1		13	3	1	1	4	0	0	0	0	0	1	21	21	2.70	0.900
Bob Shirley, L (6, 1) ERA: 2.64	0.0		1	0	0	0	0	1	0	0	0	0	0	4	4	∞	∞
Brian Fisher, R (6, 1) ERA: 2.34	2.2		10	2	1	1	3	2	0	0	0	0	0	14	22	3.38	1.500
Dave Righetti, L (9, 1) ERA: 3.66	1.2	L	12	3	4	4	1	3	1	0	0	0	0	10	26	21.60	3.600

PITCHER	IP	WLS	BF	H	R	ER	SO	BB	IBB	HBP	BLK	WP	HR	S	P	ERA	WHIP
Mike Armstrong, R (10, 1) ERA: 10.13	0.0		1	0	0	0	0	0	0	0	0	1	0	0	0	∞	∞

Batter	1	2	3	4	5	6	7	8	9	AB R H RBI BB SO LOB	TOP											
Rickey Henderson, R OBP: 0.442, SLG: 0.563 (1, 8)	0-0 HR		0-0 FC3-6 1B 1-2 2-H		0-0 F3			0-0 HR		4 2 3 3 0 0 0	New York Yankees @ Detroit Tigers Tiger Stadium, Detroit, MI Fri Jun 21 1985, 7:05 PM EDT Att: 47,499 - Unknown											
Ken Griffey, L OBP: 0.329, SLG: 0.445 (1, 7)	0-0 6-3		0-0 FC3-6 F9 WP 1-2f 2-3			0-0 5-3		0-0 G6-4-3 1B		4 0 1 0 0 0 2												
Don Mattingly, L OBP: 0.343, SLG: 0.450 (1, 3)	0-0 F8		0-0 F9 1-3 3-H			0-0 6-3		0-0 G6-4-3 1-2f		4 0 0 0 0 0 2												
Dave Winfield, R OBP: 0.326, SLG: 0.432 (1, 9)	0-3 K		0-0 5-3			0-0 F8		0-3 K		4 0 0 0 0 2 1												
Scott Bradley, L OBP: 0.250, SLG: 0.300 (1, 10)		0-0 F5		0-0 F9		0-3 K2-3		0-0 1B		3 0 0 0 0 1 0												
Don Baylor, R OBP: 0.348, SLG: 0.449 (9, PH)										1 0 1 0 0 0 0												
Ron Hassey, L OBP: 0.343, SLG: 0.547 (1, 2)		0-0 4-3		0-0 4-3		0-0 F8		0-3 K		3 0 0 0 0 0 0												
Dale Berra, R OBP: 0.292, SLG: 0.352 (9, PH)										1 0 0 0 0 1 1												
Willie Randolph, R OBP: 0.373, SLG: 0.329 (1, 4)		0-0 F8		0-0 F8		0-0 E8 1B		0-0 F9		4 0 1 0 0 0 1												
Mike Pagliarulo, L OBP: 0.351, SLG: 0.382 (1, 5)			0-0 1B 1B		0-0 6-3		0-0 4-3			3 1 1 0 0 0 1												
Bobby Meacham, S OBP: 0.344, SLG: 0.272 (1, 6)			0-0 FC3-6 1B 1-2 WP 1B		0-3 K2-3		0-0 F7			3 1 1 0 0 1 0												
Inning Stats	R: 1 E: 0 K: 1 S: 6	H: 1 LOB: 0 BB: 0 P: 6	R: 0 E: 0 K: 0 S: 3	H: 0 LOB: 0 BB: 0 P: 3	R: 2 E: 0 K: 0 S: 6	H: 3 LOB: 1 BB: 0 P: 6	R: 0 E: 0 K: 0 S: 3	H: 0 LOB: 0 BB: 0 P: 3	R: 0 E: 0 K: 1 S: 5	H: 0 LOB: 0 BB: 0 P: 5	R: 0 E: 0 K: 0 S: 3	H: 0 LOB: 0 BB: 0 P: 3	R: 0 E: 1 K: 1 S: 6	H: 1 LOB: 1 BB: 0 P: 6	R: 1 E: 0 K: 0 S: 4	H: 2 LOB: 0 BB: 0 P: 4	R: 0 E: 0 K: 2 S: 8	H: 1 LOB: 1 BB: 0 P: 8	1B: 6 2B: 0 3B: 0 HR: 2	SF: 0 SAC: 0 DP: 1 HBP: 0	WP: 1 PB: 0 SB: 0 CS: 0	PA: 34
PITCHER	IP WLS BF H R ER SO BB IBB HBP BLK WP HR S P ERA WHIP																					
Randy O'Neal, R ERA: 2.73 (1, 1)	7.1 W 28 6 4 4 3 0 0 0 0 1 2 34 34 4.91 0.818																					
Willie Hernandez, L ERA: 1.81 (8, 1)	1.2 S 6 2 0 0 2 0 0 0 0 0 0 0 10 10 0.00 1.200																					

livebaseballscorecards.com

AB	34
R	4
H	8
RBI	3
BB	0
SO	5
LOB	8



Batter	1	2	3	4	5	6	7	8	9
Lou Whitaker, L OBP: 0.400, SLG: 0.523 (1, 4)	0-0 1-3		0-3 K			0-0 HR	0-0 F2	0-3 K	
Alan Trammell, R OBP: 0.333, SLG: 0.423 (1, 6)	0-3 K			0-0 G5-4-3 1B		0-0 BB 1B	0-0 F6		
Kirk Gibson, L OBP: 0.368, SLG: 0.560 (1, 8)	0-0 G3			0-0 G5-4-3 1B		0-0 F8	0-0 HR		
Lance Parrish, R OBP: 0.323, SLG: 0.449 (1, 2)		0-0 F8		0-0 G5-4-3 1B		0-3 K	0-3 K		
Darrell Evans, L OBP: 0.361, SLG: 0.511 (1, 10)		4-0 5-3 BB		0-3 K		4-0 BB 1B		0-0 HR	
Barbaro Garbey, R OBP: 0.333, SLG: 0.409 (1, 9)		0-0 5-3			0-0 5-3	4-0 BB 1B		4-0 S BB	
Larry Herndon, R OBP: 0.288, SLG: 0.371 (1, 7)		0-0 F8			0-0 1-3	0-0 BB 1B		0-0 F8	
Dave Bergman, L OBP: 0.364, SLG: 0.200 (1, 3)			0-0 4-3		0-0 F9	4-0 BB		4-0 BB	
Tom Brookens, R OBP: 0.303, SLG: 0.415 (1, 5)			0-3 K			0-0 HR		0-3 K	

Inning Stats	R: 0	H: 0	E: 0	K: 1	S: 5	R: 0	H: 0	E: 0	K: 0	S: 3	R: 0	H: 0	E: 0	K: 2	S: 7	R: 0	H: 2	E: 0	K: 1	S: 6	R: 0	H: 0	E: 0	K: 0	S: 3	R: 4	H: 4	E: 0	K: 1	S: 9	R: 1	H: 1	E: 0	K: 1	S: 6	R: 1	H: 1	E: 0	K: 2	S: 8
	LOB: 0	BB: 0	BB: 1	P: 5	LOB: 1	BB: 1	BB: 0	LOB: 1	BB: 0	P: 7	LOB: 0	BB: 0	LOB: 1	BB: 0	P: 7	LOB: 0	LOB: 3	BB: 3	P: 21	LOB: 0	BB: 0	P: 6	LOB: 0	BB: 0	P: 6	LOB: 3	BB: 3	P: 21	LOB: 0	BB: 0	P: 6	LOB: 2	BB: 2	P: 16	LOB: 0	BB: 0	P: 16	LOB: 2	BB: 2	P: 16

PITCHER	IP	WLS	BF	H	R	ER	SO	BB	IBB	HBP	BLK	WP	HR	S	P	ERA	WHIP
Phil Niekro, R ERA: 4.76 (1, 1)	7.1	L	35	8	6	6	6	6	0	0	0	0	3	41	65	7.36	1.909
Rich Bordi, R ERA: 2.27 (8, 1)	0.2		2	0	0	0	2	0	0	0	0	0	0	6	6	0.00	0.000

BOTTOM

New York Yankees @ Detroit Tigers

Tiger Stadium, Detroit, MI

Fri Jun 21 1985, 7:05 PM EDT

Att. 47,499 - Unknown

livebaseballscorecards.com

AB	31
R	6
H	8
RBI	6
BB	6
SO	8
LOB	15



1B: 4	SF: 0	WP: 0	PA: 37
2B: 1	SAC: 0	PB: 1	
3B: 0	DP: 1	SB: 2	
HR: 3	HBP: 0	CS: 0	

WP	HR	S	P	ERA	WHIP
0	3	41	65	7.36	1.909
0	0	6	6	0.00	0.000

Batter	1	2	3	4	5	6	7	8	9	AB R H RBI BB SO LOB	TOP
Rickey Henderson, R OBP: 0.433, SLG: 0.549 (1, 8) X	0-0 F8 ①		0-0 F4-3 ②		0-0 5-3 ③			0-0 F8 ①	0-3 K ③	5 0 0 0 0 1 3	
Ken Griffey, L OBP: 0.333, SLG: 0.443 (1, 7) B B B	4-0 1B BB		0-0 FC4-6 1B			0-0 3-1 ①		0-0 F5 ②		3 1 1 0 0 1 0 0	
Don Mattingly, L OBP: 0.345, SLG: 0.451 (1, 3) S S S	0-3 K ②		0-0 FC4-6 1-2f ③			0-0 HR 1B		0-0 1B		4 1 2 0 0 1 2	
Dave Winfield, R OBP: 0.328, SLG: 0.437 (1, 9) X	0-0 1B CS 1-H			0-0 1B 2B		0-3 K 1-2 ②		0-0 6-3 ③		4 1 2 1 0 1 2	
Don Baylor, R OBP: 0.346, SLG: 0.459 (1, 10) X	0-0 F 1-2 ③	0-0 F7 ①		0-0 F7 ①		0-0 HR 2-H			0-0 F6 ①	5 1 1 2 0 0 2	
Ron Hassey, L OBP: 0.365, SLG: 0.588 (1, 2) X		0-0 2B		0-0 F1-4-3 2-H 1B		0-0 3-1 ③			0-0 BB 2B	4 0 3 1 0 0 0	
Willie Randolph, R OBP: 0.375, SLG: 0.332 (1, 4) X		0-0 F3 ②		0-0 F1-4-3 1-2 ② ③			0-0 CS 1B		0-0 BB 1B	4 0 2 0 0 0 2	
Mike Pagliarulo, L OBP: 0.342, SLG: 0.370 (1, 5) S S S		0-3 K ③			0-0 6-3 ①		0-0 3-1 ① ②		0-0 F7 ②	4 0 0 0 0 1 4	
Bobby Meacham, S OBP: 0.342, SLG: 0.267 (1, 6) X			0-0 F5 ①		0-0 F9 ②		0-0 G3 ③		4-0 BB 1-2 2-3	3 0 0 0 1 0 0	
Inning Stats	R: 1 H: 1 E: 0 LOB: 0 K: 1 BB: 1 S: 5 P: 9	R: 0 H: 1 E: 0 LOB: 1 K: 1 BB: 0 S: 6 P: 6	R: 0 H: 1 E: 0 LOB: 1 K: 0 BB: 0 S: 4 P: 4	R: 1 H: 2 E: 0 LOB: 0 K: 0 BB: 0 S: 4 P: 4	R: 0 H: 0 E: 0 LOB: 0 K: 0 BB: 0 S: 3 P: 3	R: 2 H: 2 E: 0 LOB: 0 K: 1 BB: 0 S: 7 P: 7	R: 0 H: 1 E: 0 LOB: 0 K: 0 BB: 0 S: 3 P: 3	R: 0 H: 1 E: 0 LOB: 1 K: 0 BB: 0 S: 4 P: 4	R: 0 H: 2 E: 0 LOB: 3 K: 1 BB: 1 S: 7 P: 11	1B: 7 SF: 0 2B: 3 SAC: 0 3B: 0 DP: 1 HR: 1 HBP: 0	WP: 0 PA: 38 PB: 0 SB: 2 CS: 2
PITCHER Dan Petry, R (1, 1) ERA: 3.13	IP WLS BF H R ER SO BB IBB HBP BLK WP HR S P ERA WHIP										
	9.0 L 38 11 4 4 4 4 2 0 0 0 0 1 43 51 4.00 1.444										

New York Yankees @ Detroit Tigers
Tiger Stadium, Detroit, MI
 Sat Jun 22 1985, 3:33 AM EDT
 Att: 41,774 - Unknown

AB	36
R	4
H	11
RBI	4
BB	2
SO	4
LOB	15



Batter	1	2	3	4	5	6	7	8	9	AB	R	H	RBI	BB	SO	LOB
Tom Brookens, R OBP: 0.296, SLG: 0.405 (1, 5)	0-3 K		0-3 K			0-0 F9		0-0 F9		4	0	0	0	0	2	1
Alan Trammell, R OBP: 0.329, SLG: 0.417 (1, 6)	0-3 K		0-0 F7			0-0 F8			0-0 F7	4	0	0	0	0	1	1
Kirk Gibson, L OBP: 0.363, SLG: 0.551 (1, 8)	0-3 K			0-0 F7		0-3 K			0-0 F7	4	0	0	0	0	2	0
Lance Parrish, R OBP: 0.322, SLG: 0.450 (1, 10)		0-0 2B		0-0 E4 1B			0-3 K		0-0 F9	4	0	1	0	0	1	0
Larry Herndon, R OBP: 0.288, SLG: 0.371 (1, 7)		0-0 6-3		0-0 G5-3 1B			0-0 F8			3	0	1	0	0	0	1
Barbaro Garbey, R OBP: 0.333, SLG: 0.406 (1, 3)		0-0 F3		0-0 G5-3 1B			0-0 FC6-4 1B			3	0	1	0	0	0	3
Alejandro Sanchez, R OBP: 0.265, SLG: 0.544 (1, 9)		0-0 6-3			0-0 5-3		0-0 FC6-4 1B			3	0	0	0	0	0	2
Marty Castillo, R OBP: 0.067, SLG: 0.034 (1, 2)			0-0 F7		0-0 F8			0-0 5-3		3	0	0	0	0	0	0
Doug Flynn, R OBP: 0.222, SLG: 0.222 (1, 4)			0-0 1B		0-0 F4-3			0-0 F8		3	0	1	0	0	0	0


Inning Stats	R: 0 E: 0 K: 3 S: 9	H: 0 LOB: 0 BB: 0 P: 9	R: 0 E: 0 K: 0 S: 4	H: 1 LOB: 1 BB: 0 P: 4	R: 0 E: 0 K: 1 S: 6	H: 1 LOB: 1 BB: 0 P: 6	R: 0 E: 1 K: 0 S: 4	H: 1 LOB: 1 BB: 0 P: 4	R: 0 E: 0 K: 0 S: 3	H: 0 LOB: 0 BB: 0 P: 3	R: 0 E: 0 K: 1 S: 5	H: 0 LOB: 0 BB: 0 P: 5	R: 0 E: 0 K: 1 S: 6	H: 1 LOB: 1 BB: 0 P: 6	R: 0 E: 0 K: 0 S: 3	H: 0 LOB: 0 BB: 0 P: 3	R: 0 E: 0 K: 0 S: 3	H: 0 LOB: 0 BB: 0 P: 3	1B: 3 2B: 1 3B: 0 HR: 0	SF: 0 SAC: 0 DP: 1 HBP: 0	WP: 0 PB: 0 SB: 0 CS: 0	PA: 31
---------------------	------------------------------	---------------------------------	------------------------------	---------------------------------	------------------------------	---------------------------------	------------------------------	---------------------------------	------------------------------	---------------------------------	------------------------------	---------------------------------	------------------------------	---------------------------------	------------------------------	---------------------------------	------------------------------	---------------------------------	----------------------------------	------------------------------------	----------------------------------	--------

PITCHER Ron Guidry, L ERA: 2.8 (1, 1)	IP 9.0	WLS W	BF 31	H 4	R 0	ER 0	SO 6	BB 0	IBB 0	HBP 0	BLK 0	WP 0	HR 0	S 43	P 43	ERA 0.00	WHIP 0.444	PITCHER	IP 9.0	WLS W	BF 31	H 4	R 0	ER 0	SO 6	BB 0	IBB 0	HBP 0	BLK 0	WP 0	HR 0	S 43	P 43	ERA 0.00	WHIP 0.444
--	-----------	----------	----------	--------	--------	---------	---------	---------	----------	----------	----------	---------	---------	---------	---------	-------------	---------------	----------------	-----------	----------	----------	--------	--------	---------	---------	---------	----------	----------	----------	---------	---------	---------	---------	-------------	---------------

BOTTOM

New York Yankees @ Detroit Tigers
Tiger Stadium, Detroit, MI
Sat Jun 22 1985, 3:33 AM EDT
Att. 41,774 - Unknown

AB	31
R	0
H	4
RBI	0
BB	0
SO	6
LOB	8



Batter	1	2	3	4	5	6	7	8	9	AB R H RBI BB SO LOB	TOP	
Rickey Henderson, R OBP: 0.438, SLG: 0.560 (1, 8) X	0-0 G3-6-3 1B	0-0 FC5 1-2 2-3f			4-0 S BB			0-0 SF8 3B		3 1 2 0 1 0 2		
Ken Griffey, L OBP: 0.326, SLG: 0.435 (1, 7) X	0-0 G3-6-3 1-2f		0-0 5-3		0-0 F8			0-0 SF8		3 0 0 1 0 0 2		
Don Mattingly, L OBP: 0.344, SLG: 0.451 (1, 3) X	0-0 1B 2B		0-0 G1		0-0 F8 1-3			0-0 F8		4 0 1 0 0 0 1		
Dave Winfield, R OBP: 0.331, SLG: 0.438 (1, 9) X	0-0 1B 2-3		0-0 F8		0-0 G5-4-3 1B			0-0 6-3		4 0 2 0 0 0 0		
Don Baylor, R OBP: 0.341, SLG: 0.451 (1, 10) X	0-0 F7			0-3 K		0-0 G5-4-3 1-2f			0-0 6-3	4 0 0 0 0 1 3		
Willie Randolph, R OBP: 0.373, SLG: 0.330 (1, 4) X		0-0 FC5 1B 1B		0-0 6-3		0-0 1-3		0-0 F4		4 0 1 0 0 0 0		
Juan Espino, R OBP: 0.500, SLG: 0.500 (1, 2) X		0-0 F6		0-0 1B			0-0 FC5-4 1B	0-0 5-3		4 0 2 0 0 0 1		
Dale Berra, R OBP: 0.283, SLG: 0.340 (1, 5) X		0-3 K		0-0 F3			0-0 FC5-4 CS 1-2f			3 0 0 0 0 1 3		
Bobby Meacham, S OBP: 0.342, SLG: 0.268 (1, 6) X		0-0 FC5 1B 1-2			0-0 1-3		0-0 L5 1-2			3 0 1 0 0 0 1		
Inning Stats	R: 0 H: 3 E: 0 LOB: 2 K: 0 BB: 0 S: 5 P: 5	R: 0 H: 2 E: 0 LOB: 2 K: 1 BB: 0 S: 7 P: 7	R: 0 H: 0 E: 0 LOB: 0 K: 0 BB: 0 S: 3 P: 3	R: 0 H: 1 E: 0 LOB: 1 K: 1 BB: 0 S: 6 P: 6	R: 0 H: 0 E: 0 LOB: 1 K: 0 BB: 1 S: 3 P: 7	R: 0 H: 1 E: 0 LOB: 0 K: 0 BB: 0 S: 3 P: 3	R: 0 H: 1 E: 0 LOB: 1 K: 0 BB: 0 S: 3 P: 3	R: 1 H: 1 E: 0 LOB: 0 K: 0 BB: 0 S: 4 P: 4	R: 0 H: 0 E: 0 LOB: 0 K: 0 BB: 0 S: 3 P: 3	1B: 7 SF: 1 2B: 1 SAC: 0 3B: 1 DP: 2 HR: 0 HBP: 0	WP: 0 PA: 34 PB: 0 SB: 2 CS: 1	
PITCHER	IP WLS BF H R ER SO BB IBB HBP BLK WP HR S P ERA WHIP											
Frank Tanana, L ERA: 5.42 (1, 1)	7.0 W 27 8 0 0 2 1 0 0 0 0 0 0 30 34 0.00 1.286											
Willie Hernandez, L ERA: 1.92 (8, 1)	2.0 S 7 1 1 1 0 0 0 0 0 0 0 0 7 7 4.50 0.500											

New York Yankees @ Detroit Tigers
Tiger Stadium, Detroit, MI
Sun Jun 23 1985, 3:33 AM EDT
Att. 40,929 - Unknown

livebaseballscorecards.com

AB 32
R 1
H 9
RBI 1
BB 1
SO 2
LOB 13



Batter	1	2	3	4	5	6	7	8	9	AB R H RBI BB SO LOB
Lou Whitaker, L OBP: 0.398, SLG: 0.518 (1, 4)	0-3 K		0-0 3-1		0-0 F8		0-0 1-2 1B			4 0 1 0 0 1 0
Alan Trammell, R OBP: 0.328, SLG: 0.415 (1, 6)	0-0 F8		0-0 1B		0-0 F3		0-3 K			4 0 1 0 0 1 2
Kirk Gibson, L OBP: 0.358, SLG: 0.542 (1, 9)	0-0 F8		0-3 K			0-0 3-1		0-0 F7		4 0 0 0 0 1 1
Lance Parrish, R OBP: 0.321, SLG: 0.445 (1, 2)		4-0 1B BB		0-0 F9		0-0 5-3		0-0 5-3		3 0 0 0 1 0 0
Larry Herndon, R OBP: 0.288, SLG: 0.369 (1, 7)		0-0 FC3-2 1B		0-0 F9		0-0 F8		0-0 F8		4 0 1 0 0 0 0
Barbaro Garbey, R OBP: 0.321, SLG: 0.389 (1, 10)		0-0 FC5-2-5-1 FC3-2 3-H		0-0 G3			0-0 F4			3 0 0 0 0 0 2
Darrell Evans, L OBP: 0.365, SLG: 0.518 (1, 3)		0-0 FC3-2 2-3 3-H			0-0 HR 1B		0-0 1B 2B			3 2 2 0 0 0 2
Chet Lemon, R OBP: 0.332, SLG: 0.401 (1, 8)	0-3 K				0-0 1-H HR		0-0 6-3			3 1 1 2 0 1 3
Tom Brookens, R OBP: 0.297, SLG: 0.404 (1, 5)			0-0 F8		0-0 F2		0-0 2-H 1B 1B			3 0 1 1 0 0 0

Inning Stats	R: 0	H: 0	E: 0	K: 1	S: 5	LOB: 0	BB: 0	P: 5	R: 0	H: 1	E: 0	K: 1	S: 6	LOB: 2	BB: 1	P: 10	R: 0	H: 1	E: 0	K: 1	S: 6	LOB: 1	BB: 0	P: 6	R: 0	H: 0	E: 0	K: 0	S: 3	LOB: 0	BB: 0	P: 3	R: 2	H: 2	E: 0	K: 0	S: 5	LOB: 0	BB: 0	P: 5	R: 0	H: 0	E: 0	K: 0	S: 3	LOB: 0	BB: 0	P: 3	R: 1	H: 3	E: 0	K: 1	S: 8	LOB: 2	BB: 0	P: 8	R: 0	H: 0	E: 0	K: 0	S: 3	LOB: 0	BB: 0	P: 3	1B: 5	SF: 0	2B: 1	SAC: 0	3B: 0	DP: 0	HR: 1	HBP: 0	WP: 0	PA: 32
--------------	------	------	------	------	------	--------	-------	------	------	------	------	------	------	--------	-------	-------	------	------	------	------	------	--------	-------	------	------	------	------	------	------	--------	-------	------	------	------	------	------	------	--------	-------	------	------	------	------	------	------	--------	-------	------	------	------	------	------	------	--------	-------	------	------	------	------	------	------	--------	-------	------	-------	-------	-------	--------	-------	-------	-------	--------	-------	--------

PITCHER	IP	WLS	BF	H	R	ER	SO	BB	IBB	HBP	BLK	WP	HR	S	P	ERA	WHIP
Bob Shirley, L ERA: 2.92 (1, 1)	6.1	L	25	5	3	3	3	1	0	0	0	0	1	30	34	4.26	0.947
Rich Bordi, R ERA: 2.17 (7, 1)	1.2		7	2	0	0	1	0	0	0	0	0	0	9	9	0.00	1.200


BOTTOM

New York Yankees @ Detroit Tigers

Tiger Stadium, Detroit, MI

Sun Jun 23 1985, 3:33 AM EDT
Att. 40,929 - Unknown

AB	31
R	3
H	7
RBI	3
BB	1
SO	4
LOB	10



PITCHER	IP	WLS	BF	H	R	ER	SO	BB	IBB	HBP	BLK	WP	HR	S	P	ERA	WHIP
---------	----	-----	----	---	---	----	----	----	-----	-----	-----	----	----	---	---	-----	------

Batter	1	2	3	4	5	6	7	8	9	AB R H RBI BB SO LOB	TOP	
Lou Whitaker, L OBP: 0.391, SLG: 0.508 (1, 4) X	0-0 F7 1-2 2-3	0-0 4-3 1-2 2-3		X 0-0 G3		X 0-0 1-3		X 0-0 F7	5 0 0 0 0 0 3			
Alan Trammell, R OBP: 0.332, SLG: 0.430 (1, 6) X	0-0 BB 2B	0-0 F7			X 0-0 F8		BBB 4-0 FC4-6 BB	X 0-0 HR	4 1 2 1 1 0 2			
Kirk Gibson, L OBP: 0.351, SLG: 0.531 (1, 9) SSS	0-3 K		X 0-0 F4		X 0-0 F5		X 0-0 FC4-6 1-2f G6-4-3	X 0-0 F8	5 0 0 0 0 1 2			
Lance Parrish, R OBP: 0.324, SLG: 0.444 (1, 2) BBB	4-0 BB BB		X 0-0 6-3		X 0-0 BB 1B		X 0-0 G6-4-3 1-2f		3 0 1 0 1 0 1			
Darrell Evans, L OBP: 0.372, SLG: 0.523 (1, 3) BBB	4-0 BB 1-2 2-3		X 0-0 BB 2B		BBB 4-0 BB 1-2		X 0-0 F6		2 0 1 0 2 0 0			
Johnny Grubb, L OBP: 0.275, SLG: 0.247 (1, 10) X	0-0 F8		X 0-0 F9		X 0-0 F8		BBB 4-0 BB FC6-4		3 0 0 0 1 0 6			
Larry Herndon, R OBP: 0.295, SLG: 0.382 (1, 7) BBB		BBB 4-0 FC1-6-4 BB		X 0-0 G5-4-3 1B		X 0-0 SF8 3B		SSS 0-3 K	3 1 2 0 1 1 1			
Chet Lemon, R OBP: 0.326, SLG: 0.395 (1, 8) X		0-0 FC1-6-4 4-3 BB 1-2f		X 0-0 G5-4-3 1-2f		X 0-0 SF8 3-H		X 0-0 FC6-4 1-2f	3 0 0 1 0 0 3			
Tom Brookens, R OBP: 0.301, SLG: 0.399 (1, 5) BBB		BBB 4-0 BB 1-2 4-3		BBB 4-0 BB		X 0-0 F8		X 0-0 F3	2 0 0 0 2 0 0			
Inning Stats	R: 0 H: 1 E: 0 LOB: 3 K: 1 BB: 2 S: 6 P: 14	R: 0 H: 0 E: 0 LOB: 2 K: 0 BB: 2 S: 3 P: 11	R: 0 H: 1 E: 0 LOB: 1 K: 0 BB: 0 S: 4 P: 4	R: 0 H: 1 E: 0 LOB: 1 K: 0 BB: 1 S: 3 P: 7	R: 0 H: 1 E: 0 LOB: 2 K: 0 BB: 1 S: 4 P: 8	R: 1 H: 1 E: 0 LOB: 0 K: 0 BB: 0 S: 4 P: 4	R: 0 H: 0 E: 0 LOB: 0 K: 0 BB: 1 S: 2 P: 6	R: 0 H: 0 E: 0 LOB: 1 K: 1 BB: 1 S: 5 P: 9	R: 1 H: 1 E: 0 LOB: 0 K: 0 BB: 0 S: 4 P: 4	1B: 2 SF: 1 2B: 2 SAC: 0 3B: 1 DP: 2 HR: 1 HBP: 0	WP: 0 PA: 39 PB: 0 SB: 0 CS: 0	
PITCHER Oil Can Boyd, R ERA: 2.7 (1, 1)	IP WLS BF H R ER SO BB IBB HBP BLK WP HR S P ERA WHIP	9.0 W 39 6 2 2 2 8 0 0 0 0 1 35 67 2.00 1.556										

Detroit Tigers @ Boston Red Sox
 Fenway Park, Boston, MA
 Mon Jun 24 1985, 7:05 PM EDT
 Att. 31,777 - Unknown

AB	30
R	2
H	6
RBI	2
BB	8
SO	2
LOB	18



Batter	1	2	3	4	5	6	7	8	9
Steve Lyons, L OBP: 0.340, SLG: 0.370 (1, 8)	4-0 BB G6-4-3		0-0 1B FC5-4		0-0 1B F9		BB F8		
Wade Boggs, L OBP: 0.420, SLG: 0.414 (1, 5)	0-3 K		0-0 1-2f FC5-4		0-0 3B 1B		0-0 1B 2B	0-0 F7	
Jim Rice, R OBP: 0.346, SLG: 0.476 (1, 7)	0-0 1-2f G6-4-3			0-0 2B 1B	0-0 3B		4-0 1B 1B	0-0 HR	
Bill Buckner, L OBP: 0.341, SLG: 0.456 (1, 3)		0-0 F9		0-0 F8	0-0 F5		0-0 1B 2B	0-0 4-3	
Mike Easler, L OBP: 0.319, SLG: 0.411 (1, 10)		4-0 1B BB		0-3 K	0-0 F7		4-0 1B 2B	0-0 F5	
Dwight Evans, R OBP: 0.381, SLG: 0.384 (1, 9)		0-0 1-2 G4-6-3 1B		0-0 1B 2B		4-0 CS BB	0-0 F3		
Rich Gedman, L OBP: 0.363, SLG: 0.478 (1, 2)		0-0 1-2f G4-6-3		4-0 1B IBB		0-0 F8	0-0 2B 1B		
Marty Barrett, R OBP: 0.346, SLG: 0.351 (1, 4)			0-0 6-3	0-0 FC5-4 1B		4-0 1-2 BB	0-0 F5		
Glenn Hoffman, R OBP: 0.339, SLG: 0.435 (1, 6)			0-0 1-3	0-0 FC5-4		0-0 F8	0-0 2B		

Inning Stats	R: 0	H: 0	E: 0	K: 1	S: 4	LOB: 0	BB: 1	P: 8	R: 0	H: 1	E: 0	K: 0	S: 3	LOB: 1	BB: 1	P: 7	R: 0	H: 1	E: 0	K: 0	S: 4	LOB: 1	BB: 0	P: 4	R: 2	H: 3	E: 0	K: 1	S: 8	LOB: 2	BB: 1	P: 12	R: 1	H: 2	E: 0	K: 0	S: 5	LOB: 1	BB: 0	P: 5	R: 0	H: 0	E: 0	K: 0	S: 2	LOB: 1	BB: 2	P: 10	R: 5	H: 4	E: 0	K: 0	S: 7	LOB: 2	BB: 3	P: 19	R: 1	H: 1	E: 0	K: 0	S: 4	LOB: 0	BB: 0	P: 4
1B: 7	2B: 3	3B: 1	HR: 1	SF: 0	SAC: 0	DP: 2	HBP: 0	WP: 0	PB: 0	SB: 1	CS: 1	PA: 41																																																				

PITCHER	IP	WLS	BF	H	R	ER	SO	BB	IBB	HBP	BLK	WP	HR	S	P	ERA	WHIP
Walt Terrell, R ERA: 4.32 (1, 1)	6.0	L	29	8	5	5	2	5	1	0	0	0	0	27	51	7.50	2.167
Bill Scherrer, L ERA: 4.5 (7, 1)	0.0		3	1	0	0	0	1	1	0	0	0	0	1	9	∞	∞
Aurelio Lopez, R ERA: 4.01 (7, 1)	1.0		5	2	3	3	0	0	0	0	0	0	0	5	5	27.00	2.000
Juan Berenguer, R ERA: 6.49 (8, 1)	1.0		4	1	1	1	0	0	0	0	0	0	1	4	4	9.00	1.000

BOTTOM

Detroit Tigers @ Boston Red Sox
Fenway Park, Boston, MA
 Mon Jun 24 1985, 7:05 PM EDT
 Att. 31,777 - Unknown

livebaseballscorecards.com

AB	33
R	9
H	12
RBI	9
BB	8
SO	2
LOB	21



Batter	1	2	3	4	5	6	7	8	9	AB R H RBI BB SO LOB	TOP		
Lou Whitaker, L (1, 4) OBP: 0.395, SLG: 0.514	0-0 2B	0-3 K		0-0 1B			0-0 SH1-4 1B	0-0 1-3		5 0 3 0 0 1 4			
Alan Trammell, R (1, 6) OBP: 0.331, SLG: 0.428	0-0 6-3		0-0 1B	0-0 F8			0-0 SH1-4	0-0 F3		4 0 1 0 0 0 3			
Kirk Gibson, L (1, 9) OBP: 0.349, SLG: 0.528	0-3 K		0-3 K	0-0 PO	0-0 F9 2B		0-3 K	0-0 L6		5 0 1 0 0 3 3			
Lance Parrish, R (1, 2) OBP: 0.322, SLG: 0.437	0-0 L5		0-0 F9		0-0 6-3		4-0 IBB	0-0 F4		4 0 0 0 1 0 3			
Larry Herndon, R (1, 7) OBP: 0.295, SLG: 0.377		4-0 1B FC5-2 BB	0-3 K		0-0 F9		0-3 K			3 0 0 0 1 2 4			
Chet Lemon, R (1, 8) OBP: 0.329, SLG: 0.397		0-0 FC5-2 1B 1-2 1B		0-0 HR 1B	0-0 F9		0-0 F9			4 1 2 0 0 0 1			
Darrell Evans, L (1, 3) OBP: 0.374, SLG: 0.538		0-0 FC5-2 1B 1-2 2-3		0-0 HR	0-3 K		0-0 L6			4 1 2 2 0 1 0			
Barbaro Garbey, R (1, 10) OBP: 0.329, SLG: 0.400		0-0 FC5-2		4-0 PO 1B BB	0-0 P4-6		0-0 E 2B			3 1 1 0 1 0 3			
Tom Brookens, R (1, 5) OBP: 0.300, SLG: 0.395		0-0 F3		0-0 F8	0-0 6-3		0-0 E7 1B			4 0 1 1 0 0 4			
Inning Stats	R: 0 E: 0 K: 1 S: 6 H: 1 LOB: 1 P: 6	R: 0 E: 0 K: 1 S: 7 H: 2 LOB: 3 BB: 1 P: 11	R: 0 E: 0 K: 2 S: 8 H: 1 LOB: 1 BB: 0 P: 8	R: 2 E: 0 K: 0 S: 5 H: 3 LOB: 1 BB: 1 P: 9	R: 0 E: 0 K: 0 S: 4 H: 1 LOB: 1 BB: 0 P: 4	R: 0 E: 0 K: 1 S: 5 H: 0 LOB: 0 BB: 0 P: 5	R: 0 E: 0 K: 2 S: 8 H: 1 LOB: 2 BB: 1 P: 12	R: 1 E: 1 K: 0 S: 5 H: 2 LOB: 1 BB: 0 P: 5	R: 0 E: 0 K: 0 S: 3 H: 0 LOB: 0 BB: 0 P: 3	1B: 7 2B: 3 3B: 0 HR: 1 SF: 0 SAC: 1 DP: 0 HBP: 0	WP: 0 PB: 0 SB: 0 CS: 0 PA: 41		
PITCHER	IP WLS BF H R ER SO BB IBB HBP BLK WP HR S P ERA WHIP											PITCHER	IP WLS BF H R ER SO BB IBB HBP BLK WP HR S P ERA WHIP
Bob Ojeda, L (1, 1) ERA: 3.16	7.2 L 35 10 3 3 7 2 1 0 0 0 1 46 58 3.52 1.565												
Mark Clear, R (8, 1) ERA: 3.28	1.1 5 1 0 0 0 0 0 0 0 0 0 5 5 0.00 0.750												

Detroit Tigers @ Boston Red Sox
 Fenway Park, Boston, MA
 Tue Jun 25 1985, 7:05 PM EDT
 Att: 31,359 - Unknown

livebaseballscorecards.com

AB	36
R	3
H	11
RBI	3
BB	3
SO	7
LOB	25



Batter	1	2	3	4	5	6	7	8	9	AB R H RBI BB SO LOB
Steve Lyons, L (1, 8) OBP: 0.336, SLG: 0.365	0-0 G1-4-3 1B		0-0 F5			0-3 K		0-0 4-3		4 0 1 0 0 1 1
Wade Boggs, L (1, 5) OBP: 0.421, SLG: 0.413	0-0 G1-4-3 1B		0-0 G3			0-0 F7		4-0 G5-4-3 BB		3 0 1 0 1 0 1
Jim Rice, R (1, 7) OBP: 0.341, SLG: 0.470	0-0 G1-4-3				0-0 5-3	0-0 5-3		0-0 G5-4-3		4 0 0 0 0 0 4
Bill Buckner, L (1, 3) OBP: 0.337, SLG: 0.449	0-0 6-3				0-0 6-3		0-0 F7		0-0 F5	4 0 0 0 0 0 1
Mike Easler, L (1, 10) OBP: 0.316, SLG: 0.406					0-0 F8		0-0 L3			3 0 0 0 0 1 0
Dwight Evans, R (1, 9) OBP: 0.384, SLG: 0.389					0-0 5-3		4-0 BB			2 0 1 0 1 0 0
Rich Gedman, L (1, 2) OBP: 0.358, SLG: 0.471					0-0 3-1 2B		0-0 F7			3 0 0 0 0 0 2
Marty Barrett, R (1, 4) OBP: 0.342, SLG: 0.346					0-0 F9		0-0 F9		0-0 L6	3 0 0 0 0 0 1
Glenn Hoffman, R (1, 6) OBP: 0.339, SLG: 0.441					0-0 6-3		0-0 WP 2B		0-3 K	3 0 1 0 0 1 0

Inning Stats	R: 0 E: 0 K: 0 S: 4	H: 2 LOB: 1 BB: 0 P: 4	R: 0 E: 0 K: 1 S: 6	H: 1 LOB: 1 BB: 0 P: 6	R: 0 E: 0 K: 0 S: 3	H: 0 LOB: 0 BB: 0 P: 3	R: 0 E: 0 K: 0 S: 3	H: 0 LOB: 0 BB: 0 P: 3	R: 0 E: 0 K: 1 S: 6	H: 1 LOB: 1 BB: 0 P: 6	R: 0 E: 0 K: 0 S: 3	H: 0 LOB: 1 BB: 1 P: 7	R: 0 E: 0 K: 1 S: 5	H: 0 LOB: 0 BB: 0 P: 5	R: 0 E: 0 K: 0 S: 2	H: 0 LOB: 0 BB: 1 P: 6	1B: 2 2B: 2 3B: 0 HR: 0	SF: 0 SAC: 0 DP: 2 HBP: 0	WP: 1 PB: 0 SB: 0 CS: 0	PA: 31
PITCHER Jack Morris, R (1, 1) ERA: 3.0	IP 9.0	WLS W	BF 31	H 4	R 0	ER 0	SO 3	BB 2	IBB 0	HBP 0	BLK 0	WP 1	HR 0	S 35	P 43	ERA 0.00	WHIP 0.667			

DETROIT TIGERS @ BOSTON RED SOX

Fenway Park, Boston, MA

Tue Jun 25 1985, 7:05 PM EDT
Att. 31,359 - Unknown

	AB 29 R 0 H 4 RBI 0 BB 2 SO 3 LOB 10
	

Batter	1	2	3	4	5	6	7	8	9	AB R H RBI BB SO LOB	TOP									
Lou Whitaker, L (1, 4) OBP: 0.391, SLG: 0.506	0-3 K		0-0 G3		4-0 1B 3-1 BB		0-0 1-3		0-0 4-3	4 0 0 0 1 1 0										
Alan Trammell, R (1, 6) OBP: 0.330, SLG: 0.429	0-0 1B 2B		0-0 5-3		0-0 3-1		0-0 L4			4 1 1 0 0 0 2										
Kirk Gibson, L (1, 9) OBP: 0.354, SLG: 0.542	0-0 BB 1B 2-H		0-0 HR		4-0 1B IBB		0-0 4-3			3 1 2 2 1 0 0										
Lance Parrish, R (1, 2) OBP: 0.321, SLG: 0.434	0-3 K		0-0 5-3		0-0 1-2 2-3 3-H 1B		0-0 F7			4 0 1 1 0 1 1										
Darrell Evans, L (1, 10) OBP: 0.372, SLG: 0.530	4-0 FC6-4 1-2 BB			0-0 F6		0-0 F9		0-0 E4		3 0 0 0 1 0 3										
Larry Herndon, R (1, 7) OBP: 0.294, SLG: 0.374	0-0 FC6-4 1-2f		0-3 K		0-0 FC4-6 1B		0-0 F7			4 0 1 0 0 1 3										
Dave Bergman, L (1, 3) OBP: 0.324, SLG: 0.172		0-0 4-3		0-0 F9		0-0 FC4-6 1-2f		0-3 K		4 0 0 0 0 1 2										
Chet Lemon, R (1, 8) OBP: 0.323, SLG: 0.389		0-0 5-3			0-0 F7		0-0 F4		0-0 F3	4 0 0 0 0 0 1										
Tom Brookens, R (1, 5) OBP: 0.299, SLG: 0.398		0-0 F7			0-0 3-1 1B 2B		0-0 FC4-6 1-2f		0-0 F3	4 1 1 0 0 0 1										
Inning Stats	R: 1 E: 0 K: 2 S: 9	H: 2 LOB: 2 BB: 1 P: 13	R: 0 E: 0 K: 0 S: 3	H: 0 LOB: 0 BB: 0 P: 3	R: 1 E: 0 K: 0 S: 4	H: 1 LOB: 0 BB: 0 P: 4	R: 0 E: 0 K: 1 S: 5	H: 0 LOB: 0 BB: 0 P: 5	R: 1 E: 0 K: 0 S: 5	H: 2 LOB: 3 BB: 2 P: 13	R: 0 E: 0 K: 0 S: 4	H: 1 LOB: 1 BB: 0 P: 4	R: 0 E: 0 K: 0 S: 3	H: 0 LOB: 0 BB: 0 P: 3	R: 0 E: 0 K: 0 S: 3	H: 0 LOB: 0 BB: 0 P: 3	1B: 3 2B: 2 3B: 0 HR: 1	SF: 0 SAC: 0 DP: 0 HBP: 0	WP: 0 PB: 0 SB: 0 CS: 0	PA: 37
PITCHER	IP WLS BF H R ER SO BB IBB HBP BLK WP HR S P ERA WHIP																			
Al Nipper, R (1, 1) ERA: 4.6	4.2 L 22 5 3 3 3 2 1 0 0 0 1 25 37 5.79 1.500																			
Mike Trujillo, R (5, 1) ERA: 5.68	4.1 15 1 0 0 1 0 0 0 0 0 0 17 17 0.00 0.231																			

Detroit Tigers @ Boston Red Sox
 Fenway Park, Boston, MA
 Wed Jun 26 1985, 7:05 PM EDT
 Att: 29,960 - Unknown

livebaseballscorecards.com

AB	34
R	3
H	6
RBI	3
BB	3
SO	4
LOB	13



Batter	1	2	3	4	5	6	7	8	9	AB	R	H	RBI	BB	SO	LOB
Steve Lyons, L OBP: 0.324, SLG: 0.350 (1, 8)	0-0 3-1		0-0 F9		0-0 B1-3		0-0 F7			4	0	0	0	0	0	2
Wade Boggs, L OBP: 0.425, SLG: 0.415 (1, 5)	0-0 5-3		0-0 1B		4-0 BB			0-0 1B		3	0	2	0	1	0	0
Jim Rice, R OBP: 0.340, SLG: 0.466 (1, 7)	0-0 F8			0-0 1B	0-0 FC5-4			0-3 K		4	0	1	0	0	1	2
Bill Buckner, L OBP: 0.332, SLG: 0.442 (1, 3)		0-0 6-3		0-3 K		0-3 K		0-0 F4		4	0	0	0	0	2	2
Mike Easler, L OBP: 0.317, SLG: 0.407 (1, 10)		0-3 K		0-0 1B		0-0 F8		0-0 FC5-4		2	0	1	0	0	1	0
Reid Nichols, R OBP: 0.172, SLG: 0.185 (4, PR)				1-3 1B				1-2f		2	0	0	0	0	0	1
Dwight Evans, R OBP: 0.385, SLG: 0.386 (1, 9)		0-0 F9		4-0 BB		4-0 BB			0-0 F9	2	0	0	0	2	0	0
Rich Gedman, L OBP: 0.361, SLG: 0.471 (1, 2)			0-0 1B	0-3 K		0-3 K2-3			0-0 1B	4	0	2	0	0	2	4
Jackie Gutierrez, R OBP: 0.278, SLG: 0.315 (9, PR)			FC3-5 1B							0	0	0	0	0	0	0
Marty Barrett, R OBP: 0.344, SLG: 0.346 (1, 4)			4-0 1B	0-0 F8			0-0 1B		0-0 F9	3	0	1	0	1	0	4
Glenn Hoffman, R OBP: 0.328, SLG: 0.426 (1, 6)			0-0 1B		0-0 6-3		0-0 1B		0-0 4-3	4	0	0	0	0	0	4

Inning Stats	R: 0	H: 0	E: 0	K: 0	S: 3	R: 0	H: 0	E: 0	K: 1	S: 5	R: 0	H: 2	E: 0	K: 0	S: 4	R: 0	H: 2	E: 0	K: 2	S: 9	R: 0	H: 0	E: 0	K: 0	S: 3	R: 0	H: 0	E: 0	K: 2	S: 7	R: 0	H: 1	E: 0	K: 0	S: 3	R: 0	H: 1	E: 0	K: 1	S: 6	R: 0	H: 1	E: 0	K: 0	S: 4	R: 0	H: 1	E: 0	K: 0	S: 4	1B: 7	2B: 0	3B: 0	HR: 0	SF: 0	SAC: 0	DP: 1	HBP: 0	WP: 0	PB: 0	SB: 0	CS: 0	PA: 36
--------------	------	------	------	------	------	------	------	------	------	------	------	------	------	------	------	------	------	------	------	------	------	------	------	------	------	------	------	------	------	------	------	------	------	------	------	------	------	------	------	------	------	------	------	------	------	------	------	------	------	------	-------	-------	-------	-------	-------	--------	-------	--------	-------	-------	-------	-------	--------

PITCHER	IP	WLS	BF	H	R	ER	SO	BB	IBB	HBP	BLK	WP	HR	S	P	ERA	WHIP
Randy O'Neal, R ERA: 2.16 (1, 1)	7.0	W	28	5	0	0	5	4	0	0	0	0	0	34	50	0.00	1.286
Willie Hernandez, L ERA: 1.84 (8, 1)	2.0	S	8	2	0	0	1	0	0	0	0	0	0	10	10	0.00	1.000

BOTTOM

Detroit Tigers @ Boston Red Sox
Fenway Park, Boston, MA
 Wed Jun 26 1985, 7:05 PM EDT
 Att. 29,960 - Unknown

livebaseballscorecards.com

AB	32
R	0
H	7
RBI	0
BB	4
SO	6
LOB	19



Batter	1	2	3	4	5	6	7	8	9	AB R H RBI BB SO LOB	TOP
Damaso Garcia, R (1, 4) OBP: 0.302, SLG: 0.351	0-0 1-3		0-0 L5			0-0 F7		0-0 F6		4 0 0 0 0 0 0	
Rance Mulliniks, L (1, 5) OBP: 0.401, SLG: 0.453 Garth Iorg, R (9, 5) OBP: 0.368, SLG: 0.450	0-0 3-1		0-0 G3-4-1			0-0 FC5-4 1B		0-0 F9	1 4 0 1 0 0 0 0 0 0 0 0 0 0 0		
Lloyd Moseby, L (1, 8) OBP: 0.351, SLG: 0.402	0-0 3-1				0-0 F8		0-0 FC5-4 1-2f		2 4 0 0 0 0 0 1		
Willie Upshaw, L (1, 3) OBP: 0.307, SLG: 0.380		0-0 HR 1B			0-0 CS 1B		0-0 F7		3 4 1 2 0 0 0 0		
George Bell, R (1, 7) OBP: 0.325, SLG: 0.505		0-0 1-H HR			0-0 F8 1-2		4-0 BB BB BB BB BB G3 BB		2 1 1 2 1 0 1		
Ernie Whitt, L (1, 2) OBP: 0.342, SLG: 0.512		0-0 G3-6-3 1B			0-0 F2		0-0 G3 1-2		3 0 1 0 0 0 1		
Len Matuszek, L (1, 10) OBP: 0.268, SLG: 0.333		0-0 G3-6-3 1-2f			0-0 1-3		0-0 F7		3 0 0 0 0 0 2		
Jesse Barfield, R (1, 9) OBP: 0.347, SLG: 0.473		0-0 6-3			0-0 5-3			0-0 F7	3 0 0 0 0 0 0		
Tony Fernandez, S (1, 6) OBP: 0.357, SLG: 0.429			0-0 G3			0-0 F9		0-0 F5	3 0 0 0 0 0 0		
Inning Stats	R: 0 E: 0 K: 0 S: 3 H: 0 LOB: 0 BB: 0 P: 3	R: 2 E: 0 K: 0 S: 5 H: 3 LOB: 0 BB: 0 P: 5	R: 0 E: 0 K: 0 S: 3 H: 0 LOB: 0 BB: 0 P: 3	R: 0 E: 0 K: 0 S: 3 H: 1 LOB: 0 BB: 0 P: 3	R: 0 E: 0 K: 0 S: 3 H: 0 LOB: 0 BB: 0 P: 3	R: 0 E: 0 K: 0 S: 4 H: 1 LOB: 1 BB: 0 P: 4	R: 0 E: 0 K: 0 S: 3 H: 0 LOB: 1 BB: 1 P: 7	R: 0 E: 0 K: 0 S: 3 H: 0 LOB: 0 BB: 0 P: 3	R: 0 E: 0 K: 0 S: 3 H: 0 LOB: 0 BB: 0 P: 3	1B: 4 2B: 0 3B: 0 HR: 1 SF: 0 SAC: 0 DP: 1 HBP: 0	WP: 0 PB: 0 SB: 0 CS: 1 PA: 31
PITCHER Dan Petry, R (1, 1) ERA: 3.05	IP 9.0 WLS L BF 31 H 5 R 2 ER 2 SO 0 BB 1 IBB 0 HBP 0 BLK 0 WP 0 HR 1 S 30 P 34 ERA 2.00 WHIP 0.667										
PITCHER											IP WLS BF H R ER SO BB IBB HBP BLK WP HR S P ERA WHIP

Toronto Blue Jays @ Detroit Tigers
Tiger Stadium, Detroit, MI
 Fri Jun 28 1985, 7:05 PM EDT
 Att: 48,002 - Unknown

livebaseballscorecards.com

AB	30
R	2
H	5
RBI	2
BB	1
SO	0
LOB	5



Batter	1	2	3	4	5	6	7	8	9	AB	R	H	RBI	BB	SO	LOB
Lou Whitaker, L (1, 4) OBP: 0.386, SLG: 0.498	0-0 5-3		0-0 FC1-5			0-0 F7		0-0 F7		4	0	0	0	0	0	3
Alan Trammell, R (1, 6) OBP: 0.326, SLG: 0.423	0-0 F3		0-0 F2			0-0 F9		0-0 F8		4	0	0	0	0	0	3
Kirk Gibson, L (1, 9) OBP: 0.349, SLG: 0.533	0-3 K		0-3 K			0-0 G3		0-0 F8		4	0	0	0	0	2	3
Lance Parrish, R (1, 2) OBP: 0.316, SLG: 0.428		0-0 F4		0-0 F3			0-3 K		0-3 K	4	0	0	0	0	2	0
Darrell Evans, L (1, 3) OBP: 0.370, SLG: 0.522		0-0 F8		0-0 F4			4-0 1B BB		0-0 F7	3	0	0	0	1	0	0
Johnny Grubb, L (1, 10) OBP: 0.263, SLG: 0.235		0-0 E3		0-0 F5			0-0 F7		0-0 F7	4	0	0	0	0	0	1
Larry Herndon, R (1, 7) OBP: 0.294, SLG: 0.374		0-3 K			0-0 F4					3	0	1	0	0	1	1
Chet Lemon, R (1, 8) OBP: 0.323, SLG: 0.393			0-0 FC1-5 2B		0-0 K			0-0 6-3		3	0	1	0	0	1	2
Tom Brookens, R (1, 5) OBP: 0.301, SLG: 0.396			4-0 FC1-5 BB		0-0 L6					1	0	0	0	1	0	0
Dave Bergman, L (8, PH) OBP: 0.342, SLG: 0.200										1	0	1	0	0	0	0
Marty Castillo, R (9, 5) OBP: 0.067, SLG: 0.034										0	0	0	0	0	0	0

Inning Stats	R: 0	H: 0	E: 0	K: 1	S: 5	R: 0	H: 0	E: 1	K: 1	S: 6	R: 0	H: 1	E: 0	K: 1	S: 6	R: 0	H: 0	E: 0	K: 0	S: 3	R: 0	H: 0	E: 0	K: 1	S: 5	R: 0	H: 1	E: 0	K: 0	S: 6	R: 0	H: 0	E: 0	K: 0	S: 4	R: 0	H: 1	E: 0	K: 1	S: 5	R: 0	H: 0	E: 0	K: 1	S: 5	1B: 2	SF: 0	2B: 1	SAC: 0	3B: 0	DP: 0	HR: 0	HBP: 0	WP: 0	PA: 33
PITCHER Dave Stieb, R (1, 1) ERA: 1.93	IP	WLS	BF	H	R	ER	SO	BB	IBB	HBP	BLK	WP	HR	S	P	ERA	WHIP	IP	WLS	BF	H	R	ER	SO	BB	IBB	HBP	BLK	WP	HR	S	P	ERA	WHIP	IP	WLS	BF	H	R	ER	SO	BB	IBB	HBP	BLK	WP	HR	S	P	ERA	WHIP				

Toronto Blue Jays @ Detroit Tigers
Tiger Stadium, Detroit, MI
Fri Jun 28 1985, 7:05 PM EDT
Att. 48,002 - Unknown

AB	31
R	0
H	3
RBI	0
BB	2
SO	6
LOB	13

Batter	1	2	3	4	5	6	7	8	9	AB R H RBI BB SO LOB	TOP									
Damaso Garcia, R (1, 4) OBP: 0.298, SLG: 0.346	0-0 4-3			0-0 F8		0-0 F7			0-0 F9	4 0 0 0 0 0 0										
Rance Mulliniks, L (1, 5) OBP: 0.398, SLG: 0.445	0-0 F7			0-0 4-3				4-0 FC4-6 BB	0-0 G3	3 0 0 0 1 0 0										
Lloyd Moseby, L (1, 8) OBP: 0.350, SLG: 0.404	0-0 2B			0-0 F5				0-0 FC4-6 1B 1-2f	0-0 3-1	4 0 1 0 0 0 1										
Willie Upshaw, L (1, 3) OBP: 0.310, SLG: 0.381		0-0 4-3			4-0 4-3 5-3 BB			0-0 1-2 1B		2 0 1 0 1 0 0										
George Bell, R (1, 7) OBP: 0.321, SLG: 0.500		0-0 F6			0-0 5-3 1-2			0-0 F5		3 0 0 0 0 0 3										
Ernie Whitt, L (1, 2) OBP: 0.337, SLG: 0.503		0-0 F8			0-0 4-3 2-3			0-0 F5		3 0 0 0 0 0 3										
Len Matuszek, L (1, 10) OBP: 0.263, SLG: 0.326			0-0 E4 G1-4-3		0-0 G3			0-0 F8		3 0 0 0 0 0 1										
Jesse Barfield, R (1, 9) OBP: 0.343, SLG: 0.467			0-0 G1-4-3 1-2f		0-0 F7			0-0 F1-6-3		3 0 0 0 0 0 1										
Tony Fernandez, S (1, 6) OBP: 0.353, SLG: 0.423			0-0 4-3		0-0 F6			0-0 F7		3 0 0 0 0 0 0										
Inning Stats	R: 0 E: 0 K: 0 S: 3	H: 1 LOB: 1 BB: 0 P: 3	R: 0 E: 0 K: 0 S: 3	H: 0 LOB: 0 BB: 0 P: 3	R: 0 E: 1 K: 0 S: 3	H: 0 LOB: 0 BB: 0 P: 3	R: 0 E: 0 K: 0 S: 3	H: 0 LOB: 1 BB: 1 P: 7	R: 0 E: 0 K: 0 S: 3	H: 0 LOB: 0 BB: 0 P: 3	R: 0 E: 0 K: 0 S: 4	H: 1 LOB: 2 BB: 1 P: 8	R: 0 E: 0 K: 0 S: 3	H: 0 LOB: 0 BB: 0 P: 3	R: 0 E: 0 K: 0 S: 3	H: 0 LOB: 0 BB: 0 P: 3	1B: 1 2B: 1 3B: 0 HR: 0	SF: 0 SAC: 0 DP: 1 HBP: 0	WP: 0 PB: 0 SB: 0 CS: 0	PA: 30
PITCHER Walt Terrell, R (1, 1) ERA: 3.94	IP: 9.0 WLS: W BF: 30 H: 2 R: 0 ER: 0 SO: 0 BB: 2 IBB: 0 HBP: 0 BLK: 0 WP: 0 HR: 0 S: 28 P: 36 ERA: 0.00 WHIP: 0.444																			

Toronto Blue Jays @ Detroit Tigers
 Tiger Stadium, Detroit, MI
 Sat Jun 29 1985, 7:05 PM EDT
 Att: 47,965 - Unknown

livebaseballscorecards.com

AB	28
R	0
H	2
RBI	0
BB	2
SO	0
LOB	9



Batter	1	2	3	4	5	6	7	8	9	AB	R	H	RBI	BB	SO	LOB	TOP										
Damaso Garcia, R (1, 4) OBP: 0.303, SLG: 0.363 Manuel Lee, S (8, 4) OBP: 0.167, SLG: 0.118	0-0 HR	0-0 1-2 BB 1B		0-0 5-3		0-0 F8		0-0 1-H 2B		5	1	3	2	0	0	0											
Rance Mulliniks, L (1, 5) OBP: 0.402, SLG: 0.442 Garth Iorg, R (6, PH) OBP: 0.370, SLG: 0.445	0-0 3-1	4-0 1-2 2-3 BB		4-0 WP BB		0-0 F2		4-0 S IBB		1	0	0	0	2	0	0											
Lloyd Moseby, L (1, 8) OBP: 0.348, SLG: 0.398	0-0 F7	0-0 F4		4-0 1-2 BB		0-0 G3		0-0 1-2 2-3 F6		4	0	0	0	1	0	4											
Willie Upshaw, L (1, 3) OBP: 0.312, SLG: 0.390	4-0 HBP HR BB		0-0 HR	0-0 4-3		0-0 4-3		0-3 S S S K		4	2	1	1	1	1	2											
George Bell, R (1, 7) OBP: 0.323, SLG: 0.497	1-0 1-2 HR HBP		0-0 L7		0-0 F2		0-3 S S S K		0-0 BB 1B	4	1	1	0	0	1	0											
Ernie Whitt, L (1, 2) OBP: 0.342, SLG: 0.523 Buck Martinez, R (7, PH) OBP: 0.231, SLG: 0.315	0-0 1-H 2-H HR		0-0 F6		0-0 4-3 1B		0-0 5-3		0-0 F9	3	1	2	3	0	0	0											
Len Matuszek, L (1, 10) OBP: 0.284, SLG: 0.326 Jeff Burroughs, R (8, PH) OBP: 0.374, SLG: 0.396 Ron Shepherd, R (9, PR) OBP: 0.118, SLG: 0.125	0-3 K		0-0 F7		0-0 4-3		0-0 4-3		0-0 BB BB BB K	3	0	1	0	0	1	1											
Jesse Barfield, R (1, 9) OBP: 0.344, SLG: 0.463		0-0 BB 1B 1B	0-0 F7		1-0 HBP		0-0 4-3		0-3 S S S K	4	0	1	0	0	1	3											
Tony Fernandez, S (1, 6) OBP: 0.352, SLG: 0.421		0-0 F9		0-0 4-3		0-0 F9		0-0 E 2B 1B		4	1	1	0	0	0	3											
Inning Stats	R: 4 E: 0 K: 1 S: 7	H: 2 LOB: 0 BB: 1 P: 12	R: 0 E: 0 K: 0 S: 4	H: 2 LOB: 2 BB: 1 P: 8	R: 1 E: 0 K: 0 S: 5	H: 2 LOB: 1 BB: 0 P: 5	R: 0 E: 0 K: 0 S: 3	H: 0 LOB: 2 BB: 2 P: 11	R: 0 E: 0 K: 0 S: 4	H: 1 LOB: 2 BB: 0 P: 5	R: 0 E: 0 K: 0 S: 3	H: 0 LOB: 0 BB: 0 P: 3	R: 0 E: 0 K: 1 S: 5	H: 0 LOB: 0 BB: 0 P: 5	R: 1 E: 1 K: 0 S: 5	H: 2 LOB: 2 BB: 1 P: 9	R: 0 E: 0 K: 2 S: 8	H: 1 LOB: 2 BB: 1 P: 12	1B: 6 2B: 1 3B: 0 HR: 3	SF: 0 SAC: 0 DP: 0 HBP: 2	WP: 1 PB: 0 SB: 2 CS: 0	PA: 44					
PITCHER	IP	WLS	BF	H	R	ER	SO	BB	IBB	HBP	BLK	WP	HR	S	P	ERA	WHIP										
Jack Morris, R (1, 1) ERA: 3.22	5.0		27	7	5	5	1	4	0	2	0	1	3	23	41	9.00	2.200										
Bill Scherrer, L (6, 1) ERA: 4.22	2.0		6	0	0	0	1	0	0	0	0	0	0	8	8	0.00	0.000										
Aurelio Lopez, R (8, 1) ERA: 3.96	0.2	L	4	2	1	0	0	0	0	0	0	0	0	4	4	0.00	3.000										
Willie Hernandez, L (8, 1) ERA: 1.8	1.1		7	1	0	0	2	1	1	0	0	0	0	9	17	0.00	1.500										

Toronto Blue Jays @ Detroit Tigers
 Tiger Stadium, Detroit, MI
 Sun Jun 30 1985, 3:33 AM EDT
 Att: 44,377 - Unknown

livebaseballscorecards.com

AB	36
R	6
H	10
RBI	6
BB	6
SO	4
LOB	14



Batter	1	2	3	4	5	6	7	8	9	AB	R	H	RBI	BB	SO	LOB
Lou Whitaker, L OBP: 0.390, SLG: 0.494 (1, 4)	4-0 HR BB	0-0 1-3		4-0 1-2 BB		0-0 F6			4-0 WP 4-3 BB	2	1	0	0	3	0	0
Tom Brookens, R OBP: 0.309, SLG: 0.432 (1, 5) (9, 6)	0-0 HR		0-0 F8	0-0 F7		0-0 5-3			0-3 K	5	1	1	2	0	1	3
Kirk Gibson, L OBP: 0.358, SLG: 0.553 (1, 9)	0-0 1B SF9 2B		0-0 HR 1B		4-0 3-1 1B BB			0-0 G3	0-0 4-3	4	2	2	0	1	0	1
Lance Parrish, R OBP: 0.329, SLG: 0.446 (1, 2)	0-0 5-3 2-3 1B		0-0 1-H HR		0-0 3-1 1B			0-0 G6-4-3 1B	0-0 6-3	5	1	4	2	0	0	1
Darrell Evans, L OBP: 0.369, SLG: 0.510 (1, 10)	0-0 SF9		0-0 F2		0-0 3-1			0-0 G6-4-3		3	0	0	1	0	0	3
Larry Herndon, R OBP: 0.293, SLG: 0.367 (1, 7)	0-0 5-3 1-2		0-0 F9		4-0 BB			0-0 5-3		3	0	0	0	1	0	1
Dave Bergman, L OBP: 0.326, SLG: 0.286 (1, 3) Barbaro Garbey, R OBP: 0.333, SLG: 0.395 (5, PH) (6, 3)	0-0 F8		0-0 F9		0-3 K			4-0 S BB		2	0	0	0	0	0	1
Chet Lemon, R OBP: 0.329, SLG: 0.411 (1, 8)		0-0 F8		0-0 BB 1B		0-3 K		0-0 F7		4	0	1	0	0	1	4
Doug Flynn, R OBP: 0.133, SLG: 0.133 (1, 6) Johnny Grubb, L OBP: 0.260, SLG: 0.232 (8, PH) Marty Castillo, R OBP: 0.067, SLG: 0.034 (9, 5)		0-0 F9		0-0 F3		0-0 F6-3		0-0 3-4-1		3	0	0	0	0	0	1

Inning Stats	R: 3	H: 3	E: 0	K: 0	S: 6	LOB: 1	BB: 1	P: 10	R: 0	H: 0	E: 0	K: 0	S: 3	LOB: 0	BB: 0	P: 3	R: 2	H: 2	E: 0	K: 0	S: 5	LOB: 0	BB: 0	P: 5	R: 0	H: 1	E: 0	K: 2	S: 8	LOB: 3	BB: 2	P: 16	R: 0	H: 0	E: 0	K: 0	S: 3	LOB: 0	BB: 0	P: 3	R: 0	H: 1	E: 0	K: 0	S: 3	LOB: 0	BB: 0	P: 3	R: 0	H: 0	E: 0	K: 0	S: 3	LOB: 1	BB: 1	P: 7	R: 0	H: 0	E: 0	K: 1	S: 5	LOB: 1	BB: 1	P: 9
1B: 5	SF: 1	2B: 1	SAC: 0	3B: 0	DP: 1	HR: 2	HBP: 0	WP: 1	PA: 40																																																							

PITCHER	IP	WLS	BF	H	R	ER	SO	BB	IBB	HBP	BLK	WP	HR	S	P	ERA	WHIP
Jim Clancy, R ERA: 4.8	(1, 1)	3.2	19	6	5	5	0	2	0	0	0	0	0	3	11	0.00	4.500
Jim Acker, R ERA: 2.92	(4, 1)	0.2	5	1	0	0	0	2	0	0	0	0	0	3	11	0.00	4.500
Gary Lavelle, L ERA: 2.29	(5, 1)	3.0	W 10	1	0	0	2	1	0	0	0	0	0	13	17	0.00	0.667
Bill Caudill, R ERA: 3.25	(8, 1)	0.2	3	0	0	0	0	1	0	0	0	0	0	2	6	0.00	1.500
Dennis Lamp, R ERA: 3.28	(9, 1)	1.0	S 3	0	0	0	1	0	0	0	0	1	0	5	5	0.00	0.000

BOTTOM

Toronto Blue Jays @ Detroit Tigers

Tiger Stadium, Detroit, MI

Sun Jun 30 1985, 3:33 AM EDT

Att. 44,377 - Unknown

livebaseballscores.com

AB	33
R	5
H	8
RBI	5
BB	6
SO	3
LOB	19



Batter	1	2	3	4	5	6	7	8	9	AB R H RBI BB SO LOB	TOP									
Lou Whitaker, L (1, 4) OBP: 0.390, SLG: 0.489	0-0 F2		0-0 F4		0-0 F5		4-0 BB BB		4-0 1B IBB	3 0 0 0 2 0 1										
Tom Brookens, R (1, 5) OBP: 0.311, SLG: 0.428	0-0 F3		0-0 G3		0-0 F7		4-0 1-2 BB		0-0 1-3 2-H 3-H 1B	4 0 1 2 1 0 1										
Kirk Gibson, L (1, 9) OBP: 0.358, SLG: 0.560	0-3 K		0-0 HR		0-0 F7		0-0 4-3		4-0 IBB	4 1 1 1 1 1 3										
Lance Parrish, R (1, 2) OBP: 0.327, SLG: 0.445		0-0 1B SF8 2B	0-0 1-3		0-0 F8		0-0 6-3		0-0 F8	5 1 1 0 0 0 2										
Chet Lemon, R (1, 8) OBP: 0.328, SLG: 0.408		0-0 HR 1B		0-0 L9		0-0 F2		0-0 5-3		4 1 1 0 0 0 0										
Larry Herndon, R (1, 7) OBP: 0.296, SLG: 0.383		0-0 SF8		0-0 HR		0-0 1B		0-0 F7		3 1 2 2 0 0 0										
Darrell Evans, L (1, 3) OBP: 0.371, SLG: 0.521		0-0 HR		0-3 K		0-0 F6			4-0 F4-3 BB 1B BB	3 2 1 2 1 1 1										
Alejandro Sanchez, R (1, 10) OBP: 0.254, SLG: 0.521		0-0 4-3		0-3 K		0-3 K			4-0 1-2 1B BB	3 0 0 0 0 2 0										
Johnny Grubb, L (9, PH) OBP: 0.268, SLG: 0.232										0 1 0 0 1 0 0										
Doug Flynn, R (1, 6) OBP: 0.158, SLG: 0.211		0-0 F9			0-0 2B		0-0 F7		0-0 F4-3	4 0 1 0 0 0 2										
Inning Stats	R: 0 E: 0 K: 1 S: 5	H: 0 LOB: 0 BB: 0 P: 5	R: 3 E: 0 K: 0 S: 6	H: 3 LOB: 0 BB: 0 P: 6	R: 1 E: 0 K: 0 S: 4	H: 1 LOB: 0 BB: 0 P: 4	R: 1 E: 0 K: 2 S: 8	H: 1 LOB: 0 BB: 0 P: 8	R: 0 E: 0 K: 0 S: 4	H: 1 LOB: 1 BB: 0 P: 4	R: 0 E: 0 K: 1 S: 5	H: 0 LOB: 2 BB: 2 P: 13	R: 0 E: 0 K: 0 S: 3	H: 0 LOB: 0 BB: 0 P: 3	R: 2 E: 0 K: 0 S: 3	H: 1 LOB: 2 BB: 4 P: 19	1B: 3 2B: 2 3B: 0 HR: 3	SF: 1 SAC: 0 DP: 0 HBP: 0	WP: 0 PB: 0 SB: 0 CS: 0	PA: 40
PITCHER	IP WLS BF H R ER SO BB IBB HBP BLK WP HR S P ERA WHIP																			
Scott McGregor, L (1, 1) ERA: 4.5	3.1 L 15 5 5 5 1 0 0 0 0 0 3 17 17 13.50 1.500																			
Sammy Stewart, R (4, 1) ERA: 3.82	5.2 25 3 2 2 3 4 2 0 0 0 0 25 49 3.18 1.235																			

Detroit Tigers @ Baltimore Orioles
 Memorial Stadium, Baltimore, MD
 Mon Jul 01 1985, 7:05 PM EDT
 Att: 27,109 - Unknown

livebaseballscorecards.com

AB 33
 R 7
 H 8
 RBI 7
 BB 6
 SO 4
 LOB 10



BOTTOM

Detroit Tigers @ Baltimore Orioles
Memorial Stadium, Baltimore, MD

Mon Jul 01 1985, 7:05 PM EDT
 Att. 27,109 - Unknown

livebaseballscorecards.com

AB	32
R	1
H	7
RBI	1
BB	2
SO	4
LOB	16




AB	R	H	RBI	BB	SO	LOB
2	0	0	0	1	0	0
1	0	0	0	0	0	2
4	0	1	1	0	0	1
4	0	1	0	0	1	2
4	0	0	0	0	0	4
4	0	1	0	0	2	0
3	0	1	0	0	0	1
1	0	0	0	0	1	0
2	0	0	0	1	0	1
1	0	0	0	0	0	0
3	1	2	0	0	0	2
2	0	0	0	0	0	3
1	0	1	0	0	0	0
0	0	0	0	0	0	0

WP: 0	PA: 34
PB: 0	
SB: 0	
CS: 0	

Batter	1	2	3	4	5	6	7	8	9
Jim Dwyer, L (1, 7) OBP: 0.354, SLG: 0.431 Gary Roenicke, R (8, PH) OBP: 0.356, SLG: 0.495 (9, 7)	4-0 BB		0-0 F9		0-0 F8			0-0 F5	
Lee Lacy, R (1, 9) OBP: 0.324, SLG: 0.391	0-0 5-3 1-2		0-0 F6-3			0-0 4-3		0-0 1-2 3-H 1B	
Cal Ripken Jr., R (1, 6) OBP: 0.341, SLG: 0.455	0-0 F4-6-3 2-3 1B		0-0 5-3			0-0 F9		0-3 K	
Eddie Murray, S (1, 3) OBP: 0.359, SLG: 0.490	0-0 F4-6-3 1-2			0-0 F7		0-0 F6		0-0 5-3	
Fred Lynn, L (1, 8) OBP: 0.332, SLG: 0.437		0-0 BB 1B		0-0 F2			0-3 K		0-3 K
Larry Sheets, L (1, 10) OBP: 0.337, SLG: 0.466 John Shelby, S (9, PH) OBP: 0.387, SLG: 0.633		0-0 L4		0-0 2B			0-0 F9		0-3 K
Wayne Gross, L (1, 5) OBP: 0.404, SLG: 0.483 Fritzie Connally, R (9, PH) OBP: 0.349, SLG: 0.358		4-0 1-2 BB		0-0 F9			0-0 G3		0-0 F7
Floyd Rayford, R (1, 2) OBP: 0.392, SLG: 0.600		0-0 F9			0-0 F6-4-3 1B			0-0 1B 2B	
Lenn Sakata, R (1, 4) OBP: 0.275, SLG: 0.286 Mike Young, S (8, PH) OBP: 0.322, SLG: 0.415 Rich Dauer, R (9, 4) OBP: 0.290, SLG: 0.258		0-0 L4			0-0 F6-4-3 1-2			0-0 1B 2-3 1B	

Inning	R	H	E	K	S	P	BB	IBB	HBP	BLK	WP	HR	S	P	ERA	WHIP
1	0	1	0	0	3	7	0	0	0	0	0	0	1	1	1.29	1.143
2	0	1	0	0	4	8	0	0	0	0	0	0	1	1	0.00	0.500
3	0	0	0	0	3	3	0	0	0	0	0	0	0	0		
4	0	1	0	0	4	3	0	0	0	0	0	0	1	1		
5	0	0	0	0	3	3	0	0	0	0	0	0	0	0		
6	0	0	0	0	3	3	0	0	0	0	0	0	0	0		
7	0	0	0	1	5	5	0	0	0	0	0	0	0	0		
8	1	3	0	1	8	8	0	0	0	0	0	0	1	1		
9	0	0	0	2	7	7	0	0	0	0	0	0	0	0		

PITCHER	IP	WLS	BF	H	R	ER	SO	BB	IBB	HBP	BLK	WP	HR	S	P	ERA	WHIP
Randy O'Neal, R (1, 1) ERA: 2.01	7.0	W	27	6	1	1	1	2	0	0	0	0	0	27	35	1.29	1.143
Willie Hernandez, L (8, 1) ERA: 1.74	2.0		7	1	0	0	3	0	0	0	0	0	0	13	13	0.00	0.500

Batter	1	2	3	4	5	6	7	8	9	10	AB R H RBI BB SO LOB	TOP										
Lou Whitaker, L (1, 4) OBP: 0.387, SLG: 0.484	0-0 4-3	0-0 F7			0-3 K			0-0 1B		0-0 L8	5 0 1 0 0 1 1											
Tom Brookens, R (1, 5) OBP: 0.310, SLG: 0.429	0-0 BB HR 2B		0-0 1-3			0-0 L9		0-3 K			4 1 1 0 0 1 1											
Kirk Gibson, L (1, 9) OBP: 0.360, SLG: 0.556	4-0 BB HR BB		0-0 F7			4-0 BB S BB		0-3 K			2 1 0 0 2 1 1											
Lance Parrish, R (1, 2) OBP: 0.326, SLG: 0.441	4-0 1-2 2-3 HR BB		0-0 4-3			0-0 F6			0-0 4-3		3 1 0 0 1 0 1											
Darrell Evans, L (1, 10) OBP: 0.369, SLG: 0.530	0-0 1-H 2-H 3-H HR		0-0 4-3			0-0 G3 1-2			0-0 F9		4 1 1 4 0 0 1											
Larry Herndon, R (1, 7) OBP: 0.292, SLG: 0.377	0-0 F4		0-0 6-3			0-0 F8			0-0 F2		4 0 0 0 0 0 0											
Dave Bergman, L (1, 3) OBP: 0.298, SLG: 0.256	0-0 F6		0-0 6-3			0-0 4-3				0-0 F5	4 0 0 0 0 0 0	AB 34 R 4 H 4 RBI 4 BB 3 SO 6 LOB 5										
Chet Lemon, R (1, 8) OBP: 0.322, SLG: 0.401		0-0 5-3			0-0 6-3		0-3 K			0-0 4-3	4 0 0 0 0 1 0											
Doug Flynn, R (1, 6) OBP: 0.174, SLG: 0.217		0-3 K			0-0 F6-3		0-3 K			0-0 1B	4 0 1 0 0 2 0											
Inning Stats	R: 4 E: 0 K: 0 S: 5	H: 2 LOB: 0 BB: 2 P: 13	R: 0 E: 0 K: 1 S: 5	H: 0 LOB: 0 BB: 0 P: 5	R: 0 E: 0 K: 0 S: 3	H: 0 LOB: 0 BB: 0 P: 3	R: 0 E: 0 K: 0 S: 3	H: 0 LOB: 0 BB: 0 P: 3	R: 0 E: 0 K: 1 S: 5	H: 0 LOB: 1 BB: 1 P: 7	R: 0 E: 0 K: 1 S: 5	H: 0 LOB: 0 BB: 0 P: 5	R: 0 E: 0 K: 3 S: 10	H: 1 LOB: 1 BB: 0 P: 10	R: 0 E: 0 K: 0 S: 3	H: 0 LOB: 0 BB: 0 P: 3	R: 0 E: 0 K: 0 S: 4	H: 1 LOB: 1 BB: 0 P: 4	1B: 2 2B: 1 3B: 0 HR: 1	SF: 0 SAC: 0 DP: 0 HBP: 0	WP: 0 PB: 0 SB: 1 CS: 0	PA: 37
PITCHER	IP WLS BF H R ER SO BB IBB HBP BLK WP HR S P ERA WHIP																					
Storm Davis, R (1, 1) ERA: 4.94	7.0	26	2	4	4	3	3	0	0	0	0	0	0	0	0	17	41	5.14	0.714			
Don Aase, R (8, 1) ERA: 5.54	3.0	11	2	0	0	3	0	0	0	0	0	0	0	0	0	17	17	0.00	0.667			

Detroit Tigers @ Baltimore Orioles
 Memorial Stadium, Baltimore, MD
 Tue Jul 02 1985, 7:05 PM EDT
 Att. 28,969 - Unknown

livebaseballscorecards.com

BOTTOM

Detroit Tigers @ Baltimore Orioles
Memorial Stadium, Baltimore, MD
 Tue Jul 02 1985, 7:05 PM EDT
 Att. 28,969 - Unknown

livebaseballscorecards.com

AB	38
R	5
H	10
RBI	5
BB	3
SO	11
LOB	15



WP: 1	PA: 41
PB: 0	
SB: 0	
CS: 0	

Batter	1	2	3	4	5	6	7	8	9	10	AB	R	H	RBI	BB	SO	LOB
John Shelby, S (1, 8) OBP: 0.333, SLG: 0.543	F9		K		F8		F6-3		K		5	0	0	0	0	2	1
Lee Lacy, R (1, 9) OBP: 0.335, SLG: 0.416	BB 1B		1B 1B		2-H HR		BB 1B		K		5	1	4	2	0	1	0
Cal Ripken Jr., R (1, 6) OBP: 0.348, SLG: 0.467	1-2 BB		1-2 FC5-4 1B		E5 WP		1-2 BB		HR		3	1	2	1	2	0	0
Eddie Murray, S (1, 3) OBP: 0.353, SLG: 0.481	K		FC5-4 1-2		K		F7		F4		5	0	0	0	0	2	7
Gary Roenicke, R (1, 7) OBP: 0.347, SLG: 0.480	K				5-3		B2-3		K		3	0	0	0	0	1	2
Jim Dwyer, L (8, PH) OBP: 0.354, SLG: 0.431											0	0	0	0	0	0	0
Mike Young, S (8, PH) OBP: 0.325, SLG: 0.438											2	1	1	1	0	1	0
Fritzie Connally, R (1, 10) OBP: 0.346, SLG: 0.348			F9		4-3		K		1B BB		3	0	0	0	1	1	0
Ken Dixon, S (8, PR)											0	0	0	0	0	0	0
Floyd Rayford, R (1, 5) OBP: 0.382, SLG: 0.574			F1		K		F3		1-2 1B		4	0	1	0	0	1	0
Rick Dempsey, R (1, 2) OBP: 0.330, SLG: 0.359			F7				HR 2B		K K		4	1	1	0	0	2	2
Lenn Sakata, R (1, 4) OBP: 0.274, SLG: 0.318			F3		1-3		HR		F8		4	1	1	1	0	0	3

Inning Stats	R: 0	H: 1	E: 0	K: 2	S: 8	P: 12	R: 0	H: 0	E: 0	K: 0	S: 3	P: 3	R: 0	H: 2	E: 0	K: 1	S: 7	R: 0	H: 0	E: 0	K: 1	S: 5	P: 5	R: 2	H: 2	E: 1	K: 1	S: 8	P: 8	R: 0	H: 0	E: 0	K: 1	S: 5	R: 1	H: 2	E: 0	K: 1	S: 7	R: 0	H: 1	E: 0	K: 2	S: 8	P: 12	R: 1	H: 1	E: 0	K: 2	S: 8	P: 8	R: 1	H: 1	E: 0	K: 0	S: 1	P: 1	1B: 5	SF: 0	2B: 1	SAC: 0	3B: 0	DP: 0	HR: 4	HBP: 0	WP: 1	PA: 41
--------------	------	------	------	------	------	-------	------	------	------	------	------	------	------	------	------	------	------	------	------	------	------	------	------	------	------	------	------	------	------	------	------	------	------	------	------	------	------	------	------	------	------	------	------	------	-------	------	------	------	------	------	------	------	------	------	------	------	------	-------	-------	-------	--------	-------	-------	-------	--------	-------	--------

PITCHER	IP	WLS	BF	H	R	ER	SO	BB	IBB	HBP	BLK	WP	HR	S	P	ERA	WHIP
Frank Tanana, L (1, 1) ERA: 5.32	6.2		28	6	3	3	7	1	0	0	0	1	2	41	45	4.05	1.050
Aurelio Lopez, R (7, 1) ERA: 3.93	0.1		3	1	0	0	0	1	0	0	0	0	0	2	6	0.00	6.000
Willie Hernandez, L (8, 1) ERA: 1.98	2.0	L	10	3	2	2	4	1	0	0	0	0	2	17	21	9.00	2.000

Batter	1	2	3	4	5	6	7	8	9	10	AB	R	H	RBI	BB	SO	LOB	TOP			
Lou Whitaker, L OBP: 0.387, SLG: 0.493 (1, 4) X	0-0 5-3			X 0-0 F8		X 0-0 G4-6-3 1B		X 0-0 1-H HR		X 0-0 F8	5	1	2	2	0	0	0				
Tom Brookens, R OBP: 0.309, SLG: 0.423 (1, 5) X (8, 6)	0-0 6-3			0-0 K		X 0-0 F6		B 4-0 BB			3	0	0	0	1	1	1				
Kirk Gibson, L OBP: 0.359, SLG: 0.549 (1, 9) X	0-0 1-3			B 4-0 BB		X 0-0 G4-6-3 1-2f		X 0-0 2-3			3	0	0	0	1	0	2				
Lance Parrish, R OBP: 0.322, SLG: 0.434 (1, 2)		S 0-3 K		X 0-0 F8			S 0-3 K		X 0-0 6-3		4	0	0	0	0	2	1				
Darrell Evans, L OBP: 0.371, SLG: 0.528 (1, 10)		B 4-0 BB		X 0-0 G4-6-3 BB		X 0-0 2B 1B		X 0-0 3-1		X 0-0 G3	3	1	1	0	1	0	0				
Johnny Grubb, L OBP: 0.273, SLG: 0.250 Larry Herndon, R OBP: 0.289, SLG: 0.374 (5, PR) (5, 7)		X 0-0 G4-6-3 1-2f		X 0-0 G3 1-H 2B		S 0-3 K		S 0-3 K		S 0-3 K	2	0	1	1	0	0	1				
Dave Bergman, L OBP: 0.314, SLG: 0.349 (1, 3)		X 0-0 6-3		X 0-0 F6		X 0-0 FC5-4 1B		X 0-0 HR		X 0-0 HR	4	1	2	1	0	0	1				
Chet Lemon, R OBP: 0.317, SLG: 0.394 (1, 8)		X 0-0 F7		X 0-0 G3		X 0-0 F9		X 0-0 F9		X 0-0 F9	4	0	0	0	0	0	2				
Doug Flynn, R OBP: 0.160, SLG: 0.200 Barbaro Garbey, R OBP: 0.329, SLG: 0.390 Marty Castillo, R OBP: 0.065, SLG: 0.033 (8, PH) (8, 5)		X 0-0 F3		X 0-0 F7		X 0-0 FC5-4 1-2f HR		X 0-0 F7		X 0-0 F7	2	0	0	0	0	0	2				
		R: 0 H: 0 E: 0 LOB: 0 K: 0 BB: 0 S: 3 P: 3		R: 0 H: 0 E: 0 LOB: 0 K: 1 BB: 1 S: 4 P: 8		R: 0 H: 0 E: 0 LOB: 1 K: 1 BB: 1 S: 5 P: 9		R: 1 H: 2 E: 0 LOB: 2 K: 0 BB: 0 S: 5 P: 5		R: 0 H: 1 E: 0 LOB: 0 K: 0 BB: 0 S: 3 P: 3		R: 0 H: 0 E: 0 LOB: 0 K: 2 BB: 0 S: 7 P: 7		R: 2 H: 2 E: 0 LOB: 1 K: 0 BB: 1 S: 5 P: 9		R: 0 H: 0 E: 0 LOB: 0 K: 1 BB: 0 S: 5 P: 5		R: 1 H: 1 E: 0 LOB: 0 K: 0 BB: 0 S: 4 P: 4		1B: 3 SF: 0 2B: 1 SAC: 0 3B: 0 DP: 2 HR: 2 HBP: 0	WP: 0 PA: 37 PB: 0 SB: 0 CS: 0
		R: 0 H: 0 E: 0 LOB: 0 K: 0 BB: 0 S: 3 P: 3		R: 0 H: 0 E: 0 LOB: 0 K: 1 BB: 1 S: 4 P: 8		R: 0 H: 0 E: 0 LOB: 1 K: 1 BB: 1 S: 5 P: 9		R: 1 H: 2 E: 0 LOB: 2 K: 0 BB: 0 S: 5 P: 5		R: 0 H: 1 E: 0 LOB: 0 K: 0 BB: 0 S: 3 P: 3		R: 0 H: 0 E: 0 LOB: 0 K: 2 BB: 0 S: 7 P: 7		R: 2 H: 2 E: 0 LOB: 1 K: 0 BB: 1 S: 5 P: 9		R: 0 H: 0 E: 0 LOB: 0 K: 1 BB: 0 S: 5 P: 5		R: 1 H: 1 E: 0 LOB: 0 K: 0 BB: 0 S: 4 P: 4		1B: 3 SF: 0 2B: 1 SAC: 0 3B: 0 DP: 2 HR: 2 HBP: 0	WP: 0 PA: 37 PB: 0 SB: 0 CS: 0
PITCHER	IP	WLS	BF	H	R	ER	SO	BB	IBB	HBP	BLK	WP	HR	S	P	ERA	WHIP				
Ken Dixon, R ERA: 4.5 (1, 1)	7.0		24	3	1	1	4	2	0	0	0	0	0	30	38	1.29	0.714				
Nate Snell, R ERA: 1.98 (8, 1)	0.2		3	1	1	1	0	0	0	0	0	0	0	3	3	13.50	1.500				
Tippy Martinez, L ERA: 5.4 (8, 1)	0.1		3	1	1	1	0	1	0	0	0	0	1	2	6	27.00	6.000				
Sammy Stewart, R ERA: 3.84 (9, 1)	2.0	L	7	1	1	1	1	0	0	0	0	0	1	9	9	4.50	0.500				

Detroit Tigers @ Baltimore Orioles
Memorial Stadium, Baltimore, MD
Wed Jul 03 1985, 7:05 PM EDT
Att. 38,869 - Unknown

livebaseballscorecards.com

AB	34
R	4
H	6
RBI	4
BB	3
SO	5
LOB	11



Batter	1	2	3	4	5	6	7	8	9	10	AB	R	H	RBI	BB	SO	LOB
Jim Dwyer, L (1, 7) OBP: 0.351, SLG: 0.427 Gary Roenicke, R (8, 7) OBP: 0.347, SLG: 0.480 Al Pardo, S (10, 2)	F5	FC6-4 1B			F9		F8			G3	4	0	1	1	0	0	0
Lee Lacy, R (1, 9) OBP: 0.332, SLG: 0.411	WP 1B	FC6-4			K		5-3			K	5	1	1	0	0	2	2
Cal Ripken Jr., R (1, 6) OBP: 0.348, SLG: 0.466	1-H 1B				1B					4-3	5	0	2	1	0	1	0
Eddie Murray, S (1, 3) OBP: 0.355, SLG: 0.492	F7				1B					HR	4	1	2	1	0	1	1
Fred Lynn, L (1, 8) OBP: 0.328, SLG: 0.430	K				5-3					4-3	4	0	0	0	0	1	3
Larry Sheets, L (1, 10) OBP: 0.330, SLG: 0.456		F7			3-1					4-3	4	0	0	0	0	0	0
Wayne Gross, L (1, 5) OBP: 0.403, SLG: 0.479 Floyd Rayford, R (9, PH) OBP: 0.375, SLG: 0.564 (10, 5)		1B 1B			K		F7			5-3	3	1	1	0	0	1	0
Rick Dempsey, R (1, 2) OBP: 0.330, SLG: 0.355 John Shelby, S (9, PH) OBP: 0.324, SLG: 0.528 (10, 7)		F4			BB		F9			F7	2	0	0	0	1	0	1
Rich Dauer, R (1, 4) OBP: 0.291, SLG: 0.260 Mike Young, S (9, PH) OBP: 0.323, SLG: 0.435 Lenn Sakata, R (10, 4) OBP: 0.274, SLG: 0.318		1B 1B			F8		F8			4-3	3	0	1	0	0	0	1

Inning Stats	R: 1	H: 2	R: 1	H: 3	R: 0	H: 0	R: 0	H: 0	R: 0	H: 0	R: 0	H: 0	R: 1	H: 1	R: 0	H: 0	R: 0	H: 0	R: 0	H: 0	R: 0	H: 0	1B: 7	SF: 0	WP: 1	PA: 39
	E: 0	LOB: 1	E: 0	LOB: 2	E: 0	LOB: 0	E: 0	LOB: 2	E: 0	LOB: 0	E: 0	LOB: 0	E: 0	LOB: 0	E: 0	LOB: 0	E: 0	LOB: 0	E: 0	LOB: 0	E: 0	LOB: 0	2B: 0	SAC: 0	FB: 0	
	K: 1	BB: 0	K: 0	BB: 0	K: 2	BB: 0	K: 1	BB: 0	K: 0	BB: 0	K: 0	BB: 0	K: 0	BB: 0	K: 1	BB: 0	K: 1	BB: 0	K: 1	BB: 0	K: 1	BB: 0	3B: 0	DP: 0	SB: 0	
	S: 7	P: 7	S: 6	P: 6	S: 7	P: 7	S: 5	P: 9	S: 7	P: 7	S: 3	P: 3	S: 4	P: 4	S: 3	P: 3	S: 5	P: 5	S: 5	P: 5	S: 5	P: 5	HR: 1	HBP: 0	CS: 0	

PITCHER	IP	WLS	BF	H	R	ER	SO	BB	IBB	HBP	BLK	WP	HR	S	P	ERA	WHIP
Dan Petry, R (1, 1) ERA: 3.02	10.0	W	39	8	3	3	6	1	0	0	0	1	1	50	54	2.70	0.900

PITCHER	IP	WLS	BF	H	R	ER	SO	BB	IBB	HBP	BLK	WP	HR	S	P	ERA	WHIP

DETROIT TIGERS @ BALTIMORE ORIOLES
 Memorial Stadium, Baltimore, MD
 Wed Jul 03 1985, 7:05 PM EDT
 Att: 38,869 - Unknown

livebaseballscorecards.com

AB	38
R	3
H	8
RBI	3
BB	1
SO	6
LOB	8



Batter	1	2	3	4	5	6	7	8	9	AB R H RBI BB SO LOB	TOP	
Lou Whitaker, L OBP: 0.386, SLG: 0.488 (1, 4) BB BB	4-0 BB BB		x 0-0 1-3		x 0-0 4-3		x 0-0 4-3			3 0 0 0 1 0 1		
Tom Brookens, R OBP: 0.312, SLG: 0.424 (1, 5) (7, 6) SS	0-3 K		x 0-0 1B			x 0-0 1B 1B		x 0-0 F3		4 1 2 0 0 1 1		
Kirk Gibson, L OBP: 0.357, SLG: 0.545 (1, 9) SS	0-3 K		x 0-3 K			x 0-0 FC3-6 1-2 1B 1B		x 0-0 1-3		4 0 1 0 0 2 2		
Lance Parrish, R OBP: 0.324, SLG: 0.433 (1, 10) BB BB BB	4-0 1-2 BB			x 0-0 L5		x 0-0 FC3-6 1-2 2-H 1B		x 0-0 F2		3 0 1 1 1 0 0		
Darrell Evans, L OBP: 0.365, SLG: 0.518 (1, 3) X	0-0 4-3			x 0-0 1-3		x 0-0 FC3-6 G6-4-3 1-2f 2-3			SS 0-3 K	4 0 0 0 0 1 4		
Larry Herndon, R OBP: 0.269, SLG: 0.372 (1, 7)		x 0-0 F6		x 0-0 1B		x 0-0 G6-4-3 1-2f			SS 0-3 K	4 0 1 0 0 1 2		
Chet Lemon, R OBP: 0.312, SLG: 0.387 (1, 8)		x 0-0 6-3		SS 0-3 K			x 0-0 L5		x 0-0 5-3	4 0 0 0 0 1 1		
Bob Melvin, R OBP: 0.259, SLG: 0.370 (1, 2)		x 0-0 6-3			x 0-0 5-3		x 0-0 1B			3 0 1 0 0 0 0		
Doug Flynn, R OBP: 0.148, SLG: 0.185 Barbaro Garbey, R OBP: 0.326, SLG: 0.385 (7, PH) (7, 5)			x 0-0 F4		x 0-0 F6-3		SS 0-3 K			2 0 0 0 0 0 0 1 0 0 0 0 1 1		
Inning Stats	R: 0 E: 0 K: 2 S: 7 H: 0 LOB: 2 BB: 2 P: 15	R: 0 E: 0 K: 0 S: 3 H: 0 LOB: 0 BB: 0 P: 3	R: 0 E: 0 K: 1 S: 6 H: 1 LOB: 1 BB: 0 P: 6	R: 0 E: 0 K: 1 S: 6 H: 1 LOB: 1 BB: 0 P: 6	R: 0 E: 0 K: 0 S: 3 H: 0 LOB: 0 BB: 0 P: 3	R: 1 E: 0 K: 0 S: 5 H: 3 LOB: 1 BB: 0 P: 5	R: 0 E: 0 K: 1 S: 6 H: 1 LOB: 1 BB: 0 P: 6	R: 0 E: 0 K: 0 S: 3 H: 0 LOB: 0 BB: 0 P: 3	R: 0 E: 0 K: 2 S: 7 H: 0 LOB: 0 BB: 0 P: 7	1B: 6 2B: 0 3B: 0 HR: 0 SF: 0 SAC: 0 DP: 1 HBP: 0	WP: 0 PB: 0 SB: 0 CS: 0 PA: 34	
PITCHER Burt Hooton, R ERA: 3.67 (1, 1)	IP WLS BF H R ER SO BB IBB HBP BLK WP HR S P ERA WHIP	9.0 W 34 6 1 1 7 2 0 0 0 0 0 0 46 54 1.00 0.889										

Detroit Tigers @ Texas Rangers
Arlington Stadium, Arlington, TX
Thu Jul 04 1985, 8:05 PM EDT
Att: 42,445 - Unknown

livebaseballscorecards.com

AB	32
R	1
H	6
RBI	1
BB	2
SO	7
LOB	12




Batter	1	2	3	4	5	6	7	8	9	AB	R	H	RBI	BB	SO	LOB
Oddibe McDowell, L OBP: 0.260, SLG: 0.333 (1, 8)	0-0 BB 2B 1B	0-0 L4			0-3 K		0-0 4-3			4	1	1	0	0	1	1
Don Slaught, R OBP: 0.306, SLG: 0.378 (1, 2)	4-0 2B 1-2 1B BB	0-0 F6-3			0-0 F8		0-0 F3			3	1	0	0	1	0	0
Toby Harrah, R OBP: 0.469, SLG: 0.418 (1, 4)	0-0 1-3 2-H 1B 2B		4-0 F4-6-3 BB		0-0 F6-3		0-0 1-3			3	1	1	1	1	0	0
Pete O'Brien, L OBP: 0.322, SLG: 0.401 (1, 3)	0-0 2-H 3-H E 1B		0-0 F4-6-3		0-0 F7		0-0 4-3			4	1	1	2	0	0	1
Buddy Bell, R OBP: 0.323, SLG: 0.364 (1, 5)	0-0 5-3 1-2		0-0 F6-3		0-0 1B					3	0	1	0	0	0	1
Larry Parrish, R OBP: 0.313, SLG: 0.423 (1, 9)	0-0 F9		0-3 K		0-0 5-3					3	0	0	0	0	1	1
Bob Jones, L OBP: 0.203, SLG: 0.197 (1, 10)	0-0 E1 2-H		0-0 4-3		0-0 F3					3	0	0	0	0	0	0
Tom Dunbar, L OBP: 0.307, SLG: 0.273 (1, 7)	0-0 F8		0-0 2B		0-0 4-3					3	0	1	0	0	0	1
Wayne Tolleson, S OBP: 0.370, SLG: 0.350 (1, 6)		0-3 K		0-0 5-3		4-0 BB				2	0	0	0	1	1	1

Inning Stats	R: 4 E: 1 K: 0 S: 7	H: 3 LOB: 1 BB: 1 P: 11	R: 0 E: 0 K: 1 S: 5	H: 0 LOB: 0 BB: 0 P: 5	R: 0 E: 0 K: 0 S: 2	H: 0 LOB: 0 BB: 1 P: 6	R: 0 E: 0 K: 1 S: 6	H: 1 LOB: 1 BB: 0 P: 6	R: 0 E: 0 K: 1 S: 5	H: 0 LOB: 0 BB: 0 P: 5	R: 0 E: 0 K: 0 S: 3	H: 1 LOB: 0 BB: 0 P: 3	R: 0 E: 0 K: 0 S: 3	H: 0 LOB: 1 BB: 1 P: 7	R: 0 E: 0 K: 0 S: 3	H: 0 LOB: 0 BB: 0 P: 3	1B: 3 2B: 2 3B: 0 HR: 0	SF: 0 SAC: 0 DP: 1 HBP: 0	WP: 0 PB: 0 SB: 0 CS: 0	PA: 31														
PITCHER Walt Terrell, R ERA: 3.9 (1, 1)	IP 8.0	WLS L	BF 31	H 5	R 4	ER 3	SO 3	BB 3	IBB 0	HBP 0	BLK 0	WP 0	HR 0	S 34	P 46	ERA 3.38	WHIP 1.000																	
																	PITCHER	IP	WLS	BF	H	R	ER	SO	BB	IBB	HBP	BLK	WP	HR	S	P	ERA	WHIP

DETROIT TIGERS @ TEXAS RANGERS
Arlington Stadium, Arlington, TX
Thu Jul 04 1985, 8:05 PM EDT
Att. 42,445 - Unknown

livebaseballscorecards.com

AB	28
R	4
H	5
RBI	3
BB	3
SO	3
LOB	6



Batter	1	2	3	4	5	6	7	8	9	AB R H RBI BB SO LOB	TOP												
Dave Bergman, L (1, 3) OBP: 0.309, SLG: 0.326	0-0 F7		4-0 BB		0-0 F5			0-0 F7		3 0 0 0 1 0 1													
Alan Trammell, R (1, 6) OBP: 0.324, SLG: 0.419	0-0 6-3		0-0 6-4			0-0 FC5-4 BB 1B		0-3 K		4 0 1 0 0 1 2													
Kirk Gibson, L (1, 9) OBP: 0.359, SLG: 0.543	0-0 1B			0-0 G3		4-0 FC5-4 BB		0-0 G3		3 0 1 0 1 0 0													
Lance Parrish, R (1, 2) OBP: 0.320, SLG: 0.428	0-0 6-3			0-3 K		0-0 FC5-4 1-2 BB 1-2 2-3			0-0 F6	4 0 0 0 0 1 3													
Darrell Evans, L (1, 10) OBP: 0.360, SLG: 0.509		0-0 G3		0-0 F9		0-0 G3			0-0 F8	4 0 0 0 0 0 1													
Larry Herndon, R (1, 7) OBP: 0.285, SLG: 0.366		0-0 6-3			0-3 K2-3		0-0 6-3		0-0 6-3	4 0 0 0 0 1 0													
Chet Lemon, R (1, 8) OBP: 0.308, SLG: 0.382		0-0 F8			0-0 5-3		0-0 F8			3 0 0 0 0 0 0													
Tom Brookens, R (1, 5) OBP: 0.317, SLG: 0.442			0-0 F8		0-0 HR		0-0 1B			3 1 2 1 0 0 0													
Doug Flynn, R (1, 4) OBP: 0.172, SLG: 0.207 Lou Whitaker, L (7, PH) OBP: 0.384, SLG: 0.486 (7, 4)			0-0 6-4 BB 1B		0-0 F5		0-3 K			2 0 1 0 0 0 0 1 0 0 0 0 1 1													
Inning Stats	R: 0 E: 0 K: 0 S: 4	H: 1 LOB: 1 BB: 0 P: 4	R: 0 E: 0 K: 0 S: 3	H: 0 LOB: 0 BB: 0 P: 3	R: 0 E: 0 K: 0 S: 3	H: 1 LOB: 1 BB: 1 P: 7	R: 0 E: 0 K: 1 S: 5	H: 0 LOB: 0 BB: 0 P: 5	R: 1 E: 1 K: 1 S: 7	H: 1 LOB: 1 BB: 0 P: 7	R: 0 E: 0 K: 0 S: 3	H: 1 LOB: 1 BB: 1 P: 7	R: 0 E: 0 K: 1 S: 6	H: 1 LOB: 1 BB: 0 P: 6	R: 0 E: 0 K: 1 S: 5	H: 0 LOB: 0 BB: 0 P: 5	R: 0 E: 0 K: 0 S: 3	H: 0 LOB: 0 BB: 0 P: 3	1B: 4 2B: 1 3B: 0 HR: 1	SF: 0 SAC: 0 DP: 2 HBP: 0	WP: 0 PB: 0 SB: 0 CS: 0	PA: 33	
PITCHER Charlie Hough, R (1, 1) ERA: 3.42	IP 9.0	WLS W	BF 33	H 5	R 1	ER 1	SO 4	BB 2	IBB 0	HBP 0	BLK 0	WP 0	HR 1	S 39	P 47	ERA 1.00	WHIP 0.778						PITCHER IP WLS BF H R ER SO BB IBB HBP BLK WP HR S P ERA WHIP

Detroit Tigers @ Texas Rangers
Arlington Stadium, Arlington, TX
Fri Jul 05 1985, 8:05 PM EDT
Att: 28,864 - Unknown

livebaseballscorecards.com

AB 31
R 1
H 5
RBI 1
BB 2
SO 4
LOB 8



Batter	1	2	3	4	5	6	7	8	9
Oddibe McDowell, L OBP: 0.254, SLG: 0.326 (1, 8)	0-3 K		0-3 K		0-3 K		0-0 G3		
Don Slaughter, R OBP: 0.311, SLG: 0.383 Glenn Brummer, R OBP: 0.407, SLG: 0.295 (1, 2) (3, PR) (4, 2)	0-0 F4-6-3 1B		0-0 F4-6-3 1B		0-0 F4-3			0-0 FC6-4 1B	
Toby Harrah, R OBP: 0.463, SLG: 0.410 (1, 4)	0-0 F4-6-3 1-2		0-0 F8		0-0 F3			0-0 FC6-4 BB E FC3-2 1-2	
Pete O'Brien, L OBP: 0.321, SLG: 0.399 (1, 3)		0-0 CS 1B	0-0 F9		0-0 1-3			0-0 E6 FC3-2 BB 1-2	
Buddy Bell, R OBP: 0.328, SLG: 0.365 (1, 5)		0-0 F7		0-0 F5-4-3 1B		4-0 FC5-4 BB		4-0 FC3-2 BB 1-2 2-3	
Larry Parrish, R OBP: 0.309, SLG: 0.416 (1, 9)		0-3 K 1-2		0-0 F5-4-3 1-2		0-0 FC5-4 1-2f		0-0 FC3-2 1-2 2-3 3-Hf	
Bob Jones, L OBP: 0.221, SLG: 0.203 (1, 10)			0-0 2B 1B 1B		4-0 BB BB BB BB		0-3 K	0-0 F9	
Tom Dunbar, L OBP: 0.308, SLG: 0.286 Nick Capra, R OBP: 0.125, SLG: 0.125 (1, 7) (8, 7)			0-0 1B 2B		0-0 F7		0-0 4-3		
Curtis Wilkerson, S OBP: 0.309, SLG: 0.324 (1, 6)			0-0 BLK S 1B 1B 2-H 3-H		0-0 F7		0-0 1B		

Inning Stats	R: 0	H: 1	E: 0	LOB: 0	K: 1	BB: 0	S: 5	P: 5
	R: 0	H: 1	E: 0	LOB: 0	K: 1	BB: 0	S: 5	P: 5
	R: 3	H: 4	E: 0	LOB: 1	K: 1	BB: 0	S: 9	P: 9
	R: 0	H: 1	E: 0	LOB: 1	K: 0	BB: 1	S: 3	P: 7
	R: 0	H: 0	E: 0	LOB: 0	K: 1	BB: 0	S: 5	P: 5
	R: 0	H: 0	E: 0	LOB: 1	K: 0	BB: 1	S: 3	P: 7
	R: 0	H: 1	E: 0	LOB: 1	K: 1	BB: 0	S: 6	P: 6
	R: 0	H: 1	E: 1	LOB: 3	K: 0	BB: 1	S: 5	P: 9

PITCHER	IP	WLS	BF	H	R	ER	SO	BB	IBB	HBP	BLK	WP	HR	S	P	ERA	WHIP
Jack Morris, R ERA: 3.23 (1, 1)	8.0	L	34	9	3	3	5	3	0	0	1	0	0	41	53	3.38	1.500

DETROIT TIGERS @ TEXAS RANGERS
Arlington Stadium, Arlington, TX
 Fri Jul 05 1985, 8:05 PM EDT
 Att. 28,864 - Unknown

AB	R	H	RBI	BB	SO	LOB
4	0	0	0	0	3	2
2	0	2	1	0	0	0
2	0	1	0	0	0	0
4	0	0	0	0	0	3
4	0	1	0	0	0	2
2	0	1	0	2	0	1
4	0	0	0	0	1	6
3	1	1	0	1	1	3
3	1	1	0	0	0	1
0	0	0	0	0	0	0
3	1	2	2	0	0	0

AB	31
R	3
H	9
RBI	3
BB	3
SO	5
LOB	18

livebaseballscorecards.com



WP	PA
0	34
PB	0
SB	1
CS	1

Batter	1	2	3	4	5	6	7	8	9	AB R H RBI BB SO LOB
--------	---	---	---	---	---	---	---	---	---	----------------------

Oddibe McDowell, L (1, 8) <small>OBP: 0.258, SLG: 0.324</small>	1-0 		0-3 		0-0 		0-0 		0-0 	4 1 1 0 0 1 1
Toby Harrah, R (1, 4) <small>OBP: 0.468, SLG: 0.411</small>	1-0 		4-0 			0-0 	0-0 		4-0 	2 1 1 0 2 0 0
Pete O'Brien, L (1, 3) <small>OBP: 0.322, SLG: 0.403</small>	0-0 		0-0 			0-0 	0-0 		0-0 	5 1 2 1 0 0 5
Buddy Bell, R (1, 5) <small>OBP: 0.327, SLG: 0.364</small>	0-0 		0-3 			0-0 		0-0 		4 0 1 1 0 1 4
Gary Ward, R (1, 7) <small>OBP: 0.331, SLG: 0.412</small>	0-0 			0-0 		4-0 		0-0 		3 0 1 0 1 0 1
George Wright, S (1, 9) <small>OBP: 0.248, SLG: 0.203</small>	0-0 	0-0 		0-0 		0-0 		0-0 		4 0 1 1 0 0 2
Tom Dunbar, L (1, 10) <small>OBP: 0.299, SLG: 0.277</small>		0-0 		0-0 		0-0 		0-0 		3 0 0 0 0 0 2
Bill Stein, R (8, PH) <small>OBP: 0.289, SLG: 0.351</small>										1 0 0 0 0 0 1
Glenn Brummer, R (1, 2) <small>OBP: 0.397, SLG: 0.292</small>		0-0 		0-3 			0-0 		0-3 	4 0 1 0 0 2 0
Curtis Wilkerson, S (1, 6) <small>OBP: 0.305, SLG: 0.319</small>			0-0 		0-0 		0-0 		0-0 	3 0 0 0 0 0 1
Alan Bannister, R (9, PH) <small>OBP: 0.400, SLG: 0.412</small>										1 0 0 0 0 0 0

Inning Stats	R: 2	H: 1	E: 0	K: 0	S: 3	LOB: 0	BB: 0	P: 5	R: 0	H: 0	E: 0	K: 0	S: 3	LOB: 0	BB: 0	P: 3	R: 0	H: 0	E: 1	K: 2	S: 8	LOB: 2	BB: 1	P: 12	R: 0	H: 0	E: 0	K: 0	S: 3	LOB: 0	BB: 0	P: 3	R: 0	H: 0	E: 0	K: 1	S: 5	LOB: 0	BB: 0	P: 5	R: 1	H: 2	E: 0	K: 0	S: 5	LOB: 2	BB: 1	P: 9	R: 0	H: 2	E: 0	K: 0	S: 5	LOB: 2	BB: 0	P: 5	R: 0	H: 2	E: 0	K: 0	S: 4	LOB: 1	BB: 0	P: 4	R: 0	H: 1	E: 0	K: 1	S: 6	LOB: 2	BB: 1	P: 10	1B: 7	2B: 2	3B: 0	HR: 0	SF: 0	SAC: 0	DP: 1	HBP: 2	WP: 0	PB: 0	SB: 1	CS: 1	PA: 40
--------------	------	------	------	------	------	--------	-------	------	------	------	------	------	------	--------	-------	------	------	------	------	------	------	--------	-------	-------	------	------	------	------	------	--------	-------	------	------	------	------	------	------	--------	-------	------	------	------	------	------	------	--------	-------	------	------	------	------	------	------	--------	-------	------	------	------	------	------	------	--------	-------	------	------	------	------	------	------	--------	-------	-------	-------	-------	-------	-------	-------	--------	-------	--------	-------	-------	-------	-------	--------

PITCHER	IP	WLS	BF	H	R	ER	SO	BB	IBB	HBP	BLK	WP	HR	S	P	ERA	WHIP
Randy O'Neal, R (1, 1) <small>ERA: 2.31</small>	6.1	W	27	4	3	3	3	1	1	2	0	0	0	29	39	4.26	0.789
Willie Hernandez, L (7, 1) <small>ERA: 1.9</small>	2.2	S	12	4	0	0	1	0	1	0	0	0	0	13	17	0.00	1.500

BOTTOM

Detroit Tigers @ Texas Rangers
 Arlington Stadium, Arlington, TX
 Sat Jul 06 1985, 8:05 PM EDT
 Att. 24,295 - Unknown

livebaseballscores.com

AB	34
R	3
H	8
RBI	3
BB	3
SO	4
LOB	17



Batter	1	2	3	4	5	6	7	8	9	AB R H RBI BB SO LOB	TOP																								
Lou Whitaker, L (1, 4) OBP: 0.394, SLG: 0.510	0-0 HR	4-0 BB			0-3 K		0-0 4-3		0-0 FC6-4 1B	4 1 2 1 1 1 1																									
Alan Trammell, R (1, 6) OBP: 0.323, SLG: 0.413	0-0 2B SF9 1B	0-3 K			0-0 1-3			0-0 F9	0-0 FC6-4 1-2f	5 1 1 0 0 1 2																									
Kirk Gibson, L (1, 9) OBP: 0.358, SLG: 0.540	0-0 SF9 1-3 2B		0-0 G3		0-0 4-3			4-0 HBP HR BB		3 1 1 0 1 0 0																									
Lance Parrish, R (1, 2) OBP: 0.317, SLG: 0.430	0-0 5-3		0-0 L5			0-0 F8		1-0 HR HBP		3 1 0 0 0 0 2																									
Darrell Evans, L (1, 3) OBP: 0.359, SLG: 0.511	4-0 IBB		4-0 BB			0-0 F9		0-0 HR 1-H 2-H		2 1 1 3 2 0 0																									
Scotti Madison, S (1, 10) OBP: 0.286, SLG: 0.367	0-0 SF9 2-3 3-H		0-0 F7			0-0 G1		0-0 F9		3 0 0 1 0 0 1																									
Chet Lemon, R (1, 8) OBP: 0.307, SLG: 0.379	0-3 K			0-3 K			0-0 2B	0-3 K		4 0 1 0 0 3 2																									
Alejandro Sanchez, R (1, 7) OBP: 0.247, SLG: 0.494		0-0 F3		0-0 G3			0-3 K		0-0 F9	3 0 0 0 0 1 1																									
Larry Herndon, R (8, 7) OBP: 0.286, SLG: 0.367										1 0 0 0 0 0 0																									
Tom Brookens, R (1, 5) OBP: 0.315, SLG: 0.440		0-0 F5		0-0 5-3			0-0 L5		0-0 F9	4 0 0 0 0 0 1																									
Inning Stats	R: 2 E: 0 K: 1 S: 8	H: 3 LOB: 2 BB: 1 P: 12	R: 0 E: 0 K: 1 S: 5	H: 0 LOB: 1 BB: 1 P: 9	R: 0 E: 0 K: 0 S: 3	H: 0 LOB: 1 BB: 1 P: 7	R: 0 E: 0 K: 1 S: 5	H: 0 LOB: 0 BB: 0 P: 5	R: 0 E: 0 K: 1 S: 5	H: 0 LOB: 0 BB: 0 P: 5	R: 0 E: 0 K: 1 S: 6	H: 1 LOB: 1 BB: 0 P: 6	R: 3 E: 0 K: 1 S: 6	H: 1 LOB: 0 BB: 1 P: 11	R: 0 E: 0 K: 0 S: 4	H: 1 LOB: 1 BB: 0 P: 4	1B: 2 2B: 2 3B: 0 HR: 2	SF: 1 SAC: 0 DP: 0 HBP: 1	WP: 0 PB: 0 SB: 0 CS: 0	PA: 38															
PITCHER	IP WLS BF H R ER SO BB IBB HBP BLK WP HR S P ERA WHIP																																		
Bob Sebra, R (1, 1) ERA: 7.62	6.1		4	2	2	5	2	1	0	0	0	1	33	45	2.84	0.947																			
Greg Harris, R (7, 1) ERA: 2.47	1.2	L	8	1	3	3	1	1	0	1	0	1	8	13	16.20	1.200																			
Dave Stewart, R (9, 1) ERA: 4.62	1.0		4	1	0	0	0	0	0	0	0	0	4	4	0.00	1.000																			

Detroit Tigers @ Texas Rangers
Arlington Stadium, Arlington, TX
Sun Jul 07 1985, 8:05 PM EDT
Att. 16,387 - Unknown

livebaseballscorecards.com

AB	32
R	5
H	6
RBI	5
BB	4
SO	6
LOB	10




Batter	1	2	3	4	5	6	7	8	9	AB	R	H	RBI	BB	SO	LOB
Oddibe McDowell, L (1, 8) <small>OBP: 0.254, SLG: 0.318</small> Bill Stein, R (8, PH) <small>OBP: 0.282, SLG: 0.342</small> (9, 9)	0-3 K		0-3 K		0-3 K			0-0 5-3		3	0	0	0	0	3	2
Toby Harrah, R (1, 4) <small>OBP: 0.469, SLG: 0.414</small>	4-0 G3-6-1 BB		0-0 F4		0-3 K			0-0 3-H L9 2B		3	0	1	0	1	1	2
Pete O'Brien, L (1, 3) <small>OBP: 0.318, SLG: 0.397</small>	0-0 G3-6-1 1-2f			0-0 P3		0-3 K		0-0 L9 2-3		4	0	0	0	0	1	2
Buddy Bell, R (1, 5) <small>OBP: 0.323, SLG: 0.359</small>		0-3 K		0-0 6-3		0-3 K		0-0 F7		4	0	0	0	0	2	1
Gary Ward, R (1, 7) <small>OBP: 0.330, SLG: 0.413</small>		0-0 1B 2B		0-0 6-3		0-0 F9			0-0 6-3	4	1	1	0	0	0	0
Alan Bannister, R (1, 10) <small>OBP: 0.409, SLG: 0.421</small>		0-0 S 1B			0-0 FC5-4 1B		0-0 5-3		0-0 5-3	4	0	2	1	0	0	0
George Wright, S (1, 9) <small>OBP: 0.248, SLG: 0.205</small> (9, 8)		0-3 K		0-0 FC5-4 1B HBP		0-3 K				4	1	1	0	0	2	2
Glenn Brummer, R (1, 2) <small>OBP: 0.387, SLG: 0.275</small>		0-0 5-3		1-0 1B HBP		0-0 F7			0-0 5-3	3	0	0	0	0	0	2
Curtis Wilkerson, S (1, 6) <small>OBP: 0.310, SLG: 0.335</small>			0-3 K		0-0 1B			0-0 5-3 3B		3	1	2	1	0	1	0

Inning Stats	R: 0	H: 0	E: 0	K: 1	S: 4	R: 1	H: 2	E: 0	K: 2	S: 9	R: 0	H: 0	E: 0	K: 2	S: 7	R: 0	H: 0	E: 0	K: 0	S: 3	R: 1	H: 2	E: 0	K: 2	S: 9	R: 0	H: 0	E: 0	K: 2	S: 7	R: 0	H: 0	E: 0	K: 1	S: 5	R: 1	H: 2	E: 0	K: 0	S: 5	R: 0	H: 1	E: 0	K: 0	S: 4	1B: 4	SF: 0	2B: 2	SAC: 0	3B: 1	DP: 1	HR: 0	HBP: 1	WP: 0	PA: 35
Frank Tanana, L (1, 1) <small>ERA: 5.2</small> Willie Hernandez, L (8, 1) <small>ERA: 1.85</small>	IP	WLS	BF	H	R	ER	SO	BB	IBB	HBP	BLK	WP	HR	S	P	ERA	WHIP																																						

DETROIT TIGERS @ TEXAS RANGERS
 Arlington Stadium, Arlington, TX
 Sun Jul 07 1985, 8:05 PM EDT
 Att. 16,387 - Unknown

AB	33
R	3
H	7
RBI	3
BB	1
SO	10
LOB	11



Batter	1	2	3	4	5	6	7	8	9	AB R H RBI BB SO LOB	TOP											
Rudy Law, L OBP: 0.316, SLG: 0.381 (1, 8) (6, 7)	0-0 5-3		4-0 PO BB			0-0 1B 1B	0-0 G3		0-0 1-3	4 1 1 0 1 0 0												
Bryan Little, S OBP: 0.438, SLG: 0.423 (1, 4)	0-0 G3		0-0 PO 1-2	4-0 CS BB		0-0 1B 1B	0-0 F7		0-0 F7	4 1 1 0 1 0 0												
Harold Baines, L OBP: 0.348, SLG: 0.419 (1, 9)	0-0 6-3			0-3 K 1-2		0-0 FC 1B 1B 1-2 2-H		0-0 BB 1B SF7 1B		4 2 2 1 0 1 1												
Greg Walker, L OBP: 0.331, SLG: 0.516 (1, 3)		0-0 4-3		0-0 G3		0-0 FC 1B 1B 1-2 2-H		0-0 SF7 BB 1B		4 1 2 1 0 0 0												
Oscar Gamble, L OBP: 0.350, SLG: 0.313 (1, 10)		0-3 K			0-3 K	0-0 FC 1B 1B 1-2 2-3		0-0 F8		4 1 0 0 0 2 4												
Carlton Fisk, R OBP: 0.325, SLG: 0.530 (1, 2)		0-0 HR			0-0 WP SF8 2B	0-0 HR		4-0 SF7 BB		3 3 3 5 1 0 0												
Tom Paciorek, R OBP: 0.289, SLG: 0.256 (1, 7)		0-0 F8			0-0 SF8	0-0 F8		0-0 SF7		2 0 0 1 0 0 0												
Luis Salazar, R OBP: 0.228, SLG: 0.331 (6, 8)					0-0 2-H			1-2 2-3 3-H		0 0 0 1 0 0 0												
Tim Hulett, R OBP: 0.321, SLG: 0.396 (1, 5)			0-0 L7		0-0 6-3	0-3 K		0-3 K		4 0 0 0 0 2 2												
Ozzie Guillen, L OBP: 0.255, SLG: 0.282 (1, 6)			0-0 F7			0-0 F5			0-0 L4	3 0 0 0 0 1 0												
Jerry Hairston, S OBP: 0.359, SLG: 0.333 (9, PH)										1 0 0 0 0 0 0												
Scott Fletcher, R OBP: 0.285, SLG: 0.232 (9, 6)										0 0 0 0 0 0 0												
Inning Stats	R: 0 E: 0 K: 0 S: 3	H: 0 LOB: 0 BB: 0 P: 3	R: 1 E: 0 K: 1 S: 6	H: 1 LOB: 0 BB: 0 P: 6	R: 0 E: 0 K: 0 S: 2	H: 0 LOB: 0 BB: 1 P: 6	R: 0 E: 0 K: 1 S: 4	H: 0 LOB: 0 BB: 1 P: 8	R: 1 E: 0 K: 1 S: 6	H: 1 LOB: 0 BB: 0 P: 6	R: 6 E: 0 K: 1 S: 11	H: 5 LOB: 0 BB: 0 P: 11	R: 0 E: 0 K: 1 S: 5	H: 0 LOB: 0 BB: 0 P: 5	R: 1 E: 0 K: 1 S: 7	H: 2 LOB: 2 BB: 1 P: 11	R: 0 E: 0 K: 0 S: 3	H: 0 LOB: 0 BB: 0 P: 3	1B: 6 2B: 2 3B: 0 HR: 2	SF: 2 SAC: 0 DP: 1 HBP: 0	WP: 1 PB: 0 SB: 0 CS: 1	PA: 39
PITCHER	IP WLS BF H R ER SO BB IBB HBP BLK WP HR S P ERA WHIP																					
Dan Petry, R ERA: 3.29 (1, 1)	5.1 L 22 6 6 6 3 2 0 0 0 0 1 1 26 34 10.12 1.500																					
Aurelio Lopez, R ERA: 4.15 (6, 1)	1.2 7 1 2 2 2 0 0 0 0 0 1 11 11 10.80 0.600																					
Doug Bair, R ERA: 5.55 (8, 1)	1.0 6 2 1 1 1 1 0 0 0 0 0 7 11 9.00 3.000																					
Juan Berenguer, R ERA: 6.31 (9, 1)	1.0 3 0 0 0 0 0 0 0 0 0 0 3 3 0.00 0.000																					

Chicago White Sox @ Detroit Tigers
Tiger Stadium, Detroit, MI
Mon Jul 08 1985, 7:05 PM EDT
Att. 32,699 - Unknown

livebaseballscorecards.com

AB 33
R 9
H 9
RBI 9
BB 3
SO 6
LOB 7



Batter	1	2	3	4	5	6	7	8	9	AB	R	H	RBI	BB	SO	LOB
Lou Whitaker, L (1, 4) OBP: 0.394, SLG: 0.508	0-0 1B		0-0 WP 2B 1B	0-0 F9			0-3 K		0-0 F8	5	1	2	0	0	1	3
Alan Trammell, R (1, 6) OBP: 0.327, SLG: 0.412	0-3 K		1-0 2B WP HBP 1B		0-0 CS 1B 1B		0-3 K		4-0 1B BB	3	1	1	0	1	2	1
Kirk Gibson, L (1, 9) OBP: 0.365, SLG: 0.548	0-3 K		0-0 WP 1-3 2B 2-H		0-0 CS 1B 1B		0-0 E6 1B		0-0 G4-6-3 1B	5	0	4	2	0	1	1
Lance Parrish, R (1, 2) OBP: 0.315, SLG: 0.427	0-0 F7		0-3 K		0-3 K		0-0 5-3		0-0 G4-6-3	2	0	0	0	0	1	2
Bob Melvin, R (5, 2) OBP: 0.241, SLG: 0.345			2-3 3-H		1-2 2-3				1-2 2-3 3-H	2	0	0	0	0	1	3
Dave Bergman, L (9, PH) OBP: 0.304, SLG: 0.319									1-2f	1	0	0	0	0	0	3
Darrell Evans, L (1, 3) OBP: 0.357, SLG: 0.504		0-0 F6	0-3 K		0-3 K				4-0 FC5-4 BB	3	0	0	0	1	2	2
Scotti Madison, S (1, 10) Alejandro Sanchez, R (8, PH) OBP: 0.244, SLG: 0.487		0-0 F5	0-0 F7				0-0 F7		0-0 FC5-4 G5-4-3 1-2f	3	0	0	0	0	0	1
Larry Herndon, R (1, 7) OBP: 0.289, SLG: 0.381		0-0 HR			0-0 F8		0-0 B5-3 1B		0-0 G5-4-3 1-2f	4	1	2	1	0	0	1
Chet Lemon, R (1, 8) OBP: 0.309, SLG: 0.381		0-0 FC5-4 1B			1-3		0-0 B5-3		0-0 BB 1B 1B	4	1	2	0	0	0	1
Tom Brookens, R (1, 5) OBP: 0.318, SLG: 0.450		0-0 FC5-4 1-2f					0-0 F7		0-0 1B BB 1B	4	0	2	0	0	0	2

Inning Stats	R: 0	H: 1	E: 0	K: 2	S: 8	H: 1	LOB: 1	BB: 0	P: 8	R: 1	H: 2	E: 0	K: 0	S: 5	H: 2	LOB: 1	BB: 0	P: 5	R: 2	H: 2	E: 0	K: 2	S: 9	H: 2	LOB: 1	BB: 0	P: 10	R: 0	H: 2	E: 0	K: 2	S: 8	H: 1	LOB: 1	BB: 0	P: 8	R: 0	H: 1	E: 0	K: 0	S: 4	H: 1	LOB: 1	BB: 0	P: 4	R: 0	H: 1	E: 1	K: 2	S: 8	H: 0	LOB: 0	BB: 1	P: 6	R: 1	H: 3	E: 0	K: 0	S: 5	H: 3	LOB: 2	BB: 1	P: 9	1B: 10	SF: 0	2B: 1	SAC: 0	3B: 1	DP: 2	HR: 1	HBP: 1	WP: 2	PA: 40
--------------	------	------	------	------	------	------	--------	-------	------	------	------	------	------	------	------	--------	-------	------	------	------	------	------	------	------	--------	-------	-------	------	------	------	------	------	------	--------	-------	------	------	------	------	------	------	------	--------	-------	------	------	------	------	------	------	------	--------	-------	------	------	------	------	------	------	------	--------	-------	------	--------	-------	-------	--------	-------	-------	-------	--------	-------	--------

PITCHER	IP	WLS	BF	H	R	ER	SO	BB	IBB	HBP	BLK	WP	HR	S	P	ERA	WHIP
Gene Nelson, R (1, 1) ERA: 2.97	6.0	W	27	9	3	3	6	0	0	1	0	2	1	38	39	4.50	1.500
Juan Agosto, L (7, 1) ERA: 3.63	1.0		5	1	0	0	2	1	0	0	0	0	0	8	12	0.00	2.000
Mike Stanton, R (8, 1) ERA: 5.91	1.1		6	2	1	1	0	1	0	0	0	0	0	5	9	6.75	2.250
Bob James, R (9, 1) ERA: 1.71	0.2		2	1	0	0	0	0	0	0	0	0	0	2	2	0.00	1.500

BOTTOM

Chicago White Sox @ Detroit Tigers
Tiger Stadium, Detroit, MI
Mon Jul 08 1985, 7:05 PM EDT
Att. 32,699 - Unknown

AB	37
R	4
H	13
RBI	3
BB	2
SO	8
LOB	21



PITCHER	IP	WLS	BF	H	R	ER	SO	BB	IBB	HBP	BLK	WP	HR	S	P	ERA	WHIP
---------	----	-----	----	---	---	----	----	----	-----	-----	-----	----	----	---	---	-----	------

Batter	1	2	3	4	5	6	7	8	9	AB R H RBI BB SO LOB	TOP
Rudy Law, L (1, 8) OBP: 0.310, SLG: 0.372 Luis Salazar, R (9, 8) OBP: 0.228, SLG: 0.331	0-0 4-3	0-0 F6		0-0 E3			0-0 4-3		0-0 3-1	5 0 0 1 0 0 2 0 0 0 0 0 0 0	
Bryan Little, S (1, 4) OBP: 0.444, SLG: 0.393 Jerry Hairston, S (9, PH) OBP: 0.367, SLG: 0.344 Julio Cruz, S (9, PR) OBP: 0.315, SLG: 0.199	4-0	4-0		0-0 F5			0-3 K		0-0	2 1 0 0 2 1 2 1 0 1 1 0 0 0 0 0 0 0 0 0 0	
Harold Baines, L (1, 9) OBP: 0.345, SLG: 0.415	0-0	0-0		0-0 4-3			0-0 F6		0-0	5 1 1 0 0 0 4	
Greg Walker, L (1, 3) OBP: 0.333, SLG: 0.517	0-0			0-0 4-3			0-0 F8		4-0	3 1 1 2 1 0 0	
Oscar Gamble, L (1, 10) OBP: 0.347, SLG: 0.304	4-0			0-3 K			0-0 F6		0-0	3 0 0 0 1 1 1	
Carlton Fisk, R (1, 2) OBP: 0.320, SLG: 0.522	0-0			0-0 F3			0-0 1-3		0-3	4 0 0 0 0 1 3	
Mark Ryal, L (1, 7) OBP: 0.250, SLG: 0.250	0-0			0-0 E3			0-3 K		0-0	4 1 1 1 0 1 1	
Tim Hulett, R (1, 5) OBP: 0.324, SLG: 0.392	0-0			1-0			0-3 K		1-0	2 1 0 0 0 1 2	
Ozzie Guillen, L (1, 6) OBP: 0.253, SLG: 0.279				0-0			0-0 F8		0-0	2 0 0 0 0 0 0	
Inning Stats	R: 3 H: 3 E: 0 LOB: 2 K: 0 BB: 2 S: 6 P: 14	R: 0 H: 0 E: 0 LOB: 1 K: 0 BB: 1 S: 3 P: 7	R: 0 H: 0 E: 0 LOB: 0 K: 1 BB: 0 S: 5 P: 5	R: 1 H: 0 E: 2 LOB: 2 K: 0 BB: 0 S: 5 P: 6	R: 0 H: 0 E: 0 LOB: 0 K: 0 BB: 0 S: 3 P: 3	R: 0 H: 0 E: 0 LOB: 0 K: 2 BB: 0 S: 7 P: 7	R: 0 H: 0 E: 0 LOB: 0 K: 1 BB: 0 S: 5 P: 5	R: 0 H: 0 E: 0 LOB: 1 K: 1 BB: 1 S: 5 P: 9	R: 1 H: 1 E: 0 LOB: 1 K: 0 BB: 0 S: 4 P: 5	1B: 3 SF: 0 2B: 1 SAC: 2 3B: 0 DP: 0 HR: 0 HBP: 2	WP: 0 PA: 39 PB: 0 SB: 0 CS: 0
PITCHER	IP WLS BF H R ER SO BB IBB HBP BLK WP HR S P ERA WHIP										
Walt Terrell, R (1, 1) ERA: 3.92 Willie Hernandez, L (9, 1) ERA: 1.84	8.2 37 3 5 4 5 4 0 2 0 0 0 0 41 59 4.15 0.808										

Chicago White Sox @ Detroit Tigers
Tiger Stadium, Detroit, MI
Tue Jul 09 1985, 7:05 PM EDT
Att. 29,408 - Unknown

livebaseballscorecards.com

AB 31
R 5
H 4
RBI 5
BB 4
SO 5
LOB 15



Batter	1	2	3	4	5	6	7	8	9	AB R H RBI BB SO LOB
Lou Whitaker, L OBP: 0.394, SLG: 0.505 (1, 4)	0-0 F2	0-0 F4			0-0 1B		0-0 F7		4-0 1B BB	4 1 1 0 1 0 2
Alan Trammell, R OBP: 0.328, SLG: 0.412 (1, 6)	0-0 FC4-6 1B		0-0 L8		0-0 F9		0-0 5-3		0-0 SH 1B 1B	5 1 2 1 0 0 2
Kirk Gibson, L OBP: 0.363, SLG: 0.544 (1, 9)	0-0 FC4-6 BB		0-3 K		0-0 SF8		0-0 4-3		0-0 1B SH 1B	4 0 1 3 0 1 1
Lance Parrish, R OBP: 0.315, SLG: 0.423 (1, 2)	4-0 1-2 BB		0-3 K		0-0 F6			0-3 K	0-0 SH 1B	3 0 0 0 1 2 1
Larry Herndon, R OBP: 0.291, SLG: 0.392 (1, 7)	0-0 F9			0-0 6-3		0-0 HR		0-0 1B	0-3 K	5 1 2 1 0 1 5
Chet Lemon, R OBP: 0.311, SLG: 0.382 (1, 8)		0-3 K		0-0 4-3 1B		0-0 L6		0-0 F4	0-0 1B	5 0 2 1 0 1 1
Darrell Evans, L OBP: 0.352, SLG: 0.496 (1, 3)		0-3 K		0-0 4-3 1-2		0-3 K		0-3 K		4 0 0 0 0 3 2
Barbaro Garbey, R OBP: 0.337, SLG: 0.400 (1, 10)		4-0 2B BB		0-3 K		0-0 2B			0-0 WP E 1B 1B	2 0 1 0 1 1 1
Dave Bergman, L OBP: 0.316, SLG: 0.333 (9, PH)										1 1 1 0 0 0 0
Tom Brookens, R OBP: 0.321, SLG: 0.453 (1, 5)		0-0 1-3 2B			4-0 F9 1B SF8 BB		0-0 L8		0-0 E5 1B WP 1B	3 2 1 0 1 0 2

Inning Stats	R: 0	H: 1	E: 0	LOB: 2	K: 0	BB: 1	S: 4	P: 8	R: 0	H: 1	E: 0	LOB: 2	K: 2	BB: 1	S: 8	P: 12	R: 0	H: 0	E: 0	LOB: 0	K: 2	BB: 0	S: 7	P: 7	R: 0	H: 1	E: 0	LOB: 1	K: 1	BB: 0	S: 6	P: 6	R: 1	H: 1	E: 0	LOB: 1	K: 0	BB: 1	S: 4	P: 8	R: 1	H: 2	E: 0	LOB: 1	K: 1	BB: 0	S: 7	P: 7	R: 0	H: 0	E: 0	LOB: 0	K: 0	BB: 0	S: 3	P: 3	R: 0	H: 1	E: 0	LOB: 1	K: 2	BB: 0	S: 8	P: 8	R: 4	H: 4	E: 2	LOB: 3	K: 1	BB: 1	S: 9	P: 13	R: 0	H: 1	E: 0	LOB: 0	K: 0	BB: 0	S: 8	P: 8	R: 4	H: 4	E: 2	LOB: 3	K: 1	BB: 1	S: 9	P: 13	1B: 8	SF: 1	2B: 2	SAC: 1	3B: 0	DP: 0	HR: 1	HBP: 0	WP: 1	PA: 42
--------------	------	------	------	--------	------	-------	------	------	------	------	------	--------	------	-------	------	-------	------	------	------	--------	------	-------	------	------	------	------	------	--------	------	-------	------	------	------	------	------	--------	------	-------	------	------	------	------	------	--------	------	-------	------	------	------	------	------	--------	------	-------	------	------	------	------	------	--------	------	-------	------	------	------	------	------	--------	------	-------	------	-------	------	------	------	--------	------	-------	------	------	------	------	------	--------	------	-------	------	-------	-------	-------	-------	--------	-------	-------	-------	--------	-------	--------

PITCHER	IP	WLS	BF	H	R	ER	SO	BB	IBB	HBP	BLK	WP	HR	S	P	ERA	WHIP
Britt Burns, L ERA: 3.13 (1, 1)	7.0		30	6	2	2	6	3	0	0	0	0	1	39	51	2.57	1.286
Bob James, R ERA: 1.98 (8, 1)	1.0	L	9	4	4	2	2	1	0	0	0	1	0	12	16	18.00	5.000
Dan Spillner, R ERA: 3.11 (9, 1)	0.1		3	1	0	0	1	0	0	0	0	0	0	5	5	0.00	3.000

BOTTOM

Chicago White Sox @ Detroit Tigers
Tiger Stadium, Detroit, MI
Tue Jul 09 1985, 7:05 PM EDT
Att. 29,408 - Unknown

livebaseballscores.com

AB	36
R	6
H	11
RBI	6
BB	4
SO	9
LOB	17



Batter	1	2	3	4	5	6	7	8	9	AB R H RBI BB SO LOB	TOP
Rudy Law, L (1, 8) OBP: 0.305, SLG: 0.366	0-3 K		0-0 G3			0-0 L7		0-0 6-3		4 0 0 0 0 1 2	
Bryan Little, S (1, 4) OBP: 0.410, SLG: 0.355 Carlton Fisk, R (8, PH) OBP: 0.323, SLG: 0.522 (8, 2)	0-3 K		0-0 F6			0-0 L4		4-0 1B BB		3 0 0 0 0 1 1 0 0 0 0 1 0 0	
Harold Baines, L (1, 9) OBP: 0.347, SLG: 0.416	0-0 1B				0-0 3-1		0-0 4-3		0-0 1-3 1B	4 0 2 0 0 0 0	
Greg Walker, L (1, 3) OBP: 0.329, SLG: 0.510	0-3 K				0-3 K			0-0 6-3	0-3 K	4 0 0 0 0 3 3	
Oscar Gamble, L (1, 10) OBP: 0.345, SLG: 0.297		0-3 K			4-0 BB		0-0 F7		0-3 K	3 0 0 0 1 2 0	
Mark Ryal, L (1, 7) OBP: 0.375, SLG: 0.286		0-0 8-4-1 1B			0-0 G3		4-0 1B BB		0-0 E3	3 0 1 0 1 0 1	
Tim Hulett, R (1, 5) OBP: 0.323, SLG: 0.389		0-0 8-4-1				0-0 F9		0-0 1-2 1B	0-3 K	4 0 1 0 0 1 2	
Ozzie Guillen, L (1, 6) OBP: 0.254, SLG: 0.277 Tom Paciorek, R (9, PH) OBP: 0.287, SLG: 0.254			4-0 G3 SH3-4 BB			0-0 L7		0-0 4-3	0-3 K	2 0 0 0 1 0 2 1 0 0 0 0 1 1	
Marc Hill, R (1, 2) OBP: 0.250, SLG: 0.137 Jerry Hairston, S (8, PH) OBP: 0.375, SLG: 0.355 Julio Cruz, S (8, PR) OBP: 0.315, SLG: 0.199 (8, 4)			0-0 SH3-4			0-0 F8		0-0 CS 1B		1 0 0 0 0 0 0 1 0 1 0 0 0 0 0 0 0 0 0 0 0	
Inning Stats	R: 0 H: 1 E: 0 LOB: 1 K: 3 BB: 0 S: 10 P: 10	R: 0 H: 1 E: 0 LOB: 0 K: 1 BB: 0 S: 5 P: 5	R: 0 H: 0 E: 0 LOB: 1 K: 0 BB: 1 S: 3 P: 7	R: 0 H: 0 E: 0 LOB: 1 K: 1 BB: 1 S: 5 P: 9	R: 0 H: 0 E: 0 LOB: 0 K: 0 BB: 0 S: 3 P: 3	R: 0 H: 0 E: 0 LOB: 0 K: 0 BB: 0 S: 3 P: 3	R: 0 H: 1 E: 0 LOB: 2 K: 0 BB: 1 S: 4 P: 8	R: 0 H: 2 E: 0 LOB: 2 K: 1 BB: 1 S: 6 P: 10	R: 0 H: 0 E: 1 LOB: 1 K: 3 BB: 0 S: 10 P: 10	1B: 5 SF: 0 2B: 1 SAC: 1 3B: 0 DP: 1 HR: 0 HBP: 0	WP: 0 PA: 35 PB: 0 SB: 0 CS: 1
PITCHER Jack Morris, R (1, 1) ERA: 3.04	IP WLS BF H R ER SO BB IBB HBP BLK WP HR S P ERA WHIP										
	9.0 W 35 5 0 0 9 4 0 0 0 0 0 0 49 65 0.00 1.000										

Chicago White Sox @ Detroit Tigers
Tiger Stadium, Detroit, MI
Wed Jul 10 1985, 7:05 PM EDT
Att: 33,748 - Unknown

livebaseballscorecards.com

AB	30
R	0
H	5
RBI	0
BB	4
SO	9
LOB	12



Batter	1	2	3	4	5	6	7	8	9
Lou Whitaker, L (1, 4) OBP: 0.392, SLG: 0.502	0-0 F9		0-0 4-3			0-0 F4		0-0 2-H 1B	
Alan Trammell, R (1, 6) OBP: 0.325, SLG: 0.407	0-0 F6			0-3 K		0-0 L3		0-3 K	
Kirk Gibson, L (1, 10) OBP: 0.359, SLG: 0.538	0-0 B1-3			0-0 F4		0-0 F8			
Lance Parrish, R (1, 2) OBP: 0.315, SLG: 0.422		0-0 5-3		0-0 HBP 1B		0-3 K			
Darrell Evans, L (1, 3) OBP: 0.352, SLG: 0.492		0-3 K		1-0 FC5-4 HBP		0-0 4-3			
Larry Herndon, R (1, 7) OBP: 0.288, SLG: 0.388		0-0 F8		0-0 FC5-4		0-0 6-3			
Barbaro Garbey, R (1, 9) OBP: 0.326, SLG: 0.386			0-0 F3		0-0 6-3		0-0 L6		
Chet Lemon, R (1, 8) OBP: 0.311, SLG: 0.381			0-0 1B		0-0 F2		0-0 6-3		
Tom Brookens, R (1, 5) OBP: 0.321, SLG: 0.456			0-3 K		0-0 5-3		0-0 1B 2B		

Inning Stats	R: 0	H: 0	E: 0	K: 0	S: 3	R: 0	H: 0	E: 0	K: 1	S: 5	R: 0	H: 1	E: 0	K: 1	S: 6	R: 0	H: 1	E: 0	K: 1	S: 6	R: 0	H: 0	E: 0	K: 0	S: 3	R: 0	H: 0	E: 0	K: 1	S: 5	R: 1	H: 2	E: 0	K: 1	S: 7	R: 0	H: 0	E: 0	K: 0	S: 3	R: 0	H: 0	E: 0	K: 1	S: 5	R: 0	H: 1	E: 0	K: 1	S: 7
	0	0	0	0	3	0	0	0	1	5	0	1	0	1	6	0	1	0	1	6	0	0	0	0	3	0	0	0	0	0	3	1	2	0	1	7	0	0	0	0	3	0	0	0	5	0	1	0	1	7

PITCHER	IP	WLS	BF	H	R	ER	SO	BB	IBB	HBP	BLK	WP	HR	S	P	ERA	WHIP	PITCHER	IP	WLS	BF	H	R	ER	SO	BB	IBB	HBP	BLK	WP	HR	S	P	ERA	WHIP															
Tom Seaver, R (1, 1) ERA: 3.14	8.0	L	29	4	1	1	5	0	0	1	0	0	0	38	39	1.12	0.500																																	

BOTTOM

AB	R	H	RBI	BB	SO	LOB
4	0	1	1	0	0	1
4	0	0	0	0	2	1
3	0	0	0	0	0	0
3	0	1	0	0	1	0
2	0	0	0	0	1	0
3	0	0	0	0	0	2
3	0	0	0	0	0	0
3	0	1	0	0	0	0
3	1	1	0	0	1	1

AB	28
R	1
H	4
RBI	1
BB	0
SO	5
LOB	5



WP: 0	PA: 29
PB: 0	SB: 0
CS: 0	

Chicago White Sox @ Detroit Tigers
Tiger Stadium, Detroit, MI
 Wed Jul 10 1985, 7:05 PM EDT
 Att. 33,748 - Unknown

livebaseballscorecards.com

Batter	1	2	3	4	5	6	7	8	9	AB R H RBI BB SO LOB	TOP											
Kirby Puckett, R (1, 8) OBP: 0.326, SLG: 0.382	0-0 F9		0-0 SF9		0-0 6-3		0-3 K2-3		0-0 F3	4 0 0 1 0 1 3												
Roy Smalley, S (1, 6) OBP: 0.385, SLG: 0.410	0-0 F3		0-0 G3		0-0 E7			0-0 F7	0-0 F8	4 0 1 0 0 0 1												
Greg Gagne, R (8, 6) OBP: 0.317, SLG: 0.404					2-H 1B					1 0 0 0 0 0 1												
Mike Stenhouse, L (1, 3) OBP: 0.354, SLG: 0.395	0-0 F8			0-0 4-3	0-0 F5			0-0 1-3		4 0 0 0 0 0 1												
Tom Brunansky, R (1, 9) OBP: 0.363, SLG: 0.515		0-0 F8		0-0 6-3		0-0 5-3		0-0 E5		4 1 0 0 0 0 0												
Randy Bush, L (1, 7) OBP: 0.269, SLG: 0.437		0-0 4-3		0-3 K		0-0 F6		0-0 1B		4 0 1 0 0 1 0												
Dave Meier, R (8, PR) OBP: 0.306, SLG: 0.171								1-3 1B		0 0 0 0 0 0 0												
Dave Engle, R (1, 10) OBP: 0.348, SLG: 0.512		0-0 5-3			0-0 1B	0-0 F9		0-0 1B		4 1 2 1 0 0 0												
Gary Gaetti, R (1, 5) OBP: 0.322, SLG: 0.433			0-0 1-3		0-0 2B		0-0 F6	0-0 5-3		4 1 1 0 0 0 3												
Tim Teufel, R (1, 4) OBP: 0.346, SLG: 0.399			4-0 1B		0-0 5-3		0-0 3B		4-0 1B	2 1 1 0 2 0 2												
Mark Salas, L (1, 2) OBP: 0.356, SLG: 0.454			0-0 1B		0-0 E		0-0 F5		0-3 K	4 1 2 2 0 1 2												
Inning Stats	R: 0 E: 0 K: 0 S: 3	H: 0 LOB: 0 BB: 0 P: 3	R: 0 E: 0 K: 0 S: 3	H: 0 LOB: 0 BB: 0 P: 3	R: 1 E: 0 K: 0 S: 4	H: 1 LOB: 1 BB: 1 P: 8	R: 0 E: 0 K: 1 S: 5	H: 0 LOB: 0 BB: 0 P: 5	R: 3 E: 1 K: 0 S: 7	H: 4 LOB: 1 BB: 0 P: 7	R: 0 E: 0 K: 0 S: 3	H: 0 LOB: 0 BB: 0 P: 3	R: 0 E: 0 K: 1 S: 6	H: 1 LOB: 1 BB: 0 P: 6	R: 1 E: 1 K: 0 S: 6	H: 2 LOB: 3 BB: 0 P: 6	R: 0 E: 0 K: 1 S: 5	H: 0 LOB: 1 BB: 1 P: 9	1B: 5 2B: 2 3B: 1 HR: 0	SF: 1 SAC: 0 DP: 0 HBP: 0	WP: 0 PB: 0 SB: 1 CS: 0	PA: 38
PITCHER	IP WLS BF H R ER SO BB IBB HBP BLK WP HR S P ERA WHIP																					
Randy O'Neal, R (1, 1) ERA: 2.61	5.0 L 21 5 4 3 1 1 0 0 0 0 0 0 22 26 5.40 1.200																					
Aurelio Lopez, R (6, 1) ERA: 3.93	3.0 13 3 1 0 1 0 0 0 0 0 0 0 15 15 0.00 1.000																					
Bill Scherrer, L (9, 1) ERA: 4.09	1.0 4 0 0 0 1 1 0 0 0 0 0 0 5 9 0.00 1.000																					

Minnesota Twins @ Detroit Tigers
Tiger Stadium, Detroit, MI
Thu Jul 11 1985, 7:05 PM EDT
Att: 26,215 - Unknown

livebaseballscorecards.com

AB	35
R	5
H	8
RBI	4
BB	2
SO	3
LOB	13



Batter	1	2	3	4	5	6	7	8	9	AB R H RBI BB SO LOB	TOP		
Kirby Puckett, R OBP: 0.322, SLG: 0.377 (1, 8) X	0-0 F4		0-0 F9		0-0 1-3		0-0 3-1		0-0 3-1	5 0 0 0 0 0 3	Minnesota Twins @ Detroit Tigers Tiger Stadium, Detroit, MI Fri Jul 12 1985, 7:05 PM EDT Att: 38,524 - Unknown livebaseballscorecards.com		
Ron Washington, R OBP: 0.241, SLG: 0.226 (1, 5) X Roy Smalley, S OBP: 0.387, SLG: 0.410 (7, PH) Kent Hrbek, L OBP: 0.316, SLG: 0.385 (7, 3) Steve Lombardozi, R OBP: 0.385, SLG: 0.385 (9, PH) Mike Stenhouse, L OBP: 0.354, SLG: 0.395 (9, 3)	0-0 L3		0-0 FC6-4 3B		0-0 F9		4-0 3-1 1-2 2-3 IBB	0-3 K	3 1 1 0 0 0 0 0 0 0 0 1 0 0 0 0 0 0 0 0 0 1 0 0 0 0 1 1 0 0 0 0 0 0 0				
Dave Engle, R OBP: 0.360, SLG: 0.568 (1, 10) X	0-0 HR		4-0 FC6-4 BB		0-3 K		0-0 L4		3 1 1 1 1 1 3				
Tom Brunansky, R OBP: 0.359, SLG: 0.508 (1, 9) X	0-0 F7		0-0 FC6-4 1-2f 3-H		0-0 F7		0-0 5-3		4 0 0 1 0 0 1				
Gary Gaetti, R OBP: 0.321, SLG: 0.431 (1, 3) (7, 5)		0-0 CS BB 1B	0-0 F8		0-3 K		0-0 F8		4 0 1 0 0 1 1				
Tim Teufel, R OBP: 0.351, SLG: 0.398 (1, 4)		4-0 1B CS 1-2 BB		0-0 6-3		4-0 SH2-4 1B BB		4-0 BB BB	1 1 0 0 3 0 0				
Tim Laudner, R OBP: 0.280, SLG: 0.385 (1, 2)		0-3 K		0-3 K		0-0 SH2-4 1-2		0-3 K	3 0 0 0 0 3 3				
Greg Gagne, R OBP: 0.325, SLG: 0.409 (1, 6)		0-0 1-3 2-3 1B		0-0 6-3		0-0 3-1 2-H BB 1B		4-0 3-1 SH1-4 BB	3 0 2 1 1 0 0				
Dave Meier, R OBP: 0.308, SLG: 0.163 (1, 7)		0-0 4-3		0-0 5-3		4-0 3-1 BB		0-0 SH1-4	2 0 0 0 1 0 2				
Inning Stats	R: 1 E: 0 K: 0 S: 4 H: 1 LOB: 0 BB: 0 P: 4	R: 0 E: 0 K: 1 S: 6 H: 2 LOB: 2 BB: 1 P: 10	R: 1 E: 0 K: 0 S: 4 H: 1 LOB: 1 BB: 1 P: 8	R: 0 E: 0 K: 1 S: 5 H: 0 LOB: 0 BB: 0 P: 5	R: 0 E: 0 K: 0 S: 3 H: 0 LOB: 0 BB: 0 P: 3	R: 0 E: 0 K: 2 S: 7 H: 0 LOB: 0 BB: 0 P: 7	R: 1 E: 0 K: 0 S: 4 H: 1 LOB: 3 BB: 3 P: 16	R: 0 E: 0 K: 1 S: 5 H: 0 LOB: 1 BB: 1 P: 9	R: 0 E: 0 K: 1 S: 5 H: 0 LOB: 1 BB: 1 P: 9	1B: 3 2B: 0 3B: 1 HR: 1 SF: 0 SAC: 2 DP: 0 HBP: 0	WP: 0 PB: 0 SB: 0 CS: 2 PA: 38		
PITCHER	IP WLS BF H R ER SO BB IBB HBP BLK WP HR S P ERA WHIP											PITCHER	IP WLS BF H R ER SO BB IBB HBP BLK WP HR S P ERA WHIP
Frank Tanana, L ERA: 5.14 (1, 1)	6.1 L 27 5 3 3 4 4 0 0 0 0 1 31 47 4.26 1.421												
Doug Bair, R ERA: 5.21 (7, 1)	2.1 10 0 0 0 1 2 1 0 0 0 0 0 9 21 0.00 0.857												
Bill Scherrer, L ERA: 4.05 (9, 1)	0.1 1 0 0 0 0 1 0 0 0 0 0 0 3 3 0.00 0.000												




Batter	1	2	3	4	5	6	7	8	9	AB R H RBI BB SO LOB
Lou Whitaker, L OBP: 0.392, SLG: 0.500 (1, 4)	0-0 BB 1B 1B		0-0 L6 BB 1B	0-0 F9			0-0 F8		4-0 FC6-4 IBB	4 0 2 0 1 0 2
Alan Trammell, R OBP: 0.323, SLG: 0.399 (1, 6)	0-0 F8		4-0 1-2 BB		0-0 F4		0-0 F7		0-0 FC6-4 1-2f	4 0 0 0 1 0 3
Kirk Gibson, L OBP: 0.363, SLG: 0.547 (1, 10)	0-0 1-2 BB 1B		0-0 L6 2-3		0-0 HR		0-3 K			4 1 2 1 0 1 2
Darrell Evans, L OBP: 0.349, SLG: 0.480 (1, 3)	0-0 F9		0-0 1-3		0-0 1-3					4 0 0 0 0 1 3
Larry Herndon, R OBP: 0.287, SLG: 0.382 (1, 7)	4-0 1-2 2-3 BB			0-0 6-3	0-0 5-3			0-0 5-3		3 0 0 0 1 0 0
Barbaro Garbey, R OBP: 0.340, SLG: 0.396 (1, 9)	0-0 F8			0-0 1B 1B		0-0 1B 1B		0-0 F8		4 1 2 0 0 0 3
Chet Lemon, R OBP: 0.313, SLG: 0.378 (1, 8)		0-0 F8		0-0 F7		0-0 G3 1-3 1B		0-0 6-3 4-3 1B		4 0 2 0 0 0 1
Bob Melvin, R OBP: 0.250, SLG: 0.344 (1, 2)		0-0 5-3		0-0 1B 1-2 1B		0-0 G3 2-3		0-0 4-3 1-2		3 0 1 0 0 0 1 1 0 0 0 0 0 1
Dave Bergman, L OBP: 0.305, SLG: 0.320 (9, PH)										
Tom Brookens, R OBP: 0.315, SLG: 0.444 (1, 5)		0-0 F9		0-0 1-3 2-H 1B		0-0 F6		0-0 6-3 2-3		4 0 1 1 0 0 2

Inning Stats	R: 0	H: 2	E: 0	K: 0	S: 5	LOB: 3	BB: 1	P: 9	R: 0	H: 0	E: 0	K: 0	S: 3	LOB: 0	BB: 0	P: 3	R: 0	H: 1	E: 0	K: 0	S: 3	LOB: 1	BB: 1	P: 7	R: 1	H: 3	E: 0	K: 0	S: 6	LOB: 2	BB: 0	P: 6	R: 1	H: 1	E: 0	K: 0	S: 4	LOB: 0	BB: 0	P: 4	R: 0	H: 2	E: 0	K: 0	S: 4	LOB: 1	BB: 0	P: 4	R: 0	H: 0	E: 0	K: 1	S: 5	LOB: 0	BB: 0	P: 5	R: 0	H: 0	E: 0	K: 1	S: 5	LOB: 0	BB: 0	P: 5	R: 0	H: 1	E: 0	K: 0	S: 4	LOB: 2	BB: 1	P: 8	1B: 9	2B: 1	3B: 0	HR: 1	SF: 0	SAC: 0	DP: 1	HBP: 0	WP: 0	PB: 0	SB: 0	CS: 0	PA: 38
--------------	------	------	------	------	------	--------	-------	------	------	------	------	------	------	--------	-------	------	------	------	------	------	------	--------	-------	------	------	------	------	------	------	--------	-------	------	------	------	------	------	------	--------	-------	------	------	------	------	------	------	--------	-------	------	------	------	------	------	------	--------	-------	------	------	------	------	------	------	--------	-------	------	------	------	------	------	------	--------	-------	------	-------	-------	-------	-------	-------	--------	-------	--------	-------	-------	-------	-------	--------

PITCHER	IP	WLS	BF	H	R	ER	SO	BB	IBB	HBP	BLK	WP	HR	S	P	ERA	WHIP
John Butcher, R ERA: 4.46 (1, 1)	6.2		29	9	2	2	0	2	0	0	0	0	0	27	35	2.70	1.650
Curt Wardle, L ERA: 4.67 (7, 1)	0.2		2	0	0	0	2	0	0	0	0	0	0	6	6	0.00	0.000
Frank Eufemia, R ERA: 2.0 (8, 1)	1.0		4	1	0	0	0	0	0	0	0	0	0	4	4	0.00	1.000
Ron Davis, R ERA: 4.41 (9, 1)	0.2	S	3	0	0	0	0	0	1	0	0	0	0	2	6	0.00	0.000

MINNESOTA TWINS @ DETROIT TIGERS
Tiger Stadium, Detroit, MI
Fri Jul 12 1985, 7:05 PM EDT
Att. 38,524 - Unknown

AB	35
R	2
H	10
RBI	2
BB	3
SO	2
LOB	18



Batter	1	2	3	4	5	6	7	8	9	AB R H RBI BB SO LOB	TOP									
Kirby Puckett, R OBP: 0.318, SLG: 0.372 (1, 8)	0-0 6-3	0-0 L9			0-0 1-3	0-0 4-3			0-0 E3	5 0 0 0 0 0 2										
Roy Smalley, S OBP: 0.387, SLG: 0.420 (1, 10)	0-0 HR		0-0 3-1		4-0 2B 8-2 BB		0-0 F4		0-0 F8	4 1 1 1 1 0 1										
Randy Bush, L OBP: 0.284, SLG: 0.480 Tim Laudner, R OBP: 0.280, SLG: 0.385 (1, 7) (9, 2)	0-0 2B 2B 1B		0-0 G3		0-0 2B		0-0 HR			4 2 3 2 0 0 0 0 0 0 0 0 0 0										
Tom Brunansky, R OBP: 0.361, SLG: 0.510 (1, 9)	0-0 2B		0-0 5-3		4-0 IBB		0-0 F6			3 1 1 0 1 0 0										
Gary Gaetti, R OBP: 0.320, SLG: 0.432 (1, 5)	0-0 F8 2B			0-0 6-3	0-0 8-2		0-3 K			4 0 1 2 0 1 3										
Mike Stenhouse, L OBP: 0.350, SLG: 0.424 (1, 3)	0-0 F8			0-3 K		0-0 HR		0-0		4 1 1 1 0 1 1										
Tim Teufel, R OBP: 0.353, SLG: 0.407 (1, 4)	0-3 K			0-0 2B		0-0 6-3 2B		0-0 F8		4 0 2 0 0 1 1										
Greg Gagne, R OBP: 0.319, SLG: 0.400 (1, 6)		0-0 L9		0-0 F7		0-0 6-3		0-3 K		4 0 0 0 0 1 2										
Mark Salas, L OBP: 0.356, SLG: 0.452 Dave Meier, R OBP: 0.302, SLG: 0.159 (1, 2) (9, PH) (9, 7)		0-0 4-3			0-0 2B 1-3 1B		0-0 F9		0-0 F3	3 1 1 0 0 0 1 1 0 0 0 0 0 0										
Inning Stats	R: 3 E: 0 K: 1 S: 9	H: 4 LOB: 1 BB: 0 P: 9	R: 0 E: 0 K: 0 S: 3	H: 0 LOB: 0 BB: 0 P: 3	R: 0 E: 0 K: 0 S: 3	H: 1 LOB: 1 BB: 0 P: 6	R: 1 E: 0 K: 0 S: 4	H: 2 LOB: 2 BB: 2 P: 12	R: 1 E: 0 K: 0 S: 5	H: 2 LOB: 1 BB: 0 P: 5	R: 1 E: 0 K: 1 S: 6	H: 1 LOB: 0 BB: 0 P: 6	R: 0 E: 0 K: 1 S: 5	H: 0 LOB: 0 BB: 0 P: 5	R: 0 E: 1 K: 0 S: 3	H: 0 LOB: 0 BB: 0 P: 3	1B: 2 2B: 6 3B: 0 HR: 3	SF: 0 SAC: 0 DP: 1 HBP: 0	WP: 0 PB: 0 SB: 0 CS: 1	PA: 38
PITCHER	IP WLS BF H R ER SO BB IBB HBP BLK WP HR S P ERA WHIP																			
Dan Petry, R ERA: 3.47 (1, 1)	6.0 L 28 9 5 5 2 1 1 0 0 0 2 30 38 7.50 1.667																			
Juan Berenguer, R ERA: 6.21 (7, 1)	2.0 7 1 1 1 2 0 0 0 0 0 1 11 11 4.50 0.500																			
Willie Hernandez, L ERA: 1.81 (9, 1)	1.0 3 0 0 0 0 0 0 0 0 0 0 3 3 0.00 0.000																			

Minnesota Twins @ Detroit Tigers
Tiger Stadium, Detroit, MI
Sat Jul 13 1985, 7:05 PM EDT
Att. 42,887 - Unknown

livebaseballscorecards.com

AB 36
R 6
H 10
RBI 6
BB 2
SO 4
LOB 11



BOTTOM

Minnesota Twins @ Detroit Tigers
 Tiger Stadium, Detroit, MI
 Sat Jul 13 1985, 7:05 PM EDT
 Att. 42,887 - Unknown

livebaseballscorecards.com

AB	35
R	4
H	9
RBI	4
BB	3
SO	2
LOB	17



WP: 0	PA: 38
PB: 0	SB: 0
CS: 0	

AB	R	H	RBI	BB	SO	LOB
5	0	1	2	0	0	1
5	0	0	0	0	0	3
2	1	0	0	2	0	0
4	0	2	1	0	0	2
3	2	1	1	1	1	1
4	0	1	0	0	0	1
4	1	2	0	0	0	2
4	0	1	0	0	0	3
2	0	1	0	0	0	1
0	0	0	0	0	0	0
1	0	0	0	0	1	3
0	0	0	0	0	0	0
1	0	0	0	0	0	0

Batter	1	2	3	4	5	6	7	8	9
Lou Whitaker, L (1, 4) OBP: 0.390, SLG: 0.495	0-0 F2		0-0 FC4-6 BB		0-0 F7	0-0 1B			0-0 G3
Tom Brookens, R (1, 5) OBP: 0.309, SLG: 0.435	0-0 F3		0-0 F8		0-0 F3	0-0 F2			0-0 F8
Alan Trammell, R (1, 6) OBP: 0.325, SLG: 0.397	0-0 6-3		4-0 BB		4-0 2B BB				0-0 F8
Kirk Gibson, L (1, 10) OBP: 0.364, SLG: 0.550		0-0 1B	0-0 4-3		0-0 2B				0-0 3-1
Barbaro Garbey, R (1, 9) OBP: 0.346, SLG: 0.426		0-3 K		0-0 HR		4-0 1B BB			0-0 5-3
Darrell Evans, L (1, 3) OBP: 0.348, SLG: 0.476		0-0 1B		0-0 G3		0-0 F2			0-0 3-1
Larry Herndon, R (1, 7) OBP: 0.290, SLG: 0.384		0-0 F7		0-0 E7 1B		0-0 1B 1B			0-0 5-3
Chet Lemon, R (1, 8) OBP: 0.312, SLG: 0.376		0-0 F2		0-0 F7		0-0 1B 1B			0-0 F7
Bob Melvin, R (1, 2) OBP: 0.265, SLG: 0.353			0-0 FC4-6 1B		0-0 4-3				0-0 4-3
Dave Bergman, L (6, PH) OBP: 0.305, SLG: 0.320									
Alejandro Sanchez, R (6, PH) OBP: 0.241, SLG: 0.481									
Marty Castillo, R (7, 2) OBP: 0.061, SLG: 0.031									
Scotti Madison, S (9, PH)									

Inning Stats	R: 0	H: 0	E: 0	K: 0	S: 3	H: 0	LOB: 0	BB: 0	P: 3	R: 0	H: 2	E: 0	K: 1	S: 7	H: 2	LOB: 2	BB: 0	P: 7	R: 0	H: 1	E: 0	K: 0	S: 4	H: 1	LOB: 1	BB: 1	P: 8	R: 1	H: 2	E: 1	K: 0	S: 5	R: 1	H: 1	E: 0	K: 0	S: 3	R: 2	H: 3	E: 0	K: 1	S: 8	H: 3	LOB: 2	BB: 1	P: 12	R: 0	H: 0	E: 0	K: 0	S: 3	R: 0	H: 0	E: 0	K: 0	S: 3	R: 0	H: 0	E: 0	K: 0	S: 3	R: 0	H: 0	E: 0	K: 0	S: 3	R: 0	H: 0	E: 0	K: 0	S: 3	1B: 7	SF: 0	2B: 1	SAC: 0	3B: 0	DP: 0	HR: 1	HBP: 0	WP: 0	PA: 38
--------------	------	------	------	------	------	------	--------	-------	------	------	------	------	------	------	------	--------	-------	------	------	------	------	------	------	------	--------	-------	------	------	------	------	------	------	------	------	------	------	------	------	------	------	------	------	------	--------	-------	-------	------	------	------	------	------	------	------	------	------	------	------	------	------	------	------	------	------	------	------	------	------	------	------	------	------	-------	-------	-------	--------	-------	-------	-------	--------	-------	--------

PITCHER	IP	WLS	BF	H	R	ER	SO	BB	IBB	HBP	BLK	WP	HR	S	P	ERA	WHIP
Ken Schrom, R (1, 1) ERA: 5.05	5.1	W	26	8	4	4	1	3	0	0	0	0	1	25	37	6.75	2.062
Curt Wardle, L (6, 1) ERA: 4.63	0.1		2	1	0	0	1	0	0	0	0	0	0	4	4	0.00	3.000
Frank Eufemia, R (6, 1) ERA: 1.78	3.1	S	10	0	0	0	0	0	0	0	0	0	0	10	10	0.00	0.000

Batter	1	2	3	4	5	6	7	8	9	AB R H RBI BB SO LOB	TOP									
Kirby Puckett, R (1, 8) OBP: 0.315, SLG: 0.368	0-3 K			0-0 4-3		0-0 4-3		0-0 F8		4 0 0 0 0 1 2										
Roy Smalley, S (1, 10) OBP: 0.385, SLG: 0.415	0-0 3-1			4-0 BB			0-0 3-1		0-0 F4	3 0 0 0 1 0 0										
Randy Bush, L (1, 7) OBP: 0.277, SLG: 0.468 Ron Washington, R (9, PH) OBP: 0.237, SLG: 0.222	0-3 K2-3			0-0 F7			0-0 G3		0-0 F7	3 0 0 0 0 1 1 1 0 0 0 0 0 0										
Tom Brunansky, R (1, 9) OBP: 0.360, SLG: 0.510		0-0 5-3		0-0 6-3			0-0 2B		0-3 K	4 0 1 0 0 1 1										
Gary Gaetti, R (1, 5) OBP: 0.317, SLG: 0.428		0-0 5-3			0-3 K		0-0 6-3			3 0 0 0 0 1 1										
Mike Stenhouse, L (1, 3) OBP: 0.340, SLG: 0.409		0-0 6-3			0-0 3-1			0-0 4-3		3 0 0 0 0 0 0										
Tim Teufel, R (1, 4) OBP: 0.353, SLG: 0.404 Steve Lombardozzi, R (8, PR) (8, 4)			0-3 K		0-0 6-3			4-0 BB BB		2 0 0 0 1 1 0 0 0 0 0 0 0 0										
Greg Gagne, R (1, 6) OBP: 0.319, SLG: 0.396			0-0 1-3			0-0 B1-3		4-0 BB 1-2 BB		2 0 0 0 1 0 0										
Mark Salas, L (1, 2) OBP: 0.352, SLG: 0.447 Dave Engle, R (8, PH) OBP: 0.353, SLG: 0.556 (8, 2)			0-0 4-3			0-3 K		0-3 K		2 0 0 0 0 1 0 1 0 0 0 0 1 2										
Inning Stats	R: 0 E: 0 K: 2 S: 7	H: 0 LOB: 0 BB: 0 P: 7	R: 0 E: 0 K: 0 S: 3	H: 0 LOB: 0 BB: 0 P: 3	R: 0 E: 0 K: 1 S: 5	H: 0 LOB: 0 BB: 0 P: 5	R: 0 E: 0 K: 0 S: 3	H: 0 LOB: 1 BB: 1 P: 7	R: 0 E: 0 K: 1 S: 5	H: 0 LOB: 0 BB: 0 P: 5	R: 0 E: 0 K: 0 S: 4	H: 1 LOB: 1 BB: 0 P: 4	R: 0 E: 0 K: 1 S: 5	H: 0 LOB: 2 BB: 2 P: 13	R: 0 E: 0 K: 1 S: 5	H: 0 LOB: 0 BB: 0 P: 5	1B: 0 2B: 1 3B: 0 HR: 0	SF: 0 SAC: 0 DP: 0 HBP: 0	WP: 0 PB: 0 SB: 0 CS: 0	PA: 31
PITCHER	IP WLS BF H R ER SO BB IBB HBP BLK WP HR S P ERA WHIP																			
Walt Terrell, R (1, 1) ERA: 3.69	7.1 W 26 1 0 0 5 3 0 0 0 0 0 0 33 45 0.00 0.545																			
Willie Hernandez, L (8, 1) ERA: 1.76	1.2 S 5 0 0 0 2 0 0 0 0 0 0 0 9 9 0.00 0.000																			

Minnesota Twins @ Detroit Tigers
Tiger Stadium, Detroit, MI
 Sun Jul 14 1985, 3:33 AM EDT
 Att: 34,879 - Unknown

livebaseballscorecards.com

AB	28
R	0
H	1
RBI	0
BB	3
SO	7
LOB	7



BOTTOM

Minnesota Twins @ Detroit Tigers
Tiger Stadium, Detroit, MI
Sun Jul 14 1985, 3:33 AM EDT
Att. 34,879 - Unknown

AB 36
R 8
H 12
RBI 8
BB 2
SO 5
LOB 12



WP: 1 PA: 38
PB: 0
SB: 0
CS: 0

AB	R	H	RBI	BB	SO	LOB	
4	1	2	1	1	0	1	
5	1	1	0	0	0	5	
4	1	2	2	0	0	0	
4	2	2	2	0	0	1	
4	1	1	1	0	0	2	
4	1	1	0	0	1	1	
4	0	1	0	0	2	0	
4	1	1	2	0	2	0	
2	0	1	0	1	0	0	
1	0	0	0	0	0	2	
0	0	0	0	0	0	0	
1B: 6	SF: 0	2B: 3	SAC: 0	3B: 0	DP: 0	HR: 3	HBP: 0

Batter	1	2	3	4	5	6	7	8	9
Lou Whitaker, L (1, 4) OBP: 0.393, SLG: 0.495	0-0 1B 2B 1B	4-0 2-3 BB		0-0 4-3			0-0 F8	0-0 1-2 3-H 1B	
Barbaro Garbey, R (1, 9) OBP: 0.339, SLG: 0.414	0-0 2B 1-2 4-3 1B	0-0 1-3			0-0 5-3		0-0 FC6-4 1-2f	0-0 FC5 2-3f	
Alan Trammell, R (1, 6) OBP: 0.327, SLG: 0.410	0-0 4-3 1-3 2-H 2B		0-0 6-3		0-0 F3			0-0 HR	
Larry Herndon, R (1, 7) OBP: 0.293, SLG: 0.396	0-0 4-3		0-0 HR		0-0 5-3			0-0 1B 2B 1B	
Darrell Evans, L (1, 3) OBP: 0.347, SLG: 0.484	0-0 F9		0-0 HR		0-0 F5			0-0 F9	
Chet Lemon, R (1, 8) OBP: 0.311, SLG: 0.375	0-0 5-3		0-3 K		0-0 F6			0-0 1-2 2B 1B	
Alejandro Sanchez, R (1, 10) OBP: 0.241, SLG: 0.470		0-0 F8	0-3 K		0-3 K			0-0 1-2 2-3 2B FC4-2 1B	
Bob Melvin, R (1, 2) OBP: 0.263, SLG: 0.368		0-3 K		0-3 K			0-0 6-3	0-0 FC4-2 1-3 2-H 3-H 1B 2B	
Marty Castillo, R (1, 5) OBP: 0.111, SLG: 0.088		0-0 WP 2B		0-0 5-3			4-0 FC6-4 BB	0-0 FC4-2 FC5 1B 2-3 3-H	
Dave Bergman, L (8, PH) OBP: 0.300, SLG: 0.314									
Doug Flynn, R (9, 5) OBP: 0.172, SLG: 0.207									

Inning	R	H	E	K	S	WLS	BF	H	R	ER	SO	BB	IBB	HBP	BLK	WP	HR	S	P	ERA	WHIP
1	2	3	0	6	6		31	8	6	6	5	2	0	0	0	1	3	39	47	7.71	1.429
2	0	1	0	1	1		3	1	1	0	0	0	0	0	0	0	0	4	4	27.00	9.000
3	0	2	0	2	2		9	2	2	0	0	0	0	0	0	0	0	3	3	13.50	1.500

PITCHER	IP	WLS	BF	H	R	ER	SO	BB	IBB	HBP	BLK	WP	HR	S	P	ERA	WHIP
Frank Viola, L (1, 1) ERA: 4.34	7.0	L	31	8	6	6	5	2	0	0	0	1	3	39	47	7.71	1.429
Curt Wardle, L (8, 1) ERA: 5.0	0.1		4	3	1	1	0	0	0	0	0	0	0	4	4	27.00	9.000
Rick Lysander, R (8, 1) ERA: 6.29	0.2		3	1	1	1	0	0	0	0	0	0	0	3	3	13.50	1.500

Batter	1	2	3	4	5	6	7	8	9	AB R H RBI BB SO LOB	TOP											
Alan Bannister, R (1, 10) OBP: 0.333, SLG: 0.333	0-0 5-3		0-0 5-3		0-0 FC1-4 1B BB	0-0 F8		0-3 K		5 0 0 0 0 1 3												
Toby Harrah, R (1, 4) OBP: 0.473, SLG: 0.412	0-0 CS 1B		0-0 1B 1B		0-0 F4		0-3 K	0-0 1B		5 0 3 0 0 1 1												
Pete O'Brien, L (1, 3) OBP: 0.321, SLG: 0.401	0-0 4-3 1-2		0-0 F7		4-0 1B 1-2 BB		0-0 F8	0-0 F8		4 0 0 0 1 0 3												
Gary Ward, R (1, 7) OBP: 0.330, SLG: 0.422		0-0 HR	0-0 1-2 1B		0-0 1-2 2-3 1B		4-0 E 1B BB		0-0 4-3	4 2 3 1 1 0 0												
Bill Stein, R (1, 5) OBP: 0.292, SLG: 0.326		0-0 FC6-4 E 1B	0-3 K		0-0 1-3		4-0 1B 1-2 1B IBB		0-3 K	3 1 1 0 1 1 5 1 0 0 0 0 1 0												
Bob Jones, L (7, 9) OBP: 0.227, SLG: 0.200																						
Oddibe McDowell, L (1, 8) OBP: 0.250, SLG: 0.335		0-0 F5		0-3 K		0-0 F7		0-0 1B 1-3 2-H 1B		3 0 0 0 0 1 1 2 0 1 1 0 0 0												
Buddy Bell, R (7, PH) OBP: 0.308, SLG: 0.335																						
George Wright, S (1, 9) OBP: 0.222, SLG: 0.187		0-0 E6 FC6-4 1-2		0-3 K		0-0 F8		0-0 1-2 3-H 1B		4 0 1 1 0 1 1												
Glenn Brummer, R (1, 2) OBP: 0.351, SLG: 0.258		0-0 FC6-4		0-0 6-3		0-0 BB 1B		0-0 F8		4 0 1 0 0 0 4												
Curtis Wilkerson, S (1, 6) OBP: 0.312, SLG: 0.325		0-0 F3			4-0 FC1-4 BB	4-0 BB		0-0 F8		2 0 0 0 2 0 2												
Inning Stats	R: 0 E: 0 K: 0 S: 3	H: 1 LOB: 0 BB: 0 P: 3	R: 1 E: 1 K: 0 S: 6	H: 2 LOB: 2 BB: 0 P: 6	R: 0 E: 0 K: 1 S: 7	H: 2 LOB: 2 BB: 0 P: 7	R: 0 E: 0 K: 2 S: 7	H: 0 LOB: 0 BB: 0 P: 7	R: 0 E: 0 K: 0 S: 4	H: 1 LOB: 3 BB: 2 P: 12	R: 0 E: 0 K: 0 S: 4	H: 1 LOB: 2 BB: 1 P: 8	R: 2 E: 0 K: 1 S: 7	H: 2 LOB: 2 BB: 2 P: 15	R: 0 E: 0 K: 1 S: 6	H: 1 LOB: 1 BB: 0 P: 6	R: 0 E: 0 K: 1 S: 5	H: 0 LOB: 0 BB: 0 P: 5	1B: 9 2B: 0 3B: 0 HR: 1	SF: 0 SAC: 0 DP: 0 HBP: 0	WP: 0 PB: 0 SB: 0 CS: 1	PA: 42
PITCHER	IP WLS BF H R ER SO BB IBB HBP BLK WP HR S P ERA WHIP																					
Frank Tanana, L (1, 1) ERA: 4.92	6.2 L 32 7 3 1 4 4 1 0 0 0 1 35 55 1.35 1.650																					
Willie Hernandez, L (7, 1) ERA: 1.7	2.1 10 3 0 0 2 0 0 0 0 0 0 14 14 0.00 1.286																					

Texas Rangers @ Detroit Tigers
Tiger Stadium, Detroit, MI
Thu Jul 18 1985, 7:05 PM EDT
Att: 26,374 - Unknown

livebaseballscorecards.com

AB 37
R 3
H 10
RBI 3
BB 5
SO 6
LOB 20



Batter	1	2	3	4	5	6	7	8	9	AB R H RBI BB SO LOB
Lou Whitaker, L OBP: 0.390, SLG: 0.494 (1, 4)	0-0 F4		0-0 F8		0-0 2B	0-0 1-3			0-3 K	5 0 1 0 0 1 2
Tom Brookens, R OBP: 0.303, SLG: 0.426 (1, 5)	0-0 4-3		0-3 K		0-3 K		0-0 F3		0-3 K	5 0 0 0 0 3 1
Alan Trammell, R OBP: 0.331, SLG: 0.411 (1, 6)	0-0 BB 1B		0-0 F4		4-0 BB		0-0 S 1B		0-0 F8	4 1 2 0 1 0 0
Darrell Evans, L OBP: 0.345, SLG: 0.479 (1, 10)	4-0 1B 1-2 BB			0-0 E8 FC5	0-3 K		0-3 K			3 0 0 0 1 2 3
Larry Herndon, R OBP: 0.295, SLG: 0.397 (1, 7)	0-0 1-2 2-H 1B			0-3 K		0-0 5-3 1B	0-3 K			4 1 2 1 0 2 2
Barbaro Garbey, R OBP: 0.336, SLG: 0.402 (1, 9)	0-0 F6			4-0 BB		0-0 5-3 1-2		0-3 K		3 0 0 0 1 1 3
Dave Bergman, L OBP: 0.281, SLG: 0.291 (1, 3)		0-0 F1		0-0 F8		0-3 K		0-0 F9		4 0 0 0 0 1 3
Chet Lemon, R OBP: 0.314, SLG: 0.372 (1, 8)		0-0 5-3		0-0 FC5 2-3f		4-0 1B BB		4-0 BB		2 0 0 0 2 0 2
Bob Melvin, R OBP: 0.250, SLG: 0.350 (6, PH)		0-0 6-3			0-0 4-3	0-0 1-3 2-H 1B		0-0 F9		2 0 0 0 0 0 0
Kirk Gibson, L OBP: 0.366, SLG: 0.551 (6, PR)										1 0 1 1 0 0 0
Jack Morris, R (6, PR)										0 0 0 0 0 0 0
Marty Castillo, R OBP: 0.111, SLG: 0.088 (7, 2)										0 0 0 0 0 0 0
Scotti Madison, S (8, PH)										0 0 0 0 0 0 0
										1 0 0 0 0 0 1

Inning Stats	R: 1	H: 2	E: 0	K: 5	S: 5	LOB: 2	BB: 1	P: 9	R: 0	H: 0	E: 0	K: 0	S: 3	LOB: 0	BB: 0	P: 3	R: 0	H: 0	E: 0	K: 1	S: 5	LOB: 0	BB: 0	P: 5	R: 0	H: 0	E: 1	K: 1	S: 6	LOB: 2	BB: 1	P: 10	R: 0	H: 1	E: 0	K: 2	S: 8	LOB: 2	BB: 1	P: 12	R: 1	H: 2	E: 0	K: 1	S: 7	LOB: 2	BB: 1	P: 11	R: 0	H: 1	E: 0	K: 2	S: 8	LOB: 1	BB: 0	P: 8	R: 0	H: 0	E: 0	K: 1	S: 5	LOB: 1	BB: 1	P: 9	R: 0	H: 0	E: 0	K: 2	S: 7	LOB: 0	BB: 0	P: 7	1B: 5	SF: 0	2B: 1	SAC: 0	3B: 0	DP: 0	HR: 0	HBP: 0	WP: 0	PA: 39
PITCHER	IP	WLS	BF	H	R	ER	SO	BB	IBB	HBP	BLK	WP	HR	S	P	ERA	WHIP																																																																	
Charlie Hough, R ERA: 3.25 (1, 1)	7.0	W	32	6	2	2	7	4	0	0	0	0	0	42	58	2.57	1.429																																																																	
Greg Harris, R ERA: 2.31 (8, 1)	2.0	S	7	0	0	0	3	1	0	0	0	0	0	12	16	0.00	0.500																																																																	

BOTTOM

Texas Rangers @ Detroit Tigers
Tiger Stadium, Detroit, MI
Thu Jul 18 1985, 7:05 PM EDT
Att. 26,374 - Unknown

livebaseballscorecards.com

AB	34
R	2
H	6
RBI	2
BB	5
SO	10
LOB	17



Batter	1	2	3	4	5	6	7	8	9	AB R H RBI BB SO LOB	TOP	
Oddibe McDowell, L (1, 8) OBP: 0.258, SLG: 0.335	0-0 F5		0-0 BB 1B		4-0 CS BB		4-0 SH S BB	0-0 2-3		3 0 1 0 2 0 1		
Toby Harrah, R (1, 4) OBP: 0.475, SLG: 0.411	0-0 5-3		4-0 1-2 BB		0-0 E6 E 1-2		4-0 1-2 SH BB		0-0 1B 1B	3 0 1 0 2 0 1		
Pete O'Brien, L (1, 3) OBP: 0.323, SLG: 0.412	0-0 HR		0-0 4-3		0-0 F8		0-0 SH FC6-4 1-2 2-3		0-0 1-3 1B	4 1 2 1 0 0 3		
Gary Ward, R (1, 7) OBP: 0.328, SLG: 0.419	0-0 F9			0-0 S 1B 1B		0-0 E5 1-3		0-0 L3	0-3 K	5 1 1 0 0 1 6		
Duane Walker, L (1, 10) OBP: 0.246, SLG: 0.353 Bill Stein, R (7, PH) OBP: 0.280, SLG: 0.313			0-0 F8		0-3 K 1-2		0-0 L5		0-3 K	3 0 0 0 0 2 3 2 0 0 0 0 1 5		
George Wright, S (1, 9) OBP: 0.223, SLG: 0.183			0-0 E3 CS		4-0 1B BB		0-0 CI 4-3		0-3 K	3 0 0 0 1 1 5		
Steve Buechele, R (1, 5) OBP: 0.250, SLG: 0.250			0-3 K		0-0 F9		0-0 F8		0-0 SH5-4 1B	4 0 1 0 0 1 4		
Geno Petralli, L (1, 2) OBP: 0.375, SLG: 0.333			0-0 CS 1-2		0-0 6-3		0-0 4-3 1-2		0-0 SH5-4	3 0 1 1 0 0 1		
Curtis Wilkerson, S (1, 6) OBP: 0.306, SLG: 0.318			0-0 K		0-0 F7		0-0 1-3		0-3 K	4 0 0 0 0 2 4		
Inning Stats	R: 1 E: 0 K: 0 S: 4 H: 1 LOB: 0 BB: 0 P: 4	R: 0 E: 1 K: 1 S: 5 H: 0 LOB: 0 BB: 0 P: 5	R: 0 E: 0 K: 1 S: 6 H: 1 LOB: 2 BB: 1 P: 10	R: 1 E: 0 K: 1 S: 7 H: 2 LOB: 2 BB: 1 P: 11	R: 0 E: 2 K: 1 S: 6 H: 0 LOB: 2 BB: 1 P: 10	R: 0 E: 1 K: 0 S: 4 H: 0 LOB: 1 BB: 0 P: 4	R: 0 E: 1 K: 0 S: 4 H: 0 LOB: 3 BB: 2 P: 12	R: 0 E: 0 K: 1 S: 6 H: 1 LOB: 1 BB: 0 P: 6	R: 0 E: 0 K: 3 S: 11 H: 2 LOB: 2 BB: 0 P: 11	1B: 6 2B: 0 3B: 0 HR: 1 SF: 0 SAC: 2 DP: 0 HBP: 0	WP: 0 PB: 0 SB: 2 CS: 2 PA: 43	
PITCHER	IP WLS BF H R ER SO BB IBB HBP BLK WP HR S P ERA WHIP											
Dan Petry, R (1, 1) ERA: 3.45	6.0 L 29 4 2 2 4 5 0 0 0 0 0 1 32 52 3.00 1.500											
Bill Scherrer, L (7, 1) ERA: 3.82	2.0 10 3 0 0 1 0 0 0 0 0 0 0 12 12 0.00 1.500											
Aurelio Lopez, R (9, 1) ERA: 3.86	1.0 3 0 0 0 3 0 0 0 0 0 0 0 9 9 0.00 0.000											

Texas Rangers @ Detroit Tigers
Tiger Stadium, Detroit, MI
Fri Jul 19 1985, 7:05 PM EDT
Att: 30,803 - Unknown

livebaseballscorecards.com

AB 34
R 2
H 7
RBI 2
BB 5
SO 8
LOB 33




Batter	1	2	3	4	5	6	7	8	9	AB R H RBI BB SO LOB
Lou Whitaker, L OBP: 0.393, SLG: 0.501 (1, 4)	0-0 2B		0-0 F7 SF8 2B		0-0 1-3		0-0 6-3 1B		0-0 4-3	5 1 3 0 0 0 0
Tom Brookens, R OBP: 0.298, SLG: 0.419 Bob Melvin, R OBP: 0.250, SLG: 0.350 (1, 5) (8, 2)	0-3 K		0-0 F7 2-3		0-0 5-3		0-0 6-3 1B			4 0 0 0 0 1 4 0 0 0 0 0 0 0
Alan Trammell, R OBP: 0.330, SLG: 0.409 (1, 6)	0-3 K		0-0 SF8 3-H			0-3 K BB	4-0 BB			2 0 0 1 1 2 1
Kirk Gibson, L OBP: 0.365, SLG: 0.547 (1, 10)	0-0 G3		0-0 6-3			0-0 E6 1B	0-0 6-3			4 0 1 0 0 0 4
Darrell Evans, L OBP: 0.347, SLG: 0.477 (1, 3) (8, 5)		0-0 2B 1B		0-0 F8		4-0 FC6-4 BB		0-0 4-3		3 0 1 0 1 0 0
Larry Herndon, R OBP: 0.298, SLG: 0.402 (1, 7)		0-0 1-3 2B		0-0 1B		0-0 F7	0-3 K			4 0 2 0 0 1 2
Barbaro Garbey, R OBP: 0.325, SLG: 0.387 (1, 9)		0-0 5-3		0-0 F9		0-0 FC6-4 1-2f		0-0 F8		4 0 0 0 0 0 5
Chet Lemon, R OBP: 0.316, SLG: 0.374 (1, 8)		0-0 L5		0-0 F7			0-0 6-3 1B 1B		0-0 G6-4-3 1B	4 0 2 0 0 0 3
Marty Castillo, R OBP: 0.105, SLG: 0.083 Dave Bergman, L OBP: 0.273, SLG: 0.281 (1, 2) (7, PH) (8, 3)		0-0 F3			0-0 F7		0-0 F7		0-0 G6-4-3	2 0 0 0 0 0 2 2 0 0 0 0 0 2

Inning Stats	R: 0	H: 1	E: 0	K: 2	S: 8	LOB: 1	BB: 0	P: 8	R: 0	H: 2	E: 0	K: 0	S: 5	LOB: 2	BB: 0	P: 5	R: 1	H: 1	E: 0	K: 0	S: 4	LOB: 0	BB: 0	P: 4	R: 0	H: 1	E: 0	K: 0	S: 4	LOB: 1	BB: 0	P: 4	R: 0	H: 0	E: 1	K: 1	S: 6	LOB: 2	BB: 1	P: 10	R: 0	H: 2	E: 0	K: 0	S: 5	LOB: 3	BB: 1	P: 9	R: 0	H: 0	E: 0	K: 1	S: 5	LOB: 0	BB: 0	P: 5	R: 0	H: 1	E: 0	K: 0	S: 3	LOB: 0	BB: 0	P: 3	1B: 6	SF: 1	2B: 3	SAC: 0	3B: 0	DP: 1	HR: 0	HBP: 0	WP: 0	PA: 37
--------------	------	------	------	------	------	--------	-------	------	------	------	------	------	------	--------	-------	------	------	------	------	------	------	--------	-------	------	------	------	------	------	------	--------	-------	------	------	------	------	------	------	--------	-------	-------	------	------	------	------	------	--------	-------	------	------	------	------	------	------	--------	-------	------	------	------	------	------	------	--------	-------	------	-------	-------	-------	--------	-------	-------	-------	--------	-------	--------

PITCHER	IP	WLS	BF	H	R	ER	SO	BB	IBB	HBP	BLK	WP	HR	S	P	ERA	WHIP
Burt Hooton, R ERA: 4.09 (1, 1)	6.0	W	25	6	1	1	3	1	0	0	0	0	0	30	34	1.50	1.167
Dave Rozema, R ERA: 4.52 (7, 1)	3.0	S	12	3	0	0	1	1	0	0	0	0	0	13	17	0.00	1.333

TEXAS RANGERS @ DETROIT TIGERS
Tiger Stadium, Detroit, MI
Fri Jul 19 1985, 7:05 PM EDT
Att. 30,803 - Unknown

AB	34
R	1
H	9
RBI	1
BB	2
SO	4
LOB	23



Batter	1	2	3	4	5	6	7	8	9	10	11	12	13	14	15	AB R H RBI BB SO LOB	TOP											
Oddibe McDowell, L OBP: 0.258, SLG: 0.333	0-3 K	0-0 1B			0-0 4-3		0-0 F7		0-0 1B		0-0 F4			0-0 4-3		7 0 2 2 0 1 0												
Toby Harrah, R OBP: 0.468, SLG: 0.401	4-0 FC4-6 1B BB	0-0 CS	0-3 K		0-0 F9		0-0 F5		0-0 F7			0-3 K		0-0 6-3		6 0 0 0 1 2 2												
Pete O'Brien, L OBP: 0.322, SLG: 0.409	0-0 FC4-6 1B		0-0 G3		0-0 1B		0-0 F8		0-0 G3			0-3 K		0-3 K		7 0 2 0 0 2 2												
Gary Ward, R OBP: 0.327, SLG: 0.414	0-0 FC4-6 1-2 2-3 1B		4-0 BB		0-0 F9			0-0 6-3		0-0 1B SF8		0-3 K			0-0 6-3	6 1 1 0 1 1 3												
Duane Walker, L OBP: 0.220, SLG: 0.327	0-3 K		0-0 F9			0-0 6-3		0-3 K		0-0 1B G6-4-3		4-0 SH2-3 1B BB		0-0 F5-3		4 0 0 0 0 2 3 1 0 1 0 0 0 0 0 0 0 0 0 1 0 0 1 1 0 0 0 0 0 0												
Bill Stein, R OBP: 0.284, SLG: 0.327																												
Bob Jones, R OBP: 0.237, SLG: 0.200																												
Alan Bannister, R OBP: 0.328, SLG: 0.327																												
George Wright, S OBP: 0.233, SLG: 0.209		0-0 5-3		0-0 F5		0-0 1B SF7		0-0 1B		0-0 SF8		0-0 SH2-3		0-0 SH2-3		5 1 3 1 0 0 0												
Steve Buechele, R OBP: 0.546, SLG: 0.444		4-0 6-3 1B BLK BB		0-0 1B		0-0 2B		0-0 1B		0-0 L8		0-0 G6-4-3		0-0 1B		5 1 3 1 2 0 2												
Geno Petralli, L OBP: 0.350, SLG: 0.333		0-0 6-3		0-3 K		0-0 SF7			0-0 1B 4-3		0-3 K		0-3 K		0-0 L6	3 0 1 1 0 1 2 0 1 0 0 0 0 0 3 0 0 0 0 2 3												
Wayne Tolleson, S OBP: 0.365, SLG: 0.346		1-3 6-3		0-3 K																								
Glenn Brummer, R OBP: 0.338, SLG: 0.246		0-0 6-3		0-0 K		0-0 SF7			0-0 1B 4-3		0-0 K		0-3 K		0-0 L6													
Curtis Wilkerson, S OBP: 0.302, SLG: 0.311		4-0 1B CS BB		0-0 5-3		0-0 L6			0-0 4-3		0-0 F7		0-3 K			5 0 0 0 1 1 5												
Inning Stats	R: 0 E: 0 K: 2 S: 8	H: 1 LOB: 2 BB: 1 P: 12	R: 1 E: 0 K: 0 S: 3	H: 1 LOB: 1 BB: 2 P: 11	R: 0 E: 0 K: 1 S: 5	H: 0 LOB: 1 BB: 1 P: 9	R: 0 E: 0 K: 1 S: 6	H: 1 LOB: 1 BB: 0 P: 6	R: 0 E: 0 K: 0 S: 4	H: 0 LOB: 0 BB: 0 P: 3	R: 0 E: 0 K: 1 S: 6	H: 1 LOB: 1 BB: 0 P: 6	R: 1 E: 0 K: 0 S: 4	H: 2 LOB: 1 BB: 0 P: 4	R: 0 E: 0 K: 3 S: 9	H: 0 LOB: 0 BB: 0 P: 9	R: 1 E: 0 K: 2 S: 8	H: 1 LOB: 2 BB: 1 P: 12	R: 0 E: 0 K: 1 S: 5	H: 0 LOB: 0 BB: 0 P: 5	R: 0 E: 0 K: 0 S: 4	H: 1 LOB: 2 BB: 1 P: 8	R: 0 E: 0 K: 0 S: 4	H: 1 LOB: 2 BB: 1 P: 8	1B: 11 2B: 2 3B: 0 HR: 0	SF: 2 SAC: 1 DP: 1 HBP: 0	WP: 0 PB: 0 SB: 2 CS: 1	PA: 63
PITCHER	IP	WLS	BF	H	R	ER	SO	BB	IBB	HBP	BLK	WP	HR	S	P	ERA	WHIP											
Jack Morris, R ERA: 3.04	(1, 1)	8.2	38	9	3	3	5	4	0	0	1	0	0	44	60	3.12	1.500											
Willie Hernandez, L ERA: 1.8	(9, 1)	1.1	5	2	1	1	0	0	0	0	0	0	0	5	5	6.75	1.500											
Aurelio Lopez, R ERA: 3.81	(11, 1)	3.0	11	1	1	1	6	1	0	0	0	0	0	22	26	3.00	0.667											
Bill Scherrer, L ERA: 3.62	(14, 1)	2.0	W	8	1	0	1	0	1	0	0	0	0	9	13	0.00	0.500											

Texas Rangers @ Detroit Tigers
Tiger Stadium, Detroit, MI
Sat Jul 20 1985, 7:05 PM EDT
Att. 38,602 - Unknown

livebaseballscores.com

AB 53
R 5
H 13
RBI 5
BB 6
SO 12
LOB 22



Batter	1	2	3	4	5	6	7	8	9	10	11	12	13	14	15	AB R H RBI BB SO LOB	BOTTOM
Lou Whitaker, L OBP: 0.393, SLG: 0.504 (1, 4)	0-0 6-3		0-0 1-3			0-0 9-2 3B		0-0 1-3		0-0 1-2 BB			0-0 1B 1B		0-3 K	6 1 2 0 1 1 1	
Alan Trammell, R OBP: 0.329, SLG: 0.406 (1, 6)	0-0 5-3		0-0 F8			0-0 9-2 3-H		0-0 F8		0-0 F4			0-0 1B 1B		0-0 E7 1B	7 1 2 0 0 0 4	
Barbaro Garbey, R OBP: 0.323, SLG: 0.381 (1, 9)	0-0 F8			0-0 L6			0-0 F8		0-0 F7		0-0 F9		0-0 1B 1B		0-0 1B	7 0 2 2 0 0 0	
Kirk Gibson, L OBP: 0.367, SLG: 0.542 (1, 10)		4-0 S 1B BLK BB		0-0 F8			4-0 BB BB BB		0-3 K		0-0 L3		4-0 3-H 1B			3 1 0 0 3 1 0	
Larry Herndon, R OBP: 0.292, SLG: 0.394 (1, 7)		0-0 1-3		0-0 F9			0-0 F8		0-0 5-3		0-3 K		0-0 F5			6 0 0 0 0 1 5	
Chet Lemon, R OBP: 0.317, SLG: 0.374 (1, 8)		4-0 1B 8-2 BB			0-0 F9		0-0 5-3			0-0 1B SF7 2B		0-0 F6	0-0 F8			5 1 1 0 1 0 4	
Darrell Evans, L OBP: 0.350, SLG: 0.477 (8, PR) Dave Bergman, L OBP: 0.261, SLG: 0.267 (9, 3)		0-0 1-3 1B		0-0 F8			4-0 BB BB	4-0 HR BB		0-0 1-3		0-0 F8		0-0 G3		2 0 1 1 1 0 0 3 1 0 0 0 0 1	
Tom Brookens, R OBP: 0.295, SLG: 0.413 (11, 2)		0-0 8-2		0-0 F8			0-0 F3			0-0 2-3 1B		0-0 F8		0-0 5-3		6 0 1 0 0 0 3	
Bob Melvin, R OBP: 0.238, SLG: 0.333 (8, PH) Alejandro Sanchez, R OBP: 0.250, SLG: 0.512 Marty Castillo, R OBP: 0.105, SLG: 0.083 Johnny Grubb, L OBP: 0.270, SLG: 0.250 Doug Flynn, R OBP: 0.161, SLG: 0.194 (11, 5)			0-0 F9			0-3 K		0-0 1-H HR		0-0 3-H SF7			0-0 F5	0-0 F4		2 0 0 0 0 0 1 0 1 1 1 2 0 0 0 0 0 0 0 0 0 0 0 0 0 0 0 1 0 0 0 0 2 0 0 0 0 0 0 0	
Inning Stats	R: 0 H: 0 E: 0 LOB: 0 K: 0 BB: 0 S: 3 P: 3	R: 1 H: 1 E: 0 LOB: 1 K: 0 BB: 2 S: 3 P: 11	R: 0 H: 0 E: 0 LOB: 0 K: 0 BB: 0 S: 3 P: 3	R: 0 H: 0 E: 0 LOB: 0 K: 0 BB: 0 S: 3 P: 3	R: 0 H: 0 E: 0 LOB: 0 K: 0 BB: 0 S: 3 P: 3	R: 0 H: 1 E: 0 LOB: 0 K: 1 BB: 0 S: 5 P: 5	R: 0 H: 0 E: 0 LOB: 1 K: 0 BB: 1 S: 3 P: 7	R: 2 H: 1 E: 0 LOB: 1 K: 0 BB: 1 S: 4 P: 8	R: 0 H: 0 E: 0 LOB: 0 K: 1 BB: 0 S: 5 P: 5	R: 1 H: 2 E: 0 LOB: 2 K: 0 BB: 1 S: 5 P: 9	R: 0 H: 0 E: 0 LOB: 0 K: 1 BB: 0 S: 5 P: 5	R: 0 H: 0 E: 0 LOB: 0 K: 0 BB: 0 S: 3 P: 3	R: 1 H: 3 E: 0 LOB: 3 K: 0 BB: 1 S: 6 P: 10	R: 0 H: 0 E: 0 LOB: 0 K: 0 BB: 0 S: 3 P: 3	R: 1 H: 2 E: 1 LOB: 1 K: 1 BB: 0 S: 5 P: 5	1B: 7 SF: 1 2B: 3 SAC: 0 3B: 1 DP: 2 HR: 1 HBP: 0	WP: 0 PA: 57 PB: 0 SB: 1 CS: 0

Texas Rangers @ Detroit Tigers
Tiger Stadium, Detroit, MI
Sat Jul 20 1985, 7:05 PM EDT
Att. 38,602 - Unknown

AB	50
R	6
H	10
RBI	6
BB	6
SO	4
LOB	18



PITCHER	IP	WLS	BF	H	R	ER	SO	P	ERA	WHIP
Mike Mason, L ERA: 4.79	8.0		29	3	3	3	3	43	3.38	0.875
Dave Schmidt, R ERA: 2.04	1.1		6	2	1	1	1	8	6.75	1.500
Dave Stewart, R ERA: 4.4	3.0		12	2	1	1	1	13	3.00	1.000
Greg Harris, R ERA: 2.24	2.0	L	10	3	1	0	1	15	0.00	1.500

Batter	1	2	3	4	5	6	7	8	9	AB R H RBI BB SO LOB	TOP						
Oddibe McDowell, L (1, 8) OBP: 0.258, SLG: 0.329 Toby Harrah, R (9, PH) OBP: 0.470, SLG: 0.403 Bob Jones, L (9, 9) OBP: 0.237, SLG: 0.200	0-0 G3		4-0 1B 1-2 1B BB	0-0 B1-3			0-0 G3		0-0 S HR 2-H 1B	3 1 0 0 1 0 1 1 1 1 1 0 0 0 0 0 0 0 0 0 0							
Wayne Tolleson, S (1, 4) OBP: 0.373, SLG: 0.371	0-0 6-3		0-0 1B 1-3 2B 1B 2-H		0-3 K		4-0 BB		0-0 HR 1-H	4 2 2 3 1 1 0							
Pete O'Brien, L (1, 3) OBP: 0.321, SLG: 0.406	0-0 4-3		0-0 1B 1-2 2B 3-1 1B 3-H		0-0 F7		0-0 4-3		0-0 F8	5 1 1 1 0 0 1							
Gary Ward, R (1, 10) OBP: 0.328, SLG: 0.417		0-0 1-3	0-0 2B 1-3 3-1 2B 2-H		0-0 F8			0-0 1B E	0-3 K	5 0 2 1 0 1 0							
George Wright, S (1, 9) OBP: 0.233, SLG: 0.210		0-0 1B S	0-0 1B 2-3 3-H			0-0 F4		0-0 F8		4 0 1 1 0 0 2							
Duane Walker, L (1, 7) OBP: 0.215, SLG: 0.305		0-0 F5	0-0 L6			0-0 F8		0-0 E3 G4-6-3		4 0 0 0 0 0 3							
Steve Buechele, R (1, 5) OBP: 0.467, SLG: 0.385		0-0 6-3		0-0 E5 F8 S		0-0 1B		0-0 G4-6-3 1-2f		4 0 1 0 0 0 3							
Geno Petralli, L (1, 2) OBP: 0.304, SLG: 0.286 Alan Bannister, R (9, PH) OBP: 0.339, SLG: 0.339 Glenn Brummer, R (9, 2) OBP: 0.338, SLG: 0.246			0-3 K	0-0 F8		0-0 L9			0-0 SH5-4 1B 1B	3 0 0 0 0 0 1 2 1 1 1 0 0 0 0 0 0 0 0 0 0 0							
Curtis Wilkerson, S (1, 6) OBP: 0.303, SLG: 0.311			0-0 1B BB 1B	0-3 K			0-0 4-3		0-0 SH5-4 1-2	3 1 1 0 0 1 1							
Inning Stats	R: 0 E: 0 K: 0 S: 3 H: 0 LOB: 0 BB: 0 P: 3	R: 0 E: 0 K: 0 S: 4 H: 1 LOB: 1 BB: 0 P: 4	R: 4 E: 0 K: 1 S: 9 H: 4 LOB: 1 BB: 1 P: 13	R: 0 E: 1 K: 1 S: 6 H: 0 LOB: 1 BB: 0 P: 6	R: 0 E: 0 K: 1 S: 5 H: 0 LOB: 0 BB: 0 P: 5	R: 0 E: 0 K: 0 S: 4 H: 1 LOB: 1 BB: 0 P: 4	R: 0 E: 0 K: 0 S: 3 H: 0 LOB: 1 BB: 1 P: 7	R: 0 E: 1 K: 0 S: 4 H: 1 LOB: 1 BB: 0 P: 4	R: 3 E: 0 K: 1 S: 8 H: 3 LOB: 0 BB: 0 P: 8	1B: 8 2B: 1 3B: 0 HR: 1 SF: 0 SAC: 1 DP: 1 HBP: 0	WP: 0 PB: 0 SB: 3 CS: 0	PA: 40					
PITCHER	IP WLS BF H R ER SO BB IBB HBP BLK WP HR S P ERA WHIP																
Walt Terrell, R (1, 1) ERA: 3.74	8.0		34	7	4	4	3	2	0	0	0	0	0	38	46	4.50	1.125
Bill Scherrer, L (9, 1) ERA: 3.82	0.1		2	1	1	1	0	0	0	0	0	0	0	2	2	27.00	3.000
Aurelio Lopez, R (9, 1) ERA: 4.07	0.2	L	4	2	2	2	1	0	0	0	0	0	1	6	6	27.00	3.000

Texas Rangers @ Detroit Tigers
 Tiger Stadium, Detroit, MI
 Sun Jul 21 1985, 3:33 AM EDT
 Att: 36,036 - Unknown

livebaseballscorecards.com

AB	37
R	7
H	10
RBI	7
BB	2
SO	4
LOB	13



Batter	1	2	3	4	5	6	7	8	9	AB R H RBI BB SO LOB
Lou Whitaker, L OBP: 0.391, SLG: 0.500 (1, 4)	0-0 F8		0-0 4-3 WP SF9 1B		0-0 F8		0-0 F4		0-0 G1-6-3	5 1 1 0 0 0 1
Alan Trammell, R OBP: 0.331, SLG: 0.412 (1, 6)	0-0 SF9 3B		0-0 4-3		4-0 1B HR BB		0-0 3-1			3 2 1 0 1 0 1
Barbaro Garbey, R OBP: 0.320, SLG: 0.383 (1, 9)	0-0 SF9		0-0 SF9		0-0 1-2 HR 1B			0-0 F9		2 1 1 2 0 0 0
Kirk Gibson, L OBP: 0.368, SLG: 0.554 (1, 10)	0-0 3-H 2B		0-0 3-H L8		0-0 1-H 2-H HR			0-0 G3		4 1 2 3 0 0 0
Darrell Evans, L OBP: 0.356, SLG: 0.475 (1, 3)	4-0 FC4 BB			4-0 BB		0-0 F9		4-0 2B BB		1 0 0 0 3 0 0
Larry Herndon, R OBP: 0.292, SLG: 0.395 (1, 7)	0-0 FC4			0-3 K		0-0 6-3		0-0 1-3 2B		4 0 1 0 0 1 3
Chet Lemon, R OBP: 0.313, SLG: 0.369 (1, 8)		0-3 K		0-0 F5		0-0 F9		0-0 5-3		4 0 0 0 0 1 3
Tom Brookens, R OBP: 0.292, SLG: 0.409 (1, 5)		0-0 F8		0-0 F7		0-0 E6			0-0 G1-6-3 1B	3 0 0 0 0 0 1
Dave Bergman, L OBP: 0.271, SLG: 0.279 (9, PH)										1 0 1 0 0 0 0
Bob Melvin, R OBP: 0.222, SLG: 0.311 (1, 2)		0-0 F8				0-0 6-3			0-0 F7	3 0 0 0 0 0 0
Johnny Grubb, L OBP: 0.267, SLG: 0.247 (9, PH)										1 0 0 0 0 0 1

Inning Stats	R: 1	H: 2	E: 0	K: 5	S: 5	H: 2	LOB: 2	BB: 1	P: 9	R: 0	H: 0	E: 0	K: 1	S: 5	R: 0	H: 0	E: 0	K: 0	S: 5	R: 1	H: 1	E: 0	K: 0	S: 4	R: 0	H: 0	E: 0	K: 1	S: 5	R: 3	H: 2	E: 1	K: 0	S: 3	R: 0	H: 0	E: 0	K: 0	S: 3	R: 0	H: 1	E: 0	K: 0	S: 4	R: 0	H: 1	E: 0	K: 0	S: 3	R: 0	H: 0	E: 0	K: 0	S: 3	R: 0	H: 1	E: 0	K: 0	S: 3	1B: 3	2B: 2	3B: 1	HR: 1	SF: 2	SAC: 0	DP: 1	HBP: 0	WP: 1	PA: 37
--------------	------	------	------	------	------	------	--------	-------	------	------	------	------	------	------	------	------	------	------	------	------	------	------	------	------	------	------	------	------	------	------	------	------	------	------	------	------	------	------	------	------	------	------	------	------	------	------	------	------	------	------	------	------	------	------	------	------	------	------	------	-------	-------	-------	-------	-------	--------	-------	--------	-------	--------

PITCHER	IP	WLS	BF	H	R	ER	SO	BB	IBB	HBP	BLK	WP	HR	S	P	ERA	WHIP
Glen Cook, R ERA: 7.0 (1, 1)	5.0		23	5	5	5	2	3	0	0	0	1	1	24	36	9.00	1.600
Dickie Noles, R ERA: 3.89 (6, 1)	2.2		10	1	0	0	0	1	0	0	0	0	0	9	13	0.00	0.750
Dave Schmidt, R ERA: 1.98 (8, 1)	1.1	W	4	1	0	0	0	0	0	0	0	0	0	4	4	0.00	0.750

BOTTOM

Texas Rangers @ Detroit Tigers
Tiger Stadium, Detroit, MI
Sun Jul 21 1985, 3:33 AM EDT
Att. 36,036 - Unknown

AB	31
R	5
H	7
RBI	5
BB	4
SO	2
LOB	10



WP	1	PA	37
PB	0		
SB	0		
CS	0		

PITCHER	IP	WLS	BF	H	R	ER	SO	BB	IBB	HBP	BLK	WP	HR	S	P	ERA	WHIP
---------	----	-----	----	---	---	----	----	----	-----	-----	-----	----	----	---	---	-----	------

Batter	1	2	3	4	5	6	7	8	9	AB R H RBI BB SO LOB	TOP											
Lou Whitaker, L (1, 4) OBP: 0.394, SLG: 0.501	0-0 1B 2B		4-0 FC4-6 BB		0-0 F7			0-0 4-3	4-0 BB BB BB 1-2 BB BB	3 0 1 0 2 0 0												
Alan Trammell, R (1, 6) OBP: 0.329, SLG: 0.407	0-3 K		0-0 F9		0-0 F7			0-0 6-3	4-0 BB BB 1-2 2-3 BB BB	4 0 0 0 1 1 2												
Kirk Gibson, L (1, 9) OBP: 0.370, SLG: 0.554 Alejandro Sanchez, R (8, 9) OBP: 0.290, SLG: 0.512 Johnny Grubb, L (9, PH) OBP: 0.265, SLG: 0.244	0-0 HBP 2-3 1B		0-0 FC4-6 CS 1-2f		0-3 K			0-0 1B 2B 1B	0-3 K	4 1 2 0 0 1 1 0 0 0 0 0 0 0 1 0 0 0 0 1 3												
Barbaro Garbey, R (1, 10) OBP: 0.338, SLG: 0.390	1-0 G4-6-3 1-2 HBP		0-0 CS 1-2	0-0 6-3				0-0 2B 1-3 2B 1B	4-0 BB 1-2 2-3 3-H BB	3 1 2 1 1 0 0												
Darrell Evans, L (1, 3) OBP: 0.353, SLG: 0.474	0-0 G4-6-3 1-2f			0-0 F7				0-0 F7 1-3 2B 2B	0-0 F7	5 1 1 1 0 0 7												
Larry Herndon, R (1, 7) OBP: 0.294, SLG: 0.400		0-0 5-3		0-0 1B				0-0 5-3		4 0 2 2 0 0 0												
Chet Lemon, R (1, 8) OBP: 0.309, SLG: 0.364		0-0 1-3		0-0 F9				0-0 5-3 2-H 3-H K		4 0 0 0 0 1 2												
Tom Brookens, R (1, 5) OBP: 0.295, SLG: 0.408		4-0 BB			0-0 F8			0-0 FC6-4 1B	0-3 K	3 0 1 0 1 1 0												
Marty Castillo, R (1, 2) OBP: 0.100, SLG: 0.079 Dave Bergman, L (7, PH) OBP: 0.268, SLG: 0.274 Bob Melvin, R (7, 2) OBP: 0.217, SLG: 0.304		0-3 K			0-0 F7			0-0 FC6-4	0-3 K BB BB BB	2 0 0 0 0 1 1 1 0 0 0 0 0 1 1 1 0 0 0 1 0												
Inning Stats	R: 0 E: 0 K: 1 S: 6	H: 2 LOB: 2 BB: 0 P: 7	R: 0 E: 0 K: 1 S: 5	H: 0 LOB: 1 BB: 1 P: 9	R: 0 E: 0 K: 0 S: 2	H: 0 LOB: 0 BB: 1 P: 6	R: 0 E: 0 K: 0 S: 4	H: 1 LOB: 1 BB: 0 P: 4	R: 0 E: 0 K: 0 S: 3	H: 0 LOB: 0 BB: 0 P: 3	R: 0 E: 0 K: 1 S: 6	H: 1 LOB: 1 BB: 0 P: 6	R: 0 E: 0 K: 0 S: 4	H: 1 LOB: 1 BB: 0 P: 4	R: 3 E: 0 K: 1 S: 9	H: 4 LOB: 1 BB: 0 P: 9	R: 1 E: 0 K: 3 S: 10	H: 0 LOB: 3 BB: 3 P: 22	1B: 6 2B: 3 3B: 0 HR: 0	SF: 0 SAC: 0 DP: 1 HBP: 1	WP: 0 PB: 1 SB: 0 CS: 1	PA: 42
PITCHER	IP WLS BF H R ER SO BB IBB HBP BLK WP HR S P ERA WHIP																					
Gene Nelson, R (1, 1) ERA: 3.26	7.0 W 27 5 0 0 3 2 0 1 0 0 0 30 39 0.00 1.000																					
Juan Agosto, L (8, 1) ERA: 4.32	0.2 6 4 3 3 0 0 0 0 0 0 0 6 6 40.50 6.000																					
Mike Stanton, R (8, 1) ERA: 6.75	1.0 7 0 1 0 4 3 0 0 0 0 0 12 24 0.00 3.000																					
Jerry Don Gleaton, L (9, 1) ERA: 4.15	0.1 S 1 0 0 0 0 0 0 0 0 0 0 1 1 0.00 0.000																					

Detroit Tigers @ Chicago White Sox
 Comiskey Park, Chicago, IL
 Mon Jul 22 1985, 8:05 PM EDT
 Att: 35,202 - Unknown

livebaseballscorecards.com

AB 35
R 4
H 9
RBI 4
BB 5
SO 7
LOB 17



Batter	1	2	3	4	5	6	7	8	9
Mark Gilbert, S OBP: 0.429, SLG: 0.200 (1, 8) BBB	4-0 E BB		X 0-0 4-3		X 0-0 PB FC1-5 WP 1-2 1B	X 0-0 1-3	4-0 BB		
Bryan Little, S OBP: 0.397, SLG: 0.333 (1, 4) SSS	0-3 K		X 0-0 1B		X 0-0 FC1-5 WP PB 1-2 2-3f		FC1-5 BB		
Harold Baines, L OBP: 0.346, SLG: 0.419 (1, 9) SSS	0-3 K 1-2		X 0-0 L5		SSS 0-3 K		X 0-0 FC4-6 1B 1-2f	0-3 K	
Greg Walker, L OBP: 0.326, SLG: 0.483 (1, 3) X	0-0 F8			X 0-0 F7	SSS 0-3 K 1-3 2-H		X 0-0 1B E 1-2 1B	X 0-0 6-3	
Carlton Fisk, R OBP: 0.330, SLG: 0.557 (1, 2) X		X 0-0 HR		BBB 4-0 2B BB		SSS 0-3 K	0-3 K	X 0-0 F2	
Jerry Hairston, S OBP: 0.400, SLG: 0.385 (1, 10) X		0-0 B1-3-5 2B		X 0-0 6-3 1-H 2B		BBB 4-0 1B BB G3	0-0 E2 1H 2-H 2B 1B		
Mark Ryal, L OBP: 0.250, SLG: 0.276 (1, 7) X		0-0 B1-3-5 2-3f		X 0-0 6-3 2-3		X 0-0 G3 1-2	0-0 WP 2-H 3B 2B		
Tim Hulett, R OBP: 0.341, SLG: 0.404 (1, 5) X		0-0 F3		SSS 0-3 K		BBB 4-0 1B BB	BBB 4-0 2-3 3B BB		
Ozzie Guillen, L OBP: 0.282, SLG: 0.326 (1, 6) X			X 0-0 4-3		X 0-0 FC1-5 1B	X 0-0 1-3 2-H 1B	X 0-0 1-H 3-H 3B		

Inning Stats	R: 0 E: 1 K: 2 S: 7	H: 0 LOB: 1 BB: 1 P: 11	R: 1 E: 0 K: 0 S: 4	H: 2 LOB: 0 BB: 0 P: 4	R: 0 E: 0 K: 0 S: 4	H: 1 LOB: 1 BB: 0 P: 4	R: 1 E: 0 K: 1 S: 6	H: 1 LOB: 1 BB: 1 P: 10	R: 1 E: 0 K: 2 S: 9	H: 2 LOB: 1 BB: 0 P: 9	R: 1 E: 0 K: 1 S: 6	H: 1 LOB: 2 BB: 2 P: 14	R: 5 E: 1 K: 2 S: 11	H: 4 LOB: 2 BB: 3 P: 23	R: 0 E: 0 K: 1 S: 5	H: 0 LOB: 0 BB: 0 P: 5
--------------	------------------------------	----------------------------------	------------------------------	---------------------------------	------------------------------	---------------------------------	------------------------------	----------------------------------	------------------------------	---------------------------------	------------------------------	----------------------------------	-------------------------------	----------------------------------	------------------------------	---------------------------------

PITCHER	IP	WLS	BF	H	R	ER	SO	BB	IBB	HBP	BLK	WP	HR	S	P	ERA	WHIP
Randy O'Neal, R ERA: 2.81 (1, 1)	6.0	L	28	7	4	3	6	4	0	0	0	1	1	36	52	4.50	1.833
Doug Bair, R ERA: 6.23 (7, 1)	1.0		10	4	5	5	2	3	0	0	0	1	0	11	23	45.00	7.000
Juan Berenguer, R ERA: 6.05 (8, 1)	1.0		3	0	0	0	1	0	0	0	0	0	0	5	5	0.00	0.000

AB R H RBI BB SO LOB

3 1 1 0 2 0 2

4 0 1 0 1 2 5

5 1 0 0 0 3 5

5 1 1 0 0 1 2

4 2 1 1 1 2 2

3 2 3 2 1 0 0

4 1 1 1 0 0 3

2 1 0 0 2 1 1

4 0 3 3 0 0 0

AB 34

R 9

H 11

RBI 7

BB 7

SO 9

LOB 20

WP: 2

PA: 41

1B: 6

2B: 4

3B: 1

HR: 1

SF: 0

SAC: 0

DP: 1

HBP: 0

WP: 1

PB: 1

SB: 0

CS: 0

ERA

WHIP

DETROIT TIGERS @ CHICAGO WHITE SOX

Comiskey Park, Chicago, IL

Mon Jul 22 1985, 8:05 PM EDT

Att. 35,202 - Unknown



Batter	1	2	3	4	5	6	7	8	9	AB R H RBI BB SO LOB	TOP									
Lou Whitaker, L (1, 4) OBP: 0.391, SLG: 0.496	4-0 FC5-4 BB		0-0 B1-3		0-3 K		0-0 F2		0-3 K	4 0 0 0 1 2 1										
Alan Trammell, R (1, 6) OBP: 0.331, SLG: 0.406	0-0 FC5-4 SH1-3 1-2f		0-0 1-3			0-0 2-3 1B	4-0 BB			3 0 1 0 1 0 1										
Kirk Gibson, L (1, 9) OBP: 0.369, SLG: 0.552	0-0 SH1-3 1-2			0-0 FC1-6 1B		0-0 2-3 1-2	0-0 F4			3 0 1 0 0 0 2										
Barbaro Garbey, R (1, 10) OBP: 0.328, SLG: 0.377	0-3 K			0-0 FC1-6 1-2f		0-0 5-3	0-3 K2-3			4 0 0 0 0 2 4										
Larry Herndon, R (1, 7) OBP: 0.294, SLG: 0.396		0-0 F8		0-3 K		4-0 BB		0-3 K		3 0 0 0 1 2 1										
Chet Lemon, R (1, 8) OBP: 0.308, SLG: 0.366		0-0 2B		0-3 K		0-3 K		0-0 1-3		4 0 1 0 0 2 3										
Darrell Evans, L (1, 3) OBP: 0.352, SLG: 0.482		0-3 K			0-0 F5		0-0 HR	0-0 F9		4 1 1 1 0 1 1										
Tom Brookens, R (1, 5) OBP: 0.298, SLG: 0.411		0-3 K			0-0 2B		4-0 HR BB		0-0 F7	3 1 1 0 1 1 1										
Marty Castillo, R (1, 2) OBP: 0.095, SLG: 0.075			0-0 F9		0-3 K		0-0 HR		0-0 4-3	2 0 0 0 0 1 1										
Alejandro Sanchez, R (7, PH) OBP: 0.259, SLG: 0.553										1 1 1 2 0 0 0										
Bob Melvin, R (7, 2) OBP: 0.213, SLG: 0.298										1 0 0 0 0 0 0										
Inning Stats	R: 0 E: 0 K: 1 S: 5	H: 0 LOB: 1 BB: 1 P: 9	R: 0 E: 0 K: 2 S: 8	H: 1 LOB: 1 BB: 0 P: 8	R: 0 E: 0 K: 0 S: 3	H: 0 LOB: 0 BB: 0 P: 3	R: 0 E: 0 K: 2 S: 8	H: 1 LOB: 1 BB: 0 P: 8	R: 0 E: 0 K: 1 S: 6	H: 1 LOB: 2 BB: 1 P: 10	R: 3 E: 0 K: 1 S: 7	H: 2 LOB: 1 BB: 2 P: 15	R: 0 E: 0 K: 1 S: 5	H: 0 LOB: 0 BB: 0 P: 5	R: 0 E: 0 K: 1 S: 5	H: 0 LOB: 0 BB: 0 P: 5	1B: 2 2B: 2 3B: 0 HR: 2	SF: 0 SAC: 1 DP: 0 HBP: 0	WP: 0 PB: 0 SB: 0 CS: 0	PA: 37
PITCHER Britt Burns, L (1, 1) ERA: 3.24	IP: 9.0 WLS: W BF: 37 H: 6 R: 3 ER: 3 SO: 11 BB: 4 IBB: 0 HBP: 0 BLK: 0 WP: 0 HR: 2 S: 55 P: 71 ERA: 3.00 WHIP: 1.111											PITCHER	IP: 9.0 WLS: W BF: 37 H: 6 R: 3 ER: 3 SO: 11 BB: 4 IBB: 0 HBP: 0 BLK: 0 WP: 0 HR: 2 S: 55 P: 71 ERA: 3.00 WHIP: 1.111							

Detroit Tigers @ Chicago White Sox
 Comiskey Park, Chicago, IL
 Tue Jul 23 1985, 8:05 PM EDT
 Att. 23,577 - Unknown

livebaseballscorecards.com

AB 32
R 3
H 6
RBI 3
BB 4
SO 11
LOB 15



Batter	1	2	3	4	5	6	7	8	9
Scott Fletcher, R OBP: 0.295, SLG: 0.241 (1, 6)	0-0 F7		0-0 G3-6-3 1B		0-0 4-3			0-0 SH 1B	
Luis Salazar, R OBP: 0.230, SLG: 0.327 (1, 8)	0-3 K		0-0 F8		0-0 1B			0-0 SH FC5-2	
Harold Baines, L OBP: 0.342, SLG: 0.414 (1, 9)	0-3 K		0-0 G3-6-3 1-2f		0-3 K			0-3 K	
Carlton Fisk, R OBP: 0.329, SLG: 0.551 (1, 10)		0-0 F8		0-0 F6		0-3 K		4-0 FC5-2 IBB	
Tim Lincecum, R OBP: 0.340, SLG: 0.401 (1, 5)		0-3 K		0-3 K		0-0 G4-6-3 1B		0-0 FC5-2	
Greg Walker, L OBP: 0.325, SLG: 0.480 (1, 3)		0-0 E 3B 1B		0-0 F9		0-0 G4-6-3 1-2f		0-3 K	
Marc Hill, R OBP: 0.250, SLG: 0.138 (1, 2)		0-0 E5 1-2 3B			0-0 4-3 1B 1B		0-0 5-3		
Julio Cruz, S OBP: 0.318, SLG: 0.221 (1, 4)		0-0 1-H 2-H 3B		0-3 K		0-0 5-3		0-0 5-3	
Mark Gilbert, S OBP: 0.400, SLG: 0.250 (1, 7)		0-3 K		0-0 1-2 4-3 1B		0-3 K			

Inning Stats	R: 0	H: 0	E: 0	LOB: 0	K: 2	BB: 0	S: 7	P: 7
	R: 2	H: 2	E: 1	LOB: 1	K: 2	BB: 0	S: 10	P: 10
	R: 0	H: 1	E: 0	LOB: 0	K: 0	BB: 0	S: 3	P: 3
	R: 0	H: 0	E: 0	LOB: 0	K: 1	BB: 0	S: 5	P: 5
	R: 2	H: 3	E: 0	LOB: 1	K: 2	BB: 0	S: 10	P: 10
	R: 0	H: 1	E: 0	LOB: 0	K: 1	BB: 0	S: 5	P: 5
	R: 0	H: 0	E: 0	LOB: 0	K: 1	BB: 0	S: 5	P: 5
	R: 1	H: 1	E: 1	LOB: 2	K: 2	BB: 1	S: 9	P: 13

PITCHER	IP	WLS	BF	H	R	ER	SO	BB	IBB	HBP	BLK	WP	HR	S	P	ERA	WHIP
Frank Tanana, L ERA: 4.74 (1, 1)	8.0	L	33	8	5	2	11	0	1	0	0	0	0	54	58	2.25	1.000


BOTTOM

Detroit Tigers @ Chicago White Sox
Comiskey Park, Chicago, IL

Tue Jul 23 1985, 8:05 PM EDT
Att. 23,577 - Unknown

AB	R	H	RBI	BB	SO	LOB
4	1	2	0	0	0	2
3	0	1	2	0	1	1
4	0	0	0	0	3	3
3	0	0	0	1	1	0
4	0	1	0	0	2	2
4	1	1	0	0	1	3
3	2	1	0	0	0	1
3	0	1	2	0	1	1
3	1	1	0	0	2	1

AB	31
R	5
H	8
RBI	4
BB	1
SO	11
LOB	14



WP	PA	3B	SF	SAC	DP	HBP
0	33	1	0	1	2	0

Batter	1	2	3	4	5	6	7	8	9	AB R H RBI BB SO LOB	TOP
Lou Whitaker, L (1, 4) OBP: 0.391, SLG: 0.500	0-0 F5		0-0 L7		0-0 SF9 3B	0-0 4-3		0-0 1B		5 1 2 1 0 0 0	
Alan Trammell, R (1, 6) OBP: 0.329, SLG: 0.404	0-0 F7		0-0 5-3		0-0 SF9		0-0 WP FC6-2 1B	0-0 5-3		4 0 1 1 0 0 2	
Kirk Gibson, L (1, 9) OBP: 0.370, SLG: 0.548	0-0 S 1B		4-0 S 1B BB		0-3 K		0-0 F4 1-3	0-0 4-3		4 1 1 0 1 1 1	
Barbaro Garbey, R (1, 7) OBP: 0.324, SLG: 0.370	0-3 K 1-2		0-0 CS 1B		0-0 E5 1B		0-0 FC6-2	0-3 K		5 1 1 1 0 2 2	
Darrell Evans, L (1, 10) OBP: 0.356, SLG: 0.480		4-0 BB BB	0-0 CS 1-2	4-0 4-3 BB	0-0 E3 1B		0-0 F6	0-0 FC6 1B		3 0 1 0 2 0 2	
Dave Bergman, L (1, 3) OBP: 0.263, SLG: 0.269		0-0 L8		0-0 F5	0-0 1-3 1B			0-0 K 1-2	0-0 FC6	5 0 1 1 0 1 3	
Chet Lemon, R (1, 8) OBP: 0.307, SLG: 0.367		0-0 F7		0-0 4-3 1-2	0-0 4-3			0-0 F9 1B 2B		4 1 1 0 0 0 4	
Tom Brookens, R (1, 5) OBP: 0.297, SLG: 0.406		4-0 FC6-4 BB		0-0 L8		0-0 F4		0-0 F9 2-3		3 0 0 0 1 0 2	
Marty Castillo, R (1, 2) OBP: 0.130, SLG: 0.114		0-0 FC6-4 1-2		0-0 3B 1B		0-3 K		0-0 1B 3-H		4 1 2 1 0 1 2	
Inning Stats	R: 0 H: 1 E: 0 LOB: 1 K: 1 BB: 0 S: 6 P: 6	R: 0 H: 0 E: 0 LOB: 2 K: 0 BB: 2 S: 3 P: 11	R: 1 H: 1 E: 0 LOB: 0 K: 0 BB: 1 S: 3 P: 7	R: 0 H: 0 E: 0 LOB: 1 K: 0 BB: 1 S: 3 P: 7	R: 3 H: 3 E: 2 LOB: 2 K: 1 BB: 0 S: 10 P: 10	R: 0 H: 0 E: 0 LOB: 0 K: 1 BB: 0 S: 5 P: 5	R: 0 H: 1 E: 0 LOB: 1 K: 0 BB: 0 S: 4 P: 4	R: 1 H: 3 E: 0 LOB: 2 K: 1 BB: 0 S: 8 P: 8	R: 0 H: 1 E: 0 LOB: 1 K: 1 BB: 0 S: 6 P: 6	1B: 8 SF: 1 2B: 1 SAC: 0 3B: 1 DP: 0 HR: 0 HBP: 0	WP: 1 PA: 43 PB: 0 SB: 3 CS: 1
PITCHER	IP WLS BF H R ER SO BB IBB HBP BLK WP HR S P ERA WHIP										
Tom Seaver, R (1, 1) ERA: 3.03	8.0 L 38 9 5 4 4 4 0 0 0 1 0 42 58 4.50 1.625										
Jerry Don Gleaton, L (9, 1) ERA: 3.38	1.0 4 1 0 0 1 0 0 0 0 0 0 6 6 0.00 1.000										

Detroit Tigers @ Chicago White Sox
 Comiskey Park, Chicago, IL
 Wed Jul 24 1985, 8:05 PM EDT
 Att: 27,214 - Unknown

livebaseballscorecards.com

AB	37
R	5
H	10
RBI	5
BB	4
SO	5
LOB	18



BOTTOM

Detroit Tigers @ Chicago White Sox
 Comiskey Park, Chicago, IL
 Wed Jul 24 1985, 8:05 PM EDT
 Att. 27,214 - Unknown

livebaseballscorecards.com

AB	29
R	4
H	4
RBI	3
BB	5
SO	5
LOB	10



WP: 1	PA: 34
PB: 0	
SB: 1	
CS: 0	


AB R H RBI BB SO LOB

3	1	0	0	1	0	1
3	1	0	0	1	0	1
3	0	1	1	1	0	1
4	2	2	2	0	1	2
4	0	0	0	0	0	2
3	0	0	0	1	2	0
4	0	0	0	0	0	1
0	0	0	0	1	0	0
2	0	1	0	0	1	0
2	0	0	0	0	1	2
1	0	0	0	0	0	0
0	0	0	0	0	0	0

Batter	1	2	3	4	5	6	7	8	9
Mark Gilbert, S OBP: 0.357, SLG: 0.182 (1, 8)	4-0 HR BB		0-0 6-3		0-0 G4-6-3			0-0 F7	
Ozzie Guillen, L OBP: 0.282, SLG: 0.322 (1, 6)	0-0 4-3		0-0 F6			0-0 3-1		4-0 2B BB	
Harold Baines, L OBP: 0.344, SLG: 0.416 (1, 9)	0-0 5-3		0-0 F7			4-0 BB		0-0 2B 1-H	
Greg Walker, L OBP: 0.327, SLG: 0.493 (1, 3)	0-0 HR			0-0 WP 2B		0-3 K		0-0 4-3	
Carlton Fisk, R OBP: 0.325, SLG: 0.543 (1, 2)	0-0 L4			0-0 1-3		0-0 5-3			0-0 5-3
Jerry Hairston, S OBP: 0.394, SLG: 0.370 (1, 10)		0-3 K		4-0 BB G6-4-3		0-3 K		0-0 4-3	
Mark Ryal, L OBP: 0.222, SLG: 0.242 (1, 7)		0-0 4-3		0-0 G6-4-3		0-0 L9		0-0 6-3	
Tim Hulett, R OBP: 0.342, SLG: 0.401 (1, 5)		4-0 BB			0-0 G4-6-3 1B		0-3 K		
Luis Salazar, R OBP: 0.234, SLG: 0.329 (4, 5)									
Julio Cruz, S OBP: 0.314, SLG: 0.218 (1, 4)		0-0 L7			0-3 K			0-0 F8	
Oscar Gamble, L OBP: 0.345, SLG: 0.301 (8, PH)									
Bryan Little, S OBP: 0.397, SLG: 0.333 (9, 4)									

Inning Stats	R: 2 E: 0 K: 0 S: 4	H: 1 LOB: 0 BB: 1 P: 8	R: 0 E: 0 K: 1 S: 5	H: 0 LOB: 1 BB: 1 P: 9	R: 0 E: 0 K: 0 S: 3	H: 0 LOB: 0 BB: 0 P: 3	R: 1 E: 0 K: 0 S: 3	H: 1 LOB: 0 BB: 1 P: 7	R: 0 E: 0 K: 1 S: 5	H: 1 LOB: 0 BB: 0 P: 5	R: 0 E: 0 K: 1 S: 5	H: 0 LOB: 1 BB: 1 P: 9	R: 0 E: 0 K: 2 S: 7	H: 0 LOB: 0 BB: 0 P: 7	R: 1 E: 0 K: 0 S: 4	H: 1 LOB: 1 BB: 1 P: 8	R: 0 E: 0 K: 0 S: 3	H: 0 LOB: 0 BB: 0 P: 3	1B: 1 2B: 2 3B: 0 HR: 1	SF: 0 SAC: 0 DP: 2 HBP: 0	WP: 1 PB: 0 SB: 1 CS: 0	PA: 34
---------------------	------------------------------	---------------------------------	------------------------------	---------------------------------	------------------------------	---------------------------------	------------------------------	---------------------------------	------------------------------	---------------------------------	------------------------------	---------------------------------	------------------------------	---------------------------------	------------------------------	---------------------------------	------------------------------	---------------------------------	----------------------------------	------------------------------------	----------------------------------	--------

PITCHER Dan Petry, R ERA: 3.48 (1, 1)	IP 9.0	WLS W	BF 34	H 4	R 4	ER 4	SO 5	BB 5	IBB 0	HBP 0	BLK 0	WP 1	HR 1	S 39	P 59	ERA 4.00	WHIP 1.000	PITCHER	IP	WLS	BF	H	R	ER	SO	BB	IBB	HBP	BLK	WP	HR	S	P	ERA	WHIP
--	-----------	----------	----------	--------	--------	---------	---------	---------	----------	----------	----------	---------	---------	---------	---------	-------------	---------------	----------------	----	-----	----	---	---	----	----	----	-----	-----	-----	----	----	---	---	-----	------

Batter	1	2	3	4	5	6	7	8	9	AB R H RBI BB SO LOB	TOP											
Lou Whitaker, L (1, 4) OBP: 0.391, SLG: 0.504	0-0 WP 1B		0-0 L5	0-0 F7			0-0 F4		0-0 1B 3B	5 2 2 2 0 0 2												
Alan Trammell, R (1, 6) OBP: 0.328, SLG: 0.402	0-0 6-3 1-2		0-0 F9			0-0 F9	0-0 5-3 1-2		0-0 1B	5 0 1 1 0 0 2												
Kirk Gibson, L (1, 9) OBP: 0.365, SLG: 0.540	0-0 F9		0-0 6-3			0-3 K		0-0 F8	0-3 K	5 0 0 0 0 2 2												
Barbaro Garbey, R (1, 10) OBP: 0.329, SLG: 0.397	0-0 2-H 1B			0-0 HR		0-0 6-3		0-0 F9		4 1 2 2 0 0 0												
Larry Herndon, R (1, 7) OBP: 0.293, SLG: 0.394	0-0 F9			0-0 E 4-3 1B		0-0 F8		0-0 G3		4 1 1 0 0 0 1												
Chet Lemon, R (1, 8) OBP: 0.313, SLG: 0.372		0-3 K		4-0 E 4-3 4-3 BB		0-0 F8 2B		4-0 SH1-4 FC5-2 BB		2 1 1 0 2 1 0												
Darrell Evans, L (1, 3) OBP: 0.354, SLG: 0.475		0-0 F9		0-0 4-3 1-2 3-H		0-0 F8 2-3		4-0 FC5-2 SH1-4 3B BB		3 1 0 1 1 0 2	AB 34 R 7 H 8 RBI 6 BB 4 SO 4 LOB 14											
Tom Brookens, R (1, 5) OBP: 0.298, SLG: 0.403		4-0 BB		0-0 4-3 2-3		0-3 K		0-0 SH1-4 1-2 2-3		2 0 0 0 1 1 2												
Marty Castillo, R (1, 2) OBP: 0.140, SLG: 0.125		0-0 4-3		0-0 E8 3-H			0-0 CS 1B		0-0 FC5-2 3B 2-3 3-H	4 1 1 0 0 0 3												
Inning Stats	R: 1 E: 0 K: 0 S: 5	H: 2 LOB: 1 BB: 0 P: 5	R: 0 E: 0 K: 1 S: 5	H: 0 LOB: 1 BB: 1 P: 9	R: 0 E: 0 K: 0 S: 3	H: 0 LOB: 0 BB: 0 P: 3	R: 3 E: 1 K: 0 S: 6	H: 2 LOB: 1 BB: 1 P: 10	R: 0 E: 0 K: 1 S: 5	H: 0 LOB: 0 BB: 0 P: 5	R: 0 E: 0 K: 1 S: 6	H: 1 LOB: 1 BB: 0 P: 6	R: 0 E: 0 K: 0 S: 3	H: 1 LOB: 0 BB: 0 P: 3	R: 0 E: 0 K: 0 S: 3	H: 0 LOB: 0 BB: 0 P: 3	R: 3 E: 0 K: 1 S: 7	H: 2 LOB: 1 BB: 2 P: 15	1B: 5 2B: 1 3B: 1 HR: 1	SF: 0 SAC: 1 DP: 0 HBP: 0	WP: 1 PB: 0 SB: 0 CS: 1	PA: 39
PITCHER	IP WLS BF H R ER SO BB IBB HBP BLK WP HR S P ERA WHIP																					
Frank Viola, L (1, 1) ERA: 4.31	8.0 L 33 6 5 4 3 3 0 0 0 1 1 36 48 4.50 1.125																					
Curt Wardle, L (9, 1) ERA: 5.63	1.0 6 2 2 2 1 1 0 0 0 0 0 7 11 18.00 3.000																					

Detroit Tigers @ Minnesota Twins
 Hubert H. Humphrey Metrodome, Minneapolis, MN
 Thu Jul 25 1985, 8:05 PM EDT
 Att. 21,186 - Unknown

livebaseballscorecards.com

Batter	1	2	3	4	5	6	7	8	9	AB	R	H	RBI	BB	SO	LOB
Kirby Puckett, R OBP: 0.321, SLG: 0.372 (1, 8)	0-0 1-3		0-0 1-3			0-0 F9		0-0 F8		4	0	0	0	0	0	2
Roy Smalley, S OBP: 0.381, SLG: 0.407 (1, 6)	0-0 F4			0-0 F7		0-3 K		0-0 HR 2B		4	1	1	0	0	1	1
Randy Bush, L OBP: 0.288, SLG: 0.490 (1, 7)	0-0 F8			0-0 F8		4-0 BB 1-2 BB		0-0 HR 2-H		3	1	1	2	1	0	0
Kent Hrbek, L OBP: 0.319, SLG: 0.403 (1, 3)		0-0 4-3		0-0 G3		4-0 BB 1-2 2-3 BB		0-0 5-3		3	0	0	0	1	0	0
Dave Engle, R OBP: 0.352, SLG: 0.500 (1, 10)		0-0 6-3			0-0 F8	0-0 F8		0-0 F7		4	0	0	0	0	0	3
Gary Gaetti, R OBP: 0.319, SLG: 0.429 (1, 5)		0-3 K			0-0 5-3		0-0 FC5-4 1B		0-0 5-3	4	0	1	0	0	1	0
Mike Stenhouse, L OBP: 0.353, SLG: 0.396 (1, 9)			0-3 K		4-0 BB		0-0 FC5-4 FC6-4 1-2f		0-0 4-3	3	0	0	0	1	1	1
Tim Teufel, R OBP: 0.352, SLG: 0.396 (1, 4)			0-0 F9		0-3 K		0-0 FC6-4 1-2f		0-3 K	4	0	0	0	0	2	2
Mark Salas, L OBP: 0.350, SLG: 0.450 (1, 2)			0-0 1B			0-0 E1 BB BB		0-0 F9		3	0	1	0	0	0	1

Inning Stats	R: 0 E: 0 K: 0 S: 3	H: 0 LOB: 0 BB: 0 P: 3	R: 0 E: 0 K: 1 S: 5	H: 0 LOB: 0 BB: 0 P: 5	R: 0 E: 0 K: 1 S: 6	H: 1 LOB: 1 BB: 0 P: 6	R: 0 E: 0 K: 0 S: 3	H: 0 LOB: 0 BB: 0 P: 3	R: 0 E: 0 K: 1 S: 5	H: 0 LOB: 1 BB: 1 P: 9	R: 0 E: 1 K: 1 S: 6	H: 0 LOB: 3 BB: 2 P: 14	R: 0 E: 0 K: 0 S: 4	H: 1 LOB: 1 BB: 0 P: 4	R: 2 E: 0 K: 0 S: 5	H: 2 LOB: 0 BB: 0 P: 5	R: 0 E: 0 K: 1 S: 5	H: 0 LOB: 0 BB: 0 P: 5	1B: 2 2B: 1 3B: 0 HR: 1	SF: 0 SAC: 0 DP: 0 HBP: 0	WP: 0 PB: 0 SB: 0 CS: 0	PA: 35
---------------------	------------------------------	---------------------------------	------------------------------	---------------------------------	------------------------------	---------------------------------	------------------------------	---------------------------------	------------------------------	---------------------------------	------------------------------	----------------------------------	------------------------------	---------------------------------	------------------------------	---------------------------------	------------------------------	---------------------------------	----------------------------------	------------------------------------	----------------------------------	--------

PITCHER Jack Morris, R ERA: 2.99 (1, 1)	IP 9.0	WLS W	BF 35	H 4	R 2	ER 2	SO 5	BB 3	IBB 0	HBP 0	BLK 0	WP 0	HR 1	S 42	P 54	ERA 2.00	WHIP 0.778	PITCHER	IP 9.0	WLS W	BF 35	H 4	R 2	ER 2	SO 5	BB 3	IBB 0	HBP 0	BLK 0	WP 0	HR 1	S 42	P 54	ERA 2.00	WHIP 0.778
--	-----------	----------	----------	--------	--------	---------	---------	---------	----------	----------	----------	---------	---------	---------	---------	-------------	---------------	----------------	-----------	----------	----------	--------	--------	---------	---------	---------	----------	----------	----------	---------	---------	---------	---------	-------------	---------------

BOTTOM

Detroit Tigers @ Minnesota Twins
 Hubert H. Humphrey Metrodome, Minneapolis, MN
 Thu Jul 25 1985, 8:05 PM EDT
 Att. 21,186 - Unknown

livebaseballscorecards.com

AB	32
R	2
H	4
RBI	2
BB	3
SO	5
LOB	10



Batter	1	2	3	4	5	6	7	8	9	AB R H RBI BB SO LOB	TOP
Lou Whitaker, L (1, 4) OBP: 0.392, SLG: 0.508	0-0 SH3-4 4-3 2B		0-0 2B		0-0 6-3			0-0 E6 1B 1-2 1B	0-0 F8	5 2 2 0 0 0 2	
Alan Trammell, R (1, 6) OBP: 0.325, SLG: 0.398	0-0 SH3-4 2-3		0-0 5-3			0-3 K		0-3 K		3 0 0 0 0 2 3	
Kirk Gibson, L (1, 9) OBP: 0.367, SLG: 0.540 Larry Herndon, R (1, 7) OBP: 0.291, SLG: 0.390	1-0 4-3 1B HBP		0-0 5-3			0-0 5-3		0-3 K		0 1 0 0 0 0 0 3 0 0 0 0 1 3	
Barbaro Garbey, R (1, 7) OBP: 0.327, SLG: 0.393	0-0 4-3		0-3 K			0-0 F8		0-0 1B 1-3 2-H 1B		4 0 1 2 0 1 2	
Darrell Evans, L (1, 10) OBP: 0.359, SLG: 0.489	0-0 3-H 1B			0-0 F5			0-0 HR	0-0 1B 1-3 3-H 1B		4 1 3 3 0 0 0	
Dave Bergman, L (1, 3) OBP: 0.250, SLG: 0.254 Bob Melvin, R (8, 2) OBP: 0.213, SLG: 0.298	0-0 F7			0-3 K			0-0 F8	0-3 K		4 0 0 0 0 2 3 0 0 0 0 0 0 0	
Chet Lemon, R (1, 8) OBP: 0.312, SLG: 0.370		0-0 5-3		0-3 K			0-0 5-3		0-0 FC6-4 1B	4 0 1 0 0 1 0	
Tom Brookens, R (1, 5) OBP: 0.295, SLG: 0.399 Alejandro Sanchez, R (9, PH) OBP: 0.256, SLG: 0.547		0-0 5-3			0-0 F9		0-0 F7		0-0 FC6-4 WP 1-2f	3 0 0 0 0 0 0 1 0 0 0 0 0 1	
Marty Castillo, R (1, 2) OBP: 0.135, SLG: 0.120 Johnny Grubb, L (8, PH) OBP: 0.269, SLG: 0.250		0-0 F6			0-0 1-3			0-0 E 1B 1B	0-3 K 1-2	2 0 0 0 0 0 0 2 1 1 0 0 1 1	
Inning Stats	R: 2 H: 2 E: 0 LOB: 1 K: 0 BB: 0 S: 5 P: 6	R: 0 H: 0 E: 0 LOB: 0 K: 0 BB: 0 S: 3 P: 3	R: 0 H: 1 E: 0 LOB: 1 K: 1 BB: 0 S: 6 P: 6	R: 0 H: 0 E: 0 LOB: 0 K: 2 BB: 0 S: 7 P: 7	R: 0 H: 0 E: 0 LOB: 0 K: 0 BB: 0 S: 3 P: 3	R: 0 H: 0 E: 0 LOB: 0 K: 1 BB: 0 S: 5 P: 5	R: 1 H: 1 E: 0 LOB: 0 K: 0 BB: 0 S: 4 P: 4	R: 2 H: 3 E: 1 LOB: 2 K: 3 BB: 0 S: 13 P: 13	R: 0 H: 1 E: 0 LOB: 1 K: 1 BB: 0 S: 6 P: 6	1B: 5 SF: 0 2B: 2 SAC: 1 3B: 0 DP: 0 HR: 1 HBP: 1	WP: 1 PA: 37 PB: 0 SB: 1 CS: 0
PITCHER Mike Smithson, R (1, 1) ERA: 4.41 Ron Davis, R (8, 1) ERA: 3.89	IP WLS BF H R ER SO BB IBB HBP BLK WP HR S P ERA WHIP	7.0 W 28 5 5 3 4 0 0 1 0 0 1 35 36 3.86 0.714	2.0 S 9 3 0 0 4 0 0 0 0 1 0 17 17 0.00 1.500	PITCHER IP WLS BF H R ER SO BB IBB HBP BLK WP HR S P ERA WHIP							

Detroit Tigers @ Minnesota Twins
 Hubert H. Humphrey Metrodome, Minneapolis, MN
 Fri Jul 26 1985, 8:05 PM EDT
 Att. 23,194 - Unknown

AB	35
R	5
H	8
RBI	5
BB	0
SO	8
LOB	15



Batter	1	2	3	4	5	6	7	8	9
Kirby Puckett, R OBP: 0.322, SLG: 0.377 (1, 8)	0-0 FC6-4 1B		0-0 4-3	0-0 1B 3B		0-0 FC6-4 1-2f		0-3 K	
Mickey Hatcher, R OBP: 0.322, SLG: 0.368 Dave Meier, R OBP: 0.300, SLG: 0.160 (8, PH) (9, 7)	0-0 FC6-4 1-2f		0-0 4-3	0-0 BB 1B		0-0 5-3		0-3 K	
Kent Hrbek, L OBP: 0.324, SLG: 0.405 (1, 3)	0-0 FC6-4 1-2f		0-0 1B 1B	4-0 1-2 BB			0-0 3B 1B		
Tom Brunansky, R OBP: 0.343, SLG: 0.485 (1, 9)	0-3 K		0-0 1B	0-0 F5			0-0 1B 3B		
Randy Bush, L OBP: 0.281, SLG: 0.477 (1, 10)		0-0 F2	0-3 K		0-0 F9		0-0 F7		
Gary Gaetti, R OBP: 0.318, SLG: 0.427 (1, 5)		0-0 WP SF9 1B		0-0 4-3	0-0 F6		0-0 6-3		
Tim Teufel, R OBP: 0.354, SLG: 0.399 (1, 4)		0-0 SF9 1-H		0-0 FC1-4 1B	0-3 K		0-0 3-H 1B		
Greg Gagne, R OBP: 0.300, SLG: 0.364 (1, 6)		4-0 BB		0-0 FC1-4 1B 3B		0-0 F9	0-0 G3		
Mark Salas, L OBP: 0.353, SLG: 0.451 (1, 2)		0-0 F9		0-0 3B 1B		0-0 FC6-4 1B		0-0 F9	

Inning Stats	R: 0	H: 1	E: 0	LOB: 1	K: 1	S: 6	P: 6	R: 1	H: 1	E: 0	LOB: 1	K: 0	S: 4	P: 8	R: 0	H: 2	E: 0	LOB: 2	K: 1	S: 7	R: 3	H: 4	E: 0	LOB: 2	K: 0	S: 7	P: 11	R: 0	H: 0	E: 0	LOB: 0	K: 1	S: 5	P: 5	R: 0	H: 1	E: 0	LOB: 1	K: 0	S: 4	R: 2	H: 3	E: 0	LOB: 1	K: 0	S: 6	P: 6	R: 0	H: 0	E: 0	LOB: 0	K: 2	S: 7	P: 7
	1B: 10	SF: 1	2B: 0	SAC: 0	3B: 2	DP: 0	HR: 0	1B: 10	SF: 1	2B: 0	SAC: 0	3B: 2	DP: 0	HR: 0	1B: 10	SF: 1	2B: 0	SAC: 0	3B: 2	DP: 0	HR: 0	1B: 10	SF: 1	2B: 0	SAC: 0	3B: 2	DP: 0	HR: 0	1B: 10	SF: 1	2B: 0	SAC: 0	3B: 2	DP: 0	HR: 0	1B: 10	SF: 1	2B: 0	SAC: 0	3B: 2	DP: 0	HR: 0	1B: 10	SF: 1	2B: 0	SAC: 0	3B: 2	DP: 0	HR: 0					

PITCHER	IP	WLS	BF	H	R	ER	SO	BB	IBB	HBP	BLK	WP	HR	S	P	ERA	WHIP
Walt Terrell, R ERA: 3.97 (1, 1)	6.0	L	31	11	6	6	3	2	0	0	0	1	0	35	43	9.00	2.167
Juan Berenguer, R ERA: 5.75 (7, 1)	2.0		7	1	0	0	2	0	0	0	0	0	0	11	11	0.00	0.500

BOTTOM

AB	R	H	RBI	BB	SO	LOB
5	1	2	2	0	1	1
4	0	1	1	0	0	2
1	0	0	0	0	1	0
3	1	2	0	1	0	1
4	1	2	1	0	1	3
4	0	0	0	0	1	3
4	1	1	0	0	0	1
3	0	2	2	0	1	0
3	1	0	0	1	0	2
4	1	2	0	0	0	1


AB	35
R	6
H	12
RBI	6
BB	2
SO	5
LOB	14



WP	PA	CS
1	38	0

Detroit Tigers @ Minnesota Twins
 Hubert H. Humphrey Metrodome, Minneapolis, MN
 Fri Jul 26 1985, 8:05 PM EDT
 Att. 23,194 - Unknown

livebaseballscorecards.com

Batter	1	2	3	4	5	6	7	8	9	AB R H RBI BB SO LOB	TOP											
Lou Whitaker, L (1, 4) OBP: 0.390, SLG: 0.508	0-0 1-6-3		0-0 2B		0-0 F8		0-0 F8			4 0 1 0 0 0 1												
Alan Trammell, R (1, 6) OBP: 0.322, SLG: 0.394	0-0 F7		0-0 L3		0-0 6-3		0-0 F7			4 0 0 0 0 0 2												
Kirk Gibson, L (1, 9) OBP: 0.368, SLG: 0.538	0-3 K			4-0 S BB		0-0 HR 1B		0-3 K		3 1 1 0 1 2 0												
Lance Parrish, R (1, 10) OBP: 0.311, SLG: 0.416		0-0 4-3		0-0 F7		0-0 F9		0-0 5-3		4 0 0 0 0 0 2												
Darrell Evans, L (1, 3) OBP: 0.358, SLG: 0.497		0-0 F9		0-3 K 1-2		0-0 HR 1-H		0-3 K		4 1 1 2 0 2 1												
Barbaro Garbey, R (1, 7) OBP: 0.318, SLG: 0.381		0-0 5-3		0-3 K		0-0 F8		0-0 F9		4 0 0 0 0 1 1												
Chet Lemon, R (1, 8) OBP: 0.320, SLG: 0.388			0-0 4-3 SF9 2B		0-0 1B 3B	0-0 1B		0-0 BLK 1B		4 2 4 0 0 0 0	AB 34 R 4 H 8 RBI 4 BB 1 SO 5 LOB 12											
Tom Brookens, R (1, 5) OBP: 0.291, SLG: 0.393			0-0 4-3 2-3		0-0 F9	0-0 F9		0-0 5-3		4 0 0 0 0 0 4												
Marty Castillo, R (1, 2) OBP: 0.143, SLG: 0.132			0-0 SF9 3-H		0-0 1B 3-H		0-0 F8		0-0 5-3	3 0 1 2 0 0 1												
Inning Stats	R: 0 E: 0 K: 1 S: 5	H: 0 LOB: 0 BB: 0 P: 5	R: 0 E: 0 K: 0 S: 3	H: 0 LOB: 0 BB: 0 P: 3	R: 1 E: 0 K: 0 S: 5	H: 2 LOB: 1 BB: 0 P: 5	R: 0 E: 0 K: 2 S: 7	H: 0 LOB: 1 BB: 1 P: 11	R: 1 E: 0 K: 0 S: 5	H: 2 LOB: 1 BB: 0 P: 5	R: 2 E: 0 K: 0 S: 6	H: 3 LOB: 1 BB: 0 P: 6	R: 0 E: 0 K: 0 S: 3	H: 0 LOB: 0 BB: 0 P: 3	R: 0 E: 0 K: 2 S: 7	H: 0 LOB: 0 BB: 0 P: 7	R: 0 E: 0 K: 0 S: 4	H: 1 LOB: 1 BB: 0 P: 4	1B: 4 2B: 2 3B: 1 HR: 1	SF: 1 SAC: 0 DP: 0 HBP: 0	WP: 0 PB: 0 SB: 1 CS: 0	PA: 36
PITCHER	IP WLS BF H R ER SO BB IBB HBP BLK WP HR S P ERA WHIP																					
John Butcher, R (1, 1) ERA: 4.46	7.0 W 29 7 4 4 3 1 0 0 0 0 0 1 34 38 5.14 1.143																					
Pete Filson, L (8, 1) ERA: 4.13	2.0 7 1 0 0 2 0 0 0 0 1 0 0 11 11 0.00 0.500																					

Detroit Tigers @ Minnesota Twins
 Hubert H. Humphrey Metrodome, Minneapolis, MN
 Sat Jul 27 1985, 8:05 PM EDT
 Att. 32,607 - Unknown


livebaseballscorecards.com

Batter	1	2	3	4	5	6	7	8	9
Kirby Puckett, R OBP: 0.323, SLG: 0.380 (1, 8) X	0-0 6-3 ①		0-3 K ①		0-0 1-3 ② X	0-0 HR 1B 1-H 2-H 3-H		0-0 F8 2B	
Roy Smalley, S OBP: 0.381, SLG: 0.417 (1, 5) B B B B	4-0 4-3 BB		0-0 G6-4-3 ② ③ 1-2f		0-0 4-3 ③ X	0-0 HR		0-0 F8 ② 2-3	
Kent Hrbek, L OBP: 0.325, SLG: 0.402 (1, 3) X	0-0 4-3 ② 1-2			4-0 1B 2B BB		K 5-3		4-0 WP BB	
Tom Brunansky, R OBP: 0.344, SLG: 0.483 (1, 9) X	0-0 F8 ③			0-0 F6 ①		4-0 2B BB BB	0-0 2B SF9 1B	0-0 4-3 ③ 1-2	
Dave Engle, R OBP: 0.373, SLG: 0.522 (1, 10)		0-3 K ①		0-0 2B 1B		4-0 2B FC5 BB 1-2	0-0 SF9 2B		
Ron Washington, R OBP: 0.282, SLG: 0.308 (1, 4) (7, 6)		0-0 4-3 1B		0-3 K ②		0-0 BB 2B 1-3 2-H	0-0 SF9 ① 2-3 3-H		
Mickey Hatcher, R OBP: 0.324, SLG: 0.376 (1, 7) Dave Meier, R OBP: 0.300, SLG: 0.160 (8, 7)		0-0 4-3 ② 1-2		0-0 WP 2B 1-H 3-H		0-0 FC5 BB WP	0-0 8-4 2B		
Greg Gagne, R OBP: 0.298, SLG: 0.361 (1, 6) Mike Stenhouse, L OBP: 0.353, SLG: 0.396 (6, PH) Tim Teufel, R OBP: 0.355, SLG: 0.397 (6, PH) (7, 4)		0-3 K ③		0-0 F8 ③ 2-3		4-0 WP BB 1B BB 1-2 2-3	0-0 8-4 ③ ③ 2-3f		
Mark Salas, L OBP: 0.356, SLG: 0.447 (1, 2)			4-0 G6-4-3 BB		0-0 4-3 ①	4-0 1B WP BB 1-2 2-3 3-H		0-3 K ①	

AB	R	H	RBI	BB	SO	LOB
5	1	2	2	0	1	1
4	1	1	2	1	0	2
3	1	0	0	2	1	1
4	2	1	0	1	0	4
3	2	2	0	1	1	0
3	1	2	2	0	1	2
4	1	2	3	0	0	3
0	0	0	0	0	0	0
2	0	0	0	0	1	2
0	0	0	0	0	0	0
1	1	0	0	1	0	1
2	1	0	1	2	1	0


DETROIT TIGERS @ MINNESOTA TWINS
 Hubert H. Humphrey Metrodome, Minneapolis, MN
 Sat Jul 27 1985, 8:05 PM EDT
 Att. 32,607 - Unknown

AB	31
R	11
H	10
RBI	10
BB	8
SO	6
LOB	16



Inning Stats	R: 0	H: 0	E: 0	K: 0	S: 3	H: 1	LOB: 1	BB: 1	P: 7	R: 0	H: 1	E: 0	K: 2	S: 8	R: 0	H: 0	E: 0	K: 1	S: 4	R: 2	H: 2	E: 0	K: 1	S: 7	R: 0	H: 0	E: 0	K: 0	S: 3	R: 7	H: 3	E: 0	K: 1	S: 8	R: 2	H: 3	E: 0	K: 0	S: 5	R: 0	H: 1	E: 0	K: 1	S: 6
Randy O'Neal, R ERA: 2.87 (1, 1)	IP	WLS	BF	H	R	ER	SO	BB	IBB	HBP	BLK	WP	HR	S	P	ERA	WHIP																											
Aurelio Lopez, R ERA: 4.48 (6, 1)	0.2	L	5	1	3	3	1	2	0	0	0	0	0	5	13	40.50	4.500																											
Bill Scherrer, L ERA: 4.3 (6, 1)	0.0		2	0	0	0	0	2	0	0	0	0	0	0	8	∞	∞																											
Doug Bair, R ERA: 6.75 (6, 1)	2.1		13	6	6	6	1	1	0	0	0	2	1	14	18	23.14	3.000																											

WP	HR	S	P	ERA	WHIP
3	0	40			
0	0				
0	0				
0	0				

Batter	1	2	3	4	5	6	7	8	9	AB R H RBI BB SO LOB	TOP											
Lou Whitaker, L (1, 4) OBP: 0.394, SLG: 0.511	0-0 2B 6-3 1B	0-0 F9			0-0 1B		0-0 1B			4 1 3 0 0 0 0												
Alan Trammell, R (1, 6) OBP: 0.321, SLG: 0.395	0-0 2B 1-3		0-0 F4		0-0 F7		0-0 F9			4 1 1 0 0 0 2												
Kirk Gibson, L (1, 9) OBP: 0.364, SLG: 0.532	0-0 F8		0-0 G3		0-0 F2			0-3 K		4 0 0 0 0 1 3												
Lance Parrish, R (1, 10) OBP: 0.307, SLG: 0.411	0-0 6-3		0-0 1-3			0-3 K		0-0 F4		4 0 0 1 0 1 1												
Darrell Evans, L (1, 5) OBP: 0.359, SLG: 0.505	4-0 2B BB			0-0 F9		0-0 HR		0-0 L3		3 1 1 1 1 0 0												
Barbaro Garbey, R (1, 7) OBP: 0.323, SLG: 0.392	0-0 2B 1-3 2-H		0-0 CS 1B		0-0 6-3			0-0 1-3		4 0 2 1 0 0 0												
Dave Bergman, L (1, 3) OBP: 0.265, SLG: 0.260	0-0 5-3		4-0 FC5-4 BB		0-0 CS 1B			0-3 K		2 0 1 0 1 0 2												
Tom Brookens, R (6, PR) OBP: 0.290, SLG: 0.391			1-2							1 0 0 0 0 1 0	AB 33 R 3 H 8 RBI 3 BB 2 SO 6 LOB 9											
Chet Lemon, R (1, 8) OBP: 0.316, SLG: 0.383		0-3 K		0-0 FC5-4		0-0 CS	0-0 F7		0-3 K	4 0 0 0 0 2 1												
Bob Melvin, R (1, 2) OBP: 0.200, SLG: 0.280		0-0 F8			0-3 K		0-0 F3			3 0 0 0 0 1 0												
Inning Stats	R: 2 E: 0 K: 0 S: 6	H: 3 LOB: 2 BB: 1 P: 10	R: 0 E: 0 K: 1 S: 5	H: 0 LOB: 0 BB: 0 P: 5	R: 0 E: 0 K: 0 S: 3	H: 0 LOB: 0 BB: 0 P: 3	R: 0 E: 0 K: 0 S: 3	H: 1 LOB: 1 BB: 1 P: 7	R: 0 E: 0 K: 1 S: 6	H: 1 LOB: 1 BB: 0 P: 6	R: 1 E: 0 K: 1 S: 6	H: 2 LOB: 1 BB: 0 P: 6	R: 0 E: 0 K: 0 S: 4	H: 1 LOB: 1 BB: 0 P: 4	R: 0 E: 0 K: 1 S: 5	H: 0 LOB: 0 BB: 0 P: 5	R: 0 E: 0 K: 2 S: 7	H: 0 LOB: 0 BB: 0 P: 7	1B: 5 2B: 2 3B: 0 HR: 1	SF: 0 SAC: 0 DP: 0 HBP: 0	WP: 0 PB: 0 SB: 0 CS: 2	PA: 36
PITCHER Ken Schrom, R (1, 1) ERA: 5.16	IP 9.0 WLS L BF 35 H 8 R 3 ER 3 SO 6 BB 2 IBB 0 HBP 0 BLK 0 WP 0 HR 1 S 45 P 53 ERA 3.00 WHIP 1.111											PITCHER	IP WLS BF H R ER SO BB IBB HBP BLK WP HR S P ERA WHIP									

Detroit Tigers @ Minnesota Twins
 Hubert H. Humphrey Metrodome, Minneapolis, MN
 Sun Jul 28 1985, 4:33 AM EDT
 Att. 37,146 - Unknown

livebaseballscorecards.com

BOTTOM

Detroit Tigers @ Minnesota Twins
Hubert H. Humphrey Metrodome, Minneapolis, MN

Sun Jul 28 1985, 4:33 AM EDT
Att. 37,146 - Unknown

livebaseballscorecards.com

AB	32
R	2
H	7
RBI	2
BB	1
SO	7
LOB	20



WP:	0	PA:	35
PB:	0	SB:	1
CS:	0		

AB R H RBI BB SO LOB

3 1 2 0 1 0 0

3 0 0 0 0 1 3

4 0 0 0 0 2 5

4 1 2 1 0 0 2

4 0 2 1 0 1 1

0 0 0 0 0 0 0

3 0 0 0 0 2 3

3 0 0 0 0 0 2

1 0 0 0 0 0 2

4 0 0 0 0 1 2

3 0 1 0 0 0 0

1B: 6 SF: 0
2B: 2 SAC: 2
3B: 0 DP: 2
HR: 0 HBP: 0

Batter	1	2	3	4	5	6	7	8	9
Kirby Puckett, R OBP: 0.327, SLG: 0.382 (1, 8)	4-0 S 2B BB		0-0 3-1 1		0-0 1-2 1B			0-0 SH 1B	
Ron Washington, R OBP: 0.270, SLG: 0.294 (1, 6)	0-0 F8		0-0 4-3 2		0-3 K 2			0-0 SH G6-4-3 1-2	
Kent Hrbek, L OBP: 0.321, SLG: 0.397 (1, 3)	0-3 K 1-2		0-3 K 3		0-0 F6 3			0-0 F5 1	
Tom Brunansky, R OBP: 0.346, SLG: 0.486 (1, 9)	0-0 1B 2B			0-0 4-6 E 1B				0-0 G3 G6-4-3 1-2f 2 3	
Dave Engle, R OBP: 0.380, SLG: 0.521 Greg Gagne, R OBP: 0.298, SLG: 0.361 (1, 10) (9, PR)	0-0 1B			0-0 E5 1-2				0-0 SH1-4 1B	
Gary Gaetti, R OBP: 0.315, SLG: 0.423 (1, 5)	0-3 K			0-3 K 1				0-0 SH1-4 1-2 1	
Mickey Hatcher, R OBP: 0.321, SLG: 0.373 Dave Meier, R OBP: 0.295, SLG: 0.157 (1, 7) (8, 7)			0-0 6-3 1		0-0 4-6 2 3			0-0 F8 2	
Tim Teufel, R OBP: 0.351, SLG: 0.392 (1, 4)			0-0 6-3 2		0-3 K 1			0-0 F7 2	
Tim Laudner, R OBP: 0.286, SLG: 0.431 (1, 2)			0-0 F3 3		0-0 1B 1B			0-0 F7 3	

Inning Stats	R: 2	H: 2	E: 0	LOB: 1	K: 2	S: 9	P: 13	R: 0	H: 0	E: 0	LOB: 0	K: 0	S: 3	R: 0	H: 0	E: 0	LOB: 0	K: 1	S: 5	R: 0	H: 1	E: 1	LOB: 1	K: 1	S: 6	R: 0	H: 2	E: 0	LOB: 2	K: 2	S: 9	R: 0	H: 0	E: 0	LOB: 0	K: 1	S: 5	R: 0	H: 0	E: 0	LOB: 0	K: 0	S: 3	R: 0	H: 1	E: 1	LOB: 1	K: 0	S: 4	R: 0	H: 1	E: 0	LOB: 2	K: 0	S: 4	1B: 6	SF: 0	2B: 2	SAC: 2	3B: 0	DP: 2	HR: 0	HBP: 0	WP: 0	PA: 35
--------------	------	------	------	--------	------	------	-------	------	------	------	--------	------	------	------	------	------	--------	------	------	------	------	------	--------	------	------	------	------	------	--------	------	------	------	------	------	--------	------	------	------	------	------	--------	------	------	------	------	------	--------	------	------	------	------	------	--------	------	------	-------	-------	-------	--------	-------	-------	-------	--------	-------	--------

PITCHER	IP	WLS	BF	H	R	ER	SO	BB	IBB	HBP	BLK	WP	HR	S	P	ERA	WHIP
Frank Tanana, L ERA: 4.62 (1, 1)	7.0	W	28	6	2	2	7	1	0	0	0	0	0	41	45	2.57	1.000
Willie Hernandez, L ERA: 1.75 (8, 1)	2.0	S	7	1	0	0	0	0	0	0	0	0	0	7	7	0.00	0.500

Batter	1	2	3	4	5	6	7	8	9	AB R H RBI BB SO LOB	TOP	
Willie Wilson, S (1, 8) OBP: 0.333, SLG: 0.429	0-0 F8 S 1B		0-0 1B	0-0 F8			0-3 K		0-0 G3	5 1 2 0 0 1 2		
Lonnie Smith, R (1, 7) OBP: 0.353, SLG: 0.348 Lynn Jones, R (7, 7) OBP: 0.247, SLG: 0.268	0-0 6-3 1-2		0-0 F9			0-0 G6-4-3 2B			0-0 5-3	4 0 1 0 0 0 3 0 0 0 0 0 0 0		
George Brett, L (1, 5) OBP: 0.454, SLG: 0.568	0-0 F8 2-3		4-0 1B IBB			4-0 G6-4-3 BB		0-0 4-3		2 0 0 0 2 0 1		
Hal McRae, R (1, 10) OBP: 0.341, SLG: 0.490	0-3 K		0-0 1B			0-0 G6-4-3 1-2f 2-3		0-0 E5 G4-6-3		4 0 1 2 0 1 3		
Dane Iorg, L (1, 9) OBP: 0.241, SLG: 0.316 Pat Sheridan, L (9, 9) OBP: 0.314, SLG: 0.333			0-0 F8	0-0 F6		0-0 5-3		0-0 G4-6-3 1-2f		4 0 0 0 0 0 4 0 0 0 0 0 0 0		
Frank White, R (1, 4) OBP: 0.273, SLG: 0.412		0-0 5-3		0-0 L5		0-3 K		0-0 E5 HR		4 1 0 0 0 1 0		
Steve Balboni, R (1, 3) OBP: 0.317, SLG: 0.467		0-3 K		0-0 1B 5-3 1B		0-0 F7		0-0 HR		4 1 2 2 0 1 0		
Jim Sundberg, R (1, 2) OBP: 0.296, SLG: 0.377			0-0 F5	0-0 5-3		0-0 F4		0-0 F9		4 0 0 0 0 0 1		
Onix Concepcion, R (1, 6) OBP: 0.233, SLG: 0.214			1-0 1B HBP	0-0 1B			0-0 4-3		0-3 K	3 1 1 0 0 1 0		
Inning Stats	R: 0 H: 1 E: 0 LOB: 1 K: 1 BB: 0 S: 6 P: 6	R: 0 H: 0 E: 0 LOB: 0 K: 1 BB: 0 S: 5 P: 5	R: 2 H: 2 E: 0 LOB: 2 K: 0 BB: 1 S: 5 P: 10	R: 0 H: 2 E: 0 LOB: 2 K: 0 BB: 0 S: 5 P: 5	R: 0 H: 1 E: 0 LOB: 1 K: 0 BB: 1 S: 3 P: 7	R: 0 H: 0 E: 0 LOB: 0 K: 1 BB: 0 S: 5 P: 5	R: 0 H: 0 E: 0 LOB: 0 K: 1 BB: 0 S: 5 P: 5	R: 0 H: 0 E: 1 LOB: 0 K: 0 BB: 0 S: 3 P: 3	R: 2 H: 1 E: 1 LOB: 0 K: 1 BB: 0 S: 7 P: 7	1B: 5 SF: 0 2B: 1 SAC: 0 3B: 0 DP: 2 HR: 1 HBP: 1	WP: 0 PA: 37 PB: 0 SB: 1 CS: 0	
PITCHER Dan Petry, R (1, 1) ERA: 3.45	IP WLS BF H R ER SO BB IBB HBP BLK WP HR S P ERA WHIP	9.0 L 37 7 4 3 5 1 1 1 0 0 1 44 53 3.00 0.889										

Kansas City Royals @ Detroit Tigers
 Tiger Stadium, Detroit, MI
 Mon Jul 29 1985, 7:05 PM EDT
 Att: 36,068 - Unknown

livebaseballscorecards.com

AB	34
R	4
H	7
RBI	4
BB	2
SO	5
LOB	14



BOTTOM

Kansas City Royals @ Detroit Tigers
Tiger Stadium, Detroit, MI
Mon Jul 29 1985, 7:05 PM EDT
Att. 36,068 - Unknown

livebaseballscorecards.com

AB	34
R	2
H	9
RBI	2
BB	2
SO	7
LOB	23



WP:	0	PA:	36
PB:	0		
SB:	0		
CS:	0		

AB R H RBI BB SO LOB

4 0 2 0 0 0 2

4 0 1 0 0 1 3

4 0 0 0 0 3 3

4 1 1 1 0 1 2

3 0 0 0 1 0 0

4 1 2 0 0 0 0

2 0 1 0 1 0 2

1 0 0 0 0 0 1

4 0 2 1 0 1 3

4 0 0 0 0 1 7

1B:	7	SF:	0
2B:	3	SAC:	0
3B:	0	DP:	3
HR:	1	HBP:	0

Batter	1	2	3	4	5	6	7	8	9
Lou Whitaker, L (1, 4) OBP: 0.394, SLG: 0.510	0-0 F7			0-0 2B 1B		0-0 6-3 1B		0-0 F7	
Alan Trammell, R (1, 6) OBP: 0.320, SLG: 0.396	0-0 F9			0-0 7-4 1-3 2B		0-0 F3		0-3 K	
Kirk Gibson, L (1, 9) OBP: 0.361, SLG: 0.526	0-3 K			0-3 K		0-0 6-3 1-2f		0-3 K	
Lance Parrish, R (1, 2) OBP: 0.307, SLG: 0.418		0-0 6-3		0-0 7-4 2-3f		0-3 K		0-0 HR	
Darrell Evans, L (1, 5) OBP: 0.358, SLG: 0.500		0-0 G3			4-0 1B BB	0-0 3-1		0-0 6-3	
Barbaro Garbey, R (1, 7) OBP: 0.327, SLG: 0.395		0-0 F6			0-0 1-2 1B	0-0 L5		0-0 E 1B	
Johnny Grubb, L (1, 10) Alejandro Sanchez, R (8, PR) OBP: 0.280, SLG: 0.256 OBP: 0.253, SLG: 0.540			4-0 BB BB	0-0 G3-6-1 BB		0-0 F7		0-0 1B 1-2 1B	
Chet Lemon, R (1, 8) OBP: 0.319, SLG: 0.385			0-3 K		0-0 F3			0-0 1-2 1B 1-3 2-H 1B	
Dave Bergman, L (1, 3) OBP: 0.253, SLG: 0.247			0-0 G3-6-1 1-2f		0-0 G3			0-3 K 1-3	

Inning Stats	R: 0	H: 0	E: 0	K: 1	S: 5	R: 0	H: 0	E: 0	K: 0	S: 3	R: 0	H: 0	E: 0	K: 1	S: 4	R: 0	H: 2	E: 0	K: 1	S: 6	R: 0	H: 1	E: 0	K: 0	S: 4	R: 0	H: 1	E: 0	K: 0	S: 3	R: 0	H: 2	E: 0	K: 2	S: 9	R: 2	H: 3	E: 1	K: 1	S: 9	1B: 7	2B: 3	3B: 0	HR: 1	SF: 0	SAC: 0	DP: 3	HBP: 0	WP: 0	PA: 36
--------------	------	------	------	------	------	------	------	------	------	------	------	------	------	------	------	------	------	------	------	------	------	------	------	------	------	------	------	------	------	------	------	------	------	------	------	------	------	------	------	------	-------	-------	-------	-------	-------	--------	-------	--------	-------	--------

PITCHER	IP	WLS	BF	H	R	ER	SO	BB	IBB	HBP	BLK	WP	HR	S	P	ERA	WHIP
Bret Saberhagen, R (1, 1) ERA: 2.85	8.1	W	31	7	1	1	7	2	0	0	0	0	1	43	51	1.08	1.080
Dan Quisenberry, R (9, 1) ERA: 2.81	0.2		5	2	1	0	0	0	0	0	0	0	0	5	5	0.00	3.000

PITCHER	IP	WLS	BF	H	R	ER	SO	BB	IBB	HBP	BLK	WP	HR	S	P	ERA	WHIP
Bret Saberhagen, R (1, 1) ERA: 2.85	8.1	W	31	7	1	1	7	2	0	0	0	0	1	43	51	1.08	1.080
Dan Quisenberry, R (9, 1) ERA: 2.81	0.2		5	2	1	0	0	0	0	0	0	0	0	5	5	0.00	3.000

Batter	1	2	3	4	5	6	7	8	9	AB R H RBI BB SO LOB	TOP											
Willie Wilson, S (1, 8) OBP: 0.331, SLG: 0.431	0-0 1-3	0-0 3-1		0-0 3B		0-0 F7		0-0 F9		5 0 1 2 0 0 4												
Lonnie Smith, R (1, 7) OBP: 0.351, SLG: 0.349	0-0 L8		0-3 K	0-0 F3			0-0 HR 2B	0-0 F8		5 1 1 0 0 1 2												
George Brett, L (1, 5) OBP: 0.458, SLG: 0.579	0-0 1B		0-0 1B		4-0 BB		0-0 HR		0-0 E6 2B	4 2 3 2 1 0 0												
Hal McRae, R (1, 10) OBP: 0.337, SLG: 0.480	0-0 1B		0-0 G5-4-3		0-0 G6-4-3		0-0 F7		0-0 F8	5 0 1 0 0 0 3												
Dane Iorg, L (1, 9) Darryl Motley, R (7, PH) OBP: 0.233, SLG: 0.305 OBP: 0.266, SLG: 0.415	0-0 4-3			0-0 F7	0-0 L6		0-3 K		0-0 2B	3 0 0 0 0 0 2 2 0 1 1 0 1 0												
Frank White, R (1, 4) Greg Pryor, R (6, 4) OBP: 0.273, SLG: 0.420 OBP: 0.267, SLG: 0.272		0-3 K		0-0 HR		0-0 L5	0-0 1B		0-0 F7	3 1 1 1 0 1 0 2 0 1 0 0 0 1												
Steve Balboni, R (1, 3) OBP: 0.315, SLG: 0.472		0-3 K		0-3 K		0-0 HR	0-3 K		0-0 6-3	5 1 1 1 0 3 2												
Jim Sundberg, R (1, 2) OBP: 0.299, SLG: 0.375		4-0 1B		4-0 3B		0-3 K		0-0 F9		2 1 0 0 2 1 0												
Onix Concepcion, R (1, 6) OBP: 0.247, SLG: 0.229		0-0 1B		0-0 3B		0-0 1B		0-0 1B		4 1 4 0 0 0 0												
Inning Stats	R: 0 E: 0 K: 0 S: 5	H: 2 LOB: 2 BB: 0 P: 5	R: 0 E: 0 K: 2 S: 8	H: 1 LOB: 2 BB: 1 P: 12	R: 0 E: 0 K: 1 S: 5	H: 1 LOB: 0 BB: 0 P: 5	R: 3 E: 0 K: 1 S: 8	H: 3 LOB: 1 BB: 1 P: 12	R: 0 E: 0 K: 0 S: 2	H: 0 LOB: 0 BB: 1 P: 6	R: 1 E: 0 K: 1 S: 7	H: 2 LOB: 1 BB: 0 P: 7	R: 2 E: 0 K: 2 S: 10	H: 3 LOB: 1 BB: 0 P: 10	R: 0 E: 0 K: 0 S: 4	H: 1 LOB: 1 BB: 0 P: 4	R: 1 E: 1 K: 0 S: 5	H: 1 LOB: 1 BB: 0 P: 5	1B: 8 2B: 2 3B: 1 HR: 3	SF: 0 SAC: 0 DP: 2 HBP: 0	WP: 0 PB: 0 SB: 0 CS: 0	PA: 43
PITCHER	IP WLS BF H R ER SO BB IBB HBP BLK WP HR S P ERA WHIP																					
Jack Morris, R (1, 1) ERA: 3.09	6.0 W 28 9 4 4 5 3 0 0 0 0 2 35 47 6.00 2.000																					
Willie Hernandez, L (7, 1) ERA: 1.92	3.0 S 15 5 3 2 2 0 0 0 0 0 1 19 19 6.00 1.667																					

Kansas City Royals @ Detroit Tigers
 Tiger Stadium, Detroit, MI
 Tue Jul 30 1985, 7:05 PM EDT
 Att. 34,261 - Unknown

AB	40
R	7
H	14
RBI	7
BB	3
SO	7
LOB	14



BOTTOM

Kansas City Royals @ Detroit Tigers
 Tiger Stadium, Detroit, MI
 Tue Jul 30 1985, 7:05 PM EDT
 Att. 34,261 - Unknown

livebaseballscorecards.com

AB	36
R	11
H	15
RBI	10
BB	4
SO	4
LOB	16



WP: 0	PA: 44
PB: 0	
SB: 3	
CS: 0	

AB	R	H	RBI	BB	SO	LOB
4	1	2	1	0	1	1
1	0	0	0	0	0	0

5	2	2	2	0	0	2
---	---	---	---	---	---	---

4	2	4	2	0	0	0
---	---	---	---	---	---	---

4	0	1	1	1	0	3
---	---	---	---	---	---	---

4	0	0	1	0	1	3
---	---	---	---	---	---	---

4	1	2	1	1	0	0
---	---	---	---	---	---	---

4	2	1	0	1	1	3
---	---	---	---	---	---	---

3	1	1	1	1	1	2
---	---	---	---	---	---	---

3	2	2	1	0	0	2
---	---	---	---	---	---	---

1B: 13	SF: 2
2B: 2	SAC: 1
3B: 0	DP: 0
HR: 0	HBP: 1

Batter	1	2	3	4	5	6	7	8	9
Lou Whitaker, L (1, 4) OBP: 0.395, SLG: 0.510 Doug Flynn, R (7, 4) OBP: 0.156, SLG: 0.188	0-3 K ①		0-0 FC4 1B	0-0 F6	0-0 1B SF8 1B		0-0 F9 ①		
Alan Trammell, R (1, 6) OBP: 0.321, SLG: 0.396	0-0 L5 ②		0-0 FC4 2B SF8 ①	0-0 1B E 1B	0-0 SF8 1B ①		0-0 F2 ②		
Kirk Gibson, L (1, 9) OBP: 0.366, SLG: 0.534	0-0 1B S 1B		0-0 SF8 1B 2B	0-0 S E 1B	0-0 SF8 ②		0-0 1B		
Lance Parrish, R (1, 2) OBP: 0.308, SLG: 0.416	0-0 1B 1-H		0-0 1B IBB	0-0 E6 S	0-0 F8 ③		0-0 F7 ③		
Barbaro Garbey, R (1, 10) OBP: 0.317, SLG: 0.384	0-0 L3 ③		0-0 SF8 2-3 3-H	0-0 6-3 1-2 2-3		0-0 F8 ①		0-3 K ①	
Larry Herndon, R (1, 7) OBP: 0.295, SLG: 0.392		0-0 5-3 ①	0-0 1B 1-2 3-H		0-0 BB 1B	4-0 BB BB		0-0 4-3 ②	
Darrell Evans, L (1, 3) OBP: 0.359, SLG: 0.497		0-0 F9 ②	0-0 L9 ③		4-0 BB 1B	0-3 S S		0-0 2B 1B	
Chet Lemon, R (1, 8) OBP: 0.323, SLG: 0.387		0-0 5-3 ③		1-0 SH1-3 1B HBP	0-3 K ①	4-0 BB BB		0-0 BB ③	
Tom Brookens, R (1, 5) OBP: 0.293, SLG: 0.394			0-0 FC4 1B 2B 1B	0-0 SH1-3 1-2	0-0 1B 1-2 2-H		0-0 F3 ③		

Inning Stats	R: 1	H: 2	E: 0	K: 1	S: 7	LOB: 1	BB: 0	P: 7
Inning Stats	R: 0	H: 0	E: 0	K: 0	S: 3	LOB: 0	BB: 0	P: 3
Inning Stats	R: 3	H: 4	E: 0	K: 0	S: 7	LOB: 2	BB: 1	P: 11
Inning Stats	R: 2	H: 2	E: 1	K: 0	S: 6	LOB: 2	BB: 0	P: 7
Inning Stats	R: 4	H: 4	E: 0	K: 1	S: 9	LOB: 1	BB: 1	P: 13
Inning Stats	R: 0	H: 0	E: 0	K: 1	S: 5	LOB: 2	BB: 2	P: 13
Inning Stats	R: 0	H: 1	E: 0	K: 0	S: 4	LOB: 1	BB: 0	P: 4
Inning Stats	R: 1	H: 2	E: 0	K: 1	S: 6	LOB: 1	BB: 0	P: 6

PITCHER	IP	WLS	BF	H	R	ER	SO	BB	IBB	HBP	BLK	WP	HR	S	P	ERA	WHIP
Charlie Leibrandt, L (1, 1) ERA: 3.15	3.0	L	16	6	4	4	1	0	0	0	0	0	0	17	21	12.00	2.000
Joe Beckwith, R (4, 1) ERA: 4.14	1.1		12	5	6	5	1	1	0	1	0	0	0	12	17	33.75	4.500
Mike Jones, L (5, 1) ERA: 3.8	3.2		16	4	1	1	2	2	0	0	0	0	0	18	26	2.46	1.636

Batter	1	2	3	4	5	6	7	8	9	AB R H RBI BB SO LOB	TOP	
Willie Wilson, S (1, 8) OBP: 0.328, SLG: 0.427	0-0 F9		0-0 G3		0-3 K			0-0 5-3		4 0 0 0 0 1 0		
Lonnie Smith, R (1, 7) Lynn Jones, R (8, 7) OBP: 0.355, SLG: 0.360 OBP: 0.247, SLG: 0.268	0-0 1B 2B		0-0 1B			0-0 F8 5-3 2B		0-0 6-3		4 2 3 0 0 0 0 0 0 0 0 0 0 0		
George Brett, L (1, 5) OBP: 0.459, SLG: 0.577	0-3 K		0-0 FC5-4 1B			0-0 F8		4-0 SH2 HR BB		3 1 1 0 1 1 2		
Hal McRae, R (1, 10) OBP: 0.337, SLG: 0.477	0-0 1B		0-0 FC5-4			0-0 5-3		0-0 SH2		3 0 1 2 0 0 2		
Frank White, R (1, 4) OBP: 0.273, SLG: 0.416	0-3 K			0-3 K		0-0 1-3		4-0 HR IBB		3 1 0 0 1 2 1		
Steve Balboni, R (1, 3) OBP: 0.317, SLG: 0.480		0-3 K		0-0 CS 1B			0-0 F8		0-0 HR	4 1 2 3 0 1 0		
Darryl Motley, R (1, 9) OBP: 0.262, SLG: 0.408		0-0 6-3		0-3 K			0-0 F8		0-0 6-3	4 0 0 0 0 1 1		
John Wathan, R (1, 2) OBP: 0.343, SLG: 0.281		0-0 F4-3			0-0 5-3		0-3 K		0-3 K	4 0 0 0 0 2 0		
Onix Concepcion, R (1, 6) OBP: 0.243, SLG: 0.226			0-0 F4		0-0 F3			0-0 F9		3 0 0 0 0 0 0		
Inning Stats	R: 1 H: 2 E: 0 LOB: 1 K: 2 BB: 0 S: 9 P: 9	R: 0 H: 0 E: 0 LOB: 0 K: 1 BB: 0 S: 5 P: 5	R: 0 H: 2 E: 0 LOB: 2 K: 0 BB: 0 S: 5 P: 5	R: 0 H: 1 E: 0 LOB: 1 K: 2 BB: 0 S: 7 P: 7	R: 0 H: 0 E: 0 LOB: 0 K: 1 BB: 0 S: 5 P: 5	R: 1 H: 1 E: 0 LOB: 0 K: 0 BB: 0 S: 4 P: 4	R: 0 H: 0 E: 0 LOB: 0 K: 1 BB: 0 S: 5 P: 5	R: 0 H: 0 E: 0 LOB: 0 K: 0 BB: 0 S: 3 P: 3	R: 3 H: 1 E: 0 LOB: 0 K: 1 BB: 2 S: 6 P: 14	1B: 4 SF: 0 2B: 3 SAC: 1 3B: 0 DP: 1 HR: 1 HBP: 0	WP: 0 PA: 35 PB: 0 SB: 0 CS: 1	
PITCHER Walt Terrell, R (1, 1) ERA: 4.03	IP WLS BF H R ER SO BB IBB HBP BLK WP HR S P ERA WHIP	9.0 L 35 7 5 5 8 1 1 0 0 0 1 49 57 5.00 0.889										

Kansas City Royals @ Detroit Tigers
 Tiger Stadium, Detroit, MI
 Wed Jul 31 1985, 3:33 AM EDT
 Att: 34,276 - Unknown

AB	32
R	5
H	7
RBI	5
BB	2
SO	8
LOB	6



Batter	1	2	3	4	5	6	7	8	9	AB	R	H	RBI	BB	SO	LOB
Tom Brookens, R OBP: 0.296, SLG: 0.403 (1, 5) Lou Whitaker, L OBP: 0.395, SLG: 0.509 (9, PH)	0-0 5-3 2B		0-0 E7 2B		0-3 K		0-3 K		0-0 F7	4	0	2	0	0	2	1
Alan Trammell, R OBP: 0.318, SLG: 0.391 (1, 6)	0-0 B1		0-3 K		0-0 E5 2-H		0-0 F3		0-0 F9	5	0	0	0	0	1	4
Kirk Gibson, L OBP: 0.363, SLG: 0.528 (1, 9)	0-0 5-3 2-3		0-3 K		0-3 K			0-0 F7		4	0	0	0	0	2	3
Lance Parrish, R OBP: 0.307, SLG: 0.417 (1, 2)	0-0 F9			0-0 4-3		0-0 F7		0-0 1B 2B		4	1	1	0	0	0	1
Barbaro Garbey, R OBP: 0.316, SLG: 0.381 (1, 10)		0-0 6-3		0-0 F8		0-0 FC6-4 CI 1B		0-3 K		4	0	1	0	0	1	1
Larry Herndon, R OBP: 0.299, SLG: 0.393 (1, 7)		0-3 K		4-0 BB		0-1 CI FC6-4 1-2		0-0 CS 1B		2	0	1	1	1	1	0
Darrell Evans, L OBP: 0.358, SLG: 0.492 (1, 3)		4-0 BB		0-3 K		0-0 FC6-4 1-2 2-3		0-0 CS	0-0 1-3	3	0	0	0	1	1	3
Chet Lemon, R OBP: 0.325, SLG: 0.389 (1, 8)		0-0 F2			0-0 SH1-4 E 1B	0-3 K			0-0 1B 1B	4	1	2	0	0	1	3
Doug Flynn, R OBP: 0.152, SLG: 0.182 Alejandro Sanchez, R OBP: 0.260, SLG: 0.534 Marty Castillo, R OBP: 0.158, SLG: 0.148 (7, PH) (8, 5)			0-0 F7		0-0 SH1-4 1-2		0-3 K		0-0 1B	1	0	0	0	0	0	0
									0-0 1B	1	0	0	0	0	1	0
									1-2 1B	1	0	1	0	0	0	0

BOTTOM

Kansas City Royals @ Detroit Tigers
Tiger Stadium, Detroit, MI
Wed Jul 31 1985, 3:33 AM EDT
Att. 34,276 - Unknown

livebaseballscores.com

AB	34
R	2
H	8
RBI	1
BB	2
SO	10
LOB	18



Inning Stats	R	H	E	K	S	H	LOB	BB	P	R	H	E	K	S	H	LOB	BB	P	1B	2B	3B	HR	SF	SAC	DP	HBP	WP	HR	S	P	ERA	WHIP		
Danny Jackson, L ERA: 3.09 (1, 1)	8	1	0	0	4	2	1	10	2	0	0	0	0	0	0	0	0	0	0	0	0	0	0	0	0	0	0	0	0	0	0	0	0	0
Dan Quisenberry, R ERA: 2.79 (9, 1)	0	0	0	0	0	0	0	0	0	0	0	0	0	0	0	0	0	0	0	0	0	0	0	0	0	0	0	0	0	0	0	0	0	0

WP	0	PA	39
PB	0		
SB	0		
CS	1		

Batter	1	2	3	4	5	6	7	8	9	AB R H RBI BB SO LOB	TOP											
Paul Molitor, R (1, 5) OBP: 0.364, SLG: 0.421	0-3 K			0-0 5-3		0-0 6-3			0-3 K	4 0 0 0 0 2 0	Milwaukee Brewers @ Detroit Tigers Tiger Stadium, Detroit, MI Fri Aug 02 1985, 7:05 PM EDT Att: 37,702 - Unknown											
Robin Yount, R (1, 8) OBP: 0.337, SLG: 0.438	0-0 4-3			0-3 K		0-0 5-3			3 0 0 0 0 1 0													
Cecil Cooper, L (1, 3) OBP: 0.320, SLG: 0.448	0-3 K			0-3 K		0-0 4-3			3 0 0 0 0 2 0													
Ted Simmons, S (1, 10) OBP: 0.326, SLG: 0.396		4-0 BB		0-0 F8		0-0 4-3			2 0 0 0 1 0 0													
Ben Oglivie, L (1, 7) OBP: 0.364, SLG: 0.441		0-0 G4-6-3		0-0 HR		0-3 K			3 1 1 1 0 1 1													
Bill Schroeder, R (1, 2) OBP: 0.319, SLG: 0.488		0-0 F9		0-0 F9		0-0 5-3			3 0 0 0 0 0 0													
Ernest Riles, L (1, 6) OBP: 0.333, SLG: 0.392			0-0 F9		0-0 3-1		0-0 4-3		3 0 0 0 0 0 0													
Paul Householder, S (1, 9) OBP: 0.316, SLG: 0.336			0-0 5-3		0-3 K			0-0 6-3	3 0 0 0 0 1 0													
Ed Romero, R (1, 4) OBP: 0.271, SLG: 0.210 Mark Brouhard, R (9, PH) OBP: 0.296, SLG: 0.404			0-0 1-3		0-0 F7			0-3 K	2 0 0 0 0 0 0 1 0 0 0 0 1 0													
Inning Stats	R: 0 E: 0 K: 2 S: 7	H: 0 LOB: 0 BB: 0 P: 7	R: 0 E: 0 K: 0 S: 2	H: 0 LOB: 0 BB: 1 P: 6	R: 0 E: 0 K: 0 S: 3	H: 0 LOB: 0 BB: 0 P: 3	R: 0 E: 0 K: 2 S: 7	H: 0 LOB: 0 BB: 0 P: 7	R: 1 E: 0 K: 0 S: 4	H: 1 LOB: 0 BB: 0 P: 4	R: 0 E: 0 K: 1 S: 5	H: 0 LOB: 0 BB: 0 P: 5	R: 0 E: 0 K: 0 S: 3	H: 0 LOB: 0 BB: 0 P: 3	R: 0 E: 0 K: 1 S: 5	H: 0 LOB: 0 BB: 0 P: 5	R: 0 E: 0 K: 2 S: 7	H: 0 LOB: 0 BB: 0 P: 7	1B: 0 2B: 0 3B: 0 HR: 1	SF: 0 SAC: 0 DP: 1 HBP: 0	WP: 0 PB: 0 SB: 0 CS: 0	PA: 28
PITCHER Frank Tanana, L (1, 1) ERA: 4.38	IP: 9.0 WLS: W BF: 28 H: 1 R: 1 ER: 1 SO: 8 BB: 1 IBB: 0 HBP: 0 BLK: 0 WP: 0 HR: 1 S: 43 P: 47 ERA: 1.00 WHIP: 0.222											PITCHER	IP: WLS: BF: H: R: ER: SO: BB: IBB: HBP: BLK: WP: HR: S: P: ERA: WHIP:									

livebaseballscorecards.com

AB	27
R	1
H	1
RBI	1
BB	1
SO	8
LOB	1



Batter	1	2	3	4	5	6	7	8	9	AB R H RBI BB SO LOB	BOTTOM
Lou Whitaker, L (1, 4) OBP: 0.398, SLG: 0.512	0-0 1B 1B		0-0 F7		0-0 S E 1B	0-0 1-2 1B				4 2 3 1 0 0 0	Milwaukee Brewers @ Detroit Tigers Tiger Stadium, Detroit, MI Fri Aug 02 1985, 7:05 PM EDT Att. 37,702 - Unknown
Alan Trammell, R (1, 6) OBP: 0.322, SLG: 0.393	0-0 1B 1-2 1B		4-0 CS BB		0-0 FC5 S 1B	0-0 G3				3 0 2 0 1 0 2	
Kirk Gibson, L (1, 9) OBP: 0.359, SLG: 0.522	0-0 F4		0-3 K		0-3 K		0-0 F4			4 0 0 0 0 2 5	
Lance Parrish, R (1, 2) OBP: 0.307, SLG: 0.414	0-0 F3			4-0 FC6-4 BB	0-3 K		0-0 6-3			3 0 0 0 1 1 3	
Darrell Evans, L (1, 3) OBP: 0.362, SLG: 0.492	0-0 1-3 2-H 1B			0-0 F9	4-0 K		4-0 FC5-4 BB			2 0 1 1 2 0 1	
Barbaro Garbey, R (1, 7) OBP: 0.309, SLG: 0.371	0-0 F9			0-0 FC6-4	0-0 FC5		0-0 FC5-4			4 0 0 0 0 0 6	
Johnny Grubb, L (1, 10) Alejandro Sanchez, R (8, PH) OBP: 0.273, SLG: 0.247 OBP: 0.247, SLG: 0.528		0-0 4-3		0-0 1-3		0-0 F7		0-0 F8		3 0 0 0 0 0 1 1 0 0 0 0 0 0	
Chet Lemon, R (1, 8) OBP: 0.327, SLG: 0.398		0-0 5-3			0-0 HR	1-0 1B HBP		0-0 F4		3 1 1 1 0 0 0	
Tom Brookens, R (1, 5) OBP: 0.295, SLG: 0.404		0-0 5-3			0-0 1B 2B	0-3 K		0-0 5-3		4 1 1 0 0 1 1	

Inning Stats	R: 1 E: 0 K: 0 S: 6	H: 3 LOB: 2 BB: 0 P: 6	R: 0 E: 0 K: 0 S: 3	H: 0 LOB: 0 BB: 0 P: 3	R: 0 E: 0 K: 1 S: 4	H: 0 LOB: 0 BB: 1 P: 8	R: 0 E: 0 K: 0 S: 3	H: 0 LOB: 1 BB: 1 P: 7	R: 3 E: 1 K: 2 S: 11	H: 4 LOB: 2 BB: 1 P: 15	R: 0 E: 0 K: 1 S: 6	H: 1 LOB: 2 BB: 0 P: 7	R: 0 E: 0 K: 0 S: 3	H: 0 LOB: 1 BB: 1 P: 7	R: 0 E: 0 K: 0 S: 3	H: 0 LOB: 0 BB: 0 P: 3	1B: 6 2B: 1 3B: 0 HR: 1	SF: 0 SAC: 0 DP: 0 HBP: 1	WP: 0 PB: 0 SB: 2 CS: 1	PA: 36		
PITCHER	IP	WLS	BF	H	R	ER	SO	BB	IBB	HBP	BLK	WP	HR	S	P	ERA	WHIP	WP	PA	ERA	WHIP	
Pete Vuckovich, R (1, 1) ERA: 5.15	6.0	L	29	8	4	3	4	2	1	1	0	0	0	1	33	46	4.50	1.667				
Rick Waits, L (7, 1) ERA: 6.39	2.0		7	0	0	0	0	1	0	0	0	0	0	6	10	0.00	0.500					



Batter	1	2	3	4	5	6	7	8	9	AB R H RBI BB SO LOB	TOP											
Paul Molitor, R OBP: 0.366, SLG: 0.422 (1, 5) X	0-0 1B 1B	0-0 1B			0-3 K		0-3 K			4 1 2 0 0 2 0												
Robin Yount, R OBP: 0.333, SLG: 0.434 (1, 8) X	0-0 F9	0-0 F3			0-0 F3			0-0 6-3		4 0 0 0 0 0 2												
Cecil Cooper, L OBP: 0.320, SLG: 0.446 (1, 3) X	0-0 1B 3B 1B		0-0 F7		0-0 E4			0-0 F8		4 1 1 0 0 0 0												
Ted Simmons, S OBP: 0.328, SLG: 0.401 (1, 10) X	0-0 1B 3B 1B		0-0 2B		0-0 F5			0-0 F6		4 1 2 1 0 0 1												
Ben Oglivie, L OBP: 0.362, SLG: 0.438 (1, 7) X	0-0 L5		0-0 F9		0-0 G4-6-3 1B			0-0 F7		4 0 1 0 0 0 3												
Ernest Riles, L OBP: 0.332, SLG: 0.398 (1, 6) X	0-0 3B		0-0 5-3		0-0 G4-6-3			0-0 F7		4 0 1 2 0 0 2												
Jim Gantner, L OBP: 0.302, SLG: 0.319 (1, 4) X	0-0 4-3		0-0 K		0-0 L3			0-0 1B		4 0 1 0 0 1 1												
Paul Householder, S OBP: 0.314, SLG: 0.329 (1, 9) X		4-0 CS BB	0-0 F7		0-0 F9			0-0 F8		3 0 0 0 1 0 1												
Charlie Moore, R OBP: 0.280, SLG: 0.281 (1, 2) X		0-0 F2	0-0 6-3		0-0 F5					3 0 0 0 0 0 1												
Inning Stats	R: 3 E: 0 K: 0 S: 7	H: 4 LOB: 1 BB: 0 P: 7	R: 0 E: 0 K: 0 S: 3	H: 1 LOB: 1 BB: 1 P: 7	R: 0 E: 0 K: 0 S: 4	H: 1 LOB: 1 BB: 0 P: 4	R: 0 E: 0 K: 1 S: 5	H: 0 LOB: 0 BB: 0 P: 5	R: 0 E: 1 K: 1 S: 6	H: 0 LOB: 1 BB: 0 P: 6	R: 0 E: 0 K: 0 S: 3	H: 1 LOB: 0 BB: 0 P: 3	R: 0 E: 0 K: 1 S: 5	H: 0 LOB: 0 BB: 0 P: 5	R: 0 E: 0 K: 0 S: 3	H: 0 LOB: 0 BB: 0 P: 3	R: 0 E: 0 K: 0 S: 4	H: 1 LOB: 1 BB: 0 P: 4	1B: 6 2B: 1 3B: 1 HR: 0	SF: 0 SAC: 0 DP: 1 HBP: 0	WP: 0 PB: 0 SB: 0 CS: 1	PA: 35
PITCHER Dan Petry, R ERA: 3.43 (1, 1)	IP 9.0 WLS W BF 35 H 8 R 3 ER 3 SO 3 BB 1 IBB 0 HBP 0 BLK 0 WP 0 HR 0 S 40 P 44 ERA 3.00 WHIP 1.000																					

Milwaukee Brewers @ Detroit Tigers
 Tiger Stadium, Detroit, MI
 Sat Aug 03 1985, 3:33 AM EDT
 Att: 42,701 - Unknown

livebaseballscorecards.com

AB	34
R	3
H	8
RBI	3
BB	1
SO	3
LOB	11



Batter	1	2	3	4	5	6	7	8	9	AB	R	H	RBI	BB	SO	LOB
Lou Whitaker, L OBP: 0.393, SLG: 0.505 (1, 4)	0-0 F5		0-0 F8	0-0 FC3-6		0-0 F7		0-0 F6		5	0	0	0	0	0	3
Alan Trammell, R OBP: 0.323, SLG: 0.396 (1, 6)	0-3 K		0-3 K		0-0 F7	0-0 PB 1B		0-0 E 2B		5	1	2	2	0	2	0
Kirk Gibson, L OBP: 0.362, SLG: 0.533 (1, 9)	0-0 HR		0-0 HR 2B		0-0 1-3	4-0 1-2 BB		0-0 E1		4	2	2	1	1	0	0
Lance Parrish, R OBP: 0.311, SLG: 0.432 (1, 2)	4-0 1B BB		0-0 HR		0-0 HR	0-3 K		0-3 K		4	3	2	3	1	2	3
Darrell Evans, L OBP: 0.366, SLG: 0.503 (1, 10)	0-0 1B 1B		0-0 HR		4-0 1B BB		0-0 F6			3	1	2	2	1	0	0
Barbaro Garbey, R OBP: 0.313, SLG: 0.374 (1, 7) (5, 3)	0-0 1B		0-0 F9		0-0 1-2 1B		0-0 3-1			4	0	2	0	0	0	0
Dave Bergman, L OBP: 0.250, SLG: 0.244 (1, 3) Larry Herndon, R OBP: 0.296, SLG: 0.389 (4, PH) (5, 7)		0-0 F8		0-0 F7		0-3 K		0-0 6-3		1	0	0	0	0	0	0
Chet Lemon, R OBP: 0.329, SLG: 0.399 (1, 8)		0-0 5-3		0-0 FC3-6 1B		0-0 SH3-4 1B		0-0 F7		4	1	2	0	0	0	0
Tom Brookens, R OBP: 0.296, SLG: 0.403 (1, 5)		0-3 K		0-0 F4		0-0 SH3-4		0-0 2B 1B		3	1	1	0	0	1	1

Inning Stats	R: 2	H: 3	E: 0	K: 1	S: 7	LOB: 2	BB: 1	P: 11	R: 0	H: 0	E: 0	K: 1	S: 5	LOB: 0	BB: 0	P: 5	R: 3	H: 3	E: 0	K: 1	S: 8	LOB: 0	BB: 0	P: 8	R: 0	H: 1	E: 0	K: 0	S: 4	LOB: 1	BB: 0	P: 4	R: 1	H: 2	E: 0	K: 1	S: 7	LOB: 2	BB: 1	P: 11	R: 0	H: 0	E: 0	K: 0	S: 3	LOB: 0	BB: 0	P: 3	R: 2	H: 2	E: 1	K: 1	S: 8	LOB: 1	BB: 0	P: 8	R: 1	H: 2	E: 0	K: 1	S: 8	LOB: 0	BB: 0	P: 8
--------------	------	------	------	------	------	--------	-------	-------	------	------	------	------	------	--------	-------	------	------	------	------	------	------	--------	-------	------	------	------	------	------	------	--------	-------	------	------	------	------	------	------	--------	-------	-------	------	------	------	------	------	--------	-------	------	------	------	------	------	------	--------	-------	------	------	------	------	------	------	--------	-------	------

PITCHER	IP	WLS	BF	H	R	ER	SO	BB	IBB	HBP	BLK	WP	HR	S	P	ERA	WHIP
Danny Darwin, R ERA: 3.78 (1, 1)	3.0	L	15	6	5	5	3	1	0	0	0	0	3	20	24	15.00	2.333
Bob McClure, L ERA: 4.28 (4, 1)	2.2		15	5	2	2	1	2	0	0	0	0	1	15	23	6.75	2.625
Pete Ladd, R ERA: 4.23 (6, 1)	2.1		10	2	2	1	2	0	0	0	0	0	0	14	14	3.86	0.857

BOTTOM

Milwaukee Brewers @ Detroit Tigers
Tiger Stadium, Detroit, MI
Sat Aug 03 1985, 3:33 AM EDT
Att. 42,701 - Unknown

AB	36
R	9
H	13
RBI	8
BB	3
SO	6
LOB	9



1B: 7	SF: 0	WP: 0	PA: 40
2B: 2	SAC: 1	PB: 1	
3B: 0	DP: 0	SB: 0	
HR: 4	HBP: 0	CS: 0	

livebaseballscorecards.com

Batter	1	2	3	4	5	6	7	8	9	AB R H RBI BB SO LOB	TOP																
Paul Molitor, R OBP: 0.362, SLG: 0.418 (1, 5) X	0-0 F9 ①		0-0 6-3 ②		0-3 K ①		0-0 FC5-7-4-6-3 ② ③ 1-3 2-3			4 0 0 0 0 1 2																	
Robin Yount, R OBP: 0.333, SLG: 0.434 (1, 8) SSS	0-3 K ②		0-0 F9 ③		0-0 1-3 ②			0-0 1B 2B		4 1 1 0 0 1 0																	
Cecil Cooper, L OBP: 0.321, SLG: 0.446 (1, 10) X	0-0 1B			0-3 K ① SS	0-3 K ③			0-0 2-H 1B		4 0 2 1 0 2 0																	
Ted Simmons, S OBP: 0.330, SLG: 0.400 (1, 3) X	0-0 5-3 ③			4-0 BB HR BB		0-0 CS 1B		0-0 F2 ②		3 1 1 0 1 0 1																	
Ben Oglivie, L OBP: 0.361, SLG: 0.433 (1, 7) X		0-0 5-3 ①		4-0 BB HR BB		0-3 K ① ② 1-2		0-0 3-1 ③		3 1 0 0 1 1 1																	
Ernest Riles, L OBP: 0.331, SLG: 0.409 (1, 6) X		0-0 3-1 ②		0-0 1-H 2-H HR		0-0 F8 ③		0-0 6-3 ①		4 1 1 3 0 0 0																	
Jim Gantner, L OBP: 0.305, SLG: 0.321 (1, 4) X		0-0 1B		0-0 1-3 ②			0-0 FC5-7-4-6-3 1B 1B		0-0 G3 ②	4 0 2 0 0 0 0																	
Rick Manning, L OBP: 0.286, SLG: 0.307 Bobby Clark, R OBP: 0.277, SLG: 0.258 (1, 9) (9, PH) X	0-0 L1 ③			4-0 BB BB BB			0-3 K ①		0-3 K ③	2 0 0 0 1 1 2 1 0 0 0 0 1 0																	
Charlie Moore, R OBP: 0.281, SLG: 0.282 (1, 2) X			0-0 6-3 ①	0-0 F8 ③			0-0 FC5-7-4-6-3 1-2 1B			3 0 1 0 0 0 1																	
Inning Stats	R: 0 E: 0 K: 1 S: 6	H: 1 LOB: 1 BB: 0 P: 6	R: 0 E: 0 K: 0 S: 4	H: 1 LOB: 1 BB: 0 P: 4	R: 0 E: 0 K: 0 S: 3	H: 0 LOB: 0 BB: 0 P: 3	R: 3 E: 0 K: 1 S: 6	H: 1 LOB: 1 BB: 3 P: 18	R: 0 E: 0 K: 2 S: 7	H: 0 LOB: 0 BB: 0 P: 7	R: 0 E: 0 K: 1 S: 5	H: 1 LOB: 0 BB: 0 P: 5	R: 0 E: 0 K: 1 S: 6	H: 2 LOB: 1 BB: 0 P: 6	R: 1 E: 0 K: 0 S: 4	H: 2 LOB: 0 BB: 0 P: 4	R: 0 E: 0 K: 1 S: 5	H: 0 LOB: 0 BB: 0 P: 5	1B: 6 2B: 3 3B: 0 HR: 1	SF: 0 SAC: 0 DP: 2 HBP: 0	WP: 0 PB: 0 SB: 0 CS: 1	PA: 35					
PITCHER	IP	WLS	BF	H	R	ER	SO	BB	IBB	HBP	BLK	WP	HR	S	P	ERA	WHIP										
Jack Morris, R ERA: 3.14 (1, 1)	6.0		24	4	3	3	5	3	0	0	0	0	1	31	43	4.50	1.167										
Bill Scherrer, L ERA: 4.26 (7, 1)	0.1		3	2	0	0	1	0	0	0	0	0	0	5	5	0.00	6.000										
Aurelio Lopez, R ERA: 4.55 (7, 1)	1.0		3	2	1	1	0	0	0	0	0	0	0	3	3	9.00	2.000										
Willie Hernandez, L ERA: 1.88 (8, 1)	1.2	W	5	0	0	0	1	0	0	0	0	0	0	7	7	0.00	0.000										

Milwaukee Brewers @ Detroit Tigers
Tiger Stadium, Detroit, MI
Sun Aug 04 1985, 3:33 AM EDT
Unknown

livebaseballscorecards.com

AB	32
R	4
H	8
RBI	4
BB	3
SO	7
LOB	7



Batter	1	2	3	4	5	6	7	8	9
Lou Whitaker, L (1, 4) OBP: 0.391, SLG: 0.504 Doug Flynn, R (9, 4) OBP: 0.152, SLG: 0.182	0-0 4-3 1B	0-0 1-H 2B		0-3 K		0-0 3-1		0-0 F6	
Alan Trammell, R (1, 6) OBP: 0.326, SLG: 0.395	0-0 HBP 1B	0-0 F7		4-0 BB			4-0 SH1-3 BB HR BB	0-0 F9	
Kirk Gibson, L (1, 9) OBP: 0.365, SLG: 0.534	1-0 1-2 HBP		0-0 S SF7 2B	0-0 5-3			4-0 SH1-3 1-2 HR BB	0-3 K	
Lance Parrish, R (1, 2) OBP: 0.311, SLG: 0.431	0-0 F5		0-0 SF7 2-H		4-0 BB		0-0 SH1-3 1-2 2-3		
Barbaro Garbey, R (1, 10) OBP: 0.311, SLG: 0.367	0-0 F3		0-0 F8		0-0 F9		4-0 HR IBB		
Larry Herndon, R (1, 7) OBP: 0.298, SLG: 0.396		0-0 SF8 3B	0-0 BB 1B		0-0 F9		0-0 F4		
Darrell Evans, L (1, 3) OBP: 0.368, SLG: 0.511 Dave Bergman, L (8, 3) OBP: 0.250, SLG: 0.244		0-3 K	4-0 1-2 BB		0-0 F9		0-0 HR 1-H 2-H 3-H		
Chet Lemon, R (1, 8) OBP: 0.328, SLG: 0.398		0-0 SF8 3-H	0-0 F5			0-0 F8	0-0 1B		
Tom Brookens, R (1, 5) OBP: 0.295, SLG: 0.401		0-0 2B 1B		0-3 K		0-0 F8	0-0 F8		

Inning Stats	R: 0	H: 1	E: 0	K: 0	S: 4	P: 5	R: 2	H: 3	E: 0	K: 1	S: 8	R: 1	H: 2	E: 0	K: 0	S: 5	R: 0	H: 0	E: 0	K: 2	S: 7	R: 0	H: 0	E: 0	K: 0	S: 3	R: 0	H: 0	E: 0	K: 0	S: 3	R: 4	H: 2	E: 0	K: 0	S: 5	R: 0	H: 0	E: 0	K: 1	S: 5
	LOB: 2	BB: 0		LOB: 1	BB: 0		LOB: 2	BB: 1		LOB: 1	BB: 1	LOB: 2	BB: 1		LOB: 1	BB: 1	LOB: 0	BB: 0		LOB: 0	BB: 0	LOB: 1	BB: 3	LOB: 0	BB: 0		LOB: 0	BB: 0		LOB: 1	BB: 1	LOB: 1	BB: 1	LOB: 0	BB: 0		LOB: 0	BB: 0		LOB: 0	BB: 5

PITCHER	IP	WLS	BF	H	R	ER	SO	BB	IBB	HBP	BLK	WP	HR	S	P	ERA	WHIP
Teddy Higuera, L (1, 1) ERA: 4.9	2.2		16	6	3	3	1	1	0	1	0	0	0	16	21	10.12	2.625
Rick Waits, L (3, 1) ERA: 6.19	3.1	L	14	0	2	2	2	4	0	0	0	0	0	14	30	5.40	1.200
Bob Gibson, R (7, 1) ERA: 3.46	2.0		9	2	2	2	1	0	1	0	0	0	1	10	14	9.00	1.000

BOTTOM

AB	R	H	RBI	BB	SO	LOB
5	0	1	1	0	1	0
0	0	0	0	0	0	0

3	1	1	0	2	0	1
---	---	---	---	---	---	---

3	2	1	0	1	1	1
---	---	---	---	---	---	---

1	0	0	1	1	0	2
---	---	---	---	---	---	---

3	1	0	0	1	0	3
---	---	---	---	---	---	---

4	1	2	0	0	0	4
---	---	---	---	---	---	---

3	1	1	4	1	1	2
0	0	0	0	0	0	0

3	0	1	1	0	0	2
---	---	---	---	---	---	---

4	1	1	0	0	1	1
---	---	---	---	---	---	---

WP	PA	ERA	WHIP
0	39		
0			
1			
0			

Milwaukee Brewers @ Detroit Tigers
Tiger Stadium, Detroit, MI
 Sun Aug 04 1985, 3:33 AM EDT
 Unknown

livebaseballscorecards.com

AB	29
R	7
H	8
RBI	7
BB	6
SO	4
LOB	16



Batter	1	2	3	4	5	6	7	8	9	AB R H RBI BB SO LOB	TOP											
Paul Molitor, R (1, 5) OBP: 0.364, SLG: 0.417	0-0 FC1-5 BB 1B	4-0 BB 1-2 E BB	0-0 E9 3B 1B	0-0 4-3		0-0 F4-3			0-0 F9	5 2 2 1 1 0 0												
Robin Yount, R (1, 8) OBP: 0.335, SLG: 0.438	4-0 FC1-5 BB 1B	4-0 E BB 1-2 1B BB	0-0 2B 3B	0-0 F9		0-0 F7			0-0 F4-3	4 3 1 1 2 0 0												
Cecil Cooper, L (1, 3) OBP: 0.322, SLG: 0.456	0-0 FC1-5 WP 1-2 2-3f 1B	0-0 E6 1-3 HR 1B	0-0 1B 2B	0-0 HR		0-0 F4-3			0-0 F4-3	5 3 2 2 0 0 3												
Ted Simmons, S (1, 10) OBP: 0.336, SLG: 0.406	0-0 WP 1-2 2-H 1B	0-0 HR 1B	BB WP 2-H BB 1B	0-0 F7		0-0 1B			0-0 1B	5 2 4 3 0 0 0												
Ben Oglivie, L (1, 7) OBP: 0.365, SLG: 0.444	4-0 G6-3 1-2 2-3 IBB	0-0 HR	4-0 BB BB 1-2 4-3 BB		0-0 4-3				0-0 F9	3 2 1 3 2 0 1												
Ernest Riles, L (1, 6) OBP: 0.332, SLG: 0.406	0-0 G6-3 1-2f	0-0 1B	4-0 4-3 BB 1-2 2-3 BB		0-0 3-1				0-0 6-3	4 0 1 0 1 0 3												
Bill Schroeder, R (1, 2) OBP: 0.315, SLG: 0.473		5-3 K	4-0 4-3 BB		0-0 F8				0-0 5-3	4 0 0 1 1 1 1												
Paul Householder, S (1, 9) OBP: 0.305, SLG: 0.318		0-3 K	F7 4-3			0-0 E7 F6-4			0-3 K	5 0 0 1 0 2 2												
Jim Gantner, L (1, 4) OBP: 0.306, SLG: 0.325		0-0 BB S E 1B	E 2B	6-3		0-0 F6-4			0-0 F8	5 2 2 0 0 0 3												
Inning Stats	R: 1 E: 0 K: 0 S: 4	H: 2 LOB: 2 BB: 2 P: 12	R: 6 E: 1 K: 2 S: 12	H: 4 LOB: 1 BB: 2 P: 20	R: 6 E: 1 K: 0 S: 8	H: 5 LOB: 2 BB: 3 P: 20	R: 1 E: 0 K: 0 S: 4	H: 1 LOB: 0 BB: 0 P: 4	R: 0 E: 0 K: 0 S: 3	H: 0 LOB: 0 BB: 0 P: 3	R: 0 E: 1 K: 0 S: 3	H: 0 LOB: 0 BB: 0 P: 3	R: 0 E: 0 K: 0 S: 4	H: 1 LOB: 1 BB: 0 P: 4	R: 0 E: 0 K: 1 S: 5	H: 0 LOB: 0 BB: 0 P: 5	R: 0 E: 0 K: 0 S: 3	H: 0 LOB: 0 BB: 0 P: 3	1B: 8 2B: 3 3B: 1 HR: 2	SF: 0 SAC: 0 DP: 2 HBP: 0	WP: 2 PB: 0 SB: 1 CS: 0	PA: 47
PITCHER	IP WLS BF H R ER SO BB IBB HBP BLK WP HR S P ERA WHIP																					
Randy O'Neal, R (1, 1) ERA: 2.94	1.2 L 13 4 6 2 1 3 1 0 0 0 1 0 11 27 10.80 4.200																					
Juan Berenguer, R (2, 1) ERA: 7.19	0.2 10 7 7 6 1 1 0 0 0 0 1 1 11 15 81.00 12.000																					
Doug Bair, R (3, 1) ERA: 6.26	4.2 18 2 1 1 0 2 0 0 0 0 0 1 16 24 1.93 0.857																					
Aurelio Lopez, R (8, 1) ERA: 4.41	2.0 6 0 0 0 1 0 0 0 0 0 0 0 8 8 0.00 0.000																					

Milwaukee Brewers @ Detroit Tigers
Tiger Stadium, Detroit, MI
 Sun Aug 04 1985, 3:38 AM EDT
 Att: 43,796 - Unknown

AB	40
R	14
H	13
RBI	12
BB	7
SO	3
LOB	13



livebaseballscorecards.com

Batter	1	2	3	4	5	6	7	8	9	AB R H RBI BB SO LOB
Lou Whitaker, L (1, 4) Tom Brookens, R (6, 6) OBP: 0.389, SLG: 0.500 OBP: 0.293, SLG: 0.399	0-0 G3	0-0 1-3			0-0 1-3		0-0 F9		0-0 F7	3 0 0 0 0 0 0 2 0 0 0 0 0 1
Alan Trammell, R (1, 6) Doug Flynn, R (6, 4) OBP: 0.328, SLG: 0.404 OBP: 0.171, SLG: 0.200	4-0 1B BB		0-0 HR		0-0 F5			0-0 F7 1B 3-1 1B	0-0 F4	2 1 1 1 1 0 0 2 1 1 0 0 0 1
Kirk Gibson, L (1, 9) OBP: 0.363, SLG: 0.529	0-0 L9		0-3 K		0-0 F2			0-0 F7 1B 3-1 1B	0-0 F7	5 1 1 0 0 1 2
Lance Parrish, R (1, 10) OBP: 0.316, SLG: 0.438	0-0 S 1B		0-0 1B 1B			0-0 2B		0-0 F7		4 0 3 0 0 0 2
Darrell Evans, L (1, 5) OBP: 0.369, SLG: 0.510	4-0 BB		0-0 1B		0-0 F9			0-0 3-1		3 0 1 1 1 0 2
Barbaro Garbey, R (1, 7) OBP: 0.310, SLG: 0.365	0-3 K		0-0 G6-4-3 1B		0-0 4-3			0-0 1B 1B		4 0 1 1 0 1 6
Dave Bergman, L (1, 3) OBP: 0.250, SLG: 0.244		0-3 K		0-0 F8		0-0 4-3		0-0 1B 1B		4 0 1 0 0 1 1
Chet Lemon, R (1, 8) Alejandro Sanchez, R (8, 8) OBP: 0.325, SLG: 0.395 OBP: 0.244, SLG: 0.522		0-0 5-3		0-0 F9			0-3 K	0-0 F7		3 0 0 0 0 1 0 1 0 0 0 0 0 2
Marty Castillo, R (1, 2) OBP: 0.180, SLG: 0.241		0-0 HR		0-0 F9			0-0 F9		0-0 2B	4 1 2 1 0 0 0

Inning Stats	R: 0 E: 0 K: 1 S: 6	H: 1 LOB: 3 BB: 2 P: 14	R: 1 E: 0 K: 1 S: 6	H: 1 LOB: 0 BB: 0 P: 6	R: 1 E: 0 K: 1 S: 7	H: 3 LOB: 1 BB: 0 P: 7	R: 0 E: 0 K: 0 S: 3	H: 0 LOB: 0 BB: 0 P: 3	R: 0 E: 0 K: 0 S: 3	H: 0 LOB: 0 BB: 0 P: 3	R: 0 E: 0 K: 0 S: 4	H: 1 LOB: 1 BB: 0 P: 4	R: 0 E: 0 K: 1 S: 5	H: 0 LOB: 0 BB: 0 P: 5	R: 2 E: 0 K: 0 S: 7	H: 4 LOB: 2 BB: 0 P: 7	R: 0 E: 0 K: 0 S: 4	H: 1 LOB: 1 BB: 0 P: 4	1B: 7 2B: 2 3B: 0 HR: 2	SF: 0 SAC: 0 DP: 1 HBP: 0	WP: 0 PB: 0 SB: 1 CS: 0	PA: 39	
PITCHER	IP	WLS	BF	H	R	ER	SO	BB	IBB	HBP	BLK	WP	HR	S	P	ERA	WHIP						
Ray Burris, R (1, 1) ERA: 3.86	8.0	W	35	10	4	4	4	2	0	0	0	0	2	41	49	4.50	1.500						
Rollie Fingers, R (9, 1) ERA: 4.85	1.0		4	1	0	0	0	0	0	0	0	0	0	4	4	0.00	1.000						

BOTTOM

Milwaukee Brewers @ Detroit Tigers

Tiger Stadium, Detroit, MI

Sun Aug 04 1985, 3:38 AM EDT
Att. 43,796 - Unknown

livebaseballscorecards.com

AB	37
R	4
H	11
RBI	4
BB	2
SO	4
LOB	17



Batter	1	2	3	4	5	6	7	8	9	AB R H RBI BB SO LOB	TOP	
Lou Whitaker, L (1, 4) OBP: 0.391, SLG: 0.506	1-0 F8 HBP		0-0 F6			4-0 G5-4-3 BB	0-0 5-3		0-0 HR	3 1 1 2 1 0 1		
Alan Trammell, R (1, 6) OBP: 0.324, SLG: 0.399	0-0 F8			0-3 K FC4		0-0 G5-4-3		0-0 F7	0-0 F8	5 0 0 0 0 1 2		
Kirk Gibson, L (1, 9) OBP: 0.362, SLG: 0.534	0-0 F8			0-3 K		0-0 5-3		0-0 HR		4 1 1 1 0 1 2		
Lance Parrish, R (1, 2) OBP: 0.315, SLG: 0.444	0-0 5-3			0-3 K			0-0 6-3	0-0 HR		4 1 1 1 0 1 2		
Barbaro Garbey, R (1, 10) OBP: 0.304, SLG: 0.356		0-0 6-3		0-0 FC4			0-0 6-3	0-0 F8		4 0 0 0 0 0 1		
Larry Herndon, R (1, 7) OBP: 0.301, SLG: 0.404		0-3 K			0-0 G3 3B		0-0 2B E 1B	0-0 4-3		4 2 2 0 0 1 0		
Darrell Evans, L (1, 3) OBP: 0.368, SLG: 0.509		0-3 K			0-0 G3		0-0 E 2B		0-0 F9	4 1 1 1 0 1 0		
Chet Lemon, R (1, 8) OBP: 0.327, SLG: 0.399			0-3 K		0-3 K		0-0 E7 1B 2B		0-0 HR 1B	4 2 2 2 0 2 0		
Tom Brookens, R (1, 5) OBP: 0.293, SLG: 0.397			0-0 F9		0-0 F8		0-0 S 1B		0-3 K	4 0 1 1 0 1 1		
Inning Stats	R: 0 E: 0 K: 0 S: 3 H: 0 LOB: 1 BB: 0 P: 4	R: 0 E: 0 K: 2 S: 7 H: 0 LOB: 0 BB: 0 P: 7	R: 0 E: 0 K: 1 S: 5 H: 0 LOB: 0 BB: 0 P: 5	R: 0 E: 0 K: 3 S: 10 H: 0 LOB: 1 BB: 0 P: 10	R: 1 E: 0 K: 1 S: 6 H: 1 LOB: 0 BB: 0 P: 6	R: 0 E: 0 K: 0 S: 2 H: 0 LOB: 0 BB: 1 P: 6	R: 3 E: 1 K: 0 S: 7 H: 4 LOB: 1 BB: 0 P: 7	R: 2 E: 0 K: 0 S: 5 H: 2 LOB: 0 BB: 0 P: 5	R: 2 E: 0 K: 1 S: 7 H: 2 LOB: 0 BB: 0 P: 7	1B: 3 2B: 2 3B: 1 HR: 3 SF: 0 SAC: 0 DP: 1 HBP: 1	WP: 1 PB: 0 SB: 1 CS: 0 PA: 38	
PITCHER	IP WLS BF H R ER SO BB IBB HBP BLK WP HR S P ERA WHIP											
Danny Jackson, L (1, 1) ERA: 3.19	7.0 L 28 5 4 4 7 1 0 1 0 1 0 1 0 40 45 5.14 0.857											
Mike Jones, L (8, 1) ERA: 4.14	1.1 7 3 3 3 0 0 0 0 0 0 0 2 7 7 20.25 2.250											
Joe Beckwith, R (9, 1) ERA: 4.33	0.2 3 1 1 1 1 0 0 0 0 0 0 1 5 5 13.50 1.500											

Detroit Tigers @ Kansas City Royals
 Royals Stadium, Kansas City, MO
 Mon Aug 05 1985, 8:05 PM EDT
 Att: 41,251 - Unknown

livebaseballscorecards.com

AB 36
R 8
H 9
RBI 8
BB 1
SO 8
LOB 9




Batter	1	2	3	4	5	6	7	8	9	AB	R	H	RBI	BB	SO	LOB
Willie Wilson, S OBP: 0.328, SLG: 0.428 (1, 8)	0-0 B1-3		0-0 G3		0-3 K			0-0 FC5-4 1B	0-0 5-3	5	0	1	0	0	1	2
Lonnie Smith, R OBP: 0.355, SLG: 0.361 (1, 7)	0-0 F9		0-0 B1-3		0-0 6-3			0-0 FC5-4 1B 1-2f		4	0	0	0	0	0	2
George Brett, L OBP: 0.453, SLG: 0.569 (1, 5)	0-0 2B			4-0 BB 2B BB		0-0 F7		0-0 1B		3	1	2	0	1	0	0
Hal McRae, R OBP: 0.328, SLG: 0.452 (1, 10)	0-0 4-3			4-0 BB 2B BB		0-3 K		0-0 L4		1	1	0	0	1	0	1
Darryl Motley, R OBP: 0.260, SLG: 0.401 (6, PH)				1-2 BB 2B		0-3 K				2	0	0	0	0	1	2
Dane Iorg, L OBP: 0.263, SLG: 0.326 (1, 9)		4-0 BB BB BB		0-0 BB 2B		0-3 K		0-0 F7		2	0	1	2	1	1	0
Lynn Jones, R OBP: 0.250, SLG: 0.271 (7, 9)				1-H 2-H 2B						1	0	0	0	0	0	2
Frank White, R OBP: 0.276, SLG: 0.414 (1, 4)	0-0 F6		0-0 F2		0-0 F2			0-0 F4		4	0	0	0	0	0	1
Steve Balboni, R OBP: 0.315, SLG: 0.490 (1, 3)		0-0 1B		0-0 5-3				0-0 HR		4	2	3	2	0	0	0
John Wathan, R OBP: 0.356, SLG: 0.306 (1, 2)		0-3 K		4-0 BB SH1-3 BB				0-0 CS 1B		3	0	2	0	1	1	2
Onix Concepcion, R OBP: 0.243, SLG: 0.236 (1, 6)			0-0 F9		0-0 SH1-3			0-3 K		1	0	0	0	0	0	0
Jorge Orta, L OBP: 0.311, SLG: 0.373 (7, PH)					1-2					1	0	0	0	0	1	1
Jim Scranton, R (8, 6)										0	0	0	0	0	0	0
Greg Pryor, R OBP: 0.261, SLG: 0.265 (9, PH)										1	0	0	0	0	0	1

Inning Stats	R: 0	H: 1	R: 0	H: 1	R: 0	H: 0	R: 2	H: 1	R: 0	H: 0	R: 0	H: 0	R: 1	H: 2	R: 0	H: 2	R: 1	H: 2	1B: 4	SF: 0	WP: 0	PA: 37
	E: 0	LOB: 1	E: 0	LOB: 2	E: 0	LOB: 0	E: 0	LOB: 0	E: 0	LOB: 1	E: 0	LOB: 0	E: 0	LOB: 0	E: 0	LOB: 2	E: 0	LOB: 1	2B: 4	SAC: 1	PB: 0	
	K: 0	BB: 0	K: 1	BB: 1	K: 0	BB: 0	K: 0	BB: 2	K: 1	BB: 1	K: 2	BB: 0	K: 1	BB: 0	K: 0	BB: 0	K: 0	BB: 0	3B: 0	DP: 1	SB: 0	
	S: 4	P: 4	S: 5	P: 9	S: 3	P: 3	S: 3	P: 11	S: 5	P: 9	S: 7	P: 7	S: 6	P: 6	S: 5	P: 5	S: 5	P: 5	HR: 2	HBP: 0	CS: 2	

PITCHER	IP	WLS	BF	H	R	ER	SO	BB	IBB	HBP	BLK	WP	HR	S	P	ERA	WHIP
Walt Terrell, R ERA: 4.02 (1, 1)	7.0	W	27	5	3	3	5	4	0	0	0	0	1	33	49	3.86	1.286
Willie Hernandez, L ERA: 1.94 (8, 1)	2.0	S	10	4	1	1	0	0	0	0	0	0	1	10	10	4.50	2.000

DETROIT TIGERS @ KANSAS CITY ROYALS
ROYALS STADIUM, KANSAS CITY, MO
 Mon Aug 05 1985, 8:05 PM EDT
 Att. 41,251 - Unknown

AB	32
R	4
H	9
RBI	4
BB	4
SO	5
LOB	14



Batter	1	2	3	4	5	6	7	8	9
Willie Wilson, S (1, 8) OBP: 0.329, SLG: 0.432 John Wathan, R (8, 3) OBP: 0.356, SLG: 0.306	0-0 L8		0-0 SF9	0-0 4-3		0-0 WP 2B 1B	0-3 K		
Lonnie Smith, R (1, 7) OBP: 0.357, SLG: 0.367 Lynn Jones, R (7, 7) OBP: 0.258, SLG: 0.291	0-0 CS 1B		0-0 SF9		0-0 F5	0-0 1B 2B		0-0 3-1 WP 2B	
George Brett, L (1, 5) OBP: 0.453, SLG: 0.567 Bob Hegman, R (9, 4)	0-0 F8		0-0 BB 1B		0-0 1-3	0-0 2B 1B		0-0 3-1	
Hal McRae, R (1, 10) OBP: 0.330, SLG: 0.444		0-3 K	4-0 1B 1B BB		0-0 6-3	0-0 F8		4-0 1B BB	
Frank White, R (1, 4) OBP: 0.278, SLG: 0.415 Greg Pryor, R (7, 4) OBP: 0.270, SLG: 0.274		0-0 5-3	0-0 1B 1B			0-0 2B 1B		0-0 F5-4-3 1B	
Darryl Motley, R (1, 9) OBP: 0.266, SLG: 0.409		0-0 1B	0-0 1B			0-0 HBP 1B 2B	0-0 F4	0-0 F5-4-3	
Steve Balboni, R (1, 3) OBP: 0.315, SLG: 0.486 Dane Iorg, L (8, 7) OBP: 0.263, SLG: 0.326		0-0 F5	0-3 K			4-0 1B HBP IBB	0-3 K		
Jim Sundberg, R (1, 2) OBP: 0.300, SLG: 0.376			0-0 SH1-3 3B 2B	0-0 5-3		0-3 K	0-0 1B 1B		
Onix Concepcion, R (1, 6) OBP: 0.249, SLG: 0.239			0-0 SH1-3	0-3 K		1-0 1B WP HBP	0-0 1B		


Inning Stats	R: 0	H: 1	E: 0	LOB: 0	K: 0	S: 3	P: 3	R: 0	H: 1	E: 0	LOB: 1	K: 1	S: 6	P: 6	R: 3	H: 5	E: 0	LOB: 3	K: 1	S: 10	P: 14	R: 0	H: 0	E: 0	LOB: 0	K: 1	S: 5	P: 5	R: 0	H: 0	E: 0	LOB: 0	K: 0	S: 3	P: 3	R: 6	H: 5	E: 0	LOB: 1	K: 1	S: 10	P: 15	R: 0	H: 2	E: 0	LOB: 2	K: 2	S: 9	P: 9	R: 1	H: 2	E: 0	LOB: 1	K: 0	S: 4	P: 8
1B: 11	SF: 1	2B: 4	SAC: 1	3B: 1	DP: 1	HR: 0	HBP: 1	WP: 2	PA: 42	PB: 0	SB: 0	CS: 1																																												

PITCHER	IP	WLS	BF	H	R	ER	SO	BB	IBB	HBP	BLK	WP	HR	S	P	ERA	WHIP
Frank Tanana, L (1, 1) ERA: 4.61	5.0	L	25	9	6	6	3	1	1	0	0	0	0	29	37	10.80	2.000
Juan Berenguer, R (6, 1) ERA: 7.78	0.1		5	3	3	3	1	0	0	1	0	1	0	6	7	81.00	9.000
Doug Bair, R (6, 1) ERA: 6.04	1.2		7	2	0	0	2	0	0	0	0	0	0	11	11	0.00	1.200
Aurelio Lopez, R (8, 1) ERA: 4.48	1.0		5	2	1	1	0	1	0	0	0	1	0	4	8	9.00	3.000

BOTTOM

Detroit Tigers @ Kansas City Royals
Royals Stadium, Kansas City, MO
 Thu Aug 08 1985, 8:05 PM EDT
 Unknown

AB	36
R	10
H	16
RBI	8
BB	3
SO	6
LOB	15



livebaseballscorecards.com

Batter	1	2	3	4	5	6	7	8	9	AB R H RBI BB SO LOB	TOP															
Lou Whitaker, L (1, 4) OBP: 0.391, SLG: 0.508	0-0 SF7 3B		0-3 K	0-3 K			0-0 FC6-4 BB 1-3 1B	0-0 E6		5 1 2 0 0 2 2																
Alan Trammell, R (1, 6) OBP: 0.322, SLG: 0.394	0-0 SF7		0-0 BB 1B		0-0 F9		0-3 K	0-0 F7		4 1 1 1 0 1 4																
Kirk Gibson, L (1, 9) OBP: 0.359, SLG: 0.525	0-0 4-3		4-0 BB 1-2 BB		0-3 K		4-0 FC6-4 1-2 BB		0-0 4-3	3 0 0 0 2 1 0																
Lance Parrish, R (1, 10) OBP: 0.311, SLG: 0.437	0-3 K		0-0 BB 1-2 2-H 1B		0-3 K		0-0 FC6-4 FC5 BB 1-2f 2-3 3-H		0-3 K	5 0 1 2 0 3 2																
Darrell Evans, L (1, 3) OBP: 0.370, SLG: 0.523		0-3 K	4-0 1-2 2-3 BB			0-0 HR	4-0 1-2 BB		0-0 F9	3 1 1 1 2 1 0																
Barbaro Garbey, R (1, 7) OBP: 0.303, SLG: 0.354		0-0 1B	0-0 F9			0-0 5-3	0-0 FC5 2-3f			4 0 1 0 0 0 6																
Bob Melvin, R (7, 2) OBP: 0.196, SLG: 0.275										0 0 0 0 0 0 0																
Chet Lemon, R (1, 8) OBP: 0.326, SLG: 0.395		0-0 F7		0-0 F4		0-0 4-3		0-0 FC4-6 1B		4 0 1 0 0 0 1																
Tom Brookens, R (1, 5) OBP: 0.292, SLG: 0.393		0-0 F4		0-0 S 1B		0-0 F3		0-0 FC4-6 E 1-2f		4 0 1 0 0 0 2																
Marty Castillo, R (1, 2) OBP: 0.175, SLG: 0.233			0-0 L5		0-3 K		4-0 1B FC6-4 BB	0-3 K		2 0 0 0 0 1 1																
Johnny Grubb, L (7, PH) OBP: 0.287, SLG: 0.268										0 1 0 0 1 0 0																
Larry Herndon, R (7, 7) OBP: 0.300, SLG: 0.402										1 0 0 0 0 1 1																
Inning Stats	R: 1 E: 0 K: 1 S: 6	H: 1 LOB: 0 BB: 0 P: 6	R: 0 E: 0 K: 1 S: 6	H: 1 LOB: 1 BB: 0 P: 6	R: 1 E: 0 K: 1 S: 7	H: 2 LOB: 3 BB: 2 P: 15	R: 0 E: 0 K: 2 S: 8	H: 1 LOB: 1 BB: 0 P: 8	R: 0 E: 0 K: 2 S: 7	H: 0 LOB: 0 BB: 0 P: 7	R: 1 E: 0 K: 0 S: 4	H: 1 LOB: 0 BB: 0 P: 4	R: 1 E: 0 K: 1 S: 6	H: 1 LOB: 3 BB: 3 P: 18	R: 0 E: 1 K: 1 S: 7	H: 1 LOB: 2 BB: 0 P: 7	R: 0 E: 0 K: 1 S: 5	H: 0 LOB: 0 BB: 0 P: 5	1B: 6 2B: 0 3B: 1 HR: 1	SF: 1 SAC: 0 DP: 0 HBP: 0	WP: 0 PB: 0 SB: 1 CS: 0	PA: 41				
PITCHER	IP WLS BF H R ER SO BB IBB HBP BLK WP HR S P ERA WHIP																									
Steve Farr, R (1, 1) ERA: 4.5	4.0		19	5	2	2	5	2	0	0	0	0	0	27	35	4.50	1.750									
Mark Gubicza, R (5, 1) ERA: 3.88	2.1	W	11	2	2	2	3	2	0	0	0	0	1	15	23	7.71	1.714									
Dan Quisenberry, R (7, 1) ERA: 2.65	2.2	S	11	1	0	0	2	1	0	0	0	0	0	14	18	0.00	0.750									

Detroit Tigers @ Kansas City Royals
Royals Stadium, Kansas City, MO
 Thu Aug 08 1985, 8:05 PM EDT
 Att: 35,585 - Unknown

livebaseballscorecards.com

AB	35
R	4
H	8
RBI	4
BB	5
SO	10
LOB	19



Batter	1	2	3	4	5	6	7	8	9	AB	R	H	RBI	BB	SO	LOB
Willie Wilson, S OBP: 0.331, SLG: 0.432 (1, 8) x	0-0 F7 ①			4-0 3-1 S 1B BB ⑤	0-3 K ②		0-0 CS 1B			3	1	1	0	1	1	1
Lonnie Smith, R OBP: 0.358, SLG: 0.366 (1, 7) x	0-0 4-3 ②			0-0 3-1 1B ①	0-0 6-3 ③		4-0 WP S SF8 BB ①			3	2	1	0	1	0	1
Lynn Jones, R OBP: 0.258, SLG: 0.291 (9, 7)				1-2 1B ①			1-2 SF8 BB			0	0	0	0	0	0	0
George Brett, L OBP: 0.453, SLG: 0.568 (1, 5) x	0-0 F7 ③			0-0 3-1 ①		0-0 F9 1B 2B	4-0 WP IBB ①			3	1	1	0	1	0	2
Hal McRae, R OBP: 0.328, SLG: 0.443 (1, 10)		0-0 6-3 ①		0-0 2B 1B ②		0-0 F9 ①	0-0 SF8 ②			3	1	1	3	0	0	1
Dane Iorg, L OBP: 0.265, SLG: 0.326 (1, 9)		0-0 1-4-3 ②		0-0 G3 ②		0-0 1B 1B ②	0-3 K ③			3	0	1	1	0	0	1
Darryl Motley, R OBP: 0.265, SLG: 0.407 (6, PR) (7, 9)				1-2 ②		3-H 1B ③				1	1	0	0	0	1	1
Frank White, R OBP: 0.281, SLG: 0.419 (1, 4)		0-0 F6 ③		0-0 2B ③		0-0 1B 1B ②		0-0 F3 ①		4	0	2	1	0	0	0
Steve Balboni, R OBP: 0.312, SLG: 0.481 (1, 3)			0-0 4-3 ①	0-0 F8 ③		0-0 F6 ②		0-0 F6 ②		4	0	0	0	0	0	3
John Wathan, R OBP: 0.377, SLG: 0.354 (1, 2)			4-0 G6-3 BB ①		0-0 6-3 ①	0-0 1B ②		0-0 3B ②		3	0	2	1	1	0	0
Onix Concepcion, R OBP: 0.249, SLG: 0.243 (1, 6)			0-0 G6-3 ② ③		0-0 2B ③	0-0 F5 ③		0-0 6-3 ③		4	0	1	0	0	0	5

Inning Stats	R: 0	H: 0	E: 0	K: 0	S: 3	LOB: 0	BB: 0	P: 3	R: 0	H: 0	E: 0	K: 0	S: 3	LOB: 0	BB: 0	P: 3	R: 0	H: 0	E: 0	K: 0	S: 2	LOB: 0	BB: 0	P: 6	R: 3	H: 3	E: 0	K: 0	S: 6	LOB: 1	BB: 1	P: 10	R: 0	H: 1	E: 0	K: 1	S: 6	LOB: 1	BB: 0	P: 6	R: 2	H: 4	E: 0	K: 0	S: 7	LOB: 3	BB: 0	P: 7	R: 1	H: 1	E: 0	K: 1	S: 5	LOB: 1	BB: 2	P: 13	R: 0	H: 1	E: 0	K: 0	S: 4	LOB: 1	BB: 0	P: 4
1B: 6	SF: 1	2B: 3	SAC: 0	3B: 1	DP: 1	HR: 0	HBP: 0	WP: 1	PA: 36	1B: 6	SF: 1	2B: 3	SAC: 0	3B: 1	DP: 1	HR: 0	HBP: 0	WP: 1	PA: 36	1B: 6	SF: 1	2B: 3	SAC: 0	3B: 1	DP: 1	HR: 0	HBP: 0	WP: 1	PA: 36																																			

PITCHER	IP	WLS	BF	H	R	ER	SO	BB	IBB	HBP	BLK	WP	HR	S	P	ERA	WHIP
Dan Petry, R ERA: 3.57 (1, 1)	5.2	L	26	8	5	5	1	2	0	0	0	0	0	26	34	7.94	1.765
Aurelio Lopez, R ERA: 4.46 (6, 1)	2.1		10	2	1	1	1	1	1	0	0	1	0	10	18	3.86	1.286

DETROIT TIGERS @ KANSAS CITY ROYALS
 Royals Stadium, Kansas City, MO

Thu Aug 08 1985, 8:05 PM EDT
 Att. 35,585 - Unknown

AB	31
R	6
H	10
RBI	6
BB	4
SO	2
LOB	15

livebaseballscorecards.com

Batter	1	2	3	4	5	6	7	8	9	AB R H RBI BB SO LOB	TOP																
Lou Whitaker, L (1, 4) OBP: 0.393, SLG: 0.508	0-0 F9		0-0 F9 SH1-3 HR 1B		0-0 1B		4-0 1BB		0-0 F8	4 1 2 0 1 0 1																	
Alan Trammell, R (1, 6) OBP: 0.322, SLG: 0.392	4-0 F9 S BB		0-0 SH1-3		0-3 K		0-0 F7			2 0 0 0 1 1 3																	
Kirk Gibson, L (1, 9) OBP: 0.356, SLG: 0.519	0-0 F9		0-0 F9		0-0 F6			0-0 F5		4 0 0 0 0 0 3																	
Lance Parrish, R (1, 2) OBP: 0.310, SLG: 0.443	0-0 5-3		0-0 HR		0-0 F9			0-0 6-3		4 1 1 2 0 0 1																	
Darrell Evans, L (1, 10) OBP: 0.368, SLG: 0.520		0-0 F8	0-0 F9		0-3 K			0-0 1B		4 0 1 0 0 1 0																	
Larry Herndon, R (1, 7) OBP: 0.296, SLG: 0.398		0-0 1-3		0-0 F9		0-0 6-3		0-0 F8		4 0 0 0 0 0 1																	
Dave Bergman, L (1, 3) OBP: 0.263, SLG: 0.258		0-0 E 1B		0-0 5-3			0-0 F9 1B		4-0 G6-3 BB BB	3 0 2 0 0 0 0 0 0 0 0 1 0 0	AB 32 R 2 H 6 RBI 2 BB 4 SO 2 LOB 16																
Barbaro Garbey, R (9, PH) OBP: 0.306, SLG: 0.354																											
Chet Lemon, R (1, 8) OBP: 0.325, SLG: 0.391		0-0 E5 1-3		0-0 L1			0-0 F9 1-2		4-0 G6-3 BB	3 0 0 0 1 0 2																	
Tom Brookens, R (1, 5) OBP: 0.289, SLG: 0.389		0-0 5-3					0-0 F9		0-0 G6-3 1-2 2-3	3 0 0 0 0 0 3 1 0 0 0 0 0 2																	
Johnny Grubb, L (9, PH) OBP: 0.284, SLG: 0.265					0-0 F6																						
Inning Stats	R: 0 E: 0 K: 0 S: 3	H: 0 LOB: 1 BB: 1 P: 7	R: 0 E: 1 K: 0 S: 5	H: 1 LOB: 2 BB: 0 P: 5	R: 2 E: 0 K: 0 S: 5	H: 2 LOB: 0 BB: 0 P: 5	R: 0 E: 0 K: 0 S: 3	H: 0 LOB: 0 BB: 0 P: 3	R: 0 E: 0 K: 1 S: 6	H: 1 LOB: 1 BB: 0 P: 6	R: 0 E: 0 K: 1 S: 5	H: 0 LOB: 0 BB: 0 P: 5	R: 0 E: 0 K: 0 S: 4	H: 1 LOB: 2 BB: 1 P: 8	R: 0 E: 0 K: 0 S: 4	H: 1 LOB: 1 BB: 0 P: 4	R: 0 E: 0 K: 0 S: 2	H: 0 LOB: 1 BB: 2 P: 10	1B: 5 2B: 0 3B: 0 HR: 1	SF: 0 SAC: 1 DP: 1 HBP: 0	WP: 0 PB: 0 SB: 1 CS: 0	PA: 37					
PITCHER	IP	WLS	BF	H	R	ER	SO	BB	IBB	HBP	BLK	WP	HR	S	P	ERA	WHIP										
Tom Waddell, R (1, 1) ERA: 3.82	7.0		29	5	2	2	2	1	1	0	0	0	1	31	39	2.57	0.857										
Jamie Easterly, L (8, 1) ERA: 2.2	1.0	W	5	1	0	0	0	1	0	0	0	0	0	4	8	0.00	2.000										
Rich Thompson, R (9, 1) ERA: 4.42	1.0	S	3	0	0	0	0	1	0	0	0	0	0	2	6	0.00	1.000										

Detroit Tigers @ Cleveland Indians
Cleveland Municipal Stadium, Cleveland, OH

Fri Aug 09 1985, 7:05 PM EDT
Att: 18,050 - Unknown

livebaseballscorecards.com



Batter	1	2	3	4	5	6	7	8	9	AB	R	H	RBI	BB	SO	LOB	BOTTOM			
Otis Nixon, S (1, 7) <small>OBP: 0.241, SLG: 0.293</small>	0-0 6-3		0-0 L7			0-0 6-3		4-0 1B BB		3	1	0	0	1	0	0	Detroit Tigers @ Cleveland Indians Cleveland Municipal Stadium, Cleveland, OH Fri Aug 09 1985, 7:05 PM EDT Att. 18,050 - Unknown			
Brett Butler, L (1, 8) <small>OBP: 0.359, SLG: 0.440</small>	0-0 F2			4-0 FC6-4 BB		0-3 K		0-0 HR 1B 1B		3	0	1	0	1	1	0				
Julio Franco, R (1, 6) <small>OBP: 0.346, SLG: 0.377</small>	0-0 F9			0-0 FC6-4 E S 1-2f		4-0 1B BB		0-0 HR 1B		3	1	1	1	1	0	1				
Andre Thornton, R (1, 10) <small>OBP: 0.263, SLG: 0.294</small>		4-0 BB		0-0 F6 1-3		0-0 1B		0-0 HR		3	1	2	2	1	0	1				
Pat Tabler, R (1, 3) <small>OBP: 0.314, SLG: 0.355</small>		0-3 K		0-0 4-3		0-0 5-3		0-0 HR		4	1	1	1	0	1	4				
Mike Hargrove, L (9, 3) <small>OBP: 0.329, SLG: 0.312</small>										0	0	0	0	0	0	0				
Tony Bernazard, S (1, 4) <small>OBP: 0.372, SLG: 0.450</small>		0-0 F8			0-3 K		0-0 G3 2B	0-0 L4		4	0	1	0	0	1	1				
Brook Jacoby, R (1, 5) <small>OBP: 0.338, SLG: 0.421</small>		0-3 K			0-0 6-3		0-0 6-3	0-0 6-3		4	0	0	0	0	1	2				
George Vukovich, L (1, 9) <small>OBP: 0.286, SLG: 0.318</small>			0-0 F4		4-0 BB		0-0 G3 2-3		2	0	0	0	1	0	1					
Jerry Willard, L (1, 2) <small>OBP: 0.320, SLG: 0.325</small>			0-3 K		0-3 K		0-0 4-3		3	0	0	0	0	2	2					
Inning Stats	R: 0 E: 0 K: 0 S: 3	H: 0 LOB: 0 BB: 0 P: 3	R: 0 E: 0 K: 2 S: 7	H: 0 LOB: 1 BB: 1 P: 11	R: 0 E: 0 K: 1 S: 5	H: 0 LOB: 0 BB: 0 P: 5	R: 0 E: 0 K: 0 S: 3	H: 0 LOB: 1 BB: 1 P: 7	R: 0 E: 0 K: 2 S: 7	H: 0 LOB: 1 BB: 1 P: 11	R: 0 E: 0 K: 1 S: 6	H: 1 LOB: 2 BB: 1 P: 10	R: 0 E: 0 K: 0 S: 4	H: 1 LOB: 1 BB: 0 P: 4	R: 4 E: 0 K: 0 S: 6	H: 4 LOB: 0 BB: 1 P: 10	1B: 3 2B: 1 3B: 0 HR: 2	SF: 0 SAC: 0 DP: 0 HBP: 0	WP: 0 PB: 0 SB: 1 CS: 0	PA: 34
PITCHER Jack Morris, R (1, 1) <small>ERA: 3.12</small>	IP: 7.0 WLS: L BF: 30 H: 4 R: 3 ER: 3 SO: 6	BB: 5 IBB: 0 HBP: 0 BLK: 0	WP: 0 HR: 0 S: 37 P: 57	ERA: 3.86 WHIP: 1.286	PITCHER Willie Hernandez, L (8, 1) <small>ERA: 2.15</small>	IP: 1.0 WLS: L BF: 4 H: 2 R: 1 ER: 1 SO: 0	BB: 0 IBB: 0 HBP: 0 BLK: 0	WP: 0 HR: 2 S: 4 P: 4	ERA: 9.00 WHIP: 2.000											

Detroit Tigers @ Cleveland Indians
 Cleveland Municipal Stadium, Cleveland, OH
 Fri Aug 09 1985, 7:05 PM EDT
 Att. 18,050 - Unknown

AB	29
R	4
H	6
RBI	4
BB	5
SO	6
LOB	12



WP: 0	PA: 34
PB: 0	
SB: 1	
CS: 0	

Batter	1	2	3	4	5	6	7	8	9	10	11	AB R H RBI BB SO LOB	TOP
Lou Whitaker, L (1, 4) OBP: 0.390, SLG: 0.506	0-0 G3	0-0 3-1		0-0 F6		0-0 G3			0-0 F6		0-0	6 1 1 0 0 0 4	Detroit Tigers @ Cleveland Indians Cleveland Municipal Stadium, Cleveland, OH Sat Aug 10 1985, 7:05 PM EDT Att. 15,069 - Unknown
Alan Trammell, R (1, 6) OBP: 0.318, SLG: 0.387	0-0 F8		0-0 F9		0-0 F8		0-0 F6		0-0 F8		0-3	6 0 0 0 0 1 1	
Kirk Gibson, L (1, 9) OBP: 0.362, SLG: 0.524	0-0		4-0 CS 2B BB		0-0		0-0 4-3		0-0		4-0	4 1 3 0 2 0 0	
Lance Parrish, R (1, 2) OBP: 0.313, SLG: 0.451	0-0 F8		4-0 1-2 CS BB		0-3		0-0		0-0		0-0	5 1 2 2 1 1 3	
Darrell Evans, L (1, 10) OBP: 0.365, SLG: 0.517		0-0 F4	0-0	0-0	0-0	0-0	0-3		0-0		0-0	6 1 1 1 0 1 3	
Larry Herndon, R (1, 7) OBP: 0.303, SLG: 0.404		0-0	0-0	0-0		0-0			0-0		0-3	5 1 4 1 0 1 0	
Dave Bergman, L (1, 3) OBP: 0.279, SLG: 0.269		0-0	0-0	0-0		0-0			0-0		4-0	4 0 2 0 1 0 2	
Chet Lemon, R (1, 8) OBP: 0.324, SLG: 0.387		0-0		0-0		1-0			0-0		0-0	4 0 0 0 0 0 4	
Tom Brookens, R (1, 5) OBP: 0.289, SLG: 0.387		0-0		0-0		0-0			0-0		0-0	4 0 1 1 0 0 3	
Johnny Grubb, L (11, PH) OBP: 0.282, SLG: 0.263		0-0		0-0		0-0			0-0		0-0	1 0 0 0 0 0 0	
Marty Castillo, R (11, 5) OBP: 0.175, SLG: 0.233		1-2 2-H		0-0		1-2			G3		0-0	0 0 0 0 0 0 0	
Inning Stats	R: 0 H: 1 E: 0 LOB: 1 K: 0 BB: 0 S: 4 P: 4	R: 1 H: 3 E: 0 LOB: 2 K: 0 BB: 0 S: 6 P: 6	R: 2 H: 2 E: 0 LOB: 1 K: 0 BB: 2 S: 4 P: 12	R: 0 H: 0 E: 0 LOB: 0 K: 0 BB: 0 S: 3 P: 3	R: 0 H: 1 E: 0 LOB: 1 K: 1 BB: 0 S: 6 P: 6	R: 0 H: 2 E: 0 LOB: 2 K: 0 BB: 0 S: 4 P: 5	R: 1 H: 1 E: 0 LOB: 0 K: 1 BB: 0 S: 6 P: 6	R: 0 H: 1 E: 0 LOB: 1 K: 0 BB: 0 S: 4 P: 4	R: 0 H: 1 E: 0 LOB: 1 K: 0 BB: 0 S: 4 P: 4	R: 0 H: 0 E: 0 LOB: 1 K: 1 BB: 1 S: 5 P: 9	R: 1 H: 2 E: 0 LOB: 2 K: 1 BB: 1 S: 7 P: 11	1B: 10 SF: 0 2B: 3 SAC: 0 3B: 0 DP: 0 HR: 1 HBP: 1	WP: 0 PA: 50 PB: 0 SB: 2 CS: 2
PITCHER	IP WLS BF H R ER SO BB IBB HBP BLK WP HR S P ERA WHIP												
Roy Smith, R (1, 1) ERA: 2.25	9.0												
Vern Ruhle, R (10, 1) ERA: 5.05	1.2 L												
Jamie Easterly, L (11, 1) ERA: 2.18	0.1												

livebaseballscorecards.com

AB	45
R	5
H	14
RBI	5
BB	4
SO	4
LOB	20



Batter	1	2	3	4	5	6	7	8	9	10	11	AB R H RBI BB SO LOB	BOTTOM
Otis Nixon, S (1, 7) OBP: 0.253, SLG: 0.294 Carmen Castillo, R (9, PH) OBP: 0.286, SLG: 0.456 Chris Bando, S (10, 2) OBP: 0.211, SLG: 0.141												3 0 1 0 1 0 0	Detroit Tigers @ Cleveland Indians Cleveland Municipal Stadium, Cleveland, OH Sat Aug 10 1985, 7:05 PM EDT Att. 15,069 - Unknown
Brett Butler, L (1, 8) OBP: 0.357, SLG: 0.437												5 0 1 0 0 0 4	
Julio Franco, R (1, 6) OBP: 0.346, SLG: 0.377												5 1 2 0 0 0 2	
Andre Thornton, R (1, 10) OBP: 0.259, SLG: 0.289												5 0 0 0 0 1 3	
Pat Tabler, R (1, 3) OBP: 0.315, SLG: 0.353												4 1 1 1 1 1 1	
Tony Bernazard, S (1, 4) OBP: 0.372, SLG: 0.449												5 0 2 0 0 1 0	
Brook Jacoby, R (1, 5) OBP: 0.336, SLG: 0.416												4 0 0 0 1 1 2	
George Vukovich, L (1, 9) OBP: 0.285, SLG: 0.317												4 1 1 1 0 1 2	
Jerry Willard, L (1, 2) OBP: 0.314, SLG: 0.318 Benny Ayala, R (9, PH) OBP: 0.250, SLG: 0.360 Mike Fischlin, R (9, PR) OBP: 0.306, SLG: 0.341 Joe Carter, R (10, 7) OBP: 0.262, SLG: 0.325												3 0 0 0 0 1 2	
												1 0 1 0 0 0 0	
												0 1 0 0 0 0 0	
												0 0 0 0 0 0 0	
Inning Stats	R: 0 H: 1 E: 0 LOB: 0 K: 0 BB: 0 S: 3 P: 3	R: 0 H: 1 E: 0 LOB: 2 K: 1 BB: 1 S: 6 P: 10	R: 0 H: 0 E: 0 LOB: 0 K: 0 BB: 0 S: 3 P: 3	R: 2 H: 3 E: 0 LOB: 2 K: 0 BB: 1 S: 6 P: 10	R: 0 H: 0 E: 0 LOB: 1 K: 0 BB: 1 S: 3 P: 7	R: 0 H: 0 E: 0 LOB: 0 K: 1 BB: 0 S: 5 P: 5	R: 0 H: 1 E: 0 LOB: 1 K: 1 BB: 0 S: 6 P: 6	R: 0 H: 1 E: 0 LOB: 0 K: 0 BB: 0 S: 3 P: 3	R: 2 H: 3 E: 0 LOB: 2 K: 1 BB: 0 S: 8 P: 8	R: 0 H: 0 E: 0 LOB: 0 K: 1 BB: 0 S: 5 P: 5	R: 0 H: 0 E: 0 LOB: 0 K: 1 BB: 0 S: 5 P: 5	1B: 8 SF: 1 2B: 1 SAC: 0 3B: 1 DP: 2 HR: 0 HBP: 0	WP: 0 PA: 44 PB: 0 SB: 1 CS: 0
PITCHER	IP WLS BF H R ER SO BB IBB HBP BLK WP HR S P ERA WHIP												
Walt Terrell, R (1, 1) ERA: 3.97 Willie Hernandez, L (9, 1) ERA: 2.2	8.2 35 8 3 3 4 3 0 0 0 0 0 40 52 3.12 1.269												
	2.1 9 2 1 1 2 0 0 0 0 0 0 13 13 3.86 0.857												

livebaseballscores.com

AB	40
R	4
H	10
RBI	4
BB	3
SO	6
LOB	16



Batter	1	2	3	4	5	6	7	8	9	AB R H RBI BB SO LOB	TOP											
Alan Trammell, R (1, 6) OBP: 0.319, SLG: 0.387	0-0 F8		0-0 L3 1B		0-3 K		0-0 FC6-4 1B		0-3 K	5 0 2 1 0 2 2												
Barbaro Garbey, R (1, 3) OBP: 0.308, SLG: 0.361	0-0 E 2B		0-0 L3			0-0 FC3-6 1B	0-0 FC6-4		0-0 FC5-4	5 1 2 0 0 0 4												
Kirk Gibson, L (1, 9) OBP: 0.363, SLG: 0.523	0-0 E1 2-H			4-0 BB BB		0-0 FC3-6 1-2f		0-0 1B 1B		3 0 1 0 1 0 1												
Lance Parrish, R (1, 2) OBP: 0.310, SLG: 0.446	0-0 F7			0-0 F8		0-3 K		0-0 F8		4 0 0 0 0 1 4												
Larry Herndon, R (1, 7) OBP: 0.300, SLG: 0.399	0-0 5-3 1-2			0-0 F7		0-0 6-3		0-3 K		4 0 0 0 0 1 4												
Chet Lemon, R (1, 8) OBP: 0.326, SLG: 0.388		0-0 F7		0-3 K			0-0 F9 1B 1B	0-0 1B 1-2		4 1 2 0 0 1 1												
Alejandro Sanchez, R (1, 10) OBP: 0.242, SLG: 0.516			0-3 K		0-0 FC6-5 2B		0-0 F8	0-3 K		4 0 1 0 0 2 3												
Tom Brookens, R (1, 5) OBP: 0.288, SLG: 0.386			0-3 K		0-0 FC6-5 1B		0-0 1B 1-2 1B		0-3 K	4 0 1 0 0 2 1												
Doug Flynn, R (1, 4) OBP: 0.225, SLG: 0.250			0-3 K		0-0 1B 1-3		0-0 F9		0-0 FC5-4 1B	4 0 2 0 0 1 2												
Inning Stats	R: 1 E: 1 K: 0 S: 5	H: 1 LOB: 1 BB: 0 P: 5	R: 0 E: 0 K: 2 S: 7	H: 0 LOB: 0 BB: 0 P: 7	R: 0 E: 0 K: 1 S: 5	H: 1 LOB: 0 BB: 0 P: 5	R: 0 E: 0 K: 1 S: 5	H: 0 LOB: 1 BB: 1 P: 9	R: 0 E: 0 K: 1 S: 6	H: 2 LOB: 1 BB: 0 P: 6	R: 0 E: 0 K: 1 S: 6	H: 1 LOB: 1 BB: 0 P: 6	R: 1 E: 0 K: 0 S: 6	H: 3 LOB: 2 BB: 0 P: 6	R: 0 E: 0 K: 2 S: 9	H: 2 LOB: 2 BB: 0 P: 9	R: 0 E: 0 K: 2 S: 8	H: 1 LOB: 1 BB: 0 P: 8	1B: 9 2B: 3 3B: 0 HR: 0	SF: 0 SAC: 0 DP: 1 HBP: 0	WP: 0 PB: 0 SB: 1 CS: 0	PA: 38
PITCHER Neal Heaton, L (1, 1) ERA: 4.61	IP 9.0 WLS W BF 38 H 11 R 2 ER 1 SO 10 BB 1 IBB 0 HBP 0 BLK 0 WP 0 HR 0 S 57 P 61 ERA 1.00 WHIP 1.333											PITCHER	IP WLS BF H R ER SO BB IBB HBP BLK WP HR S P ERA WHIP									

Detroit Tigers @ Cleveland Indians
 Cleveland Municipal Stadium, Cleveland, OH
 Sun Aug 11 1985, 3:33 AM EDT
 Att: 13,475 - Unknown

livebaseballscorecards.com

AB	37
R	2
H	11
RBI	1
BB	1
SO	10
LOB	22



Batter	1	2	3	4	5	6	7	8	9
Otis Nixon, S (1, 7) <small>OBP: 0.272, SLG: 0.295</small>	4-0 		0-0 		4-0 	0-0 FC6-4 		0-3 K 	
Brett Butler, L (1, 8) <small>OBP: 0.357, SLG: 0.434</small>	0-0 G3 		4-0 F5-4-3 		0-0 F8 		4-0 WP 	0-0 F7 	
Julio Franco, R (1, 6) <small>OBP: 0.350, SLG: 0.383</small>	0-0 		0-0 F5-4-3 			0-0 SF7 	0-3 K 		
Andre Thornton, R (1, 10) <small>OBP: 0.262, SLG: 0.289</small>	0-0 		0-0 F5-4-3 			0-0 6-3 	4-0 F5-4-3 		
Brook Jacoby, R (1, 5) <small>OBP: 0.336, SLG: 0.415</small>	0-3 K 		0-0 5-3 			0-0 SF7 	0-0 F5-4-3 		
Tony Bernazard, S (1, 4) <small>OBP: 0.374, SLG: 0.450</small>		4-0 SF7 		0-0 F7 		0-0 SF7 		0-0 S 	
Mike Hargrove, L (1, 3) <small>OBP: 0.339, SLG: 0.324</small>		0-0 F4-6-3 		0-0 F6-4-3 		0-0 BB 		0-3 K 	
George Vukovich, L (1, 9) <small>OBP: 0.283, SLG: 0.316</small> Joe Carter, R (6, PH) <small>OBP: 0.266, SLG: 0.330</small> (7, 9)		0-0 SF7 		0-0 F6-4-3 		4-0 BB 		0-0 1B 	
Chris Bando, S (1, 2) <small>OBP: 0.219, SLG: 0.145</small>		0-0 F4-6-3 		0-0 F4-3 		4-0 FC6-4 		0-0 	

Inning Stats	R: 0	H: 2	E: 0	K: 1	S: 6	LOB: 2	BB: 1	P: 10
	R: 1	H: 1	E: 0	K: 0	S: 3	LOB: 0	BB: 1	P: 7
	R: 1	H: 2	E: 0	K: 0	S: 4	LOB: 1	BB: 1	P: 8
	R: 0	H: 1	E: 0	K: 0	S: 3	LOB: 0	BB: 0	P: 3
	R: 0	H: 0	E: 0	K: 0	S: 2	LOB: 0	BB: 1	P: 6
	R: 2	H: 3	E: 0	K: 0	S: 6	LOB: 3	BB: 2	P: 14
	R: 1	H: 0	E: 1	K: 1	S: 4	LOB: 0	BB: 2	P: 12
	R: 2	H: 3	E: 0	K: 2	S: 10	LOB: 1	BB: 0	P: 10

PITCHER															PITCHER																				
IP	WLS	BF	H	R	ER	SO	BB	IBB	HBP	BLK	WP	HR	S	P	ERA	WHIP	IP	WLS	BF	H	R	ER	SO	BB	IBB	HBP	BLK	WP	HR	S	P	ERA	WHIP		
Randy O'Neal, R (1, 1)	5.2	L	25	9	4	4	1	4	0	0	0	0	23	39	6.35	2.294																			
Bill Scherrer, L (6, 1)	0.1		4	0	1	0	0	2	1	0	0	0	1	13	0.00	6.000																			
Doug Bair, R (7, 1)	1.1		6	2	2	2	2	1	0	0	0	1	0	9	13.50	2.250																			
Juan Berenguer, R (8, 1)	0.2		3	1	0	0	1	0	0	0	0	0	0	5	0.00	1.500																			

BOTTOM

Detroit Tigers @ Cleveland Indians
 Cleveland Municipal Stadium, Cleveland, OH

Sun Aug 11 1985, 3:33 AM EDT
 Att. 13,475 - Unknown

AB	28
R	7
H	12
RBI	6
BB	8
SO	4
LOB	17

1B: 10	SF: 2	WP: 1	PA: 38
2B: 2	SAC: 0	PB: 0	
3B: 0	DP: 4	SB: 2	
HR: 0	HBP: 0	CS: 2	

Batter	1	2	3	4	5	6	7	8	9	AB R H RBI BB SO LOB	TOP													
Lou Whitaker, L (1, 4) OBP: 0.390, SLG: 0.507	0-0 BB 1B		0-0 F8		0-0 1-H 2B		0-0 G3-6-3		0-0 F8	5 0 2 1 0 0 2	Detroit Tigers @ Milwaukee Brewers Milwaukee County Stadium, Milwaukee, WI Mon Aug 12 1985, 8:05 PM EDT Att: 13,778 - Unknown livebaseballscorecards.com													
Darrell Evans, L (1, 10) OBP: 0.366, SLG: 0.512	4-0 1-2 BB		4-0 BB		0-0 F6		0-0 G3		0-0 F6	3 0 0 0 2 0 3														
Kirk Gibson, L (1, 9) OBP: 0.361, SLG: 0.518	0-0 B1		0-0 F8			4-0 2B FC1-2 BB	0-0 4-3		0-0 E5	4 0 0 0 1 0 5														
Lance Parrish, R (1, 2) OBP: 0.311, SLG: 0.447	0-0 L3			0-0 1-3		0-0 FC1-2 1-3 2B		4-0 1-3 BB	0-0 L5	4 1 1 0 1 0 4														
Dave Bergman, L (1, 3) OBP: 0.269, SLG: 0.258	0-3 K			0-0 4-3		0-0 FC1-2 1B		0-0 1-3		4 0 0 0 0 1 5														
Larry Herndon, R (1, 7) OBP: 0.302, SLG: 0.398		0-0 4-3		0-0 F7		0-0 1-3 3-H 1B		4-0 G6-4-3 IBB		3 0 1 1 1 0 0														
Alan Trammell, R (1, 6) OBP: 0.321, SLG: 0.388		0-0 CS 1B			0-0 WP 2B 1B	0-0 F3		0-0 G6-4-3		4 1 2 0 0 0 4														
Chet Lemon, R (1, 8) OBP: 0.325, SLG: 0.395		0-0 F7 1-2			0-3 K	0-0 4-3			0-0 HR	4 1 1 1 0 1 4														
Tom Brookens, R (1, 5) OBP: 0.289, SLG: 0.385 Johnny Grubb, L (9, PH) OBP: 0.288, SLG: 0.263 Alejandro Sanchez, R (9, PR) OBP: 0.242, SLG: 0.516			0-3 K		0-3 K		0-0 G3 G3-6-3 1B		4-0 E BB	3 0 1 0 0 2 1 0 0 0 0 1 0 0 0 0 0 0 0 0 0														
Inning Stats	R: 0 E: 0 K: 1 S: 6	H: 1 LOB: 2 BB: 1 P: 10	R: 0 E: 0 K: 0 S: 3	H: 1 LOB: 0 BB: 0 P: 3	R: 0 E: 0 K: 1 S: 5	H: 0 LOB: 1 BB: 1 P: 9	R: 0 E: 0 K: 0 S: 3	H: 0 LOB: 0 BB: 0 P: 3	R: 1 E: 0 K: 2 S: 9	H: 2 LOB: 1 BB: 0 P: 9	R: 1 E: 0 K: 0 S: 5	H: 2 LOB: 2 BB: 1 P: 9	R: 0 E: 0 K: 0 S: 4	H: 1 LOB: 1 BB: 0 P: 4	R: 0 E: 0 K: 0 S: 2	H: 0 LOB: 1 BB: 2 P: 10	R: 1 E: 1 K: 0 S: 5	H: 1 LOB: 2 BB: 1 P: 9	1B: 5 2B: 2 3B: 0 HR: 1	SF: 0 SAC: 0 DP: 1 HBP: 0	WP: 1 PB: 0 SB: 0 CS: 1	PA: 40		
PITCHER Jaime Cocanower, R (1, 1) ERA: 3.75 Rollie Fingers, R (9, 1) ERA: 4.63	IP 8.0	WLS W	BF 34	H 7	R 2	ER 2	SO 4	BB 4	IBB 1	HBP 0	BLK 0	WP 1	HR 0	S 37	P 57	ERA 2.25	WHIP 1.375						ERA 9.00	WHIP 2.000



Batter	1	2	3	4	5	6	7	8	9
Paul Molitor, R (1, 5) <small>OBP: 0.356, SLG: 0.408</small> Jim Gantner, L (1, PR) <small>OBP: 0.303, SLG: 0.322</small> (2, 5)	0-0 		0-0 6-3 			0-0 6-3 		0-0 FC5-6 	
Robin Yount, R (1, 10) <small>OBP: 0.331, SLG: 0.446</small>	0-0 G4-6-3 			0-0 		0-0 		0-0 E3 	
Cecil Cooper, L (1, 3) <small>OBP: 0.327, SLG: 0.463</small>	0-0 F8 			0-3 K 		0-0 1-3 		0-0 	
Ben Oglivie, L (1, 9) <small>OBP: 0.365, SLG: 0.456</small>		0-3 K 		0-0 5-3 			0-0 F9 	0-0 	
Randy Ready, R (1, 7) <small>OBP: 0.379, SLG: 0.500</small>		0-0 F8 		0-0 6-3 			0-0 	0-0 F7 	
Ernest Riles, L (1, 6) <small>OBP: 0.343, SLG: 0.418</small>		0-0 			0-0 F8 		0-0 	0-0 	
Paul Householder, S (1, 8) <small>OBP: 0.298, SLG: 0.331</small>		0-3 K 			0-0 F9 		0-0 E5 	0-0 FC5-4 	
Charlie Moore, R (1, 2) <small>OBP: 0.284, SLG: 0.273</small>			0-0 F7 		0-3 K 		0-0 G4-6-3 		
Ed Romero, R (1, 4) <small>OBP: 0.286, SLG: 0.246</small>			0-0 F9 			0-0 F4 		0-0 	

AB	R	H	RBI	BB	SO	LOB
1	0	1	0	0	0	0
3	1	0	0	0	0	1
4	1	2	0	0	0	2
4	1	1	1	0	1	3
4	0	1	1	0	1	1
4	1	1	0	0	0	3
4	0	3	1	0	0	0
4	0	0	1	0	1	4
3	0	0	0	0	1	2
3	0	1	0	0	0	0

BOTTOM

Detroit Tigers @ Milwaukee Brewers
 Milwaukee County Stadium, Milwaukee, WI
 Mon Aug 12 1985, 8:05 PM EDT
 Att. 13,778 - Unknown

livebaseballscorecards.com

AB	34
R	4
H	10
RBI	4
BB	0
SO	4
LOB	16



1B: 9	SF: 0
2B: 1	SAC: 0
3B: 0	DP: 2
HR: 0	HBP: 0

WP: 0	PA: 34
PB: 0	
SB: 0	
CS: 0	

Inning Stats		R: 0	H: 1	R: 0	H: 1	R: 0	H: 0	R: 0	H: 0	R: 0	H: 1	R: 1	H: 2	R: 3	H: 4
		E: 0	LOB: 1	E: 0	LOB: 1	E: 0	LOB: 0	E: 0	LOB: 1	E: 0	LOB: 1	E: 1	LOB: 1	E: 2	LOB: 2
		K: 0	BB: 0	K: 2	BB: 0	K: 0	BB: 0	K: 1	BB: 0	K: 0	BB: 0	K: 0	BB: 0	K: 0	BB: 0
		S: 3	P: 3	S: 8	P: 8	S: 3	P: 3	S: 6	P: 6	S: 5	P: 5	S: 5	P: 5	S: 8	P: 8

PITCHER															IP	WLS	BF	H	R	ER	SO	BB	IBB	HBP	BLK	WP	HR	S	P	ERA	WHIP
Frank Tanana, L (1, 1) <small>ERA: 4.51</small>															7.0		27	7	2	2	4	0	0	0	0	0	0	35	35	2.57	1.000
Willie Hernandez, L (8, 1) <small>ERA: 2.17</small>															1.0	L	7	3	2	0	0	0	0	0	0	0	0	7	7	0.00	3.000

Batter	1	2	3	4	5	6	7	8	9	10	11	12	13	AB R H RBI BB SO LOB	TOP																
Lou Whitaker, L (1, 4) X OBP: 0.389, SLG: 0.511	0-0 4-3 ①		0-0 F7 ①		0-0 1B 1-2 1B ②		0-0 G3 ②			0-0 G3 ①			0-0 HR	6 1 2 1 0 0 0	Detroit Tigers @ Milwaukee Brewers Milwaukee County Stadium, Milwaukee, WI Tue Aug 13 1985, 8:05 PM EDT Att. 15,504 - Unknown																
Darrell Evans, L (1, 3) X OBP: 0.363, SLG: 0.504	0-0 F8 ②		4-0 BB		0-3 K ②		0-0 3-1 ③			0-0 F9 ②			0-3 K ①	5 0 0 0 1 2 2																	
Kirk Gibson, L (1, 9) B B B B OBP: 0.365, SLG: 0.523	4-0 E S WP BB		0-0 F3 ②		0-0 1B 1-3 2-H ②		0-0 1B 3B			0-3 K ③			0-0 CS 1B	5 2 3 1 1 1 1																	
Lance Parrish, R (1, 2) B B B B OBP: 0.314, SLG: 0.449	4-0 1B BB		0-3 K ③		0-0 5-3 ③		0-0 FC1-6 1B 3-H ①			0-0 6-3 ①			0-0 1B 2B 1-2 ②	5 1 2 1 1 1 3																	
Nelson Simmons, S (1, 10) Alejandro Sanchez, R (13, PR)	0-0 1B 1-2				0-0 F7 ①		0-0 G3 ①			0-0 FC1-6 G4-6-3 1-2f ①			0-0 CS 1B 2-H ②	6 0 2 1 0 0 1 0 0 0 0 0 0 0																	
Larry Herndon, R (1, 7) X OBP: 0.298, SLG: 0.393	0-0 1-3 ③				0-0 4-3 ②		0-3 K ②			0-0 G4-6-3 1-2f ③			0-0 CS ③	5 0 0 0 0 2 3																	
Alan Trammell, R (1, 6) OBP: 0.322, SLG: 0.390					0-0 L9 ③		0-0 2B			0-0 F8 ①				5 0 2 0 0 0 0																	
Chet Lemon, R (1, 8) OBP: 0.321, SLG: 0.390							0-0 5-3 ① S ③			0-3 K ②				5 0 0 0 0 3 2																	
Tom Brookens, R (1, 5) OBP: 0.287, SLG: 0.382							0-0 1B 1B			0-0 F9 ③				5 1 1 0 0 0 1																	
Inning Stats	R: 1 E: 0 K: 0 S: 4	H: 1 LOB: 2 BB: 2 P: 12	R: 0 E: 0 K: 0 S: 3	H: 1 LOB: 0 BB: 0 P: 3	R: 0 E: 0 K: 1 S: 5	H: 0 LOB: 1 BB: 1 P: 9	R: 0 E: 0 K: 0 S: 3	H: 0 LOB: 0 BB: 0 P: 3	R: 1 E: 0 K: 1 S: 8	H: 3 LOB: 2 BB: 0 P: 8	R: 0 E: 0 K: 2 S: 8	H: 1 LOB: 1 BB: 0 P: 8	R: 0 E: 0 K: 0 S: 3	H: 0 LOB: 0 BB: 0 P: 3		R: 1 E: 0 K: 0 S: 4	H: 2 LOB: 0 BB: 0 P: 4	R: 0 E: 0 K: 1 S: 5	H: 0 LOB: 0 BB: 0 P: 5	R: 0 E: 0 K: 1 S: 5	H: 0 LOB: 0 BB: 0 P: 5	R: 0 E: 0 K: 1 S: 5	H: 0 LOB: 0 BB: 0 P: 5	R: 0 E: 0 K: 1 S: 7	H: 4 LOB: 1 BB: 0 P: 7	1B: 8 2B: 2 3B: 1 HR: 1	SF: 0 SAC: 0 DP: 2 HBP: 0	WP: 1 PB: 0 SB: 1 CS: 2	PA: 51		
PITCHER																															
Pete Vuckovich, R (1, 1) ERA: 4.79	IP: 6.0	WLS: 26	BF: 26	H: 6	R: 2	ER: 2	SO: 4	BB: 3	IBB: 0	HBP: 0	BLK: 0	WP: 1	HR: 0	S: 31		P: 43	ERA: 3.00	WHIP: 1.500													
Rick Waits, L (7, 1) ERA: 5.32	1.0		5	2	1	1	0	0	0	0	0	0	0	5		5	9.00	2.000													
Bob Gibson, R (8, 1) ERA: 3.27	6.0	L: 19		4	2	2	5	0	0	0	0	0	1	29	29	3.00	0.667														

AB	47
R	5
H	12
RBI	4
BB	3
SO	9
LOB	13



livebaseballscorecards.com

Batter	1	2	3	4	5	6	7	8	9	10	11	12	13	AB R H RBI BB SO LOB
Robin Yount, R OBP: 0.331, SLG: 0.442 (1, 8)	F9	6-3			4-3			F9		4-0 IBB		4-0 BB		4 0 0 0 2 0 1
Randy Ready, R OBP: 0.314, SLG: 0.406 (1, 7)	E4 1B		F9		5-3			4-3		5-3		F7		6 1 0 0 0 0 4
Cecil Cooper, L OBP: 0.327, SLG: 0.461 (1, 3)	3-1 1B		4-3		L7			K				SH1-3 1B		6 1 2 0 0 1 1
Ben Oglivie, L OBP: 0.363, SLG: 0.451 (1, 9)	3-1 E		3-1			L6		F3			SH1-3		F5	5 1 1 1 0 0 0
Ted Simmons, S OBP: 0.343, SLG: 0.416 (1, 10)	3-1			3-1 1B		F9		F6			4-0 IBB		HR	5 1 2 1 1 0 2
Ernest Riles, L OBP: 0.343, SLG: 0.416 (1, 6)	E3 1B			3-1 1B		K		F7			0-0 L9		K	6 0 2 1 0 2 2
Jim Gantner, L OBP: 0.299, SLG: 0.317 (1, 5)	G3			G3-6-3 1B			4-3			F7		L4		5 0 0 0 0 0 5
Charlie Moore, R OBP: 0.279, SLG: 0.268 (1, 2)		F9		F9			6-3			K		F7		5 0 0 0 0 1 1
Ed Romero, R OBP: 0.290, SLG: 0.267 (1, 4)		6-3			4-3 2B		6-3			2B		K		5 0 2 0 0 1 0

Inning Stats	R: 3	H: 3	E: 2	K: 0	S: 7	LOB: 1	BB: 0	P: 7	R: 0	H: 0	E: 0	K: 0	S: 3	LOB: 0	BB: 0	P: 3	R: 0	H: 0	E: 0	K: 0	S: 3	LOB: 0	BB: 0	P: 4	R: 0	H: 2	E: 0	K: 0	S: 4	LOB: 1	BB: 0	P: 4	R: 0	H: 1	E: 0	K: 1	S: 5	LOB: 0	BB: 0	P: 5	R: 0	H: 0	E: 0	K: 1	S: 5	LOB: 0	BB: 0	P: 5	R: 0	H: 0	E: 0	K: 0	S: 3	LOB: 0	BB: 0	P: 3	R: 0	H: 0	E: 0	K: 1	S: 6	LOB: 2	BB: 1	P: 10	R: 0	H: 1	E: 0	K: 0	S: 4	LOB: 2	BB: 1	P: 8	R: 0	H: 0	E: 0	K: 1	S: 5	LOB: 1	BB: 1	P: 9	R: 1	H: 1	E: 0	K: 1	S: 6	LOB: 0	BB: 0	P: 6	1B: 6	2B: 2	3B: 0	HR: 1	SF: 0	SAC: 1	DP: 1	HBP: 0	WP: 0	PA: 51
PITCHER	IP	WLS	BF	H	R	ER	SO	BB	IBB	HBP	BLK	WP	HR	S	P	ERA	WHIP																																																																																	
Dan Petry, R ERA: 3.42 (1, 1)	8.0		30	6	3	0	2	0	0	0	0	0	0	34	34	0.00	0.750																																																																																	
Bill Scherrer, L ERA: 3.92 (9, 1)	3.0		13	2	0	0	1	0	2	0	0	0	0	13	21	0.00	0.667																																																																																	
Aurelio Lopez, R ERA: 4.39 (12, 1)	1.0	W	4	0	0	0	1	1	0	0	0	0	0	5	9	0.00	1.000																																																																																	
Willie Hernandez, L ERA: 2.25 (13, 1)	1.0	S	4	1	1	1	1	0	0	0	0	0	1	6	6	9.00	1.000																																																																																	

DETROIT TIGERS @ MILWAUKEE BREWERS
 Milwaukee County Stadium, Milwaukee, WI
 Tue Aug 13 1985, 8:05 PM EDT
 Att: 15,504 - Unknown

AB	47
R	4
H	9
RBI	3
BB	3
SO	5
LOB	16



Batter	1	2	3	4	5	6	7	8	9	AB R H RBI BB SO LOB	TOP
Lou Whitaker, L OBP: 0.388, SLG: 0.507 (1, 4)	4-0 CS BB	0-0 F7		0-0 F8			0-0 F7		0-0 F9	4 0 0 0 1 0 2	
Darrell Evans, L OBP: 0.363, SLG: 0.501 (1, 3)	0-0 E4 1-2 2B		4-0 E 1B 1B BB		0-3 K		0-0 1-3 1B		0-0 L3	4 2 1 0 1 1 1	
Kirk Gibson, L OBP: 0.367, SLG: 0.523 (1, 9)	0-3 K		0-0 1B 1-3 1B		0-0 G6-4-3 1B		0-3 K			4 0 2 0 0 2 3	
Lance Parrish, R OBP: 0.316, SLG: 0.452 (1, 2)	0-0 1-H HR 2B		0-0 2-3 3-H 1B		0-0 G6-4-3 1-2f		0-0 F3			4 1 2 2 0 0 3	
Nelson Simmons, S OBP: 0.310, SLG: 0.419 Larry Herndon, R OBP: 0.298, SLG: 0.393 (1, 7) (8, 7)	0-0 2-H HR		4-0 IBB		0-0 4-3		0-0 F8			3 1 1 2 1 0 0 0 0 0 0 0 0 0	
Barbaro Garbey, R OBP: 0.312, SLG: 0.369 (1, 10)	0-0 F8		0-3 K		0-0 2B		0-0 SH1-3 1B			4 0 2 0 0 1 2	
Alan Trammell, R OBP: 0.320, SLG: 0.388 (1, 6)		0-0 5-3	0-3 K		0-0 F8		0-0 SH1-3			3 0 0 0 0 1 3	
Chet Lemon, R OBP: 0.320, SLG: 0.386 (1, 8)		4-0 BB		0-0 F3		0-0 F1		0-0 F8		3 0 0 0 1 0 2	
Tom Brookens, R OBP: 0.287, SLG: 0.381 (1, 5)		0-3 K		0-0 F8			0-0 1B 1B		0-0 F7	4 0 1 0 0 1 1	
Inning Stats	R: 3 E: 1 K: 1 S: 7 H: 2 LOB: 0 BB: 1 P: 11	R: 0 E: 0 K: 1 S: 5 H: 0 LOB: 1 BB: 1 P: 9	R: 1 E: 1 K: 2 S: 8 H: 2 LOB: 2 BB: 2 P: 16	R: 0 E: 0 K: 0 S: 3 H: 0 LOB: 0 BB: 0 P: 3	R: 0 E: 0 K: 1 S: 5 H: 1 LOB: 0 BB: 0 P: 5	R: 0 E: 0 K: 0 S: 4 H: 1 LOB: 1 BB: 0 P: 4	R: 0 E: 0 K: 1 S: 7 H: 2 LOB: 2 BB: 0 P: 7	R: 0 E: 0 K: 0 S: 4 H: 1 LOB: 1 BB: 0 P: 4	R: 0 E: 0 K: 0 S: 3 H: 0 LOB: 0 BB: 0 P: 3	1B: 6 2B: 2 3B: 0 HR: 1 SF: 0 SAC: 1 DP: 1 HBP: 0	WP: 0 PB: 0 SB: 0 CS: 1 PA: 38
PITCHER Danny Darwin, R ERA: 3.75 (1, 1)	IP 9.0 WLS L BF 38 H 9 R 4 ER 1 SO 6 BB 3 IBB 1 HBP 0 BLK 0 WP 0 HR 1 S 46 P 62 ERA 1.00 WHIP 1.333	PITCHER IP WLS BF H R ER SO BB IBB HBP BLK WP HR S P ERA WHIP									

Detroit Tigers @ Milwaukee Brewers
Milwaukee County Stadium, Milwaukee, WI

Wed Aug 14 1985, 8:05 PM EDT
Att: 13,085 - Unknown

livebaseballscorecards.com

AB 33
R 4
H 9
RBI 4
BB 4
SO 6
LOB 17



Batter	1	2	3	4	5	6	7	8	9	AB	R	H	RBI	BB	SO	LOB
Robin Yount, R OBP: 0.333, SLG: 0.440 (1, 10)	4-0 1B 2B BB	0-3 K			0-3 K			4-0 1-2 BB		2	1	0	0	2	2	1
Ernest Riles, L OBP: 0.342, SLG: 0.413 (1, 6)	0-0 2B 1-2 SF8 1B		0-0 G3		0-0 F8			0-0 4		4	1	1	0	0	0	3
Cecil Cooper, L OBP: 0.330, SLG: 0.469 (1, 3)	0-0 SF8 1-3 2-H SF9 2B		0-0 F8			0-0 4-3 2B		0-0 SH1-4 1B		4	1	3	1	0	0	0
Ben Oglivie, L OBP: 0.360, SLG: 0.448 (1, 9)	0-0 SF8		0-3 K			0-0 4-3		0-0 SH1-4		2	0	0	1	0	1	1
Ted Simmons, S OBP: 0.342, SLG: 0.412 (1, 2)	4-0 BB			0-0 F8		0-3 K2-3		0-0 F6		3	0	0	0	1	1	2
Randy Ready, R OBP: 0.308, SLG: 0.382 (1, 7)	0-0 SF9			0-0 F9		4-0 FC6-4 BB		0-3 K		2	0	0	1	1	1	1
Jim Gantner, L OBP: 0.296, SLG: 0.314 (1, 5)	0-0 F7			0-0 F7		0-0 FC6-4			0-0 5-3	4	0	0	0	0	0	3
Paul Householder, S OBP: 0.297, SLG: 0.330 (1, 8)		0-0 1-3			0-0 F8			0-0 4 BB 1B		4	0	1	0	0	0	0
Ed Romero, R OBP: 0.291, SLG: 0.269 Carlos Ponce, R (9, PH)		0-3 K			0-0 1B			0-0 F8		3	0	1	0	0	1	1
									0-0 F9	1	0	0	0	0	0	0

Inning Stats		R: 3	H: 2	E: 0	K: 0	S: 5	R: 0	H: 0	E: 0	K: 2	S: 7	R: 0	H: 0	E: 0	K: 1	S: 5	R: 0	H: 0	E: 0	K: 0	S: 3	R: 0	H: 1	E: 0	K: 1	S: 6	R: 0	H: 1	E: 0	K: 1	S: 6	R: 0	H: 1	E: 0	K: 1	S: 6	R: 0	H: 1	E: 0	K: 1	S: 6	R: 0	H: 0	E: 0	K: 0	S: 3	1B: 4	2B: 3	3B: 0	HR: 0	SF: 2	SAC: 1	DP: 1	HBP: 0	WP: 0	PB: 0	SB: 0	CS: 0	PA: 36
PITCHER		IP	WLS	BF	H	R	ER	SO	BB	IBB	HBP	BLK	WP	HR	S	P	ERA	WHIP																																									
Jack Morris, R ERA: 3.13 Willie Hernandez, L ERA: 2.22	(1, 1)	8.0	W	33	6	3	3	6	4	0	0	0	0	0	41	57	3.38	1.250																																									
	(9, 1)	1.0	S	3	0	0	0	0	0	0	0	0	0	0	3	3	0.00	0.000																																									

DETROIT TIGERS @ MILWAUKEE BREWERS
Milwaukee County Stadium, Milwaukee, WI
 Wed Aug 14 1985, 8:05 PM EDT
 Att. 13,085 - Unknown

livebaseballscorecards.com

AB	29
R	3
H	6
RBI	3
BB	4
SO	6
LOB	12



Batter	1	2	3	4	5	6	7	8	9	AB R H RBI BB SO LOB	TOP											
Otis Nixon, S (1, 7) <small>OBP: 0.260, SLG: 0.281</small> Benny Ayala, R (9, PH) <small>OBP: 0.264, SLG: 0.373</small> Joe Carter, R (9, 8) <small>OBP: 0.265, SLG: 0.325</small>	0-0 4-3	0-0 F6		0-0 FC6-4		0-0 F6			0-0 BB 1B	4 0 0 0 0 0 4 1 1 1 0 0 0 0 0 0 0 0 0 0 0												
Brett Butler, L (1, 8) <small>OBP: 0.359, SLG: 0.434</small> Carmen Castillo, R (9, PH) <small>OBP: 0.283, SLG: 0.438</small>	4-0 1B BB		0-0 4-3		0-0 FC6-4 3B		0-0 1-3		4-0 1B 1-2 HR BB	3 2 1 0 1 0 0 0 1 0 0 1 0 0												
Julio Franco, R (1, 6) <small>OBP: 0.353, SLG: 0.384</small>	0-0 1-3 1-2		0-0 4-3		0-0 FC6-4 1B		0-0 6-3		0-0 1-2 2-H HR 1B	5 1 2 1 0 0 1												
Andre Thornton, R (1, 10) <small>OBP: 0.284, SLG: 0.328</small>	0-0 2-H 1B		0-0 1B		0-0 FC6-4 1-2f E 3-H		0-0 5-3		0-0 1-H 2-H HR	5 1 3 5 0 0 1												
Pat Tabler, R (1, 3) <small>OBP: 0.319, SLG: 0.360</small>	0-3 K		0-3 K		0-0 E6 1-2			0-0 F9 2B	0-0 F7	5 1 1 0 0 2 3												
Tony Bernazard, S (1, 4) <small>OBP: 0.363, SLG: 0.431</small>		0-0 4-3		0-0 F8		0-0 F9		0-0 F9 2-3	4-0 S BB	4 0 0 0 1 0 3												
Brook Jacoby, R (1, 5) <small>OBP: 0.340, SLG: 0.420</small>		4-0 BB BB		0-3 K		0-3 K		0-0 3-1 2B	0-3 K	4 0 1 1 1 3 3												
George Yukovich, L (1, 9) <small>OBP: 0.287, SLG: 0.323</small>		0-0 F7		0-0 1B 1B		0-3 K		0-0 3-1 2-3	0-3 K	5 0 1 0 0 2 3												
Jerry Willard, L (1, 2) <small>OBP: 0.322, SLG: 0.319</small>		4-0 1-2 BB		0-0 1-2 FC6-4 1B		0-3 K		0-0 F9		3 0 1 0 1 1 1												
Inning Stats	R: 1 E: 0 K: 1 S: 6	H: 1 LOB: 1 BB: 1 P: 10	R: 0 E: 0 K: 0 S: 3	H: 0 LOB: 2 BB: 2 P: 11	R: 0 E: 0 K: 1 S: 6	H: 1 LOB: 1 BB: 0 P: 6	R: 0 E: 0 K: 1 S: 7	H: 2 LOB: 2 BB: 0 P: 7	R: 1 E: 1 K: 1 S: 8	H: 2 LOB: 2 BB: 0 P: 8	R: 0 E: 0 K: 2 S: 7	H: 0 LOB: 0 BB: 0 P: 7	R: 0 E: 0 K: 0 S: 3	H: 0 LOB: 0 BB: 0 P: 3	R: 1 E: 0 K: 0 S: 5	H: 2 LOB: 1 BB: 0 P: 5	R: 4 E: 0 K: 2 S: 10	H: 3 LOB: 1 BB: 2 P: 18	1B: 7 2B: 2 3B: 1 HR: 1	SF: 0 SAC: 0 DP: 0 HBP: 0	WP: 0 PB: 0 SB: 1 CS: 0	PA: 44
PITCHER	IP WLS BF H R ER SO BB IBB HBP BLK WP HR S P ERA WHIP																					
Walt Terrell, R (1, 1) <small>ERA: 3.95</small> Willie Hernandez, L (9, 1) <small>ERA: 2.65</small> Bill Scherrer, L (9, 1) <small>ERA: 3.83</small>	8.0 L 4 3 4 4 0 1 0 0 0 0 0 0 45 57 3.38 1.375																					
	1.0 4 0 0 0 0 2 1 0 0 0 0 0 7 11 0.00 1.000																					

Cleveland Indians @ Detroit Tigers
 Tiger Stadium, Detroit, MI
 Thu Aug 15 1985, 7:05 PM EDT
 Att: 23,542 - Unknown

livebaseballscorecards.com

AB	39
R	7
H	11
RBI	7
BB	5
SO	8
LOB	19



Batter	1	2	3	4	5	6	7	8	9	AB	R	H	RBI	BB	SO	LOB
Lou Whitaker, L OBP: 0.386, SLG: 0.503 (1, 4) BBB	4-0 HR BB	0-0 4-3			0-0 6-3		0-0 1-3			3	1	0	0	1	0	0
Darrell Evans, L OBP: 0.362, SLG: 0.507 (1, 3) X	0-0 HR 1-H		0-0 F9		0-3 K			0-0 F4		4	1	1	2	0	1	0
Kirk Gibson, L OBP: 0.366, SLG: 0.521 (1, 8) SSS	0-3 K		0-0 F4			0-0 HR 1B		0-0 F3		4	1	1	0	0	1	0
Lance Parrish, R OBP: 0.315, SLG: 0.448 (1, 2) BBB	4-0 1B SF8 BB		0-0 F4			0-3 K		0-0 F7		3	1	0	0	1	1	1
Nelson Simmons, S OBP: 0.333, SLG: 0.495 Alejandro Sanchez, R OBP: 0.242, SLG: 0.516 (1, 9) (9, PR)	0-0 1-3 1B			0-0 HR		0-0 HR 1B		0-0 G6-3 1B		4	2	4	3	0	0	0
Barbaro Garbey, R OBP: 0.306, SLG: 0.363 (1, 10) X	0-0 SF8		0-3 K		0-3 K			0-0 G6-3 1-2f		3	0	0	1	0	2	1
Alan Trammell, R OBP: 0.317, SLG: 0.384 (1, 6) X	0-0 F7		0-0 F8		0-0 6-3			0-0 F8		4	0	0	0	0	0	2
Larry Herndon, R OBP: 0.296, SLG: 0.389 (1, 7) X		0-0 F4		0-0 F8			0-3 K			3	0	0	0	0	1	0
Tom Brookens, R OBP: 0.285, SLG: 0.377 (1, 5) X		0-0 F8			0-0 F9			0-0 F8		3	0	0	0	0	0	0

BOTTOM

Cleveland Indians @ Detroit Tigers
Tiger Stadium, Detroit, MI
Thu Aug 15 1985, 7:05 PM EDT
Att. 23,542 - Unknown

AB	31
R	6
H	6
RBI	6
BB	2
SO	6
LOB	4



Inning Stats	R: 3	H: 2	E: 0	K: 1	S: 7	H: 2	LOB: 1	BB: 2	P: 15	R: 0	H: 0	E: 0	K: 0	S: 3	R: 0	H: 0	E: 0	K: 0	S: 3	R: 1	H: 1	E: 0	K: 1	S: 6	R: 0	H: 0	E: 0	K: 1	S: 5	R: 2	H: 2	E: 0	K: 2	S: 9	R: 0	H: 0	E: 0	K: 1	S: 5	R: 0	H: 0	E: 0	K: 0	S: 3	R: 0	H: 1	E: 0	K: 0	S: 3	1B: 3	SF: 1	2B: 0	3B: 0	HR: 3	WP: 0	PB: 0	SB: 0	CS: 0	PA: 34
PITCHER	IP	WLS	BF	H	R	ER	SO	BB	IBB	HBP	BLK	WP	HR	S	P	ERA	WHIP																																										
Roy Smith, R ERA: 3.51 (1, 1)	5.1		23	5	6	6	4	2	0	0	0	0	3	29	37	10.12	1.312																																										
Vern Ruhle, R ERA: 4.93 (6, 1)	1.2		5	0	0	0	2	0	0	0	0	0	0	9	9	0.00	0.000																																										
Curt Wardle, L ERA: 5.59 (8, 1)	1.0	W	3	0	0	0	0	0	0	0	0	0	0	3	3	0.00	0.000																																										
Jerry Reed, R ERA: 5.18 (9, 1)	1.0	S	3	1	0	0	0	0	0	0	0	0	0	3	3	0.00	1.000																																										

Batter	1	2	3	4	5	6	7	8	9	AB R H RBI BB SO LOB	TOP
Otis Nixon, S (1, 7) OBP: 0.255, SLG: 0.276 Mike Hargrove, L (6, PH) OBP: 0.349, SLG: 0.331 (6, 3)	0-3 K		0-3 K			4-0 1B SF9 BB		0-3 K		2 0 0 0 0 2 1 1 1 0 0 1 1 0	Cleveland Indians @ Detroit Tigers Tiger Stadium, Detroit, MI Fri Aug 16 1985, 7:05 PM EDT Att: 27,044 - Unknown
Brett Butler, L (1, 8) OBP: 0.358, SLG: 0.432	0-3 K			0-0 G3		0-0 1B 1B		0-0 5-3		4 0 1 1 0 1 0	
Julio Franco, R (1, 6) OBP: 0.350, SLG: 0.381	0-0 6-3			0-3 K		0-0 SF9			0-0 F8	3 0 0 1 0 1 0	
Andre Thornton, R (1, 10) OBP: 0.283, SLG: 0.327		0-0 F8		0-3 K		0-0 1B			0-0 1-3	4 0 1 0 0 1 0	
Pat Tabler, R (1, 3) OBP: 0.316, SLG: 0.357 Joe Carter, R (6, 7) OBP: 0.264, SLG: 0.324		0-0 L9			0-0 F4	0-0 F8			0-0 F3	3 0 0 0 0 0 2 1 0 0 0 0 0 0	
Tony Bernazard, S (1, 4) OBP: 0.360, SLG: 0.427		0-3 K			0-3 K		0-3 K			3 0 0 0 0 3 0	
Brook Jacoby, R (1, 5) OBP: 0.340, SLG: 0.419			0-0 G3 1B		0-0 F8		0-3 K			3 0 1 0 0 1 0	
George Yukovich, L (1, 9) OBP: 0.284, SLG: 0.320			0-0 F7		0-3 K		0-0 4-3			3 0 0 0 0 1 1	
Chris Bando, S (1, 2) OBP: 0.222, SLG: 0.155			0-0 G3		0-0 WP 1B 1B		0-3 K			3 1 1 0 0 1 1	
Inning Stats	R: 0 H: 0 E: 0 LOB: 0 K: 2 BB: 0 S: 7 P: 7	R: 0 H: 0 E: 0 LOB: 0 K: 1 BB: 0 S: 5 P: 5	R: 0 H: 1 E: 0 LOB: 1 K: 1 BB: 0 S: 6 P: 6	R: 0 H: 0 E: 0 LOB: 0 K: 2 BB: 0 S: 7 P: 7	R: 0 H: 0 E: 0 LOB: 0 K: 1 BB: 0 S: 5 P: 5	R: 2 H: 3 E: 0 LOB: 2 K: 1 BB: 1 S: 8 P: 12	R: 0 H: 0 E: 0 LOB: 0 K: 2 BB: 0 S: 7 P: 7	R: 0 H: 0 E: 0 LOB: 0 K: 0 BB: 0 S: 3 P: 3	1B: 4 SF: 1 2B: 0 SAC: 0 3B: 0 DP: 0 HR: 0 HBP: 0	WP: 1 PA: 32 PB: 0 SB: 0 CS: 0	
PITCHER Juan Berenguer, R (1, 1) ERA: 7.13 Aurelio Lopez, R (6, 1) ERA: 4.18	IP WLS BF H R ER SO BB IBB HBP BLK WP HR S P ERA WHIP 5.2 0 22 4 2 2 8 1 0 0 0 1 0 37 41 3.18 0.882 3.1 W 10 0 0 0 4 0 0 0 0 0 0 0 18 18 0.00 0.000	PITCHER IP WLS BF H R ER SO BB IBB HBP BLK WP HR S P ERA WHIP									

livebaseballscorecards.com

AB	30
R	2
H	4
RBI	2
BB	1
SO	12
LOB	5



Batter	1	2	3	4	5	6	7	8	9	AB	R	H	RBI	BB	SO	LOB	
Lou Whitaker, L OBP: 0.385, SLG: 0.501 (1, 4)	0-0 F7		0-0 F8		0-0 1B		0-3 K			4	0	1	0	0	1	0	
Alan Trammell, R OBP: 0.318, SLG: 0.385 (1, 6)	0-0 BB 1B		0-0 F9 PB CS 1B		0-0 F9		0-0 F7			4	1	2	0	0	0	1	
Kirk Gibson, L OBP: 0.369, SLG: 0.524 (1, 9)	4-0 1B 1-2 1B BB		0-0 F9		0-0 WP 1B			0-0 SH2-3 SF8 2B		3	2	2	0	1	0	1	
Lance Parrish, R OBP: 0.318, SLG: 0.448 (1, 2)	0-0 1B 1-3 2-H 1B		4-0 BB		0-3 K			0-0 SH2-3		2	0	1	1	1	1	2	
Nelson Simmons, S OBP: 0.331, SLG: 0.491 (1, 10)	0-0 5-3 1-3 3-H 1B		0-0 CS	0-0 F8	0-0 5-3			0-0 SF8		3	0	1	2	0	0	2	
Barbaro Garbey, R OBP: 0.310, SLG: 0.363 (1, 3)	0-0 5-3 1-2f			0-0 BB 1B		0-3 K		0-0 S HBP		3	0	1	0	0	1	2	
Larry Herndon, R OBP: 0.293, SLG: 0.385 (1, 7)		0-0 5-3		0-0 F3		0-0 F9		0-0 G1		4	0	0	0	0	0	2	
Chet Lemon, R OBP: 0.320, SLG: 0.384 (1, 8)		0-3 K		4-0 FC6-4 1-2 BB		0-0 F6				2	0	0	0	1	1	0	
Tom Brookens, R OBP: 0.282, SLG: 0.374 (1, 5)		0-0 F5		0-0 FC6-4 1-2f			0-0 F9			3	0	0	0	0	0	2	
Inning Stats	R: 2 E: 0 K: 0 S: 5	H: 3 LOB: 1 BB: 1 P: 9	R: 0 E: 0 K: 1 S: 5	H: 0 LOB: 0 BB: 0 P: 5	R: 0 E: 0 K: 0 S: 3	H: 1 LOB: 1 BB: 1 P: 7	R: 0 E: 0 K: 1 S: 7	H: 2 LOB: 2 BB: 0 P: 7	R: 0 E: 0 K: 1 S: 5	H: 0 LOB: 0 BB: 0 P: 5	R: 0 E: 0 K: 1 S: 5	H: 0 LOB: 0 BB: 0 P: 5	R: 1 E: 0 K: 0 S: 4	H: 1 LOB: 1 BB: 0 P: 5	1B: 7 2B: 2 3B: 0 HR: 0	SF: 1 SAC: 1 DP: 1 HBP: 1	
PITCHER	IP	WLS	BF	H	R	ER	SO	BB	IBB	HBP	BLK	WP	HR	S	P	ERA	WHIP
Neal Heaton, L ERA: 4.56 (1, 1)	7.2	L	33	8	3	3	4	3	0	1	0	1	0	37	50	3.52	1.435
Rich Thompson, R ERA: 4.82 (8, 1)	0.1		1	0	0	0	0	0	0	0	0	0	0	1	1	0.00	0.000

BOTTOM

Cleveland Indians @ Detroit Tigers
 Tiger Stadium, Detroit, MI
 Fri Aug 16 1985, 7:05 PM EDT
 Att. 27,044 - Unknown

livebaseballscorecards.com

AB	28
R	3
H	8
RBI	3
BB	3
SO	4
LOB	12



WP: 1	PA: 35
PB: 1	
SB: 1	
CS: 1	

Batter	1	2	3	4	5	6	7	8	9	AB R H RBI BB SO LOB	TOP									
Joe Carter, R (1, 7) OBP: 0.267, SLG: 0.335	0-0 F9		0-0 CS 1B			0-0 F9		0-0 HR		4 1 2 1 0 0 0	Cleveland Indians @ Detroit Tigers Tiger Stadium, Detroit, MI Sat Aug 17 1985, 7:05 PM EDT Att: 32,723 - Unknown									
Brett Butler, L (1, 8) OBP: 0.361, SLG: 0.443	0-0 F8		0-0 CS 1-2	0-0 G3 SF9 2B		4-0 FC6-4 BB		0-0 HR		3 2 2 1 1 0 0										
Julio Franco, R (1, 6) OBP: 0.349, SLG: 0.387	0-0 HR			0-0 G3 2-3		0-0 FC6-4 1-2f		0-0 L7		4 1 1 1 0 0 2										
Andre Thornton, R (1, 10) OBP: 0.283, SLG: 0.327	0-0 5-3			0-0 SF9 3-H		0-3 K		0-0 E SF7 1B		3 1 1 1 0 1 0										
Pat Tabler, R (1, 3) OBP: 0.316, SLG: 0.356		0-0 3-1		0-0 F8		0-0 E6 1B		0-0 F4 1B 1-3		4 0 1 0 0 0 1										
Brook Jacoby, R (1, 5) OBP: 0.337, SLG: 0.415		0-0 F4			0-0 6-3		0-0 6-3		0-0 F9			4 0 0 0 0 0 3								
Tony Bernazard, S (1, 4) OBP: 0.357, SLG: 0.423		0-0 1-3			0-0 5-3		0-0 5-3		0-0 SF7			3 0 0 1 0 0 1								
Carmen Castillo, R (1, 9) OBP: 0.277, SLG: 0.427 George Vukovich, L (9, PH) OBP: 0.286, SLG: 0.322			0-0 5-3		0-3 K			0-0 6-3	0-0 3-H 1-2 1B	3 0 0 0 0 1 0 1 0 1 0 0 0 0										
Chris Bando, S (1, 2) OBP: 0.218, SLG: 0.152 Mike Hargrove, L (9, PH) OBP: 0.347, SLG: 0.329			0-0 F7			0-0 F9		0-0 5-3	0-3 K	3 0 0 0 0 0 0 1 0 0 0 0 1 2										
Inning Stats	R: 1 E: 0 K: 0 S: 4	H: 1 LOB: 0 BB: 0 P: 4	R: 0 E: 0 K: 0 S: 3	H: 0 LOB: 0 BB: 0 P: 3	R: 0 E: 0 K: 0 S: 3	H: 1 LOB: 0 BB: 0 P: 3	R: 1 E: 0 K: 0 S: 4	H: 1 LOB: 0 BB: 0 P: 4	R: 0 E: 0 K: 1 S: 5	H: 0 LOB: 0 BB: 0 P: 5		R: 0 E: 1 K: 1 S: 6	H: 1 LOB: 1 BB: 0 P: 6	R: 2 E: 0 K: 0 S: 5	H: 2 LOB: 0 BB: 0 P: 5	R: 1 E: 1 K: 1 S: 8	H: 2 LOB: 2 BB: 0 P: 8	1B: 4 2B: 1 3B: 0 HR: 3	SF: 2 SAC: 0 DP: 0 HBP: 0	WP: 0 PB: 0 SB: 0 CS: 1
PITCHER	IP WLS BF H R ER SO BB IBB HBP BLK WP HR S P ERA WHIP																			
Frank Tanana, L (1, 1) ERA: 4.51	8.0 W 31 7 5 4 2 1 0 0 0 0 0 3 34 38 4.50 1.000																			
Randy O'Neal, R (9, 1) ERA: 3.17	1.0 S 5 1 0 0 1 0 0 0 0 0 0 0 7 7 0.00 1.000																			

livebaseballscores.com

AB	33
R	5
H	8
RBI	5
BB	1
SO	3
LOB	9



Batter	1	2	3	4	5	6	7	8	9	AB	R	H	RBI	BB	SO	LOB
Alan Trammell, R OBP: 0.318, SLG: 0.384 (1, 6)	0-0 F9		0-0 1B E	0-0 F8		0-3 K				4	1	1	1	0	1	0
Barbaro Garbey, R OBP: 0.313, SLG: 0.365 (1, 10)	0-0 3B 1B		0-0 1B 1B	0-0 1-3			0-0 5-3			4	2	2	0	0	0	0
Kirk Gibson, L OBP: 0.366, SLG: 0.519 (1, 9)	0-3 K		0-0 1B 2B	0-0 F6			0-0 3-1			4	1	0	0	0	1	2
Lance Parrish, R OBP: 0.322, SLG: 0.459 (1, 2)	0-0 3B		0-0 2B 1B		0-0 L9		0-0 2B			4	1	3	2	0	0	0
Nelson Simmons, S OBP: 0.328, SLG: 0.491 Larry Herndon, R OBP: 0.293, SLG: 0.385 (1, 7) (8, 7)	0-0 L7		0-0 2B 2B		0-0 G2		0-0 5-3			4	1	1	2	0	0	2
Chet Lemon, R OBP: 0.319, SLG: 0.383 (1, 8)		0-0 6-3	0-0 F7		0-0 1B		0-0 F8			4	0	1	0	0	0	1
Darrell Evans, L OBP: 0.359, SLG: 0.501 (1, 3)		0-3 K	0-0 G3		0-0 F8		0-0 F2			4	0	0	0	0	1	2
Tom Brookens, R OBP: 0.285, SLG: 0.378 (1, 5)		0-0 6-3	0-0 2B		0-0 6-3		0-0 FC6-4 1B			4	0	2	1	0	0	0
Doug Flynn, R OBP: 0.227, SLG: 0.295 (1, 4)			0-0 1B 3B		0-0 F9		0-0 FC6-4			4	1	1	0	0	0	2


Inning Stats	R: 1	H: 2	E: 0	LOB: 1	K: 1	BB: 0	S: 7	P: 7	R: 0	H: 0	E: 0	LOB: 0	K: 1	BB: 0	S: 5	P: 5	R: 6	H: 6	E: 1	LOB: 1	K: 0	BB: 0	S: 10	P: 10	R: 0	H: 0	E: 0	LOB: 0	K: 0	BB: 0	S: 3	P: 3	R: 0	H: 1	E: 0	LOB: 1	K: 0	BB: 0	S: 4	P: 4	R: 0	H: 0	E: 0	LOB: 0	K: 1	BB: 0	S: 5	P: 5	R: 0	H: 1	E: 0	LOB: 1	K: 0	BB: 0	S: 4	P: 4	R: 0	H: 1	E: 0	LOB: 1	K: 0	BB: 0	S: 4	P: 4	R: 0	H: 1	E: 0	LOB: 1	K: 0	BB: 0	S: 4	P: 4
--------------	------	------	------	--------	------	-------	------	------	------	------	------	--------	------	-------	------	------	------	------	------	--------	------	-------	-------	-------	------	------	------	--------	------	-------	------	------	------	------	------	--------	------	-------	------	------	------	------	------	--------	------	-------	------	------	------	------	------	--------	------	-------	------	------	------	------	------	--------	------	-------	------	------	------	------	------	--------	------	-------	------	------

PITCHER	IP	WLS	BF	H	R	ER	SO	BB	IBB	HBP	BLK	WP	HR	S	P	ERA	WHIP
Curt Wardle, L ERA: 6.09 (1, 1)	2.0	L	13	6	6	5	2	0	0	0	0	0	0	17	17	22.50	3.000
Bryan Clark, L ERA: 5.59 (3, 1)	6.0		23	5	1	1	1	0	0	0	0	0	0	25	25	1.50	0.833

BOTTOM

Cleveland Indians @ Detroit Tigers
Tiger Stadium, Detroit, MI
Sat Aug 17 1985, 7:05 PM EDT
Att. 32,723 - Unknown

AB	36
R	7
H	11
RBI	6
BB	0
SO	3
LOB	9



WP: 0	PA: 36
PB: 0	SB: 0
CS: 0	

livebaseballscorecards.com

Batter	1	2	3	4	5	6	7	8	9	AB R H RBI BB SO LOB	TOP
Otis Nixon, S (1, 7) <small>OBP: 0.248, SLG: 0.267</small> Pat Tabler, R (8, PH) <small>OBP: 0.317, SLG: 0.356</small> (8, 3)	0-0 6-3		0-0 G4-6-3			0-3 K		4-0 BB		3 0 0 0 0 1 1 0 0 0 0 1 0 0	Cleveland Indians @ Detroit Tigers Tiger Stadium, Detroit, MI Sun Aug 18 1985, 3:33 AM EDT Att: 31,148 - Unknown
Brett Butler, L (1, 8) <small>OBP: 0.363, SLG: 0.442</small> Benny Ayala, R (8, PH) <small>OBP: 0.259, SLG: 0.365</small> (8, 7)	4-0 CS BB			4-0 S BB		0-0 L6		0-3 K		1 0 0 0 2 0 0 1 0 0 0 0 1 2	
Julio Franco, R (1, 6) <small>OBP: 0.348, SLG: 0.385</small>	0-0 1-2 1B			0-3 K		0-0 5-3		0-3 K		4 0 1 0 0 2 1	
Andre Thornton, R (1, 10) <small>OBP: 0.280, SLG: 0.322</small>	0-3 K			0-0 F9		0-0 F8		0-0 F2		4 0 0 0 0 1 2	
Mike Hargrove, L (1, 3) <small>OBP: 0.352, SLG: 0.331</small> Joe Carter, R (8, 8) <small>OBP: 0.266, SLG: 0.334</small>		0-0 G3-6-1 1B		4-0 1-2 BB		0-0 6-3		0-0 F3		2 0 1 0 1 0 0 1 0 0 0 0 0 0	
George Vukovich, L (1, 9) <small>OBP: 0.284, SLG: 0.319</small>		0-0 G3-6-1		0-0 F8		0-0 5-3				3 0 0 0 0 0 3	
Tony Bernazard, S (1, 4) <small>OBP: 0.354, SLG: 0.419</small>		0-0 3-1			0-0 4-3			0-3 K		3 0 0 0 0 1 0	
Brook Jacoby, R (1, 5) <small>OBP: 0.337, SLG: 0.413</small>			0-3 K		0-0 F8			4-0 BB BB		2 0 0 0 1 1 0	
Jerry Willard, L (1, 2) <small>OBP: 0.323, SLG: 0.319</small>			0-0 G4-6-3 1B		0-0 G3			0-0 F8		3 0 1 0 0 0 1	
Inning Stats	R: 0 H: 1 E: 0 LOB: 1 K: 1 BB: 1 S: 5 P: 9	R: 0 H: 1 E: 0 LOB: 0 K: 0 BB: 0 S: 3 P: 3	R: 0 H: 1 E: 0 LOB: 0 K: 1 BB: 0 S: 5 P: 5	R: 0 H: 0 E: 0 LOB: 2 K: 1 BB: 2 S: 5 P: 13	R: 0 H: 0 E: 0 LOB: 0 K: 0 BB: 0 S: 3 P: 3	R: 0 H: 0 E: 0 LOB: 0 K: 1 BB: 0 S: 5 P: 5	R: 0 H: 0 E: 0 LOB: 0 K: 0 BB: 0 S: 3 P: 3	R: 0 H: 0 E: 0 LOB: 2 K: 2 BB: 2 S: 7 P: 15	R: 0 H: 0 E: 0 LOB: 0 K: 1 BB: 0 S: 5 P: 5	1B: 3 SF: 0 2B: 0 SAC: 0 3B: 0 DP: 2 HR: 0 HBP: 0	WP: 0 PA: 32 PB: 0 SB: 1 CS: 1
PITCHER Dan Petry, R (1, 1) <small>ERA: 3.29</small> Willie Hernandez, L (8, 1) <small>ERA: 2.61</small>	IP WLS BF H R ER SO BB IBB HBP BLK WP HR S P ERA WHIP	7.2 W 28 3 0 0 5 5 0 0 0 0 0 0 33 53 0.00 1.043	1.1 S 4 0 0 0 2 0 0 0 0 0 0 0 0 8 8 0.00 0.000								

livebaseballscorecards.com

AB	27
R	0
H	3
RBI	0
BB	5
SO	7
LOB	10



Batter	1	2	3	4	5	6	7	8	9	AB	R	H	RBI	BB	SO	LOB
Lou Whitaker, L (1, 4) OBP: 0.384, SLG: 0.499	0-0 F7		0-0 L4		0-3 K		0-0 2-H 1B			4	0	1	1	0	1	0
Alan Trammell, R (1, 6) OBP: 0.315, SLG: 0.381	0-0 F8		0-0 F8		0-0 L6		0-0 5-3			4	0	0	0	0	0	1
Barbaro Garbey, R (1, 7) OBP: 0.308, SLG: 0.358	0-0 L6		0-0 5-3			0-0 F6		0-3 K		4	0	0	0	0	1	0
Lance Parrish, R (1, 10) OBP: 0.321, SLG: 0.456		0-3 K		4-0 6-3 5-3 BB		0-0 2-3		0-0 F8		3	0	0	0	1	1	0
Nelson Simmons, S (1, 9) OBP: 0.341, SLG: 0.521		0-0 HR		0-0 5-3 1-2		0-0 1B		4-0 1B BB		3	1	2	1	1	0	1
Chet Lemon, R (1, 8) OBP: 0.321, SLG: 0.392		0-0 HR		0-0 6-3 2-3		0-0 F8		0-0 1-2 1B		4	1	2	1	0	0	2
Darrell Evans, L (1, 3) OBP: 0.358, SLG: 0.497		0-3 K		4-0 IBB		0-0 F5		0-3 K		3	0	0	0	1	2	2
Tom Brookens, R (1, 5) OBP: 0.285, SLG: 0.376		0-0 5-3		0-0 F7		4-0 1B S BB				2	1	0	0	1	0	2
Marty Castillo, R (1, 2) OBP: 0.182, SLG: 0.286			0-0 HR		0-0 F2		0-3 K 1-2			3	1	1	1	0	1	1

Inning Stats	R: 0	H: 0	E: 0	K: 0	S: 3	LOB: 0	BB: 0	P: 3	R: 2	H: 2	E: 0	K: 2	S: 9	LOB: 0	BB: 0	P: 9	R: 1	H: 1	E: 0	K: 0	S: 4	LOB: 0	BB: 0	P: 4	R: 0	H: 0	E: 0	K: 0	S: 3	LOB: 2	BB: 2	P: 11	R: 0	H: 0	E: 0	K: 1	S: 5	LOB: 0	BB: 0	P: 5	R: 0	H: 1	E: 0	K: 0	S: 4	LOB: 1	BB: 0	P: 4	R: 1	H: 1	E: 0	K: 1	S: 6	LOB: 1	BB: 1	P: 10	R: 0	H: 1	E: 0	K: 2	S: 8	LOB: 2	BB: 1	P: 12
--------------	------	------	------	------	------	--------	-------	------	------	------	------	------	------	--------	-------	------	------	------	------	------	------	--------	-------	------	------	------	------	------	------	--------	-------	-------	------	------	------	------	------	--------	-------	------	------	------	------	------	------	--------	-------	------	------	------	------	------	------	--------	-------	-------	------	------	------	------	------	--------	-------	-------

PITCHER	IP	WLS	BF	H	R	ER	SO	BB	IBB	HBP	BLK	WP	HR	S	P	ERA	WHIP
Ramon Romero, L (1, 1) ERA: 6.15	3.1	L	14	3	3	3	2	1	0	0	0	0	3	17	21	8.10	1.200
Vern Ruhle, R (4, 1) ERA: 4.79	2.2		10	1	0	0	1	0	1	0	0	0	0	11	15	0.00	0.375
Jamie Easterly, L (7, 1) ERA: 2.35	2.0		10	2	1	1	3	2	0	0	0	0	0	14	22	4.50	2.000

BOTTOM

Cleveland Indians @ Detroit Tigers

Tiger Stadium, Detroit, MI

Sun Aug 18 1985, 3:33 AM EDT
Att. 31,148 - Unknown

AB	30
R	4
H	6
RBI	4
BB	4
SO	6
LOB	9

WP	HR	S	P	ERA	WHIP
0	0	0	0	0	0

Batter	1	2	3	4	5	6	7	8	9	10	AB R H RBI BB SO LOB	TOP											
Lou Whitaker, L (1, 4) OBP: 0.385, SLG: 0.499	0-0 2B 1B		0-0 B1			0-0 1B		0-0 4-3			4 1 2 0 0 0 0	Detroit Tigers @ Kansas City Royals Royals Stadium, Kansas City, MO Mon Aug 19 1985, 8:05 PM EDT Att. 20,929 - Unknown											
Darrell Evans, L (1, 10) OBP: 0.354, SLG: 0.492	0-3 K		0-0 F5			0-0 F9		0-0 F5			4 0 0 0 0 1 2												
Kirk Gibson, L (1, 9) OBP: 0.363, SLG: 0.514	0-3 K			0-0 F8		0-3 K		0-0 F8			4 0 0 0 0 2 2												
Lance Parrish, R (1, 2) OBP: 0.320, SLG: 0.456	0-0 1-H 2B			0-3 K		0-0 F9		0-0 F7			4 0 1 1 0 1 1												
Nelson Simmons, S (1, 7) OBP: 0.331, SLG: 0.504	0-0 F8			0-0 F7			0-0 L7		0-0 3-1		4 0 0 0 0 0 1												
Chet Lemon, R (1, 8) OBP: 0.318, SLG: 0.388		0-0 5-3			0-0 3-1		0-0 5-3		0-0 6-3		4 0 0 0 0 0 0												
Alan Trammell, R (1, 6) OBP: 0.315, SLG: 0.379		0-3 K			0-3 K		0-3 K		0-0 1B		4 0 1 0 0 3 0												
Dave Bergman, L (1, 3) OBP: 0.268, SLG: 0.250		0-0 4-3			4-0 BB			0-0 4-3		0-0 F8	3 0 0 0 1 0 1												
Tom Brookens, R (1, 5) OBP: 0.283, SLG: 0.373			0-0 3-1		0-0 5-3			0-0 F7			3 0 0 0 0 0 1												
Inning Stats	R: 1 E: 0 K: 2 S: 9	H: 2 LOB: 1 BB: 0 P: 9	R: 0 E: 0 K: 1 S: 5	H: 0 LOB: 0 BB: 0 P: 5	R: 0 E: 0 K: 0 S: 3	H: 0 LOB: 0 BB: 0 P: 3	R: 0 E: 0 K: 1 S: 5	H: 0 LOB: 1 BB: 1 P: 9	R: 0 E: 0 K: 1 S: 6	H: 1 LOB: 1 BB: 0 P: 6	R: 0 E: 0 K: 1 S: 5		H: 0 LOB: 0 BB: 0 P: 5	R: 0 E: 0 K: 0 S: 3	H: 0 LOB: 0 BB: 0 P: 3	R: 0 E: 0 K: 0 S: 3	R: 0 E: 0 K: 0 S: 4	H: 1 LOB: 1 BB: 0 P: 4	R: 0 E: 0 K: 0 S: 4	H: 1 LOB: 1 BB: 0 P: 4	1B: 3 2B: 1 3B: 0 HR: 0	SF: 0 SAC: 0 DP: 0 HBP: 0	WP: 0 PB: 0 SB: 0 CS: 0
PITCHER Bret Saberhagen, R (1, 1) ERA: 2.8	IP 10.0	WLS W	BF 35	H 4	R 1	ER 1	SO 7	BB 1	IBB 0	HBP 0	BLK 0	WP 0	HR 0	S 48	P 52	ERA 0.90	WHIP 0.500						

livebaseballscorecards.com

AB	34
R	1
H	4
RBI	1
BB	1
SO	7
LOB	8



BOTTOM

Detroit Tigers @ Kansas City Royals
Royals Stadium, Kansas City, MO
Mon Aug 19 1985, 8:05 PM EDT
Att: 20,929 - Unknown

livebaseballscorecards.com

AB	32
R	2
H	4
RBI	2
BB	3
SO	5
LOB	11



WP	2	PA	36
PB	0		
SB	2		
CS	0		

AB R H RBI BB SO LOB

4 0 0 1 0 1 1

3 0 1 0 1 0 1

4 0 1 0 0 1 2

3 0 0 0 1 1 2

3 0 0 0 0 0 2

0 0 0 0 0 0 0

1 0 0 0 0 0 1

0 0 0 0 0 0 0

4 0 0 0 0 1 1

4 0 1 0 0 0 0

3 0 1 0 1 0 1

4 0 0 0 0 1 1

3 0 0 0 1 1 2

3 0 0 0 0 0 2

0 0 0 0 0 0 0

1 0 0 0 0 0 1

0 0 0 0 0 0 0

4 0 0 0 0 1 1

2 0 0 0 1 1 0

3 1 1 0 0 0 1

1 0 0 1 0 0 0

1B: 2 SF: 0
2B: 1 SAC: 1
3B: 1 DP: 0
HR: 0 HBP: 0

Batter	1	2	3	4	5	6	7	8	9	10
Willie Wilson, S OBP: 0.325, SLG: 0.418 (1, 8)	F7		6-3			K2-3		F6		
Lonnie Smith, R OBP: 0.352, SLG: 0.357 (1, 7)	BB		F8			WP S 1B		F8		
George Brett, L OBP: 0.448, SLG: 0.571 (1, 5)	F6		F4			K			FC6-4 1B	
Hal McRae, R OBP: 0.343, SLG: 0.465 (1, 10)	BB			5-3		F9			K	
Dane Iorg, L OBP: 0.271, SLG: 0.336 (1, 9)	F7			3-1			F8		FC6-4	
Lynn Jones, R OBP: 0.299, SLG: 0.299 (8, 9)									1-2f	
Jorge Orta, L OBP: 0.318, SLG: 0.375 (9, PH)										
Darryl Motley, R OBP: 0.264, SLG: 0.408 (9, PR)										
Frank White, R OBP: 0.273, SLG: 0.406 (1, 4)		F5		6-3			6-3		K	
Steve Balboni, R OBP: 0.304, SLG: 0.474 (1, 3)		F2			6-3			F7		SH5-3 FC 2B
Onix Concepcion, R OBP: 0.256, SLG: 0.242 (10, PR)										
John Wathan, R OBP: 0.356, SLG: 0.338 (1, 2)		5-3				K		WP BB		SH5-3 2-3
Buddy Biancalana, S OBP: 0.227, SLG: 0.225 (1, 6)										
Dave Leeper, L OBP: 0.118, SLG: 0.063 (10, PH)			6-3 3B					B2		FC 3-H

Inning Stats	R: 0	H: 0	E: 0	K: 0	S: 3	R: 0	H: 0	E: 0	K: 0	S: 3	R: 1	H: 1	E: 0	K: 0	S: 4	R: 0	H: 0	E: 0	K: 1	S: 5	R: 0	H: 1	E: 0	K: 2	S: 8	R: 0	H: 0	E: 0	K: 0	S: 3	R: 0	H: 0	E: 0	K: 2	S: 8	R: 0	H: 1	E: 0	K: 2	S: 8	R: 1	H: 1	E: 0	K: 0	S: 3	R: 0	H: 1	E: 0	K: 0	S: 3
--------------	------	------	------	------	------	------	------	------	------	------	------	------	------	------	------	------	------	------	------	------	------	------	------	------	------	------	------	------	------	------	------	------	------	------	------	------	------	------	------	------	------	------	------	------	------	------	------	------	------	------

PITCHER	IP	WLS	BF	H	R	ER	SO	BB	IBB	HBP	BLK	WP	HR	S	P	ERA	WHIP
Jack Morris, R ERA: 3.07 (1, 1)	9.1	L	36	4	2	2	5	3	0	0	0	2	0	43	55	1.93	0.750

Batter	1	2	3	4	5	6	7	8	9	AB R H RBI BB SO LOB	TOP											
Lou Whitaker, L (1, 4) OBP: 0.384, SLG: 0.496	0-0 F6		4-0 BB SF7 1B BB		0-0 4-3		0-0 4-3			3 1 0 0 1 0 0												
Alan Trammell, R (1, 6) OBP: 0.314, SLG: 0.378	0-0 F7		0-0 BB 1B		0-0 5-3			0-0 F3		4 0 1 1 0 0 0												
Kirk Gibson, L (1, 9) OBP: 0.364, SLG: 0.512	0-3 K		4-0 BB		0-3 K			4-0 WP BB		2 0 0 0 2 2 0												
Lance Parrish, R (1, 2) OBP: 0.317, SLG: 0.453		0-0 F9	0-0 SF7		0-0 5-3			0-0 F6		3 0 0 1 0 0 1												
Nelson Simmons, S (1, 10) OBP: 0.321, SLG: 0.488		0-0 L4	0-0 F9		0-0 F3			0-0 L7		4 0 0 0 0 0 3												
Barbaro Garbey, R (1, 3) OBP: 0.311, SLG: 0.358		0-0 F8		4-0 BB		0-0 F8				3 0 1 0 1 0 0												
Chet Lemon, R (1, 8) OBP: 0.317, SLG: 0.386			0-0 F8	0-0 F8		0-0 CS 1B		0-0 F3		4 0 1 0 0 0 2	AB 30											
Larry Herndon, R (1, 7) OBP: 0.292, SLG: 0.392			0-0 HR	0-0 L7		0-3 K 1-2		0-0 F9		4 1 1 1 0 1 3	R 4											
Tom Brookens, R (1, 5) OBP: 0.285, SLG: 0.381			4-0 S 1B BB	0-3 K2-3		0-0 HR		0-0 F3		3 2 1 1 1 1 2	H 5											
Inning Stats	R: 0 E: 0 K: 1 S: 5	H: 0 LOB: 0 BB: 0 P: 5	R: 0 E: 0 K: 0 S: 3	H: 0 LOB: 0 BB: 0 P: 3	R: 3 E: 0 K: 0 S: 5	H: 2 LOB: 2 BB: 3 P: 17	R: 0 E: 0 K: 1 S: 5	H: 0 LOB: 1 BB: 1 P: 9	R: 0 E: 0 K: 1 S: 5	H: 0 LOB: 0 BB: 0 P: 5	R: 0 E: 0 K: 0 S: 3	H: 0 LOB: 0 BB: 0 P: 3	R: 1 E: 0 K: 1 S: 6	H: 2 LOB: 0 BB: 0 P: 6	R: 0 E: 0 K: 0 S: 3	H: 0 LOB: 1 BB: 1 P: 7	R: 0 E: 0 K: 0 S: 4	H: 1 LOB: 1 BB: 0 P: 4	1B: 3 2B: 1 3B: 0 HR: 2	SF: 1 SAC: 0 DP: 1 HBP: 0	WP: 1 PB: 0 SB: 1 CS: 1	PA: 36
PITCHER	IP WLS BF H R ER SO BB IBB HBP BLK WP HR S P ERA WHIP																					
Tim Birtsas, L (1, 1) ERA: 3.52	7.2 L 31 4 4 4 4 5 0 0 0 0 2 34 54 4.70 1.174																					
Keith Atherton, R (8, 1) ERA: 4.37	1.1 5 1 0 0 0 0 0 0 0 0 1 0 5 5 0.00 0.750																					

Detroit Tigers @ Oakland Athletics
 Oakland-Alameda County Coliseum, Oakland, CA
 Tue Aug 20 1985, 7:05 PM PDT
 Att: 12,505 - Unknown

AB	30
R	4
H	5
RBI	4
BB	5
SO	4
LOB	11



Batter	1	2	3	4	5	6	7	8	9	AB	R	H	RBI	BB	SO	LOB
Alfredo Griffin, S OBP: 0.295, SLG: 0.338 (1, 6)	0-0 G3			0-0 F8		0-0 1B		0-0 BB 1B		4	0	2	0	0	0	0
Dwayne Murphy, L OBP: 0.352, SLG: 0.402 (1, 8)	0-0 3-1			0-0 4-3		0-3 K		0-3 K		4	0	0	0	0	2	2
Bruce Bochte, L OBP: 0.391, SLG: 0.455 (1, 3)	0-0 3-1			4-0 BB		0-0 F8		0-0 F7		3	0	0	0	1	0	2
Dave Kingman, R OBP: 0.314, SLG: 0.431 (1, 10)		0-0 FC4-6 1B		0-3 K		0-0 FC4-6 1B		4-0 FC6-4 BB		3	0	2	0	1	1	1
Mike Davis, L OBP: 0.364, SLG: 0.520 (1, 9)		0-0 FC4-6 CS		0-0 F8		0-0 FC4-6 BB 1B		0-0 FC6-4		4	1	0	0	0	0	4
Donnie Hill, S OBP: 0.332, SLG: 0.364 (1, 4)		0-0 6-3		0-0 1B 2B		0-0 4-3 BB 1B		0-3 K		4	0	2	0	0	1	1
Dave Collins, S OBP: 0.283, SLG: 0.338 (1, 7)			0-0 L4		0-0 G5-4-3 1B		4-0 4-3 BB		0-0 F9		3	0	1	0	1	0
Mike Heath, R OBP: 0.300, SLG: 0.383 (1, 2)			0-0 F9		0-0 G5-4-3		0-0 4-3		0-3 K		4	0	0	1	0	4
Steve Kiefer, R OBP: 0.173, SLG: 0.240 (1, 5)			0-0 4-3		0-3 K		0-0 6-3				2	0	0	0	0	1
Dusty Baker Jr., R OBP: 0.379, SLG: 0.506 (7, PH)											1	0	0	0	0	2
Mike Gallego, R (8, 5)											0	0	0	0	0	0

Inning Stats	R: 0	H: 0	E: 0	K: 0	S: 3	R: 0	H: 1	E: 0	K: 0	S: 3	R: 0	H: 0	E: 0	K: 0	S: 3	R: 0	H: 0	E: 0	K: 1	S: 5	R: 0	H: 2	E: 0	K: 0	S: 4	R: 0	H: 1	E: 0	K: 2	S: 8	R: 1	H: 2	E: 0	K: 0	S: 5	R: 0	H: 1	E: 0	K: 1	S: 6	R: 0	H: 0	E: 0	K: 2	S: 7	R: 0	H: 0	E: 0	K: 2	S: 7	1B: 6	SF: 0	2B: 1	SAC: 0	3B: 0	DP: 1	HR: 0	HBP: 0	WP: 0	PA: 35
PITCHER	IP	WLS	BF	H	R	ER	SO	BB	IBB	HBP	BLK	WP	HR	S	P	ERA	WHIP																																											
Walt Terrell, R ERA: 3.83 (1, 1)	7.2	W	31	7	1	1	4	3	0	0	0	0	0	36	48	1.17	1.304																																											
Willie Hernandez, L ERA: 2.57 (8, 1)	1.1	S	4	0	0	0	2	0	0	0	0	0	0	8	8	0.00	0.000																																											

BOTTOM

Detroit Tigers @ Oakland Athletics
Oakland-Alameda County Coliseum, Oakland, CA
Tue Aug 20 1985, 7:05 PM PDT
Att. 12,505 - Unknown

livebaseballscorecards.com

AB	32
R	1
H	7
RBI	1
BB	3
SO	6
LOB	16



Batter	1	2	3	4	5	6	7	8	9	AB R H RBI BB SO LOB	TOP			
Lou Whitaker, L (1, 4) OBP: 0.384, SLG: 0.501	0-0 L4	0-0 G3		0-3 K			0-0 HR		0-0 1B	5 1 2 2 0 1 2				
Alan Trammell, R (1, 6) OBP: 0.319, SLG: 0.384	4-0 BB BB BB		0-0 2B 3B		0-0 F9		4-0 FC6-4 BB		0-0 1B	3 1 2 0 2 0 0				
Kirk Gibson, L (1, 9) OBP: 0.362, SLG: 0.510	0-0 F7		0-0 2B		0-0 4-3		0-3 K		0-0 G3	5 0 1 1 0 1 4				
Lance Parrish, R (1, 2) OBP: 0.317, SLG: 0.449	4-0 1-2 BB BB		0-3 K		0-0 6-3		0-0 FC6-4			3 0 0 0 1 1 2				
Darrell Evans, L (1, 10) Alejandro Sanchez, R (8, PR) OBP: 0.359, SLG: 0.489 OBP: 0.242, SLG: 0.516	4-0 1-2 2-3 BB		0-0 F7		0-3 K		4-0 G4-6-3 BB			2 0 0 0 2 1 1 0 0 0 0 0 0 0				
Nelson Simmons, S (1, 7) Larry Herndon, R (8, 7) OBP: 0.313, SLG: 0.473 OBP: 0.292, SLG: 0.392	0-0 G3		0-0 F7		0-3 K		0-0 F7			4 0 0 0 0 1 5 0 0 0 0 0 0 0				
Dave Bergman, L (1, 3) OBP: 0.267, SLG: 0.243		0-0 5-3		4-0 5-3 BB		0-0 F8		0-0 G4-6-3		3 0 0 0 1 0 1				
Chet Lemon, R (1, 8) OBP: 0.319, SLG: 0.386		4-0 BB		0-0 5-3		0-0 1-2	0-0 FC1-6 1B		0-0 4-3	3 0 1 0 1 0 1				
Tom Brookens, R (1, 5) OBP: 0.282, SLG: 0.377		0-0 L4		0-0 6-3		0-0 FC1-6 HR		0-3 K		4 1 0 0 0 1 3				
Inning Stats	R: 0 H: 0 E: 0 LOB: 3 K: 0 BB: 3 S: 3 P: 15	R: 0 H: 0 E: 0 LOB: 1 K: 0 BB: 1 S: 3 P: 7	R: 1 H: 2 E: 0 LOB: 1 K: 1 BB: 0 S: 7 P: 7	R: 0 H: 0 E: 0 LOB: 1 K: 1 BB: 1 S: 5 P: 9	R: 0 H: 0 E: 0 LOB: 0 K: 0 BB: 0 S: 3 P: 3	R: 0 H: 0 E: 0 LOB: 0 K: 2 BB: 0 S: 7 P: 7	R: 2 H: 2 E: 0 LOB: 1 K: 1 BB: 1 S: 7 P: 11	R: 0 H: 0 E: 0 LOB: 1 K: 0 BB: 1 S: 2 P: 6	R: 0 H: 2 E: 0 LOB: 2 K: 1 BB: 0 S: 7 P: 7	1B: 3 SF: 0 2B: 1 SAC: 0 3B: 1 DP: 1 HR: 1 HBP: 0	WP: 0 PA: 39 PB: 0 SB: 0 CS: 0			
PITCHER	IP WLS BF H R ER SO BB IBB HBP BLK WP HR S P ERA WHIP													
Chris Codioli, R (1, 1) ERA: 4.4	6.1		4 3 3 4 6 0 0 0 0 0 0 1 31 55 4.26 1.579											
Steve Ontiveros, R (7, 1) ERA: 0.8	1.2		5 0 0 1 1 0 0 0 0 0 0 0 6 10 0.00 0.600											
Steve Mura, R (9, 1) ERA: 3.86	1.0	W	5 2 0 1 0 0 0 0 0 0 0 0 7 7 0.00 2.000											

Detroit Tigers @ Oakland Athletics
 Oakland-Alameda County Coliseum, Oakland, CA
 Wed Aug 21 1985, 7:05 PM PDT
 Att: 13,604 - Unknown

AB	32
R	3
H	6
RBI	3
BB	7
SO	6
LOB	19



Batter	1	2	3	4	5	6	7	8	9	AB	R	H	RBI	BB	SO	LOB
Alfredo Griffin, S (1, 6) OBP: 0.292, SLG: 0.334	0-0 4-3		0-0 F1		0-0 G3			0-3 K	0-0 FC3-6 2B	5	1	0	1	0	1	4
Dwayne Murphy, L (1, 8) OBP: 0.352, SLG: 0.401 Steve Henderson, R (9, PH) OBP: 0.383, SLG: 0.381	0-0 4-3		0-3 K		0-0 F5			0-0 1B	0-0 E3 1B	4	0	1	0	0	1	2
Bruce Bochte, L (1, 3) OBP: 0.386, SLG: 0.449	0-3 K		0-0 F8		0-3 K			0-3 K		4	0	0	0	0	3	3
Dave Kingman, R (1, 10) OBP: 0.313, SLG: 0.429		0-3 K		0-0 L7		0-0 F8		0-0 1B		4	0	1	0	0	1	0
Mike Davis, L (1, 9) OBP: 0.363, SLG: 0.518		0-0 BLK 1B		0-0 F8		0-0 F3		0-0 5-3		4	0	1	0	0	0	2
Donnie Hill, S (1, 4) OBP: 0.334, SLG: 0.369		0-0 F5		0-0 1B		0-0 G3			0-0 1B 2B	4	1	2	0	0	0	1
Dave Collins, S (1, 7) OBP: 0.286, SLG: 0.340		0-0 4-3		0-0 S 1B			0-0 3-1		0-0 BB 1B FC3-6 1B	4	1	2	0	0	0	1
Mike Heath, R (1, 2) OBP: 0.305, SLG: 0.383			4-0 BB BB	4-0 BB BB		0-0 6-3		0-0 FC3-6 2B 1B		2	1	1	1	2	0	0
Steve Kiefer, R (1, 5) OBP: 0.182, SLG: 0.231 Dusty Baker Jr., R (9, PH) OBP: 0.381, SLG: 0.506			4-0 BB BB	0-0 F8		0-3 K		4-0 FC3-6 BB		2	0	0	0	1	1	3

Inning Stats	R: 0	H: 0	E: 0	K: 1	S: 5	R: 0	H: 1	E: 0	K: 1	S: 6	R: 0	H: 0	E: 0	K: 1	S: 5	R: 0	H: 2	E: 0	K: 0	S: 5	R: 0	H: 0	E: 0	K: 1	S: 5	R: 0	H: 0	E: 0	K: 0	S: 3	R: 0	H: 2	E: 0	K: 2	S: 9	R: 4	H: 4	E: 1	K: 0	S: 5	1B: 7	2B: 2	3B: 0	SF: 0	SAC: 0	DP: 0	HBP: 0	WP: 0	PB: 0	SB: 1	CS: 0	PA: 38
--------------	------	------	------	------	------	------	------	------	------	------	------	------	------	------	------	------	------	------	------	------	------	------	------	------	------	------	------	------	------	------	------	------	------	------	------	------	------	------	------	------	-------	-------	-------	-------	--------	-------	--------	-------	-------	-------	-------	--------

PITCHER	IP	WLS	BF	H	R	ER	SO	BB	IBB	HBP	BLK	WP	HR	S	P	ERA	WHIP
Juan Berenguer, R (1, 1) ERA: 6.33	6.0		24	3	0	0	4	3	0	0	1	0	0	29	41	0.00	1.000
Randy O'Neal, R (7, 1) ERA: 3.1	1.2		7	2	0	0	3	0	0	0	0	0	0	13	13	0.00	1.200
Willie Hernandez, L (8, 1) ERA: 2.85	0.2	L	7	4	4	3	0	1	0	0	0	0	0	6	10	40.50	7.500

BOTTOM

Detroit Tigers @ Oakland Athletics
Oakland-Alameda County Coliseum, Oakland, CA
Wed Aug 21 1985, 7:05 PM PDT
Att. 13,604 - Unknown

livebaseballscores.com

AB	34
R	4
H	9
RBI	3
BB	4
SO	7
LOB	16



Batter	1	2	3	4	5	6	7	8	9	10	11	12	13	AB R H RBI BB SO LOB	TOP													
Lou Whitaker, L OBP: 0.383, SLG: 0.496 (1, 4)	4-3	4-3			F8	BB		F5			F5		BB 1B BB	5 1 0 0 2 0 4	<p align="center">Detroit Tigers @ Oakland Athletics Oakland-Alameda County Coliseum, Oakland, CA</p> <p align="center">Thu Aug 22 1985, 7:05 PM PDT Att. 14,550 - Unknown</p>													
Alan Trammell, R OBP: 0.315, SLG: 0.379 (1, 6)	K		F7		4-3	1-4-3		FC5			F9		F2	7 0 0 0 0 1 6														
Kirk Gibson, L OBP: 0.365, SLG: 0.517 (1, 8)	1B		FC6-4 1B		4-3		HR				F7		1B BB	6 1 3 1 1 1 0														
Lance Parrish, R OBP: 0.321, SLG: 0.459 (1, 2)	1B		FC6-4 1B			HR		F7			K		1B	7 1 4 2 0 1 1														
Barbaro Garbey, R OBP: 0.306, SLG: 0.351 (1, 3) (6, 9)	5-3		FC6-4 1B			1B 1B		6-3			F3		K	7 1 1 0 0 1 6														
Larry Herndon, R OBP: 0.293, SLG: 0.391 (1, 7)		5-3 1B 1B		L9		1B 1B		K			K		F3	6 0 2 0 0 2 1														
Nelson Simmons, S OBP: 0.313, SLG: 0.463 (1, 10)		5-3 1B		F9		K		E6 FC5 E			BB		F7	5 0 1 0 1 1 3														
Alejandro Sanchez, R OBP: 0.247, SLG: 0.526 Darrell Evans, L OBP: 0.355, SLG: 0.495 (6, PH) (6, 3)	5-3		FC5 2B		K			E4			F5		HR	2 0 1 0 0 0 2 4 1 1 1 0 1 4														
Tom Brookens, R OBP: 0.280, SLG: 0.375 Johnny Grubb, L OBP: 0.294, SLG: 0.270 Marty Castillo, R OBP: 0.174, SLG: 0.273 (1, 5) (6, PH) (6, 5)	1-3		FC5 1B		BB			K			F3		6-3	2 0 0 0 0 0 3 1 0 1 1 0 0 0 3 0 0 0 0 1 3														
Inning Stats	R: 0 E: 0 K: 1 S: 7	H: 2 LOB: 2 BB: 0 P: 7	R: 0 E: 0 K: 0 S: 5	H: 2 LOB: 2 BB: 0 P: 5	R: 0 E: 0 K: 0 S: 4	H: 1 LOB: 1 BB: 0 P: 4	R: 0 E: 0 K: 0 S: 4	H: 1 LOB: 1 BB: 0 P: 4	R: 0 E: 0 K: 0 S: 3	H: 0 LOB: 0 BB: 0 P: 3	R: 2 E: 0 K: 2 S: 11	H: 4 LOB: 3 BB: 1 P: 15	R: 1 E: 0 K: 1 S: 6	H: 1 LOB: 0 BB: 0 P: 6		R: 0 E: 2 K: 1 S: 7	H: 0 LOB: 2 BB: 0 P: 7	R: 0 E: 0 K: 1 S: 5	H: 0 LOB: 1 BB: 1 P: 9	R: 0 E: 0 K: 1 S: 5	H: 0 LOB: 0 BB: 0 P: 5	R: 0 E: 0 K: 1 S: 6	H: 1 LOB: 1 BB: 0 P: 6	R: 2 E: 0 K: 0 S: 5	H: 2 LOB: 2 BB: 2 P: 13	1B: 10 2B: 1 3B: 0 HR: 3	SF: 0 SAC: 0 DP: 0 HBP: 0	WP: 0 PA: 59 PB: 0 SB: 0 CS: 0
PITCHER	IP WLS BF H R ER SO BB IBB HBP BLK WP HR S P ERA WHIP															PITCHER	IP WLS BF H R ER SO BB IBB HBP BLK WP HR S P ERA WHIP											
Tommy John, L ERA: 4.91 (1, 1)	5.0																											
Steve Ontiveros, R ERA: 0.95 (6, 1)	2.1	13	3	1	1	4	1	0	0	0	0	1	20	24		3.86	1.714											
Jay Howell, R ERA: 1.89 (8, 1)	1.2	5	0	0	0	1	0	0	0	0	0	7	7	0.00	0.000													
Keith Atherton, R ERA: 4.41 (10, 1)	3.1	L	14	2	2	2	3	2	0	0	0	1	18	26	5.40	1.200												
Steve McCatty, R ERA: 5.56 (13, 1)	0.2	4	1	0	0	0	1	0	0	0	0	0	3	7	0.00	3.000												

livebaseballscorecards.com

AB	55
R	5
H	14
RBI	5
BB	4
SO	9
LOB	33



Batter	1	2	3	4	5	6	7	8	9	10	11	12	13
Alfredo Griffin, S OBP: 0.295, SLG: 0.336 (1, 6)	0-0 4-3	0-0 E7 K 1B			0-0 S 1B 1B			0-0 6-3	0-0 6-3			0-0 3-4 1B	
Steve Henderson, R OBP: 0.372, SLG: 0.369 Bruce Bochte, L OBP: 0.387, SLG: 0.447 (9, 3)	0-0 E6 2B	0-3 K			0-3 K			0-0 6-3		4-0 BB		0-0 3-4	
Dusty Baker Jr., R OBP: 0.383, SLG: 0.506 Tony Phillips, S (8, PR) Dwayne Murphy, L OBP: 0.350, SLG: 0.398 (9, 8)	0-0 F8		0-3 K		0-0 1B			0-0 1B		0-0 F9		0-0 4-3	
Dave Kingman, R OBP: 0.314, SLG: 0.429 (1, 10)	0-0 1-H 2B		0-3 K			0-3 K		0-0 F7		0-3 K		4-0 IBB	
Mike Heath, R OBP: 0.305, SLG: 0.379 (1, 9) (9, 7) (10, 2)	4-0 BB		0-3 K			0-0 4-3			4-0 BB SH1-4 FC3-2 BB	0-3 K		0-0 5-3	
Mike Davis, L OBP: 0.359, SLG: 0.512 (1, 8) (9, 9)	0-3 K			0-0 F8		0-3 K			0-0 SH1-4		0-0 F4		0-3 K
Donnie Hill, S OBP: 0.334, SLG: 0.366 (1, 4)		0-0 2B 1B 1B			0-3 K		0-0 L5		4-0 FC3-2 BB IBB		0-0 6-3		0-3 K
Steve Kiefer, R OBP: 0.172, SLG: 0.218 Dave Collins, S OBP: 0.286, SLG: 0.338 (9, PH) (10, 7)		0-0 F7			0-3 K		0-0 5-3		4-0 FC3-2 BB		0-0 6-3		0-0 F8
Charlie O'Brien, R OBP: 0.400, SLG: 0.500 Mike Gallego, R OBP: 0.250, SLG: 0.056 (9, PH) (10, 5)		0-0 1-3 E 2B					0-3 K		0-0 FC3-2			0-0 3-4 1B 1B	

AB R H RBI BB SO LOB

6	0	3	1	0	0	3
4	1	0	0	0	2	2
1	0	0	0	1	0	2
4	0	2	0	0	1	1
0	0	0	0	0	0	0
2	0	0	0	0	0	3
5	0	1	1	1	3	2
4	0	0	0	2	2	4
5	0	0	0	0	3	2
5	1	1	0	1	2	0
3	0	0	0	0	1	1
2	0	0	0	1	0	0
3	1	1	0	0	1	0
2	0	1	0	0	0	3

AB	46
R	3
H	9
RBI	2
BB	6
SO	15
LOB	23



PITCHER	IP	WLS	BF	H	R	ER	SO	BB	IBB	HBP	BLK	WP	HR	S	P	ERA	WHIP
Frank Tanana, L ERA: 4.34 (1, 1)	8.0		31	7	3	1	11	1	0	0	0	0	0	52	56	1.12	1.000
Aurelio Lopez, R ERA: 4.07 (9, 1)	2.0		10	0	0	0	2	3	1	0	0	0	0	10	26	0.00	1.500
Bill Scherrer, L ERA: 3.65 (11, 1)	2.0	W	9	2	0	0	0	0	1	0	0	0	0	8	12	0.00	1.000
Chuck Cary, L ERA: (13, 1)	1.0	S	3	0	0	0	2	0	0	0	0	0	0	7	7	0.00	0.000

WP: 0 PA: 53
PB: 0
SB: 1
CS: 0

Detroit Tigers @ Oakland Athletics
Oakland-Alameda County Coliseum, Oakland, CA
Thu Aug 22 1985, 7:05 PM PDT
Att: 14,550 - Unknown

livebaseballscorecards.com

Batter	1	2	3	4	5	6	7	8	9	AB R H RBI BB SO LOB
Gary Pettis, S OBP: 0.335, SLG: 0.304 (1, 8)	4-0 FC6-4 BB		0-0 4-3			0-0 5-3		0-3 K	0-0 E8 1B	4 1 1 1 1 1 0
Rod Carew, L OBP: 0.370, SLG: 0.328 (1, 3)	0-0 FC6-4 1-2f		0-3 K			4-0 PB HR BB		0-0 F7	4-0 E IBB	3 1 0 0 2 1 1
Brian Downing, R OBP: 0.383, SLG: 0.461 (1, 7)	0-3 K		0-0 3-1			0-0 HR		0-0 F9	0-0 E5 1-3 3-H	5 1 1 2 0 1 2
Ruppert Jones, L OBP: 0.376, SLG: 0.507 (1, 10)	0-0 4-3			0-3 K		4-0 BB		0-3 K	0-3 K	3 0 0 0 1 2 1
Reggie Jackson, L OBP: 0.372, SLG: 0.493 (1, 9)		4-0 G3 1B BB		0-3 K		0-3 K		4-0 FC6-4 BB	4-0 FC6-4 BB	2 0 0 0 2 2 1
Bobby Grich, R OBP: 0.339, SLG: 0.352 (1, 4)		0-0 G3 1B		0-3 K		0-0 F4		0-0 FC6-4 BB 1B	0-0 FC6-4 BB 1B	4 1 1 0 0 1 2
Jerry Narron, L OBP: 0.287, SLG: 0.392 (1, 2)		0-0 G3				0-0 F7		0-0 4-3	4-0 BB 1B BB	3 0 0 0 0 0 2 0 1 0 0 1 0 0
Juan Beniquez, R OBP: 0.347, SLG: 0.391 (9, PH)		1-2 2-3				0-0 6-3		0-3 K	4-0 E BB	3 0 0 0 0 1 2 0 1 0 0 1 0 0
Jack Howell, L OBP: 0.321, SLG: 0.338 (1, 5)		0-0 F7				0-0 F9		0-0 F6	0-0 E 1B	4 1 1 2 0 1 2
Bob Boone, R OBP: 0.306, SLG: 0.306 (9, PH)		0-0 F7							1-2 2-3 3-H	
Dick Schofield, R OBP: 0.269, SLG: 0.334 (1, 6)		0-3 K							1-2 2-H 3-H	

Inning Stats	R: 0 E: 0 K: 1 S: 5	H: 0 LOB: 1 BB: 1 P: 9	R: 0 E: 0 K: 1 S: 6	H: 1 LOB: 2 BB: 1 P: 10	R: 0 E: 0 K: 1 S: 5	H: 0 LOB: 0 BB: 0 P: 5	R: 0 E: 0 K: 3 S: 9	H: 0 LOB: 0 BB: 0 P: 9	R: 0 E: 0 K: 0 S: 3	H: 0 LOB: 0 BB: 0 P: 3	R: 2 E: 0 K: 1 S: 6	H: 1 LOB: 1 BB: 2 P: 14	R: 0 E: 0 K: 1 S: 5	H: 0 LOB: 0 BB: 0 P: 5	R: 0 E: 0 K: 1 S: 5	H: 0 LOB: 0 BB: 0 P: 5	R: 5 E: 2 K: 1 S: 7	H: 2 LOB: 2 BB: 4 P: 23	1B: 3 2B: 0 3B: 0 HR: 1	SF: 0 SAC: 0 DP: 0 HBP: 0
--------------	------------------------------	---------------------------------	------------------------------	----------------------------------	------------------------------	---------------------------------	------------------------------	---------------------------------	------------------------------	---------------------------------	------------------------------	----------------------------------	------------------------------	---------------------------------	------------------------------	---------------------------------	------------------------------	----------------------------------	----------------------------------	------------------------------------


PITCHER	IP	WLS	BF	H	R	ER	SO	BB	IBB	HBP	BLK	WP	HR	S	P	ERA	WHIP
Dan Petry, R ERA: 3.26 (1, 1)	2.0		9	1	0	0	2	2	0	0	0	0	0	11	19	0.00	1.500
Bill Scherrer, L ERA: 3.73 (3, 1)	6.1		23	1	3	3	8	3	0	0	0	0	1	36	48	4.26	0.632
Willie Hernandez, L ERA: 3.05 (9, 1)	0.1	L	5	2	3	2	0	2	0	0	0	0	0	3	11	54.00	12.000
Aurelio Lopez, R ERA: 4.07 (9, 1)	0.0		2	0	1	0	0	0	1	0	0	0	0	1	5	∞	∞

BOTTOM

Detroit Tigers @ California Angels
Anaheim Stadium, Anaheim, CA

Fri Aug 23 1985, 10:05 PM EDT
 Att. 39,932 - Unknown

AB	31
R	7
H	4
RBI	5
BB	8
SO	10
LOB	13



WP	PA
0	39

Detroit Tigers @ California Angels
 Anaheim Stadium, Anaheim, CA

Sat Aug 24 1985, 6:33 AM EDT
 Att: 32,780 - Unknown

AB	38
R	13
H	12
RBI	13
BB	4
SO	8
LOB	10



WP:	0	PA:	43
PB:	0		
SB:	0		
CS:	0		

PITCHER		IP	WLS	BF	H	R	ER	SO	BB	IBB	HBP	BLK	WP	HR	S	P	ERA	WHIP
Kirk McCaskill, R ERA: 4.37	(1, 1)	7.0	L	31	8	8	8	6	2	0	1	0	0	4	40	49	10.29	1.429
Luis Sanchez, R ERA: 5.88	(8, 1)	2.0		12	4	5	5	2	1	1	0	0	0	0	14	22	22.50	2.500

Batter	1	2	3	4	5	6	7	8	9	AB	R	H	RBI	BB	SO	LOB						
Lou Whitaker, L (1, 4) OBP: 0.383, SLG: 0.502 Doug Flynn, R (8, 4) OBP: 0.227, SLG: 0.295	0-0 HR	0-0 FC6-4			4-0 BB		0-0 G3	0-3 K		4	1	1	1	1	1	3						
Alan Trammell, R (1, 6) OBP: 0.313, SLG: 0.378 Marty Castillo, R (8, 5) OBP: 0.174, SLG: 0.273	0-0 6-3	0-0 5-3			0-0 G4-6-3		0-0 F9	0-0 1B		5	1	1	1	0	0	3						
Kirk Gibson, L (1, 9) OBP: 0.366, SLG: 0.521 Alejandro Sanchez, R (8, 9) OBP: 0.243, SLG: 0.520	0-0 HR		0-0 F9		0-3 K		0-3 K	0-0 1B		5	1	2	1	0	2	0						
Lance Parrish, R (1, 2) OBP: 0.327, SLG: 0.485	0-0 HR		0-0 HR			0-0 F7		0-0 2B		5	3	3	3	0	0	1						
Darrell Evans, L (1, 3) OBP: 0.353, SLG: 0.492 Dave Bergman, L (8, 3) OBP: 0.265, SLG: 0.240	0-0 F8		0-3 K			0-0 HR		0-0 F9	0-0 F7	4	1	1	0	0	1	1						
Nelson Simmons, S (1, 10) OBP: 0.308, SLG: 0.455	0-0 F7		0-0 F9			0-0 F8		4-0 2B	0-3 K	4	1	0	0	1	1	1						
Larry Herndon, R (1, 7) OBP: 0.296, SLG: 0.387		1-0 FC6-4		0-3 K		4-0 HR		4-0 2B	0-0 F9	2	2	0	0	2	1	0						
Chet Lemon, R (1, 8) OBP: 0.321, SLG: 0.397		0-0 FC6-4		0-3 K		0-0 HR		0-0 2B		4	2	2	5	0	1	1						
Tom Brookens, R (1, 5) OBP: 0.280, SLG: 0.375		0-0 FC6-4		0-0 F3		0-3 K		0-0 2B		4	1	2	2	0	1	0						
Inning Stats	R: 3 E: 0 K: 0 S: 6	H: 3 LOB: 0 BB: 0 P: 6	R: 0 E: 0 K: 0 S: 4	H: 1 LOB: 2 BB: 0 P: 5	R: 1 E: 0 K: 1 S: 6	H: 1 LOB: 0 BB: 0 P: 6	R: 0 E: 0 K: 2 S: 7	H: 0 LOB: 0 BB: 0 P: 7	R: 0 E: 0 K: 1 S: 4	H: 0 LOB: 0 BB: 1 P: 8	R: 3 E: 0 K: 1 S: 7	H: 2 LOB: 0 BB: 1 P: 11	R: 0 E: 0 K: 1 S: 5	H: 0 LOB: 0 BB: 0 P: 5	R: 6 E: 0 K: 1 S: 10	H: 5 LOB: 1 BB: 2 P: 18	R: 0 E: 0 K: 1 S: 5	H: 0 LOB: 0 BB: 0 P: 5	1B: 4 2B: 4 3B: 0 HR: 4	SF: 0 SAC: 0 DP: 1 HBP: 1	WP: 0 PB: 0 SB: 0 CS: 0	PA: 43

livebaseballscorecards.com


Batter	1	2	3	4	5	6	7	8	9	AB	R	H	RBI	BB	SO	LOB
Gary Pettis, S OBP: 0.334, SLG: 0.302 (1, 8) BBB	4-0 HR BB		0-0 F7		0-3 K			0-0 6-3		3	1	0	0	1	1	1
Rod Carew, L OBP: 0.369, SLG: 0.336 (1, 3) X	0-0 HR		0-0 6-3			0-0 5-3		0-0 F7		4	1	1	2	0	0	0
Brian Downing, R OBP: 0.380, SLG: 0.456 (1, 7) X	0-0 F2		0-3 K			0-0 5-3		0-0 F6		4	0	0	0	0	1	0
Ruppert Jones, L OBP: 0.372, SLG: 0.500 (1, 9) X	0-0 F9			0-0 4-3		0-0 F9			0-0 6-3	4	0	0	0	0	0	0
Reggie Jackson, L OBP: 0.368, SLG: 0.487 (1, 10) X	0-0 3-1			0-0 4-3			0-0 4-3		0-3 K	4	0	0	0	0	1	0
Bobby Grich, R OBP: 0.338, SLG: 0.351 (1, 4) X		0-0 FC4-6 1B		0-3 K			0-0 5-3		0-0 F8	4	0	1	0	0	1	0
Jack Howell, L OBP: 0.322, SLG: 0.338 (1, 5) X		0-0 FC4-6 1-2f			0-0 3-1					3	0	1	0	0	0	1
Dick Schofield, R OBP: 0.272, SLG: 0.335 (1, 6) X		0-3 K 1-2			0-0 S 1B			4-0 1-2 BB		2	0	1	0	1	1	1
Bob Boone, R OBP: 0.304, SLG: 0.303 (1, 2) X		0-0 F3			0-0 5-3 1-2			0-0 F7		3	0	0	0	0	0	4

Inning Stats	R: 2	H: 1	E: 0	LOB: 0	K: 0	S: 4	P: 8	R: 0	H: 1	E: 0	LOB: 1	K: 1	S: 6	R: 0	H: 0	E: 0	LOB: 0	K: 1	S: 5	R: 0	H: 0	E: 0	LOB: 0	K: 1	S: 5	R: 0	H: 1	E: 0	LOB: 1	K: 1	S: 6	R: 0	H: 0	E: 0	LOB: 0	K: 0	S: 3	R: 0	H: 1	E: 0	LOB: 2	K: 0	S: 4	R: 0	H: 0	E: 0	LOB: 0	K: 0	S: 3	R: 0	H: 0	E: 0	LOB: 0	K: 1	S: 5	1B: 3	SF: 0	2B: 0	SAC: 0	3B: 0	DP: 0	HR: 1	HBP: 0	WP: 0	PA: 33
--------------	------	------	------	--------	------	------	------	------	------	------	--------	------	------	------	------	------	--------	------	------	------	------	------	--------	------	------	------	------	------	--------	------	------	------	------	------	--------	------	------	------	------	------	--------	------	------	------	------	------	--------	------	------	------	------	------	--------	------	------	-------	-------	-------	--------	-------	-------	-------	--------	-------	--------

PITCHER	IP	WLS	BF	H	R	ER	SO	BB	IBB	HBP	BLK	WP	HR	S	P	ERA	WHIP
Jack Morris, R ERA: 3.04 (1, 1)	8.0	W	30	4	2	2	4	2	0	0	0	0	1	36	44	2.25	0.750
Chuck Cary, L ERA: (9, 1)	1.0		3	0	0	0	1	0	0	0	0	0	0	5	5	0.00	0.000

DETROIT TIGERS @ CALIFORNIA ANGELS
Anaheim Stadium, Anaheim, CA
 Sat Aug 24 1985, 6:33 AM EDT
 Att. 32,780 - Unknown

AB	31
R	2
H	4
RBI	2
BB	2
SO	5
LOB	7



Batter	1	2	3	4	5	6	7	8	9	AB R H RBI BB SO LOB	TOP																									
Lou Whitaker, L (1, 4) OBP: 0.382, SLG: 0.499	4-0 2B BB		0-3 K		0-0 L9		0-0 F7			3 0 0 0 1 1 3																										
Alan Trammell, R (1, 6) OBP: 0.312, SLG: 0.383	0-0 F4		0-0 F8			0-0 HR	0-0 FC6-4			4 1 1 1 0 0 3																										
Kirk Gibson, L (1, 9) OBP: 0.365, SLG: 0.519	0-3 K			0-0 F7		0-0 2-5 1B		0-3 K		4 0 1 0 0 2 1																										
Darrell Evans, L (1, 3) OBP: 0.354, SLG: 0.495	0-0 1-3 2B			0-3 K		0-0 1-2 1B		0-0 F6		4 0 2 0 0 1 0																										
Nelson Simmons, S (1, 10) OBP: 0.307, SLG: 0.449	0-0 3-1			0-0 1B		0-0 2-5 2-3f		0-0 F8		4 0 1 0 0 0 4																										
Larry Herndon, R (1, 7) OBP: 0.296, SLG: 0.388		0-0 FC5-4 2B		0-3 K		0-0 F9			0-0 G3	4 0 1 0 0 1 2																										
Chet Lemon, R (1, 8) OBP: 0.320, SLG: 0.396		0-0 FC5-4 G6-4-3 2-3			0-0 5-3 1B		0-3 K		0-0 F9	4 0 1 0 0 1 1																										
Tom Brookens, R (1, 5) OBP: 0.280, SLG: 0.373		0-0 G6-4-3			0-0 5-3		4-0 BB BB		0-0 6-3	2 0 0 0 1 0 2	AB 33																									
Dave Bergman, L (9, PH) OBP: 0.263, SLG: 0.238		0-0 1-2f			1-2		FC BB			1 0 0 0 0 0 0	R 1																									
Marty Castillo, R (1, 2) OBP: 0.167, SLG: 0.261			0-0 F7		0-3 K		0-0 FC FC6-4			3 0 0 0 0 1 2	H 7																									
Inning Stats	R: 0 E: 0 K: 1 S: 6	H: 1 LOB: 2 BB: 1 P: 10	R: 0 E: 0 K: 0 S: 3	H: 1 LOB: 0 BB: 0 P: 3	R: 0 E: 0 K: 1 S: 5	H: 0 LOB: 0 BB: 0 P: 5	R: 0 E: 0 K: 2 S: 8	H: 1 LOB: 1 BB: 0 P: 8	R: 0 E: 0 K: 1 S: 6	H: 1 LOB: 1 BB: 0 P: 6	R: 1 E: 0 K: 0 S: 5	H: 3 LOB: 1 BB: 0 P: 5	R: 0 E: 0 K: 1 S: 6	H: 0 LOB: 2 BB: 1 P: 10	R: 0 E: 0 K: 1 S: 5	H: 0 LOB: 0 BB: 0 P: 5	R: 0 E: 0 K: 0 S: 3	H: 0 LOB: 0 BB: 0 P: 3	1B: 4 2B: 3 3B: 0 HR: 1	SF: 0 SAC: 0 DP: 2 HBP: 0	WP: 0 PB: 0 SB: 0 CS: 0	PA: 35														
PITCHER	IP WLS BF H R ER SO BB IBB HBP BLK WP HR S P ERA WHIP																																			
Jim Slaton, R (1, 1) ERA: 4.3	5.2	23	7	1	1	5	1	0	0	0	0	1	32	36	1.59	1.412																				
Stu Ciblem, R (6, 1) ERA: 1.8	3.1	W	12	0	0	0	2	1	0	0	0	0	0	15	19	0.00	0.300																			

Detroit Tigers @ California Angels
 Anaheim Stadium, Anaheim, CA
 Sun Aug 25 1985, 6:33 AM EDT
 Att: 36,026 - Unknown

livebaseballscorecards.com



Batter	1	2	3	4	5	6	7	8	9
Ruppert Jones, L OBP: 0.369, SLG: 0.498 (1, 9) X	0-0 L7 		0-0 L4 		0-3 K 	0-0 L8 		0-0 1B 2B 	
Rod Carew, L OBP: 0.372, SLG: 0.338 (1, 3) X	0-0 6-3 		0-0 E8 FC5-2 1B 		0-0 4-3 	0-0 1B 1B 1-H 		4-0 1B IBB 	
Juan Beniquez, R OBP: 0.351, SLG: 0.395 (1, 7) S S S	0-3 K 		0-0 FC5-2 		0-0 1B 1B 	0-0 1B 1B 1-3 		0-0 E8 SF7 1B 1-H 2-H 3-H 0-0 	
Reggie Jackson, L OBP: 0.366, SLG: 0.485 (1, 10) X		0-0 4-3 	0-3 K 		0-0 1B 1-2 	0-0 F7 		0-0 SF7 3-H 	
Jack Howell, L OBP: 0.304, SLG: 0.317 (1, 5) S S S		0-3 K 		0-0 6-3 	0-3 K 		0-0 F5 	0-3 K 	
Gary Pettis, S OBP: 0.339, SLG: 0.303 (1, 8) B B B B		4-0 1B BB 		0-0 FC5 1B 1B 		4-0 SH 1B BB 	0-0 3-1 		
Rob Wilfong, L OBP: 0.234, SLG: 0.265 (1, 4) X		0-0 1B 1-2 		0-0 FC5 1B 		0-0 SH 1B E 	0-0 4-3 		
Bob Boone, R OBP: 0.303, SLG: 0.302 (1, 2) X		0-0 F9 		0-0 FC5 1-2 2-3f 		0-0 E8 FC3-5 1B 1-H 2-H 		0-0 F9 	
Dick Schofield, R OBP: 0.274, SLG: 0.333 (1, 6) B B B B			4-0 E 1B FC5-2 BB 		0-0 4-3 	0-0 FC3-5 E S 1B 2-3 		4-0 2B 1B BB 	

AB	R	H	RBI	BB	SO	LOB
5	1	1	0	0	1	2
4	1	2	1	1	0	0
5	1	3	2	0	1	2
4	0	1	1	0	1	4
5	0	0	0	0	3	2
2	1	1	0	2	0	0
3	1	2	0	0	0	0
4	0	1	1	0	0	4
2	2	0	0	2	0	3

BOTTOM

Detroit Tigers @ California Angels
Anaheim Stadium, Anaheim, CA

Sun Aug 25 1985, 6:33 AM EDT
Att. 36,026 - Unknown

livebaseballscorecards.com

AB	34
R	7
H	11
RBI	5
BB	5
SO	6
LOB	17



Inning Stats	R: 0	H: 0	E: 0	K: 1	S: 5	R: 0	H: 1	E: 0	K: 1	S: 6	R: 0	H: 1	E: 1	K: 1	S: 6	R: 0	H: 2	E: 0	K: 0	S: 5	R: 0	H: 2	E: 0	K: 2	S: 9	R: 3	H: 3	E: 2	K: 0	S: 7	R: 0	H: 0	E: 0	K: 0	S: 3	R: 4	H: 2	E: 1	K: 1	S: 7
	LOB: 0	BB: 0	P: 5	LOB: 2	BB: 1	P: 10	LOB: 2	BB: 0	P: 5	LOB: 2	BB: 0	P: 9	LOB: 2	BB: 1	P: 11	LOB: 0	BB: 0	P: 3	LOB: 0	BB: 2	P: 15	LOB: 0	BB: 2	P: 15	1B: 10	SF: 1	2B: 1	SAC: 1	3B: 0	DP: 0	HR: 0	HBP: 0	WP: 0	PA: 41	PB: 0	SB: 1	CS: 0			

PITCHER	IP	WLS	BF	H	R	ER	SO	BB	IBB	HBP	BLK	WP	HR	S	P	ERA	WHIP
Walt Terrell, R ERA: 3.87 (1, 1)	7.1	L	39	11	7	4	5	4	1	0	0	0	0	44	64	4.91	2.045
Chuck Cary, L ERA: (8, 1)	0.2		2	0	0	0	1	0	0	0	0	0	0	4	4	0.00	0.000

Batter	1	2	3	4	5	6	7	8	9	AB R H RBI BB SO LOB	TOP
Lou Whitaker, L (1, 4) OBP: 0.383, SLG: 0.499	4-0 BB		0-0 6-3		0-0 6-3		0-0 2B		0-0 G3	4 0 1 2 1 0 2	
Alan Trammell, R (1, 6) OBP: 0.311, SLG: 0.380	0-3 K			4-0 2B BB	0-0 5-3		0-0 F9		0-0 F3	4 1 0 0 1 1 5	
Kirk Gibson, L (1, 9) OBP: 0.366, SLG: 0.521	0-0 F8			0-0 WP 2B		0-0 5-3		0-0 HR 1B		4 1 2 1 0 0 1	
Lance Parrish, R (1, 2) OBP: 0.324, SLG: 0.480	0-0 F8			0-0 F8		0-0 5-3		0-0 F8		4 0 0 0 0 0 3	
Darrell Evans, L (1, 10) OBP: 0.355, SLG: 0.503				0-0 F4		0-3 K		0-0 HR		4 1 2 2 0 1 1	
Nelson Simmons, S (1, 7) OBP: 0.307, SLG: 0.447				0-0 F7				0-0 6-3		3 0 1 0 0 1 2	
Larry Herndon, R (7, PR) OBP: 0.295, SLG: 0.387										1 1 0 0 0 0 0	
Dave Bergman, L (1, 3) OBP: 0.270, SLG: 0.257										4 1 2 0 0 0 1	
Chet Lemon, R (1, 8) OBP: 0.322, SLG: 0.395										4 1 2 0 0 0 1	
Tom Brookens, R (1, 5) OBP: 0.280, SLG: 0.374										1 1 0 1 1 0 0	
										4 0 1 0 0 2 3	
Inning Stats	R: 0 H: 0 E: 0 LOB: 1 K: 1 BB: 1 S: 5 P: 9	R: 0 H: 1 E: 0 LOB: 0 K: 0 BB: 0 S: 3 P: 3	R: 0 H: 0 E: 0 LOB: 0 K: 0 BB: 0 S: 3 P: 3	R: 1 H: 1 E: 0 LOB: 1 K: 1 BB: 1 S: 6 P: 10	R: 1 H: 2 E: 0 LOB: 1 K: 0 BB: 0 S: 4 P: 5	R: 0 H: 0 E: 0 LOB: 0 K: 1 BB: 0 S: 5 P: 5	R: 2 H: 3 E: 0 LOB: 2 K: 1 BB: 0 S: 8 P: 8	R: 2 H: 2 E: 0 LOB: 0 K: 0 BB: 0 S: 5 P: 5	R: 0 H: 0 E: 0 LOB: 1 K: 1 BB: 1 S: 5 P: 9	1B: 4 SF: 1 2B: 4 SAC: 0 3B: 0 DP: 1 HR: 1 HBP: 1	WP: 1 PA: 38 PB: 0 SB: 1 CS: 0
PITCHER	IP WLS BF H R ER SO BB IBB HBP BLK WP HR S P ERA WHIP										
Frank Wills, R (1, 1) ERA: 5.4	7.1 L 31 8 5 5 4 2 0 1 0 36 45 6.14 1.364										
Ed Vande Berg, L (8, 1) ERA: 3.64	0.2 3 1 1 1 0 0 0 0 0 3 3 13.50 1.500										
Jack Lazorko, R (9, 1) ERA: 1.08	1.0 4 0 0 0 0 1 1 0 0 5 9 0.00 1.000										

Detroit Tigers @ Seattle Mariners
 The Kingdome, Seattle, WA
 Mon Aug 26 1985, 10:05 PM EDT
 Att: 13,597 - Unknown

livebaseballscorecards.com

AB	33
R	6
H	9
RBI	6
BB	3
SO	5
LOB	18



BOTTOM

Detroit Tigers @ Seattle Mariners
The Kingdome, Seattle, WA
Mon Aug 26 1985, 10:05 PM EDT
Att. 13,597 - Unknown

livebaseballscores.com

AB	33
R	3
H	7
RBI	3
BB	6
SO	8
LOB	19



WP:	0	PA:	39
PB:	0		
SB:	1		
CS:	0		

AB R H RBI BB SO LOB

4 0 1 1 1 1 2

5 0 2 1 0 2 3

2 1 1 0 3 0 2

4 0 0 0 0 1 6

4 0 0 0 0 1 4

4 0 1 1 0 0 0

4 1 1 0 0 2 1

4 0 0 0 0 1 1

2 1 1 0 2 0 0

1B: 3 SF: 0
2B: 3 SAC: 0
3B: 1 DP: 1
HR: 0 HBP: 0

WP: 0 PA: 39
PB: 0
SB: 1
CS: 0

1B: 3 SF: 0
2B: 3 SAC: 0
3B: 1 DP: 1
HR: 0 HBP: 0

1B: 3 SF: 0
2B: 3 SAC: 0
3B: 1 DP: 1
HR: 0 HBP: 0

1B: 3 SF: 0
2B: 3 SAC: 0
3B: 1 DP: 1
HR: 0 HBP: 0

1B: 3 SF: 0
2B: 3 SAC: 0
3B: 1 DP: 1
HR: 0 HBP: 0

1B: 3 SF: 0
2B: 3 SAC: 0
3B: 1 DP: 1
HR: 0 HBP: 0

Batter	1	2	3	4	5	6	7	8	9
Jack Perconte, L (1, 4) OBP: 0.319, SLG: 0.326	0-0 F7		0-0 FC4		4-0 BB		0-3 K		0-0 2B 1B
Phil Bradley, R (1, 7) OBP: 0.365, SLG: 0.497	0-0 BB 1B		0-3 K		0-3 K		0-0 4-3		0-0 1-3 2-H 2B
Alvin Davis, L (1, 3) OBP: 0.385, SLG: 0.433	4-0 1-2 BB		4-0 1-2 IBB		0-0 6-3 2B		4-0 BB		0-0 4-3
Gorman Thomas, R (1, 10) OBP: 0.329, SLG: 0.460	0-3 K		0-0 5-3		0-0 F8		0-0 F8		
Al Cowens, R (1, 9) OBP: 0.294, SLG: 0.435	0-0 6-3			0-3 K		0-0 6-3		0-0 G5-4-3 1-2	
Jim Presley, R (1, 5) OBP: 0.340, SLG: 0.520		0-0 F9		0-0 F3		0-0 2B		0-0 F2	
Dave Henderson, R (1, 8) OBP: 0.312, SLG: 0.377		0-3 K		0-3 K		0-0 F6		0-0 1B 3B	
Bob Kearney, R (1, 2) OBP: 0.277, SLG: 0.361		0-3 K			0-0 F7		0-0 F3		0-0 F3
Spike Owen, S (1, 6) OBP: 0.333, SLG: 0.352			0-0 FC4 1B		0-0 4-3		4-0 BB		4-0 1B 2B BB

Inning Stats	R: 0 H: 1 E: 0 K: 1 S: 6	R: 0 H: 0 E: 0 K: 2 S: 7	R: 0 H: 1 E: 0 K: 1 S: 6	R: 0 H: 0 E: 0 K: 2 S: 7	R: 0 H: 0 E: 0 K: 1 S: 5	R: 1 H: 2 E: 0 K: 1 S: 5	R: 0 H: 0 E: 0 K: 1 S: 5	R: 0 H: 0 E: 0 K: 0 S: 2	R: 2 H: 3 E: 0 K: 0 S: 6
--------------	--------------------------	--------------------------	--------------------------	--------------------------	--------------------------	--------------------------	--------------------------	--------------------------	--------------------------

PITCHER	IP	WLS	BF	H	R	ER	SO	BB	IBB	HBP	BLK	WP	HR	S	P	ERA	WHIP
Juan Berenguer, R (1, 1) ERA: 5.75	7.0	W	29	4	1	1	8	3	1	0	0	0	0	41	57	1.29	1.000
Chuck Cary, L (8, 1) ERA: 4.15	1.2		8	2	2	2	0	2	0	0	0	0	0	6	14	10.80	2.400
Willie Hernandez, L (9, 1) ERA: 3.03	0.1	S	2	1	0	0	0	0	0	0	0	0	0	2	2	0.00	3.000

PITCHER	IP	WLS	BF	H	R	ER	SO	BB	IBB	HBP	BLK	WP	HR	S	P	ERA	WHIP
Juan Berenguer, R (1, 1) ERA: 5.75	7.0	W	29	4	1	1	8	3	1	0	0	0	0	41	57	1.29	1.000
Chuck Cary, L (8, 1) ERA: 4.15	1.2		8	2	2	2	0	2	0	0	0	0	0	6	14	10.80	2.400
Willie Hernandez, L (9, 1) ERA: 3.03	0.1	S	2	1	0	0	0	0	0	0	0	0	0	2	2	0.00	3.000

Batter	1	2	3	4	5	6	7	8	9	AB R H RBI BB SO LOB	TOP
Alan Trammell, R OBP: 0.311, SLG: 0.379 (1, 6) X	0-0 6-3 1B		0-0 F4			0-0 5-3		0-0 F4		4 0 1 0 0 0 1	
Barbaro Garbey, R OBP: 0.301, SLG: 0.344 (1, 3) X	0-0 6-3 1-2		0-0 6-3			0-0 6-3		0-3 K		4 0 0 0 0 1 2	
Kirk Gibson, L OBP: 0.363, SLG: 0.516 (1, 9) S S S (6, 8)	0-3 K			0-0 6-3		0-3 K		0-3 K		4 0 0 0 0 3 1	
Lance Parrish, R OBP: 0.321, SLG: 0.476 (1, 2) X	0-0 1-3			0-0 4-3			0-0 F8		0-0 6-3	4 0 0 0 0 0 1	
Nelson Simmons, S OBP: 0.302, SLG: 0.438 (1, 10) X		0-0 F9		0-3 K			0-0 6-3			3 0 0 0 0 1 0	
Larry Herndon, R OBP: 0.295, SLG: 0.387 (1, 7) X		0-0 4-3				0-0 F9		0-0 1B		3 0 1 0 0 0 0	
Chet Lemon, R OBP: 0.323, SLG: 0.403 Alejandro Sanchez, R OBP: 0.242, SLG: 0.515 (1, 8) S S S (6, 9)		0-0 F8				0-0 HR		0-3 K		2 1 1 1 0 0 0 1 0 0 0 0 1 1	
Tom Brookens, R OBP: 0.283, SLG: 0.382 (1, 5) X			0-0 SH1-3 2B			0-0 F3-6 2B		0-0 F3		3 0 2 0 0 0 0	
Doug Flynn, R OBP: 0.217, SLG: 0.283 (1, 4) X			0-0 SH1-3 2-3			0-0 F3-6 2-3		0-0 F5-3		2 0 0 0 0 0 1	
Inning Stats	R: 0 E: 0 K: 1 S: 6 H: 1 LOB: 1 BB: 0 P: 6	R: 0 E: 0 K: 0 S: 3 H: 0 LOB: 0 BB: 0 P: 3	R: 0 E: 0 K: 0 S: 4 H: 1 LOB: 1 BB: 0 P: 4	R: 0 E: 0 K: 1 S: 5 H: 0 LOB: 0 BB: 0 P: 5	R: 1 E: 0 K: 0 S: 4 H: 2 LOB: 0 BB: 0 P: 4	R: 0 E: 0 K: 1 S: 5 H: 0 LOB: 0 BB: 0 P: 5	R: 0 E: 0 K: 1 S: 6 H: 1 LOB: 1 BB: 0 P: 6	R: 0 E: 0 K: 0 S: 3 H: 0 LOB: 0 BB: 0 P: 3	R: 0 E: 0 K: 2 S: 7 H: 0 LOB: 0 BB: 0 P: 7	1B: 2 2B: 3 3B: 0 HR: 1 SF: 0 SAC: 1 DP: 1 HBP: 0	WP: 0 PB: 0 SB: 0 CS: 0 PA: 31
PITCHER Matt Young, L ERA: 4.91 (1, 1)	IP: 9.0 WLS: W BF: 31 H: 5 R: 1 ER: 1 SO: 6 BB: 0 IBB: 0 HBP: 0 BLK: 0 WP: 0 HR: 1 S: 43 P: 43 ERA: 1.00 WHIP: 0.556										

Detroit Tigers @ Seattle Mariners
 The Kingdome, Seattle, WA
 Tue Aug 27 1985, 10:05 PM EDT
 Att: 11,296 - Unknown

livebaseballscorecards.com

AB	30
R	1
H	5
RBI	1
BB	0
SO	6
LOB	7




Batter	1	2	3	4	5	6	7	8	9	AB	R	H	RBI	BB	SO	LOB
Jack Perconte, L (1, 4) OBP: 0.316, SLG: 0.323	0-0 6-3		0-3 K		0-0 6-3	0-0 F9				4	0	0	0	0	1	1
Gorman Thomas, R (1, 10) OBP: 0.330, SLG: 0.459	0-0 E 1B		4-0 E FC3-2 BB		0-0 F5					3	0	1	0	1	1	0
Phil Bradley, R (1, 7) OBP: 0.364, SLG: 0.495	0-3 K		0-0 E7 FC3-2 1B		0-0 F9					4	0	1	0	0	1	1
Al Cowens, R (1, 9) OBP: 0.298, SLG: 0.438 John Moses, S (9, 8)	4-0 IBB		4-0 FC3-2 IBB		0-0 1B 2B					2	1	1	0	2	0	0
Alvin Davis, L (1, 3) OBP: 0.384, SLG: 0.431	0-3 K		0-0 FC3-2 IBB		0-0 1B 2B 1B					4	1	1	0	0	1	5
Jim Presley, R (1, 5) OBP: 0.339, SLG: 0.518		0-0 FC5-4 1B	0-0 5-3		0-3 K					4	0	1	0	0	1	5
Dave Henderson, R (1, 8) OBP: 0.311, SLG: 0.376		0-3 K		0-0 F4-3		0-0 2B 1B				4	1	1	1	0	1	1
Donnie Scott, S (1, 2) OBP: 0.273, SLG: 0.378		0-0 FC5-4		0-0 F6-4-3 1B		0-0 2B				3	0	2	2	0	0	1
Spike Owen, S (1, 6) OBP: 0.330, SLG: 0.348		0-0 6-3		0-0 F6-4-3		0-0 F8				3	0	0	0	0	0	3

Inning Stats		R: 0	H: 1	R: 0	H: 1	R: 0	H: 1	R: 0	H: 0	R: 3	H: 4	R: 0	H: 0	R: 0	H: 0	1B: 6	SF: 0	WP: 0	PA: 34
		E: 0	LOB: 2	E: 0	LOB: 1	E: 0	LOB: 0	E: 0	LOB: 0	E: 0	LOB: 1	E: 0	LOB: 0	E: 0	LOB: 0	2B: 2	SAC: 0	PB: 0	
		K: 2	BB: 1	K: 1	BB: 0	K: 0	BB: 2	K: 1	BB: 0	K: 1	BB: 0	K: 1	BB: 0	K: 0	BB: 0	3B: 0	DP: 1	SB: 0	
		S: 8	P: 12	S: 6	P: 6	S: 3	P: 14	S: 3	P: 3	S: 9	P: 9	S: 5	P: 5	S: 3	P: 3	HR: 0	HBP: 0	CS: 0	
PITCHER	IP	WLS	BF	H	R	ER	SO	BB	IBB	HBP	BLK	WP	HR	S	P	ERA	WHIP		
Frank Tanana, L (1, 1) ERA: 4.32	7.0	L	31	8	3	3	6	1	2	0	0	0	0	40	52	3.86	1.286		
Randy O'Neal, R (8, 1) ERA: 3.05	1.0		3	0	0	0	0	0	0	0	0	0	0	3	3	0.00	0.000		

DETROIT TIGERS @ SEATTLE MARINERS
The Kingdom, Seattle, WA
Tue Aug 27 1985, 10:05 PM EDT
Att. 11,296 - Unknown

AB 31
R 3
H 8
RBI 3
BB 3
SO 6
LOB 17



Batter	1	2	3	4	5	6	7	8	9	10	11	12	AB R H RBI BB SO LOB
Alfredo Griffin, S (1, 6) OBP: 0.295, SLG: 0.335	0-0 6-3		0-0 G6-4-3 1B			0-0 F8		0-0 F8		0-3 K			5 0 1 0 0 1 2
Dwayne Murphy, L (1, 8) OBP: 0.345, SLG: 0.392	0-3 K		0-0 G6-4-3 1-2f			4-0 G1 1B BB		4-0 BB		0-0 F8			3 1 0 0 2 1 1
Bruce Bochte, L (1, 3) OBP: 0.382, SLG: 0.439	4-0 BB					0-0 G1		0-3 K		0-0 4-3			4 0 0 0 1 2 3
Dave Kingman, R (1, 10) OBP: 0.314, SLG: 0.433	0-3 K					0-0 F9		0-0 1B		0-0 5-3			5 0 1 2 0 2 1
Dusty Baker Jr., R (1, 7) OBP: 0.377, SLG: 0.487		0-3 K				0-0 F8		0-0 F9		0-0 4-3 1B			4 0 1 0 0 1 1
Dave Collins, S (9, PR) OBP: 0.290, SLG: 0.337													1 0 0 0 0 0 0
Mike Davis, L (1, 9) OBP: 0.356, SLG: 0.510		0-0 1B				0-3 K		0-0 F7		0-0 4-3			5 0 1 0 0 1 1
Donnie Hill, S (1, 4) OBP: 0.324, SLG: 0.351		0-0 F7				0-0 F7		0-0 F4		0-0 F8			5 0 0 0 0 0 1
Mickey Tettleton, S (1, 2) OBP: 0.347, SLG: 0.354		0-3 K				0-3 K		0-0 F8		0-0 E5			3 0 0 0 0 0 2 1
Carney Lansford, R (10, PH) OBP: 0.314, SLG: 0.438													1 0 0 0 0 0 0 0
Mike Heath, R (10, 2) OBP: 0.304, SLG: 0.377													0 0 0 0 0 0 0 0
Tony Phillips, S (1, 5) OBP: 0.391, SLG: 0.400			0-0 CS 1B			4-0 G1 WP 1B BB		0-0 F9		0-0 F9			3 1 1 0 1 0 1

Inning Stats	R: 0 E: 0 K: 2 S: 7	H: 0 LOB: 1 BB: 1 P: 11	R: 0 E: 0 K: 2 S: 8	H: 1 LOB: 1 BB: 0 P: 8	R: 0 E: 0 K: 0 S: 3	H: 2 LOB: 0 BB: 0 P: 3	R: 0 E: 0 K: 1 S: 5	H: 0 LOB: 0 BB: 0 P: 5	R: 0 E: 0 K: 2 S: 7	H: 0 LOB: 0 BB: 0 P: 7	R: 2 E: 0 K: 0 S: 4	H: 1 LOB: 1 BB: 2 P: 12	R: 0 E: 0 K: 0 S: 3	H: 0 LOB: 0 BB: 0 P: 3	R: 0 E: 0 K: 1 S: 5	H: 0 LOB: 1 BB: 1 P: 9	R: 0 E: 0 K: 0 S: 3	H: 1 LOB: 1 BB: 0 P: 3	R: 0 E: 1 K: 1 S: 6	H: 0 LOB: 1 BB: 0 P: 6	R: 0 E: 0 K: 1 S: 5	H: 0 LOB: 0 BB: 0 P: 5	R: 0 E: 0 K: 0 S: 3	H: 0 LOB: 0 BB: 0 P: 3	1B: 5 2B: 1 3B: 0 HR: 0	SF: 0 SAC: 0 DP: 2 HBP: 0	WP: 1 PB: 0 SB: 1 CS: 1	PA: 43
PITCHER	IP	WLS	BF	H	R	ER	SO	BB	IBB	HBP	BLK	WP	HR	S	P	ERA	WHIP											
Dan Petry, R (1, 1) ERA: 3.23	7.0		26	4	2	2	7	3	0	0	0	1	0	37	49	2.57	1.000											
Chuck Cary, L (8, 1) ERA: 3.38	1.0		4	0	0	0	1	1	0	0	0	0	0	5	9	0.00	1.000											
Randy O'Neal, R (9, 1) ERA: 3.04	0.1		2	1	0	0	0	0	0	0	0	0	0	2	2	0.00	3.000											
Willie Hernandez, L (9, 1) ERA: 2.95	2.2		8	0	0	0	2	0	0	0	0	0	0	12	12	0.00	0.000											
Bill Scherrer, L (12, 1) ERA: 3.66	1.0	W	3	0	0	0	0	0	0	0	0	0	0	3	3	0.00	0.000											

Oakland Athletics @ Detroit Tigers
Tiger Stadium, Detroit, MI
 Thu Aug 29 1985, 7:05 PM EDT
 Att. 21,842 - Unknown

AB	39
R	2
H	5
RBI	2
BB	4
SO	10
LOB	12

Batter 1 2 3 4 5 6 7 8 9 10 11 12 AB R H RBI BB SO LOB BOTTOM

Baseball scorecard table with columns for batter name, statistics, and 12 batters (1-12). Each batter's box contains a count (e.g., 1-3, 4-3), an event diagram (e.g., F8, K, HR, BB), and a pitcher's box with a count and number of balls. The bottom right of the table shows a summary of totals for AB, R, H, RBI, BB, SO, and LOB.


Oakland Athletics @ Detroit Tigers
Tiger Stadium, Detroit, MI
Thu Aug 29 1985, 7:05 PM EDT
Att: 21,842 - Unknown

Summary table with columns for AB, R, H, RBI, BB, SO, LOB and values. AB: 41, R: 3, H: 9, RBI: 3, BB: 8, SO: 7, LOB: 19.



Inning Stats table with columns for R, H, E, K, S and values for each of the 12 batters.

PITCHER table with columns for name, IP, WLS, BF, H, R, ER, SO, BB, IBB, HBP, BLK, WP, HR, S, P, ERA, WHIP and values for three pitchers.

Batter	1	2	3	4	5	6	7	8	9	AB R H RBI BB SO LOB	TOP									
Alfredo Griffin, S (1, 6) OBP: 0.296, SLG: 0.338	0-3 K	0-0 1B 2B		0-3 K			0-0 2B 1B		0-0 1-3	5 2 2 0 0 2 0										
Mike Davis, L (1, 9) OBP: 0.359, SLG: 0.513	0-0 1B BB	0-0 1B 1B		0-0 K 2B			0-3 K		0-0 4-3	5 1 3 2 0 1 1										
Dusty Baker Jr., R (1, 7) OBP: 0.374, SLG: 0.480	4-0 1B 1B BB	0-0 L8		0-3 K			0-0 F8		0-0 5-3	4 1 0 0 1 1 3										
Dave Kingman, R (1, 10) OBP: 0.314, SLG: 0.433	0-0 L8	0-0 F3				0-0 F4	0-0 1B 2B			4 1 1 1 0 0 3										
Bruce Bochte, L (1, 3) OBP: 0.386, SLG: 0.443	0-0 1B WP 1B	0-0 1B				0-0 5-3	0-0 1B			4 1 3 2 0 0 0										
Dwayne Murphy, L (1, 8) OBP: 0.344, SLG: 0.391	0-0 1B WP 2B 1B	0-0 F9				0-3 K	0-0 4-3			4 1 1 1 0 1 3										
Donnie Hill, S (1, 4) OBP: 0.323, SLG: 0.353	0-0 PB 2B		0-0 F7			0-0 L7		0-3 K		4 0 1 1 0 1 0	AB 38 R 8 H 12 RBI 7 BB 1 SO 9 LOB 11									
Mickey Tettleton, S (1, 2) OBP: 0.339, SLG: 0.345	0-3 K		0-0 F8			0-3 K		0-0 F8		4 0 0 0 0 2 1										
Tony Phillips, S (1, 5) OBP: 0.370, SLG: 0.375		0-0 2B 1B	0-3 K			0-0 4-3		0-0 F3		4 1 1 0 0 1 0										
Inning Stats	R: 4 E: 0 K: 2 S: 11	H: 4 LOB: 1 BB: 1 P: 15	R: 2 E: 0 K: 0 S: 7	H: 4 LOB: 2 BB: 0 P: 7	R: 0 E: 0 K: 1 S: 5	H: 0 LOB: 0 BB: 0 P: 5	R: 0 E: 0 K: 2 S: 7	H: 1 LOB: 0 BB: 0 P: 7	R: 0 E: 0 K: 1 S: 5	H: 0 LOB: 0 BB: 0 P: 5	R: 2 E: 0 K: 1 S: 8	H: 3 LOB: 1 BB: 0 P: 8	R: 0 E: 0 K: 1 S: 5	H: 0 LOB: 0 BB: 0 P: 5	R: 0 E: 0 K: 0 S: 3	H: 0 LOB: 0 BB: 0 P: 3	1B: 8 2B: 4 3B: 0 HR: 0	SF: 0 SAC: 0 DP: 0 HBP: 0	WP: 1 PB: 1 SB: 0 CS: 0	PA: 39
PITCHER	IP WLS BF H R ER SO BB IBB HBP BLK WP HR S P ERA WHIP																			
Jack Morris, R (1, 1) ERA: 3.28	1.0 L 11 7 6 6 2 1 0 0 0 0 1 0 14 18 54.00 8.000																			
Aurelio Lopez, R (2, 1) ERA: 3.99	6.0 22 5 2 2 6 0 0 0 0 0 0 0 34 34 3.00 0.833																			
Chuck Cary, L (8, 1) ERA: 2.84	1.0 3 0 0 0 1 0 0 0 0 0 0 0 5 5 0.00 0.000																			
Randy O'Neal, R (9, 1) ERA: 3.0	1.0 3 0 0 0 0 0 0 0 0 0 0 0 3 3 0.00 0.000																			

Oakland Athletics @ Detroit Tigers
Tiger Stadium, Detroit, MI
Fri Aug 30 1985, 7:05 PM EDT
Att. 22,423 - Unknown

livebaseballscorecards.com

Batter	1	2	3	4	5	6	7	8	9	AB R H RBI BB SO LOB	BOTTOM																
Lou Whitaker, L OBP: 0.383, SLG: 0.493 (1, 4)	0-0 F9	0-0 3-1			0-0 FC4-6			0-0 L4		4 0 0 0 0 0 1	Oakland Athletics @ Detroit Tigers Tiger Stadium, Detroit, MI Fri Aug 30 1985, 7:05 PM EDT Att. 22,423 - Unknown																
Alan Trammell, R OBP: 0.310, SLG: 0.377 (1, 6)	0-0 6-3		0-0 F3		0-0 F5			0-0 1B		4 0 1 0 0 0 1																	
Kirk Gibson, L OBP: 0.364, SLG: 0.513 (1, 8)	0-0 1B 1B		0-0 F2			0-3 K		0-0 F5		4 1 1 0 0 1 1																	
Lance Parrish, R OBP: 0.323, SLG: 0.479 (1, 2)	0-0 1B		0-0 6-3			0-0 B1-3		0-0 5-3		4 0 1 1 0 0 0																	
Darrell Evans, L OBP: 0.353, SLG: 0.494 (1, 10)	0-0 L9			0-3 K		0-0 F8		0-0 F5		4 0 0 0 0 1 1																	
Nelson Simmons, S OBP: 0.292, SLG: 0.426 (1, 9)		0-0 E1 2B SF8		0-0 4-3			0-0 F6	0-3 K		4 1 0 0 0 1 0																	
Johnny Grubb, L OBP: 0.294, SLG: 0.274 (1, 7)		0-0 SF8 G3 2B		0-0 F5			0-0 F7			3 1 1 0 0 0 0																	
Dave Bergman, L OBP: 0.269, SLG: 0.284 (1, 3)		0-0 SF8			0-0 FC4-6 1B		0-0 4-3			2 0 1 1 0 0 0																	
Tom Brookens, R OBP: 0.279, SLG: 0.376 (1, 5)		0-0 G3			0-3 K			0-3 K		3 0 0 1 0 2 1																	
Inning Stats	R: 1 E: 0 K: 0 S: 5	H: 2 LOB: 1 BB: 0 P: 5	R: 2 E: 1 K: 0 S: 5	H: 1 LOB: 0 BB: 0 P: 5	R: 0 E: 0 K: 0 S: 3	H: 0 LOB: 0 BB: 0 P: 3	R: 0 E: 0 K: 1 S: 5	H: 1 LOB: 1 BB: 0 P: 6	R: 0 E: 0 K: 1 S: 5	H: 0 LOB: 0 BB: 0 P: 5		R: 0 E: 0 K: 1 S: 6	H: 1 LOB: 1 BB: 0 P: 6	R: 0 E: 0 K: 1 S: 5	H: 0 LOB: 0 BB: 0 P: 5	1B: 4 2B: 1 3B: 0 HR: 0	SF: 1 SAC: 0 DP: 0 HBP: 0	WP: 0 PB: 0 SB: 0 CS: 0	PA: 33								
PITCHER	IP WLS BF H R ER SO BB IBB HBP BLK WP HR S P ERA WHIP																										
Don Sutton, R ERA: 3.76 (1, 1)	8.0	30	5	3	1	4	0	0	0	0	0	0	0	0	0	1.12	0.625										
Keith Atherton, R ERA: 4.54 (9, 1)	1.0	3	0	0	0	1	0	0	0	0	0	0	0	0	0	0.00	0.000										

livebaseballscorecards.com

AB	32
R	3
H	5
RBI	3
BB	0
SO	5
LOB	5



Batter	1	2	3	4	5	6	7	8	9	AB R H RBI BB SO LOB	TOP											
Alfredo Griffin, S (1, 6) OBP: 0.298, SLG: 0.338	0-0 4-3		0-0 CS 1B			4-0 1B BB		0-3 K		3 1 1 0 1 1 0												
Mike Davis, L (1, 9) OBP: 0.360, SLG: 0.513	0-0 G3-6-1 1B		0-3 K			0-0 F7		0-0 1B 1B		4 0 2 0 0 1 2												
Dusty Baker Jr., R (1, 7) OBP: 0.376, SLG: 0.481	0-0 G3-6-1 1-2f				0-0 L6			0-0 1B 1B		4 0 2 0 0 0 1												
Dave Kingman, R (1, 10) OBP: 0.313, SLG: 0.432		0-0 L6			0-3 K			0-0 G4-6-3 1B		4 0 1 1 0 1 2												
Bruce Bochte, L (1, 3) OBP: 0.385, SLG: 0.440		0-0 F9 1B 1B			0-3 K			0-0 G4-6-3 1-2f		4 0 1 0 0 2 2												
Dwayne Murphy, L (1, 8) OBP: 0.343, SLG: 0.390		0-0 1-2 1B			0-0 L4			0-0 L3		4 0 1 0 0 1 0												
Donnie Hill, S (1, 4) OBP: 0.321, SLG: 0.351 Tony Phillips, S (7, PH) OBP: 0.345, SLG: 0.346		0-0 F9 2-3			0-0 F7			0-3 K		2 0 0 0 0 0 2 2 0 0 0 0 2 0												
Carney Lansford, R (1, 5) OBP: 0.314, SLG: 0.436		0-0 L4			4-0 BB			0-0 F8		2 0 0 0 1 0 2												
Mickey Tettleton, S (1, 2) OBP: 0.335, SLG: 0.340 Dave Collins, S (8, PH) OBP: 0.289, SLG: 0.336 Mike Heath, R (8, 2) OBP: 0.304, SLG: 0.377			0-3 K		0-3 K			0-0 F6		2 0 0 0 0 2 1 1 0 0 0 0 0 0 0 0 0 0 0 0 0												
Inning Stats	R: 0 E: 0 K: 0 S: 3	H: 1 LOB: 0 BB: 0 P: 3	R: 0 E: 0 K: 0 S: 5	H: 2 LOB: 2 BB: 0 P: 5	R: 0 E: 0 K: 2 S: 7	H: 1 LOB: 1 BB: 0 P: 7	R: 0 E: 0 K: 2 S: 7	H: 0 LOB: 0 BB: 0 P: 7	R: 0 E: 0 K: 1 S: 5	H: 0 LOB: 1 BB: 1 P: 9	R: 1 E: 0 K: 0 S: 4	H: 2 LOB: 1 BB: 1 P: 8	R: 0 E: 0 K: 1 S: 5	H: 0 LOB: 0 BB: 0 P: 5	R: 0 E: 0 K: 1 S: 7	H: 2 LOB: 2 BB: 0 P: 7	R: 0 E: 0 K: 3 S: 9	H: 0 LOB: 0 BB: 0 P: 9	1B: 8 2B: 1 3B: 0 HR: 0	SF: 0 SAC: 0 DP: 3 HBP: 0	WP: 0 PB: 0 SB: 0 CS: 1	PA: 34
PITCHER	IP WLS BF H R ER SO BB IBB HBP BLK WP HR S P ERA WHIP																					
Walt Terrell, R (1, 1) ERA: 3.77	7.2 W 30 8 1 1 7 2 0 0 0 0 0 0 42 50 1.17 1.304																					
Randy O'Neal, R (8, 1) ERA: 2.99	0.1 1 0 0 0 0 0 0 0 0 0 0 0 1 1 0.00 0.000																					
Willie Hernandez, L (9, 1) ERA: 2.91	1.0 S 3 0 0 0 3 0 0 0 0 0 0 0 9 9 0.00 0.000																					

Oakland Athletics @ Detroit Tigers
Tiger Stadium, Detroit, MI
Sat Aug 31 1985, 7:05 PM EDT
Att: 24,240 - Unknown

livebaseballscorecards.com

AB	32
R	1
H	8
RBI	1
BB	2
SO	10
LOB	12



Batter	1	2	3	4	5	6	7	8	9	AB	R	H	RBI	BB	SO	LOB
Lou Whitaker, L (1, 4) OBP: 0.380, SLG: 0.489	0-0 F6		0-0 F7		0-0 F8			0-0 L4		4	0	0	0	0	0	1
Alan Trammell, R (1, 6) OBP: 0.312, SLG: 0.384	0-0 F8		0-0 SH1-3			4-0 BB		0-0 HR		2	1	1	2	1	0	0
Kirk Gibson, L (1, 9) OBP: 0.363, SLG: 0.515	0-0 2B 3B		0-0 F8			0-0 F9		0-0 G3		4	1	1	0	0	0	1
Lance Parrish, R (1, 2) OBP: 0.324, SLG: 0.484	0-0 WP 2B			0-0 F8		0-0 F3		0-0 2B		4	0	2	1	0	0	1
Chet Lemon, R (1, 8) OBP: 0.320, SLG: 0.399	0-3 K			0-0 1-3		0-0 L6		0-0 F8		4	0	0	0	0	1	3
Darrell Evans, L (1, 3) OBP: 0.351, SLG: 0.490		0-0 F9		0-0 4-3			0-0 L3			3	0	0	0	0	0	0
Larry Herndon, R (1, 7) OBP: 0.295, SLG: 0.384		0-0 6-3			0-0 F9		0-0 WP WP 1B			3	0	1	0	0	0	0
Barbaro Garbey, R (1, 10) OBP: 0.297, SLG: 0.339		0-0 F3			0-0 6-3		0-3 K			3	0	0	0	0	1	1
Tom Brookens, R (1, 5) OBP: 0.281, SLG: 0.384			4-0 E S SH1-3 BB			0-0 HR		0-0 F9		2	2	1	1	1	0	1

Inning Stats		R: 1	H: 2	E: 0	LOB: 1	K: 1	BB: 0	S: 7	R: 0	H: 0	E: 0	LOB: 0	K: 0	BB: 0	S: 3	R: 1	H: 0	E: 1	LOB: 0	K: 0	BB: 1	S: 3	R: 0	H: 0	E: 0	LOB: 0	K: 0	BB: 0	S: 3	R: 1	H: 1	E: 0	LOB: 0	K: 0	BB: 0	S: 4	R: 0	H: 0	E: 0	LOB: 1	K: 0	BB: 1	S: 3	R: 0	H: 1	E: 0	LOB: 1	K: 1	BB: 0	S: 6	R: 1	H: 2	E: 0	LOB: 1	K: 0	BB: 0	S: 5
PITCHER	IP	WLS	BF	H	R	ER	SO	BB	IBB	HBP	BLK	WP	HR	S	P	ERA	WHIP																																								
Tim Birtsas, L (1, 1) ERA: 3.56	7.2	L	31	6	4	3	2	2	0	0	0	3	2	33	41	3.52	1.043																																								
Steve McCatty, R (8, 1) ERA: 5.53	0.1		1	0	0	0	0	0	0	0	0	0	0	1	1	0.00	0.000																																								

BOTTOM


Oakland Athletics @ Detroit Tigers

Tiger Stadium, Detroit, MI

Sat Aug 31 1985, 7:05 PM EDT
Att. 24,240 - Unknown

livebaseballscorecards.com

AB	29
R	4
H	6
RBI	4
BB	2
SO	2
LOB	8



WP: 3	PA: 32
PB: 0	
SB: 1	
CS: 0	

Batter	1	2	3	4	5	6	7	8	9	AB R H RBI BB SO LOB	TOP	
Alfredo Griffin, S (1, 6) OBP: 0.297, SLG: 0.342	0-3 K		0-0 3-1			0-0 F9		0-0 1B 3B		4 1 1 1 0 1 1		
Mike Davis, L (1, 9) OBP: 0.358, SLG: 0.510 Steve Henderson, R (8, PH) OBP: 0.377, SLG: 0.397 (8, 9)	0-3 K		0-3 K			0-3 K		0-0 1-3 1B		3 0 0 0 0 3 1 1 0 1 1 0 0 0		
Bruce Bochte, L (1, 3) OBP: 0.386, SLG: 0.444	0-0 1B			0-0 4-3 FC1 2B		0-0 1-3		0-0 1-3		4 0 2 0 0 0 2		
Dave Kingman, R (1, 10) OBP: 0.311, SLG: 0.428	0-3 K			0-0 4-3		0-0 F8		0-0 F9		4 0 0 0 0 1 3		
Dwayne Murphy, L (1, 8) OBP: 0.343, SLG: 0.394 Rob Picciolo, R (9, PH) OBP: 0.309, SLG: 0.354		0-0 F7		0-0 FC1 CS		0-0 3B		0-0 1B 1B F4-6-3 1B		3 0 1 0 0 0 1 1 1 1 0 0 0 0		
Carney Lansford, R (1, 5) OBP: 0.314, SLG: 0.434		0-0 F4		0-0 CS	0-0 F8		0-0 F3		0-0 F4-6-3 1B 1B	4 0 1 0 0 0 1		
Dave Collins, S (1, 7) OBP: 0.291, SLG: 0.336		4-0 S BB			0-0 F7		0-3 K		0-0 F4-6-3 1B	3 0 1 0 1 1 1		
Mike Heath, R (1, 2) OBP: 0.301, SLG: 0.373	0-3 K				0-3 K			0-0 6-3	0-0 F4-6-3	4 0 0 0 0 2 3		
Tony Phillips, S (1, 4) OBP: 0.364, SLG: 0.367	0-3 K					0-0 1B		0-0 3B 1B	0-0 5-3	4 1 2 0 0 1 1		
Inning Stats	R: 0 H: 1 E: 0 LOB: 1 K: 3 BB: 0 S: 10 P: 10	R: 0 H: 0 E: 0 LOB: 1 K: 1 BB: 1 S: 5 P: 9	R: 0 H: 0 E: 0 LOB: 0 K: 2 BB: 0 S: 7 P: 7	R: 0 H: 1 E: 0 LOB: 0 K: 0 BB: 0 S: 3 P: 3	R: 0 H: 0 E: 0 LOB: 0 K: 1 BB: 0 S: 5 P: 5	R: 0 H: 1 E: 0 LOB: 1 K: 1 BB: 0 S: 6 P: 6	R: 0 H: 1 E: 0 LOB: 1 K: 1 BB: 0 S: 6 P: 6	R: 2 H: 3 E: 0 LOB: 1 K: 0 BB: 0 S: 6 P: 6	R: 1 H: 3 E: 0 LOB: 1 K: 0 BB: 0 S: 5 P: 5	1B: 7 SF: 0 2B: 1 SAC: 0 3B: 2 DP: 1 HR: 0 HBP: 0	WP: 0 PA: 37 PB: 0 SB: 1 CS: 1	
PITCHER Juan Berenguer, R (1, 1) ERA: 5.4 Bill Scherrer, L (8, 1) ERA: 3.71	IP WLS BF H R ER SO BB IBB HBP BLK WP HR S P ERA WHIP	7.1 W 28 6 2 2 9 1 0 0 0 0 0 0 45 49 2.46 0.955	1.2 8 4 1 1 0 0 0 0 0 0 0 0 8 8 5.40 2.400	PITCHER IP WLS BF H R ER SO BB IBB HBP BLK WP HR S P ERA WHIP								

Oakland Athletics @ Detroit Tigers
Tiger Stadium, Detroit, MI
Sun Sep 01 1985, 3:33 AM EDT
Att: 21,946 - Unknown

livebaseballscorecards.com

AB 35
R 3
H 10
RBI 2
BB 1
SO 9
LOB 14



Batter	1	2	3	4	5	6	7	8	9
Lou Whitaker, L (1, 4) OBP: 0.379, SLG: 0.485 Doug Flynn, R (9, 4) OBP: 0.217, SLG: 0.283	0-0 G3		0-0 F8		0-0 F9		0-0 5-3	4-0 1B BB	
Alan Trammell, R (1, 6) OBP: 0.313, SLG: 0.386	0-0 F9			0-0 1B 2B	0-0 F8		0-3 K	0-0 1B 2B 1B	
Kirk Gibson, L (1, 9) OBP: 0.365, SLG: 0.516	0-0 G3			0-0 F9 1B FC5-4 1B	0-0 F8			SH1-4 1B	
Lance Parrish, R (1, 2) OBP: 0.325, SLG: 0.482 Marty Castillo, R (9, 2) OBP: 0.164, SLG: 0.257		0-3 K		0-0 FC5-4 1B BB 1B		0-0 5-3		SH1-4 2B BB	
Darrell Evans, L (1, 10) OBP: 0.350, SLG: 0.490		0-0 F9		0-0 F9		0-0 F8		SH1-4	
Nelson Simmons, S (1, 7) OBP: 0.295, SLG: 0.418		0-0 4-3		4-0 FC5-4 1B BB		0-0 F9		2B	
Dave Bergman, L (1, 3) OBP: 0.263, SLG: 0.277 Barbaro Garbey, R (8, PH) OBP: 0.300, SLG: 0.347			0-0 4-3	0-0 FC5-4 1B			0-0 4-3	0-0 E BB 2B	
Chet Lemon, R (1, 8) OBP: 0.326, SLG: 0.418 Alejandro Sanchez, R (9, 9) OBP: 0.242, SLG: 0.515			0-0 HR	0-0 1B			0-0 HR	4-0 BB E 1B BB	
Tom Brookens, R (1, 5) OBP: 0.281, SLG: 0.383			0-0 4-3	0-0 1-3			0-0 5-3 1B	0-0 E5 1B BB	

Inning Stats	R: 0	H: 0	E: 0	LOB: 0	K: 0	BB: 0	S: 3	P: 3
	0	0	0	0	0	0	3	3
	0	0	0	0	0	0	5	5
	1	1	0	0	0	0	4	4
	3	4	0	2	0	1	7	11
	0	0	0	0	0	0	3	3
	1	2	0	1	0	0	7	7
	9	5	1	1	4	4	11	27

PITCHER	IP	WLS	BF	H	R	ER	SO	BB	IBB	HBP	BLK	WP	HR	S	P	ERA	WHIP
Chris Codiroli, R (1, 1) ERA: 4.38	3.2	L	17	5	4	4	1	1	0	0	0	0	1	18	22	9.82	1.636
Rick Langford, R (4, 1) ERA: 3.52	1.2		5	0	0	0	0	0	0	0	0	0	0	5	5	0.00	0.000
Curt Young, L (6, 1) ERA: 8.23	1.1		6	2	1	1	0	0	0	0	0	0	1	6	6	6.75	1.500
Keith Atherton, R (7, 1) ERA: 4.52	0.1		1	0	0	0	1	0	0	0	0	0	0	3	3	0.00	0.000
Jeff Kaiser, L (8, 1) ERA: 14.4	0.1		6	2	5	5	0	2	1	0	0	0	0	3	15	135.00	12.000
PITCHER	IP	WLS	BF	H	R	ER	SO	BB	IBB	HBP	BLK	WP	HR	S	P	ERA	WHIP
Steve Mura, R (8, 1) ERA: 4.45	0.2		7	3	4	3	1	1	0	0	0	0	0	8	12	40.50	6.000

BOTTOM

AB	R	H	RBI	BB	SO	LOB
4	1	0	1	1	0	1
0	0	0	0	0	0	0
5	2	2	1	0	1	1
5	3	3	2	0	0	0
4	2	1	1	1	2	2
0	0	0	0	0	0	0
4	0	1	2	0	0	2
3	1	0	0	2	0	1
3	0	0	1	0	0	2
1	1	1	3	0	0	0
3	3	3	3	1	0	0
0	0	0	0	0	0	0
4	1	1	0	0	0	4

AB 36
R 14
H 12
RBI 14
BB 5
SO 3
LOB 13



Oakland Athletics @ Detroit Tigers
Tiger Stadium, Detroit, MI
Sun Sep 01 1985, 3:33 AM EDT
Att. 21,946 - Unknown

livebaseballscorecards.com

California Angels @ Detroit Tigers

Tiger Stadium, Detroit, MI

Mon Sep 02 1985, 3:33 AM EDT
Att: 19,703 - Unknown

AB 40
R 11
H 14
RBI 11
BB 4
SO 5
LOB 16



WP: 0 PA: 45
PB: 0
SB: 0
CS: 0

AB R H RBI BB SO LOB

5	1	2	2	0	1	0
3	2	1	1	2	1	1
0	0	0	0	0	0	0
4	0	1	0	1	1	4
4	1	0	1	1	0	3
0	0	0	0	0	0	0
5	1	2	1	0	0	2
5	2	2	3	0	0	1
0	0	0	0	0	0	0
5	1	3	1	0	1	1
4	1	2	0	0	0	2
5	2	1	2	0	1	2

Batter	1	2	3	4	5	6	7	8	9
Gary Pettis, S (1, 8) OBP: 0.342, SLG: 0.303	0-3 K		0-0 1-H 3B	0-0 BB G3 1B	0-0 6-3		0-0 F9		
Bobby Grich, R (1, 4) OBP: 0.342, SLG: 0.358 Devon White, S (8, 7)	4-0 G5-4-3 BB		0-3 K	4-0 G3 HR BB	0-0 HR		0-0 L5		
Juan Beniquez, R (1, 3) OBP: 0.350, SLG: 0.397	0-0 G5-4-3 1-2f		4-0 BB	0-0 F9	0-0 1B			0-3 K	
Brian Downing, R (1, 7) OBP: 0.377, SLG: 0.439 Rob Wilfong, L (8, 4) OBP: 0.241, SLG: 0.261		0-0 1-3	0-0 G3	4-0 HR G3 BB	0-0 F7			0-0 6-3	
Rufino Linares, R (1, 10) OBP: 0.286, SLG: 0.786		0-0 1B		0-0 1B 2B		0-0 1-3		0-0 4-3	
George Hendrick, R (1, 9) OBP: 0.270, SLG: 0.319 Darrell Miller, R (9, 9) OBP: 0.313, SLG: 0.387		0-0 F7		0-0 1B HR		0-0 F6		0-0 F1	
Bob Boone, R (1, 2) OBP: 0.305, SLG: 0.308		0-0 F7		0-0 1B 2B 1B		0-0 1B		0-3 K	
Dick Schofield, R (1, 6) OBP: 0.277, SLG: 0.331			0-0 FC5-4 1B	0-0 1B HBP		0-0 F7		0-0 2B	
Jack Howell, L (1, 5) OBP: 0.306, SLG: 0.394			0-0 FC5-4 3B	0-0 BB 1B BB 1B	0-0 F5		0-0 F8	0-3 K	

Inning Stats	R: 0	H: 0	E: 0	K: 1	S: 4	R: 0	H: 1	E: 0	K: 0	S: 4	R: 1	H: 2	E: 0	K: 1	S: 7	R: 9	H: 7	E: 0	K: 0	S: 10	R: 1	H: 2	E: 0	K: 0	S: 5	R: 0	H: 1	E: 0	K: 0	S: 4	R: 0	H: 0	E: 0	K: 1	S: 5	R: 0	H: 0	E: 0	K: 2	S: 8	R: 0	H: 1	E: 0	K: 2	S: 8	1B: 8	2B: 3	3B: 1	HR: 2	SF: 0	SAC: 0	DP: 1	HBP: 1	WP: 0	PA: 45
--------------	------	------	------	------	------	------	------	------	------	------	------	------	------	------	------	------	------	------	------	-------	------	------	------	------	------	------	------	------	------	------	------	------	------	------	------	------	------	------	------	------	------	------	------	------	------	-------	-------	-------	-------	-------	--------	-------	--------	-------	--------

PITCHER	IP	WLS	BF	H	R	ER	SO	BB	IBB	HBP	BLK	WP	HR	S	P	ERA	WHIP
Frank Tanana, L (1, 1) ERA: 4.56	3.0	L	18	7	6	6	2	2	0	1	0	0	0	19	28	18.00	3.000
Aurelio Lopez, R (4, 1) ERA: 4.39	1.0		8	3	4	4	0	2	0	0	0	0	1	6	14	36.00	5.000
Chuck Cary, L (5, 1) ERA: 2.89	3.0		12	3	1	1	0	0	0	0	0	0	1	12	12	3.00	1.000
Randy O'Neal, R (8, 1) ERA: 2.95	1.0		3	0	0	0	1	0	0	0	0	0	0	5	5	0.00	0.000
Willie Hernandez, L (9, 1) ERA: 2.88	1.0		4	1	0	0	2	0	0	0	0	0	0	8	8	0.00	1.000

Batter	1	2	3	4	5	6	7	8	9	AB	R	H	RBI	BB	SO	LOB
Lou Whitaker, L (1, 4) OBP: 0.378, SLG: 0.482	0-0 F7			0-0 F6		0-0 F5		4-0 WP BB		3	0	0	0	1	0	1
Alan Trammell, R (1, 6) Doug Flynn, R (9, 6) OBP: 0.313, SLG: 0.385 OBP: 0.217, SLG: 0.283	0-0 F4			0-3 K		0-0 FC6-4 1B		0-0 6-3		4	0	1	0	0	1	1
Kirk Gibson, L (1, 9) Alejandro Sanchez, R (9, 9) OBP: 0.362, SLG: 0.511 OBP: 0.242, SLG: 0.515	0-0 L1			0-0 F5		0-0 L6		0-0 4-3		4	0	0	0	0	0	3
Lance Parrish, R (1, 2) Marty Castillo, R (7, 2) OBP: 0.323, SLG: 0.479 OBP: 0.162, SLG: 0.254			0-3 K		0-0 6-3	0-0 FC6-4		0-0 4-3		3	0	0	0	0	1	2
Darrell Evans, L (1, 10) OBP: 0.353, SLG: 0.499			0-0 G3		4-0 FC1-6 1B BB		0-0 HR		0-0 FC6-4 1B	3	1	2	1	1	0	0
Nelson Simmons, S (1, 7) OBP: 0.305, SLG: 0.423			0-3 K		0-0 FC1-6 1B		4-0 G4-6-3 BB		0-0 FC6-4 1B	3	0	2	0	1	1	0
Dave Bergman, L (1, 3) OBP: 0.255, SLG: 0.268			0-0 F4		0-0 FC1-6 1-2f 2-3		0-0 G4-6-3 1-2f		0-3 K	4	0	0	0	0	1	5
Chet Lemon, R (1, 8) OBP: 0.323, SLG: 0.414			0-3 K		0-0 5-3		0-0 E5		0-0 FC6-4 1-2f 2-3	4	0	0	0	0	1	4
Tom Brookens, R (1, 5) Johnny Grubb, L (9, PH) OBP: 0.282, SLG: 0.382 OBP: 0.291, SLG: 0.271			0-0 F2		0-0 1B 1B		0-0 L6		0-0 L8	3	0	1	0	0	0	1

Inning Stats	R: 0	H: 0	E: 0	K: 0	S: 3	R: 0	H: 0	E: 0	K: 2	S: 7	R: 0	H: 0	E: 0	K: 1	S: 5	R: 0	H: 0	E: 0	K: 1	S: 5	R: 0	H: 1	E: 0	K: 0	S: 4	R: 0	H: 2	E: 1	K: 0	S: 4	R: 1	H: 0	E: 0	K: 0	S: 3	R: 0	H: 2	E: 0	K: 1	S: 7	1B: 5	2B: 0	3B: 0	HR: 1	SF: 0	SAC: 0	DP: 1	HBP: 0	WP: 1	PA: 36											
PITCHER	IP	WLS	BF	H	R	ER	SO	BB	IBB	HBP	BLK	WP	HR	S	P	ERA	WHIP													PITCHER	IP	WLS	BF	H	R	ER	SO	BB	IBB	HBP	BLK	WP	HR	S	P	ERA	WHIP														
Jim Slaton, R (1, 1) ERA: 4.11	8.0	W	33	6	1	1	4	3	0	0	0	1	1	38	50	1.12	1.125																																												
Donnie Moore, R (9, 1) ERA: 1.64	1.0		3	0	0	0	1	0	0	0	0	0	0	5	5	0.00	0.000																																												

BOTTOM

California Angels @ Detroit Tigers

Tiger Stadium, Detroit, MI

Mon Sep 02 1985, 3:33 AM EDT

Att. 19,703 - Unknown

livebaseballscorecards.com

AB	33
R	1
H	6
RBI	1
BB	3
SO	5
LOB	20



Batter	1	2	3	4	5	6	7	8	9	AB R H RBI BB SO LOB	TOP											
Gary Pettis, S (1, 8) OBP: 0.343, SLG: 0.302	0-0 G3		0-0 FC5-4		4-0 FC6	0-0 1B			0-0 F4-3	4 0 1 1 1 0 1												
Rod Carew, L (1, 3) OBP: 0.370, SLG: 0.343	0-0 1B		0-0 6-3		0-0 FC6	0-3 K			0-0 1B	5 2 2 0 0 1 3												
Brian Downing, R (1, 10) OBP: 0.377, SLG: 0.438	0-0 F5			0-0 F4	0-0 BB			0-0 F6	0-0 HR	5 1 2 2 0 0 1												
Reggie Jackson, L (1, 9) OBP: 0.363, SLG: 0.491	0-0 F5			0-0 HR	0-0 F8			0-3 K	0-0 HR	5 2 2 3 0 1 2												
Ruppert Jones, L (1, 7) OBP: 0.359, SLG: 0.491		0-0 4-3		0-0 4-3	4-0 BB			0-0 6-3	0-0 3-1	4 0 0 0 1 0 0												
Bobby Grich, R (1, 4) OBP: 0.341, SLG: 0.355		0-3 K		4-0 2B	0-0 F7			0-3 K		3 1 0 0 1 2 2												
Jack Howell, L (1, 5) OBP: 0.304, SLG: 0.384		0-0 F8		4-0 2B		0-0 1-3		0-0 1-3		3 1 0 0 1 0 0												
Bob Boone, R (1, 2) OBP: 0.308, SLG: 0.313			0-0 FC5-4		0-0 2B			0-0 G3		3 0 2 2 0 0 0												
Daryl Sconiers, L (8, PH) OBP: 0.378, SLG: 0.379				1-2 2B						1 0 0 0 0 0 0												
Jerry Narron, L (8, 2) OBP: 0.281, SLG: 0.376				1-2 2B						0 0 0 0 0 0 0												
Dick Schofield, R (1, 6) OBP: 0.276, SLG: 0.330			0-0 F7		0-0 3-1				0-0 F8	4 1 1 0 0 0 2												
Inning Stats	R: 0 E: 0 K: 0 S: 4	H: 1 LOB: 1 BB: 0 P: 4	R: 0 E: 0 K: 1 S: 5	H: 0 LOB: 0 BB: 0 P: 5	R: 0 E: 0 K: 0 S: 4	H: 1 LOB: 1 BB: 0 P: 4	R: 3 E: 0 K: 0 S: 5	H: 2 LOB: 1 BB: 2 P: 13	R: 1 E: 1 K: 0 S: 4	H: 1 LOB: 2 BB: 2 P: 12	R: 1 E: 0 K: 1 S: 7	H: 2 LOB: 1 BB: 0 P: 7	R: 0 E: 0 K: 1 S: 5	H: 0 LOB: 0 BB: 0 P: 5	R: 0 E: 0 K: 1 S: 5	H: 0 LOB: 0 BB: 0 P: 5	R: 3 E: 0 K: 0 S: 6	H: 3 LOB: 0 BB: 0 P: 6	1B: 6 2B: 1 3B: 1 HR: 2	SF: 0 SAC: 0 DP: 0 HBP: 0	WP: 1 PB: 0 SB: 1 CS: 0	PA: 41
PITCHER	IP WLS BF H R ER SO BB IBB HBP BLK WP HR S P ERA WHIP																					
Dan Petry, R (1, 1) ERA: 3.29	5.0 W 24 5 4 3 1 4 0 0 0 0 1 22 38 5.40 1.800																					
Bob Stoddard, R (6, 1) ERA: 9.0	4.0 S 17 5 4 4 3 0 0 0 0 1 1 23 23 9.00 1.250																					

California Angels @ Detroit Tigers
Tiger Stadium, Detroit, MI
Tue Sep 03 1985, 7:05 PM EDT
Att. 14,123 - Unknown

livebaseballscorecards.com

AB	37
R	8
H	10
RBI	8
BB	4
SO	4
LOB	11



Batter	1	2	3	4	5	6	7	8	9	AB	R	H	RBI	BB	SO	LOB
Lou Whitaker, L (1, 4) OBP: 0.380, SLG: 0.486 Doug Flynn, R (8, 4) OBP: 0.217, SLG: 0.283	0-0 BB 1B	4-0 FC3-6 BB		0-3 K	0-0 1-3		0-0 2B 3B			4	1	2	1	1	1	0
Darrell Evans, L (1, 10) OBP: 0.354, SLG: 0.496	0-3 K	0-0 FC3-6 HR		4-0 HR BB		0-0 2B SF7 1B	0-3 K			4	3	1	1	1	2	3
Kirk Gibson, L (1, 9) Alejandro Sanchez, R (9, 9) OBP: 0.368, SLG: 0.532 OBP: 0.242, SLG: 0.515	4-0 BB	0-0 HR		0-0 HR		0-0 2B	0-0 2B			4	2	4	5	1	0	0
Lance Parrish, R (1, 2) Bob Melvin, R (8, 2) OBP: 0.322, SLG: 0.476 OBP: 0.196, SLG: 0.275	0-3 K	0-3 K		0-0 WP HR 1B		0-3 K	0-0 F9			5	1	1	0	0	3	5
Nelson Simmons, S (1, 7) OBP: 0.307, SLG: 0.421	0-0 4-3		0-0 4-3	4-0 HR IBB		0-0 SF7		0-0 1B		3	1	1	1	1	0	2
Chet Lemon, R (1, 8) OBP: 0.326, SLG: 0.421		4-0 1B BB	4-0 BB	0-0 HR		0-0 F6		0-0 F5		3	2	1	3	2	0	2
Dave Bergman, L (1, 3) Barbaro Garbey, R (8, PH) OBP: 0.255, SLG: 0.268 OBP: 0.299, SLG: 0.345		0-0 FC1-5 1B	0-0 F5	0-0 4-3			0-0 F6	0-0 F5		4	0	1	0	0	0	1
Tom Brookens, R (1, 5) Marty Castillo, R (8, 5) OBP: 0.281, SLG: 0.381 OBP: 0.160, SLG: 0.250		0-0 BB FC1-5 FC3-6 1B	0-3 K		0-3 K		0-0 E1 2B	0-3 K		4	2	1	1	0	2	1
Doug Baker, S (1, 6) OBP: 0.167, SLG: 0.333		0-0 FC1-5 BB E		0-0 F8	0-0 F8		0-0 3B 2B			4	2	1	1	0	0	2

Inning Stats	R: 0	H: 1	E: 0	K: 2	S: 8	LOB: 2	BB: 1	P: 12
	R: 5	H: 3	E: 1	K: 1	S: 8	LOB: 0	BB: 2	P: 16
	R: 0	H: 0	E: 0	K: 1	S: 5	LOB: 1	BB: 1	P: 9
	R: 5	H: 3	E: 0	K: 1	S: 8	LOB: 0	BB: 2	P: 16
	R: 0	H: 0	E: 0	K: 1	S: 5	LOB: 0	BB: 0	P: 5
	R: 1	H: 2	E: 0	K: 1	S: 7	LOB: 1	BB: 0	P: 7
	R: 3	H: 3	E: 1	K: 1	S: 9	LOB: 1	BB: 0	P: 9
	R: 0	H: 1	E: 0	K: 1	S: 6	LOB: 1	BB: 0	P: 6


PITCHER	IP	WLS	BF	H	R	ER	SO	BB	IBB	HBP	BLK	WP	HR	S	P	ERA	WHIP
Kirk McCaskill, R (1, 1) ERA: 4.74	3.2	L	23	6	9	9	5	5	1	0	0	1	2	27	51	22.09	3.000
Dave Smith, R (4, 1) ERA: 7.71	2.0		9	3	2	2	2	0	0	0	0	0	1	13	13	9.00	1.500
Luis Sanchez, R (6, 1) ERA: 6.07	1.1		8	3	3	1	1	0	0	0	0	0	0	10	10	6.75	2.250
Al Holland, L (8, 1) ERA: 3.09	1.0		4	1	0	0	1	0	0	0	0	0	0	6	6	0.00	1.000

BOTTOM

California Angels @ Detroit Tigers
Tiger Stadium, Detroit, MI

Tue Sep 03 1985, 7:05 PM EDT
Att. 14,123 - Unknown

AB	37
R	14
H	13
RBI	13
BB	6
SO	9
LOB	18



1B	2B	3B	HR	SF	SAC	DP	HBP	WP	HR	S	P	ERA	WHIP
6	3	1	3	1	0	0	0	1	1	0	44		

Batter	1	2	3	4	5	6	7	8	9	AB R H RBI BB SO LOB	TOP											
Ruppert Jones, L (1, 9) OBP: 0.355, SLG: 0.484	0-0 L8		0-0 F8			0-0 F5	0-0 F7		0-0 F9	5 0 0 0 0 0 3												
Rod Carew, L (1, 3) OBP: 0.368, SLG: 0.339	0-0 F4-3			0-0 F7		4-0 HR BB		0-3 K	0-0 G6-4-3	4 1 0 0 1 1 1												
Brian Downing, R (1, 7) OBP: 0.380, SLG: 0.450 Devon White, S (8, PR)	0-0 1B			0-0 6-3		0-0 HR		0-0 1B 2B		4 1 3 2 0 0 0 0 1 0 0 0 0 0												
Reggie Jackson, L (1, 10) OBP: 0.362, SLG: 0.488	0-3 K			0-3 K		0-0 F4-3		0-0 2B 1B		4 1 1 0 0 2 1												
Bobby Grich, R (1, 4) OBP: 0.342, SLG: 0.359		0-0 F8			0-3 K		0-0 SH SF8 1B	0-0 1B 2B		4 1 2 1 0 1 0												
Jack Howell, L (1, 5) OBP: 0.299, SLG: 0.377 Juan Beniquez, R (8, PH) Rob Wilfong, L (8, 4) OBP: 0.241, SLG: 0.261		0-0 3-1			0-0 F4-3		0-0 SH 1-3	0-0 1B IBB		2 0 0 0 0 0 0 0 0 0 0 1 0 0 0 0 0 0 0 0 0												
Gary Pettis, S (1, 8) OBP: 0.347, SLG: 0.305		0-3 K			0-0 FC6-4 1B		4-0 BB	0-0 1-2 2-3 3-H 1B		3 0 2 1 1 1 0												
Bob Boone, R (1, 2) OBP: 0.304, SLG: 0.311			0-0 5-3		0-0 FC6-4 1-2f		0-0 SF8	0-0 G5-4-3		3 0 0 1 0 0 4												
Craig Gerber, L (1, 6) OBP: 0.244, SLG: 0.276 Daryl Sconiers, L (7, PH) Dick Schofield, R (7, 6) OBP: 0.278, SLG: 0.331			0-0 F8			0-0 F4	0-3 K		0-0 G6-4-3 1B	2 0 0 0 0 0 0 1 0 0 0 0 1 2 1 0 1 0 0 0 0												
Inning Stats	R: 0 E: 0 K: 1 S: 6	H: 1 LOB: 1 BB: 0 P: 6	R: 0 E: 0 K: 1 S: 5	H: 0 LOB: 0 BB: 0 P: 5	R: 0 E: 0 K: 0 S: 3	H: 0 LOB: 0 BB: 0 P: 3	R: 0 E: 0 K: 1 S: 5	H: 0 LOB: 0 BB: 0 P: 5	R: 0 E: 0 K: 1 S: 6	H: 1 LOB: 1 BB: 0 P: 6	R: 2 E: 0 K: 0 S: 4	H: 1 LOB: 0 BB: 1 P: 8	R: 1 E: 1 K: 1 S: 7	H: 1 LOB: 2 BB: 1 P: 11	R: 2 E: 0 K: 1 S: 8	H: 4 LOB: 2 BB: 1 P: 12	R: 0 E: 0 K: 0 S: 3	H: 1 LOB: 0 BB: 0 P: 3	1B: 6 2B: 2 3B: 0 HR: 1	SF: 1 SAC: 1 DP: 2 HBP: 0	WP: 0 PB: 0 SB: 0 CS: 0	PA: 38
PITCHER	IP WLS BF H R ER SO BB IBB HBP BLK WP HR S P ERA WHIP																					
Jack Morris, R (1, 1) ERA: 3.3	7.0 L 28 4 3 3 5 2 0 0 0 0 0 1 36 44 3.86 0.857																					
Chuck Cary, L (8, 1) ERA: 4.66	0.1 3 2 2 2 1 0 0 0 0 0 0 0 5 5 54.00 6.000																					
Randy O'Neal, R (8, 1) ERA: 2.95	0.0 1 1 0 0 0 0 0 0 0 0 0 0 1 1 ∞ ∞																					
Bill Scherrer, L (8, 1) ERA: 3.71	0.0 2 1 0 0 0 0 0 1 0 0 0 0 1 5 ∞ ∞																					
Aurelio Lopez, R (8, 1) ERA: 4.3	1.2 4 1 0 0 0 0 0 0 0 0 0 0 4 4 0.00 0.600																					

California Angels @ Detroit Tigers
Tiger Stadium, Detroit, MI
Wed Sep 04 1985, 7:05 PM EDT
Att: 15,123 - Unknown

livebaseballscorecards.com

AB	33
R	5
H	9
RBI	5
BB	3
SO	6
LOB	11



Batter	1	2	3	4	5	6	7	8	9
Alan Trammell, R (1, 6) <small>OBP: 0.314, SLG: 0.384</small> 	4-0 		0-0 F9		0-0 FC6-4 <small>2-3 3-H</small> 1B		0-0 F8		
Barbaro Garbey, R (1, 3) <small>OBP: 0.295, SLG: 0.341</small> Johnny Grubb, L (8, PH) <small>OBP: 0.289, SLG: 0.269</small> Marty Castillo, R (9, 5) <small>OBP: 0.160, SLG: 0.250</small>	0-0 L6			0-0 F8	0-0 FC6-4 <small>1-2f</small>			0-0 4-3	
Kirk Gibson, L (1, 9) <small>OBP: 0.366, SLG: 0.528</small>	0-3 K			0-3 K		0-3 K		0-0 F7	
Lance Parrish, R (1, 2) <small>OBP: 0.321, SLG: 0.476</small>	0-0 F9			0-0 2B		0-0 F8		0-0 L8	
Chet Lemon, R (1, 8) <small>OBP: 0.325, SLG: 0.424</small>		0-0 F8		0-0 F7		0-0 3B		0-0 L5	
Larry Herndon, R (1, 7) <small>OBP: 0.296, SLG: 0.391</small>		4-0 G6-4-3 BB			0-0 6-3		0-0 HR	0-0 F8	
Nelson Simmons, S (1, 10) <small>OBP: 0.311, SLG: 0.420</small>		0-0 G6-4-3 <small>1-2f</small>			0-0 2B 1B 1B		0-0 6-3	4-0 	
Tom Brookens, R (1, 5) <small>OBP: 0.280, SLG: 0.379</small> Lou Whitaker, L (7, PH) <small>OBP: 0.378, SLG: 0.484</small> (8, 4)			0-0 F8		0-0 F8		0-3 K	0-3 K	
Doug Flynn, R (1, 4) <small>OBP: 0.229, SLG: 0.313</small> Darrell Evans, L (7, PH) <small>OBP: 0.355, SLG: 0.498</small> (8, 5) (9, 3)			0-0 F7		0-0 1B 2B		0-0 	0-3 K	

Inning Stats	R: 0	H: 0	E: 0	K: 1	S: 5	R: 0	H: 0	E: 0	K: 0	S: 2	R: 0	H: 0	E: 0	K: 0	S: 3	R: 0	H: 1	E: 0	K: 1	S: 6	R: 1	H: 3	E: 0	K: 0	S: 6	R: 0	H: 1	E: 0	K: 1	S: 5	R: 1	H: 2	E: 0	K: 1	S: 7	R: 0	H: 0	E: 0	K: 0	S: 3	R: 0	H: 0	E: 0	K: 1	S: 5	R: 0	H: 0	E: 0	K: 1	S: 9	1B: 3	2B: 2	3B: 1	SF: 0	SAC: 0	DP: 1	HBP: 0	WP: 0	PA: 35
--------------	------	------	------	------	------	------	------	------	------	------	------	------	------	------	------	------	------	------	------	------	------	------	------	------	------	------	------	------	------	------	------	------	------	------	------	------	------	------	------	------	------	------	------	------	------	------	------	------	------	------	-------	-------	-------	-------	--------	-------	--------	-------	--------

PITCHER	IP	WLS	BF	H	R	ER	SO	BB	IBB	HBP	BLK	WP	HR	S	P	ERA	WHIP
John Candelaria, L (1, 1) <small>ERA: 4.24</small>	6.0	W	23	5	1	1	3	2	0	0	0	0	0	27	35	1.50	1.167
Donnie Moore, R (7, 1) <small>ERA: 1.69</small>	3.0	S	12	2	1	1	2	1	0	0	0	0	1	15	19	3.00	1.000

BOTTOM

California Angels @ Detroit Tigers
 Tiger Stadium, Detroit, MI
 Wed Sep 04 1985, 7:05 PM EDT
 Att. 15,123 - Unknown

AB	R	H	RBI	BB	SO	LOB
3	0	1	1	1	0	1
3	0	0	0	0	0	3
1	0	0	0	0	0	0
0	0	0	0	0	0	0
4	0	0	0	0	3	1
4	0	1	0	0	0	1
4	0	1	0	0	0	1
3	1	1	1	1	0	0
3	1	1	0	1	0	1
2	0	0	0	0	0	1
2	0	0	0	0	2	1
2	0	1	0	0	0	0
1	0	1	0	0	0	0

AB 32
R 2
H 7
RBI 2
BB 3
SO 5
LOB 10

WP	PA	ERA	WHIP
0	35		

Batter	1	2	3	4	5	6	7	8	9	AB R H RBI BB SO LOB	TOP													
Jack Perconte, L (1, 4) <small>OBP: 0.333, SLG: 0.331</small> Harold Reynolds, S (8, 4) <small>OBP: 0.259, SLG: 0.190</small>	0-0 HBP 2B 1B	0-0 L7		0-0 BB 1-2 3-H 1B		0-0 2B 1B		0-0 5-3		5 2 3 1 0 0 0 0 0 0 0 0 0 0														
Phil Bradley, R (1, 7) <small>OBP: 0.362, SLG: 0.482</small>	1-0 2B 1-2 WP HBP		0-0 L4	4-0 BB 1-2 2-3 BB		0-0 HR 2B		0-3 K		3 2 1 1 1 1 0														
Alvin Davis, L (1, 3) <small>OBP: 0.384, SLG: 0.438</small>	0-0 WP 1-3 2-H 2B		0-3 K	0-0 F9		0-0 HR			0-3 K	5 2 2 3 0 2 3														
Gorman Thomas, R (1, 10) <small>OBP: 0.337, SLG: 0.474</small>	0-0 6-3		0-0 FC6-4 1B		0-0 F8		0-0 2B		0-3 K	5 0 2 1 0 1 0														
Al Cowens, R (1, 9) <small>OBP: 0.301, SLG: 0.444</small> John Moses, S (9, 8)	0-0 1B		0-0 FC6-4		0-0 HR		0-0 5-3		0-0 L7	5 1 2 1 0 0 2 0 0 0 0 0 0 0														
Jim Presley, R (1, 5) <small>OBP: 0.328, SLG: 0.495</small>	0-0 F8			0-0 3-1		0-0 F8		0-3 K		4 0 0 0 0 1 1														
Dave Henderson, R (1, 8) <small>OBP: 0.311, SLG: 0.382</small>	0-0 1-3			0-0 4-3 1B 2B		0-0 4-3		0-0 4-3		4 1 1 0 0 0 1														
Danny Tartabull, R (1, 6) <small>OBP: 0.353, SLG: 0.357</small>		0-3 K		0-0 4-3		0-0 F9		0-0 5-3		4 0 0 0 0 1 1														
Bob Kearney, R (1, 2) <small>OBP: 0.277, SLG: 0.354</small> Donnie Scott, S (4, 2) <small>OBP: 0.268, SLG: 0.365</small>		0-0 F3		1-0 BB 1B HBP		0-0 4-3		0-3 K		1 0 0 0 0 0 0 2 0 0 0 0 1 0														
Inning Stats	R: 3 E: 0 K: 0 S: 6	H: 3 LOB: 1 BB: 0 P: 7	R: 0 E: 0 K: 1 S: 5	H: 0 LOB: 0 BB: 0 P: 5	R: 0 E: 0 K: 1 S: 6	H: 1 LOB: 1 BB: 0 P: 6	R: 1 E: 0 K: 0 S: 5	H: 2 LOB: 3 BB: 1 P: 10	R: 1 E: 0 K: 0 S: 4	H: 1 LOB: 0 BB: 0 P: 4	R: 3 E: 0 K: 0 S: 7	H: 4 LOB: 1 BB: 0 P: 7	R: 0 E: 0 K: 1 S: 5	H: 0 LOB: 0 BB: 0 P: 5	R: 0 E: 0 K: 2 S: 7	H: 0 LOB: 0 BB: 0 P: 7	R: 0 E: 0 K: 2 S: 7	H: 0 LOB: 0 BB: 0 P: 7	R: 0 E: 0 K: 2 S: 7	H: 0 LOB: 0 BB: 0 P: 7	1B: 5 2B: 4 3B: 0 HR: 2	SF: 0 SAC: 0 DP: 0 HBP: 2	WP: 1 PB: 0 SB: 0 CS: 0	PA: 41
PITCHER	IP WLS BF H R ER SO BB IBB HBP BLK WP HR S P ERA WHIP	IP WLS BF H R ER SO BB IBB HBP BLK WP HR S P ERA WHIP																						
Walt Terrell, R (1, 1) <small>ERA: 3.9</small> Randy O'Neal, R (6, 1) <small>ERA: 3.22</small> Bob Stoddard, R (8, 1) <small>ERA: 7.2</small> Willie Hernandez, L (9, 1) <small>ERA: 2.85</small>	5.0 L 25 7 5 5 2 1 0 2 0 1 1 26 32 9.00 1.600	2.0 10 4 3 3 1 0 0 0 0 0 0 0 12 12 13.50 2.000	1.0 3 0 0 0 2 0 0 0 0 0 0 0 7 7 0.00 0.000	1.0 3 0 0 0 2 0 0 0 0 0 0 0 7 7 0.00 0.000																				

Seattle Mariners @ Detroit Tigers
Tiger Stadium, Detroit, MI
Fri Sep 06 1985, 7:05 PM EDT
Att. 17,149 - Unknown

livebaseballscorecards.com

AB 38
R 8
H 11
RBI 7
BB 1
SO 7
LOB 8



Batter	1	2	3	4	5	6	7	8	9	AB	R	H	RBI	BB	SO	LOB
Lou Whitaker, L (1, 4) OBP: 0.377, SLG: 0.481	0-0 F8		0-0 F7		4-0 BB			0-0 F8		3	0	0	0	1	0	1
Darrell Evans, L (1, 10) OBP: 0.352, SLG: 0.493	0-0 4-3		0-0 G3		0-0 L8			0-0 L8		4	0	0	0	0	0	3
Kirk Gibson, L (1, 9) Alejandro Sanchez, R (9, 9) OBP: 0.365, SLG: 0.525 OBP: 0.242, SLG: 0.515	0-0 4-3			0-3 K		0-3 K		0-0 HR 1B		4	1	1	0	0	2	0
Lance Parrish, R (1, 2) OBP: 0.325, SLG: 0.487		0-0 WP 5-3 2B		0-0 G5-6-3		0-0 G4-6-3 1B		0-0 HR 1B		4	2	3	2	0	0	0
Nelson Simmons, S (1, 7) OBP: 0.310, SLG: 0.416		0-0 F8		0-0 L6		0-0 G4-6-3		0-0 FC5-4 1B		4	0	1	0	0	0	2
Chet Lemon, R (1, 8) OBP: 0.327, SLG: 0.425		0-0 5-3			0-0 WP BB SF7 1B		0-0 1B	0-0 FC5-4		4	1	2	1	0	0	1
Dave Bergman, L (1, 3) OBP: 0.255, SLG: 0.262		0-0 G3			4-0 WP BB		0-0 F7		0-0 L9	3	0	0	0	1	0	1
Tom Brookens, R (1, 5) Johnny Grubb, L (5, PH) Marty Castillo, R (6, 5) OBP: 0.279, SLG: 0.378 OBP: 0.287, SLG: 0.269 OBP: 0.156, SLG: 0.243			0-3 K		0-0 SF7		0-0 F8		0-0 F8	1	0	0	0	0	1	0
Doug Baker, S (1, 6) Barbaro Garbey, R (9, PH) OBP: 0.222, SLG: 0.333 OBP: 0.294, SLG: 0.339			0-0 1B		0-3 K		0-3 K		0-3 K	3	0	1	0	0	2	2

Inning Stats	R: 0	H: 0	E: 0	K: 0	S: 3	R: 1	H: 1	E: 0	K: 0	S: 4	R: 0	H: 1	E: 0	K: 1	S: 6	R: 0	H: 0	E: 0	K: 1	S: 5	R: 1	H: 1	E: 0	K: 1	S: 6	R: 0	H: 1	E: 0	K: 1	S: 5	R: 0	H: 1	E: 0	K: 1	S: 6	R: 2	H: 3	E: 0	K: 0	S: 6	R: 0	H: 0	E: 0	K: 1	S: 5	1B: 6	SF: 1	2B: 1	3B: 0	HR: 1	WP: 2	PA: 36
PITCHER Mike Moore, R (1, 1) ERA: 3.29	IP	WLS	BF	H	R	ER	SO	BB	IBB	HBP	BLK	WP	HR	S	P	ERA	WHIP																																			

BOTTOM

Seattle Mariners @ Detroit Tigers
Tiger Stadium, Detroit, MI
Fri Sep 06 1985, 7:05 PM EDT
Att. 17,149 - Unknown

livebaseballscorecards.com

AB	33
R	4
H	8
RBI	4
BB	2
SO	6
LOB	11



Batter	1	2	3	4	5	6	7	8	9	AB R H RBI BB SO LOB	TOP											
Jack Perconte, L (1, 4) <small>OBP: 0.329, SLG: 0.326</small> Harold Reynolds, S (7, 4) <small>OBP: 0.265, SLG: 0.198</small>	0-0 F9	0-0 B5-3		0-0 E5 1B	0-0 4-3		0-0 F8		0-0 BB 1B	5 1 0 0 0 0 6 1 0 1 0 0 0 0												
Phil Bradley, R (1, 7) <small>OBP: 0.364, SLG: 0.486</small>	4-0 S 1B BB		0-3 K	4-0 1B HR BB		0-0 6-3	0-0 HR	0-3 K	4 3 1 3 2 2 2													
Alvin Davis, L (1, 3) <small>OBP: 0.388, SLG: 0.447</small> Domingo Ramos, R (9, PH) <small>OBP: 0.257, SLG: 0.236</small>	0-0 1-H 2B 1B		0-0 HR	0-0 HR 1B		4-0 FC6-4 BB	0-3 K	4-0 BB	4 3 3 4 1 1 0 0 0 0 0 1 0 0													
Gorman Thomas, R (1, 10) <small>OBP: 0.337, SLG: 0.478</small>	0-0 F5		0-0 F8	0-0 HR		0-0 FC6-4 BB		4-0 FC6-4 BB	5 1 1 3 1 0 5													
Al Cowens, R (1, 9) <small>OBP: 0.303, SLG: 0.448</small> John Moses, S (8, 8)	0-0 2-H 2B		0-0 2B	0-0 F4		0-0 F9		0-0 F9	5 0 2 1 0 0 2 0 0 0 0 0 0 0													
Jim Presley, R (1, 5) <small>OBP: 0.328, SLG: 0.500</small>	0-0 F7		0-0 L8				0-0 HR	0-0 F8	5 1 2 1 0 0 3													
Dave Henderson, R (1, 8) <small>OBP: 0.312, SLG: 0.381</small>		0-0 F8		0-0 L8			4-0 S HR BB	0-0 FC6-4	4 1 1 0 1 0 1													
Danny Tartabull, R (1, 6) <small>OBP: 0.318, SLG: 0.316</small>		0-0 F8		0-3 K			0-3 K	0-0 BB 1B	5 0 1 0 0 3 3													
Donnie Scott, S (1, 2) <small>OBP: 0.281, SLG: 0.367</small> Dave Valle, R (7, 2) <small>OBP: 0.182, SLG: 0.100</small>		0-0 1B		4-0 BB E 1B BB			4-0 HR BB	0-3 K	2 2 1 0 2 0 2 1 0 0 0 0 1 1													
Inning Stats	R: 2 E: 0 K: 0 S: 5	H: 2 LOB: 1 BB: 1 P: 9	R: 0 E: 0 K: 0 S: 4	H: 1 LOB: 1 BB: 0 P: 4	R: 1 E: 0 K: 1 S: 7	H: 2 LOB: 1 BB: 0 P: 7	R: 5 E: 1 K: 1 S: 8	H: 2 LOB: 0 BB: 2 P: 16	R: 0 E: 0 K: 1 S: 7	H: 2 LOB: 2 BB: 0 P: 7	R: 0 E: 0 K: 0 S: 3	H: 0 LOB: 1 BB: 1 P: 7	R: 4 E: 0 K: 2 S: 9	H: 2 LOB: 0 BB: 2 P: 17	R: 0 E: 0 K: 0 S: 3	H: 0 LOB: 1 BB: 1 P: 7	R: 0 E: 0 K: 2 S: 9	H: 2 LOB: 3 BB: 1 P: 13	1B: 7 2B: 2 3B: 0 HR: 4	SF: 0 SAC: 0 DP: 0 HBP: 0	WP: 0 PB: 0 SB: 2 CS: 0	PA: 49
PITCHER	IP WLS BF H R ER SO BB IBB HBP BLK WP HR S P ERA WHIP																					
Juan Berenguer, R (1, 1) <small>ERA: 5.5</small> Aurelio Lopez, R (4, 1) <small>ERA: 4.5</small> Bob Stoddard, R (7, 1) <small>ERA: 7.71</small> Bill Scherrer, L (9, 1) <small>ERA: 3.64</small>	3.2 L 21 6 7 4 2 3 0 0 0 0 0 1 22 34 9.82 2.455																					
	2.1 13 4 3 2 1 2 0 0 0 0 2 13 21 7.71 2.571																					
	2.0 9 1 2 2 2 2 0 0 0 0 1 11 19 9.00 1.500																					
	1.0 6 2 0 0 2 1 0 0 0 0 0 9 13 0.00 3.000																					

Seattle Mariners @ Detroit Tigers
Tiger Stadium, Detroit, MI
Sat Sep 07 1985, 7:05 PM EDT
Att: 20,052 - Unknown

livebaseballscorecards.com

AB 41
R 12
H 13
RBI 12
BB 8
SO 7
LOB 25



Batter	1	2	3	4	5	6	7	8	9
Lou Whitaker, L (1, 4) OBP: 0.376, SLG: 0.480 Doug Flynn, R (8, 4) OBP: 0.229, SLG: 0.313	0-0 2B 1B 1B		0-3 K		0-3 K		0-3 K		
Alan Trammell, R (1, 6) OBP: 0.315, SLG: 0.386 Doug Baker, S (8, 6) OBP: 0.222, SLG: 0.333	0-0 1B 2B		0-0 L8		4-0 HR BB		0-0 F3		
Chet Lemon, R (1, 8) OBP: 0.328, SLG: 0.433	0-0 G6-4-3 1B			0-0 5-3	0-0 HR		0-0 F3		
Lance Parrish, R (1, 2) OBP: 0.323, SLG: 0.484 Bob Melvin, R (8, 2) OBP: 0.192, SLG: 0.269	0-0 G6-4-3 1-2f			0-0 F8	0-0 6-3		0-3 K		
Larry Herndon, R (1, 7) OBP: 0.298, SLG: 0.391	0-0 F9			4-0 1B BB		0-0 G6-4-3 1B	0-0 F8		
Barbaro Garbey, R (1, 3) OBP: 0.294, SLG: 0.339 Dave Bergman, L (9, PH) OBP: 0.253, SLG: 0.260		0-0 L8		0-0 FC6-4 1B		0-0 G6-4-3 1-2f	0-0 F7		
Nelson Simmons, S (1, 10) OBP: 0.309, SLG: 0.412		0-0 F7		0-0 FC6-4 1-2f		0-0 G1	0-0 1B		
Alejandro Sanchez, R (1, 9) OBP: 0.252, SLG: 0.515		0-3 K			0-0 HR BB 1B		0-0 1B	0-3 K	
Tom Brookens, R (1, 5) OBP: 0.277, SLG: 0.375 Johnny Grubb, L (9, PH) OBP: 0.285, SLG: 0.266			0-0 F8		0-3 K		0-0 F3	0-0 4-3	

AB	R	H	RBI	BB	SO	LOB
4	1	1	0	0	3	2
0	0	0	0	0	0	0
3	2	1	0	1	0	1
0	0	0	0	0	0	0
4	1	2	5	0	0	0
3	0	0	0	0	0	1
1	0	0	0	0	1	0
3	0	1	0	1	0	0
3	0	1	0	0	0	1
1	0	0	0	0	0	0
4	0	1	0	0	0	2
4	1	2	0	0	2	1
3	0	0	0	0	1	2
1	0	0	0	0	0	1

BOTTOM

Seattle Mariners @ Detroit Tigers
Tiger Stadium, Detroit, MI
Sat Sep 07 1985, 7:05 PM EDT
Att. 20,052 - Unknown

AB	34
R	5
H	9
RBI	5
BB	2
SO	7
LOB	11



Inning Stats	R: 2	H: 3	E: 0	K: 0	S: 5	H: 3	LOB: 0	BB: 0	P: 5	R: 0	H: 0	E: 0	K: 1	S: 5	R: 0	H: 0	E: 0	K: 1	S: 5	R: 0	H: 1	E: 0	K: 0	S: 4	R: 3	H: 2	E: 0	K: 2	S: 9	R: 0	H: 1	E: 0	K: 0	S: 3	R: 0	H: 1	E: 0	K: 1	S: 6	R: 0	H: 0	E: 0	K: 1	S: 5	R: 0	H: 1	E: 0	K: 1	S: 6	R: 0	H: 0	E: 0	K: 1	S: 6	R: 0	H: 1	E: 0	K: 1	S: 6
PITCHER	IP	WLS	BF	H	R	ER	SO	BB	IBB	HBP	BLK	WP	HR	S	P	ERA	WHIP																																										
Matt Young, L (1, 1) ERA: 4.81	7.0		29	8	5	5	5	2	0	0	0	0	0	37	45	6.43	1.429																																										
Ed Nunez, R (8, 1) ERA: 2.7	2.0		7	1	0	0	2	0	0	0	0	0	0	11	11	0.00	0.500																																										

WP	PA	ERA	WHIP
0	36		

Batter	1	2	3	4	5	6	7	8	9	AB R H RBI BB SO LOB	TOP												
Jack Perconte, L (1, 4) <small>OBP: 0.331, SLG: 0.328</small> Harold Reynolds, S (7, 4) <small>OBP: 0.263, SLG: 0.196</small>	0-0 F7	0-0 1-3		0-0 1B SF8 1B		0-0 1B		0-0 F4		4 1 2 1 0 0 0 1 0 0 0 0 0 2													
Phil Bradley, R (1, 7) <small>OBP: 0.364, SLG: 0.485</small>	0-0 2B BB 1B		0-3 K BB SF8	0-0 CS 1B		0-0 F4		0-3 K		5 2 2 0 0 2 3													
Alvin Davis, L (1, 3) <small>OBP: 0.388, SLG: 0.448</small>	0-0 BB SF8 2B		4-0 BB 1B BB	0-0 SF8			0-0 G3		0-0 F6	3 2 1 1 1 0 0													
Gorman Thomas, R (1, 10) <small>OBP: 0.338, SLG: 0.476</small>	4-0 BB IBB		0-3 K	0-0 CS 1B		0-0 F9		0-3 K		4 0 1 0 1 2 2													
Al Cowens, R (1, 9) <small>OBP: 0.307, SLG: 0.448</small> John Moses, S (7, PR) <small>OBP: 0.125, SLG: 0.125</small>	4-0 1-2 2-3 3-H BB		4-0 1B BB		0-0 G6-4-3		0-0 1B		0-0 1B	2 0 1 1 2 0 1 1 0 1 0 0 0 0													
Jim Presley, R (1, 5) <small>OBP: 0.325, SLG: 0.497</small>	0-0 SF8		0-0 SF8		0-0 F8		0-3 K		0-0 L8	3 0 0 2 0 1 2													
Dave Henderson, R (1, 8) <small>OBP: 0.311, SLG: 0.379</small>	0-0 F3		0-0 FC5-4 1B			0-0 4-3		0-0 F8		4 0 1 1 0 0 2													
Danny Tartabull, R (1, 6) <small>OBP: 0.346, SLG: 0.409</small>		0-3 K	0-0 FC5-4			0-0 1B 3B		4-0 1B BB		3 1 1 0 1 1 2													
Dave Valle, R (1, 2) <small>OBP: 0.192, SLG: 0.125</small>		0-3 K		0-3 K		0-0 L5		0-0 1B		4 0 1 0 0 2 1													
Inning Stats	R: 2 E: 0 K: 0 S: 5	H: 2 LOB: 2 BB: 2 P: 13	R: 0 E: 0 K: 2 S: 7	H: 0 LOB: 0 BB: 0 P: 7	R: 2 E: 0 K: 2 S: 9	H: 1 LOB: 2 BB: 2 P: 17	R: 1 E: 0 K: 1 S: 6	H: 2 LOB: 0 BB: 0 P: 6	R: 0 E: 0 K: 0 S: 3	H: 1 LOB: 0 BB: 0 P: 3	R: 1 E: 0 K: 0 S: 5	H: 2 LOB: 1 BB: 0 P: 5	R: 0 E: 0 K: 1 S: 6	H: 1 LOB: 1 BB: 0 P: 6	R: 0 E: 0 K: 1 S: 6	H: 1 LOB: 2 BB: 1 P: 10	R: 0 E: 0 K: 1 S: 6	H: 1 LOB: 1 BB: 0 P: 6	1B: 9 2B: 1 3B: 1 HR: 0	SF: 3 SAC: 0 DP: 1 HBP: 0	WP: 1 PA: 43 PB: 0 SB: 1 CS: 1		
PITCHER	IP WLS BF H R ER SO BB IBB HBP BLK WP HR S P ERA WHIP																						
Frank Tanana, L (1, 1) <small>ERA: 4.7</small> Randy O'Neal, R (3, 1) <small>ERA: 3.31</small> Chuck Cary, L (6, 1) <small>ERA: 3.75</small> Willie Hernandez, L (9, 1) <small>ERA: 2.82</small>	2.1 L 14 2 4 4 4 3 1 0 0 1 0 18 34 15.43 2.143	3.1 13 5 2 2 1 0 0 0 0 0 0 0 15 15 5.40 1.500	2.1 11 3 0 0 2 1 0 0 0 0 0 14 18 0.00 1.714	1.0 4 1 0 0 1 0 0 0 0 0 0 6 6 0.00 1.000																			

Seattle Mariners @ Detroit Tigers
Tiger Stadium, Detroit, MI
Sun Sep 08 1985, 3:33 AM EDT
Att: 18,802 - Unknown

livebaseballscorecards.com

AB	34
R	6
H	11
RBI	6
BB	5
SO	8
LOB	15



Batter	1	2	3	4	5	6	7	8	9	AB	R	H	RBI	BB	SO	LOB
Lou Whitaker, L OBP: 0.374, SLG: 0.476 (1, 4)	0-0 4-3		0-0 4-3		0-0 G3		0-0 4-3			4	0	0	0	0	0	2
Alan Trammell, R OBP: 0.318, SLG: 0.388 (1, 6)	0-0 FC4-6 1B		4-0 BB			0-0 FC4-6 1B		0-0 5-3		3	0	2	0	1	0	1
Kirk Gibson, L OBP: 0.362, SLG: 0.522 (1, 9)	0-0 FC4-6 1-2f		0-0 SF8			0-0 FC4-6 BB 1B 1-2f		0-0 F8		3	0	0	1	0	0	2
Lance Parrish, R OBP: 0.322, SLG: 0.482 (1, 2)	0-0 F7		0-0 F5			0-0 BB 1B 1-2		0-0 6-3		4	0	1	0	0	0	2
Bob Melvin, R OBP: 0.192, SLG: 0.269 (9, 2)										0	0	0	0	0	0	0
Darrell Evans, L OBP: 0.351, SLG: 0.498 (1, 3)		0-0 HR		0-3 K		0-3 K		0-3 K		4	1	1	1	0	3	2
Chet Lemon, R OBP: 0.328, SLG: 0.430 (1, 8)		0-3 K		0-3 K		4-0 BB 1-2 2-3		0-3 K		3	0	0	0	1	3	0
Nelson Simmons, S OBP: 0.308, SLG: 0.409 (1, 10)		0-0 G6-4-3 1B		0-0 2-3		0-0 F6		0-0 L8		4	0	1	0	0	0	3
Alejandro Sanchez, R OBP: 0.243, SLG: 0.495 (1, 7)		0-0 G6-4-3 1-2f		0-0 6-3		0-0 6-3		0-3 K		4	0	0	0	0	1	1
Tom Brookens, R OBP: 0.280, SLG: 0.383 (1, 5)			0-0 4-3 SF8 2B		0-0 F7		0-0 4-3 2B			3	1	2	0	0	0	0

Inning Stats	R: 0	H: 1	E: 0	LOB: 1	K: 0	P: 4	R: 1	H: 2	E: 0	LOB: 0	K: 1	P: 6	R: 1	H: 1	E: 0	LOB: 1	K: 0	P: 8	R: 0	H: 0	E: 0	LOB: 0	K: 2	P: 7	R: 0	H: 0	E: 0	LOB: 0	K: 0	P: 3	R: 0	H: 2	E: 0	LOB: 3	K: 1	P: 11	R: 0	H: 1	E: 0	LOB: 1	K: 0	P: 4	R: 0	H: 0	E: 0	LOB: 0	K: 1	P: 5	R: 0	H: 0	E: 0	LOB: 0	K: 2	P: 7	1B: 4	SF: 1	2B: 2	SAC: 0	3B: 0	DP: 1	HR: 1	HBP: 0	WP: 0	PA: 35
--------------	------	------	------	--------	------	------	------	------	------	--------	------	------	------	------	------	--------	------	------	------	------	------	--------	------	------	------	------	------	--------	------	------	------	------	------	--------	------	-------	------	------	------	--------	------	------	------	------	------	--------	------	------	------	------	------	--------	------	------	-------	-------	-------	--------	-------	-------	-------	--------	-------	--------

PITCHER	IP	WLS	BF	H	R	ER	SO	BB	IBB	HBP	BLK	WP	HR	S	P	ERA	WHIP
Bill Swift, R ERA: 5.14 (1, 1)	2.1		11	4	2	2	1	1	0	0	0	0	1	12	16	7.71	2.143
Roy Thomas, R ERA: 3.51 (3, 1)	4.2	W	18	3	0	0	3	1	0	0	0	0	0	23	27	0.00	0.857
Ed Vande Berg, L ERA: 3.56 (8, 1)	1.0		3	0	0	0	1	0	0	0	0	0	0	5	5	0.00	0.000
Ed Nunez, R ERA: 2.67 (9, 1)	1.0		3	0	0	0	2	0	0	0	0	0	0	7	7	0.00	0.000

BOTTOM

Seattle Mariners @ Detroit Tigers
Tiger Stadium, Detroit, MI
Sun Sep 08 1985, 3:33 AM EDT
Att. 18,802 - Unknown

livebaseballscores.com

AB	32
R	2
H	7
RBI	2
BB	2
SO	7
LOB	13



Batter	1	2	3	4	5	6	7	8	9	AB R H RBI BB SO LOB	TOP											
Lou Whitaker, L (1, 4) OBP: 0.373, SLG: 0.474	0-0 F7		0-0 F8		0-0 1-3			0-0 1B		4 0 1 0 0 0 2												
Alan Trammell, R (1, 6) OBP: 0.318, SLG: 0.389	0-0 F7		0-0 2B			0-0 6-3		0-0 F6		4 0 1 0 0 0 1												
Kirk Gibson, L (1, 9) OBP: 0.360, SLG: 0.518	0-3 K		0-0 F6			0-0 F9			0-0 1-3	4 0 0 0 0 1 2												
Lance Parrish, R (1, 2) OBP: 0.324, SLG: 0.488		0-0 HR		0-0 4-3		0-0 G1			0-0 HR 1B	4 2 2 1 0 0 0												
Chet Lemon, R (1, 8) OBP: 0.329, SLG: 0.437		0-0 4-3		0-0 G4-3 1B			0-0 5-3		0-0 HR	4 1 2 2 0 0 0												
Larry Herndon, R (1, 7) OBP: 0.299, SLG: 0.396		0-0 9-2 3B		0-0 G4-3 1-2f			0-0 1-3		0-3 K	3 0 1 0 0 0 1												
Johnny Grubb, L (9, PH) OBP: 0.282, SLG: 0.264									0-3 K	1 0 0 0 0 1 0												
Darrell Evans, L (1, 3) OBP: 0.348, SLG: 0.493		0-0 9-2 3-Hf			0-3 K				0-0 6-3	4 0 0 0 0 2 1												
Alejandro Sanchez, R (1, 10) OBP: 0.255, SLG: 0.500			0-0 2B 1B		0-0 K			0-0 F8		3 0 2 0 0 0 0												
Tom Brookens, R (1, 5) OBP: 0.278, SLG: 0.380			0-0 F9		0-0 F7			0-0 5-3		3 0 0 0 0 0 2												
Inning Stats	R: 0 E: 0 K: 1 S: 5	H: 0 LOB: 0 BB: 0 P: 5	R: 1 E: 0 K: 0 S: 4	H: 2 LOB: 0 BB: 0 P: 4	R: 0 E: 0 K: 0 S: 5	H: 2 LOB: 2 BB: 0 P: 5	R: 0 E: 0 K: 0 S: 3	H: 1 LOB: 0 BB: 0 P: 3	R: 0 E: 0 K: 1 S: 6	H: 1 LOB: 1 BB: 0 P: 6	R: 0 E: 0 K: 0 S: 3	H: 0 LOB: 0 BB: 0 P: 3	R: 0 E: 0 K: 1 S: 5	H: 0 LOB: 0 BB: 0 P: 5	R: 0 E: 0 K: 0 S: 4	H: 1 LOB: 1 BB: 0 P: 4	R: 2 E: 0 K: 1 S: 7	H: 2 LOB: 0 BB: 0 P: 7	1B: 5 2B: 2 3B: 1 HR: 2	SF: 0 SAC: 0 DP: 2 HBP: 0	WP: 0 PB: 0 SB: 0 CS: 0	PA: 34
PITCHER	IP WLS BF H R ER SO BB IBB HBP BLK WP HR S P ERA WHIP																					
Jimmy Key, L (1, 1) ERA: 3.01	8.1 W 32 9 3 3 3 0 0 0 0 0 2 38 38 3.24 1.080																					
Tom Henke, R (9, 1) ERA: 1.69	0.2 S 2 0 0 0 1 0 0 0 0 0 0 4 4 0.00 0.000																					

Detroit Tigers @ Toronto Blue Jays
Exhibition Stadium, Toronto, ON
Mon Sep 09 1985, 7:05 PM EDT
Att: 31,153 - Unknown

AB	34
R	3
H	9
RBI	3
BB	0
SO	4
LOB	9



Batter	1	2	3	4	5	6	7	8	9	AB	R	H	RBI	BB	SO	LOB
Damaso Garcia, R OBP: 0.307, SLG: 0.376 (1, 4)	0-0 E8 1B G5-4-3 1B	0-0 FC6-4 1-2f			0-0 F4		4-0 FC6-4 IBB			3	1	1	0	1	0	2
Lloyd Moseby, L OBP: 0.344, SLG: 0.433 (1, 8)	0-0 G5-4-3 2-3 1B		0-0 F4		0-0 6-3		0-0 FC6-4 1-2f			4	0	1	0	0	0	2
Cliff Johnson, R OBP: 0.332, SLG: 0.430 (1, 10)	0-0 G5-4-3 1-2f 3-H		4-0 BB		0-0 F3			0-0 6-3		3	0	0	0	1	0	1
George Bell, R OBP: 0.333, SLG: 0.499 (1, 7)	0-0 F3		0-0 L9		0-0 G3			0-0 HR		4	1	1	1	0	0	1
Jesse Barfield, R OBP: 0.358, SLG: 0.520 (1, 9)		0-0 F2	0-3 K		0-3 K			0-0 3-1 HR 2B		4	1	1	0	0	2	1
Cecil Fielder, R OBP: 0.382, SLG: 0.569 Willie Upshaw, L OBP: 0.338, SLG: 0.437 (1, 3) (8, 3)		0-0 HR		0-0 F8		0-3 K		0-0 3-1 2-3		3	1	1	1	0	1	0
Garth Iorg, R OBP: 0.365, SLG: 0.463 (1, 5)		0-0 L8		0-0 2B			0-0 WP SH1-4 1B	0-0 HR		4	1	3	2	0	0	0
Tony Fernandez, S OBP: 0.343, SLG: 0.398 (1, 6)		0-0 2B		0-0 5-3			0-0 SH1-4 1-2	0-0 FC4-6 1B		3	0	2	0	0	0	1
Ernie Whitt, L OBP: 0.344, SLG: 0.472 (1, 2)		4-0 FC6-4 BB		0-3 K			0-0 F5 2-3	0-0 FC4-6 1-2f		3	0	0	0	1	1	3

Inning Stats	R: 1	H: 2	E: 1	LOB: 0	K: 0	BB: 0	S: 4	P: 4	R: 1	H: 2	E: 0	LOB: 2	K: 0	BB: 1	S: 5	P: 9	R: 0	H: 0	E: 0	LOB: 1	K: 1	BB: 1	S: 5	P: 9	R: 0	H: 1	E: 0	LOB: 1	K: 1	BB: 0	S: 6	P: 6	R: 0	H: 0	E: 0	LOB: 0	K: 0	BB: 0	S: 3	P: 3	R: 0	H: 0	E: 0	LOB: 0	K: 2	BB: 0	S: 7	P: 7	R: 0	H: 1	E: 0	LOB: 2	K: 0	BB: 1	S: 4	P: 8	R: 3	H: 4	E: 0	LOB: 1	K: 0	BB: 0	S: 7	P: 7
--------------	------	------	------	--------	------	-------	------	------	------	------	------	--------	------	-------	------	------	------	------	------	--------	------	-------	------	------	------	------	------	--------	------	-------	------	------	------	------	------	--------	------	-------	------	------	------	------	------	--------	------	-------	------	------	------	------	------	--------	------	-------	------	------	------	------	------	--------	------	-------	------	------


PITCHER	IP	WLS	BF	H	R	ER	SO	BB	IBB	HBP	BLK	WP	HR	S	P	ERA	WHIP
Mickey Mahler, L ERA: 3.56 (1, 1)	7.1	L	32	8	4	3	4	2	1	0	0	1	2	37	49	3.68	1.364
Bill Scherrer, L ERA: 3.76 (8, 1)	0.2		4	2	1	1	0	0	0	0	0	0	1	4	4	13.50	3.000

BOTTOM

Detroit Tigers @ Toronto Blue Jays
Exhibition Stadium, Toronto, ON

Mon Sep 09 1985, 7:05 PM EDT
Att. 31,153 - Unknown

AB	32
R	5
H	10
RBI	4
BB	3
SO	4
LOB	12



1B	2B	3B	HR	SF	SAC	DP	HBP	WP	PA
4	3	0	3	0	1	1	0	1	36

Batter	1	2	3	4	5	6	7	8	9	AB R H RBI BB SO LOB	TOP	
Lou Whitaker, L (1, 4) OBP: 0.375, SLG: 0.476	0-0 SH1 1B	0-0 3-1			0-0 SF8 1-3 2B		4-0 BB 1B BB		0-0 4-3	4 0 2 0 1 0 3		
Alan Trammell, R (1, 6) OBP: 0.318, SLG: 0.389	0-0 SH1 1-2		0-0 F9		0-0 SF8		0-0 BB 1B			2 0 1 1 0 0 0		
Kirk Gibson, L (1, 9) OBP: 0.361, SLG: 0.517	0-3 K		0-0 G5-4-3 1B		0-3 K		4-0 1-2 2-3 BB			3 0 1 0 1 2 2		
Lance Parrish, R (1, 2) OBP: 0.321, SLG: 0.484	0-3 K		0-0 G5-4-3 1-2f		0-0 F9		0-3 K			4 0 0 0 0 2 6		
Darrell Evans, L (1, 3) OBP: 0.345, SLG: 0.488		0-0 F9		0-0 G3		0-0 F5		0-0 F9		4 0 0 0 0 0 0		
Chet Lemon, R (1, 8) OBP: 0.328, SLG: 0.434		4-0 1B 1B BB		0-0 F8		0-0 F6		0-0 F7		3 0 0 0 1 0 0		
Nelson Simmons, S (1, 10) OBP: 0.307, SLG: 0.402		0-3 K		4-0 BB		0-3 K2-3		0-0 F7		3 0 0 0 1 2 1		
Alejandro Sanchez, R (1, 7) OBP: 0.257, SLG: 0.496		0-0 1B 1-2 1B		0-3 K			0-0 F9		0-0 F9	3 0 1 0 0 1 1 1 0 0 0 0 0 0		
Johnny Grubb, L (9, PH) OBP: 0.280, SLG: 0.261												
Tom Brookens, R (1, 5) OBP: 0.281, SLG: 0.382		0-0 1B			0-0 2B SF8 1B		0-0 F8		0-3 K	3 1 2 0 0 0 0 1 0 0 0 0 1 0		
Dave Bergman, L (9, PH) OBP: 0.252, SLG: 0.258												
Inning Stats	R: 0 E: 0 K: 2 S: 8 H: 1 LOB: 1 BB: 0 P: 8	R: 0 E: 0 K: 1 S: 7 H: 2 LOB: 3 BB: 1 P: 11	R: 0 E: 0 K: 0 S: 3 H: 1 LOB: 0 BB: 0 P: 3	R: 0 E: 0 K: 1 S: 5 H: 0 LOB: 1 BB: 1 P: 9	R: 1 E: 0 K: 1 S: 7 H: 2 LOB: 1 BB: 0 P: 7	R: 0 E: 0 K: 1 S: 5 H: 0 LOB: 0 BB: 0 P: 5	R: 0 E: 0 K: 1 S: 6 H: 1 LOB: 3 BB: 2 P: 14	R: 0 E: 0 K: 0 S: 3 H: 0 LOB: 0 BB: 0 P: 3	R: 0 E: 0 K: 1 S: 5 H: 0 LOB: 0 BB: 0 P: 5	1B: 6 2B: 1 3B: 0 HR: 0 SF: 1 SAC: 1 DP: 1 HBP: 0	WP: 0 PB: 0 SB: 0 CS: 0 PA: 37	
PITCHER Doyle Alexander, R (1, 1) ERA: 3.59	IP WLS BF H R ER SO BB IBB HBP BLK WP HR S P ERA WHIP	9.0 W 37 7 1 1 8 4 0 0 0 0 0 0 49 65 1.00 1.222										

Detroit Tigers @ Toronto Blue Jays
 Exhibition Stadium, Toronto, ON
 Tue Sep 10 1985, 7:05 PM EDT
 Att: 31,228 - Unknown

livebaseballscorecards.com

AB	31
R	1
H	7
RBI	1
BB	4
SO	8
LOB	13



Batter	1	2	3	4	5	6	7	8	9
Damaso Garcia, R (1, 4) OBP: 0.308, SLG: 0.377	0-3 K			0-3 K		0-0 SH1-4 1B 1B	0-0 1-H 1B		
Lloyd Moseby, L (1, 8) OBP: 0.344, SLG: 0.431	0-3 K			0-0 F7		0-0 1B SH1-4 1B	0-0 F8		
Rance Mulliniks, L (1, 5) OBP: 0.369, SLG: 0.481 Ron Shepherd, R (8, PR) OBP: 0.161, SLG: 0.138 Garth Iorg, R (9, 5) OBP: 0.365, SLG: 0.463	0-3 K			0-0 1B		0-0 SH1-4 1-2 2-3		4-0 E BB	
George Bell, R (1, 7) OBP: 0.333, SLG: 0.497		0-0 F9		0-0 F8		0-0 2-3 3-H 1B	0-3 K		
Al Oliver, L (1, 10) OBP: 0.288, SLG: 0.363 Lou Thornton, L (8, PR) OBP: 0.267, SLG: 0.316		0-0 3-1			0-3 K	0-3 K	0-0 E4 1-2		
Willie Upshaw, L (1, 3) OBP: 0.337, SLG: 0.434		0-0 4-3			4-0 S BB	0-0 L6	0-0 F8		
Ernie Whitt, L (1, 2) OBP: 0.343, SLG: 0.468			0-3 K		4-0 BB BB BB		0-0 F8	0-0 F8	
Jesse Barfield, R (1, 9) OBP: 0.358, SLG: 0.518			0-3 K		0-0 F4		0-0 S 1B		
Tony Fernandez, S (1, 6) OBP: 0.341, SLG: 0.395			0-3 K		0-3 K		0-0 F7		

Inning Stats	R: 0	H: 0	E: 0	LOB: 0	K: 3	BB: 0	S: 9	P: 9
	R: 0	H: 0	E: 0	LOB: 0	K: 0	BB: 0	S: 3	P: 3
	R: 0	H: 0	E: 0	LOB: 0	K: 3	BB: 0	S: 9	P: 9
	R: 0	H: 1	E: 0	LOB: 1	K: 1	BB: 0	S: 6	P: 6
	R: 0	H: 0	E: 0	LOB: 2	K: 2	BB: 2	S: 7	P: 15
	R: 1	H: 3	E: 0	LOB: 2	K: 1	BB: 0	S: 8	P: 8
	R: 1	H: 2	E: 0	LOB: 1	K: 0	BB: 0	S: 5	P: 5
	R: 0	H: 0	E: 1	LOB: 2	K: 1	BB: 1	S: 6	P: 10

PITCHER	IP	WLS	BF	H	R	ER	SO	BB	IBB	HBP	BLK	WP	HR	S	P	ERA	WHIP
Jack Morris, R (1, 1) ERA: 3.26	8.0	L	34	6	2	2	11	3	0	0	0	0	0	53	65	2.25	1.125

BOTTOM

AB	R	H	RBI	BB	SO	LOB
4	1	2	1	0	2	0
4	0	1	0	0	1	1
2	0	1	0	1	1	0
0	0	0	0	0	0	0
0	0	0	0	0	0	0
4	0	1	1	0	1	2
4	0	0	0	0	2	3
0	0	0	0	0	0	0
3	0	0	0	1	0	4
3	0	0	0	1	1	2
3	1	1	0	0	1	2
3	0	0	0	0	2	3

AB	30
R	2
H	6
RBI	2
BB	3
SO	11
LOB	17



WP	PA
0	34

Detroit Tigers @ Toronto Blue Jays
 Exhibition Stadium, Toronto, ON
 Tue Sep 10 1985, 7:05 PM EDT
 Att. 31,228 - Unknown

livebaseballscores.com

Batter	1	2	3	4	5	6	7	8	9	AB R H RBI BB SO LOB	TOP																									
Lou Whitaker, L OBP: 0.373, SLG: 0.473 (1, 4) X	0-0 4-3 X	0-0 F8 1-2 X			0-0 F7 X			0-0 F7 X		4 0 0 0 0 0 1																										
Alan Trammell, R OBP: 0.319, SLG: 0.389 (1, 6) X	0-0 E 1B 1B X		0-0 F2 X			4-0 1B BB X		0-0 F9 X		3 2 1 0 1 0 0																										
Kirk Gibson, L OBP: 0.358, SLG: 0.513 (1, 9) X	0-0 F9 X		0-0 F4 X			0-0 F9 X		0-3 K X		4 0 0 0 0 1 2																										
Lance Parrish, R OBP: 0.323, SLG: 0.484 (1, 2) X	0-0 E7 1-3 1B X		0-0 F5 X			0-0 1B 1-2 1B X			0-3 K X	4 0 2 0 0 1 0																										
Chet Lemon, R OBP: 0.328, SLG: 0.432 (1, 8) X	0-0 1-2 3-H 1B X			0-3 K X		0-3 K X			0-3 K X	4 0 1 1 0 3 2																										
Larry Herndon, R OBP: 0.298, SLG: 0.394 (1, 7) X	0-3 K X		0-0 3-1 X			0-0 1B 1-H 2-H X			0-3 K X	4 0 1 1 0 2 2																										
Darrell Evans, L OBP: 0.343, SLG: 0.485 (1, 3) X		0-3 K X		0-3 K X			0-3 K X			3 0 0 0 0 3 0																										
Alejandro Sanchez, R OBP: 0.250, SLG: 0.483 (1, 10) X		0-3 K X			0-0 F9 X		0-0 G3 X			3 0 0 0 0 1 0																										
Tom Brookens, R OBP: 0.281, SLG: 0.380 (1, 5) X		4-0 S BB X			0-0 F4 X		0-0 6-3 X			2 0 0 0 1 0 0																										
Inning Stats	R: 1 E: 1 K: 1 S: 8	H: 3 LOB: 2 BB: 0 P: 8	R: 0 E: 0 K: 2 S: 7	H: 0 LOB: 1 BB: 1 P: 11	R: 0 E: 0 K: 0 S: 3	H: 0 LOB: 0 BB: 0 P: 3	R: 0 E: 0 K: 2 S: 7	H: 0 LOB: 0 BB: 0 P: 7	R: 0 E: 0 K: 0 S: 3	H: 0 LOB: 0 BB: 0 P: 3	R: 1 E: 0 K: 1 S: 6	H: 2 LOB: 2 BB: 1 P: 10	R: 0 E: 0 K: 1 S: 5	H: 0 LOB: 0 BB: 0 P: 5	R: 0 E: 0 K: 1 S: 5	H: 0 LOB: 0 BB: 0 P: 5	R: 0 E: 0 K: 3 S: 9	H: 0 LOB: 0 BB: 0 P: 9	1B: 5 2B: 0 3B: 0 HR: 0	SF: 0 SAC: 0 DP: 0 HBP: 0	WP: 0 PB: 0 SB: 1 CS: 0	PA: 33														
PITCHER	IP WLS BF H R ER SO BB IBB HBP BLK WP HR S P ERA WHIP																																			
Steve Davis, L ERA: 3.66 (1, 1)	5.1		21	3	2	1	5	2	0	0	0	0	0	29	37	1.69	0.938																			
Dennis Lamp, R ERA: 3.12 (6, 1)	1.2	W	6	2	0	0	2	0	0	0	0	0	0	10	10	0.00	1.200																			
Gary Lavelle, L ERA: 3.03 (8, 1)	1.0		3	0	0	0	1	0	0	0	0	0	0	5	5	0.00	0.000																			
Tom Henke, R ERA: 1.63 (9, 1)	1.0	S	3	0	0	0	3	0	0	0	0	0	0	9	9	0.00	0.000																			

Detroit Tigers @ Toronto Blue Jays
Exhibition Stadium, Toronto, ON
Wed Sep 11 1985, 7:05 PM EDT
Att: 31,269 - Unknown

AB	31
R	2
H	5
RBI	2
BB	2
SO	11
LOB	7



WP: 0	PA: 33
PB: 0	
SB: 1	
CS: 0	

livebaseballscorecards.com


Batter	1	2	3	4	5	6	7	8	9	AB	R	H	RBI	BB	SO	LOB
Damaso Garcia, R (1, 4) OBP: 0.310, SLG: 0.383	4-0 G4-6-3 BB		0-0 HR	0-0 1-3			0-0 SH3-4			2	1	1	1	1	0	3
Lloyd Moseby, L (1, 8) OBP: 0.343, SLG: 0.430	0-0 G4-6-3 1-2f		0-0 1-3			0-3 K	0-0 CS 1B			4	0	1	1	0	1	1
Rance Mulliniks, L (1, 5) OBP: 0.390, SLG: 0.479	0-3 K		0-0 1-3			0-0 FC4-6 1B	4-0 1-2 BB			3	0	1	0	1	1	0
George Bell, R (1, 7) OBP: 0.334, SLG: 0.499		0-0 F8 1B		0-0 3B 2B		0-0 FC4-6 FC6-4 1-2f	0-0 F6			4	1	2	0	0	0	2
Al Oliver, L (1, 10) OBP: 0.288, SLG: 0.361		0-3 K		0-0 F7		0-0 FC6-4 1-2f		0-0 WP PB 1B		4	0	1	0	0	1	3
Ron Shepherd, R (8, PR) OBP: 0.161, SLG: 0.138										0	0	0	0	0	0	0
Willie Upshaw, L (1, 3) OBP: 0.338, SLG: 0.439		0-0 1-2 1B		0-0 3B		0-0 F8		0-3 K		4	0	2	1	0	1	1
Ernie Whitt, L (1, 2) OBP: 0.342, SLG: 0.464		0-0 F8 2-3		4-0 BB BB		0-3 K		0-3 K		3	0	0	0	1	2	3
Jesse Barfield, R (1, 9) OBP: 0.357, SLG: 0.515		0-0 F8		4-0 1-2 BB		0-3 K		0-3 K		3	0	0	0	1	2	4
Tony Fernandez, S (1, 6) OBP: 0.341, SLG: 0.395			0-0 3-1	0-3 K			0-0 SH3-4 1B 1B			3	1	1	0	0	1	3

Inning Stats		R: 0	H: 0	E: 0	K: 1	S: 4	R: 0	H: 2	E: 0	K: 1	S: 7	R: 0	H: 1	E: 0	K: 0	S: 4	R: 1	H: 1	E: 0	K: 0	S: 4	R: 0	H: 2	E: 0	K: 1	S: 7	R: 0	H: 1	E: 0	K: 1	S: 6	R: 0	H: 0	E: 0	K: 2	S: 7	R: 1	H: 2	E: 0	K: 0	S: 4	R: 0	H: 1	E: 0	K: 3	S: 10
LOB: 0		BB: 1		P: 8		LOB: 2		BB: 0		P: 7		LOB: 3		BB: 2		P: 15		LOB: 1		BB: 0		P: 6		LOB: 1		BB: 0		P: 7		LOB: 1		BB: 1		P: 8		LOB: 2		BB: 0		P: 10						
1B: 6		2B: 1		3B: 1		HR: 1		SF: 0		SAC: 1		DP: 1		HBP: 0		WP: 1		PB: 1		SB: 0		CS: 1		PA: 35		ERA		WHIP		ERA		WHIP														

DETROIT TIGERS @ TORONTO BLUE JAYS
 Exhibition Stadium, Toronto, ON
 Wed Sep 11 1985, 7:05 PM EDT
 Att. 31,269 - Unknown

livebaseballscorecards.com

AB 30
R 3
H 9
RBI 3
BB 4
SO 9
LOB 20



PITCHER		IP	WLS	BF	H	R	ER	SO	BB	IBB	HBP	BLK	WP	HR	S	P	ERA	WHIP
Walt Terrell, R (1, 1) ERA: 3.89		7.0	L	32	9	3	3	6	4	0	0	0	0	1	40	56	3.86	1.857
Willie Hernandez, L (8, 1) ERA: 2.79		1.0		3	0	0	0	3	0	0	0	0	1	0	9	9	0.00	0.000

Batter	1	2	3	4	5	6	7	8	9	AB R H RBI BB SO LOB	TOP			
Alan Wiggins, S (1, 4) OBP: 0.317, SLG: 0.305	0-0 F8 BB 1B		0-0 4-3		0-0 F7		0-0 1-3		0-0 S 1B	5 1 2 0 0 0 0				
Lee Lacy, R (1, 9) OBP: 0.351, SLG: 0.423	4-0 1-2 BB		0-0 F3		0-0 F8		0-0 6-3		0-0 1-H E 1B	4 0 1 1 1 0 0				
Cal Ripken Jr., R (1, 6) OBP: 0.345, SLG: 0.462	0-0 F4			0-0 F3	0-0 F5		0-0 F9		0-0 1-2 E5	5 0 0 0 0 0 3				
Eddie Murray, S (1, 3) OBP: 0.377, SLG: 0.527	0-0 F8 2-3			0-0 3-1		0-0 HR		4-0 1B SF7-6-4 BB	0-0 F7	4 2 1 1 1 0 4				
Mike Young, S (1, 7) OBP: 0.349, SLG: 0.547	0-0 4-3			4-0 1B HR BB		0-0 F6		0-0 1-3 1B		3 1 1 0 1 0 2				
Larry Sheets, L (1, 10) OBP: 0.331, SLG: 0.457		0-3 K		0-0 1-2 HR 1B		0-0 1-3		0-0 SF7-6-4 1B		3 1 1 0 0 1 0				
Gary Roenicke, R (8, PH) OBP: 0.336, SLG: 0.438								1-2 3-H SF7-6-4		0 0 0 1 0 0 0				
Floyd Rayford, R (1, 5) OBP: 0.337, SLG: 0.516		0-0 4-3		0-0 1-H 2-H HR		4-0 E 1B BB		0-0 6-3		3 1 1 3 1 0 0				
John Shelby, S (1, 8) OBP: 0.314, SLG: 0.442		0-3 K		0-0 E 1B		0-0 E5 1-3 1B		0-0 F7		4 0 2 0 0 1 0				
Al Pardo, S (1, 2) OBP: 0.136, SLG: 0.123			0-3 K		0-0 4-3		0-3 K		0-0 4-3	3 0 0 0 0 2 3				
Leo Hernandez, R (9, PH) OBP: 0.342, SLG: 0.395				1-2						1 0 0 0 0 0 0				
Rick Dempsey, R (9, 2) OBP: 0.342, SLG: 0.395										0 0 0 0 0 0 0				
Inning Stats	R: 0 E: 0 K: 0 S: 4 H: 1 LOB: 2 BB: 1 P: 8	R: 0 E: 0 K: 2 S: 7 H: 0 LOB: 0 BB: 0 P: 7	R: 0 E: 0 K: 1 S: 5 H: 0 LOB: 0 BB: 0 P: 5	R: 3 E: 1 K: 0 S: 6 H: 3 LOB: 1 BB: 1 P: 10	R: 0 E: 0 K: 0 S: 3 H: 0 LOB: 0 BB: 0 P: 3	R: 1 E: 1 K: 1 S: 7 H: 2 LOB: 2 BB: 1 P: 11	R: 0 E: 0 K: 0 S: 3 H: 0 LOB: 0 BB: 0 P: 3	R: 1 E: 0 K: 0 S: 3 H: 1 LOB: 0 BB: 1 P: 7	R: 1 E: 1 K: 0 S: 6 H: 2 LOB: 2 BB: 0 P: 6	1B: 7 2B: 1 3B: 0 HR: 2 SF: 1 SAC: 0 DP: 1 HBP: 0	WP: 0 PB: 0 SB: 1 CS: 0 PA: 40			
PITCHER	IP WLS BF H R ER SO BB IBB HBP BLK WP HR S P ERA WHIP												PITCHER	IP WLS BF H R ER SO BB IBB HBP BLK WP HR S P ERA WHIP
Juan Berenguer, R (1, 1) ERA: 5.58	7.0 L 32 7 5 5 4 4 0 0 0 0 0 2 36 52 6.43 1.571													
Bill Scherrer, L (8, 1) ERA: 3.81	1.2 5 1 1 1 0 0 0 0 0 0 0 0 5 5 5.40 0.600													
Willie Hernandez, L (9, 1) ERA: 2.78	0.1 3 1 0 0 0 0 0 0 0 0 0 0 3 3 0.00 3.000													

Baltimore Orioles @ Detroit Tigers
Tiger Stadium, Detroit, MI
Fri Sep 13 1985, 7:05 PM EDT
Att. 27,477 - Unknown

livebaseballscorecards.com

AB 35
R 6
H 9
RBI 6
BB 4
SO 4
LOB 12



Batter	1	2	3	4	5	6	7	8	9	AB R H RBI BB SO LOB
Lou Whitaker, L (1, 4) OBP: 0.373, SLG: 0.472	0-0 G3	0-0 1-3 1B			0-0 FC5-4 1B		0-0 G4-6-3 1-2f		0-3 K	5 0 2 0 0 1 3
Alan Trammell, R (1, 6) OBP: 0.316, SLG: 0.385	0-0 3-1	0-0 F7			0-0 FC5-4 1-2f		0-0 4-3		0-0 G6-4-3 1-2f	5 0 0 0 0 0 5
Kirk Gibson, L (1, 9) OBP: 0.357, SLG: 0.513	0-0 E 2B		0-0 F9		0-3 K			0-0 F7		4 1 1 0 0 1 1
Lance Parrish, R (1, 2) OBP: 0.322, SLG: 0.481	4-0 E BB		0-0 F9		0-3 K			0-0 5-3		3 1 0 0 1 1 1
Chet Lemon, R (1, 8) OBP: 0.331, SLG: 0.439	0-0 E4 1-H 2-H 2B		0-0 2B			0-0 F8		4-0 HR BB		3 1 2 2 1 0 0
Larry Herndon, R (1, 7) OBP: 0.296, SLG: 0.391	0-0 3-1		0-0 F3			0-0 F3		0-0 HR		3 0 0 0 0 0 2
Johnny Grubb, L (8, PH) OBP: 0.286, SLG: 0.295								1-H HR		1 1 1 2 0 0 0
Barbaro Garbey, R (1, 3) OBP: 0.295, SLG: 0.348		0-0 F7		0-3 K		0-0 3B		0-3 K		3 0 1 0 0 1 0
Darrell Evans, L (8, PH) OBP: 0.343, SLG: 0.483										1 0 0 0 0 1 0
Alejandro Sanchez, R (1, 10) OBP: 0.252, SLG: 0.479		0-0 1B 1B		0-0 F5		0-3 K			0-0 1B 2B	3 0 1 0 0 1 1
Dave Bergman, L (9, PH) OBP: 0.257, SLG: 0.271										1 0 1 0 0 0 0
Tom Brookens, R (1, 5) OBP: 0.281, SLG: 0.380		0-0 F8		0-0 5-3			0-0 G4-6-3 1B		0-0 G6-4-3 1B 2-3	3 0 1 0 0 0 1
Nelson Simmons, S (9, PH) OBP: 0.310, SLG: 0.405										1 0 1 0 0 0 0
Doug Baker, S (9, PR) OBP: 0.222, SLG: 0.333										0 0 0 0 0 0 0

Inning Stats	R: 2	H: 2	E: 1	LOB: 1	K: 0	BB: 1	S: 5	P: 9	R: 0	H: 2	E: 0	LOB: 2	K: 0	BB: 0	S: 5	R: 0	H: 1	E: 0	LOB: 1	K: 0	BB: 0	S: 4	R: 0	H: 0	E: 0	LOB: 0	K: 1	BB: 0	S: 5	R: 0	H: 1	E: 0	LOB: 1	K: 2	BB: 0	S: 8	R: 0	H: 1	E: 0	LOB: 1	K: 1	BB: 0	S: 6	R: 0	H: 1	E: 0	LOB: 0	K: 0	BB: 0	S: 3	R: 2	H: 1	E: 0	LOB: 0	K: 1	BB: 1	S: 6	R: 0	H: 2	E: 0	LOB: 2	K: 1	BB: 0	S: 6	1B: 5	SF: 0	2B: 4	SAC: 0	3B: 1	DP: 2	HR: 1	HBP: 0	WP: 0	PA: 38
--------------	------	------	------	--------	------	-------	------	------	------	------	------	--------	------	-------	------	------	------	------	--------	------	-------	------	------	------	------	--------	------	-------	------	------	------	------	--------	------	-------	------	------	------	------	--------	------	-------	------	------	------	------	--------	------	-------	------	------	------	------	--------	------	-------	------	------	------	------	--------	------	-------	------	-------	-------	-------	--------	-------	-------	-------	--------	-------	--------

PITCHER	IP	WLS	BF	H	R	ER	SO	BB	IBB	HBP	BLK	WP	HR	S	P	ERA	WHIP
Scott McGregor, L (1, 1) ERA: 4.97	7.2	W	32	8	3	3	4	2	0	0	0	0	0	38	46	3.52	1.304
Sammy Stewart, R (8, 1) ERA: 3.14	0.1		3	2	1	1	1	0	0	0	0	0	1	5	5	27.00	6.000
Don Aase, R (9, 1) ERA: 3.81	1.0	S	3	1	0	0	1	0	0	0	0	0	0	5	5	0.00	1.000

BOTTOM

Baltimore Orioles @ Detroit Tigers
Tiger Stadium, Detroit, MI
Fri Sep 13 1985, 7:05 PM EDT
Att. 27,477 - Unknown

livebaseballscores.com

AB	36
R	4
H	11
RBI	4
BB	2
SO	6
LOB	14



Batter	1	2	3	4	5	6	7	8	9	AB R H RBI BB SO LOB	TOP
John Shelby, S (1, 8) OBP: 0.306, SLG: 0.432	0-0 F8		0-3 K		0-0 6-3		0-0 F8			4 0 0 0 0 1 0	<p>Baltimore Orioles @ Detroit Tigers Tiger Stadium, Detroit, MI Sat Sep 14 1985, 3:33 AM EDT Unknown</p>
Lee Lacy, R (1, 9) OBP: 0.348, SLG: 0.419	0-0 F8		0-0 F8		0-0 F9		0-0 F6			4 0 0 0 0 0 0	
Cal Ripken Jr., R (1, 6) OBP: 0.346, SLG: 0.462	0-0 FC5 BB 1B		0-0 BB 1B		0-0 1-3			0-0 L4		4 0 2 0 0 0 0	
Eddie Murray, S (1, 3) Wayne Gross, L (8, 3) OBP: 0.377, SLG: 0.525 OBP: 0.374, SLG: 0.431	4-0 BB 1-2 BB		4-0 BB 1-2 BB		0-3 K			0-0 1-3		2 0 0 0 2 1 0 0 0 0 0 0 0 0	
Mike Young, S (1, 7) OBP: 0.345, SLG: 0.541	0-0 FC5 2-3f		0-0 F8		0-0 F6			0-0 4-3		4 0 0 0 0 0 4	
Floyd Rayford, R (1, 2) OBP: 0.343, SLG: 0.538		0-0 6-3		0-0 S 3-4 2B		0-0 HR			0-0 3-6 2B	4 2 3 1 0 0 0	
Leo Hernandez, R (1, 10) Larry Sheets, L (9, PH) OBP: 0.125, SLG: 0.125 OBP: 0.330, SLG: 0.455		0-0 BLK 1B		0-0 5-3		0-0 F9			0-3 K	3 0 1 0 0 0 1 1 0 0 0 0 1 1	
Lenn Sakata, R (1, 4) Tom O'Malley, L (9, PH) OBP: 0.276, SLG: 0.352		0-0 F5 1-2		0-0 3-4 2-H					0-0 3-6 2-3f	3 1 1 2 0 0 1 1 0 0 0 0 0 1	
Rich Dauer, R (1, 5) OBP: 0.287, SLG: 0.281		0-0 F9		0-0 F4					0-0 L4	3 0 0 0 0 0 1	
Inning Stats	R: 0 H: 1 E: 0 LOB: 2 K: 0 BB: 1 S: 4 P: 8	R: 0 H: 1 E: 0 LOB: 1 K: 0 BB: 0 S: 4 P: 4	R: 0 H: 1 E: 0 LOB: 2 K: 1 BB: 1 S: 6 P: 10	R: 1 H: 1 E: 0 LOB: 0 K: 0 BB: 0 S: 4 P: 4	R: 0 H: 0 E: 0 LOB: 0 K: 0 BB: 0 S: 3 P: 3	R: 1 H: 1 E: 0 LOB: 0 K: 1 BB: 0 S: 6 P: 6	R: 1 H: 1 E: 0 LOB: 0 K: 0 BB: 0 S: 4 P: 4	R: 0 H: 0 E: 0 LOB: 0 K: 0 BB: 0 S: 3 P: 3	R: 0 H: 1 E: 0 LOB: 0 K: 1 BB: 0 S: 5 P: 5	1B: 3 SF: 0 2B: 3 SAC: 0 3B: 0 DP: 1 HR: 2 HBP: 0	WP: 0 PA: 35 PB: 0 SB: 1 CS: 0
PITCHER	IP WLS BF H R ER SO BB IBB HBP BLK WP HR S P ERA WHIP										
Frank Tanana, L (1, 1) ERA: 4.67	7.0 W 29 6 3 3 2 2 0 0 0 1 0 2 31 39 3.86 1.143										
Randy O'Neal, R (8, 1) ERA: 3.23	2.0 6 1 0 0 1 0 0 0 0 0 0 0 8 8 0.00 0.500										

livebaseballscorecards.com

AB	33
R	3
H	7
RBI	3
BB	2
SO	3
LOB	9



Batter	1	2	3	4	5	6	7	8	9
Lou Whitaker, L (1, 4) OBP: 0.376, SLG: 0.473	0-0 1-3		0-0 G3	0-0 E 2B		4-0 2B BB	4-0 2B IBB	4-0 2-3 BB	
Darrell Evans, L (1, 3) OBP: 0.347, SLG: 0.488	0-0 1B 1B		0-0 1B	0-0 E9 1B 1B		0-3 K	0-0 1-3 2-H 3-H 2B	0-0 G3	
Kirk Gibson, L (1, 9) OBP: 0.358, SLG: 0.514	0-3 K		0-0 F5	0-0 1B 1B		0-0 BB 2B	0-3 K		
Lance Parrish, R (1, 2) OBP: 0.326, SLG: 0.483	0-0 1-3 1B		0-0 F6	0-0 1B 1B		4-0 BB IBB	4-0 BB		
Nelson Simmons, S (1, 7) OBP: 0.310, SLG: 0.404 Larry Herndon, R (6, PH) OBP: 0.297, SLG: 0.390	0-0 4-3					4-0 BB	0-3 K		
Chet Lemon, R (1, 8) OBP: 0.332, SLG: 0.439		0-3 K				0-0 G6-4-3		0-0 2B 2B	
Johnny Grubb, L (1, 10) OBP: 0.294, SLG: 0.304 Alejandro Sanchez, R (7, PH) OBP: 0.256, SLG: 0.479		0-0 FC6-4 1B		0-0 E 2B 1B	0-0 4-3		0-0 PB BB 2B 1B	0-3 K	
Tom Brookens, R (1, 5) OBP: 0.283, SLG: 0.381		0-0 FC6-4		0-0 E5 2B	0-0 F8		4-0 PB 2B BB	0-0 PB 2B	
Doug Baker, S (1, 6) OBP: 0.143, SLG: 0.214		0-0 4-3		0-3 K	0-3 K		0-3 K	0-3 K	

AB	R	H	RBI	BB	SO	LOB
3	2	1	2	3	0	0
6	1	4	3	0	1	3
5	1	2	1	0	2	4
3	0	2	0	2	0	1
3	0	1	1	0	1	2
1	0	0	1	1	1	3
4	2	1	0	1	1	5
3	1	2	0	0	0	0
2	1	1	0	0	1	1
4	2	1	2	1	0	2
5	0	0	0	0	4	6

BOTTOM	
Baltimore Orioles @ Detroit Tigers Tiger Stadium, Detroit, MI Sat Sep 14 1985, 3:33 AM EDT Unknown	
AB 39 R 10 H 15 RBI 10 BB 8 SO 11 LOB 27	

Inning Stats		R: 0	H: 2	R: 0	H: 1	R: 0	H: 1	R: 6	H: 6	R: 0	H: 0	R: 1	H: 1	R: 2	H: 2	R: 1	H: 2
		E: 0	LOB: 2	E: 1	LOB: 1	E: 0	LOB: 1	E: 2	LOB: 2	E: 0	LOB: 0	E: 0	LOB: 2	E: 0	LOB: 3	E: 0	LOB: 2
		K: 1	BB: 0	K: 1	BB: 0	K: 0	BB: 0	K: 2	BB: 1	K: 1	BB: 0	K: 1	BB: 3	K: 3	BB: 3	K: 2	BB: 1
		S: 7	P: 7	S: 6	P: 6	S: 4	P: 4	S: 14	P: 18	S: 5	P: 5	S: 5	P: 17	S: 11	P: 23	S: 9	P: 13

PITCHER		IP	WLS	BF	H	R	ER	SO	BB	IBB	HBP	BLK	WP	HR	S	P	ERA	WHIP
Mike Boddicker, R (1, 1) ERA: 4.03	(1, 1)	3.2	L	21	8	6	1	4	1	0	0	0	0	0	28	32	2.46	2.455
Bill Swaggerty, R (4, 1) ERA: 5.4	(4, 1)	1.2		10	3	1	1	2	1	1	0	0	0	0	12	20	5.40	2.400
Brad Havens, L (6, 1) ERA: 13.5	(6, 1)	2.2		16	4	3	3	5	4	1	0	0	0	0	21	41	10.12	3.000

WP	PA	ERA	WHIP
0	47		

Batter	1	2	3	4	5	6	7	8	9	AB R H RBI BB SO LOB	TOP													
Alan Wiggins, S (1, 4) OBP: 0.318, SLG: 0.307	0-0 F4		0-0 E5 FC5-3		0-0 E1 2B 1B	0-0 S 1B		0-3 K		5 1 2 0 0 1 2														
Lee Lacy, R (1, 10) OBP: 0.346, SLG: 0.419	0-0 F8		0-0 FC5-3 F6-4-3		0-0 2B	0-0 F4-3		0-0 5-3		5 0 1 1 0 0 5														
Cal Ripken Jr., R (1, 6) OBP: 0.344, SLG: 0.460	0-0 6-3		0-0 F6-4-3		0-3 K		0-0 2B BB 1B	0-0 F4-3		5 1 1 0 0 1 4														
Eddie Murray, S (1, 3) OBP: 0.378, SLG: 0.528		0-0 F7		0-0 3-1		0-0 1B 2B	0-0 BB 1-3 2B		0-0 F3	5 1 2 0 0 0 0														
Mike Young, S (1, 7) OBP: 0.351, SLG: 0.543		0-0 F4-6 1B 1B		0-0 WP 1B		0-0 2B 1B	4-0 BB IBB		0-0 L6	4 1 3 1 1 0 0														
Floyd Rayford, R (1, 5) OBP: 0.340, SLG: 0.532		0-0 1-2 1B		0-3 K		0-0 E6 2B	0-0 F2		0-3 K	5 1 1 0 0 2 5														
Gary Roenicke, R (1, 9) OBP: 0.332, SLG: 0.431		0-0 F4-6		0-0 F2		0-0 F2	0-3 K			3 0 0 0 0 0 5														
Jim Dwyer, L (7, PH) OBP: 0.353, SLG: 0.411		2-3								1 0 0 0 0 1 3	AB 40													
John Shelby, S (1, 8) OBP: 0.311, SLG: 0.430			0-0 E FC5-3 1B 1B		0-0 F8	0-3 K	4-0 1-2 2-3 3-H BB			3 0 1 1 1 1 2	R 5													
Rick Dempsey, R (1, 2) OBP: 0.343, SLG: 0.399			0-0 FC5-3 E 1B		0-3 K	0-0 1B 2B	0-0 F7			4 0 2 2 0 1 3	H 13													
Inning Stats	R: 0 E: 0 K: 0 S: 3	H: 0 LOB: 0 BB: 0 P: 3	R: 0 E: 0 K: 0 S: 4	H: 2 LOB: 1 BB: 0 P: 4	R: 0 E: 1 K: 0 S: 5	H: 2 LOB: 2 BB: 0 P: 5	R: 0 E: 0 K: 1 S: 6	H: 1 LOB: 1 BB: 0 P: 6	R: 1 E: 1 K: 2 S: 9	H: 2 LOB: 1 BB: 0 P: 9	R: 3 E: 1 K: 1 S: 10	H: 4 LOB: 2 BB: 0 P: 10	R: 1 E: 0 K: 1 S: 7	H: 2 LOB: 3 BB: 2 P: 15	R: 0 E: 0 K: 1 S: 5	H: 0 LOB: 0 BB: 0 P: 5	R: 0 E: 0 K: 1 S: 5	H: 0 LOB: 0 BB: 0 P: 5	R: 0 E: 0 K: 1 S: 5	H: 0 LOB: 0 BB: 0 P: 5	1B: 9 2B: 5 3B: 0 HR: 0	SF: 0 SAC: 0 DP: 2 HBP: 0	WP: 1 PB: 0 SB: 1 CS: 0	PA: 42
PITCHER	IP WLS BF H R ER SO BB IBB HBP BLK WP HR S P ERA WHIP																				PITCHER	IP WLS BF H R ER SO BB IBB HBP BLK WP HR S P ERA WHIP		
Mickey Mahler, L (1, 1) ERA: 3.38	5.2 L 27 10 4 1 4 0 0 0 0 1 0 35 35 1.59 1.765																							
Aurelio Lopez, R (6, 1) ERA: 4.57	0.2 6 3 1 1 0 0 0 1 0 0 0 0 5 9 13.50 4.500																							
Chuck Cary, L (7, 1) ERA: 3.65	0.1 1 0 0 0 1 0 0 0 0 0 0 0 3 3 0.00 0.000																							
Bob Stoddard, R (7, 1) ERA: 6.48	1.1 5 0 0 0 1 1 0 0 0 0 0 0 6 10 0.00 0.750																							
Willie Hernandez, L (9, 1) ERA: 2.76	1.0 3 0 0 0 1 0 0 0 0 0 0 0 5 5 0.00 0.000																							

Baltimore Orioles @ Detroit Tigers
 Tiger Stadium, Detroit, MI
 Sat Sep 14 1985, 3:38 AM EDT
 Att: 31,261 - Unknown

livebaseballscorecards.com



Batter	1	2	3	4	5	6	7	8	9	AB R H RBI BB SO LOB	TOP															
John Shelby, S (1, 8) OBP: 0.309, SLG: 0.426	0-0 G3		0-0 WP 1B		0-0 F8			0-0 F3		4 0 1 0 0 0 0																
Lee Lacy, R (1, 9) OBP: 0.346, SLG: 0.417	0-0 F8		4-0 BB 1-3 BB			0-3 K		0-0 F6		2 0 0 0 1 1 0																
Jim Dwyer, L (6, 9) OBP: 0.353, SLG: 0.411										0 0 0 0 0 0 0																
Rick Dempsey, R (8, PH) OBP: 0.342, SLG: 0.398										1 0 0 0 0 0 0																
Cal Ripken Jr., R (1, 6) OBP: 0.345, SLG: 0.459	0-0 1B		4-0 BB 1-2 BB			0-0 4-3			0-0 F7	3 0 1 0 1 0 0																
Eddie Murray, S (1, 3) OBP: 0.375, SLG: 0.524	0-0 F2		0-3 K			0-3 K			0-0 F7	4 0 0 0 0 2 4																
Mike Young, S (1, 7) OBP: 0.350, SLG: 0.548		0-0 F8		0-0 6-3			0-0 HR		0-3 K	4 1 1 1 0 1 0																
Larry Sheets, L (1, 10) OBP: 0.327, SLG: 0.451		0-3 K		0-3 K			0-0 F8			3 0 0 0 0 2 0																
Floyd Rayford, R (1, 2) OBP: 0.337, SLG: 0.526		0-0 F8		0-0 5-3			0-3 K			3 0 0 0 0 1 0																
Wayne Gross, L (1, 5) OBP: 0.369, SLG: 0.425			0-3 K		0-0 F5		0-0 F7			3 0 0 0 0 1 0																
Gary Roenicke, R (8, 9) OBP: 0.332, SLG: 0.431										0 0 0 0 0 0 0																
Rich Dauer, R (1, 4) OBP: 0.283, SLG: 0.276			0-0 3-1		0-0 F7			0-0 5-3		3 0 0 0 0 0 0																
Inning Stats	R: 0 E: 0 K: 0 S: 4	H: 1 LOB: 1 BB: 0 P: 4	R: 0 E: 0 K: 1 S: 5	H: 0 LOB: 0 BB: 0 P: 5	R: 0 E: 0 K: 2 S: 8	H: 1 LOB: 3 BB: 2 P: 16	R: 0 E: 0 K: 1 S: 5	H: 0 LOB: 0 BB: 0 P: 5	R: 0 E: 0 K: 0 S: 3	H: 0 LOB: 0 BB: 0 P: 3	R: 0 E: 0 K: 2 S: 7	H: 0 LOB: 0 BB: 0 P: 7	R: 1 E: 0 K: 1 S: 6	H: 1 LOB: 0 BB: 0 P: 6	R: 0 E: 0 K: 0 S: 3	H: 0 LOB: 0 BB: 0 P: 3	R: 0 E: 0 K: 1 S: 5	H: 0 LOB: 0 BB: 0 P: 5	1B: 2 2B: 0 3B: 0 HR: 1	SF: 0 SAC: 0 DP: 0 HBP: 0	WP: 2 PB: 0 SB: 0 CS: 0	PA: 32				
PITCHER	IP WLS BF H R ER SO BB IBB HBP BLK WP HR S P ERA WHIP																									
Jack Morris, R (1, 1) ERA: 3.2	7.0	26	3	1	1	7	2	0	0	0	1	1	38	46	1.29	0.714										
Willie Hernandez, L (8, 1) ERA: 2.7	2.0	W	6	0	0	0	1	0	0	0	0	0	8	8	0.00	0.000										

Baltimore Orioles @ Detroit Tigers
Tiger Stadium, Detroit, MI
Sun Sep 15 1985, 3:33 AM EDT
Att: 28,447 - Unknown

livebaseballscorecards.com

AB	30
R	1
H	3
RBI	1
BB	2
SO	8
LOB	4



Batter	1	2	3	4	5	6	7	8	9
Lou Whitaker, L (1, 4) OBP: 0.374, SLG: 0.470	0-0 1-3 		0-0 4-3 			0-0 6-3 		4-0 1B IBB 	
Alan Trammell, R (1, 6) OBP: 0.317, SLG: 0.384	0-0 F5 			0-0 1B SF8 1B 		0-0 4-3 		0-0 1B 1-3 2-H 	
Kirk Gibson, L (1, 9) OBP: 0.360, SLG: 0.513	0-0 6-3 			0-0 1B S 1B 		0-0 F8 		4-0 1B IBB 	
Lance Parrish, R (1, 2) OBP: 0.327, SLG: 0.483		0-0 5-3 		0-3 K 		0-0 6-3 		0-0 1B 1-3 2-H 3-H 	
Darrell Evans, L (1, 3) OBP: 0.343, SLG: 0.484		0-0 F9 		0-0 SF8 		0-0 F5 		0-0 F9 	
Chet Lemon, R (1, 8) OBP: 0.333, SLG: 0.448		0-0 2B 		0-3 K 		0-3 K 			
Johnny Grubb, L (1, 10) OBP: 0.295, SLG: 0.305 Barbaro Garbey, R (8, PR) OBP: 0.299, SLG: 0.365		0-0 4-3 			0-0 4-3 			0-0 1B 1-3 E 	
Nelson Simmons, S (1, 7) OBP: 0.306, SLG: 0.398 Larry Herndon, R (8, 7) OBP: 0.297, SLG: 0.387			0-0 4-3 		0-3 K 			0-0 1-3 	
Marty Castillo, R (1, 5) OBP: 0.152, SLG: 0.237 Dave Bergman, L (8, PH) OBP: 0.260, SLG: 0.269 Tom Brookens, R (9, 5) OBP: 0.282, SLG: 0.381			0-3 K 		0-0 6-3 			0-0 F2 	

Inning Stats	R: 0 E: 0 K: 0 S: 3	H: 0 LOB: 0 BB: 0 P: 3	R: 0 E: 0 K: 0 S: 4	H: 1 LOB: 1 BB: 0 P: 4	R: 0 E: 0 K: 1 S: 5	H: 0 LOB: 0 BB: 0 P: 5	R: 1 E: 0 K: 2 S: 9	H: 2 LOB: 1 BB: 0 P: 9	R: 0 E: 0 K: 1 S: 5	H: 0 LOB: 0 BB: 0 P: 5	R: 0 E: 0 K: 0 S: 3	H: 0 LOB: 0 BB: 0 P: 3	R: 0 E: 0 K: 1 S: 5	H: 0 LOB: 0 BB: 0 P: 5	R: 3 E: 1 K: 0 S: 6	H: 2 LOB: 2 BB: 2 P: 14
--------------	------------------------------	---------------------------------	------------------------------	---------------------------------	------------------------------	---------------------------------	------------------------------	---------------------------------	------------------------------	---------------------------------	------------------------------	---------------------------------	------------------------------	---------------------------------	------------------------------	----------------------------------


PITCHER	IP	WLS	BF	H	R	ER	SO	BB	IBB	HBP	BLK	WP	HR	S	P	ERA	WHIP
Storm Davis, R (1, 1) ERA: 4.44	0.1		1	0	0	0	0	0	0	0	0	0	0	1	1	0.00	0.000
Nate Snell, R (1, 1) ERA: 2.53	6.2		23	3	1	1	5	0	0	0	0	0	0	33	33	1.35	0.450
Sammy Stewart, R (8, 1) ERA: 3.11	1.0	L	8	2	3	0	0	0	2	0	0	0	0	6	14	0.00	2.000

BOTTOM

Baltimore Orioles @ Detroit Tigers
Tiger Stadium, Detroit, MI
Sun Sep 15 1985, 3:33 AM EDT
Att. 28,447 - Unknown

AB	R	H	RBI	BB	SO	LOB
3	1	0	0	1	0	0
4	2	1	0	0	0	1
3	0	1	0	1	0	0
4	0	1	2	0	1	2
3	0	0	1	0	0	2
3	0	1	0	0	2	1
3	0	1	0	0	0	1
0	1	0	0	0	0	0
2	0	0	0	0	1	0
1	0	0	0	0	0	1
2	0	0	0	0	1	0
1	0	0	0	0	0	2
0	0	0	0	0	0	0

AB	29
R	4
H	5
RBI	3
BB	2
SO	5
LOB	10



WP: 0	PA: 32
PB: 0	
SB: 1	
CS: 0	

WP	PA	ERA	WHIP
0	32		

Batter	1	2	3	4	5	6	7	8	9	AB	R	H	RBI	BB	SO	LOB	TOP							
John Shelby, S (1, 9) OBP: 0.321, SLG: 0.453	0-0 FC1-5 2B		4-0 1B FC6-4 BB	0-0 5-3		0-0 1-H HR	0-3 K	0-0 1-2 3-H 1B		5	2	3	3	1	1	3								
Floyd Rayford, R (1, 2) OBP: 0.337, SLG: 0.526 (3, 5)	0-0 FC1-5 FC6-4 2-3		0-0 1-2 1B 1B	0-0 F9		0-0 F8		0-0 HR K		6	2	2	0	0	1	3								
Cal Ripken Jr., R (1, 6) OBP: 0.349, SLG: 0.474	0-0 FC6-4 FC4 1-2f		0-0 1-2 2-3 1B		0-0 F9	0-0 HR		0-0 2-H HR	0-0 E FC5-4 2B	6	3	4	3	0	0	1								
Eddie Murray, S (1, 3) OBP: 0.373, SLG: 0.525	0-0 FC4 1-2f		0-0 FC6-4 FC3-6 1B 1-2f 2-3 3-H		0-0 F9	0-3 K		0-0 HR	0-3 K	6	1	1	2	0	2	4								
Fred Lynn, L (1, 8) OBP: 0.333, SLG: 0.438		4-0 G6-4-3 E FC5-4-6 BB	0-0 1-2 3-H 1B		0-0 F9		0-0 1B BB 1B	0-0 HR	0-0 FC FC5-4 2-3	5	2	3	2	1	0	1								
Mike Young, S (1, 7) OBP: 0.347, SLG: 0.542		0-0 E7 G6-4-3 1-2	0-0 FC3-6 BB 1-2f 2-3			0-0 HR 1B	0-0 F7	0-0 5-3	0-0 FC5-4 1B 1-2f 3-H	6	1	1	1	0	0	5								
Larry Sheets, L (1, 10) OBP: 0.328, SLG: 0.449 Gary Roenicke, R (6, PH) OBP: 0.331, SLG: 0.429 Jim Dwyer, L (7, PH) OBP: 0.357, SLG: 0.412		0-0 G6-4-3 1-2f 2-3	4-0 1-2 BB			0-0 F8	4-0 1B BB	0-3 K	0-0 1B 1B	1	0	0	0	1	0	2								
Wayne Gross, L (1, 5) OBP: 0.372, SLG: 0.425 Rick Dempsey, R (3, PH) OBP: 0.346, SLG: 0.414 (3, 2)		4-0 FC5-4-6 S BB	0-0 F3			0-0 1-H HR	0-0 1-2 2-3 1B	0-0 1B 1B 2B	0-0 F9	0	0	0	0	1	0	0								
Rich Dauer, R (1, 4) OBP: 0.284, SLG: 0.274 Tom O'Malley, L (7, PH) Lenn Sakata, R (7, 4) OBP: 0.283, SLG: 0.359		0-0 FC5-4-6 1-3 3-H		0-0 F3		4-0 HR BB	0-3 K	0-0 1B 1B		2	1	0	1	1	0	1								
Inning Stats	R: 0 E: 0 K: 0 S: 4	H: 1 LOB: 1 BB: 0 P: 4	R: 1 E: 1 K: 0 S: 3	H: 0 LOB: 2 BB: 2 P: 11	R: 2 E: 0 K: 0 S: 6	H: 3 LOB: 3 BB: 2 P: 14	R: 0 E: 0 K: 0 S: 3	H: 0 LOB: 0 BB: 0 P: 3	R: 0 E: 0 K: 2 S: 9	H: 2 LOB: 3 BB: 1 P: 13	R: 5 E: 0 K: 1 S: 9	H: 4 LOB: 0 BB: 1 P: 13	R: 0 E: 0 K: 2 S: 9	H: 2 LOB: 3 BB: 1 P: 13	R: 5 E: 0 K: 2 S: 14	H: 7 LOB: 2 BB: 0 P: 14	R: 1 E: 1 K: 1 S: 8	H: 2 LOB: 2 BB: 0 P: 8	1B: 9 2B: 4 3B: 0 HR: 6	SF: 0 SAC: 0 DP: 1 HBP: 0	WP: 0 PB: 0 SB: 1 CS: 0	PA: 53		
PITCHER	IP WLS BF H R ER SO BB IBB HBP BLK WP HR S P ERA WHIP	IP WLS BF H R ER SO BB IBB HBP BLK WP HR S P ERA WHIP	IP WLS BF H R ER SO BB IBB HBP BLK WP HR S P ERA WHIP	IP WLS BF H R ER SO BB IBB HBP BLK WP HR S P ERA WHIP	IP WLS BF H R ER SO BB IBB HBP BLK WP HR S P ERA WHIP	IP WLS BF H R ER SO BB IBB HBP BLK WP HR S P ERA WHIP	IP WLS BF H R ER SO BB IBB HBP BLK WP HR S P ERA WHIP	IP WLS BF H R ER SO BB IBB HBP BLK WP HR S P ERA WHIP	IP WLS BF H R ER SO BB IBB HBP BLK WP HR S P ERA WHIP	IP WLS BF H R ER SO BB IBB HBP BLK WP HR S P ERA WHIP	IP WLS BF H R ER SO BB IBB HBP BLK WP HR S P ERA WHIP	IP WLS BF H R ER SO BB IBB HBP BLK WP HR S P ERA WHIP	IP WLS BF H R ER SO BB IBB HBP BLK WP HR S P ERA WHIP	IP WLS BF H R ER SO BB IBB HBP BLK WP HR S P ERA WHIP	IP WLS BF H R ER SO BB IBB HBP BLK WP HR S P ERA WHIP	IP WLS BF H R ER SO BB IBB HBP BLK WP HR S P ERA WHIP	IP WLS BF H R ER SO BB IBB HBP BLK WP HR S P ERA WHIP	IP WLS BF H R ER SO BB IBB HBP BLK WP HR S P ERA WHIP	IP WLS BF H R ER SO BB IBB HBP BLK WP HR S P ERA WHIP	IP WLS BF H R ER SO BB IBB HBP BLK WP HR S P ERA WHIP	IP WLS BF H R ER SO BB IBB HBP BLK WP HR S P ERA WHIP	IP WLS BF H R ER SO BB IBB HBP BLK WP HR S P ERA WHIP	IP WLS BF H R ER SO BB IBB HBP BLK WP HR S P ERA WHIP	IP WLS BF H R ER SO BB IBB HBP BLK WP HR S P ERA WHIP

Baltimore Orioles @ Detroit Tigers
Tiger Stadium, Detroit, MI
Mon Sep 16 1985, 7:05 PM EDT
Att: 17,659 - Unknown

livebaseballscorecards.com

AB	47
R	14
H	19
RBI	14
BB	6
SO	6
LOB	29



Batter	1	2	3	4	5	6	7	8	9	AB R H RBI BB SO LOB
Lou Whitaker, L (1, 4) OBP: 0.371, SLG: 0.465	0-0 F8		0-0 6-3		0-0 1-3		0-0 F7		0-0 F9	5 0 0 0 0 0 0
Alan Trammell, R (1, 6) OBP: 0.314, SLG: 0.381	0-0 F9		0-0 F5		0-0 1-3		0-0 F9		0-0 1-3	5 0 0 0 0 0 0
Kirk Gibson, L (1, 9) OBP: 0.361, SLG: 0.514	0-0 FC5			4-0 1B HR BB	0-0 4-3		0-0 F5			3 1 1 0 1 0 0
Lance Parrish, R (1, 2) OBP: 0.327, SLG: 0.483	0-0 FC5			0-0 F8		0-0 F6		0-0 2B		4 0 1 0 0 0 2
Bob Melvin, R (9, 2) OBP: 0.182, SLG: 0.255	2-3 FC5									0 0 0 0 0 0 0
Darrell Evans, L (1, 3) OBP: 0.344, SLG: 0.483		0-0 G3		0-0 CS		0-0 4-3		4-0 2B		3 0 1 0 1 0 0
Chet Lemon, R (1, 8) OBP: 0.335, SLG: 0.447		0-0 F9		1-3 1B		0-0 4-3		BB		3 2 1 0 1 1 2
Johnny Grubb, L (1, 10) OBP: 0.298, SLG: 0.333		0-0 F5		1-2 HR BB		0-0 1B HR		0-3 K		3 2 1 0 1 1 2
Alejandro Sanchez, R (6, PH) OBP: 0.254, SLG: 0.468		0-0 F5		1-H HR		0-0 1B HR		0-0 F9		2 1 1 3 0 0 0
Dave Bergman, L (8, PH) OBP: 0.258, SLG: 0.267		0-0 F5		3-H HR		1-2 HR 1B		0-0 F9		1 1 1 0 0 0 0
Nelson Simmons, S (1, 7) OBP: 0.314, SLG: 0.435			0-0 HR		0-0 1B		0-0 HR		0-0 F9	4 2 3 4 0 0 2
Marty Castillo, R (1, 5) OBP: 0.145, SLG: 0.225			0-0 5-3		0-0 F4		0-3 K		0-0 F7	4 0 0 0 0 1 1

Inning Stats	R: 0	H: 1	E: 0	LOB: 1	K: 0	BB: 0	S: 4	P: 4	R: 0	H: 0	E: 0	LOB: 0	K: 0	BB: 0	S: 3	P: 3	R: 1	H: 1	E: 0	LOB: 0	K: 0	BB: 0	S: 4	P: 4	R: 3	H: 3	E: 0	LOB: 1	K: 0	BB: 2	S: 5	P: 13	R: 0	H: 0	E: 0	LOB: 0	K: 0	BB: 0	S: 3	P: 3	R: 3	H: 3	E: 0	LOB: 0	K: 1	BB: 0	S: 8	P: 8	R: 0	H: 0	E: 0	LOB: 0	K: 0	BB: 0	S: 3	P: 3	R: 0	H: 1	E: 0	LOB: 2	K: 1	BB: 1	S: 6	P: 10	R: 0	H: 0	E: 0	LOB: 0	K: 0	BB: 0	S: 3	P: 3	R: 0	H: 0	E: 0	LOB: 0	K: 0	BB: 0	S: 3	P: 3	R: 0	H: 0	E: 0	LOB: 0	K: 0	BB: 0	S: 3	P: 3
--------------	------	------	------	--------	------	-------	------	------	------	------	------	--------	------	-------	------	------	------	------	------	--------	------	-------	------	------	------	------	------	--------	------	-------	------	-------	------	------	------	--------	------	-------	------	------	------	------	------	--------	------	-------	------	------	------	------	------	--------	------	-------	------	------	------	------	------	--------	------	-------	------	-------	------	------	------	--------	------	-------	------	------	------	------	------	--------	------	-------	------	------	------	------	------	--------	------	-------	------	------

PITCHER	IP	WLS	BF	H	R	ER	SO	BB	IBB	HBP	BLK	WP	HR	S	P	ERA	WHIP
Dennis Martinez, R (1, 1) ERA: 5.03	3.2		17	5	4	4	0	2	0	0	0	0	2	15	23	9.82	1.909
Tippy Martinez, L (4, 1) ERA: 5.57	2.0	W	9	3	3	3	0	0	0	0	0	0	1	9	9	13.50	1.500
Don Aase, R (6, 1) ERA: 3.65	3.1	S	12	1	0	0	2	1	0	0	0	0	0	15	19	0.00	0.600

BOTTOM


Baltimore Orioles @ Detroit Tigers

Tiger Stadium, Detroit, MI

Mon Sep 16 1985, 7:05 PM EDT

Att. 17,659 - Unknown

AB	35
R	7
H	9
RBI	7
BB	3
SO	2
LOB	9



WP	HR	S	P	ERA	WHIP
0	0	0	0	0	0

Batter	1	2	3	4	5	6	7	8	9	AB R H RBI BB SO LOB	TOP									
Rickey Henderson, R OBP: 0.424, SLG: 0.513 (1, 8) X	0-0 6-3		0-0 F9			0-0 5-3		0-3 K		4 0 0 0 0 1 0										
Ken Griffey, L OBP: 0.325, SLG: 0.399 (1, 7) X	0-0 1B		0-0 F9			4-0 BB		0-0 F8		3 0 1 0 1 0 0										
Don Mattingly, L OBP: 0.377, SLG: 0.563 (1, 3) X	0-0 1B			0-0 HR		0-0 3		4-0 BB		3 1 2 1 1 0 1										
Dave Winfield, R OBP: 0.333, SLG: 0.475 (1, 9) X	0-0 L7		0-0 F4			0-0 5-3		0-0 F9		4 0 0 0 0 0 3										
Ron Hassey, L OBP: 0.357, SLG: 0.521 (1, 2) S S S	0-3 K		0-0 F7			0-0 L5		0-0 F5		3 0 0 0 0 1 2										
Juan Bonilla, R OBP: 0.083, SLG: 0.083 (9, PH)										1 0 0 0 0 0 1										
Don Baylor, R OBP: 0.338, SLG: 0.447 (1, 10) X		0-0 5-3	0-0 F9			0-0 2B				3 0 1 0 0 0 0										
Mike Pagliarulo, L OBP: 0.323, SLG: 0.445 (1, 5) X		0-0 F7		0-0 4-3		0-0 F8				3 0 0 0 0 0 1										
Bobby Meacham, S OBP: 0.309, SLG: 0.270 (1, 6) X		0-0 4-3		0-0 6-3				0-0 F9		3 0 0 0 0 0 0										
Rex Hudler, R OBP: 0.231, SLG: 0.308 (1, 4) X			0-0 5-3		0-0 F7			0-3 K		3 0 0 0 0 1 0										
Inning Stats	R: 0 E: 0 K: 1 S: 7	H: 2 LOB: 2 BB: 0 P: 7	R: 0 E: 0 K: 0 S: 3	H: 0 LOB: 0 BB: 0 P: 3	R: 0 E: 0 K: 0 S: 3	H: 0 LOB: 0 BB: 0 P: 3	R: 1 E: 0 K: 0 S: 4	H: 1 LOB: 0 BB: 0 P: 4	R: 0 E: 0 K: 0 S: 2	H: 0 LOB: 0 BB: 1 P: 6	R: 0 E: 0 K: 0 S: 4	H: 1 LOB: 1 BB: 0 P: 4	R: 0 E: 0 K: 2 S: 7	H: 0 LOB: 0 BB: 0 P: 7	R: 0 E: 0 K: 0 S: 3	H: 0 LOB: 1 BB: 1 P: 7	1B: 2 2B: 2 3B: 0 HR: 1	SF: 0 SAC: 0 DP: 1 HBP: 0	WP: 0 PB: 0 SB: 0 CS: 0	PA: 32
PITCHER	IP WLS BF H R ER SO BB IBB HBP BLK WP HR S P ERA WHIP																			
Dan Petry, R ERA: 3.22 (1, 1)	7.0 W 25 4 1 1 1 1 1 0 0 0 0 1 26 30 1.29 0.714																			
Willie Hernandez, L ERA: 2.65 (8, 1)	2.0 7 0 0 0 0 2 1 0 0 0 0 0 10 14 0.00 0.500																			

New York Yankees @ Detroit Tigers
 Tiger Stadium, Detroit, MI
 Tue Sep 17 1985, 7:05 PM EDT
 Att: 20,213 - Unknown

livebaseballscorecards.com

AB 30
R 1
H 4
RBI 1
BB 2
SO 3
LOB 8



Batter	1	2	3	4	5	6	7	8	9
Lou Whitaker, L (1, 4) OBP: 0.370, SLG: 0.468 Doug Flynn, R (9, 4) OBP: 0.235, SLG: 0.314	0-0 4-3		0-0 HR	0-0 G3		0-0 5-3		0-0 FC5-4	
Alan Trammell, R (1, 6) OBP: 0.316, SLG: 0.382 Doug Baker, S (9, 6) OBP: 0.143, SLG: 0.214	0-0 F8		0-0 F8	0-0 1B			0-0 G4-6-3 1B	4-0 BB	
Kirk Gibson, L (1, 9) OBP: 0.361, SLG: 0.518	0-0 HR		4-0 BB	0-0 4-3			0-0 G4-6-3	0-0 1-3	
Lance Parrish, R (1, 2) OBP: 0.326, SLG: 0.481	0-0 F3		0-0 1B		0-0 F8		0-0 F3		
Chet Lemon, R (1, 8) OBP: 0.332, SLG: 0.443		0-3 K	0-0 F4		0-3 K		0-0 5-3		
Larry Herndon, R (1, 7) OBP: 0.296, SLG: 0.386		0-3 K	0-0 F9		0-0 1-3		0-0 BB 1B E		
Darrell Evans, L (1, 3) OBP: 0.347, SLG: 0.498		4-0 HR BB		0-0 HR		0-0 HR	0-0 E3 BB 1B FC5-4		
Nelson Simmons, S (1, 10) OBP: 0.317, SLG: 0.448		0-0 HR	0-0 F3		0-0 F3	0-0 6-3	4-0 FC5-4 BB 1B		
Tom Brookens, R (1, 5) OBP: 0.284, SLG: 0.382		0-0 5-3		0-0 G3 1B		0-0 F7	0-0 FC5-4 BB 1B		

AB	R	H	RBI	BB	SO	LOB
5	1	1	2	0	0	3
0	0	0	0	0	0	0
4	0	2	1	1	0	0
0	0	0	0	0	0	0
4	1	1	1	1	0	5
4	0	1	0	0	0	0
4	0	0	0	0	2	2
4	1	1	0	0	1	2
3	4	2	2	1	0	1
3	1	1	2	1	0	0
4	1	2	1	0	0	0

BOTTOM

New York Yankees @ Detroit Tigers

Tiger Stadium, Detroit, MI

Tue Sep 17 1985, 7:05 PM EDT

Att. 20,213 - Unknown

livebaseballscorecards.com

AB	35
R	9
H	11
RBI	9
BB	4
SO	3
LOB	13



Inning Stats	R: 1	H: 1	E: 0	LOB: 0	K: 0	BB: 0	S: 4	P: 4
	R: 2	H: 1	E: 0	LOB: 0	K: 2	BB: 1	S: 8	P: 12
	R: 1	H: 2	E: 0	LOB: 2	K: 0	BB: 1	S: 5	P: 9
	R: 2	H: 3	E: 0	LOB: 1	K: 0	BB: 0	S: 6	P: 6
	R: 0	H: 0	E: 0	LOB: 0	K: 1	BB: 0	S: 5	P: 5
	R: 1	H: 1	E: 0	LOB: 0	K: 0	BB: 0	S: 4	P: 4
	R: 0	H: 1	E: 0	LOB: 0	K: 0	BB: 0	S: 3	P: 3
	R: 2	H: 2	E: 1	LOB: 3	K: 0	BB: 2	S: 6	P: 14

PITCHER	IP	WLS	BF	H	R	ER	SO	BB	IBB	HBP	BLK	WP	HR	S	P	ERA	WHIP
Ron Guidry, L (1, 1) ERA: 3.26	6.0	L	28	8	7	7	3	2	0	0	0	0	5	32	40	10.50	1.667
Dennis Rasmussen, L (7, 1) ERA: 3.86	2.0		11	3	2	0	0	2	0	0	0	0	0	9	17	0.00	2.500

WP	PA
0	39

Batter	1	2	3	4	5	6	7	8	9	AB R H RBI BB SO LOB	TOP					
Rickey Henderson, R OBP: 0.423, SLG: 0.515 (1, 8) X	0-0 1B 3B	0-0 6-3			0-0 5-3		0-0 F7			4 1 1 0 0 0 0						
Ken Griffey, L OBP: 0.325, SLG: 0.397 (1, 7) X	0-0 1B BB 1B	0-0 F8			0-3 K			0-0 F8		4 1 1 1 0 1 0						
Don Mattingly, L OBP: 0.374, SLG: 0.559 (1, 3) X	0-0 F6		0-0 G3			0-0 F8		0-0 F9		4 0 0 0 0 0 1						
Dave Winfield, R OBP: 0.334, SLG: 0.475 (1, 9) X	0-0 BB 1-3 1B		0-0 4-3			0-0 G3 WP 1B		0-0 F6		4 0 2 0 0 0 0						
Ron Hassey, L OBP: 0.357, SLG: 0.517 (1, 2) X	4-0 BB IBB		0-0 F8		0-0 G3				0-3 K	2 0 0 0 1 0 1 1 0 0 0 0 1 0						
Henry Cotto, R OBP: 0.306, SLG: 0.294 (9, PH) X																
Don Baylor, R OBP: 0.339, SLG: 0.445 (1, 10) X	4-0 1-2 2-3 3-H BB			0-0 F2		4-0 WP IBB			0-0 F8	2 0 0 1 2 0 0						
Mike Pagliarulo, L OBP: 0.321, SLG: 0.441 (1, 5) X	0-3 K			0-3 K		0-3 K			0-0 F9	3 0 0 0 0 3 5 1 0 0 0 0 0 0						
Andre Robertson, R OBP: 0.387, SLG: 0.469 (9, PH) X																
Bobby Meacham, S OBP: 0.307, SLG: 0.269 (1, 6) X	0-0 F8			0-0 5-3			0-3 K			3 0 0 0 0 1 3						
Rex Hudler, R OBP: 0.207, SLG: 0.276 (1, 4) X			0-0 G3		0-0 1-3		0-3 K			3 0 0 0 0 1 0						
Inning Stats	R: 2 H: 3 E: 0 LOB: 3 K: 1 BB: 2 S: 8 P: 16	R: 0 H: 0 E: 0 LOB: 0 K: 0 BB: 0 S: 3 P: 3	R: 0 H: 0 E: 0 LOB: 0 K: 0 BB: 0 S: 3 P: 3	R: 0 H: 0 E: 0 LOB: 0 K: 1 BB: 0 S: 5 P: 5	R: 0 H: 0 E: 0 LOB: 0 K: 1 BB: 0 S: 5 P: 5	R: 0 H: 1 E: 0 LOB: 2 K: 1 BB: 1 S: 6 P: 10	R: 0 H: 0 E: 0 LOB: 0 K: 2 BB: 0 S: 7 P: 7	R: 0 H: 0 E: 0 LOB: 0 K: 0 BB: 0 S: 3 P: 3	R: 0 H: 0 E: 0 LOB: 0 K: 1 BB: 0 S: 5 P: 5	1B: 3 SF: 0 2B: 0 SAC: 0 3B: 1 DP: 0 HR: 0 HBP: 0	WP: 2 PA: 34 PB: 0 SB: 0 CS: 0					
PITCHER	IP WLS BF H R ER SO BB IBB HBP BLK WP HR S P ERA WHIP															
Juan Berenguer, R ERA: 5.79 (1, 1)	0.1	6	3	2	2	0	1	1	0	0	0	0	4	12	54.00	12.000
Mickey Mahler, L ERA: 3.0 (1, 1)	7.2	W	25	1	0	0	6	0	1	0	0	2	0	36	0.00	0.130
Willie Hernandez, L ERA: 2.62 (9, 1)	1.0	S	3	0	0	0	1	0	0	0	0	0	5	5	0.00	0.000

New York Yankees @ Detroit Tigers
Tiger Stadium, Detroit, MI
 Wed Sep 18 1985, 7:05 PM EDT
 Att: 20,318 - Unknown

livebaseballscorecards.com

AB 31
R 2
H 4
RBI 2
BB 3
SO 7
LOB 10



Batter	1	2	3	4	5	6	7	8	9	AB	R	H	RBI	BB	SO	LOB	BOTTOM															
Lou Whitaker, L (1, 4) OBP: 0.372, SLG: 0.467	0-0 G3 BBB	4-0 BB 1-2 2-3			0-0 G3 BBB	4-0 BB 1-2 2-3		4-0 FC5-4 BB		2	0	0	0	3	0	0																
Alan Trammell, R (1, 6) OBP: 0.314, SLG: 0.378	0-3 K	0-0 L5			0-3 K	0-3 K		0-0 FC5-4 1-2f		5	0	0	0	0	3	7																
Kirk Gibson, L (1, 9) OBP: 0.362, SLG: 0.524	0-0 HR				0-0 F6			0-0 F8		4	1	2	1	0	0	0																
Darrell Evans, L (1, 3) OBP: 0.351, SLG: 0.506	0-0 HR				4-0 G6-4-3 BB	0-0 1B PB 1B		0-0 F9		3	2	2	1	1	0	0																
Chet Lemon, R (1, 8) OBP: 0.331, SLG: 0.444	0-0 5-3				0-0 F6	0-0 5-3		0-0 2B		4	0	1	0	0	0	3																
Johnny Grubb, L (1, 10) OBP: 0.303, SLG: 0.339					0-0 FC6-4 1B 1-2f	0-0 1B 1B		0-0 F8		4	1	2	0	0	0	3																
Nelson Simmons, S (1, 7) OBP: 0.317, SLG: 0.447 Larry Herndon, R (6, PR) OBP: 0.298, SLG: 0.395					0-0 FC6-4 BB 1B 1-2f	0-3 K		0-0 HR		3	0	1	1	0	1	1																
Tom Brookens, R (1, 5) OBP: 0.281, SLG: 0.379					0-0 F3	0-0 L5		0-0 K		4	0	0	0	0	1	3																
Bob Melvin, R (1, 2) OBP: 0.203, SLG: 0.271					0-0 F9	0-0 F7		0-0 5-3		4	0	2	1	0	0	0																
Inning Stats	R: 2 E: 0 K: 1 S: 7	H: 2 LOB: 0 BB: 0 P: 7	R: 0 E: 0 K: 0 S: 5	H: 2 LOB: 3 BB: 1 P: 9	R: 0 E: 0 K: 0 S: 3	H: 1 LOB: 1 BB: 1 P: 7	R: 0 E: 0 K: 1 S: 5	H: 0 LOB: 0 BB: 0 P: 5	R: 0 E: 0 K: 1 S: 9	H: 4 LOB: 3 BB: 1 P: 13	R: 0 E: 0 K: 0 S: 4	H: 1 LOB: 1 BB: 0 P: 4	R: 1 E: 0 K: 1 S: 6	H: 1 LOB: 1 BB: 1 P: 10	1B: 7 2B: 1 3B: 0 HR: 3	SF: 0 SAC: 0 DP: 1 HBP: 0	WP: 0 PB: 1 SB: 0 CS: 0	PA: 38														
PITCHER Phil Niekro, R (1, 1) ERA: 3.97	IP 8.0	WLS L	BF 38	H 11	R 5	ER 5	SO 5	BB 4	IBB 0	HBP 0	BLK 0	WP 0	HR 3	S 44	P 60	ERA 5.62	WHIP 1.875															
																	AB	34	R	5	H	11	RBI	5	BB	4	SO	5	LOB	17		


New York Yankees @ Detroit Tigers

Tiger Stadium, Detroit, MI

Wed Sep 18 1985, 7:05 PM EDT

Att. 20,318 - Unknown

livebaseballscorecards.com

Batter	1	2	3	4	5	6	7	8	9	AB R H RBI BB SO LOB	TOP														
Rickey Henderson, R (1, 8) OBP: 0.422, SLG: 0.519 Dan Pasqua, L (8, 9) OBP: 0.292, SLG: 0.441	0-0 6-3		0-0 HR		0-0 F3		0-0 FC5-4		0-0 1-3	4 1 1 1 0 0 1 1 0 0 0 0 0 0	<p>New York Yankees @ Detroit Tigers Tiger Stadium, Detroit, MI Thu Sep 19 1985, 7:05 PM EDT Att: 19,588 - Unknown</p> <p>livebaseballscorecards.com</p> <table border="1"> <tr><td>AB</td><td>36</td></tr> <tr><td>R</td><td>3</td></tr> <tr><td>H</td><td>9</td></tr> <tr><td>RBI</td><td>3</td></tr> <tr><td>BB</td><td>1</td></tr> <tr><td>SO</td><td>2</td></tr> <tr><td>LOB</td><td>14</td></tr> </table> 	AB	36	R	3	H	9	RBI	3	BB	1	SO	2	LOB	14
AB	36																								
R	3																								
H	9																								
RBI	3																								
BB	1																								
SO	2																								
LOB	14																								
Don Mattingly, L (1, 3) OBP: 0.373, SLG: 0.559	0-0 3-1		0-0 1B 2B		0-0 5-3		0-0 F9		0-0	4 1 1 0 0 0 1															
Dave Winfield, R (1, 9) OBP: 0.335, SLG: 0.475 Henry Cotto, R (7, 9) OBP: 0.306, SLG: 0.294	4-0 BB		0-0 1B		0-3 K		0-0 F5		0-0	3 0 1 1 1 1 1 0 0 0 0 0 0 0															
Don Baylor, R (1, 10) OBP: 0.339, SLG: 0.443	0-0 F3		0-0 L7		0-0 F8 1B FC5-4 1B		0-0 F8		0-0	4 1 1 0 0 0 2															
Bill Sample, R (1, 7) OBP: 0.329, SLG: 0.338 Ken Griffey, L (8, PH) OBP: 0.324, SLG: 0.396		0-0 6-3	0-0 5-3		0-0 FC5-4 1B		0-0 F8		0-0	3 0 1 0 0 0 1 1 0 0 0 0 0 0															
Andre Robertson, R (1, 5) OBP: 0.376, SLG: 0.455 Mike Pagliarulo, L (8, PH) OBP: 0.322, SLG: 0.443		0-0 1-3		0-0 5-3		0-0 F8		0-0	0-0	3 0 0 0 0 0 2 1 0 1 0 0 0 0															
Willie Randolph, R (1, 4) OBP: 0.378, SLG: 0.356 Juan Bonilla, R (3, 4) OBP: 0.133, SLG: 0.200		0-0 1B		0-0 2B		0-0 FC5-4		0-0 1-3	0-0	1 0 1 0 0 0 0 3 0 1 1 0 0 2															
Butch Wynegar, S (1, 2) OBP: 0.356, SLG: 0.323		0-0 F8		0-0 F8		0-0 5-3		0-0 K	0-3	4 0 0 0 0 1 3															
Bobby Meacham, S (1, 6) OBP: 0.307, SLG: 0.269 Ron Hassey, L (9, PH) OBP: 0.356, SLG: 0.514			0-0 5-3	0-0 6-3		0-0 FC5-4 1B		0-0 F7	0-0	3 0 1 0 0 0 1 1 0 0 0 0 0 0															
Inning Stats	R: 0 H: 0 E: 0 LOB: 1 K: 0 BB: 1 S: 3 P: 7	R: 0 H: 1 E: 0 LOB: 1 K: 0 BB: 0 S: 4 P: 4	R: 2 H: 3 E: 0 LOB: 1 K: 0 BB: 0 S: 6 P: 6	R: 0 H: 1 E: 0 LOB: 1 K: 0 BB: 0 S: 4 P: 4	R: 0 H: 0 E: 0 LOB: 0 K: 1 BB: 0 S: 5 P: 5	R: 1 H: 2 E: 0 LOB: 1 K: 0 BB: 0 S: 5 P: 5	R: 0 H: 1 E: 0 LOB: 1 K: 0 BB: 0 S: 4 P: 4	R: 0 H: 1 E: 0 LOB: 1 K: 0 BB: 0 S: 4 P: 4	R: 0 H: 0 E: 0 LOB: 0 K: 1 BB: 0 S: 5 P: 5	1B: 6 SF: 0 2B: 2 SAC: 0 3B: 0 DP: 0 HR: 1 HBP: 0	WP: 0 PA: 37 PB: 0 SB: 1 CS: 0														
PITCHER Frank Tanana, L (1, 1) ERA: 4.64 Randy O'Neal, R (8, 1) ERA: 3.45	IP WLS BF H R ER SO BB IBB HBP BLK WP HR S P ERA WHIP	7.0 W 30 8 3 3 1 1 0 0 0 0 0 1 31 35 3.86 1.286	2.0 7 1 0 0 1 0 0 0 0 0 0 0 9 9 0.00 0.500	PITCHER IP WLS BF H R ER SO BB IBB HBP BLK WP HR S P ERA WHIP								ERA WHIP													

Batter	1	2	3	4	5	6	7	8	9	AB R H RBI BB SO LOB	TOP									
Alan Trammell, R (1, 6) OBP: 0.317, SLG: 0.389	0-0 1B 3B		4-0 BB G6-4-3		0-0 F8			0-0 F9	0-0 E6	4 1 1 0 1 0 3										
Kirk Gibson, L (1, 9) Alejandro Sanchez, R (2, 9) OBP: 0.365, SLG: 0.532 OBP: 0.252, SLG: 0.466	0-0 F9 S 1B		0-0 G6-4-3 1-2f			0-3 K		0-0 1B 2B	0-3 K	1 0 1 1 0 0 0 4 1 1 0 0 2 3										
Chet Lemon, R (1, 8) OBP: 0.331, SLG: 0.447	0-0 F7 1-2			0-0 HR		0-0 F5		0-0 2B 1B	0-0 F3	5 2 2 3 0 0 3										
Darrell Evans, L (1, 3) OBP: 0.352, SLG: 0.517	0-0 F9 2-3			0-0 F9		0-3 K		4-0 2B IBB		3 1 0 0 1 1 1										
Larry Herndon, R (1, 7) Johnny Grubb, L (8, PH) OBP: 0.297, SLG: 0.393 OBP: 0.315, SLG: 0.378	0-3 K			0-0 G6-4-3 1B			0-0 F7	0-0 1B 2B		3 0 1 0 0 1 1 1 0 1 2 0 0 0										
Nelson Simmons, S (1, 10) OBP: 0.321, SLG: 0.443		0-3 K		0-0 G6-4-3 1-2f			0-3 K	0-0 1B		4 0 1 0 0 2 1										
Tom Brookens, R (1, 4) OBP: 0.276, SLG: 0.372		0-3 K			0-3 K		0-0 5-3	0-0 F9		4 0 0 0 0 2 2										
Marty Castillo, R (1, 5) Lou Whitaker, L (8, 4) OBP: 0.140, SLG: 0.217 OBP: 0.372, SLG: 0.464		0-3 K			0-3 K			0-0 5-3	4-0 SH3-4 BB	3 0 0 0 0 2 0 0 0 0 0 1 0 0										
Bob Melvin, R (1, 2) OBP: 0.227, SLG: 0.277			0-3 K		4-0 BB			0-0 2B 1B	0-0 SH3-4	2 1 1 0 1 1 0										
Inning Stats	R: 1 E: 0 K: 1 S: 7	H: 2 LOB: 1 BB: 0 P: 7	R: 0 E: 0 K: 3 S: 9	H: 0 LOB: 0 BB: 0 P: 9	R: 0 E: 0 K: 1 S: 4	H: 0 LOB: 0 BB: 1 P: 8	R: 1 E: 0 K: 0 S: 4	H: 2 LOB: 0 BB: 0 P: 4	R: 0 E: 0 K: 2 S: 7	H: 0 LOB: 1 BB: 1 P: 11	R: 0 E: 0 K: 1 S: 5	H: 0 LOB: 0 BB: 0 P: 5	R: 4 E: 0 K: 0 S: 8	H: 5 LOB: 2 BB: 1 P: 12	R: 0 E: 1 K: 1 S: 6	H: 0 LOB: 2 BB: 1 P: 10	1B: 5 2B: 2 3B: 1 HR: 1	SF: 0 SAC: 1 DP: 2 HBP: 0	WP: 0 PB: 0 SB: 1 CS: 0	PA: 39
PITCHER	IP WLS BF H R ER SO BB IBB HBP BLK WP HR S P ERA WHIP																			
Bruce Hurst, L (1, 1) ERA: 4.59	7.2 L 29 6 4 4 10 2 0 0 0 0 0 1 47 55 4.70 1.043																			
Steve Crawford, R (8, 1) ERA: 3.62	0.1 5 3 2 2 0 0 0 1 0 0 0 0 4 8 54.00 9.000																			
Mark Clear, R (9, 1) ERA: 3.72	1.0 5 0 0 0 1 1 0 0 0 0 0 0 6 10 0.00 1.000																			

Detroit Tigers @ Boston Red Sox
 Fenway Park, Boston, MA
 Fri Sep 20 1985, 7:05 PM EDT
 Att: 23,442 - Unknown

livebaseballscorecards.com

AB	34
R	6
H	9
RBI	6
BB	4
SO	11
LOB	14




Batter	1	2	3	4	5	6	7	8	9	AB R H RBI BB SO LOB
Dwight Evans, R (1, 9) OBP: 0.379, SLG: 0.443	0-3 K		0-0 4-3		0-0 F9			0-0 F8		4 0 0 0 0 1 0
Wade Boggs, L (1, 5) OBP: 0.455, SLG: 0.490	4-0 1B G3 1B BB		0-0 FC5-4 1B			0-0 G4-6-3 1B		0-3 K		3 1 2 0 1 1 0
Bill Buckner, L (1, 3) OBP: 0.314, SLG: 0.425	0-0 G3 1B 1-2 1B		0-0 F6			0-0 G4-6-3 1-2f		0-3 K		4 0 1 0 0 1 2
Jim Rice, R (1, 10) OBP: 0.349, SLG: 0.487	0-0 1-2 2-3 1B		0-0 FC5-4 1-2f			0-0 HR		0-0 1B		4 1 3 1 0 0 1
Rich Gedman, L (1, 2) OBP: 0.370, SLG: 0.508	0-0 G3 1-2 2-3 3-H		0-0 F5			0-0 F5		0-0 F9		4 0 0 1 0 0 3
Tony Armas, R (1, 8) OBP: 0.289, SLG: 0.529 (8, 7)	0-3 K		0-0 F2			0-0 1B		0-0 F4		4 0 1 0 0 1 3
Mike Easler, L (1, 7) OBP: 0.324, SLG: 0.412		0-3 K		0-3 K		0-0 F7		0-0 F6		3 0 0 0 0 2 1
Steve Lyons, L (8, 8) OBP: 0.329, SLG: 0.358										1 0 0 0 0 0 1
Dave Stapleton, R (1, 4) OBP: 0.276, SLG: 0.327		0-3 K			0-0 4-3		0-0 F8			3 0 0 0 0 1 1
Glenn Hoffman, R (1, 6) OBP: 0.332, SLG: 0.408		0-3 K			0-0 F3		0-0 F9			3 0 0 0 0 1 1

Inning Stats	R: 1	H: 2	E: 0	K: 2	S: 9	LOB: 2	BB: 1	P: 13	R: 0	H: 0	E: 0	K: 3	S: 9	LOB: 0	BB: 0	P: 9	R: 0	H: 1	E: 0	K: 0	S: 4	LOB: 1	BB: 0	P: 4	R: 0	H: 0	E: 0	K: 1	S: 5	LOB: 0	BB: 0	P: 5	R: 0	H: 2	E: 0	K: 0	S: 4	LOB: 0	BB: 0	P: 4	R: 0	H: 1	E: 0	K: 0	S: 4	LOB: 1	BB: 0	P: 4	R: 0	H: 0	E: 0	K: 2	S: 7	LOB: 0	BB: 0	P: 7	R: 0	H: 1	E: 0	K: 0	S: 4	LOB: 1	BB: 0	P: 4	R: 0	H: 0	E: 0	K: 2	S: 7	LOB: 0	BB: 0	P: 7
PITCHER Jack Morris, R (1, 1) ERA: 3.16	IP	WLS	BF	H	R	ER	SO	BB	IBB	HBP	BLK	WP	HR	S	P	ERA	WHIP	IP	WLS	BF	H	R	ER	SO	BB	IBB	HBP	BLK	WP	HR	S	P	ERA	WHIP	IP	WLS	BF	H	R	ER	SO	BB	IBB	HBP	BLK	WP	HR	S	P	ERA	WHIP																					

DETROIT TIGERS @ BOSTON RED SOX
 Fenway Park, Boston, MA
 Fri Sep 20 1985, 7:05 PM EDT
 Att. 23,442 - Unknown

AB	33
R	2
H	7
RBI	2
BB	1
SO	8
LOB	13



WP: 0	PA: 34
PB: 0	SB: 0
CS: 0	

livebaseballscorecards.com

Batter	1	2	3	4	5	6	7	8	9	AB R H RBI BB SO LOB	TOP																
Lou Whitaker, L (1, 4) OBP: 0.374, SLG: 0.469	0-0 F7		0-0 1B 3B	0-0 F7		0-0 1-2 1B		0-0 2-H 1B BB		5 1 3 1 0 0 1	Detroit Tigers @ Boston Red Sox Fenway Park, Boston, MA Sat Sep 21 1985, 3:33 AM EDT Att: 25,618 - Unknown																
Alan Trammell, R (1, 6) OBP: 0.318, SLG: 0.388	0-0 F4		0-0 1B 1B	0-0 F8		0-0 L5		4-0 1-2 BB	4 1 1 1 1 0 3																		
Kirk Gibson, L (1, 10) OBP: 0.367, SLG: 0.531	4-0 PB BB		0-0 1B 1B 1B		0-3 K		0-0 1B	0-0 F8	4 0 2 0 1 1 2																		
Darrell Evans, L (1, 3) OBP: 0.353, SLG: 0.522	0-0 F7 1-2		0-0 1B 1B		0-0 HR		0-0 F9	0-0 F5	5 1 2 2 0 0 2																		
Chet Lemon, R (1, 8) OBP: 0.332, SLG: 0.446		0-0 F5	0-0 1-2 2-3 1B		0-3 K		0-0 F7	0-0 BB E 1B	5 1 2 0 0 1 1																		
Johnny Grubb, L (1, 7) OBP: 0.320, SLG: 0.378		4-0 2B 1B BB	0-3 K		0-0 F9		0-3 K	4-0 E BB	0 1 0 0 1 0 0																		
Larry Herndon, R (3, PH) OBP: 0.297, SLG: 0.391								1-2 E BB	3 0 0 0 1 2 4																		
Nelson Simmons, S (1, 9) OBP: 0.322, SLG: 0.444		0-0 1B 2B	0-0 F9		0-0 6-3		0-0 1-3 1B BB	0-0 E6 G4-6-3	4 1 1 0 1 0 4																		
Tom Brookens, R (1, 5) OBP: 0.279, SLG: 0.376		0-0 CS 1B		0-0 2B		0-3 K		0-0 1-3 1B BB	3 0 2 1 0 1 0																		
Dave Bergman, L (8, PH) OBP: 0.257, SLG: 0.265		2-H 3-H 1B				0-3 K		0-0 G4-6-3	1 0 0 0 0 0 1																		
Doug Flynn, R (8, 5) OBP: 0.231, SLG: 0.308								1-2 1-2f	0 0 0 0 0 0 0																		
Alejandro Sanchez, R (9, PH) OBP: 0.250, SLG: 0.462									1 0 0 0 0 0 2																		
Bob Melvin, R (1, 2) OBP: 0.232, SLG: 0.269		0-0 CS	0-3 K	0-0 6-3		4-0 1B BB			2 0 0 0 1 1 1																		
Barbaro Garbey, R (8, PH) OBP: 0.298, SLG: 0.363									1 0 0 0 0 1 1																		
Marty Castillo, R (8, 2) OBP: 0.140, SLG: 0.217		1-2							0 0 0 0 0 0 0																		
Inning Stats	R: 0 E: 0 K: 0 S: 3	H: 0 LOB: 1 BB: 1 P: 7	R: 1 E: 0 K: 0 S: 3	H: 2 LOB: 0 BB: 1 P: 7	R: 2 E: 0 K: 2 S: 12	H: 5 LOB: 3 BB: 0 P: 12	R: 0 E: 0 K: 0 S: 4	H: 1 LOB: 1 BB: 0 P: 4	R: 1 E: 0 K: 2 S: 8	H: 1 LOB: 0 BB: 0 P: 8	R: 0 E: 0 K: 1 S: 6	H: 1 LOB: 2 BB: 1 P: 10	R: 0 E: 0 K: 1 S: 6	H: 1 LOB: 1 BB: 0 P: 6	R: 1 E: 0 K: 1 S: 6	H: 1 LOB: 2 BB: 2 P: 14	R: 1 E: 1 K: 0 S: 4	H: 1 LOB: 1 BB: 1 P: 8	1B: 9 2B: 2 3B: 1 HR: 1	SF: 0 SAC: 0 DP: 1 HBP: 0	WP: 0 PB: 1 SB: 0 CS: 1	PA: 45					
PITCHER	IP WLS BF H R ER SO BB IBB HBP BLK WP HR S P ERA WHIP																										
Jeff Sellers, R (1, 1) ERA: 4.15	2.1		14	7	3	3	1	2	0	0	0	0	0	14	22	11.57	3.857										
Tim Lollar, L (3, 1) ERA: 4.43	4.0	W	17	4	1	1	4	1	0	0	0	0	1	24	28	2.25	1.250										
Mike Trujillo, R (7, 1) ERA: 4.84	1.1		7	1	1	1	2	2	0	0	0	0	0	9	17	6.75	2.250										
Steve Crawford, R (8, 1) ERA: 3.56	1.1	S	6	1	1	0	0	1	0	0	0	0	0	5	9	0.00	1.500										

livebaseballscorecards.com

AB	38
R	6
H	13
RBI	5
BB	6
SO	7
LOB	22



Batter	1	2	3	4	5	6	7	8	9
Dwight Evans, R OBP: 0.383, SLG: 0.450 (1, 9)	4-0 2B BB	4-0 1B 2B BB	0-0 1B 1-3 2-H		0-0 HR		0-3 K		
Wade Boggs, L OBP: 0.454, SLG: 0.489 (1, 5)	0-0 F8	0-0 2B 1B 1-3 2-H	0-0 1-3		0-0 1B 1B		0-0 5-3		
Bill Buckner, L OBP: 0.316, SLG: 0.430 (1, 3)	0-0 E 2B 1-H	0-0 2B 1-H 3-H		0-0 6-3	0-0 1B 1B 1-3		0-0 F7		
Tony Armas, R OBP: 0.297, SLG: 0.532 Kevin Romine, R OBP: 0.313, SLG: 0.400 (1, 7) (8, PH) (9, 7)	0-0 E9 1B 1B 3-H	0-0 1B IBB		0-0 1B 1B	4-0 1B 1-2 IBB		0-3 K		
Rich Gedman, L OBP: 0.370, SLG: 0.506 (1, 2)	0-0 1B G5-4-3 2-3	0-0 F4		0-0 F8	0-0 F4		1-0 HBP		
Mike Easler, L OBP: 0.322, SLG: 0.410 (1, 10)	0-0 G5-4-3 1-2f		0-3 K	0-0 1B 1-2		0-3 K		0-3 K	
Marty Barrett, R OBP: 0.338, SLG: 0.353 (1, 4)		0-3 K	0-0 BB 1B	0-0 F9		0-0 F8			
Steve Lyons, L OBP: 0.328, SLG: 0.357 (1, 8)		0-0 BB 1B	0-0 F9		0-3 K	0-0 4-3			
Glenn Hoffman, R OBP: 0.331, SLG: 0.403 (1, 6)		0-0 F8	4-0 1B BB		0-0 F9		0-3 K2-3		

Inning Stats	R: 2 E: 1 K: 0 S: 5	H: 3 LOB: 1 BB: 1 P: 9	R: 3 E: 0 K: 1 S: 8	H: 3 LOB: 2 BB: 2 P: 16	R: 1 E: 0 K: 1 S: 7	H: 2 LOB: 2 BB: 1 P: 11	R: 0 E: 0 K: 0 S: 5	H: 2 LOB: 2 BB: 0 P: 5	R: 1 E: 0 K: 1 S: 8	H: 3 LOB: 3 BB: 1 P: 12	R: 0 E: 0 K: 1 S: 5	H: 0 LOB: 0 BB: 0 P: 5	R: 0 E: 0 K: 2 S: 7	H: 0 LOB: 0 BB: 0 P: 7	R: 0 E: 0 K: 2 S: 7	H: 0 LOB: 1 BB: 0 P: 8
--------------	------------------------------	---------------------------------	------------------------------	----------------------------------	------------------------------	----------------------------------	------------------------------	---------------------------------	------------------------------	----------------------------------	------------------------------	---------------------------------	------------------------------	---------------------------------	------------------------------	---------------------------------

PITCHER	IP	WLS	BF	H	R	ER	SO	BB	IBB	HBP	BLK	WP	HR	S	P	ERA	WHIP
Walt Terrell, R ERA: 4.11 (1, 1)	1.2	L	12	6	5	5	1	2	0	0	0	0	0	12	20	27.00	4.800
Bill Scherrer, L ERA: 3.88 (2, 1)	3.0		19	7	2	2	2	1	2	0	0	0	1	20	32	6.00	2.667
Chuck Cary, L ERA: 3.44 (5, 1)	3.1		11	0	0	0	5	0	0	1	0	0	0	20	21	0.00	0.000


BOTTOM

Detroit Tigers @ Boston Red Sox
Fenway Park, Boston, MA

Sat Sep 21 1985, 3:33 AM EDT
Att. 25,618 - Unknown

AB	R	H	RBI	BB	SO	LOB
3	3	2	2	2	1	0
5	1	2	1	0	0	3
5	1	3	3	0	0	0
2	0	2	1	2	0	0
1	0	0	0	0	1	0
4	0	1	0	0	0	6
5	0	1	0	0	3	3
4	1	1	0	0	1	2
4	1	1	0	0	1	1
3	0	0	0	1	1	1

AB	36
R	7
H	13
RBI	7
BB	5
SO	8
LOB	16



1B:	10	SF:	0	WP:	0	PA:	42
2B:	2	SAC:	0	PB:	0		
3B:	0	DP:	1	SB:	0		
HR:	1	HBP:	1	CS:	0		

livebaseballscorecards.com

Batter	1	2	3	4	5	6	7	8	9	AB R H RBI BB SO LOB	TOP											
Lou Whitaker, L (1, 4) OBP: 0.372, SLG: 0.465	0-0 4-3	0-0 F9			4-0 2B BB		0-0 5-3		0-0 F8	4 1 0 0 1 0 2												
Alan Trammell, R (1, 6) OBP: 0.316, SLG: 0.385	0-0 F6		0-3 K		0-0 F7		0-0 F5			4 0 0 0 0 1 1												
Kirk Gibson, L (1, 9) OBP: 0.368, SLG: 0.532	4-0 1B BB		0-0 F7		0-0 1-H 2B			0-0 F9		3 0 1 1 1 0 0												
Darrell Evans, L (1, 3) OBP: 0.356, SLG: 0.526	0-0 1-3 1B		0-0 1B		0-0 F6			0-0 1-3 1B 2B		4 1 3 0 0 0 1												
Chet Lemon, R (1, 8) OBP: 0.330, SLG: 0.443	0-3 K		0-3 K		0-3 K			0-0 1-3 2-3		4 0 0 0 0 3 5												
Johnny Grubb, L (1, 7) OBP: 0.325, SLG: 0.382		0-0 FC5-4 1B		0-0 4-3		0-0 4-3		0-0 3-H 1B		4 0 2 1 0 0 0												
Nelson Simmons, S (1, 10) OBP: 0.321, SLG: 0.441		0-0 1-2 FC5-4 1B		0-0 3-1		0-0 F8		0-0 F6		4 0 1 0 0 0 1												
Tom Brookens, R (1, 5) OBP: 0.279, SLG: 0.375		0-0 FC5-4 1-2 2-3		0-0 1B		0-0 5-3		0-3 K		4 0 1 0 0 1 2												
Bob Melvin, R (1, 2) OBP: 0.225, SLG: 0.261		0-3 K		0-0 6-3		0-3 K		0-0 5-3		2 0 0 0 0 1 3												
Dave Bergman, L (7, PH) OBP: 0.255, SLG: 0.263										1 0 0 0 0 1 0												
Marty Castillo, R (7, 2) OBP: 0.138, SLG: 0.214										1 0 0 0 0 0 0												
Inning Stats	R: 0 E: 0 K: 1 S: 6	H: 1 LOB: 2 BB: 1 P: 10	R: 0 E: 0 K: 1 S: 7	H: 2 LOB: 2 BB: 0 P: 7	R: 0 E: 0 K: 2 S: 8	H: 1 LOB: 1 BB: 0 P: 8	R: 0 E: 0 K: 0 S: 4	H: 1 LOB: 1 BB: 0 P: 4	R: 1 E: 0 K: 1 S: 6	H: 1 LOB: 1 BB: 1 P: 10	R: 0 E: 0 K: 0 S: 3	H: 0 LOB: 0 BB: 0 P: 3	R: 0 E: 0 K: 1 S: 5	H: 0 LOB: 0 BB: 0 P: 5	R: 1 E: 0 K: 0 S: 5	H: 2 LOB: 1 BB: 0 P: 5	R: 0 E: 0 K: 1 S: 5	H: 0 LOB: 0 BB: 0 P: 5	1B: 6 2B: 2 3B: 0 HR: 0	SF: 0 SAC: 0 DP: 0 HBP: 0	WP: 0 PB: 0 SB: 0 CS: 0	PA: 37
PITCHER	IP WLS BF H R ER SO BB IBB HBP BLK WP HR S P ERA WHIP																					
Oil Can Boyd, R (1, 1) ERA: 3.65	7.0 W 29 6 1 1 6 2 0 0 0 0 0 0 39 47 1.29 1.143																					
Bruce Kison, R (8, 1) ERA: 4.23	2.0 8 2 1 1 1 0 0 0 0 0 0 0 10 10 4.50 1.000																					

Detroit Tigers @ Boston Red Sox
 Fenway Park, Boston, MA
 Sun Sep 22 1985, 3:33 AM EDT
 Att: 23,847 - Unknown

livebaseballscorecards.com

AB 35
R 2
H 8
RBI 2
BB 2
SO 7
LOB 15



Batter	1	2	3	4	5	6	7	8	9
Dwight Evans, R OBP: 0.383, SLG: 0.454 (1, 9)	0-0 HR		0-0 F6		0-0 6-3		4-0 1B BB	0-0 F9	
Wade Boggs, L OBP: 0.455, SLG: 0.489 (1, 5)	0-3 K		0-0 1B		0-3 K		0-0 WP 1B 1-3 2-H 1B		
Bill Buckner, L OBP: 0.316, SLG: 0.428 (1, 3)	0-0 4-3		0-0 G1-4-6-3		0-0 F8		0-0 1B 1-2 3-H 1B		
Tony Armas, R OBP: 0.299, SLG: 0.530 (1, 7)	0-0 1B			4-0 2B BB	0-0 6-3		0-0 F5		
Kevin Romine, R OBP: 0.313, SLG: 0.400 (8, 7)							0-0 2-3		
Rich Gedman, L OBP: 0.373, SLG: 0.510 (1, 2)	0-0 1-3			0-0 1B 2B	0-0 BB 1B		0-0 FC6 1B		
Mike Easler, L OBP: 0.322, SLG: 0.408 (1, 10)		0-3 K		0-0 4-3	4-0 FC6		0-0 FC6		
Marty Barrett, R OBP: 0.337, SLG: 0.354 (1, 4)		0-0 F8		0-0 L6	4-0 BB		0-0 F9		
Steve Lyons, L OBP: 0.327, SLG: 0.356 (1, 8)		0-0 F6		0-0 PO 1B	0-0 K		0-3 K	0-0 F7	
Glenn Hoffman, R OBP: 0.333, SLG: 0.402 (1, 6)			0-0 1B	0-0 PO	0-0 5-3		4-0 BB 1B	0-0 F9	

Inning Stats	R: 1	H: 2	R: 0	H: 0	R: 0	H: 2	R: 2	H: 2	R: 0	H: 0	R: 0	H: 1	R: 3	H: 3	R: 0	H: 1	1B: 8	SF: 0	WP: 1	PA: 38
	E: 0	LOB: 1	E: 0	LOB: 0	E: 0	LOB: 1	E: 0	LOB: 0	E: 0	LOB: 0	E: 0	LOB: 2	E: 0	LOB: 2	E: 0	LOB: 1	2B: 2	SAC: 0	PB: 0	
	K: 1	BB: 0	K: 1	BB: 0	K: 0	BB: 0	K: 0	BB: 1	K: 1	BB: 0	K: 1	BB: 1	K: 1	BB: 2	K: 0	BB: 0	3B: 0	DP: 1	SB: 0	
	S: 7	P: 7	S: 5	P: 5	S: 4	P: 4	S: 4	P: 8	S: 5	P: 5	S: 4	P: 8	S: 8	P: 16	S: 4	P: 4	HR: 1	HBP: 0	CS: 0	

PITCHER	IP	WLS	BF	H	R	ER	SO	BB	IBB	HBP	BLK	WP	HR	S	P	ERA	WHIP
Dan Petry, R ERA: 3.33 (1, 1)	6.1	L	28	7	5	5	4	4	0	0	0	0	1	32	48	7.11	1.737
Bill Scherrer, L ERA: 4.03 (7, 1)	0.0		2	2	0	0	0	0	0	0	0	0	0	2	2	∞	∞
Bob Stoddard, R ERA: 6.55 (7, 1)	0.2		3	1	1	1	0	0	0	0	0	1	0	3	3	13.50	1.500
Aurelio Lopez, R ERA: 4.8 (8, 1)	1.0		4	1	0	0	0	0	0	0	0	0	0	4	4	0.00	1.000

BOTTOM

AB	R	H	RBI	BB	SO	LOB
4	2	1	1	1	0	2
4	1	2	1	0	2	0
4	0	1	1	0	0	2
3	1	1	0	1	0	2
0	0	0	0	0	0	0
4	1	3	2	0	0	1
3	0	0	0	1	1	3
4	0	1	0	0	0	3
4	0	1	1	0	1	1
3	1	1	0	1	0	1

AB	33
R	6
H	11
RBI	6
BB	4
SO	4
LOB	15



PITCHER	IP	WLS	BF	H	R	ER	SO	BB	IBB	HBP	BLK	WP	HR	S	P	ERA	WHIP
Dan Petry, R ERA: 3.33 (1, 1)	6.1	L	28	7	5	5	4	4	0	0	0	0	1	32	48	7.11	1.737
Bill Scherrer, L ERA: 4.03 (7, 1)	0.0		2	2	0	0	0	0	0	0	0	0	0	2	2	∞	∞
Bob Stoddard, R ERA: 6.55 (7, 1)	0.2		3	1	1	1	0	0	0	0	0	1	0	3	3	13.50	1.500
Aurelio Lopez, R ERA: 4.8 (8, 1)	1.0		4	1	0	0	0	0	0	0	0	0	0	4	4	0.00	1.000

Detroit Tigers @ Boston Red Sox
Fenway Park, Boston, MA
 Sun Sep 22 1985, 3:33 AM EDT
 Att. 23,847 - Unknown

livebaseballscorecards.com

Batter	1	2	3	4	5	6	7	8	9	AB R H RBI BB SO LOB	TOP
Tom Brookens, R (1, 5) OBP: 0.278, SLG: 0.376	0-3 K		0-0 S 1B 2B	0-0 F4			0-0 1-3			4 1 1 0 0 1 2	
Alan Trammell, R (1, 6) OBP: 0.317, SLG: 0.384	0-0 F8		4-0 1B 2-3 BB			0-0 1-3	4-0 1B			2 0 0 0 2 0 0	
Kirk Gibson, L (1, 9) OBP: 0.365, SLG: 0.528	0-3 K		0-3 K			0-0 3-1	0-3 K			4 0 0 0 0 3 4	
Lance Parrish, R (1, 10) OBP: 0.325, SLG: 0.479		0-3 K	0-0 1-3 3-H BB 1B			0-0 F9	0-0 1-3			4 0 1 1 0 1 0	
Chet Lemon, R (1, 8) OBP: 0.333, SLG: 0.442		4-0 BB	4-0 1-2 BB			0-0 F5	1-0 G5-4-3 HBP			1 0 0 0 2 0 0	
Larry Herndon, R (1, 7) OBP: 0.294, SLG: 0.387		0-3 K	0-0 4-3			0-0 F6	0-0 G5-4-3 1-2f			4 0 0 0 0 1 5	
Darrell Evans, L (1, 3) OBP: 0.353, SLG: 0.522		0-3 K		0-0 6-3		0-0 F7		0-0 L4		4 0 0 0 0 1 1	
Bob Melvin, R (1, 2) OBP: 0.240, SLG: 0.301			0-0 SF9 3B	0-0 5-3			0-0 SH1-4 1B			4 1 2 0 0 0 0	
Doug Flynn, R (1, 4) OBP: 0.236, SLG: 0.315			0-0 SF9 3-H	0-0 1B			0-0 SH1-4 1-2			2 0 1 1 0 0 0	
Inning Stats	R: 0 E: 0 K: 2 S: 7 H: 0 LOB: 0 BB: 0 P: 7	R: 0 E: 0 K: 3 S: 9 H: 0 LOB: 1 BB: 1 P: 13	R: 2 E: 0 K: 1 S: 8 H: 3 LOB: 3 BB: 2 P: 16	R: 0 E: 0 K: 0 S: 4 H: 1 LOB: 1 BB: 0 P: 4	R: 0 E: 0 K: 0 S: 3 H: 0 LOB: 0 BB: 0 P: 3	R: 0 E: 0 K: 0 S: 3 H: 0 LOB: 0 BB: 0 P: 3	R: 0 E: 0 K: 1 S: 6 H: 1 LOB: 2 BB: 1 P: 10	R: 0 E: 0 K: 0 S: 2 H: 0 LOB: 0 BB: 0 P: 3	R: 0 E: 0 K: 0 S: 3 H: 0 LOB: 0 BB: 0 P: 3	1B: 3 2B: 1 3B: 1 HR: 0 SF: 1 SAC: 1 DP: 1 HBP: 1	WP: 0 PB: 0 SB: 1 CS: 0 PA: 36
PITCHER	IP WLS BF H R ER SO BB IBB HBP BLK WP HR S P ERA WHIP										
Bob Ojeda, L (1, 1) ERA: 4.38	7.0 L 30 5 2 2 7 3 1 0 0 0 0 40 56 2.57 1.143										
Mike Trujillo, R (8, 1) ERA: 4.72	2.0 6 0 0 0 0 0 0 0 1 0 0 0 5 6 0.00 0.000										

Detroit Tigers @ Boston Red Sox
 Fenway Park, Boston, MA
 Mon Sep 23 1985, 7:05 PM EDT
 Att: 14,089 - Unknown

livebaseballscorecards.com

AB 29
R 2
H 5
RBI 2
BB 4
SO 7
LOB 12





Batter	1	2	3	4	5	6	7	8	9	AB	R	H	RBI	BB	SO	LOB
Dwight Evans, R (1, 9) OBP: 0.382, SLG: 0.452 Kevin Romine, R (8, PR) OBP: 0.313, SLG: 0.400 (9, 9)	0-0 WP BB PB 1B		0-0 F8		0-0 F9			0-0 FC5-6 1B		4	1	1	0	0	0	2
Wade Boggs, L (1, 5) OBP: 0.455, SLG: 0.488	4-0 PB WP 1-2 BB		0-0 6-3			0-0 5-3		0-0 1-2 1B		3	0	1	0	1	0	0
Bill Buckner, L (1, 3) OBP: 0.314, SLG: 0.426	0-0 F6		0-0 F6			0-3 K		0-0 F3		4	0	0	0	0	1	4
Tony Armas, R (1, 7) OBP: 0.296, SLG: 0.524 Mike Greenwell, L (9, 7)	0-3 K			0-0 F9		0-3 K		0-0 5-3		4	0	0	0	0	2	4
Rich Gedman, L (1, 2) OBP: 0.370, SLG: 0.505	0-3 K 1-3 2-H			0-0 F5			0-3 K		0-3 K	4	0	0	0	0	3	1
Mike Easler, L (1, 10) OBP: 0.324, SLG: 0.409 Ed Jurak, R (7, PR) OBP: 0.250, SLG: 0.182		0-0 SH1-4 1B		0-0 F7			0-0 1B		0-0 F8	3	0	2	0	0	0	0
Marty Barrett, R (1, 4) OBP: 0.335, SLG: 0.352		0-0 SH1-4 1-2 1B			0-0 F4-3		0-3 K		0-0 F3	3	0	0	0	0	1	1
Steve Lyons, L (1, 8) OBP: 0.327, SLG: 0.359		0-0 F7			0-0 2B		0-0 F9			3	0	1	0	0	0	2
Glenn Hoffman, R (1, 6) OBP: 0.333, SLG: 0.399		0-0 5-3			0-0 5-3			4-0 FC5-6 BB		2	0	0	0	1	0	2

Inning Stats	R: 1	H: 1	E: 0	K: 2	S: 8	LOB: 1	BB: 1	P: 12	R: 0	H: 1	E: 0	K: 0	S: 4	LOB: 1	BB: 0	P: 4	R: 0	H: 0	E: 0	K: 0	S: 3	LOB: 0	BB: 0	P: 3	R: 0	H: 0	E: 0	K: 0	S: 3	LOB: 0	BB: 0	P: 3	R: 0	H: 1	E: 0	K: 0	S: 4	LOB: 1	BB: 0	P: 4	R: 0	H: 0	E: 0	K: 2	S: 7	LOB: 0	BB: 0	P: 7	R: 0	H: 1	E: 0	K: 2	S: 8	LOB: 1	BB: 0	P: 8	R: 0	H: 1	E: 0	K: 0	S: 4	LOB: 2	BB: 1	P: 8	R: 0	H: 0	E: 0	K: 1	S: 5	LOB: 0	BB: 0	P: 5	1B: 4	SF: 0	2B: 1	SAC: 1	3B: 0	DP: 0	HR: 0	HBP: 0	WP: 1	PA: 34
PITCHER	IP	WLS	BF	H	R	ER	SO	BB	IBB	HBP	BLK	WP	HR	S	P	ERA	WHIP																																																																	
Juan Berenguer, R (1, 1) ERA: 5.3	7.1	W	28	4	1	0	6	2	0	0	0	1	0	38	46	0.00	0.818																																																																	
Willie Hernandez, L (8, 1) ERA: 2.58	1.2	S	6	1	0	0	1	0	0	0	0	0	0	8	8	0.00	0.600																																																																	

DETROIT TIGERS @ BOSTON RED SOX
Fenway Park, Boston, MA
 Mon Sep 23 1985, 7:05 PM EDT
 Att. 14,089 - Unknown

AB	31
R	1
H	5
RBI	0
BB	2
SO	7
LOB	16



Batter	1	2	3	4	5	6	7	8	9	AB R H RBI BB SO LOB	TOP	
Lou Whitaker, L (1, 4) OBP: 0.371, SLG: 0.468	0-0 F8	0-0 4-3		0-3 K		0-0 F6			0-0 HR	5 1 1 1 0 1 1		
Alan Trammell, R (1, 6) OBP: 0.317, SLG: 0.383 Doug Baker, S (9, PH) OBP: 0.125, SLG: 0.188	0-0 6-3		0-0 PB 2B 1B	0-0 F8		0-0 F3			0-3 K	4 1 1 0 0 0 0 1 0 0 0 0 1 0		
Kirk Gibson, L (1, 9) OBP: 0.366, SLG: 0.528	0-0 F4		0-0 2B		4-0 HR BB				0-3 K	4 2 1 1 1 2 0		
Lance Parrish, R (1, 2) OBP: 0.327, SLG: 0.485 Bob Melvin, R (8, 2) OBP: 0.240, SLG: 0.301		0-0 HR BB 1B	0-0 F2		0-0 HR 1-H				0-0 F6	4 2 2 2 0 0 1 0 0 0 0 0 0 0		
Darrell Evans, L (1, 3) OBP: 0.354, SLG: 0.519 Doug Flynn, R (9, 5) OBP: 0.236, SLG: 0.315		4-0 HR BB	4-0 2B IBB		0-3 K				0-0 F8	2 2 0 0 2 1 0 0 0 0 0 0 0 0		
Chet Lemon, R (1, 8) OBP: 0.330, SLG: 0.438		0-0 F8	0-3 K		0-0 1-3				0-3 K	4 0 0 0 0 2 4		
Johnny Grubb, L (1, 7) OBP: 0.335, SLG: 0.418 Larry Herndon, R (8, 7) OBP: 0.294, SLG: 0.387		0-0 HR 1-H 2-H	0-0 2B 1-H 2-H		4-0 BB				0-0 3-1	3 1 2 5 1 0 0 0 0 0 0 0 0 0	AB 35 R 9 H 8 RBI 9 BB 4 SO 8 LOB 9	
Nelson Simmons, S (1, 10) OBP: 0.320, SLG: 0.438		0-0 1B	0-0 4-3		0-3 K				0-0 G3	4 0 1 0 0 1 2		
Tom Brookens, R (1, 5) OBP: 0.277, SLG: 0.373 Dave Bergman, L (9, PH) OBP: 0.253, SLG: 0.261	0-0 F9			0-0 F7		0-0 F7			0-0 F5	3 0 0 0 0 0 1 1 0 0 0 0 0 0		
Inning Stats	R: 0 H: 0 E: 0 LOB: 0 K: 0 BB: 0 S: 3 P: 3	R: 3 H: 3 E: 0 LOB: 1 K: 0 BB: 1 S: 6 P: 10	R: 3 H: 3 E: 0 LOB: 1 K: 1 BB: 1 S: 8 P: 12	R: 0 H: 0 E: 0 LOB: 0 K: 1 BB: 0 S: 5 P: 5	R: 2 H: 1 E: 0 LOB: 1 K: 2 BB: 2 S: 8 P: 16	R: 0 H: 0 E: 0 LOB: 0 K: 0 BB: 0 S: 3 P: 3	R: 0 H: 0 E: 0 LOB: 0 K: 1 BB: 0 S: 5 P: 5	R: 0 H: 0 E: 0 LOB: 0 K: 1 BB: 0 S: 5 P: 5	R: 1 H: 1 E: 0 LOB: 0 K: 2 BB: 0 S: 8 P: 8	1B: 3 SF: 0 2B: 2 SAC: 0 3B: 0 DP: 0 HR: 3 HBP: 0	WP: 0 PA: 39 PB: 1 SB: 0 CS: 0	
PITCHER Phil Niekro, R (1, 1) ERA: 4.25 Mike Armstrong, R (5, 1) ERA: 3.07	IP WLS BF H R ER SO BB IBB HBP BLK WP HR S P ERA WHIP											
	4.0 L 22 7 8 8 2 2 1 0 0 0 2 23 35 18.00 2.250											
	5.0 17 1 1 1 6 1 0 0 0 0 1 28 32 1.80 0.400											

Detroit Tigers @ New York Yankees
 Yankee Stadium, Bronx, NY
 Tue Sep 24 1985, 7:05 PM EDT
 Att: 16,702 - Unknown

livebaseballscorecards.com

Batter	1	2	3	4	5	6	7	8	9	AB	R	H	RBI	BB	SO	LOB
Rickey Henderson, R OBP: 0.423, SLG: 0.528 (1, 8) BB	4-0 BB G3-6-3		0-0 F9			0-0 2B		0-0 5-3		3	0	1	0	1	0	0
Don Mattingly, L OBP: 0.369, SLG: 0.556 (1, 3) G3-6-3 1-2f	0-0 G3-6-3		0-0 F5			0-0 F7		0-0 HR		4	1	1	1	0	0	2
Dave Winfield, R OBP: 0.333, SLG: 0.468 (1, 9) F6	0-0 F6				0-0 4-3		0-0 F8		0-0 6-3	4	0	0	0	0	0	1
Don Baylor, R OBP: 0.337, SLG: 0.436 (1, 10) K		0-3 K			0-0 5-3		0-0 1B		0-3 K	4	0	1	0	0	2	0
Bill Sample, R OBP: 0.336, SLG: 0.345 (1, 7) Ken Griffey, L OBP: 0.328, SLG: 0.415 (9, PH) 1B		0-0 1B			0-3 K		0-0 1B		0-0 F8	3	0	2	0	0	1	0
Andre Robertson, R OBP: 0.371, SLG: 0.444 (1, 5) Mike Pagliarulo, L OBP: 0.321, SLG: 0.440 (9, PH) K		0-3 K			0-0 F9		0-0 1B		0-3 K	3	0	1	0	0	1	1
Butch Wynegar, S OBP: 0.359, SLG: 0.321 (1, 2) BB		4-0 BB			0-0 4-3		0-0 L5		0-0 F6	3	0	0	0	1	0	3
Rex Hudler, R OBP: 0.190, SLG: 0.220 (1, 4) Juan Bonilla, R OBP: 0.125, SLG: 0.188 (7, PH) (8, 4) F9		0-0 F9			0-0 L4		0-3 K			2	0	0	0	0	0	2
Bobby Meacham, S OBP: 0.308, SLG: 0.273 (1, 6) F9			0-0 F9			0-0 F4		0-3 K		1	0	0	0	0	1	3

BOTTOM														
Detroit Tigers @ New York Yankees Yankee Stadium, Bronx, NY Tue Sep 24 1985, 7:05 PM EDT Att. 16,702 - Unknown														
AB	32													
R	1													
H	6													
RBI	1													
BB	2													
SO	7													
LOB	15													
	1B	2B	3B	HR	SF	SAC	DP	HBP	WP	PA				
	4	1	0	1	0	0	1	0	0	34				
											ERA	WHIP		
											4.48	1.000		
											3.48	0.500		



livebaseballscorecards.com

Batter	1	2	3	4	5	6	7	8	9	AB R H RBI BB SO LOB	TOP									
Lou Whitaker, L (1, 4) OBP: 0.369, SLG: 0.465 Larry Herndon, R (9, PH) OBP: 0.296, SLG: 0.387	0-0 3-1 1B		0-0 1-3 1-2 1B		0-3 K		0-0 3-1		4-0 BB 1-2 2-3 3-H BB	4 0 0 0 0 1 1 0 0 0 1 1 0 0										
Darrell Evans, L (1, 3) OBP: 0.354, SLG: 0.517	0-0 1B		0-0 F7 2-3 1B		4-0 BB		0-3 K	0-3 K		4 0 1 0 1 2 4										
Kirk Gibson, L (1, 9) OBP: 0.365, SLG: 0.525	4-0 BB 1B		0-0 1-3		0-0 F6		0-3 K			3 1 0 0 1 1 2										
Lance Parrish, R (1, 2) OBP: 0.328, SLG: 0.484 Bob Melvin, R (8, 2) OBP: 0.240, SLG: 0.301	0-0 FC4-6 1-H 1B		0-0 5-3		4-0 BB	4-0 BB	0-0 F9			3 0 1 1 1 0 0 0 0 0 0 0 0 0										
Johnny Grubb, L (1, 7) OBP: 0.335, SLG: 0.412 Alejandro Sanchez, R (9, PH) OBP: 0.248, SLG: 0.459	0-0 FC4-6 1-2f		4-0 1B BB		0-3 K		0-3 K		0-3 K	2 0 0 0 1 1 2 1 0 0 0 0 1 0										
Chet Lemon, R (1, 8) OBP: 0.331, SLG: 0.437		0-0 F9		0-0 FC5-4 1-2 1B		0-0 F8		4-0 BB BB BB		3 1 1 0 1 0 1										
Nelson Simmons, S (1, 10) OBP: 0.315, SLG: 0.430		0-3 K		0-0 F8		0-0 4-3		0-3 K		4 0 0 0 0 2 4										
Tom Brookens, R (1, 5) OBP: 0.277, SLG: 0.371		0-0 F9		0-0 FC5-4 1-2f		0-0 5-3		4-0 BB BB BB		3 0 0 0 1 0 2										
Doug Baker, S (1, 6) OBP: 0.158, SLG: 0.211 Barbaro Garbey, R (9, PH) OBP: 0.301, SLG: 0.363		0-0 PB 1-3 1B		0-0 4-3		0-3 K		4-0 BB BB BB		3 0 1 0 0 1 0 0 0 0 0 1 0 0										
Inning Stats	R: 1 E: 0 K: 0 S: 4	H: 2 LOB: 1 BB: 1 P: 8	R: 0 E: 0 K: 1 S: 5	H: 0 LOB: 0 BB: 0 P: 5	R: 0 E: 0 K: 0 S: 4	H: 1 LOB: 1 BB: 1 P: 4	R: 0 E: 0 K: 0 S: 4	H: 1 LOB: 2 BB: 1 P: 8	R: 0 E: 0 K: 1 S: 5	H: 0 LOB: 1 BB: 1 P: 9	R: 0 E: 0 K: 1 S: 5	H: 0 LOB: 0 BB: 0 P: 5	R: 0 E: 0 K: 2 S: 7	H: 0 LOB: 0 BB: 0 P: 7	R: 1 E: 0 K: 3 S: 9	H: 0 LOB: 3 BB: 4 P: 25	1B: 4 2B: 0 3B: 0 HR: 0	SF: 0 SAC: 0 DP: 0 HBP: 0	WP: 0 PB: 1 SB: 1 CS: 0	PA: 38
PITCHER	IP WLS BF H R ER SO BB IBB HBP BLK WP HR S P ERA WHIP																			
Joe Niekro, R (1, 1) ERA: 3.89	5.0 W 22 4 1 1 2 4 0 0 0 0 0 0 22 38 1.80 1.600																			
Brian Fisher, R (6, 1) ERA: 2.43	2.0 6 0 0 0 2 0 0 0 0 0 0 0 10 10 0.00 0.000																			
Rod Scurry, L (8, 1) ERA: 3.33	2.0 10 0 1 1 5 4 0 0 0 0 0 0 16 32 4.50 2.000																			

Detroit Tigers @ New York Yankees
 Yankee Stadium, Bronx, NY
 Wed Sep 25 1985, 7:05 PM EDT
 Att: 17,010 - Unknown

livebaseballscorecards.com

AB	30
R	2
H	4
RBI	2
BB	8
SO	9
LOB	16



Batter	1	2	3	4	5	6	7	8	9	AB	R	H	RBI	BB	SO	LOB
Rickey Henderson, R (1, 8) OBP: 0.426, SLG: 0.534 Henry Cotto, R (9, 8) OBP: 0.308, SLG: 0.297	0-3 K		0-0 WP S 2B 1B	0-0 3B 2B		0-0 1-H HR 2B		4-0 2B BB		4	4	3	1	1	1	0
Ken Griffey, L (1, 7) OBP: 0.331, SLG: 0.423	0-3 K		4-0 1-3 2B BB	0-0 2-H 3B		0-3 K		0-0 1-H F7 FC 2B		4	2	2	2	1	2	1
Don Mattingly, L (1, 3) OBP: 0.371, SLG: 0.563	0-0 2B 1B		0-0 1-H 1B 2B 3-H	0-0 G3		0-0 2-H HR		0-0 F7 2-3		5	3	3	4	0	0	2
Dave Winfield, R (1, 9) OBP: 0.334, SLG: 0.469	0-0 1-H 2B		0-0 5-3		0-0 S 1B	0-0 6-3		0-0 FC G3-6-1		5	0	2	2	0	0	1
Ron Hassey, L (1, 2) OBP: 0.362, SLG: 0.518	0-3 K		0-0 2-H 1B		0-0 F6 1B	0-0 G3		0-0 G3-6-1 1-2f		5	0	1	1	0	1	3
Don Baylor, R (1, 10) OBP: 0.337, SLG: 0.434		0-0 SH1-3 1B	0-0 F8		0-0 F7		0-0 F3			4	0	1	0	0	0	2
Mike Pagliarulo, L (1, 5) OBP: 0.323, SLG: 0.439		0-0 F8	0-0 F8		4-0 1-2 IBB		0-0 1B			3	0	1	0	1	0	2
Rex Hudler, R (1, 4) OBP: 0.178, SLG: 0.205		0-0 SH1-3 1-2		0-0 F8	0-0 G1-4-3		0-0 F8			3	0	0	0	0	0	3
Bobby Meacham, S (1, 6) OBP: 0.307, SLG: 0.272		0-0 F8		0-3 K		4-0 2B BB		0-0 F2		3	1	0	0	1	1	2


Inning Stats	R: 1	H: 2	E: 0	K: 3	S: 11	H: 2	LOB: 1	BB: 0	P: 11	R: 0	H: 1	E: 0	K: 0	S: 4	R: 3	H: 3	E: 0	K: 0	S: 6	R: 1	H: 2	E: 0	K: 1	S: 7	R: 0	H: 1	E: 0	K: 0	S: 4	R: 3	H: 2	E: 0	K: 1	S: 7	R: 0	H: 1	E: 0	K: 0	S: 4	R: 2	H: 1	E: 0	K: 0	S: 4	R: 0	H: 1	E: 0	K: 0	S: 8
--------------	------	------	------	------	-------	------	--------	-------	-------	------	------	------	------	------	------	------	------	------	------	------	------	------	------	------	------	------	------	------	------	------	------	------	------	------	------	------	------	------	------	------	------	------	------	------	------	------	------	------	------

PITCHER	IP	WLS	BF	H	R	ER	SO	BB	IBB	HBP	BLK	WP	HR	S	P	ERA	WHIP
Jack Morris, R (1, 1) ERA: 3.35	5.0	L	28	10	7	7	4	2	1	0	0	1	0	33	45	12.60	2.400
Bill Scherrer, L (6, 1) ERA: 4.11	1.0		4	1	1	1	1	0	0	0	0	0	1	6	6	9.00	1.000
Bob Stoddard, R (7, 1) ERA: 6.92	2.0		9	2	2	2	0	1	0	0	0	0	0	8	12	9.00	1.500

BOTTOM

Detroit Tigers @ New York Yankees
 Yankee Stadium, Bronx, NY
 Wed Sep 25 1985, 7:05 PM EDT
 Att. 17,010 - Unknown

AB	36
R	10
H	13
RBI	10
BB	4
SO	5
LOB	16



1B	2B	3B	HR	SF	SAC	DP	HBP	WP	HR	S	P	ERA	WHIP
6	5	1	1	0	1	1	0	1	0	41			

Batter	1	2	3	4	5	6	7	8	9	AB R H RBI BB SO LOB	TOP
Steve Lyons, L (1, 8) <small>OBP: 0.332, SLG: 0.370</small>	0-0 			0-0 F8		0-0 G4-6-3 <small>1-2f</small>		0-0 		4 0 2 1 0 0 1	Boston Red Sox @ Detroit Tigers Tiger Stadium, Detroit, MI Fri Sep 27 1985, 7:05 PM EDT Att. 20,147 - Unknown
Wade Boggs, L (1, 5) <small>OBP: 0.452, SLG: 0.484</small>	0-0 F6			0-0 		0-0 1-3		0-0 F8		4 0 1 0 0 0 2	
Bill Buckner, L (1, 3) <small>OBP: 0.315, SLG: 0.423</small>	0-0 F3			0-0 F4			0-0 B2-3	0-0 		4 0 1 0 0 0 2	
Rich Gedman, L (1, 2) <small>OBP: 0.369, SLG: 0.500</small>	0-0 CS <small>1-2</small>	0-0 G3		0-0 4-3			0-0 4-3	0-0 FC6-4 <small>1-2f</small>		4 0 0 0 0 0 3	
Dwight Evans, R (1, 10) <small>OBP: 0.384, SLG: 0.453</small>		4-0 			0-0 6-3		4-0 	0-0 F4		2 0 0 0 2 0 0	
Mike Easler, L (1, 7) <small>OBP: 0.326, SLG: 0.411</small>		0-0 G4-6-3 <small>1-2f</small>			0-0 		0-0 	0-0 4-3		4 0 2 0 0 0 1	
Dave Stapleton, R (1, 4) <small>OBP: 0.273, SLG: 0.306</small>			4-0 		0-0 6-3		0-0 FC6-4 <small>1-2f</small>	0-0 F7		3 0 0 0 1 0 3	
Mike Greenwell, L (1, 9) <small>OBP: 0.143, SLG: 0.571</small>			0-0 F9		0-3 K			0-0 F7		3 0 0 0 0 1 2	
Glenn Hoffman, R (1, 6) <small>OBP: 0.333, SLG: 0.396</small>			0-0 G5-4-3 <small>1-2f</small>			0-0 E5 <small>G4-6-3</small>		0-0 		3 1 1 0 0 0 1	
Inning Stats	R: 0 H: 1 E: 0 LOB: 0 K: 0 BB: 0 S: 3 P: 3	R: 0 H: 0 E: 0 LOB: 0 K: 0 BB: 1 S: 2 P: 6	R: 0 H: 0 E: 0 LOB: 0 K: 0 BB: 1 S: 2 P: 6	R: 0 H: 1 E: 0 LOB: 1 K: 0 BB: 0 S: 4 P: 4	R: 0 H: 1 E: 0 LOB: 1 K: 1 BB: 0 S: 6 P: 6	R: 0 H: 0 E: 1 LOB: 0 K: 0 BB: 0 S: 3 P: 3	R: 0 H: 1 E: 0 LOB: 2 K: 0 BB: 1 S: 4 P: 8	R: 1 H: 3 E: 0 LOB: 2 K: 0 BB: 0 S: 6 P: 6	R: 0 H: 0 E: 0 LOB: 0 K: 0 BB: 0 S: 3 P: 3	1B: 4 SF: 0 2B: 3 SAC: 0 3B: 0 DP: 3 HR: 0 HBP: 0	WP: 0 PA: 35 PB: 0 SB: 0 CS: 1
PITCHER Walt Terrell, R (1, 1) <small>ERA: 4.01</small> Willie Hernandez, L (8, 1) <small>ERA: 2.55</small>	IP WLS BF H R ER SO BB IBB HBP BLK WP HR S P ERA WHIP 7.2 W 30 7 1 1 1 3 0 0 0 0 0 0 29 41 1.17 1.304 1.1 S 4 0 0 0 0 0 0 0 0 0 0 0 4 4 0.00 0.000										

livebaseballscorecards.com

AB	31
R	1
H	7
RBI	1
BB	3
SO	1
LOB	15



BOTTOM

Boston Red Sox @ Detroit Tigers
Tiger Stadium, Detroit, MI
Fri Sep 27 1985, 7:05 PM EDT
Att. 20,147 - Unknown

livebaseballscorecards.com

AB	30
R	5
H	8
RBI	5
BB	2
SO	6
LOB	12



WP:	0	PA:	34
PB:	0	SB:	0
CS:	0		

AB R H RBI BB SO LOB

4	1	1	1	0	0	2
3	1	2	2	0	0	0
3	1	0	0	1	1	1
4	0	1	0	0	0	1
4	0	1	0	0	2	3
3	0	0	0	0	1	2
1	0	1	2	0	0	0
4	1	1	0	0	1	2
2	1	1	0	1	0	0
2	0	0	0	0	1	1

1B:	7	SF:	0
2B:	0	SAC:	2
3B:	0	DP:	0
HR:	1	HBP:	0

WP:	0	PA:	34
PB:	0	SB:	0
CS:	0		

Batter	1	2	3	4	5	6	7	8	9
Lou Whitaker, L (1, 4) OBP: 0.368, SLG: 0.464	0-0 F6		0-0 G3		0-0 F8			0-0 1B SH1-4 1B	
Alan Trammell, R (1, 6) OBP: 0.318, SLG: 0.389	0-0 6-3		0-0 HR			0-0 FC4-6 1B		0-0 SH1-4 1-2	
Kirk Gibson, L (1, 9) OBP: 0.364, SLG: 0.522	0-3 K		0-0 3-1			0-0 FC4-6 FC5-4 1-2f		4-0 1B 1B IBB	
Lance Parrish, R (1, 2) OBP: 0.327, SLG: 0.483		0-0 6-3		0-0 4-3		0-0 FC5-4 1B 1-2f		0-0 1B 1-2 2-3 1B	
Darrell Evans, L (1, 3) OBP: 0.354, SLG: 0.515		0-3 K		0-3 K		0-0 1B		0-0 F3	
Johnny Grubb, L (1, 7) OBP: 0.329, SLG: 0.403		0-0 F5		0-0 L7		0-3 K		0-0 1B	
Larry Herndon, R (8, PH) OBP: 0.297, SLG: 0.388								1-3 2-H 3-H	
Nelson Simmons, S (1, 10) OBP: 0.314, SLG: 0.427			0-0 SH3-4 BB G3 1B		0-0 1-3		0-0 F8	0-3 K	
Chet Lemon, R (1, 8) OBP: 0.333, SLG: 0.438			4-0 G3 SH3-4 HR BB		0-0 4-3 1B		0-0 1-3		
Tom Brookens, R (1, 5) OBP: 0.275, SLG: 0.369			0-0 SH3-4		0-0 4-3		0-3 K		

Inning Stats	R: 0	H: 0	E: 0	K: 1	S: 5	R: 0	H: 0	E: 0	K: 1	S: 5	R: 3	H: 2	E: 0	K: 0	S: 5	R: 0	H: 0	E: 0	K: 1	S: 5	R: 0	H: 1	E: 0	K: 0	S: 4	R: 0	H: 2	E: 0	K: 1	S: 7	R: 0	H: 0	E: 0	K: 1	S: 5	R: 2	H: 3	E: 0	K: 1	S: 8
	LOB: 0	BB: 0	P: 5	LOB: 0	BB: 0	P: 5	LOB: 0	BB: 0	P: 5	LOB: 0	BB: 0	P: 5	LOB: 1	BB: 0	P: 4	LOB: 2	BB: 0	P: 7	LOB: 0	BB: 0	P: 5	LOB: 2	BB: 1	P: 12	LOB: 0	BB: 0	P: 12													

PITCHER	IP	WLS	BF	H	R	ER	SO	BB	IBB	HBP	BLK	WP	HR	S	P	ERA	WHIP
Oil Can Boyd, R (1, 1) ERA: 3.72	7.1	L	31	7	5	5	5	1	1	0	0	0	1	39	47	6.14	1.091
Tim Lollar, L (8, 1) ERA: 4.38	0.2		3	1	0	0	1	0	0	0	0	0	0	5	5	0.00	1.500

PITCHER	IP	WLS	BF	H	R	ER	SO	BB	IBB	HBP	BLK	WP	HR	S	P	ERA	WHIP
---------	----	-----	----	---	---	----	----	----	-----	-----	-----	----	----	---	---	-----	------

Batter	1	2	3	4	5	6	7	8	9	10	AB R H RBI BB SO LOB	TOP																
Dwight Evans, R (1, 10) OBP: 0.382, SLG: 0.456	0-0 F4-3		0-0 F4			0-0 5-3		0-3 K		0-0 HR	5 1 1 1 0 1 0	<p>Boston Red Sox @ Detroit Tigers</p> <p>Tiger Stadium, Detroit, MI</p> <p>Sat Sep 28 1985, 3:33 AM EDT</p> <p>Att. 21,890 - Unknown</p>																
Wade Boggs, L (1, 5) OBP: 0.451, SLG: 0.481	4-0 BB		0-0 F7			4-0 F4-3 1B BB		0-0 F7		0-0 6-3	3 0 0 0 2 0 0																	
Bill Buckner, L (1, 3) OBP: 0.315, SLG: 0.423	0-0 F1			0-0 3-1		0-0 F4-3 1B		0-0 F6		0-0 CS 1B	5 0 2 0 0 0 1																	
Tony Armas, R (1, 9) OBP: 0.292, SLG: 0.511	0-3 K			0-0 5-3		0-0 F4-3			0-0 L5	0-0 F	5 0 0 0 0 1 4																	
Mike Greenwell, L (10, 7) OBP: 0.143, SLG: 0.571						1-2 2-3				1-2	0 0 0 0 0 0 0																	
Rich Gedman, L (1, 2) OBP: 0.366, SLG: 0.496		0-0 F9		0-0 F4-3		0-0 F8			0-0 E3	FC4-6	4 0 0 0 0 0 2																	
Kevin Romine, R (9, PR)											0 0 0 0 0 0 0																	
Mike Easler, L (1, 7) OBP: 0.325, SLG: 0.409		4-0 BB			0-0 F9		0-0 6-3		0-3 K		3 0 0 0 1 1 1																	
Marc Sullivan, R (9, 2) OBP: 0.236, SLG: 0.299											0 0 0 0 0 0 0																	
Marty Barrett, R (1, 4) OBP: 0.336, SLG: 0.348		0-0 F8			4-0 FC6-4 BB		0-0 1B		0-0 FC4-6	1-2f	3 0 1 0 1 0 2																	
Steve Lyons, L (1, 8) OBP: 0.328, SLG: 0.365		0-0 F6			0-0 F8		0-3 K			0-0 G3	4 0 0 0 0 1 3																	
Glenn Hoffman, R (1, 6) OBP: 0.332, SLG: 0.405			0-3 K		0-0 FC6-4		0-0 F6			0-0 HR	4 1 1 1 0 1 2																	
Inning Stats	R: 0 E: 0 K: 1 S: 5	H: 0 LOB: 1 BB: 1 P: 9	R: 0 E: 0 K: 0 S: 3	H: 0 LOB: 1 BB: 1 P: 7	R: 0 E: 0 K: 1 S: 5	H: 0 LOB: 0 BB: 0 P: 5	R: 0 E: 0 K: 0 S: 3	H: 0 LOB: 1 BB: 1 P: 7	R: 0 E: 0 K: 0 S: 4	H: 1 LOB: 2 BB: 1 P: 8	R: 0 E: 0 K: 1 S: 5	H: 1 LOB: 1 BB: 0 P: 6	R: 0 E: 0 K: 1 S: 5	H: 0 LOB: 0 BB: 0 P: 5	R: 0 E: 1 K: 1 S: 6	H: 0 LOB: 1 BB: 0 P: 6	R: 2 E: 0 K: 0 S: 5	H: 3 LOB: 0 BB: 0 P: 5	1B: 3 2B: 0 3B: 0 HR: 2	SF: 0 SAC: 0 DP: 0 HBP: 0	WP: 0 PB: 0 SB: 0 CS: 1	PA: 40						
PITCHER	IP WLS BF H R ER SO BB IBB HBP BLK WP HR S P ERA WHIP																											
Dan Petry, R (1, 1) ERA: 3.2	9.0	34	2	0	0	0	5	4	0	0	0	0	0	0	0	0	0.00	0.667										
Willie Hernandez, L (10, 1) ERA: 2.7	0.2	5	3	2	2	0	0	0	0	0	0	0	2	5	5	27.00	4.500											
Chuck Cary, L (10, 1) ERA: 3.38	0.1	1	0	0	0	0	0	0	0	0	0	0	0	0	0	0.00	0.000											

livebaseballscorecards.com

AB	36
R	2
H	5
RBI	2
BB	4
SO	5
LOB	15



Batter	1	2	3	4	5	6	7	8	9	AB R H RBI BB SO LOB	TOP		
Dwight Evans, R (1, 10) OBP: 0.379, SLG: 0.451	0-0 F8	0-0 F3	0-0 E5 1B		0-0 5-3		0-3 K		0-0 F2	6 0 0 0 0 1 3	Boston Red Sox @ Detroit Tigers Tiger Stadium, Detroit, MI Sun Sep 29 1985, 3:33 AM EDT Att: 20,486 - Unknown		
Wade Boggs, L (1, 5) OBP: 0.454, SLG: 0.484	0-0 1B		0-0 1B E 1B		4-0 BB		0-0 1B	0-0 G6-4-3 1-2f	5 1 4 0 1 0 1				
Bill Buckner, L (1, 3) OBP: 0.314, SLG: 0.421	0-3 K		0-0 E7 1B 1B		0-0 F9 2-3		0-0 F9		5 1 1 0 0 1 6				
Tony Amas, R (1, 9) OBP: 0.291, SLG: 0.510 Mike Greenwell, L (3, PH) OBP: 0.222, SLG: 0.500	0-3 K		4-0 1B WP 1B BB	4-0 1B BB	0-0 F5		0-0 F5		1 0 0 0 0 1 1 2 1 0 0 2 0 2				
Rich Gedman, L (1, 2) OBP: 0.366, SLG: 0.496		4-0 HR BB	0-0 F8	0-3 K		0-0 F9	0-0 2B		4 1 1 0 1 1 3				
Mike Easler, L (1, 7) OBP: 0.329, SLG: 0.418 Kevin Romine, R (9, 9) OBP: 0.269, SLG: 0.320		0-0 HR	0-0 1B 1B	0-0 1B		0-0 1B	0-3 K		5 2 4 3 0 1 1 0 0 0 0 0 0 0				
Marty Barrett, R (1, 4) OBP: 0.337, SLG: 0.347		0-0 F4	0-0 1B SF7 1B	0-0 F6		0-0 F7	4-0 IBB		4 1 1 1 1 0 3				
Steve Lyons, L (1, 8) OBP: 0.326, SLG: 0.363		0-0 F7	0-0 SF7 S E 1B	0-3 K		0-3 K	0-3 K		5 1 1 1 0 3 5				
Glenn Hoffman, R (1, 6) OBP: 0.337, SLG: 0.412		0-0 1B	0-0 SF7 1B		0-0 F9 2B		0-3 K	4-0 G6-4-3 BB	3 0 2 1 1 1 0				
Inning Stats	R: 0 H: 1 E: 0 LOB: 1 K: 2 BB: 0 S: 8 P: 8	R: 2 H: 2 E: 0 LOB: 1 K: 0 BB: 1 S: 5 P: 9	R: 6 H: 6 E: 2 LOB: 2 K: 0 BB: 1 S: 10 P: 14	R: 0 H: 1 E: 0 LOB: 2 K: 2 BB: 1 S: 8 P: 12	R: 0 H: 1 E: 0 LOB: 2 K: 0 BB: 1 S: 4 P: 8	R: 0 H: 1 E: 0 LOB: 1 K: 1 BB: 0 S: 6 P: 6	R: 0 H: 1 E: 0 LOB: 1 K: 2 BB: 0 S: 8 P: 8	R: 0 H: 1 E: 0 LOB: 2 K: 2 BB: 1 S: 8 P: 12	R: 0 H: 0 E: 0 LOB: 0 K: 0 BB: 1 S: 2 P: 6	1B: 11 SF: 1 2B: 2 SAC: 0 3B: 0 DP: 1 HR: 1 HBP: 0	WP: 1 PA: 47 PB: 0 SB: 1 CS: 0		
PITCHER	IP WLS BF H R ER SO BB IBB HBP BLK WP HR S P ERA WHIP											PITCHER	IP WLS BF H R ER SO BB IBB HBP BLK WP HR S P ERA WHIP
Juan Berenguer, R (1, 1) ERA: 5.68	2.0 L 13 5 5 5 2 2 0 0 0 0 0 1 15 23 22.50 3.500												
Bill Scherrer, L (3, 1) ERA: 4.2	3.0 18 6 3 2 2 2 0 0 0 0 1 0 20 28 6.00 2.667												
Chuck Cary, L (6, 1) ERA: 2.91	3.0 13 3 0 0 5 0 1 0 0 0 0 0 22 26 0.00 1.000												
Randy O'Neal, R (9, 1) ERA: 3.44	1.0 3 0 0 0 0 0 1 0 0 0 0 0 2 6 0.00 1.000												

livebaseballscorecards.com

AB	40
R	8
H	14
RBI	6
BB	6
SO	9
LOB	25



Batter	1	2	3	4	5	6	7	8	9	AB R H RBI BB SO LOB										
Lou Whitaker, L OBP: 0.367, SLG: 0.461 (1, 4)	0-0 4-3	0-0 1B 1-2 3-H 1B		0-0 F8		0-3 K			0-3 K	5 0 1 1 0 2 0										
Darrell Evans, L OBP: 0.353, SLG: 0.510 (1, 3)	0-0 F9	0-0 FC6 1-2 2-H 1B		4-0 BB			0-0 G4-1		0-3 K	4 0 1 1 1 1 0										
Kirk Gibson, L OBP: 0.361, SLG: 0.518 (1, 9)	0-3 K	0-0 FC6 1-2f		0-0 F8			0-0 F6		0-3 K	5 0 0 0 0 2 3										
Lance Parrish, R OBP: 0.323, SLG: 0.475 (1, 2)		0-3 K	0-0 E5 FC5 1B		0-3 K		0-0 F8			4 0 0 0 0 2 0										
Johnny Grubb, L OBP: 0.337, SLG: 0.406 (1, 10)		4-0 BB 1B BB	0-0 FC5 1-2 1B		0-0 1B			0-0 F7		3 1 2 0 1 0 0										
Nelson Simmons, S OBP: 0.308, SLG: 0.414 (1, 7)		4-0 1B 1-2 BB 1B	0-3 K		0-0 F3			0-3 K		3 1 0 0 1 2 3										
Chet Lemon, R OBP: 0.332, SLG: 0.433 (1, 8)		0-0 1B 1-2 2-H 1B 1B	0-0 FC5 1-2 2-3f		0-0 F4			1-0 HBP		3 1 1 1 0 0 3										
Alan Trammell, R OBP: 0.314, SLG: 0.384 (1, 6)		0-0 F3	0-0 F7			0-0 F7		0-0 E1 1-3		4 0 0 0 0 0 5										
Tom Brookens, R OBP: 0.276, SLG: 0.368 (1, 5)		0-0 1B 1-3 2-H 1B		0-0 F7		0-3 K		0-3 K		3 1 1 1 0 1 0										
Dave Bergman, L OBP: 0.252, SLG: 0.259 (8, PH)										1 0 0 0 0 1 2										
Marty Castillo, R OBP: 0.138, SLG: 0.214 (9, 5)										0 0 0 0 0 0 0										
Inning Stats	R: 0 E: 0 K: 1 S: 5	H: 0 LOB: 0 BB: 0 P: 5	R: 4 E: 0 K: 1 S: 9	H: 4 LOB: 2 BB: 2 P: 17	R: 0 E: 1 K: 1 S: 7	H: 1 LOB: 2 BB: 0 P: 7	R: 0 E: 0 K: 0 S: 3	H: 0 LOB: 1 BB: 1 P: 7	R: 0 E: 0 K: 2 S: 7	H: 0 LOB: 0 BB: 0 P: 7	R: 0 E: 0 K: 0 S: 3	H: 0 LOB: 0 BB: 0 P: 3	R: 0 E: 1 K: 2 S: 8	H: 0 LOB: 2 BB: 0 P: 9	R: 0 E: 0 K: 3 S: 9	H: 0 LOB: 0 BB: 0 P: 9	1B: 6 2B: 0 3B: 0 HR: 0	SF: 0 SAC: 0 DP: 0 HBP: 1	WP: 0 PB: 0 SB: 0 CS: 0	PA: 39
PITCHER Bob Woodward, R ERA: 2.55 (1, 1)	IP: 8.0 WLS: W BF: 36 H: 6 R: 4 ER: 4 SO: 8 BB: 3 IBB: 0 HBP: 1 BLK: 0 WP: 0 HR: 0 S: 48 P: 61 ERA: 4.50 WHIP: 1.125																			
Tim Lollar, L ERA: 4.35 (9, 1)	IP: 1.0 WLS: W BF: 3 H: 0 R: 0 ER: 0 SO: 3 BB: 0 IBB: 0 HBP: 0 BLK: 0 WP: 0 HR: 0 S: 9 P: 9 ERA: 0.00 WHIP: 0.000																			

BOTTOM

Boston Red Sox @ Detroit Tigers
Tiger Stadium, Detroit, MI
Sun Sep 29 1985, 3:33 AM EDT
Att. 20,486 - Unknown

livebaseballscorecards.com

AB	35
R	4
H	6
RBI	4
BB	3
SO	11
LOB	16



Batter	1	2	3	4	5	6	7	8	9	AB R H RBI BB SO LOB	TOP											
Damaso Garcia, R (1, 4) OBP: 0.306, SLG: 0.382	0-0 F3		0-0 6-3		0-0 F4		0-0 SF7			3 0 0 1 0 0 0												
Lloyd Moseby, L (1, 8) OBP: 0.345, SLG: 0.427	0-0 F9		0-0 1B		0-0 F8		0-0 G3			4 0 1 0 0 0 1												
Cliff Johnson, R (1, 10) OBP: 0.335, SLG: 0.420	0-3 K		0-0 1B		0-0 5-3			0-0 5-3		4 0 1 0 0 1 0												
George Bell, R (1, 7) OBP: 0.331, SLG: 0.487		0-0 6-3	0-0 F5		0-0 F7			0-0 F8		4 0 0 0 0 0 2												
Jesse Barfield, R (1, 9) OBP: 0.369, SLG: 0.542		0-3 K		0-0 3-1		0-3 K		0-0 1B		4 0 2 0 0 2 0												
Cecil Fielder, R (1, 3) OBP: 0.338, SLG: 0.528		0-0 2B		0-0 F3		0-3 K		0-0 F7		4 0 1 0 0 1 2												
Garth Iorg, R (1, 5) OBP: 0.362, SLG: 0.477		0-0 1B		0-0 3-1		0-0 1B				4 1 3 0 0 0 1												
Ernie Whitt, L (1, 2) OBP: 0.327, SLG: 0.440		0-3 K		0-0 2-3		0-3 K				2 0 0 0 1 2 3												
Jeff Burroughs, R (9, PH) OBP: 0.369, SLG: 0.430				4-0 BB						1 0 0 0 0 0 1												
Tony Fernandez, S (1, 6) OBP: 0.337, SLG: 0.385			0-0 4-3	0-0 4-3						4 0 1 0 0 0 2												
Inning Stats	R: 0 E: 0 K: 1 S: 5	H: 0 LOB: 0 BB: 0 P: 5	R: 0 E: 0 K: 2 S: 9	H: 2 LOB: 2 BB: 0 P: 9	R: 0 E: 0 K: 0 S: 5	H: 2 LOB: 2 BB: 0 P: 5	R: 0 E: 0 K: 0 S: 4	H: 1 LOB: 2 BB: 1 P: 8	R: 0 E: 0 K: 0 S: 3	H: 0 LOB: 0 BB: 0 P: 3	R: 0 E: 0 K: 2 S: 7	H: 0 LOB: 0 BB: 0 P: 7	R: 1 E: 0 K: 1 S: 7	H: 2 LOB: 1 BB: 0 P: 7	R: 0 E: 0 K: 0 S: 4	H: 1 LOB: 1 BB: 0 P: 4	R: 0 E: 0 K: 0 S: 3	H: 1 LOB: 0 BB: 0 P: 3	1B: 7 2B: 2 3B: 0 HR: 0	SF: 1 SAC: 0 DP: 1 HBP: 0	WP: 0 PB: 0 SB: 0 CS: 0	PA: 36
PITCHER Frank Tanana, L (1, 1) ERA: 4.33	IP: 9.0 WLS: W BF: 36 H: 9 R: 1 ER: 1 SO: 6 BB: 1 IBB: 0 HBP: 0 BLK: 0 WP: 0 HR: 0 S: 47 P: 51 ERA: 1.00 WHIP: 1.111																					

Toronto Blue Jays @ Detroit Tigers
Tiger Stadium, Detroit, MI
Tue Oct 01 1985, 7:05 PM EDT
Att: 19,040 - Unknown

livebaseballscorecards.com

AB	34
R	1
H	9
RBI	1
BB	1
SO	6
LOB	12



Batter	1	2	3	4	5	6	7	8	9
Lou Whitaker, L OBP: 0.368, SLG: 0.464 (1, 4)	0-0 F6		0-0 HR 1B	0-0 3-1			0-0 E 1B 1B	0-0 2B	
Darrell Evans, L OBP: 0.356, SLG: 0.524 (1, 3)	0-0 HR		0-0 1-H HR		0-0 F5		0-0 1-H E 1B	0-0 F9	
Kirk Gibson, L OBP: 0.362, SLG: 0.516 (1, 9)	0-3 K		0-3 K		4-0 FC6 BB		4-0 S WP BB		
Lance Parrish, R OBP: 0.322, SLG: 0.474 (1, 2)	0-0 1B 1B		0-3 K		0-0 F7		0-3 K		
Johnny Grubb, L OBP: 0.341, SLG: 0.404 (1, 7)	0-0 1-2 1B		4-0 BB		0-0 FC6 1-2f		0-3 K		
Larry Herndon, R OBP: 0.296, SLG: 0.386 (8, 7)									
Nelson Simmons, S OBP: 0.307, SLG: 0.409 (1, 10)	0-0 1-3		0-0 F7			0-0 F7	4-0 3-H BB		
Chet Lemon, R OBP: 0.330, SLG: 0.430 (1, 8)		0-3 K		0-3 K		0-3 K	0-3 K		
Alan Trammell, R OBP: 0.314, SLG: 0.383 (1, 6)		0-0 1-3		0-0 F8		0-0 FC6-4 1B		0-0 F5	
Tom Brookens, R OBP: 0.275, SLG: 0.367 (1, 5)		0-0 6-3		0-0 1B		0-0 FC6-4 1-2f		0-0 G3	


Inning Stats	R: 1	H: 3	E: 0	K: 1	S: 8	LOB: 2	BB: 0	P: 8	R: 0	H: 0	E: 0	K: 1	S: 5	LOB: 0	BB: 0	P: 5	R: 2	H: 2	E: 0	K: 2	S: 9	LOB: 1	BB: 1	P: 13	R: 0	H: 1	E: 0	K: 1	S: 6	LOB: 1	BB: 0	P: 6	R: 0	H: 0	E: 0	K: 0	S: 3	LOB: 1	BB: 1	P: 7	R: 0	H: 1	E: 0	K: 1	S: 6	LOB: 1	BB: 0	P: 6	R: 3	H: 2	E: 1	K: 3	S: 11	LOB: 1	BB: 2	P: 19	R: 0	H: 1	E: 0	K: 0	S: 4	LOB: 1	BB: 0	P: 4
--------------	------	------	------	------	------	--------	-------	------	------	------	------	------	------	--------	-------	------	------	------	------	------	------	--------	-------	-------	------	------	------	------	------	--------	-------	------	------	------	------	------	------	--------	-------	------	------	------	------	------	------	--------	-------	------	------	------	------	------	-------	--------	-------	-------	------	------	------	------	------	--------	-------	------

AB	R	H	RBI	BB	SO	LOB
5	2	3	0	0	0	1
5	3	3	3	0	0	1
2	1	0	0	2	2	0
4	0	1	0	0	2	2
3	0	1	0	1	1	2
0	0	0	0	0	0	0
3	0	0	0	1	0	3
4	0	0	0	0	4	1
4	0	1	0	0	0	0
4	0	1	0	0	0	1

BOTTOM


Toronto Blue Jays @ Detroit Tigers
Tiger Stadium, Detroit, MI
Tue Oct 01 1985, 7:05 PM EDT
Att. 19,040 - Unknown

AB	34
R	6
H	10
RBI	3
BB	4
SO	9
LOB	11



WP: 1	PA: 38
PB: 0	
SB: 2	
CS: 0	

PITCHER	IP	WLS	BF	H	R	ER	SO	BB	IBB	HBP	BLK	WP	HR	S	P	ERA	WHIP
Doyle Alexander, R ERA: 3.54 (1, 1)	6.0	L	28	8	4	4	6	2	0	0	0	0	2	38	46	6.00	1.667
Gary Lavelle, L ERA: 3.14 (7, 1)	0.0		2	1	0	0	0	1	0	0	0	0	0	1	5	∞	∞
Dennis Lamp, R ERA: 3.38 (7, 1)	1.0		4	0	2	0	3	1	0	0	0	1	0	9	13	0.00	1.000
Bill Caudill, R ERA: 2.81 (8, 1)	1.0		4	1	0	0	0	0	0	0	0	0	0	4	4	0.00	1.000

Batter	1	2	3	4	5	6	7	8	9	AB R H RBI BB SO LOB	TOP											
Tony Fernandez, S (1, 6) OBP: 0.334, SLG: 0.382	0-0 F7		0-0 F7		0-0 F9		0-0 FC6-4			4 0 0 0 0 0 2												
Lloyd Moseby, L (1, 8) OBP: 0.343, SLG: 0.424	0-3 K			0-0 F8	0-0 4-3		0-0 4-3			4 0 0 0 0 1 2												
Rance Mulliniks, L (1, 5) Damaso Garcia, R (8, PH) OBP: 0.388, SLG: 0.462 OBP: 0.305, SLG: 0.382	0-0 F5			4-0 1B 1B BB		0-0 2B		0-3 K		2 1 1 0 1 0 0 1 0 0 0 0 1 0												
Willie Upshaw, L (1, 3) OBP: 0.342, SLG: 0.442		0-0 FC4-6 1B		0-0 1B 1-3		0-0 F7		0-0 F8		4 0 2 0 0 0 1												
Al Oliver, L (1, 10) Cliff Johnson, R (8, PH) OBP: 0.288, SLG: 0.358 OBP: 0.334, SLG: 0.419		0-0 FC4-6 FC6-4		0-0 1B 1-2		0-0 F7		0-0 F7		3 0 1 1 0 0 2 1 0 0 0 0 0 0												
George Bell, R (1, 7) OBP: 0.329, SLG: 0.484		0-0 FC6-4		0-0 F9		0-0 F4			0-0 6-3	4 0 0 0 0 0 4												
Ernie Whitt, L (1, 2) Cecil Fielder, R (9, PH) Ron Shepherd, R (9, PR) OBP: 0.327, SLG: 0.446 OBP: 0.346, SLG: 0.528 OBP: 0.176, SLG: 0.188		0-0 F8		0-3 K			0-0 HR		4-0 BB	3 1 1 1 0 1 3 0 0 0 0 0 1 0 0 0 0 0 0 0 0 0 0	AB 32 R 2 H 5 RBI 2 BB 4 SO 4 LOB 18											
Jesse Barfield, R (1, 9) OBP: 0.369, SLG: 0.540			0-0 F3		4-0 FC1-4 BB		4-0 FC6-4 BB		0-0 F4	2 0 0 0 2 0 1												
Garth Iorg, R (1, 4) Jeff Burroughs, R (9, PH) OBP: 0.359, SLG: 0.472 OBP: 0.368, SLG: 0.428			0-0 F9		0-0 FC1-4		0-0 F8		0-3 K	3 0 0 0 0 0 2 1 0 0 0 0 1 1												
Inning Stats	R: 0 E: 0 K: 1 S: 5	H: 0 LOB: 0 BB: 0 P: 5	R: 0 E: 0 K: 0 S: 4	H: 1 LOB: 1 BB: 0 P: 4	R: 0 E: 0 K: 0 S: 3	H: 0 LOB: 0 BB: 0 P: 3	R: 1 E: 0 K: 1 S: 7	H: 2 LOB: 2 BB: 1 P: 11	R: 0 E: 0 K: 0 S: 3	H: 0 LOB: 1 BB: 1 P: 7	R: 0 E: 0 K: 0 S: 4	H: 1 LOB: 1 BB: 0 P: 4	R: 1 E: 0 K: 0 S: 4	H: 1 LOB: 1 BB: 1 P: 8	R: 0 E: 0 K: 1 S: 5	H: 0 LOB: 0 BB: 0 P: 5	R: 0 E: 0 K: 1 S: 5	H: 0 LOB: 1 BB: 1 P: 9	1B: 3 2B: 1 3B: 0 HR: 1	SF: 0 SAC: 0 DP: 0 HBP: 0	WP: 0 PB: 0 SB: 1 CS: 0	PA: 36
PITCHER	IP WLS BF H R ER SO BB IBB HBP BLK WP HR S P ERA WHIP																					
Jack Morris, R (1, 1) ERA: 3.33	7.0 W 29 5 2 2 2 3 0 0 0 0 0 1 30 42 2.57 1.143																					
Chuck Cary, L (8, 1) ERA: 2.66	2.0 S 7 0 0 0 2 1 0 0 0 0 0 0 10 14 0.00 0.500																					

Toronto Blue Jays @ Detroit Tigers
Tiger Stadium, Detroit, MI
Wed Oct 02 1985, 7:05 PM EDT
Att: 19,802 - Unknown

livebaseballscorecards.com

Batter	1	2	3	4	5	6	7	8	9
Lou Whitaker, L (1, 4) OBP: 0.366, SLG: 0.462	0-0 E7 8-5		0-0 SF8		0-0 F9			0-0 4-3	
Darrell Evans, L (1, 3) OBP: 0.355, SLG: 0.527	0-0 8-5 2-3f		0-0 FC4-6 BB 1-2f			0-0 HR		0-0 F5	
Kirk Gibson, L (1, 9) OBP: 0.363, SLG: 0.520	0-0 4-3		4-0 BB 1-2			0-0 HR		0-0 6-3	
Lance Parrish, R (1, 2) OBP: 0.321, SLG: 0.471		0-3 K	0-0 F9			0-0 F8			
Johnny Grubb, L (1, 7) OBP: 0.335, SLG: 0.396		0-0 3-1		0-0 6-3		0-0 4-1			
Larry Herndon, R (7, 7) OBP: 0.296, SLG: 0.386									
Nelson Simmons, S (1, 10) OBP: 0.304, SLG: 0.404		0-3 K		0-0 1-3		0-0 1-3			
Chet Lemon, R (1, 8) OBP: 0.330, SLG: 0.429			0-0 1B 1B 1B	0-0 E3		0-0 F3			
Alan Trammell, R (1, 6) OBP: 0.314, SLG: 0.383			0-0 1B 1B SF8 1B		0-0 F2	0-0 5-3			
Tom Brookens, R (1, 5) OBP: 0.276, SLG: 0.367			0-0 FC4-6 1B 3-H		0-3 K	0-3 K			

Inning Stats	R: 0	H: 0	R: 0	H: 0	R: 0	H: 3	R: 0	H: 0	R: 2	H: 2	R: 0	H: 0	R: 0	H: 0	R: 0	H: 0	R: 0	H: 0
	E: 1	LOB: 0	E: 0	LOB: 0	E: 0	LOB: 2	E: 1	LOB: 1	E: 0	LOB: 0	E: 0	LOB: 0	E: 0	LOB: 0	E: 0	LOB: 0	E: 0	LOB: 0
	K: 0	BB: 0	K: 2	BB: 0	K: 0	BB: 1	K: 0	BB: 0	K: 1	BB: 0	K: 1	BB: 0	K: 1	BB: 0	K: 0	BB: 0	K: 0	BB: 0
	S: 3	P: 3	S: 7	P: 7	S: 6	P: 10	S: 3	P: 3	S: 5	P: 5	S: 5	P: 5	S: 5	P: 5	S: 3	P: 3	S: 3	P: 3

PITCHER	IP	WLS	BF	H	R	ER	SO	BB	IBB	HBP	BLK	WP	HR	S	P	ERA	WHIP												
Dave Stieb, R (1, 1) ERA: 2.48	8.0	L	30	5	4	4	4	1	0	0	0	0	2	37	41	4.50	0.750												

BOTTOM

AB	R	H	RBI	BB	SO	LOB
3	0	0	1	0	0	0
4	1	1	1	0	0	2
3	1	1	1	1	0	0
3	0	0	0	0	1	2
3	0	0	0	0	0	0
0	0	0	0	0	0	0
3	0	0	0	0	1	0
3	1	1	0	0	0	0
3	1	1	0	0	0	0
3	0	1	1	0	2	0

AB	28
R	4
H	5
RBI	4
BB	1
SO	4
LOB	4



WP	PA	ERA	WHIP
0	30		

Toronto Blue Jays @ Detroit Tigers
Tiger Stadium, Detroit, MI
 Wed Oct 02 1985, 7:05 PM EDT
 Att. 19,802 - Unknown

livebaseballscorecards.com

Batter	1	2	3	4	5	6	7	8	9	AB R H RBI BB SO LOB	TOP																												
Tony Fernandez, S (1, 6) OBP: 0.336, SLG: 0.382	0-0 4-3		4-0 BB			0-0 G4-6-3 BB 1B		0-3 K		3 0 1 0 1 1 0	Toronto Blue Jays @ Detroit Tigers Tiger Stadium, Detroit, MI Thu Oct 03 1985, 7:05 PM EDT Att. 23,381 - Unknown																												
Lloyd Moseby, L (1, 8) OBP: 0.344, SLG: 0.424	0-0 G3-4-1 1B		0-0 3-1			4-0 1-2 BB		0-3 K		3 0 1 0 1 1 2																													
Rance Mulliniks, L (1, 5) OBP: 0.384, SLG: 0.457	0-0 G3-4-1 1-2f			0-0 F6		0-0 G4-6-3 1-2f 2-3		0-0 F9		4 0 0 0 0 0 3																													
Willie Upshaw, L (1, 3) OBP: 0.341, SLG: 0.440		0-0 F8		0-0 G4-6-3 1B		0-0 4-3		0-0 5-3		4 0 1 0 0 0 1																													
Al Oliver, L (1, 10) OBP: 0.284, SLG: 0.352		0-0 5-3		0-0 G4-6-3 1-2f		0-0 4-3		0-0 4-3		4 0 0 0 0 0 1																													
George Bell, R (1, 7) OBP: 0.330, SLG: 0.484		0-0 5-3			0-0 WP S 1B		0-3 K		0-0 1B	4 0 2 0 0 1 0																													
Ernie Whitt, L (1, 2) OBP: 0.324, SLG: 0.442			0-0 F8		0-0 F8		0-0 E3 1B		0-0 F8	4 0 0 0 0 0 2																													
Jesse Barfield, R (1, 9) OBP: 0.371, SLG: 0.539			4-0 S BB		0-3 K		0-0 1-2 1B			2 0 1 0 1 1 1																													
Garth Iorg, R (1, 4) OBP: 0.356, SLG: 0.468 Rick Leach, L (7, PH) OBP: 0.265, SLG: 0.281 Manuel Lee, S (7, 4) OBP: 0.205, SLG: 0.184			0-3 K		0-3 K2-3		0-0 F7			2 0 0 0 0 2 2 1 0 0 0 0 0 2 0 0 0 0 0 0 0																													
Inning Stats	R: 0 E: 0 K: 0 S: 3	H: 1 LOB: 0 BB: 0 P: 3	R: 0 E: 0 K: 0 S: 3	H: 0 LOB: 0 BB: 0 P: 3	R: 0 E: 0 K: 1 S: 5	H: 0 LOB: 2 BB: 2 P: 13	R: 0 E: 0 K: 0 S: 3	H: 1 LOB: 0 BB: 0 P: 3	R: 0 E: 0 K: 0 S: 8	H: 1 LOB: 1 BB: 0 P: 8	R: 0 E: 0 K: 0 S: 3	H: 1 LOB: 1 BB: 1 P: 7	R: 0 E: 1 K: 1 S: 7	H: 1 LOB: 2 BB: 0 P: 7	R: 0 E: 0 K: 2 S: 7	H: 0 LOB: 0 BB: 0 P: 7	R: 0 E: 0 K: 0 S: 4	H: 1 LOB: 1 BB: 0 P: 4	1B: 6 2B: 0 3B: 0 HR: 0	SF: 0 SAC: 0 DP: 3 HBP: 0	WP: 1 PB: 0 SB: 2 CS: 0	PA: 34																	
PITCHER Walt Terrell, R (1, 1) ERA: 3.85	IP 9.0	WLS W	BF 34	H 6	R 0	ER 0	SO 6	BB 3	IBB 0	HBP 0	BLK 0	WP 1	HR 0	S 43	P 55	ERA 0.00	WHIP 1.000					PITCHER	IP	WLS	BF	H	R	ER	SO	BB	IBB	HBP	BLK	WP	HR	S	P	ERA	WHIP

livebaseballscorecards.com



Batter	1	2	3	4	5	6	7	8	9
Lou Whitaker, L (1, 4) OBP: 0.364, SLG: 0.459	0-0 6-3		0-3 K		0-0 F8			0-0 F8	
Darrell Evans, L (1, 3) OBP: 0.354, SLG: 0.524	0-0 F7			0-0 F6		4-0 G3-6-3 BB		0-3 K	
Kirk Gibson, L (1, 9) OBP: 0.361, SLG: 0.518	0-0 F5			0-0 F4		0-0 G3-6-3 1-2f			
Lance Parrish, R (1, 2) OBP: 0.321, SLG: 0.470		0-3 K		0-0 5-3		0-0 1B			
Johnny Grubb, L (1, 7) OBP: 0.341, SLG: 0.404 Larry Herndon, R (7, 7) OBP: 0.296, SLG: 0.386		0-0 3-1 2B			4-0 CS BB	0-0 G3			
Nelson Simmons, S (1, 10) OBP: 0.304, SLG: 0.401		0-0 3-1 2-3			4-0 FC6-4 1-2 3B BB		0-0 4-3		
Chet Lemon, R (1, 8) OBP: 0.330, SLG: 0.429		0-0 5-3			0-0 FC6-4 1-2 1B		0-0 6-3		
Alan Trammell, R (1, 6) OBP: 0.313, SLG: 0.381			0-0 5-3		0-0 FC6-4 1-2f 2-3 3B		0-0 F9		
Tom Brookens, R (1, 5) OBP: 0.276, SLG: 0.371			0-3 K		0-0 3B			0-0 F3	

Inning Stats	R: 0 E: 0 K: 0 S: 3	H: 0 LOB: 0 BB: 0 P: 3	R: 0 E: 0 K: 1 S: 6	H: 1 LOB: 1 BB: 0 P: 6	R: 0 E: 0 K: 2 S: 7	H: 0 LOB: 0 BB: 0 P: 7	R: 0 E: 0 K: 0 S: 3	H: 0 LOB: 0 BB: 0 P: 3	R: 2 E: 0 K: 0 S: 4	H: 2 LOB: 1 BB: 2 P: 12	R: 0 E: 0 K: 0 S: 3	H: 1 LOB: 1 BB: 1 P: 7	R: 0 E: 0 K: 0 S: 3	H: 0 LOB: 0 BB: 0 P: 3	R: 0 E: 0 K: 1 S: 5	H: 0 LOB: 0 BB: 0 P: 5
1B: 2 2B: 1 3B: 1 HR: 0	SF: 0 SAC: 0 DP: 1 HBP: 0	WP: 0 PA: 29														

PITCHER	IP	WLS	BF	H	R	ER	SO	BB	IBB	HBP	BLK	WP	HR	S	P	ERA	WHIP
Jim Clancy, R (1, 1) ERA: 3.78	4.2	L	18	3	2	2	3	2	0	0	0	0	0	22	30	3.86	1.071
Gary Lavelle, L (5, 1) ERA: 3.1	1.0		3	0	0	0	0	1	0	0	0	0	0	2	6	0.00	1.000
Dennis Lamp, R (6, 1) ERA: 3.33	1.1		5	1	0	0	0	0	0	0	0	0	0	5	5	0.00	0.750
Tom Henke, R (8, 1) ERA: 1.88	1.0		3	0	0	0	1	0	0	0	0	0	0	5	5	0.00	0.000

BOTTOM

Toronto Blue Jays @ Detroit Tigers
Tiger Stadium, Detroit, MI
Thu Oct 03 1985, 7:05 PM EDT
Att. 23,381 - Unknown

livebaseballscorecards.com

AB	26
R	2
H	4
RBI	2
BB	3
SO	4
LOB	7



Batter	1	2	3	4	5	6	7	8	9	AB R H RBI BB SO LOB	TOP											
Lou Whitaker, L (1, 4) OBP: 0.363, SLG: 0.458	0-0 1-3		0-0 F7		0-0 F7		0-0 2B		0-0 F8	5 0 1 0 0 0 1												
Alan Trammell, R (1, 6) Doug Baker, S (7, 6) OBP: 0.312, SLG: 0.380 OBP: 0.158, SLG: 0.211	0-0 F8		0-0 1B		0-3 K		0-0 F3			4 0 1 0 0 1 2 0 0 0 0 0 0 0												
Kirk Gibson, L (1, 9) OBP: 0.361, SLG: 0.517	0-0 1-3		0-0 F6		0-0 2B			0-0 6-3		4 0 1 1 0 0 1												
Lance Parrish, R (1, 10) OBP: 0.320, SLG: 0.469		0-0 F5		0-0 1B		0-0 F7		0-0 F6		4 0 1 0 0 0 1												
Larry Herndon, R (1, 7) OBP: 0.299, SLG: 0.388		0-0 1B		0-0 1B		0-0 6-3		4-0 BB		3 0 2 0 1 0 0												
Darrell Evans, L (1, 3) OBP: 0.352, SLG: 0.520		0-0 F8		0-0 F4		0-0 F5		0-0 F5		4 0 0 0 0 0 4												
Chet Lemon, R (1, 8) OBP: 0.329, SLG: 0.427		0-0 1B		0-3 K		0-0 F6			0-0 F7	4 0 1 0 0 1 2												
Tom Brookens, R (1, 5) OBP: 0.276, SLG: 0.376		0-0 F3		0-0 F5			0-0 F6		0-0 HR	4 1 1 1 0 0 4												
Bob Melvin, R (1, 2) Barbaro Garbey, R (9, PH) OBP: 0.238, SLG: 0.295 OBP: 0.302, SLG: 0.364			0-0 F7		0-0 2B		0-0 F9		0-0 F7	3 1 1 0 0 0 0 1 0 0 0 0 0 0												
Inning Stats	R: 0 E: 0 K: 0 S: 3	H: 0 LOB: 0 BB: 0 P: 3	R: 0 E: 0 K: 0 S: 5	H: 2 LOB: 2 BB: 0 P: 5	R: 0 E: 0 K: 0 S: 4	H: 1 LOB: 1 BB: 0 P: 4	R: 0 E: 0 K: 1 S: 7	H: 2 LOB: 2 BB: 0 P: 7	R: 0 E: 0 K: 1 S: 7	H: 2 LOB: 1 BB: 0 P: 7	R: 0 E: 0 K: 0 S: 3	H: 0 LOB: 0 BB: 0 P: 3	R: 0 E: 0 K: 0 S: 4	H: 1 LOB: 1 BB: 0 P: 4	R: 0 E: 0 K: 0 S: 3	H: 0 LOB: 1 BB: 1 P: 7	R: 1 E: 0 K: 0 S: 4	H: 1 LOB: 0 BB: 0 P: 4	1B: 6 2B: 2 3B: 0 HR: 1	SF: 0 SAC: 0 DP: 0 HBP: 0	WP: 0 PB: 0 SB: 0 CS: 0	PA: 37
PITCHER Scott McGregor, L (1, 1) ERA: 4.81	IP: 9.0 WLS: W BF: 37 H: 9 R: 2 ER: 2 SO: 2 BB: 1 IBB: 0 HBP: 0 BLK: 0 WP: 0 HR: 1 S: 40 P: 44 ERA: 2.00 WHIP: 1.111											PITCHER	IP: 9.0 WLS: W BF: 37 H: 9 R: 2 ER: 2 SO: 2 BB: 1 IBB: 0 HBP: 0 BLK: 0 WP: 0 HR: 1 S: 40 P: 44 ERA: 2.00 WHIP: 1.111									

Detroit Tigers @ Baltimore Orioles
 Memorial Stadium, Baltimore, MD
 Fri Oct 04 1985, 7:05 PM EDT
 Att. 18,827 - Unknown

livebaseballscorecards.com

AB	36
R	2
H	9
RBI	2
BB	1
SO	2
LOB	15



Batter	1	2	3	4	5	6	7	8	9	AB R H RBI BB SO LOB
Alan Wiggins, S OBP: 0.324, SLG: 0.317 (1, 4)	4-0 S 3-1 BB		0-0 5-3	0-0 F7			0-0 2B 1B			3 1 1 0 1 0 0
Jim Dwyer, L OBP: 0.353, SLG: 0.403 (1, 9)	0-0 F8		4-0 FC6-4 BB	0-0 F9			0-0 1-3 2B			3 0 1 0 1 0 1
Cal Ripken Jr., R OBP: 0.345, SLG: 0.460 (1, 6)	0-0 3-1 1-H		0-0 FC6-4 BB HR		0-0 5-3		0-0 F8			4 1 0 1 0 0 3
Eddie Murray, S OBP: 0.386, SLG: 0.529 (1, 3)	0-0 1-3		4-0 1-2 HR BB		0-0 3-1		4-0 BB			2 1 0 0 2 0 0
Fred Lynn, L OBP: 0.341, SLG: 0.453 (1, 8)		4-0 1B 2B BB	0-0 1-H 2-H HR		0-0 3-1		0-0 F6			3 2 1 3 1 0 3
Mike Young, S OBP: 0.347, SLG: 0.518 (1, 7)		0-0 L3 1B	0-0 1B 1B		0-0 1-3		0-0 F7			4 0 2 0 0 0 0
Larry Sheets, L OBP: 0.325, SLG: 0.445 (1, 10)		0-0 L3 1-2	0-0 1-3 1B		0-0 F7		0-3 K			4 0 1 0 0 1 2
Floyd Rayford, R OBP: 0.326, SLG: 0.520 (1, 5)		0-0 3-H 2B	0-0 F6		0-0 6-3		0-0 F8			4 0 1 1 0 0 2
Rick Dempsey, R OBP: 0.342, SLG: 0.406 (1, 2)		0-3 K		0-0 6-3			0-0 F5			3 0 0 0 0 1 1

Inning Stats	R: 1	H: 0	E: 0	K: 0	S: 3	LOB: 0	BB: 1	P: 7	R: 1	H: 2	E: 0	K: 1	S: 6	LOB: 1	BB: 1	P: 10	R: 3	H: 3	E: 0	K: 0	S: 6	LOB: 2	BB: 2	P: 14	R: 0	H: 0	E: 0	K: 0	S: 3	LOB: 0	BB: 0	P: 3	R: 0	H: 0	E: 0	K: 0	S: 3	LOB: 0	BB: 0	P: 3	R: 0	H: 2	E: 0	K: 0	S: 5	LOB: 3	BB: 1	P: 9	R: 0	H: 0	E: 0	K: 1	S: 5	LOB: 0	BB: 0	P: 5
--------------	------	------	------	------	------	--------	-------	------	------	------	------	------	------	--------	-------	-------	------	------	------	------	------	--------	-------	-------	------	------	------	------	------	--------	-------	------	------	------	------	------	------	--------	-------	------	------	------	------	------	------	--------	-------	------	------	------	------	------	------	--------	-------	------


PITCHER	IP	WLS	BF	H	R	ER	SO	BB	IBB	HBP	BLK	WP	HR	S	P	ERA	WHIP
Dan Petry, R ERA: 3.36 (1, 1)	2.2	L	16	5	5	5	1	4	0	0	0	0	1	14	30	16.88	3.375
Randy O'Neal, R ERA: 3.24 (3, 1)	5.1		19	2	0	0	1	1	0	0	0	0	0	20	24	0.00	0.562

BOTTOM

Detroit Tigers @ Baltimore Orioles
Memorial Stadium, Baltimore, MD
 Fri Oct 04 1985, 7:05 PM EDT
 Att. 18,827 - Unknown

livebaseballscorecards.com

AB	30
R	5
H	7
RBI	5
BB	5
SO	2
LOB	12



1B: 4	SF: 0	WP: 0	PA: 35
2B: 3	SAC: 0	PB: 0	
3B: 0	DP: 1	SB: 2	
HR: 1	HBP: 0	CS: 0	

Batter	1	2	3	4	5	6	7	8	9	AB R H RBI BB SO LOB	TOP																									
Lou Whitaker, L (1, 4) OBP: 0.363, SLG: 0.458	0-0 E4 1B	0-3 K		0-0 F9		0-0 F4		0-0 1-3 1B		5 1 2 0 0 1 3																										
Tom Brookens, R (1, 5) OBP: 0.278, SLG: 0.377 Dave Bergman, L (8, PH) OBP: 0.250, SLG: 0.257 Marty Castillo, R (8, 5) OBP: 0.138, SLG: 0.214	0-0 1B	0-0 1B 1-2 2-3 1B		0-3 K		0-0 6-3		0-3 K		4 0 2 1 0 1 1 1 0 0 0 0 1 2 0 0 0 0 0 0 0																										
Kirk Gibson, L (1, 9) OBP: 0.364, SLG: 0.517	4-0 HR BB	0-0 S 1B			4-0 BB S BB	4-0 IBB		0-0 3-1		2 1 1 2 3 0 2																										
Lance Parrish, R (1, 10) OBP: 0.321, SLG: 0.479	0-0 1-H HR	0-0 5-3 1-2		0-0 6-3 1-2		0-3 K				5 2 2 3 0 1 5																										
Larry Herndon, R (1, 7) OBP: 0.298, SLG: 0.385	0-0 4-3			0-0 F9		0-0 F9		0-0 S 1B		5 0 1 0 0 0 1																										
Darrell Evans, L (1, 3) OBP: 0.352, SLG: 0.517	0-3 K			0-0 G3		4-0 BB IBB		0-0 F8		3 0 0 0 2 1 1																										
Chet Lemon, R (1, 8) OBP: 0.330, SLG: 0.426		0-0 5-3		0-0 1B BLK 1B		4-0 1-2 2-3 BB		0-0 5-3 1-2		4 0 1 0 1 1 2																										
Bob Melvin, R (1, 2) OBP: 0.247, SLG: 0.293		4-0 1B 1B 1B BB		0-0 1-3 1B		0-0 F9		0-3 K		4 1 1 0 1 2 5																										
Doug Baker, S (1, 6) OBP: 0.182, SLG: 0.227 Johnny Grubb, L (8, PH) OBP: 0.344, SLG: 0.404 Alejandro Sanchez, R (8, PR) OBP: 0.248, SLG: 0.459 Doug Flynn, R (8, 6) OBP: 0.241, SLG: 0.316		0-0 1-2 1B 1B		0-0 F5		0-0 E3		4-0 1B BB		3 1 1 0 0 0 0 0 0 0 0 1 0 0 0 0 0 0 0 0 0 0 0 0 0 0 0 0																										
Inning Stats	R: 3 E: 1 K: 1 S: 7	H: 3 LOB: 0 BB: 1 P: 11	R: 2 E: 0 K: 1 S: 8	H: 3 LOB: 2 BB: 1 P: 12	R: 0 E: 0 K: 0 S: 4	H: 2 LOB: 2 BB: 0 P: 4	R: 0 E: 0 K: 1 S: 5	H: 0 LOB: 0 BB: 0 P: 5	R: 0 E: 0 K: 0 S: 3	H: 0 LOB: 3 BB: 3 P: 15	R: 0 E: 1 K: 1 S: 6	H: 0 LOB: 2 BB: 1 P: 10	R: 0 E: 0 K: 1 S: 6	H: 1 LOB: 1 BB: 0 P: 6	R: 0 E: 0 K: 1 S: 5	H: 1 LOB: 2 BB: 1 P: 9	R: 1 E: 0 K: 2 S: 8	H: 1 LOB: 1 BB: 1 P: 12	1B: 9 2B: 0 3B: 0 HR: 2	SF: 0 SAC: 0 DP: 0 HBP: 0	WP: 0 PB: 0 SB: 3 CS: 0	PA: 44														
PITCHER	IP WLS BF H R ER SO BB IBB HBP BLK WP HR S P ERA WHIP																			PITCHER	IP WLS BF H R ER SO BB IBB HBP BLK WP HR S P ERA WHIP															
Mike Flanagan, L (1, 1) ERA: 5.13	1.2		12	6	5	5	2	2	0	0	0	0	1	14	22	27.00	4.800																			
Ken Dixon, R (2, 1) ERA: 3.67	5.1		24	3	0	0	3	3	2	0	1	0	0	25	45	0.00	1.125																			
Don Aase, R (8, 1) ERA: 3.78	2.0	W	8	2	1	1	3	1	0	0	0	0	1	13	17	4.50	1.500																			

Detroit Tigers @ Baltimore Orioles
Memorial Stadium, Baltimore, MD

Sat Oct 05 1985, 7:05 PM EDT
Att: 21,094 - Unknown

livebaseballscorecards.com

AB	36
R	6
H	11
RBI	6
BB	8
SO	8
LOB	22



BOTTOM

Detroit Tigers @ Baltimore Orioles
Memorial Stadium, Baltimore, MD
 Sat Oct 05 1985, 7:05 PM EDT
 Att. 21,094 - Unknown

livebaseballscores.com

AB	30
R	7
H	6
RBI	7
BB	6
SO	8
LOB	10



AB	R	H	RBI	BB	SO	LOB
4	0	2	2	0	0	0
2	0	0	0	1	1	1
2	1	1	2	0	0	2
3	1	1	1	1	0	1
4	1	1	0	0	1	3
4	0	0	0	0	3	1
2	1	0	0	2	1	0
2	0	0	0	0	1	0
1	1	0	0	0	0	1
3	1	0	1	1	1	1
2	0	0	0	0	0	0
1	0	1	1	1	0	0
0	1	0	0	0	0	0

Batter	1	2	3	4	5	6	7	8	9
Alan Wiggins, S (1, 4) OBP: 0.326, SLG: 0.319	0-0 5-3		0-0 1B			0-0 6-3	0-0 BB 1B		0-0 SH1-4
Jim Dwyer, L (1, 9) OBP: 0.353, SLG: 0.399 Gary Roenicke, R (7, PH) OBP: 0.340, SLG: 0.457	0-3 K		0-0 F6			4-0 BB	0-0 F2		0-0 HR
Cal Ripken Jr., R (1, 6) OBP: 0.346, SLG: 0.464	0-0 HR			0-0 F8		0-0 F6	4-0 BB		
Eddie Murray, S (1, 3) OBP: 0.385, SLG: 0.527	0-3 K			0-0 5-3			HBP BB 1B		
Fred Lynn, L (1, 8) OBP: 0.339, SLG: 0.449		0-0 F9		0-3 K			0-3 K	0-3 K	
Mike Young, S (1, 7) OBP: 0.349, SLG: 0.516		0-0 F7			0-3 K		4-0 BB HBP BB	4-0 BB	
Larry Sheets, L (1, 10) OBP: 0.323, SLG: 0.442 Lee Lacy, R (7, PH) OBP: 0.344, SLG: 0.408		0-3 K			0-0 F5		1-0 BB BB 1B HBP	0-0 L4	
Floyd Rayford, R (1, 5) OBP: 0.325, SLG: 0.515			0-3 K		0-0 F9		4-0 BB 1B BB	0-0 F9	
Al Pardo, S (1, 2) OBP: 0.167, SLG: 0.147 Rick Dempsey, R (7, PH) OBP: 0.345, SLG: 0.408			0-0 3-1			0-0 F8	4-0 BB 1B BB		0-0 SH1-4 HR 1B
Lenn Sakata, R (9, PR) OBP: 0.280, SLG: 0.355									

Inning	R	H	E	K	S	H	LOB	BB	P
1	1	1	0	2	8	0	0	0	8
2	0	0	0	1	5	0	0	0	5
3	0	1	0	1	6	0	0	0	6
4	0	0	0	1	5	0	0	0	5
5	0	0	0	1	5	0	0	0	5
6	0	0	0	1	7	0	1	1	7
7	4	2	0	1	24	2	3	4	24
8	0	0	0	1	9	0	1	1	9
9	2	2	0	3	3	0	1	0	3

PITCHER	IP	WLS	BF	H	R	ER	SO	BB	IBB	HBP	BLK	WP	HR	S	P	ERA	WHIP
Juan Berenguer, R (1, 1) ERA: 5.59	6.1		24	3	3	3	7	2	0	0	0	0	1	36	44	4.26	0.789
Chuck Cary, L (7, 1) ERA: 3.42	0.0		4	1	2	2	0	2	0	1	0	0	0	1	10	∞	∞
Bob Stoddard, R (7, 1) ERA: 6.75	0.1		2	0	0	0	0	1	0	0	0	0	0	1	5	0.00	3.000
Bill Scherrer, L (7, 1) ERA: 4.36	1.2	L	8	2	2	2	1	1	0	0	0	0	1	9	13	10.80	1.800

PITCHER	IP	WLS	BF	H	R	ER	SO	BB	IBB	HBP	BLK	WP	HR	S	P	ERA	WHIP
Juan Berenguer, R (1, 1) ERA: 5.59	6.1		24	3	3	3	7	2	0	0	0	0	1	36	44	4.26	0.789
Chuck Cary, L (7, 1) ERA: 3.42	0.0		4	1	2	2	0	2	0	1	0	0	0	1	10	∞	∞
Bob Stoddard, R (7, 1) ERA: 6.75	0.1		2	0	0	0	0	1	0	0	0	0	0	1	5	0.00	3.000
Bill Scherrer, L (7, 1) ERA: 4.36	1.2	L	8	2	2	2	1	1	0	0	0	0	1	9	13	10.80	1.800

Batter	1	2	3	4	5	6	7	8	9	AB R H RBI BB SO LOB	TOP											
Lou Whitaker, L (1, 4) OBP: 0.362, SLG: 0.456	0-0 F9		0-0 F9	0-0 SF8		0-0 E 1B		0-0 4-3		4 1 1 1 0 0 0												
Darrell Evans, L (1, 3) OBP: 0.356, SLG: 0.519	0-0 F8		0-0 1B	4-0 BB		0-0 E9 2B 1B		0-0 1B 1B		4 1 3 1 1 0 0												
Kirk Gibson, L (1, 9) OBP: 0.364, SLG: 0.518	0-0 3-1		0-0 4-3	0-0 4-3		0-0 1B 2B		0-0 1-2 1B		5 1 2 1 0 0 3												
Lance Parrish, R (1, 2) OBP: 0.323, SLG: 0.479		0-0 5-3		1-0 1B 2B HBP	0-0 CS 1B	0-0 G6-4-3 1B		0-3 K		4 1 2 1 0 1 2												
Johnny Grubb, L (1, 7) OBP: 0.342, SLG: 0.400		0-0 6-3		0-0 2B FC5 1B	0-3 K	0-0 G6-4-3		0-3 K		4 1 1 0 0 1 2												
Larry Herndon, R (6, 7) OBP: 0.298, SLG: 0.385				1-3 FC5 1B		1-2f				1 0 0 0 0 1 2												
Nelson Simmons, S (1, 10) OBP: 0.306, SLG: 0.402		4-0 HR BB		0-0 FC5 1B 2B	0-3 K		0-0 4-3		0-3 K	4 2 1 1 1 2 1												
Chet Lemon, R (1, 8) OBP: 0.334, SLG: 0.439		0-0 HR		0-0 FC5 1B SF8		0-0 HR	4-0 FC6-4 BB	4-0 FC5-4 BB		3 3 2 4 2 0 1												
Tom Brookens, R (1, 5) OBP: 0.277, SLG: 0.375		0-0 F8		0-0 SF8 S 1B		0-0 6-3	0-0 FC6-4	0-0 FC5-4		5 0 1 1 0 0 2												
Doug Baker, S (1, 6) OBP: 0.185, SLG: 0.222			0-0 3-1	0-0 F4		0-0 1B 1B	0-0 G3	0-0 4-3		5 1 1 0 0 0 4												
Inning Stats	R: 0 E: 0 K: 0 S: 3	H: 0 LOB: 0 BB: 0 P: 3	R: 2 E: 0 K: 0 S: 4	H: 1 LOB: 0 BB: 1 P: 8	R: 0 E: 0 K: 0 S: 4	H: 1 LOB: 1 BB: 0 P: 4	R: 4 E: 0 K: 0 S: 7	H: 3 LOB: 2 BB: 1 P: 12	R: 0 E: 0 K: 2 S: 7	H: 1 LOB: 1 BB: 0 P: 7	R: 5 E: 1 K: 0 S: 8	H: 6 LOB: 0 BB: 0 P: 8	R: 0 E: 0 K: 0 S: 3	H: 0 LOB: 1 BB: 1 P: 7	R: 0 E: 0 K: 2 S: 9	H: 2 LOB: 2 BB: 0 P: 9	R: 0 E: 1 K: 1 S: 5	H: 0 LOB: 1 BB: 1 P: 9	1B: 10 2B: 3 3B: 0 HR: 2	SF: 1 SAC: 0 DP: 2 HBP: 1	WP: 0 PB: 0 SB: 1 CS: 1	PA: 45
PITCHER	IP WLS BF H R ER SO BB IBB HBP BLK WP HR S P ERA WHIP																					
Dennis Martinez, R (1, 1) ERA: 5.15	3.0 L 15 4 5 5 0 1 0 1 0 0 0 1 13 18 15.00 1.667																					
Sammy Stewart, R (4, 1) ERA: 3.61	2.1 13 5 4 4 2 1 0 0 0 0 0 1 16 20 15.43 2.571																					
Brad Havens, L (6, 1) ERA: 8.79	0.0 2 2 1 1 0 0 0 0 0 0 0 0 2 2 ∞ ∞																					
Nate Snell, R (6, 1) ERA: 2.69	2.2 11 3 1 1 2 1 0 0 0 0 0 0 14 18 3.38 1.500																					
Eric Bell, L (9, 1) ERA: 4.76	1.0 4 0 0 0 0 1 1 0 0 0 0 0 5 9 0.00 1.000																					

Detroit Tigers @ Baltimore Orioles
 Memorial Stadium, Baltimore, MD
 Sun Oct 06 1985, 3:33 AM EDT
 Att: 22,295 - Unknown

livebaseballscorecards.com

AB	39
R	11
H	14
RBI	10
BB	4
SO	5
LOB	17



Batter	1	2	3	4	5	6	7	8	9	AB	R	H	RBI	BB	SO	LOB
Lenn Sakata, R OBP: 0.279, SLG: 0.351 (1, 4)	0-3 K		0-3 K		0-0 L4		0-0 1-2 1B			4	0	1	0	0	2	1
Lee Lacy, R OBP: 0.343, SLG: 0.409 (1, 9)	0-3 K		0-0 5-3		0-0 1-3 2B		0-0 L5			4	0	1	0	0	1	2
Cal Ripken Jr., R OBP: 0.347, SLG: 0.469 (1, 6)	0-0 FC5-4 1B		0-0 HR		0-0 F9		0-0 F7			4	1	2	1	0	0	2
Eddie Murray, S OBP: 0.383, SLG: 0.523 (1, 3)	0-0 FC5-4 1-2f		0-0 F9		0-0 F4		0-0 F8			4	0	0	0	0	0	1
Mike Young, S OBP: 0.348, SLG: 0.513 (1, 7)		0-0 HR 1B		0-0 G3		0-0 F7		0-3 K		4	1	1	0	0	1	0
Floyd Rayford, R OBP: 0.324, SLG: 0.521 (1, 5)		0-0 HR		0-0 5-3		0-0 1-3		0-0 F8		4	1	1	2	0	0	0
Gary Roenicke, R OBP: 0.342, SLG: 0.458 (1, 8)		0-3 K		0-3 K		0-0 FC6-4 1B		0-0 1B		4	0	2	0	0	2	0
Rick Dempsey, R OBP: 0.345, SLG: 0.406 (1, 2)		0-0 F8		0-0 FC4-6 1B		0-3 K		0-0 F9		4	0	1	0	0	1	2
Leo Hernandez, R OBP: 0.048, SLG: 0.048 (1, 10)		0-3 K		0-0 FC4-6 2B 1-2f		0-0 FC6-4 1B 1-2f		0-0 5-3		4	0	0	0	0	1	3

Inning Stats	R: 0 E: 0 K: 2 S: 8	H: 1 LOB: 1 BB: 0 P: 8	R: 2 E: 0 K: 2 S: 9	H: 2 LOB: 0 BB: 0 P: 9	R: 1 E: 0 K: 1 S: 6	H: 1 LOB: 0 BB: 0 P: 6	R: 0 E: 0 K: 1 S: 5	H: 0 LOB: 0 BB: 0 P: 5	R: 0 E: 0 K: 0 S: 3	H: 0 LOB: 0 BB: 0 P: 3	R: 0 E: 0 K: 1 S: 7	H: 2 LOB: 2 BB: 0 P: 7	R: 0 E: 0 K: 1 S: 5	H: 0 LOB: 0 BB: 0 P: 5	R: 0 E: 0 K: 0 S: 4	H: 1 LOB: 1 BB: 0 P: 4	1B: 6 2B: 1 3B: 0 HR: 2	SF: 0 SAC: 0 DP: 0 HBP: 0	WP: 0 PB: 0 SB: 0 CS: 0	PA: 36	
PITCHER Frank Tanana, L ERA: 4.27 (1, 1)	IP 9.0	WLS W	BF 36	H 9	R 3	ER 3	SO 8	BB 0	IBB 0	HBP 0	BLK 0	WP 0	HR 2	S 52	P 52	ERA 3.00	WHIP 1.000				
PITCHER	IP	WLS	BF	H	R	ER	SO	BB	IBB	HBP	BLK	WP	HR	S	P	ERA	WHIP				

DETROIT TIGERS @ BALTIMORE ORIOLES
Memorial Stadium, Baltimore, MD
 Sun Oct 06 1985, 3:33 AM EDT
 Att. 22,295 - Unknown

AB	36
R	3
H	9
RBI	3
BB	0
SO	8
LOB	11

