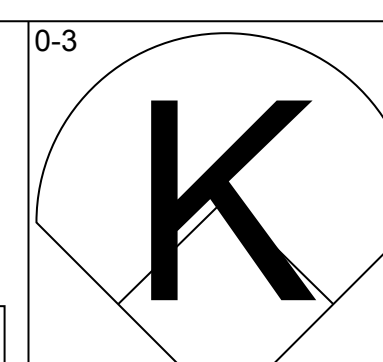
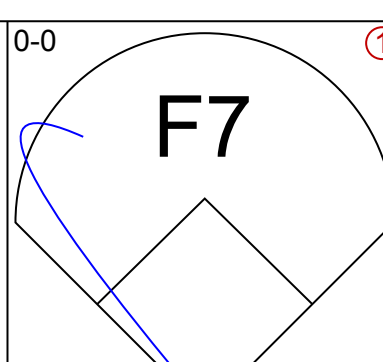
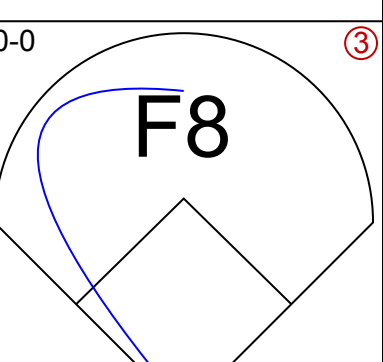
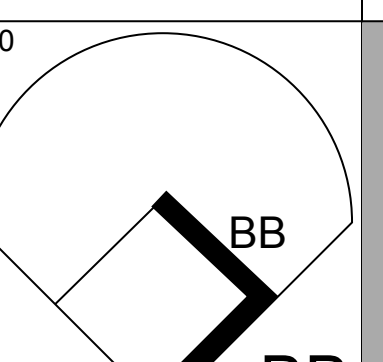
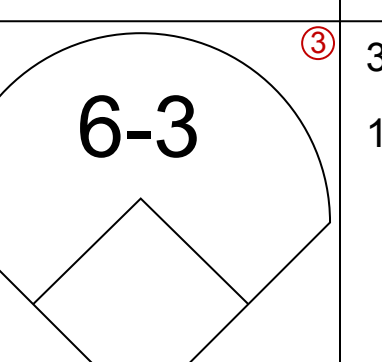
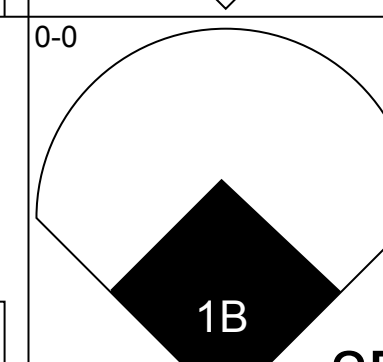
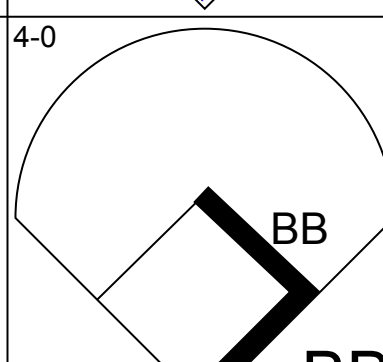
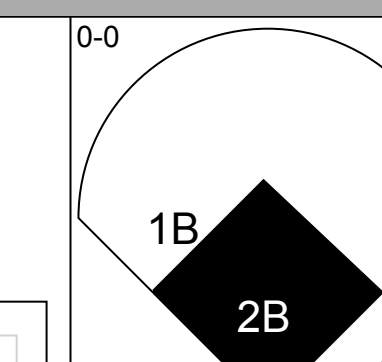
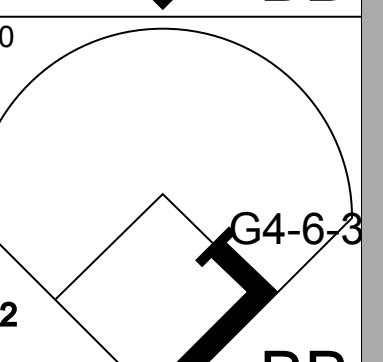
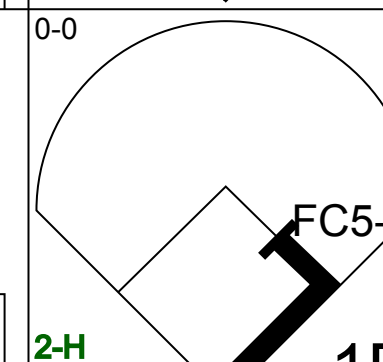
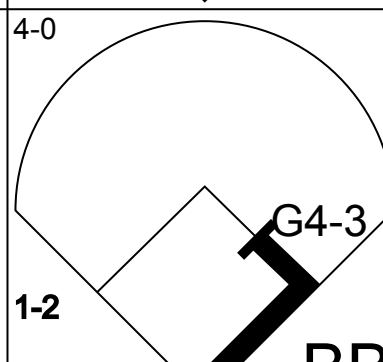
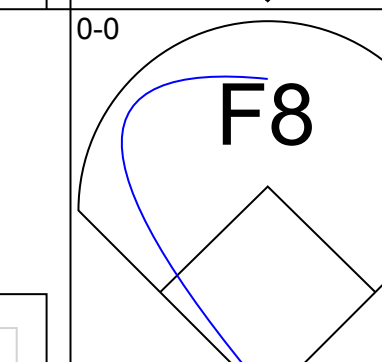
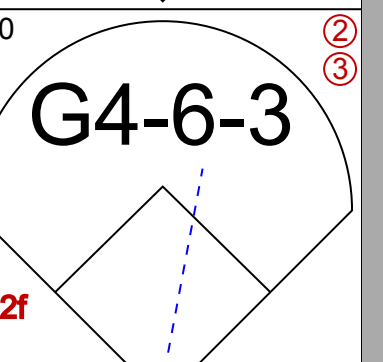
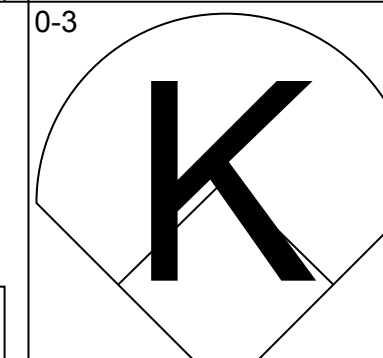
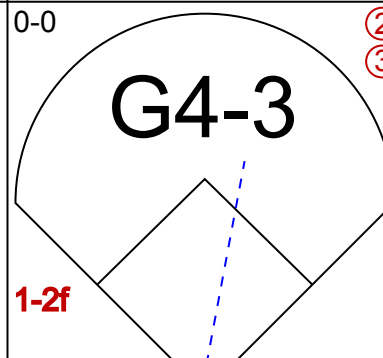
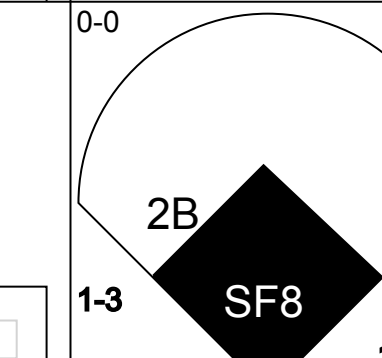
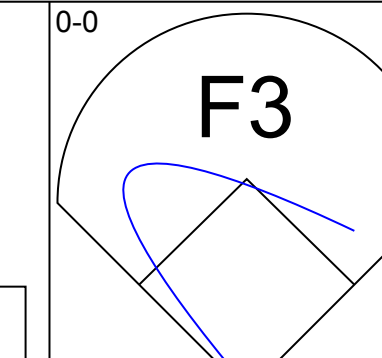
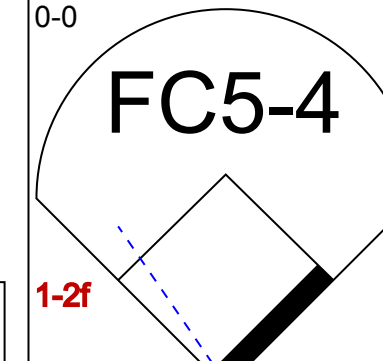
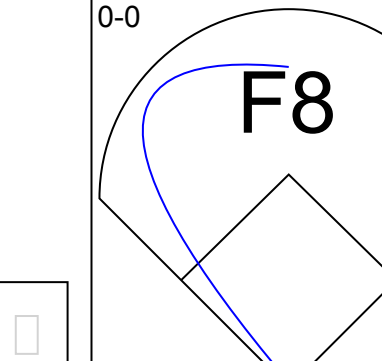
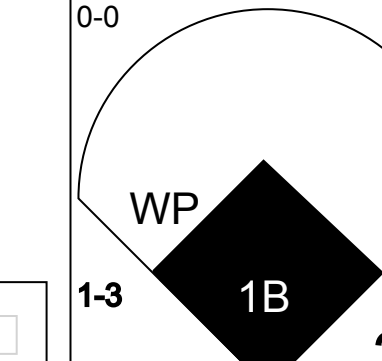
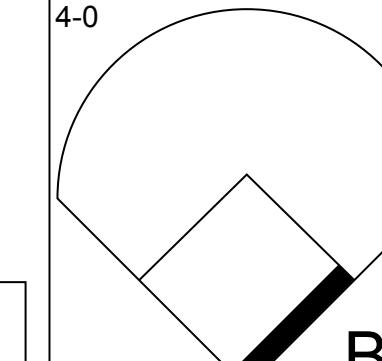
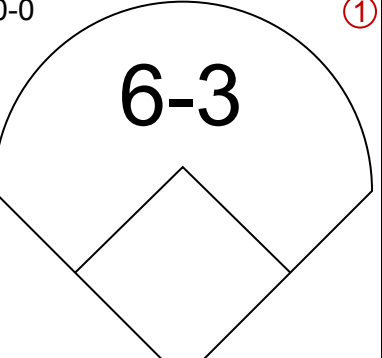
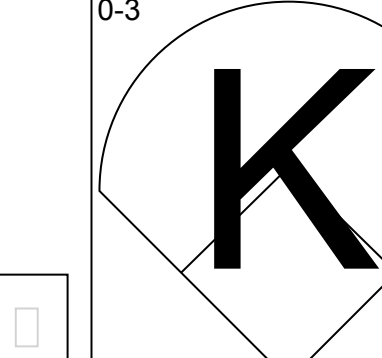
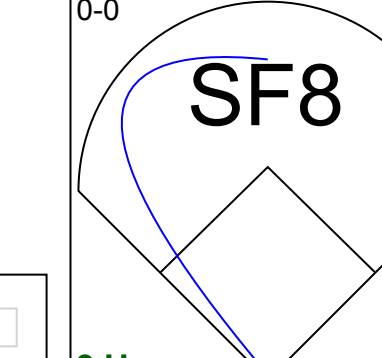
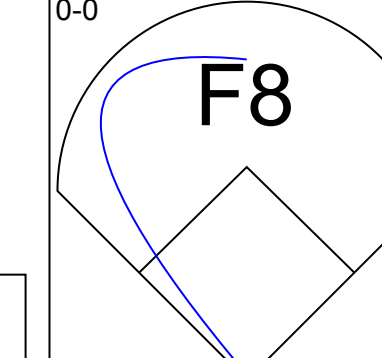
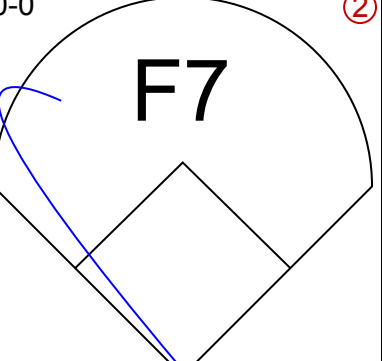
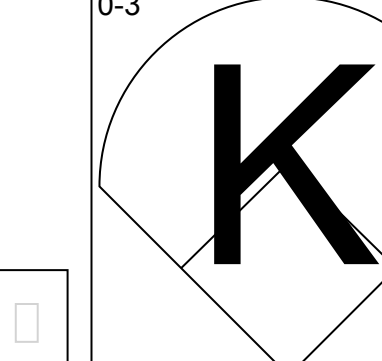
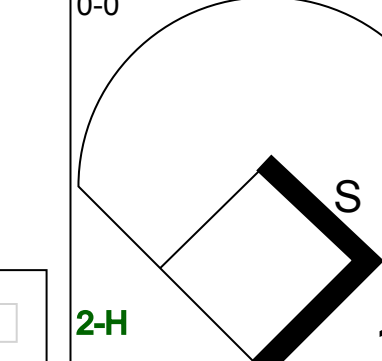
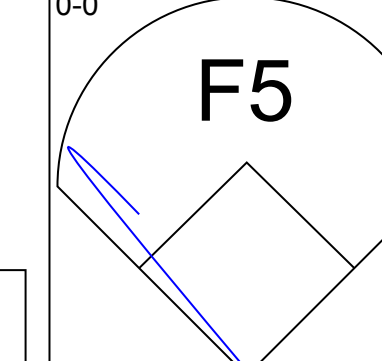
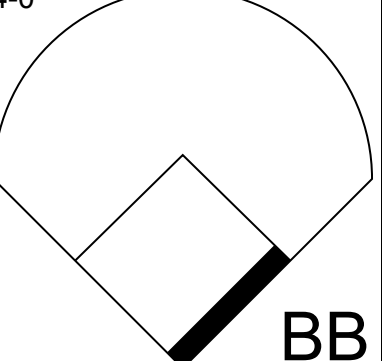
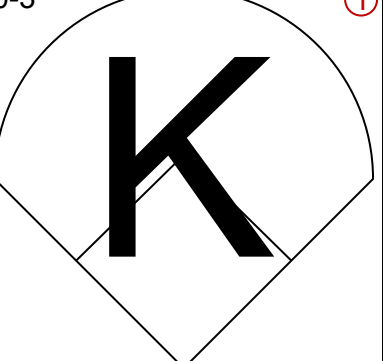
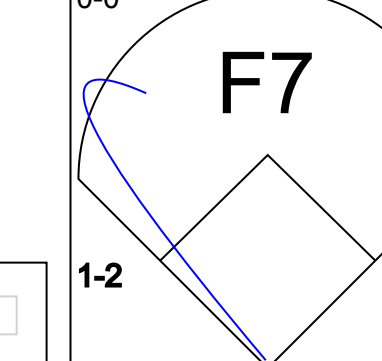
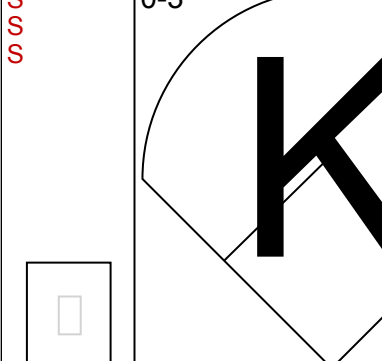

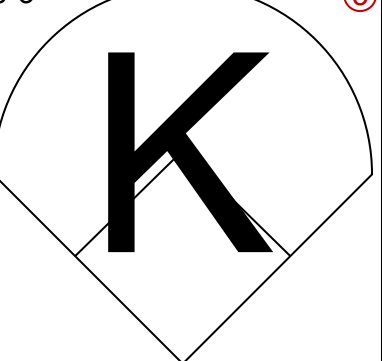
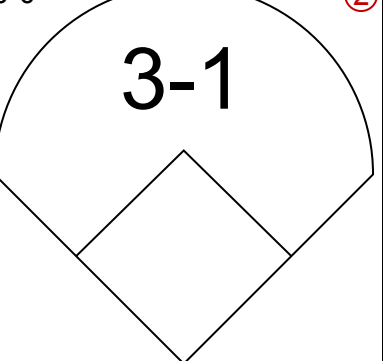
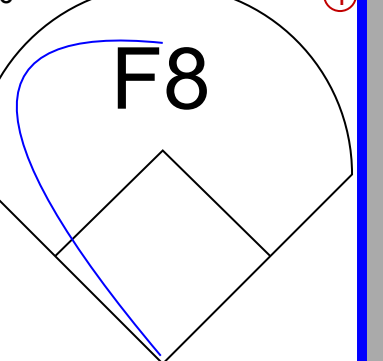
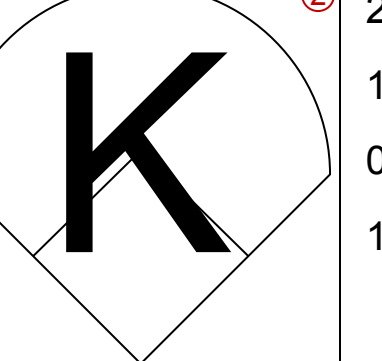
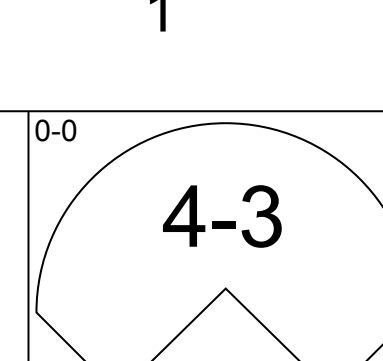
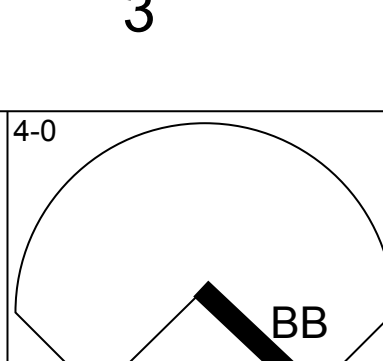
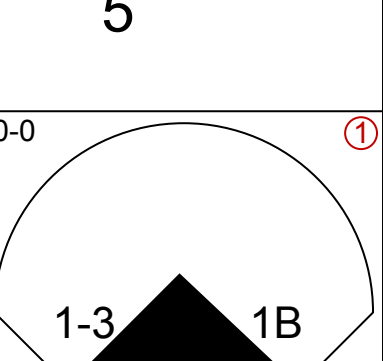
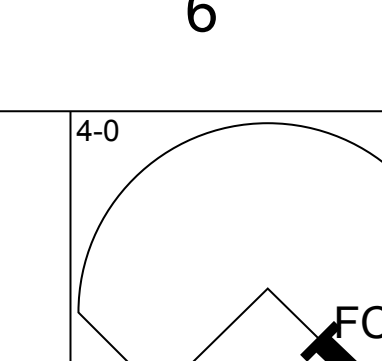
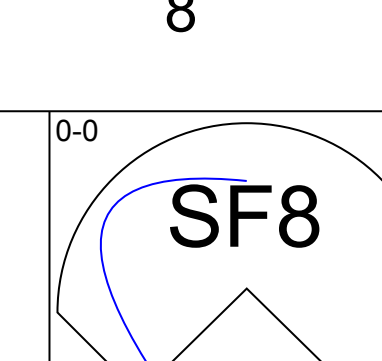
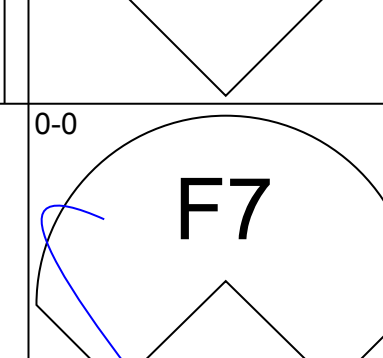
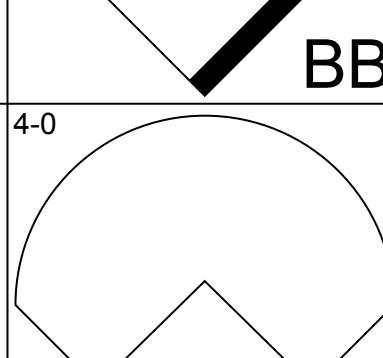
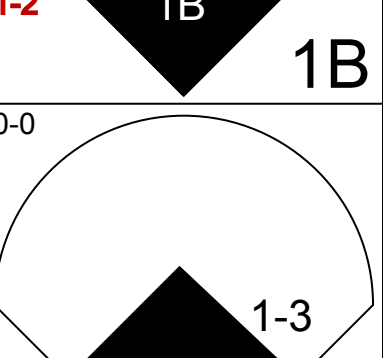
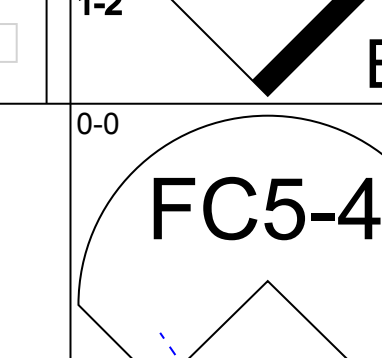
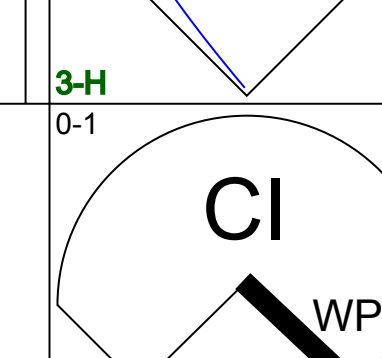
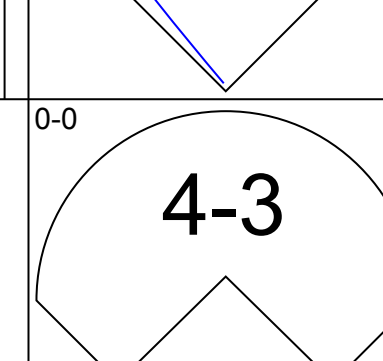
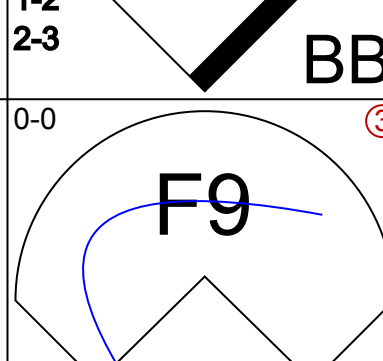
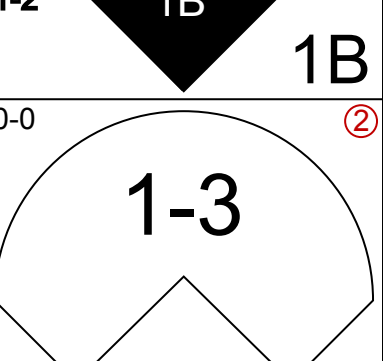
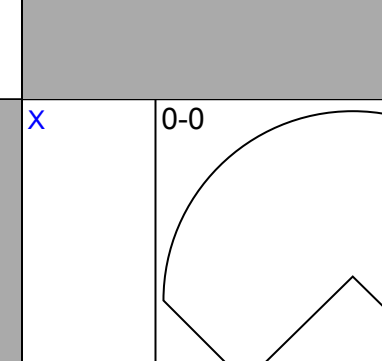

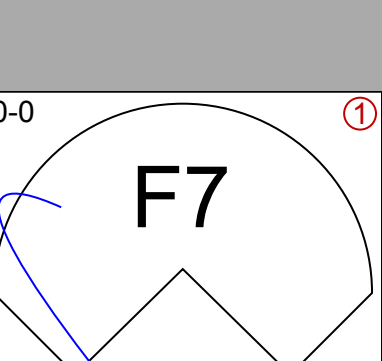
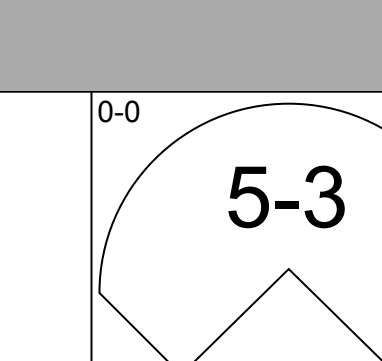
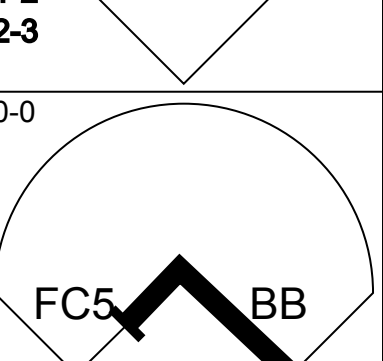
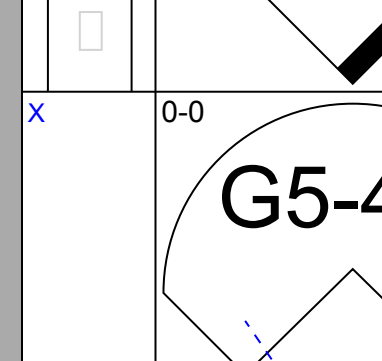
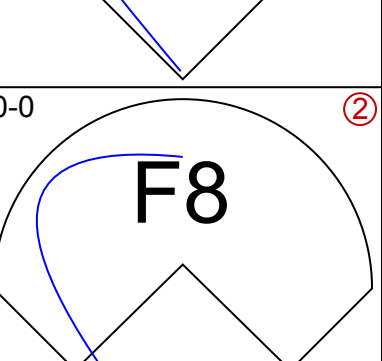
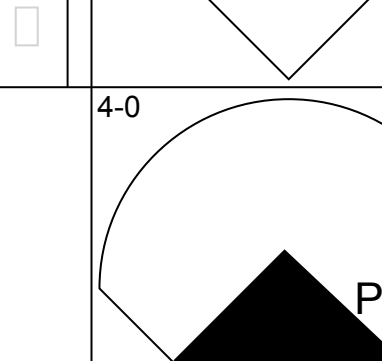
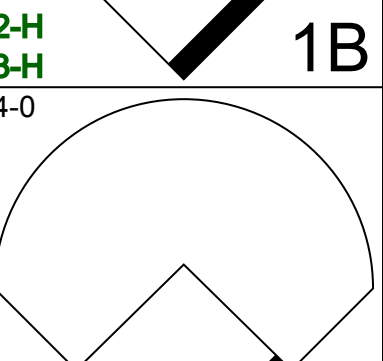
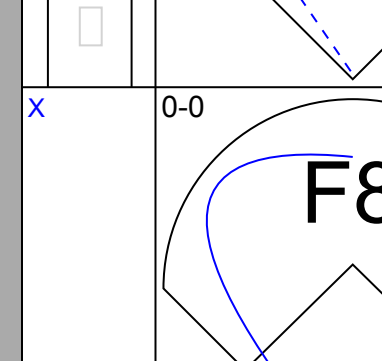

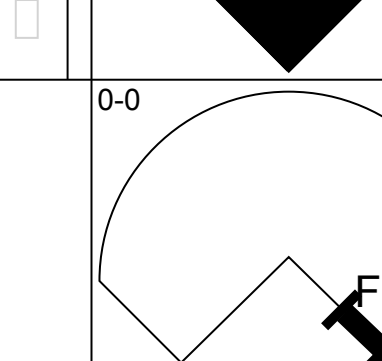
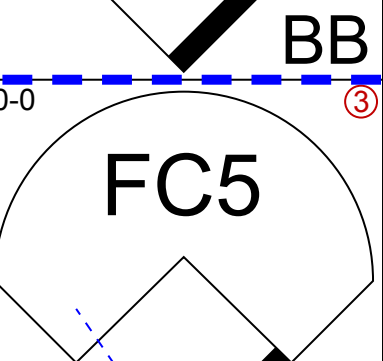
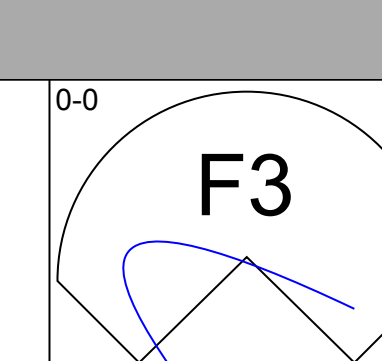
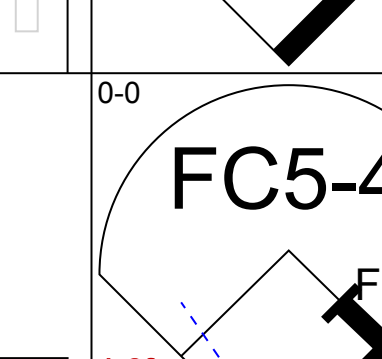
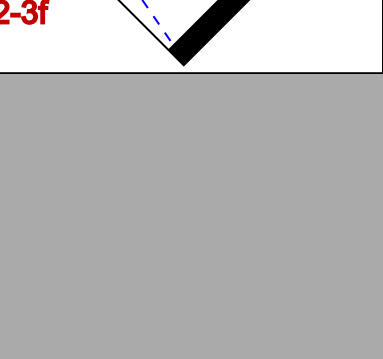
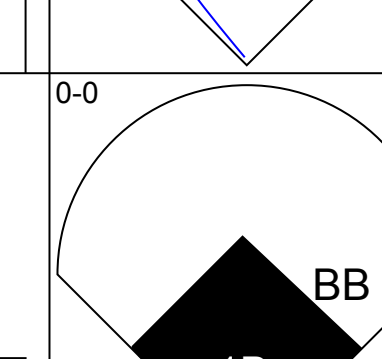
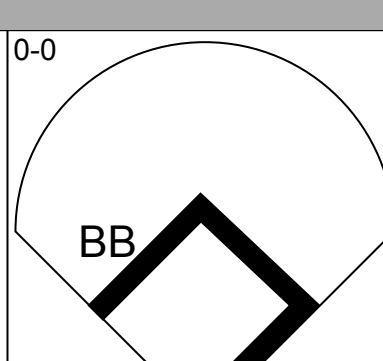
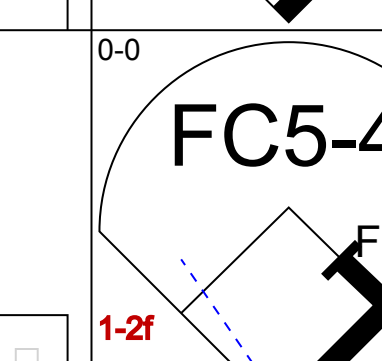
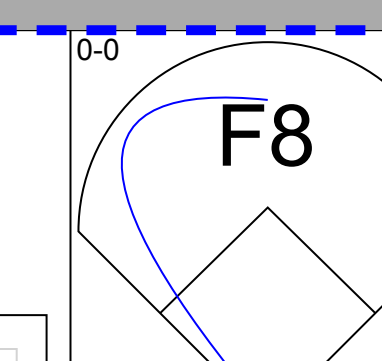
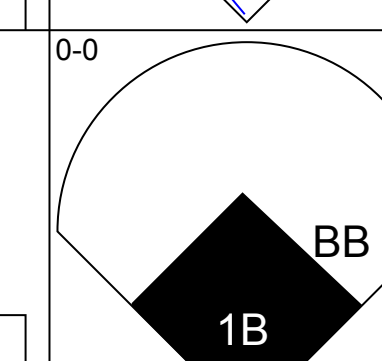
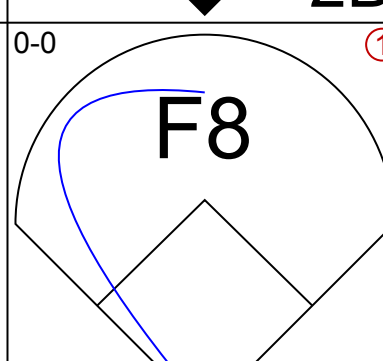
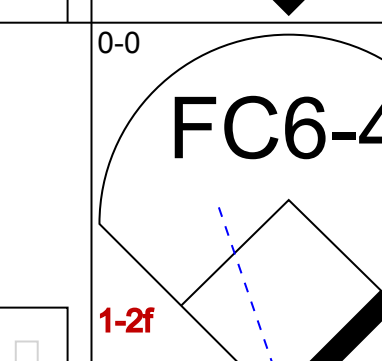
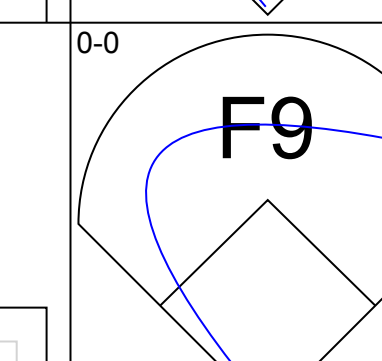
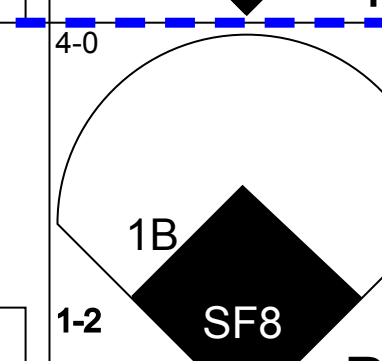

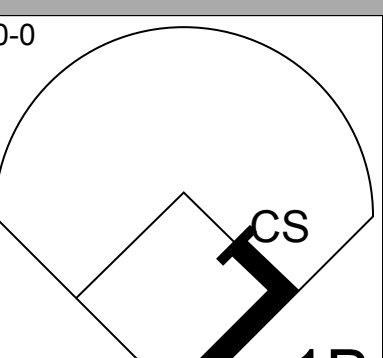
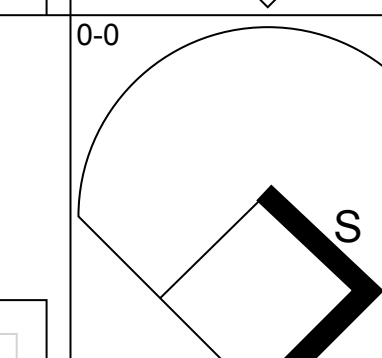
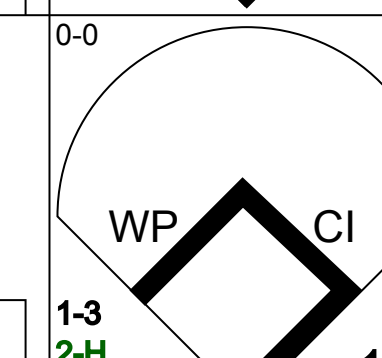
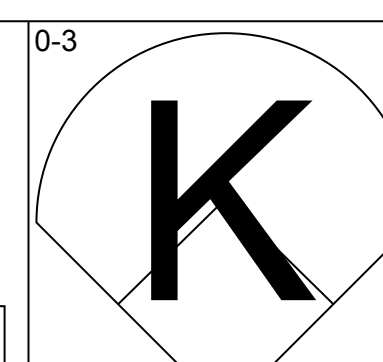
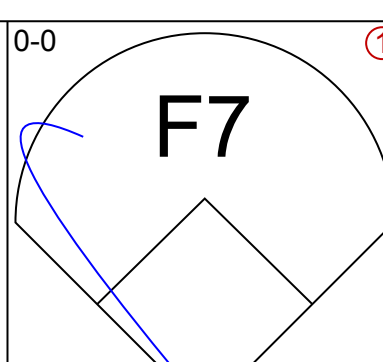
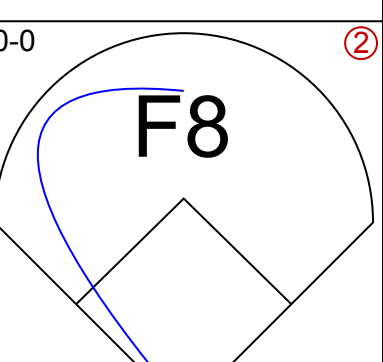
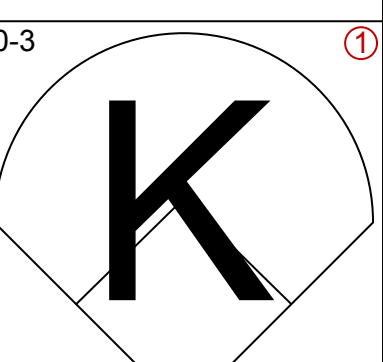
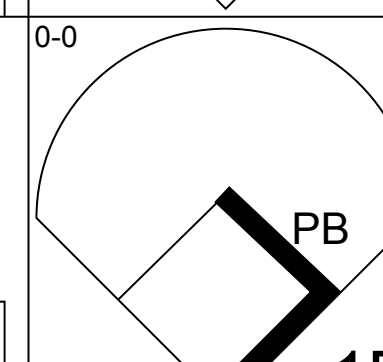
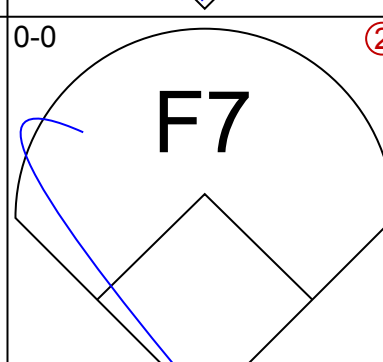
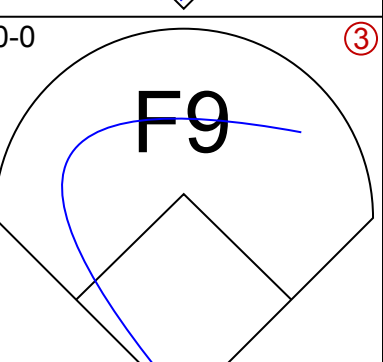
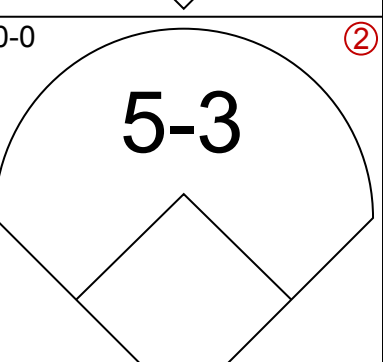
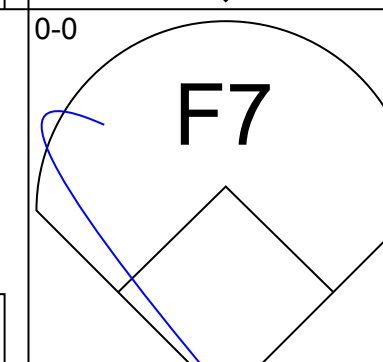
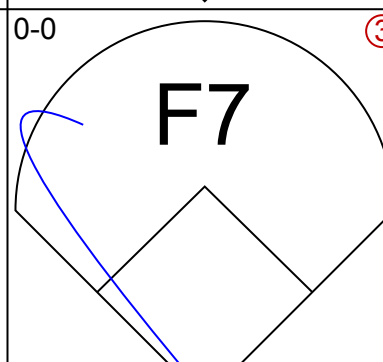
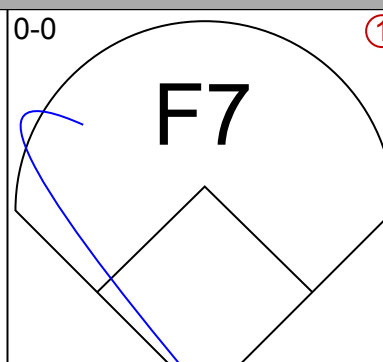
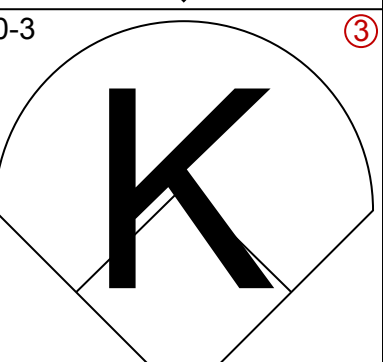
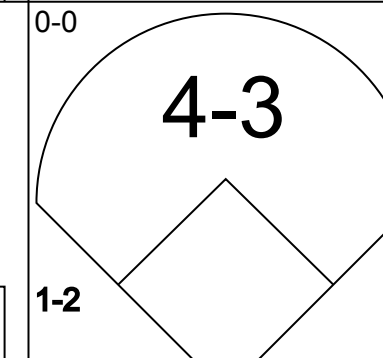
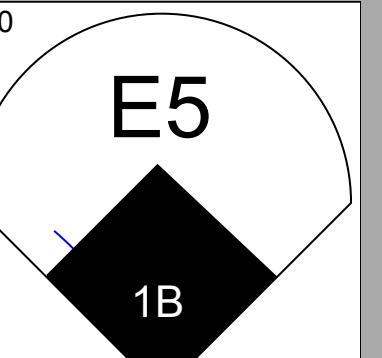
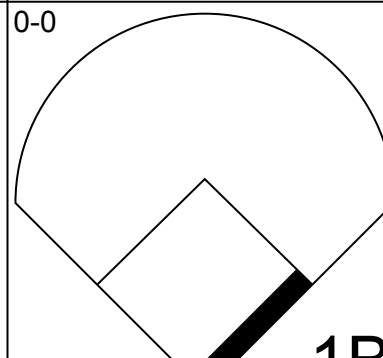
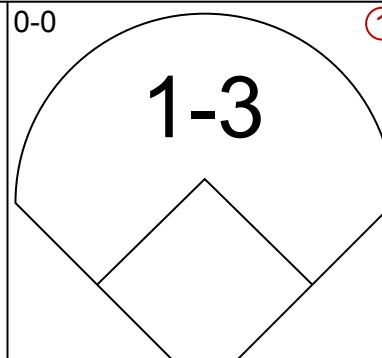
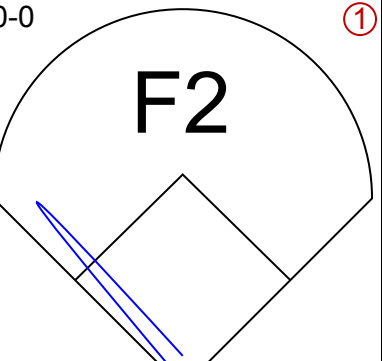
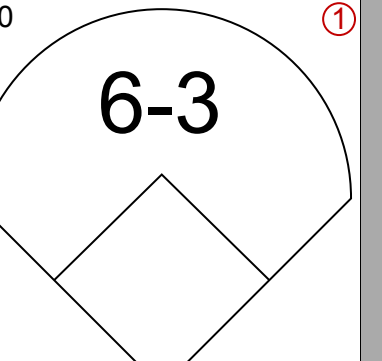
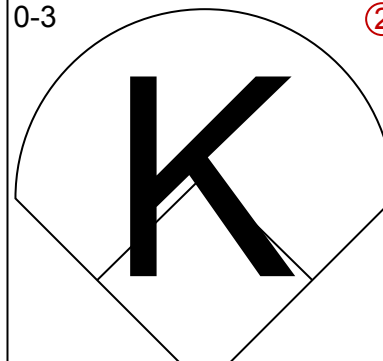
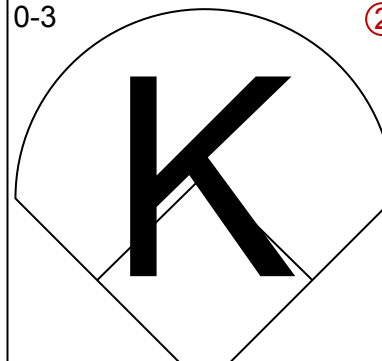
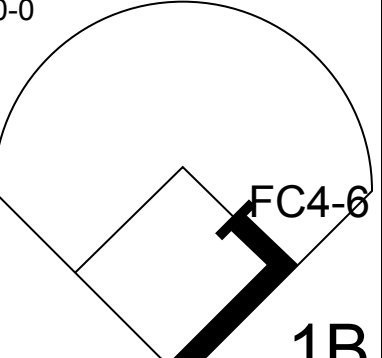
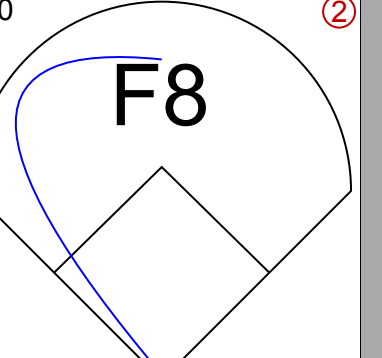
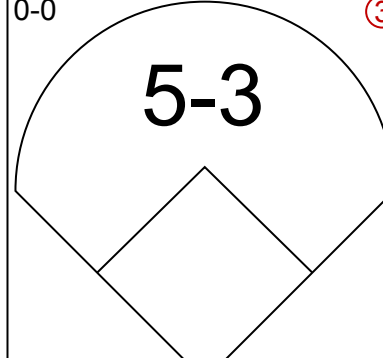
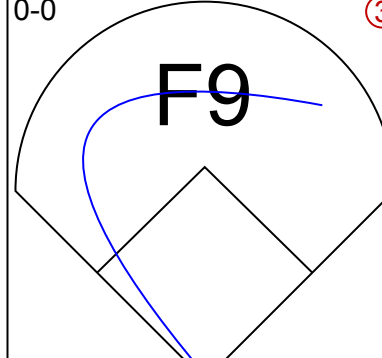
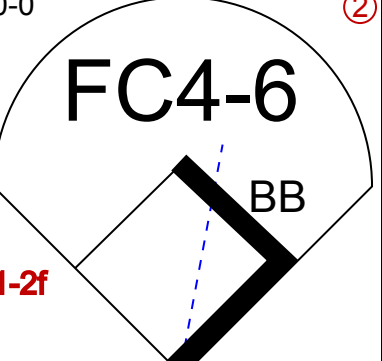
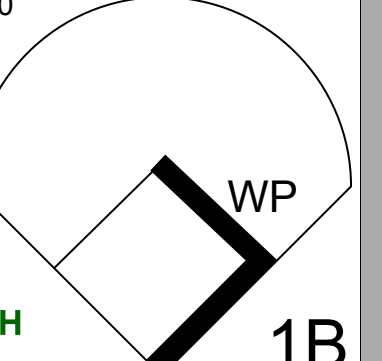
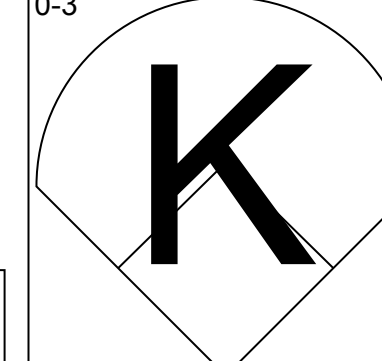
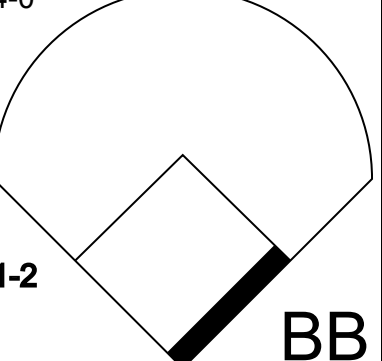
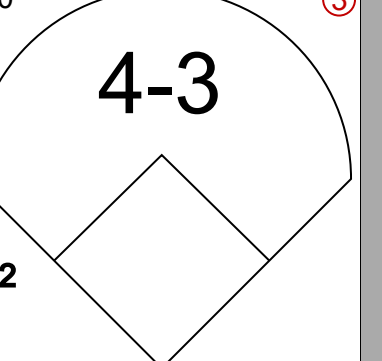
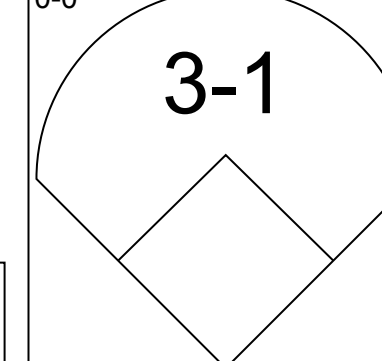
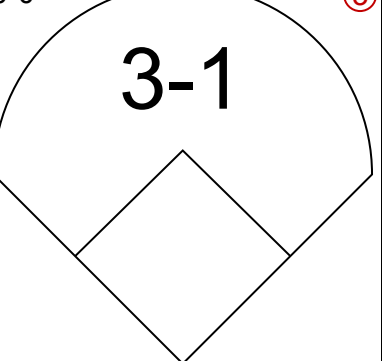

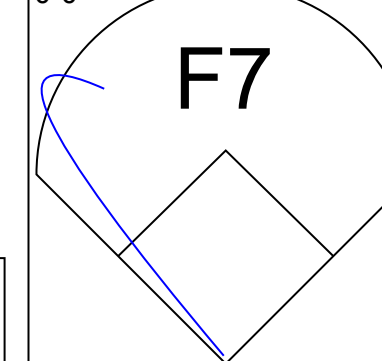
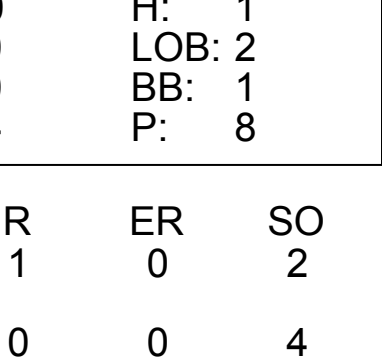
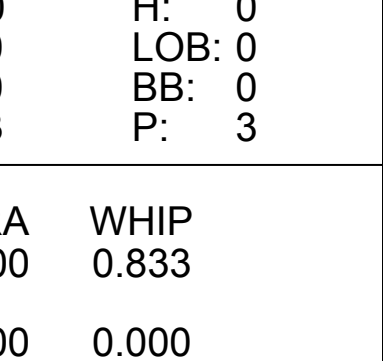
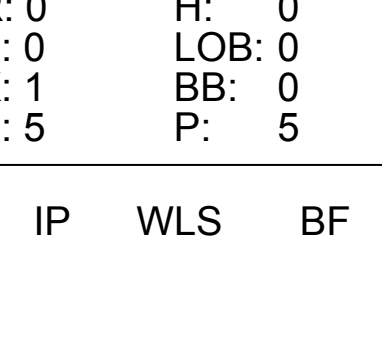
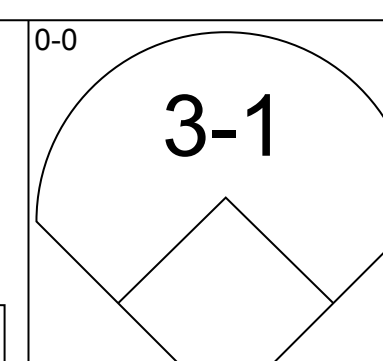
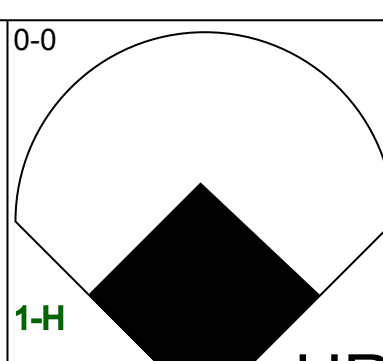
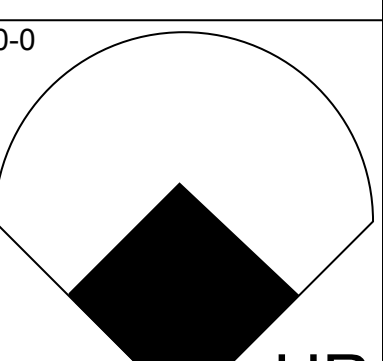
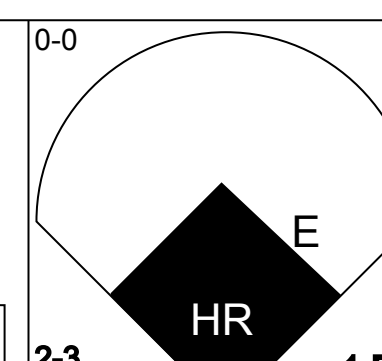
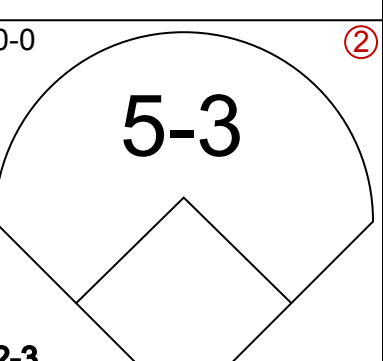
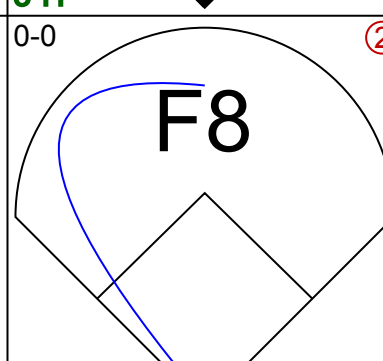
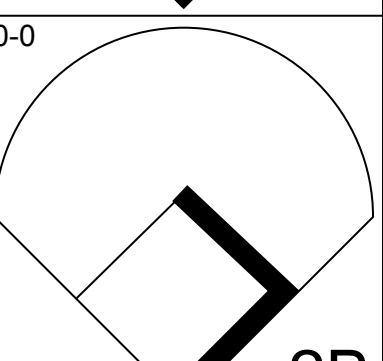
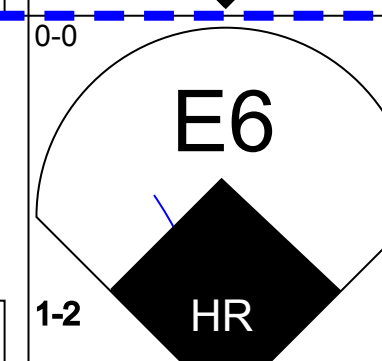
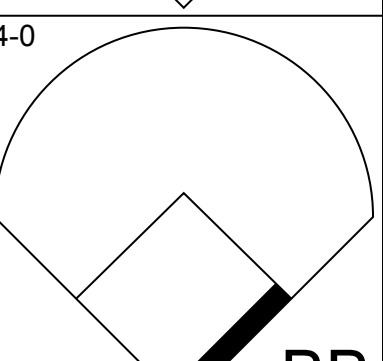
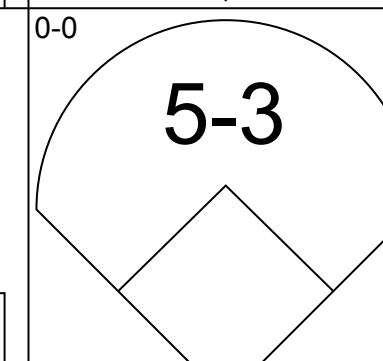
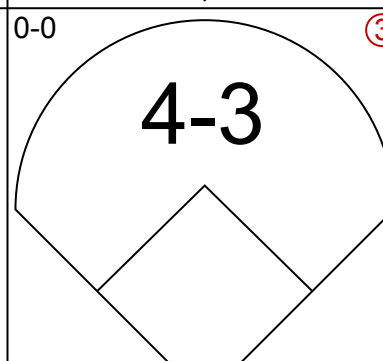
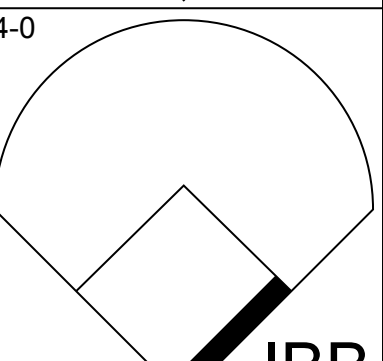
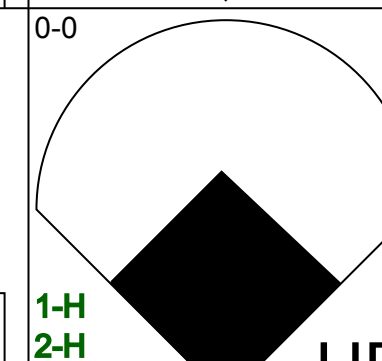
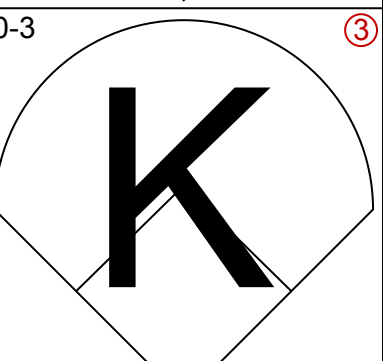


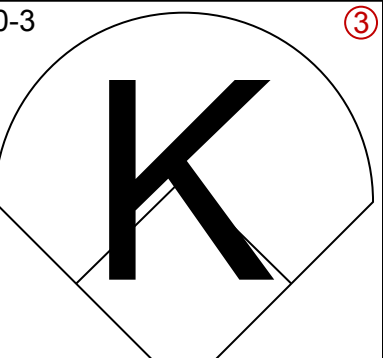
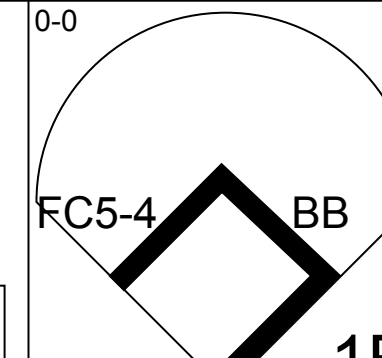

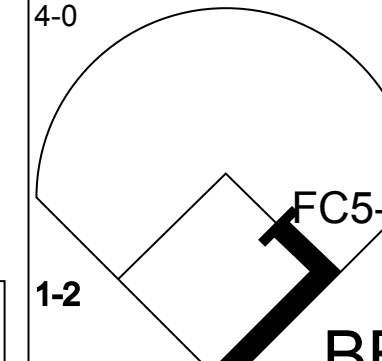

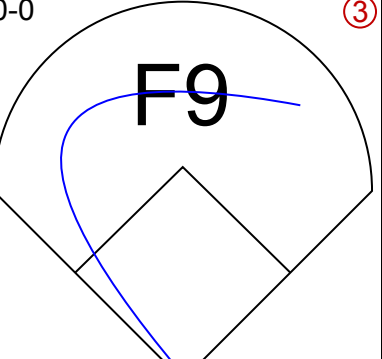
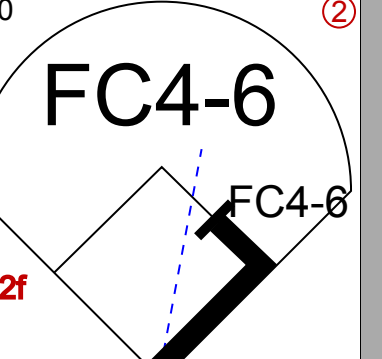
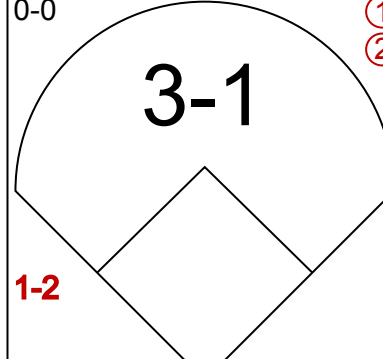
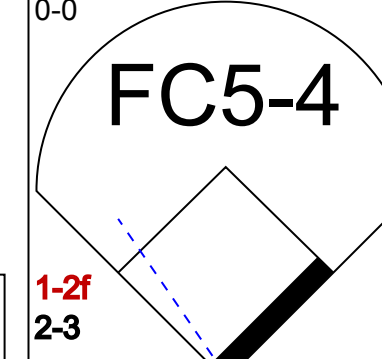
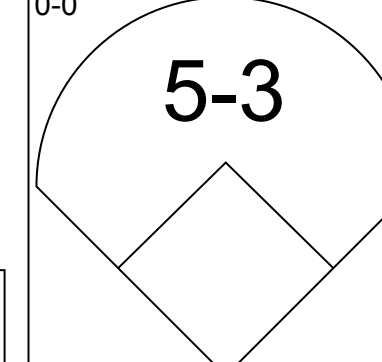



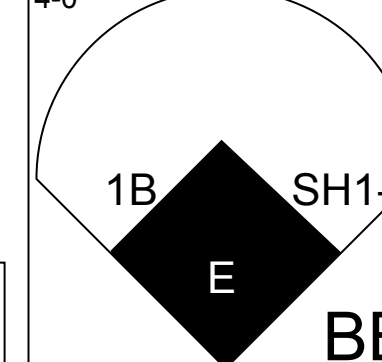


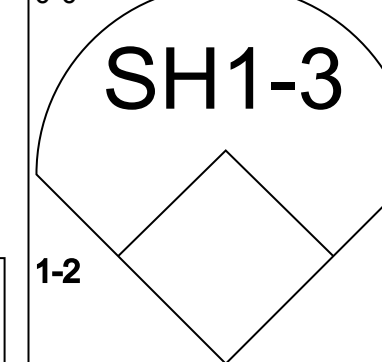
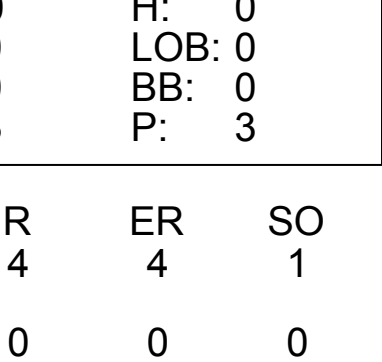
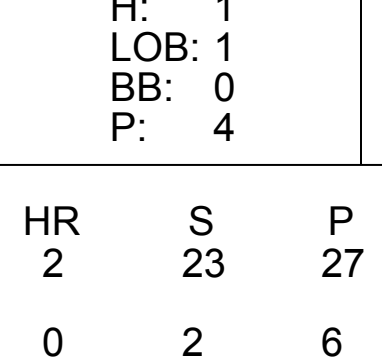
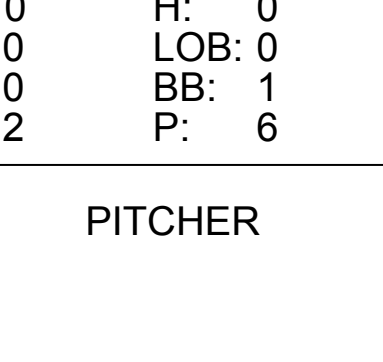
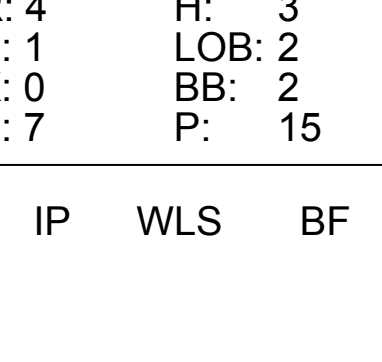





Detroit Tigers - 1985

Batter	1	2	3	4	5	6	7	8	9	AB	R	H	RBI	BB	SO	LOB	TOP							
Brett Butler, L (1, 8) Carmen Castillo, R (9, FH)										3	0	0	0	1	1	0	<p>Cleveland Indians @ Detroit Tigers</p> <p>Tiger Stadium, Detroit, MI</p> <p>Mon Apr 08 1985, 3:33 AM EST</p> <p>Att: 51,180 - Unknown</p>							
Julio Franco, R (1, 6) OBP: 1.000, SLG: 1.500										2	2	2	0	2	0	0								
Mel Hall, L (1, 7) OBP: 0.500, SLG: 0.333										3	0	1	1	1	0	3								
Joe Carter, R (1, 10) OBP: 0.250, SLG: 0.250										4	1	1	0	0	1	3								
Pat Tabler, R (1, 3) OBP: 0.500, SLG: 0.667										3	1	1	1	1	0	1								
Brook Jacoby, R (1, 5)										3	0	0	1	0	1	1								
George Vukovich, L (1, 9) OBP: 0.250, SLG: 0.250										4	0	1	1	0	1	1								
Chris Bando, S (1, 2)										3	0	0	0	1	2	1								
Tony Bernazard, S (1, 4) Mike Hargrove, L (7, FH) Mike Fischlin, R (7, 4) Butch Benton, R (9, FH)										2	0	0	0	0	1	1								
Inning Stats	R: 1 E: 0 K: 2 S: 9	H: 2 LOB: 1 BB: 0 P: 9	R: 0 E: 0 K: 1 S: 5	H: 0 LOB: 1 BB: 1 P: 9	R: 0 E: 0 K: 0 S: 2	H: 0 LOB: 1 BB: 2 P: 10	R: 0 E: 0 K: 2 S: 7	H: 0 LOB: 0 BB: 0 P: 7	R: 0 E: 0 K: 1 S: 5	H: 0 LOB: 0 BB: 0 P: 5	R: 3 E: 0 K: 0 S: 7	H: 4 LOB: 1 BB: 0 P: 7	R: 0 E: 0 K: 0 S: 2	H: 0 LOB: 1 BB: 2 P: 10	R: 0 E: 0 K: 0 S: 3	H: 0 LOB: 1 BB: 1 P: 7		R: 0 E: 0 K: 2 S: 7	H: 0 LOB: 0 BB: 0 P: 7	R: 0 E: 0 K: 1 S: 7	H: 0 LOB: 0 BB: 0 P: 7	1B: 4 2B: 2 3B: 0 HR: 0	SF: 1 SAC: 0 DP: 2 HBP: 0	WP: 1 PB: 0 SB: 1 CS: 0
PITCHER	IP WLS BF H R ER SO BB IBB HBP BLK WP HR S P ERA WHIP																							
Jack Morris, R (1, 1) ERA: 4.5	8.0 W 34 6 4 4 6 6 0 0 0 1 0 40 64 4.50 1.500																							
Willie Hernandez, L (9, 1) ERA:	1.0 S 3 0 0 0 2 0 0 0 0 0 0 7 7 0.00 0.000																							

Batter	1	2	3	4	5	6	7	8	9	AB	R	H	RBI	BB	SO	LOB	BOTTOM			
Lou Whitaker, L (1, 4) OBP: 0.600, SLG: 0.500										2	1	1	1	2	0	0	<p>Cleveland Indians @ Detroit Tigers</p> <p>Tiger Stadium, Detroit, MI</p> <p>Mon Apr 08 1985, 3:33 AM EST</p> <p>Att: 51,180 - Unknown</p>			
Alan Trammell, R (1, 6) OBP: 0.500, SLG: 0.333										3	1	1	0	1	0	2				
Kirk Gibson, L (1, 9) OBP: 0.200, SLG: 0.200										5	0	1	0	0	1	7				
Lance Parrish, R (1, 2) OBP: 0.250, SLG: 0.250										4	0	1	2	0	0	1				
Johnny Grubb, L (1, 10)										2	1	0	0	2	0	0				
Darrell Evans, L (1, 3) OBP: 0.500, SLG: 0.500 Barbaro Garbey, R (5, FH)										2	0	1	1	0	0	0				
Dave Bergman, L (9, 3)										0	0	0	0	0	0	0				
Larry Herndon, R (1, 7) OBP: 0.500, SLG: 0.750										4	1	2	0	0	0	1				
Chet Lemon, R (1, 8)										3	1	0	0	1	0	2				
Chris Pittaro, S (1, 5) OBP: 0.750, SLG: 0.750 Tom Brookens, R (9, 5)										4	0	3	1	0	1	1				
Inning Stats	R: 0 E: 0 K: 0 S: 3	H: 0 LOB: 0 BB: 0 P: 3	R: 0 E: 0 K: 0 S: 3	H: 0 LOB: 0 BB: 0 P: 3	R: 0 E: 0 K: 1 S: 6	H: 1 LOB: 3 BB: 2 P: 14	R: 1 E: 0 K: 0 S: 4	H: 1 LOB: 1 BB: 1 P: 8	R: 2 E: 0 K: 0 S: 6	H: 4 LOB: 2 BB: 1 P: 10	R: 0 E: 0 K: 0 S: 4	H: 1 LOB: 1 BB: 1 P: 8	R: 0 E: 0 K: 0 S: 3	H: 1 LOB: 0 BB: 0 P: 3	R: 2 E: 1 K: 1 S: 8	H: 2 LOB: 2 BB: 1 P: 12	1B: 9 2B: 1 3B: 0 HR: 0	SF: 1 SAC: 0 DP: 1 HBP: 0	WP: 1 PB: 1 SB: 1 CS: 1	PA: 39
PITCHER	IP WLS BF H R ER SO BB IBB HBP BLK WP HR S P ERA WHIP																			
Bert Blyleven, R (1, 1) ERA: 3.86	4.2 23 6 3 2 1 4 0 0 0 0 0 21 37 3.86 2.143																			
Mike Jeffcoat, L (5, 1) ERA:	0.1 1 0 0 0 0 0 0 0 0 0 0 1 1 0.00 0.000																			
Tom Waddell, R (6, 1) ERA: 3.86	2.1 10 3 1 1 0 1 0 0 0 0 0 9 13 3.86 1.714																			
Ernie Camacho, R (8, 1) ERA: 13.5	0.2 L 5 1 1 1 1 1 0 0 0 1 0 6 10 13.50 3.000																			

Batter	1	2	3	4	5	6	7	8	9	AB	R	H	RBI	BB	SO	LOB	TOP				
Brett Butler, L (1,8)										4	0	0	0	0	2	0	Cleveland Indians @ Detroit Tigers Tiger Stadium, Detroit, MI Wed Apr 10 1985, 3:33 AM EST Att: 14,659 - Unknown				
Julio Franco, R (1,6) OBP: 0.625, SLG: 0.667										4	0	1	0	0	0	0					
Mel Hall, L (1,7) OBP: 0.250, SLG: 0.143										4	0	0	0	0	1	1					
George Vukovich, L (1,9) OBP: 0.250, SLG: 0.250										4	1	1	0	0	0	1					
Joe Carter, R (1,10) OBP: 0.125, SLG: 0.125										4	0	0	0	0	2	2					
Pat Tabler, R (1,3) OBP: 0.375, SLG: 0.429										4	0	1	0	0	0	2					
Brook Jacoby, R (1,5) OBP: 0.143, SLG: 0.167										3	0	1	1	0	1	1					
Chris Bando, S (1,2)										2	0	0	0	1	0	1					
Butch Benton, R (7,2)										0	0	0	0	0	0	0					
Tony Bernazard, S (1,4)										3	0	0	0	0	0	2					
Inning Stats	R: 0 E: 0 K: 1 S: 6	H: 1 LOB: 1 P: 6	R: 0 E: 0 K: 0 S: 4	H: 1 LOB: 2 BB: 1 P: 8	R: 0 E: 0 K: 0 S: 3	H: 0 LOB: 0 BB: 0 P: 3	R: 1 E: 1 K: 0 S: 5	H: 1 LOB: 1 BB: 0 P: 5	R: 0 E: 0 K: 1 S: 6	H: 1 LOB: 1 BB: 0 P: 6	R: 0 E: 0 K: 1 S: 5	H: 0 LOB: 0 BB: 0 P: 5	R: 0 E: 0 K: 2 S: 7	H: 0 LOB: 0 BB: 0 P: 7	R: 0 E: 0 K: 1 S: 5	H: 0 LOB: 0 BB: 0 P: 5	1B: 4 2B: 0 3B: 0 HR: 0	SF: 0 SAC: 0 DP: 0 HBP: 0	WP: 1 PB: 1 SB: 0 CS: 0	PA: 33	
PITCHER	IP WLS BF H R ER SO BB IBB HBP BLK WP HR S P ERA WHIP																				
Dan Petry, R (1,1) ERA:	6.0 W 24	H 4 R 1 ER 0 SO 2	BB 1 IBB 0 HBP 0 BLK 0	WP 1 HR 0 S 27 P 31	ERA 0.00 WHIP 0.833																
Aurelio Lopez, R (7,1) ERA:	3.0 S 9	H 0 R 0 ER 0 SO 4	BB 0 IBB 0 HBP 0 BLK 0	WP 0 HR 0 S 17 P 17	ERA 0.00 WHIP 0.000																

Batter	1	2	3	4	5	6	7	8	9	AB	R	H	RBI	BB	SO	LOB	BOTTOM				
Lou Whitaker, L (1,4) OBP: 0.667, SLG: 1.667										4	3	3	4	0	0	0	Cleveland Indians @ Detroit Tigers Tiger Stadium, Detroit, MI Wed Apr 10 1985, 3:33 AM EST Att: 14,659 - Unknown				
Doug Baker, S (8,4)										1	0	0	0	0	0	1					
Alan Trammell, R (1,6) OBP: 0.444, SLG: 0.429										4	1	1	1	1	0	1					
Kirk Gibson, L (1,9) OBP: 0.333, SLG: 0.625										3	1	1	3	1	0	0					
Jim Weaver, L (8,9)										1	0	0	0	0	1	2					
Lance Parrish, R (1,2) OBP: 0.250, SLG: 0.250										4	0	1	0	0	1	2					
Marty Castillo, R (9,2)										0	0	0	0	0	0	0					
Johnny Grubb, L (1,10) OBP: 0.500, SLG: 0.250										2	0	1	0	0	0	0					
Rusty Kuntz, R (6,PH)										0	0	0	0	2	0	0					
Darrell Evans, L (1,3) OBP: 0.250, SLG: 0.250										2	0	0	0	0	0	1					
Barbaro Garbey, R (6,PH) ERA:										2	0	0	0	0	0	3					
Dave Bergman, L (8,3)										0	0	0	0	0	0	0					
Larry Herndon, R (1,7) OBP: 0.375, SLG: 0.500										4	1	1	0	0	0	3					
Chet Lemon, R (1,8) OBP: 0.375, SLG: 0.167										3	2	1	0	1	0	0					
Chris Pittaro, S (1,5) OBP: 0.500, SLG: 0.500										2	0	0	0	0	0	2					
Tom Brookens, R (7,5) OBP: 1.000, SLG: 2.000										1	0	1	0	0	0	0					
Inning Stats	R: 0 E: 0 K: 0 S: 3	H: 0 LOB: 0 BB: 0 P: 3	R: 0 E: 0 K: 0 S: 3	H: 0 LOB: 0 BB: 0 P: 3	R: 3 E: 0 K: 0 S: 6	H: 3 LOB: 0 BB: 0 P: 6	R: 0 E: 0 K: 0 S: 4	H: 1 LOB: 1 BB: 0 P: 4	R: 1 E: 0 K: 1 S: 7	H: 2 LOB: 2 BB: 1 P: 11	R: 0 E: 0 K: 0 S: 2	H: 0 LOB: 0 BB: 1 P: 6	R: 4 E: 1 K: 0 S: 7	H: 3 LOB: 2 BB: 2 P: 15	R: 0 E: 0 K: 1 S: 6	H: 1 LOB: 2 BB: 1 P: 10	1B: 5 2B: 2 3B: 0 HR: 3	SF: 0 SAC: 1 DP: 0 HBP: 0	WP: 0 PB: 0 SB: 0 CS: 1	PA: 39	
PITCHER	IP WLS BF H R ER SO BB IBB HBP BLK WP HR S P ERA WHIP																				
Vern Rühle, R (1,1) ERA: 7.2	5.0 L 22	H 6 R 4 ER 4 SO 1	BB 0 IBB 0 HBP 0 BLK 0	WP 0 HR 2 S 23 P 27	ERA 7.20 WHIP 1.200																
Mike Jeffcoat, L (6,1) ERA:	1.0	3 0 0 0 0 0	BB 1 IBB 0 HBP 0 BLK 0	WP 0 HR 2 S 6 P 6	ERA 0.00 WHIP 1.000																
Ramon Romero, L (7,1) ERA: 54.0	0.1	3 1 2 2 0 1	BB 1 IBB 0 HBP 0 BLK 0	WP 0 HR 2 S 6 P 6	ERA 54.00 WHIP 6.000																
Dave Vonohlen, L (7,1) ERA: 13.5	0.2	6 2 2 1 0 1	BB 1 IBB 0 HBP 0 BLK 0	WP 0 HR 5 S 9 P 9	ERA 13.50 WHIP 4.500																
Neal Heaton, L (8,1) ERA:	1.0	5 1 0 0 1 1	BB 1 IBB 0 HBP 0 BLK 0	WP 0 HR 6 S 10 P 10	ERA 0.00 WHIP 2.000																

Batter	1	2	3	4	5	6	7	8	9	10	AB	R	H	RBI	BB	SO	LOB	TOP					
Brett Butler, L OBP: 0.308, SLG: 0.200 Mike Fischlin, R (7, 4)	FC4-6 1B	2B 1B		FC1-2 SF9 BB	SF7		K		F8		3	2	2	1	1	1	1	1					
Julio Franco, R OBP: 0.714, SLG: 0.700 (1, 6)	FC4-6 1B	2B BB		SF9 FC1-2 BB	IBB		WP 1B		F8		4	2	3	3	2	0	0	0					
Mel Hall, L OBP: 0.300, SLG: 0.333 Carmen Castillo, R (4, PH) Mike Hargrove, L (5, PH)	FC4-6			FC1-2 BB	IBB		F5		K		2	0	1	3	0	0	2	2					
Joe Carter, R OBP: 0.143, SLG: 0.154 (1, 7)	K	F9		SF9	F9						5	0	1	2	0	1	5	1					
Pat Tabler, R OBP: 0.296, SLG: 0.250 (1, 3)	6-3		5-3				F9		F8		5	0	0	0	1	0	3	3					
Brook Jacoby, R OBP: 0.154, SLG: 0.167 (1, 5)		6-3	5-3	F8							6	0	1	0	0	0	3	3					
George Vukovich, L OBP: 0.385, SLG: 0.417 (1, 9)		1B SF8 2B	F8		SH5-4 BB SF7 BB		F4				4	2	2	0	1	0	1	1					
Jerry Willard, L OBP: 0.600, SLG: 0.500 (1, 2)		1B 2B 1B		BB E BB 1B	SH5-4 BB		F8		K		4	3	2	0	1	1	2	2					
Tony Bernazard, S OBP: 0.125, SLG: 0.143 Otis Nixon, S (7, PR) (7, 8)	SF8			E1 BB FC1-2 BB	SH5-4				S 1B 1B		2	0	1	1	0	0	1	1					
Inning Stats	R: 0 E: 0 K: 1 S: 7	H: 2 LOB: 2 BB: 0 P: 7	R: 4 E: 0 K: 0 S: 7	H: 4 LOB: 1 BB: 1 P: 11	R: 0 E: 0 K: 0 S: 3	H: 0 LOB: 0 BB: 0 P: 3	R: 2 E: 1 K: 0 S: 5	H: 1 LOB: 3 BB: 3 P: 17	R: 2 E: 0 K: 1 S: 8	H: 1 LOB: 2 BB: 3 P: 16	R: 0 E: 0 K: 0 S: 4	H: 1 LOB: 1 BB: 0 P: 4	R: 2 E: 0 K: 1 S: 6	H: 3 LOB: 1 BB: 0 P: 8	R: 0 E: 0 K: 1 S: 5	H: 0 LOB: 0 BB: 0 P: 5	R: 0 E: 0 K: 0 S: 3	H: 0 LOB: 0 BB: 0 P: 3	1B: 11 2B: 2 3B: 0 HR: 0	SF: 3 SAC: 1 DP: 0 HBP: 0	WP: 1 PB: 0 SB: 1 CS: 0	PA: 51	
PITCHER	IP WLS BF H R ER SO ERA WHIP	IP WLS BF H R ER SO ERA WHIP	IP WLS BF H R ER SO ERA WHIP	IP WLS BF H R ER SO ERA WHIP	IP WLS BF H R ER SO ERA WHIP	IP WLS BF H R ER SO ERA WHIP	IP WLS BF H R ER SO ERA WHIP	IP WLS BF H R ER SO ERA WHIP	IP WLS BF H R ER SO ERA WHIP	IP WLS BF H R ER SO ERA WHIP	IP WLS BF H R ER SO ERA WHIP	IP WLS BF H R ER SO ERA WHIP	IP WLS BF H R ER SO ERA WHIP	IP WLS BF H R ER SO ERA WHIP	IP WLS BF H R ER SO ERA WHIP	IP WLS BF H R ER SO ERA WHIP	IP WLS BF H R ER SO ERA WHIP	IP WLS BF H R ER SO ERA WHIP	IP WLS BF H R ER SO ERA WHIP	IP WLS BF H R ER SO ERA WHIP	IP WLS BF H R ER SO ERA WHIP	IP WLS BF H R ER SO ERA WHIP	IP WLS BF H R ER SO ERA WHIP

Cleveland Indians @ Detroit Tigers
Tiger Stadium, Detroit, MI
Thu Apr 11 1986, 3:33 AM EST
Att. 19,090 - Unknown

AB 40
R 10
H 13
RBI 10
BB 7
SO 4
LOB 23



Batter	1	2	3	4	5	6	7	8	9	10	AB	R	H	RBI	BB	SO	LOB	BOTTOM					
Lou Whitaker, L OBP: 0.500, SLG: 1.100 (1, 4)	4-3	F6		SF		K		S SF7 1B		SH1-4	4	1	1	1	0	1	2	2					
Alan Trammell, R OBP: 0.533, SLG: 0.750 (1, 6)	FC5-4 1B	HR		F5		2B 1B		1-3		BB IBB IBB	5	2	3	3	1	0	2	2					
Kirk Gibson, L OBP: 0.400, SLG: 0.633 (1, 9)	FC5-4 1B	HR		IBB		F9		SF7		F8	4	1	2	2	1	0	3	3					
Lance Parrish, R OBP: 0.286, SLG: 0.308 (1, 2)	FC5-4	5-3		F8		2B		K		BB IBB	5	0	1	1	1	1	4	4					
Johnny Grubb, L OBP: 0.444, SLG: 0.286 Rusty Kuntz, R (6, PH) Dave Bergman, L OBP: 1.000, SLG: 1.000 Tom Brookens, R OBP: 1.000, SLG: 2.000 (9, PR)	G3			L4		2B 6-3 1B		6-3		S 1B 1B	3	1	1	0	0	0	2	2					
Darrell Evans, L OBP: 0.429, SLG: 0.571 Barbaro Garbey, R (8, 3)		FC5-4 2B 1B		F9		1-3 2B		1-3		F3	3	1	2	0	0	0	1	1					
Larry Hemdon, R OBP: 0.462, SLG: 0.500 (1, 7)		FC5-4 1B		4-3		F6		6-3 BB		G5-4-3 1B	4	0	2	1	1	0	2	2					
Chet Lemon, R OBP: 0.308, SLG: 0.273 (1, 8)	FC5-4			SH1-4 SF 2B		6-3		6-3		G5-4-3	5	2	1	1	0	0	5	5					
Chris Pittaro, S OBP: 0.400, SLG: 0.500 (1, 5)		HR 2B		SH1-4		K		F7		E6 F8 SH1-4 BB	4	2	1	1	0	1	2	2					
Inning Stats	R: 0 E: 0 K: 0 S: 5	H: 2 LOB: 2 BB: 0 P: 5	R: 5 E: 0 K: 0 S: 8	H: 5 LOB: 3 BB: 0 P: 8	R: 0 E: 0 K: 0 S: 3	H: 0 LOB: 0 BB: 0 P: 3	R: 1 E: 0 K: 1 S: 7	H: 2 LOB: 1 BB: 0 P: 7	R: 1 E: 0 K: 1 S: 6	H: 1 LOB: 0 BB: 0 P: 6	R: 1 E: 0 K: 0 S: 4	H: 2 LOB: 1 BB: 0 P: 4	R: 1 E: 1 K: 0 S: 3	H: 0 LOB: 3 BB: 3 P: 15	1B: 9 2B: 4 3B: 0 HR: 2	SF: 2 SAC: 2 DP: 1 HBP: 0	WP: 0 PB: 0 SB: 2 CS: 0	PA: 50					
PITCHER	IP WLS BF H R ER SO ERA WHIP	IP WLS BF H R ER SO ERA WHIP	IP WLS BF H R ER SO ERA WHIP	IP WLS BF H R ER SO ERA WHIP	IP WLS BF H R ER SO ERA WHIP	IP WLS BF H R ER SO ERA WHIP	IP WLS BF H R ER SO ERA WHIP	IP WLS BF H R ER SO ERA WHIP	IP WLS BF H R ER SO ERA WHIP	IP WLS BF H R ER SO ERA WHIP	IP WLS BF H R ER SO ERA WHIP	IP WLS BF H R ER SO ERA WHIP	IP WLS BF H R ER SO ERA WHIP	IP WLS BF H R ER SO ERA WHIP	IP WLS BF H R ER SO ERA WHIP	IP WLS BF H R ER SO ERA WHIP	IP WLS BF H R ER SO ERA WHIP	IP WLS BF H R ER SO ERA WHIP	IP WLS BF H R ER SO ERA WHIP	IP WLS BF H R ER SO ERA WHIP	IP WLS BF H R ER SO ERA WHIP	IP WLS BF H R ER SO ERA WHIP	IP WLS BF H R ER SO ERA WHIP

Cleveland Indians @ Detroit Tigers
Tiger Stadium, Detroit, MI
Thu Apr 11 1986, 3:33 AM EST
Att. 19,090 - Unknown

AB 41
R 11
H 15
RBI 11
BB 5
SO 3
LOB 24



Batter	1	2	3	4	5	6	7	8	9	AB	R	H	RBI	BB	SO	LOB	TOP				
Lou Whitaker, L (1,4) OBP: 0.474, SLG: 0.867	1-3		1B						K	5	1	2	0	0	1	0					
Alan Trammell, R (1,6) OBP: 0.480, SLG: 0.619 Doug Baker, S (9,6)	3-1		1B						F9	5	1	2	1	0	0	1					
Kirk Gibson, L (1,9) OBP: 0.292, SLG: 0.500	K		F5							3	1	0	0	1	1	3					
Lance Parrish, R (1,2) OBP: 0.364, SLG: 0.500		6-3	6-3							4	1	1	4	0	0	2					
Johnny Grubb, L (1,10) OBP: 0.385, SLG: 0.200		BB	F6						K	3	0	0	0	1	1	1					
Darrell Evans, L (1,3) OBP: 0.417, SLG: 0.455		BB							F9	3	0	1	0	1	0	0					
Larry Hemdon, R (1,7) OBP: 0.333, SLG: 0.316		BB								4	0	0	0	0	0	3					
Chet Lemon, R (1,8) OBP: 0.381, SLG: 0.389										4	0	1	0	0	1	3					
Chris Pittaro, S (1,5) OBP: 0.353, SLG: 0.412 Tom Brookens, R (7,5) OBP: 0.625, SLG: 1.143			1B						F8	3	1	1	0	0	0	1					
			1B							1	0	0	0	0	0	0					
Inning Stats	R: 0 E: 0 K: 1 S: 5	H: 0 LOB: 0 BB: 0 P: 5	R: 0 E: 0 K: 0 S: 3	H: 0 LOB: 2 BB: 2 P: 11	R: 2 E: 0 K: 0 S: 6	H: 3 LOB: 1 BB: 0 P: 6	R: 0 E: 0 K: 0 S: 4	H: 1 LOB: 1 BB: 0 P: 4	R: 0 E: 0 K: 1 S: 6	H: 1 LOB: 1 BB: 0 P: 6	R: 3 E: 0 K: 1 S: 7	H: 2 LOB: 0 BB: 1 P: 11	R: 0 E: 0 K: 0 S: 3	H: 0 LOB: 0 BB: 0 P: 3	R: 0 E: 0 K: 1 S: 5	H: 0 LOB: 0 BB: 0 P: 5	1B: 5 2B: 2 3B: 0 HR: 1	SF: 0 SAC: 0 DP: 0 HBP: 0	WP: 0 PB: 0 SB: 0 CS: 0	PA: 38	
PITCHER	IP	WLS	BF	H	R	ER	SO	BB	IBB	HBP	BLK	WP	HR	S	P	ERA	WHIP				
Bret Saberhagen, R (1,1) ERA: 4.05	6.2	L	29	7	3	3	2	2	0	0	0	0	0	31	39	4.05	1.350				
Michael LaCoss, R (7,1) ERA: 13.5	1.1		6	1	2	2	1	0	1	0	0	0	1	7	11	13.50	0.750				
Mike Jones, L (9,1) ERA:	1.0		3	0	0	0	1	0	0	0	0	0	0	5	5	0.00	0.000				

Detroit Tigers @ Kansas City Royals
Royals Stadium, Kansas City, MO
Sun Apr 14 1985, 4:33 AM EST
Att: 24,447 - Unknown

AB 35
R 5
H 8
RBI 5
BB 3
SO 4
LOB 14



Batter	1	2	3	4	5	6	7	8	9	AB	R	H	RBI	BB	SO	LOB	BOTTOM				
Willie Wilson, S (1,8) OBP: 0.364, SLG: 0.550	F8			4-3					1B	4	1	2	0	0	0	0					
Pat Sheridan, L (1,9) OBP: 0.388, SLG: 0.250	6-3			4-3					1B	3	0	0	0	1	0	1					
George Brett, L (1,5) OBP: 0.455, SLG: 0.200	F8			3-1						4	0	1	0	0	0	0					
Jorge Orta, L (1,10) OBP: 0.278, SLG: 0.353 Hal McRae, R (9,PH) OBP: 0.333, SLG: 0.500				2B					SF7	3	0	2	0	0	0	0					
Darryl Motley, R (1,7) OBP: 0.316, SLG: 0.353		G4-6-3		6-3					F3	4	0	0	0	0	0	4					
Steve Balboni, R (1,3) OBP: 0.200, SLG: 0.250				1-3					F9	4	0	0	0	0	1	3					
Frank White, R (1,4) OBP: 0.250, SLG: 0.429			K						F7	3	0	0	0	0	1	1					
Jim Sundberg, R (1,2) OBP: 0.067, SLG: 0.067									F8	3	0	0	0	0	0	0					
Onix Concepcion, R (1,6) OBP: 0.118, SLG: 0.063			K							3	0	0	0	0	1	1					
Inning Stats	R: 0 E: 0 K: 0 S: 3	H: 0 LOB: 0 BB: 0 P: 3	R: 0 E: 0 K: 0 S: 3	H: 1 LOB: 0 BB: 0 P: 3	R: 0 E: 0 K: 2 S: 7	H: 0 LOB: 0 BB: 0 P: 7	R: 0 E: 0 K: 0 S: 3	H: 0 LOB: 0 BB: 0 P: 3	R: 0 E: 0 K: 0 S: 4	H: 1 LOB: 1 BB: 0 P: 4	R: 0 E: 0 K: 0 S: 3	H: 0 LOB: 0 BB: 0 P: 3	R: 0 E: 1 K: 1 S: 6	H: 0 LOB: 1 BB: 0 P: 6	R: 1 E: 0 K: 0 S: 5	H: 2 LOB: 2 BB: 1 P: 9	1B: 4 2B: 1 3B: 0 HR: 0	SF: 1 SAC: 0 DP: 1 HBP: 0	WP: 0 PB: 0 SB: 0 CS: 0	PA: 33	
PITCHER	IP	WLS	BF	H	R	ER	SO	BB	IBB	HBP	BLK	WP	HR	S	P	ERA	WHIP				
Dan Petry, R (1,1) ERA: 0.64	8.0	W	30	5	1	1	3	1	0	0	0	0	0	35	39	1.12	0.750				
Willie Hernandez, L (9,1) ERA:	1.0	S	3	0	0	0	0	0	0	0	0	0	0	3	3	0.00	0.000				

Detroit Tigers @ Kansas City Royals
Royals Stadium, Kansas City, MO
Sun Apr 14 1985, 4:33 AM EST
Att: 24,447 - Unknown

AB 31
R 1
H 5
RBI 1
BB 1
SO 3
LOB 10



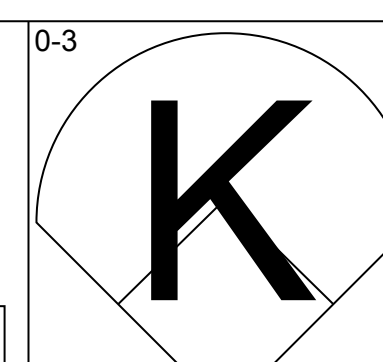
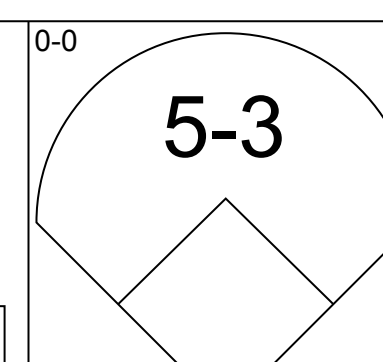
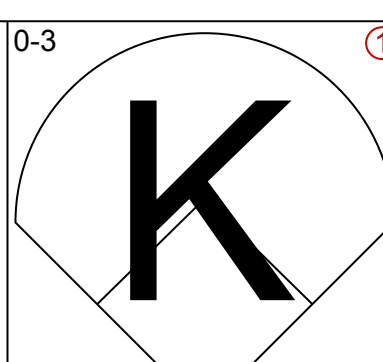
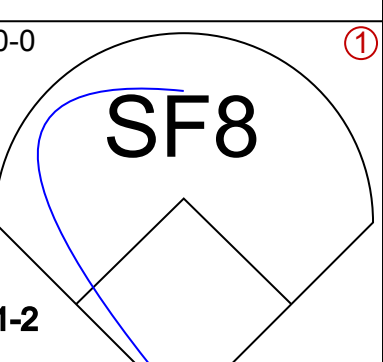
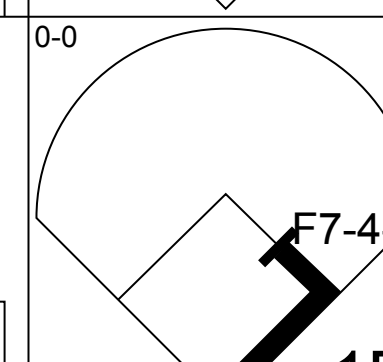
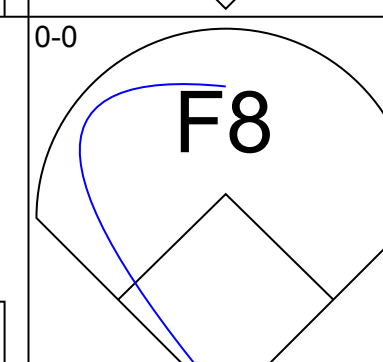
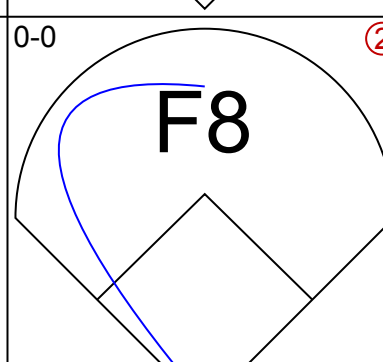
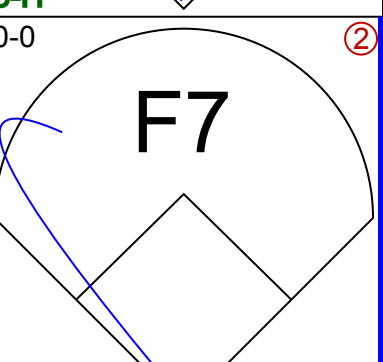
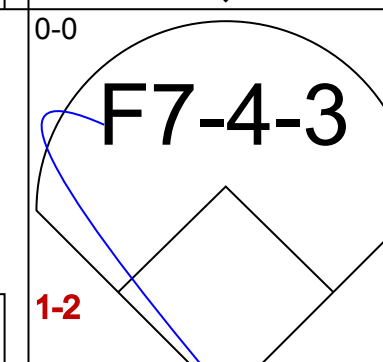
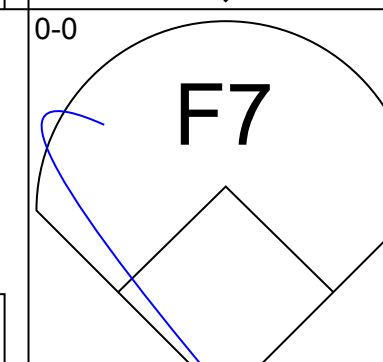
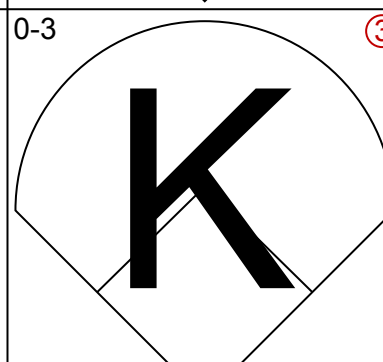
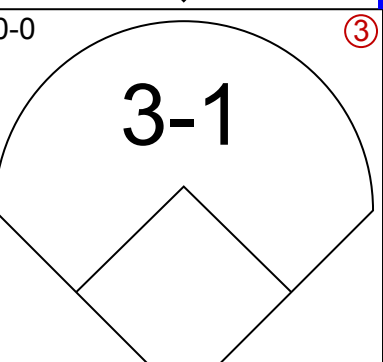
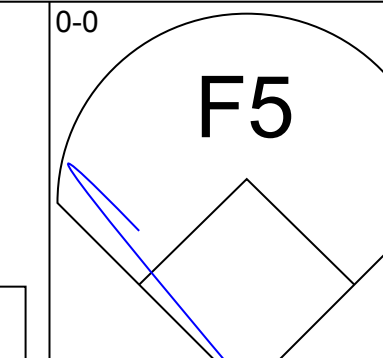
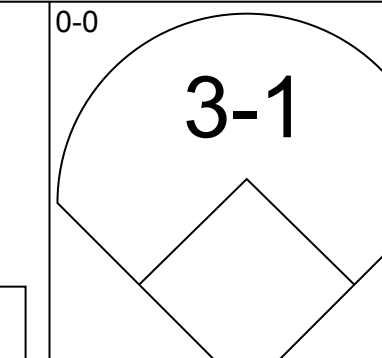
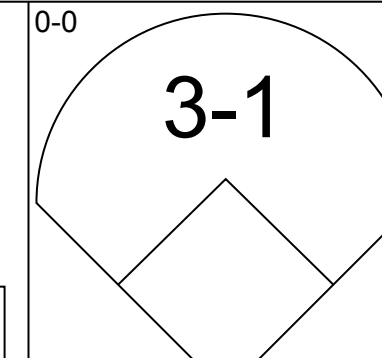
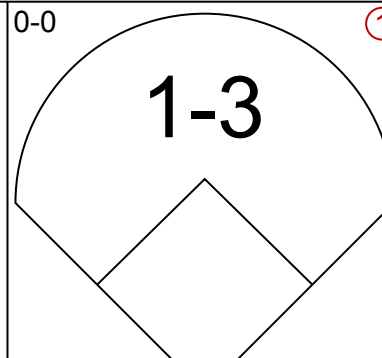
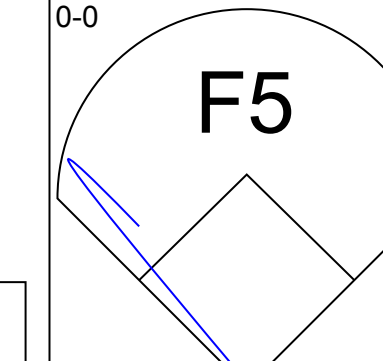
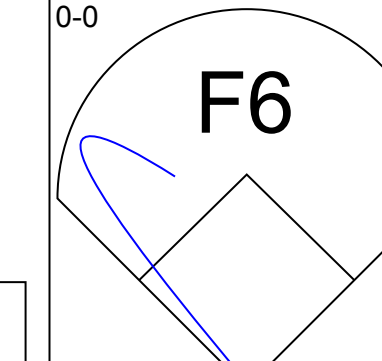
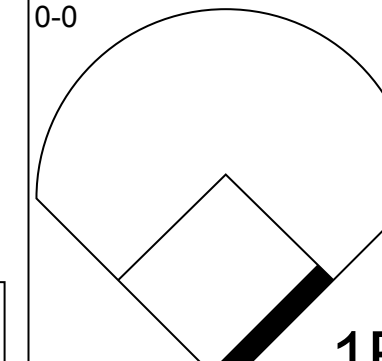
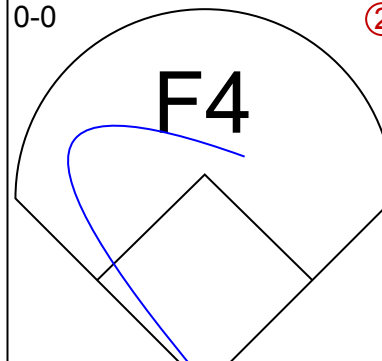
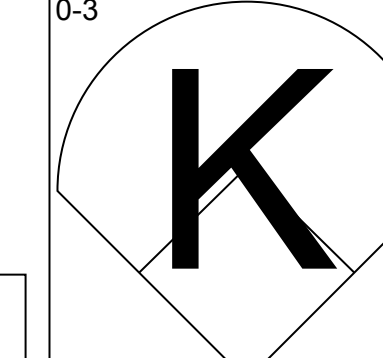
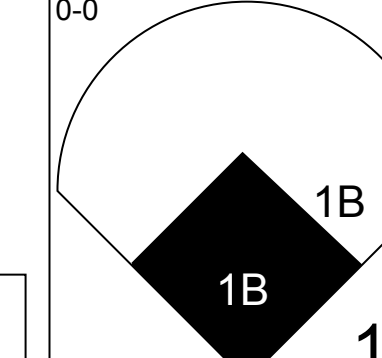
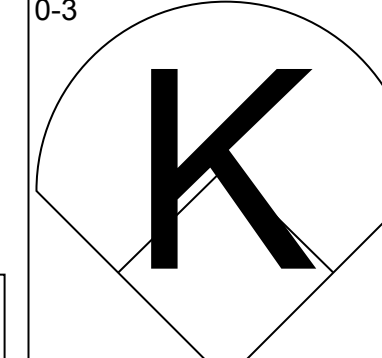
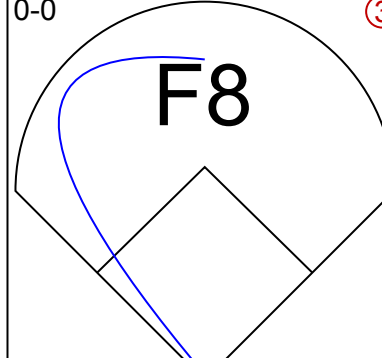
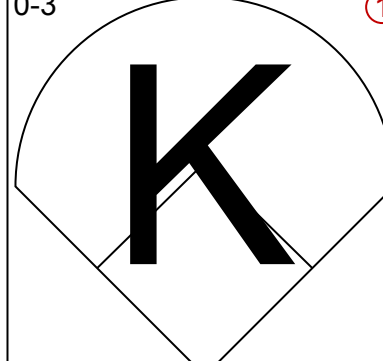
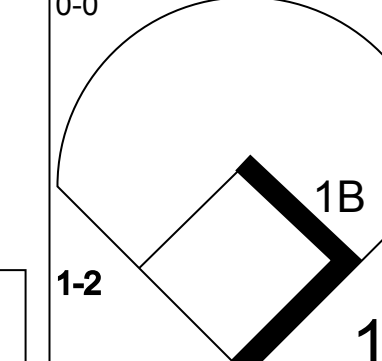
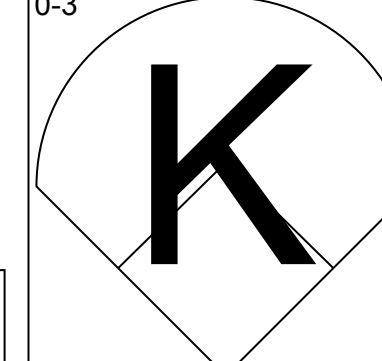
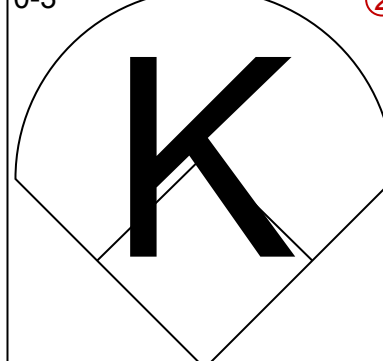
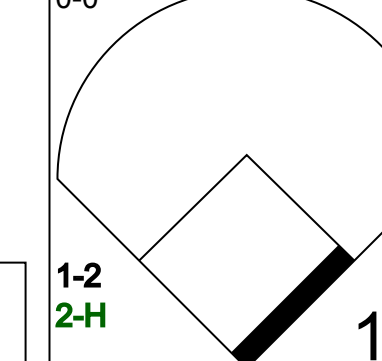
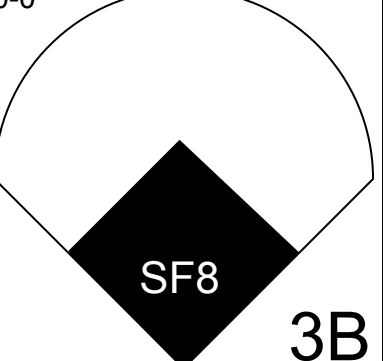
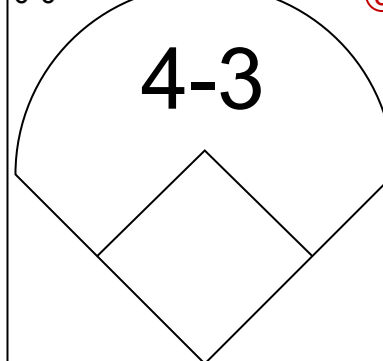
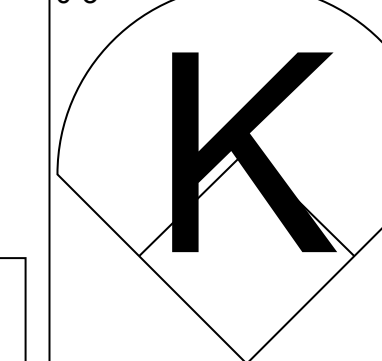
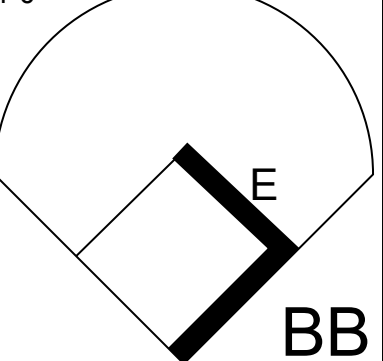
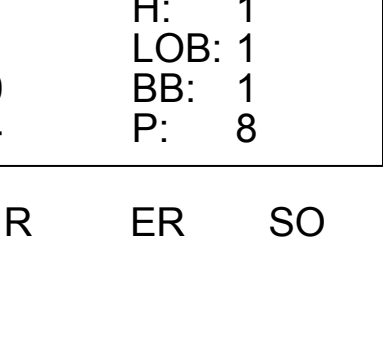
Batter	1	2	3	4	5	6	7	8	9	AB	R	H	RBI	BB	SO	LOB	TOP			
Paul Moltis, R OBP: 0.593, SLG: 0.583 (1, 5)	E5 F4		BB 4-0		BB 1-2		BB 1-2	FC6-4 1B		3	0	2	0	1	0	0	Milwaukee Brewers @ Detroit Tigers Tiger Stadium, Detroit, MI Tue Apr 16 1985, 6:05 PM EST Att: 23,869 - Unknown			
Robin Yount, R OBP: 0.321, SLG: 0.240 (1, 7)	F4		K 0-3		L6-4 2-3		FC6-4 1B		4	0	0	0	0	1	7					
Cecil Cooper, L OBP: 0.261, SLG: 0.318 (1, 3)	K		F7			BB 4-0		F9	3	0	0	0	1	1	3					
Ben Oglivie, L OBP: 0.238, SLG: 0.059 (1, 9)	F6			F6		BB 0-3		K	4	0	0	0	0	2	2					
Ted Simmons, S OBP: 0.333, SLG: 0.346 (1, 10)		1-3		4-3		F9		F8	4	0	0	0	0	0	1					
Doug Loman, L OBP: 0.353, SLG: 0.529 (1, 8)		4-3		PB 3B		K			4	1	1	0	0	2	1					
Bill Schroeder, R OBP: 0.286, SLG: 0.444 (1, 2)				K 3B			K		4	0	0	0	0	3	0					
Jim Gantner, L OBP: 0.182, SLG: 0.053 (1, 4)			4-3		1-3		F8		4	0	0	0	0	1	0					
Ed Romero, R OBP: 0.545, SLG: 0.286 (1, 6)			BB 4-0		L6-4 1B		BB 4-0		0	0	0	0	3	0	0					
Inning Stats	R: 0 E: 1 K: 1 S: 6	H: 0 LOB: 1 BB: 0 P: 6	R: 0 E: 0 K: 1 S: 5	H: 0 LOB: 0 BB: 0 P: 5	R: 0 E: 0 K: 1 S: 5	H: 0 LOB: 2 BB: 2 P: 13	R: 1 E: 0 K: 1 S: 6	H: 1 LOB: 0 BB: 0 P: 6	R: 0 E: 0 K: 2 S: 7	H: 0 LOB: 1 BB: 1 P: 11	R: 0 E: 0 K: 1 S: 6	H: 1 LOB: 2 BB: 1 P: 10	R: 0 E: 0 K: 2 S: 9	H: 0 LOB: 0 BB: 0 P: 7	R: 0 E: 0 K: 2 S: 7	H: 0 LOB: 0 BB: 0 P: 7		1B: 2 2B: 1 3B: 1 HR: 0	SF: 0 SAC: 0 DP: 1 HBP: 0	WP: 0 PB: 1 SB: 0 CS: 0
PITCHER	IP WLS BF H R ER SO BB IBB HBP BLK WP HR S P ERA WHIP	6.2 W 28 3 1 0 7 5 0 0 0 0 0 0 37 57 0.00 1.200	2.1 S 7 0 0 0 3 0 0 0 0 0 0 0 13 13 0.00 0.000																	
Walt Terrell, R ERA: 3.72 Aurelio Lopez, R ERA: 2.45																				

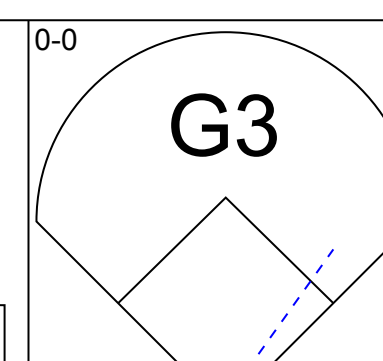
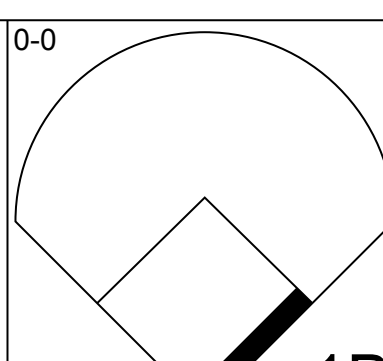
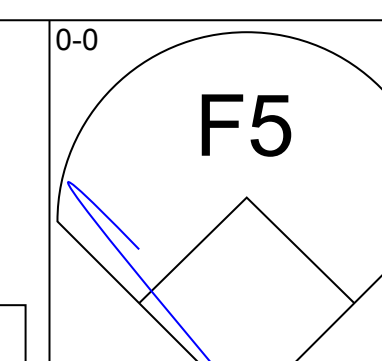
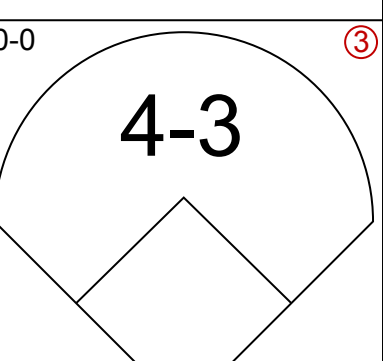
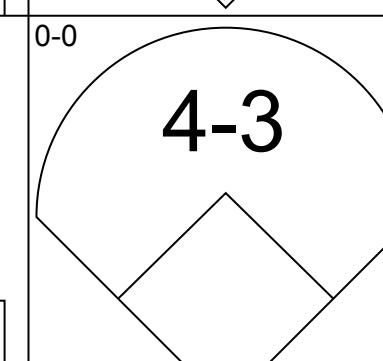
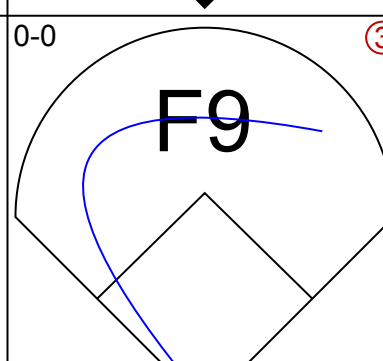
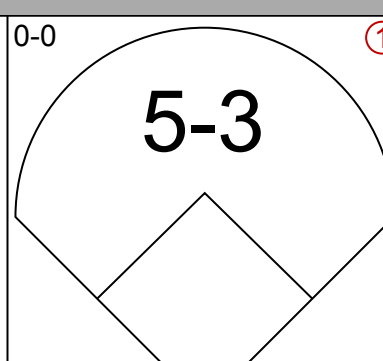
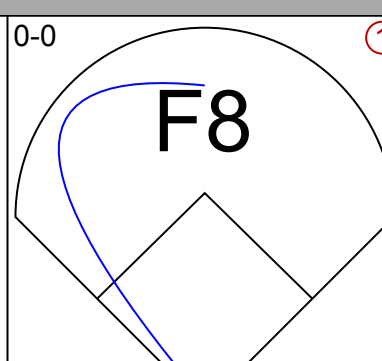
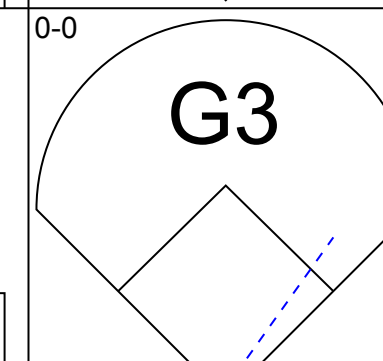
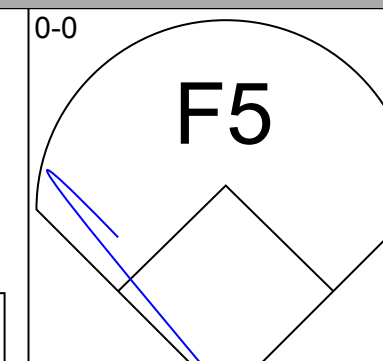
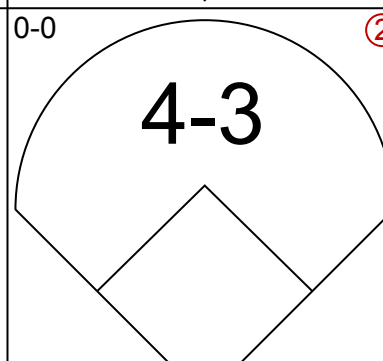
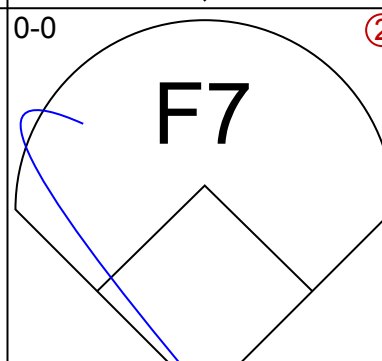
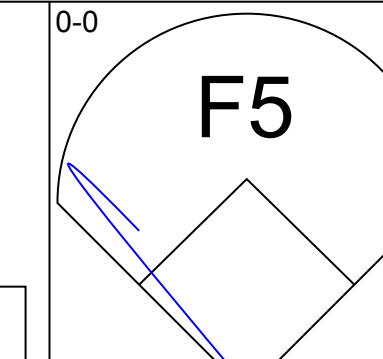
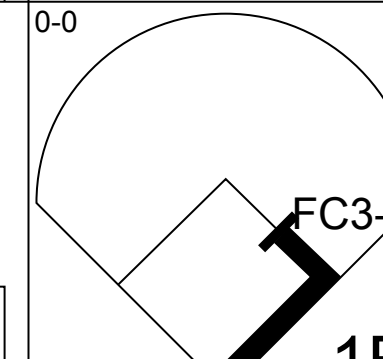
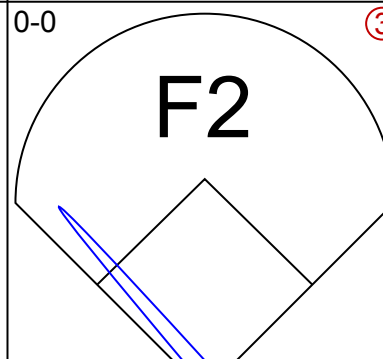
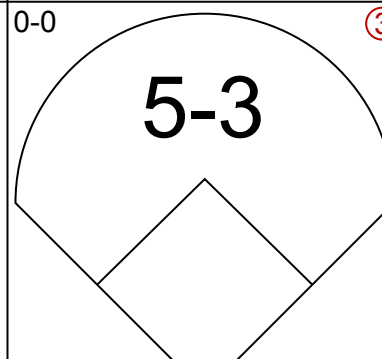
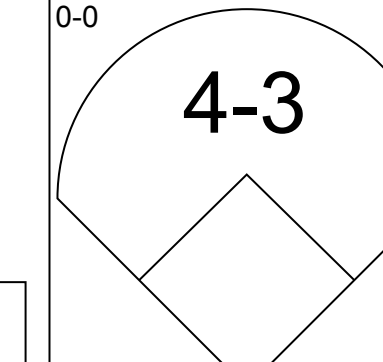
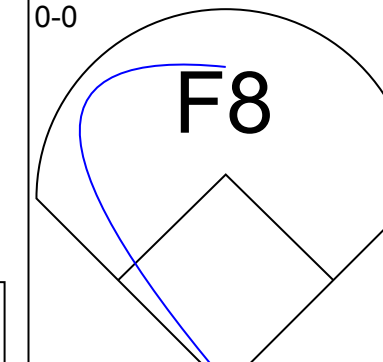
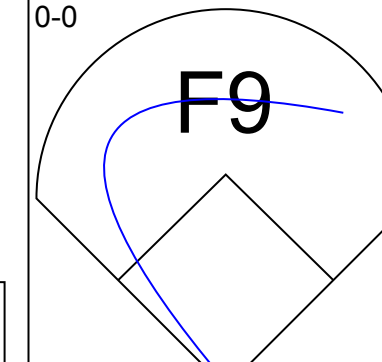
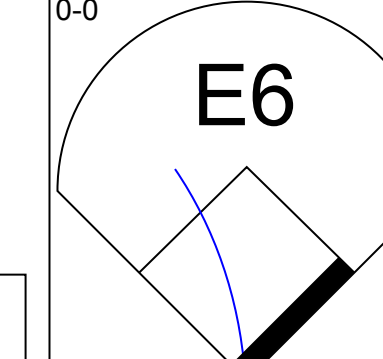
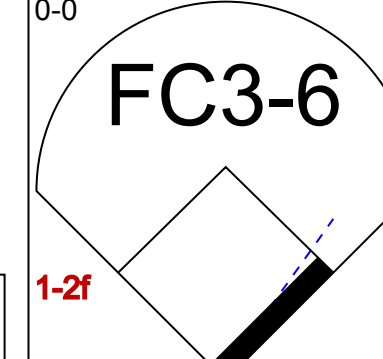
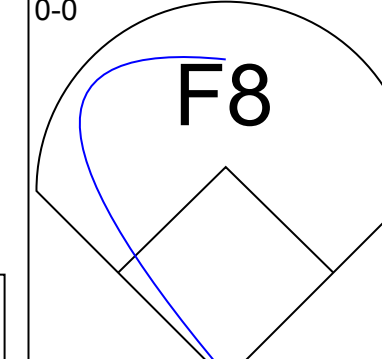
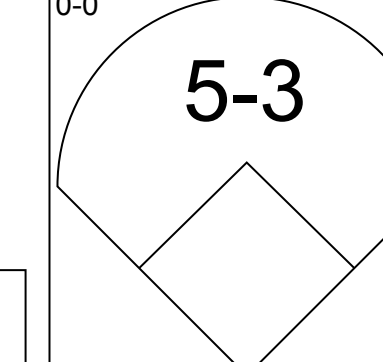
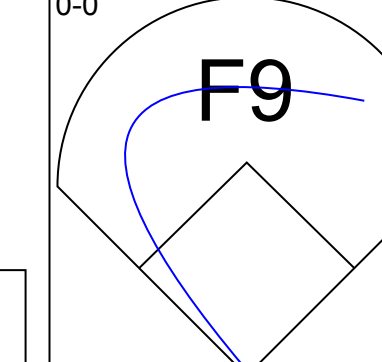
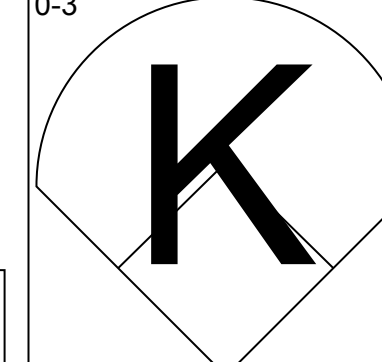
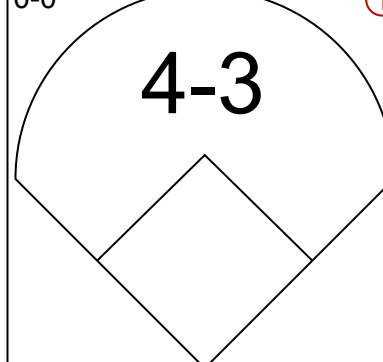
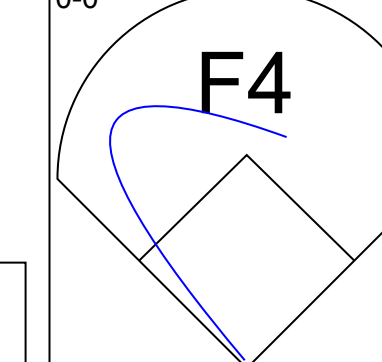
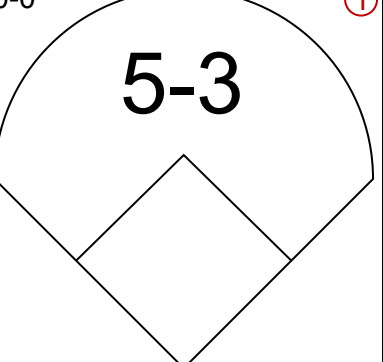
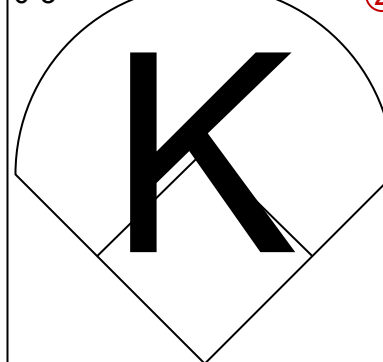
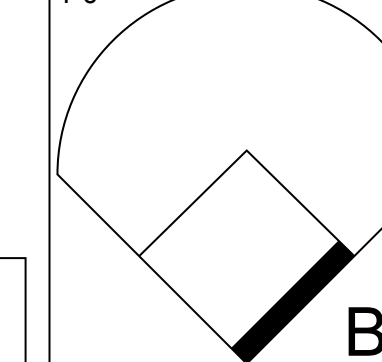
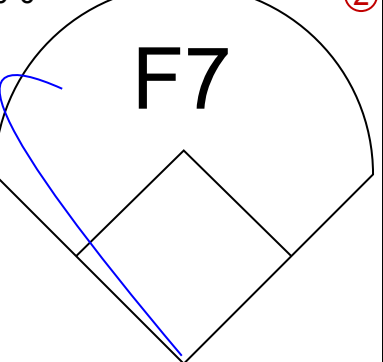
AB	30
R	1
H	3
RBI	0
BB	5
SO	10
LOB	14



Batter	1	2	3	4	5	6	7	8	9	AB	R	H	RBI	BB	SO	LOB	BOTTOM			
Lou Whitaker, L OBP: 0.435, SLG: 0.842 (1, 4)	SF9 3B		F8		4-3			G3		4	1	1	0	0	0	0	Milwaukee Brewers @ Detroit Tigers Tiger Stadium, Detroit, MI Tue Apr 16 1985, 6:05 PM EST Att: 23,869 - Unknown			
Alan Trammell, R OBP: 0.483, SLG: 0.750 (1, 6)	SF9		F8		HR		BB 1B	BB 1B	3	1	2	2	0	0	0					
Kirk Gibson, L OBP: 0.286, SLG: 0.458 (1, 9)	K			F9	F7			BB 1B	4	0	1	0	0	1	0					
Lance Parrish, R OBP: 0.385, SLG: 0.478 (1, 2)	F7			BB 1B		F5		BB 1B	3	0	1	0	1	0	0					
Johnny Grubb, L OBP: 0.313, SLG: 0.154 Barbaro Garbey, R (8, PH)		F9		F8		F9		K	3	0	0	0	0	0	1					
Darrell Evans, L OBP: 0.497, SLG: 0.417 Rusty Kuntz, R (8, PH)				BB 1B		K		K	1	0	0	0	0	1	3					
Dave Bergman, L OBP: 1.000, SLG: 1.000 (9, 3)	BB			BB				K	0	0	0	0	0	0	0					
Larry Herndon, R OBP: 0.375, SLG: 0.333 (1, 7)	BB			BB		G3			2	0	1	0	1	0	0					
Chet Lemon, R OBP: 0.333, SLG: 0.333 (1, 8)	1B		F3		BB		F8		3	0	0	0	0	0	4					
Chris Pittaro, S OBP: 0.300, SLG: 0.350 Tom Brookens, R OBP: 0.625, SLG: 1.143 (8, 5)			4-3		3-1		F8		3	0	0	0	0	0	0					
Inning Stats	R: 1 E: 0 K: 1 S: 6	H: 1 LOB: 0 BB: 0 P: 6	R: 0 E: 0 K: 0 S: 3	H: 1 LOB: 1 BB: 1 P: 7	R: 0 E: 0 K: 0 S: 3	H: 0 LOB: 0 BB: 0 P: 3	R: 0 E: 0 K: 0 S: 4	H: 1 LOB: 3 BB: 2 P: 12	R: 1 E: 0 K: 0 S: 4	H: 1 LOB: 0 BB: 0 P: 4	R: 0 E: 0 K: 1 S: 5	H: 0 LOB: 0 BB: 0 P: 5	R: 0 E: 0 K: 0 S: 3	H: 0 LOB: 0 BB: 0 P: 3	R: 0 E: 0 K: 2 S: 9	H: 2 LOB: 3 BB: 1 P: 13	1B: 4 2B: 0 3B: 1 HR: 1	SF: 1 SAC: 0 DP: 0 HBP: 0	WP: 0 PB: 0 SB: 0 CS: 0	PA: 33
PITCHER	IP WLS BF H R ER SO BB IBB HBP BLK WP HR S P ERA WHIP	7.1 L 31 6 2 2 2 4 0 0 0 0 1 31 47 2.46 1.364	0.2 L 2 0 0 0 2 0 0 0 0 0 0 6 6 0.00 0.000																	
Ray Burris, R ERA: 1.65 Ray Searge, L ERA:																				



Batter	1	2	3	4	5	6	7	8	9	AB	R	H	RBI	BB	SO	LOB	TOP				
Paul Moltzer, R OBP: 0.516, SLG: 0.519 (1, 5)										3	0	0	1	0	2	0	Milwaukee Brewers @ Detroit Tigers Tiger Stadium, Detroit, MI Wed Apr 17 1985, 3:33 AM EST Att: 15,221 - Unknown				
Robin Yount, R OBP: 0.313, SLG: 0.241 Ed Romero, R OBP: 0.545, SLG: 0.286 (1, 7) (8, 6)										4	0	1	0	0	0	1					
Cecil Cooper, L OBP: 0.222, SLG: 0.269 (1, 3)										4	0	0	0	0	1	2					
Ted Simmons, S OBP: 0.290, SLG: 0.300 (1, 10)											4	0	0	0	0	0					
Doug Loman, L OBP: 0.333, SLG: 0.476 (1, 8) (8, 9)										4	0	1	0	0	0	0					
Ben Oglivie, L OBP: 0.240, SLG: 0.095 (1, 9) (8, 7)										4	1	1	0	0	2	1					
Bill Schroeder, R OBP: 0.292, SLG: 0.429 (1, 2)										3	0	1	0	0	2	1					
Jim Gantner, L OBP: 0.240, SLG: 0.227 (1, 4)										3	1	2	1	0	1	0					
Brian Giles, R OBP: 0.250, SLG: 0.100 Paul Householder, S OBP: 0.533, SLG: 0.700 (1, 6) (8, PH) (8, 8)										2	0	0	0	0	1	2					
										0	0	0	0	1	0	0					
Inning Stats	R: 0 E: 0 K: 1 S: 5	H: 1 LOB: 0 BB: 0 P: 5	R: 0 E: 0 K: 1 S: 5	H: 0 LOB: 0 BB: 0 P: 5	R: 0 E: 0 K: 2 S: 7	H: 0 LOB: 0 BB: 0 P: 7	R: 0 E: 0 K: 0 S: 3	H: 0 LOB: 0 BB: 0 P: 3	R: 1 E: 0 K: 1 S: 8	H: 3 LOB: 2 BB: 0 P: 8	R: 0 E: 0 K: 2 S: 7	H: 0 LOB: 0 BB: 0 P: 7	R: 0 E: 0 K: 2 S: 8	H: 1 LOB: 1 BB: 0 P: 8	R: 1 E: 1 K: 0 S: 4	H: 1 LOB: 1 BB: 1 P: 8	R: 0 E: 0 K: 0 S: 3	H: 0 LOB: 0 BB: 0 P: 3	1B: 5 2B: 1 3B: 1 HR: 0	SF: 1 SAC: 0 DP: 1 HBP: 0	WP: 0 PA: 33 PB: 0 SB: 0 CS: 0
PITCHER Jack Morris, R ERA: 2.42 (1, 1)	IP: 9.0 WLS: L BF: 33	H: 6 R: 2 ER: 2 SO: 9	BB: 1 IBB: 0 HBP: 0 BLK: 0	WP: 0 HR: 0 S: 50 P: 54	ERA: 2.00 WHIP: 0.778	PITCHER										IP: 9.0 WLS: L BF: 33	H: 6 R: 2 ER: 2 SO: 9	BB: 1 IBB: 0 HBP: 0 BLK: 0	WP: 0 HR: 0 S: 50 P: 54	ERA: 2.00 WHIP: 0.778	

Batter	1	2	3	4	5	6	7	8	9	AB	R	H	RBI	BB	SO	LOB	BOTTOM				
Lou Whitaker, L OBP: 0.407, SLG: 0.739 (1, 4)										4	0	1	0	0	0	1	Milwaukee Brewers @ Detroit Tigers Tiger Stadium, Detroit, MI Wed Apr 17 1985, 3:33 AM EST Att: 15,221 - Unknown				
Alan Trammell, R OBP: 0.424, SLG: 0.643 (1, 6)										4	0	0	0	0	0	1					
Kirk Gibson, L OBP: 0.250, SLG: 0.393 (1, 9)										4	0	0	0	0	0	0					
Lance Parrish, R OBP: 0.367, SLG: 0.444 (1, 2)										4	0	1	0	0	0	0					
Johnny Grubb, L OBP: 0.263, SLG: 0.125 (1, 10)										3	0	0	0	0	0	1					
Darrell Evans, L OBP: 0.389, SLG: 0.333 (1, 3)										3	0	0	0	0	0	1					
Larry Hemdon, R OBP: 0.333, SLG: 0.292 (1, 7)										3	0	0	0	0	1	1					
Chet Lemon, R OBP: 0.296, SLG: 0.292 (1, 8)										3	0	0	0	0	0	0					
Chris Pittaro, S OBP: 0.304, SLG: 0.318 (1, 5)										2	0	0	0	1	1	0					
Inning Stats	R: 0 E: 0 K: 0 S: 3	H: 0 LOB: 0 BB: 0 P: 3	R: 0 E: 1 K: 0 S: 4	H: 0 LOB: 1 BB: 0 P: 4	R: 0 E: 0 K: 1 S: 6	H: 1 LOB: 0 BB: 0 P: 6	R: 0 E: 0 K: 0 S: 4	H: 1 LOB: 1 BB: 0 P: 4	R: 0 E: 0 K: 0 S: 3	H: 0 LOB: 0 BB: 1 P: 7	R: 0 E: 0 K: 0 S: 3	H: 0 LOB: 0 BB: 0 P: 3	R: 0 E: 0 K: 1 S: 5	H: 0 LOB: 0 BB: 0 P: 5	R: 0 E: 0 K: 0 S: 3	H: 0 LOB: 0 BB: 0 P: 3	R: 0 E: 0 K: 0 S: 3	H: 0 LOB: 0 BB: 0 P: 3	1B: 2 2B: 0 3B: 0 HR: 0	SF: 0 SAC: 0 DP: 0 HBP: 0	WP: 0 PA: 31 PB: 0 SB: 0 CS: 0
PITCHER Danny Darwin, R ERA: 3.95 (1, 1)	IP: 9.0 WLS: W BF: 31	H: 2 R: 0 ER: 0 SO: 2	BB: 1 IBB: 0 HBP: 0 BLK: 0	WP: 0 HR: 0 S: 34 P: 38	ERA: 0.00 WHIP: 0.333	PITCHER										IP: 9.0 WLS: W BF: 31	H: 2 R: 0 ER: 0 SO: 2	BB: 1 IBB: 0 HBP: 0 BLK: 0	WP: 0 HR: 0 S: 34 P: 38	ERA: 0.00 WHIP: 0.333	

Batter	1	2	3	4	5	6	7	8	9	AB	R	H	RBI	BB	SO	LOB	TOP											
Willie Wilson, S OBP: 0.372, SLG: 0.436 (1, 8)	0-3 K	0-0 1-3		0-0 6-3		0-0 5-3		0-0 F2		5	0	0	0	0	1	0	Kansas City Royals @ Detroit Tigers Tiger Stadium, Detroit, MI Fri Apr 19 1985, 6:05 PM EST Att: 35,432 - Unknown											
Pat Sheridan, L OBP: 0.368, SLG: 0.333 (1, 9)	0-0 4-3	4-0 HR BB		0-0 FC4 1B		0-0 F7		0-0 4-3		4	1	1	0	1	0	0												
George Brett, L OBP: 0.476, SLG: 0.516 Greg Pryor, R (9, 5)	0-0 HR	0-0 HR		0-0 FC4 1-2		0-3 K		0-0 F9		5	2	2	3	0	1	1												
Jorge Orta, L OBP: 0.324, SLG: 0.424 Hal McRae, R OBP: 0.333, SLG: 0.250 (7, PH)	0-0 1B 1B	0-0 F3			0-0 FC6-4 1B		0-0 F9		0-0 5-3		3	1	2	0	0	0												
Darryl Motley, R OBP: 0.324, SLG: 0.419 (1, 7)	0-0 1B 1B		0-0 HR		0-0 F4			0-0 HR 1B		4	3	3	1	0	0	1												
Steve Balboni, R OBP: 0.243, SLG: 0.459 (1, 3)	0-0 1B		0-0 5-3		0-3 K			0-0 HR		4	1	2	3	0	1	1												
Frank White, R OBP: 0.171, SLG: 0.242 (1, 4)	0-0 1B		0-0 F4		0-0 FC6-4 1-2			0-0 F9		4	0	1	1	0	0	1												
Jim Sundberg, R OBP: 0.172, SLG: 0.222 (1, 2)	0-3 K		0-0 F8		0-0 F5			0-0 HR		4	1	1	1	0	1	2												
Buddy Biancalana, S OBP: 0.235, SLG: 0.375 (1, 6)		0-3 K		0-3 K		0-3 K		0-0 F7		4	0	0	0	0	3	0												
Inning Stats	R: 3 E: 0 K: 2 S: 12	H: 5 LOB: 2 BB: 0 P: 12	R: 2 E: 0 K: 1 S: 6	H: 1 LOB: 0 BB: 1 P: 10	R: 1 E: 0 K: 0 S: 4	H: 1 LOB: 1 BB: 0 P: 4	R: 0 E: 0 K: 1 S: 6	H: 1 LOB: 1 BB: 0 P: 6	R: 0 E: 0 K: 1 S: 5	H: 0 LOB: 0 BB: 0 P: 5	R: 0 E: 0 K: 1 S: 5	H: 0 LOB: 0 BB: 0 P: 5	R: 3 E: 0 K: 0 S: 6	H: 3 LOB: 0 BB: 0 P: 6	R: 0 E: 0 K: 0 S: 3	H: 0 LOB: 0 BB: 0 P: 3	1B: 7 2B: 0 3B: 0 HR: 5	SF: 0 SAC: 0 DP: 0 HBP: 0	WP: 0 PB: 0 SB: 0 CS: 0	PA: 40								
PITCHER	IP	WLS	BF	H	R	ER	SO	BB	IBB	HBP	BLK	WP	HR	S	P	ERA	WHIP											
Dan Petry, R ERA: 3.38 Juan Berenguer, R ERA: 2.25 Bill Scherrer, L ERA: Aurelio Lopez, R ERA: 5.4 Willie Hernandez, L ERA:	2.0	L	13	6	5	3	3	1	0	0	0	0	0	2	18	22	22.50	3.500										

Batter	1	2	3	4	5	6	7	8	9	AB	R	H	RBI	BB	SO	LOB	BOTTOM										
Lou Whitaker, L OBP: 0.406, SLG: 0.714 (1, 4)	0-0 1B 1B		0-0 G3		0-0 4-3		0-0 1B 2B		0-3 K		5	1	2	0	0	1	Kansas City Royals @ Detroit Tigers Tiger Stadium, Detroit, MI Fri Apr 19 1985, 6:05 PM EST Att: 35,432 - Unknown										
Alan Trammell, R OBP: 0.421, SLG: 0.606 (1, 6)	0-3 K		0-0 1-3		0-0 1B 1B		0-0 FC5 1B 2H		0-0 5-3		5	0	2	1	0	2											
Kirk Gibson, L OBP: 0.324, SLG: 0.455 (1, 9)	0-0 G6-4-3 1B		0-0 1B 1B		0-0 1B 1B		0-0 FC5 1B		0-3 K		5	0	4	0	0	1											
Lance Parrish, R OBP: 0.353, SLG: 0.419 Marty Castillo, R (9, 2)	0-0 G6-4-3 1-2		0-0 1B		0-0 F9		0-0 FC5 1-2 2-3				4	0	1	0	0	0											
Johnny Grubb, L OBP: 0.217, SLG: 0.100 (1, 10)		0-3 K	0-0 F6		0-0 4-3		0-0 F8		0-3 K		4	0	0	0	1	4											
Darrell Evans, L OBP: 0.318, SLG: 0.263 (1, 3)		0-0 F8		0-0 F8		0-0 F9		0-0 F4		4	0	0	0	0	0	0											
Larry Hemdon, R OBP: 0.323, SLG: 0.321 (1, 7)		0-0 1B 2B		0-0 6-3		0-0 E3		0-0 F8		4	1	1	0	0	0	0											
Chet Lemon, R OBP: 0.290, SLG: 0.286 Tom Brookens, R OBP: 0.625, SLG: 1.143 (9, 5)		0-0 2H 1B		0-0 6-3		0-0 F7		0-0 4-3		4	0	1	1	0	0	1											
Chris Pittaro, S OBP: 0.269, SLG: 0.280 Jim Weaver, L OBP: 0.500, SLG: 1.000 (9, 8)		0-0 G3		0-0 F8		0-0 3-1		0-0 2B		3	0	0	0	0	0	1											
Inning Stats	R: 0 E: 0 K: 1 S: 6	H: 2 LOB: 1 BB: 0 P: 6	R: 1 E: 0 K: 1 S: 7	H: 2 LOB: 1 BB: 0 P: 7	R: 0 E: 0 K: 0 S: 5	H: 2 LOB: 2 BB: 0 P: 5	R: 0 E: 0 K: 0 S: 3	H: 0 LOB: 0 BB: 0 P: 3	R: 0 E: 1 K: 0 S: 4	H: 0 LOB: 1 BB: 0 P: 4	R: 1 E: 0 K: 0 S: 6	H: 3 LOB: 2 BB: 0 P: 6	R: 0 E: 0 K: 0 S: 3	H: 0 LOB: 0 BB: 0 P: 3	R: 0 E: 0 K: 2 S: 8	H: 1 LOB: 1 BB: 0 P: 8	1B: 9 2B: 3 3B: 0 HR: 0	SF: 0 SAC: 0 DP: 1 HBP: 0	WP: 0 PB: 0 SB: 0 CS: 0	PA: 39							
PITCHER	IP	WLS	BF	H	R	ER	SO	BB	IBB	HBP	BLK	WP	HR	S	P	ERA	WHIP										
Bret Saberhagen, R ERA: 3.46 Dan Quisenberry, R ERA: 1.13	6.1	W	29	10	2	2	2	0	0	0	0	0	0	14	14	0.00	0.750										

Batter	1	2	3	4	5	6	7	8	9	10	11	12	13	AB	R	H	RBI	BB	SO	LOB	TOP	
Willie Wilson, S OBP: 0.399, SLG: 0.490 (1, 8)			E4 		F3 		F2 			4-3 			F8 	6	2	2	0	0	0	1		
Pat Sheridan, L OBP: 0.311, SLG: 0.275 Lynn Jones, R (11, PH) (11, 9)	G3 		K 		F9 			K 			F7 		F8 	4	0	0	1	0	2	2	2	
George Brett, L OBP: 0.453, SLG: 0.436 (1, 5)	F7 							F6 			F8 			4	0	1	0	2	0	0		
Jorge Orta, L OBP: 0.310, SLG: 0.415 Hal McRae, R OBP: 0.444, SLG: 0.200 (11, PH) (11, 9)	K 		F8 		L8 			K 						4	0	0	0	0	2	3		
Darryl Motley, R OBP: 0.295, SLG: 0.390 (1, 7)		K 			6-3 			F6 			F9 			6	0	1	1	0	1	1		
Steve Balboni, R OBP: 0.304, SLG: 0.965 John Wathan, R (12, PR) (12, 3)					K 			4-3 			4-3 		FC1-5 	5	1	2	1	0	1	0		
Greg Pryor, R (1, 4)								F7 			F4 		FC1-5 	3	0	0	0	2	0	1		
Jim Sundberg, R OBP: 0.156, SLG: 0.171 (1, 2)		F8 			F8 						6-3 		F9 	5	0	0	0	0	0	4		
Onix Conception, R OBP: 0.150, SLG: 0.105 Dane Iorg, L (10, PH) (10, 6)		F5 						F4 			1-3 		K 	3	0	1	0	0	0	1		
Inning Stats	R: 1 E: 0 K: 1 S: 6	H: 1 LOB: 0 BB: 0 P: 6	R: 1 E: 0 K: 1 S: 6	H: 1 LOB: 1 BB: 1 P: 10	R: 0 E: 1 K: 1 S: 5	H: 0 LOB: 1 BB: 1 P: 9	R: 0 E: 0 K: 0 S: 5	H: 2 LOB: 2 BB: 0 P: 5	R: 0 E: 0 K: 0 S: 3	H: 0 LOB: 0 BB: 0 P: 3	R: 0 E: 0 K: 2 S: 7	H: 0 LOB: 0 BB: 0 P: 7	R: 0 E: 0 K: 0 S: 3	H: 0 LOB: 1 BB: 1 P: 7	R: 0 E: 0 K: 1 S: 6	H: 1 LOB: 2 BB: 2 P: 12	R: 1 E: 0 K: 0 S: 4	H: 2 LOB: 2 BB: 2 P: 12	1B: 4 2B: 1 3B: 1 HR: 1	SF: 0 SAC: 0 DP: 0 HBP: 0	WIP: 0 PB: 0 SB: 0 CS: 1	PA: 51
PITCHER	IP WLS BF H R ER SO BB IBB HBP BLK WP HR S P ERA WHIP	Milt Wilcox, R ERA: 2.97 Bill Scherrer, L ERA: Aurelio Lopez, R ERA: 4.35 Willie Hernandez, L ERA: Juan Berenguer, R ERA: 3.8	7.0 1.0 2.0 2.0 1.0	5.1 3.2 0.1 2.2 1.0	28 3 6 8 6	4 0 0 1 2	2 0 0 0 1	2 0 0 0 1	3 0 0 0 1	0 0 0 0 0	0 0 0 0 0	1 0 0 0 0	33 7 6 13 4	45 0 0 0 12	2.57 0.00 0.00 1.00 9.00	1.000 0.000 0.000 1.000 3.000						

Kansas City Royals @ Detroit Tigers
Tiger Stadium, Detroit, MI
Sun Apr 21 1985, 3:33 AM EST
Att. 30,168 - Unknown

AB 45
R 3
H 7
RBI 3
BB 6
SO 7
LOB 18



Batter	1	2	3	4	5	6	7	8	9	10	11	12	13	AB	R	H	RBI	BB	SO	LOB	BOTTOM					
Tom Brookens, R OBP: 0.553, SLG: 0.769 (1, 5)	5-3 				G4-6-3 		4-3 			F3 		F4 			6	0	2	0	1	0	4					
Alan Trammell, R OBP: 0.406, SLG: 0.581 (1, 6)			F7 		F8 		K 			F7 					6	1	2	0	1	1	3					
Kirk Gibson, L OBP: 0.333, SLG: 0.390 (1, 9)					G4-6-3 							2B 		4-3 	4	0	0	0	3	0	7					
Lance Parrish, R OBP: 0.318, SLG: 0.390 (9, 2)			F6 						K 			F5 		6-3 	6	1	2	1	0	1	2					
Larry Herndon, R OBP: 0.317, SLG: 0.342 (1, 7)	K 				G6-4-3 		F9 							K 	6	0	2	0	0	3	3					
Chet Lemon, R OBP: 0.317, SLG: 0.324 (1, 8)	F8 				G6-4-3 									F9 	5	0	2	1	1	1	2					
Barbaro Garbey, R Darrell Evans, L Jim Weaver, S Doug Sisk, R Rusty Kuntz, R (8, PH) (8, PH) (8, 3) (10, PH) (11, 3)		5-3 			G6-4-3 							P2-5 		F9 	2	0	0	0	1	0	2					
Marty Castillo, R Johnny Grubb, L Aurelio Lopez, R Willie Hernandez, L Juan Berenguer, R Doug Baker, S (8, PH) (8, PH) (8, 1) (11, 1) (13, PH)		K 			6-3 									K 	3	0	0	0	0	2	3					
Chris Pittaro, S Lou Whitaker, R OBP: 0.439, SLG: 0.686 (7, 4)		K 					F8 				F7 			1	0	0	0	1	1	0						
Inning Stats	R: 1 E: 0 K: 1 S: 7	H: 2 LOB: 2 BB: 1 P: 11	R: 0 E: 0 K: 2 S: 7	H: 0 LOB: 0 BB: 0 P: 7	R: 0 E: 0 K: 0 S: 4	H: 2 LOB: 1 BB: 0 P: 4	R: 0 E: 0 K: 0 S: 3	H: 1 LOB: 1 BB: 1 P: 7	R: 1 E: 0 K: 1 S: 7	H: 2 LOB: 3 BB: 2 P: 15	R: 0 E: 0 K: 2 S: 7	H: 0 LOB: 0 BB: 0 P: 7	R: 0 E: 0 K: 3 S: 10	H: 1 LOB: 1 BB: 0 P: 10	R: 0 E: 0 K: 0 S: 3	H: 0 LOB: 2 BB: 2 P: 11	R: 0 E: 0 K: 0 S: 4	H: 1 LOB: 2 BB: 1 P: 8	R: 0 E: 0 K: 1 S: 5	H: 0 LOB: 0 BB: 0 P: 5	R: 0 E: 0 K: 1 S: 6	H: 1 LOB: 3 BB: 2 P: 14	1B: 6 2B: 6 3B: 1 HR: 0	SF: 0 SAC: 0 DP: 3 HBP: 0	WIP: 1 PB: 0 SB: 0 CS: 1	PA: 57
PITCHER	IP WLS BF H R ER SO BB IBB HBP BLK WP HR S P ERA WHIP	Danny Jackson, L ERA: 0.77 Joe Backwith, R ERA: 0.9 Mike Jones, L ERA: 2.7 Dan Quisenberry, R ERA: 3.0 Larry Gura, L ERA:	5.1 3.2 0.1 2.2 1.0	13 4 1 9 6	8 1 0 0 1	2 0 0 0 1	2 0 0 0 1	3 0 0 0 1	24 28 10 14 6	43 28 0 14 14	3.38 0.00 0.00 0.750 0.00	2.250 0.545 6.000 0.750 3.000														

Kansas City Royals @ Detroit Tigers
Tiger Stadium, Detroit, MI
Sun Apr 21 1985, 3:33 AM EST
Att. 30,168 - Unknown

AB 47
R 2
H 12
RBI 2
BB 10
SO 11
LOB 30



Batter	1	2	3	4	5	6	7	8	9	AB	R	H	RBI	BB	SO	LOB	TOP			
Lou Whitaker, L (1,4) OBP: 0.435, SLG: 0.650	6-3		FC6-4 1B	4-3			FC	S 1B		5	0	2	1	0	0	3	Detroit Tigers @ Cleveland Indians Cleveland Municipal Stadium, Cleveland, OH Mon Apr 22 1985, 3:33 AM EST Att: 5,667 - Unknown			
Alan Trammell, R (1,6) OBP: 0.370, SLG: 0.521	K		FC6-4 1-2		5-3		FC6-4 1-2	K 1-2		5	0	0	0	0	2	4				
Kirk Gibson, L (1,9) OBP: 0.321, SLG: 0.370	E4		F6				F7		F9	5	0	1	0	0	0	2				
Lance Parrish, R (1,2) OBP: 0.286, SLG: 0.348	F7		5-3				L4		B1-3	5	0	0	0	0	1	4				
Darrell Evans, L (1,3) OBP: 0.344, SLG: 0.429		4-3			F9		F8		F7	4	0	0	0	1	0	1				
Lary Hemdon, R (1,7) OBP: 0.283, SLG: 0.302		K			F8		5-3		E6 F8 E 1B	5	1	0	0	0	1	1				
Johnny Grubb, L (1,10) Barbaro Garbey, R (8,PH)		2B 1B				4-3		E3 1B 1-2 1B		3	1	2	0	0	0	0				
Chet Lemon, R (1,8) OBP: 0.333, SLG: 0.350						K		F8		3	0	1	0	0	1	2				
Chris Pittaro, S (1,5) Tom Brookens, R (8,PH)										3	1	2	1	0	0	2				
	1-3									1	0	1	1	0	0	0				
Inning Stats	R: 0 E: 1 K: 1 S: 6	H: 0 LOB: 1 BB: 0 P: 6	R: 0 E: 0 K: 1 S: 7	H: 2 LOB: 2 BB: 0 P: 7	R: 0 E: 0 K: 0 S: 4	H: 1 LOB: 1 BB: 0 P: 4	R: 1 E: 0 K: 0 S: 5	H: 2 LOB: 2 BB: 0 P: 6	R: 0 E: 0 K: 1 S: 5	H: 0 LOB: 0 BB: 0 P: 5	R: 1 E: 1 K: 0 S: 5	H: 1 LOB: 1 BB: 0 P: 5	R: 2 E: 2 K: 1 S: 9	H: 2 LOB: 2 BB: 0 P: 9	R: 0 E: 0 K: 0 S: 3	H: 0 LOB: 1 BB: 1 P: 7	1B: 6 2B: 2 3B: 1 HR: 0	SF: 0 SAC: 0 DP: 0 HBP: 1	WP: 0 PB: 0 SB: 2 CS: 0	PA: 42
PITCHER	IP	WLS	BF	H	R	ER	SO	BB	IBB	HBP	BLK	WP	HR	S	P	ERA	WHIP			
Don Schultze, R (1,1) ERA: 6.28	7.0	W	31	7	2	2	4	0	0	1	0	0	0	38	39	2.57	1.000			
Mike Jeffcoat, L (8,1) ERA: 1.59	0.2		6	2	2	0	0	0	0	0	0	0	0	6	6	0.00	3.000			
Tom Waddell, R (8,1) ERA: 4.4	1.1	S	5	0	0	0	1	1	0	0	0	0	0	6	10	0.00	0.750			

AB	40
R	4
H	9
RBI	3
BB	1
SO	5
LOB	20



Batter	1	2	3	4	5	6	7	8	9	AB	R	H	RBI	BB	SO	LOB	BOTTOM			
Otis Nixon, S (1,7) OBP: 0.316, SLG: 0.368	F8		K	FC6-4 1-2			2B 4-3 1B			4	1	1	0	0	1	2	Detroit Tigers @ Cleveland Indians Cleveland Municipal Stadium, Cleveland, OH Mon Apr 22 1985, 3:33 AM EST Att: 5,667 - Unknown			
Brett Butler, L (1,8) OBP: 0.333, SLG: 0.378	F8		F9		B2-3		4-3 2B			4	1	1	1	0	0	0				
Julio Franco, R (1,6) OBP: 0.489, SLG: 0.615	L8			E5 1B 1B	F6		4-3			4	1	0	1	0	0	1				
Mel Hall, L (1,10) OBP: 0.289, SLG: 0.273		F7		SH2-3 FC6-4 1B	F5					4	1	2	1	0	0	0				
Pat Tabler, R (1,3) OBP: 0.392, SLG: 0.489		PB 2B		FC6-4 SH2-3 1B			K	F8		4	1	2	1	0	1	1				
Brook Jacoby, R (1,5) OBP: 0.292, SLG: 0.326		F8		SH2-3			CS BB			2	0	0	0	1	0	1				
George Vukovich, L (1,9) OBP: 0.279, SLG: 0.250							G1-4-3			2	0	1	0	2	0	1				
Jerry Willard, L (1,2) OBP: 0.278, SLG: 0.250		K		FC6-4 1B			F9			4	0	0	1	0	1	5				
Tony Bernazard, S (1,4) Mike Fischlin, R (8,4)										3	1	2	1	0	0	0				
				4-3						0	0	0	0	0	0	0				
Inning Stats	R: 0 E: 0 K: 0 S: 3	H: 0 LOB: 0 BB: 0 P: 3	R: 0 E: 0 K: 1 S: 6	H: 1 LOB: 2 BB: 1 P: 10	R: 0 E: 0 K: 1 S: 5	H: 0 LOB: 0 BB: 0 P: 5	R: 3 E: 1 K: 0 S: 7	H: 3 LOB: 2 BB: 1 P: 11	R: 0 E: 0 K: 0 S: 3	H: 0 LOB: 0 BB: 0 P: 3	R: 0 E: 0 K: 1 S: 4	H: 0 LOB: 0 BB: 1 P: 8	R: 3 E: 0 K: 0 S: 7	H: 4 LOB: 1 BB: 0 P: 7	R: 0 E: 0 K: 0 S: 3	H: 1 LOB: 0 BB: 0 P: 3	1B: 5 2B: 4 3B: 0 HR: 0	SF: 0 SAC: 1 DP: 1 HBP: 0	WP: 0 PB: 1 SB: 0 CS: 1	PA: 35
PITCHER	IP	WLS	BF	H	R	ER	SO	BB	IBB	HBP	BLK	WP	HR	S	P	ERA	WHIP			
Jack Morris, R (1,1) ERA: 2.76	6.2	L	31	8	6	3	3	1	2	0	0	0	0	34	46	4.05	1.350			
Aurelio Lopez, R (7,1) ERA: 4.22	0.1		1	0	0	0	0	0	0	0	0	0	0	1	1	0.00	0.000			
Doug Bair, R (8,1) ERA: 5.4	1.0		3	1	0	0	0	0	0	0	0	0	0	3	3	0.00	1.000			

AB	31
R	6
H	9
RBI	6
BB	3
SO	3
LOB	11



Batter	1	2	3	4	5	6	7	8	9	AB	R	H	RBI	BB	SO	LOB	TOP			
Lou Whitaker, L (1,4) OBP: 0.420, SLG: 0.614	6-3		3-1				F7			4	1	1	0	0	0	0	Detroit Tigers @ Cleveland Indians Cleveland Municipal Stadium, Cleveland, OH Tue Apr 23 1985, 3:33 AM EST Att: 7,654 - Unknown livebaseballscorecards.com			
Alan Trammell, R (1,6) OBP: 0.379, SLG: 0.510	1B		5-3				4-3			3	1	1	0	1	0	0				
Kirk Gibson, L (1,9) OBP: 0.351, SLG: 0.420	G3						6-3			4	0	3	2	0	0	0				
Lance Parrish, R (1,2) OBP: 0.264, SLG: 0.320	G3						F7			4	0	0	1	0	0	4				
Darrell Evans, L (1,3) OBP: 0.306, SLG: 0.375	F8						F8			4	0	0	0	0	0	2				
Larry Hemdon, R (1,7) OBP: 0.280, SLG: 0.298							6-3			4	1	1	0	0	0	1				
Johnny Grubb, L (1,10) OBP: 0.257, SLG: 0.219	L9						F8			4	0	1	0	0	0	1				
Chet Lemon, R (1,8) OBP: 0.327, SLG: 0.364	K						G6-4-3			4	0	1	1	0	1	1				
Chris Pittaro, S (1,5) OBP: 0.368, SLG: 0.400							F5			3	1	1	0	0	0	1				
Tom Brookens, R (6,5) OBP: 0.529, SLG: 0.733							3-1			1	0	0	0	0	1	0				
Inning Stats	R: 1 E: 0 K: 0 S: 5	H: 2 LOB: 1 BB: 0 P: 5	R: 0 E: 0 K: 1 S: 5	H: 0 LOB: 0 BB: 0 P: 5	R: 0 E: 0 K: 0 S: 3	H: 0 LOB: 0 BB: 0 P: 3	R: 0 E: 0 K: 0 S: 4	H: 1 LOB: 1 BB: 0 P: 4	R: 2 E: 0 K: 0 S: 6	H: 4 LOB: 2 BB: 1 P: 10	R: 1 E: 0 K: 0 S: 5	H: 2 LOB: 1 BB: 0 P: 5	R: 0 E: 0 K: 0 S: 3	H: 0 LOB: 0 BB: 0 P: 3	R: 0 E: 0 K: 1 S: 5	H: 0 LOB: 0 BB: 0 P: 5	1B: 7 2B: 2 3B: 0 HR: 0	SF: 0 SAC: 0 DP: 1 HBP: 0	WP: 0 PB: 0 SB: 3 CS: 0	PA: 36
PITCHER Bert Blyleven, R (1,1) ERA: 5.01	IP: 9.0 WLS: L BF: 36	H: 9 R: 4 ER: 4 SO: 2	BB: 1 IBB: 0 HBP: 0 BLK: 1	WP: 0 HR: 0 S: 39 P: 43	ERA: 4.00 WHIP: 1.111	PITCHER										IP: 9.0 WLS: L BF: 36	H: 9 R: 4 ER: 4 SO: 2	BB: 1 IBB: 0 HBP: 0 BLK: 1	WP: 0 HR: 0 S: 39 P: 43	ERA: 4.00 WHIP: 1.111

Batter	1	2	3	4	5	6	7	8	9	AB	R	H	RBI	BB	SO	LOB	BOTTOM					
Brett Butler, L (1,8) OBP: 0.327, SLG: 0.367	3-1		G3				F7			4	0	1	0	0	0	1	Detroit Tigers @ Cleveland Indians Cleveland Municipal Stadium, Cleveland, OH Tue Apr 23 1985, 3:33 AM EST Att: 7,654 - Unknown livebaseballscorecards.com					
Carmen Castillo, R (9, FH) OBP: 0.167, SLG: 0.167							1B			1	0	0	0	0	1	1						
Julio Franco, R (1,6) OBP: 0.500, SLG: 0.619	1-3		2B				SF8			3	1	2	2	0	0	0						
Mel Hall, L (1,7) OBP: 0.341, SLG: 0.343			HBP				1B			2	0	2	1	1	0	0						
Joe Carter, R (7, FH) OBP: 0.219, SLG: 0.367	1B		2B				F3			2	0	0	0	0	1	3						
Pat Tabler, R (1,10) OBP: 0.382, SLG: 0.490	L4		E5				F6			4	0	1	0	0	0	3						
George Vukovich, L (1,9) OBP: 0.261, SLG: 0.233			F9				3-1			3	0	0	0	0	0	2						
Butch Benton, R (8, FH) OBP: 0.273, SLG: 0.200	4-3						1-3			1	0	0	0	0	0	1						
Mike Fischlin, R (9, 3) OBP: 0.200, SLG: 0.214							1-3			0	0	0	0	0	0	0						
Mike Hargrove, L (1,3) OBP: 0.316, SLG: 0.313							F7			3	0	1	0	1	0	0						
Otis Nixon, S (8, FR) OBP: 0.316, SLG: 0.368	1B						F6			0	0	0	0	0	0	0						
Brook Jacoby, R (1,5) OBP: 0.269, SLG: 0.298	L7						4-3			4	0	0	0	0	1	3						
Jerry Willard, L (1,2) OBP: 0.238, SLG: 0.211	4-3						K			3	0	0	0	0	1	1						
Chris Bando, S (9, FH) OBP: 0.250, SLG: 0.053							4-3			1	0	0	0	0	0	0						
Tony Bernazard, S (1,4) OBP: 0.464, SLG: 0.800	5-3						5-3			4	2	2	0	0	0	0						
Inning Stats	R: 0 E: 0 K: 0 S: 4	H: 1 LOB: 1 BB: 0 P: 4	R: 0 E: 0 K: 0 S: 4	H: 1 LOB: 1 BB: 0 P: 4	R: 1 E: 1 K: 0 S: 5	H: 1 LOB: 2 BB: 0 P: 6	R: 0 E: 0 K: 1 S: 5	H: 0 LOB: 0 BB: 0 P: 5	R: 1 E: 0 K: 0 S: 4	H: 1 LOB: 1 BB: 1 P: 8	R: 0 E: 0 K: 0 S: 3	H: 0 LOB: 0 BB: 0 P: 3	R: 0 E: 0 K: 1 S: 7	H: 2 LOB: 2 BB: 0 P: 7	R: 0 E: 0 K: 0 S: 3	H: 1 LOB: 2 BB: 1 P: 7	R: 1 E: 0 K: 2 S: 9	H: 2 LOB: 1 BB: 0 P: 9	1B: 6 2B: 2 3B: 1 HR: 0	SF: 1 SAC: 0 DP: 1 HBP: 1	WP: 0 PB: 0 SB: 0 CS: 0	PA: 39
PITCHER Dan Petry, R (1,1) ERA: 3.18	IP: 6.2 WLS: W BF: 29	H: 2 R: 2 ER: 2 SO: 2	BB: 1 IBB: 0 HBP: 0 BLK: 0	WP: 0 HR: 0 S: 31 P: 36	ERA: 2.70 WHIP: 1.050	PITCHER										IP: 6.2 WLS: W BF: 29	H: 2 R: 2 ER: 2 SO: 2	BB: 1 IBB: 0 HBP: 0 BLK: 0	WP: 0 HR: 0 S: 31 P: 36	ERA: 2.70 WHIP: 1.050		
Bill Scherrer, L (7,1) ERA:	0.2	W: 4 L: 1 ER: 0 SO: 0	BB: 1 IBB: 0 HBP: 0 BLK: 0	WP: 0 HR: 0 S: 3 P: 7	ERA: 0.00 WHIP: 3.000	PITCHER										IP: 0.2 WLS: S BF: 6	H: 2 R: 1 ER: 1 SO: 2	BB: 1 IBB: 0 HBP: 0 BLK: 0	WP: 0 HR: 0 S: 10 P: 10	ERA: 5.40 WHIP: 1.200		

Batter	1	2	3	4	5	6	7	8	9	AB	R	H	RBI	BB	SO	LOB	TOP										
Tom Brookens, R OBP: 0.455, SLG: 0.600 (1,4)	F8	CS	F8		B2-3		FC5-4			5	0	1	2	0	0	2	Detroit Tigers @ Cleveland Indians Cleveland Municipal Stadium, Cleveland, OH Wed Apr 24 1985, 3:33 AM EST Att: 7,224 - Unknown livebaseballscorecards.com										
Alan Trammell, R OBP: 0.365, SLG: 0.482 (1,6)	F7				F9		F8	F8		5	0	1	0	0	0	4											
Kirk Gibson, L OBP: 0.355, SLG: 0.407 (1,9)	2B		F8		3-1			HR	K	4	2	1	0	1	1	1											
Lance Parrish, R OBP: 0.276, SLG: 0.345 (1,2)			FC5-4		5-3			F7		5	0	2	1	0	0	2											
Larry Herndon, R OBP: 0.309, SLG: 0.373 (1,7)				L7					F8	4	1	2	2	1	0	1											
Chet Lemon, R OBP: 0.315, SLG: 0.367 (1,8)	K			4-3				HR		5	1	1	0	0	2	4											
Alejandro Sanchez, R OBP: 0.333, SLG: 0.333 (8, PH)		6-3			F8					3	1	1	0	0	0	0											
Johnny Grubb, L OBP: 0.287, SLG: 0.219 (8, PH)										0	0	0	0	0	0	0											
Rusty Kuntz, R (8, PH)										1	0	0	0	0	1	1											
Barbaro Garbey, R OBP: 0.222, SLG: 0.176 (1,3)		6-3				B2-3				4	1	3	1	0	0	0											
Marty Castillo, R OBP: 0.182, SLG: 0.100 (1,5)					F8					3	0	1	0	1	0	3											
Inning Stats	R: 1 E: 0 K: 1 S: 7	H: 2 LOB: 2 BB: 1 P: 11	R: 0 E: 0 K: 0 S: 3	H: 1 LOB: 0 BB: 0 P: 3	R: 0 E: 0 K: 0 S: 4	H: 1 LOB: 1 BB: 0 P: 4	R: 0 E: 0 K: 0 S: 4	H: 1 LOB: 1 BB: 0 P: 4	R: 1 E: 0 K: 0 S: 5	H: 2 LOB: 1 BB: 0 P: 5	R: 4 E: 0 K: 1 S: 9	H: 4 LOB: 2 BB: 2 P: 17	R: 0 E: 0 K: 2 S: 8	H: 1 LOB: 1 BB: 0 P: 8	1B: 10 2B: 2 3B: 0 HR: 1	SF: 0 SAC: 0 DP: 0 HBP: 0	WP: 0 PB: 1 SB: 0 CS: 1	PA: 43									
PITCHER	IP	WLS	BF	H	R	ER	SO	BB	IBB	HBP	BLK	WP	HR	S	P	ERA	WHIP										
Neal Heaton, L ERA: 1.61 (1,1)	7.0		30	8	3	3	1	2	0	0	0	0	0	30	38	3.86	1.429										
Tom Waddell, R ERA: 5.52 (8,1)	0.1		3	2	1	1	0	0	0	0	0	0	1	3	3	27.00	6.000										
Dave Vonohien, L ERA: 2.38 (8,1)	0.1		4	2	2	2	1	1	0	0	0	0	0	5	9	54.00	9.000										
Jamie Easterly, L ERA: 8.1 (8,1)	1.1	W	5	1	0	0	2	0	0	0	0	0	0	9	9	0.00	0.750										

Batter	1	2	3	4	5	6	7	8	9	AB	R	H	RBI	BB	SO	LOB	BOTTOM										
Brett Butler, L OBP: 0.333, SLG: 0.358 (1,8)	4-3		4-3	1B		F9				4	1	1	0	1	0	1	Detroit Tigers @ Cleveland Indians Cleveland Municipal Stadium, Cleveland, OH Wed Apr 24 1985, 3:33 AM EST Att: 7,224 - Unknown livebaseballscorecards.com										
Julio Franco, R OBP: 0.509, SLG: 0.630 (1,6)	F3		K	1B						4	0	2	1	1	1	0											
Mel Hall, L OBP: 0.348, SLG: 0.350 (1,7)	1B		K							5	1	2	1	0	1	3											
Pat Tabler, R OBP: 0.400, SLG: 0.491 (1,3)				1B						4	1	2	0	1	0	0											
Joe Carter, R OBP: 0.243, SLG: 0.353 (1,10)	L7			1B						4	2	1	0	1	1	4											
George Vukovich, L OBP: 0.294, SLG: 0.271 (1,9)		1-3		2B						5	1	3	3	0	0	0											
Brook Jacoby, R OBP: 0.268, SLG: 0.314 (1,5)		6-3		1B						4	1	1	1	0	0	2											
Butch Benton, R OBP: 0.267, SLG: 0.231 (1,2)		E9		SF7						3	0	1	1	0	0	0											
Tony Bernazard, S OBP: 0.438, SLG: 0.724 (1,4)	K			L3						4	0	1	0	0	1	2											
Inning Stats	R: 0 E: 0 K: 0 S: 5	H: 2 LOB: 2 BB: 0 P: 5	R: 0 E: 1 K: 1 S: 6	H: 1 LOB: 1 BB: 0 P: 6	R: 0 E: 0 K: 2 S: 7	H: 0 LOB: 0 BB: 0 P: 7	R: 5 E: 0 K: 0 S: 8	H: 6 LOB: 1 BB: 1 P: 12	R: 0 E: 0 K: 0 S: 3	H: 0 LOB: 0 BB: 0 P: 3	R: 0 E: 0 K: 0 S: 4	H: 1 LOB: 1 BB: 0 P: 4	R: 1 E: 0 K: 1 S: 7	H: 2 LOB: 2 BB: 1 P: 11	R: 0 E: 0 K: 0 S: 4	H: 1 LOB: 2 BB: 1 P: 8		R: 1 E: 0 K: 0 S: 2	H: 1 LOB: 1 BB: 1 P: 6	1B: 12 2B: 2 3B: 0 HR: 0	SF: 1 SAC: 0 DP: 0 HBP: 0	WP: 1 PB: 0 SB: 2 CS: 1	PA: 43				
PITCHER	IP	WLS	BF	H	R	ER	SO	BB	IBB	HBP	BLK	WP	HR	S	P	ERA	WHIP										
Walt Terrell, R ERA: 5.68 (1,1)	3.2		19	7	5	5	3	1	0	0	0	0	0	24	28	12.27	2.182										
Juan Berenguer, R ERA: 3.24 (4,1)	3.1		15	5	1	1	1	1	0	0	0	0	0	16	20	2.70	1.800										
Aurelio Lopez, R ERA: 4.5 (8,1)	1.1	L	8	2	1	1	0	1	1	0	0	1	0	6	14	6.75	2.250										

Batter	1	2	3	4	5	6	7	8	9	AB	R	H	RBI	BB	SO	LOB	TOP										
Lou Whitaker, L (1.4) OBP: 0.436, SLG: 0.633	4-3		3B 1B		HR 1B	4-3		L5-4 2B		5	2	3	0	0	0	0											
Alan Trammell, R (1.6) OBP: 0.382, SLG: 0.607	F6		3B		HR			K		5	2	3	4	0	1	1											
Kirk Gibson, L (1.9) OBP: 0.343, SLG: 0.379	K		K		4-3			3-1		4	0	0	1	1	2	1											
Lance Parrish, R (1.2) Marty Castillo, R (7, PR) OBP: 0.290, SLG: 0.356 OBP: 0.167, SLG: 0.091		6-3 1B	F6		5-3			L5-4		4	0	2	0	0	0	1											
Darrell Evans, L (1.3) OBP: 0.300, SLG: 0.361		6-3 1B			F9			G4-6-3 1B		4	0	1	0	0	0	2											
Lary Hemdon, R (1.7) OBP: 0.288, SLG: 0.345	L7				L8			K		4	0	0	0	0	2	2											
Chet Lemon, R (1.8) OBP: 0.328, SLG: 0.415		5-3			FC4-6 1B			K		4	1	2	0	0	0	2											
Alejandro Sanchez, R (1.10) OBP: 0.429, SLG: 0.714			6-3		1B			K		4	1	2	1	0	1	1											
Chris Pittaro, S (1.5) Johanny Grubb, L (6, PH) Tom Brookens, R (6.5) OBP: 0.350, SLG: 0.378 OBP: 0.250, SLG: 0.219 OBP: 0.435, SLG: 0.571			E1 1B 3B		G3			SF8		2	1	0	0	0	0	2											
Inning Stats	R: 0 E: 0 K: 1 S: 5	H: 0 LOB: 0 BB: 0 P: 5	R: 0 E: 0 K: 0 S: 4	H: 1 LOB: 1 BB: 0 P: 4	R: 2 E: 1 K: 1 S: 8	H: 2 LOB: 1 BB: 0 P: 8	R: 0 E: 0 K: 0 S: 5	H: 2 LOB: 2 BB: 0 P: 5	R: 2 E: 0 K: 1 S: 7	H: 2 LOB: 0 BB: 0 P: 7	R: 1 E: 0 K: 0 S: 4	H: 2 LOB: 1 BB: 0 P: 4	R: 0 E: 0 K: 2 S: 8	H: 1 LOB: 1 BB: 0 P: 8	R: 0 E: 0 K: 1 S: 5	H: 1 LOB: 1 BB: 1 P: 9	1B: 6 2B: 4 3B: 3 HR: 1	SF: 1 SAC: 0 DP: 2 HBP: 0	WP: 0 PB: 0 SB: 0 CS: 0	PA: 40							
PITCHER	IP	WLS	BF	H	R	ER	SO	BB	IBB	HBP	BLK	WP	HR	S	P	ERA	WHIP										
Moose Haas, R (1.1) ERA: 2.48	5.1		26	9	6	5	3	0	0	0	0	0	1	32	32	8.44	1.688										
Bob Gibson, R (6.1) ERA: 3.35	3.2	W	14	4	1	1	3	0	1	0	0	0	0	19	23	2.46	1.091										

Detroit Tigers @ Milwaukee Brewers
 Milwaukee County Stadium, Milwaukee, WI
 Thu Apr 25 1985, 7:05 PM EST
 Att: 9,619 - Unknown

AB 38
R 7
H 13
RBI 7
BB 1
SO 6
LOB 15



Batter	1	2	3	4	5	6	7	8	9	AB	R	H	RBI	BB	SO	LOB	BOTTOM										
Paul Molitor, R (1.5) OBP: 0.422, SLG: 0.456	F7		K		F8			2B 2B		5	2	3	0	1	2												
Robin Yount, R (1.10) OBP: 0.323, SLG: 0.268	F9		F9		F7			2B 1B		4	2	1	0	1	0	1											
Doug Loman, L (1.9) Mark Brouhard, R (6, PH) Brian Giles, R (9.6) OBP: 0.194, SLG: 0.278 OBP: 0.353, SLG: 0.438 OBP: 0.238, SLG: 0.158	6-3				K			K		3	0	0	0	0	2	0											
Ben Oglivie, L (1.7) OBP: 0.227, SLG: 0.154		K			F2			1B 2B		4	2	1	1	0	1	0											
Ted Simmons, S (1.3) OBP: 0.389, SLG: 0.417		K			1B			FC4-6 1B		5	1	3	5	0	1	0											
Bill Schroeder, R (1.2) OBP: 0.271, SLG: 0.535	F8		K		K			SF8		3	0	0	1	0	2	1											
Jim Gantner, L (1.4) OBP: 0.255, SLG: 0.256			1B 2B		6-3			FC4-6		4	1	1	0	0	0	1											
Ed Romero, R (1.6) Paul Householder, S (8, PH) OBP: 0.400, SLG: 0.333 OBP: 0.370, SLG: 0.381					F7			1B 2B		2	0	1	1	0	0	0											
Rick Manning, L (1.8) OBP: 0.333, SLG: 0.294			2B 1B		F7			1B 1B		2	1	1	0	0	1	0											
Inning Stats	R: 0 E: 0 K: 0 S: 3	H: 0 LOB: 0 BB: 0 P: 3	R: 0 E: 0 K: 2 S: 7	H: 0 LOB: 0 BB: 0 P: 7	R: 1 E: 0 K: 1 S: 7	H: 2 LOB: 1 BB: 0 P: 7	R: 0 E: 0 K: 2 S: 8	H: 1 LOB: 1 BB: 0 P: 8	R: 0 E: 0 K: 0 S: 4	H: 1 LOB: 1 BB: 0 P: 4	R: 0 E: 0 K: 1 S: 5	H: 0 LOB: 0 BB: 0 P: 5	R: 0 E: 0 K: 1 S: 5	H: 0 LOB: 0 BB: 0 P: 5	R: 5 E: 0 K: 1 S: 10	H: 5 LOB: 1 BB: 1 P: 14	R: 5 E: 0 K: 1 S: 8	H: 4 LOB: 0 BB: 0 P: 9	1B: 8 2B: 3 3B: 0 HR: 2	SF: 1 SAC: 0 DP: 0 HBP: 1	WP: 0 PB: 0 SB: 0 CS: 0	PA: 41					
PITCHER	IP	WLS	BF	H	R	ER	SO	BB	IBB	HBP	BLK	WP	HR	S	P	ERA	WHIP										
Milt Wilcox, R (1.1) ERA: 3.86	7.0		28	7	4	4	7	0	0	0	0	0	0	42	42	5.14	1.000										
Willie Hernandez, L (8.1) ERA: 2.19	1.0		6	2	2	2	1	1	0	0	0	0	0	7	11	18.00	3.000										
Bill Scherrer, L (9.1) ERA: 9.64	0.2	L	7	4	5	5	1	0	0	1	0	0	2	8	9	67.50	6.000										

Detroit Tigers @ Milwaukee Brewers
 Milwaukee County Stadium, Milwaukee, WI
 Thu Apr 25 1985, 7:05 PM EST
 Att: 9,619 - Unknown

AB 38
R 11
H 13
RBI 11
BB 1
SO 9
LOB 8



Batter	1	2	3	4	5	6	7	8	9	AB	R	H	RBI	BB	SO	LOB	TOP			
Lou Whitaker, L (1, 4) OBP: 0.414, SLG: 0.596	0-3 K		0-0 6-3		0-3 K			0-0 SH2-3		3	0	0	0	0	2	1	Detroit Tigers @ Milwaukee Brewers Milwaukee County Stadium, Milwaukee, WI Fri Apr 26 1985, 7:05 PM EST Att: 15,278 - Unknown			
Alan Trammell, R (1, 6) OBP: 0.375, SLG: 0.585	0-0 6-3		0-0 1B		0-0 L4			0-0 F4		4	0	1	0	0	0	1				
Kirk Gibson, L (1, 9) OBP: 0.338, SLG: 0.403	0-0 E4 3B		0-3 K		0-0 B1-3			0-0 F2		4	1	1	0	0	1	2				
Larry Hemdon, R (1, 7) OBP: 0.286, SLG: 0.373	0-0 F9				0-0 5-3			0-3 K		4	0	1	0	0	1	0				
Darrell Evans, L (1, 3) OBP: 0.295, SLG: 0.350			0-0 L9		0-0 1-3			0-0 7-2 3B		4	0	1	0	0	0	1				
Chet Lemon, R (1, 8) OBP: 0.339, SLG: 0.421			0-0 4-3 1B		0-0 6-3			0-3 K		4	0	2	0	0	1	1				
Alejandro Sanchez, R (1, 10) OBP: 0.364, SLG: 0.545			0-0 4-3 1-2					0-0 F8		4	0	1	0	0	0	2				
Marty Castillo, R (1, 2) OBP: 0.133, SLG: 0.071			0-0 6-3					0-3 K		3	0	0	0	0	1	3				
Chris Pittaro, S (1, 5) OBP: 0.357, SLG: 0.368					0-0 4-3			0-0 L6		1	0	0	0	1	0	0				
Tom Brookens, R (7, 5) OBP: 0.458, SLG: 0.591								4-0 BB		1	0	1	0	0	0	0				
Inning Stats	R: 1 E: 1 K: 1 S: 6	H: 1 LOB: 0 BB: 0 P: 6	R: 0 E: 0 K: 0 S: 4	H: 1 LOB: 1 BB: 0 P: 4	R: 0 E: 0 K: 1 S: 6	H: 1 LOB: 1 BB: 0 P: 6	R: 0 E: 0 K: 0 S: 3	H: 0 LOB: 0 BB: 0 P: 3	R: 0 E: 0 K: 2 S: 7	H: 0 LOB: 1 BB: 1 P: 11	R: 0 E: 0 K: 1 S: 5	H: 2 LOB: 1 BB: 0 P: 6	R: 0 E: 0 K: 0 S: 4	H: 1 LOB: 1 BB: 0 P: 4	R: 0 E: 0 K: 0 S: 4	H: 2 LOB: 0 BB: 0 P: 4	1B: 6 2B: 1 3B: 2 HR: 0	SF: 0 SAC: 1 DP: 2 HBP: 0	WP: 0 PB: 0 SB: 0 CS: 0	PA: 34
PITCHER	IP WLS BF H R ER SO BB IBB HBP BLK WP HR S P ERA WHIP	4.2 L 17 3 1 0 3 0 0 0 0 0 0 23 23 0.00 0.643	5.1 L 17 5 0 0 3 1 0 0 0 0 0 22 26 0.00 1.385																	
Ray Burris, R (1, 1) ERA: 2.0																				
Bob McClure, L (5, 1) ERA:																				

AB	32
R	1
H	8
RBI	0
BB	1
SO	6
LOB	11



Batter	1	2	3	4	5	6	7	8	9	AB	R	H	RBI	BB	SO	LOB	BOTTOM					
Paul Moltzer, R (1, 5) OBP: 0.412, SLG: 0.443	0-0 6-3		0-0 WP 1-3 1B		0-3 K			0-3 K		4	0	1	0	0	2	0	Detroit Tigers @ Milwaukee Brewers Milwaukee County Stadium, Milwaukee, WI Fri Apr 26 1985, 7:05 PM EST Att: 15,278 - Unknown					
Robin Yount, R (1, 7) OBP: 0.303, SLG: 0.250	0-0 F9		0-3 K		0-0 F9			0-0 F7		4	0	0	0	0	1	2						
Cecil Cooper, L (1, 3) OBP: 0.294, SLG: 0.313	0-0 4-3		0-0 G3-6-3 1B		0-3 K			0-0 4-3 2B		4	0	2	0	0	1	0						
Ben Oglivie, L (1, 9) OBP: 0.208, SLG: 0.140			0-3 K		0-0 G3-6-3 1-2			0-0 F4		4	0	0	0	0	1	2						
Ted Simmons, S (1, 10) OBP: 0.397, SLG: 0.400			0-3 K2-3		4-0 1B BB			4-0 F8		2	0	0	0	2	1	0						
Paul Householder, S (9, PR) OBP: 0.370, SLG: 0.381								0-0 F4		0	0	0	0	0	0	0						
Bill Schroeder, R (1, 2) OBP: 0.269, SLG: 0.511			0-3 K		0-0 1B			0-0 F4		4	0	1	0	0	1	2						
Jim Gantner, L (1, 4) OBP: 0.240, SLG: 0.239			0-3 K		0-3 K			0-0 4-3		3	0	0	0	0	2	2						
Ed Romero, R (1, 6) OBP: 0.370, SLG: 0.304			0-0 F4		0-0 F3			0-0 5-3		2	0	0	0	0	0	0						
Doug Loman, L (8, PH) OBP: 0.189, SLG: 0.270										1	0	0	0	0	0	0						
Brian Giles, R (9, 6) OBP: 0.238, SLG: 0.158										0	0	0	0	0	0	0						
Rick Manning, L (1, 8) OBP: 0.333, SLG: 0.300			0-0 1B		0-0 5-3			0-0 4-3		3	0	1	0	0	0	0						
Inning Stats	R: 0 E: 0 K: 0 S: 3	H: 0 LOB: 0 BB: 0 P: 3	R: 0 E: 0 K: 3 S: 9	H: 0 LOB: 0 BB: 0 P: 9	R: 0 E: 0 K: 2 S: 9	H: 2 LOB: 2 BB: 0 P: 9	R: 0 E: 0 K: 1 S: 6	H: 2 LOB: 2 BB: 1 P: 10	R: 0 E: 0 K: 1 S: 5	H: 0 LOB: 0 BB: 0 P: 5	R: 0 E: 0 K: 1 S: 5	H: 0 LOB: 0 BB: 0 P: 5	R: 0 E: 0 K: 0 S: 3	H: 0 LOB: 0 BB: 0 P: 3	R: 0 E: 0 K: 1 S: 5	H: 0 LOB: 0 BB: 0 P: 5	R: 0 E: 0 K: 0 S: 4	H: 1 LOB: 2 BB: 1 P: 8	1B: 4 2B: 1 3B: 0 HR: 0	SF: 0 SAC: 0 DP: 1 HBP: 0	WP: 1 PB: 0 SB: 0 CS: 0	PA: 33
PITCHER	IP WLS BF H R ER SO BB IBB HBP BLK WP HR S P ERA WHIP	9.0 W 33 5 0 0 9 1 1 0 0 1 0 49 57 0.00 0.667																				
Jack Morris, R (1, 1) ERA: 2.16																						

AB	31
R	0
H	5
RBI	0
BB	2
SO	9
LOB	8



Batter	1	2	3	4	5	6	7	8	9	AB	R	H	RBI	BB	SO	LOB	TOP			
Lou Whitaker, L (1,4) OBP: 0.393, SLG: 0.564	0-0 4-3		0-0 SH1-3		0-0 F8		0-0 F9			3	0	0	0	0	0	1				
Alan Trammell, R (1,6) OBP: 0.355, SLG: 0.551	0-0 F9		0-0 4-3			0-0 5-3		0-0 5-3		4	0	0	0	0	0	1				
Kirk Gibson, L (1,9) OBP: 0.320, SLG: 0.379	0-0 4-3		0-0 4-3			0-3 K		0-0 4-3		4	0	0	0	0	1	1				
Larry Hemdon, R (1,7) OBP: 0.284, SLG: 0.381		0-0 F3		0-0 4-3		0-0 5-3		0-0 2B		4	0	1	0	0	0	0				
Darrell Evans, L (1,3) OBP: 0.271, SLG: 0.318		0-0 F8		0-0 F5		0-3 K		0-0 F5		4	0	0	0	0	1	1				
Chet Lemon, R (1,8) OBP: 0.333, SLG: 0.410		0-0 E5 3B		0-0 FC6-4 1B		0-0 E7 HR		0-0 F5		4	2	1	0	0	0	0				
Alejandro Sanchez, R (1,10) OBP: 0.450, SLG: 0.667		0-0 2H 3B		0-0 FC6-4 1-2		0-0 2H HR		0-0 F7		4	1	2	3	0	0	1				
Marty Castillo, R (1,2) OBP: 0.105, SLG: 0.056		0-3 K		0-0 4-3		0-0 5-3		0-0 F9		4	0	0	0	0	1	1				
Chris Pittaro, S (1,5) OBP: 0.378, SLG: 0.375			4-0 4-3 SH1-3 BB		0-0 F9		0-0 1B			2	0	1	0	1	0	0				
Tom Brookens, R (7,5) OBP: 0.458, SLG: 0.591										0	0	0	0	0	0	0				
Inning Stats	R: 0 E: 0 K: 0 S: 3	H: 0 LOB: 0 BB: 0 P: 3	R: 1 E: 1 K: 1 S: 7	H: 1 LOB: 1 BB: 0 P: 7	R: 0 E: 0 K: 0 S: 3	H: 0 LOB: 1 BB: 1 P: 7	R: 0 E: 0 K: 0 S: 4	H: 1 LOB: 1 BB: 0 P: 4	R: 0 E: 0 K: 0 S: 5	H: 0 LOB: 0 BB: 0 P: 3	R: 2 E: 1 K: 1 S: 8	H: 2 LOB: 1 BB: 0 P: 8	R: 0 E: 0 K: 0 S: 4	H: 1 LOB: 1 BB: 0 P: 4	R: 0 E: 0 K: 0 S: 3	H: 0 LOB: 0 BB: 0 P: 3	1B: 2 2B: 1 3B: 1 HR: 1	SF: 0 SAC: 1 DP: 0 HBP: 0	WP: 0 PB: 0 SB: 0 CS: 0	PA: 35
PITCHER Danny Darwin, R (1,1) ERA: 2.73	IP: 9.0 WLS: L BF: 35 H: 5 R: 3 ER: 1 SO: 3 BB: 1 IBB: 0 HBP: 0 BLK: 0 WP: 0 HR: 1 S: 40 P: 44 ERA: 1.00 WHIP: 0.667															PITCHER				

Detroit Tigers @ Milwaukee Brewers
Milwaukee County Stadium, Milwaukee, WI
Sat Apr 27 1985, 4:33 AM EST
Att: 16,468 - Unknown

AB 33
R 3
H 5
RBI 3
BB 1
SO 3
LOB 6



Batter	1	2	3	4	5	6	7	8	9	AB	R	H	RBI	BB	SO	LOB	BOTTOM					
Paul Molitor, R (1,5) OBP: 0.389, SLG: 0.415	0-3 K		0-0 F7			0-3 K			0-0 6-3	4	0	0	0	0	2	0						
Robin Yount, R (1,7) OBP: 0.329, SLG: 0.313	0-0 1B 2B		0-3 K			0-0 1B 2B			0-0 3-1 1B	4	2	3	0	0	1	0						
Cecil Cooper, L (1,3) OBP: 0.309, SLG: 0.327	0-0 5-3			0-0 G6-4-3 1B		0-0 2H 1B			0-0 3-1 1-2	4	0	2	1	0	0	2						
Ted Simmons, S (1,10) OBP: 0.387, SLG: 0.389	0-0 2H 1B			0-0 G6-4-3 1-2		0-0 1-2 CS 1B		0-0 1-3	0-0 F8	4	0	1	1	0	0	2						
Doug Loman, L (1,9) OBP: 0.175, SLG: 0.250	0-0 F9			0-0 6-3				0-0 F8		3	0	0	0	0	0	1						
Charlie Moore, R (1,2) OBP: 0.143, SLG: 0.286		0-3 K			0-0 5-3		0-0 5-3			3	0	0	0	0	1	0						
Jim Gantner, L (1,4) OBP: 0.226, SLG: 0.224		0-0 F7			0-0 G3			0-0 6-3		3	0	0	0	0	0	0						
Ed Romero, R (1,6) OBP: 0.345, SLG: 0.280		0-0 F4			0-3 K			0-0 4-3		2	0	0	0	0	1	0						
Ben Oglive, L (8, PH) OBP: 0.204, SLG: 0.136										1	0	0	0	0	0	0						
Brian Giles, R (9,6) OBP: 0.238, SLG: 0.158										0	0	0	0	0	0	0						
Rick Manning, L (1,8) OBP: 0.292, SLG: 0.261			0-0 4-3			0-0 G3		0-0 F8		3	0	0	0	0	0	0						
Inning Stats	R: 1 E: 0 K: 1 S: 7	H: 2 LOB: 1 BB: 0 P: 7	R: 0 E: 0 K: 1 S: 5	H: 0 LOB: 0 BB: 0 P: 5	R: 0 E: 0 K: 1 S: 5	H: 0 LOB: 0 BB: 0 P: 5	R: 0 E: 0 K: 0 S: 3	H: 1 LOB: 0 BB: 0 P: 3	R: 0 E: 0 K: 1 S: 5	H: 0 LOB: 0 BB: 0 P: 5	R: 1 E: 0 K: 1 S: 6	H: 2 LOB: 0 BB: 0 P: 6	R: 0 E: 0 K: 0 S: 3	H: 0 LOB: 0 BB: 0 P: 3	R: 0 E: 0 K: 0 S: 3	H: 0 LOB: 0 BB: 0 P: 3	R: 0 E: 0 K: 0 S: 4	H: 1 LOB: 1 BB: 0 P: 4	1B: 4 2B: 2 3B: 0 HR: 0	SF: 0 SAC: 0 DP: 1 HBP: 0	WP: 0 PB: 0 SB: 0 CS: 1	PA: 32
PITCHER Dan Petry, R (1,1) ERA: 2.9	IP: 8.1 WLS: W BF: 29 H: 6 R: 2 ER: 2 SO: 5 BB: 2 IBB: 2 HBP: 0 BLK: 0 WP: 0 HR: 0 S: 39 P: 39 ERA: 2.16 WHIP: 0.720															PITCHER						
Willie Hernandez, L (9,1) ERA: 2.08	IP: 0.2 WLS: S BF: 2 H: 0 R: 0 ER: 0 SO: 0 BB: 0 IBB: 0 HBP: 0 BLK: 0 WP: 0 HR: 0 S: 2 P: 2 ERA: 0.00 WHIP: 0.000															PITCHER						

Detroit Tigers @ Milwaukee Brewers
Milwaukee County Stadium, Milwaukee, WI
Sat Apr 27 1985, 4:33 AM EST
Att: 16,468 - Unknown

AB 31
R 2
H 6
RBI 2
BB 0
SO 5
LOB 5



Batter	1	2	3	4	5	6	7	8	9	AB	R	H	RBI	BB	SO	LOB	TOP										
Lou Whitaker, L OBP: 0.409, SLG: 0.552 (1, 4)	4-0 SH3 BB SF7 BB		0-0 WP SF8 1B		0-0 F9			0-3 K	4-0 BB	3	2	1	0	2	1	1	Detroit Tigers @ Milwaukee Brewers Milwaukee County Stadium, Milwaukee, WI Sun Apr 28 1985, 4:33 AM EDT Att: 19,140 - Unknown livebaseballscorecards.com										
Alan Trammell, R OBP: 0.370, SLG: 0.583 (1, 6)	4-0 SH3 BB		4-0 FC5-4 BB		0-0 F7			0-0 HR	0-0 F7	3	1	1	2	2	0	2											
Kirk Gibson, L OBP: 0.304, SLG: 0.362 (1, 9)	0-0 SH3		0-0 SF8		0-0 F6			0-0 F3	0-0 F2	3	0	0	1	0	0	2											
Lance Parrish, R OBP: 0.288, SLG: 0.403 (1, 2)	0-0 SF7		0-0 FC5-4		0-0 5-3			0-0 HR		3	1	1	2	0	0	1											
Larry Herndon, R OBP: 0.282, SLG: 0.373 (1, 7)	0-0 6-3			0-0 1-3				0-0 6-3	0-0 1B	4	0	1	0	0	0	1											
Chet Lemon, R OBP: 0.343, SLG: 0.415 (1, 8)		0-0 F9		0-3 K				0-0 1B	0-0 1B	4	0	2	0	0	1	0											
Alejandro Sanchez, R OBP: 0.316, SLG: 0.664 (1, 10)		0-0 F8		0-3 K				0-0 F8	0-0 1-3	4	0	0	0	0	1	3											
Barbaro Garbey, R OBP: 0.227, SLG: 0.190 (1, 3)		0-0 F4			0-0 4-3			0-0 F9	0-0 BB	4	0	1	0	0	0	1											
Tom Brookens, R OBP: 0.429, SLG: 0.538 (1, 5)			0-0 6-3		0-0 F8			0-0 HR	0-0 F8	4	1	1	0	0	0	1											
Inning Stats	R: 1 E: 0 K: 0 S: 3	H: 0 LOB: 1 BB: 2 P: 11	R: 0 E: 0 K: 0 S: 3	H: 0 LOB: 0 BB: 0 P: 3	R: 1 E: 0 K: 0 S: 4	H: 1 LOB: 1 BB: 1 P: 8	R: 0 E: 0 K: 2 S: 7	H: 0 LOB: 0 BB: 0 P: 7	R: 0 E: 0 K: 0 S: 3	H: 0 LOB: 0 BB: 0 P: 3	R: 0 E: 0 K: 0 S: 4	H: 1 LOB: 1 BB: 0 P: 4	R: 3 E: 0 K: 1 S: 10	H: 5 LOB: 2 BB: 1 P: 10	R: 0 E: 0 K: 0 S: 4	H: 1 LOB: 2 BB: 1 P: 8	1B: 6 2B: 0 3B: 0 HR: 2	SF: 2 SAC: 1 DP: 0 HBP: 0	WP: 2 PB: 0 SB: 0 CS: 0	PA: 39							
PITCHER	IP	WLS	BF	H	R	ER	SO	BB	IBB	HBP	BLK	WP	HR	S	P	ERA	WHIP										
Teddy Higuera, L ERA: 6.08 (1, 1)	7.2	L	31	5	5	5	3	3	0	0	0	1	2	34	46	5.87	1.043										
Pete Ladd, R ERA: 2.54 (8, 1)	1.1		8	3	0	0	0	1	0	0	0	0	0	7	11	0.00	3.000										

Batter	1	2	3	4	5	6	7	8	9	AB	R	H	RBI	BB	SO	LOB	BOTTOM										
Paul Molitor, R OBP: 0.395, SLG: 0.412 (1, 5)	0-0 G1-4-3 1B		0-0 6-3		0-0 F9			4-0 BB		3	0	1	0	1	0	3	Detroit Tigers @ Milwaukee Brewers Milwaukee County Stadium, Milwaukee, WI Sun Apr 28 1985, 4:33 AM EDT Att: 19,140 - Unknown livebaseballscorecards.com										
Robin Yount, R OBP: 0.311, SLG: 0.294 (1, 7)	0-0 G1-4-3 1-2			0-0 5-3		0-0 1-3		0-0 F7		4	0	0	0	0	0	2											
Cecil Cooper, L OBP: 0.305, SLG: 0.321 (1, 3)	0-0 F7			0-0 1B		0-0 F7		0-0 1-3		4	0	1	0	0	0	1											
Ted Simmons, S OBP: 0.364, SLG: 0.362 (1, 10)		0-0 1-3		0-0 F7		0-0 1-3			0-0 F8	4	0	0	0	0	0	1											
Bill Schroeder, R OBP: 0.268, SLG: 0.480 (1, 2)		0-3 K		0-3 K		4-0 BB		0-3 K		3	0	0	0	1	3	1											
Doug Loman, L OBP: 0.159, SLG: 0.227 (1, 8)		0-0 F5			0-0 F9		0-0 F6		0-0 F4	4	0	0	0	0	0	1											
Ben Oglivie, L OBP: 0.231, SLG: 0.191 (1, 9)			0-0 4-3 2B		0-0 E9 1B		0-0 4-3			3	0	2	0	0	0	1											
Jim Gantner, L OBP: 0.214, SLG: 0.212 (1, 4) (9, 6)			0-0 4-3 2-3		0-0 F8		0-0 F8			3	0	0	0	0	0	3											
Brian Giles, R OBP: 0.261, SLG: 0.150 Randy Ready, R OBP: 0.364, SLG: 0.444 (8, PH) (9, 4)			0-3 K		4-0 BB			0-0 G3		1	0	0	0	1	1	1											
Inning Stats	R: 0 E: 0 K: 0 S: 3	H: 1 LOB: 0 BB: 0 P: 3	R: 0 E: 0 K: 1 S: 5	H: 0 LOB: 0 BB: 0 P: 5	R: 0 E: 0 K: 1 S: 6	H: 1 LOB: 0 BB: 0 P: 6	R: 0 E: 0 K: 1 S: 6	H: 1 LOB: 1 BB: 0 P: 6	R: 0 E: 1 K: 0 S: 4	H: 1 LOB: 2 BB: 1 P: 8	R: 0 E: 0 K: 0 S: 3	H: 0 LOB: 0 BB: 0 P: 3	R: 0 E: 0 K: 0 S: 3	H: 0 LOB: 1 BB: 1 P: 7	R: 0 E: 0 K: 0 S: 3	H: 0 LOB: 0 BB: 1 P: 7	R: 0 E: 0 K: 1 S: 5	H: 0 LOB: 0 BB: 0 P: 5	1B: 3 2B: 1 3B: 0 HR: 0	SF: 0 SAC: 0 DP: 1 HBP: 0	WP: 0 PB: 0 SB: 0 CS: 0	PA: 33					
PITCHER	IP	WLS	BF	H	R	ER	SO	BB	IBB	HBP	BLK	WP	HR	S	P	ERA	WHIP										
Walt Terrell, R ERA: 3.86 (1, 1)	9.0	W	33	4	0	0	4	3	0	0	0	0	0	38	50	0.00	0.778										

Batter	1	2	3	4	5	6	7	8	9	AB	R	H	RBI	BB	SO	LOB	TOP								
Kirby Puckett, R OBP: 0.344, SLG: 0.440 (1, 8)	0-0 FC5-4 1B		0-0 6-3	0-0 BB FC7-5 2B 1B	0-0		0-3 K			5	1	3	0	0	1	1	Minnesota Twins @ Detroit Tigers Tiger Stadium, Detroit, MI Tue Apr 30 1985, 7:05 PM EDT Att: 22,899 - Unknown								
Mickey Hatcher, R OBP: 0.307, SLG: 0.448 Dave Meier, R (8, 7)	0-0 FC5-4 WP 1-2		0-0 4-3	0-0 FC7-5 BB 1-2 2-3	0-0 F4		0-0 6-3			5	1	0	0	0	0	5									
Kent Hrbek, L OBP: 0.341, SLG: 0.408 (1, 3)	0-0 L3 2-3			0-0 HR						4	2	1	1	1	0	1									
Tom Brunansky, R OBP: 0.438, SLG: 0.643 (1, 9)	0-3 K			0-0 BB 1B						5	2	2	2	0	1	1									
Roy Smalley, S OBP: 0.362, SLG: 0.356 (1, 10)		0-0 3-1		0-0 BB 1B						3	2	1	0	2	0	0									
Gary Gaetti, R OBP: 0.372, SLG: 0.507 (1, 5)		4-0 FC6-4 BB		0-0 E5 BB 1B						4	1	2	4	1	1	1									
Greg Gagne, R OBP: 0.380, SLG: 0.429 (1, 6)		0-0 F9 BB		0-0 K						5	1	1	0	0	1	4									
Tim Teufel, R OBP: 0.338, SLG: 0.371 (1, 4)		0-0 FC6-4		0-0 HR						4	1	2	4	0	0	1									
Mark Salas, L OBP: 0.367, SLG: 0.567 (1, 2)			0-0 F8	0-0 FC7-5 1B						5	0	1	0	0	0	2									
Inning Stats	R: 0 E: 1 K: 1 S: 6	H: 1 LOB: 1 BB: 0 P: 6	R: 0 E: 0 K: 0 S: 3	H: 0 LOB: 1 BB: 1 P: 7	R: 0 E: 0 K: 0 S: 3	H: 0 LOB: 0 BB: 0 P: 3	R: 10 E: 1 K: 1 S: 14	H: 9 LOB: 1 BB: 2 P: 22	R: 0 E: 0 K: 0 S: 4	H: 1 LOB: 1 BB: 0 P: 4	R: 0 E: 0 K: 1 S: 5	H: 0 LOB: 1 BB: 1 P: 9	R: 1 E: 0 K: 1 S: 7	H: 2 LOB: 1 BB: 0 P: 7	R: 0 E: 0 K: 0 S: 3	H: 0 LOB: 0 BB: 0 P: 3		R: 0 E: 0 K: 0 S: 3	H: 0 LOB: 1 BB: 0 P: 4	1B: 7 2B: 4 3B: 0 HR: 2	SF: 0 SAC: 0 DP: 0 HBP: 1	WP: 1 PB: 0 SB: 0 CS: 0	PA: 45		
PITCHER	IP	WLS	BF	H	R	ER	SO	BB	IBB	HBP	BLK	WP	HR	S	P	ERA	WHIP								
Milt Wilcox, R ERA: 4.76 (1, 1)	3.0	L	14	4	3	3	1	1	0	0	0	1	1	15	19	9.00	1.667								
Juan Berenguer, R ERA: 8.0 (4, 1)	0.2		7	4	2	2	1	1	0	0	0	0	1	8	12	27.00	7.500								
Doug Bair, R ERA: 5.19 (4, 1)	5.1		24	5	6	6	2	2	0	1	0	0	0	25	34	10.12	1.312								

AB	40
R	11
H	13
RBI	11
BB	4
SO	4
LOB	16



Batter	1	2	3	4	5	6	7	8	9	AB	R	H	RBI	BB	SO	LOB	BOTTOM								
Lou Whitaker, L OBP: 0.400, SLG: 0.525 (1, 4)	0-0 F9		4-0 1B BB		0-0 F9			0-3 K		3	0	0	0	1	1	0	Minnesota Twins @ Detroit Tigers Tiger Stadium, Detroit, MI Tue Apr 30 1985, 7:05 PM EDT Att: 22,899 - Unknown								
Alan Trammell, R OBP: 0.365, SLG: 0.566 (1, 6)	0-0 6-3		0-0 F8			0-0 F4				4	0	1	0	0	0	2									
Kirk Gibson, L OBP: 0.301, SLG: 0.356 (1, 9)	0-3 K		0-0 1-2 2-H 1B			0-0 4-3				4	0	1	1	0	1	1									
Lance Parrish, R OBP: 0.286, SLG: 0.394 (1, 2)		0-0 5-3	0-0 L6			0-0 1B				4	0	1	0	0	0	2									
Darrell Evans, L OBP: 0.250, SLG: 0.292 (1, 3)		0-0 G3		0-0 3-1		0-0 4-3				4	0	0	0	0	0	1									
Nelson Simmons, S (1, 7)		0-0 F9		0-0 3-1			0-0 4-3			4	0	0	0	0	0	0									
Johnny Grubb, L OBP: 0.282, SLG: 0.294 (1, 10)			0-0 2B 3B		0-0 F8		4-0 G5-4-3 BB			2	1	1	0	1	0	0									
Chet Lemon, R OBP: 0.329, SLG: 0.397 (1, 8)			0-0 5-3			0-0 F7		0-0 G5-4-3		3	0	0	0	0	0	2									
Chris Pittaro, S OBP: 0.375, SLG: 0.395 (1, 5)			0-0 1B 2B			0-0 4-3				3	1	1	1	0	0	0									
Inning Stats	R: 0 E: 0 K: 1 S: 5	H: 0 LOB: 0 BB: 0 P: 5	R: 0 E: 0 K: 0 S: 3	H: 0 LOB: 0 BB: 0 P: 3	R: 2 E: 0 K: 0 S: 6	H: 3 LOB: 2 BB: 1 P: 10	R: 0 E: 0 K: 0 S: 3	H: 0 LOB: 0 BB: 0 P: 3	R: 0 E: 0 K: 0 S: 4	H: 1 LOB: 1 BB: 0 P: 4	R: 0 E: 0 K: 0 S: 2	H: 0 LOB: 0 BB: 1 P: 6	R: 0 E: 0 K: 1 S: 6	H: 1 LOB: 1 BB: 0 P: 6	R: 0 E: 0 K: 0 S: 3	H: 0 LOB: 0 BB: 0 P: 3		1B: 3 2B: 1 3B: 1 HR: 0	SF: 0 SAC: 0 DP: 1 HBP: 0	WP: 0 PB: 0 SB: 0 CS: 0	PA: 33				
PITCHER	IP	WLS	BF	H	R	ER	SO	BB	IBB	HBP	BLK	WP	HR	S	P	ERA	WHIP								
John Butcher, R ERA: 2.3 (1, 1)	9.0	W	33	5	2	2	2	2	0	0	0	0	0	35	43	2.00	0.778								



Batter	1	2	3	4	5	6	7	8	9	AB	R	H	RBI	BB	SO	LOB	TOP								
Kirby Puckett, R OBP: 0.337, SLG: 0.427 (1, 8)	G3		4-3		1B HR	4-3		F3		5	1	1	0	0	0	3									
Mickey Hatcher, R OBP: 0.301, SLG: 0.435 (1, 7)	F8				F4	1B HR		F7	5-3	5	1	1	1	0	0	0									
Kent Hrbek, L OBP: 0.344, SLG: 0.438 (1, 3)	G3			1B BB	1B HR			G3	F7	4	1	1	3	1	0	0									
Tom Brunansky, R OBP: 0.436, SLG: 0.616 (1, 9)		HBP BB		L4	F7			F7		3	0	0	0	2	0	1									
Roy Smalley, S OBP: 0.378, SLG: 0.413 (1, 10)	F9			1B	HR			1B SF8 BB	K	4	2	2	1	1	1	2									
Gary Gaetti, R OBP: 0.367, SLG: 0.487 (1, 5)	G5-4-3 HBP			F3	F7			F7		3	0	0	0	0	0	3									
Greg Gagne, R OBP: 0.373, SLG: 0.418 (1, 6)	G5-4-3				F3	6-3		1B 1B		4	0	1	0	0	0	2									
Tim Teufel, R OBP: 0.346, SLG: 0.411 (1, 4)			F7		1B 3B			SF8		3	1	2	1	0	0	0									
Mark Salas, L OBP: 0.382, SLG: 0.559 (1, 2)			4-3		1B 1B	F2		1B		4	1	2	1	0	0	1									
Inning Stats	R: 0 E: 0 K: 0 S: 3	H: 0 LOB: 0 BB: 0 P: 3	R: 0 E: 0 K: 0 S: 2	H: 0 LOB: 1 BB: 1 P: 7	R: 0 E: 0 K: 0 S: 3	H: 0 LOB: 0 BB: 0 P: 3	R: 0 E: 0 K: 0 S: 4	H: 1 LOB: 2 BB: 1 P: 8	R: 6 E: 0 K: 0 S: 9	H: 6 LOB: 0 BB: 0 P: 9	R: 0 E: 0 K: 0 S: 4	H: 1 LOB: 0 BB: 0 P: 4	R: 0 E: 0 K: 0 S: 3	H: 0 LOB: 0 BB: 0 P: 3	R: 1 E: 0 K: 0 S: 5	H: 2 LOB: 2 BB: 1 P: 9	R: 0 E: 0 K: 1 S: 5	H: 0 LOB: 1 BB: 1 P: 9	1B: 7 2B: 0 3B: 1 HR: 2	SF: 1 SAC: 0 DP: 1 HBP: 1	WP: 0 PB: 0 SB: 0 CS: 0	PA: 41			
PITCHER	IP	WLS	BF	H	R	ER	SO	BB	IBB	HBP	BLK	WP	HR	S	P	ERA	WHIP								
Jack Morris, R ERA: 2.93 (1, 1)	4.1	L	21	6	5	5	0	2	0	1	0	0	1	18	27	10.38	1.846								
Aurelio Lopez, R ERA: 4.6 (5, 1)	3.2		16	4	2	2	0	1	0	0	0	0	1	15	19	4.91	1.364								
Willie Hernandez, L ERA: 1.93 (9, 1)	1.0		4	0	0	0	1	1	0	0	0	0	0	5	9	0.00	1.000								

Minnesota Twins @ Detroit Tigers
Tiger Stadium, Detroit, MI
Wed May 01 1985, 3:33 AM EDT
Att: 19,008 - Unknown

AB 35
R 7
H 10
RBI 7
BB 4
SO 1
LOB 12



Batter	1	2	3	4	5	6	7	8	9	AB	R	H	RBI	BB	SO	LOB	BOTTOM								
Lou Whitaker, L OBP: 0.400, SLG: 0.508 (1, 4)	K		1B 1B BB	4-3		1B		4-3		4	1	1	0	1	1	1									
Alan Trammell, R OBP: 0.376, SLG: 0.564 (1, 6)	S WP BB		1B		FC6-4 BB	SF8		3-1		2	0	1	1	2	0	0									
Chet Lemon, R OBP: 0.333, SLG: 0.397 (1, 8)	F7		1B		F9	F9				5	0	2	1	0	0	4									
Lance Parrish, R OBP: 0.280, SLG: 0.371 (1, 2)	1B BB		F9		F8		6-3		F8	4	0	0	0	1	0	4									
Larry Herndon, R OBP: 0.267, SLG: 0.352 (1, 7)	L4		K		FC6-4		6-3			4	0	0	0	0	1	5									
Alejandro Sanchez, R OBP: 0.304, SLG: 0.652 (1, 9)		K	K			1B 2B		F8		4	1	1	0	0	2	2									
Nelson Simmons, S OBP: 0.250, SLG: 0.250 (1, 10)	F8				1B	1B SF8 1B		G3		4	1	2	1	0	0	0									
Barbaro Garbey, R OBP: 0.240, SLG: 0.250 (8, PH) (9, 3)					F7	F3		K		3	0	1	0	0	0	2									
Tom Brookens, R OBP: 0.406, SLG: 0.483 (1, 5)	1-3				F8	1B BB		1-3		3	0	0	0	1	0	2									
Inning Stats	R: 0 E: 0 K: 1 S: 5	H: 0 LOB: 2 BB: 2 P: 13	R: 0 E: 0 K: 1 S: 6	H: 1 LOB: 0 BB: 0 P: 6	R: 1 E: 0 K: 2 S: 9	H: 2 LOB: 2 BB: 1 P: 13	R: 0 E: 0 K: 0 S: 4	H: 1 LOB: 1 BB: 0 P: 4	R: 0 E: 0 K: 0 S: 3	H: 0 LOB: 1 BB: 1 P: 7	R: 2 E: 0 K: 0 S: 6	H: 3 LOB: 2 BB: 1 P: 10	R: 0 E: 0 K: 0 S: 3	H: 0 LOB: 0 BB: 0 P: 3	R: 0 E: 0 K: 1 S: 5	H: 0 LOB: 0 BB: 0 P: 5	R: 0 E: 0 K: 0 S: 4	H: 1 LOB: 1 BB: 0 P: 4	1B: 6 2B: 2 3B: 0 HR: 0	SF: 1 SAC: 0 DP: 0 HBP: 0	WP: 1 PB: 0 SB: 1 CS: 0	PA: 40			
PITCHER	IP	WLS	BF	H	R	ER	SO	BB	IBB	HBP	BLK	WP	HR	S	P	ERA	WHIP								
Frank Viola, L ERA: 4.0 (1, 1)	5.1	W	28	7	3	3	4	5	0	0	0	0	0	31	51	5.06	2.250								
Rick Lysander, R ERA: 4.22 (6, 1)	3.2	S	12	1	0	0	1	0	0	0	0	0	0	14	14	0.00	0.273								

Minnesota Twins @ Detroit Tigers
Tiger Stadium, Detroit, MI
Wed May 01 1985, 3:33 AM EDT
Att: 19,008 - Unknown

AB 34
R 3
H 8
RBI 3
BB 5
SO 5
LOB 20



Batter	1	2	3	4	5	6	7	8	9	AB	R	H	RBI	BB	SO	LOB	TOP										
Ozzie Guillen, L OBP: 0.300, SLG: 0.303 (1, 6)	F9		4-3			5-3		BB 5-3 1B	FC4-2 SF8 1B	5	2	1	0	0	0	4											
Tom Paciorek, R OBP: 0.324, SLG: 0.258 (1, 7)										4	0	0	0	0	0	1											
Rudy Law, L OBP: 0.314, SLG: 0.370 (8, 7)	K					1-3		5-3	SF8	0	0	0	0	0	0	0											
Luis Salazar, R OBP: 0.234, SLG: 0.341 (9, 7)										0	0	0	1	0	0	0											
Harold Baines, L OBP: 0.379, SLG: 0.519 (1, 9)	1-3					4-3		BB 1B	WP 1B	4	1	1	2	1	1	0											
Greg Walker, L OBP: 0.306, SLG: 0.438 (1, 3)		K				HR BB		1-3	F7	3	1	0	0	2	1	2											
Carlton Fisk, R OBP: 0.386, SLG: 0.619 (1, 2)		F8						BB FC2 1B	1B CS BB	4	1	2	2	1	0	2											
Oscar Gamble, L OBP: 0.333, SLG: 0.353 (1, 10)		F9				HR		F7		4	0	1	2	0	0	1											
Daryl Boston, L OBP: 0.345, SLG: 0.396 (1, 8)								FC2 BB IBB	CS	1	0	0	0	3	0	0											
Scott Fletcher, R OBP: 0.380, SLG: 0.302 (7, PH)										2	0	1	0	0	0	1											
Jerry Hairston, S OBP: 0.429, SLG: 0.273 (7, PR)										0	0	0	0	1	0	0											
Tim Hulett, R OBP: 0.375, SLG: 0.438 (7, 5)										1	1	1	0	0	0	0											
Julio Cruz, S OBP: 0.313, SLG: 0.214 (1, 4)										4	1	1	0	0	0	5											
Inning Stats	R: 0 E: 0 K: 1 S: 5	H: 0 LOB: 0 BB: 0 P: 5	R: 0 E: 0 K: 1 S: 5	H: 0 LOB: 0 BB: 0 P: 5	R: 0 E: 0 K: 0 S: 3	H: 0 LOB: 1 BB: 1 P: 7	R: 2 E: 0 K: 0 S: 4	H: 1 LOB: 0 BB: 1 P: 8	R: 0 E: 0 K: 1 S: 5	H: 0 LOB: 0 BB: 0 P: 3	R: 0 E: 0 K: 0 S: 4	H: 1 LOB: 3 BB: 2 P: 12	R: 2 E: 0 K: 0 S: 4	H: 2 LOB: 1 BB: 2 P: 12	R: 3 E: 0 K: 0 S: 6	H: 3 LOB: 2 BB: 2 P: 14	1B: 7 2B: 1 3B: 0 HR: 1	SF: 1 SAC: 0 DP: 1 HBP: 0	WP: 1 PB: 0 SB: 2 CS: 1	PA: 42							
PITCHER	IP	WLS	BF	H	R	ER	SO	BB	IBB	HBP	BLK	WP	HR	S	P	ERA	WHIP										
Dan Petry, R ERA: 3.26 (1, 1)	7.2	L	33	5	4	4	3	4	2	0	0	0	1	33	57	4.70	1.174										
Bill Scherrer, L ERA: 13.5 (8, 1)	0.2		4	2	3	3	0	1	0	0	0	0	0	3	7	40.50	4.500										
Aurelio Lopez, R ERA: 4.41 (9, 1)	0.2		4	1	0	0	0	1	0	0	0	1	0	3	7	0.00	3.000										

Chicago White Sox @ Detroit Tigers
Tiger Stadium, Detroit, MI
Fri May 03 1985, 7:05 PM EDT
Att: 34,273 - Unknown

AB	32
R	7
H	8
RBI	7
BB	8
SO	3
LOB	16



Batter	1	2	3	4	5	6	7	8	9	AB	R	H	RBI	BB	SO	LOB	BOTTOM										
Lou Whitaker, L OBP: 0.405, SLG: 0.507 (1, 4)	B2-6 1B		F8			F9		G6-4-3 1B		4	0	2	0	0	0	0											
Alan Trammell, R OBP: 0.372, SLG: 0.549 (1, 6)	B2-6 1-2		S 1B			F9		G6-4-3 1-2		4	0	1	0	0	0	3											
Kirk Gibson, L OBP: 0.287, SLG: 0.338 (1, 9)	4-3		F5			F8		F7		4	0	0	0	0	0	1											
Lance Parrish, R OBP: 0.278, SLG: 0.378 (1, 2)		F9 SF7 2B				4-3		1-3		4	1	1	0	0	0	0											
Darrell Evans, L OBP: 0.263, SLG: 0.288 (1, 3)								F9		3	0	1	0	1	0	0											
Larry Hemdon, R OBP: 0.269, SLG: 0.351 (1, 7)								F9		3	0	1	0	0	0	3											
Nelson Simmons, S OBP: 0.182, SLG: 0.200 (1, 10)										2	0	0	1	0	0	1											
Chet Lemon, R OBP: 0.321, SLG: 0.382 (1, 8)										3	0	0	0	0	1	1											
Tom Brookens, R OBP: 0.400, SLG: 0.500 (1, 5)										3	0	1	0	0	0	0											
Inning Stats	R: 0 E: 0 K: 0 S: 3	H: 1 LOB: 0 BB: 0 P: 3	R: 1 E: 0 K: 0 S: 4	H: 1 LOB: 1 BB: 1 P: 8	R: 0 E: 0 K: 0 S: 4	H: 1 LOB: 1 BB: 0 P: 4	R: 0 E: 0 K: 0 S: 3	H: 1 LOB: 0 BB: 0 P: 3	R: 0 E: 0 K: 0 S: 3	H: 0 LOB: 0 BB: 0 P: 3	R: 0 E: 0 K: 0 S: 4	H: 1 LOB: 1 BB: 0 P: 4	R: 0 E: 0 K: 1 S: 6	H: 2 LOB: 1 BB: 0 P: 6	R: 0 E: 0 K: 0 S: 3	H: 0 LOB: 0 BB: 0 P: 3	1B: 5 2B: 3 3B: 0 HR: 0	SF: 1 SAC: 0 DP: 3 HBP: 0	WP: 0 PB: 0 SB: 1 CS: 0	PA: 32							
PITCHER	IP	WLS	BF	H	R	ER	SO	BB	IBB	HBP	BLK	WP	HR	S	P	ERA	WHIP										
Tom Seaver, R ERA: 3.06 (1, 1)	9.0	W	32	7	1	1	1	1	0	0	0	0	0	33	37	1.00	0.889										

Chicago White Sox @ Detroit Tigers
Tiger Stadium, Detroit, MI
Fri May 03 1985, 7:05 PM EDT
Att: 34,273 - Unknown

AB	30
R	1
H	7
RBI	1
BB	1
SO	1
LOB	9



Batter	1	2	3	4	5	6	7	8	9	AB	R	H	RBI	BB	SO	LOB	TOP																						
Rudy Law, L OBP: 0.310, SLG: 0.346 Tom Paciorek, R OBP: 0.314, SLG: 0.250	F7		2B		F7			K		2	1	0	0	1	0	0	Chicago White Sox @ Detroit Tigers Tiger Stadium, Detroit, MI Sun May 05 1985, 3:33 AM EDT Att: 29,376 - Unknown																						
Scott Fletcher, R OBP: 0.389, SLG: 0.340	FC5-4 1B		1B 2B		K			5-3		4	1	2	2	0	1	0																							
Harold Baines, L OBP: 0.368, SLG: 0.506	FC5-4 1-2		1B		F8			4-3		4	0	1	1	0	0	1																							
Greg Walker, L OBP: 0.290, SLG: 0.409	K		F8		F8			F7		4	0	1	0	0	1	2																							
Jerry Hairston, S OBP: 0.368, SLG: 0.200	F9		G3		F8			F6		4	0	0	0	0	0	2																							
Daryl Boston, L OBP: 0.328, SLG: 0.362 Ron Kittle, R OBP: 0.200, SLG: 0.188	6-3 BB				F9			3-1		2	0	0	0	1	0	1																							
Marc Hill, R OBP: 0.238, SLG: 0.111 Carlton Fisk, R OBP: 0.360, SLG: 0.574	6-3 1-2				K			5-3		2	0	0	0	0	1	1																							
Luis Salazar, R OBP: 0.241, SLG: 0.320			K		K			5-3		3	0	0	0	0	2	0																							
Ozzie Guillen, L OBP: 0.289, SLG: 0.282			BB 2B		6-3			F8		2	1	0	0	1	0	0																							
Inning Stats	R: 0 E: 0 K: 1 S: 6	H: 1 LOB: 1 BB: 0 P: 6	R: 0 E: 0 K: 0 S: 2	H: 0 LOB: 0 BB: 1 P: 6	R: 3 E: 0 K: 1 S: 7	H: 2 LOB: 1 BB: 2 P: 15	R: 0 E: 0 K: 2 S: 7	H: 0 LOB: 0 BB: 0 P: 7	R: 0 E: 0 K: 1 S: 5	H: 0 LOB: 0 BB: 0 P: 5	R: 0 E: 0 K: 0 S: 4	H: 1 LOB: 1 BB: 0 P: 4	R: 0 E: 0 K: 0 S: 3	H: 0 LOB: 0 BB: 0 P: 3	R: 0 E: 0 K: 1 S: 5	H: 0 LOB: 0 BB: 0 P: 5		R: 0 E: 0 K: 1 S: 5	H: 0 LOB: 0 BB: 0 P: 5	1B: 3 2B: 2 3B: 0 HR: 0	SF: 0 SAC: 0 DP: 1 HBP: 0	WP: 0 PB: 0 CS: 0	PA: 33																
PITCHER	IP	WLS	BF	H	R	ER	SO	BB	IBB	HBP	BLK	WP	HR	S	P	ERA	WHIP	PITCHER				IP	WLS	BF	H	R	ER	SO	BB	IBB	HBP	BLK	WP	HR	S	P	ERA	WHIP	
Juan Berenguer, R ERA: 6.6	(1, 1)	6.0	W	24	4	3	3	5	3	0	0	0	0	0	31	43	4.50	1.167																					
Aurelio Lopez, R ERA: 4.15	(7, 1)	1.0		3	0	0	0	0	0	0	0	0	0	0	3	3	0.00	0.000																					
Willie Hernandez, L ERA: 1.59	(8, 1)	2.0	S	6	0	0	0	2	0	0	0	0	0	0	10	10	0.00	0.000																					

AB	30
R	3
H	4
RBI	3
BB	3
SO	7
LOB	7



Batter	1	2	3	4	5	6	7	8	9	AB	R	H	RBI	BB	SO	LOB	BOTTOM																							
Lou Whitaker, L OBP: 0.398, SLG: 0.481	G3			4-3		1B FC3-6 1B		F8		4	1	1	0	0	0	0	Chicago White Sox @ Detroit Tigers Tiger Stadium, Detroit, MI Sun May 05 1985, 3:33 AM EDT Att: 29,376 - Unknown																							
Alan Trammell, R OBP: 0.355, SLG: 0.511	F3			G6-3 BB		FC3-6 1B		F9		3	0	1	0	1	0	0																								
Kirk Gibson, L OBP: 0.263, SLG: 0.306	F8			G6-3 1-2		FC3-6 HR		K		4	1	0	1	0	1	2																								
Lance Parrish, R OBP: 0.267, SLG: 0.358		5-3				K		F6		3	0	0	0	0	1	1																								
Darrell Evans, L OBP: 0.267, SLG: 0.345		F4				K		HR		3	1	1	2	0	1	0																								
Larry Hemdon, R OBP: 0.294, SLG: 0.405		F9				1B BB		6-3		2	1	0	0	1	0	0																								
Nelson Simmons, S OBP: 0.267, SLG: 0.500				4-3		1B 1B		F8		3	0	1	0	0	0	0																								
Chet Lemon, R OBP: 0.341, SLG: 0.383				5-3		1B 1B		6-3		3	0	1	1	0	0	0																								
Chris Pittaro, S OBP: 0.353, SLG: 0.370 Tom Brookens, R OBP: 0.385, SLG: 0.457				F9		K		F7		3	0	0	0	0	1	2																								
										0	0	0	0	0	0	0																								
Inning Stats	R: 0 E: 0 K: 0 S: 3	H: 0 LOB: 0 BB: 0 P: 3	R: 0 E: 0 K: 0 S: 3	H: 0 LOB: 0 BB: 0 P: 3	R: 0 E: 0 K: 0 S: 3	H: 0 LOB: 0 BB: 0 P: 3	R: 0 E: 0 K: 0 S: 2	H: 0 LOB: 0 BB: 1 P: 6	R: 1 E: 0 K: 3 S: 11	H: 2 LOB: 2 BB: 1 P: 15	R: 3 E: 0 K: 0 S: 6	H: 3 LOB: 0 BB: 0 P: 6	R: 0 E: 0 K: 0 S: 3	H: 0 LOB: 0 BB: 0 P: 3	R: 0 E: 0 K: 1 S: 5	H: 0 LOB: 0 BB: 0 P: 5	R: 0 E: 0 K: 1 S: 5	H: 0 LOB: 0 BB: 0 P: 5	1B: 4 2B: 0 3B: 0 HR: 1	SF: 0 SAC: 0 DP: 1 HBP: 0	WP: 0 PB: 0 CS: 0	PA: 30																		
PITCHER	IP	WLS	BF	H	R	ER	SO	BB	IBB	HBP	BLK	WP	HR	S	P	ERA	WHIP	PITCHER				IP	WLS	BF	H	R	ER	SO	BB	IBB	HBP	BLK	WP	HR	S	P	ERA	WHIP		
Richard Dotson, R ERA: 3.54	(1, 1)	7.0	L	27	5	4	4	3	2	0	0	0	0	0	31	39	5.14	1.000																						
Bob James, R ERA: 4.61	(8, 1)	1.0		3	0	0	0	1	0	0	0	0	0	5	5	0.00	0.000																							

AB	28
R	4
H	5
RBI	4
BB	2
SO	4
LOB	5



Batter	1	2	3	4	5	6	7	8	9	AB	R	H	RBI	BB	SO	LOB	TOP										
Lou Whitaker, L (1.4) OBP: 0.415, SLG: 0.519	4-0 CS BB		0-0 L4	0-0 1B		4-0 2B BB		0-0 HR	4-3	4	2	1	2	0	1												
Alan Trammell, R (1.6) OBP: 0.361, SLG: 0.516	0-0 S 1B 1B		0-0 5-3	0-0 5-3		0-0 F8		0-0 2B		5	1	2	0	0	0	4											
Kirk Gibson, L (1.9) OBP: 0.390, SLG: 0.348 Alejandro Sanchez, R (8.9) OBP: 0.269, SLG: 0.577	0-0 1H 1B		4-0 S 1B BB		0-0 1B 1B	0-0 HR 2B		0-0 2H 1B		4	3	4	3	1	0	0											
Lance Parrish, R (1.2) Marty Castillo, R (8.2) OBP: 0.105, SLG: 0.056	0-0 5-3		0-0 CS 1B		0-0 5-3	0-0 HR		0-0 F5		5	1	2	3	0	0	3											
Darrell Evans, L (1.3) OBP: 0.246, SLG: 0.317 Barbaro Garbey, R (8.3) OBP: 0.310, SLG: 0.464		0-0 F7	0-0 CS 1-2	0-0 4-3	0-0 F5	0-0 G3		0-3 K		5	0	0	0	0	1	2											
Larry Hemdon, R (1.7) OBP: 0.300, SLG: 0.440		0-0 E6		0-0 HR	0-0 1B 2H	0-3 K		0-3 K		5	1	2	2	0	2	1											
Nelson Simmons, S (1.10)		0-0 F7		0-0 HR	0-0 1B		0-0 1-3		0-0 E4	5	1	2	1	0	0	1											
Chet Lemon, R (1.8) OBP: 0.337, SLG: 0.369 Jim Weaver, L (8.8) OBP: 0.333, SLG: 0.667		0-0 E5		1-0 1B HBP	0-0 F7		0-0 6-3		0-3 K	3	0	0	0	0	0	3											
Chris Pittaro, S (1.5) OBP: 0.352, SLG: 0.367 Tom Brookens, R (6.5) OBP: 0.366, SLG: 0.432		0-3 K		0-3 K		0-0 F8 2B 1B		0-3 K		3	1	1	0	0	2	3											
Inning Stats	R: 0 E: 0 K: 0 S: 3	H: 2 LOB: 1 BB: 1 P: 7	R: 0 E: 2 K: 1 S: 7	H: 0 LOB: 2 BB: 0 P: 7	R: 1 E: 0 K: 0 S: 3	H: 1 LOB: 0 BB: 1 P: 7	R: 2 E: 0 K: 1 S: 8	H: 3 LOB: 2 BB: 0 P: 9	R: 1 E: 1 K: 0 S: 6	H: 3 LOB: 2 BB: 0 P: 6	R: 4 E: 0 K: 1 S: 8	H: 3 LOB: 0 BB: 1 P: 12	R: 0 E: 0 K: 1 S: 5	H: 0 LOB: 0 BB: 0 P: 5	R: 2 E: 0 K: 2 S: 10	H: 3 LOB: 1 BB: 0 P: 10	R: 0 E: 1 K: 1 S: 6	H: 0 LOB: 1 BB: 0 P: 6	1B: 9 2B: 2 3B: 0 HR: 4	SF: 0 SAC: 0 DP: 0 HBP: 1	WP: 0 PB: 0 SB: 2 CS: 2	PA: 47					
PITCHER	IP	WLS	BF	H	R	ER	SO	BB	IBB	HBP	BLK	WP	HR	S	P	ERA	WHIP										
Dickie Noles, R (1.1) ERA: 2.73	3.2	L	19	6	3	3	2	2	0	0	0	0	2	20	29	7.36	2.182										
Dave Schmidt, R (4.1) ERA: 3.95	1.0		6	3	1	1	0	0	0	0	0	0	0	6	6	9.00	3.000										
Dave Stewart, R (5.1) ERA: 9.0	1.1		8	3	4	4	1	1	0	0	0	0	1	9	13	27.00	3.000										
Tommy Boggs, R (7.1) ERA: 11.57	1.0		6	3	2	2	1	0	0	0	0	0	1	8	8	18.00	3.000										
Greg Harris, R (8.1) ERA: 1.17	2.0		7	0	0	0	3	0	0	0	0	0	0	13	13	0.00	0.000										
Toby Harrah, R (1.4) OBP: 0.481, SLG: 0.378	0-3 K		4-0 1B BB		4-0 BB		0-3 K		0-3 K	3	0	0	0	2	3	3											
Gary Ward, R (1.7) OBP: 0.282, SLG: 0.356	0-0 F3		0-0 1-3 1B		4-3		0-0 FC5-4		0-0 G2	5	0	1	0	0	0	4											
Buddy Bell, R (1.5) OBP: 0.333, SLG: 0.398	4-0 BB		0-0 F8		0-0 HR		0-0 F8			3	1	1	1	1	0	4											
Larry Parrish, R (1.9) OBP: 0.318, SLG: 0.463	0-3 K		0-0 F9		0-0 G3		4-0 FC3-6 BB			3	0	0	0	1	1	1											
Pete O'Brien, L (1.3) OBP: 0.266, SLG: 0.293		0-3 K		4-0 BB		0-0 FC4-6 1B		0-0 F7		3	0	1	0	1	1	1											
Cliff Johnson, R (1.10) OBP: 0.319, SLG: 0.439		0-0 6-3		0-3 K		0-0 F6		0-0 FC3-6		4	0	0	0	0	1	3											
George Wright, S (1.8) OBP: 0.225, SLG: 0.213		0-0 F8		0-0 F6		0-0 FC4-6		0-0 L4		4	0	0	0	0	0	3											
Don Slaught, R (1.2) OBP: 0.284, SLG: 0.357			0-0 L5		0-0 F8		0-0 FC5-4 1B 1B		0-0 L5	4	0	1	0	0	0	0											
Curtis Wilkerson, S (1.6) OBP: 0.286, SLG: 0.241 Bill Stein, R (8.9) OBP: 0.429, SLG: 0.429			0-3 K		0-0 F7		0-0 FC5-4 1B			3	0	1	0	0	1	0											
Inning Stats	R: 0 E: 0 K: 2 S: 7	H: 0 LOB: 1 BB: 1 P: 11	R: 0 E: 0 K: 1 S: 5	H: 0 LOB: 0 BB: 0 P: 5	R: 0 E: 0 K: 1 S: 6	H: 1 LOB: 1 BB: 1 P: 10	R: 0 E: 0 K: 1 S: 5	H: 0 LOB: 1 BB: 1 P: 9	R: 0 E: 0 K: 0 S: 3	H: 0 LOB: 1 BB: 1 P: 7	R: 1 E: 0 K: 0 S: 5	H: 2 LOB: 1 BB: 0 P: 5	R: 0 E: 0 K: 1 S: 7	H: 2 LOB: 2 BB: 0 P: 7	R: 0 E: 0 K: 0 S: 3	H: 0 LOB: 1 BB: 1 P: 7	R: 0 E: 0 K: 1 S: 6	H: 1 LOB: 1 BB: 0 P: 6	1B: 5 2B: 0 3B: 0 HR: 1	SF: 0 SAC: 0 DP: 0 HBP: 0	WP: 0 PB: 0 SB: 0 CS: 0	PA: 38					
PITCHER	IP	WLS	BF	H	R	ER	SO	BB	IBB	HBP	BLK	WP	HR	S	P	ERA	WHIP										
Jack Morris, R (1.1) ERA: 2.72	7.0	W	30	5	1	1	6	4	0	0	0	0	1	38	54	1.29	1.286										
Aurelio Lopez, R (8.1) ERA: 3.50	1.0		4	0	0	0	0	1	0	0	0	0	0	3	7	0.00	1.000										
Willie Hernandez, L (8.1) ERA: 1.5	1.0		4	1	0	0	1	0	0	0	0	0	0	6	6	0.00	1.000										

Detroit Tigers @ Texas Rangers
Arlington Stadium, Arlington, TX
Tue May 07 1985, 8:05 PM EDT
Att: 18,212 - Unknown

AB 42
R 10
H 15
RBI 10
BB 3
SO 7
LOB 20



Detroit Tigers @ Texas Rangers
Arlington Stadium, Arlington, TX
Tue May 07 1985, 8:05 PM EDT
Att: 18,212 - Unknown


AB 33
R 1
H 6
RBI 1
BB 5
SO 7
LOB 19



Batter	1	2	3	4	5	6	7	8	9	AB	R	H	RBI	BB	SO	LOB	TOP										
Lou Whitaker, L (1,4) OBP: 0.414, SLG: 0.512										5	0	2	1	0	0	0											
Alan Trammell, R (1,6) OBP: 0.345, SLG: 0.490										5	0	0	0	0	2	3											
Kirk Gibson, L (1,9) OBP: 0.286, SLG: 0.330										5	0	0	0	0	1	3											
Lance Parrish, R (1,2) OBP: 0.295, SLG: 0.456										4	1	3	1	0	0	0											
Larry Herndon, R (1,7) OBP: 0.298, SLG: 0.425										3	0	0	0	1	0	1											
Chet Lemon, R (1,8) OBP: 0.333, SLG: 0.356										3	0	0	0	1	1	3											
Alejandro Sanchez, R (1,10) OBP: 0.333, SLG: 0.690										4	3	3	2	0	0	1											
Barbaro Garbey, R (1,3) OBP: 0.355, SLG: 0.483										1	0	1	0	0	0	0											
Darrell Evans, L (3, PR) OBP: 0.239, SLG: 0.306										2	0	0	0	0	0	1											
Tom Brookens, R (1,5) OBP: 0.333, SLG: 0.390										4	0	0	0	0	0	4											
Inning Stats	R: 0 E: 0 K: 3 S: 11	H: 2 LOB: 3 BB: 1 P: 15	R: 1 E: 0 K: 1 S: 8	H: 3 LOB: 2 BB: 0 P: 8	R: 2 E: 0 K: 0 S: 5	H: 2 LOB: 1 BB: 0 P: 6	R: 0 E: 0 K: 0 S: 3	H: 0 LOB: 0 BB: 0 P: 3	R: 0 E: 0 K: 0 S: 4	H: 1 LOB: 0 BB: 0 P: 4	R: 0 E: 0 K: 0 S: 4	H: 1 LOB: 1 BB: 0 P: 4	R: 0 E: 0 K: 0 S: 3	H: 0 LOB: 1 BB: 1 P: 7	R: 0 E: 0 K: 0 S: 3	H: 0 LOB: 0 BB: 0 P: 3	1B: 5 2B: 1 3B: 0 HR: 3	SF: 0 SAC: 0 DP: 0 HBP: 1	WP: 0 PB: 0 SB: 0 CS: 0	PA: 39							
PITCHER	IP	WLS	BF	H	R	ER	SO	BB	IBB	HBP	BLK	WP	HR	S	P	ERA	WHIP										
Mike Mason, L (1,1) ERA: 5.29	6.0	L	28	8	4	4	4	1	0	1	0	0	3	34	39	6.00	1.500										
Burt Hooton, R (7,1) ERA: 1.99	2.0		8	1	0	0	0	1	0	0	0	0	0	7	11	0.00	1.000										
Dave Rozema, R (9,1) ERA: 3.76	1.0		3	0	0	0	0	0	0	0	0	0	0	3	3	0.00	0.000										

Detroit Tigers @ Texas Rangers
Arlington Stadium, Arlington, TX
Wed May 08 1985, 8:05 PM EDT
Att: 17,534 - Unknown


AB 36
R 4
H 9
RBI 4
BB 2
SO 4
LOB 16



Batter	1	2	3	4	5	6	7	8	9	AB	R	H	RBI	BB	SO	LOB	BOTTOM										
Tom Dunbar, L (1,10) OBP: 0.387, SLG: 0.321										4	0	0	0	0	0	4											
Gary Ward, R (1,8) OBP: 0.282, SLG: 0.346										3	0	0	0	1	1	0											
Buddy Bell, R (1,5) OBP: 0.330, SLG: 0.392										4	0	1	0	0	0	0											
Larry Parrish, R (1,9) OBP: 0.315, SLG: 0.453										4	0	1	0	0	2	2											
Pete O'Brien, L (1,3) OBP: 0.255, SLG: 0.279										4	0	0	0	0	0	3											
Bob Jones, L (1,7) OBP: 0.200, SLG: 0.250										4	1	1	0	0	0	2											
Don Slaught, R (1,2) OBP: 0.293, SLG: 0.364										4	0	2	1	0	0	0											
Wayne Tolleson, S (1,4) OBP: 0.318, SLG: 0.318										4	0	2	0	0	0	1											
Curtis Wilkerson, S (1,6) OBP: 0.289, SLG: 0.246										3	0	1	0	0	1	1											
Inning Stats	R: 0 E: 0 K: 0 S: 3	H: 0 LOB: 0 BB: 0 P: 3	R: 0 E: 0 K: 1 S: 6	H: 1 LOB: 1 BB: 0 P: 6	R: 0 E: 0 K: 0 S: 4	H: 1 LOB: 1 BB: 0 P: 4	R: 0 E: 0 K: 0 S: 5	H: 3 LOB: 2 BB: 0 P: 5	R: 0 E: 0 K: 1 S: 6	H: 1 LOB: 2 BB: 1 P: 10	R: 0 E: 0 K: 0 S: 3	H: 0 LOB: 0 BB: 0 P: 3	R: 0 E: 0 K: 1 S: 5	H: 0 LOB: 0 BB: 0 P: 5	R: 1 E: 0 K: 1 S: 7	H: 2 LOB: 1 BB: 0 P: 7	1B: 7 2B: 1 3B: 0 HR: 0	SF: 0 SAC: 0 DP: 1 HBP: 0	WP: 0 PB: 0 SB: 1 CS: 0	PA: 35							
PITCHER	IP	WLS	BF	H	R	ER	SO	BB	IBB	HBP	BLK	WP	HR	S	P	ERA	WHIP										
Dan Petry, R (1,1) ERA: 2.85	8.2	W	34	8	1	1	4	1	0	0	0	0	0	41	45	1.04	1.038										
Willie Hernandez, L (9,1) ERA: 1.47	0.1	S	1	0	0	0	0	0	0	0	0	0	0	1	1	0.00	0.000										

Detroit Tigers @ Texas Rangers
Arlington Stadium, Arlington, TX
Wed May 08 1985, 8:05 PM EDT
Att: 17,534 - Unknown

AB 34
R 1
H 8
RBI 1
BB 1
SO 4
LOB 13



Batter	1	2	3	4	5	6	7	8	9	AB	R	H	RBI	BB	SO	LOB	TOP																					
Lou Whitaker, L (1, 4) OBP: 0.413, SLG: 0.500	F7		F3		1B			2B, E, BB	FC6-4	4	0	1	0	1	0	2																						
Alan Trammell, R (1, 6) OBP: 0.339, SLG: 0.476	1B		K		1-3			B3	F9	5	1	1	0	0	1	4																						
Kirk Gibson, L (1, 9) OBP: 0.312, SLG: 0.375	BB, 1B		HR			S, BB		2B		2	2	1	2	0	0																							
Lance Parrish, R (1, 2) OBP: 0.303, SLG: 0.468	BB		K					BB		4	0	2	2	0	1	1																						
Darrell Evans, L (1, 3) OBP: 0.268, SLG: 0.302	G6-4-3			K				BB		1	0	0	0	3	1	0																						
Lary Hemdon, R (1, 7) OBP: 0.286, SLG: 0.407	G6-4-3			F8				IBB		4	0	0	0	0	1	7																						
Nelson Simmons, S (1, 10)			F8		4-3					4	0	0	0	0	0	0																						
Chet Lemon, R (1, 8) OBP: 0.340, SLG: 0.363			F8			CS		F8		4	0	2	0	0	0	0																						
Chris Pittaro, S (1, 5) Tom Brookens, R (7, 5) OBP: 0.348, SLG: 0.405			F6			K		K		3	0	0	0	0	2	1																						
Inning Stats	R: 1 E: 0 K: 0 S: 5	H: 3 LOB: 2 BB: 1 P: 9	R: 0 E: 0 K: 0 S: 3	H: 0 LOB: 0 BB: 0 P: 3	R: 1 E: 0 K: 2 S: 8	H: 1 LOB: 0 BB: 0 P: 8	R: 0 E: 0 K: 1 S: 5	H: 0 LOB: 0 BB: 0 P: 5	R: 0 E: 0 K: 1 S: 6	H: 2 LOB: 1 BB: 2 P: 6	R: 0 E: 0 K: 0 S: 2	H: 0 LOB: 1 BB: 2 P: 10	R: 0 E: 0 K: 1 S: 5	H: 0 LOB: 0 BB: 0 P: 5	R: 1 E: 1 K: 1 S: 5	H: 1 LOB: 2 BB: 3 P: 17	R: 0 E: 0 K: 0 S: 5	H: 2 LOB: 2 BB: 0 P: 5	1B: 7 2B: 1 3B: 0 HR: 1	SF: 0 SAC: 0 DP: 2 HBP: 0	WP: 0 PB: 0 SB: 1 CS: 1	PA: 38																
PITCHER	IP	WLS	BF	H	R	ER	SO	BB	IBB	HBP	BLK	WP	HR	S	P	ERA	WHIP	PITCHER				IP	WLS	BF	H	R	ER	SO	BB	IBB	HBP	BLK	WP	HR	S	P	ERA	WHIP
Tom Seaver, R (1, 1) ERA: 3.09	7.2	L	32	7	3	3	5	3	3	0	0	0	1	36	60	3.52	1.304																					
Bob James, R (8, 1) ERA: 3.63	1.1		6	2	0	0	1	0	0	0	0	0	0	8	8	0.00	1.500																					

Detroit Tigers @ Chicago White Sox
 Comiskey Park, Chicago, IL
 Fri May 10 1985, 8:05 PM EDT
 Att: 28,241 - Unknown

AB	32
R	3
H	9
RBI	3
BB	6
SO	6
LOB	15



Batter	1	2	3	4	5	6	7	8	9	AB	R	H	RBI	BB	SO	LOB	BOTTOM																					
Rudy Law, L (1, 7) OBP: 0.299, SLG: 0.344	SH3-1	FC4			B2-3			E9		4	1	1	0	0	0	1																						
Scott Fletcher, R (1, 5) OBP: 0.369, SLG: 0.316	SH3-1			FC3-6	5-4			BB		2	0	2	0	1	0	0																						
Harold Baines, L (1, 9) OBP: 0.355, SLG: 0.475	K		FC3-6	1B	5-4			F9		4	0	0	0	0	1	5																						
Greg Walker, L (1, 3) OBP: 0.304, SLG: 0.454	BB		G1-4-3	1B				3-1		4	0	3	1	0	0	0																						
Carlton Fisk, R (1, 2) OBP: 0.333, SLG: 0.519	BB		G1-4-3		6-3			5-3		3	0	0	0	1	0	3																						
Ron Kittle, R (1, 10) OBP: 0.234, SLG: 0.333	K			K				K		4	0	0	0	0	3	3																						
Daryl Boston, L (1, 8) ERA: 2.95			G3	FC3-2	4-3			F7		3	0	1	0	0	0	1																						
Tom Paciorek, R (9, PH) OBP: 0.300, SLG: 0.243									F8	1	0	0	0	0	0	0																						
Julio Cruz, S (1, 4) OBP: 0.316, SLG: 0.200			G3					3-1		1	0	0	0	1	0	1																						
Oscar Gamble, L (7, PH) OBP: 0.329, SLG: 0.324									6-3	1	0	0	0	0	0	0																						
Tim Lulett, R (8, 4) OBP: 0.429, SLG: 0.500			2-3							1	0	0	0	0	0	0																						
Ozzie Guillen, L (1, 6) OBP: 0.277, SLG: 0.269			FC3-2		G1-4-3			F7		3	0	0	0	0	0	2																						
Luis Salazar, R (9, PH) OBP: 0.224, SLG: 0.296			FC4						F4	1	0	0	0	0	0	0																						
Inning Stats	R: 1 E: 0 K: 2 S: 9	H: 2 LOB: 1 BB: 1 P: 13	R: 0 E: 0 K: 0 S: 4	H: 1 LOB: 1 BB: 0 P: 4	R: 0 E: 0 K: 1 S: 5	H: 2 LOB: 1 BB: 0 P: 4	R: 0 E: 0 K: 1 S: 5	H: 0 LOB: 1 BB: 1 P: 9	R: 0 E: 0 K: 0 S: 3	H: 1 LOB: 0 BB: 0 P: 3	R: 0 E: 0 K: 0 S: 4	H: 1 LOB: 1 BB: 0 P: 4	R: 0 E: 0 K: 0 S: 4	H: 0 LOB: 2 BB: 1 P: 8	R: 0 E: 0 K: 1 S: 5	H: 0 LOB: 0 BB: 0 P: 5	R: 0 E: 0 K: 0 S: 3	H: 0 LOB: 0 BB: 0 P: 3	1B: 4 2B: 4 3B: 0 HR: 0	SF: 0 SAC: 1 DP: 2 HBP: 0	WP: 0 PB: 0 SB: 0 CS: 0	PA: 36																
PITCHER	IP	WLS	BF	H	R	ER	SO	BB	IBB	HBP	BLK	WP	HR	S	P	ERA	WHIP	PITCHER				IP	WLS	BF	H	R	ER	SO	BB	IBB	HBP	BLK	WP	HR	S	P	ERA	WHIP
Walt Terrell, R (1, 1) ERA: 12.71	6.2	W	29	7	1	1	3	3	0	0	0	0	0	1	1	0.00	0.000																					
Bill Scherrer, L (7, 1) ERA: 12.71	0.1		1	0	0	0	0	0	0	0	0	0	0	1	1	0.00	0.000																					
Willie Hernandez, L (8, 1) ERA: 1.33	2.0	S	6	0	0	0	1	0	0	0	0	0	0	8	8	0.00	0.000																					

Detroit Tigers @ Chicago White Sox
 Comiskey Park, Chicago, IL
 Fri May 10 1985, 8:05 PM EDT
 Att: 28,241 - Unknown

AB	32
R	1
H	7
RBI	1
BB	3
SO	4
LOB	16



Batter	1	2	3	4	5	6	7	8	9	AB	R	H	RBI	BB	SO	LOB	TOP								
Lou Whitaker, L (1,4) OBP: 0.422, SLG: 0.495	1-0 3-1 S HBP			0-0 F8		4-0 3B BB		0-0 6-3	0-0 1B	3	1	2	1	0	0		Detroit Tigers @ Chicago White Sox Comiskey Park, Chicago, IL Sat May 11 1985, 4:33 AM EDT Att: 33,636 - Unknown livebaseballscorecards.com								
Alan Trammell, R (1,6) OBP: 0.333, SLG: 0.459	0-0 6-3			0-0 6-3		0-0 F7		4-0 FC6-4 BB	0-3 K	4	0	0	0	1	1	3									
Kirk Gibson, L (1,9) OBP: 0.310, SLG: 0.390	0-0 3-1			0-3 K		0-0 3B		0-3 K		4	0	1	1	0	2	2									
Lance Parrish, R (1,2) OBP: 0.291, SLG: 0.449		0-3 K			0-0 5-3	0-0 F4		0-0 FC6-4		4	0	0	0	0	1	2									
Nelson Simmons, S (1,7) OBP: 0.250, SLG: 0.462		0-0 F3			0-0 4-3		4-0 BB BB		0-0 F8	3	0	0	0	1	0	0									
Johnny Grubb, L (1,10) Alejandro Sanchez, R (7,PH) OBP: 0.293, SLG: 0.306 OBP: 0.344, SLG: 0.613		0-3 K			0-0 1B		0-0 F9		0-0 1B 2B	2	0	1	0	0	1	0									
Darrell Evans, L (1,3) Barbaro Garbey, R (7,PH) OBP: 0.297, SLG: 0.484 OBP: 0.364, SLG: 0.484			0-0 3-1		4-0 1-2 BB		0-3 K		0-0 G3 E 1B 1B	1	0	0	0	1	0	0									
Chet Lemon, R (1,8) OBP: 0.337, SLG: 0.351			0-0 F3		0-0 F3		4-0 1-2 BB		0-0 E5 1B	3	1	0	0	1	0	3									
Tom Brookens, R (1,5) Jim Weaver, L (7,PH) Chris Pittaro, S (7,5) OBP: 0.333, SLG: 0.386 OBP: 0.250, SLG: 0.500 OBP: 0.328, SLG: 0.340			0-0 6-3			0-3 K		0-3 K	0-0 G3	2	0	0	0	0	1	0									
Inning Stats	R: 0 E: 0 K: 0 S: 2	H: 0 LOB: 0 BB: 0 P: 3	R: 0 E: 0 K: 2 S: 7	H: 0 LOB: 0 BB: 0 P: 7	R: 0 E: 0 K: 0 S: 3	H: 0 LOB: 0 BB: 0 P: 3	R: 0 E: 0 K: 1 S: 5	H: 0 LOB: 0 BB: 0 P: 5	R: 0 E: 0 K: 0 S: 4	H: 1 LOB: 2 BB: 1 P: 8	R: 1 E: 0 K: 1 S: 6	H: 1 LOB: 1 BB: 1 P: 10	R: 0 E: 0 K: 2 S: 7	H: 0 LOB: 2 BB: 2 P: 15	R: 0 E: 0 K: 1 S: 5	H: 0 LOB: 1 BB: 1 P: 9		R: 3 E: 1 K: 1 S: 9	H: 3 LOB: 1 BB: 0 P: 9	1B: 3 2B: 1 3B: 1 HR: 0	SF: 0 SAC: 0 DP: 0 HBP: 1	WP: 0 PB: 0 SB: 1 CS: 0	PA: 38		
PITCHER	IP	WLS	BF	H	R	ER	SO	BB	IBB	HBP	BLK	WP	HR	S	P	ERA	WHIP								
Richard Dotson, R (1,1) ERA: 3.08	6.0	W	22	2	1	1	4	2	0	1	0	0	0	27	36	1.50	0.667								
Juan Agosto, L (7,1) ERA: 3.89	0.1		2	0	0	0	0	1	0	0	0	0	0	1	5	0.00	3.000								
Gene Nelson, R (7,1) ERA: 4.5	1.2		7	0	0	0	3	2	0	0	0	0	0	11	19	0.00	1.200								
Dan Spillner, R (9,1) ERA: 2.57	0.2	S	6	3	3	1	0	0	0	0	0	0	0	6	6	13.50	4.500								
Bob James, R (9,1) ERA: 3.57	0.1	S	1	0	0	0	1	0	0	0	0	0	0	3	3	0.00	0.000								

Batter	1	2	3	4	5	6	7	8	9	AB	R	H	RBI	BB	SO	LOB	BOTTOM								
Rudy Law, L (1,7) OBP: 0.333, SLG: 0.359	0-0 CS 1B	4-0 1-2 1B BB		0-0 S 1B			0-0 1-3	4-0 BB BB		3	1	2	0	2	0	0	Detroit Tigers @ Chicago White Sox Comiskey Park, Chicago, IL Sat May 11 1985, 4:33 AM EDT Att: 33,636 - Unknown livebaseballscorecards.com								
Scott Fletcher, R (1,5) OBP: 0.357, SLG: 0.306	0-3 K	0-0 E9 1B		0-3 K			0-0 6-3	0-0 F7		5	1	1	2	0	2	3									
Harold Baines, L (1,9) OBP: 0.369, SLG: 0.495	0-0 1B	0-0 1B			0-0 4-3		0-0 1B 1B			4	2	3	2	0	0	0									
Greg Walker, L (1,3) OBP: 0.311, SLG: 0.455	0-0 2B	2-H 3-H 1B			0-3 K		0-0 1B 1B			4	1	2	1	0	1	1									
Ron Kittle, R (1,10) OBP: 0.255, SLG: 0.348	0-0 F3		0-3 K		0-0 1B		0-0 E 1B			4	0	2	1	0	1	1									
Daryl Boston, L (1,8) Jerry Hairston, S (7,PH) Luis Salazar, R (7,FR) OBP: 0.324, SLG: 0.368 OBP: 0.400, SLG: 0.421 OBP: 0.224, SLG: 0.296		0-3 K	0-3 K		0-3 K		0-0 E9 1B			3	0	0	0	0	3	1									
Marc Hill, R (1,2) OBP: 0.200, SLG: 0.091		0-0 F9	0-0 F8			0-0 F9	0-0 F4			4	0	0	0	0	2										
Julio Cruz, S (1,4) OBP: 0.313, SLG: 0.203		0-0 1B E 1B		0-0 4-3		0-0 F9		0-3 K		4	1	1	0	0	1	0									
Ozzie Guillen, L (1,6) OBP: 0.276, SLG: 0.268		0-0 1B E 1B		0-0 1-3		0-0 3-1		0-0 6-3		4	1	1	0	0	0	0									
Inning Stats	R: 1 E: 0 K: 1 S: 7	H: 3 LOB: 1 BB: 0 P: 7	R: 4 E: 1 K: 1 S: 9	H: 4 LOB: 1 BB: 1 P: 13	R: 0 E: 0 K: 2 S: 7	H: 0 LOB: 0 BB: 0 P: 7	R: 0 E: 0 K: 1 S: 6	H: 1 LOB: 1 BB: 0 P: 6	R: 0 E: 0 K: 0 S: 3	H: 0 LOB: 0 BB: 0 P: 3	R: 2 E: 1 K: 0 S: 7	H: 3 LOB: 2 BB: 0 P: 7	R: 0 E: 0 K: 1 S: 5	H: 0 LOB: 1 BB: 1 P: 9	1B: 11 2B: 1 3B: 0 HR: 0	SF: 0 SAC: 0 DP: 0 HBP: 0		WP: 0 PB: 0 SB: 1 CS: 1	PA: 38						
PITCHER	IP	WLS	BF	H	R	ER	SO	BB	IBB	HBP	BLK	WP	HR	S	P	ERA	WHIP								
Juan Berenguer, R (1,1) ERA: 8.1	1.2	L	12	7	5	4	2	1	0	0	0	0	0	15	19	21.60	4.800								
Bill Scherrer, L (2,1) ERA: 7.59	5.0		21	5	2	1	5	0	0	0	0	0	0	31	31	1.80	1.000								
Aurelio Lopez, R (7,1) ERA: 3.66	1.1		5	0	0	0	1	1	0	0	0	0	0	6	10	0.00	0.750								

Batter	1	2	3	4	5	6	7	8	9	AB	R	H	RBI	BB	SO	LOB	TOP			
Tom Brookens, R OBP: 0.308, SLG: 0.354	F8			K		F9		F8		4	0	0	0	0	1	0	Detroit Tigers @ Chicago White Sox Comiskey Park, Chicago, IL Sun May 12, 1985, 8:05 PM EDT Att: 21,216 - Unknown			
Alan Trammell, R OBP: 0.346, SLG: 0.469	F9			WP 1B		7-4 1B		1B		4	0	3	0	0	0	0				
Chet Lemon, R OBP: 0.333, SLG: 0.347	K			5-3		1-2 1B		F8		4	0	1	0	0	1	2				
Lance Parrish, R OBP: 0.280, SLG: 0.431		5-3		F8		7-4 2-3f			K	4	0	0	0	0	1	3				
Larry Herndon, R OBP: 0.284, SLG: 0.394		K			4-0 1B BB		F9		5-3	3	0	0	0	1	1	0				
Alejandro Sanchez, R OBP: 0.333, SLG: 0.750				K	0-3 1B BB		F9		K	4	0	1	0	0	2	1				
Barbaro Garbey, R OBP: 0.389, SLG: 0.500				K	1-2 1B					3	0	2	0	0	1	0				
Marty Castillo, R OBP: 0.091, SLG: 0.048				F9	0-3 K				K	3	0	0	0	0	2	3				
Chris Pittaro, S OBP: 0.311, SLG: 0.321				F4	0-3 K				K	3	0	0	0	0	2	2				
Inning Stats	R: 0 E: 0 K: 1 S: 5	H: 0 LOB: 0 BB: 0 P: 5	R: 0 E: 0 K: 1 S: 5	H: 1 LOB: 1 BB: 0 P: 5	R: 0 E: 0 K: 1 S: 5	H: 0 LOB: 0 BB: 0 P: 5	R: 0 E: 0 K: 1 S: 6	H: 1 LOB: 1 BB: 0 P: 6	R: 0 E: 0 K: 3 S: 10	H: 1 LOB: 2 BB: 1 P: 14	R: 0 E: 0 K: 0 S: 4	H: 2 LOB: 1 BB: 0 P: 4	R: 0 E: 0 K: 1 S: 6	H: 1 LOB: 1 BB: 0 P: 6	R: 0 E: 0 K: 2 S: 7	H: 0 LOB: 0 BB: 0 P: 7	1B: 7 2B: 1 3B: 0 HR: 0	SF: 0 SAC: 0 DP: 1 HBP: 0	WP: 1 PB: 0 CS: 0	PA: 33
PITCHER Floyd Bannister, L ERA: 4.62	IP: 9.0 WLS: W BF: 33 H: 7 R: 0 ER: 0 SO: 11 BB: 1 IBB: 0 HBP: 0 BLK: 0 WP: 1 HR: 0 S: 54 P: 58 ERA: 0.00 WHIP: 0.889																			

Batter	1	2	3	4	5	6	7	8	9	AB	R	H	RBI	BB	SO	LOB	BOTTOM			
Rudy Law, L OBP: 0.329, SLG: 0.353	S 1B		4-3		K	K				4	1	1	0	0	2	2	Detroit Tigers @ Chicago White Sox Comiskey Park, Chicago, IL Sun May 12, 1985, 8:05 PM EDT Att: 21,216 - Unknown			
Scott Fletcher, R OBP: 0.395, SLG: 0.323	FC3-6 1B BB				G3		F7			3	0	1	0	1	0	1				
Harold Baines, L OBP: 0.383, SLG: 0.495	FC3-6 1-2 2-H 1B		F7		4-0 WP IBB		G6-4-3 BB			2	0	1	1	2	0	1				
Greg Walker, L OBP: 0.309, SLG: 0.442	FC3-6 G5-3 WP 1-2 2-3				6-3		G6-4-3			3	0	0	0	1	0	5				
Oscar Gamble, L OBP: 0.340, SLG: 0.308			F5			E 1B BB		6-3		2	1	0	0	2	0	2				
Carlton Fisk, R OBP: 0.330, SLG: 0.542	G5-3 2-3f			F5		E1 1B E		HR		4	2	1	1	0	0	4				
Daryl Boston, L OBP: 0.321, SLG: 0.352		K		4-3		K		E BB		3	0	0	0	1	2	2				
Ozzie Guillen, L OBP: 0.275, SLG: 0.267		K		F8		E9 CS 1B		6-3		4	0	1	1	0	1	1				
Tim Lincecum, R OBP: 0.440, SLG: 0.478		1-3			WP G3 1B		HBP		F5	3	0	1	0	0	0	1				
Inning Stats	R: 1 E: 0 K: 0 S: 4	H: 2 LOB: 2 BB: 2 P: 12	R: 0 E: 0 K: 2 S: 7	H: 0 LOB: 0 BB: 0 P: 7	R: 0 E: 0 K: 0 S: 4	H: 1 LOB: 2 BB: 1 P: 8	R: 0 E: 0 K: 0 S: 3	H: 0 LOB: 0 BB: 0 P: 3	R: 0 E: 0 K: 1 S: 6	H: 1 LOB: 2 BB: 1 P: 10	R: 2 E: 2 K: 2 S: 8	H: 1 LOB: 1 BB: 1 P: 13	R: 0 E: 0 K: 0 S: 2	H: 0 LOB: 0 BB: 1 P: 6	R: 1 E: 1 K: 0 S: 4	H: 1 LOB: 1 BB: 1 P: 8	1B: 4 2B: 1 3B: 0 HR: 1	SF: 0 SAC: 0 DP: 2 HBP: 1	WP: 2 PB: 0 CS: 1	PA: 36
PITCHER Jack Morris, R ERA: 2.8	IP: 8.0 WLS: L BF: 36 H: 6 R: 4 ER: 3 SO: 5 BB: 5 IBB: 2 HBP: 1 BLK: 0 WP: 2 HR: 1 S: 38 P: 67 ERA: 3.38 WHIP: 1.375																			

Batter	1	2	3	4	5	6	7	8	9	AB	R	H	RBI	BB	SO	LOB	TOP										
Tom Dunbar, L (1, 7) OBP: 0.350, SLG: 0.278 Alan Bannister, R (9, PH)	F8		CS 1B		L7		G3		F3	4	0	1	0	0	0	1											
Pete O'Brien, L (1, 3) OBP: 0.292, SLG: 0.314	L3		F8				F2		4-3	5	0	1	0	0	0	2											
Buddy Bell, R (1, 5) OBP: 0.328, SLG: 0.391			F8		F9					3	1	1	1	1	0	2											
Gary Ward, R (1, 8) OBP: 0.282, SLG: 0.361	F9								HR	4	0	1	0	0	1	1											
Toby Harrah, R (1, 4) OBP: 0.479, SLG: 0.424										4	1	1	1	0	1	1											
Larry Parrish, R (1, 9) OBP: 0.298, SLG: 0.412										3	1	1	0	1	0	1											
Cliff Johnson, R (1, 10) OBP: 0.327, SLG: 0.484										2	1	1	2	2	1	0											
Don Slaught, R (1, 2) OBP: 0.296, SLG: 0.366										4	0	0	0	0	0	4											
Curtis Wilkerson, S (1, 6) OBP: 0.278, SLG: 0.273 Bill Stein, R (9, PH) OBP: 0.375, SLG: 0.375	F8									3	0	1	0	0	0	0											
Inning Stats	R: 0 E: 0 K: 0 S: 3	H: 0 LOB: 1 BB: 1 P: 7	R: 2 E: 0 K: 1 S: 6	H: 1 LOB: 0 BB: 1 P: 10	R: 0 E: 0 K: 0 S: 3	H: 1 LOB: 0 BB: 0 P: 3	R: 0 E: 0 K: 0 S: 4	H: 1 LOB: 2 BB: 1 P: 8	R: 0 E: 0 K: 1 S: 4	H: 1 LOB: 0 BB: 0 P: 4	R: 1 E: 0 K: 1 S: 6	H: 1 LOB: 0 BB: 0 P: 6	R: 0 E: 0 K: 0 S: 4	H: 1 LOB: 1 BB: 0 P: 4	R: 1 E: 0 K: 1 S: 7	H: 2 LOB: 2 BB: 1 P: 11	R: 0 E: 0 K: 0 S: 3	H: 0 LOB: 0 BB: 0 P: 3	1B: 2 2B: 3 3B: 0 HR: 3	SF: 0 SAC: 0 DP: 0 HBP: 0	WP: 0 PB: 0 SB: 0 CS: 1	PA: 38					
PITCHER	IP	WLS	BF	H	R	ER	SO	BB	IBB	HBP	BLK	WP	HR	S	P	ERA	WHIP										
Dan Petry, R (1, 1) ERA: 3.15	7.0	W	30	7	4	4	2	2	1	0	0	0	3	31	43	5.14	1.286										
Aurelio Lopez, R (8, 1) ERA: 3.54	0.2		4	1	0	0	1	1	0	0	0	0	0	5	9	0.00	3.000										
Willie Hernandez, L (8, 1) ERA: 1.25	1.1	S	4	0	0	0	0	0	0	0	0	0	0	4	4	0.00	0.000										

Texas Rangers @ Detroit Tigers
Tiger Stadium, Detroit, MI
Mon May 13 1985, 7:05 PM EDT
Att: 23,207 - Unknown

AB	34
R	4
H	8
RBI	4
BB	4
SO	3
LOB	12



Batter	1	2	3	4	5	6	7	8	9	AB	R	H	RBI	BB	SO	LOB	BOTTOM										
Lou Whitaker, L (1, 4) OBP: 0.425, SLG: 0.526	HR			F8						4	2	2	1	0	1	2											
Alan Trammell, R (1, 6) OBP: 0.338, SLG: 0.457	6-3		4-3		6-3		SH1-4 2B 1B			3	0	0	0	0	0	0											
Kirk Gibson, L (1, 9) OBP: 0.333, SLG: 0.456										3	3	3	2	1	0	0											
Lance Parrish, R (1, 2) OBP: 0.288, SLG: 0.462	F7		F2				2-H 1B 2B			4	1	2	3	0	0	1											
Darrell Evans, L (1, 3) OBP: 0.273, SLG: 0.309	3-1						2-H 1B			4	0	1	0	0	1	1											
Larry Hemdon, R (1, 7) OBP: 0.283, SLG: 0.388										4	1	1	0	0	1	1											
Nelson Simmons, S (1, 10) OBP: 0.250, SLG: 0.433 Jim Weaver, L (6, PR) OBP: 0.250, SLG: 0.500										4	0	1	0	0	1	1											
Chet Lemon, R (1, 8) OBP: 0.348, SLG: 0.392										4	0	3	1	0	1	0											
Tom Brookens, R (1, 5) OBP: 0.286, SLG: 0.327										4	0	0	0	0	2	4											
Inning Stats	R: 1 E: 0 K: 0 S: 5	H: 2 LOB: 1 BB: 0 P: 5	R: 1 E: 0 K: 2 S: 9	H: 2 LOB: 1 BB: 0 P: 9	R: 1 E: 0 K: 0 S: 5	H: 2 LOB: 1 BB: 0 P: 5	R: 0 E: 0 K: 0 S: 4	H: 1 LOB: 1 BB: 0 P: 4	R: 2 E: 0 K: 1 S: 6	H: 1 LOB: 0 BB: 1 P: 10	R: 0 E: 0 K: 2 S: 7	H: 0 LOB: 0 BB: 0 P: 7	R: 2 E: 0 K: 0 S: 5	H: 3 LOB: 0 BB: 0 P: 5	R: 0 E: 0 K: 2 S: 8	H: 2 LOB: 2 BB: 0 P: 8	1B: 5 2B: 4 3B: 1 HR: 3	SF: 0 SAC: 1 DP: 0 HBP: 0	WP: 0 PB: 0 SB: 0 CS: 1	PA: 36							
PITCHER	IP	WLS	BF	H	R	ER	SO	BB	IBB	HBP	BLK	WP	HR	S	P	ERA	WHIP										
Burt Hooton, R (1, 1) ERA: 3.06	4.0	L	19	7	3	3	2	1	0	0	0	0	1	13	17	9.00	1.750										
Greg Harris, R (5, 1) ERA: 3.25	2.0		8	1	2	2	3	1	0	0	0	0	0	5	5	18.00	3.000										
Dale Murray, R (7, 1) ERA: 15.0	1.0		5	3	2	2	0	0	0	0	0	0	0	8	8	0.00	2.000										
Dave Stewart, R (8, 1) ERA: 8.03	1.0		4	2	0	0	2	0	0	0	0	0	0	8	8	0.00	2.000										

Texas Rangers @ Detroit Tigers
Tiger Stadium, Detroit, MI
Mon May 13 1985, 7:05 PM EDT
Att: 23,207 - Unknown

AB	34
R	7
H	13
RBI	7
BB	1
SO	7
LOB	10



Batter	1	2	3	4	5	6	7	8	9	AB	R	H	RBI	BB	SO	LOB	TOP			
Tom Dunbar, L (1, 7) OBP: 0.341, SLG: 0.275 Alan Bannister, R (9, FH)										4	0	1	0	0	0	1				
Pete O'Brien, L (1, 3) OBP: 0.252, SLG: 0.311										4	0	1	0	0	0	0				
Buddy Bell, R (1, 5) OBP: 0.331, SLG: 0.386										4	0	1	0	1	1	1				
Gary Ward, R (1, 8) OBP: 0.279, SLG: 0.355										5	0	1	0	0	1	2				
Toby Harrah, R (1, 4) OBP: 0.479, SLG: 0.420										3	0	1	0	1	2	3				
Larry Parrish, R (1, 9) OBP: 0.306, SLG: 0.416										4	0	2	0	0	0	4				
Cliff Johnson, R (1, 10) OBP: 0.324, SLG: 0.469										3	0	0	0	1	0	5				
Don Slaught, R (1, 2) OBP: 0.288, SLG: 0.356 Bob Jones, L (8, FH) Wayne Tolleason, S (8, FR) OBP: 0.355, SLG: 0.355										3	0	0	0	0	0	1				
Curtis Wilkerson, S (1, 6) George Wright, S (8, PH) Glenn Brummer, R (8, 2)										3	1	2	0	0	1	0				
Inning Stats	R: 0 E: 0 K: 1 S: 7	H: 2 LOB: 3 BB: 1 P: 11	R: 0 E: 0 K: 0 S: 3	H: 1 LOB: 1 BB: 1 P: 7	R: 0 E: 0 K: 0 S: 5	H: 2 LOB: 3 BB: 1 P: 9	R: 1 E: 1 K: 0 S: 5	H: 2 LOB: 1 BB: 0 P: 5	R: 0 E: 0 K: 1 S: 6	H: 0 LOB: 0 BB: 0 P: 5	R: 0 E: 0 K: 1 S: 5	H: 0 LOB: 0 BB: 0 P: 5	R: 0 E: 0 K: 1 S: 7	H: 2 LOB: 2 BB: 0 P: 7	R: 0 E: 1 K: 0 S: 4	H: 0 LOB: 1 BB: 0 P: 4	1B: 10 2B: 0 3B: 0 HR: 0	SF: 0 SAC: 1 DP: 1 HBP: 0	WP: 0 PA: 40 PB: 0 SB: 1 CS: 0	
PITCHER	IP: 5.0 WLS: W BF: 25 ERA: 3.68	IP: 3.0 WLS: S BF: 11 ERA: 3.09	IP: 1.0 WLS: S BF: 4 ERA: 1.19	IP: 8 R: 1 ER: 0 SO: 2 BB: 1 HBP: 0 BLK: 0 WP: 0 HR: 0 S: 26 P: 38 ERA: 0.00 WHIP: 2.200	IP: 2 R: 0 ER: 0 SO: 3 BB: 0 HBP: 0 BLK: 0 WP: 0 HR: 0 S: 17 P: 17 ERA: 0.00 WHIP: 0.667	IP: 0 WLS: S BF: 4 ERA: 0.000	IP: 0 WLS: S BF: 0 ERA: 0.000	IP: 0 WLS: S BF: 0 ERA: 0.000	IP: 0 WLS: S BF: 0 ERA: 0.000	IP: 0 WLS: S BF: 0 ERA: 0.000	IP: 0 WLS: S BF: 0 ERA: 0.000	IP: 0 WLS: S BF: 0 ERA: 0.000	IP: 0 WLS: S BF: 0 ERA: 0.000	IP: 0 WLS: S BF: 0 ERA: 0.000	IP: 0 WLS: S BF: 0 ERA: 0.000	IP: 0 WLS: S BF: 0 ERA: 0.000	IP: 0 WLS: S BF: 0 ERA: 0.000	IP: 0 WLS: S BF: 0 ERA: 0.000	IP: 0 WLS: S BF: 0 ERA: 0.000	IP: 0 WLS: S BF: 0 ERA: 0.000

Texas Rangers @ Detroit Tigers
Tiger Stadium, Detroit, MI
Tue May 14 1985, 7:05 PM EDT
Att: 22,603 - Unknown

AB	36
R	1
H	10
RBI	0
BB	3
SO	5
LOB	19



Batter	1	2	3	4	5	6	7	8	9	AB	R	H	RBI	BB	SO	LOB	BOTTOM			
Lou Whitaker, L (1, 4) OBP: 0.436, SLG: 0.564										4	2	3	2	0	0	0				
Alan Trammell, R (1, 6) OBP: 0.328, SLG: 0.445										3	0	0	1	0	0	1				
Kirk Gibson, L (1, 9) OBP: 0.347, SLG: 0.472										3	0	2	0	1	0	0				
Lance Parrish, R (1, 2) OBP: 0.287, SLG: 0.455										4	0	1	1	0	0	3				
Darrell Evans, L (1, 3) OBP: 0.259, SLG: 0.292										4	0	0	0	0	1	5				
Johnny Grubb, L (1, 10) OBP: 0.267, SLG: 0.275										4	0	0	0	0	0	3				
Larry Hemdon, R (1, 7) OBP: 0.284, SLG: 0.396										3	1	1	0	0	1	0				
Chet Lemon, R (1, 8) OBP: 0.339, SLG: 0.381										3	0	0	0	0	1	1				
Tom Brookens, R (1, 5) OBP: 0.288, SLG: 0.327										3	1	1	0	0	0	1				
Inning Stats	R: 1 E: 0 K: 0 S: 5	H: 2 LOB: 2 BB: 1 P: 9	R: 2 E: 0 K: 0 S: 5	H: 2 LOB: 0 BB: 0 P: 5	R: 0 E: 0 K: 1 S: 5	H: 0 LOB: 0 BB: 0 P: 5	R: 0 E: 0 K: 1 S: 5	H: 0 LOB: 0 BB: 0 P: 5	R: 1 E: 0 K: 0 S: 6	H: 3 LOB: 2 BB: 0 P: 6	R: 0 E: 0 K: 1 S: 5	H: 0 LOB: 0 BB: 0 P: 5	R: 0 E: 0 K: 0 S: 3	R: 0 E: 0 K: 0 S: 4	H: 1 LOB: 1 BB: 0 P: 4	1B: 5 2B: 2 3B: 0 HR: 1	SF: 1 SAC: 0 DP: 0 HBP: 0	WP: 0 PA: 33 PB: 0 SB: 0 CS: 0		
PITCHER	IP: 8.0 WLS: L BF: 33 ERA: 3.29	IP: 8 R: 4 ER: 4 SO: 3 BB: 1 HBP: 0 BLK: 0 WP: 0 HR: 1 S: 38 P: 42 ERA: 4.50 WHIP: 1.125	IP: 0 WLS: S BF: 0 ERA: 0.000	IP: 0 WLS: S BF: 0 ERA: 0.000	IP: 0 WLS: S BF: 0 ERA: 0.000	IP: 0 WLS: S BF: 0 ERA: 0.000	IP: 0 WLS: S BF: 0 ERA: 0.000	IP: 0 WLS: S BF: 0 ERA: 0.000	IP: 0 WLS: S BF: 0 ERA: 0.000	IP: 0 WLS: S BF: 0 ERA: 0.000	IP: 0 WLS: S BF: 0 ERA: 0.000	IP: 0 WLS: S BF: 0 ERA: 0.000	IP: 0 WLS: S BF: 0 ERA: 0.000	IP: 0 WLS: S BF: 0 ERA: 0.000	IP: 0 WLS: S BF: 0 ERA: 0.000	IP: 0 WLS: S BF: 0 ERA: 0.000	IP: 0 WLS: S BF: 0 ERA: 0.000	IP: 0 WLS: S BF: 0 ERA: 0.000	IP: 0 WLS: S BF: 0 ERA: 0.000	IP: 0 WLS: S BF: 0 ERA: 0.000

Texas Rangers @ Detroit Tigers
Tiger Stadium, Detroit, MI
Tue May 14 1985, 7:05 PM EDT
Att: 22,603 - Unknown

AB	31
R	4
H	8
RBI	4
BB	1
SO	3
LOB	14



Batter	1	2	3	4	5	6	7	8	9	AB	R	H	RBI	BB	SO	LOB	TOP										
Lou Whitaker, L (1, 4) OBP: 0.430, SLG: 0.555	4-0 BB		0-0 F5			0-0 5-3		0-0 6-3	0-3 K	4	0	0	0	1	1	1											
Alan Trammell, R (1, 6) OBP: 0.333, SLG: 0.450	0-3 K			0-0 F7		0-0 2B		0-0 6-3		4	0	1	0	0	1	1											
Kirk Gibson, L (1, 9) OBP: 0.344, SLG: 0.478	0-3 K			0-0 4-1		0-0 F9			0-0 HR	4	1	1	0	0	1	2											
Mike Laga, L (1, 3) OBP: 0.222, SLG: 0.556	0-0 F7			0-0 1B			0-0 3-1		0-0 HR	4	1	2	2	0	0	1											
Darrell Evans, L (1, 10) OBP: 0.292, SLG: 0.413		0-0 3-1		0-0 4-3			0-0 3-1		0-0 HR	4	1	1	1	0	0	1											
Larry Hemdon, R (1, 7) OBP: 0.292, SLG: 0.410		0-0 F4			0-0 1-6-3		0-0 2B	1B	0-0 WP	4	2	2	0	0	0	0											
Chet Lemon, R (1, 8) OBP: 0.323, SLG: 0.368		0-3 K			0-0 6-3		0-0 2B	1B	0-3 K	4	0	1	1	0	2	1											
Marty Castillo, R (1, 2) OBP: 0.080, SLG: 0.042			0-0 F4		0-0 5-3		0-0 F8		0-3 K	3	0	0	0	0	0	1											
Johnny Grubb, L (9, PH) OBP: 0.255, SLG: 0.262										1	0	0	0	0	1	1											
Tom Brookens, R (1, 5) OBP: 0.262, SLG: 0.295			0-0 F8			0-0 F9		0-0 F9		3	0	0	0	0	0	0											
Lance Parrish, R (9, PH) OBP: 0.287, SLG: 0.453								0-0 F9	3-H	1	0	1	1	0	0	0											
Inning Stats	R: 0 E: 0 K: 2 S: 7	H: 0 LOB: 1 BB: 1 P: 11	R: 0 E: 0 K: 1 S: 5	H: 0 LOB: 0 BB: 0 P: 5	R: 0 E: 0 K: 0 S: 3	H: 1 LOB: 0 BB: 0 P: 4	R: 0 E: 0 K: 0 S: 4	H: 0 LOB: 0 BB: 0 P: 3	R: 0 E: 0 K: 0 S: 4	H: 1 LOB: 1 BB: 0 P: 4	R: 1 E: 0 K: 0 S: 5	H: 2 LOB: 1 BB: 0 P: 5	R: 0 E: 0 K: 0 S: 3	H: 0 LOB: 0 BB: 0 P: 3	R: 4 E: 0 K: 3 S: 14	H: 5 LOB: 1 BB: 0 P: 14	1B: 3 2B: 4 3B: 0 HR: 2	SF: 0 SAC: 0 DP: 0 HBP: 0	WP: 1 PB: 0 CS: 0	PA: 37							
PITCHER	IP	WLS	BF	H	R	ER	SO	BB	IBB	HBP	BLK	WP	HR	S	P	ERA	WHIP										
Ken Schrom, R (1, 1) ERA: 5.36	8.0	W	33	8	5	5	3	1	0	0	0	0	2	38	42	5.62	1.125										
Ron Davis, R (9, 1) ERA: 6.43	1.0	S	4	1	0	0	3	0	0	0	0	1	0	10	10	0.00	1.000										

Detroit Tigers @ Minnesota Twins
 Hubert H. Humphrey Metrodome, Minneapolis, MN
 Thu May 16 1985, 4:33 AM EDT
 Att: 22,153 - Unknown

AB 36
 R 5
 H 9
 RBI 5
 BB 1
 SO 6
 LOB 9



Batter	1	2	3	4	5	6	7	8	9	AB	R	H	RBI	BB	SO	LOB	BOTTOM										
Kirby Puckett, R (1, 8) OBP: 0.342, SLG: 0.397	4-0 1B SF7	0-0 6-3		0-0 FC4-6			4-0 1-3 1B	0-0 1-2 1B		3	1	1	3	2	0	1											
Mickey Hatcher, R (1, 7) OBP: 0.311, SLG: 0.416	0-0 HR	0-0 F8		0-0 K		0-0 1-2 1B	0-0 1-3 1B	0-0 4-3		5	1	2	0	0	1	3											
Kent Hrbek, L (1, 3) OBP: 0.342, SLG: 0.467	0-0 SF7	0-0 G3			0-0 4-3		0-0 1-3			3	0	0	1	0	0	2											
Tom Brunansky, R (1, 9) OBP: 0.427, SLG: 0.653	0-0 HR		0-0 F8		0-0 4-3 2B		4-0 1-2 2-3	0-0 IBB		3	1	2	2	1	0	0											
Randy Bush, L (1, 10) OBP: 0.367, SLG: 0.741	4-0 2B E		0-0 F9		0-0 4-3		0-0 7-2			2	1	0	0	1	0	1											
Dave Engle, R (7, PH) OBP: 0.250, SLG: 0.143			0-0 F7			0-0 F7				1	0	0	0	0	0	3											
Roy Smalley, S (1, 6) OBP: 0.415, SLG: 0.414	0-0 2B		0-0 F7		0-0 F7			0-0 1B	1B	4	1	2	0	0	0	1											
Gary Gaetti, R (1, 5) OBP: 0.387, SLG: 0.516	4-0 IBB		0-0 E5 FC4-6			0-3 K		0-3 K		3	1	0	0	1	2	1											
Tim Teufel, R (1, 4) OBP: 0.354, SLG: 0.405	0-0 G6-4-3		0-0 E3 FC4-6	1-2 2-3 3-H		0-0 6-3		0-0 F8		4	0	1	0	0	0	3											
Mark Salas, L (1, 2) OBP: 0.380, SLG: 0.519		0-0 6-3 3B		0-0 F4		0-3 K		0-0 1-2 1B		4	1	2	0	0	1	2											
Inning Stats	R: 4 E: 1 K: 0 S: 5	H: 3 LOB: 3 BB: 3 P: 17	R: 1 E: 0 K: 0 S: 4	H: 1 LOB: 0 BB: 0 P: 4	R: 0 E: 0 K: 0 S: 3	H: 0 LOB: 0 BB: 0 P: 3	R: 1 E: 2 K: 1 S: 7	H: 1 LOB: 1 BB: 0 P: 7	R: 0 E: 0 K: 0 S: 4	H: 1 LOB: 1 BB: 0 P: 4	R: 0 E: 0 K: 2 S: 7	H: 0 LOB: 0 BB: 0 P: 7	R: 0 E: 0 K: 0 S: 3	H: 1 LOB: 2 BB: 2 P: 11	R: 1 E: 0 K: 1 S: 8	H: 3 LOB: 2 BB: 0 P: 8	1B: 6 2B: 3 3B: 1 HR: 1	SF: 1 SAC: 0 DP: 2 HBP: 0	WP: 0 PB: 0 CS: 0	PA: 38							
PITCHER	IP	WLS	BF	H	R	ER	SO	BB	IBB	HBP	BLK	WP	HR	S	P	ERA	WHIP										
Juan Berenguer, R (1, 1) ERA: 9.53	0.1	L	6	3	4	3	0	2	0	0	0	0	1	4	12	81.00	15.000										
Doug Bair, R (1, 1) ERA: 3.52	4.2		18	3	2	1	1	0	1	0	0	0	0	19	23	1.93	0.643										
Bill Scherrer, L (6, 1) ERA: 0.35	2.0		8	1	0	0	2	1	1	0	0	0	0	10	18	0.00	1.000										
Willie Hernandez, L (8, 1) ERA: 1.52	1.0		6	3	1	1	1	0	0	0	0	0	0	8	8	9.00	3.000										

Detroit Tigers @ Minnesota Twins
 Hubert H. Humphrey Metrodome, Minneapolis, MN
 Thu May 16 1985, 4:33 AM EDT
 Att: 22,153 - Unknown

AB 32
 R 7
 H 10
 RBI 6
 BB 5
 SO 4
 LOB 17



Batter	1	2	3	4	5	6	7	8	9	AB	R	H	RBI	BB	SO	LOB	TOP										
Lou Whitaker, L OBP: 0.424, SLG: 0.544 Chris Pittaro, S OBP: 0.297, SLG: 0.305 (7, PH) (7, 4)	L4	F4	1-3 2-H 3-H 1B			4-3	F5		1-3	4	0	1	2	0	0	2											
Alan Trammell, R OBP: 0.322, SLG: 0.433 Marty Castillo, R OBP: 0.080, SLG: 0.042 (1, 6) (8, 5)	F7		F3			F8			6-3	5	0	0	0	0	1	2											
Kirk Gibson, L OBP: 0.348, SLG: 0.475 Alejandro Sanchez, R OBP: 0.324, SLG: 0.730 (1, 9) (7, PR) (7, 9)	4-3		2B	1B	K		1B HR		F8	3	1	1	0	0	1	0											
Lance Parrish, R OBP: 0.315, SLG: 0.488 (1, 2)		FC3-6 BB	1B	2B			1B HR			4	2	4	1	1	0	0											
Darrell Evans, L OBP: 0.298, SLG: 0.447 (1, 3)	FC3-6 1B		2B	1B			1B HR		F4	5	3	2	4	0	0	2											
Larry Hemdon, R OBP: 0.297, SLG: 0.409 (1, 7)	1B		F3			K	F9		1B	5	1	2	0	0	1	2											
Mike Laga, L OBP: 0.231, SLG: 0.538 Barbaro Garbey, R OBP: 0.368, SLG: 0.472 (9, PH) (9, PH)	K		1B	2B		K	4-3		K	4	1	1	1	0	2	3											
Chet Lemon, R OBP: 0.336, SLG: 0.371 Jim Weaver, L OBP: 0.333, SLG: 0.400 (7, PR) (7, 8)	1B		1B	BB		K	2B		F9	2	1	1	1	2	1	0											
Tom Brookens, R OBP: 0.300, SLG: 0.348 (8, 6) (8, 6)	1B		1B	1B			6-3		1B	5	0	4	1	0	0	0											
Inning Stats	R: 0 E: 0 K: 0 S: 3	H: 0 LOB: 0 BB: 0 P: 3	R: 2 E: 0 K: 1 S: 8	H: 3 LOB: 2 BB: 1 P: 12	R: 5 E: 0 K: 1 S: 11	H: 6 LOB: 2 BB: 1 P: 15	R: 0 E: 0 K: 1 S: 5	H: 1 LOB: 0 BB: 0 P: 5	R: 0 E: 0 K: 3 S: 9	H: 0 LOB: 0 BB: 0 P: 9	R: 0 E: 0 K: 0 S: 3	H: 0 LOB: 0 BB: 0 P: 3	R: 3 E: 0 K: 0 S: 6	H: 3 LOB: 3 BB: 1 P: 11	R: 0 E: 0 K: 0 S: 4	H: 1 LOB: 1 BB: 0 P: 4	R: 0 E: 0 K: 1 S: 7	H: 2 LOB: 2 BB: 0 P: 7	1B: 11 2B: 4 3B: 0 HR: 1	SF: 0 SAC: 0 DP: 0 HBP: 1	WP: 0 PB: 0 SB: 0 CS: 0	PA: 46					
PITCHER	IP	WLS	BF	H	R	ER	SO	BB	IBB	HBP	BLK	WP	HR	S	P	ERA	WHIP										
Don Sutton, R ERA: 7.58 Mike Warren, R ERA: 8.37 Keith Atherton, R ERA: 4.01 Tim Birtsas, L ERA:	2.2	L	19	9	7	7	1	2	0	0	0	0	0	19	27	23.62	4.125										

Detroit Tigers @ Oakland Athletics
Oakland-Alameda County Coliseum, Oakland, CA
Fri May 17 1985, 7:05 PM PDT
Att: 24,411 - Unknown

AB 42
R 10
H 16
RBI 10
BB 3
SO 7
LOB 18



Batter	1	2	3	4	5	6	7	8	9	AB	R	H	RBI	BB	SO	LOB	BOTTOM										
Dave Collins, S OBP: 0.296, SLG: 0.336 (1, 7)	G3		K			G3 1B BB	G3 1B 2B		1-3	4	1	1	0	1	1	2											
Carney Lansford, R OBP: 0.324, SLG: 0.430 (1, 5)	F8		1B			G3 1B	G3		5-3	5	0	2	0	0	0	1											
Bruce Bochte, L OBP: 0.429, SLG: 0.404 (1, 3)	FC5-4 1B		F5			G3	G3 1B		1B BB	4	0	2	1	1	0	4											
Dave Kingman, R OBP: 0.317, SLG: 0.462 (1, 10)	FC5-4 1-2		K			K	K		F4	5	0	0	0	0	3	7											
Dwayne Murphy, L OBP: 0.360, SLG: 0.364 Dan Meyer, L OBP: 0.385, SLG: 0.364 (7, PH) (8, 2)	F7		F5			L4	G3		1B	3	0	0	0	0	0	0											
Mike Heath, R OBP: 0.323, SLG: 0.450 (8, 9) (8, 9)	6-3		K			4-3			F9	5	1	1	1	0	1	2											
Mike Davis, L OBP: 0.407, SLG: 0.708 (8, 8) (8, 8)			1B			1B	1B		1-3 1B	3	0	3	0	1	0	0											
Donnie Hill, S OBP: 0.298, SLG: 0.349 (1, 4) (1, 4)	K		K			K	1B		F8	4	0	1	0	0	2	3											
Alfredo Griffin, S OBP: 0.328, SLG: 0.325 Mike Gallego, R (9, 6) (9, 6)			1B BB			F9	G3		1-3	3	0	0	0	1	0	3											
Inning Stats	R: 0 E: 0 K: 0 S: 4	H: 1 LOB: 1 BB: 0 P: 4	R: 0 E: 0 K: 1 S: 6	H: 1 LOB: 0 BB: 0 P: 6	R: 0 E: 0 K: 2 S: 8	H: 1 LOB: 2 BB: 1 P: 12	R: 0 E: 0 K: 2 S: 7	H: 0 LOB: 1 BB: 1 P: 11	R: 0 E: 0 K: 1 S: 6	H: 1 LOB: 2 BB: 1 P: 10	R: 0 E: 0 K: 0 S: 5	H: 2 LOB: 2 BB: 0 P: 5	R: 1 E: 0 K: 1 S: 7	H: 2 LOB: 1 BB: 0 P: 7	R: 1 E: 0 K: 0 S: 5	H: 2 LOB: 1 BB: 0 P: 5	R: 0 E: 0 K: 0 S: 4	H: 1 LOB: 2 BB: 1 P: 8	1B: 9 2B: 1 3B: 0 HR: 1	SF: 0 SAC: 0 DP: 0 HBP: 0	WP: 0 PB: 0 SB: 0 CS: 0	PA: 42					
PITCHER	IP	WLS	BF	H	R	ER	SO	BB	IBB	HBP	BLK	WP	HR	S	P	ERA	WHIP										
Jack Morris, R ERA: 2.55 Aurelio Lopez, R ERA: 3.21	6.0	W	27	6	2	2	1	3	0	0	0	0	1	16	20	6.00	2.000										

Detroit Tigers @ Oakland Athletics
Oakland-Alameda County Coliseum, Oakland, CA
Fri May 17 1985, 7:05 PM PDT
Att: 24,411 - Unknown

AB 38
R 2
H 11
RBI 2
BB 4
SO 7
LOB 23



Batter	1	2	3	4	5	6	7	8	9	AB	R	H	RBI	BB	SO	LOB	TOP																					
Lou Whitaker, L OBP: 0.423, SLG: 0.534 (1, 4)	F8	1B		F5		F8		IBB		4	1	1	0	1	0	1	Detroit Tigers @ Oakland Athletics Oakland-Alameda County Coliseum, Oakland, CA Sat May 18 1985, 3:33 AM PDT Att: 26,581 - Unknown																					
Alan Trammell, R OBP: 0.331, SLG: 0.457 (1, 6)	HR	1B		K				F4		4	1	2	2	1	1	2																						
Nelson Simmons, S OBP: 0.286, SLG: 0.421 (1, 9)	HR	BB		F6		F7		F6		4	1	0	0	1	0	5																						
Lance Parrish, R OBP: 0.318, SLG: 0.480 (1, 2)	HR	BB		BB		5-3		K		4	2	1	0	1	1	0																						
Darrell Evans, L OBP: 0.333, SLG: 0.506 (1, 3)	HR			G3						4	2	4	3	1	0	0																						
Lary Hemdon, R OBP: 0.293, SLG: 0.395 (1, 7)	F9			G3		F3		F8		4	1	0	0	1	1	3																						
Mike Laga, L OBP: 0.235, SLG: 0.471 Jim Weaver, L OBP: 0.286, SLG: 0.333 (8, PR)	F9			G3		F3		CS		4	0	1	1	0	0	3																						
Chet Lemon, R OBP: 0.333, SLG: 0.367 (1, 8)				K				4-3		4	0	1	0	0	1	3																						
Tom Brookens, R OBP: 0.311, SLG: 0.371 (1, 5)	F8					F5				4	0	2	3	0	0	1																						
Inning Stats	R: 4 E: 0 K: 0 S: 5	H: 2 LOB: 0 BB: 2 P: 13	R: 1 E: 0 K: 0 S: 5	H: 2 LOB: 1 BB: 0 P: 5	R: 3 E: 0 K: 1 S: 7	H: 3 LOB: 1 BB: 1 P: 11	R: 0 E: 0 K: 1 S: 5	H: 0 LOB: 0 BB: 0 P: 5	R: 0 E: 0 K: 0 S: 4	H: 1 LOB: 1 BB: 0 P: 4	R: 0 E: 0 K: 0 S: 4	H: 1 LOB: 2 BB: 1 P: 8	R: 0 E: 0 K: 1 S: 4	H: 0 LOB: 0 BB: 1 P: 8	R: 1 E: 0 K: 0 S: 5	H: 2 LOB: 2 BB: 1 P: 9		R: 0 E: 0 K: 2 S: 8	H: 1 LOB: 1 BB: 0 P: 8	1B: 9 2B: 1 3B: 0 HR: 2	SF: 0 SAC: 0 DP: 0 HBP: 0	WP: 0 PB: 0 SB: 1 CS: 1	PA: 44															
PITCHER	IP	WLS	BF	H	R	ER	SO	BB	IBB	HBP	BLK	WP	HR	S	P	ERA	WHIP	PITCHER				IP	WLS	BF	H	R	ER	SO	BB	IBB	HBP	BLK	WP	HR	S	P	ERA	WHIP
Steve McCatty, R ERA: 7.5 (1, 1)	2.0	L	14	6	7	7	0	2	0	0	0	0	2	12	20	31.50	4.000																					
Tom Tallmann, R ERA: 5.93 (3, 1)	4.1		18	3	1	1	3	3	0	0	0	0	0	21	33	2.08	1.385																					
Keith Atherton, R ERA: 3.95 (7, 1)	2.2		11	3	1	1	2	0	1	0	0	0	0	14	18	3.38	1.125																					

Batter	1	2	3	4	5	6	7	8	9	AB	R	H	RBI	BB	SO	LOB	BOTTOM																					
Dave Collins, S OBP: 0.313, SLG: 0.363 (1, 7)	6-3		2B					K		4	2	3	1	1	1	1	Detroit Tigers @ Oakland Athletics Oakland-Alameda County Coliseum, Oakland, CA Sat May 18 1985, 3:33 AM PDT Att: 26,581 - Unknown																					
Carney Lansford, R OBP: 0.327, SLG: 0.443 (1, 5)	6-3		3B	1B		F8				5	1	2	1	0	0	4																						
Dwayne Murphy, L OBP: 0.354, SLG: 0.351 (1, 8)			F7			F9		F9		4	0	0	0	1	1	3																						
Dave Kingman, R OBP: 0.313, SLG: 0.474 (1, 10)	K		6-3			F8				5	1	1	2	0	1	1																						
Dusty Baker Jr., R OBP: 0.420, SLG: 0.596 (1, 3)	F2					E5		6-3		5	0	1	0	0	0	1																						
Mike Heath, R OBP: 0.312, SLG: 0.432 (1, 2)			F3			6-3		5-3		5	0	0	0	0	0	2																						
Mike Davis, L OBP: 0.410, SLG: 0.699 (1, 9)	F9			B4-3		K		1B		3	2	1	0	1	1	0																						
Donnie Hill, S OBP: 0.299, SLG: 0.348 Rob Picciolo, R OBP: 0.500, SLG: 0.667 (8, PH)				3-1		5-3		2B		3	0	1	0	0	0	1																						
Alfredo Griffin, S OBP: 0.325, SLG: 0.325 (1, 6)	K			B4-3		1B		SF9		3	0	1	1	0	1	2																						
Inning Stats	R: 1 E: 0 K: 1 S: 5	H: 0 LOB: 1 BB: 2 P: 13	R: 0 E: 0 K: 1 S: 6	H: 1 LOB: 0 BB: 0 P: 6	R: 2 E: 0 K: 0 S: 6	H: 3 LOB: 1 BB: 0 P: 6	R: 1 E: 0 K: 0 S: 5	H: 2 LOB: 1 BB: 0 P: 5	R: 0 E: 0 K: 0 S: 4	H: 0 LOB: 1 BB: 0 P: 4	R: 0 E: 0 K: 1 S: 7	H: 2 LOB: 2 BB: 0 P: 7	R: 1 E: 0 K: 0 S: 4	H: 1 LOB: 0 BB: 0 P: 4	R: 1 E: 0 K: 2 S: 9	H: 2 LOB: 1 BB: 1 P: 13		R: 0 E: 0 K: 0 S: 3	H: 0 LOB: 0 BB: 0 P: 3	1B: 7 2B: 2 3B: 1 HR: 1	SF: 1 SAC: 0 DP: 0 HBP: 0	WP: 0 PB: 1 SB: 1 CS: 0	PA: 42															
PITCHER	IP	WLS	BF	H	R	ER	SO	BB	IBB	HBP	BLK	WP	HR	S	P	ERA	WHIP	PITCHER				IP	WLS	BF	H	R	ER	SO	BB	IBB	HBP	BLK	WP	HR	S	P	ERA	WHIP
Dan Petry, R ERA: 3.38 (1, 1)	7.0	W	33	9	5	4	3	2	0	0	0	0	0	37	45	5.14	1.571																					
Willie Hernandez, L ERA: 1.75 (8, 1)	2.0		9	2	1	1	2	1	0	0	0	0	0	12	16	4.50	1.500																					




Batter	1	2	3	4	5	6	7	8	9	AB	R	H	RBI	BB	SO	LOB	TOP			
Lou Whitaker, L (1,4) OBP: 0.430, SLG: 0.541										4	3	2	0	1	0	1	Detroit Tigers @ Oakland Athletics Oakland-Alameda County Coliseum, Oakland, CA Sun May 19 1985, 3:33 AM PDT Att: 40,199 - Unknown livebaseballscorecards.com			
Alan Trammell, R (1,6) OBP: 0.340, SLG: 0.469										5	1	3	0	0	0	1				
Nelson Simmons, S (1,7) OBP: 0.340, SLG: 0.463										3	2	2	1	2	0	1				
Jim Weaver, L (9, PR) OBP: 0.286, SLG: 0.333										0	0	0	0	0	0	0				
Lance Parrish, R (1,2) OBP: 0.321, SLG: 0.500										5	1	2	3	0	0	4				
Darrell Evans, L (1,3) OBP: 0.327, SLG: 0.484										4	0	0	1	1	1	3				
Alejandro Sanchez, R (1,9) OBP: 0.310, SLG: 0.667										5	0	1	0	0	2	3				
Mike Laga, L (1,10) OBP: 0.227, SLG: 0.409										5	0	1	0	0	3	6				
Chet Lemon, R (1,8) OBP: 0.331, SLG: 0.358										3	0	0	1	1	0	1				
Tom Brookens, R (1,5) OBP: 0.312, SLG: 0.370										3	0	1	0	0	0	1				
Kirk Gibson, L (8, PH) OBP: 0.346, SLG: 0.471										1	0	0	0	0	0	3				
Marty Castillo, R (8,5) OBP: 0.080, SLG: 0.042										0	0	0	0	0	0	0				
Inning Stats	R: 3 E: 0 K: 2 S: 9	H: 2 LOB: 0 BB: 1 P: 13	R: 0 E: 0 K: 0 S: 4	H: 1 LOB: 1 BB: 0 P: 4	R: 0 E: 0 K: 0 S: 4	H: 1 LOB: 0 BB: 0 P: 5	R: 0 E: 0 K: 1 S: 5	H: 0 LOB: 0 BB: 0 P: 5	R: 0 E: 0 K: 0 S: 3	H: 1 LOB: 0 BB: 0 P: 3	R: 0 E: 0 K: 0 S: 3	H: 1 LOB: 0 BB: 0 P: 3	R: 3 E: 1 K: 1 S: 10	H: 5 LOB: 3 BB: 1 P: 14	R: 1 E: 0 K: 2 S: 8	H: 1 LOB: 3 BB: 3 P: 20	1B: 8 2B: 3 3B: 0 HR: 1	SF: 0 SAC: 0 DP: 1 HBP: 0	WP: 0 PB: 0 SB: 0 CS: 0	PA: 43
PITCHER	IP WLS BF H R ER SO BB IBB HBP BLK WP HR S P ERA WHIP																			
Chris Codiroli, R (1,1) ERA: 3.57	7.0 W 30 9 6 6 3 1 0 0 0 0 1 35 39 7.71 1.429																			
Jay Howell, R (8,1) ERA: 2.7	2.0 13 3 1 1 3 4 0 0 0 0 0 0 15 31 4.50 3.500																			

Batter	1	2	3	4	5	6	7	8	9	AB	R	H	RBI	BB	SO	LOB	BOTTOM			
Dave Collins, S (1,7) OBP: 0.309, SLG: 0.357										5	0	1	1	0	1	2	Detroit Tigers @ Oakland Athletics Oakland-Alameda County Coliseum, Oakland, CA Sun May 19 1985, 3:33 AM PDT Att: 40,199 - Unknown livebaseballscorecards.com			
Carney Lansford, R (1,5) OBP: 0.323, SLG: 0.434										5	1	1	0	0	0	2				
Bruce Bochte, L (1,3) OBP: 0.431, SLG: 0.413										3	1	1	0	1	0	0				
Dave Kingman, R (1,10) OBP: 0.325, SLG: 0.486										3	1	2	2	1	1	0				
Dwayne Murphy, L (1,8) OBP: 0.351, SLG: 0.347										4	1	1	0	0	0	4				
Mike Heath, R (1,2) OBP: 0.317, SLG: 0.430										3	1	1	0	1	0	1				
Mike Davis, L (1,9) OBP: 0.413, SLG: 0.690										3	2	1	1	1	0	2				
Donnie Hill, S (1,4) OBP: 0.298, SLG: 0.348										3	1	1	2	0	0	0				
Alfredo Griffin, S (1,6) OBP: 0.338, SLG: 0.339										4	1	3	2	0	0	0				
Inning Stats	R: 1 E: 0 K: 0 S: 4	H: 2 LOB: 1 BB: 1 P: 8	R: 0 E: 0 K: 0 S: 3	H: 0 LOB: 0 BB: 0 P: 3	R: 0 E: 0 K: 0 S: 3	H: 0 LOB: 0 BB: 0 P: 3	R: 5 E: 1 K: 0 S: 7	H: 5 LOB: 1 BB: 1 P: 11	R: 0 E: 0 K: 1 S: 5	H: 0 LOB: 0 BB: 0 P: 5	R: 3 E: 0 K: 1 S: 9	H: 4 LOB: 1 BB: 0 P: 9	R: 0 E: 0 K: 0 S: 3	H: 0 LOB: 2 BB: 2 P: 11	R: 0 E: 0 K: 0 S: 4	H: 1 LOB: 1 BB: 0 P: 4		1B: 10 2B: 2 3B: 0 HR: 0	SF: 1 SAC: 0 DP: 1 HBP: 0	WP: 1 PB: 0 SB: 1 CS: 0
PITCHER	IP WLS BF H R ER SO BB IBB HBP BLK WP HR S P ERA WHIP																			
Milt Wilcox, R (1,1) ERA: 4.91	3.2 L 18 6 6 5 0 1 0 0 0 0 0 0 15 15 11.57 2.143																			
Doug Bair, R (4,1) ERA: 4.58	2.1 11 5 3 3 2 0 0 0 0 0 0 0 15 15 11.57 2.143																			
Bill Scherrer, L (7,1) ERA: 5.52	2.0 9 1 0 0 0 2 0 0 0 0 1 0 7 15 0.00 1.500																			

Batter	1	2	3	4	5	6	7	8	9	AB	R	H	RBI	BB	SO	LOB	TOP			
Lou Whitaker, L (1,4) OBP: 0.418, SLG: 0.524	F8		F8			F7		4-3		4	0	0	0	0	0	0				
Alan Trammell, R (1,6) OBP: 0.337, SLG: 0.463	4-3		F9			L4		FC4-6 1B		4	0	1	0	0	0	0				
Kirk Gibson, L (1,9) OBP: 0.343, SLG: 0.472	2B			G3		F7		FC4-6 1-2		4	0	1	0	0	0	1				
Lance Parrish, R (1,2) OBP: 0.326, SLG: 0.500	5-3			1B			F9		L3 1B	4	0	2	0	0	0	1				
Darrell Evans, L (1,3) OBP: 0.333, SLG: 0.479		1B		K		HR BB		L3		3	1	1	0	1	1	2				
Larry Hemdon, R (1,7) OBP: 0.283, SLG: 0.381	F9			K		F9		K		4	0	0	0	0	2	3				
Mike Laga, L (1,10) OBP: 0.240, SLG: 0.520	F2				F5		HR			3	1	1	2	0	0	1				
Chet Lemon, R (1,8) OBP: 0.331, SLG: 0.357	F8					5-3				3	0	1	0	0	0	1				
Tom Brookens, R (1,5) OBP: 0.304, SLG: 0.360								F5		2	0	0	0	0	1	1				
Jim Weaver, L (8, PH) OBP: 0.250, SLG: 0.286										1	0	0	0	0	0	0				
Chris Pittero, S (8,5) OBP: 0.297, SLG: 0.305			K							0	0	0	0	0	0	0				
Inning Stats	R: 0 E: 0 K: 0 S: 4	H: 1 LOB: 1 BB: 0 P: 4	R: 0 E: 0 K: 0 S: 4	H: 1 LOB: 1 BB: 0 P: 4	R: 0 E: 0 K: 1 S: 5	H: 0 LOB: 0 BB: 0 P: 5	R: 0 E: 0 K: 2 S: 8	H: 1 LOB: 1 BB: 0 P: 8	R: 0 E: 0 K: 0 S: 3	H: 0 LOB: 0 BB: 0 P: 3	R: 2 E: 0 K: 0 S: 4	H: 1 LOB: 0 BB: 1 P: 8	R: 0 E: 0 K: 0 S: 4	H: 1 LOB: 1 BB: 0 P: 4	R: 0 E: 0 K: 1 S: 5	H: 1 LOB: 0 BB: 0 P: 5	1B: 5 2B: 2 3B: 0 HR: 1	SF: 0 SAC: 0 DP: 2 HBP: 0	WP: 0 PB: 0 SB: 0 CS: 0	PA: 33
PITCHER Ron Romanick, R (1,1) ERA: 3.83	IP: 9.0 WLS: W BF: 33 H: 7 R: 2 ER: 2 SO: 4 BB: 1 IBB: 0 HBP: 0 BLK: 0 WP: 0 HR: 1 S: 40 P: 44 ERA: 2.00 WHIP: 0.889															PITCHER				

Detroit Tigers @ California Angels
Anaheim Stadium, Anaheim, CA
Mon May 20 1985, 10:05 PM EDT
Att: 30,519 - Unknown


AB 32
R 2
H 7
RBI 2
BB 1
SO 4
LOB 10



Batter	1	2	3	4	5	6	7	8	9	AB	R	H	RBI	BB	SO	LOB	BOTTOM			
Brian Downing, R (1,7) OBP: 0.416, SLG: 0.371	6-3		5-3		F9	CS BB				3	0	0	0	1	0	1				
Rob Wilfong, L (1,4) OBP: 0.228, SLG: 0.217	G3		E3 1B 2H		1B FC3-6	F8				4	1	2	0	0	0	1				
Juan Beniquez, R (1,8) OBP: 0.309, SLG: 0.363	F8				1B FC3-6 BB	K				4	1	2	0	0	1	1				
Reggie Jackson, L (1,9) OBP: 0.373, SLG: 0.519						F9				1	0	1	0	0	0	0				
Mike Brown, R (2, PR) OBP: 0.269, SLG: 0.229			K			FC3-6 BB				2	0	0	0	1	1	2				
Ruppert Jones, L (1,10) OBP: 0.386, SLG: 0.528	F8			K		FC3-6 1B BB				4	1	0	1	0	1	3				
Jack Howell, L (1,5) OBP: 0.287, SLG: 0.227	K				1B BB	1B BB				2	2	0	0	2	1	1				
Bobby Grich, R (1,3) OBP: 0.400, SLG: 0.397	CS									3	1	2	2	1	0	0				
Bob Boone, R (1,2) OBP: 0.287, SLG: 0.227			SH1-4 1B BB							3	0	2	2	0	0	0				
Dick Schofield, R (1,6) OBP: 0.286, SLG: 0.354					G1-4-3 1B					4	1	1	1	0	1	4				
Inning Stats	R: 0 E: 0 K: 0 S: 3	H: 0 LOB: 0 BB: 0 P: 3	R: 0 E: 0 K: 1 S: 5	H: 1 LOB: 1 BB: 0 P: 5	R: 2 E: 1 K: 1 S: 8	H: 3 LOB: 2 BB: 1 P: 12	R: 1 E: 0 K: 1 S: 6	H: 2 LOB: 1 BB: 1 P: 10	R: 4 E: 0 K: 1 S: 9	H: 4 LOB: 2 BB: 2 P: 17	R: 0 E: 0 K: 0 S: 4	H: 0 LOB: 1 BB: 1 P: 8	R: 0 E: 0 K: 0 S: 3	H: 0 LOB: 0 BB: 0 P: 3	R: 0 E: 0 K: 0 S: 3	H: 0 LOB: 0 BB: 0 P: 3	1B: 10 2B: 1 3B: 0 HR: 0	SF: 0 SAC: 1 DP: 2 HBP: 0	WP: 0 PB: 0 SB: 0 CS: 2	PA: 37
PITCHER Walt Terrell, R (1,1) ERA: 4.14 Juan Berenguer, R (5,1) ERA: 7.97	IP: 4.2 WLS: L BF: 25 H: 9 R: 7 ER: 7 SO: 3 BB: 4 IBB: 0 HBP: 0 BLK: 0 WP: 0 HR: 0 S: 27 P: 43 ERA: 13.50 WHIP: 2.786															PITCHER				

Detroit Tigers @ California Angels
Anaheim Stadium, Anaheim, CA
Mon May 20 1985, 10:05 PM EDT
Att: 30,519 - Unknown

AB 30
R 7
H 10
RBI 6
BB 5
SO 5
LOB 13



Batter	1	2	3	4	5	6	7	8	9	10	11	AB	R	H	RBI	BB	SO	LOB	TOP					
Lou Whitaker, L OBP: 0.417, SLG: 0.515 (1, 4)												4	0	1	0	1	0	2						
Alan Trammell, R OBP: 0.327, SLG: 0.447 (1, 6)												5	0	0	0	0	0	2						
Kirk Gibson, L OBP: 0.347, SLG: 0.496 (1, 9)													4	1	2	1	0	1	0					
Lance Parrish, R OBP: 0.317, SLG: 0.486 (1, 2)														4	0	0	0	0	0	2				
Darrell Evans, L OBP: 0.330, SLG: 0.470 Barbaro Garbey, R OBP: 0.368, SLG: 0.472 (10, PR) (10, 3)														4	0	1	0	0	0	0				
Lary Hemdon, R OBP: 0.277, SLG: 0.372 (1, 7)														3	0	0	0	0	2	0				
Mike Laga, L OBP: 0.207, SLG: 0.448 (1, 10)														4	0	0	0	0	1	2				
Chet Lemon, R OBP: 0.329, SLG: 0.349 (1, 8)														3	0	0	0	0	0	2				
Tom Brookens, R OBP: 0.300, SLG: 0.355 Johnny Grubb, L OBP: 0.250, SLG: 0.256 Chris Pittaro, S OBP: 0.297, SLG: 0.305 Nelson Simmons, S OBP: 0.333, SLG: 0.452 Marty Castillo, R OBP: 0.180, SLG: 0.042 (1, 5) (9, PH) (9, 5) (11, PH) (11, 5)														1	0	0	0	1	0	0				
Inning Stats	R: 0 E: 0 K: 0 S: 2	H: 0 LOB: 0 BB: 1 P: 6	R: 0 E: 0 K: 1 S: 5	H: 0 LOB: 0 BB: 0 P: 5	R: 0 E: 0 K: 1 S: 2	H: 0 LOB: 1 BB: 1 P: 7	R: 0 E: 0 K: 0 S: 5	H: 0 LOB: 0 BB: 0 P: 5	R: 0 E: 0 K: 1 S: 5	H: 0 LOB: 0 BB: 0 P: 3	R: 1 E: 0 K: 0 S: 4	H: 1 LOB: 0 BB: 0 P: 4	R: 0 E: 0 K: 1 S: 5	H: 0 LOB: 0 BB: 0 P: 5	R: 0 E: 0 K: 1 S: 7	H: 2 LOB: 2 BB: 0 P: 7	R: 0 E: 0 K: 0 S: 4	H: 1 LOB: 2 BB: 0 P: 4	R: 0 E: 0 K: 1 S: 5	H: 0 LOB: 0 BB: 0 P: 5	1B: 3 2B: 0 3B: 0 HR: 1	SF: 0 SAC: 1 DP: 2 HBP: 1	WP: 0 PB: 0 SB: 0 CS: 0	PA: 38
PITCHER	IP 8.2	WLS 8	BF 30	H 3	R 1	ER 0	SO 5	BB 2	IBB 0	HBP 0	BLK 0	WP 0	HR 0	S 37	P 46	ERA 1.04	WHIP 0.577							
Kirk McCaskill, R ERA: 5.48 Donnie Moore, R ERA: 0.64 (1, 1) (9, 1)	2.1	W	8	1	0	0	1	0	0	0	0	0	0	10	10	0.00	0.429							

Detroit Tigers @ California Angels
Anaheim Stadium, Anaheim, CA
Tue May 21 1985, 10:05 PM EDT
Att: 35,184 - Unknown


AB 34
R 1
H 4
RBI 1
BB 2
SO 6
LOB 10



Batter	1	2	3	4	5	6	7	8	9	10	11	AB	R	H	RBI	BB	SO	LOB	BOTTOM					
Rob Wilfong, L OBP: 0.257, SLG: 0.206 Darrell Miller, R OBP: 0.333, SLG: 0.455 (1, 4) (10, PH) (11, 9)												3	0	0	0	1	2	0						
Juan Beniquez, R OBP: 0.313, SLG: 0.364 (1, 8) (11, 3)												5	1	2	0	0	1	2						
Brian Downing, R OBP: 0.405, SLG: 0.358 (1, 7)												4	0	0	0	0	0	1						
Ruppert Jones, L OBP: 0.398, SLG: 0.533 (1, 9) (11, 8)												3	0	1	1	2	0	0						
Jack Howell, L OBP: 0.429, SLG: 0.200 (1, 5)												3	0	1	0	0	0	0						
Daryl Sconiers, L (1, 10)												4	0	0	0	0	2	3						
Bobby Grich, R OBP: 0.396, SLG: 0.387 (1, 3) (11, 4)													3	0	0	0	1	0	2					
Bob Boone, R OBP: 0.295, SLG: 0.238 (1, 2)												4	0	2	0	0	1	0						
Dick Schofield, R OBP: 0.207, SLG: 0.379 (1, 6)												3	1	1	1	0	0	1						
Inning Stats	R: 0 E: 0 K: 1 S: 5	H: 0 LOB: 0 BB: 0 P: 5	R: 0 E: 0 K: 0 S: 2	H: 0 LOB: 1 BB: 2 P: 10	R: 0 E: 0 K: 0 S: 3	H: 1 LOB: 1 BB: 1 P: 7	R: 0 E: 0 K: 0 S: 3	H: 0 LOB: 0 BB: 0 P: 3	R: 0 E: 0 K: 1 S: 5	H: 0 LOB: 0 BB: 0 P: 5	R: 1 E: 0 K: 1 S: 6	H: 1 LOB: 2 BB: 1 P: 10	R: 1 E: 0 K: 1 S: 7	H: 2 LOB: 1 BB: 0 P: 7	R: 0 E: 0 K: 0 S: 3	H: 0 LOB: 0 BB: 0 P: 3	R: 0 E: 0 K: 1 S: 6	H: 1 LOB: 1 BB: 0 P: 6	R: 1 E: 0 K: 0 S: 3	H: 2 LOB: 1 BB: 0 P: 3	1B: 5 2B: 2 3B: 0 HR: 1	SF: 0 SAC: 3 DP: 1 HBP: 0	WP: 0 PB: 0 SB: 0 CS: 1	PA: 41
PITCHER	IP 8.0	WLS L	BF 30	H 4	R 1	ER 1	SO 6	BB 4	IBB 0	HBP 0	BLK 0	WP 0	HR 1	S 38	P 54	ERA 1.12	WHIP 1.000							
Jack Morris, R ERA: 2.4 Willie Hernandez, L ERA: 1.93 (1, 1) (9, 1)	2.1	L	10	3	1	1	1	0	0	0	0	0	0	12	12	3.86	1.286							

Detroit Tigers @ California Angels
Anaheim Stadium, Anaheim, CA
Tue May 21 1985, 10:05 PM EDT
Att: 35,184 - Unknown

AB 33
R 2
H 7
RBI 2
BB 4
SO 7
LOB 10




Batter	1	2	3	4	5	6	7	8	9	AB R H RBI BB SO LOB	TOP
Lou Whitaker, L (1,4) OBP: 0.410, SLG: 0.504	3-1			F7	F7		F8		1B	5 0 1 0 0 0 2	Detroit Tigers @ California Angels Anaheim Stadium, Anaheim, CA Wed May 22 1985, 10:05 PM EDT Att: 35,062 - Unknown livebaseballscorecards.com
Alan Trammell, R (1,6) OBP: 0.324, SLG: 0.439	K			1B SF7		3-1	4-3		G3	5 1 1 0 0 1 3	
Kirk Gibson, L (1,9) OBP: 0.351, SLG: 0.496	4-3			SF7 1B		6-3			CS 1B	4 1 2 0 0 0 0	
Lance Parrish, R (1,2)		K		SF7		1B			FC6-4 1B	3 1 2 1 0 1 0	
Darrell Evans, L (1,10) Alejandro Sanchez, R (8,PH) OBP: 0.339, SLG: 0.476 OBP: 0.352, SLG: 0.651	L6			2-3 3-H		1B			FC6-4 1B	3 0 2 1 0 0 0 1 0 0 0 0 0 1	
Nelson Simmons, S (1,7) Larry Herndon, R (8,PH) OBP: 0.282, SLG: 0.377 (8,7)	F7			3-H		1B			1B	3 0 1 1 0 0 1 1 0 1 0 0 0 0	
Mike Laga, L (1,3) Barbaro Garbey, R (9,PH) OBP: 0.186, SLG: 0.406 OBP: 0.359, SLG: 0.459 (9,3)			K		F4	F9			F5	3 0 0 0 0 1 2 1 0 0 0 0 0 0	
Chet Lemon, R (1,8) OBP: 0.340, SLG: 0.356				L5-3 BB		1B			4-3	3 0 2 0 1 0 0	
Tom Brookens, R (1,5) OBP: 0.306, SLG: 0.363			L5-3		L7		FC3-6		1B 2B	4 0 1 0 0 0 3	
Inning Stats	R: 0 H: 0 E: 0 LOB: 0 K: 1 BB: 0 S: 5 P: 5	R: 0 H: 0 E: 0 LOB: 0 K: 1 BB: 0 S: 5 P: 5	R: 0 H: 0 E: 0 LOB: 0 K: 1 BB: 1 S: 4 P: 8	R: 2 H: 3 E: 0 LOB: 1 K: 0 BB: 0 S: 6 P: 6	R: 0 H: 1 E: 0 LOB: 1 K: 0 BB: 0 S: 4 P: 4	R: 1 H: 3 E: 0 LOB: 2 K: 0 BB: 0 S: 6 P: 6	R: 0 H: 1 E: 0 LOB: 1 K: 0 BB: 0 S: 4 P: 4	R: 0 H: 3 E: 0 LOB: 2 K: 0 BB: 0 S: 4 P: 4	R: 0 H: 2 E: 0 LOB: 2 K: 0 BB: 0 S: 5 P: 5	1B: 12 SF: 1 2B: 2 SAC: 0 3B: 0 DP: 1 HR: 0 HBP: 0	
PITCHER	IP WLS BF H R ER SO BB IBB HBP BLK WP HR S P ERA WHIP										
Mike Witt, R (1,1) ERA: 3.31	7.1 L 31 10 3 3 3 1 0 0 0 0 0 0 2 3 3.68 1.500										
Pat Clements, L (8,1) ERA: 4.79	0.2 2 1 0 0 0 0 0 0 0 0 0 0 2 2 0.00 1.500										
Stu Cliburn, R (9,1) ERA: 1.72	0.2 3 1 0 0 0 0 0 0 0 0 0 0 3 3 0.00 1.500										
Tommy John, L (9,1) ERA: 4.7	0.1 2 1 0 0 0 0 0 0 0 0 0 0 2 2 0.00 3.000										

Batter	1	2	3	4	5	6	7	8	9	AB R H RBI BB SO LOB	BOTTOM
Rob Wilfong, L (1,4) OBP: 0.243, SLG: 0.194	3-1		F7			G3			G3	4 0 0 0 0 0 0	Detroit Tigers @ California Angels Anaheim Stadium, Anaheim, CA Wed May 22 1985, 10:05 PM EDT Att: 35,062 - Unknown livebaseballscorecards.com
Juan Beniquez, R (1,8) OBP: 0.311, SLG: 0.360	6-3			G3-6 1B		6-3			4-3	4 0 1 0 0 0 0	
Brian Downing, R (1,7) OBP: 0.401, SLG: 0.363	K			F9		1B			5-3	4 1 1 0 0 1 1	
Ruppert Jones, L (1,9) OBP: 0.396, SLG: 0.526		F5		G3-6-1		1B				3 0 1 1 0 0 1	
Bobby Grich, R (1,3) OBP: 0.388, SLG: 0.377		6-3			5-3		F4			3 0 0 0 0 0 1	
Jack Howell, L (1,5) OBP: 0.300, SLG: 0.125			F7		4-3		K			3 0 0 0 0 1 1	
Jerry Narron, L (1,10) OBP: 0.333, SLG: 0.585				HR		K			6-3	3 1 1 1 0 1 0	
Bob Boone, R (1,2) OBP: 0.287, SLG: 0.231				6-3		5-3			1-3	3 0 0 0 0 0 0	
Dick Schofield, R (1,6) OBP: 0.280, SLG: 0.370				6-3		K			G4	3 0 0 0 0 1 0	
Inning Stats	R: 0 H: 0 E: 0 LOB: 0 K: 1 BB: 0 S: 5 P: 5	R: 0 H: 0 E: 0 LOB: 0 K: 0 BB: 0 S: 3 P: 3	R: 1 H: 1 E: 0 LOB: 0 K: 0 BB: 0 S: 4 P: 4	R: 0 H: 1 E: 0 LOB: 0 K: 0 BB: 0 S: 3 P: 3	R: 0 H: 0 E: 0 LOB: 0 K: 1 BB: 0 S: 5 P: 5	R: 0 H: 0 E: 0 LOB: 0 K: 1 BB: 0 S: 5 P: 5	R: 1 H: 2 E: 0 LOB: 1 K: 1 BB: 0 S: 7 P: 7	R: 0 H: 0 E: 0 LOB: 0 K: 0 BB: 0 S: 3 P: 3	R: 0 H: 0 E: 0 LOB: 0 K: 0 BB: 0 S: 3 P: 3	1B: 2 SF: 0 2B: 1 SAC: 0 3B: 0 DP: 1 HR: 1 HBP: 0	
PITCHER	IP WLS BF H R ER SO BB IBB HBP BLK WP HR S P ERA WHIP										
Dan Petry, R (1,1) ERA: 3.2	9.0 W 30 4 2 2 4 0 0 0 0 0 0 1 38 38 2.00 0.444										

Batter	1	2	3	4	5	6	7	8	9	10	11	AB	R	H	RBI	BB	SO	LOB	TOP							
Lou Whitaker, L OBP: 0.414, SLG: 0.500 (1, 4)	1-3 1B		E1 1B							4-3	F8	5	1	2	1	1	0	2								
Alan Trammell, R OBP: 0.326, SLG: 0.438 (1, 6)	6-3		K							K		5	0	2	0	0	2	1								
Kirk Gibson, L OBP: 0.353, SLG: 0.489 (1, 9)	1B BB		F5									4	0	1	0	1	1	4								
Lance Parrish, R OBP: 0.325, SLG: 0.486 (1, 2)	1-2 1B		1B							F8		5	0	2	1	0	1	1								
Darrell Evans, L OBP: 0.333, SLG: 0.491 (1, 3)	K		F9							F2		5	1	1	1	0	2	3								
Nelson Simmons, S OBP: 0.321, SLG: 0.440 (1, 10)		1-3								F9		5	0	1	0	0	0	0								
Larry Herndon, R OBP: 0.272, SLG: 0.362 (1, 7)		4-3								F9		5	0	0	0	0	0	1								
Chet Lemon, R OBP: 0.342, SLG: 0.360 (1, 8)		F7								K		4	1	1	0	1	1	1								
Tom Brookens, R OBP: 0.311, SLG: 0.388 (1, 5)			E 2B							F2		5	1	2	0	0	2	1								
Inning Stats	R: 0 E: 0 K: 1 S: 6	H: 1 LOB: 2 BB: 1 P: 10	R: 0 E: 0 K: 0 S: 3	H: 0 LOB: 0 BB: 0 P: 3	R: 2 E: 1 K: 1 S: 8	H: 3 LOB: 1 BB: 0 P: 8	R: 0 E: 0 K: 0 S: 3	H: 1 LOB: 0 BB: 0 P: 3	R: 0 E: 0 K: 2 S: 7	H: 1 LOB: 1 BB: 1 P: 11	R: 0 E: 0 K: 1 S: 5	H: 0 LOB: 0 BB: 0 P: 5	R: 1 E: 0 K: 0 S: 6	H: 3 LOB: 2 BB: 0 P: 6	R: 0 E: 0 K: 0 S: 3	H: 0 LOB: 0 BB: 0 P: 3	R: 0 E: 0 K: 2 S: 7	H: 0 LOB: 0 BB: 0 P: 7	R: 0 E: 0 K: 2 S: 8	H: 1 LOB: 1 BB: 0 P: 8	R: 1 E: 0 K: 0 S: 5	H: 2 LOB: 2 BB: 1 P: 9	1B: 7 2B: 5 3B: 0 HR: 1	SF: 0 SAC: 0 DP: 1 HBP: 0	WP: 0 PB: 0 SB: 0 CS: 1	PA: 46
PITCHER	IP ERA WLS BF H R ER SO BB IBB HBP BLK WP HR S P ERA WHIP	(1, 1) 4.3 0.2 5 2 1 1 0 1 0 0 0 0 0 1 4 8 13.50 4.500	(11, 1) 5.57	(11, 1) 0.5	PITCHER																					

Detroit Tigers @ Seattle Mariners
The Kingdome, Seattle, WA
Fri May 24, 1985, 10:05 PM EDT
Att: 17,460 - Unknown


AB 43
R 4
H 12
RBI 3
BB 3
SO 9
LOB 14



Batter	1	2	3	4	5	6	7	8	9	10	11	AB	R	H	RBI	BB	SO	LOB	BOTTOM						
Jack Perconte, L OBP: 0.262, SLG: 0.323 (1, 4)	F4		1B 1B BB	1-3							F8	3	0	0	1	1	0	2							
Phil Bradley, R OBP: 0.366, SLG: 0.538 (1, 9)	1-3		1B 1B									4	0	1	0	1	0	1							
Dave Henderson, R OBP: 0.338, SLG: 0.463 (1, 8)	BB		K									4	0	0	0	1	2	6							
Ken Phelps, L OBP: 0.347, SLG: 0.564 (1, 10)	F8		F8									5	0	0	0	0	2	3							
Alvin Davis, L OBP: 0.364, SLG: 0.357 (1, 3)		E1 2B 1B										5	1	1	0	0	0	0							
Ivan Calderon, R OBP: 0.382, SLG: 0.634 (1, 7)		1B 2B	4-3									5	1	3	1	0	0	3							
Jim Presley, R OBP: 0.310, SLG: 0.510 (1, 5)	1-3											5	0	0	0	0	0	4							
Donnie Scott, S OBP: 0.300, SLG: 0.422 (1, 2)												3	1	2	1	1	0	0							
Bob Kearney, R OBP: 0.189, SLG: 0.136 (9, 2)												0	0	0	0	0	0	0							
Barry Bonnell, R OBP: 0.240, SLG: 0.250 (11, PH)												1	0	0	0	0	1	0							
Spike Owen, S OBP: 0.240, SLG: 0.273 (1, 6)												3	0	1	0	0	0	1							
Darnell Coles, R (11, PH)	G3											1	0	0	0	0	1	0							
Inning Stats	R: 0 E: 0 K: 0 S: 3	H: 0 LOB: 1 BB: 1 P: 7	R: 1 E: 1 K: 0 S: 5	H: 2 LOB: 1 BB: 0 P: 5	R: 0 E: 0 K: 1 S: 7	H: 2 LOB: 3 BB: 1 P: 11	R: 0 E: 0 K: 0 S: 5	H: 2 LOB: 3 BB: 1 P: 9	R: 0 E: 0 K: 1 S: 6	H: 1 LOB: 1 BB: 1 P: 10	R: 0 E: 0 K: 0 S: 3	H: 0 LOB: 0 BB: 0 P: 3	R: 0 E: 1 K: 0 S: 3	H: 0 LOB: 0 BB: 0 P: 3	R: 0 E: 1 K: 0 S: 3	H: 0 LOB: 0 BB: 0 P: 3	R: 0 E: 0 K: 2 S: 7	H: 0 LOB: 0 BB: 0 P: 7	1B: 5 2B: 2 3B: 0 HR: 1	SF: 1 SAC: 1 DP: 1 HBP: 0	WP: 0 PB: 0 SB: 0 CS: 0	PA: 46			
PITCHER	IP ERA WLS BF H R ER SO BB IBB HBP BLK WP HR S P ERA WHIP	(1, 1) 4.11 3.2 14 7 1 2 1 2 2 1 0 0 0 0 1 17 21 2.46 0.545	(6, 1) 3.13	(6, 1) 1.78	PITCHER																				

Detroit Tigers @ Seattle Mariners
The Kingdome, Seattle, WA
Fri May 24, 1985, 10:05 PM EDT
Att: 17,460 - Unknown

AB 40
R 3
H 8
RBI 3
BB 4
SO 6
LOB 20



Batter	1	2	3	4	5	6	7	8	9	AB	R	H	RBI	BB	SO	LOB	TOP										
Lou Whitaker, L (1,4) OBP: 0.413, SLG: 0.503										5	0	2	0	0	0	2											
Alan Trammell, R (1,6) OBP: 0.317, SLG: 0.425										5	0	0	0	0	0	2											
Kirk Gibson, L (1,9) OBP: 0.342, SLG: 0.471										5	0	0	0	0	4	2											
Lance Parrish, R (1,10) OBP: 0.329, SLG: 0.487										4	1	2	0	0	1	1											
Chet Lemon, R (1,8) OBP: 0.346, SLG: 0.386										4	1	2	2	0	0	2											
Larry Hemdon, R (1,7) OBP: 0.271, SLG: 0.359										4	0	1	0	0	0	2											
Barbaro Garbey, R (1,3) Darrell Evans, L (6,PH) OBP: 0.328, SLG: 0.482										2	0	1	0	0	1	0											
Bob Melvin, R (1,2) OBP: 0.500, SLG: 1.000										4	1	2	0	0	2	2											
Tom Brookens, R (1,5) OBP: 0.309, SLG: 0.382										4	0	1	1	0	1	3											
Inning Stats	R: 0 E: 0 K: 2 S: 8	H: 1 LOB: 1 BB: 0 P: 8	R: 0 E: 0 K: 2 S: 9	H: 2 LOB: 2 BB: 0 P: 9	R: 0 E: 0 K: 1 S: 7	H: 2 LOB: 1 BB: 0 P: 7	R: 1 E: 1 K: 1 S: 7	H: 2 LOB: 2 BB: 0 P: 7	R: 0 E: 0 K: 0 S: 4	H: 1 LOB: 1 BB: 0 P: 4	R: 2 E: 0 K: 1 S: 7	H: 2 LOB: 0 BB: 0 P: 7	R: 0 E: 0 K: 2 S: 7	H: 0 LOB: 0 BB: 0 P: 7	R: 0 E: 0 K: 0 S: 3	H: 0 LOB: 0 BB: 0 P: 3	1B: 6 2B: 4 3B: 0 HR: 1	SF: 0 SAC: 0 DP: 0 HBP: 0	WP: 1 PB: 0 SB: 0 CS: 0	PA: 39							
PITCHER	IP	WLS	BF	H	R	ER	SO	BB	IBB	HBP	BLK	WP	HR	S	P	ERA	WHIP										
Brian Snyder, L (1,1) ERA: 1.93	4.2		22	7	1	1	7	0	0	0	0	1	0	36	36	1.93	1.500										
Karl Best, R (5,1) ERA: 3.15	2.1	L	11	4	2	2	1	0	0	0	0	0	1	13	13	7.71	1.714										
Jim Beattie, R (8,1) ERA: 6.65	2.0		6	0	0	0	2	0	0	0	0	0	0	10	10	0.00	0.000										

Detroit Tigers @ Seattle Mariners
The Kingdome, Seattle, WA
Sat May 25 1985, 10:05 PM EDT
Att: 25,705 - Unknown

AB 39
R 3
H 11
RBI 3
BB 0
SO 10
LOB 16



Batter	1	2	3	4	5	6	7	8	9	AB	R	H	RBI	BB	SO	LOB	BOTTOM										
Jack Perconte, L (1,4) OBP: 0.255, SLG: 0.314										4	0	0	0	0	1	1											
Phil Bradley, R (1,9) OBP: 0.385, SLG: 0.553										3	1	1	1	1	2	0											
Dave Henderson, R (1,8) OBP: 0.329, SLG: 0.449										4	0	0	0	0	2	1											
Ken Phelps, L (1,10) OBP: 0.321, SLG: 0.512										4	0	0	0	0	3	1											
Alvin Davis, L (1,3) OBP: 0.368, SLG: 0.369										4	0	2	0	0	0	1											
Ivan Calderon, R (1,7) OBP: 0.353, SLG: 0.667										4	1	1	1	0	0	2											
Jim Prestley, R (1,5) OBP: 0.309, SLG: 0.500										3	0	0	0	1	1	3											
Bob Kearney, R (1,2) OBP: 0.164, SLG: 0.132										2	0	0	0	0	1	1											
Spike Owen, S (1,6) OBP: 0.276, SLG: 0.265										3	0	0	0	0	1	1											
Inning Stats	R: 1 E: 0 K: 3 S: 10	H: 1 LOB: 0 BB: 0 P: 10	R: 0 E: 0 K: 1 S: 6	H: 1 LOB: 1 BB: 0 P: 6	R: 0 E: 0 K: 1 S: 5	H: 0 LOB: 0 BB: 0 P: 5	R: 0 E: 1 K: 1 S: 7	H: 1 LOB: 2 BB: 0 P: 7	R: 0 E: 0 K: 1 S: 5	H: 0 LOB: 0 BB: 0 P: 5	R: 0 E: 0 K: 1 S: 5	H: 0 LOB: 1 BB: 1 P: 9	R: 1 E: 0 K: 1 S: 6	H: 1 LOB: 1 BB: 1 P: 10	R: 0 E: 0 K: 2 S: 7	H: 0 LOB: 0 BB: 0 P: 7	R: 0 E: 0 K: 0 S: 3	H: 0 LOB: 0 BB: 0 P: 3	1B: 1 2B: 1 3B: 0 HR: 2	SF: 0 SAC: 1 DP: 0 HBP: 0	WP: 0 PB: 0 SB: 1 CS: 0	PA: 34					
PITCHER	IP	WLS	BF	H	R	ER	SO	BB	IBB	HBP	BLK	WP	HR	S	P	ERA	WHIP										
Walt Terrell, R (1,1) ERA: 4.01	6.1	W	26	4	2	2	8	2	0	0	0	0	2	40	48	2.84	0.947										
Bill Scherrer, L (7,1) ERA: 5.28	0.2		2	0	0	0	1	0	0	0	0	0	0	4	4	0.00	0.000										
Doug Bair, R (8,1) ERA: 4.42	0.2		2	0	0	0	1	0	0	0	0	0	0	4	4	0.00	0.000										
Willie Hernandez, L (8,1) ERA: 1.71	1.1	S	4	0	0	0	1	0	0	0	0	0	0	6	6	0.00	0.000										

Detroit Tigers @ Seattle Mariners
The Kingdome, Seattle, WA
Sat May 25 1985, 10:05 PM EDT
Att: 25,705 - Unknown

AB 31
R 2
H 4
RBI 2
BB 2
SO 11
LOB 11



Batter	1	2	3	4	5	6	7	8	9	AB	R	H	RBI	BB	SO	LOB	TOP									
Lou Whitaker, L (1.4) OBP: 0.413, SLG: 0.497	F8	K				F8			F8	4	1	1	0	1	1	3										
Alan Trammell, R (1.6) OBP: 0.324, SLG: 0.450	4-3								K	4	1	2	1	1	1	2										
Kirk Gibson, L (1.9) OBP: 0.344, SLG: 0.472	E S									4	0	2	2	0	1	1										
Lance Parrish, R (1.2) OBP: 0.325, SLG: 0.477	6-3								6-3	5	0	1	0	0	1	3										
Darrell Evans, L (1.10) OBP: 0.333, SLG: 0.478										3	2	1	0	1	0	1										
Nelson Simmons, S (1.7) OBP: 0.317, SLG: 0.444										4	0	1	0	0	0	1										
Larry Herndon, R (8.7) OBP: 0.271, SLG: 0.359										0	0	0	0	0	0	0										
Mike Laga, L (1.3) OBP: 0.167, SLG: 0.361										4	0	0	0	0	0	3										
Chet Lemon, R (1.8) OBP: 0.356, SLG: 0.387										2	1	1	0	2	0	0										
Chris Pittaro, S (1.5) OBP: 0.299, SLG: 0.323										3	0	1	3	0	0	2										
Tom Brookens, R (6.5) OBP: 0.316, SLG: 0.411										1	1	1	0	0	0	0										
Inning Stats	R: 0 E: 0 K: 0 S: 4	H: 1 LOB: 1 BB: 0 P: 4	R: 1 E: 0 K: 1 S: 6	H: 1 LOB: 2 BB: 2 P: 14	R: 0 E: 0 K: 1 S: 5	H: 1 LOB: 1 BB: 1 P: 9	R: 0 E: 0 K: 0 S: 3	H: 1 LOB: 1 BB: 0 P: 3	R: 1 E: 0 K: 0 S: 5	H: 2 LOB: 1 BB: 0 P: 5	R: 2 E: 0 K: 0 S: 5	H: 2 LOB: 1 BB: 1 P: 9	R: 1 E: 0 K: 1 S: 6	H: 1 LOB: 0 BB: 0 P: 6	R: 0 E: 0 K: 0 S: 3	H: 0 LOB: 0 BB: 0 P: 3	R: 1 E: 0 K: 1 S: 6	H: 2 LOB: 1 BB: 1 P: 10	1B: 6 2B: 3 3B: 1 HR: 1	SF: 1 SAC: 0 DP: 0 HBP: 0	WP: 0 PB: 0 SB: 1 CS: 1	PA: 40				
PITCHER	IP	WLS	BF	H	R	ER	SO	BB	IBB	HBP	BLK	WP	HR	S	P	ERA	WHIP									
Salome Barojas, R (1.1) ERA: 5.94	5.2	L	26	7	4	4	2	2	2	0	0	0	0	1	11	11	6.35	1.588								
Roy Thomas, R (6.1) ERA: 3.86	2.1	9	2	1	1	1	1	0	0	0	0	0	1	11	11	3.86	0.857									
Ed Vande Berg, L (9.1) ERA: 0.96	0.2	4	2	1	1	1	1	1	0	0	0	0	0	5	9	13.50	4.500									
Mike Stanton, R (9.1) ERA: 5.48	0.1	1	0	0	0	0	0	0	0	0	0	0	0	1	1	0.00	0.000									

Detroit Tigers @ Seattle Mariners
The Kingdome, Seattle, WA
Sun May 26 1985, 10:05 PM EDT
Att: 15,340 - Unknown

AB	34
R	6
H	11
RBI	6
BB	5
SO	4
LOB	16



Batter	1	2	3	4	5	6	7	8	9	AB	R	H	RBI	BB	SO	LOB	BOTTOM								
Jack Perconte, L (1.4) OBP: 0.248, SLG: 0.305	F7		F7			4-3			F7	4	0	0	0	0	0	4									
Phil Bradley, R (1.9) OBP: 0.391, SLG: 0.546	G3								1-3	2	0	0	0	2	0	0									
Dave Henderson, R (1.8) OBP: 0.327, SLG: 0.451										4	0	1	0	0	1	3									
Ken Phelps, L (1.10) OBP: 0.298, SLG: 0.468	F8								F9	4	0	0	0	0	2	2									
Alvin Davis, L (1.3) OBP: 0.371, SLG: 0.368										3	0	1	0	1	0	1									
Ivan Calderon, R (1.7) OBP: 0.345, SLG: 0.625										3	0	0	0	1	1	2									
Jim Prestley, R (1.5) OBP: 0.301, SLG: 0.487										4	0	0	0	0	2	2									
Darnell Coles, R (1.6) OBP: 0.429, SLG: 0.571										4	0	3	0	0	1	1									
Donnie Scott, S (1.2) OBP: 0.283, SLG: 0.396										3	0	0	0	0	2	4									
Inning Stats	R: 0 E: 0 K: 0 S: 4	H: 1 LOB: 1 BB: 0 P: 4	R: 0 E: 0 K: 1 S: 5	H: 0 LOB: 0 BB: 0 P: 5	R: 0 E: 0 K: 2 S: 8	H: 1 LOB: 2 BB: 1 P: 12	R: 0 E: 0 K: 1 S: 4	H: 0 LOB: 0 BB: 1 P: 8	R: 0 E: 0 K: 1 S: 6	H: 1 LOB: 1 BB: 0 P: 6	R: 0 E: 0 K: 1 S: 5	H: 0 LOB: 1 BB: 1 P: 9	R: 0 E: 0 K: 1 S: 6	H: 1 LOB: 2 BB: 1 P: 10	R: 0 E: 0 K: 0 S: 3	H: 0 LOB: 0 BB: 0 P: 3	R: 0 E: 0 K: 2 S: 8	H: 1 LOB: 1 BB: 0 P: 8	1B: 3 2B: 2 3B: 0 HR: 0	SF: 0 SAC: 0 DP: 1 HBP: 0	WP: 1 PB: 0 SB: 0 CS: 0	PA: 35			
PITCHER	IP	WLS	BF	H	R	ER	SO	BB	IBB	HBP	BLK	WP	HR	S	P	ERA	WHIP								
Jack Morris, R (1.1) ERA: 2.14	9.0	W	35	5	0	0	9	4	0	0	0	1	0	49	65	0.00	1.000								

Detroit Tigers @ Seattle Mariners
The Kingdome, Seattle, WA
Sun May 26 1985, 10:05 PM EDT
Att: 15,340 - Unknown


AB	31
R	0
H	5
RBI	0
BB	4
SO	9
LOB	19



Batter	1	2	3	4	5	6	7	8	9	AB	R	H	RBI	BB	SO	LOB	TOP					
Lou Whitaker, L (1,4) OBP: 0.409, SLG: 0.490	5-3																4 0 1 0 0 0 3					
Alan Trammell, R (1,6) OBP: 0.316, SLG: 0.440	K																4 0 0 0 0 1 3					
Kirk Gibson, L (1,8) OBP: 0.341, SLG: 0.473																	4 0 1 0 0 0 1					
Lance Parrish, R (1,10) OBP: 0.317, SLG: 0.465	K																4 0 0 0 0 2 1					
Larry Herndon, R (1,7) OBP: 0.285, SLG: 0.366																	3 1 2 0 1 0 0					
Alejandro Sanchez, R (1,9) OBP: 0.253, SLG: 0.609																	3 0 0 0 0 2 2					
Darrell Evans, L (8,PH) OBP: 0.331, SLG: 0.474	K																1 0 0 0 0 0 1					
Barbaro Garbey, R (1,3) OBP: 0.378, SLG: 0.488	K																4 1 2 0 0 1 1					
Bob Melvin, R (1,2) OBP: 0.429, SLG: 0.714																	3 0 1 1 0 1 2					
Johnny Grubb, L (9,PH) OBP: 0.245, SLG: 0.250	K																1 0 0 0 0 0 0					
Tom Brookens, R (1,5) OBP: 0.316, SLG: 0.409																	3 0 1 1 0 0 1					
Nelson Simmons, S (9,PH) OBP: 0.311, SLG: 0.436																	1 0 0 0 0 1 0					
Inning Stats	R: 0 E: 0 K: 2 S: 8	H: 1 LOB: 1 BB: 0 P: 8	R: 0 E: 0 K: 3 S: 10	H: 1 LOB: 1 BB: 0 P: 10	R: 0 E: 0 K: 0 S: 4	H: 1 LOB: 1 BB: 0 P: 4	R: 0 E: 0 K: 0 S: 3	H: 0 LOB: 0 BB: 0 P: 3	R: 0 E: 0 K: 0 S: 4	H: 1 LOB: 1 BB: 0 P: 4	R: 0 E: 0 K: 0 S: 3	H: 0 LOB: 0 BB: 0 P: 3	R: 2 E: 1 K: 1 S: 9	H: 4 LOB: 2 BB: 0 P: 9	R: 0 E: 0 K: 1 S: 5	H: 0 LOB: 1 BB: 1 P: 9	R: 0 E: 0 K: 1 S: 5	H: 0 LOB: 0 BB: 0 P: 5	1B: 7 2B: 1 3B: 0 HR: 0	SF: 0 SAC: 0 DP: 0 HBP: 0	WP: 0 PB: 0 SB: 0 CS: 0	PA: 36
PITCHER	IP WLS BF H R ER SO BB IBB HBP BLK WP HR S P ERA WHIP																					
Matt Young, L (1,1) ERA: 4.28	6.2 W 28 8 2 2 6 0 0 0 0 0 0 0 40 40 2.70 1.200																					
Karl Best, R (7,1) ERA: 2.92	2.1 S 8 0 0 0 2 1 0 0 0 0 0 0 0 11 15 0.00 0.429																					

Detroit Tigers @ Seattle Mariners
The Kingdome, Seattle, WA
Mon May 27 1985, 6:33 AM EDT
Att: 17,061 - Unknown


AB 35
R 2
H 8
RBI 2
BB 1
SO 8
LOB 15



Batter	1	2	3	4	5	6	7	8	9	AB	R	H	RBI	BB	SO	LOB	BOTTOM			
Domingo Ramos, R (1,4) OBP: 0.278, SLG: 0.294	F9	E8															4 0 1 1 0 0 1			
Phil Bradley, R (1,8) OBP: 0.394, SLG: 0.539																	2 1 0 0 2 0 0			
Ivan Calderon, R (1,7) OBP: 0.373, SLG: 0.647																	3 1 2 1 0 1 0			
Al Cowens, R (1,10) OBP: 0.284, SLG: 0.420	F4	G4-6-3															4 0 0 0 0 1 6			
Alvin Davis, L (1,3) OBP: 0.374, SLG: 0.375	E7																3 0 1 1 1 0 0			
Barry Bonnell, R (1,9) OBP: 0.241, SLG: 0.286																	4 0 1 0 0 1 3			
Bob Kearney, R (9,2) OBP: 0.164, SLG: 0.132	K																0 0 0 0 0 0 0			
Jim Prestley, R (1,5) OBP: 0.312, SLG: 0.497																	3 2 2 0 1 1 0			
Darnell Coles, R (1,6) OBP: 0.300, SLG: 0.400																	3 0 0 0 0 2 2			
Spike Owen, S (8,6) OBP: 0.273, SLG: 0.263	K																1 0 0 0 0 0 2			
Donnie Scott, S (1,2) OBP: 0.268, SLG: 0.380																	2 1 0 1 0 0 1			
Dave Henderson, R (8,PH) OBP: 0.325, SLG: 0.448	E4																1 0 0 0 0 0 2			
Inning Stats	R: 2 E: 1 K: 1 S: 7	H: 2 LOB: 2 BB: 1 P: 11	R: 2 E: 2 K: 1 S: 7	H: 2 LOB: 2 BB: 1 P: 12	R: 0 E: 0 K: 1 S: 5	H: 0 LOB: 0 BB: 0 P: 5	R: 0 E: 0 K: 1 S: 5	H: 0 LOB: 0 BB: 0 P: 5	R: 0 E: 0 K: 0 S: 4	H: 1 LOB: 2 BB: 1 P: 8	R: 1 E: 1 K: 0 S: 4	H: 1 LOB: 0 BB: 0 P: 4	R: 0 E: 0 K: 2 S: 7	H: 0 LOB: 0 BB: 0 P: 7	R: 0 E: 0 K: 0 S: 4	H: 1 LOB: 2 BB: 1 P: 8	1B: 3 2B: 4 3B: 0 HR: 0	SF: 1 SAC: 0 DP: 2 HBP: 1	WP: 0 PB: 0 SB: 1 CS: 0	PA: 36
PITCHER	IP WLS BF H R ER SO BB IBB HBP BLK WP HR S P ERA WHIP																			
Dan Petry, R (1,1) ERA: 3.23	5.0 L 24 5 4 2 4 1 2 1 0 0 0 0 0 28 41 3.60 1.200																			
Juan Berenguer, R (8,1) ERA: 7.04	2.2 11 2 1 0 2 1 0 0 0 0 0 0 14 18 0.00 1.125																			
Willie Hernandez, L (8,1) ERA: 1.68	0.1 1 0 0 0 0 0 0 0 0 0 0 0 1 1 0.00 0.000																			

Detroit Tigers @ Seattle Mariners
The Kingdome, Seattle, WA
Mon May 27 1985, 6:33 AM EDT
Att: 17,061 - Unknown

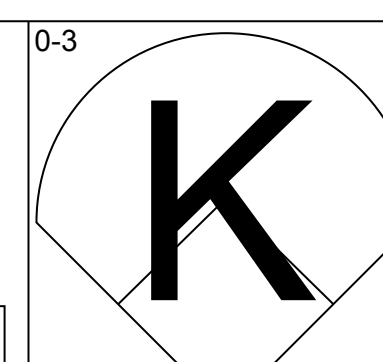
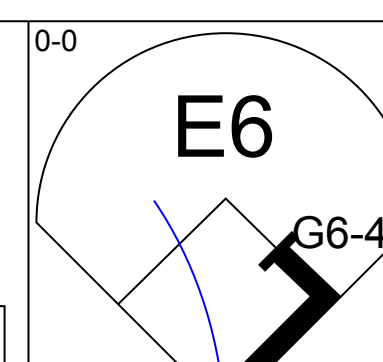
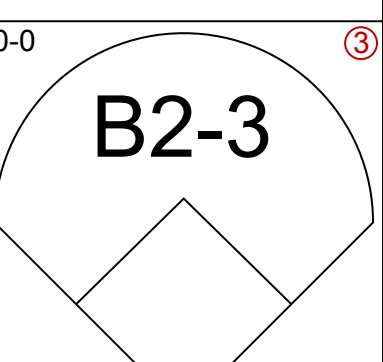
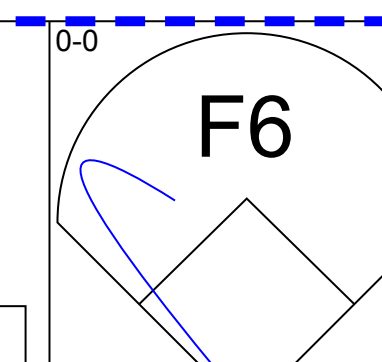
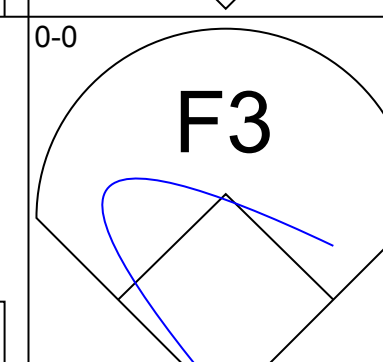
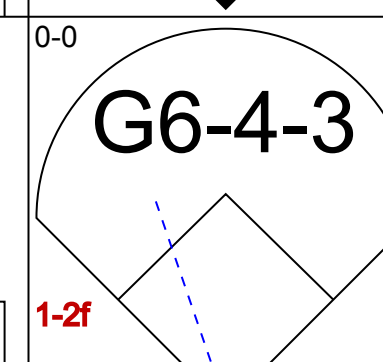
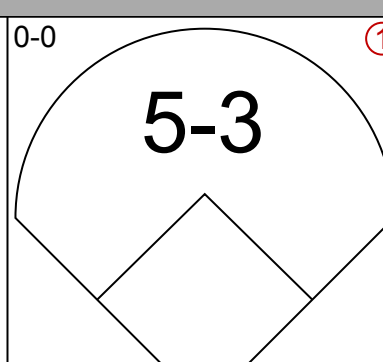
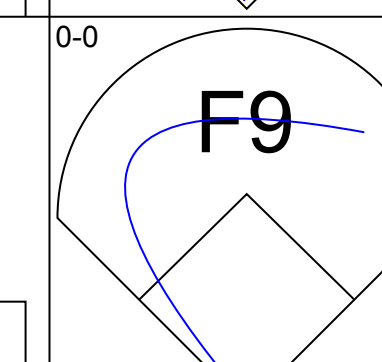
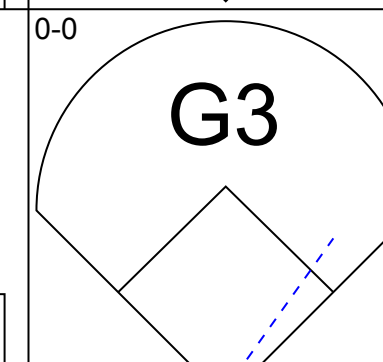
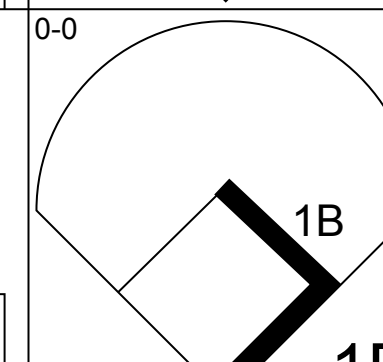
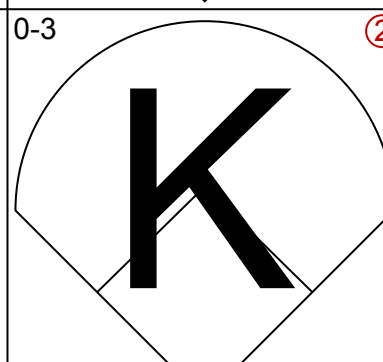
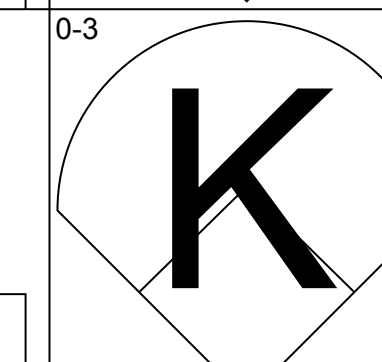
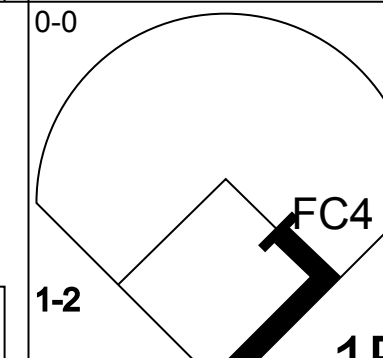
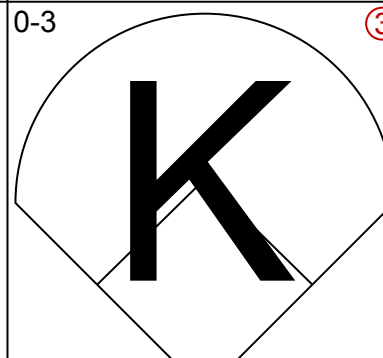
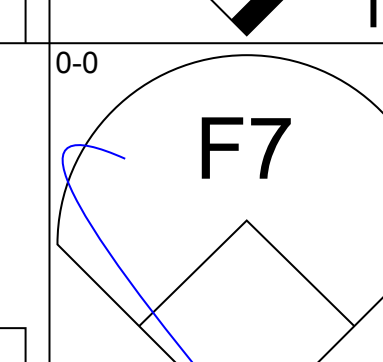
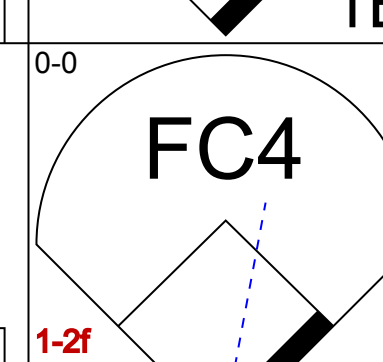
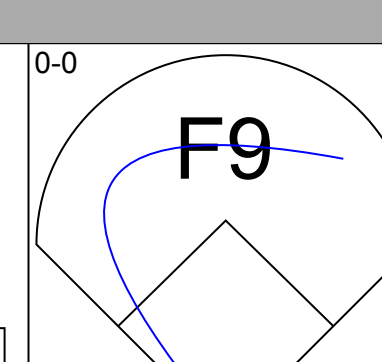
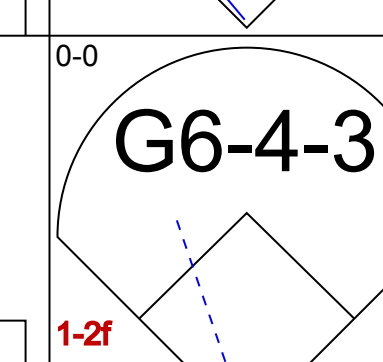
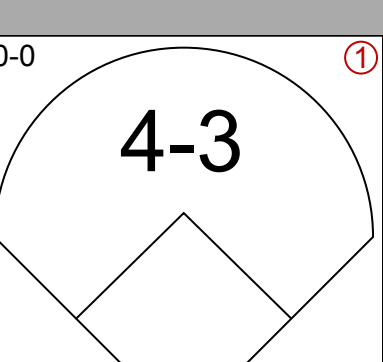
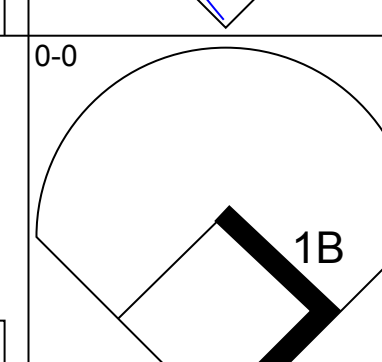
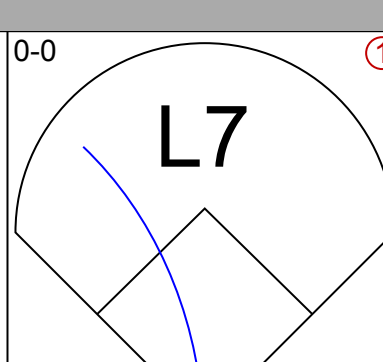
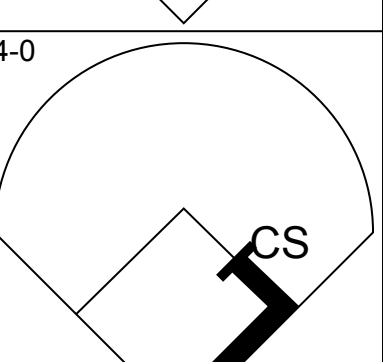
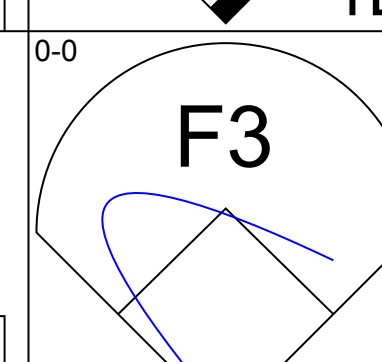
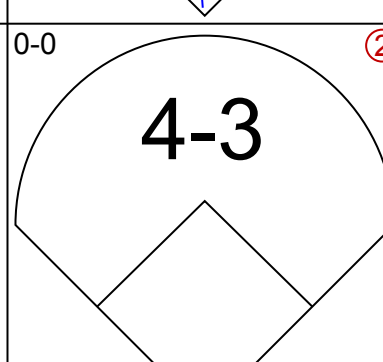
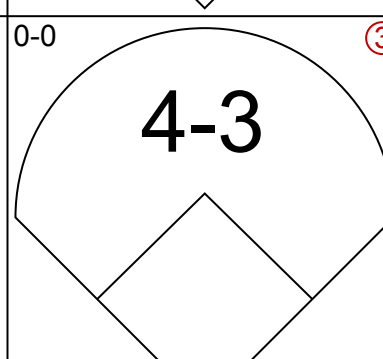
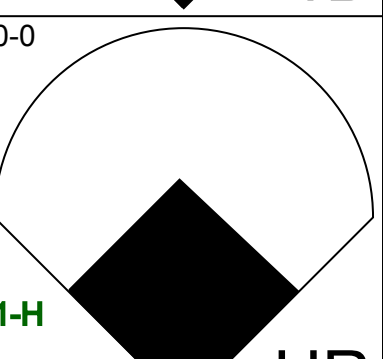
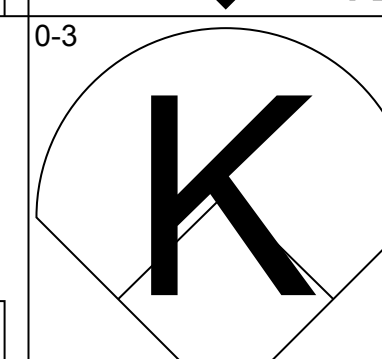
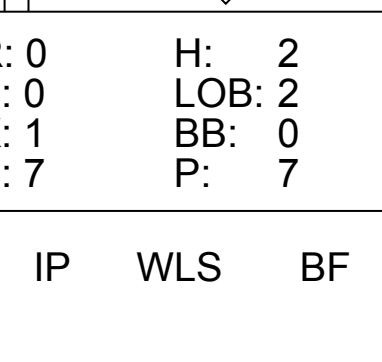
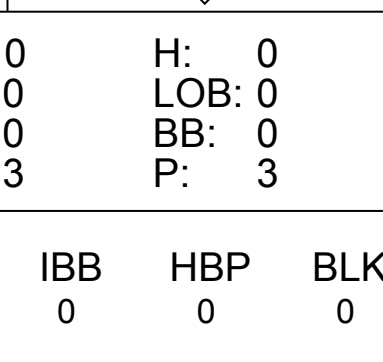
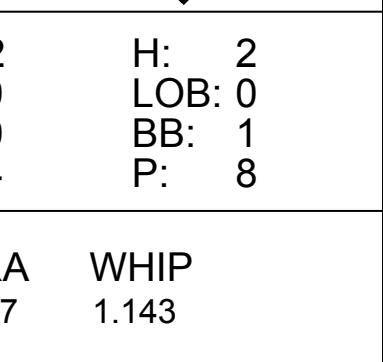
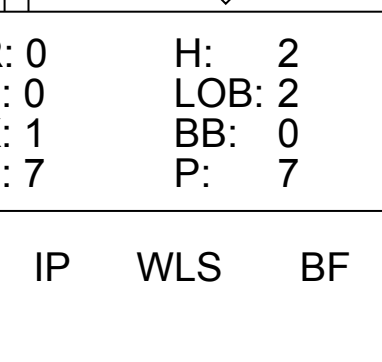
AB 30
R 5
H 7
RBI 4
BB 4
SO 6
LOB 17

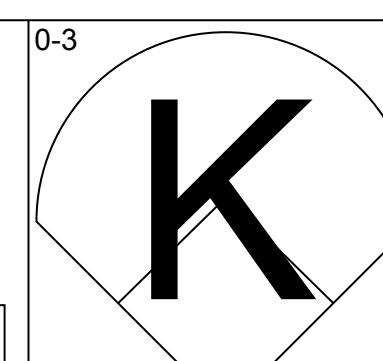
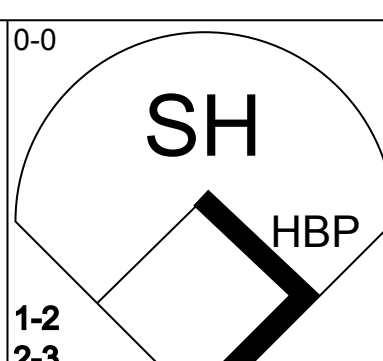
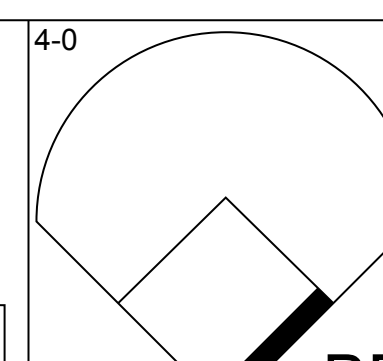
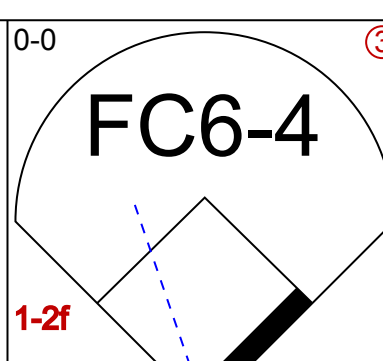
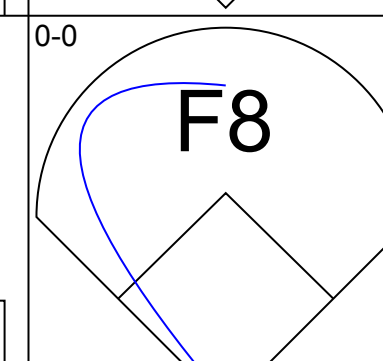
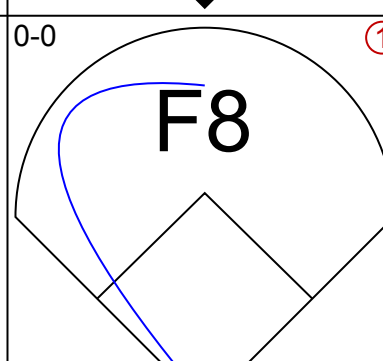
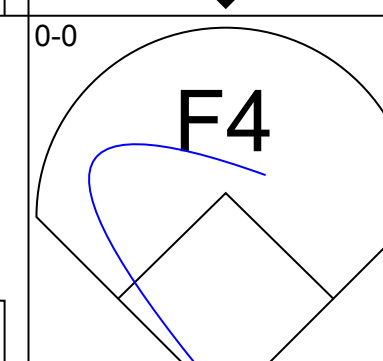
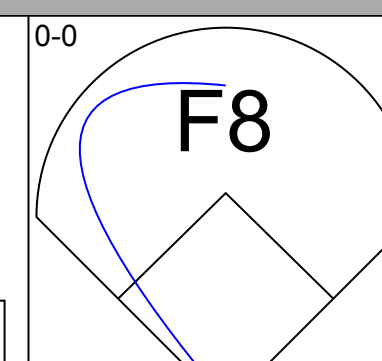
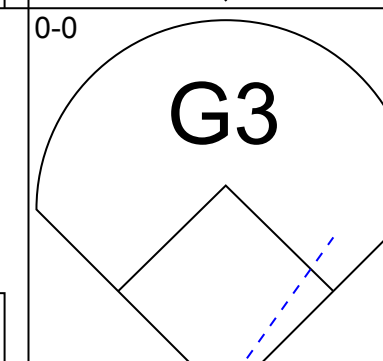
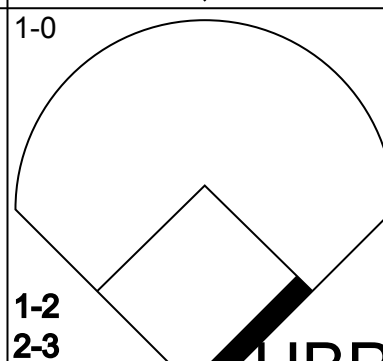
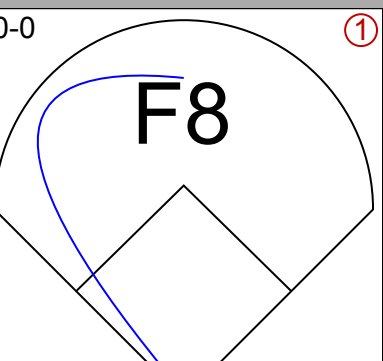
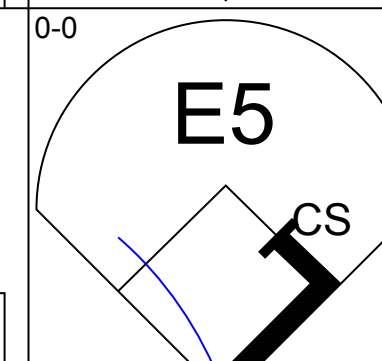
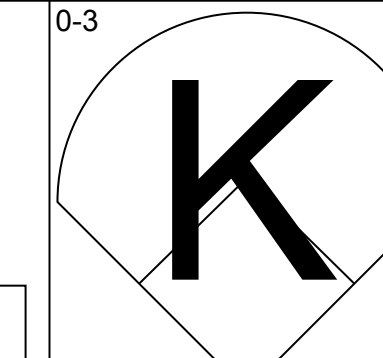
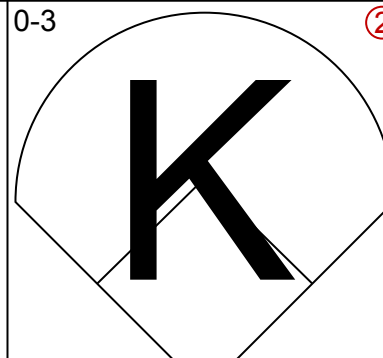
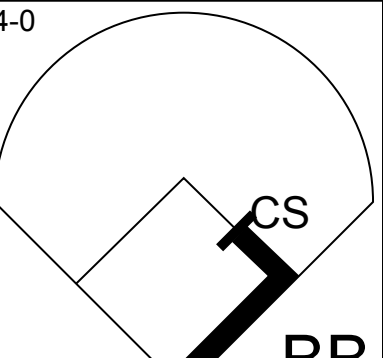
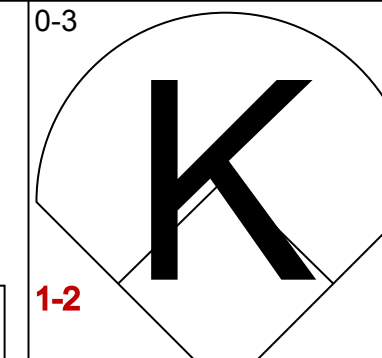
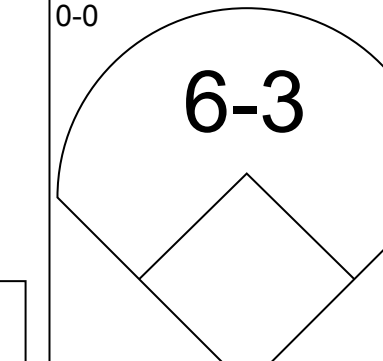
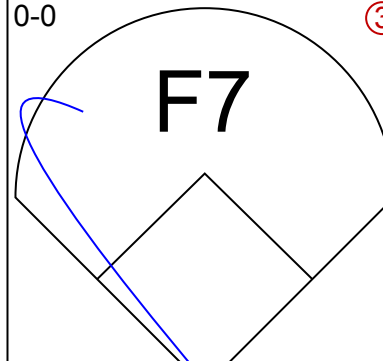
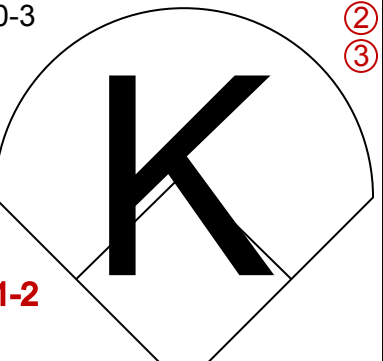
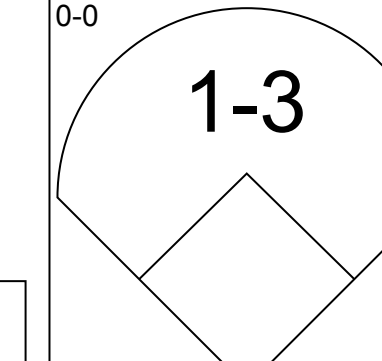
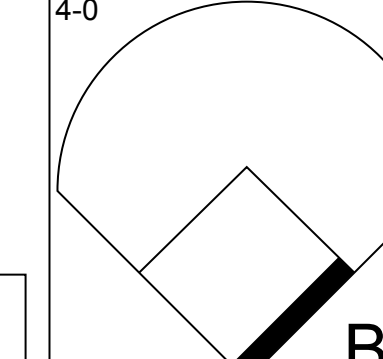
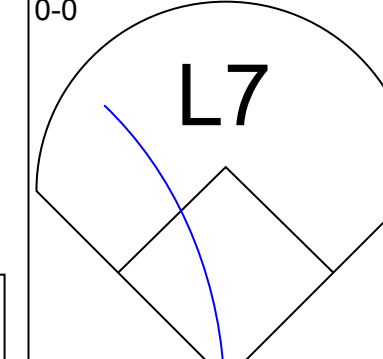
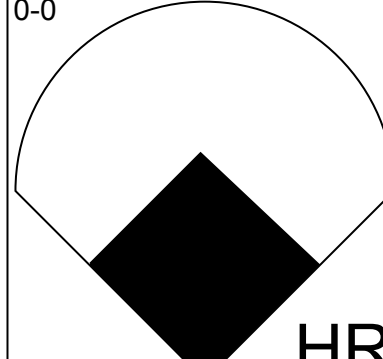
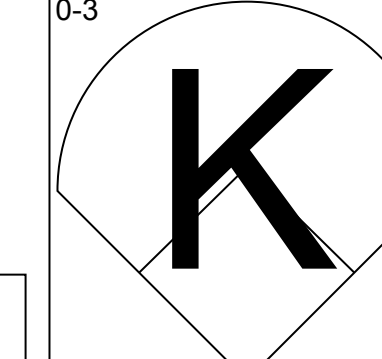
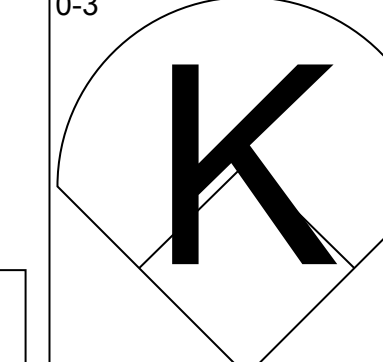
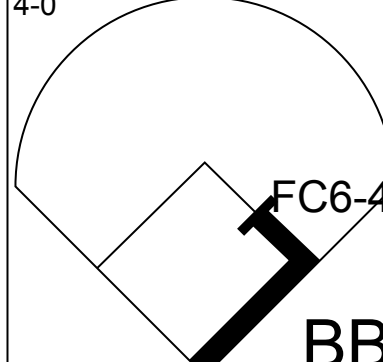
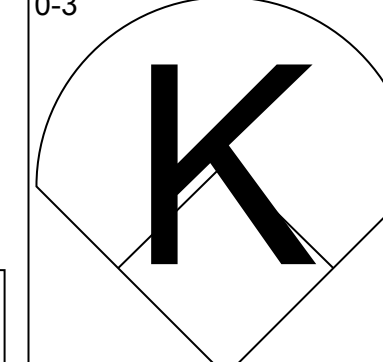
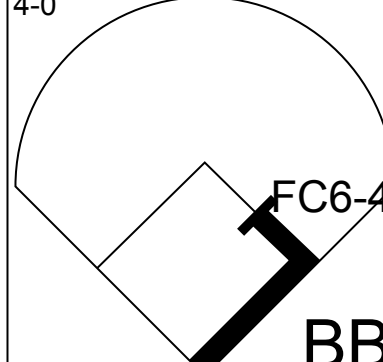
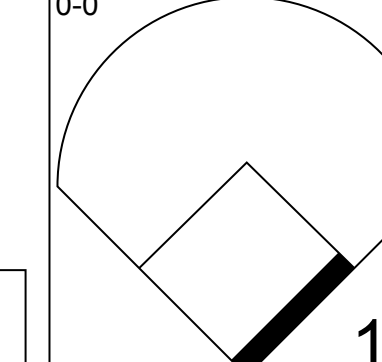
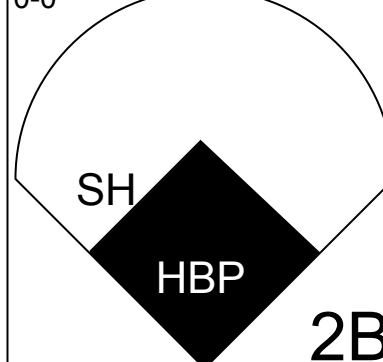
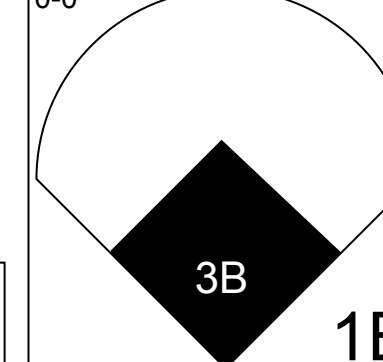

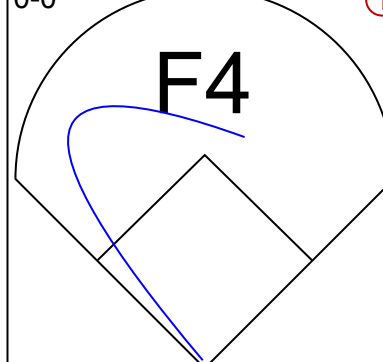

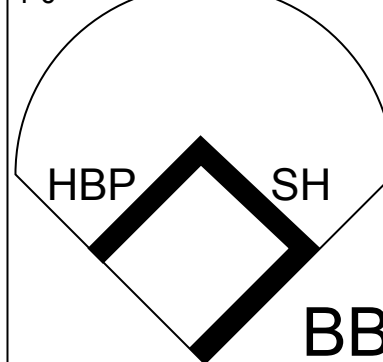
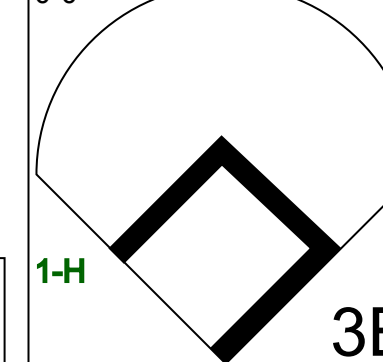

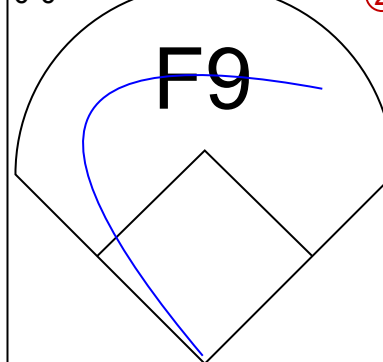



Batter	1	2	3	4	5	6	7	8	9	AB	R	H	RBI	BB	SO	LOB	TOP										
Dave Collins, S (1, 7) OBP: 0.290, SLG: 0.353										5	2	1	0	0	2		Oakland Athletics @ Detroit Tigers Tiger Stadium, Detroit, MI Wed May 29 1985, 7:05 PM EDT Att: 23,075 - Unknown										
Carney Lansford, R (1, 5) OBP: 0.314, SLG: 0.434										5	2	3	3	0	1	0											
Bruce Bochte, L (1, 3) OBP: 0.418, SLG: 0.394										4	0	1	0	1	0	1											
Dave Kingman, R (1, 10) OBP: 0.355, SLG: 0.500										4	0	0	0	1	1	2											
Mike Davis, L (1, 9) OBP: 0.411, SLG: 0.659										4	0	1	0	1	0	3											
Dwayne Murphy, L (1, 8) OBP: 0.348, SLG: 0.376										3	0	0	0	1	1	3											
Mike Heath, R (1, 2) OBP: 0.299, SLG: 0.389										3	0	1	0	1	0	0											
Donnie Hill, S (1, 4) OBP: 0.275, SLG: 0.318										4	0	0	0	0	0	3											
Alfredo Griffin, S (1, 6) OBP: 0.318, SLG: 0.333										4	0	1	0	0	0	3											
Inning Stats	R: 2 E: 0 K: 0 S: 6	H: 3 LOB: 1 BB: 0 P: 6	R: 0 E: 0 K: 0 S: 4	H: 1 LOB: 1 BB: 0 P: 4	R: 0 E: 0 K: 0 S: 3	H: 0 LOB: 1 BB: 1 P: 7	R: 0 E: 0 K: 1 S: 5	H: 0 LOB: 0 BB: 0 P: 5	R: 2 E: 0 K: 0 S: 6	H: 3 LOB: 2 BB: 1 P: 10	R: 0 E: 0 K: 0 S: 4	H: 1 LOB: 0 BB: 0 P: 7	R: 0 E: 0 K: 2 S: 7	H: 0 LOB: 0 BB: 0 P: 7	R: 0 E: 0 K: 0 S: 3	H: 0 LOB: 2 BB: 2 P: 11	R: 0 E: 0 K: 0 S: 4	H: 1 LOB: 2 BB: 1 P: 8	1B: 4 2B: 2 3B: 0 HR: 3	SF: 0 SAC: 0 DP: 0 HBP: 0	WP: 0 PB: 0 SB: 0 CS: 0	PA: 41					
PITCHER	IP	WLS	BF	H	R	ER	SO	BB	IBB	HBP	BLK	WP	HR	S	P	ERA	WHIP										
Milt Wilcox, R (1, 1) ERA: 4.63	4.1	L	21	7	4	4	1	1	0	0	0	0	3	22	26	8.31	1.846										
Doug Bair, R (5, 1) ERA: 3.86	2.2		10	1	0	0	2	0	1	0	0	0	0	13	17	0.00	0.375										
Bill Scherrer, L (8, 1) ERA: 5.17	0.1		3	0	0	0	0	2	0	0	0	0	0	1	9	0.00	6.000										
Aurelio Lopez, R (8, 1) ERA: 2.97	1.2		7	1	0	0	0	1	0	0	0	0	0	6	10	0.00	1.200										

Batter	1	2	3	4	5	6	7	8	9	AB	R	H	RBI	BB	SO	LOB	BOTTOM										
Lou Whitaker, L (1, 4) OBP: 0.406, SLG: 0.490										4	1	1	0	0	0	0	Oakland Athletics @ Detroit Tigers Tiger Stadium, Detroit, MI Wed May 29 1985, 7:05 PM EDT Att: 23,075 - Unknown										
Alan Trammell, R (1, 6) OBP: 0.321, SLG: 0.441										4	0	2	0	0	0	0											
Kirk Gibson, L (1, 9) OBP: 0.339, SLG: 0.467										4	0	1	1	0	1	1											
Lance Parrish, R (1, 2) OBP: 0.310, SLG: 0.454										4	0	0	0	0	2	3											
Darrell Evans, L (1, 10) (8, 5) OBP: 0.328, SLG: 0.492										4	1	1	1	0	0	2											
Nelson Simmons, S (1, 7) OBP: 0.292, SLG: 0.407										4	0	0	0	0	1	0											
Dave Bergman, L (1, 3) OBP: 0.500, SLG: 0.500										3	0	1	0	0	0	0											
Chet Lemon, R (1, 8) OBP: 0.350, SLG: 0.379										3	0	0	0	0	1	1											
Tom Brookens, R (1, 5) OBP: 0.310, SLG: 0.400										2	0	0	0	0	0	0											
Johnny Grubb, L (7, PH) OBP: 0.240, SLG: 0.244										1	0	0	0	0	0	1											
Bill Scherrer, L (8, 1)										0	0	0	0	0	0	0											
Aurelio Lopez, R (8, 1)										0	0	0	0	0	0	0											
Inning Stats	R: 0 E: 0 K: 0 S: 4	H: 1 LOB: 1 BB: 0 P: 4	R: 0 E: 0 K: 0 S: 3	H: 0 LOB: 0 BB: 0 P: 3	R: 0 E: 0 K: 1 S: 5	H: 0 LOB: 0 BB: 0 P: 5	R: 0 E: 0 K: 2 S: 7	H: 0 LOB: 0 BB: 0 P: 7	R: 1 E: 0 K: 0 S: 4	H: 1 LOB: 0 BB: 0 P: 4	R: 1 E: 0 K: 1 S: 8	H: 3 LOB: 2 BB: 0 P: 8	R: 0 E: 0 K: 0 S: 4	H: 1 LOB: 1 BB: 0 P: 4	R: 0 E: 0 K: 0 S: 3	H: 0 LOB: 0 BB: 0 P: 3	R: 0 E: 0 K: 1 S: 5	H: 0 LOB: 0 BB: 0 P: 5	1B: 4 2B: 1 3B: 0 HR: 1	SF: 0 SAC: 0 DP: 0 HBP: 0	WP: 0 PB: 0 SB: 0 CS: 0	PA: 33					
PITCHER	IP	WLS	BF	H	R	ER	SO	BB	IBB	HBP	BLK	WP	HR	S	P	ERA	WHIP										
Chris Codiroli, R (1, 1) ERA: 4.08	9.0	W	33	6	2	2	5	0	0	0	0	0	1	43	43	2.00	0.667										



Batter	1	2	3	4	5	6	7	8	9	AB	R	H	RBI	BB	SO	LOB	TOP										
Dave Collins, S (1, 7) OBP: 0.284, SLG: 0.345										4	0	0	0	0	1	0	Oakland Athletics @ Detroit Tigers Tiger Stadium, Detroit, MI Thu May 30 1985, 3:33 AM EDT Att: 22,250 - Unknown										
Carney Lansford, R (1, 5) OBP: 0.307, SLG: 0.424										4	0	0	0	0	0	1											
Bruce Bochte, L (1, 3) OBP: 0.416, SLG: 0.393										3	0	1	0	0	1	0											
Rob Piccolo, R (6, PH) OBP: 0.333, SLG: 0.444										1	0	0	0	0	1	0											
Dave Kingman, R (1, 10) OBP: 0.358, SLG: 0.500										4	0	2	0	0	1	0											
Mike Davis, L (1, 9) OBP: 0.401, SLG: 0.641										4	0	0	0	0	0	3											
Dwayne Murphy, L (1, 8) OBP: 0.346, SLG: 0.372										4	0	1	0	0	0	1											
Mike Heath, R (1, 2) OBP: 0.299, SLG: 0.384										2	0	0	0	1	0	1											
Donnie Hill, S (1, 4) OBP: 0.279, SLG: 0.321										2	1	1	0	0	0	0											
Steve Henderson, R (7, PH) OBP: 0.395, SLG: 0.429										1	0	1	0	0	0	0											
Mike Gallego, R (7, 4)										0	0	0	0	0	0	0											
Alfredo Griffin, S (1, 6) OBP: 0.319, SLG: 0.353										3	1	1	2	0	1	2											
Inning Stats	R: 0 E: 0 K: 1 S: 5	H: 0 LOB: 0 BB: 0 P: 5	R: 0 E: 0 K: 0 S: 3	H: 1 LOB: 0 BB: 0 P: 3	R: 0 E: 0 K: 0 S: 3	H: 0 LOB: 0 BB: 0 P: 3	R: 0 E: 1 K: 0 S: 5	H: 2 LOB: 2 BB: 0 P: 5	R: 2 E: 0 K: 0 S: 4	H: 2 LOB: 0 BB: 1 P: 8	R: 0 E: 0 K: 2 S: 7	H: 0 LOB: 0 BB: 0 P: 7	R: 0 E: 0 K: 1 S: 7	H: 2 LOB: 2 BB: 0 P: 7	R: 0 E: 0 K: 1 S: 5	H: 0 LOB: 0 BB: 0 P: 5	R: 0 E: 0 K: 0 S: 3	H: 0 LOB: 0 BB: 0 P: 3	1B: 6 2B: 0 3B: 0 HR: 1	SF: 0 SAC: 0 DP: 2 HBP: 0	WP: 0 PB: 0 SB: 0 CS: 1	PA: 33					
PITCHER	IP	WLS	BF	H	R	ER	SO	BB	IBB	HBP	BLK	WP	HR	S	P	ERA	WHIP										
Walt Terrell, R (1, 1) ERA: 3.86	7.0	W	27	7	2	2	4	1	0	0	0	0	1	34	38	2.57	1.143										
Willie Hernandez, L (8, 1) ERA: 1.59	2.0	S	6	0	0	0	1	0	0	0	0	0	0	8	8	0.00	0.000										

Batter	1	2	3	4	5	6	7	8	9	AB	R	H	RBI	BB	SO	LOB	BOTTOM										
Lou Whitaker, L (1, 4) OBP: 0.404, SLG: 0.484										2	0	0	0	1	1	1	Oakland Athletics @ Detroit Tigers Tiger Stadium, Detroit, MI Thu May 30 1985, 3:33 AM EDT Att: 22,250 - Unknown										
Alan Trammell, R (1, 6) OBP: 0.315, SLG: 0.432										4	0	0	0	0	5												
Kirk Gibson, L (1, 9) OBP: 0.341, SLG: 0.464										1	0	0	1	0	0	0											
Alejandro Sanchez, R (3, PR) OBP: 0.271, SLG: 0.583										2	0	0	0	0	0	0											
Lance Parrish, R (1, 10) OBP: 0.309, SLG: 0.446										3	0	0	0	1	3	4											
Chet Lemon, R (1, 8) OBP: 0.341, SLG: 0.369										4	0	0	0	0	1	4											
Larry Hemdon, R (1, 7) OBP: 0.291, SLG: 0.387										3	1	1	1	1	1	0											
Barbaro Garbey, R (1, 3) OBP: 0.362, SLG: 0.467										2	0	0	0	0	2	1											
Darrell Evans, L (6, PH) OBP: 0.338, SLG: 0.496										1	0	1	0	1	0	0											
Bob Melvin, R (1, 2) OBP: 0.455, SLG: 0.727										4	2	2	0	0	0	2											
Tom Brookens, R (1, 5) OBP: 0.320, SLG: 0.423										2	0	1	1	1	0	1											
Inning Stats	R: 0 E: 0 K: 1 S: 5	H: 0 LOB: 0 BB: 0 P: 5	R: 0 E: 0 K: 2 S: 7	H: 0 LOB: 1 BB: 1 P: 11	R: 1 E: 0 K: 1 S: 7	H: 1 LOB: 3 BB: 1 P: 12	R: 1 E: 0 K: 1 S: 7	H: 2 LOB: 2 BB: 1 P: 11	R: 0 E: 0 K: 0 S: 4	H: 1 LOB: 1 BB: 1 P: 8	R: 0 E: 1 K: 1 S: 5	H: 0 LOB: 0 BB: 0 P: 5	R: 0 E: 0 K: 1 S: 6	H: 1 LOB: 1 BB: 0 P: 6	R: 0 E: 0 K: 1 S: 6	H: 0 LOB: 0 BB: 0 P: 6	1B: 2 2B: 2 3B: 1 HR: 1	SF: 0 SAC: 1 DP: 1 HBP: 1	WP: 0 PB: 0 SB: 0 CS: 2	PA: 35							
PITCHER	IP	WLS	BF	H	R	ER	SO	BB	IBB	HBP	BLK	WP	HR	S	P	ERA	WHIP										
Tim Lirtsas, L (1, 1) ERA: 3.5	5.0	L	24	4	3	3	6	4	0	1	0	0	1	31	48	5.40	1.600										
Keith Atherton, R (6, 1) ERA: 3.71	3.0		11	1	0	0	2	1	0	0	0	0	0	14	18	0.00	0.667										

AB	32
R	2
H	7
RBI	2
BB	1
SO	5
LOB	8



Batter	1	2	3	4	5	6	7	8	9	AB	R	H	RBI	BB	SO	LOB	TOP								
Gary Pettis, S OBP: 0.367, SLG: 0.357 (1, 8)	0-0 6-3		0-0 1B S FC6-4	0-0 HR		0-3 K		0-0 FC5-4		5	2	2	3	0	1	3									
Rob Wilfong, L OBP: 0.260, SLG: 0.202 (1, 4)	0-0 3-1		0-0 FC6-4 1B	0-0 F5		0-3 K			0-0 F6	5	0	1	0	0	1	2									
Ruppert Jones, L OBP: 0.419, SLG: 0.584 (1, 7)	4-0 BB		0-0 FC6-4 1-2 3-H		0-0 HR		0-0 3-1		0-0 HR	4	2	2	3	1	0	1									
Jerry Narron, L OBP: 0.308, SLG: 0.448 Brian Downing, R OBP: 0.273, SLG: 0.342 (1, 10) (5, PH)	0-0 1-3		0-0 FC6-4 1-2		0-0 G3		0-0 F6		0-0 F5	2	0	0	0	0	0	2									
Reggie Jackson, L OBP: 0.360, SLG: 0.483 Mike Brown, R OBP: 0.271, SLG: 0.333 (5, 9)		0-0 F8	0-0 FC6-4 1-2		4-0 G3-6 BB		0-0 6-3		0-0 F8	2	0	0	0	1	0	1									
Bobby Grich, R OBP: 0.377, SLG: 0.367 (1, 3)	4-0 HR BB			0-0 F8	0-0 G3-6-1 1-2			4-0 S 1B BB		2	2	0	0	2	0	1									
Bob Boone, R OBP: 0.321, SLG: 0.290 (1, 2)	0-0 HR			0-0 5-3		4-0 FC6-4 BB		0-0 F8		3	1	1	2	1	0	1									
Dick Schofield, R OBP: 0.271, SLG: 0.350 (1, 6)	0-0 6-3			0-0 S HR 1B		4-0 FC6-4 BB		0-3 K		3	1	1	0	1	1	1									
Jack Howell, L OBP: 0.268, SLG: 0.206 (1, 5)	0-0 6-3			4-0 HR BB		0-0 FC6-4 1-2 2-3		0-0 FC5-4 1B		3	1	1	1	1	0	2									
Inning Stats	R: 0 E: 0 K: 0 S: 3	H: 0 LOB: 1 BB: 1 P: 7	R: 2 E: 0 K: 0 S: 4	H: 1 LOB: 0 BB: 1 P: 8	R: 1 E: 0 K: 0 S: 5	H: 2 LOB: 1 BB: 0 P: 5	R: 3 E: 0 K: 0 S: 5	H: 2 LOB: 0 BB: 1 P: 9	R: 1 E: 0 K: 0 S: 3	H: 1 LOB: 1 BB: 1 P: 7	R: 0 E: 0 K: 2 S: 7	H: 0 LOB: 2 BB: 2 P: 15	R: 0 E: 0 K: 0 S: 3	H: 0 LOB: 0 BB: 0 P: 3	R: 1 E: 0 K: 1 S: 6	H: 1 LOB: 1 BB: 1 P: 10	R: 1 E: 0 K: 0 S: 4	H: 1 LOB: 0 BB: 0 P: 4	1B: 4 2B: 0 3B: 0 HR: 4	SF: 0 SAC: 0 DP: 1 HBP: 0	WP: 0 PB: 0 SB: 3 CS: 0	PA: 41			
PITCHER	IP	WLS	BF	H	R	ER	SO	BB	IBB	HBP	BLK	WP	HR	S	P	ERA	WHIP								
Dan Petry, R ERA: 3.74 (1, 1)	4.0	L	20	5	6	6	0	3	0	0	0	0	2	17	29	13.50	2.000								
Bill Scherrer, L ERA: 5.4 (5, 1)	1.0		4	1	1	1	0	1	0	0	0	0	1	3	7	9.00	2.000								
Juan Berenguer, R ERA: 6.67 (6, 1)	4.0		17	2	2	2	3	3	0	0	0	0	1	20	32	4.50	1.250								

California Angels @ Detroit Tigers
Tiger Stadium, Detroit, MI
Sat Jun 01 1985, 3:33 AM EDT
Att: 36,068 - Unknown

AB	34
R	9
H	8
RBI	9
BB	7
SO	3
LOB	14



Batter	1	2	3	4	5	6	7	8	9	AB	R	H	RBI	BB	SO	LOB	BOTTOM								
Lou Whitaker, L OBP: 0.406, SLG: 0.494 (1, 4)	0-0 4-3			0-0 WP 1B		0-0 HR		0-3 K		4	1	2	2	0	1	0									
Alan Trammell, R OBP: 0.314, SLG: 0.428 (1, 6)	0-0 F8			0-0 F4		0-0 1B		0-0 6-3		4	0	1	0	0	0	1									
Kirk Gibson, L OBP: 0.341, SLG: 0.469 (1, 8)	0-3 K			0-0 F7 1-2		0-0 F7		0-0 4-3		4	0	0	0	0	1	2									
Lance Parrish, R OBP: 0.310, SLG: 0.454 (1, 2)		0-3 K		0-0 F8		0-0 F9		4-0 BB		3	0	0	0	1	1	2									
Darrell Evans, L OBP: 0.319, SLG: 0.465 (1, 10)	0-0 3-1			0-0 F8		0-0 L4		0-0 F8		4	0	0	0	0	0	2									
Johnny Grubb, L OBP: 0.232, SLG: 0.235 (1, 9)	0-0 1-3			0-0 F7		0-0 4-3		0-0 4-3		4	0	0	0	0	0	1									
Larry Hemdon, R OBP: 0.295, SLG: 0.392 (1, 7)			0-0 5-3		0-0 E5		0-0 G3			3	0	0	0	0	0	0									
Dave Bergman, L OBP: 0.333, SLG: 0.333 (1, 3)			0-0 6-3		0-0 F9		0-0 F8			3	0	0	0	0	0	1									
Tom Brookens, R OBP: 0.318, SLG: 0.408 (1, 5)			0-0 4-3		4-0 HR BB		0-0 5-3			2	1	0	0	1	0	0									
Inning Stats	R: 0 E: 0 K: 1 S: 5	H: 0 LOB: 0 BB: 0 P: 5	R: 0 E: 0 K: 1 S: 5	H: 0 LOB: 0 BB: 0 P: 5	R: 0 E: 0 K: 0 S: 3	H: 0 LOB: 0 BB: 0 P: 3	R: 0 E: 0 K: 0 S: 4	H: 1 LOB: 1 BB: 0 P: 4	R: 0 E: 0 K: 0 S: 3	H: 0 LOB: 0 BB: 0 P: 3	R: 0 E: 0 K: 1 S: 5	H: 0 LOB: 0 BB: 0 P: 5	R: 0 E: 0 K: 0 S: 3	H: 0 LOB: 1 BB: 1 P: 7	R: 0 E: 0 K: 0 S: 3	H: 0 LOB: 1 BB: 1 P: 7	1B: 2 2B: 0 3B: 0 HR: 1	SF: 0 SAC: 0 DP: 0 HBP: 0	WP: 1 PB: 0 SB: 0 CS: 0	PA: 33					
PITCHER	IP	WLS	BF	H	R	ER	SO	BB	IBB	HBP	BLK	WP	HR	S	P	ERA	WHIP								
Mike Witt, R ERA: 3.17 (1, 1)	9.0	W	33	3	2	2	3	2	0	0	0	1	1	37	45	2.00	0.556								

California Angels @ Detroit Tigers
Tiger Stadium, Detroit, MI
Sat Jun 01 1985, 3:33 AM EDT
Att: 36,068 - Unknown

AB	31
R	2
H	3
RBI	2
BB	2
SO	3
LOB	9



Batter	1	2	3	4	5	6	7	8	9	AB	R	H	RBI	BB	SO	LOB	TOP			
Jack Perconte, L (1,4) OBP: 0.263, SLG: 0.333	E5 1B	F9					3-1			4	1	2	0	0	0	1				
Phil Bradley, R (1,9) OBP: 0.236, SLG: 0.582	E9 1B							K		4	1	1	1	0	2	1				
Dave Henderson, R (1,8) OBP: 0.319, SLG: 0.429	F9							F8		4	0	0	0	0	1	2				
Alvin Davis, L (1,3) OBP: 0.370, SLG: 0.371								F7		4	0	1	0	0	0	1				
Ken Phelps, L (1,10) OBP: 0.316, SLG: 0.410	K									3	0	0	0	1	2	2				
Jim Prestey, R (1,5) OBP: 0.306, SLG: 0.470	K									4	0	0	0	0	1	3				
Darnell Coles, R (1,7) OBP: 0.343, SLG: 0.400										3	0	2	0	1	1	0				
Bob Kearney, R (1,2) OBP: 0.182, SLG: 0.193										2	0	0	0	0	1	2				
Donnie Scott, S (7,PH) OBP: 0.236, SLG: 0.318										2	0	0	0	0	0	1				
Spike Owen, S (1,6) OBP: 0.290, SLG: 0.281										3	0	0	0	0	0	1				
Inning Stats	R: 1 E: 2 K: 2 S: 10	H: 2 LOB: 2 BB: 0 P: 10	R: 0 E: 0 K: 1 S: 6	H: 1 LOB: 1 BB: 0 P: 6	R: 1 E: 0 K: 1 S: 6	H: 1 LOB: 1 BB: 1 P: 10	R: 0 E: 0 K: 0 S: 2	H: 0 LOB: 0 BB: 1 P: 6	R: 0 E: 0 K: 1 S: 6	H: 1 LOB: 1 BB: 0 P: 6	R: 0 E: 0 K: 1 S: 5	H: 0 LOB: 0 BB: 0 P: 5	R: 0 E: 0 K: 0 S: 3	H: 0 LOB: 0 BB: 0 P: 3	R: 0 E: 0 K: 1 S: 6	H: 1 LOB: 1 BB: 0 P: 6	1B: 5 2B: 0 3B: 0 HR: 1	SF: 0 SAC: 0 DP: 1 HBP: 0	WP: 0 PB: 0 SB: 1 CS: 0	PA: 35
PITCHER Jack Morris, R (1,1) ERA: 2.15	IP: 9.0 WLS: W BF: 35 H: 6 R: 2 ER: 1 SO: 8 BB: 2 IBB: 0 HBP: 0 BLK: 0 WP: 0 HR: 1 S: 49 P: 57 ERA: 1.00 WHIP: 0.889																			

Seattle Mariners @ Detroit Tigers
Tiger Stadium, Detroit, MI
Wed Jun 05 1985, 7:05 PM EDT
Att: 19,003 - Unknown

AB	33
R	2
H	6
RBI	1
BB	2
SO	8
LOB	14



Batter	1	2	3	4	5	6	7	8	9	AB	R	H	RBI	BB	SO	LOB	BOTTOM			
Lou Whitaker, L (1,4) OBP: 0.396, SLG: 0.470	4-3	F8		CS			F7	F7		4	1	0	0	1	0	1				
Alan Trammell, R (1,6) OBP: 0.323, SLG: 0.436										4	1	2	1	0	0	0				
Kirk Gibson, L (1,8) OBP: 0.358, SLG: 0.503										4	1	1	0	0	1	1				
Lance Parrish, R (1,10) OBP: 0.332, SLG: 0.473										2	0	2	0	2	0	0				
Larry Herndon, R (1,7) OBP: 0.286, SLG: 0.370										4	0	1	0	0	0	6				
Barbaro Garbey, R (1,3) OBP: 0.365, SLG: 0.449										2	0	1	2	0	0	0				
Darrell Evans, L (5,PH) OBP: 0.342, SLG: 0.521										2	0	0	0	0	0	4				
Alejandro Sanchez, R (1,9) OBP: 0.246, SLG: 0.561										3	1	1	1	0	1	2				
Chet Lemon, R (8,8) OBP: 0.345, SLG: 0.391										1	0	1	0	0	0	0				
Bob Melvin, R (1,2) OBP: 0.353, SLG: 0.529										4	0	0	0	0	1	1				
Tom Brookens, R (1,5) OBP: 0.315, SLG: 0.419										4	1	3	1	0	1	0				
Inning Stats	R: 2 E: 0 K: 1 S: 8	H: 3 LOB: 2 BB: 1 P: 12	R: 0 E: 0 K: 1 S: 5	H: 0 LOB: 0 BB: 0 P: 5	R: 0 E: 0 K: 0 S: 4	H: 1 LOB: 1 BB: 0 P: 4	R: 1 E: 0 K: 0 S: 4	H: 2 LOB: 0 BB: 0 P: 4	R: 1 E: 0 K: 1 S: 6	H: 1 LOB: 2 BB: 2 P: 14	R: 1 E: 0 K: 1 S: 6	H: 0 LOB: 0 BB: 0 P: 6	R: 0 E: 0 K: 0 S: 5	H: 2 LOB: 2 BB: 0 P: 5	R: 0 E: 0 K: 0 S: 4	H: 2 LOB: 1 BB: 0 P: 4	1B: 8 2B: 2 3B: 0 HR: 2	SF: 0 SAC: 0 DP: 1 HBP: 0	WP: 0 PB: 0 SB: 0 CS: 1	PA: 38
PITCHER Mark Langston, L (1,1) ERA: 3.94 Frank Willis, R (5,1) ERA: 3.86 Ed Vande Berg, L (7,1) ERA: 2.1	IP: 2.1 WLS: L BF: 10 H: 3 R: 1 ER: 1 SO: 1 BB: 0 IBB: 0 HBP: 0 BLK: 0 WP: 0 HR: 1 S: 12 P: 12 ERA: 8.31 WHIP: 2.308																			

Seattle Mariners @ Detroit Tigers
Tiger Stadium, Detroit, MI
Wed Jun 05 1985, 7:05 PM EDT
Att: 19,003 - Unknown

AB	34
R	5
H	12
RBI	5
BB	3
SO	4
LOB	15



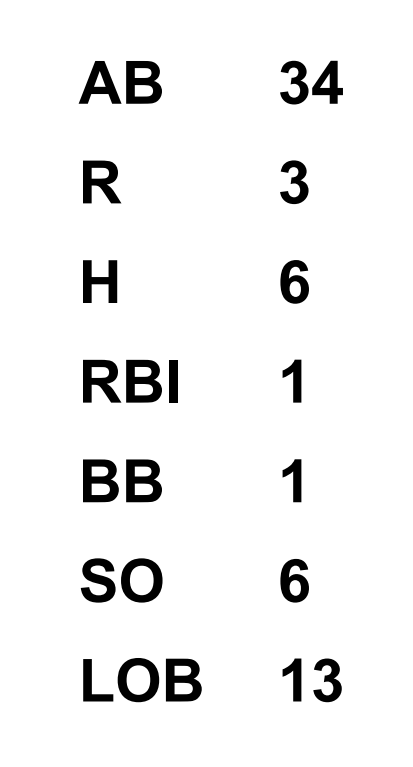
Batter	1	2	3	4	5	6	7	8	9	AB	R	H	RBI	BB	SO	LOB	TOP			
Lou Whitaker, L (1,4) OBP: 0.391, SLG: 0.463	0-0 4-3		0-0 F7		0-0 F8		0-0 1B SF8 2B		0-3 K	4	1	1	1	0	0	0	Detroit Tigers @ Toronto Blue Jays Exhibition Stadium, Toronto, ON Fri Jun 07 1985, 7:05 PM EDT Att: 42,455 - Unknown			
Marty Castillo, R (7,5) OBP: 0.074, SLG: 0.038										0	0	0	0	0	0	0				
Nelson Simmons, S (9,PH) OBP: 0.303, SLG: 0.373										1	0	0	0	0	1	0				
Alan Trammell, R (1,6) OBP: 0.318, SLG: 0.423	0-0 F4		0-0 F4		0-0 F4		0-0 2-3 1B		0-0 F8	5	0	1	0	0	0	0				
Kirk Gibson, L (1,9) OBP: 0.352, SLG: 0.486	0-0 4-3		4-0 BB		4-0 BB		0-0 SF8			1	0	0	1	2	0	0				
Lance Parrish, R (1,2) OBP: 0.319, SLG: 0.454		0-3 K	0-0 F5		0-0 F8		0-3 K			3	0	0	0	0	1	2				
Bob Melvin, R (6,2) OBP: 0.333, SLG: 0.500		BB 1B								1	0	0	0	0	1	1				
Darrell Evans, L (1,10) OBP: 0.345, SLG: 0.510		0-0 BB 1B		4-0 1B BB		0-3 K		0-0 4-3		3	0	1	0	1	1	0				
Chet Lemon, R (1,8) OBP: 0.328, SLG: 0.370	0-0 F6		0-0 F7		0-0 F7		0-0 5-3		0-0 F8	4	0	0	0	0	0	3				
Dave Bergman, L (1,3) OBP: 0.409, SLG: 0.235		4-0 1-2 2-3 BB		0-0 L6		0-0 5-3		4-0 BB		2	0	0	0	2	0	1				
Larry Hemdon, R (1,7) OBP: 0.288, SLG: 0.368	0-0 F3		0-0 F3		0-0 1-3 1B		0-0 G3 2B 1B		0-0 F8	4	1	2	0	0	0	4				
Tom Brookens, R (1,5) OBP: 0.308, SLG: 0.407		0-3 K		0-3 K					0-3 K	3	0	0	0	0	2	6				
Johnny Grubb, L (9,PH) OBP: 0.226, SLG: 0.214							0-0 G3			1	0	0	0	0	1	0				
Inning Stats	R: 0 E: 0 K: 0 S: 3	H: 0 LOB: 0 BB: 0 P: 3	R: 0 E: 0 K: 2 S: 9	H: 1 LOB: 3 BB: 1 P: 13	R: 0 E: 0 K: 0 S: 3	H: 0 LOB: 1 BB: 1 P: 7	R: 0 E: 0 K: 1 S: 6	H: 1 LOB: 2 BB: 1 P: 10	R: 0 E: 0 K: 0 S: 3	H: 0 LOB: 0 BB: 0 P: 5	R: 2 E: 0 K: 1 S: 8	H: 3 LOB: 1 BB: 0 P: 8	R: 0 E: 0 K: 0 S: 3	H: 0 LOB: 1 BB: 1 P: 7	R: 0 E: 0 K: 2 S: 7	H: 0 LOB: 0 BB: 0 P: 7	1B: 4 2B: 1 3B: 0 HR: 0	SF: 1 SAC: 0 DP: 0 HBP: 0	WP: 1 PB: 0 SB: 0 CS: 0	PA: 38
PITCHER	IP WLS BF H R ER SO BB IBB HBP BLK WP HR S P ERA WHIP																			
Dave Stieb, R (1,1) ERA: 2.26	6.0 W 25 2 0 0 4 4 0 0 0 1 0 29 45 0.00 1.000																			
Dennis Lamp, R (7,1) ERA: 2.94	1.0 6 3 2 2 1 0 0 0 0 0 0 8 8 18.00 3.000																			
Bill Caudill, R (8,1) ERA: 3.9	2.0 7 0 0 0 2 1 0 0 0 0 0 10 14 0.00 0.500																			

Batter	1	2	3	4	5	6	7	8	9	AB	R	H	RBI	BB	SO	LOB	BOTTOM			
Damaso Garcia, R (1,4) OBP: 0.298, SLG: 0.351	0-0 4-3		0-3 K	0-3 K	0-0 SF8		0-0 1-3			3	0	0	1	0	2	2	Detroit Tigers @ Toronto Blue Jays Exhibition Stadium, Toronto, ON Fri Jun 07 1985, 7:05 PM EDT Att: 42,455 - Unknown			
Manuel Lee, S (6,4) OBP: 0.182, SLG: 0.100										1	0	0	0	0	2					
Rance Mulliniks, L (1,5) OBP: 0.420, SLG: 0.466	0-0 1B SF8 1B		0-0 G3	0-0 1-2 1B	3-H 4-0 1-2 BB		0-0 G3			4	1	2	0	1	0	3				
Lloyd Moseby, L (1,8) OBP: 0.361, SLG: 0.431	0-0 1-3 1B		0-0 1B 1B	0-0 1-3	0-0 L5				0-0 F6	4	1	2	1	0	0	4				
Ron Shepherd, R (6,8) OBP: 0.182, SLG: 0.100										1	0	0	0	0	0	0				
Willie Upshaw, L (1,3) OBP: 0.310, SLG: 0.405	0-0 SF8		0-0 1B 2B 1B		4-0 HR BB		0-0 F7		0-3 K	3	2	1	1	1	1	0				
George Bell, R (1,7) OBP: 0.332, SLG: 0.524	0-0 6-3		0-0 1-2 2B 1B		0-0 HR		0-3 K		0-0 F9	5	2	2	3	0	1	1				
Len Matuszek, L (1,10) OBP: 0.286, SLG: 0.352		0-3 K	0-0 1-2 2B 1B		0-0 F7		0-3 K			4	0	1	2	0	2	0				
Ernie Whitt, L (1,2) OBP: 0.364, SLG: 0.574	0-0 F9		0-0 6-3		0-0 HR		4-0 E BB			3	1	1	1	1	0	1				
Jesse Barfield, R (1,9) OBP: 0.357, SLG: 0.549		0-3 K		0-0 1B 1B		0-0 1B SF8 1B		0-3 K		3	1	2	0	0	1	0				
Lou Thornton, L (7,9) OBP: 0.263, SLG: 0.333										1	0	0	0	0	1	1				
Tony Fernandez, S (1,6) OBP: 0.318, SLG: 0.363			0-0 E6 1B 2B		0-0 F7		0-0 E7			4	1	2	0	0	0	2				
Inning Stats	R: 1 E: 0 K: 0 S: 5	H: 2 LOB: 1 BB: 0 P: 5	R: 0 E: 0 K: 2 S: 7	H: 0 LOB: 0 BB: 0 P: 7	R: 4 E: 1 K: 1 S: 10	H: 5 LOB: 1 BB: 0 P: 10	R: 0 E: 0 K: 1 S: 7	H: 2 LOB: 2 BB: 0 P: 7	R: 4 E: 0 K: 0 S: 7	H: 4 LOB: 2 BB: 2 P: 15	R: 0 E: 0 K: 2 S: 7	H: 0 LOB: 0 BB: 0 P: 7	R: 0 E: 1 K: 1 S: 6	H: 0 LOB: 2 BB: 1 P: 10	R: 0 E: 0 K: 1 S: 5	H: 0 LOB: 0 BB: 0 P: 5	1B: 9 2B: 2 3B: 0 HR: 2	SF: 2 SAC: 0 DP: 0 HBP: 0	WP: 0 PB: 0 SB: 0 CS: 0	PA: 41
PITCHER	IP WLS BF H R ER SO BB IBB HBP BLK WP HR S P ERA WHIP																			
Walt Terrell, R (1,1) ERA: 4.63	4.1 L 25 11 8 8 4 2 0 0 0 0 0 2 32 36 16.61 2.769																			
Juan Berenguer, R (5,1) ERA: 6.54	3.2 16 2 1 1 4 2 0 0 0 0 0 0 22 30 2.46 1.091																			

Batter	1	2	3	4	5	6	7	8	9	AB	R	H	RBI	BB	SO	LOB	TOP			
Lou Whitaker, L (1,4) OBP: 0.409, SLG: 0.492										4	2	3	1	1	0	1	Detroit Tigers @ Toronto Blue Jays Exhibition Stadium, Toronto, ON Sun Jun 09 1985, 3:33 AM EDT Att: 40,273 - Unknown			
Alan Trammell, R (1,6) OBP: 0.321, SLG: 0.430										5	2	2	2	0	0	1				
Kirk Gibson, L (1,9) OBP: 0.356, SLG: 0.524										4	0	1	3	0	1	1				
Lance Parrish, R (1,2) OBP: 0.315, SLG: 0.444										5	0	1	0	0	1	2				
Darrell Evans, L (1,3) OBP: 0.349, SLG: 0.503										4	1	0	0	1	0	1				
Nelson Simmons, S (1,10) OBP: 0.302, SLG: 0.416										5	2	2	2	0	0	0				
Chet Lemon, R (1,8) OBP: 0.335, SLG: 0.395										3	1	2	0	1	0	0				
Larry Hemdon, R (1,7) OBP: 0.281, SLG: 0.363										4	0	0	0	0	2	4				
Tom Brookens, R (1,5) OBP: 0.297, SLG: 0.385										3	0	0	0	1	0	2				
Inning Stats	R: 1 E: 0 K: 0 S: 4	H: 2 LOB: 0 BB: 0 P: 4	R: 0 E: 0 K: 0 S: 4	H: 1 LOB: 1 BB: 0 P: 4	R: 1 E: 1 K: 0 S: 5	H: 1 LOB: 1 BB: 0 P: 5	R: 2 E: 0 K: 0 S: 4	H: 1 LOB: 1 BB: 2 P: 12	R: 0 E: 0 K: 0 S: 4	H: 0 LOB: 1 BB: 1 P: 9	R: 0 E: 0 K: 1 S: 5	H: 1 LOB: 0 BB: 0 P: 6	R: 0 E: 0 K: 0 S: 3	H: 0 LOB: 0 BB: 0 P: 3	R: 0 E: 0 K: 0 S: 3	H: 0 LOB: 0 BB: 0 P: 3		1B: 6 2B: 1 3B: 2 HR: 2	SF: 1 SAC: 0 DP: 0 HBP: 0	WP: 0 PB: 0 SB: 0 CS: 1
PITCHER	IP WLS BF H R ER SO BB IBB HBP BLK WP HR S P ERA WHIP																			
Jim Clancy, R (1,1) ERA: 5.36	5.0 L 24 7 5 5 0 2 0 0 0 0 0 2 22 30 9.00 1.800																			
Dennis Lamp, R (6,1) ERA: 3.44	1.0 7 3 3 3 2 0 1 0 0 0 0 0 10 14 27.00 3.000																			
Jim Acker, R (7,1) ERA: 2.31	2.0 8 1 0 0 2 1 0 0 0 0 0 0 11 15 0.00 1.000																			
Ron Musselman, R (9,1) ERA: 6.0	1.0 3 0 0 0 0 0 0 0 0 0 0 0 3 3 0.00 0.000																			

Batter	1	2	3	4	5	6	7	8	9	AB	R	H	RBI	BB	SO	LOB	BOTTOM			
Damaso Garcia, R (1,4) OBP: 0.298, SLG: 0.349										4	1	0	0	0	0	2	Detroit Tigers @ Toronto Blue Jays Exhibition Stadium, Toronto, ON Sun Jun 09 1985, 3:33 AM EDT Att: 40,273 - Unknown			
Rance Mulliniks, L (1,5) OBP: 0.410, SLG: 0.451										3	0	1	0	0	0	0				
Garth Iorg, R (8, PH) OBP: 0.398, SLG: 0.463										1	0	0	0	0	0	0				
Lloyd Moseby, L (1,8) OBP: 0.359, SLG: 0.425										3	0	0	0	1	0	2				
Willie Upshaw, L (1,3) OBP: 0.313, SLG: 0.411										4	1	1	0	0	1	3				
George Bell, R (1,7) OBP: 0.330, SLG: 0.526										4	0	2	1	0	1	1				
Len Matuszek, L (1,10) OBP: 0.272, SLG: 0.333										2	0	0	0	0	1	0				
Jeff Burroughs, R (6, PH) OBP: 0.408, SLG: 0.469										2	0	0	0	0	0	2				
Ernie Whitt, L (1,2) ERA: 4.5										2	0	0	0	0	1	0				
Buck Martinez, R (7, PH) OBP: 0.192, SLG: 0.324										2	0	0	0	0	0	1				
Jesse Barfield, R (1,9) OBP: 0.355, SLG: 0.536										4	0	1	0	0	2	1				
Tony Fernandez, S (1,6) OBP: 0.313, SLG: 0.362										3	1	1	0	0	0	1				
Inning Stats	R: 1 E: 1 K: 0 S: 5	H: 1 LOB: 1 BB: 0 P: 5	R: 0 E: 0 K: 2 S: 7	H: 0 LOB: 0 BB: 0 P: 7	R: 1 E: 0 K: 1 S: 6	H: 1 LOB: 1 BB: 1 P: 10	R: 0 E: 0 K: 1 S: 5	H: 0 LOB: 0 BB: 0 P: 5	R: 0 E: 0 K: 0 S: 5	H: 2 LOB: 1 BB: 0 P: 5	R: 0 E: 0 K: 0 S: 4	H: 1 LOB: 1 BB: 0 P: 4	R: 0 E: 0 K: 0 S: 3	H: 0 LOB: 0 BB: 0 P: 3	R: 0 E: 0 K: 1 S: 6	H: 1 LOB: 1 BB: 0 P: 6	1B: 3 2B: 2 3B: 1 HR: 0	SF: 0 SAC: 0 DP: 0 HBP: 0	WP: 2 PB: 0 SB: 0 CS: 0	PA: 35
PITCHER	IP WLS BF H R ER SO BB IBB HBP BLK WP HR S P ERA WHIP																			
Doug Bair, R (1,1) ERA: 3.86	5.2 W 23 4 3 2 5 1 0 0 0 1 0 0 32 36 3.18 0.882																			
Bill Scherrer, L (6,1) ERA: 3.86	1.1 5 1 0 0 0 0 0 0 0 0 0 0 5 5 0.00 0.750																			
Willie Hernandez, L (8,1) ERA: 1.48	2.0 7 1 0 0 1 0 0 0 0 0 0 0 9 9 0.00 0.500																			

AB	37
R	8
H	11
RBI	8
BB	4
SO	4
LOB	12



Batter	1	2	3	4	5	6	7	8	9	10	11	AB	R	H	RBI	BB	SO	LOB	TOP							
Lee Lacy, R OBP: 0.289, SLG: 0.366 John Shelby, S (1.9)												6	3	4	2	0	1	1								
Jim Dwyer, L OBP: 0.364, SLG: 0.420 Floyd Rayford, R OBP: 0.400, SLG: 0.586 (9.2)												4	0	2	1	0	0	1								
Cal Ripken Jr., R OBP: 0.364, SLG: 0.491 (1.6)												5	0	2	1	0	1	3								
Eddie Murray, S OBP: 0.374, SLG: 0.508 (1.3)												4	1	0	0	1	1	2								
Fred Lynn, L OBP: 0.345, SLG: 0.416 (1.8)												5	0	1	0	0	3	3								
Larry Sheets, L OBP: 0.361, SLG: 0.515 (1.10)												4	1	1	2	1	1	1								
Wayne Gross, L OBP: 0.375, SLG: 0.431 Fritzie Connally, R OBP: 0.360, SLG: 0.407 (10.5)												4	0	1	0	0	2	1								
Rich Dauer, R OBP: 0.283, SLG: 0.263 Lenn Sakata, R OBP: 0.254, SLG: 0.284 (7.4)												3	0	1	0	0	0	1								
Rick Dempsey, R OBP: 0.346, SLG: 0.346 Gary Roenicke, R OBP: 0.322, SLG: 0.447 (9.7)												2	0	0	0	1	2	1								
Inning Stats	R: 1 E: 0 K: 0 S: 4	H: 1 LOB: 0 BB: 0 P: 4	R: 0 E: 0 K: 0 S: 4	H: 2 LOB: 1 BB: 0 P: 4	R: 0 E: 0 K: 2 S: 8	H: 2 LOB: 2 BB: 0 P: 8	R: 0 E: 0 K: 2 S: 7	H: 0 LOB: 1 BB: 1 P: 11	R: 0 E: 0 K: 1 S: 5	H: 0 LOB: 0 BB: 0 P: 7	R: 2 E: 0 K: 1 S: 8	H: 3 LOB: 2 BB: 1 P: 12	R: 0 E: 0 K: 1 S: 5	H: 0 LOB: 0 BB: 0 P: 5	R: 1 E: 0 K: 1 S: 7	H: 2 LOB: 1 BB: 0 P: 7	R: 0 E: 0 K: 3 S: 9	H: 0 LOB: 0 BB: 0 P: 9	R: 1 E: 0 K: 0 S: 4	H: 1 LOB: 0 BB: 0 P: 4	1B: 9 2B: 1 3B: 0 HR: 4	SF: 0 SAC: 0 DP: 1 HBP: 0	WP: 1 PB: 0 SB: 0 CS: 2	PA: 47		
PITCHER	Jack Morris, R ERA: 2.4 Willie Hernandez, L ERA: 1.01 Aurelio Lopez, R ERA: 4.01	IP: 8.0 WLS: 2 BF: 8	WLS: 8 BF: 2	H: 10 R: 5 ER: 1 SO: 8	H: 5 R: 1 ER: 1 SO: 4	H: 1 R: 1 ER: 1 SO: 0	H: 1 R: 1 ER: 0 SO: 0	H: 0 R: 2 ER: 1 SO: 16	H: 0 R: 1 ER: 4 SO: 16	H: 0 R: 1 ER: 4 SO: 4	ERA: 4.50 WHIP: 1.000	ERA: 9.00 WHIP: 1.000														

Baltimore Orioles @ Detroit Tigers
Tiger Stadium, Detroit, MI
Mon Jun 10 1985, 7:05 PM EDT
Att: 33,239 - Unknown

AB 44
R 7
H 13
RBI 7
BB 3
SO 12
LOB 14



Batter	1	2	3	4	5	6	7	8	9	10	11	AB	R	H	RBI	BB	SO	LOB	BOTTOM						
Lou Whitaker, L OBP: 0.411, SLG: 0.495 (1.4)												5	3	3	1	0	0	2							
Alan Trammell, R OBP: 0.323, SLG: 0.432 (1.6)												4	1	2	1	0	0	2							
Kirk Gibson, L OBP: 0.360, SLG: 0.516 (1.9)												3	0	0	0	3	2	1							
Lance Parrish, R OBP: 0.320, SLG: 0.459 (1.2)												4	1	2	3	1	0	1							
Darrell Evans, L OBP: 0.344, SLG: 0.494 (1.3)												5	0	1	1	0	0	1							
Johnny Grubb, L OBP: 0.227, SLG: 0.203 Alejandro Sanchez, R OBP: 0.264, SLG: 0.559 (8.7)												2	0	0	0	1	0	2							
Chet Lemon, R OBP: 0.332, SLG: 0.390 (1.8)												5	0	1	0	0	0	2							
Nelson Simmons, S OBP: 0.303, SLG: 0.413 Larry Herndon, R OBP: 0.284, SLG: 0.365 (9.7)												3	0	1	0	0	0	1							
Tom Brookens, R OBP: 0.299, SLG: 0.379 Dave Bergman, L OBP: 0.391, SLG: 0.235 Marty Castillo, R OBP: 0.074, SLG: 0.038 Barbaro Garbey, R OBP: 0.362, SLG: 0.491 (11.1)												2	1	1	1	0	1	3							
Inning Stats	R: 0 E: 0 K: 0 S: 3	H: 0 LOB: 1 BB: 1 P: 7	R: 0 E: 0 K: 0 S: 3	H: 0 LOB: 0 BB: 0 P: 3	R: 3 E: 1 K: 0 S: 6	H: 2 LOB: 2 BB: 2 P: 14	R: 0 E: 0 K: 0 S: 4	H: 2 LOB: 1 BB: 0 P: 4	R: 0 E: 0 K: 0 S: 3	H: 1 LOB: 1 BB: 1 P: 7	R: 2 E: 1 K: 1 S: 7	H: 2 LOB: 0 BB: 0 P: 7	R: 1 E: 0 K: 0 S: 6	H: 3 LOB: 2 BB: 0 P: 6	R: 0 E: 0 K: 1 S: 5	H: 0 LOB: 0 BB: 0 P: 5	R: 0 E: 0 K: 0 S: 3	H: 0 LOB: 0 BB: 0 P: 3	R: 2 E: 0 K: 0 S: 4	H: 3 LOB: 2 BB: 1 P: 8	1B: 11 2B: 0 3B: 0 HR: 2	SF: 4 SAC: 1 DP: 0 HBP: 0	WP: 3 PB: 0 SB: 0 CS: 3	PA: 50	
PITCHER	Dennis Martinez, R ERA: 3.55 Tippy Martinez, L ERA: 4.5 Sammy Stewart, R ERA: 2.77	IP: 6.2 WLS: 0.2 BF: 4	WLS: 4 BF: 2	H: 6 R: 2 ER: 2 SO: 2	H: 4 R: 2 ER: 2 SO: 0	H: 2 R: 0 ER: 0 SO: 1	H: 2 R: 1 ER: 4 SO: 4	H: 2 R: 1 ER: 4 SO: 4	H: 2 R: 1 ER: 4 SO: 4	H: 3 R: 0 ER: 6 SO: 6	ERA: 2.70 WHIP: 1.650	ERA: 27.00 WHIP: 3.000	ERA: 6.00 WHIP: 1.667												

Baltimore Orioles @ Detroit Tigers
Tiger Stadium, Detroit, MI
Mon Jun 10 1985, 7:05 PM EDT
Att: 33,239 - Unknown

AB 38
R 8
H 13
RBI 8
BB 6
SO 3
LOB 15



Batter	1	2	3	4	5	6	7	8	9	AB	R	H	RBI	BB	SO	LOB	TOP			
Lee Lacy, R OBP: 0.288, SLG: 0.362 (1, 9)	0-0 CS 1B		0-0 4-3			0-0 F4			0-0 6-3	4	0	1	0	0	0	0	<p>Baltimore Orioles @ Detroit Tigers</p> <p>Tiger Stadium, Detroit, MI</p> <p>Wed Jun 12 1985, 7:05 PM EDT</p> <p>Att: 31,489 - Unknown</p>			
Jim Dwyer, L OBP: 0.366, SLG: 0.413 (1, 7)	4-0 G4-6-3 BB		4-0 BB			0-0 1-3			0-0 F5	2	0	0	0	2	0	0				
Cal Ripken Jr., R OBP: 0.358, SLG: 0.482 (1, 6)	0-0 G4-6-3 1-2		0-3 K			0-0 F8			0-0 5-3	4	0	0	0	0	1	2				
Eddie Murray, S OBP: 0.373, SLG: 0.511 (1, 3)		0-0 HR 2B		0-3 K		0-0 F7				3	1	1	0	0	1	0				
Fred Lynn, L OBP: 0.345, SLG: 0.429 (1, 8)		0-0 2H HR		0-3 K		0-0 3-1				3	1	1	2	0	1	0				
Larry Sheets, L OBP: 0.353, SLG: 0.504 (1, 10)		0-0 3-1		0-0 4-3		0-0 4-3				3	0	0	0	0	0	0				
Wayne Gross, L OBP: 0.367, SLG: 0.420 (1, 5)		0-0 1-3			0-0 4-3			0-0 F8		3	0	0	0	0	0	0				
Rich Dauer, R OBP: 0.279, SLG: 0.259 (8, PH)		0-0 F6			0-0 F6			0-0 F6		2	0	0	0	0	0	0				
Joe Nolan, L OBP: 0.256, SLG: 0.212 (8, PH)					0-0 F6			0-0 F6		1	0	0	0	0	0	0				
Lenn Sakata, R OBP: 0.254, SLG: 0.284 (8, 4)					0-0 F6			0-0 F6		0	0	0	0	0	0	0				
Floyd Rayford, R OBP: 0.364, SLG: 0.531 (1, 2)			0-3 K			0-0 5-3			0-0 5-3	3	0	0	0	0	1	0				
Inning Stats	R: 0 E: 0 K: 0 S: 2	H: 1 LOB: 0 BB: 1 P: 6	R: 2 E: 0 K: 0 S: 5	H: 2 LOB: 0 BB: 0 P: 5	R: 0 E: 0 K: 2 S: 7	H: 0 LOB: 1 BB: 1 P: 11	R: 0 E: 0 K: 2 S: 7	H: 0 LOB: 0 BB: 0 P: 7	R: 0 E: 0 K: 0 S: 3	H: 0 LOB: 0 BB: 0 P: 3	R: 0 E: 0 K: 0 S: 3	H: 0 LOB: 0 BB: 0 P: 3	R: 0 E: 0 K: 0 S: 3	H: 0 LOB: 0 BB: 0 P: 3	R: 0 E: 0 K: 0 S: 3	H: 0 LOB: 0 BB: 0 P: 3	1B: 1 2B: 1 3B: 0 HR: 1	SF: 0 SAC: 0 DP: 1 HBP: 0	WP: 0 PB: 0 SB: 0 CS: 1	PA: 30
PITCHER Dan Petry, R ERA: 3.2 (1, 1)	IP: 9.0 WLS: W BF: 30	H: 3 R: 2 ER: 2 SO: 4	BB: 2 IBB: 0 HBP: 0 BLK: 0	WP: 0 HR: 1 S: 36 P: 44	ERA: 2.00 WHIP: 0.556	PITCHER										ERA: 2.00 WHIP: 0.556				

Batter	1	2	3	4	5	6	7	8	9	AB	R	H	RBI	BB	SO	LOB	BOTTOM			
Lou Whitaker, L OBP: 0.415, SLG: 0.507 (1, 4)	0-0 F7	4-0 BB		4-0 BB			0-0 F9	0-0 HR		3	1	1	3	2	0	0	<p>Baltimore Orioles @ Detroit Tigers</p> <p>Tiger Stadium, Detroit, MI</p> <p>Wed Jun 12 1985, 7:05 PM EDT</p> <p>Att: 31,489 - Unknown</p>			
Alan Trammell, R OBP: 0.324, SLG: 0.429 (1, 6)	0-0 E S 1B	0-0 F8		0-3 K		4-0 1B BB	0-3 K			4	1	1	0	1	2	3				
Kirk Gibson, L OBP: 0.354, SLG: 0.505 (1, 9)	0-0 E3 1B 1B	0-0 4-3			0-3 K		0-0 F8			4	1	0	0	0	1	3				
Lance Parrish, R OBP: 0.323, SLG: 0.460 (1, 2)	0-0 BB 1B		0-0 6-3		0-3 K		0-0 1B			4	1	2	1	0	1	0				
Darrell Evans, L OBP: 0.348, SLG: 0.497 (1, 3)	4-0 F9 1B BB		0-0 2B		0-0 3-1		0-0 F9			3	0	1	0	1	0	2				
Johnny Grubb, L OBP: 0.293, SLG: 0.210 (1, 10)	0-0 1-2 2H 3H		0-3 K			0-0 4-3		4-0 SH2-3 1B HR BB		3	0	1	2	1	1	1				
Alejandro Sanchez, R OBP: 0.254, SLG: 0.559 (8, PR)								0-0 F8		0	1	0	0	0	0	0				
Nelson Simmons, S OBP: 0.282, SLG: 0.363 (1, 7)	0-0 F9		0-0 4-3			0-3 K		0-0 F8		3	0	0	0	0	1	3				
Larry Herndon, R OBP: 0.282, SLG: 0.363 (8, 7)	2-3 F9							0-0 F8		1	0	0	0	0	0	1				
Chet Lemon, R OBP: 0.335, SLG: 0.392 (1, 8)	0-0 F2				0-0 F7			0-0 SH2-3 HR 1B		4	1	2	0	0	0	2				
Tom Brookens, R OBP: 0.292, SLG: 0.370 (1, 5)		0-0 F2			0-0 F9		0-0 F4		0-0 SH2-3	3	0	0	0	0	0	1				
Inning Stats	R: 3 E: 1 K: 0 S: 7	H: 3 LOB: 2 BB: 1 P: 11	R: 0 E: 0 K: 0 S: 3	H: 0 LOB: 1 BB: 1 P: 7	R: 0 E: 0 K: 1 S: 6	H: 1 LOB: 1 BB: 0 P: 6	R: 0 E: 0 K: 1 S: 5	H: 0 LOB: 1 BB: 1 P: 9	R: 0 E: 0 K: 2 S: 7	H: 0 LOB: 0 BB: 0 P: 7	R: 0 E: 0 K: 1 S: 6	H: 1 LOB: 1 BB: 0 P: 6	R: 0 E: 0 K: 0 S: 4	H: 1 LOB: 2 BB: 1 P: 8	R: 3 E: 0 K: 1 S: 7	H: 2 LOB: 1 BB: 1 P: 11	1B: 6 2B: 1 3B: 0 HR: 1	SF: 0 SAC: 1 DP: 0 HBP: 0	WP: 0 PB: 0 SB: 1 CS: 0	PA: 38
PITCHER Mike Boddicker, R ERA: 4.06 (1, 1)	IP: 7.2 WLS: L BF: 37	H: 8 R: 6 ER: 5 SO: 5	BB: 5 IBB: 0 HBP: 0 BLK: 0	WP: 0 HR: 1 S: 42 P: 62	ERA: 5.87 WHIP: 1.696	PITCHER										ERA: 5.87 WHIP: 1.696				
Don Aase, R ERA: 7.07 (8, 1)	IP: 0.1 WLS: L BF: 1	H: 0 R: 0 ER: 0 SO: 1	BB: 0 IBB: 0 HBP: 0 BLK: 0	WP: 0 HR: 0 S: 3 P: 3	ERA: 0.00 WHIP: 0.000	PITCHER										ERA: 0.00 WHIP: 0.000				

Batter	1	2	3	4	5	6	7	8	9	AB	R	H	RBI	BB	SO	LOB	TOP										
Lou Whitaker, L (1.4) OBP: 0.411, SLG: 0.498	0-0 6-3		0-0 4-3		0-0 F8		0-0 1B BB		0-0 F8	4	0	0	0	1	0	0	Detroit Tigers @ New York Yankees Yankee Stadium, Bronx, NY Fri Jun 14 1985, 7:05 PM EDT Att: 35,224 - Unknown										
Alan Trammell, R (1.6) OBP: 0.322, SLG: 0.424	0-0 F3		0-0 F8		0-0 6-3		0-0 1B		0-0 F7	5	0	1	0	0	0	0											
Kirk Gibson, L (1.9) OBP: 0.355, SLG: 0.517	0-3 K		0-0 WP BB 1B		0-0 HR		0-0 F6		0-0 E4	5	1	2	1	0	1	2											
Lance Parrish, R (1.2) OBP: 0.325, SLG: 0.454		4-0 1B BB	4-0 WP BB		0-3 K		0-0 F7		0-3 K	3	0	0	0	2	2	3											
Chet Lemon, R (1.8) OBP: 0.328, SLG: 0.384	0-0 F3		0-3 K		0-0 F8		0-0 5-3		0-0 5-3	4	0	0	0	0	1	3											
Barbaro Garbey, R (1.10) OBP: 0.344, SLG: 0.466	0-0 F9		0-0 HR		0-0 4-3		0-0 5-3		0-0 5-3	4	1	1	1	0	0	1											
Larry Hemdon, R (1.7) OBP: 0.291, SLG: 0.387	0-0 1B		0-0 2-3		0-0 HR		0-0 1B		0-0 1B	4	1	3	1	0	0	0											
Darrell Evans, L (1.3) OBP: 0.346, SLG: 0.491	0-3 K		0-3 K		0-0 F9		0-0 1B		0-0 1B	4	0	1	0	0	2	2											
Tom Brookens, R (1.5) OBP: 0.297, SLG: 0.396			0-0 HR		0-0 6-3		0-0 CS 1B		0-0 F8	4	1	2	1	0	0	2											
Inning Stats	R: 0 E: 0 K: 1 S: 5	H: 0 LOB: 0 BB: 0 P: 5	R: 0 E: 0 K: 1 S: 6	H: 1 LOB: 2 BB: 1 P: 10	R: 1 E: 0 K: 1 S: 7	H: 2 LOB: 2 BB: 1 P: 11	R: 1 E: 0 K: 1 S: 6	H: 1 LOB: 0 BB: 0 P: 6	R: 1 E: 0 K: 0 S: 4	H: 1 LOB: 2 BB: 1 P: 8	R: 0 E: 0 K: 0 S: 5	H: 2 LOB: 2 BB: 0 P: 5	R: 0 E: 1 K: 1 S: 6	H: 0 LOB: 1 BB: 0 P: 6	1B: 6 2B: 0 3B: 0 HR: 4	SF: 0 SAC: 0 DP: 0 HBP: 0	WP: 1 PB: 0 SB: 0 CS: 1	PA: 40									
PITCHER	IP	WLS	BF	H	R	ER	SO	BB	IBB	HBP	BLK	WP	HR	S	P	ERA	WHIP										
Dennis Rasmussen, L (1.1) ERA: 3.39	6.2	L	30	8	4	4	5	3	0	0	0	1	4	37	49	5.40	1.650										
Rich Bondi, R (7.1) ERA: 2.08	2.1		10	2	0	0	1	0	0	0	0	0	0	12	12	0.00	0.857										

Batter	1	2	3	4	5	6	7	8	9	AB	R	H	RBI	BB	SO	LOB	BOTTOM										
Rickey Henderson, R (1.8) OBP: 0.406, SLG: 0.497	0-3 K		0-3 K		0-0 FC3-6 1B		0-0 G3		0-0 F8	4	0	1	0	0	2	0	Detroit Tigers @ New York Yankees Yankee Stadium, Bronx, NY Fri Jun 14 1985, 7:05 PM EDT Att: 35,224 - Unknown										
Butch Wynegar, S (1.2) OBP: 0.354, SLG: 0.356	4-0 FC5-4 BB		0-0 4-3		0-0 F7		0-0 F8		0-0 F8	3	0	0	0	1	0	1											
Don Mattingly, L (1.3) OBP: 0.337, SLG: 0.457	0-0 F7		0-0 FC5-4 1B		0-0 FC3-6 1B		0-0 G3 BB 1B		0-0 G3 BB 1B	4	0	2	0	0	0	2											
Dave Winfield, R (1.9) OBP: 0.326, SLG: 0.438	0-0 FC5-4		0-0 FC5-4		0-0 FC5-4 1B		0-0 F8		0-0 F8	4	0	1	0	0	0	3											
Don Baylor, R (1.10) OBP: 0.361, SLG: 0.478		0-0 L5		0-0 F8		0-0 FC5-4		0-0 G3 BB		0-0 G3 BB	3	0	0	0	1	0		3									
Ken Griffey, L (1.7) OBP: 0.314, SLG: 0.440		0-0 G5-4-3 1B		0-0 L4		0-0 6-3		0-0 G3		0-0 G3	4	0	1	0	0	2											
Willie Randolph, R (1.4) OBP: 0.379, SLG: 0.342		0-0 G5-4-3		0-0 BB		0-0 6-3		0-0 F6		0-0 F6	3	0	0	0	1	0		3									
Mike Pagliarulo, L (1.5) OBP: 0.301, SLG: 0.277			0-0 F7		0-0 F7		0-0 L5			3	0	0	0	0	0	1											
Bobby Meacham, S (1.6) OBP: 0.342, SLG: 0.276			0-0 F8		0-0 L4		0-0 F8			2	0	0	0	0	0	1											
Ron Hassey, L (8, PH) OBP: 0.375, SLG: 0.455										1	0	0	0	0	0	0											
Andre Robertson, R (9.6) OBP: 0.467, SLG: 0.867										0	0	0	0	0	0	0											
Inning Stats	R: 0 E: 0 K: 1 S: 5	H: 0 LOB: 1 BB: 1 P: 9	R: 0 E: 0 K: 0 S: 3	H: 1 LOB: 0 BB: 0 P: 3	R: 0 E: 0 K: 0 S: 4	H: 1 LOB: 0 BB: 0 P: 4	R: 0 E: 0 K: 0 S: 3	H: 0 LOB: 1 BB: 1 P: 7	R: 0 E: 0 K: 0 S: 5	H: 2 LOB: 2 BB: 0 P: 5	R: 0 E: 0 K: 0 S: 3	H: 0 LOB: 0 BB: 0 P: 3	R: 0 E: 0 K: 0 S: 3	H: 0 LOB: 2 BB: 0 P: 3	R: 0 E: 0 K: 0 S: 4	H: 1 LOB: 2 BB: 1 P: 8	1B: 5 2B: 0 3B: 0 HR: 0	SF: 0 SAC: 0 DP: 1 HBP: 0	WP: 0 PB: 0 SB: 0 CS: 0	PA: 34							
PITCHER	IP	WLS	BF	H	R	ER	SO	BB	IBB	HBP	BLK	WP	HR	S	P	ERA	WHIP										
Walt Terrell, R (1.1) ERA: 4.15	8.1	W	32	5	0	0	2	3	0	0	0	0	0	33	45	0.00	0.960										
Willie Hernandez, L (9.1) ERA: 1.59	0.2	S	2	0	0	0	0	0	0	0	0	0	0	2	2	0.00	0.000										

Batter	1	2	3	4	5	6	7	8	9	AB R H RBI BB SO LOB	TOP									
Lou Whitaker, L (1.4) OBP: 0.406, SLG: 0.491										5 1 1 0 0 1 5	Detroit Tigers @ New York Yankees Yankee Stadium, Bronx, NY Sat Jun 15 1985, 3:33 AM EDT Att: 55,623 - Unknown									
Alan Trammell, R (1.6) OBP: 0.319, SLG: 0.419										5 1 1 0 0 1 2										
Kirk Gibson, L (1.9) OBP: 0.351, SLG: 0.515										5 1 1 0 0 2 3										
Lance Parrish, R (1.2) OBP: 0.326, SLG: 0.457										5 2 2 2 0 0 1										
Darrell Evans, L (1.3) OBP: 0.363, SLG: 0.529										5 3 5 3 0 0 0										
Lary Hemdon, R (1.7) OBP: 0.294, SLG: 0.387										5 1 2 2 0 3 2										
Johnny Grubb, L (1.10) Alejandro Sanchez, R (9, PH) OBP: 0.200, SLG: 0.200 OBP: 0.267, SLG: 0.567										3 0 0 0 1 1 1 1 0 1 0 0 0 0										
Chet Lemon, R (1.8) Barbaro Garbey, R (6, 8) OBP: 0.333, SLG: 0.388 OBP: 0.349, SLG: 0.458										3 0 2 0 0 0 0 1 0 0 0 1 1 0										
Tom Brookens, R (1.5) OBP: 0.303, SLG: 0.404										2 1 1 1 1 1 3										
Inning Stats	R: 4 E: 0 K: 1 S: 9	H: 4 LOB: 0 BB: 0 P: 9	R: 1 E: 1 K: 0 S: 5	H: 1 LOB: 1 BB: 0 P: 5	R: 2 E: 0 K: 0 S: 6	H: 3 LOB: 2 BB: 1 P: 10	R: 0 E: 0 K: 2 S: 7	H: 0 LOB: 0 BB: 0 P: 7	R: 0 E: 0 K: 1 S: 6	H: 1 LOB: 1 BB: 0 P: 6		R: 2 E: 0 K: 1 S: 7	H: 3 LOB: 0 BB: 0 P: 7	R: 0 E: 0 K: 1 S: 5	H: 0 LOB: 1 BB: 1 P: 9	R: 1 E: 0 K: 2 S: 10	H: 3 LOB: 3 BB: 1 P: 14	1B: 11 2B: 5 3B: 0 HR: 1	SF: 1 SAC: 1 DP: 2 HBP: 0	WP: 0 PB: 0 SB: 1 CS: 1
PITCHER	IP WLS BF H R ER SO BB IBB HBP BLK WP HR S P ERA WHIP																			
Phil Niekro, R (1.1) ERA: 4.54	2.1 L 17 8 7 6 1 1 0 0 0 0 0 1 18 22 23.14 3.857																			
Brian Fisher, R (3.1) ERA: 2.32	4.2 17 5 2 2 6 0 0 0 0 0 0 0 29 29 3.86 1.071																			
Rich Bordi, R (8.1) ERA: 2.27	1.1 6 1 1 1 1 1 0 0 0 0 0 0 7 11 6.75 1.500																			
Dave Righetti, L (9.1) ERA: 2.79	0.2 5 2 0 0 2 1 0 0 0 0 0 0 8 12 0.00 4.500																			


Batter	1	2	3	4	5	6	7	8	9	AB R H RBI BB SO LOB	BOTTOM									
Rickey Henderson, R (1.8) OBP: 0.401, SLG: 0.489										5 1 1 1 0 0 0	Detroit Tigers @ New York Yankees Yankee Stadium, Bronx, NY Sat Jun 15 1985, 3:33 AM EDT Att: 55,623 - Unknown									
Ken Griffey, L (1.7) OBP: 0.324, SLG: 0.469										5 1 3 2 0 1 0										
Don Mattingly, L (1.3) OBP: 0.339, SLG: 0.461										5 0 2 0 0 0 2										
Dave Winfield, R (1.9) OBP: 0.321, SLG: 0.430										4 0 0 0 0 1 3										
Don Baylor, R (1.10) OBP: 0.360, SLG: 0.471										3 0 0 0 0 1 0										
Butch Wynegar, S (1.2) OBP: 0.357, SLG: 0.361										3 1 1 0 1 0 1										
Willie Randolph, R (1.4) OBP: 0.381, SLG: 0.350										4 3 2 1 0 0 1										
Mike Pagliarulo, L (1.5) OBP: 0.307, SLG: 0.308										3 2 1 2 1 0 1										
Andre Robertson, R (1.6) OBP: 0.412, SLG: 0.765										2 0 0 1 0 0 2										
Dan Pasqua, L (6, PH) OBP: 0.242, SLG: 0.250										1 0 0 0 0 0 0										
Bobby Meacham, S (7.6) OBP: 0.340, SLG: 0.274										1 0 0 0 0 0 0										
Inning Stats	R: 0 E: 0 K: 1 S: 6	H: 1 LOB: 1 BB: 0 P: 6	R: 4 E: 1 K: 1 S: 9	H: 4 LOB: 1 BB: 1 P: 13	R: 0 E: 0 K: 0 S: 3	H: 0 LOB: 0 BB: 0 P: 3	R: 1 E: 0 K: 0 S: 4	H: 2 LOB: 1 BB: 0 P: 5	R: 0 E: 0 K: 0 S: 3	H: 0 LOB: 0 BB: 0 P: 3	R: 0 E: 0 K: 1 S: 6	H: 1 LOB: 1 BB: 0 P: 6	R: 2 E: 0 K: 0 S: 4	H: 1 LOB: 0 BB: 1 P: 8	R: 0 E: 0 K: 0 S: 3	H: 0 LOB: 0 BB: 0 P: 3	1B: 4 2B: 4 3B: 1 HR: 1	SF: 0 SAC: 0 DP: 1 HBP: 1	WP: 0 PB: 0 SB: 0 CS: 0	PA: 39
PITCHER	IP WLS BF H R ER SO BB IBB HBP BLK WP HR S P ERA WHIP																			
Jack Morris, R (1.1) ERA: 2.86	7.2 W 35 10 8 8 3 2 0 0 1 0 0 0 4 4 0.00 0.000																			
Willie Hernandez, L (8.1) ERA: 1.54	1.1 S 4 0 0 0 0 0 0 0 0 0 0 0 4 4 0.00 0.000																			


AB	40
R	10
H	16
RBI	8
BB	3
SO	10
LOB	17



AB	36
R	8
H	10
RBI	7
BB	2
SO	3
LOB	10



Batter	1	2	3	4	5	6	7	8	9	AB	R	H	RBI	BB	SO	LOB	TOP				
Lou Whitaker, L (1, 4) OBP: 0.400, SLG: 0.482	0-0 6-3		0-0 F7			0-3 K		0-0 4-3		4	0	0	0	0	1	0	<p>Detroit Tigers @ New York Yankees Yankee Stadium, Bronx, NY Sun Jun 16 1985, 3:33 AM EDT Att: 36,036 - Unknown</p> <p>livebaseballscorecards.com</p> <p>AB 30 R 1 H 4 RBI 1 BB 2 SO 5 LOB 8</p> 				
Alan Trammell, R (1, 6) OBP: 0.315, SLG: 0.412	0-3 K		0-0 4-3			0-0 F9		0-0 5-3		4	0	0	0	0	1	0					
Kirk Gibson, L (1, 8) OBP: 0.354, SLG: 0.529	0-0 FC6-4 1B			0-0 HR		0-0 F5			0-0 B1-3	4	1	2	1	0	0	0					
Lance Parrish, R (1, 10) OBP: 0.321, SLG: 0.449	0-0 FC6-4 1-2			0-3 K				0-0 4-3	0-0 6-3	4	0	0	0	0	1	1					
Larry Herndon, R (1, 7) OBP: 0.298, SLG: 0.383		0-0 6-3		4-0 G6-4-3 BB				4-0 1B BB	0-3 K	2	0	0	0	2	1	0					
Alejandro Sanchez, R (1, 9) OBP: 0.286, SLG: 0.587		0-0 2B		0-0 G6-4-3 1-2				0-0 1-2 1B		3	0	2	0	0	0	1					
Darrell Evans, L (1, 3) OBP: 0.357, SLG: 0.520		0-0 F9			0-0 F9			0-0 F6		3	0	0	0	0	0	3					
Bob Melvin, R (1, 2) OBP: 0.273, SLG: 0.409		0-3 K			0-0 F9			0-0 4-3		3	0	0	0	0	1	3					
Tom Brookens, R (1, 5) OBP: 0.297, SLG: 0.396			0-0 F9			0-0 F7			0-0 F8	3	0	0	0	0	0	0					
Inning Stats	R: 0 E: 0 K: 1 S: 6	H: 1 LOB: 1 BB: 0 P: 6	R: 0 E: 0 K: 1 S: 6	H: 1 LOB: 1 BB: 0 P: 6	R: 0 E: 0 K: 0 S: 3	H: 0 LOB: 0 BB: 0 P: 3	R: 1 E: 0 K: 1 S: 5	H: 1 LOB: 0 BB: 1 P: 9	R: 0 E: 0 K: 0 S: 3	H: 0 LOB: 0 BB: 0 P: 3	R: 0 E: 0 K: 0 S: 4	H: 1 LOB: 2 BB: 1 P: 8	R: 0 E: 0 K: 0 S: 3	H: 0 LOB: 0 BB: 0 P: 3	R: 0 E: 0 K: 1 S: 5	H: 0 LOB: 0 BB: 0 P: 5		1B: 2 2B: 1 3B: 0 HR: 1	SF: 0 SAC: 0 DP: 1 HBP: 0	WP: 0 PB: 0 SB: 0 CS: 0	PA: 32
PITCHER Bob Shirley, L (1, 1) ERA: 2.64	IP: 9.0 WLS: W BF: 32	H: 4 R: 1 ER: 1 SO: 5	BB: 2 IBB: 0 HBP: 0 BLK: 0	WP: 0 HR: 1 S: 40 P: 48	ERA: 1.00 WHIP: 0.667											PITCHER	IP: 9.0 WLS: W BF: 32	H: 4 R: 1 ER: 1 SO: 5	BB: 2 IBB: 0 HBP: 0 BLK: 0	WP: 0 HR: 1 S: 40 P: 48	ERA: 1.00 WHIP: 0.667

Batter	1	2	3	4	5	6	7	8	9	AB	R	H	RBI	BB	SO	LOB	BOTTOM				
Rickey Henderson, R (1, 8) OBP: 0.398, SLG: 0.480	0-3 K		0-0 F4			0-0 6-3			4-0 WP E 1B BB	3	1	0	0	1	1	0	<p>Detroit Tigers @ New York Yankees Yankee Stadium, Bronx, NY Sun Jun 16 1985, 3:33 AM EDT Att: 36,036 - Unknown</p> <p>livebaseballscorecards.com</p> <p>AB 26 R 2 H 3 RBI 2 BB 4 SO 7 LOB 2</p> 				
Ken Griffey, L (1, 7) OBP: 0.322, SLG: 0.459	0-3 K		0-0 F8			0-0 F8			4-0 1B WP IBB	3	0	0	0	1	1	0					
Dave Winfield, R (1, 9) OBP: 0.320, SLG: 0.427	0-3 K			0-3 K		0-0 F7			0-0 1-3 2-H 1B	4	0	1	1	0	2	0					
Don Mattingly, L (1, 3) OBP: 0.335, SLG: 0.455		0-0 3-1		0-0 F7				0-0 F8		3	0	0	0	0	0	0					
Don Baylor, R (1, 10) OBP: 0.355, SLG: 0.464		0-3 K		0-0 F7				0-0 5-3		3	0	0	0	0	1	0					
Butch Wynegar, S (1, 2) OBP: 0.356, SLG: 0.357		4-0 FC6-4 BB			0-0 3-1			0-0 F9		2	0	0	0	1	0	0					
Willie Randolph, R (1, 4) OBP: 0.381, SLG: 0.347		0-0 FC6-4 1-2			4-0 CS BB			0-3 K		2	0	0	0	1	1	1					
Mike Pagliarulo, L (1, 5) OBP: 0.315, SLG: 0.346			0-0 HR		0-0 1-2 1B			0-0 F7		3	1	2	1	0	0	0					
Bobby Meacham, S (1, 6) OBP: 0.335, SLG: 0.269			0-3 K		0-0 F8			0-0 F8		3	0	0	0	0	1	1					
Inning Stats	R: 0 E: 0 K: 3 S: 9	H: 0 LOB: 0 BB: 0 P: 9	R: 0 E: 0 K: 1 S: 5	H: 0 LOB: 1 BB: 1 P: 9	R: 1 E: 0 K: 1 S: 6	H: 1 LOB: 0 BB: 0 P: 6	R: 0 E: 0 K: 1 S: 5	H: 0 LOB: 0 BB: 0 P: 5	R: 0 E: 0 K: 0 S: 3	H: 1 LOB: 1 BB: 1 P: 7	R: 0 E: 0 K: 0 S: 3	H: 0 LOB: 0 BB: 0 P: 3	R: 0 E: 0 K: 1 S: 5	H: 0 LOB: 0 BB: 0 P: 5	R: 1 E: 1 K: 0 S: 1	H: 1 LOB: 2 BB: 2 P: 9		1B: 2 2B: 0 3B: 0 HR: 1	SF: 0 SAC: 0 DP: 0 HBP: 0	WP: 1 PB: 0 SB: 0 CS: 1	PA: 30
PITCHER Randy O'Neal, R (1, 1) ERA: 1.89	IP: 8.0 WLS: L BF: 30	H: 3 R: 2 ER: 2 SO: 7	BB: 3 IBB: 1 HBP: 0 BLK: 0	WP: 1 HR: 1 S: 40 P: 56	ERA: 2.25 WHIP: 0.750											PITCHER	IP: 8.0 WLS: L BF: 30	H: 3 R: 2 ER: 2 SO: 7	BB: 3 IBB: 1 HBP: 0 BLK: 0	WP: 1 HR: 1 S: 40 P: 56	ERA: 2.25 WHIP: 0.750


Batter	1	2	3	4	5	6	7	8	9	AB	R	H	RBI	BB	SO	LOB	TOP										
Steve Lyons, L OBP: 0.342, SLG: 0.417 (1, 8)	0-0 4-3 BB		0-0 FC5 BB 1B			0-0 CS 1B		4-0 1B BB		3	0	2	0	1	0	0	Boston Red Sox @ Detroit Tigers Tiger Stadium, Detroit, MI Mon Jun 17 1985, 7:05 PM EDT Att: 31,258 - Unknown										
Wade Boggs, L OBP: 0.473, SLG: 0.397 (1, 5)	4-0 G4-6-3 BB		4-0 BB			0-3 K		0-0 BB 1B		2	0	1	1	2	1	1											
Jim Rice, R OBP: 0.344, SLG: 0.474 (1, 7)	0-0 G4-6-3 1-2		0-0 FC5 2-3f			0-0 F8		4-0 BB 1B		3	0	0	0	1	0	3											
Bill Buckner, L OBP: 0.349, SLG: 0.446 (1, 3)		0-0 4-3		4-0 G6-4-3 BB				0-0 F8 F3		3	0	0	0	1	0	3											
Mike Easter, L OBP: 0.310, SLG: 0.425 Reid Nichols, R OBP: 0.217, SLG: 0.238 (9, PR)		0-0 6-3		0-0 G6-4-3 1-2f				0-0 F8		4	0	1	0	0	0	1											
Dwight Evans, R OBP: 0.393, SLG: 0.350 (1, 9)		0-0 BB 1B		0-0 5-3				0-3 K		4	1	2	2	0	1	0											
Rich Gedman, L OBP: 0.368, SLG: 0.503 (1, 2)		0-3 K				0-0 F8		0-0 L5 F7		4	0	0	0	0	1	2											
Marty Barrett, R OBP: 0.367, SLG: 0.367 (1, 4)			0-0 F5			0-3 K		0-0 6-3 F8		4	0	0	0	0	1	1											
Glenn Hoffman, R OBP: 0.363, SLG: 0.463 (1, 6)			0-0 6-3			0-0 4-3		0-0 WP 1B 1B		4	1	1	0	0	0	1											
Inning Stats	R: 0 E: 0 K: 0 S: 2	H: 0 LOB: 0 BB: 1 P: 6	R: 0 E: 0 K: 1 S: 6	H: 1 LOB: 1 BB: 0 P: 6	R: 0 E: 0 K: 0 S: 4	H: 1 LOB: 2 BB: 1 P: 8	R: 0 E: 0 K: 0 S: 2	H: 0 LOB: 0 BB: 1 P: 6	R: 0 E: 0 K: 1 S: 5	H: 1 LOB: 0 BB: 0 P: 5	R: 0 E: 0 K: 1 S: 5	H: 0 LOB: 0 BB: 0 P: 5	R: 0 E: 0 K: 1 S: 5	H: 0 LOB: 0 BB: 0 P: 5	R: 1 E: 0 K: 0 S: 5	H: 2 LOB: 2 BB: 2 P: 13	R: 2 E: 0 K: 0 S: 5	H: 2 LOB: 1 BB: 0 P: 5	1B: 6 2B: 1 3B: 0 HR: 1	SF: 0 SAC: 0 DP: 3 HBP: 0	WP: 1 PB: 0 SB: 0 CS: 1	PA: 36					
PITCHER	IP	WLS	BF	H	R	ER	SO	BB	IBB	HBP	BLK	WP	HR	S	P	ERA	WHIP										
Dan Petry, R ERA: 3.08 Willie Hernandez, L ERA: 1.88	(1, 1)	7.2	28	4	1	1	4	4	0	0	0	1	0	32	48	1.17	1.043										

Batter	1	2	3	4	5	6	7	8	9	AB	R	H	RBI	BB	SO	LOB	BOTTOM										
Lou Whitaker, L OBP: 0.398, SLG: 0.491 (1, 4)	0-0 HR		0-0 F7			0-0 4-3		0-0 4-3		4	1	1	1	0	0	2	Boston Red Sox @ Detroit Tigers Tiger Stadium, Detroit, MI Mon Jun 17 1985, 7:05 PM EDT Att: 31,258 - Unknown										
Alan Trammell, R OBP: 0.314, SLG: 0.410 (1, 6)	0-0 6-3		0-0 1B			0-0 F7		0-0 F7		4	0	1	0	0	0	0											
Kirk Gibson, L OBP: 0.356, SLG: 0.528 (1, 8)	0-0 F5		0-0 1B			0-0 4-3		0-0 FC4-6 1B		4	0	2	0	0	0	0											
Lance Parrish, R OBP: 0.316, SLG: 0.441 (1, 2)	0-3 K		0-3 K			0-3 K		0-0 FC4-6 1-2f		4	0	0	0	0	3	3											
Darrell Evans, L OBP: 0.355, SLG: 0.514 (1, 3)		0-0 F5		0-0 5-3 1B		0-0 6-3		0-3 K		4	1	1	0	0	1	1											
Larry Hemdon, R OBP: 0.292, SLG: 0.376 (1, 7)		0-3 K		0-0 5-3		0-0 5-3		0-0 F6		4	0	0	0	0	1	1											
Johnny Grubb, L OBP: 0.260, SLG: 0.209 Chris Pittaro, S OBP: 0.299, SLG: 0.323 Dave Bergman, L OBP: 0.375, SLG: 0.222 (9, PH)		4-0 BB		0-3 K		0-0 WP E 1B		0-0 4-3		2	0	1	0	1	1	1											
Nelson Simmons, S OBP: 0.292, SLG: 0.391 (1, 9)		0-0 F8		0-0 2H 1B		0-3 K		0-3 K		4	0	1	1	0	2	2											
Tom Brookens, R OBP: 0.291, SLG: 0.388 (1, 5)			0-0 F4		0-0 F8		0-0 F2			3	0	0	0	0	0	3											
Inning Stats	R: 1 E: 0 K: 1 S: 6	H: 1 LOB: 0 BB: 0 P: 6	R: 0 E: 0 K: 1 S: 5	H: 0 LOB: 1 BB: 1 P: 9	R: 0 E: 0 K: 1 S: 7	H: 2 LOB: 0 BB: 0 P: 7	R: 1 E: 0 K: 1 S: 7	H: 2 LOB: 1 BB: 0 P: 7	R: 0 E: 0 K: 0 S: 3	H: 0 LOB: 0 BB: 0 P: 3	R: 0 E: 0 K: 1 S: 5	H: 0 LOB: 0 BB: 0 P: 5	R: 0 E: 1 K: 1 S: 6	H: 1 LOB: 2 BB: 0 P: 6	R: 0 E: 0 K: 1 S: 6	H: 1 LOB: 1 BB: 0 P: 6	R: 0 E: 0 K: 1 S: 5	H: 0 LOB: 0 BB: 0 P: 5	1B: 6 2B: 0 3B: 0 HR: 1	SF: 0 SAC: 0 DP: 0 HBP: 0	WP: 1 PB: 0 SB: 0 CS: 0	PA: 35					
PITCHER	IP	WLS	BF	H	R	ER	SO	BB	IBB	HBP	BLK	WP	HR	S	P	ERA	WHIP										
Al Nipper, R ERA: 4.42	(1, 1)	9.0	35	7	2	2	8	1	0	0	0	1	1	50	54	2.00	0.889										

Batter	1	2	3	4	5	6	7	8	9	AB	R	H	RBI	BB	SO	LOB	TOP										
Steve Lyons, L OBP: 0.314, SLG: 0.375 (1, 8)	0-0 1-3		0-0 F9		0-0 SF7		0-0 F6		0-0 F7	4	0	0	1	0	0	0	Boston Red Sox @ Detroit Tigers Tiger Stadium, Detroit, MI Wed Jun 19 1985, 7:05 PM EDT Att: 35,135 - Unknown										
Wade Boggs, L OBP: 0.418, SLG: 0.398 (1, 5)	0-0 F7		0-0 6-3		1-2 3-H 0-0 FC6-4 1B		0-0 5-3			4	0	1	1	0	0	0											
Jim Rice, R OBP: 0.341, SLG: 0.465 (1, 7)	0-0 5-3		0-0 5-3		0-0 FC6-4 1-2			0-3 K		4	0	0	0	0	1	1											
Bill Buckner, L OBP: 0.349, SLG: 0.460 (1, 3)		0-0 F2		0-0 L9		0-0 F9		0-1 CI 1B		3	0	0	0	0	0	0											
Mike Easter, L OBP: 0.318, SLG: 0.426 (1, 10)		0-0 1B BB 1B		0-0 G1-4-3 1B		0-0 5-3		0-0 1-2 1B		4	0	3	0	0	0	0											
Dwight Evans, R OBP: 0.371, SLG: 0.365 (1, 9)		4-0 1B BB		0-0 G1-4-3 1-2		0-0 2B 1B		0-3 K		3	1	1	0	1	1	3											
Rich Gedman, L OBP: 0.381, SLG: 0.511 (1, 2)		0-0 1-2 2-3 1B			0-0 FC5-4 SF7 1B		0-0 1-H 2B		0-0 F9		4	1	3	1	0	2											
Marty Barrett, R OBP: 0.358, SLG: 0.353 (1, 4)		0-0 F5			4-0 1-2 BB FC5-4 BB		0-0 6-3		0-0 6-3	3	0	0	0	1	0	4											
Glenn Hoffman, R OBP: 0.354, SLG: 0.438 (1, 6)		0-0 F3			0-0 FC5-4 SF7 1B 1-2 2-3		0-3 K		0-0 F9	4	1	0	0	0	1	5											
Inning Stats	R: 0 E: 0 K: 0 S: 3	H: 0 LOB: 0 BB: 0 P: 3	R: 0 E: 0 K: 0 S: 5	H: 2 LOB: 3 BB: 1 P: 9	R: 0 E: 0 K: 0 S: 3	H: 0 LOB: 0 BB: 0 P: 3	R: 0 E: 0 K: 0 S: 3	H: 1 LOB: 0 BB: 0 P: 3	R: 2 E: 0 K: 0 S: 5	H: 2 LOB: 1 BB: 1 P: 9	R: 1 E: 0 K: 0 S: 5	H: 2 LOB: 1 BB: 0 P: 5	R: 0 E: 0 K: 1 S: 5	H: 0 LOB: 0 BB: 0 P: 5	R: 0 E: 0 K: 2 S: 9	H: 1 LOB: 2 BB: 0 P: 9	R: 0 E: 0 K: 0 S: 3	H: 0 LOB: 0 BB: 0 P: 3	1B: 7 2B: 1 3B: 0 HR: 0	SF: 1 SAC: 0 DP: 1 HBP: 0	WP: 0 PB: 0 SB: 0 CS: 0	PA: 37					
PITCHER	IP	WLS	BF	H	R	ER	SO	BB	IBB	HBP	BLK	WP	HR	S	P	ERA	WHIP										
Walt Terrell, R ERA: 4.11 (1, 1)	7.1	W	32	8	3	3	2	2	0	0	0	0	0	34	42	3.68	1.364										
Aurelio Lopez, R ERA: 3.69 (8, 1)	1.2	S	5	0	0	0	1	0	0	0	0	0	0	7	7	0.00	0.000										

Batter	1	2	3	4	5	6	7	8	9	AB	R	H	RBI	BB	SO	LOB	BOTTOM										
Lou Whitaker, L OBP: 0.398, SLG: 0.504 (1, 4)	0-0 F9			0-0 F8		0-0 FC5-4 HBP 1B		0-0 1-2 2B 1B		5	2	3	3	0	0	0	Boston Red Sox @ Detroit Tigers Tiger Stadium, Detroit, MI Wed Jun 19 1985, 7:05 PM EDT Att: 35,135 - Unknown										
Alan Trammell, R OBP: 0.324, SLG: 0.415 (1, 6)	0-0 SH 1B	2-H HR			0-0 2B SF8 1B	1-0 FC5-4 HBP		0-0 1-2 2-3 2B 1B		4	3	3	0	0	0	0											
Kirk Gibson, L OBP: 0.371, SLG: 0.559 (1, 8)	0-0 SH 1B 1-2			0-0 HR	0-0 SF8 1-3 2B	0-0 FC5-4 1-2 2-3		0-0 1-3 2-H 3-H 2B		4	1	3	3	0	0	2											
Lance Parrish, R OBP: 0.323, SLG: 0.454 (1, 2)	0-0 1-3 2-H 1B			0-0 5-3	0-0 E5	0-0 4-3		0-0 G1		5	0	1	1	0	0	6											
Darrell Evans, L OBP: 0.348, SLG: 0.495 (1, 10)	0-0 F6			0-0 F5	0-0 F5		0-3 K	4-0 PB IBB		4	0	0	0	1	1	5											
Johnny Grubb, L OBP: 0.276, SLG: 0.257 (1, 9)	0-0 F3		4-0 BB		0-0 SF8 2-3 3-H		0-0 4-3	0-3 K		3	0	0	1	1	1	4											
Nelson Simmons, S OBP: 0.298, SLG: 0.490 Larry Herndon, R OBP: 0.286, SLG: 0.366 (8, 7)		0-0 F9		0-0 1-3		0-0 F7		0-0 F6		4	0	0	0	0	0	3											
Dave Bergman, L OBP: 0.321, SLG: 0.182 (1, 3)		0-0 6-3			0-0 F7		0-0 F9		0-0 F8	4	0	0	0	0	0	0											
Tom Brookens, R OBP: 0.307, SLG: 0.419 (1, 5)		0-0 HR 2B			0-3 K		0-0 1B 3B	0-0 1B 2B 1B		4	3	3	0	0	1	0											
Inning Stats	R: 1 E: 0 K: 0 S: 6	H: 2 LOB: 2 BB: 0 P: 6	R: 2 E: 0 K: 0 S: 5	H: 2 LOB: 0 BB: 0 P: 5	R: 1 E: 0 K: 0 S: 4	H: 1 LOB: 1 BB: 1 P: 8	R: 0 E: 0 K: 1 S: 5	H: 0 LOB: 0 BB: 0 P: 5	R: 1 E: 0 K: 0 S: 6	H: 2 LOB: 2 BB: 0 P: 6	R: 1 E: 0 K: 0 S: 5	H: 2 LOB: 2 BB: 0 P: 6	R: 0 E: 0 K: 1 S: 5	H: 0 LOB: 0 BB: 0 P: 5	R: 3 E: 0 K: 1 S: 9	H: 4 LOB: 2 BB: 1 P: 13	1B: 7 2B: 3 3B: 1 HR: 2	SF: 1 SAC: 1 DP: 0 HBP: 1	WP: 0 PB: 1 SB: 0 CS: 0	PA: 42							
PITCHER	IP	WLS	BF	H	R	ER	SO	BB	IBB	HBP	BLK	WP	HR	S	P	ERA	WHIP										
Oil Can Boyd, R ERA: 2.75 (1, 1)	7.1	L	37	11	8	7	2	1	0	1	0	0	0	39	44	8.59	1.636										
Steve Crawford, R ERA: 2.95 (8, 1)	0.2		5	2	1	0	1	0	1	0	0	0	0	6	10	0.00	3.000										

AB	33
R	3
H	8
RBI	3
BB	2
SO	3
LOB	15



WP	0
PB	0
SB	0
CS	0
PA	37

AB	37
R	9
H	13
RBI	8
BB	2
SO	3
LOB	20



WP	0
PB	1
SB	0
CS	0
PA	42

Batter	1	2	3	4	5	6	7	8	9	10	AB	R	H	RBI	BB	SO	LOB	TOP														
Rickey Henderson, R (1, 8) OBP: 0.437, SLG: 0.528	4-0 S S BB		0-0 G3 E 2B	0-0 SF9 2-3 3-H	0-0 5-3			0-0 HR	4-0 BB BB		3	2	2	2	2	0	1															
Ken Griffey, L (1, 7) OBP: 0.331, SLG: 0.450	0-0 F8 1-2		0-0 F6	0-0 1B S			0-0 3-1	0-0 1B	0-0 F7		6	1	2	1	0	0	5															
Don Mattingly, L (1, 3) OBP: 0.348, SLG: 0.457	0-3 K2-3 2-3		0-0 G3	4-0 1B WP BB			0-0 F9	0-0 F8		0-0 F8	5	1	0	0	1	1	3															
Dave Winfield, R (1, 9) OBP: 0.331, SLG: 0.439	0-3 K		0-0 E4 1B	0-0 WP 1B			0-0 3-1		0-0 BB 1B BB	0-0 L5	6	1	3	2	0	1	1															
Scott Bradley, L (1, 10) OBP: 0.294, SLG: 0.353		0-0 FC3-6 BB 1B	0-0 4-3	4-0 1B IBB			0-0 F5		0-0 F7	0-0 F6	2	0	1	0	0	0	1															
Don Baylor, R (4, PH) OBP: 0.345, SLG: 0.447				1-2 3-H							3	0	0	0	1	0	1															
Ron Hassey, L (1, 2) OBP: 0.358, SLG: 0.574		4-0 FC3-6 BB 1B		0-0 K			0-0 3-1		4-0 BB 1B BB		3	2	1	1	2	1	2															
Willie Randolph, R (1, 4) OBP: 0.375, SLG: 0.330			0-0 F9		0-0 5-3			0-0 K	0-0 F7		5	1	1	0	0	1	4															
Mike Pagliarulo, L (1, 5) OBP: 0.351, SLG: 0.383		0-0 FC3-6		4-0 SF9 SH3-4 1B BB				0-0 F7	4-0 1B BB		2	1	0	0	3	0	2															
Bobby Meacham, S (1, 6) OBP: 0.344, SLG: 0.271		0-0 L6		0-0 SH3-4				0-0 K	0-0 BB 1B		4	0	1	2	0	2	3															
Inning Stats	R: 0 E: 0 K: 2 S: 7	H: 0 LOB: 1 BB: 1 P: 11	R: 0 E: 0 K: 0 S: 4	H: 1 LOB: 2 BB: 1 P: 8	R: 1 E: 1 K: 0 S: 5	H: 2 LOB: 1 BB: 0 P: 5	R: 5 E: 0 K: 1 S: 9	H: 4 LOB: 2 BB: 3 P: 21	R: 0 E: 0 K: 1 S: 5	H: 0 LOB: 0 BB: 0 P: 3	R: 0 E: 0 K: 1 S: 5	H: 0 LOB: 0 BB: 0 P: 5	R: 1 E: 0 K: 1 S: 7	H: 2 LOB: 1 BB: 0 P: 7	R: 2 E: 0 K: 0 S: 5	H: 2 LOB: 3 BB: 3 P: 17	R: 0 E: 0 K: 0 S: 3	H: 0 LOB: 0 BB: 0 P: 3	1B: 8 2B: 1 3B: 0 HR: 2	SF: 1 SAC: 1 DP: 0 HBP: 0	WP: 1 PB: 0 SB: 4 CS: 0	PA: 50										
PITCHER	IP WLS BF H R ER SO BB IBB HBP BLK WP HR S P ERA WHIP	3.2 12 22 7 6 6 2 4 0 0 0 1 1 22 38 14.73 3.000	4.1 12 20 4 3 3 3 1 1 0 0 1 0 16 24 0.00 0.300	8.1 13 20 4 3 3 1 3 0 0 0 0 1 12 24 13.50 3.500	9.1 13 20 4 3 3 1 3 0 0 0 0 1 12 24 13.50 3.500	10.1 W 3 0 0 0 0 0 0 0 0 0 0 3 3 0.00 0.000	PITCHER															IP WLS BF H R ER SO BB IBB HBP BLK WP HR S P ERA WHIP										
Jack Morris, R (1, 1) ERA: 3.23																3.2	12	22	7	6	6	2	4	0	0	0	1	1	22	38	14.73	3.000
Bill Scherrer, L (4, 1) ERA: 3.6																4.1	12	20	4	3	3	3	1	1	0	0	1	0	16	24	0.00	0.300
Aurelio Lopez, R (8, 1) ERA: 4.1																8.1	13	20	4	3	3	1	3	0	0	0	0	1	12	24	13.50	3.500
Aurelio Lopez, R (9, 1) ERA: 4.1																9.1	13	20	4	3	3	1	3	0	0	0	0	1	12	24	13.50	3.500
Doug Bair, R (10, 1) ERA: 5.45																10.1	W	3	0	0	0	0	0	0	0	0	0	0	3	3	0.00	0.000

New York Yankees @ Detroit Tigers
Tiger Stadium, Detroit, MI
Thu Jun 20 1986, 7:05 PM EDT
Att: 36,565 - Unknown

AB	39
R	9
H	11
RBI	8
BB	9
SO	6
LOB	23



Batter	1	2	3	4	5	6	7	8	9	10	AB	R	H	RBI	BB	SO	LOB	BOTTOM														
Lou Whitaker, L (1, 4) OBP: 0.404, SLG: 0.517	0-0 1-3	0-0 1B			0-0 HR		0-0 6-3		4-0 1B BB	4-0 FC6-4 BB WP	4	3	2	3	2	0	0															
Alan Trammell, R (1, 6) OBP: 0.331, SLG: 0.422	0-0 F8	0-0 1B			0-0 K		0-0 1B 2B		0-0 1B 1B	4-0 FC6-4 BB	5	2	3	0	1	1	0															
Kirk Gibson, L (1, 8) OBP: 0.366, SLG: 0.548	0-0 F9	0-3 K			0-0 4-3		0-0 K		0-0 F8 FC5-4 1B	0-0 FC6-4 WP	6	1	1	1	0	2	5															
Lance Parrish, R (1, 10) OBP: 0.328, SLG: 0.457		0-0 F6	0-0 F8		0-0 1B		0-0 1B		0-0 FC5-4 1B	0-0 WP	6	0	3	2	0	0	1															
Larry Herndon, R (1, 7) OBP: 0.295, SLG: 0.374		0-0 E 3B	0-3 K		0-3 K		4-0 BB		0-0 F8		4	1	1	0	1	2	3															
Barbara Garbey, R (1, 3) OBP: 0.324, SLG: 0.422		0-0 E5 1B	0-0 1-3				0-0 F8	0-3 K	0-0 FC5-4		5	1	0	1	0	1	4															
Alejandro Sanchez, R (1, 9) OBP: 0.277, SLG: 0.569		0-0 E4		0-3 K			0-0 BB 1B		4-0 K	4-0 IBB	2	1	0	1	0	1	1															
Dave Bergman, L (6, PH) OBP: 0.294, SLG: 0.375											1	0	1	0	0	0	0															
Marty Castillo, R (7, 2) OBP: 0.074, SLG: 0.038											0	0	0	0	0	0	0															
Nelson Simmons, S (8, PH) OBP: 0.302, SLG: 0.396											1	0	0	0	1	1	0															
Bob Melvin, R (1, 3) OBP: 0.299, SLG: 0.375		0-3 K					4-0 6-3		0-3 K		2	0	0	0	0	1	2															
Darrell Evans, L (6, PH) OBP: 0.294, SLG: 0.485											0	0	0	0	2	0	0															
Chris Pittaro, S (8, PH) OBP: 0.080, SLG: 0.323											0	0	0	0	0	0	0															
Aurelio Lopez, R (9, 1) OBP: 0.345, SLG: 0.383											0	0	0	0	0	0	0															
Chet Lemon, R (10, 1) OBP: 0.302, SLG: 0.396											1	0	0	0	0	1	2															
Doug Bair, R (10, 1) ERA: 5.45											0	0	0	0	0	0	0															
Tom Brookens, R (1, 5) OBP: 0.304, SLG: 0.413		0-0 1B			0-0 6-3		0-0 G6-4-3	0-0 G5-4-3		0-0 F6	5	1	1	1	0	0	3															
Inning Stats	R: 0 E: 0 K: 0 S: 3	H: 0 LOB: 0 BB: 0 P: 3	R: 4 E: 2 K: 2 S: 13	H: 4 LOB: 2 BB: 0 P: 13	R: 0 E: 0 K: 1 S: 5	H: 0 LOB: 0 BB: 0 P: 5	R: 0 E: 0 K: 1 S: 5	H: 0 LOB: 0 BB: 0 P: 5	R: 1 E: 0 K: 2 S: 9	H: 2 LOB: 1 BB: 1 P: 9	R: 0 E: 0 K: 0 S: 3	H: 1 LOB: 1 BB: 1 P: 7	R: 1 E: 0 K: 2 S: 9	H: 2 LOB: 2 BB: 1 P: 13	R: 0 E: 0 K: 1 S: 4	H: 0 LOB: 1 BB: 1 P: 8	R: 3 E: 1 K: 1 S: 8	H: 3 LOB: 2 BB: 2 P: 16	R: 1 E: 0 K: 0 S: 2	H: 0 LOB: 1 BB: 2 P: 10	1B: 9 2B: 1 3B: 1 HR: 1	SF: 0 SAC: 0 DP: 2 HBP: 0	WP: 1 PB: 0 SB: 0 CS: 0	PA: 49								
PITCHER	IP WLS BF H R ER SO BB IBB HBP BLK WP HR S P ERA WHIP	3.3 13 20 4 4 4 2 0 0 0 0 0 0 1 21 21 0.00 2.000	3.1 13 20 3 1 1 4 0 0 0 0 0 0 1 21 21 2.70 0.900	8.1 10 20 1 0 0 0 1 0 0 0 0 0 0 4 4 ∞ ∞	8.1 11 20 2 1 1 3 2 0 0 0 0 0 14 22 3.38 1.500	9.1 L 12 3 4 4 1 3 1 0 0 0 0 10 26 21.60 3.600	PITCHER															IP WLS BF H R ER SO BB IBB HBP BLK WP HR S P ERA WHIP										
Dennis Rasmussen, L (1, 1) ERA: 3.3																3.3	13	20	4	4	4	2	0	0	0	0	1	21	21	0.00	2.000	
Rich Bordi, R (3, 1) ERA: 2.35																3.1	13	20	3	1	1	4	0	0	0	0	0	1	21	21	2.70	0.900
Bob Shirley, L (6, 1) ERA: 2.04																6.1	10	20	1	0	0	0	1	0	0	0	0	0	4	4	∞	∞
Brian Fisher, R (8, 1) ERA: 2.34																8.1	11	20	2	1	1	3	2	0	0	0	0	14	22	3.38	1.500	
Dave Righetti, L (9, 1) ERA: 3.66																9.1	L	12	3	4	4	1	3	1	0	0	0	10	26	21.60	3.600	

New York Yankees @ Detroit Tigers
Tiger Stadium, Detroit, MI
Thu Jun 20 1986, 7:05 PM EDT
Att: 36,565 - Unknown


AB	42
R	10
H	12
RBI	9
BB	7
SO	10
LOB	21



Batter	1	2	3	4	5	6	7	8	9	AB	R	H	RBI	BB	SO	LOB	TOP																	
Rickey Henderson, R OBP: 0.442, SLG: 0.563 (1, 8)										4	2	3	3	0	0	0	New York Yankees @ Detroit Tigers Tiger Stadium, Detroit, MI Fri Jun 21 1985, 7:05 PM EDT Att: 47,499 - Unknown																	
Ken Griffey, L OBP: 0.329, SLG: 0.445 (1, 7)										4	0	1	0	0	0	2																		
Don Mattingly, L OBP: 0.343, SLG: 0.450 (1, 3)										4	0	0	0	0	0	2																		
Dave Winfield, R OBP: 0.326, SLG: 0.432 (1, 9)										4	0	0	0	0	2	1																		
Scott Bradley, L OBP: 0.250, SLG: 0.300 Don Baylor, R OBP: 0.348, SLG: 0.449 (9, PH)										3	0	0	0	0	1	0																		
Ron Hassey, L OBP: 0.343, SLG: 0.547 Dale Berra, R OBP: 0.292, SLG: 0.352 (9, PH)										3	0	0	0	0	0	0																		
Willie Randolph, R OBP: 0.373, SLG: 0.329 (1, 4)										4	0	1	0	0	0	1																		
Mike Pagliarulo, L OBP: 0.351, SLG: 0.382 (1, 5)										3	1	1	0	0	0	1																		
Bobby Meacham, S OBP: 0.344, SLG: 0.272 (1, 6)										3	1	1	0	0	1	0																		
Inning Stats	R: 1 E: 0 K: 1 S: 6	H: 1 LOB: 0 BB: 0 P: 6	R: 0 E: 0 K: 0 S: 3	H: 0 LOB: 0 BB: 0 P: 3	R: 2 E: 0 K: 0 S: 6	H: 3 LOB: 1 BB: 0 P: 6	R: 0 E: 0 K: 0 S: 3	H: 0 LOB: 0 BB: 0 P: 3	R: 0 E: 0 K: 1 S: 5	H: 1 LOB: 1 BB: 0 P: 6	R: 1 E: 0 K: 0 S: 4	H: 2 LOB: 0 BB: 0 P: 4	R: 0 E: 0 K: 2 S: 8	H: 1 LOB: 1 BB: 0 P: 8	1B: 6 2B: 0 3B: 0 HR: 2	SF: 0 SAC: 0 DP: 1 HBP: 0	WP: 1 PB: 0 SB: 0 CS: 0	PA: 34																
PITCHER	IP WLS BF H R ER SO BB IBB HBP BLK WP HR S P ERA WHIP																																	
Randy O'Neal, R ERA: 2.73 Willie Hernandez, L ERA: 1.81	(1, 1) (8, 1)	7.1 1.2	W S	28 6	6 2	4 0	4 0	3 2	0 0	0 0	0 0	0 0	0 0	1 0	2 10	34 10	4.91 0.00	0.818 1.200																

Batter	1	2	3	4	5	6	7	8	9	AB	R	H	RBI	BB	SO	LOB	BOTTOM																
Lou Whitaker, L OBP: 0.400, SLG: 0.523 (1, 4)										5	1	1	2	0	2	2	New York Yankees @ Detroit Tigers Tiger Stadium, Detroit, MI Fri Jun 21 1985, 7:05 PM EDT Att: 47,499 - Unknown																
Alan Trammell, R OBP: 0.333, SLG: 0.423 (1, 6)										4	1	2	0	0	1	0																	
Kirk Gibson, L OBP: 0.368, SLG: 0.560 (1, 8)										4	1	2	1	0	0	1																	
Lance Parrish, R OBP: 0.323, SLG: 0.449 (1, 2)										4	0	0	0	0	2	3																	
Darrell Evans, L OBP: 0.361, SLG: 0.511 (1, 10)										2	2	1	1	2	1	1																	
Barbaro Garbey, R OBP: 0.333, SLG: 0.409 (1, 9)										2	0	0	0	2	0	1																	
Larry Hemdon, R OBP: 0.288, SLG: 0.371 (1, 7)										4	0	1	2	0	0	2																	
Dave Bergman, L OBP: 0.364, SLG: 0.200 (1, 3)										2	0	0	0	2	0	0																	
Tom Brookens, R OBP: 0.303, SLG: 0.415 (1, 5)										4	1	1	0	0	2	5																	
Inning Stats	R: 0 E: 0 K: 1 S: 5	H: 0 LOB: 0 BB: 0 P: 5	R: 0 E: 0 K: 0 S: 3	H: 0 LOB: 1 BB: 1 P: 7	R: 0 E: 0 K: 2 S: 7	H: 0 LOB: 0 BB: 0 P: 7	R: 0 E: 0 K: 1 S: 6	H: 2 LOB: 1 BB: 0 P: 6	R: 0 E: 0 K: 0 S: 3	H: 0 LOB: 0 BB: 0 P: 3	R: 4 E: 0 K: 1 S: 9	H: 4 LOB: 3 BB: 3 P: 21	R: 1 E: 0 K: 1 S: 6	H: 1 LOB: 0 BB: 0 P: 6	R: 1 E: 0 K: 2 S: 8	H: 1 LOB: 2 BB: 2 P: 16	1B: 4 2B: 1 3B: 0 HR: 3	SF: 0 SAC: 0 DP: 1 HBP: 0	WP: 0 PB: 1 SB: 2 CS: 0	PA: 37													
PITCHER	IP WLS BF H R ER SO BB IBB HBP BLK WP HR S P ERA WHIP																																
Phil Niekro, R ERA: 4.76 Rich Bordi, R ERA: 2.27	(1, 1) (8, 1)	7.1 0.2	L	35 2	8 0	6 0	6 0	6 2	6 0	0 0	0 0	0 6	3 6	41 6	65 6	7.36 0.00	1.909 0.000																

AB	34
R	4
H	8
RBI	3
BB	0
SO	5
LOB	8



AB	31
R	6
H	8
RBI	6
BB	6
SO	8
LOB	15



Batter	1	2	3	4	5	6	7	8	9	AB	R	H	RBI	BB	SO	LOB	TOP					
Rickey Henderson, R OBP: 0.433, SLG: 0.549	(1, 8) X 0-0 F8		(2) X 0-0 F4-3		(3) X 0-0 5-3			(1) X 0-0 F8	(3) X 0-3 K	5	0	0	0	0	1	3						
Ken Griffey, L OBP: 0.333, SLG: 0.443	(1, 7) B 4-0 S 1B BB		(2) X 0-0 FC4-6 1B		(3) X 0-0 3-1			(2) X 0-0 F5		3	1	1	0	1	0	0						
Don Mattingly, L OBP: 0.345, SLG: 0.451	(1, 3) S 0-3 K		(3) X 0-0 FC4-6 1-2		(2) X 0-0 S HR 1B			(3) X 0-0 1B		4	1	2	0	0	1	2						
Dave Winfield, R OBP: 0.328, SLG: 0.437	(1, 9) X 0-0 CS 1H 1B			(1) X 0-0 1B 2B		(2) X 0-3 K		(3) X 0-0 6-3		4	1	2	1	0	1	2						
Don Baylor, R OBP: 0.346, SLG: 0.459	(1, 10) X 0-0 F 1-2	(1) X 0-0 F7		(1) X 0-0 F7		(1) X 0-0 HR		(1) X 0-0 F6		5	1	1	2	0	0	2						
Ron Hassey, L OBP: 0.365, SLG: 0.588				(2) X 0-0 F1-4-3 2H 1B		(3) X 0-0 3-1		(2) X 0-0 BB 2B		4	0	3	1	0	0	0						
Willie Randolph, R OBP: 0.375, SLG: 0.332			(2) X 0-0 F3	(3) X 0-0 F1-4-3 1-2		(1) X 0-0 CS 1B		(2) X 0-0 BB 1B		4	0	2	0	0	0	2						
Mike Pagliarulo, L OBP: 0.342, SLG: 0.370			(3) X 0-3 K		(1) X 0-0 6-3		(2) X 0-0 3-1	(2) X 0-0 F7		4	0	0	0	0	1	4						
Bobby Meacham, S OBP: 0.342, SLG: 0.267			(1) X 0-0 F5		(2) X 0-0 F9		(3) X 0-0 G3	(3) X 4-0 1-2 2-3 BB		3	0	0	0	1	0	0						
Inning Stats	R: 1 E: 0 K: 1 S: 5	H: 1 LOB: 0 BB: 1 P: 9	R: 0 E: 0 K: 1 S: 6	H: 1 LOB: 1 BB: 0 P: 6	R: 0 E: 0 K: 0 S: 4	H: 1 LOB: 0 BB: 0 P: 4	R: 1 E: 0 K: 0 S: 4	H: 2 LOB: 0 BB: 0 P: 4	R: 0 E: 0 K: 0 S: 3	H: 0 LOB: 0 BB: 0 P: 3	R: 2 E: 0 K: 1 S: 7	H: 2 LOB: 0 BB: 0 P: 7	R: 0 E: 0 K: 0 S: 3	H: 1 LOB: 0 BB: 0 P: 3	R: 0 E: 0 K: 0 S: 4	H: 1 LOB: 1 BB: 0 P: 4	R: 0 E: 0 K: 1 S: 7	H: 2 LOB: 3 BB: 1 P: 11	1B: 7 2B: 3 3B: 0 HR: 1	SF: 0 SAC: 0 DP: 1 HBP: 0	WP: 0 PB: 0 SB: 2 CS: 2	PA: 38
PITCHER Dan Petry, R ERA: 3.13	(1, 1)	IP: 9.0 WLS: L BF: 38	H: 11 R: 4 ER: 4 SO: 4	BB: 2 IBB: 0 HBP: 0 BLK: 0	WP: 0 HR: 1 S: 43 P: 51	ERA: 4.00 WHIP: 1.444	PITCHER	IP: 9.0 WLS: W BF: 31	H: 4 R: 0 ER: 0 SO: 6	BB: 0 IBB: 0 HBP: 0 BLK: 0	WP: 0 HR: 0 S: 43 P: 43	ERA: 0.00 WHIP: 0.444	PITCHER	IP: 9.0 WLS: W BF: 31	H: 4 R: 0 ER: 0 SO: 6	BB: 0 IBB: 0 HBP: 0 BLK: 0	WP: 0 HR: 0 S: 43 P: 43	ERA: 0.00 WHIP: 0.444	1B: 3 2B: 1 3B: 0 HR: 0	SF: 0 SAC: 0 DP: 1 HBP: 0	WP: 0 PB: 0 SB: 0 CS: 0	PA: 31

New York Yankees @ Detroit Tigers
Tiger Stadium, Detroit, MI
Sat Jun 22 1985, 3:33 AM EDT
Att: 41,774 - Unknown

AB	36
R	4
H	11
RBI	4
BB	2
SO	4
LOB	15



Batter	1	2	3	4	5	6	7	8	9	AB	R	H	RBI	BB	SO	LOB	BOTTOM					
Tom Brookens, R OBP: 0.296, SLG: 0.405	(1, 5) S 0-3 K		(2) X 0-3 K			(1) X 0-0 F9		(3) X 0-0 F9		4	0	0	0	0	2	1						
Alan Trammell, R OBP: 0.329, SLG: 0.417	(1, 6) S 0-3 K		(3) X 0-0 F7			(2) X 0-0 F8		(1) X 0-0 F7		4	0	0	0	0	1	1						
Kirk Gibson, L OBP: 0.363, SLG: 0.551	(1, 8) S 0-3 K			(1) X 0-0 F7		(3) X 0-3 K		(2) X 0-0 F7		4	0	0	0	0	2	0						
Lance Parrish, R OBP: 0.322, SLG: 0.450									(3) X 0-0 F9	4	0	1	0	0	1	0						
Larry Herndon, R OBP: 0.288, SLG: 0.371										3	0	1	0	0	0	1						
Barbaro Garbey, R OBP: 0.333, SLG: 0.406										3	0	1	0	0	0	3						
Alejandro Sanchez, R OBP: 0.265, SLG: 0.544										3	0	0	0	0	0	2						
Marty Castillo, R OBP: 0.067, SLG: 0.034										3	0	0	0	0	0	0						
Doug Flynn, R OBP: 0.222, SLG: 0.222										3	0	1	0	0	0	0						
Inning Stats	R: 0 E: 0 K: 3 S: 9	H: 0 LOB: 0 BB: 0 P: 9	R: 0 E: 0 K: 0 S: 4	H: 1 LOB: 1 BB: 0 P: 4	R: 0 E: 0 K: 1 S: 6	H: 1 LOB: 1 BB: 0 P: 6	R: 0 E: 1 K: 0 S: 4	H: 1 LOB: 1 BB: 0 P: 4	R: 0 E: 0 K: 0 S: 3	H: 0 LOB: 0 BB: 0 P: 3	R: 0 E: 0 K: 1 S: 5	H: 0 LOB: 0 BB: 0 P: 5	R: 0 E: 0 K: 1 S: 6	H: 1 LOB: 1 BB: 0 P: 6	R: 0 E: 0 K: 0 S: 3	H: 0 LOB: 0 BB: 0 P: 3	R: 0 E: 0 K: 0 S: 3	H: 0 LOB: 0 BB: 0 P: 3	1B: 3 2B: 1 3B: 0 HR: 0	SF: 0 SAC: 0 DP: 1 HBP: 0	WP: 0 PB: 0 SB: 0 CS: 0	PA: 31
PITCHER Ron Guidry, L ERA: 2.8	(1, 1)	IP: 9.0 WLS: W BF: 31	H: 4 R: 0 ER: 0 SO: 6	BB: 0 IBB: 0 HBP: 0 BLK: 0	WP: 0 HR: 0 S: 43 P: 43	ERA: 0.00 WHIP: 0.444	PITCHER	IP: 9.0 WLS: W BF: 31	H: 4 R: 0 ER: 0 SO: 6	BB: 0 IBB: 0 HBP: 0 BLK: 0	WP: 0 HR: 0 S: 43 P: 43	ERA: 0.00 WHIP: 0.444	PITCHER	IP: 9.0 WLS: W BF: 31	H: 4 R: 0 ER: 0 SO: 6	BB: 0 IBB: 0 HBP: 0 BLK: 0	WP: 0 HR: 0 S: 43 P: 43	ERA: 0.00 WHIP: 0.444	1B: 3 2B: 1 3B: 0 HR: 0	SF: 0 SAC: 0 DP: 1 HBP: 0	WP: 0 PB: 0 SB: 0 CS: 0	PA: 31

New York Yankees @ Detroit Tigers
Tiger Stadium, Detroit, MI
Sat Jun 22 1985, 3:33 AM EDT
Att: 41,774 - Unknown

AB	31
R	0
H	4
RBI	0
BB	0
SO	6
LOB	8



Batter	1	2	3	4	5	6	7	8	9	AB	R	H	RBI	BB	SO	LOB	TOP										
Rickey Henderson, R OBP: 0.438, SLG: 0.560 (1, 8)										3	1	2	0	1	0	2											
Ken Griffey, L OBP: 0.326, SLG: 0.435 (1, 7)										3	0	0	1	0	0	2											
Don Mattingly, L OBP: 0.344, SLG: 0.451 (1, 3)										4	0	1	0	0	0	1											
Dave Winfield, R OBP: 0.331, SLG: 0.438 (1, 9)										4	0	2	0	0	0	0											
Don Baylor, R OBP: 0.341, SLG: 0.451 (1, 10)										4	0	0	0	0	1	3											
Willie Randolph, R OBP: 0.373, SLG: 0.330 (1, 4)										4	0	1	0	0	0	0											
Juan Espino, R OBP: 0.500, SLG: 0.500 (1, 2)										4	0	2	0	0	0	1											
Dale Berra, R OBP: 0.283, SLG: 0.340 (1, 5)										3	0	0	0	0	1	3											
Bobby Meacham, S OBP: 0.342, SLG: 0.268 (1, 6)										3	0	1	0	0	0	1											
Inning Stats	R: 0 E: 0 K: 0 S: 5	H: 3 LOB: 2 BB: 0 P: 5	R: 0 E: 0 K: 1 S: 7	H: 2 LOB: 2 BB: 0 P: 7	R: 0 E: 0 K: 0 S: 3	H: 0 LOB: 0 BB: 0 P: 3	R: 0 E: 0 K: 1 S: 6	H: 1 LOB: 1 BB: 0 P: 6	R: 0 E: 0 K: 0 S: 3	H: 1 LOB: 0 BB: 0 P: 3	R: 0 E: 0 K: 0 S: 3	H: 1 LOB: 0 BB: 0 P: 3	R: 1 E: 0 K: 0 S: 4	H: 1 LOB: 0 BB: 0 P: 4	R: 0 E: 0 K: 0 S: 3	H: 0 LOB: 0 BB: 0 P: 3	1B: 7 2B: 1 3B: 1 HR: 0	SF: 1 SAC: 0 DP: 2 HBP: 0	WP: 0 PB: 0 SB: 2 CS: 1	PA: 34							
PITCHER	IP	WLS	BF	H	R	ER	SO	BB	IBB	HBP	BLK	WP	HR	S	P	ERA	WHIP										
Frank Tanana, L ERA: 3.42 (1, 1)	7.0	W	27	8	0	0	2	1	0	0	0	0	0	30	34	0.00	1.286										
Willie Hernandez, L ERA: 1.92 (8, 1)	2.0	S	7	1	1	1	0	0	0	0	0	0	0	7	7	4.50	0.500										

New York Yankees @ Detroit Tigers
Tiger Stadium, Detroit, MI
Sun Jun 23 1985, 3:33 AM EDT
Att: 40,929 - Unknown

AB 32
R 1
H 9
RBI 1
BB 1
SO 2
LOB 13



Batter	1	2	3	4	5	6	7	8	9	AB	R	H	RBI	BB	SO	LOB	BOTTOM										
Lou Whitaker, L OBP: 0.398, SLG: 0.518 (1, 4)										4	0	1	0	0	1	0											
Alan Trammell, R OBP: 0.328, SLG: 0.415 (1, 6)										4	0	1	0	0	1	2											
Kirk Gibson, L OBP: 0.358, SLG: 0.542 (1, 9)										4	0	0	0	0	1	1											
Lance Parrish, R OBP: 0.321, SLG: 0.445 (1, 2)										3	0	0	0	1	0	0											
Larry Herndon, R OBP: 0.288, SLG: 0.369 (1, 7)										4	0	1	0	0	0	0											
Barbaro Garbey, R OBP: 0.321, SLG: 0.389 (1, 10)										3	0	0	0	0	0	2											
Darrell Evans, L OBP: 0.365, SLG: 0.518 (1, 3)										3	2	2	0	0	0	2											
Chet Lemon, R OBP: 0.332, SLG: 0.401 (1, 8)										3	1	1	2	0	1	3											
Tom Brookens, R OBP: 0.297, SLG: 0.404 (1, 5)										3	0	1	1	0	0	0											
Inning Stats	R: 0 E: 0 K: 1 S: 5	H: 0 LOB: 0 BB: 0 P: 5	R: 0 E: 0 K: 1 S: 6	H: 1 LOB: 2 BB: 1 P: 10	R: 0 E: 0 K: 1 S: 6	H: 1 LOB: 1 BB: 0 P: 6	R: 0 E: 0 K: 0 S: 3	H: 0 LOB: 0 BB: 0 P: 3	R: 2 E: 0 K: 0 S: 5	H: 2 LOB: 0 BB: 0 P: 5	R: 0 E: 0 K: 0 S: 3	H: 0 LOB: 0 BB: 0 P: 3	R: 1 E: 0 K: 1 S: 8	H: 3 LOB: 2 BB: 0 P: 8	R: 0 E: 0 K: 0 S: 3	H: 0 LOB: 0 BB: 0 P: 3	1B: 5 2B: 1 3B: 0 HR: 1	SF: 0 SAC: 0 DP: 0 HBP: 0	WP: 0 PB: 0 SB: 0 CS: 0	PA: 32							
PITCHER	IP	WLS	BF	H	R	ER	SO	BB	IBB	HBP	BLK	WP	HR	S	P	ERA	WHIP										
Bob Shirley, L ERA: 2.92 (1, 1)	6.1	L	25	5	3	3	3	1	0	0	0	0	0	30	34	4.26	0.947										
Rich Bordi, R ERA: 2.17 (7, 1)	1.2		7	2	0	0	1	0	0	0	0	0	0	9	9	0.00	1.200										

New York Yankees @ Detroit Tigers
Tiger Stadium, Detroit, MI
Sun Jun 23 1985, 3:33 AM EDT
Att: 40,929 - Unknown

AB 31
R 3
H 7
RBI 3
BB 1
SO 4
LOB 10



Batter	1	2	3	4	5	6	7	8	9	AB	R	H	RBI	BB	SO	LOB	TOP					
Lou Whitaker, L (1.4)	F7	4-3		G3			1-3		F7	5	0	0	0	0	0	3						
Alan Trammell, R (1.6)	BB	F7			F8		FC4-6		HR	4	1	2	1	1	0	2						
Kirk Gibson, L (1.9)	K		F4		F5		FC4-6		F8	5	0	0	0	0	1	2						
Lance Parrish, R (1.2)	BB	BB	6-3		BB		G6-4-3			3	0	1	0	1	0	1						
Darrell Evans, L (1.3)	BB	BB			BB				F6	2	0	1	0	2	0	0						
Johnny Grubb, L (1.10)	F8		F9		F8				FC6-4	3	0	0	0	1	0	6						
Larry Hemdon, R (1.7)									K	3	1	2	0	1	1	1						
Chet Lemon, R (1.8)		FC1-6-4		G5-4-3		SF8			FC6-4	3	0	0	1	0	0	3						
Tom Brookens, R (1.5)									F3	2	0	0	0	2	0	0						
Inning Stats	R: 0 E: 0 K: 1 S: 6	H: 1 LOB: 3 BB: 2 P: 14	R: 0 E: 0 K: 0 S: 3	H: 0 LOB: 2 BB: 2 P: 11	R: 0 E: 0 K: 0 S: 4	H: 1 LOB: 1 BB: 0 P: 4	R: 0 E: 0 K: 0 S: 3	H: 1 LOB: 1 BB: 1 P: 7	R: 0 E: 0 K: 0 S: 4	H: 1 LOB: 2 BB: 0 P: 8	R: 1 E: 0 K: 0 S: 4	H: 1 LOB: 0 BB: 0 P: 4	R: 0 E: 0 K: 0 S: 2	H: 0 LOB: 1 BB: 1 P: 6	R: 0 E: 0 K: 1 S: 5	H: 0 LOB: 1 BB: 1 P: 9	R: 1 E: 0 K: 0 S: 4	H: 1 LOB: 0 BB: 0 P: 4	1B: 2 2B: 2 3B: 1 HR: 1	SF: 1 SAC: 0 DP: 2 HBP: 0	WP: 0 PB: 0 SB: 0 CS: 0	PA: 39
PITCHER Oil Can Boyd, R (1.1) ERA: 2.7	IP: 9.0 WLS: W BF: 39 H: 6 R: 2 ER: 2 SO: 2 BB: 8 IBB: 0 HBP: 0 BLK: 0 WP: 0 HR: 1 S: 35 P: 67 ERA: 2.00 WHIP: 1.556															PITCHER						

Detroit Tigers @ Boston Red Sox
Fenway Park, Boston, MA
Mon Jun 24 1985, 7:05 PM EDT
Att: 31,777 - Unknown

AB 30
R 2
H 6
RBI 2
BB 8
SO 2
LOB 18



Batter	1	2	3	4	5	6	7	8	9	AB	R	H	RBI	BB	SO	LOB	BOTTOM			
Steve Lyons, L (1.8)					F9					3	1	1	0	2	0	2				
Wade Boggs, L (1.5)	K		FC5-4						F7	5	2	2	0	0	1	2				
Jim Rice, R (1.7)	G6-4-3									4	3	3	2	1	0	1				
Bill Buckner, L (1.3)										5	1	1	2	0	0	2				
Mike Easter, L (1.10)										3	1	0	0	2	1	2				
Dwight Evans, R (1.9)										3	1	2	0	1	0	3				
Rich Gedman, L (1.2)										3	0	1	1	1	0	3				
Marty Barrett, R (1.4)										3	0	1	2	1	0	3				
Glenn Hoffman, R (1.6)										4	0	1	2	0	0	3				
Inning Stats	R: 0 E: 0 K: 1 S: 4	H: 0 LOB: 0 BB: 1 P: 8	R: 0 E: 0 K: 0 S: 3	H: 1 LOB: 1 BB: 1 P: 7	R: 0 E: 0 K: 0 S: 4	H: 1 LOB: 1 BB: 0 P: 4	R: 2 E: 0 K: 1 S: 8	H: 3 LOB: 2 BB: 1 P: 12	R: 1 E: 0 K: 0 S: 5	H: 2 LOB: 1 BB: 0 P: 5	R: 0 E: 0 K: 0 S: 2	H: 0 LOB: 2 BB: 2 P: 10	R: 5 E: 0 K: 0 S: 7	H: 4 LOB: 3 BB: 3 P: 19	R: 1 E: 0 K: 0 S: 4	H: 1 LOB: 0 BB: 0 P: 4	1B: 7 2B: 3 3B: 1 HR: 1	SF: 0 SAC: 0 DP: 2 HBP: 0	WP: 0 PB: 0 SB: 1 CS: 1	PA: 41
PITCHER Walt Terrell, R (1.1) ERA: 4.32 Bill Scherrer, L (7.1) ERA: 4.5 Aurelio Lopez, R (7.1) ERA: 4.01 Juan Berenguer, R (8.1) ERA: 6.49	IP: 6.0 WLS: L BF: 29 H: 8 R: 5 ER: 5 SO: 2 BB: 5 IBB: 1 HBP: 0 BLK: 0 WP: 0 HR: 0 S: 27 P: 51 ERA: 7.50 WHIP: 2.167															PITCHER				

Detroit Tigers @ Boston Red Sox
Fenway Park, Boston, MA
Mon Jun 24 1985, 7:05 PM EDT
Att: 31,777 - Unknown

AB 33
R 9
H 12
RBI 9
BB 8
SO 2
LOB 21



Batter	1	2	3	4	5	6	7	8	9	AB R H RBI BB SO LOB	TOP																	
Lou Whitaker, L (1,4) OBP: 0.395, SLG: 0.514	0-0 2B	0-3 K		0-0 1B		0-0 1B	0-0 SH1-4 1B	0-0 1-3		5 0 3 0 0 1 4	Detroit Tigers @ Boston Red Sox Fenway Park, Boston, MA Tue Jun 25 1985, 7:05 PM EDT Att: 31,359 - Unknown																	
Alan Trammell, R (1,6) OBP: 0.331, SLG: 0.428	0-0 6-3		0-0 1B	0-0 F8		0-0 SH1-4 1-2	0-0 F3		4 0 1 0 0 0 3																			
Kirk Gibson, L (1,9) OBP: 0.349, SLG: 0.528	0-3 K		0-3 K	0-0 PO	0-0 F9 2B		0-3 K	0-0 L6	5 0 1 0 0 3 3																			
Lance Parrish, R (1,2) OBP: 0.322, SLG: 0.437	0-0 L5		0-0 F9		0-0 6-3		4-0 IBB	0-0 F4	4 0 0 0 1 0 3																			
Larry Herndon, R (1,7) OBP: 0.295, SLG: 0.377		4-0 1B FC5-2 BB	0-3 K		0-0 F9 2B		0-3 K		3 0 0 0 1 2 4																			
Chet Lemon, R (1,8) OBP: 0.329, SLG: 0.397		0-0 FC5-2 1B 1-2		0-0 HR 1B	0-0 F9		0-0 F9		4 1 2 0 0 0 1																			
Darrell Evans, L (1,3) OBP: 0.374, SLG: 0.538		0-0 FC5-2 1B 1-2 2-3		0-0 HR 1B		0-3 K	0-0 L6		4 1 2 2 0 1 0																			
Barbaro Garbey, R (1,10) OBP: 0.329, SLG: 0.400		0-0 FC5-2 1-2 2-3 3-H		4-0 PO 1B BB	0-0 P4-6		0-0 E 2B		3 1 1 0 1 0 3																			
Tom Brookens, R (1,5) OBP: 0.300, SLG: 0.395		0-0 F3		0-0 F8		0-0 6-3	0-0 E7 2H 1B		4 0 1 1 0 0 4																			
Inning Stats	R: 0 E: 0 K: 1 S: 6	H: 1 LOB: 1 BB: 0 P: 6	R: 0 E: 0 K: 1 S: 7	H: 2 LOB: 3 BB: 1 P: 11	R: 0 E: 0 K: 2 S: 8	H: 1 LOB: 1 BB: 0 P: 8	R: 2 E: 0 K: 0 S: 5	H: 3 LOB: 1 BB: 1 P: 9	R: 0 E: 0 K: 0 S: 4	H: 0 LOB: 0 BB: 0 P: 4	R: 0 E: 0 K: 1 S: 5	H: 0 LOB: 0 BB: 0 P: 5	R: 0 E: 0 K: 2 S: 8	H: 1 LOB: 2 BB: 1 P: 12	R: 1 E: 1 K: 0 S: 5	H: 2 LOB: 1 BB: 0 P: 5	R: 0 E: 0 K: 0 S: 3	H: 0 LOB: 0 BB: 0 P: 3	1B: 7 2B: 3 3B: 0 HR: 1	SF: 0 SAC: 1 DP: 0 HBP: 0	WP: 0 PB: 0 SB: 0 CS: 0	PA: 41						
PITCHER	IP WLS BF H R ER SO BB IBB HBP BLK WP HR S P ERA WHIP											PITCHER	IP WLS BF H R ER SO BB IBB HBP BLK WP HR S P ERA WHIP															
Bob Ojeda, L (1,1) ERA: 3.16	7.2 L	35	10	3	3	7	2	1	0	0	0	0	0	1	46	58	3.52	1.565										
Mark Clear, R (8,1) ERA: 3.28	1.1	5	1	0	0	0	0	0	0	0	0	0	0	0	5	5	0.00	0.750										

Batter	1	2	3	4	5	6	7	8	9	AB R H RBI BB SO LOB	BOTTOM																
Steve Lyons, L (1,8) OBP: 0.336, SLG: 0.365	0-0 G1-4-3 1B		0-0 F5			0-3 K		0-0 4-3		4 0 1 0 0 1 1	Detroit Tigers @ Boston Red Sox Fenway Park, Boston, MA Tue Jun 25 1985, 7:05 PM EDT Att: 31,359 - Unknown																
Wade Boggs, L (1,5) OBP: 0.421, SLG: 0.413	0-0 G1-4-3 1B		0-0 G3			0-0 F7		4-0 G5-4-3 BB	3 0 1 0 1 0 1																		
Jim Rice, R (1,7) OBP: 0.341, SLG: 0.470	0-0 G1-4-3			0-0 5-3		0-0 5-3		0-0 G5-4-3	4 0 0 0 0 0 4																		
Bill Buckner, L (1,3) OBP: 0.337, SLG: 0.449	0-0 6-3			0-0 6-3		0-0 F7		0-0 F5	4 0 0 0 0 0 1																		
Mike Easter, L (1,10) OBP: 0.316, SLG: 0.406		0-3 K		0-0 F8		0-0 L3			3 0 0 0 0 1 0																		
Dwight Evans, R (1,9) OBP: 0.384, SLG: 0.389		0-0 3-1 2B		0-0 5-3		4-0 BB			2 0 1 0 1 0 0																		
Rich Gedman, L (1,2) OBP: 0.358, SLG: 0.471		0-0 3-1		0-0 F8		0-0 F7			3 0 0 0 0 0 2																		
Marty Barrett, R (1,4) OBP: 0.342, SLG: 0.346		0-0 F9		0-0 F9				0-0 L6	3 0 0 0 0 0 1																		
Glenn Hoffman, R (1,6) OBP: 0.339, SLG: 0.441			0-0 6-3			0-0 WP 2B		0-3 K	3 0 1 0 0 1 0																		
Inning Stats	R: 0 E: 0 K: 0 S: 4	H: 2 LOB: 1 BB: 0 P: 4	R: 0 E: 0 K: 1 S: 6	H: 1 LOB: 0 BB: 0 P: 6	R: 0 E: 0 K: 0 S: 3	H: 0 LOB: 0 BB: 0 P: 3	R: 0 E: 0 K: 0 S: 3	H: 0 LOB: 0 BB: 0 P: 3	R: 0 E: 0 K: 1 S: 6	H: 1 LOB: 1 BB: 0 P: 6	R: 0 E: 0 K: 0 S: 3	H: 0 LOB: 1 BB: 1 P: 7	R: 0 E: 0 K: 1 S: 5	H: 0 LOB: 0 BB: 0 P: 5	R: 0 E: 0 K: 0 S: 2	H: 0 LOB: 0 BB: 1 P: 6	1B: 2 2B: 2 3B: 0 HR: 0	SF: 0 SAC: 0 DP: 2 HBP: 0	WP: 1 PB: 0 SB: 0 CS: 0	PA: 31							
PITCHER	IP WLS BF H R ER SO BB IBB HBP BLK WP HR S P ERA WHIP											PITCHER	IP WLS BF H R ER SO BB IBB HBP BLK WP HR S P ERA WHIP														
Jack Morris, R (1,1) ERA: 3.0	9.0 W	31	4	0	0	3	2	0	0	0	1	0	0	35	43	0.00	0.667										

AB	36
R	3
H	11
RBI	3
BB	3
SO	7
LOB	25



AB	29
R	0
H	4
RBI	0
BB	2
SO	3
LOB	10



Batter	1	2	3	4	5	6	7	8	9	AB	R	H	RBI	BB	SO	LOB	TOP					
Lou Whitaker, L (1,4) OBP: 0.391, SLG: 0.506	0-3 K		0-0 G3		4-0 1B 3-1 BB		0-0 1-3		0-0 4-3	4	0	0	0	1	1	0						
Alan Trammell, R (1,6) OBP: 0.330, SLG: 0.429	0-0 1B 2B		0-0 5-3		0-0 3-1		0-0 L4			4	1	1	0	0	0	2						
Kirk Gibson, L (1,9) OBP: 0.354, SLG: 0.542	0-0 2H 1B		0-0 HR		4-0 1B IBB		0-0 4-3			3	1	2	2	1	0	0						
Lance Parrish, R (1,2) OBP: 0.321, SLG: 0.434	0-3 K		0-0 5-3		0-0 1B			0-0 F7		4	0	1	1	0	1	1						
Darrell Evans, L (1,10) OBP: 0.372, SLG: 0.530	4-0 FC6-4 1-2 BB			0-0 F6	0-0 F9			0-0 E4		3	0	0	0	1	0	3						
Larry Hemdon, R (1,7) OBP: 0.294, SLG: 0.374	0-0 FC6-4 1-2			0-3 K		0-0 FC4-6 1B		0-0 F7		4	0	1	0	0	1	3						
Dave Bergman, L (1,3) OBP: 0.324, SLG: 0.172		0-0 4-3		0-0 F9	0-0 FC4-6 1B			0-3 K		4	0	0	0	0	1	2						
Chet Lemon, R (1,8) OBP: 0.323, SLG: 0.389		0-0 5-3			0-0 F7	0-0 F4			0-0 F3	4	0	0	0	0	0	1						
Tom Brookens, R (1,5) OBP: 0.299, SLG: 0.398		0-0 F7			0-0 FC4-6 1B 2B	0-0 FC4-6			0-0 F3	4	1	1	0	0	0	1						
Inning Stats	R: 1 E: 0 K: 2 S: 9	H: 2 LOB: 2 BB: 1 P: 13	R: 0 E: 0 K: 0 S: 3	H: 0 LOB: 0 BB: 0 P: 3	R: 1 E: 0 K: 0 S: 4	H: 1 LOB: 0 BB: 0 P: 4	R: 0 E: 0 K: 1 S: 5	H: 0 LOB: 0 BB: 0 P: 5	R: 1 E: 0 K: 0 S: 5	H: 2 LOB: 3 BB: 0 P: 13	R: 0 E: 0 K: 0 S: 4	H: 1 LOB: 1 BB: 0 P: 4	R: 0 E: 0 K: 0 S: 3	H: 0 LOB: 0 BB: 0 P: 3	R: 0 E: 1 K: 1 S: 6	H: 0 LOB: 1 BB: 0 P: 6	R: 0 E: 0 K: 0 S: 3	H: 0 LOB: 0 BB: 0 P: 3	1B: 3 2B: 2 3B: 0 HR: 1	SF: 0 SAC: 0 DP: 0 HBP: 0	WP: 0 PB: 0 SB: 0 CS: 0	PA: 37
PITCHER	IP WLS BF H R ER SO BB IBB HBP BLK WP HR S P ERA WHIP	IP WLS BF H R ER SO BB IBB HBP BLK WP HR S P ERA WHIP																				
Al Nipper, R (1,1) ERA: 4.6	4.2 L 22 5 3 3 3 2 1 0 0 0 1 25 37 5.79 1.500	4.1 15 1 0 0 1 0 0 0 0 0 0 0 17 17 0.00 0.231																				
Mike Trujillo, R (5,1) ERA: 5.68																						

Detroit Tigers @ Boston Red Sox
Fenway Park, Boston, MA
Wed Jun 26 1985, 7:05 PM EDT
Att: 29,960 - Unknown

AB	34
R	3
H	6
RBI	3
BB	3
SO	4
LOB	13



Batter	1	2	3	4	5	6	7	8	9	AB	R	H	RBI	BB	SO	LOB	BOTTOM			
Steve Lyons, L (1,8) OBP: 0.324, SLG: 0.350	0-0 3-1		0-0 F9		0-0 B1-3		0-0 F7			4	0	0	0	0	0	2				
Wade Boggs, L (1,5) OBP: 0.425, SLG: 0.415	0-0 5-3		0-0 1B		4-0 FC5-4 BB			0-0 FC5-4 1B		3	0	2	0	1	0	0				
Jim Rice, R (1,7) OBP: 0.340, SLG: 0.466	0-0 F8			0-0 1B	0-0 FC5-4			0-3 K		4	0	1	0	0	1	2				
Bill Buckner, L (1,3) OBP: 0.332, SLG: 0.442		0-0 6-3		0-3 K		0-3 K		0-0 F4		4	0	0	0	0	2	2				
Mike Easter, L (1,10) OBP: 0.317, SLG: 0.407		0-3 K		0-0 BB 1B		0-0 F8		0-0 FC5-4		2	0	1	0	0	1	0				
Reid Nichols, R (4, PR) OBP: 0.172, SLG: 0.185				1-3 BB 1B				1-2 K		2	0	0	0	0	0	1				
Dwight Evans, R (1,9) OBP: 0.385, SLG: 0.386		0-0 F9		4-0 BB	4-0 BB			0-0 F9		2	0	0	0	2	0	0				
Rich Gedman, L (1,2) ERA: 2.18			0-0 FC3-5 BB 1B		0-3 K			0-0 K2-3		4	0	2	0	0	2	4				
Jackie Gutierrez, R (9, PR) OBP: 0.278, SLG: 0.315									0-0 1B	0	0	0	0	0	0	0				
Marty Barrett, R (1,4) OBP: 0.344, SLG: 0.346			4-0 FC3-5 1B BB		0-0 F8			0-0 G5-4-3 1B		3	0	1	0	1	0	4				
Glenn Hoffman, R (1,6) OBP: 0.328, SLG: 0.426			0-0 FC3-5 1B			0-0 6-3		0-0 G5-4-3		4	0	0	0	0	0	4				
Inning Stats	R: 0 E: 0 K: 0 S: 3	H: 0 LOB: 0 BB: 0 P: 3	R: 0 E: 0 K: 1 S: 5	H: 0 LOB: 0 BB: 0 P: 5	R: 0 E: 0 K: 2 S: 9	H: 2 LOB: 3 BB: 1 P: 13	R: 0 E: 0 K: 2 S: 7	H: 2 LOB: 3 BB: 1 P: 11	R: 0 E: 0 K: 0 S: 3	H: 1 LOB: 0 BB: 0 P: 3	R: 0 E: 0 K: 1 S: 6	H: 1 LOB: 1 BB: 0 P: 6	R: 0 E: 0 K: 0 S: 4	H: 1 LOB: 1 BB: 0 P: 4	R: 0 E: 0 K: 0 S: 4	H: 1 LOB: 1 BB: 0 P: 4	1B: 7 2B: 0 3B: 0 HR: 0	SF: 0 SAC: 0 DP: 1 HBP: 0	WP: 0 PB: 0 SB: 0 CS: 0	PA: 36
PITCHER	IP WLS BF H R ER SO BB IBB HBP BLK WP HR S P ERA WHIP	IP WLS BF H R ER SO BB IBB HBP BLK WP HR S P ERA WHIP																		
Randy O'Neal, R (1,1) ERA: 2.18	7.0 W 28 5 0 0 5 4 0 0 0 0 0 34 50 0.00 1.286	2.0 S 8 2 0 0 1 0 0 0 0 0 0 10 10 0.00 1.000																		
Willie Hernandez, L (8,1) ERA: 1.84																				

Detroit Tigers @ Boston Red Sox
Fenway Park, Boston, MA
Wed Jun 26 1985, 7:05 PM EDT
Att: 29,960 - Unknown

AB	32
R	0
H	7
RBI	0
BB	4
SO	6
LOB	19



Batter	1	2	3	4	5	6	7	8	9	AB	R	H	RBI	BB	SO	LOB	TOP			
Damaso Garcia, R OBP: 0.302, SLG: 0.351	1-3		L5			F7		F6		4	0	0	0	0	0	0				
Rance Mulliniks, L OBP: 0.401, SLG: 0.453 Garth Iorg, R OBP: 0.368, SLG: 0.450	3-1		G3-4-1			FC5-4 1B		F9		4	0	1	0	0	0	0				
Lloyd Moseby, L OBP: 0.351, SLG: 0.402	3-1				F8	FC5-4 1-2		F9		4	0	0	0	0	0	1				
Willie Upshaw, L OBP: 0.307, SLG: 0.380		HR			CS 1B			F7		4	1	2	0	0	0	0				
George Bell, R OBP: 0.325, SLG: 0.505		HR			1-2			G3 BB		2	1	1	2	1	0	1				
Ernie Whitt, L OBP: 0.342, SLG: 0.512		G3-6-3 1B			F2			G3 1-2		3	0	1	0	0	0	1				
Len Matuszek, L OBP: 0.268, SLG: 0.333		G3-6-3 1-2			1-3			F7		3	0	0	0	0	0	2				
Jesse Barfield, R OBP: 0.347, SLG: 0.473		6-3			5-3			F7		3	0	0	0	0	0	0				
Tony Fernandez, S OBP: 0.357, SLG: 0.429			G3			F9		F5		3	0	0	0	0	0	0				
Inning Stats	R: 0 E: 0 K: 0 S: 3	H: 0 LOB: 0 BB: 0 P: 3	R: 2 E: 0 K: 0 S: 5	H: 3 LOB: 0 BB: 0 P: 5	R: 0 E: 0 K: 0 S: 3	H: 0 LOB: 0 BB: 0 P: 3	R: 0 E: 0 K: 0 S: 3	H: 1 LOB: 0 BB: 0 P: 3	R: 0 E: 0 K: 0 S: 4	H: 0 LOB: 1 BB: 0 P: 4	R: 0 E: 0 K: 0 S: 3	H: 0 LOB: 1 BB: 1 P: 7	R: 0 E: 0 K: 0 S: 3	H: 0 LOB: 0 BB: 0 P: 3	R: 0 E: 0 K: 0 S: 3	H: 0 LOB: 0 BB: 0 P: 3	1B: 4 2B: 0 3B: 0 HR: 1	SF: 0 SAC: 0 DP: 1 HBP: 0	WP: 0 PB: 0 SB: 0 CS: 1	PA: 31
PITCHER Dan Petry, R ERA: 3.05	IP: 9.0 WLS: L BF: 31 H: 5 R: 2 ER: 2 SO: 0 BB: 1 IBB: 0 HBP: 0 BLK: 0 WP: 0 HR: 1 S: 30 P: 34 ERA: 2.00 WHIP: 0.667																			

Toronto Blue Jays @ Detroit Tigers
Tiger Stadium, Detroit, MI
Fri Jun 28 1985, 7:05 PM EDT
Att: 48,002 - Unknown

AB 30
R 2
H 5
RBI 2
BB 1
SO 0
LOB 5



Batter	1	2	3	4	5	6	7	8	9	AB	R	H	RBI	BB	SO	LOB	BOTTOM			
Lou Whitaker, L OBP: 0.386, SLG: 0.498	5-3		FC1-5			F7		F7		4	0	0	0	0	0	3				
Alan Trammell, R OBP: 0.326, SLG: 0.423	F3		F2			F9		F8		4	0	0	0	0	0	3				
Kirk Gibson, L OBP: 0.349, SLG: 0.533	K		K			G3		F8		4	0	0	0	0	2	3				
Lance Parrish, R OBP: 0.316, SLG: 0.428		F4		F3		K		K		4	0	0	0	0	2	0				
Darrell Evans, L OBP: 0.370, SLG: 0.522		F8		F4		BB 1B		F7		3	0	0	0	1	0	0				
Johnny Grubb, L OBP: 0.283, SLG: 0.235		E3		F5		F7		F7		4	0	0	0	0	0	1				
Larry Hemdon, R OBP: 0.294, SLG: 0.374		K		F4		1-2 1B				3	0	1	0	0	1	1				
Chet Lemon, R OBP: 0.323, SLG: 0.393			FC1-5 2B		K	6-3				3	0	1	0	0	1	2				
Tom Brookens, R OBP: 0.301, SLG: 0.396 Dave Bergman, L OBP: 0.342, SLG: 0.200 Marty Castillo, R OBP: 0.067, SLG: 0.034			FC1-5 BB		L6			1B		1	0	0	0	1	0	0				
										1	0	1	0	0	0	0				
										0	0	0	0	0	0	0				
Inning Stats	R: 0 E: 0 K: 1 S: 5	H: 0 LOB: 0 BB: 0 P: 5	R: 0 E: 1 K: 1 S: 6	H: 0 LOB: 1 BB: 0 P: 6	R: 0 E: 0 K: 1 S: 6	H: 1 LOB: 2 BB: 1 P: 10	R: 0 E: 0 K: 0 S: 3	H: 0 LOB: 0 BB: 0 P: 3	R: 0 E: 0 K: 0 S: 5	H: 0 LOB: 0 BB: 0 P: 5	R: 0 E: 0 K: 0 S: 3	H: 0 LOB: 0 BB: 0 P: 3	R: 0 E: 0 K: 1 S: 6	H: 1 LOB: 1 BB: 0 P: 4	R: 0 E: 0 K: 1 S: 5	H: 0 LOB: 0 BB: 0 P: 5	1B: 2 2B: 1 3B: 0 HR: 0	SF: 0 SAC: 0 DP: 0 HBP: 0	WP: 0 PB: 0 SB: 0 CS: 0	PA: 33
PITCHER Dave Stieb, R ERA: 1.93	IP: 9.0 WLS: W BF: 33 H: 3 R: 0 ER: 0 SO: 6 BB: 2 IBB: 0 HBP: 0 BLK: 0 WP: 0 HR: 0 S: 43 P: 51 ERA: 0.00 WHIP: 0.556																			

Toronto Blue Jays @ Detroit Tigers
Tiger Stadium, Detroit, MI
Fri Jun 28 1985, 7:05 PM EDT
Att: 48,002 - Unknown

AB 31
R 0
H 3
RBI 0
BB 2
SO 6
LOB 13



Batter	1	2	3	4	5	6	7	8	9	AB	R	H	RBI	BB	SO	LOB	TOP
Damaso Garcia, R OBP: 0.298, SLG: 0.346	0-0 4-3			0-0 F8		0-0 F7			0-0 F9	4	0	0	0	0	0	0	
Rance Mulliniks, L OBP: 0.398, SLG: 0.445	0-0 F7			0-0 4-3			4-0 FC4-6 BB		0-0 G3	3	0	0	0	1	0	0	
Lloyd Moseby, L OBP: 0.350, SLG: 0.404	0-0 2B			0-0 F5			0-0 FC4-6 1B 1-2		0-0 3-1	4	0	1	0	0	0	1	
Willie Upshaw, L OBP: 0.310, SLG: 0.381		0-0 4-3			4-0 4-3 5-3 BB		0-0 1-2 1B			2	0	1	0	1	0	0	
George Bell, R OBP: 0.321, SLG: 0.500		0-0 F6			0-0 5-3		0-0 F5			3	0	0	0	0	0	3	
Ernie Whitt, L OBP: 0.337, SLG: 0.503		0-0 F8			0-0 4-3		0-0 F5			3	0	0	0	0	0	3	
Len Matuszek, L OBP: 0.283, SLG: 0.326			0-0 E4 G1-4-3		0-0 G3			0-0 F8		3	0	0	0	0	0	1	
Jesse Barfield, R OBP: 0.343, SLG: 0.467			0-0 G1-4-3			0-0 F7		0-0 F1-6-3		3	0	0	0	0	0	1	
Tony Fernandez, S OBP: 0.353, SLG: 0.423			0-0 4-3			0-0 F6		0-0 F7		3	0	0	0	0	0	0	
Inning Stats	R: 0 E: 0 K: 0 S: 3	H: 1 LOB: 1 BB: 0 P: 3	R: 0 E: 0 K: 0 S: 3	H: 0 LOB: 0 BB: 0 P: 3	R: 0 E: 1 K: 0 S: 3	H: 0 LOB: 0 BB: 0 P: 3	R: 0 E: 0 K: 0 S: 3	H: 0 LOB: 1 BB: 1 P: 3	R: 0 E: 0 K: 0 S: 4	H: 1 LOB: 2 BB: 1 P: 8	R: 0 E: 0 K: 0 S: 3	H: 0 LOB: 0 BB: 0 P: 3	R: 0 E: 0 K: 0 S: 3	H: 0 LOB: 0 BB: 0 P: 3	1B: 1 2B: 1 3B: 0 HR: 0	SF: 0 SAC: 0 DP: 1 HBP: 0	WP: 0 PA: 30 PB: 0 SB: 0 CS: 0
PITCHER Walt Terrell, R ERA: 3.94	IP: 9.0 WLS: W BF: 30	H: 2 R: 0 ER: 0 SO: 0	BB: 2 IBB: 0 HBP: 0 BLK: 0	WP: 0 HR: 0 S: 28 P: 36	ERA: 0.00 WHIP: 0.444	PITCHER											

Toronto Blue Jays @ Detroit Tigers
Tiger Stadium, Detroit, MI
Sat Jun 29 1985, 7:05 PM EDT
Att: 47,965 - Unknown

AB 28
R 0
H 2
RBI 0
BB 2
SO 0
LOB 9



Batter	1	2	3	4	5	6	7	8	9	AB	R	H	RBI	BB	SO	LOB	BOTTOM		
Lou Whitaker, L OBP: 0.398, SLG: 0.498	0-0 SH1-4 SF9 2B			0-0 4-3		4-0 F1-6-3 BB		0-0 6-3		4	1	1	0	1	0	3			
Alan Trammell, R OBP: 0.325, SLG: 0.421	0-0 SH1-4			0-0 F7		0-0 F1-6-3		0-0 F1-3		1	0	0	0	0	0	1			
Doug Flynn, R OBP: 0.167, SLG: 0.167	0-0 2-3			0-0 F7		0-0 1-2				3	0	0	0	0	0	4			
Kirk Gibson, L OBP: 0.354, SLG: 0.550	0-0 SF9		0-0 G3		4-0 G6-4-3 BB		0-0 HR	0-0 1B 2B		3	2	2	3	1	0	0			
Lance Parrish, R OBP: 0.321, SLG: 0.429	0-0 BB 1B		0-0 F9		0-0 G6-4-3		4-0 FC5 BB	0-0 2H 1B		4	0	2	1	1	0	1			
Darrell Evans, L OBP: 0.375, SLG: 0.517	4-0 1-2 BB		4-0 BB BB		0-0 3-1		4-0 1-2 BB	0-0 F8		2	0	0	0	3	0	1			
Larry Hemendon, R OBP: 0.294, SLG: 0.372	0-0 F8		0-0 6-3			0-0 1B SH 1B		0-0 F8		4	0	1	0	0	0	5			
Dave Bergman, L OBP: 0.341, SLG: 0.303		0-0 F7		0-0 HR		0-0 SH 1B 2B		0-0 F4		3	2	1	1	0	0	2			
Chet Lemon, R OBP: 0.330, SLG: 0.414		0-0 HR		0-0 4-3 SH3-4 1B		0-0 2B 1B		0-0 FC5		4	2	3	1	0	0	2			
Tom Brookens, R OBP: 0.312, SLG: 0.422		0-0 2B		0-0 SH3-4		0-0 1-2 2B 1B		0-0 6-3 2B 2B		3	1	3	2	0	0	0			
Inning Stats	R: 1 E: 0 K: 0 S: 5	H: 2 LOB: 2 BB: 1 P: 9	R: 1 E: 0 K: 0 S: 5	H: 2 LOB: 1 BB: 0 P: 5	R: 0 E: 0 K: 0 S: 3	H: 0 LOB: 1 BB: 1 P: 7	R: 1 E: 0 K: 0 S: 5	H: 2 LOB: 1 BB: 0 P: 5	R: 0 E: 0 K: 0 S: 2	H: 0 LOB: 0 BB: 1 P: 6	R: 2 E: 0 K: 0 S: 5	H: 3 LOB: 1 BB: 1 P: 9	R: 1 E: 0 K: 0 S: 4	H: 1 LOB: 2 BB: 2 P: 12	R: 2 E: 0 K: 0 S: 6	H: 3 LOB: 1 BB: 0 P: 6	1B: 5 2B: 5 3B: 0 HR: 3	SF: 1 SAC: 3 DP: 2 HBP: 0	WP: 0 PA: 41 PB: 0 SB: 0 CS: 0
PITCHER Luis Leal, R ERA: 5.75	IP: 3.0 WLS: L BF: 17	H: 6 R: 3 ER: 3 SO: 3	BB: 2 IBB: 0 HBP: 0 BLK: 0	WP: 0 HR: 2 S: 15 P: 23	ERA: 9.00 WHIP: 2.667	PITCHER													
PITCHER Dennis Lamp, R ERA: 3.35	IP: 4.1 WLS: L BF: 12	H: 3 R: 2 ER: 2 SO: 0	BB: 2 IBB: 0 HBP: 0 BLK: 0	WP: 0 HR: 0 S: 10 P: 18	ERA: 6.00 WHIP: 1.667	PITCHER													
PITCHER Ron Musselman, R ERA: 5.56	IP: 7.1 WLS: L BF: 12	H: 4 R: 3 ER: 3 SO: 0	BB: 2 IBB: 0 HBP: 0 BLK: 0	WP: 0 HR: 1 S: 10 P: 18	ERA: 13.50 WHIP: 3.000	PITCHER													

Toronto Blue Jays @ Detroit Tigers
Tiger Stadium, Detroit, MI
Sat Jun 29 1985, 7:05 PM EDT
Att: 47,965 - Unknown

AB 31
R 8
H 13
RBI 8
BB 6
SO 0
LOB 19



Batter	1	2	3	4	5	6	7	8	9	AB	R	H	RBI	BB	SO	LOB	TOP			
Lou Whitaker, L (1, 4) OBP: 0.390, SLG: 0.489	F2		F4		F5		BB		1B	3	0	0	0	2	0	1	Detroit Tigers @ Baltimore Orioles Memorial Stadium, Baltimore, MD Mon Jul 01 1985, 7:05 PM EDT Att: 27,109 - Unknown			
Tom Brookens, R (1, 5) OBP: 0.311, SLG: 0.428	F3		G3		F7		BB		1B	4	0	1	2	1	0	1				
Kirk Gibson, L (1, 9) OBP: 0.358, SLG: 0.560	K		HR		F7		BB		1B	4	1	1	1	1	1	3				
Lance Parrish, R (1, 2) OBP: 0.327, SLG: 0.445		1B	1-3						IBB	5	1	1	0	0	0	2				
Chet Lemon, R (1, 8) OBP: 0.328, SLG: 0.408		HR			L9		F2		5-3	4	1	1	0	0	0	0				
Larry Hemdon, R (1, 7) OBP: 0.296, SLG: 0.383		SF8			HR		1B		F7	3	1	2	2	0	0	0				
Darrell Evans, L (1, 3) OBP: 0.371, SLG: 0.521		HR			K		F6		F4-3	3	2	1	2	1	1	1				
Alejandro Sanchez, R (1, 10) OBP: 0.254, SLG: 0.521 Johnny Grubb, L (9, PH) OBP: 0.288, SLG: 0.232		4-3			K		K		1B	3	0	0	0	0	2	0				
Doug Flynn, R (1, 6) OBP: 0.158, SLG: 0.211		F9					F7		F4-3	4	0	1	0	0	0	2				
Inning Stats	R: 0 E: 0 K: 1 S: 5	H: 0 LOB: 0 BB: 0 P: 5	R: 3 E: 0 K: 0 S: 6	H: 3 LOB: 0 BB: 0 P: 6	R: 1 E: 0 K: 0 S: 4	H: 1 LOB: 0 BB: 0 P: 4	R: 1 E: 0 K: 2 S: 8	H: 1 LOB: 0 BB: 0 P: 8	R: 0 E: 0 K: 0 S: 4	H: 1 LOB: 1 BB: 0 P: 4	R: 0 E: 0 K: 1 S: 5	H: 0 LOB: 2 BB: 2 P: 13	R: 0 E: 0 K: 0 S: 3	H: 0 LOB: 0 BB: 0 P: 3	R: 2 E: 0 K: 0 S: 3	H: 1 LOB: 2 BB: 4 P: 19	1B: 3 2B: 2 3B: 0 HR: 3	SF: 1 SAC: 0 DP: 0 HBP: 0	WP: 0 PB: 0 SB: 0 CS: 0	PA: 40
PITCHER	IP WLS BF H R ER SO BB IBB HBP BLK WP HR S P ERA WHIP																			
Scott McGregor, L (1, 1) ERA: 4.5	3.1 L 15 5 5 5 1 0 0 0 0 0 3 17 17 13.50 1.500																			
Sammy Stewart, R (4, 1) ERA: 3.82	5.2 25 3 2 2 3 4 2 0 0 0 0 25 49 3.18 1.235																			

Batter	1	2	3	4	5	6	7	8	9	AB	R	H	RBI	BB	SO	LOB	BOTTOM			
Jim Dwyer, L (1, 7) OBP: 0.354, SLG: 0.431 Gary Roenicke, R (8, PH) OBP: 0.356, SLG: 0.495	1B		F9		F8			F5		2	0	0	0	1	0	0	Detroit Tigers @ Baltimore Orioles Memorial Stadium, Baltimore, MD Mon Jul 01 1985, 7:05 PM EDT Att: 27,109 - Unknown			
Lee Lacy, R (1, 9) OBP: 0.324, SLG: 0.391	5-3		F6-3				4-3		1B	4	0	1	1	0	0	1				
Cal Ripken Jr., R (1, 6) OBP: 0.341, SLG: 0.455			5-3				F9		K	4	0	1	0	0	1	2				
Eddie Murray, S (1, 3) OBP: 0.359, SLG: 0.490	F4-6-3				F7		F6		5-3	4	0	0	0	0	0	4				
Fred Lynn, L (1, 8) OBP: 0.332, SLG: 0.437					F2		K		K	4	0	1	0	0	2	0				
Larry Sheets, L (1, 10) OBP: 0.337, SLG: 0.466 John Shelby, S (9, PH) OBP: 0.387, SLG: 0.633		L4					F9		K	3	0	1	0	0	0	1				
Wayne Gross, L (1, 5) OBP: 0.494, SLG: 0.483 Fritzie Connally, R (9, PH) OBP: 0.349, SLG: 0.358					F9		G3		F7	2	0	0	0	1	0	1				
Floyd Rayford, R (1, 2) OBP: 0.392, SLG: 0.600									1B	3	1	2	0	0	0	2				
Lenn Sakata, R (1, 4) OBP: 0.275, SLG: 0.286 Mike Young, S (8, PH) OBP: 0.322, SLG: 0.415 Rich Dauer, R (9, 4) OBP: 0.290, SLG: 0.258									1B	2	0	0	0	0	0	3				
Inning Stats	R: 0 E: 0 K: 0 S: 3	H: 1 LOB: 1 BB: 1 P: 7	R: 0 E: 0 K: 0 S: 4	H: 1 LOB: 2 BB: 1 P: 8	R: 0 E: 0 K: 0 S: 3	H: 0 LOB: 0 BB: 0 P: 3	R: 0 E: 0 K: 0 S: 4	H: 1 LOB: 1 BB: 0 P: 4	R: 0 E: 0 K: 0 S: 3	H: 1 LOB: 0 BB: 0 P: 3	R: 0 E: 0 K: 1 S: 5	H: 0 LOB: 0 BB: 0 P: 5	R: 0 E: 0 K: 1 S: 8	H: 3 LOB: 2 BB: 0 P: 8	R: 0 E: 0 K: 2 S: 7	H: 0 LOB: 0 BB: 0 P: 7	1B: 5 2B: 2 3B: 0 HR: 0	SF: 0 SAC: 0 DP: 2 HBP: 0	WP: 0 PB: 0 SB: 0 CS: 0	PA: 34
PITCHER	IP WLS BF H R ER SO BB IBB HBP BLK WP HR S P ERA WHIP																			
Randy O'Neal, R (1, 1) ERA: 2.01	7.0 W 27 6 1 1 1 1 2 0 0 0 0 0 27 35 1.29 1.143																			
Willie Hernandez, L (8, 1) ERA: 1.74	2.0 7 1 0 0 3 0 0 0 0 0 0 0 13 13 0.00 0.500																			

AB	33
R	7
H	8
RBI	7
BB	6
SO	4
LOB	10




AB	32
R	1
H	7
RBI	1
BB	2
SO	4
LOB	16



Batter	1	2	3	4	5	6	7	8	9	10	AB	R	H	RBI	BB	SO	LOB	TOP	
Lou Whitaker, L (1.4) OBP: 0.387, SLG: 0.484	0-0 4-3	0-0 F7			0-3 K			0-0 1B		0-0 L8	5	0	1	0	0	1	1		
Tom Brooks, R (1.5) OBP: 0.310, SLG: 0.429	0-0 BB HR 2B		0-0 1-3			0-0 L9		0-3 K			4	1	1	0	0	1	1		
Kirk Gibson, L (1.9) OBP: 0.360, SLG: 0.556	4-0 BB HR BB		0-0 F7			4-0 S BB		0-3 K			2	1	0	0	2	1	1		
Lance Parrish, R (1.2) OBP: 0.326, SLG: 0.441	4-0 HR BB		0-0 4-3			0-0 F6			0-0 4-3		3	1	0	0	1	0	1		
Darrell Evans, L (1.10) OBP: 0.369, SLG: 0.530	0-0 HR			0-0 4-3		0-0 G3			0-0 F9		4	1	1	4	0	0	1		
Larry Hemdon, R (1.7) OBP: 0.292, SLG: 0.377	0-0 F4			0-0 6-3				0-0 F8		0-0 F2	4	0	0	0	0	0	0		
Dave Bergman, L (1.3) OBP: 0.298, SLG: 0.256	0-0 F6			0-0 6-3				0-0 4-3		0-0 F5	4	0	0	0	0	0	0		
Chet Lemon, R (1.8) OBP: 0.322, SLG: 0.401		0-0 5-3			0-0 6-3			0-3 K		0-0 4-3	4	0	0	0	0	1	0		
Doug Flynn, R (1.6) OBP: 0.174, SLG: 0.217		0-3 K			0-0 F6-3			0-3 K		0-0 1B	4	0	1	0	0	2	0		
Inning Stats	R: 4 E: 0 K: 0 S: 5	H: 2 LOB: 0 BB: 2 P: 13	R: 0 E: 0 K: 1 S: 5	H: 0 LOB: 0 BB: 0 P: 5	R: 0 E: 0 K: 0 S: 3	H: 0 LOB: 0 BB: 0 P: 3	R: 0 E: 0 K: 0 S: 5	H: 0 LOB: 1 BB: 1 P: 7	R: 0 E: 0 K: 1 S: 5	H: 0 LOB: 0 BB: 0 P: 5	R: 0 E: 0 K: 3 S: 10	H: 1 LOB: 1 BB: 0 P: 10	R: 0 E: 0 K: 0 S: 3	H: 0 LOB: 0 BB: 0 P: 3	R: 0 E: 0 K: 0 S: 4	H: 1 LOB: 1 BB: 0 P: 4	1B: 2 2B: 1 3B: 0 HR: 1	SF: 0 SAC: 0 DP: 0 HBP: 0	WP: 0 PA: 37 PB: 0 SB: 1 CS: 0
PITCHER	IP 7.0	WLS 26	H 2	R 4	ER 4	SO 3	BB 3	IBB 0	HBP 0	BLK 0	WP 0	HR 1	S 29	P 41	ERA 5.14	WHIP 0.714			
Storm Davis, R (1.1) ERA: 4.94																			
Don Aase, R (8.1) ERA: 5.54		3.0	W	11	2	0	0	3	0	0	0	0	0	0	17	17	0.00	0.667	

Detroit Tigers @ Baltimore Orioles
Memorial Stadium, Baltimore, MD
Tue Jul 02 1985, 7:05 PM EDT
Att: 28,969 - Unknown


AB	34
R	4
H	4
RBI	4
BB	3
SO	6
LOB	5



Batter	1	2	3	4	5	6	7	8	9	10	AB	R	H	RBI	BB	SO	LOB	BOTTOM	
John Shelby, S (1.8) OBP: 0.333, SLG: 0.543	0-0 F9		0-3 K		0-0 F8		0-0 F6-3		0-3 K		5	0	0	0	0	2	1		
Lee Lacy, R (1.9) OBP: 0.335, SLG: 0.416	0-0 BB 1B		0-0 1B		0-0 HR		0-0 BB 1B		0-3 K		5	1	4	2	0	1	0		
Cal Ripken Jr., R (1.6) OBP: 0.348, SLG: 0.467	4-0 BB		0-0 FC5-4 1B		0-0 E5 WP		4-0 BB 1B		0-0 HR		3	1	2	1	2	0	0		
Eddie Murray, S (1.3) OBP: 0.353, SLG: 0.481	0-3 K		0-0 FC5-4		0-3 K		0-0 F7		0-0 F4		5	0	0	0	0	2	7		
Gary Roenicke, R (1.7) OBP: 0.347, SLG: 0.480	0-3 K			0-0 5-3		0-0 B2-3		0-3 K		0-0 HR	3	0	0	0	0	1	2		
Jim Dwyer, L (8. PH) OBP: 0.354, SLG: 0.431											0	0	0	0	0	0	0		
Mike Young, S (8. PH) OBP: 0.325, SLG: 0.438											2	1	1	1	0	1	0		
Fritz Connally, R (1.10) OBP: 0.348, SLG: 0.348		0-0 F9		0-0 4-3		0-3 K		4-0 1B BB			3	0	0	0	1	1	0		
Ken Dixon, S (8. PR)											0	0	0	0	0	0	0		
Floyd Rayford, R (1.5) OBP: 0.382, SLG: 0.574		0-0 F1		0-3 K		0-0 F3		0-0 1B			4	0	1	0	0	1	0		
Rick Dempsey, R (1.2) OBP: 0.330, SLG: 0.359		0-0 F7			0-0 HR 2B		0-3 K	0-3 K			4	1	1	0	0	2	2		
Lenn Sakata, R (1.4) OBP: 0.274, SLG: 0.318			0-0 F3		0-0 1-3		0-0 HR	0-0 F8			4	1	1	1	0	0	3		
Inning Stats	R: 0 E: 0 K: 2 S: 8	H: 1 LOB: 2 BB: 1 P: 12	R: 0 E: 0 K: 0 S: 3	H: 0 LOB: 0 BB: 0 P: 3	R: 0 E: 0 K: 1 S: 7	H: 2 LOB: 2 BB: 0 P: 7	R: 0 E: 0 K: 1 S: 5	H: 0 LOB: 0 BB: 0 P: 5	R: 2 E: 1 K: 1 S: 8	H: 2 LOB: 1 BB: 0 P: 8	R: 0 E: 0 K: 2 S: 8	H: 1 LOB: 2 BB: 1 P: 12	R: 0 E: 0 K: 2 S: 8	H: 1 LOB: 0 BB: 0 P: 8	R: 1 E: 0 K: 0 S: 1	H: 1 LOB: 0 BB: 0 P: 1	1B: 5 2B: 1 3B: 0 HR: 4	SF: 0 SAC: 0 DP: 0 HBP: 0	WP: 1 PA: 41 PB: 0 SB: 0 CS: 0
PITCHER	IP 6.2	WLS 28	H 6	R 3	ER 3	SO 7	BB 1	IBB 0	HBP 0	BLK 0	WP 0	HR 2	S 41	P 45	ERA 4.05	WHIP 1.050			
Frank Tanana, L (1.1) ERA: 5.32																			
Aurelio Lopez, R (7.1) ERA: 3.93		0.1		3	1	0	0	0	1	0	0	0	0	2	6	0.00	6.000		
Willie Hernandez, L (8.1) ERA: 1.98		2.0	L	10	3	2	2	4	1	0	0	0	0	2	17	21	9.00	2.000	

Detroit Tigers @ Baltimore Orioles
Memorial Stadium, Baltimore, MD
Tue Jul 02 1985, 7:05 PM EDT
Att: 28,969 - Unknown

AB	38
R	5
H	10
RBI	5
BB	3
SO	11
LOB	15




Batter	1	2	3	4	5	6	7	8	9	10	AB	R	H	RBI	BB	SO	LOB	TOP				
Lou Whitaker, L OBP: 0.387, SLG: 0.493 (1, 4)	5-3			F8		G4-6-3 1B		HR		F8	5	1	2	2	0	0	0	Detroit Tigers @ Baltimore Orioles Memorial Stadium, Baltimore, MD Wed Jul 03 1985, 7:05 PM EDT Att: 38,869 - Unknown livebaseballscorecards.com				
Tom Brooks, R OBP: 0.309, SLG: 0.423 (1, 5) (8, 6)	6-3			K		F6		BB			3	0	0	0	1	1	1					
Kirk Gibson, L OBP: 0.359, SLG: 0.549 (1, 9)	1-3					G4-6-3 1-2f		2-3			3	0	0	0	1	0	2					
Lance Parrish, R OBP: 0.322, SLG: 0.434 (1, 2)		K		F8				K		6-3	4	0	0	0	0	2	1					
Darrell Evans, L OBP: 0.371, SLG: 0.528 (1, 10)											3	1	1	0	1	0	0					
Johnny Grubb, L OBP: 0.273, SLG: 0.250 Larry Hemdon, R OBP: 0.289, SLG: 0.374 (1, 7) (5, 7)											2	0	1	1	0	0	1					
											2	0	0	0	0	2	0					
Dave Bergman, L OBP: 0.314, SLG: 0.349 (1, 3)				6-3		F6					4	1	2	1	0	0	1					
Chet Lemon, R OBP: 0.317, SLG: 0.394 (1, 8)											4	0	0	0	0	0	2					
Doug Flynn, R OBP: 0.160, SLG: 0.200 Barbara Garbey, R OBP: 0.329, SLG: 0.390 Marty Castillo, R OBP: 0.065, SLG: 0.033 (1, 6) (8, PH) (8, 5)											2	0	0	0	0	0	2					
											1	1	0	0	0	0	1					
											1	0	0	0	0	0	0					
Inning Stats	R: 0 E: 0 K: 0 S: 3	H: 0 LOB: 0 BB: 0 P: 3	R: 0 E: 0 K: 1 S: 4	H: 0 LOB: 0 BB: 1 P: 8	R: 0 E: 0 K: 0 S: 3	H: 0 LOB: 0 BB: 0 P: 3	R: 0 E: 0 K: 1 S: 5	H: 0 LOB: 1 BB: 1 P: 9	R: 1 E: 0 K: 0 S: 5	H: 2 LOB: 2 BB: 0 P: 5	R: 0 E: 0 K: 2 S: 7	H: 0 LOB: 0 BB: 0 P: 7	R: 0 E: 0 K: 0 S: 5	H: 2 LOB: 1 BB: 1 P: 9	R: 0 E: 0 K: 1 S: 5	H: 0 LOB: 0 BB: 0 P: 5	R: 1 E: 0 K: 0 S: 4	H: 1 LOB: 0 BB: 0 P: 4	1B: 3 2B: 1 3B: 0 HR: 2	SF: 0 SAC: 0 DP: 2 HBP: 0	WP: 0 PB: 0 SB: 0 CS: 0	PA: 37
PITCHER	IP WLS BF H R ER SO BB IBB HBP BLK WP HR S P ERA WHIP	Ken Dixon, R ERA: 4.5 Nate Snell, R ERA: 1.98 Tippy Martinez, L ERA: 5.4 Sammy Stewart, R ERA: 3.84	(1, 1) (8, 1) (8, 1) (9, 1)	7.0 0.2 0.1 2.0	L	24 3 1 1 1 1 7	3 1 1 1 1 1 1	1 1 1 1 1 1 1	4 0 0 0 0 0 0	2 0 0 0 0 0 0	0 0 0 0 0 0 0	0 0 0 0 0 0 0	0 0 0 0 0 0 0	0 0 0 0 0 0 0	30 3 2 9	38 3 6 9	1.29 13.50 27.00 4.50	0.714 1.500 6.000 0.500				

Batter	1	2	3	4	5	6	7	8	9	10	AB	R	H	RBI	BB	SO	LOB	BOTTOM						
Jim Dwyer, L OBP: 0.351, SLG: 0.427 Gary Roenicke, R OBP: 0.347, SLG: 0.480 Al Pardo, S (1, 7) (8, 7) (10, 2)	F5										4	0	1	1	0	0	0	Detroit Tigers @ Baltimore Orioles Memorial Stadium, Baltimore, MD Wed Jul 03 1985, 7:05 PM EDT Att: 38,869 - Unknown livebaseballscorecards.com						
Lee Lacy, R OBP: 0.332, SLG: 0.411 (1, 9)											5	1	1	0	0	2	2							
Cal Ripken Jr., R OBP: 0.348, SLG: 0.466 (1, 6)											5	0	2	1	0	1	0							
Eddie Murray, S OBP: 0.355, SLG: 0.492 (1, 3)											4	1	2	1	0	1	1							
Fred Lynn, L OBP: 0.326, SLG: 0.430 (1, 8)											4	0	0	0	0	1	3							
Larry Sheets, L OBP: 0.330, SLG: 0.456 (1, 10)											4	0	0	0	0	0	0							
Wayne Gross, L OBP: 0.403, SLG: 0.479 Floyd Rayford, R OBP: 0.375, SLG: 0.564 (1, 5) (9, PH) (10, 5)											3	1	1	0	0	1	0							
Rick Dempsey, R OBP: 0.330, SLG: 0.355 John Shelby, S OBP: 0.324, SLG: 0.528 (1, 2) (9, PH) (10, 7)											2	0	0	0	1	0	1							
Rich Dauer, R OBP: 0.291, SLG: 0.260 Mike Young, S OBP: 0.323, SLG: 0.435 Lenn Sakata, R OBP: 0.274, SLG: 0.318 (1, 4) (9, PH) (10, 4)											3	0	1	0	0	0	1							
											1	0	0	0	0	0	0							
											0	0	0	0	0	0	0							
Inning Stats	R: 1 E: 0 K: 1 S: 7	H: 2 LOB: 1 BB: 0 P: 7	R: 1 E: 0 K: 0 S: 6	H: 3 LOB: 2 BB: 0 P: 6	R: 0 E: 0 K: 2 S: 7	H: 0 LOB: 0 BB: 0 P: 7	R: 0 E: 0 K: 1 S: 5	H: 0 LOB: 1 BB: 1 P: 9	R: 0 E: 0 K: 1 S: 7	H: 2 LOB: 2 BB: 0 P: 7	R: 0 E: 0 K: 0 S: 3	H: 0 LOB: 0 BB: 0 P: 3	R: 0 E: 0 K: 0 S: 3	H: 0 LOB: 0 BB: 0 P: 3	R: 1 E: 0 K: 0 S: 4	H: 1 LOB: 0 BB: 0 P: 4	R: 0 E: 0 K: 0 S: 3	H: 0 LOB: 0 BB: 0 P: 3	R: 0 E: 0 K: 1 S: 5	H: 0 LOB: 0 BB: 0 P: 5	1B: 7 2B: 0 3B: 0 HR: 1	SF: 0 SAC: 0 DP: 0 HBP: 0	WP: 1 PB: 0 SB: 0 CS: 0	PA: 39
PITCHER	IP WLS BF H R ER SO BB IBB HBP BLK WP HR S P ERA WHIP	Dan Petry, R ERA: 3.02	(1, 1)	10.0 W	39 8 3 3 6	1 0 3 3 6	0 0 3 3 6	0 0 3 3 6	0 0 3 3 6	1 1 50 54	2.70 0.900													

Batter	1	2	3	4	5	6	7	8	9	AB	R	H	RBI	BB	SO	LOB	TOP					
Lou Whitaker, L (1,4) OBP: 0.386, SLG: 0.488	4-0 BB BB		0-0 1-3		0-0 4-3		0-0 4-3			3	0	0	0	1	0	1						
Tom Brookens, R (1,5) OBP: 0.312, SLG: 0.424 (7,6)	0-3 K		0-0 1B		0-0 1B	0-0 1B		0-0 F3		4	1	2	0	0	1	1						
Kirk Gibson, L (1,9) OBP: 0.357, SLG: 0.545	0-3 K		0-3 K			0-0 FC3-6 1-2 1B		0-0 1-3		4	0	1	0	0	2	2						
Lance Parrish, R (1,10) OBP: 0.324, SLG: 0.433	4-0 1-2 BB			0-0 L5		0-0 FC3-6 1-2 2H 1B		0-0 F2		3	0	1	1	1	0	0						
Darrell Evans, L (1,3) OBP: 0.365, SLG: 0.518	0-0 4-3			0-0 1-3		0-0 FC3-6 G6-4-3			0-3 K		4	0	0	0	1	4						
Larry Hemdon, R (1,7) OBP: 0.289, SLG: 0.372		0-0 F6			0-0 1B	0-0 G6-4-3 1-2			0-3 K		4	0	1	0	0	1	2					
Chet Lemon, R (1,8) OBP: 0.312, SLG: 0.387		0-0 6-3		0-3 K			0-0 L5		0-0 5-3		4	0	0	0	0	1	1					
Bob Melvin, R (1,2) OBP: 0.259, SLG: 0.370		0-0 6-3			0-0 5-3		0-0 1B			3	0	1	0	0	0	0						
Doug Flynn, R (1,6) OBP: 0.148, SLG: 0.185 Barbaro Garbey, R (7,PH) OBP: 0.326, SLG: 0.385 (7,5)			0-0 F4		0-0 F6-3		0-3 K			2	0	0	0	0	0	0						
Inning Stats	R: 0 E: 0 K: 2 S: 7	H: 0 LOB: 2 BB: 2 P: 15	R: 0 E: 0 K: 0 S: 3	H: 0 LOB: 0 BB: 0 P: 3	R: 0 E: 0 K: 1 S: 6	H: 1 LOB: 1 BB: 0 P: 6	R: 0 E: 0 K: 1 S: 6	H: 1 LOB: 1 BB: 0 P: 6	R: 0 E: 0 K: 0 S: 3	H: 0 LOB: 0 BB: 0 P: 3	R: 1 E: 0 K: 0 S: 5	H: 3 LOB: 1 BB: 0 P: 5	R: 0 E: 0 K: 1 S: 6	H: 1 LOB: 1 BB: 0 P: 6	R: 0 E: 0 K: 0 S: 3	H: 0 LOB: 0 BB: 0 P: 3	R: 0 E: 0 K: 2 S: 7	H: 0 LOB: 0 BB: 0 P: 7	1B: 6 2B: 0 3B: 0 HR: 0	SF: 0 SAC: 0 DP: 1 HBP: 0	WP: 0 PB: 0 SB: 0 CS: 0	PA: 34
PITCHER Burt Hooton, R (1,1) ERA: 3.67	IP: 9.0 WLS: W BF: 34 H: 6 R: 1 ER: 1 SO: 7 BB: 2 IBB: 0 HBP: 0 BLK: 0 WP: 0 HR: 0 S: 46 P: 54 ERA: 1.00 WHIP: 0.889																					

Detroit Tigers @ Texas Rangers
Arlington Stadium, Arlington, TX
Thu Jul 04 1985, 8:05 PM EDT
Att: 42,445 - Unknown


AB 32
R 1
H 6
RBI 1
BB 2
SO 7
LOB 12



Batter	1	2	3	4	5	6	7	8	9	AB	R	H	RBI	BB	SO	LOB	BOTTOM					
Oddibe McDowell, L (1,8) OBP: 0.260, SLG: 0.333	0-0 2B 1B		0-0 L4		0-3 K		0-0 4-3			4	1	1	0	0	1	1						
Don Slaught, R (1,2) OBP: 0.306, SLG: 0.378	4-0 2B 1-2 1B BB		0-0 F6-3		0-0 F8		0-0 F3			3	1	0	0	1	0	0						
Toby Harrah, R (1,4) OBP: 0.469, SLG: 0.418	0-0 1-3 2H 1B 2B		4-0 F4-6-3 BB		0-0 F6-3		0-0 1-3			3	1	1	1	1	0	0						
Pete O'Brien, L (1,3) OBP: 0.322, SLG: 0.401	0-0 2H 3H 1B		0-0 F4-6-3		0-0 F7		0-0 4-3			4	1	1	2	0	0	1						
Buddy Bell, R (1,5) OBP: 0.323, SLG: 0.364	0-0 5-3		0-0 F6-3		0-0 1B					3	0	1	0	0	0	1						
Larry Parrish, R (1,9) OBP: 0.313, SLG: 0.423	0-0 F9			0-3 K		0-0 5-3				3	0	0	0	0	1	1						
Bob Jones, L (1,10) OBP: 0.203, SLG: 0.197	0-0 E1			0-0 4-3		0-0 F3				3	0	0	0	0	0	0						
Tom Dunbar, L (1,7) OBP: 0.307, SLG: 0.273	0-0 F8			0-0 2B		0-0 4-3				3	0	1	0	0	0	1						
Wayne Tolleson, S (1,6) OBP: 0.370, SLG: 0.350		0-3 K		0-0 5-3		4-0 BB				2	0	0	0	1	1	1						
Inning Stats	R: 4 E: 1 K: 0 S: 7	H: 3 LOB: 1 BB: 1 P: 11	R: 0 E: 0 K: 1 S: 5	H: 0 LOB: 0 BB: 0 P: 5	R: 0 E: 0 K: 0 S: 2	H: 0 LOB: 0 BB: 1 P: 6	R: 0 E: 0 K: 1 S: 6	H: 1 LOB: 1 BB: 0 P: 6	R: 0 E: 0 K: 0 S: 5	H: 0 LOB: 0 BB: 0 P: 5	R: 0 E: 0 K: 0 S: 3	H: 1 LOB: 0 BB: 0 P: 3	R: 0 E: 0 K: 0 S: 3	H: 0 LOB: 1 BB: 1 P: 7	R: 0 E: 0 K: 0 S: 3	H: 0 LOB: 0 BB: 0 P: 3	R: 4 E: 1 K: 0 S: 7	H: 3 LOB: 1 BB: 1 P: 11	1B: 3 2B: 2 3B: 0 HR: 0	SF: 0 SAC: 0 DP: 1 HBP: 0	WP: 0 PB: 0 SB: 0 CS: 0	PA: 31
PITCHER Walt Terrell, R (1,1) ERA: 3.9	IP: 8.0 WLS: L BF: 31 H: 5 R: 4 ER: 3 SO: 3 BB: 3 IBB: 0 HBP: 0 BLK: 0 WP: 0 HR: 0 S: 34 P: 46 ERA: 3.38 WHIP: 1.000																					

Detroit Tigers @ Texas Rangers
Arlington Stadium, Arlington, TX
Thu Jul 04 1985, 8:05 PM EDT
Att: 42,445 - Unknown

AB 28
R 4
H 5
RBI 3
BB 3
SO 3
LOB 6



Batter	1	2	3	4	5	6	7	8	9	AB	R	H	RBI	BB	SO	LOB	TOP			
Dave Bergman, L (1, 3) OBP: 0.309, SLG: 0.326	F7		BB		F5			F7		3	0	0	0	1	0	1	Detroit Tigers @ Texas Rangers Arlington Stadium, Arlington, TX Fri Jul 05 1985, 8:05 PM EDT Att: 28,864 - Unknown			
Alan Trammell, R (1, 6) OBP: 0.324, SLG: 0.419	6-3		BB			FC5-4		K		4	0	1	0	0	1	2				
Kirk Gibson, L (1, 9) OBP: 0.359, SLG: 0.543	1B		2-3F			BB		G3		3	0	1	0	1	0	0				
Lance Parrish, R (1, 2) OBP: 0.320, SLG: 0.428	6-3					FC5-4		G3		4	0	0	0	0	1	3				
Darrell Evans, L (1, 10) OBP: 0.360, SLG: 0.509		G3				BB		F8		4	0	0	0	0	0	1				
Lary Hemdon, R (1, 7) OBP: 0.285, SLG: 0.366	6-3					K2-3		6-3		4	0	0	0	0	1	0				
Chet Lemon, R (1, 8) OBP: 0.308, SLG: 0.382	F8					5-3		F8		3	0	0	0	0	0	0				
Tom Brookens, R (1, 5) OBP: 0.317, SLG: 0.442						HR		1B		3	1	2	1	0	0	0				
Doug Flynn, R (1, 4) OBP: 0.172, SLG: 0.207						F5				2	0	1	0	0	0	0				
Lou Whitaker, L (7, PH) OBP: 0.384, SLG: 0.486			BB					K		1	0	0	0	0	1	1				
Inning Stats	R: 0 E: 0 K: 0 S: 4	H: 1 LOB: 1 BB: 0 P: 4	R: 0 E: 0 K: 0 S: 3	H: 0 LOB: 0 BB: 0 P: 3	R: 0 E: 0 K: 0 S: 3	H: 1 LOB: 1 BB: 1 P: 7	R: 0 E: 0 K: 1 S: 5	H: 0 LOB: 0 BB: 0 P: 5	R: 1 E: 1 K: 1 S: 7	H: 1 LOB: 1 BB: 0 P: 7	R: 0 E: 0 K: 0 S: 3	H: 1 LOB: 1 BB: 1 P: 7	R: 0 E: 0 K: 1 S: 6	H: 1 LOB: 1 BB: 0 P: 6	R: 0 E: 0 K: 0 S: 5	H: 0 LOB: 0 BB: 0 P: 3	1B: 4 2B: 1 3B: 0 HR: 1	SF: 0 SAC: 0 DP: 2 HBP: 0	WP: 0 PB: 0 SB: 0 CS: 0	PA: 33
PITCHER Charlie Hough, R (1, 1) ERA: 3.42	IP: 9.0 WLS: W BF: 33 H: 5 R: 1 ER: 1 SO: 4 BB: 2 IBB: 0 HBP: 0 BLK: 0 WP: 0 HR: 1 S: 39 P: 47 ERA: 1.00 WHIP: 0.778																			

Batter	1	2	3	4	5	6	7	8	9	AB	R	H	RBI	BB	SO	LOB	BOTTOM			
Oddibe McDowell, L (1, 8) OBP: 0.254, SLG: 0.326	K		K		K			G3		4	0	0	0	0	3	2	Detroit Tigers @ Texas Rangers Arlington Stadium, Arlington, TX Fri Jul 05 1985, 8:05 PM EDT Att: 28,864 - Unknown			
Don Slaught, R (1, 2) OBP: 0.311, SLG: 0.383										2	0	2	1	0	0	0				
Glenn Brummer, R (3, FR) OBP: 0.407, SLG: 0.295	1B									2	0	1	0	0	0	0				
Toby Harrah, R (1, 4) OBP: 0.463, SLG: 0.410	F4-6-3		F8					FC6-4		4	0	0	0	0	0	3				
Pete O'Brien, L (1, 3) OBP: 0.321, SLG: 0.399			F9					E6		4	0	1	0	0	0	2				
Buddy Bell, R (1, 5) OBP: 0.328, SLG: 0.365	F7							FC3-2		2	0	1	0	2	0	1				
Larry Parrish, R (1, 9) OBP: 0.309, SLG: 0.416	K							FC3-2		4	0	0	0	0	1	6				
Bob Jones, L (1, 10) OBP: 0.221, SLG: 0.203			BB					F9		3	1	1	0	1	1	3				
Tom Dunbar, L (1, 7) OBP: 0.308, SLG: 0.286			BB							3	1	1	0	0	0	1				
Nick Capra, R (8, 7) OBP: 0.125, SLG: 0.125			BB							0	0	0	0	0	0	0				
Curtis Wilkerson, S (1, 6) OBP: 0.309, SLG: 0.324			BB							3	1	2	2	0	0	0				
Inning Stats	R: 0 E: 0 K: 1 S: 5	H: 1 LOB: 0 BB: 0 P: 5	R: 0 E: 0 K: 1 S: 5	H: 1 LOB: 0 BB: 0 P: 5	R: 3 E: 0 K: 1 S: 9	H: 4 LOB: 1 BB: 0 P: 9	R: 0 E: 0 K: 0 S: 3	H: 1 LOB: 1 BB: 1 P: 7	R: 0 E: 0 K: 1 S: 5	H: 0 LOB: 0 BB: 0 P: 5	R: 0 E: 0 K: 0 S: 3	H: 0 LOB: 1 BB: 1 P: 7	R: 0 E: 0 K: 1 S: 6	H: 1 LOB: 1 BB: 0 P: 6	R: 0 E: 1 K: 0 S: 5	H: 1 LOB: 3 BB: 1 P: 9	1B: 8 2B: 1 3B: 0 HR: 0	SF: 0 SAC: 0 DP: 2 HBP: 0	WP: 0 PB: 0 SB: 1 CS: 1	PA: 34
PITCHER Jack Morris, R (1, 1) ERA: 3.23	IP: 8.0 WLS: L BF: 34 H: 9 R: 3 ER: 3 SO: 5 BB: 3 IBB: 0 HBP: 0 BLK: 0 WP: 0 HR: 0 S: 41 P: 53 ERA: 3.38 WHIP: 1.500																			


AB	31
R	1
H	5
RBI	1
BB	2
SO	4
LOB	8



Batter	1	2	3	4	5	6	7	8	9	AB	R	H	RBI	BB	SO	LOB	TOP																
Lou Whitaker, L (1, 4) OBP: 0.391, SLG: 0.500	0-0 1B		0-0 HR		0-0 1-2 1B		0-0 F7	4-0 IBB		4	1	3	1	1	0	0																	
Alan Trammell, R (1, 6) OBP: 0.325, SLG: 0.417	0-0 G1-4-3 1B		4-0 S BB		0-0 F9		0-0 6-3	0-0 L7		4	0	1	0	1	0	5																	
Kirk Gibson, L (1, 9) OBP: 0.357, SLG: 0.539	0-3 K		0-0 F5		0-0 SF8		0-0 HR 1B		0-3 K	4	1	1	1	1	0	2	3																
Lance Parrish, R (1, 2) OBP: 0.318, SLG: 0.434	0-0 G1-4-3 1-2		0-3 K		0-0 6-3		0-0 HR 1B		0-0 5-3	5	1	1	2	0	1	4																	
Darrell Evans, L (1, 3) OBP: 0.353, SLG: 0.498		0-0 G3		0-0 3-1		0-0 G3	0-0 F8		0-0 G3	5	0	0	0	0	0	0																	
Scotti Madison, S (1, 10)		4-0 FC6-4 BB		0-0 4-3		0-0 E3 FC5-4		0-0 F5		3	0	0	0	1	0	0																	
Chet Lemon, R (1, 8) OBP: 0.307, SLG: 0.377		0-3 K		4-0 BB		0-0 FC5-4 1B 1-2		0-0 4-3		3	0	0	0	1	1	2																	
Alejandro Sanchez, R (1, 7) OBP: 0.257, SLG: 0.514		0-0 FC6-4		0-0 L5		0-0 1B		0-0 2B 1B		3	0	1	0	0	0	2																	
Larry Hemton, R (7, 7) OBP: 0.287, SLG: 0.389										1	0	1	0	0	0	0																	
Tom Brookens, R (1, 5) OBP: 0.320, SLG: 0.448			0-0 F7		0-0 F9 1B SF8 1B		0-3 K		0-0 1B	4	1	2	0	0	1	2																	
Inning Stats	R: 0 E: 0 K: 1 S: 6	H: 2 LOB: 1 BB: 0 P: 6	R: 0 E: 0 K: 1 S: 5	H: 0 LOB: 1 BB: 1 P: 9	R: 1 E: 0 K: 1 S: 6	H: 1 LOB: 1 BB: 1 P: 10	R: 0 E: 0 K: 0 S: 3	H: 0 LOB: 1 BB: 1 P: 7	R: 1 E: 0 K: 0 S: 5	H: 2 LOB: 1 BB: 0 P: 5	R: 0 E: 1 K: 1 S: 7	H: 1 LOB: 2 BB: 0 P: 7	R: 2 E: 0 K: 0 S: 5	H: 2 LOB: 0 BB: 0 P: 5	R: 0 E: 0 K: 0 S: 5	H: 2 LOB: 3 BB: 1 P: 9	R: 0 E: 0 K: 1 S: 5	H: 0 LOB: 0 BB: 0 P: 5	1B: 7 2B: 1 3B: 0 HR: 2	SF: 1 SAC: 0 DP: 1 HBP: 0	WP: 0 PB: 0 SB: 1 CS: 0	PA: 41											
PITCHER	IP WLS BF H R ER SO BB IBB HBP BLK WP HR S P ERA WHIP																PITCHER	IP WLS BF H R ER SO BB IBB HBP BLK WP HR S P ERA WHIP															
Glen Cook, R (1, 1) ERA: 3.44	6.0	27	6	2	2	4	3	0	0	0	0	0	0	1	32	44	3.00	1.500															
Dave Rozema, R (7, 1) ERA: 4.32	1.2	L	10	4	2	2	0	0	1	0	0	0	0	1	9	13	10.80	2.400															
Dave Schmidt, R (8, 1) ERA: 2.04	1.1		4	0	0	0	1	0	0	0	0	0	0	0	6	6	0.00	0.000															

Detroit Tigers @ Texas Rangers
Arlington Stadium, Arlington, TX
Sat Jul 06 1985, 8:05 PM EDT
Att: 24,295 - Unknown


AB	36
R	4
H	10
RBI	4
BB	4
SO	5
LOB	18



Batter	1	2	3	4	5	6	7	8	9	AB	R	H	RBI	BB	SO	LOB	BOTTOM																
Oddibe McDowell, L (1, 8) OBP: 0.258, SLG: 0.324	1-0 HBP 1B HBP		0-3 K		0-0 4-3		0-0 FC4-6 1B 1-2		0-0 S 1B	4	1	1	0	0	1	1																	
Toby Harrah, R (1, 4) OBP: 0.488, SLG: 0.411	1-0 1B 5-3 HBP		4-0 E BB		0-0 F7		0-0 1-3 1B		4-0 1B IBB	2	1	1	0	2	0	0																	
Pete O'Brien, L (1, 3) OBP: 0.322, SLG: 0.403	0-0 4-3 5-3 CS 1B		0-0 E4		0-0 F5		0-0 1B 2B		0-0 F6	5	1	2	1	0	0	5																	
Buddy Bell, R (1, 5) OBP: 0.327, SLG: 0.364	0-0 5-3		0-3 K		0-0 6-3		0-0 3-6 1B		0-0 1B	4	0	1	1	0	1	4																	
Gary Ward, R (1, 7) OBP: 0.331, SLG: 0.412	0-0 4-3		0-0 4-3		4-0 1B IBB		0-0 1B 1B		0-0 3-6 1B	3	0	1	0	1	0	1																	
George Wright, S (1, 9) OBP: 0.246, SLG: 0.203	0-0 CS		0-0 3-1		0-0 L9		0-0 1-2 2-H 1B		0-0 3-6	4	0	1	1	0	0	2																	
Tom Dunbar, L (1, 10) OBP: 0.299, SLG: 0.277		0-0 3-1		0-0 F8		0-0 6-3		0-0 F9		3	0	0	0	0	0	2																	
Bill Stein, R (8, PH) OBP: 0.289, SLG: 0.351		0-0 3-1								1	0	0	0	0	0	1																	
Glenn Brummer, R (1, 2) OBP: 0.397, SLG: 0.292		0-0 4-3		0-0 K		0-0 FC1-6 1B		0-0 K		4	0	1	0	0	2	0																	
Curtis Wilkerson, S (1, 8) OBP: 0.305, SLG: 0.319			0-0 4-3		0-0 6-3		0-0 FC1-6 FC4-6		0-0 F8	3	0	0	0	0	0	1																	
Alan Bannister, R (8, PH) OBP: 0.400, SLG: 0.412										1	0	0	0	0	0	0																	
Inning Stats	R: 2 E: 0 K: 0 S: 3	H: 1 LOB: 0 BB: 0 P: 5	R: 0 E: 0 K: 0 S: 3	H: 0 LOB: 0 BB: 0 P: 3	R: 0 E: 1 K: 2 S: 8	H: 0 LOB: 2 BB: 1 P: 12	R: 0 E: 0 K: 0 S: 3	H: 0 LOB: 0 BB: 0 P: 3	R: 0 E: 0 K: 1 S: 5	H: 0 LOB: 0 BB: 0 P: 5	R: 1 E: 0 K: 0 S: 5	H: 2 LOB: 2 BB: 1 P: 9	R: 0 E: 0 K: 0 S: 5	H: 2 LOB: 0 BB: 0 P: 5	R: 0 E: 0 K: 0 S: 4	H: 2 LOB: 1 BB: 0 P: 4	R: 0 E: 0 K: 1 S: 6	H: 1 LOB: 2 BB: 1 P: 10	1B: 7 2B: 2 3B: 0 HR: 0	SF: 0 SAC: 0 DP: 1 HBP: 2	WP: 0 PB: 0 SB: 1 CS: 1	PA: 40											
PITCHER	IP WLS BF H R ER SO BB IBB HBP BLK WP HR S P ERA WHIP																PITCHER	IP WLS BF H R ER SO BB IBB HBP BLK WP HR S P ERA WHIP															
Randy O'Neal, R (1, 1) ERA: 2.31	6.1	W	27	4	3	3	3	1	1	2	0	0	0	0	29	39	4.26	0.789															
Willie Hernandez, L (7, 1) ERA: 1.9	2.2	S	12	4	0	0	1	0	1	0	0	0	0	0	13	17	0.00	1.500															

Detroit Tigers @ Texas Rangers
Arlington Stadium, Arlington, TX
Sat Jul 06 1985, 8:05 PM EDT
Att: 24,295 - Unknown


AB	34
R	3
H	8
RBI	3
BB	3
SO	4
LOB	17



Batter	1	2	3	4	5	6	7	8	9	AB	R	H	RBI	BB	SO	LOB	TOP
Lou Whitaker, L (1,4) OBP: 0.394, SLG: 0.510										4	1	2	1	1	1	1	
Alan Trammell, R (1,6) OBP: 0.323, SLG: 0.413										5	1	1	0	0	1	2	
Kirk Gibson, L (1,9) OBP: 0.358, SLG: 0.540										3	1	1	0	1	0	0	
Lance Parrish, R (1,2) OBP: 0.317, SLG: 0.430										3	1	0	0	0	2		
Darrell Evans, L (1,3) OBP: 0.359, SLG: 0.511										2	1	1	3	2	0	0	
Scotti Madison, S (1,10) OBP: 0.317, SLG: 0.430										3	0	0	1	0	1		
Chet Lemon, R (1,8) OBP: 0.307, SLG: 0.379										4	0	1	0	0	3	2	
Alejandro Sanchez, R (1,7) OBP: 0.247, SLG: 0.494										3	0	0	0	0	1	1	
Larry Hemton, R (8,7) OBP: 0.286, SLG: 0.367										1	0	0	0	0	0	0	
Tom Brookens, R (1,5) OBP: 0.315, SLG: 0.440										4	0	0	0	0	1		
Inning Stats	R: 2 E: 0 K: 1 S: 8	H: 3 LOB: 2 BB: 1 P: 12	R: 0 E: 0 K: 1 S: 5	H: 0 LOB: 1 BB: 1 P: 9	R: 0 E: 0 K: 0 S: 3	H: 0 LOB: 1 BB: 1 P: 7	R: 0 E: 0 K: 1 S: 5	H: 0 LOB: 0 BB: 0 P: 5	R: 0 E: 0 K: 1 S: 6	H: 1 LOB: 1 BB: 0 P: 6	R: 3 E: 0 K: 1 S: 6	H: 1 LOB: 1 BB: 0 P: 11	R: 0 E: 0 K: 0 S: 4	H: 1 LOB: 1 BB: 0 P: 4	1B: 2 2B: 2 3B: 0 HR: 2	SF: 1 SAC: 0 DP: 0 HBP: 1	WP: 0 PA: 38 PB: 0 SB: 0 CS: 0
PITCHER	IP WLS BF H R ER SO BB IBB HBP BLK WP HR S P ERA WHIP																
Bob Sebra, R (1,1) ERA: 7.62	6.1	26	4	2	2	5	2	1	0	0	0	0	1	33	45	2.84	0.947
Greg Harris, R (7,1) ERA: 2.47	1.2	L 8	1	3	3	1	1	0	1	0	0	1	8	13	16.20	1.200	
Dave Stewart, R (9,1) ERA: 4.62	1.0	4	1	0	0	0	0	0	0	0	0	0	4	4	0.00	1.000	

Detroit Tigers @ Texas Rangers
Arlington Stadium, Arlington, TX
Sun Jul 07 1985, 8:05 PM EDT
Att: 16,387 - Unknown


AB	32
R	5
H	6
RBI	5
BB	4
SO	6
LOB	10



Batter	1	2	3	4	5	6	7	8	9	AB	R	H	RBI	BB	SO	LOB	BOTTOM				
Oddibe McDowell, L (1,8) OBP: 0.254, SLG: 0.318										3	0	0	0	0	3	2					
Bill Stein, R (8, FH) OBP: 0.282, SLG: 0.342										1	0	0	1	0	0	0					
Toby Harrah, R (1,4) OBP: 0.469, SLG: 0.414										3	0	1	0	1	1	2					
Pete O'Brien, L (1,3) OBP: 0.318, SLG: 0.397										4	0	0	0	0	1	2					
Buddy Bell, R (1,5) OBP: 0.323, SLG: 0.359										4	0	0	0	2	1						
Gary Ward, R (1,7) OBP: 0.330, SLG: 0.413										4	1	1	0	0	0	0					
Alan Bannister, R (1,10) OBP: 0.409, SLG: 0.421										4	0	2	1	0	0	0					
George Wright, S (1,9) OBP: 0.246, SLG: 0.205										4	1	1	0	0	2	2					
Glenn Brummer, R (1,2) OBP: 0.387, SLG: 0.275										3	0	0	0	0	2						
Curtis Wilkerson, S (1,6) OBP: 0.310, SLG: 0.335										3	1	2	1	0	1	0					
Inning Stats	R: 0 E: 0 K: 1 S: 4	H: 0 LOB: 0 BB: 1 P: 8	R: 1 E: 0 K: 2 S: 9	H: 2 LOB: 1 BB: 0 P: 9	R: 0 E: 0 K: 2 S: 7	H: 0 LOB: 0 BB: 0 P: 7	R: 0 E: 0 K: 0 S: 3	H: 0 LOB: 0 BB: 0 P: 3	R: 1 E: 0 K: 2 S: 9	H: 2 LOB: 2 BB: 0 P: 10	R: 0 E: 0 K: 2 S: 7	H: 0 LOB: 0 BB: 0 P: 7	R: 0 E: 0 K: 1 S: 5	H: 0 LOB: 0 BB: 0 P: 5	R: 1 E: 0 K: 0 S: 5	H: 2 LOB: 1 BB: 0 P: 5	R: 0 E: 0 K: 0 S: 4	H: 1 LOB: 1 BB: 0 P: 4	1B: 4 2B: 2 3B: 1 HR: 0	SF: 0 SAC: 0 DP: 1 HBP: 1	WP: 0 PA: 35 PB: 0 SB: 1 CS: 0
PITCHER	IP WLS BF H R ER SO BB IBB HBP BLK WP HR S P ERA WHIP																				
Frank Tanana, L (1,1) ERA: 5.2	7.1	W 29	6	3	3	10	1	0	1	0	0	0	6	6	0.00	0.600					
Willie Hernandez, L (8,1) ERA: 1.85	1.2	S 6	1	0	0	0	0	0	0	0	0	0	6	6	0.00	0.600					

Detroit Tigers @ Texas Rangers
Arlington Stadium, Arlington, TX
Sun Jul 07 1985, 8:05 PM EDT
Att: 16,387 - Unknown

AB	33
R	3
H	7
RBI	3
BB	1
SO	10
LOB	11



Batter	1	2	3	4	5	6	7	8	9	AB	R	H	RBI	BB	SO	LOB	TOP					
Rudy Law, L OBP: 0.310, SLG: 0.372 Luis Salazar, R OBP: 0.228, SLG: 0.331	4-3	F6		E3			4-3		3-1	5	0	0	1	0	0	2						
Bryan Little, S OBP: 0.444, SLG: 0.393 Jerry Hairston, S OBP: 0.367, SLG: 0.344 Julio Cruz, S OBP: 0.315, SLG: 0.199	1B 2B BB	BB		F5			K		1B	2	1	0	0	2	1	2						
Harold Baines, L OBP: 0.345, SLG: 0.415	1-2 2B 1B	4-3		4-3			F6		5-3	5	1	1	0	0	0	4						
Greg Walker, L OBP: 0.333, SLG: 0.517	1-2 1B 2B			4-3			F8		BB	3	1	1	2	1	0	0						
Oscar Gamble, L OBP: 0.347, SLG: 0.304	1B BB			K			F6		F8	3	0	0	0	1	1	1						
Carlton Fisk, R OBP: 0.320, SLG: 0.522	F5			F3			1-3		K	4	0	0	0	0	1	3						
Mark Ryal, L OBP: 0.250, SLG: 0.250	1-2 2H 1B			E3 SH1-4 HBP E			K		F4	4	1	1	1	0	1	1						
Tim Lincecum, R OBP: 0.324, SLG: 0.392	FC6-4 1-2			E SH1-4 HBP			K		3-1 1B SH1-4 HBP	2	1	0	0	0	1	2						
Ozzie Guillen, L OBP: 0.253, SLG: 0.279				SH1-4			F8		SH1-4	2	0	0	0	0	0	0						
Inning Stats	R: 3 E: 0 K: 0 S: 6	H: 3 LOB: 2 BB: 2 P: 14	R: 0 E: 0 K: 0 S: 3	H: 0 LOB: 1 BB: 1 P: 7	R: 0 E: 0 K: 1 S: 5	H: 0 LOB: 0 BB: 0 P: 5	R: 1 E: 2 K: 0 S: 5	H: 0 LOB: 2 BB: 0 P: 6	R: 0 E: 0 K: 0 S: 3	H: 0 LOB: 0 BB: 0 P: 3	R: 0 E: 0 K: 1 S: 5	H: 0 LOB: 0 BB: 0 P: 5	R: 0 E: 0 K: 1 S: 5	H: 0 LOB: 1 BB: 1 P: 9	R: 1 E: 0 K: 0 S: 4	H: 1 LOB: 1 BB: 0 P: 5	1B: 3 2B: 1 3B: 0 HR: 0	SF: 0 SAC: 2 DP: 0 HBP: 2	WP: 0 PB: 0 SB: 0 CS: 0	PA: 39		
PITCHER	IP WLS BF H R ER SO BB IBB HBP BLK WP HR S P ERA WHIP	IP WLS BF H R ER SO BB IBB HBP BLK WP HR S P ERA WHIP	IP WLS BF H R ER SO BB IBB HBP BLK WP HR S P ERA WHIP	IP WLS BF H R ER SO BB IBB HBP BLK WP HR S P ERA WHIP	IP WLS BF H R ER SO BB IBB HBP BLK WP HR S P ERA WHIP	IP WLS BF H R ER SO BB IBB HBP BLK WP HR S P ERA WHIP	IP WLS BF H R ER SO BB IBB HBP BLK WP HR S P ERA WHIP	IP WLS BF H R ER SO BB IBB HBP BLK WP HR S P ERA WHIP	IP WLS BF H R ER SO BB IBB HBP BLK WP HR S P ERA WHIP	IP WLS BF H R ER SO BB IBB HBP BLK WP HR S P ERA WHIP	IP WLS BF H R ER SO BB IBB HBP BLK WP HR S P ERA WHIP	IP WLS BF H R ER SO BB IBB HBP BLK WP HR S P ERA WHIP	IP WLS BF H R ER SO BB IBB HBP BLK WP HR S P ERA WHIP	IP WLS BF H R ER SO BB IBB HBP BLK WP HR S P ERA WHIP	IP WLS BF H R ER SO BB IBB HBP BLK WP HR S P ERA WHIP	IP WLS BF H R ER SO BB IBB HBP BLK WP HR S P ERA WHIP	IP WLS BF H R ER SO BB IBB HBP BLK WP HR S P ERA WHIP	IP WLS BF H R ER SO BB IBB HBP BLK WP HR S P ERA WHIP	IP WLS BF H R ER SO BB IBB HBP BLK WP HR S P ERA WHIP	IP WLS BF H R ER SO BB IBB HBP BLK WP HR S P ERA WHIP	IP WLS BF H R ER SO BB IBB HBP BLK WP HR S P ERA WHIP	IP WLS BF H R ER SO BB IBB HBP BLK WP HR S P ERA WHIP

Chicago White Sox @ Detroit Tigers
Tiger Stadium, Detroit, MI
Tue Jul 09 1985, 7:05 PM EDT
Att: 29,408 - Unknown

AB	31
R	5
H	4
RBI	5
BB	4
SO	5
LOB	15



Batter	1	2	3	4	5	6	7	8	9	AB	R	H	RBI	BB	SO	LOB	BOTTOM						
Lou Whitaker, L OBP: 0.394, SLG: 0.505	F2	F4					F7		1B BB	4	1	1	0	1	0	2							
Alan Trammell, R OBP: 0.328, SLG: 0.412	FC4-6 1B			L8			F9		SH 1B 1B	5	1	2	1	0	0	2							
Kirk Gibson, L OBP: 0.363, SLG: 0.544	FC4-6 1-2 BB			K			SF8		1B SH 1B	4	0	1	3	0	1	1							
Lance Parrish, R OBP: 0.315, SLG: 0.423	1-2 BB			K			F6		SH 1B	3	0	0	0	1	2	1							
Larry Herndon, R OBP: 0.291, SLG: 0.392	F9			6-3			HR		K	5	1	2	1	0	1	5							
Chet Lemon, R OBP: 0.311, SLG: 0.382				4-3 1B			L6		F4 1B	5	0	2	1	0	1	1							
Darrell Evans, L OBP: 0.352, SLG: 0.496				4-3			K		K	4	0	0	0	0	3	2							
Barbaro Garbey, R OBP: 0.337, SLG: 0.400 Dave Bergman, L OBP: 0.316, SLG: 0.333	2B BB			K					WP E 1B 1B	2	0	1	0	1	1	1							
Tom Brookens, R OBP: 0.321, SLG: 0.453							F9 1B SF8 BB		E5 1B WP 1B	3	2	1	0	1	0	2							
Inning Stats	R: 0 E: 0 K: 0 S: 4	H: 1 LOB: 2 BB: 1 P: 8	R: 0 E: 0 K: 2 S: 8	H: 1 LOB: 2 BB: 1 P: 12	R: 0 E: 0 K: 2 S: 7	H: 0 LOB: 0 BB: 0 P: 7	R: 0 E: 0 K: 1 S: 6	H: 1 LOB: 1 BB: 0 P: 6	R: 1 E: 0 K: 0 S: 4	H: 1 LOB: 1 BB: 1 P: 8	R: 1 E: 0 K: 1 S: 7	H: 2 LOB: 1 BB: 0 P: 7	R: 0 E: 0 K: 0 S: 3	H: 0 LOB: 0 BB: 0 P: 3	R: 0 E: 0 K: 2 S: 8	H: 1 LOB: 1 BB: 0 P: 8	R: 4 E: 2 K: 1 S: 9	H: 4 LOB: 3 BB: 1 P: 13	1B: 8 2B: 2 3B: 0 HR: 1	SF: 1 SAC: 1 DP: 0 HBP: 0	WP: 1 PB: 0 SB: 0 CS: 0	PA: 42	
PITCHER	IP WLS BF H R ER SO BB IBB HBP BLK WP HR S P ERA WHIP	IP WLS BF H R ER SO BB IBB HBP BLK WP HR S P ERA WHIP	IP WLS BF H R ER SO BB IBB HBP BLK WP HR S P ERA WHIP	IP WLS BF H R ER SO BB IBB HBP BLK WP HR S P ERA WHIP	IP WLS BF H R ER SO BB IBB HBP BLK WP HR S P ERA WHIP	IP WLS BF H R ER SO BB IBB HBP BLK WP HR S P ERA WHIP	IP WLS BF H R ER SO BB IBB HBP BLK WP HR S P ERA WHIP	IP WLS BF H R ER SO BB IBB HBP BLK WP HR S P ERA WHIP	IP WLS BF H R ER SO BB IBB HBP BLK WP HR S P ERA WHIP	IP WLS BF H R ER SO BB IBB HBP BLK WP HR S P ERA WHIP	IP WLS BF H R ER SO BB IBB HBP BLK WP HR S P ERA WHIP	IP WLS BF H R ER SO BB IBB HBP BLK WP HR S P ERA WHIP	IP WLS BF H R ER SO BB IBB HBP BLK WP HR S P ERA WHIP	IP WLS BF H R ER SO BB IBB HBP BLK WP HR S P ERA WHIP	IP WLS BF H R ER SO BB IBB HBP BLK WP HR S P ERA WHIP	IP WLS BF H R ER SO BB IBB HBP BLK WP HR S P ERA WHIP	IP WLS BF H R ER SO BB IBB HBP BLK WP HR S P ERA WHIP	IP WLS BF H R ER SO BB IBB HBP BLK WP HR S P ERA WHIP	IP WLS BF H R ER SO BB IBB HBP BLK WP HR S P ERA WHIP	IP WLS BF H R ER SO BB IBB HBP BLK WP HR S P ERA WHIP	IP WLS BF H R ER SO BB IBB HBP BLK WP HR S P ERA WHIP	IP WLS BF H R ER SO BB IBB HBP BLK WP HR S P ERA WHIP	IP WLS BF H R ER SO BB IBB HBP BLK WP HR S P ERA WHIP

Chicago White Sox @ Detroit Tigers
Tiger Stadium, Detroit, MI
Tue Jul 09 1985, 7:05 PM EDT
Att: 29,408 - Unknown


AB	36
R	6
H	11
RBI	6
BB	4
SO	9
LOB	17



Batter	1	2	3	4	5	6	7	8	9	AB	R	H	RBI	BB	SO	LOB	TOP			
Rudy Law, L (1, 8) OBP: 0.305, SLG: 0.366	0-3 K		0-0 G3			0-0 L7		0-0 6-3		4	0	0	0	0	1	2				
Bryan Little, S (1, 4) OBP: 0.410, SLG: 0.355 Carlton Fisk, R (8, PH) OBP: 0.323, SLG: 0.522	0-3 K		0-0 F6			0-0 L4		4-0 1B BB		3	0	0	0	0	1	1				
Harold Baines, L (1, 9) OBP: 0.347, SLG: 0.416	0-0 1B			0-0 3-1		0-0 4-3		0-0 1-3 1B		4	0	2	0	0	0	0				
Greg Walker, L (1, 3) OBP: 0.329, SLG: 0.510	0-3 K			0-3 K			0-0 6-3	0-3 K		4	0	0	0	0	3	3				
Oscar Gamble, L (1, 10) OBP: 0.345, SLG: 0.297		0-3 K		4-0 BB			0-0 F7		0-3 K		3	0	0	0	1	2				
Mark Ryal, L (1, 7) OBP: 0.375, SLG: 0.286		0-0 8-4-1 1B		0-0 G3			4-0 1B BB		0-0 E3		3	0	1	0	1	0				
Tim Hulett, R (1, 5) OBP: 0.323, SLG: 0.389		0-0 8-4-1 1-2			0-0 F9			0-0 1-2 1B		4	0	1	0	0	1	2				
Ozzie Guillen, L (1, 6) OBP: 0.254, SLG: 0.277 Tom Paciorek, R (8, PH) OBP: 0.287, SLG: 0.254			4-0 G3 SH3-4 BB		0-0 L7			0-0 4-3		2	0	0	0	1	0	2				
Marc Hill, R (1, 2) OBP: 0.250, SLG: 0.137 Jerry Hairston, S (8, PH) OBP: 0.375, SLG: 0.355 Julio Cruz, S (8, PR) OBP: 0.315, SLG: 0.199			0-0 SH3-4 1-2		0-0 F8			0-0 CS 1B		1	0	0	0	0	0	0				
Inning Stats	R: 0 E: 0 K: 3 S: 10	H: 1 LOB: 1 BB: 0 P: 10	R: 0 E: 0 K: 1 S: 5	H: 1 LOB: 0 BB: 0 P: 5	R: 0 E: 0 K: 0 S: 3	H: 0 LOB: 1 BB: 1 P: 7	R: 0 E: 0 K: 1 S: 5	H: 0 LOB: 1 BB: 1 P: 9	R: 0 E: 0 K: 0 S: 3	H: 0 LOB: 0 BB: 0 P: 3	R: 0 E: 0 K: 0 S: 4	H: 1 LOB: 2 BB: 1 P: 8	R: 0 E: 0 K: 1 S: 6	H: 2 LOB: 2 BB: 1 P: 10	R: 0 E: 1 K: 3 S: 10	H: 0 LOB: 1 BB: 0 P: 10	1B: 5 2B: 1 3B: 0 HR: 0	SF: 0 SAC: 1 DP: 1 HBP: 0	WP: 0 PB: 0 CS: 1	PA: 35
PITCHER Jack Morris, R (1, 1) ERA: 3.04	IP: 9.0 WLS: W BF: 35 H: 5 R: 0 ER: 0 SO: 9 BB: 4 IBB: 0 HBP: 0 BLK: 0 WP: 0 HR: 0 S: 49 P: 65 ERA: 0.00 WHIP: 1.000															PITCHER				

Chicago White Sox @ Detroit Tigers
Tiger Stadium, Detroit, MI
Wed Jul 10 1985, 7:05 PM EDT
Att: 33,748 - Unknown

AB 30
R 0
H 5
RBI 0
BB 4
SO 9
LOB 12



Batter	1	2	3	4	5	6	7	8	9	AB	R	H	RBI	BB	SO	LOB	BOTTOM			
Lou Whitaker, L (1, 4) OBP: 0.392, SLG: 0.502	0-0 F9		0-0 4-3			0-0 F4		0-0 1B		4	0	1	1	0	0	1				
Alan Trammell, R (1, 6) OBP: 0.325, SLG: 0.407	0-0 F6			0-3 K		0-0 L3		0-3 K		4	0	0	0	0	2	1				
Kirk Gibson, L (1, 10) OBP: 0.359, SLG: 0.538	0-0 B1-3			0-0 F4		0-0 F8				3	0	0	0	0	0	0				
Lance Parrish, R (1, 2) OBP: 0.315, SLG: 0.422		0-0 5-3		0-0 HBP 1B			0-3 K			3	0	1	0	0	1	0				
Darrell Evans, L (1, 3) OBP: 0.352, SLG: 0.492		0-3 K		1-0 FC5-4 HBP		0-0 4-3				2	0	0	0	0	1	0				
Larry Hemdon, R (1, 7) OBP: 0.288, SLG: 0.388		0-0 F8		0-0 FC5-4 1-2		0-0 6-3				3	0	0	0	0	0	2				
Barbaro Garbey, R (1, 9) OBP: 0.326, SLG: 0.386			0-0 F3		0-0 6-3			0-0 L6		3	0	0	0	0	0	0				
Chet Lemon, R (1, 8) OBP: 0.311, SLG: 0.381			0-0 1B		0-0 F2			0-0 6-3		3	0	1	0	0	0	0				
Tom Brookens, R (1, 5) OBP: 0.321, SLG: 0.456			0-3 K		0-0 5-3			0-0 1B 2B		3	1	1	0	0	1	1				
Inning Stats	R: 0 E: 0 K: 0 S: 3	H: 0 LOB: 0 BB: 0 P: 3	R: 0 E: 0 K: 1 S: 5	H: 0 LOB: 0 BB: 0 P: 5	R: 0 E: 0 K: 1 S: 6	H: 1 LOB: 1 BB: 0 P: 6	R: 0 E: 0 K: 1 S: 6	H: 1 LOB: 2 BB: 0 P: 7	R: 0 E: 0 K: 0 S: 3	H: 0 LOB: 0 BB: 0 P: 3	R: 0 E: 0 K: 1 S: 5	H: 0 LOB: 0 BB: 0 P: 5	R: 1 E: 0 K: 1 S: 7	H: 2 LOB: 1 BB: 0 P: 7	R: 0 E: 1 K: 3 S: 10	H: 0 LOB: 1 BB: 0 P: 10	1B: 3 2B: 1 3B: 0 HR: 0	SF: 0 SAC: 0 DP: 0 HBP: 1	WP: 0 PB: 0 CS: 0	PA: 29
PITCHER Tom Seaver, R (1, 1) ERA: 3.14	IP: 8.0 WLS: L BF: 29 H: 4 R: 1 ER: 1 SO: 5 BB: 0 IBB: 0 HBP: 1 BLK: 0 WP: 0 HR: 0 S: 38 P: 39 ERA: 1.12 WHIP: 0.500															PITCHER				

Chicago White Sox @ Detroit Tigers
Tiger Stadium, Detroit, MI
Wed Jul 10 1985, 7:05 PM EDT
Att: 33,748 - Unknown

AB 28
R 1
H 4
RBI 1
BB 0
SO 5
LOB 5



Batter	1	2	3	4	5	6	7	8	9	AB	R	H	RBI	BB	SO	LOB	TOP								
Kirby Puckett, R OBP: 0.326, SLG: 0.382 (1, 8)	F9		SF9		6-3		K2-3		F3	4	0	0	1	0	1	3									
Roy Smalley, S OBP: 0.385, SLG: 0.410 Greg Gagne, R OBP: 0.317, SLG: 0.404 (1, 6) (8, 6)	F3		G3		E7			F7	F8	4	0	1	0	0	0	1									
Mike Stenhouse, L OBP: 0.354, SLG: 0.395 (1, 3)	F8			4-3	F5			1-3		4	0	0	0	0	0	1									
Tom Brunansky, R OBP: 0.363, SLG: 0.515 (1, 9)		F8		6-3		5-3		E5		4	1	0	0	0	0	0									
Randy Bush, L OBP: 0.269, SLG: 0.437 Dave Meier, R OBP: 0.306, SLG: 0.171 (8, PR) (8, 7)	4-3			K		F6		1B	1B	4	0	1	0	0	1	0									
Dave Engle, R OBP: 0.348, SLG: 0.512 (1, 10)	5-3				1B	F9		1B	1B	4	1	2	1	0	0	0									
Gary Gaetti, R OBP: 0.322, SLG: 0.433 (1, 5)			1-3		2B	5-3		F6	5-3	4	1	1	0	0	0	3									
Tim Teufel, R OBP: 0.346, SLG: 0.399 (1, 4)			1B	SF9	BB	5-3			S	2	1	1	0	2	0	2									
Mark Salas, L OBP: 0.356, SLG: 0.454 (1, 2)			1-3		1B	E		F5	K	4	1	2	2	0	1	2									
Inning Stats	R: 0 E: 0 K: 0 S: 3	H: 0 LOB: 0 BB: 0 P: 3	R: 0 E: 0 K: 0 S: 3	H: 0 LOB: 0 BB: 0 P: 3	R: 1 E: 0 K: 0 S: 4	H: 1 LOB: 1 BB: 1 P: 8	R: 0 E: 0 K: 1 S: 5	H: 0 LOB: 0 BB: 0 P: 5	R: 3 E: 1 K: 0 S: 7	H: 4 LOB: 1 BB: 0 P: 7	R: 0 E: 0 K: 0 S: 3	H: 0 LOB: 0 BB: 0 P: 3	R: 0 E: 0 K: 1 S: 6	H: 1 LOB: 1 BB: 0 P: 6	R: 1 E: 0 K: 0 S: 6	H: 2 LOB: 2 BB: 0 P: 6	R: 0 E: 0 K: 1 S: 5	H: 0 LOB: 1 BB: 1 P: 9	1B: 5 2B: 2 3B: 1 HR: 0	SF: 1 SAC: 0 DP: 0 HBP: 0	WP: 0 PB: 0 SB: 1 CS: 0	PA: 38			
PITCHER	IP	WLS	BF	H	R	ER	SO	BB	IBB	HBP	BLK	WP	HR	S	P	ERA	WHIP								
Randy O'Neal, R ERA: 2.61 (1, 1)	5.0	L	21	5	4	3	1	1	0	0	0	0	0	22	26	5.40	1.200								
Aurelio Lopez, R ERA: 3.53 (6, 1)	3.0		13	3	1	0	1	0	0	0	0	0	0	15	15	0.00	1.000								
Bill Scherrer, L ERA: 4.09 (9, 1)	1.0		4	0	0	0	1	1	0	0	0	0	0	5	9	0.00	1.000								

Minnesota Twins @ Detroit Tigers
Tiger Stadium, Detroit, MI
Thu Jul 11 1985, 7:05 PM EDT
Att: 26,215 - Unknown

AB 35
R 5
H 8
RBI 4
BB 2
SO 3
LOB 13



Batter	1	2	3	4	5	6	7	8	9	AB	R	H	RBI	BB	SO	LOB	BOTTOM								
Lou Whitaker, L OBP: 0.390, SLG: 0.500 (1, 4)	F9			SH1-3		F5		F8	K	5	1	1	0	0	1	3									
Alan Trammell, R OBP: 0.325, SLG: 0.404 (1, 6)	5-3			SH1-3		F9		1B	BB	2	0	0	0	1	0	0									
Kirk Gibson, L OBP: 0.361, SLG: 0.538 (1, 10)	4-3			FC5	S	L6		1B		4	0	2	1	0	0	0									
Darrell Evans, L OBP: 0.354, SLG: 0.488 (1, 3)		CS	BB		1-2	BB		F5	F8	2	0	0	0	2	0	2									
Larry Herndon, R OBP: 0.288, SLG: 0.386 (1, 7)	F3			F9		K			BB	4	0	1	0	0	1	3									
Barbaro Garbey, R OBP: 0.333, SLG: 0.391 (1, 9)	K			FC5		FC5	BB	1B	BB	4	0	2	0	0	1	3									
Chet Lemon, R OBP: 0.310, SLG: 0.376 (1, 8)			K		F4		BB		K	3	0	0	0	1	2	2									
Tom Brookens, R OBP: 0.316, SLG: 0.448 (1, 5)			5-3		F8		FC5		K	4	0	0	0	0	1	4									
Marty Castillo, R OBP: 0.061, SLG: 0.031 Dave Bergman, L OBP: 0.310, SLG: 0.327 Bob Melvin, R OBP: 0.241, SLG: 0.345 Scotti Madison, S (8, PH) (9, PH)			K		6-3			6-3		2	0	0	0	0	1	0									
Inning Stats	R: 0 E: 0 K: 0 S: 3	H: 0 LOB: 0 BB: 0 P: 3	R: 0 E: 0 K: 1 S: 4	H: 0 LOB: 0 BB: 1 P: 8	R: 0 E: 0 K: 2 S: 7	H: 0 LOB: 0 BB: 0 P: 7	R: 1 E: 0 K: 0 S: 5	H: 2 LOB: 2 BB: 1 P: 9	R: 0 E: 0 K: 0 S: 3	H: 0 LOB: 0 BB: 0 P: 3	R: 0 E: 0 K: 0 S: 3	H: 0 LOB: 0 BB: 0 P: 3	R: 0 E: 0 K: 1 S: 6	H: 1 LOB: 2 BB: 1 P: 10	R: 0 E: 0 K: 0 S: 4	H: 1 LOB: 2 BB: 1 P: 8	R: 0 E: 0 K: 3 S: 11	H: 2 LOB: 3 BB: 1 P: 15	1B: 5 2B: 1 3B: 0 HR: 0	SF: 0 SAC: 1 DP: 0 HBP: 0	WP: 0 PB: 0 SB: 1 CS: 1	PA: 37			
PITCHER	IP	WLS	BF	H	R	ER	SO	BB	IBB	HBP	BLK	WP	HR	S	P	ERA	WHIP								
Mike Smithson, R ERA: 4.3 (1, 1)	8.0	W	33	6	1	1	4	4	0	0	0	0	0	37	53	1.12	1.250								
Ron Davis, R ERA: 4.5 (9, 1)	1.0	S	4	0	0	0	3	1	0	0	0	0	0	9	13	0.00	1.000								

Minnesota Twins @ Detroit Tigers
Tiger Stadium, Detroit, MI
Thu Jul 11 1985, 7:05 PM EDT
Att: 26,215 - Unknown

AB 31
R 1
H 6
RBI 1
BB 5
SO 7
LOB 17



Batter	1	2	3	4	5	6	7	8	9	AB	R	H	RBI	BB	SO	LOB	TOP								
Kirby Puckett, R OBP: 0.322, SLG: 0.377 (1, 8)	F4		F9		1-3		3-1		3-1	5	0	0	0	0	0	3	Minnesota Twins @ Detroit Tigers Tiger Stadium, Detroit, MI Fri Jul 12, 1985, 7:05 PM EDT Att: 38,524 - Unknown								
Ron Washington, R OBP: 0.241, SLG: 0.226 (1, 5)	L3				F9					3	1	1	0	0	0	0									
Roy Smalley, S OBP: 0.387, SLG: 0.410 (7, PH)										0	0	0	0	1	0	0									
Kent Hrbek, L OBP: 0.316, SLG: 0.385 (7, 3)			FC6-4							0	0	0	0	0	0	0									
Steve Lombardozzi, R OBP: 0.316, SLG: 0.385 (9, PH)										1	0	0	0	0	1	1									
Mike Stenhouse, L OBP: 0.354, SLG: 0.395 (9, 3)							IBB			0	0	0	0	0	0	0									
Dave Engle, R OBP: 0.360, SLG: 0.568 (1, 10)	HR		FC6-4				L4			3	1	1	1	1	1	3									
Tom Brunansky, R OBP: 0.359, SLG: 0.508 (1, 9)	F7		FC6-4				5-3			4	0	0	1	0	0	1									
Gary Gaetti, R OBP: 0.321, SLG: 0.431 (7, 5)										4	0	1	0	0	1	1									
Tim Lincecum, R OBP: 0.351, SLG: 0.398 (1, 4)										1	1	0	0	3	0	0									
Tim Lincecum, R OBP: 0.351, SLG: 0.398 (1, 4)										3	0	0	0	0	3	3									
Tim Lincecum, R OBP: 0.351, SLG: 0.398 (1, 2)										3	0	0	0	0	3	3									
Greg Gagne, R OBP: 0.325, SLG: 0.409 (1, 6)										3	0	2	1	1	0	0									
Dave Meier, R OBP: 0.308, SLG: 0.163 (1, 7)										2	0	0	0	1	0	2									
Inning Stats	R: 1 E: 0 K: 0 S: 4	H: 1 LOB: 0 BB: 0 P: 4	R: 0 E: 0 K: 1 S: 6	H: 2 LOB: 2 BB: 1 P: 10	R: 1 E: 0 K: 0 S: 4	H: 1 LOB: 1 BB: 1 P: 8	R: 0 E: 0 K: 1 S: 5	H: 0 LOB: 0 BB: 0 P: 5	R: 0 E: 0 K: 0 S: 3	H: 0 LOB: 0 BB: 0 P: 3	R: 0 E: 0 K: 2 S: 7	H: 0 LOB: 0 BB: 0 P: 7	R: 1 E: 0 K: 0 S: 4	H: 1 LOB: 3 BB: 3 P: 16	R: 0 E: 0 K: 1 S: 5	H: 0 LOB: 1 BB: 1 P: 9	R: 0 E: 0 K: 1 S: 5	H: 0 LOB: 1 BB: 1 P: 9	1B: 3 2B: 0 3B: 1 HR: 1	SF: 0 SAC: 2 DP: 0 HBP: 0	WP: 0 PB: 0 SB: 0 CS: 2	PA: 38			
PITCHER	IP	WLS	BF	H	R	ER	SO	BB	IBB	HBP	BLK	WP	HR	S	P	ERA	WHIP								
Frank Tanana, L ERA: 5.14 (1, 1)	6.1	L	27	5	3	3	4	4	0	0	0	0	1	31	47	4.26	1.421								
Doug Bair, R ERA: 5.21 (7, 1)	2.1		10	0	0	0	1	2	1	0	0	0	0	9	21	0.00	0.857								
Bill Scherrer, L ERA: 4.05 (9, 1)	0.1		1	0	0	0	1	0	0	0	0	0	0	3	3	0.00	0.000								
Batter	1	2	3	4	5	6	7	8	9	AB	R	H	RBI	BB	SO	LOB	BOTTOM								
Lou Whitaker, L OBP: 0.392, SLG: 0.500 (1, 4)	BB 1B		L6 BB	F9			F8		FC6-4	4	0	2	0	1	0	2	Minnesota Twins @ Detroit Tigers Tiger Stadium, Detroit, MI Fri Jul 12, 1985, 7:05 PM EDT Att: 38,524 - Unknown								
Alan Trammell, R OBP: 0.323, SLG: 0.399 (1, 6)	F8						F7		FC6-4	4	0	0	0	1	0	3									
Kirk Gibson, L OBP: 0.363, SLG: 0.547 (1, 10)	BB 1B		L6							4	1	2	1	0	1	2									
Darrell Evans, L OBP: 0.349, SLG: 0.480 (1, 3)	F9		1-3							4	0	0	0	0	1	3									
Larry Herndon, R OBP: 0.287, SLG: 0.382 (1, 7)										3	0	0	0	1	0	0									
Barbaro Garbey, R OBP: 0.340, SLG: 0.396 (1, 9)	F8									4	1	2	0	0	0	3									
Chet Lemon, R OBP: 0.313, SLG: 0.378 (1, 8)										4	0	2	0	0	0	1									
Bob Melvin, R OBP: 0.250, SLG: 0.344 (1, 2)										3	0	1	0	0	0	1									
Dave Bergman, L OBP: 0.305, SLG: 0.320 (9, PH)										1	0	0	0	0	0	1									
Tom Brookens, R OBP: 0.315, SLG: 0.444 (1, 5)										4	0	1	1	0	0	2									
Inning Stats	R: 0 E: 0 K: 0 S: 5	H: 2 LOB: 3 BB: 1 P: 9	R: 0 E: 0 K: 0 S: 3	H: 0 LOB: 0 BB: 0 P: 3	R: 0 E: 0 K: 0 S: 3	H: 1 LOB: 1 BB: 1 P: 7	R: 1 E: 0 K: 0 S: 6	H: 3 LOB: 2 BB: 0 P: 6	R: 1 E: 0 K: 0 S: 4	H: 1 LOB: 0 BB: 0 P: 4	R: 0 E: 0 K: 0 S: 4	H: 2 LOB: 1 BB: 0 P: 4	R: 0 E: 0 K: 1 S: 5	H: 0 LOB: 0 BB: 0 P: 5	R: 0 E: 0 K: 1 S: 5	H: 0 LOB: 0 BB: 0 P: 5	R: 0 E: 0 K: 0 S: 4	H: 1 LOB: 2 BB: 1 P: 8	1B: 9 2B: 1 3B: 0 HR: 1	SF: 0 SAC: 0 DP: 1 HBP: 0	WP: 0 PB: 0 SB: 0 CS: 0	PA: 38			
PITCHER	IP	WLS	BF	H	R	ER	SO	BB	IBB	HBP	BLK	WP	HR	S	P	ERA	WHIP								
John Butcher, R ERA: 4.46 (1, 1)	6.2	W	29	9	2	2	0	2	0	0	0	0	0	6	6	0.00	0.000								
Curt Wardle, L ERA: 4.67 (7, 1)	0.2		2	0	0	0	2	0	0	0	0	0	0	6	6	0.00	0.000								
Frank Eufemia, R ERA: 2.0 (8, 1)	1.0		4	1	0	0	0	0	0	0	0	0	0	4	4	0.00	1.000								
Ron Davis, R ERA: 4.41 (9, 1)	0.2	S	3	0	0	0	0	0	1	0	0	0	0	2	6	0.00	0.000								

Batter	1	2	3	4	5	6	7	8	9	AB	R	H	RBI	BB	SO	LOB	TOP										
Kirby Puckett, R OBP: 0.318, SLG: 0.372 (1, 8)	6-3	L9				1-3	4-3		E3	5	0	0	0	0	0	2	Minnesota Twins @ Detroit Tigers Tiger Stadium, Detroit, MI Sat Jul 13 1985, 7:05 PM EDT Att: 42,887 - Unknown livebaseballscorecards.com										
Roy Smalley, S OBP: 0.397, SLG: 0.420 (1, 10)	HR		3-1		2B	8-2	F4		F8	4	1	1	1	1	0	1											
Randy Bush, L OBP: 0.284, SLG: 0.480 Tim Laudner, R OBP: 0.280, SLG: 0.385 (1, 7) (9, 2)	2B	1B	G3		2B		HR			4	2	3	2	0	0	0											
Tom Brunansky, R OBP: 0.361, SLG: 0.510 (1, 9)	2B	2B	5-3		IBB		F6			3	1	1	0	1	0	0											
Gary Gaetti, R OBP: 0.320, SLG: 0.432 (1, 5)	F8	2B		6-3	8-2		K			4	0	1	2	0	1	3											
Mike Stenhouse, L OBP: 0.350, SLG: 0.424 (1, 3)	F8			K		HR				4	1	1	1	0	1	1											
Tim Teufel, R OBP: 0.353, SLG: 0.407 (1, 4)	K			2B		2B	F8			4	0	2	0	0	1	1											
Greg Gagne, R OBP: 0.319, SLG: 0.400 (1, 6)		L9		F7		6-3	K			4	0	0	0	0	1	2											
Mark Salas, L OBP: 0.356, SLG: 0.452 Dave Meier, R OBP: 0.302, SLG: 0.159 (9, PH) (9, 7)	4-3				1-3	2B	F9		F3	3	1	1	0	0	0	1											
Inning Stats	R: 3 E: 0 K: 1 S: 9	H: 4 LOB: 1 BB: 0 P: 9	R: 0 E: 0 K: 0 S: 3	H: 0 LOB: 0 BB: 0 P: 3	R: 0 E: 0 K: 0 S: 3	H: 0 LOB: 0 BB: 0 P: 3	R: 0 E: 0 K: 1 S: 6	H: 1 LOB: 1 BB: 0 P: 6	R: 1 E: 0 K: 0 S: 4	H: 2 LOB: 2 BB: 2 P: 12	R: 1 E: 0 K: 1 S: 5	H: 2 LOB: 1 BB: 1 P: 5	R: 1 E: 0 K: 1 S: 6	H: 1 LOB: 0 BB: 0 P: 6	R: 0 E: 0 K: 1 S: 5	H: 0 LOB: 0 BB: 0 P: 5		R: 0 E: 1 K: 0 S: 3	H: 0 LOB: 0 BB: 0 P: 3	1B: 2 2B: 6 3B: 0 HR: 3	SF: 0 SAC: 0 DP: 1 HBP: 0	WP: 0 PB: 0 SB: 0 CS: 1	PA: 38				
PITCHER	IP	WLS	BF	H	R	ER	SO	BB	IBB	HBP	BLK	WP	HR	S	P	ERA	WHIP										
Dan Petry, R ERA: 3.47 (1, 1)	6.0	L	28	9	5	5	2	1	1	0	0	0	2	30	38	7.50	1.667										
Juan Berenguer, R ERA: 6.21 (7, 1)	2.0		7	1	1	1	2	0	0	0	0	0	1	11	11	4.50	0.500										
Willie Hernandez, L ERA: 1.81 (9, 1)	1.0		3	0	0	0	0	0	0	0	0	0	0	3	3	0.00	0.000										

Batter	1	2	3	4	5	6	7	8	9	AB	R	H	RBI	BB	SO	LOB	BOTTOM										
Lou Whitaker, L OBP: 0.390, SLG: 0.495 (1, 4)	F2		FC4-6		F7				G3	5	0	1	2	0	0	1	Minnesota Twins @ Detroit Tigers Tiger Stadium, Detroit, MI Sat Jul 13 1985, 7:05 PM EDT Att: 42,887 - Unknown livebaseballscorecards.com										
Tom Brookens, R OBP: 0.309, SLG: 0.435 (1, 5)	F3		F8		F3	F2			F8	5	0	0	0	0	0	3											
Alan Trammell, R OBP: 0.325, SLG: 0.397 (1, 6)	6-3			BB		2B			F8	2	1	0	0	2	0	0											
Kirk Gibson, L OBP: 0.364, SLG: 0.550 (1, 10)		1B	4-3			2B			3-1	4	0	2	1	0	0	2											
Barbaro Garbey, R OBP: 0.346, SLG: 0.426 (1, 9)		K		HR		1B	5-3			3	2	1	1	1	1	1											
Darrell Evans, L OBP: 0.348, SLG: 0.476 (1, 3)				G3		F2			3-1	4	0	1	0	0	0	1											
Larry Hemdon, R OBP: 0.290, SLG: 0.384 (1, 7)		F7			E7	1B			5-3	4	1	2	0	0	0	2											
Chet Lemon, R OBP: 0.312, SLG: 0.376 (1, 8)		F2			F7	1B			F7	4	0	1	0	0	0	3											
Bob Melvin, R OBP: 0.285, SLG: 0.353 Dave Bergman, L OBP: 0.359, SLG: 0.320 Alejandro Sanchez, R OBP: 0.241, SLG: 0.481 Marty Castillo, R OBP: 0.081, SLG: 0.031 Scotti Madison, S ERA: 1.78 (1, 2) (6, PH) (6, PH) (7, 2) (9, PH)			FC4-6		4-3				4-3	2	0	1	0	0	0	1											
Inning Stats	R: 0 E: 0 K: 0 S: 3	H: 0 LOB: 0 BB: 0 P: 3	R: 0 E: 0 K: 1 S: 7	H: 2 LOB: 2 BB: 0 P: 7	R: 0 E: 0 K: 0 S: 4	H: 1 LOB: 2 BB: 1 P: 8	R: 1 E: 1 K: 0 S: 5	H: 2 LOB: 1 BB: 0 P: 5	R: 1 E: 0 K: 0 S: 3	H: 1 LOB: 1 BB: 1 P: 7	R: 2 E: 0 K: 1 S: 8	H: 3 LOB: 2 BB: 1 P: 12	R: 0 E: 0 K: 0 S: 3	H: 0 LOB: 0 BB: 0 P: 3	R: 0 E: 0 K: 0 S: 3	H: 0 LOB: 0 BB: 0 P: 3		R: 0 E: 0 K: 0 S: 3	H: 0 LOB: 0 BB: 0 P: 3	1B: 7 2B: 1 3B: 0 HR: 1	SF: 0 SAC: 0 DP: 0 HBP: 0	WP: 0 PB: 0 SB: 0 CS: 0	PA: 38				
PITCHER	IP	WLS	BF	H	R	ER	SO	BB	IBB	HBP	BLK	WP	HR	S	P	ERA	WHIP										
Ken Schrom, R ERA: 5.05 (1, 1)	5.1	W	26	8	4	4	1	0	0	0	0	0	1	25	37	6.75	2.062										
Curt Wardle, L ERA: 4.63 (6, 1)	0.1		2	1	0	0	1	0	0	0	0	0	0	4	4	0.00	3.000										
Frank Eufemia, R ERA: 1.78 (6, 1)	3.1	S	10	0	0	0	0	0	0	0	0	0	0	10	10	0.00	0.000										

Batter	1	2	3	4	5	6	7	8	9	AB	R	H	RBI	BB	SO	LOB	TOP										
Kirby Puckett, R OBP: 0.315, SLG: 0.368 (1, 8)	0-3 K			0-0 4-3		0-0 4-3		0-0 F8		4	0	0	0	0	1	2											
Roy Smalley, S OBP: 0.385, SLG: 0.415 (1, 10)	0-0 3-1			4-0 BB			0-0 3-1		0-0 F4	3	0	0	0	1	0	0											
Randy Bush, L OBP: 0.277, SLG: 0.468 Ron Washington, R OBP: 0.237, SLG: 0.222 (9, PH)	0-3 K2-3			0-0 F7			0-0 G3		0-0 F7	3	0	0	0	0	1	1											
Tom Brunansky, R OBP: 0.360, SLG: 0.510 (1, 9)		0-0 5-3		0-0 6-3			0-0 2B		0-3 K	4	0	1	0	0	1	1											
Gary Gaetti, R OBP: 0.317, SLG: 0.428 (1, 5)		0-0 5-3			0-3 K				0-0 6-3	3	0	0	0	0	1	1											
Mike Stenhouse, L OBP: 0.340, SLG: 0.409 (1, 3)		0-0 6-3			0-0 3-1				0-0 4-3	3	0	0	0	0	0	0											
Tim Teufel, R OBP: 0.353, SLG: 0.404 Steve Lombardozzi, R (8, PR) (8, 4)			0-3 K		0-0 6-3			4-0 BB		2	0	0	0	1	1	0											
Greg Gagne, R OBP: 0.319, SLG: 0.396 (1, 6)			0-0 1-3			0-0 B1-3		4-0 BB		2	0	0	0	1	0	0											
Mark Salas, L OBP: 0.352, SLG: 0.447 Dave Engle, R OBP: 0.353, SLG: 0.556 (8, PH) (8, 2)			0-0 4-3			0-3 K		0-3 K		2	0	0	0	0	1	0											
Inning Stats	R: 0 E: 0 K: 2 S: 7	H: 0 LOB: 0 BB: 7 P: 7	R: 0 E: 0 K: 0 S: 3	H: 0 LOB: 0 BB: 0 P: 3	R: 0 E: 0 K: 1 S: 5	H: 0 LOB: 0 BB: 1 P: 5	R: 0 E: 0 K: 0 S: 3	H: 0 LOB: 1 BB: 0 P: 7	R: 0 E: 0 K: 1 S: 5	H: 0 LOB: 0 BB: 0 P: 5	R: 0 E: 0 K: 0 S: 4	H: 1 LOB: 1 BB: 0 P: 4	R: 0 E: 0 K: 1 S: 5	H: 0 LOB: 2 BB: 2 P: 13	R: 0 E: 0 K: 1 S: 5	H: 0 LOB: 0 BB: 0 P: 5	1B: 0 2B: 1 3B: 0 HR: 0	SF: 0 SAC: 0 DP: 0 HBP: 0	WP: 0 PB: 0 SB: 0 CS: 0	PA: 31							
PITCHER	IP	WLS	BF	H	R	ER	SO	BB	IBB	HBP	BLK	WP	HR	S	P	ERA	WHIP										
Walt Terrell, R ERA: 3.69 (1, 1)	7.1	W	26	1	0	0	5	3	0	0	0	0	0	33	45	0.00	0.545										
Willie Hernandez, L ERA: 1.76 (8, 1)	1.2	S	5	0	0	0	2	0	0	0	0	0	0	9	9	0.00	0.000										

Minnesota Twins @ Detroit Tigers
Tiger Stadium, Detroit, MI
Sun Jul 14 1985, 3:33 AM EDT
Att: 34,879 - Unknown

AB 28
R 0
H 1
RBI 0
BB 3
SO 7
LOB 7



Batter	1	2	3	4	5	6	7	8	9	AB	R	H	RBI	BB	SO	LOB	BOTTOM											
Lou Whitaker, L OBP: 0.393, SLG: 0.495 (1, 4)	0-0 1B 2B	4-0 BB		0-0 4-3			0-0 F8	0-0 1B		4	1	2	1	1	0	1												
Barbaro Garbey, R OBP: 0.339, SLG: 0.414 (1, 9)	0-0 2B 1-2 4-3	0-0 1-3			0-0 5-3		0-0 FC6-4	0-0 FC5		5	1	1	0	0	0	5												
Alan Trammell, R OBP: 0.327, SLG: 0.410 (1, 6)	0-0 4-3 1-3 2-H		0-0 6-3		0-0 F3			0-0 HR		4	1	2	2	0	0	0												
Larry Herndon, R OBP: 0.293, SLG: 0.396 (1, 7)	0-0 4-3		0-0 HR		0-0 5-3			0-0 1B 2B 1B		4	2	2	2	0	0	1												
Darrell Evans, L OBP: 0.347, SLG: 0.484 (1, 3)	0-0 F9		0-0 HR			0-0 F5		0-0 F9		4	1	1	1	0	0	2												
Chet Lemon, R OBP: 0.311, SLG: 0.375 (1, 8)	0-0 5-3		0-3 K			0-0 F6		1-2 2B 1B		4	1	1	0	0	1	1												
Alejandro Sanchez, R OBP: 0.241, SLG: 0.470 (1, 10)		0-0 F8	0-3 K			0-3 K		1-2 2-3 2B FC4-2 1B		4	0	1	0	0	2	0												
Bob Melvin, R OBP: 0.263, SLG: 0.368 (1, 2)		0-3 K		0-3 K			0-0 6-3	0-0 FC4-2 1B 2B		4	1	1	2	0	2	0												
Marty Castillo, R OBP: 0.111, SLG: 0.088 Dave Bergman, L OBP: 0.300, SLG: 0.314 Doug Flynn, R OBP: 0.172, SLG: 0.207 (8, PH) (8, 5)		0-0 WP 2B		0-0 5-3			4-0 FC6-4 BB	0-0 FC4-2 1B		2	0	1	0	1	0	0												
Inning Stats	R: 2 E: 0 K: 0 S: 6	H: 3 LOB: 1 BB: 0 P: 6	R: 0 E: 0 K: 1 S: 6	H: 1 LOB: 2 BB: 1 P: 10	R: 2 E: 0 K: 2 S: 9	H: 2 LOB: 0 BB: 0 P: 9	R: 0 E: 0 K: 1 S: 5	H: 0 LOB: 0 BB: 0 P: 5	R: 0 E: 0 K: 0 S: 3	H: 0 LOB: 0 BB: 0 P: 3	R: 0 E: 0 K: 1 S: 5	H: 0 LOB: 1 BB: 1 P: 7	R: 4 E: 0 K: 0 S: 9	H: 6 LOB: 2 BB: 0 P: 9	R: 0 E: 0 K: 0 S: 3	H: 0 LOB: 0 BB: 0 P: 5	1B: 6 2B: 3 3B: 0 HR: 3	SF: 0 SAC: 0 DP: 0 HBP: 0	WP: 1 PB: 0 SB: 0 CS: 0	PA: 38								
PITCHER	IP	WLS	BF	H	R	ER	SO	BB	IBB	HBP	BLK	WP	HR	S	P	ERA	WHIP											
Frank Viola, L ERA: 4.34 (1, 1)	7.0	L	31	8	6	6	5	2	0	0	0	0	0	3	39	47	7.71	1.429										
Curt Wardle, L ERA: 5.0 (8, 1)	0.1		4	3	1	1	0	0	0	0	0	0	0	4	4	27.00	9.000											
Rick Lysander, R ERA: 6.29 (8, 1)	0.2		3	1	1	1	0	0	0	0	0	0	0	3	3	13.50	1.500											

Minnesota Twins @ Detroit Tigers
Tiger Stadium, Detroit, MI
Sun Jul 14 1985, 3:33 AM EDT
Att: 34,879 - Unknown

AB 36
R 8
H 12
RBI 8
BB 2
SO 5
LOB 12



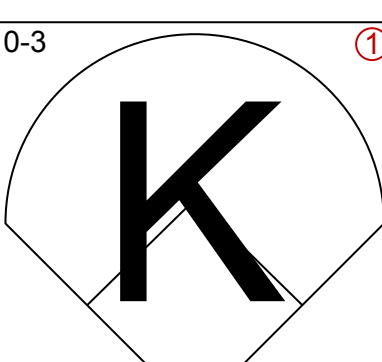
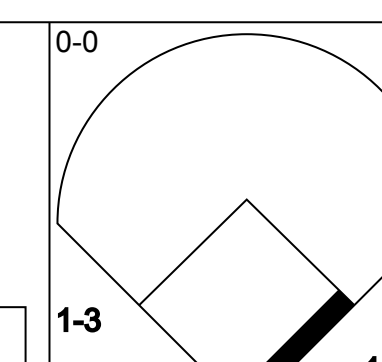
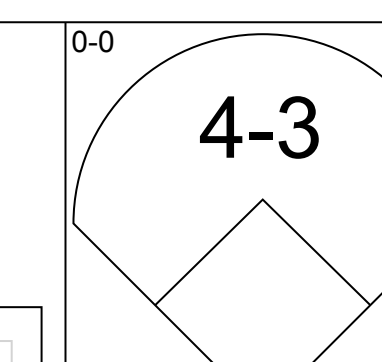
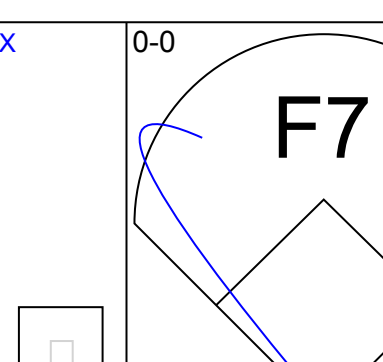
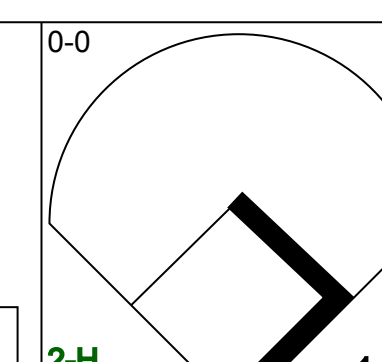
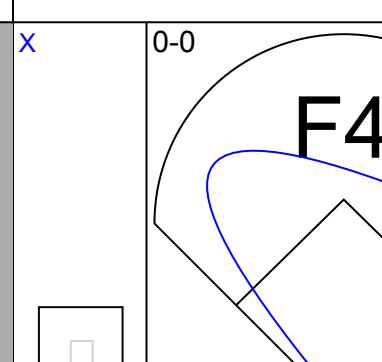
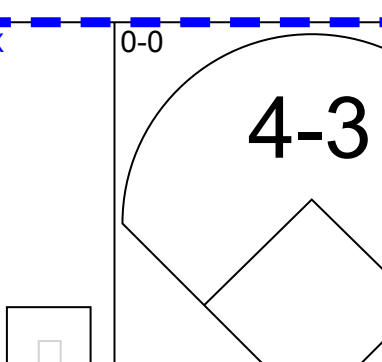
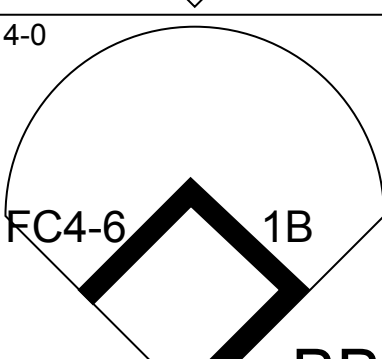
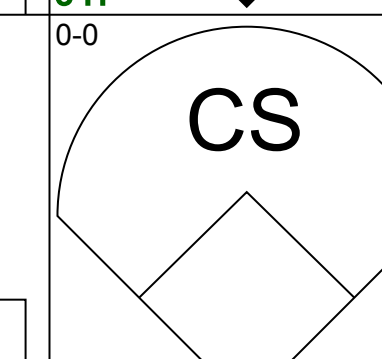
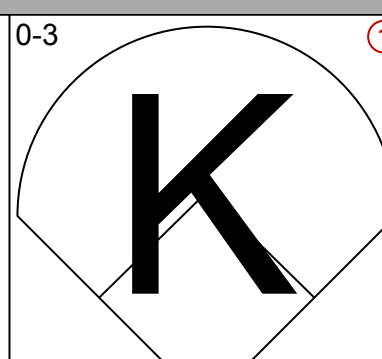
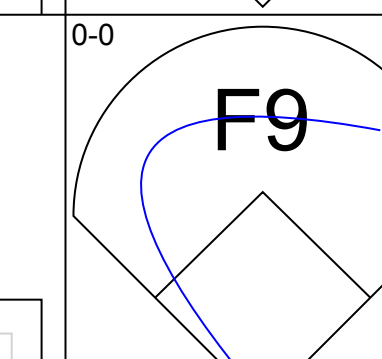
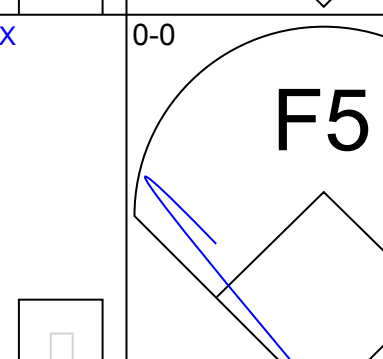
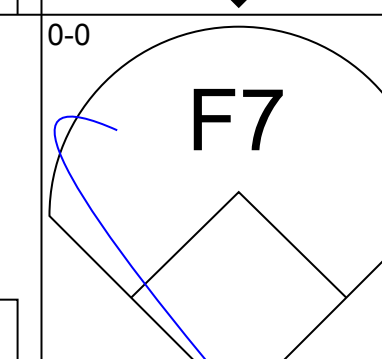
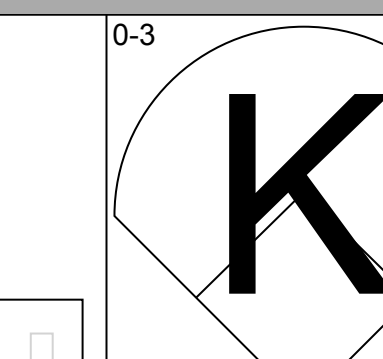
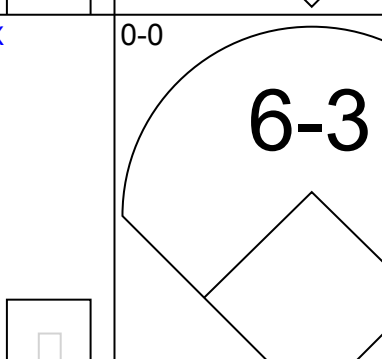
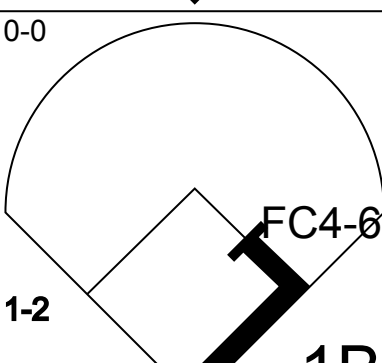
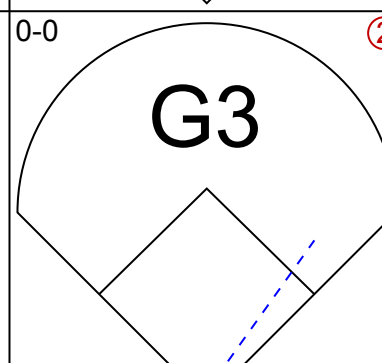
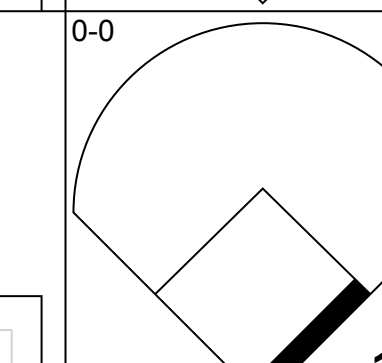
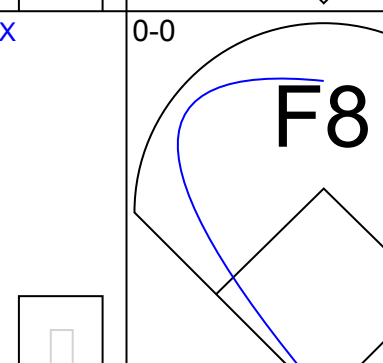
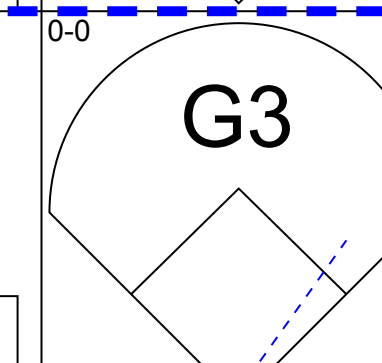
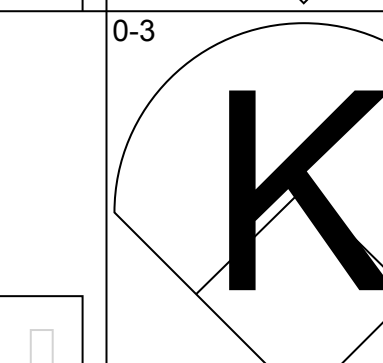
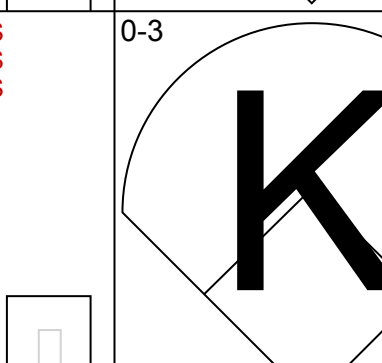
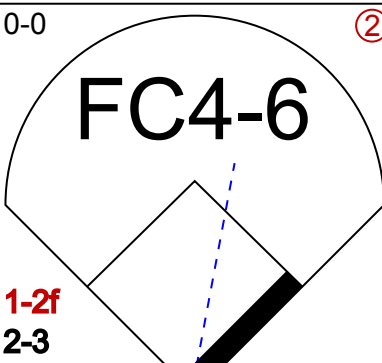
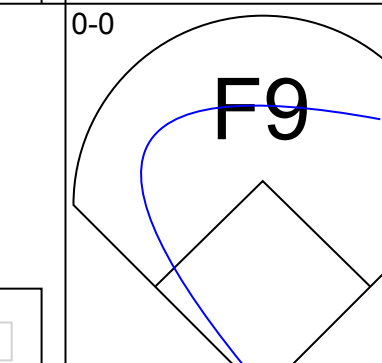
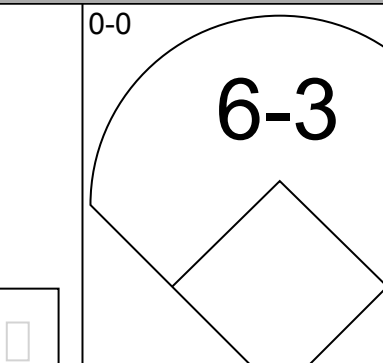
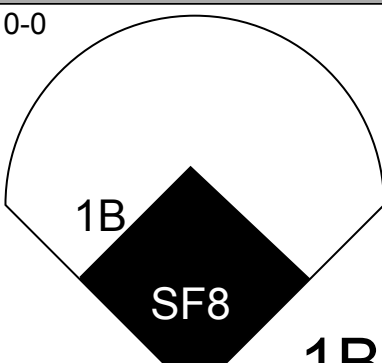

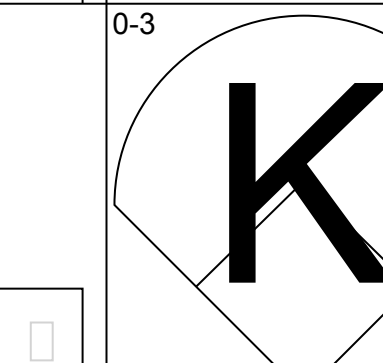
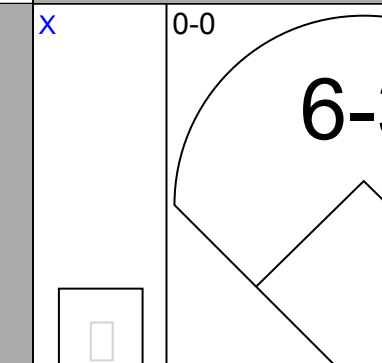
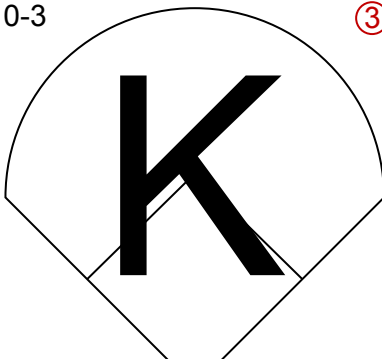
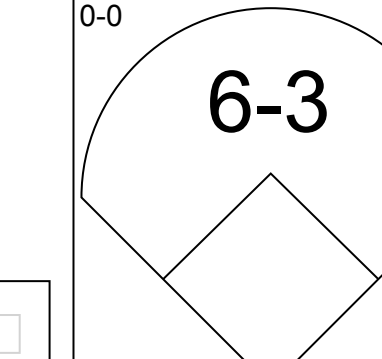
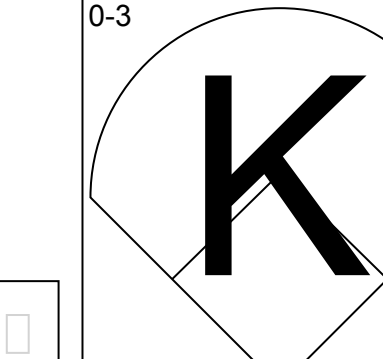
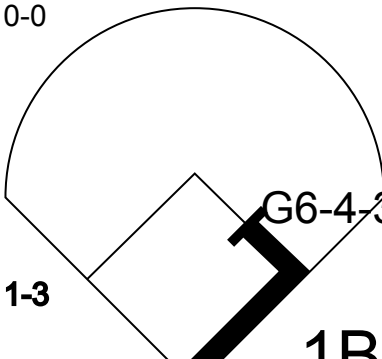


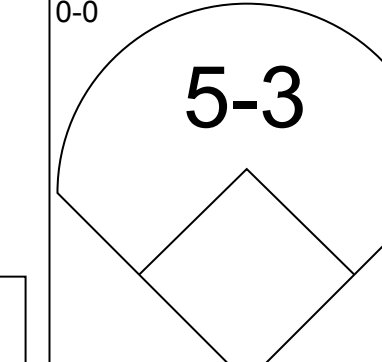
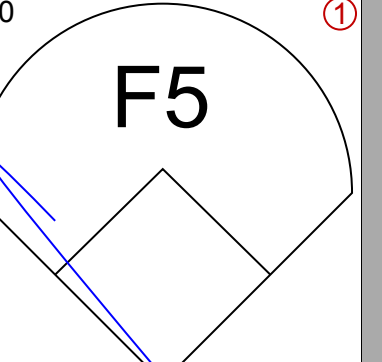
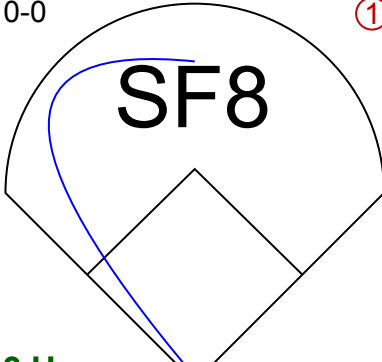

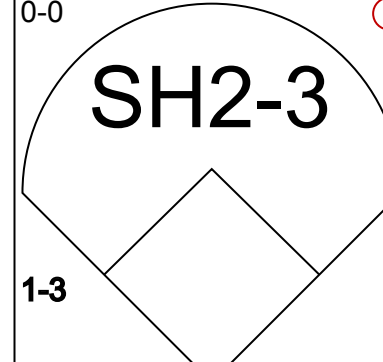
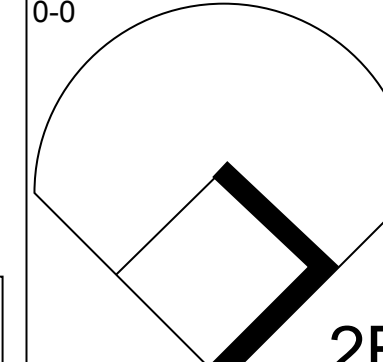
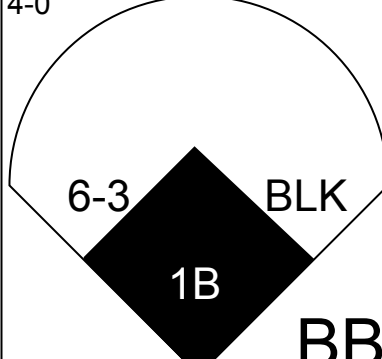
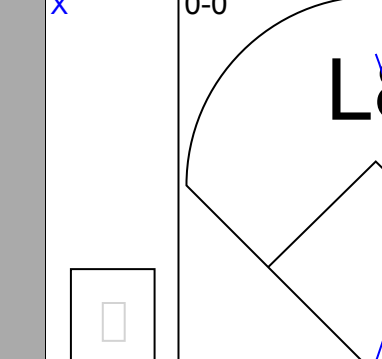
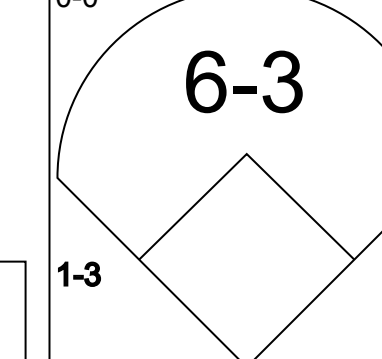
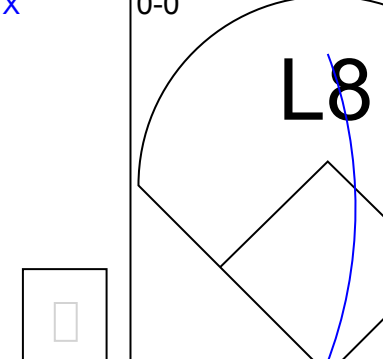
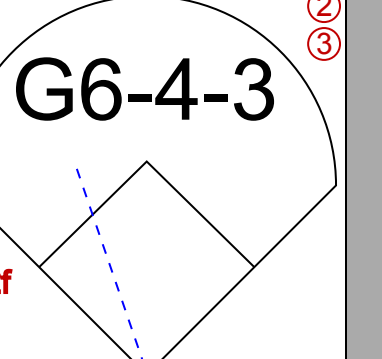

Batter	1	2	3	4	5	6	7	8	9	AB	R	H	RBI	BB	SO	LOB	TOP												
Alan Bannister, R OBP: 0.333, SLG: 0.333 (1, 10)	5-3		5-3		FC1-4 1B BB	F8		K		5	0	0	0	0	1	3	<p>Texas Rangers @ Detroit Tigers Tiger Stadium, Detroit, MI Thu Jul 18 1985, 7:05 PM EDT Att: 26,374 - Unknown</p>												
Toby Harrah, R OBP: 0.473, SLG: 0.412 (1, 4)	CS 1B		1B		F4		K	1B		5	0	3	0	0	1	1													
Pete O'Brien, L OBP: 0.321, SLG: 0.401 (1, 3)	4-3		F7		1B BB		F8	F8		4	0	0	0	1	0	3													
Gary Ward, R OBP: 0.330, SLG: 0.422 (1, 7)		HR	1B		1B 2-3		1B BB		4-3	4	2	3	1	1	0	0													
Bill Stein, R OBP: 0.292, SLG: 0.326 Bob Jones, L OBP: 0.227, SLG: 0.200 (7, 9)	FC6-4 1B		K		1-3		1B 1B IBB	K		3	1	1	0	1	1	5													
Oddibe McDowell, L OBP: 0.250, SLG: 0.335 Buddy Bell, R OBP: 0.308, SLG: 0.335 (7, PH) (7, 5)	F5				K		F7	1B 1B	5-3	3	0	0	0	0	1	1													
George Wright, S OBP: 0.222, SLG: 0.187 (7, 8)	E6 FC6-4		K		K		F8	1B		4	0	1	1	0	1	1													
Glenn Brummer, R OBP: 0.351, SLG: 0.258 (1, 2)	FC6-4				6-3		BB 1B	F8		4	0	1	0	0	0	4													
Curtis Wilkerson, S OBP: 0.312, SLG: 0.325 (1, 6)	F3				FC1-4 BB		1-2 BB	F8		2	0	0	0	2	0	2													
Inning Stats	R: 0 E: 0 K: 0 S: 3	H: 1 LOB: 0 BB: 0 P: 3	R: 1 E: 1 K: 0 S: 6	H: 2 LOB: 2 BB: 0 P: 6	R: 0 E: 0 K: 1 S: 7	H: 2 LOB: 0 BB: 0 P: 7	R: 0 E: 0 K: 2 S: 7	H: 0 LOB: 0 BB: 0 P: 7	R: 0 E: 0 K: 0 S: 4	H: 1 LOB: 3 BB: 2 P: 12	R: 0 E: 0 K: 0 S: 4	H: 1 LOB: 2 BB: 1 P: 8	R: 2 E: 0 K: 1 S: 7	H: 2 LOB: 2 BB: 2 P: 15	R: 0 E: 0 K: 1 S: 6	H: 1 LOB: 1 BB: 0 P: 6		R: 0 E: 0 K: 1 S: 5	H: 0 LOB: 0 BB: 0 P: 5	1B: 9 2B: 0 3B: 0 HR: 1	SF: 0 SAC: 0 DP: 0 HBP: 0	WP: 0 PB: 0 SB: 0 CS: 1	PA: 42						
PITCHER	IP	WLS	BF	H	R	ER	SO	BB	IBB	HBP	BLK	WP	HR	S	P	ERA	WHIP												
Frank Tanana, L ERA: 4.92 Willie Hernandez, L ERA: 1.7	(1, 1)	6.2	L	32	7	3	1	4	4	1	0	0	0	0	1	35	55	1.35	1.650										
(7, 1)	2.1		10	3	0	0	2	0	0	0	0	0	0	0	14	14	0.00	1.286											

AB	37
R	3
H	10
RBI	3
BB	5
SO	6
LOB	20



Batter	1	2	3	4	5	6	7	8	9	AB	R	H	RBI	BB	SO	LOB	BOTTOM											
Lou Whitaker, L OBP: 0.390, SLG: 0.494 (1, 4)	F4		F8			1-3			K	5	0	1	0	0	1	2	<p>Texas Rangers @ Detroit Tigers Tiger Stadium, Detroit, MI Thu Jul 18 1985, 7:05 PM EDT Att: 26,374 - Unknown</p>											
Tom Brookens, R OBP: 0.303, SLG: 0.426 (1, 5)	4-3		K		K		F3	K		5	0	0	0	0	3	1												
Alan Trammell, R OBP: 0.331, SLG: 0.411 (1, 6)	BB 1B		F4		BB		S 1B	F8		4	1	2	0	1	0	0												
Darrell Evans, L OBP: 0.345, SLG: 0.479 (1, 10)	1B BB		E8 FC5		K		K	K		3	0	0	0	1	2	3												
Larry Herndon, R OBP: 0.295, SLG: 0.397 (1, 7)	1-2 2-H 1B		K			5-3 1B	K	K		4	1	2	1	0	2	2												
Barbaro Garbey, R OBP: 0.336, SLG: 0.402 (1, 9)	F6				BB		5-3	K		3	0	0	0	1	1	3												
Dave Bergman, L OBP: 0.281, SLG: 0.291 (1, 3)		F1		F8		K		F9		4	0	0	0	0	1	3												
Chet Lemon, R OBP: 0.314, SLG: 0.372 (1, 8)	5-3		FC5		1B BB		BB	BB		2	0	0	0	2	0	2												
Bob Melvin, R OBP: 0.226, SLG: 0.350 Kirk Gibson, R OBP: 0.396, SLG: 0.551 Jack Morris, R OBP: 0.311, SLG: 0.388 Marty Castillo, R OBP: 0.311, SLG: 0.388 Scott Madison, S (9, 2)	6-3				4-3		1-3 2-H 1B	F9		2	0	0	0	0	0	0												
Inning Stats	R: 1 E: 0 K: 0 S: 5	H: 2 LOB: 2 BB: 1 P: 9	R: 0 E: 0 K: 0 S: 3	H: 0 LOB: 0 BB: 0 P: 3	R: 0 E: 1 K: 1 S: 6	H: 0 LOB: 2 BB: 1 P: 10	R: 0 E: 0 K: 1 S: 8	H: 1 LOB: 2 BB: 1 P: 12	R: 1 E: 0 K: 1 S: 7	H: 2 LOB: 1 BB: 1 P: 11	R: 0 E: 0 K: 2 S: 8	H: 1 LOB: 0 BB: 0 P: 8	R: 0 E: 0 K: 1 S: 5	H: 0 LOB: 1 BB: 1 P: 9	R: 0 E: 0 K: 2 S: 7	H: 0 LOB: 0 BB: 0 P: 7		1B: 5 2B: 1 3B: 0 HR: 0	SF: 0 SAC: 0 DP: 0 HBP: 0	WP: 0 PB: 0 SB: 1 CS: 0	PA: 39							
PITCHER	IP	WLS	BF	H	R	ER	SO	BB	IBB	HBP	BLK	WP	HR	S	P	ERA	WHIP											
Charlie Hough, R ERA: 3.25 Greg Harris, R ERA: 2.31	(1, 1)	7.0	W	32	6	2	2	7	4	0	0	0	0	0	42	58	2.57	1.429										
(8, 1)	2.0	S	7	0	0	0	3	1	0	0	0	0	0	12	16	0.00	0.500											

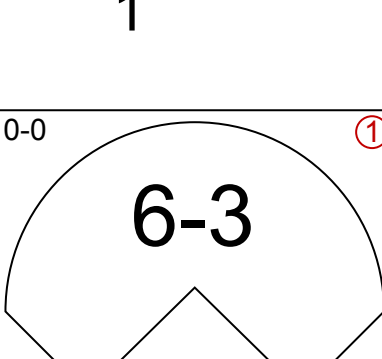
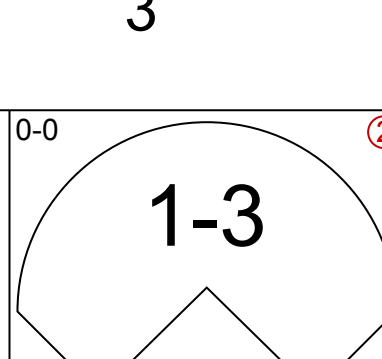
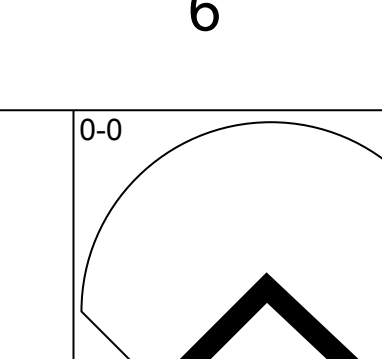
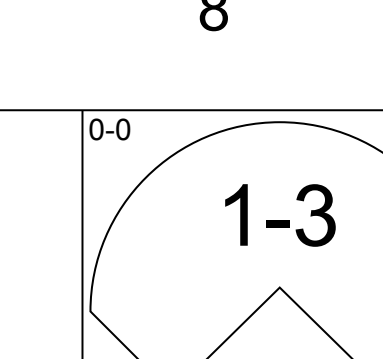
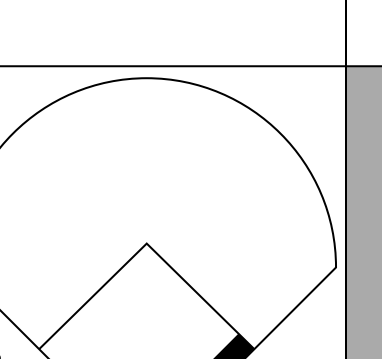
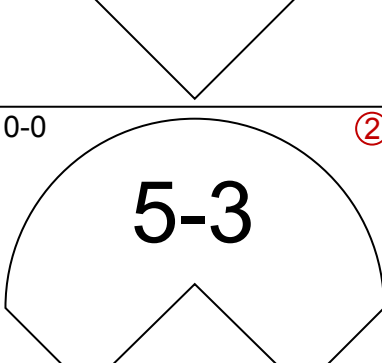
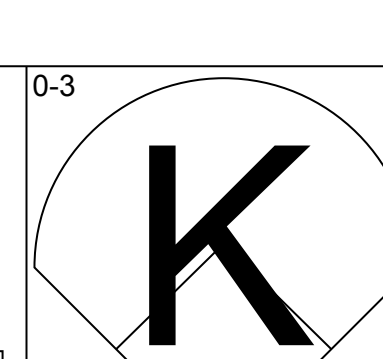
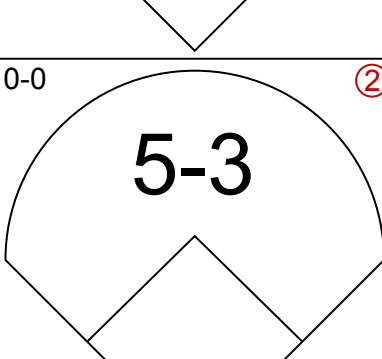
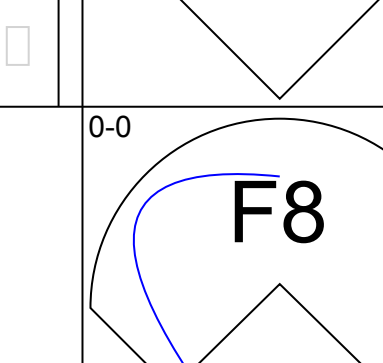
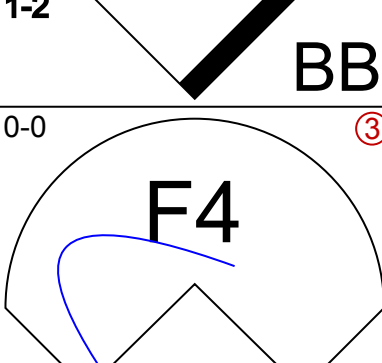
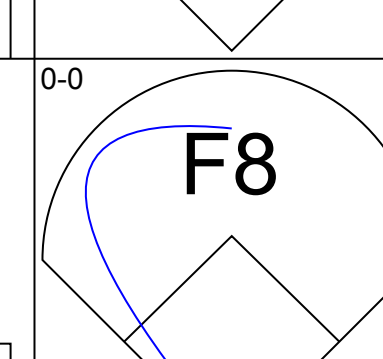
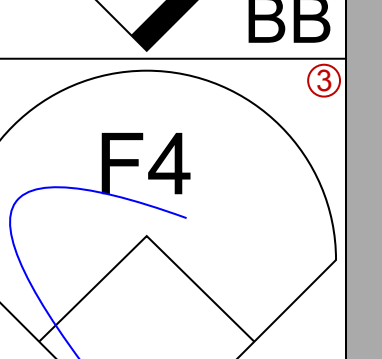
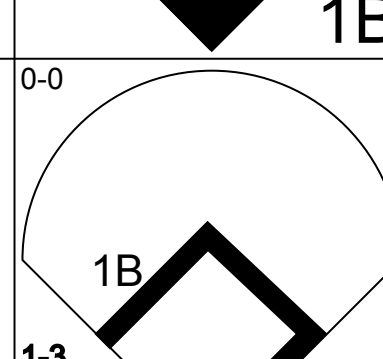
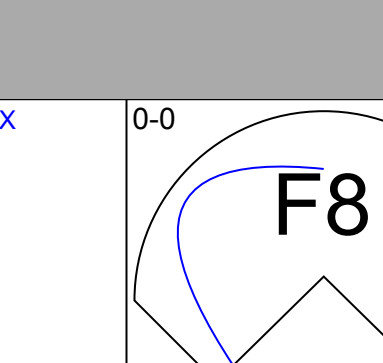
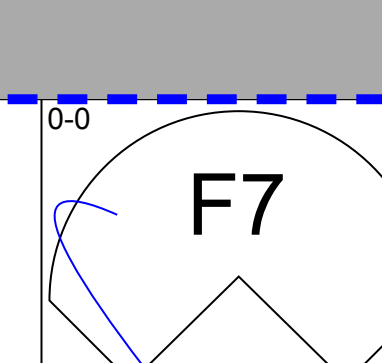
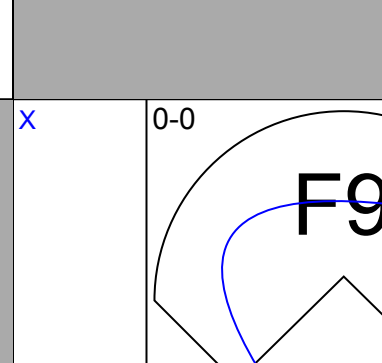
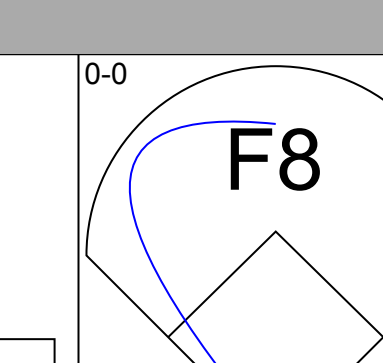
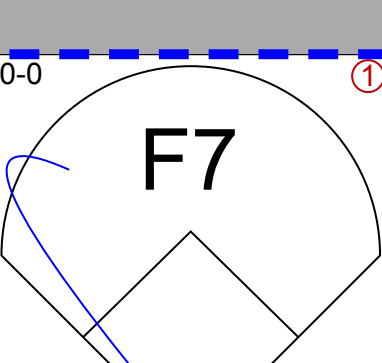
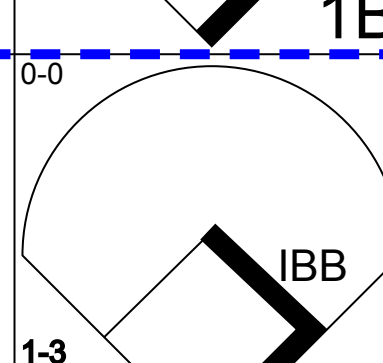
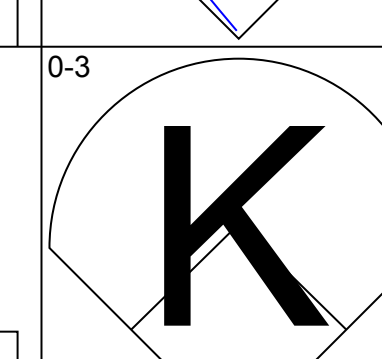
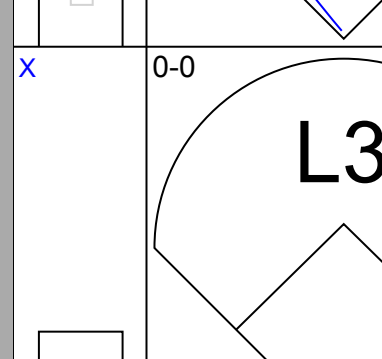
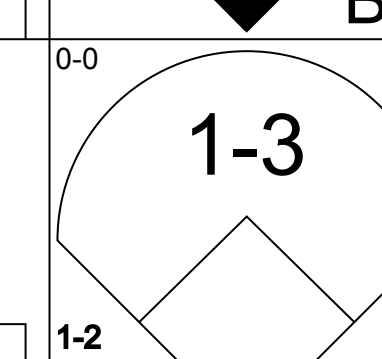

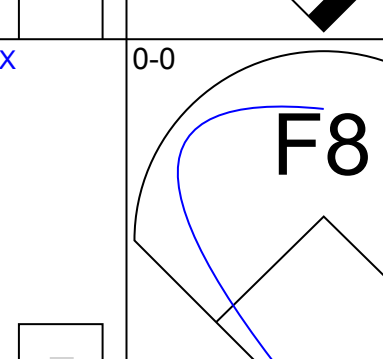
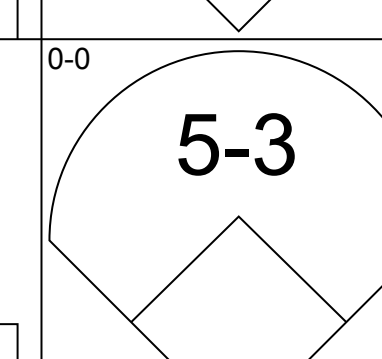
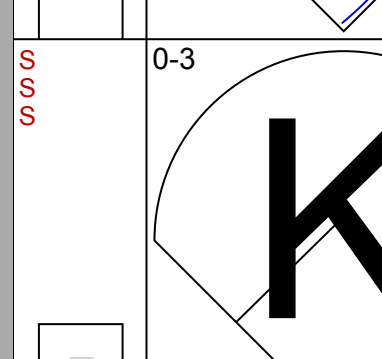
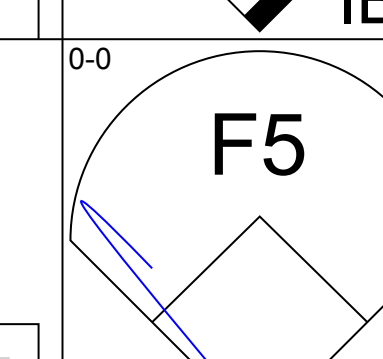
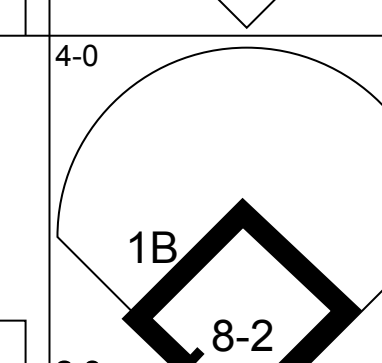
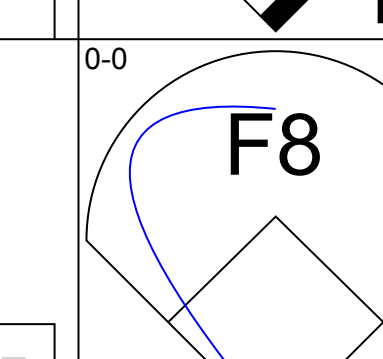
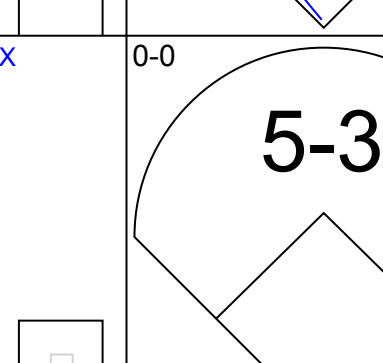
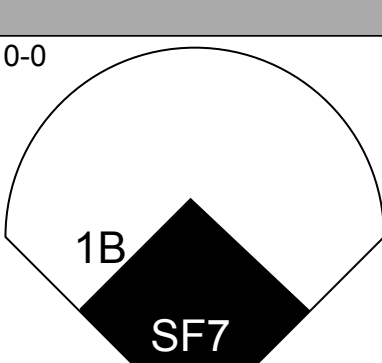
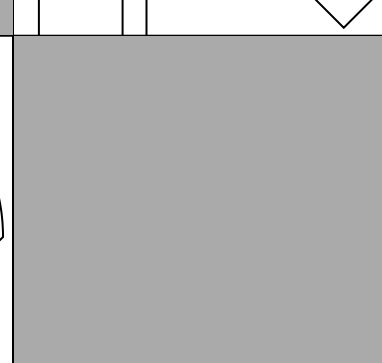
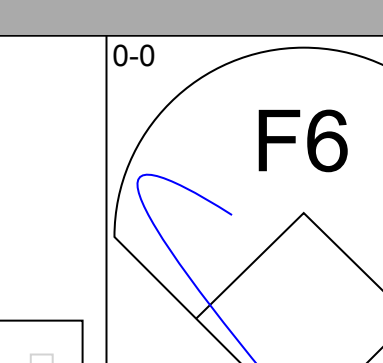
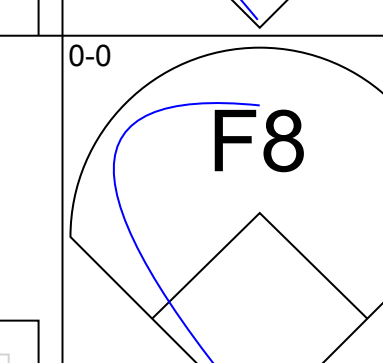
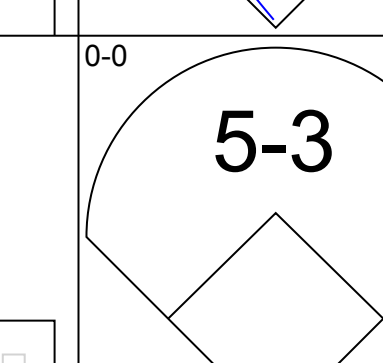
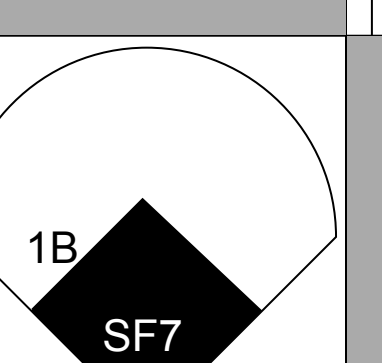
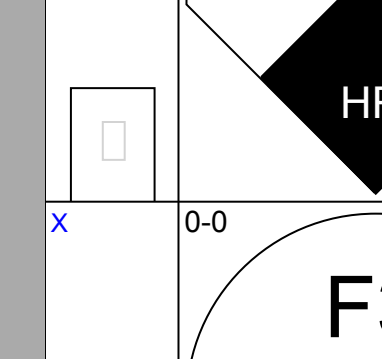
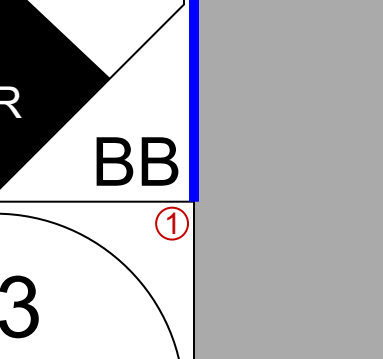
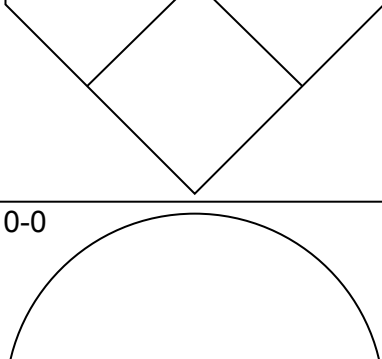
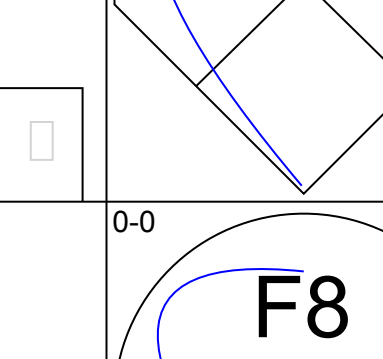
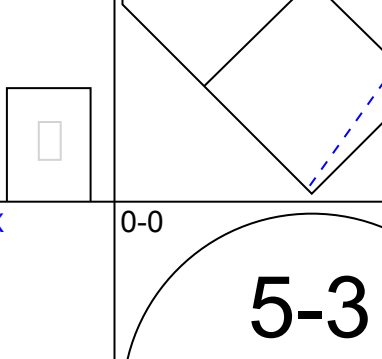
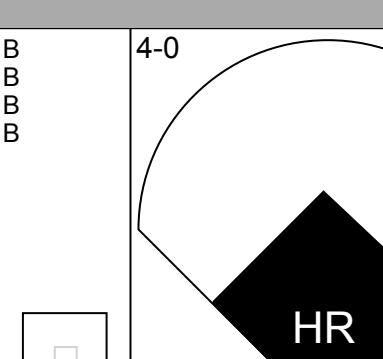
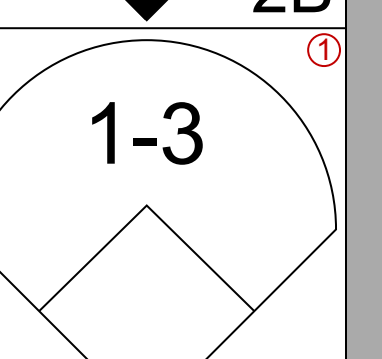
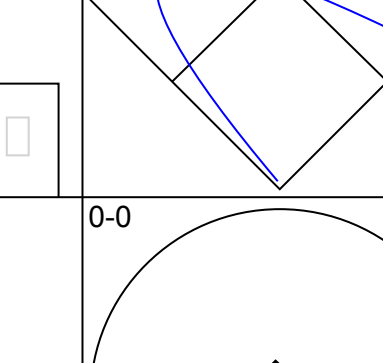
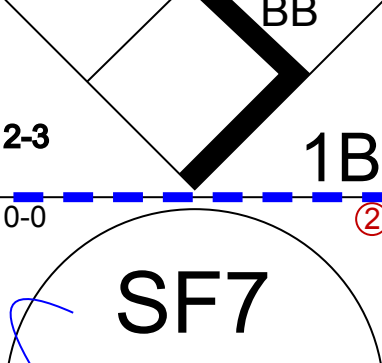
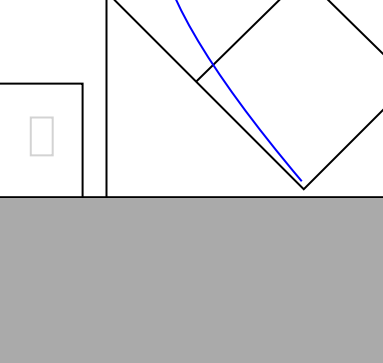
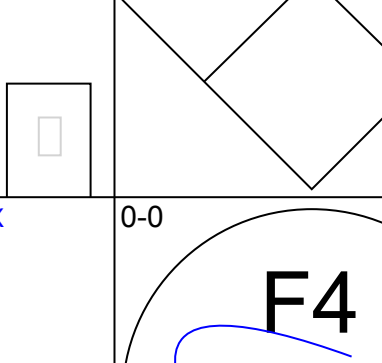
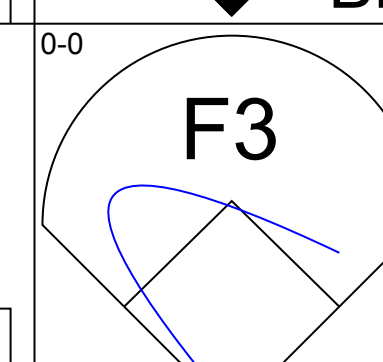


Batter	1	2	3	4	5	6	7	8	9	10	11	12	13	14	15	AB	R	H	RBI	BB	SO	LOB	TOP					
Oddie McDowell, L OBP: 0.258, SLG: 0.333 (1, 8)																7	0	2	2	0	1	0						
Toby Harrah, R OBP: 0.468, SLG: 0.401 (1, 4)																6	0	0	0	1	2	2						
Pete O'Brien, L OBP: 0.322, SLG: 0.409 (1, 3)																7	0	2	0	0	2	2						
Gary Ward, R OBP: 0.327, SLG: 0.414 (1, 7)																	6	1	1	0	1	1	3					
Duane Walker, L OBP: 0.192, SLG: 0.327 (10, PH)																												
Alan Bannister, R OBP: 0.338, SLG: 0.327 (10, PH)																												
George Wright, S OBP: 0.233, SLG: 0.209 (1, 10)																												
Steve Buechele, R OBP: 0.545, SLG: 0.444 (1, 5)																												
Geno Petrilli, L OBP: 0.360, SLG: 0.333 (9, PR)																												
Wayne Tolleson, S OBP: 0.365, SLG: 0.345 (9, PR)																												
Glenn Brummer, R OBP: 0.338, SLG: 0.246 (9, 2)																												
Curtis Wilkerson, S OBP: 0.302, SLG: 0.311 (1, 6)																												
Inning Stats	R: 0 E: 0 K: 2 S: 8	H: 1 LOB: 2 BB: 1 P: 12	R: 1 E: 0 K: 0 S: 3	H: 1 LOB: 1 BB: 2 P: 11	R: 0 E: 0 K: 1 S: 5	H: 0 LOB: 1 BB: 1 P: 9	R: 0 E: 0 K: 1 S: 6	H: 1 LOB: 1 BB: 0 P: 6	R: 0 E: 0 K: 0 S: 4	H: 1 LOB: 1 BB: 0 P: 4	R: 1 E: 0 K: 0 S: 5	H: 2 LOB: 1 BB: 0 P: 5	R: 0 E: 0 K: 1 S: 6	H: 0 LOB: 0 BB: 0 P: 3	R: 0 E: 0 K: 1 S: 5	H: 0 LOB: 0 BB: 0 P: 5	R: 0 E: 0 K: 3 S: 9	H: 0 LOB: 0 BB: 0 P: 9	R: 1 E: 0 K: 2 S: 8	H: 1 LOB: 2 BB: 1 P: 12	R: 0 E: 0 K: 1 S: 5	H: 0 LOB: 0 BB: 0 P: 5	R: 0 E: 0 K: 0 S: 4	H: 1 LOB: 2 BB: 1 P: 8	1B: 11 2B: 2 3B: 0 HR: 0	SF: 2 SAC: 1 DP: 1 HBP: 0	WP: 0 PB: 0 SB: 3 CS: 1	PA: 63
PITCHER	IP 8.2	WLS 3	BF 38	H 9	R 3	ER 3	SO 5	BB 4	IBB 0	HBP 0	BLK 0	WP 0	HR 0	S 44	P 60	ERA 3.12	WHIP 1.500											
Jack Morris, R ERA: 3.07 (1, 1)																												
Willie Hernandez, L ERA: 1.3 (9, 1)																												
Aurelio Lopez, R ERA: 3.81 (11, 1)																												
Bill Schermer, L ERA: 3.02 (14, 1)																												

Texas Rangers @ Detroit Tigers
Tiger Stadium, Detroit, MI
Sat Jul 20 1985, 7:05 PM EDT
Att: 38,602 - Unknown

AB 53
R 5
H 13
RBI 5
BB 6
SO 12
LOB 22



Batter	1	2	3	4	5	6	7	8	9	10	11	12	13	14	15	AB	R	H	RBI	BB	SO	LOB	BOTTOM					
Lou Whitaker, L OBP: 0.393, SLG: 0.504 (1, 4)																6	1	2	0	1	1	1						
Alan Trammell, R OBP: 0.329, SLG: 0.406 (1, 6)																7	1	2	0	0	0	4						
Barbaro Garbey, R OBP: 0.323, SLG: 0.381 (1, 9)																7	0	2	2	0	0	0						
Kirk Gibson, L OBP: 0.367, SLG: 0.542 (1, 10)																3	1	0	0	3	1	0						
Larry Herndon, R OBP: 0.282, SLG: 0.394 (1, 7)																6	0	0	0	0	1	5						
Chet Lemon, R OBP: 0.317, SLG: 0.374 (1, 8)																5	1	1	0	1	0	4						
Darrell Evans, L OBP: 0.350, SLG: 0.477 (1, 3)																												
Dave Bergman, L OBP: 0.261, SLG: 0.267 (8, PR)																2	0	1	1	1	0	0						
Tom Brookens, R OBP: 0.295, SLG: 0.413 (11, 2)																6	0	1	0	0	0	3						
Bob Melvin, R OBP: 0.238, SLG: 0.333 (1, 2)																												
Alejandro Sanchez, R OBP: 0.250, SLG: 0.512 (8, PH)																												
Marty Castillo, R OBP: 0.108, SLG: 0.083 (9, 2)																												
Johnny Charles, L OBP: 0.270, SLG: 0.250 (10, PH)																												
Doug Flynn, R OBP: 0.191, SLG: 0.194 (11, 5)																												
Inning Stats	R: 0 E: 0 K: 0 S: 3	H: 0 LOB: 0 BB: 0 P: 3	R: 1 E: 0 K: 0 S: 3	H: 1 LOB: 1 BB: 2 P: 11	R: 0 E: 0 K: 0 S: 3	H: 0 LOB: 0 BB: 0 P: 3	R: 0 E: 0 K: 0 S: 3	H: 0 LOB: 0 BB: 0 P: 3	R: 0 E: 0 K: 1 S: 5	H: 0 LOB: 0 BB: 0 P: 5	R: 0 E: 0 K: 0 S: 4	H: 1 LOB: 1 BB: 1 P: 8	R: 0 E: 0 K: 1 S: 5	H: 0 LOB: 0 BB: 0 P: 5	R: 0 E: 0 K: 1 S: 5	H: 2 LOB: 2 BB: 1 P: 9	R: 0 E: 0 K: 0 S: 3	H: 0 LOB: 0 BB: 0 P: 3	R: 1 E: 0 K: 0 S: 6	H: 3 LOB: 3 BB: 1 P: 10	R: 0 E: 0 K: 1 S: 3	H: 0 LOB: 0 BB: 0 P: 3	R: 1 E: 1 K: 1 S: 5	H: 2 LOB: 1 BB: 0 P: 5	1B: 7 2B: 3 3B: 1 HR: 1	SF: 1 SAC: 0 DP: 2 HBP: 0	WP: 0 PB: 0 SB: 1 CS: 0	PA: 57
PITCHER	IP 8.0	WLS 0	BF 29	H 4	R 3	ER 3	SO 1	BB 4	IBB 0	HBP 0	BLK 0	WP 0	HR 1	S 27	P 43	ERA 3.38	WHIP 0.875											
Mike Mason, L ERA: 4.79 (1, 1)																												
Dave Schmidt, R ERA: 2.04 (9, 1)																												
Dave Stewart, R ERA: 4.4 (10, 1)																												
Greg Harris, R ERA: 2.24 (13, 1)																												

Texas Rangers @ Detroit Tigers
Tiger Stadium, Detroit, MI
Sat Jul 20 1985, 7:05 PM EDT
Att: 38,602 - Unknown

AB 50
R 6
H 10
RBI 6
BB 4
SO 18



Batter	1	2	3	4	5	6	7	8	9	AB	R	H	RBI	BB	SO	LOB	TOP										
Oddibe McDowell, L (1, 8) <small>OBP: 0.258, SLG: 0.329</small> Toby Harrah, R (9, PH) <small>OBP: 0.470, SLG: 0.403</small> Bob Jones, L (9, 9) <small>OBP: 0.237, SLG: 0.200</small>	G3		1B BB	B1-3			G3		HR 1B	3	1	0	0	1	0	1											
Wayne Tolleson, S (1, 4) <small>OBP: 0.373, SLG: 0.371</small>	6-3		1B 2B			K			HR	4	2	2	3	1	1	0											
Pete O'Brien, L (1, 3) <small>OBP: 0.321, SLG: 0.406</small>	4-3		2B 3-1			F7			F8	5	1	1	1	0	0	1											
Gary Ward, R (1, 10) <small>OBP: 0.328, SLG: 0.417</small>		1-3	3-1 2B			F8			K	5	0	2	1	0	1	0											
George Wright, S (1, 9) <small>OBP: 0.233, SLG: 0.210</small>			3-1			F4			F8	4	0	1	1	0	0	2											
Duane Walker, L (1, 7) <small>OBP: 0.215, SLG: 0.305</small>		F5	L6			F8			E3	4	0	0	0	0	0	3											
Steve Buechele, R (1, 5) <small>OBP: 0.467, SLG: 0.385</small>	6-3					E5			G4-6-3	4	0	1	0	0	0	3											
Geno Petralli, L (1, 2) <small>OBP: 0.304, SLG: 0.286</small> Alan Bannister, R (9, PH) <small>OBP: 0.330, SLG: 0.339</small> Glenn Brummer, R (9, 2) <small>OBP: 0.338, SLG: 0.246</small>			K			F8			L9	3	0	0	0	0	1	2											
Curtis Wilkerson, S (1, 6) <small>OBP: 0.303, SLG: 0.311</small>			BB 1B			K			SH5-4 1B	3	1	1	0	0	1	1											
Inning Stats	R: 0 E: 0 K: 0 S: 3	H: 0 LOB: 0 BB: 0 P: 3	R: 0 E: 0 K: 0 S: 4	H: 1 LOB: 1 BB: 0 P: 4	R: 4 E: 0 K: 1 S: 9	H: 4 LOB: 1 BB: 1 P: 13	R: 0 E: 1 K: 1 S: 6	H: 0 LOB: 1 BB: 0 P: 6	R: 0 E: 0 K: 0 S: 5	H: 0 LOB: 1 BB: 0 P: 5	R: 0 E: 0 K: 0 S: 4	H: 1 LOB: 1 BB: 0 P: 4	R: 0 E: 0 K: 0 S: 3	H: 0 LOB: 1 BB: 1 P: 7	R: 0 E: 1 K: 0 S: 4	H: 1 LOB: 1 BB: 0 P: 4	R: 3 E: 0 K: 1 S: 8	H: 3 LOB: 0 BB: 0 P: 8	1B: 8 2B: 1 3B: 0 HR: 1	SF: 0 SAC: 1 DP: 1 HBP: 0	WP: 0 PA: 40 PB: 0 SB: 3 CS: 0						
PITCHER	IP	WLS	BF	H	R	ER	SO	BB	IBB	HBP	BLK	WP	HR	S	P	ERA	WHIP										
Walt Terrell, R (1, 1) <small>ERA: 3.74</small>	8.0		34	7	4	4	3	2	0	0	0	0	0	38	46	4.50	1.125										
Bill Scherrer, L (9, 1) <small>ERA: 3.82</small>	0.1		2	1	1	1	0	0	0	0	0	0	0	2	2	27.00	3.000										
Aurelio Lopez, R (9, 1) <small>ERA: 4.07</small>	0.2	L	4	2	2	2	1	0	0	0	0	0	1	6	6	27.00	3.000										

Texas Rangers @ Detroit Tigers
Tiger Stadium, Detroit, MI
Sun Jul 21 1985, 3:33 AM EDT
Att: 36,036 - Unknown

AB	37
R	7
H	10
RBI	7
BB	2
SO	4
LOB	13



Batter	1	2	3	4	5	6	7	8	9	AB	R	H	RBI	BB	SO	LOB	BOTTOM										
Lou Whitaker, L (1, 4) <small>OBP: 0.391, SLG: 0.500</small>	F8		4-3 WP SF9 1B			F8			G1-6-3	5	1	1	0	0	0	1											
Alan Trammell, R (1, 6) <small>OBP: 0.331, SLG: 0.412</small>	SF9 3B		4-3			1B HR BB			3-1	3	2	1	0	1	0	1											
Barbaro Garbey, R (1, 9) <small>OBP: 0.320, SLG: 0.383</small>	SF9		SF9			HR 1B			F9	2	1	1	2	0	0	0											
Kirk Gibson, L (1, 10) <small>OBP: 0.368, SLG: 0.554</small>	2B		L8			HR			G3	4	1	2	3	0	0	0											
Darrell Evans, L (1, 3) <small>OBP: 0.356, SLG: 0.475</small>	FC4 BB					BB			F9	1	0	0	0	3	0	0											
Larry Hemdon, R (1, 7) <small>OBP: 0.292, SLG: 0.395</small>	FC4					K			6-3	4	0	1	0	0	1	3											
Chet Lemon, R (1, 8) <small>OBP: 0.313, SLG: 0.369</small>			K			F5			F9	4	0	0	0	0	1	3											
Tom Brookens, R (1, 5) <small>OBP: 0.292, SLG: 0.409</small> Dave Bergman, L (9, PH) <small>OBP: 0.271, SLG: 0.279</small>			F8			F7			E6	3	0	0	0	0	0	1											
Bob Melvin, R (1, 2) <small>OBP: 0.222, SLG: 0.311</small> Johnny Grubb, L (9, PH) <small>OBP: 0.267, SLG: 0.247</small>			F8			6-3			6-3	3	0	0	0	0	0	0											
Inning Stats	R: 1 E: 0 K: 0 S: 5	H: 2 LOB: 2 BB: 1 P: 9	R: 0 E: 0 K: 1 S: 5	H: 0 LOB: 0 BB: 0 P: 5	R: 1 E: 0 K: 0 S: 4	H: 1 LOB: 0 BB: 0 P: 4	R: 0 E: 0 K: 1 S: 5	H: 0 LOB: 1 BB: 1 P: 9	R: 3 E: 0 K: 0 S: 3	H: 2 LOB: 0 BB: 1 P: 9	R: 0 E: 1 K: 0 S: 3	H: 0 LOB: 1 BB: 0 P: 3	R: 0 E: 0 K: 0 S: 4	H: 1 LOB: 2 BB: 1 P: 8	R: 0 E: 0 K: 0 S: 3	H: 1 LOB: 0 BB: 0 P: 3	1B: 3 2B: 2 3B: 1 HR: 1	SF: 2 SAC: 0 DP: 1 HBP: 0	WP: 1 PA: 37 PB: 0 SB: 0 CS: 0								
PITCHER	IP	WLS	BF	H	R	ER	SO	BB	IBB	HBP	BLK	WP	HR	S	P	ERA	WHIP										
Glen Cook, R (1, 1) <small>ERA: 7.0</small>	5.0		23	5	5	5	2	3	0	0	0	0	1	24	36	9.00	1.600										
Dickie Noles, R (6, 1) <small>ERA: 3.89</small>	2.2		10	1	0	0	0	1	0	0	0	0	0	9	13	0.00	0.750										
Dave Schmidt, R (8, 1) <small>ERA: 1.98</small>	1.1	W	4	1	0	0	0	0	0	0	0	0	0	4	4	0.00	0.750										

Texas Rangers @ Detroit Tigers
Tiger Stadium, Detroit, MI
Sun Jul 21 1985, 3:33 AM EDT
Att: 36,036 - Unknown

AB	31
R	5
H	7
RBI	5
BB	4
SO	2
LOB	10




Batter	1	2	3	4	5	6	7	8	9	AB	R	H	RBI	BB	SO	LOB	TOP										
Lou Whitaker, L (1, 4) OBP: 0.394, SLG: 0.501	0-0 1B 2B		4-0 FC4-6 BB		0-0 F7			0-0 4-3	4-0 BB BB	3	0	1	0	2	0	0	Detroit Tigers @ Chicago White Sox Comiskey Park, Chicago, IL Mon Jul 22 1985, 8:05 PM EDT Att: 35,202 - Unknown										
Alan Trammell, R (1, 6) OBP: 0.329, SLG: 0.407	0-3 K		0-0 F9		0-0 F7			0-0 6-3	4-0 BB BB	4	0	0	0	1	1	2											
Kirk Gibson, L (1, 9) OBP: 0.370, SLG: 0.554 Alejandro Sanchez, R (8, 9) OBP: 0.250, SLG: 0.512 Johnny Grubb, L (9, PH) OBP: 0.265, SLG: 0.244	0-0 HBP 2-3 1B		0-0 FC4-6 CS		0-0 K			0-0 1B 2B 1B	0-3 K	4	1	2	0	0	1	1											
Barbaro Garbey, R (1, 10) OBP: 0.338, SLG: 0.390	1-0 G4-6-3 HBP		0-0 CS	0-0 6-3				0-0 2B 1B	4-0 BB	3	1	2	1	1	0	0											
Darrell Evans, L (1, 3) OBP: 0.353, SLG: 0.474	0-0 G4-6-3			0-0 F7				0-0 2B 1B	0-0 F7	5	1	1	1	0	0	7											
Larry Hemdon, R (1, 7) OBP: 0.294, SLG: 0.400		0-0 5-3		0-0 1B				0-0 2B		4	0	2	2	0	0	0											
Chet Lemon, R (1, 8) OBP: 0.309, SLG: 0.364		0-0 1-3		0-0 F9				0-0 K		4	0	0	0	0	1	2											
Tom Brookens, R (1, 5) OBP: 0.295, SLG: 0.408		4-0 BB		0-0 F8				0-0 K	0-3 K	3	0	1	0	1	1	0											
Marty Castillo, R (1, 2) OBP: 0.100, SLG: 0.079 Dave Bergman, L (7, PH) OBP: 0.268, SLG: 0.274 Bob Melvin, R (7, 2) OBP: 0.217, SLG: 0.304	0-3 K		0-0 F7		0-0 FC6-4 1B			0-0 K BB BB	0-3 K BB BB	2	0	0	0	0	1	1											
Inning Stats	R: 0 E: 0 K: 1 S: 6	H: 2 LOB: 2 BB: 0 P: 7	R: 0 E: 0 K: 1 S: 5	H: 0 LOB: 1 BB: 1 P: 9	R: 0 E: 0 K: 0 S: 2	H: 0 LOB: 0 BB: 1 P: 6	R: 0 E: 0 K: 0 S: 4	H: 1 LOB: 1 BB: 0 P: 4	R: 0 E: 0 K: 1 S: 3	H: 0 LOB: 0 BB: 0 P: 3	R: 0 E: 0 K: 1 S: 6	H: 1 LOB: 1 BB: 0 P: 6	R: 0 E: 0 K: 0 S: 4	H: 1 LOB: 0 BB: 0 P: 4	R: 3 E: 0 K: 1 S: 9	H: 4 LOB: 1 BB: 0 P: 9		R: 1 E: 0 K: 3 S: 10	H: 0 LOB: 3 BB: 3 P: 22	1B: 6 2B: 3 3B: 0 HR: 0	SF: 0 SAC: 0 DP: 1 HBP: 1	WP: 0 PB: 1 SB: 0 CS: 1	PA: 42				
PITCHER	IP	WLS	BF	H	R	ER	SO	BB	IBB	HBP	BLK	WP	HR	S	P	ERA	WHIP										
Gene Nelson, R (1, 1) ERA: 3.26	7.0	W	27	5	0	0	3	2	0	1	0	0	0	30	39	0.00	1.000										
Juan Agosto, L (8, 1) ERA: 4.32	0.2		6	4	3	3	0	0	0	0	0	0	0	6	6	40.50	6.000										
Mike Stanton, R (8, 1) ERA: 6.75	1.0		7	0	1	0	4	3	0	0	0	0	0	12	24	0.00	3.000										
Jerry Don Gleaton, L (9, 1) ERA: 4.15	0.1	S	1	0	0	0	0	0	0	0	0	0	0	1	1	0.00	0.000										

Batter	1	2	3	4	5	6	7	8	9	AB	R	H	RBI	BB	SO	LOB	BOTTOM										
Mark Gilbert, S (1, 8) OBP: 0.429, SLG: 0.200	4-0 E BB		0-0 4-3		0-0 PB FC1-5 WP 1B			0-0 1-3	4-0 BB	3	1	1	0	2	0	2	Detroit Tigers @ Chicago White Sox Comiskey Park, Chicago, IL Mon Jul 22 1985, 8:05 PM EDT Att: 35,202 - Unknown										
Bryan Little, S (1, 4) OBP: 0.397, SLG: 0.333	0-3 K		0-0 1B		0-0 FC1-5 WP PB 2-3F			0-0 K		4	0	1	0	1	2	5											
Harold Baines, L (1, 9) OBP: 0.346, SLG: 0.419	0-3 K		0-0 L5		0-3 K			0-0 FC4-6 1B	0-3 K	5	1	0	0	0	3	5											
Greg Walker, L (1, 3) OBP: 0.326, SLG: 0.483	0-0 F8			0-0 F7				0-0 K	0-0 6-3	5	1	1	0	0	1	2											
Carlton Fisk, R (1, 2) OBP: 0.330, SLG: 0.557		0-0 HR		4-0 2B BB				0-3 K	0-3 K	4	2	1	1	1	2	2											
Jerry Hairston, S (1, 10) OBP: 0.400, SLG: 0.385		0-0 B1-3-5 2B		0-0 6-3 1H 2B				4-0 G3 BB	0-0 E2 2B 1B	3	2	3	2	1	0	0											
Mark Ryal, L (1, 7) OBP: 0.250, SLG: 0.276		0-0 B1-3-5		0-0 6-3				0-0 G3	0-0 WP 3B 2B	4	1	1	1	0	0	3											
Tim Hulett, R (1, 5) OBP: 0.341, SLG: 0.404		0-0 F3		0-3 K				4-0 1B BB	4-0 3B BB	2	1	0	0	2	1	1											
Ozzie Guillen, L (1, 6) OBP: 0.282, SLG: 0.326			0-0 4-3		0-0 FC1-5 1B			0-0 1B	0-0 3B	4	0	3	3	0	0	0											
Inning Stats	R: 0 E: 1 K: 2 S: 7	H: 0 LOB: 1 BB: 1 P: 11	R: 1 E: 0 K: 0 S: 4	H: 2 LOB: 0 BB: 0 P: 4	R: 0 E: 0 K: 0 S: 4	H: 1 LOB: 1 BB: 0 P: 4	R: 1 E: 0 K: 1 S: 6	H: 1 LOB: 1 BB: 1 P: 10	R: 1 E: 0 K: 2 S: 9	H: 2 LOB: 1 BB: 0 P: 9	R: 1 E: 0 K: 1 S: 6	H: 1 LOB: 2 BB: 2 P: 14	R: 5 E: 1 K: 2 S: 11	H: 4 LOB: 2 BB: 3 P: 23	R: 0 E: 0 K: 1 S: 5	H: 0 LOB: 0 BB: 0 P: 5		1B: 6 2B: 4 3B: 1 HR: 1	SF: 0 SAC: 0 DP: 1 HBP: 0	WP: 2 PB: 1 SB: 0 CS: 0	PA: 41						
PITCHER	IP	WLS	BF	H	R	ER	SO	BB	IBB	HBP	BLK	WP	HR	S	P	ERA	WHIP										
Randy O'Neal, R (1, 1) ERA: 2.81	6.0	L	28	7	4	3	6	4	0	0	0	1	1	36	52	4.50	1.833										
Doug Bair, R (7, 1) ERA: 6.53	1.0		10	4	5	5	2	3	0	0	0	1	0	11	23	45.00	7.000										
Juan Berenguer, R (8, 1) ERA: 6.05	1.0		3	0	0	0	1	0	0	0	0	0	0	5	5	0.00	0.000										

Batter	1	2	3	4	5	6	7	8	9	AB	R	H	RBI	BB	SO	LOB	TOP			
Lou Whitaker, L (1, 4) OBP: 0.391, SLG: 0.496	4-0 FC5-4 BB		0-0 B1-3		0-3 K		0-0 F2		0-3 K	4	0	0	0	1	2	1				
Alan Trammell, R (1, 6) OBP: 0.331, SLG: 0.406	0-0 FC5-4 SH1-3 1-2		0-0 1-3			0-0 2-3 1B	4-0 BB			3	0	1	0	1	0	1				
Kirk Gibson, L (1, 9) OBP: 0.369, SLG: 0.552	0-0 SH1-3 1-2			0-0 FC1-6 1B		0-0 2-3 1-2	0-0 F4			3	0	1	0	0	0	2				
Barbaro Garbey, R (1, 10) OBP: 0.328, SLG: 0.377	0-3 K			0-0 FC1-6 1-2		0-0 5-3	0-3 K2-3			4	0	0	0	0	2	4				
Larry Herndon, R (1, 7) OBP: 0.294, SLG: 0.396		0-0 F8		0-3 K		4-0 BB		0-3 K		3	0	0	0	1	2	1				
Chet Lemon, R (1, 8) OBP: 0.308, SLG: 0.366				0-3 K		0-3 K		0-0 1-3		4	0	1	0	0	2	3				
Darrell Evans, L (1, 3) OBP: 0.352, SLG: 0.482				0-3 K		0-0 F5		0-0 F9		4	1	1	1	0	1	1				
Tom Brookens, R (1, 5) OBP: 0.298, SLG: 0.411				0-3 K		0-0 2B	4-0 HR BB		0-0 F7	3	1	1	0	1	1	1				
Marty Castillo, R (1, 2) OBP: 0.095, SLG: 0.075					0-0 F9		0-0 HR		0-0 4-3	2	0	0	0	0	1	1				
Alejandro Sanchez, R (7, PH) OBP: 0.259, SLG: 0.553										1	1	2	0	0	0	0				
Bob Melvin, R (7, 2) OBP: 0.213, SLG: 0.298										1	0	0	0	0	0	0				
Inning Stats	R: 0 E: 0 K: 1 S: 5	H: 0 LOB: 1 BB: 1 P: 9	R: 0 E: 0 K: 2 S: 8	H: 1 LOB: 1 BB: 0 P: 8	R: 0 E: 0 K: 0 S: 3	H: 0 LOB: 0 BB: 0 P: 3	R: 0 E: 0 K: 2 S: 8	H: 1 LOB: 1 BB: 0 P: 8	R: 0 E: 0 K: 1 S: 6	H: 1 LOB: 2 BB: 1 P: 10	R: 3 E: 0 K: 1 S: 7	H: 2 LOB: 1 BB: 2 P: 15	R: 0 E: 0 K: 1 S: 5	H: 0 LOB: 0 BB: 0 P: 5	R: 0 E: 0 K: 1 S: 5	H: 0 LOB: 0 BB: 0 P: 5	1B: 2 2B: 2 3B: 0 HR: 2	SF: 0 SAC: 1 DP: 0 HBP: 0	WP: 0 PB: 0 CS: 0	PA: 37
PITCHER Britt Burns, L (1, 1) ERA: 3.24	IP: 9.0 WLS: W BF: 37 H: 6 R: 3 ER: 3 SO: 11 BB: 4 IBB: 0 HBP: 0 BLK: 0 WP: 0 HR: 2 S: 55 P: 71 ERA: 3.00 WHIP: 1.11															PITCHER				

Detroit Tigers @ Chicago White Sox
Comiskey Park, Chicago, IL
Tue Jul 23 1985, 8:05 PM EDT
Att: 23,577 - Unknown


AB 32
R 3
H 6
RBI 3
BB 4
SO 11
LOB 15



Batter	1	2	3	4	5	6	7	8	9	AB	R	H	RBI	BB	SO	LOB	BOTTOM	
Scott Fletcher, R (1, 6) OBP: 0.295, SLG: 0.241	0-0 F7		0-0 G3-6-3 1B		0-0 4-3			0-0 SH 1B		4	1	2	0	0	0	2		
Luis Salazar, R (1, 8) OBP: 0.230, SLG: 0.327	0-3 K		0-0 F8		0-0 2B 2-3 1B		0-0 SH FC5-2			3	0	1	2	0	1	1		
Harold Baines, L (1, 9) OBP: 0.342, SLG: 0.414	0-3 K		0-0 G3-6-3 1-2		0-0 2H 3H 0-3 K		0-3 K			4	0	0	0	0	3	3		
Carlton Fisk, R (1, 10) OBP: 0.329, SLG: 0.551		0-0 F8		0-0 F6		0-3 K		4-0 FC5-2 1B		3	0	0	0	1	1	0		
Tim Lincecum, R (1, 5) OBP: 0.340, SLG: 0.401		0-3 K		0-3 K		0-0 G4-6-3 1B		0-0 FC5-2		4	0	1	0	0	2	2		
Greg Walker, L (1, 3) OBP: 0.325, SLG: 0.480		0-0 E 3B 1B		0-0 F9		0-0 G4-6-3 1-2		0-3 K		4	1	1	0	0	1	3		
Marc Hill, R (1, 2) OBP: 0.250, SLG: 0.138		0-0 E5 3B			0-0 4-3 1B 1B		0-0 5-3			3	2	1	0	0	0	1		
Julio Cruz, S (1, 4) OBP: 0.318, SLG: 0.221		0-0 1H 2H 3B			0-3 K		0-0 5-3			3	0	1	2	0	1	1		
Mark Gilbert, S (1, 7) OBP: 0.400, SLG: 0.250		0-3 K			0-0 4-3 1B 1B		0-3 K			3	1	1	0	0	2	1		
Inning Stats	R: 0 E: 0 K: 2 S: 7	H: 0 LOB: 0 BB: 0 P: 7	R: 2 E: 1 K: 2 S: 10	H: 2 LOB: 1 BB: 0 P: 10	R: 0 E: 0 K: 0 S: 3	H: 1 LOB: 0 BB: 0 P: 3	R: 0 E: 0 K: 1 S: 5	H: 0 LOB: 0 BB: 0 P: 5	R: 2 E: 0 K: 2 S: 10	H: 3 LOB: 1 BB: 0 P: 10	R: 0 E: 0 K: 1 S: 5	H: 1 LOB: 0 BB: 0 P: 5	R: 0 E: 1 K: 2 S: 9	H: 1 LOB: 2 BB: 1 P: 13	1B: 7 2B: 0 3B: 1 HR: 0	SF: 0 SAC: 1 DP: 2 HBP: 0	WP: 0 PB: 0 CS: 0	PA: 33
PITCHER Frank Tanana, L (1, 1) ERA: 4.74	IP: 8.0 WLS: L BF: 33 H: 8 R: 5 ER: 2 SO: 11 BB: 0 IBB: 1 HBP: 0 BLK: 0 WP: 0 HR: 0 S: 54 P: 58 ERA: 2.25 WHIP: 1.000															PITCHER		

Detroit Tigers @ Chicago White Sox
Comiskey Park, Chicago, IL
Tue Jul 23 1985, 8:05 PM EDT
Att: 23,577 - Unknown

AB 31
R 5
H 8
RBI 4
BB 1
SO 11
LOB 14



Batter	1	2	3	4	5	6	7	8	9	AB	R	H	RBI	BB	SO	LOB	TOP								
Lou Whitaker, L (1,4) OBP: 0.391, SLG: 0.500	F5		L7		SF9 3B	4-3		1B		5	1	2	1	0	0	0	Detroit Tigers @ Chicago White Sox Comiskey Park, Chicago, IL Wed Jul 24 1985, 8:05 PM EDT Att: 27,214 - Unknown								
Alan Trammell, R (1,6) OBP: 0.329, SLG: 0.404	F7		5-3		SF9		FC6-2 1B	5-3		4	0	1	1	0	0	2									
Kirk Gibson, L (1,9) OBP: 0.370, SLG: 0.548	1B		1B		K		F4	4-3		4	1	1	0	1	1	1									
Barbaro Garbey, R (1,7) OBP: 0.324, SLG: 0.370	K		1B		E5 1B		FC6-2	K		5	1	1	1	0	2	2									
Darrell Evans, L (1,10) OBP: 0.356, SLG: 0.480		BB	CS		E3 1B		F6	FC6 1B		3	0	1	0	2	0	2									
Dave Bergman, L (1,3) OBP: 0.283, SLG: 0.269		L8			F5		1B	K		5	0	1	1	0	1	3									
Chet Lemon, R (1,8) OBP: 0.307, SLG: 0.367		F7			4-3		4-3			4	1	1	0	0	0	4									
Tom Brookens, R (1,5) OBP: 0.297, SLG: 0.406		FC6-4 BB			L8		F4	F9		3	0	0	0	1	0	2									
Marty Castillo, R (1,2) OBP: 0.130, SLG: 0.114		FC6-4			3B 1B		K	1B		4	1	2	1	0	1	2									
Inning Stats	R: 0 E: 0 K: 1 S: 6	H: 1 LOB: 1 BB: 0 P: 6	R: 0 E: 0 K: 0 S: 3	H: 0 LOB: 2 BB: 2 P: 11	R: 1 E: 0 K: 0 S: 3	H: 1 LOB: 0 BB: 1 P: 7	R: 0 E: 0 K: 0 S: 3	H: 0 LOB: 1 BB: 1 P: 7	R: 3 E: 2 K: 1 S: 10	H: 3 LOB: 2 BB: 0 P: 10	R: 0 E: 0 K: 1 S: 5	H: 0 LOB: 0 BB: 0 P: 5	R: 0 E: 0 K: 0 S: 4	H: 1 LOB: 1 BB: 0 P: 4	R: 1 E: 0 K: 1 S: 8	H: 3 LOB: 2 BB: 0 P: 8		R: 0 E: 0 K: 1 S: 6	H: 1 LOB: 1 BB: 0 P: 6	1B: 8 2B: 1 3B: 1 HR: 0	SF: 1 SAC: 0 DP: 0 HBP: 0	WP: 1 PB: 0 SB: 3 CS: 1	PA: 43		
PITCHER	IP	WLS	BF	H	R	ER	SO	BB	IBB	HBP	BLK	WP	HR	S	P	ERA	WHIP								
Tom Seaver, R (1,1) ERA: 3.03	8.0	L	38	9	5	4	4	4	0	0	0	1	0	42	58	4.50	1.625								
Jerry Don Gleaton, L (9,1) ERA: 3.38	1.0		4	1	0	0	1	0	0	0	0	0	0	6	6	0.00	1.000								

Batter	1	2	3	4	5	6	7	8	9	AB	R	H	RBI	BB	SO	LOB	BOTTOM								
Mark Gilbert, S (1,8) OBP: 0.397, SLG: 0.182	4-3 HR		6-3		G4-6-3 1-2			F7		3	1	0	0	1	0	1	Detroit Tigers @ Chicago White Sox Comiskey Park, Chicago, IL Wed Jul 24 1985, 8:05 PM EDT Att: 27,214 - Unknown								
Ozzie Guillen, L (1,6) OBP: 0.282, SLG: 0.322	4-3		F6				3-1	2B		3	1	0	0	1	0	1									
Harold Baines, L (1,9) OBP: 0.344, SLG: 0.416	5-3		F7				BB	2B		3	0	1	1	1	0	1									
Greg Walker, L (1,3) OBP: 0.327, SLG: 0.493	HR						K	4-3		4	2	2	2	0	1	2									
Carlton Fisk, R (1,2) OBP: 0.325, SLG: 0.543	L4		1-3				5-3			4	0	0	0	0	0	2									
Jerry Hairston, S (1,10) OBP: 0.394, SLG: 0.370		K			G6-4-3 BB		K	4-3		3	0	0	0	1	2	0									
Mark Ryal, L (1,7) OBP: 0.222, SLG: 0.242	4-3		G6-4-3 1-2				L9	6-3		4	0	0	0	0	0	1									
Tim Lulett, R (1,5) OBP: 0.342, SLG: 0.401							K			0	0	0	0	1	0	0									
Luis Salazar, R (4,5) OBP: 0.234, SLG: 0.329					G4-6-3 1B		K			2	0	1	0	0	1	0									
Julio Cruz, S (1,4) OBP: 0.314, SLG: 0.218							K	F8		2	0	0	0	0	1	2									
Oscar Gamble, L (8,PH) OBP: 0.345, SLG: 0.301										1	0	0	0	0	0	0									
Bryan Little, S (9,4) OBP: 0.397, SLG: 0.333										0	0	0	0	0	0	0									
Inning Stats	R: 2 E: 0 K: 0 S: 4	H: 1 LOB: 0 BB: 1 P: 8	R: 0 E: 0 K: 1 S: 5	H: 0 LOB: 1 BB: 1 P: 9	R: 0 E: 0 K: 0 S: 3	H: 0 LOB: 0 BB: 0 P: 3	R: 1 E: 0 K: 0 S: 3	H: 1 LOB: 0 BB: 1 P: 7	R: 0 E: 0 K: 1 S: 5	H: 1 LOB: 0 BB: 0 P: 5	R: 0 E: 0 K: 1 S: 5	H: 0 LOB: 1 BB: 1 P: 9	R: 0 E: 0 K: 2 S: 7	H: 0 LOB: 0 BB: 0 P: 7	R: 1 E: 0 K: 0 S: 4	H: 1 LOB: 1 BB: 1 P: 8	R: 0 E: 0 K: 0 S: 3	H: 0 LOB: 0 BB: 0 P: 3	1B: 1 2B: 2 3B: 0 HR: 1	SF: 0 SAC: 0 DP: 2 HBP: 0	WP: 1 PB: 0 SB: 1 CS: 0	PA: 34			
PITCHER	IP	WLS	BF	H	R	ER	SO	BB	IBB	HBP	BLK	WP	HR	S	P	ERA	WHIP								
Dan Petry, R (1,1) ERA: 3.48	9.0	W	34	4	4	4	5	5	0	0	0	1	1	39	59	4.00	1.000								

Batter	1	2	3	4	5	6	7	8	9	AB	R	H	RBI	BB	SO	LOB	TOP					
Lou Whitaker, L (1,4) OBP: 0.394, SLG: 0.511										4	1	3	0	0	0	0	Detroit Tigers @ Minnesota Twins Hubert H. Humphrey Metrodome, Minneapolis, MN Sun Jul 28 1985, 4:33 AM EDT Att: 37,146 - Unknown					
Alan Trammell, R (1,6) OBP: 0.321, SLG: 0.395										4	1	1	0	0	0	2						
Kirk Gibson, L (1,9) OBP: 0.364, SLG: 0.532										4	0	0	0	0	1	3						
Lance Parrish, R (1,10) OBP: 0.307, SLG: 0.411										4	0	0	1	0	1	1						
Darrell Evans, L (1,5) OBP: 0.359, SLG: 0.505										3	1	1	1	1	0	0						
Barbaro Garbey, R (1,7) OBP: 0.323, SLG: 0.392										4	0	2	1	0	0	0						
Dave Bergman, L (1,3) OBP: 0.265, SLG: 0.260										2	0	1	0	1	0	2						
Tom Brookens, R (6, PR) OBP: 0.290, SLG: 0.391										1	0	0	0	0	1	0						
Chet Lemon, R (1,8) OBP: 0.316, SLG: 0.383										4	0	0	0	0	2	1						
Bob Melvin, R (1,2) OBP: 0.200, SLG: 0.280										3	0	0	0	0	1	0						
Inning Stats	R: 2 E: 0 K: 0 S: 6	H: 3 LOB: 2 BB: 1 P: 10	R: 0 E: 0 K: 1 S: 5	H: 0 LOB: 0 BB: 0 P: 5	R: 0 E: 0 K: 0 S: 3	H: 0 LOB: 0 BB: 0 P: 3	R: 0 E: 0 K: 0 S: 3	H: 1 LOB: 1 BB: 1 P: 7	R: 0 E: 0 K: 1 S: 6	H: 1 LOB: 1 BB: 0 P: 6	R: 1 E: 0 K: 1 S: 6	H: 2 LOB: 1 BB: 0 P: 6	R: 0 E: 0 K: 0 S: 4	H: 1 LOB: 1 BB: 0 P: 4	R: 0 E: 0 K: 2 S: 5	H: 0 LOB: 0 BB: 0 P: 5	R: 0 E: 0 K: 2 S: 7	H: 0 LOB: 0 BB: 0 P: 7	1B: 5 2B: 2 3B: 0 HR: 1	SF: 0 SAC: 0 DP: 0 HBP: 0	WP: 0 PB: 0 SB: 0 CS: 2	PA: 36
PITCHER Ken Schrom, R (1,1) ERA: 5.16	IP: 9.0 WLS: L BF: 35	H: 8 R: 3 ER: 3 SO: 6	BB: 2 IBB: 0 HBP: 0 BLK: 0	WP: 0 HR: 1 S: 45 P: 53	ERA: 3.00 WHIP: 1.111	PITCHER																

Batter	1	2	3	4	5	6	7	8	9	AB	R	H	RBI	BB	SO	LOB	BOTTOM					
Kirby Puckett, R (1,8) OBP: 0.327, SLG: 0.382										3	1	2	0	1	0	0	Detroit Tigers @ Minnesota Twins Hubert H. Humphrey Metrodome, Minneapolis, MN Sun Jul 28 1985, 4:33 AM EDT Att: 37,146 - Unknown					
Ron Washington, R (1,6) OBP: 0.270, SLG: 0.294										3	0	0	0	0	1	3						
Kent Hrbek, L (1,3) OBP: 0.321, SLG: 0.397										4	0	0	0	0	2	5						
Tom Brunansky, R (1,9) OBP: 0.346, SLG: 0.486										4	1	2	1	0	0	2						
Dave Engle, R (1,10) OBP: 0.380, SLG: 0.521										4	0	2	1	0	1	1						
Greg Gagne, R (9, PR) OBP: 0.298, SLG: 0.361										0	0	0	0	0	0	0						
Gary Gaetti, R (1,5) OBP: 0.315, SLG: 0.423										3	0	0	0	0	2	3						
Mickey Hatcher, R (1,7) OBP: 0.321, SLG: 0.373										3	0	0	0	0	0	2						
Dave Meier, R (8,7) OBP: 0.295, SLG: 0.157										1	0	0	0	0	0	2						
Tim Teufel, R (1,4) OBP: 0.351, SLG: 0.392										4	0	0	0	0	1	2						
Tim Laudner, R (1,2) OBP: 0.286, SLG: 0.431										3	0	1	0	0	0	0						
Inning Stats	R: 2 E: 0 K: 2 S: 9	H: 2 LOB: 1 BB: 1 P: 13	R: 0 E: 0 K: 0 S: 3	H: 0 LOB: 0 BB: 0 P: 3	R: 0 E: 0 K: 1 S: 5	H: 0 LOB: 0 BB: 0 P: 5	R: 0 E: 1 K: 1 S: 6	H: 1 LOB: 1 BB: 0 P: 6	R: 0 E: 0 K: 2 S: 9	H: 2 LOB: 2 BB: 0 P: 9	R: 0 E: 0 K: 1 S: 5	H: 0 LOB: 0 BB: 0 P: 5	R: 0 E: 0 K: 0 S: 3	H: 0 LOB: 0 BB: 0 P: 3	R: 0 E: 1 K: 0 S: 4	H: 1 LOB: 1 BB: 0 P: 4	R: 0 E: 0 K: 0 S: 4	H: 1 LOB: 2 BB: 0 P: 4	1B: 6 2B: 2 3B: 0 HR: 0	SF: 0 SAC: 2 DP: 2 HBP: 0	WP: 0 PB: 0 SB: 1 CS: 0	PA: 35
PITCHER Frank Tanana, L (1,1) ERA: 4.62	IP: 7.0 WLS: W BF: 28	H: 6 R: 2 ER: 2 SO: 7	BB: 1 IBB: 0 HBP: 0 BLK: 0	WP: 0 HR: 0 S: 41 P: 45	ERA: 2.57 WHIP: 1.000	PITCHER																
Willie Hernandez, L (8,1) ERA: 1.75	IP: 2.0 WLS: S BF: 7	H: 1 R: 0 ER: 0 SO: 0	BB: 0 IBB: 0 HBP: 0 BLK: 0	WP: 0 HR: 0 S: 7 P: 7	ERA: 0.00 WHIP: 0.500	PITCHER																

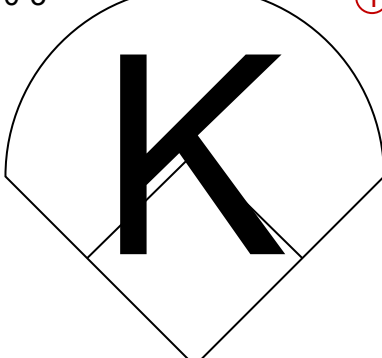
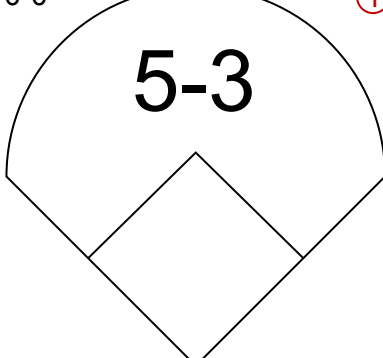
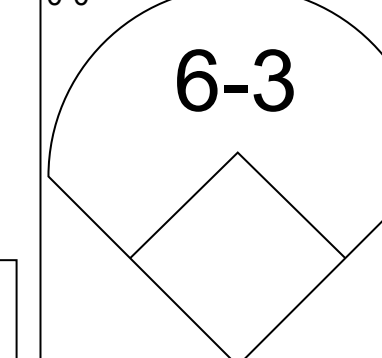
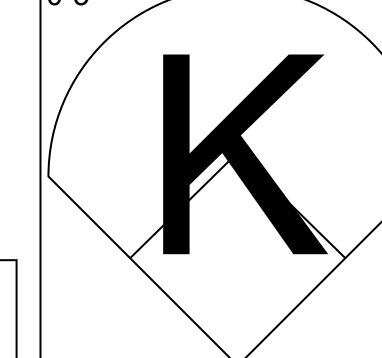
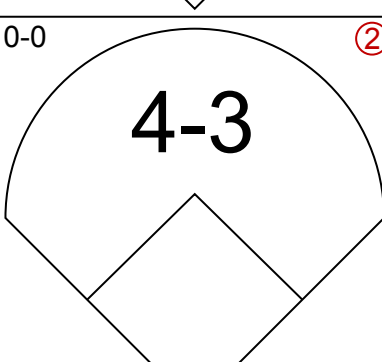
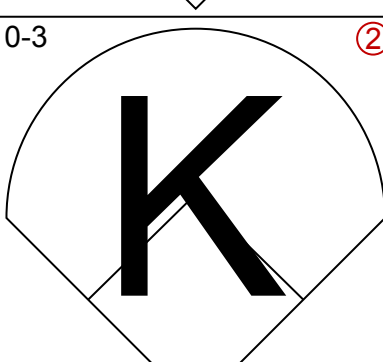
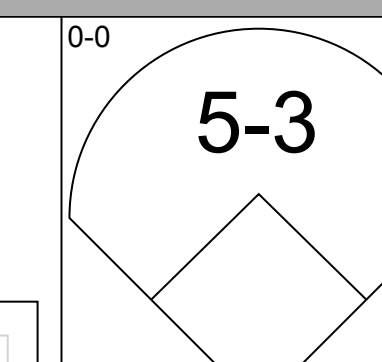
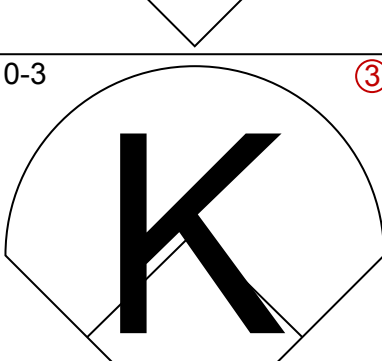
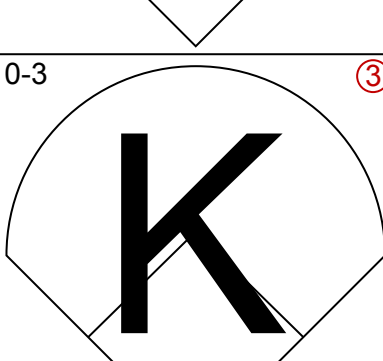
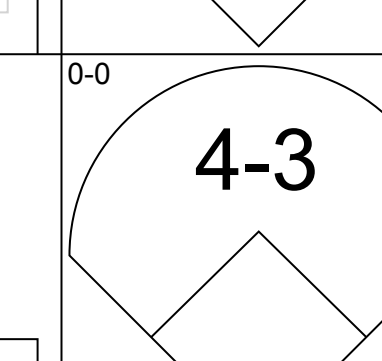
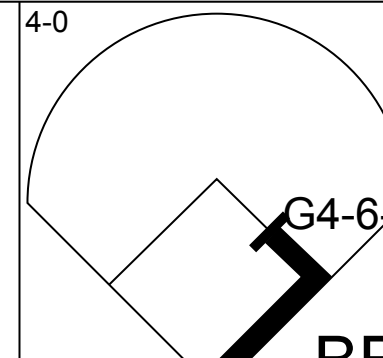
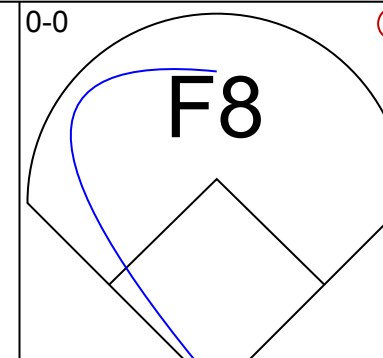
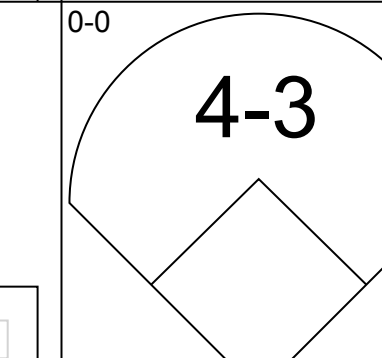
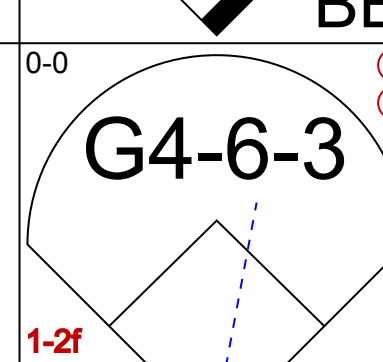
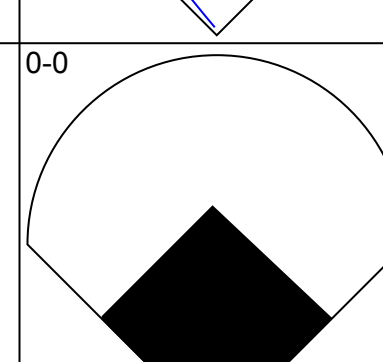
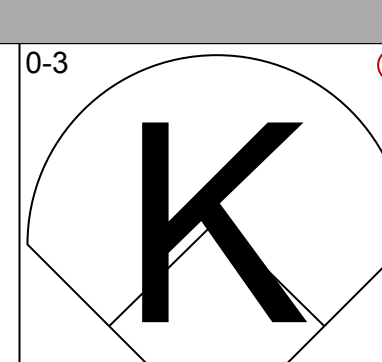
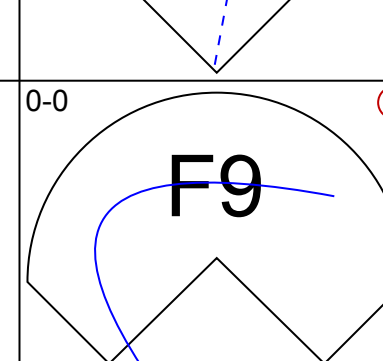
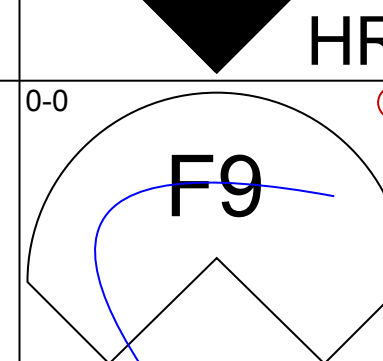
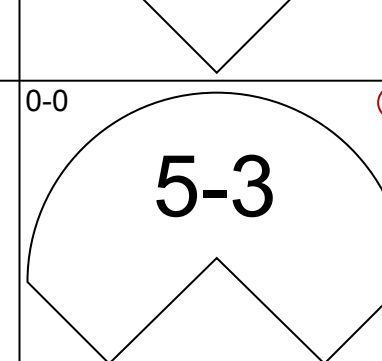
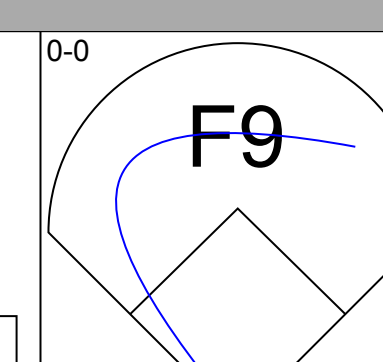
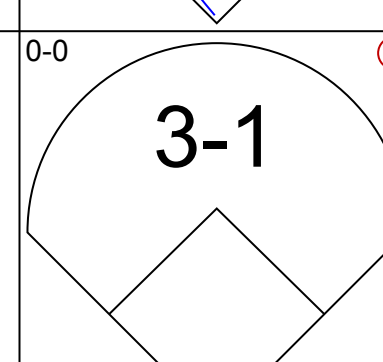
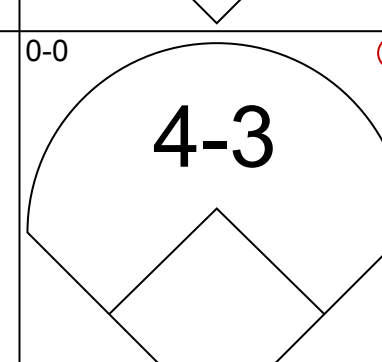
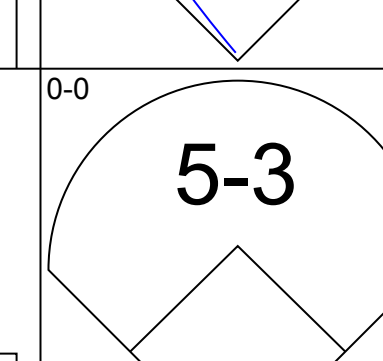
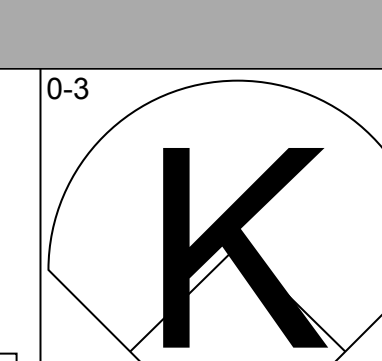
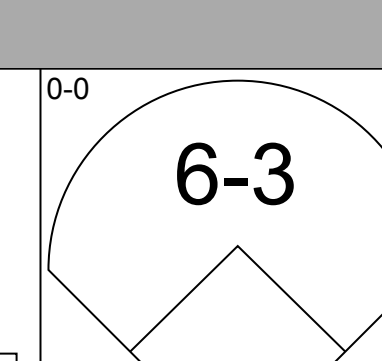
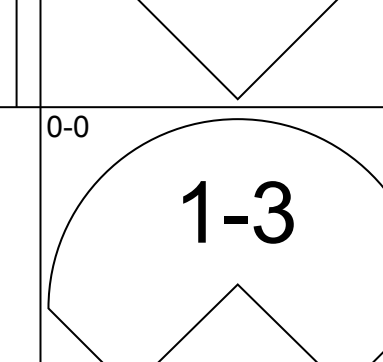
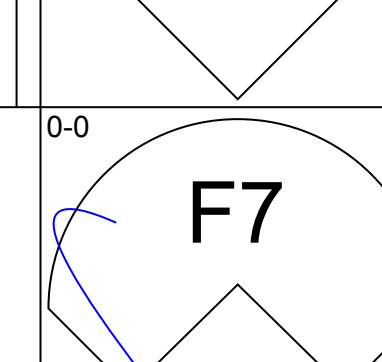
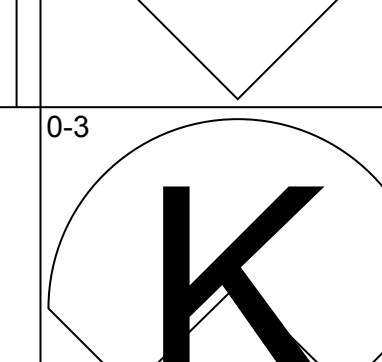
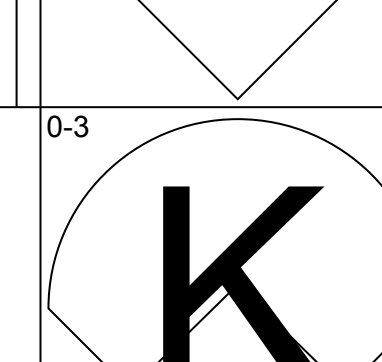



Batter	1	2	3	4	5	6	7	8	9	AB	R	H	RBI	BB	SO	LOB	TOP			
Willie Wilson, S OBP: 0.333, SLG: 0.429 (1, 8)										5	1	2	0	0	1	2	Kansas City Royals @ Detroit Tigers Tiger Stadium, Detroit, MI Mon Jul 29 1985, 7:05 PM EDT Att: 36,068 - Unknown			
Lonnie Smith, R OBP: 0.353, SLG: 0.348 Lynn Jones, R OBP: 0.247, SLG: 0.268 (7, 7)										4	0	1	0	0	0	3				
George Brett, L OBP: 0.454, SLG: 0.568 (1, 5)										2	0	0	0	2	0	1				
Hal McRae, R OBP: 0.341, SLG: 0.490 (1, 10)										4	0	1	2	0	1	3				
Dane Iorg, L OBP: 0.241, SLG: 0.316 Pat Sheridan, L OBP: 0.314, SLG: 0.333 (9, 9)										4	0	0	0	0	0	4				
Frank White, R OBP: 0.273, SLG: 0.412 (1, 4)										4	1	0	0	0	1	0				
Steve Balboni, R OBP: 0.317, SLG: 0.467 (1, 3)										4	1	2	2	0	1	0				
Jim Sundberg, R OBP: 0.296, SLG: 0.377 (1, 2)										4	0	0	0	0	0	1				
Onix Conception, R OBP: 0.233, SLG: 0.214 (1, 6)										3	1	1	0	0	1	0				
Inning Stats	R: 0 E: 0 K: 1 S: 6	H: 1 LOB: 1 BB: 0 P: 6	R: 0 E: 0 K: 1 S: 5	H: 0 LOB: 0 BB: 0 P: 5	R: 2 E: 0 K: 0 S: 5	H: 2 LOB: 2 BB: 1 P: 10	R: 0 E: 0 K: 0 S: 5	H: 2 LOB: 1 BB: 1 P: 5	R: 0 E: 0 K: 1 S: 5	H: 0 LOB: 0 BB: 0 P: 5	R: 0 E: 0 K: 1 S: 5	H: 0 LOB: 0 BB: 0 P: 5	R: 0 E: 1 K: 0 S: 3	H: 0 LOB: 0 BB: 0 P: 3	R: 2 E: 1 K: 1 S: 7	H: 1 LOB: 0 BB: 0 P: 7		1B: 5 2B: 1 3B: 0 HR: 1	SF: 0 SAC: 0 DP: 2 HBP: 1	WP: 0 PB: 0 SB: 1 CS: 0
PITCHER Dan Petry, R ERA: 3.45 (1, 1)	IP: 9.0 WLS: L BF: 37	H: 7 R: 4 ER: 3 SO: 5	BB: 1 IBB: 1 HBP: 1 BLK: 0	WP: 0 HR: 1 S: 44 P: 53	ERA: 3.00 WHIP: 0.889	PITCHER										ERA: 3.00 WHIP: 0.889				

Batter	1	2	3	4	5	6	7	8	9	AB	R	H	RBI	BB	SO	LOB	BOTTOM					
Lou Whitaker, L OBP: 0.394, SLG: 0.510 (1, 4)										4	0	2	0	0	0	2	Kansas City Royals @ Detroit Tigers Tiger Stadium, Detroit, MI Mon Jul 29 1985, 7:05 PM EDT Att: 36,068 - Unknown					
Alan Trammell, R OBP: 0.320, SLG: 0.396 (1, 6)										4	0	1	0	0	1	3						
Kirk Gibson, L OBP: 0.361, SLG: 0.526 (1, 9)										4	0	0	0	0	3	3						
Lance Parrish, R OBP: 0.307, SLG: 0.418 (1, 2)										4	1	1	1	0	1	2						
Darrell Evans, L OBP: 0.358, SLG: 0.500 (1, 5)										3	0	0	0	1	0	0						
Barbaro Garbey, R OBP: 0.327, SLG: 0.395 (1, 7)										4	1	2	0	0	0	0						
Johnny Grubb, L OBP: 0.290, SLG: 0.256 Alejandro Sanchez, R OBP: 0.253, SLG: 0.540 (8, PR)										2	0	1	0	1	0	2						
Chet Lemon, R OBP: 0.319, SLG: 0.385 (1, 8)										4	0	2	1	0	1	3						
Dave Bergman, L OBP: 0.253, SLG: 0.247 (1, 3)										4	0	0	0	0	1	7						
Inning Stats	R: 0 E: 0 K: 1 S: 5	H: 0 LOB: 0 BB: 0 P: 5	R: 0 E: 0 K: 0 S: 3	H: 0 LOB: 0 BB: 0 P: 3	R: 0 E: 0 K: 1 S: 4	H: 0 LOB: 0 BB: 1 P: 8	R: 0 E: 0 K: 1 S: 6	H: 2 LOB: 1 BB: 0 P: 6	R: 0 E: 0 K: 0 S: 4	H: 1 LOB: 2 BB: 1 P: 8	R: 0 E: 0 K: 0 S: 3	H: 1 LOB: 0 BB: 0 P: 3	R: 0 E: 0 K: 1 S: 5	H: 0 LOB: 0 BB: 0 P: 5	R: 0 E: 0 K: 2 S: 9	H: 2 LOB: 2 BB: 0 P: 9		R: 2 E: 1 K: 1 S: 9	H: 3 LOB: 2 BB: 0 P: 9	1B: 7 2B: 3 3B: 0 HR: 1	SF: 0 SAC: 0 DP: 3 HBP: 0	WP: 0 PB: 0 SB: 0 CS: 0
PITCHER Bret Saberhagen, R ERA: 2.85 Dan Quisenberry, R ERA: 2.81 (9, 1)	IP: 8.1 WLS: W BF: 31	H: 7 R: 1 ER: 1 SO: 7	BB: 2 IBB: 0 HBP: 0 BLK: 0	WP: 0 HR: 1 S: 43 P: 51	ERA: 1.08 WHIP: 1.080	PITCHER										ERA: 1.08 WHIP: 1.080						

Batter	1	2	3	4	5	6	7	8	9	AB	R	H	RBI	BB	SO	LOB	TOP					
Willie Wilson, S (1, 8) OBP: 0.328, SLG: 0.427	F9		G3		K			5-3		4	0	0	0	0	1	0	Kansas City Royals @ Detroit Tigers Tiger Stadium, Detroit, MI Wed Jul 31 1985, 3:33 AM EDT Att: 34,276 - Unknown					
Lonnie Smith, R (1, 7) OBP: 0.355, SLG: 0.360										4	2	3	0	0	0	0						
Lynn Jones, R (8, 7) OBP: 0.247, SLG: 0.268	1B		1B					6-3		0	0	0	0	0	0	0						
George Brett, L (1, 5) OBP: 0.459, SLG: 0.577	K		FC5-4					F8		3	1	1	0	1	1	2						
Hal McRae, R (1, 10) OBP: 0.337, SLG: 0.477			FC5-4					5-3		3	0	1	2	0	0	2						
Frank White, R (1, 4) OBP: 0.273, SLG: 0.416	K				K			1-3		3	1	0	0	1	2	1						
Steve Balboni, R (1, 3)										4	1	2	3	0	1	0						
Darryl Motley, R (1, 9) OBP: 0.262, SLG: 0.408	6-3							F8		4	0	0	0	0	1	1						
John Wathan, R (1, 2) OBP: 0.343, SLG: 0.281	F4-3							K		4	0	0	0	0	2	0						
Onix Concepcion, R (1, 6) OBP: 0.243, SLG: 0.226			F4					F3		3	0	0	0	0	0	0						
Inning Stats	R: 1 E: 0 K: 2 S: 9	H: 2 LOB: 1 BB: 0 P: 9	R: 0 E: 0 K: 1 S: 5	H: 0 LOB: 0 BB: 0 P: 5	R: 0 E: 0 K: 2 S: 5	H: 2 LOB: 2 BB: 0 P: 5	R: 0 E: 0 K: 2 S: 7	H: 1 LOB: 1 BB: 0 P: 7	R: 0 E: 0 K: 1 S: 5	H: 0 LOB: 0 BB: 0 P: 5	R: 1 E: 0 K: 1 S: 4	H: 1 LOB: 0 BB: 0 P: 4	R: 0 E: 0 K: 1 S: 5	H: 0 LOB: 0 BB: 0 P: 5	R: 0 E: 0 K: 1 S: 3	H: 0 LOB: 0 BB: 0 P: 3	R: 3 E: 0 K: 1 S: 6	H: 1 LOB: 0 BB: 2 P: 14	1B: 4 2B: 3 3B: 0 HR: 1	SF: 0 SAC: 1 DP: 1 HBP: 0	WP: 0 PB: 0 SB: 0 CS: 1	PA: 35
PITCHER Walt Terrell, R (1, 1) ERA: 4.03	IP: 9.0 WLS: L BF: 35 H: 7 R: 5 ER: 5 SO: 8 BB: 1 IBB: 1 HBP: 0 BLK: 0 WP: 0 HR: 1 S: 49 P: 57 ERA: 5.00 WHIP: 0.889															PITCHER						

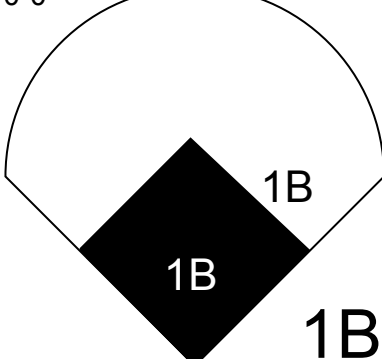
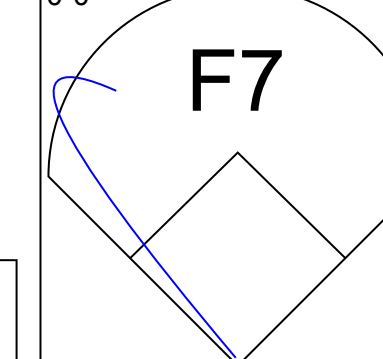
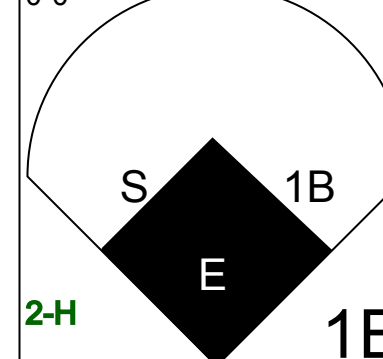
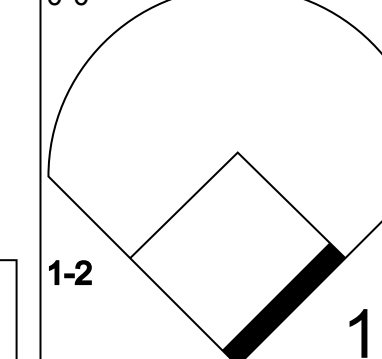
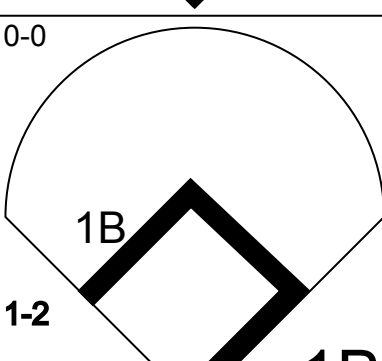
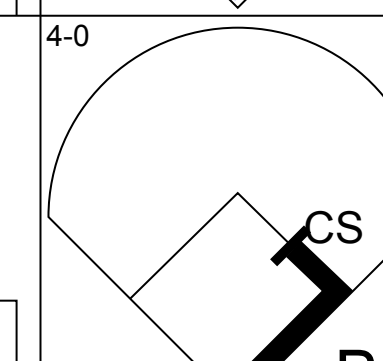
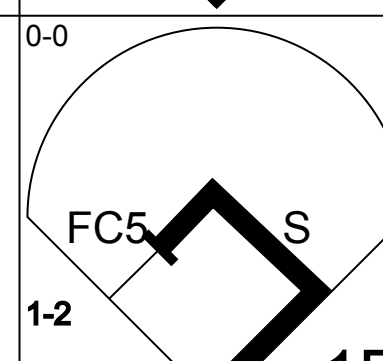
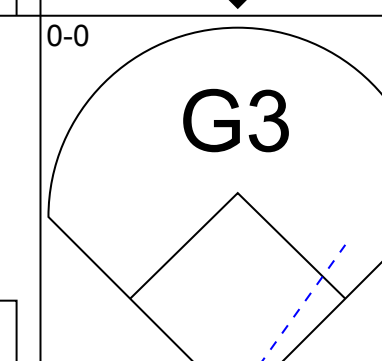

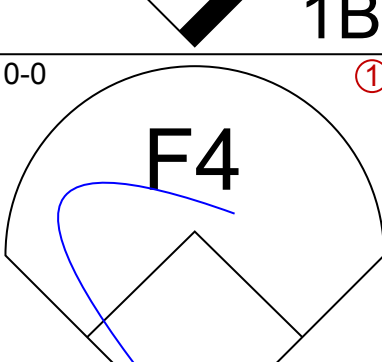
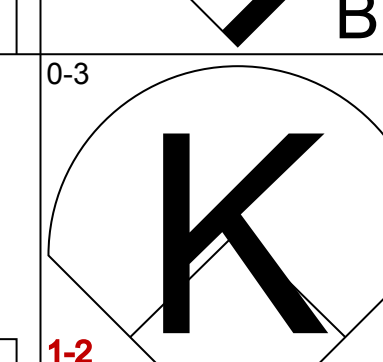
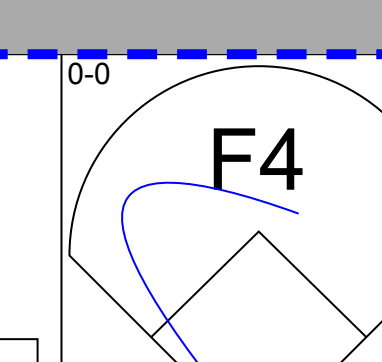
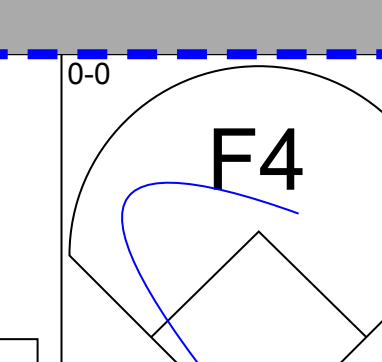
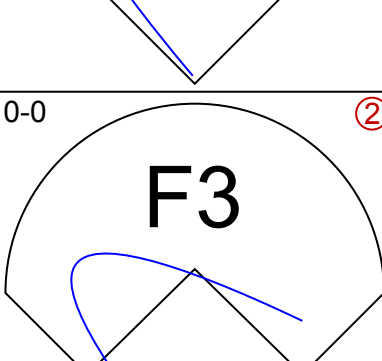
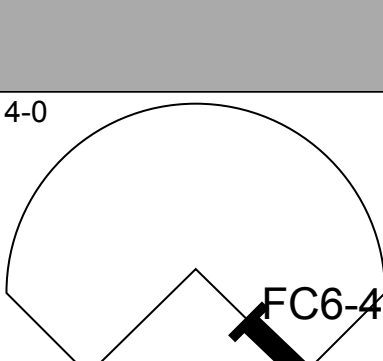
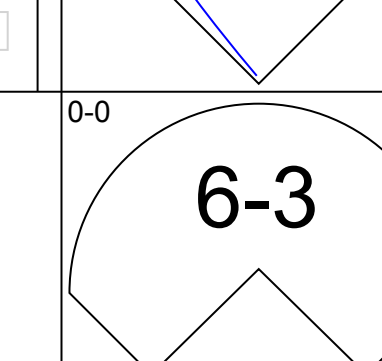
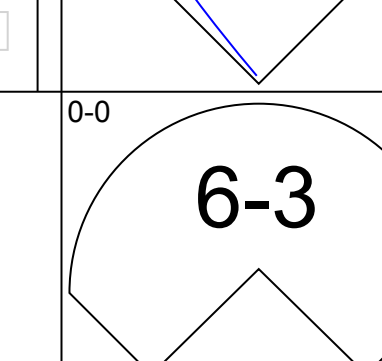
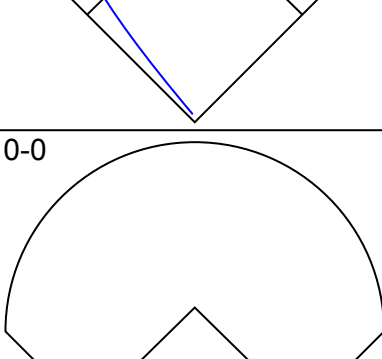
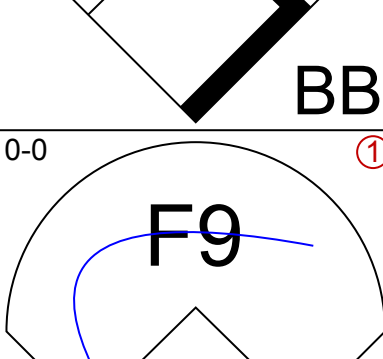
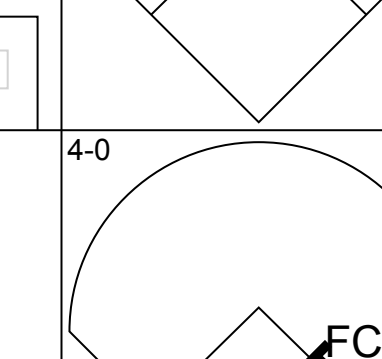
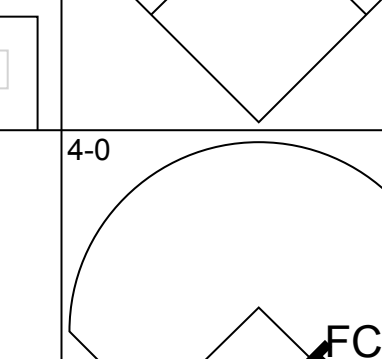
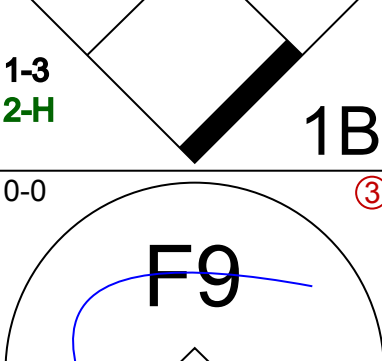
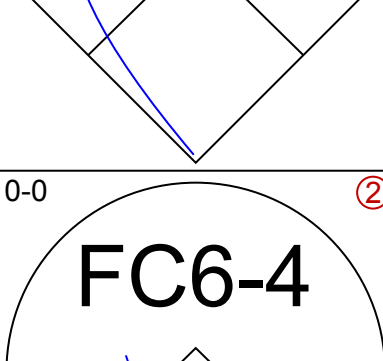
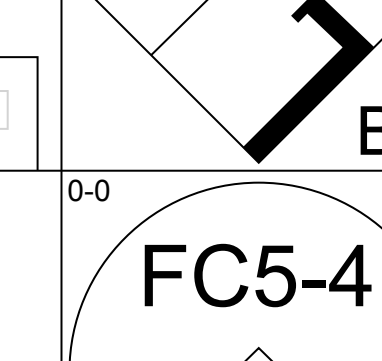
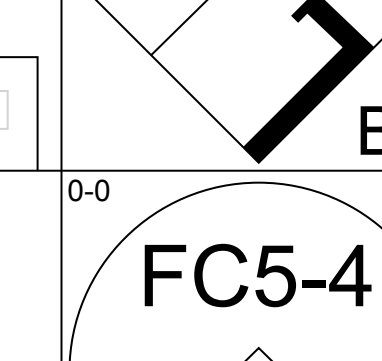
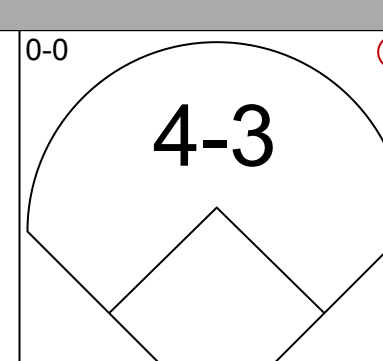
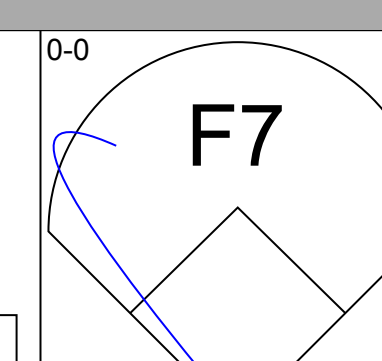
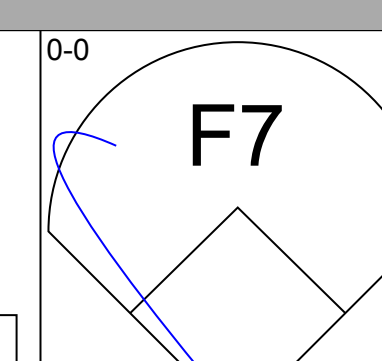
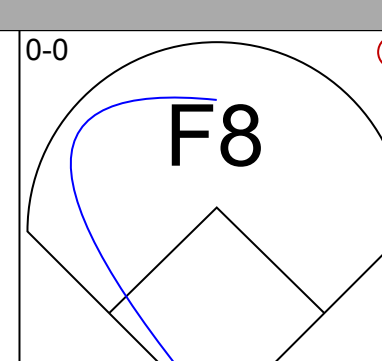
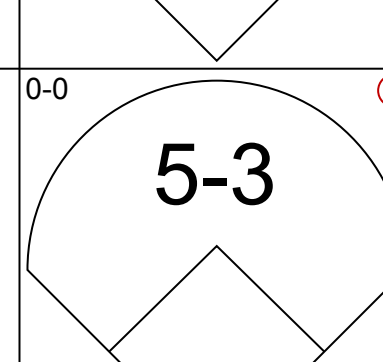
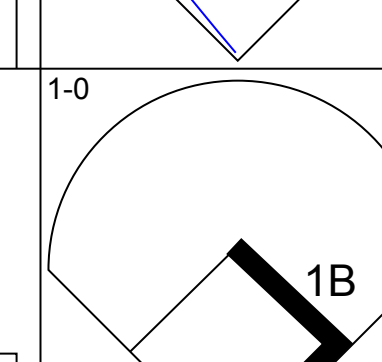
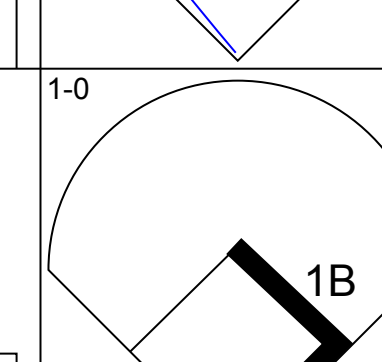
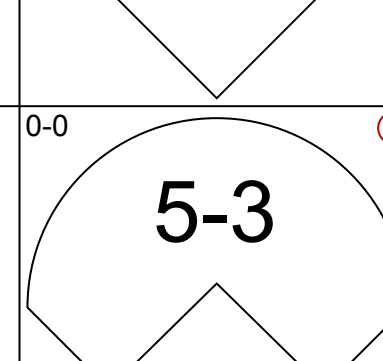
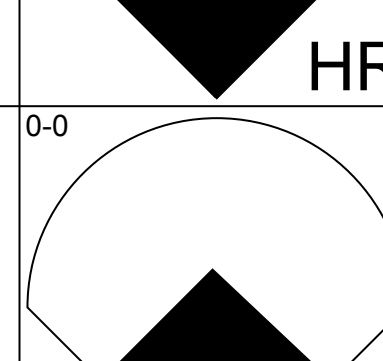
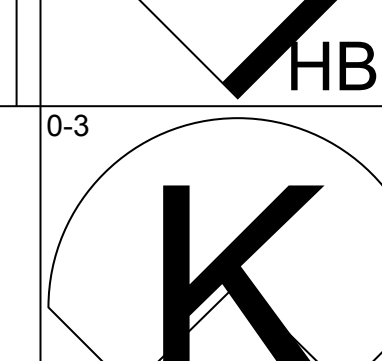
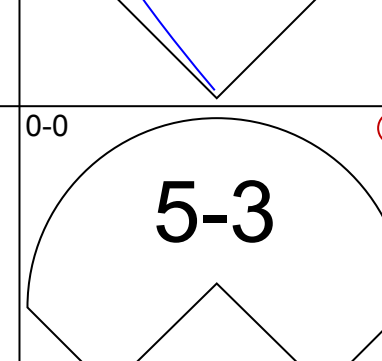

Batter	1	2	3	4	5	6	7	8	9	AB	R	H	RBI	BB	SO	LOB	BOTTOM					
Tom Brookens, R (1, 5) OBP: 0.296, SLG: 0.403			E7		K				F7	4	0	2	0	0	2	1	Kansas City Royals @ Detroit Tigers Tiger Stadium, Detroit, MI Wed Jul 31 1985, 3:33 AM EDT Att: 34,276 - Unknown					
Lou Whitaker, L (9, PH) OBP: 0.395, SLG: 0.509	5-3		2B							1	0	0	0	0	0	2						
Alan Trammell, R (1, 6) OBP: 0.318, SLG: 0.391	B1		K		E5			F3		5	0	0	0	0	1	4						
Kirk Gibson, L (1, 9) OBP: 0.363, SLG: 0.528	5-3		K		K			F7		4	0	0	0	0	2	3						
Lance Parrish, R (1, 2) OBP: 0.307, SLG: 0.417	F9				4-3			F7		4	1	1	0	0	0	1						
Barbaro Garbey, R (1, 10) OBP: 0.316, SLG: 0.381			6-3		F8			FC6-4		4	0	1	0	0	1	1						
Larry Hemdon, R (1, 7) OBP: 0.299, SLG: 0.393			K					CI		2	0	1	1	1	1	0						
Darrell Evans, L (1, 3) OBP: 0.358, SLG: 0.492					K			FC6-4		3	0	0	0	1	1	3						
Chet Lemon, R (1, 8) OBP: 0.325, SLG: 0.389			F2					SH1-4		4	1	2	0	0	1	3						
Doug Flynn, R (1, 4) OBP: 0.152, SLG: 0.182								SH1-4		1	0	0	0	0	0	0						
Alejandro Sanchez, R (7, PH) OBP: 0.250, SLG: 0.534			F7							1	0	0	0	0	1	0						
Marty Castillo, R (8, 5) OBP: 0.159, SLG: 0.148					SH1-4					1	0	1	0	0	0	0						
Inning Stats	R: 0 E: 0 K: 0 S: 4	H: 1 LOB: 1 BB: 0 P: 4	R: 0 E: 0 K: 1 S: 5	H: 0 LOB: 1 BB: 1 P: 9	R: 0 E: 1 K: 2 S: 8	H: 1 LOB: 1 BB: 0 P: 8	R: 0 E: 0 K: 1 S: 5	H: 0 LOB: 1 BB: 1 P: 9	R: 1 E: 1 K: 2 S: 9	H: 1 LOB: 1 BB: 0 P: 9	R: 0 E: 0 K: 1 S: 7	H: 1 LOB: 2 BB: 0 P: 7	R: 0 E: 0 K: 2 S: 7	H: 0 LOB: 0 BB: 0 P: 7	R: 1 E: 0 K: 1 S: 6	H: 2 LOB: 0 BB: 0 P: 6	R: 0 E: 0 K: 0 S: 5	H: 2 LOB: 2 BB: 0 P: 5	1B: 5 2B: 3 3B: 0 HR: 0	SF: 0 SAC: 1 DP: 0 HBP: 0	WP: 0 PB: 0 SB: 0 CS: 1	PA: 39
PITCHER Danny Jackson, L (1, 1) ERA: 3.09	IP: 8.1 WLS: W BF: 36 H: 8 R: 2 ER: 1 SO: 10 BB: 2 IBB: 0 HBP: 0 BLK: 0 WP: 0 HR: 0 S: 54 P: 62 ERA: 1.08 WHIP: 1.200															PITCHER Dan Quisenberry, R (9, 1) ERA: 2.79						

Batter	1	2	3	4	5	6	7	8	9	AB	R	H	RBI	BB	SO	LOB	TOP					
Paul Moltzer, R OBP: 0.364, SLG: 0.421										4	0	0	0	0	2	0						
Robin Yount, R OBP: 0.337, SLG: 0.438										3	0	0	0	0	1	0						
Cecil Cooper, L OBP: 0.320, SLG: 0.448										3	0	0	0	0	2	0						
Ted Simmons, S OBP: 0.326, SLG: 0.396										2	0	0	0	1	0	0						
Ben Oglivie, L OBP: 0.364, SLG: 0.441										3	1	1	1	0	1	1						
Bill Schroeder, R OBP: 0.319, SLG: 0.488										3	0	0	0	0	0	0						
Ernest Riles, L OBP: 0.333, SLG: 0.392										3	0	0	0	0	0	0						
Paul Householder, S OBP: 0.316, SLG: 0.336										3	0	0	0	0	1	0						
Ed Romero, R OBP: 0.271, SLG: 0.210										2	0	0	0	0	0	0						
Mark Brouhard, R OBP: 0.296, SLG: 0.404										1	0	0	0	0	1	0						
Inning Stats	R: 0 E: 0 K: 2 S: 7	H: 0 LOB: 0 BB: 7	R: 0 E: 0 K: 0 S: 2	H: 0 LOB: 0 BB: 1 P: 6	R: 0 E: 0 K: 0 S: 3	H: 0 LOB: 0 BB: 0 P: 3	R: 0 E: 0 K: 2 S: 7	H: 0 LOB: 0 BB: 0 P: 7	R: 1 E: 0 K: 0 S: 4	H: 1 LOB: 0 BB: 0 P: 4	R: 0 E: 0 K: 1 S: 5	H: 0 LOB: 0 BB: 0 P: 5	R: 0 E: 0 K: 0 S: 3	H: 0 LOB: 0 BB: 0 P: 3	R: 0 E: 0 K: 1 S: 5	H: 0 LOB: 0 BB: 0 P: 5	R: 0 E: 0 K: 2 S: 7	H: 0 LOB: 0 BB: 0 P: 7	1B: 0 2B: 0 3B: 0 HR: 1	SF: 0 SAC: 0 DP: 1 HBP: 0	WP: 0 PB: 0 SB: 0 CS: 0	PA: 28
PITCHER Frank Tanana, L ERA: 4.38	IP: 9.0 WLS: W BF: 28 H: 1 R: 1 ER: 1 SO: 8 BB: 1 IBB: 0 HBP: 0 BLK: 0 WP: 0 HR: 1 S: 43 P: 47 ERA: 1.00 WHIP: 0.222															PITCHER	IP: 9.0 WLS: W BF: 28 H: 1 R: 1 ER: 1 SO: 8 BB: 1 IBB: 0 HBP: 0 BLK: 0 WP: 0 HR: 1 S: 43 P: 47 ERA: 1.00 WHIP: 0.222					

Milwaukee Brewers @ Detroit Tigers
Tiger Stadium, Detroit, MI
Fri Aug 02 1985, 7:05 PM EDT
Att: 37,702 - Unknown

AB 27
R 1
H 1
RBI 1
BB 1
SO 8
LOB 1



Batter	1	2	3	4	5	6	7	8	9	AB	R	H	RBI	BB	SO	LOB	BOTTOM					
Lou Whitaker, L OBP: 0.398, SLG: 0.512										4	2	3	1	0	0	0						
Alan Trammell, R OBP: 0.322, SLG: 0.393										3	0	2	0	1	0	2						
Kirk Gibson, L OBP: 0.359, SLG: 0.522										4	0	0	0	0	2	5						
Lance Parrish, R OBP: 0.307, SLG: 0.414										3	0	0	0	1	1	3						
Darrell Evans, L OBP: 0.362, SLG: 0.492										2	0	1	1	2	0	1						
Barbaro Garbey, R OBP: 0.309, SLG: 0.371										4	0	0	0	0	0	6						
Johnny Grubb, L OBP: 0.273, SLG: 0.247										3	0	0	0	0	0	1						
Alejandro Sanchez, R OBP: 0.247, SLG: 0.528										1	0	0	0	0	0	0						
Chet Lemon, R OBP: 0.327, SLG: 0.398										3	1	1	1	0	0	0						
Tom Brookens, R OBP: 0.295, SLG: 0.404										4	1	1	0	0	1	1						
Inning Stats	R: 1 E: 0 K: 0 S: 6	H: 3 LOB: 2 BB: 0 P: 6	R: 0 E: 0 K: 0 S: 3	H: 0 LOB: 0 BB: 0 P: 3	R: 0 E: 0 K: 1 S: 4	H: 0 LOB: 1 BB: 1 P: 8	R: 0 E: 0 K: 0 S: 3	H: 0 LOB: 1 BB: 1 P: 7	R: 3 E: 1 K: 2 S: 11	H: 4 LOB: 2 BB: 1 P: 15	R: 0 E: 0 K: 1 S: 6	H: 1 LOB: 2 BB: 0 P: 7	R: 0 E: 0 K: 0 S: 3	H: 0 LOB: 1 BB: 1 P: 7	R: 0 E: 0 K: 0 S: 3	H: 0 LOB: 0 BB: 0 P: 3	R: 0 E: 0 K: 2 S: 7	H: 0 LOB: 0 BB: 0 P: 7	1B: 6 2B: 1 3B: 0 HR: 1	SF: 0 SAC: 0 DP: 0 HBP: 1	WP: 0 PB: 0 SB: 2 CS: 1	PA: 36
PITCHER Pete Vuckovich, R ERA: 5.15	IP: 6.0 WLS: L BF: 29 H: 8 R: 4 ER: 3 SO: 4 BB: 2 IBB: 1 HBP: 1 BLK: 0 WP: 0 HR: 1 S: 33 P: 46 ERA: 4.50 WHIP: 1.667															PITCHER	IP: 7.1 WLS: L BF: 30 H: 7 R: 0 ER: 0 SO: 6 BB: 1 IBB: 0 HBP: 0 BLK: 0 WP: 0 HR: 0 S: 33 P: 46 ERA: 0.00 WHIP: 0.500					

Milwaukee Brewers @ Detroit Tigers
Tiger Stadium, Detroit, MI
Fri Aug 02 1985, 7:05 PM EDT
Att: 37,702 - Unknown

AB 31
R 4
H 8
RBI 3
BB 4
SO 4
LOB 19



Batter	1	2	3	4	5	6	7	8	9	AB	R	H	RBI	BB	SO	LOB	TOP
Paul Moltzer, R OBP: 0.366, SLG: 0.422										4	1	2	0	0	2	0	Milwaukee Brewers @ Detroit Tigers Tiger Stadium, Detroit, MI Sat Aug 03 1985, 3:33 AM EDT Att: 42,701 - Unknown
Robin Yount, R OBP: 0.333, SLG: 0.434										4	0	0	0	0	0	2	
Cecil Cooper, L OBP: 0.320, SLG: 0.446										4	1	1	0	0	0	0	
Ted Simmons, S OBP: 0.328, SLG: 0.401										4	1	2	1	0	0	1	
Ben Oglivie, L OBP: 0.362, SLG: 0.438										4	0	1	0	0	0	3	
Ernest Riles, L OBP: 0.332, SLG: 0.398										4	0	1	2	0	0	2	
Jim Gantner, L OBP: 0.302, SLG: 0.319										4	0	1	0	0	1	1	
Paul Householder, S OBP: 0.314, SLG: 0.329										3	0	0	0	1	0	1	
Charlie Moore, R OBP: 0.280, SLG: 0.281										3	0	0	0	0	0	1	
Inning Stats	R: 3 E: 0 K: 0 S: 7	H: 4 LOB: 1 BB: 0 P: 7	R: 0 E: 0 K: 0 S: 3	H: 1 LOB: 1 BB: 1 P: 7	R: 0 E: 0 K: 0 S: 4	H: 1 LOB: 0 BB: 0 P: 4	R: 0 E: 0 K: 1 S: 5	H: 0 LOB: 0 BB: 0 P: 5	R: 0 E: 0 K: 0 S: 3	H: 1 LOB: 0 BB: 0 P: 3	R: 0 E: 0 K: 0 S: 3	H: 0 LOB: 0 BB: 0 P: 3	R: 0 E: 0 K: 0 S: 4	H: 1 LOB: 1 BB: 0 P: 4	1B: 6 2B: 1 3B: 1 HR: 0	SF: 0 SAC: 0 DP: 1 HBP: 0	
PITCHER Dan Petry, R ERA: 3.43	IP: 9.0 WLS: W BF: 35 H: 8 R: 3 ER: 3 SO: 3 BB: 1 IBB: 0 HBP: 0 BLK: 0 WP: 0 HR: 0 S: 40 P: 44 ERA: 3.00 WHIP: 1.000																

Batter	1	2	3	4	5	6	7	8	9	AB	R	H	RBI	BB	SO	LOB	BOTTOM		
Lou Whitaker, L OBP: 0.393, SLG: 0.505										5	0	0	0	0	0	3	Milwaukee Brewers @ Detroit Tigers Tiger Stadium, Detroit, MI Sat Aug 03 1985, 3:33 AM EDT Att: 42,701 - Unknown		
Alan Trammell, R OBP: 0.323, SLG: 0.396										5	1	2	2	0	2	0			
Kirk Gibson, L OBP: 0.362, SLG: 0.533										4	2	2	1	1	0	0			
Lance Parrish, R OBP: 0.311, SLG: 0.432										4	3	2	3	1	2	3			
Darrell Evans, L OBP: 0.366, SLG: 0.503										3	1	2	2	1	0	0			
Barbaro Garbey, R OBP: 0.313, SLG: 0.374										4	0	2	0	0	0	0			
Dave Bergman, L OBP: 0.250, SLG: 0.244										1	0	0	0	0	0	0			
Larry Herndon, R OBP: 0.296, SLG: 0.389										3	0	0	0	0	1	2			
Chet Lemon, R OBP: 0.329, SLG: 0.399										4	1	2	0	0	0	0			
Tom Brookens, R OBP: 0.296, SLG: 0.403										3	1	1	0	0	1	1			
Inning Stats	R: 2 E: 0 K: 1 S: 7	H: 3 LOB: 2 BB: 1 P: 11	R: 0 E: 0 K: 1 S: 5	H: 0 LOB: 0 BB: 0 P: 5	R: 3 E: 0 K: 1 S: 8	H: 3 LOB: 0 BB: 0 P: 8	R: 0 E: 0 K: 0 S: 4	H: 1 LOB: 1 BB: 0 P: 4	R: 1 E: 0 K: 1 S: 7	H: 2 LOB: 2 BB: 1 P: 11	R: 1 E: 0 K: 1 S: 7	H: 2 LOB: 2 BB: 1 P: 11	R: 0 E: 0 K: 0 S: 3	H: 0 LOB: 0 BB: 0 P: 3	R: 2 E: 1 K: 1 S: 8	H: 2 LOB: 1 BB: 0 P: 8	1B: 7 2B: 2 3B: 0 HR: 4	SF: 0 SAC: 1 DP: 0 HBP: 0	WP: 0 PA: 40 PB: 1 SB: 0 CS: 0
PITCHER Danny Darwin, R ERA: 3.78 Bob McClure, L ERA: 4.29 Pete Ladd, R ERA: 4.23	IP: 3.0 WLS: L BF: 15 H: 6 R: 5 ER: 5 SO: 3 BB: 1 IBB: 0 HBP: 0 BLK: 0 WP: 0 HR: 3 S: 20 P: 24 ERA: 15.00 WHIP: 2.333	IP: 2.2 WLS: L BF: 15 H: 5 R: 2 ER: 2 SO: 1 BB: 2 IBB: 0 HBP: 0 BLK: 0 WP: 0 HR: 1 S: 15 P: 23 ERA: 6.75 WHIP: 2.625	IP: 2.1 WLS: L BF: 10 H: 2 R: 2 ER: 1 SO: 2 BB: 0 IBB: 0 HBP: 0 BLK: 0 WP: 0 HR: 0 S: 14 P: 14 ERA: 3.86 WHIP: 0.857																

Batter	1	2	3	4	5	6	7	8	9	AB	R	H	RBI	BB	SO	LOB	TOP										
Paul Moltzer, R OBP: 0.364, SLG: 0.417 (1, 5)										5	2	1	1	0	0	0	Milwaukee Brewers @ Detroit Tigers Tiger Stadium, Detroit, MI Sun Aug 04 1985, 3:38 AM EDT Att: 43,796 - Unknown										
Robin Yount, R OBP: 0.335, SLG: 0.438 (1, 8)										4	3	1	1	2	0	0											
Cecil Cooper, L OBP: 0.322, SLG: 0.456 (1, 3)										5	3	2	2	0	0	3											
Ted Simmons, S OBP: 0.336, SLG: 0.406 (1, 10)										5	2	4	3	0	0	0											
Ben Oglivie, L OBP: 0.365, SLG: 0.444 (1, 7)										3	2	1	3	2	0	1											
Ernest Riles, L OBP: 0.332, SLG: 0.406 (1, 6)										4	0	1	0	1	0	3											
Bill Schroeder, R OBP: 0.315, SLG: 0.473 (1, 2)										4	0	0	1	1	1	1											
Paul Householder, S OBP: 0.305, SLG: 0.318 (1, 9)										5	0	0	1	0	2	2											
Jim Gantner, L OBP: 0.306, SLG: 0.325 (1, 4)										5	2	2	0	0	0	3											
Inning Stats	R: 1 E: 0 K: 0 S: 4	H: 2 LOB: 2 BB: 2 P: 12	R: 6 E: 1 K: 2 S: 12	H: 4 LOB: 1 BB: 2 P: 20	R: 6 E: 1 K: 0 S: 8	H: 5 LOB: 3 BB: 3 P: 20	R: 1 E: 0 K: 0 S: 4	H: 1 LOB: 0 BB: 0 P: 4	R: 0 E: 0 K: 0 S: 3	H: 0 LOB: 0 BB: 0 P: 3	R: 0 E: 1 K: 0 S: 4	H: 1 LOB: 1 BB: 0 P: 4	R: 0 E: 0 K: 1 S: 5	H: 0 LOB: 0 BB: 0 P: 5	R: 0 E: 0 K: 0 S: 3	H: 0 LOB: 0 BB: 0 P: 3	1B: 8 2B: 3 3B: 1 HR: 2	SF: 0 SAC: 0 DP: 2 HBP: 0	WP: 2 PB: 0 SB: 1 CS: 0	PA: 47							
PITCHER	IP	WLS	BF	H	R	ER	SO	BB	IBB	HBP	BLK	WP	HR	S	P	ERA	WHIP										
Randy O'Neal, R ERA: 2.94 (1, 1)	1.2	L	13	4	6	2	1	3	1	0	0	1	0	11	27	10.80	4.200										
Juan Berenguer, R ERA: 7.19 (2, 1)	0.2		10	7	7	6	1	1	0	0	0	1	1	11	15	81.00	12.000										
Doug Bair, R ERA: 6.26 (3, 1)	4.2		18	2	1	1	0	2	0	0	0	0	1	16	24	1.93	0.857										
Aurelio Lopez, R ERA: 4.41 (8, 1)	2.0		6	0	0	0	1	0	0	0	0	0	0	8	8	0.00	0.000										

Batter	1	2	3	4	5	6	7	8	9	AB	R	H	RBI	BB	SO	LOB	BOTTOM										
Lou Whitaker, L OBP: 0.389, SLG: 0.500 (1, 4)										3	0	0	0	0	0	0	Milwaukee Brewers @ Detroit Tigers Tiger Stadium, Detroit, MI Sun Aug 04 1985, 3:38 AM EDT Att: 43,796 - Unknown										
Tom Brookens, R OBP: 0.293, SLG: 0.399 (6, 6)										2	0	0	0	0	0	1											
Alan Trammell, R OBP: 0.328, SLG: 0.404 (1, 6)										2	1	1	1	1	0	0											
Doug Flynn, R OBP: 0.171, SLG: 0.200 (6, 4)										2	1	1	0	0	0	1											
Kirk Gibson, L OBP: 0.363, SLG: 0.529 (1, 9)										5	1	1	0	0	1	2											
Lance Parrish, R OBP: 0.316, SLG: 0.438 (1, 10)										4	0	3	0	0	0	2											
Darrell Evans, L OBP: 0.369, SLG: 0.510 (1, 5)										3	0	1	1	1	0	2											
Barbano Garbey, R OBP: 0.310, SLG: 0.365 (1, 7)										4	0	1	1	0	1	6											
Dave Bergman, L OBP: 0.250, SLG: 0.244 (1, 3)										4	0	1	0	0	1	1											
Chet Lemon, R OBP: 0.325, SLG: 0.395 (1, 8)										3	0	0	0	0	1	0											
Alejandro Sanchez, R OBP: 0.244, SLG: 0.522 (8, 8)										1	0	0	0	0	0	2											
Marty Castillo, R OBP: 0.180, SLG: 0.241 (1, 2)										4	1	2	1	0	0	0											
Inning Stats	R: 0 E: 0 K: 1 S: 6	H: 1 LOB: 3 BB: 2 P: 14	R: 1 E: 0 K: 1 S: 6	H: 1 LOB: 0 BB: 0 P: 6	R: 1 E: 0 K: 1 S: 7	H: 3 LOB: 1 BB: 0 P: 7	R: 0 E: 0 K: 0 S: 3	H: 0 LOB: 0 BB: 0 P: 3	R: 0 E: 0 K: 0 S: 3	H: 0 LOB: 0 BB: 0 P: 3	R: 0 E: 0 K: 0 S: 4	H: 1 LOB: 1 BB: 0 P: 4	R: 0 E: 0 K: 1 S: 5	H: 0 LOB: 0 BB: 0 P: 5	R: 2 E: 0 K: 0 S: 7	H: 4 LOB: 2 BB: 0 P: 7	R: 0 E: 0 K: 0 S: 4	H: 1 LOB: 1 BB: 0 P: 4	1B: 7 2B: 2 3B: 0 HR: 2	SF: 0 SAC: 0 DP: 1 HBP: 0	WP: 0 PB: 0 SB: 1 CS: 0	PA: 39					
PITCHER	IP	WLS	BF	H	R	ER	SO	BB	IBB	HBP	BLK	WP	HR	S	P	ERA	WHIP										
Ray Burris, R ERA: 3.86 (1, 1)	8.0	W	35	10	4	4	4	2	0	0	0	0	2	41	49	4.50	1.500										
Rollie Fingers, R ERA: 4.65 (9, 1)	1.0		4	1	0	0	0	0	0	0	0	0	0	4	4	0.00	1.000										

Batter	1	2	3	4	5	6	7	8	9	AB	R	H	RBI	BB	SO	LOB	TOP										
Lou Whitaker, L (1, 4) OBP: 0.391, SLG: 0.506										3	1	2	1	0	1		Detroit Tigers @ Kansas City Royals Royals Stadium, Kansas City, MO Mon Aug 05 1985, 8:05 PM EDT Att: 41,251 - Unknown										
Alan Trammell, R (1, 6) OBP: 0.324, SLG: 0.399										5	0	0	0	0	1	2											
Kirk Gibson, L (1, 9) OBP: 0.362, SLG: 0.534										4	1	1	1	0	1	2											
Lance Parrish, R (1, 2) OBP: 0.315, SLG: 0.444										4	1	1	1	0	1	2											
Barbaro Garbey, R (1, 10) OBP: 0.304, SLG: 0.356										4	0	0	0	0	0	1											
Larry Hemdon, R (1, 7) OBP: 0.301, SLG: 0.404										4	2	2	0	0	1	0											
Darrell Evans, L (1, 3) OBP: 0.368, SLG: 0.509										4	1	1	1	0	1	0											
Chet Lemon, R (1, 8) OBP: 0.327, SLG: 0.399										4	2	2	2	0	2	0											
Tom Brookens, R (1, 5) OBP: 0.293, SLG: 0.397										4	0	1	1	0	1	1											
Inning Stats	R: 0 E: 0 K: 0 S: 3	H: 0 LOB: 1 BB: 0 P: 4	R: 0 E: 0 K: 2 S: 7	H: 0 LOB: 0 BB: 0 P: 7	R: 0 E: 0 K: 1 S: 5	H: 0 LOB: 0 BB: 0 P: 5	R: 0 E: 0 K: 3 S: 10	H: 0 LOB: 1 BB: 0 P: 10	R: 1 E: 0 K: 1 S: 6	H: 1 LOB: 0 BB: 0 P: 6	R: 0 E: 0 K: 0 S: 2	H: 0 LOB: 0 BB: 1 P: 6	R: 3 E: 1 K: 0 S: 7	H: 4 LOB: 1 BB: 0 P: 7	R: 2 E: 0 K: 0 S: 5	H: 2 LOB: 0 BB: 0 P: 5	R: 2 E: 0 K: 1 S: 7	H: 2 LOB: 0 BB: 0 P: 7	1B: 3 2B: 2 3B: 3	SF: 0 SAC: 0 DP: 1	HR: 3 HBP: 1	WP: 1 PB: 0 SB: 1 CS: 0	PA: 38				
PITCHER	IP	WLS	BF	H	R	ER	SO	BB	IBB	HBP	BLK	WP	HR	S	P	ERA	WHIP										
Danny Jackson, L (1, 1) ERA: 3.19	7.0	L	28	5	4	4	7	1	0	1	0	1	0	40	45	5.14	0.857										
Mike Jones, L (8, 1) ERA: 4.14	1.1		7	3	3	3	0	0	0	0	0	0	2	7	7	20.25	2.250										
Joe Beckwith, R (9, 1) ERA: 4.33	0.2		3	1	1	1	1	0	0	0	0	0	1	5	5	13.50	1.500										

Batter	1	2	3	4	5	6	7	8	9	AB	R	H	RBI	BB	SO	LOB	BOTTOM										
Willie Wilson, S (1, 8) OBP: 0.328, SLG: 0.428										5	0	1	0	0	1	2	Detroit Tigers @ Kansas City Royals Royals Stadium, Kansas City, MO Mon Aug 05 1985, 8:05 PM EDT Att: 41,251 - Unknown										
Lonnie Smith, R (1, 7) OBP: 0.355, SLG: 0.361										4	0	0	0	0	0	2											
George Brett, L (1, 5) OBP: 0.453, SLG: 0.569										3	1	2	0	1	0	0											
Hal McRae, R (1, 10) OBP: 0.328, SLG: 0.452										1	1	0	0	1	0	1											
Darryl Motley, R (6, PH) OBP: 0.260, SLG: 0.401										2	0	0	0	0	1	2											
Dane Iorg, L (1, 9) OBP: 0.263, SLG: 0.326										2	0	1	2	1	1	0											
Lynn Jones, R (7, 9) OBP: 0.250, SLG: 0.271										1	0	0	0	0	0	2											
Frank White, R (1, 4) OBP: 0.276, SLG: 0.414										4	0	0	0	0	0	1											
Steve Balboni, R (1, 3) OBP: 0.315, SLG: 0.490										4	2	3	2	0	0	0											
John Wathan, R (1, 2) OBP: 0.356, SLG: 0.306										3	0	2	0	1	1	2											
Onix Concepcion, R (1, 6) OBP: 0.243, SLG: 0.236										1	0	0	0	0	0	0											
Jorge Orta, L (7, PH) OBP: 0.311, SLG: 0.373										1	0	0	0	0	1	1											
Jim Scranton, R (8, 6) OBP: 0.261, SLG: 0.265										0	0	0	0	0	0	0											
Greg Pryor, R (8, PH) OBP: 0.261, SLG: 0.265										1	0	0	0	0	0	1											
Inning Stats	R: 0 E: 0 K: 0 S: 4	H: 1 LOB: 1 BB: 0 P: 4	R: 0 E: 0 K: 1 S: 5	H: 1 LOB: 2 BB: 1 P: 9	R: 0 E: 0 K: 0 S: 3	H: 0 LOB: 0 BB: 0 P: 3	R: 2 E: 0 K: 0 S: 3	H: 1 LOB: 0 BB: 2 P: 11	R: 0 E: 0 K: 1 S: 5	H: 0 LOB: 1 BB: 1 P: 9	R: 0 E: 0 K: 2 S: 7	H: 0 LOB: 0 BB: 0 P: 7	R: 1 E: 0 K: 1 S: 6	H: 2 LOB: 0 BB: 0 P: 6	R: 0 E: 0 K: 0 S: 5	H: 2 LOB: 2 BB: 0 P: 5	R: 1 E: 0 K: 0 S: 5	H: 2 LOB: 1 BB: 0 P: 5	1B: 4 2B: 4 3B: 0	SF: 0 SAC: 1 DP: 1	HR: 2 HBP: 0	WP: 0 PB: 0 SB: 0 CS: 2	PA: 37				
PITCHER	IP	WLS	BF	H	R	ER	SO	BB	IBB	HBP	BLK	WP	HR	S	P	ERA	WHIP										
Walt Terrell, R (1, 1) ERA: 4.02	7.0	W	27	5	3	3	5	4	0	0	0	0	1	33	49	3.86	1.286										
Willie Hernandez, L (8, 1) ERA: 1.94	2.0	S	10	4	1	1	0	0	0	0	0	0	1	10	10	4.50	2.000										

Batter	1	2	3	4	5	6	7	8	9	AB	R	H	RBI	BB	SO	LOB	TOP						
Lou Whitaker, L OBP: 0.391, SLG: 0.505 Alejandro Sanchez, R OBP: 0.242, SLG: 0.519	0-0 F7		0-0 F9 2H 1B		0-0 F7			0-3 K		3	0	1	1	0	0	1	Detroit Tigers @ Kansas City Royals Royals Stadium, Kansas City, MO Thu Aug 08 1985, 8:05 PM EDT Unknown						
Alan Trammell, R OBP: 0.324, SLG: 0.396 Marty Castillo, R OBP: 0.180, SLG: 0.241	4-0 BB		0-0 F9 2-3		0-0 F7			0-0 5-3		3	0	0	0	1	0	1							
Kirk Gibson, L OBP: 0.358, SLG: 0.529	0-3 K		0-3 K					0-0 F7		4	0	0	0	0	3	2							
Lance Parrish, R OBP: 0.313, SLG: 0.440 Bob Melvin, R OBP: 0.196, SLG: 0.275	0-3 K			0-0 4-3				0-0 5-3		3	0	0	0	0	1	1							
Darrell Evans, L OBP: 0.366, SLG: 0.516		0-0 F9		0-3 K				0-0 G3		4	1	1	1	0	1	0							
Johnny Grubb, L OBP: 0.281, SLG: 0.268		0-0 1-3		0-3 K				0-0 1B		4	1	2	0	0	1	0							
Dave Bergman, L OBP: 0.250, SLG: 0.244		0-3 K			0-0 F8			0-0 G3		4	0	1	0	0	1	1							
Chet Lemon, R OBP: 0.327, SLG: 0.396 Doug Flynn, R OBP: 0.194, SLG: 0.222			4-0 1B BB		0-0 F9			0-0 F5		2	1	0	0	1	0	2							
Tom Brookens, R OBP: 0.292, SLG: 0.395			0-0 1-3		0-0 1B			0-3 K		4	0	1	0	0	1	4							
Inning Stats	R: 0 E: 0 K: 2 S: 7	H: 0 LOB: 1 BB: 1 P: 11	R: 0 E: 0 K: 1 S: 5	H: 0 LOB: 0 BB: 0 P: 5	R: 1 E: 0 K: 1 S: 6	H: 1 LOB: 1 BB: 1 P: 10	R: 0 E: 0 K: 2 S: 7	H: 0 LOB: 0 BB: 0 P: 7	R: 0 E: 0 K: 0 S: 4	H: 1 LOB: 1 BB: 0 P: 4	R: 0 E: 0 K: 1 S: 5	H: 0 LOB: 0 BB: 0 P: 5	R: 0 E: 0 K: 1 S: 7	H: 2 LOB: 2 BB: 0 P: 7	R: 0 E: 0 K: 1 S: 5	H: 0 LOB: 1 BB: 0 P: 5		R: 2 E: 0 K: 0 S: 6	H: 3 LOB: 1 BB: 0 P: 6	1B: 5 2B: 1 3B: 0 HR: 1	SF: 0 SAC: 0 DP: 0 HBP: 0	WP: 0 PB: 0 SB: 1 CS: 0	PA: 36
PITCHER Bret Saberhagen, R ERA: 2.85	IP: 9.0 WLS: W BF: 36 H: 7 R: 3 ER: 3 SO: 9 BB: 2 IBB: 0 HBP: 0 BLK: 0 WP: 0 HR: 1 S: 52 P: 60 ERA: 3.00 WHIP: 1.000											PITCHER	IP: 9.0 WLS: W BF: 36 H: 7 R: 3 ER: 3 SO: 9 BB: 2 IBB: 0 HBP: 0 BLK: 0 WP: 0 HR: 1 S: 52 P: 60 ERA: 3.00 WHIP: 1.000										

Batter	1	2	3	4	5	6	7	8	9	AB	R	H	RBI	BB	SO	LOB	BOTTOM						
Willie Wilson, S OBP: 0.329, SLG: 0.432 John Wathan, R OBP: 0.356, SLG: 0.306	0-0 L8		0-0 SF9 3B	0-0 4-3		0-0 WP 2B 1B	0-3 K			5	2	2	3	0	1	2	Detroit Tigers @ Kansas City Royals Royals Stadium, Kansas City, MO Thu Aug 08 1985, 8:05 PM EDT Unknown						
Lonnie Smith, R OBP: 0.357, SLG: 0.367 Lynn Jones, R OBP: 0.258, SLG: 0.291	0-0 CS 1B		0-0 SF9 3H		0-0 F5	0-0 1B 2B		0-0 3-1 WP 2B		3	1	2	2	0	0	0							
George Brett, L OBP: 0.453, SLG: 0.567 Bob Hegman, R	0-0 F8 1-2		0-0 BB 1B		0-0 1-3	0-0 1B		0-0 3-1		5	1	2	1	0	0	2							
Hal McRae, R OBP: 0.330, SLG: 0.444		0-3 K	4-0 1B 1B BB		0-0 6-3	0-0 F8 2H		4-0 1B BB		3	0	0	0	2	1	1							
Frank White, R OBP: 0.278, SLG: 0.415 Greg Pryor, R OBP: 0.270, SLG: 0.274		0-0 5-3	0-0 1B			0-0 1B		0-0 F5-4-3 1B		4	1	2	1	0	0	1							
Darryl Motley, R OBP: 0.286, SLG: 0.409		0-0 1B	0-0 1B		0-0 6-3	0-0 F8 2H		0-0 F5-4-3 1B		5	1	3	0	0	0	2							
Steve Balboni, R OBP: 0.315, SLG: 0.486 Dane Iorg, L OBP: 0.263, SLG: 0.326	0-0 F5		0-3 K		0-0 5-3	4-0 HBP 1B 2B		0-3 K		3	1	0	0	1	2	4							
Jim Sundberg, R OBP: 0.300, SLG: 0.376			0-0 SH1-3 3B 2B	0-0 5-3		0-3 K		0-0 1B		4	1	2	0	0	1	3							
Onix Concepcion, R OBP: 0.249, SLG: 0.239			0-0 SH1-3 2-3	0-3 K		1-0 1B WP HBP		0-0 1B		2	1	1	1	0	1	0							
Inning Stats	R: 0 E: 0 K: 0 S: 3	H: 1 LOB: 0 BB: 0 P: 3	R: 0 E: 0 K: 1 S: 6	H: 1 LOB: 1 BB: 0 P: 6	R: 3 E: 0 K: 1 S: 10	H: 5 LOB: 3 BB: 1 P: 14	R: 0 E: 0 K: 1 S: 5	H: 0 LOB: 0 BB: 0 P: 5	R: 0 E: 0 K: 0 S: 3	H: 0 LOB: 0 BB: 0 P: 3	R: 6 E: 0 K: 1 S: 10	H: 5 LOB: 1 BB: 1 P: 15	R: 0 E: 0 K: 2 S: 9	H: 2 LOB: 2 BB: 0 P: 9	R: 1 E: 0 K: 0 S: 4	H: 2 LOB: 1 BB: 1 P: 8		1B: 11 2B: 4 3B: 1 HR: 0	SF: 1 SAC: 1 DP: 1 HBP: 1	WP: 2 PB: 0 SB: 0 CS: 1	PA: 42		
PITCHER Frank Tanana, L ERA: 4.61 Juan Berenguer, R ERA: 7.79 Doug Bair, R ERA: 6.04 Aurelio Lopez, R ERA: 4.48	IP: 5.0 WLS: L BF: 25 H: 9 R: 6 ER: 6 SO: 3 BB: 1 IBB: 0 HBP: 0 BLK: 0 WP: 1 HR: 0 S: 29 P: 37 ERA: 10.80 WHIP: 2.000											PITCHER	IP: 5.0 WLS: L BF: 25 H: 9 R: 6 ER: 6 SO: 3 BB: 1 IBB: 0 HBP: 0 BLK: 0 WP: 1 HR: 0 S: 29 P: 37 ERA: 10.80 WHIP: 2.000										

Batter	1	2	3	4	5	6	7	8	9	AB	R	H	RBI	BB	SO	LOB	TOP																	
Lou Whitaker, L (1, 4) OBP: 0.391, SLG: 0.508										5	1	2	0	0	2	2	Detroit Tigers @ Kansas City Royals Royals Stadium, Kansas City, MO Thu Aug 08 1985, 8:05 PM EDT Att: 35,585 - Unknown																	
Alan Trammell, R (1, 6) OBP: 0.322, SLG: 0.394										4	1	1	1	0	1	4																		
Kirk Gibson, L (1, 9) OBP: 0.359, SLG: 0.525										3	0	0	0	2	1	0																		
Lance Parrish, R (1, 10) OBP: 0.311, SLG: 0.437										5	0	1	2	0	3	2																		
Darrell Evans, L (1, 3) OBP: 0.370, SLG: 0.523										3	1	1	1	2	1	0																		
Barbaro Garbey, R (1, 7) OBP: 0.303, SLG: 0.354										4	0	1	0	0	0	6																		
Bob Melvin, R (7, 2) OBP: 0.196, SLG: 0.275										0	0	0	0	0	0	0																		
Chet Lemon, R (1, 8) OBP: 0.326, SLG: 0.395										4	0	1	0	0	0	1																		
Tom Brookens, R (1, 5) OBP: 0.292, SLG: 0.393										4	0	1	0	0	0	2																		
Marty Castillo, R (1, 2) OBP: 0.175, SLG: 0.233										2	0	0	0	0	1	1																		
Johanny Grubb, L (7, PH) OBP: 0.287, SLG: 0.268										0	1	0	0	1	0	0																		
Larry Herndon, R (7, 7) OBP: 0.300, SLG: 0.402										1	0	0	0	0	1	1																		
Inning Stats	R: 1 E: 0 K: 1 S: 6	H: 1 LOB: 0 BB: 0 P: 6	R: 0 E: 0 K: 1 S: 6	H: 1 LOB: 1 BB: 0 P: 6	R: 1 E: 0 K: 1 S: 7	H: 2 LOB: 3 BB: 2 P: 15	R: 0 E: 0 K: 2 S: 8	H: 1 LOB: 1 BB: 0 P: 8	R: 0 E: 0 K: 0 S: 4	H: 0 LOB: 0 BB: 0 P: 7	R: 1 E: 0 K: 0 S: 4	H: 1 LOB: 0 BB: 0 P: 4	R: 1 E: 0 K: 1 S: 6	H: 1 LOB: 3 BB: 3 P: 18	R: 0 E: 1 K: 1 S: 7	H: 1 LOB: 2 BB: 0 P: 7		R: 0 E: 0 K: 1 S: 5	H: 0 LOB: 0 BB: 0 P: 5	1B: 6 2B: 0 3B: 1 HR: 1	SF: 1 SAC: 0 DP: 0 HBP: 0	WP: 0 PB: 0 SB: 1 CS: 0	PA: 41											
PITCHER	IP WLS BF H R ER SO BB IBB HBP BLK WP HR S P ERA WHIP																																	
Steve Farr, R (1, 1) ERA: 4.5	4.0	W	19	5	2	2	5	2	0	0	0	0	0	0	27	35	4.50	1.750																
Mark Gubicza, R (5, 1) ERA: 3.89	2.1	W	11	2	2	2	3	2	0	0	0	0	0	1	15	23	7.71	1.714																
Dan Quisenberry, R (7, 1) ERA: 2.65	2.2	S	11	1	0	0	2	1	0	0	0	0	0	0	14	18	0.00	0.750																

Batter	1	2	3	4	5	6	7	8	9	AB	R	H	RBI	BB	SO	LOB	BOTTOM																	
Willie Wilson, S (1, 8) OBP: 0.331, SLG: 0.432										3	1	1	0	1	1	1	Detroit Tigers @ Kansas City Royals Royals Stadium, Kansas City, MO Thu Aug 08 1985, 8:05 PM EDT Att: 35,585 - Unknown																	
Lonnie Smith, R (1, 7) OBP: 0.358, SLG: 0.366										3	2	1	0	1	0	1																		
Lynn Jones, R (9, 7) OBP: 0.258, SLG: 0.291										0	0	0	0	0	0	0																		
George Brett, L (1, 5) OBP: 0.453, SLG: 0.568										3	1	1	0	1	0	2																		
Hal McRae, R (1, 10) OBP: 0.328, SLG: 0.443										3	1	1	3	0	0	1																		
Dane Iorg, L (1, 9) OBP: 0.265, SLG: 0.326										3	0	1	1	0	0	1																		
Darryl Motley, R (6, PR) OBP: 0.265, SLG: 0.407										1	1	0	0	0	1	1																		
Frank White, R (1, 4) OBP: 0.281, SLG: 0.419										4	0	2	1	0	0	0																		
Steve Balboni, R (1, 3) OBP: 0.312, SLG: 0.481										4	0	0	0	0	0	3																		
John Wathan, R (1, 2) OBP: 0.377, SLG: 0.354										3	0	2	1	1	0	0																		
Onix Concepcion, R (1, 6) OBP: 0.249, SLG: 0.243										4	0	1	0	0	0	5																		
Inning Stats	R: 0 E: 0 K: 0 S: 3	H: 0 LOB: 0 BB: 0 P: 3	R: 0 E: 0 K: 0 S: 3	H: 0 LOB: 0 BB: 0 P: 3	R: 0 E: 0 K: 0 S: 2	H: 0 LOB: 1 BB: 1 P: 6	R: 3 E: 0 K: 0 S: 6	H: 3 LOB: 1 BB: 1 P: 10	R: 0 E: 0 K: 1 S: 6	H: 1 LOB: 1 BB: 0 P: 6	R: 2 E: 0 K: 0 S: 7	H: 4 LOB: 3 BB: 0 P: 7	R: 1 E: 0 K: 1 S: 5	H: 1 LOB: 1 BB: 2 P: 13	R: 0 E: 0 K: 0 S: 4	H: 1 LOB: 1 BB: 0 P: 4		R: 0 E: 0 K: 0 S: 5	H: 0 LOB: 0 BB: 0 P: 5	1B: 6 2B: 3 3B: 1 HR: 0	SF: 1 SAC: 0 DP: 1 HBP: 0	WP: 1 PB: 0 SB: 2 CS: 1	PA: 36											
PITCHER	IP WLS BF H R ER SO BB IBB HBP BLK WP HR S P ERA WHIP																																	
Dan Petry, R (1, 1) ERA: 3.57	5.2	L	26	8	5	5	1	2	0	0	0	0	0	26	34	7.94	1.765																	
Aurelio Lopez, R (6, 1) ERA: 4.46	2.1		10	2	1	1	1	1	1	0	0	0	0	1	10	18	3.86	1.286																

Batter	1	2	3	4	5	6	7	8	9	AB	R	H	RBI	BB	SO	LOB	TOP								
Lou Whitaker, L (1,4) OBP: 0.393, SLG: 0.508	F9		F9 SH1-3 HR 1B						F8	4	1	2	0	1	0	1	Detroit Tigers @ Cleveland Indians Cleveland Municipal Stadium, Cleveland, OH Fri Aug 09 1985, 7:05 PM EDT Att: 18,050 - Unknown livebaseballscorecards.com								
Alan Trammell, R (1,6) OBP: 0.322, SLG: 0.392	F9 S BB		SH1-3 1-2							2	0	0	0	1	1	3									
Kirk Gibson, L (1,9) OBP: 0.356, SLG: 0.519	F9 1-3		F9 2-3							4	0	0	0	0	0	3									
Lance Parrish, R (1,2) OBP: 0.310, SLG: 0.443	5-3		HR							4	1	1	2	0	0	1									
Darrell Evans, L (1,10) OBP: 0.368, SLG: 0.520			F9 3-H							4	0	1	0	0	1	0									
Lary Hemdon, R (1,7) OBP: 0.296, SLG: 0.398	1-3									4	0	0	0	0	0	1									
Dave Bergman, L (1,3) Barbaro Garbey, R (9, PH) OBP: 0.263, SLG: 0.258 OBP: 0.306, SLG: 0.354	E 1B		5-3							3	0	2	0	0	0	0									
Chet Lemon, R (1,8) OBP: 0.325, SLG: 0.391	E5 1-3		L1							3	0	0	0	1	0	2									
Tom Brookens, R (1,5) Johnny Grubb, L (9, PH) OBP: 0.289, SLG: 0.389 OBP: 0.284, SLG: 0.265	5-3									3	0	0	0	0	0	3									
Inning Stats	R: 0 E: 0 K: 0 S: 3	H: 0 LOB: 1 BB: 1 P: 7	R: 0 E: 1 K: 0 S: 5	H: 1 LOB: 2 BB: 0 P: 5	R: 2 E: 0 K: 0 S: 5	H: 2 LOB: 0 BB: 0 P: 5	R: 0 E: 0 K: 0 S: 3	H: 0 LOB: 0 BB: 0 P: 3	R: 0 E: 0 K: 1 S: 6	H: 1 LOB: 1 BB: 0 P: 6	R: 0 E: 0 K: 1 S: 5	H: 0 LOB: 0 BB: 0 P: 5	R: 0 E: 0 K: 0 S: 4	H: 1 LOB: 2 BB: 1 P: 8	R: 0 E: 0 K: 0 S: 4	H: 1 LOB: 1 BB: 0 P: 4	R: 0 E: 0 K: 0 S: 2	H: 0 LOB: 1 BB: 2 P: 10	1B: 5 2B: 0 3B: 0 HR: 1	SF: 0 SAC: 1 DP: 1 HBP: 0	WP: 0 PB: 0 SB: 1 CS: 0	PA: 37			
PITCHER	IP	WLS	BF	H	R	ER	SO	BB	IBB	HBP	BLK	WP	HR	S	P	ERA	WHIP								
Tom Waddell, R (1,1) ERA: 3.82	7.0		29	5	2	2	2	1	1	0	0	0	1	31	39	2.57	0.857								
Jamie Easterly, L (8,1) ERA: 2.2	1.0	W	5	1	0	0	0	1	0	0	0	0	0	4	8	0.00	2.000								
Rich Thompson, R (9,1) ERA: 4.42	1.0	S	3	0	0	0	0	1	0	0	0	0	0	2	6	0.00	1.000								

Batter	1	2	3	4	5	6	7	8	9	AB	R	H	RBI	BB	SO	LOB	BOTTOM								
Otis Nixon, S (1,7) OBP: 0.241, SLG: 0.293	6-3		L7							3	1	0	0	1	0	0	Detroit Tigers @ Cleveland Indians Cleveland Municipal Stadium, Cleveland, OH Fri Aug 09 1985, 7:05 PM EDT Att: 18,050 - Unknown livebaseballscorecards.com								
Brett Butler, L (1,8) OBP: 0.359, SLG: 0.440	F2									3	0	1	0	1	1	0									
Julio Franco, R (1,6) OBP: 0.346, SLG: 0.377	F9									3	1	1	1	1	0	1									
Andre Thornton, R (1,10) OBP: 0.263, SLG: 0.294										3	1	2	2	1	0	1									
Pat Tabler, R (1,3) Mike Hargrove, L (9,3) OBP: 0.314, SLG: 0.355 OBP: 0.329, SLG: 0.312										4	1	1	1	0	1	4									
0 0 0 0 0 0 0 0										0	0	0	0	0	0	0									
Tony Bemazzard, S (1,4) OBP: 0.372, SLG: 0.450	F8									4	0	1	0	0	1	1									
Brook Jacoby, R (1,5) OBP: 0.336, SLG: 0.421	K									4	0	0	0	0	1	2									
George Vukovich, L (1,9) OBP: 0.286, SLG: 0.318										2	0	0	0	1	0	1									
Jerry Willard, L (1,2) OBP: 0.320, SLG: 0.325										3	0	0	0	0	2	2									
Inning Stats	R: 0 E: 0 K: 0 S: 3	H: 0 LOB: 0 BB: 0 P: 3	R: 0 E: 2 K: 2 S: 7	H: 0 LOB: 1 BB: 1 P: 11	R: 0 E: 0 K: 1 S: 5	H: 0 LOB: 0 BB: 0 P: 5	R: 0 E: 0 K: 0 S: 3	H: 0 LOB: 1 BB: 1 P: 7	R: 0 E: 0 K: 2 S: 7	H: 0 LOB: 1 BB: 1 P: 11	R: 0 E: 0 K: 1 S: 6	H: 1 LOB: 2 BB: 1 P: 10	R: 0 E: 0 K: 0 S: 4	H: 1 LOB: 1 BB: 0 P: 4	R: 4 E: 0 K: 0 S: 6	H: 4 LOB: 0 BB: 1 P: 10	1B: 3 2B: 1 3B: 0 HR: 2	SF: 0 SAC: 0 DP: 0 HBP: 0	WP: 0 PB: 0 SB: 1 CS: 0	PA: 34					
PITCHER	IP	WLS	BF	H	R	ER	SO	BB	IBB	HBP	BLK	WP	HR	S	P	ERA	WHIP								
Jack Morris, R (1,1) ERA: 3.12	7.0		30	4	3	3	6	5	0	0	0	0	2	4	4	3.86	1.286								
Willie Hernandez, L (8,1) ERA: 2.15	1.0	L	4	2	1	1	0	0	0	0	0	0	2	4	4	9.00	2.000								

Batter	1	2	3	4	5	6	7	8	9	10	11	AB	R	H	RBI	BB	SO	LOB	TOP	
Lou Whitaker, L OBP: 0.390, SLG: 0.506 (1, 4)	G3	3-1		F6		G3			F6		1B 2B	6	1	1	0	0	0	4		
Alan Trammell, R OBP: 0.319, SLG: 0.387 (1, 6)	F8			F9		F8		F6	F8		K	6	0	0	0	0	1	1		
Kirk Gibson, L OBP: 0.362, SLG: 0.524 (1, 9)				CS 2B BB		S 1B		4-3			1B IBB	4	1	3	0	2	0	0		
Lance Parrish, R OBP: 0.313, SLG: 0.451 (1, 2)	F8			CS BB		K			5-3		1B	5	1	2	2	1	1	3		
Darrell Evans, L OBP: 0.365, SLG: 0.517 (1, 10)				F4		G4-1			K		F7	6	1	1	1	0	1	3		
Lary Hemdon, R OBP: 0.303, SLG: 0.404 (1, 7)				1B 2B								5	1	4	1	0	1	0		
Dave Bergman, L OBP: 0.279, SLG: 0.269 (1, 3)				1B 1B		F3			F8			4	0	2	0	1	0	2		
Chet Lemon, R OBP: 0.324, SLG: 0.387 (1, 8)				1B 1B		F8			F4		F9	4	0	0	0	0	0	4		
Tom Brookens, R OBP: 0.289, SLG: 0.387 (1, 5)						F9			F8			4	0	1	1	0	0	3		
Johnny Grubb, L OBP: 0.282, SLG: 0.263 (11, PH)						F8			F8			1	0	0	0	0	0	0		
Marty Castillo, R OBP: 0.175, SLG: 0.233 (11, 5)									G3		F7	0	0	0	0	0	0	0		
Inning Stats	R: 0 E: 0 K: 0 S: 4	H: 1 LOB: 1 BB: 0 P: 4	R: 1 E: 0 K: 0 S: 6	H: 3 LOB: 2 BB: 0 P: 6	R: 2 E: 0 K: 0 S: 4	H: 2 LOB: 1 BB: 2 P: 12	R: 0 E: 0 K: 0 S: 3	H: 0 LOB: 0 BB: 0 P: 3	R: 0 E: 0 K: 1 S: 6	H: 1 LOB: 1 BB: 0 P: 6	R: 0 E: 0 K: 0 S: 4	H: 1 LOB: 1 BB: 0 P: 4	R: 0 E: 0 K: 1 S: 5	H: 0 LOB: 1 BB: 1 P: 9	R: 1 E: 0 K: 1 S: 7	H: 2 LOB: 2 BB: 1 P: 11	1B: 10 2B: 3 3B: 0 HR: 1	SF: 0 SAC: 0 DP: 0 HBP: 1	WP: 0 PB: 0 SB: 2 CS: 2	PA: 50
PITCHER	IP 9.0	WLS L	BF 40	H 12	R 4	ER 4	SO 2	BB 2	IBB 0	HBP 1	BLK 0	WP 0	HR 0	S 11	P 19	ERA 5.40	WHIP 1.800			
Roy Smith, R ERA: 2.25 (1, 1)	1.2	L	9	2	1	1	2	1	1	0	0	0	0	0	11	19	5.40	1.800		
Vern Ruhle, R ERA: 5.05 (10, 1)	0.1		1	0	0	0	0	0	0	0	0	0	0	1	1	0.00	0.000			
Jamie Easterly, L ERA: 2.15 (11, 1)																				

Detroit Tigers @ Cleveland Indians
Cleveland Municipal Stadium, Cleveland, OH
Sat Aug 10 1985, 7:05 PM EDT
Att: 15,069 - Unknown


AB 45
R 5
H 14
RBI 5
BB 4
SO 4
LOB 20



Batter	1	2	3	4	5	6	7	8	9	10	11	AB	R	H	RBI	BB	SO	LOB	BOTTOM					
Otis Nixon, S OBP: 0.253, SLG: 0.294 (1, 7)	6-3			G2								3	0	1	0	1	0	0						
Carmen Castillo, R OBP: 0.286, SLG: 0.456 (9, PH)												1	0	1	2	0	0	0						
Chris Bando, S OBP: 0.211, SLG: 0.141 (10, 2)												0	0	0	0	0	0	0						
Brett Butler, L OBP: 0.367, SLG: 0.437 (1, 8)				4-3								5	0	1	0	0	0	4						
Julio Franco, R OBP: 0.346, SLG: 0.377 (1, 6)												5	1	2	0	0	0	2						
Andre Thornton, R OBP: 0.259, SLG: 0.289 (1, 10)												5	0	0	0	0	1	3						
Pat Tabler, R OBP: 0.315, SLG: 0.353 (1, 3)												4	1	1	1	1	1	1						
Tony Bernazard, S OBP: 0.372, SLG: 0.449 (1, 4)												5	0	2	0	0	1	0						
Brook Jacoby, R OBP: 0.336, SLG: 0.416 (1, 5)												4	0	0	0	1	1	2						
George Vukovich, L OBP: 0.285, SLG: 0.317 (1, 9)												4	1	1	1	0	1	2						
Jerry Willard, L OBP: 0.314, SLG: 0.318 (1, 2)												3	0	0	0	0	1	2						
Benny Ayala, R OBP: 0.250, SLG: 0.360 (9, PH)												1	0	1	0	0	0	0						
Mike Fischlin, R OBP: 0.306, SLG: 0.341 (9, PR)												0	1	0	0	0	0	0						
Joe Carter, R OBP: 0.262, SLG: 0.325 (10, 7)												0	0	0	0	0	0	0						
Inning Stats	R: 0 E: 0 K: 0 S: 3	H: 1 LOB: 0 BB: 0 P: 3	R: 0 E: 0 K: 1 S: 6	H: 1 LOB: 2 BB: 1 P: 10	R: 0 E: 0 K: 0 S: 3	H: 0 LOB: 0 BB: 0 P: 3	R: 2 E: 0 K: 0 S: 6	H: 3 LOB: 2 BB: 1 P: 10	R: 0 E: 0 K: 0 S: 3	H: 0 LOB: 0 BB: 0 P: 5	R: 0 E: 0 K: 1 S: 5	H: 1 LOB: 1 BB: 0 P: 6	R: 0 E: 0 K: 0 S: 3	H: 1 LOB: 1 BB: 0 P: 3	R: 2 E: 0 K: 1 S: 8	H: 3 LOB: 2 BB: 0 P: 8	R: 0 E: 0 K: 1 S: 5	H: 0 LOB: 0 BB: 0 P: 5	R: 0 E: 0 K: 1 S: 5	H: 0 LOB: 0 BB: 0 P: 5	1B: 8 2B: 1 3B: 1 HR: 0	SF: 1 SAC: 0 DP: 2 HBP: 0	WP: 0 PB: 0 SB: 1 CS: 0	PA: 44
PITCHER	IP 8.2	WLS W	BF 35	H 8	R 3	ER 3	SO 4	BB 3	IBB 0	HBP 0	BLK 0	WP 0	HR 0	S 13	P 13	ERA 3.12	WHIP 1.269							
Walt Terrell, R ERA: 3.97 (1, 1)	2.1	W	9	2	1	1	2	0	0	0	0	0	0	13	13	3.86	0.857							
Willie Hernandez, L ERA: 2.2 (9, 1)																								

Detroit Tigers @ Cleveland Indians
Cleveland Municipal Stadium, Cleveland, OH
Sat Aug 10 1985, 7:05 PM EDT
Att: 15,069 - Unknown

AB 40
R 4
H 10
RBI 4
BB 3
SO 6
LOB 16




Batter	1	2	3	4	5	6	7	8	9	AB	R	H	RBI	BB	SO	LOB	TOP					
Alan Trammell, R OBP: 0.319, SLG: 0.387										5	0	2	1	0	2	2	Detroit Tigers @ Cleveland Indians Cleveland Municipal Stadium, Cleveland, OH Sun Aug 11 1985, 3:33 AM EDT Att: 13,475 - Unknown					
Barbaro Garbey, R OBP: 0.308, SLG: 0.361										5	1	2	0	0	4							
Kirk Gibson, L OBP: 0.363, SLG: 0.523										3	0	1	0	1	0							
Lance Parrish, R OBP: 0.310, SLG: 0.446										4	0	0	0	1	4							
Larry Herndon, R OBP: 0.300, SLG: 0.399										4	0	0	0	1	4							
Chet Lemon, R OBP: 0.262, SLG: 0.388										4	1	2	0	0	1							
Alejandro Sanchez, R OBP: 0.242, SLG: 0.516										4	0	1	0	0	2							
Tom Brookens, R OBP: 0.288, SLG: 0.386										4	0	1	0	0	2							
Doug Flynn, R OBP: 0.225, SLG: 0.250										4	0	2	0	0	1							
Inning Stats	R: 1 E: 1 K: 0 S: 5	H: 1 LOB: 1 BB: 0 P: 5	R: 0 E: 0 K: 2 S: 7	H: 0 LOB: 0 BB: 0 P: 7	R: 0 E: 0 K: 1 S: 5	H: 1 LOB: 0 BB: 0 P: 5	R: 0 E: 0 K: 1 S: 5	H: 0 LOB: 1 BB: 1 P: 9	R: 0 E: 0 K: 1 S: 6	H: 2 LOB: 1 BB: 0 P: 6	R: 0 E: 0 K: 1 S: 6	H: 1 LOB: 1 BB: 0 P: 6	R: 1 E: 0 K: 0 S: 6	H: 3 LOB: 2 BB: 0 P: 6	R: 0 E: 0 K: 2 S: 9	H: 2 LOB: 2 BB: 0 P: 9	R: 0 E: 0 K: 2 S: 8	H: 1 LOB: 1 BB: 0 P: 8	1B: 9 2B: 3 3B: 0 HR: 0	SF: 0 SAC: 0 DP: 1 HBP: 0	WP: 0 PB: 0 SB: 1 CS: 0	PA: 38
PITCHER Neal Heaton, L ERA: 4.61	IP: 9.0 WLS: W BF: 38	H: 11 R: 2 ER: 1 SO: 10	BB: 1 IBB: 0 HBP: 0 BLK: 0	WP: 0 HR: 0 S: 57 P: 61	ERA: 1.00 WHIP: 1.333	PITCHER	IP: 9.0 WLS: W BF: 38	H: 11 R: 2 ER: 1 SO: 10	BB: 1 IBB: 0 HBP: 0 BLK: 0	WP: 0 HR: 0 S: 57 P: 61	ERA: 1.00 WHIP: 1.333	PITCHER	IP: 9.0 WLS: W BF: 38	H: 11 R: 2 ER: 1 SO: 10	BB: 1 IBB: 0 HBP: 0 BLK: 0	WP: 0 HR: 0 S: 57 P: 61	ERA: 1.00 WHIP: 1.333					

Batter	1	2	3	4	5	6	7	8	9	AB	R	H	RBI	BB	SO	LOB	BOTTOM			
Otis Nixon, S OBP: 0.272, SLG: 0.295										3	1	1	0	2	1	4	Detroit Tigers @ Cleveland Indians Cleveland Municipal Stadium, Cleveland, OH Sun Aug 11 1985, 3:33 AM EDT Att: 13,475 - Unknown			
Brett Butler, L OBP: 0.357, SLG: 0.434										3	1	0	0	2	0	3				
Julio Franco, R OBP: 0.350, SLG: 0.383										4	1	3	1	0	1					
Andre Thornton, R OBP: 0.262, SLG: 0.289										3	0	1	0	1	0	3				
Brook Jacoby, R OBP: 0.336, SLG: 0.415										4	1	1	0	0	1	4				
Tony Bemazard, S OBP: 0.374, SLG: 0.450										2	2	1	1	1	0	0				
Mike Hargrove, L OBP: 0.339, SLG: 0.324										4	0	3	1	0	1	1				
George Vukovich, L OBP: 0.283, SLG: 0.316 Joe Carter, R OBP: 0.266, SLG: 0.330										1	0	0	1	0	0	1				
Chris Bando, S OBP: 0.219, SLG: 0.145										3	0	1	1	1	0	1				
Inning Stats	R: 0 E: 0 K: 1 S: 6	H: 2 LOB: 2 BB: 1 P: 10	R: 1 E: 0 K: 0 S: 3	H: 1 LOB: 0 BB: 1 P: 7	R: 1 E: 0 K: 0 S: 4	H: 2 LOB: 1 BB: 1 P: 8	R: 0 E: 0 K: 0 S: 3	H: 1 LOB: 0 BB: 0 P: 3	R: 0 E: 0 K: 0 S: 2	H: 0 LOB: 0 BB: 1 P: 6	R: 2 E: 0 K: 0 S: 6	H: 3 LOB: 3 BB: 2 P: 14	R: 1 E: 1 K: 1 S: 4	H: 0 LOB: 0 BB: 2 P: 12	R: 2 E: 0 K: 2 S: 10	H: 3 LOB: 1 BB: 0 P: 10	1B: 10 2B: 2 3B: 0 HR: 0	SF: 2 SAC: 0 DP: 4 HBP: 0	WP: 1 PB: 0 SB: 2 CS: 2	PA: 38
PITCHER Randy O'Neal, R ERA: 3.21 Bill Scherrer, L ERA: 4.23 Doug Bair, R ERA: 6.24 Juan Berenguer, R ERA: 7.85	IP: 5.2 WLS: L BF: 25	H: 9 R: 4 ER: 4 SO: 1	BB: 4 IBB: 0 HBP: 0 BLK: 0	WP: 0 HR: 0 S: 23 P: 39	ERA: 6.35 WHIP: 2.294	PITCHER	IP: 5.2 WLS: L BF: 25	H: 9 R: 4 ER: 4 SO: 1	BB: 4 IBB: 0 HBP: 0 BLK: 0	WP: 0 HR: 0 S: 23 P: 39	ERA: 6.35 WHIP: 2.294	PITCHER	IP: 5.2 WLS: L BF: 25	H: 9 R: 4 ER: 4 SO: 1	BB: 4 IBB: 0 HBP: 0 BLK: 0	WP: 0 HR: 0 S: 23 P: 39	ERA: 6.35 WHIP: 2.294			


Batter	1	2	3	4	5	6	7	8	9	AB	R	H	RBI	BB	SO	LOB	TOP					
Lou Whitaker, L (1,4) OBP: 0.390, SLG: 0.507										5	0	2	1	0	0	2	Detroit Tigers @ Milwaukee Brewers Milwaukee County Stadium, Milwaukee, WI Mon Aug 12 1985, 8:05 PM EDT Att: 13,778 - Unknown					
Darrell Evans, L (1,10) OBP: 0.366, SLG: 0.512										3	0	0	0	2	0	3						
Kirk Gibson, L (1,9) OBP: 0.361, SLG: 0.518										4	0	0	0	1	0	5						
Lance Parrish, R (1,2) OBP: 0.311, SLG: 0.447										4	1	1	0	1	0	4						
Dave Bergman, L (1,3) OBP: 0.269, SLG: 0.258										4	0	0	0	0	1	5						
Larry Hemdon, R (1,7) OBP: 0.302, SLG: 0.398										3	0	1	1	1	0	0						
Alan Trammell, R (1,6) OBP: 0.321, SLG: 0.388										4	1	2	0	0	0	4						
Chet Lemon, R (1,8) OBP: 0.325, SLG: 0.395										4	1	1	1	0	1	4						
Tom Brookens, R (1,5) OBP: 0.289, SLG: 0.385										3	0	1	0	0	2	1						
Johnny Grubb, L (9, PH) OBP: 0.259, SLG: 0.263										0	0	0	0	1	0	0						
Alejandro Sanchez, R (9, PR) OBP: 0.242, SLG: 0.516										0	0	0	0	0	0	0						
Inning Stats	R: 0 E: 0 K: 1 S: 6	H: 1 LOB: 2 BB: 1 P: 10	R: 0 E: 0 K: 0 S: 3	H: 1 LOB: 0 BB: 0 P: 3	R: 0 E: 0 K: 1 S: 5	H: 0 LOB: 1 BB: 1 P: 9	R: 0 E: 0 K: 0 S: 3	H: 0 LOB: 0 BB: 0 P: 3	R: 1 E: 0 K: 2 S: 9	H: 2 LOB: 1 BB: 0 P: 9	R: 1 E: 0 K: 0 S: 5	H: 2 LOB: 2 BB: 1 P: 9	R: 0 E: 0 K: 0 S: 4	H: 1 LOB: 1 BB: 0 P: 4	R: 0 E: 0 K: 0 S: 2	H: 0 LOB: 1 BB: 2 P: 10	R: 1 E: 1 K: 0 S: 5	H: 1 LOB: 2 BB: 1 P: 9	1B: 5 2B: 2 3B: 0 HR: 1	SF: 0 SAC: 0 DP: 1 HBP: 0	WP: 1 PB: 0 SB: 0 CS: 1	PA: 40
PITCHER	IP WLS BF H R ER SO BB IBB HBP BLK WP HR S P ERA WHIP																					
Jaime Cocanower, R (1,1) ERA: 3.75	8.0 W 34 7 2 2 4 4 1 0 0 1 0 37 57 2.25 1.375																					
Rollie Fingers, R (9,1) ERA: 4.63	1.0 S 6 1 1 1 0 1 0 0 0 0 1 5 9 9.00 2.000																					

Batter	1	2	3	4	5	6	7	8	9	AB	R	H	RBI	BB	SO	LOB	BOTTOM			
Paul Molitor, R (1,5) OBP: 0.356, SLG: 0.408										1	0	1	0	0	0	0	Detroit Tigers @ Milwaukee Brewers Milwaukee County Stadium, Milwaukee, WI Mon Aug 12 1985, 8:05 PM EDT Att: 13,778 - Unknown			
Jim Gantner, L (1, PR) OBP: 0.303, SLG: 0.322										4	1	2	0	0	0	2				
Robin Yount, R (1,10) OBP: 0.331, SLG: 0.446										4	1	1	1	0	1	3				
Cecil Cooper, L (1,3) OBP: 0.327, SLG: 0.463										4	0	1	1	0	1	1				
Ben Oglivie, L (1,9) OBP: 0.365, SLG: 0.456										4	1	1	0	0	0	3				
Randy Ready, R (1,7) OBP: 0.379, SLG: 0.500										4	0	3	1	0	0	0				
Ernest Riles, L (1,6) OBP: 0.343, SLG: 0.418										4	0	0	1	0	1	4				
Paul Householder, S (1,8) OBP: 0.299, SLG: 0.331										3	0	0	0	0	1	2				
Charlie Moore, R (1,2) OBP: 0.284, SLG: 0.273										3	0	1	0	0	0	0				
Ed Romero, R (1,4) OBP: 0.286, SLG: 0.246										3	0	1	0	0	0	0				
Inning Stats	R: 0 E: 0 K: 0 S: 3	H: 1 LOB: 1 BB: 0 P: 3	R: 0 E: 0 K: 2 S: 8	H: 1 LOB: 1 BB: 0 P: 8	R: 0 E: 0 K: 0 S: 3	H: 0 LOB: 0 BB: 0 P: 3	R: 0 E: 0 K: 1 S: 6	H: 1 LOB: 1 BB: 0 P: 6	R: 0 E: 0 K: 1 S: 5	H: 0 LOB: 0 BB: 0 P: 5	R: 0 E: 0 K: 0 S: 4	H: 1 LOB: 1 BB: 0 P: 4	R: 1 E: 1 K: 0 S: 5	H: 2 LOB: 1 BB: 0 P: 5	R: 3 E: 2 K: 0 S: 8	H: 4 LOB: 2 BB: 0 P: 8	1B: 9 2B: 1 3B: 0 HR: 0	SF: 0 SAC: 0 DP: 2 HBP: 0	WP: 0 PB: 0 SB: 0 CS: 0	PA: 34
PITCHER	IP WLS BF H R ER SO BB IBB HBP BLK WP HR S P ERA WHIP																			
Frank Tanana, L (1,1) ERA: 4.51	7.0 L 27 7 2 2 4 0 0 0 0 0 0 35 35 2.57 1.000																			
Willie Hernandez, L (8,1) ERA: 2.17	1.0 L 7 3 2 0 0 0 0 0 0 0 0 7 7 0.00 3.000																			

AB 34
R 3
H 8
RBI 3
BB 6
SO 4
LOB 28



AB 34
R 4
H 10
RBI 4
BB 0
SO 4
LOB 16



Batter	1	2	3	4	5	6	7	8	9	AB	R	H	RBI	BB	SO	LOB	TOP			
Lou Whitaker, L OBP: 0.398, SLG: 0.507 (1, 4)										4	0	0	0	1	0	2				
Darrell Evans, L OBP: 0.363, SLG: 0.501 (1, 3)										4	2	1	0	1	1	1				
Kirk Gibson, L OBP: 0.367, SLG: 0.523 (1, 9)										4	0	2	0	0	2	3				
Lance Parrish, R OBP: 0.316, SLG: 0.452 (1, 2)										4	1	2	2	0	0	3				
Nelson Simmons, S OBP: 0.310, SLG: 0.419 Larry Hemdon, R OBP: 0.298, SLG: 0.393 (1, 7) (8, 7)										3	1	1	2	1	0	0				
Barbato Garbey, R OBP: 0.312, SLG: 0.369 (1, 10)										0	0	0	0	0	0	0				
Alan Trammell, R OBP: 0.320, SLG: 0.388 (1, 6)										3	0	0	0	0	1	3				
Chet Lemon, R OBP: 0.320, SLG: 0.386 (1, 8)										3	0	0	0	1	0	2				
Tom Brookens, R OBP: 0.287, SLG: 0.381 (1, 5)										4	0	1	0	0	1	1				
Inning Stats	R: 3 E: 1 K: 1 S: 7	H: 2 LOB: 0 BB: 1 P: 11	R: 0 E: 0 K: 1 S: 5	H: 0 LOB: 1 BB: 1 P: 9	R: 1 E: 1 K: 2 S: 8	H: 2 LOB: 2 BB: 2 P: 16	R: 0 E: 0 K: 0 S: 3	H: 0 LOB: 0 BB: 0 P: 3	R: 0 E: 0 K: 0 S: 4	H: 1 LOB: 1 BB: 0 P: 4	R: 0 E: 0 K: 1 S: 7	H: 2 LOB: 2 BB: 0 P: 7	R: 0 E: 0 K: 0 S: 4	H: 1 LOB: 1 BB: 0 P: 4	R: 0 E: 0 K: 0 S: 3	H: 0 LOB: 0 BB: 0 P: 3	1B: 6 2B: 2 3B: 0 HR: 1	SF: 0 SAC: 1 DP: 1 HBP: 0	WP: 0 PB: 0 SB: 0 CS: 1	PA: 38
PITCHER Danny Darwin, R ERA: 3.75 (1, 1)	IP: 9.0 WLS: L BF: 38 H: 9 R: 4 ER: 1 SO: 6 BB: 3 IBB: 1 HBP: 0 BLK: 0 WP: 0 HR: 1 S: 46 P: 62 ERA: 1.00 WHIP: 1.333																			

Detroit Tigers @ Milwaukee Brewers
Milwaukee County Stadium, Milwaukee, WI
Wed Aug 14 1985, 8:05 PM EDT
Att: 13,085 - Unknown

AB 33
R 4
H 9
RBI 4
BB 4
SO 6
LOB 17



Batter	1	2	3	4	5	6	7	8	9	AB	R	H	RBI	BB	SO	LOB	BOTTOM					
Robin Yount, R OBP: 0.333, SLG: 0.440 (1, 10)										2	1	0	0	2	2	1						
Ernest Riles, L OBP: 0.342, SLG: 0.413 (1, 6)										4	1	1	0	0	0	3						
Cecil Cooper, L OBP: 0.330, SLG: 0.469 (1, 3)										4	1	3	1	0	0	0						
Ben Oglivie, L OBP: 0.360, SLG: 0.448 (1, 9)										2	0	0	1	0	1	1						
Ted Simmons, S OBP: 0.342, SLG: 0.412 (1, 2)										3	0	0	0	1	1	2						
Randy Ready, R OBP: 0.308, SLG: 0.382 (1, 7)										2	0	0	1	1	1	1						
Jim Gantner, L OBP: 0.296, SLG: 0.314 (1, 5)										4	0	0	0	0	0	3						
Paul Householder, S OBP: 0.297, SLG: 0.330 (1, 8)										4	0	1	0	0	0	0						
Ed Romero, R OBP: 0.291, SLG: 0.269 Carlos Ponce, R (8, PH)										3	0	1	0	0	1	1						
Inning Stats	R: 3 E: 0 K: 0 S: 5	H: 2 LOB: 1 BB: 2 P: 13	R: 0 E: 0 K: 2 S: 7	H: 0 LOB: 0 BB: 0 P: 7	R: 0 E: 0 K: 1 S: 5	H: 0 LOB: 0 BB: 0 P: 5	R: 0 E: 0 K: 0 S: 3	H: 0 LOB: 0 BB: 0 P: 3	R: 0 E: 0 K: 1 S: 6	H: 1 LOB: 1 BB: 0 P: 6	R: 0 E: 0 K: 1 S: 6	H: 1 LOB: 2 BB: 1 P: 10	R: 0 E: 0 K: 0 S: 3	H: 1 LOB: 1 BB: 1 P: 7	R: 0 E: 0 K: 1 S: 6	H: 1 LOB: 1 BB: 0 P: 6	R: 0 E: 0 K: 0 S: 3	H: 0 LOB: 0 BB: 0 P: 3	1B: 4 2B: 3 3B: 0 HR: 0	SF: 2 SAC: 1 DP: 1 HBP: 0	WP: 0 PB: 0 SB: 0 CS: 0	PA: 36
PITCHER Jack Morris, R ERA: 3.15 Willie Hernandez, L ERA: 2.22 (1, 1) (8, 1)	IP: 8.0 WLS: W BF: 33 H: 6 R: 3 ER: 3 SO: 6 BB: 4 IBB: 0 HBP: 0 BLK: 0 WP: 0 HR: 0 S: 41 P: 57 ERA: 3.38 WHIP: 1.250																					

Detroit Tigers @ Milwaukee Brewers
Milwaukee County Stadium, Milwaukee, WI
Wed Aug 14 1985, 8:05 PM EDT
Att: 13,085 - Unknown

AB 29
R 3
H 6
RBI 3
BB 4
SO 6
LOB 12



Batter	1	2	3	4	5	6	7	8	9	AB	R	H	RBI	BB	SO	LOB	TOP										
Otis Nixon, S (1, 7) <small>OBP: 0.260, SLG: 0.281</small> Benny Ayala, R (9, PH) <small>OBP: 0.264, SLG: 0.373</small> Joe Carter, R (9, 8) <small>OBP: 0.285, SLG: 0.325</small>	4-3	F6		FC6-4		F6			BB 1B	4	0	0	0	0	0	4											
Brett Butler, L (1, 8) <small>OBP: 0.359, SLG: 0.434</small> Carmen Castillo, R (9, PH) <small>OBP: 0.283, SLG: 0.438</small>	1-3 1B BB		4-3		FC6-4 3B		1-3		1B HR BB	3	2	1	0	1	0	0											
Julio Franco, R (1, 6) <small>OBP: 0.353, SLG: 0.384</small>	1-3 1-2		4-3		FC6-4 1B		6-3		HR 1B	5	1	2	1	0	0	1											
Andre Thornton, R (1, 10) <small>OBP: 0.284, SLG: 0.328</small>					FC6-4 E 1-2 3-H		5-3		HR	5	1	3	5	0	0	1											
Pat Tabler, R (1, 3) <small>OBP: 0.319, SLG: 0.360</small>	K		K		E6 1-2				F7 F9 2B	5	1	1	0	0	2	3											
Tony Bemazzard, S (1, 4) <small>OBP: 0.283, SLG: 0.431</small>		4-3		F8	F9				F9 S BB	4	0	0	0	1	0	3											
Brook Jacoby, R (1, 5) <small>OBP: 0.340, SLG: 0.420</small>		BB BB		K	K				2-3 K 1-2	4	0	1	1	1	3	3											
George Vukovich, L (1, 9) <small>OBP: 0.287, SLG: 0.323</small>		F7			1B				3-1 2B	5	0	1	0	0	2	3											
Jerry Willard, L (1, 2) <small>OBP: 0.322, SLG: 0.319</small>		1-2 BB			FC6-4 1B				F9	3	0	1	0	1	1	1											
Inning Stats	R: 1 E: 0 K: 1 S: 6	H: 1 LOB: 1 BB: 1 P: 10	R: 0 E: 0 K: 0 S: 3	H: 0 LOB: 2 BB: 2 P: 11	R: 0 E: 0 K: 1 S: 6	H: 1 LOB: 1 BB: 0 P: 6	R: 0 E: 0 K: 1 S: 7	H: 2 LOB: 2 BB: 0 P: 7	R: 1 E: 1 K: 2 S: 8	H: 2 LOB: 2 BB: 0 P: 8	R: 0 E: 0 K: 0 S: 3	H: 0 LOB: 0 BB: 0 P: 3	R: 0 E: 0 K: 0 S: 5	H: 0 LOB: 1 BB: 0 P: 5	R: 4 E: 0 K: 2 S: 10	H: 3 LOB: 1 BB: 2 P: 18	1B: 7 2B: 2 3B: 1 HR: 1	SF: 0 SAC: 0 DP: 0 HBP: 0	WP: 0 PB: 0 SB: 1 CS: 0	PA: 44							
PITCHER	IP	WLS	BF	H	R	ER	SO	BB	IBB	HBP	BLK	WP	HR	S	P	ERA	WHIP										
Walt Terrell, R (1, 1) <small>ERA: 3.95</small> Willie Hernandez, L (9, 1) <small>ERA: 2.65</small> Bill Scherrer, L (9, 1) <small>ERA: 9.83</small>	8.0		36	8	3	3	6	3	0	0	0	0	0	45	57	3.38	1.375										

Cleveland Indians @ Detroit Tigers
Tiger Stadium, Detroit, MI
Thu Aug 15 1985, 7:05 PM EDT
Att: 23,542 - Unknown

AB	39
R	7
H	11
RBI	7
BB	5
SO	8
LOB	19

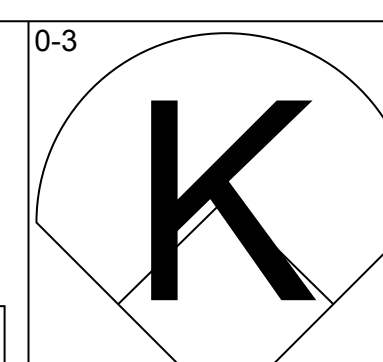
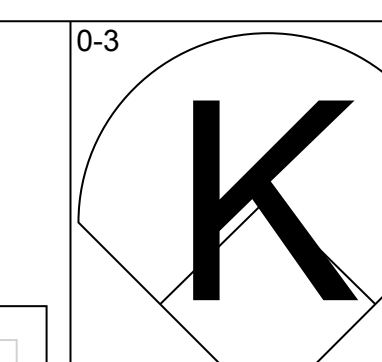
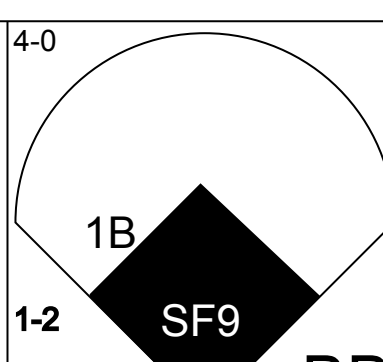
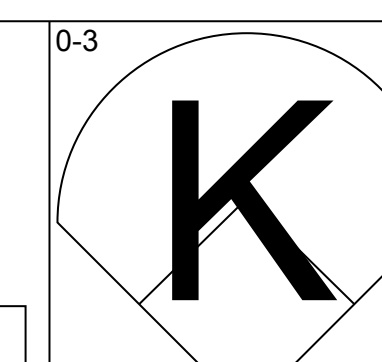
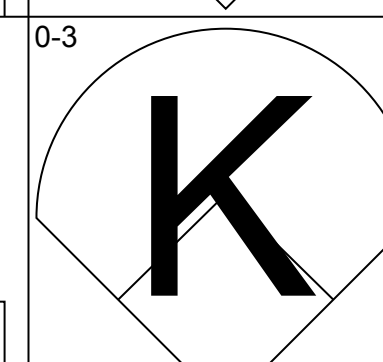
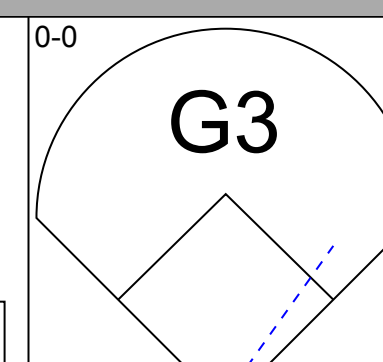
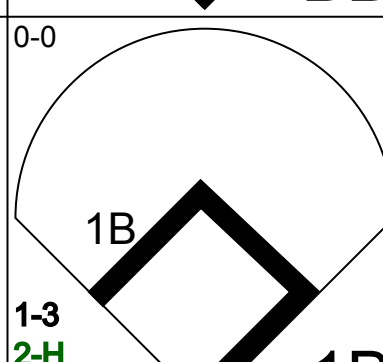
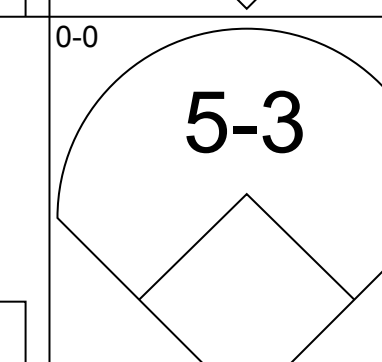
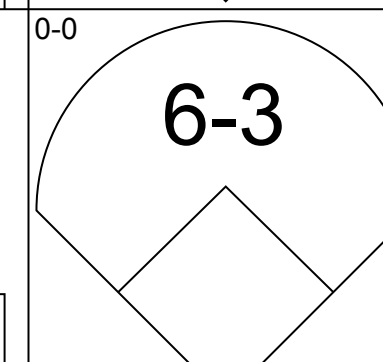
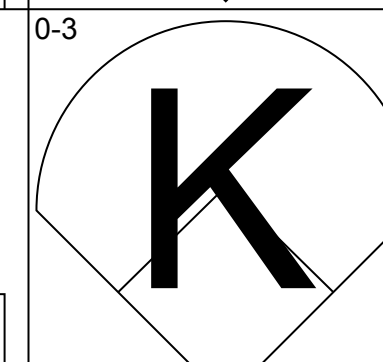
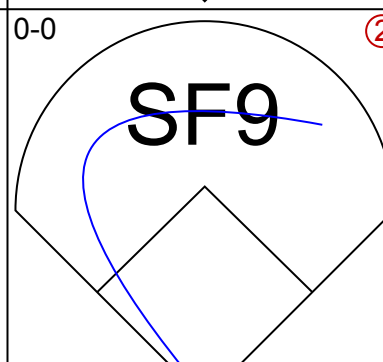
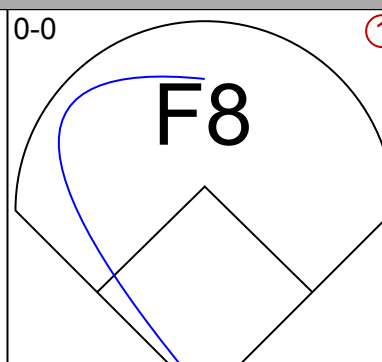
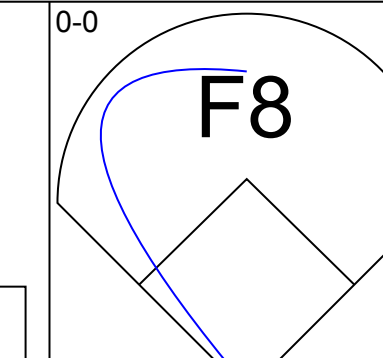
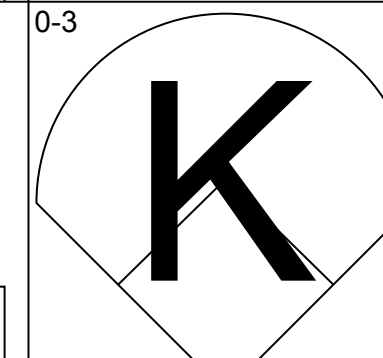
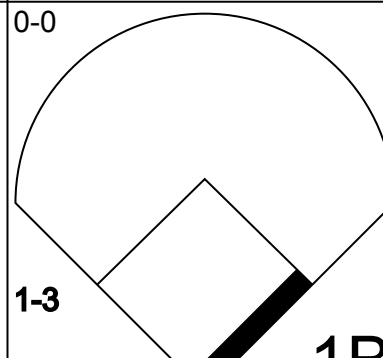
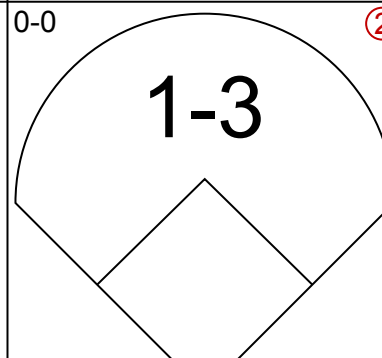
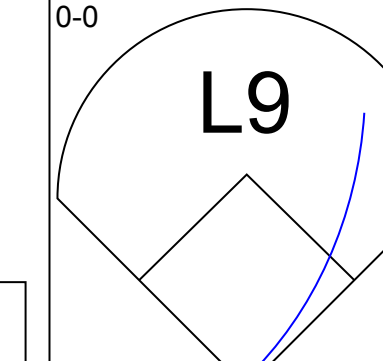
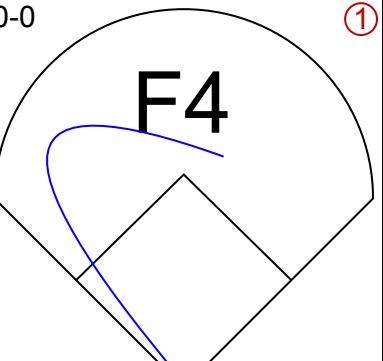
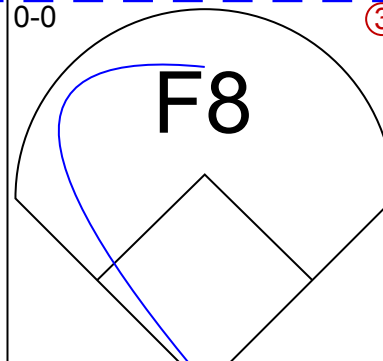
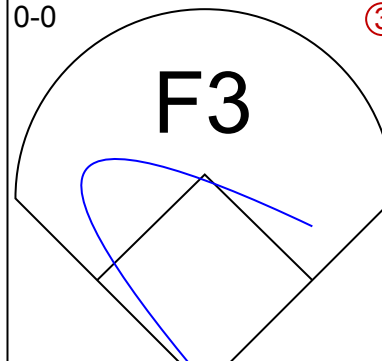
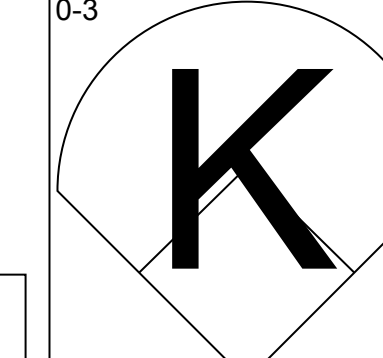
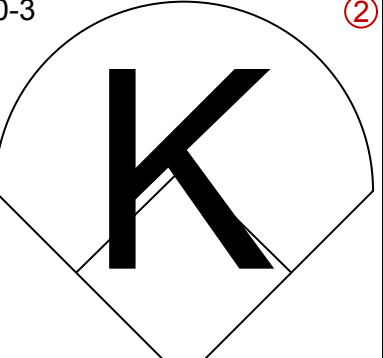
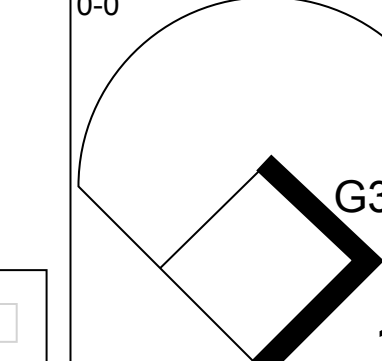
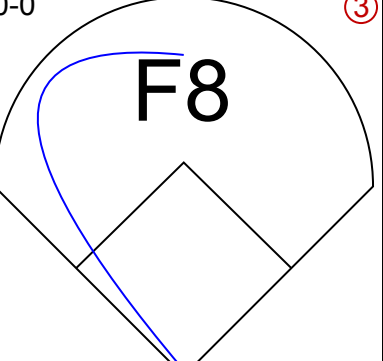
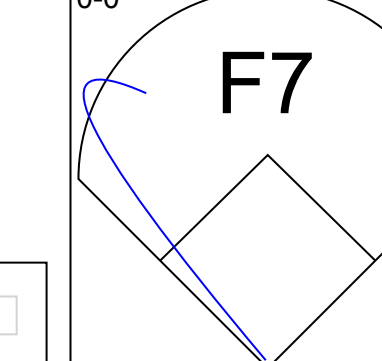
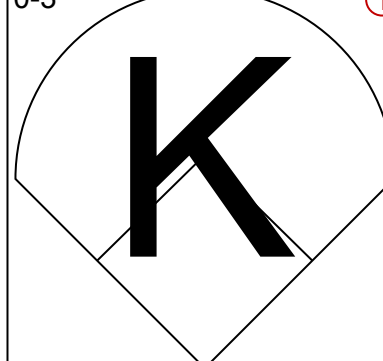
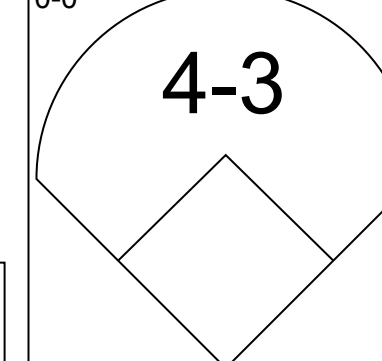
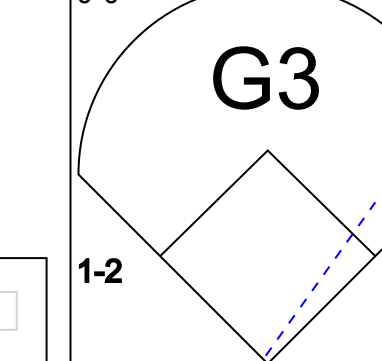
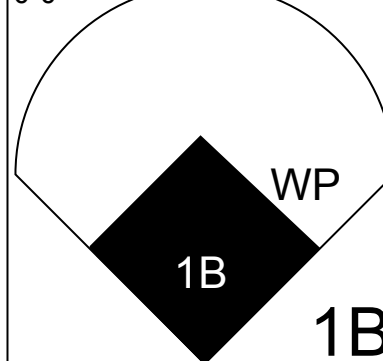
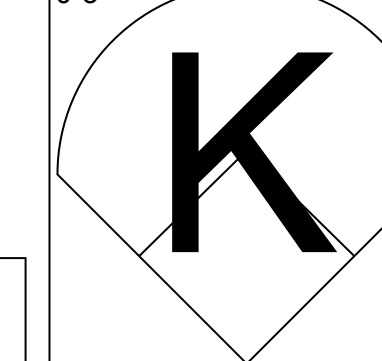


Batter	1	2	3	4	5	6	7	8	9	AB	R	H	RBI	BB	SO	LOB	BOTTOM										
Lou Whitaker, L (1, 4) <small>OBP: 0.396, SLG: 0.503</small>	HR BB	4-3			6-3		1-3			3	1	0	0	1	0	0											
Darrell Evans, L (1, 3) <small>OBP: 0.392, SLG: 0.507</small>	1-H HR			F9	K				F4	4	1	1	2	0	1	0											
Kirk Gibson, L (1, 8) <small>OBP: 0.366, SLG: 0.521</small>	K			F4					F3	4	1	1	0	0	1	0											
Lance Parrish, R (1, 2) <small>OBP: 0.315, SLG: 0.448</small>	1B SF8 BB			F4					F7	3	1	0	0	1	1	1											
Nelson Simmons, S (1, 9) <small>OBP: 0.333, SLG: 0.495</small> Alejandro Sanchez, R (9, PR) <small>OBP: 0.242, SLG: 0.516</small>					HR				G6-3 1B	4	2	4	3	0	0	0											
Barbaro Garbey, R (1, 10) <small>OBP: 0.306, SLG: 0.363</small>	1-3 1B				HR				G6-3	3	0	0	1	0	2	1											
Alan Trammell, R (1, 6) <small>OBP: 0.317, SLG: 0.384</small>	3-H F7				K				G6-3 1-2	4	0	0	0	0	2												
Larry Herndon, R (1, 7) <small>OBP: 0.296, SLG: 0.389</small>				F4	F8				K	3	0	0	0	0	1	0											
Tom Brookens, R (1, 5) <small>OBP: 0.285, SLG: 0.377</small>				F8	F9				F8	3	0	0	0	0	0	0											
Inning Stats	R: 3 E: 0 K: 1 S: 7	H: 2 LOB: 1 BB: 2 P: 15	R: 0 E: 0 K: 0 S: 3	H: 0 LOB: 0 BB: 0 P: 3	R: 0 E: 0 K: 0 S: 3	H: 0 LOB: 0 BB: 0 P: 3	R: 1 E: 0 K: 1 S: 6	H: 1 LOB: 0 BB: 0 P: 6	R: 0 E: 0 K: 1 S: 5	H: 0 LOB: 0 BB: 0 P: 5	R: 2 E: 0 K: 2 S: 9	H: 2 LOB: 0 BB: 0 P: 9	R: 0 E: 0 K: 1 S: 5	H: 0 LOB: 0 BB: 0 P: 5	R: 0 E: 0 K: 0 S: 3	H: 0 LOB: 1 BB: 0 P: 3	1B: 3 2B: 0 3B: 0 HR: 3	SF: 1 SAC: 0 DP: 1 HBP: 0	WP: 0 PB: 0 SB: 0 CS: 0	PA: 34							
PITCHER	IP	WLS	BF	H	R	ER	SO	BB	IBB	HBP	BLK	WP	HR	S	P	ERA	WHIP										
Roy Smith, R (1, 1) <small>ERA: 3.51</small> Vern Riffe, R (6, 1) <small>ERA: 4.93</small> Curt Wardle, L (8, 1) <small>ERA: 5.59</small> Jerry Reed, R (9, 1) <small>ERA: 5.18</small>	5.1		23	5	6	6	4	2	0	0	0	0	0	9	9	0.00	0.000										

Cleveland Indians @ Detroit Tigers
Tiger Stadium, Detroit, MI
Thu Aug 15 1985, 7:05 PM EDT
Att: 23,542 - Unknown

AB	31
R	6
H	6
RBI	6
BB	2
SO	6
LOB	4

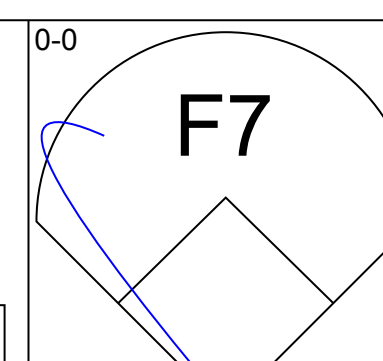
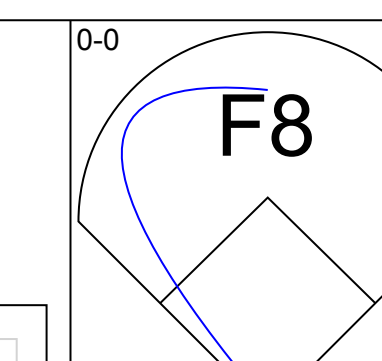
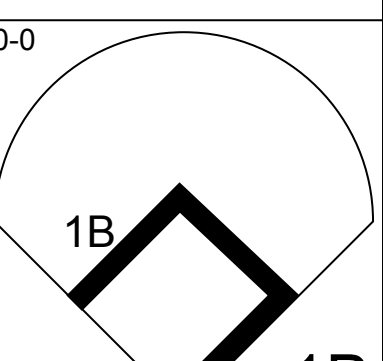
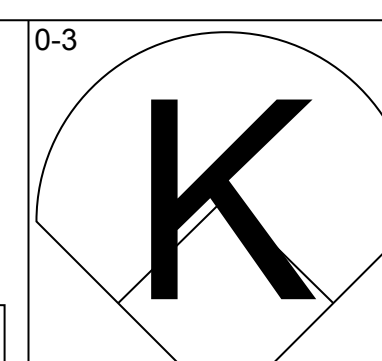
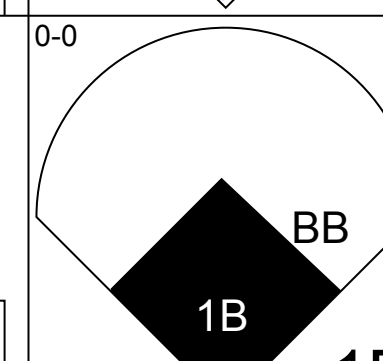
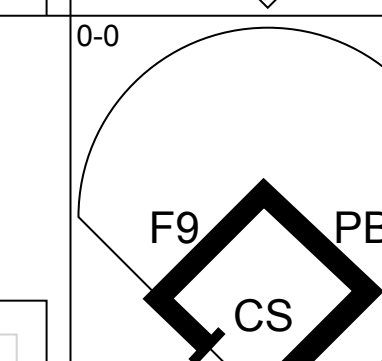
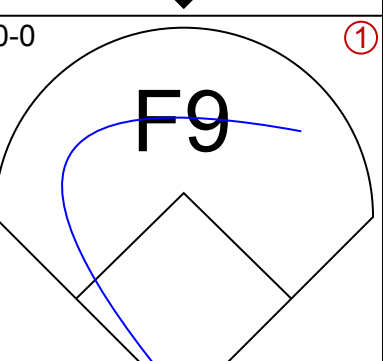
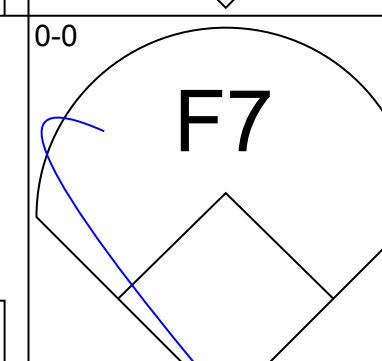
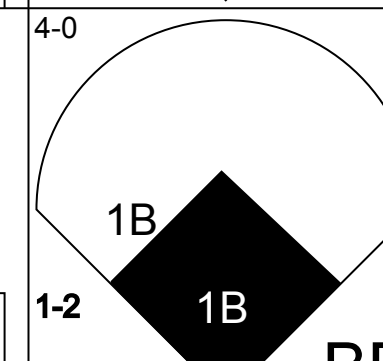
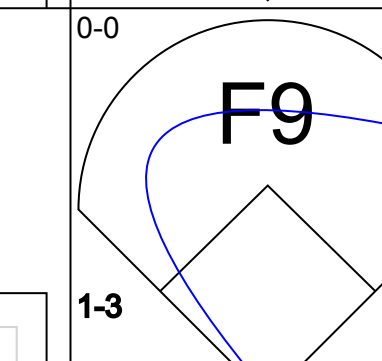
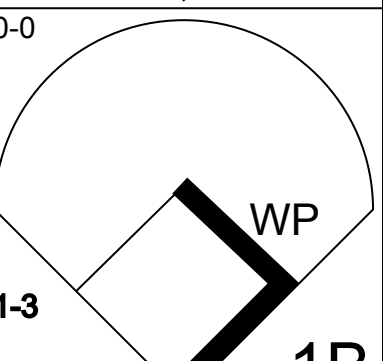
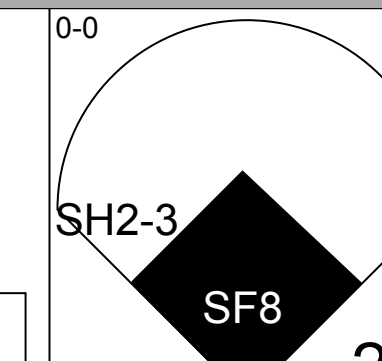
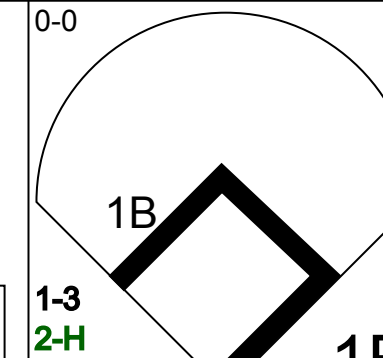
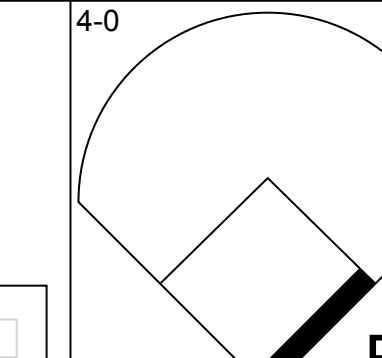
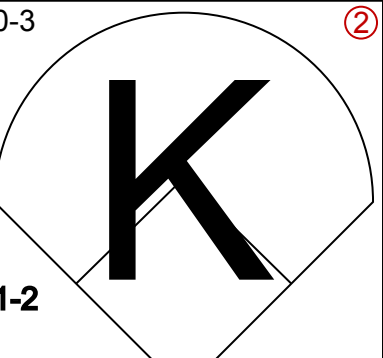
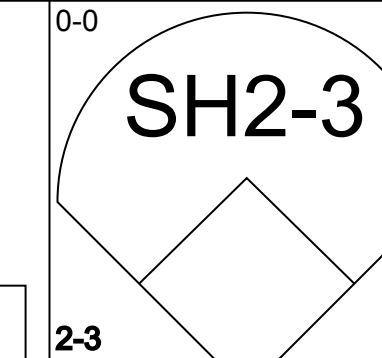
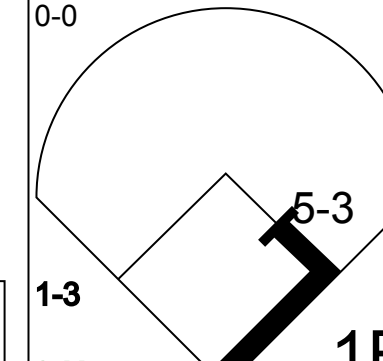
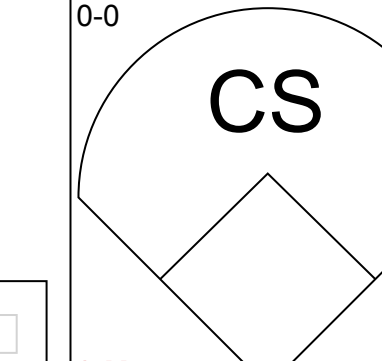
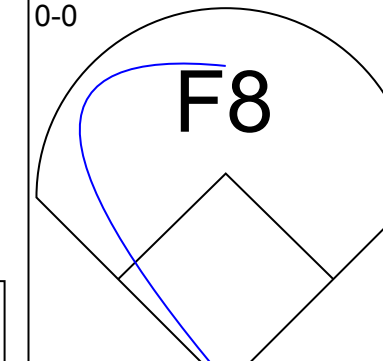
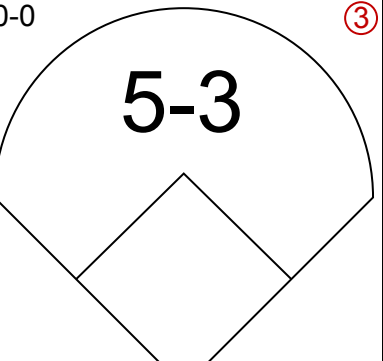
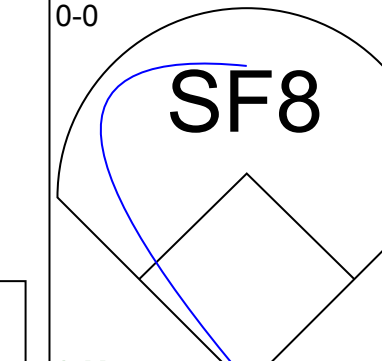
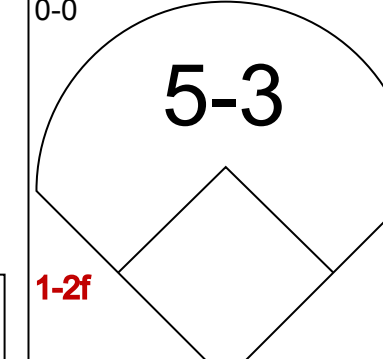
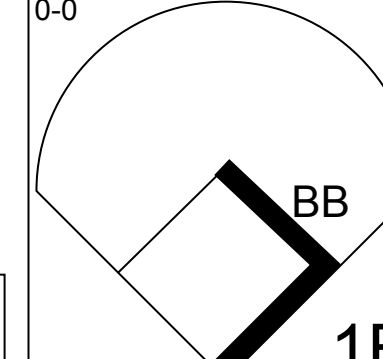
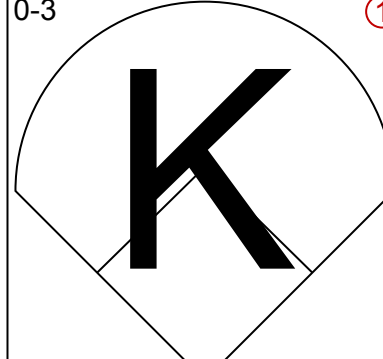
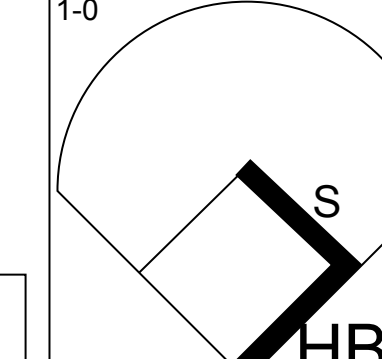
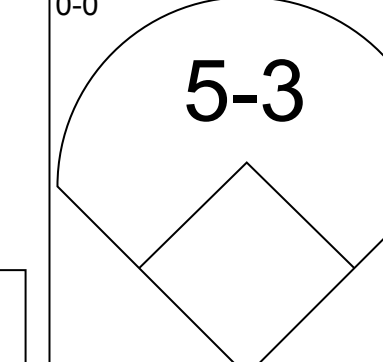
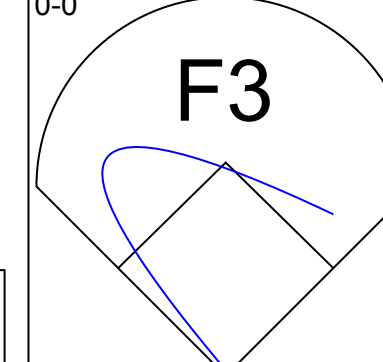
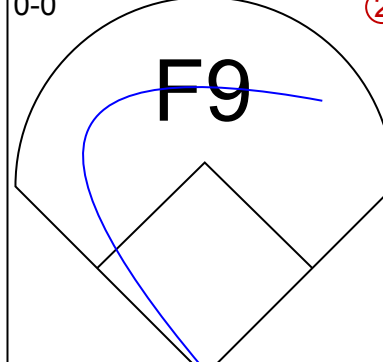
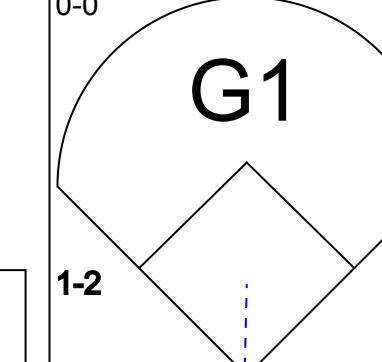
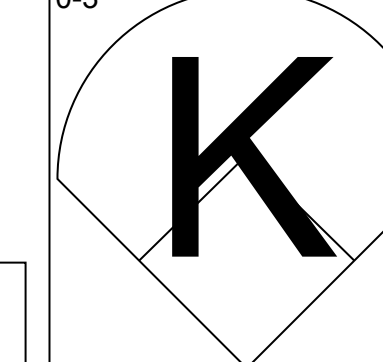
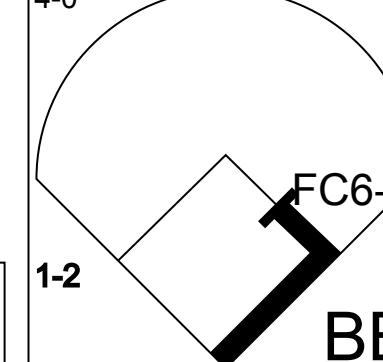
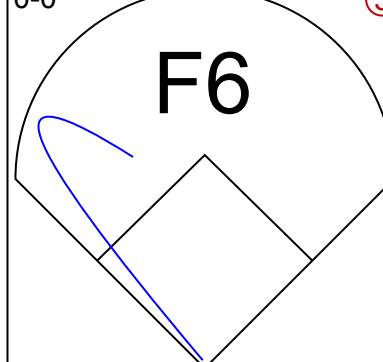
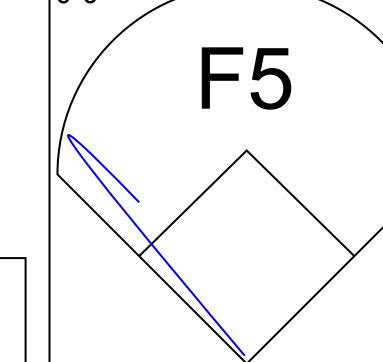
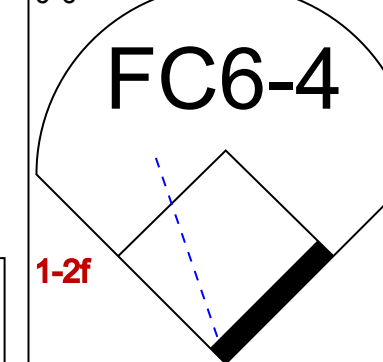
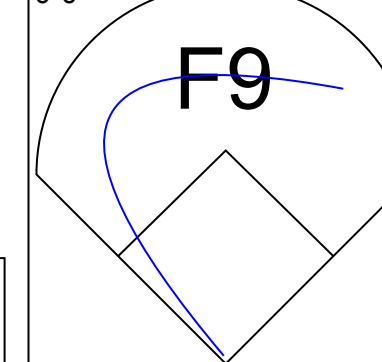


Batter	1	2	3	4	5	6	7	8	9	AB	R	H	RBI	BB	SO	LOB	TOP					
Otis Nixon, S (1, 7) OBP: 0.255, SLG: 0.276 Mike Hargrove, L (6, FH) OBP: 0.349, SLG: 0.331 (6, 3)										2	0	0	0	0	2	1						
Brett Butler, L (1, 8) OBP: 0.358, SLG: 0.432										4	0	1	1	0	1	0						
Julio Franco, R (1, 6) OBP: 0.350, SLG: 0.381										3	0	0	1	0	1	0						
Andre Thornton, R (1, 10) OBP: 0.283, SLG: 0.327										4	0	1	0	0	1	0						
Pat Tabler, R (1, 3) OBP: 0.316, SLG: 0.357 Joe Carter, R (6, 7) OBP: 0.264, SLG: 0.324										3	0	0	0	0	0	2						
Tony Bemazzard, S (1, 4) OBP: 0.380, SLG: 0.427										3	0	0	0	0	3	0						
Brook Jacoby, R (1, 5) OBP: 0.340, SLG: 0.419										3	0	1	0	0	1	0						
George Vukovich, L (1, 9) OBP: 0.284, SLG: 0.320										3	0	0	0	0	1	1						
Chris Bando, S (1, 2) OBP: 0.222, SLG: 0.155										3	1	1	0	0	1	1						
Inning Stats	R: 0 E: 0 K: 2 S: 7	H: 0 LOB: 0 BB: 7	R: 0 E: 0 K: 1 S: 5	H: 0 LOB: 0 BB: 5	R: 0 E: 0 K: 1 S: 6	H: 1 LOB: 1 BB: 0 P: 6	R: 0 E: 0 K: 1 S: 7	H: 0 LOB: 0 BB: 0 P: 7	R: 0 E: 0 K: 1 S: 5	H: 0 LOB: 0 BB: 0 P: 5	R: 2 E: 0 K: 1 S: 8	H: 3 LOB: 2 BB: 1 P: 12	R: 0 E: 0 K: 2 S: 7	H: 0 LOB: 0 BB: 0 P: 7	R: 0 E: 0 K: 2 S: 3	H: 0 LOB: 0 BB: 0 P: 3	R: 0 E: 0 K: 0 S: 3	H: 0 LOB: 0 BB: 0 P: 3	1B: 4 2B: 0 3B: 0 HR: 0	SF: 1 SAC: 0 DP: 0 HBP: 0	WP: 1 PB: 0 SB: 0 CS: 0	PA: 32
PITCHER	IP	WLS	BF	H	R	ER	SO	BB	IBB	HBP	BLK	WP	HR	S	P	ERA	WHIP					
Juan Berenguer, R (1, 1) ERA: 7.13	5.2		22	4	2	2	8	1	0	0	0	1	0	37	41	3.18	0.882					
Aurelio Lopez, R (6, 1) ERA: 4.18	3.1	W	10	0	0	0	4	0	0	0	0	0	0	18	18	0.00	0.000					

Cleveland Indians @ Detroit Tigers
 Tiger Stadium, Detroit, MI
 Fri Aug 16 1985, 7:05 PM EDT
 Att: 27,044 - Unknown

AB	30
R	2
H	4
RBI	2
BB	1
SO	12
LOB	5



Batter	1	2	3	4	5	6	7	8	9	AB	R	H	RBI	BB	SO	LOB	BOTTOM					
Lou Whitaker, L (1, 4) OBP: 0.385, SLG: 0.501										4	0	1	0	0	1	0						
Alan Trammell, R (1, 6) OBP: 0.318, SLG: 0.385										4	1	2	0	0	0	1						
Kirk Gibson, L (1, 9) OBP: 0.369, SLG: 0.524										3	2	2	0	1	0	1						
Lance Parrish, R (1, 2) OBP: 0.318, SLG: 0.448										2	0	1	1	1	1	2						
Nelson Simmons, S (1, 10) OBP: 0.331, SLG: 0.491										3	0	1	2	0	0	2						
Barbano Garbey, R (1, 3) OBP: 0.310, SLG: 0.363										3	0	1	0	0	1	2						
Larry Hemdon, R (1, 7) OBP: 0.290, SLG: 0.385										4	0	0	0	0	0	2						
Chet Lemon, R (1, 8) OBP: 0.320, SLG: 0.384										2	0	0	0	1	1	0						
Tom Brookens, R (1, 5) OBP: 0.282, SLG: 0.374										3	0	0	0	0	0	2						
Inning Stats	R: 2 E: 0 K: 0 S: 5	H: 3 LOB: 1 BB: 1 P: 9	R: 0 E: 0 K: 1 S: 5	H: 0 LOB: 0 BB: 0 P: 5	R: 0 E: 0 K: 0 S: 3	H: 1 LOB: 1 BB: 1 P: 7	R: 0 E: 0 K: 0 S: 4	H: 1 LOB: 2 BB: 1 P: 8	R: 0 E: 0 K: 1 S: 7	H: 2 LOB: 0 BB: 0 P: 7	R: 0 E: 0 K: 1 S: 5	H: 0 LOB: 0 BB: 0 P: 5	R: 0 E: 0 K: 1 S: 5	H: 0 LOB: 0 BB: 0 P: 5	R: 1 E: 0 K: 0 S: 4	H: 1 LOB: 1 BB: 0 P: 5	R: 0 E: 0 K: 0 S: 4	H: 0 LOB: 0 BB: 0 P: 5	1B: 7 2B: 2 3B: 0 HR: 0	SF: 1 SAC: 1 DP: 1 HBP: 1	WP: 1 PB: 1 SB: 1 CS: 1	PA: 35
PITCHER	IP	WLS	BF	H	R	ER	SO	BB	IBB	HBP	BLK	WP	HR	S	P	ERA	WHIP					
Neal Heaton, L (1, 1) ERA: 4.56	7.2	L	33	8	3	3	4	3	0	1	0	1	0	37	50	3.52	1.435					
Rich Thompson, R (8, 1) ERA: 4.82	0.1		1	0	0	0	0	0	0	0	0	0	0	1	1	0.00	0.000					

Cleveland Indians @ Detroit Tigers
 Tiger Stadium, Detroit, MI
 Fri Aug 16 1985, 7:05 PM EDT
 Att: 27,044 - Unknown

AB	28
R	3
H	8
RBI	3
BB	3
SO	4
LOB	12



Batter	1	2	3	4	5	6	7	8	9	AB	R	H	RBI	BB	SO	LOB	TOP										
Joe Carter, R OBP: 0.267, SLG: 0.335 (1, 7)	F9		CS 1B			F9		HR		4	1	2	1	0	0	0	Cleveland Indians @ Detroit Tigers Tiger Stadium, Detroit, MI Sat Aug 17 1985, 7:05 PM EDT Att: 32,723 - Unknown										
Brett Butler, L OBP: 0.361, SLG: 0.443 (1, 8)	F8		CS 1-2	G3 SF9 2B		FC6-4 BB		HR		3	2	2	1	1	0	0											
Julio Franco, R OBP: 0.349, SLG: 0.387 (1, 6)	HR			G3 2-3		FC6-4		L7		4	1	1	1	0	0	2											
Andre Thornton, R OBP: 0.283, SLG: 0.327 (1, 10)	5-3			SF9			K		E SF7 1B	3	1	1	1	0	1	0											
Pat Tabler, R OBP: 0.316, SLG: 0.356 (1, 3)		3-1		F8			E6 1B		F4 1B	4	0	1	0	0	0	1											
Brook Jacoby, R OBP: 0.337, SLG: 0.415 (1, 5)		F4			6-3		6-3		F9	4	0	0	0	0	0	3											
Tony Bernazard, S OBP: 0.357, SLG: 0.423 (1, 4)		1-3			5-3		5-3		SF7	3	0	0	1	0	0	1											
Carmen Castillo, R OBP: 0.277, SLG: 0.427 (9, PH)			5-3		K			6-3		3	0	0	0	0	1	0											
George Vukovich, L OBP: 0.296, SLG: 0.222 (9, PH)										1	0	1	0	0	0	0											
Chris Bando, S OBP: 0.218, SLG: 0.152 (9, PH)				F7				5-3		3	0	0	0	0	0	0											
Mike Hargrove, L OBP: 0.347, SLG: 0.329 (9, PH)						F9			K	1	0	0	0	0	1	2											
Inning Stats	R: 1 E: 0 K: 0 S: 4	H: 1 LOB: 0 BB: 0 P: 4	R: 0 E: 0 K: 0 S: 3	H: 0 LOB: 0 BB: 0 P: 3	R: 0 E: 0 K: 0 S: 3	H: 1 LOB: 0 BB: 0 P: 3	R: 1 E: 0 K: 0 S: 4	H: 1 LOB: 0 BB: 0 P: 4	R: 0 E: 0 K: 1 S: 5	H: 0 LOB: 1 BB: 1 P: 7	R: 0 E: 1 K: 1 S: 6	H: 1 LOB: 1 BB: 0 P: 6	R: 2 E: 0 K: 0 S: 5	H: 2 LOB: 0 BB: 0 P: 5	R: 1 E: 1 K: 1 S: 8	H: 2 LOB: 2 BB: 0 P: 8	1B: 4 2B: 1 3B: 0 HR: 3	SF: 2 SAC: 0 DP: 0 HBP: 0	WP: 0 PB: 0 SB: 0 CS: 1	PA: 37							
PITCHER	IP	WLS	BF	H	R	ER	SO	BB	IBB	HBP	BLK	WP	HR	S	P	ERA	WHIP										
Frank Tanana, L ERA: 4.51 (1, 1)	8.0	W	31	7	5	4	2	1	0	0	0	0	3	34	38	4.50	1.000										
Randy O'Neal, R ERA: 3.17 (9, 1)	1.0	S	5	1	0	0	1	0	0	0	0	0	0	7	7	0.00	1.000										

Batter	1	2	3	4	5	6	7	8	9	AB	R	H	RBI	BB	SO	LOB	BOTTOM										
Alan Trammell, R OBP: 0.318, SLG: 0.384 (1, 6)	F9		1B E 1B	F8		K				4	1	1	1	0	1	0	Cleveland Indians @ Detroit Tigers Tiger Stadium, Detroit, MI Sat Aug 17 1985, 7:05 PM EDT Att: 32,723 - Unknown										
Barbaro Garbey, R OBP: 0.313, SLG: 0.365 (1, 10)		3B 1B	1B E 1B	1-3			5-3			4	2	2	0	0	0	0											
Kirk Gibson, L OBP: 0.366, SLG: 0.519 (1, 9)	K		E6 1B 2B	F6			3-1			4	1	0	0	0	1	2											
Lance Parrish, R OBP: 0.322, SLG: 0.459 (1, 2)		1H 3B	1-2 2H 1B	L9				2B		4	1	3	2	0	0	0											
Nelson Simmons, S OBP: 0.328, SLG: 0.491 (1, 7)			1-2 2H 2B	G2						4	1	1	2	0	0	2											
Larry Hemdon, R OBP: 0.293, SLG: 0.385 (8, 7)	L7		G3 2B 2B				5-3			0	0	0	0	0	0	0											
Chet Lemon, R OBP: 0.319, SLG: 0.383 (1, 8)		6-3	F7					F8		4	0	1	0	0	0	1											
Darrell Evans, L OBP: 0.359, SLG: 0.501 (1, 3)		K	G3			F8		F2		4	0	0	0	0	1	2											
Tom Brookens, R OBP: 0.285, SLG: 0.378 (1, 5)		6-3				6-3				4	0	2	1	0	0	0											
Doug Flynn, R OBP: 0.227, SLG: 0.295 (1, 4)			3B F5-3			F9		FC6-4 1B		4	1	1	0	0	0	2											
Inning Stats	R: 1 E: 0 K: 1 S: 7	H: 2 LOB: 1 BB: 0 P: 7	R: 0 E: 0 K: 1 S: 5	H: 0 LOB: 0 BB: 0 P: 5	R: 6 E: 1 K: 0 S: 10	H: 6 LOB: 1 BB: 0 P: 10	R: 0 E: 0 K: 0 S: 3	H: 0 LOB: 0 BB: 0 P: 3	R: 0 E: 0 K: 0 S: 4	H: 1 LOB: 1 BB: 0 P: 4	R: 0 E: 0 K: 1 S: 5	H: 0 LOB: 0 BB: 0 P: 5	R: 0 E: 0 K: 0 S: 4	H: 1 LOB: 1 BB: 0 P: 4	R: 0 E: 0 K: 0 S: 4	H: 1 LOB: 1 BB: 0 P: 4	1B: 6 2B: 3 3B: 2 HR: 0	SF: 0 SAC: 0 DP: 0 HBP: 0	WP: 0 PB: 0 SB: 0 CS: 0	PA: 36							
PITCHER	IP	WLS	BF	H	R	ER	SO	BB	IBB	HBP	BLK	WP	HR	S	P	ERA	WHIP										
Curt Wardle, L ERA: 6.09 (1, 1)	2.0	L	13	6	6	5	2	0	0	0	0	0	0	17	17	22.50	3.000										
Bryan Clark, L ERA: 5.99 (3, 1)	6.0		23	5	1	1	1	0	0	0	0	0	0	25	25	1.50	0.833										

Batter	1	2	3	4	5	6	7	8	9	10	AB	R	H	RBI	BB	SO	LOB	TOP
Lou Whitaker, L OBP: 0.385, SLG: 0.499 (1, 4)	0-0 2B 1B		0-0 B1			0-0 1B		0-0 4-3			4	1	2	0	0	0	0	Detroit Tigers @ Kansas City Royals Royals Stadium, Kansas City, MO Mon Aug 19 1986, 8:05 PM EDT Att: 20,929 - Unknown
Darrell Evans, L OBP: 0.354, SLG: 0.492 (1, 10)	0-3 K		0-0 F5			0-0 F9			0-0 F5		4	0	0	0	0	1	2	
Kirk Gibson, L OBP: 0.363, SLG: 0.514 (1, 9)	0-3 K					0-3 K			0-0 F8		4	0	0	0	0	2	2	
Lance Parrish, R OBP: 0.320, SLG: 0.456 (1, 2)	0-0 1-H 2B					0-3 K			0-0 F9		4	0	1	1	0	1	1	
Nelson Simmons, S OBP: 0.331, SLG: 0.504 (1, 7)	0-0 F8					0-0 F7				0-0 3-1	4	0	0	0	0	0	1	
Chat Lemon, R OBP: 0.318, SLG: 0.388 (1, 8)		0-0 5-3				0-0 3-1			0-0 5-3		4	0	0	0	0	0	0	
Alan Trammell, R OBP: 0.315, SLG: 0.379 (1, 6)		0-3 K				0-3 K				0-0 1B	4	0	1	0	0	3	0	
Dave Bergman, L OBP: 0.288, SLG: 0.250 (1, 3)		0-0 4-3				4-0 BB			0-0 4-3		3	0	0	0	1	0	1	
Tom Brookens, R OBP: 0.283, SLG: 0.373 (1, 5)			0-0 3-1			0-0 5-3			0-0 F7		3	0	0	0	0	0	1	
Inning Stats	R: 1 E: 0 K: 2 S: 9	H: 2 LOB: 1 BB: 0 P: 9	R: 0 E: 0 K: 1 S: 5	H: 0 LOB: 0 BB: 0 P: 5	R: 0 E: 0 K: 0 S: 3	H: 0 LOB: 0 BB: 0 P: 3	R: 0 E: 0 K: 1 S: 5	H: 0 LOB: 1 BB: 0 P: 5	R: 0 E: 0 K: 1 S: 6	H: 0 LOB: 0 BB: 0 P: 5	R: 0 E: 0 K: 0 S: 3	H: 0 LOB: 0 BB: 0 P: 3	R: 0 E: 0 K: 0 S: 4	H: 0 LOB: 1 BB: 0 P: 4	1B: 3 2B: 1 3B: 0 HR: 0	SF: 0 SAC: 0 DP: 0 HBP: 0	WP: 0 PB: 0 SB: 0 CS: 0	
PITCHER Bret Saberhagen, R ERA: 2.8 (1, 1)	IP 10.0	WLS W 35	H 4	R 1	ER 1	SO 7	BB 1	IBB 0	HBP 0	BLK 0	WP 0	HR 0	S 48	P 52	ERA 0.90	WHIP 0.500		

Batter	1	2	3	4	5	6	7	8	9	10	AB	R	H	RBI	BB	SO	LOB	BOTTOM
Willie Wilson, S OBP: 0.325, SLG: 0.418 (1, 8)	0-0 F7		0-0 6-3			0-3 K2-3		0-0 F6			4	0	0	1	0	1	1	Detroit Tigers @ Kansas City Royals Royals Stadium, Kansas City, MO Mon Aug 19 1986, 8:05 PM EDT Att: 20,929 - Unknown
Lonnie Smith, R OBP: 0.352, SLG: 0.357 (1, 7)	4-0 S BB		0-0 F8			0-0 WP S 1B		0-0 F8		3	0	1	0	1	0	1		
George Brett, L OBP: 0.448, SLG: 0.571 (1, 5)	0-0 F6		0-0 F4			0-3 K			0-0 FC6-4 1B		4	0	1	0	0	1	2	
Hal McRae, R OBP: 0.343, SLG: 0.465 (1, 10)	4-0 1-2 BB					0-0 5-3		0-0 F9		0-3 K	3	0	0	0	1	1	2	
Dane Iorg, L OBP: 0.271, SLG: 0.336 (1, 9)	0-0 F7					0-0 3-1			0-0 FC6-4		3	0	0	0	0	0	2	
Lynn Jones, R OBP: 0.269, SLG: 0.299 (8, 9)								0-0 F8		0-0 FC6-4	0	0	0	0	0	0	0	
Jorge Orta, L OBP: 0.318, SLG: 0.375 (9, PH)									1-2 K		1	0	0	0	0	0	1	
Darryl Motley, R OBP: 0.264, SLG: 0.408 (10, 9)									1-2 K		0	0	0	0	0	0	0	
Frank White, R OBP: 0.273, SLG: 0.406 (1, 4)		0-0 F5				0-0 6-3			0-3 K		4	0	0	0	0	1	1	
Steve Balboni, R OBP: 0.304, SLG: 0.474 (1, 3)		0-0 F2				0-0 6-3			0-0 F7		4	0	1	0	0	0	0	
Onix Concepcion, R OBP: 0.256, SLG: 0.242 (10, PR)										SH5-3 FC 2B	0	1	0	0	0	0	0	
John Wathan, R OBP: 0.356, SLG: 0.338 (1, 2)		0-0 5-3				0-3 K			0-0 SH5-3		2	0	0	0	1	1	0	
Buddy Biancalana, S OBP: 0.227, SLG: 0.225 (1, 6)			0-0 6-3 3B			0-0 3-1			0-0 FC		3	1	1	0	0	0	1	
Dave Legner, L OBP: 0.118, SLG: 0.063 (10, PH)									3-H K		1	0	0	1	0	0	0	
Inning Stats	R: 0 E: 0 K: 0 S: 3	H: 0 LOB: 2 BB: 2 P: 11	R: 0 E: 0 K: 0 S: 3	H: 0 LOB: 0 BB: 0 P: 3	R: 1 E: 0 K: 0 S: 4	H: 1 LOB: 0 BB: 0 P: 4	R: 0 E: 0 K: 0 S: 3	H: 0 LOB: 0 BB: 0 P: 3	R: 0 E: 0 K: 0 S: 3	H: 0 LOB: 1 BB: 0 P: 7	R: 0 E: 0 K: 2 S: 8	H: 0 LOB: 0 BB: 0 P: 3	R: 0 E: 0 K: 2 S: 8	H: 1 LOB: 1 BB: 0 P: 8	1B: 2 2B: 1 3B: 1 HR: 0	SF: 0 SAC: 1 DP: 0 HBP: 0	WP: 2 PB: 0 SB: 2 CS: 0	PA: 36
PITCHER Jack Morris, R ERA: 3.07 (1, 1)	IP 9.1	WLS L 36	H 4	R 2	ER 2	SO 5	BB 3	IBB 0	HBP 0	BLK 0	WP 2	HR 0	S 43	P 55	ERA 1.93	WHIP 0.750		

Batter	1	2	3	4	5	6	7	8	9	AB	R	H	RBI	BB	SO	LOB	TOP										
Lou Whitaker, L (1,4) OBP: 0.384, SLG: 0.496	F6		BB 1-2 SF7 BB		4-3		4-3			3	1	0	0	1	0	0											
Alan Trammell, R (1,6) OBP: 0.314, SLG: 0.378	F7		BB 1-2 2-H 1B		5-3			F3		4	0	1	1	0	0	0											
Kirk Gibson, L (1,9) OBP: 0.364, SLG: 0.512	K		BB 1-2 2-3 BB		K			WP BB		2	0	0	0	2	2	0											
Lance Parrish, R (1,2)		F9	SF7		5-3			F6		3	0	0	1	0	0	1											
Nelson Simmons, S (1,10) OBP: 0.321, SLG: 0.488	L4		3-H F9		F3			L7		4	0	0	0	0	0	3											
Barbaro Garbey, R (1,3) OBP: 0.311, SLG: 0.358	F8		BB		F8			1B		3	0	1	0	1	0	0											
Chet Lemon, R (1,8) OBP: 0.317, SLG: 0.386			F8		F8			CS 1B		4	0	1	0	0	0	2											
Larry Hemdon, R (1,7) OBP: 0.292, SLG: 0.392			HR		L7			F9		4	1	1	1	0	1	3											
Tom Brookens, R (1,5) OBP: 0.285, SLG: 0.381			S 1B BB		K2-3			F3		3	2	1	1	1	1	2											
Inning Stats	R: 0 E: 0 K: 1 S: 5	H: 0 LOB: 0 BB: 0 P: 5	R: 0 E: 0 K: 0 S: 3	H: 0 LOB: 0 BB: 0 P: 3	R: 3 E: 0 K: 0 S: 5	H: 2 LOB: 2 BB: 3 P: 17	R: 0 E: 0 K: 1 S: 5	H: 0 LOB: 1 BB: 1 P: 9	R: 0 E: 0 K: 0 S: 3	H: 0 LOB: 0 BB: 0 P: 3	R: 1 E: 0 K: 1 S: 6	H: 2 LOB: 0 BB: 0 P: 6	R: 0 E: 0 K: 0 S: 3	H: 0 LOB: 1 BB: 1 P: 7	R: 0 E: 0 K: 0 S: 4	H: 1 LOB: 1 BB: 0 P: 4	1B: 3 2B: 1 3B: 0 HR: 2	SF: 1 SAC: 0 DP: 1 HBP: 0	WP: 1 PB: 0 SB: 1 CS: 1	PA: 36							
PITCHER	IP	WLS	BF	H	R	ER	SO	BB	IBB	HBP	BLK	WP	HR	S	P	ERA	WHIP										
Tim Birtsas, L (1,1) ERA: 3.52	7.2	L	31	4	4	4	4	5	0	0	0	0	2	34	54	4.70	1.174										
Keith Atherton, R (8,1) ERA: 4.37	1.1	S	5	1	0	0	0	0	0	0	0	1	0	5	5	0.00	0.750										

Detroit Tigers @ Oakland Athletics
Oakland-Alameda County Coliseum, Oakland, CA

Tue Aug 20 1985, 7:05 PM PDT
Att: 12,505 - Unknown

AB 30
R 4
H 5
RBI 4
BB 5
SO 4
LOB 11




Batter	1	2	3	4	5	6	7	8	9	AB	R	H	RBI	BB	SO	LOB	BOTTOM										
Alfredo Griffin, S (1,6) OBP: 0.295, SLG: 0.338	G3			F8		1B		BB 1B		4	0	2	0	0	0	0											
Dwayne Murphy, L (1,8) OBP: 0.352, SLG: 0.402	3-1			4-3		K		K		4	0	0	0	0	2	2											
Bruce Bochte, L (1,3) OBP: 0.391, SLG: 0.455	3-1			BB		F8		F7		3	0	0	0	1	0	2											
Dave Kingman, R (1,10) OBP: 0.314, SLG: 0.431			FC4-6 1B		K			FC4-6 1B		3	0	2	0	1	1	1											
Mike Davis, L (1,9) OBP: 0.364, SLG: 0.520	FC4-6 CS				F8			FC4-6 BB 1B		4	1	0	0	0	0	4											
Donnie Hill, S (1,4) OBP: 0.332, SLG: 0.364	6-3			1B 2B		1B		4-3 BB 1B		4	0	2	0	0	1	1											
Dave Collins, S (1,7) OBP: 0.283, SLG: 0.338			L4		G5-4-3 1B			4-3 BB		3	0	1	0	1	0	0											
Mike Heath, R (1,2) OBP: 0.300, SLG: 0.383			F9		G5-4-3			4-3		4	0	0	1	0	1	4											
Steve Kiefer, R (1,5) OBP: 0.173, SLG: 0.240			4-3							2	0	0	0	0	1	0											
Dusty Baker Jr., R (7,PH) OBP: 0.379, SLG: 0.506										1	0	0	0	0	0	2											
Mike Gallego, R (8,5)										0	0	0	0	0	0	0											
Inning Stats	R: 0 E: 0 K: 0 S: 3	H: 1 LOB: 0 BB: 0 P: 3	R: 0 E: 0 K: 0 S: 3	H: 0 LOB: 0 BB: 0 P: 3	R: 0 E: 0 K: 1 S: 5	H: 0 LOB: 0 BB: 1 P: 9	R: 0 E: 0 K: 0 S: 4	H: 2 LOB: 1 BB: 0 P: 4	R: 0 E: 0 K: 2 S: 8	H: 1 LOB: 1 BB: 0 P: 8	R: 1 E: 0 K: 0 S: 5	H: 2 LOB: 2 BB: 1 P: 9	R: 0 E: 0 K: 1 S: 6	H: 1 LOB: 1 BB: 1 P: 10	R: 0 E: 0 K: 2 S: 7	H: 0 LOB: 0 BB: 0 P: 7	1B: 6 2B: 1 3B: 0 HR: 0	SF: 0 SAC: 0 DP: 1 HBP: 0	WP: 0 PB: 0 SB: 0 CS: 1	PA: 35							
PITCHER	IP	WLS	BF	H	R	ER	SO	BB	IBB	HBP	BLK	WP	HR	S	P	ERA	WHIP										
Walt Terrell, R (1,1) ERA: 3.85	7.2	W	31	7	1	1	4	3	0	0	0	0	0	36	48	1.17	1.304										
Willie Hernandez, L (8,1) ERA: 2.57	1.1	S	4	0	0	0	2	0	0	0	0	0	0	8	8	0.00	0.000										


Detroit Tigers @ Oakland Athletics
Oakland-Alameda County Coliseum, Oakland, CA

Tue Aug 20 1985, 7:05 PM PDT
Att: 12,505 - Unknown

AB 32
R 1
H 7
RBI 1
BB 3
SO 6
LOB 16



Batter	1	2	3	4	5	6	7	8	9	AB	R	H	RBI	BB	SO	LOB	TOP										
Lou Whitaker, L (1,4) OBP: 0.384, SLG: 0.501	L4	G3		K			HR		1B	5	1	2	2	0	1	2	Detroit Tigers @ Oakland Athletics Oakland-Alameda County Coliseum, Oakland, CA Wed Aug 21 1985, 7:05 PM PDT Att: 13,604 - Unknown AB 32 R 3 H 6 RBI 3 BB 7 SO 6 LOB 19 										
Alan Trammell, R (1,6) OBP: 0.319, SLG: 0.384	BB		2B	3B		F9	BB		1B	3	1	2	0	2	0	0											
Kirk Gibson, L (1,9) OBP: 0.362, SLG: 0.510	F7		2B		4-3		K		G3	5	0	1	1	0	1	4											
Lance Parrish, R (1,2) OBP: 0.317, SLG: 0.449	BB		K		6-3		FC6-4			3	0	0	0	1	1	2											
Darrell Evans, L (1,10) Alejandro Sanchez, R (8, PR) OBP: 0.356, SLG: 0.489 OBP: 0.242, SLG: 0.516	BB		F7			K			G4-6-3	2	0	0	0	2	1	1											
Nelson Simmons, S (1,7) Larry Herndon, R (8,7) OBP: 0.313, SLG: 0.473 OBP: 0.292, SLG: 0.392	BB		F7			K			F7	4	0	0	0	0	1	5											
Dave Bergman, L (1,3) OBP: 0.267, SLG: 0.243		5-3		BB		F8			G4-6-3	3	0	0	0	1	0	1											
Chet Lemon, R (1,8) OBP: 0.319, SLG: 0.386		BB		5-3			FC1-6		4-3	3	0	1	0	1	0	1											
Tom Brookens, R (1,5) OBP: 0.282, SLG: 0.377		L4		6-3			FC1-6		K	4	1	0	0	0	1	3											
Inning Stats	R: 0 E: 0 K: 0 S: 3	H: 0 LOB: 3 BB: 3 P: 15	R: 0 E: 0 K: 0 S: 3	H: 0 LOB: 1 BB: 1 P: 7	R: 1 E: 0 K: 1 S: 7	H: 2 LOB: 1 BB: 0 P: 7	R: 0 E: 0 K: 1 S: 5	H: 0 LOB: 1 BB: 1 P: 9	R: 0 E: 0 K: 0 S: 3	H: 0 LOB: 0 BB: 0 P: 3	R: 0 E: 0 K: 2 S: 7	H: 0 LOB: 0 BB: 0 P: 7	R: 2 E: 0 K: 1 S: 7	H: 2 LOB: 1 BB: 1 P: 11	R: 0 E: 0 K: 0 S: 2	H: 0 LOB: 1 BB: 1 P: 6		R: 0 E: 0 K: 1 S: 7	H: 2 LOB: 2 BB: 0 P: 7	1B: 3 2B: 1 3B: 1 HR: 1	SF: 0 SAC: 0 DP: 1 HBP: 0	WP: 0 PB: 0 SB: 0 CS: 0	PA: 39				
PITCHER	IP	WLS	BF	H	R	ER	SO	BB	IBB	HBP	BLK	WP	HR	S	P	ERA	WHIP										
Chris Codiroli, R (1,1) ERA: 4.4	6.1		29	4	3	3	4	6	0	0	0	0	1	31	55	4.26	1.579										
Steve Ontiveros, R (7,1) ERA: 9.5	1.2		5	0	0	0	1	1	0	0	0	0	0	6	10	0.00	0.600										
Steve Mura, R (9,1) ERA: 3.86	1.0	W	5	2	0	0	1	0	0	0	0	0	0	7	7	0.00	2.000										

Batter	1	2	3	4	5	6	7	8	9	AB	R	H	RBI	BB	SO	LOB	BOTTOM										
Alfredo Griffin, S (1,6) OBP: 0.292, SLG: 0.334	4-3		F1		G3			K	FC3-6	5	1	0	1	0	1	4	Detroit Tigers @ Oakland Athletics Oakland-Alameda County Coliseum, Oakland, CA Wed Aug 21 1985, 7:05 PM PDT Att: 13,604 - Unknown AB 34 R 4 H 9 RBI 3 BB 4 SO 7 LOB 16 										
Dwayne Murphy, L (1,8) Steve Henderson, R (9, PH) OBP: 0.352, SLG: 0.401 OBP: 0.383, SLG: 0.381	4-3		K		F5			1B	E3	4	0	1	0	0	1	2											
Bruce Bochte, L (1,3) OBP: 0.386, SLG: 0.449	K		F8		K			K	2B	4	0	0	0	0	3	3											
Dave Kingman, R (1,10) OBP: 0.313, SLG: 0.429		K		L7			F8		1B	4	0	1	0	0	1	0											
Mike Davis, L (1,9) OBP: 0.363, SLG: 0.518		BLK		F8			F3		5-3	4	0	1	0	0	0	2											
Donnie Hill, S (1,4) OBP: 0.334, SLG: 0.369		F5		1B			G3		1B	4	1	2	0	0	0	1											
Dave Collins, S (1,7) OBP: 0.286, SLG: 0.340		4-3		1B			3-1		1B	4	1	2	0	0	0	1											
Mike Heath, R (1,2) OBP: 0.305, SLG: 0.383			BB		BB		6-3		FC3-6	2	1	1	1	2	0	0											
Steve Kiefer, R (1,5) Dusty Baker Jr., R (9, PH) OBP: 0.182, SLG: 0.231 OBP: 0.381, SLG: 0.506			BB		F8		K		FC3-6	2	0	0	0	1	1	3											
			BB						BB	0	0	0	0	1	0	0											
Inning Stats	R: 0 E: 0 K: 1 S: 5	H: 0 LOB: 0 BB: 0 P: 5	R: 0 E: 0 K: 1 S: 6	H: 1 LOB: 1 BB: 0 P: 6	R: 0 E: 0 K: 1 S: 5	H: 0 LOB: 2 BB: 2 P: 13	R: 0 E: 0 K: 0 S: 5	H: 2 LOB: 3 BB: 1 P: 9	R: 0 E: 0 K: 0 S: 3	H: 0 LOB: 0 BB: 0 P: 3	R: 0 E: 0 K: 1 S: 5	H: 0 LOB: 0 BB: 0 P: 5	R: 0 E: 0 K: 2 S: 9	H: 2 LOB: 2 BB: 0 P: 9	R: 4 E: 1 K: 0 S: 5	H: 4 LOB: 1 BB: 1 P: 9	1B: 7 2B: 2 3B: 0 HR: 0	SF: 0 SAC: 0 DP: 0 HBP: 0	WP: 0 PB: 1 SB: 1 CS: 0	PA: 38							
PITCHER	IP	WLS	BF	H	R	ER	SO	BB	IBB	HBP	BLK	WP	HR	S	P	ERA	WHIP										
Juan Berenguer, R (1,1) ERA: 6.33	6.0		24	3	0	0	4	3	0	0	1	0	0	29	41	0.00	1.000										
Randy O'Neal, R (7,1) ERA: 3.1	1.2		7	2	0	0	3	0	0	0	0	0	0	13	13	0.00	1.200										
Willie Hernandez, L (8,1) ERA: 2.85	0.2	L	7	4	4	3	0	1	0	0	0	0	0	6	10	40.50	7.500										

Batter	1	2	3	4	5	6	7	8	9	10	11	12	13	AB	R	H	RBI	BB	SO	LOB	TOP
Lou Whitaker, L OBP: 0.363, SLG: 0.496 (1, 4)	4-3	4-3			F8	BB		F5		F5			BB 1B BB	5	1	0	0	2	0	4	
Alan Trammell, R OBP: 0.315, SLG: 0.379 (1, 6)	K		F7		4-3	1-4-3		FC5		F9			F2	7	0	0	0	0	1	6	
Kirk Gibson, L OBP: 0.365, SLG: 0.517 (1, 8)	1B		FC6-4 1B		4-3		HR		F7		K		1B BB	6	1	3	1	1	1	0	
Lance Parrish, R OBP: 0.321, SLG: 0.459 (1, 2)	1B		FC6-4 FC6-4 1-2			HR	F7		K				1B	7	1	4	2	0	1	1	
Barbaro Garbey, R OBP: 0.306, SLG: 0.351 (6, 9)	5-3		FC6-4 1-2			1B 1B	6-3		F3				F8	7	1	1	0	0	1	6	
Larry Herndon, R OBP: 0.293, SLG: 0.391 (1, 7)		5-3 1B 1B		L9		1B 1-2 1B	K						F3	6	0	2	0	0	2	1	
Nelson Simmons, S OBP: 0.313, SLG: 0.463 (1, 10)		5-3 1B		F9		K		E6 FC5 E				F7		5	0	1	0	1	1	3	
Alejandro Sanchez, R OBP: 0.247, SLG: 0.526 (6, PH)		5-3			FC5	K		E4		F5				2	0	1	0	0	0	2	
Darrel Evans, L OBP: 0.335, SLG: 0.495 (6, 3)		1-2 2-3			FC5	2B		1-2					HR	4	1	1	1	0	1	4	
Tom Brookens, R OBP: 0.280, SLG: 0.375 (6, PH)		1-3			FC5	2-3		K					6-3	2	0	0	0	0	0	3	
Johnny Grubb, L OBP: 0.294, SLG: 0.270 (6, 5)					FC5	1-3 2-H		K						1	0	1	1	0	0	0	
Marty Castillo, R OBP: 0.174, SLG: 0.273 (6, 5)						BB 1B		K		F3				3	0	0	0	0	1	3	
Inning Stats	R: 0 E: 0 K: 1 S: 7	H: 2 LOB: 2 BB: 0 P: 7	R: 0 E: 0 K: 0 S: 5	H: 2 LOB: 2 BB: 0 P: 5	R: 0 E: 0 K: 0 S: 4	H: 1 LOB: 1 BB: 0 P: 4	R: 0 E: 0 K: 2 S: 11	H: 1 LOB: 0 BB: 0 P: 6	R: 0 E: 0 K: 1 S: 7	H: 0 LOB: 2 BB: 0 P: 7	R: 0 E: 0 K: 1 S: 5	H: 0 LOB: 0 BB: 1 P: 9	R: 0 E: 0 K: 1 S: 6	H: 1 LOB: 1 BB: 2 P: 6	R: 2 E: 0 K: 0 S: 5	H: 2 LOB: 2 BB: 2 P: 13	1B: 10 2B: 1 3B: 0 HR: 3	SF: 0 SAC: 0 DP: 0 HBP: 0	W/P: 0 PB: 0 SB: 0 CS: 0	PA: 59	
PITCHER	IP	WLS	BF	H	R	ER	SO	BB	IBB	HBP	BLK	WP	HR	S	P	ERA	WHIP				
Tommy John, L ERA: 4.91	5.0		23	8	2	2	1	0	0	0	0	0	1	20	24	3.60	1.600				
Steve Ontiveros, R ERA: 0.95	2.1		13	3	1	1	4	1	0	0	0	0	0	7	7	0.00	0.000				
Jay Howell, R ERA: 1.89	1.2		5	0	0	0	0	0	0	0	0	0	0	7	7	0.00	0.000				
Keith Atherton, R ERA: 4.41	3.1	L	14	2	2	2	3	2	0	0	0	0	1	18	26	5.40	1.200				
Steve McCatty, R ERA: 5.56	0.2		4	1	0	0	0	1	0	0	0	0	0	3	7	0.00	3.000				

Detroit Tigers @ Oakland Athletics
Oakland-Alameda County Coliseum, Oakland, CA

AB 55
R 5
H 14
RBI 5
BB 4
SO 9
LOB 33



W/P: 0 PA: 59
PB: 0
SB: 0
CS: 0

livebaseballscorecards.com

Thu Aug 22 1985, 7:05 PM PDT
Att. 14,550 - Unknown

Batter	1	2	3	4	5	6	7	8	9	10	11	12	13	AB	R	H	RBI	BB	SO	LOB	BOTTOM					
Alfredo Griffin, S OBP: 0.295, SLG: 0.336 (1, 6)	4-3	E7 K 1B			S 1B 1B			6-3	6-3			3-4 1B		6	0	3	1	0	0	3						
Steve Henderson, R OBP: 0.372, SLG: 0.399 (6, PH)	E6 2B	K			K			6-3				3-4		4	1	0	0	0	2	2						
Bruce Bochte, L OBP: 0.387, SLG: 0.447 (9, 3)	2B	2-3			K					BB		1-2 2-3		1	0	0	0	1	0	2						
Dusty Baker Jr., R OBP: 0.353, SLG: 0.506 (8, PR)	F8				K							4-3		4	0	2	0	0	1	1						
Tony Phillips, S														0	0	0	0	0	0	0						
Dwayne Murphy, L OBP: 0.350, SLG: 0.398 (9, 8)					1B									2	0	0	0	0	0	3						
Dave Kingman, R OBP: 0.314, SLG: 0.429 (1, 10)	1B 2B				K									5	0	1	1	1	3	2						
Mike Heath, R OBP: 0.305, SLG: 0.379 (9, 7)	BB				K									4	0	0	0	2	2	4						
Mike Davis, L OBP: 0.359, SLG: 0.512 (9, 9)	K				K									4	0	0	0	2	2	4						
Mike Heath, R OBP: 0.305, SLG: 0.379 (9, 7)	BB				K									4	0	0	0	2	2	4						
Mike Davis, L OBP: 0.359, SLG: 0.512 (9, 9)	K				F8									5	0	0	0	0	3	2						
Donnie Hill, S OBP: 0.334, SLG: 0.366 (1, 4)		2B 1B 1B			K									5	1	1	0	1	2	0						
Steve Kiefer, R OBP: 0.172, SLG: 0.218 (9, PH)					K									3	0	0	0	0	1	1						
Dave Collins, S OBP: 0.295, SLG: 0.336 (10, 7)		F7			K									2	0	0	0	1	0	0						
Charlie O'Brien, R OBP: 0.400, SLG: 0.500 (9, PH)					K									3	1	1	0	0	1	0						
Mike Gallego, R OBP: 0.250, SLG: 0.056 (10, 5)		E 2B			F4									2	0	1	0	0	0	3						
Inning Stats	R: 1 E: 1 K: 1 S: 7	H: 1 LOB: 2 BB: 1 P: 11	R: 2 E: 1 K: 1 S: 7	H: 3 LOB: 0 BB: 0 P: 7	R: 0 E: 0 K: 3 S: 9	H: 0 LOB: 0 BB: 0 P: 9	R: 0 E: 0 K: 2 S: 7	H: 0 LOB: 0 BB: 0 P: 7	R: 0 E: 0 K: 1 S: 5	H: 0 LOB: 0 BB: 0 P: 5	R: 0 E: 0 K: 0 S: 3	H: 1 LOB: 1 BB: 0 P: 4	R: 0 E: 0 K: 0 S: 3	H: 0 LOB: 3 BB: 3 P: 15	R: 0 E: 0 K: 2 S: 7	H: 0 LOB: 1 BB: 1 P: 11	R: 0 E: 0 K: 0 S: 3	H: 0 LOB: 0 BB: 0 P: 3	R: 0 E: 0 K: 0 S: 5	H: 2 LOB: 3 BB: 1 P: 9	R: 0 E: 0 K: 2 S: 7	H: 0 LOB: 0 BB: 0 P: 7	1B: 7 2B: 2 3B: 0 HR: 0	SF: 0 SAC: 1 DP: 0 HBP: 0	W/P: 0 PB: 0 SB: 1 CS: 0	PA: 53
PITCHER	IP	WLS	BF	H	R	ER	SO	BB	IBB	HBP	BLK	WP	HR	S	P	ERA	WHIP									
Frank Tanana, L ERA: 4.34	8.0		31	7	3	1	11	1	0	0	0	0	0	10	26	0.00	1.500									
Aurelio Lopez, R ERA: 4.07	2.0		10	0	0	0	2	3	1	0	0	0	0	8	12	0.00	1.000									
Bill Scherrer, L ERA: 3.65	2.0	W	9	2	0	0	0	0	1	0	0	0	0	8	12	0.00	1.000									
Chuck Cary, L ERA:	1.0	S	3	0	0	0	2	0	0	0	0	0	0	7	7	0.00	0.000									

Detroit Tigers @ Oakland Athletics
Oakland-Alameda County Coliseum, Oakland, CA

AB 46
R 3
H 9
RBI 2
BB 6
SO 15
LOB 23



W/P: 0 PA: 53
PB: 0
SB: 1
CS: 0


livebaseballscorecards.com

Thu Aug 22 1985, 7:05 PM PDT
Att. 14,550 - Unknown

Batter	1	2	3	4	5	6	7	8	9	AB	R	H	RBI	BB	SO	LOB	TOP			
Lou Whitaker, L (1, 4) OBP: 0.383, SLG: 0.498										4	1	1	0	1	0	2				
Alan Trammell, R (1, 6) OBP: 0.314, SLG: 0.378										4	0	1	1	0	0	1				
Kirk Gibson, L (1, 8) OBP: 0.365, SLG: 0.523										5	2	2	2	0	1	2				
Lance Parrish, R (1, 2) OBP: 0.324, SLG: 0.466										4	2	2	1	1	0	0				
Darrell Evans, L (1, 3) OBP: 0.354, SLG: 0.495										4	0	1	1	0	0	1				
Nelson Simmons, S (1, 9) OBP: 0.312, SLG: 0.468										3	0	1	1	0	0	2				
Johnny Grubb, L (1, 10) Alejandro Sanchez, R (7, PH) OBP: 0.295, SLG: 0.285 OBP: 0.245, SLG: 0.520										2	0	0	0	1	0	1	AB 35			
Larry Hemdon, R (1, 7) OBP: 0.293, SLG: 0.389										4	0	1	0	0	0	2	R 6			
Tom Brookens, R (1, 5) OBP: 0.277, SLG: 0.370										4	1	0	0	0	0	1	H 9			
Inning Stats	R: 3 E: 0 K: 0 S: 6	H: 3 LOB: 2 BB: 2 P: 14	R: 3 E: 2 K: 0 S: 7	H: 2 LOB: 1 BB: 0 P: 7	R: 0 E: 0 K: 0 S: 4	H: 1 LOB: 1 BB: 0 P: 4	R: 0 E: 0 K: 0 S: 3	H: 0 LOB: 0 BB: 0 P: 3	R: 0 E: 0 K: 0 S: 3	H: 1 LOB: 0 BB: 0 P: 3	R: 0 E: 0 K: 0 S: 4	H: 1 LOB: 1 BB: 0 P: 4	R: 0 E: 0 K: 0 S: 3	H: 0 LOB: 0 BB: 0 P: 3	R: 0 E: 0 K: 0 S: 3	H: 0 LOB: 0 BB: 0 P: 3	1B: 4 2B: 3 3B: 1 HR: 2	SF: 2 SAC: 0 DP: 1 HBP: 0	WP: 0 PB: 0 SB: 0 CS: 0	PA: 40
PITCHER	IP WLS BF H R ER SO BB IBB HBP BLK WP HR S P ERA WHIP																			
Ron Romanick, R (1, 1) ERA: 3.79	2.0 15 5 6 3 0 2 0 0 0 0 0 2 13 21 13.50 3.500																			
Alan Fowkes, R (3, 1)	4.0 15 3 0 0 1 1 0 0 0 0 0 0 16 20 0.00 1.000																			
Al Holland, L (7, 1) ERA: 3.05	2.0 7 1 0 0 0 0 0 0 0 0 0 0 7 7 0.00 0.500																			
Luis Sanchez, R (9, 1) ERA: 5.22	1.0 W 3 0 0 0 0 0 0 0 0 0 0 0 3 3 0.00 0.000																			

Detroit Tigers @ California Angels
Anaheim Stadium, Anaheim, CA
Fri Aug 23 1985, 10:05 PM EDT
Att: 39,932 - Unknown


AB 35
R 6
H 9
RBI 6
BB 3
SO 1
LOB 13



Batter	1	2	3	4	5	6	7	8	9	AB	R	H	RBI	BB	SO	LOB	BOTTOM					
Gary Pettis, S (1, 8) OBP: 0.335, SLG: 0.304										4	1	1	1	1	1	0						
Rod Carew, L (1, 3) OBP: 0.370, SLG: 0.328										3	1	0	0	2	1	1						
Brian Downing, R (1, 7) OBP: 0.383, SLG: 0.461										5	1	1	2	0	1	2						
Ruppert Jones, L (1, 10) OBP: 0.376, SLG: 0.507										3	0	0	0	1	2	1						
Reggie Jackson, L (1, 9) OBP: 0.372, SLG: 0.493										2	0	0	0	2	2	1						
Bobby Grich, R (1, 4) OBP: 0.339, SLG: 0.352										4	1	1	0	0	1	2						
Jerry Narron, L (1, 2) ERA: 3.28										3	0	0	0	0	2		AB 31					
Juan Beniquez, R (9, PH) OBP: 0.347, SLG: 0.391										0	1	0	0	1	0	0	R 7					
Jack Howell, L (1, 5) OBP: 0.321, SLG: 0.338										3	0	0	0	0	1	2	H 4					
Bob Boone, R (9, PH) OBP: 0.306, SLG: 0.306										0	1	0	0	1	0	0	RBI 5					
Dick Schofield, R (1, 6) OBP: 0.269, SLG: 0.334										4	1	1	2	0	1	2	BB 8					
Inning Stats	R: 0 E: 0 K: 1 S: 5	H: 0 LOB: 1 BB: 1 P: 9	R: 0 E: 0 K: 1 S: 6	H: 1 LOB: 2 BB: 1 P: 10	R: 0 E: 0 K: 1 S: 5	H: 0 LOB: 0 BB: 0 P: 5	R: 0 E: 0 K: 3 S: 9	H: 0 LOB: 0 BB: 0 P: 9	R: 0 E: 0 K: 0 S: 3	H: 0 LOB: 0 BB: 0 P: 3	R: 2 E: 0 K: 1 S: 6	H: 1 LOB: 1 BB: 2 P: 14	R: 0 E: 0 K: 1 S: 5	H: 0 LOB: 0 BB: 0 P: 5	R: 0 E: 0 K: 1 S: 5	H: 0 LOB: 0 BB: 0 P: 5	R: 5 E: 2 K: 1 S: 7	H: 2 LOB: 2 BB: 4 P: 23	1B: 3 2B: 0 3B: 0 HR: 1	SF: 0 SAC: 0 DP: 0 HBP: 0	WP: 0 PB: 1 SB: 0 CS: 0	PA: 39
PITCHER	IP WLS BF H R ER SO BB IBB HBP BLK WP HR S P ERA WHIP																					
Dan Petry, R (1, 1) ERA: 3.28	2.0 9 1 0 0 2 2 0 0 0 0 0 1 36 48 4.26 0.632																					
Bill Scherrer, L (3, 1) ERA: 3.73	6.1 23 1 3 3 8 3 0 0 0 0 0 1 36 48 4.26 0.632																					
Willie Hernandez, L (9, 1) ERA: 3.05	0.1 L 5 2 3 2 0 2 0 0 0 0 0 0 3 11 54.00 12.000																					
Aurelio Lopez, R (9, 1) ERA: 4.07	0.0 2 0 1 0 0 0 0 1 0 0 0 0 0 1 5 = =																					

Detroit Tigers @ California Angels
Anaheim Stadium, Anaheim, CA
Fri Aug 23 1985, 10:05 PM EDT
Att: 39,932 - Unknown

AB 31
R 7
H 4
RBI 5
BB 8
SO 10
LOB 13



Batter	1	2	3	4	5	6	7	8	9	AB	R	H	RBI	BB	SO	LOB	TOP				
Lou Whitaker, L (1, 4) OBP: 0.382, SLG: 0.499										3	0	0	0	1	1	3					
Alan Trammell, R (1, 6) OBP: 0.312, SLG: 0.383										4	1	1	1	0	0	3					
Kirk Gibson, L (1, 9) OBP: 0.365, SLG: 0.519										4	0	1	0	0	2	1					
Darrell Evans, L (1, 3) OBP: 0.354, SLG: 0.495										4	0	2	0	0	1	0					
Nelson Simmons, S (1, 10) OBP: 0.307, SLG: 0.449										4	0	1	0	0	0	4					
Larry Hemdon, R (1, 7) OBP: 0.296, SLG: 0.388										4	0	1	0	0	1	2					
Chet Lemon, R (1, 8) OBP: 0.320, SLG: 0.396										4	0	1	0	0	1	1					
Tom Brookens, R (1, 5) OBP: 0.280, SLG: 0.373										2	0	0	0	1	0	2					
Dave Bergman, L (9, PH) OBP: 0.263, SLG: 0.238										1	0	0	0	0	0	0					
Marty Castillo, R (1, 2) OBP: 0.167, SLG: 0.261										3	0	0	0	0	1	2					
Inning Stats	R: 0 E: 0 K: 1 S: 6	H: 1 LOB: 2 BB: 1 P: 10	R: 0 E: 0 K: 0 S: 3	H: 1 LOB: 0 BB: 0 P: 3	R: 0 E: 0 K: 1 S: 5	H: 0 LOB: 0 BB: 0 P: 5	R: 0 E: 0 K: 2 S: 8	H: 1 LOB: 1 BB: 0 P: 8	R: 0 E: 0 K: 1 S: 6	H: 1 LOB: 1 BB: 0 P: 6	R: 1 E: 0 K: 0 S: 5	H: 3 LOB: 1 BB: 0 P: 5	R: 0 E: 0 K: 1 S: 6	H: 0 LOB: 2 BB: 1 P: 10	R: 0 E: 0 K: 0 S: 5	H: 0 LOB: 0 BB: 0 P: 3	1B: 4 2B: 3 3B: 0 HR: 1	SF: 0 SAC: 0 DP: 2 HBP: 0	WP: 0 PB: 0 SB: 0 CS: 0	PA: 35	
PITCHER	IP WLS BF H R ER SO BB IBB HBP BLK WP HR S P ERA WHIP																				
Jim Slaton, R (1, 1) ERA: 4.3	5.2	23	7	1	1	5	1	0	0	0	0	0	1	32	36	1.59	1.412				
Stu Cliburn, R (6, 1) ERA: 1.6	3.1	W	12	0	0	0	2	1	0	0	0	0	0	15	19	0.00	0.300				

Detroit Tigers @ California Angels
Anaheim Stadium, Anaheim, CA
Sun Aug 25 1985, 6:33 AM EDT
Att: 36,026 - Unknown

AB 33
R 1
H 7
RBI 1
BB 2
SO 7
LOB 18



Batter	1	2	3	4	5	6	7	8	9	AB	R	H	RBI	BB	SO	LOB	BOTTOM				
Ruppert Jones, L (1, 9) OBP: 0.369, SLG: 0.498										5	1	1	0	0	1	2					
Rod Carew, L (1, 3) OBP: 0.372, SLG: 0.338										4	1	2	1	1	0	0					
Juan Beniquez, R (1, 7) OBP: 0.351, SLG: 0.395										5	1	3	2	0	1	2					
Reggie Jackson, L (1, 10) OBP: 0.366, SLG: 0.485										4	0	1	1	0	1	4					
Jack Howell, L (1, 5) OBP: 0.304, SLG: 0.317										5	0	0	0	0	3	2					
Gary Pettis, S (1, 8) OBP: 0.339, SLG: 0.303										2	1	1	0	2	0	0					
Rob Wilfong, L (1, 4) OBP: 0.234, SLG: 0.265										3	1	2	0	0	0	0					
Bob Boone, R (1, 2) OBP: 0.303, SLG: 0.302										4	0	1	1	0	0	4					
Dick Schofield, R (1, 6) OBP: 0.274, SLG: 0.333										2	2	0	0	2	0	3					
Inning Stats	R: 0 E: 0 K: 1 S: 5	H: 0 LOB: 0 BB: 0 P: 5	R: 0 E: 0 K: 1 S: 6	H: 1 LOB: 2 BB: 1 P: 10	R: 0 E: 1 K: 1 S: 6	H: 1 LOB: 2 BB: 1 P: 10	R: 0 E: 0 K: 0 S: 5	H: 2 LOB: 2 BB: 0 P: 5	R: 0 E: 0 K: 2 S: 9	H: 2 LOB: 2 BB: 0 P: 9	R: 3 E: 2 K: 0 S: 7	H: 3 LOB: 3 BB: 1 P: 11	R: 0 E: 0 K: 0 S: 3	H: 0 LOB: 0 BB: 0 P: 3	R: 4 E: 1 K: 1 S: 7	H: 2 LOB: 2 BB: 2 P: 15	1B: 10 2B: 1 3B: 0 HR: 0	SF: 1 SAC: 1 DP: 0 HBP: 0	WP: 0 PB: 0 SB: 1 CS: 0	PA: 41	
PITCHER	IP WLS BF H R ER SO BB IBB HBP BLK WP HR S P ERA WHIP																				
Walt Terrell, R (1, 1) ERA: 3.87	7.1	L	39	11	7	4	5	4	0	0	0	0	0	44	64	4.91	2.045				
Chuck Cary, L (8, 1) ERA:	0.2		2	0	0	0	1	0	0	0	0	0	0	4	4	0.00	0.000				

Detroit Tigers @ California Angels
Anaheim Stadium, Anaheim, CA
Sun Aug 25 1985, 6:33 AM EDT
Att: 36,026 - Unknown

AB 34
R 7
H 11
RBI 5
BB 5
SO 6
LOB 17



Batter	1	2	3	4	5	6	7	8	9	AB R H RBI BB SO LOB	TOP											
Lou Whitaker, L (1,4) OBP: 0.383, SLG: 0.499										4 0 1 2 1 0 2	Detroit Tigers @ Seattle Mariners The Kingdome, Seattle, WA Mon Aug 26 1985, 10:05 PM EDT Att: 13,597 - Unknown											
Alan Trammell, R (1,6) OBP: 0.311, SLG: 0.380										4 1 0 0 1 1 5												
Kirk Gibson, L (1,9) OBP: 0.366, SLG: 0.521										4 1 2 1 0 0 1												
Lance Parrish, R (1,2) OBP: 0.324, SLG: 0.480										4 0 0 0 0 0 3												
Darrell Evans, L (1,10) OBP: 0.355, SLG: 0.503										4 1 2 2 0 1 1												
Nelson Simmons, S (1,7) OBP: 0.307, SLG: 0.447										3 0 1 0 0 1 2												
Larry Hemdon, R (7, PR) OBP: 0.295, SLG: 0.387										1 1 0 0 0 0 0												
Dave Bergman, L (1,3) OBP: 0.270, SLG: 0.257										4 1 2 0 0 0 1												
Chet Lemon, R (1,8) OBP: 0.322, SLG: 0.395										1 1 0 1 1 0 0												
Tom Brookens, R (1,5) OBP: 0.280, SLG: 0.374										4 0 1 0 0 2 3												
Inning Stats	R: 0 E: 0 K: 1 S: 5	H: 0 LOB: 1 BB: 1 P: 9	R: 0 E: 0 K: 0 S: 3	H: 1 LOB: 0 BB: 0 P: 3	R: 0 E: 0 K: 0 S: 3	H: 0 LOB: 0 BB: 0 P: 3	R: 1 E: 0 K: 1 S: 6	H: 1 LOB: 1 BB: 1 P: 10	R: 1 E: 0 K: 0 S: 4	H: 2 LOB: 1 BB: 0 P: 5	R: 0 E: 0 K: 1 S: 5	H: 0 LOB: 0 BB: 0 P: 5	R: 2 E: 0 K: 1 S: 8	H: 3 LOB: 2 BB: 0 P: 8	R: 2 E: 0 K: 0 S: 5	H: 2 LOB: 0 BB: 0 P: 5	R: 0 E: 0 K: 1 S: 5	H: 0 LOB: 1 BB: 1 P: 9	1B: 4 2B: 4 3B: 0 HR: 1	SF: 1 SAC: 0 DP: 1 HBP: 1	WP: 1 PB: 0 SB: 1 CS: 0	PA: 38
PITCHER	IP WLS BF H R ER SO BB IBB HBP BLK WP HR S P ERA WHIP											PITCHER	IP WLS BF H R ER SO BB IBB HBP BLK WP HR S P ERA WHIP									
Frank Wills, R (1,1) ERA: 5.4	7.1 L 31 8 5 5 4 2 0 1 0 1 0 36 45 6.14 1.364																					
Ed Vande Berg, L (8,1) ERA: 3.64	0.2 3 1 1 1 0 0 0 0 0 0 1 3 3 13.50 1.500																					
Jack Lazorko, R (9,1) ERA: 1.08	1.0 4 0 0 0 0 1 1 0 0 0 0 0 5 9 0.00 1.000																					

Batter	1	2	3	4	5	6	7	8	9	AB R H RBI BB SO LOB	BOTTOM											
Jack Perconte, L (1,4) OBP: 0.319, SLG: 0.326										4 0 1 1 1 1 2	Detroit Tigers @ Seattle Mariners The Kingdome, Seattle, WA Mon Aug 26 1985, 10:05 PM EDT Att: 13,597 - Unknown											
Phil Bradley, R (1,7) OBP: 0.365, SLG: 0.497										5 0 2 1 0 2 3												
Alvin Davis, L (1,3) OBP: 0.385, SLG: 0.433										2 1 1 0 3 0 2												
Gorman Thomas, R (1,10) OBP: 0.329, SLG: 0.460										4 0 0 0 0 1 6												
Al Cowens, R (1,9) OBP: 0.294, SLG: 0.435										4 0 0 0 0 1 4												
Jim Prestley, R (1,5) OBP: 0.340, SLG: 0.520										4 0 1 1 0 0 0												
Dave Henderson, R (1,8) OBP: 0.312, SLG: 0.377										4 1 1 0 0 2 1												
Bob Kearney, R (1,2) OBP: 0.277, SLG: 0.361										4 0 0 0 0 1 1												
Spike Owen, S (1,6) OBP: 0.333, SLG: 0.352										2 1 1 0 2 0 0												
Inning Stats	R: 0 E: 0 K: 1 S: 6	H: 1 LOB: 2 BB: 1 P: 10	R: 0 E: 0 K: 2 S: 7	H: 0 LOB: 0 BB: 0 P: 7	R: 0 E: 0 K: 1 S: 6	H: 1 LOB: 1 BB: 1 P: 10	R: 0 E: 0 K: 2 S: 7	H: 0 LOB: 0 BB: 0 P: 7	R: 0 E: 0 K: 1 S: 5	H: 0 LOB: 1 BB: 1 P: 9		R: 1 E: 0 K: 0 S: 5	H: 2 LOB: 1 BB: 0 P: 5	R: 0 E: 0 K: 1 S: 5	H: 0 LOB: 1 BB: 1 P: 9	R: 0 E: 0 K: 0 S: 2	H: 0 LOB: 0 BB: 1 P: 6	R: 2 E: 0 K: 0 S: 6	H: 3 LOB: 2 BB: 1 P: 10	1B: 3 2B: 3 3B: 1 HR: 0	SF: 0 SAC: 0 DP: 1 HBP: 0	WP: 0 PB: 0 SB: 1 CS: 0
PITCHER	IP WLS BF H R ER SO BB IBB HBP BLK WP HR S P ERA WHIP											PITCHER	IP WLS BF H R ER SO BB IBB HBP BLK WP HR S P ERA WHIP									
Juan Berenguer, R (1,1) ERA: 5.75	7.0 W 29 4 1 1 8 3 1 0 0 0 0 41 57 1.29 1.000																					
Chuck Gary, L (8,1) ERA: 4.15	1.2 8 2 2 2 0 2 0 0 0 0 0 6 14 10.80 2.400																					
Willie Hernandez, L (9,1) ERA: 3.03	0.1 S 2 1 0 0 0 0 0 0 0 0 0 0 2 2 0.00 3.000																					



Batter	1	2	3	4	5	6	7	8	9	AB	R	H	RBI	BB	SO	LOB	TOP					
Alan Trammell, R OBP: 0.311, SLG: 0.379 (1, 6)	0-0 6-3 1B		0-0 F4			0-0 5-3		0-0 F4		4	0	1	0	0	0	1						
Barbaro Carby, R OBP: 0.301, SLG: 0.344 (1, 3)	0-0 6-3 1-2		0-0 6-3			0-0 6-3			0-3 K	4	0	0	0	0	1	2						
Kirk Gibson, L OBP: 0.363, SLG: 0.516 (1, 9) (6, 8)	0-3 K			0-0 6-3		0-3 K			0-3 K	4	0	0	0	0	3	1						
Lance Parrish, R OBP: 0.321, SLG: 0.476 (1, 2)	0-0 1-3			0-0 4-3				0-0 F8	0-0 6-3	4	0	0	0	0	0	1						
Nelson Simmons, S OBP: 0.302, SLG: 0.438 (1, 10)		0-0 F9		0-3 K					0-0 6-3	3	0	0	0	0	1	0						
Larry Hemdon, R OBP: 0.295, SLG: 0.387 (1, 7)		0-0 4-3				0-0 F9			0-0 1B	3	0	1	0	0	0	0						
Chet Lemon, R Alejandro Sanchez, R OBP: 0.323, SLG: 0.403 OBP: 0.242, SLG: 0.515 (1, 8) (6, 9)		0-0 F8				0-0 HR		0-3 K		2	1	1	1	0	0	0						
Tom Brookens, R OBP: 0.283, SLG: 0.382 (1, 5)			0-0 SH1-3 2B			0-0 F3-6 2B			0-0 F3	3	0	2	0	0	0	0						
Doug Flynn, R OBP: 0.217, SLG: 0.283 (1, 4)			0-0 SH1-3 2-3			0-0 F3-6 2-3			0-0 F5-3	2	0	0	0	0	0	1						
Inning Stats	R: 0 E: 0 K: 1 S: 6	H: 1 LOB: 1 BB: 0 P: 6	R: 0 E: 0 K: 0 S: 3	H: 0 LOB: 0 BB: 0 P: 3	R: 0 E: 0 K: 0 S: 4	H: 1 LOB: 1 BB: 0 P: 4	R: 0 E: 0 K: 1 S: 5	H: 0 LOB: 0 BB: 0 P: 5	R: 1 E: 0 K: 0 S: 4	H: 2 LOB: 0 BB: 0 P: 4	R: 0 E: 0 K: 1 S: 5	H: 0 LOB: 0 BB: 0 P: 5	R: 0 E: 0 K: 1 S: 6	H: 1 LOB: 1 BB: 0 P: 6	R: 0 E: 0 K: 0 S: 3	H: 0 LOB: 0 BB: 0 P: 3	R: 0 E: 0 K: 2 S: 7	H: 0 LOB: 0 BB: 0 P: 7	1B: 2 2B: 3 3B: 0 HR: 1	SF: 0 SAC: 1 DP: 1 HBP: 0	WP: 0 PB: 0 SB: 0 CS: 0	PA: 31
PITCHER Matt Young, L ERA: 4.91 (1, 1)	IP: 9.0 WLS: W BF: 31 H: 5 R: 1 ER: 1 SO: 6 BB: 0 IBB: 0 HBP: 0 BLK: 0 WP: 0 HR: 1 S: 43 P: 43 ERA: 1.00 WHIP: 0.556															PITCHER	IP: 9.0 WLS: W BF: 31 H: 5 R: 1 ER: 1 SO: 6 BB: 0 IBB: 0 HBP: 0 BLK: 0 WP: 0 HR: 1 S: 43 P: 43 ERA: 1.00 WHIP: 0.556					

Detroit Tigers @ Seattle Mariners
The Kingdome, Seattle, WA
Tue Aug 27 1985, 10:05 PM EDT
Att: 11,296 - Unknown

AB 30
R 1
H 5
RBI 1
BB 0
SO 6
LOB 7



Batter	1	2	3	4	5	6	7	8	9	AB	R	H	RBI	BB	SO	LOB	BOTTOM			
Jack Perconte, L OBP: 0.316, SLG: 0.323 (1, 4)	0-0 6-3		0-3 K			0-0 6-3		0-0 F9		4	0	0	0	0	1	1				
Gorman Thomas, R OBP: 0.330, SLG: 0.459 (1, 10)	0-0 E 1B		4-0 E FC3-2 BB			0-0 F5		0-3 K		3	0	1	0	1	1	0				
Phil Bradley, R OBP: 0.364, SLG: 0.495 (1, 7)	0-3 K 1-3		0-0 E7 FC3-2 1-3 1B			0-0 F9		0-0 F8		4	0	1	0	0	1	1				
Al Cowens, R John Moses, S OBP: 0.298, SLG: 0.438 OBP: 0.384, SLG: 0.431 (1, 9) (9, 8)	4-0 IBB		4-0 FC3-2 IBB			0-0 1B 1B 2B		0-0 F4		2	1	1	0	2	0	0				
Alvin Davis, L OBP: 0.384, SLG: 0.431 (1, 3)	0-3 K		0-0 FC3-2 1-2 2-3 3-H			0-0 1B 2B 1B		0-0 6-3		4	1	1	0	0	1	5				
Jim Presley, R OBP: 0.336, SLG: 0.518 (1, 5)		0-0 FC5-4 1B	0-0 5-3			0-3 K		0-0 6-3		4	0	1	0	0	1	5				
Dave Henderson, R OBP: 0.311, SLG: 0.376 (1, 8) (9, 9)		0-3 K		0-0 F4-3		0-0 2B 1B		0-0 F9		4	1	1	1	0	1	1				
Donnie Scott, S OBP: 0.273, SLG: 0.378 (1, 2)		0-0 FC5-4 1-2		0-0 F6-4-3 1B		0-0 2B 1B				3	0	2	2	0	0	1				
Spike Owen, S OBP: 0.330, SLG: 0.348 (1, 6)		0-0 6-3		0-0 F6-4-3 1-2		0-0 F8				3	0	0	0	0	0	3				
Inning Stats	R: 0 E: 0 K: 2 S: 8	H: 1 LOB: 2 BB: 1 P: 12	R: 0 E: 0 K: 1 S: 6	H: 1 LOB: 1 BB: 0 P: 6	R: 0 E: 1 K: 1 S: 6	H: 1 LOB: 3 BB: 2 P: 14	R: 0 E: 0 K: 0 S: 3	H: 1 LOB: 0 BB: 0 P: 3	R: 3 E: 0 K: 1 S: 9	H: 4 LOB: 1 BB: 0 P: 9	R: 0 E: 0 K: 1 S: 5	H: 0 LOB: 0 BB: 0 P: 5	R: 0 E: 0 K: 0 S: 3	H: 0 LOB: 0 BB: 0 P: 3	R: 0 E: 0 K: 1 S: 3	H: 0 LOB: 0 BB: 0 P: 3	1B: 6 2B: 2 3B: 0 HR: 0	SF: 0 SAC: 0 DP: 1 HBP: 0	WP: 0 PB: 0 SB: 0 CS: 0	PA: 34
PITCHER Frank Tanana, L Randy O'Neal, R ERA: 4.32 ERA: 3.05 (1, 1) (8, 1)	IP: 7.0 WLS: L BF: 31 H: 8 R: 3 ER: 3 SO: 6 BB: 1 IBB: 3 HBP: 0 BLK: 0 WP: 0 HR: 0 S: 40 P: 52 ERA: 3.86 WHIP: 1.286															PITCHER	IP: 1.0 WLS: 3 BF: 3 H: 0 R: 0 ER: 0 SO: 3 BB: 0 IBB: 0 HBP: 0 BLK: 0 WP: 0 HR: 0 S: 3 P: 3 ERA: 0.00 WHIP: 0.000			

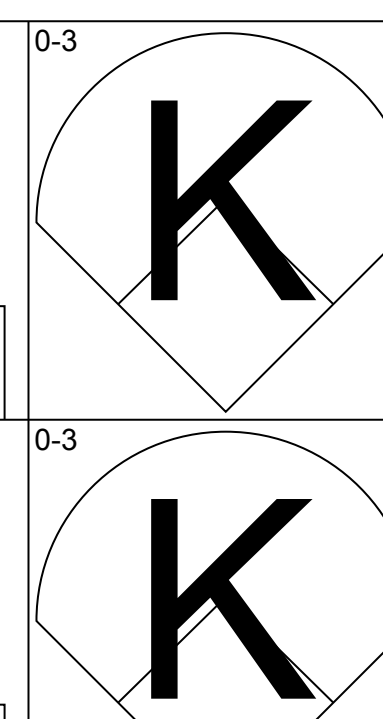
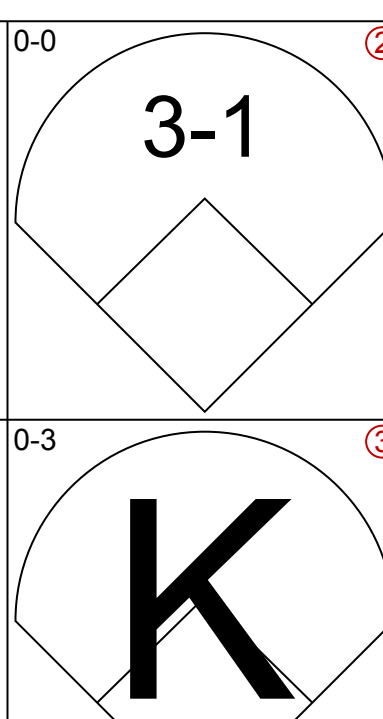
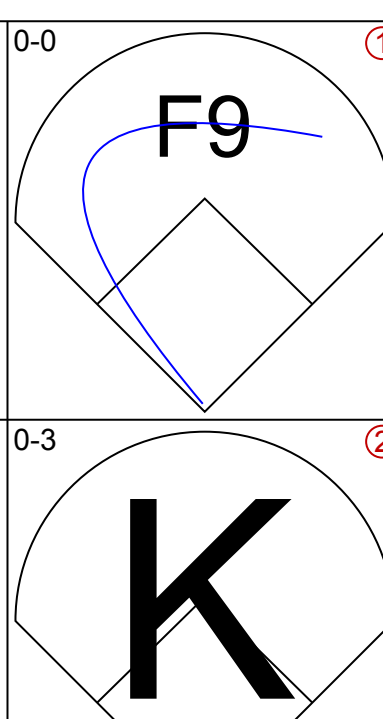
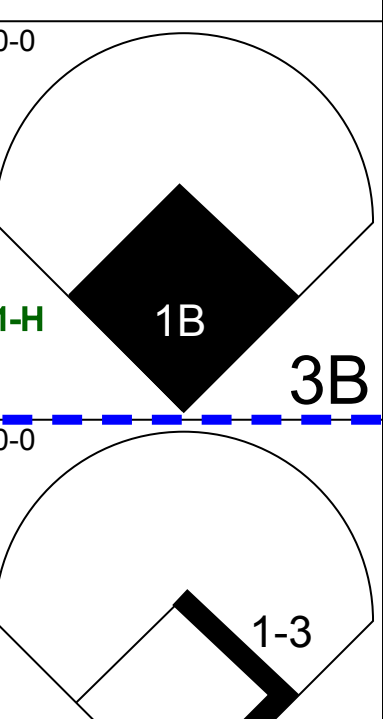
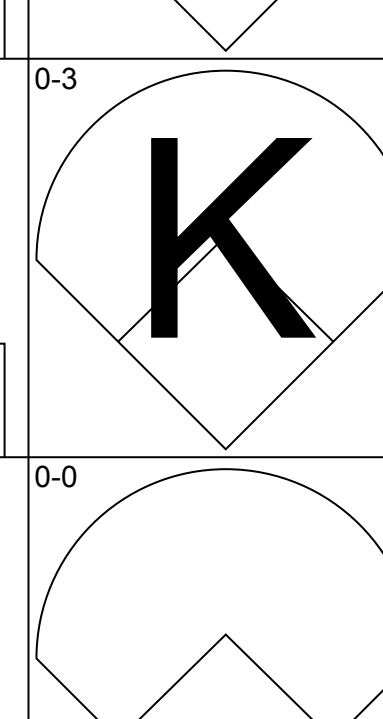

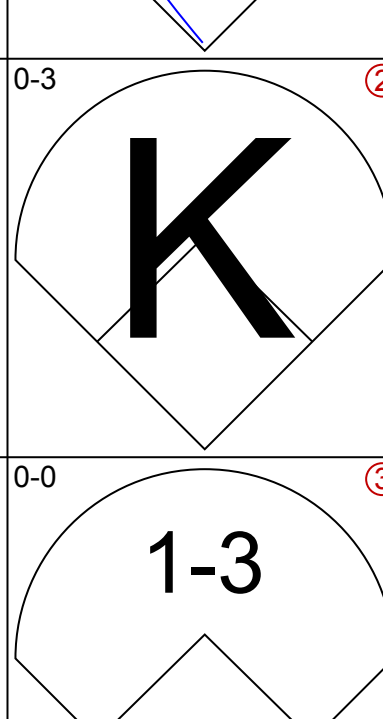
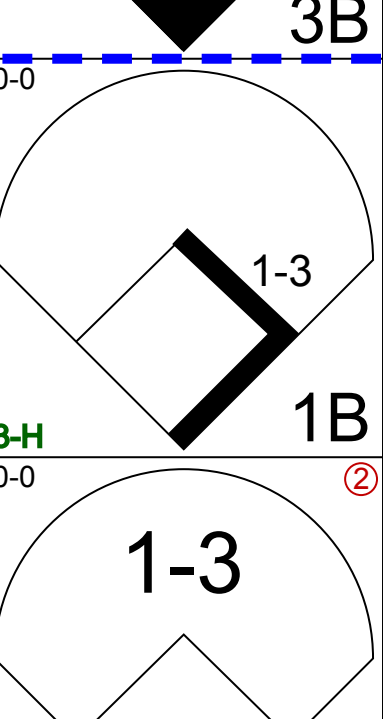
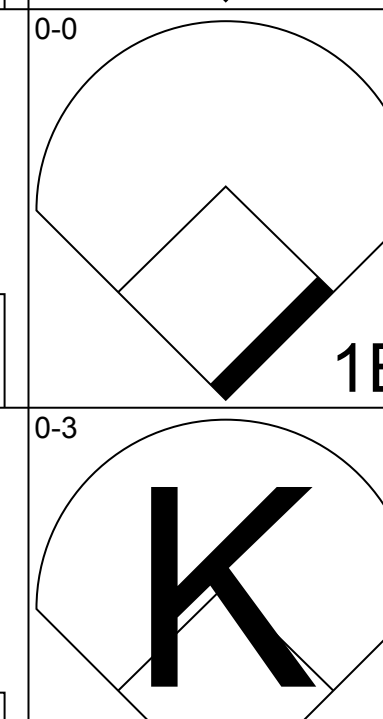
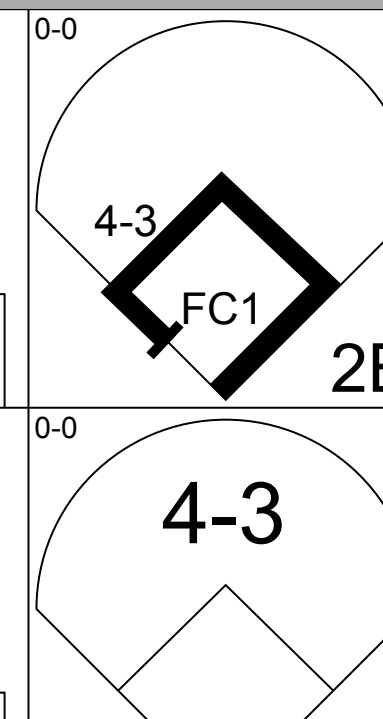
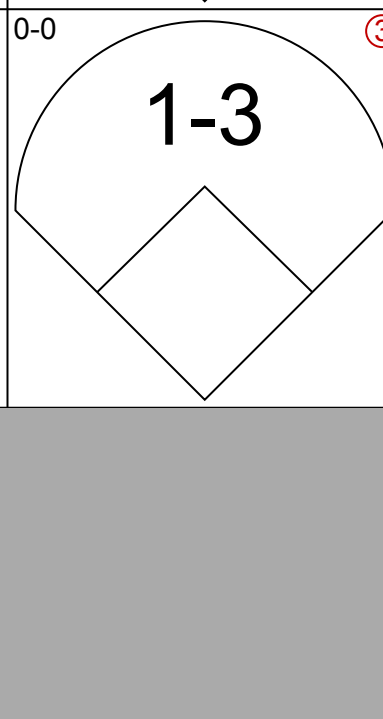
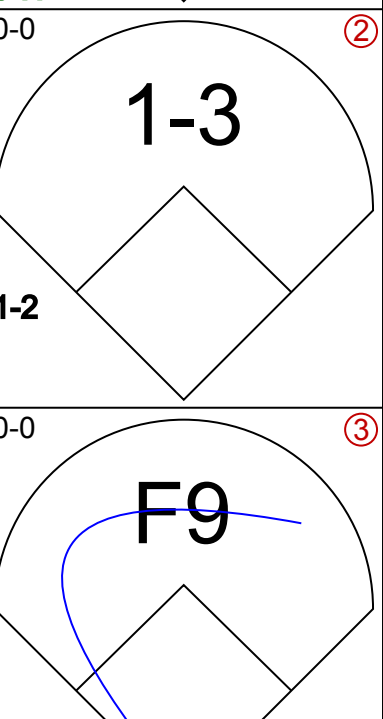
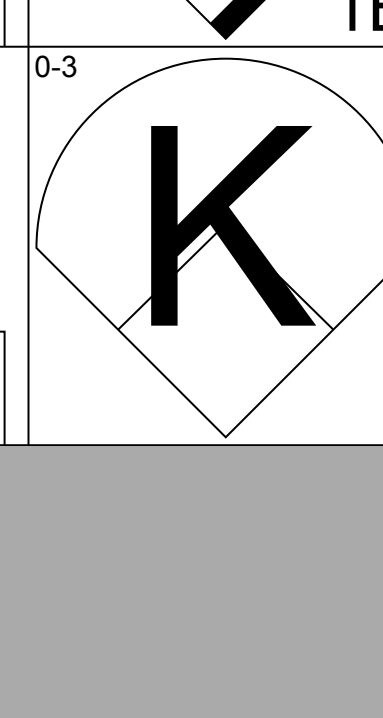
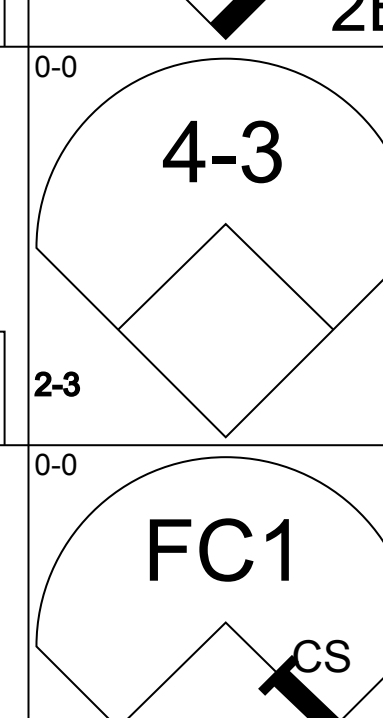
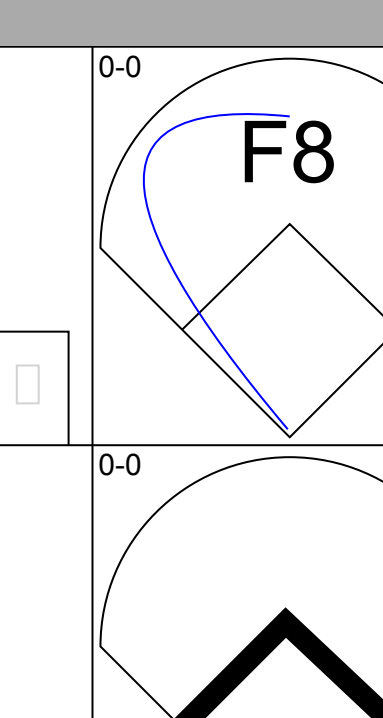
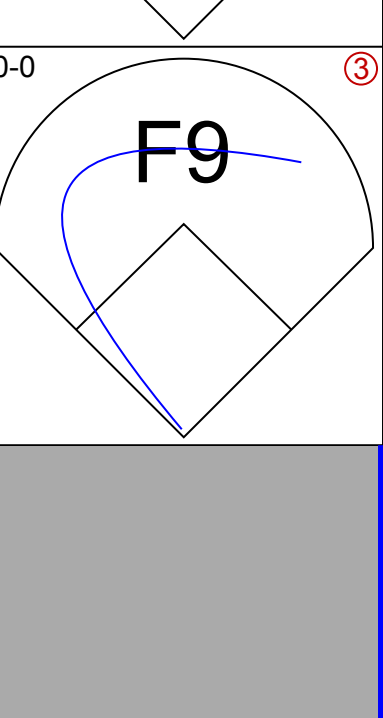
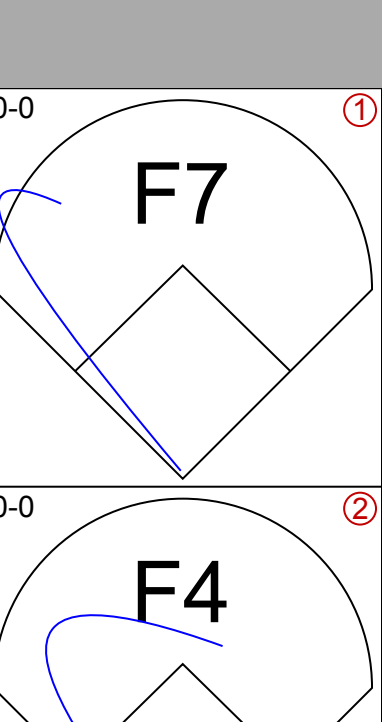
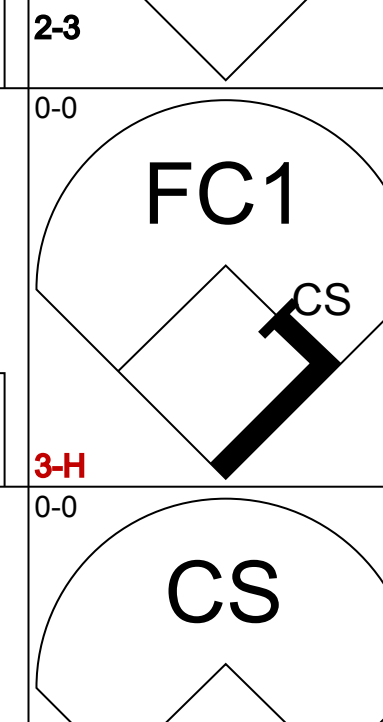
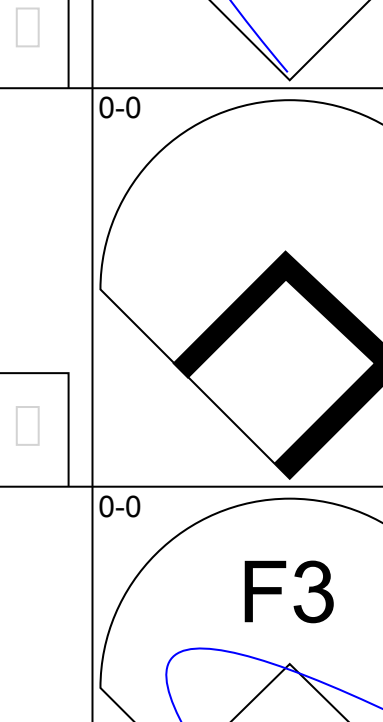
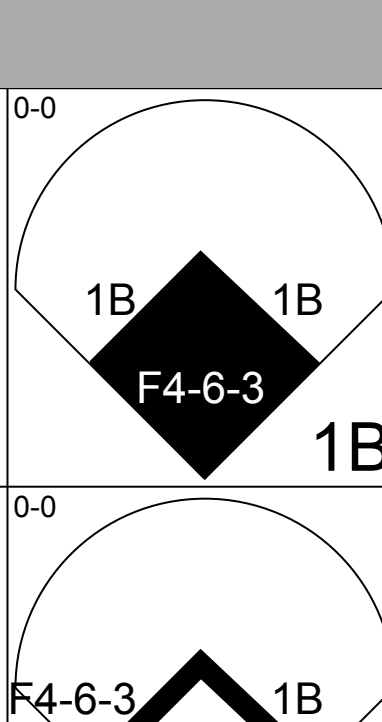
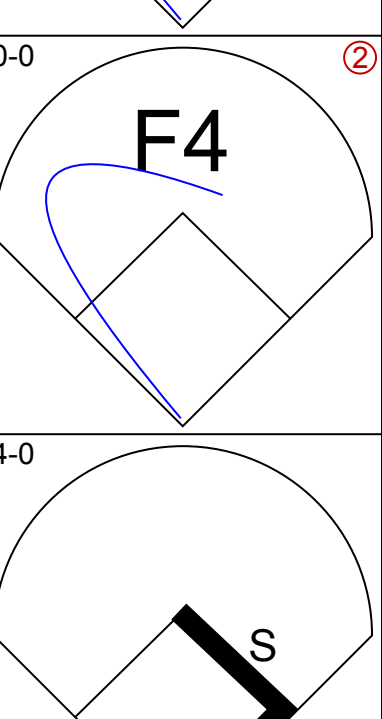
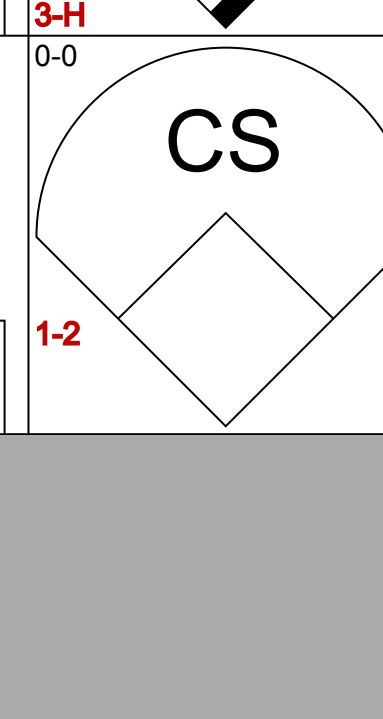
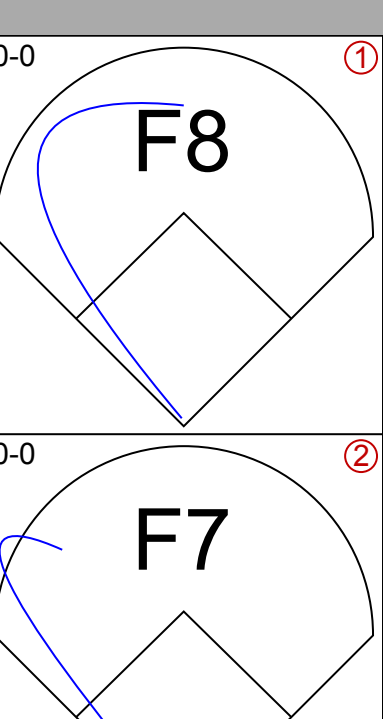
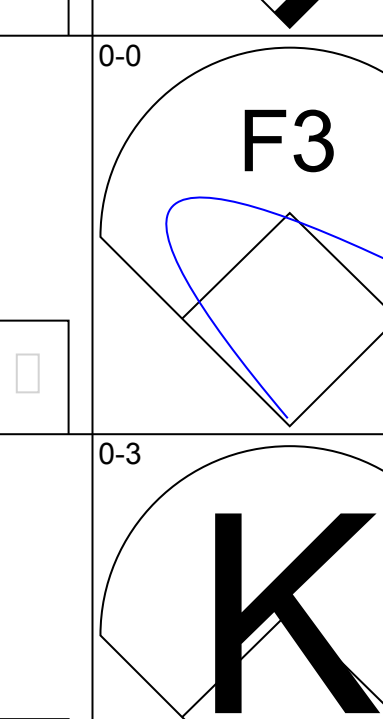
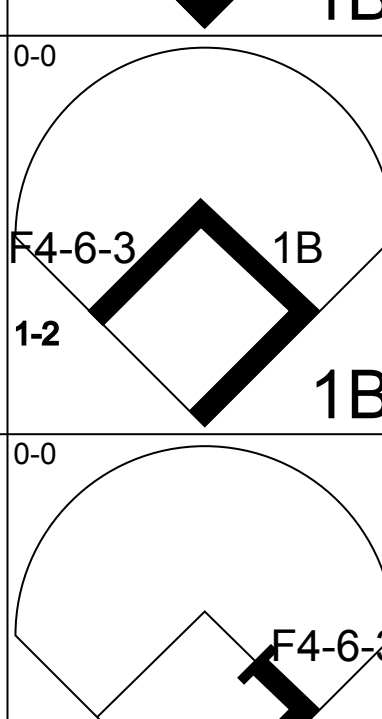
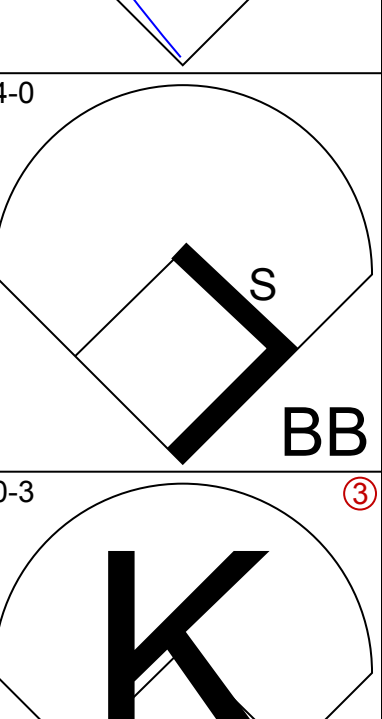
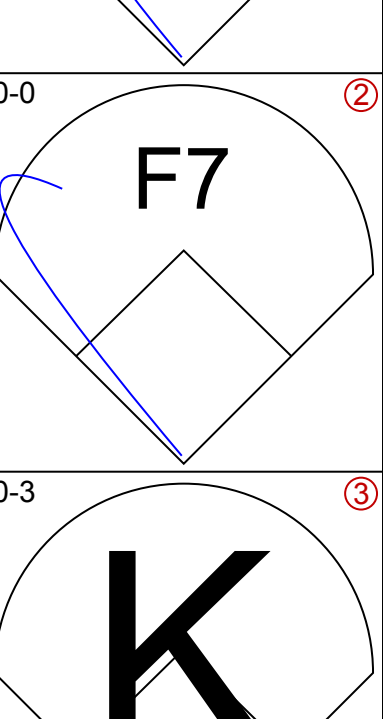
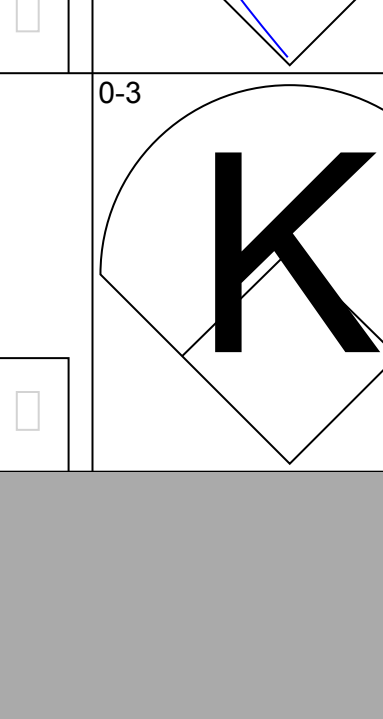
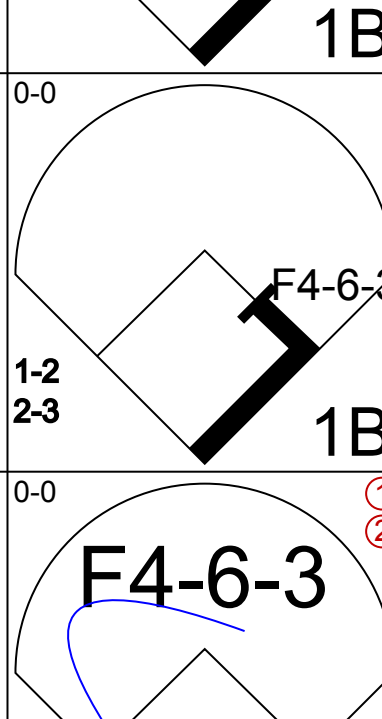
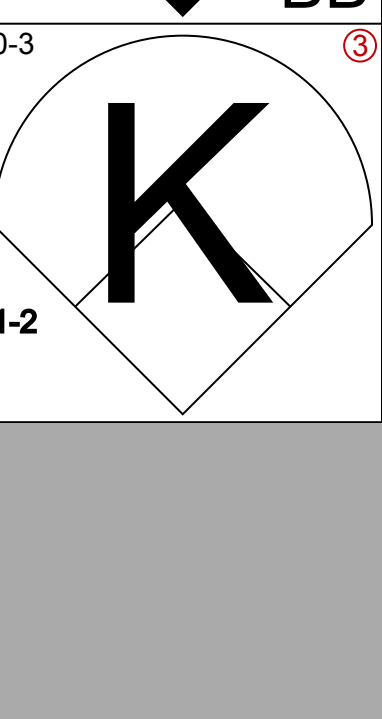
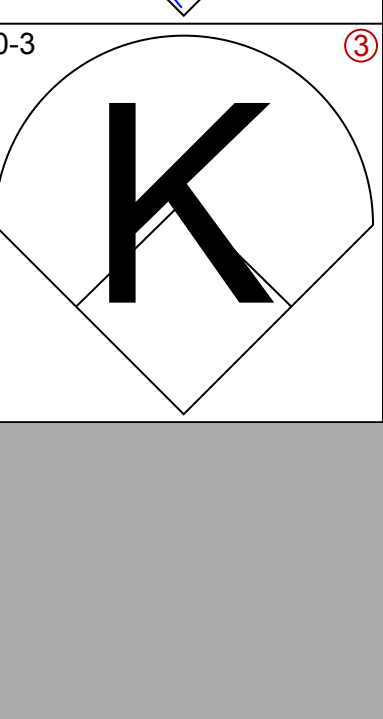
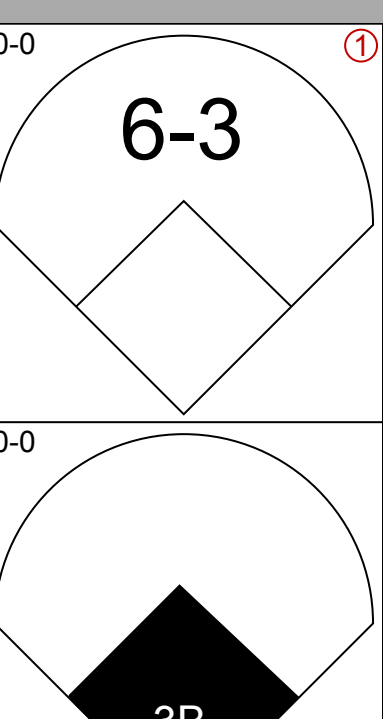
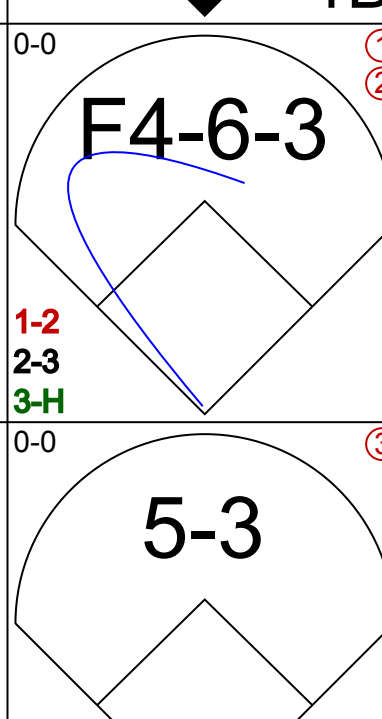
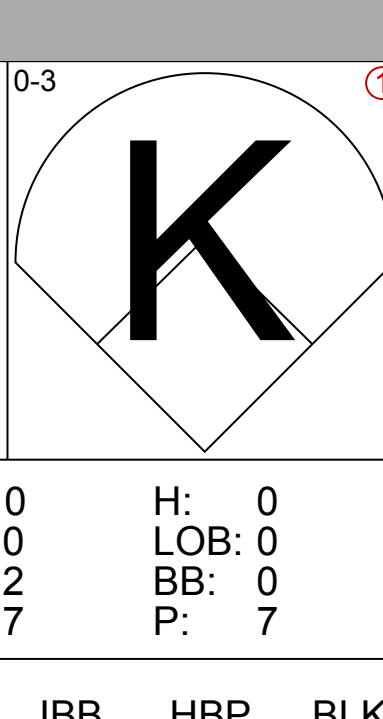
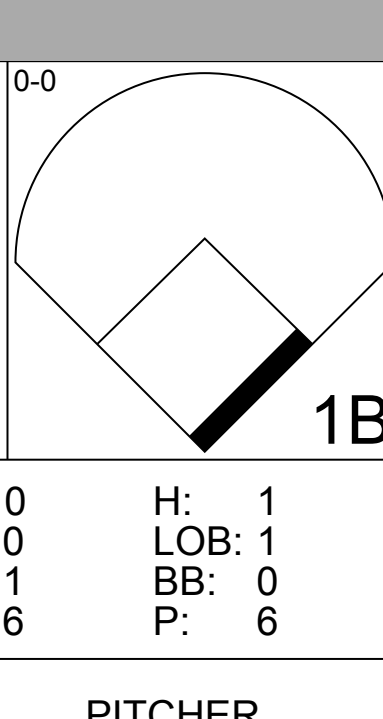
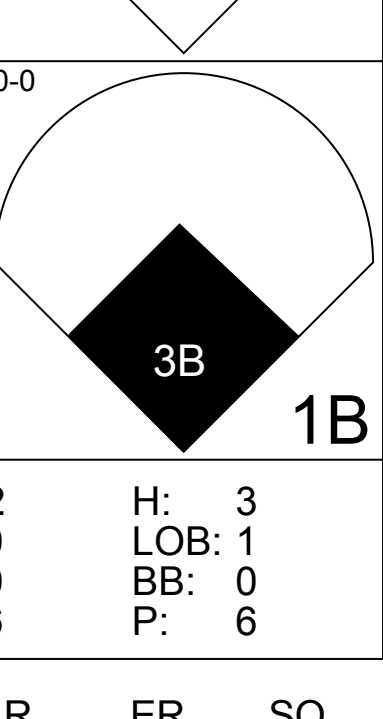
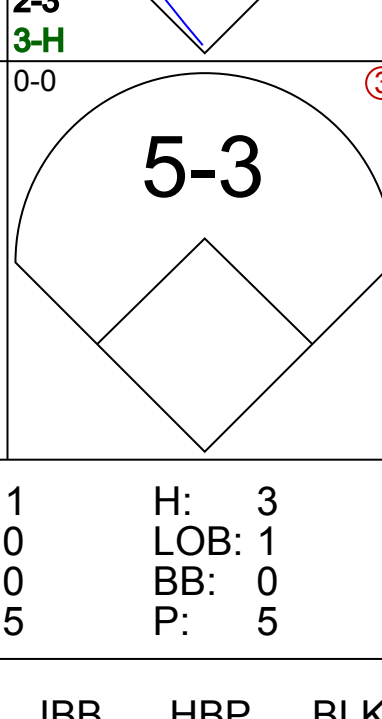
Detroit Tigers @ Seattle Mariners
The Kingdome, Seattle, WA
Tue Aug 27 1985, 10:05 PM EDT
Att: 11,296 - Unknown

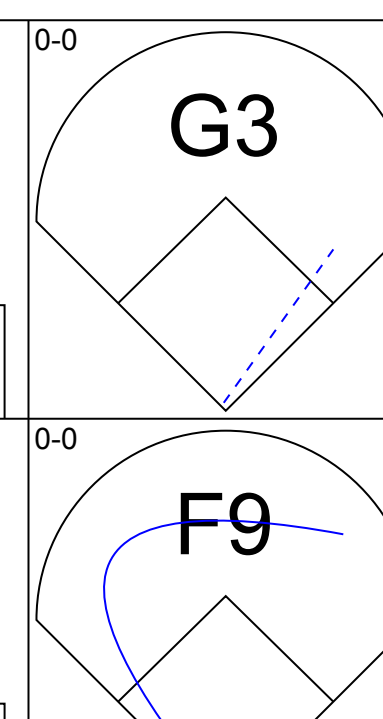
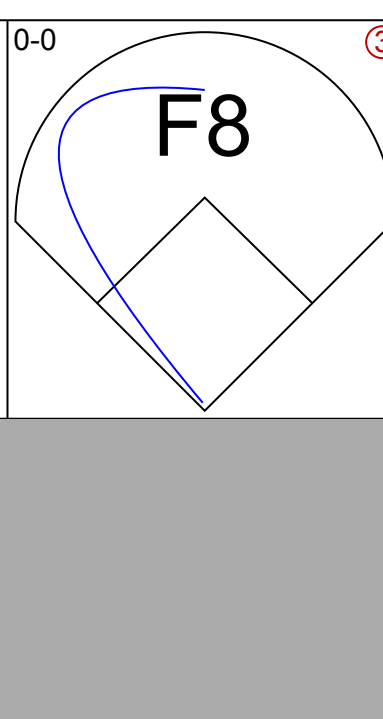
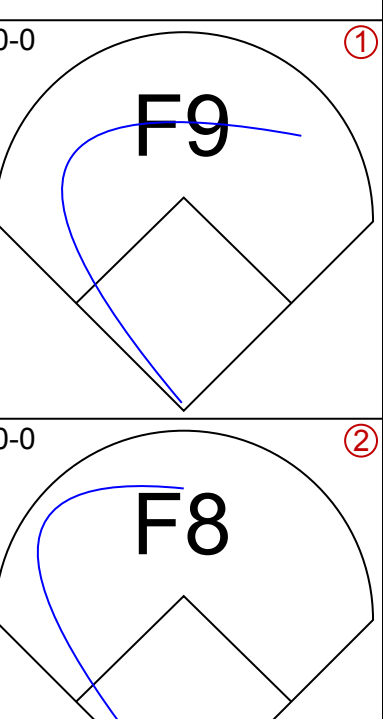
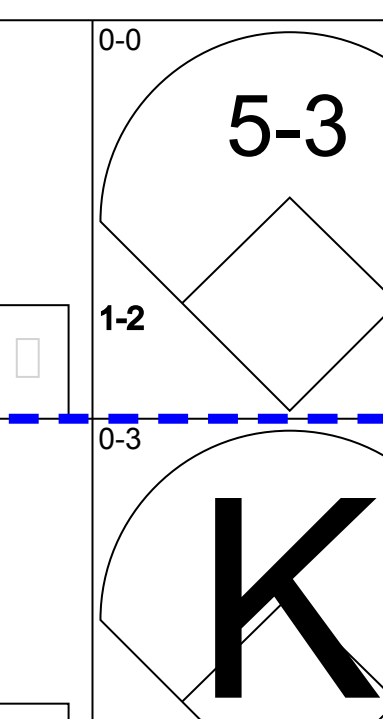
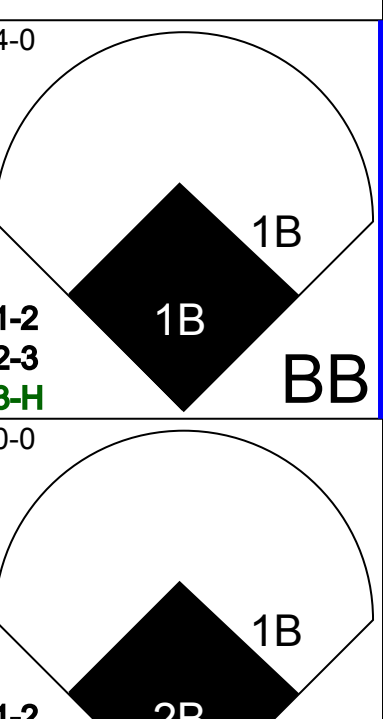
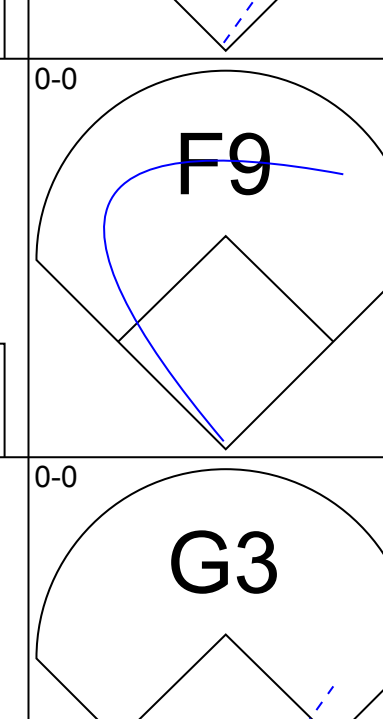
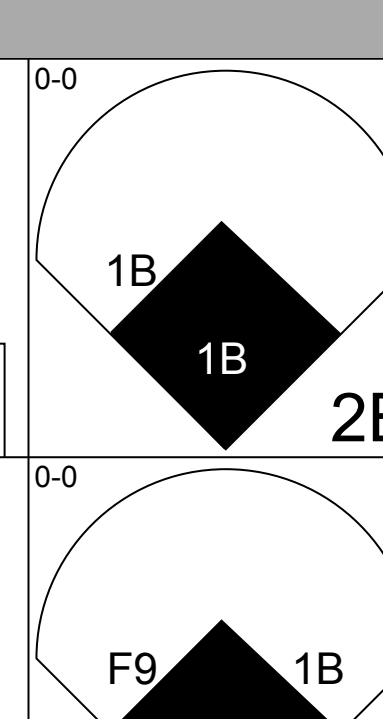
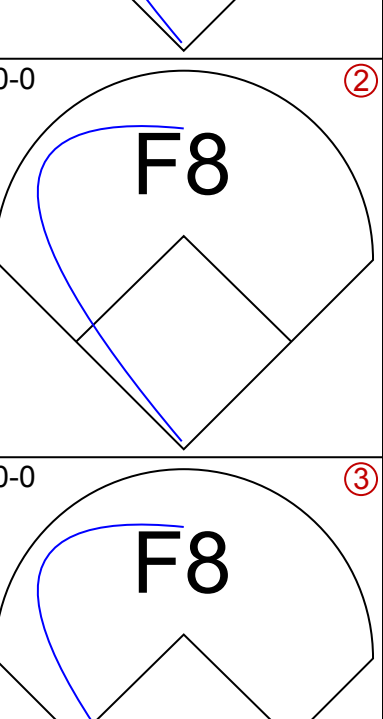
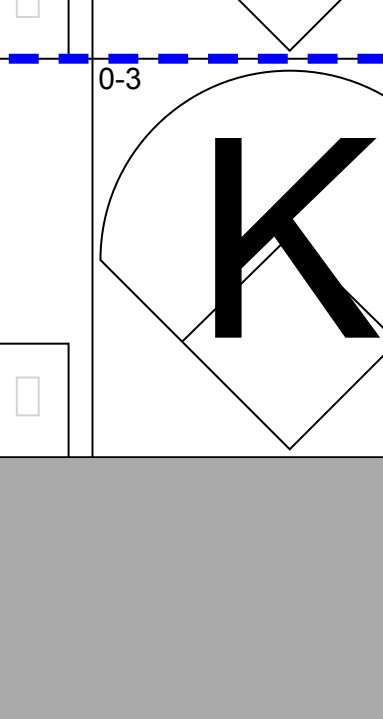
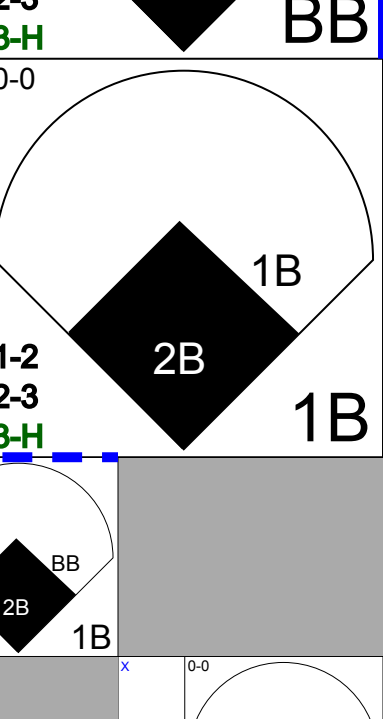
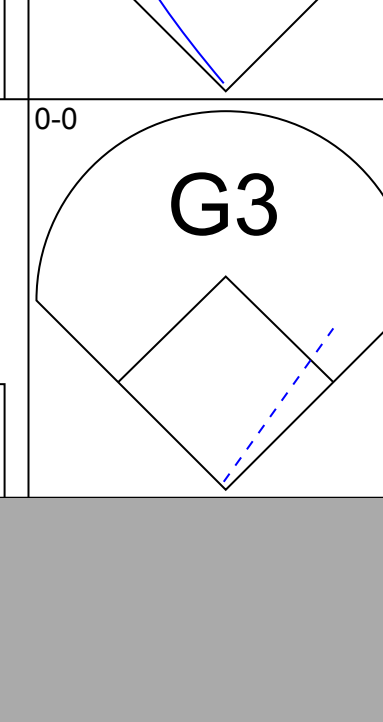
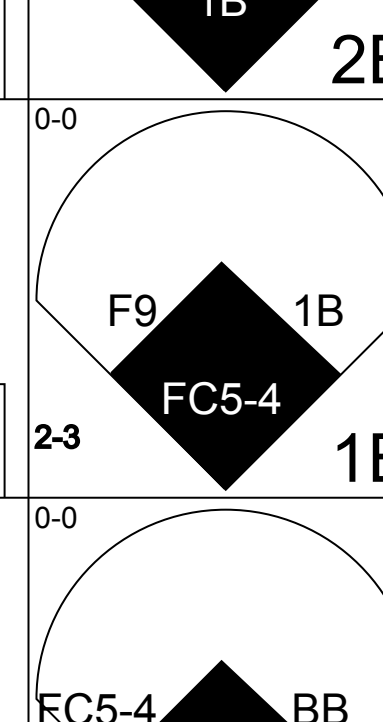
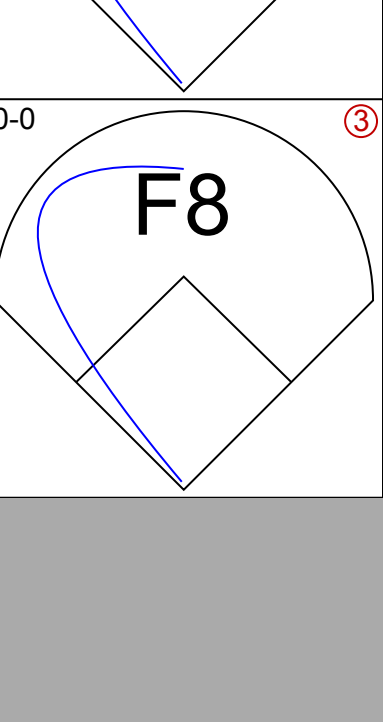
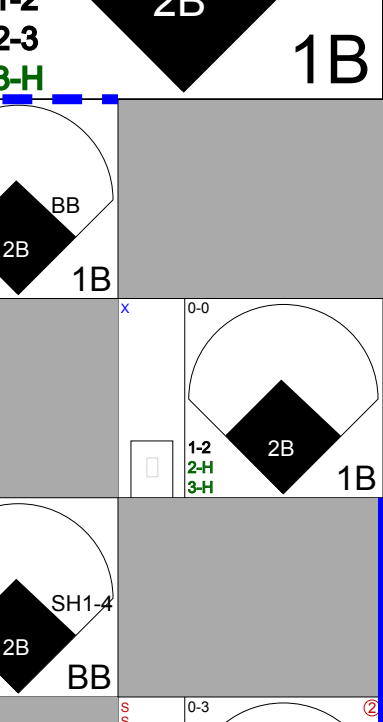
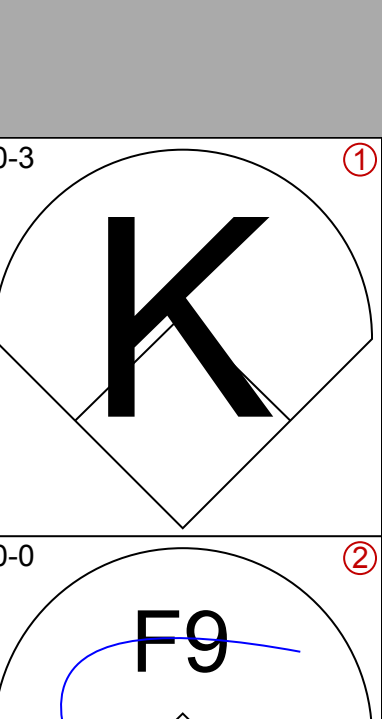
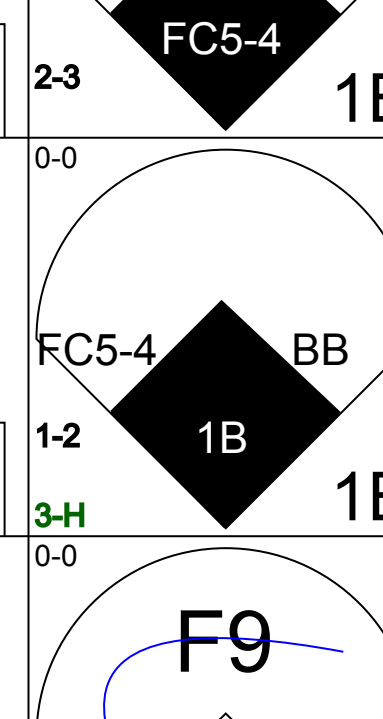
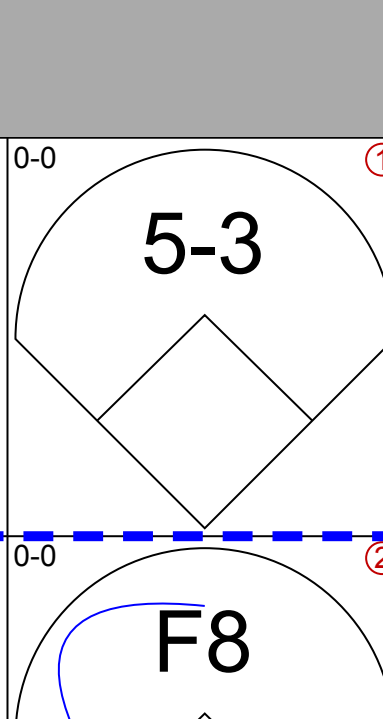
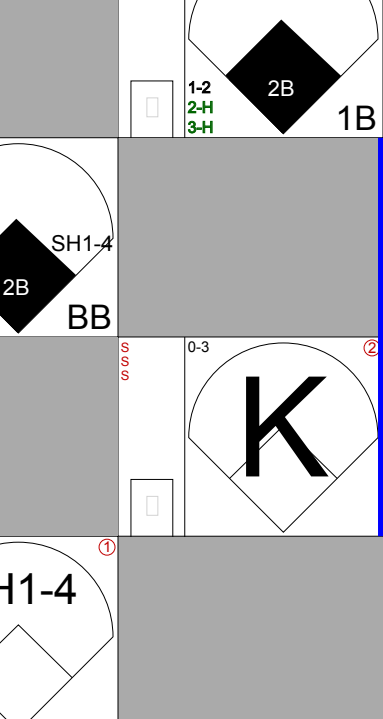
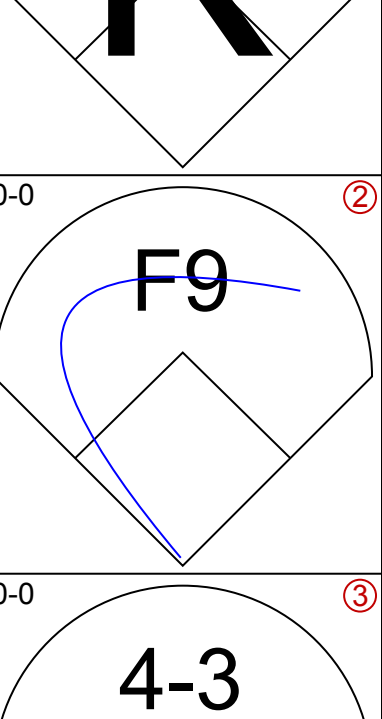
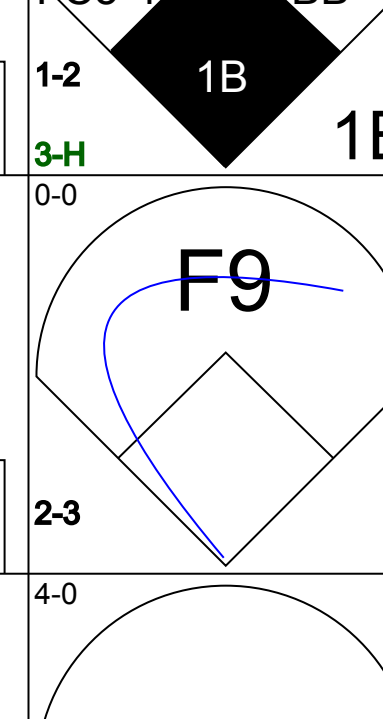
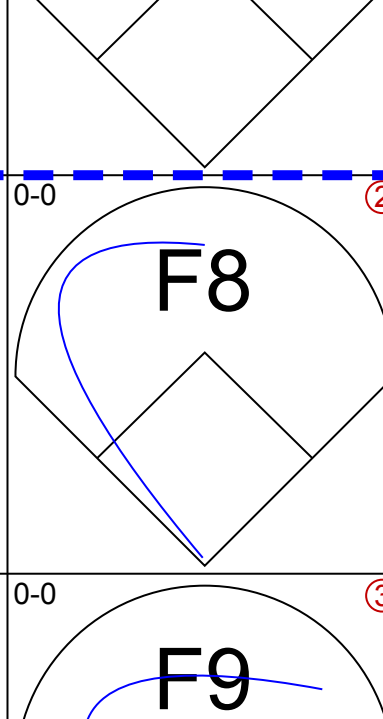
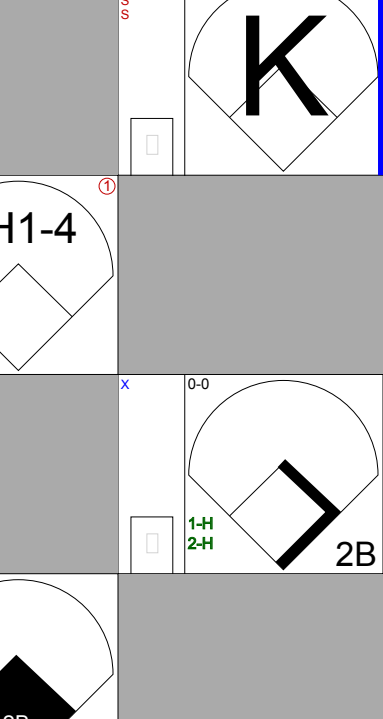
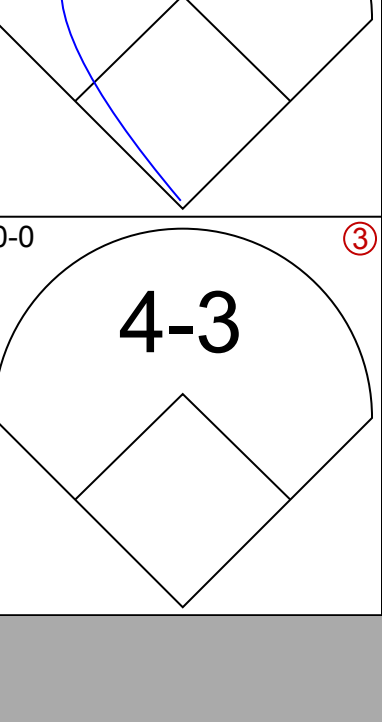
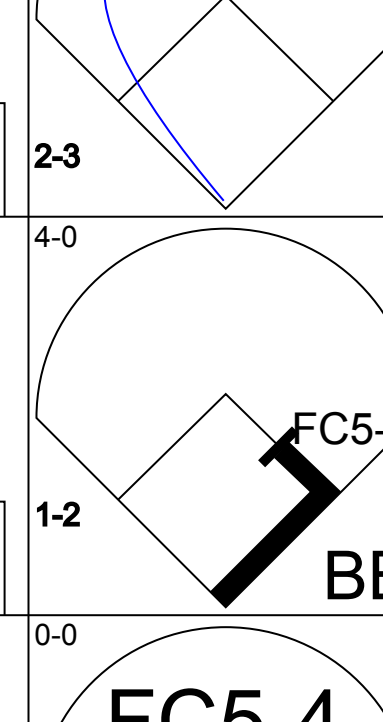
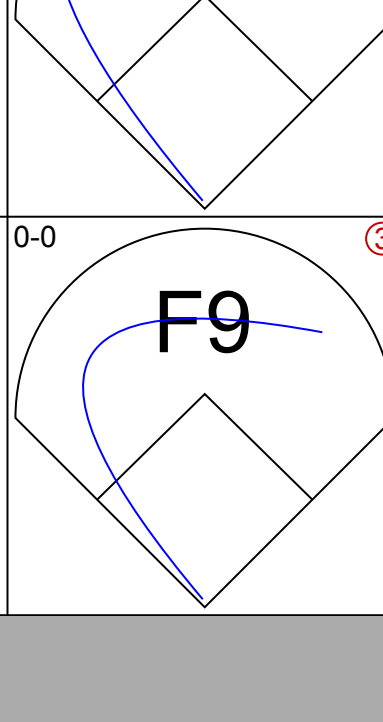
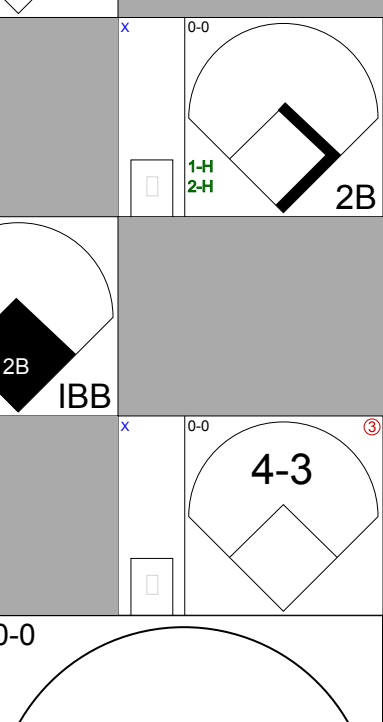
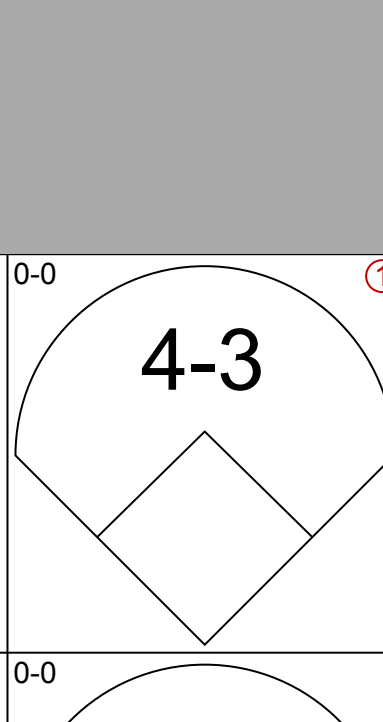
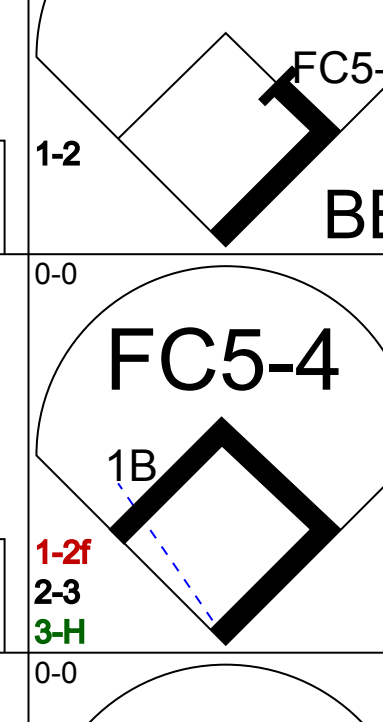
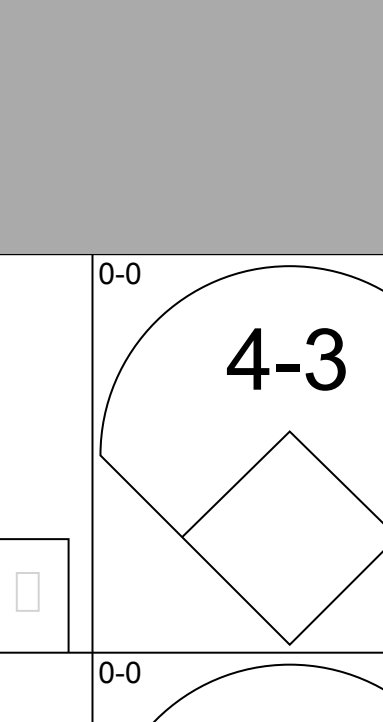
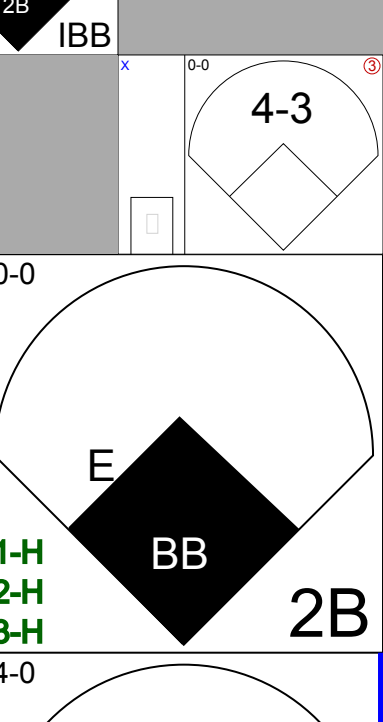
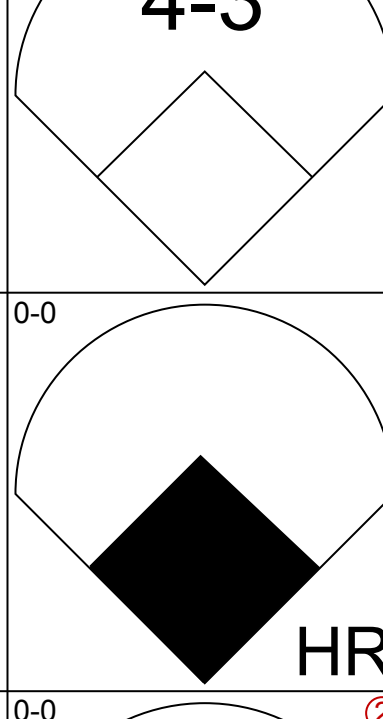
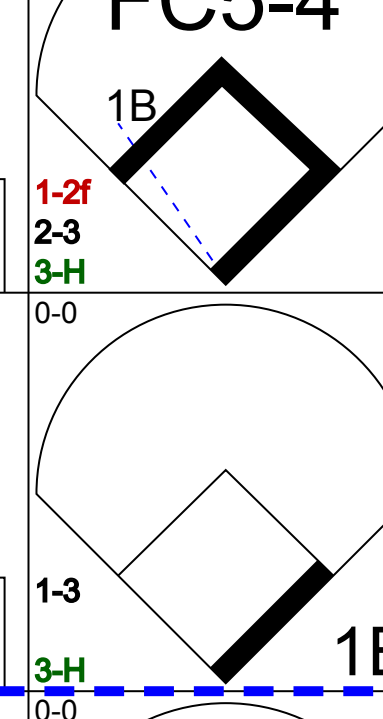
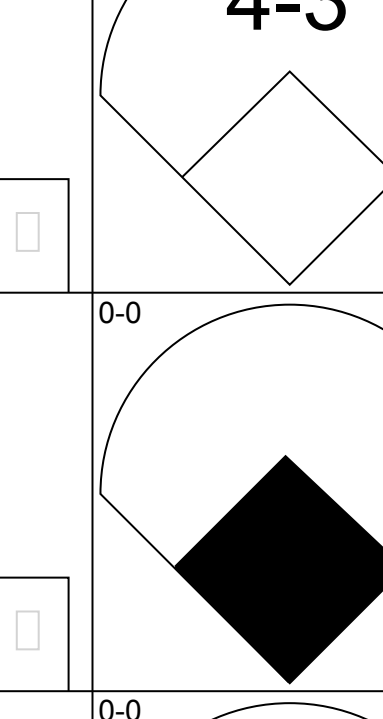
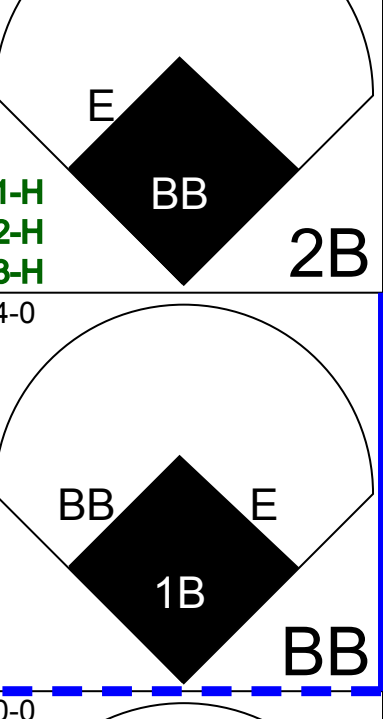
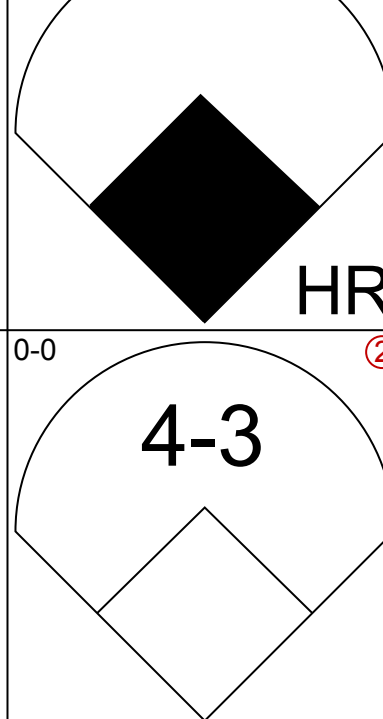
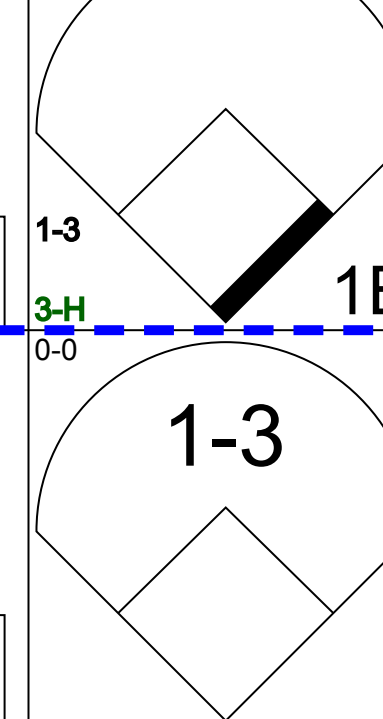
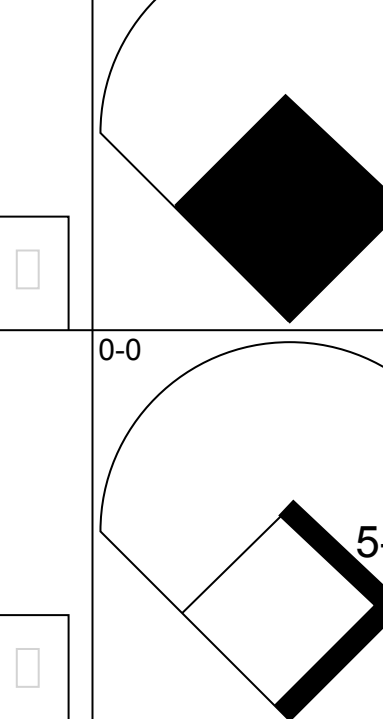
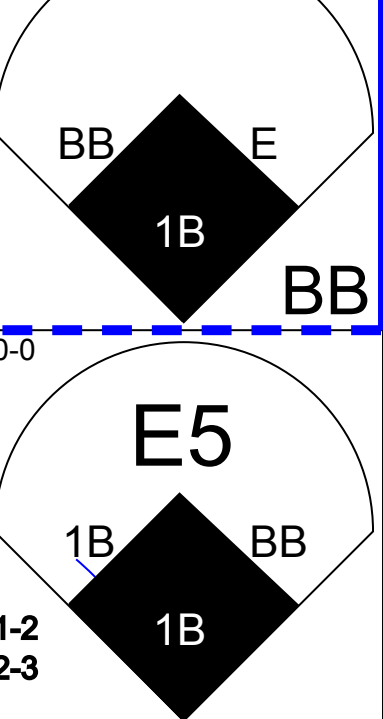
AB 31
R 3
H 8
RBI 3
BB 3
SO 6
LOB 17



Batter	1	2	3	4	5	6	7	8	9	AB R H RBI BB SO LOB	TOP							
Alfredo Griffin, S OBP: 0.296, SLG: 0.338 (1, 6)	0-3 K	0-0 1B		0-3 K			0-0 2B		0-0 1-3	5 2 2 0 0 2 0	Oakland Athletics @ Detroit Tigers Tiger Stadium, Detroit, MI Fri Aug 30 1985, 7:05 PM EDT Att: 22,423 - Unknown							
Mike Davis, L OBP: 0.359, SLG: 0.513 (1, 9)	0-0 1B	0-0 1B		0-0 2B			0-3 K		0-0 4-3	5 1 3 2 0 1 1								
Dusty Baker Jr., R OBP: 0.374, SLG: 0.480 (1, 7)	4-0 1B	0-0 L8		0-3 K			0-0 F8		0-0 5-3	4 1 0 0 1 1 3								
Dave Kingman, R OBP: 0.314, SLG: 0.433 (1, 10)	0-0 L8	0-0 F3			0-0 F4		0-0 1B			4 1 1 1 0 0 3								
Bruce Bochte, L OBP: 0.386, SLG: 0.443 (1, 3)	0-0 1B	0-0 1B			0-0 5-3		0-0 1B			4 1 3 2 0 0 0								
Dwayne Murphy, L OBP: 0.344, SLG: 0.391 (1, 8)	0-0 1B	0-0 F9			0-3 K		0-0 4-3			4 1 1 1 0 1 3								
Donnie Hill, S OBP: 0.323, SLG: 0.353 (1, 4)	0-0 2B		0-0 F7			0-0 L7		0-3 K		4 0 1 1 0 1 0								
Mickey Tettleton, S OBP: 0.339, SLG: 0.345 (1, 2)	0-3 K		0-0 F8			0-3 K		0-0 F8		4 0 0 0 0 2 1								
Tony Phillips, S OBP: 0.370, SLG: 0.375 (1, 5)		0-0 1B	0-3 K			0-0 4-3		0-0 F3		4 1 1 0 0 1 0								
Inning Stats	R: 4 E: 0 K: 2 S: 11	H: 4 LOB: 1 BB: 1 P: 15	R: 2 E: 0 K: 0 S: 7	H: 4 LOB: 2 BB: 0 P: 7	R: 0 E: 0 K: 1 S: 5	H: 0 LOB: 0 BB: 0 P: 5	R: 0 E: 0 K: 1 S: 5	H: 0 LOB: 0 BB: 0 P: 5	R: 2 E: 0 K: 1 S: 8	H: 3 LOB: 1 BB: 0 P: 8	R: 0 E: 0 K: 1 S: 5	H: 0 LOB: 0 BB: 0 P: 3	R: 0 E: 0 K: 0 S: 3	H: 0 LOB: 0 BB: 0 P: 3	1B: 8 2B: 4 3B: 0 HR: 0	SF: 0 SAC: 0 DP: 0 HBP: 0	WP: 1 PB: 1 SB: 0 CS: 0	PA: 39
PITCHER	IP WLS BF H R ER SO BB IBB HBP BLK WP HR S P ERA WHIP											IP WLS BF H R ER SO BB IBB HBP BLK WP HR S P ERA WHIP						
Jack Morris, R ERA: 3.28	(1, 1) 1.0 L 11 7 6 6 2 1 0 0 0 0 1 0 14 18 54.00 8.000																	
Aurelio Lopez, R ERA: 3.99	(2, 1) 6.0 22 5 2 2 6 0 0 0 0 0 0 0 34 34 3.00 0.833																	
Chuck Cary, L ERA: 2.84	(8, 1) 1.0 3 0 0 0 1 0 0 0 0 0 0 0 5 5 0.00 0.000																	
Randy O'Neal, R ERA: 3.0	(9, 1) 1.0 3 0 0 0 0 0 0 0 0 0 0 0 3 3 0.00 0.000																	

Batter	1	2	3	4	5	6	7	8	9	AB R H RBI BB SO LOB	BOTTOM							
Lou Whitaker, L OBP: 0.383, SLG: 0.493 (1, 4)	0-0 F9	0-0 3-1			0-0 FC4-6			0-0 L4		4 0 0 0 0 0 1	Oakland Athletics @ Detroit Tigers Tiger Stadium, Detroit, MI Fri Aug 30 1985, 7:05 PM EDT Att: 22,423 - Unknown							
Alan Trammell, R OBP: 0.310, SLG: 0.377 (1, 6)	0-0 6-3		0-0 F3		0-0 F5		0-0 1B			4 0 1 0 0 0 1								
Kirk Gibson, L OBP: 0.364, SLG: 0.513 (1, 8)	0-0 1B		0-0 F2			0-3 K		0-0 F5		4 1 1 0 0 1 1								
Lance Parrish, R OBP: 0.323, SLG: 0.479 (1, 2)	0-0 1B		0-0 6-3			0-0 B1-3		0-0 5-3		4 0 1 1 0 0 0								
Darrell Evans, L OBP: 0.353, SLG: 0.494 (1, 10)	0-0 L9			0-3 K			0-0 F8		0-0 F5	4 0 0 0 0 1 1								
Nelson Simmons, S OBP: 0.292, SLG: 0.426 (1, 9)		0-0 E1		0-0 4-3			0-0 F6		0-3 K	4 1 0 0 0 1 0								
Johnny Grubb, L OBP: 0.294, SLG: 0.274 (1, 7)		0-0 SF8		0-0 F5			0-0 F7			3 1 1 0 0 0 0								
Dave Bergman, L OBP: 0.269, SLG: 0.284 (1, 3)		0-0 SF8			0-0 FC4-6		0-0 4-3			2 0 1 1 0 0 0								
Tom Brookens, R OBP: 0.279, SLG: 0.376 (1, 5)		0-0 G3			0-3 K			0-3 K		3 0 0 1 0 2 1								
Inning Stats	R: 1 E: 0 K: 0 S: 5	H: 2 LOB: 1 BB: 0 P: 5	R: 2 E: 1 K: 0 S: 5	H: 1 LOB: 0 BB: 0 P: 5	R: 0 E: 0 K: 1 S: 5	H: 0 LOB: 0 BB: 0 P: 5	R: 0 E: 0 K: 1 S: 6	H: 1 LOB: 1 BB: 0 P: 6	R: 0 E: 0 K: 1 S: 6	H: 1 LOB: 1 BB: 0 P: 6	R: 0 E: 0 K: 1 S: 5	H: 0 LOB: 0 BB: 0 P: 5	R: 0 E: 0 K: 1 S: 5	H: 0 LOB: 0 BB: 0 P: 5	1B: 4 2B: 1 3B: 0 HR: 0	SF: 1 SAC: 0 DP: 0 HBP: 0	WP: 0 PB: 0 SB: 0 CS: 0	PA: 33
PITCHER	IP WLS BF H R ER SO BB IBB HBP BLK WP HR S P ERA WHIP											IP WLS BF H R ER SO BB IBB HBP BLK WP HR S P ERA WHIP						
Don Sutton, R ERA: 3.76	(1, 1) 8.0 W 30 5 3 1 4 0 0 0 0 0 0 0 38 38 1.12 0.625																	
Keith Atherton, R ERA: 4.54	(9, 1) 1.0 3 0 0 0 1 0 0 0 0 0 0 0 5 5 0.00 0.000																	

Batter	1	2	3	4	5	6	7	8	9	AB	R	H	RBI	BB	SO	LOB	TOP								
Alfredo Griffin, S OBP: 0.297, SLG: 0.342 (1, 6)										4	1	1	1	0	1	1	Oakland Athletics @ Detroit Tigers Tiger Stadium, Detroit, MI Sun Sep 01 1985, 3:33 AM EDT Att: 21,946 - Unknown								
Mike Davis, L OBP: 0.358, SLG: 0.510 Steve Henderson, R OBP: 0.377, SLG: 0.397 (1, 9) (8, PH) (8, 9)										3	0	0	0	0	3	1									
Bruce Bochte, L OBP: 0.386, SLG: 0.444 (1, 3)										4	0	2	0	0	0	2									
Dave Kingman, R OBP: 0.311, SLG: 0.428 (1, 10)										4	0	0	0	0	1	3									
Dwayne Murphy, L OBP: 0.343, SLG: 0.394 Rob Picciolo, R OBP: 0.309, SLG: 0.354 (1, 8) (9, PH)										3	0	1	0	0	0	1									
Carney Lansford, R OBP: 0.314, SLG: 0.434 (1, 5)										4	0	1	0	0	0	1									
Dave Collins, S OBP: 0.291, SLG: 0.336 (1, 7)										3	0	1	0	1	1	1									
Mike Heath, R OBP: 0.301, SLG: 0.373 (1, 2)										4	0	0	0	0	2	3									
Tony Phillips, S OBP: 0.364, SLG: 0.367 (1, 4)										4	1	2	0	0	1	1									
Inning Stats	R: 0 E: 0 K: 3 S: 10	H: 1 LOB: 1 BB: 0 P: 10	R: 0 E: 0 K: 1 S: 5	H: 0 LOB: 1 BB: 1 P: 9	R: 0 E: 0 K: 2 S: 7	H: 0 LOB: 0 BB: 0 P: 7	R: 0 E: 0 K: 0 S: 3	H: 1 LOB: 0 BB: 0 P: 3	R: 0 E: 0 K: 1 S: 5	H: 0 LOB: 0 BB: 0 P: 5	R: 0 E: 0 K: 1 S: 6	H: 1 LOB: 1 BB: 0 P: 6	R: 0 E: 0 K: 1 S: 6	H: 1 LOB: 1 BB: 0 P: 6	R: 2 E: 0 K: 0 S: 6	H: 3 LOB: 1 BB: 0 P: 6	R: 1 E: 0 K: 0 S: 5	H: 3 LOB: 1 BB: 0 P: 5	1B: 7 2B: 1 3B: 2 HR: 0	SF: 0 SAC: 0 DP: 1 HBP: 0	WP: 0 PB: 0 SB: 1 CS: 1	PA: 37			
PITCHER	IP	WLS	BF	H	R	ER	SO	BB	IBB	HBP	BLK	WP	HR	S	P	ERA	WHIP								
Juan Berenguer, R ERA: 5.4 (1, 1)	7.1	W	28	6	2	2	9	1	0	0	0	0	0	45	49	2.46	0.955								
Bill Scherer, L ERA: 3.71 (8, 1)	1.2		8	4	1	1	0	0	0	0	0	0	0	8	8	5.40	2.400								

Batter	1	2	3	4	5	6	7	8	9	AB	R	H	RBI	BB	SO	LOB	BOTTOM								
Lou Whitaker, L OBP: 0.379, SLG: 0.485 Doug Flynn, R OBP: 0.217, SLG: 0.283 (1, 4) (9, 4)										4	1	0	1	1	0	1	Oakland Athletics @ Detroit Tigers Tiger Stadium, Detroit, MI Sun Sep 01 1985, 3:33 AM EDT Att: 21,946 - Unknown								
Alan Trammell, R OBP: 0.313, SLG: 0.386 (1, 6)										5	2	2	1	0	1										
Kirk Gibson, L OBP: 0.365, SLG: 0.516 (1, 9) (9, 8)										5	3	3	2	0	0										
Lance Parrish, R OBP: 0.325, SLG: 0.482 Marty Castillo, R OBP: 0.164, SLG: 0.257 (1, 2) (9, 2)										4	2	1	1	1	2	2									
Darrell Evans, L OBP: 0.350, SLG: 0.490 (1, 10)										4	0	1	2	0	0	2									
Nelson Simmons, S OBP: 0.295, SLG: 0.418 (1, 7)										3	1	0	0	2	0	1									
Dave Bergman, L OBP: 0.263, SLG: 0.277 Barbaro Garbey, R OBP: 0.300, SLG: 0.347 (1, 3) (8, PH) (9, 3)										3	0	0	1	0	0	2									
Chet Lemon, R OBP: 0.320, SLG: 0.418 Alejandro Sanchez, R OBP: 0.242, SLG: 0.515 (1, 8) (9, 9)										3	3	3	3	1	0	0									
Tom Brookens, R OBP: 0.281, SLG: 0.383 (1, 5)										4	1	1	0	0	0	4									
Inning Stats	R: 0 E: 0 K: 0 S: 3	H: 0 LOB: 0 BB: 0 P: 3	R: 0 E: 0 K: 1 S: 5	H: 0 LOB: 0 BB: 0 P: 5	R: 1 E: 0 K: 0 S: 4	H: 1 LOB: 0 BB: 0 P: 4	R: 3 E: 0 K: 0 S: 7	H: 4 LOB: 2 BB: 1 P: 11	R: 0 E: 0 K: 0 S: 3	H: 0 LOB: 0 BB: 0 P: 3	R: 1 E: 0 K: 1 S: 7	H: 2 LOB: 1 BB: 0 P: 7	R: 1 E: 0 K: 1 S: 11	H: 5 LOB: 1 BB: 4 P: 27	1B: 7 2B: 3 3B: 0 HR: 2	SF: 0 SAC: 1 DP: 0 HBP: 0	WP: 0 PB: 0 SB: 0 CS: 0	PA: 42							
PITCHER	IP	WLS	BF	H	R	ER	SO	BB	IBB	HBP	BLK	WP	HR	S	P	ERA	WHIP								
Chris Codiroli, R ERA: 4.38 (1, 1)	3.2	L	17	5	4	4	1	1	0	0	0	0	0	5	5	9.82	1.636								
Rick Langford, R ERA: 3.52 (4, 1)	1.2		5	0	0	0	0	0	0	0	0	0	0	5	5	0.00	0.000								
Curt Young, L ERA: 8.23 (6, 1)	1.1		6	2	1	1	0	0	0	0	0	0	1	6	6	6.75	1.500								
Keith Atherton, R ERA: 4.52 (7, 1)	0.1		1	0	0	0	1	0	0	0	0	0	0	3	3	0.00	0.000								
Jeff Kaiser, L ERA: 14.4 (8, 1)	0.1		6	2	5	5	0	2	1	0	0	0	0	3	15	135.00	12.000								
PITCHER	IP	WLS	BF	H	R	ER	SO	BB	IBB	HBP	BLK	WP	HR	S	P	ERA	WHIP								
Steve Mura, R ERA: 4.45 (8, 1)	0.2		7	3	4	3	1	1	0	0	0	0	0	8	12	40.50	6.000								

Batter	1	2	3	4	5	6	7	8	9	AB	R	H	RBI	BB	SO	LOB	TOP																			
Gary Pettis, S OBP: 0.343, SLG: 0.302	G3		FC5-4			FC6			F4-3	4	0	1	1	1	0	1	California Angels @ Detroit Tigers Tiger Stadium, Detroit, MI Tue Sep 03 1985, 7:05 PM EDT Att: 14,123 - Unknown																			
Rod Carew, L OBP: 0.370, SLG: 0.343	1B		6-3		FC6	K			1B	5	2	2	0	0	1	3																				
Brian Downing, R OBP: 0.377, SLG: 0.438	F5			F4	BB				HR	5	1	2	2	0	0	1																				
Reggie Jackson, L OBP: 0.363, SLG: 0.491	F5			HR	F8				HR	5	2	2	3	0	1	2																				
Ruppert Jones, L OBP: 0.359, SLG: 0.491		4-3		4-3					3B	4	0	0	0	1	0	0																				
Bobby Grich, R OBP: 0.341, SLG: 0.355	K			BB	F7					3	1	0	0	1	2	2																				
Jack Howell, L OBP: 0.304, SLG: 0.384	F8			BB						3	1	0	0	1	0	0																				
Bob Boone, R OBP: 0.308, SLG: 0.313										3	0	2	2	0	0	0																				
Daryl Scotters, L OBP: 0.378, SLG: 0.379										1	0	0	0	0	0	0																				
Jerry Narron, L OBP: 0.281, SLG: 0.376										0	0	0	0	0	0	0																				
Dick Schofield, R OBP: 0.276, SLG: 0.330					3-1				F8	4	1	1	0	0	0	2																				
Inning Stats	R: 0 E: 0 K: 0 S: 4	H: 1 LOB: 1 BB: 0 P: 4	R: 0 E: 0 K: 1 S: 5	H: 0 LOB: 0 BB: 0 P: 5	R: 0 E: 0 K: 0 S: 4	H: 1 LOB: 1 BB: 0 P: 4	R: 3 E: 0 K: 0 S: 5	H: 2 LOB: 1 BB: 2 P: 13	R: 1 E: 1 K: 0 S: 4	H: 1 LOB: 2 BB: 2 P: 12	R: 0 E: 0 K: 1 S: 5	H: 0 LOB: 0 BB: 0 P: 5	R: 0 E: 0 K: 1 S: 5	H: 0 LOB: 0 BB: 0 P: 5	R: 3 E: 0 K: 0 S: 6	H: 3 LOB: 0 BB: 0 P: 6	1B: 6 2B: 1 3B: 1 HR: 2	SF: 0 SAC: 0 DP: 0 HBP: 0	WP: 1 PB: 0 SB: 1 CS: 0	PA: 41																
PITCHER	IP	WLS	BF	H	R	ER	SO	BB	IBB	HBP	BLK	WP	HR	S	P	ERA	WHIP	PITCHER		IP	WLS	BF	H	R	ER	SO	BB	IBB	HBP	BLK	WP	HR	S	P	ERA	WHIP
Dan Petry, R ERA: 3.29	5.0	W	24	5	4	3	1	4	0	0	0	0	1	22	38	5.40	1.800																			
Bob Stoddard, R ERA: 9.0	4.0	S	17	5	4	4	3	0	0	0	0	1	1	23	23	9.00	1.250																			

AB	37
R	8
H	10
RBI	8
BB	4
SO	4
LOB	11



Batter	1	2	3	4	5	6	7	8	9	AB	R	H	RBI	BB	SO	LOB	BOTTOM																			
Lou Whitaker, L OBP: 0.380, SLG: 0.486	BB			K						4	1	2	1	1	1	0	California Angels @ Detroit Tigers Tiger Stadium, Detroit, MI Tue Sep 03 1985, 7:05 PM EDT Att: 14,123 - Unknown																			
Doug Flynn, R OBP: 0.217, SLG: 0.283	1B				1-3					0	0	0	0	0	0	0																				
Darrell Evans, L OBP: 0.354, SLG: 0.496	K			HR						4	3	1	1	1	2	3																				
Kirk Gibson, L OBP: 0.582, SLG: 0.532										4	2	4	5	1	0	0																				
Alejandro Sanchez, R OBP: 0.242, SLG: 0.515										0	0	0	0	0	0	0																				
Lance Parrish, R OBP: 0.322, SLG: 0.476	BB			HR						5	1	1	0	0	3	5																				
Bob Melvin, R OBP: 0.196, SLG: 0.275	K				WP					0	0	0	0	0	0	0																				
Nelson Simmons, S OBP: 0.307, SLG: 0.421	4-3			HR						3	1	1	1	1	0	2																				
Chel Lemon, R OBP: 0.326, SLG: 0.421										3	2	1	3	2	0	2																				
Dave Bergman, L OBP: 0.259, SLG: 0.268										4	0	1	0	0	0	1																				
Barbaro Garbey, R OBP: 0.299, SLG: 0.345										1	0	0	0	0	0	1																				
Tom Brookens, R OBP: 0.281, SLG: 0.381										4	2	1	1	0	2	1																				
Marty Castillo, R OBP: 0.160, SLG: 0.250										1	0	0	0	0	1	1																				
Doug Baker, S OBP: 0.167, SLG: 0.333										4	2	1	1	0	0	2																				
Inning Stats	R: 0 E: 0 K: 2 S: 8	H: 1 LOB: 2 BB: 1 P: 12	R: 5 E: 1 K: 1 S: 8	H: 3 LOB: 0 BB: 2 P: 16	R: 0 E: 0 K: 1 S: 5	H: 0 LOB: 1 BB: 1 P: 9	R: 5 E: 0 K: 1 S: 8	H: 3 LOB: 0 BB: 2 P: 16	R: 0 E: 0 K: 1 S: 5	H: 0 LOB: 0 BB: 0 P: 5	R: 1 E: 0 K: 1 S: 7	H: 2 LOB: 1 BB: 0 P: 7	R: 3 E: 1 K: 1 S: 9	H: 3 LOB: 1 BB: 0 P: 9	R: 0 E: 0 K: 1 S: 6	H: 1 LOB: 1 BB: 0 P: 6	1B: 6 2B: 3 3B: 1 HR: 3	SF: 1 SAC: 0 DP: 0 HBP: 0	WP: 1 PB: 0 SB: 0 CS: 0	PA: 44																
PITCHER	IP	WLS	BF	H	R	ER	SO	BB	IBB	HBP	BLK	WP	HR	S	P	ERA	WHIP	PITCHER		IP	WLS	BF	H	R	ER	SO	BB	IBB	HBP	BLK	WP	HR	S	P	ERA	WHIP
Kirk McCaskill, R ERA: 4.74	2.0	9	3	2	2	2	2	0	0	0	0	0	1	13	13	9.00	1.500																			
Dave Smith, R ERA: 7.71	1.1	8	3	3	3	1	1	0	0	0	0	0	0	10	10	6.75	2.250																			
Luis Sanchez, R ERA: 6.07	1.0	4	1	0	0	0	1	0	0	0	0	0	0	6	6	0.00	1.000																			



Batter	1	2	3	4	5	6	7	8	9	AB	R	H	RBI	BB	SO	LOB	TOP										
Ruppert Jones, L OBP: 0.355, SLG: 0.484 (1, 9)	L8		F8			F5	F7		F9	5	0	0	0	0	0	3											
Rod Carew, L OBP: 0.368, SLG: 0.339 (1, 3)	F4-3			F7		HR		K	G6-4-3	4	1	0	0	1	1	1											
Brian Downing, R OBP: 0.380, SLG: 0.450 Devon White, S (8, PR) (8, 7)	1B			6-3		HR		1B	2B	4	1	3	2	0	0	0											
Reggie Jackson, L OBP: 0.362, SLG: 0.488 (1, 10)	K			K		F4-3		2B	1B	4	1	1	0	0	2	1											
Bobby Grich, R OBP: 0.342, SLG: 0.359 (8, 5)		F8			K		SH	1B	1B	4	1	2	1	0	1	0											
Jack Howell, L OBP: 0.299, SLG: 0.377 Juan Beniquez, R OBP: 0.352, SLG: 0.397 Rob Wilfong, L OBP: 0.241, SLG: 0.261 (8, 4)	3-1			F4-3		SH		1B	1B	2	0	0	0	0	0	0											
Gary Pettis, S OBP: 0.347, SLG: 0.305 (1, 8)	K			FC6-4	1B	BB		1-2	2-3	3	0	2	1	1	1	0											
Bob Boone, R OBP: 0.304, SLG: 0.311 (1, 2)			5-3	FC6-4		SF8		G5-4-3		3	0	0	1	0	0	4											
Craig Gerber, L OBP: 0.244, SLG: 0.276 Daryl Sconiers, L OBP: 0.373, SLG: 0.373 Dick Schofield, R OBP: 0.278, SLG: 0.331 (7, PH) (7, 6)	F8			F4		K		G6-4-3	1B	2	0	0	0	0	0	0											
Inning Stats	R: 0 E: 0 K: 1 S: 6	H: 1 LOB: 1 BB: 0 P: 6	R: 0 E: 0 K: 1 S: 5	H: 0 LOB: 0 BB: 0 P: 5	R: 0 E: 0 K: 0 S: 3	H: 0 LOB: 0 BB: 0 P: 3	R: 0 E: 0 K: 1 S: 5	H: 0 LOB: 0 BB: 0 P: 5	R: 0 E: 0 K: 1 S: 6	H: 1 LOB: 1 BB: 0 P: 6	R: 2 E: 0 K: 0 S: 4	H: 1 LOB: 0 BB: 1 P: 8	R: 1 E: 1 K: 1 S: 7	H: 1 LOB: 2 BB: 1 P: 11	R: 2 E: 0 K: 1 S: 8	H: 4 LOB: 2 BB: 1 P: 12	R: 0 E: 0 K: 0 S: 3	H: 1 LOB: 0 BB: 0 P: 3	1B: 6 2B: 2 3B: 0 HR: 1	SF: 1 SAC: 1 DP: 2 HBP: 0	WP: 0 PB: 0 SB: 0 CS: 0	PA: 38					
PITCHER	IP	WLS	BF	H	R	ER	SO	BB	IBB	HBP	BLK	WP	HR	S	P	ERA	WHIP										
Jack Morris, R ERA: 3.3 (1, 1)	7.0	L	28	4	3	3	5	2	0	0	0	0	1	36	44	3.86	0.857										
Chuck Cary, L ERA: 4.69 (8, 1)	0.1		3	2	2	2	1	0	0	0	0	0	0	5	5	54.00	6.000										
Randy O'Neal, R ERA: 2.95 (8, 1)	0.0		1	1	0	0	0	0	0	0	0	0	0	1	1	∞	∞										
Bill Scherrer, L ERA: 3.71 (8, 1)	0.0		2	1	0	0	0	0	1	0	0	0	0	1	5	∞	∞										
Aurelio Lopez, R ERA: 4.3 (8, 1)	1.2		4	1	0	0	0	0	0	0	0	0	0	4	4	0.00	0.600										

California Angels @ Detroit Tigers
Tiger Stadium, Detroit, MI
Wed Sep 04 1985, 7:05 PM EDT
Att: 15,123 - Unknown

AB 33
R 5
H 9
RBI 5
BB 3
SO 6
LOB 11



Batter	1	2	3	4	5	6	7	8	9	AB	R	H	RBI	BB	SO	LOB	BOTTOM										
Alan Trammell, R OBP: 0.314, SLG: 0.384 (1, 6)	BB		F9		FC6-4	F8				3	0	1	1	1	0	1											
Barbaro Garbey, R OBP: 0.295, SLG: 0.341 Johnny Grubb, L OBP: 0.289, SLG: 0.269 Marty Castillo, R OBP: 0.160, SLG: 0.250 (1, 3) (8, PH) (9, 5)	L6			F8	FC6-4			4-3		3	0	0	0	0	0	3											
Kirk Gibson, L OBP: 0.366, SLG: 0.528 (1, 9)	K			K		K		F7		4	0	0	0	0	3	1											
Lance Parrish, R OBP: 0.321, SLG: 0.476 (1, 2)	F9				2B	F8		L8		4	0	1	0	0	0	1											
Chet Lemon, R OBP: 0.325, SLG: 0.424 (1, 8)		F8		F7				L5		4	0	1	0	0	0	1											
Larry Hemdon, R OBP: 0.296, SLG: 0.391 (1, 7)		G6-4-3		6-3		HR		F8		3	1	1	1	1	0	0											
Nelson Simmons, S OBP: 0.311, SLG: 0.420 (1, 10)	G6-4-3			2B	1B	6-3		BB		3	1	1	0	1	0	1											
Tom Brookens, R OBP: 0.280, SLG: 0.379 Lou Whitaker, L OBP: 0.376, SLG: 0.484 (7, PH) (8, 4)	F8			F8		K		K		2	0	0	0	0	0	1											
Doug Flynn, R OBP: 0.229, SLG: 0.313 Darrell Evans, L OBP: 0.355, SLG: 0.498 (7, PH) (8, 5) (9, 3)	F7			1B	2B					2	0	1	0	0	0	0											
Inning Stats	R: 0 E: 0 K: 1 S: 5	H: 0 LOB: 0 BB: 1 P: 9	R: 0 E: 0 K: 0 S: 2	H: 0 LOB: 0 BB: 1 P: 6	R: 0 E: 0 K: 0 S: 3	H: 0 LOB: 0 BB: 0 P: 3	R: 0 E: 0 K: 1 S: 6	H: 1 LOB: 1 BB: 0 P: 6	R: 1 E: 0 K: 0 S: 6	H: 3 LOB: 2 BB: 0 P: 6	R: 0 E: 0 K: 1 S: 5	H: 1 LOB: 1 BB: 0 P: 5	R: 1 E: 0 K: 1 S: 7	H: 2 LOB: 1 BB: 0 P: 7	R: 0 E: 0 K: 0 S: 3	H: 0 LOB: 0 BB: 0 P: 3	R: 0 E: 0 K: 1 S: 5	H: 0 LOB: 1 BB: 1 P: 9	1B: 3 2B: 2 3B: 1 HR: 1	SF: 0 SAC: 0 DP: 1 HBP: 0	WP: 0 PB: 0 SB: 0 CS: 0	PA: 35					
PITCHER	IP	WLS	BF	H	R	ER	SO	BB	IBB	HBP	BLK	WP	HR	S	P	ERA	WHIP										
John Candelaria, L ERA: 4.24 (1, 1)	6.0	W	23	5	1	1	3	2	0	0	0	0	0	27	35	1.50	1.167										
Donnie Moore, R ERA: 1.69 (7, 1)	3.0	S	12	2	1	1	2	1	0	0	0	0	1	15	19	3.00	1.000										

California Angels @ Detroit Tigers
Tiger Stadium, Detroit, MI
Wed Sep 04 1985, 7:05 PM EDT
Att: 15,123 - Unknown

AB 32
R 2
H 7
RBI 2
BB 3
SO 5
LOB 10



Batter	1	2	3	4	5	6	7	8	9	AB	R	H	RBI	BB	SO	LOB	TOP																			
Jack Perconte, L OBP: 0.331, SLG: 0.328 Harold Reynolds, S OBP: 0.263, SLG: 0.196	F7	1-3		1B SF8		F4		F4		4	1	2	1	0	0	0																				
Phil Bradley, R OBP: 0.364, SLG: 0.485	2B BB		K BB SF8	1B CS		F4		K		5	2	2	0	0	2	3																				
Alvin Davis, L OBP: 0.388, SLG: 0.448	BB SF8		BB 1B	SF8			G3		F6	3	2	1	1	1	0	0																				
Gorman Thomas, R OBP: 0.338, SLG: 0.476	BB IBB		K	CS	G6-4-3 1B		F9		K	4	0	1	0	1	2	2																				
Al Cowens, R OBP: 0.307, SLG: 0.448 John Moses, S OBP: 0.125, SLG: 0.125	1-2 2-3 BB		1B BB	G6-4-3 1B						2	0	1	1	2	0	1																				
Jim Prestley, R OBP: 0.325, SLG: 0.497	SF8		SF8	F8			K		L8	3	0	0	2	0	1	2																				
Dave Henderson, R OBP: 0.311, SLG: 0.379	F3		FC5-4 1B			4-3		F8		4	0	1	1	0	0	2																				
Danny Tartabull, R OBP: 0.346, SLG: 0.409		K	FC5-4			1B 3B		1B BB		3	1	1	0	1	1	2																				
Dave Valle, R OBP: 0.192, SLG: 0.125	K		K			L5		1B		4	0	1	0	0	2	1																				
Inning Stats	R: 2 H: 2 E: 0 K: 0 S: 5	H: 2 R: 4 ER: 0 LOB: 2 BB: 2 P: 13	R: 0 H: 0 E: 0 K: 2 S: 7	H: 0 R: 4 ER: 0 LOB: 0 BB: 0 P: 7	R: 2 H: 1 E: 0 K: 2 S: 9	H: 1 R: 2 ER: 0 LOB: 2 BB: 2 P: 17	R: 1 H: 2 E: 0 K: 1 S: 6	H: 2 R: 0 ER: 0 LOB: 0 BB: 0 P: 6	R: 0 H: 1 E: 0 K: 0 S: 3	H: 1 R: 0 ER: 0 LOB: 1 BB: 1 P: 6	R: 0 H: 1 E: 0 K: 1 S: 6	H: 1 R: 0 ER: 0 LOB: 2 BB: 1 P: 10	R: 0 H: 1 E: 0 K: 1 S: 6	H: 1 R: 0 ER: 0 LOB: 1 BB: 0 P: 6	R: 0 H: 1 E: 0 K: 1 S: 6	H: 1 R: 0 ER: 0 LOB: 1 BB: 0 P: 6	1B: 9 2B: 1 3B: 1 HR: 0	SF: 3 SAC: 0 DP: 1 HBP: 0	WP: 1 PA: 43 PB: 0 SB: 1 CS: 1																	
PITCHER	IP	WLS	BF	H	R	ER	SO	BB	IBB	HBP	BLK	WP	HR	S	P	ERA	WHIP	PITCHER		IP	WLS	BF	H	R	ER	SO	BB	IBB	HBP	BLK	WP	HR	S	P	ERA	WHIP
Frank Tanana, L ERA: 4.7	2.1	L	14	2	4	4	4	3	1	0	0	1	0	18	34	15.43	2.143																			
Randy O'Neal, R ERA: 3.31	3.1		13	5	2	2	1	0	0	0	0	0	0	15	15	5.40	1.500																			
Chuck Cary, L ERA: 3.75	2.1		11	3	0	0	2	1	0	0	0	0	0	14	18	0.00	1.714																			
Willie Hernandez, L ERA: 2.82	1.0		4	1	0	0	1	0	0	0	0	0	0	6	6	0.00	1.000																			

Seattle Mariners @ Detroit Tigers
Tiger Stadium, Detroit, MI
Sun Sep 08 1985, 3:33 AM EDT
Att: 18,802 - Unknown

AB	34
R	6
H	11
RBI	6
BB	5
SO	8
LOB	15



Batter	1	2	3	4	5	6	7	8	9	AB	R	H	RBI	BB	SO	LOB	BOTTOM																			
Lou Whitaker, L OBP: 0.374, SLG: 0.476	4-3		4-3		G3		4-3			4	0	0	0	0	0	2																				
Alan Trammell, R OBP: 0.318, SLG: 0.388	FC4-6 1B		FC4-6 BB			FC4-6 1B		5-3		3	0	2	0	1	0	1																				
Kirk Gibson, L OBP: 0.362, SLG: 0.522	FC4-6		SF8			FC4-6 1B		F8		3	0	0	1	0	0	2																				
Lance Parrish, R OBP: 0.322, SLG: 0.482 Bob Melvin, R OBP: 0.192, SLG: 0.269	F7		F5			BB 1B		6-3		4	0	1	0	0	0	2																				
Darrell Evans, L OBP: 0.351, SLG: 0.498		HR				K		K		4	1	1	1	0	3	2																				
Chet Lemon, R OBP: 0.328, SLG: 0.430		K				K		BB 1B		3	0	0	0	1	3	0																				
Nelson Simmons, S OBP: 0.308, SLG: 0.409			G6-4-3 1B		2-3			F6		4	0	1	0	0	0	3																				
Alejandro Sanchez, R OBP: 0.243, SLG: 0.495		G6-4-3				6-3		6-3		4	0	0	0	0	1	1																				
Tom Brookens, R OBP: 0.280, SLG: 0.383			4-3 SF8			F7		4-3 2B		3	1	2	0	0	0	0																				
Inning Stats	R: 0 H: 1 E: 0 K: 0 S: 4	H: 1 R: 4 ER: 0 LOB: 1 BB: 0 P: 4	R: 1 H: 2 E: 0 K: 1 S: 6	H: 2 R: 0 ER: 0 LOB: 0 BB: 0 P: 6	R: 1 H: 1 E: 0 K: 0 S: 4	H: 1 R: 0 ER: 0 LOB: 1 BB: 1 P: 8	R: 0 H: 0 E: 0 K: 2 S: 7	H: 0 R: 0 ER: 0 LOB: 0 BB: 0 P: 7	R: 0 H: 0 E: 0 K: 0 S: 3	H: 0 R: 1 ER: 0 LOB: 3 BB: 0 P: 3	R: 0 H: 2 E: 0 K: 1 S: 7	H: 1 R: 0 ER: 0 LOB: 1 BB: 1 P: 11	R: 0 H: 1 E: 0 K: 0 S: 4	H: 1 R: 0 ER: 0 LOB: 0 BB: 0 P: 4	R: 0 H: 0 E: 0 K: 1 S: 5	H: 0 R: 0 ER: 0 LOB: 0 BB: 0 P: 5	R: 0 H: 0 E: 0 K: 2 S: 7	H: 0 R: 0 ER: 0 LOB: 0 BB: 0 P: 7	1B: 4 2B: 2 3B: 0 HR: 1	SF: 1 SAC: 0 DP: 1 HBP: 0	WP: 0 PA: 35 PB: 0 SB: 0 CS: 0															
PITCHER	IP	WLS	BF	H	R	ER	SO	BB	IBB	HBP	BLK	WP	HR	S	P	ERA	WHIP	PITCHER		IP	WLS	BF	H	R	ER	SO	BB	IBB	HBP	BLK	WP	HR	S	P	ERA	WHIP
Bill Swift, R ERA: 5.14	2.1		11	4	2	2	1	1	0	0	0	0	0	12	16	7.71	2.143																			
Roy Thomas, R ERA: 3.51	4.2	W	18	3	0	0	3	1	0	0	0	0	0	23	27	0.00	0.857																			
Ed Vande Berg, L ERA: 3.56	1.0		3	0	0	0	1	0	0	0	0	0	0	5	5	0.00	0.000																			
Ed Nunez, R ERA: 2.67	1.0		3	0	0	0	2	0	0	0	0	0	0	7	7	0.00	0.000																			

Seattle Mariners @ Detroit Tigers
Tiger Stadium, Detroit, MI
Sun Sep 08 1985, 3:33 AM EDT
Att: 18,802 - Unknown


AB	32
R	2
H	7
RBI	2
BB	2
SO	7
LOB	13



Batter	1	2	3	4	5	6	7	8	9	AB	R	H	RBI	BB	SO	LOB	TOP					
Lou Whitaker, L (1, 4) OBP: 0.375, SLG: 0.476	0-0 SH1 1B	0-0 3-1			0-0 SF8 1-3 2B		4-0 BB 1B BB		0-0 4-3	4	0	2	0	1	0	3						
Alan Trammell, R (1, 6) OBP: 0.318, SLG: 0.389	0-0 SH1 1-2		0-0 F9		0-0 SF8		0-0 BB 1B			2	0	1	1	0	0	0						
Kirk Gibson, L (1, 9) OBP: 0.361, SLG: 0.517	0-3 K		0-0 G5-4-3 1B		0-0 K		4-0 BB 1B		0-0 BB 2-3 3-H	3	0	1	0	1	2	2						
Lance Parrish, R (1, 2) OBP: 0.321, SLG: 0.484	0-3 K		0-0 G5-4-3 1-2		0-0 F9		0-3 K			4	0	0	0	0	2	6						
Darrell Evans, L (1, 3) OBP: 0.345, SLG: 0.488		0-0 F9		0-0 G3		0-0 F5		0-0 F9		4	0	0	0	0	0	0						
Chet Lemon, R (1, 8) OBP: 0.328, SLG: 0.434	4-0 BB 1B 1B		0-0 F8		0-0 F6		0-0 F7			3	0	0	0	1	0	0						
Nelson Simmons, S (1, 10) OBP: 0.307, SLG: 0.402	0-3 K		4-0 BB		0-3 K2-3		0-0 F7			3	0	0	0	1	2	1						
Alejandro Sanchez, R (1, 7) OBP: 0.257, SLG: 0.496	0-0 BB 1B		0-0 K		0-0 F9		0-0 F9		0-0 F9	3	0	1	0	0	1	1						
Johnny Grubbs, L (9, PH) OBP: 0.280, SLG: 0.261	1-2 BB 1B		0-0 K						0-0 F9	1	0	0	0	0	0	0						
Tom Brookens, R (1, 5) OBP: 0.281, SLG: 0.382	0-0 BB 1B		1-2 BB 1B		0-0 2B SF8 1B		0-0 F8		0-3 K	3	1	2	0	0	0	0						
Dave Bergman, L (9, PH) OBP: 0.252, SLG: 0.258	1-2 BB 1B									1	0	0	0	0	1	0						
Inning Stats	R: 0 E: 0 K: 2 S: 8	H: 1 LOB: 1 BB: 0 P: 8	R: 0 E: 0 K: 1 S: 7	H: 2 LOB: 3 BB: 1 P: 11	R: 0 E: 0 K: 1 S: 3	H: 1 LOB: 0 BB: 0 P: 3	R: 0 E: 0 K: 1 S: 5	H: 0 LOB: 1 BB: 0 P: 9	R: 1 E: 0 K: 1 S: 7	H: 2 LOB: 1 BB: 0 P: 7	R: 0 E: 0 K: 1 S: 5	H: 0 LOB: 0 BB: 0 P: 5	R: 0 E: 0 K: 1 S: 6	H: 1 LOB: 3 BB: 2 P: 14	R: 0 E: 0 K: 0 S: 3	H: 0 LOB: 0 BB: 0 P: 3	R: 0 E: 0 K: 1 S: 5	H: 0 LOB: 0 BB: 0 P: 5	1B: 6 2B: 1 3B: 0 HR: 0	SF: 1 SAC: 1 DP: 1 HBP: 0	WP: 0 PB: 0 SB: 0 CS: 0	PA: 37
PITCHER Doyle Alexander, R (1, 1) ERA: 3.59	IP: 9.0 WLS: W BF: 37 H: 7 R: 1 ER: 1 SO: 8 BB: 4 IBB: 0 HBP: 0 BLK: 0 WP: 0 HR: 0 S: 49 P: 65 ERA: 1.00 WHIP: 1.222															PITCHER	IP: 9.0 WLS: W BF: 37 H: 7 R: 1 ER: 1 SO: 8 BB: 4 IBB: 0 HBP: 0 BLK: 0 WP: 0 HR: 0 S: 49 P: 65 ERA: 1.00 WHIP: 1.222					

Detroit Tigers @ Toronto Blue Jays
Exhibition Stadium, Toronto, ON
Tue Sep 10 1985, 7:05 PM EDT
Att: 31,228 - Unknown


AB 31
R 1
H 7
RBI 1
BB 4
SO 8
LOB 13



Batter	1	2	3	4	5	6	7	8	9	AB	R	H	RBI	BB	SO	LOB	BOTTOM			
Damaso Garcia, R (1, 4) OBP: 0.308, SLG: 0.377	0-3 K		0-3 K		0-0 SH1-4 1B 1B		0-0 BB 1B			4	1	2	1	0	2	0				
Lloyd Moseby, L (1, 8) OBP: 0.344, SLG: 0.431	0-3 K		0-0 F7		0-0 BB 1B SH1-4 1B		0-0 F8			4	0	1	0	0	1	1				
Rance Mulliniks, L (1, 5) OBP: 0.389, SLG: 0.481	0-3 K		0-0 BB 1B		0-0 SH1-4		4-0 BB E BB			2	0	1	0	1	1	0				
Ron Shepherd, R (8, PR) OBP: 0.161, SLG: 0.138			0-0 F9		0-0 F8		0-0 K			4	0	1	1	0	1	2				
Garth Iorg, R (9, 5) OBP: 0.365, SLG: 0.463			0-0 F8		0-0 BB 1B		0-0 K			4	0	0	0	0	2	3				
George Bell, R (1, 7) OBP: 0.333, SLG: 0.497			0-0 F9		0-0 BB 1B		0-0 E4			0	0	0	0	0	0	0				
Al Oliver, L (1, 10) OBP: 0.288, SLG: 0.363			0-0 3-1		0-3 K		0-0 BB 1B			4	0	0	0	0	2	3				
Lou Thornton, L (8, PR) OBP: 0.267, SLG: 0.316			0-0 4-3		4-0 BB S BB		0-0 F8			0	0	0	0	0	0	0				
Willie Upshaw, L (1, 3) OBP: 0.337, SLG: 0.434			0-0 K		0-0 BB 1B		0-0 F8			3	0	0	0	1	1	2				
Ernie Whitt, L (1, 2) OBP: 0.343, SLG: 0.468			0-3 K		0-0 BB 1B		0-0 F8			3	0	0	0	1	1	2				
Jesse Barfield, R (1, 9) OBP: 0.358, SLG: 0.518			0-3 K		0-0 F4		0-0 BB S 1B 1B			3	1	1	0	0	1	2				
Tony Fernandez, S (1, 6) OBP: 0.341, SLG: 0.395			0-3 K		0-3 K		0-0 F7			3	0	0	0	0	2	3				
Inning Stats	R: 0 E: 0 K: 3 S: 9	H: 0 LOB: 0 BB: 0 P: 9	R: 0 E: 0 K: 0 S: 3	H: 0 LOB: 0 BB: 0 P: 3	R: 0 E: 0 K: 3 S: 9	H: 0 LOB: 0 BB: 0 P: 9	R: 0 E: 0 K: 1 S: 6	H: 1 LOB: 0 BB: 0 P: 6	R: 0 E: 0 K: 2 S: 7	H: 0 LOB: 2 BB: 2 P: 15	R: 1 E: 0 K: 1 S: 8	H: 3 LOB: 0 BB: 0 P: 8	R: 1 E: 0 K: 0 S: 5	H: 2 LOB: 1 BB: 0 P: 5	R: 0 E: 1 K: 1 S: 6	H: 0 LOB: 2 BB: 1 P: 10	1B: 6 2B: 0 3B: 0 HR: 0	SF: 0 SAC: 1 DP: 0 HBP: 0	WP: 0 PB: 0 SB: 2 CS: 0	PA: 34
PITCHER Jack Morris, R (1, 1) ERA: 3.26	IP: 8.0 WLS: L BF: 34 H: 6 R: 2 ER: 2 SO: 11 BB: 3 IBB: 0 HBP: 0 BLK: 0 WP: 0 HR: 0 S: 53 P: 65 ERA: 2.25 WHIP: 1.125															PITCHER	IP: 8.0 WLS: L BF: 34 H: 6 R: 2 ER: 2 SO: 11 BB: 3 IBB: 0 HBP: 0 BLK: 0 WP: 0 HR: 0 S: 53 P: 65 ERA: 2.25 WHIP: 1.125			

Detroit Tigers @ Toronto Blue Jays
Exhibition Stadium, Toronto, ON
Tue Sep 10 1985, 7:05 PM EDT
Att: 31,228 - Unknown


AB 30
R 2
H 6
RBI 2
BB 3
SO 11
LOB 17



Batter	1	2	3	4	5	6	7	8	9	AB	R	H	RBI	BB	SO	LOB	TOP				
Lou Whitaker, L (1, 4) OBP: 0.373, SLG: 0.473	4-3	F8			F7			F7		4	0	0	0	0	0	1					
Alan Trammell, R (1, 6) OBP: 0.319, SLG: 0.389	F 1B 1B		F2			4-0 1B BB		F9		3	2	1	0	1	0	0					
Kirk Gibson, L (1, 9) OBP: 0.358, SLG: 0.513	F9		F4			F9		K		4	0	0	0	0	1	2					
Lance Parrish, R (1, 2) OBP: 0.323, SLG: 0.484	E7 1B 1B		F5			1-2 1B 1B		K		4	0	2	0	0	1	0					
Chet Lemon, R (1, 8) OBP: 0.328, SLG: 0.432	1-2 3-H 1B				K	K		K		4	0	1	1	0	3	2					
Larry Hemdon, R (1, 7) OBP: 0.298, SLG: 0.394	K		3-1			1-H 2-H 1B		K		4	0	1	1	0	2	2					
Darrell Evans, L (1, 3) OBP: 0.343, SLG: 0.485		K			K			K		3	0	0	0	0	3	0					
Alejandro Sanchez, R (1, 10) OBP: 0.250, SLG: 0.483		K				F9		G3		3	0	0	0	0	1	0					
Tom Brookens, R (1, 5) OBP: 0.281, SLG: 0.380					F4			6-3		2	0	0	0	1	0	0					
Inning Stats	R: 1 E: 1 K: 1 S: 8	H: 3 LOB: 2 BB: 0 P: 8	R: 0 E: 0 K: 2 S: 7	H: 0 LOB: 1 BB: 1 P: 11	R: 0 E: 0 K: 0 S: 3	H: 0 LOB: 0 BB: 0 P: 3	R: 0 E: 0 K: 2 S: 7	H: 0 LOB: 0 BB: 0 P: 7	R: 0 E: 0 K: 0 S: 3	H: 0 LOB: 0 BB: 0 P: 3	R: 1 E: 0 K: 1 S: 6	H: 2 LOB: 2 BB: 1 P: 10	R: 0 E: 0 K: 1 S: 5	H: 0 LOB: 0 BB: 0 P: 5	R: 0 E: 0 K: 3 S: 9	H: 0 LOB: 0 BB: 0 P: 9	1B: 5 2B: 0 3B: 0 HR: 0	SF: 0 SAC: 0 DP: 0 HBP: 0	WP: 0 PB: 0 SB: 1 CS: 0	PA: 33	
PITCHER	IP	WLS	BF	H	R	ER	SO	BB	IBB	HBP	BLK	WP	HR	S	P	ERA	WHIP				
Steve Davis, L (1, 1) ERA: 3.66	5.1		21	3	2	1	5	2	0	0	0	0	0	29	37	1.69	0.938				
Dennis Lamp, R (6, 1) ERA: 3.12	1.2	W	6	2	0	0	2	0	0	0	0	0	0	10	10	0.00	1.200				
Gary Lavelle, L (8, 1) ERA: 3.03	1.0		3	0	0	0	1	0	0	0	0	0	0	5	5	0.00	0.000				
Tom Henke, R (9, 1) ERA: 1.63	1.0	S	3	0	0	0	3	0	0	0	0	0	0	9	9	0.00	0.000				

Detroit Tigers @ Toronto Blue Jays
Exhibition Stadium, Toronto, ON
Wed Sep 11, 1985, 7:05 PM EDT
Att: 31,269 - Unknown


AB 31
R 2
H 5
RBI 2
BB 2
SO 11
LOB 7



Batter	1	2	3	4	5	6	7	8	9	AB	R	H	RBI	BB	SO	LOB	BOTTOM				
Damaso Garcia, R (1, 4) OBP: 0.310, SLG: 0.383	G4-6-3 BB		HR	1-3			SH3-4			2	1	1	1	1	0	3					
Lloyd Moseby, L (1, 8) OBP: 0.343, SLG: 0.430	G4-6-3 1-2		1-3		K		CS 1B			4	0	1	1	0	1	1					
Rance Mulliniks, L (1, 5) OBP: 0.390, SLG: 0.479	K		1-3		FC4-6 1B		1-2 BB			3	0	1	0	1	1	0					
George Bell, R (1, 7) OBP: 0.334, SLG: 0.499		F8 1B 1B		3B 2B	FC4-6 FC6-4		F6			4	1	2	0	0	0	2					
Al Oliver, L (1, 10) OBP: 0.288, SLG: 0.361		K		F7	FC6-4			WP PB 1B		4	0	1	0	0	1	3					
Ron Shepherd, R (8, PR) OBP: 0.161, SLG: 0.138										0	0	0	0	0	0	0					
Willie Upshaw, L (1, 3) OBP: 0.338, SLG: 0.439		1-2 1B		2-H 3B		F8		K		4	0	2	1	0	1	1					
Ernie Whitt, L (1, 2) OBP: 0.342, SLG: 0.464		F8 2-3		BB BB		K		K		3	0	0	0	1	2	3					
Jesse Barfield, R (1, 9) OBP: 0.357, SLG: 0.515		F8		1-2 BB		K		K		3	0	0	0	1	2	4					
Tony Fernandez, S (1, 6) OBP: 0.341, SLG: 0.395			3-1		K		SH3-4 1B 1B			3	1	1	0	0	1	3					
Inning Stats	R: 0 E: 0 K: 1 S: 4	H: 0 LOB: 0 BB: 1 P: 8	R: 0 E: 0 K: 1 S: 7	H: 2 LOB: 2 BB: 0 P: 7	R: 1 E: 0 K: 0 S: 4	H: 1 LOB: 0 BB: 0 P: 4	R: 1 E: 0 K: 1 S: 7	H: 2 LOB: 3 BB: 2 P: 15	R: 0 E: 0 K: 1 S: 6	H: 1 LOB: 1 BB: 0 P: 6	R: 0 E: 0 K: 2 S: 7	H: 0 LOB: 0 BB: 0 P: 7	R: 1 E: 0 K: 0 S: 4	H: 2 LOB: 1 BB: 1 P: 8	R: 0 E: 0 K: 3 S: 10	H: 1 LOB: 2 BB: 0 P: 10	1B: 6 2B: 1 3B: 1 HR: 1	SF: 0 SAC: 1 DP: 1 HBP: 0	WP: 1 PB: 1 SB: 0 CS: 1	PA: 35	
PITCHER	IP	WLS	BF	H	R	ER	SO	BB	IBB	HBP	BLK	WP	HR	S	P	ERA	WHIP				
Walt Terrell, R (1, 1) ERA: 3.86	7.0	L	32	9	3	3	6	4	0	0	0	0	0	40	56	3.86	1.857				
Willie Hernandez, L (8, 1) ERA: 2.79	1.0		3	0	0	0	3	0	0	0	0	1	0	9	9	0.00	0.000				

Detroit Tigers @ Toronto Blue Jays
Exhibition Stadium, Toronto, ON
Wed Sep 11, 1985, 7:05 PM EDT
Att: 31,269 - Unknown

AB 30
R 3
H 9
RBI 3
BB 4
SO 9
LOB 20



Batter	1	2	3	4	5	6	7	8	9	AB	R	H	RBI	BB	SO	LOB	TOP							
Alan Wiggins, S (1, 4) OBP: 0.317, SLG: 0.305										5	1	2	0	0	0	0								
Lee Lacy, R (1, 9) OBP: 0.351, SLG: 0.423										4	0	1	1	1	1	0								
Cal Ripken Jr., R (1, 6) OBP: 0.345, SLG: 0.462										5	0	0	0	0	0	3								
Eddie Murray, S (1, 3) OBP: 0.377, SLG: 0.527										4	2	1	1	1	1	0	4							
Mike Young, S (1, 7) OBP: 0.349, SLG: 0.547										3	1	1	0	1	0	2								
Larry Sheets, L (1, 10) OBP: 0.331, SLG: 0.457										3	1	1	0	0	1	0								
Gary Roenicke, R (8, PH) OBP: 0.336, SLG: 0.438										0	0	0	1	0	0	0								
Floyd Rayford, R (1, 5) OBP: 0.337, SLG: 0.516										3	1	1	3	1	0	0								
John Shelby, S (1, 8) OBP: 0.314, SLG: 0.442										4	0	2	0	0	1	0								
Al Pardo, S (1, 2) OBP: 0.136, SLG: 0.123										3	0	0	0	0	2	3								
Leo Hernandez, R (9, PH) OBP: 0.310, SLG: 0.405										1	0	0	0	0	0	0								
Rick Dempsey, R (9, 2) OBP: 0.342, SLG: 0.395										0	0	0	0	0	0	0								
Inning Stats	R: 0 E: 0 K: 0 S: 4	H: 1 LOB: 2 BB: 1 P: 8	R: 0 E: 0 K: 2 S: 7	H: 0 LOB: 0 BB: 0 P: 7	R: 0 E: 0 K: 1 S: 5	H: 0 LOB: 0 BB: 0 P: 5	R: 3 E: 1 K: 0 S: 6	H: 3 LOB: 1 BB: 1 P: 10	R: 0 E: 0 K: 0 S: 3	H: 0 LOB: 0 BB: 0 P: 3	R: 1 E: 1 K: 1 S: 7	H: 2 LOB: 2 BB: 1 P: 11	R: 0 E: 0 K: 0 S: 3	H: 0 LOB: 0 BB: 0 P: 3	R: 1 E: 0 K: 0 S: 3	H: 1 LOB: 0 BB: 1 P: 7	R: 1 E: 1 K: 0 S: 6	H: 2 LOB: 2 BB: 0 P: 6	1B: 7 2B: 1 3B: 0 HR: 2	SF: 1 SAC: 0 DP: 1 HBP: 0	WP: 0 PB: 0 SB: 1 CS: 0	PA: 40		
PITCHER	IP WLS BF H R ER SO BB IBB HBP BLK WP HR S P ERA WHIP	IP WLS BF H R ER SO BB IBB HBP BLK WP HR S P ERA WHIP	IP WLS BF H R ER SO BB IBB HBP BLK WP HR S P ERA WHIP	IP WLS BF H R ER SO BB IBB HBP BLK WP HR S P ERA WHIP	IP WLS BF H R ER SO BB IBB HBP BLK WP HR S P ERA WHIP	IP WLS BF H R ER SO BB IBB HBP BLK WP HR S P ERA WHIP	IP WLS BF H R ER SO BB IBB HBP BLK WP HR S P ERA WHIP	IP WLS BF H R ER SO BB IBB HBP BLK WP HR S P ERA WHIP	IP WLS BF H R ER SO BB IBB HBP BLK WP HR S P ERA WHIP	IP WLS BF H R ER SO BB IBB HBP BLK WP HR S P ERA WHIP	IP WLS BF H R ER SO BB IBB HBP BLK WP HR S P ERA WHIP	IP WLS BF H R ER SO BB IBB HBP BLK WP HR S P ERA WHIP	IP WLS BF H R ER SO BB IBB HBP BLK WP HR S P ERA WHIP	IP WLS BF H R ER SO BB IBB HBP BLK WP HR S P ERA WHIP	IP WLS BF H R ER SO BB IBB HBP BLK WP HR S P ERA WHIP	IP WLS BF H R ER SO BB IBB HBP BLK WP HR S P ERA WHIP	IP WLS BF H R ER SO BB IBB HBP BLK WP HR S P ERA WHIP	IP WLS BF H R ER SO BB IBB HBP BLK WP HR S P ERA WHIP	IP WLS BF H R ER SO BB IBB HBP BLK WP HR S P ERA WHIP	IP WLS BF H R ER SO BB IBB HBP BLK WP HR S P ERA WHIP	IP WLS BF H R ER SO BB IBB HBP BLK WP HR S P ERA WHIP	IP WLS BF H R ER SO BB IBB HBP BLK WP HR S P ERA WHIP	IP WLS BF H R ER SO BB IBB HBP BLK WP HR S P ERA WHIP	IP WLS BF H R ER SO BB IBB HBP BLK WP HR S P ERA WHIP

Baltimore Orioles @ Detroit Tigers
Tiger Stadium, Detroit, MI
Fri Sep 13 1985, 7:05 PM EDT
Att: 27,477 - Unknown

AB 35
R 6
H 9
RBI 6
BB 4
SO 4
LOB 12

Batter	1	2	3	4	5	6	7	8	9	AB	R	H	RBI	BB	SO	LOB	BOTTOM							
Lou Whitaker, L (1, 4) OBP: 0.373, SLG: 0.472										5	0	2	0	0	1	3								
Alan Trammell, R (1, 6) OBP: 0.316, SLG: 0.385										5	0	0	0	0	0	5								
Kirk Gibson, L (1, 9) OBP: 0.357, SLG: 0.513										4	1	1	0	0	1	1								
Lance Parrish, R (1, 2) OBP: 0.322, SLG: 0.481										3	1	0	0	1	1	1								
Chet Lemon, R (1, 8) OBP: 0.331, SLG: 0.439										3	1	2	2	1	0	0								
Larry Hemdon, R (1, 7) OBP: 0.296, SLG: 0.391										3	0	0	0	0	0	2								
Johnny Grubb, L (8, PH) OBP: 0.286, SLG: 0.295										1	1	1	2	0	0	0								
Barbaro Garbey, R (1, 3) OBP: 0.295, SLG: 0.348										3	0	1	0	0	1	0								
Darrell Evans, L (8, PH) OBP: 0.343, SLG: 0.483										1	0	0	0	0	1	0								
Alejandro Sanchez, R (1, 10) OBP: 0.252, SLG: 0.479										3	0	1	0	0	1	1								
Dave Bergman, L (9, PH) OBP: 0.257, SLG: 0.271										1	0	1	0	0	0	0								
Tom Brookens, R (1, 5) OBP: 0.281, SLG: 0.380										3	0	1	0	0	0	1								
Nelson Simmons, S (9, PH) OBP: 0.310, SLG: 0.405										1	0	1	0	0	0	0								
Doug Baker, S (9, PR) OBP: 0.222, SLG: 0.333										0	0	0	0	0	0	0								
Inning Stats	R: 2 E: 1 K: 0 S: 5	H: 2 LOB: 1 BB: 1 P: 9	R: 0 E: 0 K: 0 S: 5	H: 2 LOB: 0 BB: 0 P: 5	R: 0 E: 0 K: 1 S: 4	H: 1 LOB: 1 BB: 0 P: 4	R: 0 E: 0 K: 1 S: 5	H: 0 LOB: 0 BB: 0 P: 5	R: 0 E: 0 K: 2 S: 8	H: 1 LOB: 1 BB: 0 P: 8	R: 0 E: 0 K: 1 S: 6	H: 1 LOB: 1 BB: 0 P: 6	R: 0 E: 0 K: 0 S: 3	H: 1 LOB: 0 BB: 0 P: 3	R: 2 E: 0 K: 1 S: 6	H: 1 LOB: 0 BB: 1 P: 10	R: 0 E: 0 K: 1 S: 6	H: 2 LOB: 2 BB: 0 P: 6	1B: 5 2B: 4 3B: 1 HR: 1	SF: 0 SAC: 0 DP: 2 HBP: 0	WP: 0 PB: 0 SB: 0 CS: 0	PA: 38		
PITCHER	IP WLS BF H R ER SO BB IBB HBP BLK WP HR S P ERA WHIP	IP WLS BF H R ER SO BB IBB HBP BLK WP HR S P ERA WHIP	IP WLS BF H R ER SO BB IBB HBP BLK WP HR S P ERA WHIP	IP WLS BF H R ER SO BB IBB HBP BLK WP HR S P ERA WHIP	IP WLS BF H R ER SO BB IBB HBP BLK WP HR S P ERA WHIP	IP WLS BF H R ER SO BB IBB HBP BLK WP HR S P ERA WHIP	IP WLS BF H R ER SO BB IBB HBP BLK WP HR S P ERA WHIP	IP WLS BF H R ER SO BB IBB HBP BLK WP HR S P ERA WHIP	IP WLS BF H R ER SO BB IBB HBP BLK WP HR S P ERA WHIP	IP WLS BF H R ER SO BB IBB HBP BLK WP HR S P ERA WHIP	IP WLS BF H R ER SO BB IBB HBP BLK WP HR S P ERA WHIP	IP WLS BF H R ER SO BB IBB HBP BLK WP HR S P ERA WHIP	IP WLS BF H R ER SO BB IBB HBP BLK WP HR S P ERA WHIP	IP WLS BF H R ER SO BB IBB HBP BLK WP HR S P ERA WHIP	IP WLS BF H R ER SO BB IBB HBP BLK WP HR S P ERA WHIP	IP WLS BF H R ER SO BB IBB HBP BLK WP HR S P ERA WHIP	IP WLS BF H R ER SO BB IBB HBP BLK WP HR S P ERA WHIP	IP WLS BF H R ER SO BB IBB HBP BLK WP HR S P ERA WHIP	IP WLS BF H R ER SO BB IBB HBP BLK WP HR S P ERA WHIP	IP WLS BF H R ER SO BB IBB HBP BLK WP HR S P ERA WHIP	IP WLS BF H R ER SO BB IBB HBP BLK WP HR S P ERA WHIP	IP WLS BF H R ER SO BB IBB HBP BLK WP HR S P ERA WHIP	IP WLS BF H R ER SO BB IBB HBP BLK WP HR S P ERA WHIP	IP WLS BF H R ER SO BB IBB HBP BLK WP HR S P ERA WHIP

Baltimore Orioles @ Detroit Tigers
Tiger Stadium, Detroit, MI
Fri Sep 13 1985, 7:05 PM EDT
Att: 27,477 - Unknown

AB 36
R 4
H 11
RBI 4
BB 2
SO 6
LOB 14

Batter	1	2	3	4	5	6	7	8	9	AB	R	H	RBI	BB	SO	LOB	TOP																			
John Shelby S OBP: 0.306, SLG: 0.432 (1, 8)	F8		K		6-3		F8			4	0	0	0	0	1	0	Baltimore Orioles @ Detroit Tigers Tiger Stadium, Detroit, MI Sat Sep 14 1985, 3:33 AM EDT Unknown																			
Lee Lacy R OBP: 0.348, SLG: 0.419 (1, 9)	F8		F8		F9		F6			4	0	0	0	0	0	0																				
Cal Ripken Jr. R OBP: 0.346, SLG: 0.462 (1, 6)	FC5 BB 1B		BB 1B		1-3			L4		4	0	2	0	0	0	0																				
Eddie Murray S OBP: 0.377, SLG: 0.525 (1, 3)						K		1-3		2	0	0	0	2	1	0																				
Wayne Gross L OBP: 0.374, SLG: 0.431 (8, 3)	1-2 BB		1-2 BB							0	0	0	0	0	0	0																				
Mike Young S OBP: 0.345, SLG: 0.541 (1, 7)	FC5 2-3f		F8			F6		4-3		4	0	0	0	0	0	4																				
Floyd Rayford R OBP: 0.343, SLG: 0.538 (1, 2)		6-3		S 3-4 2B		HR		3-6 2B		4	2	3	1	0	0	0																				
Leo Hernandez R OBP: 0.125, SLG: 0.125 (1, 10)					5-3					3	0	1	0	0	0	1																				
Larry Sheets L OBP: 0.330, SLG: 0.455 (9, PH)	BLK 1B					F9		K		1	0	0	0	0	1	1																				
Lenn Sakata R OBP: 0.276, SLG: 0.352 (1, 4)	F5				3-4			3-6		3	1	1	2	0	0	1																				
Tom O'Malley L (9, PH)	1-2			2H			HR	2-3f		1	0	0	0	0	0	1																				
Rich Dauer R OBP: 0.287, SLG: 0.281 (1, 5)	F9				F4		L4			3	0	0	0	0	0	1																				
Inning Stats	R: 0 E: 0 K: 0 S: 4	H: 1 LOB: 2 BB: 1 P: 8	R: 0 E: 0 K: 0 S: 4	H: 1 LOB: 1 BB: 0 P: 4	R: 0 E: 0 K: 1 S: 6	H: 1 LOB: 2 BB: 1 P: 10	R: 1 E: 0 K: 0 S: 4	H: 1 LOB: 0 BB: 0 P: 4	R: 0 E: 0 K: 0 S: 3	H: 0 LOB: 0 BB: 0 P: 3	R: 1 E: 0 K: 1 S: 6	H: 1 LOB: 0 BB: 0 P: 6	R: 1 E: 0 K: 0 S: 4	H: 1 LOB: 0 BB: 0 P: 4	R: 0 E: 0 K: 0 S: 3	H: 1 LOB: 0 BB: 0 P: 5	R: 0 E: 0 K: 1 S: 5	H: 1 LOB: 0 BB: 0 P: 5	1B: 3 2B: 3 3B: 0 HR: 2	SF: 0 SAC: 0 DP: 1 HBP: 0	WP: 0 PA: 35 PB: 0 SB: 1 CS: 0															
PITCHER	IP	WLS	BF	H	R	ER	SO	BB	IBB	HBP	BLK	WP	HR	S	P	ERA	WHIP	PITCHER		IP	WLS	BF	H	R	ER	SO	BB	IBB	HBP	BLK	WP	HR	S	P	ERA	WHIP
Frank Tanana L ERA: 4.67 (1, 1)	7.0	W	29	6	3	3	2	2	0	0	1	0	2	31	39	3.86	1.143																			
Randy O'Neal R ERA: 3.23 (8, 1)	2.0		6	1	0	0	1	0	0	0	0	0	0	8	8	0.00	0.500																			

AB	33
R	3
H	7
RBI	3
BB	2
SO	3
LOB	9



Batter	1	2	3	4	5	6	7	8	9	AB	R	H	RBI	BB	SO	LOB	BOTTOM																			
Lou Whitaker L OBP: 0.376, SLG: 0.473 (1, 4)	1-3		G3	E 2B		2B BB	2B IBB	BB		3	2	1	2	3	0	0	Baltimore Orioles @ Detroit Tigers Tiger Stadium, Detroit, MI Sat Sep 14 1985, 3:33 AM EDT Unknown																			
Darrell Evans L OBP: 0.347, SLG: 0.488 (1, 3)	1B			E9 1B		K	IBB	G3		6	1	4	3	0	1	3																				
Kirk Gibson L OBP: 0.358, SLG: 0.514 (1, 9)	K		F5	2H 1B		BB 2B	K			5	1	2	1	0	2	4																				
Lance Parrish R OBP: 0.326, SLG: 0.483 (1, 2)	1-3 1B		F6	1B 1B		BB IBB	BB			3	0	2	0	2	0	1																				
Nelson Simmons S OBP: 0.310, SLG: 0.404 (1, 7)	4-3			K		BB IBB	K			3	0	1	1	0	1	2																				
Larry Hemdon R OBP: 0.297, SLG: 0.390 (6, PH)				FC6-4 1B		G6-4-3 BB	K			1	0	0	1	1	1	3																				
Chet Lemon R OBP: 0.332, SLG: 0.439 (1, 8)		K		E BB FC6-4		G6-4-3		2B 2B		4	2	1	0	1	1	5																				
Johnny Grubb L OBP: 0.294, SLG: 0.304 (1, 10)				E 2B 1B		4-3		K		3	1	2	0	0	0	0																				
Alejandro Sanchez R OBP: 0.256, SLG: 0.479 (7, PH)		FC6-4 1B		1-3 2B 1B		BB 2B 1B	BB 1B	K		2	1	1	0	0	1	1																				
Tom Brookens R OBP: 0.283, SLG: 0.381 (1, 5)	FC6-4		E5	2B		F8		BB 2B		4	2	1	2	1	0	2																				
Doug Baker S OBP: 0.143, SLG: 0.214 (1, 6)	4-3		K	K		K		K		5	0	0	0	0	4	6																				
Inning Stats	R: 0 E: 0 K: 1 S: 7	H: 2 LOB: 2 BB: 0 P: 7	R: 0 E: 1 K: 1 S: 6	H: 1 LOB: 1 BB: 0 P: 6	R: 0 E: 0 K: 0 S: 4	H: 1 LOB: 1 BB: 0 P: 4	R: 6 E: 2 K: 2 S: 14	H: 6 LOB: 2 BB: 1 P: 18	R: 0 E: 0 K: 1 S: 5	H: 0 LOB: 0 BB: 0 P: 5	R: 1 E: 0 K: 1 S: 5	H: 1 LOB: 2 BB: 3 P: 17	R: 2 E: 0 K: 3 S: 11	H: 2 LOB: 3 BB: 3 P: 23	R: 1 E: 0 K: 2 S: 9	H: 2 LOB: 2 BB: 1 P: 13	1B: 10 2B: 5 3B: 0 HR: 0	SF: 0 SAC: 0 DP: 1 HBP: 0	WP: 0 PA: 47 PB: 2 SB: 0 CS: 0																	
PITCHER	IP	WLS	BF	H	R	ER	SO	BB	IBB	HBP	BLK	WP	HR	S	P	ERA	WHIP	PITCHER		IP	WLS	BF	H	R	ER	SO	BB	IBB	HBP	BLK	WP	HR	S	P	ERA	WHIP
Mike Boddicker R ERA: 4.03 (1, 1)	3.2	L	21	8	6	1	4	1	0	0	0	0	0	28	32	2.46	2.455																			
Bill Swaggerty R ERA: 5.4 (4, 1)	1.2		10	3	1	1	2	1	1	0	0	0	0	12	20	5.40	2.400																			
Brad Havens L ERA: 13.5 (6, 1)	2.2		16	4	3	3	5	4	1	0	0	0	0	21	41	10.12	3.000																			

AB	39
R	10
H	15
RBI	10
BB	8
SO	11
LOB	27



Batter	1	2	3	4	5	6	7	8	9	AB	R	H	RBI	BB	SO	LOB	TOP										
Alan Wiggins, S OBP: 0.318, SLG: 0.307 (1, 4)	F4		E5 FC5-3		E1 2B			K		5	1	2	0	0	1	2	Baltimore Orioles @ Detroit Tigers Tiger Stadium, Detroit, MI Sat Sep 14 1985, 3:38 AM EDT Att: 31,261 - Unknown										
Lee Lacy, R OBP: 0.346, SLG: 0.419 (1, 10)	F8		FC5-3 F6-4-3				F4-3	5-3		5	0	1	1	0	0	5											
Cal Ripken Jr., R OBP: 0.344, SLG: 0.460 (1, 6)	6-3		F6-4-3		K			F4-3		5	1	1	0	0	1	4											
Eddie Murray, S OBP: 0.378, SLG: 0.528 (1, 3)		F7		3-1					F3	5	1	2	0	0	0	0											
Mike Young, S OBP: 0.351, SLG: 0.543 (1, 7)		F4-6 1B		WP 1B					L6	4	1	3	1	1	0	0											
Floyd Rayford, R OBP: 0.340, SLG: 0.532 (1, 5)				K					K	5	1	1	0	0	2	5											
Gary Roenicke, R OBP: 0.332, SLG: 0.431 Jim Dwyer, L OBP: 0.353, SLG: 0.411 (7, PH) (7, 9)				F2						3	0	0	0	0	0	5											
John Shelby, S OBP: 0.311, SLG: 0.430 (1, 8)										1	0	0	0	0	1	3											
John Shelby, S OBP: 0.311, SLG: 0.430 (1, 8)										3	0	1	1	1	1	2											
Rick Dempsey, R OBP: 0.343, SLG: 0.399 (1, 2)										4	0	2	2	0	1	3											
Inning Stats	R: 0 E: 0 K: 0 S: 3	H: 0 LOB: 0 BB: 0 P: 3	R: 0 E: 0 K: 0 S: 4	H: 2 LOB: 1 BB: 0 P: 4	R: 0 E: 1 K: 0 S: 5	H: 2 LOB: 2 BB: 0 P: 5	R: 0 E: 0 K: 1 S: 6	H: 1 LOB: 1 BB: 0 P: 6	R: 1 E: 1 K: 2 S: 9	H: 2 LOB: 1 BB: 0 P: 9	R: 3 E: 1 K: 1 S: 10	H: 4 LOB: 2 BB: 0 P: 10	R: 1 E: 0 K: 1 S: 7	H: 2 LOB: 2 BB: 2 P: 15	R: 0 E: 0 K: 1 S: 5	H: 0 LOB: 0 BB: 0 P: 5	R: 0 E: 0 K: 1 S: 5	H: 0 LOB: 0 BB: 0 P: 5	1B: 9 2B: 5 3B: 0 HR: 0	SF: 0 SAC: 0 DP: 2 HBP: 0	WP: 1 PB: 0 SB: 1 CS: 0	PA: 42					
PITCHER	IP	WLS	BF	H	R	ER	SO	BB	IBB	HBP	BLK	WP	HR	S	P	ERA	WHIP										
Mickey Mahler, L ERA: 3.38 Aurelio Lopez, R ERA: 4.57 Chuck Cary, L ERA: 3.65 Bob Stoddard, R ERA: 6.48 Willie Hernandez, L ERA: 2.78	5.2	L	27	10	4	1	4	0	0	0	0	1	0	35	35	1.59	1.765										

Batter	1	2	3	4	5	6	7	8	9	AB	R	H	RBI	BB	SO	LOB	BOTTOM										
Tom Brookens, R OBP: 0.282, SLG: 0.381 (1, 5)	F8		6-3		5-3				G1	5	0	1	0	0	0	1	Baltimore Orioles @ Detroit Tigers Tiger Stadium, Detroit, MI Sat Sep 14 1985, 3:38 AM EDT Att: 31,261 - Unknown										
Alan Trammell, R OBP: 0.317, SLG: 0.385 (1, 6)			F9		F8					5	0	2	0	0	0	2											
Barbaro Garbey, R OBP: 0.299, SLG: 0.365 Dave Bergman, L OBP: 0.262, SLG: 0.271 (6, PH) (9, 7)										3	1	2	1	0	0	1											
Nelson Simmons, S OBP: 0.309, SLG: 0.402 (9, PH)										1	0	0	0	0	0	1											
Lance Parrish, R OBP: 0.328, SLG: 0.485 (1, 10) (9, 2)										4	2	2	0	0	0	2											
Chet Lemon, R OBP: 0.333, SLG: 0.446 (1, 8)										4	1	2	2	0	1	1											
Larry Hemdon, R OBP: 0.297, SLG: 0.388 Kirk Gibson, L OBP: 0.359, SLG: 0.515 (1, 7) (8, PH) (9, 9)										2	0	0	0	1	0	1											
Alejandro Sanchez, R OBP: 0.249, SLG: 0.464 Willie Hernandez, L (1, 9) (9, 1)										4	0	0	0	0	3	4											
Bob Melvin, R OBP: 0.182, SLG: 0.255 Darrell Evans, L OBP: 0.346, SLG: 0.487 (1, 2) (8, PH) (9, 3)										3	0	0	0	0	1	1											
Doug Flynn, R OBP: 0.235, SLG: 0.314 Lou Whitaker, L OBP: 0.375, SLG: 0.472 (1, 4) (9, PH)										1	0	0	0	0	1	0											
Inning Stats	R: 0 E: 0 K: 0 S: 3	H: 1 LOB: 0 BB: 0 P: 3	R: 0 E: 0 K: 2 S: 8	H: 1 LOB: 0 BB: 0 P: 8	R: 0 E: 0 K: 0 S: 4	H: 1 LOB: 1 BB: 0 P: 4	R: 3 E: 0 K: 1 S: 8	H: 3 LOB: 1 BB: 1 P: 12	R: 0 E: 0 K: 0 S: 4	H: 1 LOB: 1 BB: 0 P: 4	R: 0 E: 0 K: 1 S: 5	H: 0 LOB: 0 BB: 0 P: 5	R: 0 E: 0 K: 0 S: 4	H: 1 LOB: 1 BB: 0 P: 4	R: 1 E: 0 K: 1 S: 7	H: 2 LOB: 2 BB: 1 P: 11	R: 0 E: 0 K: 1 S: 6	H: 1 LOB: 1 BB: 0 P: 6	1B: 7 2B: 2 3B: 0 HR: 2	SF: 0 SAC: 0 DP: 1 HBP: 0	WP: 2 PB: 0 SB: 1 CS: 0	PA: 39					
PITCHER	IP	WLS	BF	H	R	ER	SO	BB	IBB	HBP	BLK	WP	HR	S	P	ERA	WHIP										
Mike Flanagan, L ERA: 5.37 Nate Snell, R ERA: 2.63 Tippy Martinez, L ERA: 5.31	6.2	W	28	8	3	3	4	1	0	0	0	0	0	3	7	13.50	3.000										



Batter	1	2	3	4	5	6	7	8	9	AB	R	H	RBI	BB	SO	LOB	TOP										
John Shelby, S OBP: 0.306, SLG: 0.426 (1, 8)	G3		WP 1B		F8			F3		4	0	1	0	0	0	0	Baltimore Orioles @ Detroit Tigers Tiger Stadium, Detroit, MI Sun Sep 15 1985, 3:33 AM EDT Att: 28,447 - Unknown										
Lee Lacy, R OBP: 0.346, SLG: 0.417 (1, 9)	F8		BB 1-3			K		F6		2	0	0	0	1	1	0											
Jim Dwyer, L OBP: 0.353, SLG: 0.411 (6, 9)			BB							0	0	0	0	0	0	0											
Rick Dempsey, R OBP: 0.342, SLG: 0.398 (8, PH)			BB							1	0	0	0	0	0	0											
Cal Ripken Jr., R OBP: 0.345, SLG: 0.459 (1, 6)	1B		BB 1-2			4-3				3	0	1	0	1	0	0											
Eddie Murray, S OBP: 0.375, SLG: 0.524 (1, 3)	F2		BB 0-3			K				4	0	0	0	0	2	4											
Mike Young, S OBP: 0.350, SLG: 0.548 (1, 7)		F8			6-3					4	1	1	1	0	1	0											
Larry Sheets, L OBP: 0.327, SLG: 0.451 (1, 10)		K			K			HR F8		3	0	0	0	0	2	0											
Floyd Rayford, R OBP: 0.337, SLG: 0.526 (8, 5)		F8			5-3			K		3	0	0	0	0	1	0											
Wayne Gross, L OBP: 0.369, SLG: 0.425 (8, 9)			K			F5		F7		3	0	0	0	0	1	0											
Gary Roenicke, R OBP: 0.332, SLG: 0.431 (8, 9)										0	0	0	0	0	0	0											
Rich Dauer, R OBP: 0.283, SLG: 0.276 (1, 4)			3-1			F7		5-3		3	0	0	0	0	0	0											
Inning Stats	R: 0 E: 0 K: 0 S: 4	H: 1 LOB: 1 BB: 0 P: 4	R: 0 E: 0 K: 1 S: 5	H: 0 LOB: 0 BB: 0 P: 5	R: 0 E: 0 K: 2 S: 8	H: 1 LOB: 3 BB: 2 P: 16	R: 0 E: 0 K: 1 S: 5	H: 0 LOB: 0 BB: 0 P: 5	R: 0 E: 0 K: 0 S: 3	H: 0 LOB: 0 BB: 0 P: 3	R: 1 E: 0 K: 1 S: 6	H: 1 LOB: 0 BB: 0 P: 6	R: 0 E: 0 K: 0 S: 3	H: 0 LOB: 0 BB: 0 P: 3	R: 0 E: 0 K: 1 S: 5	H: 0 LOB: 0 BB: 0 P: 5	1B: 2 2B: 0 3B: 0 HR: 1	SF: 0 SAC: 0 DP: 0 HBP: 0	WP: 2 PB: 0 SB: 0 CS: 0	PA: 32							
PITCHER	IP	WLS	BF	H	R	ER	SO	BB	IBB	HBP	BLK	WP	HR	S	P	ERA	WHIP										
Jack Morris, R ERA: 3.2 (1, 1)	7.0		26	3	1	1	7	2	0	0	0	1	1	38	46	1.29	0.714										
Willie Hernandez, L ERA: 2.7 (8, 1)	2.0	W	6	0	0	0	1	0	0	0	0	0	0	8	8	0.00	0.000										

AB	30
R	1
H	3
RBI	1
BB	2
SO	8
LOB	4



Batter	1	2	3	4	5	6	7	8	9	AB	R	H	RBI	BB	SO	LOB	BOTTOM										
Lou Whitaker, L OBP: 0.374, SLG: 0.470 (1, 4)	1-3		4-3			6-3		E 1B IBB		3	1	0	0	1	0	0	Baltimore Orioles @ Detroit Tigers Tiger Stadium, Detroit, MI Sun Sep 15 1985, 3:33 AM EDT Att: 28,447 - Unknown										
Alan Trammell, R OBP: 0.317, SLG: 0.384 (1, 6)	F5			1B SF8		4-3		E6 1B		4	2	1	0	0	0	1											
Kirk Gibson, L OBP: 0.360, SLG: 0.513 (1, 9)	6-3			S 1B		F8		1B IBB		3	0	1	0	1	0	0											
Lance Parrish, R OBP: 0.327, SLG: 0.483 (1, 2)		5-3		K				1-3 2-H 3-H 1B		4	0	1	2	0	1	2											
Darrell Evans, L OBP: 0.343, SLG: 0.484 (1, 3)		F9		SF8		F5		F9		3	0	0	1	0	0	2											
Chet Lemon, R OBP: 0.333, SLG: 0.448 (1, 8)				K						3	0	1	0	0	2	1											
Johnny Grubb, L OBP: 0.295, SLG: 0.305 (1, 10)										3	0	1	0	0	0	1											
Barbaro Garbey, R OBP: 0.299, SLG: 0.365 (8, PR)					4-3			E 1-3 1B		0	1	0	0	0	0	0											
Nelson Simmons, S OBP: 0.306, SLG: 0.398 (8, 7)					4-3			1-3 1B		2	0	0	0	0	1	0											
Larry Hemdon, R OBP: 0.297, SLG: 0.387 (8, 7)								1-2 1B		1	0	0	0	0	0	1											
Marty Castillo, R OBP: 0.152, SLG: 0.237 (8, PH)					K					2	0	0	0	0	1	0											
Dave Bergman, L OBP: 0.260, SLG: 0.269 (8, PH)										1	0	0	0	0	0	2											
Tom Brookens, R OBP: 0.282, SLG: 0.381 (8, 5)					K			F2		0	0	0	0	0	0	0											
Inning Stats	R: 0 E: 0 K: 0 S: 3	H: 0 LOB: 0 BB: 0 P: 3	R: 0 E: 0 K: 0 S: 4	H: 1 LOB: 1 BB: 0 P: 4	R: 0 E: 0 K: 1 S: 5	H: 0 LOB: 0 BB: 0 P: 5	R: 1 E: 0 K: 2 S: 9	H: 2 LOB: 1 BB: 0 P: 9	R: 0 E: 0 K: 1 S: 5	H: 0 LOB: 0 BB: 0 P: 5	R: 0 E: 0 K: 0 S: 3	H: 0 LOB: 0 BB: 0 P: 3	R: 0 E: 0 K: 1 S: 5	H: 0 LOB: 0 BB: 0 P: 5	R: 3 E: 1 K: 0 S: 6	H: 2 LOB: 2 BB: 2 P: 14	1B: 4 2B: 1 3B: 0 HR: 0	SF: 1 SAC: 0 DP: 0 HBP: 0	WP: 0 PB: 0 SB: 1 CS: 0	PA: 32							
PITCHER	IP	WLS	BF	H	R	ER	SO	BB	IBB	HBP	BLK	WP	HR	S	P	ERA	WHIP										
Storm Davis, R ERA: 4.44 (1, 1)	0.1		1	0	0	0	0	0	0	0	0	0	0	1	1	0.00	0.000										
Nate Snell, R ERA: 2.53 (1, 1)	6.2		23	3	1	1	5	0	0	0	0	0	0	33	33	1.35	0.450										
Sammy Stewart, R ERA: 3.11 (8, 1)	1.0	L	8	2	3	0	0	0	2	0	0	0	0	6	14	0.00	2.000										

AB	29
R	4
H	5
RBI	3
BB	2
SO	5
LOB	10



Batter	1	2	3	4	5	6	7	8	9	AB	R	H	RBI	BB	SO	LOB	TOP			
John Shelby, S OBP: 0.321, SLG: 0.453 (1, 9)										5	2	3	3	1	1	3				
Floyd Rayford, R OBP: 0.337, SLG: 0.526 (1, 2) (3, 5)										6	2	2	0	0	1	3				
Cal Ripken Jr., R OBP: 0.349, SLG: 0.474 (1, 6)										6	3	4	3	0	0	1				
Eddie Murray, S OBP: 0.373, SLG: 0.525 (1, 3)										6	1	1	2	0	2	4				
Fred Lynn, L OBP: 0.333, SLG: 0.438 (1, 8)										5	2	3	2	1	0	1				
Mike Young, S OBP: 0.347, SLG: 0.542 (1, 7)										6	1	1	1	0	0	5				
Larry Sheets, L OBP: 0.328, SLG: 0.449 (1, 10)										1	0	0	0	1	0	2				
Gary Roenicke, R OBP: 0.331, SLG: 0.429 (6, PH)										1	0	0	0	0	1	0				
Jim Dwyer, L OBP: 0.357, SLG: 0.412 (7, PH)										2	0	1	0	1	1	0				
Wayne Gross, L OBP: 0.372, SLG: 0.425 (1, 5)										0	0	0	0	1	0	0				
Rick Dempsey, R OBP: 0.346, SLG: 0.414 (3, PH) (3, 2)										5	2	3	2	0	0	5				
Rich Dauer, R OBP: 0.284, SLG: 0.274 (1, 4)										2	1	0	1	1	0	1				
Tom O'Malley, L (7, PH)										1	0	0	0	0	1	3				
Lenn Sakata, R OBP: 0.283, SLG: 0.359 (7, 4)										1	0	1	0	0	0	0				
Inning Stats	R: 0 E: 0 K: 0 S: 4	H: 1 LOB: 1 BB: 0 P: 4	R: 1 E: 1 K: 0 S: 3	H: 0 LOB: 2 BB: 2 P: 11	R: 2 E: 0 K: 0 S: 6	H: 3 LOB: 3 BB: 2 P: 14	R: 0 E: 0 K: 0 S: 3	H: 0 LOB: 0 BB: 0 P: 3	R: 0 E: 0 K: 1 S: 9	H: 4 LOB: 0 BB: 1 P: 13	R: 0 E: 0 K: 2 S: 9	H: 2 LOB: 3 BB: 1 P: 13	R: 5 E: 0 K: 2 S: 14	H: 7 LOB: 2 BB: 0 P: 14	R: 1 E: 1 K: 1 S: 8	H: 2 LOB: 2 BB: 0 P: 8	1B: 9 2B: 4 3B: 0 HR: 6	SF: 0 SAC: 0 DP: 1 HBP: 0	WP: 0 PB: 0 SB: 1 CS: 0	PA: 53
PITCHER	IP WLS BF H R ER SO BB IBB HBP BLK WP HR S P ERA WHIP																			
Walt Terrell, R ERA: 3.93 (1, 1)	2.2 L 10 4 3 2 0 4 0 0 0 0 0 12 28 6.75 3.000																			
Chuck Cary, L ERA: 4.2 (3, 1)	0.1 4 2 2 2 0 0 0 0 0 0 2 3 7 81.00 9.000																			
Randy O'Neal, R ERA: 3.54 (6, 1)	0.2 3 1 0 0 1 0 0 0 0 0 0 5 5 0.00 1.500																			
Bill Scherrer, L ERA: 3.77 (6, 1)	0.2 7 4 3 3 2 1 0 0 0 0 2 10 14 40.50 7.500																			
Aurelio Lopez, R ERA: 4.65 (7, 1)																				

Baltimore Orioles @ Detroit Tigers
Tiger Stadium, Detroit, MI
Mon Sep 16 1985, 7:05 PM EDT
Att: 17,659 - Unknown

AB	47
R	14
H	19
RBI	14
BB	6
SO	6
LOB	29



Batter	1	2	3	4	5	6	7	8	9	AB	R	H	RBI	BB	SO	LOB	BOTTOM			
Lou Whitaker, L OBP: 0.371, SLG: 0.465 (1, 4)										5	0	0	0	0	0	0				
Alan Trammell, R OBP: 0.314, SLG: 0.381 (1, 6)										5	0	0	0	0	0	0				
Kirk Gibson, L OBP: 0.361, SLG: 0.514 (1, 9)										3	1	1	0	1	0	0				
Lance Parrish, R OBP: 0.327, SLG: 0.483 (1, 2)										4	0	1	0	0	0	2				
Bob Melvin, R OBP: 0.182, SLG: 0.255 (9, 2)										0	0	0	0	0	0	0				
Darrell Evans, L OBP: 0.344, SLG: 0.483 (1, 3)										3	0	1	0	1	0	0				
Chet Lemon, R OBP: 0.335, SLG: 0.447 (1, 8)										3	2	1	0	1	1	2				
Johnny Grubb, L OBP: 0.298, SLG: 0.333 (1, 10)										2	1	1	3	0	0	0				
Alejandro Sanchez, R OBP: 0.254, SLG: 0.468 (6, PH)										1	1	1	0	0	0	0				
Dave Bergman, L OBP: 0.258, SLG: 0.267 (8, PH)										1	0	0	0	0	0	2				
Nelson Simmons, S OBP: 0.314, SLG: 0.435 (1, 7)										4	2	3	4	0	0	2				
Marty Castillo, R OBP: 0.145, SLG: 0.225 (1, 5)										4	0	0	0	0	1	1				
Inning Stats	R: 0 E: 0 K: 0 S: 4	H: 1 LOB: 1 BB: 0 P: 4	R: 0 E: 0 K: 0 S: 3	H: 0 LOB: 0 BB: 0 P: 3	R: 1 E: 0 K: 0 S: 4	H: 1 LOB: 0 BB: 0 P: 4	R: 3 E: 0 K: 0 S: 5	H: 3 LOB: 1 BB: 2 P: 13	R: 0 E: 0 K: 0 S: 3	H: 0 LOB: 0 BB: 0 P: 3	R: 3 E: 0 K: 1 S: 8	H: 3 LOB: 0 BB: 0 P: 8	R: 0 E: 0 K: 1 S: 6	H: 1 LOB: 2 BB: 1 P: 10	R: 0 E: 0 K: 0 S: 3	H: 0 LOB: 0 BB: 0 P: 3	1B: 4 2B: 2 3B: 0 HR: 3	SF: 0 SAC: 0 DP: 0 HBP: 0	WP: 0 PB: 0 SB: 0 CS: 1	PA: 38
PITCHER	IP WLS BF H R ER SO BB IBB HBP BLK WP HR S P ERA WHIP																			
Dennis Martinez, R ERA: 5.03 (1, 1)	3.2 W 9 3 3 3 0 0 0 0 0 0 1 9 9 13.50 1.500																			
Tippy Martinez, L ERA: 5.07 (4, 1)	3.1 S 12 1 0 0 2 1 0 0 0 0 0 0 15 19 0.00 0.600																			
Don Aase, R ERA: 3.65 (6, 1)																				

Baltimore Orioles @ Detroit Tigers
Tiger Stadium, Detroit, MI
Mon Sep 16 1985, 7:05 PM EDT
Att: 17,659 - Unknown

AB	35
R	7
H	9
RBI	7
BB	3
SO	2
LOB	9



Batter	1	2	3	4	5	6	7	8	9	AB	R	H	RBI	BB	SO	LOB	TOP										
Rickey Henderson, R OBP: 0.424, SLG: 0.513 (1, 8)	0-0 6-3		0-0 F9			0-0 5-3		0-3 K		4	0	0	0	0	1	0											
Ken Griffey, L OBP: 0.325, SLG: 0.399 (1, 7)	0-0 1B		0-0 F9			4-0 BB		0-0 F8		3	0	1	0	1	0	0											
Don Mattingly, L OBP: 0.377, SLG: 0.563 (1, 3)	0-0 1B			0-0 HR		0-0 3		4-0 BB		3	1	2	1	1	0	1											
Dave Winfield, R OBP: 0.333, SLG: 0.475 (1, 9)	0-0 L7			0-0 F4				0-0 F9		4	0	0	0	0	0	3											
Ron Hassey, L OBP: 0.357, SLG: 0.521 Juan Bonilla, R OBP: 0.083, SLG: 0.083 (9, PH)	0-3 K			0-0 F7				0-0 F5		3	0	0	0	0	1	2											
Don Baylor, R OBP: 0.338, SLG: 0.447 (1, 10)		0-0 5-3		0-0 F9				0-0 2B		3	0	1	0	0	0	0											
Mike Pagliarulo, L OBP: 0.323, SLG: 0.445 (1, 5)		0-0 F7			0-0 4-3			0-0 F8		3	0	0	0	0	0	1											
Bobby Meacham, S OBP: 0.309, SLG: 0.270 (1, 6)		0-0 4-3			0-0 6-3			0-0 F9		3	0	0	0	0	0	0											
Rex Hudler, R OBP: 0.231, SLG: 0.308 (1, 4)			0-0 5-3			0-0 F7		0-3 K		3	0	0	0	0	1	0											
Inning Stats	R: 0 E: 0 K: 1 S: 7	H: 2 LOB: 2 BB: 0 P: 7	R: 0 E: 0 K: 0 S: 3	H: 0 LOB: 0 BB: 0 P: 3	R: 0 E: 0 K: 0 S: 3	H: 0 LOB: 0 BB: 0 P: 3	R: 1 E: 0 K: 0 S: 4	H: 1 LOB: 0 BB: 0 P: 4	R: 0 E: 0 K: 0 S: 2	H: 0 LOB: 0 BB: 1 P: 6	R: 0 E: 0 K: 0 S: 4	H: 1 LOB: 1 BB: 0 P: 4	R: 0 E: 0 K: 2 S: 7	H: 0 LOB: 0 BB: 0 P: 7	R: 0 E: 0 K: 0 S: 3	H: 0 LOB: 1 BB: 1 P: 7	1B: 2 2B: 2 3B: 0 HR: 1	SF: 0 SAC: 0 DP: 1 HBP: 0	WP: 0 PB: 0 SB: 0 CS: 0	PA: 32							
PITCHER	IP	WLS	BF	H	R	ER	SO	BB	IBB	HBP	BLK	WP	HR	S	P	ERA	WHIP										
Dan Petry, R ERA: 3.22 (1, 1)	7.0	W	25	4	1	1	1	1	0	0	0	0	1	26	30	1.29	0.714										
Willie Hernandez, L ERA: 2.65 (8, 1)	2.0		7	0	0	0	2	1	0	0	0	0	0	10	14	0.00	0.500										

New York Yankees @ Detroit Tigers
Tiger Stadium, Detroit, MI
Tue Sep 17 1985, 7:05 PM EDT
Att: 20,213 - Unknown

AB 30
R 1
H 4
RBI 1
BB 2
SO 3
LOB 8



Batter	1	2	3	4	5	6	7	8	9	AB	R	H	RBI	BB	SO	LOB	BOTTOM										
Lou Whitaker, L OBP: 0.370, SLG: 0.468 Doug Flynn, R OBP: 0.235, SLG: 0.314 (9, 4)	0-0 4-3		0-0 HR	0-0 G3		0-0 5-3		0-0 FC5-4		5	1	1	2	0	0	3											
Alan Trammell, R OBP: 0.316, SLG: 0.382 Doug Baker, S OBP: 0.143, SLG: 0.214 (9, 6)	0-0 F8		0-0 F8	0-0 1B		0-0 G4-6-3		4-0 BB		4	0	2	1	1	0	0											
Kirk Gibson, L OBP: 0.361, SLG: 0.518 (1, 9)	0-0 HR		4-0 BB	0-0 4-3		0-0 G4-6-3		0-0 1-3		4	1	1	1	1	0	5											
Lance Parrish, R OBP: 0.326, SLG: 0.481 (1, 2)	0-0 F3		0-0 1B		0-0 F8		0-0 F3			4	0	1	0	0	0	0											
Chet Lemon, R OBP: 0.332, SLG: 0.443 (1, 8)		0-3 K	0-0 F4		0-3 K		0-0 5-3			4	0	0	0	0	2	2											
Larry Hemdon, R OBP: 0.296, SLG: 0.386 (1, 7)		0-3 K	0-0 F9		0-0 1-3		0-0 BB			4	1	1	0	0	1	2											
Darrell Evans, L OBP: 0.347, SLG: 0.498 (1, 3)		4-0 HR		0-0 HR		0-0 HR		0-0 E3		3	4	2	2	1	0	1											
Nelson Simmons, S OBP: 0.317, SLG: 0.448 (1, 10)		0-0 HR		0-0 F3		0-0 6-3		4-0 FC5-4		3	1	1	2	1	0	0											
Tom Brookens, R OBP: 0.284, SLG: 0.382 (1, 5)		0-0 5-3		0-0 G3		0-0 F7		0-0 FC5-4		4	1	2	1	0	0	0											
Inning Stats	R: 1 E: 0 K: 0 S: 4	H: 1 LOB: 0 BB: 0 P: 4	R: 2 E: 0 K: 2 S: 8	H: 1 LOB: 0 BB: 1 P: 12	R: 1 E: 0 K: 0 S: 5	H: 2 LOB: 2 BB: 1 P: 9	R: 2 E: 0 K: 0 S: 6	H: 3 LOB: 1 BB: 0 P: 6	R: 0 E: 0 K: 1 S: 5	H: 0 LOB: 0 BB: 0 P: 5	R: 1 E: 0 K: 0 S: 4	H: 1 LOB: 0 BB: 0 P: 4	R: 0 E: 0 K: 0 S: 3	H: 1 LOB: 0 BB: 0 P: 3	R: 2 E: 1 K: 0 S: 6	H: 2 LOB: 3 BB: 2 P: 14	1B: 6 2B: 0 3B: 0 HR: 5	SF: 0 SAC: 0 DP: 1 HBP: 0	WP: 0 PB: 0 SB: 0 CS: 0	PA: 39							
PITCHER	IP	WLS	BF	H	R	ER	SO	BB	IBB	HBP	BLK	WP	HR	S	P	ERA	WHIP										
Ron Guidry, L ERA: 3.26 (1, 1)	6.0	L	28	8	7	7	3	2	0	0	0	0	5	32	40	10.50	1.667										
Dennis Rasmussen, L ERA: 3.86 (7, 1)	2.0		11	3	2	0	0	2	0	0	0	0	0	9	17	0.00	2.500										

New York Yankees @ Detroit Tigers
Tiger Stadium, Detroit, MI
Tue Sep 17 1985, 7:05 PM EDT
Att: 20,213 - Unknown

AB 35
R 9
H 11
RBI 9
BB 4
SO 3
LOB 13



Batter	1	2	3	4	5	6	7	8	9	AB	R	H	RBI	BB	SO	LOB	TOP										
Rickey Henderson, R OBP: 0.423, SLG: 0.515										4	1	1	0	0	0	0	New York Yankees @ Detroit Tigers Tiger Stadium, Detroit, MI Wed Sep 18 1985, 7:05 PM EDT Att: 20,318 - Unknown										
Ken Griffey, L OBP: 0.325, SLG: 0.397										4	1	1	1	0	1	0											
Don Mattingly, L OBP: 0.374, SLG: 0.559										4	0	0	0	0	0	1											
Dave Winfield, R OBP: 0.334, SLG: 0.475										4	0	2	0	0	0	0											
Ron Hassey, L OBP: 0.357, SLG: 0.517										2	0	0	0	1	0	1											
Henry Cotto, R (9, PH) OBP: 0.306, SLG: 0.294										1	0	0	0	0	1	0											
Don Baylor, R OBP: 0.339, SLG: 0.445										2	0	0	1	2	0	0											
Mike Pagliarulo, L OBP: 0.321, SLG: 0.441										3	0	0	0	0	3	5											
Andre Robertson, R (9, PH) OBP: 0.397, SLG: 0.469										1	0	0	0	0	0	0											
Bobby Meacham, S OBP: 0.307, SLG: 0.269										3	0	0	0	0	1	3											
Rex Hudler, R OBP: 0.207, SLG: 0.276										3	0	0	0	0	1	0											
Inning Stats	R: 2 E: 0 K: 1 S: 8	H: 3 LOB: 3 BB: 2 P: 16	R: 0 E: 0 K: 0 S: 3	H: 0 LOB: 0 BB: 0 P: 3	R: 0 E: 0 K: 1 S: 3	H: 0 LOB: 0 BB: 0 P: 3	R: 0 E: 0 K: 1 S: 5	H: 0 LOB: 0 BB: 0 P: 5	R: 0 E: 0 K: 1 S: 5	H: 1 LOB: 2 BB: 1 P: 10	R: 0 E: 0 K: 2 S: 7	H: 0 LOB: 0 BB: 0 P: 7	R: 0 E: 0 K: 0 S: 3	H: 0 LOB: 0 BB: 0 P: 3	R: 0 E: 0 K: 1 S: 5	H: 0 LOB: 0 BB: 0 P: 5	1B: 3 2B: 0 3B: 1 HR: 0	SF: 0 SAC: 0 DP: 0 HBP: 0	WP: 2 PB: 2 SB: 0 CS: 0	PA: 34							
PITCHER	IP	WLS	BF	H	R	ER	SO	BB	IBB	HBP	BLK	WP	HR	S	P	ERA	WHIP										
Juan Berenguer, R ERA: 5.79	(1, 1)	0.1	6	3	2	2	0	1	1	0	0	0	0	4	12	54.00	12.000										
Mickey Mathler, L ERA: 3.0	(1, 1)	7.2	W	25	1	0	6	0	1	0	0	2	0	36	40	0.00	0.130										
Willie Hernandez, L ERA: 2.62	(9, 1)	1.0	S	3	0	0	1	0	0	0	0	0	0	5	5	0.00	0.000										

Batter	1	2	3	4	5	6	7	8	9	AB	R	H	RBI	BB	SO	LOB	BOTTOM										
Lou Whitaker, L OBP: 0.372, SLG: 0.467										2	0	0	0	3	0	0	New York Yankees @ Detroit Tigers Tiger Stadium, Detroit, MI Wed Sep 18 1985, 7:05 PM EDT Att: 20,318 - Unknown										
Alan Trammell, R OBP: 0.314, SLG: 0.378										5	0	0	0	0	3	7											
Kirk Gibson, L OBP: 0.362, SLG: 0.524										4	1	2	1	0	0	0											
Darrell Evans, L OBP: 0.351, SLG: 0.506										3	2	2	1	1	0	0											
Chet Lemon, R OBP: 0.331, SLG: 0.444										4	0	1	0	0	0	3											
Johnny Grubb, L OBP: 0.303, SLG: 0.339										4	1	2	0	0	0	3											
Nelson Simmons, S OBP: 0.317, SLG: 0.447										3	0	1	1	0	1	1											
Larry Herndon, R OBP: 0.298, SLG: 0.395										1	1	1	1	0	0	0											
Tom Brookens, R OBP: 0.281, SLG: 0.379										4	0	0	0	0	1	3											
Bob Melvin, R OBP: 0.203, SLG: 0.271										4	0	2	1	0	0	0											
Inning Stats	R: 2 E: 0 K: 1 S: 7	H: 2 LOB: 0 BB: 0 P: 7	R: 0 E: 0 K: 0 S: 5	H: 2 LOB: 3 BB: 1 P: 9	R: 0 E: 0 K: 0 S: 3	H: 1 LOB: 1 BB: 1 P: 7	R: 0 E: 0 K: 1 S: 5	H: 0 LOB: 0 BB: 0 P: 5	R: 0 E: 0 K: 1 S: 9	H: 4 LOB: 3 BB: 1 P: 13	R: 0 E: 0 K: 0 S: 4	H: 1 LOB: 1 BB: 0 P: 4	R: 1 E: 0 K: 1 S: 6	H: 1 LOB: 1 BB: 1 P: 10	R: 0 E: 0 K: 0 S: 3	H: 0 LOB: 0 BB: 0 P: 4	1B: 7 2B: 1 3B: 0 HR: 3	SF: 0 SAC: 0 DP: 1 HBP: 0	WP: 0 PB: 1 SB: 0 CS: 0	PA: 38							
PITCHER	IP	WLS	BF	H	R	ER	SO	BB	IBB	HBP	BLK	WP	HR	S	P	ERA	WHIP										
Phil Niekro, R ERA: 3.97	(1, 1)	8.0	L	38	11	5	5	4	0	0	0	0	3	44	60	5.62	1.875										

Batter	1	2	3	4	5	6	7	8	9	AB	R	H	RBI	BB	SO	LOB	TOP										
Rickey Henderson, R OBP: 0.422, SLG: 0.519 Dan Pasqua, L OBP: 0.392, SLG: 0.441	0-0 6-3		0-0 HR		0-0 F3		0-0 FC5-4		0-0 1-3	4	1	1	1	0	0	1											
Don Mattingly, L OBP: 0.373, SLG: 0.559	0-0 3-1		0-0 1B 2B		0-0 5-3		0-0 F9			4	1	1	0	0	0	1											
Dave Winfield, R OBP: 0.335, SLG: 0.475 Henry Cotto, R OBP: 0.306, SLG: 0.294	4-0 BB		0-0 2H 1B		0-3 K		0-0 F5			3	0	1	1	1	1	1											
Don Baylor, R OBP: 0.339, SLG: 0.443	0-0 F3		0-0 L7			0-0 F8 1B FC5-4 1B		0-0 F8		4	1	1	0	0	0	2											
Bill Sample, R OBP: 0.329, SLG: 0.338 Ken Griffey, L OBP: 0.324, SLG: 0.396		0-0 6-3	0-0 5-3			0-0 FC5-4 1B		0-0 F8		3	0	1	0	0	0	1											
Andre Robertson, R OBP: 0.376, SLG: 0.455 Mike Pagliarulo, L OBP: 0.322, SLG: 0.443		0-0 1-3		0-0 5-3		0-0 F8		0-0 1B		3	0	0	0	0	0	2											
Willie Randolph, R OBP: 0.322, SLG: 0.356 Juan Bonilla, R OBP: 0.133, SLG: 0.200		0-0 1B		0-0 2B		0-0 FC5-4		0-0 1-3		1	0	1	0	0	0	0											
Butch Wynegar, S OBP: 0.356, SLG: 0.323		0-0 F8		0-0 F8		0-0 5-3		0-3 K		4	0	0	0	0	1	3											
Bobby Meacham, S OBP: 0.307, SLG: 0.269 Ron Hassey, L OBP: 0.356, SLG: 0.514			0-0 5-3	0-0 6-3			0-0 FC5-4 1B		0-0 F7	3	0	1	0	0	0	1											
Inning Stats	R: 0 E: 0 K: 0 S: 3	H: 0 LOB: 1 BB: 1 P: 7	R: 0 E: 0 K: 0 S: 4	H: 1 LOB: 1 BB: 0 P: 4	R: 2 E: 0 K: 0 S: 6	H: 3 LOB: 1 BB: 0 P: 6	R: 0 E: 0 K: 0 S: 4	H: 1 LOB: 0 BB: 0 P: 4	R: 0 E: 0 K: 1 S: 5	H: 0 LOB: 0 BB: 0 P: 5	R: 0 E: 0 K: 0 S: 4	H: 1 LOB: 1 BB: 0 P: 4	R: 0 E: 0 K: 0 S: 4	H: 0 LOB: 0 BB: 0 P: 5	R: 0 E: 0 K: 1 S: 5	H: 0 LOB: 0 BB: 0 P: 5	1B: 6 2B: 2 3B: 0 HR: 1	SF: 0 SAC: 0 DP: 0 HBP: 0	WP: 0 PA: 37 PB: 0 SB: 1 CS: 0								
PITCHER	IP	WLS	BF	H	R	ER	SO	BB	IBB	HBP	BLK	WP	HR	S	P	ERA	WHIP										
Frank Tanana, L ERA: 4.64 Randy O'Neal, R ERA: 3.45	7.0	W	30	8	3	3	1	1	0	0	0	0	1	31	35	3.86	1.286										

New York Yankees @ Detroit Tigers
Tiger Stadium, Detroit, MI
Thu Sep 19 1985, 7:05 PM EDT
Att: 19,588 - Unknown

AB 36
R 3
H 9
RBI 3
BB 1
SO 2
LOB 14



Batter	1	2	3	4	5	6	7	8	9	AB	R	H	RBI	BB	SO	LOB	BOTTOM										
Lou Whitaker, L OBP: 0.371, SLG: 0.464 Doug Flynn, R OBP: 0.231, SLG: 0.308	4-0 1B BB	0-0 G3		0-0 2-3	0-0 F9			0-0 F7		3	0	0	0	1	0	4											
Alan Trammell, R OBP: 0.317, SLG: 0.386 Doug Baker, S OBP: 0.133, SLG: 0.200	0-0 F9	0-0 2B 1B		0-0 HR		0-0 HR 1B		0-0 6-3		4	3	3	3	0	0	1											
Kirk Gibson, L OBP: 0.364, SLG: 0.531	0-0 F9	0-0 2H 3H HR 2B		0-0 HR		0-3 K		4-0 BB		4	2	2	2	1	1	2											
Darrell Evans, L OBP: 0.353, SLG: 0.520	0-0 1-2 1B	0-0 2H HR		0-0 F9		0-0 1H HR		0-0 G3		5	2	3	4	0	0	1											
Chet Lemon, R OBP: 0.331, SLG: 0.441	0-0 4-3	4-0 BB		0-3 K		0-0 F9				3	0	0	0	1	1	2											
Johnny Grubb, L OBP: 0.331, SLG: 0.365 Alejandro Sanchez, R OBP: 0.252, SLG: 0.485		0-0 K		0-0 1-3 BB BB	4-0 1-3 BB BB	0-3 K				2	1	1	1	1	1	1											
Nelson Simmons, S ERA: 3.94 Larry Herndon, R OBP: 0.297, SLG: 0.394		0-0 1B 1B	0-0 4-3		4-0 1-2 BB		0-0 F9			2	1	1	0	1	0	0											
Tom Brookens, R OBP: 0.279, SLG: 0.375		0-3 K	0-0 1-3		0-0 F4		0-0 F9			4	0	0	0	0	1	3											
Bob Melvin, R OBP: 0.206, SLG: 0.270		0-0 2-3 1B 1B	0-0 K		0-0 1-3		0-0 F8			4	1	1	0	0	1	2											
Inning Stats	R: 0 E: 0 K: 0 S: 4	H: 1 LOB: 2 BB: 1 P: 8	R: 6 E: 0 K: 2 S: 13	H: 6 LOB: 1 BB: 1 P: 17	R: 0 E: 0 K: 1 S: 5	H: 0 LOB: 0 BB: 0 P: 5	R: 2 E: 0 K: 1 S: 7	H: 2 LOB: 0 BB: 0 P: 7	R: 0 E: 0 K: 2 S: 9	H: 0 LOB: 0 BB: 0 P: 9	R: 0 E: 0 K: 0 S: 3	H: 0 LOB: 1 BB: 1 P: 7	R: 0 E: 0 K: 0 S: 3	H: 0 LOB: 0 BB: 0 P: 3	R: 0 E: 0 K: 0 S: 3	H: 0 LOB: 1 BB: 1 P: 7	1B: 5 2B: 1 3B: 0 HR: 5	SF: 0 SAC: 0 DP: 0 HBP: 0	WP: 0 PA: 40 PB: 0 SB: 1 CS: 0								
PITCHER	IP	WLS	BF	H	R	ER	SO	BB	IBB	HBP	BLK	WP	HR	S	P	ERA	WHIP										
Joe Niekro, R ERA: 3.94 Rod Scurry, L ERA: 3.29 Neil Allen, R ERA: 4.61 Dennis Rasmussen, L ERA: 4.0 Mike Armstrong, R ERA: 3.72	1.2	L	14	7	6	6	1	2	0	0	0	0	2	15	15	7.71	0.857										
	2.1		9	2	2	2	3	0	0	0	0	0	2	15	15	7.71	0.857										
	1.0		5	0	0	0	0	2	0	0	0	0	0	3	11	0.00	2.000										
	1.0		5	2	2	2	2	0	0	0	0	0	1	9	9	18.00	2.000										
	2.0		7	0	0	0	0	1	0	0	0	0	0	6	10	0.00	0.500										

New York Yankees @ Detroit Tigers
Tiger Stadium, Detroit, MI
Thu Sep 19 1985, 7:05 PM EDT
Att: 19,588 - Unknown

AB 35
R 10
H 11
RBI 10
BB 5
SO 6
LOB 16



Batter	1	2	3	4	5	6	7	8	9	AB	R	H	RBI	BB	SO	LOB	TOP					
Alan Trammell, R OBP: 0.317, SLG: 0.389										4	1	1	0	1	0	3						
Kirk Gibson, L OBP: 0.365, SLG: 0.532 Alejandro Sanchez, R OBP: 0.252, SLG: 0.466										1	0	1	1	0	0	0						
Chet Lemon, R OBP: 0.331, SLG: 0.447										5	2	2	3	0	0	3						
Darrell Evans, L OBP: 0.352, SLG: 0.517										3	1	0	0	1	1	1						
Larry Herndon, R OBP: 0.297, SLG: 0.393 Johnny Grubb, L OBP: 0.315, SLG: 0.378										3	0	1	0	0	1	1						
Nelson Simmons, S OBP: 0.321, SLG: 0.443										4	0	1	0	0	2	1						
Tom Brookens, R OBP: 0.276, SLG: 0.372										4	0	0	0	0	2	2						
Marty Castillo, R OBP: 0.140, SLG: 0.217 Lou Whitaker, L OBP: 0.372, SLG: 0.464										3	0	0	0	0	2	0						
Bob Melvin, R OBP: 0.227, SLG: 0.277										2	1	1	0	1	1	0						
Inning Stats	R: 1 E: 0 K: 1 S: 7	H: 2 LOB: 1 BB: 0 P: 7	R: 0 E: 0 K: 3 S: 9	H: 0 LOB: 0 BB: 0 P: 9	R: 0 E: 0 K: 1 S: 4	H: 0 LOB: 0 BB: 1 P: 8	R: 1 E: 0 K: 0 S: 4	H: 2 LOB: 0 BB: 0 P: 4	R: 0 E: 0 K: 2 S: 7	H: 0 LOB: 1 BB: 0 P: 11	R: 0 E: 0 K: 1 S: 5	H: 0 LOB: 0 BB: 0 P: 5	R: 4 E: 0 K: 0 S: 8	H: 5 LOB: 2 BB: 1 P: 12	R: 0 E: 1 K: 1 S: 6	H: 0 LOB: 2 BB: 1 P: 10	1B: 5 2B: 2 3B: 1 HR: 1	SF: 0 SAC: 1 DP: 2 HBP: 0	WP: 0 PB: 0 SB: 1 CS: 0	PA: 39		
PITCHER	IP WLS BF H R ER SO BB IBB HBP BLK WP HR S P ERA WHIP	IP WLS BF H R ER SO BB IBB HBP BLK WP HR S P ERA WHIP																				
Bruce Hurst, L ERA: 4.59	(1, 1)	7.2	L	29	6	4	4	10	2	0	0	0	0	0	0	0	0	1	47	55	4.70	1.043
Steve Crawford, R ERA: 3.92	(8, 1)	0.1		5	3	2	2	0	0	1	0	0	0	0	0	0	0	0	4	8	54.00	9.000
Mark Clear, R ERA: 3.72	(9, 1)	1.0		5	0	0	0	1	1	0	0	0	0	0	0	0	0	0	6	10	0.00	1.000

Detroit Tigers @ Boston Red Sox
 Fenway Park, Boston, MA
 Fri Sep 20 1985, 7:05 PM EDT
 Att: 23,442 - Unknown

AB	34
R	6
H	9
RBI	6
BB	4
SO	11
LOB	14



Batter	1	2	3	4	5	6	7	8	9	AB	R	H	RBI	BB	SO	LOB	BOTTOM					
Dwight Evans, R OBP: 0.379, SLG: 0.443										4	0	0	0	0	1	0						
Wade Boggs, L OBP: 0.455, SLG: 0.490										3	1	2	0	1	1	0						
Bill Buckner, L OBP: 0.314, SLG: 0.425										4	0	1	0	0	1	2						
Jim Rice, R OBP: 0.349, SLG: 0.487										4	1	3	1	0	0	1						
Rich Gedman, L OBP: 0.370, SLG: 0.508										4	0	0	1	0	0	3						
Tony Armas, R OBP: 0.289, SLG: 0.529										4	0	1	0	0	1	3						
Mike Easler, L OBP: 0.324, SLG: 0.412 Steve Lyons, L OBP: 0.329, SLG: 0.358										3	0	0	0	0	2	1						
Dave Stapleton, R OBP: 0.276, SLG: 0.327										3	0	0	0	0	1	1						
Glenn Hoffman, R OBP: 0.332, SLG: 0.408										3	0	0	0	0	1	1						
Inning Stats	R: 1 E: 0 K: 2 S: 9	H: 2 LOB: 2 BB: 1 P: 13	R: 0 E: 0 K: 3 S: 9	H: 0 LOB: 0 BB: 0 P: 9	R: 0 E: 0 K: 1 S: 4	H: 1 LOB: 1 BB: 0 P: 4	R: 0 E: 0 K: 1 S: 5	H: 0 LOB: 0 BB: 0 P: 5	R: 0 E: 0 K: 0 S: 3	H: 0 LOB: 0 BB: 0 P: 3	R: 1 E: 0 K: 0 S: 4	H: 2 LOB: 0 BB: 0 P: 4	R: 0 E: 0 K: 0 S: 4	H: 1 LOB: 1 BB: 0 P: 4	R: 0 E: 0 K: 2 S: 7	H: 0 LOB: 0 BB: 0 P: 7	R: 0 E: 0 K: 0 S: 4	H: 1 LOB: 1 BB: 0 P: 4	1B: 6 2B: 0 3B: 0 HR: 1	SF: 0 SAC: 0 DP: 1 HBP: 0	WP: 0 PB: 0 SB: 0 CS: 0	PA: 34
PITCHER	IP WLS BF H R ER SO BB IBB HBP BLK WP HR S P ERA WHIP	IP WLS BF H R ER SO BB IBB HBP BLK WP HR S P ERA WHIP																				
Jack Morris, R ERA: 3.16	(1, 1)	9.0	W	34	7	2	2	8	1	0	0	0	0	0	0	0	0	1	49	53	2.00	0.889

Detroit Tigers @ Boston Red Sox
 Fenway Park, Boston, MA
 Fri Sep 20 1985, 7:05 PM EDT
 Att: 23,442 - Unknown


AB	33
R	2
H	7
RBI	2
BB	1
SO	8
LOB	13



Batter	1	2	3	4	5	6	7	8	9	AB	R	H	RBI	BB	SO	LOB	TOP					
Lou Whitaker, L (1, 4) OBP: 0.372, SLG: 0.465	4-3	F9							F8	4	1	0	0	1	0	2						
Alan Trammell, R (1, 6) OBP: 0.316, SLG: 0.385	F6		K							4	0	0	0	0	1	1						
Kirk Gibson, L (1, 9) OBP: 0.368, SLG: 0.532	1B		F7						F9	3	0	1	1	1	0	0						
Darrell Evans, L (1, 3) OBP: 0.356, SLG: 0.526	1-3								F6	4	1	3	0	0	0	1						
Chet Lemon, R (1, 8) OBP: 0.330, SLG: 0.443	K								1-3	4	0	0	0	0	3	5						
Johnny Grubb, L (1, 7) OBP: 0.325, SLG: 0.382										4	0	2	1	0	0	0						
Nelson Simmons, S (1, 10) OBP: 0.321, SLG: 0.441									F6	4	0	1	0	0	0	1						
Tom Brookens, R (1, 5) OBP: 0.279, SLG: 0.375										4	0	1	0	0	1	2						
Bob Melvin, R (1, 2) OBP: 0.225, SLG: 0.261										2	0	0	0	0	1	3						
Dave Bergman, L (7, PH) OBP: 0.255, SLG: 0.263										1	0	0	0	0	1	0						
Marty Castillo, R (7, 2) OBP: 0.138, SLG: 0.214										1	0	0	0	0	0	0						
Inning Stats	R: 0 E: 0 K: 1 S: 6	H: 1 LOB: 2 BB: 1 P: 10	R: 0 E: 0 K: 1 S: 7	H: 2 LOB: 2 BB: 0 P: 7	R: 0 E: 0 K: 2 S: 8	H: 1 LOB: 1 BB: 0 P: 8	R: 0 E: 0 K: 0 S: 4	H: 1 LOB: 1 BB: 0 P: 4	R: 1 E: 0 K: 1 S: 6	H: 1 LOB: 0 BB: 1 P: 10	R: 0 E: 0 K: 0 S: 3	H: 0 LOB: 0 BB: 0 P: 3	R: 0 E: 0 K: 1 S: 5	H: 0 LOB: 1 BB: 0 P: 5	R: 1 E: 0 K: 0 S: 5	H: 2 LOB: 1 BB: 0 P: 5	R: 0 E: 0 K: 1 S: 5	H: 0 LOB: 0 BB: 0 P: 5	1B: 6 2B: 2 3B: 0 HR: 0	SF: 0 SAC: 0 DP: 0 HBP: 0	WP: 0 PB: 0 SB: 0 CS: 0	PA: 37
PITCHER	IP	WLS	BF	H	R	ER	SO	BB	IBB	HBP	BLK	WP	HR	S	P	ERA	WHIP					
Oil Can Boyd, R (1, 1) ERA: 3.65	7.0	W	29	6	1	1	6	2	0	0	0	0	0	39	47	1.29	1.143					
Bruce Kison, R (8, 1) ERA: 4.23	2.0		8	2	1	1	1	0	0	0	0	0	0	10	10	4.50	1.000					

Detroit Tigers @ Boston Red Sox
Fenway Park, Boston, MA
Sun Sep 22 1985, 3:33 AM EDT
Att: 23,847 - Unknown


AB 35
R 2
H 8
RBI 2
BB 2
SO 7
LOB 15



Batter	1	2	3	4	5	6	7	8	9	AB	R	H	RBI	BB	SO	LOB	BOTTOM				
Dwight Evans, R (1, 9) OBP: 0.383, SLG: 0.454			F6						F9	4	2	1	1	1	0	2					
Wade Boggs, L (1, 5) OBP: 0.455, SLG: 0.489	K									4	1	2	1	0	2	0					
Bill Buckner, L (1, 3) OBP: 0.316, SLG: 0.428	4-3									4	0	1	1	0	0	2					
Tony Armas, R (1, 7) OBP: 0.299, SLG: 0.530										3	1	1	0	1	0	2					
Kevin Romine, R (8, 7) OBP: 0.315, SLG: 0.400										0	0	0	0	0	0	0					
Rich Gedman, L (1, 2) OBP: 0.373, SLG: 0.510	1-3									4	1	3	2	0	0	1					
Mike Easter, L (1, 10) OBP: 0.322, SLG: 0.408										3	0	0	0	1	1	3					
Marty Barrett, R (1, 4) OBP: 0.337, SLG: 0.354										4	0	1	0	0	0	3					
Steve Lyons, L (1, 8) OBP: 0.327, SLG: 0.356										4	0	1	1	0	1	1					
Glenn Hoffman, R (1, 6) OBP: 0.333, SLG: 0.402										3	1	1	0	1	0	1					
Inning Stats	R: 1 E: 0 K: 1 S: 7	H: 2 LOB: 1 BB: 0 P: 7	R: 0 E: 0 K: 1 S: 5	H: 0 LOB: 0 BB: 0 P: 5	R: 0 E: 0 K: 0 S: 4	H: 2 LOB: 1 BB: 0 P: 4	R: 2 E: 0 K: 0 S: 4	H: 2 LOB: 0 BB: 1 P: 8	R: 0 E: 0 K: 1 S: 5	H: 0 LOB: 0 BB: 0 P: 5	R: 0 E: 0 K: 0 S: 4	H: 1 LOB: 2 BB: 1 P: 8	R: 3 E: 0 K: 1 S: 8	H: 3 LOB: 2 BB: 2 P: 16	R: 0 E: 0 K: 0 S: 4	H: 1 LOB: 1 BB: 0 P: 4	1B: 8 2B: 2 3B: 0 HR: 1	SF: 0 SAC: 0 DP: 1 HBP: 0	WP: 1 PB: 0 SB: 0 CS: 0	PA: 38	
PITCHER	IP	WLS	BF	H	R	ER	SO	BB	IBB	HBP	BLK	WP	HR	S	P	ERA	WHIP				
Dan Petry, R (1, 1) ERA: 3.33	6.1	L	28	7	5	5	4	4	0	0	0	0	0	2	2	7.11	1.737				
Bill Scherrer, L (7, 1) ERA: 4.03	0.0		2	2	0	0	0	0	0	0	0	0	0	2	2	∞	∞				
Bob Stoddard, R (7, 1) ERA: 6.55	0.2		3	1	1	1	0	0	0	0	0	1	0	3	3	13.50	1.500				
Aurelio Lopez, R (8, 1) ERA: 4.8	1.0		4	1	0	0	0	0	0	0	0	0	0	4	4	0.00	1.000				

Detroit Tigers @ Boston Red Sox
Fenway Park, Boston, MA
Sun Sep 22 1985, 3:33 AM EDT
Att: 23,847 - Unknown

AB 33
R 6
H 11
RBI 6
BB 4
SO 4
LOB 15



Batter	1	2	3	4	5	6	7	8	9	AB	R	H	RBI	BB	SO	LOB	TOP										
Tom Brookens, R OBP: 0.278, SLG: 0.376 (1, 5)										4	1	1	0	0	1	2	Detroit Tigers @ Boston Red Sox Fenway Park, Boston, MA Mon Sep 23 1985, 7:05 PM EDT Att: 14,089 - Unknown										
Alan Trammell, R OBP: 0.317, SLG: 0.384 (1, 6)										2	0	0	0	2	0	0											
Kirk Gibson, L OBP: 0.365, SLG: 0.528 (1, 9)										4	0	0	0	0	3	4											
Lance Parrish, R OBP: 0.325, SLG: 0.479 (1, 10)										4	0	1	1	0	1	0											
Chet Lemon, R OBP: 0.333, SLG: 0.442 (1, 8)										1	0	0	0	2	0	0											
Larry Hemdon, R OBP: 0.294, SLG: 0.387 (1, 7)										4	0	0	0	0	1	5											
Darrell Evans, L OBP: 0.353, SLG: 0.522 (1, 3)										4	0	0	0	0	1	1											
Bob Melvin, R OBP: 0.240, SLG: 0.301 (1, 2)										4	1	2	0	0	0	0											
Doug Flynn, R OBP: 0.236, SLG: 0.315 (1, 4)										2	0	1	1	0	0	0											
Inning Stats	R: 0 E: 0 K: 2 S: 7	H: 0 LOB: 0 BB: 0 P: 7	R: 0 E: 0 K: 3 S: 9	H: 0 LOB: 1 BB: 1 P: 13	R: 2 E: 0 K: 1 S: 8	H: 3 LOB: 3 BB: 2 P: 16	R: 0 E: 0 K: 0 S: 4	H: 1 LOB: 1 BB: 0 P: 4	R: 0 E: 0 K: 0 S: 3	H: 0 LOB: 0 BB: 0 P: 3	R: 0 E: 0 K: 0 S: 6	H: 1 LOB: 2 BB: 1 P: 10	R: 0 E: 0 K: 0 S: 2	H: 0 LOB: 0 BB: 0 P: 3	R: 0 E: 0 K: 0 S: 3	H: 0 LOB: 0 BB: 0 P: 3	1B: 3 2B: 1 3B: 1 HR: 0	SF: 1 SAC: 1 DP: 1 HBP: 1	WP: 0 PB: 0 SB: 1 CS: 0	PA: 36							
PITCHER	IP	WLS	BF	H	R	ER	SO	BB	IBB	HBP	BLK	WP	HR	S	P	ERA	WHIP										
Bob Ojeda, L ERA: 4.38 (1, 1)	7.0	L	30	5	2	2	7	3	1	0	0	0	0	40	56	2.57	1.143										
Mike Trujillo, R ERA: 4.72 (8, 1)	2.0		6	0	0	0	0	0	0	1	0	0	0	5	6	0.00	0.000										

Batter	1	2	3	4	5	6	7	8	9	AB	R	H	RBI	BB	SO	LOB	BOTTOM										
Dwight Evans, R OBP: 0.382, SLG: 0.452 (1, 9)										4	1	1	0	0	0	2	Detroit Tigers @ Boston Red Sox Fenway Park, Boston, MA Mon Sep 23 1985, 7:05 PM EDT Att: 14,089 - Unknown										
Kevin Romine, R OBP: 0.313, SLG: 0.400 (8, FR)										0	0	0	0	0	0	0											
Wade Boggs, L OBP: 0.455, SLG: 0.488 (1, 5)										3	0	1	0	1	0	0											
Bill Buckner, L OBP: 0.314, SLG: 0.426 (1, 3)										4	0	0	0	0	1	4											
Tony Armas, R OBP: 0.296, SLG: 0.524 (1, 7)										4	0	0	0	0	2	4											
Mike Greenwell, L (9, 7)										0	0	0	0	0	0	0											
Rich Gedman, L OBP: 0.370, SLG: 0.505 (1, 2)										4	0	0	0	0	3	1											
Mike Easter, L OBP: 0.324, SLG: 0.409 (1, 10)										3	0	2	0	0	0	0											
Ed Jurak, R OBP: 0.250, SLG: 0.182 (7, FR)										1	0	0	0	0	0	0											
Marty Barrett, R OBP: 0.335, SLG: 0.352 (1, 4)										3	0	0	0	0	1	1											
Steve Lyons, L OBP: 0.327, SLG: 0.359 (1, 8)										3	0	1	0	0	0	2											
Glenn Hoffman, R OBP: 0.333, SLG: 0.399 (1, 6)										2	0	0	0	1	0	2											
Inning Stats	R: 1 E: 0 K: 2 S: 8	H: 1 LOB: 1 BB: 1 P: 12	R: 0 E: 0 K: 0 S: 4	H: 1 LOB: 1 BB: 0 P: 4	R: 0 E: 0 K: 0 S: 3	H: 0 LOB: 0 BB: 0 P: 3	R: 0 E: 0 K: 0 S: 3	H: 0 LOB: 0 BB: 0 P: 3	R: 0 E: 0 K: 2 S: 7	H: 0 LOB: 0 BB: 0 P: 7	R: 0 E: 0 K: 2 S: 8	H: 1 LOB: 1 BB: 0 P: 8	R: 0 E: 0 K: 0 S: 4	H: 1 LOB: 2 BB: 1 P: 8	R: 0 E: 0 K: 1 S: 5	H: 0 LOB: 0 BB: 0 P: 5	1B: 4 2B: 1 3B: 0 HR: 0	SF: 0 SAC: 1 DP: 0 HBP: 0	WP: 1 PB: 1 SB: 0 CS: 0	PA: 34							
PITCHER	IP	WLS	BF	H	R	ER	SO	BB	IBB	HBP	BLK	WP	HR	S	P	ERA	WHIP										
Juan Berenguer, R ERA: 5.3 (1, 1)	7.1	W	28	4	1	0	6	2	0	0	0	0	0	38	46	0.00	0.818										
Willie Hernandez, L ERA: 2.58 (8, 1)	1.2	S	6	1	0	0	1	0	0	0	0	0	0	8	8	0.00	0.600										

Batter	1	2	3	4	5	6	7	8	9	AB	R	H	RBI	BB	SO	LOB	TOP										
Lou Whitaker, L (1, 4) OBP: 0.371, SLG: 0.468	F8	4-3		K		F6			HR	5	1	1	1	0	1	1	Detroit Tigers @ New York Yankees Yankee Stadium, Bronx, NY Tue Sep 24 1985, 7:05 PM EDT Att: 16,702 - Unknown										
Alan Trammell, R (1, 6) OBP: 0.317, SLG: 0.383 Doug Baker, S (9, PH) OBP: 0.125, SLG: 0.188	6-3		PB 2B 1B	F8		F3			K	4	1	1	0	0	0	0											
Kirk Gibson, L (1, 9) OBP: 0.366, SLG: 0.528	F4		1-H 2B 2B		HR BB				K	4	2	1	1	1	2	0											
Lance Parrish, R (1, 2) OBP: 0.327, SLG: 0.485 Bob Melvin, R (8, 2) OBP: 0.240, SLG: 0.301		BB HR 1B	F2		1-H HR				F6	4	2	2	2	0	0	1											
Darrell Evans, L (1, 3) OBP: 0.354, SLG: 0.519 Doug Flynn, R (9, 5) OBP: 0.236, SLG: 0.315		BB BB BB 1-2 HR BB		2B IBB		K			F8	2	2	0	0	2	1	0											
Chet Lemon, R (1, 8) OBP: 0.330, SLG: 0.438			1-H 2-H HR	K		1-3			K	4	0	0	0	0	2	4											
Johnny Grubb, L (1, 7) OBP: 0.335, SLG: 0.418 Larry Herndon, R (8, 7) OBP: 0.294, SLG: 0.387			1-H 2-H HR		2B				3-1	3	1	2	5	1	0	0											
Nelson Simmons, S (1, 10) OBP: 0.320, SLG: 0.438				4-3		K			G3	4	0	1	0	0	1	2											
Tom Brookens, R (1, 5) OBP: 0.277, SLG: 0.373 Dave Bergman, L (9, PH) OBP: 0.253, SLG: 0.261				F9		F7			F5	3	0	0	0	0	0	1											
				F7		F7				1	0	0	0	0	0	0											
Inning Stats	R: 0 E: 0 K: 0 S: 3	H: 0 LOB: 0 BB: 0 P: 3	R: 3 E: 0 K: 0 S: 6	H: 3 LOB: 1 BB: 1 P: 10	R: 3 E: 0 K: 1 S: 8	H: 3 LOB: 1 BB: 1 P: 12	R: 0 E: 0 K: 1 S: 5	H: 0 LOB: 0 BB: 0 P: 5	R: 2 E: 0 K: 2 S: 8	H: 1 LOB: 1 BB: 2 P: 16	R: 0 E: 0 K: 0 S: 3	H: 0 LOB: 0 BB: 0 P: 3	R: 0 E: 0 K: 1 S: 5	H: 0 LOB: 0 BB: 0 P: 5	R: 0 E: 0 K: 1 S: 5	H: 0 LOB: 0 BB: 0 P: 5	R: 1 E: 0 K: 2 S: 8	H: 1 LOB: 0 BB: 0 P: 8	1B: 3 2B: 2 3B: 0 HR: 3	SF: 0 SAC: 0 DP: 0 HBP: 0	WP: 0 PB: 1 SB: 0 CS: 0	PA: 39					
PITCHER	IP	WLS	BF	H	R	ER	SO	BB	IBB	HBP	BLK	WP	HR	S	P	ERA	WHIP										
Phil Niekro, R (1, 1) ERA: 4.25	4.0	L	22	7	8	8	2	2	1	0	0	0	2	23	35	18.00	2.250										
Mike Armstrong, R (5, 1) ERA: 3.07	5.0		17	1	1	1	6	1	0	0	0	0	1	28	32	1.80	0.400										

Batter	1	2	3	4	5	6	7	8	9	AB	R	H	RBI	BB	SO	LOB	BOTTOM										
Rickey Henderson, R (1, 8) OBP: 0.423, SLG: 0.528	G3-6-3 BB		F9			2B		5-3		3	0	1	0	1	0	0	Detroit Tigers @ New York Yankees Yankee Stadium, Bronx, NY Tue Sep 24 1985, 7:05 PM EDT Att: 16,702 - Unknown										
Don Mattingly, L (1, 3) OBP: 0.385, SLG: 0.556	G3-6-3 1-2		F5			F7		HR		4	1	1	1	0	0	2											
Dave Winfield, R (1, 9) OBP: 0.333, SLG: 0.468	F6			4-3		F8		6-3		4	0	0	0	0	0	1											
Don Baylor, R (1, 10) OBP: 0.337, SLG: 0.436			K		5-3		1B 1B 1B	K		4	0	1	0	0	2	0											
Bill Sample, R (1, 7) OBP: 0.336, SLG: 0.345 Ken Griffey, L (9, PH) OBP: 0.328, SLG: 0.415			S 1B		K		1-2 1B	F8		3	0	2	0	0	1	0											
Andre Robertson, R (1, 5) OBP: 0.371, SLG: 0.444 Mike Pagliarulo, L (9, PH) OBP: 0.321, SLG: 0.440			K		F9		1-2 2-3 1B	K		3	0	1	0	0	1	1											
Butch Wynegar, S (1, 2) OBP: 0.359, SLG: 0.321					4-3		L5	F6		3	0	0	0	1	0	3											
Rex Hudler, R (1, 4) OBP: 0.190, SLG: 0.220 Juan Bonilla, R (7, PH) OBP: 0.125, SLG: 0.188			F9		L4		K			2	0	0	0	0	0	2											
Bobby Meacham, S (1, 6) OBP: 0.308, SLG: 0.273			F9			F4		K		3	0	0	0	0	1	3											
Inning Stats	R: 0 E: 0 K: 0 S: 2	H: 0 LOB: 0 BB: 1 P: 6	R: 0 E: 0 K: 2 S: 8	H: 1 LOB: 2 BB: 1 P: 12	R: 0 E: 0 K: 0 S: 3	H: 0 LOB: 0 BB: 0 P: 3	R: 0 E: 0 K: 1 S: 5	H: 0 LOB: 0 BB: 0 P: 5	R: 0 E: 0 K: 0 S: 4	H: 1 LOB: 1 BB: 0 P: 4	R: 0 E: 0 K: 2 S: 10	H: 3 LOB: 3 BB: 0 P: 10	R: 1 E: 0 K: 1 S: 6	H: 1 LOB: 0 BB: 0 P: 6	R: 0 E: 0 K: 1 S: 5	H: 0 LOB: 0 BB: 0 P: 5	1B: 4 2B: 1 3B: 0 HR: 1	SF: 0 SAC: 0 DP: 1 HBP: 0	WP: 0 PB: 0 SB: 1 CS: 0	PA: 34							
PITCHER	IP	WLS	BF	H	R	ER	SO	BB	IBB	HBP	BLK	WP	HR	S	P	ERA	WHIP										
Frank Tanana, L (1, 1) ERA: 4.48	7.0	W	27	5	0	0	5	2	0	0	0	0	1	35	43	0.00	1.000										
Randy O'Neal, R (8, 1) ERA: 3.45	2.0		7	1	1	1	2	0	0	0	0	0	1	11	11	4.50	0.500										



Batter	1	2	3	4	5	6	7	8	9	AB	R	H	RBI	BB	SO	LOB	TOP										
Lou Whitaker, L (1, 4) OBP: 0.369, SLG: 0.465 Larry Hemdon, R (9, PH) OBP: 0.296, SLG: 0.387	0-0 3-1		0-0 1-3		0-3 K		0-0 3-1		4-0 BB	4	0	0	0	0	1	1											
Darrell Evans, L (1, 3) OBP: 0.354, SLG: 0.517	0-0 1B		0-0 F7		4-0 BB		0-3 K		0-3 K	4	0	1	0	1	2	4											
Kirk Gibson, L (1, 9) OBP: 0.365, SLG: 0.525	4-0 BB		0-0 1-3		0-0 F6		0-3 K			3	1	0	0	1	1	2											
Lance Parrish, R (1, 2) OBP: 0.328, SLG: 0.484 Bob Melvin, R (8, 2) OBP: 0.240, SLG: 0.301	0-0 FC4-6 1B			0-0 5-3		4-0 BB		0-0 F9		3	0	1	1	1	0	0											
Johnny Grubb, L (1, 7) OBP: 0.335, SLG: 0.412 Alejandro Sanchez, R (9, PH) OBP: 0.246, SLG: 0.459	0-0 FC4-6 1-2			4-0 BB		0-3 K		0-3 K		2	0	0	0	1	1	2											
Chet Lemon, R (1, 8) OBP: 0.331, SLG: 0.437		0-0 F9		0-0 FC5-4 1B		0-0 F8		4-0 BB		3	1	1	0	1	0	1											
Nelson Simmons, S (1, 10) OBP: 0.315, SLG: 0.430		0-3 K		0-0 F8		0-0 4-3		0-3 K		4	0	0	0	0	2	4											
Tom Brookens, R (1, 5) OBP: 0.277, SLG: 0.371		0-0 F9		0-0 FC5-4 1-2		0-0 5-3		4-0 BB		3	0	0	0	1	0	2											
Doug Baker, S (1, 6) OBP: 0.158, SLG: 0.211 Barbaro Garbey, R (9, PH) OBP: 0.301, SLG: 0.363			0-0 PB 1-3 1B		0-0 4-3		0-3 K		4-0 BB	3	0	1	0	0	1	0											
Inning Stats	R: 1 E: 0 K: 0 S: 4	H: 2 LOB: 1 BB: 1 P: 8	R: 0 E: 0 K: 1 S: 5	H: 0 LOB: 0 BB: 0 P: 5	R: 0 E: 0 K: 0 S: 4	H: 1 LOB: 1 BB: 0 P: 4	R: 0 E: 0 K: 0 S: 4	H: 1 LOB: 2 BB: 1 P: 8	R: 0 E: 0 K: 1 S: 5	H: 0 LOB: 1 BB: 1 P: 9	R: 0 E: 0 K: 1 S: 5	H: 0 LOB: 0 BB: 0 P: 5	R: 0 E: 0 K: 2 S: 7	H: 0 LOB: 0 BB: 0 P: 7	R: 1 E: 0 K: 3 S: 9	H: 0 LOB: 3 BB: 4 P: 25	1B: 4 2B: 0 3B: 0 HR: 0	SF: 0 SAC: 0 DP: 0 HBP: 0	WP: 0 PB: 1 SB: 1 CS: 0	PA: 38							
PITCHER	IP	WLS	BF	H	R	ER	SO	BB	IBB	HBP	BLK	WP	HR	S	P	ERA	WHIP										
Joe Niekro, R (1, 1) ERA: 3.89	5.0	W	22	4	1	1	2	4	0	0	0	0	0	22	38	1.80	1.600										
Brian Fisher, R (6, 1) ERA: 2.43	2.0		6	0	0	0	2	0	0	0	0	0	0	10	10	0.00	0.000										
Rod Scurry, L (8, 1) ERA: 3.33	2.0		10	0	1	1	5	4	0	0	0	0	0	16	32	4.50	2.000										

Detroit Tigers @ New York Yankees
Yankee Stadium, Bronx, NY
Wed Sep 25 1985, 7:05 PM EDT
Att: 17,010 - Unknown

AB 30
R 2
H 4
RBI 2
BB 8
SO 9
LOB 16



Batter	1	2	3	4	5	6	7	8	9	AB	R	H	RBI	BB	SO	LOB	BOTTOM										
Rickey Henderson, R (1, 8) OBP: 0.426, SLG: 0.534 Henry Cotto, R (9, 8) OBP: 0.369, SLG: 0.297	0-3 K		0-0 WP S 2B	0-0 3B		0-0 HR 2B		4-0 BB		4	4	3	1	1	1	0											
Ken Griffey, L (1, 7) OBP: 0.331, SLG: 0.423	0-3 K		4-0 2B	0-0 3B		0-3 K		0-0 FC 2B		4	2	2	2	1	2	1											
Don Mattingly, L (1, 3) OBP: 0.371, SLG: 0.563	0-0 1B		0-0 1B	0-0 G3		0-0 HR		0-0 F7		5	3	3	4	0	0	2											
Dave Winfield, R (1, 9) OBP: 0.334, SLG: 0.469	0-0 2B		0-0 5-3		0-0 S 1B	0-0 6-3		0-0 FC		5	0	2	2	0	0	1											
Ron Hassey, L (1, 2) OBP: 0.362, SLG: 0.518	0-3 K		0-0 1B		0-0 F6	0-0 G3		0-0 G3-6-1		5	0	1	1	0	1	3											
Don Baylor, R (1, 10) OBP: 0.337, SLG: 0.434		0-0 SH1-3 1B	0-0 F8		0-0 F7		0-0 F3			4	0	1	0	0	0	2											
Mike Pagliarulo, L (1, 5) OBP: 0.323, SLG: 0.439		0-0 F8	0-0 F8		4-0 IBB		0-0 1B			3	0	1	0	1	0	2											
Rex Hudler, R (1, 4) OBP: 0.178, SLG: 0.205		0-0 SH1-3		0-0 F8	0-0 G1-4-3		0-0 F8			3	0	0	0	0	0	3											
Bobby Meacham, S (1, 6) OBP: 0.307, SLG: 0.272		0-0 F8		0-3 K		4-0 BB		0-0 F2		3	1	0	0	1	1	2											
Inning Stats	R: 1 E: 0 K: 3 S: 11	H: 2 LOB: 1 BB: 0 P: 11	R: 0 E: 0 K: 0 S: 4	H: 1 LOB: 1 BB: 0 P: 4	R: 3 E: 0 K: 0 S: 6	H: 3 LOB: 1 BB: 1 P: 10	R: 1 E: 0 K: 1 S: 7	H: 2 LOB: 1 BB: 0 P: 7	R: 0 E: 0 K: 0 S: 4	H: 1 LOB: 2 BB: 1 P: 8	R: 3 E: 0 K: 1 S: 7	H: 2 LOB: 0 BB: 1 P: 11	R: 0 E: 0 K: 0 S: 4	H: 1 LOB: 1 BB: 0 P: 4	R: 2 E: 0 K: 0 S: 4	H: 1 LOB: 0 BB: 1 P: 8	1B: 6 2B: 5 3B: 1 HR: 1	SF: 0 SAC: 1 DP: 1 HBP: 0	WP: 1 PB: 0 SB: 2 CS: 0	PA: 41							
PITCHER	IP	WLS	BF	H	R	ER	SO	BB	IBB	HBP	BLK	WP	HR	S	P	ERA	WHIP										
Jack Morris, R (1, 1) ERA: 3.35	5.0	L	28	10	7	7	4	2	1	0	0	0	0	33	45	12.60	2.400										
Bill Scherrer, L (6, 1) ERA: 4.11	1.0		4	1	1	1	1	0	0	0	0	0	1	6	6	9.00	1.000										
Bob Stoddard, R (7, 1) ERA: 6.92	2.0		9	2	2	2	0	1	0	0	0	0	0	8	12	9.00	1.500										

Detroit Tigers @ New York Yankees
Yankee Stadium, Bronx, NY
Wed Sep 25 1985, 7:05 PM EDT
Att: 17,010 - Unknown

AB 36
R 10
H 13
RBI 10
BB 4
SO 5
LOB 16



Batter	1	2	3	4	5	6	7	8	9	AB	R	H	RBI	BB	SO	LOB	TOP											
Steve Lyons, L OBP: 0.332, SLG: 0.370										4	0	2	1	0	0	1	Boston Red Sox @ Detroit Tigers Tiger Stadium, Detroit, MI Fri Sep 27 1985, 7:05 PM EDT Att: 20,147 - Unknown											
Wade Boggs, L OBP: 0.452, SLG: 0.484										4	0	1	0	0	0	2												
Bill Buckner, L OBP: 0.315, SLG: 0.423										4	0	1	0	0	0	2												
Rich Gedman, L OBP: 0.369, SLG: 0.500										4	0	0	0	0	0	3												
Dwight Evans, R OBP: 0.384, SLG: 0.453										2	0	0	0	2	0	0												
Mike Easter, L OBP: 0.326, SLG: 0.411										4	0	2	0	0	0	1												
Dave Stapleton, R OBP: 0.273, SLG: 0.306										3	0	0	0	1	0	3												
Mike Greenwell, L OBP: 0.143, SLG: 0.571									3	0	0	0	0	1	2													
Glenn Hoffman, R OBP: 0.333, SLG: 0.396									3	1	1	0	0	0	1													
Inning Stats	R: 0 E: 0 K: 0 S: 3	H: 1 LOB: 0 BB: 0 P: 3	R: 0 E: 0 K: 0 S: 2	H: 0 LOB: 0 BB: 1 P: 6	R: 0 E: 0 K: 0 S: 2	H: 0 LOB: 0 BB: 1 P: 6	R: 0 E: 0 K: 0 S: 4	H: 1 LOB: 1 BB: 0 P: 4	R: 0 E: 0 K: 1 S: 6	H: 1 LOB: 1 BB: 0 P: 6	R: 0 E: 1 K: 0 S: 3	H: 0 LOB: 0 BB: 0 P: 3	R: 0 E: 0 K: 0 S: 4	H: 1 LOB: 2 BB: 1 P: 8	R: 1 E: 0 K: 0 S: 6	H: 3 LOB: 2 BB: 0 P: 6	R: 0 E: 0 K: 0 S: 3	H: 0 LOB: 0 BB: 0 P: 3	1B: 4 2B: 3 3B: 0 HR: 0	SF: 0 SAC: 0 DP: 3 HBP: 0	WP: 0 PB: 0 SB: 0 CS: 1	PA: 35						
PITCHER	IP	WLS	BF	H	R	ER	SO	BB	IBB	HBP	BLK	WP	HR	S	P	ERA	WHIP											
Walt Terrell, R ERA: 4.01	(1, 1)	7.2	W	30	7	1	1	1	3	0	0	0	0	0	29	41	1.17	1.304										
Willie Hernandez, L ERA: 2.55	(8, 1)	1.1	S	4	0	0	0	0	0	0	0	0	0	4	4	0.00	0.000											

Batter	1	2	3	4	5	6	7	8	9	AB	R	H	RBI	BB	SO	LOB	BOTTOM											
Lou Whitaker, L OBP: 0.368, SLG: 0.464										4	1	1	1	0	0	2	Boston Red Sox @ Detroit Tigers Tiger Stadium, Detroit, MI Fri Sep 27 1985, 7:05 PM EDT Att: 20,147 - Unknown											
Alan Trammell, R OBP: 0.318, SLG: 0.389										3	1	2	2	0	0	0												
Kirk Gibson, L OBP: 0.364, SLG: 0.522										3	1	0	0	1	1	1												
Lance Parrish, R OBP: 0.327, SLG: 0.483										4	0	1	0	0	0	1												
Darrell Evans, L OBP: 0.354, SLG: 0.515										4	0	1	0	0	2	3												
Johnny Grubb, L OBP: 0.329, SLG: 0.403										3	0	0	0	0	1	2												
Larry Herndon, R OBP: 0.297, SLG: 0.388										1	0	1	2	0	0	0												
Nelson Simmons, S OBP: 0.314, SLG: 0.427										4	1	1	0	0	1	2												
Chet Lemon, R OBP: 0.333, SLG: 0.438										2	1	1	0	1	0	0												
Tom Brookens, R OBP: 0.275, SLG: 0.369										2	0	0	0	0	1	1												
Inning Stats	R: 0 E: 0 K: 1 S: 5	H: 0 LOB: 0 BB: 0 P: 5	R: 0 E: 0 K: 1 S: 5	H: 0 LOB: 0 BB: 0 P: 5	R: 3 E: 0 K: 0 S: 5	H: 2 LOB: 0 BB: 1 P: 9	R: 0 E: 0 K: 1 S: 5	H: 0 LOB: 0 BB: 0 P: 5	R: 0 E: 0 K: 1 S: 7	H: 2 LOB: 2 BB: 0 P: 7	R: 0 E: 0 K: 1 S: 5	H: 0 LOB: 0 BB: 0 P: 5	R: 2 E: 0 K: 1 S: 8	H: 3 LOB: 2 BB: 1 P: 12	R: 0 E: 0 K: 1 S: 8	H: 0 LOB: 0 BB: 0 P: 5	R: 0 E: 0 K: 1 S: 5	H: 0 LOB: 0 BB: 0 P: 3	1B: 7 2B: 0 3B: 0 HR: 1	SF: 0 SAC: 2 DP: 0 HBP: 0	WP: 0 PB: 0 SB: 0 CS: 0	PA: 34						
PITCHER	IP	WLS	BF	H	R	ER	SO	BB	IBB	HBP	BLK	WP	HR	S	P	ERA	WHIP											
Oil Can Boyd, R ERA: 3.72	(1, 1)	7.1	L	31	7	5	5	5	1	0	0	0	0	1	39	47	6.14	1.091										
Tim Lollar, L ERA: 4.35	(8, 1)	0.2		3	1	0	0	1	0	0	0	0	0	5	5	0.00	1.500											

Batter	1	2	3	4	5	6	7	8	9	10	AB	R	H	RBI	BB	SO	LOB	TOP	
Dwight Evans, R (1, 10) OBP: 0.382, SLG: 0.456	F4-3		F4			5-3		K			5	1	1	1	0	1	0	Boston Red Sox @ Detroit Tigers Tiger Stadium, Detroit, MI Sat Sep 28 1985, 3:33 AM EDT Att: 21,890 - Unknown	
Wade Boggs, L (1, 5) OBP: 0.451, SLG: 0.481			F7			F4-3 1B BB		F7		6-3	3	0	0	0	2	0	0		
Bill Buckner, L (1, 3) OBP: 0.315, SLG: 0.423	F1			3-1				F6			5	0	2	0	0	0	1		
Tony Armas, R (1, 9) OBP: 0.292, SLG: 0.511					5-3						5	0	0	0	0	1	4		
Mike Greenwell, L (10, 7) OBP: 0.143, SLG: 0.571	K					F4-3				F	0	0	0	0	0	0	0		
Rich Gedman, L (1, 2) OBP: 0.299, SLG: 0.496											4	0	0	0	0	0	2		
Kevin Romine, R (9, PR) OBP: 0.269, SLG: 0.320		F9		F4-3							0	0	0	0	0	0	0		
Mike Easter, L (1, 7) OBP: 0.325, SLG: 0.409											3	0	0	0	1	1	1		
Marc Sullivan, R (9, 2) OBP: 0.236, SLG: 0.299						F9					0	0	0	0	0	0	0		
Marty Barrett, R (1, 4) OBP: 0.336, SLG: 0.348											3	0	1	0	1	0	2		
Steve Lyons, L (1, 8) OBP: 0.328, SLG: 0.365											4	0	0	0	0	1	3		
Glenn Hoffman, R (1, 6) OBP: 0.332, SLG: 0.405											4	1	1	1	0	1	2		
Inning Stats	R: 0 E: 0 K: 1 S: 5	H: 0 LOB: 1 BB: 1 P: 9	R: 0 E: 0 K: 0 S: 3	H: 0 LOB: 1 BB: 1 P: 7	R: 0 E: 0 K: 1 S: 5	H: 0 LOB: 0 BB: 0 P: 5	R: 0 E: 0 K: 0 S: 3	H: 0 LOB: 0 BB: 0 P: 3	R: 0 E: 0 K: 1 S: 6	H: 1 LOB: 1 BB: 0 P: 6	R: 0 E: 0 K: 1 S: 5	H: 0 LOB: 0 BB: 0 P: 5	R: 0 E: 1 K: 0 S: 6	H: 0 LOB: 1 BB: 0 P: 6	R: 2 E: 0 K: 0 S: 5	H: 3 LOB: 0 BB: 0 P: 5	1B: 3 2B: 0 3B: 0 HR: 2	SF: 0 SAC: 0 DP: 0 HBP: 0	WP: 0 PA: 40 PB: 0 SB: 0 CS: 1
PITCHER	IP WLS BF H R ER SO BB IBB HBP BLK WP HR S P ERA WHIP	9.0 L 5 3 2 2 0 0 0 0 0 0 2 5 5 0.00 4.500	1.0 S 1 0 0 0 0 0 0 0 0 0 0 0 0 0.00 0.000	1.0 S 1 0 0 0 0 0 0 0 0 0 0 0 0 0.00 0.000	1.0 S 1 0 0 0 0 0 0 0 0 0 0 0 0 0.00 0.000	1.0 S 1 0 0 0 0 0 0 0 0 0 0 0 0 0.00 0.000	1.0 S 1 0 0 0 0 0 0 0 0 0 0 0 0 0.00 0.000	1.0 S 1 0 0 0 0 0 0 0 0 0 0 0 0 0.00 0.000	1.0 S 1 0 0 0 0 0 0 0 0 0 0 0 0 0.00 0.000	1.0 S 1 0 0 0 0 0 0 0 0 0 0 0 0 0.00 0.000	1.0 S 1 0 0 0 0 0 0 0 0 0 0 0 0 0.00 0.000	1.0 S 1 0 0 0 0 0 0 0 0 0 0 0 0 0.00 0.000	1.0 S 1 0 0 0 0 0 0 0 0 0 0 0 0 0.00 0.000	1.0 S 1 0 0 0 0 0 0 0 0 0 0 0 0 0.00 0.000	1.0 S 1 0 0 0 0 0 0 0 0 0 0 0 0 0.00 0.000	1.0 S 1 0 0 0 0 0 0 0 0 0 0 0 0 0.00 0.000	1.0 S 1 0 0 0 0 0 0 0 0 0 0 0 0 0.00 0.000	1.0 S 1 0 0 0 0 0 0 0 0 0 0 0 0 0.00 0.000	

Boston Red Sox @ Detroit Tigers
 Tiger Stadium, Detroit, MI
 Sat Sep 28 1985, 3:33 AM EDT
 Att: 21,890 - Unknown

AB	36
R	2
H	5
RBI	2
BB	4
SO	5
LOB	15



Batter	1	2	3	4	5	6	7	8	9	10	AB	R	H	RBI	BB	SO	LOB	BOTTOM			
Tom Brookens, R (1, 5) OBP: 0.275, SLG: 0.368	K					6-3					4	0	1	0	0	1	1	Boston Red Sox @ Detroit Tigers Tiger Stadium, Detroit, MI Sat Sep 28 1985, 3:33 AM EDT Att: 21,890 - Unknown			
Alan Trammell, R (1, 6) OBP: 0.316, SLG: 0.387	5-3					F9					4	0	0	0	0	1	2				
Chet Lemon, R (1, 8) OBP: 0.331, SLG: 0.434	F9										4	0	0	0	0	1	0				
Lance Parrish, R (1, 10) OBP: 0.325, SLG: 0.479											4	0	0	0	0	1	0				
Larry Herndon, R (1, 7) OBP: 0.296, SLG: 0.386											3	0	0	0	0	0	0				
Johnny Grubb, L (10, PH) OBP: 0.327, SLG: 0.400											1	0	0	0	0	0	0				
Darrell Evans, L (1, 3) OBP: 0.353, SLG: 0.513											4	0	1	0	0	0	0				
Nelson Simmons, S (1, 9) OBP: 0.309, SLG: 0.419											4	0	0	0	0	2	1				
Bob Melvin, R (1, 2) OBP: 0.234, SLG: 0.293											2	0	0	0	0	0	1				
Barbaro Garbey, R (8, PH) OBP: 0.304, SLG: 0.366											1	0	1	0	0	0	0				
Marty Castillo, R (9, 2) OBP: 0.138, SLG: 0.214											0	0	0	0	0	0	0				
Doug Flynn, R (1, 4) OBP: 0.241, SLG: 0.316											3	0	1	0	0	0	2				
Inning Stats	R: 0 E: 0 K: 1 S: 5	H: 0 LOB: 0 BB: 0 P: 5	R: 0 E: 0 K: 1 S: 5	H: 0 LOB: 0 BB: 0 P: 5	R: 0 E: 0 K: 1 S: 7	H: 2 LOB: 2 BB: 0 P: 7	R: 0 E: 0 K: 0 S: 3	H: 0 LOB: 0 BB: 0 P: 3	R: 0 E: 1 K: 0 S: 4	H: 0 LOB: 1 BB: 0 P: 4	R: 0 E: 0 K: 1 S: 5	H: 0 LOB: 0 BB: 0 P: 5	R: 0 E: 0 K: 0 S: 3	H: 1 LOB: 1 BB: 0 P: 6	R: 0 E: 0 K: 0 S: 3	H: 0 LOB: 0 BB: 0 P: 3	R: 0 E: 0 K: 1 S: 5	H: 0 LOB: 0 BB: 0 P: 5	1B: 4 2B: 0 3B: 0 HR: 0	SF: 0 SAC: 0 DP: 1 HBP: 0	WP: 0 PA: 34 PB: 0 SB: 0 CS: 0
PITCHER	IP WLS BF H R ER SO BB IBB HBP BLK WP HR S P ERA WHIP	9.0 W 31 4 0 0 0 5 0 0 0 0 0 0 41 0.00 0.444	1.0 S 3 0 0 0 1 0 0 0 0 0 0 5 5 0.00 0.000	1.0 S 3 0 0 0 0 0 0 0 0 0 0 5 5 0.00 0.000	1.0 S 3 0 0 0 0 0 0 0 0 0 0 5 5 0.00 0.000	1.0 S 3 0 0 0 0 0 0 0 0 0 0 5 5 0.00 0.000	1.0 S 3 0 0 0 0 0 0 0 0 0 0 5 5 0.00 0.000	1.0 S 3 0 0 0 0 0 0 0 0 0 0 5 5 0.00 0.000	1.0 S 3 0 0 0 0 0 0 0 0 0 0 5 5 0.00 0.000	1.0 S 3 0 0 0 0 0 0 0 0 0 0 5 5 0.00 0.000	1.0 S 3 0 0 0 0 0 0 0 0 0 5 5 0.00 0.000	1.0 S 3 0 0 0 0 0 0 0 0 0 5 5 0.00 0.000	1.0 S 3 0 0 0 0 0 0 0 0 0 5 5 0.00 0.000	1.0 S 3 0 0 0 0 0 0 0 0 0 5 5 0.00 0.000	1.0 S 3 0 0 0 0 0 0 0 0 0 5 5 0.00 0.000	1.0 S 3 0 0 0 0 0 0 0 0 0 5 5 0.00 0.000	1.0 S 3 0 0 0 0 0 0 0 0 0 5 5 0.00 0.000	1.0 S 3 0 0 0 0 0 0 0 0 0 5 5 0.00 0.000			

Boston Red Sox @ Detroit Tigers
 Tiger Stadium, Detroit, MI
 Sat Sep 28 1985, 3:33 AM EDT
 Att: 21,890 - Unknown

AB	34
R	0
H	4
RBI	0
BB	0
SO	6
LOB	7



Batter	1	2	3	4	5	6	7	8	9	AB	R	H	RBI	BB	SO	LOB	TOP					
Damaso Garcia, R (1,4) OBP: 0.306, SLG: 0.382	F3		6-3		F4		SF7			3	0	1	0	0	0		<p>Toronto Blue Jays @ Detroit Tigers</p> <p>Tiger Stadium, Detroit, MI</p> <p>Tue Oct 01 1985, 7:05 PM EDT</p> <p>Att: 19,040 - Unknown</p>					
Lloyd Moseby, L (1,8) OBP: 0.345, SLG: 0.427	F9		1B		F8		G3			4	0	1	0	0	0	1						
Cliff Johnson, R (1,10) OBP: 0.335, SLG: 0.420	K		1B		5-3					4	0	1	0	0	1	0						
George Bell, R (1,7) OBP: 0.331, SLG: 0.487		6-3	F5			F7		F8		4	0	0	0	0	0	2						
Jesse Barfield, R (1,9) OBP: 0.369, SLG: 0.542	K			3-1		K				4	0	2	0	0	2	0						
Cecil Fielder, R (1,3) OBP: 0.338, SLG: 0.528	2B			F3		K		F7		4	0	1	0	0	1	2						
Garth Iorg, R (1,5) OBP: 0.362, SLG: 0.477				3-1			1B			4	1	3	0	0	0	1						
Ernie Whitt, L (1,2) OBP: 0.327, SLG: 0.440										2	0	0	0	1	2	3						
Jeff Burroughs, R (9,PH) OBP: 0.365, SLG: 0.430	K						K		G5-4-3	1	0	0	0	0	0	1						
Tony Fernandez, S (1,6) OBP: 0.337, SLG: 0.385			4-3		4-3				F7	4	0	1	0	0	0	2						
Inning Stats	R: 0 E: 0 K: 1 S: 5	H: 0 LOB: 0 BB: 0 P: 5	R: 0 E: 0 K: 2 S: 9	H: 2 LOB: 2 BB: 0 P: 9	R: 0 E: 0 K: 0 S: 5	H: 2 LOB: 2 BB: 0 P: 5	R: 0 E: 0 K: 0 S: 4	H: 1 LOB: 2 BB: 1 P: 8	R: 0 E: 0 K: 0 S: 3	H: 0 LOB: 0 BB: 0 P: 3	R: 0 E: 0 K: 2 S: 7	H: 0 LOB: 0 BB: 0 P: 7	R: 1 E: 0 K: 1 S: 7	H: 2 LOB: 1 BB: 0 P: 7	R: 0 E: 0 K: 0 S: 4	H: 1 LOB: 1 BB: 0 P: 4	R: 0 E: 0 K: 0 S: 3	H: 1 LOB: 0 BB: 0 P: 3	1B: 7 2B: 2 3B: 0 HR: 0	SF: 1 SAC: 0 DP: 1 HBP: 0	WP: 0 PB: 0 SB: 0 CS: 0	PA: 36
PITCHER Frank Tanana, L (1,1) ERA: 4.33	IP: 9.0 WLS: W BF: 36 H: 9 R: 1 ER: 1 SO: 6 BB: 1 IBB: 0 HBP: 0 BLK: 0 WP: 0 HR: 0 S: 47 P: 51 ERA: 1.00 WHIP: 1.111															PITCHER						

Batter	1	2	3	4	5	6	7	8	9	AB	R	H	RBI	BB	SO	LOB	BOTTOM			
Lou Whitaker, L (1,4) OBP: 0.368, SLG: 0.464	F6		HR	3-1			1B			5	2	3	0	0	0	1	<p>Toronto Blue Jays @ Detroit Tigers</p> <p>Tiger Stadium, Detroit, MI</p> <p>Tue Oct 01 1985, 7:05 PM EDT</p> <p>Att: 19,040 - Unknown</p>			
Darrell Evans, L (1,3) OBP: 0.356, SLG: 0.524	HR		HR		F5		E9	F9		5	3	3	3	0	0	1				
Kirk Gibson, L (1,9) OBP: 0.362, SLG: 0.516	K		K		FC6		S			2	1	0	0	2	2	0				
Lance Parrish, R (1,2) OBP: 0.322, SLG: 0.474	1B		K		F7		K			4	0	1	0	0	2	2				
Johnny Grubb, L (1,7) OBP: 0.341, SLG: 0.404										3	0	1	0	1	1	2				
Larry Hemdon, R (8,7) OBP: 0.296, SLG: 0.386	1B				FC6		K			0	0	0	0	0	0	0				
Nelson Simmons, S (1,10) OBP: 0.307, SLG: 0.409	1-3		F7							3	0	0	0	1	0	3				
Chet Lemon, R (1,8) OBP: 0.330, SLG: 0.430		K			K		K			4	0	0	0	0	4	1				
Alan Trammell, R (1,6) OBP: 0.314, SLG: 0.383	1-3			F8		FC6-4		F5		4	0	1	0	0	0	0				
Tom Brookens, R (1,5) OBP: 0.275, SLG: 0.367		6-3				FC6-4		G3		4	0	1	0	0	0	1				
Inning Stats	R: 1 E: 0 K: 1 S: 8	H: 3 LOB: 2 BB: 0 P: 8	R: 0 E: 0 K: 1 S: 5	H: 0 LOB: 0 BB: 0 P: 5	R: 2 E: 0 K: 2 S: 9	H: 2 LOB: 1 BB: 1 P: 13	R: 0 E: 0 K: 1 S: 6	H: 1 LOB: 1 BB: 0 P: 6	R: 0 E: 0 K: 0 S: 3	H: 0 LOB: 1 BB: 1 P: 7	R: 0 E: 0 K: 1 S: 6	H: 1 LOB: 1 BB: 0 P: 6	R: 3 E: 1 K: 3 S: 11	H: 2 LOB: 1 BB: 2 P: 19	R: 0 E: 0 K: 0 S: 4	H: 1 LOB: 1 BB: 0 P: 4	1B: 7 2B: 1 3B: 0 HR: 2	SF: 0 SAC: 0 DP: 0 HBP: 0	WP: 1 PB: 0 SB: 2 CS: 0	PA: 38
PITCHER Doyle Alexander, R (1,1) ERA: 3.54	IP: 6.0 WLS: L BF: 28 H: 8 R: 4 ER: 4 SO: 6 BB: 2 IBB: 0 HBP: 0 BLK: 0 WP: 0 HR: 2 S: 38 P: 46 ERA: 6.00 WHIP: 1.667															PITCHER				
Gary Lavelle, L (7,1) ERA: 3.14	0.0	2	1	0	0	0	1	0	0	0	0	0	1	5						
Dennis Lamp, R (7,1) ERA: 3.38	1.0	4	0	2	0	3	1	0	0	0	1	0	9	13	0.00	1.000				
Bill Caudill, R (8,1) ERA: 2.81	1.0	4	1	0	0	0	0	0	0	0	0	0	4	4	0.00	1.000				

AB	34
R	1
H	9
RBI	1
BB	1
SO	6
LOB	12

AB	34
R	6
H	10
RBI	3
BB	4
SO	9
LOB	11



Batter	1	2	3	4	5	6	7	8	9	AB	R	H	RBI	BB	SO	LOB	TOP					
Tony Fernandez, S (1, 6) OBP: 0.334, SLG: 0.382										4	0	0	0	0	0	2	Toronto Blue Jays @ Detroit Tigers Tiger Stadium, Detroit, MI Wed Oct 02 1985, 7:05 PM EDT Att: 19,802 - Unknown					
Lloyd Moseby, L (1, 8) OBP: 0.343, SLG: 0.424										4	0	0	0	0	1	2						
Rance Mulliniks, L (1, 5) OBP: 0.327, SLG: 0.462										2	1	1	0	1	0	0						
Damaso Garcia, R (8, PH) OBP: 0.305, SLG: 0.382										1	0	0	0	0	1	0						
Willie Upshaw, L (1, 3) OBP: 0.342, SLG: 0.442										4	0	2	0	0	0	1						
Al Oliver, L (1, 10) OBP: 0.288, SLG: 0.358										3	0	1	1	0	0	2						
Cliff Johnson, R (8, PH) OBP: 0.334, SLG: 0.419										1	0	0	0	0	0	0						
George Bell, R (1, 7) OBP: 0.329, SLG: 0.484										4	0	0	0	0	0	4						
Ernie Whitt, L (1, 2) OBP: 0.327, SLG: 0.446										3	1	1	1	0	1	3						
Cecil Fielder, R (9, PH) OBP: 0.346, SLG: 0.528										0	0	0	0	1	0	0						
Ron Shepherd, R (9, PR) OBP: 0.176, SLG: 0.188										0	0	0	0	0	0	0						
Jesse Barfield, R (1, 9) OBP: 0.369, SLG: 0.540										2	0	0	0	2	0	1						
Garth Iorg, R (1, 4) OBP: 0.359, SLG: 0.472										3	0	0	0	0	0	2						
Jeff Burroughs, R (9, PH) OBP: 0.368, SLG: 0.428										1	0	0	0	0	1	1						
Inning Stats	R: 0 E: 0 K: 1 S: 5	H: 0 LOB: 0 BB: 0 P: 5	R: 0 E: 0 K: 0 S: 4	H: 1 LOB: 1 BB: 0 P: 4	R: 0 E: 0 K: 0 S: 3	H: 0 LOB: 0 BB: 0 P: 3	R: 1 E: 0 K: 1 S: 7	H: 2 LOB: 2 BB: 1 P: 11	R: 0 E: 0 K: 0 S: 3	H: 0 LOB: 1 BB: 1 P: 7	R: 0 E: 0 K: 0 S: 4	H: 1 LOB: 1 BB: 0 P: 4	R: 1 E: 0 K: 0 S: 4	H: 1 LOB: 1 BB: 1 P: 8	R: 0 E: 0 K: 1 S: 5	H: 0 LOB: 0 BB: 0 P: 5	R: 0 E: 0 K: 1 S: 5	H: 0 LOB: 1 BB: 1 P: 9	1B: 3 2B: 1 3B: 0 HR: 1	SF: 0 SAC: 0 DP: 0 HBP: 0	WP: 0 PB: 0 SB: 1 CS: 0	PA: 36
PITCHER	IP	WLS	BF	H	R	ER	SO	BB	IBB	HBP	BLK	WP	HR	S	P	ERA	WHIP					
Jack Morris, R (1, 1) ERA: 3.33	7.0	W	29	5	2	2	2	3	0	0	0	0	1	30	42	2.57	1.143					
Chuck Cary, L (8, 1) ERA: 2.66	2.0	S	7	0	0	0	2	1	0	0	0	0	0	10	14	0.00	0.500					

Batter	1	2	3	4	5	6	7	8	9	AB	R	H	RBI	BB	SO	LOB	BOTTOM				
Lou Whitaker, L (1, 4) OBP: 0.366, SLG: 0.462										3	0	0	1	0	0	0	Toronto Blue Jays @ Detroit Tigers Tiger Stadium, Detroit, MI Wed Oct 02 1985, 7:05 PM EDT Att: 19,802 - Unknown				
Darrell Evans, L (1, 3) OBP: 0.355, SLG: 0.527										4	1	1	1	0	0	2					
Kirk Gibson, L (1, 9) OBP: 0.363, SLG: 0.520										3	1	1	1	1	0	0					
Lance Parrish, R (1, 2) OBP: 0.321, SLG: 0.471										3	0	0	0	0	1	2					
Johnny Grubb, L (1, 7) OBP: 0.335, SLG: 0.396										3	0	0	0	0	0	0					
Larry Herndon, R (7, 7) OBP: 0.296, SLG: 0.386										0	0	0	0	0	0	0					
Nelson Simmons, S (1, 10) OBP: 0.304, SLG: 0.404										3	0	0	0	0	1	0					
Chet Lemon, R (1, 8) OBP: 0.330, SLG: 0.429										3	1	1	0	0	0	0					
Alan Trammell, R (1, 6) OBP: 0.314, SLG: 0.383										3	1	1	0	0	0	0					
Tom Brookens, R (1, 5) OBP: 0.276, SLG: 0.367										3	0	1	1	0	2	0					
Inning Stats	R: 0 E: 1 K: 0 S: 3	H: 0 LOB: 0 BB: 0 P: 3	R: 0 E: 0 K: 2 S: 7	H: 0 LOB: 0 BB: 0 P: 7	R: 2 E: 0 K: 0 S: 6	H: 3 LOB: 2 BB: 1 P: 10	R: 0 E: 1 K: 0 S: 3	H: 0 LOB: 1 BB: 0 P: 3	R: 0 E: 0 K: 1 S: 5	H: 0 LOB: 0 BB: 0 P: 5	R: 2 E: 0 K: 0 S: 5	H: 2 LOB: 0 BB: 0 P: 5	R: 0 E: 0 K: 1 S: 5	H: 0 LOB: 0 BB: 0 P: 5	R: 0 E: 0 K: 0 S: 3	H: 0 LOB: 0 BB: 0 P: 3	1B: 3 2B: 1 3B: 0 HR: 2	SF: 1 SAC: 0 DP: 1 HBP: 0	WP: 0 PB: 0 SB: 0 CS: 0	PA: 30	
PITCHER	IP	WLS	BF	H	R	ER	SO	BB	IBB	HBP	BLK	WP	HR	S	P	ERA	WHIP				
Dave Stieb, R (1, 1) ERA: 2.48	8.0	L	30	5	4	4	4	1	0	0	0	0	2	37	41	4.50	0.750				



Batter	1	2	3	4	5	6	7	8	9	AB	R	H	RBI	BB	SO	LOB	TOP			
Tony Fernandez, S (1, 6) OBP: 0.336, SLG: 0.382	0-0 4-3		4-0 BB			0-0 G4-6-3 BB 1B		0-3 K		3	0	1	0	1	1	0	Toronto Blue Jays @ Detroit Tigers Tiger Stadium, Detroit, MI Thu Oct 03 1985, 7:05 PM EDT Att: 23,381 - Unknown			
Lloyd Moseby, L (1, 8) OBP: 0.344, SLG: 0.424	0-0 G3-4 1B		0-0 3-1			4-0 1-2 BB		0-3 K		3	0	1	0	1	1	2				
Rance Mulliniks, L (1, 5) OBP: 0.384, SLG: 0.457	0-0 G3-4-1 1-2			0-0 F6		0-0 G4-6-3 1-2 2-3		0-0 F9		4	0	0	0	0	0	3				
Willie Upshaw, L (1, 3) OBP: 0.341, SLG: 0.440		0-0 F8		0-0 G4-6-3 1B		0-0 4-3			0-0 5-3	4	0	1	0	0	0	1				
Al Oliver, L (1, 10) OBP: 0.284, SLG: 0.352		0-0 5-3		0-0 G4-6-3 1-2			0-0 4-3		0-0 4-3	4	0	0	0	0	0	1				
George Bell, R (1, 7) OBP: 0.330, SLG: 0.484		0-0 5-3			0-0 WP S 1B		0-3 K		0-0 1B	4	0	2	0	0	1	0				
Ernie Whitt, L (1, 2) OBP: 0.324, SLG: 0.442			0-0 F8		0-0 F8		0-0 E3 1B		0-0 F8	4	0	0	0	0	0	2				
Jesse Barfield, R (1, 9) OBP: 0.371, SLG: 0.539			4-0 S BB		0-3 K		0-0 1-2 1B			2	0	1	0	1	1	1				
Garth Iorg, R (1, 4) OBP: 0.356, SLG: 0.468			0-3 K		0-3 K2-3		0-0 F7			2	0	0	0	0	2	2				
Rick Leach, L (7, PH) OBP: 0.265, SLG: 0.281			1-2 K							1	0	0	0	0	0	2				
Manuel Lee, S (7, 4) OBP: 0.205, SLG: 0.184										0	0	0	0	0	0	0				
Inning Stats	R: 0 E: 0 K: 0 S: 3	H: 1 LOB: 0 BB: 0 P: 3	R: 0 E: 0 K: 0 S: 3	H: 0 LOB: 0 BB: 0 P: 3	R: 0 E: 0 K: 2 S: 5	H: 0 LOB: 2 BB: 2 P: 13	R: 0 E: 0 K: 0 S: 3	H: 1 LOB: 1 BB: 0 P: 3	R: 0 E: 0 K: 2 S: 8	H: 1 LOB: 1 BB: 0 P: 8	R: 0 E: 0 K: 0 S: 3	H: 1 LOB: 1 BB: 0 P: 7	R: 0 E: 0 K: 1 S: 7	H: 0 LOB: 0 BB: 0 P: 7	R: 0 E: 0 K: 0 S: 4	H: 1 LOB: 1 BB: 0 P: 4	1B: 6 2B: 0 3B: 0 HR: 0	SF: 0 SAC: 0 DP: 3 HBP: 0	WP: 1 PB: 0 SB: 2 CS: 0	PA: 34
PITCHER Walt Terrell, R (1, 1) ERA: 3.85	IP: 9.0 WLS: W BF: 34 H: 6 R: 0 ER: 0 SO: 6 BB: 3 IBB: 0 HBP: 0 BLK: 0 WP: 1 HR: 0 S: 43 P: 55 ERA: 0.00 WHIP: 1.000															PITCHER				

Batter	1	2	3	4	5	6	7	8	9	AB	R	H	RBI	BB	SO	LOB	BOTTOM			
Lou Whitaker, L (1, 4) OBP: 0.364, SLG: 0.459	0-0 6-3		0-3 K		0-0 F8			0-0 F8		4	0	0	0	0	1	1	Toronto Blue Jays @ Detroit Tigers Tiger Stadium, Detroit, MI Thu Oct 03 1985, 7:05 PM EDT Att: 23,381 - Unknown			
Darrell Evans, L (1, 3) OBP: 0.354, SLG: 0.524	0-0 F7			0-0 F6		4-0 G3-6-3 BB		0-3 K		3	0	0	0	1	1	0				
Kirk Gibson, L (1, 9) OBP: 0.361, SLG: 0.518	0-0 F5			0-0 F4		0-0 G3-6-3 1-2				3	0	0	0	0	0	1				
Lance Parrish, R (1, 2) OBP: 0.321, SLG: 0.470		0-3 K		0-0 5-3		0-0 1B				3	0	1	0	0	1	0				
Johnny Grubb, L (1, 7) OBP: 0.341, SLG: 0.404		0-0 3-1 2B			4-0 CS BB		0-0 G3			2	0	1	0	1	0	1				
Larry Herndon, R (7, 7) OBP: 0.296, SLG: 0.386										0	0	0	0	0	0	0				
Nelson Simmons, S (1, 10) OBP: 0.304, SLG: 0.401		0-0 3-1 2-3			4-0 FC6-4 1B 1-2 3B BB		0-0 4-3			2	1	0	0	1	0	1				
Chet Lemon, R (1, 8) OBP: 0.330, SLG: 0.429		0-0 5-3			0-0 FC6-4 1B		0-0 6-3			3	0	1	0	0	0	1				
Alan Trammell, R (1, 6) OBP: 0.313, SLG: 0.381			0-0 5-3		4-0 FC6-4 1B 1-2 3B		0-0 F9			3	1	0	0	0	0	2				
Tom Brookens, R (1, 5) OBP: 0.276, SLG: 0.371			0-3 K		0-0 1-1 3H 3B		0-0 F3			3	0	1	2	0	1	0				
Inning Stats	R: 0 E: 0 K: 0 S: 3	H: 0 LOB: 0 BB: 0 P: 3	R: 0 E: 0 K: 1 S: 6	H: 1 LOB: 0 BB: 0 P: 6	R: 0 E: 0 K: 2 S: 7	H: 0 LOB: 0 BB: 0 P: 7	R: 0 E: 0 K: 0 S: 3	H: 0 LOB: 0 BB: 0 P: 3	R: 0 E: 0 K: 1 S: 5	H: 0 LOB: 0 BB: 0 P: 5	R: 0 E: 0 K: 0 S: 3	H: 0 LOB: 0 BB: 0 P: 7	R: 0 E: 0 K: 0 S: 3	H: 0 LOB: 0 BB: 0 P: 3	R: 0 E: 0 K: 1 S: 5	H: 0 LOB: 0 BB: 0 P: 5	1B: 2 2B: 1 3B: 1 HR: 0	SF: 0 SAC: 0 DP: 1 HBP: 0	WP: 0 PB: 0 SB: 0 CS: 1	PA: 29
PITCHER Jim Clancy, R (1, 1) ERA: 3.78	IP: 4.2 WLS: L BF: 18 H: 3 R: 2 ER: 2 SO: 3 BB: 2 IBB: 0 HBP: 0 BLK: 0 WP: 0 HR: 0 S: 22 P: 30 ERA: 3.86 WHIP: 1.071															PITCHER				
Gary Lavelle, L (6, 1) ERA: 3.1	1.0	3	0	0	0	0	1	0	0	0	0	2	6	0.00	1.000					
Dennis Lamp, R (6, 1) ERA: 3.33	1.1	5	1	0	0	0	0	0	0	0	5	5	0.00	0.750						
Tom Henke, R (8, 1) ERA: 1.88	1.0	3	0	0	0	1	0	0	0	0	5	5	0.00	0.000						

AB	31
R	0
H	6
RBI	0
BB	3
SO	6
LOB	14



AB	26
R	2
H	4
RBI	2
BB	3
SO	4
LOB	7



Batter	1	2	3	4	5	6	7	8	9	AB	R	H	RBI	BB	SO	LOB	TOP				
Lou Whitaker, L (1, 4) OBP: 0.363, SLG: 0.458	1-3		F7		F7				F8	5	0	1	0	0	0	1					
Alan Trammell, R (1, 6) OBP: 0.312, SLG: 0.380	F8				K					4	0	1	0	0	1	2					
Doug Baker, S (7, 6)			1B							0	0	0	0	0	0	0					
Kirk Gibson, L (1, 9) OBP: 0.361, SLG: 0.517	1-3		F6							4	0	1	1	0	0	1					
Lance Parrish, R (1, 10) OBP: 0.329, SLG: 0.469		F5		1B	F7					4	0	1	0	0	0	1					
Larry Herndon, R (1, 7) OBP: 0.299, SLG: 0.388		1B		1B						3	0	2	0	1	0	0					
Darrell Evans, L (1, 3) OBP: 0.352, SLG: 0.520	F8		F4		F5					4	0	0	0	0	0	4					
Chet Lemon, R (1, 8) OBP: 0.329, SLG: 0.427				K						4	0	1	0	0	1	2					
Tom Brookens, R (1, 5) OBP: 0.276, SLG: 0.376	F3		F5							4	1	1	1	0	0	4					
Bob Melvin, R (1, 2) OBP: 0.238, SLG: 0.295			F7							3	1	1	0	0	0	0					
Barbaro Garbey, R (9, PH) OBP: 0.302, SLG: 0.364					2B				F7	1	0	0	0	0	0	0					
Inning Stats	R: 0 E: 0 K: 0 S: 3	H: 0 LOB: 0 BB: 0 P: 3	R: 0 E: 0 K: 0 S: 5	H: 2 LOB: 2 BB: 0 P: 5	R: 0 E: 0 K: 0 S: 4	H: 1 LOB: 1 BB: 0 P: 4	R: 0 E: 0 K: 1 S: 7	H: 2 LOB: 2 BB: 0 P: 7	R: 1 E: 0 K: 0 S: 7	H: 2 LOB: 1 BB: 0 P: 7	R: 0 E: 0 K: 0 S: 3	H: 0 LOB: 0 BB: 0 P: 3	R: 0 E: 0 K: 0 S: 4	H: 1 LOB: 0 BB: 0 P: 4	R: 0 E: 0 K: 0 S: 3	H: 0 LOB: 1 BB: 1 P: 7	R: 1 E: 0 K: 0 S: 4	H: 1 LOB: 0 BB: 0 P: 4	1B: 6 2B: 2 3B: 0 HR: 1	SF: 0 SAC: 0 DP: 0 HBP: 0	WP: 0 PA: 37 PB: 0 SB: 0 CS: 0
PITCHER Scott McGregor, L (1, 1) ERA: 4.81	IP: 9.0 WLS: W BF: 37 H: 9 R: 2 ER: 2 SO: 2 BB: 1 IBB: 0 HBP: 0 BLK: 0 WP: 0 HR: 1 S: 40 P: 44 ERA: 2.00 WHIP: 1.111															PITCHER	IP: 9.0 WLS: W BF: 37 H: 9 R: 2 ER: 2 SO: 2 BB: 1 IBB: 0 HBP: 0 BLK: 0 WP: 0 HR: 1 S: 40 P: 44 ERA: 2.00 WHIP: 1.111				

Detroit Tigers @ Baltimore Orioles
 Memorial Stadium, Baltimore, MD
 Fri Oct 04 1985, 7:05 PM EDT
 Att: 18,827 - Unknown

AB	36
R	2
H	9
RBI	2
BB	1
SO	2
LOB	15



Batter	1	2	3	4	5	6	7	8	9	AB	R	H	RBI	BB	SO	LOB	BOTTOM
Alan Wiggins, S (1, 4) OBP: 0.324, SLG: 0.317	S 3-1 BB		5-3	F7			2B 1B			3	1	1	0	1	0	0	
Jim Dwyer, L (1, 9) OBP: 0.353, SLG: 0.403	F8		FC6-4 BB	F9			1-3 2B			3	0	1	0	1	0	1	
Cal Ripken Jr., R (1, 6) OBP: 0.345, SLG: 0.460	3-1 1-H		FC6-4 BB HR		5-3		F8			4	1	0	1	0	0	3	
Eddie Murray, S (1, 3) OBP: 0.386, SLG: 0.529	1-3		1-2 HR BB		3-1			BB		2	1	0	0	2	0	0	
Fred Lynn, L (1, 8) OBP: 0.341, SLG: 0.453		1B 2B BB	1-H 2-H HR		3-1		F6			3	2	1	3	1	0	3	
Mike Young, S (1, 7) OBP: 0.347, SLG: 0.518										4	0	2	0	0	0	0	
Larry Sheets, L (1, 10) OBP: 0.325, SLG: 0.445		L3 1B	L3 1B				1-3 F7			4	0	1	0	0	1	2	
Floyd Rayford, R (1, 5) OBP: 0.326, SLG: 0.520										4	0	1	1	0	0	2	
Rick Dempsey, R (1, 2) OBP: 0.342, SLG: 0.406			K		6-3					3	0	0	0	0	1	1	
Inning Stats	R: 1 E: 0 K: 0 S: 3	H: 0 LOB: 0 BB: 1 P: 7	R: 1 E: 0 K: 1 S: 6	H: 2 LOB: 1 BB: 1 P: 10	R: 3 E: 0 K: 0 S: 6	H: 3 LOB: 2 BB: 2 P: 14	R: 0 E: 0 K: 0 S: 3	H: 0 LOB: 0 BB: 0 P: 3	R: 0 E: 0 K: 0 S: 3	H: 0 LOB: 0 BB: 0 P: 3	R: 0 E: 0 K: 0 S: 5	H: 2 LOB: 3 BB: 1 P: 9	R: 0 E: 0 K: 1 S: 5	H: 0 LOB: 0 BB: 0 P: 5	1B: 4 2B: 3 3B: 0 HR: 1	SF: 0 SAC: 0 DP: 1 HBP: 0	WP: 0 PA: 35 PB: 0 SB: 2 CS: 0
PITCHER Dan Petry, R (1, 1) ERA: 3.36	IP: 2.2 WLS: L BF: 16 H: 5 R: 5 ER: 5 SO: 1 BB: 4 IBB: 0 HBP: 0 BLK: 0 WP: 0 HR: 1 S: 14 P: 30 ERA: 16.88 WHIP: 3.375															PITCHER Randy O'Neal, R (3, 1) ERA: 3.24	IP: 5.1 WLS: L BF: 19 H: 2 R: 0 ER: 0 SO: 1 BB: 1 IBB: 0 HBP: 0 BLK: 0 WP: 0 HR: 0 S: 20 P: 24 ERA: 0.00 WHIP: 0.562

Detroit Tigers @ Baltimore Orioles
 Memorial Stadium, Baltimore, MD
 Fri Oct 04 1985, 7:05 PM EDT
 Att: 18,827 - Unknown

AB	30
R	5
H	7
RBI	5
BB	5
SO	2
LOB	12




Batter	1	2	3	4	5	6	7	8	9	AB	R	H	RBI	BB	SO	LOB	TOP											
Lou Whitaker, L (1,4) OBP: 0.363, SLG: 0.458	E4 1B	K		F9		F4		K		5	1	2	0	0	1	3	Detroit Tigers @ Baltimore Orioles Memorial Stadium, Baltimore, MD Sat Oct 05 1985, 7:05 PM EDT Att: 21,094 - Unknown											
Tom Brookens, R (1,5) OBP: 0.278, SLG: 0.377										4	0	2	1	0	1	1												
Dave Bergman, L (8,PH) OBP: 0.250, SLG: 0.257						6-3		K		1	0	0	0	0	1	2												
Marty Castillo, R (8,5) OBP: 0.138, SLG: 0.214	2H 1B	1B								0	0	0	0	0	0	0												
Kirk Gibson, L (1,9) OBP: 0.364, SLG: 0.517	HR	BB				BB				2	1	1	2	3	0	2												
Lance Parrish, R (1,10) OBP: 0.321, SLG: 0.479	1H HR	5-3				6-3		K		5	2	2	3	0	1	5												
Larry Herndon, R (1,7) OBP: 0.298, SLG: 0.385	4-3			F9		F9				5	0	1	0	0	0	1												
Darrell Evans, L (1,3) OBP: 0.352, SLG: 0.517	K			G3		BB		F8		3	0	0	0	2	1	1												
Chet Lemon, R (1,8) OBP: 0.330, SLG: 0.426		5-3		1B	BLK	1B		5-3		4	0	1	0	1	1	2												
Bob Melvin, R (1,2) OBP: 0.247, SLG: 0.293		1B	1B	1B	BB	1B		F9		4	1	1	0	1	2	5												
Doug Baker, S (1,6) OBP: 0.182, SLG: 0.227										3	1	1	0	0	0	0												
Johnny Grubbs, L (8,PH) OBP: 0.344, SLG: 0.404										0	0	0	0	1	0	0												
Alejandro Sanchez, R (8,FR) OBP: 0.248, SLG: 0.459										0	0	0	0	0	0	0												
Doug Flynn, R (8,6) OBP: 0.241, SLG: 0.316	1-2 1B	1B				F5		E3		0	0	0	0	0	0	0												
Inning Stats	R: 3 E: 1 K: 1 S: 7	H: 3 LOB: 0 BB: 1 P: 11	R: 2 E: 0 K: 1 S: 8	H: 3 LOB: 2 BB: 1 P: 12	R: 0 E: 0 K: 0 S: 4	H: 2 LOB: 0 BB: 0 P: 4	R: 0 E: 0 K: 1 S: 5	H: 0 LOB: 0 BB: 0 P: 5	R: 0 E: 0 K: 0 S: 3	H: 0 LOB: 3 BB: 3 P: 15	R: 0 E: 1 K: 1 S: 6	H: 1 LOB: 1 BB: 0 P: 6	R: 0 E: 0 K: 1 S: 5	H: 1 LOB: 2 BB: 1 P: 9	R: 1 E: 0 K: 2 S: 8	H: 1 LOB: 1 BB: 1 P: 12	1B: 9 2B: 0 3B: 0 HR: 2	SF: 0 SAC: 0 DP: 0 HBP: 0	WP: 0 PB: 0 SB: 3 CS: 0	PA: 44								
PITCHER	IP	WLS	BF	H	R	ER	SO	BB	IBB	HBP	BLK	WP	HR	S	P	ERA	WHIP											
Mike Flanagan, L (1,1) ERA: 5.13	1.2		12	6	5	5	2	2	0	0	0	0	1	14	22	27.00	4.800											
Ken Dixon, R (2,1) ERA: 3.57	5.1		24	3	0	0	3	3	2	0	1	0	0	25	45	0.00	1.125											
Don Aase, R (8,1) ERA: 3.78	2.0	W	8	2	1	1	3	1	0	0	0	0	1	13	17	4.50	1.500											
Batter	1	2	3	4	5	6	7	8	9	AB	R	H	RBI	BB	SO	LOB	BOTTOM											
Alan Wiggins, S (1,4) OBP: 0.326, SLG: 0.319	5-3					6-3				4	0	2	2	0	0	0	Detroit Tigers @ Baltimore Orioles Memorial Stadium, Baltimore, MD Sat Oct 05 1985, 7:05 PM EDT Att: 21,094 - Unknown											
Jim Dwyer, L (1,9) OBP: 0.383, SLG: 0.399										2	0	0	0	1	1	1												
Gary Roenicke, R (7,PH) OBP: 0.340, SLG: 0.457	K									2	1	1	2	0	0	2												
Cal Ripken Jr., R (1,6) OBP: 0.346, SLG: 0.464	HR					F8		F6		3	1	1	1	1	0	1												
Eddie Murray, S (1,3) OBP: 0.385, SLG: 0.527	K					5-3				4	1	1	0	0	1	3												
Fred Lynn, L (1,8) OBP: 0.339, SLG: 0.449						K		K		4	0	0	0	0	3	1												
Mike Young, S (1,7) OBP: 0.348, SLG: 0.516						K				2	1	0	0	2	1	0												
Larry Sheets, L (1,10) OBP: 0.344, SLG: 0.408										2	0	0	0	0	1	0												
Lee Lacy, R (7,PH) OBP: 0.344, SLG: 0.408										1	1	0	0	0	0	1												
Floyd Rayford, R (1,5) OBP: 0.325, SLG: 0.515										3	1	0	1	1	1	1												
Al Pardo, S (1,2) OBP: 0.167, SLG: 0.147										2	0	0	0	0	0	0												
Rick Dempsey, R (7,PH) OBP: 0.345, SLG: 0.408										1	0	1	1	1	0	0												
Lenn Sakata, R (8,FR) OBP: 0.280, SLG: 0.355										0	1	0	0	0	0	0												
Inning Stats	R: 1 E: 0 K: 2 S: 8	H: 1 LOB: 0 BB: 0 P: 8	R: 0 E: 0 K: 1 S: 5	H: 0 LOB: 0 BB: 0 P: 5	R: 0 E: 0 K: 1 S: 6	H: 1 LOB: 1 BB: 0 P: 6	R: 0 E: 0 K: 1 S: 5	H: 0 LOB: 0 BB: 0 P: 5	R: 0 E: 0 K: 0 S: 3	H: 0 LOB: 1 BB: 1 P: 7	R: 4 E: 0 K: 1 S: 7	H: 2 LOB: 3 BB: 4 P: 24	R: 0 E: 0 K: 1 S: 5	H: 0 LOB: 1 BB: 1 P: 9	R: 2 E: 0 K: 0 S: 3	H: 2 LOB: 1 BB: 0 P: 3	1B: 4 2B: 0 3B: 0 HR: 2	SF: 0 SAC: 1 DP: 0 HBP: 1	WP: 0 PB: 0 SB: 1 CS: 0	PA: 38								
PITCHER	IP	WLS	BF	H	R	ER	SO	BB	IBB	HBP	BLK	WP	HR	S	P	ERA	WHIP											
Juan Berenguer, R (1,1) ERA: 5.59	6.1		24	3	3	3	7	2	0	1	0	0	0	1	36	44	4.26	0.789										
Chuck Cary, L (7,1) ERA: 3.42	0.0		4	1	2	2	0	2	0	1	0	0	0	1	10													
Bob Stoddard, R (7,1) ERA: 6.75	0.1		2	0	0	0	0	1	0	0	0	0	0	1	5	0.00	3.000											
Bill Scherrer, L (7,1) ERA: 4.36	1.2	L	8	2	2	2	1	1	0	0	0	0	1	9	13	10.80	1.800											

Batter	1	2	3	4	5	6	7	8	9	AB	R	H	RBI	BB	SO	LOB	TOP								
Lou Whitaker, L (1, 4) OBP: 0.362, SLG: 0.456	F9		F9	SF8		E		4-3		4	1	1	1	0	0	0	Detroit Tigers @ Baltimore Orioles Memorial Stadium, Baltimore, MD Sun Oct 06 1985, 3:33 AM EDT Att: 22,295 - Unknown								
Darrell Evans, L (1, 3) OBP: 0.356, SLG: 0.519	F8					E9				4	1	3	1	1	0	0									
Kirk Gibson, L (1, 9) OBP: 0.364, SLG: 0.518	3-1		4-3	4-3						5	1	2	1	0	0	3									
Lance Parrish, R (1, 2) OBP: 0.323, SLG: 0.479		5-3								4	1	2	1	0	1	2									
Johnny Grubb, L (1, 7) OBP: 0.342, SLG: 0.400 Larry Herndon, R (6, 7) OBP: 0.298, SLG: 0.385	6-3									4	1	1	0	0	1	2									
Nelson Simmons, S (1, 10) OBP: 0.306, SLG: 0.402										4	2	1	1	1	2	1									
Chet Lemon, R (1, 8) OBP: 0.334, SLG: 0.439										3	3	2	4	2	0	1									
Tom Brookens, R (1, 5) OBP: 0.277, SLG: 0.375										5	0	1	1	0	0	2									
Doug Baker, S (1, 6) OBP: 0.185, SLG: 0.222			3-1							5	1	1	0	0	0	4									
Inning Stats	R: 0 E: 0 K: 0 S: 3	H: 0 LOB: 0 BB: 0 P: 3	R: 2 E: 0 K: 0 S: 4	H: 1 LOB: 0 BB: 1 P: 8	R: 0 E: 0 K: 0 S: 4	H: 1 LOB: 1 BB: 0 P: 4	R: 4 E: 0 K: 0 S: 7	H: 3 LOB: 2 BB: 1 P: 12	R: 0 E: 0 K: 2 S: 7	H: 1 LOB: 1 BB: 0 P: 7	R: 5 E: 1 K: 0 S: 8	H: 6 LOB: 0 BB: 0 P: 8	R: 0 E: 0 K: 0 S: 3	H: 0 LOB: 1 BB: 1 P: 7	R: 0 E: 0 K: 2 S: 9	H: 2 LOB: 2 BB: 0 P: 9		R: 0 E: 1 K: 1 S: 5	H: 0 LOB: 1 BB: 1 P: 9	1B: 10 2B: 3 3B: 0 HR: 2	SF: 1 SAC: 0 DP: 2 HBP: 1	WP: 0 PB: 0 SB: 1 CS: 1	PA: 45		
PITCHER	IP	WLS	BF	H	R	ER	SO	BB	IBB	HBP	BLK	WP	HR	S	P	ERA	WHIP								
Dennis Martinez, R (1, 1) ERA: 5.15	3.0	L	15	4	5	5	0	1	0	1	0	0	1	13	20	15.00	1.667								
Sammy Stewart, R (4, 1) ERA: 3.51	2.1		13	5	4	4	2	1	0	0	0	0	1	16	20	15.43	2.571								
Brad Havens, L (6, 1) ERA: 8.79	0.0		2	2	1	1	0	0	0	0	0	0	0	2	2	∞	∞								
Nate Snell, R (6, 1) ERA: 2.69	2.2		11	3	1	1	2	1	0	0	0	0	0	14	18	3.38	1.500								
Eric Bell, L (9, 1) ERA: 4.76	1.0		4	0	0	0	1	1	0	0	0	0	0	5	9	0.00	1.000								

Batter	1	2	3	4	5	6	7	8	9	AB	R	H	RBI	BB	SO	LOB	BOTTOM								
Lenn Sakata, R (1, 4) OBP: 0.279, SLG: 0.351	K		K							4	0	1	0	0	2	1	Detroit Tigers @ Baltimore Orioles Memorial Stadium, Baltimore, MD Sun Oct 06 1985, 3:33 AM EDT Att: 22,295 - Unknown								
Lee Lacy, R (1, 9) OBP: 0.343, SLG: 0.409	K		5-3							4	0	1	0	0	1	2									
Cal Ripken Jr., R (1, 6) OBP: 0.347, SLG: 0.469										4	1	2	1	0	0	2									
Eddie Murray, S (1, 3) OBP: 0.383, SLG: 0.523										4	0	0	0	0	0	1									
Mike Young, S (1, 7) OBP: 0.346, SLG: 0.513										4	1	1	0	0	1	0									
Floyd Rayford, R (1, 5) OBP: 0.324, SLG: 0.521										4	1	1	2	0	0	0									
Gary Roenicke, R (1, 8) OBP: 0.342, SLG: 0.458										4	0	2	0	0	2	0									
Rick Dempsey, R (1, 2) OBP: 0.345, SLG: 0.406										4	0	1	0	0	1	2									
Leo Hernandez, R (1, 10) OBP: 0.048, SLG: 0.048										4	0	0	0	0	1	3									
Inning Stats	R: 0 E: 0 K: 2 S: 8	H: 1 LOB: 1 BB: 0 P: 8	R: 2 E: 0 K: 2 S: 9	H: 2 LOB: 0 BB: 0 P: 9	R: 1 E: 0 K: 1 S: 6	H: 1 LOB: 0 BB: 0 P: 6	R: 0 E: 0 K: 1 S: 5	H: 0 LOB: 0 BB: 0 P: 5	R: 0 E: 0 K: 0 S: 5	H: 2 LOB: 2 BB: 0 P: 5	R: 0 E: 0 K: 0 S: 3	H: 0 LOB: 0 BB: 0 P: 3	R: 0 E: 0 K: 1 S: 7	H: 2 LOB: 2 BB: 0 P: 7	R: 0 E: 0 K: 1 S: 5	H: 0 LOB: 0 BB: 0 P: 5		R: 0 E: 0 K: 0 S: 4	H: 1 LOB: 1 BB: 0 P: 4	1B: 6 2B: 1 3B: 0 HR: 2	SF: 0 SAC: 0 DP: 0 HBP: 0	WP: 0 PB: 0 SB: 0 CS: 0	PA: 36		
PITCHER	IP	WLS	BF	H	R	ER	SO	BB	IBB	HBP	BLK	WP	HR	S	P	ERA	WHIP								
Frank Tanana, L (1, 1) ERA: 4.27	9.0	W	36	9	3	3	8	0	0	0	0	0	2	52	52	3.00	1.000								

AB 39
R 11
H 14
RBI 10
BB 4
SO 5
LOB 17



AB 36
R 3
H 9
RBI 3
BB 0
SO 8
LOB 11

