

Detroit Tigers - 1986

Batter	1	2	3	4	5	6	7	8	9	AB R H RBI BB SO LOB	TOP											
Dwight Evans, R (1, 9) OBP: 0.600, SLG: 1.750	0-0 HR	4-0 BB		0-0 3B		0-0 F9		0-0 6-3		4 1 2 1 1 0 1												
Wade Boggs, L (1, 5) SS	0-3 K	0-3 K		0-3 K			0-0 5-3		0-0 L7	5 0 0 0 0 3 4												
Bill Buckner, L (1, 3) OBP: 0.200, SLG: 0.400	0-0 2B		0-0 4-3		0-0 F8		0-0 L4		0-0 F9	5 0 1 0 0 0 0												
Jim Rice, R (1, 7) OBP: 0.400, SLG: 1.000	0-0 4-3		0-0 HR		0-0 6-3		0-0 HR		0-3 K	5 2 2 1 0 1 1												
Don Baylor, R (1, 10) OBP: 0.750, SLG: 1.500	0-3 K		0-0 FC1-6 1B		0-0 1B		0-0 HR			4 1 3 2 0 1 1												
Rich Gedman, L (1, 2) OBP: 0.500, SLG: 1.250		0-0 FC5-4 1B	0-0 FC1-6 1-2f		0-0 1-3		0-0 HR			4 1 2 1 0 0 2												
Tony Armas, R (1, 8)		0-0 FC5-4 1B 1-2f	0-0 FC5-4 1-2f			0-3 K	0-0 5-3			4 0 0 0 0 1 2												
Marty Barrett, R (1, 4) OBP: 0.250, SLG: 0.250		0-0 F6		0-0 6-3		0-0 1B		0-0 4-3		4 0 1 0 0 0 1												
Glenn Hoffman, R (1, 6) OBP: 0.250, SLG: 0.250		0-0 BB 1B 1-3		0-0 F3		0-0 F9		0-0 5-3		4 0 1 0 0 0 1												
Inning Stats	R: 1 E: 0 K: 2 S: 9	H: 2 LOB: 1 BB: 0 P: 9	R: 0 E: 0 K: 1 S: 7	H: 2 LOB: 3 BB: 1 P: 11	R: 1 E: 0 K: 0 S: 5	H: 2 LOB: 1 BB: 0 P: 5	R: 0 E: 0 K: 1 S: 6	H: 1 LOB: 1 BB: 0 P: 6	R: 0 E: 0 K: 0 S: 4	H: 1 LOB: 1 BB: 0 P: 4	R: 0 E: 0 K: 1 S: 6	H: 1 LOB: 1 BB: 0 P: 6	R: 3 E: 0 K: 0 S: 6	H: 3 LOB: 0 BB: 0 P: 6	R: 0 E: 0 K: 0 S: 3	H: 0 LOB: 0 BB: 0 P: 3	R: 0 E: 0 K: 1 S: 5	H: 0 LOB: 0 BB: 0 P: 5	1B: 6 2B: 1 3B: 1 HR: 4	SF: 0 SAC: 0 DP: 0 HBP: 0	WP: 0 PB: 0 SB: 0 CS: 0	PA: 40
PITCHER	IP WLS BF H R ER SO BB IBB HBP BLK WP HR S P ERA WHIP																					
Jack Morris, R (1, 1) ERA: 6.43	7.0 W 34 12 5 5 5 1 0 0 0 0 4 43 47 6.43 1.857																					
Bill Campbell, R (8, 1) ERA:	1.0 3 0 0 0 0 0 0 0 0 0 0 3 3 0.00 0.000																					
Willie Hernandez, L (9, 1) ERA:	1.0 S 3 0 0 0 1 0 0 0 0 0 0 5 5 0.00 0.000																					

Boston Red Sox @ Detroit Tigers
Tiger Stadium, Detroit, MI
 Mon Apr 07 1986, 3:33 AM EST
 Att: 51,437 - Unknown

livebaseballscorecards.com

AB 39
R 5
H 12
RBI 5
BB 1
SO 6
LOB 13



BOTTOM

Boston Red Sox @ Detroit Tigers
Tiger Stadium, Detroit, MI
Mon Apr 07 1986, 3:33 AM EST
Att. 51,437 - Unknown

livebaseballscorecards.com

AB 35
R 6
H 13
RBI 6
BB 3
SO 6
LOB 12



WP: 0 PA: 38
PB: 0
SB: 2
CS: 2

AB R H RBI BB SO LOB

5	1	2	1	0	1	1
4	1	1	0	1	2	3
4	2	4	5	0	0	0
4	0	0	0	0	2	3
3	0	0	0	1	0	0
4	0	1	0	0	0	1
4	0	2	0	0	0	0
3	1	1	0	1	1	1
4	1	2	0	0	0	3

1B: 9 SF: 0
2B: 1 SAC: 0
3B: 1 DP: 0
HR: 2 HBP: 0

Batter	1	2	3	4	5	6	7	8	9
Dave Collins, S OBP: 0.400, SLG: 0.800 (1, 10)	0-0 F3 ①		0-0 F9 ①		0-0 HR 3B 1-H		0-3 K ①	0-0 S 1B 1-3	
Lou Whitaker, L OBP: 0.400, SLG: 0.250 (1, 4)	0-3 K ②		4-0 CS 1B 1-2 BB		0-3 K ②		0-0 HR 1B	0-0 F7 ③ 1-2	
Kirk Gibson, L OBP: 1.000, SLG: 2.500 (1, 9)	0-0 S 1B		0-0 CS 1B 1-2 2-H		0-0 HR		0-0 HR 1-H		
Lance Parrish, R (1, 2)	0-0 L7 ③ 1-2		0-0 F3 ② ③ 1-2 2-3		0-3 K ③ 3-H 0-3		0-3 K ②		
Chet Lemon, R (1, 8)		0-0 F9 ①		0-0 6-3 ①		0-0 L1 ①	4-0 BB		
Alan Trammell, R OBP: 0.250, SLG: 0.250 (1, 6)		0-0 L5 ②		0-0 1B ②		0-0 4-3 ②	0-0 F8 ③		
Larry Herndon, R OBP: 0.500, SLG: 0.750 (1, 7)		0-0 2B		0-0 F8 ③		0-0 BB 1B		0-0 F9 ①	
Darrell Evans, L OBP: 0.500, SLG: 0.333 (1, 3)		0-3 K ③			0-0 3B 1B	4-0 BB		0-0 F8 ②	
Darnell Coles, R OBP: 0.500, SLG: 0.500 (1, 5)			0-0 BB 1B		0-0 L5 ①	0-0 F9 ③		0-0 1B 1B	

Inning Stats	R: 0	H: 1	E: 0	K: 1	S: 6	LOB: 1	BB: 0	P: 6
	0	1	0	1	6	1	0	6
	0	1	0	1	6	1	0	6
	1	2	0	0	4	1	1	8
	0	1	0	0	3	0	0	3
	3	3	0	2	10	0	0	10
	0	1	0	1	8	0	1	8
	2	2	0	2	13	1	1	13
	0	2	0	0	5	0	0	5

PITCHER	IP	WLS	BF	H	R	ER	SO	BB	IBB	HBP	BLK	WP	HR	S	P	ERA	WHIP
Bruce Hurst, L ERA: 7.71 (1, 1)	4.2		21	8	4	4	3	1	0	0	0	0	1	26	30	7.71	1.929
Sammy Stewart, R ERA: 7.71 (5, 1)	2.1	L	12	3	2	2	3	2	0	0	0	0	1	16	24	7.71	2.143
Steve Crawford, R ERA: (8, 1)	0.2		4	2	0	0	0	0	0	0	0	0	0	4	4	0.00	3.000
Joe Sambito, L ERA: (8, 1)	0.1		1	0	0	0	0	0	0	0	0	0	0	1	1	0.00	0.000

BOTTOM

Boston Red Sox @ Detroit Tigers
Tiger Stadium, Detroit, MI
Wed Apr 09 1986, 3:33 AM EST
Att: 11,393 - Unknown

livebaseballscorecards.com

AB 40
R 6
H 12
RBI 6
BB 4
SO 5
LOB 15



WP: 2 PA: 45
PB: 0
SB: 0
CS: 0

AB R H RBI BB SO LOB

4 0 1 0 1 0 1

5 1 0 0 0 1 3

5 2 3 1 0 2 1

3 0 1 0 2 0 0

5 3 4 4 0 0 2

4 0 0 0 0 1 2

4 0 1 0 1 1 2

5 0 0 0 0 0 4

3 0 0 0 0 0 0

1 0 1 0 0 0 0

0 0 0 0 0 0 0

1 0 1 1 0 0 0

1B: 7 SF: 0
2B: 2 SAC: 1
3B: 1 DP: 1
HR: 2 HBP: 0

Batter	1	2	3	4	5	6	7	8	9	10
Dave Collins, S OBP: 0.400, SLG: 0.556 (1, 7)	4-0 BB G3-6-1		0-0 1B FC4-6		0-0 F9			0-0 6-3	0-0 FC4-6	
Lou Whitaker, L OBP: 0.200, SLG: 0.111 (1, 4)	0-0 G3-6-1		0-0 1B FC4-6		0-3 K			0-0 E6 2B	0-0 4-3	
Kirk Gibson, L OBP: 0.778, SLG: 1.778 (1, 9)	0-0 3B		0-3 K		0-3 K			0-0 1B 2B		0-0 1B 1B
Lance Parrish, R OBP: 0.333, SLG: 0.143 (1, 2)	4-0 BB			0-0 L5		0-0 L3		0-0 1B		4-0 1B 1B
Darrell Evans, L OBP: 0.667, SLG: 1.375 (1, 10)	0-0 G3			0-0 HR		0-0 HR		0-0 1B		0-0 1B 1B
Alan Trammell, R OBP: 0.125, SLG: 0.125 (1, 6)		0-0 6-3		0-3 K		0-0 F3		0-0 F9		0-0 SH3
Mike Laga, L OBP: 0.400, SLG: 0.500 (1, 3)		0-3 K		0-0 2B				0-0 F9		4-0 1B FC5-2 IBB
Chet Lemon, R (1, 8)		0-0 F9		0-0 6-3				0-0 5-3		0-0 FC5-2 1B
Darnell Coles, R OBP: 0.286, SLG: 0.286 (1, 5)			0-0 F8		0-0 5-3			0-0 F7		0-0 FC4-6 1B
Harry Spilman, L OBP: 1.000, SLG: 1.000 (9, PH)									0-0 FC4-6 1B	0-0 FC4-6 1B
Tom Brookens, R OBP: 1.000, SLG: 1.000 (9, PR)										
Dave Bergman, L OBP: 1.000, SLG: 1.000 (10, PH)										

Inning Stats	R: 0	H: 1	R: 0	H: 0	R: 0	H: 1	R: 1	H: 2	R: 0	H: 0	R: 1	H: 1	R: 0	H: 0	R: 2	H: 3	R: 0	H: 1	R: 2	H: 3	
E: 0	LOB: 2	E: 0	LOB: 0	E: 0	LOB: 1	E: 0	LOB: 1	E: 0	LOB: 0	E: 0	LOB: 0	E: 0	LOB: 0	E: 0	LOB: 2	E: 0	LOB: 1	E: 0	LOB: 3	E: 0	LOB: 3
K: 0	BB: 2	K: 1	BB: 0	K: 1	BB: 0	K: 1	BB: 0	K: 1	BB: 0	K: 1	BB: 0	K: 0	BB: 0	K: 0	BB: 0	K: 0	BB: 0	K: 0	BB: 0	K: 0	BB: 2
S: 3	P: 11	S: 5	P: 5	S: 6	P: 6	S: 7	P: 7	S: 5	P: 5	S: 6	P: 6	S: 3	P: 3	S: 7	P: 7	S: 4	P: 4	S: 5	P: 13	S: 5	P: 13

PITCHER	IP	WLS	BF	H	R	ER	SO	BB	IBB	HBP	BLK	WP	HR	S	P	ERA	WHIP
Oil Can Boyd, R ERA: 2.57 (1, 1)	7.0		27	5	2	2	5	2	0	0	0	1	2	35	43	2.57	1.000
Joe Sambito, L ERA: 13.5 (8, 1)	0.1		3	1	2	1	0	0	0	0	0	1	0	3	3	27.00	3.000
Bob Stanley, R ERA: 10.8 (8, 1)	1.2	L	10	4	2	2	0	1	0	0	0	0	0	9	13	10.80	3.000
Steve Crawford, R ERA: (10, 1)	0.2		5	2	0	0	0	0	1	0	0	0	0	4	8	0.00	3.000

PITCHER	IP	WLS	BF	H	R	ER	SO	BB	IBB	HBP	BLK	WP	HR	S	P	ERA	WHIP
Oil Can Boyd, R ERA: 2.57 (1, 1)	7.0		27	5	2	2	5	2	0	0	0	1	2	35	43	2.57	1.000
Joe Sambito, L ERA: 13.5 (8, 1)	0.1		3	1	2	1	0	0	0	0	0	1	0	3	3	27.00	3.000
Bob Stanley, R ERA: 10.8 (8, 1)	1.2	L	10	4	2	2	0	1	0	0	0	0	0	9	13	10.80	3.000
Steve Crawford, R ERA: (10, 1)	0.2		5	2	0	0	0	0	1	0	0	0	0	4	8	0.00	3.000

Batter	1	2	3	4	5	6	7	8	9	AB R H RBI BB SO LOB	TOP	
Dwight Evans, R OBP: 0.625, SLG: 0.917 (1, 9)	4-0 BB 6-3		0-0 F8		0-0 2B 1B		0-0 FC4-6 1B		4-0 BB 1B	3 1 2 1 2 0 0		
Wade Boggs, L OBP: 0.375, SLG: 0.600 (1, 5)	0-0 6-3 1-2		0-0 6-3		4-0 2B 1B		0-0 FC4-6 1-2f		0-0 1B	4 1 1 0 1 0 2		
Bill Buckner, L OBP: 0.313, SLG: 0.467 (1, 3)	0-0 F6		0-0 4-3		0-0 1B 2B		0-0 F4		0-0 4-3	5 1 1 1 0 0 4		
Jim Rice, R OBP: 0.357, SLG: 0.500 Steve Lyons, L (9, 8)	0-0 5-3			0-0 4-3	0-0 1B			0-0 F8		4 0 1 2 0 0 1 0 0 0 0 0 0 0		
Don Baylor, R OBP: 0.308, SLG: 0.538 (1, 10)		0-0 FC6-4 1B		0-0 6-3	0-0 F5			0-0 F8		4 0 1 0 0 0 1		
Tony Armas, R OBP: 0.231, SLG: 0.308 (9, 7)		0-0 FC6-4 1B 1-2f		0-0 6-3		0-0 CS 1B		0-0 1B		4 0 2 0 0 0 1		
Rich Gedman, L OBP: 0.385, SLG: 0.615 (1, 2)		0-0 L9			0-0 4-3	0-3 K		0-0 F9		4 0 0 0 0 1 3		
Marty Barrett, R OBP: 0.308, SLG: 0.333 (1, 4)		0-0 1B 1-3			0-0 4-3	0-0 B1-3			0-0 F9	4 0 1 0 0 0 0		
Ed Romero, R OBP: 0.250, SLG: 0.500 (1, 6)		0-0 L8			0-0 1B 2B		0-3 K		0-0 F6	4 1 1 0 0 1 2		
Inning Stats	R: 0 H: 0 E: 0 LOB: 1 K: 0 BB: 1 S: 3 P: 7	R: 0 H: 2 E: 0 LOB: 2 K: 0 BB: 0 S: 5 P: 5	R: 0 H: 0 E: 0 LOB: 0 K: 0 BB: 0 S: 3 P: 3	R: 0 H: 0 E: 0 LOB: 0 K: 0 BB: 0 S: 3 P: 3	R: 4 H: 4 E: 0 LOB: 1 K: 0 BB: 1 S: 7 P: 11	R: 0 H: 1 E: 0 LOB: 0 K: 1 BB: 0 S: 5 P: 5	R: 0 H: 1 E: 0 LOB: 1 K: 1 BB: 0 S: 6 P: 6	R: 0 H: 1 E: 0 LOB: 1 K: 0 BB: 0 S: 4 P: 4	R: 0 H: 1 E: 0 LOB: 2 K: 0 BB: 1 S: 4 P: 8	1B: 8 SF: 0 2B: 3 SAC: 0 3B: 0 DP: 1 HR: 0 HBP: 0	WP: 0 PA: 39 PB: 0 SB: 0 CS: 1	
PITCHER Dan Petry, R ERA: 5.14 Chuck Cary, L ERA:	IP WLS BF H R ER SO BB IBB HBP BLK WP HR S P ERA WHIP											PITCHER IP WLS BF H R ER SO BB IBB HBP BLK WP HR S P ERA WHIP
	(1, 1) 7.0 L 30 8 4 4 2 2 0 0 0 0 0 0 32 40 5.14 1.429											
	(8, 1) 2.0 9 2 0 0 0 1 0 0 0 0 0 0 8 12 0.00 1.500											

Boston Red Sox @ Detroit Tigers
Tiger Stadium, Detroit, MI
Thu Apr 10 1986, 3:33 AM EST
Att: 11,035 - Unknown

livebaseballscorecards.com

AB 36
R 4
H 10
RBI 4
BB 3
SO 2
LOB 14



BOTTOM

Boston Red Sox @ Detroit Tigers
Tiger Stadium, Detroit, MI
Thu Apr 10 1986, 3:33 AM EST
Att. 11,035 - Unknown

livebaseballscorecards.com

AB 32
R 2
H 4
RBI 1
BB 5
SO 6
LOB 18



WP: 0 PA: 37
PB: 1
SB: 0
CS: 0

AB R H RBI BB SO LOB

4	0	0	1	0	1	2
1	0	0	0	0	0	2
4	0	1	0	0	0	3
4	0	0	0	0	1	1
4	0	1	0	0	1	1
3	1	0	0	1	1	0
4	1	1	0	0	1	2
3	0	0	0	1	0	3
3	0	1	0	1	0	2
2	0	0	0	0	1	2
0	0	0	0	1	0	0
0	0	0	0	0	0	0
0	0	0	0	1	0	0
0	0	0	0	0	0	0

1B: 3 SF: 0
2B: 1 SAC: 0
3B: 0 DP: 0
HR: 0 HBP: 0

Batter	1	2	3	4	5	6	7	8	9
Dave Collins, S (1, 7) Larry Herndon, R (9, PH) OBP: 0.286, SLG: 0.385 OBP: 0.400, SLG: 0.600	0-3 K ①		0-0 3-1 ①		0-0 1-3 ②		0-0 3-1 ②		0-0 1-3 ③
Lou Whitaker, L (1, 4) OBP: 0.214, SLG: 0.231	0-0 1-3 ②		0-0 G3 ③				0-0 F8 ③		
Kirk Gibson, L (1, 9) OBP: 0.538, SLG: 1.231	0-0 4-3 ③		0-0 F7 ②			0-0 5-3 ①		0-3 K ①	
Lance Parrish, R (1, 2) OBP: 0.308, SLG: 0.182		0-0 FC3-5 BB 1B ③	0-3 K ③			0-0 3-1 ②		0-0 F4 ②	
Darrell Evans, L (1, 10) OBP: 0.538, SLG: 1.000		4-0 BB BB FC3-5 BB 1-2 E BB ①		0-0 3-1 ①		0-0 F8 ③		0-3 K ③	
Darnell Coles, R (1, 5) OBP: 0.273, SLG: 0.273		0-0 FC3-5 E BB 1-2 E3 2-3f ①		0-3 K ②			0-0 BB BB 1B 3-1 1B ①		0-0 F4 ①
Mike Laga, L (1, 3) OBP: 0.333, SLG: 0.286		0-0 F3 ②		4-0 BB BB BB BB ②			0-0 F9 ①		0-0 E3 BB ①
Chet Lemon, R (1, 8) OBP: 0.231, SLG: 0.091		4-0 BB BB BB BB ②		0-0 B1-3 ③			0-0 3-1 BB 1B ①		0-0 F2 ②
Doug Baker, S (1, 8) Harry Spilman, L (7, PH) Tom Brookens, R (7, PR) OBP: 1.000, SLG: 1.000		0-0 E3 ③			0-3 K ①		4-0 BB BB BB BB ①		4-0 BB BB BB BB ①
Dave Bergman, L (9, PH) Alan Trammell, R (9, PR) OBP: 1.000, SLG: 1.000 OBP: 0.125, SLG: 0.125		1-2 2-H 3-H ③					1-2 2-3 BB ③		1-2 BB ③

R: 0 H: 0 E: 0 LOB: 0 K: 1 BB: 0 S: 5 P: 5	R: 1 H: 1 E: 1 LOB: 2 K: 0 BB: 2 S: 4 P: 12	R: 0 H: 1 E: 0 LOB: 1 K: 1 BB: 0 S: 6 P: 6	R: 0 H: 0 E: 0 LOB: 1 K: 1 BB: 1 S: 5 P: 9	R: 0 H: 0 E: 0 LOB: 0 K: 1 BB: 0 S: 5 P: 5	R: 0 H: 0 E: 0 LOB: 0 K: 0 BB: 0 S: 3 P: 3	R: 1 H: 2 E: 0 LOB: 3 K: 0 BB: 1 S: 5 P: 9	R: 0 H: 0 E: 0 LOB: 0 K: 2 BB: 0 S: 7 P: 7	R: 0 H: 0 E: 1 LOB: 2 K: 0 BB: 1 S: 4 P: 8
---	--	---	---	---	---	---	---	---

PITCHER	IP	WLS	BF	H	R	ER	SO	BB	IBB	HBP	BLK	WP	HR	S	P	ERA	WHIP
Al Nipper, R (1, 1) ERA: 1.04	8.2	W	36	4	2	1	6	5	0	0	0	0	0	43	63	1.04	1.038
Joe Sambito, L (9, 1) ERA: 9.0	0.1	S	1	0	0	0	0	0	0	0	0	0	0	1	1	0.00	0.000

Batter	1	2	3	4	5	6	7	8	9	AB R H RBI BB SO LOB	TOP											
Dave Collins, S (1, 10) OBP: 0.278, SLG: 0.313	0-0 4-3		4-0 L3 BB		0-3 K	0-0 F7		0-0 SH1-4		3 0 0 0 1 1 2												
Lou Whitaker, L (1, 4) OBP: 0.263, SLG: 0.278	0-0 F2		0-0 L3 1-2		0-0 F7		0-0 SH1-3 BB 1B	0-0 G4-6-3 1B		5 1 2 1 0 0 2												
Kirk Gibson, L (1, 9) OBP: 0.611, SLG: 1.188	0-0 1B		0-0 2B		4-0 BB BB BB S BB	4-0 BB BB BB S BB	4-0 SH1-3 BB	0-0 G4-6-3 1-2f		3 1 2 0 2 0 1												
Lance Parrish, R (1, 2) OBP: 0.235, SLG: 0.133	0-0 F7		0-3 K		0-3 K		0-0 SH1-3		0-0 5-3	4 0 0 0 0 2 4												
Darrell Evans, L (1, 3) OBP: 0.529, SLG: 0.929 Dave Bergman, L (7, 3) OBP: 0.667, SLG: 0.500		0-0 G3		0-0 G3		4-0 FC6-4 E BB	0-0 2B 2B		0-3 K	3 2 1 0 1 0 0 1 0 0 0 0 1 0												
Alan Trammell, R (1, 6) OBP: 0.083, SLG: 0.083		0-0 6-3		0-0 F8		0-0 SH FC6-4	0-0 F2		0-0 1-3	4 0 0 0 0 0 1												
Larry Herndon, R (1, 7) OBP: 0.556, SLG: 0.778		0-0 BLK E 1B		0-0 1B		0-0 FC6-4 E WP 1-2f 2-3	0-0 2B			4 2 3 1 0 0 2												
Chet Lemon, R (1, 8) OBP: 0.176, SLG: 0.067		0-0 E9 1-H		0-0 6-3		0-3 K	0-3 K			4 0 0 0 0 2 3												
Darnell Coles, R (1, 5) OBP: 0.400, SLG: 0.533		0-0 F7			0-0 WP 2B	0-0 1B		0-0 SH1-4 1B 2B		4 1 3 0 0 0 1												
Inning Stats	R: 0 E: 0 K: 0 S: 4	H: 1 LOB: 1 BB: 0 P: 4	R: 1 E: 1 K: 0 S: 5	H: 1 LOB: 1 BB: 0 P: 5	R: 0 E: 0 K: 1 S: 5	H: 1 LOB: 1 BB: 1 P: 9	R: 0 E: 0 K: 0 S: 4	H: 1 LOB: 1 BB: 0 P: 4	R: 0 E: 0 K: 2 S: 8	H: 1 LOB: 2 BB: 1 P: 12	R: 2 E: 2 K: 1 S: 7	H: 1 LOB: 1 BB: 1 P: 11	R: 3 E: 0 K: 1 S: 8	H: 3 LOB: 1 BB: 1 P: 12	R: 1 E: 0 K: 0 S: 4	H: 2 LOB: 0 BB: 0 P: 4	R: 0 E: 0 K: 1 S: 5	H: 0 LOB: 0 BB: 0 P: 5	1B: 6 2B: 6 3B: 0 HR: 0	SF: 0 SAC: 3 DP: 2 HBP: 0	WP: 4 PB: 0 SB: 1 CS: 0	PA: 42
PITCHER	IP WLS BF H R ER SO BB IBB HBP BLK WP HR S P ERA WHIP																					
Phil Niekro, R (1, 1) ERA: 1.5	6.0 L 29 7 4 1 4 3 0 0 0 1 2 0 34 46 1.50 1.667																					
Scott Bailes, L (7, 1) ERA: 27.0	0.1 3 1 1 1 0 1 0 0 0 1 0 2 6 27.00 6.000																					
Jim Kern, R (7, 1) ERA: 3.86	1.2 7 3 2 2 1 0 0 0 0 0 0 9 9 10.80 1.800																					
Ernie Camacho, R (9, 1) ERA:	1.0 3 0 0 0 1 0 0 0 0 0 0 5 5 0.00 0.000																					


Detroit Tigers @ Cleveland Indians
Cleveland Municipal Stadium, Cleveland, OH

Fri Apr 11 1986, 3:33 AM EST
Att: 32,441 - Unknown

livebaseballscorecards.com

AB 35
R 7
H 11
RBI 2
BB 4
SO 6
LOB 16



Batter	1	2	3	4	5	6	7	8	9	AB	R	H	RBI	BB	SO	LOB	BOTTOM															
Brett Butler, L (1, 8) OBP: 0.294, SLG: 0.143 BBB	4-0 G6-4-3 BB		0-0 4-3 1-2			0-0 FC6-4 1B		4-0 FC6-4 BB		2	0	1	0	2	0	1	<p>Detroit Tigers @ Cleveland Indians Cleveland Municipal Stadium, Cleveland, OH</p> <p>Fri Apr 11 1986, 3:33 AM EST Att. 32,441 - Unknown</p> <p>livebaseballscorecards.com</p> <table border="0"> <tr><td>AB</td><td>28</td></tr> <tr><td>R</td><td>2</td></tr> <tr><td>H</td><td>6</td></tr> <tr><td>RBI</td><td>2</td></tr> <tr><td>BB</td><td>4</td></tr> <tr><td>SO</td><td>2</td></tr> <tr><td>LOB</td><td>16</td></tr> </table> 		AB	28	R	2	H	6	RBI	2	BB	4	SO	2	LOB	16
AB	28																															
R	2																															
H	6																															
RBI	2																															
BB	4																															
SO	2																															
LOB	16																															
Joe Carter, R (1, 9) OBP: 0.154, SLG: 0.462 X	0-0 G6-4-3 1-2f		0-3 K			0-0 F9		0-0 FC6-4 1-2f		4	0	0	0	0	1	4																
Julio Franco, R (1, 6) OBP: 0.176, SLG: 0.250 X	0-0 F8		0-0 6-3			0-0 FC6-4 1-2f		0-0 G6-4-3 1-2f		4	0	0	0	0	0	3																
Andre Thornton, R (1, 10) OBP: 0.412, SLG: 0.250		0-0 2B 1B		4-0 G4-6-3 BB		0-0 5-3			0-0 6-3	3	1	1	0	1	0	1																
Mel Hall, L (1, 7) OBP: 0.188, SLG: 0.267 X		0-0 F8		0-0 G4-6-3 1-2f			0-0 1-6-3		0-0 F7	4	0	0	0	0	0	2																
Brook Jacoby, R (1, 5) OBP: 0.375, SLG: 0.308 X		0-0 1-H 2B		0-0 F4			4-0 2B SF9 BB		0-0 F9	3	1	1	1	1	0	0																
Pat Tabler, R (1, 3) OBP: 0.333, SLG: 0.357 X		0-3 K			0-0 FC2-6 1B		0-0 2B			3	0	2	0	0	1	1																
Tony Bernazard, S (1, 4) OBP: 0.333, SLG: 0.182 X		0-0 5-3			0-0 FC2-6 L6-3 1-2f		0-0 SF9			2	0	0	1	0	0	2																
Chris Bando, S (1, 2) OBP: 0.333, SLG: 0.333 X			0-0 4-3 1B			0-0 L6-3 1-2		0-0 4-3		3	0	1	0	0	0	2																
Inning Stats	R: 0 E: 0 K: 0 S: 2	H: 0 LOB: 0 BB: 1 P: 6	R: 1 E: 0 K: 1 S: 7	H: 2 LOB: 1 BB: 0 P: 7	R: 0 E: 0 K: 1 S: 6	H: 1 LOB: 1 BB: 0 P: 6	R: 0 E: 0 K: 0 S: 3	H: 1 LOB: 0 BB: 0 P: 3	R: 0 E: 0 K: 0 S: 4	H: 1 LOB: 1 BB: 0 P: 4	R: 1 E: 0 K: 0 S: 4	H: 1 LOB: 1 BB: 1 P: 8	R: 0 E: 0 K: 0 S: 2	H: 0 LOB: 0 BB: 1 P: 6	R: 0 E: 0 K: 0 S: 3	H: 0 LOB: 0 BB: 0 P: 3	1B: 4 2B: 3 3B: 0 HR: 0	SF: 1 SAC: 0 DP: 4 HBP: 0	WP: 0 PB: 0 SB: 0 CS: 0	PA: 33												
PITCHER Walt Terrell, R (1, 1) ERA: 2.0	IP: 9.0 WLS: W BF: 33 H: 6 R: 2 ER: 2 SO: 2 BB: 4 IBB: 0 HBP: 0 BLK: 0 WP: 0 HR: 0 S: 33 P: 49 ERA: 2.00 WHIP: 1.111																															

Batter	1	2	3	4	5	6	7	8	9	AB R H RBI BB SO LOB	TOP		
Dave Collins, S (1, 8) OBP: 0.391, SLG: 0.333	0-0 F7		0-0 CS 1B			4-0 BB		4-0 2B BB	4-0 BB	2 0 1 0 3 0 0			
Lou Whitaker, L (1, 4) OBP: 0.333, SLG: 0.435	0-0 SH1-3 1B		0-0 CS 1-2	0-0 2B		0-0 F4		0-0 2B	0-3 K	5 0 3 0 0 1 3			
Kirk Gibson, L (1, 9) OBP: 0.619, SLG: 1.118	0-0 SH1-3 1-2			4-0 G4-6-3 BB		0-0 F6		4-0 FC6-4 IBB		1 0 0 0 2 0 1			
Lance Parrish, R (1, 2) OBP: 0.190, SLG: 0.105	0-0 F9			0-3 K		0-0 5-3		0-0 F6		4 0 0 0 0 1 7			
Darrell Evans, L (1, 10) OBP: 0.476, SLG: 0.778		0-0 F3		0-0 G4-6-3 1-2f			0-0 HR 1B	0-0 F4		4 1 1 0 0 0 5			
Alan Trammell, R (1, 6) OBP: 0.125, SLG: 0.313		0-0 F4			0-0 F7		0-0 HR 1-H	0-0 FC6-4 1-2f		4 1 1 2 0 0 3			
Larry Herndon, R (1, 7) OBP: 0.462, SLG: 0.615		0-0 L7			0-0 1B		0-0 G3		0-3 K G3	4 0 1 0 0 1 0			
Mike Laga, L (1, 3) OBP: 0.231, SLG: 0.182			0-3 K		0-3 K		0-0 3-1		0-3 K	4 0 0 0 0 3 2			
Darnell Coles, R (1, 5) OBP: 0.316, SLG: 0.421			0-0 F8		0-0 F9		0-0 L8		0-0 G3 1-2	4 0 0 0 0 0 2			
Inning Stats	R: 0 E: 0 K: 0 S: 4 H: 1 LOB: 1 BB: 0 P: 4	R: 0 E: 0 K: 0 S: 3 H: 0 LOB: 0 BB: 0 P: 3	R: 0 E: 0 K: 1 S: 5 H: 1 LOB: 0 BB: 0 P: 5	R: 0 E: 0 K: 1 S: 5 H: 1 LOB: 1 BB: 1 P: 9	R: 0 E: 0 K: 1 S: 6 H: 1 LOB: 1 BB: 0 P: 6	R: 0 E: 0 K: 0 S: 3 H: 0 LOB: 1 BB: 1 P: 7	R: 2 E: 0 K: 0 S: 5 H: 2 LOB: 0 BB: 0 P: 5	R: 0 E: 0 K: 3 S: 10 H: 1 LOB: 3 BB: 2 P: 12	R: 0 E: 0 K: 3 S: 10 H: 0 LOB: 2 BB: 1 P: 14	1B: 4 2B: 2 3B: 0 HR: 1 SF: 0 SAC: 1 DP: 1 HBP: 0	WP: 0 PB: 1 SB: 0 CS: 1 PA: 39		
PITCHER	IP WLS BF H R ER SO BB IBB HBP BLK WP HR S P ERA WHIP											PITCHER	IP WLS BF H R ER SO BB IBB HBP BLK WP HR S P ERA WHIP
Ken Schrom, R (1, 1) ERA: 2.77	6.0 W 24 6 2 2 3 2 0 0 0 0 0 1 28 36 3.00 1.333												
Dickie Noles, R (7, 1) ERA: 3.0	1.0 4 0 0 0 0 1 0 0 0 0 0 0 3 7 0.00 1.000												
Ernie Camacho, R (8, 1) ERA:	2.0 S 10 1 0 0 3 1 1 0 0 0 0 0 14 22 0.00 1.000												

Detroit Tigers @ Cleveland Indians
Cleveland Municipal Stadium, Cleveland, OH

Sat Apr 12 1986, 3:33 AM EST
Att: 17,426 - Unknown

livebaseballscorecards.com

AB	32
R	2
H	7
RBI	2
BB	5
SO	6
LOB	23



Batter	1	2	3	4	5	6	7	8	9
Brett Butler, L OBP: 0.238, SLG: 0.111 (1, 8)	0-3 K	0-0 6-3		0-3 K			0-0 F6		
Julio Franco, R OBP: 0.190, SLG: 0.211 (1, 6)	4-0 HR BB	0-3 K			0-0 6-3		0-3 K		
Joe Carter, R OBP: 0.235, SLG: 0.647 (1, 9)	0-0 HR		0-0 F2		0-3 K		0-0 HR 1B		
Andre Thornton, R OBP: 0.333, SLG: 0.188 (1, 10)	0-0 F8		0-0 L8		0-3 K		0-0 F6		
Brook Jacoby, R OBP: 0.450, SLG: 0.563 (1, 5)	4-0 BB WP BB		0-0 4-3			0-0 G6-4-3 1B	0-0 HR 1B		
Mel Hall, L OBP: 0.211, SLG: 0.235 Carmen Castillo, R (8, PH) Otis Nixon, S OBP: 0.667, SLG: 0.667 (9, 7)	4-0 WP BB 1-2 BB		0-0 F6		0-0 F7		0-3 K		
Pat Tabler, R OBP: 0.368, SLG: 0.529 (1, 3)	4-0 WP BB 1-2 2-3 BB		0-0 5-3		0-0 G6-4-3 1-2f		0-0 HR		
Tony Bernazard, S OBP: 0.421, SLG: 0.400 (1, 4)	0-3 K 1-2 2-3 3-H		0-0 1B 1B		0-0 1B 1B		0-0 2B 1B	0-0 FC5-4 1B	
Andy Allanson, R OBP: 0.438, SLG: 0.438 (1, 2)		0-0 5-3		0-0 1B		0-0 B1-4	0-0 FC5-4		

Inning Stats	R: 3	H: 1	E: 0	LOB: 2	K: 2	BB: 4	S: 8	R: 0	H: 0	E: 0	LOB: 0	K: 1	BB: 0	S: 5	R: 0	H: 0	E: 0	LOB: 0	K: 0	BB: 0	S: 3	R: 0	H: 2	E: 0	LOB: 2	K: 1	BB: 0	S: 7	R: 0	H: 0	E: 0	LOB: 0	K: 2	BB: 0	S: 7	R: 0	H: 1	E: 0	LOB: 0	K: 0	BB: 0	S: 3	R: 0	H: 1	E: 0	LOB: 1	K: 1	BB: 0	S: 6	R: 3	H: 4	E: 0	LOB: 1	K: 1	BB: 0	S: 9	R: 0	H: 0	E: 0	LOB: 0	K: 1	BB: 0	S: 9
1B: 5	SF: 0	2B: 1	SAC: 0	3B: 0	DP: 1	HR: 3	HBP: 0	WP: 1	PA: 36	1B: 5	SF: 0	2B: 1	SAC: 0	3B: 0	DP: 1	HR: 3	HBP: 0	WP: 1	PA: 36	1B: 5	SF: 0	2B: 1	SAC: 0	3B: 0	DP: 1	HR: 3	HBP: 0	WP: 1	PA: 36	1B: 5	SF: 0	2B: 1	SAC: 0	3B: 0	DP: 1	HR: 3	HBP: 0	WP: 1	PA: 36	1B: 5	SF: 0	2B: 1	SAC: 0	3B: 0	DP: 1	HR: 3	HBP: 0	WP: 1	PA: 36														

PITCHER	IP	WLS	BF	H	R	ER	SO	BB	IBB	HBP	BLK	WP	HR	S	P	ERA	WHIP
Jack Morris, R ERA: 6.28 (1, 1)	7.1	L	32	7	5	5	7	4	0	0	0	1	2	42	58	6.14	1.500
Willie Hernandez, L ERA: 6.75 (8, 1)	0.2		4	2	1	1	1	0	0	0	0	0	1	6	6	13.50	3.000

BOTTOM

AB R H RBI BB SO LOB

4 0 0 0 0 2 3

3 1 0 0 1 2 1

4 2 2 2 0 1 0

4 0 0 0 0 1 1

3 2 2 2 1 0 0

2 0 0 0 1 0 1

1 0 0 0 0 1 0

0 0 0 0 0 0 0

3 1 1 1 1 0 1

4 0 3 0 0 1 2

4 0 1 0 0 0 2

AB 32
R 6
H 9
RBI 5
BB 4
SO 8
LOB 11

C

WP: 1 PA: 36
PB: 0 SB: 1 CS: 0

DETROIT TIGERS @ CLEVELAND INDIANS
Cleveland Municipal Stadium, Cleveland, OH

Sat Apr 12 1986, 3:33 AM EST
Att. 17,426 - Unknown

livebaseballscorecards.com

Batter	1	2	3	4	5	6	7	8	9	AB R H RBI BB SO LOB	TOP											
Dave Collins, S (1, 10) OBP: 0.385, SLG: 0.300 Lance Parrish, R (6, PH) OBP: 0.174, SLG: 0.095	0-0 4-3	0-0 G3		4-0 BB		0-0 L7			0-0 F9	2 0 0 0 1 0 2 2 0 0 0 0 0 2												
Darnell Coles, R (1, 5) OBP: 0.250, SLG: 0.333	0-3 K		0-0 1-3	0-0 F9			0-0 5-3		0-0 F8	5 0 0 0 0 1 3												
Lou Whitaker, L (1, 4) OBP: 0.321, SLG: 0.407 Tom Brookens, R (9, PH)	0-0 FC6-4 1B		0-0 F7		0-0 B1-3		0-3 K		0-0 3-1	4 0 1 0 0 1 0 1 0 0 0 0 0 0												
Kirk Gibson, L (1, 9) OBP: 0.560, SLG: 0.952	0-0 FC6-4 1-2f		0-3 K		0-3 K		0-0 1B			4 0 1 0 0 2 1												
Darrell Evans, L (1, 3) OBP: 0.480, SLG: 0.727		0-0 1B 1B 1B		0-0 1B 2B 1B	0-3 K		0-0 F8			4 2 2 0 0 1 1												
Larry Herndon, R (1, 7) OBP: 0.529, SLG: 0.625		0-0 L9		0-0 2B 1-2 1B		4-0 WP BB		0-0 FC6-4 1B		3 0 2 0 1 0 1												
Dave Engle, R (1, 2)		0-3 K		0-0 F8		0-3 K		0-0 F2		4 0 0 0 0 2 5												
Chet Lemon, R (1, 8) OBP: 0.238, SLG: 0.111		0-0 1B 1-2 1B		0-0 L7		4-0 BB		0-0 FC6-4 1-2f		3 0 1 0 1 0 3												
Alan Trammell, R (1, 6) OBP: 0.200, SLG: 0.400		0-0 1-3 2-H 1B		0-0 1-3 2-H 2B		0-0 F3		0-0 F3		4 0 2 2 0 0 3												
Inning Stats	R: 0 E: 0 K: 1 S: 6	H: 1 LOB: 1 BB: 0 P: 6	R: 1 E: 0 K: 1 S: 8	H: 3 LOB: 2 BB: 0 P: 8	R: 0 E: 0 K: 1 S: 5	H: 0 LOB: 0 BB: 0 P: 5	R: 1 E: 0 K: 0 S: 6	H: 3 LOB: 3 BB: 1 P: 10	R: 0 E: 0 K: 2 S: 7	H: 0 LOB: 0 BB: 0 P: 7	R: 0 E: 0 K: 1 S: 5	H: 0 LOB: 2 BB: 2 P: 13	R: 0 E: 0 K: 1 S: 6	H: 1 LOB: 1 BB: 0 P: 6	R: 0 E: 0 K: 0 S: 4	H: 1 LOB: 1 BB: 0 P: 4	R: 0 E: 0 K: 0 S: 3	H: 0 LOB: 0 BB: 0 P: 3	1B: 8 2B: 1 3B: 0 HR: 0	SF: 0 SAC: 0 DP: 0 HBP: 0	WP: 1 PB: 0 SB: 0 CS: 0	PA: 39
PITCHER Don Schulze, R (1, 1) ERA: 4.91 Scott Bailes, L (4, 1) ERA: 4.26	IP 3.2	WLS 18	BF 7	H 2	R 2	ER 2	SO 3	BB 0	IBB 0	HBP 0	BLK 0	WP 0	HR 0	S 24	P 24	ERA 4.91	WHIP 1.909					PITCHER IP 5.1 WLS 21 BF 2 H 0 R 0 ER 0 SO 4 BB 3 IBB 0 HBP 0 BLK 0 WP 1 HR 0 S 26 P 38 ERA 0.00 WHIP 0.938

Detroit Tigers @ Cleveland Indians
 Cleveland Municipal Stadium, Cleveland, OH
 Sun Apr 13 1986, 3:33 AM EST
 Att. 10,463 - Unknown

livebaseballscorecards.com

AB	36
R	2
H	9
RBI	2
BB	3
SO	7
LOB	21



BOTTOM

Detroit Tigers @ Cleveland Indians
Cleveland Municipal Stadium, Cleveland, OH

Sun Apr 13 1986, 3:33 AM EST
Att. 10,463 - Unknown

livebaseballscorecards.com

AB	40
R	8
H	19
RBI	7
BB	2
SO	5
LOB	22



WP:	1	PA:	42
PB:	0		
SB:	1		
CS:	1		

AB R H RBI BB SO LOB

4 1 2 0 1 0 4

5 2 2 1 0 0 4

5 1 2 1 0 0 4

4 1 1 2 1 1 1

5 2 2 0 0 1 3

5 0 2 1 0 2 1

4 0 2 1 0 1 3

0 1 0 0 0 0 0

4 0 3 0 0 0 1

4 0 3 1 0 0 1

1B:	15	SF:	0
2B:	3	SAC:	0
3B:	1	DP:	2
HR:	1	HBP:	0

Batter	1	2	3	4	5	6	7	8	9
Brett Butler, L OBP: 0.308, SLG: 0.273 (1, 8)									
Julio Franco, R OBP: 0.231, SLG: 0.250 (1, 6)									
Joe Carter, R OBP: 0.273, SLG: 0.591 (1, 7) (8, 9)									
Andre Thornton, R OBP: 0.346, SLG: 0.350 (1, 10)									
Brook Jacoby, R OBP: 0.440, SLG: 0.524 (1, 5)									
Pat Tabler, R OBP: 0.375, SLG: 0.545 (1, 3)									
Carmen Castillo, R OBP: 0.400, SLG: 0.600 (1, 9)									
Otis Nixon, S OBP: 0.667, SLG: 0.667 (7, PR) (8, 7)									
Tony Bernazard, S OBP: 0.478, SLG: 0.474 (1, 4)									
Andy Allanson, R OBP: 0.500, SLG: 0.500 (1, 2)									

Inning Stats	R: 5	H: 7	E: 0	LOB: 2	K: 0	S: 10	P: 10	R: 0	H: 0	E: 0	LOB: 0	K: 0	S: 3	P: 3	R: 1	H: 4	E: 0	LOB: 2	K: 0	S: 6	P: 6	R: 1	H: 2	E: 0	LOB: 2	K: 2	S: 9	P: 13	R: 0	H: 2	E: 0	LOB: 1	K: 0	S: 4	P: 4	R: 0	H: 1	E: 1	LOB: 0	K: 1	S: 5	P: 5	R: 1	H: 3	E: 0	LOB: 3	K: 1	S: 8	P: 12	R: 0	H: 0	E: 0	LOB: 0	K: 1	S: 5	P: 5
--------------	------	------	------	--------	------	-------	-------	------	------	------	--------	------	------	------	------	------	------	--------	------	------	------	------	------	------	--------	------	------	-------	------	------	------	--------	------	------	------	------	------	------	--------	------	------	------	------	------	------	--------	------	------	-------	------	------	------	--------	------	------	------

PITCHER	IP	WLS	BF	H	R	ER	SO	BB	IBB	HBP	BLK	WP	HR	S	P	ERA	WHIP
Frank Tanana, L ERA: 12.71 (1, 1)	0.1	L	7	6	5	5	0	0	0	0	0	1	1	7	7	135.00	18.000
Dave LaPoint, L ERA: 3.86 (1, 1)	4.2		22	9	2	2	2	1	0	0	0	0	0	25	29	3.86	2.143
Randy O'Neal, R ERA: 2.45 (6, 1)	2.0		10	4	1	1	2	0	1	0	0	0	0	13	17	4.50	2.000
Chuck Cary, L ERA: (8, 1)	1.0		3	0	0	0	1	0	0	0	0	0	0	5	5	0.00	0.000

Batter	1	2	3	4	5	6	7	8	9	AB R H RBI BB SO LOB	TOP											
Dave Collins, S (1, 9) OBP: 0.419, SLG: 0.360 Dave Engle, R (9, 9)	0-0 6-3		0-0 2B 1-2 1B	0-0 F7		0-0 SH3-4 3B 1B		0-0 4-6 SH5-3 1B		5 1 3 2 0 0 2 0 0 0 0 0 0 0												
Darnell Coles, R (1, 5) OBP: 0.259, SLG: 0.370	0-0 5-3		0-0 1-3 2B		0-0 F8	0-0 SH3-4		0-0 SH5-3		3 0 1 0 0 0 0												
Lou Whitaker, L (1, 4) OBP: 0.273, SLG: 0.344	0-0 3-1		0-0 4-3		0-0 G3	0-3 K		0-0 4-6		5 0 0 0 0 1 5												
Harry Spilman, L (1, 10) OBP: 0.800, SLG: 1.500 Tom Brookens, R (6, PH) OBP: 0.500, SLG: 1.500 Dave Bergman, L (9, PH) OBP: 0.750, SLG: 0.667		0-0 F3		0-0 HR 1B	0-0 HR	0-0 2-H 3-H 1B 3B		0-0 FC4-6 1B		3 2 2 1 0 0 0 1 1 1 2 0 0 0 1 0 1 0 0 0 0												
Lance Parrish, R (1, 2) OBP: 0.214, SLG: 0.269		0-0 HR		0-3 K	0-0 6-3	0-0 3-H 1B		0-3 K		5 1 2 2 0 2 2												
Darrell Evans, L (1, 3) OBP: 0.467, SLG: 0.778		0-3 K		0-0 1-H HR		1B 4-3		0-0 FC4-6 1-2f		5 2 2 2 0 1 2												
Larry Herndon, R (1, 7) OBP: 0.455, SLG: 0.524		0-0 F8		0-3 K		0-0 WP 1B 1-3 1B 1B	0-0 4-3	0-3 K		5 1 1 0 0 2 1												
Chet Lemon, R (1, 8) OBP: 0.280, SLG: 0.143		0-0 L6		4-0 BB BB	4-0 BB BB	0-0 WP 1B 1-2 3-H 1B	0-0 6-3			3 1 1 1 1 0 0												
Alan Trammell, R (1, 6) OBP: 0.292, SLG: 0.381		4-0 CS BB		4-0 BB BB	4-0 BB BB	4-0 SH3-4 1-2 2-3 3B BB	0-0 4-3			1 1 0 0 3 0 0												
Inning Stats	R: 0 E: 0 K: 0 S: 3	H: 0 LOB: 0 BB: 0 P: 3	R: 1 E: 0 K: 1 S: 6	H: 1 LOB: 0 BB: 0 P: 6	R: 0 E: 0 K: 0 S: 4	H: 2 LOB: 2 BB: 1 P: 8	R: 2 E: 0 K: 2 S: 9	H: 2 LOB: 2 BB: 2 P: 17	R: 1 E: 0 K: 0 S: 4	H: 1 LOB: 0 BB: 0 P: 4	R: 6 E: 0 K: 1 S: 11	H: 6 LOB: 1 BB: 1 P: 15	R: 0 E: 0 K: 0 S: 3	H: 0 LOB: 0 BB: 0 P: 3	R: 0 E: 0 K: 0 S: 3	H: 1 LOB: 0 BB: 0 P: 3	R: 0 E: 0 K: 2 S: 8	H: 1 LOB: 1 BB: 0 P: 8	1B: 9 2B: 2 3B: 1 HR: 3	SF: 0 SAC: 2 DP: 1 HBP: 0	WP: 1 PB: 0 SB: 0 CS: 1	PA: 43
PITCHER	IP WLS BF H R ER SO BB IBB HBP BLK WP HR S P ERA WHIP																					
Richard Dotson, R (1, 1) ERA: 8.18	5.0 L 25 8 6 6 3 3 0 0 0 0 0 3 28 40 10.80 2.200																					
Gene Nelson, R (6, 1) ERA: 5.79	0.1 4 2 1 1 0 1 0 0 0 0 1 0 3 7 27.00 9.000																					
Juan Agosto, L (6, 1) ERA: 6.23	1.2 7 2 3 1 1 0 0 0 0 0 0 0 9 9 5.40 1.200																					
Dave Schmidt, R (8, 1) ERA:	2.0 7 2 0 0 2 0 0 0 0 0 0 0 11 11 0.00 1.000																					

Detroit Tigers @ Chicago White Sox
Comiskey Park, Chicago, IL
Mon Apr 14 1986, 7:05 PM EST
Att: 10,734 - Unknown

livebaseballscorecards.com

AB 37
R 10
H 14
RBI 10
BB 4
SO 6
LOB 12



Batter	1	2	3	4	5	6	7	8	9	AB	R	H	RBI	BB	SO	LOB
John Cangelosi, S (1, 8) OBP: 0.467, SLG: 0.368	0-0 L5		0-0 2B		4-0 3B BB	4-0 1B BB		0-0 5-3		3	1	1	0	2	0	0
Wayne Tolleson, S (1, 5) OBP: 0.441, SLG: 0.480	0-3 K		4-0 BB		0-0 3B	0-0 1B		0-0 1-3		4	0	2	3	1	1	0
Harold Baines, L (1, 9) OBP: 0.222, SLG: 0.160	0-3 K		0-0 1-3		0-0 G3	0-0 G4-6-3		0-3 K		5	0	0	0	0	2	5
Greg Walker, L (1, 3) OBP: 0.462, SLG: 0.818		0-0 HR		0-0 HR	4-0 FC5-4 IBB		0-0 1B 1B		0-0 1B	2	2	2	2	1	0	0
Joel Skinner, R (7, 2) OBP: 0.250, SLG: 0.200										1	1	1	0	0	0	0
Reid Nichols, R (9, PH) OBP: 0.400, SLG: 0.400										1	0	1	0	0	0	0
Carlton Fisk, R (1, 7) OBP: 0.172, SLG: 0.240		0-3 K		0-0 1-3	0-0 FC5-4		0-0 F7		0-3 K	5	0	0	0	0	2	4
Jerry Hairston, S (1, 10) OBP: 0.500, SLG: 0.429		4-0 BB		0-0 F6		0-0 2B 1B	0-0 1B		0-0 F6	3	1	2	0	1	0	0
Ron Kittle, R (9, PH) OBP: 0.240, SLG: 0.292										1	0	0	0	0	0	1
Bryan Little, S (1, 4) OBP: 0.111, SLG: 0.222		0-0 G3-6-3		0-0 L8		0-0 1B SF9	0-0 F6		0-3 K	3	1	1	0	0	0	1
Tim Hulett, R (7, PH) OBP: 0.429, SLG: 0.250										2	0	0	0	0	1	3
Ozzie Guillen, L (1, 6) OBP: 0.364, SLG: 0.455			0-0 F7		0-0 3-1	0-0 BB 1B	0-0 1B			4	1	2	2	0	0	0
Marc Hill, R (1, 2) OBP: 0.500, SLG: 0.500			0-0 6-3		0-0 BB 1B	0-0 SF9	0-0 L7			2	1	1	0	0	0	0
Bobby Bonilla, S (6, PH) ERA: 1.69					0-0 3B 1B					1	0	0	1	0	0	2

Inning Stats	R: 0	H: 0	E: 0	K: 2	S: 7	LOB: 0	BB: 0	P: 7	R: 1	H: 1	E: 0	K: 1	S: 5	LOB: 0	BB: 1	P: 9	R: 0	H: 1	E: 0	K: 0	S: 4	LOB: 2	BB: 1	P: 8	R: 1	H: 1	E: 0	K: 0	S: 4	LOB: 0	BB: 0	P: 4	R: 2	H: 2	E: 0	K: 0	S: 5	LOB: 2	BB: 2	P: 13	R: 3	H: 4	E: 0	K: 0	S: 6	LOB: 1	BB: 1	P: 10	R: 1	H: 3	E: 0	K: 0	S: 6	LOB: 2	BB: 0	P: 6	R: 0	H: 0	E: 0	K: 1	S: 5	LOB: 0	BB: 0	P: 5	R: 0	H: 1	E: 0	K: 2	S: 8	LOB: 1	BB: 0	P: 8	1B: 8	SF: 1	2B: 2	SAC: 0	3B: 1	DP: 2	HR: 2	HBP: 0	WP: 0	PA: 43
--------------	------	------	------	------	------	--------	-------	------	------	------	------	------	------	--------	-------	------	------	------	------	------	------	--------	-------	------	------	------	------	------	------	--------	-------	------	------	------	------	------	------	--------	-------	-------	------	------	------	------	------	--------	-------	-------	------	------	------	------	------	--------	-------	------	------	------	------	------	------	--------	-------	------	------	------	------	------	------	--------	-------	------	-------	-------	-------	--------	-------	-------	-------	--------	-------	--------

PITCHER	IP	WLS	BF	H	R	ER	SO	BB	IBB	HBP	BLK	WP	HR	S	P	ERA	WHIP
Dan Petry, R (1, 1) ERA: 8.25	5.0	W	26	8	7	7	3	3	3	0	0	0	2	28	44	12.60	2.200
Chuck Cary, L (6, 1) ERA: 2.08	1.1		7	3	1	1	0	1	0	0	0	0	0	6	10	6.75	3.000
Randy O'Neal, R (7, 1) ERA: 1.69	1.2		6	1	0	0	1	0	0	0	0	0	0	8	8	0.00	0.600
Willie Hernandez, L (9, 1) ERA: 4.91	1.0	S	4	1	0	0	2	0	0	0	0	0	0	8	8	0.00	1.000

DETROIT TIGERS @ CHICAGO WHITE SOX
Comiskey Park, Chicago, IL
 Mon Apr 14 1986, 7:05 PM EST
 Att. 10,734 - Unknown

AB	37
R	8
H	13
RBI	8
BB	5
SO	6
LOB	16




Batter	1	2	3	4	5	6	7	8	9	AB R H RBI BB SO LOB	TOP											
Alan Trammell, R (1, 6) OBP: 0.286, SLG: 0.440	0-0 6-3 3B		0-0 F9		0-0 F8			0-3 K		4 1 1 0 0 1 2												
Darnell Coles, R (1, 5) OBP: 0.226, SLG: 0.323	0-0 6-3		0-0 F2		0-0 F9			0-0 4-3		4 0 0 1 0 0 2												
Kirk Gibson, L (1, 9) OBP: 0.517, SLG: 0.833	0-0 F9		0-0 E5 1-H 2-H		0-0 G3			4-0 BB		3 0 0 0 1 0 0												
Lance Parrish, R (1, 2) OBP: 0.188, SLG: 0.233	0-3 K		0-0 L8		0-0 F3			0-0 5-3		4 0 0 0 0 1 2												
Larry Herndon, R (1, 7) OBP: 0.423, SLG: 0.480		0-0 F9		0-0 FC1-6 4-3 1B		0-0 6-3		0-0 6-3		4 1 1 0 0 0 0												
Chet Lemon, R (1, 8) OBP: 0.276, SLG: 0.160		0-0 F7		0-0 FC1-6 1-2 1B		0-0 6-3		0-3 K		4 0 1 0 0 1 0												
Dave Engle, R (1, 3) Mike Laga, L (9, PH) OBP: 0.214, SLG: 0.167		0-0 F8		0-0 FC1-6 4-3 1-2 2-3		0-0 6-3		0-0 F9		3 0 0 0 0 0 2 1 0 0 0 0 0 0												
Tom Brookens, R (1, 4) OBP: 0.400, SLG: 0.800			0-0 WP E BB 1B		0-0 4-3 1-2 3-H		0-0 B2			3 1 1 1 0 0 1												
Dave Collins, S (1, 10) Doug Baker, S (7, PH) OBP: 0.424, SLG: 0.346			4-0 WP E BB		0-0 L5		0-0 F3			1 1 0 0 1 0 1 1 0 0 0 0 0 0												
Inning Stats	R: 1 E: 0 K: 1 S: 6	H: 1 LOB: 0 BB: 0 P: 6	R: 0 E: 0 K: 0 S: 3	H: 0 LOB: 0 BB: 0 P: 3	R: 2 E: 1 K: 0 S: 5	H: 1 LOB: 1 BB: 1 P: 9	R: 1 E: 0 K: 0 S: 5	H: 2 LOB: 1 BB: 0 P: 5	R: 0 E: 0 K: 0 S: 3	H: 0 LOB: 0 BB: 0 P: 3	R: 0 E: 0 K: 0 S: 3	H: 0 LOB: 0 BB: 0 P: 3	R: 0 E: 0 K: 1 S: 5	H: 0 LOB: 1 BB: 1 P: 9	R: 0 E: 0 K: 1 S: 5	H: 0 LOB: 0 BB: 0 P: 5	R: 0 E: 0 K: 1 S: 5	H: 0 LOB: 0 BB: 0 P: 5	1B: 3 2B: 0 3B: 1 HR: 0	SF: 0 SAC: 0 DP: 0 HBP: 0	WP: 1 PB: 0 SB: 0 CS: 0	PA: 34
PITCHER	IP WLS BF H R ER SO BB IBB HBP BLK WP HR S P ERA WHIP																					
Floyd Bannister, L (1, 1) ERA: 3.6	7.0 W 27 4 4 2 1 1 0 0 0 1 0 28 32 2.57 0.714																					
Bill Dawley, R (8, 1) ERA:	1.0 4 0 0 0 1 1 0 0 0 0 0 5 9 0.00 1.000																					
Bob James, R (9, 1) ERA: 7.71	1.0 3 0 0 0 1 0 0 0 0 0 0 5 5 0.00 0.000																					

Detroit Tigers @ Chicago White Sox
 Comiskey Park, Chicago, IL
 Wed Apr 16 1986, 7:05 PM EST
 Att. 9,143 - Unknown

livebaseballscorecards.com

AB 32
R 4
H 4
RBI 2
BB 2
SO 3
LOB 10



Batter	1	2	3	4	5	6	7	8	9	AB R H RBI BB SO LOB	TOP
Larry Herndon, R (1, 7) OBP: 0.419, SLG: 0.533	0-0 FC6-5 SH1-3 1B		0-0 6-3		0-0 4-3		0-0 6-3	0-0 3B 2-H 3-H		5 0 2 2 0 0 1	
Darnell Coles, R (1, 5) OBP: 0.257, SLG: 0.324	0-0 SH1-3 1-2			0-0 F3		0-0 1B E 1B	4-0 BB G4-6-3 BB	0-0 L3		3 1 1 0 1 0 2	
Lou Whitaker, L (1, 4) OBP: 0.263, SLG: 0.324	0-0 FC6-5 2-3			0-0 F8		0-0 1B FC6	0-0 G4-6-3 1-2f	0-0 4-3		5 0 1 0 0 0 4	
Kirk Gibson, L (1, 9) OBP: 0.500, SLG: 0.759	0-0 F7			0-0 2B 1B		0-0 1B FC6 1-2f 3-H		0-0 BB S 1B	0-0 3-1	5 3 2 0 0 0 2	
Lance Parrish, R (1, 2) OBP: 0.216, SLG: 0.265		S S 0-3 K		0-0 2B 1-H		0-0 6-3		4-0 BB BB 1B	0-3 K	4 1 1 1 1 2 1	
Darrell Evans, L (1, 10) OBP: 0.471, SLG: 0.724		X	0-0 4-3		0-0 F8		B B B 4-0 1B 1B BB	4-0 BB 1B BB	0-0 2B 1B	2 1 0 0 2 0 1 1 2 1 0 0 0 0	
Tom Brookens, R (8, PR) OBP: 0.500, SLG: 0.833											
Chet Lemon, R (1, 8) OBP: 0.294, SLG: 0.233		X	0-0 6-3			X	0-0 F7 1B 1-2 2-H	0-0 K	0-0 2B 1B 1-H	5 0 2 2 0 1 3	AB 37 R 10 H 13 RBI 9 BB 5 SO 3 LOB 16
Mike Laga, L (1, 3) OBP: 0.278, SLG: 0.250			X	0-0 F4		X	0-0 4-3 1B 1-3 2-H FC4-6	0-0 2B 3B 1B 1-2 2-H 3-H		4 1 2 3 0 0 0	
Doug Baker, S (1, 6) Harry Spilman, L (6, PH) OBP: 0.667, SLG: 1.200 Alan Trammell, R (6, 6) OBP: 0.310, SLG: 0.500			X	0-0 5-3		B B B 4-0 BB FC4-6 1-2f		0-0 3B 2B 1-3 2-H		1 0 0 0 1 0 0 1 0 0 0 0 0 2 1 1 1 1 0 0 0	
Inning Stats	R: 0 H: 1 E: 0 LOB: 1 K: 0 BB: 0 S: 4 P: 4	R: 0 H: 0 E: 0 LOB: 0 K: 1 BB: 0 S: 5 P: 5	R: 0 H: 0 E: 0 LOB: 0 K: 0 BB: 0 S: 3 P: 3	R: 1 H: 2 E: 0 LOB: 1 K: 0 BB: 0 S: 5 P: 5	R: 0 H: 0 E: 0 LOB: 1 K: 0 BB: 1 S: 3 P: 7	R: 3 H: 4 E: 1 LOB: 2 K: 0 BB: 1 S: 7 P: 11	R: 0 H: 0 E: 0 LOB: 0 K: 0 BB: 1 S: 2 P: 6	R: 5 H: 4 E: 0 LOB: 2 K: 1 BB: 2 S: 9 P: 17	R: 1 H: 2 E: 0 LOB: 1 K: 1 BB: 0 S: 6 P: 6	1B: 9 SF: 0 2B: 3 SAC: 1 3B: 1 DP: 1 HR: 0 HBP: 0	WP: 0 PA: 43 PB: 0 SB: 1 CS: 0
PITCHER	IP WLS BF H R ER SO BB IBB HBP BLK WP HR S P ERA WHIP										
Joel Davis, R (1, 1) ERA: 1.42	7.0			7 4 1 1 3 0 0 0						0 0 29 41 1.29 1.429	
Dave Schmidt, R (8, 1) ERA: 2.45	0.0			2 1 2 2 0 1 0 0 0						0 0 1 5 ∞ ∞	
Juan Agosto, L (8, 1) ERA: 8.31	0.0	L		1 0 0 0 0 1 0 0 0						0 0 0 4 ∞ ∞	
Bob James, R (8, 1) ERA: 10.8	0.1			4 3 3 3 1 0 0 0 0						0 0 6 6 81.00 9.000	
Gene Nelson, R (8, 1) ERA: 5.68	1.2			6 2 1 1 1 0 0 0 0						0 0 8 8 5.40 1.200	

Detroit Tigers @ Chicago White Sox
 Comiskey Park, Chicago, IL
 Thu Apr 17 1986, 7:05 PM EST
 Att. 9,034 - Unknown


livebaseballscorecards.com

Batter	1	2	3	4	5	6	7	8	9	AB R H RBI BB SO LOB
John Cangelosi, S (1, 8) OBP: 0.450, SLG: 0.357	0-3 K (1)		X 0-0 F9 (3)		X 0-0 4-3 1B		X 0-0 F7 (2)		X 0-0 F8 (1)	5 0 1 0 0 1 2
Wayne Tolleson, S (1, 5) OBP: 0.455, SLG: 0.471	0-0 6-3 (2)			BBB 4-0 1B 1B BB	X 0-0 4-3 (1) (2)		X 0-0 1-3 1B 1B		X 0-0 1B	4 2 2 0 1 0 1
Harold Baines, L (1, 9) OBP: 0.286, SLG: 0.242 Reid Nichols, R (7, PR) OBP: 0.400, SLG: 0.400 Marc Hill, R (8, 2) OBP: 0.500, SLG: 0.500 Jerry Hairston, S (9, PH) OBP: 0.444, SLG: 0.375	0-3 K (3)			X 0-0 BB 1B 1B	X 0-0 L9 (3)		X 0-0 1-H 3-H 1B		SSS 0-3 K (2)	4 1 2 2 0 1 0 0 0 0 0 0 0 0 0 0 0 0 0 0 0 1 0 0 0 0 1 1
Ron Kittle, R (1, 10) OBP: 0.265, SLG: 0.406		SSS 0-3 K (1)		X 0-0 5-3 BB 1-2 4-3 1B		SSS 0-3 K (1)	SSS 0-3 K (3)		SSS 0-3 K (3)	5 1 1 1 0 4 2
Bobby Bonilla, S (1, 3) OBP: 0.308, SLG: 0.273		SSS 0-3 K (2)		BBB 4-0 4-3 5-3 1B BB		SSS 0-3 K (2)		X 0-0 1B 1B		3 1 1 0 1 2 0
Carlton Fisk, R (1, 7) OBP: 0.216, SLG: 0.394		SSS 0-3 K (3)		X 0-0 1-2 2-3 3-H 5-3		X 0-0 2B		SSS 0-3 K (1)		4 0 1 1 0 2 3
Ozzie Guillen, L (1, 6) OBP: 0.320, SLG: 0.400 Tim Lulett, R (8, PH) OBP: 0.385, SLG: 0.238			SSS 0-3 K (1) X	X 0-0 4-3 (2)		X 0-0 G3 (3)		X 0-0 L6 (2)		3 0 0 1 0 1 2 1 0 0 0 0 0 1
Bryan Little, S (1, 4) OBP: 0.176, SLG: 0.235			X 0-0 F8 (2) X	X 0-0 3-H 1B			X 0-0 F9 (1) X		X 0-0 1-2 1B	4 0 2 1 0 0 0
Joel Skinner, R (1, 2) OBP: 0.227, SLG: 0.200 Rod Craig, S (7, PH) (8, 9)			X 0-0 E5 (3)	SSS 0-3 K (3)			BBB 4-0 1B 1B BB		SSS 0-3 K (3)	2 0 0 0 0 1 1 1 1 0 0 1 1 2

Inning Stats	R: 0 E: 0 K: 2 S: 7	H: 0 LOB: 0 BB: 0 P: 7	R: 0 E: 0 K: 3 S: 9	H: 0 LOB: 0 BB: 0 P: 9	R: 0 E: 1 K: 1 S: 6	H: 0 LOB: 1 BB: 0 P: 6	R: 4 E: 0 K: 1 S: 8	H: 3 LOB: 1 BB: 2 P: 16	R: 0 E: 0 K: 0 S: 3	H: 1 LOB: 0 BB: 0 P: 3	R: 0 E: 0 K: 2 S: 8	H: 1 LOB: 1 BB: 0 P: 8	R: 2 E: 0 K: 1 S: 7	H: 2 LOB: 1 BB: 1 P: 11	R: 0 E: 0 K: 2 S: 9	H: 2 LOB: 2 BB: 0 P: 9	R: 0 E: 0 K: 2 S: 8	H: 1 LOB: 1 BB: 0 P: 8	1B: 9 2B: 1 3B: 0 HR: 0	SF: 0 SAC: 0 DP: 0 HBP: 0	WP: 0 PB: 0 SB: 0 CS: 0	PA: 40	
PITCHER	IP WLS BF H R ER SO BB IBB HBP BLK WP HR S P ERA WHIP	IP WLS BF H R ER SO BB IBB HBP BLK WP HR S P ERA WHIP	IP WLS BF H R ER SO BB IBB HBP BLK WP HR S P ERA WHIP	IP WLS BF H R ER SO BB IBB HBP BLK WP HR S P ERA WHIP	IP WLS BF H R ER SO BB IBB HBP BLK WP HR S P ERA WHIP	IP WLS BF H R ER SO BB IBB HBP BLK WP HR S P ERA WHIP	IP WLS BF H R ER SO BB IBB HBP BLK WP HR S P ERA WHIP	IP WLS BF H R ER SO BB IBB HBP BLK WP HR S P ERA WHIP	IP WLS BF H R ER SO BB IBB HBP BLK WP HR S P ERA WHIP	IP WLS BF H R ER SO BB IBB HBP BLK WP HR S P ERA WHIP	IP WLS BF H R ER SO BB IBB HBP BLK WP HR S P ERA WHIP	IP WLS BF H R ER SO BB IBB HBP BLK WP HR S P ERA WHIP	IP WLS BF H R ER SO BB IBB HBP BLK WP HR S P ERA WHIP	IP WLS BF H R ER SO BB IBB HBP BLK WP HR S P ERA WHIP	IP WLS BF H R ER SO BB IBB HBP BLK WP HR S P ERA WHIP	IP WLS BF H R ER SO BB IBB HBP BLK WP HR S P ERA WHIP	IP WLS BF H R ER SO BB IBB HBP BLK WP HR S P ERA WHIP	IP WLS BF H R ER SO BB IBB HBP BLK WP HR S P ERA WHIP	IP WLS BF H R ER SO BB IBB HBP BLK WP HR S P ERA WHIP	IP WLS BF H R ER SO BB IBB HBP BLK WP HR S P ERA WHIP	IP WLS BF H R ER SO BB IBB HBP BLK WP HR S P ERA WHIP	IP WLS BF H R ER SO BB IBB HBP BLK WP HR S P ERA WHIP	IP WLS BF H R ER SO BB IBB HBP BLK WP HR S P ERA WHIP
Jack Morris, R (1, 1) ERA: 6.75	7.0 W 31 7 6 6 10 3 0 0 0 0 0 0 48 60 7.71 1.429	2.0 S 9 3 0 0 4 0 0 0 0 0 0 0 17 17 0.00 1.500																					

DETROIT TIGERS @ CHICAGO WHITE SOX
 Comiskey Park, Chicago, IL
 Thu Apr 17 1986, 7:05 PM EST
 Att. 9,034 - Unknown

AB	37
R	6
H	10
RBI	6
BB	3
SO	14
LOB	15



Batter	1	2	3	4	5	6	7	8	9	AB R H RBI BB SO LOB	TOP	
Brett Butler, L (1, 8) OBP: 0.270, SLG: 0.219 Eddie Williams, R (7, 7)	0-0 B1-3		0-0 FC4-6 1-3		0-0 F7			0-3 K		3 0 0 0 0 0 1 1 0 0 0 0 0 1	<p>Cleveland Indians @ Detroit Tigers</p> <p>Tiger Stadium, Detroit, MI</p> <p>Fri Apr 18 1986, 6:05 PM EST</p> <p>Att. 20,703 - Unknown</p>	
Julio Franco, R (1, 6) OBP: 0.256, SLG: 0.306	0-0 6-3		0-0 1-3			0-0 4-3		0-0 F8		4 0 0 0 0 0 1		
Joe Carter, R (1, 7) OBP: 0.294, SLG: 0.469 (7, 8)	0-0 5-3		0-3 K			0-0 F6		0-0 F7		4 0 0 0 0 1 1		
Andre Thornton, R (1, 10) OBP: 0.316, SLG: 0.406		0-0 FC5 1B 1B		0-3 K		0-0 F8		0-0 F6		4 0 1 0 0 1 0		
Brook Jacoby, R (1, 5) OBP: 0.459, SLG: 0.594		0-0 1-2 1B		4-0 BB		0-0 F8		0-3 K		3 0 1 0 1 1 0		
Pat Tabler, R (1, 3) OBP: 0.389, SLG: 0.588		0-3 K		0-0 F4		0-0 1B 2B		0-0 2B		4 1 2 0 0 1 3		
Carmen Castillo, R (1, 9) OBP: 0.222, SLG: 0.333		0-0 F2		0-0 L9		0-0 F8		0-0 F6		4 0 0 0 0 0 5		
Tony Bernazard, S (1, 4) OBP: 0.364, SLG: 0.345		0-0 FC5 2-3f			0-0 F7		0-0 2-H 1B			3 0 1 1 0 0 2		
Andy Allanson, R (1, 2) OBP: 0.462, SLG: 0.440			0-0 FC4-6 1B		0-0 F3		0-0 F7			3 0 1 0 0 0 1		
Inning Stats	R: 0 H: 0 E: 0 LOB: 0 K: 0 BB: 0 S: 3 P: 3	R: 0 H: 2 E: 0 LOB: 2 K: 1 BB: 0 S: 7 P: 7	R: 0 H: 1 E: 0 LOB: 1 K: 1 BB: 0 S: 6 P: 6	R: 0 H: 0 E: 0 LOB: 1 K: 1 BB: 1 S: 5 P: 9	R: 0 H: 0 E: 0 LOB: 0 K: 0 BB: 0 S: 3 P: 3	R: 0 H: 0 E: 0 LOB: 0 K: 0 BB: 0 S: 3 P: 3	R: 1 H: 2 E: 0 LOB: 1 K: 0 BB: 0 S: 5 P: 5	R: 0 H: 0 E: 0 LOB: 0 K: 1 BB: 0 S: 6 P: 6	R: 0 H: 1 E: 0 LOB: 1 K: 1 BB: 0 S: 6 P: 6	1B: 4 SF: 0 2B: 2 SAC: 0 3B: 0 DP: 0 HR: 0 HBP: 0	WP: 0 PA: 34 PB: 0 SB: 0 CS: 0	
PITCHER Frank Tanana, L (1, 1) ERA: 5.52	IP WLS BF H R ER SO BB IBB HBP BLK WP HR S P ERA WHIP	9.0 W 34 6 1 1 5 1 0 0 0 0 0 0 43 47 1.00 0.778										

livebaseballscorecards.com

AB	33
R	1
H	6
RBI	1
BB	1
SO	5
LOB	14



Batter	1	2	3	4	5	6	7	8	9	AB	R	H	RBI	BB	SO	LOB	BOTTOM	
Larry Herndon, R (1, 7) OBP: 0.417, SLG: 0.514	0-0 HR 1B	0-0 CS 1-2	0-0 6-3	[Greyed Out]		0-0 G3-6-3 1B	[Greyed Out]		0-0 G3	[Greyed Out]		5	1	2	0	0	3	
Harry Spilman, L (1, 5) OBP: 0.444, SLG: 0.750 Darrell Coles, R (6, 5) OBP: 0.250, SLG: 0.314	0-0 HR 1-2	[Greyed Out]		[Greyed Out]		0-0 G3-6-3 1-2	[Greyed Out]		0-0 5-3	[Greyed Out]		3	1	0	0	0	2	
Lou Whitaker, L (1, 4) OBP: 0.262, SLG: 0.317	0-0 F6	[Greyed Out]		[Greyed Out]		0-0 F6 1-2	[Greyed Out]		0-0 F8	[Greyed Out]		4	0	1	0	0	2	
Kirk Gibson, L (1, 9) OBP: 0.526, SLG: 0.733	0-0 F4	[Greyed Out]		[Greyed Out]		0-0 FC5 BB 1B	[Greyed Out]		0-0 F8 BB BB	[Greyed Out]		1	1	0	0	3	2	
Lance Parrish, R (1, 2) OBP: 0.244, SLG: 0.368	0-0 HR 1-2	[Greyed Out]		[Greyed Out]		0-0 FC5 2-3	[Greyed Out]		0-0 6-3 BB BB	[Greyed Out]		4	2	2	4	0	3	
Darrell Evans, L (1, 10) OBP: 0.447, SLG: 0.656	0-0 F8	[Greyed Out]		[Greyed Out]		0-0 2B 9-2 BB	[Greyed Out]		0-0 F9 BB BB	[Greyed Out]		3	0	0	0	1	2	
Chet Lemon, R (1, 8) OBP: 0.342, SLG: 0.324	[Greyed Out]		0-0 CS 1B	[Greyed Out]		0-0 2B 1-3	[Greyed Out]		0-0 5-3 1B 1B	[Greyed Out]		4	1	3	0	0	0	
Mike Laga, L (1, 3) OBP: 0.318, SLG: 0.263	[Greyed Out]		0-0 F8	[Greyed Out]		0-3 K SSS	[Greyed Out]		0-0 1B 1-2 2-H	[Greyed Out]		3	0	1	1	1	3	
Alan Trammell, R (1, 6) OBP: 0.303, SLG: 0.467	[Greyed Out]		0-0 F5	[Greyed Out]		0-0 9-2 3-H	[Greyed Out]		0-0 1-3 1B 1-3 2-H	[Greyed Out]		4	0	1	1	0	1	
Inning Stats	R: 3 E: 1 K: 0 S: 6	H: 2 LOB: 0 BB: 0 P: 6	R: 0 E: 0 K: 0 S: 3	H: 1 LOB: 0 BB: 0 P: 3	R: 0 E: 0 K: 0 S: 4	H: 1 LOB: 2 BB: 1 P: 8	R: 0 E: 0 K: 1 S: 5	H: 1 LOB: 1 BB: 1 P: 9	R: 0 E: 0 K: 0 S: 3	H: 0 LOB: 1 BB: 1 P: 7	R: 0 E: 0 K: 1 S: 5	H: 0 LOB: 1 BB: 1 P: 9	1B: 8 2B: 2 3B: 0 HR: 1	SF: 0 SAC: 0 DP: 2 HBP: 0	WP: 0 PB: 0 SB: 2 CS: 1	PA: 38		
PITCHER Ken Schrom, R (1, 1) ERA: 3.44 Jim Kern, R (6, 1) ERA: 3.86	IP 5.1 2.2	WLS L	BF 25 12	H 8 2	R 6 0	ER 3 0	SO 1 1	BB 3 2	IBB 0 0	HBP 0 0	BLK 0 0	WP 0 0	HR 1 0	S 24 12	P 36 20	ERA 5.06 0.00	WHIP 2.062 1.500	

Cleveland Indians @ Detroit Tigers
 Tiger Stadium, Detroit, MI
 Fri Apr 18 1986, 6:05 PM EST
 Att. 20,703 - Unknown

AB	32
R	6
H	10
RBI	6
BB	5
SO	2
LOB	23



livebaseballscorecards.com

Batter	1	2	3	4	5	6	7	8	9	AB R H RBI BB SO LOB	TOP		
Brett Butler, L (1, 8) OBP: 0.286, SLG: 0.270	0-0 FC6-4 BB SF7 1B	0-0 F8			0-0 E 1B 2B	0-0 G3		0-0 5-3		5 2 2 0 0 0 1			
Julio Franco, R (1, 6) OBP: 0.273, SLG: 0.375	4-0 FC6-4 1-2 BB		0-3 K		0-0 E6 1B 2B	0-0 HR		0-0 F4	4 2 1 1 1 1 1				
Joe Carter, R (1, 9) OBP: 0.308, SLG: 0.459	0-0 FC6-4 1-2f 2-3 CS		0-0 G4-6-3 1B		0-0 2B 1B	0-3 K		0-0 F7	5 1 2 1 0 1 2				
Andre Thornton, R (1, 10) OBP: 0.279, SLG: 0.361	0-0 SF7		0-0 G4-6-3 1-2f		0-0 F8		0-3 K	0-0 5-3	4 0 0 1 0 1 3				
Brook Jacoby, R (1, 5) OBP: 0.488, SLG: 0.639	0-0 CS 1-2	0-0 1B 2B 1B		0-0 FC5-4 1B	0-0 1-H 2-H 2B		0-0 6-3		4 1 3 2 0 0 0				
Pat Tabler, R (1, 3) OBP: 0.400, SLG: 0.568		0-0 1-2 2B 1B		0-0 FC5-4 1-2f S	4-0 IBB		0-0 E6		3 1 1 0 1 0 1				
Mel Hall, L (1, 7) OBP: 0.161, SLG: 0.207		0-0 4-3 1-H 2-H 2B		0-0 F8	0-0 F8		0-3 K		4 0 1 2 0 1 4				
Tony Bernazard, S (1, 4) OBP: 0.351, SLG: 0.424		0-0 4-3 2-3		0-3 K 1-2		0-0 HR		0-0 F8	4 1 1 1 0 1 2				
Andy Allanson, R (1, 2) OBP: 0.400, SLG: 0.379		0-0 5-3			0-0 6-3	0-0 6-3		0-0 F8	4 0 0 0 0 0 1				
Inning Stats	R: 1 E: 0 K: 0 S: 3 H: 1 LOB: 0 BB: 1 P: 7	R: 2 E: 0 K: 0 S: 6 H: 3 LOB: 1 BB: 0 P: 6	R: 0 E: 0 K: 1 S: 5 H: 1 LOB: 0 BB: 0 P: 5	R: 0 E: 0 K: 1 S: 6 H: 1 LOB: 1 BB: 0 P: 6	R: 3 E: 1 K: 0 S: 7 H: 3 LOB: 2 BB: 1 P: 11	R: 2 E: 0 K: 1 S: 7 H: 2 LOB: 0 BB: 0 P: 7	R: 0 E: 1 K: 2 S: 8 H: 0 LOB: 1 BB: 0 P: 8	R: 0 E: 0 K: 0 S: 3 H: 0 LOB: 0 BB: 0 P: 3	R: 0 E: 0 K: 0 S: 3 H: 0 LOB: 0 BB: 0 P: 3	1B: 6 2B: 3 3B: 0 HR: 2 SF: 1 SAC: 0 DP: 1 HBP: 0	WP: 0 PB: 0 SB: 1 CS: 1 PA: 41		
PITCHER	IP WLS BF H R ER SO BB IBB HBP BLK WP HR S P ERA WHIP											PITCHER	IP WLS BF H R ER SO BB IBB HBP BLK WP HR S P ERA WHIP
Dan Petry, R (1, 1) ERA: 7.56	4.2 L 23 9 6 3 2 1 0 0 0 0 0 0 26 30 5.79 2.143												
Dave LaPoint, L (5, 1) ERA: 4.0	4.1 17 2 2 2 3 0 1 0 0 0 2 22 26 4.15 0.462												

Cleveland Indians @ Detroit Tigers
Tiger Stadium, Detroit, MI
Sat Apr 19 1986, 3:33 AM EST
Att: 19,216 - Unknown

livebaseballscorecards.com

AB	37
R	8
H	11
RBI	8
BB	2
SO	5
LOB	15



Batter	1	2	3	4	5	6	7	8	9	AB	R	H	RBI	BB	SO	LOB
Alan Trammell, R OBP: 0.316, SLG: 0.571 (1, 6)	0-0 F9		0-0 F8		0-0 4-3 1B 2B		0-0 HR	0-0 5-3		5	2	2	1	0	0	1
Darnell Coles, R OBP: 0.250, SLG: 0.308 (1, 5) Lou Whitaker, L OBP: 0.279, SLG: 0.317 (9, PH)	0-0 F9		0-0 1B		0-0 4-3		0-0 F8	4-0 FC4-6 BB		4	0	1	0	0	0	1
Kirk Gibson, L OBP: 0.512, SLG: 0.686 (1, 9)	0-0 F5		0-0 F6		0-0 3-H 1B		0-0 FC6-4 1B	0-0 FC4-6 1-2f		5	0	2	1	0	0	2
Lance Parrish, R OBP: 0.261, SLG: 0.341 (1, 2)		4-0 HR 1-3 BB		4-0 G5-4-3 BB	0-3 K		0-0 FC6-4 1-2f	0-0 L4		3	1	0	0	2	1	3
Larry Herndon, R OBP: 0.366, SLG: 0.450 (1, 7)		0-0 1-3		0-0 G5-4-3 1-2f	0-0 F4		0-0 FC6-4 1-2f	0-0 4-3		5	0	0	0	0	0	5
Chet Lemon, R OBP: 0.381, SLG: 0.514 (1, 8)		0-0 2-H HR		4-0 2B BB	0-3 K G5-3 1B			0-0 HR		3	3	2	3	1	1	0
Dave Engle, R OBP: 0.182, SLG: 0.200 (1, 10)		0-0 5-3		0-0 1-H 2B	0-3 K			4-0 FC4-6 BB		3	0	1	1	1	1	1
Darrell Evans, L OBP: 0.452, SLG: 0.629 (1, 3)		0-0 F8		4-0 FC4 BB	0-0 1-2 1B			0-0 FC4-6 1-2f		3	0	1	0	1	0	1
Tom Brookens, R OBP: 0.300, SLG: 0.500 (1, 4)			0-3 K	0-0 1-2f FC4	0-0 2-3f G5-3			0-0 FC4-6 1-2f		4	0	0	0	0	1	5

Inning Stats	R: 0	H: 0	E: 0	K: 0	S: 3	LOB: 0	BB: 0	P: 3	R: 2	H: 1	E: 0	K: 0	S: 4	LOB: 0	BB: 1	P: 8	R: 0	H: 1	E: 0	K: 1	S: 6	LOB: 1	BB: 0	P: 6	R: 1	H: 1	E: 0	K: 0	S: 3	LOB: 2	BB: 3	P: 15	R: 1	H: 2	E: 0	K: 1	S: 7	LOB: 1	BB: 0	P: 7	R: 0	H: 1	E: 0	K: 2	S: 8	LOB: 1	BB: 0	P: 8	R: 1	H: 2	E: 0	K: 0	S: 5	LOB: 1	BB: 0	P: 5	R: 1	H: 1	E: 0	K: 0	S: 4	LOB: 1	BB: 1	P: 8	R: 0	H: 0	E: 0	K: 0	S: 3	LOB: 1	BB: 1	P: 7	1B: 4	SF: 0	2B: 2	SAC: 0	3B: 0	DP: 2	HR: 3	HBP: 0	WP: 1	PA: 41
--------------	------	------	------	------	------	--------	-------	------	------	------	------	------	------	--------	-------	------	------	------	------	------	------	--------	-------	------	------	------	------	------	------	--------	-------	-------	------	------	------	------	------	--------	-------	------	------	------	------	------	------	--------	-------	------	------	------	------	------	------	--------	-------	------	------	------	------	------	------	--------	-------	------	------	------	------	------	------	--------	-------	------	-------	-------	-------	--------	-------	-------	-------	--------	-------	--------

PITCHER	IP	WLS	BF	H	R	ER	SO	BB	IBB	HBP	BLK	WP	HR	S	P	ERA	WHIP
Neal Heaton, L ERA: 5.23 (1, 1)	4.1		21	5	4	4	1	4	0	0	0	0	1	19	35	8.31	2.077
Scott Bailes, L ERA: 4.35 (5, 1)	3.1	W	15	4	2	2	3	1	0	0	0	1	2	20	24	5.40	1.500
Ernie Camacho, R ERA: 5.14 (8, 1)	1.1	S	5	0	0	0	0	1	0	0	0	0	0	4	8	0.00	0.750

BOTTOM

Cleveland Indians @ Detroit Tigers
Tiger Stadium, Detroit, MI
Sat Apr 19 1986, 3:33 AM EST
Att. 19,216 - Unknown

livebaseballscorecards.com

AB	35
R	6
H	9
RBI	6
BB	6
SO	4
LOB	19



Batter	1	2	3	4	5	6	7	8	9	AB R H RBI BB SO LOB	TOP
Dave Collins, S OBP: 0.474, SLG: 0.433 (1, 7) X	0-0 SH3-4 1B 2B	H 1-0 HBP			X 0-0 1B SF7 1B		X 0-0 B1-3		X 0-0 G6-4-3 1B	4 2 3 1 0 0 0	
Darnell Coles, R OBP: 0.273, SLG: 0.395 (1, 5) X	0-0 SH3-4 2-3	0-3 K			X 0-0 1-3 1B		X 0-0 HR		X 0-0 G6-4-3 1-2f	4 1 2 1 0 1 2	
Lou Whitaker, L OBP: 0.298, SLG: 0.341 (1, 4) X	0-0 E 1B				X 0-0 SF7		X 0-0 1B			3 1 2 2 0 0 0	
Kirk Gibson, L OBP: 0.468, SLG: 0.615 (1, 9) X	0-0 E3 1-2 1B				X 0-0 K		X 0-0 4-3			4 0 0 0 0 2 3	
Lance Parrish, R OBP: 0.280, SLG: 0.341 (1, 2) X	0-0 1-2 2-H 1B				X 0-0 K					3 0 1 1 1 2 1	
Darrell Evans, L OBP: 0.413, SLG: 0.564 (1, 10) S S S	0-3 K				X 0-0 K		X 0-0 F4		X 0-3 K	4 0 0 0 0 3 3	
Chet Lemon, R OBP: 0.370, SLG: 0.488 (1, 8) X	0-0 F7				X 0-0 1-3		X 0-0 G4-6-3 1B		X 0-0 F8	4 0 1 0 0 0 3	
Dave Bergman, L OBP: 0.375, SLG: 0.286 (1, 3) X					X 0-0 B1		X 0-0 G4-6-3 1-2f		X 0-0 F7	4 0 0 0 0 0 2	
Alan Trammell, R OBP: 0.310, SLG: 0.590 (1, 6) X					X 0-0 1B 3B		X 0-0 6-3		X 0-0 F4	4 1 1 0 0 0 0	
Inning Stats	R: 2 E: 1 K: 1 S: 9 H: 3 LOB: 2 BB: 0 P: 9	R: 0 E: 0 K: 1 S: 5 H: 0 LOB: 1 BB: 0 P: 6	R: 0 E: 0 K: 2 S: 7 H: 0 LOB: 0 BB: 0 P: 7	R: 0 E: 0 K: 1 S: 5 H: 0 LOB: 0 BB: 0 P: 5	R: 2 E: 0 K: 2 S: 10 H: 3 LOB: 1 BB: 0 P: 10	R: 0 E: 0 K: 0 S: 3 H: 1 LOB: 0 BB: 0 P: 3	R: 1 E: 0 K: 0 S: 5 H: 2 LOB: 1 BB: 0 P: 5	R: 0 E: 0 K: 1 S: 5 H: 0 LOB: 1 BB: 1 P: 9	R: 0 E: 0 K: 0 S: 3 H: 1 LOB: 0 BB: 0 P: 3	1B: 7 2B: 1 3B: 1 HR: 1 SF: 1 SAC: 1 DP: 2 HBP: 1	WP: 0 PB: 0 SB: 0 CS: 0 PA: 38
PITCHER Al Nipper, R ERA: 2.55 (1, 1)	IP: 7.0 WLS: L BF: 31 H: 9 R: 5 ER: 5 SO: 7 BB: 0 IBB: 0 HBP: 1 BLK: 0 WP: 0 HR: 1 S: 44 P: 45 ERA: 6.43 WHIP: 1.286										
Steve Crawford, R ERA: (8, 1)	IP: 2.0 WLS: 7 BF: 1 H: 0 R: 0 ER: 0 SO: 1 BB: 1 IBB: 0 HBP: 0 BLK: 0 WP: 0 HR: 0 S: 8 P: 12 ERA: 0.00 WHIP: 1.000										

Detroit Tigers @ Boston Red Sox
 Fenway Park, Boston, MA
 Mon Apr 21 1986, 3:33 AM EST
 Att: 30,487 - Unknown

livebaseballscorecards.com

AB	34
R	5
H	10
RBI	5
BB	1
SO	8
LOB	14




Batter	1	2	3	4	5	6	7	8	9	AB R H RBI BB SO LOB
Dwight Evans, R OBP: 0.377, SLG: 0.408 (1, 9)	4-0 1B BB		0-0 E6 F9 BB	0-0 F9		0-0 F9		0-0 5-3		4 0 0 0 1 0 2
Wade Boggs, L OBP: 0.410, SLG: 0.490 (1, 5)	0-0 F7		4-0 F9 BB		0-0 L6	0-0 HR		0-0 2B		4 1 2 1 1 0 1
Bill Buckner, L OBP: 0.271, SLG: 0.370 (1, 3)	0-0 F7		0-0 F9		0-0 2B 1B	0-0 4-3		0-0 F9		5 1 1 0 0 0 4
Jim Rice, R OBP: 0.316, SLG: 0.431 (1, 7)	0-0 1-3 1B		0-0 F8		0-0 1-3 1B 2B		0-0 HR		0-0 F9	5 2 3 1 0 0 2
Don Baylor, R OBP: 0.255, SLG: 0.385 (1, 10)	0-0 1-3		0-0 F9		4-0 1B BB		0-0 F9		0-0 F3	4 0 0 0 1 0 4
Tony Armas, R OBP: 0.245, SLG: 0.275 (1, 8)		0-0 F8		0-0 5-3	0-3 K		0-3 K		0-0 E5	5 0 0 0 0 2 3
Rich Gedman, L OBP: 0.311, SLG: 0.395 (1, 2)		4-0 FC6-4 BB		0-0 1B 1B	0-0 1-2 2-H 3-H 1B		0-0 1B		0-0 6-3	4 0 3 2 1 0 1
Marty Barrett, R OBP: 0.469, SLG: 0.595 (1, 4)		0-0 FC6-4		0-0 1-2 1B	0-0 F7		0-0 4-3			4 0 1 0 0 0 4
Ed Romero, R OBP: 0.333, SLG: 0.344 (1, 6)		0-0 F8		0-0 F4		0-0 F9		0-0 F7		3 0 0 0 0 0 3
Steve Lyons, L (8, PH)										1 0 0 0 0 0 0
Glenn Hoffman, R OBP: 0.222, SLG: 0.143 (9, 6)										0 0 0 0 0 0 0

Inning Stats		R: 0	H: 1	E: 0	K: 0	S: 4	R: 0	H: 0	E: 0	K: 0	S: 3	R: 0	H: 0	E: 1	K: 0	S: 4	R: 0	H: 2	E: 0	K: 1	S: 5	R: 2	H: 3	E: 0	K: 1	S: 8	R: 1	H: 1	E: 0	K: 0	S: 4	R: 1	H: 2	E: 0	K: 1	S: 7	R: 0	H: 1	E: 0	K: 0	S: 4	R: 0	H: 0	E: 1	K: 0	S: 4	1B: 6	SF: 0	2B: 2	3B: 0	HR: 2	WP: 0	PA: 43
PITCHER		IP	WLS	BF	H	R	ER	SO	BB	IBB	HBP	BLK	WP	HR	S	P	ERA	WHIP	PITCHER		IP	WLS	BF	H	R	ER	SO	BB	IBB	HBP	BLK	WP	HR	S	P	ERA	WHIP																
Walt Terrell, R ERA: 7.02 (1, 1)	6.0	W	31	8	4	4	4	1	4	0	0	0	0	2	29	45	6.00	2.000	Walt Terrell, R ERA: 7.02 (1, 1)	6.0	W	31	8	4	4	1	4	0	0	0	0	0	2	29	45	6.00	2.000																
Randy O'Neal, R ERA: 1.59 (7, 1)	1.2		6	1	0	0	1	0	0	0	0	0	0	0	8	8	0.00	0.600	Randy O'Neal, R ERA: 1.59 (7, 1)	1.2		6	1	0	0	1	0	0	0	0	0	8	8	0.00	0.600																		
Willie Hernandez, L ERA: 2.57 (8, 1)	1.1	S	6	1	0	0	0	0	0	0	0	0	0	0	6	6	0.00	0.750	Willie Hernandez, L ERA: 2.57 (8, 1)	1.1	S	6	1	0	0	0	0	0	0	6	6	0.00	0.750																				

DETROIT TIGERS @ BOSTON RED SOX
Fenway Park, Boston, MA
 Mon Apr 21 1986, 3:33 AM EST
 Att. 30,487 - Unknown

AB	39
R	4
H	10
RBI	4
BB	4
SO	2
LOB	24



Batter	1	2	3	4	5	6	7	8	9	AB R H RBI BB SO LOB	TOP											
Dave Collins, S OBP: 0.442, SLG: 0.400 (1, 7) (2, 9)	0-3 K		0-0 F7		0-0 F8		0-0 WP 1B 2-H 1B		0-0 B1-3	5 0 1 1 0 1 1												
Darnell Coles, R OBP: 0.292, SLG: 0.468 (1, 5)	0-3 K		0-0 HR			0-0 L5	0-0 WP 1B 1-2			4 1 2 2 0 1 0												
Lou Whitaker, L OBP: 0.333, SLG: 0.362 (1, 4) X	0-0 CS 1B		0-0 1B			4-0 1B BB	0-0 4-3 1-2 2-3			3 0 2 0 1 0 2												
Kirk Gibson, L OBP: 0.479, SLG: 0.615 Larry Herndon, R OBP: 0.364, SLG: 0.442 (1, 9) (2, PR) (2, 7)	0-0 CS 1-2	4-0 BB	0-3 K			0-0 1B		0-0 5-3		0 0 0 0 1 0 0 3 0 1 0 0 1 1												
Lance Parrish, R OBP: 0.259, SLG: 0.313 (1, 2)				0-3 K		0-3 K		0-0 5-3		4 0 0 0 0 2 3												
Darrell Evans, L OBP: 0.380, SLG: 0.512 (1, 10)					0-3 K		0-0 F8		0-0 F7	4 0 0 0 0 2 3												
Chet Lemon, R OBP: 0.360, SLG: 0.489 (1, 8)										4 1 1 0 0 2 1												
Mike Laga, L OBP: 0.346, SLG: 0.435 (1, 3)			0-0 HR 1B			0-0 F9	0-0 F6		0-0 HR	4 2 2 1 0 0 1												
Alan Trammell, R OBP: 0.283, SLG: 0.535 (1, 6)			0-3 K			0-0 F9	0-0 5-3		0-3 K	4 0 0 0 0 2 2												
Inning Stats	R: 0 E: 0 K: 2 S: 7	H: 1 LOB: 0 BB: 0 P: 7	R: 0 E: 0 K: 2 S: 7	H: 0 LOB: 1 BB: 1 P: 11	R: 2 E: 0 K: 2 S: 10	H: 3 LOB: 1 BB: 0 P: 10	R: 0 E: 0 K: 3 S: 9	H: 0 LOB: 0 BB: 0 P: 9	R: 0 E: 0 K: 1 S: 6	H: 1 LOB: 2 BB: 1 P: 10	R: 1 E: 0 K: 0 S: 6	H: 3 LOB: 2 BB: 0 P: 6	R: 0 E: 0 K: 0 S: 3	H: 0 LOB: 0 BB: 0 P: 3	R: 0 E: 0 K: 1 S: 6	H: 0 LOB: 0 BB: 0 P: 6	R: 1 E: 0 K: 1 S: 6	H: 1 LOB: 0 BB: 0 P: 6	1B: 6 2B: 1 3B: 0 HR: 2	SF: 0 SAC: 0 DP: 0 HBP: 0	WP: 1 PB: 0 SB: 0 CS: 1	PA: 38
PITCHER	IP WLS BF H R ER SO BB IBB HBP BLK WP HR S P ERA WHIP																					
Roger Clemens, R ERA: 1.85 (1, 1)	6.2 W 29 8 3 3 10 2 0 0 0 0 0 1 47 55 4.05 1.500																					
Joe Sambito, L ERA: 5.4 (7, 1)	0.1 1 0 0 0 0 0 0 0 0 0 1 0 1 1 0.00 0.000																					
Bob Stanley, R ERA: 5.14 (8, 1)	2.0 S 7 1 1 1 1 0 0 0 0 0 0 1 9 9 4.50 0.500																					

Detroit Tigers @ Boston Red Sox
 Fenway Park, Boston, MA
 Tue Apr 22 1986, 6:05 PM EST
 Att: 16,763 - Unknown

livebaseballscorecards.com

AB 35
R 4
H 9
RBI 4
BB 2
SO 11
LOB 14



Batter	1	2	3	4	5	6	7	8	9	AB	R	H	RBI	BB	SO	LOB
Dwight Evans, R OBP: 0.379, SLG: 0.415 (1, 9)	0-3 K	0-0 6-3		4-0 E S 2B BB		0-0 6-3		0-0 2B		4	1	1	0	1	1	2
Wade Boggs, L OBP: 0.424, SLG: 0.536 (1, 5)	0-0 WP E 2B		0-0 5-3 HR 1B	0-0 1-H 2B		0-0 G1		0-0 F7		5	2	3	1	0	0	2
Bill Buckner, L OBP: 0.254, SLG: 0.345 (1, 3)	0-0 F3		0-0 F8	0-0 3-1			0-0 3-1			4	0	0	0	0	0	3
Jim Rice, R OBP: 0.311, SLG: 0.436 Steve Lyons, L (8, 8)	0-0 E5 1B 2-H		0-0 5-3 1-2		0-0 5-3		0-0 5-3 2B			4	0	1	0	0	0	1
Don Baylor, R OBP: 0.288, SLG: 0.455 (1, 10)	0-0 FC6-4 1-2 1B		0-0 HR 2-H		0-3 K		4-0 5-3 IBB			3	1	2	2	1	1	0
Tony Armas, R OBP: 0.246, SLG: 0.327 (1, 8) (8, 7)	0-0 FC6-4 1-2f		0-0 6-3		0-0 HR		0-0 5-3 1-2 2-3			4	1	1	1	0	0	4
Rich Gedman, L OBP: 0.327, SLG: 0.489 (1, 2)		0-0 SH1 2B		0-0 HR		0-3 K		0-0 6-3		4	1	2	1	0	1	2
Marty Barrett, R OBP: 0.442, SLG: 0.556 (1, 4)		0-0 SH1 2-3		0-0 L3		0-0 4-3		0-0 F7		3	0	0	0	0	0	0
Ed Romero, R OBP: 0.325, SLG: 0.333 (1, 6)		0-0 5-3		0-0 F8		0-0 E4 1B		0-0 F4		4	0	1	0	0	0	1


Inning Stats	R: 1	H: 2	R: 0	H: 1	R: 2	H: 2	R: 2	H: 2	R: 1	H: 1	R: 0	H: 1	R: 0	H: 1	R: 0	H: 1
	E: 1	LOB: 2	E: 0	LOB: 1	E: 0	LOB: 0	E: 0	LOB: 1	E: 0	LOB: 0	E: 1	LOB: 1	E: 0	LOB: 2	E: 0	LOB: 1
	K: 1	BB: 0	K: 0	BB: 0	K: 0	BB: 0	K: 0	BB: 1	K: 2	BB: 0	K: 0	BB: 0	K: 0	BB: 1	K: 0	BB: 0
	S: 8	P: 8	S: 4	P: 4	S: 5	P: 5	S: 5	P: 9	S: 8	P: 8	S: 4	P: 4	S: 4	P: 8	S: 4	P: 4

PITCHER	IP	WLS	BF	H	R	ER	SO	BB	IBB	HBP	BLK	WP	HR	S	P	ERA	WHIP
Jack Morris, R ERA: 7.18 (1, 1)	5.0	L	25	8	6	5	3	1	0	0	0	1	3	30	34	9.00	1.800
Chuck Cary, L ERA: 0.96 (6, 1)	3.0		13	3	0	0	0	0	1	0	0	0	0	12	16	0.00	1.000

BOTTOM

Detroit Tigers @ Boston Red Sox
Fenway Park, Boston, MA
 Tue Apr 22 1986, 6:05 PM EST
 Att. 16,763 - Unknown

AB	35
R	6
H	11
RBI	5
BB	2
SO	3
LOB	15



1B:	3	SF:	0	WP:	1	PA:	38
2B:	5	SAC:	1	PB:	0		
3B:	0	DP:	0	SB:	1		
HR:	3	HBP:	0	CS:	0		

Batter	1	2	3	4	5	6	7	8	9	AB R H RBI BB SO LOB	TOP		
Alan Trammell, R (1, 6) OBP: 0.275, SLG: 0.521	0-3 K		0-0 F7		0-0 F3		0-0 FC6-5 1-3 2B		0-0 F4	5 0 1 0 0 1 2			
Darnell Coles, R (1, 5) OBP: 0.321, SLG: 0.481	0-0 L6			0-0 BB 1B	0-0 1B		0-0 FC6-5 1B 2-3 3-H		0-0 G3 1B	5 0 3 2 0 0 1			
Lou Whitaker, L (1, 4) OBP: 0.339, SLG: 0.365	0-0 1B			0-3 K	0-0 F9		0-0 1B		0-0 G3	5 0 2 0 0 1 4			
Lance Parrish, R (1, 2) OBP: 0.254, SLG: 0.288	0-3 K			4-0 1-2 BB	0-3 K		0-3 K		0-0 6-3	4 0 0 0 1 3 6			
Larry Herndon, R (1, 7) OBP: 0.354, SLG: 0.413				0-3 K		0-0 E4 FC4-6		0-3 K		3 0 0 0 1 2 4			
Chet Lemon, R (1, 8) OBP: 0.333, SLG: 0.449				0-3 K		0-3 K		0-3 K		4 0 0 0 0 3 4			
Dave Engle, R (1, 3) OBP: 0.214, SLG: 0.231						0-0 F9		0-0 F9 1B		3 1 1 0 0 0 1			
Dave Bergman, L (8, PH) OBP: 0.444, SLG: 0.375						0-0 2B 1B 1B				1 0 1 0 0 0 0	AB 37 R 3 H 11 RBI 3 BB 3 SO 11 LOB 26		
Tom Brookens, R (1, 10) OBP: 0.385, SLG: 0.583						0-0 1B 1B 2B		0-0 F9		2 1 1 0 1 0 1			
Darrell Evans, L (8, PH) OBP: 0.373, SLG: 0.500						1-3 1-2 1B		1-2 1B		1 0 0 0 0 0 1			
Dave Collins, S (1, 9) OBP: 0.447, SLG: 0.410						0-0 1B		0-0 2B FC6-5 1B		4 1 2 1 0 1 2			
Inning Stats	R: 0 E: 0 K: 2 S: 8 H: 1 LOB: 1 BB: 0 P: 8	R: 0 E: 0 K: 0 S: 2 H: 0 LOB: 0 BB: 1 P: 6	R: 0 E: 0 K: 1 S: 4 H: 0 LOB: 0 BB: 1 P: 8	R: 0 E: 0 K: 3 S: 10 H: 1 LOB: 2 BB: 1 P: 14	R: 2 E: 0 K: 1 S: 9 H: 4 LOB: 2 BB: 0 P: 9	R: 0 E: 1 K: 1 S: 6 H: 0 LOB: 1 BB: 0 P: 6	R: 1 E: 0 K: 2 S: 10 H: 3 LOB: 2 BB: 0 P: 10	R: 0 E: 0 K: 1 S: 6 H: 1 LOB: 1 BB: 0 P: 6	R: 0 E: 0 K: 0 S: 4 H: 1 LOB: 1 BB: 0 P: 4	1B: 9 2B: 3 3B: 0 HR: 0 SF: 0 SAC: 0 DP: 1 HBP: 0	WP: 0 PB: 0 SB: 0 CS: 2 PA: 40		
PITCHER	IP WLS BF H R ER SO BB IBB HBP BLK WP HR S P ERA WHIP											PITCHER	IP WLS BF H R ER SO BB IBB HBP BLK WP HR S P ERA WHIP
Bruce Hurst, L (1, 1) ERA: 3.25	6.0 L 28 8 3 3 8 3 0 0 0 0 0 0 41 53 4.50 1.833												
Sammy Stewart, R (7, 1) ERA: 3.38	3.0 12 3 0 0 3 0 0 0 0 0 0 0 18 18 0.00 1.000												

Detroit Tigers @ Boston Red Sox
Fenway Park, Boston, MA
 Wed Apr 23 1986, 6:05 PM EST
 Att: 13,988 - Unknown

livebaseballscorecards.com




Batter	1	2	3	4	5	6	7	8	9	AB	R	H	RBI	BB	SO	LOB
Dwight Evans, R OBP: 0.357, SLG: 0.386 (1, 9)	0-0 F9		0-0 6-3		0-0 F6		0-0 F7			4	0	0	0	0	0	1
Wade Boggs, L OBP: 0.414, SLG: 0.517 (1, 5)	0-0 4-3		0-0 4-3		0-0 BB 1B			0-0 1-3		4	0	1	0	0	0	1
Bill Buckner, L OBP: 0.254, SLG: 0.328 (1, 3)	0-0 4-3		0-0 6-3		4-0 BB 1-2 BB			0-0 F8		3	0	0	0	1	0	1
Jim Rice, R OBP: 0.308, SLG: 0.441 (1, 7)		0-0 WP G6-4-3 2B		0-0 5-3	0-0 F8			0-0 6-3		4	1	1	0	0	0	2
Don Baylor, R OBP: 0.302, SLG: 0.439 (1, 10)		4-0 BB BB BB BB G6-4-3 BB 2-3 BB		4-0 BB BB BB BB 3-1 BB BB		0-0 5-3		0-0 5-3		2	0	0	0	2	0	0
Tony Armas, R OBP: 0.295, SLG: 0.339 (1, 8)		4-0 BB BB BB BB G6-4-3 BB 1-2 BB		4-0 BB BB BB BB 3-1 BB BB		4-0 BB BB BB BB G6-3 BB		0-0 G4-6-3 1B		1	0	1	0	3	0	0
Rich Gedman, L OBP: 0.302, SLG: 0.451 (1, 2)		0-0 G6-4-3 1-2f 2-3 3-H		0-0 3-1 1-2 2-3		0-0 G6-3 1-2f		0-0 G4-6-3 1-2f		4	0	0	0	0	0	6
Marty Barrett, R OBP: 0.418, SLG: 0.521 (1, 4)		0-0 6-3		0-0 F9			0-0 F9			3	0	0	0	0	0	3
Ed Romero, R OBP: 0.326, SLG: 0.359 (1, 6)			0-0 4-3 2B		0-3 K			0-0 5-3		3	0	1	0	0	1	0

Inning Stats	R: 0	H: 0	E: 0	K: 0	S: 3	R: 1	H: 1	E: 0	K: 0	S: 3	R: 0	H: 1	E: 0	K: 0	S: 4	R: 0	H: 0	E: 0	K: 1	S: 6	R: 0	H: 0	E: 0	K: 0	S: 2	R: 0	H: 0	E: 0	K: 0	S: 3	R: 0	H: 1	E: 0	K: 0	S: 3	R: 0	H: 0	E: 0	K: 0	S: 3	1B: 2	SF: 0	2B: 2	SAC: 0	3B: 0	DP: 3	HR: 0	HBP: 0	WP: 1	PA: 34
--------------	------	------	------	------	------	------	------	------	------	------	------	------	------	------	------	------	------	------	------	------	------	------	------	------	------	------	------	------	------	------	------	------	------	------	------	------	------	------	------	------	-------	-------	-------	--------	-------	-------	-------	--------	-------	--------

PITCHER	IP	WLS	BF	H	R	ER	SO	BB	IBB	HBP	BLK	WP	HR	S	P	ERA	WHIP
Frank Tanana, L ERA: 3.97 (1, 1)	8.0	W	31	3	1	1	1	6	0	0	0	1	0	27	51	1.12	1.125
Willie Hernandez, L ERA: 2.25 (9, 1)	1.0	S	3	1	0	0	0	0	0	0	0	0	0	3	3	0.00	1.000

DETROIT TIGERS @ BOSTON RED SOX
Fenway Park, Boston, MA
 Wed Apr 23 1986, 6:05 PM EST
 Att. 13,988 - Unknown

AB	28
R	1
H	4
RBI	0
BB	6
SO	1
LOB	14



Batter	1	2	3	4	5	6	7	8	9	AB	R	H	RBI	BB	SO	LOB	TOP
John Cangelosi, S OBP: 0.429, SLG: 0.326 (1, 8) X	0-0 4-3 1B	0-0 4-3		0-0 S 1B			4-0 1B HR BB	0-0 4-3		4	1	2	0	1	0	2	
Wayne Tolleson, S OBP: 0.391, SLG: 0.404 (1, 5) (7, 6) X	0-0 4-3 1-2		0-3 K	0-0 4-3			0-0 F8	4-0 HR BB		4	1	0	0	1	1	3	
Harold Baines, L OBP: 0.279, SLG: 0.458 (1, 9) X	0-0 F7		0-0 HR				0-0 HR 1B	0-0 HR 1H		5	3	3	3	0	0	1	
Jerry Hairston, S OBP: 0.400, SLG: 0.684 (1, 10) X	0-0 G3		0-0 F8 1B				0-0 HR 1B	0-0 F9		5	1	2	3	0	0	1	
Carlton Fisk, R OBP: 0.226, SLG: 0.333 (1, 7) X		0-0 1B 2B	0-0 1-2 1B				0-0 5-3	0-0 E 1B 1B		5	2	3	0	0	1	0	
Bobby Bonilla, S OBP: 0.359, SLG: 0.324 (1, 3) S		0-3 K	0-0 F8				4-0 3-4-3 BB	0-0 F9		4	0	1	0	1	1	4	
Ozzie Guillen, L OBP: 0.300, SLG: 0.342 Rod Craig, S OBP: 0.333, SLG: 0.200 Tim Hulett, R OBP: 0.342, SLG: 0.273 (1, 6) (7, PH) (7, 5) X		0-0 L9	0-0 L6				0-0 F6	0-0 E8 1B 1B		3	0	0	0	0	0	4	
Bryan Little, S OBP: 0.321, SLG: 0.280 Ron Kittle, R OBP: 0.235, SLG: 0.388 Julio Cruz, S (1, 4) (7, PH) (7, 4) X		0-0 BB 1B		0-3 K			0-0 3-4-3	0-0 FC5-4 1B		3	0	1	1	0	1	1	
Marc Hill, R OBP: 0.300, SLG: 0.222 (1, 2) S		4-0 1-2 BB		0-0 5-3			0-0 6-3	0-0 FC5-4		4	0	0	0	1	0	3	
Inning Stats	R: 0 E: 0 K: 0 S: 4 H: 1 LOB: 1 BB: 0 P: 4	R: 1 E: 0 K: 1 S: 7 H: 2 LOB: 2 BB: 1 P: 11	R: 1 E: 0 K: 1 S: 8 H: 3 LOB: 2 BB: 0 P: 8	R: 0 E: 0 K: 1 S: 6 H: 1 LOB: 1 BB: 0 P: 6	R: 0 E: 0 K: 1 S: 3 H: 0 LOB: 0 BB: 0 P: 3	R: 0 E: 0 K: 0 S: 3 H: 0 LOB: 1 BB: 1 P: 7	R: 5 E: 1 K: 0 S: 8 H: 5 LOB: 1 BB: 1 P: 12	R: 2 E: 0 K: 1 S: 6 H: 1 LOB: 0 BB: 1 P: 10	R: 0 E: 0 K: 0 S: 4 H: 1 LOB: 1 BB: 0 P: 4	1B: 10 2B: 1 3B: 0 HR: 3 SF: 0 SAC: 0 DP: 0 HBP: 0	WP: 0 PB: 0 SB: 1 CS: 0	PA: 45					
PITCHER Dan Petry, R ERA: 7.43 Chuck Cary, L ERA: 1.86 Randy O'Neal, R ERA: 2.63 (1, 1) (7, 1) (7, 1)	IP 6.1 WLS 3 BF 31 H 9 R 5 ER 5 SO 3 BB 3 IBB 0 HBP 0 BLK 0 WP 0 HR 2 S 34 P 46 ERA 7.11 WHIP 1.895	IP 0.1 WLS L BF 11 H 3 R 4 ER 3 SO 1 BB 1 IBB 0 HBP 0 BLK 0 WP 0 HR 1 S 12 P 16 ERA 11.57 WHIP 1.714															

Chicago White Sox @ Detroit Tigers
Tiger Stadium, Detroit, MI
Fri Apr 25 1986, 6:05 PM EST
Att. 21,656 - Unknown

livebaseballscorecards.com

AB	41
R	9
H	14
RBI	9
BB	4
SO	4
LOB	21



Batter	1	2	3	4	5	6	7	8	9	AB R H RBI BB SO LOB
Dave Collins, S (1, 7) OBP: 0.442, SLG: 0.381	0-0 4-3		0-0 G3		4-0 2B BB		0-0 4-3		4-0 BB	3 1 0 0 2 0 1
Darnell Coles, R (1, 5) Harry Spilman, L (9, PH) OBP: 0.316, SLG: 0.482 OBP: 0.400, SLG: 0.667	0-0 6-3			0-0 6-3	0-0 F6 2B		0-3 K		0-0 F5	4 0 1 3 0 1 0 1 0 0 0 0 0 1
Lou Whitaker, L (1, 4) OBP: 0.317, SLG: 0.339	0-0 1-3			0-3 K	0-0 F6 3-H		0-0 6-3			4 0 0 0 0 1 1
Lance Parrish, R (1, 2) OBP: 0.270, SLG: 0.291		0-0 5-3		0-0 5-3		0-0 HR 1B		4-0 BB		3 1 1 0 1 0 0
Darrell Evans, L (1, 10) OBP: 0.345, SLG: 0.458		0-0 F8			0-0 F2	0-0 F5		0-0 F9		4 0 0 0 0 0 2
Mike Laga, L (1, 3) OBP: 0.367, SLG: 0.538		0-3 K			4-0 2B BB	0-0 HR		0-0 F3		3 2 1 2 1 1 1
Chet Lemon, R (1, 8) OBP: 0.328, SLG: 0.423			0-0 F8		4-0 2B WP BB	0-0 E5 4-3		0-3 K		3 1 0 0 1 1 1
Pat Sheridan, L (1, 9) OBP: 0.250, SLG: 0.500			0-0 4-3		0-0 WP 2B 2B	0-0 4-3			0-0 G3	4 1 1 1 0 0 1
Alan Trammell, R (1, 6) OBP: 0.291, SLG: 0.510					4-0 2B WP BB	0-0 F2			0-0 5-3	3 1 1 0 1 0 1


Inning Stats	R: 0 E: 0 K: 0 S: 3	H: 0 LOB: 0 BB: 0 P: 3	R: 0 E: 0 K: 1 S: 5	H: 0 LOB: 0 BB: 0 P: 5	R: 0 E: 0 K: 0 S: 4	H: 1 LOB: 1 BB: 0 P: 4	R: 0 E: 0 K: 1 S: 5	H: 0 LOB: 0 BB: 0 P: 5	R: 5 E: 0 K: 0 S: 4	H: 2 LOB: 0 BB: 4 P: 20	R: 2 E: 1 K: 0 S: 6	H: 2 LOB: 1 BB: 0 P: 6	R: 0 E: 0 K: 1 S: 5	H: 0 LOB: 0 BB: 0 P: 5	R: 0 E: 0 K: 1 S: 5	H: 0 LOB: 1 BB: 1 P: 9	R: 0 E: 0 K: 0 S: 3	H: 0 LOB: 1 BB: 1 P: 7	1B: 2 2B: 2 3B: 0 HR: 1	SF: 0 SAC: 0 DP: 0 HBP: 0
--------------	------------------------------	---------------------------------	------------------------------	---------------------------------	------------------------------	---------------------------------	------------------------------	---------------------------------	------------------------------	----------------------------------	------------------------------	---------------------------------	------------------------------	---------------------------------	------------------------------	---------------------------------	------------------------------	---------------------------------	----------------------------------	------------------------------------

BOTTOM

Chicago White Sox @ Detroit Tigers
Tiger Stadium, Detroit, MI

Fri Apr 25 1986, 6:05 PM EST
Att. 21,656 - Unknown

AB	32
R	7
H	5
RBI	6
BB	6
SO	4
LOB	9



PITCHER	IP	WLS	BF	H	R	ER	SO	BB	IBB	HBP	BLK	WP	HR	S	P	ERA	WHIP
Richard Dotson, R (1, 1) ERA: 7.33	5.1		24	5	7	7	2	4	0	0	0	1	1	24	40	11.81	1.688
Gene Nelson, R (6, 1) ERA: 3.72	3.1	W	13	0	0	0	2	2	0	0	0	0	0	15	23	0.00	0.600
Bob James, R (9, 1) ERA: 7.36	0.1	S	1	0	0	0	0	0	0	0	0	0	0	1	1	0.00	0.000

Batter	1	2	3	4	5	6	7	8	9	10	11	AB R H RBI BB SO LOB	TOP												
John Cangelosi, S (1, 8) OBP: 0.426, SLG: 0.353	0-0 B1-3		0-0 FC6-4 1B		0-0 1-3		0-0 F9			0-0 4-3 2B		5 0 2 0 0 0 1	Chicago White Sox @ Detroit Tigers Tiger Stadium, Detroit, MI Sat Apr 26 1986, 3:33 AM EST Att. 21,770 - Unknown												
Wayne Tolleson, S (1, 5) OBP: 0.378, SLG: 0.377	0-0 1-3		0-0 FC6-4 1-2f 2-3			0-0 F8		4-0 FC1-6 BB		0-3 K		4 0 0 0 1 1 3													
Harold Baines, L (1, 9) OBP: 0.273, SLG: 0.484	0-0 F7		0-0 G3			0-0 HR		0-0 FC1-6 1-2f HR		0-0 4-3		5 2 1 1 0 0 4													
Ron Kittle, R (1, 10) OBP: 0.250, SLG: 0.500		0-3 K		0-3 K		0-0 HR		0-0 HR		0-0 5-3		5 2 2 3 0 2 1													
Carlton Fisk, R (1, 7) OBP: 0.239, SLG: 0.328		0-0 FC3-6 1B		0-0 6-3		0-0 F9		0-3 K		4-0 SH SF9 BB		4 1 1 0 1 1 0													
Bobby Bonilla, S (1, 3) OBP: 0.349, SLG: 0.342		0-0 FC3-6 1-2f		0-0 L3		0-0 2B		0-0 4-3		0-0 SH		4 0 1 0 0 0 1													
Ozzie Guillen, L (1, 6) OBP: 0.279, SLG: 0.317		0-0 G3			0-0 4-3				0-0 F9		0-0 F8	3 0 0 0 0 0 2													
Reid Nichols, R (9, PH) OBP: 0.375, SLG: 0.400											0-0 SF9	1 0 0 0 0 0 0													
Bryan Little, S (9, 6) OBP: 0.310, SLG: 0.269											0-0 L3	1 0 0 0 0 0 2													
Julio Cruz, S (1, 4) OBP: 0.400, SLG: 0.250			4-0 FC6-4 1B BB		0-0 1B		0-0 F7		0-3 K		0-0 SF9	3 0 1 0 1 1 0													
Jerry Hairston, S (11, PH) OBP: 0.381, SLG: 0.684					0-0 1B						0-0 L3	0 0 0 1 0 0 0													
Tim Hulett, R (11, 4) OBP: 0.342, SLG: 0.273											0-0 L3	0 0 0 0 0 0 0													
Joel Skinner, R (1, 2) OBP: 0.205, SLG: 0.222			0-3 K		0-0 F4		0-0 4-3		0-3 K			3 0 0 0 0 1 2													
Rod Craig, S (9, PH) OBP: 0.286, SLG: 0.167												1 0 0 0 0 1 0													
Marc Hill, R (9, 2) OBP: 0.273, SLG: 0.200												1 0 0 0 0 0 1													
Inning Stats	R: 0 E: 0 K: 0 S: 3	H: 0 LOB: 0 BB: 0 P: 3	R: 0 E: 1 K: 1 S: 6	H: 1 LOB: 1 BB: 0 P: 6	R: 0 E: 0 K: 1 S: 6	H: 1 LOB: 2 BB: 1 P: 10	R: 0 E: 0 K: 1 S: 5	H: 0 LOB: 0 BB: 0 P: 5	R: 0 E: 0 K: 0 S: 4	H: 1 LOB: 1 BB: 0 P: 4	R: 2 E: 0 K: 0 S: 6	H: 3 LOB: 1 BB: 0 P: 6	R: 0 E: 0 K: 1 S: 6	H: 0 LOB: 0 BB: 1 P: 10	R: 0 E: 0 K: 2 S: 7	H: 0 LOB: 0 BB: 0 P: 7	R: 0 E: 0 K: 1 S: 6	H: 1 LOB: 1 BB: 0 P: 6	R: 1 E: 1 K: 0 S: 4	H: 0 LOB: 1 BB: 1 P: 8	1B: 3 2B: 2 3B: 0 HR: 3	SF: 1 SAC: 1 DP: 0 HBP: 0	WP: 0 PB: 0 SB: 1 CS: 0	PA: 45	
PITCHER	IP	WLS	BF	H	R	ER	SO	BB	IBB	HBP	BLK	WP	HR	S	P	ERA	WHIP								
Walt Terrell, R (1, 1) ERA: 6.08	7.0		29	6	3	3	3	2	0	0	0	0	2	33	41	3.86	1.143								
Willie Hernandez, L (8, 1) ERA: 2.45	3.0		11	2	1	1	4	0	0	0	0	0	1	19	19	3.00	0.667								
Bill Campbell, R (11, 1) ERA:	1.0	L	5	0	1	0	0	1	0	0	0	0	0	4	8	0.00	1.000								

AB	40
R	5
H	8
RBI	5
BB	3
SO	7
LOB	17



livebaseballscorecards.com

BOTTOM

Chicago White Sox @ Detroit Tigers
Tiger Stadium, Detroit, MI
Sat Apr 26 1986, 3:33 AM EST
Att. 21,770 - Unknown

livebaseballscores.com

AB 42
R 4
H 12
RBI 4
BB 1
SO 2
LOB 14



WP: 0 PA: 43
PB: 0
SB: 0
CS: 0

AB R H RBI BB SO LOB

5	0	1	0	0	0	2
5	1	2	0	0	0	1
5	0	1	0	0	1	2
5	1	1	0	0	1	2
5	0	1	1	0	0	1
2	0	0	0	0	0	1
3	1	1	1	0	0	1
1	0	1	0	1	0	0
3	0	0	0	0	0	0
2	0	1	1	0	0	1
2	1	1	0	0	0	0
4	0	2	1	0	0	3

11	R	H	RBI	BB	SO	LOB
R: 0	H: 0	RBI: 0	BB: 0	SO: 0	LOB: 0	
E: 0	LOB: 0					
K: 0	BB: 0					
S: 3	P: 3					

10	R	H	RBI	BB	SO	LOB
R: 0	H: 0	RBI: 0	BB: 0	SO: 0	LOB: 0	
E: 0	LOB: 0					
K: 0	BB: 0					
S: 3	P: 3					

9	R	H	RBI	BB	SO	LOB
R: 0	H: 1	RBI: 0	BB: 0	SO: 0	LOB: 1	
E: 0	LOB: 1					
K: 0	BB: 0					
S: 4	P: 4					

8	R	H	RBI	BB	SO	LOB
R: 1	H: 2	RBI: 0	BB: 0	SO: 0	LOB: 1	
E: 0	LOB: 1					
K: 0	BB: 0					
S: 5	P: 5					

7	R	H	RBI	BB	SO	LOB
R: 2	H: 3	RBI: 0	BB: 0	SO: 0	LOB: 1	
E: 0	LOB: 1					
K: 0	BB: 0					
S: 6	P: 6					

6	R	H	RBI	BB	SO	LOB
R: 0	H: 1	RBI: 0	BB: 0	SO: 0	LOB: 1	
E: 0	LOB: 1					
K: 1	BB: 0					
S: 6	P: 6					

5	R	H	RBI	BB	SO	LOB
R: 1	H: 2	RBI: 0	BB: 1	SO: 0	LOB: 2	
E: 1	LOB: 2					
K: 0	BB: 1					
S: 5	P: 9					

4	R	H	RBI	BB	SO	LOB
R: 0	H: 1	RBI: 0	BB: 0	SO: 0	LOB: 0	
E: 0	LOB: 0					
K: 1	BB: 0					
S: 5	P: 5					

3	R	H	RBI	BB	SO	LOB
R: 0	H: 1	RBI: 0	BB: 0	SO: 0	LOB: 0	
E: 0	LOB: 0					
K: 0	BB: 0					
S: 3	P: 3					

2	R	H	RBI	BB	SO	LOB
R: 0	H: 0	RBI: 0	BB: 0	SO: 0	LOB: 0	
E: 0	LOB: 0					
K: 0	BB: 0					
S: 3	P: 3					

1	R	H	RBI	BB	SO	LOB
R: 0	H: 1	RBI: 0	BB: 0	SO: 0	LOB: 0	
E: 0	LOB: 0					
K: 0	BB: 0					
S: 3	P: 3					

Batter	1	2	3	4	5	6	7	8	9	10	11	AB	R	H	RBI	BB	SO	LOB
Alan Trammell, R (1, 6)	F8			G6-3 1B		6-3	6-3		5-3			5	0	1	0	0	0	2
Darnell Coles, R (1, 5)	G4-6-3 1B			G6-3 1-2f		F9		4-3 1B		F9		5	1	2	0	0	0	1
Larry Herndon, R (1, 7)	G4-6-3 1-2f			K				4-3 2B		6-3		5	0	1	0	0	1	2
Lance Parrish, R (1, 2)		F3			E6 4-3 1B	K		F7		F8		5	1	1	0	0	1	2
Chet Lemon, R (1, 8)		6-3			6-3			5-3				5	0	1	1	0	0	1
Brian Harper, R (1, 9)			L5		4-3				F8		F3	2	0	0	0	0	0	1
Darrell Evans, L (7, PH) (8, 3)							HR					3	1	1	1	0	0	1
Dave Engle, R (1, 3)				G4-3 1B				G3		G3		1	0	1	0	1	0	0
Pat Sheridan, L (7, PH) (8, 9)					BB						F7	3	0	0	0	0	0	0
Tom Brookens, R (1, 4)				F8		FC6-4 1B				F9		2	0	1	1	0	0	1
Lou Whitaker, L (7, PH) (8, 4)					1-2 3-H		1B 2B					2	1	1	0	0	0	0
Dave Collins, S (1, 10)				G4-3 1-2f		FC6-4 1-2f					1B	4	0	2	1	0	0	3

Inning Stats	R: 0	H: 1	E: 0	K: 0	S: 3	H: 0	LOB: 0	BB: 0	IBB: 0	HBP: 0	BLK: 0	WP: 0	HR: 0	S: 5	P: 5	ERA: 0.00	WHIP: 0.000
--------------	------	------	------	------	------	------	--------	-------	--------	--------	--------	-------	-------	------	------	-----------	-------------

PITCHER	IP	WLS	BF	H	R	ER	SO	BB	IBB	HBP	BLK	WP	HR	S	P	ERA	WHIP
Floyd Bannister, L (1, 1)	5.0		18	5	1	1	1	1	0	0	0	0	0	19	23	1.80	1.200
Dave Schmidt, R (6, 1)	1.2		9	4	2	2	1	0	0	0	0	0	1	11	11	10.80	2.400
Bill Dawley, R (7, 1)	2.0		9	3	1	1	0	0	0	0	0	0	0	9	9	4.50	1.500
Bob James, R (9, 1)	2.1	W	7	0	0	0	0	0	0	0	0	0	0	7	7	0.00	0.000

PITCHER	IP	WLS	BF	H	R	ER	SO	BB	IBB	HBP	BLK	WP	HR	S	P	ERA	WHIP
Floyd Bannister, L (1, 1)	5.0		18	5	1	1	1	1	0	0	0	0	0	19	23	1.80	1.200
Dave Schmidt, R (6, 1)	1.2		9	4	2	2	1	0	0	0	0	0	1	11	11	10.80	2.400
Bill Dawley, R (7, 1)	2.0		9	3	1	1	0	0	0	0	0	0	0	9	9	4.50	1.500
Bob James, R (9, 1)	2.1	W	7	0	0	0	0	0	0	0	0	0	0	7	7	0.00	0.000

Batter	1	2	3	4	5	6	7	8	9	AB R H RBI BB SO LOB	TOP	
John Cangelosi, S (1, 8) OBP: 0.417, SLG: 0.345	0-0 3-1		0-0 F8		0-0 1B			0-3 K		4 0 1 0 0 1 0		
Bryan Little, S (1, 5) OBP: 0.273, SLG: 0.233 (7, 4)	0-0 F6		0-0 F6		0-0 F5			0-0 F9		4 0 0 0 0 0 2		
Harold Baines, L (1, 9) OBP: 0.271, SLG: 0.471	0-3 K			0-0 F2		0-0 F7		0-0 1B		4 0 1 0 0 1 0		
Ron Kittle, R (1, 10) OBP: 0.250, SLG: 0.534		0-0 HR		0-0 F9		0-3 K		0-0 L7		4 1 1 1 0 1 1		
Carlton Fisk, R (1, 7) OBP: 0.239, SLG: 0.338		0-0 5-3		0-0 2B		0-0 F7			0-0 5-3	4 0 1 0 0 0 0		
Bobby Bonilla, S (1, 3) OBP: 0.362, SLG: 0.341		0-0 FC1-6 1B		0-3 K			4-0 FC6-4 BB		0-3 K	3 0 1 0 1 2 1		
Ozzie Guillen, L (1, 6) OBP: 0.255, SLG: 0.289		0-0 FC1-6			0-0 F7		0-0 F7		0-0 G1	4 0 0 0 0 0 2		
Julio Cruz, S (1, 4) OBP: 0.286, SLG: 0.167 Rod Craig, S (7, PH) OBP: 0.250, SLG: 0.143 Tim Hulett, R (7, 5) OBP: 0.342, SLG: 0.273	0-0 F6				0-0 G3		0-0 F8			2 0 0 0 0 0 1 1 0 0 0 0 0 1 0 0 0 0 0 0 0		
Marc Hill, R (1, 2) OBP: 0.308, SLG: 0.250 Jerry Hairston, S (7, PH) OBP: 0.364, SLG: 0.650 Joel Skinner, R (7, 2) OBP: 0.205, SLG: 0.222		0-3 K			0-0 1B 1B		0-0 FC6-4			2 0 1 0 0 1 0 1 0 0 0 0 0 1 0 0 0 0 0 0 0		
Inning Stats	R: 0 H: 0 E: 0 LOB: 0 K: 1 BB: 0 S: 5 P: 5	R: 1 H: 2 E: 0 LOB: 1 K: 0 BB: 0 S: 5 P: 5	R: 0 H: 0 E: 0 LOB: 0 K: 1 BB: 0 S: 5 P: 5	R: 0 H: 1 E: 0 LOB: 1 K: 1 BB: 0 S: 6 P: 6	R: 0 H: 2 E: 0 LOB: 2 K: 0 BB: 0 S: 5 P: 5	R: 0 H: 0 E: 0 LOB: 0 K: 1 BB: 0 S: 5 P: 5	R: 0 H: 0 E: 0 LOB: 1 K: 0 BB: 1 S: 3 P: 7	R: 0 H: 1 E: 0 LOB: 1 K: 1 BB: 0 S: 6 P: 6	R: 0 H: 0 E: 0 LOB: 0 K: 1 BB: 0 S: 5 P: 5	1B: 4 SF: 0 2B: 1 SAC: 0 3B: 0 DP: 0 HR: 1 HBP: 0	WP: 0 PA: 34 PB: 0 SB: 0 CS: 0	
PITCHER Jack Morris, R (1, 1) ERA: 5.6	IP WLS BF H R ER SO BB IBB HBP BLK WP HR S P ERA WHIP	9.0 W 34 6 1 1 6 1 0 0 0 0 0 1 45 49 1.00 0.778										

Chicago White Sox @ Detroit Tigers
Tiger Stadium, Detroit, MI
Sun Apr 27 1986, 3:33 AM EDT
Att. 20,953 - Unknown

livebaseballscorecards.com

AB 33
R 1
H 6
RBI 1
BB 1
SO 6
LOB 9



Batter	1	2	3	4	5	6	7	8	9	AB	R	H	RBI	BB	SO	LOB
--------	---	---	---	---	---	---	---	---	---	----	---	---	-----	----	----	-----

<p>Dave Collins, S (1, 8) OBP: 0.450, SLG: 0.400</p> <p>Chet Lemon, R (8, 8) OBP: 0.317, SLG: 0.404</p>	<p>0-0 B5 ①</p>		<p>0-0 1B</p>			<p>0-0 3B 1B</p>	<p>0-0 F8 ③</p>			4	1	2	0	0	0	1
<p>Darnell Coles, R (1, 5) OBP: 0.318, SLG: 0.453</p>	<p>0-3 K ②</p>		<p>0-0 F7 ③</p>			<p>4-0 3B BB</p>		<p>0-3 K ①</p>		3	1	0	0	1	2	1
<p>Lou Whitaker, L (1, 4) OBP: 0.318, SLG: 0.387</p>	<p>0-0 F7 ③</p>			<p>0-0 G3 ①</p>		<p>0-0 G3 3B</p>		<p>0-0 F8 ②</p>		4	1	1	2	0	0	0
<p>Lance Parrish, R (1, 2) OBP: 0.250, SLG: 0.266</p>		<p>0-0 F2 ①</p>		<p>0-0 6-3 ②</p>		<p>0-0 G3 ②</p>		<p>0-3 K ③</p>		4	0	0	1	0	1	0
<p>Darrell Evans, L (1, 3) OBP: 0.344, SLG: 0.491</p>		<p>4-0 BB</p>		<p>0-0 F9 ③</p>		<p>0-3 K ①</p>		<p>0-3 K ③</p>		2	0	0	0	1	1	0
<p>Mike Laga, L (1, 10) OBP: 0.333, SLG: 0.483</p>		<p>0-3 K ②</p>			<p>0-3 K ①</p>		<p>0-0 F7 ①</p>			3	0	0	0	0	2	1
<p>Larry Herndon, R (1, 7) OBP: 0.321, SLG: 0.389</p>		<p>0-3 K ③</p>			<p>0-3 K ②</p>		<p>0-0 6-3 ②</p>			3	0	0	0	0	2	1
<p>Pat Sheridan, L (1, 9) OBP: 0.200, SLG: 0.222</p>			<p>0-0 4-3 ①</p>		<p>0-0 L6 ③</p>		<p>4-0 2B BB</p>			2	1	0	0	1	0	0
<p>Alan Trammell, R (1, 6) OBP: 0.286, SLG: 0.492</p>			<p>0-3 K ②</p>			<p>0-0 F7 ①</p>	<p>0-0 2B</p>			3	0	1	1	0	1	0

Inning Stats	R: 0 E: 0 K: 1 S: 5	H: 0 LOB: 0 BB: 0 P: 5	R: 0 E: 0 K: 2 S: 7	H: 0 LOB: 1 BB: 1 P: 11	R: 0 E: 0 K: 1 S: 6	H: 1 LOB: 1 BB: 0 P: 6	R: 0 E: 0 K: 0 S: 3	H: 0 LOB: 0 BB: 0 P: 3	R: 0 E: 0 K: 2 S: 7	H: 0 LOB: 0 BB: 0 P: 7	R: 3 E: 0 K: 1 S: 7	H: 2 LOB: 0 BB: 1 P: 11	R: 1 E: 0 K: 0 S: 4	H: 1 LOB: 1 BB: 1 P: 8	R: 0 E: 0 K: 2 S: 7	H: 0 LOB: 0 BB: 0 P: 7	1B: 2 2B: 1 3B: 1 HR: 0	SF: 0 SAC: 0 DP: 0 HBP: 0
---------------------	------------------------------	---------------------------------	------------------------------	----------------------------------	------------------------------	---------------------------------	------------------------------	---------------------------------	------------------------------	---------------------------------	------------------------------	----------------------------------	------------------------------	---------------------------------	------------------------------	---------------------------------	----------------------------------	------------------------------------

PITCHER	IP	WLS	BF	H	R	ER	SO	BB	IBB	HBP	BLK	WP	HR	S	P	ERA	WHIP
Joel Davis, R (1, 1) ERA: 3.29	6.2	L	27	4	4	4	7	3	0	0	0	0	0	38	50	5.40	1.050
Gene Nelson, R (7, 1) ERA: 3.27	1.1		4	0	0	0	2	0	0	0	0	0	0	8	8	0.00	0.000

BOTTOM

Chicago White Sox @ Detroit Tigers
Tiger Stadium, Detroit, MI
Sun Apr 27 1986, 3:33 AM EDT
Att. 20,953 - Unknown

AB	28
R	4
H	4
RBI	4
BB	3
SO	9
LOB	4



WP: 0	PA: 31
PB: 0	
SB: 1	
CS: 0	

livebaseballscorecards.com

Batter	1	2	3	4	5	6	7	8	9	AB R H RBI BB SO LOB	TOP
Rudy Law, L (1, 7) OBP: 0.338, SLG: 0.400	0-0 1-3		0-0 4-3		0-0 L1			0-0 F9		4 0 0 0 0 0 1	
Willie Wilson, S (1, 8) OBP: 0.237, SLG: 0.254	0-3 K		0-0 5-3			0-3 K			0-0 1B	4 0 1 0 0 2 1	
George Brett, L (1, 5) OBP: 0.455, SLG: 0.566	0-3 K			4-0 SH1-3 1B BB		0-0 F8			0-0 F5	3 1 0 0 1 1 1	
Frank White, R (1, 4) OBP: 0.293, SLG: 0.446		0-0 G1-4-3 1B		0-0 SH1-3 1-2		0-0 F7			0-3 K	3 0 1 0 0 1 1	
Steve Balboni, R (1, 3) OBP: 0.315, SLG: 0.441		0-0 G1-4-3 1-2f		0-3 K			0-0 6-3		0-0 1B	4 0 1 0 0 1 2	
Darryl Motley, R (1, 9) OBP: 0.250, SLG: 0.475		0-0 3B		0-0 2-H 1B			0-0 F7		0-0 F9	4 0 2 1 0 0 2	
Jim Sundberg, R (1, 2) OBP: 0.188, SLG: 0.148		0-3 K2-3		0-3 K			0-3 K			3 0 0 0 0 3 2	
Lynn Jones, R (1, 10)			0-0 5-3		0-0 5-3			0-0 F4		3 0 0 0 0 0 0	
Angel Salazar, R (1, 6) OBP: 0.214, SLG: 0.179 Greg Pryor, R (8, PH) (8, 6)			0-0 4-3 1B		0-0 1-3			0-0 F5		2 0 1 0 0 0 0 1 0 0 0 0 0 0	
Inning Stats	R: 0 E: 0 K: 2 S: 7 H: 0 LOB: 0 BB: 0 P: 7	R: 0 E: 0 K: 1 S: 6 H: 2 LOB: 1 BB: 0 P: 6	R: 0 E: 0 K: 0 S: 4 H: 1 LOB: 1 BB: 0 P: 4	R: 1 E: 0 K: 2 S: 8 H: 1 LOB: 1 BB: 1 P: 12	R: 0 E: 0 K: 0 S: 3 H: 0 LOB: 0 BB: 0 P: 3	R: 0 E: 0 K: 1 S: 5 H: 0 LOB: 0 BB: 0 P: 5	R: 0 E: 0 K: 1 S: 5 H: 0 LOB: 0 BB: 0 P: 5	R: 0 E: 0 K: 0 S: 3 H: 0 LOB: 0 BB: 0 P: 3	R: 0 E: 0 K: 1 S: 7 H: 2 LOB: 2 BB: 0 P: 7	1B: 5 2B: 0 3B: 1 HR: 0 SF: 0 SAC: 1 DP: 1 HBP: 0	WP: 0 PB: 0 SB: 0 CS: 0 PA: 33
PITCHER Frank Tanana, L (1, 1) ERA: 3.13	IP 9.0 WLS W BF 33 H 6 R 1 ER 1 SO 8 BB 1 IBB 0 HBP 0 BLK 0 WP 0 HR 0 S 48 P 52 ERA 1.00 WHIP 0.778	PITCHER IP WLS BF H R ER SO BB IBB HBP BLK WP HR S P ERA WHIP									

Kansas City Royals @ Detroit Tigers
 Tiger Stadium, Detroit, MI
 Tue Apr 29 1986, 7:05 PM EDT
 Att. 15,386 - Unknown

livebaseballscorecards.com

AB	31
R	1
H	6
RBI	1
BB	1
SO	8
LOB	10



Batter	1	2	3	4	5	6	7	8	9	AB	R	H	RBI	BB	SO	LOB
Larry Herndon, R OBP: 0.333, SLG: 0.386 (1, 7)	0-0 SH2-4 E 1B		0-0 F9			0-0 6-3		1-0 HBP		3	1	1	0	0	0	0
Darnell Coles, R OBP: 0.304, SLG: 0.433 (1, 5)	0-0 SH2-4 1-2		0-0 L7			0-0 F7		0-0 F7		3	0	0	0	0	0	1
Lou Whitaker, L OBP: 0.304, SLG: 0.369 (1, 4)	0-0 F5		0-0 4-3			0-0 F7				3	0	0	0	0	0	1
Lance Parrish, R OBP: 0.240, SLG: 0.254 (1, 2)	0-0 E9 2-H			0-0 5-3			0-0 5-3			3	0	0	0	0	0	0
Darrell Evans, L OBP: 0.328, SLG: 0.464 (1, 10)	0-3 K			0-0 F9			0-0 1-3			3	0	0	0	0	1	1
Mike Laga, L OBP: 0.361, SLG: 0.581 (1, 3)		4-0 BB		0-0 F2			0-0 HR			2	1	1	1	1	0	0
Chet Lemon, R OBP: 0.303, SLG: 0.383 (1, 8)		0-3 K			0-0 F4		0-0 4-3			3	0	0	0	0	1	1
Pat Sheridan, L OBP: 0.154, SLG: 0.167 (1, 9)		0-0 F3			0-0 F7			0-0 4-3		3	0	0	0	0	0	1
Alan Trammell, R OBP: 0.273, SLG: 0.468 (1, 6)		0-3 K			0-0 F7			0-0 F3		3	0	0	0	0	1	1


Inning Stats	R: 1 E: 1 K: 1 S: 7	H: 1 LOB: 1 BB: 0 P: 7	R: 0 E: 0 K: 2 S: 7	H: 0 LOB: 1 BB: 1 P: 11	R: 0 E: 0 K: 0 S: 3	H: 0 LOB: 0 BB: 0 P: 3	R: 0 E: 0 K: 0 S: 3	H: 0 LOB: 0 BB: 0 P: 3	R: 0 E: 0 K: 0 S: 3	H: 0 LOB: 0 BB: 0 P: 3	R: 1 E: 0 K: 0 S: 4	H: 1 LOB: 0 BB: 0 P: 4	R: 0 E: 0 K: 0 S: 3	H: 0 LOB: 1 BB: 0 P: 4	1B: 1 2B: 0 3B: 0 HR: 1	SF: 0 SAC: 1 DP: 0 HBP: 1
PITCHER Dennis Leonard, R ERA: 0.9 (1, 1)	IP: 8.0 WLS: L BF: 29 H: 2 R: 2 ER: 1 SO: 3	BB: 1 IBB: 0 HBP: 1 BLK: 0 WP: 0 HR: 1 S: 33 P: 38 ERA: 1.12 WHIP: 0.375														

BOTTOM

Kansas City Royals @ Detroit Tigers
Tiger Stadium, Detroit, MI
Tue Apr 29 1986, 7:05 PM EDT
Att. 15,386 - Unknown

livebaseballscorecards.com

AB	26
R	2
H	2
RBI	1
BB	1
SO	3
LOB	6



WP: 0	PA: 29
PB: 0	SB: 0
CS: 0	

Batter	1	2	3	4	5	6	7	8	9	AB R H RBI BB SO LOB	TOP																
Rudy Law, L (1, 7) OBP: 0.333, SLG: 0.391 Jim Sundberg, R (9, PH) OBP: 0.200, SLG: 0.161 (9, 2)	0-3 K		0-0 6-3		0-0 L5		0-0 1-3 2-H 1B		0-0 1B 1B	4 0 1 1 0 1 1 1 1 1 0 0 0 0																	
Willie Wilson, S (1, 8) OBP: 0.247, SLG: 0.263	0-3 K			0-0 S 1B	0-0 4-3		0-3 K		0-0 1B 1B	5 1 2 1 0 2 3																	
George Brett, L (1, 5) OBP: 0.451, SLG: 0.552	0-0 1B			0-0 F9		0-0 F9		0-0 F8	0-0 1B 1B	5 1 2 1 0 0 1																	
Frank White, R (1, 4) OBP: 0.300, SLG: 0.429	0-0 F7			4-0 1-2 BB	0-0 5-3		0-0 5-3		4-0 1B IBB	3 0 0 0 2 0 1																	
Jorge Orta, L (1, 10) OBP: 0.438, SLG: 0.571		0-0 G6-4-3 1B		0-3 K		0-0 F7		4-0 BB	0-0 1B	4 0 2 2 1 1 2																	
Steve Balboni, R (1, 3) OBP: 0.295, SLG: 0.411		0-0 F6		0-0 6-3			0-3 K	0-0 F7	0-0 G1-6-3	5 0 0 0 0 1 5																	
Darryl Motley, R (1, 9) OBP: 0.250, SLG: 0.452		0-0 G6-4-3 1-2f			0-0 1-3		0-0 F8		4-0 SH2-4 2B BB	3 1 0 0 1 0 1																	
Jamie Quirk, L (1, 2) OBP: 0.200, SLG: 0.556 Lynn Jones, R (9, PH) (9, 7)			0-0 G3		0-0 HR		0-0 E6 1B 1B		0-0 SH2-4	3 2 1 1 0 0 0 0 0 0 0 0 0 0																	
Angel Salazar, R (1, 6) OBP: 0.261, SLG: 0.279			0-0 4-3		0-0 WP 2B		0-0 1B 1-2 1B		0-0 1B 2B	4 1 3 1 0 0 0																	
Inning Stats	R: 0 E: 0 K: 2 S: 8	H: 1 LOB: 1 BB: 0 P: 8	R: 0 E: 0 K: 0 S: 3	H: 1 LOB: 0 BB: 0 P: 3	R: 0 E: 0 K: 0 S: 3	H: 0 LOB: 0 BB: 0 P: 3	R: 0 E: 0 K: 1 S: 6	H: 1 LOB: 2 BB: 1 P: 10	R: 1 E: 0 K: 0 S: 5	H: 2 LOB: 1 BB: 0 P: 5	R: 0 E: 0 K: 0 S: 3	H: 0 LOB: 0 BB: 0 P: 3	R: 1 E: 1 K: 2 S: 10	H: 2 LOB: 2 BB: 0 P: 10	R: 0 E: 0 K: 0 S: 3	H: 0 LOB: 1 BB: 1 P: 7	R: 5 E: 0 K: 0 S: 7	H: 5 LOB: 1 BB: 2 P: 15	1B: 9 2B: 2 3B: 0 HR: 1	SF: 0 SAC: 1 DP: 1 HBP: 0	WP: 1 PB: 0 SB: 1 CS: 0	PA: 42					
PITCHER	IP WLS BF H R ER SO BB IBB HBP BLK WP HR S P ERA WHIP																										
Dan Petry, R (1, 1) ERA: 6.1	8.0		34	7	3	2	5	3	0	0	0	1	1	41	53	2.25	1.250										
Willie Hernandez, L (9, 1) ERA: 5.56	0.1	L	5	4	2	2	0	0	0	0	0	0	0	5	5	54.00	12.000										
Chuck Cary, L (9, 1) ERA: 1.8	0.1		2	1	2	2	0	0	1	0	0	0	0	1	5	54.00	3.000										
Randy O'Neal, R (9, 1) ERA: 2.57	0.1		1	0	0	0	0	0	0	0	0	0	0	1	1	0.00	0.000										

Kansas City Royals @ Detroit Tigers
 Tiger Stadium, Detroit, MI
 Wed Apr 30 1986, 7:05 PM EDT
 Att. 14,606 - Unknown

livebaseballscorecards.com

AB	37
R	7
H	12
RBI	7
BB	4
SO	5
LOB	14



Batter	1	2	3	4	5	6	7	8	9	AB R H RBI BB SO LOB	TOP																
Kirby Puckett, R OBP: 0.435, SLG: 0.782 (1, 8)	0-0 HR	0-0 3B 1B	0-0 G5-4-3		0-0 F3			0-0 WP 1B 2B	0-0 F8	6 3 3 2 0 0 4																	
Randy Bush, L OBP: 0.383, SLG: 0.460 Billy Beane, R OBP: 0.318, SLG: 0.400 (1, 7) (6, PH) (6, 7)	4-0 CS BB	0-0 FC4-2 3B		0-0 G3		0-0 F7		0-3 K2-3	0-0 1-3	2 0 1 2 1 0 0 3 0 0 0 0 1 1																	
Kent Hrbek, L OBP: 0.424, SLG: 0.469 Mickey Hatcher, R OBP: 0.130, SLG: 0.140 (1, 3) (2, PR) (2, 3)	0-0 F4	0-0 FC4-2		0-0 G1-4-3 1B		4-0 CS BB		0-0 BB WP 1B		2 0 0 0 0 0 2 2 1 2 1 1 0 0																	
Tom Brunansky, R OBP: 0.313, SLG: 0.420 (1, 9)	4-0 CS BB	4-0 IBB		0-0 G1-4-3		0-3 K		4-0 WP BB SF8 BB		2 1 0 0 3 1 2																	
Roy Smalley, S OBP: 0.371, SLG: 0.481 (1, 10)	4-0 BB	0-3 K			0-0 F7		0-0 F6	4-0 SF8 WP BB		3 0 0 0 2 1 2																	
Gary Gaetti, R OBP: 0.330, SLG: 0.488 (1, 5)	0-0 F8		0-0 SH BB SF8 1B		0-0 BLK E 1B		0-0 E7 1B	0-0 SF8		4 2 3 1 0 0 2																	
Steve Lombardozzi, R OBP: 0.328, SLG: 0.407 (1, 4)		0-0 HR	4-0 SF8 SH BB		0-0 F8		4-0 G4-6-3 IBB BB	4-0 BB		2 1 1 1 3 0 1																	
Mark Salas, L OBP: 0.296, SLG: 0.438 (1, 2)		4-0 FC1-6 BB	0-0 SH G5-4-3 1B		0-0 E5 1B		0-0 G4-6-3	0-0 3-1		3 0 1 0 1 0 4																	
Greg Gagne, R OBP: 0.256, SLG: 0.338 (1, 6)		0-0 FC1-6 3B	0-0 SF8		4-0 BB			0-0 2B 2B	0-0 F9	3 2 1 1 1 0 1																	
Inning Stats	R: 1 E: 0 K: 0 S: 3	H: 1 LOB: 2 BB: 3 P: 15	R: 3 E: 0 K: 1 S: 8	H: 3 LOB: 2 BB: 2 P: 16	R: 1 E: 0 K: 0 S: 4	H: 1 LOB: 1 BB: 1 P: 8	R: 0 E: 0 K: 0 S: 3	H: 1 LOB: 0 BB: 0 P: 3	R: 1 E: 1 K: 0 S: 5	H: 2 LOB: 2 BB: 1 P: 9	R: 0 E: 0 K: 1 S: 4	H: 0 LOB: 1 BB: 1 P: 8	R: 0 E: 1 K: 0 S: 3	H: 1 LOB: 1 BB: 1 P: 7	R: 4 E: 0 K: 1 S: 8	H: 3 LOB: 2 BB: 3 P: 20	R: 0 E: 0 K: 0 S: 3	H: 0 LOB: 0 BB: 0 P: 3	1B: 7 2B: 3 3B: 1 HR: 2	SF: 2 SAC: 1 DP: 4 HBP: 0	WP: 2 PB: 1 SB: 0 CS: 3	PA: 47					
PITCHER	IP	WLS	BF	H	R	ER	SO	BB	IBB	HBP	BLK	WP	HR	S	P	ERA	WHIP										
Jack Morris, R ERA: 6.38 (1, 1)	1.1	L	11	4	4	4	0	4	0	0	0	0	2	7	23	27.00	6.000										
Chuck Cary, L ERA: 2.31 (2, 1)	1.2		8	1	1	1	1	1	1	0	0	0	0	8	16	5.40	1.200										
Dave LaPoint, L ERA: 2.77 (4, 1)	4.0		16	4	1	0	1	2	1	0	1	0	0	15	27	0.00	1.500										
Randy O'Neal, R ERA: 4.5 (8, 1)	2.0		12	3	4	4	1	3	0	0	0	2	0	11	23	18.00	3.000										

Minnesota Twins @ Detroit Tigers
Tiger Stadium, Detroit, MI
Fri May 02 1986, 7:05 PM EDT
Att. 15,446 - Unknown

livebaseballscores.com

AB	32
R	10
H	12
RBI	8
BB	12
SO	3
LOB	19



Batter	1	2	3	4	5	6	7	8	9	AB R H RBI BB SO LOB
Dave Collins, S OBP: 0.418, SLG: 0.386 (1, 8)	F7		FC4-6			G3		F7		4 0 0 0 0 0 3
Scotti Madison, S (1, 5)	K		K			SF8		F7		3 0 0 1 0 2 2
Lou Whitaker, L OBP: 0.301, SLG: 0.377 (1, 4)	2B					F9		6-3		4 0 1 0 0 1 1
Lance Parrish, R OBP: 0.232, SLG: 0.243 (1, 2)	5-3									3 0 0 0 0 1 1
Brian Harper, R (9, 2)										0 0 0 0 0 0 0
Harry Spilman, L OBP: 0.455, SLG: 0.700 (9, PH)										1 0 1 0 0 0 0
Darrell Evans, L OBP: 0.324, SLG: 0.484 (1, 10)			F9			G3		F5		3 0 0 0 1 0 1
Mike Laga, L OBP: 0.350, SLG: 0.543 (1, 3)			F8					F9		4 0 1 0 0 1 1
Larry Herndon, R OBP: 0.294, SLG: 0.338 (1, 7)			K					F7		4 0 0 0 0 2 3
Pat Sheridan, L OBP: 0.125, SLG: 0.133 (1, 9)			4-3					F8		3 0 0 0 0 0 2
Alan Trammell, R OBP: 0.315, SLG: 0.565 (1, 6)										3 1 3 0 0 0 0

Inning Stats	R: 0 E: 0 K: 1 S: 6	H: 1 LOB: 1 BB: 0 P: 6	R: 0 E: 0 K: 1 S: 5	H: 0 LOB: 0 BB: 0 P: 5	R: 0 E: 1 K: 1 S: 6	H: 1 LOB: 1 BB: 0 P: 6	R: 0 E: 0 K: 1 S: 5	H: 0 LOB: 0 BB: 0 P: 5	R: 0 E: 0 K: 1 S: 5	H: 0 LOB: 0 BB: 0 P: 5	R: 1 E: 0 K: 0 S: 4	H: 1 LOB: 0 BB: 0 P: 4	R: 0 E: 0 K: 2 S: 8	H: 1 LOB: 2 BB: 1 P: 12	R: 0 E: 0 K: 0 S: 4	H: 1 LOB: 1 BB: 0 P: 4	R: 0 E: 0 K: 0 S: 4	H: 1 LOB: 1 BB: 0 P: 4	1B: 4 2B: 2 3B: 0 HR: 0	SF: 1 SAC: 0 DP: 0 HBP: 0	WP: 0 PB: 0 SB: 0 CS: 0	PA: 34
PITCHER Mike Smithson, R ERA: 3.38 (1, 1)	IP 9.0 WLS W BF 34 H 6 R 1 ER 1 SO 7 BB 1 IBB 0 HBP 0 BLK 0 WP 0 HR 0 S 47 P 51 ERA 1.00 WHIP 0.778																					

MINNESOTA TWINS @ DETROIT TIGERS
 Tiger Stadium, Detroit, MI
 Fri May 02 1986, 7:05 PM EDT
 Att. 15,446 - Unknown

livebaseballscorecards.com

AB	32
R	1
H	6
RBI	1
BB	1
SO	7
LOB	14



Batter	1	2	3	4	5	6	7	8	9	AB R H RBI BB SO LOB	TOP								
Kirby Puckett, R OBP: 0.429, SLG: 0.790 (1, 8) X	0-0 HR	0-0 F9			0-0 4-3			0-0 F9		4 1 1 1 0 0 2									
Randy Bush, L OBP: 0.375, SLG: 0.434 (1, 7) X	0-0 3-1		4-0 BB			0-0 G3		0-0 G3		3 0 0 0 1 0 1									
Roy Smalley, S OBP: 0.355, SLG: 0.457 (1, 10) X	0-0 F8		0-0 6-3			0-0 F8			0-3 K	4 0 0 0 0 1 1									
Tom Brunansky, R OBP: 0.310, SLG: 0.413 (1, 9) X	0-0 HR		0-0 6-3			0-0 F8			0-0 F9	4 1 1 0 0 0 0									
Gary Gaetti, R OBP: 0.347, SLG: 0.567 (1, 5) X	0-0 HR				0-0 F3			0-0 1B	0-0 HR	4 2 3 3 0 0 0									
Mark Salas, L OBP: 0.286, SLG: 0.421 (1, 2) X	0-0 F9				0-0 F4			0-0 F5	0-3 K	3 0 0 0 0 0 1									
Steve Lombardozzi, R OBP: 0.328, SLG: 0.407 (7, 4) X										0 0 0 0 0 0 0									
Billy Beane, R OBP: 0.304, SLG: 0.381 (9, PH) X										1 0 0 0 0 1 0									
Chris Pittaro, S OBP: 0.105, SLG: 0.105 (1, 4) X		0-0 F7			0-0 F8			0-0 G5-4-3		2 0 0 0 0 0 0									
Tim Laudner, R OBP: 0.545, SLG: 0.875 (7, PH) (7, 2) X										1 0 0 0 0 0 1									
Mickey Hatcher, R OBP: 0.122, SLG: 0.130 (1, 3) X		0-3 K			0-0 4-1			0-3 K		3 0 0 0 0 2 0									
Greg Gagne, R OBP: 0.272, SLG: 0.364 (1, 6) X		0-0 1B			0-0 5-3			0-0 2B		3 0 2 0 0 0 0									
Inning Stats	R: 3 E: 0 K: 0 S: 6	H: 3 LOB: 0 BB: 0 P: 6	R: 0 E: 0 K: 1 S: 6	H: 1 LOB: 1 BB: 0 P: 6	R: 0 E: 0 K: 0 S: 2	H: 0 LOB: 0 BB: 1 P: 6	R: 0 E: 0 K: 0 S: 3	H: 0 LOB: 0 BB: 0 P: 3	R: 0 E: 0 K: 0 S: 3	H: 1 LOB: 0 BB: 0 P: 3	R: 0 E: 0 K: 1 S: 6	H: 1 LOB: 1 BB: 0 P: 6	R: 1 E: 0 K: 2 S: 8	H: 1 LOB: 0 BB: 0 P: 8	1B: 3 2B: 2 3B: 0 HR: 3	SF: 0 SAC: 0 DP: 2 HBP: 0	WP: 0 PB: 0 SB: 0 CS: 0	PA: 33	
PITCHER Walt Terrell, R ERA: 5.51 (1, 1)	IP: 9.0 WLS: W BF: 33 H: 7 R: 4 ER: 4 SO: 4 BB: 1 IBB: 0 HBP: 0 BLK: 0 WP: 0 HR: 3 S: 40 P: 44 ERA: 4.00 WHIP: 0.889																		

Minnesota Twins @ Detroit Tigers
Tiger Stadium, Detroit, MI
 Sat May 03 1986, 7:05 PM EDT
 Att: 18,851 - Unknown

AB	32
R	4
H	7
RBI	4
BB	1
SO	4
LOB	6



livebaseballscorecards.com

Batter	1	2	3	4	5	6	7	8	9
Dave Collins, S OBP: 0.417, SLG: 0.367 (1, 8) X	0-0 4-3 ①			0-0 F8 ①	4-0 HR BB	4-0 BB BB		0-0 F6 ③	
Darnell Coles, R OBP: 0.303, SLG: 0.452 (1, 5) X	0-0 F8 ②			4-0 HBP 1B HR BB	0-0 1-H HR	0-0 F9 ③			
Lou Whitaker, L OBP: 0.299, SLG: 0.370 (1, 4) X	0-0 F6 ③			0-0 HBP HR 1B	0-0 4-3 ②		0-0 G3 ①		
Lance Parrish, R OBP: 0.244, SLG: 0.247 (1, 2)		0-0 F8 ①		1-0 HR HBP	0-0 1B		0-0 F2 ②		
Darrell Evans, L OBP: 0.333, SLG: 0.530 (1, 10)		0-3 K ②		0-0 HR	0-0 6-3 ③		0-0 1B		
Mike Laga, L OBP: 0.318, SLG: 0.487 (1, 3)		0-3 K ③		0-0 F3 ②		0-3 K ①	0-0 F8 ③		
Larry Herndon, R OBP: 0.292, SLG: 0.324 (1, 7)			0-0 5-3 ①	0-0 5-3 ③		4-0 BB BB BB		0-3 K ①	
Pat Sheridan, L OBP: 0.150, SLG: 0.316 (1, 9)			0-0 1-3 ②		0-0 HR	0-3 K ②		0-0 4-3 ②	
Alan Trammell, R OBP: 0.325, SLG: 0.556 (1, 6)			0-0 F7 ③		0-0 5-3 ①	4-0 BB BB BB		0-0 S 1B	

Inning Stats	R: 0 E: 0 K: 0 S: 3	H: 0 LOB: 0 BB: 0 P: 3	R: 0 E: 0 K: 2 S: 7	H: 0 LOB: 0 BB: 0 P: 7	R: 0 E: 0 K: 0 S: 3	H: 0 LOB: 0 BB: 0 P: 3	R: 4 E: 0 K: 0 S: 5	H: 2 LOB: 0 BB: 1 P: 10	R: 3 E: 0 K: 0 S: 6	H: 3 LOB: 1 BB: 1 P: 10	R: 0 E: 0 K: 2 S: 7	H: 0 LOB: 3 BB: 3 P: 19	R: 0 E: 0 K: 0 S: 4	H: 1 LOB: 1 BB: 0 P: 4	R: 0 E: 0 K: 1 S: 6	H: 1 LOB: 1 BB: 0 P: 6
--------------	------------------------------	---------------------------------	------------------------------	---------------------------------	------------------------------	---------------------------------	------------------------------	----------------------------------	------------------------------	----------------------------------	------------------------------	----------------------------------	------------------------------	---------------------------------	------------------------------	---------------------------------

PITCHER															PITCHER																		
IP	WLS	BF	H	R	ER	SO	BB	IBB	HBP	BLK	WP	HR	S	P	ERA	WHIP	IP	WLS	BF	H	R	ER	SO	BB	IBB	HBP	BLK	WP	HR	S	P	ERA	WHIP
John Butcher, R (1, 1)	4.1	L	20	4	7	7	2	2	0	0	0	0	21	30	14.54	1.385																	
Frank Pastore, R (5, 1)	2.1		11	1	0	0	2	3	0	0	0	0	12	24	0.00	1.714																	
Bill Latham, L (7, 1)	0.1		2	1	0	0	0	0	0	0	0	0	2	2	0.00	3.000																	
Roy Smith, R (8, 1)	1.0		4	1	0	0	1	0	0	0	0	0	6	6	0.00	1.000																	

BOTTOM

AB	R	H	RBI	BB	SO	LOB
3	1	0	0	2	0	1
3	2	1	2	1	0	3
4	1	1	0	0	0	0
3	1	1	0	0	0	0
4	1	2	4	0	1	1
4	0	0	0	0	2	1
3	0	0	0	1	1	0
4	1	1	1	0	1	1
3	0	1	0	1	0	0

AB	31
R	7
H	7
RBI	7
BB	5
SO	5
LOB	7



WP: 0	PA: 37
PB: 0	
SB: 1	
CS: 0	

Minnesota Twins @ Detroit Tigers
Tiger Stadium, Detroit, MI
Sat May 03 1986, 7:05 PM EDT
Att. 18,851 - Unknown

livebaseballscorecards.com

Batter	1	2	3	4	5	6	7	8	9	AB R H RBI BB SO LOB	TOP							
Kirby Puckett, R OBP: 0.414, SLG: 0.761 (1, 8) X	0-0 F8 ①		0-0 5-3 ③			0-0 5-3 ①		0-0 L6-4 ② ③ 2-3		4 0 0 0 0 0 1	Minnesota Twins @ Detroit Tigers Tiger Stadium, Detroit, MI Sun May 04 1986, 3:33 AM EDT Att. 19,458 - Unknown livebaseballscorecards.com							
Greg Gagne, R OBP: 0.259, SLG: 0.346 (1, 6) X	0-0 6-3 ②			0-0 4-3 ①		0-0 F2 ②		0-3 K ①	4 0 0 0 0 1 0									
Gary Gaetti, R OBP: 0.333, SLG: 0.543 (1, 5) X	0-0 E5			0-0 L5 ②		0-0 5-3 ③		0-3 K ②	4 0 0 0 0 1 0									
Tom Brunansky, R OBP: 0.317, SLG: 0.427 (1, 9) X	0-0 F9 ③			0-0 F9 ③		0-0 G4-6-3 1B		0-0 2B	4 0 2 0 0 0 1									
Tim Laudner, R OBP: 0.533, SLG: 0.727 (1, 2)		0-3 K ①			0-0 FC5 1B	0-0 F8 ①		4-0 BB	3 0 1 0 1 1 1									
Alejandro Sanchez, R OBP: 0.176, SLG: 0.125 (1, 10) X		0-0 F8 ②			0-0 FC5-4 1B	0-0 G4-6-3 ② ③ 1-2f		0-3 K ③	4 0 1 0 0 1 3									
Billy Beane, R OBP: 0.269, SLG: 0.333 (1, 7)		0-3 K ③			0-0 FC5 1-2 2-3f	0-0 F8 ①			3 0 0 0 0 1 2									
Mickey Hatcher, R OBP: 0.135, SLG: 0.143 (1, 3) X			0-0 4-3 ①		0-0 FC5-4 1-2f 2-3	0-0 F8 2B 1B			3 1 1 0 0 0 2									
Steve Lombardozzi, R OBP: 0.328, SLG: 0.421 (1, 4) X			0-0 4-3 ②		0-0 FC6-4 1-2f	0-0 L6-4 1-H 2B			3 0 1 1 0 0 2									
Inning Stats	R: 0 E: 1 K: 0 S: 4	H: 0 LOB: 1 BB: 0 P: 4	R: 0 E: 0 K: 2 S: 7	H: 0 LOB: 0 BB: 0 P: 7	R: 0 E: 0 K: 0 S: 3	H: 0 LOB: 0 BB: 0 P: 3	R: 0 E: 0 K: 0 S: 5	H: 2 LOB: 2 BB: 0 P: 5	R: 0 E: 0 K: 0 S: 3	H: 1 LOB: 0 BB: 0 P: 3	R: 1 E: 0 K: 0 S: 4	H: 2 LOB: 0 BB: 0 P: 4	R: 0 E: 0 K: 3 S: 10	H: 1 LOB: 2 BB: 1 P: 14	1B: 4 2B: 3 3B: 0 HR: 0	SF: 0 SAC: 0 DP: 2 HBP: 0	WP: 0 PB: 0 SB: 0 CS: 0	PA: 33
PITCHER	IP WLS BF H R ER SO BB IBB HBP BLK WP HR S P ERA WHIP																	
Frank Tanana, L ERA: 2.68 (1, 1)	8.2 W 32 6 1 1 4 1 0 0 0 0 0 39 43 1.04 0.808																	
Willie Hernandez, L ERA: 5.4 (9, 1)	0.1 S 1 0 0 0 1 0 0 0 0 0 0 3 3 0.00 0.000																	

AB	32
R	1
H	6
RBI	1
BB	1
SO	5
LOB	12



Batter	1	2	3	4	5	6	7	8	9
Dave Collins, S (1, 8) Chet Lemon, R (9, 8) OBP: 0.421, SLG: 0.375 OBP: 0.290, SLG: 0.365	0-0 4-3 1B		0-0 E2 HR 1B		0-0 F7			0-0 F8 1B	
Darnell Coles, R (1, 5) OBP: 0.300, SLG: 0.481	0-0 HR		0-0 6-3			0-3 K		0-0 F8 1-2	
Lou Whitaker, L (1, 4) OBP: 0.309, SLG: 0.408	0-0 F5		0-0 HR			0-0 4-3		4-0 BB	
Lance Parrish, R (1, 2) OBP: 0.256, SLG: 0.288	4-0 BB		0-3 K			0-0 HR		0-3 K	
Darrell Evans, L (1, 3) OBP: 0.316, SLG: 0.500	0-0 F9			0-0 F9		0-0 F4		0-0 F8	
Harry Spilman, L (1, 10) Brian Harper, R (7, PR) OBP: 0.429, SLG: 0.692		0-0 F8		0-0 G3			0-0 F7 2B		
Larry Herndon, R (1, 7) OBP: 0.280, SLG: 0.310		0-0 F7		0-0 L6			0-0 F7 2-3		
Pat Sheridan, L (1, 9) OBP: 0.130, SLG: 0.273		0-3 K			0-3 K		0-0 F3		
Alan Trammell, R (1, 6) OBP: 0.313, SLG: 0.533			0-3 K		0-3 K		0-0 L5		

Inning Stats	R: 1 E: 0 K: 0 S: 4	H: 1 LOB: 1 BB: 1 P: 8	R: 0 E: 0 K: 1 S: 5	H: 0 LOB: 0 BB: 0 P: 5	R: 2 E: 1 K: 2 S: 9	H: 2 LOB: 0 BB: 0 P: 9	R: 0 E: 0 K: 0 S: 3	H: 0 LOB: 0 BB: 0 P: 3	R: 0 E: 0 K: 2 S: 7	H: 0 LOB: 0 BB: 0 P: 7	R: 1 E: 0 K: 1 S: 6	H: 1 LOB: 0 BB: 0 P: 6	R: 0 E: 0 K: 0 S: 4	H: 1 LOB: 2 BB: 0 P: 4	R: 0 E: 0 K: 1 S: 6	H: 1 LOB: 2 BB: 1 P: 10
--------------	------------------------------	---------------------------------	------------------------------	---------------------------------	------------------------------	---------------------------------	------------------------------	---------------------------------	------------------------------	---------------------------------	------------------------------	---------------------------------	------------------------------	---------------------------------	------------------------------	----------------------------------


PITCHER	IP	WLS	BF	H	R	ER	SO	BB	IBB	HBP	BLK	WP	HR	S	P	ERA	WHIP
Bert Blyleven, R (1, 1) ERA: 3.78	7.1	L	29	6	4	4	6	1	0	0	0	0	3	40	44	4.91	0.955
Juan Agosto, L (8, 1) ERA: 3.48	0.0		1	0	0	0	0	1	0	0	0	0	0	0	4	∞	∞
Ron Davis, R (8, 1) ERA: 14.09	0.2		2	0	0	0	1	0	0	0	0	0	0	4	4	0.00	0.000

MINNESOTA TWINS @ DETROIT TIGERS
Tiger Stadium, Detroit, MI
 Sun May 04 1986, 3:33 AM EDT
 Att. 19,458 - Unknown

AB	R	H	RBI	BB	SO	LOB
4	1	2	0	0	0	0
0	0	0	0	0	0	0
4	1	1	1	0	1	2
3	1	1	2	1	0	0
3	1	1	1	1	2	2
4	0	0	0	0	0	3
3	0	1	0	0	0	0
0	0	0	0	0	0	0
3	0	0	0	0	0	1
3	0	0	0	0	2	2
3	0	0	0	0	2	2

AB	30
R	4
H	6
RBI	4
BB	2
SO	7
LOB	12

WP: 0 PA: 32
 PB: 0
 SB: 0
 CS: 0



Batter	1	2	3	4	5	6	7	8	9	AB R H RBI BB SO LOB	TOP											
Lou Whitaker, L (1, 4) OBP: 0.326, SLG: 0.425	0-0 F7	0-0 2B		0-0 1B		0-0 3-1		4-0 HR		4 2 2 1 1 0 0												
Alan Trammell, R (1, 6) OBP: 0.318, SLG: 0.519	0-0 F7	0-0 G3		0-0 1B		4-0 BB		0-0 HR		4 2 1 0 1 0 3												
Darrell Evans, L (1, 3) OBP: 0.321, SLG: 0.507	0-0 2B		0-0 4-3	0-0 1B		0-3 K		0-0 G3		5 1 2 1 0 1 3												
Lance Parrish, R (1, 2) OBP: 0.284, SLG: 0.373	4-0 BB		0-3 K	0-0 HR		4-0 BB		0-0 HR		3 2 2 6 2 1 0												
Harry Spillman, L (1, 10) OBP: 0.375, SLG: 0.600	0-3 K		0-0 F8	0-0 F9		0-0 FC5-4		0-3 K		2 0 0 0 0 1 2												
Brian Harper, R (4, PH)										3 0 0 0 0 1 2												
Darnell Coles, R (1, 5) OBP: 0.294, SLG: 0.476				0-0 F9	0-0 F8		0-0 F7		0-0 2B	5 0 1 0 0 1 0												
Pat Sheridan, L (1, 9) OBP: 0.179, SLG: 0.333				0-3 K	0-0 FC4-6		0-3 K		0-0 1-3	5 1 2 0 0 2 1												
Larry Herndon, R (1, 7) OBP: 0.275, SLG: 0.293				4-0 2B	0-0 FC4-6		0-0 F5		0-0 F8	4 1 0 0 1 1 3												
Dave Collins, S (1, 8) OBP: 0.425, SLG: 0.397				0-0 2B	0-0 L4			0-0 F7		4 1 2 2 0 0 1												
Chet Lemon, R (8, 8) OBP: 0.286, SLG: 0.359				0-0 1B				0-0 3-1		1 0 0 0 0 0 1												
Inning Stats	R: 0 E: 0 K: 1 S: 6	H: 1 LOB: 2 BB: 1 P: 10	R: 1 E: 0 K: 2 S: 10	H: 3 LOB: 2 BB: 0 P: 10	R: 0 E: 0 K: 1 S: 5	H: 0 LOB: 0 BB: 0 P: 5	R: 6 E: 1 K: 1 S: 10	H: 4 LOB: 0 BB: 1 P: 14	R: 0 E: 0 K: 0 S: 4	H: 1 LOB: 1 BB: 0 P: 4	R: 0 E: 0 K: 1 S: 5	H: 0 LOB: 2 BB: 2 P: 13	R: 0 E: 0 K: 1 S: 5	H: 0 LOB: 0 BB: 0 P: 5	R: 3 E: 0 K: 1 S: 7	H: 2 LOB: 0 BB: 1 P: 11	R: 0 E: 0 K: 0 S: 4	H: 1 LOB: 1 BB: 0 P: 4	1B: 5 2B: 5 3B: 0 HR: 2	SF: 0 SAC: 0 DP: 0 HBP: 0	WP: 0 PB: 0 SB: 1 CS: 0	PA: 45
PITCHER	IP WLS BF H R ER SO BB IBB HBP BLK WP HR S P ERA WHIP																					
Jose Guzman, R (1, 1) ERA: 5.74	3.2 L 22 8 7 3 5 2 0 0 0 0 0 1 30 38 7.36 2.727																					
Ricky Wright, L (4, 1) ERA: 4.32	2.1 10 1 0 0 1 2 0 0 0 0 0 0 10 18 0.00 1.286																					
Dwayne Henry, R (7, 1) ERA: 7.45	2.0 9 2 3 3 2 1 0 0 0 0 0 1 12 16 13.50 1.500																					
Mickey Mahler, L (9, 1) ERA: 4.0	1.0 4 1 0 0 0 0 0 0 0 0 0 0 4 4 0.00 1.000																					

Detroit Tigers @ Texas Rangers
Arlington Stadium, Arlington, TX
Mon May 05 1986, 8:05 PM EDT
Att. 9,192 - Unknown

livebaseballscorecards.com

AB 40
R 10
H 12
RBI 10
BB 5
SO 8
LOB 16



Batter	1	2	3	4	5	6	7	8	9	AB	R	H	RBI	BB	SO	LOB
Oddibe McDowell, L (1, 8) OBP: 0.361, SLG: 0.434	0-0 1-3		0-0 F8		0-0 F9		0-3 K			4	0	0	0	0	1	3
Toby Harrah, R (1, 4) OBP: 0.271, SLG: 0.275	0-3 K		0-0 FC6-4			0-0 5-3		0-0 F7		4	0	0	0	0	1	1
Pete O'Brien, L (1, 3) OBP: 0.457, SLG: 0.683	0-0 4-3			0-0 1-3		0-0 4-3		0-3 K		4	0	0	0	0	1	0
Pete Incaviglia, R (1, 9) OBP: 0.274, SLG: 0.427		0-0 E5		0-0 HR		0-0 G1		0-0 5-3		4	1	1	1	0	0	0
Gary Ward, R (1, 7) OBP: 0.354, SLG: 0.333		0-0 F9		0-0 FC6-4 1B		0-0 6-3		0-0 F9		4	0	1	0	0	0	1
Larry Parrish, R (1, 10) OBP: 0.315, SLG: 0.439		0-0 5-3		0-0 FC6-4		0-0 1B 1B		0-3 K		4	1	1	0	0	1	2
Don Slaught, R (1, 2) OBP: 0.389, SLG: 0.692			0-0 5-3 1B 2B		0-0 F4		0-0 F3		0-3 K	4	1	1	0	0	1	2
Steve Buechele, R (1, 5) OBP: 0.333, SLG: 0.471			0-0 5-3		0-0 1-3		0-0 1B 1B			3	0	1	0	0	0	1
Scott Fletcher, R (1, 6) OBP: 0.400, SLG: 0.418			0-0 FC6-4 1B		0-0 1-3		0-0 1-3 2-H 1B			2	0	1	1	0	0	0
Darrell Porter, L (7, PH) OBP: 0.308, SLG: 0.560										1	0	1	1	0	0	0
Curtis Wilkerson, S (7, PR) OBP: 0.226, SLG: 0.200										0	0	0	0	0	0	0

Inning Stats	R: 0	H: 0	E: 0	K: 1	S: 5	R: 0	H: 0	E: 1	K: 0	S: 3	R: 1	H: 2	E: 0	K: 0	S: 5	R: 0	H: 0	E: 0	K: 0	S: 3	R: 0	H: 0	E: 0	K: 1	S: 8	R: 0	H: 0	E: 0	K: 1	S: 5	R: 0	H: 0	E: 0	K: 2	S: 7	1B: 5	SF: 0	2B: 1	SAC: 0	3B: 0	DP: 0	HR: 1	HBP: 0	WP: 0	PA: 34													
PITCHER	IP	WLS	BF	H	R	ER	SO	BB	IBB	HBP	BLK	WP	HR	S	P	ERA	WHIP													IP	WLS	BF	H	R	ER	SO	BB	IBB	HBP	BLK	WP	HR	S	P	ERA	WHIP												
Dan Petry, R (1, 1) ERA: 5.54	8.0		31	7	3	3	3	0	0	0	0	0	1	37	37	3.38	0.875																																									
Randy O'Neal, R (9, 1) ERA: 4.24	1.0		3	0	0	0	2	0	0	0	0	0	0	7	7	0.00	0.000																																									

BOTTOM

Detroit Tigers @ Texas Rangers
Arlington Stadium, Arlington, TX
Mon May 05 1986, 8:05 PM EDT
Att. 9,192 - Unknown

AB	34
R	3
H	7
RBI	3
BB	0
SO	5
LOB	10



WP: 0	PA: 34
PB: 0	
SB: 0	
CS: 0	

livebaseballscorecards.com

Batter	1	2	3	4	5	6	7	8	9	AB R H RBI BB SO LOB	TOP											
Lou Whitaker, L (1, 4) OBP: 0.322, SLG: 0.417	0-0 6-3		0-0 1B		0-0 F2		0-0 G4-6-3 1-2f			4 0 1 0 0 0 1												
Alan Trammell, R (1, 6) OBP: 0.303, SLG: 0.494	0-0 5-3		0-0 F8		0-0 F2			0-0 F9		4 0 0 0 0 0 1												
Darrell Evans, L (1, 3) OBP: 0.318, SLG: 0.487	0-0 3-1			0-0 F8		4-0 FC3-6 BB		0-3 K		3 0 0 0 1 1 0												
Lance Parrish, R (1, 2) OBP: 0.293, SLG: 0.372		0-0 5-3		0-0 2B 1B		0-0 FC3-6 1B 1-2f		4-0 BB		3 2 1 0 1 0 1												
Harry Spilman, L (1, 10) OBP: 0.350, SLG: 0.526		0-3 K2-3		0-0 F7		0-0 1B 1-3		0-0 F7		4 0 1 0 0 1 2												
Darnell Coles, R (1, 5) OBP: 0.315, SLG: 0.494		4-0 BB		0-0 1-H 2B		0-0 FC4-6 1B 1-2 3-H		0-0 F8		3 0 2 2 1 0 0												
Pat Sheridan, L (1, 9) OBP: 0.156, SLG: 0.290		0-0 4-3		0-3 K		0-0 FC4-6 1-2f		0-0 B1-3		4 0 0 0 0 1 4												
Larry Herndon, R (1, 7) OBP: 0.262, SLG: 0.278			0-0 5-3		0-0 5-3		0-3 K		0-0 4-3	4 0 0 0 0 1 0												
Dave Collins, S (1, 8) OBP: 0.422, SLG: 0.394			0-0 4-3		0-3 K		0-0 G4-6-3 1B			3 0 1 0 0 1 0												
Inning Stats	R: 0 E: 0 K: 0 S: 3	H: 0 LOB: 0 BB: 0 P: 3	R: 0 E: 0 K: 1 S: 5	H: 0 LOB: 1 BB: 1 P: 9	R: 0 E: 0 K: 0 S: 4	H: 1 LOB: 1 BB: 0 P: 4	R: 1 E: 0 K: 1 S: 7	H: 2 LOB: 1 BB: 0 P: 7	R: 0 E: 0 K: 1 S: 5	H: 0 LOB: 0 BB: 0 P: 5	R: 1 E: 0 K: 0 S: 5	H: 2 LOB: 2 BB: 1 P: 9	R: 0 E: 0 K: 1 S: 5	H: 1 LOB: 0 BB: 0 P: 5	R: 0 E: 0 K: 1 S: 5	H: 0 LOB: 1 BB: 1 P: 9	R: 0 E: 0 K: 0 S: 3	H: 0 LOB: 0 BB: 0 P: 3	1B: 5 2B: 1 3B: 0 HR: 0	SF: 0 SAC: 0 DP: 1 HBP: 0	WP: 0 PB: 0 SB: 0 CS: 0	PA: 35
PITCHER	IP WLS BF H R ER SO BB IBB HBP BLK WP HR S P ERA WHIP																					
Charlie Hough, R (1, 1) ERA: 2.84	6.1 W 27 6 2 2 4 2 0 0 0 0 0 0 33 41 2.84 1.263																					
Mickey Mahler, L (7, 1) ERA: 3.86	0.2 1 0 0 0 0 0 0 0 0 0 0 0 1 1 0.00 0.000																					
Greg Harris, R (8, 1) ERA: 4.64	2.0 S 7 0 0 0 1 1 0 0 0 0 0 0 8 12 0.00 0.500																					

Detroit Tigers @ Texas Rangers
Arlington Stadium, Arlington, TX
Tue May 06 1986, 8:05 PM EDT
Att. 10,126 - Unknown

livebaseballscorecards.com

AB	32
R	2
H	6
RBI	2
BB	3
SO	5
LOB	9



Batter	1	2	3	4	5	6	7	8	9
Toby Harrah, R OBP: 0.270, SLG: 0.273 (1, 4)	0-0 5-3		0-0 L6			0-0 L7	0-0 S BB 2-H FC4-2-5 1B		
Scott Fletcher, R OBP: 0.430, SLG: 0.464 (1, 6)	4-0 FC3-6 BB		0-0 G4-6-3 1-2 1B			0-0 E6 3B	4-0 FC4-2-5 S 1-2 BB		
Pete O'Brien, L OBP: 0.448, SLG: 0.659 (1, 3)	0-0 FC3-6 BB 1-2f		0-0 G4-6-3 1-2f			4-0 HR BB	0-0 FC4-2-5 1-3 2-H		
Pete Incaviglia, R OBP: 0.284, SLG: 0.462 George Wright, S OBP: 0.303, SLG: 0.424 (1, 9) (8, 9)	4-0 FC6-4 BB 1-2			0-0 F6		0-0 1-H HR	0-3 K		
Gary Ward, R OBP: 0.349, SLG: 0.329 (1, 8) (7, 7)	0-0 FC6-4 1-2f			0-0 4-3		0-3 K		0-0 CS 1B	
Larry Parrish, R OBP: 0.313, SLG: 0.442 (1, 10)		0-0 1-3		0-3 K		0-0 2B		0-0 F8	
Don Slaught, R OBP: 0.368, SLG: 0.652 (1, 2)		0-0 6-3			0-0 F4	0-0 6-3		0-3 K2-3 1-2	
Tom Paciorek, R OBP: 0.296, SLG: 0.346 Oddibe McDowell, L OBP: 0.367, SLG: 0.440 (1, 7) (7, 8)		0-0 5-3			0-0 5-3		0-0 SH1-4 1B 1B		
Steve Buechele, R OBP: 0.338, SLG: 0.471 (1, 5)			0-0 1B 1B		0-0 5-3		0-0 SH1-4 1-2		

AB	R	H	RBI	BB	SO	LOB
4	0	1	1	0	0	1
2	1	2	0	2	0	0
3	1	0	0	1	0	5
3	1	1	2	1	1	2
0	0	0	0	0	0	0
4	0	1	0	0	1	2
4	0	1	0	0	1	1
4	0	0	0	0	1	2
2	0	0	0	0	0	0
1	1	1	0	0	0	0
2	0	1	0	0	0	0

BOTTOM

Detroit Tigers @ Texas Rangers
Arlington Stadium, Arlington, TX
Tue May 06 1986, 8:05 PM EDT
Att. 10,126 - Unknown

livebaseballscorecards.com

AB	29
R	4
H	8
RBI	3
BB	4
SO	4
LOB	13



1B: 5	SF: 0	WP: 0	PA: 34
2B: 1	SAC: 1	PB: 0	
3B: 1	DP: 1	SB: 2	
HR: 1	HBP: 0	CS: 1	

Inning Stats		R: 0	H: 0	R: 0	H: 0	R: 0	H: 2	R: 0	H: 0	R: 0	H: 0	R: 3	H: 3	R: 1	H: 2	R: 0	H: 1		
Pitcher		IP	WLS	BF	H	R	ER	SO	BB	IBB	HBP	BLK	WP	HR	S	P	ERA	WHIP	
Dave LaPoint, L ERA: 3.38		(1, 1)	5.2	L	24	5	3	2	3	3	0	0	0	0	1	25	37	4.76	1.412
Randy O'Neal, R ERA: 4.58		(6, 1)	0.2		5	2	1	1	0	0	0	0	0	0	4	8	13.50	4.500	
Chuck Cary, L ERA: 2.19		(7, 1)	0.2		2	0	0	1	0	0	0	0	0	0	4	4	0.00	0.000	
Willie Hernandez, L ERA: 4.97		(8, 1)	1.0		3	1	0	1	0	0	0	0	0	0	5	5	0.00	1.000	

Batter	1	2	3	4	5	6	7	8	9	AB R H RBI BB SO LOB	TOP																
Lou Whitaker, L (1, 4) OBP: 0.319, SLG: 0.420	0-0 2B		0-0 F7			0-0 G3		0-3 K		4 1 1 0 0 1 0	Detroit Tigers @ Texas Rangers Arlington Stadium, Arlington, TX Wed May 07 1986, 8:05 PM EDT Att: 11,229 - Unknown																
Alan Trammell, R (1, 6) OBP: 0.312, SLG: 0.517	0-0 SH1-3 2B		0-0 E4			0-0 6-3		0-0 2B	4 0 2 1 0 0 0																		
Darnell Coles, R (1, 5) OBP: 0.315, SLG: 0.489	0-0 SH1-3 2-3		0-3 K			0-0 1B		0-0 6-3	3 0 1 0 0 1 2																		
Lance Parrish, R (1, 2) OBP: 0.282, SLG: 0.356	0-3 K				0-0 G6-1		0-3 K	0-3 K	4 0 0 0 0 3 3																		
Chet Lemon, R (1, 8) OBP: 0.270, SLG: 0.338	0-0 6-3				0-0 F9		0-0 F8	0-0 F8	4 0 0 0 0 0 2																		
Larry Herndon, R (1, 7) OBP: 0.256, SLG: 0.272		0-0 P4			0-0 6-3		0-0 6-3		2 0 0 0 0 0 0																		
Dave Collins, S (7, PH) OBP: 0.417, SLG: 0.389									1 0 0 0 0 0 0																		
Darrell Evans, L (1, 3) OBP: 0.308, SLG: 0.469					0-0 F9		0-0 6-3	0-3 K	3 0 0 0 0 1 0																		
Brian Harper, R (1, 9) OBP: 0.152, SLG: 0.281		0-0 6-3				0-3 K		0-3 K	2 0 0 0 0 1 0																		
Pat Sheridan, L (8, PH) OBP: 0.152, SLG: 0.281									1 0 0 0 0 1 0																		
Tom Brookens, R (1, 10) OBP: 0.300, SLG: 0.421			0-0 F9			0-0 6-3		0-3 K	2 0 0 0 0 0 0																		
Mike Laga, L (8, PH) OBP: 0.311, SLG: 0.475									1 0 0 0 0 1 0																		
Inning Stats	R: 1 E: 0 K: 1 S: 7	H: 2 LOB: 1 BB: 0 P: 7	R: 0 E: 0 K: 0 S: 3	H: 0 LOB: 0 BB: 0 P: 3	R: 0 E: 1 K: 1 S: 6	H: 0 LOB: 1 BB: 0 P: 6	R: 0 E: 0 K: 0 S: 3	H: 0 LOB: 0 BB: 0 P: 3	R: 0 E: 0 K: 1 S: 5	H: 0 LOB: 0 BB: 0 P: 5	R: 0 E: 0 K: 1 S: 6	H: 1 LOB: 1 BB: 0 P: 6	R: 0 E: 0 K: 1 S: 5	H: 0 LOB: 0 BB: 0 P: 5	R: 0 E: 0 K: 3 S: 9	H: 0 LOB: 0 BB: 0 P: 9	R: 0 E: 0 K: 1 S: 6	H: 1 LOB: 1 BB: 0 P: 6	1B: 1 2B: 3 3B: 0 HR: 0	SF: 0 SAC: 1 DP: 0 HBP: 0	WP: 0 PB: 0 SB: 0 CS: 0	PA: 32					
PITCHER	IP WLS BF H R ER SO BB IBB HBP BLK WP HR S P ERA WHIP																										
Ricky Wright, L (1, 1) ERA: 3.63	5.2	21	3	1	1	3	0	0	0	0	0	0	0	27	27	1.59	0.529										
Dwayne Henry, R (6, 1) ERA: 6.0	2.1	W	7	0	0	0	5	0	0	0	0	0	0	17	17	0.00	0.000										
Greg Harris, R (9, 1) ERA: 4.43	1.0	S	4	1	0	0	1	0	0	0	0	0	0	6	6	0.00	1.000										

livebaseballscorecards.com

AB	31
R	1
H	4
RBI	1
BB	0
SO	9
LOB	7




Batter	1	2	3	4	5	6	7	8	9	AB	R	H	RBI	BB	SO	LOB
Oddibe McDowell, L OBP: 0.353, SLG: 0.420 (1, 8) X	0-0 P6 X	0-0 F7 3			0-3 K 3			0-0 P1 1		4	0	0	0	0	1	1
Toby Harrah, R OBP: 0.299, SLG: 0.310 (1, 4) X	0-0 1B 2B		4-0 G4-6-3 BB			0-0 FC5-4 1B		0-3 K 2		3	1	2	0	1	1	0
Pete O'Brien, L OBP: 0.430, SLG: 0.629 (1, 3) S S S	0-3 K 2		0-0 G4-6-3 1-2f			0-0 F8		0-0 F7 3		4	0	0	0	0	1	3
Pete Incaviglia, R OBP: 0.297, SLG: 0.463 (1, 10) X	0-0 1B 2-H		4-0 CS BB			0-0 FC5-4 1-2f				2	0	1	1	1	0	1
Darrell Porter, L OBP: 0.310, SLG: 0.536 Don Slaughter, R OBP: 0.368, SLG: 0.652 (1, 2) X (9, 2)	0-0 1B 1-2		0-0 CS 1-2	0-3 K 1		0-3 K 3				3	0	1	0	0	2	1
George Wright, S OBP: 0.276, SLG: 0.389 (1, 9) S S S	0-3 K 3				0-3 K 2			0-0 F7 1		3	0	0	0	0	2	2
Gary Ward, R OBP: 0.348, SLG: 0.321 (1, 7) B B B		4-0 6-3 S BB			0-3 K 3			0-3 K 2		2	0	0	0	1	2	0
Steve Buechele, R OBP: 0.338, SLG: 0.507 (1, 5) X		0-0 6-3 1-3			0-0 6-3 1			0-0 HR		3	1	1	1	0	0	1
Curtis Wilkerson, S OBP: 0.214, SLG: 0.189 (1, 6) X		0-0 F7 2			0-0 P4 2			0-3 K 3		3	0	0	0	0	1	1

Inning Stats	R: 1	H: 3	E: 0	K: 2	S: 10	H: 0	LOB: 2	BB: 0	P: 10	R: 0	H: 0	E: 0	K: 0	S: 3	H: 0	LOB: 1	BB: 1	P: 7	R: 0	H: 0	E: 0	K: 0	S: 1	R: 0	H: 0	E: 0	K: 3	S: 9	R: 0	H: 0	E: 0	K: 1	S: 5	R: 0	H: 1	E: 0	K: 2	S: 8	R: 1	H: 1	E: 0	K: 2	S: 8	R: 0	H: 0	E: 0	K: 1	S: 5
--------------	------	------	------	------	-------	------	--------	-------	-------	------	------	------	------	------	------	--------	-------	------	------	------	------	------	------	------	------	------	------	------	------	------	------	------	------	------	------	------	------	------	------	------	------	------	------	------	------	------	------	------

PITCHER	IP	WLS	BF	H	R	ER	SO	BB	IBB	HBP	BLK	WP	HR	S	P	ERA	WHIP
Jack Morris, R ERA: 5.64 (1, 1)	8.0	L	30	5	2	2	10	3	0	0	0	0	1	47	59	2.25	1.000

DETROIT TIGERS @ TEXAS RANGERS
Arlington Stadium, Arlington, TX
 Wed May 07 1986, 8:05 PM EDT
 Att. 11,229 - Unknown

AB	27
R	2
H	5
RBI	2
BB	3
SO	10
LOB	10



WP	PA	ERA	WHIP
0	31		

Batter	1	2	3	4	5	6	7	8	9	AB R H RBI BB SO LOB	TOP	
Lou Whitaker, L (1, 4) OBP: 0.323, SLG: 0.424	0-0 4-3		4-0 HBP 1B 1-2 HR BB	0-0 F7		0-0 2B		0-3 K		4 1 1 1 1 1 2		
Alan Trammell, R (1, 6) OBP: 0.306, SLG: 0.500	0-0 F4		0-0 HBP 1-2 HR 1B	0-0 F9		0-3 K		0-0 5-3		5 1 1 1 0 1 2		
Darrell Evans, L (1, 3) OBP: 0.302, SLG: 0.453	0-0 F4		0-0 F6		0-0 F8		0-0 1B 1B		0-0 6-3	5 0 1 0 0 0 3		
Lance Parrish, R (1, 2) OBP: 0.296, SLG: 0.362		0-0 5-3	1-0 HR HBP 1-2 2-3 3-H		0-3 K		0-0 1B FC5-4 1B		0-0 1B	4 1 2 1 0 1 0		
Harry Spilman, L (1, 10) OBP: 0.391, SLG: 0.682		0-0 F9	0-0 HR 1-H 2-H 3-H		0-0 1B		0-0 F9		0-0 F8	3 1 2 4 0 0 0 2 0 0 0 0 0 2		
Larry Herndon, R (7, PH) OBP: 0.250, SLG: 0.265		0-0 F8	0-0 1B		0-0 5-3		0-0 FC5-4 1-2f			4 0 1 0 0 0 2		
Darnell Coles, R (1, 5) OBP: 0.313, SLG: 0.478												
Pat Sheridan, L (1, 9) OBP: 0.167, SLG: 0.314												
Brian Harper, R (8, PH) (8, 9)												
Chet Lemon, R (1, 8) OBP: 0.282, SLG: 0.347			0-0 1B BB 2-3 HBP 1B	0-0 F8		0-0 F4		0-0 1B		4 1 2 0 0 0 0		
Dave Collins, S (1, 7) OBP: 0.420, SLG: 0.408			0-3 K	0-0 1B		0-0 2B 2B		0-0 F9		4 1 2 0 0 1 3		
Inning Stats	R: 0 H: 0 E: 0 LOB: 0 K: 0 BB: 0 S: 3 P: 3	R: 0 H: 0 E: 0 LOB: 0 K: 0 BB: 0 S: 3 P: 3	R: 6 H: 5 E: 0 LOB: 1 K: 1 BB: 1 S: 10 P: 15	R: 0 H: 1 E: 0 LOB: 1 K: 0 BB: 0 S: 4 P: 4	R: 0 H: 1 E: 0 LOB: 1 K: 1 BB: 0 S: 6 P: 6	R: 1 H: 2 E: 0 LOB: 1 K: 2 BB: 0 S: 9 P: 9	R: 0 H: 2 E: 0 LOB: 1 K: 0 BB: 0 S: 4 P: 4	R: 0 H: 1 E: 0 LOB: 1 K: 1 BB: 0 S: 6 P: 6	R: 0 H: 1 E: 0 LOB: 1 K: 0 BB: 0 S: 4 P: 4	1B: 9 SF: 0 2B: 3 SAC: 0 3B: 0 DP: 0 HR: 1 HBP: 1	WP: 0 PA: 41 PB: 0 SB: 0 CS: 0	
PITCHER Bert Blyleven, R (1, 1) ERA: 4.53	IP WLS BF H R ER SO BB IBB HBP BLK WP HR S P ERA WHIP	6.0 W 29 9 7 7 4 1 0 1 0 0 1 35 40 10.50 1.667										
Juan Agosto, L (7, 1) ERA: 2.57	IP WLS BF H R ER SO BB IBB HBP BLK WP HR S P ERA WHIP	3.0 S 12 4 0 0 1 0 0 0 0 0 0 14 14 0.00 1.333										

Detroit Tigers @ Minnesota Twins
 Hubert H. Humphrey Metrodome, Minneapolis, MN
 Fri May 09 1986, 8:05 PM EDT
 Att: 16,477 - Unknown

AB	39
R	7
H	13
RBI	7
BB	1
SO	5
LOB	15



livebaseballscorecards.com

Batter	1	2	3	4	5	6	7	8	9	AB	R	H	RBI	BB	SO	LOB
Roy Smalley, S OBP: 0.353, SLG: 0.432 (1, 10)	0-0 F7	4-0 FC4 BB		0-0 6-3		4-0 4-3 PB 1B BB	0-0 F2			3	1	0	0	2	0	0
Kirby Puckett, R OBP: 0.411, SLG: 0.714 (1, 8)	4-0 2B 1B BB	0-0 FC4 FC6-4		0-0 5-3		0-0 4-3	0-0 F8			4	1	0	0	1	0	3
Kent Hrbek, L OBP: 0.420, SLG: 0.489 (1, 3)	0-0 1B 2B	0-0 FC6-4		0-0 3-1		4-0 1B WP BB		0-3 K		4	2	1	0	1	1	2
Tom Brunansky, R OBP: 0.325, SLG: 0.472 (1, 9)	4-0 1B IBB		0-0 HR 1B		0-3 K	0-3 K		0-0 F9		4	1	1	0	1	2	2
Gary Gaetti, R OBP: 0.348, SLG: 0.562 (1, 5)	0-3 K		0-0 HR		0-0 F8	0-0 1B WP 1B		4-0 S BB		4	2	2	4	1	1	3
Mark Salas, L OBP: 0.290, SLG: 0.405 (1, 2)	0-0 1B		0-0 F9		4-0 2B FC BB	0-0 WP 1B		0-0 F9		4	0	2	2	1	0	1
Steve Lombardozzi, R OBP: 0.361, SLG: 0.469 (1, 4)		0-0 1B SF8 1B	0-0 F3		0-0 FC 2B	4-0 1-2 BB				3	1	2	0	1	0	0
Randy Bush, L OBP: 0.380, SLG: 0.414 (1, 7)		0-0 FC4 BB 1B	4-0		4-0 FC IBB	0-3 K				1	0	1	0	2	0	0
Mickey Hatcher, R OBP: 0.123, SLG: 0.132 (6, PH) (7, 7)										1	0	0	0	0	1	2
Greg Gagne, R OBP: 0.253, SLG: 0.333 (1, 6)		0-0 SF8	0-0 4-3		0-3 FC		0-0 F4			3	0	0	1	0	0	4

Inning Stats	R: 2	H: 2	E: 0	K: 1	S: 6	H: 2	LOB: 2	BB: 2	P: 14	R: 1	H: 2	E: 0	K: 0	S: 5	R: 2	H: 2	E: 0	K: 0	S: 5	R: 0	H: 0	E: 0	K: 0	S: 3	R: 0	H: 1	E: 0	K: 1	S: 8	R: 3	H: 2	E: 0	K: 2	S: 9	R: 0	H: 0	E: 0	K: 0	S: 3	R: 0	H: 0	E: 0	K: 1	S: 5	H: 0	LOB: 1	BB: 1	P: 9
--------------	------	------	------	------	------	------	--------	-------	-------	------	------	------	------	------	------	------	------	------	------	------	------	------	------	------	------	------	------	------	------	------	------	------	------	------	------	------	------	------	------	------	------	------	------	------	------	--------	-------	------

PITCHER	IP	WLS	BF	H	R	ER	SO	BB	IBB	HBP	BLK	WP	HR	S	P	ERA	WHIP
Walt Terrell, R ERA: 6.49 (1, 1)	2.0		14	6	5	5	1	2	1	0	0	0	1	13	25	22.50	4.000
Randy O'Neal, R ERA: 5.06 (3, 1)	3.2	L	18	2	3	3	3	4	1	0	0	1	0	19	39	7.36	1.636
Chuck Cary, L ERA: 1.98 (6, 1)	1.1		6	1	0	0	1	1	0	0	0	1	0	7	11	0.00	1.500
Willie Hernandez, L ERA: 4.61 (8, 1)	1.0		4	0	0	0	1	1	0	0	0	0	0	5	9	0.00	1.000

BOTTOM

Detroit Tigers @ Minnesota Twins
 Hubert H. Humphrey Metrodome, Minneapolis, MN
 Fri May 09 1986, 8:05 PM EDT
 Att. 16,477 - Unknown

AB	31
R	8
H	9
RBI	7
BB	10
SO	5
LOB	17



1B: 6	SF: 1	WP: 2	PA: 42
2B: 2	SAC: 0	PB: 1	
3B: 0	DP: 0	SB: 1	
HR: 1	HBP: 0	CS: 0	

Batter	1	2	3	4	5	6	7	8	9	AB R H RBI BB SO LOB	TOP											
Tom Brookens, R (1, 4) OBP: 0.360, SLG: 0.458	0-0 F9		0-0 FC6-4 1B		0-0 1B		0-0 L3		0-0 L4-3 1B	5 0 3 0 0 0 0												
Alan Trammell, R (1, 6) Harry Spilman, L (7, PH) OBP: 0.400, SLG: 0.708	0-0 F4		0-0 F8		0-0 F9		0-0 2B		0-0 L4-3	3 0 0 0 0 0 2 2 0 1 0 0 0 1												
Darnell Coles, R (1, 5) OBP: 0.327, SLG: 0.490	0-0 2B		0-0 FC6-4 1-2f		0-0 1B		0-0 5-3		4-0 BB	4 1 2 0 1 0 2												
Lance Parrish, R (1, 2) Dave Collins, S (5, 9) Pat Sheridan, L (8, 8) OBP: 0.162, SLG: 0.306	0-0 2B		0-0 F9		0-0 F8			0-0 F9 1B	0-0 6-3	3 0 1 1 0 0 3 1 1 1 0 0 0 0 1 0 0 0 0 0 1												
Brian Harper, R (1, 9) OBP: 0.071, SLG: 0.071	0-0 5-3			0-0 6-3		0-0 F3		0-0 1B		4 0 1 0 0 0 1												
Chet Lemon, R (1, 8) Dave Bergman, L (8, PH) OBP: 0.364, SLG: 0.300		0-0 2B		0-0 FC5-4 1B		0-0 1B		0-0 F9		3 0 3 0 0 0 0 1 0 0 0 0 0 2												
Larry Herndon, R (1, 7) OBP: 0.250, SLG: 0.264		0-3 K		0-0 FC5-4 1-2f 1B		0-0 L6		0-0 1B		4 0 1 1 0 1 3												
Darrell Evans, L (1, 3) Mike Laga, L (7, 3) OBP: 0.304, SLG: 0.463		0-0 F6		0-0 1B		0-0 F6		0-0 F6		3 0 1 0 0 0 2 1 0 0 0 0 0 2												
Scotti Madison, S (1, 10)		0-3 K			0-0 F5		0-0 2-3		0-0 F7	4 0 0 0 0 1 3												
Inning Stats	R: 1 E: 0 K: 0 S: 5	H: 2 LOB: 1 BB: 0 P: 5	R: 0 E: 0 K: 2 S: 8	H: 1 LOB: 1 BB: 0 P: 8	R: 0 E: 0 K: 0 S: 4	H: 1 LOB: 1 BB: 0 P: 4	R: 0 E: 0 K: 0 S: 4	H: 2 LOB: 1 BB: 0 P: 4	R: 0 E: 0 K: 0 S: 5	H: 2 LOB: 2 BB: 0 P: 5	R: 0 E: 0 K: 0 S: 4	H: 1 LOB: 1 BB: 0 P: 4	R: 0 E: 0 K: 0 S: 4	H: 1 LOB: 1 BB: 0 P: 4	R: 1 E: 0 K: 0 S: 6	H: 3 LOB: 2 BB: 0 P: 6	R: 0 E: 0 K: 0 S: 3	H: 1 LOB: 1 BB: 1 P: 7	1B: 10 2B: 5 3B: 0 HR: 0	SF: 0 SAC: 0 DP: 1 HBP: 0	WP: 0 PB: 0 SB: 0 CS: 0	PA: 40
PITCHER	IP WLS BF H R ER SO BB IBB HBP BLK WP HR S P ERA WHIP																					
Frank Viola, L (1, 1) ERA: 3.7	5.0 W 22 8 1 1 2 0 0 0 0 0 0 0 26 26 1.80 1.600																					
John Butcher, R (6, 1) ERA: 5.65	3.0 14 5 1 1 0 0 0 0 0 0 0 0 14 14 3.00 1.667																					
Frank Pastore, R (9, 1) ERA: 1.8	1.0 4 1 0 0 0 1 0 0 0 0 0 0 3 7 0.00 2.000																					

Detroit Tigers @ Minnesota Twins
Hubert H. Humphrey Metrodome, Minneapolis, MN
Sat May 10 1986, 8:05 PM EDT
Att. 22,388 - Unknown

AB	39
R	2
H	14
RBI	2
BB	1
SO	2
LOB	22



WP: 0	PA: 40
-------	--------

Batter	1	2	3	4	5	6	7	8	9
Ron Washington, R OBP: 0.500, SLG: 0.500 Al Woods, L (5, PH)	0-0 5-3 1B	0-0 CS 1B		0-0 1B HR 1B	4-0 1B WP 1B BB	0-3 K		0-0 FC6 1-2f	
Kirby Puckett, R OBP: 0.425, SLG: 0.726	0-0 1B 2B	0-0 F8		0-0 1-3 HR 1B	0-0 1-3 F9 1B 1B		0-0 4-3 G1 1B		
Kent Hrbek, L OBP: 0.431, SLG: 0.531 Billy Beane, R OBP: 0.281, SLG: 0.310 (8, 7)	0-0 1B FC5-4 1B	0-0 F7 1-2		0-0 2-H 3-H HR	0-0 1-2 1B		0-0 G1 1-2		
Tom Brunansky, R OBP: 0.339, SLG: 0.505 Randy Bush, L OBP: 0.375, SLG: 0.407 (8, 9)	0-0 1-2 3-H 1B		0-0 HR	4-0 2-H 3-H G6-4-3 BB	0-0 F9		0-0 4-3		
Gary Gaetti, R OBP: 0.342, SLG: 0.541	0-0 FC5-4 HR		0-0 F4	0-0 G6-4-3	0-3 K		4-0 BB		
Tim Laudner, R OBP: 0.542, SLG: 0.625	4-0 HR BB		4-0 BB	0-0 2B		4-0 2B BB	0-3 K		
Steve Lombardozzi, R OBP: 0.364, SLG: 0.500	0-0 1-H 2-H HR		0-0 F7	0-0 F9		0-0 F4	4-0 FC6 BB		
Mickey Hatcher, R OBP: 0.145, SLG: 0.172 (8, 3)	0-0 1B		0-0 F9		0-0 6-3	0-0 1-3 2B	0-3 K		
Greg Gagne, R OBP: 0.260, SLG: 0.389	0-0 F4			0-0 HR	0-0 WP 3B	0-3 K	0-0 F8		

Inning Stats	R: 5	H: 5	E: 1	LOB: 1	K: 0	BB: 1	S: 8	P: 12	R: 0	H: 1	E: 0	LOB: 0	K: 0	BB: 0	S: 3	P: 3	R: 1	H: 1	E: 0	LOB: 1	K: 0	BB: 1	S: 4	P: 8	R: 4	H: 5	E: 0	LOB: 1	K: 0	BB: 1	S: 7	P: 11	R: 2	H: 3	E: 0	LOB: 2	K: 1	BB: 1	S: 8	P: 12	R: 0	H: 1	E: 0	LOB: 2	K: 1	BB: 1	S: 6	P: 10	R: 0	H: 1	E: 0	LOB: 2	K: 1	BB: 1	S: 5	P: 9	R: 0	H: 0	E: 0	LOB: 1	K: 1	BB: 1	S: 5	P: 9
--------------	------	------	------	--------	------	-------	------	-------	------	------	------	--------	------	-------	------	------	------	------	------	--------	------	-------	------	------	------	------	------	--------	------	-------	------	-------	------	------	------	--------	------	-------	------	-------	------	------	------	--------	------	-------	------	-------	------	------	------	--------	------	-------	------	------	------	------	------	--------	------	-------	------	------

PITCHER	IP	WLS	BF	H	R	ER	SO	BB	IBB	HBP	BLK	WP	HR	S	P	ERA	WHIP
Frank Tanana, L ERA: 4.15	(1, 1)	3.0	L	19	9	8	8	0	2	0	0	0	3	17	25	24.00	3.667
Chuck Cary, L ERA: 3.29	(4, 1)	0.0		2	2	2	0	0	0	0	0	0	1	2	2	∞	∞
Randy O'Neal, R ERA: 5.56	(4, 1)	1.1		8	3	2	0	2	0	0	0	1	0	6	14	13.50	3.750
Willie Hernandez, L ERA: 4.11	(5, 1)	1.2		8	2	0	0	3	1	0	0	0	0	13	17	0.00	1.800
Walt Terrell, R ERA: 6.14	(7, 1)	2.0		9	1	0	0	2	2	0	0	0	0	11	19	0.00	1.500

BOTTOM

AB	R	H	RBI	BB	SO	LOB
3	1	2	0	0	0	0
2	1	0	0	1	1	3
5	2	4	0	0	0	1
4	2	3	4	0	0	1
1	0	0	0	0	0	1
3	1	2	2	1	0	2
1	0	0	0	0	0	1
4	1	0	0	1	1	4
2	1	1	0	3	1	2
4	1	1	3	1	0	3
5	0	2	0	0	1	2
5	2	2	1	0	1	4

AB 39
R 12
H 17
RBI 10
BB 7
SO 5
LOB 24

WP: 1 **PA: 46**
PB: 0
SB: 0
CS: 1

MINNESOTA
Twins
BASEBALL CLUB

Detroit Tigers @ Minnesota Twins
Hubert H. Humphrey Metrodome, Minneapolis, MN
Sat May 10 1986, 8:05 PM EDT
Att. 22,388 - Unknown

livebaseballscorecards.com

Batter	1	2	3	4	5	6	7	8	9	AB R H RBI BB SO LOB	TOP									
Lou Whitaker, L (1, 4) OBP: 0.317, SLG: 0.412	0-0 F8		0-0 5-3 1B		0-3 K		0-0 4-3		0-0 B2	5 0 1 0 0 1 1										
Alan Trammell, R (1, 6) OBP: 0.292, SLG: 0.470	0-0 L9		0-0 5-3 1-2		0-0 6-3			0-0 BB 1B	0-0 F9	5 1 1 0 0 0 2										
Darrell Evans, L (1, 3) OBP: 0.308, SLG: 0.435	0-0 G3		0-0 L9		0-0 4-3			4-0 SH5-3 1-2 1B BB	4-0 IBB	3 0 0 0 2 0 1										
Lance Parrish, R (1, 2) OBP: 0.302, SLG: 0.402		0-0 HR		0-3 K		0-3 K		0-0 SH5-3 1-2 2-H 1B	0-3 K	5 1 2 2 0 3 2										
Harry Spilman, L (1, 10) OBP: 0.357, SLG: 0.630		0-0 4-3		0-0 F8		0-0 L7		0-0 SH5-3 1-2 2-3		3 0 0 0 0 0 0										
Darnell Coles, R (1, 5) OBP: 0.343, SLG: 0.490		0-0 CS 1B		1-0 1B HBP		1-0 HBP		0-3 K		2 1 1 0 0 1 2										
Pat Sheridan, L (1, 9) OBP: 0.220, SLG: 0.410		0-0 1-2 HR		0-0 1B 1-2 1B		0-0 G3		4-0 IBB		3 1 2 1 1 0 1										
Chet Lemon, R (1, 8) OBP: 0.318, SLG: 0.385		0-0 6-3		0-0 1-3 2-H 1B		1-0 G6-4-3 HBP		0-0 F8		3 0 1 1 0 0 3										
Dave Collins, S (1, 7) OBP: 0.419, SLG: 0.407			0-0 G3	0-0 G3		0-0 G6-4-3 1-2f			0-0 F9 S 1B	4 0 1 0 0 0 3										
Inning Stats	R: 0 E: 0 K: 0 S: 3	H: 0 LOB: 0 BB: 0 P: 3	R: 2 E: 0 K: 0 S: 5	H: 3 LOB: 0 BB: 0 P: 5	R: 0 E: 0 K: 0 S: 4	H: 1 LOB: 1 BB: 0 P: 4	R: 1 E: 0 K: 1 S: 7	H: 2 LOB: 2 BB: 0 P: 8	R: 0 E: 0 K: 1 S: 5	H: 0 LOB: 0 BB: 0 P: 5	R: 0 E: 0 K: 0 S: 2	H: 0 LOB: 0 BB: 0 P: 3	R: 1 E: 0 K: 1 S: 7	H: 2 LOB: 3 BB: 2 P: 15	R: 0 E: 0 K: 1 S: 6	H: 1 LOB: 2 BB: 1 P: 10	1B: 7 2B: 0 3B: 0 HR: 2	SF: 0 SAC: 1 DP: 1 HBP: 3	WP: 0 PB: 0 SB: 1 CS: 1	PA: 40
PITCHER	IP WLS BF H R ER SO BB IBB HBP BLK WP HR S P ERA WHIP																			
Mike Smithson, R (1, 1) ERA: 3.28	6.0 L 26 6 3 3 3 0 0 3 0 0 2 29 32 4.50 1.000																			
Juan Agosto, L (7, 1) ERA: 2.93	1.1 6 2 1 1 0 1 0 0 0 0 0 5 9 6.75 2.250																			
Ron Davis, R (8, 1) ERA: 11.57	1.2 8 1 0 0 0 2 0 2 0 0 0 0 10 18 0.00 0.600																			

Detroit Tigers @ Minnesota Twins
 Hubert H. Humphrey Metrodome, Minneapolis, MN
 Sun May 11 1986 - 4:33 AM EDT
 Att. 22,189 - Unknown

AB	33
R	4
H	9
RBI	4
BB	3
SO	5
LOB	15



Batter	1	2	3	4	5	6	7	8	9	AB R H RBI BB SO LOB
Roy Smalley, S OBP: 0.340, SLG: 0.413 (1, 10) X	0-0 4-3 ①		X 0-0 F9 ①		S 0-3 K ①		S 0-3 K ③			4 0 0 0 0 2 3
Kirby Puckett, R OBP: 0.435, SLG: 0.722 (1, 8) X	0-0 1-3 ②		H 1-0 1-2 HBP ②		B 4-0 1-2 2-3 BB ②		X 0-0 1B ①			2 0 1 0 1 0 0
Kent Hrbek, L OBP: 0.425, SLG: 0.530 (1, 3) X	0-0 2B ③		X 0-0 F7 ②		X 0-0 G4-6-3 1-2f ② ③		X 0-0 F8 ①			4 0 1 0 0 0 6
Tom Brunansky, R OBP: 0.328, SLG: 0.487 (1, 9) X	0-0 6-3 ③		X 0-0 6-3 ③		X 0-0 F8 ①		S 0-3 K ②			4 0 0 0 0 1 4
Randy Bush, L OBP: 0.368, SLG: 0.397 (1, 7)		X 0-0 1B BB ①		X 0-0 3-1 ①		S 0-3 K ②		S 0-3 K ③		4 0 1 0 0 2 1
Gary Gaetti, R OBP: 0.339, SLG: 0.527 (1, 5)		B 4-0 1-2 BB BB BB BB	X 0-0 5-3 ②		X 0-0 5-3 ③		X 0-0 5-3 ③		X 0-0 5-3 ①	3 0 0 0 1 0 0
Steve Lombardozzi, R OBP: 0.358, SLG: 0.528 (1, 4)		S 0-3 K ①	X 0-0 5-3 ③		X 0-0 5-3 ③		X 0-0 HR ①		S 0-3 K ②	4 1 1 1 0 2 2
Mark Salas, L OBP: 0.289, SLG: 0.391 (1, 2)		X 0-0 G4-6-3 1-2f ② ③		B 4-0 BB BB BB	X 0-0 F6 ①		X 0-0 G3 ③		X 0-0 G3 ③	3 0 0 0 1 0 2
Greg Gagne, R OBP: 0.272, SLG: 0.385 (1, 6)		B 4-0 HBP BB BB BB	X 0-0 HBP BB ②		B 4-0 1-2 BB BB		X 0-0 5-3 ②			1 0 0 0 2 0 0

Inning Stats	R: 0 E: 0 K: 0 S: 4	H: 1 LOB: 1 BB: 0 P: 4	R: 0 E: 0 K: 1 S: 5	H: 1 LOB: 1 BB: 1 P: 9	R: 0 E: 0 K: 0 S: 3	H: 0 LOB: 2 BB: 1 P: 8	R: 0 E: 0 K: 0 S: 3	H: 0 LOB: 0 BB: 0 P: 3	R: 0 E: 0 K: 1 S: 4	H: 0 LOB: 2 BB: 3 P: 16	R: 0 E: 0 K: 1 S: 5	H: 0 LOB: 0 BB: 0 P: 5	R: 1 E: 0 K: 1 S: 6	H: 1 LOB: 0 BB: 0 P: 6	R: 0 E: 0 K: 2 S: 8	H: 1 LOB: 1 BB: 0 P: 8	R: 0 E: 0 K: 1 S: 5	H: 0 LOB: 0 BB: 0 P: 5	1B: 2 2B: 1 3B: 0 HR: 1	SF: 0 SAC: 0 DP: 2 HBP: 1	WP: 0 PB: 0 SB: 0 CS: 0	PA: 35
PITCHER Dan Petry, R ERA: 4.69 (1, 1)	IP 9.0	WLS W	BF 35	H 4	R 1	ER 1	SO 7	BB 5	IBB 0	HBP 1	BLK 0	WP 0	HR 1	S 43	P 64	ERA 1.00	WHIP 1.000					
PITCHER	IP	WLS	BF	H	R	ER	SO	BB	IBB	HBP	BLK	WP	HR	S	P	ERA	WHIP					

BOTTOM

Detroit Tigers @ Minnesota Twins
 Hubert H. Humphrey Metrodome, Minneapolis, MN
 Sun May 11 1986, 4:33 AM EDT
 Att. 22,189 - Unknown

livebaseballscorecards.com

AB	29
R	1
H	4
RBI	1
BB	5
SO	7
LOB	18



Batter	1	2	3	4	5	6	7	8	9	AB R H RBI BB SO LOB	TOP											
Lou Whitaker, L (1, 4) OBP: 0.321, SLG: 0.406	0-0 3-1 S 2B 1B		0-0 E4 FC5-4		0-0 G6-3 1-2f			4-0 1B 1B BB	0-0 FC3-6 BB BB	4 2 1 0 1 0 2												
Alan Trammell, R (1, 6) OBP: 0.297, SLG: 0.462	0-0 3-1 1-3		0-0 F8			0-0 F8		0-0 1B 1B	4-0 BB BB	4 1 1 0 1 0 2												
Darnell Coles, R (1, 5) OBP: 0.355, SLG: 0.500	0-0 1B 2B		0-0 FC5-4 1-2f			0-0 F8		0-0 1B 1B	4-0 BB BB	4 1 2 2 1 0 1												
Lance Parrish, R (1, 2) OBP: 0.314, SLG: 0.406	0-0 G4-6-3 2-H 1B			4-0 FC6-4 1B BB		0-0 1B		0-3 K	0-0 4-3	4 0 2 1 1 1 6												
Chet Lemon, R (1, 8) OBP: 0.326, SLG: 0.390	0-0 G4-6-3 1-2f			0-0 FC6-4 1-2 1B		0-0 F3		0-0 1B		4 0 2 2 0 0 2												
Larry Herndon, R (1, 7) OBP: 0.242, SLG: 0.256		0-0 5-3		0-0 FC6-4 1-2f 2-3			0-3 K	0-3 K		3 0 0 0 0 1 2												
Dave Collins, S (8, PH) OBP: 0.415, SLG: 0.402										1 0 0 0 0 1 2												
Darrell Evans, L (1, 3) OBP: 0.296, SLG: 0.417		0-0 4-3		0-0 G4-6-3 1-2f			0-0 F9	0-0 F9		4 0 0 0 0 0 4												
Brian Harper, R (1, 9) OBP: 0.059, SLG: 0.059		0-3 K				0-0 F3				3 0 0 0 0 1 0												
Harry Spilman, L (9, PH) OBP: 0.345, SLG: 0.607							0-3 5-3			1 0 0 0 0 1 0												
Tom Brookens, R (1, 10) OBP: 0.370, SLG: 0.462			0-0 6-3			0-0 G6-3 1B				2 0 1 0 0 0 0												
Dave Bergman, L (8, PH) OBP: 0.462, SLG: 0.364								0-0 1B 1B	4-0 FC3-6 BB	1 1 1 0 1 0 0												
Pat Sheridan, L (9, PR) OBP: 0.220, SLG: 0.410										0 0 0 0 0 0 0												
Inning Stats	R: 2 E: 0 K: 0 S: 5	H: 3 LOB: 0 BB: 0 P: 5	R: 0 E: 0 K: 1 S: 5	H: 0 LOB: 0 BB: 0 P: 5	R: 0 E: 1 K: 0 S: 4	H: 0 LOB: 1 BB: 0 P: 4	R: 0 E: 0 K: 0 S: 3	H: 1 LOB: 1 BB: 1 P: 7	R: 0 E: 0 K: 0 S: 3	H: 1 LOB: 0 BB: 0 P: 3	R: 0 E: 0 K: 0 S: 4	H: 1 LOB: 1 BB: 0 P: 4	R: 0 E: 0 K: 1 S: 5	H: 0 LOB: 0 BB: 0 P: 5	R: 3 E: 0 K: 2 S: 11	H: 4 LOB: 2 BB: 1 P: 15	R: 0 E: 0 K: 1 S: 5	H: 0 LOB: 3 BB: 3 P: 17	1B: 9 2B: 1 3B: 0 HR: 0	SF: 0 SAC: 0 DP: 3 HBP: 0	WP: 0 PB: 0 SB: 1 CS: 0	PA: 40
PITCHER	IP WLS BF H R ER SO BB IBB HBP BLK WP HR S P ERA WHIP																					
Danny Jackson, L (1, 1) ERA: 3.29	7.0 W 26 6 2 2 2 1 0 0 0 0 0 0 29 33 2.57 1.000																					
Dan Quisenberry, R (8, 1) ERA: 2.57	0.0 4 3 3 3 0 1 0 0 0 0 0 0 3 7 ∞ ∞																					
Steve Farr, R (8, 1) ERA: 1.93	1.0 4 1 0 0 2 0 0 0 0 0 0 0 8 8 0.00 1.000																					
Bud Black, L (9, 1) ERA: 6.0	0.2 3 0 0 0 1 1 0 0 0 0 0 0 4 8 0.00 1.500																					
Mark Huismann, R (9, 1) ERA: 3.24	0.1 S 3 0 0 0 0 2 0 0 0 0 0 0 1 9 0.00 6.000																					

Detroit Tigers @ Kansas City Royals
 Royals Stadium, Kansas City, MO
 Mon May 12 1986, 8:05 PM EDT
 Att: 31,509 - Unknown

livebaseballscorecards.com

AB	35
R	5
H	10
RBI	5
BB	5
SO	5
LOB	21



Batter	1	2	3	4	5	6	7	8	9	AB	R	H	RBI	BB	SO	LOB
Willie Wilson, S OBP: 0.282, SLG: 0.316 (1, 8)	0-0 5-3	0-0 5-3			0-0 F7	4-0 FC6-4 BB				3	0	0	0	1	0	1
Lonnie Smith, R OBP: 0.260, SLG: 0.239 Lynn Jones, R (1, 7) (8, 7)	0-0 F9		0-0 F9		0-0 FC6-4 WP 1B	0-0 FC6-4				4	1	0	0	0	0	3
George Brett, L OBP: 0.411, SLG: 0.516 (1, 5)	0-0 F7		4-0 BB		0-0 1-2 1B		0-0 6-3			3	1	1	0	1	0	0
Frank White, R OBP: 0.333, SLG: 0.481 (1, 4)		0-0 F3	0-0 L8		4-0 1B 1-2 2-3 BB		0-3 K			3	0	0	0	1	1	1
Steve Balboni, R OBP: 0.345, SLG: 0.415 (1, 3)		0-0 1B 2B	0-3 K		0-0 1-3 2-H 3-H 1B		0-3 K			4	1	2	2	0	2	1
Darryl Motley, R OBP: 0.269, SLG: 0.465 (1, 9)		0-0 2B 1-2 HR 1B		0-0 6-3	0-0 F8		0-0 5-3			4	1	1	0	0	0	2
Hal McRae, R OBP: 0.231, SLG: 0.306 (1, 10)		0-0 1-3 2-H HR 2B		0-0 F7		0-0 5-3		0-3 K		4	1	1	1	0	1	0
Jim Sundberg, R OBP: 0.260, SLG: 0.337 (1, 2)		0-0 2-H 3-H HR		0-0 2-3		0-0 G1-4-3		0-3 K		4	1	1	3	0	1	0
Angel Salazar, R OBP: 0.286, SLG: 0.292 (1, 6)		0-0 4-3			0-0 FC6-4 1B	1-0 BB HBP				2	0	1	0	0	0	0

Inning Stats	R: 0	H: 0	E: 0	K: 0	S: 3	H: 0	LOB: 0	BB: 0	P: 3	R: 4	H: 4	E: 0	K: 0	S: 7	R: 0	H: 0	E: 0	K: 1	S: 5	R: 0	H: 0	E: 0	K: 0	S: 3	R: 2	H: 3	E: 0	K: 0	S: 6	R: 0	H: 0	E: 0	K: 2	S: 7	R: 0	H: 0	E: 0	K: 2	S: 7	R: 0	H: 0	E: 0	K: 2	S: 7	1B: 5	SF: 0	2B: 1	SAC: 0	3B: 0	DP: 0	HR: 1	HBP: 1	WP: 1	PA: 35
--------------	------	------	------	------	------	------	--------	-------	------	------	------	------	------	------	------	------	------	------	------	------	------	------	------	------	------	------	------	------	------	------	------	------	------	------	------	------	------	------	------	------	------	------	------	------	-------	-------	-------	--------	-------	-------	-------	--------	-------	--------

PITCHER	IP	WLS	BF	H	R	ER	SO	BB	IBB	HBP	BLK	WP	HR	S	P	ERA	WHIP
Dave LaPoint, L ERA: 5.01 (1, 1)	4.2	L	23	7	6	6	1	2	0	0	0	1	1	23	31	11.57	1.929
Bill Campbell, R ERA: (5, 1)	1.1		6	0	0	0	0	1	0	1	0	0	0	4	9	0.00	0.750
Bill Scherrer, L ERA: (7, 1)	1.0		3	0	0	0	2	0	0	0	0	0	0	7	7	0.00	0.000
Willie Hernandez, L ERA: 3.86 (8, 1)	1.0		3	0	0	0	2	0	0	0	0	0	0	7	7	0.00	0.000

BOTTOM

Detroit Tigers @ Kansas City Royals
Royals Stadium, Kansas City, MO
Mon May 12 1986, 8:05 PM EDT
Att. 31,509 - Unknown

livebaseballscorecards.com

AB	31
R	6
H	7
RBI	6
BB	3
SO	5
LOB	8



Batter	1	2	3	4	5	6	7	8	9	10	11	AB R H RBI BB SO LOB	TOP																
Lou Whitaker, L (1.4) OBP: 0.316, SLG: 0.406	3-1		E		F8		F6		4-3			5 1 1 0 0 0 1	Detroit Tigers @ Kansas City Royals Royals Stadium, Kansas City, MO Tue May 13 1986, 8:05 PM EDT Att. 22,566 - Unknown																
Alan Trammell, R (1.6) OBP: 0.302, SLG: 0.459	3-1		E7			F7		F9		FC5-4		5 0 2 1 0 0 0																	
Dave Collins, S (1.7) OBP: 0.404, SLG: 0.391			L9			K		3-1		FC5-4		5 0 1 0 0 1 2																	
Lance Parrish, R (1.2) OBP: 0.317, SLG: 0.400	F3					K		BB		1B		4 1 1 0 1 2 2																	
Darrell Evans, L (1.10) OBP: 0.304, SLG: 0.414			K			F6		1B				3 0 1 0 1 1 0																	
Brian Harper, R (8, PR) OBP: 0.059, SLG: 0.059								1B				0 0 0 0 0 0 0																	
Harry Spilman, L (11, PH) OBP: 0.333, SLG: 0.586								1B				1 0 0 0 0 1 0																	
Darnell Coles, R (1.5) OBP: 0.357, SLG: 0.495			6-3			K		K		1B		5 0 2 1 0 2 2																	
Chet Lemon, R (1.8) OBP: 0.319, SLG: 0.379			6-3			K		1B		K		5 0 1 0 0 2 3																	
Mike Laga, L (1.3) OBP: 0.280, SLG: 0.422			4-3							F5		4 0 0 0 0 1 1																	
Dave Bergman, L (9.3) OBP: 0.462, SLG: 0.364												0 0 0 0 0 0 0																	
Pat Sheridan, L (1.9) OBP: 0.200, SLG: 0.372			4-1							4-3		4 0 0 0 0 0 1																	
Inning Stats	R: 0 E: 0 K: 0 S: 4	H: 1 LOB: 1 BB: 0 P: 4	R: 0 E: 0 K: 1 S: 5	H: 0 LOB: 0 BB: 0 P: 5	R: 1 E: 1 K: 0 S: 5	H: 2 LOB: 1 BB: 0 P: 5	R: 0 E: 0 K: 2 S: 8	H: 1 LOB: 1 BB: 0 P: 8	R: 0 E: 0 K: 0 S: 3	H: 0 LOB: 0 BB: 0 P: 3	R: 0 E: 0 K: 1 S: 6	H: 1 LOB: 1 BB: 0 P: 6	R: 1 E: 0 K: 1 S: 7	H: 2 LOB: 2 BB: 1 P: 11	R: 0 E: 0 K: 0 S: 3	H: 0 LOB: 0 BB: 0 P: 3	R: 0 E: 0 K: 1 S: 5	H: 1 LOB: 0 BB: 0 P: 5	R: 0 E: 0 K: 2 S: 7	H: 0 LOB: 0 BB: 0 P: 7	1B: 8 2B: 1 3B: 0 HR: 0	SF: 0 SAC: 0 DP: 0 HBP: 0	WP: 0 PB: 0 SB: 0 CS: 1	PA: 43					
PITCHER	IP WLS BF H R ER SO BB IBB HBP BLK WP HR S P ERA WHIP																												
Bret Saberhagen, R (1.1) ERA: 3.28	9.0	37	8	2	2	7	2	0	0	0	0	0	0	0	49	57	2.00	1.111											
Steve Farr, R (10.1) ERA: 1.74	2.0	6	1	0	0	3	0	0	0	0	0	0	0	12	12	0.00	0.500												

livebaseballscorecards.com

AB	41
R	2
H	9
RBI	2
BB	2
SO	10
LOB	12



Batter	1	2	3	4	5	6	7	8	9	10	11	AB R H RBI BB SO LOB
Willie Wilson, S (1, 8) OBP: 0.271, SLG: 0.303	F5		6-3			E5 1B		K		1-3		5 1 0 0 0 1 1
Rudy Law, L (1, 7) OBP: 0.340, SLG: 0.376	G3 BB			CS 1B		BB 1B		K		L9		4 0 2 1 1 1 1
George Brett, L (1, 5) OBP: 0.411, SLG: 0.500	G3			F8		BB		IBB			F7	3 0 0 0 2 0 2
Frank White, R (1, 4) OBP: 0.328, SLG: 0.468	K			F4		K		F9			HR 1B	5 1 1 0 0 2 6
Jorge Orta, L (1, 10) Hal McRae, R (9, PH) OBP: 0.429, SLG: 0.458 OBP: 0.238, SLG: 0.351		G3		CS 1-2	1-4-3		BB 1B			6-3		3 0 1 0 0 0 0 2 1 1 2 0 0 0
Steve Balboni, R (1, 3) OBP: 0.341, SLG: 0.436		5-3			K		F9			HR		4 1 1 1 0 1 1
Jim Sundberg, R (1, 2) OBP: 0.260, SLG: 0.327		F9			K		G1-4-3 BB			F8		3 0 0 0 1 1 0
Darryl Motley, R (1, 9) OBP: 0.259, SLG: 0.447						F8		G1-4-3		5-3		4 0 0 0 0 1 2
Angel Salazar, R (1, 6) Jamie Quirk, L (8, PH) Buddy Biancalana, S (8, PR) OBP: 0.278, SLG: 0.284 OBP: 0.188, SLG: 0.467 OBP: 0.111, SLG: 0.111						K		K		2B		2 0 0 0 0 2 0 1 0 1 0 0 0 0 1 0 0 0 0 1 0


Inning Stats	R: 0	H: 0	R: 0	H: 0	R: 0	H: 0	R: 0	H: 0	R: 1	H: 1	R: 0	H: 1	R: 0	H: 1	R: 1	H: 1	R: 0	H: 0	R: 2	H: 2	
E: 0	LOB: 1	E: 0	LOB: 0	E: 0	LOB: 0	E: 0	LOB: 0	E: 0	LOB: 1	E: 0	LOB: 2	E: 0	LOB: 0	E: 0	LOB: 0	E: 0	LOB: 0	E: 0	LOB: 0	E: 0	LOB: 0
K: 1	BB: 1	K: 0	BB: 0	K: 2	BB: 0	K: 0	BB: 0	K: 2	BB: 1	K: 0	BB: 1	K: 2	BB: 1	K: 0	BB: 0	K: 1	BB: 0	K: 0	BB: 0	K: 0	BB: 0
S: 5	P: 9	S: 3	P: 3	S: 7	P: 7	S: 3	P: 3	S: 7	P: 7	S: 9	P: 13	S: 3	P: 7	S: 8	P: 12	S: 4	P: 4	S: 5	P: 5	S: 3	P: 3

PITCHER	IP	WLS	BF	H	R	ER	SO	BB	IBB	HBP	BLK	WP	HR	S	P	ERA	WHIP
Jack Morris, R (1, 1) ERA: 4.78	8.0		31	4	1	0	9	3	1	0	0	0	0	45	61	0.00	0.875
Willie Hernandez, L (8, 1) ERA: 4.82	2.1	L	10	3	3	3	1	0	0	0	0	0	2	12	12	11.57	1.286

PITCHER	IP	WLS	BF	H	R	ER	SO	BB	IBB	HBP	BLK	WP	HR	S	P	ERA	WHIP

DETROIT TIGERS @ KANSAS CITY ROYALS
ROYALS STADIUM, KANSAS CITY, MO
 Tue May 13 1986, 8:05 PM EDT
 Att. 22,566 - Unknown

AB	37
R	4
H	7
RBI	4
BB	4
SO	10
LOB	13



1B: 4	SF: 0	WP: 0	PA: 42
2B: 1	SAC: 0	PB: 0	
3B: 0	DP: 1	SB: 2	
HR: 2	HBP: 0	CS: 1	

Batter	1	2	3	4	5	6	7	8	9	AB R H RBI BB SO LOB	TOP										
Oddibe McDowell, L (1, 8) OBP: 0.366, SLG: 0.420	0-0 G3		0-0 G6-4-3			0-0 5-3			0-0 3-1	4 0 0 0 0 0 2											
Curtis Wilkerson, S (1, 6) OBP: 0.227, SLG: 0.194	0-0 G3			0-0 F8 BB FC1-2-5 1B		0-0 F4			0-0 E4 1B 2B	4 1 1 0 0 0 0											
Pete O'Brien, L (1, 3) OBP: 0.400, SLG: 0.574	0-0 3-1			4-0 BB BB BB 1-2 FC1-2-5 BB		0-0 4-3			0-0 2B 1B	3 0 1 0 1 0 0											
George Wright, S (1, 9) OBP: 0.224, SLG: 0.333		0-0 4-3		0-0 F8		0-0 F9			0-0 1-3 2-H 2B	4 0 1 1 0 0 2											
Gary Ward, R (1, 7) OBP: 0.360, SLG: 0.330		0-0 F8		0-0 FC1-2-5		0-0 4-3			0-3 K	4 0 0 0 0 1 4											
Larry Parrish, R (1, 10) OBP: 0.344, SLG: 0.528		0-0 1B		0-0 F5				0-3 K	0-0 1-3	4 0 1 0 0 1 2											
Don Slaught, R (1, 2) OBP: 0.352, SLG: 0.578		0-0 F4		0-0 6-3				0-0 F8		3 0 0 0 0 0 1											
Tom Paciorek, R (1, 5) OBP: 0.390, SLG: 0.450			0-0 L6		0-0 F9			0-0 5-3		3 0 0 0 0 0 0											
Steve Buechele, R (1, 4) OBP: 0.313, SLG: 0.449			0-0 E4			0-0 F4			0-0 E 3-1 1B	2 0 0 0 0 0 0											
Geno Petrali, L (8, 4) OBP: 0.333, SLG: 0.429			G6-4-3							1 1 1 0 0 0 0											
Inning Stats	R: 0 E: 0 K: 0 S: 3	H: 0 LOB: 0 BB: 0 P: 3	R: 0 E: 0 K: 0 S: 4	H: 1 LOB: 1 BB: 0 P: 4	R: 0 E: 1 K: 0 S: 3	H: 0 LOB: 0 BB: 0 P: 3	R: 0 E: 0 K: 0 S: 3	H: 1 LOB: 1 BB: 1 P: 7	R: 0 E: 0 K: 0 S: 3	H: 0 LOB: 0 BB: 0 P: 3	R: 0 E: 0 K: 0 S: 3	H: 0 LOB: 0 BB: 0 P: 3	R: 0 E: 0 K: 1 S: 5	H: 0 LOB: 0 BB: 0 P: 5	R: 2 E: 1 K: 1 S: 9	H: 3 LOB: 2 BB: 0 P: 9	1B: 4 2B: 2 3B: 0 HR: 0	SF: 0 SAC: 0 DP: 2 HBP: 0	WP: 0 PB: 0 SB: 0 CS: 0	PA: 33	
PITCHER Walt Terrell, R (1, 1) ERA: 5.12	IP 9.0	WLS W	BF 33	H 5	R 2	ER 1	SO 2	BB 1	IBB 0	HBP 0	BLK 0	WP 0	HR 0	S 36	P 40	ERA 1.00	WHIP 0.667				
PITCHER	IP	WLS	BF	H	R	ER	SO	BB	IBB	HBP	BLK	WP	HR	S	P	ERA	WHIP				

Texas Rangers @ Detroit Tigers
Tiger Stadium, Detroit, MI
Wed May 14 1986, 7:05 PM EDT
Att. 14,404 - Unknown

livebaseballscorecards.com

AB 32
R 2
H 5
RBI 1
BB 1
SO 2
LOB 11



Batter	1	2	3	4	5	6	7	8	9
Lou Whitaker, L (1, 4) OBP: 0.305, SLG: 0.391 Tom Brookens, R (9, 4) OBP: 0.370, SLG: 0.462	0-3 K		0-0 6-3		0-0 4-3	0-0 G6-4-3			
Alan Trammell, R (1, 6) OBP: 0.308, SLG: 0.455	4-0 1-3 S BB		0-0 CS 1B		0-0 1-3		0-0 F9		
Dave Collins, S (1, 7) OBP: 0.408, SLG: 0.400	0-0 1-3		0-0 4-3			4-0 HR BB	0-0 6-3 1B 2B		
Lance Parrish, R (1, 2) OBP: 0.315, SLG: 0.421	0-0 F8			0-0 F9		0-0 HR	0-0 6-3		
Darrell Evans, L (1, 10) OBP: 0.319, SLG: 0.451		0-0 F7		4-0 WP 1B BB		0-0 HR	0-0 1B		
Darnell Coles, R (1, 5) OBP: 0.353, SLG: 0.482		0-0 F4		4-0 1B 1-2 BB		0-0 F7	0-0 F9		
Dave Bergman, L (1, 3) OBP: 0.471, SLG: 0.533		0-0 HR 1B		0-0 F7		0-0 WP 3B	0-3 K		
Chet Lemon, R (1, 8) OBP: 0.337, SLG: 0.422		0-0 HR		0-0 1B		4-0 WP IBB	0-0 F7		
Pat Sheridan, L (1, 9) OBP: 0.191, SLG: 0.356 Brian Harper, R (6, PH) OBP: 0.105, SLG: 0.056 (7, 9)		0-0 4-3			0-3 K	4-0 G6-4-3 BB	0-0 1-3		

Inning Stats	R: 0 E: 0 K: 1 S: 5	H: 0 LOB: 1 BB: 1 P: 9	R: 2 E: 0 K: 0 S: 5	H: 2 LOB: 0 BB: 0 P: 5	R: 0 E: 0 K: 0 S: 3	H: 1 LOB: 0 BB: 0 P: 3	R: 1 E: 0 K: 0 S: 3	H: 1 LOB: 2 BB: 2 P: 11	R: 0 E: 0 K: 1 S: 5	H: 0 LOB: 0 BB: 0 P: 5	R: 4 E: 0 K: 0 S: 5	H: 3 LOB: 1 BB: 3 P: 17	R: 1 E: 0 K: 0 S: 5	H: 2 LOB: 1 BB: 0 P: 5	R: 0 E: 0 K: 1 S: 5	H: 0 LOB: 0 BB: 0 P: 5
--------------	------------------------------	---------------------------------	------------------------------	---------------------------------	------------------------------	---------------------------------	------------------------------	----------------------------------	------------------------------	---------------------------------	------------------------------	----------------------------------	------------------------------	---------------------------------	------------------------------	---------------------------------

PITCHER	IP	WLS	BF	H	R	ER	SO	BB	IBB	HBP	BLK	WP	HR	S	P	ERA	WHIP
Bobby Witt, R (1, 1) ERA: 5.73	5.0	L	23	6	6	6	2	4	0	0	0	1	3	23	39	10.80	2.000
Mickey Mahler, L (6, 1) ERA: 3.6	1.2		9	3	2	2	0	1	1	0	0	1	0	7	15	10.80	2.400
Dwayne Henry, R (7, 1) ERA: 5.68	0.1		1	0	0	0	0	0	0	0	0	0	0	1	1	0.00	0.000
Mitch Williams, L (8, 1) ERA: 2.84	1.0		3	0	0	0	1	0	0	0	0	0	0	5	5	0.00	0.000

AB R H RBI BB SO LOB

4 0 0 0 0 1 2
0 0 0 0 0 0 0

3 0 1 0 1 0 0

3 2 1 0 1 0 2

4 1 1 2 0 0 2

3 2 2 2 1 0 0

3 0 0 0 1 0 1

4 2 2 0 0 1 2

3 1 2 3 1 0 0


2 0 0 0 0 1 0
1 0 0 0 1 0 0

AB 30
R 8
H 9
RBI 7
BB 6
SO 3
LOB 9

WP: 2 PA: 36
PB: 0
SB: 1
CS: 1

1B: 4 SF: 0
2B: 1 SAC: 0
3B: 1 DP: 1
HR: 3 HBP: 0

Texas Rangers @ Detroit Tigers
Tiger Stadium, Detroit, MI
Wed May 14 1986, 7:05 PM EDT
Att. 14,404 - Unknown



PITCHER	IP	WLS	BF	H	R	ER	SO	BB	IBB	HBP	BLK	WP	HR	S	P	ERA	WHIP
---------	----	-----	----	---	---	----	----	----	-----	-----	-----	----	----	---	---	-----	------

Batter	1	2	3	4	5	6	7	8	9	AB R H RBI BB SO LOB	TOP											
Scott Fletcher, R OBP: 0.408, SLG: 0.457 (1, 6) X	0-0 2B 4-3 1B	0-0 BB 1B		0-0 6-3		4-0 FC3-6 1-2 BB		0-0 1-3		4 1 2 0 1 0 1												
Gary Ward, R OBP: 0.365, SLG: 0.323 George Wright, S OBP: 0.220, SLG: 0.327 (1, 8) X (6, 8)	0-0 F3	4-0 1-2 BB		4-0 BB		0-0 FC3-6 1-2f 2-3		0-0 5-3		2 0 0 0 2 0 3 1 0 0 0 0 0 0												
Pete O'Brien, L OBP: 0.400, SLG: 0.575 (1, 3) X	0-0 4-3 1-3 3B 2B	0-3 K		0-0 F8		0-0 F9		0-0 HR 1B		5 2 2 0 0 1 4												
Pete Incaviglia, R OBP: 0.330, SLG: 0.500 (1, 9) B B B	4-0 4-3 3B BB		0-0 5-3	0-0 F8		0-3 K2-3		0-0 1-H HR		4 2 1 2 1 1 1												
Larry Parrish, R OBP: 0.331, SLG: 0.505 (1, 10) X	0-0 4-3 1-2 2-3 3-H		0-0 F4		0-0 6-3		0-0 4-3	0-0 F3		5 0 0 1 0 0 2												
Toby Harrah, R OBP: 0.341, SLG: 0.342 Curtis Wilkerson, S OBP: 0.217, SLG: 0.185 (1, 4) B B B (4, 4)	4-0 3B BB		0-0 HR 2B		0-0 5-3		0-0 F7	0-0 6-3		1 2 1 0 1 0 0 3 0 0 0 0 0 0												
Don Slaught, R OBP: 0.358, SLG: 0.632 (1, 2) X	0-0 1-H 2-H 3-H 3B		0-0 2-H HR		0-3 K		0-3 K			4 1 2 5 0 2 0												
Tom Paciorek, R OBP: 0.378, SLG: 0.432 (1, 7) X	0-0 F7		0-0 1B		0-0 1-3		0-0 6-3			4 0 1 0 0 0 1												
Steve Buechele, R OBP: 0.320, SLG: 0.446 (1, 5) X		0-0 F8	0-0 F8		0-0 FC3-6 BB 1B		4-0 BB			3 0 1 0 1 0 1												
Inning Stats	R: 4 E: 0 K: 0 S: 6	H: 3 LOB: 1 BB: 2 P: 14	R: 0 E: 0 K: 1 S: 5	H: 1 LOB: 1 BB: 1 P: 9	R: 2 E: 0 K: 0 S: 6	H: 3 LOB: 1 BB: 0 P: 6	R: 0 E: 0 K: 0 S: 3	H: 0 LOB: 1 BB: 1 P: 7	R: 0 E: 0 K: 1 S: 5	H: 0 LOB: 0 BB: 0 P: 5	R: 0 E: 0 K: 0 S: 4	H: 1 LOB: 2 BB: 1 P: 8	R: 0 E: 0 K: 1 S: 5	H: 0 LOB: 0 BB: 0 P: 5	R: 0 E: 0 K: 1 S: 5	H: 0 LOB: 1 BB: 1 P: 9	R: 2 E: 0 K: 0 S: 5	H: 2 LOB: 0 BB: 0 P: 5	1B: 5 2B: 2 3B: 1 HR: 2	SF: 0 SAC: 0 DP: 0 HBP: 0	WP: 0 PB: 0 SB: 0 CS: 0	PA: 42
PITCHER	IP WLS BF H R ER SO BB IBB HBP BLK WP HR S P ERA WHIP																				PITCHER	IP WLS BF H R ER SO BB IBB HBP BLK WP HR S P ERA WHIP
Frank Tanana, L ERA: 5.09 (1, 1)	2.2 L 17 7 6 6 1 3 0 0 0 0 1 16 28 20.25 3.750																					
Eric King, R ERA: (3, 1)	5.1 20 1 0 0 3 3 0 0 0 0 0 23 35 0.00 0.750																					
Bill Scherrer, L ERA: 9.0 (9, 1)	1.0 5 2 2 2 0 0 0 0 0 0 1 5 5 18.00 2.000																					

Texas Rangers @ Detroit Tigers
Tiger Stadium, Detroit, MI
Thu May 15 1986, 7:05 PM EDT
Att. 13,236 - Unknown

livebaseballscorecards.com

AB	36
R	8
H	10
RBI	8
BB	6
SO	4
LOB	13



Batter	1	2	3	4	5	6	7	8	9	AB	R	H	RBI	BB	SO	LOB
Lou Whitaker, L OBP: 0.295, SLG: 0.377 (1, 4)	0-0 F8		0-0 F8		0-0 F6		0-0 G3-4-3			4	0	0	0	0	0	1
Alan Trammell, R OBP: 0.298, SLG: 0.440 (1, 6)	0-0 F3		0-0 6-3		0-0 F6		0-0 5-3			4	0	0	0	0	0	1
Darnell Coles, R OBP: 0.358, SLG: 0.482 (1, 5)	0-0 FC5-4 1B		0-0 1B		0-0 5-3		0-0 5-3		0-0 F8	4	0	2	0	0	0	0
Lance Parrish, R OBP: 0.306, SLG: 0.407 (1, 2)	0-0 FC5-4 1-2f		0-0 5-3		0-0 E9 1B SF8		0-0 F8		0-0 F8	4	1	0	0	0	0	2
Chet Lemon, R OBP: 0.363, SLG: 0.452 (1, 8)		0-0 1B 1B		0-0 2B		0-0 2-3 1B		4-0 BB BB		3	0	3	0	1	0	0
Larry Herndon, R OBP: 0.232, SLG: 0.247 (1, 7)		0-3 K		0-0 F8		0-0 SF8		0-0 F8		3	0	0	1	0	1	3
Darrell Evans, L OBP: 0.308, SLG: 0.434 (1, 3)		0-3 K		0-0 4-3		0-0 F7			0-0 F8	4	0	0	0	0	1	3
Tom Brookens, R OBP: 0.387, SLG: 0.448 (1, 10)		0-0 FC5-4 1-2 1B		0-0 5-3		4-0 BB BB		0-3 K		3	0	1	0	1	1	1
Brian Harper, R OBP: 0.087, SLG: 0.045 (1, 9)		0-0 FC5-4 1-2f		0-0 F9		0-0 F7		0-0 1-3		4	0	0	0	0	0	3

Inning Stats	R: 0	H: 1	E: 0	LOB: 1	K: 0	BB: 0	S: 4	P: 4	R: 0	H: 2	E: 0	LOB: 2	K: 2	BB: 0	S: 9	P: 9	R: 0	H: 1	E: 0	LOB: 1	K: 0	BB: 0	S: 4	P: 4	R: 0	H: 1	E: 0	LOB: 1	K: 0	BB: 0	S: 4	P: 4	R: 0	H: 0	E: 0	LOB: 0	K: 0	BB: 0	S: 3	P: 3	R: 1	H: 1	E: 1	LOB: 1	K: 0	BB: 0	S: 5	P: 5	R: 0	H: 0	E: 0	LOB: 1	K: 0	BB: 1	S: 3	P: 7	R: 0	H: 0	E: 0	LOB: 1	K: 0	BB: 1	S: 3	P: 7	R: 0	H: 0	E: 0	LOB: 0	K: 1	BB: 0	S: 5	P: 5
1B: 5	SF: 1	2B: 1	SAC: 0	3B: 0	DP: 0	HR: 0	HBP: 0	WP: 0	PA: 36	WP: 0	PA: 36	ERA	WHIP	ERA	WHIP																																																									

PITCHER	IP	WLS	BF	H	R	ER	SO	BB	IBB	HBP	BLK	WP	HR	S	P	ERA	WHIP
Mike Mason, L ERA: 3.6 (1, 1)	8.0	W	33	6	1	0	2	2	0	0	0	0	0	35	43	0.00	1.000
Mitch Williams, L ERA: 2.63 (9, 1)	1.0		3	0	0	0	1	0	0	0	0	0	0	5	5	0.00	0.000

TEXAS RANGERS @ DETROIT TIGERS
Tiger Stadium, Detroit, MI
 Thu May 15 1986, 7:05 PM EDT
 Att. 13,236 - Unknown

AB	33
R	1
H	6
RBI	1
BB	2
SO	3
LOB	14



WP	HR	S	P	ERA	WHIP
0	0	0	0	0.00	1.000

Batter	1	2	3	4	5	6	7	8	9	AB R H RBI BB SO LOB	TOP										
Gary Pettis, S (1, 8) OBP: 0.250, SLG: 0.286	0-0 1-3	0-0 1-H 2-H HR	4-0 BB			0-0 5-3	0-0 3-1		0-0 1-3	5 1 1 3 1 0 0											
Wally Joyner, L (1, 3) OBP: 0.361, SLG: 0.645	0-0 HR	0-0 3-1	0-0 4-3			0-0 G3	0-0 HR		0-3 K	6 2 2 2 0 1 2											
Brian Downing, R (1, 7) OBP: 0.424, SLG: 0.565 Darrell Miller, R (9, PH) OBP: 0.171, SLG: 0.158	1-0 PB HBP	0-0 1B E 1B			0-0 F5	4-0 2B 2B BB	0-0 2B		0-0 E4 1B	3 2 2 0 1 0 0 1 0 0 0 0 0 0											
Reggie Jackson, L (1, 10) OBP: 0.423, SLG: 0.591 Rick Burleson, R (9, PH) OBP: 0.398, SLG: 0.451	0-0 F8	0-0 E9 1B			0-3 K	0-0 2B 2B	0-3 K		0-0 1B	5 1 2 0 0 2 2 1 0 1 0 0 0 0											
Doug DeCinces, R (1, 5) OBP: 0.313, SLG: 0.381	4-0 1-2 BB	4-0 IBB			0-3 K	4-0 2B E IBB			0-0 4-3	3 1 0 0 3 1 2											
Ruppert Jones, L (1, 9) OBP: 0.382, SLG: 0.427	0-3 K	0-0 F6			0-0 F8	0-0 E9 2B			0-0 1B SF7 1B	5 1 2 2 0 1 4											
Rob Wilfong, L (1, 4) OBP: 0.330, SLG: 0.440 Bobby Grich, R (3, PH) OBP: 0.357, SLG: 0.440		0-0 G3	0-0 6-3		0-3 K	0-0 F5			0-0 1B	1 0 0 0 0 0 0 4 0 1 0 0 1 1											
Dick Schofield, R (1, 6) OBP: 0.330, SLG: 0.482		1-0 HR HBP	0-0 1-4-3 2B		4-0 FC6-4 BB				0-0 SF7	2 2 2 2 1 0 0											
Bob Boone, R (1, 2) OBP: 0.283, SLG: 0.275		4-0 HR BB	0-0 1-4-3		0-0 FC6-4				0-0 F7	4 1 0 0 1 0 3											
Inning Stats	R: 1 E: 0 K: 1 S: 6	H: 1 LOB: 2 BB: 1 P: 11	R: 4 E: 1 K: 0 S: 6	H: 3 LOB: 2 BB: 2 P: 15	R: 0 E: 0 K: 0 S: 4	H: 1 LOB: 2 BB: 1 P: 8	R: 0 E: 0 K: 2 S: 7	H: 0 LOB: 0 BB: 0 P: 7	R: 0 E: 0 K: 1 S: 5	H: 0 LOB: 1 BB: 1 P: 9	R: 3 E: 1 K: 0 S: 5	H: 2 LOB: 1 BB: 2 P: 13	R: 2 E: 0 K: 1 S: 8	H: 3 LOB: 1 BB: 0 P: 8	R: 1 E: 0 K: 0 S: 5	H: 2 LOB: 1 BB: 0 P: 5	R: 0 E: 1 K: 1 S: 7	H: 1 LOB: 2 BB: 0 P: 7	1B: 5 2B: 4 3B: 0 HR: 4	SF: 1 SAC: 0 DP: 0 HBP: 2	WP: 0 PA: 50 PB: 1 SB: 1 CS: 0
PITCHER	IP WLS BF H R ER SO BB IBB HBP BLK WP HR S P ERA WHIP												PITCHER	IP WLS BF H R ER SO BB IBB HBP BLK WP HR S P ERA WHIP							
Dan Petry, R (1, 1) ERA: 5.26	1.2 L 12 3 5 4 1 2 0 2 0 0 2 10 20 21.60 3.000																				
Bill Scherrer, L (2, 1) ERA: 6.0	4.0 21 4 3 2 3 3 2 0 0 0 0 22 42 4.50 1.750																				
Bill Campbell, R (6, 1) ERA: 3.52	2.1 12 5 3 3 1 0 0 0 0 0 2 14 14 11.57 2.143																				
Willie Hernandez, L (9, 1) ERA: 4.58	1.0 5 1 0 0 0 1 0 0 0 0 0 0 7 7 0.00 1.000																				

California Angels @ Detroit Tigers
Tiger Stadium, Detroit, MI
Fri May 16 1986, 7:05 PM EDT
Att. 23,184 - Unknown

livebaseballscorecards.com

AB	40
R	11
H	13
RBI	9
BB	7
SO	6
LOB	14



Batter	1	2	3	4	5	6	7	8	9	AB R H RBI BB SO LOB	TOP											
Rick Burleson, R OBP: 0.388, SLG: 0.437 (1, 10) X	0-0 FC4-6 1B	0-0 5-3		0-3 K			X 0-0 F8	0-3 K		5 0 1 0 0 2 4												
Wally Joyner, L OBP: 0.357, SLG: 0.631 (1, 3) X	0-0 FC4-6 BB 1-2f	0-0 F9			X 0-0 F6		X 0-0 BB 1B	0-0 F7		5 1 1 0 0 0 2												
Brian Downing, R OBP: 0.423, SLG: 0.551 (1, 7) B B B	4-0 HR BB 1-2		X 0-0 F8		X 0-0 5-3		B B B B 4-0 1-2 BB	X 0-0 F6		3 1 0 0 2 0 0												
Doug DeCinces, R OBP: 0.310, SLG: 0.396 (1, 5) X	0-0 HR 1-H 2-H		S S S 0-3 K		X 0-0 F7		X 0-0 F2	X 0-0 E3 BB		5 1 1 3 0 1 2												
George Hendrick, R OBP: 0.320, SLG: 0.537 (1, 9) X	0-0 6-3		B B B B 4-0 BB		X 0-0 F7		X 0-0 F6	B B B B 4-0 1-2 FC6-4 BB		3 0 0 0 2 0 0												
Bobby Grich, R OBP: 0.344, SLG: 0.418 (1, 4) X	0-0 FC6-4 1B		X 0-0 F8		X 0-0 F8		X 0-0 6-3	X 0-0 FC6-4 1-2f		5 0 1 0 0 0 3												
Dick Schofield, R OBP: 0.337, SLG: 0.477 (1, 6) X	0-0 FC6-4 1-2f		X 0-0 4-3		B B B B 4-0 BB		X 0-0 1B 1B			3 1 1 0 1 0 1												
Gary Pettis, S OBP: 0.266, SLG: 0.302 (1, 8)		X 0-0 SH1-4 1B		X 0-0 1B		X 0-0 5-3		X 0-0 1B 1B		4 0 3 0 0 0 1												
Bob Boone, R OBP: 0.284, SLG: 0.276 (1, 2)		X 0-0 SH1-4 1-2		X 0-0 F7		X 0-0 F8		X 0-0 1B 1-2 2-H		3 0 1 1 0 0 1												
Inning Stats	R: 3 E: 0 K: 0 S: 6	H: 3 LOB: 1 BB: 1 P: 10	R: 0 E: 0 K: 0 S: 4	H: 1 LOB: 1 BB: 0 P: 4	R: 0 E: 0 K: 1 S: 5	H: 0 LOB: 1 BB: 1 P: 9	R: 0 E: 0 K: 1 S: 6	H: 1 LOB: 1 BB: 0 P: 6	R: 0 E: 0 K: 0 S: 3	H: 0 LOB: 0 BB: 0 P: 3	R: 0 E: 0 K: 0 S: 3	H: 0 LOB: 1 BB: 1 P: 7	R: 0 E: 0 K: 0 S: 4	H: 1 LOB: 2 BB: 1 P: 8	R: 1 E: 0 K: 1 S: 8	H: 3 LOB: 2 BB: 0 P: 8	R: 0 E: 1 K: 0 S: 4	H: 0 LOB: 2 BB: 1 P: 8	1B: 8 2B: 0 3B: 0 HR: 1	SF: 0 SAC: 1 DP: 0 HBP: 0	WP: 0 PB: 0 SB: 0 CS: 0	PA: 42
PITCHER	IP WLS BF H R ER SO BB IBB HBP BLK WP HR S P ERA WHIP																					
Dave LaPoint, L ERA: 4.75 (1, 1)	7.0 W 31 6 3 3 2 4 0 0 0 0 1 31 47 3.86 1.429																					
Willie Hernandez, L ERA: 4.57 (8, 1)	2.0 11 3 1 1 1 1 0 0 0 0 0 12 16 4.50 2.000																					

California Angels @ Detroit Tigers
Tiger Stadium, Detroit, MI
Sat May 17 1986, 3:33 AM EDT
Att: 28,709 - Unknown

livebaseballscorecards.com

AB	36
R	4
H	9
RBI	4
BB	5
SO	3
LOB	14



Batter	1	2	3	4	5	6	7	8	9
Lou Whitaker, L (1, 4) OBP: 0.305, SLG: 0.415	0-0 3B 1B	0-0 CS 1-2	0-0 F9		0-0 HR		0-3 K	0-0 2B	
Alan Trammell, R (1, 6) OBP: 0.293, SLG: 0.424	0-0 F8		0-0 F8		0-0 1-3		0-0 HR 1B	0-0 5-3	
Johnny Grubb, L (1, 9) OBP: 0.500, SLG: 1.000 Larry Herndon, R (7, PH) OBP: 0.240, SLG: 0.287 (8, 7)	0-0 1B 3B		0-0 3-1		0-0 4-3		0-0 HR		
Lance Parrish, R (1, 2) OBP: 0.307, SLG: 0.403	0-0 1B			0-0 F5		0-0 F3	0-0 4-3		
Darrell Evans, L (1, 10) OBP: 0.313, SLG: 0.451	0-0 F9			0-0 F4		4-0 2B BB		0-0 HR	
Darnell Coles, R (1, 5) OBP: 0.354, SLG: 0.467	0-0 F7			4-0 BB		0-0 F7	0-3 K		
Dave Bergman, L (1, 3) OBP: 0.400, SLG: 0.478		0-0 F7		0-3 K		0-0 2B		0-0 5-3 1B	
Chet Lemon, R (1, 8) OBP: 0.367, SLG: 0.460		0-0 F5			0-0 F5		0-0 SH5-4 1B	0-0 5-3	
Dave Collins, S (1, 7) OBP: 0.404, SLG: 0.389 Pat Sheridan, L (8, 9) OBP: 0.196, SLG: 0.347		4-0 CS BB			0-0 HR 1B		0-0 SH5-4	0-0 2B 1B	

BOTTOM											
AB	R	H	RBI	BB	SO	LOB					
5	2	3	3	0	1	1					
5	1	1	1	0	0	2					
3	1	1	1	0	0	0					
1	1	1	2	0	0	0					
4	0	1	1	0	0	0					
3	1	1	1	1	0	1					
3	0	0	0	1	1	2					
4	1	2	0	0	1	1					
4	1	1	0	0	0	1					
1	1	1	0	1	0	0					
1	1	1	1	0	0	0					
1B: 7	SF: 0			WP: 0	PA: 39						
2B: 2	SAC: 1			PB: 0							
3B: 1	DP: 0			SB: 0							
HR: 3	HBP: 0			CS: 1							

California Angels @ Detroit Tigers
Tiger Stadium, Detroit, MI
Sat May 17 1986, 3:33 AM EDT
Att. 28,709 - Unknown

AB	34
R	10
H	13
RBI	10
BB	3
SO	3
LOB	8



Inning Stats																	
R	H	E	K	S	P	R	H	E	K	S	P	R	H	E	K	S	P
2	3	0	0	6	6	0	0	0	0	2	2	0	0	0	0	5	5
0	1	0	0	6	6	0	0	0	0	3	3	0	0	0	0	9	9
0	0	0	0	6	6	0	0	0	0	3	3	0	0	0	0	11	11
0	0	0	0	6	6	0	0	0	0	3	3	0	0	0	0	11	11

PITCHER																
IP	WLS	BF	H	R	ER	SO	BB	IBB	HBP	BLK	WP	HR	S	P	ERA	WHIP
6.0	L	26	7	5	5	1	3	0	0	0	0	1	25	37	7.50	1.667
0.2		3	1	0	0	1	0	0	0	0	0	0	5	5	0.00	1.500
1.1		9	5	5	5	1	0	0	0	0	0	2	11	11	33.75	3.750

Batter	1	2	3	4	5	6	7	8	9	AB R H RBI BB SO LOB	TOP									
Harold Reynolds, S (1, 4) OBP: 0.217, SLG: 0.227	0-0 1-3	0-0 4-3			0-0 F5		0-0 FC3-6			4 0 0 0 0 0 2	Seattle Mariners @ Detroit Tigers Tiger Stadium, Detroit, MI Tue May 20 1986, 7:05 PM EDT Att. 12,660 - Unknown livebaseballscorecards.com									
Spike Owen, S (1, 6) OBP: 0.306, SLG: 0.322	4-0 1B BB		0-0 F7		0-0 F9		0-0 F7			3 0 0 0 1 0 1										
Phil Bradley, R (1, 7) OBP: 0.354, SLG: 0.360	0-0 1B 1-2		0-0 6-3		0-0 F8		0-0 G3			4 0 1 0 0 0 1										
Alvin Davis, L (1, 3) OBP: 0.441, SLG: 0.585	0-0 1-3 2-3 1B		0-0 4-3			4-0 FC6-4 BB		0-0 F6		3 0 1 0 1 0 0										
Ken Phelps, L (1, 10) OBP: 0.429, SLG: 0.600	4-0 BB			4-0 G5-4-3 BB		0-0 F7		0-0 F2		2 0 0 0 2 0 1										
Jim Presley, R (1, 5) OBP: 0.260, SLG: 0.386	0-3 K		0-0 G5-4-3 1-2f		0-0 FC6-4 1B 1-2f		0-0 6-3			4 0 0 0 0 1 5										
Ivan Calderon, R (1, 9) OBP: 0.277, SLG: 0.323		0-0 1-3		0-0 1B 1B		0-0 1-2 1B		0-0 F7		4 0 2 0 0 0 0										
Dave Henderson, R (1, 8) OBP: 0.287, SLG: 0.371		4-0 BB		0-0 1-2 1B		0-3 K		0-0 F9		3 0 1 0 1 1 2										
Steve Yeager, R (1, 2) OBP: 0.270, SLG: 0.303		0-0 F8		0-3 K		4-0 FC3-6 BB		0-0 5-3		3 0 0 0 1 1 3										
Inning Stats	R: 0 E: 0 K: 1 S: 6	H: 2 LOB: 3 BB: 2 P: 14	R: 0 E: 0 K: 0 S: 3	H: 0 LOB: 1 BB: 1 P: 7	R: 0 E: 0 K: 0 S: 3	H: 0 LOB: 0 BB: 0 P: 3	R: 0 E: 0 K: 1 S: 6	H: 2 LOB: 2 BB: 1 P: 10	R: 0 E: 0 K: 0 S: 3	H: 0 LOB: 0 BB: 0 P: 3	R: 0 E: 0 K: 0 S: 3	H: 0 LOB: 0 BB: 0 P: 3	R: 0 E: 0 K: 0 S: 3	H: 0 LOB: 0 BB: 0 P: 3	R: 0 E: 0 K: 0 S: 3	H: 0 LOB: 0 BB: 0 P: 3	1B: 5 2B: 0 3B: 0 HR: 0	SF: 0 SAC: 0 DP: 1 HBP: 0	WP: 0 PB: 0 SB: 0 CS: 0	PA: 36
PITCHER Walt Terrell, R (1, 1) ERA: 4.28	IP 9.0 WLS W BF 36 H 5 R 0 ER 0 SO 3 BB 6 IBB 0 HBP 0 BLK 0 WP 0 HR 0 S 36 P 60 ERA 0.00 WHIP 1.222											PITCHER	IP WLS BF H R ER SO BB IBB HBP BLK WP HR S P ERA WHIP							



Batter	1	2	3	4	5	6	7	8	9	AB R H RBI BB SO LOB	TOP										
Harold Reynolds, S OBP: 0.259, SLG: 0.240 (1, 4) X	0-0 E S 1B	0-3 K		0-0 F6			4-0 CS BB			3 1 1 0 1 1 0											
Spike Owen, S OBP: 0.304, SLG: 0.320 (1, 6) X	0-0 3-1 1B 1-H		0-0 F8		0-0 4-3		0-0 G3			4 0 1 1 0 0 1											
Phil Bradley, R OBP: 0.352, SLG: 0.357 (1, 7) X	0-0 3-1 1B 1-2		0-0 F8		0-0 5-3			0-3 K		4 0 1 0 0 1 0											
Alvin Davis, L OBP: 0.436, SLG: 0.574 (1, 3) X	0-0 3-1 1-2 2-3		0-3 K		0-0 1B			0-3 K		4 0 1 0 0 2 2											
Gorman Thomas, R OBP: 0.306, SLG: 0.429 (1, 10) X	4-0 IBB			0-0 HR		0-0 F5		0-0 5-3		3 1 1 1 1 0 1											
Jim Presley, R OBP: 0.260, SLG: 0.403 (1, 5) S S	0-3 K			0-0 HR		0-0 F8			0-0 F8	4 1 1 1 0 1 3											
Al Cowens, R OBP: 0.226, SLG: 0.241 (1, 9) S S	0-3 K			0-0 E9 4-3 2B		0-0 6-3			0-0 F8	4 1 1 0 0 1 3											
Dave Henderson, R OBP: 0.278, SLG: 0.358 (1, 8) S S		0-3 K		0-0 4-3		0-0 F9			0-0 6-3	4 0 0 1 0 1 0											
Bob Kearney, R OBP: 0.200, SLG: 0.212 (1, 2) X				0-0 4-3		0-0 F6			0-0 6-3	3 0 0 0 0 0 0											
Inning Stats	R: 1 E: 0 K: 2 S: 10	H: 3 LOB: 3 BB: 1 P: 14	R: 0 E: 0 K: 2 S: 7	H: 0 LOB: 0 BB: 0 P: 7	R: 0 E: 0 K: 1 S: 5	H: 0 LOB: 0 BB: 0 P: 5	R: 3 E: 1 K: 0 S: 6	H: 3 LOB: 0 BB: 0 P: 6	R: 0 E: 0 K: 0 S: 3	H: 0 LOB: 0 BB: 0 P: 3	R: 0 E: 0 K: 0 S: 2	H: 0 LOB: 0 BB: 1 P: 6	R: 0 E: 0 K: 2 S: 7	H: 0 LOB: 0 BB: 0 P: 7	R: 0 E: 0 K: 0 S: 3	H: 0 LOB: 0 BB: 0 P: 3	1B: 4 2B: 1 3B: 0 HR: 2	SF: 0 SAC: 0 DP: 0 HBP: 0	WP: 0 PB: 0 SB: 1 CS: 1	PA: 35	
PITCHER	IP WLS BF H R ER SO BB IBB HBP BLK WP HR S P ERA WHIP																				
Frank Tanana, L ERA: 5.33 (1, 1)	3.0	16	6	4	3	5	0	1	0	0	0	2	25	29	9.00	2.000					
Eric King, R ERA: (4, 1)	6.0	W	19	1	0	0	2	1	0	0	0	0	22	26	0.00	0.333					

Seattle Mariners @ Detroit Tigers
Tiger Stadium, Detroit, MI
Wed May 21 1986, 7:05 PM EDT
Att. 13,117 - Unknown

livebaseballscorecards.com

AB 33
R 4
H 7
RBI 4
BB 2
SO 7
LOB 10



Batter	1	2	3	4	5	6	7	8	9
Lou Whitaker, L OBP: 0.333, SLG: 0.446 (1, 4)	4-0 BB 2B BB	0-0 E9 2-H 1B		0-3 K		4-0 1-2 BB		0-0 F7 1-2	
Alan Trammell, R OBP: 0.301, SLG: 0.414 (1, 6)	4-0 2B 1-2 1B BB	0-3 K		0-3 K		0-0 F7		0-0 F4	
Darnell Coles, R OBP: 0.360, SLG: 0.488 (1, 5)	0-0 1B 1-3 2-H 2B	0-0 F8				0-0 F7		4-0 FC1-5 1B BB	
Lance Parrish, R OBP: 0.302, SLG: 0.391 (1, 2)	0-3 K		0-3 K		0-0 F8		0-0 1-2 FC1-5 2B 1B		
Chet Lemon, R OBP: 0.368, SLG: 0.458 (1, 8)	0-0 1B		0-3 K		0-0 F3		0-0 1-2 2B 2-3f		
Johnny Grubb, L OBP: 0.625, SLG: 0.833 (8, 9)									
Larry Herndon, R OBP: 0.264, SLG: 0.343 (1, 7)	0-0 F9		4-0 BB		0-0 HR		0-0 1-H 2-H 1B 2B		
Darrell Evans, L OBP: 0.321, SLG: 0.459 (1, 3)	0-3 K		0-3 K		0-0 BB		0-0 BB 1B 2-H 1B		
Brian Harper, R OBP: 0.111, SLG: 0.040 (1, 9)		0-0 L5		4-0 BB		0-0 F8		0-0 F8	
Pat Sheridan, L OBP: 0.192, SLG: 0.340 (8, 8)									
Tom Brookens, R OBP: 0.371, SLG: 0.424 (1, 10)		0-0 E6 E 1B		0-0 F9		0-0 F9		0-0 E8 CS	

Inning Stats	R: 2	H: 2	E: 0	LOB: 2	K: 2	S: 9	P: 17	R: 1	H: 2	E: 2	LOB: 1	K: 1	S: 7	R: 0	H: 0	E: 0	LOB: 1	K: 3	S: 9	R: 0	H: 0	E: 0	LOB: 0	K: 0	S: 3	R: 1	H: 2	E: 0	LOB: 2	K: 0	S: 5	R: 2	H: 3	E: 0	LOB: 1	K: 0	S: 5	R: 0	H: 0	E: 1	LOB: 0	K: 0	S: 3					

PITCHER	IP	WLS	BF	H	R	ER	SO	BB	IBB	HBP	BLK	WP	HR	S	P	ERA	WHIP
Mark Langston, L ERA: 5.43 (1, 1)	7.0	L	35	9	6	5	8	6	0	0	0	0	1	45	69	6.43	2.143
Pete Ladd, R ERA: 2.92 (8, 1)	1.0		3	0	0	0	0	0	0	0	0	0	0	3	3	0.00	0.000


BOTTOM

Seattle Mariners @ Detroit Tigers
Tiger Stadium, Detroit, MI
Wed May 21 1986, 7:05 PM EDT
Att. 13,117 - Unknown

AB	R	H	RBI	BB	SO	LOB
3	1	1	1	2	1	2
4	1	0	0	1	2	4
3	0	1	1	1	0	1
4	1	1	0	0	2	2
4	0	1	1	0	1	2
0	0	0	0	0	0	0
3	2	2	2	1	0	2
4	0	2	1	0	2	3
3	0	0	0	1	0	2
0	0	0	0	0	0	0
4	1	1	0	0	0	2

AB	32
R	6
H	9
RBI	6
BB	6
SO	8
LOB	20

WP: 0 PA: 38
PB: 0
SB: 0
CS: 1



livebaseballscorecards.com

Batter	1	2	3	4	5	6	7	8	9	AB R H RBI BB SO LOB	TOP									
Harold Reynolds, S (1, 4) OBP: 0.250, SLG: 0.233	0-3 K	0-0 F7			0-0 G3		0-0 B4	0-0 S 1B		5 0 1 1 0 1 2										
Spike Owen, S (1, 6) OBP: 0.308, SLG: 0.326	0-0 4-3		0-0 F9 1B 2B		4-0 BB		0-0 L4	0-3 K		4 1 1 0 1 1 2										
Phil Bradley, R (1, 7) OBP: 0.353, SLG: 0.354	0-0 4-3		0-0 F9 2-3		0-0 F8		0-0 1B		4-0 BB	4 0 1 0 1 0 2										
Alvin Davis, L (1, 3) OBP: 0.435, SLG: 0.567		0-0 1B 1B	0-0 1B	0-0 1B 3-H	1-3		4-3		0-3 K	5 1 2 1 0 1 3										
Ken Phelps, L (1, 10) OBP: 0.426, SLG: 0.559		0-0 F8 1B FC6-4 1B	0-0 F7			0-0 3-1		4-0 SH3-4 CS 1B BB	0-3 K	4 1 1 0 1 1 2										
Jim Presley, R (1, 5) OBP: 0.264, SLG: 0.403		0-0 FC6-4 1B 1-2 2-H	0-3 K			0-0 5-3		0-0 CS SH3-4 1B E	0-3 K	5 1 2 1 0 2 2										
Al Cowens, R (1, 9) OBP: 0.231, SLG: 0.246		0-0 F8 2-3		0-0 5-3		0-0 1B 1B		0-0 SH3-4		3 0 1 0 0 0 2										
Dave Henderson, R (1, 8) OBP: 0.285, SLG: 0.357		0-0 FC6-4 1B 1-2 3-H		0-0 4-3		0-0 1B 1B		4-0 BLK E 1B IBB		3 1 1 1 1 0 1										
Steve Yeager, R (1, 2) OBP: 0.269, SLG: 0.300		0-0 1B 1-2		0-3 K2-3		0-0 F5		0-0 E5 1B BLK		4 0 1 0 0 1 4										
Inning Stats	R: 0 E: 0 K: 1 S: 5	H: 0 LOB: 0 BB: 0 P: 5	R: 2 E: 0 K: 0 S: 7	H: 4 LOB: 2 BB: 0 P: 7	R: 1 E: 0 K: 1 S: 7	H: 2 LOB: 1 BB: 0 P: 7	R: 0 E: 0 K: 1 S: 5	H: 0 LOB: 0 BB: 0 P: 5	R: 0 E: 0 K: 0 S: 5	H: 2 LOB: 2 BB: 0 P: 5	R: 0 E: 0 K: 0 S: 4	H: 1 LOB: 1 BB: 0 P: 4	R: 2 E: 1 K: 1 S: 7	H: 2 LOB: 2 BB: 2 P: 15	R: 0 E: 0 K: 3 S: 9	H: 0 LOB: 1 BB: 1 P: 13	1B: 10 2B: 1 3B: 0 HR: 0	SF: 0 SAC: 1 DP: 0 HBP: 0	WP: 0 PB: 0 SB: 1 CS: 2	PA: 42
PITCHER	IP WLS BF H R ER SO BB IBB HBP BLK WP HR S P ERA WHIP																			
Dan Petry, R (1, 1) ERA: 5.02	7.2 L 36 10 5 3 3 2 1 0 0 0 0 39 51 3.52 1.565																			
Willie Hernandez, L (8, 1) ERA: 4.5	0.1 2 1 0 0 1 0 0 0 0 1 0 0 4 4 0.00 3.000																			
Bill Scherrer, L (9, 1) ERA: 5.14	1.0 4 0 0 0 3 1 0 0 0 0 0 0 9 13 0.00 1.000																			

Seattle Mariners @ Detroit Tigers
Tiger Stadium, Detroit, MI
Thu May 22 1986, 3:33 AM EDT
Att. 18,953 - Unknown

livebaseballscorecards.com

AB	37
R	5
H	11
RBI	4
BB	4
SO	7
LOB	20



BOTTOM

Seattle Mariners @ Detroit Tigers
Tiger Stadium, Detroit, MI
Thu May 22 1986, 3:33 AM EDT
Att. 18,953 - Unknown

livebaseballscorecards.com

AB 39
R 3
H 13
RBI 3
BB 2
SO 4
LOB 21



WP: 0 PA: 41
PB: 0
SB: 0
CS: 0

AB R H RBI BB SO LOB

5 0 2 0 0 1 1

5 1 1 0 0 0 2

2 0 0 0 1 0 1
2 0 2 1 0 0 0

5 1 2 2 0 0 3

5 0 1 0 0 2 4

3 0 2 0 0 0 0
0 0 0 0 1 0 0

2 0 1 0 0 1 2
2 0 0 0 0 0 1

3 0 1 0 0 0 4
1 0 0 0 0 0 0

4 1 1 0 0 0 3

1B: 10 SF: 0
2B: 2 SAC: 0
3B: 0 DP: 1
HR: 1 HBP: 0

Batter	1	2	3	4	5	6	7	8	9
Lou Whitaker, L (1, 4) OBP: 0.336, SLG: 0.444	0-0 F6		0-0 1B		0-0 BLK BB 1B		0-0 5-3		0-3 K
Alan Trammell, R (1, 6) OBP: 0.297, SLG: 0.406	0-0 6-3		0-0 F8		0-0 F9		0-0 5-3		0-0 1B 2B 1B
Johnny Grubb, L (1, 9) OBP: 0.545, SLG: 0.625 Brian Harper, R (7, PH) OBP: 0.172, SLG: 0.111	0-0 4-3		0-0 F6		4-0 BLK BB 1-2		0-0 1B		0-0 2B 1B 1-2 3-H
Darrell Evans, L (1, 10) OBP: 0.324, SLG: 0.488		0-0 4-3		0-0 HR	0-0 F6		0-0 F6		0-0 1-3 2-H 2B
Darnell Coles, R (1, 5) OBP: 0.354, SLG: 0.477		0-3 K		0-0 F8 1B 1B	0-3 K			0-0 L4	0-0 5-3
Dave Bergman, L (1, 3) OBP: 0.424, SLG: 0.448 Larry Herndon, R (8, PH) OBP: 0.271, SLG: 0.343		0-0 2B 1B		0-0 1-2 1B		0-0 4-3		4-0 BB BB BB G5-4-3 BB	
Pat Sheridan, L (1, 8) OBP: 0.204, SLG: 0.365 Tom Brookens, R (6, PH) OBP: 0.351, SLG: 0.400		0-0 1-3 2B		0-3 K		0-0 6-3		0-0 G5-4-3 1-2f	
Dwight Lowry, L (1, 2) OBP: 0.333, SLG: 0.333 Lance Parrish, R (9, PH) OBP: 0.300, SLG: 0.388		0-0 3-1		0-0 F8		0-0 1B			0-0 4-3
Dave Collins, S (1, 7) OBP: 0.400, SLG: 0.386			0-0 F7		0-0 1-3		0-0 F8		0-0 1B 1B 1B

Inning Stats	R: 0	H: 0	E: 0	K: 0	S: 3	H: 2	LOB: 2	BB: 0	P: 7	R: 0	H: 1	E: 0	K: 0	S: 4	H: 3	LOB: 2	BB: 0	P: 8	R: 0	H: 1	E: 0	K: 1	S: 6	H: 1	LOB: 2	BB: 1	P: 10	R: 0	H: 1	E: 0	K: 0	S: 4	H: 0	LOB: 0	BB: 1	P: 6	R: 2	H: 4	E: 0	K: 1	S: 9	H: 4	LOB: 2	BB: 0	P: 9	1B: 10	SF: 0	2B: 2	SAC: 0	3B: 0	DP: 1	HR: 1	HBP: 0	WP: 0	PA: 41
--------------	------	------	------	------	------	------	--------	-------	------	------	------	------	------	------	------	--------	-------	------	------	------	------	------	------	------	--------	-------	-------	------	------	------	------	------	------	--------	-------	------	------	------	------	------	------	------	--------	-------	------	--------	-------	-------	--------	-------	-------	-------	--------	-------	--------

PITCHER	IP	WLS	BF	H	R	ER	SO	BB	IBB	HBP	BLK	WP	HR	S	P	ERA	WHIP
Milt Wilcox, R (1, 1) ERA: 4.78	4.1		21	7	1	1	2	1	0	0	0	0	1	24	28	2.08	1.846
Matt Young, L (5, 1) ERA: 4.86	4.1	W	19	6	2	2	2	1	0	0	1	0	0	22	26	4.15	1.615
Pete Ladd, R (9, 1) ERA: 2.88	0.1	S	1	0	0	0	0	0	0	0	0	0	0	1	1	0.00	0.000

Batter	1	2	3	4	5	6	7	8	9	AB R H RBI BB SO LOB	TOP
--------	---	---	---	---	---	---	---	---	---	----------------------	-----

Tony Phillips, S (1, 5) <small>OBP: 0.429, SLG: 0.426</small> 	0-0 	0-0 5-3 				0-0 F4 				0-0 G6-4-3 	5 1 1 1 0 0 1	
---	---------	-----------------------	--	--	--	----------------------	--	--	--	--------------------------	---------------	--

Donnie Hill, S (1, 4) <small>OBP: 0.361, SLG: 0.429</small> 	0-0 E5 				4-0 				0-0 1-5-3 				0-0 5-3 	0-0 F8 	4 1 0 0 1 0 2	
---	----------------------	--	--	--	---------	--	--	--	-------------------------	--	--	--	-----------------------	----------------------	---------------	--

Jose Canseco, R (1, 7) <small>OBP: 0.395, SLG: 0.577</small> 	0-0 				0-3 K 				0-3 K 				0-0 F3 	4 1 1 1 0 2 1	
--	---------	--	--	--	---------------------	--	--	--	---------------------	--	--	--	----------------------	---------------	--

Dave Kingman, R (1, 10) <small>OBP: 0.262, SLG: 0.399</small> 	0-0 				4-0 				0-0 F8 				0-0 F7 	3 0 1 1 1 0 0	
---	---------	--	--	--	---------	--	--	--	----------------------	--	--	--	----------------------	---------------	--

Carney Lansford, R (1, 3) <small>OBP: 0.337, SLG: 0.424</small> 	0-0 F8 				0-0 CS 	0-0 				0-0 				0-0 F8 	4 1 2 0 0 0 2	
---	----------------------	--	--	--	----------------------	---------	--	--	--	---------	--	--	--	----------------------	---------------	--

Alfredo Griffin, S (1, 6) <small>OBP: 0.346, SLG: 0.360</small> 	0-0 G3 				0-0 				0-0 F9 				0-0 	0-0 F3 	4 0 1 1 0 0 2	
---	----------------------	--	--	--	---------	--	--	--	----------------------	--	--	--	---------	----------------------	---------------	--

Mike Davis, L (1, 9) <small>OBP: 0.286, SLG: 0.386</small> 	0-0 F8 				4-0 	0-0 				0-0 				0-0 	0-0 1B SH3-4 G6-4-3 1B 	3 1 2 1 1 0 1	
--	----------------------	--	--	--	---------	---------	--	--	--	---------	--	--	--	---------	--------------------------------------	---------------	--

Bill Bathe, R (1, 2) <small>OBP: 0.182, SLG: 0.338</small> 				0-0 F3 				0-0 				0-3 				0-0 	0-0 SH3-4 	3 0 0 0 0 1 4	
--	--	--	--	----------------------	--	--	--	---------	--	--	--	---------	--	--	--	---------	-------------------------	---------------	--

Stan Javier, S (1, 8) <small>OBP: 0.143, SLG: 0.214</small> 				0-3 K2-3 				0-3 K 				0-0 				0-0 	0-0 G6-4-3 1B 	4 0 1 0 0 2 4	
---	--	--	--	------------------------	--	--	--	---------------------	--	--	--	---------	--	--	--	---------	-----------------------------	---------------	--

Inning Stats	R: 3 E: 1 K: 0 S: 7	H: 3 LOB: 1 BB: 0 P: 7	R: 0 E: 0 K: 1 S: 5	H: 0 LOB: 0 BB: 0 P: 5	R: 0 E: 0 K: 1 S: 3	H: 0 LOB: 0 BB: 2 P: 11	R: 0 E: 0 K: 1 S: 6	H: 1 LOB: 2 BB: 1 P: 10	R: 0 E: 0 K: 1 S: 5	H: 0 LOB: 0 BB: 0 P: 5	R: 1 E: 0 K: 1 S: 8	H: 3 LOB: 2 BB: 0 P: 8	R: 0 E: 0 K: 0 S: 3	H: 0 LOB: 0 BB: 0 P: 3	R: 0 E: 0 K: 0 S: 3	H: 0 LOB: 0 BB: 0 P: 3	R: 1 E: 0 K: 0 S: 5	H: 2 LOB: 1 BB: 0 P: 5	1B: 9 2B: 0 3B: 0 HR: 0	SF: 0 SAC: 1 DP: 0 HBP: 0	WP: 0 PB: 0 SB: 2 CS: 2	PA: 39
--------------	------------------------------	---------------------------------	------------------------------	---------------------------------	------------------------------	----------------------------------	------------------------------	----------------------------------	------------------------------	---------------------------------	------------------------------	---------------------------------	------------------------------	---------------------------------	------------------------------	---------------------------------	------------------------------	---------------------------------	----------------------------------	------------------------------------	----------------------------------	--------

PITCHER	IP WLS BF H R ER SO BB IBB HBP BLK WP HR S P ERA WHIP	IP WLS BF H R ER SO BB IBB HBP BLK WP HR S P ERA WHIP
Dave LaPoint, L (1, 1) <small>ERA: 4.42</small>	8.1 L 36 9 5 3 5 3 0 0 0 0 0 0 43 55 3.24 1.440	
Chuck Cary, L (9, 1) <small>ERA: 3.14</small>	0.2 2 0 0 0 0 0 0 0 0 0 0 0 2 2 0.00 0.000	

Oakland Athletics @ Detroit Tigers
 Tiger Stadium, Detroit, MI
 Fri May 23 1986, 7:05 PM EDT
 Att: 17,846 - Unknown

livebaseballscorecards.com

AB	34
R	5
H	9
RBI	5
BB	3
SO	5
LOB	17



Batter	1	2	3	4	5	6	7	8	9	AB R H RBI BB SO LOB
Lou Whitaker, L (1, 4) OBP: 0.338, SLG: 0.464	0-0 3B	0-0 F5			0-0 4-3 2B		0-0 6-3		0-0 G3	5 1 2 0 0 0 2
Alan Trammell, R (1, 6) OBP: 0.295, SLG: 0.403 Tom Brookens, R (2, 6) OBP: 0.350, SLG: 0.395 Harry Spilman, L (9, PH) OBP: 0.333, SLG: 0.548	0-0 F9		0-0 5-3		0-0 3-1		0-0 1B		0-0 F8	1 0 0 0 0 0 1 3 0 1 0 0 0 1 1 0 0 0 0 0 1
Johnny Grubb, L (1, 9) OBP: 0.400, SLG: 0.417	0-3 K		0-0 6-3		0-0 4-3		0-0 F8			4 0 0 1 0 1 2
Lance Parrish, R (1, 2) OBP: 0.312, SLG: 0.394	4-0 BB BB		0-0 1B		0-0 1B		0-0 G3			3 0 2 0 1 0 1
Darrell Evans, L (1, 10) OBP: 0.329, SLG: 0.481	4-0 1-2 BB		4-0 1-2 BB		0-0 F8			0-0 F9		2 0 0 0 2 0 1
Darnell Coles, R (1, 5) OBP: 0.345, SLG: 0.463	0-3 K		0-0 F9			0-0 F7		0-3 K		4 0 0 0 0 2 5
Dave Bergman, L (1, 3) OBP: 0.405, SLG: 0.406		4-0 SH5-3 BB		0-3 K		0-3 K		0-0 6-3		3 0 0 0 1 2 0
Pat Sheridan, L (1, 8) OBP: 0.211, SLG: 0.352		0-0 SH5-3		0-0 6-3		4-0 BB			0-0 F5	2 0 0 0 1 0 0
Dave Collins, S (1, 7) OBP: 0.395, SLG: 0.381		0-3 K		0-3 K		0-0 F8			0-0 G3 1B	4 0 1 0 0 2 2

Inning Stats	R: 0	H: 1	E: 0	LOB: 3	K: 2	BB: 2	S: 8	P: 16	R: 0	H: 0	E: 0	LOB: 1	K: 1	BB: 1	S: 5	P: 9	R: 0	H: 1	E: 0	LOB: 2	K: 0	BB: 1	S: 4	P: 8	R: 0	H: 0	E: 0	LOB: 0	K: 2	BB: 0	S: 7	P: 7	R: 1	H: 2	E: 0	LOB: 1	K: 0	BB: 0	S: 5	P: 5	R: 0	H: 0	E: 0	LOB: 1	K: 1	BB: 1	S: 5	P: 9	R: 0	H: 1	E: 0	LOB: 1	K: 0	BB: 0	S: 4	P: 4	R: 0	H: 0	E: 0	LOB: 0	K: 1	BB: 0	S: 5	P: 5	R: 0	H: 1	E: 0	LOB: 1	K: 0	BB: 0	S: 4	P: 4	R: 0	H: 1	E: 0	LOB: 1	K: 0	BB: 0	S: 4	P: 4	R: 0	H: 1	E: 0	LOB: 1	K: 0	BB: 0	S: 4	P: 4
WP: 0	PA: 38	1B: 4	SF: 0	2B: 1	SAC: 1	3B: 1	DP: 0	HR: 0	HBP: 0	CS: 0																																																																														
PITCHER	IP	WLS	BF	H	R	ER	SO	BB	IBB	HBP	BLK	WP	HR	S	P	ERA	WHIP																																																																							
Jose Rijo, R (1, 1) ERA: 4.24	9.0	W	38	6	1	1	7	5	0	0	0	0	0	47	67	1.00	1.222																																																																							

BOTTOM

Oakland Athletics @ Detroit Tigers

Tiger Stadium, Detroit, MI

Fri May 23 1986, 7:05 PM EDT
Att. 17,846 - Unknown

AB	32
R	1
H	6
RBI	1
BB	5
SO	7
LOB	16

livebaseballscorecards.com

Batter	1	2	3	4	5	6	7	8	9	AB R H RBI BB SO LOB	TOP	
Tony Phillips, S OBP: 0.421, SLG: 0.416 (1, 4) X	0-0 F8		0-3 K			0-3 K			X 0-0 F2	4 0 0 0 0 2 0		
Bruce Bochte, L OBP: 0.341, SLG: 0.365 (1, 3) S	0-3 K		0-0 F8			0-3 K			X 0-0 F7	4 0 0 0 0 2 0		
Jose Canseco, R OBP: 0.397, SLG: 0.570 (1, 7) B	4-0 BB			X 0-0 5-3		X 0-0 L6			B 4-0 BB	2 0 0 0 2 0 0		
Dave Kingman, R OBP: 0.255, SLG: 0.387 (1, 10) X	0-0 4-3			X 0-0 6-3			X 0-0 F4		X 0-0 F7	4 0 0 0 0 0 2		
Carney Lansford, R OBP: 0.331, SLG: 0.416 (1, 5) X		X 0-0 5-3		X 0-0 F3			X 0-0 F8			3 0 0 0 0 0 0		
Mike Davis, L OBP: 0.289, SLG: 0.393 (1, 9) X		X 0-0 3-1			X 0-0 G3 FC 2B		S 0-3 K			3 1 1 0 0 1 0		
Alfredo Griffin, S OBP: 0.352, SLG: 0.373 (1, 6) X		X 0-0 2B			X 0-0 G3 2-3			X 0-0 G4-6-3 1B		3 0 2 0 0 0 1		
Bill Bathe, R OBP: 0.179, SLG: 0.333 (1, 2) S		S 0-3 K			X 0-0 FC 3-H			S 0-3 K		2 0 0 1 0 1 1		
Rick Peters, S OBP: 0.324, SLG: 0.267 (8, 8) S										1 0 0 0 0 1 1		
Stan Javier, S OBP: 0.125, SLG: 0.188 (1, 8) S			S 0-3 K			X 0-0 L7			X 0-0 G4-6-3 1-2f	2 0 0 0 0 1 0		
Donnie Hill, S OBP: 0.357, SLG: 0.423 (8, PH) S										1 0 0 0 0 0 1		
Jerry Willard, L OBP: 0.286, SLG: 0.167 (8, 2) S										0 0 0 0 0 0 0		
Inning Stats	R: 0 H: 0 E: 0 LOB: 1 K: 1 BB: 1 S: 5 P: 9	R: 0 H: 1 E: 0 LOB: 1 K: 1 BB: 0 S: 6 P: 6	R: 0 H: 0 E: 0 LOB: 0 K: 2 BB: 0 S: 7 P: 7	R: 0 H: 0 E: 0 LOB: 0 K: 0 BB: 0 S: 3 P: 3	R: 1 H: 1 E: 0 LOB: 0 K: 0 BB: 0 S: 4 P: 4	R: 0 H: 0 E: 0 LOB: 0 K: 2 BB: 0 S: 7 P: 7	R: 0 H: 0 E: 0 LOB: 0 K: 1 BB: 0 S: 5 P: 5	R: 0 H: 1 E: 0 LOB: 0 K: 1 BB: 0 S: 5 P: 5	R: 0 H: 0 E: 0 LOB: 1 K: 0 BB: 1 S: 3 P: 7	1B: 1 SF: 0 2B: 2 SAC: 1 3B: 0 DP: 1 HR: 0 HBP: 0	WP: 0 PA: 31 PB: 0 SB: 0 CS: 0	
PITCHER Jack Morris, R ERA: 4.23 (1, 1)	IP WLS BF H R ER SO BB IBB HBP BLK WP HR S P ERA WHIP	9.0 W 31 3 1 1 8 2 0 0 0 0 0 0 45 53 1.00 0.556										

Oakland Athletics @ Detroit Tigers
Tiger Stadium, Detroit, MI
Sat May 24 1986, 7:05 PM EDT
Att. 22,546 - Unknown

livebaseballscorecards.com

AB 29
R 1
H 3
RBI 1
BB 2
SO 8
LOB 6



Batter	1	2	3	4	5	6	7	8	9	AB	R	H	RBI	BB	SO	LOB
Lou Whitaker, L (1, 4) OBP: 0.335, SLG: 0.455	0-0 6-3		0-0 F7		0-0 3-1		4-0 FC4 BB			3	0	0	0	1	0	0
Dave Collins, S (1, 7) OBP: 0.390, SLG: 0.376	0-3 K		0-3 K		0-0 1B		0-0 FC4			4	0	1	0	0	2	2
Johnny Grubb, L (1, 9) OBP: 0.421, SLG: 0.438	0-0 1B			0-0 1B	0-0 4-3		0-3 K			4	1	2	0	0	1	3
Lance Parrish, R (1, 2) OBP: 0.329, SLG: 0.446	4-0 BB			0-0 HR		0-0 HR		4-0 2B 1B BB		2	3	2	3	2	0	0
Darrell Evans, L (1, 10) OBP: 0.320, SLG: 0.466	0-0 F8			0-0 4-3		0-0 F8		0-0 F6		4	0	0	0	0	0	3
Darnell Coles, R (1, 5) OBP: 0.349, SLG: 0.471		0-0 5-3		0-0 1B		0-0 F7		0-0 1B 2B		4	0	2	0	0	0	0
Dave Bergman, L (1, 3) OBP: 0.390, SLG: 0.389		0-0 5-3		0-0 1B		0-0 1-3		0-0 1B		4	0	1	1	0	0	1
Pat Sheridan, L (1, 8) OBP: 0.197, SLG: 0.328		0-0 F8		0-0 F7			0-0 1-3	0-0 G1-6-3		4	0	0	0	0	0	3
Tom Brookens, R (1, 6) OBP: 0.349, SLG: 0.390			0-0 F9		0-3 K		0-0 FC4 BB 1B			3	0	1	0	0	1	0

Inning Stats	R: 0	H: 1	E: 0	K: 1	S: 6	LOB: 2	BB: 1	P: 10	R: 0	H: 0	E: 0	K: 0	S: 3	LOB: 0	BB: 0	P: 3	R: 0	H: 0	E: 0	K: 1	S: 5	LOB: 0	BB: 0	P: 5	R: 2	H: 3	E: 0	K: 0	S: 6	LOB: 1	BB: 0	P: 6	R: 0	H: 1	E: 0	K: 1	S: 6	LOB: 1	BB: 0	P: 6	R: 1	H: 1	E: 0	K: 0	S: 4	LOB: 0	BB: 0	P: 4	R: 0	H: 1	E: 0	K: 1	S: 6	LOB: 2	BB: 1	P: 10	R: 1	H: 2	E: 0	K: 0	S: 4	LOB: 1	BB: 1	P: 8
1B: 6	SF: 0	2B: 1	SAC: 0	3B: 0	DP: 1	HR: 2	HBP: 0	WP: 0	PA: 35																																																							

PITCHER	IP	WLS	BF	H	R	ER	SO	BB	IBB	HBP	BLK	WP	HR	S	P	ERA	WHIP
Chris Codiroli, R (1, 1) ERA: 3.03	6.0	L	25	6	3	3	3	1	0	0	0	0	2	30	34	4.50	1.167
Bill Mooneyham, R (7, 1) ERA: 2.66	2.0		10	3	1	1	1	2	0	0	0	0	0	10	18	4.50	2.500

BOTTOM

Oakland Athletics @ Detroit Tigers
Tiger Stadium, Detroit, MI
Sat May 24 1986, 7:05 PM EDT
Att. 22,546 - Unknown

livebaseballscores.com

AB	32
R	4
H	9
RBI	4
BB	3
SO	4
LOB	12



Batter	1	2	3	4	5	6	7	8	9	AB R H RBI BB SO LOB	TOP
Tony Phillips, S OBP: 0.417, SLG: 0.408 (1, 4) X	0-0 3-1		4-0 BB CS BB		0-0 L3			0-0 4-3		3 0 0 0 1 0 0	
Bruce Bochte, L OBP: 0.339, SLG: 0.370 (1, 3) X	0-0 1B 2B		0-0 4-3 1-2			0-0 F7		0-0 F8		4 1 1 0 0 0 1	
Jose Canseco, R OBP: 0.394, SLG: 0.562 (1, 7) X	0-0 2H BB 1B		0-3 K			0-3 K		0-0 F9		4 0 1 1 0 2 0	
Dave Kingman, R OBP: 0.248, SLG: 0.377 (1, 10) X	0-0 F4			0-0 F7		0-3 K		0-0 1-3		4 0 0 0 0 1 1	
Carney Lansford, R OBP: 0.331, SLG: 0.410 (1, 5) B B B	4-0 1-2 BB			0-0 F3			0-0 F9			2 0 0 0 1 0 0	
Mike Davis, L OBP: 0.290, SLG: 0.392 (1, 9) X	0-0 F7			0-0 1B			0-0 F7			3 0 1 0 0 0 2	
Alfredo Griffin, S OBP: 0.351, SLG: 0.372 (1, 6) X		0-0 CS 1B		0-0 F5			0-0 F5			3 0 1 0 0 0 1	
Jerry Willard, L OBP: 0.235, SLG: 0.133 (1, 2) X		0-0 F8			0-0 3-1			0-0 4-3		3 0 0 0 0 0 1	
Stan Javier, S OBP: 0.105, SLG: 0.158 (1, 8) X		0-3 K 1-2			0-0 F2			0-0 1-3		3 0 0 0 0 1 1	
Inning Stats	R: 1 E: 0 K: 0 S: 5 H: 2 LOB: 2 BB: 1 P: 9	R: 0 E: 0 K: 1 S: 5 H: 1 LOB: 0 BB: 0 P: 5	R: 0 E: 0 K: 1 S: 4 H: 0 LOB: 0 BB: 1 P: 8	R: 0 E: 0 K: 0 S: 4 H: 1 LOB: 1 BB: 0 P: 4	R: 0 E: 0 K: 0 S: 3 H: 0 LOB: 0 BB: 0 P: 3	R: 0 E: 0 K: 2 S: 7 H: 0 LOB: 0 BB: 0 P: 7	R: 0 E: 0 K: 0 S: 3 H: 0 LOB: 0 BB: 0 P: 3	R: 0 E: 0 K: 0 S: 3 H: 0 LOB: 0 BB: 0 P: 3	R: 0 E: 0 K: 0 S: 3 H: 0 LOB: 0 BB: 0 P: 3	1B: 3 2B: 1 3B: 0 HR: 0 SF: 0 SAC: 0 DP: 0 HBP: 0	WP: 0 PB: 0 SB: 0 CS: 2 PA: 31
PITCHER Walt Terrell, R ERA: 3.82 (1, 1)	IP: 9.0 WLS: W BF: 31 H: 4 R: 1 ER: 1 SO: 4 BB: 2 IBB: 0 HBP: 0 BLK: 0 WP: 0 HR: 0 S: 37 P: 45 ERA: 1.00 WHIP: 0.667										

Oakland Athletics @ Detroit Tigers
Tiger Stadium, Detroit, MI
Sun May 25 1986, 3:33 AM EDT
Att: 22,783 - Unknown

livebaseballscorecards.com

AB	29
R	1
H	4
RBI	1
BB	2
SO	4
LOB	7



Batter	1	2	3	4	5	6	7	8	9
Lou Whitaker, L (1, 4) OBP: 0.333, SLG: 0.449	0-0 1B	0-0 FC4-6 1-2f			0-0 F8 2-3		0-3 K		
Tom Brookens, R (1, 6) OBP: 0.362, SLG: 0.409	0-0 1B		0-0 5-3		0-0 SF9 3-H			0-0 E7 SF8 1B	
Darnell Coles, R (1, 5) OBP: 0.340, SLG: 0.462	0-0 F7		0-0 F8		0-0 6-3			0-0 SF8 3-H	
Lance Parrish, R (1, 2) OBP: 0.333, SLG: 0.448	0-0 1B		0-0 1B		0-0 F7			0-0 4-3	
Chet Lemon, R (1, 8) OBP: 0.364, SLG: 0.468	0-3 K		0-0 F9		0-0 3B			0-0 6-3	
Pat Sheridan, L (9, 8) OBP: 0.197, SLG: 0.328									
Larry Herndon, R (1, 7) OBP: 0.264, SLG: 0.333	0-0 F9			0-3 K		0-0 6-3			
Darrell Evans, L (1, 3) OBP: 0.320, SLG: 0.463		0-0 FC4-6 1B		0-3 K		0-0 3-1			
Brian Harper, R (1, 10) OBP: 0.156, SLG: 0.100		0-0 FC4-6 1-2f		0-0 F9			0-0 F9		
Dave Collins, S (1, 9) OBP: 0.389, SLG: 0.384		0-0 F8			0-0 SF9 2B		0-0 5-3		

Inning Stats	R: 0	H: 3	E: 0	K: 1	S: 8	R: 0	H: 1	E: 0	K: 0	S: 4	R: 0	H: 1	E: 0	K: 0	S: 4	R: 1	H: 1	E: 0	K: 0	S: 4	R: 0	H: 1	E: 0	K: 1	S: 5	R: 1	H: 1	E: 1	K: 0	S: 4
	LOB: 3	BB: 0	P: 8			LOB: 1	BB: 0	P: 4			LOB: 0	BB: 0	P: 7			LOB: 0	BB: 0	P: 4			LOB: 1	BB: 0	P: 4			LOB: 0	BB: 0	P: 4		

PITCHER	IP	WLS	BF	H	R	ER	SO	BB	IBB	HBP	BLK	WP	HR	S	P	ERA	WHIP
Curt Young, L (1, 1) ERA: 2.2	7.0	L	29	8	2	1	4	0	0	0	0	0	0	37	37	1.29	1.143
Steve Ontiveros, R (8, 1) ERA: 4.99	1.0		3	0	0	0	0	0	0	0	0	0	0	3	3	0.00	0.000

AB R H RBI BB SO LOB

4	0	1	0	0	1	2
3	1	2	1	0	0	0
3	0	0	1	0	0	2
4	0	2	0	0	0	0
4	0	1	0	0	1	4
0	0	0	0	0	0	0
3	0	0	0	0	1	4
3	0	1	0	0	1	1
3	0	0	0	0	0	1
3	1	1	0	0	0	1

AB	30
R	2
H	8
RBI	2
BB	0
SO	4
LOB	15



WP	HR	S	P	ERA	WHIP
0	0	0	0	0	0

Oakland Athletics @ Detroit Tigers
Tiger Stadium, Detroit, MI
Sun May 25 1986, 3:33 AM EDT
Att. 22,783 - Unknown

livebaseballscorecards.com

Batter	1	2	3	4	5	6	7	8	9	10	AB R H RBI BB SO LOB
Tony Phillips, S OBP: 0.422, SLG: 0.407 (1, 5) (8, 4)	0-3 K		4-0 1B BLK 1B BB		0-0 F3		4-0 2B BB			0-0 1B	3 2 1 0 2 1 0
Stan Javier, S OBP: 0.167, SLG: 0.250 (1, 8)	0-0 6-3		0-0 1B		0-0 F7		0-0 2B			0-0 B3	5 0 2 3 0 0 1
Donnie Hill, S OBP: 0.352, SLG: 0.415 Bruce Bochte, L OBP: 0.344, SLG: 0.376 (1, 4) (8, 3)	0-0 6-3		0-0 1B			0-0 5-3	0-0 F7			0-0 1B	4 0 1 1 0 0 2 1 0 1 0 0 0 0
Jose Canseco, R OBP: 0.384, SLG: 0.545 (1, 7)		0-0 4-3	0-3 K			0-0 F9				0-0 F9	5 0 0 0 0 2 4
Carney Lansford, R OBP: 0.328, SLG: 0.404 (1, 3) (8, 5)		0-0 1B		0-0 4-3		0-0 F3				0-0 F3	5 0 1 0 0 0 2
Dusty Baker Jr., R OBP: 0.277, SLG: 0.279 Rick Peters, S OBP: 0.314, SLG: 0.258 (1, 10) (7, PR)		0-3 K		0-0 FC4-6 1B		4-0 FC5 1B BB				0-0 4-3	2 0 1 0 1 1 1 1 0 0 0 0 0 0
Mike Davis, L OBP: 0.281, SLG: 0.379 (1, 9)		0-3 K		0-0 FC4-6 S		0-3 K				0-3 K	4 0 0 0 0 3 3
Alfredo Griffin, S OBP: 0.349, SLG: 0.369 (1, 6)			0-0 F7		0-0 F3		0-0 BB FC5 2B 1B			0-3 K	4 1 1 0 0 1 1
Bill Bathe, R OBP: 0.169, SLG: 0.314 (1, 2)			0-0 F8		0-0 F9		0-0 FC5 2B BB			0-3 K	4 1 0 0 0 1 2

Inning Stats	R: 0	H: 0	E: 0	K: 1	S: 5	LOB: 0	BB: 0	P: 5	R: 0	H: 1	E: 0	K: 2	S: 8	LOB: 1	BB: 0	P: 8	R: 1	H: 2	E: 0	K: 1	S: 7	LOB: 2	BB: 1	P: 11	R: 0	H: 1	E: 0	K: 0	S: 4	LOB: 1	BB: 0	P: 4	R: 0	H: 0	E: 0	K: 0	S: 3	LOB: 0	BB: 0	P: 3	R: 3	H: 2	E: 0	K: 1	S: 7	LOB: 2	BB: 2	P: 15	R: 0	H: 0	E: 0	K: 1	S: 5	LOB: 0	BB: 0	P: 5	R: 0	H: 0	E: 0	K: 3	S: 9	LOB: 0	BB: 0	P: 9	R: 0	H: 2	E: 0	K: 0	S: 5	LOB: 2	BB: 0	P: 5	1B: 7	SF: 0	2B: 1	SAC: 0	3B: 0	DP: 0	HR: 0	HBP: 0	WP: 0	PA: 41
--------------	------	------	------	------	------	--------	-------	------	------	------	------	------	------	--------	-------	------	------	------	------	------	------	--------	-------	-------	------	------	------	------	------	--------	-------	------	------	------	------	------	------	--------	-------	------	------	------	------	------	------	--------	-------	-------	------	------	------	------	------	--------	-------	------	------	------	------	------	------	--------	-------	------	------	------	------	------	------	--------	-------	------	-------	-------	-------	--------	-------	-------	-------	--------	-------	--------

PITCHER	IP	WLS	BF	H	R	ER	SO	BB	IBB	HBP	BLK	WP	HR	S	P	ERA	WHIP
Frank Tanana, L ERA: 5.3 (1, 1)	7.0		30	6	4	4	5	3	0	0	1	0	0	37	49	5.14	1.286
Eric King, R ERA: (8, 1)	1.0		3	0	0	0	1	0	0	0	0	0	0	5	5	0.00	0.000
Willie Hernandez, L ERA: 4.13 (9, 1)	2.0	W	8	2	0	0	3	0	0	0	0	0	0	14	14	0.00	1.000

Oakland Athletics @ Detroit Tigers
Tiger Stadium, Detroit, MI
Mon May 26 1986, 3:33 AM EDT
Att. 22,906 - Unknown

livebaseballscores.com

AB	38
R	4
H	8
RBI	4
BB	3
SO	9
LOB	16



BOTTOM

Oakland Athletics @ Detroit Tigers
 Tiger Stadium, Detroit, MI
 Mon May 26 1986 3:33 AM EDT
 Att: 22,906 - Unknown

livebaseballscorecards.com

AB 38
R 5
H 9
RBI 4
BB 9
SO 8
LOB 25



WP: 1 PA: 47
 PB: 1
 SB: 0
 CS: 0

AB R H RBI BB SO LOB

6	1	1	0	0	1	4
4	1	2	1	2	0	0
5	0	2	2	0	0	5
4	0	0	0	1	3	3
3	0	0	0	2	2	0
4	2	2	1	1	1	3
2	0	0	0	1	0	3
2	0	0	0	0	0	3
5	0	1	0	0	0	4
3	1	1	0	2	1	0

Batter	1	2	3	4	5	6	7	8	9	10
Lou Whitaker, L (1, 4) OBP: 0.327, SLG: 0.438	F5		1-6-3		E6 BB		K		2B 1B	FC1-5 1B
Dave Collins, S (1, 7) OBP: 0.402, SLG: 0.397	F8		3-1		1-2 3-H BB		1-2 BB		1-3 2B	1-2 2-3f 1B
Johnny Grubb, L (1, 9) OBP: 0.417, SLG: 0.476	1B			F8	F2		F8		WP FC 2B	
Lance Parrish, R (1, 2) OBP: 0.329, SLG: 0.435	K			F9		K	K		FC IBB	FC IBB
Darrell Evans, L (1, 10) OBP: 0.323, SLG: 0.453		5-3		K		FC5 1B BB		K	FC IBB	
Darnell Coles, R (1, 5) OBP: 0.348, SLG: 0.483					PB G3 BB	FC5 1B		HR	K	
Dave Bergman, L (1, 3) OBP: 0.366, SLG: 0.368					F9	FC5		F9	FC	
Harry Spilman, L (6, PR) OBP: 0.314, SLG: 0.515					BB	1-2 2-3f		1-2 2-3 3-H		
Pat Sheridan, L (1, 8) OBP: 0.197, SLG: 0.317					G3	4-3		L3		FC1-5 BB 1B
Tom Brookens, R (1, 6) OBP: 0.385, SLG: 0.404					K	BB E BB	F8 BB 1B		4-3	FC1-5 1B BB

Inning Stats	R: 0	H: 1	E: 0	LOB: 1	K: 1	S: 6	P: 6	R: 0	H: 0	E: 0	LOB: 0	K: 0	S: 3	P: 7	R: 0	H: 0	E: 0	LOB: 0	K: 1	S: 5	P: 5	R: 0	H: 0	E: 0	LOB: 0	K: 1	S: 5	P: 5	R: 1	H: 0	E: 1	LOB: 3	K: 0	S: 4	P: 16	R: 0	H: 1	E: 0	LOB: 2	K: 1	S: 6	P: 10	R: 0	H: 1	E: 0	LOB: 2	K: 2	S: 8	P: 12	R: 1	H: 1	E: 0	LOB: 0	K: 1	S: 6	P: 6	R: 2	H: 3	E: 0	LOB: 3	K: 1	S: 10	P: 18	R: 1	H: 2	E: 0	LOB: 2	K: 0	S: 3	P: 7	1B: 6	SF: 0	2B: 2	SAC: 0	3B: 0	DP: 0	HR: 1	HBP: 0
--------------	------	------	------	--------	------	------	------	------	------	------	--------	------	------	------	------	------	------	--------	------	------	------	------	------	------	--------	------	------	------	------	------	------	--------	------	------	-------	------	------	------	--------	------	------	-------	------	------	------	--------	------	------	-------	------	------	------	--------	------	------	------	------	------	------	--------	------	-------	-------	------	------	------	--------	------	------	------	-------	-------	-------	--------	-------	-------	-------	--------

PITCHER	IP	WLS	BF	H	R	ER	SO	BB	IBB	HBP	BLK	WP	HR	S	P	ERA	WHIP
Joaquin Andujar, R (1, 1) ERA: 3.86	1.0		4	1	0	0	1	0	0	0	0	0	0	6	6	0.00	1.000
Eric Plunk, R (2, 1) ERA: 5.17	3.2		14	0	1	0	2	3	0	0	0	0	0	15	27	0.00	0.818
Bill Mooneyham, R (5, 1) ERA: 2.57	0.2		6	1	0	0	1	2	0	0	0	0	0	6	14	0.00	4.500
Steve Ontiveros, R (6, 1) ERA: 4.96	2.0		9	2	1	1	3	1	0	0	0	0	1	14	18	4.50	1.500
Jay Howell, R (8, 1) ERA: 5.89	2.0	L	14	5	3	3	2	1	2	0	0	1	0	15	27	13.50	3.000

Batter	1	2	3	4	5	6	7	8	9	AB R H RBI BB SO LOB	TOP											
Lou Whitaker, L (1, 4) OBP: 0.329, SLG: 0.437	0-0 4-3		0-0 F9		0-0 1B	0-0 1B		0-0 F8		5 0 2 1 0 0 2												
Dave Collins, S (1, 9) OBP: 0.394, SLG: 0.388	0-0 1-3		0-0 G3		0-0 1B	0-0 5-3		0-0 F8		5 0 1 0 0 0 3												
Darrell Evans, L (1, 3) OBP: 0.319, SLG: 0.441	0-0 F5		4-0 1B BB		0-0 1-3		0-3 K		0-3 K	4 1 0 0 1 2 2												
Lance Parrish, R (1, 2) OBP: 0.337, SLG: 0.450		0-0 F9	0-0 1B 1B		0-3 K		0-0 SF9 3B		4-0 1B BB	4 1 2 1 1 1 2												
Harry Spillman, L (1, 10) OBP: 0.342, SLG: 0.514		0-0 F6	0-0 1B		4-0 BB		0-0 SF9		0-0 FC5-2-5 1B	2 0 1 1 1 0 0												
Brian Harper, R (7, PH) OBP: 0.176, SLG: 0.129		0-0 1-2 2-H	0-0 1B		0-0 BB		0-0 3-H		1-3 1B	1 0 1 1 0 0 0												
Darnell Coles, R (1, 5) OBP: 0.349, SLG: 0.493		0-0 2B	0-0 F9		0-0 F5		0-0 2B		0-0 FC5-2-5	5 0 2 0 0 0 7												
Pat Sheridan, L (1, 8) OBP: 0.197, SLG: 0.299		4-0 FC6-4 BB		0-0 F7		0-0 F8		0-3 K	0-3 K	4 0 0 0 1 2 3												
Larry Herndon, R (1, 7) OBP: 0.272, SLG: 0.349		0-0 FC6-4		0-0 L9		0-0 1B 2B		0-0 SH1-4 1B		4 1 2 0 0 0 2												
Tom Brookens, R (1, 6) OBP: 0.382, SLG: 0.388			4-0 G3 1B BB		0-0 F8		0-0 F9		0-0 SH1-4	2 1 0 0 1 0 1												
Inning Stats	R: 0 E: 0 K: 0 S: 3	H: 0 LOB: 0 BB: 0 P: 3	R: 0 E: 0 K: 0 S: 4	H: 1 LOB: 2 BB: 1 P: 8	R: 2 E: 0 K: 0 S: 5	H: 2 LOB: 2 BB: 2 P: 13	R: 0 E: 0 K: 0 S: 3	H: 0 LOB: 0 BB: 0 P: 3	R: 0 E: 0 K: 1 S: 7	H: 2 LOB: 3 BB: 1 P: 11	R: 1 E: 0 K: 0 S: 5	H: 2 LOB: 1 BB: 0 P: 5	R: 1 E: 0 K: 2 S: 9	H: 2 LOB: 1 BB: 0 P: 9	R: 0 E: 0 K: 0 S: 4	H: 1 LOB: 1 BB: 0 P: 4	R: 0 E: 0 K: 2 S: 8	H: 1 LOB: 2 BB: 1 P: 12	1B: 7 2B: 3 3B: 1 HR: 0	SF: 1 SAC: 1 DP: 0 HBP: 0	WP: 0 PB: 0 SB: 1 CS: 0	PA: 43
PITCHER	IP WLS BF H R ER SO BB IBB HBP BLK WP HR S P ERA WHIP																					
Jim Slaton, R (1, 1) ERA: 4.62	0.0 L 0 0 0 0 0 0 0 0 0 0 0 0 0 0 0 0																					
Terry Forster, L (6, 1) ERA: 4.91	1.0 5 2 1 1 1 1 0 0 0 0 0 0 0 7 7 9.00 2.000																					
T.R. Bryden, R (7, 1) ERA: 5.06	2.1 10 2 0 0 0 3 1 0 0 0 0 0 0 15 19 0.00 1.286																					

Detroit Tigers @ California Angels
 Anaheim Stadium, Anaheim, CA
 Wed May 28 1986, 10:05 PM EDT
 Att: 30,321 - Unknown

livebaseballscorecards.com

AB 36
R 4
H 11
RBI 4
BB 5
SO 5
LOB 22



Batter	1	2	3	4	5	6	7	8	9	AB	R	H	RBI	BB	SO	LOB
Gary Pettis, S OBP: 0.258, SLG: 0.303 (1, 8)	0-0 G3 S 1B		0-0 F6		0-3 K			0-0 G3		4	1	1	0	0	1	1
Wally Joyner, L OBP: 0.356, SLG: 0.605 (1, 3)	0-0 G3 1-3		0-0 F9			0-0 L4-3 1B		0-3 K		4	0	1	0	0	1	2
Brian Downing, R OBP: 0.413, SLG: 0.506 (1, 7)	0-0 CS 1B 3-H		4-0 BB 1-2			0-0 L4-3 1-2		4-0 BB		2	0	1	1	2	0	1
Reggie Jackson, L OBP: 0.406, SLG: 0.521 (1, 10)	0-0 F7		0-0 L8			0-0 F8		0-3 K		4	0	0	0	0	1	4
Doug DeCinces, R OBP: 0.299, SLG: 0.363 (1, 5)	0-0 CS 1-2	0-0 F7		0-0 F7				0-0 F4	0-0 1B	4	0	1	0	0	0	0
Bobby Grich, R OBP: 0.369, SLG: 0.416 (1, 4)		0-0 6-3		0-0 F3				0-0 FC6 1B	0-0 L6	4	0	1	0	0	0	1
Ruppert Jones, L OBP: 0.385, SLG: 0.419 (1, 9)		4-0 FC5-4 BB		0-0 4-3				0-0 FC6 1B	0-0 F8	3	0	1	0	1	0	1
Dick Schofield, R OBP: 0.325, SLG: 0.422 (1, 6)		0-0 FC5-4 1-2f		0-0 5-3				0-0 FC6 G5-4-3	0-3 K	4	0	0	0	0	1	4
Bob Boone, R OBP: 0.300, SLG: 0.280 (1, 2)		4-0 BB BB		0-0 B5-3				0-0 G5-4-3 1-2f		2	0	0	0	1	0	3

Inning Stats	R: 1	H: 2	E: 0	K: 0	S: 4	LOB: 0	BB: 0	P: 4	R: 0	H: 0	E: 0	K: 0	S: 3	LOB: 1	BB: 1	P: 7	R: 0	H: 0	E: 0	K: 0	S: 3	LOB: 2	BB: 2	P: 11	R: 0	H: 0	E: 0	K: 1	S: 5	LOB: 0	BB: 0	P: 5	R: 0	H: 1	E: 0	K: 0	S: 3	LOB: 0	BB: 0	P: 3	R: 0	H: 2	E: 0	K: 0	S: 5	LOB: 2	BB: 0	P: 5	R: 0	H: 0	E: 0	K: 2	S: 7	LOB: 1	BB: 1	P: 11	R: 0	H: 1	E: 0	K: 1	S: 6	LOB: 1	BB: 0	P: 6	1B: 6	2B: 1	3B: 0	HR: 0	SF: 0	SAC: 0	DP: 2	HBP: 0	WP: 0	PB: 0	SB: 1	CS: 1	PA: 36
--------------	------	------	------	------	------	--------	-------	------	------	------	------	------	------	--------	-------	------	------	------	------	------	------	--------	-------	-------	------	------	------	------	------	--------	-------	------	------	------	------	------	------	--------	-------	------	------	------	------	------	------	--------	-------	------	------	------	------	------	------	--------	-------	-------	------	------	------	------	------	--------	-------	------	-------	-------	-------	-------	-------	--------	-------	--------	-------	-------	-------	-------	--------

PITCHER	IP	WLS	BF	H	R	ER	SO	BB	IBB	HBP	BLK	WP	HR	S	P	ERA	WHIP
Dan Petry, R ERA: 4.55 (1, 1)	8.0	W	31	5	1	1	3	4	0	0	0	0	0	33	49	1.12	1.125
Eric King, R ERA: (9, 1)	1.0	S	4	1	0	0	1	0	0	0	0	0	0	6	6	0.00	1.000

BOTTOM

Detroit Tigers @ California Angels
Anaheim Stadium, Anaheim, CA
Wed May 28 1986, 10:05 PM EDT
Att. 30,321 - Unknown

livebaseballscorecards.com

AB	31
R	1
H	6
RBI	1
BB	4
SO	4
LOB	17



Detroit Tigers @ California Angels
 Anaheim Stadium, Anaheim, CA

Thu May 29 1986, 10:05 PM EDT
 Att: 28,841 - Unknown

AB	38
R	7
H	11
RBI	6
BB	4
SO	7
LOB	17



WP:	0	PA:	43
PB:	1		
SB:	1		
CS:	0		

AB R H RBI BB SO LOB

4	1	1	1	1	0	1
5	1	1	0	0	0	3
5	0	1	0	0	2	1
4	2	2	2	1	1	1
3	1	1	0	0	1	2
2	1	1	1	0	0	0
4	1	2	1	0	0	0
5	0	0	0	0	3	4
2	0	1	0	2	0	1
3	0	1	1	0	0	2
1	0	0	0	0	0	2

Batter	1	2	3	4	5	6	7	8	9
Lou Whitaker, L (1, 4) OBP: 0.331, SLG: 0.451	0-0 F9		0-0 HR	0-0 4-3		4-0 BB		0-0 4-3	
Dave Collins, S (1, 9) OBP: 0.387, SLG: 0.389	0-0 2B		0-0 L4		0-0 G3	0-0 F8		0-0 4-3	
Darrell Evans, L (1, 3) OBP: 0.315, SLG: 0.439	0-0 F8		0-3 K		0-0 2B		0-0 F9	0-3 K	
Lance Parrish, R (1, 2) OBP: 0.345, SLG: 0.477	0-0 2B		0-3 K		0-0 1-3		4-0 2B		0-0 HR
Harry Spillman, L (1, 10) OBP: 0.341, SLG: 0.500 Brian Harper, R (7, PH) OBP: 0.194, SLG: 0.182	0-0 F9			0-0 BB 1B FC6-4 1B	0-3 K		0-0 1B 2B	0-0 5-3	
Darnell Coles, R (1, 5) OBP: 0.357, SLG: 0.494		0-0 6-3		0-0 BB 1B E		1-0 FC2-5 E HBP	0-0 BB 1B 2-H	0-0 F3	
Pat Sheridan, L (1, 8) OBP: 0.184, SLG: 0.278		0-0 1-3		0-3 K		0-0 FC2-5 1B 1-3	0-3 K	0-3 K	
Larry Herndon, R (1, 7) OBP: 0.288, SLG: 0.361		0-0 2B		4-0 FC6-4 1-2 2-3 BB		0-0 L6 1-2 BB	4-0 BB		
Tom Brookens, R (1, 6) OBP: 0.379, SLG: 0.385 Alan Trammell, R (6, 6) OBP: 0.293, SLG: 0.400		0-0 5-3		0-0 FC6-4 E S 1-2f 2-H 3-H		0-0 PB 1B	0-0 F5		

Inning Stats	R	H	E	K	S	R	H	E	K	S	R	H	E	K	S	R	H	E	K	S	R	H	E	K	S	R	H	E	K	S	R	H	E	K	S	R	H	E	K	S																				
	1	2	0	0	5	0	1	0	0	4	1	1	0	2	8	2	2	0	1	7	0	1	0	1	4	0	3	0	1	9	2	2	0	1	15	0	0	0	1	5	1	1	0	1	6	4	5	2	0	2	0	0	0	0	2	0	0	0	0	2

PITCHER	IP	WLS	BF	H	R	ER	SO	BB	IBB	HBP	BLK	WP	HR	S	P	ERA	WHIP
Don Sutton, R (1, 1) ERA: 7.05	5.2	L	27	8	4	3	4	1	0	1	0	0	1	33	38	4.76	1.588
Chuck Finley, L (6, 1) ERA: 18.0	1.0		8	2	2	2	1	3	0	0	0	0	0	7	19	18.00	5.000
Todd Fischer, R (7, 1) ERA: 3.86	2.1		8	1	1	1	2	0	0	0	0	0	1	12	12	3.86	0.429

PITCHER	IP	WLS	BF	H	R	ER	SO	BB	IBB	HBP	BLK	WP	HR	S	P	ERA	WHIP
---------	----	-----	----	---	---	----	----	----	-----	-----	-----	----	----	---	---	-----	------

Batter	1	2	3	4	5	6	7	8	9	AB R H RBI BB SO LOB
Gary Pettis, S (1, 8) OBP: 0.256, SLG: 0.300	0-3 K		0-0 F9			0-0 G4-6-3 1B	0-3 K		0-0 F9	5 0 1 0 0 2 0
Wally Joyner, L (1, 3) OBP: 0.348, SLG: 0.589	0-0 F5			0-3 K		0-0 G4-6-3 1-2f	0-3 K BB		0-0 L8	5 0 0 0 0 2 1
Brian Downing, R (1, 7) OBP: 0.423, SLG: 0.509	4-0 BB			0-0 L4		0-0 FC6-4 1B	4-0 1-2 BB		0-0 1B	3 0 2 0 2 0 0
Doug DeCinces, R (1, 5) OBP: 0.293, SLG: 0.355	0-0 L4			0-3 K		0-0 FC6-4 1-2f	0-3 K		0-0 F9	4 0 0 0 0 2 4
Rob Wilfong, L (8, 4) OBP: 0.321, SLG: 0.406										1 0 0 0 0 0 1
George Hendrick, R (1, 9) OBP: 0.321, SLG: 0.531		0-3 K			0-0 E6 BB		0-0 1B BB HR	0-0 2B		4 1 2 0 0 1 0
Bobby Grich, R (1, 4) OBP: 0.364, SLG: 0.400		0-3 K			0-3 K		4-0 1-2 HR BB	0-0 F8		3 1 0 0 1 2 2
Rick Burleson, R (1, 10) OBP: 0.373, SLG: 0.394		0-0 5-3			0-0 F8		0-0 1-2 HR 1B	4-0 BB		3 1 1 0 1 0 1
Dick Schofield, R (1, 6) OBP: 0.331, SLG: 0.446			0-0 F9		4-0 1-2 BB		0-0 1-2 HR	0-0 F7		3 1 1 4 1 0 2
Bob Boone, R (1, 2) OBP: 0.292, SLG: 0.271			0-0 1-3		0-0 6-3		0-0 4-3	0-0 F7		4 0 0 0 0 0 4

Inning Stats	R: 0	H: 0	E: 0	LOB: 1	K: 1	S: 5	R: 0	H: 0	E: 0	LOB: 0	K: 2	S: 7	R: 0	H: 0	E: 0	LOB: 0	K: 2	S: 7	R: 0	H: 0	E: 1	LOB: 2	K: 1	S: 6	R: 0	H: 2	E: 0	LOB: 1	K: 0	S: 4	R: 4	H: 3	E: 0	LOB: 2	K: 3	S: 13	R: 0	H: 1	E: 0	LOB: 2	K: 0	S: 4	R: 0	H: 1	E: 0	LOB: 1	K: 0	S: 4	1B: 5	SF: 0	2B: 1	SAC: 0	3B: 0	DP: 1	HR: 1	HBP: 0	WP: 0	PA: 40		
PITCHER	IP	WLS	BF	H	R	ER	SO	BB	IBB	HBP	BLK	WP	HR	S	P	ERA	WHIP													PITCHER	IP	WLS	BF	H	R	ER	SO	BB	IBB	HBP	BLK	WP	HR	S	P	ERA	WHIP													
Dave LaPoint, L (1, 1) ERA: 4.63	6.0	W	26	5	4	4	6	3	0	0	0	0	0	1	35	47	6.00	1.333													Dave LaPoint, L (1, 1) ERA: 4.63	6.0	W	26	5	4	4	6	3	0	0	0	0	1	35	47	6.00	1.333												
Willie Hernandez, L (7, 1) ERA: 3.67	3.0	S	14	2	0	0	3	2	0	0	0	0	0	0	18	26	0.00	1.333													Willie Hernandez, L (7, 1) ERA: 3.67	3.0	S	14	2	0	0	3	2	0	0	0	0	18	26	0.00	1.333													

BOTTOM

Detroit Tigers @ California Angels
Anaheim Stadium, Anaheim, CA
Thu May 29 1986, 10:05 PM EDT
Att. 28,841 - Unknown

livebaseballscores.com

AB	35
R	4
H	7
RBI	4
BB	5
SO	9
LOB	15



Batter	1	2	3	4	5	6	7	8	9	10	11	12	AB R H RBI BB SO LOB	TOP																		
Lou Whitaker, L OBP: 0.331, SLG: 0.461 (1, 4)	0-0 F7		0-0 3-1		0-0 G3-6-3		0-0 HR		0-0 F6			4-0 BB	5 1 1 2 1 0 1																			
Dave Collins, S OBP: 0.385, SLG: 0.377 (1, 7)	4-0 BB		0-0 6-3			0-0 F9	4-0 BB		0-0 F8			0-0 G4-6-3	4 0 0 0 2 0 1																			
Darrell Evans, L OBP: 0.316, SLG: 0.431 (1, 3)	0-0 9-3		0-0 3-1			0-0 1B	4-0 BB			0-0 F8		0-0 6-3	5 0 1 0 1 0 1																			
Lance Parrish, R OBP: 0.341, SLG: 0.465 (1, 2)		4-0 HR		0-0 5-3		0-3 K	0-3 K2-3			0-3 K			4 1 0 0 1 3 3																			
Harry Spilman, L OBP: 0.326, SLG: 0.535 (1, 10)		0-0 HR		0-3 K		0-0 F9		0-0 4-3		0-0 F8			5 1 1 2 0 1 1																			
Darnell Coles, R OBP: 0.358, SLG: 0.522 (1, 5)		0-0 6-3		0-0 6-3			0-0 HR	0-0 6-3			0-3 K		5 2 2 1 0 1 0																			
Chet Lemon, R OBP: 0.373, SLG: 0.478 (1, 8)		0-0 6-3			0-0 1B		0-0 HR	4-0 BB		0-3 K			4 2 2 1 1 1 0																			
Pat Sheridan, L OBP: 0.173, SLG: 0.260 (1, 9)		0-0 4-3		0-3 K		0-3 K	0-0 F5		0-0 F5		0-0 E6		5 0 0 0 0 2 3																			
Alan Trammell, R OBP: 0.290, SLG: 0.393 (1, 6)		0-3 K		0-0 G3-6-3		0-0 F7		0-0 F7		0-0 F8		0-0 F2	5 0 1 1 0 1 2																			
Inning Stats	R: 0 E: 0 K: 0 S: 2	H: 0 LOB: 0 BB: 1 P: 6	R: 3 E: 0 K: 1 S: 7	H: 2 LOB: 0 BB: 1 P: 11	R: 0 E: 0 K: 0 S: 3	H: 0 LOB: 0 BB: 0 P: 3	R: 0 E: 0 K: 1 S: 5	H: 0 LOB: 0 BB: 0 P: 5	R: 1 E: 0 K: 1 S: 6	H: 2 LOB: 0 BB: 0 P: 6	R: 0 E: 0 K: 1 S: 6	H: 1 LOB: 1 BB: 0 P: 6	R: 3 E: 0 K: 2 S: 10	H: 3 LOB: 2 BB: 2 P: 18	R: 0 E: 0 K: 0 S: 3	H: 0 LOB: 1 BB: 1 P: 7	R: 0 E: 0 K: 0 S: 5	H: 0 LOB: 0 BB: 0 P: 5	R: 0 E: 1 K: 2 S: 8	H: 0 LOB: 1 BB: 0 P: 8	R: 0 E: 0 K: 0 S: 2	H: 0 LOB: 0 BB: 1 P: 6	1B: 3 2B: 2 3B: 1 HR: 3	SF: 0 SAC: 0 DP: 3 HBP: 0	WP: 1 PB: 0 SB: 1 CS: 0	PA: 48						
PITCHER	IP WLS BF H R ER SO BB IBB HBP BLK WP HR S P ERA WHIP																															
Mike Moore, R ERA: 4.5 (1, 1)	6.2		29	8	7	7	5	3	0	0	0	0	0	0	3	48	9.45	1.650														
Matt Young, L ERA: 4.68 (7, 1)	0.1		2	0	0	0	1	1	0	0	0	0	0	0	3	7	0.00	3.000														
Pete Ladd, R ERA: 3.14 (8, 1)	3.0		10	0	0	0	1	1	0	0	0	0	0	0	11	15	0.00	0.333														
Mark Huisman, R ERA: 3.67 (11, 1)	2.0	W	7	0	0	0	2	1	0	0	0	1	0	0	10	14	0.00	0.500														

Detroit Tigers @ Seattle Mariners
 The Kingdome, Seattle, WA
 Fri May 30 1986, 10:05 PM EDT
 Att. 17,471 - Unknown

livebaseballscorecards.com

AB	42
R	7
H	8
RBI	7
BB	6
SO	9
LOB	12



Batter	1	2	3	4	5	6	7	8	9	10	11	12
Harold Reynolds, S OBP: 0.238, SLG: 0.254	0-3 K		0-0 6-3		0-0 4-3		0-3 K	0-3 K		4-0 S BB		
John Moses, S OBP: 0.263, SLG: 0.250	0-0 4-3		0-3 K			0-0 FC4-6 1B	4-0 BLK BB		4-0 BB SH1 BB	0-0 6-3		
Alvin Davis, L OBP: 0.418, SLG: 0.536	0-0 HR		0-0 F8			0-0 FC4-6 1B	4-0 BLK BB		0-0 SH1		0-0 L9	
Ken Phelps, L OBP: 0.409, SLG: 0.692 Gorman Thomas, R (7, PH) OBP: 0.306, SLG: 0.431	0-3 K			0-3 K		0-3 K	0-0 F3		4-0 BB IBB		0-0 F5	
Danny Tartabull, R OBP: 0.341, SLG: 0.504		0-0 HR		0-3 K		4-0 1B BB	0-3 K		4-0 BB		0-0 1B	
Dave Henderson, R OBP: 0.313, SLG: 0.400		0-0 4-3 2B		0-3 K		0-0 FC5 1B		0-0 1B G6-4-3 1B	0-3 K		0-0 F8	
Jim Presley, R OBP: 0.277, SLG: 0.412		0-0 4-3			0-0 1B	0-0 1B		0-0 G6-4-3 1B	0-0 F7			0-0 2B
Domingo Ramos, R OBP: 0.200, SLG: 0.205		0-3 K		0-3 K		0-0 FC5		0-0 G6-4-3 1B		0-3 K		0-0 G3
Steve Yeager, R OBP: 0.266, SLG: 0.274 Al Cowens, R (8, PH) OBP: 0.222, SLG: 0.247 Bob Kearney, R (9, 2) OBP: 0.215, SLG: 0.230	0-3 K		0-3 K		0-0 F2		4-0 BB BLK BB	0-0 G6-4-3		0-0 F8		0-0 2B

AB	R	H	RBI	BB	SO	LOB
5	0	0	0	1	3	2
4	0	1	0	2	1	1
4	2	1	1	1	0	1
3	0	0	0	0	3	1
2	0	0	0	1	0	3
4	2	2	1	2	2	2
6	1	3	1	0	2	4
6	2	4	1	0	0	4
6	0	1	0	0	3	5
2	1	0	0	1	1	2
1	0	0	0	0	0	2
2	0	1	1	0	0	0

AB	R	H	RBI	BB	SO	LOB
45	8	13	5	8	15	27

Inning Stats	R: 1	H: 1	E: 0	K: 2	S: 8	LOB: 0	BB: 0	P: 8
	R: 1	H: 2	E: 0	K: 2	S: 9	LOB: 1	BB: 0	P: 9
	R: 0	H: 0	E: 0	K: 1	S: 5	LOB: 0	BB: 0	P: 5
	R: 0	H: 0	E: 0	K: 3	S: 9	LOB: 0	BB: 0	P: 9
	R: 0	H: 1	E: 0	K: 1	S: 6	LOB: 1	BB: 0	P: 6
	R: 2	H: 3	E: 0	K: 1	S: 8	LOB: 2	BB: 1	P: 12
	R: 1	H: 0	E: 0	K: 2	S: 7	LOB: 2	BB: 3	P: 19
	R: 2	H: 3	E: 0	K: 1	S: 7	LOB: 0	BB: 0	P: 7
	R: 0	H: 0	E: 0	K: 1	S: 5	LOB: 3	BB: 3	P: 17
	R: 0	H: 0	E: 0	K: 1	S: 4	LOB: 1	BB: 0	P: 4
	R: 1	H: 2	E: 0	K: 0	S: 3	LOB: 2	BB: 0	P: 3
	1B: 8	2B: 3	3B: 0	HR: 2	SF: 0	DP: 1	HBP: 0	

WP	PA
0	54



Detroit Tigers @ Seattle Mariners
The Kingdome, Seattle, WA
Fri May 30 1986, 10:05 PM EDT
Att: 17,471 - Unknown

livebaseballscorecards.com

Batter	1	2	3	4	5	6	7	8	9	AB R H RBI BB SO LOB	TOP																
Dave Collins, S (1, 9) OBP: 0.379, SLG: 0.370	0-0 G5-4-3 S 1B		0-3 K			0-0 L7		0-0 F2	0-0 FC6	5 0 1 0 0 1 5																	
Alan Trammell, R (1, 6) OBP: 0.302, SLG: 0.399	4-0 G5-4-3 BB		0-0 CS 1B			0-0 L8		0-0 HR 1B		3 1 2 0 1 0 1																	
Darnell Coles, R (1, 5) OBP: 0.356, SLG: 0.533	0-0 G5-4-3 1-2f 2-3		0-0 CS 1-2	0-0 6-3		0-0 6-3		0-0 HR 1-H 2-H 3-H		4 1 1 4 0 0 3																	
Lance Parrish, R (1, 10) OBP: 0.339, SLG: 0.460	0-3 K		0-3 K	0-3 K		0-3 K		0-0 1B G4-6-3		4 0 1 0 0 3 1																	
Chet Lemon, R (1, 8) OBP: 0.369, SLG: 0.479		0-0 2B 3-2 2B		0-0 G3		0-0 L9		0-0 G4-6-3 1-2f		4 0 1 0 0 0 1																	
Larry Herndon, R (1, 7) OBP: 0.289, SLG: 0.360		0-3 K		0-0 6-3		0-0 1B		0-0 F9		3 0 1 0 0 1 1																	
Dave Bergman, L (9, PH) OBP: 0.378, SLG: 0.359										1 0 0 0 0 0 0																	
Tom Brookens, R (1, 4) OBP: 0.393, SLG: 0.418										3 0 2 0 0 0 1																	
Lou Whitaker, L (9, PH) OBP: 0.335, SLG: 0.464		0-0 2-3 2B		0-0 1B G6-4-3		0-0 F8			0-0 BB 1B	1 0 1 0 0 0 0	AB 33 R 4 H 10 RBI 4 BB 3 SO 5 LOB 18																
Brian Harper, R (1, 3) OBP: 0.205, SLG: 0.171		0-0 3-2		0-0 G6-4-3 1-2f				4-0 1B HR BB	0-0 F8	2 1 0 0 1 0 3																	
Harry Spilman, L (9, PH) OBP: 0.319, SLG: 0.523										1 0 0 0 0 0 1																	
Dwight Lowry, L (1, 2) OBP: 0.333, SLG: 0.200			0-0 1-3			1-0 WP HBP		0-0 E5 1B HR	4-0 FC6 BB	2 1 0 0 0 0 1																	
Darrell Evans, L (9, PH) OBP: 0.320, SLG: 0.431										0 0 0 0 1 0 0																	
Inning Stats	R: 0 E: 0 K: 1 S: 5	H: 1 LOB: 1 BB: 1 P: 9	R: 0 E: 0 K: 1 S: 6	H: 2 LOB: 1 BB: 0 P: 6	R: 0 E: 0 K: 1 S: 5	H: 1 LOB: 0 BB: 0 P: 5	R: 0 E: 0 K: 1 S: 5	H: 0 LOB: 0 BB: 0 P: 5	R: 0 E: 0 K: 0 S: 3	H: 1 LOB: 0 BB: 0 P: 3	R: 0 E: 0 K: 0 S: 3	H: 0 LOB: 1 BB: 0 P: 4	R: 0 E: 0 K: 1 S: 6	H: 1 LOB: 1 BB: 0 P: 6	R: 4 E: 1 K: 0 S: 6	H: 3 LOB: 0 BB: 1 P: 10	R: 0 E: 0 K: 0 S: 4	H: 1 LOB: 2 BB: 1 P: 8	1B: 7 2B: 3 3B: 0 HR: 1	SF: 0 SAC: 0 DP: 4 HBP: 1	WP: 1 PB: 0 SB: 1 CS: 1	PA: 38					
PITCHER	IP	WLS	BF	H	R	ER	SO	BB	IBB	HBP	BLK	WP	HR	S	P	ERA	WHIP										
Mark Langston, L (1, 1) ERA: 5.17	7.1	W	30	8	4	3	5	2	0	1	0	1	1	37	46	3.68	1.364										
Mark Huismann, R (8, 1) ERA: 3.54	1.0		4	2	0	0	0	0	0	0	0	0	0	4	4	0.00	2.000										
Matt Young, L (9, 1) ERA: 4.6	0.2	S	3	0	0	0	0	1	0	0	0	0	0	2	6	0.00	1.500										

Detroit Tigers @ Seattle Mariners
 The Kingdome, Seattle, WA
 Sat May 31 1986, 10:05 PM EDT
 Att: 27,841 - Unknown

livebaseballscorecards.com



Batter	1	2	3	4	5	6	7	8	9	AB R H RBI BB SO LOB	TOP											
Lou Whitaker, L (1, 4) OBP: 0.337, SLG: 0.459	0-0 G3		0-0 G4-6-3		4-0 1B BB		0-0 G3-6-3		0-0 1B	4 0 1 0 1 0 2												
Dave Collins, S (1, 9) OBP: 0.382, SLG: 0.381	0-0 F6		0-0 1B 2B		0-0 1B		0-0 F8		0-0 6-3	4 0 2 0 0 0 0 1 0 0 0 0 0 1												
Brian Harper, R (8, 9) OBP: 0.200, SLG: 0.167																						
Darrell Evans, L (1, 3) OBP: 0.324, SLG: 0.433	0-0 1B		0-0 1B		0-0 F6			0-3 K		4 0 2 0 0 1 3												
Darnell Coles, R (1, 5) OBP: 0.353, SLG: 0.524	0-3 K				0-0 F9		0-0 F4	4-0 BB		3 0 0 0 1 1 4												
Harry Spilman, L (1, 10) OBP: 0.294, SLG: 0.479		0-0 F3		0-3 K		0-0 3-1		0-0 F9		4 0 0 0 0 1 1												
Alan Trammell, R (1, 6) OBP: 0.307, SLG: 0.401		0-0 5-3		0-0 1B		0-0 FC4-6 1B		0-0 F9		4 0 2 0 0 0 1												
Pat Sheridan, L (1, 8) OBP: 0.188, SLG: 0.309		0-0 1B		0-0 4-3		0-0 FC4-6			0-0 HR	4 1 2 1 0 0 2												
Larry Herndon, R (1, 7) OBP: 0.280, SLG: 0.348		0-0 1-3			0-0 6-3		0-0 F8		0-0 6-3	4 0 0 0 0 0 2												
Dwight Lowry, L (1, 2) OBP: 0.500, SLG: 0.444			0-0 G4-6-3 1B		0-0 1B BB		0-0 G3-6-3 1B		0-0 E4 1B	4 0 3 0 0 0 0												
Inning Stats	R: 0 E: 0 K: 1 S: 6	H: 1 LOB: 1 BB: 0 P: 6	R: 0 E: 0 K: 0 S: 4	H: 1 LOB: 1 BB: 0 P: 4	R: 0 E: 0 K: 0 S: 4	H: 3 LOB: 2 BB: 0 P: 4	R: 0 E: 0 K: 1 S: 6	H: 1 LOB: 1 BB: 0 P: 6	R: 0 E: 0 K: 0 S: 5	H: 2 LOB: 3 BB: 1 P: 9	R: 0 E: 0 K: 0 S: 4	H: 1 LOB: 1 BB: 0 P: 4	R: 0 E: 0 K: 0 S: 3	H: 1 LOB: 0 BB: 0 P: 3	R: 0 E: 0 K: 1 S: 5	H: 0 LOB: 1 BB: 1 P: 9	R: 1 E: 1 K: 0 S: 5	H: 2 LOB: 1 BB: 0 P: 5	1B: 10 2B: 1 3B: 0 HR: 1	SF: 0 SAC: 0 DP: 2 HBP: 0	WP: 0 PB: 0 SB: 1 CS: 0	PA: 38
PITCHER	IP WLS BF H R ER SO BB IBB HBP BLK WP HR S P ERA WHIP																					
Bill Swift, R (1, 1) ERA: 4.86	5.1 W 24 9 0 0 2 1 0 0 0 0 0 0 27 31 0.00 1.875																					
Mark Huismann, R (6, 1) ERA: 3.41	3.2 S 14 3 1 1 1 1 0 0 0 0 0 1 15 19 2.46 1.091																					

Detroit Tigers @ Seattle Mariners

The Kingdome, Seattle, WA

Sun Jun 01 1986, 6:33 AM EDT
Att. 8,691 - Unknown

livebaseballscorecards.com

AB	36
R	1
H	12
RBI	1
BB	2
SO	3
LOB	16



Batter	1	2	3	4	5	6	7	8	9
Harold Reynolds, S (1, 4) OBP: 0.315, SLG: 0.358	1-0 E S 1B HBP		0-0 S 1B		4-0 1B BB		0-0 1B 1B 2B	0-0 5-3	
John Moses, S (1, 8) OBP: 0.357, SLG: 0.333	0-0 CS 1B		0-0 F8		0-0 1B		0-0 F9 1B 1B	0-0 4-3	
Alvin Davis, L (1, 3) OBP: 0.415, SLG: 0.522	0-0 6-3		4-0 1B BB		0-0 L3		0-0 1B HR 1B		
Gorman Thomas, R (1, 10) OBP: 0.302, SLG: 0.418	0-0 F3		0-3 K		0-0 5-3		0-0 F4		
Danny Tartabull, R (1, 7) OBP: 0.340, SLG: 0.508		0-3 K		0-0 6-3		0-0 HR 1B	0-0 F9		
Dave Henderson, R (1, 9) OBP: 0.321, SLG: 0.439		0-0 F8		0-0 6-3		0-0 HR	0-0 HR 1B		
Jim Presley, R (1, 5) OBP: 0.291, SLG: 0.442		0-3 K		0-0 6-3		0-0 5-3 2B	0-0 HR		
Spike Owen, S (1, 6) OBP: 0.310, SLG: 0.357			0-0 F8 1B		0-0 F8	0-0 5-3	0-0 4-3		
Domingo Ramos, R (9, 6) OBP: 0.200, SLG: 0.205									
Bob Kearney, R (1, 2) OBP: 0.217, SLG: 0.246			0-0 F9		0-0 1B 2B	0-0 F8		0-0 6-3	

Inning Stats	R: 1	H: 1	E: 0	K: 0	S: 3	LOB: 0	BB: 0	P: 4
	R: 0	H: 0	E: 0	K: 2	S: 7 <td>LOB: 0</td> <td>BB: 0</td> <td>P: 7 </td>	LOB: 0	BB: 0	P: 7
	R: 0	H: 2	E: 0	K: 1	S: 7 <td>LOB: 3</td> <td>BB: 1</td> <td>P: 11 </td>	LOB: 3	BB: 1	P: 11
	R: 0	H: 0	E: 0	K: 0	S: 3 <td>LOB: 0</td> <td>BB: 0</td> <td>P: 3 </td>	LOB: 0	BB: 0	P: 3
	R: 1	H: 2	E: 0	K: 0	S: 5 <td>LOB: 2</td> <td>BB: 1</td> <td>P: 9 </td>	LOB: 2	BB: 1	P: 9
	R: 2	H: 3	E: 0	K: 0	S: 5 <td>LOB: 0</td> <td>BB: 0</td> <td>P: 5 </td>	LOB: 0	BB: 0	P: 5
	R: 5	H: 5	E: 0	K: 0	S: 8 <td>LOB: 0</td> <td>BB: 0</td> <td>P: 8 </td>	LOB: 0	BB: 0	P: 8
	R: 0	H: 0	E: 0	K: 0	S: 3 <td>LOB: 0</td> <td>BB: 0</td> <td>P: 3 </td>	LOB: 0	BB: 0	P: 3

PITCHER														PITCHER																					
IP	WLS	BF	H	R	ER	SO	BB	IBB	HBP	BLK	WP	HR	S	P	ERA	WHIP	IP	WLS	BF	H	R	ER	SO	BB	IBB	HBP	BLK	WP	HR	S	P	ERA	WHIP		
Frank Tanana, L (1, 1) ERA: 5.46	5.0	L	25	8	4	4	3	2	0	0	0	1	28	37	7.20	2.000																			
Chuck Cary, L (6, 1) ERA: 5.12	1.2		9	5	5	0	0	0	0	0	0	1	9	9	27.00	3.000																			
Bill Scherrer, L (7, 1) ERA: 4.5	1.1		4	0	0	0	0	0	0	0	0	0	4	4	0.00	0.000																			

BOTTOM

Detroit Tigers @ Seattle Mariners
The Kingdom, Seattle, WA


Sun Jun 01 1986, 6:33 AM EDT
Att. 8,691 - Unknown

AB	R	H	RBI	BB	SO	LOB
3	2	2	0	1	0	0
5	1	3	2	0	0	2
3	1	1	1	1	0	3
4	0	0	0	0	1	7
4	1	1	0	0	1	2
4	2	2	3	0	0	0
4	1	2	3	0	1	0
4	0	1	0	0	0	1
0	0	0	0	0	0	0
4	1	1	0	0	0	1

AB	35
R	9
H	13
RBI	9
BB	2
SO	3
LOB	16

WP: 0 PA: 38
PB: 0
SB: 2
CS: 1

SF: 0 SAC: 0
DP: 0
HBP: 1



livebaseballscores.com

Batter	1	2	3	4	5	6	7	8	9	AB R H RBI BB SO LOB	TOP											
Lou Whitaker, L (1, 4) OBP: 0.340, SLG: 0.457	0-0 F7		0-0 1B			0-0 5-3		4-0 FC6-4 BB		3 0 1 0 1 0 0												
Dave Collins, S (1, 7) OBP: 0.373, SLG: 0.371	0-0 4-3		0-0 F7			0-0 F8		0-0 FC6-4 1-2f		4 0 0 0 0 0 3												
Kirk Gibson, L (1, 10) OBP: 0.442, SLG: 0.558	0-3 K				0-0 F4		0-3 K		0-3 K	4 0 0 0 0 3 0												
Lance Parrish, R (1, 2) OBP: 0.337, SLG: 0.473		0-0 F9			0-0 F5		0-0 HR		0-0 6-3	4 1 1 1 0 0 0												
Darrell Evans, L (1, 3) OBP: 0.317, SLG: 0.422		0-0 F8			0-0 4-3		0-0 F2		0-0 F9	4 0 0 0 0 0 0												
Darnell Coles, R (1, 5) OBP: 0.348, SLG: 0.515		0-3 K			0-0 5-3		0-0 F9			3 0 0 0 0 1 0												
Chet Lemon, R (1, 8) OBP: 0.361, SLG: 0.467			0-0 F3		0-0 L6		0-0 F7			3 0 0 0 0 0 0												
Pat Sheridan, L (1, 9) OBP: 0.216, SLG: 0.325			4-0 1B BB		0-0 1B			0-0 3-6 1B		2 0 2 0 1 0 0												
Alan Trammell, R (1, 6) OBP: 0.301, SLG: 0.394			0-0 F4		0-0 5-3			0-0 3-6 1-2f		3 0 0 0 0 0 3												
Inning Stats	R: 0 E: 0 K: 1 S: 5	H: 0 LOB: 0 BB: 0 P: 5	R: 0 E: 0 K: 1 S: 5	H: 0 LOB: 0 BB: 0 P: 5	R: 0 E: 0 K: 0 S: 4	H: 1 LOB: 2 BB: 1 P: 8	R: 0 E: 0 K: 0 S: 3	H: 0 LOB: 0 BB: 0 P: 3	R: 0 E: 0 K: 0 S: 4	H: 1 LOB: 1 BB: 0 P: 4	R: 0 E: 0 K: 1 S: 5	H: 0 LOB: 0 BB: 0 P: 5	R: 1 E: 0 K: 0 S: 4	H: 1 LOB: 0 BB: 0 P: 4	R: 0 E: 0 K: 0 S: 3	H: 1 LOB: 1 BB: 1 P: 7	R: 0 E: 0 K: 1 S: 5	H: 0 LOB: 0 BB: 0 P: 5	1B: 3 2B: 1 3B: 0 HR: 1	SF: 0 SAC: 0 DP: 1 HBP: 0	WP: 0 PB: 0 SB: 0 CS: 0	PA: 32
PITCHER	IP WLS BF H R ER SO BB IBB HBP BLK WP HR S P ERA WHIP																					
Chris Codioli, R (1, 1) ERA: 3.51	7.0 W 25 3 1 1 3 1 0 0 0 0 0 1 30 34 1.29 0.571																					
Bill Mooneyham, R (8, 1) ERA: 2.52	1.0 4 1 0 0 0 1 0 0 0 0 0 0 3 7 0.00 2.000																					
Jose Rijo, R (9, 1) ERA: 4.31	1.0 3 0 0 0 0 1 0 0 0 0 0 0 5 5 0.00 0.000																					

Detroit Tigers @ Oakland Athletics
 Oakland-Alameda County Coliseum, Oakland, CA
 Mon Jun 02 1986, 7:05 PM PDT
 Att: 10,890 - Unknown

AB	30
R	1
H	4
RBI	1
BB	2
SO	4
LOB	6



WP: 0	PA: 32
PB: 0	
SB: 0	
CS: 0	

ERA	WHIP

Batter	1	2	3	4	5	6	7	8	9	AB R H RBI BB SO LOB	TOP											
Lou Whitaker, L (1, 4) OBP: 0.342, SLG: 0.461	0-3 K		0-0 E4 BB 1B		0-0 F9		0-0 2B		0-0 1-2 1B	5 1 2 0 0 1 0												
Alan Trammell, R (1, 6) Harry Spilman, L (9, PH) OBP: 0.288, SLG: 0.469	0-0 HR		0-0 F8		0-0 4-3		0-0 1-3		0-0 F7	4 1 1 1 0 0 2 1 0 0 0 0 0 2												
Kirk Gibson, L (1, 10) OBP: 0.439, SLG: 0.596	0-3 K		4-0 1-2 1B BB		0-3 K			0-0 HR	0-3 K	4 1 1 1 1 3 2												
Lance Parrish, R (1, 2) OBP: 0.340, SLG: 0.491	0-0 F9		0-0 1-2 2-H 1B		0-0 HR			0-0 5-3		4 1 2 2 0 0 0												
Damell Coles, R (1, 5) OBP: 0.346, SLG: 0.506		0-0 6-3	0-0 5-3		0-0 5-3			4-0 BB		3 0 0 0 1 0 2												
Chet Lemon, R (1, 8) OBP: 0.358, SLG: 0.468		0-0 F8 2B		0-0 6-3		0-0 F9		0-3 K		4 0 1 0 0 1 1												
Larry Herndon, R (1, 7) Dave Bergman, L (8, PH) OBP: 0.370, SLG: 0.350		0-0 F8 2-3		0-0 2B		0-0 F7		0-0 F9		3 0 1 0 0 0 1 1 0 0 0 0 0 1												
Darrell Evans, L (1, 3) OBP: 0.310, SLG: 0.412		0-3 K		0-0 F8		0-0 F5			0-0 F7	4 0 0 0 0 1 2												
Tom Brookens, R (1, 9) Pat Sheridan, L (7, PH) OBP: 0.222, SLG: 0.321			0-0 5-3		0-0 1-3		0-3 K		4-0 1B BB	2 0 0 0 0 0 1 1 0 0 0 1 1 0												
Inning Stats	R: 1 E: 0 K: 2 S: 8	H: 1 LOB: 0 BB: 0 P: 8	R: 0 E: 0 K: 1 S: 6	H: 1 LOB: 1 BB: 0 P: 6	R: 1 E: 1 K: 0 S: 5	H: 1 LOB: 2 BB: 1 P: 9	R: 0 E: 0 K: 0 S: 4	H: 1 LOB: 1 BB: 0 P: 4	R: 0 E: 0 K: 1 S: 5	H: 0 LOB: 0 BB: 0 P: 5	R: 1 E: 0 K: 0 S: 4	H: 1 LOB: 0 BB: 0 P: 4	R: 0 E: 0 K: 1 S: 6	H: 1 LOB: 1 BB: 0 P: 6	R: 1 E: 0 K: 1 S: 6	H: 1 LOB: 1 BB: 1 P: 10	R: 0 E: 0 K: 1 S: 6	H: 1 LOB: 2 BB: 1 P: 10	1B: 2 2B: 3 3B: 0 HR: 3	SF: 0 SAC: 0 DP: 0 HBP: 0	WP: 0 PB: 0 SB: 0 CS: 0	PA: 39
PITCHER	IP WLS BF H R ER SO BB IBB HBP BLK WP HR S P ERA WHIP																					
Curt Young, L (1, 1) ERA: 2.63	6.1 W 26 5 3 2 4 1 0 0 0 0 2 33 37 2.84 0.947																					
Steve Ontiveros, R (7, 1) ERA: 5.31	1.2 8 2 1 1 2 1 0 0 0 0 1 11 15 5.40 1.800																					
Jose Rijo, R (9, 1) ERA: 4.25	1.0 S 5 1 0 0 1 1 0 0 0 0 0 6 10 0.00 2.000																					

Detroit Tigers @ Oakland Athletics
 Oakland-Alameda County Coliseum, Oakland, CA

Tue Jun 03 1986, 7:05 PM PDT
 Att: 13,120 - Unknown

livebaseballscorecards.com

AB 36
R 4
H 8
RBI 4
BB 3
SO 7
LOB 14



Batter	1	2	3	4	5	6	7	8	9
Tony Phillips, S OBP: 0.397, SLG: 0.376 (1, 5)	0-3 K	0-0 S 1B			0-3 K		0-0 F7	0-3 K	
Donnie Hill, S OBP: 0.362, SLG: 0.424 (1, 4)	0-0 BB HR 1B	0-3 K 1-2			0-3 K		0-0 1B		
Carney Lansford, R OBP: 0.325, SLG: 0.402 (1, 3)	0-0 BB HR 1B	0-0 F8			0-0 3-1		0-0 F7		
Jose Canseco, R OBP: 0.370, SLG: 0.541 (1, 9) (7, 7)	4-0 HR BB		0-3 K		4-0 1B BB		0-0 5-3		
Dave Kingman, R OBP: 0.259, SLG: 0.442 (1, 10)	0-0 HR		4-0 G6-4-3 BB		0-3 K		0-0 F3		
Dusty Baker Jr., R OBP: 0.270, SLG: 0.272 Stan Javier, S OBP: 0.239, SLG: 0.220 (1, 7) (7, 8)	0-3 K		0-0 G6-4-3 1-2f		0-3 K		0-0 BB 1B 1B		
Mike Davis, L OBP: 0.302, SLG: 0.418 (1, 8) (7, 9)	0-0 F5		4-0 L4-3 BB		0-0 1B 1B		0-0 BB 1B		
Alfredo Griffin, S OBP: 0.348, SLG: 0.357 (1, 6)		0-0 F4	0-0 L4-3 1-2		0-0 1B 1B		4-0 1-2 2-3 BB		
Bill Bathe, R OBP: 0.184, SLG: 0.372 (1, 2)		0-0 HR	0-3 K		0-0 4-3		0-0 F5		

Inning Stats	R: 4	H: 3	E: 0	K: 2	S: 10	LOB: 0	BB: 1	P: 14	R: 1	H: 2	E: 0	K: 1	S: 7	LOB: 1	BB: 0	P: 7	R: 0	H: 0	E: 0	K: 1	S: 4	LOB: 0	BB: 1	P: 8	R: 0	H: 0	E: 0	K: 2	S: 7	LOB: 0	BB: 0	P: 7	R: 1	H: 2	E: 0	K: 2	S: 9	LOB: 2	BB: 1	P: 13	R: 0	H: 1	E: 0	K: 0	S: 4	LOB: 1	BB: 0	P: 4	R: 0	H: 2	E: 0	K: 1	S: 7	LOB: 3	BB: 1	P: 11
--------------	------	------	------	------	-------	--------	-------	-------	------	------	------	------	------	--------	-------	------	------	------	------	------	------	--------	-------	------	------	------	------	------	------	--------	-------	------	------	------	------	------	------	--------	-------	-------	------	------	------	------	------	--------	-------	------	------	------	------	------	------	--------	-------	-------

PITCHER	IP	WLS	BF	H	R	ER	SO	BB	IBB	HBP	BLK	WP	HR	S	P	ERA	WHIP
Dave LaPoint, L ERA: 5.4 (1, 1)	2.0	L	12	5	5	5	3	1	0	0	0	0	2	17	21	22.50	3.000
Eric King, R ERA: 1.23 (3, 1)	6.0		25	5	1	1	7	4	0	0	0	0	0	35	51	1.50	1.500

AB R H RBI BB SO LOB

5	0	1	0	0	3	3
4	1	2	0	0	2	1
4	1	1	0	0	0	2
2	2	0	0	2	1	1
3	1	1	4	1	1	1
3	0	0	0	0	2	2
1	0	1	0	0	0	0
3	0	2	0	1	0	0
3	0	1	1	1	0	1
4	1	1	1	0	1	5

AB	32
R	6
H	10
RBI	6
BB	5
SO	10
LOB	16



WP	PA	ERA	WHIP
0	37		

Detroit Tigers @ Oakland Athletics
Oakland-Alameda County Coliseum, Oakland, CA
Tue Jun 03 1986, 7:05 PM PDT
Att. 13,120 - Unknown

livebaseballscorecards.com

Batter	1	2	3	4	5	6	7	8	9	AB R H RBI BB SO LOB	TOP											
Lou Whitaker, L (1, 4) OBP: 0.343, SLG: 0.473	0-0 4-3		0-0 HR	0-0 F6		0-0 F5			4-0 F3 SH1-3 2B BB	4 2 1 1 1 0 0												
Dave Collins, S (1, 7) OBP: 0.376, SLG: 0.366	4-0 4-3 BLK BB		0-0 G3	0-3 K			4-0 CS BB		0-0 SH1-3	2 0 0 0 2 1 0												
Kirk Gibson, L (1, 10) OBP: 0.435, SLG: 0.560	0-0 4-3		4-0 BB 2B BB	0-3 K			0-0 4-3		4-0 S 2B IBB	3 2 0 0 2 1 2												
Lance Parrish, R (1, 2) OBP: 0.342, SLG: 0.503	0-0 F7		4-0 BB 2B BB		0-0 5-3		0-0 HR		0-0 F3	4 2 1 1 1 0 3												
Darrell Evans, L (1, 3) OBP: 0.313, SLG: 0.414		0-0 F5	4-0 2B SF8 BB		0-0 F2		0-0 F7		0-0 1-H 3-H 2B	4 1 1 2 1 0 0												
Darnell Coles, R (1, 5) OBP: 0.352, SLG: 0.536		0-0 2B	0-0 SF8 2B		0-0 HR			0-0 F7	0-0 F8	5 1 3 3 0 0 1												
Chet Lemon, R (1, 8) OBP: 0.362, SLG: 0.461		0-0 F5	4-0 BB		0-0 6-3			4-0 PB BB		2 0 0 0 2 0 1												
Pat Sheridan, L (1, 9) OBP: 0.223, SLG: 0.314		4-0 BB	0-0 SF8			0-0 G3		0-0 F5		2 0 0 1 1 0 1												
Alan Trammell, R (1, 6) OBP: 0.293, SLG: 0.399		0-0 3-1	0-0 F9			0-0 F8		0-0 4-3		4 0 0 0 0 0 5												
Inning Stats	R: 0 E: 0 K: 0 S: 3	H: 0 LOB: 1 BB: 1 P: 7	R: 0 E: 0 K: 0 S: 4	H: 1 LOB: 2 BB: 1 P: 8	R: 4 E: 0 K: 0 S: 5	H: 2 LOB: 2 BB: 4 P: 21	R: 0 E: 0 K: 2 S: 7	H: 0 LOB: 0 BB: 0 P: 7	R: 1 E: 0 K: 0 S: 4	H: 1 LOB: 0 BB: 0 P: 4	R: 0 E: 0 K: 0 S: 3	H: 0 LOB: 0 BB: 0 P: 3	R: 1 E: 0 K: 0 S: 3	H: 1 LOB: 0 BB: 1 P: 7	R: 0 E: 0 K: 0 S: 3	H: 0 LOB: 1 BB: 1 P: 7	R: 2 E: 0 K: 0 S: 4	H: 1 LOB: 1 BB: 2 P: 12	1B: 0 2B: 3 3B: 0 HR: 3	SF: 1 SAC: 1 DP: 0 HBP: 0	WP: 0 PB: 1 SB: 1 CS: 1	PA: 42
PITCHER	IP WLS BF H R ER SO BB IBB HBP BLK WP HR S P ERA WHIP																					
Eric Plunk, R (1, 1) ERA: 5.76	2.1 L 16 3 4 4 0 6 0 0 0 0 0 1 10 34 15.43 3.857																					
Rick Langford, R (3, 1) ERA: 6.44	3.2 12 1 1 1 2 0 0 0 0 0 0 1 16 16 2.46 0.273																					
Bill Mooneyham, R (7, 1) ERA: 3.29	2.1 11 1 3 3 0 3 1 0 0 0 1 7 23 11.57 1.714																					
Steve Ontiveros, R (9, 1) ERA: 5.22	0.2 3 1 0 0 0 0 0 0 0 0 0 0 3 3 0.00 1.500																					

Detroit Tigers @ Oakland Athletics
 Oakland-Alameda County Coliseum, Oakland, CA
 Wed Jun 04 1986, 3:33 AM PDT
 Att: 12,743 - Unknown

AB	30
R	8
H	6
RBI	8
BB	10
SO	2
LOB	13



Batter	1	2	3	4	5	6	7	8	9	AB R H RBI BB SO LOB
Tony Phillips, S OBP: 0.393, SLG: 0.372 (1, 4) (9, 5)	0-0 F8	0-0 F7		0-3 K			0-0 1B BB 1B		0-0 F7	5 1 1 0 0 1 4
Bruce Bochte, L OBP: 0.354, SLG: 0.376 (1, 3)	0-0 HR 1B		0-0 F7		0-0 FC6-4 1B		0-0 BB BB 1B 1-3 2-H		0-0 F6	5 1 3 1 0 0 0
Carney Lansford, R OBP: 0.324, SLG: 0.396 Donnie Hill, S OBP: 0.358, SLG: 0.420 (1, 5) (9, 4)	0-0 F3		0-0 F2		0-0 FC6-4 G5-4-3 1-2f		4-0 BB BB 1-2		0-3 K	3 0 0 0 1 0 2 1 0 0 0 0 1 0
Jose Canseco, R OBP: 0.372, SLG: 0.553 (1, 7) (5, 9)	0-0 1-H HR		0-0 F8		0-0 G5-4-3 1-2f		4-0 1-2 2-3 3-H BB			3 1 1 3 1 0 1
Dave Kingman, R OBP: 0.254, SLG: 0.432 (1, 10)	0-0 F7			0-3 K		0-3 K	0-3 K			4 0 0 0 0 3 3
Mike Davis, L OBP: 0.304, SLG: 0.415 Rick Peters, S OBP: 0.324, SLG: 0.250 Dusty Baker Jr., R OBP: 0.267, SLG: 0.269 (1, 9) (5, 7) (7, PH) (8, 7)		0-0 4-3		4-0 6-3 WP 1B BB		0-0 5-3	0-0 4-3			1 1 0 0 1 0 0 1 0 0 0 0 0 0 1 0 0 0 0 0 3
Alfredo Griffin, S OBP: 0.347, SLG: 0.355 (1, 6)		0-0 S 1B		0-0 6-3		0-0 G1		0-0 1-3		4 0 1 0 0 0 1
Bill Bathe, R OBP: 0.198, SLG: 0.378 (1, 2)		0-3 K		0-0 1B 1B 3-H			0-0 F6	0-0 G4-6-3 1B		4 0 2 1 0 1 1
Stan Javier, S OBP: 0.280, SLG: 0.233 (1, 8)		4-0 BB		0-0 1B 1B			4-0 1B BB	0-0 G4-6-3 1-2f		2 1 1 0 2 0 1

Inning Stats	R: 2	H: 2	E: 0	K: 0	S: 5	LOB: 0	BB: 0	P: 5	R: 0	H: 1	E: 0	K: 1	S: 6	LOB: 2	BB: 1	P: 10	R: 0	H: 0	E: 0	K: 0	S: 3	LOB: 0	BB: 0	P: 3	R: 1	H: 2	E: 0	K: 2	S: 9	LOB: 2	BB: 1	P: 13	R: 0	H: 1	E: 0	K: 0	S: 3	LOB: 0	BB: 0	P: 3	R: 0	H: 0	E: 0	K: 1	S: 5	LOB: 0	BB: 0	P: 5	R: 2	H: 2	E: 0	K: 1	S: 7	LOB: 3	BB: 3	P: 19	R: 0	H: 1	E: 0	K: 0	S: 3	LOB: 0	BB: 0	P: 3	R: 0	H: 0	E: 0	K: 1	S: 5	LOB: 0	BB: 0	P: 5	1B: 8	SF: 0	2B: 0	SAC: 0	3B: 0	DP: 2	HR: 1	HBP: 0	WP: 1	PA: 39
--------------	------	------	------	------	------	--------	-------	------	------	------	------	------	------	--------	-------	-------	------	------	------	------	------	--------	-------	------	------	------	------	------	------	--------	-------	-------	------	------	------	------	------	--------	-------	------	------	------	------	------	------	--------	-------	------	------	------	------	------	------	--------	-------	-------	------	------	------	------	------	--------	-------	------	------	------	------	------	------	--------	-------	------	-------	-------	-------	--------	-------	-------	-------	--------	-------	--------

PITCHER	IP	WLS	BF	H	R	ER	SO	BB	IBB	HBP	BLK	WP	HR	S	P	ERA	WHIP
Jack Morris, R ERA: 4.62 (1, 1)	6.1	W	30	8	5	5	4	4	0	0	0	1	1	34	50	7.11	1.895
Willie Hernandez, L ERA: 3.23 (7, 1)	2.2	S	9	1	0	0	2	1	0	0	0	0	0	12	16	0.00	0.750

BOTTOM

Detroit Tigers @ Oakland Athletics
Oakland-Alameda County Coliseum, Oakland, CA
Wed Jun 04 1986, 3:33 AM PDT
Att. 12,743 - Unknown

livebaseballscores.com

AB	34
R	5
H	9
RBI	5
BB	5
SO	6
LOB	16



Batter	1	2	3	4	5	6	7	8	9	AB R H RBI BB SO LOB	TOP											
Damaso Garcia, R (1, 4) OBP: 0.290, SLG: 0.320	0-0 F8	0-0 2-H 1B	0-0 F6		0-0 4-3		0-0 HR		0-0 6-3	6 1 2 2 0 0 1												
Rance Mulliniks, L (1, 5) OBP: 0.347, SLG: 0.382 Kelly Gruber, R (5, PH) OBP: 0.196, SLG: 0.313	0-0 F9	0-3 K		0-0 4-3	0-0 F3		0-0 5-3			3 0 0 0 0 1 1 2 0 0 0 0 0 0												
Lloyd Moseby, L (1, 8) OBP: 0.380, SLG: 0.475 Rick Leach, L (8, 9) OBP: 0.310, SLG: 0.418	0-0 F7		0-0 2B 1B	0-0 4-3		0-3 K	0-3 K			5 1 1 0 0 2 0 0 0 0 0 0 0 0												
George Bell, R (1, 7) OBP: 0.387, SLG: 0.567		4-0 1B HR BB	0-0 1B 2B	0-0 2B 1B		0-0 WP E 4-3 1B		0-0 6-3		4 4 3 0 1 0 0												
Willie Upshaw, L (1, 3) OBP: 0.390, SLG: 0.379		0-0 1-2 HR 1B	0-3 K	0-0 1B 2B		0-0 4-3		4-0 BB BB		4 2 2 0 1 1 3												
Jesse Barfield, R (1, 9) OBP: 0.348, SLG: 0.535		0-0 1-H 2-H HR	4-0 1B 1B IBB	0-0 2-3 3-H 1B		0-0 E5 HBP		4-0 G5-3 BB		3 2 2 4 2 0 0												
Cliff Johnson, R (1, 10) OBP: 0.397, SLG: 0.489 Ron Shepherd, R (8, PH) OBP: 0.500, SLG: 0.500		0-0 1-3 1B	0-0 1B 1B	0-0 1-2 2-3 3-H 1B	0-0 1-2 3-H 1B	H 1-0 1-2 HBP		0-0 G5-3		3 1 3 2 0 0 0 1 0 0 0 0 0 2												
Ernie Whitt, L (1, 2) OBP: 0.254, SLG: 0.327		0-0 1-3	0-0 1-3 2-3 3-H 1B	0-0 3-1		0-0 4-3		0-0 1-3		5 1 1 1 0 0 5												
Tony Fernandez, S (1, 6) OBP: 0.319, SLG: 0.355 Garth Iorg, R (7, 5) OBP: 0.313, SLG: 0.295		0-0 F5	0-0 2-H 3-H 1B		0-0 L6		0-0 F2		0-0 6-3	4 0 1 2 0 0 1 1 0 0 0 0 0 0												
Inning Stats	R: 0 E: 0 K: 0 S: 3	H: 0 LOB: 0 BB: 0 P: 3	R: 4 E: 0 K: 1 S: 9	H: 4 LOB: 1 BB: 1 P: 13	R: 4 E: 0 K: 1 S: 9	H: 5 LOB: 1 BB: 1 P: 13	R: 2 E: 0 K: 0 S: 7	H: 4 LOB: 2 BB: 0 P: 7	R: 0 E: 0 K: 0 S: 3	H: 0 LOB: 0 BB: 0 P: 3	R: 1 E: 1 K: 1 S: 7	H: 1 LOB: 2 BB: 0 P: 8	R: 1 E: 0 K: 1 S: 6	H: 1 LOB: 0 BB: 0 P: 6	R: 0 E: 0 K: 0 S: 2	H: 0 LOB: 1 BB: 2 P: 10	R: 0 E: 0 K: 0 S: 3	H: 0 LOB: 0 BB: 0 P: 3	1B: 11 2B: 2 3B: 0 HR: 2	SF: 0 SAC: 0 DP: 1 HBP: 1	WP: 1 PB: 0 SB: 0 CS: 0	PA: 46
PITCHER	IP WLS BF H R ER SO BB IBB HBP BLK WP HR S P ERA WHIP																					
Walt Terrell, R (1, 1) ERA: 4.75	1.2 L 10 4 4 4 0 1 0 0 0 0 0 1 9 13 21.60 3.000																					
Chuck Cary, L (2, 1) ERA: 3.96	0.1 1 0 0 0 1 0 0 0 0 0 0 0 3 3 0.00 0.000																					
Dave LaPoint, L (3, 1) ERA: 6.29	2.0 15 9 6 6 1 0 1 0 0 0 0 0 16 20 27.00 4.500																					
Bill Scherrer, L (5, 1) ERA: 5.74	5.0 20 2 2 1 2 2 0 1 0 1 1 21 30 1.80 0.800																					

Toronto Blue Jays @ Detroit Tigers
Tiger Stadium, Detroit, MI
Fri Jun 06 1986, 7:05 PM EDT
Att. 37,353 - Unknown

livebaseballscorecards.com

AB	41
R	12
H	15
RBI	11
BB	4
SO	4
LOB	13



Batter	1	2	3	4	5	6	7	8	9	AB	R	H	RBI	BB	SO	LOB
Lou Whitaker, L (1, 4) Tom Brookens, R (8, 4) OBP: 0.341, SLG: 0.465 OBP: 0.375, SLG: 0.397	0-0 L6		4-0 FC6-4 BB		0-0 F9		0-0 F6		0-0 F7	3	0	0	0	1	0	1
Dave Collins, S (1, 10) OBP: 0.371, SLG: 0.360	0-0 E S 1B		0-0 FC6-4 1-2f			0-3 K		0-0 F8	0-3 K	5	0	1	0	0	2	2
Kirk Gibson, L (1, 9) OBP: 0.439, SLG: 0.538	0-0 F9		0-0 1-3			4-0 1B SF8 BB		4-0 BB 1B SF9 BB		2	2	0	0	2	0	2
Lance Parrish, R (1, 2) Dwight Lowry, L (7, 2) OBP: 0.342, SLG: 0.500 OBP: 0.545, SLG: 0.500	0-0 5-3 1-3			0-0 5-3		0-0 2B 1B		0-0 BB 1B		3	0	1	0	0	0	1
Darrell Evans, L (1, 3) Dave Bergman, L (8, 3) OBP: 0.313, SLG: 0.415 OBP: 0.383, SLG: 0.350		0-0 1B		0-0 F9		0-0 SF8		4-0 1-2 2-3 BB		2	0	1	1	0	0	0
Darnell Coles, R (1, 5)		0-0 F8		0-0 5-3		0-0 3-H 2B		0-0 SF9		3	0	1	1	0	0	1
Chet Lemon, R (1, 8) Johnny Grubb, L (5, 7) Dave Engle, R (8, PH) (9, 7) OBP: 0.359, SLG: 0.457 OBP: 0.385, SLG: 0.435 OBP: 0.294, SLG: 0.267		0-0 F8			0-3 K	0-0 F5		0-0 F8		1	0	0	0	0	0	1
Pat Sheridan, L (1, 7) (5, 8) OBP: 0.224, SLG: 0.311		0-0 F4			0-0 1B		0-0 F2		0-0 L3	4	0	1	0	0	0	1
Alan Trammell, R (1, 6) OBP: 0.292, SLG: 0.395			0-0 L3		0-0 F8		0-0 F8		0-0 1B	4	0	1	0	0	0	1

Inning Stats	R: 0	H: 1	E: 0	K: 0	S: 4	LOB: 1	BB: 0	P: 4	R: 0	H: 1	E: 0	K: 0	S: 4	LOB: 1	BB: 0	P: 4	R: 0	H: 0	E: 0	K: 0	S: 3	LOB: 1	BB: 1	P: 7	R: 0	H: 0	E: 0	K: 0	S: 3	LOB: 0	BB: 0	P: 3	R: 0	H: 1	E: 0	K: 1	S: 6	LOB: 1	BB: 0	P: 6	R: 1	H: 2	E: 0	K: 1	S: 7	LOB: 2	BB: 1	P: 11	R: 0	H: 0	E: 0	K: 0	S: 3	LOB: 0	BB: 0	P: 3	R: 1	H: 1	E: 0	K: 0	S: 4	LOB: 2	BB: 2	P: 12	R: 0	H: 1	E: 0	K: 1	S: 6	LOB: 1	BB: 0	P: 6	1B: 6	SF: 2	2B: 1	SAC: 0	3B: 0	DP: 0	HR: 0	HBP: 0	WP: 0	PA: 38
--------------	------	------	------	------	------	--------	-------	------	------	------	------	------	------	--------	-------	------	------	------	------	------	------	--------	-------	------	------	------	------	------	------	--------	-------	------	------	------	------	------	------	--------	-------	------	------	------	------	------	------	--------	-------	-------	------	------	------	------	------	--------	-------	------	------	------	------	------	------	--------	-------	-------	------	------	------	------	------	--------	-------	------	-------	-------	-------	--------	-------	-------	-------	--------	-------	--------

PITCHER	IP	WLS	BF	H	R	ER	SO	BB	IBB	HBP	BLK	WP	HR	S	P	ERA	WHIP
Doyle Alexander, R (1, 1) ERA: 4.15	7.0	W	28	5	1	1	2	2	0	0	0	0	0	30	38	1.29	1.000
John Cerutti, L (8, 1) ERA: 4.91	1.0		6	1	1	1	0	2	0	0	0	0	0	4	12	9.00	3.000
Dennis Lamp, R (9, 1) ERA: 7.14	1.0		4	1	0	0	1	0	0	0	0	0	0	6	6	0.00	1.000


BOTTOM

Toronto Blue Jays @ Detroit Tigers
Tiger Stadium, Detroit, MI

Fri Jun 06 1986, 7:05 PM EDT
Att. 37,353 - Unknown

livebaseballscorecards.com

AB	32
R	2
H	7
RBI	2
BB	4
SO	3
LOB	15



Batter	1	2	3	4	5	6	7	8	9	AB R H RBI BB SO LOB	TOP											
Damaso Garcia, R (1, 4) OBP: 0.283, SLG: 0.312	0-3 K		0-0 F7		0-0 F8		0-0 F7			4 0 0 0 0 1 4	Toronto Blue Jays @ Detroit Tigers Tiger Stadium, Detroit, MI Sat Jun 07 1986, 7:05 PM EDT Att: 37,750 - Unknown											
Lloyd Moseby, L (1, 8) OBP: 0.382, SLG: 0.480	0-0 2B		0-0 1B			0-0 F3		0-0 F5		4 0 2 0 0 0 0												
Cliff Johnson, R (1, 10) OBP: 0.394, SLG: 0.478	4-0 G4-6-3 BB		0-0 L6			0-0 F9		0-0 6-3		3 0 0 0 1 0 1												
George Bell, R (1, 7) OBP: 0.385, SLG: 0.560	0-0 G4-6-3 1-2f			0-0 F8		0-0 F8		0-0 1B		4 0 1 0 0 0 2												
Willie Upshaw, L (1, 3) OBP: 0.388, SLG: 0.373		0-0 F6		0-3 K			4-0 BB 1B BB	0-3 K		3 1 0 0 1 2 1												
Jesse Barfield, R (1, 9) OBP: 0.347, SLG: 0.530		0-3 K		0-0 6-3			0-0 F9	0-0 FC6-4 1B		4 0 1 0 0 1 1												
Garth Iorg, R (1, 5) OBP: 0.310, SLG: 0.293		0-0 1B			0-0 F9		0-0 F6	0-0 FC6-4 1-2f		4 0 1 0 0 0 2												
Buck Martinez, R (1, 2) OBP: 0.310, SLG: 0.265		0-3 K			0-0 F6		4-0 1B 1-2 BB	0-3 K		2 0 0 0 1 1 1												
Ron Shepherd, R (7, PR) OBP: 0.500, SLG: 0.500										0 0 0 0 0 0 0												
Ernie Whitt, L (7, 2) OBP: 0.252, SLG: 0.324										1 0 0 0 0 1 1												
Tony Fernandez, S (1, 6) OBP: 0.326, SLG: 0.363			0-0 CS 1B		0-0 1B		0-0 1-3 2-H 1B	0-0 4-3		4 0 3 1 0 0 1												
Inning Stats	R: 0 E: 0 K: 1 S: 5	H: 1 LOB: 1 BB: 1 P: 9	R: 0 E: 0 K: 2 S: 8	H: 1 LOB: 1 BB: 0 P: 8	R: 0 E: 0 K: 0 S: 4	H: 2 LOB: 1 BB: 0 P: 4	R: 0 E: 0 K: 1 S: 5	H: 0 LOB: 0 BB: 0 P: 5	R: 0 E: 0 K: 0 S: 4	H: 1 LOB: 1 BB: 0 P: 4	R: 0 E: 0 K: 0 S: 3	H: 0 LOB: 0 BB: 0 P: 3	R: 1 E: 0 K: 0 S: 4	H: 1 LOB: 2 BB: 2 P: 12	R: 0 E: 0 K: 1 S: 6	H: 1 LOB: 1 BB: 0 P: 6	R: 0 E: 0 K: 1 S: 6	H: 1 LOB: 1 BB: 0 P: 6	1B: 7 2B: 1 3B: 0 HR: 0	SF: 0 SAC: 0 DP: 1 HBP: 0	WP: 0 PB: 0 SB: 0 CS: 1	PA: 36
PITCHER	IP WLS BF H R ER SO BB IBB HBP BLK WP HR S P ERA WHIP																					
Frank Tanana, L (1, 1) ERA: 5.03	7.0 W 28 6 1 1 4 3 0 0 0 0 0 0 33 45 1.29 1.286																					
Willie Hernandez, L (8, 1) ERA: 3.03	2.0 S 8 2 0 0 2 0 0 0 0 0 0 0 12 12 0.00 1.000																					

livebaseballscorecards.com

AB	33
R	1
H	8
RBI	1
BB	3
SO	6
LOB	14



Batter	1	2	3	4	5	6	7	8	9	AB	R	H	RBI	BB	SO	LOB
Lou Whitaker, L OBP: 0.340, SLG: 0.471 (1, 4)	0-3 K		0-0 3B		0-0 4-3		0-3 K			4	0	1	0	0	2	2
Alan Trammell, R OBP: 0.291, SLG: 0.392 (1, 6)	0-0 F6		0-0 F4		0-0 1B		0-0 F3			4	0	1	0	0	0	3
Kirk Gibson, L OBP: 0.429, SLG: 0.509 (1, 9)	4-0 CS BB		0-3 K		0-0 4-3		0-3 K FC6-4			3	0	0	0	1	2	1
Lance Parrish, R OBP: 0.340, SLG: 0.495 (1, 2)	0-0 CS 1-2	0-3 K	0-3 K		0-0 1B		0-0 FC6-4 1B 1-2f			4	0	1	0	0	2	2
Darnell Coles, R OBP: 0.348, SLG: 0.532 (1, 5)		0-0 HR 1B		0-0 5-3		0-0 F8		0-3 K		4	1	1	0	0	1	2
Larry Herndon, R OBP: 0.288, SLG: 0.385 (1, 7)		0-0 HR		0-3 K		0-0 F3		0-0 1B 1-2		4	1	2	2	0	1	1
Dave Engle, R OBP: 0.381, SLG: 0.389 (1, 3)		0-0 2B		4-0 BB BB BB		0-0 BB BB		0-0 1B 1B G3		3	0	2	0	1	0	2
Tom Brookens, R OBP: 0.358, SLG: 0.377 (1, 10)		0-0 F8		0-0 6-3		0-0 F7				3	0	0	0	0	0	3
Pat Sheridan, L OBP: 0.228, SLG: 0.312 (1, 8)		0-0 F7			0-3 K		0-0 1B 1-2			3	0	1	0	0	1	1

Inning Stats	R: 0	H: 0	E: 0	K: 1	S: 4	LOB: 0	BB: 1	P: 8	R: 2	H: 3	E: 0	K: 1	S: 8	LOB: 1	BB: 0	P: 8	R: 0	H: 0	E: 0	K: 2	S: 8	LOB: 1	BB: 0	P: 8	R: 0	H: 1	E: 0	K: 1	S: 5	LOB: 1	BB: 0	P: 5	R: 0	H: 1	E: 0	K: 1	S: 5	LOB: 1	BB: 0	P: 4	R: 0	H: 2	E: 0	K: 1	S: 7	LOB: 2	BB: 0	P: 7	R: 0	H: 1	E: 0	K: 2	S: 9	LOB: 2	BB: 0	P: 9
--------------	------	------	------	------	------	--------	-------	------	------	------	------	------	------	--------	-------	------	------	------	------	------	------	--------	-------	------	------	------	------	------	------	--------	-------	------	------	------	------	------	------	--------	-------	------	------	------	------	------	------	--------	-------	------	------	------	------	------	------	--------	-------	------

PITCHER	IP	WLS	BF	H	R	ER	SO	BB	IBB	HBP	BLK	WP	HR	S	P	ERA	WHIP
Jimmy Key, L ERA: 6.28 (1, 1)	7.0	L	30	8	2	2	8	2	0	0	0	1	1	44	52	2.57	1.429
Jim Acker, R ERA: 3.89 (8, 1)	1.0		4	1	0	0	1	0	0	0	0	0	0	6	6	0.00	1.000

BOTTOM

Toronto Blue Jays @ Detroit Tigers
Tiger Stadium, Detroit, MI
 Sat Jun 07 1986, 7:05 PM EDT
 Att. 37,750 - Unknown

livebaseballscorecards.com

AB	32
R	2
H	9
RBI	2
BB	2
SO	9
LOB	17



1B: 6	SF: 0	WP: 1	PA: 35
2B: 1	SAC: 0	PB: 0	
3B: 1	DP: 0	SB: 0	
HR: 1	HBP: 0	CS: 1	

PITCHER	IP	WLS	BF	H	R	ER	SO	BB	IBB	HBP	BLK	WP	HR	S	P	ERA	WHIP
---------	----	-----	----	---	---	----	----	----	-----	-----	-----	----	----	---	---	-----	------

Batter	1	2	3	4	5	6	7	8	9	AB R H RBI BB SO LOB	TOP																									
Tony Fernandez, S (1, 6) OBP: 0.321, SLG: 0.356	0-0 4-3			0-0 F9		0-0 L3		0-0 6-3		4 0 0 1 0 0 1																										
Rance Mulliniks, L (1, 5) OBP: 0.339, SLG: 0.372	0-0 4-3			0-0 4-3		0-0 6-3		0-0 F7		4 0 0 0 0 0 2																										
Lloyd Moseby, L (1, 8) OBP: 0.379, SLG: 0.476	0-0 F8			0-3 K			0-0 1B		0-0 3-1	4 0 1 0 0 1 0																										
George Bell, R (1, 7) OBP: 0.387, SLG: 0.559		0-0 F3			0-0 HR		0-0 F6		0-0 1B	4 1 2 0 0 0 1																										
Willie Upshaw, L (1, 3) OBP: 0.385, SLG: 0.367		0-0 F6			0-0 F8		0-0 F5		4-0 1B	3 1 0 0 1 0 2																										
Jesse Barfield, R (1, 9) OBP: 0.349, SLG: 0.544		0-0 F6			0-0 HR		0-0 F2		0-0 1B	4 1 2 2 0 0 1																										
Cliff Johnson, R (1, 10) OBP: 0.396, SLG: 0.474			0-3 K		4-0 L3		0-3 K		0-0 1B	3 0 1 1 1 2 0																										
Ernie Whitt, L (1, 2) OBP: 0.254, SLG: 0.325			0-0 3-1		0-0 L3		0-0 1B		0-0 6-3	3 0 1 0 0 0 1																										
Ron Shepherd, R (8, PR) OBP: 0.500, SLG: 0.500					0-0 1-2					0 1 0 0 0 0 0																										
Buck Martinez, R (8, 2) OBP: 0.305, SLG: 0.260										1 0 0 0 0 0 2																										
Kelly Gruber, R (1, 4) OBP: 0.189, SLG: 0.300			0-0 6-3			0-0 5-3		0-0 1B		2 0 0 0 0 0 0																										
Rick Leach, L (8, PH) OBP: 0.319, SLG: 0.426										1 0 1 0 0 0 0																										
Garth Iorg, R (8, PR) OBP: 0.310, SLG: 0.293										0 0 0 0 0 0 0																										
Inning Stats	R: 0 E: 0 K: 0 S: 3	H: 0 LOB: 0 BB: 0 P: 3	R: 0 E: 0 K: 0 S: 3	H: 0 LOB: 0 BB: 0 P: 3	R: 0 E: 0 K: 1 S: 5	H: 0 LOB: 0 BB: 0 P: 5	R: 2 E: 0 K: 0 S: 4	H: 2 LOB: 0 BB: 1 P: 8	R: 0 E: 0 K: 0 S: 3	H: 0 LOB: 0 BB: 0 P: 3	R: 0 E: 0 K: 0 S: 4	H: 1 LOB: 1 BB: 0 P: 4	R: 1 E: 0 K: 1 S: 7	H: 2 LOB: 2 BB: 0 P: 7	R: 1 E: 0 K: 0 S: 5	H: 3 LOB: 2 BB: 1 P: 9	1B: 7 2B: 1 3B: 0 HR: 1	SF: 0 SAC: 0 DP: 1 HBP: 0	WP: 0 PB: 0 SB: 1 CS: 1	PA: 35																
PITCHER	IP WLS BF H R ER SO BB IBB HBP BLK WP HR S P ERA WHIP																																			
Eric King, R (1, 1) ERA: 1.55	7.0		24	3	2	2	2	1	0	0	0	0	1	27	31	2.57	0.571																			
Randy O'Neal, R (8, 1) ERA: 5.84	2.0	L	11	5	2	2	1	1	0	0	0	0	0	12	16	9.00	3.000																			

Toronto Blue Jays @ Detroit Tigers
Tiger Stadium, Detroit, MI
Sun Jun 08 1986, 3:33 AM EDT
Att. 36,681 - Unknown

livebaseballscorecards.com

AB	33
R	4
H	8
RBI	4
BB	2
SO	3
LOB	10



Batter	1	2	3	4	5	6	7	8	9	AB	R	H	RBI	BB	SO	LOB	BOTTOM
Lou Whitaker, L OBP: 0.332, SLG: 0.459 (1, 4)	F8		F8	F4			B1-3		K	5	0	0	0	0	1	4	<p>Toronto Blue Jays @ Detroit Tigers Tiger Stadium, Detroit, MI Sun Jun 08 1986, 3:33 AM EDT Att. 36,681 - Unknown</p>
Dave Collins, S OBP: 0.379, SLG: 0.358 (1, 7)	CS BB		FC6-4			BB 8-4-2 BB	BB BB BB	BB BB		1	0	0	0	3	0	1	
Kirk Gibson, L OBP: 0.419, SLG: 0.483 (1, 9)	G3		3-1			BB BB BB	BB BB	BB BB		3	0	0	0	1	0	3	
Lance Parrish, R OBP: 0.338, SLG: 0.489 (1, 10)		1B		F8		BB BB BB	BB BB	BB BB	K	4	0	1	0	0	2	2	
Darrell Evans, L OBP: 0.312, SLG: 0.411 (1, 3)		1B		F8		BB BB BB	BB BB	BB BB	G3	4	0	1	0	0	0	2	
Darnell Coles, R OBP: 0.346, SLG: 0.524 (1, 5)		K		1B		BB BB BB	BB BB	BB BB	K	3	1	0	0	1	3	2	
Pat Sheridan, L OBP: 0.231, SLG: 0.313 (1, 8)		K		1B		BB BB BB	BB BB	BB BB	K	3	1	1	0	0	2	2	
Johnny Grubb, L OBP: 0.407, SLG: 0.458 (9, PH)		K		1B		BB BB BB	BB BB	BB BB	1B	1	0	1	0	0	0	0	
Alan Trammell, R OBP: 0.290, SLG: 0.389 (1, 6)		L5		1B		BB BB BB	BB BB	BB BB	K	4	0	1	1	0	2	3	
Dwight Lowry, L OBP: 0.533, SLG: 0.500 (1, 2)			FC6-4	1B		BB BB BB	BB BB	BB BB	F7	4	0	2	1	0	1	1	

Inning Stats	R: 0 E: 0 K: 0 S: 2	H: 0 LOB: 0 BB: 1 P: 6	R: 0 E: 0 K: 2 S: 9	H: 2 LOB: 2 BB: 0 P: 9	R: 0 E: 0 K: 0 S: 4	H: 1 LOB: 1 BB: 0 P: 4	R: 2 E: 0 K: 0 S: 6	H: 3 LOB: 2 BB: 1 P: 10	R: 0 E: 0 K: 1 S: 4	H: 0 LOB: 1 BB: 2 P: 12	R: 0 E: 0 K: 3 S: 9	H: 0 LOB: 0 BB: 0 P: 9	R: 0 E: 0 K: 1 S: 5	H: 0 LOB: 1 BB: 1 P: 9	R: 0 E: 0 K: 2 S: 7	H: 0 LOB: 0 BB: 0 P: 7	R: 0 E: 0 K: 2 S: 8	H: 1 LOB: 1 BB: 0 P: 8	1B: 7 2B: 1 3B: 0 HR: 0	SF: 0 SAC: 0 DP: 1 HBP: 0	WP: 0 PB: 0 SB: 0 CS: 1	PA: 37
---------------------	------------------------------	---------------------------------	------------------------------	---------------------------------	------------------------------	---------------------------------	------------------------------	----------------------------------	------------------------------	----------------------------------	------------------------------	---------------------------------	------------------------------	---------------------------------	------------------------------	---------------------------------	------------------------------	---------------------------------	----------------------------------	------------------------------------	----------------------------------	--------

PITCHER	IP	WLS	BF	H	R	ER	SO	BB	IBB	HBP	BLK	WP	HR	S	P	ERA	WHIP
Jim Clancy, R ERA: 3.49 (1, 1)	4.0		21	6	2	2	2	4	0	0	0	0	0	21	37	4.50	2.500
Mark Eichhorn, R ERA: 0.86 (5, 1)	4.0	W	12	0	0	0	7	1	0	0	0	0	0	25	29	0.00	0.250
Tom Henke, R ERA: 5.53 (9, 1)	1.0	S	4	1	0	0	2	0	0	0	0	0	0	8	8	0.00	1.000

AB	32
R	2
H	7
RBI	2
BB	5
SO	11
LOB	20



livebaseballscorecards.com

Batter	1	2	3	4	5	6	7	8	9	10	11	AB	R	H	RBI	BB	SO	LOB	TOP
Rickey Henderson, R OBP: 0.347, SLG: 0.464 (1, 8)	0-0 F9	0-0 F9		0-0 G4-3			0-0 F9	4-0 CS 1B BB			0-0 F8	5	0	0	0	1	0	2	
Don Mattingly, L OBP: 0.382, SLG: 0.528 (1, 3)	0-0 HR		0-0 HR		0-0 F7		4-0 FC6-4 BB	0-0 1B			0-0 F9	5	2	3	4	1	0	0	
Dave Winfield, R OBP: 0.360, SLG: 0.485 (1, 9)	0-3 K		0-0 6-3		0-0 6-3		0-0 FC6-4 1B	0-0 F7 1B			4-0 BB 1B BB	5	2	0	0	1	1	3	
Mike Easler, L OBP: 0.359, SLG: 0.470 (1, 10)	0-0 F7		0-0 4-3		0-0 F6		0-0 1B 1B			0-3 K	0-0 BB 1B	6	1	2	0	0	1	0	
Ken Griffey, L OBP: 0.338, SLG: 0.442 (1, 7)		0-0 HR	4-0 1B BB		0-0 F8		0-0 1B			1-0 HBP	4-0 1B BB	3	1	2	2	1	0	0	
Dan Pasqua, L OBP: 0.453, SLG: 0.558 (9, PR) (9, 7)							1-2 3-H				1-2 2-3 BB	0	0	0	0	1	0	0	
Ron Hassey, L OBP: 0.360, SLG: 0.402 (1, 2)		0-0 HR			0-0 1B		0-0 1B			0-0 F9-3	0-0 1B	5	1	3	1	0	0	3	
Butch Wynegar, S OBP: 0.307, SLG: 0.343 (11, PH) (11, 2)			1-3 1B				G3			0-0 F9-3	1-3 2-H 3-H 1B	1	0	1	2	0	0	0	
Mike Pagliarulo, L OBP: 0.333, SLG: 0.529 (1, 5)		0-0 F5	0-3 K		0-0 1B			0-0 1B SH3-4 1B			0-0 F5	6	1	2	0	0	1	4	
Willie Randolph, R OBP: 0.429, SLG: 0.351 (1, 4)		4-0 S BB			0-0 F9		0-3 K	0-0 SH3-4 1B			0-0 F9	3	0	0	0	1	1	2	
Mike Fischlin, R OBP: 0.387, SLG: 0.433 (1, 6)		0-3 BB			0-0 F9		0-3 K	0-0 SH3-4 1B			0-3 K	4	1	2	0	0	2	3	
Gary Roenicke, R OBP: 0.458, SLG: 0.436 (10, PH)					0-0 G4-3 1B			2-3 1B 1B				1	0	0	0	0	1	0	
Bobby Meacham, S OBP: 0.306, SLG: 0.284 (10, 6)												0	0	0	0	0	0	0	
Inning Stats	R: 1 H: 1 E: 0 LOB: 0 K: 1 BB: 0 S: 6 P: 6	R: 2 H: 2 E: 0 LOB: 1 K: 1 BB: 1 S: 7 P: 11	R: 1 H: 2 E: 0 LOB: 2 K: 1 BB: 1 S: 7 P: 11	R: 0 H: 1 E: 0 LOB: 0 K: 0 BB: 0 S: 3 P: 3	R: 0 H: 0 E: 0 LOB: 0 K: 0 BB: 0 S: 3 P: 3	R: 0 H: 2 E: 0 LOB: 2 K: 2 BB: 0 S: 9 P: 9	R: 1 H: 2 E: 0 LOB: 2 K: 0 BB: 1 S: 5 P: 9	R: 2 H: 3 E: 0 LOB: 1 K: 0 BB: 1 S: 5 P: 9	R: 0 H: 0 E: 0 LOB: 1 K: 1 BB: 0 S: 4 P: 5	R: 0 H: 0 E: 0 LOB: 0 K: 1 BB: 0 S: 5 P: 5	R: 2 H: 2 E: 0 LOB: 2 K: 0 BB: 2 S: 5 P: 13	1B: 11 SF: 0 2B: 1 SAC: 1 3B: 0 DP: 2 HR: 4 HBP: 1	WP: 0 PA: 52 PB: 0 SB: 1 CS: 1						
PITCHER	IP WLS BF H R ER SO BB IBB HBP BLK WP HR S P ERA WHIP																		
Jack Morris, R ERA: 4.98 (1, 1)	7.1		37	12	7	7	5	4	0	0	0	0	4	43	59	8.59	2.182		
Willie Hernandez, L ERA: 2.8 (8, 1)	2.2		8	1	0	0	2	0	0	1	0	0	0	11	12	0.00	0.375		
Bill Scherrer, L ERA: 6.48 (11, 1)	1.0	L	7	2	2	2	0	2	0	0	0	0	0	5	13	18.00	4.000		

New York Yankees @ Detroit Tigers
 Tiger Stadium, Detroit, MI
 Mon Jun 09 1986, 7:05 PM EDT
 Att. 29,265 - Unknown

AB	44
R	9
H	15
RBI	9
BB	6
SO	7
LOB	17



1B	11	SF	0
2B	1	SAC	1
3B	0	DP	2
HR	4	HBP	1

livebaseballscorecards.com

Batter	1	2	3	4	5	6	7	8	9	10	11	AB R H RBI BB SO LOB
Lou Whitaker, L OBP: 0.336, SLG: 0.455	F8	FC4-6			FC4-6							4 1 1 0 2 0 2
Alan Trammell, R OBP: 0.292, SLG: 0.383	E5 S BB 1B			K	F9							5 2 1 2 1 1 3
Kirk Gibson, L OBP: 0.425, SLG: 0.468	4-0 S 1B BB			4-3								4 1 1 2 1 0 2
Lance Parrish, R OBP: 0.333, SLG: 0.479	0-3 S K			F7								4 0 0 1 1 1 5
Darnell Coles, R OBP: 0.350, SLG: 0.521	0-0 2H 3H 1B			F9								5 0 2 2 1 1 0
Larry Herndon, R OBP: 0.277, SLG: 0.370	0-0 F8			F9								5 0 0 0 0 1 3
Johnny Grubb, L OBP: 0.407, SLG: 0.458							1-3					0 0 0 0 0 0 0
Chet Lemon, R OBP: 0.357, SLG: 0.454												1 0 0 0 0 0 2
Dave Engle, R OBP: 0.370, SLG: 0.318				K			F7					4 0 0 0 2 1 3
Tom Brookens, R OBP: 0.366, SLG: 0.375												3 1 1 0 1 0 2
Darrell Evans, L OBP: 0.315, SLG: 0.411												0 0 0 0 1 0 0
Pat Sheridan, L OBP: 0.234, SLG: 0.313												3 1 1 0 0 1 2
Dave Collins, S OBP: 0.383, SLG: 0.362												1 1 1 0 0 0 0

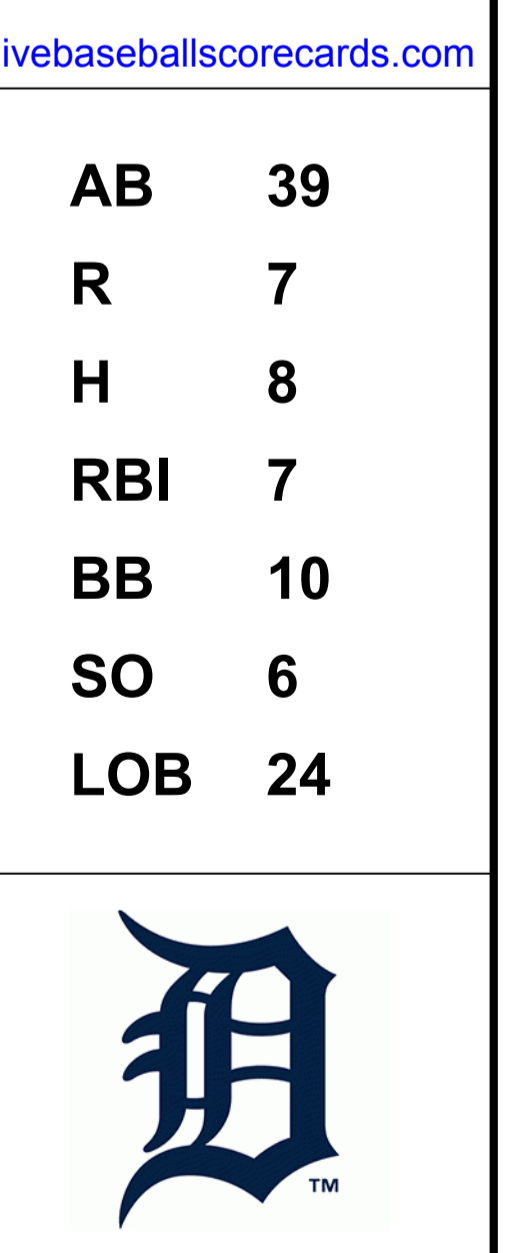
Inning Stats	R: 2	H: 1	E: 1	K: 1	S: 7	P: 11	R: 0	H: 0	E: 0	K: 1	S: 5	P: 9	R: 0	H: 0	E: 0	K: 1	S: 5	P: 5	R: 0	H: 0	E: 0	K: 1	S: 5	P: 5	R: 0	H: 1	E: 0	K: 0	S: 4	P: 4	R: 0	H: 0	E: 0	K: 0	S: 3	P: 3	R: 2	H: 2	E: 0	K: 0	S: 5	P: 14	R: 0	H: 0	E: 0	K: 1	S: 5	P: 9	R: 3	H: 3	E: 0	K: 1	S: 8	P: 16	R: 0	H: 0	E: 0	K: 0	S: 3	P: 11	R: 0	H: 1	E: 0	K: 0	S: 3	P: 7
--------------	------	------	------	------	------	-------	------	------	------	------	------	------	------	------	------	------	------	------	------	------	------	------	------	------	------	------	------	------	------	------	------	------	------	------	------	------	------	------	------	------	------	-------	------	------	------	------	------	------	------	------	------	------	------	-------	------	------	------	------	------	-------	------	------	------	------	------	------

PITCHER	IP	WLS	BF	H	R	ER	SO	BB	IBB	HBP	BLK	WP	HR	S	P	ERA	WHIP
Dennis Rasmussen, L ERA: 3.89	(1, 1)	6.2	28	3	4	2	4	4	0	0	0	0	0	32	48	2.70	1.050
Dave Righetti, L ERA: 3.78	(7, 1)	2.1	15	4	3	3	2	2	1	1	0	0	0	15	28	11.57	2.571
Ed Whitson, R ERA: 6.33	(10, 1)	1.0	7	1	0	0	0	2	1	0	0	0	0	4	16	0.00	3.000
Bob Shirley, L ERA: 4.28	(11, 1)	1.0	2	0	0	0	0	0	0	0	0	0	0	2	2	0.00	0.000

BOTTOM	AB	R	H	RBI	BB	SO	LOB
	4	1	1	0	2	0	2
	5	2	1	2	1	1	3
	4	1	1	2	1	0	2
	4	0	0	1	1	1	5
	5	0	2	2	1	1	0
	5	0	0	0	0	1	3
	0	0	0	0	0	0	0
	1	0	0	0	0	0	2
	4	0	0	0	2	1	3
	3	1	1	0	1	0	2
	0	0	0	0	1	0	0
	3	1	1	0	0	1	2
	1	1	1	0	0	0	0

AB	39	R	7	H	8	RBI	7	BB	10	SO	6	LOB	24
WP:	0	PA:	52	PB:	0	SB:	4	CS:	0	HR:	0	HBP:	1

New York Yankees @ Detroit Tigers
Tiger Stadium, Detroit, MI
 Mon Jun 09 1986, 7:05 PM EDT
 Att. 29,265 - Unknown



livebaseballscorecards.com

Batter	1	2	3	4	5	6	7	8	9	AB R H RBI BB SO LOB	TOP	
Rickey Henderson, R OBP: 0.341, SLG: 0.454 (1, 8) X	0-0 F8		0-0 L6-4		0-0 F7	0-0 F4-6			0-0 6-3	5 0 0 0 0 0 4		
Don Mattingly, L OBP: 0.390, SLG: 0.544 (1, 3) X	0-0 G4-3 1B			0-0 HR	0-0 2B 1B			0-0 F8	4-0 IBB	4 2 3 1 1 0 0		
Dave Winfield, R OBP: 0.360, SLG: 0.480 (1, 9) X	0-0 G4-3 1-2f			4-0 2B BB	0-0 2B E 1B			0-0 F7	0-3 K	4 2 1 0 0 1 3		
Mike Easler, L OBP: 0.362, SLG: 0.483 (1, 10)		0-3 K		0-0 WP 2B	0-0 E 2B			0-3 K		4 1 2 2 0 2 0		
Ken Griffey, L OBP: 0.335, SLG: 0.437 (1, 7) X		0-0 F8		0-0 2B 4-3 1B	0-0 FC6 BB			0-0 4-3		4 1 1 0 0 0 1		
Ron Hassey, L OBP: 0.364, SLG: 0.410 (1, 2) X		0-0 F6		0-0 4-3 2B	0-0 G4-6-3 BB			0-0 4-3		3 0 1 0 0 1 0 0		
Mike Pagliarulo, L OBP: 0.332, SLG: 0.528 (1, 5) X			0-0 L6-4 2B	0-0 4-3	0-0 G4-6-3			0-3 K		4 0 1 1 0 1 4		
Willie Randolph, R OBP: 0.434, SLG: 0.358 (1, 4) X		4-0 BB	4-0 5-3		0-0 F4-6 2B			H 1-0 SH1-4 HBP		2 0 1 0 1 0 1		
Mike Fischlin, R OBP: 0.353, SLG: 0.394 (1, 6) X		0-0 F2	0-0 6-3		0-3 K2-3			X 0-0 SH1-4		3 0 0 0 0 0 1 4		
Inning Stats	R: 0 H: 1 E: 0 LOB: 0 K: 0 BB: 0 S: 3 P: 3	R: 0 H: 0 E: 0 LOB: 0 K: 1 BB: 0 S: 5 P: 5	R: 0 H: 1 E: 0 LOB: 1 K: 0 BB: 1 S: 3 P: 7	R: 4 H: 4 E: 0 LOB: 1 K: 0 BB: 1 S: 7 P: 11	R: 2 H: 3 E: 1 LOB: 2 K: 0 BB: 1 S: 6 P: 10	R: 0 H: 1 E: 0 LOB: 0 K: 1 BB: 0 S: 5 P: 5	R: 0 H: 0 E: 0 LOB: 0 K: 1 BB: 0 S: 5 P: 5	R: 0 H: 0 E: 0 LOB: 0 K: 1 BB: 0 S: 5 P: 5	R: 0 H: 0 E: 0 LOB: 2 K: 1 BB: 1 S: 5 P: 10	1B: 4 SF: 0 2B: 7 SAC: 1 3B: 0 DP: 4 HR: 1 HBP: 1	WP: 1 PA: 39 PB: 0 SB: 0 CS: 0	
PITCHER	IP WLS BF H R ER SO BB IBB HBP BLK WP HR S P ERA WHIP											
Walt Terrell, R ERA: 5.07 (1, 1)	4.1 L 22 9 6 5 1 2 0 0 0 0 1 1 22 30 10.38 2.538											
Chuck Cary, L ERA: 3.45 (5, 1)	3.2 12 1 0 0 3 1 0 0 0 0 0 0 17 21 0.00 0.545											
Randy O'Neal, R ERA: 5.61 (9, 1)	1.0 5 0 0 0 0 1 0 1 1 0 0 0 5 10 0.00 0.000											

New York Yankees @ Detroit Tigers
 Tiger Stadium, Detroit, MI
 Tue Jun 10 1986, 7:05 PM EDT
 Att. 26,141 - Unknown

livebaseballscorecards.com

AB	33
R	6
H	10
RBI	4
BB	4
SO	5
LOB	17



BOTTOM

New York Yankees @ Detroit Tigers
Tiger Stadium, Detroit, MI
Tue Jun 10 1986, 7:05 PM EDT
Att. 26,141 - Unknown

livebaseballscorecards.com

AB	33
R	3
H	7
RBI	3
BB	9
SO	4
LOB	24



WP:	0	PA:	42
PB:	1		
SB:	0		
CS:	0		


AB R H RBI BB SO LOB

3	1	1	0	2	0	0
5	0	1	0	0	1	4
2	0	0	0	3	0	1
3	0	1	1	2	0	2
5	0	1	1	0	1	6
5	0	1	0	0	1	4
2	0	0	0	2	0	1
4	0	0	0	0	0	4
4	2	2	1	0	1	2
1B:	5	SF:	0			
2B:	2	SAC:	0			
3B:	0	DP:	1			
HR:	1	HBP:	0			

Batter	1	2	3	4	5	6	7	8	9
Lou Whitaker, L (1, 4) OBP: 0.342, SLG: 0.453	0-0 F7 1B		4-0 BB 4-3		0-0 4-3 1B		4-0 BB BB BB BB BB		0-0 BB PB G3 1B
Dave Collins, S (1, 7) OBP: 0.378, SLG: 0.357	0-0 9-3 1B		0-0 4-3 1-2		0-0 4-3 1B		0-0 F8 1B		0-3 K 1-2
Kirk Gibson, L (1, 9) OBP: 0.435, SLG: 0.453	0-0 9-3 1-2f		4-0 BB BB BB BB		0-0 F8 1B		4-0 BB BB BB BB BB		4-0 G3 BB 1-2 2-3
Lance Parrish, R (1, 2) OBP: 0.339, SLG: 0.482		0-0 L7 1B	0-0 F7 1B			0-0 F8 2B	4-0 BB 1-2 2-3		4-0 G3 BB 1-2 2-3 3-H
Darrell Evans, L (1, 10) OBP: 0.312, SLG: 0.406		0-0 6-3 1B		0-0 FC6-4 BB 1B		0-0 F8 2-3	0-3 K 1-2 2-3		0-0 G3 1-2 2-3 3-H
Darnell Coles, R (1, 5) OBP: 0.347, SLG: 0.513		0-0 1B 1B		0-3 K 1-2 2-3		0-0 F4 1B		0-0 F4 1B	0-0 4-3 1B
Dave Bergman, L (1, 3) OBP: 0.392, SLG: 0.333		0-0 F8 1B		4-0 BB BB BB BB		4-0 FC6-4 BB 1B		0-0 F6 1B	
Alan Trammell, R (1, 6) OBP: 0.286, SLG: 0.375			0-0 F3 1B	0-0 FC6-4 1-2f 2-3		0-0 FC6-4 1-2f		0-0 F8 1B	
Pat Sheridan, L (1, 8) OBP: 0.243, SLG: 0.350			0-0 HR 1B	0-0 4-3 1B			0-3 K 1B		0-0 PB BB 1B 1B

Inning Stats	R: 0	H: 1	E: 0	LOB: 0	K: 0	BB: 0	S: 3	P: 3	R: 0	H: 1	E: 0	LOB: 1	K: 0	BB: 0	S: 4	P: 4	R: 1	H: 1	E: 0	LOB: 2	K: 0	BB: 2	S: 4	P: 12	R: 0	H: 0	E: 0	LOB: 2	K: 1	BB: 1	S: 6	P: 10	R: 0	H: 1	E: 0	LOB: 0	K: 0	BB: 0	S: 3	P: 3	R: 0	H: 1	E: 0	LOB: 2	K: 0	BB: 1	S: 4	P: 8	R: 0	H: 0	E: 0	LOB: 3	K: 2	BB: 3	S: 7	P: 19	R: 0	H: 0	E: 0	LOB: 0	K: 0	BB: 0	S: 3	P: 3	R: 2	H: 2	E: 0	LOB: 2	K: 1	BB: 2	S: 7	P: 15	1B: 5	SF: 0	2B: 2	SAC: 0	3B: 0	DP: 1	HR: 1	HBP: 0	WP: 0	PA: 42
--------------	------	------	------	--------	------	-------	------	------	------	------	------	--------	------	-------	------	------	------	------	------	--------	------	-------	------	-------	------	------	------	--------	------	-------	------	-------	------	------	------	--------	------	-------	------	------	------	------	------	--------	------	-------	------	------	------	------	------	--------	------	-------	------	-------	------	------	------	--------	------	-------	------	------	------	------	------	--------	------	-------	------	-------	-------	-------	-------	--------	-------	-------	-------	--------	-------	--------

PITCHER	IP	WLS	BF	H	R	ER	SO	BB	IBB	HBP	BLK	WP	HR	S	P	ERA	WHIP
Joe Niekro, R (1, 1) ERA: 3.06	6.2		30	5	1	1	2	6	0	0	0	0	1	28	52	1.35	1.650
Doug Drabek, R (7, 1) ERA: 9.39	0.0		1	0	0	0	0	1	0	0	0	0	0	0	4	∞	∞
Bob Shirley, L (7, 1) ERA: 4.25	0.1		1	0	0	0	1	0	0	0	0	0	0	3	3	0.00	0.000
Brian Fisher, R (8, 1) ERA: 5.7	1.1		8	2	2	2	1	2	0	0	0	0	0	8	16	13.50	3.000
Dave Righetti, L (9, 1) ERA: 3.71	0.2	S	2	0	0	0	0	0	0	0	0	0	0	2	2	0.00	0.000

Batter	1	2	3	4	5	6	7	8	9	AB R H RBI BB SO LOB	TOP														
Willie Randolph, R (1, 4) OBP: 0.431, SLG: 0.356	0-0 5-3			0-0 FC5 2B 1B	0-0 G5-4-3 1-2f		0-0 5-3			4 1 1 0 0 0 3	<p>New York Yankees @ Detroit Tigers Tiger Stadium, Detroit, MI Wed Jun 11 1986, 7:05 PM EDT Att. 26,256 - Unknown</p> <p>livebaseballscorecards.com</p> <table border="1"> <tr><td>AB</td><td>32</td></tr> <tr><td>R</td><td>3</td></tr> <tr><td>H</td><td>8</td></tr> <tr><td>RBI</td><td>3</td></tr> <tr><td>BB</td><td>2</td></tr> <tr><td>SO</td><td>6</td></tr> <tr><td>LOB</td><td>14</td></tr> </table> 	AB	32	R	3	H	8	RBI	3	BB	2	SO	6	LOB	14
AB	32																								
R	3																								
H	8																								
RBI	3																								
BB	2																								
SO	6																								
LOB	14																								
Don Mattingly, L (1, 3) OBP: 0.384, SLG: 0.535	0-0 F8			0-0 F7		0-0 F8	0-0 3-1			4 0 0 0 0 0 2															
Rickey Henderson, R (1, 8) OBP: 0.343, SLG: 0.456	0-3 K			0-0 FC5 1-3 2B		4-0 HR BB		0-0 F7		3 1 1 0 1 1 0															
Dave Winfield, R (1, 9) OBP: 0.363, SLG: 0.493		0-0 F8		4-0 FC5 IBB		0-0 HR		0-0 5-3		3 1 1 2 1 0 0															
Gary Roenicke, R (1, 7) OBP: 0.434, SLG: 0.407		0-0 F3		0-0 FC5 1-2 2-3f 3-H		0-3 K		0-0 6-3		4 0 0 1 0 1 2															
Dale Berra, R (1, 10) OBP: 0.383, SLG: 0.439		0-0 L7		0-0 F6		0-0 1B		H 1-0 G5-4-3 HBP		3 0 1 0 0 0 2															
Butch Wynegar, S (1, 2) OBP: 0.305, SLG: 0.339			0-0 6-3		0-0 1B 1B	0-3 K		X 0-0 G5-4-3 1-2f		4 0 1 0 0 1 2															
Mike Pagliarulo, L (1, 5) OBP: 0.340, SLG: 0.538		0-3 K		0-0 K G5-4-3 1B			X 0-0 SH1-4 1B	X 0-0 2B		4 0 3 0 0 1 0															
Bobby Meacham, S (1, 6) OBP: 0.301, SLG: 0.278		0-3 K		0-0 F4			X 0-0 SH1-4	0-3 K		3 0 0 0 0 2 3															
Inning Stats	R: 0 E: 0 K: 1 S: 5	H: 0 LOB: 0 BB: 0 P: 5	R: 0 E: 0 K: 0 S: 3	H: 0 LOB: 0 BB: 0 P: 3	R: 0 E: 0 K: 2 S: 7	H: 0 LOB: 0 BB: 0 P: 7	R: 1 E: 0 K: 0 S: 5	H: 2 LOB: 2 BB: 1 P: 9	R: 0 E: 0 K: 0 S: 4	H: 2 LOB: 1 BB: 0 P: 4	R: 2 E: 0 K: 2 S: 9	H: 2 LOB: 1 BB: 1 P: 13	R: 0 E: 0 K: 0 S: 4	H: 1 LOB: 1 BB: 0 P: 4	R: 0 E: 0 K: 0 S: 3	H: 0 LOB: 0 BB: 0 P: 3	R: 0 E: 0 K: 1 S: 5	H: 1 LOB: 1 BB: 0 P: 6	1B: 5 2B: 2 3B: 0 HR: 1	SF: 0 SAC: 1 DP: 2 HBP: 1	WP: 0 PB: 0 SB: 0 CS: 0	PA: 36			
PITCHER	IP WLS BF H R ER SO BB IBB HBP BLK WP HR S P ERA WHIP																								
Frank Tanana, L (1, 1) ERA: 4.92	7.0 W 29 7 3 3 5 1 1 0 0 0 1 37 45 3.86 1.143																								
Willie Hernandez, L (8, 1) ERA: 2.65	2.0 S 7 1 0 0 1 0 0 1 0 0 0 0 8 9 0.00 0.500																								

Batter	1	2	3	4	5	6	7	8	9	AB	R	H	RBI	BB	SO	LOB	BOTTOM			
Lou Whitaker, L OBP: 0.348, SLG: 0.457 (1, 4)										5	1	3	2	0	1	1	<p>New York Yankees @ Detroit Tigers Tiger Stadium, Detroit, MI Wed Jun 11 1986, 7:05 PM EDT Att. 26,256 - Unknown</p>			
Alan Trammell, R OBP: 0.284, SLG: 0.370 (1, 6)										5	1	1	1	0	1	3				
Kirk Gibson, L OBP: 0.444, SLG: 0.448 (1, 9)										3	2	1	1	2	1	0				
Lance Parrish, R OBP: 0.341, SLG: 0.482 (1, 2)										4	0	1	2	1	0	3				
Darnell Coles, R OBP: 0.357, SLG: 0.520 (1, 5)										5	2	4	1	0	0	1				
Larry Herndon, R OBP: 0.277, SLG: 0.366 (1, 7)										4	0	1	1	0	1	4				
Dave Engle, R OBP: 0.323, SLG: 0.269 (1, 3)										4	1	0	0	0	0	5				
Tom Brookens, R OBP: 0.360, SLG: 0.358 (1, 10)										3	1	0	0	1	1	0				
Pat Sheridan, L OBP: 0.243, SLG: 0.355 (1, 8)										4	1	1	0	0	1	3				
Inning Stats	R: 0 E: 0 K: 1 S: 5	H: 1 LOB: 0 BB: 0 P: 5	R: 0 E: 0 K: 0 S: 4	H: 1 LOB: 1 BB: 0 P: 4	R: 1 E: 1 K: 0 S: 6	H: 2 LOB: 2 BB: 0 P: 6	R: 3 E: 1 K: 2 S: 10	H: 2 LOB: 1 BB: 1 P: 14	R: 0 E: 0 K: 0 S: 4	H: 1 LOB: 2 BB: 1 P: 8	R: 0 E: 0 K: 1 S: 5	H: 0 LOB: 0 BB: 0 P: 5	R: 2 E: 0 K: 0 S: 5	H: 2 LOB: 1 BB: 1 P: 9	R: 3 E: 0 K: 2 S: 10	H: 3 LOB: 1 BB: 1 P: 14	1B: 10 2B: 2 3B: 0 HR: 0	SF: 0 SAC: 0 DP: 1 HBP: 0	WP: 0 PB: 0 SB: 4 CS: 0	PA: 41
PITCHER	IP WLS BF H R ER SO	IP WLS BF H R ER SO	IP WLS BF H R ER SO	IP WLS BF H R ER SO	IP WLS BF H R ER SO	IP WLS BF H R ER SO	IP WLS BF H R ER SO	IP WLS BF H R ER SO	IP WLS BF H R ER SO	IP WLS BF H R ER SO	IP WLS BF H R ER SO	IP WLS BF H R ER SO	IP WLS BF H R ER SO	IP WLS BF H R ER SO	IP WLS BF H R ER SO	IP WLS BF H R ER SO	ERA WHIP	ERA WHIP		
Ron Guidry, L ERA: 3.59 (1, 1)	7.0 L	7.0 L	7.0 L	7.0 L	7.0 L	7.0 L	7.0 L	7.0 L	7.0 L	7.0 L	7.0 L	7.0 L	7.0 L	7.0 L	7.0 L	7.0 L	2.57 1.714	2.57 1.714		
Ed Whitson, R ERA: 7.07 (8, 1)	1.0	1.0	1.0	1.0	1.0	1.0	1.0	1.0	1.0	1.0	1.0	1.0	1.0	1.0	1.0	1.0	27.00 4.000	27.00 4.000		

livebaseballscorecards.com

AB	37
R	9
H	12
RBI	8
BB	4
SO	6
LOB	20



Batter	1	2	3	4	5	6	7	8	9	AB R H RBI BB SO LOB	TOP
Lou Whitaker, L (1, 4) OBP: 0.342, SLG: 0.448	0-0 4-3		0-0 G3		0-3 K		0-0 G1-6-3			4 0 0 0 0 1 3	
Alan Trammell, R (1, 6) OBP: 0.279, SLG: 0.365	0-0 F7		0-0 L7		0-0 F7					3 0 0 0 0 0 2	
Kirk Gibson, L (1, 9) OBP: 0.452, SLG: 0.449	0-0 3-1			4-0 E BB		0-0 G6-4-3 1B				2 0 1 0 1 0 0	
Lance Parrish, R (1, 2) OBP: 0.336, SLG: 0.475		0-0 F7		0-3 K		0-0 G6-4-3				3 0 0 0 0 1 2	
Darnell Coles, R (1, 5) OBP: 0.352, SLG: 0.512		0-0 F9		0-0 E5		0-0 F4				3 0 0 0 0 0 2	
Larry Herndon, R (1, 7) OBP: 0.265, SLG: 0.368		0-0 1B 1B		0-0 F9		4-0 BB				2 0 1 0 1 0 2	
Dave Engle, R (1, 3) OBP: 0.324, SLG: 0.276		0-0 1B		0-3 K		0-3 K				3 0 1 0 0 2 4	
Tom Brookens, R (1, 10) OBP: 0.372, SLG: 0.386		0-0 F4			0-0 1B F7 2B		0-0 G1-6-3 1B			3 0 2 0 0 0 2	
Pat Sheridan, L (1, 8) OBP: 0.246, SLG: 0.355			0-3 K		0-0 F7 1B		0-3 K			3 0 1 0 0 2 1	
Inning Stats	R: 0 E: 0 K: 0 S: 3 H: 0 LOB: 0 BB: 0 P: 3	R: 0 E: 0 K: 0 S: 5 H: 2 LOB: 2 BB: 0 P: 5	R: 0 E: 0 K: 1 S: 5 H: 0 LOB: 0 BB: 0 P: 5	R: 0 E: 1 K: 2 S: 8 H: 0 LOB: 2 BB: 1 P: 12	R: 0 E: 0 K: 1 S: 6 H: 2 LOB: 1 BB: 0 P: 6	R: 0 E: 0 K: 1 S: 6 H: 1 LOB: 2 BB: 1 P: 10	R: 0 E: 0 K: 1 S: 5 H: 1 LOB: 0 BB: 0 P: 5			1B: 5 2B: 1 3B: 0 HR: 0 SF: 0 SAC: 0 DP: 1 HBP: 0	WP: 0 PB: 0 SB: 0 CS: 0 PA: 28
PITCHER Jimmy Key, L (1, 1) ERA: 5.64	IP 7.0 WLS W BF 28 H 6 R 0 ER 0 SO 6 BB 2 IBB 0 HBP 0 BLK 0 WP 0 HR 0 S 38 P 46 ERA 0.00 WHIP 1.143										

Detroit Tigers @ Toronto Blue Jays
Exhibition Stadium, Toronto, ON
Thu Jun 12 1986, 7:05 PM EDT
Att. 30,135 - Unknown

livebaseballscorecards.com

AB	26
R	0
H	6
RBI	0
BB	2
SO	6
LOB	18



Batter	1	2	3	4	5	6	7	8	9	AB	R	H	RBI	BB	SO	LOB
Tony Fernandez, S OBP: 0.335, SLG: 0.368 (1, 6)	0-0 1-3 ①		4-0 FC5-4 BB		0-0 6-3 ①	0-0 L5 ③				3	0	0	0	1	0	1
Lloyd Moseby, L OBP: 0.381, SLG: 0.477 (1, 8)	0-0 L9 ②		0-0 F5 ①		0-0 HR 1B		4-0 2B BB			3	2	1	0	1	0	1
Cliff Johnson, R OBP: 0.376, SLG: 0.468 (1, 10)	0-0 L7 ③		0-0 FC5-4 BB 1B 1-2f		0-0 HR 1-H		0-0 IHR 2B 5-3 1-H			4	2	2	3	0	0	1
George Bell, R OBP: 0.372, SLG: 0.531 (1, 7)		0-0 5-3 ①	0-0 BB 1B 1-2		0-3 K2-3 ②		0-0 5-3 ①			4	0	1	0	0	1	1
Willie Upshaw, L OBP: 0.374, SLG: 0.359 (1, 3)		0-0 3-1 ②	4-0 BB 1B 1-2 2-3		0-0 4-3 ③		4-0 IHR 5-3 BB			2	1	0	0	2	0	0
Jesse Barfield, R OBP: 0.346, SLG: 0.550 (1, 9)		0-0 HR	0-0 4-3 ③		0-3 K ①		0-0 5-3 ②			4	1	1	1	0	1	5
Kelly Gruber, R OBP: 0.228, SLG: 0.407 (1, 5) (6, 4)		0-0 2B 1B		0-0 5-3 ①		0-0 2B 2B		0-0 IHR 2H 3H		4	3	3	3	0	0	0
Buck Martinez, R OBP: 0.323, SLG: 0.321 (1, 2)		0-0 2B 1-H		0-0 6-3 ②		0-0 FC6-5 2H 2B				3	0	2	2	0	0	0
Garth Iorg, R OBP: 0.289, SLG: 0.264 (1, 4)		0-3 K ③		0-0 F5 ③		0-0 FC6-5 2-3				1	0	0	0	0	1	1
Damaso Garcia, R OBP: 0.282, SLG: 0.310 (4, 4)										1	0	0	0	0	0	0
Rance Mulliniks, L OBP: 0.345, SLG: 0.371 (6, 5)										1	0	0	0	0	0	1

Inning Stats	R: 0	H: 0	E: 0	K: 0	S: 3	LOB: 0	BB: 0	P: 3	R: 2	H: 3	E: 0	K: 1	S: 8	LOB: 1	BB: 0	P: 8	R: 0	H: 1	E: 0	K: 0	S: 4	LOB: 3	BB: 2	P: 12	R: 0	H: 0	E: 0	K: 0	S: 3	LOB: 0	BB: 0	P: 3	R: 2	H: 2	E: 0	K: 1	S: 7	LOB: 0	BB: 0	P: 7	R: 1	H: 2	E: 0	K: 1	S: 7	LOB: 1	BB: 0	P: 7	R: 4	H: 2	E: 0	K: 0	S: 4	LOB: 0	BB: 2	P: 12
--------------	------	------	------	------	------	--------	-------	------	------	------	------	------	------	--------	-------	------	------	------	------	------	------	--------	-------	-------	------	------	------	------	------	--------	-------	------	------	------	------	------	------	--------	-------	------	------	------	------	------	------	--------	-------	------	------	------	------	------	------	--------	-------	-------


PITCHER	IP	WLS	BF	H	R	ER	SO	BB	IBB	HBP	BLK	WP	HR	S	P	ERA	WHIP
Dave LaPoint, L ERA: 6.37 (1, 1)	5.0	L	23	6	4	4	2	2	0	0	0	0	2	25	33	7.20	1.600
Randy O'Neal, R ERA: 5.74 (6, 1)	1.0		5	2	1	1	1	0	0	0	0	0	0	7	7	9.00	2.000
Bill Scherrer, L ERA: 8.31 (7, 1)	0.2		6	2	4	4	0	2	0	0	0	0	0	4	12	54.00	6.000

BOTTOM

Detroit Tigers @ Toronto Blue Jays
Exhibition Stadium, Toronto, ON

Thu Jun 12 1986, 7:05 PM EDT
Att. 30,135 - Unknown

AB	30
R	9
H	10
RBI	9
BB	4
SO	3
LOB	11



1B	2B	3B	HR	SF	SAC	DP	HBP	WP	HR	S	P	ERA	WHIP
3	4	0	3	0	0	0	0	0	0	0	0	7.20	1.600
0	0	0	0	0	0	0	0	0	0	0	0	9.00	2.000
0	0	0	0	0	0	0	0	0	0	0	0	54.00	6.000

Batter	1	2	3	4	5	6	7	8	9	AB R H RBI BB SO LOB	TOP											
Lou Whitaker, L (1, 4) OBP: 0.343, SLG: 0.449	0-3 K	0-0 3-1	4-0 BB		0-3 K			0-0 HR 2B		4 1 1 0 1 2 1												
Dave Collins, S (1, 7) OBP: 0.378, SLG: 0.358	0-0 BB 1B	0-0 F9	0-0 6-3		0-0 1B			0-0 6-3		5 1 2 0 0 0 3												
Kirk Gibson, L (1, 9) OBP: 0.449, SLG: 0.438	4-0 1B BB		0-0 HR 1B		0-0 3-1		0-0 G3	0-3 K 2-3		4 2 1 0 1 1 1												
Lance Parrish, R (1, 10) OBP: 0.338, SLG: 0.488	0-0 F9		0-0 HR 1B		0-3 K		0-3 K	0-0 HR		5 2 2 2 0 2 2												
Darrell Evans, L (1, 3) OBP: 0.324, SLG: 0.429	0-0 1B 1B		0-0 HR		4-0 BB		0-0 FC6-4 1B	0-0 F7		4 2 3 4 1 0 0												
Darnell Coles, R (1, 5) OBP: 0.349, SLG: 0.505	0-0 1B 1B		0-0 L8		0-0 2-3		0-0 FC6-4			5 0 1 1 0 0 2												
Pat Sheridan, L (1, 8) OBP: 0.260, SLG: 0.391	0-0 1B 1B		0-0 HR				0-0 6-3	0-0 F4		5 2 3 2 0 0 0												
Alan Trammell, R (1, 6) OBP: 0.282, SLG: 0.362	0-0 F8		0-0 BB 1B				0-0 F7	4-0 BB		4 0 1 0 1 0 3												
Dwight Lowry, L (1, 2) OBP: 0.450, SLG: 0.421		0-0 G3	0-0 F9				0-0 1B	0-0 4-3		5 0 1 1 0 0 2												
Inning Stats	R: 3 E: 0 K: 1 S: 9	H: 4 LOB: 2 BB: 1 P: 13	R: 0 E: 0 K: 0 S: 3	H: 0 LOB: 0 BB: 0 P: 3	R: 4 E: 0 K: 0 S: 8	H: 5 LOB: 2 BB: 1 P: 12	R: 0 E: 0 K: 1 S: 5	H: 0 LOB: 1 BB: 1 P: 9	R: 1 E: 0 K: 1 S: 7	H: 3 LOB: 2 BB: 0 P: 7	R: 0 E: 0 K: 0 S: 6	H: 1 LOB: 1 BB: 0 P: 6	R: 0 E: 0 K: 0 S: 3	H: 0 LOB: 0 BB: 0 P: 3	R: 2 E: 0 K: 1 S: 7	H: 2 LOB: 0 BB: 0 P: 7	R: 0 E: 0 K: 0 S: 3	H: 0 LOB: 1 BB: 1 P: 7	1B: 11 2B: 1 3B: 0 HR: 3	SF: 0 SAC: 0 DP: 0 HBP: 0	WP: 0 PB: 0 SB: 2 CS: 0	PA: 45
PITCHER	IP WLS BF H R ER SO BB IBB HBP BLK WP HR S P ERA WHIP																					
Jim Clancy, R (1, 1) ERA: 4.06	2.0 L 14 7 6 6 1 1 0 0 0 0 0 1 15 19 27.00 4.000																					
Jim Acker, R (3, 1) ERA: 4.03	3.0 15 5 2 2 2 2 0 0 0 0 0 1 17 25 6.00 2.333																					
Dennis Lamp, R (6, 1) ERA: 6.55	3.0 12 3 2 2 2 0 0 0 0 0 0 1 16 16 6.00 1.000																					
Bill Caudill, R (9, 1) ERA: 5.65	1.0 4 0 0 0 0 0 1 0 0 0 0 0 3 7 0.00 1.000																					

Detroit Tigers @ Toronto Blue Jays
Exhibition Stadium, Toronto, ON
Fri Jun 13 1986, 7:05 PM EDT
Att: 36,471 - Unknown

livebaseballscorecards.com

AB 41
R 10
H 15
RBI 10
BB 4
SO 5
LOB 14



BOTTOM

Detroit Tigers @ Toronto Blue Jays
Exhibition Stadium, Toronto, ON
Fri Jun 13 1986, 7:05 PM EDT
Att. 36,471 - Unknown

livebaseballscorecards.com

AB	36
R	5
H	9
RBI	5
BB	5
SO	5
LOB	21



WP:	0	PA:	41
PB:	0	SB:	1
CS:	0		

AB R H RBI BB SO LOB

4	1	1	0	1	1	1
4	1	1	1	0	0	2
1	0	0	0	0	0	0
3	1	1	0	2	1	1
5	0	1	0	0	0	4
4	1	2	1	1	1	2
4	0	1	1	0	0	3
3	0	1	1	0	0	2
1	1	1	1	0	0	0
2	0	0	0	1	0	3
1	0	0	0	0	1	0
4	0	0	0	0	1	3

Batter 1 2 3 4 5 6 7 8 9

Tony Fernandez, S OBP: 0.336, SLG: 0.370 (1, 6) BBB	4-0 2B BB	0-0 4-3		0-0 2B		0-0 F8		0-3 K	
Rance Mulliniks, L OBP: 0.343, SLG: 0.374 Ron Shepherd, R OBP: 0.333, SLG: 0.333 (1, 5) (9, PH)	0-0 1B 1-H	0-0 F7		0-0 3-1		0-0 F8		0-0 G3	
Lloyd Moseby, L OBP: 0.385, SLG: 0.475 (1, 8)	0-0 1B 2-3	4-0 1B BB		0-3 K		4-0 FC5-4 BB		0-0 6-3	
George Bell, R OBP: 0.369, SLG: 0.524 (1, 7)	0-0 F4	0-0 F8		0-0 L4		0-0 FC5-4 1-2f		0-0 1B	
Willie Upshaw, L OBP: 0.379, SLG: 0.362 (1, 3)	0-0 1B 1-3 3-H		4-0 1-3 BB		0-0 1B S	0-3 K		0-0 3-1	
Jesse Barfield, R OBP: 0.344, SLG: 0.544 (1, 9)	0-0 4-3 1B 1-3 3-H		0-0 1-3 1-2		0-0 F5 1-2	0-0 F7			
Rick Leach, L OBP: 0.329, SLG: 0.423 Cliff Johnson, R OBP: 0.379, SLG: 0.490 (1, 10) (8, PH)	0-0 4-3 1B 1-2 3-H		0-0 F7		0-0 G4-1		0-0 HR		
Ernie Whitt, L OBP: 0.264, SLG: 0.306 Buck Martinez, R OBP: 0.317, SLG: 0.315 (1, 2) (8, PH) (9, 2)	0-0 4-3		0-0 L8		4-0 G3 BB		0-3 K		
Kelly Gruber, R OBP: 0.213, SLG: 0.379 (1, 4)	0-0 F7		0-3 K		0-0 G3		0-0 F2		

Inning Stats	R: 4 E: 0 K: 0 S: 8	H: 5 LOB: 2 BB: 1 P: 12	R: 0 E: 0 K: 0 S: 3	H: 0 LOB: 1 BB: 1 P: 7	R: 0 E: 0 K: 0 S: 3	H: 0 LOB: 1 BB: 1 P: 7	R: 0 E: 0 K: 2 S: 8	H: 1 LOB: 1 BB: 0 P: 8	R: 0 E: 0 K: 0 S: 4	H: 1 LOB: 1 BB: 0 P: 4	R: 0 E: 0 K: 1 S: 5	H: 0 LOB: 1 BB: 1 P: 9	R: 1 E: 0 K: 2 S: 8	H: 1 LOB: 0 BB: 0 P: 8	R: 0 E: 0 K: 0 S: 4	H: 1 LOB: 1 BB: 0 P: 4
--------------	------------------------------	----------------------------------	------------------------------	---------------------------------	------------------------------	---------------------------------	------------------------------	---------------------------------	------------------------------	---------------------------------	------------------------------	---------------------------------	------------------------------	---------------------------------	------------------------------	---------------------------------

PITCHER	IP	WLS	BF	H	R	ER	SO	BB	IBB	HBP	BLK	WP	HR	S	P	ERA	WHIP
Eric King, R ERA: 2.29 (1, 1)	6.1	W	31	7	4	4	2	5	0	0	0	0	0	30	50	5.68	1.895
Chuck Cary, L ERA: 3.38 (7, 1)	0.2		2	0	0	0	1	0	0	0	0	0	0	4	4	0.00	0.000
Willie Hernandez, L ERA: 2.75 (8, 1)	2.0		8	2	1	1	2	0	0	0	0	0	1	12	12	4.50	1.000

PITCHER	IP	WLS	BF	H	R	ER	SO	BB	IBB	HBP	BLK	WP	HR	S	P	ERA	WHIP
---------	----	-----	----	---	---	----	----	----	-----	-----	-----	----	----	---	---	-----	------

Batter	1	2	3	4	5	6	7	8	9
Tony Fernandez, S OBP: 0.332, SLG: 0.362 (1, 6)	0-0 6-3 ①			0-0 F7 ①	4-0 CS BB	0-0 1-2 HR 1B		0-0 FC6-4 ③	
Rance Mulliniks, L OBP: 0.341, SLG: 0.388 Garth Iorg, R OBP: 0.290, SLG: 0.298 (6, PH) (7, 5)	0-3 K ②			0-0 HR	0-3 1-2 K	0-0 1-H 2-H HR			
Lloyd Moseby, L OBP: 0.389, SLG: 0.467 (1, 8)	0-0 F8 ③			4-0 2B BB		1-0 BLK 2B BB			
George Bell, R OBP: 0.365, SLG: 0.519 (1, 7)		0-0 F7 ①		0-0 1-H 2B		0-0 F8 ①	0-0 L5-4 SH1-4 1B		
Willie Upshaw, L OBP: 0.380, SLG: 0.366 (1, 3)		0-0 G3 ②		0-0 BB 2B		0-0 1-3 2B 1B	0-0 SH1-4 ①		
Jesse Barfield, R OBP: 0.349, SLG: 0.554 (1, 9)		0-0 6-3 ③		4-0 BB BB		0-0 1-H 3-H E 2B	0-0 L5-4 ② ③		
Cliff Johnson, R OBP: 0.384, SLG: 0.506 (1, 10)			0-0 F3 ①	4-0 1-2 2-3 BB		0-0 2-H E5 1B	0-0 5-3 ①		
Ernie Whitt, L OBP: 0.262, SLG: 0.302 Buck Martinez, R OBP: 0.318, SLG: 0.368 (6, PH) (7, 2)			0-0 F8 ②	0-0 F7 ③		0-0 F3 ②	0-0 F7 ②		
Damaso Garcia, R OBP: 0.286, SLG: 0.315 (1, 4)			0-0 6-3 ③		0-0 F7 ①	0-0 2-H 1B HR 1B	0-0 FC6-4 1B		

Inning Stats	R: 0	H: 0	E: 0	K: 1	S: 5	LOB: 0	BB: 0	P: 5	R: 0	H: 0	E: 0	K: 0	S: 3	LOB: 0	BB: 0	P: 3	R: 0	H: 0	E: 0	K: 0	S: 3	LOB: 0	BB: 0	P: 3	R: 2	H: 3	E: 0	K: 0	S: 5	LOB: 3	BB: 3	P: 17	R: 0	H: 0	E: 0	K: 1	S: 4	LOB: 1	BB: 1	P: 8	R: 7	H: 5	E: 1	K: 0	S: 9	LOB: 0	BB: 1	P: 13	R: 0	H: 1	E: 0	K: 0	S: 3	LOB: 0	BB: 0	P: 3	R: 0	H: 1	E: 0	K: 0	S: 4	LOB: 1	BB: 0	P: 4
1B: 5	SF: 0	2B: 5	SAC: 1	3B: 0	DP: 2	HR: 2	HBP: 0	WP: 0	PA: 37																																																							

PITCHER	IP	WLS	BF	H	R	ER	SO	BB	IBB	HBP	BLK	WP	HR	S	P	ERA	WHIP
Walt Terrell, R ERA: 5.07 (1, 1)	5.1		22	3	3	3	2	5	0	0	0	0	1	21	41	5.06	1.500
Chuck Cary, L ERA: 3.64 (6, 1)	0.1	L	7	5	6	1	0	0	0	0	1	0	1	7	7	27.00	15.000
Bill Scherrer, L ERA: 7.32 (6, 1)	2.1		8	2	0	0	0	0	0	0	0	0	0	8	8	0.00	0.857

BOTTOM

Detroit Tigers @ Toronto Blue Jays
 Exhibition Stadium, Toronto, ON
 Sun Jun 15 1986, 3:33 AM EDT
 Att. 38,157 - Unknown

AB	31
R	9
H	10
RBI	8
BB	5
SO	2
LOB	8



WP	HR	S	P	ERA	WHIP
0	0	0	0	0.00	0.857

Batter	1	2	3	4	5	6	7	8	9	AB R H RBI BB SO LOB	BOTTOM
--------	---	---	---	---	---	---	---	---	---	----------------------	--------

Alan Wiggins, S <small>OBP: 0.327, SLG: 0.294</small> <small>(1, 4)</small>	0-0 F6 		4-0 G1-2-3 BB 		0-0 F7 		0-0 F4 		0-0 F7 	4 0 0 0 1 0 2	<p>Detroit Tigers @ Baltimore Orioles Memorial Stadium, Baltimore, MD</p> <p>Mon Jun 16 1986, 7:05 PM EDT Att: 18,067 - Unknown</p>
Lee Lacy, R <small>OBP: 0.325, SLG: 0.408</small> <small>(1, 9)</small>	4-0 BB 		0-0 1-3 2B 		4-0 BB 			0-0 HR 1B 	0-0 F8 	3 1 2 0 2 0 0	
Juan Beniquez, R <small>OBP: 0.372, SLG: 0.443</small> <small>(1, 7)</small>	0-0 L6 		4-0 BB 		0-0 F7 			0-0 F7 		3 0 0 0 1 0 3	
Eddie Murray, S <small>OBP: 0.377, SLG: 0.441</small> <small>(1, 3)</small>	0-0 F7 		0-0 G1-2-3 		0-0 F8 			0-0 F7 		4 0 0 0 0 0 5	
Cal Ripken Jr., R <small>OBP: 0.368, SLG: 0.458</small> <small>(1, 6)</small>		0-0 F8 		0-0 5-3 		0-0 F6 		0-0 HR 2B 		4 1 1 0 0 0 0	
Mike Young, S <small>OBP: 0.380, SLG: 0.415</small> <small>(1, 10)</small>		0-0 3-1 2B 		0-0 5-3 		0-3 K 		0-0 HR 		4 1 2 3 0 1 0	
Juan Bonilla, R <small>OBP: 0.349, SLG: 0.370</small> <small>(1, 5)</small> Rex Hudler, R <small>(8, PR)</small> <small>(9, 5)</small>		0-0 3-1 		0-0 5-3 		0-0 4-3 		0-0 S 1B 		4 0 1 0 0 0 1 0 0 0 0 0 0 0	
John Shelby, S <small>OBP: 0.244, SLG: 0.362</small> <small>(1, 8)</small>		0-0 F7 		0-3 K 		0-0 1B 		0-0 3-1 		4 0 1 0 0 1 2	
Rick Dempsey, R <small>OBP: 0.287, SLG: 0.388</small> Jim Dwyer, L <small>(9, PH)</small> <small>OBP: 0.350, SLG: 0.593</small>			0-3 K 		0-0 HR 		0-0 F7 		0-0 CS 2B 	3 1 1 1 0 1 1 1 0 1 0 0 0 0	

Inning Stats	R: 0 H: 0 E: 0 LOB: 1 K: 0 BB: 1 S: 3 P: 7	R: 0 H: 1 E: 0 LOB: 1 K: 0 BB: 0 S: 4 P: 4	R: 0 H: 1 E: 0 LOB: 2 K: 1 BB: 2 S: 5 P: 13	R: 0 H: 0 E: 0 LOB: 0 K: 0 BB: 0 S: 3 P: 3	R: 1 H: 1 E: 0 LOB: 1 K: 1 BB: 1 S: 6 P: 10	R: 0 H: 0 E: 0 LOB: 0 K: 1 BB: 0 S: 5 P: 5	R: 0 H: 1 E: 0 LOB: 1 K: 0 BB: 0 S: 4 P: 4	R: 3 H: 4 E: 0 LOB: 2 K: 0 BB: 0 S: 7 P: 7	R: 0 H: 1 E: 0 LOB: 0 K: 0 BB: 0 S: 3 P: 3	1B: 3 SF: 0 2B: 4 SAC: 0 3B: 0 DP: 1 HR: 2 HBP: 0	WP: 0 PA: 38 PB: 0 SB: 1 CS: 1
---------------------	---	---	--	---	--	---	---	---	---	--	---

PITCHER	IP	WLS	BF	H	R	ER	SO	BB	IBB	HBP	BLK	WP	HR	S	P	ERA	WHIP
Frank Tanana, L <small>ERA: 4.61</small> <small>(1, 1)</small>	7.0	W	28	4	1	1	3	4	0	0	0	0	1	30	46	1.29	1.143
Willie Hernandez, L <small>ERA: 3.83</small> <small>(8, 1)</small>	0.2		6	4	3	3	0	0	0	0	0	0	1	6	6	40.50	6.000
John Pacella, R <small>ERA:</small> <small>(8, 1)</small>	1.1	S	4	1	0	0	0	0	0	0	0	0	0	4	4	0.00	0.750

AB 34
R 4
H 9
RBI 4
BB 4
SO 3
LOB 14



livebaseballscorecards.com

Batter	1	2	3	4	5	6	7	8	9	AB R H RBI BB SO LOB	TOP
Lou Whitaker, L (1, 4) OBP: 0.348, SLG: 0.466	0-0 SH1-3 E HR 1B	0-0 F8		0-0 1B 1-2 3-H 1B		4-0 BB 1-3 BB		0-0 1B 1-H 3B		4 2 3 2 1 0 0	
Dave Collins, S (1, 7) OBP: 0.377, SLG: 0.351 Larry Herndon, R (6, PH) OBP: 0.275, SLG: 0.355 (6, 7)	0-0 SH1-3 1-3		0-0 F7	0-0 S 1-3 2-H 1B		0-3 K		0-0 6-3		2 0 1 1 0 0 0 2 0 0 0 0 1 3	
Kirk Gibson, L (1, 9) OBP: 0.448, SLG: 0.511	0-0 HR 3-H		0-0 1B 1-2	0-3 K 1-2		0-0 G3		0-0 G1-4-3 1B 3-H		5 1 3 3 0 1 4	
Lance Parrish, R (1, 2) OBP: 0.339, SLG: 0.495	0-3 K		0-0 1B 1-2		0-0 F8		0-3 K	0-0 G1-4-3 1-2f		5 0 1 0 0 2 1	
Darrell Evans, L (1, 10) OBP: 0.320, SLG: 0.405	4-0 1B BB		0-3 K 1-2		0-0 F7		0-3 K		0-0 F8	4 0 0 0 1 2 2	
Dave Bergman, L (1, 3) OBP: 0.417, SLG: 0.380	0-0 1-3 1B			0-0 F3			0-0 1B 1B		0-0 F9	5 0 3 0 0 0 0	
Alan Trammell, R (1, 6) OBP: 0.283, SLG: 0.363	0-0 6-3			0-0 CS 1B		0-0 1-3		0-0 FC5-4 1-2 1B		5 0 2 0 0 0 3	
Pat Sheridan, L (1, 8) OBP: 0.267, SLG: 0.371 Chet Lemon, R (6, PH) OBP: 0.349, SLG: 0.437 (6, 8)		0-3 K		4-0 1B 1-2 BB BB		0-0 F9		0-0 FC5-4 1-2f		1 1 0 0 1 1 0 2 0 0 0 0 0 2	
Tom Brookens, R (1, 5) OBP: 0.404, SLG: 0.443		0-0 G3		0-0 1B 1-3 1B		0-0 E S 1B		4-0 S 3B BB		3 2 2 0 1 0 0	
Inning Stats	R: 2 E: 0 K: 1 S: 8 H: 3 LOB: 2 BB: 1 P: 12	R: 0 E: 0 K: 1 S: 5 H: 0 LOB: 0 BB: 0 P: 5	R: 0 E: 0 K: 1 S: 6 H: 2 LOB: 1 BB: 0 P: 6	R: 2 E: 0 K: 1 S: 8 H: 4 LOB: 2 BB: 1 P: 12	R: 0 E: 0 K: 0 S: 4 H: 1 LOB: 1 BB: 0 P: 4	R: 0 E: 0 K: 1 S: 6 H: 1 LOB: 2 BB: 1 P: 10	R: 0 E: 0 K: 2 S: 9 H: 2 LOB: 2 BB: 0 P: 9	R: 2 E: 0 K: 0 S: 4 H: 2 LOB: 0 BB: 1 P: 8	R: 0 E: 0 K: 0 S: 3 H: 0 LOB: 0 BB: 0 P: 3	1B: 12 SF: 0 2B: 1 SAC: 1 3B: 1 DP: 1 HR: 1 HBP: 0	WP: 0 PA: 43 PB: 0 SB: 3 CS: 1
PITCHER	IP WLS BF H R ER SO BB IBB HBP BLK WP HR S P ERA WHIP										
Storm Davis, R (1, 1) ERA: 3.54	3.2 L 20 9 4 3 3 2 0 0 0 0 0 1 24 32 7.36 3.000										
Brad Havens, L (4, 1) ERA: 5.28	1.2 8 2 0 0 1 1 0 0 0 0 0 0 9 13 0.00 1.800										
Rich Bardi, R (6, 1) ERA: 3.07	3.2 15 4 2 2 3 1 0 0 0 0 0 0 20 24 4.91 1.364										

Detroit Tigers @ Baltimore Orioles
Memorial Stadium, Baltimore, MD
Tue Jun 17 1986, 7:05 PM EDT
Att. 21,523 - Unknown

livebaseballscores.com

AB 38
R 6
H 15
RBI 6
BB 4
SO 7
LOB 15



Batter	1	2	3	4	5	6	7	8	9	AB	R	H	RBI	BB	SO	LOB	BOTTOM	
Alan Wiggins, S (1, 4) <small>OBP: 0.327, SLG: 0.294</small> Juan Beniquez, R (8, PH) <small>OBP: 0.370, SLG: 0.443</small> Rex Hudler, R (9, 4)	0-0 G3 		0-0 PO 1B 			0-0 F7 		0-0 SF9 		3	0	1	0	0	0	0		
Lee Lacy, R (1, 9) <small>OBP: 0.319, SLG: 0.400</small>	0-0 6-3 		0-0 PO 	0-0 F7 			0-0 6-3 	0-0 1-3 		4	0	0	0	0	0	1		
Cal Ripken Jr., R (1, 6) <small>OBP: 0.366, SLG: 0.454</small>	0-0 F4 			0-0 5-3 			0-0 G3 HR 1B 		0-0 6-3 	4	1	1	0	0	0	0		
Eddie Murray, S (1, 3) <small>OBP: 0.379, SLG: 0.444</small>		4-0 G6-4-3 BB 		0-0 1-3 			0-0 G3 		0-0 	3	0	1	0	1	0	1		
Larry Sheets, L (1, 10) <small>OBP: 0.348, SLG: 0.573</small>		0-0 G6-4-3 		0-0 1-3 			0-0 		0-3 K 	4	1	1	2	0	1	2		
Mike Young, S (1, 7) <small>OBP: 0.378, SLG: 0.408</small>		4-0 		0-3 K 			0-0 F8 		0-3 K 	3	0	0	0	1	2	1		
Tom O'Malley, L (1, 5) <small>OBP: 0.267, SLG: 0.310</small>		0-3 K 		0-0 1-3 				0-0 G4-1 		3	0	0	0	0	1	1		
John Shelby, S (1, 8) <small>OBP: 0.251, SLG: 0.367</small>			0-0 CS 1B 			0-3 K 		0-0 2B SF9 1B 		3	1	2	0	0	1	0		
Rick Dempsey, R (1, 2) <small>OBP: 0.287, SLG: 0.394</small>			0-0 5-3 			0-0 F8 		0-0 SF9 2B 		3	0	1	0	0	0	1		
Inning Stats	R: 0 H: 0 E: 0 LOB: 0 K: 0 BB: 0 S: 3 P: 3	R: 0 H: 0 E: 0 LOB: 1 K: 1 BB: 2 S: 4 P: 12	R: 0 H: 2 E: 0 LOB: 0 K: 0 BB: 0 S: 3 P: 3	R: 0 H: 0 E: 0 LOB: 0 K: 0 BB: 0 S: 3 P: 3	R: 0 H: 0 E: 0 LOB: 0 K: 1 BB: 0 S: 5 P: 5	R: 0 H: 0 E: 0 LOB: 0 K: 1 BB: 0 S: 5 P: 5	R: 2 H: 2 E: 0 LOB: 0 K: 0 BB: 0 S: 5 P: 5	R: 1 H: 2 E: 0 LOB: 1 K: 0 BB: 0 S: 5 P: 5	R: 0 H: 1 E: 0 LOB: 1 K: 2 BB: 0 S: 8 P: 8	1B: 4 SF: 1 2B: 2 SAC: 0 3B: 0 DP: 1 HR: 1 HBP: 0	WP: 0 PA: 34 PB: 0 SB: 0 CS: 1							
PITCHER Randy O'Neal, R (1, 1) <small>ERA: 5.13</small> Willie Hernandez, L (7, 1) <small>ERA: 3.83</small>	IP WLS BF H R ER SO BB IBB HBP BLK WP HR S P ERA WHIP 6.2 W 23 4 2 2 3 2 0 0 0 0 0 1 27 35 2.70 0.900																	

Detroit Tigers @ Baltimore Orioles
 Memorial Stadium, Baltimore, MD
 Tue Jun 17 1986, 7:05 PM EDT
 Att. 21,523 - Unknown

AB	30
R	3
H	7
RBI	3
BB	2
SO	5
LOB	7



WP	0	PA	34
ERA	3.86	WHIP	1.286

livebaseballscorecards.com

Batter	1	2	3	4	5	6	7	8	9	AB R H RBI BB SO LOB	TOP											
Lou Whitaker, L (1, 4) OBP: 0.352, SLG: 0.470	0-0 4-3		0-3 K			4-0 1B BB	0-0 1-3 2-H 1B		0-0 1-3 2B	4 0 2 1 1 1 0												
Alan Trammell, R (1, 6) OBP: 0.277, SLG: 0.356	0-0 F7			0-0 3-1		0-0 F8		0-0 F6	0-0 SF8	4 0 0 1 0 0 1												
Kirk Gibson, L (1, 9) OBP: 0.446, SLG: 0.505	0-3 K			0-0 4-3		0-0 1-2 1B		0-0 E4 1B	0-0 4-3	5 1 2 0 0 1 1												
Lance Parrish, R (1, 2) OBP: 0.341, SLG: 0.496		0-0 FC4-6 1B		0-0 F9		0-0 F7		0-0 PB E 1B		4 1 2 1 0 0 2												
Chet Lemon, R (1, 8) OBP: 0.346, SLG: 0.432		0-0 FC4-6 1-2f			0-0 F8	0-0 F7		0-0 PB E4 1B		4 0 1 0 0 0 3												
Tom Brookens, R (1, 5) OBP: 0.398, SLG: 0.434		0-0 F9			0-0 E4 HR		0-0 BB 1B	0-0 E4 WP 1-H 2-H		4 2 1 1 0 0 2												
Larry Herndon, R (1, 7) OBP: 0.281, SLG: 0.376		0-0 F9			0-0 HR		4-0 1B BB	0-0 5-3		3 1 1 2 1 0 2												
Dave Engle, R (1, 3) OBP: 0.333, SLG: 0.294			0-0 6-3		0-0 F3		0-3 K		4-0 2B SF8 BB	3 0 0 0 0 1 2												
Dave Bergman, L (9, PH) OBP: 0.426, SLG: 0.380										0 1 0 0 1 0 0												
Dave Collins, S (1, 10) OBP: 0.369, SLG: 0.343			0-0 F9		0-0 6-3		0-0 F9		0-3 K	4 0 0 0 0 1 3												
Inning Stats	R: 0 E: 0 K: 1 S: 5	H: 0 LOB: 0 BB: 0 P: 5	R: 0 E: 0 K: 1 S: 4	H: 1 LOB: 1 BB: 0 P: 4	R: 0 E: 0 K: 1 S: 5	H: 0 LOB: 0 BB: 0 P: 5	R: 0 E: 0 K: 0 S: 3	H: 0 LOB: 0 BB: 0 P: 3	R: 2 E: 1 K: 0 S: 5	H: 1 LOB: 0 BB: 0 P: 5	R: 0 E: 0 K: 0 S: 4	H: 1 LOB: 2 BB: 1 P: 8	R: 1 E: 0 K: 1 S: 6	H: 2 LOB: 2 BB: 1 P: 10	R: 2 E: 2 K: 0 S: 6	H: 3 LOB: 1 BB: 0 P: 6	R: 1 E: 0 K: 1 S: 6	H: 1 LOB: 1 BB: 1 P: 10	1B: 7 2B: 1 3B: 0 HR: 1	SF: 1 SAC: 0 DP: 0 HBP: 0	WP: 1 PB: 1 SB: 0 CS: 0	PA: 39
PITCHER	IP WLS BF H R ER SO BB IBB HBP BLK WP HR S P ERA WHIP																					
Scott McGregor, L (1, 1) ERA: 4.7	7.1 L 30 6 4 3 3 2 0 0 0 0 0 1 34 42 3.68 1.091																					
Nate Snell, R (8, 1) ERA: 2.51	1.0 7 3 2 2 1 1 0 0 0 0 1 0 8 12 18.00 4.000																					
Tippy Martinez, L (9, 1) ERA: 5.79	0.2 2 0 0 0 0 0 0 0 0 0 0 0 2 2 0.00 0.000																					

Detroit Tigers @ Baltimore Orioles
 Memorial Stadium, Baltimore, MD
 Wed Jun 18 1986, 7:05 PM EDT
 Att: 20,713 - Unknown

livebaseballscorecards.com

AB	35
R	6
H	9
RBI	6
BB	3
SO	4
LOB	16



Batter	1	2	3	4	5	6	7	8	9
Alan Wiggins, S (1, 4) <small>OBP: 0.326, SLG: 0.290</small>	0-3 		0-0 			4-0 		0-0 	
Lee Lacy, R (1, 9) <small>OBP: 0.314, SLG: 0.393</small>	0-0 			0-0 		0-0 		0-3 	
Cal Ripken Jr., R (1, 6) <small>OBP: 0.368, SLG: 0.453</small>	0-0 			0-0 		4-0 		0-0 	
Eddie Murray, S (1, 3) <small>OBP: 0.373, SLG: 0.436</small>		0-0 		0-0 		0-0 		0-0 	
Larry Sheets, L (1, 10) <small>OBP: 0.345, SLG: 0.563</small>		0-0 		0-0 		0-0 		0-3 	
Mike Young, S (1, 7) <small>OBP: 0.371, SLG: 0.399</small>		0-3 			0-3 	0-3 		0-0 	
John Shelby, S (1, 8) <small>OBP: 0.251, SLG: 0.365</small>			0-3 		0-3 		0-0 	0-3 	
Tom O'Malley, L (1, 5) <small>OBP: 0.303, SLG: 0.344</small>			0-0 		0-0 		0-3 		
Al Pardo, S (1, 2) 			0-0 		0-0 		0-0 		

AB	R	H	RBI	BB	SO	LOB
3	1	0	0	1	1	1
4	0	0	0	0	1	1
3	0	1	0	1	0	0
4	0	0	1	0	0	2
4	0	1	0	0	1	1
4	0	0	0	0	3	2
4	0	1	0	0	3	1
3	0	2	0	0	1	1
3	0	0	0	0	0	3

BOTTOM

Detroit Tigers @ Baltimore Orioles
Memorial Stadium, Baltimore, MD
 Wed Jun 18 1986, 7:05 PM EDT
 Att. 20,713 - Unknown

AB	32
R	1
H	5
RBI	1
BB	2
SO	10
LOB	12



Inning Stats	R: 0	H: 0	E: 0	K: 1	S: 5	LOB: 0	BB: 0	P: 5
Eric King, R (1, 1) <small>ERA: 2.03</small>	9.0	5	1	1	10	2	0	0

WP	HR	S	P	ERA	WHIP
1	0	52	60	1.00	0.778

Batter	1	2	3	4	5	6	7	8	9	AB R H RBI BB SO LOB	TOP																																
Lou Whitaker, L (1, 4) OBP: 0.350, SLG: 0.477	0-3 K		0-0 4-3		0-0 G6-4-3		0-0 G4-6-3		0-0 HR	5 1 1 2 0 1 3																																	
Alan Trammell, R (1, 6) OBP: 0.280, SLG: 0.376	0-0 6-3		0-0 G3 2B			0-0 HR		0-0 F8	0-0 F9	5 1 2 1 0 0 0																																	
Kirk Gibson, L (1, 9) OBP: 0.444, SLG: 0.490	0-0 4-3		0-0 G3			1-0 5-3 HBP		4-0 2B 1B BB	0-3 K	3 1 0 0 1 1 1																																	
Lance Parrish, R (1, 2) OBP: 0.340, SLG: 0.489		4-0 5-3 2B BB	0-0 F9			0-0 5-3		0-3 K		3 1 0 0 1 1 3																																	
Chet Lemon, R (1, 8) OBP: 0.344, SLG: 0.434		0-0 5-3		0-0 F8		0-0 F4		0-0 1B 2B		4 1 1 0 0 0 2																																	
Tom Brookens, R (1, 5) OBP: 0.385, SLG: 0.419		0-0 5-3		0-0 F9		0-0 6-3		0-0 1B		3 0 0 0 0 0 2																																	
Darrell Evans, L (8, PH) OBP: 0.323, SLG: 0.408 (8, 5)								2-H 3-H 1B		1 0 1 2 0 0 0																																	
Larry Herndon, R (1, 7) OBP: 0.284, SLG: 0.385		0-0 2B 2B		0-0 F6			0-0 4-3	0-0 F6		2 1 1 1 0 0 0																																	
Johnny Grubb, L (7, PH) OBP: 0.379, SLG: 0.423 (7, 7)										2 0 0 0 0 0 1																																	
Pat Sheridan, L (8, 7) OBP: 0.267, SLG: 0.371										0 0 0 0 0 0 0																																	
Dave Engle, R (1, 3) OBP: 0.357, SLG: 0.333		0-0 2B			0-0 B2-3		4-0 1B BB		0-0 F7	2 0 1 1 1 0 0																																	
Dave Bergman, L (9, PH) OBP: 0.419, SLG: 0.373 (9, 3)										1 0 0 0 0 0 0																																	
Dave Collins, S (1, 10) OBP: 0.377, SLG: 0.352		0-0 F4			0-0 G6-4-3 1B		0-0 G4-6-3 1B		0-0 HR 1B	4 1 3 0 0 0 1																																	
Inning Stats	R: 0 E: 0 K: 1 S: 5	H: 0 LOB: 0 BB: 0 P: 5	R: 2 E: 0 K: 0 S: 5	H: 2 LOB: 1 BB: 1 P: 9	R: 0 E: 0 K: 0 S: 4	H: 1 LOB: 1 BB: 0 P: 4	R: 0 E: 0 K: 0 S: 3	H: 0 LOB: 0 BB: 0 P: 3	R: 0 E: 0 K: 0 S: 3	H: 1 LOB: 0 BB: 0 P: 3	R: 1 E: 0 K: 0 S: 4	H: 1 LOB: 1 BB: 0 P: 5	R: 0 E: 0 K: 0 S: 3	H: 1 LOB: 1 BB: 1 P: 7	R: 2 E: 0 K: 1 S: 7	H: 2 LOB: 1 BB: 1 P: 11	R: 2 E: 0 K: 1 S: 7	H: 2 LOB: 0 BB: 0 P: 7	R: 2 E: 0 K: 1 S: 7	H: 2 LOB: 0 BB: 0 P: 7	1B: 4 2B: 4 3B: 0 HR: 2	SF: 0 SAC: 0 DP: 2 HBP: 1	WP: 0 PB: 0 SB: 0 CS: 0	PA: 39																			
PITCHER	IP	WLS	BF	H	R	ER	SO	BB	IBB	HBP	BLK	WP	HR	S	P	ERA	WHIP									PITCHER	IP	WLS	BF	H	R	ER	SO	BB	IBB	HBP	BLK	WP	HR	S	P	ERA	WHIP
Mike Flanagan, L (1, 1) ERA: 4.19	5.0		21	5	3	3	1	1	0	1	0	0	1	21	26	5.40	1.200																										
Rich Bardi, R (6, 1) ERA: 2.98	1.1		6	1	0	0	0	1	0	0	0	0	0	5	9	0.00	1.500																										
Brad Havens, L (7, 1) ERA: 5.17	0.2		1	0	0	0	0	0	0	0	0	0	0	1	1	0.00	0.000																										
Don Aase, R (8, 1) ERA: 1.82	2.0	L	11	4	4	4	2	1	0	0	0	0	1	14	18	18.00	2.500																										

Detroit Tigers @ Baltimore Orioles
 Memorial Stadium, Baltimore, MD
 Thu Jun 19 1986, 7:05 PM EDT
 Att: 38,422 - Unknown

livebaseballscorecards.com

AB	35
R	7
H	10
RBI	7
BB	3
SO	3
LOB	13



Batter	1	2	3	4	5	6	7	8	9	AB	R	H	RBI	BB	SO	LOB	BOTTOM				
John Shelby, S (1, 8) OBP: 0.246, SLG: 0.356	0-3 K	0-3 K			0-0 B1-3		0-0 F7			4	0	0	0	0	2	1					
Lee Lacy, R (1, 9) OBP: 0.313, SLG: 0.390	0-0 F2				0-3 K			0-0 1B		4	0	1	0	0	1	0					
Juan Beniquez, R (1, 7) OBP: 0.366, SLG: 0.432	0-0 F8				0-0 6-3			0-3 K		3	0	0	0	1	1	1					
Eddie Murray, S (1, 3) OBP: 0.375, SLG: 0.437		0-0 2B 1B 1B			0-0 1B		0-0 FC6-4 BB	0-0 F3		4	1	2	0	0	0	2					
Cal Ripken Jr., R (1, 6) OBP: 0.366, SLG: 0.453		0-0 1B 2B			0-0 F8		0-0 F9	0-0 5-3		4	1	1	0	0	0	3					
Larry Sheets, L (1, 10) OBP: 0.345, SLG: 0.558		0-0 1B E G6-3 1B			0-0 G3		0-0 F8		0-0 HR	3	1	1	2	0	0	1					
Jim Dwyer, L (9, PH) OBP: 0.361, SLG: 0.655		2-H 3-H								1	1	1	1	0	0	0					
Tom O'Malley, L (1, 5) OBP: 0.306, SLG: 0.429		0-0 1B E G6-3 1B			0-0 G3				0-0 HR	3	1	1	1	0	0	1					
Rick Dempsey, R (9, PH) OBP: 0.291, SLG: 0.394		0-0 1B E G6-3 1B			0-0 G3				0-0 BB	0	0	0	0	1	0	0					
Al Pardo, S (1, 2) OBP: 0.143, SLG: 0.143		0-0 G6-3 1B			0-3 K			0-0 4-3		4	0	1	0	0	1	1					
Juan Bonilla, R (1, 4) OBP: 0.333, SLG: 0.351		0-0 G6-3			0-0 4-3			0-0 F8		4	0	0	0	0	0	2					
Inning Stats	R: 0 E: 0 K: 1 S: 5	H: 0 LOB: 0 BB: 0 P: 5	R: 3 E: 1 K: 1 S: 9	H: 4 LOB: 1 BB: 0 P: 9	R: 0 E: 0 K: 0 S: 4	H: 1 LOB: 1 BB: 0 P: 4	R: 0 E: 0 K: 1 S: 5	H: 0 LOB: 0 BB: 0 P: 5	R: 0 E: 0 K: 0 S: 3	H: 0 LOB: 1 BB: 1 P: 7	R: 1 E: 0 K: 0 S: 4	H: 1 LOB: 0 BB: 0 P: 4	R: 0 E: 0 K: 1 S: 6	H: 1 LOB: 1 BB: 0 P: 6	R: 1 E: 0 K: 0 S: 3	H: 1 LOB: 0 BB: 1 P: 7	1B: 5 2B: 1 3B: 0 HR: 2	SF: 0 SAC: 0 DP: 2 HBP: 0	WP: 0 PB: 0 SB: 0 CS: 0	PA: 36	
PITCHER	IP	WLS	BF	H	R	ER	SO	BB	IBB	HBP	BLK	WP	HR	S	P	ERA	WHIP				
Jack Morris, R ERA: 4.81	(1, 1) 8.0	W	33	8	5	4	5	1	0	0	0	0	2	42	46	4.50	1.125				
Willie Hernandez, L ERA: 3.74	(9, 1) 1.0	S	3	0	0	0	0	1	0	0	0	0	0	2	6	0.00	1.000				

Detroit Tigers @ Baltimore Orioles
Memorial Stadium, Baltimore, MD

Thu Jun 19 1986, 7:05 PM EDT
Att. 38,422 - Unknown

livebaseballscorecards.com

AB	34
R	5
H	8
RBI	4
BB	2
SO	5
LOB	12



Batter	1	2	3	4	5	6	7	8	9	AB R H RBI BB SO LOB	TOP										
Lou Whitaker, L (1, 4) OBP: 0.344, SLG: 0.469	0-0 3-1		0-0 G4-1			0-0 G3		0-3 K		4 0 0 0 0 1 2											
Dave Collins, S (1, 7) OBP: 0.370, SLG: 0.344	0-0 G1-4-3		0-0 4-3			0-0 F7		0-0 F8	4 0 0 0 0 0 1												
Kirk Gibson, L (1, 9) OBP: 0.431, SLG: 0.470	0-3 K				0-0 F7		0-0 1-3	0-0 F8	4 0 0 0 0 1 0												
Darrell Evans, L (1, 10) OBP: 0.322, SLG: 0.402		4-0 BB			0-0 F4		0-0 2-3	0-0 F9	3 0 0 0 1 0 0												
Dave Bergman, L (1, 3) OBP: 0.415, SLG: 0.370		0-0 5-3			0-0 3-1		0-0 1B		3 0 1 0 0 0 1												
Chet Lemon, R (1, 8) OBP: 0.338, SLG: 0.425		0-0 6-3			0-0 1-3		0-3 K		3 0 0 0 0 1 2												
Alan Trammell, R (1, 6) OBP: 0.280, SLG: 0.375		0-0 4-3			0-0 5-3		0-0 K	0-0 1B	3 0 1 0 0 0 1												
Tom Brookens, R (1, 5) OBP: 0.384, SLG: 0.416			0-0 6-3		0-3 K		0-0 1B	0-0 1B	3 0 1 0 0 1 0												
Dwight Lowry, L (1, 2) OBP: 0.429, SLG: 0.423			0-0 G4-1		0-3 K		0-3 K	0-3 K	3 0 1 0 0 2 2												
Inning Stats	R: 0 E: 0 K: 1 S: 5	H: 0 LOB: 0 BB: 0 P: 5	R: 0 E: 0 K: 0 S: 3	H: 0 LOB: 1 BB: 1 P: 7	R: 0 E: 0 K: 0 S: 4	H: 1 LOB: 1 BB: 0 P: 4	R: 0 E: 0 K: 0 S: 3	H: 0 LOB: 0 BB: 0 P: 3	R: 0 E: 0 K: 1 S: 5	H: 0 LOB: 0 BB: 0 P: 5	R: 0 E: 0 K: 1 S: 6	H: 1 LOB: 1 BB: 0 P: 6	R: 0 E: 0 K: 2 S: 8	H: 2 LOB: 1 BB: 0 P: 8	R: 0 E: 0 K: 0 S: 3	H: 0 LOB: 0 BB: 0 P: 3	1B: 3 2B: 1 3B: 0 HR: 0	SF: 0 SAC: 0 DP: 0 HBP: 0	WP: 0 PB: 0 SB: 0 CS: 0	PA: 31	
PITCHER Tim Leary, R (1, 1) ERA: 4.25	IP 9.0	WLS W	BF 31	H 4	R 0	ER 0	SO 6	BB 1	IBB 0	HBP 0	BLK 0	WP 0	HR 0	S 42	P 46	ERA 0.00	WHIP 0.556				
PITCHER	IP	WLS	BF	H	R	ER	SO	BB	IBB	HBP	BLK	WP	HR	S	P	ERA	WHIP				

Detroit Tigers @ Milwaukee Brewers
Milwaukee County Stadium, Milwaukee, WI

Fri Jun 20 1986, 8:05 PM EDT
Att: 31,479 - Unknown

livebaseballscorecards.com

AB	30
R	0
H	4
RBI	0
BB	1
SO	6
LOB	9



Batter	1	2	3	4	5	6	7	8	9	AB	R	H	RBI	BB	SO	LOB
Mike Felder, S OBP: 0.323, SLG: 0.376 (1, 8)	0-0 F7		0-0 F8			0-3 K				3	0	0	0	0	1	0
Ernest Riles, L OBP: 0.328, SLG: 0.363 (1, 6)	4-0 BB			0-0 1B		0-0 4-3				2	1	1	0	1	0	0
Cecil Cooper, L OBP: 0.299, SLG: 0.366 (1, 10)	0-0 F8			0-0 1B		0-0 F7				3	0	1	0	0	0	1
Ben Oglivie, L OBP: 0.389, SLG: 0.472 (1, 7)	0-0 F6			0-0 1B			0-0 G1-6-3			3	0	2	1	0	0	1
Rick Manning, L OBP: 0.261, SLG: 0.328 (8, 7)				1-2 2-H 1B						0	0	0	0	0	0	0
Billy Jo Robidoux, L OBP: 0.386, SLG: 0.356 (1, 3)		0-0 4-3		0-0 7-4		0-0 G1-6-3				3	0	0	0	0	0	3
Rob Deer, R OBP: 0.327, SLG: 0.467 (1, 9)		0-3 K		0-0 FC5-4		0-3 K				3	0	0	0	0	2	1
Dale Sveum, S OBP: 0.338, SLG: 0.420 (1, 5)		0-0 G3			0-3 K					3	0	0	0	0	1	0
Jim Gantner, L OBP: 0.316, SLG: 0.359 (1, 4)			0-0 4-3		0-0 F8					3	0	0	0	0	0	0
Charlie Moore, R OBP: 0.379, SLG: 0.427 (1, 2)			0-0 F4		0-0 F4			0-3 K		3	0	0	0	0	1	0

Inning Stats	R: 0	H: 0	R: 0	H: 0	R: 0	H: 0	R: 1	H: 3	R: 0	H: 0	R: 0	H: 1	R: 0	H: 0	R: 0	H: 0
	E: 0	LOB: 1	E: 0	LOB: 0	E: 0	LOB: 0	E: 0	LOB: 1	E: 0	LOB: 0	E: 0	LOB: 0	E: 0	LOB: 0	E: 0	LOB: 0
	K: 0	BB: 1	K: 1	BB: 0	K: 0	BB: 0	K: 0	BB: 0	K: 1	BB: 0	K: 1	BB: 0	K: 1	BB: 0	K: 1	BB: 0
	S: 3	P: 7	S: 5	P: 5	S: 3	P: 3	S: 5	P: 5	S: 5	P: 5	S: 5	P: 5	S: 5	P: 5	S: 5	P: 5

PITCHER	IP	WLS	BF	H	R	ER	SO	BB	IBB	HBP	BLK	WP	HR	S	P	ERA	WHIP
Walt Terrell, R ERA: 4.72 (1, 1)	8.0	L	27	4	1	1	5	1	0	0	0	0	0	36	40	1.12	0.625

BOTTOM

AB	R	H	RBI	BB	SO	LOB
3	0	0	0	0	1	0
2	1	1	0	1	0	0
3	0	1	0	0	0	1
3	0	2	1	0	0	1
0	0	0	0	0	0	0
3	0	0	0	0	0	3
3	0	0	0	0	2	1
3	0	0	0	0	1	0
3	0	0	0	0	0	0
3	0	0	0	0	1	0

AB	26
R	1
H	4
RBI	1
BB	1
SO	5
LOB	6



WP	PA	ERA	WHIP
0	27		

Detroit Tigers @ Milwaukee Brewers
Milwaukee County Stadium, Milwaukee, WI
 Fri Jun 20 1986, 8:05 PM EDT
 Att. 31,479 - Unknown

livebaseballscores.com

Batter	1	2	3	4	5	6	7	8	9	AB R H RBI BB SO LOB	TOP
Lou Whitaker, L (1, 4) OBP: 0.336, SLG: 0.461	0-0 F7	0-0 L3			0-0 G3-6-1		0-0 3-1		0-3 K	5 0 0 0 0 1 3	
Dave Collins, S (1, 7) OBP: 0.367, SLG: 0.344	0-0 F9		0-0 F8		0-0 1B 2B		0-0 4-3			4 1 1 0 0 0 0	
Kirk Gibson, L (1, 9) OBP: 0.442, SLG: 0.477	1-0 FC5-4 HBP		0-0 F9		0-0 1B			0-0 L4		3 0 1 1 0 0 0	
Lance Parrish, R (1, 2) Dwight Lowry, L (4, 2) OBP: 0.343, SLG: 0.485 OBP: 0.400, SLG: 0.393	0-0 FC5-4		1-0 HBP		0-0 G3			0-0 F8		1 0 0 0 0 0 1 2 0 0 0 0 0 1	
Darrell Evans, L (1, 10) OBP: 0.332, SLG: 0.409		0-0 1B	0-0 5-3		0-0 G4-6-3 1B			0-0 HR 1B		4 2 3 0 0 0 1	
Dave Bergman, L (1, 3) OBP: 0.406, SLG: 0.414		0-3 K		0-0 B3	0-0 G4-6-3			0-0 HR		4 1 1 2 0 1 2	
Alan Trammell, R (1, 6) OBP: 0.282, SLG: 0.375		0-0 F2		0-0 6-3	0-0 2B			0-0 F6		4 0 1 0 0 0 1	
Pat Sheridan, L (1, 8) OBP: 0.266, SLG: 0.367		0-0 1B		0-0 F8	0-3 K				0-0 G3	4 0 1 1 0 1 1	
Tom Brookens, R (1, 5) OBP: 0.374, SLG: 0.396		0-0 1B		4-0 BB	0-0 5-3				0-3 K	3 0 1 0 1 1 0	
Inning Stats	R: 0 H: 0 E: 0 LOB: 1 K: 0 BB: 0 S: 3 P: 4	R: 1 H: 3 E: 0 LOB: 2 K: 1 BB: 0 S: 8 P: 8	R: 0 H: 0 E: 0 LOB: 1 K: 0 BB: 0 S: 3 P: 4	R: 0 H: 0 E: 0 LOB: 0 K: 0 BB: 0 S: 3 P: 3	R: 1 H: 2 E: 0 LOB: 1 K: 0 BB: 1 S: 4 P: 8	R: 0 H: 2 E: 0 LOB: 1 K: 1 BB: 0 S: 6 P: 6	R: 0 H: 0 E: 0 LOB: 0 K: 0 BB: 0 S: 3 P: 3	R: 2 H: 2 E: 0 LOB: 0 K: 0 BB: 0 S: 5 P: 5	R: 0 H: 0 E: 0 LOB: 0 K: 2 BB: 0 S: 7 P: 7	1B: 6 SF: 0 2B: 2 SAC: 0 3B: 0 DP: 2 HR: 1 HBP: 2	WP: 0 PA: 37 PB: 0 SB: 1 CS: 0
PITCHER	IP WLS BF H R ER SO BB IBB HBP BLK WP HR S P ERA WHIP										
Bill Wegman, R (1, 1) ERA: 4.7	8.0 34 9 4 4 2 1 0 2 0 0 1 35 41 4.50 1.250										
Bob Gibson, R (9, 1) ERA:	1.0 W 3 0 0 0 2 0 0 0 0 0 0 0 7 7 0.00 0.000										

Detroit Tigers @ Milwaukee Brewers
 Milwaukee County Stadium, Milwaukee, WI
 Sun Jun 22 1986, 4:33 AM EDT
 Att. 32,380 - Unknown

livebaseballscorecards.com

AB	34
R	4
H	9
RBI	4
BB	1
SO	4
LOB	10



BOTTOM

Detroit Tigers @ Milwaukee Brewers
Milwaukee County Stadium, Milwaukee, WI

Sun Jun 22 1986, 4:33 AM EDT
 Att. 32,380 - Unknown

livebaseballscorecards.com

AB	33
R	5
H	8
RBI	4
BB	3
SO	1
LOB	11



WP: 2	PA: 37
PB: 0	
SB: 1	
CS: 0	

Batter	1	2	3	4	5	6	7	8	9	AB	R	H	RBI	BB	SO	LOB
Mike Felder, S OBP: 0.361, SLG: 0.430 (1, 9) X	0-0 1-6-3 1B			0-0 6-3 1B		0-0 1-3		0-0 1B	0-0 1B	5	2	3	1	0	0	1
Robin Yount, R OBP: 0.440, SLG: 0.503 (1, 8) X	0-0 G6-3 1B			0-3 K 1-3		0-0 5-3		0-0 1B		4	1	2	0	0	1	2
Cecil Cooper, L OBP: 0.298, SLG: 0.364 (1, 3) X	0-0 G6-3 1-2f			0-0 6-3		0-0 L5		0-0 1B		4	0	1	3	0	0	2
Ben Oglivie, L OBP: 0.380, SLG: 0.460 (1, 7) X		0-0 4-3		0-0 F8			0-0 E3 FC1-6	0-0 F8		4	0	0	0	0	0	1
Billy Jo Robidoux, L OBP: 0.380, SLG: 0.346 (1, 10) X		0-0 6-3			0-0 4-3		0-0 FC1-6 3-1 WP		4-0 BB SH3-4 1B BB	3	1	0	0	1	0	1
Rick Manning, L OBP: 0.261, SLG: 0.328 (9, PR) X							0-0 1-2f WP			0	1	0	0	0	0	0
Ernest Riles, L OBP: 0.323, SLG: 0.354 (1, 6) X		0-0 F8			0-0 4-3		0-0 3-1	0-0 SH3-4		3	0	0	0	0	0	1
Jim Gantner, L OBP: 0.319, SLG: 0.359 (1, 4) X			0-0 4-3		0-0 1B		0-0 F5 3-H		4-0 1B BB IBB	3	0	1	0	1	0	0
Dale Sveum, S OBP: 0.327, SLG: 0.399 (1, 5) X			0-0 G3		0-0 F7			0-0 1-3	0-0 L6	4	0	0	0	0	0	3
Rick Cerone, R OBP: 0.250, SLG: 0.349 (1, 2) X			0-0 4-3			0-0 2B		0-0 6-3	4-0 1B BB	3	0	1	0	1	0	0

Inning Stats	R: 0	H: 1	E: 0	K: 0	S: 3	H: 1	LOB: 0	BB: 0	P: 3	R: 0	H: 0	E: 0	K: 0	S: 3	R: 1	H: 1	E: 0	K: 1	S: 6	R: 0	H: 1	E: 0	K: 0	S: 4	R: 0	H: 1	E: 0	K: 0	S: 4	R: 1	H: 0	E: 1	K: 0	S: 4	R: 2	H: 3	E: 1	K: 0	S: 6	R: 1	H: 1	E: 0	K: 0	S: 3	1B: 7	SF: 0	2B: 1	SAC: 1	3B: 0	DP: 1	HR: 0	HBP: 0	WP: 2	PA: 37
--------------	------	------	------	------	------	------	--------	-------	------	------	------	------	------	------	------	------	------	------	------	------	------	------	------	------	------	------	------	------	------	------	------	------	------	------	------	------	------	------	------	------	------	------	------	------	-------	-------	-------	--------	-------	-------	-------	--------	-------	--------

PITCHER	IP	WLS	BF	H	R	ER	SO	BB	IBB	HBP	BLK	WP	HR	S	P	ERA	WHIP
Randy O'Neal, R ERA: 4.39 (1, 1)	7.2		29	6	4	1	1	0	0	0	0	2	0	31	31	1.17	0.783
Dave LaPoint, L ERA: 6.46 (8, 1)	0.2	L	4	1	1	1	0	1	0	0	0	0	0	3	7	13.50	3.000
John Pacella, R ERA: (9, 1)	0.1		3	0	0	0	0	1	1	0	0	0	0	1	9	0.00	3.000
Willie Hernandez, L ERA: 3.65 (9, 1)	0.0		1	1	0	0	0	0	0	0	0	0	0	1	1	∞	∞

Batter	1	2	3	4	5	6	7	8	9	10	AB R H RBI BB SO LOB	TOP													
Alan Wiggins, S (1, 4) OBP: 0.316, SLG: 0.282 Mike Young, S (10, PH) OBP: 0.373, SLG: 0.396 Juan Bonilla, R (10, 4) OBP: 0.354, SLG: 0.372	0-0 L5		0-0 SH5-3		0-0 6-3		0-0 E4			0-3 K	3 0 0 0 0 0 1 1 0 0 0 0 1 0 0 0 0 0 0 0 0	Baltimore Orioles @ Detroit Tigers Tiger Stadium, Detroit, MI Tue Jun 24 1986, 7:05 PM EDT Att. 22,769 - Unknown													
Lee Lacy, R (1, 9) OBP: 0.311, SLG: 0.388	0-3 K		0-0 5-3			0-0 1B 1B	0-0 F4			0-0 1B 2B	5 2 2 0 0 1 2														
Tom O'Malley, L (1, 5) OBP: 0.351, SLG: 0.434	4-0 PB BB			0-0 6-3		0-0 F9		0-0 F9		0-0 2H 1B	4 0 1 1 1 0 1														
Eddie Murray, S (1, 3) OBP: 0.371, SLG: 0.419	0-0 F6			0-0 1-3		0-0 4-3		0-0 F8		0-0 F9	5 0 0 0 0 0 3														
Cal Ripken Jr., R (1, 6) OBP: 0.364, SLG: 0.438		0-0 F9		4-0 BB BB		4-0 WP 1B BB		0-3 K			2 0 0 0 2 1 0														
Jim Dwyer, L (1, 7) OBP: 0.343, SLG: 0.603		0-0 F9		0-0 1-3		0-0 WP 1B			0-0 4-3		4 0 1 1 0 0 1														
Larry Sheets, L (1, 10) OBP: 0.368, SLG: 0.547 Kelly Paris, R (9, PR)		0-3 K			4-0 BB BB	0-0 F5			4-0 G3-6 BB		2 0 0 0 2 1 2 0 0 0 0 0 0 0														
John Shelby, S (1, 8) OBP: 0.259, SLG: 0.361			4-0 SH5-3 4-3 BB		0-0 F8		0-0 B2-3		0-0 G3-6		3 0 0 0 1 0 2														
Al Pardo, S (1, 2) OBP: 0.067, SLG: 0.067			0-0 4-3		0-3 K		0-3 K		0-3 K2-3		4 0 0 0 0 3 2														
Inning Stats	R: 0 E: 0 K: 1 S: 5	H: 0 LOB: 1 BB: 1 P: 9	R: 0 E: 0 K: 1 S: 5	H: 0 LOB: 0 BB: 0 P: 5	R: 0 E: 0 K: 0 S: 3	H: 0 LOB: 1 BB: 1 P: 7	R: 0 E: 0 K: 0 S: 3	H: 0 LOB: 1 BB: 1 P: 7	R: 0 E: 0 K: 1 S: 5	H: 0 LOB: 1 BB: 1 P: 9	R: 1 E: 0 K: 0 S: 5		H: 2 LOB: 2 BB: 1 P: 9	R: 0 E: 1 K: 1 S: 6	H: 0 LOB: 1 BB: 0 P: 6	R: 0 E: 0 K: 1 S: 5	H: 0 LOB: 0 BB: 0 P: 5	R: 0 E: 0 K: 0 S: 2	H: 0 LOB: 1 BB: 1 P: 6	R: 1 E: 0 K: 2 S: 9	H: 2 LOB: 1 BB: 0 P: 9	1B: 3 2B: 1 3B: 0 HR: 0	SF: 0 SAC: 1 DP: 1 HBP: 0	WP: 1 PB: 1 SB: 0 CS: 0	PA: 40
PITCHER Eric King, R (1, 1) ERA: 1.86 Bill Campbell, R (10, 1) ERA: 3.72	IP	WLS	BF	H	R	ER	SO	BB	IBB	HBP	BLK	WP	HR	S	P	ERA	WHIP								
	9.0		35	2	1	1	5	6	0	0	0	1	0	39	63	1.00	0.889								
	1.0	L	5	2	1	1	2	0	0	0	0	0	0	9	9	9.00	2.000								

livebaseballscorecards.com

AB	33
R	2
H	4
RBI	2
BB	6
SO	7
LOB	14



BOTTOM

Baltimore Orioles @ Detroit Tigers
Tiger Stadium, Detroit, MI
Tue Jun 24 1986, 7:05 PM EDT
Att. 22,769 - Unknown

livebaseballscorecards.com

AB	32
R	1
H	3
RBI	1
BB	3
SO	3
LOB	7



WP	0	PA	35
PB	0		
SB	0		
CS	0		

AB R H RBI BB SO LOB

4 0 0 0 0 0 2

4 0 0 0 0 0 0

4 0 0 0 0 1 0

2 0 0 0 2 0 0

4 0 0 0 0 1 2

3 0 0 0 0 0 0

1 0 0 0 0 0 0

2 1 1 0 1 0 0

1 0 0 0 0 0 0

3 0 0 0 0 0 2

1 0 0 0 0 1 0

3 0 2 1 0 0 1

1B: 1 SF: 0

2B: 2 SAC: 0

3B: 0 DP: 0

HR: 0 HBP: 0

1B: 1 SF: 0

2B: 2 SAC: 0

3B: 0 DP: 0

HR: 0 HBP: 0

1B: 1 SF: 0

2B: 2 SAC: 0

3B: 0 DP: 0

HR: 0 HBP: 0

1B: 1 SF: 0

2B: 2 SAC: 0

3B: 0 DP: 0

HR: 0 HBP: 0

1B: 1 SF: 0

2B: 2 SAC: 0

3B: 0 DP: 0

HR: 0 HBP: 0

1B: 1 SF: 0

2B: 2 SAC: 0

3B: 0 DP: 0

HR: 0 HBP: 0

1B: 1 SF: 0

2B: 2 SAC: 0

3B: 0 DP: 0

HR: 0 HBP: 0

1B: 1 SF: 0

2B: 2 SAC: 0

3B: 0 DP: 0

HR: 0 HBP: 0

1B: 1 SF: 0

2B: 2 SAC: 0

3B: 0 DP: 0

HR: 0 HBP: 0

1B: 1 SF: 0

2B: 2 SAC: 0

3B: 0 DP: 0

HR: 0 HBP: 0

1B: 1 SF: 0

2B: 2 SAC: 0

3B: 0 DP: 0

HR: 0 HBP: 0

1B: 1 SF: 0

2B: 2 SAC: 0

3B: 0 DP: 0

HR: 0 HBP: 0

1B: 1 SF: 0

2B: 2 SAC: 0

3B: 0 DP: 0

HR: 0 HBP: 0

1B: 1 SF: 0

2B: 2 SAC: 0

3B: 0 DP: 0

HR: 0 HBP: 0

1B: 1 SF: 0

2B: 2 SAC: 0

3B: 0 DP: 0

HR: 0 HBP: 0

1B: 1 SF: 0

2B: 2 SAC: 0

3B: 0 DP: 0

HR: 0 HBP: 0

1B: 1 SF: 0

2B: 2 SAC: 0

3B: 0 DP: 0

HR: 0 HBP: 0

1B: 1 SF: 0

2B: 2 SAC: 0

3B: 0 DP: 0

HR: 0 HBP: 0

1B: 1 SF: 0

2B: 2 SAC: 0

3B: 0 DP: 0

HR: 0 HBP: 0

1B: 1 SF: 0

2B: 2 SAC: 0

3B: 0 DP: 0

HR: 0 HBP: 0

1B: 1 SF: 0

2B: 2 SAC: 0

3B: 0 DP: 0

HR: 0 HBP: 0

1B: 1 SF: 0

2B: 2 SAC: 0

3B: 0 DP: 0

HR: 0 HBP: 0

1B: 1 SF: 0

2B: 2 SAC: 0

3B: 0 DP: 0

HR: 0 HBP: 0

1B: 1 SF: 0

2B: 2 SAC: 0

3B: 0 DP: 0

HR: 0 HBP: 0

1B: 1 SF: 0

2B: 2 SAC: 0

3B: 0 DP: 0

HR: 0 HBP: 0

1B: 1 SF: 0

2B: 2 SAC: 0

3B: 0 DP: 0

HR: 0 HBP: 0

1B: 1 SF: 0

2B: 2 SAC: 0

3B: 0 DP: 0

HR: 0 HBP: 0

1B: 1 SF: 0

2B: 2 SAC: 0

3B: 0 DP: 0

HR: 0 HBP: 0

1B: 1 SF: 0

2B: 2 SAC: 0

3B: 0 DP: 0

HR: 0 HBP: 0

1B: 1 SF: 0

2B: 2 SAC: 0

3B: 0 DP: 0

HR: 0 HBP: 0

1B: 1 SF: 0

2B: 2 SAC: 0

3B: 0 DP: 0

HR: 0 HBP: 0

1B: 1 SF: 0

2B: 2 SAC: 0

3B: 0 DP: 0

HR: 0 HBP: 0

1B: 1 SF: 0

2B: 2 SAC: 0

3B: 0 DP: 0

HR: 0 HBP: 0

1B: 1 SF: 0

2B: 2 SAC: 0

3B: 0 DP: 0

HR: 0 HBP: 0

1B: 1 SF: 0

2B: 2 SAC: 0

3B: 0 DP: 0

HR: 0 HBP: 0

1B: 1 SF: 0

2B: 2 SAC: 0

3B: 0 DP: 0

HR: 0 HBP: 0

1B: 1 SF: 0

2B: 2 SAC: 0

3B: 0 DP: 0

HR: 0 HBP: 0

1B: 1 SF: 0

2B: 2 SAC: 0

3B: 0 DP: 0

HR: 0 HBP: 0

1B: 1 SF: 0

2B: 2 SAC: 0

3B: 0 DP: 0

HR: 0 HBP: 0

1B: 1 SF: 0

2B: 2 SAC: 0

3B: 0 DP: 0

HR: 0 HBP: 0

1B: 1 SF: 0

2B: 2 SAC: 0

3B: 0 DP: 0

HR: 0 HBP: 0

1B: 1 SF: 0

2B: 2 SAC: 0

3B: 0 DP: 0

HR: 0 HBP: 0

1B: 1 SF: 0

2B: 2 SAC: 0

3B: 0 DP: 0

HR: 0 HBP: 0

1B: 1 SF: 0

2B: 2 SAC: 0

3B: 0 DP: 0

HR: 0 HBP: 0

1B: 1 SF: 0

2B: 2 SAC: 0

3B: 0 DP: 0

HR: 0 HBP: 0

1B: 1 SF: 0

2B: 2 SAC: 0

3B: 0 DP: 0

HR: 0 HBP: 0

1B: 1 SF: 0

2B: 2 SAC: 0

3B: 0 DP: 0

HR: 0 HBP: 0

1B: 1 SF: 0

2B: 2 SAC: 0

3B: 0 DP: 0

HR: 0 HBP: 0

1B: 1 SF: 0

2B: 2 SAC: 0

3B: 0 DP: 0

HR: 0 HBP: 0

1B: 1 SF: 0

2B: 2 SAC: 0

3B: 0 DP: 0

HR: 0 HBP: 0

1B: 1 SF: 0

2B: 2 SAC: 0

3B: 0 DP: 0

HR: 0 HBP: 0

1B: 1 SF: 0

2B: 2 SAC: 0

3B: 0 DP: 0

HR: 0 HBP: 0

1B: 1 SF: 0

2B: 2 SAC: 0

3B: 0 DP: 0

HR: 0 HBP: 0

1B: 1 SF: 0

2B: 2 SAC: 0

3B: 0 DP: 0

HR: 0 HBP: 0

1B: 1 SF: 0

2B: 2 SAC: 0

3B: 0 DP: 0

HR: 0 HBP: 0

1B: 1 SF: 0

2B: 2 SAC: 0

3B: 0 DP: 0

HR: 0 HBP: 0

1B: 1 SF: 0

2B: 2 SAC: 0

3B: 0 DP: 0

HR: 0 HBP: 0

1B: 1 SF: 0

2B: 2 SAC: 0

3B: 0 DP: 0

HR: 0 HBP: 0

1B: 1 SF: 0

2B: 2 SAC: 0

3B: 0 DP: 0

HR: 0 HBP: 0

1B: 1 SF: 0

2B: 2 SAC: 0

3B: 0 DP: 0

HR: 0 HBP: 0

1B: 1 SF: 0

2B: 2 SAC: 0

3B: 0 DP: 0

HR: 0 HBP: 0

1B: 1 SF: 0

2B: 2 SAC: 0

3B: 0 DP: 0

HR: 0 HBP: 0

1B: 1 SF: 0

2B: 2 SAC: 0

Batter	1	2	3	4	5	6	7	8	9	AB R H RBI BB SO LOB	TOP									
Alan Wiggins, S (1, 4) OBP: 0.314, SLG: 0.276	0-0 4-3	0-0 F7			0-0 4-3		4-0 G3-6-1 BB		0-0 F6	4 0 0 0 1 0 2	<p>Baltimore Orioles @ Detroit Tigers</p> <p>Tiger Stadium, Detroit, MI</p> <p>Wed Jun 25 1986, 7:05 PM EDT</p> <p>Att. 21,944 - Unknown</p>									
Lee Lacy, R (1, 9) OBP: 0.310, SLG: 0.386	0-3 K		0-3 K		0-0 1B		0-0 L8			4 0 1 0 0 2 1										
Tom O'Malley, L (1, 5) OBP: 0.344, SLG: 0.421	0-3 K		0-0 1B		0-0 F8		0-0 G3-6-1 1-2f			4 0 1 0 0 1 2										
Eddie Murray, S (1, 3) OBP: 0.376, SLG: 0.428		0-0 E 2B	0-0 1B		0-0 1B		0-0 F8			4 1 3 0 0 0 0										
Cal Ripken Jr., R (1, 6) OBP: 0.359, SLG: 0.431		0-0 E1 1B 2-H	0-0 L8		0-0 L9		0-0 L8			4 1 0 0 0 0 4										
Jim Dwyer, L (1, 10) OBP: 0.351, SLG: 0.591		0-3 K	0-0 F8		0-0 1B		4-0 BB			3 0 1 0 1 1 3										
Mike Young, S (1, 7) OBP: 0.371, SLG: 0.393		0-0 BB 1B 3-H		0-3 K		0-0 F8		0-3 K		4 0 1 1 0 2 2										
John Shelby, S (1, 8) OBP: 0.259, SLG: 0.355		4-0 BB		0-0 F7		0-0 F9		0-0 F9		3 0 0 0 1 0 1										
Al Pardo, S (1, 2) OBP: 0.059, SLG: 0.059		0-3 K		0-3 K		0-3 K		0-0 F8		2 0 0 0 0 2 2										
Larry Sheets, L (6, PH) OBP: 0.364, SLG: 0.539										2 0 0 0 0 1 1										
Inning Stats	R: 0 E: 0 K: 2 S: 7	H: 0 LOB: 0 BB: 0 P: 7	R: 2 E: 1 K: 2 S: 10	H: 2 LOB: 2 BB: 1 P: 14	R: 0 E: 0 K: 1 S: 7	H: 2 LOB: 2 BB: 0 P: 7	R: 0 E: 0 K: 2 S: 7	H: 0 LOB: 0 BB: 0 P: 7	R: 0 E: 0 K: 1 S: 6	H: 1 LOB: 1 BB: 0 P: 6	R: 0 E: 0 K: 0 S: 2	H: 0 LOB: 0 BB: 1 P: 6	R: 0 E: 0 K: 1 S: 5	H: 0 LOB: 1 BB: 1 P: 9	R: 0 E: 0 K: 0 S: 3	H: 0 LOB: 0 BB: 0 P: 3	1B: 6 2B: 1 3B: 0 HR: 0	SF: 0 SAC: 0 DP: 1 HBP: 0	WP: 0 PB: 0 SB: 0 CS: 0	PA: 37
PITCHER Jack Morris, R (1, 1) ERA: 4.49	IP: 9.0 WLS: W BF: 37 H: 7 R: 2 ER: 1 SO: 9 BB: 3 IBB: 0 HBP: 0 BLK: 0 WP: 0 HR: 0 S: 52 P: 64 ERA: 1.00 WHIP: 1.111											PITCHER	IP: WLS: BF: H: R: ER: SO: BB: IBB: HBP: BLK: WP: HR: S: P: ERA: WHIP:							

AB	34
R	2
H	7
RBI	1
BB	3
SO	9
LOB	18



livebaseballscorecards.com

Batter	1	2	3	4	5	6	7	8	9
Lou Whitaker, L (1, 4) OBP: 0.336, SLG: 0.460	0-0 SH 2B		0-0 F7 HR 1B	0-0 FC4-6 BB 1B	0-0 6-3			0-0 F7	
Alan Trammell, R (1, 6) OBP: 0.281, SLG: 0.368	0-0 SH HR		0-0 F7	4-0 FC4-6 BB		0-0 L7		0-0 1B	
Kirk Gibson, L (1, 9) OBP: 0.435, SLG: 0.513	0-0 HR		0-0 HR	0-0 FC4-6 1B		4-0 BB		0-3 K	
Lance Parrish, R (1, 2) OBP: 0.343, SLG: 0.475	0-0 6-3		0-0 5-3	0-0 1B		0-0 L9		0-0 L3	
Darrell Evans, L (1, 10) OBP: 0.329, SLG: 0.418	0-0 4-3		0-0 HR	0-3 K		0-0 F5			
Chet Lemon, R (1, 8) OBP: 0.314, SLG: 0.392	0-0 5-3		0-0 5-3	0-0 F9		0-3 K			
Johnny Grubb, L (1, 7) OBP: 0.394, SLG: 0.517		0-3 K		0-0 HR	0-0 F8		0-0 4-3		
Larry Herndon, R (5, 7) OBP: 0.288, SLG: 0.387									
Dave Bergman, L (1, 3) OBP: 0.392, SLG: 0.413		0-0 5-3		0-0 1B 2B		0-0 L7		0-0 L8	
Tom Brookens, R (1, 5) OBP: 0.377, SLG: 0.417		0-0 6-3		0-0 BB FC4-6 1B		0-0 WP 2B		0-0 1B 2B	

Inning Stats	R: 3	H: 2	E: 1	K: 0	S: 6	LOB: 0	BB: 0	P: 6	R: 0	H: 0	E: 0	K: 1	S: 5	LOB: 0	BB: 0	P: 5	R: 3	H: 3	E: 0	K: 0	S: 10	LOB: 2	BB: 1	P: 14	R: 0	H: 1	E: 0	K: 0	S: 4	LOB: 1	BB: 0	P: 4	R: 0	H: 0	E: 0	K: 1	S: 5	LOB: 0	BB: 0	P: 5	R: 1	H: 2	E: 0	K: 1	S: 7	LOB: 1	BB: 0	P: 7
--------------	------	------	------	------	------	--------	-------	------	------	------	------	------	------	--------	-------	------	------	------	------	------	-------	--------	-------	-------	------	------	------	------	------	--------	-------	------	------	------	------	------	------	--------	-------	------	------	------	------	------	------	--------	-------	------

PITCHER																PITCHER																																								
IP	WLS	BF	H	R	ER	SO	BB	IBB	HBP	BLK	WP	HR	S	P	ERA	WHIP	IP	WLS	BF	H	R	ER	SO	BB	IBB	HBP	BLK	WP	HR	S	P	ERA	WHIP																							
Mike Boddicker, R (1, 1) ERA: 3.86	2.2	L	14	5	6	5	1	0	0	0	0	3	16	16	16.88	1.875																																								
Rich Bordi, R (3, 1) ERA: 3.74	0.1		6	4	4	4	0	1	0	0	0	1	5	9	108.00	15.000																																								
Brad Havens, L (4, 1) ERA: 4.62	5.0		20	4	1	1	3	1	0	0	0	1	0	25	29	1.80	1.000																																							

BOTTOM

Baltimore Orioles @ Detroit Tigers
Tiger Stadium, Detroit, MI
Wed Jun 25 1986, 7:05 PM EDT
Att. 21,944 - Unknown

livebaseballscorecards.com

AB	37
R	11
H	13
RBI	10
BB	2
SO	4
LOB	13



1B:	5	SF:	0	WP:	1	PA:	40
2B:	4	SAC:	1	PB:	0		
3B:	0	DP:	0	SB:	0		
HR:	4	HBP:	0	CS:	0		

Batter	1	2	3	4	5	6	7	8	9	AB	R	H	RBI	BB	SO	LOB	TOP											
John Shelby, S OBP: 0.258, SLG: 0.347 (1, 8) X	0-0 G3		0-0 FC4-6 FC6-4 1-2f		0-0 G3		0-0 4-3		4-0 BB 1-2 2-3 3-H BB	4	0	0	1	1	0	3												
Lee Lacy, R OBP: 0.307, SLG: 0.381 Mike Young, S OBP: 0.368, SLG: 0.389 (1, 9) S S (5, 7) S	0-3 K		0-0 FC6-4 1-2f		0-3 K			0-0 F7	0-3 K	3	0	0	0	0	2	1												
Tom O'Malley, L OBP: 0.323, SLG: 0.393 (1, 5) X	0-0 G3			0-0 F3		0-0 F9		0-0 4-3		4	0	0	0	0	0	0												
Eddie Murray, S OBP: 0.378, SLG: 0.431 (1, 3)		4-0 L3-6 BB BB BB		0-0 5-3 1B 2B		0-0 F6		0-0 6-3		3	1	1	0	1	0	0												
Cal Ripken Jr., R OBP: 0.358, SLG: 0.432 (1, 6)		0-0 F8		0-0 5-3 2-3		0-0 F6			0-0 BB BB 2B	4	1	1	0	0	0	2												
Juan Beniquez, R OBP: 0.378, SLG: 0.426 (1, 7) (5, 9)		4-0 1-2 BB BB BB BB		0-0 3-H 1B BB		4-0 FC4-6 1B WP BB BB			0-0 5-3	2	1	1	1	2	0	1												
Jim Dwyer, L OBP: 0.359, SLG: 0.580 (1, 10)		0-0 L3-6 2-3		4-0 1-2 BB BB BB		0-0 FC4-6 1B BB			0-0 F7	3	0	1	0	1	0	3												
Juan Bonilla, R OBP: 0.347, SLG: 0.364 Larry Sheets, L OBP: 0.361, SLG: 0.536 Alan Wiggins, S OBP: 0.317, SLG: 0.276 (1, 4) (7, PH) (7, PR) (7, 4)			0-0 4-3		0-0 1-3		0-0 FC4-6 WP 1-2f 2-3		4-0 BB BB BB BB BB	2	0	0	0	0	0	2												
Rick Dempsey, R OBP: 0.303, SLG: 0.398 (1, 2)			0-0 FC4-6 1B		0-0 F9		0-0 F3 1-2 3-H		4-0 BB BB BB BB	3	0	1	0	1	0	1												
Inning Stats	R: 0 E: 0 K: 1 S: 5	H: 0 LOB: 0 BB: 0 P: 5	R: 0 E: 0 K: 0 S: 2	H: 0 LOB: 1 BB: 2 P: 10	R: 0 E: 0 K: 0 S: 4	H: 1 LOB: 1 BB: 0 P: 4	R: 1 E: 0 K: 0 S: 5	H: 2 LOB: 2 BB: 1 P: 9	R: 0 E: 0 K: 1 S: 5	H: 0 LOB: 0 BB: 0 P: 5	R: 0 E: 0 K: 0 S: 3	H: 0 LOB: 0 BB: 0 P: 3	R: 1 E: 0 K: 0 S: 4	H: 1 LOB: 2 BB: 1 P: 8	R: 0 E: 0 K: 0 S: 3	H: 0 LOB: 0 BB: 0 P: 3	R: 1 E: 0 K: 1 S: 6	H: 1 LOB: 3 BB: 3 P: 18	1B: 3 2B: 3 3B: 0 HR: 0	SF: 0 SAC: 0 DP: 1 HBP: 0	WP: 1 PB: 0 SB: 0 CS: 0	PA: 38						
PITCHER	IP	WLS	BF	H	R	ER	SO	BB	IBB	HBP	BLK	WP	HR	S	P	ERA	WHIP											
Walt Terrell, R ERA: 4.58 Willie Hernandez, L ERA: 3.63	(1, 1) (9, 1)	8.2 0.1	W S	37 1	5 0	3 0	3 1	2 0	7 0	0 0	0 0	1 0	0 0	34 3	62 3	3.12 0.00	1.385 0.000											

Baltimore Orioles @ Detroit Tigers
Tiger Stadium, Detroit, MI
Thu Jun 26 1986, 7:05 PM EDT
Att: 22,122 - Unknown

livebaseballscorecards.com

AB	31
R	3
H	5
RBI	2
BB	7
SO	3
LOB	18



Batter	1	2	3	4	5	6	7	8	9	AB	R	H	RBI	BB	SO	LOB						
Lou Whitaker, L OBP: 0.330, SLG: 0.451 (1, 4)	0-0 F8		0-0 F9		0-0 G3		0-0 E7 SH1-3 2B	0-0 E3 1B E		5	2	0	1	0	0	1						
Alan Trammell, R OBP: 0.292, SLG: 0.379 (1, 6)	0-0 HR 1B		0-0 1B FC6-2-5 1B		0-0 FC4-6 1B		0-0 SH1-3 2-3	0-0 E 1B 1-3 2-H		4	1	4	1	0	0	0						
Kirk Gibson, L OBP: 0.434, SLG: 0.517 (1, 9)	0-3 K		0-0 1B FC6-2-5 1B		0-0 FC4-6 HR 1-2f		0-0 6-3 2B 3-H 4-0	0-0 F8 1-2 3-H		5	1	2	1	0	1	3						
Lance Parrish, R OBP: 0.348, SLG: 0.500 (1, 2)	0-0 HR 1-H		0-0 FC6-2-5 1-2 3-H		0-0 HR 1-H		0-0 6-3 BB	0-3 K		4	2	2	4	1	1	3						
Tom Brookens, R OBP: 0.364, SLG: 0.402 (1, 5)	0-0 5-3		0-0 F3		0-0 5-3		0-0 6-3 1-2 2-3			4	0	0	0	0	0	4						
Chet Lemon, R OBP: 0.313, SLG: 0.385 (1, 8)		0-0 4-3		4-0 6-4-3 1B BB		0-0 5-3	0-0 5-3			3	0	0	0	1	0	2						
Larry Herndon, R OBP: 0.293, SLG: 0.390 (1, 7)		0-0 F8		0-0 6-4-3 1B		0-0 5-3 1B		0-0 6-3		4	0	2	0	0	0	0						
Dave Engle, R OBP: 0.346, SLG: 0.311 (1, 3)		4-0 BB		0-0 G6-4-3 1-2f 2-3		0-3 K		0-0 1B E 1B		3	1	1	0	1	1	3						
Dave Collins, S OBP: 0.369, SLG: 0.357 (1, 10)		0-0 5-3		0-0 5-3		0-0 F9		0-0 1B E 1B		4	1	1	0	0	0	3						
Inning Stats	R: 2 E: 0 K: 1 S: 7	H: 2 LOB: 0 BB: 0 P: 7	R: 0 E: 0 K: 0 S: 3	H: 0 LOB: 1 BB: 1 P: 7	R: 0 E: 0 K: 0 S: 5	H: 2 LOB: 2 BB: 0 P: 5	R: 0 E: 0 K: 0 S: 3	H: 1 LOB: 1 BB: 1 P: 7	R: 2 E: 0 K: 0 S: 5	H: 2 LOB: 0 BB: 0 P: 5	R: 0 E: 0 K: 1 S: 6	H: 1 LOB: 1 BB: 0 P: 6	R: 1 E: 1 K: 0 S: 5	H: 1 LOB: 2 BB: 1 P: 9	R: 3 E: 2 K: 1 S: 9	H: 3 LOB: 1 BB: 0 P: 9	1B: 9 2B: 1 3B: 0 HR: 2	SF: 0 SAC: 1 DP: 1 HBP: 0	WP: 0 PB: 0 SB: 0 CS: 0	PA: 40		
PITCHER	IP WLS L	WLS L	H R	R ER	SO BB	BB IBB	HBP BLK	WP HR	S P	ERA WHIP												
Mike Flanagan, L ERA: 4.33 (1, 1)	6.1		9	5	4	2	2	0	32	40	5.68	1.737										
Nate Snell, R ERA: 2.91 (7, 1)	1.2		3	3	1	1	1	0	11	15	5.40	2.400										

BOTTOM

Baltimore Orioles @ Detroit Tigers
Tiger Stadium, Detroit, MI
Thu Jun 26 1986, 7:05 PM EDT
Att. 22,122 - Unknown

livebaseballscorecards.com

AB	36
R	8
H	12
RBI	7
BB	3
SO	3
LOB	19



Batter	1	2	3	4	5	6	7	8	9	10	11	AB R H RBI BB SO LOB	TOP				
Mike Felder, S OBP: 0.325, SLG: 0.376 (1.7)	X 0-0 F8 ①		X 0-0 F8 ②		X 0-0 FC5-4 ③			X 0-0 B1-3 ②		X 0-0 B3 ①		5 0 0 0 0 0 2	Milwaukee Brewers @ Detroit Tigers Tiger Stadium, Detroit, MI Fri Jun 27 1986, 7:05 PM EDT Att. 31,723 - Unknown				
Robin Yount, R OBP: 0.432, SLG: 0.500 (1.8)	X 0-0 5-3 ②		X 0-0 5-3 ③			X 0-0 L5 ①		X 0-0 F8 ③		X 0-0 FC4-6 ②		5 0 0 0 0 0 1					
Cecil Cooper, L OBP: 0.306, SLG: 0.378 (1.3)	X 0-0			X 0-0 F8 ①		X 0-0			X 0-0 FC1-6 ①		X 4-0	4 0 3 0 0 0 0					
Juan Castillo, S OBP: 0.302, SLG: 0.189 (9. PR)	X 0-0					X 0-0			X 0-0		X 1-2	0 0 0 0 0 0 0					
Billy Jo Robidoux, L OBP: 0.376, SLG: 0.333 (9.3)	X 0-0 1B					X 0-0 1B			X 0-0		X 1-2	0 0 0 0 1 0 0					
Ben Oglivie, L OBP: 0.365, SLG: 0.436 (1.10)	X 0-3 K ③			X 0-0 6-3 ②		X 0-0 F4 ②			X 0-0 FC1-6 ①		X 0-0 F6 ③	5 0 0 0 0 1 5					
Rob Deer, R OBP: 0.318, SLG: 0.459 (1.9)		X 0-0 F7 ①		X 0-3 K ③		X 0-3 K ③			X 0-0		X 0-0	5 0 1 0 0 2 1					
Ernest Riles, L OBP: 0.333, SLG: 0.372 (1.6)		X 0-0 F7 ②			X 0-0 CS 2B		X 0-0 1-3 ①		X 0-3 K ②		X 0-0	5 0 2 0 0 1 2					
Dale Sveum, S OBP: 0.325, SLG: 0.407 (1.5)		X 0-0 HR			X 0-0 E5 CS E		X 0-0 F7 ②		X 0-0		X 0-0 FC5-4 ②	5 2 2 1 0 0 2					
Jim Gantner, L OBP: 0.318, SLG: 0.360 (1.4)		X 0-0 G3 ③			X 0-0 F8 ②		X 0-0 F7 ③		X 0-3 K ③		X 0-0	5 0 0 0 0 1 6					
Rick Cerone, R OBP: 0.250, SLG: 0.345 (1.2)			X 0-0 6-3 ①					X 0-0 6-3 ①		X 0-0		4 0 1 0 0 0 0					
Charlie Moore, R OBP: 0.357, SLG: 0.402 (10. PR)					X 0-0 E6 FC5-4 ②					X 0-0 FC4-6 ②		0 0 0 0 0 0 0					
Inning Stats	R: 0 H: 1 E: 0 LOB: 1 K: 1 BB: 0 S: 6 P: 6	R: 1 H: 1 E: 0 LOB: 0 K: 0 BB: 0 S: 4 P: 4	R: 0 H: 0 E: 0 LOB: 0 K: 0 BB: 0 S: 3 P: 3	R: 0 H: 0 E: 0 LOB: 0 K: 1 BB: 0 S: 5 P: 5	R: 1 H: 1 E: 2 LOB: 1 K: 0 BB: 0 S: 5 P: 5	R: 0 H: 1 E: 0 LOB: 1 K: 1 BB: 0 S: 6 P: 6	R: 0 H: 0 E: 0 LOB: 0 K: 0 BB: 0 S: 3 P: 3	R: 0 H: 0 E: 0 LOB: 0 K: 2 BB: 0 S: 10 P: 10	R: 0 H: 3 E: 0 LOB: 3 K: 2 BB: 0 S: 4 P: 8	R: 0 H: 1 E: 0 LOB: 1 K: 0 BB: 0 S: 4 P: 4	1B: 7 SF: 0 2B: 1 SAC: 0 3B: 0 DP: 0 HR: 1 HBP: 0	WP: 0 PA: 44 PB: 0 SB: 1 CS: 2					
PITCHER	IP WLS BF H R ER SO BB IBB HBP BLK WP HR S P ERA WHIP																
Frank Tanana, L ERA: 4.08 (1.1)	8.0	29	4	2	1	3	0	0	0	0	0	0	1	35	35	1.12	0.500
Willie Hernandez, L ERA: 3.4 (9.1)	3.0	W	15	5	0	0	2	1	0	0	0	0	0	18	22	0.00	2.000

livebaseballscorecards.com

AB	43
R	2
H	9
RBI	1
BB	1
SO	5
LOB	19



Batter	1	2	3	4	5	6	7	8	9	10	11	AB R H RBI BB SO LOB	BOTTOM														
Lou Whitaker, L OBP: 0.331, SLG: 0.451 (1, 4)	0-0 E 1B		0-3 K		0-0 G6-4-3 1-2f			0-0 6-3			0-0 SH1-3 HR 1B	5 2 2 0 0 1 1	Milwaukee Brewers @ Detroit Tigers Tiger Stadium, Detroit, MI Fri Jun 27 1986, 7:05 PM EDT Att. 31,723 - Unknown														
Alan Trammell, R OBP: 0.292, SLG: 0.377 (1, 6)	0-0 E5 S 1B 5-3		0-0 CS 1B		0-0 F7			0-3 K			0-0 SH1-3 1-2	4 1 1 0 0 1 1															
Kirk Gibson, L OBP: 0.433, SLG: 0.536 (1, 9)	0-0 S 1B 1-2 2-H		0-0 F9 1-2		0-0 F8			0-0 F7			0-0 HR 2-H	5 1 2 3 0 0 1															
Lance Parrish, R OBP: 0.343, SLG: 0.492 (1, 2)	0-0 5-3 1-2 2-H		0-0 F9		0-0 F8			0-0 F8			0-0 5-3	4 0 0 1 0 0 1															
Chet Lemon, R OBP: 0.306, SLG: 0.376 (1, 8)	0-0 6-3		0-0 5-3		0-0 1-3			0-0 F7			0-0 F7	4 0 0 0 0 0 1															
Tom Brookens, R OBP: 0.369, SLG: 0.405 (1, 5)	0-0 5-3		0-0 1B 1B		0-0 1B			0-0 L6			0-0 L6	4 0 2 0 0 0 1															
Larry Herndon, R OBP: 0.292, SLG: 0.386 (1, 7)		0-0 F6		0-0 1B 1-3			0-0 F9				0-0 F8	4 0 1 0 0 0 1															
Dave Engle, R OBP: 0.321, SLG: 0.286 (1, 3)		0-0 F2		0-0 F7			0-0 F7				0-0 5-3	4 0 0 0 0 0 3															
Dave Collins, S OBP: 0.362, SLG: 0.350 (1, 10)		0-0 4-3		0-0 E5 G6-4-3			0-0 5-3				0-3 K	4 0 0 0 0 1 1															
Inning Stats	R: 2 E: 1 K: 0 S: 6	H: 2 LOB: 1 BB: 0 P: 6	R: 0 E: 0 K: 0 S: 3	H: 0 LOB: 0 BB: 0 P: 3	R: 0 E: 0 K: 1 S: 5	H: 1 LOB: 0 BB: 0 P: 5	R: 0 E: 0 K: 0 S: 5	H: 2 LOB: 2 BB: 0 P: 5	R: 0 E: 1 K: 0 S: 3	H: 0 LOB: 0 BB: 0 P: 3	R: 0 E: 0 K: 0 S: 4	H: 1 LOB: 1 BB: 0 P: 4		R: 0 E: 0 K: 1 S: 5	H: 0 LOB: 0 BB: 0 P: 5	R: 0 E: 0 K: 0 S: 3	H: 0 LOB: 0 BB: 0 P: 3	R: 0 E: 0 K: 1 S: 5	H: 0 LOB: 0 BB: 0 P: 5	R: 2 E: 0 K: 0 S: 3	H: 2 LOB: 0 BB: 0 P: 3	1B: 7 2B: 0 3B: 0 HR: 1	SF: 0 SAC: 1 DP: 1 HBP: 0	WP: 0 PB: 0 SB: 2 CS: 1	PA: 39		
PITCHER	IP WLS BF H R ER SO BB IBB HBP BLK WP HR S P ERA WHIP																										
Juan Nieves, L ERA: 4.27 (1, 1)	9.0	33	6	2	1	2	0	0	0	0	0	0	0	0	37	37	1.00	0.667									
Dan Plesac, L ERA: 3.29 (10, 1)	1.1	L 6	2	2	2	1	0	0	0	0	0	0	0	1	8	8	13.50	1.500									

livebaseballscores.com

AB	38
R	4
H	8
RBI	4
BB	0
SO	3
LOB	11



Batter	1	2	3	4	5	6	7	8	9	AB R H RBI BB SO LOB	TOP					
Ernest Riles, L (1, 6) OBP: 0.338, SLG: 0.374	0-0 1B BB FC3-6 1B		0-0 1-3	0-0 F2		0-0 G6-4-3 1B			4-0 SH1-3 BB	4 1 2 0 1 0 2						
Robin Yount, R (1, 8) OBP: 0.429, SLG: 0.493	4-0 FC3-6 1B 1-2 4-3 BB		0-3 K	0-0 L6		0-0 G6-4-3			0-0 SH1-3	3 1 0 0 1 1 4						
Cecil Cooper, L (1, 10) OBP: 0.308, SLG: 0.378	0-0 FC3-6 1B 1-2 2-3		0-0 2B 1B		0-0 F8			0-0 4-3	0-3 K	5 0 2 0 0 1 1						
Ben Oglivie, L (1, 7) OBP: 0.361, SLG: 0.435	0-0 FC3-6 4-3 1-2f 2-3 3-H		0-0 1-3 2B		0-0 E3 HR			0-0 F5	0-0 F7	5 1 1 1 0 0 3						
Billy Jo Robidoux, L (1, 3) OBP: 0.373, SLG: 0.327	0-0 4-3 1-2 3-H		0-3 K		0-0 F7			4-0 BB		3 0 0 1 1 1 4						
Rob Deer, R (1, 9) OBP: 0.321, SLG: 0.476	0-3 K			0-0 1B E 1B		0-0 1-H HR		0-3 K		4 2 2 2 0 2 2						
Dale Sveum, S (1, 5) OBP: 0.323, SLG: 0.403		0-0 F8		0-0 E 1-2 1B		0-0 5-3		0-3 K		4 0 1 0 0 1 0						
Bill Schroeder, R (1, 2) OBP: 0.278, SLG: 0.326		0-0 F3		0-3 K		0-0 5-3		0-0 F4		4 0 0 0 0 1 2						
Jim Gantner, L (1, 4) OBP: 0.317, SLG: 0.362		0-0 4-3		0-0 E4 1-3 2-H		0-0 1B 2B		0-0 G3		4 0 1 0 0 0 1						
Inning Stats	R: 2 E: 0 K: 1 S: 7 H: 2 LOB: 1 BB: 1 P: 11	R: 0 E: 0 K: 0 S: 3 H: 0 LOB: 0 BB: 0 P: 3	R: 0 E: 0 K: 2 S: 9 H: 2 LOB: 2 BB: 0 P: 9	R: 1 E: 1 K: 1 S: 8 H: 2 LOB: 2 BB: 0 P: 8	R: 2 E: 1 K: 0 S: 5 H: 1 LOB: 0 BB: 0 P: 5	R: 0 E: 0 K: 0 S: 4 H: 2 LOB: 1 BB: 0 P: 4	R: 0 E: 0 K: 1 S: 5 H: 0 LOB: 1 BB: 1 P: 9	R: 0 E: 0 K: 1 S: 5 H: 0 LOB: 0 BB: 0 P: 5	R: 0 E: 0 K: 1 S: 5 H: 0 LOB: 1 BB: 1 P: 9	1B: 6 2B: 2 3B: 0 HR: 1 SF: 0 SAC: 1 DP: 1 HBP: 0	WP: 0 PB: 0 SB: 0 CS: 0 PA: 40					
PITCHER	IP WLS BF H R ER SO BB IBB HBP BLK WP HR S P ERA WHIP											PITCHER	IP WLS BF H R ER SO BB IBB HBP BLK WP HR S P ERA WHIP			
Randy O'Neal, R (1, 1) ERA: 4.83	0.0															
Dave LaPoint, L (1, 1) ERA: 5.88	5.1	25	7	3	0	4	0	0	0	0	0	1	33	33	0.00	1.312
Bill Campbell, R (6, 1) ERA: 2.7	3.2	W	12	0	0	0	3	2	0	0	0	0	16	24	0.00	0.545

Milwaukee Brewers @ Detroit Tigers
Tiger Stadium, Detroit, MI
Sat Jun 28 1986, 3:33 AM EDT
Att: 41,556 - Unknown

livebaseballscorecards.com

AB 36
R 5
H 9
RBI 4
BB 3
SO 7
LOB 19



Batter	1	2	3	4	5	6	7	8	9
Lou Whitaker, L (1, 4) OBP: 0.326, SLG: 0.442	0-0 4-3		0-0 F7	0-0 F7			0-0 F8	0-0 F8	
Alan Trammell, R (1, 6) OBP: 0.291, SLG: 0.375	0-0 F9		0-3 K		0-0 FC3-6 1B		0-0 F8		
Kirk Gibson, L (1, 9) OBP: 0.435, SLG: 0.558	0-0 HR			0-0 1B 1B	0-0 FC3-6 1-2f		0-0 E4 1B		
Lance Parrish, R (1, 2) OBP: 0.341, SLG: 0.488	0-3 K		0-3 K	0-0 F3			0-0 HR 1B		
Darrell Evans, L (1, 10) OBP: 0.332, SLG: 0.431		0-0 F4		0-3 K	4-0 1-2 BB		0-0 2-H HR		
Dave Bergman, L (1, 3) OBP: 0.385, SLG: 0.394		0-0 F7		4-0 1-2 1B BB	0-0 F7		0-0 F9		
Chet Lemon, R (1, 8) OBP: 0.310, SLG: 0.375		1-0 HBP		0-0 1-2 2-H 1B 2B 1B		0-0 F8	0-3 K		
Pat Sheridan, L (1, 7) OBP: 0.266, SLG: 0.364		0-0 5-3		0-0 1-3 2-H 2B 1B		0-0 3-1	0-0 3-1		
Tom Brookens, R (1, 5) OBP: 0.373, SLG: 0.417			0-0 F8	0-0 1-H 3-H 2B		0-0 F9	0-0 PB 1B		

Inning Stats	R: 1	H: 1	E: 0	K: 1	S: 6	LOB: 0	BB: 0	P: 6	R: 0	H: 0	E: 0	K: 0	S: 3	LOB: 1	BB: 0	P: 4	R: 0	H: 0	E: 0	K: 1	S: 5	LOB: 0	BB: 0	P: 5	R: 4	H: 4	E: 0	K: 2	S: 11	LOB: 1	BB: 1	P: 15	R: 0	H: 1	E: 0	K: 0	S: 4	LOB: 2	BB: 1	P: 8	R: 0	H: 0	E: 0	K: 0	S: 3	LOB: 0	BB: 0	P: 3	R: 3	H: 2	E: 1	K: 0	S: 6	LOB: 0	BB: 0	P: 6	R: 0	H: 1	E: 0	K: 1	S: 6	LOB: 1	BB: 0	P: 6
--------------	------	------	------	------	------	--------	-------	------	------	------	------	------	------	--------	-------	------	------	------	------	------	------	--------	-------	------	------	------	------	------	-------	--------	-------	-------	------	------	------	------	------	--------	-------	------	------	------	------	------	------	--------	-------	------	------	------	------	------	------	--------	-------	------	------	------	------	------	------	--------	-------	------

AB	R	H	RBI	BB	SO	LOB
5	0	0	0	0	0	2
4	0	1	0	0	1	0
4	3	2	1	0	0	1
4	1	1	1	0	2	2
3	1	1	2	1	1	1
3	1	0	0	1	0	2
3	1	1	1	0	1	0
4	1	1	1	0	0	1
4	0	2	2	0	0	0

BOTTOM

Milwaukee Brewers @ Detroit Tigers
Tiger Stadium, Detroit, MI
Sat Jun 28 1986, 3:33 AM EDT
Att. 41,556 - Unknown

AB	34
R	8
H	9
RBI	8
BB	2
SO	5
LOB	9



1B: 6	SF: 0	WP: 0	PA: 37
2B: 1	SAC: 0	PB: 1	
3B: 0	DP: 0	SB: 2	
HR: 2	HBP: 1	CS: 0	

PITCHER	IP	WLS	BF	H	R	ER	SO	BB	IBB	HBP	BLK	WP	HR	S	P	ERA	WHIP
Bill Wegman, R (1, 1) ERA: 4.96	3.2		17	4	5	5	4	1	0	1	0	0	1	23	28	12.27	1.364
Bob Gibson, R (4, 1) ERA:	3.0	L	14	3	2	1	0	1	0	0	0	0	0	13	17	3.00	1.333
Ray Searge, L (7, 1) ERA: 8.76	0.1		2	1	1	0	0	0	0	0	0	0	1	2	2	0.00	3.000
Mark Clear, R (8, 1) ERA: 2.03	1.0		4	1	0	0	1	0	0	0	0	0	0	6	6	0.00	1.000

Batter	1	2	3	4	5	6	7	8	9	AB R H RBI BB SO LOB	TOP									
Ernest Riles, L (1, 6) OBP: 0.336, SLG: 0.368	0-0 F7		0-0 1-3		0-0 F7		0-0 G3-6		4-0 1B 6-3 BB	4 0 0 0 1 0 3										
Robin Yount, R (1, 8) OBP: 0.425, SLG: 0.484	0-0 6-3		0-0 4-3			4-0 1B 2B BB	0-0 6-3		0-0 F3	4 1 0 0 1 0 1										
Cecil Cooper, L (1, 10) OBP: 0.306, SLG: 0.374	0-0 F8			0-0 6-3		0-0 1-2 2B 1B		0-3 K	0-0 6-3	5 1 1 0 0 1 1										
Ben Oglivie, L (1, 7) OBP: 0.372, SLG: 0.447		0-0 1B PB 1B		0-0 3-1		0-0 1-H 2-H 1B 2B		4-0 1B 1B SF8 BB	0-0 2-3 1B	4 3 3 2 1 0 0										
Billy Jo Robidoux, L (1, 3) OBP: 0.376, SLG: 0.331 Rick Manning, L (4, PH) OBP: 0.274, SLG: 0.338		0-0 4-3 PB 1-3 1B		0-0 1-3		0-0 2-H 1B		0-0 1B 1B 1B	0-0 1-3	1 0 1 0 0 0 0 4 0 2 1 0 0 2										
Rob Deer, R (1, 9) OBP: 0.320, SLG: 0.471		0-3 K			0-3 K	0-0 F9		0-0 1-2 2-3 1B 1B		4 0 1 0 0 2 3										
Dale Sveum, S (1, 5) OBP: 0.315, SLG: 0.395		0-0 4-3		0-0 F8		0-0 FC3-6		0-0 SF8		3 0 0 1 0 0 2										
Jim Gantner, L (1, 4) OBP: 0.320, SLG: 0.362		0-0 1-3		1-0 BB HBP		0-0 4-3		0-0 1-2 2-3 1B		3 0 1 0 0 0 2										
Rick Cerone, R (1, 2) OBP: 0.258, SLG: 0.345			0-0 4-3		4-0 1-2 BB		0-0 G3-6 1B	0-3 K		3 0 1 0 1 1 3										
Inning Stats	R: 0 E: 0 K: 0 S: 3	H: 0 LOB: 0 BB: 0 P: 3	R: 1 E: 0 K: 1 S: 7	H: 2 LOB: 1 BB: 0 P: 7	R: 0 E: 0 K: 0 S: 3	H: 0 LOB: 0 BB: 0 P: 3	R: 0 E: 0 K: 1 S: 5	H: 0 LOB: 2 BB: 1 P: 10	R: 3 E: 0 K: 0 S: 6	H: 3 LOB: 1 BB: 1 P: 10	R: 0 E: 0 K: 0 S: 3	H: 1 LOB: 0 BB: 0 P: 3	R: 1 E: 0 K: 2 S: 10	H: 3 LOB: 3 BB: 1 P: 14	R: 0 E: 0 K: 0 S: 4	H: 1 LOB: 2 BB: 1 P: 8	1B: 9 2B: 1 3B: 0 HR: 0	SF: 1 SAC: 0 DP: 1 HBP: 1	WP: 0 PB: 1 SB: 0 CS: 0	PA: 41
PITCHER	IP WLS BF H R ER SO BB IBB HBP BLK WP HR S P ERA WHIP																			
Eric King, R (1, 1) ERA: 2.28	6.0 W 27 6 4 4 2 2 0 1 0 0 0 28 37 6.00 1.333																			
Bill Scherrer, L (7, 1) ERA: 7.29	1.1 6 2 1 1 1 1 0 0 0 0 0 7 11 6.75 2.250																			
Willie Hernandez, L (8, 1) ERA: 3.28	1.2 S 8 2 0 0 1 1 0 0 0 0 0 9 13 0.00 1.800																			

Milwaukee Brewers @ Detroit Tigers
Tiger Stadium, Detroit, MI
Sun Jun 29 1986, 3:33 AM EDT
Unknown

livebaseballscorecards.com

AB	35
R	5
H	10
RBI	4
BB	4
SO	4
LOB	17



Batter	1	2	3	4	5	6	7	8	9
Lou Whitaker, L (1, 4) OBP: 0.327, SLG: 0.450	0-0 F9	0-0 HR		0-0 6-3			4-0 SH 1B BB	0-0 F9	
Alan Trammell, R (1, 6) OBP: 0.294, SLG: 0.380	0-0 G3 2B	0-0 2B 1B		0-0 L1-3			0-0 SH 1B	0-0 F9	
Kirk Gibson, L (1, 9) OBP: 0.430, SLG: 0.545	0-0 G3	0-3 K		0-0 F7			4-0 1B E BB		
Darrell Evans, L (1, 10) OBP: 0.339, SLG: 0.447	0-0 2B	0-0 2B			0-0 F4		0-0 G5-3 E 1B		
Dave Bergman, L (1, 3) OBP: 0.383, SLG: 0.391	0-3 K	0-3 K			0-0 G1-6-3 1B		0-3 K		
Dave Engle, R (7, PH) OBP: 0.316, SLG: 0.280									
Pat Sheridan, L (1, 8) OBP: 0.260, SLG: 0.356		0-0 F8	0-0 4-1		0-0 G1-6-3 1B		0-0 E5		
Chet Lemon, R (7, PH) OBP: 0.308, SLG: 0.373							1-2 3-H		
Dave Collins, S (1, 7) OBP: 0.365, SLG: 0.357		0-0 2B	0-0 1-3 1B		0-3 K		0-0 G5-3		
Tom Brookens, R (1, 5) OBP: 0.369, SLG: 0.420		0-0 1B 2B	0-0 1-3		0-0 6-3			0-0 1-3	
Dwight Lowry, L (1, 2) OBP: 0.412, SLG: 0.406		0-0 HR 1B	0-0 5-3		0-0 F7			0-0 1B	

Inning Stats	R: 1	H: 2	E: 0	K: 1	S: 7	LOB: 1	BB: 0	P: 7	R: 5	H: 6	E: 0	K: 2	S: 13	LOB: 1	BB: 0	P: 13	R: 0	H: 1	E: 0	K: 0	S: 4	LOB: 1	BB: 0	P: 4	R: 0	H: 0	E: 0	K: 0	S: 3	LOB: 0	BB: 0	P: 3	R: 0	H: 1	E: 0	K: 1	S: 5	LOB: 0	BB: 0	P: 5	R: 3	H: 1	E: 2	K: 1	S: 7	LOB: 1	BB: 2	P: 15	R: 0	H: 1	E: 0	K: 0	S: 4	LOB: 1	BB: 0	P: 4
--------------	------	------	------	------	------	--------	-------	------	------	------	------	------	-------	--------	-------	-------	------	------	------	------	------	--------	-------	------	------	------	------	------	------	--------	-------	------	------	------	------	------	------	--------	-------	------	------	------	------	------	------	--------	-------	-------	------	------	------	------	------	--------	-------	------

PITCHER	IP	WLS	BF	H	R	ER	SO	BB	IBB	HBP	BLK	WP	HR	S	P	ERA	WHIP
Danny Darwin, R (1, 1) ERA: 2.97	1.1	L	10	6	5	5	1	0	0	0	0	0	1	12	12	33.75	4.500
Jaime Cocanower, R (2, 1) ERA: 3.83	4.2		19	4	3	3	3	1	0	0	0	0	0	24	28	5.79	1.071
Ray Searge, L (7, 1) ERA: 8.16	2.0		9	2	1	1	1	1	0	0	0	0	0	10	14	4.50	1.500

BOTTOM

Milwaukee Brewers @ Detroit Tigers
Tiger Stadium, Detroit, MI
Sun Jun 29 1986, 3:33 AM EDT
Unknown

AB	35
R	9
H	12
RBI	9
BB	2
SO	5
LOB	14

livebaseballscorecards.com



WP: 0	PA: 38
PB: 0	
SB: 0	
CS: 0	

Batter	1	2	3	4	5	6	7	8	9	AB R H RBI BB SO LOB	TOP
Mike Felder, S OBP: 0.315, SLG: 0.363 (1, 8) X	0-0 4-3		0-3 K		0-0 F8			0-0 4-3		4 0 0 0 0 1 1	
Charlie Moore, R OBP: 0.362, SLG: 0.440 (1, 2) X	0-0 3-1 2B		0-3 K			0-0 6-3		0-0 HR		4 1 2 1 0 1 1	
Cecil Cooper, L OBP: 0.309, SLG: 0.381 (1, 3) X	0-0 3-1 2-3			0-0 4-3 2B 1B		0-0 1B 2B		0-3 K		4 2 2 0 0 1 1	
Ben Oglivie, L OBP: 0.365, SLG: 0.438 (1, 10) X	0-0 G3			0-0 4-3 1-2		0-0 F5		0-0 F3		4 0 0 0 0 0 3	
Ernest Riles, L OBP: 0.338, SLG: 0.370 (1, 6) S		0-3 K		0-3 K		0-0 2-H CS 1B		0-0 B1-6-3 1B		4 0 2 1 0 2 1	
Dale Sveum, S OBP: 0.314, SLG: 0.398 (1, 5) X		0-0 3-1		0-0 2-H 2B		0-0 CS 1-2	0-3 K	0-0 B1-6-3		4 0 1 1 0 1 1	
Rob Deer, R OBP: 0.318, SLG: 0.466 (1, 9) X		0-0 F8		0-3 K			0-0 1B 1B	0-3 K		4 0 1 0 0 2 1	
Rick Manning, L OBP: 0.276, SLG: 0.338 (1, 7) S			0-3 K		0-0 G1-4-3		0-0 1-3 G4-6-3 1B			3 0 1 0 0 1 0	
Juan Castillo, S OBP: 0.304, SLG: 0.200 (1, 4) X			0-0 1B		0-3 K		0-0 G4-6-3 1-2f			3 0 1 0 0 1 2	
Inning Stats	R: 0 H: 1 E: 0 LOB: 1 K: 0 BB: 0 S: 4 P: 4	R: 0 H: 0 E: 0 LOB: 0 K: 1 BB: 0 S: 5 P: 5	R: 0 H: 1 E: 0 LOB: 1 K: 3 BB: 0 S: 10 P: 10	R: 1 H: 2 E: 0 LOB: 1 K: 2 BB: 0 S: 9 P: 9	R: 0 H: 0 E: 0 LOB: 0 K: 1 BB: 0 S: 5 P: 5	R: 1 H: 2 E: 0 LOB: 0 K: 0 BB: 0 S: 4 P: 4	R: 0 H: 2 E: 0 LOB: 1 K: 1 BB: 0 S: 6 P: 6	R: 1 H: 1 E: 0 LOB: 0 K: 1 BB: 0 S: 6 P: 6	R: 0 H: 1 E: 0 LOB: 0 K: 1 BB: 0 S: 5 P: 5	1B: 6 SF: 0 2B: 3 SAC: 0 3B: 0 DP: 2 HR: 1 HBP: 0	WP: 0 PA: 35 PB: 0 SB: 0 CS: 1
PITCHER Jack Morris, R (1, 1) ERA: 4.37	IP WLS BF H R ER SO BB IBB HBP BLK WP HR S P ERA WHIP										
	9.0 L 34 10 3 3 10 0 0 0 0 0 1 54 54 3.00 1.111										

Milwaukee Brewers @ Detroit Tigers
Tiger Stadium, Detroit, MI
Sun Jun 29 1986, 3:38 AM EDT
Att. 40,605 - Unknown

livebaseballscorecards.com

AB	34
R	3
H	10
RBI	3
BB	0
SO	10
LOB	11



Batter	1	2	3	4	5	6	7	8	9	AB	R	H	RBI	BB	SO	LOB
Tom Brookens, R (1, 4) OBP: 0.358, SLG: 0.407	0-3 K ①		0-3 K ③			0-0 F4 ②		0-0 E5 ①-2		4	0	0	0	0	2	1
Alan Trammell, R (1, 6) OBP: 0.293, SLG: 0.376	0-0 5-3			4-0 CS BB ①		0-3 K ③		0-3 K ③		3	0	0	0	1	2	2
Kirk Gibson, L (1, 9) OBP: 0.432, SLG: 0.566	0-3 K ③			0-0 L9 ①			0-0 1B		0-0 HR	4	1	2	1	0	1	1
Lance Parrish, R (1, 2) OBP: 0.337, SLG: 0.480		0-0 E6 FC3-6 ①		0-3 K ② ③ 1-2			0-0 F7 ①		0-0 E5 FC5-4	4	0	0	0	0	1	2
Chet Lemon, R (1, 8) OBP: 0.302, SLG: 0.364		0-0 F8 ①			0-0 4-3 ①		0-0 F7 ②		0-0 FC5-4 1B FC1-2 ① 1-2	4	0	0	0	0	0	3
Larry Herndon, R (1, 7) OBP: 0.291, SLG: 0.383		0-0 F8 ②			0-3 K ②		0-0 5-3 ③		0-0 BB 1B ①-3	4	0	1	0	0	1	2
Darrell Evans, L (1, 5) Pat Sheridan, L (9, PR) OBP: 0.345, SLG: 0.447 OBP: 0.260, SLG: 0.356		0-0 FC3-6 ③ 1-2			0-0 1B			4-0 E BB ①	4-0 BB ①-2	2	0	1	0	2	0	1
Dave Engle, R (1, 3) OBP: 0.295, SLG: 0.259			0-3 K ①		0-0 6-3 ③			0-0 F8 ①	0-0 F9 ②	4	0	0	0	0	1	5
Dave Collins, S (1, 10) OBP: 0.359, SLG: 0.351			0-0 F6 ②			0-3 K ①		0-0 F3 ②	0-0 FC1-2 ③ 3-Hr	4	0	0	0	0	1	4

Inning Stats	R: 0	H: 0	E: 0	K: 2	S: 7	LOB: 0	BB: 0	P: 7	R: 0	H: 0	E: 1	K: 0	S: 4	LOB: 1	BB: 0	P: 4	R: 0	H: 0	E: 0	K: 2	S: 7	LOB: 0	BB: 0	P: 7	R: 0	H: 1	E: 0	K: 1	S: 6	LOB: 1	BB: 0	P: 6	R: 0	H: 0	E: 0	K: 2	S: 7	LOB: 0	BB: 0	P: 7	R: 0	H: 1	E: 0	K: 0	S: 4	LOB: 1	BB: 0	P: 4	R: 0	H: 0	E: 1	K: 1	S: 6	LOB: 2	BB: 1	P: 10	R: 1	H: 2	E: 1	K: 0	S: 6	LOB: 3	BB: 1	P: 10	1B: 3	SF: 0	2B: 0	SAC: 0	3B: 0	DP: 0	HR: 1	HBP: 0	WP: 0	PA: 36
--------------	------	------	------	------	------	--------	-------	------	------	------	------	------	------	--------	-------	------	------	------	------	------	------	--------	-------	------	------	------	------	------	------	--------	-------	------	------	------	------	------	------	--------	-------	------	------	------	------	------	------	--------	-------	------	------	------	------	------	------	--------	-------	-------	------	------	------	------	------	--------	-------	-------	-------	-------	-------	--------	-------	-------	-------	--------	-------	--------

PITCHER	IP	WLS	BF	H	R	ER	SO	BB	IBB	HBP	BLK	WP	HR	S	P	ERA	WHIP
Teddy Higuera, L (1, 1) ERA: 2.37	8.1	W	33	4	1	1	9	2	0	0	0	0	1	49	57	1.08	0.720
Dan Plesac, L (9, 1) ERA: 3.23	0.2	S	3	0	0	0	0	1	0	0	0	0	0	2	6	0.00	1.500

BOTTOM

Milwaukee Brewers @ Detroit Tigers
Tiger Stadium, Detroit, MI
Sun Jun 29 1986, 3:38 AM EDT
Att. 40,605 - Unknown

AB	33
R	1
H	4
RBI	1
BB	3
SO	9
LOB	21



livebaseballscorecards.com

Batter	1	2	3	4	5	6	7	8	9	AB R H RBI BB SO LOB	TOP		
Lou Whitaker, L (1, 4) OBP: 0.326, SLG: 0.448	0-0 G3-6-3 WP 1B		0-0 F8			0-0 4-3		0-0 4-3		4 0 1 0 0 0 0			
Alan Trammell, R (1, 6) OBP: 0.293, SLG: 0.372	4-0 G3-6-3 1-2 BB		0-3 K			0-0 F7		0-0 F4		3 0 0 0 1 1 0			
Kirk Gibson, L (1, 9) OBP: 0.422, SLG: 0.550	0-0 G3-6-3 1-2f 2-3			0-0 G3			0-0 F8		0-0 B1-3	4 0 0 0 0 0 2			
Lance Parrish, R (1, 2) OBP: 0.339, SLG: 0.481	0-0 F7			0-0 G5-4-3 1B			0-0 BB 1B SF8 1B		0-3 K	4 1 2 0 0 1 1			
Chet Lemon, R (1, 8) OBP: 0.311, SLG: 0.375		0-0 F9 2B		0-0 G5-4-3 1-2f			0-0 BB 1B		4-0 1B BB	3 1 2 0 1 0 1			
Darrell Evans, L (1, 10) Pat Sheridan, L (9, PR) OBP: 0.348, SLG: 0.445 OBP: 0.260, SLG: 0.356		0-0 F6			0-3 K		4-0 FC6-4 BB		0-0 1B 1B	3 0 1 0 1 1 1 0 0 0 0 0 0 0			
Tom Brookens, R (1, 5) OBP: 0.362, SLG: 0.408		0-0 F9 2-3			4-0 CS BB		0-0 SF8		0-0 1B	2 0 1 2 1 0 1			
Larry Herndon, R (1, 7) OBP: 0.285, SLG: 0.373		0-0 1-3			0-0 F9 1-2		0-0 FC6-4 1-2f		0-0 4-3	4 0 0 0 0 0 6			
Dave Engle, R (1, 3) OBP: 0.281, SLG: 0.246			0-0 5-3			0-0 5-3		0-0 F8		3 0 0 0 0 0 0			
Inning Stats	R: 0 H: 1 E: 0 LOB: 1 K: 0 BB: 1 S: 3 P: 7	R: 0 H: 1 E: 0 LOB: 1 K: 0 BB: 0 S: 4 P: 4	R: 0 H: 0 E: 0 LOB: 0 K: 1 BB: 0 S: 5 P: 5	R: 0 H: 1 E: 0 LOB: 0 K: 0 BB: 0 S: 3 P: 3	R: 0 H: 0 E: 0 LOB: 0 K: 1 BB: 1 S: 4 P: 8	R: 0 H: 0 E: 0 LOB: 0 K: 0 BB: 0 S: 3 P: 3	R: 1 H: 2 E: 0 LOB: 2 K: 0 BB: 1 S: 5 P: 9	R: 0 H: 0 E: 0 LOB: 0 K: 0 BB: 0 S: 3 P: 3	R: 1 H: 2 E: 0 LOB: 2 K: 1 BB: 1 S: 7 P: 11	1B: 6 SF: 1 2B: 1 SAC: 0 3B: 0 DP: 2 HR: 0 HBP: 0	WP: 1 PA: 35 PB: 0 SB: 0 CS: 1		
PITCHER	IP WLS BF H R ER SO BB IBB HBP BLK WP HR S P ERA WHIP											PITCHER	IP WLS BF H R ER SO BB IBB HBP BLK WP HR S P ERA WHIP
Dennis Rasmussen, L (1, 1) ERA: 3.78	8.2 W 33 6 2 2 3 4 0 0 0 1 0 35 51 2.08 1.154												
Dave Righetti, L (9, 1) ERA: 3.98	0.1 S 2 1 0 0 0 0 0 0 0 0 0 0 2 2 0.00 3.000												

Detroit Tigers @ New York Yankees
 Yankee Stadium, Bronx, NY
 Mon Jun 30 1986, 7:05 PM EDT
 Att. 20,207 - Unknown

livebaseballscorecards.com

AB	30
R	2
H	7
RBI	2
BB	4
SO	3
LOB	12



Batter	1	2	3	4	5	6	7	8	9	AB	R	H	RBI	BB	SO	LOB
Rickey Henderson, R OBP: 0.375, SLG: 0.510 (1, 8)	0-0 L5		4-0 BB			0-0 HR		0-0 F7		3	1	1	1	1	0	0
Claudell Washington, L OBP: 0.333, SLG: 0.454 (1, 7)	0-3 K		0-0 F8			0-0 F7		0-0 G4-1 2B 1B		4	1	1	0	0	1	1
Don Mattingly, L OBP: 0.381, SLG: 0.531 (1, 3)	0-0 F7				0-0 F8		0-0 F8		0-0 G4-1 1-2	4	0	0	0	0	0	1
Mike Easter, L OBP: 0.383, SLG: 0.482 (1, 10)		0-0 G5-3 1B 1B		0-0 4-3		4-0 BB		4-0 2B IBB		2	1	1	0	2	0	0
Ron Hassey, L OBP: 0.409, SLG: 0.517 (1, 2)		0-0 G5-3 1-2 1B		0-0 CS 1B		0-0 F9		0-0 1-H 2-H 2B		4	0	3	2	0	0	1
Dave Winfield, R OBP: 0.345, SLG: 0.438 (1, 9)		0-0 G5-3 1-2 2-3f		0-0 CS 1-2	0-0 F6		0-0 F9 SH2-3 1B	0-0 6-3		4	0	1	0	0	0	3
Willie Randolph, R OBP: 0.402, SLG: 0.333 (1, 4)		0-0 4-3		0-0 E BB	0-0 SH2-3		0-0 SH2-3			1	0	0	0	1	0	1
Dale Berra, R OBP: 0.313, SLG: 0.365 (1, 5)			0-3 K		0-0 E5 G6-3		0-0 F9			3	0	0	0	0	1	2
Paul Zuvella, R (1, 6)			0-0 F9		0-0 G6-3		0-0 F8			2	0	0	0	0	0	2
Dan Pasqua, L OBP: 0.391, SLG: 0.487 (7, PH)										1	0	0	0	0	0	1
Mike Fischlin, R OBP: 0.328, SLG: 0.288 (8, 6)										0	0	0	0	0	0	0
Inning Stats	R: 0 E: 0 K: 1 S: 5	H: 0 LOB: 0 BB: 0 P: 5	R: 0 E: 0 K: 0 S: 4	H: 2 LOB: 1 BB: 0 P: 4	R: 0 E: 0 K: 1 S: 5	H: 0 LOB: 1 BB: 1 P: 9	R: 0 E: 0 K: 0 S: 3	H: 1 LOB: 0 BB: 0 P: 3	R: 0 E: 1 K: 0 S: 3	H: 0 LOB: 1 BB: 1 P: 7	R: 1 E: 0 K: 0 S: 4	H: 1 LOB: 1 BB: 1 P: 8	R: 0 E: 0 K: 0 S: 4	H: 1 LOB: 1 BB: 0 P: 4	R: 2 E: 0 K: 0 S: 5	H: 2 LOB: 1 BB: 1 P: 9

BOTTOM

Detroit Tigers @ New York Yankees
Yankee Stadium, Bronx, NY
 Mon Jun 30 1986, 7:05 PM EDT
 Att. 20,207 - Unknown

livebaseballscores.com

AB	28
R	3
H	7
RBI	3
BB	4
SO	2
LOB	12



PITCHER	IP	WLS	BF	H	R	ER	SO	BB	IBB	HBP	BLK	WP	HR	S	P	ERA	WHIP
Walt Terrell, R ERA: 4.49 (1, 1)	8.0	L	33	7	3	3	2	3	1	0	0	0	1	33	49	3.38	1.250

1B: 5	SF: 0	WP: 0	PA: 34
2B: 1	SAC: 1	PB: 0	
3B: 0	DP: 2	SB: 0	
HR: 1	HBP: 0	CS: 1	

Batter	1	2	3	4	5	6	7	8	9	10	AB	R	H	RBI	BB	SO	LOB	TOP						
Dave Collins, S OBP: 0.351, SLG: 0.343 (1, 7) X	0-0 1-3		0-0 F8			0-0 6-3		0-0 4-3		0-0 F8	5	0	0	0	0	0	0							
Alan Trammell, R OBP: 0.295, SLG: 0.367 (1, 6) B	4-0 BB			0-0 F8		4-0 BB		0-3 K		0-3 K	3	0	0	0	2	2	0							
Kirk Gibson, L OBP: 0.416, SLG: 0.535 (1, 10) X	0-0 F4			0-0 F7		0-0 F6			4-0 BB 1B BB	0-3 K	4	1	0	0	1	1	2							
Lance Parrish, R OBP: 0.334, SLG: 0.473 (1, 2) X	0-0 5-3			0-0 F7		0-0 F9			0-0 F8		4	0	0	0	0	0	3							
Darrell Evans, L OBP: 0.350, SLG: 0.457 Pat Sheridan, L OBP: 0.260, SLG: 0.356 (1, 3) (9, PR) (9, 9)		0-3 K			0-0 3-1		0-0 HR		4-0 BB 1B BB		3	1	1	1	1	1	0							
Johnny Grubb, L OBP: 0.389, SLG: 0.594 Larry Herndon, R OBP: 0.289, SLG: 0.377 Dave Bergman, L OBP: 0.363, SLG: 0.391 (1, 9) (9, PH) (9, 3)		0-0 F7			0-0 HR		0-3 K		0-0 1B 2-H 1B		3	1	1	1	0	1	0							
Darnell Coles, R OBP: 0.340, SLG: 0.484 (1, 5)		0-3 K			0-0 F9		0-0 6-3		0-3 K		4	0	0	0	0	2	2							
Chet Lemon, R OBP: 0.315, SLG: 0.383 (1, 8)			0-0 6-3		0-0 2B		0-0 F8		0-0 1-3 2-H 1B		4	0	2	1	0	0	0							
Tom Brookens, R OBP: 0.352, SLG: 0.395 (1, 4)			0-0 6-3		0-0 4-3			0-3 K	0-0 F7		4	0	0	0	0	1	3							
Inning Stats	R: 0 E: 0 K: 0 S: 3	H: 0 LOB: 1 BB: 1 P: 7	R: 0 E: 0 K: 2 S: 7	H: 0 LOB: 0 BB: 0 P: 7	R: 0 E: 0 K: 0 S: 3	H: 0 LOB: 0 BB: 0 P: 3	R: 0 E: 0 K: 0 S: 3	H: 0 LOB: 0 BB: 0 P: 3	R: 1 E: 0 K: 0 S: 5	H: 2 LOB: 1 BB: 0 P: 5	R: 0 E: 0 K: 0 S: 3	H: 0 LOB: 1 BB: 1 P: 7	R: 1 E: 0 K: 1 S: 6	H: 1 LOB: 0 BB: 0 P: 6	R: 0 E: 0 K: 2 S: 7	H: 0 LOB: 0 BB: 0 P: 7	R: 2 E: 0 K: 1 S: 7	H: 2 LOB: 2 BB: 2 P: 15	R: 0 E: 0 K: 2 S: 7	H: 0 LOB: 0 BB: 0 P: 7	1B: 2 2B: 1 3B: 0 HR: 2	SF: 0 SAC: 0 DP: 0 HBP: 0	WP: 0 PB: 0 SB: 0 CS: 0	PA: 39
PITCHER	IP	WLS	BF	H	R	ER	SO	BB	IBB	HBP	BLK	WP	HR	S	P	ERA	WHIP							
Doug Drabek, R ERA: 5.81 Dave Righetti, L ERA: 4.03	(1, 1) 8.1		31	3	3	3	5	3	0	0	0	0	0	38	50	3.24	0.720							
	(9, 1) 1.2	W	8	2	1	1	3	1	0	0	0	0	0	13	17	5.40	1.800							

Detroit Tigers @ New York Yankees
 Yankee Stadium, Bronx, NY
 Tue Jul 01 1986, 7:05 PM EDT
 Att. 20,570 - Unknown

AB	35
R	4
H	5
RBI	4
BB	4
SO	8
LOB	10



livebaseballscorecards.com

Batter	1	2	3	4	5	6	7	8	9	10	AB	R	H	RBI	BB	SO	LOB
Rickey Henderson, R OBP: 0.372, SLG: 0.503 (1, 8)	0-0 6-3	4-0 S BB		0-0 F8		0-0 F4		0-0 6-3			4	0	0	0	1	0	1
Willie Randolph, R OBP: 0.399, SLG: 0.331 (1, 4)	0-0 2B 1B	0-0 6-3		0-0 FC5-4		0-0 F9		0-0 F7			5	1	1	0	0	0	2
Don Mattingly, L OBP: 0.387, SLG: 0.537 (1, 3)	0-0 1-3 1B 2B		0-0 G6-4-3 1B		4-0 BB E 1B BB	0-0 1B		0-0 4-3			4	2	3	0	1	0	0
Dave Winfield, R OBP: 0.343, SLG: 0.432 (1, 9)	4-0 1B IBB		0-0 G6-4-3		0-3 K	0-3 K		0-0 6-3			4	0	0	0	1	2	3
Gary Roenicke, R OBP: 0.451, SLG: 0.463 (1, 7)	0-0 1-2 2-H 3-H 1B		4-0 1B BB		0-0 1-2 E 1B		0-0 G4-6-3 1B		0-0 1B		4	1	4	2	1	0	0
Mike Easler, L OBP: 0.380, SLG: 0.476 (1, 10)	0-0 F8		0-0 1-2 1B		0-0 F9		0-0 G4-6-3		0-3 K		5	0	1	0	0	1	6
Butch Wynegar, S OBP: 0.322, SLG: 0.367 (1, 2)	0-3 K		0-0 F9		4-0 E 1-2 2-3 BB		0-0 3B		0-0 F4		4	0	1	0	1	1	4
Dale Berra, R OBP: 0.330, SLG: 0.418 (1, 5)		0-0 F3		0-0 FC5-4 1B		0-0 E8 1-3 2-H 3-H 1B		0-0 F9		0-0 HR	5	1	3	3	0	0	1
Paul Zuvella, R (1, 6)		0-0 6-3		0-0 F5		0-0 F2		0-0 F7			4	0	0	0	0	0	3

Inning Stats	R: 2	H: 3	E: 0	K: 1	S: 8	P: 12	R: 0	H: 0	E: 0	K: 0	S: 3	R: 0	H: 2	E: 0	K: 0	S: 4	R: 0	H: 1	E: 0	K: 0	S: 4	R: 2	H: 2	E: 1	K: 1	S: 7	R: 0	H: 1	E: 0	K: 0	S: 6	R: 0	H: 2	E: 0	K: 0	S: 4	R: 0	H: 0	E: 0	K: 0	S: 3	R: 0	H: 1	E: 0	K: 1	S: 6	R: 1	H: 1	E: 0	K: 0	S: 2	1B: 10	SF: 0	2B: 1	3B: 1	HR: 1	WP: 0	PA: 44
--------------	------	------	------	------	------	-------	------	------	------	------	------	------	------	------	------	------	------	------	------	------	------	------	------	------	------	------	------	------	------	------	------	------	------	------	------	------	------	------	------	------	------	------	------	------	------	------	------	------	------	------	------	--------	-------	-------	-------	-------	-------	--------

PITCHER	IP	WLS	BF	H	R	ER	SO	BB	IBB	HBP	BLK	WP	HR	S	P	ERA	WHIP
Frank Tanana, L ERA: 4.11 (1, 1)	8.0		38	11	4	4	3	4	1	0	0	0	0	39	59	4.50	1.875
Willie Hernandez, L ERA: 3.38 (9, 1)	1.1	L	6	2	1	1	1	0	0	0	0	0	1	8	8	6.75	1.500


BOTTOM

Detroit Tigers @ New York Yankees
 Yankee Stadium, Bronx, NY

Tue Jul 01 1986, 7:05 PM EDT
 Att: 20,570 - Unknown

livebaseballscorecards.com

AB	39
R	5
H	13
RBI	5
BB	5
SO	4
LOB	20



Batter	1	2	3	4	5	6	7	8	9	AB R H RBI BB SO LOB	TOP											
Tom Brookens, R (1, 4) OBP: 0.359, SLG: 0.397	0-0 F9		0-0 1B		0-0 SH3-4		0-0 SH1-4		4-0 SH 1B BB	2 1 1 0 1 0 0												
Alan Trammell, R (1, 6) OBP: 0.298, SLG: 0.377	0-0 3B		0-3 K		0-0 4-3		0-0 1B		0-0 SH 1B	4 1 2 2 0 1 2												
Kirk Gibson, L (1, 9) OBP: 0.410, SLG: 0.530	0-3 K			0-0 2B	0-0 F7		0-0 F6		0-3 K	5 1 1 0 0 2 5												
Lance Parrish, R (1, 2) OBP: 0.336, SLG: 0.472	0-0 F8			0-0 5-3		0-0 1B	0-0 1-3		0-0 1B 1B	5 1 2 1 0 0 3												
Chet Lemon, R (1, 8) OBP: 0.317, SLG: 0.384		0-0 6-3		0-0 F9		0-0 1B		0-0 6-3	0-0 1B 1B	5 1 2 1 0 0 1												
Darnell Coles, R (1, 5) OBP: 0.337, SLG: 0.482		0-3 K		0-0 2B		0-0 F8		0-0 F9	0-0 F4	5 0 1 1 0 1 4												
Darrell Evans, L (1, 3) OBP: 0.351, SLG: 0.469		0-0 F7		0-0 F8		0-0 F8		0-0 HR	0-0 1B 1B	5 1 2 2 0 0 3												
Larry Herndon, R (1, 7) OBP: 0.297, SLG: 0.384			0-0 5-3		0-0 SH3-4 1B	0-0 F9		0-0 1B	0-0 1B	5 1 3 1 0 0 2												
Dave Engle, R (1, 10) OBP: 0.294, SLG: 0.262			0-0 5-3		0-0 4-3 SH3-4		0-0 SH1-4		0-3 K	4 1 2 0 0 0 1												
Johnny Grubb, L (9, PH) OBP: 0.378, SLG: 0.576					1-2 1B					1 0 0 0 0 1 2												
Inning Stats	R: 0 E: 0 K: 1 S: 6	H: 1 LOB: 1 BB: 0 P: 6	R: 0 E: 0 K: 1 S: 5	H: 0 LOB: 0 BB: 0 P: 5	R: 0 E: 0 K: 1 S: 6	H: 1 LOB: 1 BB: 0 P: 6	R: 1 E: 0 K: 0 S: 5	H: 2 LOB: 1 BB: 0 P: 5	R: 1 E: 0 K: 0 S: 5	H: 2 LOB: 1 BB: 0 P: 5	R: 0 E: 0 K: 0 S: 5	H: 2 LOB: 2 BB: 0 P: 5	R: 1 E: 0 K: 0 S: 5	H: 2 LOB: 1 BB: 0 P: 5	R: 1 E: 0 K: 2 S: 12	H: 4 LOB: 2 BB: 1 P: 16	R: 4 E: 0 K: 2 S: 12	H: 4 LOB: 2 BB: 1 P: 16	1B: 12 2B: 2 3B: 1 HR: 1	SF: 0 SAC: 3 DP: 0 HBP: 0	WP: 0 PB: 0 SB: 2 CS: 0	PA: 45
PITCHER	IP WLS BF H R ER SO BB IBB HBP BLK WP HR S P ERA WHIP																					
Ron Guidry, L (1, 1) ERA: 4.05	7.0 L 31 10 3 3 3 0 0 0 0 0 0 0 37 37 3.86 1.429																					
Brian Fisher, R (8, 1) ERA: 5.48	1.0 7 2 3 3 0 1 0 0 0 0 0 1 6 10 27.00 3.000																					
Al Holland, L (9, 1) ERA: 4.67	0.2 6 4 2 2 1 0 0 0 0 0 0 0 8 8 27.00 6.000																					
Ed Whitson, R (9, 1) ERA: 7.54	0.1 1 0 0 0 0 1 0 0 0 0 0 0 3 3 0.00 0.000																					

Detroit Tigers @ New York Yankees
 Yankee Stadium, Bronx, NY
 Wed Jul 02 1986, 7:05 PM EDT
 Att: 20,209 - Unknown

livebaseballscorecards.com

AB 41
R 8
H 16
RBI 8
BB 1
SO 5
LOB 23




Batter	1	2	3	4	5	6	7	8	9	AB	R	H	RBI	BB	SO	LOB
Rickey Henderson, R (1, 8) OBP: 0.375, SLG: 0.505	4-0 SH5-3 2B BB	0-0 1-H 2B			0-0 6-3	0-0 F9		4-0 1B BB		3	1	1	0	2	0	2
Willie Randolph, R (1, 4) OBP: 0.398, SLG: 0.330	0-0 SH5-3 1-2		0-0 F9		0-0 F8	0-0 FC6-4		0-0 1B BB		4	0	1	2	0	0	2
Don Mattingly, L (1, 3) OBP: 0.387, SLG: 0.533	0-3 K		4-0 FC6-5 WP BB		0-0 BB BB 1B		0-0 3-1	0-0 FC4-6 1B		4	0	1	0	1	1	3
Dave Winfield, R (1, 9) (9, 5) OBP: 0.343, SLG: 0.433	0-0 2B		0-0 FC6-5 1B		4-0 BB BB		0-3 K		0-0 F9	4	0	1	1	1	1	1
Gary Roenicke, R (1, 7) OBP: 0.467, SLG: 0.469	4-0 BB		0-0 1B		4-0 1-2 2-3 BB		0-0 F9		0-0 F7	1	0	1	0	2	0	0
Claudell Washington, L (7, PH) (8, 7) (9, 9) OBP: 0.329, SLG: 0.448	BB		1-2 1B		1-2 2-3 BB					2	0	0	0	0	0	0
Mike Easler, L (1, 10) OBP: 0.376, SLG: 0.471	0-3 K		0-0 6-3		0-0 F8			0-3 K	0-0 1B	5	0	1	0	0	2	7
Butch Wynegar, S (1, 2) OBP: 0.330, SLG: 0.371		0-0 FC6-4 1B		0-0 6-3		4-0 FC4-6 BB		0-0 BB 1B 1B	0-0 F7	4	1	2	0	1	0	1
Dale Berra, R (1, 5) OBP: 0.322, SLG: 0.407		0-0 F4		0-0 F8		0-0 FC4-6 1B		0-0 BB 1B		2	0	0	0	0	0	1
Mike Pagliarulo, L (6, PH) (7, 5) (9, 6) OBP: 0.324, SLG: 0.506		0-0 FC6-4		0-0 F8		0-0 FC6-4 1B		0-0 1B 1B		2	1	1	0	0	0	1
Paul Zuvella, R (1, 8) OBP: 0.412, SLG: 0.521		0-0 FC6-4		0-0 F8		0-0 FC6-4 1B		0-0 F7		2	0	0	0	0	0	1
Ron Hassey, L (6, PH) OBP: 0.328, SLG: 0.288		1-2 2B								1	0	1	0	0	0	0
Mike Fischl, R (7, 6) OBP: 0.328, SLG: 0.288										0	0	0	0	0	0	0
Dan Pasqua, L (8, PH) (9, 7) OBP: 0.387, SLG: 0.481										1	0	0	0	0	0	2

Inning Stats	R: 1	H: 1	E: 0	K: 2	S: 8	LOB: 2	BB: 2	P: 16	R: 0	H: 2	E: 0	K: 0	S: 4	LOB: 2	BB: 0	P: 4	R: 0	H: 1	E: 0	K: 0	S: 4	LOB: 2	BB: 1	P: 8	R: 0	H: 0	E: 0	K: 0	S: 4	LOB: 3	BB: 2	P: 12	R: 0	H: 1	E: 0	K: 0	S: 4	LOB: 2	BB: 1	P: 8	R: 0	H: 0	E: 0	K: 1	S: 5	LOB: 0	BB: 0	P: 5	R: 2	H: 3	E: 0	K: 1	S: 8	LOB: 2	BB: 1	P: 12	R: 0	H: 1	E: 0	K: 0	S: 4	LOB: 1	BB: 0	P: 4	1B: 8	SF: 0	2B: 2	SAC: 1	3B: 0	DP: 0	HR: 0	HBP: 0	WP: 1	PA: 43	PB: 0	SB: 1	CS: 0
--------------	------	------	------	------	------	--------	-------	-------	------	------	------	------	------	--------	-------	------	------	------	------	------	------	--------	-------	------	------	------	------	------	------	--------	-------	-------	------	------	------	------	------	--------	-------	------	------	------	------	------	------	--------	-------	------	------	------	------	------	------	--------	-------	-------	------	------	------	------	------	--------	-------	------	-------	-------	-------	--------	-------	-------	-------	--------	-------	--------	-------	-------	-------

PITCHER	IP	WLS	BF	H	R	ER	SO	BB	IBB	HBP	BLK	WP	HR	S	P	ERA	WHIP
Dave LaPoint, L (1, 1) ERA: 5.57	5.0	W	24	5	1	1	2	5	0	0	0	1	0	23	43	1.80	2.000
Bill Campbell, R (6, 1) ERA: 3.38	2.2		14	4	2	2	2	2	0	0	0	0	0	16	24	6.75	2.250
Willie Hernandez, L (8, 1) ERA: 3.29	1.1	S	5	1	0	0	0	0	0	0	0	0	0	5	5	0.00	0.750

DETROIT TIGERS @ NEW YORK YANKEES
Yankee Stadium, Bronx, NY
 Wed Jul 02 1986, 7:05 PM EDT
 Att. 20,209 - Unknown

AB	35
R	3
H	10
RBI	3
BB	7
SO	4
LOB	21



Batter	1	2	3	4	5	6	7	8	9	AB R H RBI BB SO LOB	TOP		
Tom Brookens, R (1, 4) OBP: 0.358, SLG: 0.396 Lou Whitaker, L (6, PH) OBP: 0.324, SLG: 0.444 (6, 4)	0-0 F9		0-0 F8		0-0 E 1B	0-0 G4-3			0-0 4-3	3 1 1 0 0 0 0 2 0 0 0 0 0 3			
Alan Trammell, R (1, 6)	0-0 F9		0-0 4-3 BB 1B		0-0 F8			0-0 HR	0-0 4-3	5 1 2 1 0 0 1			
Kirk Gibson, L (1, 9) OBP: 0.410, SLG: 0.523	0-3 K		4-0 4-3 1-2 BB		0-0 E6 G5-3 1B			0-0 G6-4-3 BB 1B	0-3 K	4 0 1 0 1 2 1			
Lance Parrish, R (1, 2) OBP: 0.338, SLG: 0.470		0-0 G3	0-0 4-3 1-2 2-3		0-0 1-2 2-H 1B			4-0 G6-4-3 BB		3 0 1 1 1 0 2			
Chet Lemon, R (1, 8) OBP: 0.316, SLG: 0.381		0-0 2B 1B	0-0 F7		0-0 G5-3			0-0 G6-4-3		4 1 1 0 0 0 6			
Darnell Coles, R (1, 5) OBP: 0.340, SLG: 0.487		0-0 1B 2B	0-0 6-3		0-0 1-3 BB 1B			0-0 F2		4 1 2 1 0 0 1			
Darrell Evans, L (1, 3) OBP: 0.357, SLG: 0.485		0-0 2-H 1B	0-0 HR		4-0 1-3 BB 1-2 BB			0-0 G3		3 1 2 2 1 0 0			
Larry Herndon, R (1, 7) OBP: 0.299, SLG: 0.385 Johnny Grubb, L (6, PH) OBP: 0.385, SLG: 0.571 (6, 7)		0-0 F6	0-0 G4-6-3 1B		0-0 1-3			0-0 G5-4-3 1B		2 0 1 0 0 0 1 2 0 1 0 0 0 2			
Dave Engle, R (1, 10) OBP: 0.286, SLG: 0.254 Dave Bergman, L (6, PH) OBP: 0.390, SLG: 0.391 Dave Collins, S (8, PH) OBP: 0.350, SLG: 0.341		0-0 F9	0-0 G4-6-3 1-2f		4-0 G4-3 BB			0-0 G5-4-3 1-2f		2 0 0 0 0 0 2 0 0 0 0 1 0 0 1 0 0 0 0 0 1			
Inning Stats	R: 0 H: 0 E: 0 LOB: 0 K: 1 BB: 0 S: 5 P: 5	R: 2 H: 3 E: 0 LOB: 1 K: 0 BB: 0 S: 6 P: 6	R: 0 H: 1 E: 0 LOB: 2 K: 0 BB: 1 S: 4 P: 8	R: 1 H: 2 E: 0 LOB: 0 K: 0 BB: 0 S: 4 P: 4	R: 1 H: 2 E: 1 LOB: 1 K: 0 BB: 0 S: 5 P: 5	R: 0 H: 1 E: 0 LOB: 2 K: 0 BB: 2 S: 3 P: 11	R: 1 H: 2 E: 0 LOB: 1 K: 0 BB: 1 S: 4 P: 8	R: 0 H: 1 E: 0 LOB: 0 K: 0 BB: 0 S: 3 P: 3	R: 0 H: 0 E: 0 LOB: 0 K: 1 BB: 0 S: 5 P: 5	1B: 9 SF: 0 2B: 1 SAC: 0 3B: 0 DP: 5 HR: 2 HBP: 0	WP: 0 PA: 39 PB: 0 SB: 0 CS: 0		
PITCHER	IP WLS BF H R ER SO BB IBB HBP BLK WP HR S P ERA WHIP											PITCHER	IP WLS BF H R ER SO BB IBB HBP BLK WP HR S P ERA WHIP
Alfonso Pulido, L (1, 1) ERA: 3.1	5.0 W 25 9 4 3 1 2 0 0 0 0 0 1 25 33 5.40 2.200												
Brian Fisher, R (6, 1) ERA: 5.55	1.0 6 2 1 1 0 2 0 0 0 0 0 1 4 12 9.00 4.000												
Dave Righetti, L (7, 1) ERA: 3.78	3.0 S 8 1 0 0 1 0 0 0 0 0 0 0 10 10 0.00 0.333												

Detroit Tigers @ New York Yankees
 Yankee Stadium, Bronx, NY
 Thu Jul 03 1986, 3:33 AM EDT
 Att: 43,227 - Unknown

livebaseballscorecards.com

AB	35
R	5
H	12
RBI	5
BB	4
SO	2
LOB	20



Batter	1	2	3	4	5	6	7	8	9	AB	R	H	RBI	BB	SO	LOB
Rickey Henderson, R OBP: 0.378, SLG: 0.506 (1, 8)	0-0 F9	0-0 1B 2B		4-0 1B SF7 BB	4-0 CS BB		0-0 5-3			3	2	1	2	2	0	1
Claudell Washington, L OBP: 0.337, SLG: 0.473 (1, 9)	0-0 HR	0-0 BB 1B		0-0 1B SF7 1B	0-0 3-1			0-0 F7		5	2	3	2	0	0	2
Don Mattingly, L OBP: 0.388, SLG: 0.536 (1, 3)	0-0 1B 2B	0-0 F8		0-0 SF7		0-0 F6		0-0 2B 1B		4	2	2	1	0	0	1
Mike Easter, L OBP: 0.384, SLG: 0.479 (1, 10)	0-0 G3-6-3 1B	4-0 1-2 BB		0-0 BLK 1B		0-3 K		0-0 F7 2B		4	0	3	2	1	1	0
Ron Hassey, L OBP: 0.406, SLG: 0.514 (1, 2)	0-0 G3-6-3 1-2f	0-0 4-3		0-0 SF7		0-0 1B		0-0 F7 2-3		4	0	1	1	0	0	4
Dan Pasqua, L OBP: 0.388, SLG: 0.506 (1, 7)		0-0 HR	0-0 F8	4-0 1-2 BB		0-3 K		0-3 K		4	1	1	1	1	2	2
Mike Pagliarulo, L OBP: 0.326, SLG: 0.506 (1, 5)		0-0 SH1-3 2B 1B	0-0 CS 1B	0-0 F9			0-0 F8			4	1	2	0	0	0	2
Willie Randolph, R OBP: 0.405, SLG: 0.330 (1, 4)		4-0 SH1-3 2B BB	4-0 FC6-4 BB	4-0 S SH1-4 BB		4-0 BB		4-0 BB		0	1	0	0	4	0	0
Paul Zuvella, R (1, 6)		0-0 SH1-3 1-2 2-3	0-0 FC6-4 1-2f	0-0 SH1-4 1-2		0-0 F7				2	0	0	0	0	0	2

Inning Stats	R: 2	H: 3	E: 0	K: 0	S: 5	LOB: 0	BB: 0	P: 5	R: 4	H: 4	E: 0	K: 0	S: 7	LOB: 2	BB: 2	P: 15	R: 0	H: 1	E: 0	K: 0	S: 3	LOB: 1	BB: 1	P: 7	R: 2	H: 2	E: 0	K: 0	S: 5	LOB: 2	BB: 2	P: 13	R: 0	H: 0	E: 0	K: 0	S: 2	LOB: 1	BB: 2	P: 10	R: 0	H: 1	E: 0	K: 2	S: 8	LOB: 1	BB: 0	P: 8	R: 0	H: 0	E: 0	K: 0	S: 3	LOB: 1	BB: 1	P: 7	R: 1	H: 2	E: 0	K: 1	S: 7	LOB: 1	BB: 0	P: 7
--------------	------	------	------	------	------	--------	-------	------	------	------	------	------	------	--------	-------	-------	------	------	------	------	------	--------	-------	------	------	------	------	------	------	--------	-------	-------	------	------	------	------	------	--------	-------	-------	------	------	------	------	------	--------	-------	------	------	------	------	------	------	--------	-------	------	------	------	------	------	------	--------	-------	------


PITCHER	IP	WLS	BF	H	R	ER	SO	BB	IBB	HBP	BLK	WP	HR	S	P	ERA	WHIP
Eric King, R ERA: 3.12 (1, 1)	1.1	L	10	6	6	6	0	1	0	0	0	0	2	9	13	40.50	5.250
John Pacella, R ERA: 2.45 (2, 1)	5.2		27	5	2	2	2	7	0	0	1	0	0	24	52	3.18	2.118
Willie Hernandez, L ERA: 3.4 (8, 1)	1.0		5	2	1	1	1	0	0	0	0	0	0	7	7	9.00	2.000

BOTTOM

Detroit Tigers @ New York Yankees
 Yankee Stadium, Bronx, NY

Thu Jul 03 1986, 3:33 AM EDT
 Att. 43,227 - Unknown

AB	30
R	9
H	13
RBI	9
BB	8
SO	3
LOB	14



WP	HR	S	P	ERA	WHIP
1B: 8	SF: 2	WP: 0	PA: 42		
2B: 3	SAC: 2	PB: 0			
3B: 0	DP: 1	SB: 1			
HR: 2	HBP: 0	CS: 2			

Batter	1	2	3	4	5	6	7	8	9	AB R H RBI BB SO LOB	TOP							
Lou Whitaker, L (1, 4) OBP: 0.326, SLG: 0.445	0-3 K		0-0 3-1 G3 1B		0-0 1-2 E 1B		0-0 4-3			4 1 2 0 0 1 0								
Alan Trammell, R (1, 6) OBP: 0.302, SLG: 0.390	0-0 1B S 1B		0-0 G3		0-0 1-2 FC5			0-0 BB 1B		4 0 2 0 0 0 2								
Kirk Gibson, L (1, 9) OBP: 0.406, SLG: 0.513	0-3 K		0-0 3-1		0-3 K			4-0 1-2 L5-4 BB		3 0 0 0 1 2 3								
Lance Parrish, R (1, 2) OBP: 0.337, SLG: 0.467	0-0 2-3 1B		0-0 4-3		0-0 6-3			0-0 1-2 L5-4		4 0 1 0 0 0 3								
Darrell Evans, L (1, 10) OBP: 0.355, SLG: 0.479	0-0 F8			4-0 BB CS BB	0-3 K			0-0 P6		3 0 0 0 1 1 3								
Darnell Coles, R (1, 5) OBP: 0.339, SLG: 0.483		0-0 P4		0-0 1-3	0-0 1B			0-3 K		4 0 1 0 0 1 1								
Dave Bergman, L (1, 3) OBP: 0.372, SLG: 0.370		0-0 4-3		0-0 4-3	0-0 3-1			0-0 F7		4 0 0 0 0 0 1								
Chet Lemon, R (1, 8) OBP: 0.314, SLG: 0.378		0-0 1B			0-0 6-3			0-3 F8		4 0 1 0 0 1 0								
Dave Collins, S (1, 7) OBP: 0.350, SLG: 0.341		0-0 5-3			0-0 FC5 1B 1B			0-0 F7		3 0 1 0 0 0 1								
Inning Stats	R: 0 E: 0 K: 2 S: 9	H: 2 LOB: 2 BB: 0 P: 9	R: 0 E: 0 K: 0 S: 4	H: 1 LOB: 1 BB: 0 P: 4	R: 0 E: 0 K: 0 S: 4	H: 0 LOB: 0 BB: 1 P: 6	R: 1 E: 1 K: 1 S: 7	H: 2 LOB: 1 BB: 0 P: 7	R: 0 E: 0 K: 0 S: 3	H: 0 LOB: 0 BB: 0 P: 3	R: 0 E: 0 K: 0 S: 3	H: 1 LOB: 1 BB: 1 P: 7	R: 0 E: 0 K: 2 S: 7	H: 0 LOB: 0 BB: 0 P: 7	1B: 8 2B: 1 3B: 0 HR: 0	SF: 0 SAC: 0 DP: 1 HBP: 0	WP: 0 PB: 0 SB: 1 CS: 1	PA: 35
PITCHER	IP WLS BF H R ER SO BB IBB HBP BLK WP HR S P ERA WHIP																	
Jose Guzman, R (1, 1) ERA: 3.78	7.0 W 30 8 1 0 4 2 0 0 0 0 0 0 36 44 0.00 1.429																	
Greg Harris, R (8, 1) ERA: 3.0	2.0 S 5 0 0 0 2 0 0 0 0 0 0 0 9 9 0.00 0.000																	

Detroit Tigers @ Texas Rangers
 Arlington Stadium, Arlington, TX
 Fri Jul 04 1986, 8:05 PM EDT
 Att: 42,485 - Unknown

livebaseballscorecards.com

AB 33
R 1
H 8
RBI 0
BB 2
SO 6
LOB 14



Batter	1	2	3	4	5	6	7	8	9
Oddibe McDowell, L OBP: 0.347, SLG: 0.465 (1, 8)	0-0 F9		0-0 F7	0-0 CS	0-3 K		0-3 K		
Scott Fletcher, R OBP: 0.370, SLG: 0.403 (1, 6)	0-0 4-3		0-0 WP 1B		0-0 1B 2B		0-0 F8		
Pete O'Brien, L OBP: 0.377, SLG: 0.469 (1, 3)	0-0 1B		4-0 1B BB		0-3 K		0-0 G4-6-3 1B		
Pete Incaviglia, R OBP: 0.330, SLG: 0.494 (1, 9)	0-3 K		0-0 F9		0-0 1B		0-0 G4-6-3		
Ruben Sierra, S OBP: 0.233, SLG: 0.378 (9, 9)									
Gary Ward, R OBP: 0.363, SLG: 0.403 (1, 7)		0-3 K		0-3 K		0-0 P6		0-0 2B	
Larry Parrish, R OBP: 0.315, SLG: 0.519 (1, 10)		0-3 K		0-0 HR		0-0 2B		4-0 IBB	
Don Slaught, R OBP: 0.333, SLG: 0.573 (1, 2)		0-3 K		0-0 6-3		0-0 F8		0-0 5-3	
Steve Buechele, R OBP: 0.324, SLG: 0.472 (1, 5)			0-0 WP 1B 1B	0-0 3B 1B		0-0 F9			
Curtis Wilkerson, S OBP: 0.273, SLG: 0.298 (1, 4)			0-0 F8	0-0 CS 3B		0-0 F7			

BOTTOM											
AB	R	H	RBI	BB	SO	LOB					
4	0	0	0	0	2	1					
4	0	2	0	0	0	0					
3	0	2	0	1	1	1					
4	0	1	0	0	1	5					
0	0	0	0	0	0	0					
4	0	1	0	0	2	0					
3	1	2	1	1	1	0					
4	0	0	0	0	1	3					
3	1	2	0	0	0	1					
3	0	1	1	0	0	1					

Detroit Tigers @ Texas Rangers
Arlington Stadium, Arlington, TX
Fri Jul 04 1986, 8:05 PM EDT
Att. 42,485 - Unknown

livebaseballscorecards.com

AB	32
R	2
H	11
RBI	2
BB	2
SO	8
LOB	12



Inning Stats	Pitcher										Pitcher									
R: 0 E: 0 K: 1 S: 6	H: 1 LOB: 1 BB: 0 P: 6	R: 0 E: 0 K: 3 S: 9	H: 0 LOB: 0 BB: 0 P: 9	R: 0 E: 0 K: 0 S: 5	H: 2 LOB: 3 BB: 1 P: 9	R: 2 E: 0 K: 1 S: 7	H: 3 LOB: 0 BB: 0 P: 7	R: 0 E: 0 K: 2 S: 8	H: 2 LOB: 2 BB: 0 P: 8	R: 0 E: 0 K: 0 S: 4	H: 1 LOB: 1 BB: 0 P: 4	R: 0 E: 0 K: 1 S: 5	H: 0 LOB: 0 BB: 0 P: 5	R: 0 E: 0 K: 0 S: 4	H: 2 LOB: 2 BB: 1 P: 8	1B: 6 2B: 3 3B: 1 HR: 1	SF: 0 SAC: 0 DP: 1 HBP: 0	WP: 1 PB: 0 SB: 0 CS: 1	PA: 35 ERA WHIP	
Jack Morris, R ERA: 4.23 (1, 1)	IP: 8.0 WLS: L BF: 34 H: 11 R: 2 ER: 2 SO: 8	BB: 1 IBB: 1 HBP: 0 BLK: 0	WP: 1 HR: 1 S: 48 P: 56	ERA: 2.25 WHIP: 1.500																

Batter	1	2	3	4	5	6	7	8	9	AB R H RBI BB SO LOB	TOP		
Lou Whitaker, L (1, 4) OBP: 0.324, SLG: 0.441	0-0 CS 1B		0-3 K			0-0 F7		0-0 F7	0-0 F8	5 0 1 0 0 1 5			
Alan Trammell, R (1, 6) OBP: 0.298, SLG: 0.384	0-0 F7			0-0 6-3		0-3 K		0-0 4-3		4 0 0 0 0 1 3			
Kirk Gibson, L (1, 9) OBP: 0.403, SLG: 0.503	0-3 K 1-2			0-3 K		0-3 K			4-0 HBP 1B BB	3 1 0 0 1 3 1			
Lance Parrish, R (1, 2) OBP: 0.340, SLG: 0.478		4-0 BB		0-0 HR		0-0 5-3			0-0 BB HBP SF8 1B	2 1 1 1 1 0 0			
Dwight Lowry, L (8, 2) OBP: 0.412, SLG: 0.406									1-2 BB HBP 1B	0 0 0 0 0 0 0			
Dave Engle, R (9, PH) OBP: 0.296, SLG: 0.266									1-2 2-3 HBP	1 1 1 0 0 0 0			
Darrell Evans, L (1, 3) OBP: 0.355, SLG: 0.477		0-0 4-3		0-0 1B		0-0 F9			1-0 1B BB HBP	3 0 1 0 0 0 1			
Tom Brookens, R (9, PH) OBP: 0.362, SLG: 0.396									0-0 K	0 0 0 0 0 0 0			
Pat Sheridan, L (9, PR) OBP: 0.260, SLG: 0.356									0-3 K	0 0 0 0 0 0 0			
Darnell Coles, R (1, 5) OBP: 0.333, SLG: 0.475		0-0 5-3		0-0 F7		0-0 F9				4 0 0 0 0 1 5			
Johnny Grubb, L (1, 7) OBP: 0.381, SLG: 0.553									0-0 1B 1B	3 0 1 0 0 0 1			
Larry Herndon, R (9, PH) OBP: 0.303, SLG: 0.385									4-0 1B 1-2 2-3 3-H BB	0 0 0 1 1 0 0			
Chet Lemon, R (1, 8) OBP: 0.308, SLG: 0.372			0-3 K		0-3 K			0-3 K	0-0 SF8	3 0 0 1 0 3 1			
Dave Collins, S (1, 10) OBP: 0.352, SLG: 0.344			0-0 F7		0-0 6-3			0-0 1B	0-0 1B	4 0 2 0 0 0 0			
Inning Stats	R: 0 H: 1 E: 0 LOB: 1 K: 1 BB: 0 S: 5 P: 5	R: 0 H: 0 E: 0 LOB: 1 K: 0 BB: 1 S: 3 P: 7	R: 0 H: 0 E: 0 LOB: 0 K: 2 BB: 0 S: 7 P: 7	R: 1 H: 2 E: 0 LOB: 1 K: 1 BB: 0 S: 7 P: 7	R: 0 H: 0 E: 0 LOB: 0 K: 1 BB: 0 S: 5 P: 5	R: 0 H: 0 E: 0 LOB: 0 K: 2 BB: 0 S: 7 P: 7	R: 0 H: 0 E: 0 LOB: 0 K: 0 BB: 0 S: 3 P: 3	R: 0 H: 2 E: 0 LOB: 2 K: 1 BB: 0 S: 7 P: 7	R: 2 H: 2 E: 0 LOB: 3 K: 1 BB: 2 S: 7 P: 16	1B: 6 SF: 1 2B: 1 SAC: 0 3B: 0 DP: 1 HR: 1 HBP: 1	WP: 0 PA: 37 PB: 0 SB: 0 CS: 1		
PITCHER	IP WLS BF H R ER SO BB IBB HBP BLK WP HR S P ERA WHIP											PITCHER	IP WLS BF H R ER SO BB IBB HBP BLK WP HR S P ERA WHIP
Ed Correa, R (1, 1) ERA: 3.69	8.0 W 29 5 1 1 8 1 0 0 0 0 0 1 44 48 1.12 0.750												
Mitch Williams, L (9, 1) ERA: 2.9	1.0 8 2 2 2 1 2 0 1 0 0 0 0 7 16 18.00 4.000												

Detroit Tigers @ Texas Rangers
 Arlington Stadium, Arlington, TX
 Sat Jul 05 1986, 8:05 PM EDT
 Att. 34,084 - Unknown

livebaseballscorecards.com

AB 32
R 3
H 7
RBI 3
BB 3
SO 9
LOB 17



Batter	1	2	3	4	5	6	7	8	9
Oddibe McDowell, L (1, 8) OBP: 0.342, SLG: 0.456	0-0 F7		0-0 4-3		0-0 4-3	0-0 G3		0-0 G3	
Scott Fletcher, R (1, 6) OBP: 0.370, SLG: 0.403	0-0 F9		0-0 5-3		0-0 1B		0-0 1B SF8 1B	0-0 5-3	
Pete O'Brien, L (1, 3) OBP: 0.379, SLG: 0.481	0-0 F7			0-0 HR	0-3 K		0-0 1B 2B 1B		
Pete Incaviglia, R (1, 9) OBP: 0.332, SLG: 0.504		0-3 K		0-0 HR	0-3 K		4-0 1B 2B BB		
Bob Jones, L (8, 9) OBP: 0.174, SLG: 0.095							1-2 2B BB		
Gary Ward, R (1, 7) OBP: 0.366, SLG: 0.401		0-0 F8		4-0 HR		4-0 FC6-4 BB	0-0 SF8		
Ruben Sierra, S (7, 7) OBP: 0.231, SLG: 0.378									
Larry Parrish, R (1, 10) OBP: 0.324, SLG: 0.543		4-0 HBP 1B BB		0-0 HR		0-3 K	0-0 2B		
Geno Petralli, L (7, PR) OBP: 0.270, SLG: 0.347				1-H			1-H 2-H		
Steve Buechele, R (1, 5) OBP: 0.324, SLG: 0.468		1-0 1B HBP		0-0 F9		0-0 FC6-4 BB	0-0 6-3		
Tom Paciorek, R (7, PH) OBP: 0.320, SLG: 0.395		1-2 HBP				1-2f			
Orlando Mercado, R (1, 2) OBP: 0.276, SLG: 0.244		0-0 1B		0-0 4-3		4-0 BB	0-0 F9		
Curtis Wilkerson, S (1, 4) OBP: 0.272, SLG: 0.292			0-0 P1	0-0 4-3		4-0 BB		0-0 F7	

AB	R	H	RBI	BB	SO	LOB
5	0	0	0	0	0	3
5	2	2	0	0	0	0
4	2	2	1	0	1	1
3	2	1	1	1	2	0
0	0	0	0	0	0	0
1	1	0	0	2	0	0
0	0	0	1	0	0	0
3	2	2	4	1	1	1
0	0	0	0	0	0	0
2	0	0	0	0	0	1
1	0	0	0	0	0	1
3	0	1	1	1	0	1
3	0	0	0	1	0	0

AB	R	H	RBI	BB	SO	LOB
30	9	8	8	6	4	8

WP	PA
0	38


Inning Stats	R	H	E	K	S	R	H	E	K	S	R	H	E	K	S	R	H	E	K	S	R	H	E	K	S
	0	0	0	0	3	1	1	0	2	8	0	0	0	0	17	3	3	0	0	6	0	0	0	0	3
	1	1	0	1	10	0	0	0	1	3	0	0	0	0	10	0	0	0	0	0	0	0	0	0	0
	4	3	0	0	6	0	0	0	0	8	1	1	0	0	8	0	0	0	0	0	0	0	0	0	0
	1	1	0	2	8	0	0	0	0	17	0	0	0	0	17	3	3	0	0	6	0	0	0	0	3
	0	0	0	0	3	0	0	0	0	10	0	0	0	0	10	0	0	0	0	0	0	0	0	0	3

PITCHER	IP	WLS	BF	H	R	ER	SO	BB	IBB	HBP	BLK	WP	HR	S	P	ERA	WHIP
Walt Terrell, R (1, 1) ERA: 4.66	5.2	L	26	5	6	5	4	4	0	1	0	0	3	29	46	7.94	1.588
Dave LaPoint, L (6, 1) ERA: 5.92	0.2		7	3	3	3	0	2	0	0	0	0	0	5	13	40.50	7.500
Bill Campbell, R (7, 1) ERA: 3.06	1.2		5	0	0	0	0	0	0	0	0	0	0	5	5	0.00	0.000

Detroit Tigers @ Texas Rangers
Arlington Stadium, Arlington, TX
Sat Jul 05 1986, 8:05 PM EDT
Att. 34,084 - Unknown

livebaseballscorecards.com



Batter	1	2	3	4	5	6	7	8	9	AB R H RBI BB SO LOB	TOP												
Lou Whitaker, L (1, 4) OBP: 0.322, SLG: 0.435	0-0 F8		4-0 G5-4-3 BB		0-0 5-3		0-0 F9		0-0 6-3	4 0 0 0 1 0 0													
Alan Trammell, R (1, 6) OBP: 0.297, SLG: 0.382	0-3 K		0-0 G5-4-3 1-2f		0-0 5-3		0-0 S 1B			4 0 1 0 0 1 1													
Kirk Gibson, L (1, 9) OBP: 0.400, SLG: 0.494	0-0 3-1			0-3 K2-3	4-0 S BB	4-0 S BB	0-3 K 1-2			3 0 0 0 1 2 1													
Darrell Evans, L (1, 10) OBP: 0.370, SLG: 0.475		0-0 2B 1B		4-0 HBP 1B BB	0-0 F7 1-2			0-3 K		3 2 1 0 1 1 1													
Darnell Coles, R (1, 5) OBP: 0.332, SLG: 0.471		0-3 K		0-0 1B HBP 1-2 WP 1B		0-3 K		0-3 K		4 1 1 0 0 3 1													
Johnny Grubb, L (1, 7) OBP: 0.370, SLG: 0.512		0-0 F7		1-0 WP 1B 1-2 2-3 BLK HBP		0-0 5-3		0-3 K		3 1 0 0 0 1 1													
Chet Lemon, R (8, 8) OBP: 0.308, SLG: 0.372										0 0 0 0 0 0 0													
Dave Bergman, L (1, 3) OBP: 0.389, SLG: 0.395		0-0 1-H 2B		0-0 BLK WP 1-2 2-3 3-H 1B	4-0 BB				0-0 5-3	3 0 2 2 1 0 0	AB 32 R 5 H 6 RBI 3 BB 4 SO 14 LOB 10												
Pat Sheridan, L (1, 8) OBP: 0.255, SLG: 0.348		0-3 K		0-3 K	0-3 K	0-3 K			0-0 5-3	3 0 0 0 0 3 4													
Larry Herndon, R (9, PH) OBP: 0.302, SLG: 0.383				1-2 2-3 3-H						1 0 0 0 0 0 0													
Dwight Lowry, L (1, 2) OBP: 0.395, SLG: 0.472			0-3 K	0-3 K	0-3 K		0-3 K		0-0 HR	4 1 1 1 0 3 1													
Inning Stats	R: 0 E: 0 K: 1 S: 5	H: 0 LOB: 0 BB: 0 P: 5	R: 1 E: 0 K: 2 S: 9	H: 2 LOB: 1 BB: 0 P: 9	R: 0 E: 0 K: 1 S: 4	H: 0 LOB: 0 BB: 1 P: 8	R: 3 E: 0 K: 3 S: 11	H: 2 LOB: 1 BB: 1 P: 16	R: 0 E: 0 K: 2 S: 7	H: 0 LOB: 1 BB: 1 P: 11	R: 0 E: 0 K: 2 S: 8	H: 1 LOB: 1 BB: 0 P: 8	R: 0 E: 0 K: 3 S: 9	H: 0 LOB: 0 BB: 0 P: 9	R: 1 E: 0 K: 0 S: 4	H: 1 LOB: 0 BB: 0 P: 4	1B: 4 2B: 1 3B: 0 HR: 1	SF: 0 SAC: 0 DP: 1 HBP: 1	WP: 1 PB: 0 SB: 2 CS: 0	PA: 37			
PITCHER	IP	WLS	BF	H	R	ER	SO	BB	IBB	HBP	BLK	WP	HR	S	P	ERA	WHIP					ERA	WHIP
Bobby Witt, R (1, 1) ERA: 5.97	8.0	L	33	5	4	4	14	4	0	1	1	1	0	56	73	4.50	1.125						
Mitch Williams, L (9, 1) ERA: 3.05	1.0		4	1	1	1	0	0	0	0	0	0	1	4	4	9.00	1.000						

Detroit Tigers @ Texas Rangers
Arlington Stadium, Arlington, TX
Sun Jul 06 1986, 4:33 AM EDT
Att. 21,865 - Unknown

livebaseballscorecards.com


Batter	1	2	3	4	5	6	7	8	9	AB	R	H	RBI	BB	SO	LOB
Scott Fletcher, R OBP: 0.368, SLG: 0.413 (1, 6)	0-3 K		0-0 HR		0-0 FC6-4			0-0 F8		4	1	1	1	0	1	2
Gary Ward, R OBP: 0.364, SLG: 0.411 (1, 7)	0-0 4-3		0-0 F2			0-0 P6		0-0 HR		4	1	1	1	0	0	0
Pete O'Brien, L OBP: 0.374, SLG: 0.474 (1, 3)	0-0 G1-4-3			0-0 3-1		0-0 F9		0-0 3-1		4	0	0	0	0	0	0
Pete Incaviglia, R OBP: 0.331, SLG: 0.500 (1, 9)		0-0 F8		0-0 6-3		0-3 K		0-0 FC6-4 1B		4	0	1	0	0	1	0
Larry Parrish, R OBP: 0.322, SLG: 0.537 (1, 10)		0-0 4-3 1B		0-0 P6			0-0 G1	0-0 FC6-4		4	0	1	0	0	0	1
Tom Paciorek, R OBP: 0.317, SLG: 0.390 (1, 5)		0-0 4-3 1B		0-3 K		0-0 BB G1-2-3 1B		0-0 F8		4	0	1	0	0	1	1
Don Slaught, R OBP: 0.339, SLG: 0.566 (1, 2)		0-0 F7		0-0 1B S 1B		4-0 BB BB		0-0 6-3		3	0	1	0	1	0	1
Steve Buechele, R OBP: 0.323, SLG: 0.463 (1, 4)			0-0 P4		0-3 K	4-0 BB BB		0-3 K		3	0	0	0	1	2	1
Ruben Sierra, S OBP: 0.233, SLG: 0.377 (1, 8)			0-0 3-1		0-0 FC6-4 1B	0-0 G1-2-3				3	0	1	0	0	0	3

Inning Stats	R: 0	H: 0	E: 0	K: 1	S: 5	LOB: 0	BB: 0	P: 5	R: 0	H: 1	E: 0	K: 0	S: 4	LOB: 1	BB: 0	P: 4	R: 1	H: 1	E: 0	K: 0	S: 4	LOB: 0	BB: 0	P: 4	R: 0	H: 0	E: 0	K: 0	S: 3	LOB: 0	BB: 0	P: 3	R: 0	H: 2	E: 0	K: 2	S: 9	LOB: 2	BB: 0	P: 9	R: 0	H: 0	E: 0	K: 1	S: 5	LOB: 0	BB: 0	P: 5	R: 0	H: 1	E: 0	K: 0	S: 3	LOB: 2	BB: 2	P: 11	R: 1	H: 2	E: 0	K: 0	S: 5	LOB: 1	BB: 0	P: 5	R: 0	H: 0	E: 0	K: 1	S: 5	LOB: 0	BB: 0	P: 5	1B: 5	SF: 0	2B: 0	SAC: 0	3B: 0	DP: 1	HR: 2	HBP: 0	WP: 0	PA: 35
--------------	------	------	------	------	------	--------	-------	------	------	------	------	------	------	--------	-------	------	------	------	------	------	------	--------	-------	------	------	------	------	------	------	--------	-------	------	------	------	------	------	------	--------	-------	------	------	------	------	------	------	--------	-------	------	------	------	------	------	------	--------	-------	-------	------	------	------	------	------	--------	-------	------	------	------	------	------	------	--------	-------	------	-------	-------	-------	--------	-------	-------	-------	--------	-------	--------

PITCHER	IP	WLS	BF	H	R	ER	SO	BB	IBB	HBP	BLK	WP	HR	S	P	ERA	WHIP
Frank Tanana, L ERA: 3.99 (1, 1)	7.2	W	31	7	2	2	4	2	0	0	0	0	2	37	45	2.35	1.174
Willie Hernandez, L ERA: 3.31 (8, 1)	1.1	S	4	0	0	0	1	0	0	0	0	0	0	6	6	0.00	0.000

DETROIT TIGERS @ TEXAS RANGERS
ARLINGTON STADIUM, ARLINGTON, TX
 Sun Jul 06 1986, 4:33 AM EDT
 Att. 21,865 - Unknown

AB	33
R	2
H	7
RBI	2
BB	2
SO	5
LOB	9



Batter	1	2	3	4	5	6	7	8	9	AB R H RBI BB SO LOB	TOP											
Lou Whitaker, L (1, 4) OBP: 0.323, SLG: 0.454	0-0 L3		0-0 HR		0-0 F8		0-0 HR	0-0 F6		5 2 2 2 0 0 2												
Alan Trammell, R (1, 6) OBP: 0.309, SLG: 0.390	0-0 FC6-4 1B		4-0 S BB		1-0 E E 1-2 HBP		0-0 BB 2B	4-0 1-2 BB		2 1 2 0 2 0 0												
Kirk Gibson, L (1, 9) OBP: 0.395, SLG: 0.482	0-0 FC6-4 S 2B		0-3 K		0-0 FC6 E		4-0 BB 2B	0-3 K		4 2 0 0 1 2 6												
Darrell Evans, L (1, 10) OBP: 0.358, SLG: 0.475	0-0 1-H 2B		0-0 L9		0-0 FC1 FC4-6		4-0 2B 1B	0-0 4-3		4 1 1 1 1 0 5												
Damell Coles, R (1, 5) OBP: 0.330, SLG: 0.470	0-3 K		0-0 6-3		0-0 F3		0-0 1B 2B	0-3 K		5 0 1 2 0 2 5												
Dave Bergman, L (1, 3) Pat Sheridan, L (9, PR) OBP: 0.389, SLG: 0.407 OBP: 0.255, SLG: 0.348		0-0 SH3 1B 2B		0-0 4-3	0-0 FC4-6 1-2f		0-0 K	0-0 G4-6-3 1B		5 1 2 0 0 1 5 0 0 0 0 0 0 0												
Chet Lemon, R (1, 8) OBP: 0.303, SLG: 0.365		0-0 SH3 2-3		0-0 1-3		0-0 4-3	0-0 F2	0-0 G4-6-3 1-2f		4 0 0 0 0 0 3												
Dave Collins, S (1, 7) OBP: 0.354, SLG: 0.346		0-0 G6-4-3 1B		0-0 G3		0-0 G3	0-0 CS 1B			4 0 2 2 0 0 0												
Dwight Lowry, L (1, 2) OBP: 0.405, SLG: 0.475		0-0 G6-4-3			0-0 FC6 HBP E 1B		0-0 K	0-0 CS 1B		4 1 2 0 0 1 1												
Inning Stats	R: 1 E: 0 K: 1 S: 7	H: 2 LOB: 1 BB: 0 P: 7	R: 1 E: 0 K: 0 S: 4	H: 2 LOB: 0 BB: 0 P: 4	R: 1 E: 0 K: 1 S: 6	H: 1 LOB: 1 BB: 1 P: 10	R: 0 E: 0 K: 0 S: 3	H: 0 LOB: 0 BB: 0 P: 3	R: 1 E: 2 K: 0 S: 6	H: 1 LOB: 3 BB: 0 P: 7	R: 0 E: 0 K: 1 S: 5	H: 0 LOB: 0 BB: 0 P: 5	R: 4 E: 0 K: 1 S: 8	H: 4 LOB: 1 BB: 2 P: 16	R: 0 E: 0 K: 1 S: 6	H: 1 LOB: 2 BB: 1 P: 10	R: 0 E: 0 K: 1 S: 5	H: 1 LOB: 1 BB: 0 P: 5	1B: 6 2B: 4 3B: 0 HR: 2	SF: 0 SAC: 1 DP: 2 HBP: 1	WP: 0 PB: 0 SB: 2 CS: 1	PA: 44
PITCHER	IP WLS BF H R ER SO BB IBB HBP BLK WP HR S P ERA WHIP																					
Mike Smithson, R (1, 1) ERA: 4.68	6.0 W 30 8 7 6 3 2 0 1 0 0 2 33 42 9.00 1.667																					
Keith Atherton, R (7, 1) ERA: 3.32	3.0 S 13 4 1 1 3 2 0 0 0 0 0 0 17 25 3.00 2.000																					

Detroit Tigers @ Minnesota Twins
 Hubert H. Humphrey Metrodome, Minneapolis, MN
 Mon Jul 07 1986, 8:05 PM EDT
 Att. 12,689 - Unknown

AB	37
R	8
H	12
RBI	7
BB	4
SO	6
LOB	27



Batter	1	2	3	4	5	6	7	8	9	AB	R	H	RBI	BB	SO	LOB
Kirby Puckett, R OBP: 0.380, SLG: 0.550 (1, 8)	0-0 B2		0-0 4-3 3B	0-0 2-H 1B		0-0 BB 1B 2B	0-0 F8			5	2	3	2	0	0	0
Randy Bush, L OBP: 0.333, SLG: 0.459 Mark Davidson, R OBP: 0.120, SLG: 0.043 (1, 7) (7, 7)	0-0 4-3		0-0 4-3	0-0 1-2 1B		0-0 4-3	0-3 K			4	0	1	1	0	0	1
Kent Hrbek, L OBP: 0.414, SLG: 0.596 (1, 3)	0-0 HR		0-0 1-3	0-0 G4-6-3 1B		4-0 BB 1B IBB	0-0 G3			4	2	1	1	1	0	2
Tom Brunansky, R OBP: 0.333, SLG: 0.500 (1, 9)	0-0 5-3		0-0 2B			0-0 F6				4	1	2	0	1	0	2
Roy Smalley, S OBP: 0.344, SLG: 0.523 (1, 10)		0-3 K	4-0 BB			0-0 G3	4-0 1B BB			3	1	0	0	2	1	2
Gary Gaetti, R OBP: 0.342, SLG: 0.518 (1, 5)		0-0 2B	0-3 K			4-0 1B BB	0-0 BB S 1B			4	1	2	2	1	1	3
Steve Lombardozzi, R OBP: 0.349, SLG: 0.440 (1, 4)		0-0 F7		1-0 2B HBP		0-3 K	4-0 BB BB			3	1	1	0	1	1	3
Jeff Reed, L OBP: 0.311, SLG: 0.348 Tim Laudner, R OBP: 0.381, SLG: 0.547 (1, 2) (8, PH) (9, 2)		0-0 4-3		0-0 F8		0-0 1B	4-0 BB			3	0	1	3	1	0	2
Greg Gagne, R OBP: 0.295, SLG: 0.361 (1, 6)			0-0 E6 3B	0-0 1-H 1B 2B		0-3 K	0-3 K			1	0	0	0	0	0	2

Inning Stats	R: 1	H: 1	E: 0	LOB: 0	K: 0	S: 4	P: 4	R: 0	H: 1	E: 0	LOB: 1	K: 1	S: 6	R: 2	H: 2	E: 1	LOB: 2	K: 1	S: 8	R: 2	H: 3	E: 0	LOB: 1	K: 2	S: 8	R: 2	H: 1	E: 0	LOB: 1	K: 2	S: 8	R: 3	H: 2	E: 0	LOB: 3	K: 1	S: 7	R: 0	H: 0	E: 0	LOB: 0	K: 1	S: 5	R: 0	H: 2	E: 0	LOB: 2	K: 0	S: 5
--------------	------	------	------	--------	------	------	------	------	------	------	--------	------	------	------	------	------	--------	------	------	------	------	------	--------	------	------	------	------	------	--------	------	------	------	------	------	--------	------	------	------	------	------	--------	------	------	------	------	------	--------	------	------


PITCHER	IP	WLS	BF	H	R	ER	SO	BB	IBB	HBP	BLK	WP	HR	S	P	ERA	WHIP
Randy O'Neal, R ERA: 5.28 (1, 1)	3.1	L	19	6	5	4	2	1	0	1	0	0	0	21	26	10.80	2.100
John Pacella, R ERA: 4.32 (4, 1)	1.0		5	1	2	2	0	2	0	0	0	0	0	3	11	18.00	3.000
Bill Campbell, R ERA: 4.26 (5, 1)	1.1		11	3	3	3	2	3	1	0	0	0	0	11	27	20.25	4.500
Dave LaPoint, L ERA: 5.72 (6, 1)	2.1		9	2	0	0	2	0	0	0	0	0	0	13	13	0.00	0.857

BOTTOM

Detroit Tigers @ Minnesota Twins
 Hubert H. Humphrey Metrodome, Minneapolis, MN
 Mon Jul 07 1986, 8:05 PM EDT
 Att. 12,689 - Unknown

AB	36
R	10
H	12
RBI	10
BB	7
SO	6
LOB	21

livebaseballscores.com



1B:	6	SF:	0	WP:	0	PA:	44
2B:	4	SAC:	0	PB:	0		
3B:	1	DP:	1	SB:	3		
HR:	1	HBP:	1	CS:	0		

Batter	1	2	3	4	5	6	7	8	9	AB R H RBI BB SO LOB	TOP									
Lou Whitaker, L (1, 4) OBP: 0.327, SLG: 0.455	0-0 CS 1B			0-0 HR 1B	0-0 G3-6-3 1-2f			0-0 3-1	4-0 IBB	4 1 2 0 1 0 1										
Alan Trammell, R (1, 6) OBP: 0.307, SLG: 0.387	0-0 F9			0-0 F9			0-0 F4	0-0 SF9 1B	0-0 F9	5 1 1 0 0 0 5										
Kirk Gibson, L (1, 9) OBP: 0.395, SLG: 0.500	0-3 K 1-2			0-0 HR 1-H	0-0 G6-4-3 1B			0-0 SF9 1-H	0-0 F5	4 1 2 3 0 1 4										
Lance Parrish, R (1, 2) OBP: 0.342, SLG: 0.489		0-3 K		0-0 HR	0-0 G6-4-3 1-2f			0-0 1B 1B		4 1 2 1 0 1 1										
Darrell Evans, L (1, 10) OBP: 0.360, SLG: 0.488		0-0 F9		0-0 HR			0-3 K	0-0 1-2 1B		4 1 2 1 0 1 0										
Dave Bergman, L (1, 3) OBP: 0.374, SLG: 0.388		0-0 5-3		0-0 1-3			0-0 4-3	0-0 F7		4 0 0 0 0 0 2										
Chet Lemon, R (1, 8) OBP: 0.306, SLG: 0.369			0-0 F7	0-0 F9			4-0 1B BB	0-0 SH3 2B		3 0 1 0 1 0 0										
Dave Collins, S (1, 7) OBP: 0.360, SLG: 0.351			0-3 K		0-0 FC4-6 1B		0-0 1-2 1B	4-0 SH3 BB		3 0 2 0 1 1 0										
Tom Brookens, R (1, 5) OBP: 0.355, SLG: 0.387			0-0 6-3		0-0 FC4-6 G3-6-3 1-2f		0-3 K	0-0 SH3		3 0 0 0 0 1 3										
Inning Stats	R: 0 E: 0 K: 1 S: 5	H: 1 LOB: 1 BB: 0 P: 5	R: 0 E: 0 K: 1 S: 5	H: 0 LOB: 0 BB: 0 P: 5	R: 0 E: 0 K: 1 S: 5	H: 0 LOB: 0 BB: 0 P: 5	R: 4 E: 0 K: 0 S: 7	H: 4 LOB: 0 BB: 0 P: 7	R: 0 E: 0 K: 0 S: 3	H: 1 LOB: 0 BB: 0 P: 3	R: 0 E: 0 K: 2 S: 8	H: 1 LOB: 2 BB: 1 P: 12	R: 1 E: 0 K: 0 S: 6	H: 3 LOB: 2 BB: 0 P: 6	R: 0 E: 0 K: 0 S: 4	H: 1 LOB: 3 BB: 2 P: 12	1B: 8 2B: 2 3B: 0 HR: 3	SF: 1 SAC: 1 DP: 3 HBP: 0	WP: 0 PB: 0 SB: 1 CS: 1	PA: 39
PITCHER	IP WLS BF H R ER SO BB IBB HBP BLK WP HR S P ERA WHIP																			
Bert Blyleven, R (1, 1) ERA: 5.28	7.2 L 32 11 5 5 5 1 0 0 0 0 3 41 45 5.87 1.565																			
Frank Pastore, R (8, 1) ERA: 3.44	0.2 5 1 0 0 0 1 1 0 0 0 0 3 11 0.00 3.000																			
Ron Davis, R (9, 1) ERA: 8.22	0.2 2 0 0 0 0 0 0 0 0 0 0 2 2 0.00 0.000																			

Detroit Tigers @ Minnesota Twins
 Hubert H. Humphrey Metrodome, Minneapolis, MN
 Tue Jul 08 1986, 8:05 PM EDT
 Att. 16,320 - Unknown

AB	34
R	5
H	12
RBI	5
BB	3
SO	5
LOB	16



WP	0	PA	39
PB	0		
SB	1		
CS	1		

WP	0	PA	39	ERA	5.87	WHIP	1.565
IP	7.2	WLS	L	BF	32	H	11
R	5	ER	5	SO	5	BB	1
IBB	0	HBP	0	BLK	0	WP	0
HR	3	S	41	P	45	ERA	5.87
WHIP	1.565						

Batter	1	2	3	4	5	6	7	8	9	AB	R	H	RBI	BB	SO	LOB									
Kirby Puckett, R OBP: 0.376, SLG: 0.544 (1, 8)	0-0 4-3	0-3 K			0-0 4-3		0-0 F7			4	0	0	0	0	1	2									
Randy Bush, L OBP: 0.337, SLG: 0.462 (1, 7)	4-0 2B BB		0-0 6-3			0-0 6-3 2B		0-0 G1		3	1	1	0	1	0	0									
Kent Hrbek, L OBP: 0.415, SLG: 0.597 (1, 3)	0-0 2B		4-0 G6-4-3 BB			0-0 6-3		0-0 G1		3	0	1	0	1	0	1									
Tom Brunansky, R OBP: 0.330, SLG: 0.494 (1, 9)	0-0 F1		0-0 G6-4-3			0-0 F5		0-0 6-3		4	0	0	0	0	0	4									
Roy Smalley, S OBP: 0.347, SLG: 0.525 (1, 10)	4-0 FC5-4 BB			0-3 K		0-0 2B			0-0 4-3	3	0	1	1	1	1	0									
Gary Gaetti, R OBP: 0.338, SLG: 0.511 (1, 5) (8, 6)	0-0 FC5-4			0-3 K		0-0 5-3			0-0 6-3	4	0	0	0	0	1	4									
Mark Salas, L OBP: 0.305, SLG: 0.400 (1, 2)		0-0 3-1			0-3 K		0-0 F8		0-0 2B	4	0	1	0	0	1	0									
Steve Lombardozzi, R OBP: 0.351, SLG: 0.437 (1, 4)		0-0 5-3				0-0 L1		4-0 FC5-4 BB	4-0 BB	2	0	0	0	2	0	0									
Greg Gagne, R OBP: 0.296, SLG: 0.359 (1, 6)		1-0 S HBP				0-0 G1		0-0 FC5-4 WP	0-0 F1	1	0	0	0	0	0	0									
Mickey Hatcher, R OBP: 0.266, SLG: 0.293 (7, PH) (8, 5)										2	0	0	0	0	0	3									
Inning Stats	R: 0 E: 0 K: 0 S: 4	H: 1 LOB: 3 BB: 2 P: 12	R: 0 E: 0 K: 1 S: 5	H: 0 LOB: 1 BB: 0 P: 6	R: 0 E: 0 K: 0 S: 2	H: 0 LOB: 0 BB: 1 P: 6	R: 0 E: 0 K: 3 S: 9	H: 0 LOB: 0 BB: 0 P: 9	R: 0 E: 0 K: 0 S: 3	H: 0 LOB: 0 BB: 0 P: 3	R: 1 E: 0 K: 0 S: 5	H: 2 LOB: 1 BB: 0 P: 5	R: 0 E: 0 K: 0 S: 3	H: 0 LOB: 1 BB: 1 P: 7	R: 0 E: 0 K: 0 S: 3	H: 0 LOB: 0 BB: 0 P: 3	R: 0 E: 0 K: 0 S: 4	H: 1 LOB: 2 BB: 1 P: 8	1B: 0 2B: 4 3B: 0 HR: 0	SF: 0 SAC: 0 DP: 1 HBP: 1	WP: 1 PB: 0 SB: 1 CS: 0	PA: 36			
PITCHER	IP	WLS	BF	H	R	ER	SO	BB	IBB	HBP	BLK	WP	HR	S	P	ERA	WHIP								
Eric King, R ERA: 2.86 (1, 1)	8.2	W	35	4	1	1	4	5	0	1	0	1	0	37	58	1.04	1.038								
Willie Hernandez, L ERA: 3.29 (9, 1)	0.1	S	1	0	0	0	0	0	0	0	0	0	0	1	1	0.00	0.000								

BOTTOM

Detroit Tigers @ Minnesota Twins
 Hubert H. Humphrey Metrodome, Minneapolis, MN
 Tue Jul 08 1986, 8:05 PM EDT
 Att. 16,320 - Unknown

livebaseballscorecards.com

AB	30
R	1
H	4
RBI	1
BB	5
SO	4
LOB	14



Batter	1	2	3	4	5	6	7	8	9	AB R H RBI BB SO LOB	TOP											
Tom Brookens, R (1, 4) OBP: 0.363, SLG: 0.401	0-0 1B SF7 2B		0-0 FC1-6 S 2-3		0-0 CS 1B		0-0 1-3		0-0 FC6-4 1B 1-2 3-H	5 1 3 1 0 0 1												
Alan Trammell, R (1, 6) OBP: 0.308, SLG: 0.387	0-0 1B 2-3		0-0 F8		0-0 1B 1-2			0-0 F7	0-0 FC6-4 1B 1-2f 2-3	5 1 2 0 0 0 3												
Kirk Gibson, L (1, 9) OBP: 0.386, SLG: 0.486	0-0 F3		0-0 F5 1-2		0-0 L9			0-0 F7	0-0 3-1	5 0 0 0 0 0 6												
Lance Parrish, R (1, 2) OBP: 0.347, SLG: 0.514	0-0 SF7 3-H			0-0 HR		4-0 BB		0-0 HR		2 2 2 3 1 0 0												
Darnell Coles, R (1, 5) OBP: 0.332, SLG: 0.482	0-0 1B 1-H			0-0 HR		0-3 K		0-0 F8		4 1 2 2 0 1 1												
Chet Lemon, R (1, 8) OBP: 0.305, SLG: 0.364		4-0 BB G1-6-3		0-3 K		0-0 F9		0-0 6-3		3 0 0 0 1 1 1												
Darrell Evans, L (1, 3) OBP: 0.362, SLG: 0.488		0-0 G1-6-3 1-2f		0-0 1B G6-4-3		0-0 F8		0-0 2B 1B 1B		4 1 2 0 0 0 2												
Larry Herndon, R (1, 7) OBP: 0.301, SLG: 0.385		0-3 K		0-0 G6-4-3 1-2f		0-0 4-3		0-0 1B 1B 2B		4 1 1 0 0 1 1												
Dave Engle, R (1, 10) OBP: 0.306, SLG: 0.292			0-0 FC1-6 2B		0-3 K		0-0 6-3		0-0 FC6-4 1B 2-3 3-H	1 0 1 0 0 0 0												
Johnny Grubb, L (5, PH) OBP: 0.367, SLG: 0.500										3 0 1 1 0 1 0												
Pat Sheridan, L (9, PR) OBP: 0.255, SLG: 0.348										0 0 0 0 0 0 0												
Inning Stats	R: 2 E: 0 K: 0 S: 5	H: 3 LOB: 1 BB: 0 P: 5	R: 0 E: 0 K: 1 S: 4	H: 0 LOB: 0 BB: 1 P: 8	R: 0 E: 0 K: 0 S: 4	H: 1 LOB: 1 BB: 0 P: 4	R: 2 E: 0 K: 1 S: 7	H: 3 LOB: 0 BB: 0 P: 7	R: 0 E: 0 K: 1 S: 6	H: 2 LOB: 1 BB: 0 P: 6	R: 0 E: 0 K: 0 S: 3	H: 0 LOB: 0 BB: 0 P: 3	R: 0 E: 0 K: 0 S: 4	H: 1 LOB: 0 BB: 0 P: 4	R: 1 E: 0 K: 0 S: 4	H: 1 LOB: 0 BB: 0 P: 4	R: 2 E: 0 K: 0 S: 7	H: 4 LOB: 2 BB: 0 P: 7	1B: 8 2B: 3 3B: 0 HR: 3	SF: 1 SAC: 0 DP: 2 HBP: 0	WP: 0 PB: 0 SB: 2 CS: 1	PA: 39
PITCHER	IP WLS BF H R ER SO BB IBB HBP BLK WP HR S P ERA WHIP																				PITCHER	IP WLS BF H R ER SO BB IBB HBP BLK WP HR S P ERA WHIP
Allan Anderson, L (1, 1) ERA: 4.97	3.1 L 16 7 4 4 2 1 0 0 0 0 2 19 23 10.80 2.400																					
Roy Lee Jackson, R (4, 1) ERA: 2.7	3.2 12 2 0 0 2 1 0 0 0 0 0 0 15 19 0.00 0.818																					
Ron Davis, R (8, 1) ERA: 8.54	2.0 11 5 3 3 0 0 0 0 0 0 0 1 11 11 13.50 2.500																					

Detroit Tigers @ Minnesota Twins
Hubert H. Humphrey Metrodome, Minneapolis, MN

Wed Jul 09 1986, 4:33 AM EDT
Att: 21,489 - Unknown

livebaseballscorecards.com

AB	36
R	7
H	14
RBI	7
BB	2
SO	4
LOB	15



Batter	1	2	3	4	5	6	7	8	9	AB	R	H	RBI	BB	SO	LOB
Kirby Puckett, R OBP: 0.377, SLG: 0.546 (1, 8)	0-0 F8		0-0 WP 2B			0-0 1B 1B		0-0 1-2 4-3		4	0	2	0	0	0	1
Roy Smalley, S OBP: 0.345, SLG: 0.520 (1, 10)	0-3 K		0-0 F8 2-3			0-0 1-2 1B		0-0 F8		4	0	1	0	0	1	2
Kent Hrbek, L OBP: 0.410, SLG: 0.589 (1, 3)	0-0 3-1			0-0 1-3		0-3 K		0-0 F8		4	0	0	0	0	1	3
Tom Brunansky, R OBP: 0.326, SLG: 0.488 (1, 9)		0-0 F5		0-0 F2		0-3 K			0-0 F9	4	0	0	0	0	1	2
Randy Bush, L OBP: 0.335, SLG: 0.457 (1, 7)		0-0 1B		0-0 F9			0-0 4-3		0-0 4-3	4	0	1	0	0	0	0
Gary Gaetti, R OBP: 0.334, SLG: 0.505 (1, 5)		0-3 K			0-0 6-3		0-0 5-3		0-0 F7	4	0	0	0	0	1	1
Steve Lombardozzi, R OBP: 0.351, SLG: 0.440 (1, 4)		0-0 F6 1-2			0-0 F4		0-0 2B			3	0	1	0	0	0	1
Mark Salas, L OBP: 0.300, SLG: 0.392 (1, 2)			0-0 F8		0-0 3-1		0-0 F9			3	0	0	0	0	0	1
Greg Gagne, R OBP: 0.296, SLG: 0.359 (1, 6)			0-0 F8			0-0 F9		0-0 4-3 1B		3	0	1	0	0	0	0

BOTTOM

Detroit Tigers @ Minnesota Twins
 Hubert H. Humphrey Metrodome, Minneapolis, MN
 Wed Jul 09 1986, 4:33 AM EDT
 Att. 21,489 - Unknown

livebaseballscorecards.com

AB	33
R	0
H	6
RBI	0
BB	0
SO	4
LOB	11



Inning Stats	R: 0 E: 0 K: 1 S: 5	H: 0 LOB: 0 BB: 0 P: 5	R: 0 E: 0 K: 1 S: 6	H: 1 LOB: 1 BB: 0 P: 6	R: 0 E: 0 K: 0 S: 4	H: 1 LOB: 1 BB: 0 P: 4	R: 0 E: 0 K: 0 S: 3	H: 0 LOB: 0 BB: 0 P: 3	R: 0 E: 0 K: 0 S: 3	H: 0 LOB: 0 BB: 0 P: 3	R: 0 E: 0 K: 2 S: 9	H: 2 LOB: 2 BB: 0 P: 9	R: 0 E: 0 K: 0 S: 4	H: 1 LOB: 1 BB: 0 P: 4	R: 0 E: 0 K: 0 S: 4	H: 0 LOB: 0 BB: 0 P: 3	1B: 4 2B: 2 3B: 0 HR: 0	SF: 0 SAC: 0 DP: 0 HBP: 0	WP: 1 PB: 0 SB: 1 CS: 0	PA: 33
---------------------	------------------------------	---------------------------------	------------------------------	---------------------------------	------------------------------	---------------------------------	------------------------------	---------------------------------	------------------------------	---------------------------------	------------------------------	---------------------------------	------------------------------	---------------------------------	------------------------------	---------------------------------	----------------------------------	------------------------------------	----------------------------------	--------

PITCHER Jack Morris, R ERA: 3.94 (1, 1)	IP: 9.0 WLS: W BF: 33 H: 6 R: 0 ER: 0 SO: 4 BB: 0 IBB: 0 HBP: 0 BLK: 0 WP: 1 HR: 0 S: 41 P: 41 ERA: 0.00 WHIP: 0.667	PITCHER	IP: 0.0 WLS: 0 BF: 0 H: 0 R: 0 ER: 0 SO: 0 BB: 0 IBB: 0 HBP: 0 BLK: 0 WP: 0 HR: 0 S: 0 P: 0 ERA: 0.00 WHIP: 0.00
--	--	----------------	--

Batter	1	2	3	4	5	6	7	8	9	AB R H RBI BB SO LOB	TOP																				
Lou Whitaker, L (1, 4) OBP: 0.327, SLG: 0.450	0-0 F7		0-3 K		4-0 BB		0-0 F8			3 0 0 1 1 1 2																					
Alan Trammell, R (1, 6) OBP: 0.308, SLG: 0.387	0-0 CS 1B			0-0 F8	0-0 SF8			0-0 F3		3 0 1 1 0 0 0																					
Kirk Gibson, L (1, 9) OBP: 0.379, SLG: 0.475	0-3 K			0-0 F8	0-3 K			0-0 F9		4 0 0 0 0 2 3																					
Lance Parrish, R (1, 2) OBP: 0.343, SLG: 0.507	0-0 CS 1-2	0-0 L4		0-0 L9		0-3 K		0-3 K		4 0 0 0 0 2 0																					
Darrell Evans, L (1, 10) OBP: 0.360, SLG: 0.482					4-0 1B FC5-2-5 BB	0-0 F9			0-3 K	3 0 0 0 1 1 0																					
Darnell Coles, R (1, 5) OBP: 0.331, SLG: 0.479					0-0 E FC5-2-5 1B	0-0 4-3			0-3 K	4 1 1 0 0 1 0																					
Dave Bergman, L (1, 3) OBP: 0.369, SLG: 0.382					0-0 FC5-2-5 1B BB		0-3 K		0-0 4-3	4 1 1 0 0 1 2																					
Dave Collins, S (1, 7) OBP: 0.356, SLG: 0.346					0-3 K	0-0 E3 BB 1B SF8		0-0 F7		3 1 0 0 0 1 3																					
Pat Sheridan, L (1, 8) OBP: 0.263, SLG: 0.369					0-3 K	0-0 SF8 BB 1B		0-0 3B		3 0 2 1 0 1 1																					
Inning Stats	R: 0 E: 0 K: 1 S: 5	H: 1 LOB: 0 BB: 0 P: 5	R: 0 E: 0 K: 0 S: 3	H: 0 LOB: 0 BB: 0 P: 3	R: 0 E: 0 K: 3 S: 10	H: 1 LOB: 1 BB: 0 P: 10	R: 0 E: 0 K: 0 S: 3	H: 0 LOB: 0 BB: 0 P: 3	R: 3 E: 1 K: 1 S: 8	H: 2 LOB: 2 BB: 2 P: 16	R: 0 E: 0 K: 1 S: 5	H: 0 LOB: 0 BB: 0 P: 5	R: 0 E: 0 K: 1 S: 6	H: 1 LOB: 1 BB: 0 P: 6	R: 0 E: 0 K: 2 S: 5	H: 0 LOB: 0 BB: 0 P: 5	R: 0 E: 0 K: 2 S: 7	H: 0 LOB: 0 BB: 0 P: 7	1B: 4 2B: 0 3B: 1 HR: 0	SF: 1 SAC: 0 DP: 0 HBP: 0	WP: 0 PB: 0 SB: 0 CS: 1	PA: 35									
PITCHER Bret Saberhagen, R (1, 1) ERA: 4.39 Steve Farr, R (8, 1) ERA: 2.13	IP 7.0	WLS 28	H 5	R 3	ER 2	SO 7	BB 2	IBB 0	HBP 0	BLK 0	WP 0	HR 0	S 40	P 48	ERA 2.57	WHIP 1.000															
											PITCHER	IP	WLS	BF	H	R	ER	SO	BB	IBB	HBP	BLK	WP	HR	S	P	ERA	WHIP			

Detroit Tigers @ Kansas City Royals
 Royals Stadium, Kansas City, MO
 Fri Jul 11 1986, 4:33 AM EDT
 Unknown

livebaseballscorecards.com

AB 31
R 3
H 5
RBI 3
BB 2
SO 10
LOB 11



Batter	1	2	3	4	5	6	7	8	9	AB	R	H	RBI	BB	SO	LOB
Willie Wilson, S OBP: 0.302, SLG: 0.334 (1, 8)	0-0 F8	0-3 K			0-0 1-3		0-0 3-1			4	0	0	0	0	1	2
Lonnie Smith, R OBP: 0.348, SLG: 0.382 (1, 7)	1-0 BB HBP		0-0 F9			0-0 6-3	0-0 F8			3	0	0	0	0	0	0
Mike Kingery, L OBP: 0.533, SLG: 0.714 (1, 9)	0-0 F5		0-0 F7			4-0 BB 1B BB		0-0 4-3 HR 2B		3	2	1	0	1	0	1
Jorge Orta, L OBP: 0.360, SLG: 0.453 (1, 10)	4-0 FC5-4 BB		0-0 3-1			4-0 1B BB	1-2 1B BB	0-0 4-3		2	1	0	0	2	0	1
Frank White, R OBP: 0.316, SLG: 0.446 (1, 4)	0-0 FC5-4			0-0 5-3		0-0 F8		0-0 HR		4	1	1	2	0	0	4
Steve Balboni, R OBP: 0.289, SLG: 0.444 (1, 3)		4-0 1B BB		0-3 K		0-0 1B 1B		0-0 F7		3	0	1	1	1	1	0
Jamie Quirk, L OBP: 0.260, SLG: 0.298 (1, 2)		0-3 K		0-0 G3		0-0 1B 1B		0-0 L3		4	0	1	1	0	1	1
Greg Pryor, R OBP: 0.220, SLG: 0.245 (1, 5)			0-0 1B		0-3 K	0-0 F4				3	0	1	0	0	1	2
Buddy Biancalana, S OBP: 0.324, SLG: 0.394 (1, 6)		0-3 K			0-0 L5		0-0 B1-3			3	0	0	0	0	1	2

Inning Stats	R: 0	H: 0	E: 0	K: 3	S: 3	R: 0	H: 1	E: 0	K: 3	S: 10	R: 0	H: 0	E: 0	K: 0	S: 3	R: 0	H: 0	E: 0	K: 1	S: 5	R: 0	H: 0	E: 0	K: 1	S: 5	R: 2	H: 2	E: 0	K: 0	S: 3	R: 0	H: 0	E: 0	K: 0	S: 3	R: 2	H: 2	E: 0	K: 0	S: 5
	0	0	0	3	3	0	1	0	0	10	0	0	0	0	3	0	0	0	1	5	0	0	0	0	0	0	2	2	0	0	0	0	0	0	2	2	0	0	5	


BOTTOM

Detroit Tigers @ Kansas City Royals
 Royals Stadium, Kansas City, MO

Fri Jul 11 1986, 4:33 AM EDT
 Unknown

AB	29
R	4
H	5
RBI	4
BB	4
SO	5
LOB	13

WP: 0 PA: 34
 PB: 0
 SB: 0
 CS: 0



livebaseballscorecards.com

PITCHER	IP	WLS	BF	H	R	ER	SO	BB	IBB	HBP	BLK	WP	HR	S	P	ERA	WHIP
Walt Terrell, R ERA: 4.68	(1, 1)	7.1	L	32	5	4	4	5	4	0	0	0	1	37	54	4.91	1.227
Bill Campbell, R ERA: 4.12	(8, 1)	0.2	2	0	0	0	0	0	0	0	0	0	0	2	2	0.00	0.000

Batter	1	2	3	4	5	6	7	8	9	10	11	AB R H RBI BB SO LOB	TOP																
Lou Whitaker, L OBP: 0.321, SLG: 0.442 (1, 4)	0-0 4-3		F5			K		F7		B1-3		6 0 0 0 0 1 5																	
Dave Collins, S OBP: 0.360, SLG: 0.360 (1, 7) (6, 8)	0-3 K		0-0 E S SF8 1B	0-0 L8		1-0 BB HBP		0-0 1-H HR		0-0 1-3		5 2 2 2 0 1 0																	
Kirk Gibson, L OBP: 0.382, SLG: 0.475 (1, 9)	0-0 1B		0-0 1-H SF8	0-0 F8		4-0 BB BB		0-0 F9			0-0 G3 1B	4 1 2 1 1 0 0																	
Darrell Evans, L OBP: 0.361, SLG: 0.477 Alan Trammell, R OBP: 0.307, SLG: 0.385 (1, 3) (9, PR) (9, 6)	0-3 K		4-0 BB 1B 2B BB	0-0 4-3		0-3 K			4-0 S BB		0-0 G3 1-3	3 1 0 0 2 2 4 1 0 0 0 0 0 1																	
Darnell Coles, R OBP: 0.329, SLG: 0.473 Dave Engle, R OBP: 0.315, SLG: 0.303 (1, 5) (9, 7)		0-0 F8	0-0 1-2 2B 1B		0-0 F8		0-0 F6		0-0 B2		0-0 BB 1B	5 1 1 0 0 0 1 1 0 1 1 0 0 0																	
Johnny Grubb, L OBP: 0.382, SLG: 0.571 (1, 10)		0-0 HR	0-0 1-H 2-H 1B 2B		0-0 5-3		0-3 K		0-3 K		4-0 1-2 BB	5 2 2 3 1 2 1																	
Tom Brookens, R OBP: 0.368, SLG: 0.401 (1, 6) (9, 5)		0-0 4-3 1B	0-0 1B 2-H 1B		0-3 K		0-0 5-3		4-0 1-2 BB		0-3 K	5 0 2 1 1 2 2																	
Pat Sheridan, L OBP: 0.266, SLG: 0.371 Larry Herndon, R OBP: 0.303, SLG: 0.387 (1, 8) (6, PH) (6, 7)		0-0 4-3	0-0 BB 1B		0-0 4-3		0-0 4-3		0-0 HR 1B		0-0 5-3	2 0 1 0 0 0 1 2 1 1 0 0 0 0																	
Dave Bergman, L OBP: 0.362, SLG: 0.374 (9, PH) (9, 3)		1-2	1-3 1B									2 0 0 0 0 1 4																	
Dwight Lowry, L OBP: 0.422, SLG: 0.476 Lance Parrish, R OBP: 0.340, SLG: 0.503 (1, 2) (8, PH) (8, 2)		0-0 4-3	4-0 BB 1B		0-0 BB HBP 1B		0-0 F8		0-0 F8		0-3 K	2 0 1 0 1 0 1 2 0 0 0 0 1 1																	
Inning Stats	R: 0 E: 0 K: 2 S: 8	H: 1 LOB: 1 BB: 0 P: 8	R: 1 E: 0 K: 0 S: 5	H: 2 LOB: 1 BB: 0 P: 5	R: 4 E: 0 K: 0 S: 8	H: 5 LOB: 3 BB: 2 P: 16	R: 0 E: 0 K: 0 S: 3	H: 0 LOB: 0 BB: 0 P: 3	R: 0 E: 0 K: 1 S: 5	H: 0 LOB: 0 BB: 0 P: 5	R: 0 E: 0 K: 2 S: 8	H: 1 LOB: 3 BB: 1 P: 13	R: 0 E: 0 K: 1 S: 5	H: 0 LOB: 0 BB: 0 P: 5	R: 2 E: 0 K: 0 S: 5	H: 2 LOB: 0 BB: 0 P: 5	R: 0 E: 0 K: 1 S: 5	H: 0 LOB: 2 BB: 2 P: 13	R: 0 E: 0 K: 1 S: 5	H: 0 LOB: 0 BB: 0 P: 5	R: 1 E: 0 K: 2 S: 9	H: 2 LOB: 2 BB: 1 P: 13	1B: 10 2B: 1 3B: 0 HR: 2	SF: 1 SAC: 0 DP: 0 HBP: 1	WP: 0 PB: 0 SB: 3 CS: 0	PA: 53			
PITCHER	IP WLS BF H R ER SO BB IBB HBP BLK WP HR S P ERA WHIP												PITCHER	IP WLS BF H R ER SO BB IBB HBP BLK WP HR S P ERA WHIP															
Dennis Leonard, R ERA: 3.79 (1, 1)	2.2		16	7	5	5	2	1	0	0	0	0	0	1	19	23	16.88	3.000											
Bud Black, L ERA: 3.96 (3, 1)	5.0		22	4	2	2	4	2	0	1	0	0	0	1	27	36	3.60	1.200											
Mark Gubicza, R ERA: 5.03 (8, 1)	3.1	L	15	2	1	1	4	3	0	0	0	0	0	0	20	32	2.70	1.500											

Detroit Tigers @ Kansas City Royals
 Royals Stadium, Kansas City, MO
 Fri Jul 11 1986, 8:05 PM EDT
 Att. 40,465 - Unknown

livebaseballscores.com

AB	45
R	8
H	13
RBI	8
BB	6
SO	10
LOB	21



Batter	1	2	3	4	5	6	7	8	9	10	11	AB R H RBI BB SO LOB	BOTTOM	
Darryl Motley, R (1, 8) Willie Wilson, S (6, PH) OBP: 0.232, SLG: 0.346 OBP: 0.299, SLG: 0.331 (7, 8)	F3		L7	6-3		F8		F8			K	3 0 0 0 0 0 1 3 0 0 0 0 0 1 0	Detroit Tigers @ Kansas City Royals Royals Stadium, Kansas City, MO Fri Jul 11 1986, 8:05 PM EDT Att. 40,465 - Unknown	
Lonnie Smith, R (1, 7) OBP: 0.347, SLG: 0.381	1B S 1B		F7	K			1B 1B		K		5-3	6 1 2 0 0 2 1		
Mike Kingery, L (1, 9) OBP: 0.500, SLG: 0.632	K		BB BB HR 1B		L7		SF8 1B		F8			5 2 2 1 0 1 1		
Hal McRae, R (1, 10) OBP: 0.298, SLG: 0.386	1B		BB HR BB		4-3		K		F4			4 1 1 0 1 1 2		
Steve Balboni, R (1, 3) OBP: 0.294, SLG: 0.445	5-3		HR BB		1B 1B		1-2 2-H 1B			L9		4 1 2 1 1 0 2		
Jim Sundberg, R (1, 2) OBP: 0.285, SLG: 0.297		F8	HR		1B		SF8			K		4 1 2 5 0 1 0		
Buddy Biancalana, S (1, 4) Frank White, R (7, PH) OBP: 0.324, SLG: 0.382 OBP: 0.317, SLG: 0.449 (8, 4)		K	1-H 2-H 3-H BB		K		6-3			2B		2 0 0 0 1 2 2 2 0 1 0 0 0 1		
Greg Pryor, R (1, 5) OBP: 0.200, SLG: 0.222		6-3	K			B1-3		F7		F9		5 0 0 0 0 1 2		
Angel Salazar, R (1, 6) Jorge Orta, L (11, PH) OBP: 0.272, SLG: 0.328 OBP: 0.359, SLG: 0.450			1B 2B		F9		K2-3		L9		L8	4 1 1 0 0 1 0 1 0 0 0 0 0 0		
Inning Stats	R: 0 H: 2 E: 0 K: 1 S: 7	R: 0 H: 0 E: 0 K: 1 S: 5	R: 5 H: 3 E: 0 K: 1 S: 8	R: 0 H: 0 E: 0 K: 1 S: 5	R: 0 H: 2 E: 0 K: 1 S: 7	R: 0 H: 0 E: 0 K: 1 S: 5	R: 2 H: 3 E: 0 K: 1 S: 8	R: 0 H: 0 E: 0 K: 0 S: 3	R: 0 H: 0 E: 0 K: 1 S: 5	R: 0 H: 1 E: 0 K: 1 S: 6	R: 0 H: 0 E: 0 K: 1 S: 5	1B: 8 SF: 1 2B: 2 SAC: 0 3B: 0 DP: 0 HR: 1 HBP: 0		WP: 0 PA: 47 PB: 0 SB: 1 CS: 0
PITCHER	IP WLS BF H R ER SO BB IBB HBP BLK WP HR S P ERA WHIP													
Frank Tanana, L (1, 1) ERA: 4.29	2.2 16 5 5 5 2 3 0 0 0 0 1 17 29 16.88 3.000													
Randy O'Neal, R (3, 1) ERA: 5.07	5.1 21 5 2 2 5 0 0 0 0 0 0 31 31 3.38 0.938													
Willie Hernandez, L (9, 1) ERA: 3.18	2.0 W 7 1 0 0 2 0 0 0 0 0 0 11 11 0.00 0.500													
Bill Campbell, R (11, 1) ERA: 3.92	1.0 S 3 0 0 0 1 0 0 0 0 0 0 5 5 0.00 0.000													

livebaseballscores.com

AB	43
R	7
H	11
RBI	7
BB	3
SO	10
LOB	12



Batter	1	2	3	4	5	6	7	8	9	AB R H RBI BB SO LOB	TOP											
Tom Brookens, R (1, 4) OBP: 0.363, SLG: 0.391	0-0 6-3	0-0 F4			4-0 CS BB			0-0 4-3	0-3 K	4 0 0 0 1 1 3												
Alan Trammell, R (1, 6) OBP: 0.306, SLG: 0.393	0-0 HR		0-0 6-3		0-0 G1-6-3			0-0 F9		4 1 1 1 0 0 1												
Kirk Gibson, L (1, 9) OBP: 0.380, SLG: 0.476	0-0 4-3		0-0 F8				0-0 F4	0-0 E9 2B		4 0 1 0 0 0 0												
Lance Parrish, R (1, 2) OBP: 0.336, SLG: 0.497	0-3 K		0-0 F7				0-3 K	0-3 K		4 0 0 0 0 3 1												
Damell Coles, R (1, 5) OBP: 0.324, SLG: 0.466		0-0 5-3		0-0 6-3			0-0 5-3		0-0 F8	4 0 0 0 0 0 0												
Larry Herndon, R (1, 7) OBP: 0.307, SLG: 0.391		4-0 2B 2B BB		0-0 F9			0-0 6-3		0-0 1B 1B 2B	3 2 1 0 1 0 0												
Dave Engle, R (1, 3) OBP: 0.342, SLG: 0.377		0-0 2B		0-0 2B			0-0 2B		0-0 F6	3 1 3 0 0 0 0												
Dave Bergman, L (9, PH) OBP: 0.358, SLG: 0.370		1-3 2B		0-0 2B			0-0 2B			1 0 0 0 0 0 1	AB 34 R 4 H 9 RBI 4 BB 3 SO 4 LOB 10											
Dave Collins, S (1, 10) OBP: 0.365, SLG: 0.368		0-0 2B		0-0 5-3			4-0 G6-4-3 BB		0-0 1B	3 0 2 2 1 0 1												
Pat Sheridan, L (1, 8) OBP: 0.263, SLG: 0.366		0-0 F7			0-0 B1		0-0 G6-4-3		0-0 1B	2 0 0 0 0 0 1												
Chet Lemon, R (7, PH) OBP: 0.304, SLG: 0.362									0-0 1B	1 0 0 0 0 0 2												
Johnny Grubb, L (9, PH) OBP: 0.393, SLG: 0.580							1-2f		1-2 3-H	1 0 1 1 0 0 0												
Inning Stats	R: 1 E: 0 K: 1 S: 6	H: 1 LOB: 0 BB: 0 P: 6	R: 2 E: 0 K: 0 S: 5	H: 2 LOB: 1 BB: 1 P: 9	R: 0 E: 0 K: 0 S: 3	H: 0 LOB: 0 BB: 0 P: 3	R: 0 E: 0 K: 0 S: 4	H: 1 LOB: 1 BB: 0 P: 4	R: 0 E: 0 K: 0 S: 2	H: 0 LOB: 0 BB: 1 P: 6	R: 0 E: 0 K: 1 S: 5	H: 0 LOB: 0 BB: 0 P: 5	R: 0 E: 0 K: 0 S: 3	H: 1 LOB: 1 BB: 1 P: 7	R: 0 E: 1 K: 1 S: 6	H: 1 LOB: 1 BB: 0 P: 6	R: 1 E: 0 K: 1 S: 8	H: 3 LOB: 2 BB: 0 P: 8	1B: 2 2B: 6 3B: 0 HR: 1	SF: 0 SAC: 0 DP: 1 HBP: 0	WP: 0 PB: 0 SB: 0 CS: 1	PA: 37
PITCHER	IP WLS BF H R ER SO BB IBB HBP BLK WP HR S P ERA WHIP																					
Charlie Leibrandt, L (1, 1) ERA: 4.08	8.0 W 31 6 3 3 3 3 3 0 0 0 0 1 34 46 3.38 1.125																					
Steve Farr, R (9, 1) ERA: 2.24	0.2 4 2 1 1 0 0 0 0 0 0 0 0 4 4 13.50 3.000																					
Danny Jackson, L (9, 1) ERA: 3.97	0.1 S 2 1 0 0 1 0 0 0 0 0 0 0 4 4 0.00 3.000																					

Detroit Tigers @ Kansas City Royals
 Royals Stadium, Kansas City, MO
 Sat Jul 12 1986, 4:33 AM EDT
 Att. 33,822 - Unknown

livebaseballscorecards.com



Batter	1	2	3	4	5	6	7	8	9
Willie Wilson, S OBP: 0.303, SLG: 0.342 (1, 8)	0-0 HR	1-0 HBP		0-0 1B BB	0-0 4-3		0-0 F9		
Lonnie Smith, R OBP: 0.356, SLG: 0.385 (1, 7)	4-0 1B BB	4-0 BB		0-0 1B SF7		0-0 1B		0-0 F3	
Lynn Jones, R OBP: 0.262, SLG: 0.194 (9, 7)		1-2 BB		1-2 1B 3-H		0-0 1B			
Mike Kingery, L OBP: 0.520, SLG: 0.609 (1, 9)	0-0 1B BB	0-0 F7		4-0 1B IBB		0-0 F7		0-0 1B FC6-4	
Jorge Orta, L OBP: 0.355, SLG: 0.445 (1, 10)	0-0 F8	0-0 F7		4-0 1B BB		0-3 K		0-0 1B FC6-4	
Hal McRae, R OBP: 0.305, SLG: 0.388 (4, PH)				1-2 2-3 3-H		1-2 K		1-2 1B	
Frank White, R OBP: 0.319, SLG: 0.451 (1, 4)	0-0 1B BB		0-0 F9	0-0 SF7			0-0 1B BB	0-0 1B FC6-4	
Buddy Biancalana, S OBP: 0.333, SLG: 0.391 (8, 4)				1-2 2-3 3-H				1-2 2-3	
Steve Balboni, R OBP: 0.290, SLG: 0.438 (1, 3)	0-3 K		0-3 K	0-3 K			0-0 F8	0-0 FC6-4	
Jim Sundberg, R OBP: 0.291, SLG: 0.294 (1, 2)	4-0 1B BB		0-3 K		4-0 SH1-3 BB		4-0 1B BB	0-0 F6	
Greg Pryor, R OBP: 0.224, SLG: 0.246 (1, 5)	0-0 F2				0-0 SH1-3		0-0 1B FC6-4	0-0 1B	
Angel Salazar, R OBP: 0.267, SLG: 0.322 (1, 6)		0-0 F4			0-0 K		0-0 1B FC6-4	0-0 F3	

Inning Stats	R: 2	H: 3	E: 0	K: 1	S: 8	R: 0	H: 0	E: 0	K: 0	S: 3	R: 0	H: 0	E: 0	K: 2	S: 7	R: 3	H: 3	E: 0	K: 1	S: 8	R: 0	H: 0	E: 0	K: 1	S: 5	R: 0	H: 1	E: 0	K: 1	S: 5	R: 1	H: 2	E: 0	K: 0	S: 5	R: 1	H: 3	E: 0	K: 0	S: 6
	L	LOB: 3		BB: 2	P: 16		LOB: 2		BB: 1	P: 8		LOB: 0		BB: 0	P: 7		LOB: 2		BB: 2	P: 16		LOB: 1		BB: 1	P: 9		LOB: 0		BB: 0	P: 5		LOB: 2		BB: 1	P: 9		LOB: 2		BB: 0	P: 6


PITCHER	IP	WLS	BF	H	R	ER	SO	BB	IBB	HBP	BLK	WP	HR	S	P	ERA	WHIP
Eric King, R ERA: 3.34 (1, 1)	3.1	L	20	6	5	5	3	3	0	1	0	0	1	22	35	13.50	2.700
Mark Thurmond, L ERA: 6.46 (4, 1)	0.1		3	0	0	0	0	1	1	0	0	0	0	1	9	0.00	3.000
John Pacella, R ERA: 4.09 (4, 1)	2.2		12	3	1	1	3	2	0	0	0	0	0	16	24	3.38	1.875
Randy O'Neal, R ERA: 5.01 (7, 1)	0.2		2	0	0	0	0	0	0	0	0	0	0	2	2	0.00	0.000
Bill Campbell, R ERA: 4.15 (8, 1)	1.0		6	3	1	1	0	0	0	0	0	0	0	6	6	9.00	3.000

BOTTOM

AB	R	H	RBI	BB	SO	LOB
4	2	2	1	0	0	3
3	2	2	1	2	0	0
0	0	0	0	0	0	0
4	1	2	0	1	0	3
2	0	0	0	0	0	4
2	0	1	1	1	1	1
3	1	2	2	0	0	0
1	0	1	0	0	0	0
5	0	0	1	0	3	7
2	0	0	0	3	1	2
3	0	2	1	0	0	3
4	1	0	0	0	1	4

AB 33
R 7
H 12
RBI 7
BB 7
SO 6
LOB 27

livebaseballscorecards.com



WP	HR	S	P	ERA	WHIP
0	0	0	43	0	0
0	0	0	0	0	0
0	0	0	0	0	0
0	0	0	0	0	0

Detroit Tigers @ Kansas City Royals
Royals Stadium, Kansas City, MO
 Sat Jul 12 1986, 4:33 AM EDT
 Att. 33,822 - Unknown

Batter	1	2	3	4	5	6	7	8	9	AB R H RBI BB SO LOB	TOP											
Lou Whitaker, L (1, 4) OBP: 0.322, SLG: 0.454	0-0 F8		0-0 F7		0-0 HR		0-0 2B		0-0 1-3	5 1 2 1 0 0 2												
Alan Trammell, R (1, 6) OBP: 0.310, SLG: 0.401	0-0 L6		4-0 HR BB		0-0 2B		0-0 1-3		0-0 2B	4 1 2 1 1 0 1												
Kirk Gibson, L (1, 9) OBP: 0.389, SLG: 0.495	0-0 F5		0-0 HR		4-0 BB			0-0 1B	4-0 IBB	3 1 2 3 2 0 0												
Lance Parrish, R (1, 2) OBP: 0.331, SLG: 0.488		0-3 K	0-0 F7		0-0 F8			0-0 F9	0-3 K	5 0 0 0 0 2 5												
Darrell Evans, L (1, 10) OBP: 0.359, SLG: 0.471		0-3 K		0-0 G3		0-0 G3		4-0 BB		3 0 0 0 1 1 0												
Dave Bergman, L (1, 3) OBP: 0.355, SLG: 0.365		0-0 1B		0-0 F9		0-0 4-3		0-0 FC4-2		4 0 1 0 0 0 2												
Dave Collins, S (1, 7) OBP: 0.364, SLG: 0.363		0-0 F7		4-0 BB		0-0 G3		0-3 K		3 0 0 0 1 1 3												
Tom Brookens, R (1, 5) OBP: 0.355, SLG: 0.381			0-3 K	0-0 F7			0-0 F8		0-0 6-3	4 0 0 0 0 1 1												
Pat Sheridan, L (1, 8) OBP: 0.269, SLG: 0.376			0-0 HR 2B		0-0 L4		0-0 F7		0-0 2B 1B	4 2 2 0 0 0 0												
Inning Stats	R: 0 E: 0 K: 0 S: 3	H: 0 LOB: 0 BB: 0 P: 3	R: 0 E: 0 K: 2 S: 8	H: 1 LOB: 1 BB: 0 P: 8	R: 3 E: 0 K: 1 S: 7	H: 2 LOB: 0 BB: 1 P: 11	R: 0 E: 0 K: 0 S: 3	H: 0 LOB: 1 BB: 1 P: 7	R: 1 E: 0 K: 0 S: 4	H: 2 LOB: 1 BB: 1 P: 8	R: 0 E: 0 K: 0 S: 3	H: 0 LOB: 0 BB: 0 P: 3	R: 0 E: 0 K: 0 S: 4	H: 1 LOB: 1 BB: 0 P: 4	R: 0 E: 0 K: 1 S: 6	H: 1 LOB: 2 BB: 1 P: 10	R: 1 E: 0 K: 1 S: 7	H: 2 LOB: 2 BB: 1 P: 11	1B: 3 2B: 4 3B: 0 HR: 2	SF: 0 SAC: 0 DP: 0 HBP: 0	WP: 0 PB: 0 SB: 1 CS: 2	PA: 40
PITCHER	IP WLS BF H R ER SO BB IBB HBP BLK WP HR S P ERA WHIP																					
Scott Bankhead, R (1, 1) ERA: 3.81	4.1 L 21 5 4 4 3 3 0 0 0 0 0 2 24 36 8.31 1.846																					
Mark Gubicza, R (5, 1) ERA: 4.8	3.2 13 2 0 0 1 1 0 0 0 0 0 0 14 18 0.00 0.818																					
Dan Quisenberry, R (9, 1) ERA: 2.89	1.0 6 2 1 1 1 0 1 0 0 0 0 0 7 11 9.00 2.000																					

Detroit Tigers @ Kansas City Royals
 Royals Stadium, Kansas City, MO
 Sun Jul 13 1986, 4:33 AM EDT
 Att: 30,348 - Unknown

livebaseballscorecards.com

AB	35
R	5
H	9
RBI	5
BB	5
SO	5
LOB	14




Batter	1	2	3	4	5	6	7	8	9	AB	R	H	RBI	BB	SO	LOB
Willie Wilson, S OBP: 0.303, SLG: 0.341 (1, 8)	0-0 F4		0-3 K			0-0 4-3		0-0 F9 1B		4	0	1	0	0	1	0
Lonnie Smith, R OBP: 0.358, SLG: 0.387 (1, 7)	0-0 S 1B		0-3 K			0-3 K2-3		0-0 1-2 1B		4	0	2	0	0	2	0
Mike Kingery, L OBP: 0.483, SLG: 0.593 (1, 9)	0-3 K			0-0 E5		0-0 2B		0-0 F9 2-3		4	0	1	0	0	1	3
Jorge Orta, L OBP: 0.348, SLG: 0.435 (1, 10)	0-3 K 1-2			0-0 F8		0-0 F2		0-3 K		4	0	0	0	0	2	5
Frank White, R OBP: 0.315, SLG: 0.446 (1, 4)		0-0 5-3		0-3 K			0-0 5-3		0-0 F6	4	0	0	0	0	1	1
Steve Balboni, R OBP: 0.287, SLG: 0.433 (1, 3)		0-0 6-3		0-0 F8			0-3 K		0-3 K	4	0	0	0	0	2	1
Jim Sundberg, R OBP: 0.294, SLG: 0.292 (1, 2)		4-0 BB			0-0 5-3		4-0 FC5-4 BB		0-3 K	2	0	0	0	2	1	0
Greg Pryor, R OBP: 0.213, SLG: 0.233 (1, 5)		0-0 4-3			0-3 K		0-0 FC5-4 1-2f			3	0	0	0	0	1	2
Angel Salazar, R OBP: 0.264, SLG: 0.318 (1, 6)			0-0 F7		0-3 K			0-0 5-3		2	0	0	0	0	1	0
Darryl Motley, R OBP: 0.231, SLG: 0.344 (8, PH)										1	0	0	0	0	0	0
Buddy Biancalana, S OBP: 0.333, SLG: 0.391 (9, 6)										0	0	0	0	0	0	0

Inning Stats	R: 0	H: 1	R: 0	H: 0	R: 0	H: 0	R: 0	H: 0	R: 0	H: 1	R: 0	H: 0	R: 0	H: 2	R: 0	H: 0
	E: 0	LOB: 1	E: 0	LOB: 1	E: 0	LOB: 0	E: 0	LOB: 0	E: 0	LOB: 1	E: 0	LOB: 1	E: 0	LOB: 2	E: 0	LOB: 0
	K: 2	BB: 0	K: 0	BB: 1	K: 2	BB: 0	K: 1	BB: 0	K: 1	BB: 0	K: 1	BB: 1	K: 1	BB: 0	K: 2	BB: 0
	S: 8	P: 8	S: 3	P: 7	S: 7	P: 7	S: 6	P: 6	S: 7	P: 6	S: 5	P: 9	S: 7	P: 7	S: 7	P: 7

PITCHER	IP	WLS	BF	H	R	ER	SO	BB	IBB	HBP	BLK	WP	HR	S	P	ERA	WHIP
Jack Morris, R ERA: 3.69 (1, 1)	9.0	W	34	4	0	0	12	2	0	0	0	0	0	56	64	0.00	0.667

DETROIT TIGERS @ KANSAS CITY ROYALS
 Royals Stadium, Kansas City, MO
 Sun Jul 13 1986, 4:33 AM EDT
 Att. 30,348 - Unknown

AB	32
R	0
H	4
RBI	0
BB	2
SO	12
LOB	12



WP	PA	ERA	WHIP
0	34		

Batter	1	2	3	4	5	6	7	8	9	AB R H RBI BB SO LOB	TOP											
Oddibe McDowell, L (1, 8) OBP: 0.338, SLG: 0.461	0-3 K		0-3 K			0-3 K		0-3 K		4 0 0 0 0 4 0												
Scott Fletcher, R (1, 6) OBP: 0.379, SLG: 0.443	0-0 4-3			0-0 4-3		0-0 1B			0-0 F8 4-3 1B	4 0 2 0 0 0 0												
Pete O'Brien, L (1, 3) OBP: 0.382, SLG: 0.483	0-0 F8			0-0 1B		0-0 F6			0-0 4-3 1-2	4 0 1 0 0 0 2												
Pete Incaviglia, R (1, 10) OBP: 0.328, SLG: 0.486		0-0 F8		0-0 1B		0-3 K			0-0 F8 2-3	4 0 0 0 0 1 3												
Gary Ward, R (1, 7) OBP: 0.380, SLG: 0.418		0-0 1-3			0-0 1B		0-0 1B		0-3 K	4 0 2 0 0 1 1												
Larry Parrish, R (1, 5) OBP: 0.342, SLG: 0.526		0-0 HR			0-0 L7		0-0 G5-4-3			3 1 1 1 0 0 2												
Don Slaught, R (1, 2) OBP: 0.333, SLG: 0.521		0-0 F7			4-0 1-2 BB		0-0 F9			2 0 0 0 1 0 0												
Ruben Sierra, S (1, 9) OBP: 0.234, SLG: 0.400			0-0 F9		0-0 F7			0-0 L7		3 0 0 0 0 0 2												
Steve Buechele, R (1, 4) OBP: 0.310, SLG: 0.436			0-3 K		0-0 F9			0-0 5-3		3 0 0 0 0 1 2												
Inning Stats	R: 0 E: 0 K: 1 S: 5	H: 0 LOB: 0 BB: 0 P: 5	R: 1 E: 0 K: 0 S: 4	H: 1 LOB: 0 BB: 0 P: 4	R: 0 E: 0 K: 2 S: 7	H: 0 LOB: 0 BB: 0 P: 7	R: 0 E: 0 K: 0 S: 3	H: 1 LOB: 0 BB: 0 P: 3	R: 0 E: 0 K: 0 S: 4	H: 1 LOB: 2 BB: 1 P: 8	R: 0 E: 0 K: 2 S: 8	H: 1 LOB: 1 BB: 0 P: 8	R: 0 E: 0 K: 0 S: 3	H: 1 LOB: 0 BB: 0 P: 3	R: 0 E: 0 K: 1 S: 5	H: 0 LOB: 0 BB: 0 P: 5	R: 0 E: 0 K: 1 S: 6	H: 1 LOB: 1 BB: 0 P: 6	1B: 5 2B: 0 3B: 0 HR: 1	SF: 0 SAC: 0 DP: 2 HBP: 0	WP: 0 PB: 0 SB: 0 CS: 0	PA: 32
PITCHER Walt Terrell, R (1, 1) ERA: 4.42	IP: 9.0 WLS: W BF: 32 H: 6 R: 1 ER: 1 SO: 7 BB: 1 IBB: 0 HBP: 0 BLK: 0 WP: 0 HR: 1 S: 45 P: 49 ERA: 1.00 WHIP: 0.778											PITCHER IP: WLS: BF: H: R: ER: SO: BB: IBB: HBP: BLK: WP: HR: S: P: ERA: WHIP:										

Texas Rangers @ Detroit Tigers
Tiger Stadium, Detroit, MI
 Thu Jul 17 1986, 7:05 PM EDT
 Att: 19,297 - Unknown

livebaseballscorecards.com

AB 31
R 1
H 6
RBI 1
BB 1
SO 7
LOB 12



BOTTOM

Texas Rangers @ Detroit Tigers
Tiger Stadium, Detroit, MI
Thu Jul 17 1986, 7:05 PM EDT
Att. 19,297 - Unknown

livebaseballscorecards.com

AB 31
R 2
H 7
RBI 2
BB 8
SO 7
LOB 21



WP: 0 PA: 39
PB: 0
SB: 1
CS: 0

AB R H RBI BB SO LOB

4 0 1 0 1 1 4

4 0 1 0 1 2 1

3 0 1 1 2 0 1

4 0 1 0 0 1 2

4 0 0 0 0 1 3

2 1 2 0 2 0 0

2 0 0 0 1 0 2

1 0 0 0 0 1 1

3 0 0 0 0 0 4

1 1 1 1 0 0 0

3 0 0 0 0 1 3

0 0 0 0 1 0 0

1B: 5 SF: 0
2B: 2 SAC: 0
3B: 0 DP: 1
HR: 0 HBP: 0

Batter	1	2	3	4	5	6	7	8	9
Lou Whitaker, L (1, 4) OBP: 0.323, SLG: 0.451	0-0 1B ①		0-0 G3 ②		0-3 K ③			4-0 BB G4-6-3	0-0 F7 ②
Alan Trammell, R (1, 6) OBP: 0.312, SLG: 0.403	0-3 K ②		0-3 K ③			0-0 G3 2B		0-0 G4-6-3 1-2f	4-0 BB BB
Kirk Gibson, L (1, 9) OBP: 0.393, SLG: 0.492	4-0 BB S			0-0 F9 ①		0-0 G3 2-3		0-0 1B 1B	4-0 BB 1-2 2-3 3-H
Lance Parrish, R (1, 2) OBP: 0.330, SLG: 0.485	0-0 F8 1-2 ③			0-3 K ②		0-0 F2		0-0 1B 1-2	
Darrell Evans, L (1, 10) OBP: 0.355, SLG: 0.464		0-0 G3 ①		0-3 K ③		0-0 G3		0-0 F7 ③	
Darnell Coles, R (1, 5) OBP: 0.333, SLG: 0.470		4-0 BB 1-3			4-0 BB F8 BB		0-0 1B ①		0-0 2B 1B
Dave Bergman, L (1, 3) OBP: 0.354, SLG: 0.357		0-0 1-3 ②			4-0 BB F8 BB		0-0 F5		0-3 K ①
Tom Brookens, R (9, PH) OBP: 0.353, SLG: 0.378		1-2			1-2 BB				
Dave Collins, S (1, 7) OBP: 0.360, SLG: 0.359		0-0 4-3 ③			0-0 F8 1-2 2-3		0-0 F6 ②		0-0 BB 1-H
Larry Herndon, R (9, PH) OBP: 0.310, SLG: 0.400									0-0 2B
Pat Sheridan, L (1, 8) OBP: 0.264, SLG: 0.368			0-0 B3 ①		0-3 K ②		0-0 F9 ③		4-0 BB BB
Chet Lemon, R (9, PH) OBP: 0.307, SLG: 0.362									BB IBB

Inning Stats	R: 0	H: 1	E: 0	K: 1	S: 5	H: 0	LOB: 1	BB: 1	P: 9	R: 0	H: 0	E: 0	K: 0	S: 3	R: 0	H: 0	E: 0	K: 1	S: 5	R: 0	H: 0	E: 0	K: 2	S: 7	R: 0	H: 0	E: 0	K: 2	S: 7	R: 0	H: 1	E: 0	K: 0	S: 4	R: 0	H: 1	E: 0	K: 0	S: 4	R: 0	H: 2	E: 0	K: 0	S: 4	R: 2	H: 2	E: 0	K: 1	S: 6	R: 0	H: 2	E: 0	K: 1	S: 6	1B: 5	2B: 2	3B: 0	HR: 0	SF: 0	SAC: 0	DP: 1	HBP: 0	WP: 0	PB: 0	SB: 1	CS: 0	PA: 39
--------------	------	------	------	------	------	------	--------	-------	------	------	------	------	------	------	------	------	------	------	------	------	------	------	------	------	------	------	------	------	------	------	------	------	------	------	------	------	------	------	------	------	------	------	------	------	------	------	------	------	------	------	------	------	------	------	-------	-------	-------	-------	-------	--------	-------	--------	-------	-------	-------	-------	--------

PITCHER	IP	WLS	BF	H	R	ER	SO	BB	IBB	HBP	BLK	WP	HR	S	P	ERA	WHIP
Ed Correa, R (1, 1) ERA: 3.86	7.0		28	3	0	0	6	5	0	0	0	0	0	35	55	0.00	1.143
Mitch Williams, L (8, 1) ERA: 3.1	1.2	L	9	4	2	2	1	0	1	0	0	0	0	10	14	10.80	2.400
Greg Harris, R (9, 1) ERA: 2.89	0.0		2	0	0	0	0	2	0	0	0	0	0	0	8	∞	∞

Batter	1	2	3	4	5	6	7	8	9	AB R H RBI BB SO LOB	TOP
Scott Fletcher, R (1, 6) <small>OBP: 0.377, SLG: 0.444</small>	0-0 		0-0 5-3 			0-0 5-3 			0-3 K 	4 0 1 0 0 1 0	
Toby Harrah, R (1, 4) <small>OBP: 0.281, SLG: 0.296</small>	0-3 K 		0-3 K 			0-0 F8 			0-0 1-3 	4 0 0 0 0 2 1	
Pete O'Brien, L (1, 3) <small>OBP: 0.378, SLG: 0.477</small>	0-0 F9 				0-0 F7 			0-0 F9 	0-0 3-1 	4 0 0 0 0 0 1	
Pete Incaviglia, R (1, 9) <small>OBP: 0.325, SLG: 0.482</small>		0-3 K 			0-3 K 			0-0 F9 		3 0 0 0 0 2 0	
Gary Ward, R (1, 7) <small>OBP: 0.376, SLG: 0.413</small>					0-3 K 			0-0 F8 		3 0 0 0 0 1 0	
Larry Parrish, R (1, 10) <small>OBP: 0.341, SLG: 0.521</small>		4-0 2B BB 			0-0 L6 			0-3 K 		2 0 0 0 1 1 0	
Don Slaught, R (1, 2) <small>OBP: 0.333, SLG: 0.524</small>					0-3 K 			0-3 K 		3 0 1 0 0 2 0	
Ruben Sierra, S (1, 8) <small>OBP: 0.236, SLG: 0.394</small>		0-3 K 			0-0 5-3 			4-0 FC6-4 BB 		2 0 0 0 1 1 2	
Steve Buechele, R (1, 5) <small>OBP: 0.307, SLG: 0.431</small>			0-0 F2 			0-3 K 		0-0 FC6-4 		3 0 0 0 0 1 1	
Inning Stats	R: 0 H: 1 E: 0 LOB: 0 K: 1 BB: 0 S: 5 P: 5	R: 0 H: 1 E: 0 LOB: 2 K: 2 BB: 1 S: 8 P: 12	R: 0 H: 0 E: 0 LOB: 0 K: 1 BB: 0 S: 5 P: 5	R: 0 H: 0 E: 0 LOB: 0 K: 2 BB: 0 S: 7 P: 7	R: 0 H: 0 E: 0 LOB: 0 K: 1 BB: 0 S: 5 P: 5	R: 0 H: 0 E: 0 LOB: 0 K: 1 BB: 0 S: 5 P: 5	R: 0 H: 0 E: 0 LOB: 0 K: 0 BB: 0 S: 3 P: 3	R: 0 H: 0 E: 0 LOB: 1 K: 2 BB: 1 S: 7 P: 11	R: 0 H: 0 E: 0 LOB: 0 K: 1 BB: 0 S: 5 P: 5	1B: 0 SF: 0 2B: 2 SAC: 0 3B: 0 DP: 0 HR: 0 HBP: 0	WP: 0 PA: 30 PB: 0 SB: 0 CS: 1
PITCHER Jack Morris, R (1, 1) <small>ERA: 3.47</small>	IP: 9.0 WLS: W BF: 30 H: 2 R: 0 ER: 0 SO: 11 BB: 2 IBB: 0 HBP: 0 BLK: 0 WP: 0 HR: 0 S: 50 P: 58 ERA: 0.00 WHIP: 0.444						PITCHER IP: WLS: BF: H: R: ER: SO: BB: IBB: HBP: BLK: WP: HR: S: P: ERA: WHIP:				

Texas Rangers @ Detroit Tigers
 Tiger Stadium, Detroit, MI
 Fri Jul 18 1986, 7:05 PM EDT
 Att: 23,131 - Unknown

livebaseballscorecards.com

AB	28
R	0
H	2
RBI	0
BB	2
SO	11
LOB	5



BOTTOM

Texas Rangers @ Detroit Tigers
Tiger Stadium, Detroit, MI

Fri Jul 18 1986, 7:05 PM EDT
Att. 23,131 - Unknown

livebaseballscorecards.com

AB 33
R 5
H 11
RBI 5
BB 4
SO 4
LOB 20



WP: 1 PA: 38
PB: 0
SB: 0
CS: 1

AB R H RBI BB SO LOB

4 0 0 0 1 1 3

4 1 1 0 1 0 3

4 1 4 1 0 0 0

3 1 0 0 1 0 5

4 2 3 2 0 1 0

3 0 0 0 1 1 2

4 0 1 1 0 1 2

4 0 2 1 0 0 2

0 0 0 0 0 0 0

3 0 0 0 0 0 3

1B: 9 SF: 0
2B: 1 SAC: 0
3B: 0 DP: 1
HR: 1 HBP: 1

WP: 1 PA: 38
PB: 0
SB: 0
CS: 1

1B: 9 SF: 0
2B: 1 SAC: 0
3B: 0 DP: 1
HR: 1 HBP: 1

WP: 1 PA: 38
PB: 0
SB: 0
CS: 1

1B: 9 SF: 0
2B: 1 SAC: 0
3B: 0 DP: 1
HR: 1 HBP: 1

WP: 1 PA: 38
PB: 0
SB: 0
CS: 1

Batter	1	2	3	4	5	6	7	8	9	AB	R	H	RBI	BB	SO	LOB
Lou Whitaker, L (1, 4) OBP: 0.321, SLG: 0.446	0-0 F7	0-0 F9		0-0 6-3		0-3 K		4-0 G1-4-3 BB		4	0	0	0	1	1	3
Alan Trammell, R (1, 6) OBP: 0.313, SLG: 0.404	0-0 1B 2B		0-0 5-3	4-0 1B WP BB		0-0 F6		0-0 G1-4-3 BB 1-2f		4	1	1	0	1	0	3
Kirk Gibson, L (1, 9) OBP: 0.403, SLG: 0.503	0-0 CS 1B 2-H		0-0 BB 1B	0-0 1-3 1B		0-0 1-3 1B				4	1	4	1	0	0	0
Lance Parrish, R (1, 2) OBP: 0.329, SLG: 0.480	0-0 5-3 1-2		4-0 BB 1B	0-0 1-2 1B BB		0-0 F9		0-0 L6		3	1	0	0	1	0	5
Darnell Coles, R (1, 10) OBP: 0.339, SLG: 0.485		0-0 BB 1B	0-0 1-2 2-H 1B		0-0 HR		0-3 K			4	2	3	2	0	1	0
Larry Herndon, R (1, 7) OBP: 0.309, SLG: 0.394		4-0 1B BB	0-3 K		0-0 F9		0-0 5-3			3	0	0	0	1	1	2
Tom Brookens, R (1, 5) OBP: 0.350, SLG: 0.375		0-3 K	0-0 1-2 2-H 1B		0-0 5-3		0-0 5-3			4	0	1	1	0	1	2
Chet Lemon, R (1, 8) OBP: 0.310, SLG: 0.365		0-0 1-2 2-H 1B	0-0 4-3		0-0 5-3			0-0 E8 1B		4	0	2	1	0	0	2
Dave Engle, R (1, 3) OBP: 0.342, SLG: 0.377		0-0 F8		0-0 F8		1-0 1B HBP		0-0 1-3		0	0	0	0	0	0	0
Darrell Evans, L (2, PH) OBP: 0.354, SLG: 0.459										3	0	0	0	0	0	3
Inning Stats	R: 1 H: 2 E: 0 K: 4 S: 4	L: 2 LOB: 0 BB: 0 P: 4	R: 1 H: 2 E: 0 K: 7 S: 7	L: 2 LOB: 2 BB: 1 P: 11	R: 2 H: 3 E: 0 K: 1 S: 8	L: 3 LOB: 2 BB: 1 P: 12	R: 0 H: 1 E: 0 K: 4 S: 4	L: 1 LOB: 2 BB: 0 P: 7	R: 0 H: 0 E: 0 K: 1 S: 5	L: 0 LOB: 0 BB: 0 P: 5	R: 0 H: 1 E: 1 K: 0 S: 3	L: 1 LOB: 1 BB: 1 P: 7	1B: 9 SF: 0 2B: 1 SAC: 0 3B: 0 DP: 1 HR: 1 HBP: 1	WP: 1 PA: 38 PB: 0 SB: 0 CS: 1		
PITCHER	IP WLS L	BF H R ER SO	H R ER SO	BB IBB HBP BLK	WP HR S P	ERA WHIP	PITCHER	IP WLS L	BF H R ER SO	BB IBB HBP BLK	WP HR S P	ERA WHIP				
Mike Mason, L (1, 1) ERA: 4.16	1.0	6 3 2 0	6 3 3 2	1 0 0 0	0 1 0 0	18.00 4.000	Jeff Russell, R (2, 1) ERA: 5.4	4.0	20 6 3 2	2 0 0 0	1 1 22 30	6.75 2.000				
Mickey Mahler, L (6, 1) ERA: 4.29	2.1	11 2 0 2	11 2 0 2	1 0 1 0	0 0 13 18	0.00 1.286	Dale Mohorcic, R (8, 1) ERA: 2.38	0.2	1 0 0 0	0 0 0 0	0 0 1 1	0.00 0.000				

Batter	1	2	3	4	5	6	7	8	9	10	11	12	AB R H RBI BB SO LOB	TOP				
Oddibe McDowell, L OBP: 0.336, SLG: 0.456 (1, 8) BB	G5-4-3 BB		4-3 1	4-3 3			G3-6-3 1-2f			K			4 0 0 0 1 1 3	Texas Rangers @ Detroit Tigers Tiger Stadium, Detroit, MI Sat Jul 19 1986, 7:05 PM EDT Att. 29,796 - Unknown				
Scott Fletcher, R OBP: 0.374, SLG: 0.443 (1, 6) 1-2f	G5-4-3 1-2f		F8 2B				F8	6-3		G1-4-3			5 0 1 0 0 0 1					
Pete O'Brien, L OBP: 0.375, SLG: 0.482 (1, 3) HR	HR		F8 2				F7	F8		4-3			5 1 1 1 0 0 1					
Pete Incaviglia, R OBP: 0.326, SLG: 0.479 (1, 10) 1B	1B		K				K	K			BB		4 0 1 0 1 3 1					
Gary Ward, R OBP: 0.370, SLG: 0.406 (1, 7) K	K			4-3 1			F8		P1		F9		5 0 0 0 0 1 2					
Larry Parrish, R OBP: 0.339, SLG: 0.518 Curtis Wilkerson, S OBP: 0.273, SLG: 0.289 (12, 4)		4-3 1		1B 2B			5-3		K		K		5 1 1 0 0 2 0 0 0 0 0 0 0 0					
Don Slaught, R OBP: 0.329, SLG: 0.535 (1, 2)		F8 2		F8 2			5-3		K		HR		5 1 1 1 0 1 1					
Ruben Sierra, S OBP: 0.241, SLG: 0.404 (1, 9)				1B IBB			K			F6		1-3	4 0 1 0 1 1 0					
Steve Buechele, R OBP: 0.308, SLG: 0.431 (12, 5)		F7 3		1B			G3-6-3 1B			F8		6-3	5 0 2 1 0 0 1					
Inning Stats	R: 1 H: 2 E: 0 LOB: 1 K: 1 BB: 1 S: 6 P: 10	R: 0 H: 1 E: 0 LOB: 1 K: 0 BB: 0 S: 4 P: 4	R: 0 H: 1 E: 0 LOB: 1 K: 1 BB: 0 S: 6 P: 6	R: 1 H: 2 E: 0 LOB: 2 K: 0 BB: 1 S: 5 P: 9	R: 0 H: 0 E: 0 LOB: 0 K: 1 BB: 0 S: 5 P: 5	R: 0 H: 0 E: 0 LOB: 0 K: 0 BB: 0 S: 3 P: 3	R: 0 H: 1 E: 0 LOB: 0 K: 1 BB: 0 S: 5 P: 5	R: 0 H: 0 E: 0 LOB: 0 K: 1 BB: 0 S: 5 P: 5	R: 0 H: 0 E: 0 LOB: 0 K: 2 BB: 0 S: 7 P: 7	R: 0 H: 0 E: 0 LOB: 0 K: 1 BB: 0 S: 5 P: 5	R: 0 H: 0 E: 0 LOB: 1 K: 0 BB: 1 S: 3 P: 7	R: 1 H: 1 E: 0 LOB: 0 K: 1 BB: 0 S: 6 P: 6	1B: 3 SF: 0 2B: 2 SAC: 0 3B: 1 DP: 2 HR: 2 HBP: 0		WP: 0 PA: 45 PB: 0 SB: 0 CS: 0			
PITCHER	IP WLS BF H R ER SO BB IBB HBP BLK WP HR S P ERA WHIP																	
Randy O'Neal, R ERA: 4.71 (1, 1)	7.0																	
Bill Campbell, R ERA: 3.65 (8, 1)	3.0	9	0	0	0	4	0	0	0	0	0	17	17	0.00	0.000			
Willie Hernandez, L ERA: 3.22 (11, 1)	2.0	W 8	1	1	1	1	1	0	0	0	0	1	9	13	4.50	1.000		

livebaseballscorecards.com

AB	42
R	3
H	8
RBI	3
BB	3
SO	9
LOB	10



Batter	1	2	3	4	5	6	7	8	9	10	11	12	AB R H RBI BB SO LOB
Lou Whitaker, L (1, 4) OBP: 0.322, SLG: 0.444	0-0 4-3		0-0 F7		0-0 4-3		0-0 HBP 1B		0-0 F9			0-0 1B HR 1B	6 1 2 0 0 0 2
Alan Trammell, R (1, 6) OBP: 0.319, SLG: 0.403	4-0 S BB		0-0 6-3		4-0 BB		1-0 FC6-4 HBP		0-0 F8			0-0 1B HR 1B	3 1 1 0 2 0 0
Kirk Gibson, L (1, 9) OBP: 0.398, SLG: 0.507	0-3 K			0-0 F8	0-0 F7		0-3 K		0-3 K			0-0 1B HR	6 1 1 3 0 3 5
Darrell Evans, L (1, 3) OBP: 0.350, SLG: 0.454 Dave Engle, R (7, PH) OBP: 0.333, SLG: 0.366 (8, 3)	0-0 F3			0-0 F8		0-3 K	0-0 FC6-4			0-0 F8			3 0 0 0 0 1 1 2 0 0 0 0 0 2
Johnny Grubb, L (1, 10) OBP: 0.407, SLG: 0.577 Tom Brookens, R (8, PH) OBP: 0.348, SLG: 0.373 Dave Bergman, L (11, PH) OBP: 0.351, SLG: 0.354	0-0 4-3			4-0 BB BB		0-0 HR 1B		0-0 F4			0-0 F8		2 1 1 0 1 0 0 1 0 0 0 0 0 0 1 0 0 0 0 0 0
Darnell Coles, R (1, 5) OBP: 0.340, SLG: 0.493	0-3 K			4-0 BB 1-2 BB		0-0 HR		0-3 K		0-3 K			4 1 1 2 1 3 0
Dave Collins, S (1, 7) OBP: 0.364, SLG: 0.364	0-0 S 1B			0-0 F9		0-0 G6-4-3 1B		0-0 6-3		0-0 6-3			5 0 3 0 0 0 2
Chet Lemon, R (1, 8) OBP: 0.309, SLG: 0.363 Pat Sheridan, L (9, PR) OBP: 0.262, SLG: 0.366 (10, 8)	0-0 F7				0-3 K	0-0 G6-4-3			0-0 CS 1B				4 0 1 0 0 1 2 1 0 0 0 0 0 1
Dwight Lowry, L (1, 2) OBP: 0.417, SLG: 0.467 Lance Parrish, R (9, PH) OBP: 0.328, SLG: 0.477 (10, 2)			0-3 K				0-3 K2-3		0-0 F9			0-3 K	3 0 1 0 0 2 0 2 0 0 0 0 1 1


Inning Stats	R: 0	H: 0	E: 0	K: 1	S: 5	R: 0	H: 1	E: 0	K: 1	S: 6	R: 0	H: 0	E: 0	K: 1	S: 5	R: 0	H: 0	E: 0	K: 0	S: 3	R: 0	H: 0	E: 0	K: 1	S: 5	R: 0	H: 1	E: 0	K: 1	S: 6	R: 0	H: 3	E: 0	K: 1	S: 5	R: 0	H: 0	E: 0	K: 0	S: 3	R: 0	H: 0	E: 0	K: 1	S: 5	R: 0	H: 1	E: 0	K: 1	S: 6	R: 3	H: 3	E: 0	K: 1	S: 6	1B: 9	2B: 0	3B: 0	HR: 2	SF: 0	SAC: 0	DP: 1	HBP: 1	WP: 1	PA: 48
--------------	------	------	------	------	------	------	------	------	------	------	------	------	------	------	------	------	------	------	------	------	------	------	------	------	------	------	------	------	------	------	------	------	------	------	------	------	------	------	------	------	------	------	------	------	------	------	------	------	------	------	------	------	------	------	------	-------	-------	-------	-------	-------	--------	-------	--------	-------	--------

PITCHER	IP	WLS	BF	H	R	ER	SO	BB	IBB	HBP	BLK	WP	HR	S	P	ERA	WHIP
Charlie Hough, R (1, 1) ERA: 3.34	6.1		29	6	2	2	6	4	0	1	0	1	1	36	53	2.84	1.579
Mitch Williams, L (7, 1) ERA: 2.89	3.2		11	1	0	0	3	0	0	0	0	0	0	17	17	0.00	0.273
Greg Harris, R (11, 1) ERA: 3.25	1.1	L	8	4	3	3	2	0	0	0	0	0	1	12	12	20.25	3.000

TEXAS RANGERS @ DETROIT TIGERS
Tiger Stadium, Detroit, MI
 Sat Jul 19 1986, 7:05 PM EDT
 Att: 29,796 - Unknown

livebaseballscorecards.com

AB	43
R	5
H	11
RBI	5
BB	4
SO	11
LOB	16



Batter	1	2	3	4	5	6	7	8	9	AB R H RBI BB SO LOB	TOP
Scott Fletcher, R (1, 6) OBP: 0.376, SLG: 0.444 (7, 5)	0-0 		0-0 FC5-6 			0-0 		0-3 K 		4 0 2 0 0 1 1	
Oddibe McDowell, L (1, 8) OBP: 0.332, SLG: 0.450	0-0 F7 			0-0 3-1 		0-0 G4-6-3 		0-0 F9 		4 0 0 0 0 0 3	
Pete O'Brien, L (1, 3) OBP: 0.374, SLG: 0.478	0-0 3-1 			4-0 		0-0 F5 		0-0 F8 		3 0 0 0 1 0 1	
Pete Incaviglia, R (1, 9) OBP: 0.328, SLG: 0.482		0-0 		0-0 E4 			0-0 	0-3 K 		4 0 2 0 0 1 1	
Larry Parrish, R (1, 10) OBP: 0.335, SLG: 0.511		0-0 F8 		0-0 G4-6-3 			0-3 K 			3 0 0 0 0 1 4	
Tom Paciorek, R (1, 7) OBP: 0.307, SLG: 0.368		0-0 L5 			0-0 L5 		0-0 F8 			3 0 0 0 0 0 2	
Steve Buechele, R (1, 5) OBP: 0.306, SLG: 0.428 Ruben Sierra, S (7, PH) OBP: 0.240, SLG: 0.401 Toby Harrah, R (7, 4) OBP: 0.261, SLG: 0.296		0-0 CS 	0-0 5-3 		0-0 F3 		0-0 3-1 			2 0 0 0 0 0 0 1 0 0 0 0 0 1 0 0 0 0 0 0 0	AB 30 R 0 H 6 RBI 0 BB 1 SO 6 LOB 14
Orlando Mercado, R (1, 2) OBP: 0.281, SLG: 0.264 Geno Petrali, L (8, PH) OBP: 0.272, SLG: 0.380 (8, 2)			0-0 FC5-6 		0-3 K 		0-0 	0-3 K 		2 0 1 0 0 1 0 1 0 0 0 0 1 0	
Curtis Wilkerson, S (1, 4) OBP: 0.274, SLG: 0.280 (7, 6)			0-0 F7 		0-0 		0-3 K 			3 0 1 0 0 1 1	
Inning Stats	R: 0 H: 1 E: 0 LOB: 0 K: 0 BB: 0 S: 3 P: 3	R: 0 H: 1 E: 0 LOB: 0 K: 0 BB: 0 S: 3 P: 3	R: 0 H: 1 E: 0 LOB: 1 K: 0 BB: 0 S: 4 P: 4	R: 0 H: 0 E: 1 LOB: 1 K: 0 BB: 1 S: 3 P: 7	R: 0 H: 0 E: 0 LOB: 0 K: 1 BB: 0 S: 5 P: 5	R: 0 H: 2 E: 0 LOB: 1 K: 0 BB: 0 S: 4 P: 4	R: 0 H: 1 E: 0 LOB: 1 K: 1 BB: 0 S: 6 P: 6	R: 0 H: 0 E: 0 LOB: 0 K: 3 BB: 0 S: 9 P: 9	R: 0 H: 0 E: 0 LOB: 0 K: 1 BB: 0 S: 5 P: 5	1B: 4 SF: 0 2B: 2 SAC: 0 3B: 0 DP: 2 HR: 0 HBP: 0	WP: 0 PA: 32 PB: 0 SB: 0 CS: 2
PITCHER Eric King, R (1, 1) ERA: 2.98	IP WLS BF H R ER SO BB IBB HBP BLK WP HR S P ERA WHIP 9.0 W 31 6 0 0 6 1 0 0 0 0 0 0 42 46 0.00 0.778										

Texas Rangers @ Detroit Tigers
 Tiger Stadium, Detroit, MI
 Sun Jul 20 1986, 3:33 AM EDT
 Att. 26,694 - Unknown

livebaseballscorecards.com



Batter	1	2	3	4	5	6	7	8	9
Lou Whitaker, L (1, 4) OBP: 0.321, SLG: 0.440	0-0 F8		0-0 F7	4-0 HBP BB		0-0 F7			
Alan Trammell, R (1, 6) OBP: 0.321, SLG: 0.401	0-3 K		4-0 S E WP BB	1-0 HBP		0-0 5-3			
Kirk Gibson, L (1, 9) OBP: 0.391, SLG: 0.498	0-0 4-3		0-0 E3 WP S	0-0 F7		0-3 K			
Lance Parrish, R (1, 2) OBP: 0.327, SLG: 0.472		0-3 K	1-0 1-3 2-H HBP		0-0 L4		0-0 F8		
Darrell Evans, L (1, 3) OBP: 0.352, SLG: 0.455		0-3 K	0-0 3		0-0 1B		0-0 1B		
Darnell Coles, R (1, 5) OBP: 0.339, SLG: 0.487		4-0 BB		0-0 2-3	0-0 F4		0-3 K		
Johnny Grubb, L (1, 10) OBP: 0.410, SLG: 0.574		0-0 F7		0-0 1B HBP E 1B	0-3 K		0-3 K		
Larry Herndon, R (5, PH) OBP: 0.306, SLG: 0.389									
Chet Lemon, R (1, 8) OBP: 0.313, SLG: 0.367			0-0 1B E 2B	1-0 1B E HBP		0-0 F5		0-0 5-3	
Dave Collins, S (1, 7) OBP: 0.367, SLG: 0.367			0-0 S E 1B	0-0 E6		0-0 F7			

Inning Stats	R: 0	H: 0	E: 0	K: 1	S: 5	R: 0	H: 0	E: 0	K: 2	S: 7	R: 3	H: 2	E: 1	K: 0	S: 5	R: 1	H: 2	E: 1	K: 0	S: 4	R: 0	H: 1	E: 0	K: 1	S: 6	R: 0	H: 0	E: 0	K: 1	S: 5	R: 0	H: 1	E: 0	K: 2	S: 8
	LOB: 0	BB: 0	P: 5	LOB: 1	BB: 11	LOB: 1	BB: 1	LOB: 3	BB: 1	P: 10	LOB: 1	BB: 3	LOB: 1	BB: 0	P: 6	LOB: 0	BB: 0	LOB: 1	BB: 0	P: 3	LOB: 0	BB: 0	LOB: 0	BB: 0	P: 8	LOB: 0	BB: 0	LOB: 1	BB: 0	P: 8	LOB: 0	BB: 0	LOB: 1	BB: 0	P: 8

PITCHER	IP	WLS	BF	H	R	ER	SO	BB	IBB	HBP	BLK	WP	HR	S	P	ERA	WHIP
Jose Guzman, R (1, 1) ERA: 4.01	3.2	L	20	4	4	3	3	3	0	0	0	1	0	20	35	7.36	1.909
Mickey Mahler, L (4, 1) ERA: 4.05	3.1		11	1	0	0	2	0	0	0	0	0	0	15	15	0.00	0.300
Dale Mohoric, R (8, 1) ERA: 2.28	1.0		4	1	0	0	2	0	0	0	0	0	0	8	8	0.00	1.000

AB R H RBI BB SO LOB

3	0	0	0	1	0	2
2	1	0	0	1	1	0
4	0	0	1	0	1	4
3	0	0	0	0	1	0
4	0	2	0	0	1	2
3	0	0	0	1	1	2
2	1	1	0	0	0	1
2	0	0	0	0	2	2
3	1	1	0	0	0	1
3	1	2	0	0	0	0

1B: 5	SF: 0	WP: 1	PA: 35
2B: 2	SAC: 0	PB: 0	
3B: 0	DP: 1	SB: 3	
HR: 0	HBP: 3	CS: 0	

Texas Rangers @ Detroit Tigers
Tiger Stadium, Detroit, MI
Sun Jul 20 1986, 3:33 AM EDT
Att. 26,694 - Unknown

livebaseballscorecards.com

AB	29
R	4
H	6
RBI	1
BB	3
SO	7
LOB	14



Batter	1	2	3	4	5	6	7	8	9	AB	R	H	RBI	BB	SO	LOB	TOP					
Kirby Puckett, R OBP: 0.371, SLG: 0.548 (1, 8)	0-3 K		0-0 G4-3			4-0 1B BB	0-0 F9		0-0 F3	4	1	0	0	1	1	3						
Gary Gaetti, R OBP: 0.332, SLG: 0.497 (1, 5)	0-0 F7			0-0 6-3		0-0 F9		0-0 2B	0-0 FC5-4	5	0	1	0	0	0	3						
Kent Hrbek, L OBP: 0.391, SLG: 0.557 (1, 3)	0-3 K			0-3 K		0-0 1B 1-H 1B		0-0 F7		4	0	1	1	0	2	1						
Tom Brunansky, R OBP: 0.318, SLG: 0.470 (1, 9)		0-0 G6-4-3 1B		0-0 F2		0-0 BB 1B		0-3 K		4	0	2	0	0	1	1						
Roy Smalley, S OBP: 0.356, SLG: 0.527 (1, 10)		0-0 G6-4-3			0-0 F7	4-0 1-2 BB		4-0 IBB		2	0	0	0	2	0	1						
Tim Laudner, R OBP: 0.364, SLG: 0.505 (1, 2)		0-0 2B			4-0 1B BB	0-3 K		0-0 F7		2	0	1	0	1	1	3						
Randy Bush, L OBP: 0.340, SLG: 0.450 (8, PH)										1	0	0	0	0	0	2						
Jeff Reed, L OBP: 0.291, SLG: 0.312 (8, 2)										0	0	0	0	0	0	0						
Ron Washington, R OBP: 0.300, SLG: 0.511 (1, 4)		0-0 6-3			0-0 1B FC6-4 1B	0-0 4-3			0-0 5-3 1B	2	0	1	0	0	0	1						
Mark Salas, L OBP: 0.295, SLG: 0.372 (6, PH)										1	0	0	0	0	0	3						
Steve Lombardozzi, R OBP: 0.343, SLG: 0.420 (6, 4)										1	0	1	0	0	0	0						
Mickey Hatcher, R OBP: 0.272, SLG: 0.287 (1, 7)			4-0 FC3-6 BB		0-0 F9		0-0 F9		0-0 5-3	3	0	0	0	1	0	3						
Greg Gagne, R OBP: 0.295, SLG: 0.356 (1, 6)			0-0 FC3-6 G4-3		0-0 FC6-4		0-0 6-3		4-0 FC5-4 BB	3	0	0	0	1	0	3						
Inning Stats	R: 0 E: 0 K: 2 S: 7	H: 0 LOB: 0 BB: 0 P: 7	R: 0 E: 0 K: 0 S: 4	H: 2 LOB: 1 BB: 0 P: 4	R: 0 E: 0 K: 0 S: 2	H: 0 LOB: 0 BB: 1 P: 6	R: 0 E: 0 K: 1 S: 5	H: 0 LOB: 0 BB: 0 P: 5	R: 0 E: 0 K: 1 S: 4	H: 1 LOB: 2 BB: 1 P: 8	R: 1 E: 0 K: 1 S: 7	H: 2 LOB: 3 BB: 2 P: 15	R: 0 E: 0 K: 0 S: 3	H: 0 LOB: 0 BB: 0 P: 3	R: 0 E: 0 K: 1 S: 6	H: 1 LOB: 2 BB: 1 P: 10	R: 0 E: 0 K: 0 S: 4	H: 1 LOB: 2 BB: 1 P: 8	1B: 5 2B: 2 3B: 0 HR: 0	SF: 0 SAC: 0 DP: 2 HBP: 0	WP: 0 PB: 0 SB: 0 CS: 0	PA: 38
PITCHER	IP	WLS	BF	H	R	ER	SO	BB	IBB	HBP	BLK	WP	HR	S	P	ERA	WHIP					
Mark Thurmond, L ERA: 6.13 (1, 1)	5.1	L	23	5	1	1	3	4	0	0	0	0	0	25	41	1.69	1.688					
Jim Slaton, R ERA: 5.42 (6, 1)	3.0		13	2	0	0	2	1	1	0	0	0	0	15	23	0.00	1.000					
Jim Slaton, R ERA: 5.42 (9, 1)	3.0		13	2	0	0	2	1	1	0	0	0	0	15	23	0.00	1.000					
Bill Campbell, R ERA: 3.55 (9, 1)	0.2		2	0	0	0	0	0	0	0	0	0	0	2	2	0.00	0.000					

Minnesota Twins @ Detroit Tigers
Tiger Stadium, Detroit, MI
 Mon Jul 21 1986, 7:05 PM EDT
 Att: 21,895 - Unknown

livebaseballscorecards.com

AB	32
R	1
H	7
RBI	1
BB	6
SO	5
LOB	24



Batter	1	2	3	4	5	6	7	8	9	AB	R	H	RBI	BB	SO	LOB
Tom Brookens, R (1, 4) OBP: 0.343, SLG: 0.366 Lou Whitaker, L (9, PH) OBP: 0.323, SLG: 0.444	0-3 K		0-3 K			0-0 F9			0-0 SH1-3 2B	3	0	0	0	0	2	0
Alan Trammell, R (1, 6) OBP: 0.318, SLG: 0.397	0-0 F9		0-0 6-3			0-0 F4			0-0 SH1-3 2-3	3	0	0	0	0	0	0
Kirk Gibson, L (1, 9) OBP: 0.385, SLG: 0.488	0-0 F9			0-0 F5			0-3 K		0-0 F6	4	0	0	0	0	1	1
Lance Parrish, R (1, 10) OBP: 0.329, SLG: 0.471 (9, 2)		0-0 E 1B 1B		0-0 6-3			4-0 BB		0-3 K	3	0	1	0	1	1	1
Darnell Coles, R (1, 5) OBP: 0.336, SLG: 0.482		0-0 F9		0-0 F8			0-0 F8			3	0	0	0	0	0	2
Larry Herndon, R (1, 7) OBP: 0.306, SLG: 0.389		0-0 E4 1B			0-0 G5-4-3 1B		0-0 F9			3	0	1	0	0	0	2
Chet Lemon, R (1, 8) OBP: 0.313, SLG: 0.367		0-0 1-2 2-H 1B			0-0 G5-4-3 1-2f			0-3 K		3	0	1	0	0	1	1
Dave Engle, R (1, 3) OBP: 0.321, SLG: 0.351		0-0 F9			0-0 F8			0-0 F8		3	0	0	0	0	0	2
Dwight Lowry, L (1, 2) OBP: 0.400, SLG: 0.447 Dave Collins, S (8, PH) OBP: 0.366, SLG: 0.366 Jim Slaton, R (9, 1) Bill Campbell, R (9, 1)			0-0 F5			0-0 F7		0-0 3-1		2	0	0	0	0	0	0

BOTTOM

Minnesota Twins @ Detroit Tigers
Tiger Stadium, Detroit, MI
Mon Jul 21 1986, 7:05 PM EDT
Att. 21,895 - Unknown

AB	29
R	0
H	4
RBI	0
BB	1
SO	5
LOB	9



Inning Stats		R: 0	H: 0	E: 0	K: 1	S: 5	R: 0	H: 2	E: 1	K: 0	S: 5	R: 0	H: 0	E: 0	K: 1	S: 5	R: 0	H: 0	E: 0	K: 0	S: 3	R: 0	H: 1	E: 0	K: 0	S: 3	R: 0	H: 0	E: 0	K: 1	S: 5	R: 0	H: 0	E: 0	K: 1	S: 5	R: 0	H: 1	E: 0	K: 1	S: 6	1B: 3	2B: 1	3B: 0	HR: 0	SF: 0	SAC: 1	DP: 1	HBP: 0	WP: 0	PB: 0	SB: 0	CS: 0	PA: 31
PITCHER	IP	WLS	BF	H	R	ER	SO	BB	IBB	HBP	BLK	WP	HR	S	P	ERA	WHIP	PITCHER	IP	WLS	BF	H	R	ER	SO	BB	IBB	HBP	BLK	WP	HR	S	P	ERA	WHIP																			
Frank Viola, L (1, 1) ERA: 4.9	7.2	W	26	3	0	0	4	1	0	0	0	0	0	33	37	0.00	0.522	Keith Atherton, R (8, 1) ERA: 3.52	1.1	S	5	1	0	0	1	0	0	0	0	0	7	7	0.00	0.750																				

livebaseballscorecards.com

Batter	1	2	3	4	5	6	7	8	9	AB R H RBI BB SO LOB	TOP											
Kirby Puckett, R (1, 8) OBP: 0.367, SLG: 0.543	0-3 K		0-0 4-3			0-0 6-3		0-0 6-3		4 0 0 0 0 1 0												
Randy Bush, L (1, 7) OBP: 0.335, SLG: 0.441	0-3 K			0-0 E4 BB		0-3 K		0-3 K		4 0 0 0 0 3 0												
Kent Hrbek, L (1, 3) OBP: 0.392, SLG: 0.559	0-3 K			0-0 F6		0-0 2B			0-0 1B BB 1B	4 0 2 0 0 1 1												
Tom Brunansky, R (1, 9) OBP: 0.314, SLG: 0.465		0-0 F8		0-0 F9		0-0 6-3			0-0 F8	4 0 0 0 0 0 3												
Gary Gaetti, R (1, 5) OBP: 0.334, SLG: 0.494		0-0 F9		4-0 1-2 BB			0-3 K		4-0 1-2 BB	2 0 0 0 2 1 0												
Roy Smalley, S (1, 10) OBP: 0.354, SLG: 0.522		4-0 FC6-4 BB		0-0 F7			0-3 K		0-0 F8	3 0 0 0 1 1 4												
Steve Lombardozzi, R (1, 4) OBP: 0.343, SLG: 0.417 Tim Laudner, R (9, PH) OBP: 0.370, SLG: 0.510		0-0 FC6-4 1-2f			0-0 5-3		4-0 BB		0-0 1-2 2-3 1B	2 0 0 0 1 0 1 1 0 1 0 0 0 0	AB 31 R 0 H 3 RBI 0 BB 4 SO 8 LOB 13											
Mark Salas, L (1, 2) OBP: 0.290, SLG: 0.365 Mickey Hatcher, R (9, PH) OBP: 0.271, SLG: 0.286			0-0 F2		0-0 6-3		0-0 F9		0-0 F3	3 0 0 0 0 0 1 1 0 0 0 0 0 3												
Greg Gagne, R (1, 6) OBP: 0.292, SLG: 0.352			0-0 4-3		0-3 K			0-0 F8		3 0 0 0 0 1 0												
Inning Stats	R: 0 E: 0 K: 3 S: 9	H: 0 LOB: 0 BB: 0 P: 9	R: 0 E: 0 K: 0 S: 3	H: 0 LOB: 1 BB: 1 P: 7	R: 0 E: 0 K: 0 S: 3	H: 0 LOB: 0 BB: 0 P: 3	R: 0 E: 1 K: 0 S: 4	H: 0 LOB: 2 BB: 1 P: 8	R: 0 E: 0 K: 1 S: 5	H: 0 LOB: 0 BB: 0 P: 5	R: 0 E: 0 K: 1 S: 6	H: 1 LOB: 1 BB: 0 P: 6	R: 0 E: 0 K: 2 S: 7	H: 0 LOB: 1 BB: 1 P: 11	R: 0 E: 0 K: 1 S: 5	H: 0 LOB: 0 BB: 0 P: 5	R: 0 E: 0 K: 0 S: 5	H: 2 LOB: 3 BB: 1 P: 9	1B: 2 2B: 1 3B: 0 HR: 0	SF: 0 SAC: 0 DP: 0 HBP: 0	WP: 0 PB: 0 SB: 0 CS: 0	PA: 35
PITCHER	IP WLS BF H R ER SO BB IBB HBP BLK WP HR S P ERA WHIP																					
Walt Terrell, R (1, 1) ERA: 4.14	8.2 W 34 3 0 0 8 4 0 0 0 0 0 0 46 62 0.00 0.808																					
Willie Hernandez, L (9, 1) ERA: 3.2	0.1 S 1 0 0 0 0 0 0 0 0 0 0 0 1 1 0.00 0.000																					

Minnesota Twins @ Detroit Tigers
Tiger Stadium, Detroit, MI
 Tue Jul 22 1986, 7:05 PM EDT
 Att: 18,974 - Unknown

livebaseballscorecards.com




Batter	1	2	3	4	5	6	7	8	9
Lou Whitaker, L (1, 4) OBP: 0.319, SLG: 0.439	0-0 4-3		0-0 6-3		0-0 G4-6-3			0-0 F8	
Alan Trammell, R (1, 6) OBP: 0.315, SLG: 0.392	0-3 K		0-0 5-3			0-0 F9		0-0 F3	
Kirk Gibson, L (1, 9) OBP: 0.379, SLG: 0.479	0-0 L3		0-0 4-3			0-3 K		0-3 K	
Darrell Evans, L (1, 3) OBP: 0.355, SLG: 0.453		0-0 G3		4-0 CS BB		4-0 HR BB			
Johnny Grubb, L (1, 10) OBP: 0.422, SLG: 0.684		0-0 HR		0-0 F7		0-0 HR			
Darnell Coles, R (1, 5) OBP: 0.335, SLG: 0.479		4-0 SH2-3 BB		0-0 F9		0-3 K			
Dave Collins, S (1, 7) OBP: 0.363, SLG: 0.363		0-0 SH2-3		0-0 CS	0-0 F7		0-0 4-3		
Chet Lemon, R (1, 8) OBP: 0.316, SLG: 0.367 Pat Sheridan, L (2, PR) OBP: 0.265, SLG: 0.368 (3, 8)		1-0 HBP			0-0 1B 1B		0-0 G3		
Dwight Lowry, L (1, 2) OBP: 0.396, SLG: 0.440		0-3 K			0-0 G4-6-3 1B		0-0 F8		

Inning Stats	R: 0	H: 0	E: 0	K: 1	S: 5	R: 1	H: 1	E: 0	K: 1	S: 6	R: 0	H: 0	E: 0	K: 0	S: 3	R: 0	H: 0	E: 0	K: 0	S: 2	R: 0	H: 2	E: 0	K: 0	S: 4	R: 2	H: 1	E: 0	K: 2	S: 8	R: 0	H: 0	E: 0	K: 0	S: 3	R: 0	H: 0	E: 0	K: 1	S: 5				
	LOB: 0	BB: 0	P: 5	ER: 0	SO: 5	LOB: 2	BB: 1	P: 11	LOB: 0	BB: 0	P: 3	LOB: 0	BB: 1	P: 6	LOB: 1	BB: 0	P: 4	LOB: 0	BB: 1	P: 12	LOB: 0	BB: 0	P: 3	LOB: 0	BB: 0	P: 5	LOB: 0	BB: 0	P: 5	LOB: 0	BB: 0	P: 5	LOB: 0	BB: 0	P: 5	LOB: 0	BB: 0	P: 5	LOB: 0	BB: 0	P: 5			
PITCHER Bert Blyleven, R (1, 1) ERA: 4.71	IP: 8.0	WLS: L	BF: 30	H: 4	R: 3	ER: 3	SO: 5	BB: 3	IBB: 0	HBP: 1	BLK: 0	WP: 0	HR: 2	S: 36	P: 49	ERA: 3.38	WHIP: 0.875																											
	1B: 2	2B: 0	3B: 0	HR: 2	SF: 0	SAC: 1	DP: 1	HBP: 1	WP: 0	PA: 31																																		
	IP	WLS	BF	H	R	ER	SO	BB	IBB	HBP	BLK	WP	HR	S	P	ERA	WHIP	IP	WLS	BF	H	R	ER	SO	BB	IBB	HBP	BLK	WP	HR	S	P	ERA	WHIP										

BOTTOM

Minnesota Twins @ Detroit Tigers
Tiger Stadium, Detroit, MI
Tue Jul 22 1986, 7:05 PM EDT
Att. 18,974 - Unknown

AB	25
R	3
H	4
RBI	3
BB	3
SO	5
LOB	6



livebaseballscorecards.com

Batter	1	2	3	4	5	6	7	8	9	AB R H RBI BB SO LOB	TOP											
Kirby Puckett, R (1, 8) OBP: 0.366, SLG: 0.539	4-0 E S E BB		0-0 FC1-6 WP 1-2f		0-3 K			0-0 6-3		3 1 0 0 1 1 2												
Roy Smalley, S (1, 10) OBP: 0.350, SLG: 0.514	0-0 F8		0-3 K 1-2			0-0 F7		0-0 F7		4 0 0 0 0 1 2												
Kent Hrbek, L (1, 3) OBP: 0.391, SLG: 0.558	0-0 F7		0-0 F8			0-0 3-1		0-0 1B 2B		4 1 1 0 0 0 2												
Tom Brunansky, R (1, 9) OBP: 0.316, SLG: 0.466	0-0 E6 1-H			0-0 CS 1B		0-0 5-3		0-0 2-H 1B		4 0 2 1 0 0 0												
Randy Bush, L (1, 7) OBP: 0.335, SLG: 0.440	0-0 3-1			0-3 K			0-0 G5-4-3 1B	0-3 K		3 0 1 0 0 1 2												
Mickey Hatcher, R (8, 7) OBP: 0.270, SLG: 0.284	1-2									1 0 0 0 0 1 1												
Gary Gaetti, R (1, 5) OBP: 0.331, SLG: 0.489		0-3 K		0-0 F2		0-0 G5-4-3 1B		0-0 F2		4 0 0 0 0 1 3												
Steve Lombardozzi, R (1, 4) OBP: 0.343, SLG: 0.416		0-0 F3		0-0 CS 1-2	0-0 SH1-4 1B		0-0 5-3			3 0 1 0 0 0 0												
Jeff Reed, L (1, 2) OBP: 0.284, SLG: 0.304		0-3 K			0-0 SH1-4 1-2			0-0 F7		2 0 0 0 0 1 0												
Greg Gagne, R (1, 6) OBP: 0.294, SLG: 0.353			0-0 FC1-6 1B			0-0 F4		0-3 K		2 0 1 0 0 0 1												
Ron Washington, R (8, PH) OBP: 0.294, SLG: 0.500										1 0 0 0 0 1 0												
Alvaro Espinoza, R (8, 6)										0 0 0 0 0 0 0												
Inning Stats	R: 1 E: 1 K: 0 S: 4	H: 0 LOB: 1 BB: 1 P: 8	R: 0 E: 0 K: 2 S: 7	H: 0 LOB: 0 BB: 0 P: 7	R: 0 E: 0 K: 1 S: 6	H: 1 LOB: 1 BB: 0 P: 6	R: 0 E: 0 K: 1 S: 5	H: 1 LOB: 0 BB: 0 P: 5	R: 0 E: 0 K: 1 S: 6	H: 1 LOB: 1 BB: 0 P: 6	R: 0 E: 0 K: 0 S: 3	H: 0 LOB: 0 BB: 0 P: 3	R: 0 E: 0 K: 0 S: 3	H: 1 LOB: 0 BB: 0 P: 3	R: 0 E: 0 K: 1 S: 5	H: 0 LOB: 0 BB: 0 P: 5	R: 1 E: 0 K: 1 S: 7	H: 2 LOB: 1 BB: 0 P: 7	1B: 5 2B: 1 3B: 0 HR: 0	SF: 0 SAC: 1 DP: 1 HBP: 0	WP: 1 PB: 0 SB: 2 CS: 1	PA: 34
PITCHER	IP WLS BF H R ER SO BB IBB HBP BLK WP HR S P ERA WHIP																					
Jack Morris, R (1, 1) ERA: 3.3	8.0 W 28 4 1 0 6 1 0 0 0 1 0 39 43 0.00 0.625																					
Jim Slaton, R (9, 1) ERA: 5.47	1.0 5 2 1 1 1 0 0 0 0 0 0 7 7 9.00 2.000																					

Minnesota Twins @ Detroit Tigers
Tiger Stadium, Detroit, MI
Wed Jul 23 1986, 7:05 PM EDT
Att: 23,096 - Unknown

livebaseballscorecards.com

AB	31
R	2
H	6
RBI	1
BB	1
SO	7
LOB	13



Batter	1	2	3	4	5	6	7	8	9	AB	R	H	RBI	BB	SO	LOB
Tom Brookens, R (1, 4) OBP: 0.333, SLG: 0.355	0-3 K		0-0 F9		0-0 5-3	0-0 F8		0-0 FC5-4 WP HR		5	1	0	0	0	1	1
Alan Trammell, R (1, 6) OBP: 0.319, SLG: 0.392	4-0 1B BB		0-0 F8		0-0 L6		0-0 1B 1B	4-0 1-2 HR BB		3	2	1	0	2	0	0
Kirk Gibson, L (1, 9) OBP: 0.383, SLG: 0.495	0-0 G5-4-3 1-2 1B		0-0 G3		0-3 K		0-0 1B HBP SF9 1-3 1B	0-0 1-H 2-H HR		5	2	3	3	0	1	0
Lance Parrish, R (1, 2) OBP: 0.331, SLG: 0.470	0-0 G5-4-3 1-2f			0-0 F8		0-0 1B HR 1B	1-0 SF9 1-2 SF7 HBP	0-3 K		3	2	1	0	0	0	2
Dwight Lowry, L (8, 2) OBP: 0.389, SLG: 0.431										1	0	0	0	0	1	0
Darnell Coles, R (1, 5) OBP: 0.333, SLG: 0.474		0-0 F8		0-0 F4		0-0 F3		0-0 5-3		5	0	1	1	0	0	1
Larry Herndon, R (1, 7) OBP: 0.310, SLG: 0.393		0-0 FC3-6 BB 1B		0-0 2B 1B		0-0 F4	0-0 SF9			3	1	2	1	0	0	1
Chet Lemon, R (1, 8) OBP: 0.323, SLG: 0.374		4-0 FC3-6 1-2 BB		0-0 2B 2B		1-0 1B HR HBP	0-0 SF7			1	2	1	1	1	0	0
Darrell Evans, L (1, 3) OBP: 0.357, SLG: 0.457		0-0 FC3-6 1-2 2-3		0-0 2B		0-0 HR 1B	0-0 F3			4	1	2	2	0	0	3
Dave Engle, R (1, 10) OBP: 0.313, SLG: 0.342		0-0 5-3		0-3 K		0-0 HR		0-0 FC5-4 1B		2	0	0	0	0	1	3
Johnny Grubb, L (6, PH) OBP: 0.439, SLG: 0.746										2	1	2	4	0	0	0

Inning Stats	R: 0	H: 1	E: 0	LOB: 1	K: 1	P: 9	R: 0	H: 1	E: 0	LOB: 2	K: 0	P: 8	R: 0	H: 0	E: 0	LOB: 0	K: 0	P: 3	R: 2	H: 3	E: 0	LOB: 1	K: 1	P: 8	R: 0	H: 0	E: 0	LOB: 0	K: 1	P: 5	R: 4	H: 3	E: 0	LOB: 0	K: 0	P: 7	R: 3	H: 3	E: 0	LOB: 1	K: 0	P: 7	R: 3	H: 2	E: 0	LOB: 0	K: 1	P: 11
1B: 9	SF: 2	WP: 1	PA: 41																																													
2B: 2	SAC: 0	PB: 0																																														
3B: 0	DP: 1	SB: 0																																														
HR: 2	HBP: 2	CS: 0																																														

PITCHER	IP	WLS	BF	H	R	ER	SO	BB	IBB	HBP	BLK	WP	HR	S	P	ERA	WHIP
Allan Anderson, L (1, 1) ERA: 5.69	5.2	L	26	7	5	5	3	2	0	1	0	0	0	29	38	7.94	1.588
Frank Pastore, R (6, 1) ERA: 3.72	0.1		4	3	3	3	0	0	0	0	0	0	1	4	4	81.00	9.000
Roy Lee Jackson, R (7, 1) ERA: 2.87	1.0		5	1	1	1	0	0	0	1	0	0	0	4	5	9.00	1.000
Ron Davis, R (8, 1) ERA: 9.0	1.0		6	2	3	3	1	1	0	0	0	1	1	7	11	27.00	3.000

BOTTOM

Minnesota Twins @ Detroit Tigers
Tiger Stadium, Detroit, MI
Wed Jul 23 1986, 7:05 PM EDT
Att. 23,096 - Unknown

livebaseballscorecards.com

AB	34
R	12
H	13
RBI	12
BB	3
SO	4
LOB	11



WP : 1	PA : 41
PB : 0	
SB : 0	
CS : 0	

Batter	1	2	3	4	5	6	7	8	9	AB R H RBI BB SO LOB	TOP											
Lonnie Smith, R (1, 7) OBP: 0.362, SLG: 0.397	0-0 F8		0-0 6-3			0-0 4-3 1B		0-0 HR		4 1 2 1 0 0 0												
Willie Wilson, S (1, 8) OBP: 0.303, SLG: 0.350	0-0 4-3		0-3 K			0-0 4-3 1-2		0-0 E1 BB		4 0 0 0 0 1 1												
George Brett, L (1, 5) OBP: 0.417, SLG: 0.441	0-0 4-3				0-0 F8	4-0 IBB		4-0 L4-3 BB		2 0 0 0 2 0 0												
Hal McRae, R (1, 10) OBP: 0.311, SLG: 0.400		0-0 6-3			0-0 F5	0-0 F8		0-0 L4-3 1-2		4 0 0 0 0 0 4												
Frank White, R (1, 4) OBP: 0.326, SLG: 0.464		0-0 2B			4-0 BB	0-3 K			0-0 6-3	3 0 1 0 1 1 2												
Steve Balboni, R (1, 3) OBP: 0.293, SLG: 0.459		0-0 F7			0-0 L6		0-0 G4-6-3 1B		0-0 4-3	4 0 1 0 0 0 2												
Mike Kingery, L (1, 9) OBP: 0.310, SLG: 0.396		4-0 IBB				0-0 5-3	0-0 G4-6-3 1-2		0-0 3-1	3 0 0 0 1 0 1	AB 30 R 1 H 4 RBI 1 BB 4 SO 4 LOB 12											
Jim Sundberg, R (1, 2) OBP: 0.294, SLG: 0.284		0-3 K				0-0 F9	0-0 6-3			3 0 0 0 0 1 2												
Angel Salazar, R (1, 6) OBP: 0.260, SLG: 0.317			0-0 F8			0-3 K		0-0 4-3		3 0 0 0 0 1 0												
Inning Stats	R: 0 E: 0 K: 0 S: 3	H: 0 LOB: 0 BB: 0 P: 3	R: 0 E: 0 K: 1 S: 6	H: 1 LOB: 2 BB: 1 P: 10	R: 0 E: 0 K: 1 S: 5	H: 0 LOB: 0 BB: 0 P: 5	R: 0 E: 0 K: 0 S: 3	H: 0 LOB: 1 BB: 1 P: 7	R: 0 E: 0 K: 1 S: 5	H: 0 LOB: 0 BB: 0 P: 5	R: 0 E: 0 K: 1 S: 6	H: 1 LOB: 2 BB: 1 P: 10	R: 0 E: 0 K: 0 S: 3	H: 1 LOB: 0 BB: 0 P: 3	R: 1 E: 1 K: 0 S: 4	H: 1 LOB: 1 BB: 1 P: 8	R: 0 E: 0 K: 0 S: 3	H: 0 LOB: 0 BB: 0 P: 3	1B: 2 2B: 2 3B: 0 HR: 1	SF: 0 SAC: 0 DP: 2 HBP: 0	WP: 0 PB: 0 SB: 0 CS: 0	PA: 34
PITCHER	IP WLS BF H R ER SO BB IBB HBP BLK WP HR S P ERA WHIP												PITCHER	IP WLS BF H R ER SO BB IBB HBP BLK WP HR S P ERA WHIP								
Randy O'Neal, R (1, 1) ERA: 4.31	7.1 L 30 4 1 1 4 2 2 0 0 0 1 34 50 1.23 0.818																					
Bill Campbell, R (8, 1) ERA: 3.33	1.2 4 0 0 0 0 0 0 0 0 0 0 4 4 0.00 0.000																					

Kansas City Royals @ Detroit Tigers
 Tiger Stadium, Detroit, MI
 Thu Jul 24 1986, 7:05 PM EDT
 Att: 26,401 - Unknown

livebaseballscorecards.com



Batter	1	2	3	4	5	6	7	8	9	AB R H RBI BB SO LOB
Lou Whitaker, L (1, 4) OBP: 0.323, SLG: 0.440	0-0 1B 1B		0-3 K		0-3 K		4-0 IBB		0-0 FC5-4 1B 1-2	4 0 2 0 1 2 0
Alan Trammell, R (1, 6) OBP: 0.315, SLG: 0.386	0-0 F8		0-0 F9		0-0 F8		0-3 K		0-0 FC5-4 1-2f	5 0 0 0 0 1 5
Kirk Gibson, L (1, 9) OBP: 0.385, SLG: 0.496	0-0 F5		0-0 S 1B		0-3 K		0-0 1B			4 0 2 0 0 1 1
Lance Parrish, R (1, 2) OBP: 0.332, SLG: 0.470	0-0 1-2 1B		0-0 F6 1-2		0-0 1B		0-3 K			4 0 2 0 0 1 2
Darrell Evans, L (1, 3) OBP: 0.353, SLG: 0.452	0-0 3-1			0-3 K		0-0 F2		0-0 L4		3 0 0 0 0 1 3
Darnell Coles, R (8, PH) OBP: 0.332, SLG: 0.472										1 0 0 0 0 0 1
Dwight Lowry, L (9, 3) OBP: 0.389, SLG: 0.431										0 0 0 0 0 0 0
Johnny Grubb, L (1, 10) OBP: 0.435, SLG: 0.726		0-0 4-3		0-0 E 1B 1B		0-0 F7		0-0 F3		3 0 1 0 0 0 1
Larry Herndon, R (8, PH) OBP: 0.308, SLG: 0.391										1 0 0 0 0 0 1
Dave Collins, S (1, 7) OBP: 0.369, SLG: 0.366		4-0 BB 4-3 BB		0-0 E7 1-3 1B			0-0 S 1B		0-0 5-3	3 0 2 0 1 0 0
Chet Lemon, R (1, 8) OBP: 0.317, SLG: 0.367		0-0 4-3 1-2		0-0 G5-4-3 1-2f			0-0 F7		0-0 F6	4 0 0 0 0 0 4
Tom Brookens, R (1, 5) OBP: 0.332, SLG: 0.353		0-3 K			0-0 F2		0-3 K 1-2		0-0 1B	4 0 1 0 0 2 2

Inning Stats	R: 0 E: 0 K: 5 S: 5	H: 2 LOB: 2 BB: 0 P: 5	R: 0 E: 0 K: 1 S: 5	H: 0 LOB: 1 BB: 1 P: 9	R: 0 E: 0 K: 1 S: 6	H: 1 LOB: 1 BB: 0 P: 6	R: 0 E: 1 K: 1 S: 6	H: 2 LOB: 1 BB: 0 P: 6	R: 0 E: 0 K: 1 S: 5	H: 1 LOB: 1 BB: 0 P: 6	R: 0 E: 0 K: 2 S: 8	H: 1 LOB: 2 BB: 1 P: 12	R: 0 E: 0 K: 1 S: 6	H: 1 LOB: 1 BB: 0 P: 6	R: 0 E: 0 K: 0 S: 5	H: 2 LOB: 2 BB: 0 P: 5	1B: 10 2B: 0 3B: 0 HR: 0	SF: 0 SAC: 0 DP: 1 HBP: 0
--------------	------------------------------	---------------------------------	------------------------------	---------------------------------	------------------------------	---------------------------------	------------------------------	---------------------------------	------------------------------	---------------------------------	------------------------------	----------------------------------	------------------------------	---------------------------------	------------------------------	---------------------------------	-----------------------------------	------------------------------------

PITCHER	IP	WLS	BF	H	R	ER	SO	BB	IBB	HBP	BLK	WP	HR	S	P	ERA	WHIP
Scott Bankhead, R (1, 1) ERA: 4.08	7.0	W	29	7	0	0	7	1	1	0	0	0	0	41	49	0.00	1.143
Bud Black, L (8, 1) ERA: 3.71	1.2		8	3	0	0	1	0	0	0	0	0	0	10	10	0.00	1.800
Dan Quisenberry, R (9, 1) ERA: 2.74	0.1	S	1	0	0	0	0	0	0	0	0	0	0	1	1	0.00	0.000

BOTTOM

Kansas City Royals @ Detroit Tigers
Tiger Stadium, Detroit, MI
Thu Jul 24 1986, 7:05 PM EDT
Att. 26,401 - Unknown

livebaseballscorecards.com

AB	36
R	0
H	10
RBI	0
BB	2
SO	8
LOB	20



WP: 0	PA: 38
PB: 0	
SB: 2	
CS: 0	

Batter	1	2	3	4	5	6	7	8	9	AB R H RBI BB SO LOB	TOP											
Lonnie Smith, R (1, 7) ^x OBP: 0.364, SLG: 0.400 Darryl Motley, R (8, 7) OBP: 0.225, SLG: 0.331	0-0 4-3		0-0 1-H 2B		0-0 F8		4-0 1B BB		0-0 3-1 1-3 1B	3 0 1 1 1 0 1 1 0 1 0 0 0 0												
Willie Wilson, S (1, 8) OBP: 0.305, SLG: 0.349 Lynn Jones, R (8, 8) OBP: 0.256, SLG: 0.189	0-3 K		4-0 BB		4-0 1-2 BB		0-0 L8		0-0 4-3 1-2 3-H	2 0 0 0 2 1 1 1 0 0 1 0 0 1												
George Brett, L (1, 5) ^x OBP: 0.411, SLG: 0.433	0-0 L6		0-0 L9		0-0 F7		0-0 F8		0-0 3-1 2-3	5 0 0 0 0 0 6												
Hal McRae, R (1, 10) OBP: 0.308, SLG: 0.394		0-0 L5		0-3 K	0-3 K		0-0 1-3 1B		0-0 5-3	5 0 1 0 0 2 3												
Frank White, R (1, 4) OBP: 0.323, SLG: 0.459 Buddy Biancalana, S (7, 4) OBP: 0.333, SLG: 0.391		0-0 F8		0-3 K		0-0 6-3	0-0 G3			4 0 0 0 0 1 2 0 0 0 0 0 0 0												
Steve Balboni, R (1, 3) OBP: 0.293, SLG: 0.455		0-3 K		4-0 1B BB		0-0 F3		0-0 5-3		3 0 0 0 1 1 0												
Mike Kingery, L (1, 9) OBP: 0.323, SLG: 0.421			0-3 K	0-0 1-2 1B		0-0 2B		0-0 3-1		4 0 2 0 0 1 0												
Jim Sundberg, R (1, 2) OBP: 0.294, SLG: 0.281			0-0 F3	0-0 G1-4-3		4-0 FC6-4 BB		0-0 F3		3 0 0 0 1 0 2												
Angel Salazar, R (1, 6) OBP: 0.265, SLG: 0.319 Jorge Orta, L (9, PH) OBP: 0.344, SLG: 0.437			4-0 2B BB		0-0 1B	0-0 FC6-4		0-0 1B 4-3 1B		2 1 1 0 1 0 2 1 1 1 0 0 0 0												
Inning Stats	R: 0 E: 0 K: 1 S: 5	H: 0 LOB: 0 BB: 0 P: 5	R: 0 E: 0 K: 1 S: 5	H: 0 LOB: 0 BB: 0 P: 5	R: 1 E: 0 K: 1 S: 6	H: 1 LOB: 2 BB: 2 P: 14	R: 0 E: 0 K: 2 S: 8	H: 1 LOB: 2 BB: 1 P: 12	R: 0 E: 0 K: 1 S: 6	H: 1 LOB: 2 BB: 1 P: 10	R: 0 E: 0 K: 0 S: 4	H: 1 LOB: 2 BB: 1 P: 8	R: 0 E: 0 K: 0 S: 4	H: 1 LOB: 2 BB: 1 P: 8	R: 0 E: 0 K: 0 S: 3	H: 0 LOB: 0 BB: 0 P: 3	R: 1 E: 0 K: 0 S: 5	H: 2 LOB: 1 BB: 0 P: 5	1B: 5 2B: 2 3B: 0 HR: 0	SF: 0 SAC: 0 DP: 0 HBP: 0	WP: 0 PB: 0 SB: 0 CS: 0	PA: 40
PITCHER	IP WLS BF H R ER SO BB IBB HBP BLK WP HR S P ERA WHIP																					
Eric King, R (1, 1) ERA: 2.85 Jim Slaton, R (7, 1) ERA: 5.42	6.2 W 31 5 1 1 6 6 0 0 0 0 0 0 37 61 1.35 1.650																					
	2.1 9 2 1 1 0 0 0 0 0 0 0 0 9 9 3.86 0.857																					

Kansas City Royals @ Detroit Tigers

Tiger Stadium, Detroit, MI

Fri Jul 25 1986, 7:05 PM EDT

Att: 32,526 - Unknown

livebaseballscorecards.com

AB	34
R	2
H	7
RBI	2
BB	6
SO	6
LOB	18



BOTTOM

Kansas City Royals @ Detroit Tigers
Tiger Stadium, Detroit, MI
Fri Jul 25 1986, 7:05 PM EDT
Att. 32,526 - Unknown

livebaseballscorecards.com

AB	36
R	9
H	15
RBI	8
BB	3
SO	3
LOB	10



WP:	0	PA:	40
PB:	0	SB:	0
CS:	0		

AB R H RBI BB SO LOB

5 0 3 0 0 0 0
3 1 0 0 0 0 2
2 0 0 0 0 1 1

3 3 2 1 1 0 0
1 0 0 0 0 0 1

4 2 4 2 0 0 0
1 0 0 0 0 0 1

3 2 1 0 1 0 1

2 1 1 4 1 0 0

4 0 2 0 0 1 2

4 0 2 1 0 1 0

4 0 0 0 0 0 2

1B:	12	SF:	1
2B:	0	SAC:	0
3B:	0	DP:	0
HR:	3	HBP:	0

Batter	1	2	3	4	5	6	7	8	9
Lou Whitaker, L (1, 4) OBP: 0.326, SLG: 0.442	0-0 FC4-6 1B	0-0 1B		0-0 L5		0-0 F7		0-0 1B	
Alan Trammell, R (1, 6) OBP: 0.312, SLG: 0.382 Darnell Coles, R (6, 5) OBP: 0.330, SLG: 0.469	0-0 FC4-6 1B 1-2f	0-0 F8		0-0 L7		0-0 L8		0-3 K	
Kirk Gibson, L (1, 9) OBP: 0.391, SLG: 0.511 Pat Sheridan, L (8, 9) OBP: 0.263, SLG: 0.365	0-0 1B 1-2 E 1B					0-0 F5		0-0 L7	
Lance Parrish, R (1, 2) OBP: 0.340, SLG: 0.486 Dwight Lowry, L (8, 2) OBP: 0.362, SLG: 0.423	0-0 E7 1B 1-H 2-H					0-0 1B HR 1B		0-0 5-3	
Darrell Evans, L (1, 3) OBP: 0.355, SLG: 0.451	0-0 F5					0-0 1B HR 1B			
Johnny Grubb, L (1, 10) OBP: 0.438, SLG: 0.766	4-0 BB					0-0 1B HR		0-0 SF7	
Dave Collins, S (1, 7) OBP: 0.370, SLG: 0.368	0-0 F7					0-3 K		0-0 E 1B 1-2 2-H 1B	
Chet Lemon, R (1, 8) OBP: 0.320, SLG: 0.370		0-3 K				0-0 6-3		0-0 E7 FC6-4 1B 1-3 2-H	
Tom Brookens, R (1, 5) OBP: 0.325, SLG: 0.345		0-0 G1				0-0 5-3		0-0 FC6-4	

Inning Stats	R: 2	H: 3	E: 1	K: 0	S: 6	LOB: 2	BB: 1	P: 10
	R: 0	H: 1	E: 0	K: 1	S: 6	LOB: 1	BB: 0	P: 6
	R: 2	H: 4	E: 0	K: 0	S: 6	LOB: 1	BB: 0	P: 6
	R: 0	H: 0	E: 0	K: 0	S: 3	LOB: 0	BB: 0	P: 3
	R: 3	H: 3	E: 0	K: 1	S: 8	LOB: 0	BB: 0	P: 8
	R: 0	H: 0	E: 0	K: 0	S: 3	LOB: 0	BB: 0	P: 3
	R: 2	H: 3	E: 1	K: 0	S: 5	LOB: 2	BB: 2	P: 13
	R: 0	H: 1	E: 0	K: 1	S: 6	LOB: 1	BB: 0	P: 6

PITCHER	IP	WLS	BF	H	R	ER	SO	BB	IBB	HBP	BLK	WP	HR	S	P	ERA	WHIP
Dennis Leonard, R (1, 1) ERA: 3.96	5.0	L	26	11	7	6	2	1	0	0	0	0	3	29	33	10.80	2.400
Dan Quisenberry, R (6, 1) ERA: 3.02	1.2		9	3	2	2	0	2	0	0	0	0	0	7	15	10.80	3.000
Steve Farr, R (7, 1) ERA: 2.06	1.1		5	1	0	0	1	0	0	0	0	0	0	7	7	0.00	0.750

Batter	1	2	3	4	5	6	7	8	9	10	11	AB R H RBI BB SO LOB	TOP														
Lonnie Smith, R OBP: 0.364, SLG: 0.411 (1, 7)												5 1 2 1 0 0 2															
Willie Wilson, S OBP: 0.306, SLG: 0.352 (1, 8)												5 1 2 0 0 2 2															
George Brett, L OBP: 0.408, SLG: 0.439 (1, 5)												5 1 1 2 0 0 1															
Hal McRae, R OBP: 0.300, SLG: 0.384 (1, 10)												5 0 0 0 0 1 1															
Frank White, R OBP: 0.324, SLG: 0.457 (1, 4)												4 0 1 0 1 2 0															
Steve Balboni, R OBP: 0.291, SLG: 0.450 (1, 3)												4 0 0 0 1 1 2															
Jim Sundberg, R OBP: 0.292, SLG: 0.279 (1, 2)												5 0 1 0 0 2 2															
Darryl Motley, R OBP: 0.222, SLG: 0.327 (1, 9)												2 0 0 0 0 0 0															
Mike Kingery, L OBP: 0.317, SLG: 0.414 (7, PH)												1 0 0 0 0 0 0															
Lynn Jones, R OBP: 0.250, SLG: 0.184 (9, PH)												1 0 0 0 0 0 1															
Angel Salazar, R OBP: 0.265, SLG: 0.317 (1, 6)												4 0 1 0 0 0 0															
Inning Stats	R: 1 E: 0 K: 1 S: 6	H: 1 LOB: 0 BB: 0 P: 6	R: 0 E: 0 K: 1 S: 5	H: 0 LOB: 0 BB: 0 P: 5	R: 0 E: 0 K: 0 S: 3	H: 0 LOB: 0 BB: 0 P: 3	R: 2 E: 0 K: 0 S: 5	H: 3 LOB: 1 BB: 1 P: 9	R: 0 E: 0 K: 0 S: 3	H: 0 LOB: 0 BB: 0 P: 3	R: 0 E: 0 K: 1 S: 6	H: 1 LOB: 2 BB: 1 P: 10	R: 0 E: 0 K: 2 S: 7	H: 0 LOB: 0 BB: 0 P: 7	R: 0 E: 0 K: 0 S: 5	H: 2 LOB: 2 BB: 0 P: 5	R: 0 E: 0 K: 1 S: 5	H: 0 LOB: 0 BB: 0 P: 5	R: 0 E: 0 K: 1 S: 5	H: 0 LOB: 0 BB: 0 P: 5	1B: 5 2B: 1 3B: 0 HR: 2	SF: 0 SAC: 0 DP: 1 HBP: 0	WP: 0 PB: 0 SB: 0 CS: 0	PA: 43			
PITCHER	IP	WLS	BF	H	R	ER	SO	BB	IBB	HBP	BLK	WP	HR	S	P	ERA	WHIP										
Mark Thurmond, L ERA: 6.21 (1, 1)	3.1		15	4	3	3	2	1	0	0	0	0	2	18	22	8.10	1.500										
Bill Campbell, R ERA: 2.81 (4, 1)	5.0		19	3	0	0	4	0	1	0	0	0	0	26	30	0.00	0.600										
Willie Hernandez, L ERA: 3.06 (9, 1)	2.2	W	9	1	0	0	2	0	0	0	0	0	0	13	13	0.00	0.375										
Willie Hernandez, L ERA: 3.06 (10, 1)	2.2	W	9	1	0	0	2	0	0	0	0	0	0	13	13	0.00	0.375										

Kansas City Royals @ Detroit Tigers
 Tiger Stadium, Detroit, MI
 Sat Jul 26 1986, 7:05 PM EDT
 Att. 42,577 - Unknown

AB	41
R	3
H	8
RBI	3
BB	2
SO	8
LOB	11



Batter	1	2	3	4	5	6	7	8	9	10	11	AB R H RBI BB SO LOB	BOTTOM				
Lou Whitaker, L OBP: 0.329, SLG: 0.444 (1, 4)												5 1 1 0 0 2 2	Kansas City Royals @ Detroit Tigers Tiger Stadium, Detroit, MI Sat Jul 26 1986, 7:05 PM EDT Att. 42,577 - Unknown				
Alan Trammell, R OBP: 0.313, SLG: 0.381 (1, 10) (10, 6)												4 1 1 1 1 0 1					
Kirk Gibson, L OBP: 0.391, SLG: 0.509 (1, 9) (10, 8)												5 1 2 0 0 1 2					
Lance Parrish, R OBP: 0.340, SLG: 0.483 (1, 2)												4 0 1 1 1 1 1					
Darnell Coles, R OBP: 0.330, SLG: 0.466 (1, 5) Dave Collins, S OBP: 0.368, SLG: 0.366 (9, PH) (10, 7)												2 0 0 0 1 0 1 2 0 0 0 0 0 3					
Chet Lemon, R OBP: 0.317, SLG: 0.365 (1, 8) Johnny Grubb, L OBP: 0.427, SLG: 0.742 (9, PH) (10, 9)												3 0 0 0 0 1 3 2 0 0 1 0 1 2					
Larry Hemdon, R OBP: 0.309, SLG: 0.390 (1, 7) Dave Bergman, L OBP: 0.348, SLG: 0.350 (9, PH) Willie Hernandez, L (10, 1)												3 0 1 0 0 0 2 1 0 0 0 0 1 0 0 0 0 0 0 0 0					
Tom Brookens, R OBP: 0.323, SLG: 0.339 (1, 6) (10, 5)												3 1 0 0 1 1 1					
Dave Engle, R OBP: 0.314, SLG: 0.342 (1, 3) Darrell Evans, L OBP: 0.354, SLG: 0.449 (10, PH) (11, 3)												3 0 1 0 0 0 0 1 0 0 0 0 0 0					
Inning Stats	R: 2 H: 3 E: 0 LOB: 2 K: 1 BB: 1 S: 8 P: 12	R: 1 H: 1 E: 0 LOB: 1 K: 0 BB: 1 S: 4 P: 8	R: 0 H: 0 E: 1 LOB: 0 K: 0 BB: 0 S: 3 P: 3	R: 0 H: 1 E: 0 LOB: 0 K: 0 BB: 0 S: 3 P: 3	R: 0 H: 0 E: 0 LOB: 1 K: 1 BB: 1 S: 5 P: 9	R: 0 H: 0 E: 0 LOB: 0 K: 0 BB: 0 S: 3 P: 3	R: 0 H: 0 E: 0 LOB: 0 K: 2 BB: 0 S: 7 P: 7	R: 0 H: 0 E: 0 LOB: 0 K: 2 BB: 0 S: 7 P: 7	R: 0 H: 0 E: 0 LOB: 0 K: 2 BB: 0 S: 7 P: 7	R: 0 H: 0 E: 0 LOB: 0 K: 2 BB: 0 S: 7 P: 7	R: 0 H: 0 E: 0 LOB: 0 K: 0 BB: 0 S: 3 P: 3	R: 1 H: 2 E: 0 LOB: 3 K: 0 BB: 1 S: 4 P: 8		1B: 6 SF: 0 2B: 0 SAC: 0 3B: 1 DP: 2 HR: 0 HBP: 0	WP: 0 PA: 42 PB: 1 SB: 2 CS: 0		
PITCHER	IP WLS BF H R ER SO BB IBB HBP BLK WP HR S P ERA WHIP	IP WLS BF H R ER SO BB IBB HBP BLK WP HR S P ERA WHIP															
Danny Jackson, L ERA: 3.72 (1, 1)	8.0	31	5	3	3	6	3	0	0	0	0	0	0	40	52	3.38	1.000
Steve Farr, R ERA: 2.11 (9, 1)	2.1	L	11	2	1	1	2	0	1	0	0	0	0	14	18	3.86	0.857

AB	38
R	4
H	7
RBI	3
BB	4
SO	8
LOB	18



livebaseballscores.com

Batter	1	2	3	4	5	6	7	8	9	AB R H RBI BB SO LOB	TOP																										
Lonnie Smith, R (1, 7) OBP: 0.365, SLG: 0.411	0-0 FC4-6 1B		0-0 FC6-4 1B		0-3 K		0-0 L8		0-0 6-3	5 0 2 0 0 1 0																											
Willie Wilson, S (1, 8) OBP: 0.307, SLG: 0.351	0-0 FC4-6 1-2f		0-0 F7			0-0 2B 1B	0-0 4-3		4-0 1B BB	4 2 1 0 1 0 2																											
George Brett, L (1, 5) OBP: 0.408, SLG: 0.440	0-3 K		0-0 F5			0-0 1B FC6-4 2B	4-0 1B BB		0-0 F7	4 2 1 1 1 1 3																											
Jorge Orta, L (1, 10) OBP: 0.345, SLG: 0.436	0-0 F7		0-0 FC6-4 1-2f			0-0 L3	0-0 1B 1-2 1B		0-0 1B 1-2 1B	5 0 2 0 0 0 3																											
Steve Balboni, R (1, 3) OBP: 0.298, SLG: 0.453		0-3 K G1 1B		4-0 BB BB BB BB G3-6-1 BB		0-0 FC6-4 1B	0-0 1-3 2-H 1B		0-0 1-3 2-H 1B	4 0 3 2 1 1 0																											
Mike Kingery, L (1, 9) OBP: 0.318, SLG: 0.410		0-0 G1 1-2 1B		0-0 F8		0-0 FC6-4 1B	0-0 4-3		0-0 F7	3 1 1 1 0 0 2																											
Darryl Motley, R (7, PH) OBP: 0.220, SLG: 0.324						1-2f 3-H 1B				2 0 0 0 0 0 4																											
Jamie Quirk, L (1, 2) OBP: 0.288, SLG: 0.307		0-3 K		0-0 G3-6-1 1-2f		4-0 1B 1-2 BB		0-0 F9		2 0 0 0 1 1 3																											
Jim Sundberg, R (8, PH) OBP: 0.291, SLG: 0.278										1 0 0 0 0 0 0																											
Angel Salazar, R (1, 6) OBP: 0.263, SLG: 0.315		0-0 G1				0-0 6-3	0-0 1-2 2-H 1B		0-0 L7	2 0 0 0 0 0 2																											
Hal McRae, R (6, PH) OBP: 0.303, SLG: 0.387										1 0 1 1 0 0 0																											
Greg Pryor, R (6, PR) OBP: 0.194, SLG: 0.211										1 0 0 0 0 0 0																											
Buddy Biancalana, S (1, 4) OBP: 0.325, SLG: 0.380		0-3 K				0-0 B3	0-0 F8		0-0 L9	2 0 0 0 0 1 2																											
Frank White, R (6, PH) OBP: 0.322, SLG: 0.454										2 0 0 0 0 0 2																											
Inning Stats	R: 0 E: 0 K: 1 S: 6	H: 1 LOB: 1 BB: 0 P: 6	R: 0 E: 0 K: 3 S: 11	H: 1 LOB: 2 BB: 0 P: 11	R: 0 E: 0 K: 0 S: 4	H: 1 LOB: 1 BB: 0 P: 4	R: 0 E: 0 K: 0 S: 2	H: 0 LOB: 0 BB: 1 P: 6	R: 0 E: 0 K: 1 S: 5	H: 0 LOB: 0 BB: 0 P: 5	R: 3 E: 0 K: 0 S: 7	H: 4 LOB: 2 BB: 1 P: 11	R: 1 E: 0 K: 0 S: 5	H: 2 LOB: 2 BB: 1 P: 9	R: 0 E: 0 K: 0 S: 3	H: 0 LOB: 0 BB: 0 P: 3	R: 1 E: 0 K: 0 S: 5	H: 2 LOB: 2 BB: 1 P: 9	1B: 10 2B: 1 3B: 0 HR: 0	SF: 0 SAC: 0 DP: 1 HBP: 0	WP: 1 PB: 0 SB: 1 CS: 0	PA: 42															
PITCHER	IP WLS BF H R ER SO BB IBB HBP BLK WP HR S P ERA WHIP																																				
Walt Terrell, R (1, 1) ERA: 4.16	5.2		26	7	3	3	5	2	0	0	0	1	0	34	42	4.76	1.588																				
Jim Slaton, R (6, 1) ERA: 5.47	1.0		6	2	1	1	0	1	0	0	0	0	0	5	9	9.00	3.000																				
Mark Thurmond, L (7, 1) ERA: 6.11	1.1		4	0	0	0	0	0	0	0	0	0	0	4	4	0.00	0.000																				
Willie Hernandez, L (9, 1) ERA: 3.16	1.0	L	6	2	1	1	0	1	0	0	0	0	0	5	9	9.00	3.000																				

Kansas City Royals @ Detroit Tigers
Tiger Stadium, Detroit, MI
Sun Jul 27 1986, 3:33 AM EDT
Att: 41,756 - Unknown

livebaseballscorecards.com

AB	38
R	5
H	11
RBI	5
BB	4
SO	5
LOB	23



BOTTOM

Kansas City Royals @ Detroit Tigers
 Tiger Stadium, Detroit, MI
 Sun Jul 27 1986, 3:33 AM EDT
 Att. 41,756 - Unknown

livebaseballscorecards.com

AB	27
R	4
H	4
RBI	4
BB	7
SO	9
LOB	14



WP: 2	PA: 38
PB: 1	
SB: 0	
CS: 1	

AB	R	H	RBI	BB	SO	LOB
4	1	1	0	1	1	0
2	1	1	0	3	0	0
2	1	0	1	0	1	2
2	0	0	0	0	2	3
1	0	0	0	1	0	3
3	0	0	1	1	1	3
3	0	0	1	0	2	0
3	0	2	1	0	0	0
4	0	0	0	0	1	2
2	1	0	0	1	1	1
1	0	0	0	0	0	0

Batter	1	2	3	4	5	6	7	8	9
Lou Whitaker, L (1, 4) OBP: 0.326, SLG: 0.442	0-3 K		0-0 SF7 BB 1-3 1B		4-0 HBP BB BB BB	0-0 4-3			0-0 F7
Dave Collins, S (1, 7) OBP: 0.375, SLG: 0.367	4-0 WP BB		4-0 SF7 BB 1-2		4-0 BB HBP 1-2 SF9 BB				0-0 5-3
Kirk Gibson, L (1, 9) OBP: 0.389, SLG: 0.504	0-0 F5 1-2		0-0 SF7 1-2 2-3 3-H		1-0 SF9 BB 1-2 2-3 HBP				
Johnny Grubb, L (1, 10) OBP: 0.416, SLG: 0.721 Alan Trammell, R (5, PH) OBP: 0.314, SLG: 0.380	0-3 K		0-3 K		0-0 F3				
Darrell Evans, L (1, 3) OBP: 0.353, SLG: 0.445			0-0 F9		4-0 1B BB 1-2 2-3 3-H				
Darnell Coles, R (1, 5) OBP: 0.326, SLG: 0.461			0-0 K		0-0 F3				0-0 K
Dwight Lowry, L (1, 2) OBP: 0.407, SLG: 0.455			0-0 PB 2B		1-0 HBP				0-0 3-1
Chet Lemon, R (1, 8) OBP: 0.312, SLG: 0.359			0-3 K 2-3		0-0 F9				0-0 5-3
Tom Brookens, R (1, 6) OBP: 0.323, SLG: 0.335 Dave Bergman, L (9, PH) OBP: 0.345, SLG: 0.347			4-0 1B WP SF7 BB		0-3 K				0-0 6-3

Inning Stats	R: 0	H: 0	E: 0	K: 2	S: 7	H: 0	LOB: 1	BB: 1	P: 11	R: 0	H: 1	E: 0	K: 3	S: 10	R: 0	H: 1	E: 0	K: 1	S: 6	R: 0	H: 0	E: 0	K: 1	S: 5	R: 3	H: 1	E: 0	K: 0	S: 3	R: 0	H: 0	E: 0	K: 0	S: 3	R: 0	H: 1	E: 0	K: 1	S: 5	R: 0	H: 0	E: 0	K: 1	S: 5	R: 0	H: 0	E: 0	K: 0	S: 3	R: 0	H: 0	E: 0	K: 0	S: 3			

PITCHER	IP	WLS	BF	H	R	ER	SO	BB	IBB	HBP	BLK	WP	HR	S	P	ERA	WHIP
Mark Gubicza, R (1, 1) ERA: 4.45	4.0		20	2	3	3	7	5	0	1	0	2	0	28	49	6.75	1.750
Bud Black, L (5, 1) ERA: 3.68	3.0		12	2	1	1	1	2	0	1	0	0	0	11	20	3.00	1.333
Bret Saberhagen, R (8, 1) ERA: 4.23	2.0	W	6	0	0	0	1	0	0	0	0	0	0	8	8	0.00	0.000

Detroit Tigers @ Cleveland Indians
 Cleveland Municipal Stadium, Cleveland, OH

Mon Jul 28 1986, 7:05 PM EDT
 Att: 18,747 - Unknown

AB	37
R	5
H	9
RBI	4
BB	5
SO	2
LOB	22



WP:	0	PA:	43
PB:	0		
SB:	1		
CS:	0		

Batter	1	2	3	4	5	6	7	8	9	AB	R	H	RBI	BB	SO	LOB
Lou Whitaker, L (1, 4) OBP: 0.327, SLG: 0.442	0-0 F9 SH 1B	0-0 4-3			0-0 2B F9 1B	0-0 F9		0-0 FC6-2 BB BB		5	2	2	0	0	0	3
Alan Trammell, R (1, 6) OBP: 0.319, SLG: 0.385	0-0 SH 1-2 1B		0-0 F9		0-0 F9 1-3 2B		0-0 2B 1B	0-0 3-H BB 1-2 BB		3	2	2	0	1	0	0
Kirk Gibson, L (1, 9) OBP: 0.392, SLG: 0.515	0-3 K		0-0 HR		4-0 F9 IBB		0-0 F7	4-0 1-2 2-3 BB		3	1	1	1	2	1	3
Johnny Grubb, L (1, 10) OBP: 0.402, SLG: 0.699	0-0 F9 2-3		0-0 3-1		0-0 F9 1-2 2-3 3-H		0-0 1B 1-H 2B	0-0 3-1		5	0	1	1	0	0	7
Darrell Evans, L (1, 3) OBP: 0.354, SLG: 0.442	0-0 1-H 3-H 1B		0-0 F4		4-0 IBB		0-0 F9		0-0 6-3	4	0	1	2	1	0	1
Darnell Coles, R (1, 5) OBP: 0.324, SLG: 0.457	0-0 F7			0-0 F9	0-0 F5		0-0 2-3 1B		0-0 F4	5	0	1	0	0	0	4
Dave Collins, S (1, 7) OBP: 0.371, SLG: 0.363		0-3 K		0-0 4-3		0-0 6-3		0-0 F9		3	0	0	0	0	1	0
Chet Lemon, R (7, PH) OBP: 0.309, SLG: 0.356									0-0 6-3	2	0	0	0	0	0	2
Pat Sheridan, L (1, 8) OBP: 0.263, SLG: 0.358		4-0 BB 4-3 BB		0-0 G3		0-0 4-3		0-0 E6 B1-4 FC6-2		3	0	0	0	1	0	0
Dwight Lowry, L (1, 2) OBP: 0.397, SLG: 0.441		0-0 4-3 1-2			0-0 F7	0-0 1B		0-0 B1-4		4	0	1	0	0	0	2

Inning	1	2	3	4	5	6	7	8	9	1B	2B	3B	HR	SF	SAC	DP	HBP
R	2	0	1	0	1	0	1	0	0	6	2	0	1	0	0	0	0
H	2	0	1	0	2	1	3	0	0	2	0	0	0	0	0	0	0
E	1	0	0	0	0	0	0	1	0	0	0	0	0	0	0	0	0
K	1	0	0	0	0	0	0	0	0	0	0	0	0	0	0	0	0
S	8	5	4	3	5	4	6	4	3	4	4	6	3	12	3	3	3

PITCHER	IP	WLS	BF	H	R	ER	SO	BB	IBB	HBP	BLK	WP	HR	S	P	ERA	WHIP
Ken Schrom, R (1, 1) ERA: 3.96	6.1	L	31	8	5	3	2	1	2	0	0	0	1	32	44	4.26	1.421
Bryan Oelkers, L (7, 1) ERA: 3.44	0.1		2	1	0	0	0	0	0	0	0	0	0	2	2	0.00	3.000
Frank Wills, R (7, 1) ERA: 5.79	1.1		7	0	0	0	0	2	0	0	0	0	0	5	13	0.00	1.500
Rich Yett, R (9, 1) ERA: 4.3	1.0		3	0	0	0	0	0	0	0	0	0	0	3	3	0.00	0.000

livebaseballscorecards.com

Batter	1	2	3	4	5	6	7	8	9	AB	R	H	RBI	BB	SO	LOB
Tony Bernazard, S OBP: 0.369, SLG: 0.430 (1, 4)	0-0 G3		0-0 F2			0-0 BB 1B SF8 1B		0-0 F8		4	1	1	0	0	0	0
Brett Butler, L OBP: 0.347, SLG: 0.358 (1, 8)	0-0 F9			0-0 4-3		0-0 1-2 BB 1B		0-0 4-3		4	0	1	0	0	0	0
Joe Carter, R OBP: 0.356, SLG: 0.513 (1, 3)	0-0 1B			0-0 5-3		4-0 1-2 2-3 BB		0-0 1B		3	0	2	0	1	0	0
Andre Thornton, R OBP: 0.330, SLG: 0.403 (1, 10)	0-0 F4			0-0 1B		0-0 SF8		0-0 F5		3	0	1	1	0	0	2
Mel Hall, L OBP: 0.351, SLG: 0.548 (1, 7)		0-3 K		0-0 F8		0-0 3-H F7			0-0 3-1	4	0	0	0	0	1	3
Julio Franco, R OBP: 0.325, SLG: 0.382 (1, 6)		0-3 K			0-0 6-3		0-0 1B 1B		0-0 F7	4	0	1	0	0	1	0
Brook Jacoby, R OBP: 0.332, SLG: 0.423 (1, 5)		0-3 K			0-3 K		0-3 K		0-0 F7	4	0	0	0	0	3	1
Cory Snyder, R OBP: 0.299, SLG: 0.511 (1, 9)			0-0 6-3		0-3 K		0-0 1-2 G4-3 1B			3	0	1	0	0	1	0
Andy Allanson, R OBP: 0.293, SLG: 0.322 Chris Bando, S OBP: 0.338, SLG: 0.333 (7, PH) (8, 2)			0-0 1-3			0-0 6-3		0-0 1-2 G4-3		2	0	0	0	0	0	0
										1	0	0	0	0	0	2

Inning Stats	R: 0	H: 1	E: 0	LOB: 1	K: 0	P: 4	R: 0	H: 0	E: 0	LOB: 0	K: 3	P: 9	R: 0	H: 0	E: 0	LOB: 0	K: 0	P: 3	R: 0	H: 1	E: 0	LOB: 1	K: 0	P: 4	R: 0	H: 0	E: 0	LOB: 0	K: 0	P: 9	R: 1	H: 2	E: 0	LOB: 2	K: 0	P: 9	R: 0	H: 2	E: 0	LOB: 1	K: 1	P: 6	R: 0	H: 1	E: 0	LOB: 1	K: 0	P: 4	R: 0	H: 0	E: 0	LOB: 0	K: 0	P: 3	1B: 7	2B: 0	3B: 0	HR: 0	SF: 1	SAC: 0	DP: 1	HBP: 0	WP: 0	PB: 0	SB: 0	CS: 0	PA: 34
PITCHER	IP	WLS	BF	H	R	ER	SO	BB	IBB	HBP	BLK	WP	HR	S	P	ERA	WHIP																			IP	WLS	BF	H	R	ER	SO	BB	IBB	HBP	BLK	WP	HR	S	P	ERA	WHIP															
Jack Morris, R ERA: 3.21 Bill Campbell, R ERA: 2.65	(1, 1)	7.0	W	27	6	1	1	6	1	0	0	0	0	38	42	1.29	1.000																			(8, 1)	2.0	7	1	0	0	0	0	0	0	0	0	0	0	0	0	0	0.00	0.500													


BOTTOM

Detroit Tigers @ Cleveland Indians
Cleveland Municipal Stadium, Cleveland, OH

Mon Jul 28 1986, 7:05 PM EDT
Att. 18,747 - Unknown

livebaseballscorecards.com

AB	32
R	1
H	7
RBI	1
BB	1
SO	6
LOB	8



Batter	1	2	3	4	5	6	7	8	9	10	11	AB R H RBI BB SO LOB	TOP	
Lou Whitaker, L (1, 4) OBP: 0.324, SLG: 0.437	F8		F8		4-3		1-3 1B		FC4-6		4-3	6 1 1 0 0 0 2	Detroit Tigers @ Cleveland Indians Cleveland Municipal Stadium, Cleveland, OH Tue Jul 29 1986, 7:05 PM EDT Att. 15,102 - Unknown	
Alan Trammell, R (1, 6) OBP: 0.324, SLG: 0.395	E4		1B		HR		1-3		IBB		IBB	4 3 2 1 2 0 1		
Kirk Gibson, L (1, 9) OBP: 0.393, SLG: 0.515 Chet Lemon, R (3, 8) OBP: 0.309, SLG: 0.354	F9		1B		K		2-H 1B		F4		E5	2 0 1 0 0 0 1 4 1 1 1 0 1 4		
Johnny Grubb, L (1, 10) OBP: 0.407, SLG: 0.684 Larry Herndon, R (10, PH) OBP: 0.307, SLG: 0.388 Dave Bergman, L (11, PH) OBP: 0.350, SLG: 0.353	1B		BB		K				F9		E5	3 0 1 0 1 1 0 1 0 0 0 0 0 0 1 0 1 1 0 0 0		
Darrell Evans, L (1, 3) OBP: 0.359, SLG: 0.445	F2		1B		1B		1B		WP		F8	5 0 3 2 1 0 2		
Darnell Coles, R (1, 5) OBP: 0.324, SLG: 0.451			K		G5-4-3 BB		K		5-3		K	4 0 0 0 2 3 4		
Dave Collins, S (1, 7) OBP: 0.369, SLG: 0.360	4-3		4-3		F8		1B		F8		F8	5 0 1 0 0 0 3		
Pat Sheridan, L (1, 8) OBP: 0.257, SLG: 0.350 Tom Brookens, R (11, PH) OBP: 0.322, SLG: 0.333	F6		G5-4-3		K		K		K		1-3	4 0 0 0 0 2 3 1 0 0 0 0 0 0		
Dwight Lowry, L (1, 2) OBP: 0.397, SLG: 0.429	G3		G3		F9		F7		FC4-6 1B		E	4 1 1 0 1 0 0		
Inning Stats	R: 0 H: 1 E: 1 LOB: 2 K: 0 BB: 0 S: 5 P: 5	R: 0 H: 0 E: 0 LOB: 0 K: 1 BB: 0 S: 5 P: 5	R: 1 H: 3 E: 0 LOB: 2 K: 0 BB: 1 S: 5 P: 9	R: 0 H: 0 E: 0 LOB: 0 K: 0 BB: 1 S: 2 P: 6	R: 1 H: 1 E: 0 LOB: 0 K: 1 BB: 0 S: 6 P: 6	R: 0 H: 2 E: 0 LOB: 2 K: 3 BB: 0 S: 11 P: 11	R: 1 H: 2 E: 0 LOB: 1 K: 0 BB: 0 S: 4 P: 4	R: 0 H: 0 E: 0 LOB: 1 K: 0 BB: 1 S: 3 P: 7	R: 0 H: 1 E: 0 LOB: 2 K: 1 BB: 1 S: 6 P: 10	R: 0 H: 0 E: 0 LOB: 1 K: 0 BB: 1 S: 3 P: 7	R: 3 H: 2 E: 2 LOB: 2 K: 1 BB: 2 S: 8 P: 16	1B: 11 SF: 0 2B: 0 SAC: 0 3B: 0 DP: 1 HR: 1 HBP: 0		WP: 1 PA: 51 PB: 0 SB: 2 CS: 0
PITCHER	IP WLS BF H R ER SO BB IBB HBP BLK WP HR S P ERA WHIP													
Phil Niekro, R (1, 1) ERA: 4.25	7.1													
Ernie Camacho, R (8, 1) ERA: 3.74	1.2													
Bryan Oelkers, L (10, 1) ERA: 3.29	1.2	L												
Dickie Noles, R (11, 1) ERA: 5.09	0.1													

AB	44
R	6
H	12
RBI	5
BB	7
SO	7
LOB	20



livebaseballscorecards.com

BOTTOM

Detroit Tigers @ Cleveland Indians
Cleveland Municipal Stadium, Cleveland, OH

Tue Jul 29 1986, 7:05 PM EDT
Att. 15,102 - Unknown

livebaseballscores.com

AB	38
R	3
H	6
RBI	3
BB	4
SO	4
LOB	12



WP:	0	PA:	42
PB:	0		
SB:	1		
CS:	1		

Batter	1	2	3	4	5	6	7	8	9	10	11	AB	R	H	RBI	BB	SO	LOB
Tony Bernazard, S OBP: 0.372, SLG: 0.436	4-3 2B		CS 1B			F8		F3		1B		5	0	3	0	0	0	0
Brett Butler, L OBP: 0.345, SLG: 0.355	F2		F7			4-3		F6		1B		5	0	1	0	0	0	2
Joe Carter, R OBP: 0.352, SLG: 0.506	4-3 2-3		4-3			F9		F7		5-3		5	0	0	0	0	0	3
Andre Thornton, R OBP: 0.328, SLG: 0.398	5-3					K		4-3 2B BB		K		4	1	0	0	1	2	1
Mel Hall, L OBP: 0.348, SLG: 0.542			3-1			4-3		F7		F8		3	0	0	0	0	0	1
Pat Tabler, R OBP: 0.311, SLG: 0.391										BB		0	0	0	0	1	0	0
Otis Nixon, S OBP: 0.235, SLG: 0.188												0	0	0	0	0	0	0
Carmen Castillo, R OBP: 0.304, SLG: 0.397										BB		1	0	0	0	0	0	0
Julio Franco, R OBP: 0.323, SLG: 0.378						3-1		4-3 1-3		F9		4	1	0	0	1	0	2
Cory Snyder, R OBP: 0.304, SLG: 0.538								F9				4	1	2	3	0	0	1
Brook Jacoby, R OBP: 0.331, SLG: 0.419										2B		3	0	0	0	1	2	0
Chris Bando, S OBP: 0.328, SLG: 0.322										IBB		4	0	0	0	0	0	2

Inning Stats	R: 0	H: 1	R: 2	H: 1	R: 0	H: 1	R: 0	H: 0	R: 0	H: 0	R: 1	H: 1	R: 0	H: 0	R: 0	H: 0	R: 0	H: 2	R: 0	H: 0
	E: 0	LOB: 1	E: 0	LOB: 0	E: 0	LOB: 0	E: 0	LOB: 0	E: 0	LOB: 0	E: 0	LOB: 2	E: 0	LOB: 0	E: 0	LOB: 1	E: 0	LOB: 2	E: 0	LOB: 0
	K: 0	BB: 0	K: 1	BB: 1	K: 0	BB: 0	K: 1	BB: 0	K: 0	BB: 0	K: 0	BB: 2	K: 0	BB: 0	K: 1	BB: 1	K: 0	BB: 0	K: 0	BB: 0
	S: 4	P: 4	S: 6	P: 10	S: 3	P: 3	S: 5	P: 5	S: 3	P: 3	S: 4	P: 12	S: 3	P: 3	S: 5	P: 9	S: 7	P: 7	S: 3	P: 3

PITCHER	IP	WLS	BF	H	R	ER	SO	BB	IBB	HBP	BLK	WP	HR	S	P	ERA	WHIP
Randy O'Neal, R ERA: 4.27	7.0		27	4	3	3	2	2	1	0	0	0	1	28	40	3.86	0.857
Willie Hernandez, L ERA: 3.02	3.0	W	12	2	0	0	2	1	0	0	0	0	0	15	19	0.00	1.000
Jim Slaton, R ERA: 5.4	1.0	S	3	0	0	0	0	0	0	0	0	0	0	3	3	0.00	0.000

1B:	3	SF:	0
2B:	2	SAC:	0
3B:	0	DP:	0
HR:	1	HBP:	0

Batter	1	2	3	4	5	6	7	8	9	AB R H RBI BB SO LOB	TOP
Lou Whitaker, L (1, 4) x OBP: 0.327, SLG: 0.437	0-0 F6 1B	0-0 F9 1B			0-0 1B 2B 1B	0-0 BB WP SF8 1B	0-0 F6 1B		4-0 FC6-4 BB	5 2 2 0 1 0 2	
Alan Trammell, R (1, 6) x OBP: 0.327, SLG: 0.395	0-0 FC4-6 1B	0-0 F6 1B			0-0 1B 2B 1B	4-0 SF8 BB BB BB	0-0 F1 1B		0-0 FC6-4 BB	5 2 2 0 1 0 4	
Kirk Gibson, L (1, 9) x OBP: 0.395, SLG: 0.514	0-0 FC4-6 1B		0-0 F8 1B		0-0 3-1 SF8 2B	4-0 1-2 BB BB BB		0-0 F7 1B	4-0 1B BB 1-2	4 1 1 2 2 0 1	
Johnny Grubb, L (1, 10) x OBP: 0.402, SLG: 0.667	0-0 1B 1-3		0-3 K S S		0-0 3-1 2-3	0-0 SF8 2-3 3-H		0-0 F8 1B	0-0 1B BB 1-3 2-H 3-H	5 0 2 3 0 1 1	
Darrell Evans, L (1, 3) x OBP: 0.360, SLG: 0.442 Dave Bergman, L (8, 3) x OBP: 0.347, SLG: 0.350	0-0 F7 1B		0-3 K S S		4-0 E BB BB BB	0-0 F6 1B		0-0 HBP 1B	0-0 3-1	4 0 1 0 1 1 4 1 0 0 0 0 0 2	
Darnell Coles, R (1, 5) x OBP: 0.326, SLG: 0.448 Tom Brookens, R (8, PR) (8, 5) OBP: 0.322, SLG: 0.333		0-0 E5 G3 E		H 1-0 G3 4-3 HBP	0-0 SF8 1-3 3-H		0-0 F7 1B	1-0 HBP 1-2		2 1 0 1 0 0 0 0 0 0 0 0 0 0	
Dave Collins, S (1, 7) x OBP: 0.366, SLG: 0.357		0-0 G3 1-2		0-0 4-3 1-2	0-0 3-1 3-H		0-0 2B HR 1B	0-0 F9 1B		5 1 1 0 0 0 5	
Pat Sheridan, L (1, 8) x OBP: 0.261, SLG: 0.357		0-0 E7 2-H 1B		0-0 G3 2-3		0-0 F7 1B	0-0 HR 2B		0-0 6-3	5 1 2 1 0 0 1	
Dwight Lowry, L (1, 2) x OBP: 0.425, SLG: 0.485		4-0 BB BB BB		0-0 4-3 3-H		0-0 1B WP 1B	0-0 HR 2-H 3-H		1-0 FC6-4 BB 1B HBP	3 3 2 3 1 0 1	
Inning Stats	R: 0 H: 2 E: 0 LOB: 2 K: 0 BB: 0 S: 5 P: 5	R: 1 H: 1 E: 2 LOB: 2 K: 0 BB: 1 S: 5 P: 9	R: 0 H: 0 E: 0 LOB: 0 K: 2 BB: 0 S: 7 P: 7	R: 0 H: 0 E: 0 LOB: 1 K: 0 BB: 0 S: 3 P: 4	R: 3 H: 3 E: 1 LOB: 1 K: 0 BB: 1 S: 6 P: 10	R: 2 H: 2 E: 0 LOB: 2 K: 0 BB: 2 S: 5 P: 13	R: 3 H: 3 E: 0 LOB: 0 K: 0 BB: 0 S: 6 P: 6	R: 0 H: 1 E: 0 LOB: 2 K: 0 BB: 0 S: 4 P: 5	R: 2 H: 1 E: 0 LOB: 2 K: 0 BB: 2 S: 4 P: 13	1B: 10 SF: 2 2B: 2 SAC: 0 3B: 0 DP: 0 HR: 1 HBP: 3	WP: 1 PA: 50 PB: 0 SB: 0 CS: 0
PITCHER John Butcher, R (1, 1) ERA: 5.91 Dickie Noles, R (6, 1) ERA: 6.08	IP WLS BF H R ER SO BB IBB HBP BLK WP HR S P ERA WHIP	5.1 L 28 8 6 5 2 2 0 1 0 0 0 0 29 38 8.44 1.875	3.2 22 5 5 5 0 4 0 2 0 1 1 16 34 12.27 2.455								

Detroit Tigers @ Cleveland Indians
Cleveland Municipal Stadium, Cleveland, OH
Wed Jul 30 1986, 7:05 PM EDT
Att: 18,201 - Unknown

livebaseballscorecards.com

AB	39
R	11
H	13
RBI	10
BB	6
SO	2
LOB	21



BOTTOM

Detroit Tigers @ Cleveland Indians
Cleveland Municipal Stadium, Cleveland, OH

Wed Jul 30 1986, 7:05 PM EDT
Att. 18,201 - Unknown

livebaseballscorecards.com

AB	32
R	3
H	7
RBI	3
BB	2
SO	3
LOB	12



WP: 0	PA: 34
PB: 0	
SB: 0	
CS: 0	

AB R H RBI BB SO LOB

4 2 2 3 0 0 0

2 0 0 0 1 0 0
1 0 0 0 0 0 0

4 0 0 0 0 0 1

4 0 1 0 0 1 1

2 0 1 0 1 0 0
1 0 0 0 0 0 1

4 0 1 0 0 2 2

3 0 1 0 0 0 3
0 0 0 0 0 0 0
1 0 0 0 0 0 1

3 1 1 0 0 0 2

3 0 0 0 0 0 1

1B: 5 SF: 0
2B: 1 SAC: 0
3B: 0 DP: 2
HR: 2 HBP: 0

Batter	1	2	3	4	5	6	7	8	9
Tony Bernazard, S (1, 4) OBP: 0.373, SLG: 0.453	0-0 F6			0-0 4-3		0-0 HR		0-0 HR	
Brett Butler, L (1, 8) Otis Nixon, S (8, 8) OBP: 0.345, SLG: 0.353 OBP: 0.231, SLG: 0.184	0-0 F9			4-0 BB		0-0 4-3		0-0 4-3	
Joe Carter, R (1, 3) OBP: 0.348, SLG: 0.501	0-0 F8			0-0 F5		0-0 F3		0-0 F7	
Andre Thornton, R (1, 10) OBP: 0.327, SLG: 0.396		0-0 F7		0-3 K		0-0 F8		0-0 1B	
Mel Hall, L (1, 7) Pat Tabler, R (9, PH) OBP: 0.351, SLG: 0.542 OBP: 0.310, SLG: 0.390		0-0 F8			0-0 G6-4-3 1B	0-0 BB		0-0 F9	
Cory Snyder, R (1, 9) OBP: 0.303, SLG: 0.531		0-3 K			0-0 G6-4-3 1B	0-3 K		0-0 F9	
Julio Franco, R (1, 6) Fran Mullins, R (8, 6) Carmen Castillo, R (9, PH) OBP: 0.323, SLG: 0.377 OBP: 0.179, SLG: 0.231 OBP: 0.302, SLG: 0.394			0-0 5-3 1B		0-0 G6-4-3 1B	0-0 F8		0-0 F8	
Brook Jacoby, R (1, 5) OBP: 0.331, SLG: 0.419			0-0 5-3		0-0 4-3			0-0 HR 1B	
Andy Allanson, R (1, 2) OBP: 0.289, SLG: 0.317			0-0 4-3			0-0 6-3		0-0 F7	

Inning Stats	R: 0	H: 0	E: 0	K: 0	S: 3	R: 0	H: 0	E: 0	K: 1	S: 5	R: 0	H: 1	E: 0	K: 0	S: 3	R: 0	H: 0	E: 0	K: 1	S: 5	R: 0	H: 2	E: 0	K: 0	S: 4	R: 1	H: 1	E: 0	K: 0	S: 4	R: 0	H: 0	E: 0	K: 1	S: 5	R: 2	H: 2	E: 0	K: 0	S: 5	R: 0	H: 1	E: 0	K: 0	S: 4
	LOB: 0	BB: 0	P: 3			LOB: 0	BB: 0	P: 5			LOB: 1	BB: 1	P: 9			LOB: 1	BB: 0	P: 4			LOB: 0	BB: 0	P: 4			LOB: 0	BB: 0	P: 5			LOB: 1	BB: 1	P: 9			LOB: 0	BB: 0	P: 5			LOB: 1	BB: 0	P: 4		

PITCHER	IP	WLS	BF	H	R	ER	SO	BB	IBB	HBP	BLK	WP	HR	S	P	ERA	WHIP
Eric King, R (1, 1) ERA: 2.92	7.1	W	28	6	3	3	3	2	0	0	0	0	2	32	40	3.68	1.091
Jim Slaton, R (8, 1) ERA: 5.36	0.2		2	0	0	0	0	0	0	0	0	0	0	2	2	0.00	0.000
Willie Hernandez, L (9, 1) ERA: 2.97	1.0		4	1	0	0	0	0	0	0	0	0	0	4	4	0.00	1.000

WP	HR	S	P	ERA	WHIP
0	2	32	40	3.68	1.091
0	0	2	2	0.00	0.000
0	0	4	4	0.00	1.000

Batter	1	2	3	4	5	6	7	8	9	AB R H RBI BB SO LOB
Lou Whitaker, L (1, 4) OBP: 0.325, SLG: 0.434	0-0 F8		0-0 2B 2B 1B		0-0 6-3	0-0 FC4-6			0-0 F7	5 1 1 1 0 0 2
Alan Trammell, R (1, 6) OBP: 0.330, SLG: 0.406	0-0 CS 1B		0-0 2B WP 1B		0-0 HR			0-0 F9	0-0 5-3	5 2 3 2 0 0 0
Kirk Gibson, L (1, 9) OBP: 0.395, SLG: 0.528	0-3 K 1-2		0-0 WP 2B		0-0 HR			0-3 K	0-0 6-3	5 1 2 2 0 2 1
Johnny Grubb, L (1, 10) OBP: 0.396, SLG: 0.682		0-0 6-3	0-0 F7 2-3 3-H		0-0 HR			0-3 K		4 1 1 1 0 1 1
Darrell Evans, L (1, 3) OBP: 0.361, SLG: 0.444		0-0 F6		0-0 F9	0-0 2B			4-0 BB BB BB G6-4-3 BB		3 0 1 0 1 0 0
Darnell Coles, R (1, 5) OBP: 0.322, SLG: 0.442		0-0 F9		0-3 K	0-0 F3			0-0 G6-4-3 1-2f		4 0 0 0 0 1 2
Dave Collins, S (1, 7) OBP: 0.364, SLG: 0.355			0-0 5-3	0-0 F8		0-0 F9		0-0 FC4-6 S 1B		4 0 1 0 0 0 0
Pat Sheridan, L (1, 8) OBP: 0.268, SLG: 0.359 Chet Lemon, R (8, PH) OBP: 0.311, SLG: 0.354			0-0 1B 4-3 1B		4-0 SH1-4 HR BB	0-0 F4		4-0 FC4-6 1-2 IBB		2 2 1 0 1 0 0 0 0 0 0 1 0 0
Dwight Lowry, L (1, 2) OBP: 0.421, SLG: 0.478			0-0 4-3 1-2		0-0 SH1-4	0-0 FC4-6 1B		0-0 FC4-6 1-2 2-3		3 0 1 0 0 0 3

Inning Stats	R: 0 E: 0 K: 1 S: 5	H: 1 LOB: 0 BB: 0 P: 5	R: 0 E: 0 K: 0 S: 3	H: 0 LOB: 0 BB: 0 P: 3	R: 3 E: 0 K: 0 S: 7	H: 4 LOB: 1 BB: 0 P: 7	R: 0 E: 0 K: 1 S: 5	H: 0 LOB: 0 BB: 0 P: 5	R: 4 E: 0 K: 0 S: 7	H: 4 LOB: 1 BB: 1 P: 11	R: 0 E: 0 K: 0 S: 4	H: 1 LOB: 1 BB: 0 P: 4	R: 0 E: 0 K: 2 S: 7	H: 0 LOB: 0 BB: 0 P: 7	R: 0 E: 0 K: 0 S: 3	H: 1 LOB: 2 BB: 2 P: 11	R: 0 E: 0 K: 0 S: 3	H: 0 LOB: 0 BB: 0 P: 3	1B: 6 2B: 2 3B: 0 HR: 3	SF: 0 SAC: 1 DP: 1 HBP: 0	WP: 1 PB: 0 SB: 1 CS: 1	PA: 39
--------------	------------------------------	---------------------------------	------------------------------	---------------------------------	------------------------------	---------------------------------	------------------------------	---------------------------------	------------------------------	----------------------------------	------------------------------	---------------------------------	------------------------------	---------------------------------	------------------------------	----------------------------------	------------------------------	---------------------------------	----------------------------------	------------------------------------	----------------------------------	--------

PITCHER	IP	WLS	BF	H	R	ER	SO	BB	IBB	HBP	BLK	WP	HR	S	P	ERA	WHIP
Rich Yett, R (1, 1) ERA: 5.14	5.0		24	9	7	7	2	1	0	0	0	1	3	27	31	12.60	2.000
Scott Bailes, L (6, 1) ERA: 4.34	4.0	W	15	2	0	0	2	1	1	0	0	0	0	17	25	0.00	0.750

TOP

Detroit Tigers @ Cleveland Indians

Cleveland Municipal Stadium, Cleveland, OH

Thu Jul 31 1986, 7:05 PM EDT
Att: 14,001 - Unknown

AB	35
R	7
H	11
RBI	6
BB	3
SO	4
LOB	9

Batter	1	2	3	4	5	6	7	8	9
Tony Bernazard, S OBP: 0.373, SLG: 0.451 (1, 4)	0-0 SH1-4 1B		0-0 F9		0-0 FC1-4 1B E		0-0 3	4-0 IBB	
Brett Butler, L OBP: 0.346, SLG: 0.358 (1, 8)	0-0 SH1-4 1-2			0-0 F8 FC4-6 2B	0-0 1-3 1B 1B		0-0 F7	0-0 4-3	
Joe Carter, R OBP: 0.348, SLG: 0.499 (1, 7) (9, 3)	0-0 F7			0-0 F8 2-3	0-0 E6 S 1B			0-0 E1 1B 1B	
Andre Thornton, R OBP: 0.329, SLG: 0.396 (1, 10)	0-0 F8			4-0 FC4-6 BB	0-0 G6-4-3 1-2 2-H 1B			0-3 K	
Cory Snyder, R OBP: 0.301, SLG: 0.523 (1, 5) (9, 9)		0-0 F2		0-0 FC4-6 1B	0-0 G6-4-3 1-2 2-3			0-0 1B 1B	
Pat Tabler, R OBP: 0.316, SLG: 0.395 Otis Nixon, S OBP: 0.231, SLG: 0.184 (1, 3) (8, PR) (9, 7)		0-0 F9		0-0 1-2 1B		0-0 G6-4-3 1B		0-0 1B S 1B	
Julio Franco, R OBP: 0.323, SLG: 0.376 (1, 6)		0-0 6-3		0-0 F9		0-0 G6-4-3		0-0 1B WP 2B 1B	
Carmen Castillo, R OBP: 0.308, SLG: 0.412 Brook Jacoby, R OBP: 0.331, SLG: 0.419 (1, 9) (9, 5)			0-3 K		0-0 1B FC1-4 2B		0-3 K	0-0 4-3 2B	
Chris Bando, S OBP: 0.333, SLG: 0.328 (1, 2)			0-0 F6		0-0 FC1-4 1B		0-0 1B	0-0 4-3	

AB	R	H	RBI	BB	SO	LOB
4	1	1	1	1	0	2
4	2	2	0	0	0	2
4	1	1	1	0	0	3
3	0	1	1	1	1	2
4	1	1	1	0	0	3
4	0	3	1	0	0	0
0	1	0	0	0	0	0
4	1	1	2	0	0	3
4	1	2	1	0	2	0
0	0	0	0	0	0	0
4	0	2	0	0	0	2

BOTTOM	
AB	35
R	8
H	14
RBI	8
BB	2
SO	3
LOB	17

WP: 1	PA: 38
PB: 0	
SB: 2	
CS: 0	

Inning Stats	R: 0	H: 1	E: 0	LOB: 1	K: 0	BB: 0	S: 4	R: 0	H: 0	E: 0	LOB: 0	K: 0	BB: 0	S: 3	R: 0	H: 0	E: 0	LOB: 0	K: 1	BB: 0	S: 5	R: 1	H: 2	E: 0	LOB: 2	K: 0	BB: 1	S: 5	R: 3	H: 4	E: 1	LOB: 1	K: 0	BB: 0	S: 7	R: 0	H: 1	E: 0	LOB: 0	K: 1	BB: 0	S: 5	R: 0	H: 1	E: 0	LOB: 0	K: 0	BB: 0	S: 3	R: 4	H: 5	E: 1	LOB: 2	K: 1	BB: 1	S: 10	P: 14		
	PITCHER	IP	WLS	BF	H	R	ER	SO	BB	IBB	HBP	BLK	WP	HR	S	P	ERA	WHIP															IP	WLS	BF	H	R	ER	SO	BB	IBB	HBP	BLK	WP	HR	S	P	ERA	WHIP										
Frank Tanana, L ERA: 4.44 (1, 1)	4.1		22	7	4	4	1	1	0	0	0	0	0	23	27	8.31	1.846																																										
Bill Campbell, R ERA: 3.41 (5, 1)	3.0	L	12	6	4	4	2	0	0	0	0	0	0	16	16	12.00	2.000																																										
Jim Slaton, R ERA: 5.33 (8, 1)	0.1		2	1	0	0	0	0	0	0	0	1	0	2	2	0.00	3.000																																										
Mark Thurmond, L ERA: 6.09 (8, 1)	0.1		2	0	0	0	0	0	1	0	0	0	0	1	5	0.00	0.000																																										

Detroit Tigers @ Cleveland Indians
Cleveland Municipal Stadium, Cleveland, OH
Thu Jul 31 1986, 7:05 PM EDT
Att. 14,001 - Unknown

livebaseballscorecards.com



Batter	1	2	3	4	5	6	7	8	9	AB R H RBI BB SO LOB	TOP											
Lou Whitaker, L (1, 4) OBP: 0.326, SLG: 0.441	0-0 HR	0-0 1-H 1B			0-0 4-3		0-3 K		0-0 F7	5 1 2 2 0 1 1	<p>Detroit Tigers @ Chicago White Sox Comiskey Park, Chicago, IL Fri Aug 01 1986, 8:05 PM EDT Att. 28,244 - Unknown</p>											
Alan Trammell, R (1, 6) OBP: 0.332, SLG: 0.415	0-0 4-3 3B	0-0 F9			0-0 2B		0-0 L5			4 1 2 0 0 0 2												
Kirk Gibson, L (1, 9) OBP: 0.397, SLG: 0.526	0-0 4-3			0-0 CS 1B		0-0 F9		4-0 3-1 S BB		3 0 1 1 1 0 1												
Johnny Grubb, L (1, 10) OBP: 0.388, SLG: 0.667 Larry Herndon, R (5, PH) OBP: 0.305, SLG: 0.384	0-0 3-H G3			0-0 4-3		0-0 F3		0-0 3-1		2 0 0 0 0 0 1 2 0 0 0 0 0 2												
Darrell Evans, L (1, 3) OBP: 0.360, SLG: 0.440	0-0 F5			0-0 F5		0-0 F8		4-0 F7 IBB		3 0 0 0 1 0 0												
Dave Collins, S (1, 7) OBP: 0.369, SLG: 0.359		4-0 F8 4-3 WP BB		0-0 SH3 S G1-3-4 1B		0-0 CS 1B		0-0 F7		3 2 2 0 1 0 2												
Dwight Lowry, L (1, 2) OBP: 0.405, SLG: 0.458		0-0 4-3		0-0 SH3		0-0 F9		0-0 F7		3 0 0 0 0 0 4												
Tom Brookens, R (1, 5) OBP: 0.316, SLG: 0.326		0-0 F8		0-0 G1-3-4		0-0 6-3		0-0 5-3		4 0 0 1 0 0 1												
Pat Sheridan, L (1, 8) OBP: 0.270, SLG: 0.360 Chet Lemon, R (7, PH) OBP: 0.313, SLG: 0.355 (7, 8)		0-0 3-H S 1B		0-3 K		0-0 1B		0-0 F9		2 1 1 0 0 1 0 2 0 1 0 0 0 0												
Inning Stats	R: 2 E: 0 K: 0 S: 5	H: 2 LOB: 0 BB: 0 P: 5	R: 2 E: 0 K: 0 S: 5	H: 2 LOB: 1 BB: 1 P: 9	R: 0 E: 0 K: 0 S: 3	H: 1 LOB: 0 BB: 0 P: 3	R: 1 E: 0 K: 1 S: 6	H: 1 LOB: 0 BB: 0 P: 6	R: 0 E: 0 K: 0 S: 4	H: 1 LOB: 1 BB: 0 P: 4	R: 0 E: 0 K: 0 S: 3	H: 1 LOB: 0 BB: 0 P: 3	R: 0 E: 0 K: 1 S: 6	H: 1 LOB: 1 BB: 0 P: 6	R: 0 E: 0 K: 0 S: 3	H: 0 LOB: 2 BB: 2 P: 11	R: 0 E: 0 K: 0 S: 3	H: 0 LOB: 0 BB: 0 P: 3	1B: 6 2B: 1 3B: 1 HR: 1	SF: 0 SAC: 1 DP: 0 HBP: 0	WP: 1 PB: 0 SB: 3 CS: 2	PA: 37
PITCHER	IP WLS BF H R ER SO BB IBB HBP BLK WP HR S P ERA WHIP																					
Richard Dotson, R (1, 1) ERA: 6.41	1.2 L 10 4 4 4 0 1 0 0 0 1 1 9 13 21.60 3.000																					
Gene Nelson, R (2, 1) ERA: 3.5	2.0 7 2 1 1 0 0 0 0 0 0 0 7 7 4.50 1.000																					
Ray Searage, L (4, 1) ERA: 5.1	3.1 13 3 0 0 2 1 0 0 0 0 0 16 20 0.00 1.200																					
Bob James, R (8, 1) ERA: 5.46	2.0 7 0 0 0 0 0 1 0 0 0 0 6 10 0.00 0.000																					

AB	33
R	5
H	9
RBI	4
BB	3
SO	2
LOB	14



livebaseballscorecards.com

Batter	1	2	3	4	5	6	7	8	9	AB	R	H	RBI	BB	SO	LOB	BOTTOM
--------	---	---	---	---	---	---	---	---	---	----	---	---	-----	----	----	-----	--------

John Cangelosi, S <small>OBP: 0.377, SLG: 0.330</small> (1, 7) (9, 8)	0-0 B3		0-0 G3			0-0 1B 2B	0-0 L8			4	1	1	0	0	0	1	
---	------------------	--	------------------	--	--	-------------------------------	------------------	--	--	---	---	---	---	---	---	---	--

Daryl Boston, L <small>OBP: 0.667, SLG: 1.000</small> Reid Nichols, R <small>OBP: 0.254, SLG: 0.211</small> (1, 8) (8, PH) (9, 7)	0-0 6-3			0-0 3-1 2B		0-0 HR 1B		0-3 K		3	1	2	1	0	0	0	
---	-------------------	--	--	--------------------------------	--	-------------------------------	--	-----------------	--	---	---	---	---	---	---	---	--

Harold Baines, L <small>OBP: 0.347, SLG: 0.463</small> (1, 9)	0-0 3-1			0-0 3-1		0-3 K		0-3 K		4	0	0	0	0	2	2	
--	-------------------	--	--	-------------------	--	-----------------	--	-----------------	--	---	---	---	---	---	---	---	--

Greg Walker, L <small>OBP: 0.349, SLG: 0.500</small> Steve Lyons, L <small>OBP: 0.294, SLG: 0.326</small> (1, 3) (8, PR) (9, 3)		4-0 G5-3 1B BB		0-3 K		0-0 HR		0-0 CS 1B		3	1	2	2	1	1	1	
---	--	--	--	-----------------	--	------------------	--	-------------------------------	--	---	---	---	---	---	---	---	--

Jerry Hairston, S <small>OBP: 0.387, SLG: 0.464</small> (1, 10)		0-0 G5-3 1B		0-0 4-3		0-0 HR		0-0 CS	0-0 F9 2B	4	1	3	1	0	0	1	
--	--	---------------------------------	--	-------------------	--	------------------	--	------------------	-------------------------------	---	---	---	---	---	---	---	--

Tim Hulett, R <small>OBP: 0.298, SLG: 0.440</small> (1, 5)		0-0 G5-3		0-0 F7	0-0 F3			0-0 F9		4	0	0	0	0	0	3	
---	--	--------------------	--	------------------	------------------	--	--	------------------	--	---	---	---	---	---	---	---	--

Carlton Fisk, R <small>OBP: 0.262, SLG: 0.293</small> (1, 2)		0-0 6-3		0-0 F8			0-0 F7		0-0 F4	4	0	0	0	0	0	2	
---	--	-------------------	--	------------------	--	--	------------------	--	------------------	---	---	---	---	---	---	---	--

Ozzie Guillen, L <small>OBP: 0.266, SLG: 0.324</small> Ivan Calderon, R <small>OBP: 0.278, SLG: 0.310</small> (1, 6) (9, PH)		0-0 F7		0-0 3-1			0-0 6-3		0-0 F9	3	0	0	0	0	0	0	
---	--	------------------	--	-------------------	--	--	-------------------	--	------------------	---	---	---	---	---	---	---	--

Julio Cruz, S <small>OBP: 0.365, SLG: 0.241</small> (1, 4)			0-0 3-1			0-3 K	4-0 BB			2	0	0	0	1	1	0	
---	--	--	-------------------	--	--	-----------------	------------------	--	--	---	---	---	---	---	---	---	--

Inning Stats		R: 0	H: 0	E: 0	K: 0	S: 3	R: 0	H: 1	E: 0	K: 0	S: 3	R: 0	H: 0	E: 0	K: 0	S: 3	R: 0	H: 1	E: 0	K: 1	S: 6	R: 0	H: 0	E: 0	K: 0	S: 3	R: 4	H: 4	E: 0	K: 2	S: 11	R: 0	H: 0	E: 0	K: 0	S: 3	R: 0	H: 1	E: 0	K: 2	S: 7	R: 0	H: 1	E: 0	K: 0	S: 4	R: 0	H: 1	E: 0	K: 0	S: 4	1B: 3	SF: 0	2B: 3	SAC: 0	3B: 0	DP: 1	HR: 2	HBP: 0	WP: 0	PA: 36
--------------	--	------	------	------	------	------	------	------	------	------	------	------	------	------	------	------	------	------	------	------	------	------	------	------	------	------	------	------	------	------	-------	------	------	------	------	------	------	------	------	------	------	------	------	------	------	------	------	------	------	------	------	-------	-------	-------	--------	-------	-------	-------	--------	-------	--------

PITCHER		IP	WLS	BF	H	R	ER	SO	BB	IBB	HBP	BLK	WP	HR	S	P	ERA	WHIP	PITCHER		IP	WLS	BF	H	R	ER	SO	BB	IBB	HBP	BLK	WP	HR	S	P	ERA	WHIP													
Walt Terrell, R <small>ERA: 4.21</small> (1, 1)	Willie Hernandez, L <small>ERA: 2.88</small> (8, 1)	7.0	W	28	6	4	4	3	2	0	0	0	0	2	32	40	5.14	1.143			2.0	S	7	2	0	0	2	0	0	0	0	0	11	11	0.00	1.000														

Detroit Tigers @ Chicago White Sox
 Comiskey Park, Chicago, IL
 Fri Aug 01 1986, 8:05 PM EDT
 Att: 28,244 - Unknown

AB	33
R	4
H	8
RBI	4
BB	2
SO	5
LOB	11



livebaseballscorecards.com

Batter	1	2	3	4	5	6	7	8	9	AB R H RBI BB SO LOB
Dave Collins, S OBP: 0.371, SLG: 0.364 (1, 10)	0-3 K	0-0 F8			0-0 2B			0-0 1B		4 0 2 0 0 1 0
Alan Trammell, R OBP: 0.331, SLG: 0.416 (1, 6)	0-0 WP 1B 2B		0-0 4-3		0-0 6-3			0-0 F4		4 1 1 0 0 0 2
Kirk Gibson, L OBP: 0.395, SLG: 0.520 (1, 9)	4-0 1B 2-3 1B BB		0-3 K			0-0 4-3		0-3 K		3 1 0 0 1 2 1
Chet Lemon, R OBP: 0.312, SLG: 0.353 (1, 8)	0-0 1B 1-2 SF9 3-H 1B		0-3 K			0-0 F8		0-0 6-3		4 1 1 1 0 1 1
Damell Coles, R OBP: 0.321, SLG: 0.440 (1, 5)	0-0 1B 1-3 2-H			0-0 6-3		0-3 K		0-0 F7		4 0 1 1 0 1 0
Larry Herndon, R OBP: 0.299, SLG: 0.379 (1, 7)	0-0 SF9			0-0 6-3			0-3 K	0-0 G3		3 0 0 1 0 1 0
Tom Brookens, R OBP: 0.314, SLG: 0.325 (1, 4)	0-0 F9			0-0 1-3			0-0 1B	0-3 K		4 0 1 0 0 1 1
Dave Engle, R OBP: 0.315, SLG: 0.341 (1, 3)		0-3 K			0-0 G1-4-3 1B		0-0 F8			3 0 1 0 0 1 1
Dwight Lowry, L OBP: 0.390, SLG: 0.440 (1, 2)		0-0 F5			0-0 G1-4-3 1-2f		0-0 L9			3 0 0 0 0 0 2


Inning Stats	R: 3 E: 0 K: 1 S: 8	H: 3 LOB: 1 BB: 1 P: 12	R: 0 E: 0 K: 1 S: 5	H: 0 LOB: 0 BB: 0 P: 5	R: 0 E: 0 K: 2 S: 7	H: 0 LOB: 0 BB: 0 P: 7	R: 0 E: 0 K: 0 S: 3	H: 0 LOB: 0 BB: 0 P: 3	R: 0 E: 0 K: 0 S: 4	H: 2 LOB: 1 BB: 0 P: 4	R: 0 E: 0 K: 1 S: 5	H: 0 LOB: 0 BB: 0 P: 5	R: 0 E: 0 K: 1 S: 6	H: 1 LOB: 1 BB: 0 P: 6	R: 0 E: 0 K: 1 S: 6	H: 1 LOB: 1 BB: 0 P: 6	R: 0 E: 0 K: 1 S: 5	H: 0 LOB: 0 BB: 0 P: 5	1B: 5 2B: 2 3B: 0 HR: 0	SF: 1 SAC: 0 DP: 1 HBP: 0
Floyd Bannister, L ERA: 3.94 (1, 1)	IP: 9.0 WLS: W BF: 34 H: 7 R: 3 ER: 3 SO: 8 BB: 1 IBB: 0 HBP: 0 BLK: 0 WP: 1 HR: 0 S: 49 P: 53 ERA: 3.00 WHIP: 0.889																			

TOP

Detroit Tigers @ Chicago White Sox
Comiskey Park, Chicago, IL

Sat Aug 02 1986, 8:05 PM EDT
Att: 33,597 - Unknown

AB	32
R	3
H	7
RBI	3
BB	1
SO	8
LOB	8



WP	1	PA	34
PB	0		
SB	1		
CS	0		

livebaseballscorecards.com

Batter	1	2	3	4	5	6	7	8	9	AB R H RBI BB SO LOB	TOP	
Lou Whitaker, L (1, 4) OBP: 0.327, SLG: 0.439	4-0 CS BB		0-0 1-3 1B		0-0 F6		0-0 F5		0-0 F5	4 0 1 0 1 0 1		
Alan Trammell, R (1, 6) OBP: 0.328, SLG: 0.412 Dave Bergman, L (9, PH) OBP: 0.345, SLG: 0.346	0-0 F4		0-3 K		0-0 6-3		0-0 F8		0-0 F5	4 0 0 0 0 1 4 1 0 0 0 0 0 0		
Kirk Gibson, L (1, 9) OBP: 0.393, SLG: 0.527	0-0 F6		0-0 4-3		0-0 HR		0-3 K			4 1 1 1 0 1 4		
Johnny Grubb, L (1, 10) OBP: 0.396, SLG: 0.674 Larry Herndon, R (8, PH) OBP: 0.302, SLG: 0.379	0-0 CS 1-2	0-3 K		0-0 2B	4-0 BB WP BB		4-0 BB 1B BB			2 0 1 0 1 1 0 0 0 0 0 1 0 0		
Darrell Evans, L (1, 3) OBP: 0.361, SLG: 0.439		0-0 G3 1B		0-3 K	4-0 BB 1-2 BB		0-3 K			3 0 1 0 1 2 2		
Dave Collins, S (1, 7) OBP: 0.372, SLG: 0.364		0-0 G3 1-2		0-3 K	4-0 BB 1-2 2-3 BB		0-0 BB 1B			3 0 1 0 1 1 2		
Darnell Coles, R (1, 5) OBP: 0.320, SLG: 0.436		0-0 F8		0-0 F7	0-0 F9		4-0 BB 1-2 2-3 BB G6-4-3			3 0 0 0 1 0 5		
Chet Lemon, R (1, 8) OBP: 0.307, SLG: 0.348		0-3 K		0-0 F9	0-0 F8		0-0 G6-4-3 1-2f			4 0 0 0 0 1 6		
Dwight Lowry, L (1, 2) OBP: 0.395, SLG: 0.436		0-0 1B 1B		0-0 1-3		4-0 BB		0-0 4-3		3 0 1 0 1 0 0		
Inning Stats	R: 0 H: 0 E: 0 LOB: 0 K: 0 BB: 1 S: 2 P: 6	R: 0 H: 1 E: 0 LOB: 1 K: 1 BB: 0 S: 6 P: 6	R: 0 H: 2 E: 0 LOB: 2 K: 2 BB: 0 S: 9 P: 9	R: 0 H: 1 E: 0 LOB: 1 K: 2 BB: 0 S: 8 P: 8	R: 0 H: 0 E: 0 LOB: 0 K: 0 BB: 0 S: 3 P: 3	R: 1 H: 1 E: 0 LOB: 3 K: 0 BB: 3 S: 4 P: 16	R: 0 H: 0 E: 0 LOB: 1 K: 1 BB: 1 S: 5 P: 9	R: 0 H: 1 E: 0 LOB: 2 K: 1 BB: 2 S: 5 P: 13	R: 0 H: 0 E: 0 LOB: 0 K: 0 BB: 0 S: 3 P: 3	1B: 4 SF: 0 2B: 1 SAC: 0 3B: 0 DP: 1 HR: 1 HBP: 0	WP: 1 PA: 39 PB: 0 SB: 0 CS: 1	
PITCHER	IP WLS BF H R ER SO BB IBB HBP BLK WP HR S P ERA WHIP											
Joe Cowley, R (1, 1) ERA: 4.25	7.0 W 30 5 1 1 6 5 0 0 0 1 1 37 57 1.29 1.429											
Ray Seavage, L (8, 1) ERA: 5.04	0.1 4 1 0 0 1 2 0 0 0 0 0 4 12 0.00 9.000											
Bill Dawley, R (8, 1) ERA: 3.45	1.2 4 0 0 0 0 0 0 0 0 0 0 4 4 0.00 0.000											

Detroit Tigers @ Chicago White Sox
 Comiskey Park, Chicago, IL
 Sun Aug 03 1986, 4:33 AM EDT
 Att: 26,737 - Unknown

livebaseballscorecards.com

AB	31
R	1
H	6
RBI	1
BB	7
SO	7
LOB	24



Batter	1	2	3	4	5	6	7	8	9
John Cangelosi, S OBP: 0.377, SLG: 0.337 (1, 7)	0-0 5-3		0-0 FC6-5 1-3 1B	0-0 1-2 3B 1B	0-0 F8			0-0 3-1	
Daryl Boston, L OBP: 0.417, SLG: 0.900 (1, 8)	0-0 F8		0-0 FC6-5 HR	0-0 1-H 2-H SF9 3B	0-0 F8			0-0 4-3	
Harold Baines, L OBP: 0.349, SLG: 0.477 (1, 9)	0-0 F9		0-0 1-H HR	0-0 3-H SF9				0-0 6-3	
Jerry Hairston, S OBP: 0.387, SLG: 0.450 (1, 10)		0-0 F7	4-0 BB	0-0 1B 1B				0-0 F6	
Tim Hulett, R OBP: 0.297, SLG: 0.435 (1, 5)		0-0 5-3	0-0 F8	0-0 1B 1-2 1B				0-0 F3	
Russ Morman, R OBP: 0.750, SLG: 1.500 (1, 3)		0-0 1B		0-0 HR				0-0 F7	
Carlton Fisk, R OBP: 0.262, SLG: 0.301 (1, 2)		0-0 F6		0-0 SF7 1B				0-0 HR	
Ozzie Guillen, L OBP: 0.264, SLG: 0.321 (1, 6)			0-0 G1-4-3	0-0 1-3 1B 1B	0-0 F7			0-0 F8	
Julio Cruz, S OBP: 0.372, SLG: 0.247 (1, 4)			4-0 1B FC6-5 BB	0-0 3-H SF7	4-0 BB			0-0 6-3	

Inning Stats	R: 0	H: 0	E: 0	K: 0	S: 3	LOB: 0	BB: 0	P: 3	R: 0	H: 1	E: 0	K: 0	S: 4	LOB: 1	BB: 0	P: 4	R: 3	H: 2	E: 0	K: 0	S: 5	LOB: 1	BB: 2	P: 13	R: 6	H: 8	E: 0	K: 0	S: 11	LOB: 2	BB: 0	P: 11	R: 0	H: 0	E: 0	K: 0	S: 3	LOB: 1	BB: 1	P: 7	R: 0	H: 0	E: 0	K: 0	S: 3	LOB: 0	BB: 0	P: 3	R: 1	H: 1	E: 0	K: 0	S: 4	LOB: 0	BB: 0	P: 4	R: 0	H: 0	E: 0	K: 0	S: 3	LOB: 0	BB: 0	P: 3
--------------	------	------	------	------	------	--------	-------	------	------	------	------	------	------	--------	-------	------	------	------	------	------	------	--------	-------	-------	------	------	------	------	-------	--------	-------	-------	------	------	------	------	------	--------	-------	------	------	------	------	------	------	--------	-------	------	------	------	------	------	------	--------	-------	------	------	------	------	------	------	--------	-------	------

PITCHER	IP	WLS	BF	H	R	ER	SO	BB	IBB	HBP	BLK	WP	HR	S	P	ERA	WHIP
Randy O'Neal, R ERA: 4.92 (1, 1)	3.1	L	19	7	7	7	0	2	0	0	0	0	2	17	25	18.90	2.700
Jim Staton, R ERA: 5.36 (4, 1)	4.2		20	5	3	3	0	1	0	0	0	0	1	19	23	5.79	1.286

BOTTOM

AB R H RBI BB SO LOB

5 1 2 0 0 0 1

5 2 1 3 0 0 2

4 1 1 3 0 0 0

3 1 1 0 1 0 0

4 0 1 0 0 0 1


4 1 3 2 0 0 0

4 2 2 1 0 0 3

4 1 1 0 0 0 0

1 1 0 1 2 0 0

AB 34
R 10
H 12
RBI 10
BB 3
SO 0
LOB 7



WP: 0 PA: 39
PB: 0
SB: 0
CS: 0

Detroit Tigers @ Chicago White Sox
Comiskey Park, Chicago, IL
Sun Aug 03 1986, 4:33 AM EDT
Att. 26,737 - Unknown

livebaseballscorecards.com

Batter	1	2	3	4	5	6	7	8	9	AB R H RBI BB SO LOB	TOP																	
Tony Bernazard, S (1, 4) OBP: 0.371, SLG: 0.446	0-0 1B 2B	0-0 F9		0-0 FC6-4 1B			0-0 1B		0-3 K	5 1 3 2 0 1 1																		
Brett Butler, L (1, 8) OBP: 0.346, SLG: 0.353 Andre Thornton, R (9, PH) OBP: 0.328, SLG: 0.390	0-0 1B HBP 1B	0-0 6-3		0-0 FC6-4 1-2f			0-0 B2		0-0 F7	4 1 1 0 0 0 3 1 0 0 0 0 0 0																		
Joe Carter, R (1, 3) OBP: 0.349, SLG: 0.518	1-0 1B HBP		0-0 6-3		0-0 6-3		0-0 F3			3 1 0 0 0 0 1																		
Mel Hall, L (1, 7) OBP: 0.357, SLG: 0.544 Pat Tabler, R (7, PH) OBP: 0.315, SLG: 0.391	0-0 G4-6-3 1B 1-2 2-3 3-H		0-0 L3		0-0 F8		0-3 K			3 0 1 1 0 0 0 1 0 0 0 0 1 1																		
Cory Snyder, R (1, 9) OBP: 0.298, SLG: 0.532	0-0 G4-6-3 1B 1-2 2-H 3-H		0-0 L6		0-0 1B			0-0 F8		4 0 2 2 0 0 0																		
Julio Franco, R (1, 6) OBP: 0.323, SLG: 0.375	0-0 G4-6-3 1-2f 2-3			0-0 6-3 BB 1B		0-0 F8		0-0 F8		4 1 1 0 0 0 3																		
Brook Jacoby, R (1, 5) OBP: 0.339, SLG: 0.427 Otis Nixon, S (8, PR) OBP: 0.218, SLG: 0.173	0-0 F8			4-0 BB BB BB BB 1-2 1B BB		0-0 G5-4-3 1B		0-0 S 1B		3 1 2 0 1 0 1 0 0 0 0 0 0 0																		
Carmen Castillo, R (1, 10) OBP: 0.298, SLG: 0.396		0-0 G3		0-0 F4		0-3 K		0-3 K		4 0 0 0 0 2 4																		
Andy Allanson, R (1, 2) OBP: 0.286, SLG: 0.310 Chris Bando, S (9, PH) OBP: 0.331, SLG: 0.326			4-0 S BB	0-0 6-3		0-0 G5-4-3			0-0 F7	2 0 0 0 1 0 3 1 0 0 0 0 0 0																		
Inning Stats	R: 3 E: 0 K: 0 S: 6	H: 4 LOB: 1 BB: 0 P: 7	R: 0 E: 0 K: 0 S: 3	H: 0 LOB: 1 BB: 1 P: 7	R: 0 E: 0 K: 0 S: 3	H: 0 LOB: 0 BB: 0 P: 3	R: 2 E: 0 K: 0 S: 5	H: 2 LOB: 1 BB: 1 P: 9	R: 0 E: 0 K: 1 S: 4	H: 1 LOB: 1 BB: 0 P: 4	R: 0 E: 0 K: 1 S: 5	H: 1 LOB: 0 BB: 0 P: 5	R: 0 E: 0 K: 1 S: 6	H: 1 LOB: 1 BB: 0 P: 6	R: 0 E: 0 K: 1 S: 6	H: 1 LOB: 2 BB: 0 P: 6	R: 0 E: 0 K: 1 S: 5	H: 0 LOB: 0 BB: 0 P: 5	1B: 9 2B: 1 3B: 0 HR: 0	SF: 0 SAC: 0 DP: 2 HBP: 1	WP: 0 PB: 0 SB: 2 CS: 0	PA: 38						
PITCHER	IP WLS BF H R ER SO BB IBB HBP BLK WP HR S P ERA WHIP																											
Eric King, R (1, 1) ERA: 3.26	3.2		19	6	5	5	0	2	0	0	1	0	0	0	16	25	12.27	2.182										
Mark Thurmond, L (4, 1) ERA: 5.76	3.1	W	12	3	0	0	2	0	0	0	0	0	0	0	16	16	0.00	0.900										
Bill Campbell, R (8, 1) ERA: 3.23	2.0	S	7	1	0	0	2	0	0	0	0	0	0	0	11	11	0.00	0.500										

Cleveland Indians @ Detroit Tigers
Tiger Stadium, Detroit, MI
Tue Aug 05 1986, 3:33 AM EDT
Unknown

livebaseballscorecards.com

AB 35
R 5
H 10
RBI 5
BB 2
SO 4
LOB 17



Batter	1	2	3	4	5	6	7	8	9	AB	R	H	RBI	BB	SO	LOB
Lou Whitaker, L (1, 4) OBP: 0.326, SLG: 0.437	0-0 F8		0-0 SF7 1B		0-0 F6		0-3 K			4	1	1	0	0	1	0
Alan Trammell, R (1, 6) OBP: 0.329, SLG: 0.418	0-0 4-3 3B		0-0 SF7 1-H		0-0 6-3		1-0 BB HR HBP			2	2	1	1	0	0	0
Kirk Gibson, L (1, 9) OBP: 0.391, SLG: 0.521	0-0 4-3		4-0 1B BB		0-0 F7		0-0 F9			3	0	0	1	1	0	1
Johnny Crubb, L (1, 10) OBP: 0.413, SLG: 0.692 Larry Herndon, R (7, PH) OBP: 0.305, SLG: 0.379	4-0 3-H BB		0-0 1-2 1B		0-0 2B 2B		4-0 1-2 HR BB			2	1	2	0	1	0	0
Darrell Evans, L (1, 3) OBP: 0.360, SLG: 0.446	0-0 F4		0-0 F8		0-3 K		0-0 1-H 2-H HR			0	1	0	0	1	0	0
Darnell Coles, R (1, 5) OBP: 0.317, SLG: 0.430		0-3 K		0-0 F8		0-0 6-3		0-0 F9		4	1	1	3	0	1	4
Dave Collins, S (1, 7) OBP: 0.371, SLG: 0.365		0-0 F9		0-0 F7		0-0 2B		0-3 K		4	0	0	0	0	1	1
Chet Lemon, R (1, 8) OBP: 0.311, SLG: 0.346 Pat Sheridan, L (8, PH) OBP: 0.269, SLG: 0.358 (9, 8)		0-0 5-3		1-0 HBP		4-0 BB		0-3 K		1	0	0	0	1	0	0
Dwight Lowry, L (1, 2) OBP: 0.386, SLG: 0.425 Dave Engle, R (6, PH) OBP: 0.308, SLG: 0.333 (7, 2)			0-0 F9		0-0 4-3		0-0 F5		0-0 6-3	1	0	0	0	0	0	1
										2	0	0	0	0	0	2

Inning Stats	R: 1	H: 1	E: 0	K: 0	S: 4	LOB: 1	BB: 1	P: 8	R: 0	H: 0	E: 0	K: 1	S: 5	LOB: 0	BB: 0	P: 5	R: 1	H: 2	E: 1	K: 0	S: 5	LOB: 2	BB: 1	P: 9	R: 0	H: 0	E: 0	K: 0	S: 3	LOB: 1	BB: 0	P: 4	R: 0	H: 0	E: 0	K: 0	S: 3	LOB: 0	BB: 0	P: 3	R: 1	H: 2	E: 0	K: 1	S: 7	LOB: 2	BB: 1	P: 11	R: 3	H: 1	E: 0	K: 1	S: 6	LOB: 0	BB: 1	P: 11	R: 0	H: 0	E: 0	K: 2	S: 7	LOB: 0	BB: 0	P: 7
--------------	------	------	------	------	------	--------	-------	------	------	------	------	------	------	--------	-------	------	------	------	------	------	------	--------	-------	------	------	------	------	------	------	--------	-------	------	------	------	------	------	------	--------	-------	------	------	------	------	------	------	--------	-------	-------	------	------	------	------	------	--------	-------	-------	------	------	------	------	------	--------	-------	------


PITCHER	IP	WLS	BF	H	R	ER	SO	BB	IBB	HBP	BLK	WP	HR	S	P	ERA	WHIP
Jose Roman, R (1, 1) ERA: 4.76	5.2		25	5	3	3	2	2	0	1	0	0	0	26	35	4.76	1.235
Dickie Noles, R (6, 1) ERA: 5.65	0.0		1	0	0	0	0	1	0	0	0	0	0	4	∞	∞	
Scott Bailes, L (6, 1) ERA: 4.6	1.1	L	7	1	3	3	1	1	0	1	0	0	1	7	12	20.25	1.500
Frank Wills, R (8, 1) ERA: 7.71	1.0		3	0	0	0	2	0	0	0	0	0	0	7	7	0.00	0.000

BOTTOM

Cleveland Indians @ Detroit Tigers
Tiger Stadium, Detroit, MI
Tue Aug 05 1986, 3:33 AM EDT
Unknown

livebaseballscores.com

AB	29
R	6
H	6
RBI	6
BB	4
SO	5
LOB	9



WP: 0	PA: 36
PB: 0	SB: 0
CS: 0	

Batter	1	2	3	4	5	6	7	8	9	AB R H RBI BB SO LOB	TOP	
Tony Bernazard, S (1, 4) OBP: 0.373, SLG: 0.449 Carmen Castillo, R (6, 9) OBP: 0.301, SLG: 0.418	0-0 SH5-3 SF7 2B		H 1-0 1B HBP	0-0 6-3			X 0-0 F9		X 0-0 HR	2 1 1 0 0 0 1 2 1 1 1 0 0 0		
Brett Butler, L (1, 8) OBP: 0.347, SLG: 0.355 Otis Nixon, S (4, 8)	0-0 SH5-3 2-3		X 0-0 1-3 1B		X 0-0 FC5-4 1B		X 0-0 F8		BBB 4-0 FC1-4 S 1B BB	1 0 1 0 0 0 0 2 1 1 0 1 0 0		
Joe Carter, R (1, 7) OBP: 0.347, SLG: 0.518	0-0 SF7 3-H		S S S 0-3 K		X 0-0 FC5-4 1B 1-2f			X 0-0 HR 2B	S S S 0-3 K 1-2	4 1 1 1 0 2 4		
Andre Thornton, R (1, 10) OBP: 0.329, SLG: 0.388	0-0 F8		X 0-0 F9		X 0-0 G6-4-3 1B 1-2			X 0-0 6-3	BBB 4-0 FC1-4 BB	4 0 1 0 1 0 3		
Cory Snyder, R (1, 9) OBP: 0.295, SLG: 0.539 (6, 6)		X 0-0 6-3		X 0-0 F6	X 0-0 G6-4-3 1-2f			X 0-0 HR 2-H	X 0-0 FC1-4 1B 1-2f 2-3	5 2 1 2 0 0 4		
Julio Franco, R (1, 6) OBP: 0.324, SLG: 0.377 (6, 4)		X 0-0 F9		X 0-0 E 2B		X 0-0 6-3		X 0-0 1-3	X 0-0 S 1B 1B	5 2 2 1 0 0 0		
Pat Tabler, R (1, 3) OBP: 0.320, SLG: 0.398		X 0-0 1B		X 0-0 E5 3B 2-H		X 0-0 6-3		X 0-0 2B	X 0-0 1B 1-H 3-H 1B	5 1 3 2 0 0 0		
Brook Jacoby, R (1, 5) OBP: 0.342, SLG: 0.433		S S S 0-3 K		X 0-0 K 3B 3-H		X 0-0 F3		BBB 4-0 BB	X 0-0 1-3 1B	4 0 2 1 1 1 1		
Chris Bando, S (1, 2) OBP: 0.325, SLG: 0.319 Mel Hall, L (8, PH) OBP: 0.356, SLG: 0.542 Andy Allanson, R (8, 2) OBP: 0.285, SLG: 0.309			X 0-0 4-3	X 0-0 1-3			X 0-0 5-3	X 0-0 3-1	X 0-0 F8	3 0 0 0 0 0 1 1 0 0 0 0 0 2 1 0 0 0 0 0 2		
Inning Stats	R: 1 H: 1 E: 0 LOB: 0 K: 0 BB: 0 S: 4 P: 4	R: 0 H: 1 E: 0 LOB: 1 K: 1 BB: 0 S: 6 P: 6	R: 0 H: 1 E: 0 LOB: 2 K: 1 BB: 0 S: 6 P: 7	R: 2 H: 2 E: 1 LOB: 1 K: 0 BB: 0 S: 6 P: 6	R: 0 H: 2 E: 0 LOB: 1 K: 0 BB: 0 S: 4 P: 4	R: 0 H: 0 E: 0 LOB: 0 K: 0 BB: 0 S: 3 P: 3	R: 0 H: 0 E: 0 LOB: 0 K: 0 BB: 0 S: 3 P: 3	R: 2 H: 3 E: 0 LOB: 2 K: 0 BB: 1 S: 6 P: 10	R: 4 H: 4 E: 0 LOB: 2 K: 1 BB: 2 S: 9 P: 17	1B: 7 SF: 1 2B: 4 SAC: 1 3B: 1 DP: 1 HR: 2 HBP: 1	WP: 0 PA: 45 PB: 0 SB: 2 CS: 0	
PITCHER	IP WLS BF H R ER SO BB IBB HBP BLK WP HR S P ERA WHIP											
Frank Tanana, L (1, 1) ERA: 4.33	7.0 W 29 7 3 2 2 0 0 0 1 0 0 0 32 33 2.57 1.000											
Jim Slaton, R (8, 1) ERA: 5.52	0.2 6 3 2 2 0 1 0 0 0 0 0 1 5 9 27.00 6.000											
Willie Hernandez, L (8, 1) ERA: 3.36	1.0 8 3 4 4 1 2 0 0 0 0 0 1 8 16 36.00 5.000											
Randy O'Neal, R (9, 1) ERA: 4.9	0.1 S 2 1 0 0 0 0 0 0 0 0 0 0 2 2 0.00 3.000											

Cleveland Indians @ Detroit Tigers
Tiger Stadium, Detroit, MI
Tue Aug 05 1986, 7:05 PM EDT
Att: 27,300 - Unknown

livebaseballscorecards.com

AB	39
R	9
H	14
RBI	8
BB	3
SO	3
LOB	18



Batter	1	2	3	4	5	6	7	8	9
Lou Whitaker, L (1, 4) OBP: 0.330, SLG: 0.453	0-0 HR	4-0 BB	0-0 HR		0-0 F7		0-0 4-3		
Alan Trammell, R (1, 6) OBP: 0.328, SLG: 0.423	0-0 HR	0-3 K	0-0 F6		0-0 F3		0-0 F8		
Kirk Gibson, L (1, 9) OBP: 0.394, SLG: 0.519	1-0 S E HBP	0-3 K	0-0 WP 1B			4-0 1B 2B BB		0-0 G3	
Johnny Grubb, L (1, 10) OBP: 0.404, SLG: 0.667	0-0 E7 1B	0-0 L8	0-0 F9			0-0 F8		0-0 G3	
Darrell Evans, L (1, 3) OBP: 0.363, SLG: 0.449	0-0 E 1B		0-0 HR 1B		0-0 F7		0-0 2B 6-3 1B		
Dave Collins, S (1, 7) OBP: 0.372, SLG: 0.370	0-0 E5 1-2		0-0 F9		0-0 L7-4 E 1B		0-0 1-3 2-H 2B		
Tom Brookens, R (1, 5) OBP: 0.313, SLG: 0.338	0-0 F3		0-0 HR		0-0 E5		0-0 6-3		
Pat Sheridan, L (1, 8) OBP: 0.268, SLG: 0.356	0-3 K		0-0 S 1B		0-0 L7-4		0-0 4-3		
Dwight Lowry, L (1, 2) OBP: 0.380, SLG: 0.417	0-0 3-1		0-0 HR 1B		0-0 F6		0-0 F8		

Inning Stats	R: 4 E: 2 K: 1 S: 10	H: 4 LOB: 2 BB: 0 P: 11	R: 0 E: 0 K: 2 S: 7	H: 0 LOB: 1 BB: 1 P: 11	R: 5 E: 0 K: 0 S: 9	H: 6 LOB: 1 BB: 0 P: 9	R: 0 E: 1 K: 0 S: 4	H: 1 LOB: 1 BB: 0 P: 4	R: 0 E: 0 K: 0 S: 3	H: 0 LOB: 0 BB: 0 P: 3	R: 2 E: 0 K: 0 S: 5	H: 2 LOB: 1 BB: 1 P: 9	R: 0 E: 0 K: 0 S: 3	H: 0 LOB: 0 BB: 0 P: 3	R: 0 E: 0 K: 1 S: 5	H: 0 LOB: 0 BB: 0 P: 5
--------------	-------------------------------	----------------------------------	------------------------------	----------------------------------	------------------------------	---------------------------------	------------------------------	---------------------------------	------------------------------	---------------------------------	------------------------------	---------------------------------	------------------------------	---------------------------------	------------------------------	---------------------------------

PITCHER	IP	WLS	BF	H	R	ER	SO	BB	IBB	HBP	BLK	WP	HR	S	P	ERA	WHIP
John Butcher, R (1, 1) ERA: 6.16	0.0	L	5	4	4	3	0	0	0	0	0	0	2	4	5	∞	∞
Bryan Oelkers, L (1, 1) ERA: 4.04	2.1		14	5	5	5	3	1	0	0	0	0	2	19	23	19.29	2.571
Rich Yett, R (3, 1) ERA: 5.54	3.0		13	3	2	2	0	1	0	0	0	1	0	12	16	6.00	1.333
Dickie Noles, R (6, 1) ERA: 5.17	2.2		9	1	0	0	1	0	0	0	0	0	0	11	11	0.00	0.375

AB R H RBI BB SO LOB

4 2 2 3 1 0 0

5 1 1 1 0 1 1

3 2 1 0 1 1 1

5 1 1 0 0 0 3

5 2 3 1 0 1 0

4 0 2 1 0 0 2

4 1 1 3 0 0 4

4 1 1 0 0 1 5

4 1 1 1 0 0 2

AB 38

R 11

H 13

RBI 10

BB 2

SO 4

LOB 18

WP: 1 PA: 41

PB: 0

SB: 2

CS: 0

WP: 1 PA: 41


ERA WHIP

Cleveland Indians @ Detroit Tigers

Tiger Stadium, Detroit, MI

Tue Aug 05 1986, 7:05 PM EDT

Att. 27,300 - Unknown



livebaseballscorecards.com

Batter	1	2	3	4	5	6	7	8	9	AB R H RBI BB SO LOB	TOP									
Brett Butler, L (1, 8) OBP: 0.347, SLG: 0.352	4-0 BB G4-3		0-3 K		0-0 B5-3			0-0 FC6-4 2B		3 1 0 0 1 1 1	Cleveland Indians @ Detroit Tigers Tiger Stadium, Detroit, MI Thu Aug 07 1986, 3:33 AM EDT Unknown									
Julio Franco, R (1, 4) OBP: 0.328, SLG: 0.383	0-0 G4-3 1-2f		0-0 1B			0-0 FC6-4 1B		0-0 2B		4 0 3 1 0 0 1										
Joe Carter, R (1, 9) OBP: 0.348, SLG: 0.517 Carmen Castillo, R (6, PH) OBP: 0.297, SLG: 0.412	4-0 BB S		0-0 F7			0-0 FC6-4 1B 1-2f		0-0 6-3		1 0 0 0 1 0 1 2 0 0 0 0 0 2										
Andre Thornton, R (1, 10) OBP: 0.328, SLG: 0.386	0-3 K 1-2			0-0 6-3		0-0 G4-6-3 1B		0-0 F9		4 0 1 0 0 1 2										
Mel Hall, L (1, 7) OBP: 0.351, SLG: 0.535		0-0 3-1		0-0 F5		0-0 G4-6-3 1-2f		0-3 K		4 0 0 0 0 1 2										
Cory Snyder, R (1, 6) OBP: 0.294, SLG: 0.533		0-0 E6		0-0 S 1B			0-0 F6		0-3 K	4 0 1 0 0 1 0										
Pat Tabler, R (1, 3) OBP: 0.319, SLG: 0.396		0-3 K		0-3 K 1-2			0-0 G1-4-3		0-0 1B	4 0 1 0 0 2 2										
Brook Jacoby, R (1, 5) OBP: 0.339, SLG: 0.428		0-0 F8			0-0 5-3		0-0 F9		0-0 L9	4 0 0 0 0 0 2										
Chris Bando, S (1, 2) OBP: 0.325, SLG: 0.319			0-0 3-1		0-3 K			0-0 FC6-4 1B		3 0 1 0 0 1 0										
Inning Stats	R: 0 E: 0 K: 1 S: 4	H: 0 LOB: 1 BB: 2 P: 12	R: 0 E: 1 K: 1 S: 6	H: 0 LOB: 1 BB: 0 P: 6	R: 0 E: 0 K: 1 S: 6	H: 1 LOB: 1 BB: 0 P: 6	R: 0 E: 0 K: 1 S: 5	H: 0 LOB: 0 BB: 0 P: 5	R: 0 E: 0 K: 0 S: 4	H: 2 LOB: 1 BB: 0 P: 4	R: 0 E: 0 K: 0 S: 3	H: 0 LOB: 0 BB: 0 P: 3	R: 1 E: 0 K: 0 S: 5	H: 2 LOB: 1 BB: 0 P: 5	R: 0 E: 0 K: 2 S: 8	H: 1 LOB: 1 BB: 0 P: 8	1B: 6 2B: 1 3B: 0 HR: 0	SF: 0 SAC: 0 DP: 2 HBP: 0	WP: 0 PB: 0 SB: 2 CS: 0	PA: 35
PITCHER	IP WLS BF H R ER SO BB IBB HBP BLK WP HR S P ERA WHIP																			
Jack Morris, R (1, 1) ERA: 3.22	7.0 W 26 4 0 0 5 2 0 0 0 0 0 0 34 42 0.00 0.857																			
Jim Slaton, R (8, 1) ERA: 5.5	2.0 9 3 1 1 2 0 0 0 0 0 0 0 13 13 4.50 1.500																			

livebaseballscorecards.com

AB	33
R	1
H	7
RBI	1
BB	2
SO	7
LOB	13



Batter	1	2	3	4	5	6	7	8	9
Lou Whitaker, L (1, 4) Tom Brookens, R (6, 4) OBP: 0.333, SLG: 0.458 OBP: 0.315, SLG: 0.340	0-0 1B	0-0 1B		0-0 G4-3 1-2f 2-3	0-0 WP 2B		0-3 K	0-0 1B	
Alan Trammell, R (1, 6) OBP: 0.328, SLG: 0.420	0-0 F6	0-3 K		4-0 HR BB	0-0 1-3		0-3 K	0-0 1B	
Kirk Gibson, L (1, 9) Dave Engle, R (7, 9) OBP: 0.393, SLG: 0.526 OBP: 0.312, SLG: 0.337	0-3 K	0-0 6-3		0-0 HR		0-0 F8	0-0 BB 1B	0-0 F3	
Johnny Grubb, L (1, 10) OBP: 0.412, SLG: 0.690	0-0 F8		0-0 G1-6-3 1B	0-0 HR		0-0 F9	4-0 1-2 BB		
Darrell Evans, L (1, 3) Dave Bergman, L (6, 3) OBP: 0.363, SLG: 0.446 OBP: 0.347, SLG: 0.349		4-0 1B 1B 1B BB		0-0 F9	0-0 F7		0-0 1B 1B	0-0 L8	
Dave Collins, S (1, 7) OBP: 0.370, SLG: 0.368		0-0 F9	0-0 G1-6-3		0-0 L8	0-0 1B 1B		0-0 F7	
Darnell Coles, R (1, 5) OBP: 0.323, SLG: 0.437		0-0 1B 1B 1B		0-0 1B E 2B	4-0 1B 2B BB		0-3 K		
Pat Sheridan, L (1, 8) OBP: 0.282, SLG: 0.365		0-0 1B 1B		0-0 G4-3 HR 1B	0-0 2B 1B		0-0 F4	4-0 1B BB	
Dwight Lowry, L (1, 2) OBP: 0.392, SLG: 0.427		0-0 1B 1B		0-0 FC G4-3	0-0 F8		0-0 WP 1B 1B	0-0 1B 1B	

AB	R	H	RBI	BB	SO	LOB
4	0	3	3	0	0	2
2	1	1	1	0	1	1
5	1	1	2	1	2	5
4	1	1	3	0	1	3
2	0	1	1	0	0	1
4	1	2	1	1	0	1
2	1	0	0	1	0	1
2	1	1	0	0	0	2
5	0	1	0	0	0	2
4	3	3	1	1	1	0
4	4	3	0	1	0	2
5	2	3	2	0	0	3

BOTTOM

Cleveland Indians @ Detroit Tigers
Tiger Stadium, Detroit, MI
Thu Aug 07 1986, 3:33 AM EDT
Unknown

AB	43
R	15
H	20
RBI	14
BB	5
SO	5
LOB	23



1B: 16	SF: 0
2B: 2	SAC: 0
3B: 0	DP: 2
HR: 2	HBP: 0

WP: 2	PA: 48
PB: 0	
SB: 0	
CS: 0	

Inning Stats	R	H	E	K	S	R	H	E	K	S	R	H	E	K	S	R	H	E	K	S
	0	1	0	1	6	3	4	0	1	9	5	4	0	1	11	2	2	0	0	6
	0	0	0	0	6	0	0	0	0	6	0	0	0	0	9	1	3	0	0	13
	0	0	0	0	6	0	0	0	0	6	0	0	0	0	9	0	2	0	0	13
	0	0	0	0	6	0	0	0	0	6	0	0	0	0	9	0	2	0	0	13

PITCHER	IP	WLS	BF	H	R	ER	SO	BB	IBB	HBP	BLK	WP	HR	S	P	ERA	WHIP
Phil Niekro, R (1, 1) ERA: 4.5	4.0	L	23	10	8	3	2	2	0	0	0	0	2	25	33	6.75	3.000
John Butcher, R (5, 1) ERA: 6.49	4.0		25	10	7	7	3	3	0	0	0	2	0	28	40	15.75	3.250

PITCHER	IP	WLS	BF	H	R	ER	SO	BB	IBB	HBP	BLK	WP	HR	S	P	ERA	WHIP

livebaseballscores.com

Batter	1	2	3	4	5	6	7	8	9	AB R H RBI BB SO LOB	TOP											
Julio Franco, R (1, 4) OBP: 0.327, SLG: 0.381	0-0 CS 1B		0-0 6-3		0-0 6-3 1-2			0-0 5-3	0-0 F3	5 0 1 0 0 0 1												
Pat Tabler, R (1, 3) OBP: 0.321, SLG: 0.397	0-0 F7		0-0 FC5-4 1B		0-0 F8			0-0 WP 1B		4 0 2 0 0 0 1												
Joe Carter, R (1, 7) OBP: 0.347, SLG: 0.514	0-0 BB 1B		0-0 FC5-4					0-0 F9		4 0 1 0 0 0 2												
Andre Thornton, R (1, 10) OBP: 0.333, SLG: 0.385	4-0 BB 1-2 BB			4-0 FC6-4 1B BB				4-0 1-2 BB		1 0 0 0 3 0 0												
Cory Snyder, R (1, 6) OBP: 0.298, SLG: 0.532	0-0 L3			0-0 FC6-4 1-2 1B			0-0 FC6-4 1B	0-3 K		4 0 2 0 0 1 4												
Brook Jacoby, R (1, 5) OBP: 0.336, SLG: 0.424		0-0 F4		0-0 F8			0-0 FC6-4 1-2f		0-0 5-3	4 0 0 0 0 0 3												
Carmen Castillo, R (1, 9) OBP: 0.296, SLG: 0.408		0-0 F8		0-0 FC6-4 1-2f 2-3			0-0 1-3	0-0 2B SF8 1B		4 1 1 0 0 0 2												
Andy Allanson, R (1, 2) OBP: 0.282, SLG: 0.305		0-0 F3		0-0 F8			0-0 F6	0-0 E 2B		3 0 0 0 0 0 2												
Mel Hall, L (9, PH) OBP: 0.353, SLG: 0.540								1-3		1 1 1 0 0 0 0												
Otis Nixon, S (1, 8) OBP: 0.246, SLG: 0.193			0-0 6-3		0-0		0-0 4-3	0-0 SF8		3 0 1 0 0 0 0												
Brett Butler, L (9, PH) OBP: 0.346, SLG: 0.352								2-H 3-H		0 0 0 1 0 0 0												
Inning Stats	R: 0 E: 0 K: 0 S: 4	H: 2 LOB: 2 BB: 1 P: 8	R: 0 E: 0 K: 0 S: 3	H: 0 LOB: 0 BB: 0 P: 3	R: 0 E: 0 K: 0 S: 4	H: 1 LOB: 1 BB: 1 P: 4	R: 0 E: 0 K: 0 S: 4	H: 1 LOB: 2 BB: 1 P: 8	R: 0 E: 0 K: 0 S: 3	H: 1 LOB: 0 BB: 0 P: 3	R: 0 E: 0 K: 0 S: 4	H: 1 LOB: 1 BB: 0 P: 4	R: 0 E: 0 K: 0 S: 3	H: 0 LOB: 0 BB: 0 P: 3	R: 0 E: 0 K: 1 S: 6	H: 1 LOB: 2 BB: 1 P: 10	R: 2 E: 1 K: 0 S: 5	H: 2 LOB: 0 BB: 0 P: 5	1B: 8 2B: 1 3B: 0 HR: 0	SF: 1 SAC: 0 DP: 0 HBP: 0	WP: 1 PB: 0 SB: 0 CS: 2	PA: 37
PITCHER	IP WLS BF H R ER SO BB IBB HBP BLK WP HR S P ERA WHIP																					
Mark Thurmond, L (1, 1) ERA: 5.38	6.0 W 24 6 0 0 0 2 0 0 0 0 0 0 22 30 0.00 1.333																					
Bill Campbell, R (7, 1) ERA: 3.21	3.0 S 13 3 2 1 1 1 0 0 0 1 0 14 18 3.00 1.333																					

Cleveland Indians @ Detroit Tigers
Tiger Stadium, Detroit, MI
Thu Aug 07 1986, 7:05 PM EDT
Att: 23,708 - Unknown

livebaseballscorecards.com

AB	33
R	2
H	9
RBI	1
BB	3
SO	1
LOB	15



Batter	1	2	3	4	5	6	7	8	9	AB	R	H	RBI	BB	SO	LOB	BOTTOM
--------	---	---	---	---	---	---	---	---	---	----	---	---	-----	----	----	-----	--------

Lou Whitaker, L OBP: 0.337, SLG: 0.461 (1, 4)	0-0 4-3 1B		0-0 4-3 1B		0-0 1-3 2-H 1B		0-0 FC3-2 6-3 1B			4	0	3	3	0	0	0	Cleveland Indians @ Detroit Tigers Tiger Stadium, Detroit, MI Thu Aug 07 1986, 7:05 PM EDT Att. 23,708 - Unknown
Alan Trammell, R OBP: 0.325, SLG: 0.415 (1, 6)	0-0 F8		0-0 4-3 1-2 3-H		0-0 F8		0-0 6-3 1-2			4	0	0	1	0	0	4	
Kirk Gibson, L OBP: 0.388, SLG: 0.518 (1, 9)	0-0 F8		0-0 4-1			0-0 F8	0-0 FC3-2 2-3 3-H			4	0	0	0	0	0	3	
Johnny Crubb, L OBP: 0.402, SLG: 0.670 (1, 10)		0-0 4-3		0-3 K		0-0 F7	0-0 F8			3	0	0	0	0	1	0	
Larry Herndon, R OBP: 0.304, SLG: 0.377 (7, PH)										1	0	0	0	0	0	2	
Darrell Evans, L OBP: 0.359, SLG: 0.440 (1, 3)		0-0 E8 G4-6-3		0-0 G3		0-0 F9		0-0 F8		4	0	0	0	0	0	0	
Darnell Coles, R OBP: 0.322, SLG: 0.435 (1, 5)		0-0 G4-6-3 1-2f		0-3 K			0-0 SH BB 1B	0-3 K		4	1	1	0	0	2	1	
Dave Collins, S OBP: 0.374, SLG: 0.369 (1, 7)			4-0 FC5-4 BB		0-0 S 1B		4-0 BB SH 1B BB	0-3 K		2	2	1	0	2	1	0	
Pat Sheridan, L OBP: 0.284, SLG: 0.363 (1, 8)			0-0 FC5-4 S 1B 1-2f		4-0 E 1B 1-2 BB		0-0 SH BB 1B 1-2 2-3			1	2	0	0	1	0	1	
Dwight Lowry, L OBP: 0.400, SLG: 0.429 (1, 2)			0-0 1B 4-3 1B 1-H		0-0 F7		4-0 E 1B FC3-2 BB 1-2 2-3 3-H			2	1	1	2	1	0	2	

Inning Stats	R: 0 E: 0 K: 0 S: 3	H: 0 LOB: 0 BB: 0 P: 3	R: 0 E: 1 K: 0 S: 3	H: 0 LOB: 0 BB: 0 P: 3	R: 2 E: 0 K: 0 S: 5	H: 2 LOB: 1 BB: 1 P: 9	R: 0 E: 0 K: 2 S: 7	H: 0 LOB: 0 BB: 0 P: 7	R: 1 E: 0 K: 0 S: 4	H: 2 LOB: 1 BB: 1 P: 8	R: 0 E: 0 K: 0 S: 3	H: 0 LOB: 0 BB: 0 P: 3	R: 3 E: 1 K: 0 S: 6	H: 2 LOB: 2 BB: 2 P: 14	R: 0 E: 0 K: 2 S: 7	H: 0 LOB: 0 BB: 0 P: 7	1B: 6 2B: 0 3B: 0 HR: 0	SF: 0 SAC: 1 DP: 1 HBP: 0	WP: 0 PB: 0 SB: 2 CS: 0	PA: 34
---------------------	------------------------------	---------------------------------	------------------------------	---------------------------------	------------------------------	---------------------------------	------------------------------	---------------------------------	------------------------------	---------------------------------	------------------------------	---------------------------------	------------------------------	----------------------------------	------------------------------	---------------------------------	----------------------------------	------------------------------------	----------------------------------	--------

PITCHER	IP	WLS	BF	H	R	ER	SO	BB	IBB	HBP	BLK	WP	HR	S	P	ERA	WHIP
Ken Schrom, R ERA: 4.15 (1, 1)	6.0	L	25	5	5	5	2	3	0	0	0	0	0	26	38	7.50	1.333
Scott Bailes, L ERA: 4.68 (7, 1)	1.0		6	1	1	1	0	1	0	0	0	0	0	5	9	9.00	2.000
Dickie Niles, R ERA: 5.01 (8, 1)	1.0		3	0	0	0	2	0	0	0	0	0	0	7	7	0.00	0.000

livebaseballscorecards.com

AB	29
R	6
H	6
RBI	6
BB	4
SO	4
LOB	13



Batter	1	2	3	4	5	6	7	8	9	AB R H RBI BB SO LOB	TOP	
Wade Boggs, L (1, 5) OBP: 0.453, SLG: 0.478	0-0 F6	4-0 1B IBB		0-0 HR		0-0 1B		0-0 2B		4 1 3 1 1 0 0	Boston Red Sox @ Detroit Tigers Tiger Stadium, Detroit, MI Fri Aug 08 1986, 7:05 PM EDT Att: 46,779 - Unknown	
Marty Barrett, R (1, 4) OBP: 0.341, SLG: 0.380	0-3 K2-3	0-0 1B		0-0 2B		0-0 G1-6-4-3 1-2f		0-0 1-3		5 0 2 1 0 1 2		
Jim Rice, R (1, 7) OBP: 0.381, SLG: 0.484	0-3 K	0-0 F8		4-0 BB		0-0 1B		0-0 F7		4 0 1 0 0 1 1 3		
Don Baylor, R (1, 3) OBP: 0.332, SLG: 0.423 Dave Stapleton, R (9, 3) OBP: 0.190, SLG: 0.200		0-0 E6 BB PB BB	0-3 K	0-0 F7		0-3 K		0-0 F8		5 1 0 0 0 2 4 0 0 0 0 0 0 0		
Dwight Evans, R (1, 9) OBP: 0.360, SLG: 0.437		4-0 BB BB 1-2 3-1 BB	4-0 2B BB	0-0 FC5			0-0 1-3		0-3 K	3 2 0 0 2 1 2		
Bill Buckner, L (1, 10) OBP: 0.289, SLG: 0.395 Mike Greenwell, L (9, PR) OBP: 0.400, SLG: 0.250		4-0 3-1 BB SF7 BB	0-0 2B	0-0 F7			0-0 F8		0-0 F7 BB 1B	4 1 2 1 1 0 2 0 0 0 0 0 0 0		
Tony Armas, R (1, 8) OBP: 0.323, SLG: 0.410 Kevin Romine, R (9, PR) OBP: 0.286, SLG: 0.281		4-0 1-2 2-3 3-H 1B BB	0-0 F8		0-0 6-3		0-0 1B 1B		4-0 1-2 BB	3 1 1 1 2 0 1 0 0 0 0 0 0 0		
Rich Gedman, L (1, 2) OBP: 0.303, SLG: 0.387		0-0 3-1		4-0 IBB		0-0 G4-6-3 1B		0-0 1B 1B		0-0 F7		4 0 2 1 1 0 4
Ed Romero, R (1, 6) OBP: 0.263, SLG: 0.254		0-0 SF7	0-0 F8		0-0 G4-6-3 1-2f		0-0 L6		0-0 F9	4 0 0 1 0 0 8		
Inning Stats	R: 0 H: 0 E: 0 LOB: 0 K: 2 BB: 0 S: 7 P: 7	R: 4 H: 1 E: 1 LOB: 2 K: 0 BB: 4 S: 5 P: 21	R: 1 H: 1 E: 0 LOB: 2 K: 1 BB: 2 S: 6 P: 14	R: 1 H: 2 E: 1 LOB: 2 K: 0 BB: 1 S: 5 P: 9	R: 0 H: 1 E: 0 LOB: 0 K: 0 BB: 0 S: 3 P: 3	R: 0 H: 2 E: 0 LOB: 1 K: 1 BB: 0 S: 6 P: 6	R: 0 H: 2 E: 0 LOB: 2 K: 0 BB: 0 S: 5 P: 5	R: 0 H: 1 E: 0 LOB: 1 K: 0 BB: 0 S: 4 P: 4	R: 0 H: 1 E: 0 LOB: 3 K: 1 BB: 1 S: 6 P: 10	1B: 7 SF: 1 2B: 3 SAC: 0 3B: 0 DP: 2 HR: 1 HBP: 0		WP: 0 PA: 45 PB: 1 SB: 0 CS: 0
PITCHER Randy O'Neal, R (1, 1) ERA: 4.96 Jim Slaton, R (3, 1) ERA: 5.23	IP WLS BF H R ER SO BB IBB HBP BLK WP HR S P ERA WHIP	2.2 L 17 2 5 2 3 4 2 0 0 0 0 0 17 41 6.75 2.250	6.1 28 9 1 1 2 2 0 0 0 0 0 1 30 38 1.42 1.737	PITCHER IP WLS BF H R ER SO BB IBB HBP BLK WP HR S P ERA WHIP								

livebaseballscorecards.com

AB	36
R	6
H	11
RBI	6
BB	8
SO	5
LOB	26



Batter	1	2	3	4	5	6	7	8	9	AB R H RBI BB SO LOB
Lou Whitaker, L (1, 4) OBP: 0.336, SLG: 0.461	0-0 F8		0-0 F3			0-0 F7			0-0 1-3 1B 2B	4 1 1 0 0 0 1
Alan Trammell, R (1, 6) OBP: 0.324, SLG: 0.414	0-0 G4-6-3 1B			0-0 F7			0-3 K		0-0 F9	4 0 1 0 0 1 1
Kirk Gibson, L (1, 9) OBP: 0.386, SLG: 0.514	0-0 G4-6-3 1-2f			0-3 K			0-0 FC6-4 1B		0-0 1-3 2-3	4 0 1 0 0 1 2
Johnny Crubb, L (1, 10) OBP: 0.397, SLG: 0.654		0-3 K		0-0 6-3			0-0 FC6-4 1-2f		0-0 1B 3-H	4 0 1 1 0 1 1
Darrell Evans, L (1, 3) OBP: 0.356, SLG: 0.435		0-0 F8			0-3 K		0-0 G3		0-3 K	4 0 0 0 0 2 2
Dave Collins, S (1, 7) OBP: 0.371, SLG: 0.365		0-0 F5			0-0 L6			0-3 K		3 0 0 0 0 1 0
Darnell Coles, R (1, 5) OBP: 0.322, SLG: 0.434			0-0 6-3		0-3 K			0-0 3-1 1B		3 0 1 0 0 1 0
Pat Sheridan, L (1, 8) OBP: 0.280, SLG: 0.357			0-3 K			0-3 K		0-0 3-1 1-2		3 0 0 0 0 2 1
Dwight Lowry, L (1, 2) OBP: 0.398, SLG: 0.419			4-0 BB			0-0 4-3		0-0 F9		2 0 0 0 1 0 1

Inning Stats	R: 0 E: 0 K: 0 S: 3	H: 1 LOB: 0 BB: 0 P: 3	R: 0 E: 0 K: 1 S: 5	H: 0 LOB: 0 BB: 0 P: 5	R: 0 E: 0 K: 1 S: 5	H: 0 LOB: 1 BB: 1 P: 9	R: 0 E: 0 K: 1 S: 5	H: 0 LOB: 0 BB: 0 P: 5	R: 0 E: 0 K: 2 S: 7	H: 0 LOB: 0 BB: 0 P: 7	R: 0 E: 0 K: 1 S: 5	H: 0 LOB: 0 BB: 0 P: 5	R: 0 E: 0 K: 1 S: 6	H: 1 LOB: 1 BB: 0 P: 6	R: 0 E: 0 K: 1 S: 6	H: 1 LOB: 1 BB: 0 P: 6	R: 1 E: 0 K: 1 S: 7	H: 2 LOB: 1 BB: 0 P: 7	1B: 4 2B: 1 3B: 0 HR: 0	SF: 0 SAC: 0 DP: 1 HBP: 0	WP: 0 PB: 0 SB: 0 CS: 0	PA: 32																				
PITCHER Tom Seaver, R (1, 1) ERA: 3.85	IP 9.0	WLS W	BF 32	H 5	R 1	ER 1	SO 9	BB 1	IBB 0	HBP 0	BLK 0	WP 0	HR 0	S 49	P 53	ERA 1.00	WHIP 0.667																									
																						PITCHER	IP	WLS	BF	H	R	ER	SO	BB	IBB	HBP	BLK	WP	HR	S	P	ERA	WHIP			


BOTTOM


Boston Red Sox @ Detroit Tigers
Tiger Stadium, Detroit, MI

Fri Aug 08 1986, 7:05 PM EDT
Att. 46,779 - Unknown

livebaseballscorecards.com

AB	31
R	1
H	5
RBI	1
BB	1
SO	9
LOB	9



Batter	1	2	3	4	5	6	7	8	9	AB R H RBI BB SO LOB	TOP
Wade Boggs, L (1, 5) OBP: 0.460, SLG: 0.484	0-0 FC6-4 2B 1B		0-0 6-3 SH SF8 1B	0-0 1-H 1B		4-0 1B IBB		4-0 1B SF9 BB	0-0 1-2 1B	4 3 4 1 2 0 0	
Marty Barrett, R (1, 4) OBP: 0.342, SLG: 0.382	0-0 FC6-4 1-3 2B		0-0 SH 6-3 1B	0-0 5-3		0-0 F8		0-0 HBP 1-3 2-H 1B	0-3 K	5 0 2 1 0 1 5	
Jim Rice, R (1, 7) OBP: 0.379, SLG: 0.481	0-0 5-3		0-0 6-3 1-2 2-3 1B		0-0 1-3	0-0 1-3 2-H 1B		0-0 SF9	0-0 F9	5 0 1 2 0 0 6	
Don Baylor, R (1, 10) OBP: 0.335, SLG: 0.421	4-0 FC6-4 IBB		4-0 IBB		0-0 F7	0-0 F5		1-0 HBP 1-2 HBP		2 0 0 0 2 0 2	
Dwight Evans, R (1, 9) OBP: 0.361, SLG: 0.444	0-0 FC6-4 1-2f 2-3 3-H		0-0 SF8 3-H		0-0 HR		0-3 K	1-0 HBP 1-2 2-3 HBP		3 1 1 3 0 1 2	
Tony Armas, R (1, 8) OBP: 0.316, SLG: 0.402	0-3 K		0-3 K		0-0 F4		0-0 E5 BB	0-0 F2		5 0 0 0 0 2 7	
Kevin Romine, R (8, 8) OBP: 0.286, SLG: 0.281										0 0 0 0 0 0 0	
Rich Gedman, L (1, 2) OBP: 0.305, SLG: 0.395		0-3 K		0-0 3-1		0-0 HR	4-0 BB G6-3	0-0 6-3		4 1 1 1 1 1 3	AB 36 R 8 H 11 RBI 8 BB 7 SO 5 LOB 27
Dave Stapleton, R (1, 3) OBP: 0.154, SLG: 0.160		0-0 F3		0-0 F2		0-0 F7	0-0 G6-3		0-0 F3	5 0 0 0 0 0 2	
Ed Romero, R (1, 6) OBP: 0.277, SLG: 0.267		0-0 F8		4-0 S 1B BB		0-0 1B 2B		0-0 BB 1B	4-0 1B BB	3 3 2 0 2 0 0	
Inning Stats	R: 1 H: 2 E: 0 LOB: 2 K: 1 BB: 1 S: 7 P: 11	R: 0 H: 0 E: 0 LOB: 0 K: 1 BB: 0 S: 5 P: 5	R: 1 H: 1 E: 1 LOB: 2 K: 1 BB: 1 S: 7 P: 11	R: 1 H: 1 E: 0 LOB: 1 K: 0 BB: 1 S: 4 P: 8	R: 1 H: 1 E: 0 LOB: 0 K: 0 BB: 0 S: 4 P: 4	R: 2 H: 3 E: 1 LOB: 2 K: 0 BB: 1 S: 6 P: 10	R: 0 H: 0 E: 1 LOB: 1 K: 1 BB: 1 S: 5 P: 9	R: 2 H: 2 E: 0 LOB: 3 K: 0 BB: 1 S: 5 P: 11	R: 0 H: 1 E: 0 LOB: 2 K: 1 BB: 1 S: 6 P: 10	1B: 7 SF: 2 2B: 2 SAC: 1 3B: 0 DP: 1 HR: 2 HBP: 2	WP: 0 PA: 48 PB: 0 SB: 1 CS: 0
PITCHER	IP WLS BF H R ER SO BB IBB HBP BLK WP HR S P ERA WHIP										
Frank Tanana, L (1, 1) ERA: 4.5	5.1 L 27 7 6 5 3 1 2 0 0 0 2 30 42 8.44 1.500										
Jack Lazorko, R (6, 1) ERA: 10.8	1.2 11 3 2 2 1 2 1 0 0 0 0 10 22 10.80 3.000										
Willie Hernandez, L (8, 1) ERA: 3.27	2.0 10 1 0 0 1 1 0 2 0 0 0 9 15 0.00 1.000										

Boston Red Sox @ Detroit Tigers
Tiger Stadium, Detroit, MI
Sat Aug 09 1986, 7:05 PM EDT
Att: 47,869 - Unknown

livebaseballscorecards.com

BOTTOM

Boston Red Sox @ Detroit Tigers
Tiger Stadium, Detroit, MI
Sat Aug 09 1986, 7:05 PM EDT
Att. 47,869 - Unknown

livebaseballscorecards.com

AB	38
R	7
H	14
RBI	7
BB	5
SO	0
LOB	19



WP:	0	PA:	43
PB:	0	SB:	0
CS:	0		

AB R H RBI BB SO LOB


4	1	1	1	1	0	0
5	1	4	3	0	0	0
5	0	2	1	0	0	4
2	0	1	1	1	0	0
1	0	0	0	0	0	2
1	0	0	0	0	0	0
4	0	1	0	1	0	3
0	0	0	0	0	0	0
4	1	1	0	1	0	2
5	1	1	0	0	0	4
2	1	1	0	1	0	0
1	1	1	0	0	0	0
4	1	1	1	0	0	4

Batter	1	2	3	4	5	6	7	8	9
Lou Whitaker, L (1, 4) OBP: 0.337, SLG: 0.459	0-0 4-3		0-0 F8			0-0 F7	4-0 1B 1B BB	0-0 1B 1B	
Alan Trammell, R (1, 6) OBP: 0.330, SLG: 0.419	0-0 2B 1B		0-0 G4-6-3 1B			0-0 FC	0-0 1B 1B 1-3 2-H 3-H	0-0 1B 1B 1-2 2-H	
Kirk Gibson, L (1, 9) OBP: 0.386, SLG: 0.512	0-0 F9		0-0 G4-6-3 1-2f			0-0 BB 1B	0-0 1B 1B 1-3 3-H	0-0 F8	
Johnny Crubb, L (1, 10) OBP: 0.403, SLG: 0.661	0-0 1-H 2B			0-0 L6		4-0 1-2 BB	0-0 F9		0-0 F7
Larry Herndon, R (7, PH) OBP: 0.303, SLG: 0.375									
Dave Bergman, L (9, PH) OBP: 0.344, SLG: 0.346									
Darrell Evans, L (1, 3) OBP: 0.356, SLG: 0.436	0-0 G3			0-0 F9		0-0 F5		4-0 G5-4-3 BB	0-0 F7 2B
Tom Brookens, R (9, PR) OBP: 0.315, SLG: 0.340									
Dave Collins, S (1, 7) OBP: 0.372, SLG: 0.364		4-0 BB BB BB FC5-4 BB		0-0 F9		0-0 F9	0-0 4-3 1B 1B	0-0 G5-4-3 1-2f	0-0 F7 2-3
Darnell Coles, R (1, 5) OBP: 0.321, SLG: 0.431		0-0 FC5-4 BB 1-2f			0-0 6-3		0-0 F9	0-0 1B 1B	0-0 F9
Pat Sheridan, L (1, 8) OBP: 0.286, SLG: 0.358		4-0 BB BB BB G1-6-3 1-2 BB			0-0 F8		0-0 1B 1B 4-3	0-0 1B 1B 1-2	
Chet Lemon, R (8, PH) OBP: 0.313, SLG: 0.349									
Dwight Lowry, L (1, 2) OBP: 0.393, SLG: 0.412		0-0 G1-6-3 1-2f			0-0 F7		0-0 4-3	0-0 1B 1B 1-2 2-3 1-3 2-H	

Inning Stats	R: 1	H: 2	E: 0	K: 0	S: 5	LOB: 1	BB: 0	P: 5	R: 0	H: 0	E: 0	K: 0	S: 2	LOB: 1	BB: 2	P: 10	R: 0	H: 1	E: 0	K: 0	S: 3	LOB: 0	BB: 0	P: 3	R: 0	H: 0	E: 0	K: 0	S: 3	LOB: 0	BB: 0	P: 3	R: 0	H: 1	E: 0	K: 0	S: 4	LOB: 2	BB: 1	P: 8	R: 3	H: 4	E: 0	K: 0	S: 7	LOB: 2	BB: 1	P: 11	R: 3	H: 5	E: 0	K: 0	S: 7	LOB: 2	BB: 1	P: 11	R: 0	H: 1	E: 0	K: 0	S: 4	LOB: 2	BB: 0	P: 4
--------------	------	------	------	------	------	--------	-------	------	------	------	------	------	------	--------	-------	-------	------	------	------	------	------	--------	-------	------	------	------	------	------	------	--------	-------	------	------	------	------	------	------	--------	-------	------	------	------	------	------	------	--------	-------	-------	------	------	------	------	------	--------	-------	-------	------	------	------	------	------	--------	-------	------

PITCHER	IP	WLS	BF	H	R	ER	SO	BB	IBB	HBP	BLK	WP	HR	S	P	ERA	WHIP
Al Nipper, R (1, 1) ERA: 4.68	6.2	W	29	7	4	4	0	4	0	0	0	0	0	25	41	5.40	1.650
Joe Sambito, L (7, 1) ERA: 4.22	1.0		8	5	3	3	0	1	0	0	0	0	0	7	11	27.00	6.000
Calvin Schiraldi, R (8, 1) ERA: 0.49	1.1	S	6	2	0	0	0	0	0	0	0	0	0	6	6	0.00	1.500

PITCHER	IP	WLS	BF	H	R	ER	SO	BB	IBB	HBP	BLK	WP	HR	S	P	ERA	WHIP
Al Nipper, R (1, 1) ERA: 4.68	6.2	W	29	7	4	4	0	4	0	0	0	0	0	25	41	5.40	1.650
Joe Sambito, L (7, 1) ERA: 4.22	1.0		8	5	3	3	0	1	0	0	0	0	0	7	11	27.00	6.000
Calvin Schiraldi, R (8, 1) ERA: 0.49	1.1	S	6	2	0	0	0	0	0	0	0	0	0	6	6	0.00	1.500

Batter	1	2	3	4	5	6	7	8	9	AB	R	H	RBI	BB	SO	LOB	TOP										
Wade Boggs, L (1, 5) OBP: 0.458, SLG: 0.483	0-0 6-3		0-0 SH3-4 2-H HR 2B		0-0 F9		0-0 L9	0-0 E3		5	1	1	1	0	0	1											
Marty Barrett, R (1, 4) OBP: 0.341, SLG: 0.381	0-0 F9		0-0 SH3-4 2-3		0-0 F9		0-0 F9	0-0 F4		4	0	1	0	0	0	2											
Jim Rice, R (1, 7) OBP: 0.379, SLG: 0.487	0-0 1B		0-0 HR		0-0 F8			0-3 K	0-0 F8	5	1	2	2	0	1	0											
Don Baylor, R (1, 10) OBP: 0.340, SLG: 0.438	0-0 4-3		0-0 HR			4-0 BB		0-0 HR	4-0 BB	3	2	2	2	2	0	1											
Dwight Evans, R (1, 9) OBP: 0.359, SLG: 0.441		0-3 K	0-3 K		0-0 F7			0-0 HBP HR 1B	0-3 K	5	1	1	0	0	3	2											
Bill Buckner, L (1, 3) OBP: 0.290, SLG: 0.394		4-0 1-3 BB	0-0 4-3		0-0 F5			0-0 HBP HR 1B	0-0 F8	4	1	1	0	1	0	2											
Tony Armas, R (1, 8) OBP: 0.311, SLG: 0.395	0-0 1-3			0-0 F9		0-0 4-3		0-3 K		4	0	0	0	0	1	4	AB 36										
Kevin Romine, R (8, 8) OBP: 0.286, SLG: 0.281	1-2									0	0	0	0	0	0	0	R 9										
Ed Romero, R (1, 6) OBP: 0.273, SLG: 0.263	0-0 4-3			0-0 F8			0-0 4-3	1-0 HR HBP		3	0	0	0	0	0	1	H 10										
Mike Greenwell, L (8, PH) OBP: 0.400, SLG: 0.250										0	0	0	0	0	0	0	RBI 9										
Rey Quinones, R (8, PH) OBP: 0.319, SLG: 0.348								1-2 2-3		0	1	0	0	0	0	0	BB 4										
Marc Sullivan, R (1, 2) OBP: 0.250, SLG: 0.250			0-0 2B	0-0 F8						2	1	1	0	1	0	0	SO 5										
Rich Gedman, L (8, PH) OBP: 0.307, SLG: 0.406								1-H 2-H 3-H		1	1	1	4	0	0	0	LOB 13										
																											
Inning Stats	R: 0 E: 0 K: 0 S: 4	H: 1 LOB: 1 BB: 0 P: 4	R: 0 E: 0 K: 1 S: 5	H: 0 LOB: 1 BB: 1 P: 9	R: 4 E: 0 K: 1 S: 9	H: 4 LOB: 0 BB: 0 P: 9	R: 0 E: 0 K: 0 S: 3	H: 0 LOB: 0 BB: 0 P: 3	R: 0 E: 0 K: 0 S: 3	H: 1 LOB: 0 BB: 0 P: 3	R: 0 E: 0 K: 0 S: 3	H: 0 LOB: 1 BB: 1 P: 7	R: 0 E: 0 K: 0 S: 3	H: 0 LOB: 1 BB: 1 P: 7	R: 5 E: 1 K: 2 S: 12	H: 4 LOB: 1 BB: 0 P: 13	R: 0 E: 0 K: 1 S: 5	H: 0 LOB: 1 BB: 1 P: 9	1B: 4 2B: 2 3B: 0 HR: 4	SF: 0 SAC: 1 DP: 0 HBP: 1	WP: 0 PB: 0 SB: 0 CS: 0	PA: 42					
PITCHER	IP	WLS	BF	H	R	ER	SO	BB	IBB	HBP	BLK	WP	HR	S	P	ERA	WHIP										
Walt Terrell, R (1, 1) ERA: 4.25	7.0		29	6	4	4	2	3	0	0	0	0	2	30	42	5.14	1.286										
Bill Campbell, R (8, 1) ERA: 3.8	0.2	L	5	3	3	3	2	0	0	0	0	0	1	9	9	40.50	4.500										
Willie Hernandez, L (8, 1) ERA: 3.45	1.1		8	1	2	2	1	1	0	1	0	0	1	8	13	13.50	1.500										

Boston Red Sox @ Detroit Tigers

Tiger Stadium, Detroit, MI

Sun Aug 10 1986, 3:33 AM EDT
Att: 39,866 - Unknown

livebaseballscorecards.com

Batter	1	2	3	4	5	6	7	8	9	AB	R	H	RBI	BB	SO	LOB
Lou Whitaker, L (1, 4) OBP: 0.335, SLG: 0.455	0-3 K		4-0 BB BB		0-0 FC3-6 HR	0-3 K		0-0 F9		4	1	0	0	1	2	3
Alan Trammell, R (1, 6) OBP: 0.333, SLG: 0.427	0-0 G3		4-0 BB 1-2		0-0 HR		0-0 1B HBP HR 1B	0-0 F9		4	2	2	2	1	0	0
Kirk Gibson, L (1, 9) OBP: 0.384, SLG: 0.505	0-3 K		0-0 F5		0-3 K		1-0 1B HR HBP		0-0 F5	4	1	0	0	0	2	3
Johnny Crubb, L (1, 10) OBP: 0.409, SLG: 0.667 Larry Herndon, R (7, PH) OBP: 0.309, SLG: 0.378		0-0 4-3		0-0 FC6-4 2B	4-0 BB		0-0 1B HR 1B		4-0 1B BB	2	0	1	0	1	0	0
Darrell Evans, L (1, 3) OBP: 0.354, SLG: 0.441		0-3 K		0-3 K	0-0 L6		0-0 HR		0-3 K	5	1	1	4	0	3	3
Dave Collins, S (1, 7) OBP: 0.372, SLG: 0.362		0-0 F9		4-0 FC6-4 BB		0-0 F7	0-0 6-3		0-0 1B	4	0	1	0	1	0	0
Darnell Coles, R (1, 5) OBP: 0.325, SLG: 0.436			0-0 G4-6-3 1B	0-0 FC6-4		0-0 3-1 2B	0-0 1B		0-3 K	5	0	3	0	0	1	4
Chet Lemon, R (1, 8) OBP: 0.316, SLG: 0.351			0-0 G4-6-3 1B	0-0 4-3		0-0 3-1 1B	0-0 F8			4	0	2	0	0	0	2
Dwight Lowry, L (1, 2) OBP: 0.391, SLG: 0.404 Mike Heath, R (8, PH) OBP: 0.292, SLG: 0.319			0-0 G4-6-3		4-0 FC3-6 BB	0-0 3-1		0-0 F9		2	0	0	0	1	0	4
			1-2 2-3			1-2 2-3				1	0	0	0	0	0	0

Inning Stats	R: 0	H: 0	E: 0	K: 2	S: 7	LOB: 0	BB: 0	P: 7	R: 0	H: 0	E: 0	K: 1	S: 5	LOB: 0	BB: 0	P: 5	R: 0	H: 2	E: 0	K: 0	S: 4	LOB: 3	BB: 2	P: 12	R: 0	H: 1	E: 0	K: 1	S: 6	LOB: 2	BB: 1	P: 10	R: 2	H: 1	E: 0	K: 1	S: 6	LOB: 1	BB: 2	P: 14	R: 0	H: 2	E: 0	K: 1	S: 7	LOB: 2	BB: 0	P: 7	R: 4	H: 4	E: 0	K: 0	S: 6	LOB: 0	BB: 0	P: 7	R: 0	H: 0	E: 0	K: 0	S: 3	LOB: 0	BB: 0	P: 3	R: 0	H: 1	E: 0	K: 2	S: 8	LOB: 2	BB: 1	P: 12	1B: 7	SF: 0	2B: 2	SAC: 0	3B: 0	DP: 1	HR: 2	HBP: 1	WP: 0	PA: 43
--------------	------	------	------	------	------	--------	-------	------	------	------	------	------	------	--------	-------	------	------	------	------	------	------	--------	-------	-------	------	------	------	------	------	--------	-------	-------	------	------	------	------	------	--------	-------	-------	------	------	------	------	------	--------	-------	------	------	------	------	------	------	--------	-------	------	------	------	------	------	------	--------	-------	------	------	------	------	------	------	--------	-------	-------	-------	-------	-------	--------	-------	-------	-------	--------	-------	--------

PITCHER	IP	WLS	BF	H	R	ER	SO	BB	IBB	HBP	BLK	WP	HR	S	P	ERA	WHIP
Roger Clemens, R (1, 1) ERA: 2.48	6.0		29	7	3	3	6	5	0	0	0	0	1	36	56	4.50	2.000
Tim Lollar, L (7, 1) ERA: 6.63	1.0		6	3	3	3	0	0	0	1	0	0	1	5	6	27.00	3.000
Joe Sambito, L (8, 1) ERA: 4.01	1.2	W	7	1	0	0	1	1	0	0	0	0	0	8	12	0.00	1.200
Calvin Schiraldi, R (9, 1) ERA: 0.48	0.1	S	1	0	0	0	1	0	0	0	0	0	0	3	3	0.00	0.000

BOTTOM

Boston Red Sox @ Detroit Tigers
Tiger Stadium, Detroit, MI
Sun Aug 10 1986, 3:33 AM EDT
Att. 39,866 - Unknown

AB	36
R	6
H	11
RBI	6
BB	6
SO	8
LOB	19



WP: 0	PA: 43
PB: 0	SB: 0
CS: 0	

livebaseballscorecards.com

Batter	1	2	3	4	5	6	7	8	9	AB R H RBI BB SO LOB	TOP									
Wade Boggs, L (1, 5) OBP: 0.458, SLG: 0.482	0-0 F7		4-0 BB E BB		0-0 G6-4-3 1B		0-0 F7			3 0 1 0 1 0 1	Boston Red Sox @ Detroit Tigers Tiger Stadium, Detroit, MI Mon Aug 11 1986, 7:05 PM EDT Att: 44,875 - Unknown									
Marty Barrett, R (1, 4) OBP: 0.338, SLG: 0.378	0-0 F9		0-0 E6 BB		0-0 G6-4-3 1-2f		0-0 6-3			4 0 0 0 0 0 2										
Jim Rice, R (1, 7) OBP: 0.378, SLG: 0.483	4-0 FC6-4 BB		0-0 F7		0-0 5-3		0-0 F3			3 0 0 0 1 0 2										
Don Baylor, R (1, 10) OBP: 0.339, SLG: 0.434	0-0 FC6-4 1-2f		4-0 BB		0-3 K		0-0 F6			3 0 0 0 1 1 1										
Dwight Evans, R (1, 9) OBP: 0.360, SLG: 0.440		0-0 1B	0-0 F5		4-0 BB		0-0 F7			3 0 1 0 1 0 3										
Bill Buckner, L (1, 3) OBP: 0.288, SLG: 0.390		0-0 F7		0-0 L7		0-0 4-3		0-0 4-3		4 0 0 0 0 0 2										
Tony Armas, R (1, 8) OBP: 0.307, SLG: 0.388		0-3 K		0-0 F9		0-0 F7		0-0 5-3		4 0 0 0 0 1 1										
Ed Romero, R (1, 6) OBP: 0.269, SLG: 0.258		0-0 L8		0-0 F7		0-0 5-3				3 0 0 0 0 0 1										
Marc Sullivan, R (1, 2) OBP: 0.253, SLG: 0.265			0-3 K		0-0 L5		0-0 2B			3 0 1 0 0 1 0										
Inning Stats	R: 0 E: 0 K: 0 S: 3	H: 0 LOB: 1 BB: 1 P: 7	R: 0 E: 0 K: 1 S: 6	H: 1 LOB: 1 BB: 0 P: 6	R: 0 E: 1 K: 1 S: 6	H: 0 LOB: 3 BB: 2 P: 14	R: 0 E: 0 K: 0 S: 3	H: 0 LOB: 0 BB: 0 P: 3	R: 0 E: 0 K: 1 S: 5	H: 0 LOB: 1 BB: 1 P: 9	R: 0 E: 0 K: 0 S: 4	H: 1 LOB: 1 BB: 0 P: 4	R: 0 E: 0 K: 0 S: 3	H: 0 LOB: 0 BB: 0 P: 3	R: 0 E: 0 K: 0 S: 3	H: 0 LOB: 0 BB: 0 P: 3	1B: 2 2B: 1 3B: 0 HR: 0	SF: 0 SAC: 0 DP: 1 HBP: 0	WP: 0 PB: 0 SB: 0 CS: 0	PA: 34
PITCHER Jack Morris, R (1, 1) ERA: 3.06	IP: 9.0 WLS: W BF: 34 H: 3 R: 0 ER: 0 SO: 3 BB: 4 IBB: 0 HBP: 0 BLK: 0 WP: 0 HR: 0 S: 36 P: 52 ERA: 0.00 WHIP: 0.778																			

livebaseballscorecards.com

AB	30
R	0
H	3
RBI	0
BB	4
SO	3
LOB	13



Batter	1	2	3	4	5	6	7	8	9
Lou Whitaker, L (1, 4) OBP: 0.334, SLG: 0.459	0-0 F9		0-0 HR		0-0 F3		0-0 F3	0-0 4-3	
Alan Trammell, R (1, 6) OBP: 0.332, SLG: 0.424	0-0 F3		0-0 5-3		0-0 G3		4-0 1B 1-2 BB		
Kirk Gibson, L (1, 9) OBP: 0.379, SLG: 0.498	0-3 K		0-3 K		0-3 K		0-0 F7		
Johnny Grubb, L (1, 10) OBP: 0.420, SLG: 0.696		0-0 HR	0-0 3-1		0-0 FC4-6 1B 1B		0-0 1-3 2-H 1B		
Darrell Evans, L (1, 3) OBP: 0.353, SLG: 0.437		0-3 K		0-0 3-1		4-0 1-2 BB FC4-6	0-3 K		
Dave Collins, S (1, 7) OBP: 0.368, SLG: 0.358		0-0 G3		0-0 F5		0-0 FC4-6 1B S 1-2f 2-3	0-0 G3		
Darnell Coles, R (1, 5) OBP: 0.332, SLG: 0.443		0-0 1B		0-0 FC6-4 1B		0-0 1-3 3-H 1B	0-0 1B 1B		
Chet Lemon, R (1, 8) OBP: 0.312, SLG: 0.346		0-3 K		0-0 FC6-4 1-2f		0-0 F9	0-3 K		
Dwight Lowry, L (1, 2) OBP: 0.404, SLG: 0.412			4-0 HR BB		0-0 4-3		0-0 BB 1B 1B	0-0 1-3 1B	

Inning Stats	R: 0	H: 0	E: 0	K: 1	S: 5	R: 1	H: 2	E: 0	K: 2	S: 9	R: 2	H: 1	E: 0	K: 1	S: 6	R: 0	H: 1	E: 0	K: 0	S: 4	R: 0	H: 0	E: 0	K: 0	S: 3	R: 1	H: 2	E: 0	K: 1	S: 7	R: 1	H: 2	E: 0	K: 1	S: 7	R: 0	H: 2	E: 0	K: 1	S: 7	R: 0	H: 2	E: 0	K: 1	S: 7
	0	0	0	1	5	1	2	0	2	9	2	1	0	1	6	0	1	0	0	4	0	0	0	0	3	1	2	1	2	0	2	1	11	1	2	0	7	0	2	0	7	0	2	0	7


PITCHER	IP	WLS	BF	H	R	ER	SO	BB	IBB	HBP	BLK	WP	HR	S	P	ERA	WHIP
Oil Can Boyd, R (1, 1) ERA: 3.8	8.0	L	37	10	5	5	7	3	0	0	0	0	2	48	60	5.62	1.625

BOTTOM

Boston Red Sox @ Detroit Tigers
Tiger Stadium, Detroit, MI
Mon Aug 11 1986, 7:05 PM EDT
Att. 44,875 - Unknown

AB	R	H	RBI	BB	SO	LOB
5	1	1	2	0	0	3
3	0	0	0	1	0	0
4	0	0	0	0	3	2
4	2	3	2	0	0	0
3	0	0	0	1	2	2
4	0	0	0	0	0	2
4	0	4	1	0	0	0
4	0	0	0	0	2	5
3	2	2	0	1	0	0

AB	34
R	5
H	10
RBI	5
BB	3
SO	7
LOB	14



WP: 0	PA: 37
PB: 0	SB: 1
CS: 0	

livebaseballscorecards.com

Batter	1	2	3	4	5	6	7	8	9	AB R H RBI BB SO LOB	TOP													
John Cangelosi, S (1, 7) OBP: 0.360, SLG: 0.319	0-0 5-3		0-0 F7		0-0 FC6-4			0-3 K		4 0 0 1 0 1 2														
Daryl Boston, L (1, 8) OBP: 0.333, SLG: 0.636	0-0 F9			0-0 HR	0-0 G6-4-3			0-0 6-3		4 1 1 1 0 0 2														
Harold Baines, L (1, 9) OBP: 0.339, SLG: 0.469	0-0 1B			0-0 4-3		0-3 K		0-0 F8		4 0 1 0 0 1 0														
Carlton Fisk, R (1, 2) OBP: 0.264, SLG: 0.325	0-0 F7			0-0 1B	0-0 F7			0-0 G1-4-3		4 0 1 0 0 0 1														
Tim Hulett, R (1, 5) OBP: 0.286, SLG: 0.436		4-0 BB		0-0 L8	0-0 HR			0-3 K		3 1 1 1 1 1 1														
Russ Morman, R (1, 3) OBP: 0.278, SLG: 0.455		0-0 G4-6-3		0-0 FC5-4	0-0 F4			0-0 F8		4 0 0 0 0 0 2														
Luis Salazar, R (1, 10) OBP: 0.286, SLG: 0.167		0-3 K			4-0 1B		0-0 F9			2 1 0 0 1 1 0														
Ozzie Guillen, L (1, 6) OBP: 0.257, SLG: 0.309			0-0 4-3		0-0 1B		0-0 4-3			3 0 1 0 0 0 0														
Julio Cruz, S (1, 4) OBP: 0.357, SLG: 0.240			0-0 F3		4-0 BB		0-0 5-3			2 0 0 0 1 0 0														
Inning Stats	R: 0 E: 0 K: 0 S: 4	H: 1 LOB: 1 BB: 0 P: 4	R: 0 E: 0 K: 1 S: 4	H: 0 LOB: 0 BB: 1 P: 8	R: 0 E: 0 K: 0 S: 3	H: 0 LOB: 0 BB: 0 P: 3	R: 1 E: 0 K: 0 S: 5	H: 2 LOB: 1 BB: 0 P: 5	R: 1 E: 0 K: 1 S: 6	H: 1 LOB: 1 BB: 2 P: 11	R: 1 E: 0 K: 1 S: 6	H: 1 LOB: 0 BB: 0 P: 6	R: 0 E: 0 K: 0 S: 3	H: 0 LOB: 0 BB: 0 P: 3	R: 0 E: 0 K: 1 S: 5	H: 0 LOB: 0 BB: 0 P: 5	R: 0 E: 0 K: 1 S: 5	H: 0 LOB: 0 BB: 0 P: 5	R: 0 E: 0 K: 1 S: 5	H: 0 LOB: 0 BB: 0 P: 5	1B: 3 2B: 0 3B: 0 HR: 2	SF: 0 SAC: 0 DP: 2 HBP: 0	WP: 0 PB: 0 SB: 0 CS: 0	PA: 33
PITCHER	IP WLS BF H R ER SO BB IBB HBP BLK WP HR S P ERA WHIP												PITCHER	IP WLS BF H R ER SO BB IBB HBP BLK WP HR S P ERA WHIP										
Mark Thurmond, L (1, 1) ERA: 5.22	8.0 W 30 5 3 3 3 3 3 0 0 0 0 2 33 45 3.38 1.000																							
Bill Campbell, R (9, 1) ERA: 3.71	1.0 3 0 0 0 1 0 0 0 0 0 0 0 5 5 0.00 0.000																							

Chicago White Sox @ Detroit Tigers
Tiger Stadium, Detroit, MI
Tue Aug 12 1986, 7:05 PM EDT
Att: 20,715 - Unknown

livebaseballscorecards.com

AB	30
R	3
H	5
RBI	3
BB	3
SO	4
LOB	8



Batter	1	2	3	4	5	6	7	8	9	AB R H RBI BB SO LOB	TOP	
John Cangelosi, S (1, 7) <small>OBP: 0.357, SLG: 0.316</small> Jerry Hairston, S (9, PH) <small>OBP: 0.385, SLG: 0.451</small>	0-0 		0-3 			0-0 			0-0 	3 0 0 0 0 1 0 1 1 1 0 0 0 0	Chicago White Sox @ Detroit Tigers Tiger Stadium, Detroit, MI Wed Aug 13 1986, 7:05 PM EDT Att: 23,500 - Unknown	
Daryl Boston, L (1, 8) <small>OBP: 0.350, SLG: 0.622</small>	0-0 			0-0 		0-0 		0-0 	4 0 2 0 0 0 1			
Harold Baines, L (1, 9) <small>OBP: 0.338, SLG: 0.474</small>	0-0 			0-0 		0-0 		0-0 	4 1 1 2 0 0 2			
Ron Hassey, L (1, 10) <small>OBP: 0.383, SLG: 0.464</small>		0-0 		0-0 		0-0 		0-3 	4 0 2 0 0 1 0			
Carlton Fisk, R (1, 2) <small>OBP: 0.266, SLG: 0.330</small>		0-0 		0-3 		0-0 		0-0 	4 0 2 0 0 1 1			
Tim Lincecum, R (1, 5) <small>OBP: 0.282, SLG: 0.431</small>		0-0 			0-0 		0-0 	0-0 	4 0 0 0 0 0 3			
Russ Morman, R (1, 3) <small>OBP: 0.256, SLG: 0.417</small>		0-0 		0-3 			0-3 		3 0 0 0 0 2 1			
Ozzie Guillen, L (1, 6) <small>OBP: 0.257, SLG: 0.309</small>			0-3 		0-0 		0-0 		3 0 1 0 0 1 0			
Julio Cruz, S (1, 4) <small>OBP: 0.354, SLG: 0.238</small> Steve Lyons, L (8, PH) <small>OBP: 0.293, SLG: 0.324</small> Brian Giles, R (8, 4)			0-0 		0-0 		0-0 		2 0 0 0 0 0 1 1 0 0 0 0 0 0 0 0 0 0 0 0 0			
Inning Stats	R: 0 H: 0 E: 0 LOB: 0 K: 0 BB: 0 S: 3 P: 3	R: 0 H: 2 E: 0 LOB: 1 K: 0 BB: 0 S: 4 P: 4	R: 0 H: 0 E: 0 LOB: 0 K: 2 BB: 0 S: 7 P: 7	R: 0 H: 2 E: 0 LOB: 1 K: 1 BB: 0 S: 6 P: 6	R: 0 H: 1 E: 0 LOB: 1 K: 1 BB: 0 S: 6 P: 6	R: 0 H: 1 E: 0 LOB: 0 K: 0 BB: 0 S: 3 P: 3	R: 0 H: 0 E: 0 LOB: 0 K: 0 BB: 0 S: 3 P: 3	R: 0 H: 0 E: 0 LOB: 0 K: 1 BB: 0 S: 5 P: 5	R: 2 H: 3 E: 0 LOB: 1 K: 1 BB: 0 S: 8 P: 8	1B: 6 SF: 0 2B: 2 SAC: 0 3B: 0 DP: 3 HR: 1 HBP: 0	WP: 0 PA: 33 PB: 0 SB: 0 CS: 0	
PITCHER Randy O'Neal, R (1, 1) <small>ERA: 4.69</small> Willie Hernandez, L (9, 1) <small>ERA: 3.42</small>	IP WLS BF H R ER SO BB IBB HBP BLK WP HR S P ERA WHIP 8.1 W 30 8 2 2 5 0 0 0 0 0 1 40 40 2.16 0.960											PITCHER IP WLS BF H R ER SO BB IBB HBP BLK WP HR S P ERA WHIP 0.2 3 1 0 0 1 0 0 0 0 0 0 5 5 0.00 1.500

AB	33
R	2
H	9
RBI	2
BB	0
SO	6
LOB	9



Batter	1	2	3	4	5	6	7	8	9
Lou Whitaker, L (1, 4) OBP: 0.329, SLG: 0.450	0-3 K	4-0 1B WP BB		0-3 K			0-0 F9	0-0 F7	
Alan Trammell, R (1, 6) OBP: 0.337, SLG: 0.429	0-0 F8	0-0 WP CS 1B			4-0 4-3 S BB		0-0 BB BB 1B		
Kirk Gibson, L (1, 9) OBP: 0.384, SLG: 0.498	0-0 S BB 1B	4-0 CS BB			0-3 K		4-0 1-2 BB BB		
Johnny Crubb, L (1, 10) OBP: 0.418, SLG: 0.684 Larry Herndon, R (7, PH) OBP: 0.311, SLG: 0.373	4-0 BB BB	0-0 G3			0-0 4-3		4-0 1-2 2-3 BB		
Darrell Evans, L (1, 3) OBP: 0.351, SLG: 0.430	4-0 1-2 2-3 BB		0-0 F9		0-3 K		0-3 K		
Dave Collins, S (1, 7) OBP: 0.363, SLG: 0.352 Pat Sheridan, L (8, 7) OBP: 0.286, SLG: 0.358	0-0 F8		0-0 4-3			0-0 L9	0-0 L5		
Darnell Coles, R (1, 5) OBP: 0.332, SLG: 0.452		0-0 F7	0-0 6-3			0-0 HR		0-0 2B	
Chet Lemon, R (1, 8) OBP: 0.317, SLG: 0.373		0-0 HR		0-0 F8		0-0 F7		0-0 5-3	
Dwight Lowry, L (1, 2) OBP: 0.398, SLG: 0.434		0-0 HR		0-0 5-3		0-0 4-3		0-3 K	

Inning Stats	R: 0	H: 1	E: 0	K: 1	S: 6	LOB: 3	P: 14	R: 4	H: 3	E: 0	K: 0	S: 5	LOB: 0	P: 13	R: 0	H: 0	E: 0	K: 0	S: 3	LOB: 0	P: 3	R: 0	H: 0	E: 0	K: 1	S: 5	LOB: 0	P: 5	R: 0	H: 0	E: 0	K: 2	S: 7	LOB: 1	P: 11	R: 1	H: 1	E: 0	K: 0	S: 4	LOB: 0	P: 4	R: 0	H: 1	E: 0	K: 1	S: 6	LOB: 3	P: 14	R: 0	H: 1	E: 0	K: 1	S: 6	LOB: 1	P: 6
--------------	------	------	------	------	------	--------	-------	------	------	------	------	------	--------	-------	------	------	------	------	------	--------	------	------	------	------	------	------	--------	------	------	------	------	------	------	--------	-------	------	------	------	------	------	--------	------	------	------	------	------	------	--------	-------	------	------	------	------	------	--------	------

PITCHER	IP	WLS	BF	H	R	ER	SO	BB	IBB	HBP	BLK	WP	HR	S	P	ERA	WHIP
Joe Cowley, R (1, 1) ERA: 4.67	1.1	L	12	4	4	4	1	4	0	0	0	1	2	10	26	27.00	6.000
Gene Nelson, R (2, 1) ERA: 3.42	4.2		15	1	1	1	3	1	0	0	0	0	1	20	24	1.93	0.429
Ray Seavage, L (7, 1) ERA: 4.68	1.0		6	1	0	0	1	2	0	0	0	0	0	6	14	0.00	3.000
Dave Schmidt, R (8, 1) ERA: 3.68	1.0		4	1	0	0	1	0	0	0	0	0	0	6	6	0.00	1.000

AB R H RBI BB SO LOB

4	1	0	0	1	2	1
3	1	2	0	1	0	0
2	0	1	0	2	1	1
2	0	0	0	1	0	2
0	0	0	0	1	0	0
3	0	0	0	1	2	4
4	0	0	0	0	0	6
0	0	0	0	0	0	0
4	1	2	1	0	0	0
4	1	1	1	0	0	1
4	1	1	1	0	1	1

AB	30	R	5	H	7	RBI	3	BB	7	SO	6	LOB	16
WP: 1	PA: 37	PB: 0	SF: 0	SB: 3	SAC: 0	CS: 2	DP: 0	HBP: 0	HR: 3				

Chicago White Sox @ Detroit Tigers
Tiger Stadium, Detroit, MI
Wed Aug 13 1986, 7:05 PM EDT
Att. 23,500 - Unknown

livebaseballscorecards.com



Batter	1	2	3	4	5	6	7	8	9	AB	R	H	RBI	BB	SO	LOB	TOP										
Daryl Boston, L (1, 8) OBP: 0.333, SLG: 0.595	0-0 F8	0-0 F9		0-0 4-3		0-0 F8				5	0	1	0	0	0	1											
Reid Nichols, R (1, 7) John Cangelosi, S (8, 7) OBP: 0.260, SLG: 0.239 OBP: 0.357, SLG: 0.316	0-0 1B FC5-4 1B	0-0 1B 1-3 1B		0-0 F8			0-3 K	0-0 4-3		5	1	2	0	0	1	1											
Harold Baines, L (1, 9) OBP: 0.341, SLG: 0.476	0-0 1B FC5-4 1-3 1B	0-0 1B 1-2 1B		0-3 K			0-0 4-3		0-0 FC6-4 1B 1B	5	0	3	1	0	1	0											
Carlton Fisk, R (1, 2) OBP: 0.268, SLG: 0.331	0-0 FC5-4 1B 1-2f 1B 3-H	0-0 F7			0-0 1B		0-0 B2		0-0 FC6-4 1B 1-2	5	1	2	1	0	0	3											
Tim Hulett, R (1, 5) OBP: 0.284, SLG: 0.440	0-0 1B 1-2 2B 1B	0-0 F2			0-0 F8			0-0 HR	0-0 FC6-4 1-2f 2-3	5	2	2	1	0	0	5											
Russ Morman, R (1, 3) OBP: 0.295, SLG: 0.463	0-0 1B 1-3 2-H 2B 1B		0-0 1B		0-0 F8			0-0 2B	0-0 G6-4-3 1-2f	5	2	3	1	0	0	3											
Ron Hassey, L (1, 10) OBP: 0.385, SLG: 0.474	0-0 1B 1-H 3-H 2B		0-0 F9		0-0 F8			0-0 4-3 2-H 2B		4	1	2	3	0	0	2											
Brian Giles, R (1, 6) Ozzie Guillen, L (6, PH) (6, 6) OBP: 0.256, SLG: 0.307	0-3 K		0-0 F9			0-0 F7		0-0 4-3 2-3		2	0	0	0	0	1	2											
Julio Cruz, S (1, 4) OBP: 0.352, SLG: 0.238		0-0 1B 1B	0-0 F8			0-0 1-3		0-0 4-3 3-H		2	0	0	0	0	0	1											
Inning Stats	R: 4 E: 0 K: 1 S: 10	H: 5 LOB: 1 BB: 0 P: 10	R: 1 E: 0 K: 0 S: 6	H: 3 LOB: 2 BB: 0 P: 6	R: 0 E: 0 K: 0 S: 4	H: 1 LOB: 1 BB: 0 P: 4	R: 0 E: 0 K: 1 S: 5	H: 0 LOB: 0 BB: 0 P: 5	R: 0 E: 0 K: 0 S: 4	H: 1 LOB: 1 BB: 0 P: 4	R: 0 E: 0 K: 0 S: 3	H: 0 LOB: 0 BB: 0 P: 3	R: 0 E: 0 K: 1 S: 5	H: 0 LOB: 0 BB: 0 P: 5	R: 3 E: 0 K: 0 S: 7	H: 4 LOB: 1 BB: 0 P: 7	R: 0 E: 0 K: 0 S: 4	H: 2 LOB: 1 BB: 0 P: 4	1B: 11 2B: 4 3B: 0 HR: 1	SF: 0 SAC: 0 DP: 1 HBP: 0	WP: 0 PB: 0 SB: 0 CS: 0	PA: 42					
PITCHER	IP	WLS	BF	H	R	ER	SO	BB	IBB	HBP	BLK	WP	HR	S	P	ERA	WHIP										
Frank Tanana, L (1, 1) ERA: 4.79	1.1	L	12	8	5	5	1	0	0	0	0	0	0	14	14	33.75	6.000										
Jim Slaton, R (2, 1) ERA: 5.12	5.2		21	4	2	2	2	0	0	0	0	0	1	25	25	3.18	0.706										
Jack Lazorko, R (8, 1) ERA: 7.36	2.0		9	4	1	1	0	0	0	0	0	0	0	9	9	4.50	2.000										

Chicago White Sox @ Detroit Tigers
Tiger Stadium, Detroit, MI
Thu Aug 14 1986, 3:33 AM EDT
Att: 32,284 - Unknown

AB	42
R	8
H	16
RBI	8
BB	0
SO	3
LOB	19



Batter	1	2	3	4	5	6	7	8	9	AB	R	H	RBI	BB	SO	LOB
Lou Whitaker, L OBP: 0.330, SLG: 0.446 (1, 4)	4-0 BB	0-0 G3			0-0 F4	0-0 G4-6-3		4-0 BB		3	0	0	0	2	0	5
Alan Trammell, R OBP: 0.340, SLG: 0.429 (1, 6)	0-3 K		0-0 L4		0-0 F7 WP		0-0 1B	4-0 FC4-6		4	1	2	0	1	1	1
Kirk Gibson, L OBP: 0.381, SLG: 0.493 (1, 9)	0-3 K		0-0 S		0-0 F7		0-3 K	0-0 FC4-6		5	0	1	0	0	2	6
Darrell Evans, L OBP: 0.352, SLG: 0.428 (1, 10)	0-3 K		0-3 K		4-0 BB		0-0 1B		0-3 K	4	0	1	0	1	3	2
Dave Collins, S OBP: 0.361, SLG: 0.348 (1, 7)		0-0 E3		4-0 BB			0-0 F6		0-0 6-3	4	1	0	0	1	1	3
Darnell Coles, R OBP: 0.331, SLG: 0.447 (1, 5)		1-0 2B		0-0 3-1		0-0 F7		0-0 F9		4	0	0	0	0	0	4
Dave Bergman, L OBP: 0.341, SLG: 0.351 (1, 3)		0-0 L7		0-0 4-3		0-0 BB		0-0 4-3		4	0	1	0	0	0	2
Pat Sheridan, L OBP: 0.290, SLG: 0.363 (1, 8)		0-0 2B		0-3 K		4-0 BB		0-0 4-3		3	0	1	1	1	1	0
Dwight Lowry, L OBP: 0.402, SLG: 0.426 (1, 2)		0-3 K		0-0 1-3		4-0 BB		4-0 BB		2	0	0	0	2	1	2

Inning Stats	R: 0	H: 0	E: 0	K: 3	S: 9	R: 1	H: 1	E: 1	K: 1	S: 7	R: 0	H: 1	E: 0	K: 1	S: 6	R: 0	H: 0	E: 0	K: 1	S: 5	R: 1	H: 1	E: 0	K: 1	S: 6	R: 0	H: 1	E: 0	K: 0	S: 3	R: 0	H: 2	E: 0	K: 1	S: 7	R: 0	H: 0	E: 0	K: 0	S: 3	R: 0	H: 0	E: 0	K: 1	S: 5	1B: 4	2B: 2	3B: 0	HR: 0	SF: 0	SAC: 0	DP: 1	HBP: 1	WP: 1	PB: 0	SB: 3	CS: 0	PA: 42
--------------	------	------	------	------	------	------	------	------	------	------	------	------	------	------	------	------	------	------	------	------	------	------	------	------	------	------	------	------	------	------	------	------	------	------	------	------	------	------	------	------	------	------	------	------	------	-------	-------	-------	-------	-------	--------	-------	--------	-------	-------	-------	-------	--------

PITCHER	IP	WLS	BF	H	R	ER	SO	BB	IBB	HBP	BLK	WP	HR	S	P	ERA	WHIP
Jose DeLeon, R ERA: 4.0 (1, 1)	5.1	W	25	4	2	1	7	3	0	1	0	1	0	35	48	1.69	1.312
Bobby Thigpen, R ERA: 2.0 (6, 1)	2.1		13	2	0	0	1	5	0	0	0	0	0	10	30	0.00	3.000
Ray Searage, L ERA: 4.5 (8, 1)	1.1		4	0	0	0	1	0	0	0	0	0	0	6	6	0.00	0.000

Chicago White Sox @ Detroit Tigers
Tiger Stadium, Detroit, MI
Thu Aug 14 1986, 3:33 AM EDT
Att. 32,284 - Unknown

AB	33
R	2
H	6
RBI	1
BB	8
SO	9
LOB	25

Batter	1	2	3	4	5	6	7	8	9	AB R H RBI BB SO LOB	TOP											
Lou Whitaker, L (1, 4) OBP: 0.331, SLG: 0.448	0-0 F7		0-0 1B		0-0 1B 2B		0-0 F8		0-0 F5	5 1 2 0 0 0 0												
Alan Trammell, R (1, 6) OBP: 0.340, SLG: 0.431	0-0 F8		0-0 F8		0-0 CS 1B		0-0 5-3		0-0 2B	5 0 2 1 0 0 2												
Kirk Gibson, L (1, 9) OBP: 0.376, SLG: 0.485	0-0 3-1			0-3 K	0-0 CS	0-3 K	0-3 K		0-0 F6	5 0 0 0 0 3 1												
Johnny Grubb, L (1, 10) OBP: 0.417, SLG: 0.680		0-0 F7		0-0 BLK BB 1B		0-0 HR 2B		0-0 F9	0-0 G3	5 1 2 0 0 0 1												
Darrell Evans, L (1, 3) OBP: 0.356, SLG: 0.438		0-0 F4		4-0 BLK BB 1B		0-0 HR		0-0 G3 BB 1B		3 2 2 2 1 0 0												
Darnell Coles, R (1, 5) OBP: 0.330, SLG: 0.444		0-0 F3		0-0 F7		0-0 6-3		4-0 G3 BB 1B		3 1 0 0 1 0 2												
Dave Collins, S (1, 7) OBP: 0.359, SLG: 0.347			0-0 F8	0-3 K		0-0 E 1B		0-0 G3		4 0 1 0 0 1 4												
Chet Lemon, R (1, 8) OBP: 0.319, SLG: 0.375			0-0 1B 1B		0-0 F4	0-0 E6		0-0 1B		4 0 2 2 0 0 1												
Mike Heath, R (1, 2) OBP: 0.291, SLG: 0.333			0-3 K		0-0 4-3	0-3 K		0-0 5-3		3 0 0 0 0 2 3												
Dave Bergman, L (8, PH) OBP: 0.341, SLG: 0.351										0 0 0 0 0 0 0												
Larry Herndon, R (8, PH) OBP: 0.309, SLG: 0.371										1 0 0 0 0 0 1												
Dwight Lowry, L (8, 2) OBP: 0.402, SLG: 0.426										0 0 0 0 0 0 0												
Inning Stats	R: 0 E: 0 K: 0 S: 3	H: 0 LOB: 0 BB: 0 P: 3	R: 0 E: 0 K: 0 S: 3	H: 0 LOB: 0 BB: 0 P: 3	R: 0 E: 0 K: 1 S: 7	H: 2 LOB: 2 BB: 0 P: 7	R: 0 E: 0 K: 2 S: 8	H: 1 LOB: 2 BB: 1 P: 12	R: 1 E: 0 K: 0 S: 4	H: 2 LOB: 0 BB: 0 P: 4	R: 2 E: 1 K: 2 S: 11	H: 3 LOB: 2 BB: 0 P: 11	R: 0 E: 0 K: 1 S: 5	H: 0 LOB: 0 BB: 0 P: 5	R: 2 E: 0 K: 0 S: 5	H: 2 LOB: 1 BB: 1 P: 9	R: 0 E: 0 K: 0 S: 4	H: 1 LOB: 1 BB: 0 P: 4	1B: 7 2B: 3 3B: 0 HR: 1	SF: 0 SAC: 0 DP: 0 HBP: 0	WP: 0 PB: 0 SB: 1 CS: 1	PA: 41
PITCHER	IP WLS BF H R ER SO BB IBB HBP BLK WP HR S P ERA WHIP												PITCHER	IP WLS BF H R ER SO BB IBB HBP BLK WP HR S P ERA WHIP								
Roger Clemens, R (1, 1) ERA: 2.61	7.2 W 35 10 5 5 6 2 0 0 0 0 0 1 45 53 5.87 1.565																					
Joe Sambito, L (8, 1) ERA: 3.86	1.1 S 5 1 0 0 0 0 0 0 0 0 0 0 5 5 0.00 0.750																					

Detroit Tigers @ Boston Red Sox
Fenway Park, Boston, MA
 Fri Aug 15 1986, 7:05 PM EDT
 Att: 35,525 - Unknown

livebaseballscorecards.com

AB	38
R	5
H	11
RBI	5
BB	2
SO	6
LOB	15



Batter	1	2	3	4	5	6	7	8	9
Wade Boggs, L OBP: 0.459, SLG: 0.480 (1, 5)	4-0 BB		0-0 1-3					0-0 FC1-4 1B	
Marty Barrett, R OBP: 0.341, SLG: 0.381 (1, 4)	0-0 F8		4-0 FC6-4 BB		0-0 WP 1B	0-0 F5		0-0 FC1-4 FC6-4 1-2	
Jim Rice, R OBP: 0.378, SLG: 0.478 (1, 7)	0-0 F8		0-0 F7		0-0 4-3 1B	0-3 K		0-0 FC6-4 1-2f	
Don Baylor, R OBP: 0.338, SLG: 0.429 (1, 10)	0-0 F2		0-0 FC6-4 1-2f		0-0 4-3 1-2	4-0 BB			
Dwight Evans, R OBP: 0.367, SLG: 0.449 (1, 9)		4-0 G5-4-3 1B BB		0-0 4-3	0-0 F7	0-3 K			
Bill Buckner, L OBP: 0.287, SLG: 0.383 (1, 3)		0-0 G5-4-3 1-2 1B		0-0 1B	4-0 1B 2B IBB		0-0 3-1		
Tony Armas, R OBP: 0.307, SLG: 0.398 (1, 8)		0-0 G5-4-3		0-0 F8	0-0 2B HR 1B		0-0 F7		
Kevin Romine, R OBP: 0.306, SLG: 0.303 (8, 8)		1-2f 2-3		0-0 F5	0-0 1-3 2-H HR 2B		0-0 4-3		
Rich Gedman, L OBP: 0.311, SLG: 0.417 (1, 2)		4-0 IBB							
Ed Romero, R OBP: 0.277, SLG: 0.285 (1, 6)		0-0 5-3						0-0 F7	

Inning Stats	R: 0 E: 0 K: 0 S: 3	H: 0 LOB: 1 BB: 1 P: 7	R: 0 E: 0 K: 0 S: 3	H: 1 LOB: 2 BB: 2 P: 11	R: 0 E: 0 K: 0 S: 3	H: 0 LOB: 1 BB: 1 P: 7	R: 0 E: 0 K: 0 S: 4	H: 1 LOB: 1 BB: 0 P: 4	R: 8 E: 0 K: 0 S: 9	H: 6 LOB: 0 BB: 2 P: 17	R: 0 E: 0 K: 2 S: 7	H: 0 LOB: 1 BB: 1 P: 11	R: 0 E: 0 K: 0 S: 3	H: 0 LOB: 0 BB: 0 P: 3	R: 0 E: 0 K: 0 S: 4	H: 1 LOB: 1 BB: 0 P: 4
1B: 7 2B: 1 3B: 0 HR: 1	SF: 0 SAC: 0 DP: 1 HBP: 0	WP: 1 PB: 0 SB: 0 CS: 0	PA: 39													

PITCHER	IP	WLS	BF	H	R	ER	SO	BB	IBB	HBP	BLK	WP	HR	S	P	ERA	WHIP
Walt Terrell, R ERA: 4.46 (1, 1)	4.2	L	25	6	6	6	0	4	2	0	0	1	0	19	43	11.57	2.143
Bill Campbell, R ERA: 4.09 (5, 1)	0.1		3	2	2	2	0	0	0	0	0	0	1	3	3	54.00	6.000
Jack Lazorko, R ERA: 4.05 (6, 1)	3.0		11	1	0	0	2	1	0	0	0	0	0	14	18	0.00	0.667

BOTTOM

Detroit Tigers @ Boston Red Sox
Fenway Park, Boston, MA
 Fri Aug 15 1986, 7:05 PM EDT
 Att. 35,525 - Unknown

livebaseballscorecards.com

AB	32
R	8
H	9
RBI	7
BB	7
SO	2
LOB	16




Batter	1	2	3	4	5	6	7	8	9	AB R H RBI BB SO LOB	TOP		
Lou Whitaker, L (1, 4) OBP: 0.335, SLG: 0.452	0-0 4-3 1B		0-0 F7 1B		0-0 1-3 1B	0-0 1B		4-0 BB HR IBB	0-0 F5	5 3 3 0 1 0 1			
Alan Trammell, R (1, 6) OBP: 0.345, SLG: 0.433	0-0 4-3 1-2		0-0 1B 1B		0-0 E 1B	0-0 F7		4-0 HR BB	0-0 G6-4-3 1B	5 3 3 2 1 0 2			
Kirk Gibson, L (1, 9) OBP: 0.378, SLG: 0.484	0-0 2B 1B		0-0 1-3 1B		0-0 1B SF7	0-0 F9		4-0 HR BB	0-0 G6-4-3 1-2f	5 3 2 2 1 0 4			
Johnny Grubb, L (1, 10) OBP: 0.427, SLG: 0.688 Larry Herndon, R (8, PH) OBP: 0.312, SLG: 0.388	0-0 6-3 1-H 2B		0-0 1-2 3-H 1B		4-0 1B BB		0-0 4-3	0-0 HR		3 0 2 2 1 0 0 1 1 1 4 0 0 0			
Darrell Evans, L (1, 3) OBP: 0.358, SLG: 0.439	0-0 6-3 2-3		0-0 F8 1B		0-0 1-2 2-3 3-H 1B		4-0 6-3 BB	0-0 1B 1B		4 0 2 1 1 0 3			
Darnell Coles, R (1, 5) OBP: 0.328, SLG: 0.441	0-0 F9		0-0 CS 1-2	0-0 6-3	0-0 SF7		0-0 6-3	0-0 1-2 1B		4 0 1 1 0 0 2			
Dave Collins, S (1, 7) OBP: 0.362, SLG: 0.351		0-0 CS 1B		0-0 CS 1B	0-0 L6		0-0 L9	0-0 1-2 2-3 1B		5 0 3 0 0 0 3			
Chet Lemon, R (1, 8) OBP: 0.320, SLG: 0.375		0-0 1-2 1B		0-3 K 1-2	0-0 4-3			0-0 BB SH3-4 1B		5 1 2 0 0 2 5			
Dwight Lowry, L (1, 2) OBP: 0.405, SLG: 0.438		0-3 K			0-0 2B 1B	0-0 F7		0-0 SH3-4 1-2	0-0 1B 2B	4 1 2 0 0 1 0			
Inning Stats	R: 2 E: 0 K: 0 S: 6 H: 3 LOB: 1 BB: 0 P: 6	R: 0 E: 0 K: 1 S: 5 H: 2 LOB: 0 BB: 0 P: 5	R: 1 E: 0 K: 0 S: 5 H: 3 LOB: 1 BB: 0 P: 5	R: 0 E: 0 K: 1 S: 5 H: 1 LOB: 0 BB: 0 P: 5	R: 4 E: 1 K: 0 S: 8 H: 4 LOB: 2 BB: 1 P: 12	R: 0 E: 0 K: 0 S: 4 H: 1 LOB: 1 BB: 0 P: 4	R: 0 E: 0 K: 0 S: 3 H: 0 LOB: 1 BB: 1 P: 7	R: 5 E: 0 K: 1 S: 9 H: 5 LOB: 2 BB: 3 P: 21	R: 0 E: 0 K: 0 S: 4 H: 2 LOB: 1 BB: 0 P: 4	1B: 17 2B: 3 3B: 0 HR: 1 SF: 1 SAC: 1 DP: 1 HBP: 0	WP: 0 PB: 0 SB: 0 CS: 3 PA: 49		
PITCHER	IP WLS BF H R ER SO BB IBB HBP BLK WP HR S P ERA WHIP											PITCHER	IP WLS BF H R ER SO BB IBB HBP BLK WP HR S P ERA WHIP
Oil Can Boyd, R (1, 1) ERA: 4.0	4.0 L 19 11 5 5 2 0 0 0 0 0 0 0 23 23 11.25 2.750												
Sammy Stewart, R (5, 1) ERA: 3.72	3.1 19 4 5 4 0 3 1 0 0 0 0 0 15 31 10.80 2.100												
Joe Sambito, L (8, 1) ERA: 4.37	0.0 3 2 2 2 0 1 0 0 0 0 0 1 2 6 ∞ ∞												
Bob Stanley, R (8, 1) ERA: 4.78	1.2 7 4 0 0 1 0 0 0 0 0 0 0 9 9 0.00 2.400												

Detroit Tigers @ Boston Red Sox
Fenway Park, Boston, MA
 Sat Aug 16 1986, 3:33 AM EDT
 Att: 34,806 - Unknown

AB	41
R	12
H	21
RBI	12
BB	5
SO	3
LOB	20



livebaseballscorecards.com

Batter	1	2	3	4	5	6	7	8	9	AB R H RBI BB SO LOB	BOTTOM
Wade Boggs, L (1, 5) OBP: 0.456, SLG: 0.477	0-0 F7		0-0 L1-3		0-3 K		0-0 1B		0-0 1-3	5 0 1 0 0 1 1	Detroit Tigers @ Boston Red Sox Fenway Park, Boston, MA Sat Aug 16 1986, 3:33 AM EDT Att. 34,806 - Unknown AB 34 R 6 H 9 RBI 6 BB 3 SO 3 LOB 10 
Marty Barrett, R (1, 4) OBP: 0.338, SLG: 0.377	0-0 3-1		0-3 K		0-0 L6		0-0 F4			4 0 0 0 0 1 1	
Jim Rice, R (1, 7) OBP: 0.377, SLG: 0.476	0-0 6-3			0-0 BB 3B 1B	0-0 5-3		0-0 5-3			4 1 1 0 0 0 1	
Don Baylor, R (1, 10) OBP: 0.337, SLG: 0.434		0-0 5-3		0-0 F2		0-0 F7		0-0 HR		4 1 1 1 0 0 1	
Dwight Evans, R (1, 9) OBP: 0.371, SLG: 0.457		0-0 HR		4-0 BB 3B BB		4-0 BB 2B 1B BB		0-0 F7		2 3 1 1 2 0 0	
Kevin Romine, R (9, 9) OBP: 0.306, SLG: 0.303				1-2 BB 3B		1-3 BB 2B				0 0 0 0 0 0 0	
Bill Buckner, L (1, 3) OBP: 0.287, SLG: 0.384		0-0 F7		0-0 F6		0-0 BB 1B 2B		0-0 F8		4 1 1 0 0 0 2	
Tony Armas, R (1, 8) OBP: 0.313, SLG: 0.414		0-0 2B		0-0 BB 3B		0-0 BB 1B G3-6-3		0-0 F4		4 0 3 4 0 0 0	
Rich Gedman, L (1, 2) OBP: 0.310, SLG: 0.413		0-0 F4		4-0 IBB		0-0 BB 1B G3-6-3				3 0 0 0 1 0 2	
Ed Romero, R (1, 6) OBP: 0.276, SLG: 0.284			0-0 L1-3 1B		0-0 F8		0-3 K		0-0 F7	4 0 1 0 0 1 2	
Inning Stats	R: 0 H: 0 E: 0 LOB: 0 K: 0 BB: 0 S: 3 P: 3	R: 1 H: 2 E: 0 LOB: 1 K: 0 BB: 0 S: 5 P: 5	R: 0 H: 1 E: 0 LOB: 0 K: 1 BB: 0 S: 5 P: 5	R: 2 H: 2 E: 0 LOB: 2 K: 0 BB: 2 S: 5 P: 13	R: 0 H: 0 E: 0 LOB: 0 K: 1 BB: 0 S: 5 P: 5	R: 2 H: 2 E: 0 LOB: 0 K: 0 BB: 1 S: 4 P: 8	R: 0 H: 1 E: 0 LOB: 1 K: 1 BB: 0 S: 6 P: 6	R: 1 H: 1 E: 0 LOB: 0 K: 0 BB: 0 S: 4 P: 4	R: 0 H: 0 E: 0 LOB: 0 K: 0 BB: 0 S: 3 P: 3	1B: 4 SF: 0 2B: 3 SAC: 0 3B: 1 DP: 2 HR: 2 HBP: 0	WP: 0 PA: 37 PB: 0 SB: 0 CS: 0
PITCHER	IP WLS BF H R ER SO BB IBB HBP BLK WP HR S P ERA WHIP										
Jack Morris, R (1, 1) ERA: 3.23	7.0 W 31 9 6 6 3 2 1 0 0 0 2 34 46 7.71 1.571										
Willie Hernandez, L (8, 1) ERA: 3.33	2.0 6 0 0 0 0 0 0 0 0 0 0 6 6 0.00 0.000										

Batter	1	2	3	4	5	6	7	8	9	AB	R	H	RBI	BB	SO	LOB	BOTTOM			
Wade Boggs, L (1, 5) OBP: 0.456, SLG: 0.473	0-0 4-3		4-0 SH5-4 BB		0-0 3-1	4-0 2B IBB		0-0 6-3		3	1	0	0	2	0	0	Detroit Tigers @ Boston Red Sox Fenway Park, Boston, MA Sun Aug 17 1986, 3:33 AM EDT Att. 34,704 - Unknown			
Marty Barrett, R (1, 4) OBP: 0.341, SLG: 0.385	0-0 6-3 1B 2B		0-0 SH5-4		0-0 2B 1B	0-0 1-3 2-H 2B		0-0 5-3		4	3	3	1	0	0	0				
Jim Rice, R (1, 7) OBP: 0.379, SLG: 0.478	0-0 6-3		0-0 F8		0-0 1-3 2B	4-0 2B IBB		0-0 2-3 1B		4	1	2	0	1	0	2				
Don Baylor, R (1, 10) OBP: 0.338, SLG: 0.435	4-0 2-3 1B BB		0-0 F2		0-3 K	0-0 1-3 2-H 3-H 2B		0-0 F2		4	0	1	2	1	1	4				
Dwight Evans, R (1, 9) OBP: 0.376, SLG: 0.459	0-0 1-3 3-H 1B			0-0 FC5-4 1B	4-0 2B BB	4-0 L3 IBB				2	1	2	1	2	0	0				
Bill Buckner, L (1, 3) OBP: 0.286, SLG: 0.385	0-0 F8			0-0 F8	0-0 1-H 2-H 3-H 2B	0-0 L3				4	0	1	3	0	0	6				
Tony Armas, R (1, 8) OBP: 0.309, SLG: 0.408		0-3 K		0-0 FC5-4 BB	0-0 1-3		0-0 5-3			4	0	0	0	0	1	2				
Kevin Romine, R (8, 8) OBP: 0.306, SLG: 0.303				1-2 BB						0	0	0	0	0	0	0				
Rich Gedman, L (1, 2) OBP: 0.312, SLG: 0.411		0-0 G3		4-0 1-2 BB		1-0 SH1-3 2B HBP	0-0 F1			2	1	0	0	1	0	0				
Ed Romero, R (1, 6) OBP: 0.273, SLG: 0.280		0-0 F3		0-0 F6		0-0 SH1-3	0-0 F8			3	0	0	0	0	0	2				
Inning Stats	R: 1 E: 0 K: 0 S: 5	H: 2 LOB: 2 BB: 1 P: 9	R: 0 E: 0 K: 1 S: 5	H: 0 LOB: 0 BB: 0 P: 5	R: 0 E: 0 K: 0 S: 3	H: 0 LOB: 1 BB: 1 P: 7	R: 0 E: 0 K: 0 S: 4	H: 1 LOB: 2 BB: 1 P: 8	R: 3 E: 0 K: 1 S: 8	H: 3 LOB: 1 BB: 1 P: 12	R: 3 E: 0 K: 0 S: 4	H: 2 LOB: 2 BB: 3 P: 17	R: 0 E: 0 K: 0 S: 3	H: 0 LOB: 0 BB: 0 P: 3	R: 0 E: 0 K: 0 S: 4	H: 1 LOB: 1 BB: 0 P: 4		1B: 4 2B: 6 3B: 0 HR: 0	SF: 0 SAC: 2 DP: 1 HBP: 1	WP: 0 PB: 0 SB: 0 CS: 0
PITCHER	IP WLS BF H R ER SO	IP WLS BF H R ER SO	IP WLS BF H R ER SO	IP WLS BF H R ER SO	IP WLS BF H R ER SO	IP WLS BF H R ER SO	IP WLS BF H R ER SO	IP WLS BF H R ER SO	IP WLS BF H R ER SO	IP WLS BF H R ER SO	IP WLS BF H R ER SO	IP WLS BF H R ER SO	IP WLS BF H R ER SO	IP WLS BF H R ER SO	IP WLS BF H R ER SO	IP WLS BF H R ER SO	ERA WHIP	ERA WHIP		
Eric King, R (1, 1) ERA: 3.7	5.1 L																11.81	2.250		
Frank Tanana, L (6, 1) ERA: 4.7	2.2																0.00	0.375		

AB	30
R	7
H	9
RBI	7
BB	7
SO	2
LOB	16



Batter	1	2	3	4	5	6	7	8	9	AB R H RBI BB SO LOB	TOP		
Gary Pettis, S (1, 8) OBP: 0.336, SLG: 0.325	0-0 1-3	0-3 K		4-0 1-2 BB		4-0 1-2 BB		4-0 BB		2 0 0 0 3 1 1			
Wally Joyner, L (1, 3) OBP: 0.356, SLG: 0.501	0-0 4-3	0-0 4-3		0-0 F6		0-0 G3-6-3		0-0 3-1		5 0 0 0 0 0 7			
Brian Downing, R (1, 7) OBP: 0.388, SLG: 0.430 Dick Schofield, R (9, 6) OBP: 0.321, SLG: 0.397	4-0 1B PB BB		H 1-0 FC6-4 HBP		0-0 5-3		0-0 5-3		0-0 6-3	3 1 0 0 1 0 0 0 0 0 0 0 0 0			
Reggie Jackson, L (1, 10) OBP: 0.398, SLG: 0.413	0-0 1-3 3B 1B		0-0 FC6-4 1B		0-3 K		0-0 4-3		0-3 K	5 1 1 0 0 2 1			
Doug DeCinces, R (1, 5) OBP: 0.337, SLG: 0.473	0-0 1-H 3-H 3B		0-0 1-2 1B		0-0 2B		0-0 F8		0-3 K	5 0 3 1 0 1 0			
Bobby Grich, R (1, 4) OBP: 0.363, SLG: 0.439	0-3 K		0-0 G5-4-3		0-3 K			0-0 E5 SH1-3 HR		4 1 0 0 0 2 4			
Ruppert Jones, L (1, 9) OBP: 0.343, SLG: 0.446		0-0 3-1		0-0 G3		0-0 1B SH2-4 1B		0-0 SH1-3		3 0 1 0 0 0 0			
Rick Burleson, R (1, 6) OBP: 0.373, SLG: 0.428 George Hendrick, R (9, 9) OBP: 0.332, SLG: 0.449		0-0 CS 2B 1B		0-0 WP 1B		0-0 SH2-4		0-0 5-3		3 1 2 0 0 0 1 0 0 0 0 0 0 0			
Bob Boone, R (1, 2) OBP: 0.268, SLG: 0.293		0-0 1-H 2B		0-0 F8		0-0 2-3 1B		0-0 3-H HR		4 1 3 3 0 0 1			
Inning Stats	R: 2 H: 2 E: 0 LOB: 1 K: 1 BB: 1 S: 7 P: 11	R: 1 H: 2 E: 0 LOB: 1 K: 1 BB: 0 S: 7 P: 7	R: 0 H: 1 E: 0 LOB: 1 K: 0 BB: 0 S: 3 P: 4	R: 0 H: 1 E: 0 LOB: 2 K: 0 BB: 1 S: 4 P: 8	R: 0 H: 1 E: 0 LOB: 1 K: 2 BB: 0 S: 8 P: 8	R: 0 H: 2 E: 0 LOB: 2 K: 0 BB: 1 S: 4 P: 8	R: 0 H: 0 E: 0 LOB: 0 K: 0 BB: 0 S: 3 P: 3	R: 2 H: 1 E: 1 LOB: 1 K: 0 BB: 1 S: 5 P: 9	R: 0 H: 0 E: 0 LOB: 0 K: 2 BB: 0 S: 7 P: 7	1B: 6 SF: 0 2B: 2 SAC: 2 3B: 1 DP: 2 HR: 1 HBP: 1	WP: 1 PA: 41 PB: 1 SB: 1 CS: 1		
PITCHER	IP WLS BF H R ER SO BB IBB HBP BLK WP HR S P ERA WHIP											PITCHER	IP WLS BF H R ER SO BB IBB HBP BLK WP HR S P ERA WHIP
Dan Petry, R (1, 1) ERA: 4.86	5.0 L 24 7 3 2 4 2 0 1 0 1 0 29 38 3.60 1.800												
Mark Thurmond, L (6, 1) ERA: 5.07	3.0 14 3 2 0 0 2 0 0 0 0 1 12 20 0.00 1.667												
Jim Staton, R (9, 1) ERA: 5.07	0.0 0 0 0 0 0 0 0 0 0 0 0 0 0 ∞ ∞												

California Angels @ Detroit Tigers
Tiger Stadium, Detroit, MI
Tue Aug 19 1986, 3:33 AM EDT
Unknown

livebaseballscorecards.com



BOTTOM

California Angels @ Detroit Tigers
Tiger Stadium, Detroit, MI
Tue Aug 19 1986, 3:33 AM EDT
Unknown

livebaseballscorecards.com

AB 31
R 2
H 5
RBI 2
BB 5
SO 2
LOB 10



WP: 1 PA: 36
PB: 0
SB: 0
CS: 1

AB R H RBI BB SO LOB

3 1 1 2 1 0 0

4 0 1 0 0 0 0

1 0 0 0 3 0 0

4 0 1 0 0 1 3

4 0 0 0 0 0 3

4 0 1 0 0 1 0

4 0 1 0 0 0 1

4 0 0 0 0 0 2

3 1 0 0 1 0 1

1B: 4 SF: 0
2B: 0 SAC: 0
3B: 0 DP: 0
HR: 1 HBP: 0

Batter	1	2	3	4	5	6	7	8	9
Lou Whitaker, L (1, 4) OBP: 0.339, SLG: 0.459	0-0 L8		0-0 HR		4-0 CS BB		0-0 F7		
Alan Trammell, R (1, 6) OBP: 0.344, SLG: 0.430	0-0 5-3		0-0 F7		0-0 BB 1B			0-0 F9	
Kirk Gibson, L (1, 9) OBP: 0.377, SLG: 0.474	4-0 1B BB		0-0 F8		4-0 BB			4-0 WP BB	
Johnny Grubb, L (1, 10) OBP: 0.423, SLG: 0.679	0-0 1B		0-0 F8		0-0 L7			0-3 K	
Darrell Evans, L (1, 3) OBP: 0.359, SLG: 0.452	0-0 F8			0-0 4-3				0-0 F8	
Dave Collins, S (1, 7) OBP: 0.360, SLG: 0.348		0-0 4-3		0-0 4-3			0-3 K		0-0 1B
Darnell Coles, R (1, 5) OBP: 0.326, SLG: 0.436		0-0 F9		0-0 FC4-6 1B			0-0 F7		0-0 F8
Chet Lemon, R (1, 8) OBP: 0.315, SLG: 0.378		0-0 5-3		0-0 FC4-6			0-0 4-3		0-0 F9
Dwight Lowry, L (1, 2) OBP: 0.400, SLG: 0.426			4-0 HR BB		0-0 F8		0-0 5-3		0-0 F6

Inning Stats	R: 0	H: 1	E: 0	K: 0	S: 4	LOB: 2	BB: 1	P: 8	R: 0	H: 0	E: 0	K: 0	S: 3	LOB: 0	BB: 0	P: 3	R: 2	H: 1	E: 0	K: 0	S: 4	LOB: 0	BB: 1	P: 8	R: 0	H: 1	E: 0	K: 0	S: 4	LOB: 1	BB: 0	P: 4	R: 0	H: 0	E: 0	K: 1	S: 5	LOB: 0	BB: 0	P: 5	R: 0	H: 0	E: 0	K: 0	S: 3	LOB: 0	BB: 0	P: 3	R: 0	H: 0	E: 0	K: 1	S: 5	LOB: 1	BB: 1	P: 9	R: 0	H: 1	E: 0	K: 0	S: 4	LOB: 1	BB: 0	P: 4
--------------	------	------	------	------	------	--------	-------	------	------	------	------	------	------	--------	-------	------	------	------	------	------	------	--------	-------	------	------	------	------	------	------	--------	-------	------	------	------	------	------	------	--------	-------	------	------	------	------	------	------	--------	-------	------	------	------	------	------	------	--------	-------	------	------	------	------	------	------	--------	-------	------

PITCHER	IP	WLS	BF	H	R	ER	SO	BB	IBB	HBP	BLK	WP	HR	S	P	ERA	WHIP
Kirk McCaskill, R (1, 1) ERA: 3.34	7.1	W	30	4	2	2	1	5	0	0	0	0	1	27	47	2.46	1.227
Donnie Moore, R (8, 1) ERA: 2.68	1.2	S	6	1	0	0	1	0	0	0	0	1	0	8	8	0.00	0.600

PITCHER	IP	WLS	BF	H	R	ER	SO	BB	IBB	HBP	BLK	WP	HR	S	P	ERA	WHIP
---------	----	-----	----	---	---	----	----	----	-----	-----	-----	----	----	---	---	-----	------

Batter	1	2	3	4	5	6	7	8	9	AB R H RBI BB SO LOB	TOP
Gary Pettis, S (1, 8) OBP: 0.334, SLG: 0.326	0-0 F8 SF8 2B		0-0 B1-3		0-0 FC6-4 2B		0-0 F7		0-3 K	5 2 1 0 0 1 2	
Jack Howell, L (1, 5) OBP: 0.310, SLG: 0.461	0-0 F8 2-3		0-0 G4-6-3 1B		0-0 L4			0-0 HR		4 1 2 1 0 0 2	
Wally Joyner, L (1, 3) OBP: 0.355, SLG: 0.502	0-0 SF8 3-H		0-0 G4-6-3 1-2f		0-0 2B 1-H			0-0 F6		3 0 1 2 0 0 1	
Reggie Jackson, L (1, 10) OBP: 0.396, SLG: 0.410	0-3 K			4-0 BB BB	0-0 4-3			0-0 3-1		3 0 0 0 1 1 1	
Ruppert Jones, L (1, 7) OBP: 0.342, SLG: 0.442		0-0 1-3		0-0 F8		0-3 K		4-0 BB		3 0 0 0 1 1 1	
George Hendrick, R (1, 9) OBP: 0.335, SLG: 0.452		0-0 2B		4-0 1-2 BB		0-0 F8		0-0 F9		3 0 1 0 1 0 1	
Rob Wilfong, L (1, 4) OBP: 0.288, SLG: 0.339		0-0 F7		0-0 F8		0-0 4-3			0-0 F9	4 0 0 0 0 0 3	
Jerry Narron, L (1, 2) OBP: 0.307, SLG: 0.318		4-0 BB		0-0 3-1		0-3 K			0-0 1B	3 0 1 0 1 1 2	
Dick Schofield, R (1, 6) OBP: 0.320, SLG: 0.395		0-3 K			0-0 FC6-4 1B		0-0 F2		0-0 F3	4 0 1 0 0 1 3	
Inning Stats	R: 1 E: 0 K: 1 S: 6 H: 1 LOB: 0 BB: 0 P: 6	R: 0 E: 0 K: 1 S: 6 H: 1 LOB: 2 BB: 1 P: 10	R: 0 E: 0 K: 0 S: 3 H: 1 LOB: 0 BB: 0 P: 3	R: 0 E: 0 K: 0 S: 3 H: 0 LOB: 2 BB: 2 P: 11	R: 1 E: 0 K: 0 S: 5 H: 2 LOB: 1 BB: 0 P: 5	R: 0 E: 0 K: 1 S: 5 H: 0 LOB: 0 BB: 0 P: 5	R: 0 E: 0 K: 1 S: 5 H: 0 LOB: 0 BB: 0 P: 5	R: 1 E: 0 K: 0 S: 4 H: 1 LOB: 1 BB: 1 P: 8	R: 0 E: 0 K: 1 S: 6 H: 1 LOB: 1 BB: 0 P: 6	1B: 3 2B: 3 3B: 0 HR: 1 SF: 1 SAC: 0 DP: 1 HBP: 0	WP: 0 PB: 0 SB: 0 CS: 0 PA: 37
PITCHER Randy O'Neal, R (1, 1) ERA: 4.53	IP: 9.0 WLS: W BF: 37 H: 7 R: 3 ER: 3 SO: 5 BB: 4 IBB: 0 HBP: 0 BLK: 0 WP: 0 HR: 1 S: 43 P: 59 ERA: 3.00 WHIP: 1.222										

California Angels @ Detroit Tigers
 Tiger Stadium, Detroit, MI
 Tue Aug 19 1986, 7:05 PM EDT
 Att: 28,717 - Unknown

livebaseballscorecards.com

AB	32
R	3
H	7
RBI	3
BB	4
SO	5
LOB	16



Batter	1	2	3	4	5	6	7	8	9
Lou Whitaker, L OBP: 0.339, SLG: 0.461 (1, 4)	0-0 L8	0-0 SH3 WP 2B		0-0 G3-1		0-0 1B		0-0 4-3	
Dave Collins, S OBP: 0.358, SLG: 0.346 (1, 7)	0-0 F7	0-0 SH3 2-3		0-0 5-3		0-0 F8			
Kirk Gibson, L OBP: 0.381, SLG: 0.478 (1, 9)	0-0 BB E 1B	0-0 G3 3-H			0-0 E S 1B		0-0 2B 1B		
Johnny Crubb, L OBP: 0.417, SLG: 0.669 (1, 10)	0-0 E4 BB 1-2	0-0 F9			0-3 K		0-0 F9		
Larry Herndon, R OBP: 0.313, SLG: 0.381 (5, PH)									
Darrell Evans, L OBP: 0.360, SLG: 0.454 (1, 3)	4-0 1-2 2-3 BB		0-0 3-1		0-0 F2		0-0 1-H 2B		
Darnell Coles, R OBP: 0.325, SLG: 0.442 (1, 5)	0-0 4-3		0-0 F4		0-3 K 1-3		0-0 HR		
Pat Sheridan, L OBP: 0.294, SLG: 0.363 (1, 8)		0-0 1B 2B 1B	0-0 6-3		4-0 SH1-3 1B BB		0-0 F8		
Tom Brookens, R OBP: 0.320, SLG: 0.345 (1, 6)		0-0 1B 2B 1B		0-0 G3-1 1B		0-0 SH1-3		0-0 E6 F9-3	
Mike Heath, R OBP: 0.291, SLG: 0.332 (1, 2)		0-0 2B 1B		0-0 F8		0-3 K		0-0 F9-3	

Inning Stats	R: 0	H: 1	E: 1	K: 0	S: 5	LOB: 3	BB: 1	P: 9
	R: 4	H: 4	E: 0	K: 0	S: 7	LOB: 0	BB: 0	P: 7
	R: 0	H: 0	E: 0	K: 0	S: 3	LOB: 0	BB: 0	P: 3
	R: 1	H: 1	E: 0	K: 0	S: 4	LOB: 0	BB: 0	P: 4
	R: 0	H: 1	E: 0	K: 2	S: 8	LOB: 1	BB: 0	P: 8
	R: 1	H: 1	E: 0	K: 1	S: 6	LOB: 1	BB: 1	P: 10
	R: 2	H: 3	E: 0	K: 0	S: 5	LOB: 0	BB: 0	P: 5
	R: 0	H: 0	E: 1	K: 0	S: 3	LOB: 0	BB: 0	P: 3

PITCHER	IP	WLS	BF	H	R	ER	SO	BB	IBB	HBP	BLK	WP	HR	S	P	ERA	WHIP
Vern Ruhle, R ERA: 4.91 (1, 1)	3.1	L	18	6	5	5	0	1	0	0	0	1	0	17	21	13.50	2.100
Chuck Finley, L ERA: 3.18 (4, 1)	3.1		14	4	2	2	3	1	0	0	0	0	0	19	23	5.40	1.500
Doug Corbett, R ERA: 3.66 (7, 1)	1.1		5	1	1	1	0	0	0	0	0	0	1	5	5	6.75	0.750

AB R H RBI BB SO LOB

5	1	2	5	0	0	0
3	0	0	0	0	0	1
4	1	3	0	0	0	0
2	0	0	0	0	0	1
2	0	0	0	0	1	2
3	0	1	1	1	0	1
4	1	1	1	0	1	4
3	2	1	0	1	0	0
3	2	2	0	0	0	0
4	1	1	0	0	1	3

AB	R	H	RBI	BB	SO	LOB
33	8	11	7	2	3	12



California Angels @ Detroit Tigers
Tiger Stadium, Detroit, MI
Tue Aug 19 1986, 7:05 PM EDT
Att. 28,717 - Unknown

livebaseballscorecards.com

WP: 1	PA: 37
PB: 0	
SB: 2	
CS: 0	

Batter	1	2	3	4	5	6	7	8	9	AB R H RBI BB SO LOB	TOP										
Gary Pettis, S (1, 8) OBP: 0.331, SLG: 0.323	0-3 K		0-0 B3			0-3 K			0-0 F7	4 0 0 0 0 2 0											
Jack Howell, L (1, 7) OBP: 0.315, SLG: 0.453	4-0 BB			4-0 FC6-4 BB BB		0-0 4-3			0-0 F4	2 0 0 0 2 0 0											
Wally Joyner, L (1, 3) OBP: 0.355, SLG: 0.502	0-0 F8			0-0 F9		0-0 F8			0-0 2B	4 0 1 0 0 0 2											
Reggie Jackson, L (1, 10) OBP: 0.395, SLG: 0.406	0-0 L4			4-0 FC6-4 BB 1-2		0-0 F7			0-0 F8	3 0 0 0 1 0 2											
Doug DeCinces, R (1, 5) OBP: 0.334, SLG: 0.469		0-0 F9		0-0 FC6-4 1-2f 2-3		0-0 3-1				3 0 0 0 0 0 2											
George Hendrick, R (1, 9) OBP: 0.331, SLG: 0.446		0-0 6-3		0-0 F7		0-3 K				3 0 0 0 0 1 2											
Rob Wilfong, L (1, 4) OBP: 0.285, SLG: 0.335		0-0 5-3			0-0 F2			0-0 L8		3 0 0 0 0 0 0											
Bob Boone, R (1, 2) OBP: 0.266, SLG: 0.290			0-0 4-3		0-0 F9			0-0 5-3		3 0 0 0 0 0 0											
Dick Schofield, R (1, 6) OBP: 0.317, SLG: 0.391			0-0 5-3		0-0 F8			0-0 F8		3 0 0 0 0 0 0											
Inning Stats	R: 0 E: 0 K: 1 S: 5	H: 0 LOB: 1 BB: 1 P: 9	R: 0 E: 0 K: 0 S: 3	H: 0 LOB: 0 BB: 0 P: 3	R: 0 E: 0 K: 0 S: 3	H: 0 LOB: 2 BB: 2 P: 11	R: 0 E: 0 K: 0 S: 3	H: 0 LOB: 0 BB: 0 P: 3	R: 0 E: 0 K: 1 S: 5	H: 0 LOB: 0 BB: 0 P: 5	R: 0 E: 0 K: 1 S: 5	H: 0 LOB: 0 BB: 0 P: 5	R: 0 E: 0 K: 0 S: 3	H: 0 LOB: 0 BB: 0 P: 3	R: 0 E: 0 K: 0 S: 4	H: 1 LOB: 1 BB: 0 P: 4	1B: 0 2B: 1 3B: 0 HR: 0	SF: 0 SAC: 0 DP: 0 HBP: 0	WP: 0 PB: 0 SB: 0 CS: 0	PA: 31	
PITCHER Walt Terrell, R (1, 1) ERA: 4.23	IP 9.0	WLS W	BF 31	H 1	R 0	ER 0	SO 3	BB 3	IBB 0	HBP 0	BLK 0	WP 0	HR 0	S 34	P 46	ERA 0.00	WHIP 0.444				
PITCHER	IP	WLS	BF	H	R	ER	SO	BB	IBB	HBP	BLK	WP	HR	S	P	ERA	WHIP				

California Angels @ Detroit Tigers
Tiger Stadium, Detroit, MI
Wed Aug 20 1986, 7:05 PM EDT
Att: 22,755 - Unknown

livebaseballscorecards.com

AB	28
R	0
H	1
RBI	0
BB	3
SO	3
LOB	8



Batter	1	2	3	4	5	6	7	8	9
Tom Brookens, R OBP: 0.319, SLG: 0.340 (1, 4) BBB	4-0 E S PO BB		x 0-0 F8			x 0-0 F9	0-3 K		
Alan Trammell, R OBP: 0.346, SLG: 0.440 (1, 6) x	0-0 F7		x 0-0 F5			x 0-0 2B		0-0 HR	
Kirk Gibson, L OBP: 0.377, SLG: 0.472 (1, 9) SSS	0-3 K			x 0-0 F6		SSS 0-3 K		x 0-0 F7	
Larry Herndon, R OBP: 0.312, SLG: 0.378 (1, 7) x	0-0 PO 1-H	0-0 WP 1B		x 0-0 L9		x 0-0 F8		SSS 0-3 K	
Darnell Coles, R OBP: 0.327, SLG: 0.440 (1, 5) x		0-0 F3		x 0-0 6-3			BBB 4-0 1B SH2-4 BB	4-0 BB	
Chet Lemon, R OBP: 0.313, SLG: 0.375 (1, 8) x		0-0 L8			x 0-0 F9		x 0-0 SH2-4 1-2	0-3 K	
Darrell Evans, L OBP: 0.364, SLG: 0.457 (1, 3) BBB		4-0 1-2 BB			x 0-0 1B		x 0-0 1B SF9 2-H		
Mike Heath, R OBP: 0.292, SLG: 0.332 (1, 2) SSS		0-3 K			x 0-0 F6		x 0-0 1B		
Dave Collins, S OBP: 0.355, SLG: 0.344 (1, 10) x			x 0-0 F3			x 0-0 F8		x 0-0 SF9 3-H	

Inning Stats	R: 0	H: 0	E: 0	K: 1	S: 4	R: 0	H: 1	E: 0	K: 1	S: 6	R: 0	H: 0	E: 0	K: 0	S: 3	R: 0	H: 0	E: 0	K: 0	S: 3	R: 0	H: 1	E: 0	K: 0	S: 4	R: 0	H: 1	E: 0	K: 1	S: 6	R: 2	H: 2	E: 0	K: 1	S: 7	R: 1	H: 1	E: 0	K: 2	S: 8
	LOB: 0	BB: 1	P: 8	LOB: 2	BB: 1	P: 10	LOB: 0	BB: 0	P: 3	LOB: 1	BB: 0	P: 4	LOB: 1	BB: 0	P: 4	LOB: 1	BB: 0	P: 6	LOB: 1	BB: 1	P: 11	LOB: 1	BB: 1	P: 12	LOB: 1	BB: 1	P: 12	LOB: 1	BB: 1	P: 12	LOB: 1	SAC: 1	DP: 0	HBP: 0	HR: 1	HR: 1	HR: 1	HR: 1	HR: 1	

PITCHER	IP	WLS	BF	H	R	ER	SO	BB	IBB	HBP	BLK	WP	HR	S	P	ERA	WHIP
John Candelaria, L ERA: 3.02 (1, 1)	7.0	L	28	5	2	2	4	3	0	0	0	1	0	33	45	2.57	1.143
Doug Corbett, R ERA: 3.74 (8, 1)	1.0		5	1	1	1	2	1	0	0	0	0	1	8	12	9.00	2.000

BOTTOM

AB	R	H	RBI	BB	SO	LOB
3	0	0	0	1	1	1
4	1	2	1	0	0	1
4	0	0	0	0	2	2
4	0	1	0	0	1	1
2	1	0	0	2	0	1
3	0	0	0	0	1	2
2	1	2	1	1	0	0
3	0	1	0	0	1	3
2	0	0	1	0	0	1

AB	27
R	3
H	6
RBI	3
BB	4
SO	6
LOB	12



WP	PA
1	34

California Angels @ Detroit Tigers
Tiger Stadium, Detroit, MI
Wed Aug 20 1986, 7:05 PM EDT
Att. 22,755 - Unknown

livebaseballscorecards.com

Batter	1	2	3	4	5	6	7	8	9	AB R H RBI BB SO LOB	TOP											
Gary Pettis, S (1, 8) OBP: 0.332, SLG: 0.322	4-0 S G3 1B BB	0-0 2B 1-2 3-H 1B		0-0 3-1		0-0 FC6-4 1B 1-2f 2-3		0-0 4-3		4 1 1 1 1 0 2												
Wally Joyner, L (1, 3) OBP: 0.355, SLG: 0.503	0-0 G3	0-0 2B		0-0 F6		0-0 1B		0-0 F6		5 0 2 2 0 0 1												
Brian Downing, R (1, 7) OBP: 0.386, SLG: 0.426	4-0 1B 2-3 BB	0-3 K		0-3 K		0-3 K		0-3 K		4 0 0 0 1 4 4												
Reggie Jackson, L (1, 10) OBP: 0.398, SLG: 0.407	0-0 1B	4-0 G6-4-3 IBB		0-0 3-1		0-0 1B		0-3 K		4 0 2 1 1 1 0												
Doug DeCinces, R (1, 5) OBP: 0.331, SLG: 0.465	0-3 K	0-0 G6-4-3		0-0 3-1		0-0 L5		0-0 F5		4 0 0 0 0 1 6												
Ruppert Jones, L (1, 9) OBP: 0.339, SLG: 0.436	0-3 K			0-0 F6		0-0 4-3		0-0 F5		4 0 0 0 0 1 3												
Bobby Grich, R (1, 4) OBP: 0.361, SLG: 0.433		4-0 3B BB		0-3 K		0-0 F9		0-3 K		3 1 0 0 1 2 1												
Dick Schofield, R (1, 6) OBP: 0.319, SLG: 0.399		0-0 1B 3B		0-0 F8		0-0 FC6-4 1B S		0-0 F8		4 2 2 1 0 0 0												
Bob Boone, R (1, 2) OBP: 0.272, SLG: 0.301		4-0 1B 2B BB		0-0 HR		4-0 FC6-4 BB		0-0 L6		2 2 1 1 2 0 0												
Inning Stats	R: 1 E: 0 K: 2 S: 8	H: 1 LOB: 2 BB: 2 P: 16	R: 3 E: 0 K: 1 S: 7	H: 3 LOB: 2 BB: 3 P: 19	R: 0 E: 0 K: 1 S: 5	H: 0 LOB: 0 BB: 0 P: 5	R: 1 E: 0 K: 1 S: 6	H: 1 LOB: 0 BB: 0 P: 6	R: 0 E: 0 K: 0 S: 3	H: 0 LOB: 0 BB: 0 P: 3	R: 1 E: 0 K: 1 S: 7	H: 2 LOB: 2 BB: 1 P: 11	R: 0 E: 1 K: 1 S: 6	H: 1 LOB: 1 BB: 0 P: 6	R: 0 E: 0 K: 0 S: 3	H: 0 LOB: 0 BB: 0 P: 3	R: 0 E: 0 K: 2 S: 7	H: 0 LOB: 0 BB: 0 P: 7	1B: 5 2B: 1 3B: 1 HR: 1	SF: 0 SAC: 0 DP: 1 HBP: 0	WP: 1 PB: 0 SB: 2 CS: 0	PA: 40
PITCHER	IP WLS BF H R ER SO BB IBB HBP BLK WP HR S P ERA WHIP																					
Jack Morris, R (1, 1) ERA: 3.39	4.0 L 21 5 5 5 5 4 1 0 0 0 1 26 46 11.25 2.250																					
Mark Thurmond, L (5, 1) ERA: 5.03	2.2 12 3 1 1 1 1 0 0 0 1 0 13 17 3.38 1.500																					
Bill Campbell, R (7, 1) ERA: 3.97	1.1 4 0 0 0 1 0 0 0 0 0 0 6 6 0.00 0.000																					
Willie Hernandez, L (9, 1) ERA: 3.29	1.0 3 0 0 0 2 0 0 0 0 0 0 7 7 0.00 0.000																					

California Angels @ Detroit Tigers
Tiger Stadium, Detroit, MI
Thu Aug 21 1986, 7:05 PM EDT
Att: 23,210 - Unknown

livebaseballscorecards.com

AB	34
R	6
H	8
RBI	6
BB	6
SO	9
LOB	17



Batter	1	2	3	4	5	6	7	8	9	AB	R	H	RBI	BB	SO	LOB
Lou Whitaker, L (1, 4) OBP: 0.339, SLG: 0.458	0-0 6-3		4-0 BB		0-0 F7		0-0 6-3			3	0	0	0	1	0	0
Alan Trammell, R (1, 6) OBP: 0.343, SLG: 0.436	0-3 K		0-0 6-3			0-3 K	0-0 E6			4	0	0	0	0	2	1
Kirk Gibson, L (1, 9) OBP: 0.378, SLG: 0.472	0-0 1B			0-0 G3 1B		0-0 E3 1B BB	0-0 F8			4	1	2	0	0	0	1
Johnny Grubb, L (1, 7) OBP: 0.413, SLG: 0.657	0-0 5-3			0-0 G3 1-2		0-0 BB 1B		0-0 6-3		4	0	1	0	0	0	2
Darrell Evans, L (1, 10) OBP: 0.366, SLG: 0.457		0-3 K		0-0 F7		0-0 BB 1B		0-0 G4-6-3 1B		4	0	2	0	0	1	1
Dave Bergman, L (1, 3) OBP: 0.344, SLG: 0.342		0-0 4-3		4-0 BB		4-0 BB		0-0 G4-6-3 1-2f		2	0	0	1	2	0	1
Pat Sheridan, L (1, 8) OBP: 0.288, SLG: 0.355		0-3 K		0-0 4-3		0-3 K			0-3 K	4	0	0	0	0	3	5
Tom Brookens, R (1, 5) OBP: 0.316, SLG: 0.336			0-3 K		0-0 6-3	0-0 F7			0-3 K	2	0	0	0	0	1	0
Dave Collins, S (6, PH) OBP: 0.354, SLG: 0.343										1	0	0	0	0	0	3
Darnell Coles, R (7, 5) OBP: 0.326, SLG: 0.439										1	0	0	0	0	1	0
Dwight Lowry, L (1, 2) OBP: 0.388, SLG: 0.412			0-0 4-3		0-0 5-3		0-0 6-3		0-3 K	4	0	0	0	0	1	0

Inning Stats	R: 0	H: 1	E: 0	K: 1	S: 6	R: 0	H: 0	E: 0	K: 2	S: 7	R: 0	H: 0	E: 0	K: 1	S: 5	R: 0	H: 1	E: 0	K: 0	S: 4	R: 0	H: 0	E: 0	K: 0	S: 3	R: 1	H: 2	E: 1	K: 2	S: 10	R: 0	H: 0	E: 1	K: 0	S: 4	R: 0	H: 1	E: 0	K: 0	S: 3	R: 0	H: 0	E: 0	K: 3	S: 9	
	LOB: 1	BB: 0	P: 6	LOB: 0	BB: 0	P: 7	LOB: 1	BB: 1	P: 9	LOB: 2	BB: 1	P: 8	LOB: 0	BB: 0	P: 3	LOB: 3	BB: 1	P: 14	LOB: 1	BB: 0	P: 4	LOB: 0	BB: 0	P: 3	LOB: 0	BB: 0	P: 9	LOB: 0	BB: 0	P: 9	LOB: 0	SAC: 0	DP: 1	HBP: 0	1B: 5	2B: 0	3B: 0	HR: 0	SF: 0	SAC: 0	DP: 1	HBP: 0	1B: 5	2B: 0	3B: 0	HR: 0
PITCHER	IP	WLS	BF	H	R	ER	SO	BB	IBB	HBP	BLK	WP	HR	S	P	ERA	WHIP																													
Mike Witt, R (1, 1) ERA: 2.63	8.0	W	33	5	1	0	6	3	0	0	0	0	0	42	54	0.00	1.000																													
Donnie Moore, R (9, 1) ERA: 2.63	1.0		3	0	0	0	3	0	0	0	0	0	0	9	9	0.00	0.000																													

BOTTOM

California Angels @ Detroit Tigers
Tiger Stadium, Detroit, MI
Thu Aug 21 1986, 7:05 PM EDT
Att. 23,210 - Unknown

livebaseballscores.com

AB	33
R	1
H	5
RBI	1
BB	3
SO	9
LOB	14



WP: 0	PA: 36
PB: 0	
SB: 0	
CS: 0	
WP: 0	PA: 36
PB: 0	
SB: 0	
CS: 0	

Batter	1	2	3	4	5	6	7	8	9	AB R H RBI BB SO LOB	TOP
Rey Quinones, R (1, 6) <small>OBP: 0.310, SLG: 0.333</small>	0-0 		4-0 		0-0 		0-0 			3 0 0 0 1 0 0	
Phil Bradley, R (1, 7) <small>OBP: 0.397, SLG: 0.435</small>	0-0 		0-3 		1-0 			0-0 		3 0 0 0 0 1 1	
Alvin Davis, L (1, 10) <small>OBP: 0.391, SLG: 0.471</small>	0-3 		0-0 		0-0 			0-0 		4 0 1 0 0 1 2	
Danny Tartabull, R (1, 9) <small>OBP: 0.350, SLG: 0.536</small>	0-0 		0-0 		0-0 			0-0 		4 0 0 0 0 0 4	
Jim Presley, R (1, 5) <small>OBP: 0.300, SLG: 0.467</small>		0-0 		0-0 		0-0 			0-0 	4 0 0 0 0 0 0	
Ken Phelps, L (1, 3) <small>OBP: 0.401, SLG: 0.504</small>		0-0 		1-0 		0-0 			0-3 	3 0 1 0 0 1 0	
Scott Bradley, L (1, 2) <small>OBP: 0.356, SLG: 0.478</small>		0-0 		0-0 		0-3 			0-0 	4 1 2 1 0 1 0	
Mickey Brantley, R (1, 8) <small>OBP: 0.231, SLG: 0.286</small>		0-0 		4-0 			0-0 			2 0 0 0 1 0 2	
Harold Reynolds, S (1, 4) <small>OBP: 0.259, SLG: 0.251</small>			0-0 	0-0 			0-0 			3 0 0 0 0 0 1	
Inning Stats	R: 0 H: 0 E: 1 LOB: 1 K: 1 BB: 0 S: 6 P: 6	R: 0 H: 2 E: 0 LOB: 1 K: 0 BB: 0 S: 4 P: 4	R: 0 H: 1 E: 0 LOB: 2 K: 1 BB: 1 S: 6 P: 10	R: 1 H: 1 E: 0 LOB: 1 K: 0 BB: 1 S: 3 P: 8	R: 0 H: 0 E: 0 LOB: 1 K: 0 BB: 0 S: 3 P: 4	R: 0 H: 0 E: 0 LOB: 0 K: 1 BB: 0 S: 5 P: 5	R: 0 H: 0 E: 0 LOB: 0 K: 0 BB: 0 S: 3 P: 3	R: 0 H: 0 E: 0 LOB: 0 K: 0 BB: 0 S: 3 P: 3	R: 0 H: 0 E: 0 LOB: 0 K: 1 BB: 0 S: 5 P: 5	1B: 3 SF: 0 2B: 0 SAC: 0 3B: 0 DP: 1 HR: 1 HBP: 2	WP: 0 PA: 34 PB: 0 SB: 1 CS: 1
PITCHER Eric King, R (1, 1) <small>ERA: 3.48</small>	IP: 9.0 WLS: W BF: 34 H: 4 R: 1 ER: 1 SO: 4 BB: 2 IBB: 0 HBP: 2 BLK: 0 WP: 0 HR: 1 S: 38 P: 48 ERA: 1.00 WHIP: 0.667										

Seattle Mariners @ Detroit Tigers
Tiger Stadium, Detroit, MI
Fri Aug 22 1986, 7:05 PM EDT
Att: 22,013 - Unknown

livebaseballscorecards.com

AB 30
R 1
H 4
RBI 1
BB 2
SO 4
LOB 10



Batter	1	2	3	4	5	6	7	8	9
Lou Whitaker, L (1, 4) OBP: 0.341, SLG: 0.457	4-0 G4-3 BB	0-0 1-2 1B			4-0 FC5-4 BB	0-3 K		0-0 F7	
Alan Trammell, R (1, 6) OBP: 0.342, SLG: 0.441	0-0 G4-3 1-2f	0-0 F7			0-0 FC5-4 1B		0-0 HR		
Kirk Gibson, L (1, 9) OBP: 0.379, SLG: 0.469	4-0 E S BB	0-0 G3			0-3 K		4-0 G3 S BB		
Johnny Crubb, L (1, 10) OBP: 0.411, SLG: 0.650 Larry Herndon, R (7, PH) OBP: 0.310, SLG: 0.377	0-0 E4 BB 1-3		0-0 F8		0-0 BB 1B 2-H		0-0 F9		
Darrell Evans, L (1, 3) OBP: 0.367, SLG: 0.455	4-0 FC5-4 BB 1-2		0-0 F8		4-0 1B BB 1-2		0-0 G3 1-3		
Darnell Coles, R (1, 5) OBP: 0.326, SLG: 0.437	0-0 FC5-4 1-2f		0-0 F8		0-0 1B 1-2 2-H		0-0 F6		
Dave Collins, S (1, 7) OBP: 0.353, SLG: 0.344		0-0 6-3 1B 2B		0-0 G3	0-0 F7		0-0 1-3		
Chet Lemon, R (1, 8) OBP: 0.312, SLG: 0.371		0-0 6-3 2-3		0-0 6-3		0-0 G1-4-3	4-0 S BB		
Mike Heath, R (1, 2) OBP: 0.291, SLG: 0.330		0-0 1B 3-H 1B		0-0 F3		0-0 F7	0-0 F7 1-2		

Inning Stats	R: 0	H: 0	E: 1	K: 0	S: 3	LOB: 3	BB: 3	P: 15
	R: 1	H: 3	E: 0	K: 0	S: 6	LOB: 2	BB: 0	P: 6
	R: 0	H: 0	E: 0	K: 0	S: 3	LOB: 0	BB: 0	P: 3
	R: 0	H: 0	E: 0	K: 0	S: 3	LOB: 0	BB: 0	P: 3
	R: 2	H: 2	E: 1	K: 1	S: 7	LOB: 2	BB: 2	P: 15
	R: 0	H: 0	E: 0	K: 1	S: 5	LOB: 0	BB: 0	P: 5
	R: 1	H: 1	E: 0	K: 0	S: 4	LOB: 1	BB: 1	P: 8
	R: 0	H: 0	E: 0	K: 0	S: 3	LOB: 1	BB: 1	P: 7

AB	R	H	RBI	BB	SO	LOB
3	0	1	0	2	1	1
4	2	1	1	0	0	4
2	0	0	0	2	1	3
3	1	1	1	0	0	1
1	0	0	0	0	0	1
2	0	0	0	2	0	1
4	0	1	1	0	0	4
4	1	1	0	0	0	2
3	0	0	0	1	0	1
4	0	1	1	0	0	1


BOTTOM

Seattle Mariners @ Detroit Tigers
Tiger Stadium, Detroit, MI

Fri Aug 22 1986, 7:05 PM EDT
Att. 22,013 - Unknown

livebaseballscorecards.com

AB	30
R	4
H	6
RBI	4
BB	7
SO	2
LOB	19



PITCHER	IP	WLS	BF	H	R	ER	SO	BB	IBB	HBP	BLK	WP	HR	S	P	ERA	WHIP
Mike Morgan, R (1, 1) ERA: 4.5	4.2	L	24	5	3	3	1	5	0	0	0	0	0	21	41	5.79	2.143
Bill Swift, R (5, 1) ERA: 6.0	1.1		6	1	1	1	1	1	0	0	0	0	1	7	11	6.75	1.500
Matt Young, L (7, 1) ERA: 3.77	1.0		3	0	0	0	0	0	0	0	0	0	0	3	3	0.00	0.000
Mike Trujillo, R (8, 1) ERA: 8.1	1.0		4	0	0	0	0	1	0	0	0	0	0	3	7	0.00	1.000

Batter	1	2	3	4	5	6	7	8	9	AB R H RBI BB SO LOB	TOP											
Rey Quinones, R (1, 6) <small>OBP: 0.309, SLG: 0.332</small>	0-3 			0-3 		0-3 		0-0 		4 0 1 0 0 3 0												
Phil Bradley, R (1, 7) <small>OBP: 0.395, SLG: 0.433</small>	0-0 			0-0 		0-0 		0-0 		4 0 1 0 0 0 1												
Jim Presley, R (1, 5) <small>OBP: 0.299, SLG: 0.464</small>	0-3 			0-3 		4-0 		0-0 		3 0 0 0 1 2 2												
Danny Tartabull, R (1, 9) <small>OBP: 0.349, SLG: 0.532</small>		0-3 		4-0 		0-3 			0-0 	3 0 0 0 1 2 1												
Alvin Davis, L (1, 10) <small>OBP: 0.390, SLG: 0.468</small>		0-0 		0-3 			0-0 		0-0 	4 0 1 0 0 1 2												
Mickey Brantley, R (1, 8) <small>OBP: 0.256, SLG: 0.308</small>		0-0 			0-0 		0-0 		0-0 	4 0 2 0 0 0 1												
Ken Phelps, L (1, 3) <small>OBP: 0.402, SLG: 0.504</small>			0-0 		0-0 		0-0 		0-0 	4 0 2 0 0 0 1												
Steve Yeager, R (1, 2) <small>OBP: 0.275, SLG: 0.271</small>			0-3 		0-0 		0-0 			3 0 0 0 0 1 4												
Harold Reynolds, S (1, 4) <small>OBP: 0.256, SLG: 0.248</small>			0-0 		0-0 		0-3 			3 0 0 0 0 1 3												
Inning Stats	R: 0 E: 0 K: 2 S: 7	H: 0 LOB: 0 BB: 0 P: 7	R: 0 E: 0 K: 1 S: 5	H: 0 LOB: 0 BB: 0 P: 5	R: 0 E: 0 K: 1 S: 5	H: 0 LOB: 0 BB: 0 P: 5	R: 0 E: 0 K: 3 S: 10	H: 1 LOB: 2 BB: 1 P: 14	R: 0 E: 0 K: 0 S: 4	H: 2 LOB: 1 BB: 0 P: 4	R: 0 E: 0 K: 2 S: 7	H: 0 LOB: 1 BB: 1 P: 11	R: 0 E: 0 K: 1 S: 7	H: 2 LOB: 2 BB: 0 P: 7	R: 0 E: 0 K: 0 S: 3	H: 1 LOB: 0 BB: 0 P: 3	R: 0 E: 0 K: 0 S: 4	H: 1 LOB: 1 BB: 0 P: 4	1B: 7 2B: 0 3B: 0 HR: 0	SF: 0 SAC: 0 DP: 2 HBP: 0	WP: 1 PB: 0 SB: 0 CS: 0	PA: 34
Frank Tanana, L (1, 1) <small>ERA: 4.41</small>	IP: 9.0 WLS: W BF: 34 H: 7 R: 0 ER: 0 SO: 10 BB: 2 IBB: 0 HBP: 0 BLK: 0 WP: 1 HR: 0 S: 52 P: 60 ERA: 0.00 WHIP: 1.000																					

Seattle Mariners @ Detroit Tigers
 Tiger Stadium, Detroit, MI
 Sat Aug 23 1986, 7:05 PM EDT
 Att: 25,712 - Unknown

livebaseballscorecards.com

AB	32
R	0
H	7
RBI	0
BB	2
SO	10
LOB	15



BOTTOM

Seattle Mariners @ Detroit Tigers
Tiger Stadium, Detroit, MI
Sat Aug 23 1986, 7:05 PM EDT
Att. 25,712 - Unknown

AB	37
R	14
H	14
RBI	13
BB	10
SO	6
LOB	22



WP	1	PA	47
PB	0		
SB	3		
CS	0		

AB	2	R	1	H	0	RBI	0	BB	1	SO	2	LOB	3
	1		1		1		0		2		0		0

5	3	2	2	2	1	0	4
---	---	---	---	---	---	---	---

3	3	2	3	2	1	2
---	---	---	---	---	---	---

4	2	3	3	1	0	2
---	---	---	---	---	---	---

3	0	1	0	0	1	5
2	1	1	0	0	0	0

5	0	2	5	0	0	2
---	---	---	---	---	---	---

3	1	1	0	0	0	0
2	0	0	0	0	2	1

3	2	1	0	2	0	0
---	---	---	---	---	---	---

4	0	0	0	1	0	3
---	---	---	---	---	---	---

1B	10	SF	0
2B	2	SAC	0
3B	1	DP	0
HR	1	HBP	0

WP	1	PA	47
PB	0		
SB	3		
CS	0		

IP	WLS	BF	H	R	ER	SO	BB	IBB	HBP	BLK	WP	HR	S	P	ERA	WHIP
----	-----	----	---	---	----	----	----	-----	-----	-----	----	----	---	---	-----	------

Mike Brown, R	(1, 1)	1.2	L	12	5	6	6	2	3	0	0	0	0	0	9	21	0.00	6.000
Karl Best, R	(2, 1)	1.0		10	3	3	0	1	3	0	0	0	0	0	10	14	0.00	0.857
Mike Trujillo, R	(3, 1)	2.1		9	1	0	0	1	1	0	0	0	0	0	17	29	15.00	2.667
Steve Fireovid, R	(6, 1)	3.0		16	5	5	5	2	3	0	0	0	1	0	17	29	15.00	2.667

Batter	1	2	3	4	5	6	7	8	9
Lou Whitaker, L (1, 4) Dave Bergman, L (4, 3) OBP: 0.341, SLG: 0.455 OBP: 0.358, SLG: 0.348	4-0 1B 2B BB	0-3 K	0-3 K		0-0 1-2 2-3 1B		4-0 3B BB	4-0 BB	
Alan Trammell, R (1, 6) OBP: 0.344, SLG: 0.445	0-0 B5	0-0 HR 1B	4-0 1B BB		0-0 F4		0-0 WP 3B	0-0 F8	
Kirk Gibson, L (1, 9) OBP: 0.384, SLG: 0.480	0-0 2B 1B	0-0 HR	4-0 1B BB		0-3 K		4-0 WP 1B BB		
Johnny Grubb, L (1, 10) OBP: 0.423, SLG: 0.653	4-0 2B BB	0-0 1B	0-0 1B		0-0 F6		0-0 1B 1B		
Darrell Evans, L (1, 3) Tom Brookens, R (4, 4) OBP: 0.367, SLG: 0.454 OBP: 0.318, SLG: 0.338	0-3 K	0-0 1B	0-0 F7		0-0 5-3		0-0 1B 1B		
Darnell Coles, R (1, 5) OBP: 0.326, SLG: 0.439	0-0 1B 2B	0-0 F4		0-0 F8		0-0 5-3	0-0 1B		
Dave Collins, S (1, 7) Pat Sheridan, L (5, 7) OBP: 0.353, SLG: 0.344 OBP: 0.286, SLG: 0.352	0-0 1B		0-0 E3 BB	0-0 4-3		0-3 K	0-3 K		
Chet Lemon, R (1, 8) OBP: 0.316, SLG: 0.374		4-0 1B BB	4-0 1B BB	0-0 F2		0-0 F8	0-0 2B		
Dwight Lowry, L (1, 2) OBP: 0.381, SLG: 0.398		0-0 4-3	0-0 F7		4-0 1B BB		0-0 3-1	0-0 5-3	

Inning Stats	R: 3 E: 0 K: 1 S: 7	H: 3 LOB: 2 BB: 2 P: 15	R: 3 E: 0 K: 1 S: 9	H: 4 LOB: 2 BB: 1 P: 13	R: 3 E: 1 K: 1 S: 7	H: 1 LOB: 2 BB: 3 P: 19	R: 0 E: 0 K: 0 S: 3	H: 0 LOB: 0 BB: 0 P: 3	R: 0 E: 0 K: 1 S: 6	H: 1 LOB: 2 BB: 1 P: 10	R: 0 E: 0 K: 1 S: 5	H: 0 LOB: 0 BB: 0 P: 5	R: 5 E: 0 K: 1 S: 9	H: 4 LOB: 1 BB: 2 P: 17	R: 0 E: 0 K: 0 S: 3	H: 1 LOB: 1 BB: 1 P: 7
--------------	------------------------------	----------------------------------	------------------------------	----------------------------------	------------------------------	----------------------------------	------------------------------	---------------------------------	------------------------------	----------------------------------	------------------------------	---------------------------------	------------------------------	----------------------------------	------------------------------	---------------------------------

PITCHER	IP	WLS	BF	H	R	ER	SO	BB	IBB	HBP	BLK	WP	HR	S	P	ERA	WHIP
Mike Brown, R (1, 1) ERA: 6.1	1.2	L	12	5	6	6	2	3	0	0	0	0	0	9	21	0.00	6.000
Karl Best, R (2, 1) ERA: 3.98	1.0		10	3	3	0	1	3	0	0	0	0	0	10	14	0.00	0.857
Mike Trujillo, R (3, 1) ERA: 6.0	2.1		9	1	0	0	1	1	0	0	0	0	0	17	29	15.00	2.667
Steve Fireovid, R (6, 1) ERA: 4.74	3.0		16	5	5	5	2	3	0	0	0	1	0	17	29	15.00	2.667

WP	1	PA	47
PB	0		
SB	3		
CS	0		

IP	WLS	BF	H	R	ER	SO	BB	IBB	HBP	BLK	WP	HR	S	P	ERA	WHIP
----	-----	----	---	---	----	----	----	-----	-----	-----	----	----	---	---	-----	------

Mike Brown, R	(1, 1)	1.2	L	12	5	6	6	2	3	0	0	0	0	9	21	0.00	6.000	
Karl Best, R	(2, 1)	1.0		10	3	3	0	1	3	0	0	0	0	10	14	0.00	0.857	
Mike Trujillo, R	(3, 1)	2.1		9	1	0	0	1	1	0	0	0	0	17	29	15.00	2.667	
Steve Fireovid, R	(6, 1)	3.0		16	5	5	5	2	3	0	0	0	1	0	17	29	15.00	2.667

Batter	1	2	3	4	5	6	7	8	9	AB R H RBI BB SO LOB	TOP	
John Moses, S (1, 8) OBP: 0.323, SLG: 0.320	0-0 G3		0-0 4-3		0-0 F8		0-0 CS	0-0 E6 1-4-3 1B	0-0 FC4-6	5 1 0 0 0 0 2		
Phil Bradley, R (1, 7) OBP: 0.396, SLG: 0.436	0-0 5-3		0-0 1B 3-H 2B		0-0 1B			0-0 1-4-3		4 0 2 1 0 0 1		
Alvin Davis, L (1, 10) OBP: 0.393, SLG: 0.479	0-0 HR		0-0 1B		0-0 F5			4-0 1B IBB		3 1 2 1 1 0 1		
Danny Tartabull, R (1, 9) OBP: 0.351, SLG: 0.531	4-0 BB		0-3 K		0-0 6-3			0-0 1-2 2-H 1B		3 0 1 1 1 1 2		
Ken Phelps, L (1, 3) OBP: 0.398, SLG: 0.496	0-3 K		0-0 F9		0-0 3-1			0-3 K		4 0 0 0 0 2 5		
Jim Presley, R (1, 5) OBP: 0.297, SLG: 0.460		0-3 K		0-0 L4		0-0 F8		0-0 F8		4 0 0 0 0 1 2		
Rey Quinones, R (1, 6) OBP: 0.303, SLG: 0.325		0-0 F7		0-0 5-3		0-0 E6 CS 1B		0-0 F8		4 0 0 0 0 0 0		
Bob Kearney, R (1, 2) OBP: 0.293, SLG: 0.380		0-3 K		0-0 F8		0-0 FC4-6 1-2 1B		0-0 FC4-6 1B		4 0 2 0 0 1 0		
Harold Reynolds, S (1, 4) OBP: 0.256, SLG: 0.252			0-0 4-3 2B		0-0 1-3		0-0 FC4-6 1-2f 2-3 CS		0-0 F7	4 1 1 0 0 0 3		
Inning Stats	R: 1 E: 0 K: 1 S: 6 H: 1 LOB: 1 BB: 1 P: 10	R: 0 E: 0 K: 2 S: 7 H: 0 LOB: 0 BB: 0 P: 7	R: 1 E: 0 K: 1 S: 8 H: 3 LOB: 2 BB: 0 P: 8	R: 0 E: 0 K: 0 S: 3 H: 0 LOB: 0 BB: 0 P: 3	R: 0 E: 0 K: 0 S: 4 H: 1 LOB: 1 BB: 0 P: 4	R: 0 E: 0 K: 0 S: 3 H: 0 LOB: 0 BB: 0 P: 3	R: 0 E: 1 K: 0 S: 3 H: 1 LOB: 0 BB: 0 P: 3	R: 1 E: 1 K: 1 S: 7 H: 1 LOB: 2 BB: 1 P: 11	R: 0 E: 0 K: 0 S: 4 H: 1 LOB: 1 BB: 0 P: 4	1B: 5 2B: 2 3B: 0 HR: 1 SF: 0 SAC: 0 DP: 0 HBP: 0	WP: 0 PB: 0 SB: 0 CS: 2 PA: 38	
PITCHER	IP WLS BF H R ER SO BB IBB HBP BLK WP HR S P ERA WHIP											
Dan Petry, R (1, 1) ERA: 4.64	7.1 L 31 7 3 2 4 1 1 0 0 0 1 37 45 2.46 1.091											
Mark Thurmond, L (8, 1) ERA: 5.01	0.1 1 0 0 0 1 0 0 0 0 0 0 3 3 0.00 0.000											
Randy O'Neal, R (8, 1) ERA: 4.47	1.1 5 1 0 0 0 0 0 0 0 0 0 5 5 0.00 0.750											

Seattle Mariners @ Detroit Tigers
Tiger Stadium, Detroit, MI
Sun Aug 24 1986, 3:33 AM EDT
Att: 33,777 - Unknown

livebaseballscorecards.com

AB 35
R 3
H 8
RBI 3
BB 2
SO 5
LOB 16




Batter	1	2	3	4	5	6	7	8	9	AB R H RBI BB SO LOB
Lou Whitaker, L (1, 4) OBP: 0.340, SLG: 0.452	0-0 4-3		0-3 K		0-0 F7		0-0 1B		0-3 K	5 0 1 0 0 2 3
Alan Trammell, R (1, 6) OBP: 0.341, SLG: 0.441	0-0 6-3		0-0 F4		0-0 F4		0-3 K			4 0 0 0 0 1 5
Kirk Gibson, L (1, 9) OBP: 0.383, SLG: 0.476	4-0 BB		0-0 F7		0-0 CS	0-0 4-3	0-3 K			3 0 0 0 1 1 4
Larry Herndon, R (1, 7) OBP: 0.310, SLG: 0.374	0-3 K			0-0 6-3		0-0 6-3		0-0 1B		4 0 1 0 0 1 1
Darnell Coles, R (1, 10) OBP: 0.326, SLG: 0.437		0-3 K		0-0 F9		4-0 BB		0-3 K		2 0 0 0 1 1 0
Johnny Grubb, L (8, PH) OBP: 0.421, SLG: 0.648										1 0 0 0 0 1 1
Chet Lemon, R (1, 8) OBP: 0.315, SLG: 0.370		0-0 5-3		0-0 E9		4-0 BB		0-0 F9		3 0 0 0 1 0 1
Darrell Evans, L (1, 3) OBP: 0.363, SLG: 0.449		0-3 K		0-3 K		0-3 K		0-3 K		4 0 0 0 0 4 4
Mike Heath, R (1, 2) OBP: 0.295, SLG: 0.333			0-0 S		0-0 E		0-0 F4		0-0 L1	4 1 2 0 0 0 0
Tom Brookens, R (1, 5) OBP: 0.325, SLG: 0.346			0-0 1B		0-0 CS		0-0 1B		0-3 K	4 0 3 1 0 1 0

Inning Stats	R: 0 E: 0 K: 1 S: 5	H: 0 LOB: 1 BB: 1 P: 9	R: 0 E: 0 K: 2 S: 7	H: 0 LOB: 0 BB: 0 P: 7	R: 0 E: 0 K: 1 S: 7	H: 2 LOB: 2 BB: 0 P: 7	R: 0 E: 1 K: 1 S: 6	H: 0 LOB: 1 BB: 0 P: 6	R: 1 E: 1 K: 0 S: 4	H: 2 LOB: 0 BB: 0 P: 4	R: 0 E: 0 K: 1 S: 5	H: 0 LOB: 2 BB: 2 P: 13	R: 0 E: 0 K: 2 S: 9	H: 2 LOB: 2 BB: 0 P: 9	R: 0 E: 0 K: 2 S: 8	H: 1 LOB: 1 BB: 0 P: 8	R: 0 E: 0 K: 2 S: 7	H: 0 LOB: 0 BB: 0 P: 7	1B: 7 2B: 0 3B: 0 HR: 0	SF: 0 SAC: 0 DP: 0 HBP: 0	WP: 0 PB: 0 SB: 1 CS: 1	PA: 38
--------------	------------------------------	---------------------------------	------------------------------	---------------------------------	------------------------------	---------------------------------	------------------------------	---------------------------------	------------------------------	---------------------------------	------------------------------	----------------------------------	------------------------------	---------------------------------	------------------------------	---------------------------------	------------------------------	---------------------------------	----------------------------------	------------------------------------	----------------------------------	--------

PITCHER	IP	WLS	BF	H	R	ER	SO	BB	IBB	HBP	BLK	WP	HR	S	P	ERA	WHIP
Mark Langston, L (1, 1) ERA: 4.77	7.0	W	31	7	1	0	8	3	0	0	0	0	0	44	56	0.00	1.429
Pete Ladd, R (8, 1) ERA: 3.32	0.2		2	0	0	0	1	0	0	0	0	0	0	4	4	0.00	0.000
Matt Young, L (8, 1) ERA: 3.71	1.1	S	4	0	0	0	3	0	0	0	0	0	0	10	10	0.00	0.000

Seattle Mariners @ Detroit Tigers
Tiger Stadium, Detroit, MI
Sun Aug 24 1986, 3:33 AM EDT
Att. 33,777 - Unknown

AB	34
R	1
H	7
RBI	1
BB	3
SO	12
LOB	19



Batter	1	2	3	4	5	6	7	8	9	AB	R	H	RBI	BB	SO	LOB	TOP										
Alfredo Griffin, S OBP: 0.319, SLG: 0.351 (1, 6)	0-0 6-3	0-0 4-3		0-0 2B	0-0 6-3			0-0 4-3		5	0	1	0	0	0	0											
Dwayne Murphy, L OBP: 0.352, SLG: 0.361 (1, 8)	4-0 1B BB		0-0 F3	0-0 F2		0-0 4-3		0-0 2B		4	1	1	0	1	0	2											
Jose Canseco, R OBP: 0.326, SLG: 0.468 (1, 7)	0-0 1B 1B		0-0 FC3 3B		0-0 6-3	0-0 5-3		1-0 BB HBP		4	2	2	0	0	0	0											
Bruce Bochte, L OBP: 0.360, SLG: 0.346 (1, 3)	0-0 1B 1B		0-0 FC3 FC4-6		4-0 1B BB	0-0 F7		4-0 BB		3	1	1	2	2	0	0											
Carney Lansford, R OBP: 0.333, SLG: 0.420 (1, 10)	0-0 1B		0-0 F8		0-0 L7		0-0 F8 2B	0-0 F3		5	0	2	1	0	0	5											
Mike Davis, L OBP: 0.310, SLG: 0.442 (1, 9)	0-3 K		0-3 FC4-6		0-0 1B 1B		0-0 F5	0-3 K		5	1	1	0	0	2	4											
Donnie Hill, S OBP: 0.327, SLG: 0.382 (1, 4)	0-0 6-3			0-0 G3	0-0 HR 1B		0-0 F8	0-0 F8		5	1	1	2	0	0	3											
Mark McGwire, R OBP: 0.250, SLG: 0.500 (1, 5)		0-3 K		0-3 K	0-0 HR		0-0 5-3	0-0 L6		5	1	1	2	0	2	1											
Mickey Tettleton, S OBP: 0.323, SLG: 0.363 (1, 2)		0-0 4-3		4-0 2B BB	0-0 HR			0-0 F7		3	1	1	1	1	0	0											
Inning Stats	R: 2 E: 0 K: 1 S: 8	H: 3 LOB: 2 BB: 1 P: 12	R: 0 E: 0 K: 1 S: 5	H: 0 LOB: 0 BB: 0 P: 5	R: 1 E: 0 K: 0 S: 5	H: 1 LOB: 1 BB: 0 P: 5	R: 0 E: 0 K: 1 S: 6	H: 1 LOB: 2 BB: 1 P: 10	R: 5 E: 0 K: 0 S: 7	H: 4 LOB: 0 BB: 1 P: 11	R: 0 E: 0 K: 0 S: 3	H: 0 LOB: 0 BB: 0 P: 3	R: 0 E: 0 K: 0 S: 4	H: 1 LOB: 1 BB: 0 P: 4	R: 0 E: 0 K: 0 S: 4	H: 1 LOB: 3 BB: 1 P: 9	R: 0 E: 0 K: 1 S: 5	H: 0 LOB: 0 BB: 0 P: 5	1B: 5 2B: 3 3B: 1 HR: 2	SF: 0 SAC: 0 DP: 0 HBP: 1	WP: 0 PB: 0 SB: 0 CS: 0	PA: 44					
PITCHER	IP	WLS	BF	H	R	ER	SO	BB	IBB	HBP	BLK	WP	HR	S	P	ERA	WHIP										
Walt Terrell, R ERA: 4.47 (1, 1)	4.2	L	26	8	7	7	3	3	0	0	0	0	1	29	41	13.50	2.357										
Mark Thurmond, L ERA: 5.03 (5, 1)	1.1		5	1	1	1	0	0	0	0	0	0	1	5	5	6.75	0.750										
Jim Staton, R ERA: 4.97 (7, 1)	2.0		10	2	0	0	0	1	0	1	0	0	0	8	13	0.00	1.500										
Bill Campbell, R ERA: 3.88 (9, 1)	1.0		3	0	0	0	1	0	0	0	0	0	0	5	5	0.00	0.000										

Oakland Athletics @ Detroit Tigers
Tiger Stadium, Detroit, MI
Mon Aug 25 1986, 7:05 PM EDT
Att: 20,475 - Unknown

livebaseballscorecards.com

AB	39
R	8
H	11
RBI	8
BB	4
SO	4
LOB	15



Batter	1	2	3	4	5	6	7	8	9	AB R H RBI BB SO LOB
Lou Whitaker, L OBP: 0.339, SLG: 0.450 (1, 4) BBB	4-0 3-1 S 1B BB	0-0 L4-3 1-2			0-0 F2		0-0 F8			3 1 0 0 1 0 3
Alan Trammell, R OBP: 0.339, SLG: 0.437 (1, 6) X	0-0 3-1 1-3		0-0 L5		0-0 F9			0-0 F8		4 0 0 0 0 0 1
Kirk Gibson, L OBP: 0.379, SLG: 0.470 (1, 9) SSS	0-3 K		0-0 4-3		0-0 F7			0-0 F6		4 0 0 0 0 1 1
Johnny Grubb, L OBP: 0.423, SLG: 0.642 (1, 10) X	0-0 HR 1B		4-0 BB		0-0 3-1			0-0 F7		3 1 1 1 1 0 0
Darrell Evans, L OBP: 0.362, SLG: 0.455 (1, 3) X	0-0 3-H 1-H HR		0-0 4-3		0-0 L6			0-0 F6		4 1 1 2 0 0 1
Dave Collins, S OBP: 0.354, SLG: 0.342 (1, 7) BBB	4-0 BB		0-0 L5		0-0 FC6 BB			0-3 K		2 0 0 0 2 1 0
Darnell Coles, R OBP: 0.326, SLG: 0.437 (1, 5) X	0-0 L9		0-0 F9		0-0 FC6 F8 E 1-2			0-0 2B		4 1 1 0 0 0 2
Chet Lemon, R OBP: 0.315, SLG: 0.372 (1, 8) SSS		0-3 K	0-0 F8		0-0 E5 1-2			0-0 2B 2-H		4 0 1 1 0 1 1
Dwight Lowry, L OBP: 0.378, SLG: 0.394 (1, 2) X		0-0 L4-3 1B		0-0 4-3		0-0 F8 2-3		0-0 F9		4 0 1 0 0 0 3

Inning Stats	R: 3 E: 0 K: 1 S: 7	H: 2 LOB: 1 BB: 2 P: 15	R: 0 E: 0 K: 1 S: 5	H: 1 LOB: 0 BB: 0 P: 5	R: 0 E: 0 K: 0 S: 3	H: 0 LOB: 1 BB: 1 P: 7	R: 0 E: 0 K: 0 S: 3	H: 0 LOB: 0 BB: 0 P: 3	R: 0 E: 0 K: 0 S: 3	H: 0 LOB: 0 BB: 0 P: 3	R: 0 E: 1 K: 0 S: 4	H: 0 LOB: 2 BB: 1 P: 8	R: 0 E: 0 K: 0 S: 3	H: 0 LOB: 0 BB: 0 P: 3	R: 1 E: 0 K: 1 S: 7	H: 2 LOB: 1 BB: 0 P: 7	1B: 2 2B: 3 3B: 0 HR: 1	SF: 0 SAC: 0 DP: 1 HBP: 0	WP: 0 PB: 0 SB: 1 CS: 0	PA: 36
--------------	------------------------------	----------------------------------	------------------------------	---------------------------------	------------------------------	---------------------------------	------------------------------	---------------------------------	------------------------------	---------------------------------	------------------------------	---------------------------------	------------------------------	---------------------------------	------------------------------	---------------------------------	----------------------------------	------------------------------------	----------------------------------	--------

PITCHER	IP	WLS	BF	H	R	ER	SO	BB	IBB	HBP	BLK	WP	HR	S	P	ERA	WHIP
Jose Rijo, R ERA: 4.61 (1, 1)	9.0	W	36	5	4	4	3	4	0	0	0	0	1	38	54	4.00	1.000

BOTTOM

Oakland Athletics @ Detroit Tigers

Tiger Stadium, Detroit, MI

Mon Aug 25 1986, 7:05 PM EDT
Att. 20,475 - Unknown

AB	32
R	4
H	5
RBI	4
BB	4
SO	3
LOB	12

livebaseballscores.com

Batter	1	2	3	4	5	6	7	8	9	AB R H RBI BB SO LOB	TOP															
Alfredo Griffin, S (1, 6) OBP: 0.320, SLG: 0.354	0-0 F2		0-0 F4	0-3 K		0-0 BB 1B		0-0 2B		5 0 2 0 0 1 2																
Dwayne Murphy, L (1, 8) OBP: 0.353, SLG: 0.359	0-0 1B WP 1B		0-0 4-3	0-3 K		4-0 1-2 BB		0-0 5-3		4 1 1 0 1 1 3																
Jose Canseco, R (1, 7) OBP: 0.323, SLG: 0.463	0-3 K		0-3 K		0-0 F2	0-0 F6			0-0 6-3	5 0 0 0 0 2 3																
Bruce Bochte, L (1, 3) Mark McGwire, R (9, PH) OBP: 0.235, SLG: 0.471	0-0 1-3 WP 1B			0-0 2B WP 1B	0-0 HR 2B	0-0 F6			0-0 F8	4 2 3 0 0 0 2 1 0 0 0 0 0 0																
Carney Lansford, R (1, 5) OBP: 0.331, SLG: 0.425	0-0 4-3 1-2 3-H			0-0 F9 1-2	0-0 HR 2-H		0-0 F7		0-3 K	5 1 1 2 0 1 2																
Dave Kingman, R (1, 10) OBP: 0.263, SLG: 0.447		0-0 2B		0-0 1B 2B	0-0 HR 2B		0-3 K			4 2 3 2 0 1 0																
Mike Davis, L (1, 9) OBP: 0.307, SLG: 0.438		0-3 K		0-0 E6 1B 2B	0-3 K		0-3 K			4 1 0 0 0 3 2																
Donnie Hill, S (1, 4) OBP: 0.326, SLG: 0.380		0-0 L8		0-0 2B 1B	0-0 L8			0-0 F9		4 0 1 1 0 0 1																
Mickey Tettleton, S (1, 2) Dusty Baker Jr., R (8, PH) Jerry Willard, L (8, 2) OBP: 0.381, SLG: 0.395		0-0 F8		0-0 1-3 2-H 2B		0-3 K		0-3 K		3 0 1 1 0 1 1 1 0 0 0 0 1 0 0 0 0 0 0 0 0																
Inning Stats	R: 1 E: 0 K: 1 S: 7	H: 2 LOB: 1 BB: 0 P: 7	R: 0 E: 0 K: 1 S: 6	H: 1 LOB: 1 BB: 0 P: 6	R: 0 E: 0 K: 1 S: 5	H: 0 LOB: 0 BB: 0 P: 5	R: 3 E: 1 K: 2 S: 12	H: 4 LOB: 2 BB: 0 P: 12	R: 3 E: 0 K: 1 S: 8	H: 3 LOB: 0 BB: 0 P: 8	R: 0 E: 0 K: 1 S: 6	H: 1 LOB: 2 BB: 1 P: 10	R: 0 E: 0 K: 2 S: 7	H: 0 LOB: 0 BB: 0 P: 7	R: 0 E: 0 K: 1 S: 6	H: 1 LOB: 1 BB: 0 P: 6	R: 0 E: 0 K: 1 S: 5	H: 0 LOB: 0 BB: 0 P: 5	1B: 5 2B: 5 3B: 0 HR: 2	SF: 0 SAC: 0 DP: 0 HBP: 0	WP: 2 PB: 0 SB: 0 CS: 0	PA: 41				
PITCHER	IP WLS BF H R ER SO BB IBB HBP BLK WP HR S P ERA WHIP																									
Jack Morris, R (1, 1) ERA: 3.59	4.1	24	10	7	6	5	0	0	0	0	2	2	34	34	12.46	2.308										
Mark Thurmond, L (5, 1) ERA: 4.95	1.2	W	7	1	0	0	2	1	0	0	0	0	10	14	0.00	1.200										
Willie Hernandez, L (7, 1) ERA: 3.16	3.0	S	10	1	0	0	4	0	0	0	0	0	18	18	0.00	0.333										

Oakland Athletics @ Detroit Tigers
Tiger Stadium, Detroit, MI
Tue Aug 26 1986, 7:05 PM EDT
Att: 15,778 - Unknown

livebaseballscorecards.com

AB	40
R	7
H	12
RBI	6
BB	1
SO	11
LOB	16



Batter	1	2	3	4	5	6	7	8	9	AB R H RBI BB SO LOB	TOP											
Lou Whitaker, L (1, 4) OBP: 0.341, SLG: 0.452	0-0 4-3		0-0 1B 1B		0-3 K			0-0 G4-6-3 1-2f		4 0 1 0 0 1 2												
Alan Trammell, R (1, 6) OBP: 0.341, SLG: 0.447	0-0 F7		0-0 1B 1-2 2-H			0-0 F8			0-0 HR	4 1 2 2 0 0 0												
Kirk Gibson, L (1, 9) OBP: 0.374, SLG: 0.462	0-0 F8		0-0 4-3			0-0 3-1			0-0 L6	4 0 0 0 0 0 2												
Johnny Grubb, L (1, 10) OBP: 0.420, SLG: 0.652		0-0 6-3		4-0 FC6-4 BB		0-3 K			0-0 G3	3 0 0 0 1 1 0												
Darrell Evans, L (1, 3) OBP: 0.361, SLG: 0.457		0-0 G3		0-0 F7			0-0 F8		0-0 L6	4 0 0 0 0 0 1												
Dave Collins, S (1, 7) OBP: 0.348, SLG: 0.337		0-0 F8		0-0 FC6-4 CS 1-2			0-0 4-3			3 0 0 0 0 0 1												
Darnell Coles, R (1, 5) OBP: 0.325, SLG: 0.442			0-0 1B 1B	0-0 CS 1-2	0-0 F4	0-3 K				3 1 1 0 0 1 0												
Pat Sheridan, L (1, 8) OBP: 0.282, SLG: 0.347			0-0 F4		0-0 6-3		0-0 3-1			3 0 0 0 0 0 1												
Dwight Lowry, L (1, 2) OBP: 0.384, SLG: 0.395			0-0 F6		0-0 1B		4-0 G4-6-3 BB			2 0 1 0 1 0 1												
Inning Stats	R: 0 E: 0 K: 0 S: 3	H: 0 LOB: 0 BB: 0 P: 3	R: 0 E: 0 K: 0 S: 3	H: 0 LOB: 0 BB: 0 P: 3	R: 1 E: 0 K: 0 S: 6	H: 3 LOB: 2 BB: 0 P: 6	R: 0 E: 0 K: 0 S: 2	H: 0 LOB: 0 BB: 1 P: 6	R: 0 E: 0 K: 1 S: 6	H: 1 LOB: 1 BB: 0 P: 6	R: 0 E: 0 K: 1 S: 5	H: 0 LOB: 0 BB: 0 P: 5	R: 0 E: 0 K: 1 S: 5	H: 0 LOB: 0 BB: 0 P: 5	R: 0 E: 0 K: 0 S: 2	H: 0 LOB: 0 BB: 1 P: 6	R: 1 E: 0 K: 0 S: 4	H: 1 LOB: 0 BB: 0 P: 4	1B: 4 2B: 0 3B: 0 HR: 1	SF: 0 SAC: 0 DP: 1 HBP: 0	WP: 0 PB: 0 SB: 0 CS: 1	PA: 33
PITCHER	IP WLS BF H R ER SO BB IBB HBP BLK WP HR S P ERA WHIP																					
Don Sutton, R (1, 1) ERA: 4.16	7.1 W 27 4 1 1 3 2 0 0 0 0 0 0 31 39 1.23 0.818																					
Donnie Moore, R (8, 1) ERA: 3.12	1.2 S 5 1 1 1 0 0 0 0 0 0 0 1 5 5 5.40 0.600																					

Detroit Tigers @ California Angels
 Anaheim Stadium, Anaheim, CA
 Thu Aug 28 1986, 10:05 PM EDT
 Att: 33,762 - Unknown

livebaseballscorecards.com

AB	30
R	2
H	5
RBI	2
BB	2
SO	3
LOB	8



Batter	1	2	3	4	5	6	7	8	9
Ruppert Jones, L OBP: 0.333, SLG: 0.434 (1, 9)	0-0 F6		0-3 K		0-0 SH5-3		0-0 HR	0-0 F7	
Wally Joyner, L OBP: 0.352, SLG: 0.489 (1, 3)	0-0 6-3		0-0 4-3		4-0 IBB		4-0 FC4-6 1B BB		
Brian Downing, R OBP: 0.380, SLG: 0.424 (1, 7)	0-3 K		0-0 F9		0-0 SF8		0-0 FC4-6 1B		
Reggie Jackson, L OBP: 0.390, SLG: 0.389 (1, 10)		0-0 6-3		0-0 4-3	0-0 G3		0-0 FC4-6 1B		
Doug DeCinces, R OBP: 0.335, SLG: 0.473 (1, 5)		0-0 BB HBP 1B		0-0 6-3		0-0 SH5-3 1B	0-0 L4-3 1B		
Rob Wilfong, L OBP: 0.279, SLG: 0.331 (1, 4)		0-0 F7		0-0 E7 2B		0-0 SH5-3	0-0 L4-3		
Bobby Grich, R OBP: 0.360, SLG: 0.436 (7, PH) (8, 4)									
Dick Schofield, R OBP: 0.319, SLG: 0.398 (1, 6)		1-0 BB HBP		0-0 F5		0-0 6-3 1B		0-0 F4	
Bob Boone, R OBP: 0.284, SLG: 0.314 (1, 2)		4-0 BB BB BB			4-0 SH5-3 1B SF8 BB	0-0 6-3		0-0 F9	
Gary Pettis, S OBP: 0.334, SLG: 0.326 (1, 8)		0-0 F7			0-0 SF8 SH5-3 1B	0-0 G3		0-0 1B	

Inning Stats	R: 0 E: 0 K: 1 S: 5	H: 0 LOB: 0 BB: 0 P: 5	R: 0 E: 0 K: 0 S: 4	H: 1 LOB: 3 BB: 1 P: 9	R: 0 E: 0 K: 1 S: 5	H: 0 LOB: 0 BB: 0 P: 5	R: 0 E: 1 K: 0 S: 4	H: 1 LOB: 1 BB: 0 P: 4	R: 1 E: 0 K: 0 S: 4	H: 1 LOB: 2 BB: 2 P: 12	R: 1 E: 0 K: 0 S: 5	H: 2 LOB: 1 BB: 0 P: 5	R: 2 E: 0 K: 0 S: 5	H: 3 LOB: 1 BB: 1 P: 9	R: 0 E: 0 K: 0 S: 4	H: 1 LOB: 1 BB: 0 P: 4
1B: 7 2B: 2 3B: 0 HR: 1	SF: 1 SAC: 2 DP: 1 HBP: 1	WP: 0 PA: 37	ERA WHIP	ERA WHIP	ERA WHIP	ERA WHIP	ERA WHIP	ERA WHIP	ERA WHIP	ERA WHIP	ERA WHIP	ERA WHIP	ERA WHIP	ERA WHIP	ERA WHIP	

PITCHER	IP	WLS	BF	H	R	ER	SO	BB	IBB	HBP	BLK	WP	HR	S	P	ERA	WHIP
Eric King, R ERA: 3.61 (1, 1)	6.0	L	29	6	4	4	2	3	1	1	0	0	1	28	45	6.00	1.500
Mark Thurmond, L ERA: 4.94 (7, 1)	0.1		3	2	0	0	0	0	0	0	0	0	0	3	3	0.00	6.000
Jim Slaton, R ERA: 4.89 (7, 1)	1.2		5	1	0	0	0	0	0	0	0	0	0	5	5	0.00	0.600

BOTTOM

AB R H RBI BB SO LOB

4 1 1 1 0 1 1

2 1 0 0 2 0 0

3 0 1 1 0 1 0

4 0 0 0 0 0 4

4 1 3 1 0 0 0

2 0 1 0 0 0 1


1 0 0 0 0 0 2

3 0 1 1 0 0 1

2 1 0 0 2 0 1

4 0 2 0 0 0 4

AB 29
R 4
H 9
RBI 4
BB 4
SO 2
LOB 14



Detroit Tigers @ California Angels
Anaheim Stadium, Anaheim, CA

Thu Aug 28 1986, 10:05 PM EDT
Att. 33,762 - Unknown

livebaseballscorecards.com

Batter	1	2	3	4	5	6	7	8	9	AB R H RBI BB SO LOB	TOP																									
Lou Whitaker, L (1, 4) OBP: 0.338, SLG: 0.447	0-0 5-3	0-0 F7		0-0 FC4-6		0-0 4-3	0-0 4-3		0-0 F8	6 0 0 0 0 0 2																										
Alan Trammell, R (1, 6) OBP: 0.344, SLG: 0.452	4-0 1B HR BB	0-0 F7		0-0 F9		4-0 FC3-6 BB		0-0 HR		3 2 1 1 2 0 2																										
Kirk Gibson, L (1, 9) OBP: 0.377, SLG: 0.466	0-0 1-2 HR 1B		0-0 3-1 HR 2B	0-0 G3		0-0 FC3-6		4-0 FC4-6 BB		4 2 2 0 1 0 3																										
Johnny Grubb, L (1, 10) OBP: 0.420, SLG: 0.660	0-0 1-H 2-H HR		0-0 3-1		4-0 SH2-4 FC1-2-5-1 BB BB	0-0 L9		0-0 FC4-6 4-3 1-2f 1B		4 1 1 3 1 0 3																										
Darrell Evans, L (1, 3) OBP: 0.365, SLG: 0.468	0-0 G3		0-0 HR		4-0 FC1-2-5-1 SH2-4 1-2 2B BB		0-0 E HR 1B	0-0 4-3 1-2 1B		4 3 3 2 1 0 0																										
Dave Collins, S (1, 7) OBP: 0.350, SLG: 0.344	0-0 2B 1B		0-0 3-H 9-2-5 3B		0-0 SH2-4		0-0 E3 FC6-2 1-3	0-0 4-3 1-2 2-3		4 0 2 0 0 0 3																										
Darnell Coles, R (1, 5) OBP: 0.324, SLG: 0.441	0-0 1-3 2B		0-0 9-2-5 3-Hf		0-0 FC1-2-5-1 2B		0-0 FC6-2 1-2 HR	0-0 6-3		5 2 1 0 0 0 7																										
Chet Lemon, R (1, 8) OBP: 0.315, SLG: 0.383	0-0 F8			0-0 FC4-6 1B		0-0 1-H 3-H 1B 2B		0-0 2-H 3-H HR	0-0 5-3	5 2 3 5 0 0 2																										
Mike Heath, R (1, 2) OBP: 0.300, SLG: 0.348		0-0 6-3		4-0 1-2 FC4-6 BB		0-0 2-H 1B		0-0 F7	0-0 F5	4 0 1 1 1 0 0																										
Inning Stats	R: 3 E: 0 K: 0 S: 7	H: 4 LOB: 2 BB: 1 P: 11	R: 0 E: 0 K: 0 S: 3	H: 0 LOB: 0 BB: 0 P: 3	R: 2 E: 0 K: 0 S: 5	H: 3 LOB: 0 BB: 0 P: 5	R: 0 E: 0 K: 0 S: 4	H: 1 LOB: 2 BB: 1 P: 8	R: 3 E: 0 K: 0 S: 4	H: 2 LOB: 1 BB: 2 P: 12	R: 0 E: 0 K: 0 S: 3	H: 0 LOB: 1 BB: 1 P: 7	R: 3 E: 1 K: 0 S: 6	H: 2 LOB: 0 BB: 0 P: 6	R: 1 E: 0 K: 0 S: 5	H: 2 LOB: 2 BB: 1 P: 9	R: 0 E: 0 K: 0 S: 3	H: 0 LOB: 0 BB: 0 P: 3	1B: 6 2B: 4 3B: 1 HR: 4	SF: 0 SAC: 1 DP: 1 HBP: 0	WP: 0 PB: 0 SB: 0 CS: 0	PA: 46														
PITCHER	IP WLS BF H R ER SO BB IBB HBP BLK WP HR S P ERA WHIP																																			
Kirk McCaskill, R (1, 1) ERA: 3.51	3.0		18	8	5	5	0	2	0	0	0	0	2	16	24	15.00	3.333																			
Chuck Finley, L (4, 1) ERA: 3.41	3.0		13	2	3	3	0	3	0	0	0	0	0	10	22	9.00	1.667																			
Vern Ruhle, R (7, 1) ERA: 5.01	1.0		6	2	3	2	0	0	0	0	0	0	1	6	6	18.00	2.000																			
Doug Corbett, R (8, 1) ERA: 3.76	2.0	W	9	2	1	1	0	1	0	0	0	0	1	8	12	4.50	1.500																			

Detroit Tigers @ California Angels
Anaheim Stadium, Anaheim, CA

Fri Aug 29 1986, 10:05 PM EDT
Att: 32,922 - Unknown

livebaseballscorecards.com

AB	39
R	12
H	14
RBI	12
BB	6
SO	0
LOB	22



BOTTOM

Detroit Tigers @ California Angels
Anaheim Stadium, Anaheim, CA

Fri Aug 29 1986, 10:05 PM EDT
Att. 32,922 - Unknown

AB	42
R	13
H	17
RBI	12
BB	3
SO	3
LOB	15



WP	1	PA	45
PB	0		
SB	0		
CS	0		

AB R H RBI BB SO LOB

4	1	1	0	1	1	1
4	2	2	0	1	0	2
5	2	2	2	0	0	5
4	0	1	1	0	0	0
1	1	1	2	0	0	0
5	2	3	1	0	0	1
5	0	2	1	0	0	2
5	2	1	0	0	1	3
3	0	1	1	0	0	0
1	0	0	0	0	0	0
0	1	0	0	1	0	0
5	2	3	4	0	1	1

Batter	1	2	3	4	5	6	7	8	9
Rick Burleson, R OBP: 0.370, SLG: 0.419 (1, 10)	0-3 K		0-0 F4		4-0 E BB		0-0 WP 1B 6-3 1B		0-0 L8
Wally Joyner, L OBP: 0.354, SLG: 0.489 (1, 3)	0-0 4-3		0-0 1B		0-0 E4 G5-4-3		0-0 6-3 WP 4-3 1B		4-0 1B 2B BB
Brian Downing, R OBP: 0.380, SLG: 0.431 (1, 7)	0-0 HR		0-0 F8		0-0 G5-4-3 1-2f		0-0 6-3 1-3 2-H		0-0 2B 1B 1B
Doug DeCinces, R OBP: 0.334, SLG: 0.471 Jack Howell, L OBP: 0.319, SLG: 0.467 (1, 5) (9, 5)	0-0 FC6-4 1B			0-0 F9		0-0 1-3	0-0 4-3		0-0 1B 2B 1-3 2-H 3-H
George Hendrick, R OBP: 0.344, SLG: 0.456 (1, 9)	0-0 FC6-4 1-2f			0-0 1B		0-0 1B 1B	0-0 F8		0-0 FC4 1B HR 2-3 3-H
Bobby Grich, R OBP: 0.361, SLG: 0.436 (1, 4)		0-0 1B		0-0 F9		0-0 F4		0-0 6-3	0-0 FC4 1B 1-2 3-H
Gary Pettis, S OBP: 0.333, SLG: 0.325 (1, 8)		0-3 K		0-0 F4		0-0 1B E 1B		0-0 G3	0-0 FC4 HR 1-2f 2-3
Bob Boone, R OBP: 0.285, SLG: 0.314 Jerry Narron, L OBP: 0.303, SLG: 0.313 Ruppert Jones, L OBP: 0.335, SLG: 0.434 (1, 2) (8, 2) (9, PH)			0-0 F9		0-0 F8	0-0 E9 1B 1-H 2-H	0-0 4-3		4-0 HR BB 1-2
Dick Schofield, R OBP: 0.323, SLG: 0.409 (1, 6)			0-3 K		0-0 E BB 1B	0-0 F8			0-0 1B 2B 1B HR

Inning Stats	R: 1	H: 2	E: 0	K: 1	S: 7	LOB: 1	BB: 0	P: 7	R: 0	H: 1	E: 0	K: 1	S: 5	LOB: 0	BB: 0	P: 5	R: 0	H: 1	E: 0	K: 1	S: 6	LOB: 1	BB: 0	P: 6	R: 0	H: 1	E: 1	K: 0	S: 4	LOB: 2	BB: 1	P: 8	R: 2	H: 3	E: 1	K: 0	S: 6	LOB: 1	BB: 0	P: 6	R: 2	H: 2	E: 0	K: 0	S: 5	LOB: 0	BB: 0	P: 5	R: 0	H: 0	E: 0	K: 0	S: 3	LOB: 0	BB: 0	P: 3	R: 8	H: 6	E: 0	K: 0	S: 8	LOB: 0	BB: 2	P: 16	1B: 14	SF: 0	2B: 1	SAC: 0	3B: 0	DP: 1	HR: 2	HBP: 0	WP: 1	PA: 45
--------------	------	------	------	------	------	--------	-------	------	------	------	------	------	------	--------	-------	------	------	------	------	------	------	--------	-------	------	------	------	------	------	------	--------	-------	------	------	------	------	------	------	--------	-------	------	------	------	------	------	------	--------	-------	------	------	------	------	------	------	--------	-------	------	------	------	------	------	------	--------	-------	-------	--------	-------	-------	--------	-------	-------	-------	--------	-------	--------

PITCHER	IP	WLS	BF	H	R	ER	SO	BB	IBB	HBP	BLK	WP	HR	S	P	ERA	WHIP
Frank Tanana, L ERA: 4.41 (1, 1)	6.0		27	9	3	3	3	1	0	0	0	0	1	32	36	4.50	1.667
Randy O'Neal, R ERA: 4.91 (7, 1)	2.1		13	5	6	6	0	1	0	0	0	1	0	12	16	23.14	2.571
Willie Hernandez, L ERA: 3.6 (9, 1)	0.1	L	5	3	4	4	0	1	0	0	0	0	1	4	8	108.00	12.000

livebaseballscores.com

Batter	1	2	3	4	5	6	7	8	9	AB R H RBI BB SO LOB	TOP	
Lou Whitaker, L (1, 4) OBP: 0.338, SLG: 0.445	4-0 WP BB		0-0 G6-4-3 1-2f		0-0 2-H 1B		0-3 K		0-0 4-3 2-3	4 0 1 1 1 1 4		
Alan Trammell, R (1, 6) OBP: 0.340, SLG: 0.447	0-0 F8		0-0 L8		0-0 F7		0-3 K		0-0 6-3	5 0 0 0 0 1 5		
Kirk Gibson, L (1, 9) OBP: 0.374, SLG: 0.460	0-3 K 1-2			0-0 L6		0-0 6-3	0-0 G3			4 0 0 0 0 1 3		
Johnny Grubb, L (1, 10) OBP: 0.413, SLG: 0.648 Larry Herndon, R (8, PH) OBP: 0.308, SLG: 0.373	0-0 6-3			0-0 1-3		0-0 4-3		0-3 K		3 0 0 0 0 0 1 1 0 0 0 0 1 0		
Darrell Evans, L (1, 3) OBP: 0.368, SLG: 0.484		0-0 F8		4-0 BB		0-0 HR		0-0 HR		3 2 2 2 1 0 0		
Dave Collins, S (1, 7) OBP: 0.349, SLG: 0.343		0-0 4-3		0-0 F7		0-0 FC5-4 1B		0-0 F9		4 0 1 0 0 0 1		
Darnell Coles, R (1, 5) OBP: 0.323, SLG: 0.447		0-0 HR			0-0 6-3	0-0 FC5-4 1-2f		0-0 1-3		4 1 1 1 0 0 1		
Chet Lemon, R (1, 8) OBP: 0.314, SLG: 0.382		0-0 5-3			0-0 4-3		0-0 BB 1B		0-0 F7	4 0 1 0 0 0 0		
Dwight Lowry, L (1, 2) OBP: 0.392, SLG: 0.412 Mike Heath, R (7, PH) OBP: 0.306, SLG: 0.356 (7, 2)			0-0 G6-4-3 1B		0-0 1B 2B		4-0 BB 1B		0-0 4-3 2B	2 1 2 0 0 0 0 1 0 1 0 1 0 0		
Inning Stats	R: 0 H: 0 E: 0 LOB: 1 K: 1 BB: 1 S: 5 P: 9	R: 1 H: 1 E: 0 LOB: 0 K: 0 BB: 0 S: 4 P: 4	R: 0 H: 1 E: 0 LOB: 0 K: 0 BB: 0 S: 3 P: 3	R: 0 H: 0 E: 0 LOB: 1 K: 0 BB: 1 S: 3 P: 7	R: 1 H: 2 E: 0 LOB: 1 K: 0 BB: 0 S: 5 P: 5	R: 1 H: 2 E: 0 LOB: 1 K: 0 BB: 0 S: 5 P: 5	R: 0 H: 1 E: 0 LOB: 2 K: 2 BB: 1 S: 8 P: 12	R: 1 H: 1 E: 0 LOB: 0 K: 1 BB: 0 S: 6 P: 6	R: 0 H: 1 E: 0 LOB: 1 K: 0 BB: 0 S: 4 P: 4	1B: 4 SF: 0 2B: 2 SAC: 0 3B: 0 DP: 1 HR: 3 HBP: 0	WP: 1 PA: 38 PB: 0 SB: 0 CS: 0	
PITCHER Ray Chadwick, R (1, 1) ERA: 6.88 Gary Lucas, L (7, 1) ERA: 3.0	IP WLS BF H R ER SO BB IBB HBP BLK WP HR S P ERA WHIP	6.0 26 7 3 3 1 2 0 0 0 1 2 26 34 4.50 1.500	3.0 12 2 1 1 3 1 0 0 0 0 1 17 21 3.00 1.000	PITCHER IP WLS BF H R ER SO BB IBB HBP BLK WP HR S P ERA WHIP								

Detroit Tigers @ California Angels
 Anaheim Stadium, Anaheim, CA
 Sat Aug 30 1986, 10:05 PM EDT
 Att: 39,633 - Unknown

livebaseballscorecards.com

AB 35
R 4
H 9
RBI 4
BB 3
SO 4
LOB 15



Batter	1	2	3	4	5	6	7	8	9	AB	R	H	RBI	BB	SO	LOB
Gary Pettis, S OBP: 0.332, SLG: 0.323 (1, 8)	0-0 1-3		0-0 G1		0-0 G3			4-0 G3-6-1 BB		3	0	0	1	1	0	1
Wally Joyner, L OBP: 0.352, SLG: 0.485 (1, 3)	0-0 F7		0-0 3-1			0-0 4-3		0-0 G3-6-1 1-2f		4	0	0	0	0	0	1
Brian Downing, R OBP: 0.381, SLG: 0.429 (1, 7) Rob Wilfong, L OBP: 0.279, SLG: 0.331 (9, PR)	0-0 F9			4-0 G4-6-3 BB		0-0 4-3			4-0 HR BB	2	0	0	0	2	0	0
Reggie Jackson, L OBP: 0.388, SLG: 0.388 (1, 10)		0-0 G6-4-3 1B		0-0 G4-6-3 1-2f		0-0 F8			0-3 K	4	0	1	0	0	1	2
Doug DeCinces, R OBP: 0.336, SLG: 0.477 (1, 5)		0-0 G6-4-3 1-2f		0-0 L7			4-0 SH3-4 BB		0-0 HR	3	1	1	2	1	0	1
Ruppert Jones, L OBP: 0.336, SLG: 0.432 (1, 9)		0-0 5-3			4-0 SH1-4 1B BB		0-0 SH3-4 1-2			1	1	0	0	1	0	0
Bobby Grich, R OBP: 0.358, SLG: 0.432 (1, 4)			0-0 E5 6-3 1B		0-0 SH1-4 1-2		0-0 F4			2	1	0	0	0	0	1
Bob Boone, R OBP: 0.285, SLG: 0.314 (1, 2)			0-0 6-3 2-3		0-0 F8 2-H 1B		0-0 F8			3	0	1	1	0	0	2
Dick Schofield, R OBP: 0.323, SLG: 0.408 (1, 6)			0-0 E S G1 3-H 1B		0-0 F7		0-0 F8			3	1	1	1	0	0	1

Inning Stats	R: 0	H: 0	R: 0	H: 1	R: 2	H: 1	R: 1	H: 1	R: 0	H: 0	R: 0	H: 0	R: 0	H: 0	R: 2	H: 1
	E: 0	LOB: 0	E: 0	LOB: 0	E: 1	LOB: 0	E: 0	LOB: 1	E: 0	LOB: 0	E: 0	LOB: 1	E: 0	LOB: 0	E: 0	LOB: 1
	K: 0	BB: 0	K: 0	BB: 0	K: 0	BB: 0	K: 0	BB: 1	K: 0	BB: 0	K: 0	BB: 1	K: 0	BB: 1	K: 1	BB: 1
	S: 3	P: 3	S: 3	P: 3	S: 5	P: 5	S: 4	P: 8	S: 3	P: 3	S: 3	P: 7	S: 2	P: 6	S: 4	P: 8

PITCHER	IP	WLS	BF	H	R	ER	SO	BB	IBB	HBP	BLK	WP	HR	S	P	ERA	WHIP
Dan Petry, R ERA: 4.36 (1, 1)	7.0		26	3	3	1	0	3	0	0	0	0	0	23	35	1.29	0.857
Bill Campbell, R ERA: 4.15 (8, 1)	1.1	L	6	1	2	2	1	2	0	0	0	0	1	6	14	13.50	2.250


BOTTOM

Detroit Tigers @ California Angels
Anaheim Stadium, Anaheim, CA

Sat Aug 30 1986, 10:05 PM EDT
 Att. 39,633 - Unknown

livebaseballscorecards.com

AB	25
R	5
H	4
RBI	5
BB	5
SO	1
LOB	9



WP	PA	ERA	WHIP
0	32		
0			
1			
0			

Batter	1	2	3	4	5	6	7	8	9	AB R H RBI BB SO LOB	TOP																
Lou Whitaker, L (1, 4) OBP: 0.336, SLG: 0.442	0-0 B1-3		0-0 4-3		0-0 SF7			0-0 3-1		3 0 0 1 0 0 0																	
Alan Trammell, R (1, 6) OBP: 0.338, SLG: 0.444	0-0 F3		0-0 F9		0-0 F9			0-0 F9		4 0 0 0 0 0 1																	
Darnell Coles, R (1, 10) OBP: 0.322, SLG: 0.447	0-0 F9		0-0 6-3			0-0 4-3 2B		0-3 K		4 0 1 0 0 1 0																	
Larry Herndon, R (1, 7) OBP: 0.309, SLG: 0.370 Dave Bergman, L (9, PH) OBP: 0.356, SLG: 0.345		4-0 FC5-4 1B E BB		0-0 F8		0-0 F9		0-0 6-3		2 1 0 0 1 0 1 1 0 0 0 0 0 0																	
Darrell Evans, L (1, 3) OBP: 0.365, SLG: 0.479		0-3 K		0-0 F5		0-0 4-3		0-0 E1 1B BLK		4 1 0 0 0 1 2																	
Chet Lemon, R (1, 8) OBP: 0.314, SLG: 0.381 Johnny Grubb, L (9, PH) OBP: 0.411, SLG: 0.644		0-0 FC5-4 1B		0-0 4-3		0-3 K		0-3 K		3 0 1 0 0 1 1 1 0 0 0 0 1 1																	
Mike Heath, R (1, 2) OBP: 0.302, SLG: 0.351 Kirk Gibson, L (9, PH) OBP: 0.375, SLG: 0.462		0-0 FC5-4 E		0-0 E2 1B		0-0 F9		0-0 BLK 1B		3 0 0 0 0 0 2 1 0 1 0 0 0 0																	
Tom Brookens, R (1, 5) OBP: 0.324, SLG: 0.344		0-0 E6 FC5-4		0-0 1B SF7 1B		0-0 L8		0-0 F4		4 1 1 0 0 0 2																	
Dave Collins, S (1, 9) OBP: 0.349, SLG: 0.343		0-0 FC5-4		0-0 S 1B		0-0 6-3				3 0 1 0 0 0 2																	
Inning Stats	R: 0 E: 0 K: 0 S: 3	H: 0 LOB: 0 BB: 0 P: 3	R: 1 E: 1 K: 1 S: 7	H: 1 LOB: 2 BB: 1 P: 11	R: 0 E: 0 K: 0 S: 3	H: 0 LOB: 0 BB: 0 P: 3	R: 0 E: 0 K: 0 S: 3	H: 0 LOB: 0 BB: 0 P: 3	R: 1 E: 1 K: 0 S: 5	H: 2 LOB: 1 BB: 0 P: 5	R: 0 E: 0 K: 1 S: 6	H: 1 LOB: 1 BB: 0 P: 6	R: 0 E: 0 K: 0 S: 3	H: 0 LOB: 0 BB: 0 P: 3	R: 0 E: 0 K: 1 S: 5	H: 0 LOB: 0 BB: 0 P: 5	R: 1 E: 1 K: 1 S: 7	H: 1 LOB: 1 BB: 0 P: 7	1B: 4 2B: 1 3B: 0 HR: 0	SF: 1 SAC: 0 DP: 0 HBP: 0	WP: 0 PB: 0 SB: 1 CS: 0	PA: 35					
PITCHER	IP WLS BF H R ER SO BB IBB HBP BLK WP HR S P ERA WHIP																										
John Candelaria, L (1, 1) ERA: 2.84	4.2		19	3	2	1	1	1	0	0	0	0	0	20	24	1.93	0.857										
Gary Lucas, L (5, 1) ERA: 2.7	2.2		9	1	0	0	1	0	0	0	0	0	0	11	11	0.00	0.375										
Donnie Moore, R (8, 1) ERA: 3.02	1.2	W	7	1	1	0	2	0	0	0	1	0	0	11	11	0.00	0.600										
Donnie Moore, R (9, 1) ERA: 3.02	1.2	W	7	1	1	0	2	0	0	0	1	0	0	11	11	0.00	0.600										

Detroit Tigers @ California Angels
 Anaheim Stadium, Anaheim, CA

Sun Aug 31 1986, 6:33 AM EDT
 Att: 30,662 - Unknown

livebaseballscorecards.com

AB	33
R	3
H	5
RBI	1
BB	1
SO	4
LOB	12



Batter	1	2	3	4	5	6	7	8	9	AB	R	H	RBI	BB	SO	LOB
Ruppert Jones, L (1, 8) OBP: 0.338, SLG: 0.442 Rob Wilfong, L (9, 4) OBP: 0.279, SLG: 0.331	0-0 HR	0-0 BB 1B			0-3 K		0-0 F7			4	1	2	1	0	1	0
Bobby Grich, R (1, 4) OBP: 0.364, SLG: 0.430 Devon White, S (8, PR) (9, 7)	4-0 2B 6-3	4-0 BB 1-2 BB			0-0 5-3			4-0 BB G4-6-3 BB		1	1	0	0	3	0	0
Wally Joyner, L (1, 3) OBP: 0.351, SLG: 0.485	0-0 1-3 2B	0-0 L7			0-0 F7			0-0 1-2f G4-6-3		4	0	1	0	0	0	3
Reggie Jackson, L (1, 10) OBP: 0.387, SLG: 0.384 Gary Pettis, S (8, PR) (9, 8)	0-0 F7		0-0 F7		0-0 F7			4-0 BB 1B 2B BB		3	0	0	0	1	0	2
Doug DeCinces, R (1, 5) OBP: 0.335, SLG: 0.475	0-0 6-3		0-0 F3		0-0 6-3			0-0 1-2 2B 1B		4	1	1	1	0	0	1
Brian Downing, R (1, 7) OBP: 0.384, SLG: 0.429 Donnie Moore, L (9, 1)	4-0 3-H FC6-4 BB		0-0 F8		0-0 1B			4-0 1-2 2-3 2B BB		2	1	1	0	2	0	0
George Hendrick, R (1, 9) OBP: 0.342, SLG: 0.457	0-0 FC6-4 1-2f			0-0 F4		0-0 F5		0-0 1-H 2-H 3-H 2B		4	0	1	3	0	0	3
Bob Boone, R (1, 2) OBP: 0.282, SLG: 0.310		0-0 4-3		0-0 6-3			0-0 6-3	0-0 F9		4	0	0	0	0	0	2
Dick Schofield, R (1, 6) OBP: 0.320, SLG: 0.405		0-3 K		0-3 K			0-0 6-3			3	0	0	0	0	2	0

Inning Stats	R: 2	H: 2	E: 0	LOB: 2	K: 0	BB: 2	S: 5	R: 0	H: 1	E: 0	LOB: 2	K: 1	BB: 1	S: 6	R: 0	H: 0	E: 0	LOB: 0	K: 0	BB: 0	S: 3	R: 0	H: 0	E: 0	LOB: 0	K: 1	BB: 0	S: 5	R: 0	H: 0	E: 0	LOB: 0	K: 1	BB: 0	S: 5	R: 0	H: 1	E: 0	LOB: 1	K: 0	BB: 0	S: 4	R: 0	H: 0	E: 0	LOB: 0	K: 0	BB: 0	S: 3	R: 3	H: 2	E: 0	LOB: 2	K: 0	BB: 3	S: 4	P: 16
PITCHER	IP	WLS	BF	H	R	ER	SO	BB	IBB	HBP	BLK	WP	HR	S	P	ERA	WHIP																																								
Walt Terrell, R (1, 1) ERA: 4.53	7.2	L	34	6	5	5	3	6	0	0	0	0	1	34	58	5.87	1.565																																								
Jim Staton, R (8, 1) ERA: 4.88	0.1		1	0	0	0	0	0	0	0	0	0	0	1	1	0.00	0.000																																								

BOTTOM

Detroit Tigers @ California Angels
Anaheim Stadium, Anaheim, CA
Sun Aug 31 1986, 6:33 AM EDT
Att. 30,662 - Unknown

AB	29
R	5
H	6
RBI	5
BB	6
SO	3
LOB	11



WP: 0	PA: 35
PB: 0	SB: 0
CS: 0	

WP	HR	S	P	ERA	WHIP
0	0	0	0	0.00	0.000

Batter	1	2	3	4	5	6	7	8	9	AB R H RBI BB SO LOB	TOP											
Lou Whitaker, L (1, 4) OBP: 0.335, SLG: 0.446	0-3 K		0-0 4-3	0-0 4-3		0-0 1-H HR		0-3 K		5 1 1 2 0 2 3												
Alan Trammell, R (1, 6) OBP: 0.340, SLG: 0.460	0-0 6-3		0-0 HR		0-0 HR	0-0 L6		0-0 2B		5 2 3 3 0 0 0												
Kirk Gibson, L (1, 9) OBP: 0.375, SLG: 0.461	0-0 1B 1B		0-0 4-3		0-0 4-3		0-0 CS 1B	0-3 K		5 0 2 0 0 1 2												
Johnny Grubb, L (1, 10) OBP: 0.426, SLG: 0.675	0-0 1-2 1B		4-0 BB BB		0-0 HR		4-0 1-2 FC6-4 BB		0-0 2B	3 1 3 1 2 0 0												
Darrell Evans, L (1, 3) OBP: 0.364, SLG: 0.474	0-0 L9		4-0 1-2 BB		0-3 K		0-3 K		0-0 F6	4 0 0 0 1 2 4												
Dave Collins, S (1, 7) OBP: 0.347, SLG: 0.339		4-0 BB BB BB FC6-4 BB	0-3 K		0-0 4-3		0-0 1-2f FC6-4		0-0 6-3	4 0 0 0 1 1 4												
Darnell Coles, R (1, 5) OBP: 0.321, SLG: 0.443		0-0 FC6-4		0-0 F4		0-0 4-3		0-0 L9	4-0 IBB	4 0 0 0 1 0 1												
Pat Sheridan, L (1, 8) OBP: 0.284, SLG: 0.345		0-0 F7		0-0 S 1B		0-3 K		1-0 E 2B HBP	0-3 K	4 1 1 0 0 2 3												
Dwight Lowry, L (1, 2) OBP: 0.395, SLG: 0.406		0-3 K		0-3 1-2 K		4-0 HR BB		1-0 2B HBP		2 1 0 0 1 2 2												
Inning Stats	R: 0 E: 0 K: 1 S: 7	H: 2 LOB: 2 BB: 0 P: 7	R: 0 E: 0 K: 1 S: 5	H: 0 LOB: 1 BB: 1 P: 9	R: 1 E: 0 K: 1 S: 6	H: 1 LOB: 2 BB: 2 P: 14	R: 0 E: 0 K: 1 S: 6	H: 1 LOB: 1 BB: 0 P: 6	R: 2 E: 0 K: 1 S: 7	H: 2 LOB: 0 BB: 0 P: 7	R: 2 E: 0 K: 1 S: 6	H: 1 LOB: 0 BB: 1 P: 10	R: 0 E: 0 K: 1 S: 5	H: 1 LOB: 1 BB: 1 P: 9	R: 1 E: 1 K: 2 S: 8	H: 1 LOB: 2 BB: 0 P: 10	R: 0 E: 0 K: 1 S: 6	H: 1 LOB: 2 BB: 1 P: 10	1B: 4 2B: 2 3B: 0 HR: 4	SF: 0 SAC: 0 DP: 0 HBP: 2	WP: 0 PB: 0 SB: 1 CS: 1	PA: 44
PITCHER	IP WLS BF H R ER SO BB IBB HBP BLK WP HR S P ERA WHIP																					
Mike Morgan, R (1, 1) ERA: 4.58	6.0 L 29 7 5 5 6 4 0 0 0 0 0 4 37 53 7.50 1.833																					
Mike Trujillo, R (7, 1) ERA: 4.4	0.1 2 1 0 0 0 1 0 0 0 0 0 0 1 5 0.00 6.000																					
Matt Young, L (7, 1) ERA: 3.62	2.2 13 2 1 1 4 0 1 2 0 0 0 0 18 24 3.38 0.750																					

Detroit Tigers @ Seattle Mariners
 The Kingdome, Seattle, WA
 Mon Sep 01 1986, 6:33 AM EDT
 Att: 13,410 - Unknown

livebaseballscorecards.com

AB 36
R 6
H 10
RBI 6
BB 6
SO 10
LOB 19




Batter	1	2	3	4	5	6	7	8	9	AB	R	H	RBI	BB	SO	LOB
Mickey Brantley, R OBP: 0.260, SLG: 0.304 (1, 8)	0-0 F7	0-0 4-3		0-0 FC5-4			0-0 6-3		4-0 BB	4	0	0	0	1	0	3
Phil Bradley, R OBP: 0.394, SLG: 0.433 (1, 7)	0-3 K		0-3 K		0-3 K		0-0 4-3		0-3 K	5	0	0	0	0	4	1
Alvin Davis, L OBP: 0.391, SLG: 0.471 (1, 3)	0-0 F8		0-0 F5		0-0 F8		0-0 F8			4	0	0	0	0	0	0
Ken Phelps, L OBP: 0.404, SLG: 0.505 (1, 10)		4-0 HR	0-3 K		4-0 BB		0-0 F8			2	1	0	0	2	1	0
Jim Presley, R OBP: 0.309, SLG: 0.487 (1, 5)		0-0 HR		0-0 HR	0-0 F7		0-0 HR			4	3	3	4	0	0	1
Danny Tartabull, R OBP: 0.341, SLG: 0.509 (1, 9)		4-0 FC6-4		0-0 1B		0-3 K		0-3 K		3	1	1	0	1	2	0
Scott Bradley, L OBP: 0.347, SLG: 0.458 (1, 2)		0-3 K		0-0 FC5-4		0-0 4-3		0-3 K		4	0	1	1	0	2	1
Rey Quinones, R OBP: 0.300, SLG: 0.321 (1, 6)		0-0 FC6-4		0-0 F3		0-0 1B		0-3 K		3	0	1	0	0	0	2
John Moses, S OBP: 0.323, SLG: 0.324 (9, PH)		1-2f		1-2		0-3 K				1	0	0	0	0	1	0
Harold Reynolds, S OBP: 0.263, SLG: 0.260 (1, 4)		0-0 1B		0-0 F7		0-3 K		0-3 K		4	0	1	0	0	2	2

Inning Stats	R: 0	H: 0	E: 0	K: 1	S: 5	R: 2	H: 2	E: 0	K: 1	S: 7	R: 0	H: 0	E: 0	K: 2	S: 7	R: 2	H: 3	E: 0	K: 0	S: 6	R: 0	H: 0	E: 0	K: 1	S: 5	R: 0	H: 1	E: 0	K: 2	S: 8	R: 0	H: 0	E: 0	K: 0	S: 3	R: 1	H: 1	E: 0	K: 2	S: 8	R: 0	H: 0	E: 0	K: 3	S: 9	R: 0	H: 0	E: 0	K: 0	S: 9	1B: 3	SF: 0	2B: 1	SAC: 0	3B: 0	DP: 0	HR: 3	HBP: 0	WP: 0	PA: 38
--------------	------	------	------	------	------	------	------	------	------	------	------	------	------	------	------	------	------	------	------	------	------	------	------	------	------	------	------	------	------	------	------	------	------	------	------	------	------	------	------	------	------	------	------	------	------	------	------	------	------	------	-------	-------	-------	--------	-------	-------	-------	--------	-------	--------

PITCHER	IP	WLS	BF	H	R	ER	SO	BB	IBB	HBP	BLK	WP	HR	S	P	ERA	WHIP
Jack Morris, R ERA: 3.65 (1, 1)	9.0	W	38	7	5	5	12	4	0	0	0	0	3	58	74	5.00	1.222

DETROIT TIGERS @ SEATTLE MARINERS
The Kingdome, Seattle, WA
Mon Sep 01 1986, 6:33 AM EDT
Att. 13,410 - Unknown

AB 34
R 5
H 7
RBI 5
BB 4
SO 12
LOB 10



Batter	1	2	3	4	5	6	7	8	9	AB R H RBI BB SO LOB	TOP			
Tom Brookens, R (1, 5) OBP: 0.325, SLG: 0.345	0-0 F3		0-0 E 1B 1B	0-0 F8			0-3 K		0-0 BB 1B 1B	5 2 2 0 0 1 2				
Alan Trammell, R (1, 6) OBP: 0.343, SLG: 0.466	0-0 HR		0-0 4-3			0-3 K	4-0 CS BB		0-0 BB 1B 1B	4 2 2 2 1 1 1				
Darnell Coles, R (1, 9) OBP: 0.323, SLG: 0.442 Kirk Gibson, L (9, PH) OBP: 0.374, SLG: 0.460	0-0 4-3		0-0 1B			4-0 BB BB BB	0-0 CS	0-0 5-3	0-0 F6	3 0 1 1 1 0 0 1 0 0 0 0 0 2				
Larry Herndon, R (1, 7) OBP: 0.305, SLG: 0.365 Johnny Grubb, L (8, PH) OBP: 0.427, SLG: 0.671	0-0 F7		0-0 F4			0-0 F9		0-0 4-3	4-0 BB	3 0 0 0 0 0 2 1 0 0 0 1 0 0				
Darrell Evans, L (1, 3) OBP: 0.366, SLG: 0.482		4-0 FC4-6 BB FC5-4 BB	0-3 K			0-0 F8		0-0 HR	0-0 BB 1B	4 2 2 3 1 1 2				
Chet Lemon, R (1, 8) OBP: 0.319, SLG: 0.380		4-0 FC4-6 BB		4-0 G4-6-3 BB		0-3 K		4-0 BB		1 0 0 0 3 1 0				
Mike Heath, R (1, 2) OBP: 0.297, SLG: 0.345		0-0 FC4-6 FC5-4		0-0 G4-6-3		0-0 4-3		0-3 K		4 0 0 0 0 1 4				
Dave Collins, S (1, 10) OBP: 0.346, SLG: 0.337		0-0 FC5-4		4-0 1B BB		0-0 1-3			0-0 4-3	3 0 0 1 1 0 1				
Doug Baker, S (1, 4) OBP: 0.286, SLG: 0.167 Lou Whitaker, L (7, PH) OBP: 0.335, SLG: 0.446		0-0 F7		0-0 1B			0-0 B1-3		0-0 BB 1B 1B	2 0 1 0 0 0 1 2 1 1 0 0 0 0				
Inning Stats	R: 1 H: 1 E: 0 LOB: 0 K: 0 BB: 0 S: 4 P: 4	R: 1 H: 0 E: 0 LOB: 1 K: 0 BB: 2 S: 3 P: 11	R: 1 H: 2 E: 1 LOB: 1 K: 1 BB: 0 S: 7 P: 7	R: 0 H: 1 E: 0 LOB: 2 K: 0 BB: 2 S: 3 P: 11	R: 0 H: 0 E: 0 LOB: 1 K: 1 BB: 1 S: 5 P: 9	R: 0 H: 0 E: 0 LOB: 0 K: 1 BB: 0 S: 5 P: 5	R: 0 H: 0 E: 0 LOB: 0 K: 1 BB: 1 S: 4 P: 8	R: 1 H: 1 E: 0 LOB: 1 K: 1 BB: 1 S: 6 P: 10	R: 3 H: 4 E: 0 LOB: 2 K: 0 BB: 1 S: 6 P: 10	1B: 7 SF: 0 2B: 0 SAC: 0 3B: 0 DP: 1 HR: 2 HBP: 0	WP: 0 PA: 42 PB: 0 SB: 0 CS: 1			
PITCHER	IP WLS BF H R ER SO BB IBB HBP BLK WP HR S P ERA WHIP													
Mark Langston, L (1, 1) ERA: 5.03	6.0		4 3 2 3 5 0 0 0 0 0 0 1 27 47 3.00 1.500											
Mark Huismann, R (7, 1) ERA: 4.03	2.0	8	1 1 1 2 2 0 0 0 0 0 0 1 10 18 4.50 1.500											
Lee Guetterman, L (9, 1) ERA: 6.98	0.1	L 3	2 2 2 0 0 0 0 0 0 0 0 0 3 3 54.00 6.000											
Pete Ladd, R (9, 1) ERA: 3.32	0.2	4	2 1 1 0 1 0 0 0 0 0 0 0 3 7 13.50 4.500											

Detroit Tigers @ Seattle Mariners
 The Kingdome, Seattle, WA
 Tue Sep 02 1986, 10:05 PM EDT
 Att. 6,108 - Unknown

livebaseballscorecards.com

AB 33
R 7
H 9
RBI 7
BB 8
SO 5
LOB 15



BOTTOM

Detroit Tigers @ Seattle Mariners
 The Kingdom, Seattle, WA
 Tue Sep 02 1986, 10:05 PM EDT
 Att. 6,108 - Unknown

livebaseballscorecards.com

AB	36
R	5
H	11
RBI	5
BB	5
SO	4
LOB	18




WP: 1	PA: 43
PB: 0	
SB: 1	
CS: 0	

Batter	1	2	3	4	5	6	7	8	9	AB	R	H	RBI	BB	SO	LOB
Mickey Brantley, R OBP: 0.268, SLG: 0.365 (1, 8)	0-0 5-3 1B		0-0 1B 1B 2B		0-0 HR	0-0 5-3		0-3 K		5	2	2	1	0	1	2
Phil Bradley, R OBP: 0.394, SLG: 0.432 (1, 7)	0-0 BLK 1B		0-0 S 1B 1B		0-0 F9	0-3 K		0-0 6-3		5	1	2	0	0	1	2
Alvin Davis, L OBP: 0.391, SLG: 0.478 (1, 3)	0-0 F7 1-2		0-0 FC6-4 1B		0-0 HR		0-0 4-3		0-0 L5	5	1	2	3	0	0	1
Ken Phelps, L OBP: 0.398, SLG: 0.496 (1, 10)	0-3 K		0-0 F2		0-0 F8		0-0 F6		0-0 5-3	5	0	0	0	0	1	2
Jim Presley, R OBP: 0.312, SLG: 0.488 (1, 5)		0-0 F9	0-0 FC6-4 1-2f		0-0 BB 1B		0-0 FC5-4 1B		0-0 BB 1B	5	0	3	0	0	0	1
Danny Tartabull, R OBP: 0.346, SLG: 0.507 (1, 9)		4-0 BB		4-0 WP BB	4-0 FC6-4 BB		0-0 FC5-4 1-2f		4-0 BB	1	0	0	0	4	0	1
Bob Kearney, R OBP: 0.305, SLG: 0.418 Scott Bradley, L OBP: 0.345, SLG: 0.455 (9, PH)		0-3 K		0-0 F7	0-0 FC6-4 1-2f			4-0 SH3-4 BB	0-0 F7	3	1	0	0	1	1	4
Rey Quinones, R OBP: 0.300, SLG: 0.325 (1, 6)		0-0 F7		0-0 F9			0-0 SH3-4 2B		0-0 SH3-4	3	0	1	0	0	0	2
Harold Reynolds, S OBP: 0.264, SLG: 0.266 (1, 4)			0-0 4-3	0-0 4-3			0-0 SH3-4 2-3		0-0 3B	3	0	1	1	0	0	1

Inning Stats	R: 0	H: 1	E: 0	K: 1	S: 6	H: 1	LOB: 1	BB: 0	P: 6	R: 0	H: 0	E: 0	K: 1	S: 5	R: 0	H: 3	E: 0	K: 0	S: 6	R: 0	H: 0	E: 0	K: 0	S: 3	R: 2	H: 3	E: 0	K: 0	S: 6	R: 2	H: 3	E: 0	K: 0	S: 6	R: 0	H: 1	E: 0	K: 1	S: 6	R: 0	H: 1	E: 0	K: 0	S: 4	R: 1	H: 1	E: 0	K: 1	S: 6	R: 0	H: 1	E: 0	K: 0	S: 4	R: 0	H: 1	E: 0	K: 0	S: 4	R: 0	H: 1	E: 0	K: 0	S: 4	R: 0	H: 1	E: 0	K: 0	S: 4	1B: 6	2B: 2	3B: 1	HR: 2	SF: 0	SAC: 2	DP: 0	HBP: 0	WP: 1	HR: 0	S: 3	P: 3	ERA: 0.00	WHIP: 1.500
--------------	------	------	------	------	------	------	--------	-------	------	------	------	------	------	------	------	------	------	------	------	------	------	------	------	------	------	------	------	------	------	------	------	------	------	------	------	------	------	------	------	------	------	------	------	------	------	------	------	------	------	------	------	------	------	------	------	------	------	------	------	------	------	------	------	------	------	------	------	------	------	-------	-------	-------	-------	-------	--------	-------	--------	-------	-------	------	------	-----------	-------------

PITCHER	IP	WLS	BF	H	R	ER	SO	BB	IBB	HBP	BLK	WP	HR	S	P	ERA	WHIP
Eric King, R ERA: 3.76 (1, 1)	4.2		24	7	4	4	2	3	0	0	1	1	2	25	37	7.71	2.143
Randy O'Neal, R ERA: 4.84 (5, 1)	1.1		5	1	0	0	1	0	0	0	0	0	0	7	7	0.00	0.750
Mark Thurmond, L ERA: 4.91 (7, 1)	0.2		2	0	0	0	0	0	0	0	0	0	0	2	2	0.00	0.000
Bryan Kelly, R ERA: (7, 1)	0.1		2	1	0	0	0	0	0	0	0	0	0	2	2	0.00	3.000
Bill Campbell, R ERA: 4.25 (8, 1)	1.0	W	5	1	1	1	1	1	0	0	0	0	0	6	10	9.00	2.000

PITCHER	IP	WLS	BF	H	R	ER	SO	BB	IBB	HBP	BLK	WP	HR	S	P	ERA	WHIP
Chuck Cary, L ERA: 3.56 (9, 1)	0.2		3	1	0	0	0	0	0	0	0	0	0	3	3	0.00	1.500
Jim Slaton, R ERA: 4.86 (9, 1)	0.1	S	2	0	0	0	0	1	0	0	0	0	0	1	5	0.00	3.000

Batter	1	2	3	4	5	6	7	8	9	AB R H RBI BB SO LOB	TOP																								
Lou Whitaker, L (1, 4) OBP: 0.336, SLG: 0.444	4-0 CS BB		0-0 F7		0-0 4-3		4-0 IBB			2 0 0 0 2 0 0																									
Bruce Fields, L (1, 7) OBP: 0.250, SLG: 0.250	0-0 F7		0-0 G4-6-3 1B		0-0 1-4-3		0-0 4-3			4 0 1 0 0 0 3																									
Kirk Gibson, L (1, 9) OBP: 0.373, SLG: 0.460	0-0 1-2 2B		0-0 G4-6-3 1-2f		0-0 F9		0-0 4-3			4 0 1 0 0 0 1																									
Johnny Grubb, L (1, 10) OBP: 0.418, SLG: 0.655	0-3 K		0-0 L3		0-3 K		0-0 6-3			4 0 0 0 0 2 1																									
Darrell Evans, L (1, 3) OBP: 0.371, SLG: 0.487		4-0 1B 4-3 BB		0-0 WP 1B 2B		0-0 1B	4-0 FC4 BB			2 2 2 0 2 0 0																									
Darnell Coles, R (1, 5) OBP: 0.322, SLG: 0.441		0-0 1-3 1B		0-3 K		0-0 3-1	0-0 FC4			4 0 1 0 0 1 3																									
Pat Sheridan, L (1, 8) OBP: 0.288, SLG: 0.348		0-0 4-3 1B		0-0 2-H 1B		0-0 4-3		0-3 K		4 0 2 1 0 1 0	AB 30 R 2 H 7 RBI 2 BB 5 SO 5 LOB 11																								
Dwight Lowry, L (1, 2) OBP: 0.391, SLG: 0.397		0-0 4-3		0-0 4-3		4-0 SH2-4 BB		0-0 F7		3 0 0 1 1 0 2																									
Doug Baker, S (1, 6) OBP: 0.200, SLG: 0.111		0-3 K		0-0 G3		0-0 SH2-4		0-0 G3		3 0 0 0 0 1 1																									
Inning Stats	R: 0 E: 0 K: 1 S: 5	H: 1 LOB: 1 BB: 1 P: 9	R: 1 E: 0 K: 1 S: 6	H: 2 LOB: 1 BB: 1 P: 10	R: 0 E: 0 K: 0 S: 3	H: 1 LOB: 0 BB: 0 P: 3	R: 1 E: 0 K: 1 S: 7	H: 2 LOB: 1 BB: 0 P: 7	R: 0 E: 0 K: 0 S: 3	H: 0 LOB: 0 BB: 0 P: 3	R: 0 E: 0 K: 1 S: 6	H: 1 LOB: 1 BB: 0 P: 6	R: 0 E: 0 K: 0 S: 3	H: 0 LOB: 2 BB: 2 P: 11	R: 0 E: 0 K: 0 S: 3	H: 0 LOB: 1 BB: 1 P: 7	R: 0 E: 0 K: 1 S: 5	H: 0 LOB: 0 BB: 0 P: 5	1B: 5 2B: 2 3B: 0 HR: 0	SF: 0 SAC: 1 DP: 1 HBP: 0	WP: 1 PB: 0 SB: 0 CS: 1	PA: 36													
PITCHER	IP WLS BF H R ER SO BB IBB HBP BLK WP HR S P ERA WHIP																																		
Bill Swift, R (1, 1) ERA: 5.38	4.0	17	6	2	2	3	2	0	0	0	1	0	21	29	4.50	2.000																			
Mike Trujillo, R (5, 1) ERA: 3.26	5.0	19	1	0	0	2	2	1	0	0	0	0	20	32	0.00	0.600																			

Detroit Tigers @ Seattle Mariners
 The Kingdome, Seattle, WA
 Wed Sep 03 1986, 10:05 PM EDT
 Att. 6,743 - Unknown

livebaseballscorecards.com

Batter	1	2	3	4	5	6	7	8	9	AB	R	H	RBI	BB	SO	LOB
John Moses, S (1, 8) OBP: 0.323, SLG: 0.323	0-0 F9		0-0 F9			0-0 F8 5-3 1B		0-0 F6		4	0	1	0	0	0	0
Phil Bradley, R (1, 7) OBP: 0.397, SLG: 0.435	0-0 4-3 1B			0-0 CS HR 1B		0-0 5-3 1-2		0-0 1B		4	1	3	0	0	0	1
Alvin Davis, L (1, 3) OBP: 0.388, SLG: 0.473	0-0 4-3 1-2			0-0 F9		0-0 F8 2-3		0-0 4-3		4	0	0	0	0	0	4
Jim Presley, R (1, 5) OBP: 0.310, SLG: 0.484	0-3 K			0-0 F8		0-3 K			0-0 6-3	4	0	0	0	0	2	3
Danny Tartabull, R (1, 9) OBP: 0.345, SLG: 0.512		0-3 K		0-0 1-H HR			0-0 F5		0-3 K	4	1	1	2	0	2	0
Dave Hengel, R (1, 10) Ken Phelps, L (9, PH) OBP: 0.400, SLG: 0.509		0-0 F7		0-0 L5			0-0 F3		0-0 HR	3	0	0	0	0	0	0
Bob Kearney, R (1, 2) OBP: 0.306, SLG: 0.417		0-0 F8			0-3 K		0-0 1B			3	0	1	0	0	1	0
Rey Quinones, R (1, 6) OBP: 0.297, SLG: 0.321			0-0 L5		0-3 K		0-3 K			3	0	0	0	0	2	1
Harold Reynolds, S (1, 4) OBP: 0.262, SLG: 0.264			0-0 4-3		0-0 5-3			0-0 4-3		3	0	0	0	0	0	0

Inning Stats	R: 0	H: 1	E: 0	LOB: 1	K: 1	S: 6	P: 6	R: 0	H: 0	E: 0	LOB: 0	K: 1	S: 5	P: 5	R: 2	H: 2	E: 0	LOB: 0	K: 0	S: 5	P: 5	R: 0	H: 0	E: 0	LOB: 0	K: 2	S: 7	P: 7	R: 0	H: 1	E: 0	LOB: 1	K: 1	S: 6	P: 6	R: 0	H: 1	E: 0	LOB: 1	K: 1	S: 6	P: 6	R: 0	H: 1	E: 0	LOB: 1	K: 0	S: 4	P: 4	R: 1	H: 1	E: 0	LOB: 0	K: 1	S: 5	P: 5
--------------	------	------	------	--------	------	------	------	------	------	------	--------	------	------	------	------	------	------	--------	------	------	------	------	------	------	--------	------	------	------	------	------	------	--------	------	------	------	------	------	------	--------	------	------	------	------	------	------	--------	------	------	------	------	------	------	--------	------	------	------

PITCHER	IP	WLS	BF	H	R	ER	SO	BB	IBB	HBP	BLK	WP	HR	S	P	ERA	WHIP
Frank Tanana, L (1, 1) ERA: 4.19	8.0		30	6	2	0	6	0	0	0	0	0	1	42	42	0.00	0.750
Bryan Kelly, R (9, 1) ERA: 9.0	0.2	L	3	1	1	1	1	0	0	0	0	0	1	5	5	13.50	1.500


BOTTOM

Detroit Tigers @ Seattle Mariners
The Kingdome, Seattle, WA

Wed Sep 03 1986, 10:05 PM EDT
Att. 6,743 - Unknown

livebaseballscores.com

AB	33
R	3
H	7
RBI	3
BB	0
SO	7
LOB	9



WP	HR	S	P	ERA	WHIP
0	1	5	5	13.50	1.500

Batter	1	2	3	4	5	6	7	8	9	AB R H RBI BB SO LOB
Lou Whitaker, L (1, 4) OBP: 0.339, SLG: 0.445	0-0 F8		0-0 6-3		4-0 1-2 BB		0-0 SH2-3 1B	0-0 2-H 3-H 1B		4 1 2 2 1 0 0
Alan Trammell, R (1, 6) OBP: 0.342, SLG: 0.463	0-0 F7		0-0 F9		0-0 F7		0-0 SH2-3	4-0 S 1B BB		3 1 0 0 1 0 3
Kirk Gibson, L (1, 9) OBP: 0.376, SLG: 0.460	4-0 E S BB		0-0 F4		0-0 4-3		0-0 S 1B	0-0 1B S 1B		4 1 2 3 1 0 3
Johnny Grubb, L (1, 10) OBP: 0.417, SLG: 0.649 Bruce Fields, L (6, PR) OBP: 0.250, SLG: 0.250 Larry Herndon, R (7, PH) OBP: 0.307, SLG: 0.366	0-0 F6 1-3			0-0 3-1		0-0 FC6-4 BB SF9 1B	0-0 F9	0-0 1B	0-0 1B 1B	3 0 1 0 0 0 1 0 1 0 0 0 0 0 2 0 1 0 0 0 1
Darrell Evans, L (1, 3) OBP: 0.371, SLG: 0.483		4-0 FC4-6 BB		0-0 G3		4-0 FC6-4 BB	0-3 K	0-0 L7		3 0 0 0 2 1 3
Dave Collins, S (1, 7) OBP: 0.347, SLG: 0.338		0-0 FC4-6 FC8-4 1-2f		0-3 K		0-0 FC6-4 1-2f 2-3		0-0 FC4-6 1B	0-0 FC4-6 1B	5 0 2 1 0 1 3
Darnell Coles, R (1, 5) OBP: 0.321, SLG: 0.443		0-0 FC8-4 HR 1-2f			0-0 3B	0-0 SF9		0-0 FC4-6 6-3 BB 1B 1-2f	0-0 F9	4 2 1 1 0 0 4
Chet Lemon, R (1, 8) OBP: 0.323, SLG: 0.389		0-0 HR 1-H			1-0 BB HBP	0-0 F9		4-0 1B 6-3 BB	0-0 FC4-6 1-2f	3 2 1 2 1 0 4
Mike Heath, R (1, 2) OBP: 0.297, SLG: 0.340		0-3 K			0-0 F9		4-0 SH2-3 1B BB	0-0 6-3 1-2 2-3		3 1 0 0 1 1 4

TOP												
Detroit Tigers @ Oakland Athletics Oakland-Alameda County Coliseum, Oakland, CA Fri Sep 05 1986, 7:05 PM PDT Att. 10,449 - Unknown												
AB	R	H	RBI	BB	SO	LOB	WP	HR	S	P	ERA	WHIP
34	9	10	9	7	3	26	0	0	0	44		

Inning Stats																	
R: 0	H: 0	R: 2	H: 1	R: 0	H: 0	R: 0	H: 1	R: 1	H: 1	R: 2	H: 2	R: 2	H: 2	R: 2	H: 3	1B: 8	SF: 1
E: 0	LOB: 1	E: 0	LOB: 0	E: 0	LOB: 0	E: 0	LOB: 3	E: 0	LOB: 2	E: 0	LOB: 1	E: 0	LOB: 1	E: 0	LOB: 2	2B: 0	SAC: 1
K: 0	BB: 1	K: 1	BB: 1	K: 0	BB: 0	K: 1	BB: 1	K: 0	BB: 1	K: 1	BB: 1	K: 0	BB: 1	K: 0	BB: 1	3B: 1	DP: 0
S: 3	P: 7	S: 6	P: 10	S: 3	P: 3	S: 5	P: 5	S: 4	P: 8	S: 7	P: 11	S: 4	P: 8	S: 6	P: 10	HR: 1	HBP: 1

PITCHER																		
IP	WLS	BF	H	R	ER	SO	BB	IBB	HBP	BLK	WP	HR	S	P	ERA	WHIP		
6.0		27	3	4	4	2	5	0	1	0	0	1	25	46	6.00	1.333		
1.0	L	5	2	1	1	1	0	0	0	0	0	0	7	7	9.00	2.000		
1.0		8	4	4	4	0	2	0	0	0	0	0	6	14	36.00	6.000		
1.0		4	1	0	0	0	0	0	0	0	0	0	4	4	0.00	1.000		



Batter	1	2	3	4	5	6	7	8	9	AB R H RBI BB SO LOB
Alfredo Griffin, S OBP: 0.321, SLG: 0.349 (1, 6)	0-0 6-3	0-0 L7		0-0 4-3			0-0 4-3		0-0 FC5-4 1B	5 0 1 0 0 0 0
Mike Davis, L OBP: 0.320, SLG: 0.484 (1, 9)	0-0 1B 2B	0-0 2B 2B			0-0 F2		0-0 L7		0-3 K	5 2 2 0 0 1 1
Carney Lansford, R OBP: 0.333, SLG: 0.429 (1, 5)	0-0 1B 1B 2-H	0-0 2B 2B 2-H			0-0 G4-6-3 1B		0-0 5-3		0-0 FC5-4 1-2f	5 1 3 2 0 0 1
Bruce Bochte, L OBP: 0.368, SLG: 0.358 (1, 3)	0-0 1B 1B 1-3	0-0 5-3			0-0 G4-6-3 1-2f			0-0 3-1		4 1 1 0 0 0 2
Dave Kingman, R OBP: 0.266, SLG: 0.451 (1, 10)	0-0 1B 1B 1-2 3-H		0-0 CS 1B			0-3 K		0-0 2B		4 0 3 1 0 1 0
Jose Canseco, R OBP: 0.323, SLG: 0.472 (1, 7)	0-0 1B 1-2 2-H		0-3 K 1-2			0-0 F7		0-0 1B		4 0 2 1 0 1 1
Dwayne Murphy, L OBP: 0.359, SLG: 0.361 (1, 8)	0-0 F2		0-0 F7			4-0 BB BB		0-0 F4		3 0 0 0 1 0 4
Mickey Tettleton, S OBP: 0.319, SLG: 0.369 (1, 2)	0-0 F5			0-0 G3		4-0 BB BB		0-0 F8		3 0 0 0 1 0 4
Lenn Sakata, R OBP: 0.405, SLG: 0.424 (1, 4)		0-3 K		0-0 G1-4-3		0-0 F9		0-0 F8		4 0 0 0 0 1 2

Inning Stats	R: 3 E: 0 K: 0 S: 8	H: 5 LOB: 2 BB: 0 P: 8	R: 1 E: 0 K: 1 S: 7	H: 2 LOB: 1 BB: 0 P: 7	R: 0 E: 0 K: 1 S: 5	H: 1 LOB: 0 BB: 0 P: 5	R: 0 E: 0 K: 0 S: 3	H: 0 LOB: 0 BB: 0 P: 3	R: 0 E: 0 K: 0 S: 3	H: 1 LOB: 0 BB: 0 P: 3	R: 0 E: 0 K: 1 S: 5	H: 0 LOB: 2 BB: 2 P: 13	R: 0 E: 0 K: 0 S: 3	H: 0 LOB: 0 BB: 0 P: 3	R: 0 E: 0 K: 0 S: 5	H: 2 LOB: 2 BB: 0 P: 5	R: 0 E: 0 K: 1 S: 6	H: 1 LOB: 1 BB: 0 P: 6	1B: 8 2B: 5 3B: 0 HR: 0	SF: 0 SAC: 0 DP: 2 HBP: 0	WP: 0 PB: 0 SB: 0 CS: 1	PA: 39
--------------	------------------------------	---------------------------------	------------------------------	---------------------------------	------------------------------	---------------------------------	------------------------------	---------------------------------	------------------------------	---------------------------------	------------------------------	----------------------------------	------------------------------	---------------------------------	------------------------------	---------------------------------	------------------------------	---------------------------------	----------------------------------	------------------------------------	----------------------------------	--------

PITCHER	IP	WLS	BF	H	R	ER	SO	BB	IBB	HBP	BLK	WP	HR	S	P	ERA	WHIP
Walt Terrell, R ERA: 4.67 (1, 1)	0.1		6	5	3	3	0	0	0	0	0	0	0	6	6	81.00	15.000
Randy O'Neal, R ERA: 4.68 (1, 1)	5.1		19	4	1	1	3	1	0	0	0	0	0	24	28	1.69	0.938
Chuck Cary, L ERA: 3.52 (6, 1)	0.1	W	2	0	0	0	0	1	0	0	0	0	0	1	5	0.00	3.000
Mark Thurmond, L ERA: 4.78 (7, 1)	3.0	S	12	3	0	0	1	0	0	0	0	0	0	14	14	0.00	1.000

BOTTOM

Detroit Tigers @ Oakland Athletics
Oakland-Alameda County Coliseum, Oakland, CA

AB	37
R	4
H	12
RBI	4
BB	2
SO	4
LOB	15



PITCHER	IP	WLS	BF	H	R	ER	SO	BB	IBB	HBP	BLK	WP	HR	S	P	ERA	WHIP
Walt Terrell, R ERA: 4.67 (1, 1)	0.1		6	5	3	3	0	0	0	0	0	0	0	6	6	81.00	15.000
Randy O'Neal, R ERA: 4.68 (1, 1)	5.1		19	4	1	1	3	1	0	0	0	0	0	24	28	1.69	0.938
Chuck Cary, L ERA: 3.52 (6, 1)	0.1	W	2	0	0	0	0	1	0	0	0	0	0	1	5	0.00	3.000
Mark Thurmond, L ERA: 4.78 (7, 1)	3.0	S	12	3	0	0	1	0	0	0	0	0	0	14	14	0.00	1.000

Fri Sep 05 1986, 7:05 PM PDT
Att. 10,449 - Unknown

livebaseballscorecards.com

Batter	1	2	3	4	5	6	7	8	9	10	AB R H RBI BB SO LOB	TOP												
Lou Whitaker, L (1, 4) OBP: 0.339, SLG: 0.443	0-0 6-3		4-0 BB S BB		0-0 F7		0-0 BB BB 1B		0-0 L4		4 0 1 0 1 0 2	Detroit Tigers @ Oakland Athletics Oakland-Alameda County Coliseum, Oakland, CA Sat Sep 06 1986, 3:33 AM PDT Att. 13,433 - Unknown livebaseballscorecards.com												
Alan Trammell, R (1, 6) OBP: 0.342, SLG: 0.461	0-0 5-3		0-3 K 1-2			4-0 HR BB	4-0 BB BB		0-0 L5		3 1 0 0 2 1 2													
Kirk Gibson, L (1, 9) OBP: 0.378, SLG: 0.477	0-0 HR		0-0 6-3			0-0 1-H HR BB	4-0 1-2 2-3 BB		0-0 6-3		4 2 2 3 1 0 1													
Darrell Evans, L (1, 10) OBP: 0.368, SLG: 0.478	0-0 5-3			0-0 F8		0-0 4-3	0-0 F6		0-3 K		5 0 0 0 0 1 3													
Dave Bergman, L (1, 3) OBP: 0.350, SLG: 0.339		0-3 K		0-0 4-3		0-0 1B		0-0 4-3	0-0 L8		5 0 1 0 0 1 0													
Dave Collins, S (1, 7) OBP: 0.346, SLG: 0.337		0-0 S 1B		0-3 K		0-3 K		0-0 4-3			4 1 1 0 0 2 1													
Chet Lemon, R (1, 8) OBP: 0.322, SLG: 0.387		0-0 1-H 1B			0-3 K	0-0 F7		0-3 K			4 0 1 1 0 2 1													
Tom Brookens, R (1, 5) OBP: 0.321, SLG: 0.341		0-0 F3			0-3 K		0-0 F6		0-0 F7		3 0 0 0 0 1 0													
Johnny Grubb, L (9, PH) OBP: 0.415, SLG: 0.646											1 0 0 0 0 0 0													
Darnell Coles, R (9, 5) OBP: 0.321, SLG: 0.443											0 0 0 0 0 0 0													
Dwight Lowry, L (1, 2) OBP: 0.394, SLG: 0.400			0-0 6-3				0-0 L3		0-0 1B		4 0 2 0 0 0 0													
Inning Stats	R: 1 E: 0 K: 0 S: 4	H: 1 LOB: 0 BB: 0 P: 4	R: 1 E: 0 K: 1 S: 6	H: 2 LOB: 0 BB: 0 P: 6	R: 0 E: 0 K: 1 S: 5	H: 0 LOB: 1 BB: 1 P: 9	R: 0 E: 0 K: 1 S: 5	H: 0 LOB: 0 BB: 0 P: 5	R: 0 E: 0 K: 2 S: 8	H: 1 LOB: 1 BB: 0 P: 8	R: 2 E: 0 K: 1 S: 7	H: 2 LOB: 1 BB: 1 P: 11	R: 0 E: 0 K: 0 S: 4	H: 1 LOB: 3 BB: 2 P: 12	R: 0 E: 0 K: 1 S: 5	H: 0 LOB: 0 BB: 0 P: 5	R: 0 E: 0 K: 0 S: 4	H: 1 LOB: 1 BB: 0 P: 4	R: 0 E: 0 K: 1 S: 5	H: 0 LOB: 0 BB: 0 P: 5	1B: 6 2B: 0 3B: 0 HR: 2	SF: 0 SAC: 0 DP: 0 HBP: 0	WP: 0 PB: 0 SB: 2 CS: 0	PA: 41
PITCHER Joaquin Andujar, R (1, 1) ERA: 3.95	IP 10.0 WLS W BF 41 H 8 R 4 ER 4 SO 8 BB 4 IBB 0 HBP 0 BLK 0 WP 0 HR 2 S 53 P 69 ERA 3.60 WHIP 1.200																							



BOTTOM

Detroit Tigers @ Oakland Athletics
Oakland-Alameda County Coliseum, Oakland, CA

Sat Sep 06 1986, 3:33 AM PDT
Att: 13,433 - Unknown

livebaseballscorecards.com

AB	38
R	5
H	10
RBI	5
BB	5
SO	6
LOB	21



WP	2	PA	44
PB	0		
SB	1		
CS	0		

AB R H RBI BB SO LOB

5 1 2 0 0 1 2

5 0 0 0 0 1 5

4 2 2 0 1 0 0

4 0 0 1 1 1 2

3 1 1 2 1 1 3

3 1 0 0 2 1 5

5 0 1 1 0 0 3

5 0 2 1 0 0 1

1B	8	SF	1
2B	3	SAC	0
3B	0	DP	1
HR	0	HBP	0

Batter	1	2	3	4	5	6	7	8	9	10
Alfredo Griffin, S OBP: 0.322, SLG: 0.350 (1, 6)	K		WP BB E 1B	FC1		WP 1B		F8		
Mike Davis, L OBP: 0.317, SLG: 0.478 (1, 9)	K		E6 BB BB 1-2	F9		L8-2 1-2 2-H		F8		
Carney Lansford, R OBP: 0.336, SLG: 0.434 (1, 5)	6-3		BB 1-2 2-3	BB 1-2 2-3		SF8 2B		F4		
Bruce Bochte, L OBP: 0.366, SLG: 0.354 (1, 3)	K		BB 1-2 2-3 3-H	BB 1-2 2-3		4-3 2B		F5		
Dave Kingman, R OBP: 0.267, SLG: 0.450 (1, 10)	1B BB		K	SF8		1B		F3		
Jose Canseco, R OBP: 0.324, SLG: 0.469 (1, 7)	F3		F7	BB 3-H		K		4-3 S 1B BB		
Jerry Willard, L OBP: 0.357, SLG: 0.370 (1, 2)	1B		4-3	L9		F9		4-3		
Stan Javier, S OBP: 0.317, SLG: 0.256 (1, 8)	6-3		1B FC1 1B	4-3		6-3		6-3		
Mike Gallego, R OBP: 0.400, SLG: 0.400 (1, 4)	F9		F9	FC1 1B		WP L8-2 1B		K		

Inning Stats	R: 0	H: 0	E: 0	K: 2	S: 7	R: 1	H: 1	E: 0	K: 1	S: 6	R: 1	H: 1	E: 1	K: 1	S: 7	R: 0	H: 2	E: 0	K: 0	S: 5	R: 1	H: 1	E: 0	K: 0	S: 4	R: 0	H: 2	E: 0	K: 1	S: 7	R: 1	H: 2	E: 0	K: 1	S: 5	R: 0	H: 0	E: 0	K: 1	S: 3	R: 0	H: 0	E: 0	K: 0	S: 3	R: 1	H: 1	E: 0	K: 0	S: 3	1B: 8	SF: 1	2B: 3	3B: 0	HR: 0	SAC: 0	DP: 1	HBP: 0	WP: 2	PA: 44
--------------	------	------	------	------	------	------	------	------	------	------	------	------	------	------	------	------	------	------	------	------	------	------	------	------	------	------	------	------	------	------	------	------	------	------	------	------	------	------	------	------	------	------	------	------	------	------	------	------	------	------	-------	-------	-------	-------	-------	--------	-------	--------	-------	--------

PITCHER	IP	WLS	BF	H	R	ER	SO	BB	IBB	HBP	BLK	WP	HR	S	P	ERA	WHIP
Jack Morris, R ERA: 3.62 (1, 1)	9.0		40	9	4	3	6	4	0	0	0	2	0	48	64	3.00	1.444
Bill Campbell, R ERA: 4.38 (10, 1)	0.2	L	4	1	1	1	0	1	0	0	0	0	0	3	7	13.50	3.000

Batter	1	2	3	4	5	6	7	8	9	AB R H RBI BB SO LOB	TOP											
Tom Brookens, R (1, 4) <small>OBP: 0.316, SLG: 0.335</small> Dave Collins, S (8, PH) <small>OBP: 0.345, SLG: 0.336</small> Dwight Lowry, L (8, 2) <small>OBP: 0.394, SLG: 0.400</small>	0-0 F3		0-0 F9		0-0 5-3		0-0 F3	0-3 K		4 0 0 0 0 0 3 1 0 0 0 0 1 3 0 0 0 0 0 0 0												
Alan Trammell, R (1, 6) <small>OBP: 0.341, SLG: 0.458</small>	0-0 F8		0-0 G4-6-3			0-0 6-3	0-0 HBP 1B		0-0 F8	5 0 1 0 0 0 1												
Kirk Gibson, L (1, 9) <small>OBP: 0.379, SLG: 0.475</small>	0-0 F8			0-0 L9		0-3 K	1-0 HBP 1B		0-0 1B	4 0 1 0 0 1 0												
Larry Herndon, R (1, 7) <small>OBP: 0.307, SLG: 0.366</small> Johnny Grubb, L (7, PH) <small>OBP: 0.413, SLG: 0.642</small> Bruce Fields, L (7, 7) <small>OBP: 0.200, SLG: 0.200</small>		0-0 5-3		0-0 L9		0-0 1B	0-0 4-3		0-0 F8	3 0 1 0 0 0 0 1 0 0 0 0 0 3 1 0 0 0 0 0 1												
Darnell Coles, R (1, 5) <small>OBP: 0.324, SLG: 0.441</small>		4-0 HR BB		4-0 S 1B BB		0-0 F4		4-0 WP BB BB	0-3 K	2 1 0 0 3 1 2												
Darrell Evans, L (1, 3) <small>OBP: 0.371, SLG: 0.487</small>		0-0 1-H HR		0-0 1-H 1B			0-0 HR 1B		0-3 K	4 2 3 2 0 1 1												
Chet Lemon, R (1, 8) <small>OBP: 0.327, SLG: 0.399</small>		0-0 F8			0-0 5-3 1B		0-0 HR 1B	4-0 WP BB		3 1 2 2 1 0 0												
Tim Tolman, R (1, 10) Dave Bergman, L (8, PH) <small>OBP: 0.348, SLG: 0.336</small>		0-3 K			0-0 F4		0-0 HBP 1B E9	0-0 F6		3 0 0 0 0 1 1 1 0 0 0 0 0 2												
Mike Heath, R (1, 2) <small>OBP: 0.297, SLG: 0.340</small> Lou Whitaker, L (8, PH) <small>OBP: 0.340, SLG: 0.443</small> (8, 4)			0-0 G4-6-3 1B		0-0 5-3		0-0 F8	4-0 BB 1-2 2-3 BB		3 0 1 0 0 0 2 0 0 0 0 1 0 0												
Inning Stats	R: 0 E: 0 K: 0 S: 3	H: 0 LOB: 0 BB: 0 P: 3	R: 2 E: 0 K: 1 S: 6	H: 1 LOB: 0 BB: 1 P: 10	R: 0 E: 0 K: 0 S: 3	H: 1 LOB: 2 BB: 0 P: 3	R: 0 E: 0 K: 0 S: 4	H: 1 LOB: 1 BB: 0 P: 4	R: 0 E: 0 K: 1 S: 6	H: 1 LOB: 1 BB: 0 P: 6	R: 2 E: 1 K: 0 S: 7	H: 3 LOB: 3 BB: 0 P: 8	R: 0 E: 0 K: 2 S: 7	H: 0 LOB: 3 BB: 3 P: 19	R: 0 E: 0 K: 1 S: 6	H: 1 LOB: 1 BB: 0 P: 6	1B: 7 2B: 0 3B: 0 HR: 2	SF: 0 SAC: 0 DP: 1 HBP: 1	WP: 1 PB: 0 SB: 1 CS: 0	PA: 41		
PITCHER	IP WLS BF H R ER SO BB IBB HBP BLK WP HR S P ERA WHIP	IP WLS BF H R ER SO BB IBB HBP BLK WP HR S P ERA WHIP	IP WLS BF H R ER SO BB IBB HBP BLK WP HR S P ERA WHIP	IP WLS BF H R ER SO BB IBB HBP BLK WP HR S P ERA WHIP	IP WLS BF H R ER SO BB IBB HBP BLK WP HR S P ERA WHIP	IP WLS BF H R ER SO BB IBB HBP BLK WP HR S P ERA WHIP	IP WLS BF H R ER SO BB IBB HBP BLK WP HR S P ERA WHIP	IP WLS BF H R ER SO BB IBB HBP BLK WP HR S P ERA WHIP	IP WLS BF H R ER SO BB IBB HBP BLK WP HR S P ERA WHIP	IP WLS BF H R ER SO BB IBB HBP BLK WP HR S P ERA WHIP	IP WLS BF H R ER SO BB IBB HBP BLK WP HR S P ERA WHIP	IP WLS BF H R ER SO BB IBB HBP BLK WP HR S P ERA WHIP	IP WLS BF H R ER SO BB IBB HBP BLK WP HR S P ERA WHIP	IP WLS BF H R ER SO BB IBB HBP BLK WP HR S P ERA WHIP	IP WLS BF H R ER SO BB IBB HBP BLK WP HR S P ERA WHIP	IP WLS BF H R ER SO BB IBB HBP BLK WP HR S P ERA WHIP	IP WLS BF H R ER SO BB IBB HBP BLK WP HR S P ERA WHIP	IP WLS BF H R ER SO BB IBB HBP BLK WP HR S P ERA WHIP	IP WLS BF H R ER SO BB IBB HBP BLK WP HR S P ERA WHIP	IP WLS BF H R ER SO BB IBB HBP BLK WP HR S P ERA WHIP	IP WLS BF H R ER SO BB IBB HBP BLK WP HR S P ERA WHIP	
Curt Young, L (1, 1) <small>ERA: 3.64</small> Bill Mooneyham, R (7, 1) <small>ERA: 4.25</small>	6.2 W 30 8 4 4 2 2 0 1 0 0 2 31 40 5.40 1.500	2.1 S 11 1 0 0 3 3 0 0 0 1 0 14 26 0.00 1.714																				

Detroit Tigers @ Oakland Athletics
 Oakland-Alameda County Coliseum, Oakland, CA
 Sun Sep 07 1986, 3:33 AM PDT
 Att: 19,148 - Unknown

AB	35
R	4
H	9
RBI	4
BB	5
SO	5
LOB	19



livebaseballscorecards.com

Batter	1	2	3	4	5	6	7	8	9
Alfredo Griffin, S OBP: 0.322, SLG: 0.349 (1, 6)	0-0 6-3		0-0 B1		4-0 1B BB BB	0-0 4-3		0-0 2B 1B	
Mike Davis, L OBP: 0.320, SLG: 0.480 (1, 9)	0-0 F7		0-0 FC6-4 1B		4-0 BB 1B SF9 BB	0-0 4-3		0-0 1-H 2B	
Carney Lansford, R OBP: 0.338, SLG: 0.433 (1, 5)	0-0 F6		0-0 FC6-4		0-0 BB HR 1B	4-0 1B BB		4-0 G3 BB	
Bruce Bochte, L OBP: 0.369, SLG: 0.353 (1, 3)		4-0 G6-4-3 BB	0-0 4-3		4-0 HR BB	0-0 1B		0-0 G3	
Dave Kingman, R OBP: 0.265, SLG: 0.446 (1, 10)		0-0 G6-4-3		0-0 F3	0-3 K	0-3 K		0-0 5-3	
Jose Canseco, R OBP: 0.325, SLG: 0.471 (1, 7)		4-0 WP S 2B BB		0-0 2B	0-0 SF9		0-0 6-3		
Jerry Willard, L OBP: 0.354, SLG: 0.388 (1, 2)		0-3 K 1-3 2B		0-0 F6	0-0 HR		0-0 1-3		
Stan Javier, S OBP: 0.333, SLG: 0.281 (1, 8)		0-0 1-H 3-H 2B		4-0 BB	0-0 1B		0-3 K		
Mike Gallego, R OBP: 0.333, SLG: 0.333 (1, 4)			0-0 1B FC6-4 1B		0-0 F6	0-0 F4		0-0 6-3	

Inning Stats	R: 0 E: 0 K: 0 S: 3	H: 0 LOB: 0 BB: 0 P: 3	R: 1 E: 0 K: 1 S: 5	H: 1 LOB: 2 BB: 2 P: 13	R: 1 E: 0 K: 0 S: 5	H: 2 LOB: 1 BB: 0 P: 5	R: 0 E: 0 K: 0 S: 4	H: 1 LOB: 2 BB: 1 P: 8	R: 5 E: 0 K: 1 S: 8	H: 3 LOB: 1 BB: 3 P: 20	R: 0 E: 0 K: 1 S: 6	H: 1 LOB: 2 BB: 1 P: 10	R: 0 E: 0 K: 1 S: 5	H: 0 LOB: 0 BB: 0 P: 5	R: 1 E: 0 K: 0 S: 5	H: 2 LOB: 2 BB: 1 P: 9
1B: 6 2B: 3 3B: 0 HR: 1	SF: 1 SAC: 0 DP: 1 HBP: 0	WP: 1 PB: 0 SB: 1 CS: 0	PA: 41													

PITCHER	IP	WLS	BF	H	R	ER	SO	BB	IBB	HBP	BLK	WP	HR	S	P	ERA	WHIP
Dan Petry, R ERA: 4.77 (1, 1)	4.0	L	22	5	6	6	1	6	0	0	0	1	0	18	42	13.50	2.750
Jim Staton, R ERA: 4.9 (5, 1)	1.0		5	2	1	1	1	0	0	0	0	0	1	7	7	9.00	2.000
Chuck Cary, L ERA: 3.41 (6, 1)	1.0		5	1	0	0	1	1	0	0	0	0	0	6	10	0.00	2.000
Eric King, R ERA: 3.78 (7, 1)	2.0		9	2	1	1	1	1	0	0	0	0	0	10	14	4.50	1.500

DETROIT TIGERS @ OAKLAND ATHLETICS
Oakland-Alameda County Coliseum, Oakland, CA

Sun Sep 07 1986, 3:33 AM PDT
Att. 19,148 - Unknown

AB	R	H	RBI	BB	SO	LOB
4	2	1	0	1	0	1
4	1	2	1	1	0	0
3	1	1	1	2	0	1
3	1	1	1	2	0	3
5	0	0	0	0	2	8
2	1	1	1	1	0	0
4	1	1	3	0	1	2
3	0	2	1	1	1	0
4	1	1	0	0	0	3

AB	32
R	8
H	10
RBI	8
BB	8
SO	4
LOB	18



Batter	1	2	3	4	5	6	7	8	9	AB R H RBI BB SO LOB	TOP											
Paul Molitor, R (1, 5) OBP: 0.340, SLG: 0.424	0-0 1B		0-3 K			0-0 6-3		0-0 4-3 1B 2B		4 1 2 1 0 1 0	Milwaukee Brewers @ Detroit Tigers Tiger Stadium, Detroit, MI Tue Sep 09 1986, 7:05 PM EDT Att. 12,472 - Unknown											
Robin Yount, R (1, 8) OBP: 0.401, SLG: 0.449	0-0 F6		0-0 F7			0-0 5-3		0-0 4-3		4 0 0 0 0 0 2												
Cecil Cooper, L (1, 3) OBP: 0.309, SLG: 0.377	0-0 F3				0-0 6-3			0-0 BB 1B		4 0 1 1 0 0 1												
Rob Deer, R (1, 9) OBP: 0.336, SLG: 0.522	0-0 F6				0-0 SF8 3B		4-0 BB	4-0 BB		2 1 1 0 2 0 1												
Glenn Braggs, R (1, 7) OBP: 0.285, SLG: 0.381		0-0 1-3		0-0 SF8		0-3 K		0-0 F9		2 0 0 1 0 1 1												
Rick Manning, L (8, PH) OBP: 0.337, SLG: 0.467				3-H 0-3 K						1 0 0 0 0 0 2												
Gorman Thomas, R (1, 10) OBP: 0.307, SLG: 0.372		4-0 BB				0-0 F7			0-0 6-3	3 0 0 0 1 1 1												
Dale Sveum, S (1, 6) OBP: 0.328, SLG: 0.384		0-3 K			0-3 K2-3		0-0 F4		0-0 F8	4 0 0 0 0 2 2												
Jim Gantner, L (1, 4) OBP: 0.324, SLG: 0.381		0-0 F8			0-0 F7			0-0 SH3-4 2B 1B	0-0 F7	4 1 1 0 0 0 1												
Charlie Moore, R (1, 2) OBP: 0.329, SLG: 0.378			0-3 K		0-3 K			0-0 SH3-4		2 0 0 0 0 2 0												
Inning Stats	R: 0 E: 0 K: 0 S: 4	H: 1 LOB: 1 BB: 0 P: 4	R: 0 E: 0 K: 1 S: 5	H: 0 LOB: 1 BB: 1 P: 9	R: 0 E: 0 K: 2 S: 7	H: 0 LOB: 0 BB: 0 P: 7	R: 1 E: 0 K: 1 S: 6	H: 1 LOB: 0 BB: 0 P: 6	R: 0 E: 0 K: 2 S: 7	H: 0 LOB: 0 BB: 0 P: 7	R: 0 E: 0 K: 0 S: 3	H: 0 LOB: 0 BB: 0 P: 3	R: 0 E: 0 K: 1 S: 5	H: 0 LOB: 1 BB: 1 P: 9	R: 2 E: 0 K: 0 S: 6	H: 3 LOB: 2 BB: 1 P: 10	R: 0 E: 0 K: 0 S: 3	H: 0 LOB: 0 BB: 0 P: 3	1B: 3 2B: 1 3B: 1 HR: 0	SF: 1 SAC: 1 DP: 0 HBP: 0	WP: 0 PB: 0 SB: 0 CS: 0	PA: 35
PITCHER	IP WLS BF H R ER SO BB IBB HBP BLK WP HR S P ERA WHIP																					
Frank Tanana, L (1, 1) ERA: 4.16	7.2 L 30 5 3 3 7 2 0 0 0 0 0 0 42 50 3.52 0.913																					
Eric King, R (8, 1) ERA: 3.78	0.0 1 0 0 0 0 1 0 0 0 0 0 0 0 4 ∞ ∞																					
Willie Hernandez, L (8, 1) ERA: 3.54	1.1 4 0 0 0 0 0 0 0 0 0 0 0 0 4 4 0.00 0.000																					

livebaseballscorecards.com

AB	30
R	3
H	5
RBI	3
BB	3
SO	7
LOB	11



Batter	1	2	3	4	5	6	7	8	9	AB R H RBI BB SO LOB
Lou Whitaker, L (1, 4) OBP: 0.341, SLG: 0.443	0-3 K		0-0 F8			0-0 CS 1B		0-0 1B	0-0 F8	5 0 2 0 0 1 2
Alan Trammell, R (1, 6) OBP: 0.342, SLG: 0.458	0-0 4-3		0-3 K			0-0 1-2 1B		0-0 1-2 1B		4 0 2 0 0 1 0
Kirk Gibson, L (1, 9) OBP: 0.377, SLG: 0.471	4-0 BB			0-0 4-3		0-0 F7		0-3 K		3 0 0 0 1 1 3
Larry Herndon, R (1, 7) OBP: 0.306, SLG: 0.364	0-3 K			0-0 1B		0-0 F7		0-0 L5		4 0 1 0 0 1 4
Chet Lemon, R (1, 8) OBP: 0.326, SLG: 0.395		0-0 5-3		0-0 F7		4-0 1B SF8 BB		0-0 F9		3 1 0 0 1 0 3
Darrell Evans, L (1, 3) OBP: 0.370, SLG: 0.485		0-3 K		0-0 F5		0-0 1-3 1B		0-0 F9		4 0 1 0 0 1 1
Darnell Coles, R (1, 5) OBP: 0.325, SLG: 0.441		4-0 S BB		0-3 K2-3		0-3 K		0-0 2B 1B		3 0 1 0 1 2 2
Tim Tolman, R (1, 10) OBP: 0.143, SLG: 0.333 Pat Sheridan, L (9, PR) OBP: 0.288, SLG: 0.348		0-0 6-3		0-0 F4		0-0 SF8		0-0 1-3 2B		3 0 1 1 0 0 1 0 0 0 0 0 0 0
Mike Heath, R (1, 2) OBP: 0.293, SLG: 0.335			0-0 F2		0-0 F4		0-3 K	0-3 K		4 0 0 0 0 2 3

Inning Stats		R: 0	H: 0	E: 0	K: 2	S: 7	R: 0	H: 0	E: 0	K: 1	S: 5	R: 0	H: 0	E: 0	K: 1	S: 5	R: 0	H: 1	E: 0	K: 0	S: 4	R: 0	H: 0	E: 0	K: 1	S: 5	R: 0	H: 2	E: 0	K: 0	S: 4	R: 1	H: 1	E: 0	K: 2	S: 8	R: 0	H: 2	E: 0	K: 1	S: 7	R: 0	H: 2	E: 0	K: 1	S: 7	R: 0	H: 2	E: 0	K: 1	S: 7	1B: 7	SF: 1	2B: 1	3B: 0	HR: 0
PITCHER		IP	WLS	BF	H	R	ER	SO	BB	IBB	HBP	BLK	WP	HR	S	P	ERA	WHIP																					WP: 0		PA: 37															
Teddy Higuera, L (1, 1) ERA: 2.91	7.0	W	29	6	1	1	7	7	3	0	0	0	0	0	40	52	1.29	1.286																					PB: 0																	
John Henry Johnson, L (8, 1) ERA: 3.31	1.1		6	2	0	0	1	1	0	0	0	0	0	0	8	8	0.00	1.500																					SB: 1																	
Dan Plesac, L (9, 1) ERA: 3.17	0.2	S	2	0	0	0	1	1	0	0	0	0	0	0	4	4	0.00	0.000																					CS: 1																	

BOTTOM

Milwaukee Brewers @ Detroit Tigers

Tiger Stadium, Detroit, MI

Tue Sep 09 1986, 7:05 PM EDT
Att. 12,472 - Unknown

livebaseballscorecards.com

AB	33
R	1
H	8
RBI	1
BB	3
SO	9
LOB	19



Batter	1	2	3	4	5	6	7	8	9	AB R H RBI BB SO LOB	TOP
Paul Molitor, R (1, 5) OBP: 0.341, SLG: 0.430	0-3 K		0-0 6-3 3B	0-0 E 1-2 1B		0-0 5-3		0-0 G3		5 1 2 0 0 1 0	
Robin Yount, R (1, 8) OBP: 0.399, SLG: 0.447	0-0 HR 1B		0-0 6-3	0-0 FC5		0-0 6-3		0-0 F8		5 1 1 1 0 0 2	
Cecil Cooper, L (1, 3) OBP: 0.308, SLG: 0.375	0-0 F7		0-0 4-3	0-0 3-1			0-0 2B 3-1 1B	0-0 F4		5 1 1 0 0 0 3	
Rob Deer, R (1, 9) OBP: 0.339, SLG: 0.532	0-0 1-H HR		4-0 2B BB		0-3 K		0-0 3-1 1-3 2B	0-0 F7		4 2 2 2 1 1 0	
Ernest Riles, L (1, 6) OBP: 0.325, SLG: 0.359	0-0 2B		0-0 1-H E 2B		0-0 F8		0-0 2-3			4 1 2 1 0 0 2	
Glenn Braggs, R (1, 10) OBP: 0.284, SLG: 0.373	0-0 5-3		0-0 E4 2-H		4-0 BB		0-0 3-1			3 0 0 1 1 0 2	
Rick Manning, L (1, 7) OBP: 0.329, SLG: 0.455		0-0 5-3	0-0 1-3		0-0 F7		0-0 3-1			4 0 0 0 0 0 3	
Jim Gantner, L (1, 4) OBP: 0.321, SLG: 0.378		0-0 G3		0-0 4-3		0-0 F7		0-0 F8		4 0 0 0 0 0 0	
Rick Cerone, R (1, 2) OBP: 0.292, SLG: 0.371		0-3 K		4-0 FC5 1B BB		0-0 HR		0-0 6-3		3 1 1 1 1 1 0	
Inning Stats	R: 2 H: 3 E: 0 LOB: 1 K: 1 BB: 0 S: 8 P: 8	R: 0 H: 0 E: 0 LOB: 0 K: 1 BB: 0 S: 5 P: 5	R: 3 H: 2 E: 1 LOB: 1 K: 0 BB: 1 S: 6 P: 10	R: 0 H: 1 E: 1 LOB: 2 K: 0 BB: 1 S: 4 P: 8	R: 0 H: 0 E: 0 LOB: 1 K: 1 BB: 1 S: 5 P: 9	R: 1 H: 1 E: 0 LOB: 0 K: 0 BB: 0 S: 4 P: 4	R: 1 H: 2 E: 0 LOB: 1 K: 0 BB: 0 S: 5 P: 5	R: 0 H: 0 E: 0 LOB: 0 K: 0 BB: 0 S: 3 P: 3	R: 0 H: 0 E: 0 LOB: 0 K: 0 BB: 0 S: 3 P: 3	1B: 3 SF: 0 2B: 3 SAC: 0 3B: 1 DP: 0 HR: 2 HBP: 0	WP: 0 PA: 40 PB: 0 SB: 0 CS: 0
PITCHER	IP WLS BF H R ER SO BB IBB HBP BLK WP HR S P ERA WHIP										
Walt Terrell, R (1, 1) ERA: 4.81	6.0 W 31 9 7 6 3 3 0 0 0 0 0 2 34 46 9.00 2.000										
Mark Thurmond, L (7, 1) ERA: 4.66	3.0 S 9 0 0 0 0 0 0 0 0 0 0 0 9 9 0.00 0.000										

Milwaukee Brewers @ Detroit Tigers
Tiger Stadium, Detroit, MI
Wed Sep 10 1986, 7:05 PM EDT
Att: 11,819 - Unknown

livebaseballscorecards.com

AB	37
R	7
H	9
RBI	6
BB	3
SO	3
LOB	12



Batter	1	2	3	4	5	6	7	8	9
Lou Whitaker, L (1, 4) OBP: 0.341, SLG: 0.442 Doug Baker, S (5, 4) OBP: 0.250, SLG: 0.273	0-0 HR 1B	0-0 4-3		0-0 3-1	0-0 2B		0-3 K		
Alan Trammell, R (1, 6) OBP: 0.341, SLG: 0.458	0-0 F7	0-0 F8		0-0 HR 2B	0-0 L3		0-0 F8		
Kirk Gibson, L (1, 9) OBP: 0.378, SLG: 0.486	0-0 1-H HR		0-0 3-1	0-0 2-H HR		0-0 F8		0-0 F5	
Darrell Evans, L (1, 3) OBP: 0.372, SLG: 0.483	4-0 1B BB		4-0 HR BB	4-0 HR BB		0-0 F8		0-0 F7	
Darnell Coles, R (1, 5) OBP: 0.328, SLG: 0.455	0-0 F7		0-0 1-H HR	0-0 1-H HR		4-0 BB		0-0 F9	
Dave Collins, S (1, 10) OBP: 0.344, SLG: 0.335	0-0 1B 1-2 1B		0-3 K	0-0 F8		0-0 G3			
Bruce Fields, L (1, 7) OBP: 0.333, SLG: 0.333	0-0 1-3 2-H 1B		0-0 F7	0-0 F7			0-0 2B 1B		
Chet Lemon, R (1, 8) OBP: 0.325, SLG: 0.402	0-0 4-3			0-0 HR	0-0 F4		0-0 F7		
Mike Heath, R (1, 2) OBP: 0.296, SLG: 0.354		0-0 6-3		0-0 IHR	0-0 5-3		0-0 1-3 2B		

Inning Stats	R: 3	H: 4	E: 0	K: 0	S: 7	LOB: 2	BB: 1	P: 11
	R: 0	H: 0	E: 0	K: 0	S: 3 <td>LOB: 0</td> <td>BB: 0</td> <td>P: 3 </td>	LOB: 0	BB: 0	P: 3
	R: 2	H: 1	E: 0	K: 1	S: 6 <td>LOB: 0</td> <td>BB: 1</td> <td>P: 10 </td>	LOB: 0	BB: 1	P: 10
	R: 6	H: 5	E: 0	K: 0	S: 8 <td>LOB: 0</td> <td>BB: 1</td> <td>P: 12 </td>	LOB: 0	BB: 1	P: 12
	R: 0	H: 1	E: 0	K: 0	S: 4 <td>LOB: 1</td> <td>BB: 0</td> <td>P: 4 </td>	LOB: 1	BB: 0	P: 4
	R: 0	H: 0	E: 0	K: 0	S: 3 <td>LOB: 1</td> <td>BB: 1</td> <td>P: 7 </td>	LOB: 1	BB: 1	P: 7
	R: 0	H: 2	E: 0	K: 1	S: 7 <td>LOB: 2</td> <td>BB: 0</td> <td>P: 7 </td>	LOB: 2	BB: 0	P: 7
	R: 0	H: 0	E: 0	K: 0	S: 3 <td>LOB: 0</td> <td>BB: 0</td> <td>P: 3 </td>	LOB: 0	BB: 0	P: 3

AB	R	H	RBI	BB	SO	LOB
3	1	1	0	0	0	0
2	0	1	0	0	1	2
5	1	1	0	0	0	4
5	2	2	4	0	0	0
2	3	0	0	3	0	0
4	2	2	4	1	0	1
4	0	1	0	0	1	1
4	0	2	1	0	0	0
4	1	1	1	0	0	3
4	1	2	1	0	0	0

BOTTOM


Milwaukee Brewers @ Detroit Tigers

Tiger Stadium, Detroit, MI

Wed Sep 10 1986, 7:05 PM EDT

Att. 11,819 - Unknown

AB	37
R	11
H	13
RBI	11
BB	4
SO	2
LOB	11



PITCHER	IP	WLS	BF	H	R	ER	SO	BB	IBB	HBP	BLK	WP	HR	S	P	ERA	WHIP
Bill Wegman, R (1, 1) ERA: 5.31	2.1		14	5	5	5	0	2	0	0	0	0	2	12	20	19.29	3.000
Chris Bosio, R (3, 1) ERA: 7.01	1.0	L	7	4	4	4	1	0	0	0	0	0	2	9	9	36.00	4.000
Mark Knudson, R (4, 1) ERA: 5.33	4.2		20	4	2	2	1	2	0	0	0	0	1	20	28	3.86	1.286

Batter	1	2	3	4	5	6	7	8	9	AB R H RBI BB SO LOB	TOP
Paul Molitor, R (1, 5) x OBP: 0.343, SLG: 0.429	0-0 SH1-3 1B		4-0 FC5 5-3 BB		0-0 FC6-4 1-2f			0-0 6-3		3 0 1 0 1 0 1	
Robin Yount, R (1, 8) x OBP: 0.397, SLG: 0.444	0-0 SH1-3 1-2		0-0 5-3 1-2		0-0 F9			0-0 F9		3 0 0 0 0 0 2	
Cecil Cooper, L (1, 10) x OBP: 0.305, SLG: 0.372	0-0 F8		0-0 FC5 2-3			0-3 K			0-0 F8	4 0 0 0 0 1 2	
Ben Oglivie, L (1, 7) x OBP: 0.345, SLG: 0.392	0-0 F8			0-0 1B		0-0 F9			0-0 6-3	4 0 1 0 0 0 1	
Billy Jo Robidoux, L (1, 3) x OBP: 0.373, SLG: 0.320		0-0 F4		0-3 K		0-3 K			0-3 K	4 0 0 0 0 3 1	
Ernest Riles, L (1, 6) x OBP: 0.323, SLG: 0.357		0-0 3-1		0-3 K			0-0 L4			3 0 0 0 0 1 1	
Rick Manning, L (1, 9) x OBP: 0.329, SLG: 0.449		4-0 BB		0-0 F9			0-0 F8			2 0 0 0 1 0 1	
Jim Gantner, L (1, 4) x OBP: 0.319, SLG: 0.375		0-0 F7			0-0 4-3		0-0 1-3			3 0 0 0 0 0 1	
Charlie Moore, R (1, 2) x OBP: 0.329, SLG: 0.377			0-0 F9		0-0 FC6-4 1B			0-0 F8		3 0 1 0 0 0 0	
Inning Stats	R: 0 H: 1 E: 0 LOB: 1 K: 0 BB: 0 S: 4 P: 4	R: 0 H: 0 E: 0 LOB: 1 K: 0 BB: 1 S: 3 P: 7	R: 0 H: 0 E: 0 LOB: 1 K: 0 BB: 1 S: 3 P: 7	R: 0 H: 1 E: 0 LOB: 1 K: 2 BB: 0 S: 8 P: 8	R: 0 H: 1 E: 0 LOB: 1 K: 0 BB: 0 S: 4 P: 4	R: 0 H: 0 E: 0 LOB: 0 K: 2 BB: 0 S: 7 P: 7	R: 0 H: 0 E: 0 LOB: 0 K: 0 BB: 0 S: 3 P: 3	R: 0 H: 0 E: 0 LOB: 0 K: 0 BB: 0 S: 3 P: 3	R: 0 H: 0 E: 0 LOB: 0 K: 1 BB: 0 S: 5 P: 5	1B: 3 SF: 0 2B: 0 SAC: 1 3B: 0 DP: 0 HR: 0 HBP: 0	WP: 0 PA: 32 PB: 0 SB: 0 CS: 0
PITCHER Jack Morris, R (1, 1) ERA: 3.48	IP WLS BF H R ER SO BB IBB HBP BLK WP HR S P ERA WHIP										
	9.0 W 32 3 0 0 5 2 0 0 0 0 0 0 40 48 0.00 0.556										

Milwaukee Brewers @ Detroit Tigers
Tiger Stadium, Detroit, MI
Thu Sep 11 1986, 7:05 PM EDT
Att: 11,992 - Unknown


livebaseballscorecards.com

AB 29
R 0
H 3
RBI 0
BB 2
SO 5
LOB 10



Batter	1	2	3	4	5	6	7	8	9
Tom Brookens, R OBP: 0.318, SLG: 0.349 (1, 4)	0-3 K 1-2	0-3 K 1-2		0-0 HR		0-0 1B BB		0-3 K	
Alan Trammell, R OBP: 0.345, SLG: 0.468 (1, 6)	0-0 2B E	0-0 HR 2-H		0-0 F8		4-0 BB 1-2 2-3		0-0 1B HR	
Kirk Gibson, L OBP: 0.378, SLG: 0.492 (1, 9)	0-0 1B E 2B	0-0 F7		0-3 K		0-0 F4		0-0 HR 1-H	
Larry Herndon, R OBP: 0.300, SLG: 0.356 (1, 7)	0-0 2B E 1-2 2-3		0-0 F9		0-0 6-3		0-0 5-3	0-3 K	
Darrell Evans, L OBP: 0.373, SLG: 0.481 (1, 3)	0-0 L6		4-0 BB FC5-4		0-0 F2		4-0 BB PB		
Darnell Coles, R OBP: 0.329, SLG: 0.456 (1, 5)	0-0 2B 1-H 2-H 3-H		4-0 BB FC5-4		0-3 K2-3		0-0 F8		
Chet Lemon, R OBP: 0.325, SLG: 0.399 (1, 8)	0-0 L6		0-0 FC5-4		0-3 K		4-0 BB 1-2		
Tim Tolman, R OBP: 0.182, SLG: 0.222 (1, 10)		4-0 HR CS BB	0-0 F9		0-0 F8		0-0 F8		
Mike Heath, R OBP: 0.295, SLG: 0.352 (1, 2)		0-3 K		0-0 F4		0-0 1B BB		0-0 F8	

AB	R	H	RBI	BB	SO	LOB
5	1	2	1	0	3	1
4	3	3	2	1	0	0
5	2	2	2	0	1	3
5	1	0	0	0	1	2
2	0	0	0	2	0	3
3	0	1	3	1	1	1
3	0	0	0	1	1	3
3	1	0	0	1	0	4
4	0	1	0	0	1	1

BOTTOM	
Milwaukee Brewers @ Detroit Tigers	
Tiger Stadium, Detroit, MI	
Thu Sep 11 1986, 7:05 PM EDT	
Att. 11,992 - Unknown	
AB	34
R	8
H	9
RBI	8
BB	6
SO	8
LOB	18
	

Inning Stats		R	H	E	K	S	Pitcher									
1	R: 3 E: 1 K: 1 S: 9	H: 3 LOB: 1 BB: 0 P: 9	R: 2 E: 0 K: 2 S: 8	H: 1 LOB: 0 BB: 1 P: 12	R: 0 E: 0 K: 0 S: 3	H: 0 LOB: 2 BB: 2 P: 11	R: 1 E: 0 K: 1 S: 6	H: 1 LOB: 0 BB: 0 P: 6	R: 0 E: 0 K: 1 S: 5	H: 0 LOB: 0 BB: 0 P: 5	R: 0 E: 0 K: 1 S: 7	H: 2 LOB: 3 BB: 1 P: 11	R: 0 E: 0 K: 0 S: 3	H: 0 LOB: 2 BB: 2 P: 11	R: 2 E: 0 K: 2 S: 9	H: 2 LOB: 0 BB: 0 P: 9

PITCHER	IP	WLS	BF	H	R	ER	SO	BB	IBB	HBP	BLK	WP	HR	S	P	ERA	WHIP
Juan Nieves, L ERA: 5.04	(1, 1)	6.0	L 30	7	6	1	6	4	0	0	0	0	2	38	54	1.50	1.833
Bryan Clutterbuck, R ERA: 4.93	(7, 1)	2.0	10	2	2	2	2	2	0	0	0	0	1	12	20	9.00	2.000

PITCHER		IP	WLS	BF	H	R	ER	SO	BB	IBB	HBP	BLK	WP	HR	S	P	ERA	WHIP							
1B	4	SF	0	WP	0	PA	40	2B	2	SAC	0	PB	1	SB	0	CS	1	3B	0	DP	0	HR	3	HBP	0

Batter	1	2	3	4	5	6	7	8	9	AB R H RBI BB SO LOB	TOP																								
John Shelby, S (1, 8) OBP: 0.256, SLG: 0.356	0-0 E S 2B 1B	0-0 4-3		0-3 K		0-0 4-3		0-0 6-3		5 1 1 0 0 1 2																									
Juan Beniquez, R (1, 9) OBP: 0.362, SLG: 0.389	0-0 L4		0-0 F9		0-0 BB SF8 2B	0-0 1B		0-0 6-3		5 1 2 0 0 0 1																									
Cal Ripken Jr., R (1, 6) OBP: 0.363, SLG: 0.463	0-0 F2		0-0 F2		0-0 5-3	0-0 5-3		0-0 5-3		5 0 0 0 0 0 3																									
Eddie Murray, S (1, 3) OBP: 0.398, SLG: 0.450	0-0 1-H 2B		4-0 WP 1B BB		4-0 SF8 BB BB		0-0 6-3	0-0 F7		3 0 1 1 2 0 0																									
Jim Traber, L (1, 10) OBP: 0.328, SLG: 0.486	0-0 F7		0-0 WP 1B		4-0 E BB		0-0 4-3			3 0 1 0 1 0 1																									
Mike Young, S (1, 7) OBP: 0.343, SLG: 0.376		1-0 2B HBP	0-0 G3		0-0 SF8		0-0 FC6-4 1B			2 1 1 1 0 0 2																									
John Stefero, L (1, 2) OBP: 0.317, SLG: 0.311		0-0 F9		0-0 F6		4-0 BB	0-0 FC6-4			3 0 0 0 1 0 2																									
Floyd Rayford, R (1, 5) OBP: 0.227, SLG: 0.279		0-0 F8		0-0 E5		0-3 K		0-3 K		2 0 0 0 0 0 1																									
Jim Dwyer, L (5, PH) OBP: 0.343, SLG: 0.513										1 0 0 0 0 1 3																									
Juan Bonilla, R (5, 5) OBP: 0.307, SLG: 0.295										1 0 0 0 0 1 0																									
Ricky Jones, R (1, 4) OBP: 0.333, SLG: 0.300		0-0 2B		0-3 K		0-0 F8		0-0 F8		3 0 1 1 0 1 1																									
Larry Sheets, L (8, PH) OBP: 0.322, SLG: 0.498										1 0 0 0 0 0 0																									
Jackie Gutierrez, R (8, 4) OBP: 0.208, SLG: 0.206										0 0 0 0 0 0 0																									
Inning Stats	R: 1 E: 0 K: 0 S: 5	H: 2 LOB: 1 BB: 0 P: 5	R: 1 E: 0 K: 0 S: 4	H: 1 LOB: 1 BB: 0 P: 5	R: 0 E: 0 K: 0 S: 4	H: 1 LOB: 2 BB: 1 P: 8	R: 0 E: 1 K: 2 S: 8	H: 0 LOB: 1 BB: 0 P: 8	R: 1 E: 1 K: 1 S: 6	H: 1 LOB: 3 BB: 3 P: 18	R: 0 E: 0 K: 0 S: 4	H: 1 LOB: 1 BB: 0 P: 4	R: 0 E: 0 K: 0 S: 4	H: 1 LOB: 1 BB: 0 P: 4	R: 0 E: 0 K: 1 S: 5	H: 0 LOB: 0 BB: 0 P: 5	R: 0 E: 0 K: 0 S: 3	H: 0 LOB: 0 BB: 0 P: 3	1B: 4 2B: 3 3B: 0 HR: 0	SF: 1 SAC: 0 DP: 0 HBP: 1	WP: 1 PB: 0 SB: 1 CS: 0	PA: 40													
PITCHER	IP WLS BF H R ER SO BB IBB HBP BLK WP HR S P ERA WHIP																																		
Dan Petry, R (1, 1) ERA: 4.75	6.0	30	6	3	3	3	4	0	1	0	1	0	31	48	4.50	1.667																			
Eric King, R (7, 1) ERA: 3.69	3.0	W	10	1	0	0	1	0	0	0	0	0	12	12	0.00	0.333																			

Baltimore Orioles @ Detroit Tigers
Tiger Stadium, Detroit, MI
Fri Sep 12 1986, 7:05 PM EDT
Att. 20,906 - Unknown

livebaseballscorecards.com

AB	34
R	3
H	7
RBI	3
BB	4
SO	4
LOB	16




Batter	1	2	3	4	5	6	7	8	9	AB	R	H	RBI	BB	SO	LOB
Tom Brookens, R OBP: 0.323, SLG: 0.358 (1, 4)	0-0 FC6-4 1B	0-0 1-3			0-0 2B		0-0 S 1B	0-0 F6		5	1	3	0	0	0	2
Alan Trammell, R OBP: 0.344, SLG: 0.464 (1, 6)	0-0 FC6-4 1-2f 2B		0-0 F7		4-0 BB		0-0 F7	0-0 F8		4	1	0	0	1	0	4
Kirk Gibson, L OBP: 0.377, SLG: 0.490 (1, 9)	0-0 F2		0-0 F3		0-3 K		0-0 S 1B 1B			4	0	1	1	0	1	3
Larry Herndon, R OBP: 0.303, SLG: 0.363 (1, 7)	0-0 1-H 2B		0-0 F9			0-0 6-3	0-0 1-2 1B			4	0	2	1	0	0	0
Darrell Evans, L OBP: 0.370, SLG: 0.476 (1, 3)	0-0 F6			0-0 F8		0-0 F2	0-0 F7			4	0	0	0	0	0	3
Darnell Coles, R OBP: 0.333, SLG: 0.458 (1, 5)		0-0 2B G3 1B		0-0 F8		4-0 1B BB		0-0 1B 1B		3	2	2	0	1	0	0
Chet Lemon, R OBP: 0.329, SLG: 0.406 (1, 8)		0-0 G3 SF8 2B		0-0 F8		0-0 1B		0-0 1B 1B		4	1	3	0	0	0	0
Tim Tolman, R OBP: 0.143, SLG: 0.167 Johnny Grubb, L (8, PH) OBP: 0.416, SLG: 0.644 (1, 10)		0-0 G3			0-0 F7	0-0 F9		0-0 1B		3	0	0	1	0	0	3
Mike Heath, R OBP: 0.291, SLG: 0.348 (1, 2)		0-0 SF8			0-0 1-3		0-0 1-3	0-0 F5		1	0	1	1	0	0	0

Inning Stats	R: 1	H: 2	E: 0	K: 0	S: 5	LOB: 1	BB: 0	P: 5	R: 2	H: 2	E: 0	K: 0	S: 5	LOB: 0	BB: 0	P: 5	R: 0	H: 0	E: 0	K: 0	S: 3	LOB: 0	BB: 0	P: 3	R: 0	H: 1	E: 0	K: 1	S: 6	LOB: 2	BB: 1	P: 10	R: 0	H: 1	E: 0	K: 0	S: 4	LOB: 2	BB: 1	P: 8	R: 1	H: 3	E: 0	K: 0	S: 6	LOB: 2	BB: 0	P: 6	R: 1	H: 3	E: 0	K: 0	S: 6	LOB: 2	BB: 0	P: 6
PITCHER	IP	WLS	BF	H	R	ER	SO	BB	IBB	HBP	BLK	WP	HR	S	P	ERA	WHIP																																							
Scott McGregor, L ERA: 4.5 (1, 1)	7.0	L	33	10	5	5	1	2	0	0	0	0	0	33	41	6.43	1.714																																							
Rich Bordi, R ERA: 4.24 (8, 1)	1.0		5	2	0	0	0	0	0	0	0	0	0	5	5	0.00	2.000																																							

BOTTOM


Baltimore Orioles @ Detroit Tigers
Tiger Stadium, Detroit, MI
Fri Sep 12 1986, 7:05 PM EDT
Att. 20,906 - Unknown

AB	35
R	5
H	12
RBI	5
BB	2
SO	1
LOB	17



1B: 9	SF: 1	WP: 0	PA: 38
2B: 3	SAC: 0	PB: 0	
3B: 0	DP: 0	SB: 3	
HR: 0	HBP: 0	CS: 0	

livebaseballscorecards.com

Batter	1	2	3	4	5	6	7	8	9	AB R H RBI BB SO LOB	TOP																
John Shelby, S (1, 8) OBP: 0.253, SLG: 0.352	0-3 K		0-0 G3			0-0 B1		0-3 K		4 0 0 0 0 2 0																	
Juan Beniquez, R (1, 9) OBP: 0.364, SLG: 0.387	0-0 G3			4-0 FC6-4 BB		0-0 F9		4-0 BB		2 0 0 0 2 0 0																	
Cal Ripken Jr., R (1, 6) OBP: 0.360, SLG: 0.460	0-0 3-1			0-0 FC6-4 G3 1-2f		0-0 5-3		0-0 F9		4 0 0 0 0 0 2																	
Eddie Murray, S (1, 3) OBP: 0.397, SLG: 0.446		0-3 K		0-0 G3 1-2		4-0 S 1B WP BB		0-0 F8		3 1 0 0 1 1 2																	
Jim Traber, L (1, 10) OBP: 0.327, SLG: 0.478		0-0 F8		4-0 IBB		0-0 F4			0-3 K	3 0 0 0 1 1 1																	
Mike Young, S (1, 7) OBP: 0.345, SLG: 0.388		0-0 HR		0-3 K		0-0 WP S 1B			0-3 K	4 1 2 1 0 2 2																	
Ricky Jones, R (1, 5) OBP: 0.286, SLG: 0.250		0-3 K			0-0 6-3		4-0 WP IBB		0-0 F8	2 0 0 0 0 1 0	AB 29																
Jim Dwyer, L (7, PH) OBP: 0.343, SLG: 0.513							1-2 2-3			0 0 0 0 0 0 0	R 2																
Lee Lacy, R (7, PH) OBP: 0.339, SLG: 0.400										0 0 0 0 1 0 0	H 2																
Juan Bonilla, R (7, 4) OBP: 0.306, SLG: 0.293										1 0 0 0 0 0 0	RBI 1																
Rick Dempsey, R (1, 2) OBP: 0.307, SLG: 0.367			0-0 6-3		0-3 K		0-3 K			3 0 0 0 0 2 3	BB 5																
John Stefero, L (7, 2) OBP: 0.317, SLG: 0.311										0 0 0 0 0 0 0	SO 11																
Jackie Gutierrez, R (1, 4) OBP: 0.204, SLG: 0.202			0-3 K		0-0 1-3		0-3 K			2 0 0 0 0 1 0	LOB 12																
Floyd Rayford, R (7, PH) OBP: 0.226, SLG: 0.277							1-2 2-3 3-H			1 0 0 0 0 1 2																	
Inning Stats	R: 0 E: 0 K: 1 S: 5	H: 0 LOB: 0 BB: 0 P: 5	R: 1 E: 0 K: 2 S: 8	H: 1 LOB: 0 BB: 0 P: 8	R: 0 E: 0 K: 1 S: 5	H: 0 LOB: 0 BB: 0 P: 5	R: 0 E: 0 K: 1 S: 5	H: 0 LOB: 2 BB: 2 P: 13	R: 0 E: 0 K: 1 S: 5	H: 0 LOB: 0 BB: 0 P: 5	R: 0 E: 0 K: 0 S: 3	H: 0 LOB: 0 BB: 0 P: 3	R: 1 E: 0 K: 2 S: 8	H: 1 LOB: 2 BB: 2 P: 16	R: 0 E: 0 K: 1 S: 5	H: 0 LOB: 1 BB: 1 P: 9	R: 0 E: 0 K: 2 S: 7	H: 0 LOB: 0 BB: 0 P: 7	1B: 1 2B: 0 3B: 0 HR: 1	SF: 0 SAC: 0 DP: 0 HBP: 0	WP: 1 PB: 0 SB: 2 CS: 0	PA: 34					
PITCHER	IP WLS BF H R ER SO BB IBB HBP BLK WP HR S P ERA WHIP																										
Bryan Kelly, R (1, 1) ERA: 3.68	6.1		24	2	2	2	6	2	1	0	0	0	1	33	45	2.84	0.632										
Willie Hernandez, L (7, 1) ERA: 3.43	2.2	W	10	0	0	0	5	1	1	0	0	1	0	18	26	0.00	0.375										

Baltimore Orioles @ Detroit Tigers
Tiger Stadium, Detroit, MI
Sat Sep 13 1986, 3:33 AM EDT
Att: 27,476 - Unknown

livebaseballscorecards.com

Batter	1	2	3	4	5	6	7	8	9
Tom Brookens, R OBP: 0.325, SLG: 0.367 (1, 4)	0-0 5-3	0-0 FC6-4			0-0 SF9 3B		0-0 CS	0-0 F7	
Alan Trammell, R OBP: 0.343, SLG: 0.464 (1, 6)	0-0 F9		0-3 K		0-0 SF9		0-0 1B 2B	0-0 F5	
Kirk Gibson, L OBP: 0.377, SLG: 0.489 (1, 9)	0-0 F8		0-0 1B 1B		0-0 6-3 1B		0-3 K	0-3 K	
Larry Herndon, R OBP: 0.310, SLG: 0.378 (1, 7)		0-0 HR	0-0 1B		0-0 6-3		4-0 1B 3B IBB		
Darrell Evans, L OBP: 0.371, SLG: 0.475 (1, 3)		4-0 BB FC5-4	0-3 K		0-0 4-3		0-0 3B 1B		
Darnell Coles, R OBP: 0.334, SLG: 0.457 (1, 5)		0-0 F7	0-0 6-3			0-0 6-3 1B	4-0 3B IBB		
Chet Lemon, R OBP: 0.328, SLG: 0.410 (1, 8)		0-0 FC5-4 BB 1-2f		0-0 6-3		0-0 6-3	0-0 3B FC6-2/5		
Tim Tolman, R OBP: 0.167, SLG: 0.133 (1, 10)		4-0 BB 1-2 BB		0-0 F9		0-0 5-3	0-0 FC6-2-5 1B		
Mike Heath, R OBP: 0.294, SLG: 0.348 Dwight Lowry, L OBP: 0.394, SLG: 0.400 (8, 2)		4-0 BB 1-2 2-3 BB FC6-4		0-0 6-3		0-3 K	0-0 CS 1-3 1B		

Inning Stats	R: 0	H: 0	E: 0	K: 0	S: 3	P: 3	R: 1	H: 1	E: 0	K: 0	S: 4	P: 16	R: 0	H: 2	E: 0	K: 2	S: 9	R: 0	H: 0	E: 0	K: 0	S: 3	P: 3	R: 1	H: 2	E: 0	K: 0	S: 5	R: 0	H: 1	E: 0	K: 1	S: 6	R: 5	H: 5	E: 0	K: 1	S: 9	R: 0	H: 0	E: 0	K: 1	S: 5					
	0	0	0	0	3	3	1	1	0	0	4	16	0	2	0	2	9	0	0	0	0	3	3	0	0	0	1	1	0	1	6	0	1	5	0	5	0	0	0	0	0	0	0	0	0	0	0	0

PITCHER	IP	WLS	BF	H	R	ER	SO	BB	IBB	HBP	BLK	WP	HR	S	P	ERA	WHIP
Mike Flanagan, L ERA: 4.13 (1, 1)	6.1	L	32	9	6	6	4	3	1	0	0	0	1	36	52	8.53	1.895
Ken Dixon, R ERA: 4.77 (7, 1)	1.2		7	2	1	1	1	0	1	0	0	0	0	8	12	5.40	1.200

AB R H RBI BB SO LOB

5	2	2	0	0	0	3
4	1	1	1	0	1	0
5	0	2	0	0	2	2
3	2	2	1	1	0	1
3	1	1	2	1	1	3
3	1	1	0	1	0	3
4	0	1	3	0	0	2
3	0	0	0	1	0	2
3	0	1	0	1	1	1
0	0	0	0	0	0	0

WP	HR	S	P	ERA	WHIP
0	0	0	0	0	0



Baltimore Orioles @ Detroit Tigers
Tiger Stadium, Detroit, MI
Sat Sep 13 1986, 3:33 AM EDT
Att. 27,476 - Unknown

AB	33
R	7
H	11
RBI	7
BB	5
SO	5
LOB	17

1B	7	SF	1	WP	0	PA	40
2B	1	SAC	0	PB	0		
3B	2	DP	0	SB	3		
HR	1	HBP	0	CS	1		

WP	HR	S	P	ERA	WHIP
0	0	0	0	0	0

Batter	1	2	3	4	5	6	7	8	9	AB R H RBI BB SO LOB	TOP	
Ken Gerhart, R (1, 8) 0.0 0.0 0.0	0-3 K		0-3 K		0-3 K			0-3 K		4 0 0 0 0 4 2		
Lee Lacy, R (1, 9) OBP: 0.338, SLG: 0.398	0-0 F7 1B		0-0 F9			0-0 F7			0-0 F2	4 0 1 0 0 0 0		
Cal Ripken Jr., R (1, 6) OBP: 0.361, SLG: 0.459	0-0 F7 1-2			4-0 BB G6-4-3 BB		0-0 5-3			0-0 BB 1B	3 0 1 0 1 0 1		
Eddie Murray, S (1, 3) OBP: 0.394, SLG: 0.442	0-0 6-3			0-0 G6-4-3 1-2f		0-3 K			0-3 K	4 0 0 0 0 2 3		
Juan Beniquez, R (1, 7) OBP: 0.368, SLG: 0.393		0-0 2B		0-3 K			0-0 G6-4-3 1B		4-0 1-2 BB	3 0 2 0 1 1 0		
Mike Young, S (1, 10) OBP: 0.341, SLG: 0.383		0-3 K			0-0 3-1		0-0 F9		0-3 K	4 0 0 0 0 2 4		
Floyd Rayford, R (1, 5) OBP: 0.222, SLG: 0.273 (8, 2)		0-3 K			0-3 K 1B		0-0 G6-4-3 1-2f			3 0 0 0 0 2 2		
Carl Nichols, R (1, 2) John Shelby, S (8, PH) Juan Bonilla, R (8, 5) OBP: 0.253, SLG: 0.351 OBP: 0.306, SLG: 0.293		0-0 5-3			0-3 K			0-0 4-3		2 0 0 0 0 1 2 1 0 0 0 0 0 0 0 0 0 0 0 0 0		
Jackie Gutierrez, R (1, 4) OBP: 0.210, SLG: 0.208 Jim Traber, L (8, PH) Ricky Jones, R (8, 4) OBP: 0.325, SLG: 0.475 OBP: 0.286, SLG: 0.250			0-0 6-3		0-0 1-2 1B			0-0 F7		2 0 1 0 0 0 0 1 0 0 0 0 0 0 0 0 0 0 0 0 0		
Inning Stats	R: 0 E: 0 K: 1 S: 6 H: 1 LOB: 1 BB: 0 P: 6	R: 0 E: 0 K: 2 S: 8 H: 1 LOB: 1 BB: 0 P: 8	R: 0 E: 0 K: 1 S: 5 H: 0 LOB: 0 BB: 0 P: 5	R: 0 E: 0 K: 1 S: 4 H: 0 LOB: 0 BB: 1 P: 8	R: 0 E: 0 K: 3 S: 11 H: 1 LOB: 2 BB: 0 P: 11	R: 0 E: 0 K: 1 S: 5 H: 0 LOB: 0 BB: 0 P: 5	R: 0 E: 0 K: 0 S: 3 H: 1 LOB: 0 BB: 0 P: 3	R: 0 E: 0 K: 1 S: 5 H: 0 LOB: 0 BB: 0 P: 5	R: 0 E: 0 K: 2 S: 8 H: 1 LOB: 2 BB: 1 P: 12	1B: 4 2B: 1 3B: 0 HR: 0 SF: 0 SAC: 0 DP: 2 HBP: 0	WP: 1 PB: 0 SB: 0 CS: 0 PA: 33	
PITCHER Frank Tanana, L (1, 1) ERA: 3.99 Bill Campbell, R (8, 1) ERA: 4.21	IP 7.0 WLS W BF 25 H 4 R 0 ER 0 SO 9 BB 1 IBB 0 HBP 0 BLK 0 WP 1 HR 0 S 42 P 46 ERA 0.00 WHIP 0.714	IP 2.0 WLS BF 8 H 1 R 0 ER 0 SO 3 BB 1 IBB 0 HBP 0 BLK 0 WP 0 HR 0 S 13 P 17 ERA 0.00 WHIP 1.000	PITCHER IP WLS BF H R ER SO BB IBB HBP BLK WP HR S P ERA WHIP									

Baltimore Orioles @ Detroit Tigers
Tiger Stadium, Detroit, MI
Sun Sep 14 1986, 3:33 AM EDT
Att: 22,032 - Unknown

livebaseballscorecards.com

AB	31
R	0
H	5
RBI	0
BB	2
SO	12
LOB	14



Batter	1	2	3	4	5	6	7	8	9
Lou Whitaker, L OBP: 0.341, SLG: 0.441 Tom Brookens, R OBP: 0.325, SLG: 0.367	4-0 BB S BB BB	0-0 F8		0-0 1-3 1B	0-0 F7		0-0 1-3		
Alan Trammell, R OBP: 0.342, SLG: 0.462 Doug Baker, S OBP: 0.231, SLG: 0.250	4-0 BB BB 1-2 SF8 BB	0-3 K		0-0 F9		0-0 F7	0-3 K		
Johnny Grubb, L OBP: 0.415, SLG: 0.635	4-0 SF8 BB 1-2 2-3 BB		0-0 F6		0-0 1B 3B 1B		0-3 K	0-0 4-3	
Darrell Evans, L OBP: 0.373, SLG: 0.474	4-0 BB BB 1-2 2-3 3-H BB		0-0 F5		0-0 1-2 3B 1B	4-0 FC5-4 BB		0-0 3-1	
Darnell Coles, R OBP: 0.331, SLG: 0.452	0-0 L4		0-0 F7		0-0 B2	0-0 FC5-4		0-0 F7	
Bruce Fields, L OBP: 0.385, SLG: 0.583	0-0 SF8			0-0 F7	0-0 1-H 2-H 3B		0-0 HR 1B		
Pat Sheridan, L OBP: 0.300, SLG: 0.373	4-0 FC5-4 BB 1-2			0-0 WP SF8 2B	4-0 BB IBB		0-0 1-H HR		
Chet Lemon, R OBP: 0.327, SLG: 0.407	0-0 FC5-4			0-0 SF8	4-0 1-2 BB		0-0 F8		
Dwight Lowry, L OBP: 0.396, SLG: 0.399		0-0 F8		4-0 1B BB	0-0 F6		0-0 1-3 1B		

Inning Stats	R: 2 E: 0 K: 0 S: 3	H: 0 LOB: 3 BB: 5 P: 23	R: 0 E: 0 K: 1 S: 5	H: 0 LOB: 0 BB: 0 P: 5	R: 0 E: 0 K: 0 S: 3	H: 0 LOB: 0 BB: 0 P: 3	R: 1 E: 0 K: 0 S: 5	H: 2 LOB: 2 BB: 1 P: 9	R: 2 E: 0 K: 0 S: 6	H: 3 LOB: 3 BB: 2 P: 14	R: 0 E: 0 K: 1 S: 5	H: 0 LOB: 1 BB: 1 P: 9	R: 2 E: 0 K: 1 S: 8	H: 3 LOB: 1 BB: 0 P: 8	R: 0 E: 0 K: 0 S: 3	H: 0 LOB: 0 BB: 0 P: 3
1B: 5 2B: 1 3B: 1 HR: 1	SF: 2 SAC: 0 DP: 0 HBP: 0	WP: 1 PB: 0 SB: 2 CS: 0	PA: 41													

PITCHER	IP	WLS	BF	H	R	ER	SO	BB	IBB	HBP	BLK	WP	HR	S	P	ERA	WHIP
John Habyan, R ERA: 5.91	(1, 1)	0.0	L	4	0	2	0	4	0	0	0	0	0	0	16	∞	∞
Odell Jones, R ERA: 3.12	(1, 1)	4.1		20	5	3	1	2	0	0	0	1	0	20	28	6.23	1.615
Rich Bordi, R ERA: 4.27	(5, 1)	3.2		17	3	2	2	2	1	0	0	0	1	18	30	4.91	1.364

BOTTOM

AB	R	H	RBI	BB	SO	LOB
4	1	1	0	1	0	4
0	0	0	0	0	0	0

3	1	0	0	1	1	2
1	0	0	0	0	1	1

4	1	1	0	1	1	0
---	---	---	---	---	---	---

3	1	1	1	2	0	0
---	---	---	---	---	---	---

5	0	0	0	0	0	6
---	---	---	---	---	---	---

3	1	2	3	0	0	0
---	---	---	---	---	---	---

2	2	2	2	2	0	0
---	---	---	---	---	---	---

2	0	0	1	1	0	3
---	---	---	---	---	---	---

3	0	1	0	1	0	3
---	---	---	---	---	---	---

AB	30
R	7
H	8
RBI	7
BB	9
SO	3
LOB	19



Baltimore Orioles @ Detroit Tigers
Tiger Stadium, Detroit, MI
Sun Sep 14 1986, 3:33 AM EDT
Att. 22,032 - Unknown

livebaseballscorecards.com

Batter	1	2	3	4	5	6	7	8	9	AB R H RBI BB SO LOB	TOP											
Lou Whitaker, L (1, 4) OBP: 0.340, SLG: 0.439	0-3 K		0-0 FC1-5-2		0-0 F5		0-0 FC5 1B		0-0 F6	5 1 1 1 0 1 2												
Alan Trammell, R (1, 6) OBP: 0.342, SLG: 0.463	0-0 4-3 2B		0-0 F7			0-0 1B	0-0 FC5 1B		0-0 F8	5 0 2 1 0 0 3												
Larry Herndon, R (1, 7) OBP: 0.306, SLG: 0.374 Johnny Grubb, L (7, PH) OBP: 0.418, SLG: 0.637	0-0 4-3 2-3		0-0 F3		0-0 F9		0-0 1B			3 0 0 0 0 0 2 1 0 1 1 0 0 0												
Darrell Evans, L (1, 3) OBP: 0.371, SLG: 0.470	0-3 K		0-3 K		0-3 K		0-3 K			4 0 0 0 0 4 4												
Damell Coles, R (1, 9) OBP: 0.330, SLG: 0.450		0-3 K		0-0 5-3		0-0 F7		0-0 G6-4-3 1B		4 0 1 0 0 1 1												
Chet Lemon, R (1, 8) OBP: 0.329, SLG: 0.407		0-0 5-3			4-0 SH5-4 6-3 1B BB		0-0 BB E 1B		0-0 G6-4-3 1-2f	3 2 1 0 1 0 1												
Tom Brookens, R (1, 5) OBP: 0.325, SLG: 0.367 Bruce Fields, L (8, PH) OBP: 0.429, SLG: 0.615		0-0 4-1			0-0 SH5-4 1-2 1B		0-0 E3 1B FC5 BB		0-0 1B	3 1 1 0 0 0 1 1 0 1 0 0 0 0												
Tim Tolman, R (1, 10) OBP: 0.250, SLG: 0.188 Dave Bergman, L (8, PH) OBP: 0.345, SLG: 0.333			0-0 F9 FC1-5-2 1B		0-0 SH5-4 1-2 2-3		4-0 FC5 1B BB		0-0 F9	1 0 1 0 1 0 0 1 0 0 0 0 0 1												
Mike Heath, R (1, 2) OBP: 0.291, SLG: 0.344 Dave Collins, S (9, PH) OBP: 0.344, SLG: 0.334			0-0 F9		0-0 6-3		0-0 F3		0-3 K	3 0 0 1 0 0 5 1 0 0 0 0 1 0												
Inning Stats	R: 0 E: 0 K: 2 S: 8	H: 1 LOB: 1 BB: 0 P: 8	R: 0 E: 0 K: 1 S: 5	H: 0 LOB: 0 BB: 0 P: 5	R: 0 E: 0 K: 0 S: 4	H: 1 LOB: 1 BB: 0 P: 4	R: 0 E: 0 K: 1 S: 5	H: 0 LOB: 0 BB: 0 P: 5	R: 1 E: 0 K: 0 S: 4	H: 1 LOB: 1 BB: 1 P: 8	R: 0 E: 0 K: 1 S: 6	H: 1 LOB: 1 BB: 0 P: 6	R: 3 E: 1 K: 1 S: 9	H: 3 LOB: 2 BB: 1 P: 13	R: 0 E: 0 K: 0 S: 4	H: 2 LOB: 1 BB: 0 P: 4	R: 0 E: 0 K: 1 S: 5	H: 0 LOB: 0 BB: 0 P: 5	1B: 8 2B: 1 3B: 0 HR: 0	SF: 0 SAC: 1 DP: 1 HBP: 0	WP: 0 PB: 0 SB: 1 CS: 0	PA: 38
PITCHER	IP WLS BF H R ER SO BB IBB HBP BLK WP HR S P ERA WHIP																					
Jimmy Key, L (1, 1) ERA: 3.84	6.1 W 28 6 4 2 5 2 0 0 0 0 0 0 36 44 2.84 1.263																					
Mark Eichhorn, R (7, 1) ERA: 1.69	1.1 6 3 0 0 1 0 0 0 0 0 0 0 8 8 0.00 2.250																					
Tom Henke, R (8, 1) ERA: 3.48	1.1 S 4 0 0 0 1 0 0 0 0 0 0 0 6 6 0.00 0.000																					

Detroit Tigers @ Toronto Blue Jays
 Exhibition Stadium, Toronto, ON
 Tue Sep 16 1986, 7:05 PM EDT
 Att: 31,128 - Unknown

livebaseballscorecards.com

AB	35
R	4
H	9
RBI	4
BB	2
SO	7
LOB	20



BOTTOM

Detroit Tigers @ Toronto Blue Jays

Exhibition Stadium, Toronto, ON

Tue Sep 16 1986, 7:05 PM EDT
Att. 31,128 - Unknown

livebaseballscorecards.com

AB	32
R	6
H	11
RBI	5
BB	3
SO	1
LOB	15



WP:	0	PA:	36
PB:	1	SB:	0
CS:	0		

AB R H RBI BB SO LOB

4 1 1 0 0 0 1

3 0 1 0 0 0 2

1 1 1 0 0 0 0

2 0 0 0 1 0 1

4 0 1 1 0 1 2

4 0 2 1 0 0 2

4 1 0 0 0 0 2

2 1 2 1 2 0 0

2 1 2 1 0 0 0

2 0 1 0 0 0 1

4 1 0 1 0 0 4

1B:	5	SF:	0
2B:	6	SAC:	1
3B:	0	DP:	2
HR:	1	HBP:	0

Batter	1	2	3	4	5	6	7	8	9
Tony Fernandez, S OBP: 0.343, SLG: 0.433 (1, 6)	F7		F8		PB 4-3 1-2 2B	6-3			
Rance Mulliniks, L OBP: 0.334, SLG: 0.419 Garth Iorg, R OBP: 0.305, SLG: 0.344 (7, PH) (8, 5)	B2-3 2B		6-3		4-3		SH2-3 2B		
Lloyd Moseby, L OBP: 0.343, SLG: 0.435 (1, 8)	B2-3		3-1		2B BB		SH2-3		
George Bell, R OBP: 0.362, SLG: 0.557 (1, 7)	5-3			K	1-3 3-H 2B		1-3		
Jesse Barfield, R OBP: 0.379, SLG: 0.546 (1, 9)		FC1-6 1B		1-3	6-3		3-H 2B		
Willie Upshaw, L OBP: 0.339, SLG: 0.372 (1, 3)		FC1-6 BB 1B		L3		3-1	F2		
Ernie Whitt, L OBP: 0.319, SLG: 0.443 (1, 2)		1B BB			2B 1B	HR	5-3 BB		
Rick Leach, L OBP: 0.348, SLG: 0.468 Damaso Garcia, R OBP: 0.305, SLG: 0.375 (6, PH)		G6-4-3 1B			1-H 2B	FC5-4 1B	F9		
Manuel Lee, S OBP: 0.281, SLG: 0.340 (1, 4)		G6-4-3			E4 4-3 PB 3-H	FC5-4	5-3		

Inning Stats	R: 0	H: 1	E: 0	K: 0	S: 4	R: 1	H: 2	E: 0	K: 0	S: 4	R: 0	H: 0	E: 0	K: 0	S: 3	R: 0	H: 0	E: 0	K: 1	S: 5	R: 3	H: 4	E: 1	K: 0	S: 7	R: 1	H: 2	E: 0	K: 0	S: 5	R: 1	H: 2	E: 0	K: 0	S: 5	R: 0	H: 0	E: 0	K: 0	S: 2
	LOB: 1	BB: 0	P: 4	LOB: 1	BB: 1	P: 8	LOB: 0	BB: 0	P: 3	LOB: 0	BB: 0	P: 5	LOB: 2	BB: 1	P: 11	LOB: 1	BB: 0	P: 5	LOB: 1	BB: 0	P: 5	LOB: 0	BB: 1	P: 6	LOB: 0	BB: 1	P: 6	LOB: 0	BB: 0	P: 6	LOB: 0	BB: 0	P: 6							

PITCHER															IP	WLS	BF	H	R	ER	SO	BB	IBB	HBP	BLK	WP	HR	S	P	ERA	WHIP
Walt Terrell, R ERA: 4.82 (1, 1)															5.1	L	25	8	5	3	1	2	0	0	0	0	1	25	33	5.06	1.875
Mark Thurmond, L ERA: 4.69 (6, 1)															1.0		5	2	1	1	0	0	0	0	0	0	0	5	5	9.00	2.000
Eric King, R ERA: 3.64 (7, 1)															1.2		6	1	0	0	0	1	0	0	0	0	0	5	9	0.00	1.200

Batter	1	2	3	4	5	6	7	8	9	AB R H RBI BB SO LOB	TOP		
Lou Whitaker, L OBP: 0.339, SLG: 0.436 (1, 4)	0-0 F4	0-0 3-1			0-0 F9		0-0 1B 1-2 HR 1B		0-0 4-3	5 1 1 0 0 0 2			
Alan Trammell, R OBP: 0.345, SLG: 0.466 (1, 6)	0-3 K		0-0 1B WP 1B		0-0 F6		0-0 1-3 2-H HR 1B		0-0 5-3 2B	5 2 3 1 0 1 0			
Bruce Fields, L OBP: 0.471, SLG: 0.688 Larry Herndon, R OBP: 0.308, SLG: 0.386 (1, 7) (7, PH) (7, 7)	0-0 2B		0-0 WP 1-3 SF9 1B		0-3 K		0-0 1-H 3-H HR		0-0 5-3 2-3	3 1 2 0 0 1 0 2 1 1 3 0 0 1			
Johnny Grubb, L OBP: 0.413, SLG: 0.627 (1, 10)	0-3 K		0-0 1-H 3-H SF9		0-0 F8		0-0 G1		4-0 BB	3 0 0 1 1 1 1			
Darrell Evans, L OBP: 0.367, SLG: 0.465 (1, 3)		0-0 G3	0-0 F7		0-0 F7		0-0 4-3		0-0 F8	5 0 0 0 0 0 2			
Darnell Coles, R OBP: 0.333, SLG: 0.454 (1, 5)		0-0 3-1 1B 2B	0-0 F8		0-0 1B		4-0 6-3 4-3 S BB			3 2 2 0 1 0 0			
Pat Sheridan, L OBP: 0.295, SLG: 0.366 (1, 9)		0-0 3-1 2-3		0-0 L7		0-0 G3		0-0 6-3 1-3		4 0 0 0 0 0 3			
Chet Lemon, R OBP: 0.328, SLG: 0.403 (1, 8)		4-0 1B BB		0-0 F8		0-3 K		0-0 4-3 3-H		3 0 0 1 1 1 0			
Dwight Lowry, L OBP: 0.399, SLG: 0.401 (1, 2)		0-0 1-2 3-H 1B		0-0 F9		0-0 1B 1B		0-3 K		4 1 2 1 0 1 0			
Inning Stats	R: 0 E: 0 K: 2 S: 8 H: 1 LOB: 1 BB: 0 P: 8	R: 1 E: 0 K: 0 S: 5 H: 2 LOB: 2 BB: 1 P: 9	R: 2 E: 0 K: 0 S: 5 H: 2 LOB: 0 BB: 0 P: 5	R: 0 E: 0 K: 0 S: 3 H: 0 LOB: 0 BB: 0 P: 3	R: 0 E: 0 K: 1 S: 5 H: 0 LOB: 0 BB: 0 P: 5	R: 0 E: 0 K: 0 S: 4 H: 1 LOB: 1 BB: 0 P: 4	R: 4 E: 0 K: 1 S: 9 H: 4 LOB: 0 BB: 0 P: 9	R: 1 E: 0 K: 1 S: 5 H: 0 LOB: 0 BB: 1 P: 9	R: 0 E: 0 K: 0 S: 4 H: 1 LOB: 2 BB: 1 P: 8	1B: 7 2B: 3 3B: 0 HR: 1 SF: 1 SAC: 0 DP: 0 HBP: 0	WP: 2 PB: 0 SB: 1 CS: 0 PA: 41		
PITCHER	IP WLS BF H R ER SO BB IBB HBP BLK WP HR S P ERA WHIP											PITCHER	IP WLS BF H R ER SO BB IBB HBP BLK WP HR S P ERA WHIP
Jim Clancy, R ERA: 4.03 (1, 1)	6.1 L 29 9 6 6 4 1 0 0 0 1 0 36 40 8.53 1.579												
Jeff Musselman, L ERA: 23.14 (7, 1)	1.2 7 1 2 2 1 1 0 0 0 0 1 8 12 10.80 1.200												
Duane Ward, R ERA: 6.88 (9, 1)	1.0 5 1 0 0 0 0 1 0 0 0 0 0 4 8 0.00 2.000												

Detroit Tigers @ Toronto Blue Jays
 Exhibition Stadium, Toronto, ON
 Wed Sep 17 1986, 7:05 PM EDT
 Att: 30,116 - Unknown

AB	37
R	8
H	11
RBI	7
BB	3
SO	5
LOB	9




livebaseballscorecards.com

Batter	1	2	3	4	5	6	7	8	9	AB R H RBI BB SO LOB
Tony Fernandez, S (1, 6) OBP: 0.341, SLG: 0.430 Kelly Gruber, R (8, 6) OBP: 0.209, SLG: 0.358	0-3 K ①		0-0 G3 ①		0-0 F7 ②		0-3 K ②		0-0 HR ①	4 0 0 0 0 2 0 1 1 1 2 0 0 0
Rance Mulliniks, L (1, 5) OBP: 0.333, SLG: 0.417 Damaso Garcia, R (9, PH) OBP: 0.306, SLG: 0.377	0-0 FC6-4 1B		0-0 L1 ②		0-3 K ③		0-0 G1 ③		0-0 1B ①	4 0 1 0 0 1 0 1 0 1 0 0 0 0
Lloyd Moseby, L (1, 10) OBP: 0.340, SLG: 0.431	0-3 K ②		0-0 4-3 ③			0-0 G3 ①		0-3 K ①	0-3 K ③	5 0 0 0 0 3 2
George Bell, R (1, 7) OBP: 0.362, SLG: 0.560	0-0 FC6-4 1-2f			0-0 HR ①		0-0 6-3 ②		0-0 5-3 ②		4 1 1 1 0 0 1
Jesse Barfield, R (1, 8) OBP: 0.380, SLG: 0.557		0-0 5-3 ①		0-0 5-3 ①		0-0 HR ①		0-0 HR ①		4 2 2 2 0 0 0
Willie Upshaw, L (1, 3) OBP: 0.340, SLG: 0.371		4-0 1B BB		0-3 K ②		4-0 1B BB		0-3 K ③		2 1 0 0 2 2 0
Ernie Whitt, L (1, 2) OBP: 0.321, SLG: 0.444		0-3 K ②		0-0 1B ②		0-0 1B ②			0-0 F4 ①	4 0 2 0 0 1 1
Rick Leach, L (1, 9) OBP: 0.351, SLG: 0.469		0-0 1B ②		0-0 L7 ③		0-0 F9 ③			0-0 HR 1B	4 1 2 1 0 0 3
Manuel Lee, S (1, 4) OBP: 0.262, SLG: 0.316		0-0 4-3 ③			0-0 4-3 ①		0-0 4-3 ①		0-0 F7 ②	4 0 0 0 0 0 2

Inning Stats	R: 0	H: 1	E: 0	K: 2	S: 8	LOB: 1	BB: 0	P: 8
R: 1	H: 1	E: 0	K: 1	S: 6	LOB: 1	BB: 1	P: 10	
R: 0	H: 0	E: 0	K: 0	S: 3	LOB: 0	BB: 0	P: 3	
R: 1	H: 2	E: 0	K: 1	S: 7	LOB: 1	BB: 0	P: 7	
R: 0	H: 0	E: 0	K: 1	S: 5	LOB: 0	BB: 0	P: 5	
R: 1	H: 2	E: 0	K: 0	S: 5	LOB: 2	BB: 1	P: 9	
R: 0	H: 0	E: 0	K: 1	S: 5	LOB: 0	BB: 0	P: 5	
R: 1	H: 1	E: 0	K: 2	S: 8	LOB: 0	BB: 0	P: 8	
R: 2	H: 3	E: 0	K: 1	S: 8	LOB: 1	BB: 0	P: 8	

DETROIT TIGERS @ TORONTO BLUE JAYS
 Exhibition Stadium, Toronto, ON
 Wed Sep 17 1986, 7:05 PM EDT
 Att. 30,116 - Unknown

AB	37
R	6
H	10
RBI	6
BB	2
SO	9
LOB	9



WP: 0	PA: 39
PB: 0	SB: 1
CS: 0	

Batter	1	2	3	4	5	6	7	8	9	AB R H RBI BB SO LOB	TOP
Rickey Henderson, R OBP: 0.358, SLG: 0.470 (1, 8)	0-0 1B		0-0 6-3		0-0 1B			0-0 5-3	0-0 F9	5 0 2 0 0 0 0	
Don Mattingly, L OBP: 0.391, SLG: 0.566 (1, 3)	0-0 F8			0-0 F7	0-0 F7			0-0 HR 1B		4 1 1 1 0 0 0 2	
Dan Pasqua, L OBP: 0.407, SLG: 0.549 (1, 7)	0-3 K 1-2			0-0 HR		0-3 K		0-0 F9		4 1 1 1 0 2 2	
Mike Easler, L OBP: 0.365, SLG: 0.461 (1, 10)	0-3 K 2-3			0-0 2B 1B		0-0 F4		0-0 HR		4 1 2 2 0 1 1	
Dave Winfield, R OBP: 0.351, SLG: 0.462 (1, 9)		0-0 5-3		0-0 1-3 2B		4-0 BB		0-0 1B 1B		3 0 2 0 1 0 0	
Mike Pagliarulo, L OBP: 0.329, SLG: 0.498 (1, 5)		0-0 F8		0-3 K		0-0 G3		0-0 1-3 1B		4 0 1 0 0 1 3	
Wayne Tolleson, S OBP: 0.341, SLG: 0.338 (1, 6)		0-0 L4		0-0 3-1			0-0 4-3	0-0 F8		4 0 0 0 0 0 4	
Joel Skinner, R OBP: 0.258, SLG: 0.315 (1, 2)			0-0 F3		0-0 5-3		0-0 3-1		0-0 4-3	3 0 0 0 0 0 0 0 1 0 0 0 0 0 0 0	
Claudell Washington, L OBP: 0.302, SLG: 0.416 (9, PH)											
Bryan Little, S OBP: 0.222, SLG: 0.194 (1, 4)			0-0 B1-3		0-0 4-3		0-0 G3		0-0 6-3	3 0 0 0 0 0 0 0 1 0 0 0 0 0 0 0	
Phil Lombardi, R OBP: 0.333, SLG: 0.545 (9, PH)											
Inning Stats	R: 0 E: 0 K: 2 S: 8 H: 1 LOB: 1 BB: 0 P: 8	R: 0 E: 0 K: 0 S: 3 H: 0 LOB: 0 BB: 0 P: 3	R: 0 E: 0 K: 0 S: 3 H: 0 LOB: 0 BB: 0 P: 3	R: 1 E: 0 K: 1 S: 8 H: 3 LOB: 2 BB: 0 P: 8	R: 0 E: 0 K: 0 S: 4 H: 1 LOB: 1 BB: 0 P: 4	R: 0 E: 0 K: 1 S: 5 H: 0 LOB: 1 BB: 1 P: 9	R: 0 E: 0 K: 0 S: 3 H: 0 LOB: 0 BB: 0 P: 3	R: 2 E: 0 K: 0 S: 7 H: 4 LOB: 2 BB: 0 P: 7	R: 0 E: 0 K: 0 S: 3 H: 0 LOB: 0 BB: 0 P: 3	1B: 6 2B: 1 3B: 0 HR: 2 SF: 0 SAC: 0 DP: 0 HBP: 0	WP: 0 PB: 0 SB: 2 CS: 0 PA: 37
PITCHER	IP WLS BF H R ER SO BB IBB HBP BLK WP HR S P ERA WHIP										
Dan Petry, R ERA: 4.66 (1, 1)	7.2 W 31 7 3 3 4 1 0 0 0 0 0 2 38 42 3.52 1.043										
Mark Thurmond, L ERA: 4.69 (8, 1)	0.0 2 2 0 0 0 0 0 0 0 0 0 0 2 2 ∞ ∞										
Eric King, R ERA: 3.6 (8, 1)	1.1 S 4 0 0 0 0 0 0 0 0 0 0 0 4 4 0.00 0.000										

New York Yankees @ Detroit Tigers
 Tiger Stadium, Detroit, MI
 Fri Sep 19 1986, 7:05 PM EDT
 Att. 23,572 - Unknown

livebaseballscorecards.com

AB	36
R	3
H	9
RBI	3
BB	1
SO	4
LOB	12



Batter	1	2	3	4	5	6	7	8	9
Lou Whitaker, L (1, 4) OBP: 0.339, SLG: 0.434	0-0 6-3		4-0 HR BB		4-0 SF7 BB	0-0 FC3-6		0-3 K	
Alan Trammell, R (1, 6) OBP: 0.347, SLG: 0.476	0-0 SF8 3B		0-0 HR		0-0 F7	0-0 5-3		4-0 WP IBB	
Larry Herndon, R (1, 7) OBP: 0.306, SLG: 0.385 Bruce Fields, L (5, PH) OBP: 0.450, SLG: 0.647	0-0 SF8		0-0 1-3		0-0 SF7		0-3 K	4-0 BB	
Darrell Evans, L (1, 3) OBP: 0.367, SLG: 0.463	0-0 F4			0-0 4-3		4-0 IBB	0-0 1B	0-0 F9	
Darnell Coles, R (1, 10) OBP: 0.335, SLG: 0.454		0-0 F8		0-0 CS 1B		0-3 K	0-0 1B		
Chet Lemon, R (1, 8) OBP: 0.330, SLG: 0.411		0-0 F7		0-0 HR		4-0 SH FC5-2 BB	0-3 K		
Tom Brookens, R (1, 5) OBP: 0.324, SLG: 0.362		0-0 3-1		0-0 4-3		4-0 FC5-2 FC3-6 BB	0-0 6-3		
Tim Tolman, R (1, 9) OBP: 0.273, SLG: 0.222 Pat Sheridan, L (7, 9) OBP: 0.294, SLG: 0.364			0-0 F4		0-0 BB SF7 1B	0-0 SH FC5-2 E		0-3 K	
Mike Heath, R (1, 2) OBP: 0.294, SLG: 0.346			0-0 F9		0-0 SF7 BB 1B	0-0 FC5-2 FC3-6		0-0 WP 1B	

Inning Stats	R: 1	H: 1	E: 0	K: 0	S: 4	LOB: 0	BB: 0	P: 4
	R: 0	H: 0	E: 0	K: 0	S: 3 <td>LOB: 0</td> <td>BB: 0</td> <td>P: 3 </td>	LOB: 0	BB: 0	P: 3
	R: 2	H: 1	E: 0	K: 0	S: 4 <td>LOB: 0</td> <td>BB: 1</td> <td>P: 8 </td>	LOB: 0	BB: 1	P: 8
	R: 1	H: 2	E: 0	K: 0	S: 4 <td>LOB: 0</td> <td>BB: 0</td> <td>P: 4 </td>	LOB: 0	BB: 0	P: 4
	R: 1	H: 2	E: 0	K: 1	S: 7 <td>LOB: 3</td> <td>BB: 2</td> <td>P: 15 </td>	LOB: 3	BB: 2	P: 15
	R: 2	H: 0	E: 1	K: 0	S: 4 <td>LOB: 1</td> <td>BB: 2</td> <td>P: 12 </td>	LOB: 1	BB: 2	P: 12
	R: 0	H: 2	E: 0	K: 2	S: 9 <td>LOB: 2</td> <td>BB: 0</td> <td>P: 9 </td>	LOB: 2	BB: 0	P: 9
	R: 1	H: 1	E: 0	K: 2	S: 8 <td>LOB: 2</td> <td>BB: 2</td> <td>P: 16 </td>	LOB: 2	BB: 2	P: 16

PITCHER	IP	WLS	BF	H	R	ER	SO	BB	IBB	HBP	BLK	WP	HR	S	P	ERA	WHIP
Dennis Rasmussen, L (1, 1) ERA: 4.25	4.0	L	19	6	5	5	0	2	0	0	0	0	2	17	25	11.25	2.000
Tim Stoddard, R (5, 1) ERA: 3.82	1.1		8	0	2	1	1	2	1	0	0	0	0	7	19	6.75	1.500
Rod Scurry, L (6, 1) ERA: 3.66	2.2		13	3	1	1	4	1	1	0	0	1	0	19	27	3.38	1.500

BOTTOM

New York Yankees @ Detroit Tigers

Tiger Stadium, Detroit, MI

Fri Sep 19 1986, 7:05 PM EDT


Att. 23,572 - Unknown

AB	R	H	RBI	BB	SO	LOB
3	1	0	1	2	1	2
4	2	2	2	1	0	4
1	0	0	1	0	0	0
1	0	0	1	1	1	0
4	0	1	0	1	0	2
4	0	2	0	0	1	3
3	1	1	1	1	1	2
3	1	0	0	1	0	2
2	2	1	0	0	0	0
1	0	0	0	0	1	0
4	1	2	0	0	0	3

AB	30
R	8
H	9
RBI	6
BB	7
SO	5
LOB	18

livebaseballscorecards.com

1B	2B	3B	HR	SF	SAC	DP	HBP	WP	PB	SB	CS	PA
6	0	1	2	1	0	0	0	1	0	4	1	40



New York Yankees @ Detroit Tigers
 Tiger Stadium, Detroit, MI
 Sat Sep 20 1986, 3:33 AM EDT
 Att: 31,157 - Unknown

livebaseballscorecards.com

AB	38
R	5
H	13
RBI	5
BB	5
SO	5
LOB	23



WP: 2	PA: 44
PB: 0	
SB: 2	
CS: 0	

Batter	1	2	3	4	5	6	7	8	9	AB	R	H	RBI	BB	SO	LOB
Rickey Henderson, R OBP: 0.360, SLG: 0.476 (1, 8)										5	1	3	1	0	0	2
Wayne Tolleson, S OBP: 0.340, SLG: 0.337 (1, 6)										4	1	1	0	0	1	1
Don Mattingly, L OBP: 0.391, SLG: 0.564 (1, 3)										4	0	1	0	1	0	1
Dave Winfield, R OBP: 0.350, SLG: 0.458 (1, 9)										4	1	0	0	1	1	4
Ron Kittle, R OBP: 0.289, SLG: 0.429 (1, 10)										4	1	3	3	1	0	1
Phil Lombardi, R OBP: 0.308, SLG: 0.500 (1, 7)										1	0	0	0	0	0	0
Dan Pasqua, L OBP: 0.408, SLG: 0.547 (3, PH) (3, 7)										3	0	1	0	1	1	2
Mike Pagliarulo, L OBP: 0.329, SLG: 0.498 (1, 5)										4	1	1	0	1	1	4
Joel Skinner, R OBP: 0.259, SLG: 0.315 (1, 2)										3	0	1	1	0	1	2
Mike Easler, L OBP: 0.365, SLG: 0.460 (7, PH)										1	0	0	0	0	0	3
Juan Espino, R OBP: 0.206, SLG: 0.250 (7, 2)										1	0	0	0	0	0	1
Mike Fischlin, R OBP: 0.261, SLG: 0.225 (1, 4)										4	0	2	0	0	0	2

Inning Stats	R: 5	H: 6	R: 0	H: 0	R: 0	H: 0	R: 0	H: 1	R: 0	H: 1	R: 0	H: 2	R: 0	H: 2	R: 0	H: 1	1B: 10	SF: 0
	E: 0	LOB: 2	E: 0	LOB: 0	E: 0	LOB: 2	E: 0	LOB: 1	E: 0	LOB: 1	E: 1	LOB: 3	E: 0	LOB: 2	E: 0	LOB: 1	2B: 1	SAC: 1
	K: 0	BB: 1	K: 1	BB: 0	K: 2	BB: 2	K: 2	BB: 0	K: 0	BB: 0	K: 0	BB: 1	K: 0	BB: 1	K: 0	BB: 0	3B: 0	DP: 1
	S: 9	P: 13	S: 5	P: 5	S: 7	P: 15	S: 3	P: 3	S: 8	P: 8	S: 5	P: 9	S: 4	P: 8	S: 4	P: 4	HR: 2	HBP: 0

PITCHER	IP	WLS	BF	H	R	ER	SO	BB	IBB	HBP	BLK	WP	HR	S	P	ERA	WHIP
Frank Tanana, L ERA: 4.23 (1, 1)	0.2	L	8	5	5	5	0	1	0	0	0	1	2	7	11	67.50	9.000
Randy O'Neal, R ERA: 4.46 (1, 1)	5.1		21	3	0	0	5	2	0	0	0	1	0	29	37	0.00	0.938
Jim Staton, R ERA: 4.87 (7, 1)	0.2		5	2	0	0	0	0	1	0	0	0	0	4	8	0.00	3.000
Mark Thurmond, L ERA: 4.68 (7, 1)	0.1		1	0	0	0	0	0	0	0	0	0	0	1	1	0.00	0.000
Bill Campbell, R ERA: 4.05 (8, 1)	2.0		9	3	0	0	0	0	1	0	0	0	0	8	12	0.00	1.500

Batter	1	2	3	4	5	6	7	8	9	AB R H RBI BB SO LOB
Tom Brookens, R OBP: 0.319, SLG: 0.357 (1, 4) X	0-0 G3		0-0 6-3		0-0 F2			0-3 K		4 0 0 0 0 1 1
Alan Trammell, R OBP: 0.348, SLG: 0.474 (1, 6) H	1-0 1B SF7 HBP		0-0 F3		0-3 K			4-0 1B BB		2 2 0 0 1 1 1
Larry Herndon, R OBP: 0.308, SLG: 0.384 (1, 7) X	0-0 1-3 BB 1B		4-0 BB		0-0 F9			0-3 K		3 0 1 0 1 1 1
Darrell Evans, L OBP: 0.368, SLG: 0.462 (1, 3) B B B	4-0 1-2 FC6-4 BB		0-3 K		0-0 F8			0-0 1-H 1B		3 0 1 1 1 1 1
Darnell Coles, R OBP: 0.332, SLG: 0.451 (1, 5) X	0-0 SF7			0-0 L7				0-0 4-3		3 0 0 1 0 0 1
Chet Lemon, R OBP: 0.329, SLG: 0.412 (1, 8) X	0-0 FC6-4 1-2f			0-0 F7				0-0 5-3		4 0 1 0 0 0 2
Tim Tolman, R OBP: 0.231, SLG: 0.182 (1, 9) X		0-0 6-3		0-3 K				0-0 5-3		4 0 0 0 0 1 1
Dave Collins, S OBP: 0.341, SLG: 0.331 (1, 10) X		0-0 F7			0-0 6-3			0-0 L3		4 0 0 0 0 0 1
Mike Heath, R OBP: 0.294, SLG: 0.346 (1, 2) X		0-0 F8			0-0 1B			0-0 5-3		3 0 1 0 0 0 1

Inning Stats	R: 1	H: 1	E: 0	K: 0	S: 4	LOB: 2	BB: 1	P: 9	R: 0	H: 0	E: 0	K: 0	S: 3	LOB: 0	BB: 0	P: 3	R: 0	H: 0	E: 0	K: 1	S: 5	LOB: 1	BB: 1	P: 9	R: 0	H: 0	E: 0	K: 1	S: 5	LOB: 0	BB: 0	P: 5	R: 0	H: 1	E: 0	K: 1	S: 6	LOB: 1	BB: 0	P: 6	R: 0	H: 0	E: 0	K: 0	S: 3	LOB: 0	BB: 0	P: 3	R: 0	H: 1	E: 0	K: 0	S: 4	LOB: 1	BB: 0	P: 4	R: 1	H: 1	E: 0	K: 2	S: 8	LOB: 1	BB: 1	P: 12	R: 0	H: 0	E: 0	K: 0	S: 3	LOB: 0	BB: 0	P: 3	1B: 3	SF: 1	2B: 1	SAC: 0	3B: 0	DP: 0	HR: 0	HBP: 1	WP: 0	PA: 35
PITCHER	IP	WLS	BF	H	R	ER	SO	BB	IBB	HBP	BLK	WP	HR	S	P	ERA	WHIP																																																																	
Ron Guidry, L ERA: 4.08 (1, 1)	7.0	W	27	3	1	1	3	2	0	1	0	0	0	30	39	1.29	0.714																																																																	
Dave Righetti, L ERA: 2.43 (8, 1)	2.0		8	1	1	1	2	1	0	0	0	0	0	11	15	4.50	1.000																																																																	

BOTTOM

New York Yankees @ Detroit Tigers
Tiger Stadium, Detroit, MI
Sat Sep 20 1986, 3:33 AM EDT
Att. 31,157 - Unknown

livebaseballscorecards.com

AB	30
R	2
H	4
RBI	2
BB	3
SO	5
LOB	10



Batter	1	2	3	4	5	6	7	8	9	AB R H RBI BB SO LOB	TOP
Rickey Henderson, R OBP: 0.358, SLG: 0.473 (1, 8)	0-0 6-3			0-0 4-3		0-0 6-3		0-0 F8		4 0 0 0 0 0 0	
Don Mattingly, L OBP: 0.392, SLG: 0.568 (1, 3)	0-0 5-3			0-0 HR		0-0 1B		0-0 F8		4 1 2 1 0 0 0	
Dan Pasqua, L OBP: 0.404, SLG: 0.540 (1, 9) Phil Lombardi, R OBP: 0.357, SLG: 0.615 (9, PH)	0-0 F4			0-3 K		0-0 6-3		0-0 2B		3 0 0 0 0 1 1 1 0 1 0 0 0 0	
Mike Easler, L OBP: 0.363, SLG: 0.457 (1, 7) Ron Kittle, R OBP: 0.288, SLG: 0.428 (9, PH)		0-0 F7		0-0 F9			0-0 3-1		0-0 F4	3 0 0 0 0 0 0 1 0 0 0 0 0 1	
Dave Winfield, R OBP: 0.349, SLG: 0.456 (1, 10)		0-0 F9			0-0 F7		0-0 1-3 1B		0-0 F7	4 0 1 0 0 0 1	
Mike Pagliarulo, L OBP: 0.328, SLG: 0.495 (1, 5)		0-0 4-3			0-0 F8		0-0 1-3			3 0 0 0 0 0 1	
Wayne Tolleson, S OBP: 0.342, SLG: 0.338 (1, 6)			4-0 BB	4-0 G4-6-3 BB		0-0 1B	0-0 K			2 0 1 0 1 1 1	
Joel Skinner, R OBP: 0.257, SLG: 0.313 (1, 2) Claudell Washington, L OBP: 0.301, SLG: 0.414 (8, PH) Juan Espino, R OBP: 0.206, SLG: 0.250 (8, 2)			0-0 F8	0-0 F8		0-0 5-3	0-3 K			2 0 0 0 0 0 2 1 0 0 0 0 1 0 0 0 0 0 0 0 0	
Bryan Little, S OBP: 0.213, SLG: 0.186 (1, 4)			0-0 G4-6-3	0-0 G4-6-3		0-0 F9	0-0 4-1			3 0 0 0 0 0 1	
Inning Stats	R: 0 H: 0 E: 0 LOB: 0 K: 0 BB: 0 S: 3 P: 3	R: 0 H: 0 E: 0 LOB: 0 K: 0 BB: 0 S: 3 P: 3	R: 0 H: 0 E: 0 LOB: 0 K: 0 BB: 1 S: 2 P: 6	R: 1 H: 1 E: 0 LOB: 0 K: 1 BB: 0 S: 6 P: 6	R: 0 H: 1 E: 0 LOB: 1 K: 0 BB: 0 S: 4 P: 4	R: 0 H: 1 E: 0 LOB: 1 K: 0 BB: 0 S: 4 P: 4	R: 0 H: 1 E: 0 LOB: 1 K: 1 BB: 0 S: 6 P: 6	R: 0 H: 0 E: 0 LOB: 0 K: 1 BB: 0 S: 5 P: 5	R: 0 H: 1 E: 0 LOB: 1 K: 0 BB: 0 S: 4 P: 4	1B: 3 SF: 0 2B: 1 SAC: 0 3B: 0 DP: 1 HR: 1 HBP: 0	WP: 0 PA: 32 PB: 0 SB: 0 CS: 0
PITCHER	IP WLS BF H R ER SO BB IBB HBP BLK WP HR S P ERA WHIP										
Walt Terrell, R ERA: 4.67 (1, 1)	8.0 W 28 4 1 1 3 1 0 0 0 0 1 33 37 1.12 0.625										
Willie Hernandez, L ERA: 3.38 (9, 1)	1.0 S 4 1 0 0 0 0 0 0 0 0 0 4 4 0.00 1.000										

New York Yankees @ Detroit Tigers
Tiger Stadium, Detroit, MI
 Sun Sep 21 1986, 3:33 AM EDT
 Att: 25,113 - Unknown

livebaseballscorecards.com

AB	31
R	1
H	5
RBI	1
BB	1
SO	3
LOB	8



Batter	1	2	3	4	5	6	7	8	9
Lou Whitaker, L (1, 4) OBP: 0.337, SLG: 0.431	0-0 4-3	0-3 K			0-0 B1-3			0-0 G3	
Alan Trammell, R (1, 6) OBP: 0.347, SLG: 0.472	0-0 F7		0-0 G3-6-3 1B		0-0 6-3			0-0 4-3	
Kirk Gibson, L (1, 9) OBP: 0.374, SLG: 0.484	0-3 K		0-0 G3-6-3 1-2f			0-3 K		0-0 F4	
Johnny Grubb, L (1, 10) OBP: 0.414, SLG: 0.624		4-0 FC3-5 BB	0-0 F8			4-0 BB			
Tim Tolman, R (6, PH) OBP: 0.259, SLG: 0.182									
Darrell Evans, L (1, 3) OBP: 0.368, SLG: 0.460		4-0 FC3-5 1B BB		0-3 K		0-0 F7			
Darnell Coles, R (1, 5) OBP: 0.332, SLG: 0.449		0-0 FC3-5 1B BB		4-0 FC4-6 BB		0-0 1-4-3			
Bruce Fields, L (1, 7) OBP: 0.455, SLG: 0.632		0-0 1B 4-3 1B		0-0 FC4-6 1-2f			0-0 F8		
Larry Herndon, R (7, PH) OBP: 0.307, SLG: 0.383		1-3 2-H		1-2 2-3f					
Pat Sheridan, L (1, 8) OBP: 0.296, SLG: 0.365		0-0 PB 4-3 1B		0-0 1-3			0-0 F8		
Chet Lemon, R (7, PH) OBP: 0.328, SLG: 0.411		1-3 3-H							
Dwight Lowry, L (1, 2) OBP: 0.392, SLG: 0.393		0-0 4-3			0-3 K			0-0 F9	

Inning Stats	R: 0	H: 0	E: 0	K: 1	S: 5	R: 3	H: 2	E: 0	K: 1	S: 7	R: 0	H: 1	E: 0	K: 0	S: 3	R: 0	H: 0	E: 0	K: 1	S: 5	R: 0	H: 0	E: 0	K: 1	S: 5	R: 0	H: 0	E: 0	K: 0	S: 3	R: 0	H: 0	E: 0	K: 0	S: 3	R: 0	H: 0	E: 0	K: 0	S: 3	
	LOB: 0	BB: 0	BB: 0	BB: 0	BB: 5	LOB: 1	BB: 2	LOB: 0	BB: 0	BB: 3	LOB: 1	BB: 1	LOB: 0	BB: 0	BB: 3	LOB: 1	BB: 1	LOB: 0	BB: 0	BB: 9	LOB: 1	BB: 0	LOB: 0	BB: 0	LOB: 1	BB: 1	LOB: 0	BB: 0	LOB: 0	BB: 0	LOB: 0	BB: 0	LOB: 0	BB: 0	LOB: 0	BB: 0	LOB: 0	BB: 0	LOB: 0	BB: 0	LOB: 0

PITCHER	IP	WLS	BF	H	R	ER	SO	BB	IBB	HBP	BLK	WP	HR	S	P	ERA	WHIP
Doug Drabek, R (1, 1) ERA: 4.59	2.0	L	11	3	3	3	2	2	0	0	0	0	0	13	21	13.50	2.500
Bob Shirley, L (3, 1) ERA: 5.09	6.0		19	0	0	0	3	2	0	0	0	0	0	23	31	0.00	0.333

BOTTOM

AB	R	H	RBI	BB	SO	LOB
4	0	0	0	0	1	1
4	0	1	0	0	0	0
4	0	0	0	0	2	1
1	0	0	0	1	0	0
0	0	0	0	1	0	0
2	1	0	0	1	1	1
2	1	0	0	1	0	3
2	1	1	1	0	0	1
1	0	0	0	0	0	0
2	0	1	1	0	0	1
1	0	0	0	0	0	0
3	0	0	1	0	1	1


AB	26
R	3
H	3
RBI	3
BB	4
SO	5
LOB	9



WP	PA
0	30

New York Yankees @ Detroit Tigers
Tiger Stadium, Detroit, MI
 Sun Sep 21 1986, 3:33 AM EDT
 Att. 25,113 - Unknown

livebaseballscorecards.com

Batter	1	2	3	4	5	6	7	8	9	AB R H RBI BB SO LOB	TOP																					
Tony Fernandez, S (1, 6) OBP: 0.340, SLG: 0.428	0-0 F4		0-0 F9		0-0 1-2 1B			0-0 F8		4 0 1 0 0 0 0	<p>Toronto Blue Jays @ Detroit Tigers Tiger Stadium, Detroit, MI Mon Sep 22 1986, 7:05 PM EDT Att: 14,979 - Unknown</p> <p>livebaseballscorecards.com</p> <table border="1"> <tr><td>AB</td><td>33</td></tr> <tr><td>R</td><td>1</td></tr> <tr><td>H</td><td>6</td></tr> <tr><td>RBI</td><td>1</td></tr> <tr><td>BB</td><td>1</td></tr> <tr><td>SO</td><td>5</td></tr> <tr><td>LOB</td><td>8</td></tr> </table> 	AB	33	R	1	H	6	RBI	1	BB	1	SO	5	LOB	8							
AB	33																															
R	1																															
H	6																															
RBI	1																															
BB	1																															
SO	5																															
LOB	8																															
Rance Mulliniks, L (1, 5) OBP: 0.331, SLG: 0.410	0-0 4-3		0-0 1-3		0-3 K			0-0 F7		4 0 0 0 0 1 2																						
Lloyd Moseby, L (1, 10) OBP: 0.338, SLG: 0.427	0-0 E S 1B		0-0 F3				0-0 3-1	0-0 L7		4 0 1 0 0 0 0																						
George Bell, R (1, 7) OBP: 0.361, SLG: 0.558	0-0 6-3 1-3			0-0 L8			0-0 F7		0-0 F9	4 0 0 0 0 0 1																						
Jesse Barfield, R (1, 8) OBP: 0.376, SLG: 0.549		0-0 6-3		0-3 K			0-0 L5		0-0 4-3	4 0 0 0 0 1 0																						
Ernie Whitt, L (1, 2) OBP: 0.326, SLG: 0.451		0-0		0-0 L8			0-0 G3		0-0	4 1 2 1 0 0 0																						
Ron Shepherd, R (9, PR) OBP: 0.318, SLG: 0.488		HR							1B	0 0 0 0 0 0 0																						
Willie Upshaw, L (1, 3) OBP: 0.341, SLG: 0.368		4-0 S BB			0-0 F8		0-0	0-0	0-3 K	3 0 1 0 1 1 1																						
Rick Leach, L (1, 9) OBP: 0.339, SLG: 0.448		0-3 K			0-0 4-3		0-3			3 0 0 0 0 2 2																						
Manuel Lee, S (1, 4) OBP: 0.257, SLG: 0.300		0-0 L6			0-0		0-0	0-0 F7		3 0 1 0 0 0 2																						
Inning Stats	R: 0 E: 0 K: 0 S: 4	H: 1 LOB: 1 BB: 0 P: 4	R: 1 E: 0 K: 1 S: 6	H: 1 LOB: 1 BB: 1 P: 10	R: 0 E: 0 K: 0 S: 3	H: 0 LOB: 0 BB: 0 P: 3	R: 0 E: 0 K: 1 S: 5	H: 0 LOB: 0 BB: 0 P: 5	R: 0 E: 0 K: 1 S: 7	H: 2 LOB: 2 BB: 0 P: 7	R: 0 E: 0 K: 0 S: 3	H: 0 LOB: 0 BB: 0 P: 3	R: 0 E: 0 K: 1 S: 6	H: 1 LOB: 1 BB: 0 P: 6	R: 0 E: 0 K: 0 S: 3	H: 0 LOB: 0 BB: 0 P: 3	R: 0 E: 0 K: 1 S: 6	H: 1 LOB: 1 BB: 0 P: 6	R: 0 E: 0 K: 1 S: 6	H: 1 LOB: 1 BB: 0 P: 6	1B: 5 2B: 0 3B: 0 HR: 1	SF: 0 SAC: 0 DP: 0 HBP: 0	WP: 0 PB: 0 SB: 2 CS: 0	PA: 34								
PITCHER Jack Morris, R (1, 1) ERA: 3.48	IP 9.0	WLS W	BF 34	H 6	R 1	ER 1	SO 5	BB 1	IBB 0	HBP 0	BLK 0	WP 0	HR 1	S 43	P 47	ERA 1.00	WHIP 0.778															
											PITCHER	IP	WLS	BF	H	R	ER	SO	BB	IBB	HBP	BLK	WP	HR	S	P	ERA	WHIP				

Batter	1	2	3	4	5	6	7	8	9	AB	R	H	RBI	BB	SO	LOB
Lou Whitaker, L OBP: 0.337, SLG: 0.428 (1, 4) BBB	4-0 FC6-4 BB	0-0 4-3			0-0 F7			0-0 F6		3	0	0	0	1	0	1
Alan Trammell, R OBP: 0.345, SLG: 0.469 (1, 6) X	0-0 FC6-4 G3 PB 2B 1-2f		0-0 F8			0-0 F6		0-0 F8		4	1	0	0	0	0	2
Kirk Gibson, L OBP: 0.372, SLG: 0.480 (1, 9) X	0-0 G3 1-3		0-0 4-3			0-3 K				3	0	0	0	0	1	1
Johnny Grubb, L OBP: 0.413, SLG: 0.624 (1, 10) X	0-0 1B 2B 3-H		0-0 G3			0-0 F7				3	1	1	1	0	0	0
Darrell Evans, L OBP: 0.368, SLG: 0.458 (1, 3) BBB	4-0 1B BB			0-0 F8			0-0 F9			2	0	0	0	1	0	0
Darnell Coles, R OBP: 0.332, SLG: 0.448 (1, 5) X	0-0 1B 1-3 2-H			0-3 K			0-0 L6			3	0	1	1	0	1	0
Bruce Fields, L OBP: 0.400, SLG: 0.545 (1, 7) X	0-0 4-3			0-3 K			0-0 4-3			3	0	0	0	0	1	2
Chet Lemon, R OBP: 0.329, SLG: 0.410 (1, 8)		0-0 6-3			0-0 5-3			0-0 FC1-6 1B		3	0	1	0	0	0	0
Mike Heath, R OBP: 0.291, SLG: 0.342 (1, 2) X		0-0 4-3			0-3 K			0-0 FC1-6 1-2f		3	0	0	0	0	1	1

BOTTOM																
Toronto Blue Jays @ Detroit Tigers Tiger Stadium, Detroit, MI Mon Sep 22 1986, 7:05 PM EDT Att. 14,979 - Unknown																
livebaseballscorecards.com																
AB	27															
R	2															
H	3															
RBI	2															
BB	2															
SO	4															
LOB	7															
1B:	2	SF:	0	WP:	0	PA:	29									
2B:	1	SAC:	0	PB:	1	SB:	0									
3B:	0	DP:	0	CS:	0											
HR:	0	HBP:	0													

Inning Stats															
R: 2	H: 2	R: 0	H: 0	R: 0	H: 0	R: 0	H: 0	R: 0	H: 0	R: 0	H: 0	R: 0	H: 1	1B: 2	SF: 0
E: 0	LOB: 2	E: 0	LOB: 0	E: 0	LOB: 0	E: 0	LOB: 0	E: 0	LOB: 0	E: 0	LOB: 0	E: 0	LOB: 1	2B: 1	SAC: 0
K: 0	BB: 2	K: 0	BB: 0	K: 0	BB: 0	K: 2	BB: 0	K: 1	BB: 0	K: 0	BB: 0	K: 0	BB: 0	3B: 0	DP: 0
S: 5	P: 13	S: 3	P: 3	S: 3	P: 3	S: 7	P: 7	S: 5	P: 5	S: 5	P: 5	S: 3	P: 4	HR: 0	HBP: 0

PITCHER																	
Jim Clancy, R ERA: 3.96 (1, 1)	IP	WLS	BF	H	R	ER	SO	BB	IBB	HBP	BLK	WP	HR	S	P	ERA	WHIP
	8.0	L	29	3	2	2	4	2	0	0	0	0	0	35	43	2.25	0.625

Batter	1	2	3	4	5	6	7	8	9	AB R H RBI BB SO LOB	TOP																	
Tony Fernandez, S (1, 6) OBP: 0.339, SLG: 0.428	0-0 5-3		0-3 K		0-0 F8			0-0 F7	0-0 2B	5 0 1 2 0 1 0																		
Willie Upshaw, L (1, 3) OBP: 0.341, SLG: 0.366	0-0 F7			0-0 1-3	4-0 BB			0-0 F5	4-0 IBB	3 0 0 0 2 0 0																		
Rance Mulliniks, L (1, 5) OBP: 0.331, SLG: 0.409 Kelly Gruber, R (8, PH) OBP: 0.208, SLG: 0.351 Lloyd Moseby, L (8, PH) OBP: 0.337, SLG: 0.426 Manuel Lee, S (8, 4) OBP: 0.253, SLG: 0.296	0-3 K			0-0 BB 1B	0-3 K			0-3 K	0-0 F4	3 1 1 0 0 2 1 0 0 0 0 0 0 0 1 0 0 0 0 1 0 1 0 0 0 0 0 2																		
George Bell, R (1, 7) OBP: 0.360, SLG: 0.556		0-3 K		0-0 E1 1B		0-0 G5-4-3 1B		0-0 F3		4 1 1 0 0 1 1																		
Jesse Barfield, R (1, 9) OBP: 0.377, SLG: 0.553		0-0 6-3		4-0 F8 1B		0-0 G5-4-3		0-0 HR		3 1 1 1 1 0 1																		
Ernie Whitt, L (1, 2) OBP: 0.330, SLG: 0.455		0-0 1B		0-0 FC5-4 1B		0-0 F5		0-0 2B 1B		4 1 3 2 0 0 0																		
Rick Leach, L (1, 10) OBP: 0.336, SLG: 0.444 Damaso Garcia, R (7, PH) OBP: 0.307, SLG: 0.377		0-3 K		0-0 F8			0-0 F9	0-0 2B 1B		2 0 0 0 0 1 3 2 1 1 0 0 0 0																		
Ron Shepherd, R (1, 8) OBP: 0.292, SLG: 0.444			0-0 6-3	0-0 FC5-4			0-0 5-3	0-0 F9		4 0 0 0 0 0 4																		
Garth Iorg, R (1, 4) OBP: 0.305, SLG: 0.346			0-0 1-3		0-0 F7		0-0 5-3	0-0 2B		4 1 1 1 0 0 0																		
Inning Stats	R: 0 H: 0 E: 0 LOB: 0 K: 1 BB: 0 S: 5 P: 5	R: 0 H: 1 E: 0 LOB: 1 K: 2 BB: 0 S: 8 P: 8	R: 0 H: 0 E: 0 LOB: 0 K: 1 BB: 0 S: 5 P: 5	R: 2 H: 2 E: 1 LOB: 2 K: 0 BB: 1 S: 6 P: 10	R: 0 H: 0 E: 0 LOB: 1 K: 1 BB: 1 S: 5 P: 9	R: 0 H: 1 E: 0 LOB: 0 K: 0 BB: 0 S: 3 P: 3	R: 0 H: 0 E: 0 LOB: 0 K: 0 BB: 0 S: 3 P: 3	R: 0 H: 0 E: 0 LOB: 0 K: 1 BB: 0 S: 5 P: 5	R: 4 H: 5 E: 0 LOB: 2 K: 0 BB: 1 S: 8 P: 12	1B: 6 SF: 0 2B: 2 SAC: 0 3B: 0 DP: 1 HR: 1 HBP: 0	WP: 0 PA: 39 PB: 0 SB: 0 CS: 0																	
PITCHER	IP WLS BF H R ER SO BB IBB HBP BLK WP HR S P ERA WHIP											PITCHER	IP WLS BF H R ER SO BB IBB HBP BLK WP HR S P ERA WHIP															
Bryan Kelly, R (1, 1) ERA: 2.7	6.0	24	4	2	1	5	2	0	0	0	0	0	0	32	40	1.50	1.000											
Mark Thurmond, L (7, 1) ERA: 4.61	1.2	5	0	0	0	0	0	0	0	0	0	0	0	5	5	0.00	0.000											
Eric King, R (8, 1) ERA: 3.65	0.2	3	1	1	1	1	0	0	0	0	0	1	5	5	13.50	1.500												
Willie Hernandez, L (9, 1) ERA: 3.68	0.1	L 5	4	3	3	0	0	0	0	0	0	0	5	5	81.00	12.000												
Bill Campbell, R (9, 1) ERA: 4.02	0.1	2	0	0	0	0	0	1	0	0	0	0	1	5	0.00	0.000												

Toronto Blue Jays @ Detroit Tigers
Tiger Stadium, Detroit, MI
Tue Sep 23 1986, 7:05 PM EDT
Att. 14,364 - Unknown

livebaseballscorecards.com

AB	36
R	6
H	9
RBI	6
BB	3
SO	6
LOB	12



Batter	1	2	3	4	5	6	7	8	9	AB R H RBI BB SO LOB
Lou Whitaker, L (1, 4) OBP: 0.337, SLG: 0.427	0-0 F7		0-0 1-3		0-0 1B		4-0 BB		0-0 F9	4 0 1 0 1 0 0
Alan Trammell, R (1, 6) OBP: 0.346, SLG: 0.469	0-0 L4		0-0 F5		0-0 1B		0-0 F6			4 0 2 1 0 0 1
Kirk Gibson, L (1, 9) OBP: 0.369, SLG: 0.475	0-0 L4		0-0 4-3		0-0 F7		0-3 K			4 0 0 0 0 1 4
Larry Herndon, R (1, 7) OBP: 0.305, SLG: 0.380		0-0 4-3		0-0 5-3	0-0 G3			1-0 1B		2 0 0 0 0 0 0
Johnny Grubb, L (5, PH) OBP: 0.414, SLG: 0.621								CS HBP		1 0 0 0 0 0 2
Pat Sheridan, L (8, PR) OBP: 0.296, SLG: 0.365										0 0 0 0 0 0 0
Darnell Coles, R (1, 10) OBP: 0.335, SLG: 0.457										4 1 3 1 0 1 0
Chet Lemon, R (1, 8) OBP: 0.325, SLG: 0.406										4 0 0 0 0 2 3
Tom Brookens, R (1, 5) OBP: 0.318, SLG: 0.359										4 0 1 0 0 2 3
Tim Tolman, R (1, 3) OBP: 0.276, SLG: 0.174										1 0 0 0 1 0 0
Darrell Evans, L (7, PH) OBP: 0.369, SLG: 0.465										2 1 1 1 0 1 0
Mike Heath, R (1, 2) OBP: 0.291, SLG: 0.342										3 1 1 0 0 1 2
Bruce Fields, L (9, PH) OBP: 0.385, SLG: 0.522										1 0 0 0 0 1 0

Inning Stats	R: 0	H: 1	E: 0	K: 0	S: 3	R: 1	H: 2	E: 0	K: 1	S: 7	R: 0	H: 0	E: 0	K: 0	S: 3	R: 0	H: 1	E: 0	K: 0	S: 4	R: 1	H: 3	E: 0	K: 0	S: 6	R: 0	H: 0	E: 0	K: 3	S: 9	R: 1	H: 1	E: 0	K: 2	S: 8	R: 0	H: 1	E: 0	K: 1	S: 5	R: 0	H: 0	E: 0	K: 2	S: 7	R: 0	H: 0	E: 0	K: 2	S: 7	1B: 6	SF: 0	2B: 1	SAC: 0	3B: 0	DP: 0	HR: 2	HBP: 1	WP: 0	PA: 37
PITCHER	IP	WLS	BF	H	R	ER	SO	BB	IBB	HBP	BLK	WP	HR	S	P	ERA	WHIP																																											
John Cerutti, L (1, 1) ERA: 4.0	4.2		21	7	2	2	1	1	0	0	0	0	1	22	26	3.86	1.714																																											
Mark Eichhorn, R (5, 1) ERA: 1.69	3.1	W	13	2	1	1	6	1	0	1	0	0	0	23	28	2.70	0.900																																											
Tom Henke, R (9, 1) ERA: 3.36	1.0	S	3	0	0	0	2	0	0	0	0	0	0	7	7	0.00	0.000																																											


BOTTOM

Toronto Blue Jays @ Detroit Tigers
Tiger Stadium, Detroit, MI
Tue Sep 23 1986, 7:05 PM EDT
Att. 14,364 - Unknown

livebaseballscorecards.com

AB	34
R	3
H	9
RBI	3
BB	2
SO	9
LOB	15



Batter	1	2	3	4	5	6	7	8	9	AB R H RBI BB SO LOB	TOP									
Tony Fernandez, S (1, 6) OBP: 0.339, SLG: 0.431 Manuel Lee, S (8, 6) OBP: 0.250, SLG: 0.292	0-0 HR	0-0 4-3		0-0 6-3 1-2			0-0 3-1		0-0 5-3	4 1 1 1 0 0 1 1 0 0 0 0 0 0	<p>Toronto Blue Jays @ Detroit Tigers Tiger Stadium, Detroit, MI Wed Sep 24 1986, 7:05 PM EDT Att: 15,069 - Unknown</p> <p>livebaseballscorecards.com</p> <p>AB 35 R 8 H 8 RBI 8 BB 1 SO 2 LOB 9</p> 									
Garth Iorg, R (1, 4) OBP: 0.307, SLG: 0.348	0-0 1B	0-0 4-3		0-0 1B G6-4-3 2-H			0-0 F6			4 1 2 1 0 0 0										
Rance Mulliniks, L (1, 5) OBP: 0.332, SLG: 0.413	0-0 SF7 1-3	0-0 1B 2B		0-0 G6-4-3 1-2f			0-0 1B			4 2 2 0 0 0 2										
George Bell, R (1, 7) OBP: 0.359, SLG: 0.554	0-0 HR SF7 2-3 3-H	0-0 1B 2-H				0-0 F8		0-0 1-3		4 1 1 2 0 0 2										
Jesse Barfield, R (1, 9) OBP: 0.376, SLG: 0.550	4-0 HR SF7 1-2 BB	0-0 F6			0-3 K		0-0 F8			3 1 0 0 1 1 1										
Ernie Whitt, L (1, 2) OBP: 0.327, SLG: 0.450	0-0 F9		0-0 3-1		0-0 4-3		0-0 3-1			4 0 0 0 0 0 3										
Rick Leach, L (1, 10) OBP: 0.331, SLG: 0.439	0-0 SF7 1-2 2-3 3-H		0-0 3-1		0-0 L3		0-0 G1-4-3			3 0 0 1 0 0 0										
Cecil Fielder, R (1, 3) OBP: 0.238, SLG: 0.342	0-0 HR 2-H 3-H		0-0 F8		0-3 K		0-0 F3			4 1 1 3 0 1 0										
Ron Shepherd, R (1, 8) OBP: 0.288, SLG: 0.429	0-0 6-3			0-0 1B 6-3		0-0 F6		0-0 5-3		4 1 1 0 0 0 0										
Inning Stats	R: 6 E: 2 K: 0 S: 8	H: 3 LOB: 0 BB: 1 P: 12	R: 1 E: 0 K: 0 S: 5	H: 2 LOB: 1 BB: 0 P: 5	R: 0 E: 0 K: 0 S: 3	H: 0 LOB: 0 BB: 0 P: 3	R: 1 E: 0 K: 0 S: 4	H: 2 LOB: 0 BB: 0 P: 4	R: 0 E: 0 K: 1 S: 5	H: 0 LOB: 0 BB: 0 P: 5	R: 0 E: 0 K: 0 S: 4	H: 1 LOB: 1 BB: 0 P: 4	R: 0 E: 0 K: 0 S: 3	H: 0 LOB: 0 BB: 0 P: 3	R: 0 E: 0 K: 0 S: 3	H: 0 LOB: 0 BB: 0 P: 3	1B: 5 2B: 1 3B: 0 HR: 2	SF: 1 SAC: 0 DP: 1 HBP: 0	WP: 0 PB: 0 SB: 0 CS: 0	PA: 37
PITCHER	IP WLS BF H R ER SO BB IBB HBP BLK WP HR S P ERA WHIP																			
Dan Petry, R (1, 1) ERA: 4.72	0.2 L 8 3 6 1 0 1 0 0 0 0 0 2 7 11 13.50 6.000																			
Randy O'Neal, R (1, 1) ERA: 4.37	6.1 23 5 2 2 2 0 0 0 0 0 0 0 27 27 2.84 0.789																			
Jim Staton, R (8, 1) ERA: 4.78	2.0 6 0 0 0 0 0 0 0 0 0 0 0 6 6 0.00 0.000																			

Batter	1	2	3	4	5	6	7	8	9	AB	R	H	RBI	BB	SO	LOB
Lou Whitaker, L (1, 4) OBP: 0.338, SLG: 0.429	0-3 K ①		0-0 6-3 ②		0-0 L3 ③		0-0 1B		0-0 2B	5	0	2	0	0	1	2
Alan Trammell, R (1, 6) OBP: 0.345, SLG: 0.468 Doug Baker, S (5, 6) OBP: 0.313, SLG: 0.286	0-0 F9 ②		0-0 F7 ③			0-0 2B 1B	0-3 K ③		4-0 BB	2	0	0	0	0	0	1
Kirk Gibson, L (1, 9) OBP: 0.367, SLG: 0.471	0-0 E6			0-0 F7 ①		0-3 K ①		4-0 FC6 BB	0-3 K ③	4	0	0	0	1	2	4
Johnny Grubb, L (1, 10) OBP: 0.413, SLG: 0.617 Tim Tolman, R (8, PH) OBP: 0.267, SLG: 0.167	0-0 4-3 ③			0-0 1B		0-3 K ②		0-0 FC6 ①		3	0	1	0	0	1	2
Darrell Evans, L (1, 3) OBP: 0.368, SLG: 0.465		0-0 3-1 ①		0-0 L3 ②		0-0 1B 2B		0-3 K ②		4	1	1	0	0	1	2
Darnell Coles, R (1, 5) OBP: 0.335, SLG: 0.455		0-3 K ②		0-0 G3 ③		0-0 FC6 1B		0-0 FC6-4 ③		4	0	1	2	0	1	2
Bruce Fields, L (1, 7) OBP: 0.333, SLG: 0.444		0-0 1-3 ③			0-0 F8 ①	0-0 FC6 ③			0-0 F5 ①	4	0	0	0	0	0	1
Pat Sheridan, L (1, 8) OBP: 0.307, SLG: 0.371			4-0 6-3 L1-4-3 BB		0-0 1B		0-0 G1-6-3 1B		4-0 2B BB	2	0	2	0	2	0	0
Matt Nokes, L (1, 2) OBP: 0.307, SLG: 0.371			0-0 L1-4-3 ①		0-3 K ②		0-0 G1-6-3 ① ②		0-0 F8 ②	4	0	0	0	0	1	4

Inning Stats	R: 0	H: 0	E: 1	K: 1	S: 6	LOB: 1	BB: 0	P: 6	R: 0	H: 0	E: 0	K: 1	S: 5	LOB: 0	BB: 0	P: 5	R: 0	H: 0	E: 0	K: 0	S: 3	LOB: 1	BB: 1	P: 7	R: 0	H: 1	E: 0	K: 0	S: 4	LOB: 1	BB: 0	P: 4	R: 0	H: 1	E: 0	K: 1	S: 6	LOB: 1	BB: 0	P: 6	R: 2	H: 3	E: 0	K: 2	S: 10	LOB: 1	BB: 0	P: 10	R: 0	H: 2	E: 0	K: 1	S: 6	LOB: 1	BB: 0	P: 6	R: 0	H: 0	E: 0	K: 1	S: 5	LOB: 1	BB: 1	P: 9	R: 0	H: 1	E: 0	K: 1	S: 6	LOB: 3	BB: 2	P: 14	1B: 6	2B: 2	3B: 0	HR: 0	SF: 0	SAC: 0	DP: 1	HBP: 0	WP: 0	PB: 0	SB: 0	CS: 0	PA: 39
PITCHER	IP	WLS	BF	H	R	ER	SO	BB	IBB	HBP	BLK	WP	HR	S	P	ERA	WHIP																																																																				
Dave Stieb, R (1, 1) ERA: 4.77	7.0		29	7	2	2	6	1	0	0	0	0	0	40	44	2.57	1.143																																																																				
Jeff Musselman, L (8, 1) ERA: 16.2	1.0		4	0	0	0	1	1	0	0	0	0	0	5	9	0.00	1.000																																																																				
Bill Caudill, R (9, 1) ERA: 5.66	1.0		6	1	0	0	1	2	0	0	0	0	0	6	14	0.00	3.000																																																																				

BOTTOM

Toronto Blue Jays @ Detroit Tigers
Tiger Stadium, Detroit, MI
Wed Sep 24 1986, 7:05 PM EDT
Att. 15,069 - Unknown

livebaseballscorecards.com

AB	35
R	2
H	8
RBI	2
BB	4
SO	8
LOB	20



Batter	1	2	3	4	5	6	7	8	9	AB R H RBI BB SO LOB	TOP	
Tony Fernandez, S (1, 6) OBP: 0.339, SLG: 0.436	0-3 K		0-0 HR	0-0 F7		0-0 E5 FC6-4			0-0 4-3 4-3-2 1B	5 1 2 1 0 1 0		
Garth Iorg, R (1, 4) OBP: 0.302, SLG: 0.342	0-0 F5		0-3 K	0-3 K		0-0 FC6-4 1-2f			0-0 4-3 1-3	5 0 0 0 0 2 2		
Damaso Garcia, R (1, 10) OBP: 0.307, SLG: 0.376 Rick Leach, L (9, PH) OBP: 0.329, SLG: 0.437	0-0 1B		0-0 F2		0-3 K		0-0 F3		0-0 4-3-2 3-Hf	4 0 1 0 0 1 0 1 0 0 0 0 0 1		
George Bell, R (1, 7) OBP: 0.359, SLG: 0.552	0-3 K		0-0 HR 1B		0-0 F8		0-0 F9			4 1 1 0 0 1 1		
Jesse Barfield, R (1, 9) OBP: 0.377, SLG: 0.555		0-3 K	0-0 HR 1B		0-0 2B 1B		0-3 K			4 2 2 2 0 2 0		
Cecil Fielder, R (1, 3) OBP: 0.241, SLG: 0.355 Willie Upshaw, L (8, PH) OBP: 0.341, SLG: 0.365 (8, 3)		0-0 E6 FC5 1B	0-0 E3 FC5 1B		0-0 2B			0-0 4-3		3 0 1 1 0 0 0 1 0 0 0 0 0 0		
Kelly Gruber, R (1, 5) OBP: 0.218, SLG: 0.356		0-0 1-2 1B	0-0 1-2 1B		0-3 K			0-0 F9		4 0 2 0 0 1 1		
Ron Shepherd, R (1, 8) OBP: 0.286, SLG: 0.415		0-3 K	0-0 FC5 2-3f			0-0 F4		0-0 FC5-4 1B		4 0 1 0 0 1 4		
Buck Martinez, R (1, 2) OBP: 0.276, SLG: 0.280		0-0 FC5 2-3f		0-3 K		0-0 F3		0-0 FC5-4 1-2f		4 0 0 0 0 1 3		
Inning Stats	R: 0 H: 1 E: 0 LOB: 1 K: 2 BB: 0 S: 8 P: 8	R: 0 H: 1 E: 1 LOB: 2 K: 2 BB: 0 S: 9 P: 9	R: 3 H: 4 E: 1 LOB: 2 K: 1 BB: 0 S: 10 P: 10	R: 0 H: 0 E: 0 LOB: 0 K: 2 BB: 0 S: 7 P: 7	R: 1 H: 2 E: 0 LOB: 1 K: 2 BB: 0 S: 9 P: 9	R: 0 H: 0 E: 1 LOB: 1 K: 0 BB: 0 S: 4 P: 4	R: 0 H: 0 E: 0 LOB: 0 K: 1 BB: 0 S: 5 P: 5	R: 0 H: 1 E: 0 LOB: 1 K: 0 BB: 0 S: 4 P: 4	R: 0 H: 1 E: 0 LOB: 0 K: 0 BB: 0 S: 3 P: 3	1B: 7 SF: 0 2B: 2 SAC: 0 3B: 0 DP: 1 HR: 2 HBP: 0	WP: 0 PA: 39 PB: 0 SB: 0 CS: 0	
PITCHER	IP WLS BF H R ER SO BB IBB HBP BLK WP HR S P ERA WHIP											
Frank Tanana, L (1, 1) ERA: 4.27	7.0 L 32 8 4 4 10 0 0 0 0 0 0 2 52 52 5.14 1.143											
Jim Slaton, R (8, 1) ERA: 4.7	2.0 7 2 0 0 0 0 0 0 0 0 0 0 7 7 0.00 1.000											

Toronto Blue Jays @ Detroit Tigers
Tiger Stadium, Detroit, MI
Thu Sep 25 1986, 7:05 PM EDT
Att. 16,591 - Unknown

livebaseballscorecards.com

AB	39
R	4
H	10
RBI	4
BB	0
SO	10
LOB	12



Batter	1	2	3	4	5	6	7	8	9	AB R H RBI BB SO LOB
Lou Whitaker, L (1, 4) OBP: 0.337, SLG: 0.427	0-0 F8		0-0 3-1			0-0 SF8 1B		0-0 F7		4 1 1 0 0 0 1
Bruce Fields, L (1, 7) OBP: 0.324, SLG: 0.419	0-0 F6			0-0 5-3		0-0 1B		0-0 F7		4 0 1 0 0 0 1
Kirk Gibson, L (1, 9) OBP: 0.368, SLG: 0.472	0-0 1B			0-0 F9		0-0 SF8		0-0 WP 1B SF7 1B		3 1 2 1 0 0 0
Darrell Evans, L (1, 10) OBP: 0.367, SLG: 0.463	0-0 G3			0-0 4-3		0-3 K		0-0 WP 1B		4 0 1 0 0 1 2
Darnell Coles, R (1, 5) OBP: 0.332, SLG: 0.453		0-0 5-3		0-3 K		0-0 F9		0-0 SF7		3 0 0 1 0 1 0
Dave Bergman, L (1, 3) OBP: 0.336, SLG: 0.323		0-0 L4		0-0 F7		0-0 6-3		0-0 F7		4 0 0 0 0 0 1
Chet Lemon, R (1, 8) OBP: 0.325, SLG: 0.404		0-0 F8		4-0 BB		0-0 L7		0-0 G3		2 0 0 0 1 0 0
Johnny Grubb, L (9, PH) OBP: 0.411, SLG: 0.613										1 0 0 0 0 0 1
Matt Nokes, L (1, 2) OBP: 0.143, SLG: 0.286			0-0 G3		0-0 L7			0-0 2B		3 0 1 0 0 0 1
Doug Baker, S (1, 6) OBP: 0.278, SLG: 0.250			0-0 6-3			0-0 F9		0-3 K		2 0 0 0 0 0 0
Dave Collins, S (8, PH) OBP: 0.340, SLG: 0.330										1 0 0 0 0 1 1
Tom Brookens, R (9, 6) OBP: 0.318, SLG: 0.359										0 0 0 0 0 0 0

Inning Stats	R: 0	H: 1	E: 0	K: 0	S: 4	LOB: 1	BB: 0	P: 4	R: 0	H: 0	E: 0	K: 0	S: 3	LOB: 0	BB: 0	P: 3	R: 0	H: 0	E: 0	K: 0	S: 3	LOB: 0	BB: 0	P: 3	R: 0	H: 0	E: 0	K: 1	S: 5	LOB: 1	BB: 1	P: 9	R: 1	H: 2	E: 0	K: 1	S: 7	LOB: 1	BB: 0	P: 7	R: 0	H: 0	E: 0	K: 0	S: 3	LOB: 0	BB: 0	P: 3	R: 0	H: 1	E: 0	K: 1	S: 6	LOB: 1	BB: 0	P: 6	R: 1	H: 2	E: 0	K: 0	S: 5	LOB: 1	BB: 0	P: 5	1B: 5	SF: 2	2B: 1	SAC: 0	3B: 0	DP: 0	HR: 0	HBP: 0	WP: 1	PA: 34
--------------	------	------	------	------	------	--------	-------	------	------	------	------	------	------	--------	-------	------	------	------	------	------	------	--------	-------	------	------	------	------	------	------	--------	-------	------	------	------	------	------	------	--------	-------	------	------	------	------	------	------	--------	-------	------	------	------	------	------	------	--------	-------	------	------	------	------	------	------	--------	-------	------	-------	-------	-------	--------	-------	-------	-------	--------	-------	--------

PITCHER	IP	WLS	BF	H	R	ER	SO	BB	IBB	HBP	BLK	WP	HR	S	P	ERA	WHIP
Joe Johnson, R (1, 1) ERA: 4.48	7.0	W	26	4	1	1	2	1	0	0	0	0	0	29	33	1.29	0.714
Tom Henke, R (8, 1) ERA: 3.39	2.0	S	8	2	1	1	1	0	0	0	0	1	0	10	10	4.50	1.000

BOTTOM

Toronto Blue Jays @ Detroit Tigers
 Tiger Stadium, Detroit, MI
 Thu Sep 25 1986, 7:05 PM EDT
 Att. 16,591 - Unknown

livebaseballscorecards.com

AB	31
R	2
H	6
RBI	2
BB	1
SO	3
LOB	8



Batter	1	2	3	4	5	6	7	8	9	AB R H RBI BB SO LOB	TOP									
Dave Collins, S (1, 10) OBP: 0.339, SLG: 0.329	0-0 F8	0-0 CS 1B			0-0 F7			0-0 F8		4 0 1 1 0 0 0										
Tom Brookens, R (1, 4) OBP: 0.317, SLG: 0.357	0-0 F6	0-0 F8			0-0 L4-3 1B			0-0 F8		4 0 1 0 0 0 2										
Larry Herndon, R (1, 7) OBP: 0.308, SLG: 0.381	0-0 2B 1B			0-0 6-3	0-0 L4-3			0-0 FC6-4 1B		4 1 2 0 0 0 1										
Darnell Coles, R (1, 5) OBP: 0.332, SLG: 0.453	0-0 1-H 2B			0-0 F8	0-0 6-3			0-0 FC6-4		4 0 1 1 0 0 1										
Darrell Evans, L (1, 3) OBP: 0.366, SLG: 0.460	4-0 FC6-4 BB			0-3 K	0-0 3-1			0-3 K		3 0 0 0 1 2 0										
Chet Lemon, R (1, 8) OBP: 0.325, SLG: 0.410	0-0 FC6-4			0-0 L6	0-0 6-3			0-0 HR		4 1 1 1 0 0 2										
Tim Tolman, R (1, 9) OBP: 0.294, SLG: 0.214		0-0 SH1-4 1B 1B		0-0 FC5-4 1B	0-3 K2-3			0-0 F9		4 1 2 0 0 1 0										
Pat Sheridan, L (9, 9) OBP: 0.307, SLG: 0.371										0 0 0 0 0 0 0	AB 33									
Mike Heath, R (1, 2) OBP: 0.291, SLG: 0.341		0-0 1B SH1-4 1B		0-0 F9	0-0 F7			0-0 F8		4 0 1 0 0 0 1	R 3									
Doug Baker, S (1, 6) OBP: 0.250, SLG: 0.222		0-0 SH1-4		0-0 FC5-4	0-0 F7					2 0 0 0 0 0 1	H 9									
Inning Stats	R: 1 E: 0 K: 0 S: 5	H: 2 LOB: 2 BB: 1 P: 9	R: 1 E: 0 K: 0 S: 5	H: 3 LOB: 1 BB: 0 P: 5	R: 0 E: 0 K: 1 S: 5	H: 0 LOB: 0 BB: 0 P: 5	R: 0 E: 0 K: 0 S: 4	H: 1 LOB: 1 BB: 0 P: 4	R: 0 E: 0 K: 0 S: 3	H: 0 LOB: 0 BB: 0 P: 3	R: 0 E: 0 K: 1 S: 5	H: 0 LOB: 0 BB: 0 P: 5	R: 0 E: 0 K: 0 S: 4	H: 1 LOB: 1 BB: 0 P: 4	R: 1 E: 0 K: 1 S: 6	H: 1 LOB: 0 BB: 0 P: 6	1B: 7 2B: 2 3B: 0 HR: 1	SF: 0 SAC: 1 DP: 1 HBP: 0	WP: 0 PB: 0 SB: 0 CS: 1	PA: 35
PITCHER Ron Guidry, L (1, 1) ERA: 4.03	IP 9.0 WLS L BF 35 H 9 R 3 ER 3 SO 3 BB 1 IBB 0 HBP 0 BLK 0 WP 0 HR 1 S 40 P 44 ERA 3.00 WHIP 1.111											PITCHER IP WLS BF H R ER SO BB IBB HBP BLK WP HR S P ERA WHIP								

Detroit Tigers @ New York Yankees
Yankee Stadium, Bronx, NY
 Fri Sep 26 1986, 7:05 PM EDT
 Att. 21,902 - Unknown

livebaseballscorecards.com



Batter	1	2	3	4	5	6	7	8	9	AB	R	H	RBI	BB	SO	LOB
Rickey Henderson, R (1, 8) OBP: 0.355, SLG: 0.464	0-0 5-3		0-0 FC3			0-0 F8			0-0 HBP 1B	4	1	1	0	0	0	1
Willie Randolph, R (1, 4) OBP: 0.389, SLG: 0.335	4-0 BB		0-0 F9			0-0 1-3			1-0 1B HBP	2	0	0	0	1	0	1
Don Mattingly, L (1, 3) OBP: 0.391, SLG: 0.564	0-0 F8			0-0 G3-6-1 1B			0-0 4-3		0-0 F9	4	0	1	0	0	0	3
Mike Easter, L (1, 10) OBP: 0.359, SLG: 0.451	0-3 K		0-0 G3-6-1			0-0 F7			0-3 K	4	0	0	0	0	2	4
Dave Winfield, R (1, 9) OBP: 0.353, SLG: 0.460		0-0 6-3		0-3 K			0-0 6-3		0-0 FC6-4 1B	4	0	1	1	0	1	0
Dan Pasqua, L (1, 7) OBP: 0.401, SLG: 0.531		0-3 K			4-0 G4-3 BB			0-0 F9	0-0 FC6-4	2	0	0	0	1	1	0
Phil Lombardi, R (9, PH) OBP: 0.385, SLG: 0.667									0-0 1-2f	1	0	0	0	0	0	2
Mike Pagliarulo, L (1, 5) OBP: 0.321, SLG: 0.483		0-3 K			0-0 F8			0-0 4-3		3	0	0	0	0	1	1
Joel Skinner, R (1, 2) OBP: 0.262, SLG: 0.314			0-0 FC3 1B		0-0 G4-3			0-0 HR		2	0	1	0	0	0	1
Claudell Washington, L (8, PH) OBP: 0.306, SLG: 0.430						0-0 3-1				1	1	1	1	0	0	0
Juan Espino, R (9, 2) OBP: 0.200, SLG: 0.242								0-0 F9		0	0	0	0	0	0	0
Wayne Tolleson, S (1, 6) OBP: 0.339, SLG: 0.337			0-3 K							3	0	0	0	0	1	1

BOTTOM


Detroit Tigers @ New York Yankees
 Yankee Stadium, Bronx, NY
 Fri Sep 26 1986, 7:05 PM EDT
 Att. 21,902 - Unknown

livebaseballscores.com

AB	30
R	2
H	5
RBI	2
BB	2
SO	6
LOB	14



Inning Stats																	1B: 4		SF: 0		WP: 0		PA: 33												
R: 0		H: 0		R: 0		H: 0		R: 0		H: 1		R: 0		H: 0		R: 0		H: 0		R: 1		H: 1		R: 1		H: 2		1B: 4		SF: 0		WP: 0		PA: 33	
E: 0		LOB: 1		E: 0		LOB: 0		E: 0		LOB: 0		E: 0		LOB: 0		E: 0		LOB: 0		E: 0		LOB: 0		E: 0		LOB: 2		2B: 0		SAC: 0		PB: 0			
K: 1		BB: 1		K: 2		BB: 0		K: 1		BB: 0		K: 0		BB: 1		K: 0		BB: 0		K: 0		BB: 0		K: 1		BB: 0		3B: 0		DP: 2		SB: 0			
S: 5		P: 9		S: 7		P: 7		S: 6		P: 6		S: 5		P: 5		S: 2		P: 6		S: 3		P: 3		S: 4		P: 4		S: 7		P: 8		HR: 1		CS: 0	
PITCHER		IP	WLS	BF	H	R	ER	SO	BB	IBB	HBP	BLK	WP	HR	S	P	ERA	WHIP																	
Walt Terrell, R (1, 1) ERA: 4.58	8.0	W	29	4	2	2	5	5	2	0	0	0	0	1	36	45	2.25	0.750																	
Willie Hernandez, L (9, 1) ERA: 3.65	0.2		2	0	0	0	1	0	0	0	0	0	0	0	4	4	0.00	0.000																	
Eric King, R (9, 1) ERA: 3.65	0.0		1	1	0	0	0	0	0	0	0	0	0	0	1	1	∞	∞																	
Mark Thurmond, L (9, 1) ERA: 4.6	0.1	S	1	0	0	0	0	0	0	0	0	0	0	0	1	1	0.00	0.000																	

Batter	1	2	3	4	5	6	7	8	9	10	AB R H RBI BB SO LOB	TOP																		
Lou Whitaker, L (1, 4) OBP: 0.336, SLG: 0.425	0-0 4-3		0-0 4-3		0-0 F7			0-0 E4		0-0 SH1-4 1B	5 1 1 0 0 0 4	<p>Detroit Tigers @ New York Yankees Yankee Stadium, Bronx, NY Sat Sep 27 1986, 3:33 AM EDT Att: 25,778 - Unknown</p> <p>livebaseballscorecards.com</p> <table border="1"> <tr><td>AB</td><td>35</td></tr> <tr><td>R</td><td>1</td></tr> <tr><td>H</td><td>8</td></tr> <tr><td>RBI</td><td>1</td></tr> <tr><td>BB</td><td>3</td></tr> <tr><td>SO</td><td>4</td></tr> <tr><td>LOB</td><td>21</td></tr> </table> 	AB	35	R	1	H	8	RBI	1	BB	3	SO	4	LOB	21				
AB	35																													
R	1																													
H	8																													
RBI	1																													
BB	3																													
SO	4																													
LOB	21																													
Bruce Fields, L (1, 7) OBP: 0.316, SLG: 0.400	0-0 CS 1B		0-0 F7			0-0 4-3		0-0 F8		0-0 SH1-4	4 0 1 0 0 0 3																			
Darrell Evans, L (1, 3) OBP: 0.365, SLG: 0.457	0-3 K			0-0 F7		0-0 F9		4-0 FC6-4 BB		0-0 L3	4 0 0 0 1 1 2																			
Johnny Grubb, L (1, 10) OBP: 0.410, SLG: 0.609 Larry Herndon, R (8, PH) OBP: 0.309, SLG: 0.382		0-0 FC4-6 1B		0-0 F8		0-0 4-3		0-0 FC6-4		0-0 1B	3 0 1 0 0 0 0 2 0 1 1 0 0 3																			
Darnell Coles, R (1, 5) OBP: 0.328, SLG: 0.448		0-0 F6		0-3 K			0-0 5-3		0-0 F9	0-3 K	5 0 0 0 0 2 2																			
Pat Sheridan, L (1, 9) OBP: 0.304, SLG: 0.366 Tim Tolman, R (9, PH) OBP: 0.314, SLG: 0.214		0-0 FC4-6		0-0 F7			0-0 F7		4-0 WP 4-3 BB		3 0 0 0 0 0 1 0 0 0 0 1 0 0																			
Chet Lemon, R (1, 8) OBP: 0.324, SLG: 0.408		0-3 K		0-0 E 1B			0-0 5-3		0-0 4-3		4 0 1 0 0 1 2																			
Matt Nokes, L (1, 2) OBP: 0.455, SLG: 0.500			0-0 4-3 SH1-3 1B		0-0 E9 1-3 1B			0-0 E SH3-4 1B		4-0 WP IBB	3 0 3 0 1 0 0																			
Doug Baker, S (1, 6) OBP: 0.238, SLG: 0.211 Dave Bergman, L (9, PH) OBP: 0.336, SLG: 0.323 Tom Brookens, R (9, PH) OBP: 0.316, SLG: 0.356			0-0 SH1-3		0-0 F7			0-0 SH3-4		0-0 L5	1 0 0 0 0 0 2 0 0 0 0 0 0 0 1 0 0 0 0 0 2																			
Inning Stats	R: 0 E: 0 K: 1 S: 5	H: 1 LOB: 1 BB: 0 P: 5	R: 0 E: 0 K: 1 S: 6	H: 1 LOB: 1 BB: 0 P: 6	R: 0 E: 0 K: 0 S: 4	H: 1 LOB: 1 BB: 0 P: 4	R: 0 E: 0 K: 1 S: 5	H: 0 LOB: 0 BB: 0 P: 5	R: 0 E: 1 K: 0 S: 5	H: 2 LOB: 2 BB: 0 P: 5	R: 0 E: 0 K: 0 S: 3	H: 0 LOB: 0 BB: 0 P: 3	R: 0 E: 0 K: 0 S: 3	H: 0 LOB: 0 BB: 0 P: 3	R: 0 E: 1 K: 0 S: 5	H: 1 LOB: 3 BB: 1 P: 9	R: 0 E: 0 K: 0 S: 3	H: 0 LOB: 2 BB: 2 P: 11	R: 1 E: 0 K: 1 S: 7	H: 2 LOB: 1 BB: 0 P: 7	1B: 8 2B: 1 3B: 0 HR: 0	SF: 0 SAC: 3 DP: 1 HBP: 0	WP: 1 PB: 0 SB: 0 CS: 1	PA: 41						
PITCHER	IP WLS BF H R ER SO BB IBB HBP BLK WP HR S P ERA WHIP												IP WLS BF H R ER SO BB IBB HBP BLK WP HR S P ERA WHIP																	
Doug Drabek, R (1, 1) ERA: 4.31	7.2	30	6	0	0	0	3	1	0	0	0	0	0	0	0	35	39	0.00	0.913											
Bob Shirley, L (8, 1) ERA: 5.06	0.2	3	0	0	0	0	0	1	0	0	0	0	0	0	2	6	0.00	1.500												
Tim Stoddard, R (9, 1) ERA: 3.8	0.1	2	0	0	0	0	0	0	1	0	0	0	0	0	1	5	0.00	0.000												
Dave Righetti, L (9, 1) ERA: 2.56	1.1	L 6	2	1	1	1	1	0	0	0	0	0	1	0	8	8	6.75	1.500												


Batter	1	2	3	4	5	6	7	8	9	10	AB	R	H	RBI	BB	SO	LOB
Rickey Henderson, R (1, 8) OBP: 0.353, SLG: 0.461	0-0 6-3			0-0 F9		0-3 K		0-0 5-3			4	0	0	0	0	1	1
Don Mattingly, L (1, 3) OBP: 0.390, SLG: 0.561	0-0 F2			0-0 F7		4-0 1-2 IBB			0-3 K		3	0	0	0	1	1	0
Dan Pasqua, L (1, 7) OBP: 0.402, SLG: 0.535	0-0 F6			0-0 1B		0-0 3-1			0-0 2B		4	0	2	0	0	0	2
Mike Easler, L (1, 10) OBP: 0.358, SLG: 0.448		0-3 K		0-0 F9			0-0 F7		4-0 G5-4-3 IBB		3	0	0	0	1	1	1
Dave Winfield, R (1, 9) OBP: 0.351, SLG: 0.457		0-0 F6			0-0 F2		0-0 F8		0-0 G5-4-3 1-2f		4	0	0	0	0	0	2
Mike Pagliarulo, L (1, 5) OBP: 0.319, SLG: 0.479		0-3 K			0-0 F7		0-3 K			0-0 F9	4	0	0	0	0	2	0
Wayne Tolleson, S (1, 6) OBP: 0.339, SLG: 0.336			0-0 4-3		0-0 F7			0-0 F8		0-0 E8 1B	4	0	1	0	0	0	0
Joel Skinner, R (1, 2) OBP: 0.263, SLG: 0.314			0-3 K			0-0 5-3		0-0 FC5-4 1B		0-3 K	3	0	1	0	0	1	0
Henry Cotto, R (8, PR) OBP: 0.164, SLG: 0.169											0	0	0	0	0	0	0
Juan Espino, R (9, 2) OBP: 0.200, SLG: 0.242											0	0	0	0	0	0	0
Ron Kittle, R (10, PH) OBP: 0.286, SLG: 0.420											1	0	0	0	0	1	1
Bryan Little, S (1, 4) OBP: 0.208, SLG: 0.181			0-3 K			0-0 F9		0-0 FC5-4 1-2		0-0 F8	2	0	0	0	0	1	0
Claudell Washington, L (8, PH) OBP: 0.304, SLG: 0.429											1	0	0	0	0	0	1
Mike Fischlin, R (9, 4) OBP: 0.261, SLG: 0.225											0	0	0	0	0	0	0
Phil Lombardi, R (10, PH) OBP: 0.370, SLG: 0.640											1	0	0	0	0	0	1

Inning Stats	R: 0	H: 0	E: 0	K: 0	S: 3	R: 0	H: 0	E: 0	K: 2	S: 7	R: 0	H: 0	E: 0	K: 2	S: 7	R: 0	H: 1	E: 0	K: 0	S: 4	R: 0	H: 0	E: 0	K: 0	S: 3	R: 0	H: 0	E: 0	K: 1	S: 6	R: 0	H: 0	E: 0	K: 1	S: 5	R: 0	H: 1	E: 0	K: 0	S: 4	R: 0	H: 1	E: 0	K: 1	S: 5	R: 0	H: 1	E: 0	K: 1	S: 6	R: 0	H: 1	E: 1	K: 1	S: 6
IP	10.0	WLS	W	BF	36	H	4	R	0	ER	0	SO	8	BB	0	IBB	2	HBP	0	BLK	0	WP	1	HR	0	S	50	P	58	ERA	0.00	WHIP	0.400																						

DETROIT TIGERS @ NEW YORK YANKEES
Yankee Stadium, Bronx, NY
 Sat Sep 27 1986, 3:33 AM EDT
 Att: 25,778 - Unknown

AB	34
R	0
H	4
RBI	0
BB	2
SO	8
LOB	9

WP: 1 PA: 36
 FB: 0
 SB: 1
 CS: 0



livebaseballscores.com

Batter	1	2	3	4	5	6	7	8	9	AB R H RBI BB SO LOB	TOP											
Lou Whitaker, L (1, 4) OBP: 0.337, SLG: 0.431	0-0 1B 1B		0-0 HR		0-0 F7			0-3 K		4 1 2 1 0 1 0												
Bruce Fields, L (1, 7) OBP: 0.310, SLG: 0.385	0-0 1B 1-3 1B		0-0 4-3		0-3 K			0-0 6-3		4 0 1 0 0 1 0												
Johnny Grubb, L (1, 10) OBP: 0.407, SLG: 0.602	0-0 FC6-4 2-3 1B		0-0 3-1				0-0 4-3	0-0 4-3		4 0 1 0 0 0 0												
Darrell Evans, L (1, 3) OBP: 0.362, SLG: 0.453	0-3 K		0-0 F9				0-0 G3		0-0 4-3	4 0 0 0 0 1 2												
Darnell Coles, R (1, 5) OBP: 0.328, SLG: 0.447	0-0 FC6-4 1-2f			0-0 6-3			0-0 5-3		0-0 BB SF8 1B 1B	4 1 1 0 0 0 2												
Matt Nokes, L (1, 2) OBP: 0.467, SLG: 0.500		0-0 1B		0-0 L6			0-0 F8		0-0 BB 1-2 1B	4 0 2 0 0 0 0												
Chet Lemon, R (1, 8) OBP: 0.326, SLG: 0.406		0-0 F9		1-0 FC4-6 HBP			0-0 5-3		4-0 BB BB BB 1-2 2-3 BB	2 0 0 0 1 0 1												
Pat Sheridan, L (1, 9) OBP: 0.303, SLG: 0.366		0-0 L6		0-0 FC4-6 1-2f			0-0 1B		0-0 SF8	3 0 1 1 0 0 2												
Doug Baker, S (1, 6) OBP: 0.208, SLG: 0.182		0-3 K			0-0 F9			0-0 4-3	0-0 3-H 4-3	3 0 0 0 0 1 2												
Dave Bergman, L (9, PH) OBP: 0.333, SLG: 0.320										1 0 0 0 0 0 2												
Inning Stats	R: 0 E: 0 K: 1 S: 7	H: 3 LOB: 2 BB: 0 P: 7	R: 0 E: 0 K: 1 S: 6	H: 1 LOB: 1 BB: 0 P: 6	R: 1 E: 0 K: 0 S: 4	H: 1 LOB: 0 BB: 0 P: 4	R: 0 E: 0 K: 0 S: 3	H: 0 LOB: 1 BB: 0 P: 4	R: 0 E: 0 K: 1 S: 5	H: 0 LOB: 0 BB: 0 P: 5	R: 0 E: 0 K: 0 S: 3	H: 0 LOB: 0 BB: 0 P: 3	R: 0 E: 0 K: 0 S: 4	H: 1 LOB: 1 BB: 0 P: 4	R: 0 E: 0 K: 1 S: 5	H: 0 LOB: 0 BB: 0 P: 5	R: 1 E: 0 K: 0 S: 5	H: 2 LOB: 2 BB: 1 P: 9	1B: 7 2B: 0 3B: 0 HR: 1	SF: 1 SAC: 0 DP: 0 HBP: 1	WP: 0 PB: 0 SB: 0 CS: 0	PA: 36
PITCHER Bob Tewksbury, R (1, 1) ERA: 3.51	IP: 9.0 WLS: W BF: 36 H: 8 R: 2 ER: 2 SO: 4 BB: 1 IBB: 0 HBP: 1 BLK: 0 WP: 0 HR: 1 S: 42 P: 47 ERA: 2.00 WHIP: 1.000											PITCHER	IP: 9.0 WLS: W BF: 36 H: 8 R: 2 ER: 2 SO: 4 BB: 1 IBB: 0 HBP: 1 BLK: 0 WP: 0 HR: 1 S: 42 P: 47 ERA: 2.00 WHIP: 1.000									

Detroit Tigers @ New York Yankees
 Yankee Stadium, Bronx, NY
 Sun Sep 28 1986, 3:33 AM EDT
 Att: 30,022 - Unknown

livebaseballscorecards.com

AB	33
R	2
H	8
RBI	2
BB	1
SO	4
LOB	11



Batter	1	2	3	4	5	6	7	8	9
Wayne Tolleson, S (1, 6) OBP: 0.339, SLG: 0.339	0-0 F7	0-0 2B		0-0 1B	0-3 K2-3			0-0 3-1	
Willie Randolph, R (1, 4) OBP: 0.390, SLG: 0.337	4-0 HR	0-0 F9		0-0 1B		0-0 6-3		0-0 2B 1B	
Mike Fischlin, R (9, 4) OBP: 0.261, SLG: 0.225	BB			1-2 1B				3-H 1B	
Don Mattingly, L (1, 3) OBP: 0.392, SLG: 0.569	0-0 HR	0-0 2B		0-0 L4		0-0 L4		0-0 1B 2B	
Mike Easter, L (1, 10) OBP: 0.358, SLG: 0.445	4-0 FC3-6 1B	0-3 K		0-0 F9		0-0 F5		4-0 1B 3-1 IBB	
BB	BB								
Dave Winfield, R (1, 9) OBP: 0.353, SLG: 0.464	0-0 FC3-6 1B		0-0 HR	0-0 G3			0-3 K	0-0 3-1 WP 1B	
1-2								1-3 2-H 3-H	
Dan Pasqua, L (1, 7) OBP: 0.395, SLG: 0.525	0-0 FC3-6		0-0 6-3		0-3 K		0-0 F8	0-0 3-1	
1-2 2-3								2-3 3-H	
Mike Pagliarulo, L (1, 5) OBP: 0.318, SLG: 0.475	0-0 F8		0-0 F4		0-0 F5		4-0 BB	0-0 F4	
								3-H	
Joel Skinner, R (1, 2) OBP: 0.269, SLG: 0.320		0-0 1B	0-0 1B		0-0 1B		0-0 F7		
Henry Cotto, R (1, 8) OBP: 0.195, SLG: 0.213		0-0 2B 1B	0-3 K		0-0 1B			0-0 3-1 1B 2B	
		1-3			1-2				

Inning Stats	R: 2	H: 2	E: 0	K: 0	S: 5	LOB: 2	BB: 2	P: 13
	R: 2	H: 4	E: 0	K: 1	S: 8	LOB: 1	BB: 0	P: 8
	R: 1	H: 2	E: 0	K: 1	S: 7	LOB: 1	BB: 0	P: 7
	R: 0	H: 2	E: 0	K: 0	S: 5	LOB: 2	BB: 0	P: 5
	R: 0	H: 2	E: 0	K: 2	S: 9	LOB: 2	BB: 0	P: 9
	R: 0	H: 0	E: 0	K: 0	S: 3	LOB: 0	BB: 0	P: 3
	R: 0	H: 0	E: 0	K: 1	S: 5	LOB: 1	BB: 1	P: 9
	R: 5	H: 4	E: 0	K: 0	S: 7	LOB: 0	BB: 1	P: 11

PITCHER	IP	WLS	BF	H	R	ER	SO	BB	IBB	HBP	BLK	WP	HR	S	P	ERA	WHIP
Bryan Kelly, R (1, 1) ERA: 4.8	1.2	L	12	6	4	4	0	2	2	0	0	0	1	10	18	21.60	4.800
Mark Thurmond, L (2, 1) ERA: 4.6	2.0		10	4	1	1	2	0	0	0	0	0	1	14	14	4.50	2.000
Randy O'Neal, R (4, 1) ERA: 4.32	1.1		6	2	0	0	2	0	0	0	0	0	0	10	10	0.00	1.500
Bill Campbell, R (6, 1) ERA: 3.88	2.0		7	0	0	0	1	1	0	0	0	0	0	8	12	0.00	0.500
Jim Staton, R (8, 1) ERA: 5.08	0.1		6	4	5	5	0	0	1	0	0	0	0	5	9	135.00	12.000

AB R H RBI BB SO LOB

5 1 2 1 0 1 3

4 2 2 1 1 0 1

0 0 0 0 0 0 0

5 2 3 3 0 0 2

3 1 0 0 2 1 3

5 2 3 3 0 1 2

5 0 0 1 0 1 3

4 0 0 0 1 0 2

4 0 3 0 0 0 1

4 2 3 0 0 1 1

AB 39

R 10

H 16

RBI 9

BB 4

SO 5

LOB 18

1B: 10 SF: 0

2B: 4 SAC: 0

3B: 0 DP: 0

HR: 2 HBP: 0

WP: 1 PA: 43

PB: 0

SB: 0

CS: 0


ERA 0.00 WHIP 0.000

DETROIT TIGERS @ NEW YORK YANKEES

Yankee Stadium, Bronx, NY

Sun Sep 28 1986, 3:33 AM EDT

Att. 30,022 - Unknown



AB 39

R 10

H 16

RBI 9

BB 4

SO 5

LOB 18

1B: 10 SF: 0

2B: 4 SAC: 0

3B: 0 DP: 0

HR: 2 HBP: 0

WP: 1 PA: 43

PB: 0

SB: 0

CS: 0

ERA 0.00 WHIP 0.000

Batter	1	2	3	4	5	6	7	8	9	AB R H RBI BB SO LOB	TOP									
Pat Sheridan, L (1, 8) OBP: 0.298, SLG: 0.359	0-3 K	0-0 4-3			0-0 G3			0-0 FC6-4		4 0 0 0 0 1 3										
Bruce Fields, L (1, 7) OBP: 0.283, SLG: 0.349	0-3 K		0-0 F9			0-0 4-3		0-0 F7		4 0 0 0 0 1 1										
Kirk Gibson, L (1, 9) OBP: 0.367, SLG: 0.470	0-0 1B		0-3 K			0-0 F7			0-0 4-3	4 0 1 0 0 1 0										
Johnny Grubb, L (1, 10) OBP: 0.409, SLG: 0.598	0-0 1B		0-0 1-3			0-0 G3			4-0 BB	3 0 1 0 1 0 0										
Darrell Evans, L (1, 3) OBP: 0.361, SLG: 0.450	0-3 K			0-0 G3			4-0 BB		0-0 G4-6-3	3 0 0 0 1 1 3										
Darnell Coles, R (1, 5) OBP: 0.328, SLG: 0.448 (8, 6)		0-0 2B		0-0 4-3			0-0 G6-4-3			3 0 1 0 0 0 1										
Matt Nokes, L (1, 2) OBP: 0.389, SLG: 0.412			0-0 FC		0-0 F6		0-0 F7			3 0 0 0 0 0 1										
Tom Brookens, R (1, 4) OBP: 0.316, SLG: 0.356		0-0 B1			0-0 4-3			0-0 FC6-4		3 0 1 0 0 0 2										
Doug Baker, S (1, 6) OBP: 0.192, SLG: 0.167		0-3 K			0-0 F5			0-0 F8		2 0 0 0 0 1 2										
Dave Bergman, L (8, PH) OBP: 0.331, SLG: 0.318										1 0 0 0 0 0 1										
Mike Heath, R (8, 5) OBP: 0.291, SLG: 0.341										0 0 0 0 0 0 0										
Inning Stats	R: 0 E: 0 K: 3 S: 11	H: 2 LOB: 2 BB: 0 P: 11	R: 0 E: 0 K: 1 S: 7	H: 1 LOB: 2 BB: 0 P: 7	R: 0 E: 0 K: 1 S: 5	H: 0 LOB: 0 BB: 0 P: 5	R: 0 E: 0 K: 0 S: 3	H: 0 LOB: 0 BB: 0 P: 3	R: 0 E: 0 K: 0 S: 3	H: 0 LOB: 0 BB: 0 P: 3	R: 0 E: 0 K: 0 S: 2	H: 0 LOB: 0 BB: 1 P: 6	R: 0 E: 0 K: 0 S: 4	H: 1 LOB: 1 BB: 0 P: 4	R: 0 E: 0 K: 0 S: 2	H: 0 LOB: 0 BB: 1 P: 6	1B: 3 2B: 1 3B: 0 HR: 0	SF: 0 SAC: 0 DP: 2 HBP: 0	WP: 0 PB: 0 SB: 0 CS: 0	PA: 32
PITCHER Tim Leary, R (1, 1) ERA: 4.32	IP: 9.0 WLS: W BF: 32 H: 4 R: 0 ER: 0 SO: 5 BB: 2 IBB: 0 HBP: 0 BLK: 0 WP: 0 HR: 0 S: 40 P: 48 ERA: 0.00 WHIP: 0.667																			
PITCHER	IP	WLS	BF	H	R	ER	SO	BB	IBB	HBP	BLK	WP	HR	S	P	ERA	WHIP			

Detroit Tigers @ Milwaukee Brewers
Milwaukee County Stadium, Milwaukee, WI

Tue Sep 30 1986, 8:05 PM EDT
Att. 5,160 - Unknown

livebaseballscorecards.com

AB	30
R	0
H	4
RBI	0
BB	2
SO	5
LOB	14



Batter	1	2	3	4	5	6	7	8	9	AB R H RBI BB SO LOB	BOTTOM
Paul Molitor, R OBP: 0.339, SLG: 0.423 (1, 5) X	0-0 4-6 2B		0-0 1-3 E 2B		0-3 K		0-0 6-3 1-2			4 1 2 0 0 1 1	Detroit Tigers @ Milwaukee Brewers Milwaukee County Stadium, Milwaukee, WI Tue Sep 30 1986, 8:05 PM EDT Att. 5,160 - Unknown livebaseballscorecards.com
Rick Manning, L OBP: 0.304, SLG: 0.432 (1, 8) X	0-0 6-3		0-0 E5 FC6-4 2-H 3-H		0-3 K		0-0 3-1			4 0 0 1 0 1 1	
Cecil Cooper, L OBP: 0.304, SLG: 0.369 (1, 3) X	0-0 4-6 2-3f		0-0 FC6-4 BB 1-2f		0-0 F7		0-3 K			4 0 0 0 0 1 2	
Rob Deer, R OBP: 0.337, SLG: 0.497 (1, 9) S		0-3 K	4-0 1-2 BB		0-0 1B		4-0 2B BB			2 1 1 0 2 1 0	
Ben Oglivie, L OBP: 0.340, SLG: 0.388 (1, 7) X		0-0 F5	0-3 K		0-0 F9		0-0 WP 1-H E 2B			4 1 1 1 0 1 3	
Bill Schroeder, R OBP: 0.269, SLG: 0.395 (1, 10) S		0-3 K		0-0 G3-6 1B		0-0 F8		0-0 E5 2-H		4 0 1 0 0 1 1	
Jim Gantner, L OBP: 0.315, SLG: 0.371 (1, 4) X			0-0 F4	0-0 G3-6 1-2f		0-0 F5		0-0 4-3		4 0 0 0 0 0 2	
Rick Cerone, R OBP: 0.305, SLG: 0.382 (1, 2) X			0-0 1B 2B	0-0 1-3		0-0 FC3-6 1B				3 1 2 0 0 0 0	
Ernest Riles, L OBP: 0.325, SLG: 0.362 (1, 6) X			0-0 2B E 1B 2-H		0-3 K		0-0 FC3-6 1-2f			3 1 1 1 0 1 1	

Inning Stats	R: 0 E: 0 K: 0 S: 3	H: 1 LOB: 0 BB: 0 P: 3	R: 0 E: 0 K: 2 S: 7	H: 0 LOB: 0 BB: 0 P: 7	R: 3 E: 1 K: 1 S: 9	H: 3 LOB: 2 BB: 1 P: 13	R: 0 E: 0 K: 0 S: 3	H: 1 LOB: 0 BB: 0 P: 3	R: 0 E: 0 K: 3 S: 9	H: 0 LOB: 0 BB: 0 P: 9	R: 0 E: 0 K: 0 S: 4	H: 1 LOB: 1 BB: 0 P: 4	R: 0 E: 0 K: 0 S: 4	H: 1 LOB: 1 BB: 0 P: 4	R: 2 E: 1 K: 1 S: 7	H: 1 LOB: 1 BB: 1 P: 11	1B: 4 2B: 5 3B: 0 HR: 0	SF: 0 SAC: 0 DP: 2 HBP: 0	WP: 1 PB: 0 SB: 1 CS: 0	PA: 34	
PITCHER Dan Petry, R ERA: 4.62 (1, 1)	IP 8.0 WLS L BF 34 H 8 R 5 ER 3 SO 7 BB 2 IBB 0 HBP 0 BLK 0 WP 1 HR 0 S 46 P 54 ERA 3.38 WHIP 1.250																				



Batter	1	2	3	4	5	6	7	8	9	AB R H RBI BB SO LOB	TOP											
Tom Brookens, R (1, 4) OBP: 0.319, SLG: 0.353	0-3 K		4-0 CS BB		0-3 K		4-0 BB		0-0 SH3-4	2 0 0 0 2 2 0												
Alan Trammell, R (1, 6) OBP: 0.343, SLG: 0.464	0-0 E5		0-0 L1			0-0 F5	0-0 F6		4-0 IBB	4 0 0 0 1 0 3												
Kirk Gibson, L (1, 9) OBP: 0.365, SLG: 0.469	0-3 K		0-3 K			0-0 2B		0-0 1-3	0-3 K	5 1 1 0 0 3 4												
Larry Herndon, R (1, 7) OBP: 0.304, SLG: 0.375	0-3 K			0-0 F9		0-0 F4		0-0 F8	0-0 F9	5 0 0 0 0 1 5												
Damell Coles, R (1, 5) OBP: 0.331, SLG: 0.451		4-0 1B BB		0-0 F4		0-0 2B		0-0 2B 1B		3 1 2 1 1 0 0												
Chet Lemon, R (1, 8) OBP: 0.330, SLG: 0.418		0-0 1-2 1B		0-0 3B		0-3 K		0-0 1-H 2B		4 0 3 1 0 1 1												
Darrell Evans, L (1, 3) OBP: 0.359, SLG: 0.446		0-3 K		0-3 K			0-0 3-1	0-3 K		4 0 0 0 0 3 4												
Tim Tolman, R (1, 10) OBP: 0.308, SLG: 0.219 Pat Sheridan, L (9, PR) OBP: 0.298, SLG: 0.359		0-0 F8			0-0 F6		0-0 F8		0-0 SH3-4 1B	4 0 1 0 0 0 2 0 0 0 0 0 0 0												
Mike Heath, R (1, 2) OBP: 0.294, SLG: 0.346		0-0 F9			0-0 L7		0-0 2B		0-0 SH3-4 1B	4 0 2 0 0 0 2												
Inning Stats	R: 0 E: 1 K: 3 S: 10	H: 0 LOB: 1 BB: 0 P: 10	R: 0 E: 0 K: 1 S: 6	H: 1 LOB: 2 BB: 1 P: 10	R: 0 E: 0 K: 1 S: 4	H: 0 LOB: 0 BB: 1 P: 8	R: 0 E: 0 K: 1 S: 6	H: 1 LOB: 1 BB: 0 P: 6	R: 0 E: 0 K: 1 S: 5	H: 0 LOB: 0 BB: 0 P: 5	R: 1 E: 0 K: 1 S: 7	H: 2 LOB: 1 BB: 0 P: 7	R: 0 E: 0 K: 0 S: 4	H: 1 LOB: 2 BB: 1 P: 8	R: 1 E: 0 K: 1 S: 7	H: 2 LOB: 1 BB: 0 P: 7	R: 0 E: 0 K: 1 S: 7	H: 2 LOB: 3 BB: 1 P: 11	1B: 4 2B: 4 3B: 1 HR: 0	SF: 0 SAC: 1 DP: 0 HBP: 0	WP: 0 PB: 0 SB: 0 CS: 1	PA: 40
PITCHER Teddy Higuera, L (1, 1) ERA: 2.79	IP 9.0 WLS L BF 40 H 9 R 2 ER 2 SO 10 BB 3 IBB 1 HBP 0 BLK 0 WP 0 HR 0 S 56 P 72 ERA 2.00 WHIP 1.333											PITCHER	IP WLS BF H R ER SO BB IBB HBP BLK WP HR S P ERA WHIP									

Detroit Tigers @ Milwaukee Brewers
 Milwaukee County Stadium, Milwaukee, WI
 Wed Oct 01 1986, 8:05 PM EDT
 Att. 5,500 - Unknown

livebaseballscorecards.com

AB	35
R	2
H	9
RBI	2
BB	4
SO	10
LOB	21



Batter	1	2	3	4	5	6	7	8	9	AB	R	H	RBI	BB	SO	LOB
Paul Molitor, R OBP: 0.342, SLG: 0.430 (1, 5)	F7		FC4-6		SH1		CS		1B	5	1	3	0	0	0	1
Charlie Moore, R OBP: 0.320, SLG: 0.380 (1, 2)	G1		F8		SH1		6-3		K	4	0	0	1	0	1	3
Glenn Braggs, R OBP: 0.274, SLG: 0.351 (1, 7)	HBP				6-3				G3	3	0	1	0	0	1	0
Rob Deer, R OBP: 0.336, SLG: 0.494 (1, 9)	5-3				K				F8	3	0	0	0	1	1	2
Dale Sveum, S OBP: 0.317, SLG: 0.367 Jim Gantner, L OBP: 0.314, SLG: 0.370 (8, PH) (9, 4)		1-3			WP				G3	2	0	0	0	1	0	1
Gorman Thomas, R OBP: 0.315, SLG: 0.374 (1, 10)		K			BB				BB	1	0	0	0	3	1	0
Bill Schroeder, R OBP: 0.269, SLG: 0.389 (1, 3)		F9			BB				F7	3	0	0	0	1	0	4
Rick Manning, L OBP: 0.299, SLG: 0.423 (1, 8)			4-3		3-1				F8	4	0	0	0	0	1	5
Edgar Diaz, R OBP: 0.333, SLG: 0.273 Ernest Riles, L OBP: 0.325, SLG: 0.361 (9, PH)			FC4-6		4-3				4-3	3	0	1	0	0	0	0

Inning Stats	R: 0	H: 0	E: 0	K: 0	S: 3	R: 0	H: 0	E: 0	K: 1	S: 5	R: 0	H: 1	E: 0	K: 0	S: 4	R: 0	H: 0	E: 0	K: 2	S: 7	R: 1	H: 1	E: 0	K: 0	S: 4	R: 0	H: 0	E: 0	K: 1	S: 5	R: 0	H: 1	E: 0	K: 0	S: 3	R: 0	H: 1	E: 0	K: 0	S: 6	R: 0	H: 1	E: 0	K: 1	S: 6	1B: 4	2B: 0	3B: 1	HR: 0	SF: 0	SAC: 1	DP: 0	HBP: 1	WP: 1	PB: 0	SB: 1	CS: 1	PA: 38
--------------	------	------	------	------	------	------	------	------	------	------	------	------	------	------	------	------	------	------	------	------	------	------	------	------	------	------	------	------	------	------	------	------	------	------	------	------	------	------	------	------	------	------	------	------	------	-------	-------	-------	-------	-------	--------	-------	--------	-------	-------	-------	-------	--------

PITCHER	IP	WLS	BF	H	R	ER	SO	BB	IBB	HBP	BLK	WP	HR	S	P	ERA	WHIP
Frank Tanana, L ERA: 4.16 (1, 1)	7.0	W	29	3	1	1	4	4	1	1	0	1	0	31	52	1.29	1.000
Eric King, R ERA: 3.65 (8, 1)	0.1		2	1	0	0	0	0	0	0	0	0	0	2	2	0.00	3.000
Willie Hernandez, L ERA: 3.55 (8, 1)	1.2	S	7	1	0	0	1	1	0	0	0	0	0	8	12	0.00	1.200

BOTTOM

Detroit Tigers @ Milwaukee Brewers
Milwaukee County Stadium, Milwaukee, WI
 Wed Oct 01 1986, 8:05 PM EDT
 Att. 5,500 - Unknown

livebaseballscores.com

AB	30
R	1
H	5
RBI	1
BB	6
SO	5
LOB	17



Batter	1	2	3	4	5	6	7	8	9	AB R H RBI BB SO LOB	TOP											
Lou Whitaker, L (1, 4) OBP: 0.336, SLG: 0.432	0-3 K		0-3 K		0-0 4-3			0-0 F9 S 2B		4 1 1 0 0 2 0												
Alan Trammell, R (1, 6) OBP: 0.346, SLG: 0.470	4-0 BB		0-0 F7		0-0 HR			4-0 4-3 S BB		2 1 1 1 2 0 0												
Kirk Gibson, L (1, 9) OBP: 0.362, SLG: 0.465	0-0 F6		0-0 3-1		0-0 F7			0-0 F9		4 0 0 0 0 0 3												
Johnny Grubb, L (1, 10) OBP: 0.403, SLG: 0.589 Larry Herndon, R (8, PH) OBP: 0.303, SLG: 0.374	0-0 4-3				0-0 F8			0-0 4-3		3 0 0 0 0 0 1 1 0 0 0 0 0 1												
Darrell Evans, L (1, 3) OBP: 0.360, SLG: 0.447					0-0 1B 1B			0-3 K		4 0 2 0 0 1 1												
Darnell Coles, R (1, 5) OBP: 0.332, SLG: 0.452					0-0 1B 1B			0-0 1-5-3		4 0 2 0 0 0 0												
Dave Collins, S (1, 7) OBP: 0.340, SLG: 0.329					0-0 L3 1B			0-0 6-3		3 0 1 0 1 0 2												
Chet Lemon, R (1, 8) OBP: 0.329, SLG: 0.414					0-0 G6-4-3 1B			0-0 1-3		3 0 0 0 1 0 4												
Matt Nokes, L (1, 2) OBP: 0.333, SLG: 0.350					0-0 F7			0-0 1-3		3 0 0 0 0 0 2												
Inning Stats	R: 0 E: 0 K: 1 S: 5	H: 0 LOB: 1 BB: 1 P: 9	R: 0 E: 0 K: 0 S: 4	H: 2 LOB: 2 BB: 1 P: 8	R: 0 E: 0 K: 1 S: 5	H: 0 LOB: 0 BB: 0 P: 5	R: 0 E: 0 K: 0 S: 5	H: 3 LOB: 2 BB: 0 P: 5	R: 1 E: 0 K: 0 S: 4	H: 1 LOB: 0 BB: 0 P: 4	R: 0 E: 0 K: 1 S: 5	H: 0 LOB: 0 BB: 0 P: 5	R: 0 E: 0 K: 0 S: 3	H: 0 LOB: 0 BB: 0 P: 3	R: 1 E: 0 K: 0 S: 4	H: 1 LOB: 1 BB: 1 P: 8	R: 0 E: 0 K: 0 S: 2	H: 0 LOB: 0 BB: 1 P: 6	1B: 5 2B: 3 3B: 0 HR: 1	SF: 0 SAC: 0 DP: 3 HBP: 0	WP: 0 PB: 0 SB: 3 CS: 0	PA: 35
PITCHER	IP WLS BF H R ER SO BB IBB HBP BLK WP HR S P ERA WHIP																					
Pete Vuckovich, R (1, 1) ERA: 3.06	6.0 L 24 6 1 1 3 2 0 0 0 0 0 1 28 36 1.50 1.333																					
Juan Nieves, L (7, 1) ERA: 5.01	2.0 8 1 1 1 0 1 0 0 0 0 0 0 7 11 4.50 1.000																					
Mark Clear, R (9, 1) ERA: 2.23	1.0 3 0 0 0 0 1 0 0 0 0 0 0 2 6 0.00 1.000																					

Detroit Tigers @ Milwaukee Brewers
Milwaukee County Stadium, Milwaukee, WI

Thu Oct 02 1986, 8:05 PM EDT
Att. 6,268 - Unknown

livebaseballscorecards.com

AB	31
R	2
H	7
RBI	1
BB	4
SO	3
LOB	14




Batter	1	2	3	4	5	6	7	8	9	AB	R	H	RBI	BB	SO	LOB
Paul Molitor, R OBP: 0.343, SLG: 0.430 (1, 5)	0-0 6-3		0-0 1B			0-0 SH1-4 1B		0-0 6-3		4	0	2	0	0	0	0
Rick Manning, L OBP: 0.299, SLG: 0.418 (1, 8)	0-0 F7		0-3 K			0-0 SH1-4		4-0 FC6-4 BB		2	0	0	0	1	1	2
Cecil Cooper, L OBP: 0.302, SLG: 0.366 (1, 3)	0-0 6-3					0-0 F8		0-0 FC6-4		4	0	0	0	0	0	2
Ben Oglivie, L OBP: 0.339, SLG: 0.395 (1, 7)		0-0 4-3				0-0 F8		0-0 F8		4	1	1	1	0	0	1
Glenn Braggs, R OBP: 0.278, SLG: 0.356 (1, 9)		0-0 2B				4-0 BB		0-0 4-3		3	0	1	0	1	0	0
Billy Jo Robidoux, L OBP: 0.351, SLG: 0.294 (1, 10) Robin Yount, R OBP: 0.386, SLG: 0.439 (7, PR)		0-0 4-3				0-0 4-3		4-0 S BB		2	0	0	0	1	0	2
Bill Schroeder, R OBP: 0.265, SLG: 0.384 (1, 2) Charlie Moore, R OBP: 0.319, SLG: 0.378 (9, 2)		0-3 K				0-3 K		0-3 K		3	0	0	0	0	3	2
Jim Gantner, L OBP: 0.313, SLG: 0.368 (1, 4)			0-0 F8			0-0 5-3		0-0 4-3		3	0	0	0	0	0	2
Ernest Riles, L OBP: 0.325, SLG: 0.361 (1, 6)			0-0 CS 1B 1B			0-0 F7		0-0 6-3		3	0	1	0	0	0	0

Inning Stats	R: 0	H: 0	E: 0	K: 0	S: 3	R: 0	H: 1	E: 0	K: 1	S: 6	R: 0	H: 2	E: 0	K: 1	S: 6	R: 0	H: 0	E: 0	K: 0	S: 3	R: 0	H: 0	E: 0	K: 1	S: 5	R: 0	H: 1	E: 0	K: 0	S: 4	R: 0	H: 0	E: 0	K: 1	S: 5	R: 0	H: 0	E: 0	K: 0	S: 3	R: 1	H: 1	E: 0	K: 0	S: 4	1B: 3	SF: 0	2B: 2	SAC: 1	3B: 0	DP: 1	HR: 1	HBP: 0	WP: 0	PA: 34
Jack Morris, R ERA: 3.27 (1, 1)	IP	WLS	BF	H	R	ER	SO	BB	IBB	HBP	BLK	WP	HR	S	P	ERA	WHIP													IP	WLS	BF	H	R	ER	SO	BB	IBB	HBP	BLK	WP	HR	S	P	ERA	WHIP									

DETROIT TIGERS @ MILWAUKEE BREWERS
Milwaukee County Stadium, Milwaukee, WI
 Thu Oct 02 1986, 8:05 PM EDT
 Att. 6,268 - Unknown

livebaseballscorecards.com

AB 30
R 1
H 5
RBI 1
BB 3
SO 4
LOB 11



Batter	1	2	3	4	5	6	7	8	9	AB R H RBI BB SO LOB	TOP		
Lou Whitaker, L (1, 4) OBP: 0.335, SLG: 0.435	0-0 HR		0-0 B1-3		0-0 F7		0-0 F8		0-0 F7	5 1 1 1 0 0 0			
Alan Trammell, R (1, 6) OBP: 0.348, SLG: 0.473	0-0 CS 1B		0-0 HR 1B		0-0 1B 2B		0-0 F7		0-0 F7	5 2 3 0 0 0 0			
Kirk Gibson, L (1, 9) OBP: 0.367, SLG: 0.483	0-0 1-2 HR		0-0 1-H HR		0-0 2-H 1B 1B		0-0 BB 1B		0-0 5-3	5 3 4 4 0 0 0			
Larry Herndon, R (1, 7) OBP: 0.305, SLG: 0.371	0-0 F6		0-0 5-3		4-0 1B BB		4-0 FC5-4 BB			2 0 0 0 2 0 0			
Damell Coles, R (1, 10) OBP: 0.333, SLG: 0.451	4-0 FC6-4 BB		0-0 F8		0-0 1-2 2-H 1B		0-0 FC5-4			3 0 1 1 1 0 2			
Chet Lemon, R (1, 8) OBP: 0.326, SLG: 0.410	0-0 1-2f FC6-4			0-0 6-3	0-0 G5-4-3 1B			0-3 K		4 0 0 0 0 1 3			
Tom Brookens, R (1, 5) OBP: 0.318, SLG: 0.351		0-0 CS 1B		0-0 F6		0-3 K		0-0 5-3		4 0 1 0 0 1 0			
Tim Tolman, R (1, 3) OBP: 0.300, SLG: 0.212		0-3 K		4-0 BB		0-3 K		4-0 BB		1 0 0 0 0 1 1			
Dave Bergman, L (4, PH) OBP: 0.338, SLG: 0.315		1-2 K		0-0 BB		0-0 4-3		0-3 K		1 0 0 0 2 1 0			
Mike Heath, R (1, 2) OBP: 0.290, SLG: 0.342		0-0 6-3		0-0 4-3						4 0 0 0 0 1 2			
Inning Stats	R: 2 H: 3 E: 0 LOB: 1 K: 0 BB: 1 S: 5 P: 9	R: 0 H: 1 E: 0 LOB: 0 K: 1 BB: 0 S: 5 P: 5	R: 2 H: 2 E: 0 LOB: 0 K: 0 BB: 0 S: 5 P: 5	R: 0 H: 0 E: 0 LOB: 1 K: 0 BB: 1 S: 3 P: 7	R: 2 H: 3 E: 0 LOB: 1 K: 0 BB: 1 S: 5 P: 9	R: 0 H: 0 E: 0 LOB: 0 K: 2 BB: 0 S: 7 P: 7	R: 0 H: 1 E: 0 LOB: 2 K: 0 BB: 1 S: 4 P: 8	R: 0 H: 0 E: 0 LOB: 1 K: 2 BB: 1 S: 7 P: 11	R: 0 H: 0 E: 0 LOB: 0 K: 0 BB: 0 S: 3 P: 3	1B: 6 SF: 0 2B: 1 SAC: 0 3B: 0 DP: 1 HR: 3 HBP: 0	WP: 0 PA: 39 PB: 0 SB: 1 CS: 2		
PITCHER	IP WLS BF H R ER SO BB IBB HBP BLK WP HR S P ERA WHIP											PITCHER	IP WLS BF H R ER SO BB IBB HBP BLK WP HR S P ERA WHIP
Scott McGregor, L (1, 1) ERA: 4.52	3.0 L 14 6 4 4 1 1 0 0 0 0 3 15 19 12.00 2.333												
John Habyan, R (4, 1) ERA: 4.44	6.0 25 4 2 2 4 4 0 0 0 0 0 29 45 3.00 1.333												

Detroit Tigers @ Baltimore Orioles
 Memorial Stadium, Baltimore, MD
 Fri Oct 03 1986, 7:05 PM EDT
 Att. 14,866 - Unknown

livebaseballscorecards.com

AB 34
R 6
H 10
RBI 6
BB 5
SO 5
LOB 8



Batter	1	2	3	4	5	6	7	8	9	AB	R	H	RBI	BB	SO	LOB
John Shelby, S (1, 9) OBP: 0.259, SLG: 0.348	0-0 4-3	0-0 L5			0-0 4-3		0-0 F8			4	0	0	0	0	0	2
Ken Gerhart, R (1, 7) OBP: 0.278, SLG: 0.318	0-0 F8	0-0 5-3			0-0 G4-6-3 1B			0-0 BB 1B		4	0	2	0	0	0	2
Fred Lynn, L (1, 8) OBP: 0.369, SLG: 0.497	0-0 1B		0-0 4-3		0-0 G4-6-3 1-2f			4-0 BB BB BB BB FC6-4 BB 1-2		3	0	1	0	1	0	1
Eddie Murray, S (1, 3) OBP: 0.395, SLG: 0.458	0-0 F7		0-0 F5		0-0 4-3			0-0 F7		4	0	0	0	0	0	3
Cal Ripken Jr., R (1, 6) OBP: 0.354, SLG: 0.461		4-0 G1-4-3 1B BB	0-0 F7		0-0 HR			0-3 K		3	2	1	1	1	1	2
Mike Young, S (1, 10) OBP: 0.346, SLG: 0.377		4-0 1B 2B BB G1-4-3		0-0 FC1-5 1B		0-0 F5		0-0 FC6-4 1-2f		3	1	1	0	1	0	2
John Stefero, L (1, 2) OBP: 0.333, SLG: 0.319		0-0 G1-4-3		0-0 FC1-5 1B		0-0 3-1		0-0 F5		4	0	1	0	0	0	2
Ricky Jones, R (1, 5) OBP: 0.273, SLG: 0.179		0-0 2B 1B 2-3 3-H		0-0 FC1-5 G4-3		0-3 K		0-3 K		3	0	1	1	0	1	2
Jim Dwyer, L (9, PH) OBP: 0.337, SLG: 0.491				0-0 2-3 2-3		0-0 K		0-3 K		1	0	0	0	0	1	0
Jackie Gutierrez, R (1, 4) OBP: 0.215, SLG: 0.216		0-0 1B		0-0 G4-3		0-0 F7		0-3 K		3	0	1	1	0	0	2
Jim Traber, L (9, PH) OBP: 0.319, SLG: 0.449		0-0 2B 1-3 3-H		0-0 G4-3						1	0	0	0	0	1	0

BOTTOM

Detroit Tigers @ Baltimore Orioles
Memorial Stadium, Baltimore, MD
 Fri Oct 03 1986, 7:05 PM EDT
 Att. 14,866 - Unknown

livebaseballscores.com

AB	33
R	3
H	8
RBI	3
BB	3
SO	4
LOB	18



Inning Stats	R: 0 E: 0 K: 0 S: 4	H: 1 LOB: 1 BB: 0 P: 4	R: 2 E: 0 K: 0 S: 5	H: 2 LOB: 2 BB: 2 P: 13	R: 0 E: 0 K: 0 S: 3	H: 0 LOB: 0 BB: 0 P: 3	R: 0 E: 0 K: 0 S: 4	H: 2 LOB: 1 BB: 0 P: 4	R: 0 E: 0 K: 0 S: 3	H: 1 LOB: 0 BB: 0 P: 3	R: 1 E: 0 K: 0 S: 4	H: 1 LOB: 0 BB: 0 P: 4	R: 0 E: 0 K: 1 S: 5	H: 0 LOB: 0 BB: 0 P: 5	R: 0 E: 0 K: 1 S: 6	H: 1 LOB: 2 BB: 1 P: 10	R: 0 E: 0 K: 2 S: 7	H: 0 LOB: 0 BB: 0 P: 7	1B: 6 2B: 1 3B: 0 HR: 1	SF: 0 SAC: 0 DP: 2 HBP: 0	WP: 1 PB: 0 SB: 0 CS: 0	PA: 36
--------------	------------------------------	---------------------------------	------------------------------	----------------------------------	------------------------------	---------------------------------	------------------------------	---------------------------------	------------------------------	---------------------------------	------------------------------	---------------------------------	------------------------------	---------------------------------	------------------------------	----------------------------------	------------------------------	---------------------------------	----------------------------------	------------------------------------	----------------------------------	--------

PITCHER	IP	WLS	BF	H	R	ER	SO	BB	IBB	HBP	BLK	WP	HR	S	P	ERA	WHIP
Walt Terrell, R (1, 1) ERA: 4.56	7.0	W	30	8	3	3	1	3	0	0	0	1	1	29	41	3.86	1.571
Eric King, R (8, 1) ERA: 3.59	2.0	S	6	0	0	0	3	0	0	0	0	0	0	12	12	0.00	0.000

Batter	1	2	3	4	5	6	7	8	9	AB R H RBI BB SO LOB	TOP		
Lou Whitaker, L (1, 4) OBP: 0.337, SLG: 0.438	0-0 2-4 2B	0-0 HR 1B		0-0 1-3 2B 1B	0-0 F4			0-0 F8		5 2 3 0 0 0 1			
Alan Trammell, R (1, 6) OBP: 0.349, SLG: 0.472	0-0 2-4 2-3f	0-0 HR 1B		0-0 1-2 3-H SF8 1B		0-0 F7		0-0 6-3		5 2 2 1 0 0 1			
Kirk Gibson, L (1, 9) OBP: 0.369, SLG: 0.492	4-0 BB	0-0 HR		0-0 1-3 2-H 2B		0-0 F7			0-0 E3 HR	4 2 2 4 1 0 0			
Larry Herndon, R (1, 7) OBP: 0.310, SLG: 0.385	0-0 F9	4-0 BB		0-0 SF8		0-0 1B			0-0 HR	3 1 2 3 1 0 1			
Damell Coles, R (1, 10) OBP: 0.332, SLG: 0.449		F8		0-0 F3		0-0 F8			0-0 4-3 1-3 1B	5 0 1 0 0 0 3			
Chet Lemon, R (1, 8) OBP: 0.327, SLG: 0.409		0-0 2B HR 1B	0-0 F6	0-0 F9		4-0 BB			0-0 1-3	4 1 1 0 1 0 2			
Tom Brookens, R (1, 5) OBP: 0.319, SLG: 0.356		0-0 1-3 HR 2B	0-0 1-3		0-0 1B		0-0 G5-4-3		0-0 4-3	5 1 2 0 0 0 2			
Tim Tolman, R (1, 3) OBP: 0.293, SLG: 0.206		0-0 F3	0-3 K		0-0 F7		0-0 G3		0-3 K	1 0 0 0 0 0 2			
Darrell Evans, L (3, PH) OBP: 0.357, SLG: 0.443										4 0 0 0 0 2 2			
Mike Heath, R (1, 2) OBP: 0.292, SLG: 0.354		0-0 2-H 3-H HR		0-0 1B 1B		0-0 F7			0-0 6-3	4 2 2 3 0 0 1			
Inning Stats	R: 0 E: 0 K: 0 S: 3 H: 1 LOB: 1 BB: 1 P: 7	R: 6 E: 0 K: 0 S: 9 H: 6 LOB: 1 BB: 1 P: 13	R: 0 E: 0 K: 1 S: 5 H: 0 LOB: 0 BB: 0 P: 5	R: 3 E: 0 K: 0 S: 7 H: 4 LOB: 1 BB: 0 P: 7	R: 0 E: 0 K: 0 S: 4 H: 1 LOB: 1 BB: 0 P: 4	R: 0 E: 0 K: 0 S: 4 H: 1 LOB: 1 BB: 0 P: 4	R: 0 E: 0 K: 0 S: 2 H: 0 LOB: 0 BB: 1 P: 6	R: 0 E: 0 K: 0 S: 3 H: 0 LOB: 0 BB: 0 P: 3	R: 2 E: 1 K: 1 S: 8 H: 2 LOB: 1 BB: 0 P: 8	1B: 9 2B: 4 3B: 0 HR: 3 SF: 1 SAC: 0 DP: 2 HBP: 0	WP: 0 PB: 0 SB: 0 CS: 0 PA: 44		
PITCHER	IP WLS BF H R ER SO BB IBB HBP BLK WP HR S P ERA WHIP											PITCHER	IP WLS BF H R ER SO BB IBB HBP BLK WP HR S P ERA WHIP
Eric Bell, L (1, 1) ERA: 5.01	1.2 L 12 7 6 6 0 1 0 0 0 0 0 2 11 15 32.40 4.800												
Odell Jones, R (2, 1) ERA: 3.83	1.1 9 4 3 3 1 1 0 0 0 0 0 0 10 14 20.25 3.750												
Nate Snell, R (4, 1) ERA: 3.86	6.0 23 4 2 1 1 1 0 0 0 0 0 1 24 28 1.50 0.833												

Detroit Tigers @ Baltimore Orioles
 Memorial Stadium, Baltimore, MD
 Sat Oct 04 1986, 7:05 PM EDT
 Att: 17,132 - Unknown

livebaseballscorecards.com

AB	40
R	11
H	15
RBI	11
BB	3
SO	2
LOB	15



Batter	1	2	3	4	5	6	7	8	9	AB R H RBI BB SO LOB
John Shelby, S (1, 9) OBP: 0.261, SLG: 0.364	0-0 HR	0-0 1-3			0-0 6-3		0-0 G3		0-0 HR	5 2 2 2 0 0 1
Fred Lynn, L (1, 8) OBP: 0.371, SLG: 0.499 Ken Gerhart, R (8, 8) OBP: 0.274, SLG: 0.313	0-0 1B 2B		4-0 BB BB BB		0-3 K		0-0 4-3		0-3 K	3 1 1 0 1 1 0 1 0 0 0 0 1 0
Cal Ripken Jr., R (1, 6) OBP: 0.356, SLG: 0.462	0-0 1B 1B		0-0 G4-6-3 1-2f		0-0 1B 1B		0-0 1B 1B		0-3 K	5 0 3 1 0 1 1
Eddie Murray, S (1, 3) OBP: 0.395, SLG: 0.458	0-0 F7		0-3 K		0-0 1B		0-0 1B			4 0 2 0 0 1 1
Mike Young, S (1, 7) OBP: 0.345, SLG: 0.375	0-0 1B			0-3 K	0-3 K		0-0 F8			4 0 1 0 0 2 4
Jim Traber, L (1, 10) OBP: 0.318, SLG: 0.459	0-0 G6-3 1-2f		0-3 K		0-0 HR		0-3 K		0-3 K	4 1 1 1 0 2 2
John Stefero, L (1, 2) OBP: 0.331, SLG: 0.310		0-0 G3		4-0 BB BB	0-0 5-3		0-3 K		0-3 K	3 0 0 0 1 1 0
Ricky Jones, R (1, 5) OBP: 0.306, SLG: 0.200 Larry Sheets, L (8, PH) OBP: 0.316, SLG: 0.488 Floyd Rayford, R (9, 5) OBP: 0.231, SLG: 0.310		0-0 1B		4-0 BB BB	0-0 L5		0-0 3-1			2 0 1 0 1 0 0 1 0 0 0 0 0 0 0 0 0 0 0 0 0
Jackie Gutierrez, R (1, 4) OBP: 0.211, SLG: 0.211 Jim Dwyer, L (9, PH) OBP: 0.335, SLG: 0.488		0-3 K		0-0 G3	0-3 K		0-0 F8			3 0 0 0 0 2 3 1 0 0 0 0 0 0

Inning Stats	R: 2 E: 0 K: 0 S: 6	H: 4 LOB: 1 BB: 0 P: 6	R: 0 E: 0 K: 1 S: 6	H: 1 LOB: 1 BB: 0 P: 6	R: 0 E: 0 K: 1 S: 4	H: 0 LOB: 0 BB: 1 P: 8	R: 0 E: 0 K: 2 S: 7	H: 0 LOB: 2 BB: 2 P: 15	R: 0 E: 0 K: 2 S: 9	H: 2 LOB: 2 BB: 0 P: 9	R: 1 E: 0 K: 1 S: 6	H: 1 LOB: 0 BB: 0 P: 6	R: 0 E: 0 K: 0 S: 5	H: 2 LOB: 2 BB: 0 P: 5	R: 0 E: 0 K: 2 S: 7	H: 0 LOB: 0 BB: 0 P: 7	R: 1 E: 0 K: 2 S: 8	H: 1 LOB: 0 BB: 0 P: 8	1B: 7 2B: 1 3B: 0 HR: 3	SF: 0 SAC: 0 DP: 2 HBP: 0	WP: 0 PB: 0 SB: 0 CS: 0	PA: 39
--------------	------------------------------	---------------------------------	------------------------------	---------------------------------	------------------------------	---------------------------------	------------------------------	----------------------------------	------------------------------	---------------------------------	------------------------------	---------------------------------	------------------------------	---------------------------------	------------------------------	---------------------------------	------------------------------	---------------------------------	----------------------------------	------------------------------------	----------------------------------	--------

PITCHER	IP	WLS	BF	H	R	ER	SO	BB	IBB	HBP	BLK	WP	HR	S	P	ERA	WHIP
Bryan Kelly, R (1, 1) ERA: 4.5	5.0	W	23	7	2	2	6	3	0	0	0	0	1	32	44	3.60	2.000
Randy O'Neal, R (6, 1) ERA: 4.33	4.0	S	16	4	2	2	5	0	0	0	0	0	2	26	26	4.50	1.000

BOTTOM

Detroit Tigers @ Baltimore Orioles
Memorial Stadium, Baltimore, MD
 Sat Oct 04 1986, 7:05 PM EDT
 Att. 17,132 - Unknown

livebaseballscorecards.com

AB	36
R	4
H	11
RBI	4
BB	3
SO	11
LOB	12



Batter	1	2	3	4	5	6	7	8	9	AB R H RBI BB SO LOB	TOP		
Lou Whitaker, L OBP: 0.338, SLG: 0.437 (1, 4) X	0-0 F8 ①		0-0 F8 ①	0-3 K ③		0-0 1B		4-0 FC6-4 BB 1-2		4 0 1 0 1 1 0			
Alan Trammell, R OBP: 0.347, SLG: 0.469 (1, 6) S S S	0-3 K ②		4-0 1B SF7 BB		0-0 6-3 ① S S S	0-3 K ③		0-0 FC6-4 S 1B 1-2 2-3		4 2 0 0 1 2 4			
Kirk Gibson, L OBP: 0.371, SLG: 0.492 (1, 9) B B B	4-0 1B BB		0-0 BB BB 1B 1-3		0-0 G3 ②		0-3 K ① X	0-0 1B 1-H 3-H		4 0 2 1 1 1 0			
Johnny Grubb, L OBP: 0.412, SLG: 0.590 (1, 10) X	0-0 1B 1-3		4-0 BB BB 1B 1-2		0-0 1B		4-0 1B BB	0-0 1-3 ③		3 0 2 0 2 0 1			
Darrell Evans, L OBP: 0.356, SLG: 0.442 (1, 3) X	0-0 F8 ③		0-0 SF7 ②		0-0 F9 ③		0-0 G5-4-3 1B 1-2		0-0 F6 ①	4 0 1 1 0 0 3			
Darnell Coles, R OBP: 0.333, SLG: 0.453 (1, 5) X		0-0 F7 ①	4-0 1B BB 1-2 2-3			0-0 HR	0-0 G5-4-3 ② ③		0-0 F8 ②	4 1 1 1 1 0 2			
Pat Sheridan, L OBP: 0.300, SLG: 0.360 (1, 7) S S S		0-3 K ② S S S	0-3 K ③			0-0 1-3 ①		0-0 SH1-3 S 1B 1B	0-0 1B	5 1 2 0 0 2 3			
Chet Lemon, R OBP: 0.326, SLG: 0.407 (1, 8) X	0-0 F8 ③			0-0 F9 ①		0-0 1B 1B		0-0 SH1-3 ① X	0-0 F7 ③	4 0 1 0 0 0 1			
Matt Nokes, L OBP: 0.360, SLG: 0.500 (1, 2) X			0-0 HR	0-0 4-3 ②		0-0 F7 ②		0-0 FC6-4 BB WP 1B 3-H		4 2 2 2 0 0 1			
Inning Stats	R: 0 H: 1 E: 0 LOB: 2 K: 1 BB: 1 S: 6 P: 10	R: 0 H: 0 E: 0 LOB: 0 K: 1 BB: 0 P: 5	R: 2 H: 2 E: 0 LOB: 3 K: 1 BB: 3 P: 19	R: 0 H: 0 E: 0 LOB: 0 K: 1 BB: 0 P: 5	R: 0 H: 1 E: 0 LOB: 1 K: 0 BB: 0 P: 4	R: 1 H: 3 E: 0 LOB: 2 K: 1 BB: 0 P: 8	R: 0 H: 1 E: 0 LOB: 1 K: 1 BB: 1 P: 9	R: 3 H: 3 E: 0 LOB: 1 K: 0 BB: 1 P: 10	R: 0 H: 1 E: 0 LOB: 1 K: 0 BB: 0 P: 4	1B: 10 SF: 1 2B: 0 SAC: 1 3B: 0 DP: 1 HR: 2 HBP: 0	WP: 1 PA: 44 PB: 0 SB: 2 CS: 0		
PITCHER	IP WLS BF H R ER SO BB IBB HBP BLK WP HR S P ERA WHIP												
Ken Dixon, R ERA: 4.58 (1, 1)	6.1		8 3 3 6 5 0 0 0 0 0 0 2 39 59 4.26 2.053										
Tony Arnold, R ERA: 3.55 (7, 1)	1.0 L		4 2 2 2 0 0 0 0 0 0 0 0 4 4 18.00 2.000										
Mike Kinnunen, L ERA: 6.43 (8, 1)	0.2		4 1 1 1 0 1 0 0 0 0 1 0 3 7 13.50 3.000										
Don Aase, R ERA: 2.98 (9, 1)	1.0		4 1 0 0 0 0 0 0 0 0 0 0 4 4 0.00 1.000										

Detroit Tigers @ Baltimore Orioles
 Memorial Stadium, Baltimore, MD
 Sun Oct 05 1986, 3:33 AM EDT
 Att: 18,320 - Unknown

livebaseballscorecards.com

AB	36
R	6
H	12
RBI	5
BB	6
SO	6
LOB	15



Batter	1	2	3	4	5	6	7	8	9	AB	R	H	RBI	BB	SO	LOB
John Shelby, S OBP: 0.263, SLG: 0.364 (1, 8) (7, 9)	0-0 5-3			0-0 F8	4-0 FC6-4 BB		0-0 1B			3	0	1	0	1	0	0
Jim Traber, L OBP: 0.321, SLG: 0.472 (1, 10)	4-0 G4-6-3 BB			0-0 HR	0-0 FC6-4		0-3 K			3	1	1	1	1	1	3
Cal Ripken Jr., R OBP: 0.355, SLG: 0.461 (1, 6)	0-0 G4-6-3 1-2f			0-0 L3		0-0 FC3-6 1B FC6-4 1B		0-0 6-3		4	1	1	0	0	0	1
Eddie Murray, S OBP: 0.396, SLG: 0.463 (1, 3)		0-0 4-3		0-0 3B		0-0 FC3-6 1-2 1B		0-0 4-3		4	0	2	0	0	0	0
Mike Young, S OBP: 0.342, SLG: 0.371 (1, 7)		0-0 1-3		0-0 F8		0-0 FC3-6 FC6-4		0-0 4-3		4	0	0	0	0	0	3
Larry Sheets, L OBP: 0.317, SLG: 0.488 Ken Gerhart, R OBP: 0.267, SLG: 0.304 (6, PH) (7, 8)		0-0 3-1			0-0 4-3 2B 1B		0-0 FC6-4		0-3 K	2	1	1	0	0	0	0
John Stefero, L OBP: 0.321, SLG: 0.300 (1, 2)			0-0 F6		0-0 4-3 1-2		0-0 G3		0-0 F9	4	0	0	0	0	0	2
Ricky Jones, R OBP: 0.308, SLG: 0.242 Jim Dwyer, L OBP: 0.339, SLG: 0.488 (9, PH)			0-3 K		0-0 2B		0-0 5-3		4-0 BB	3	0	1	1	0	1	0
Jackie Gutierrez, R OBP: 0.207, SLG: 0.207 Lee Lacy, R OBP: 0.334, SLG: 0.391 (9, PH)			0-0 F8		0-0 6-3		0-3 K		0-3 K	1	0	0	0	0	1	1

Inning Stats	R: 0	H: 0	E: 0	K: 0	S: 2	LOB: 0	BB: 1	P: 6	R: 0	H: 0	E: 0	K: 0	S: 3	LOB: 0	BB: 0	P: 3	R: 0	H: 0	E: 0	K: 1	S: 5	LOB: 0	BB: 0	P: 5	R: 1	H: 2	E: 0	K: 0	S: 5	LOB: 1	BB: 0	P: 5	R: 1	H: 2	E: 0	K: 0	S: 5	LOB: 2	BB: 1	P: 9	R: 0	H: 1	E: 0	K: 2	S: 8	LOB: 1	BB: 0	P: 8	R: 0	H: 0	E: 0	K: 0	S: 3	LOB: 0	BB: 0	P: 3	R: 0	H: 0	E: 0	K: 2	S: 7	LOB: 1	BB: 1	P: 11	1B: 4	SF: 0	2B: 1	SAC: 0	3B: 1	DP: 1	HR: 1	HBP: 0	WP: 0	PA: 36
--------------	------	------	------	------	------	--------	-------	------	------	------	------	------	------	--------	-------	------	------	------	------	------	------	--------	-------	------	------	------	------	------	------	--------	-------	------	------	------	------	------	------	--------	-------	------	------	------	------	------	------	--------	-------	------	------	------	------	------	------	--------	-------	------	------	------	------	------	------	--------	-------	-------	-------	-------	-------	--------	-------	-------	-------	--------	-------	--------

PITCHER	IP	WLS	BF	H	R	ER	SO	BB	IBB	HBP	BLK	WP	HR	S	P	ERA	WHIP
Dan Petry, R ERA: 4.66 (1, 1)	5.0		22	6	3	3	1	2	0	0	0	0	1	22	30	5.40	1.600
Mark Thurmond, L ERA: 4.56 (6, 1)	1.0		3	0	0	0	0	0	0	0	0	0	0	3	3	0.00	0.000
Eric King, R ERA: 3.51 (7, 1)	3.0	W	11	1	0	0	4	1	0	0	0	0	0	18	22	0.00	0.667

BOTTOM

Detroit Tigers @ Baltimore Orioles
Memorial Stadium, Baltimore, MD
Sun Oct 05 1986, 3:33 AM EDT
Att. 18,320 - Unknown

livebaseballscorecards.com

AB	33
R	3
H	7
RBI	3
BB	3
SO	5
LOB	12

