

Detroit Tigers - 1986

Batter	1	2	3	4	5	6	7	8	9	AB	R	H	RBI	BB	SO	LOB	TOP										
Dwight Evans, R OBP: 0.625, SLG: 0.917 (1, 9)	4-0 BB 6-3		0-0 F8		0-0 2B 1B		0-0 FC4-6 1B		4-0 BB 1B	3	1	2	1	2	0	0											
Wade Boggs, L OBP: 0.375, SLG: 0.600 (1, 5)	0-0 6-3		0-0 6-3		4-0 2B 1B BB		0-0 FC4-6 1-2		0-0 1B	4	1	1	0	1	0	2											
Bill Buckner, L OBP: 0.313, SLG: 0.467 (1, 3)	0-0 F6		0-0 4-3		0-0 1B 1-3 2-H		0-0 F4		0-0 4-3	5	1	1	1	0	0	4											
Jim Rice, R OBP: 0.357, SLG: 0.500 Steve Lyons, L (9, 8)	0-0 5-3			0-0 4-3		0-0 1B 2-H 3-H			0-0 F8	4	0	1	2	0	0	1											
Don Baylor, R OBP: 0.308, SLG: 0.538 (1, 10)		0-0 FC6-4 1B		0-0 6-3		0-0 F5			0-0 F8	4	0	1	0	0	0	1											
Tony Armas, R OBP: 0.231, SLG: 0.308 (9, 7)		0-0 FC6-4 1B 1-2		0-0 6-3		0-0 CS 1B			0-0 1B	4	0	2	0	0	0	1											
Rich Gedman, L OBP: 0.385, SLG: 0.615 (1, 2)		0-0 L9		0-0 4-3		0-3 K 1-2			0-0 F9	4	0	0	0	0	1	3											
Marty Barrett, R OBP: 0.308, SLG: 0.333 (1, 4)		0-0 1B 1-3		0-0 4-3		0-0 B1-3			0-0 F9	4	0	1	0	0	0	0											
Ed Romero, R OBP: 0.250, SLG: 0.500 (1, 6)		0-0 L8		0-0 1B 2B		0-3 K			0-0 F6	4	1	1	0	0	1	2											
Inning Stats	R: 0 E: 0 K: 0 S: 3	H: 0 LOB: 1 BB: 1 P: 7	R: 0 E: 0 K: 0 S: 5	H: 2 LOB: 2 BB: 0 P: 5	R: 0 E: 0 K: 0 S: 3	H: 0 LOB: 0 BB: 0 P: 3	R: 0 E: 0 K: 0 S: 3	H: 0 LOB: 0 BB: 0 P: 3	R: 4 E: 0 K: 0 S: 7	H: 4 LOB: 1 BB: 1 P: 11	R: 0 E: 0 K: 1 S: 5	H: 1 LOB: 0 BB: 0 P: 5	R: 0 E: 0 K: 1 S: 6	H: 1 LOB: 1 BB: 0 P: 6	R: 0 E: 0 K: 0 S: 4	H: 1 LOB: 1 BB: 0 P: 4	R: 0 E: 0 K: 0 S: 4	H: 1 LOB: 2 BB: 1 P: 8	1B: 8 2B: 3 3B: 0 HR: 0	SF: 0 SAC: 0 DP: 1 HBP: 0	WP: 0 PB: 0 SB: 0 CS: 1	PA: 39					
PITCHER	IP	WLS	BF	H	R	ER	SO	BB	IBB	HBP	BLK	WP	HR	S	P	ERA	WHIP										
Dan Petry, R ERA: 5.14 (1, 1)	7.0	L	30	8	4	4	2	2	0	0	0	0	0	32	40	5.14	1.429										
Chuck Cary, L ERA: (8, 1)	2.0	S	9	2	0	0	0	1	0	0	0	0	0	8	12	0.00	1.500										

Boston Red Sox @ Detroit Tigers
Tiger Stadium, Detroit, MI
Thu Apr 10 1986, 3:33 AM EST
Att: 11,035 - Unknown

AB 36
R 4
H 10
RBI 4
BB 3
SO 2
LOB 14



Batter	1	2	3	4	5	6	7	8	9	AB	R	H	RBI	BB	SO	LOB	BOTTOM										
Dave Collins, S OBP: 0.286, SLG: 0.385 Larry Hemdon, R OBP: 0.400, SLG: 0.600 (9, FH)	0-3 K		0-0 3-1		0-0 1-3		0-0 3-1		0-0 1-3	4	0	0	1	0	1	2											
Lou Whitaker, L OBP: 0.214, SLG: 0.231 (1, 4)	0-0 1-3		0-0 PB 2B		0-0 G3		0-0 F8			4	0	1	0	0	0	3											
Kirk Gibson, L OBP: 0.538, SLG: 1.231 (1, 9)	0-0 4-3		0-0 F7		0-0 5-3		0-3 K			4	0	0	0	0	1	1											
Lance Parrish, R OBP: 0.308, SLG: 0.182 (1, 2)		0-0 FC3-5 BB 1B	0-3 K 2-3		0-0 3-1		0-0 F4			4	0	1	0	0	1	1											
Darrell Evans, L OBP: 0.538, SLG: 1.000 (1, 10)		4-0 BB FC3-5 E BB		0-0 3-1		0-0 F8		0-3 K		3	1	0	0	1	1	0											
Darnell Coles, R OBP: 0.273, SLG: 0.273 (1, 5)		0-0 FC3-5 E BB		0-3 K		0-0 BB 3-1 1B		0-0 F4		4	1	1	0	0	1	2											
Mike Laga, L OBP: 0.333, SLG: 0.286 (1, 3)		0-0 F3		4-0 BB		0-0 F9		0-0 E3 BB		3	0	0	0	1	0	3											
Chet Lemon, R OBP: 0.231, SLG: 0.091 (1, 8)		4-0 E3 BB		0-0 B1-3		0-0 3-1 BB 1B		0-0 F2		3	0	1	0	1	0	2											
Doug Baker, S Harry Spilman, L Tom Brookens, R Dave Bergman, L Alan Trammell, R (7, PH) (7, PH) (8, 6) (9, PH) (9, PH)		0-0 E3		0-3 K		4-0 3-1 BB		4-0 1-2		2	0	0	0	0	1	2											
Inning Stats	R: 0 E: 0 K: 1 S: 5	H: 0 LOB: 0 BB: 0 P: 5	R: 1 E: 1 K: 0 S: 4	H: 1 LOB: 2 BB: 2 P: 12	R: 0 E: 0 K: 1 S: 6	H: 1 LOB: 1 BB: 0 P: 6	R: 0 E: 0 K: 1 S: 5	H: 0 LOB: 0 BB: 0 P: 5	R: 0 E: 0 K: 0 S: 3	H: 0 LOB: 0 BB: 0 P: 3	R: 1 E: 0 K: 0 S: 5	H: 2 LOB: 3 BB: 1 P: 9	R: 0 E: 0 K: 2 S: 7	H: 0 LOB: 0 BB: 0 P: 7	R: 0 E: 1 K: 0 S: 4	H: 0 LOB: 2 BB: 1 P: 8	1B: 3 2B: 1 3B: 0 HR: 0	SF: 0 SAC: 0 DP: 0 HBP: 0	WP: 0 PB: 1 SB: 0 CS: 0	PA: 37							
PITCHER	IP	WLS	BF	H	R	ER	SO	BB	IBB	HBP	BLK	WP	HR	S	P	ERA	WHIP										
Al Nipper, R ERA: 1.04 (1, 1)	8.2	W	36	4	2	1	6	5	0	0	0	0	0	43	63	1.04	1.038										
Joe Sambito, L ERA: 9.0 (9, 1)	0.1	S	1	0	0	0	0	0	0	0	0	0	0	1	1	0.00	0.000										

Boston Red Sox @ Detroit Tigers
Tiger Stadium, Detroit, MI
Thu Apr 10 1986, 3:33 AM EST
Att: 11,035 - Unknown

AB 32
R 2
H 4
RBI 1
BB 5
SO 6
LOB 18



Batter	1	2	3	4	5	6	7	8	9	AB	R	H	RBI	BB	SO	LOB	TOP			
Dave Collins, S OBP: 0.278, SLG: 0.313	4-3		L3 BB		K	F7		SH1-4		3	0	0	0	1	1	2	Detroit Tigers @ Cleveland Indians Cleveland Municipal Stadium, Cleveland, OH Fri Apr 11 1986, 3:33 AM EST Att: 32,441 - Unknown			
Lou Whitaker, L OBP: 0.293, SLG: 0.278	F2		L3		F7		SH1-3 BB WP	G4-6-3 1B		5	1	2	1	0	0	2				
Kirk Gibson, L OBP: 0.611, SLG: 1.188							SH1-3 BB WP	G4-6-3		3	1	2	0	2	0	1				
Lance Parrish, R OBP: 0.235, SLG: 0.133	F7		K		K		SH1-3			4	0	0	0	0	2	4				
Darrell Evans, L OBP: 0.529, SLG: 0.929		G3			G3		FC6-4 SH E BB	2B		3	2	1	0	1	0	0				
Dave Bergman, L OBP: 0.667, SLG: 0.500		G3			G3		FC6-4 SH E BB	2B		1	0	0	0	0	1	0				
Alan Trammell, R OBP: 0.083, SLG: 0.083	6-3				F8		SH FC6-4	F2		4	0	0	0	0	0	1				
Larry Herndon, R OBP: 0.556, SLG: 0.778							FC6-4 E WP	2B		4	2	3	1	0	0	2				
Chet Lemon, R OBP: 0.176, SLG: 0.067	E9				6-3		K	K		4	0	0	0	0	2	3				
Darnell Coles, R OBP: 0.400, SLG: 0.533	F7						K	SH1-4 1B		4	1	3	0	0	0	1				
Inning Stats	R: 0 E: 0 K: 0 S: 4	H: 1 LOB: 1 BB: 0 P: 4	R: 1 E: 1 K: 0 S: 5	H: 1 LOB: 1 BB: 0 P: 5	R: 0 E: 0 K: 1 S: 5	H: 1 LOB: 1 BB: 1 P: 9	R: 0 E: 0 K: 0 S: 4	H: 1 LOB: 1 BB: 0 P: 4	R: 0 E: 0 K: 2 S: 8	H: 1 LOB: 2 BB: 1 P: 12	R: 3 E: 0 K: 1 S: 8	H: 3 LOB: 1 BB: 1 P: 12	R: 1 E: 0 K: 0 S: 4	H: 2 LOB: 0 BB: 0 P: 4	R: 0 E: 0 K: 1 S: 5	H: 0 LOB: 0 BB: 0 P: 5	1B: 6 2B: 6 3B: 0 HR: 0	SF: 0 SAC: 3 DP: 2 HBP: 0	WP: 4 PB: 0 SB: 1 CS: 0	PA: 42
PITCHER	IP	WLS	BF	H	R	ER	SO	BB	IBB	HBP	BLK	WP	HR	S	P	ERA	WHIP			
Phil Niekro, R ERA: 1.5	6.0	L	29	7	4	1	4	3	0	0	1	2	0	34	46	1.50	1.667			
Scott Bailes, L ERA: 27.0	0.1		3	1	1	1	0	1	0	0	0	1	0	2	6	27.00	6.000			
Jim Kern, R ERA: 3.86	1.2		7	3	2	2	1	0	0	0	0	0	0	9	9	10.80	1.800			
Ernie Camacho, R ERA:	1.0		3	0	0	0	1	0	0	0	0	0	0	5	5	0.00	0.000			

Batter	1	2	3	4	5	6	7	8	9	AB	R	H	RBI	BB	SO	LOB	BOTTOM					
Brett Butler, L OBP: 0.294, SLG: 0.143	G6-4-3 BB		4-3					FC6-4 1B		2	0	1	0	2	0	1	Detroit Tigers @ Cleveland Indians Cleveland Municipal Stadium, Cleveland, OH Fri Apr 11 1986, 3:33 AM EST Att: 32,441 - Unknown					
Joe Carter, R OBP: 0.154, SLG: 0.462	G6-4-3		K				F9	FC6-4 G6-4-3		4	0	0	0	0	1	4						
Julio Franco, R OBP: 0.176, SLG: 0.250	F8		6-3				FC6-4	G6-4-3		4	0	0	0	0	0	3						
Andre Thornton, R OBP: 0.412, SLG: 0.250							5-3			3	1	1	0	1	0	1						
Mel Hall, L OBP: 0.188, SLG: 0.267							1-6-3			4	0	0	0	0	0	2						
Brook Jacoby, R OBP: 0.375, SLG: 0.308							2B SF9 BB			3	1	1	1	1	0	0						
Pat Tabler, R OBP: 0.333, SLG: 0.357							FC2-6 1B			3	0	2	0	0	1	1						
Tony Bernazard, S OBP: 0.333, SLG: 0.182							FC2-6 L6-3			2	0	0	1	0	0	2						
Chris Bando, S OBP: 0.333, SLG: 0.333							L6-3			3	0	1	0	0	0	2						
Inning Stats	R: 0 E: 0 K: 0 S: 2	H: 0 LOB: 0 BB: 1 P: 6	R: 1 E: 0 K: 1 S: 7	H: 2 LOB: 1 BB: 0 P: 7	R: 0 E: 0 K: 1 S: 6	H: 1 LOB: 0 BB: 0 P: 6	R: 0 E: 0 K: 0 S: 2	H: 0 LOB: 0 BB: 1 P: 6	R: 0 E: 0 K: 0 S: 3	H: 1 LOB: 0 BB: 0 P: 3	R: 0 E: 0 K: 0 S: 4	H: 1 LOB: 1 BB: 0 P: 4	R: 1 E: 0 K: 0 S: 4	H: 1 LOB: 1 BB: 1 P: 8	R: 0 E: 0 K: 0 S: 2	H: 0 LOB: 0 BB: 1 P: 6	R: 0 E: 0 K: 0 S: 3	H: 0 LOB: 0 BB: 0 P: 3	1B: 4 2B: 3 3B: 0 HR: 0	SF: 1 SAC: 0 DP: 4 HBP: 0	WP: 0 PB: 0 SB: 0 CS: 0	PA: 33
PITCHER	IP	WLS	BF	H	R	ER	SO	BB	IBB	HBP	BLK	WP	HR	S	P	ERA	WHIP					
Walt Terrell, R ERA: 2.0	9.0	W	33	6	2	2	2	4	0	0	0	0	0	33	49	2.00	1.111					

Batter	1	2	3	4	5	6	7	8	9	AB	R	H	RBI	BB	SO	LOB	TOP																			
Dave Collins, S (1, 8) OBP: 0.391, SLG: 0.333	F7		CS 1B			BB		2B BB	BB	2	0	1	0	3	0	0	Detroit Tigers @ Cleveland Indians Cleveland Municipal Stadium, Cleveland, OH Sat Apr 12 1986, 3:33 AM EST Att: 17,426 - Unknown																			
Lou Whitaker, L (1, 4) OBP: 0.333, SLG: 0.435	SH1-3 1B		CS 1-2	2B		F4		2B	K	5	0	3	0	0	1	3																				
Kirk Gibson, L (1, 9) OBP: 0.619, SLG: 1.118	SH1-3 1-2			G4-6-3 BB		F6		FC6-4 IBB		1	0	0	0	2	0	1																				
Lance Parrish, R (1, 2) OBP: 0.190, SLG: 0.105	F9			K		5-3		F6		4	0	0	0	0	1	7																				
Darrell Evans, L (1, 10) OBP: 0.476, SLG: 0.778		F3		G4-6-3 1-2			HR 1B	F4		4	1	1	0	0	0	5																				
Alan Trammell, R (1, 6) OBP: 0.125, SLG: 0.313	F4				F7			FC6-4		4	1	1	2	0	0	3																				
Larry Hemdon, R (1, 7) OBP: 0.462, SLG: 0.615		L7			1B		HR			4	0	1	0	0	1	0																				
Mike Laga, L (1, 3) OBP: 0.231, SLG: 0.182			K		K					4	0	0	0	0	3	2																				
Darnell Coles, R (1, 5) OBP: 0.316, SLG: 0.421			F8		F9		L8		G3	4	0	0	0	0	0	2																				
Inning Stats	R: 0 E: 0 K: 0 S: 4	H: 1 LOB: 1 BB: 0 P: 4	R: 0 E: 0 K: 0 S: 3	H: 0 LOB: 0 BB: 0 P: 3	R: 0 E: 0 K: 1 S: 5	H: 1 LOB: 0 BB: 0 P: 5	R: 0 E: 0 K: 1 S: 5	H: 1 LOB: 1 BB: 0 P: 9	R: 0 E: 0 K: 1 S: 6	H: 1 LOB: 1 BB: 0 P: 6	R: 2 E: 0 K: 0 S: 5	H: 2 LOB: 0 BB: 0 P: 5	R: 0 E: 0 K: 0 S: 4	H: 1 LOB: 3 BB: 2 P: 12	R: 0 E: 0 K: 3 S: 10	H: 0 LOB: 2 BB: 1 P: 14	1B: 4 2B: 2 3B: 0 HR: 1	SF: 0 SAC: 1 DP: 1 HBP: 0	WP: 0 PB: 1 SB: 0 CS: 1	PA: 39																
PITCHER	IP	WLS	BF	H	R	ER	SO	BB	IBB	HBP	BLK	WP	HR	S	P	ERA	WHIP	PITCHER		IP	WLS	BF	H	R	ER	SO	BB	IBB	HBP	BLK	WP	HR	S	P	ERA	WHIP
Ken Schrom, R (1, 1) ERA: 2.77	6.0	W	24	6	2	2	3	2	0	0	0	0	1	28	36	3.00	1.333			6.0	W	24	6	2	2	3	2	0	0	0	0	1	28	36	3.00	1.333
Dickie Noles, R (7, 1) ERA: 3.0	1.0		4	0	0	0	0	1	0	0	0	0	0	3	7	0.00	1.000			1.0		4	0	0	0	0	1	0	0	0	0	3	7	0.00	1.000	
Ernie Camacho, R (8, 1) ERA:	2.0	S	10	1	0	0	3	1	1	0	0	0	0	14	22	0.00	1.000			2.0	S	10	1	0	0	3	1	1	0	0	14	22	0.00	1.000		

AB 32
R 2
H 7
RBI 2
BB 5
SO 6
LOB 23



Batter	1	2	3	4	5	6	7	8	9	AB	R	H	RBI	BB	SO	LOB	BOTTOM																				
Brett Butler, L (1, 8) OBP: 0.238, SLG: 0.111	K	6-3		K			F6			4	0	0	0	0	2	3	Detroit Tigers @ Cleveland Indians Cleveland Municipal Stadium, Cleveland, OH Sat Apr 12 1986, 3:33 AM EST Att: 17,426 - Unknown																				
Julio Franco, R (1, 6) OBP: 0.190, SLG: 0.211	HR BB	K			6-3		K			3	1	0	0	1	2	1																					
Joe Carter, R (1, 9) OBP: 0.235, SLG: 0.647	1-H HR		F2		K			S HR 1B		4	2	2	2	0	1	0																					
Andre Thornton, R (1, 10) OBP: 0.333, SLG: 0.188	F8		L8		K			F6		4	0	0	0	0	1	1																					
Brook Jacoby, R (1, 5) OBP: 0.450, SLG: 0.563	BB WP BB		4-3			G6-4-3 1B		1-H HR		3	2	2	2	1	0	0																					
Mel Hall, L (1, 7) OBP: 0.211, SLG: 0.235 Carmen Castillo, R (8, FH)	WP BB BB			F6		F7		K		2	0	0	0	1	0	1																					
Otis Nixon, S (9, 7) OBP: 0.667, SLG: 0.667	WP 1-2 BB BB									1	0	0	0	0	1	0																					
Pat Tabler, R (1, 3) OBP: 0.368, SLG: 0.529	1-2 2-3 BB			5-3		G6-4-3 1-2		HR		3	1	1	1	1	0	1																					
Tony Bernazard, S (1, 4) OBP: 0.421, SLG: 0.400	K			1B				FC5-4 1B		4	0	3	0	0	1	2																					
Andy Allanson, R (1, 2) OBP: 0.438, SLG: 0.438		5-3			1B		B1-4	FC5-4 1-2		4	0	1	0	0	0	2																					
Inning Stats	R: 3 E: 0 K: 2 S: 8	H: 1 LOB: 2 BB: 4 P: 24	R: 0 E: 0 K: 1 S: 5	H: 0 LOB: 0 BB: 0 P: 5	R: 0 E: 0 K: 0 S: 3	H: 0 LOB: 0 BB: 0 P: 3	R: 0 E: 0 K: 1 S: 7	H: 2 LOB: 2 BB: 0 P: 7	R: 0 E: 0 K: 2 S: 7	H: 0 LOB: 0 BB: 0 P: 7	R: 0 E: 0 K: 0 S: 3	H: 1 LOB: 0 BB: 0 P: 3	R: 0 E: 0 K: 1 S: 6	H: 1 LOB: 1 BB: 0 P: 6	R: 3 E: 0 K: 1 S: 9	H: 4 LOB: 1 BB: 0 P: 9	1B: 5 2B: 1 3B: 0 HR: 3	SF: 0 SAC: 0 DP: 1 HBP: 0	WP: 1 PB: 0 SB: 1 CS: 0	PA: 36																	
PITCHER	IP	WLS	BF	H	R	ER	SO	BB	IBB	HBP	BLK	WP	HR	S	P	ERA	WHIP	PITCHER		IP	WLS	BF	H	R	ER	SO	BB	IBB	HBP	BLK	WP	HR	S	P	ERA	WHIP	
Jack Morris, R (1, 1) ERA: 6.28	7.1	L	32	7	5	5	7	4	0	0	0	0	1	2	42	58	6.14	1.500			7.1	L	32	7	5	5	7	4	0	0	0	1	2	42	58	6.14	1.500
Willie Hernandez, L (8, 1) ERA: 6.75	0.2		4	2	1	1	1	0	0	0	0	0	0	1	6	6	13.50	3.000			0.2		4	2	1	1	1	0	0	0	1	6	6	13.50	3.000		

AB 32
R 6
H 9
RBI 5
BB 4
SO 8
LOB 11



Batter	1	2	3	4	5	6	7	8	9	AB	R	H	RBI	BB	SO	LOB	TOP										
Dave Collins, S (1,9) OBP: 0.419, SLG: 0.360 Dave Engle, R (9,9)	0-0 6-3		0-0 2B 1B	0-0 F7		0-0 SH3-4 3B 1B		0-0 4-6 SH5-3 1B		5	1	3	2	0	0	2											
Danell Coles, R (1,5) OBP: 0.299, SLG: 0.370	0-0 5-3		0-0 1-3 2B		0-0 F8	0-0 SH3-4		0-0 SH5-3		3	0	1	0	0	0	0											
Lou Whitaker, L (1,4) OBP: 0.273, SLG: 0.344	0-0 3-1		0-0 4-3		0-0 G3	0-3 K		0-0 4-6		5	0	0	0	0	1	5											
Harry Spilman, L (1,10) OBP: 0.800, SLG: 1.500 Tom Brooks, R (6,PH) OBP: 0.500, SLG: 1.500 Dave Bergman, L (9,PH) OBP: 0.750, SLG: 0.667		0-0 F3		0-0 HR 1B	0-0 HR	0-0 1B 3B		0-0 FC4-6 1B		3	2	2	1	0	0	0											
Lance Parrish, R (1,2) OBP: 0.214, SLG: 0.269		0-0 HR		0-3 K	0-0 6-3	0-0 1B		0-3 K		5	1	2	2	0	2	2											
Darrell Evans, L (1,3) OBP: 0.487, SLG: 0.778		0-3 K		0-0 HR		0-0 1B		0-0 FC4-6 1B		5	2	2	2	0	1	2											
Larry Hemdon, R (1,7) OBP: 0.455, SLG: 0.524		0-0 F8		0-3 K		0-0 WP 1B 1B	0-0 4-3	0-3 K		5	1	1	0	0	2	1											
Chet Lemon, R (1,8) OBP: 0.280, SLG: 0.143			0-0 L6	4-0 BB BB	0-0 WP 1B 1B	0-0 6-3				3	1	1	1	1	0	0											
Alan Trammell, R (1,6) OBP: 0.292, SLG: 0.381			4-0 CS BB	4-0 BB	4-0 SH3-4 3B BB	0-0 4-3				1	1	0	0	3	0	0											
Inning Stats	R: 0 E: 0 K: 0 S: 3	H: 0 LOB: 0 BB: 0 P: 3	R: 1 E: 0 K: 1 S: 6	H: 1 LOB: 0 BB: 0 P: 6	R: 0 E: 0 K: 0 S: 4	H: 2 LOB: 2 BB: 1 P: 8	R: 2 E: 0 K: 2 S: 9	H: 2 LOB: 2 BB: 2 P: 17	R: 1 E: 0 K: 0 S: 4	H: 1 LOB: 0 BB: 0 P: 4	R: 6 E: 0 K: 1 S: 11	H: 6 LOB: 1 BB: 1 P: 15	R: 0 E: 0 K: 0 S: 3	H: 0 LOB: 0 BB: 0 P: 3	R: 0 E: 0 K: 2 S: 8	H: 1 LOB: 1 BB: 0 P: 8	1B: 9 2B: 2 3B: 1 HR: 3	SF: 0 SAC: 2 DP: 1 HBP: 0	WP: 1 PB: 0 CS: 1	PA: 43							
PITCHER	IP	WLS	BF	H	R	ER	SO	BB	IBB	HBP	BLK	WP	HR	S	P	ERA	WHIP										
Richard Dotson, R (1,1) ERA: 8.18	5.0	L	25	8	6	6	3	3	0	0	0	0	3	28	40	10.80	2.200										
Gene Nelson, R (6,1) ERA: 5.79	0.1		4	2	1	1	0	1	0	0	0	1	0	3	7	27.00	9.000										
Juan Agosto, L (6,1) ERA: 6.23	1.2		7	2	3	1	1	0	0	0	0	0	0	9	9	5.40	1.200										
Dave Schmidt, R (8,1) ERA:	2.0		7	2	0	0	2	0	0	0	0	0	0	11	11	0.00	1.000										

Detroit Tigers @ Chicago White Sox
Comiskey Park, Chicago, IL
Mon Apr 14 1986, 7:05 PM EST
Att: 10,734 - Unknown

AB 37
R 10
H 14
RBI 10
BB 4
SO 6
LOB 12



Batter	1	2	3	4	5	6	7	8	9	AB	R	H	RBI	BB	SO	LOB	BOTTOM										
John Cangelosi, S (1,8) OBP: 0.467, SLG: 0.368	0-0 L5		0-0 2B		4-0 3B BB	4-0 1B BB		0-0 5-3		3	1	1	0	2	0	0											
Wayne Tolleson, S (1,5) OBP: 0.441, SLG: 0.480	0-3 K		4-0 BB		0-0 1-3 2H 3B	0-0 G4-6-3 1B		0-0 1-3		4	0	2	3	1	1	0											
Harold Baines, L (1,9) OBP: 0.222, SLG: 0.160	0-3 K		0-0 1-3		0-0 G3	0-0 G4-6-3 1B		0-3 K		5	0	0	0	0	2	5											
Greg Walker, L (1,3) OBP: 0.462, SLG: 0.818 Joel Skinner, R (7,2) OBP: 0.250, SLG: 0.200 Reid Nichols, R (9,PH) OBP: 0.400, SLG: 0.400		0-0 HR		0-0 HR	4-0 FC5-4 1BB	0-0 1B 1B		0-0 1B		2	2	2	2	1	0	0											
Carlton Fisk, R (1,7) OBP: 0.172, SLG: 0.240		0-3 K		0-0 1-3	0-0 FC5-4	0-0 F7		0-3 K		5	0	0	0	0	2	4											
Jerry Hairston, S (1,10) OBP: 0.500, SLG: 0.429 Ron Kittle, R (9,PH) OBP: 0.240, SLG: 0.292		4-0 BB		0-0 F6		0-0 2B 1B 1B		0-0 F6		3	1	2	0	1	0	0											
Bryan Little, S (1,4) OBP: 0.111, SLG: 0.222 Tim Lulett, R (7,PH) OBP: 0.429, SLG: 0.250		0-0 G3-6-3 BB		0-0 L8		0-0 1B SF9 2B		0-3 K		3	1	1	0	0	0	1											
Ozzie Guillen, L (1,6) OBP: 0.364, SLG: 0.455			0-0 F7		0-0 3-1	0-0 BB 1B 1B		0-0 L7		4	1	2	2	0	0	0											
Marc Hill, R (1,2) OBP: 0.500, SLG: 0.500 Bobby Bonilla, S (6,PH) (7,3)		0-0 6-3		0-0 BB 3B 1B		0-0 SF9				2	1	1	0	0	0	0											
Inning Stats	R: 0 E: 0 K: 2 S: 7	H: 0 LOB: 0 BB: 0 P: 7	R: 1 E: 0 K: 1 S: 5	H: 1 LOB: 1 BB: 1 P: 9	R: 0 E: 0 K: 0 S: 4	H: 1 LOB: 2 BB: 1 P: 8	R: 1 E: 0 K: 0 S: 4	H: 1 LOB: 0 BB: 0 P: 4	R: 2 E: 0 K: 0 S: 5	H: 2 LOB: 2 BB: 2 P: 13	R: 3 E: 0 K: 0 S: 6	H: 4 LOB: 1 BB: 1 P: 10	R: 1 E: 0 K: 0 S: 6	H: 3 LOB: 2 BB: 0 P: 6	R: 0 E: 0 K: 1 S: 5	H: 0 LOB: 0 BB: 0 P: 5	R: 0 E: 0 K: 2 S: 8	H: 1 LOB: 1 BB: 0 P: 8	1B: 8 2B: 2 3B: 1 HR: 2	SF: 1 SAC: 0 DP: 2 HBP: 0	WP: 0 PB: 0 CS: 0	PA: 43					
PITCHER	IP	WLS	BF	H	R	ER	SO	BB	IBB	HBP	BLK	WP	HR	S	P	ERA	WHIP										
Dan Petry, R (1,1) ERA: 9.25	5.0	W	26	8	7	7	3	3	1	0	0	0	2	28	44	12.60	2.200										
Chuck Cary, L (6,1) ERA: 2.08	1.1		7	3	1	1	0	1	0	0	0	0	0	6	10	6.75	3.000										
Randy O'Neal, R (7,1) ERA: 1.69	1.2		6	1	0	0	1	0	0	0	0	0	0	8	8	0.00	0.600										
Willie Hernandez, L (9,1) ERA: 4.91	1.0	S	4	1	0	0	2	0	0	0	0	0	0	8	8	0.00	1.000										

Detroit Tigers @ Chicago White Sox
Comiskey Park, Chicago, IL
Mon Apr 14 1986, 7:05 PM EST
Att: 10,734 - Unknown

AB 37
R 8
H 13
RBI 8
BB 5
SO 6
LOB 16



Batter	1	2	3	4	5	6	7	8	9	AB	R	H	RBI	BB	SO	LOB	TOP					
Alan Trammell, R OBP: 0.286, SLG: 0.440	0-0 6-3 3B		0-0 F9		0-0 F8			0-3 K		4	1	1	0	0	1	2	Detroit Tigers @ Chicago White Sox Comiskey Park, Chicago, IL Wed Apr 16 1986, 7:05 PM EST Att: 9,143 - Unknown					
Darnell Coles, R OBP: 0.226, SLG: 0.323	0-0 6-3		0-0 F2		0-0 F9			0-0 4-3		4	0	0	1	0	0	2						
Kirk Gibson, L OBP: 0.517, SLG: 0.833	0-0 F9		0-0 E5		0-0 G3			4-0 BB		3	0	0	0	1	0	0						
Lance Parrish, R OBP: 0.188, SLG: 0.233	0-3 K		0-0 L8			0-0 F3		0-0 5-3		4	0	0	0	0	1	2						
Larry Herndon, R OBP: 0.423, SLG: 0.480		0-0 F9		0-0 FC1-6 4-3 1B		0-0 6-3		0-0 6-3		4	1	1	0	0	0	0						
Chet Lemon, R OBP: 0.276, SLG: 0.160		0-0 F7		0-0 FC1-6 1-2 1B		0-0 6-3		0-3 K		4	0	1	0	0	1	0						
Dave Engle, R Mike Laga, L OBP: 0.214, SLG: 0.167 (9, PH)		0-0 F8		0-0 FC1-6 4-3 1-2 2-3			0-0 6-3		0-0 F9	3	0	0	0	0	0	2						
Tom Brookens, R OBP: 0.400, SLG: 0.800			0-0 WP E BB 1B		0-0 4-3		0-0 B2			3	1	1	1	0	0	1						
Dave Collins, S Doug Baker, S OBP: 0.424, SLG: 0.346 (7, PH)			4-0 1-2 E WP BB		0-0 L5		0-0 F3			1	1	0	0	1	0	1						
Inning Stats	R: 1 E: 0 K: 1 S: 6	H: 1 LOB: 0 BB: 0 P: 6	R: 0 E: 0 K: 0 S: 3	H: 0 LOB: 0 BB: 0 P: 3	R: 2 E: 1 K: 0 S: 5	H: 1 LOB: 1 BB: 1 P: 9	R: 1 E: 0 K: 0 S: 5	H: 2 LOB: 1 BB: 0 P: 5	R: 0 E: 0 K: 0 S: 3	H: 0 LOB: 0 BB: 0 P: 3	R: 0 E: 0 K: 0 S: 3	H: 0 LOB: 0 BB: 0 P: 3	R: 0 E: 0 K: 1 S: 5	H: 0 LOB: 1 BB: 0 P: 9	R: 0 E: 0 K: 1 S: 5	H: 0 LOB: 0 BB: 0 P: 5		1B: 3 2B: 0 3B: 1 HR: 0	SF: 0 SAC: 0 DP: 0 HBP: 0	WP: 1 PB: 0 CS: 0	PA: 34	
PITCHER	IP	WLS	BF	H	R	ER	SO	BB	IBB	HBP	BLK	WP	HR	S	P	ERA	WHIP					
Floyd Bannister, L ERA: 3.6	(1, 1)	7.0	W	27	4	4	2	1	1	0	0	0	1	0	28	32	2.57	0.714				
Bill Dawley, R ERA:	(8, 1)	1.0		4	0	0	0	1	1	0	0	0	0	0	5	9	0.00	1.000				
Bob James, R ERA: 7.71	(9, 1)	1.0		3	0	0	0	1	0	0	0	0	0	0	5	5	0.00	0.000				

Batter	1	2	3	4	5	6	7	8	9	AB	R	H	RBI	BB	SO	LOB	BOTTOM				
John Cangelosi, S OBP: 0.486, SLG: 0.391	0-0 1B E		0-0 E6 S 1B		1-0 FC6 HBP			0-0 6-3		4	2	2	0	0	0	0	Detroit Tigers @ Chicago White Sox Comiskey Park, Chicago, IL Wed Apr 16 1986, 7:05 PM EST Att: 9,143 - Unknown				
Wayne Tolleson, S OBP: 0.436, SLG: 0.467	0-0 E SF7 1B		0-0 FC4-6 1B		0-0 FC6 1-2			0-0 1-3		5	2	2	2	0	0	2					
Harold Baines, L OBP: 0.258, SLG: 0.207	0-0 E9 1B		0-0 F8			0-0 6-3				4	2	2	1	0	0	1					
Ron Kittle, R OBP: 0.276, SLG: 0.444	0-0 SF7		0-0 HR		0-0 G6-4-3 1B		0-0 F8			3	1	2	4	0	0	0					
Bobby Bonilla, S OBP: 0.222, SLG: 0.250	0-0 1B		0-0 F9		0-0 G6-4-3 1B		0-0 3-1			4	0	2	1	0	0	0					
Carlton Fisk, R Reid Nichols, R OBP: 0.212, SLG: 0.379 OBP: 0.400, SLG: 0.400	0-0 G3-6-1 1B		0-0 HR		0-0 G6-4-3 1-2 2-3		0-0 G3			4	1	2	1	0	0	2					
Bryan Little, S OBP: 0.077, SLG: 0.154	0-0 G3-6-1 1-2		0-0 4-1		0-0 F6		0-3 K			4	0	0	0	0	1	3					
Tim Luelett, R OBP: 0.400, SLG: 0.250		0-3 K		0-0 E7 SF9 1B		0-0 5-3		0-3 K		4	1	1	0	0	2	0					
Joel Skinner, R OBP: 0.250, SLG: 0.222		0-0 1B FC4-6 1B		0-0 SF9		0-3 K		0-0 F8		3	1	1	1	0	1	0					
Inning Stats	R: 3 E: 1 K: 0 S: 7	H: 5 LOB: 1 BB: 0 P: 7	R: 4 E: 0 K: 1 S: 9	H: 4 LOB: 0 BB: 0 P: 9	R: 3 E: 2 K: 0 S: 7	H: 3 LOB: 1 BB: 0 P: 7	R: 0 E: 0 K: 0 S: 4	H: 2 LOB: 1 BB: 0 P: 4	R: 0 E: 0 K: 1 S: 5	H: 0 LOB: 0 BB: 0 P: 6	R: 0 E: 0 K: 0 S: 3	H: 0 LOB: 0 BB: 0 P: 3	R: 0 E: 0 K: 2 S: 7	H: 0 LOB: 0 BB: 0 P: 7	R: 0 E: 0 K: 0 S: 3	H: 0 LOB: 0 BB: 0 P: 3		1B: 12 2B: 0 3B: 0 HR: 2	SF: 2 SAC: 0 DP: 2 HBP: 1	WP: 0 PB: 0 CS: 0	PA: 38
PITCHER	IP	WLS	BF	H	R	ER	SO	BB	IBB	HBP	BLK	WP	HR	S	P	ERA	WHIP				
Walt Terrell, R ERA: 7.59	(1, 1)	1.2		13	9	7	1	0	0	0	0	0	1	15	15	37.80	5.400				
Randy O'Neal, R ERA: 1.86	(2, 1)	4.1		19	5	3	1	1	0	0	1	0	1	20	21	2.08	1.154				
Chuck Cary, L ERA: 1.42	(7, 1)	2.0		6	0	0	0	2	0	0	0	0	0	10	10	0.00	0.000				

Batter	1	2	3	4	5	6	7	8	9	AB	R	H	RBI	BB	SO	LOB	TOP																	
Larry Herndon, R OBP: 0.419, SLG: 0.533 (1, 7)	FC6-5 SH1-3 1B		6-3		4-3		6-3	2-H 2-H 3B		5	0	2	2	0	0	1	Detroit Tigers @ Chicago White Sox Comiskey Park, Chicago, IL Thu Apr 17 1986, 7:05 PM EST Att: 9,034 - Unknown																	
Danell Coles, R OBP: 0.257, SLG: 0.324 (1, 5)	SH1-3 1-2			F3		1B E 1B	G4-6-3 BB	L3		3	1	1	0	1	0	2																		
Lou Whitaker, L OBP: 0.263, SLG: 0.324 (1, 4)	FC6-5 2-3			F8		FC6 1-3 1B	G4-6-3 1-2	4-3		5	0	1	0	0	0	4																		
Kirk Gibson, L OBP: 0.500, SLG: 0.759 (1, 9)	F7			2B 1B		FC6 1-2 3-H 1B		BB S 1B 1B	3-1	5	3	2	0	0	0	2																		
Lance Parrish, R OBP: 0.216, SLG: 0.265 (1, 2)		K		1-H 2B		6-3		BB 1-2 1B BB	K	4	1	1	1	1	2	1																		
Darrell Evans, L OBP: 0.471, SLG: 0.724 (1, 10)		4-3		F8		1B 1B BB		1-2 2B BB	2B	2	1	0	0	2	0	1																		
Tom Brookens, R OBP: 0.500, SLG: 0.833 (8, PR)								1-2 2B BB	2B	1	2	1	0	0	0	0																		
Chet Lemon, R OBP: 0.294, SLG: 0.233 (1, 8)		6-3						1-2 2-H 1B	K	5	0	2	2	0	1	3																		
Mike Laga, L OBP: 0.276, SLG: 0.250 (1, 3)				F4		4-3	FC4-6 1-3 2-H 1B	2B 3B 1B		4	1	2	3	0	0	0																		
Doug Baker, S (1, 6)				5-3			FC4-6 1-2	1-3 2-H 3B 2B		1	0	0	0	1	0	0																		
Harry Spilman, L OBP: 0.697, SLG: 1.200 (6, PH)										1	0	0	0	0	0	2																		
Alan Trammell, R OBP: 0.310, SLG: 0.500 (6, 6)								1-3 2-H 3B 2B		1	1	1	1	0	0	0																		
Inning Stats	R: 0 E: 0 K: 0 S: 4	H: 1 LOB: 1 BB: 0 P: 4	R: 0 E: 0 K: 1 S: 5	H: 0 LOB: 0 BB: 0 P: 5	R: 0 E: 0 K: 0 S: 3	H: 0 LOB: 0 BB: 0 P: 3	R: 1 E: 0 K: 0 S: 5	H: 2 LOB: 1 BB: 0 P: 5	R: 0 E: 0 K: 0 S: 3	H: 0 LOB: 1 BB: 1 P: 7	R: 3 E: 1 K: 0 S: 7	H: 4 LOB: 2 BB: 1 P: 11	R: 0 E: 0 K: 0 S: 2	H: 0 LOB: 0 BB: 1 P: 6	R: 5 E: 0 K: 1 S: 9	H: 4 LOB: 2 BB: 2 P: 17	R: 1 E: 0 K: 1 S: 6	H: 2 LOB: 1 BB: 0 P: 6	1B: 9 2B: 3 3B: 1 HR: 0	SF: 0 SAC: 1 DP: 1 HBP: 0	WP: 0 PB: 0 SB: 1 CS: 0	PA: 43												
PITCHER	IP WLS BF H R ER SO BB IBB HBP BLK WP HR S P ERA WHIP																																	
Joel Davis, R ERA: 1.42 (1, 1)	7.0		30	7	4	1	1	3	0	0	0	0	0	0	29	41	1.29	1.429																
Dave Schmidt, R ERA: 2.45 (8, 1)	0.0		2	1	2	2	0	1	0	0	0	0	0	0	1	5	∞	∞																
Juan Agosto, L ERA: 8.31 (8, 1)	0.0	L	1	0	0	0	0	1	0	0	0	0	0	0	0	4	∞	∞																
Bob James, R ERA: 10.8 (8, 1)	0.1		4	3	3	3	1	0	0	0	0	0	0	0	6	6	81.00	9.000																
Gene Nelson, R ERA: 5.69 (8, 1)	1.2		6	2	1	1	1	0	0	0	0	0	0	0	8	8	5.40	1.200																

Batter	1	2	3	4	5	6	7	8	9	AB	R	H	RBI	BB	SO	LOB	BOTTOM																	
John Cangelosi, S OBP: 0.450, SLG: 0.357 (1, 8)	K		F9		4-3 1B		F7		F8	5	0	1	0	0	1	2	Detroit Tigers @ Chicago White Sox Comiskey Park, Chicago, IL Thu Apr 17 1986, 7:05 PM EST Att: 9,034 - Unknown																	
Wayne Tolleson, S OBP: 0.455, SLG: 0.471 (1, 5)	6-3			1B BB	4-3		1B		1B	4	2	2	0	1	0	1																		
Harold Baines, L OBP: 0.286, SLG: 0.242 (1, 9)	K			BB 1B	L9		1B		K	4	1	2	2	0	1	0																		
Reid Nichols, R OBP: 0.400, SLG: 0.400 (7, PR)				5-3 1B			1-H 3-H 1B		K	0	0	0	0	0	0	0																		
Marc Hill, R OBP: 0.500, SLG: 0.500 (8, 2)									K	0	0	0	0	0	0	0																		
Jerry Hairston, S OBP: 0.444, SLG: 0.375 (9, PH)									K	1	0	0	0	0	1	1																		
Ron Kittle, R OBP: 0.265, SLG: 0.406 (1, 10)		K		5-3 4-3 1B		K	K		K	5	1	1	1	0	4	2																		
Bobby Bonilla, S OBP: 0.308, SLG: 0.273 (1, 3)		K		4-3 1B BB		K			1B 1B	3	1	1	0	1	2	0																		
Carlton Fisk, R OBP: 0.216, SLG: 0.394 (1, 7)		K		5-3					K	4	0	1	1	0	2	3																		
Ozzie Guillen, L OBP: 0.320, SLG: 0.400 (1, 6)					4-3		G3		L6	3	0	0	1	0	1	2																		
Tim Lueft, R OBP: 0.385, SLG: 0.238 (8, PH)				K						1	0	0	0	0	0	1																		
Bryan Little, S OBP: 0.176, SLG: 0.235 (1, 4)				F8					F9	4	0	2	1	0	0	0																		
Joel Skinner, R OBP: 0.227, SLG: 0.200 (1, 2)					4-3				1B	2	0	0	0	0	1	1																		
Rod Craig, S (7, PH)				E5					K	1	1	0	0	1	1	2																		
Inning Stats	R: 0 E: 0 K: 2 S: 7	H: 0 LOB: 0 BB: 0 P: 7	R: 0 E: 0 K: 3 S: 9	H: 0 LOB: 0 BB: 0 P: 9	R: 0 E: 1 K: 1 S: 6	H: 0 LOB: 1 BB: 0 P: 6	R: 4 E: 0 K: 1 S: 8	H: 3 LOB: 1 BB: 2 P: 16	R: 0 E: 0 K: 0 S: 3	H: 1 LOB: 0 BB: 0 P: 3	R: 0 E: 0 K: 2 S: 8	H: 1 LOB: 1 BB: 0 P: 8	R: 2 E: 0 K: 1 S: 7	H: 2 LOB: 1 BB: 1 P: 11	R: 0 E: 0 K: 2 S: 9	H: 2 LOB: 2 BB: 0 P: 9	R: 0 E: 0 K: 2 S: 8	H: 1 LOB: 1 BB: 0 P: 8	1B: 9 2B: 1 3B: 0 HR: 0	SF: 0 SAC: 0 DP: 0 HBP: 0	WP: 0 PB: 0 SB: 0 CS: 0	PA: 40												
PITCHER	IP WLS BF H R ER SO BB IBB HBP BLK WP HR S P ERA WHIP																																	
Jack Morris, R ERA: 6.75 (1, 1)	7.0		31	7	6	6	10	3	0	0	0	0	0	0	48	60	7.71	1.429																
Willie Hernandez, L ERA: 3.18 (8, 1)	2.0	S	9	3	0	0	4	0	0	0	0	0	0	0	17	17	0.00	1.500																

AB	37
R	10
H	13
RBI	9
BB	5
SO	3
LOB	16




AB	37
R	6
H	10
RBI	6
BB	3
SO	14
LOB	15



Batter	1	2	3	4	5	6	7	8	9	AB	R	H	RBI	BB	SO	LOB	TOP			
Brett Butler, L OBP: 0.270, SLG: 0.219 Eddie Williams, R (7, 7)	0-0 B1-3		0-0 FC4-6		0-0 F7			0-3 K		3	0	0	0	0	0	1				
Julio Franco, R OBP: 0.256, SLG: 0.306 (1, 6)	0-0 6-3		0-0 1-3			0-0 4-3		0-0 F8		4	0	0	0	0	0	1				
Joe Carter, R OBP: 0.284, SLG: 0.469 (7, 8)	0-0 5-3		0-3 K			0-0 F6		0-0 F7		4	0	0	0	0	1	1				
Andre Thornton, R OBP: 0.316, SLG: 0.406 (1, 10)		0-0 FC5 1B		0-3 K		0-0 F8			0-0 F6	4	0	1	0	0	1	0				
Brook Jacoby, R OBP: 0.459, SLG: 0.594 (1, 5)		0-0 1-2 1B		4-0 BB				0-0 F8	0-3 K	3	0	1	0	1	1	0				
Pat Tabler, R OBP: 0.389, SLG: 0.588 (1, 3)		0-3 K		0-0 F4				0-0 1B 2B	0-0 2B	4	1	2	0	0	1	3				
Carmen Castillo, R OBP: 0.222, SLG: 0.333 (1, 9)		0-0 F2		0-0 L9				0-0 F8	0-0 F6	4	0	0	0	0	0	5				
Tony Bernazard, S OBP: 0.364, SLG: 0.345 (1, 4)		0-0 FC5			0-0 F7			0-0 1B		3	0	1	1	0	0	2				
Andy Allanson, R OBP: 0.462, SLG: 0.440 (1, 2)			0-0 FC4-6 1B		0-0 F3			0-0 F7		3	0	1	0	0	0	1				
Inning Stats	R: 0 E: 0 K: 0 S: 3	H: 0 LOB: 0 BB: 0 P: 3	R: 0 E: 0 K: 1 S: 7	H: 2 LOB: 2 BB: 0 P: 7	R: 0 E: 0 K: 1 S: 6	H: 1 LOB: 1 BB: 0 P: 6	R: 0 E: 0 K: 1 S: 5	H: 0 LOB: 1 BB: 1 P: 9	R: 0 E: 0 K: 0 S: 3	H: 0 LOB: 0 BB: 0 P: 3	R: 1 E: 0 K: 0 S: 5	H: 2 LOB: 1 BB: 0 P: 5	R: 0 E: 0 K: 1 S: 5	H: 0 LOB: 0 BB: 0 P: 5	R: 0 E: 0 K: 1 S: 6	H: 1 LOB: 1 BB: 0 P: 6	1B: 4 2B: 2 3B: 0 HR: 0	SF: 0 SAC: 0 DP: 0 HBP: 0	WP: 0 PB: 0 SB: 0 CS: 0	PA: 34
PITCHER Frank Tanana, L ERA: 5.52 (1, 1)	IP: 9.0 WLS: W BF: 34 H: 6 R: 1 ER: 1 SO: 5 BB: 1 IBB: 0 HBP: 0 BLK: 0 WP: 0 HR: 0 S: 43 P: 47 ERA: 1.00 WHIP: 0.778															PITCHER				

Cleveland Indians @ Detroit Tigers
Tiger Stadium, Detroit, MI
Fri Apr 18 1986, 6:05 PM EST
Att: 20,703 - Unknown


AB 33
R 1
H 6
RBI 1
BB 1
SO 5
LOB 14



Batter	1	2	3	4	5	6	7	8	9	AB	R	H	RBI	BB	SO	LOB	BOTTOM			
Larry Herndon, R OBP: 0.417, SLG: 0.514 (1, 7)	0-0 E HR 1B	0-0 CS	0-0 6-3		0-0 G3-6-3 1B	0-0 1-3		0-0 G3		5	1	2	0	0	0	3				
Harry Scriman, L OBP: 0.444, SLG: 0.750 Darnell Coles, R OBP: 0.250, SLG: 0.314 (6, 5)	0-0 E6 HR		0-0 F7		0-0 G3-6-3 1B	0-0 5-3				3	1	0	0	0	0	2				
Lou Whitaker, L OBP: 0.262, SLG: 0.317 (1, 4)	0-0 F6		0-0 FC5 BB 1B		0-0 F6		0-0 F8			4	0	1	0	0	0	2				
Kirk Gibson, L OBP: 0.526, SLG: 0.733 (1, 9)	0-0 F4		4-0 BB		4-0 S 1B BB	4-0 S BB	4-0 6-3 S BB			1	1	0	0	3	0	2				
Lance Parrish, R OBP: 0.244, SLG: 0.368 (1, 2)	0-0 1-H 2-H HR		0-0 FC5		0-0 1B 1B	0-0 6-3	0-0 1-3			4	2	2	4	0	0	3				
Darrell Evans, L OBP: 0.447, SLG: 0.656 (1, 10)	0-0 F8			4-0 2B 9-2 BB	0-0 F9	0-0 F9				3	0	0	0	1	0	2				
Chet Lemon, R OBP: 0.342, SLG: 0.324 (1, 8)		0-0 CS 1B		0-0 1-3 2B	0-0 1B 1B	0-0 5-3				4	1	3	0	0	0	0				
Mike Laga, L OBP: 0.318, SLG: 0.263 (1, 3)		0-0 F8		0-3 K	0-0 1B 1B	0-0 1B BB				3	0	1	1	1	1	3				
Alan Trammell, R OBP: 0.303, SLG: 0.467 (1, 6)		0-0 F5		0-0 9-2	0-0 1-3 1B	0-0 K				4	0	1	1	0	1	4				
Inning Stats	R: 3 E: 1 K: 0 S: 6	H: 2 LOB: 0 BB: 0 P: 6	R: 0 E: 0 K: 0 S: 3	H: 1 LOB: 0 BB: 0 P: 3	R: 0 E: 0 K: 1 S: 4	H: 1 LOB: 2 BB: 1 P: 8	R: 0 E: 0 K: 1 S: 5	H: 1 LOB: 1 BB: 1 P: 9	R: 0 E: 0 K: 0 S: 3	H: 1 LOB: 0 BB: 0 P: 3	R: 3 E: 0 K: 0 S: 7	H: 4 LOB: 2 BB: 1 P: 11	R: 0 E: 0 K: 0 S: 3	H: 0 LOB: 1 BB: 1 P: 7	R: 0 E: 0 K: 1 S: 5	H: 0 LOB: 1 BB: 1 P: 9	1B: 8 2B: 2 3B: 0 HR: 1	SF: 0 SAC: 0 DP: 2 HBP: 0	WP: 0 PB: 0 SB: 2 CS: 1	PA: 38
PITCHER Ken Schrom, R ERA: 3.44 Jim Kern, R ERA: 3.96 (6, 1)	IP: 5.1 WLS: L BF: 25 H: 8 R: 6 ER: 3 SO: 1 BB: 3 IBB: 0 HBP: 0 BLK: 0 WP: 0 HR: 1 S: 24 P: 36 ERA: 5.06 WHIP: 2.062															PITCHER				

Cleveland Indians @ Detroit Tigers
Tiger Stadium, Detroit, MI
Fri Apr 18 1986, 6:05 PM EST
Att: 20,703 - Unknown

AB 32
R 6
H 10
RBI 6
BB 5
SO 2
LOB 23



Batter	1	2	3	4	5	6	7	8	9	AB	R	H	RBI	BB	SO	LOB	TOP					
Brett Butler, L OBP: 0.286, SLG: 0.270 (1, 8)										5	2	2	0	0	0	1						
Julio Franco, R OBP: 0.273, SLG: 0.375 (1, 6)										4	2	1	1	1	1	1						
Joe Carter, R OBP: 0.308, SLG: 0.459 (1, 9)										5	1	2	1	0	1	2						
Andre Thornton, R OBP: 0.279, SLG: 0.361 (1, 10)										4	0	0	1	0	1	3						
Brook Jacoby, R OBP: 0.488, SLG: 0.639 (1, 5)										4	1	3	2	0	0	0						
Pat Tabler, R OBP: 0.400, SLG: 0.568 (1, 3)										3	1	1	0	1	0	1						
Mel Hall, L OBP: 0.161, SLG: 0.207 (1, 7)										4	0	1	2	0	1	4						
Tony Bernazard, S OBP: 0.351, SLG: 0.424 (1, 4)										4	1	1	1	0	1	2						
Andy Allanson, R OBP: 0.400, SLG: 0.379 (1, 2)										4	0	0	0	0	0	1						
Inning Stats	R: 1 E: 0 K: 0 S: 3	H: 1 LOB: 0 BB: 1 P: 7	R: 2 E: 0 K: 0 S: 6	H: 3 LOB: 1 BB: 0 P: 6	R: 0 E: 0 K: 1 S: 5	H: 1 LOB: 0 BB: 0 P: 5	R: 0 E: 0 K: 1 S: 6	H: 1 LOB: 1 BB: 0 P: 6	R: 3 E: 1 K: 0 S: 7	H: 3 LOB: 2 BB: 1 P: 11	R: 2 E: 0 K: 1 S: 7	H: 2 LOB: 0 BB: 0 P: 7	R: 0 E: 1 K: 2 S: 8	H: 0 LOB: 1 BB: 0 P: 8	R: 0 E: 0 K: 0 S: 3	H: 0 LOB: 0 BB: 0 P: 3	R: 0 E: 0 K: 0 S: 3	H: 0 LOB: 0 BB: 0 P: 3	1B: 6 2B: 3 3B: 0 HR: 2	SF: 1 SAC: 0 DP: 1 HBP: 0	WP: 0 PB: 0 SB: 1 CS: 1	PA: 41
PITCHER	IP	WLS	BF	H	R	ER	SO	BB	IBB	HBP	BLK	WP	HR	S	P	ERA	WHIP					
Dan Petry, R ERA: 7.56 (1, 1)	4.2	L	23	9	6	3	2	1	0	0	0	0	0	26	30	5.79	2.143					
Dave LaPoint, L ERA: 4.0 (5, 1)	4.1		17	2	2	2	3	0	1	0	0	0	2	22	26	4.15	0.462					

Cleveland Indians @ Detroit Tigers
Tiger Stadium, Detroit, MI
Sat Apr 19 1986, 3:33 AM EST
Att: 19,216 - Unknown

AB 37
R 8
H 11
RBI 8
BB 2
SO 5
LOB 15



Batter	1	2	3	4	5	6	7	8	9	AB	R	H	RBI	BB	SO	LOB	BOTTOM					
Alan Trammell, R OBP: 0.316, SLG: 0.571 (1, 6)										5	2	2	1	0	0	1						
Darnell Coles, R OBP: 0.250, SLG: 0.308 (1, 5)										4	0	1	0	0	0	1						
Lou Whitaker, L OBP: 0.279, SLG: 0.317 (9, FH)										0	0	0	0	1	0	0						
Kirk Gibson, L OBP: 0.512, SLG: 0.686 (1, 9)										5	0	2	1	0	0	2						
Lance Parrish, R OBP: 0.261, SLG: 0.341 (1, 2)										3	1	0	0	2	1	3						
Larry Herndon, R OBP: 0.366, SLG: 0.450 (1, 7)										5	0	0	0	0	0	5						
Chet Lemon, R OBP: 0.381, SLG: 0.514 (1, 8)										3	3	2	3	1	1	0						
Dave Engle, R OBP: 0.182, SLG: 0.200 (1, 10)										3	0	1	1	1	1	1						
Darrell Evans, L OBP: 0.452, SLG: 0.629 (1, 3)										3	0	1	0	1	0	1						
Tom Brookens, R OBP: 0.300, SLG: 0.500 (1, 4)										4	0	0	0	0	1	5						
Inning Stats	R: 0 E: 0 K: 0 S: 3	H: 0 LOB: 0 BB: 0 P: 3	R: 2 E: 0 K: 0 S: 4	H: 1 LOB: 0 BB: 1 P: 8	R: 0 E: 0 K: 1 S: 6	H: 1 LOB: 1 BB: 0 P: 6	R: 1 E: 0 K: 0 S: 3	H: 1 LOB: 2 BB: 3 P: 15	R: 1 E: 0 K: 2 S: 8	H: 2 LOB: 1 BB: 0 P: 7	R: 0 E: 0 K: 2 S: 8	H: 1 LOB: 1 BB: 0 P: 8	R: 1 E: 0 K: 0 S: 5	H: 2 LOB: 1 BB: 0 P: 5	R: 1 E: 0 K: 0 S: 4	H: 1 LOB: 1 BB: 1 P: 8	R: 0 E: 0 K: 0 S: 3	H: 0 LOB: 1 BB: 1 P: 7	1B: 4 2B: 2 3B: 0 HR: 3	SF: 0 SAC: 0 DP: 2 HBP: 0	WP: 1 PB: 0 SB: 0 CS: 0	PA: 41
PITCHER	IP	WLS	BF	H	R	ER	SO	BB	IBB	HBP	BLK	WP	HR	S	P	ERA	WHIP					
Neal Heaton, L ERA: 5.23 (1, 1)	4.1		21	5	4	4	1	4	0	0	0	0	1	19	35	8.31	2.077					
Scott Bailes, L ERA: 4.35 (5, 1)	3.1	W	15	4	2	2	3	1	0	0	0	1	2	20	24	5.40	1.500					
Ernie Camacho, R ERA: 5.14 (8, 1)	1.1	S	5	0	0	0	0	1	0	0	0	0	0	4	8	0.00	0.750					

Cleveland Indians @ Detroit Tigers
Tiger Stadium, Detroit, MI
Sat Apr 19 1986, 3:33 AM EST
Att: 19,216 - Unknown

AB 35
R 6
H 9
RBI 6
BB 6
SO 4
LOB 19



Batter	1	2	3	4	5	6	7	8	9	AB	R	H	RBI	BB	SO	LOB	TOP					
Dave Collins, S (1,7) X OBP: 0.474, SLG: 0.433	0-0 SH3-4 1B 2B	1-0 HBP			0-0 1B SF7 1B		0-0 B1-3		0-0 G6-4-3 1B	4	2	3	1	0	0	0						
Damell Coles, R (1,5) X OBP: 0.273, SLG: 0.395	0-0 SH3-4 2-3	0-3 K			0-0 1-3 1B		0-0 HR		0-0 G6-4-3 1-2 1B	4	1	2	1	0	1	2						
Lou Whitaker, L (1,4) X OBP: 0.298, SLG: 0.341	0-0 3-H 1B 1B		0-0 F6		0-0 3-H SF7		0-0 1B			3	1	2	2	0	0	0						
Kirk Gibson, L (1,9) X OBP: 0.468, SLG: 0.615	0-0 E3 1-2 1B		0-3 K		0-3 K		0-0 4-3			4	0	0	0	0	2	3						
Lance Parrish, R (1,2) X OBP: 0.280, SLG: 0.341	0-0 1-2 2-H 1B		0-3 K		0-3 K			4-0 BB		3	0	1	1	1	2	1						
Darrell Evans, L (1,10) S OBP: 0.413, SLG: 0.564	0-3 K		0-3 K		0-0 F4			0-3 K		4	0	0	0	0	3	3						
Chet Lemon, R (1,8) X OBP: 0.370, SLG: 0.488	0-0 F7		0-0 1-3		0-0 G4-6-3 1B		0-0 F8		0-0 F8	4	0	1	0	0	0	3						
Dave Bergman, L (1,3) X OBP: 0.375, SLG: 0.286		0-0 F8		0-0 B1	0-0 G4-6-3 1-2 1B		0-0 F7		0-0 F7	4	0	0	0	0	0	2						
Alan Trammell, R (1,6) X OBP: 0.310, SLG: 0.590	0-0 F8			0-0 1B 3B			0-0 6-3		0-0 F4	4	1	1	0	0	0	0						
Inning Stats	R: 2 E: 1 K: 1 S: 9	H: 3 LOB: 2 BB: 0 P: 9	R: 0 E: 0 K: 1 S: 5	H: 0 LOB: 1 BB: 0 P: 6	R: 0 E: 0 K: 2 S: 7	H: 0 LOB: 0 BB: 0 P: 7	R: 0 E: 0 K: 1 S: 5	H: 0 LOB: 0 BB: 0 P: 5	R: 2 E: 0 K: 2 S: 10	H: 3 LOB: 1 BB: 0 P: 10	R: 0 E: 0 K: 0 S: 3	H: 1 LOB: 0 BB: 0 P: 3	R: 1 E: 0 K: 0 S: 5	H: 2 LOB: 1 BB: 0 P: 5	R: 0 E: 0 K: 1 S: 5	H: 0 LOB: 1 BB: 1 P: 9	R: 0 E: 0 K: 0 S: 3	H: 1 LOB: 0 BB: 0 P: 3	1B: 7 2B: 1 3B: 1 HR: 1	SF: 1 SAC: 1 DP: 2 HBP: 1	WP: 0 PB: 0 SB: 0 CS: 0	PA: 38
PITCHER	IP WLS BF H R ER SO BB IBB HBP BLK WP HR S P ERA WHIP																					
Al Nipper, R (1,1) ERA: 2.55	7.0 L 31 9 5 5 7 0 0 0 0 0 1 44 45 6.43 1.286																					
Steve Crawford, R (8,1) ERA:	2.0 7 1 0 0 1 1 0 0 0 0 0 8 12 0.00 1.000																					

Detroit Tigers @ Boston Red Sox
Fenway Park, Boston, MA
Mon Apr 21 1986, 3:33 AM EST
Att: 30,487 - Unknown

AB	34
R	5
H	10
RBI	5
BB	1
SO	8
LOB	14

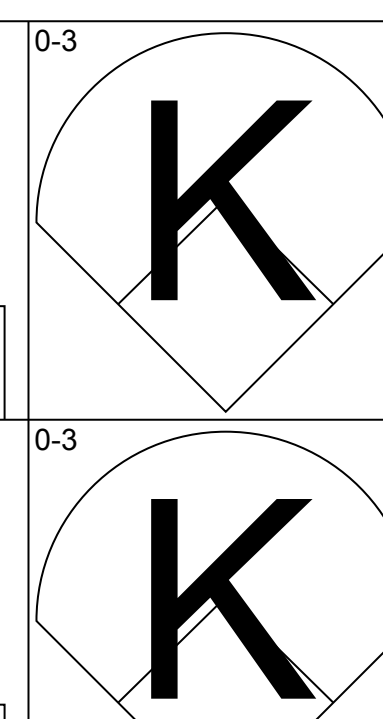
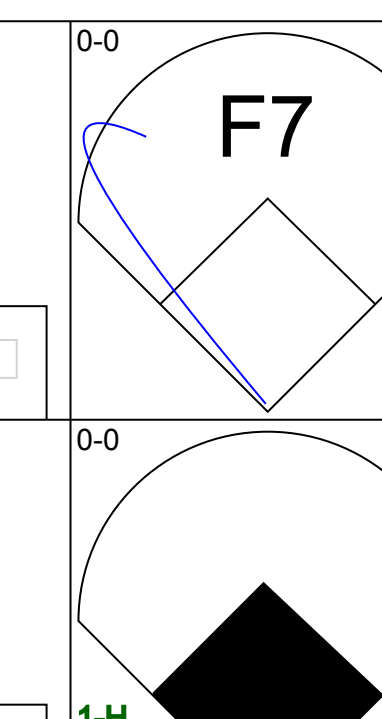
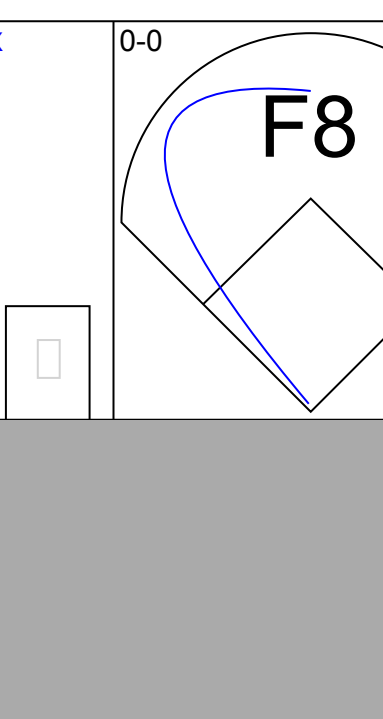
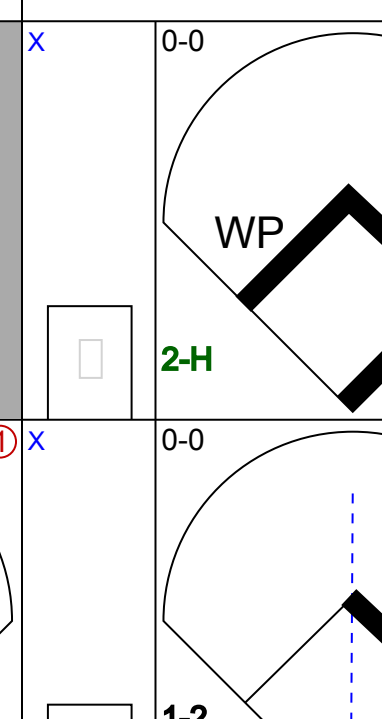
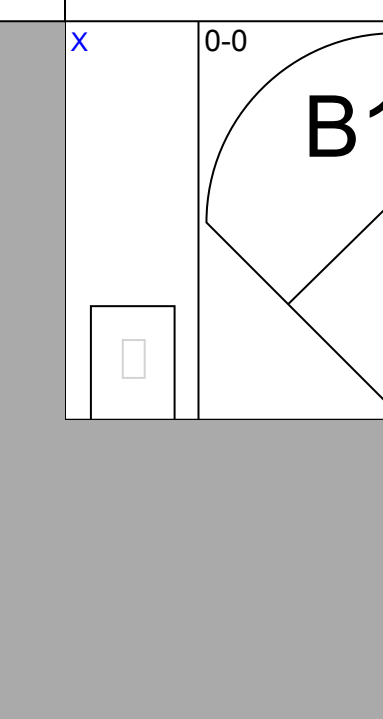
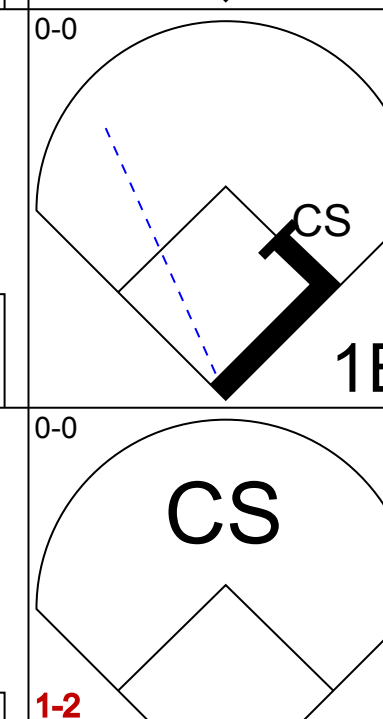
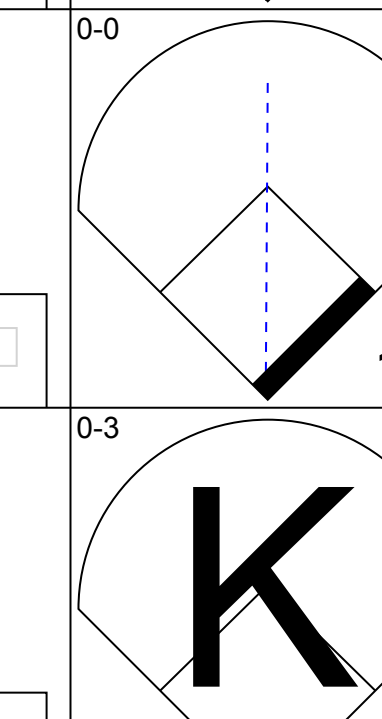
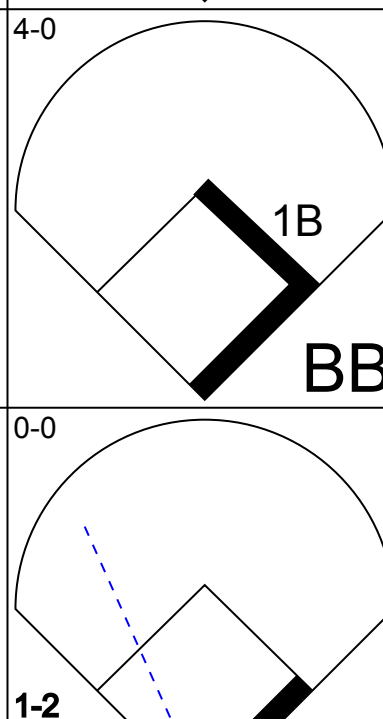
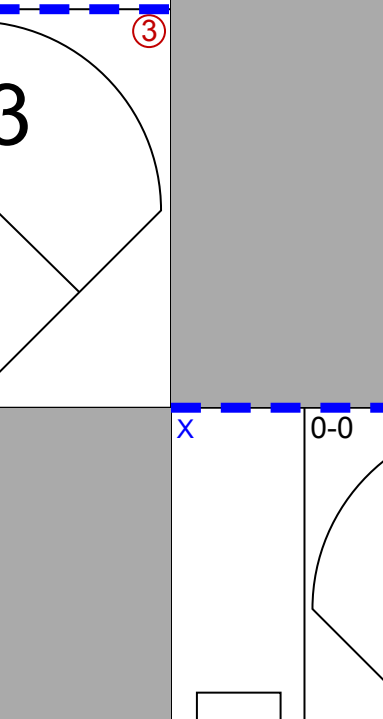


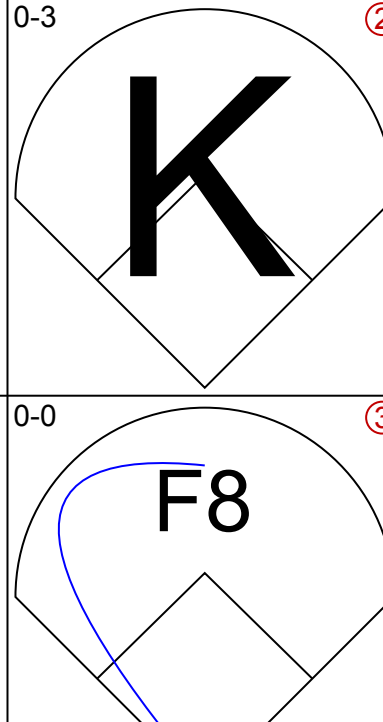
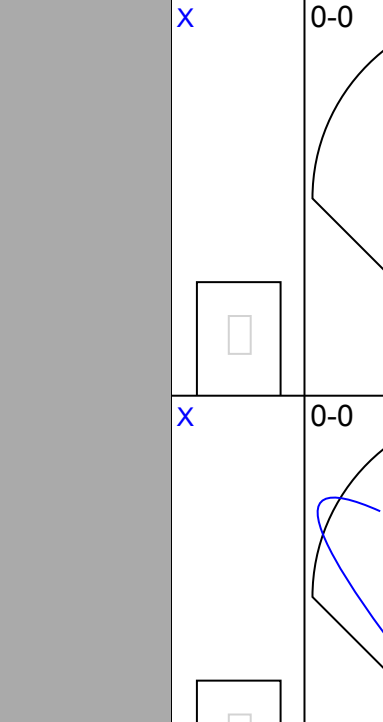


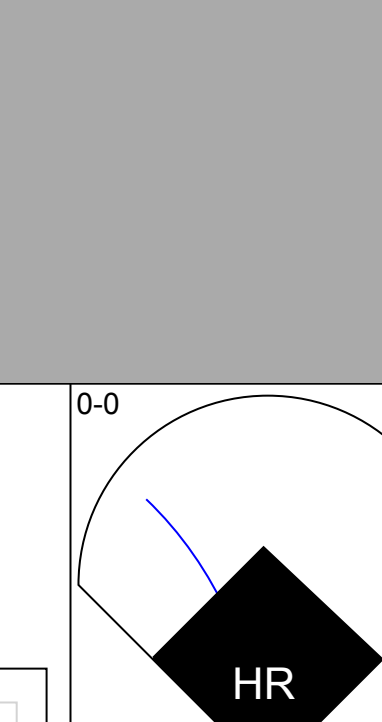

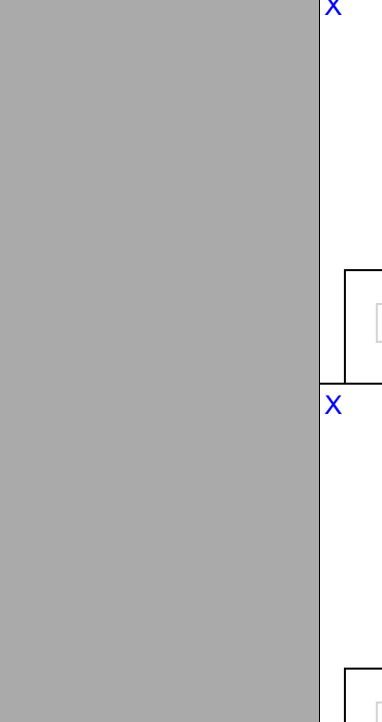


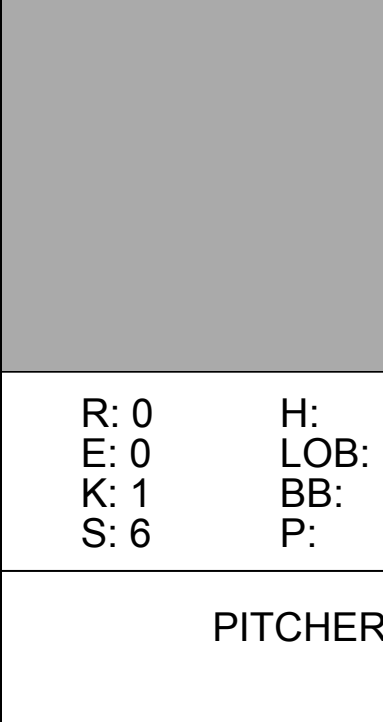
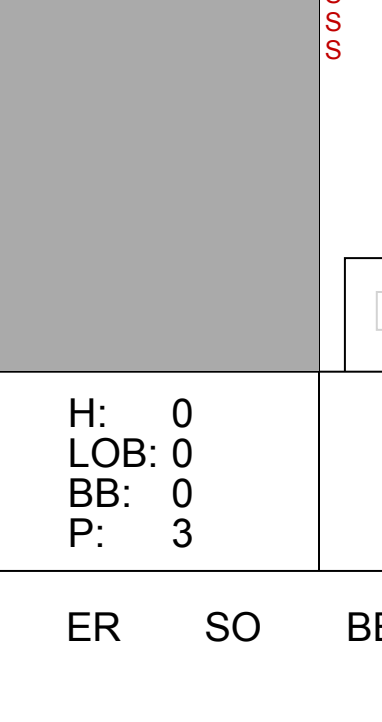
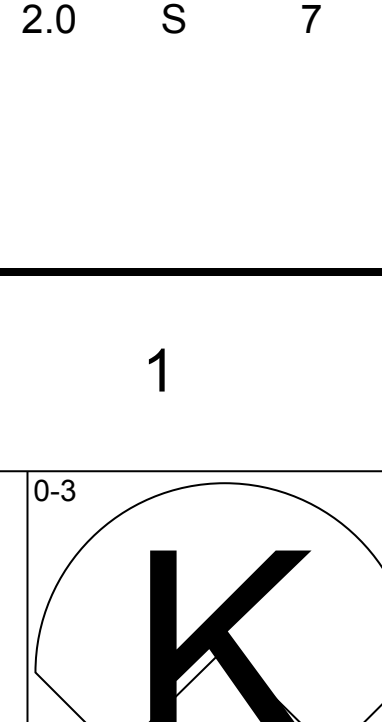
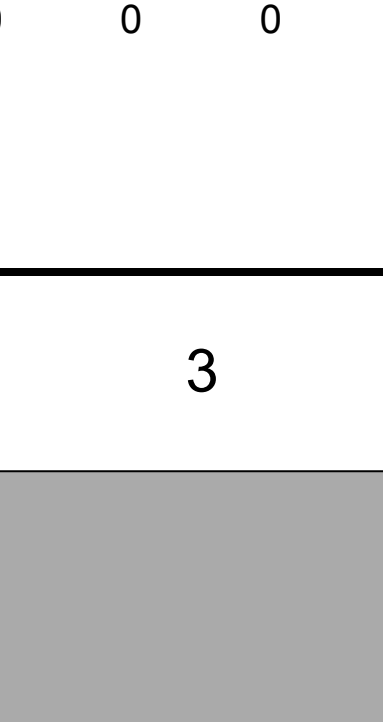
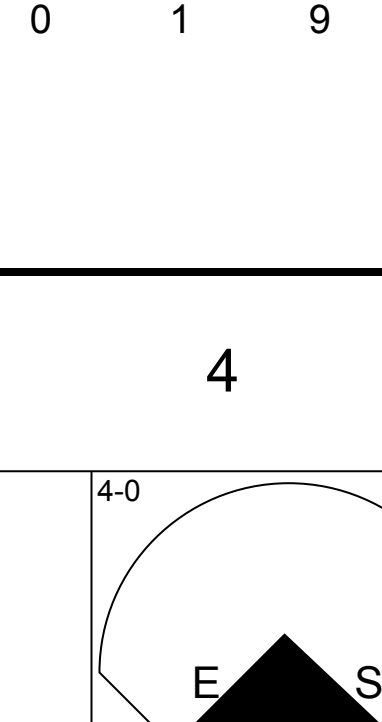
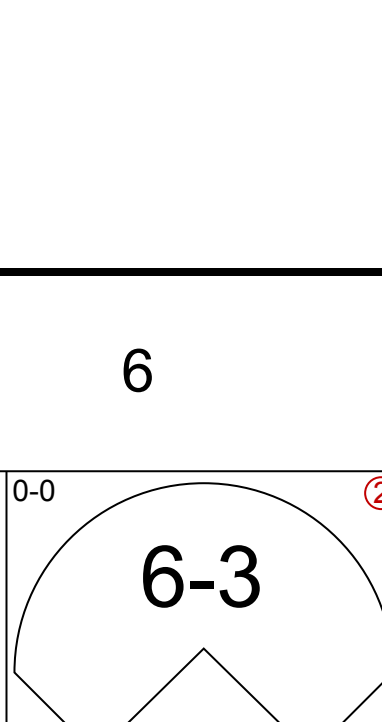
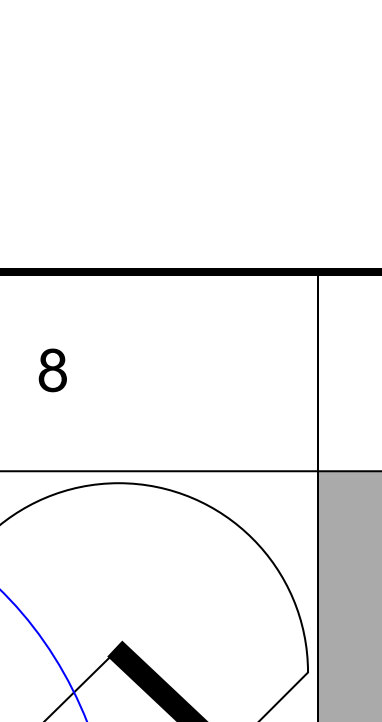
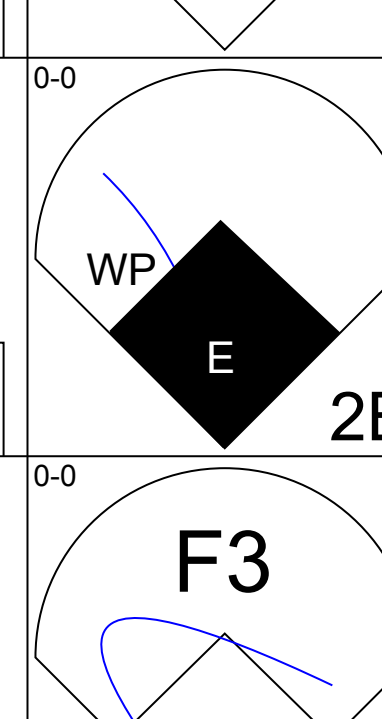
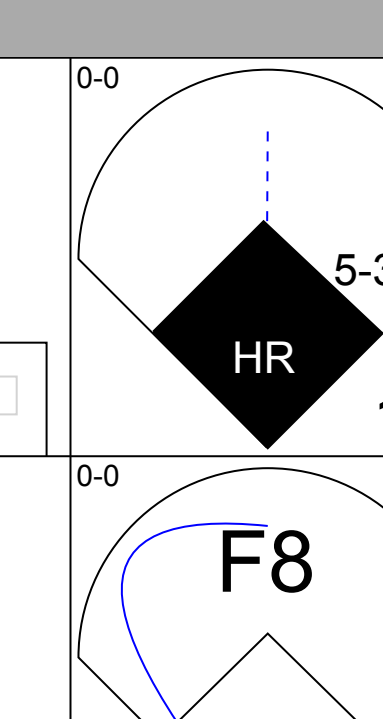
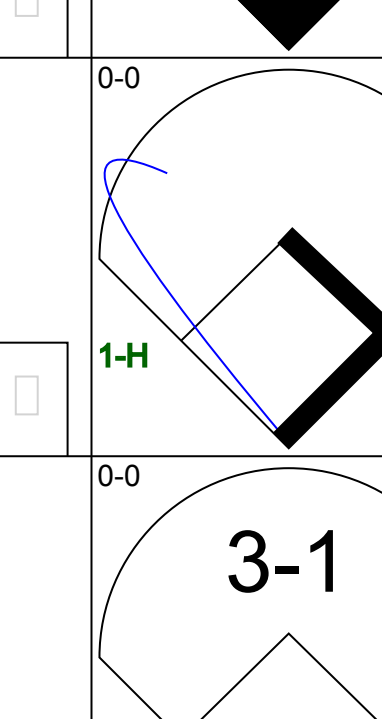
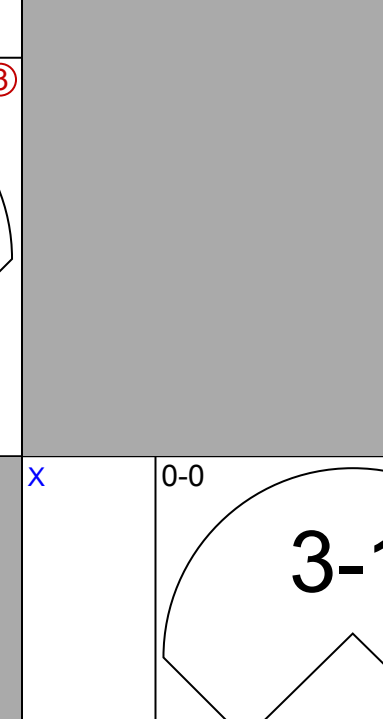

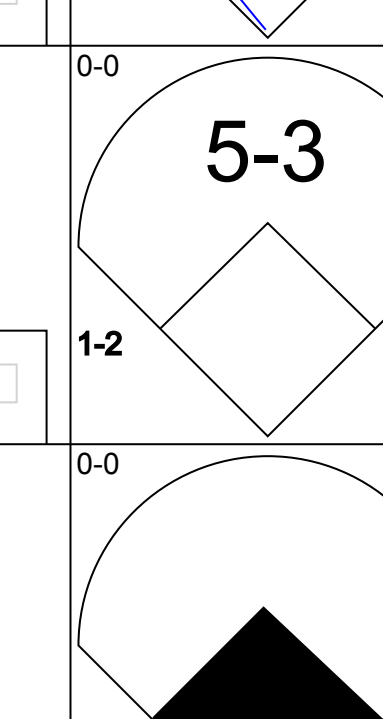
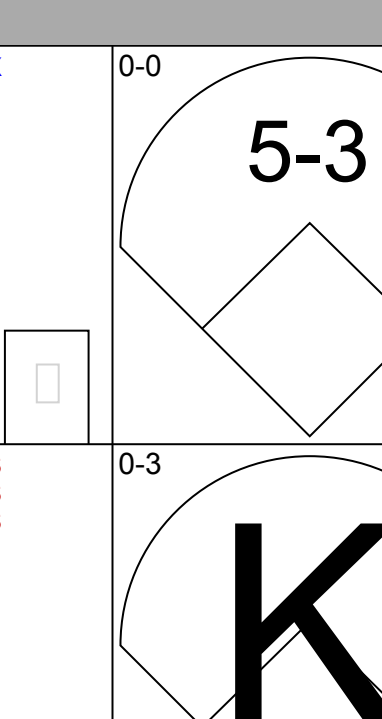
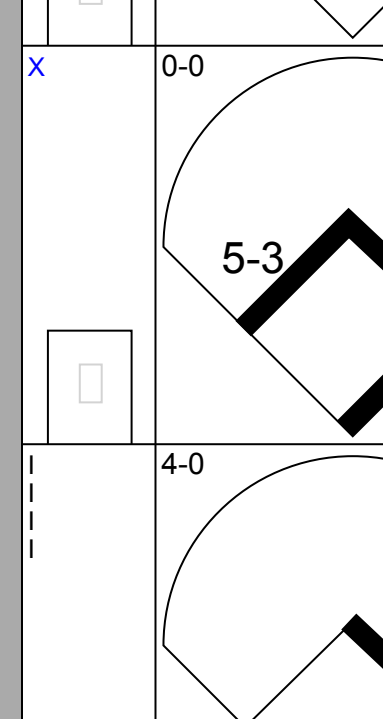

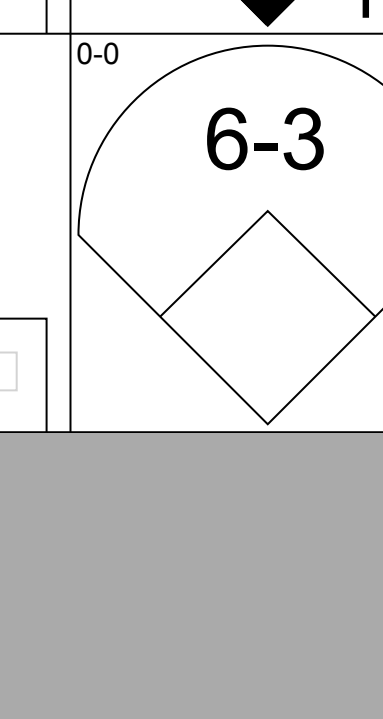
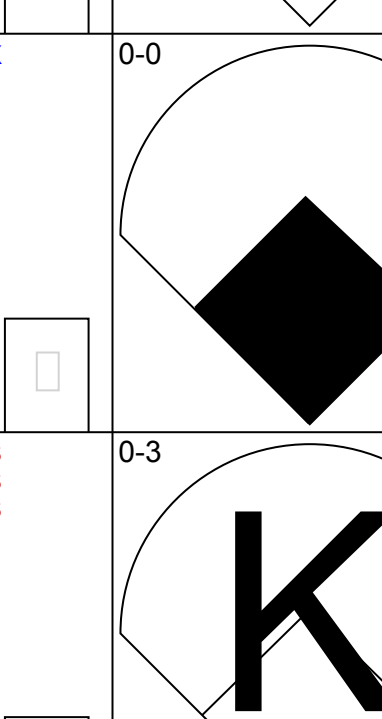
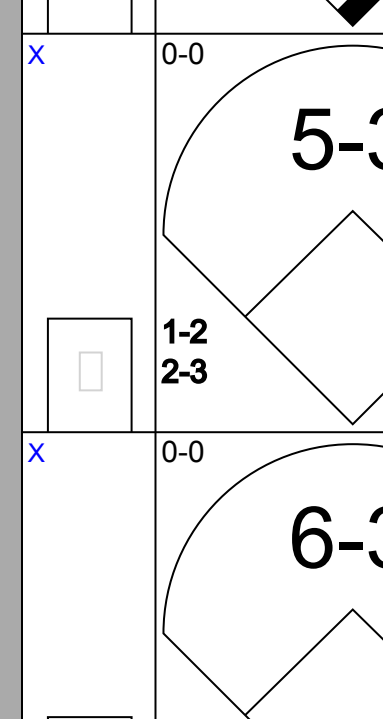



Batter	1	2	3	4	5	6	7	8	9	AB	R	H	RBI	BB	SO	LOB	BOTTOM					
Dwight Evans, R (1,9) B OBP: 0.377, SLG: 0.408	4-0 1B BB		0-0 E6 F9 BB	0-0 F9		0-0 F9		0-0 5-3		4	0	0	0	1	0	2						
Wade Boggs, L (1,5) X OBP: 0.410, SLG: 0.490	0-0 F7		4-0 F9 BB		0-0 L6	0-0 HR		0-0 2B		4	1	2	1	1	0	1						
Bill Buckner, L (1,3) X OBP: 0.271, SLG: 0.370	0-0 F7		0-0 F9 1-2 2-3		0-0 2B 1B	0-0 4-3		0-0 F9		5	1	1	0	0	0	4						
Jim Rice, R (1,7) X OBP: 0.316, SLG: 0.431	0-0 1-3 1B		0-0 F8		0-0 1B 2B		0-0 HR		0-0 F9	5	2	3	1	0	0	2						
Don Baylor, R (1,10) X OBP: 0.255, SLG: 0.385	0-0 1-3		0-0 F9		4-0 1B BB		0-0 F9		0-0 F3	4	0	0	0	1	0	4						
Tony Armas, R (1,8) X OBP: 0.245, SLG: 0.275		0-0 F8		0-0 5-3	0-3 K		0-0 K		0-0 E5	5	0	0	0	0	2	3						
Rich Gedman, L (1,2) B OBP: 0.311, SLG: 0.395		4-0 FC6-4 BB		0-0 1B 1B	0-0 1-2 2-H 3-H 1B		0-0 1B		0-0 6-3	4	0	3	2	1	0	1						
Marty Barrett, R (1,4) X OBP: 0.469, SLG: 0.595		0-0 FC6-4 1-2 1B		0-0 1-2 1B	0-0 F7		0-0 4-3			4	0	1	0	0	0	4						
Ed Romero, R (1,6) X OBP: 0.333, SLG: 0.344		0-0 F8		0-0 F4		0-0 F9		0-0 F7		3	0	0	0	0	0	3						
Steve Lyons, L (8,PH) X Glenn Hoffman, R (9,6) X OBP: 0.222, SLG: 0.143										1	0	0	0	0	0	0						
										0	0	0	0	0	0	0						
Inning Stats	R: 0 E: 0 K: 0 S: 4	H: 1 LOB: 2 BB: 1 P: 8	R: 0 E: 0 K: 0 S: 3	H: 0 LOB: 1 BB: 1 P: 7	R: 0 E: 1 K: 0 S: 4	H: 0 LOB: 2 BB: 1 P: 8	R: 0 E: 0 K: 0 S: 5	H: 2 LOB: 2 BB: 0 P: 5	R: 2 E: 0 K: 1 S: 8	H: 3 LOB: 1 BB: 1 P: 12	R: 1 E: 0 K: 0 S: 4	H: 1 LOB: 0 BB: 0 P: 4	R: 1 E: 0 K: 1 S: 7	H: 2 LOB: 1 BB: 0 P: 7	R: 0 E: 0 K: 0 S: 4	H: 1 LOB: 1 BB: 0 P: 4	R: 0 E: 1 K: 0 S: 4	H: 0 LOB: 1 BB: 0 P: 4	1B: 6 2B: 2 3B: 0 HR: 2	SF: 0 SAC: 0 DP: 0 HBP: 0	WP: 0 PB: 0 SB: 0 CS: 0	PA: 43
PITCHER	IP WLS BF H R ER SO BB IBB HBP BLK WP HR S P ERA WHIP																					
Walt Terrell, R (1,1) ERA: 7.02	6.0 W 31 8 4 4 1 4 0 0 0 0 0 2 29 45 6.00 2.000																					
Randy O'Neal, R (7,1) ERA: 1.59	1.2 6 1 0 0 1 0 0 0 0 0 0 0 8 8 0.00 0.600																					
Willie Hernandez, L (8,1) ERA: 2.97	1.1 S 6 1 0 0 0 0 0 0 0 0 0 0 6 6 0.00 0.750																					

Detroit Tigers @ Boston Red Sox
Fenway Park, Boston, MA
Mon Apr 21 1986, 3:33 AM EST
Att: 30,487 - Unknown


AB	39
R	4
H	10
RBI	4
BB	4
SO	2
LOB	24

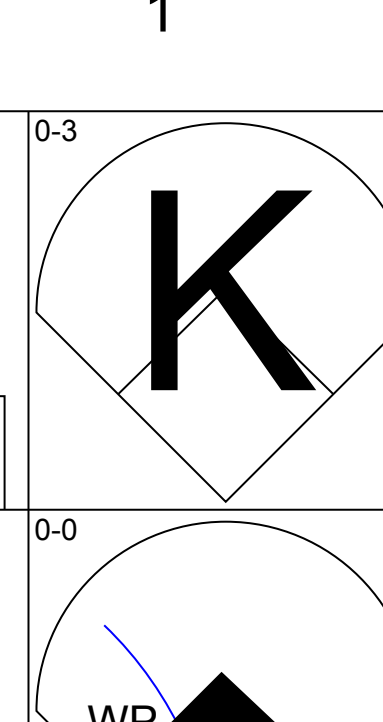
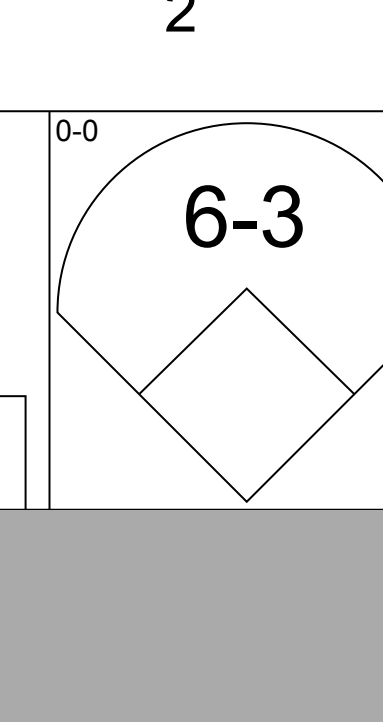
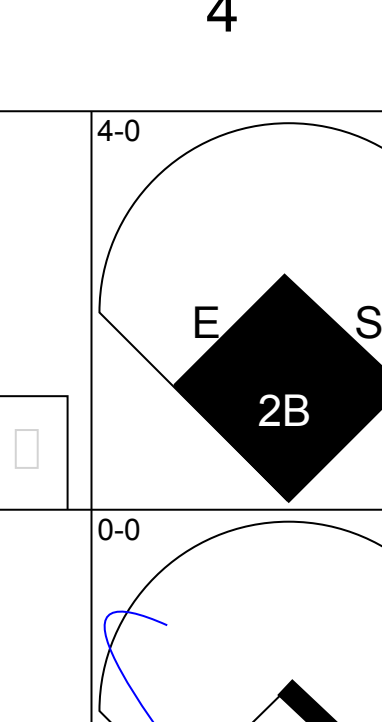
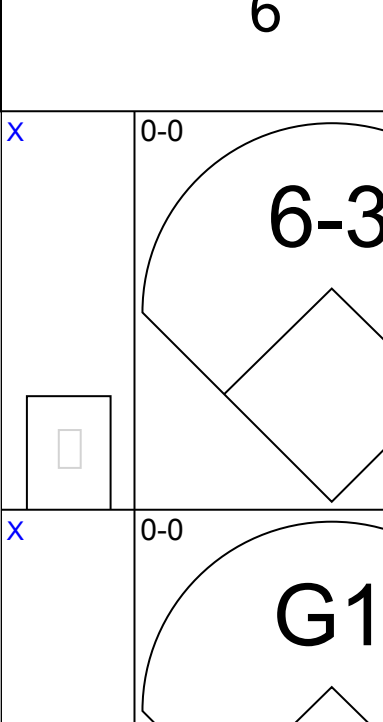
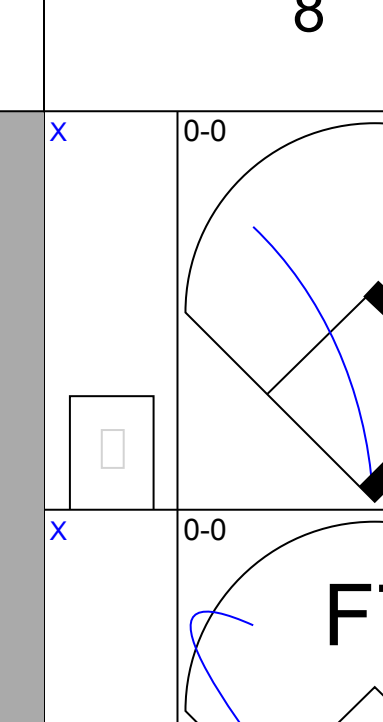
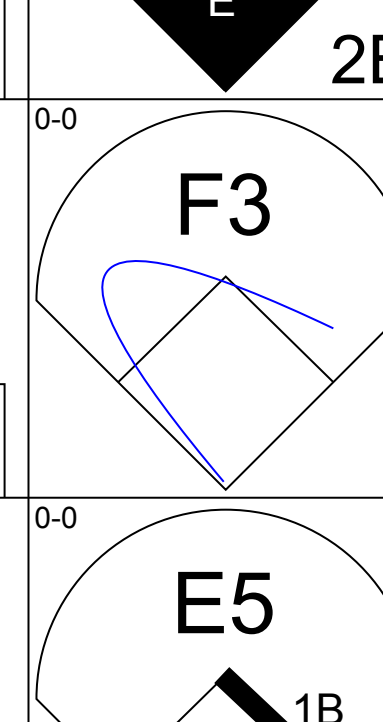
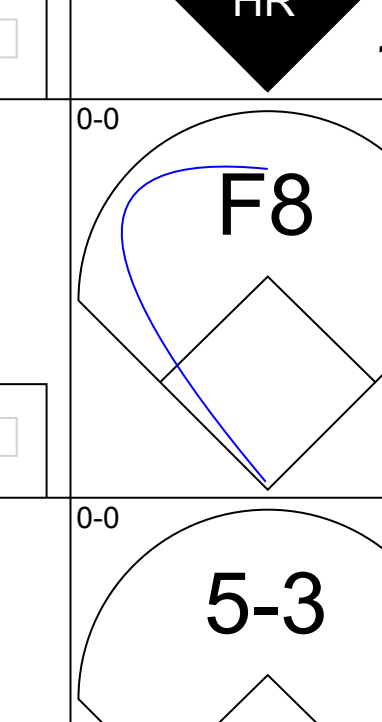
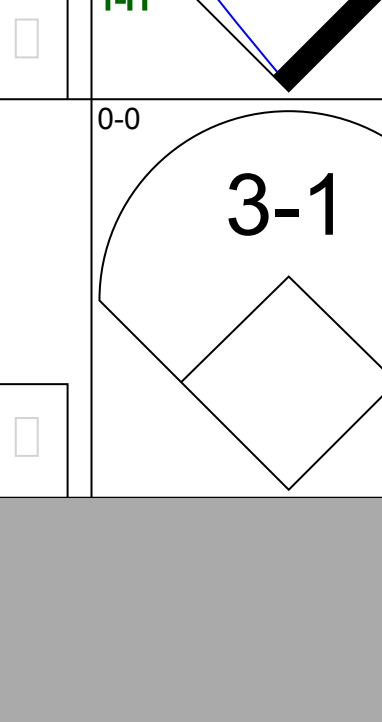

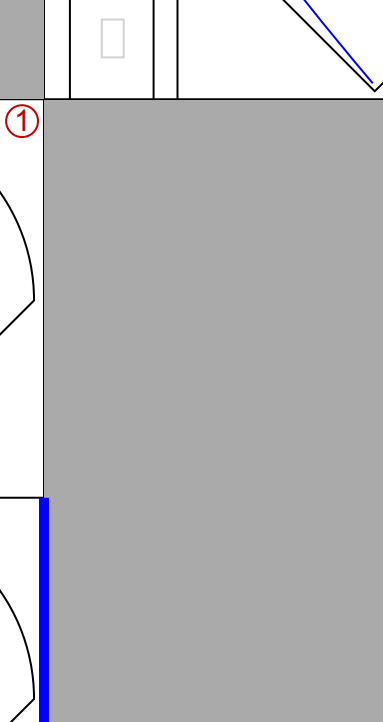
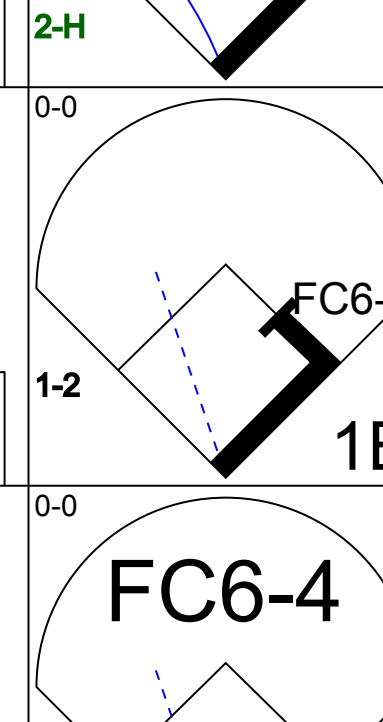
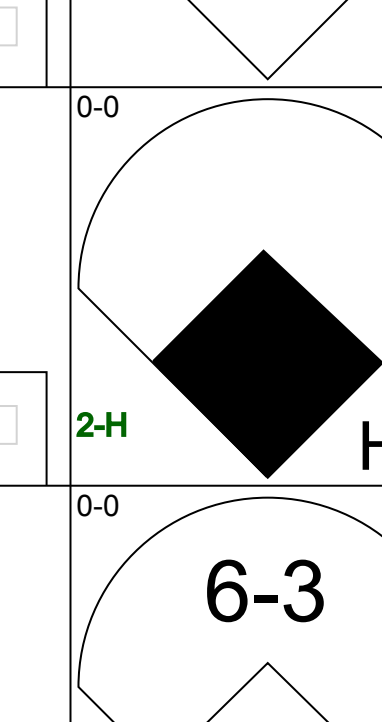

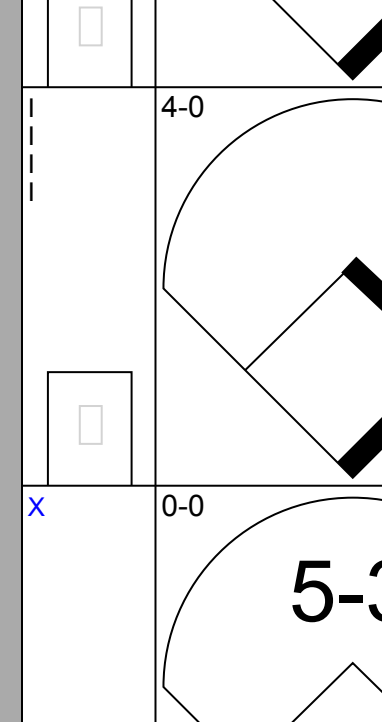


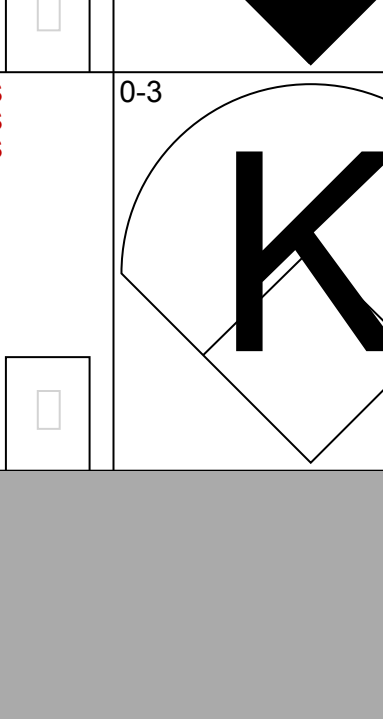
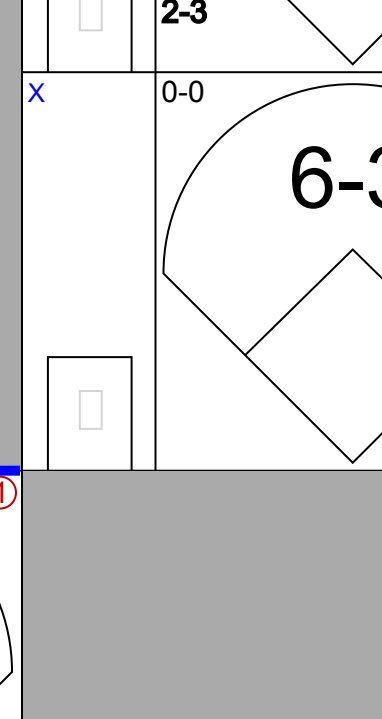
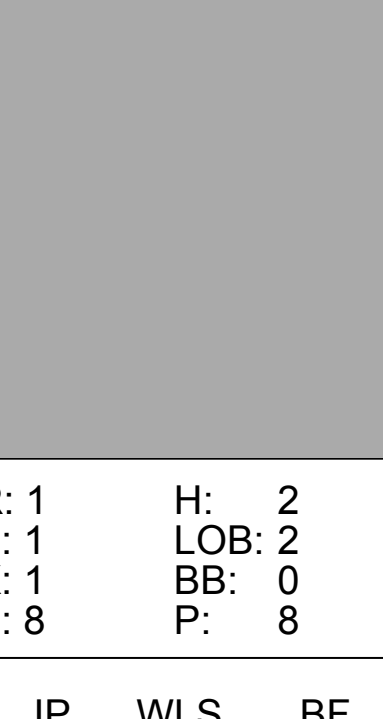
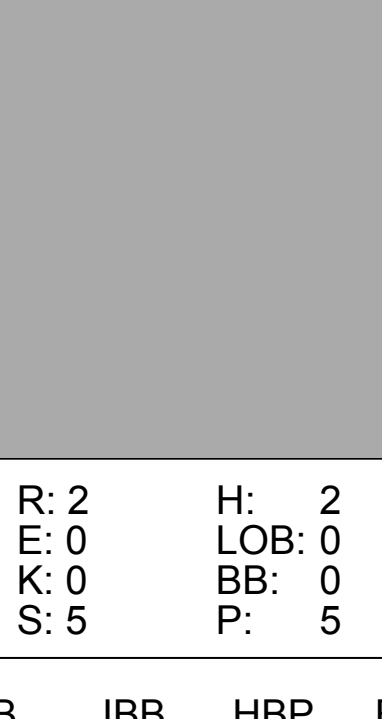
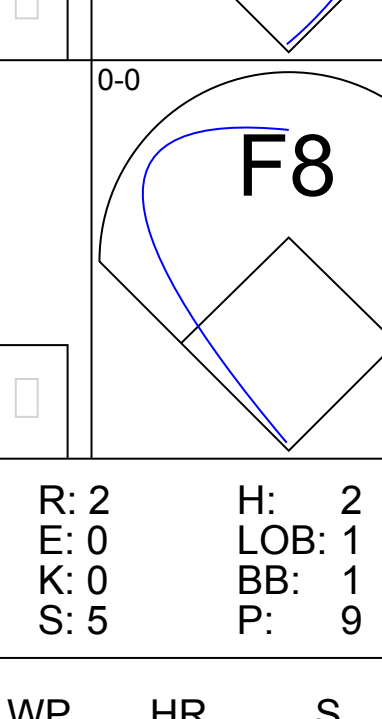
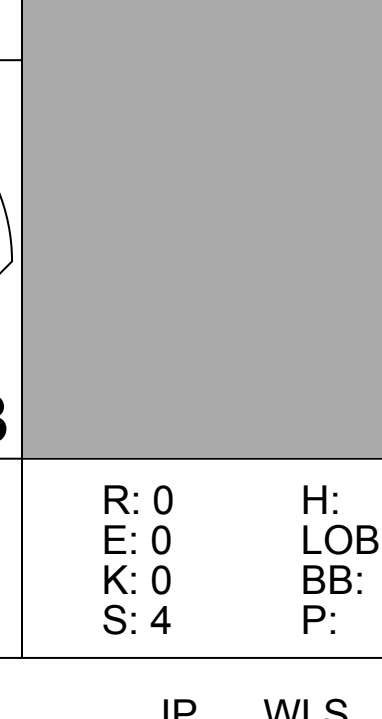
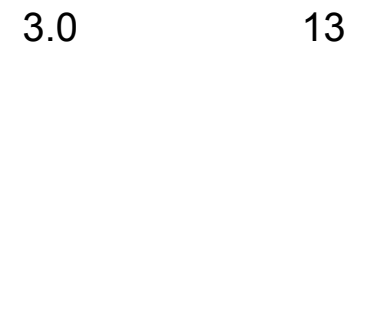






Batter	1	2	3	4	5	6	7	8	9	AB	R	H	RBI	BB	SO	LOB	TOP																				
Dave Collins, S OBP: 0.442, SLG: 0.400 (1, 7)										5	0	1	1	0	1	1																					
Darnell Coles, R OBP: 0.292, SLG: 0.468 (1, 5)										4	1	2	2	0	1	0																					
Lou Whitaker, L OBP: 0.333, SLG: 0.362 (1, 4)										3	0	2	0	1	0	2																					
Kirk Gibson, L OBP: 0.479, SLG: 0.615 Larry Herndon, R OBP: 0.394, SLG: 0.442 (2, PR) (2, 7)										0	0	0	0	1	0	0																					
Lance Parrish, R OBP: 0.295, SLG: 0.313 (1, 2)										4	0	0	0	0	2	3																					
Darrell Evans, L OBP: 0.380, SLG: 0.512 (1, 10)										4	0	0	0	0	2	3																					
Chet Lemon, R OBP: 0.360, SLG: 0.489 (1, 8)										4	1	1	0	0	2	1																					
Mike Laga, L OBP: 0.346, SLG: 0.435 (1, 3)										4	2	2	1	0	0	1																					
Alan Trammell, R OBP: 0.283, SLG: 0.535 (1, 6)										4	0	0	0	0	2	2																					
Inning Stats	R: 0 E: 0 K: 2 S: 7	H: 1 LOB: 0 BB: 0 P: 7	R: 0 E: 0 K: 2 S: 7	H: 0 LOB: 1 BB: 1 P: 11	R: 2 E: 0 K: 2 S: 10	H: 3 LOB: 1 BB: 0 P: 10	R: 0 E: 0 K: 3 S: 9	H: 0 LOB: 0 BB: 0 P: 9	R: 0 E: 0 K: 1 S: 6	H: 1 LOB: 2 BB: 1 P: 10	R: 1 E: 0 K: 0 S: 6	H: 3 LOB: 2 BB: 0 P: 6	R: 0 E: 0 K: 0 S: 3	H: 0 LOB: 0 BB: 0 P: 3	R: 1 E: 0 K: 1 S: 6	H: 1 LOB: 0 BB: 0 P: 6	1B: 6 2B: 1 3B: 0 HR: 2	SF: 0 SAC: 0 DP: 0 HBP: 0	WP: 1 PB: 0 SB: 0 CS: 1	PA: 38																	
PITCHER	IP	WLS	BF	H	R	ER	SO	BB	IBB	HBP	BLK	WP	HR	S	P	ERA	WHIP	PITCHER			IP	WLS	BF	H	R	ER	SO	BB	IBB	HBP	BLK	WP	HR	S	P	ERA	WHIP
Roger Clemens, R ERA: 1.85 (1, 1)	6.2	W	29	8	3	3	10	2	0	0	0	0	1	47	55	4.05	1.500																				
Joe Sambito, L ERA: 5.4 (7, 1)	0.1		1	0	0	0	0	0	0	0	0	1	0	1	1	0.00	0.000																				
Bob Stanley, R ERA: 5.14 (8, 1)	2.0	S	7	1	1	1	1	0	0	0	0	0	1	9	9	4.50	0.500																				

Detroit Tigers @ Boston Red Sox
Fenway Park, Boston, MA
Tue Apr 22 1986, 6:05 PM EST
Att: 16,763 - Unknown


AB 35
R 4
H 9
RBI 4
BB 2
SO 11
LOB 14

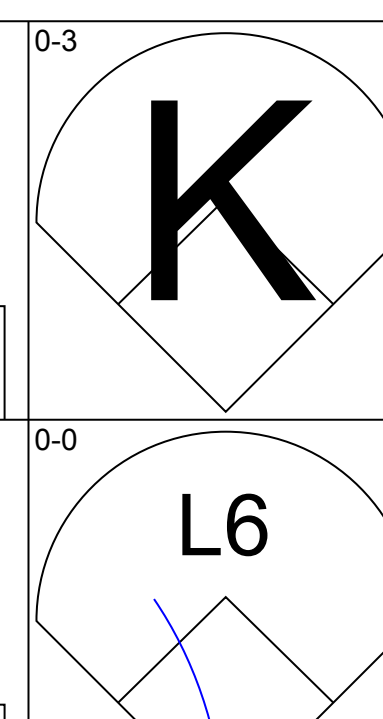
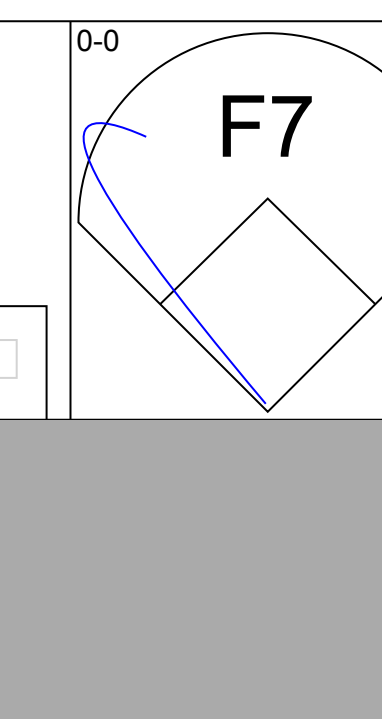
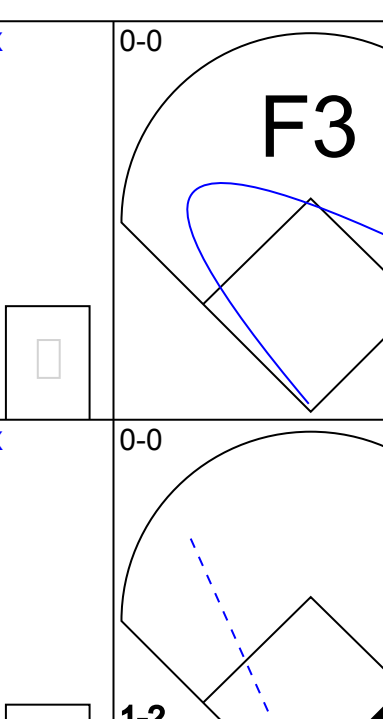
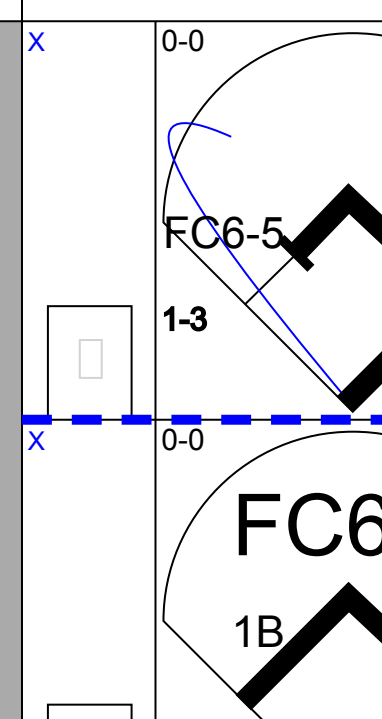
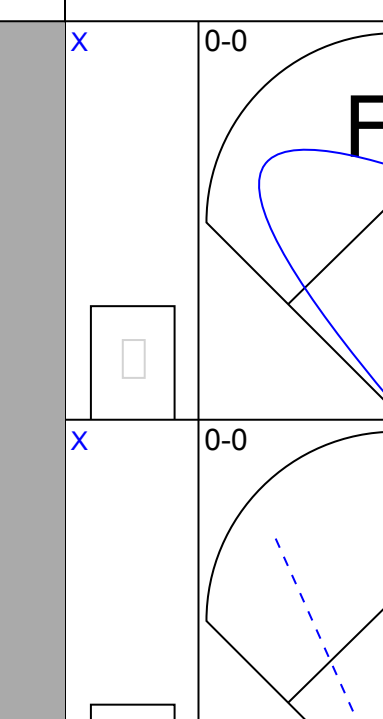
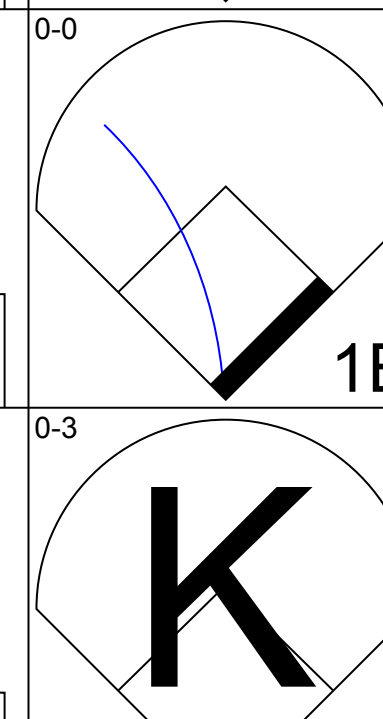
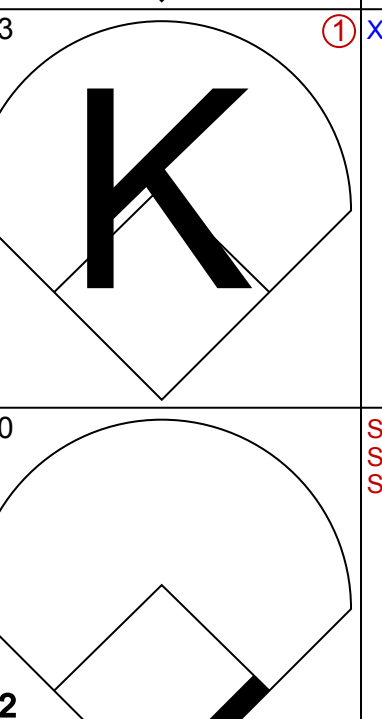
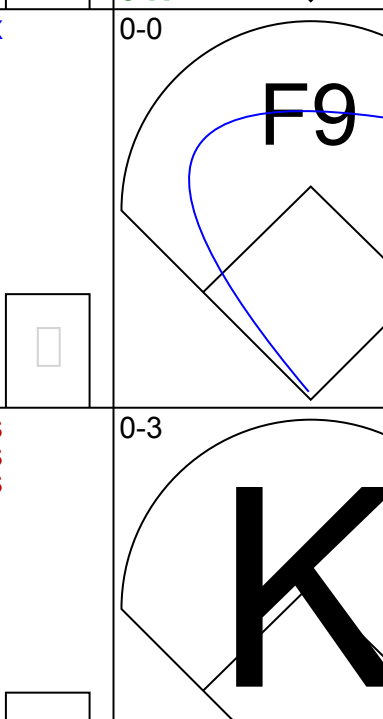
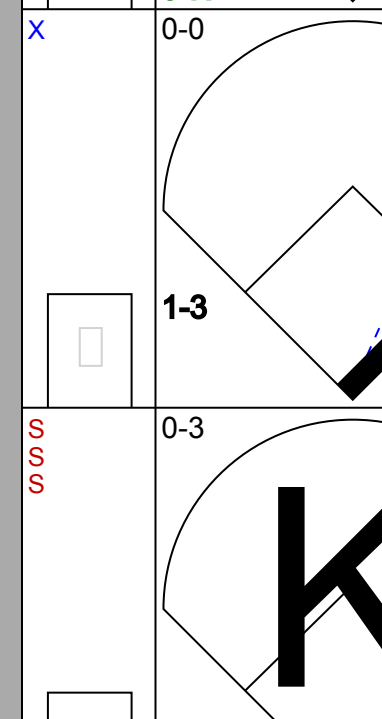
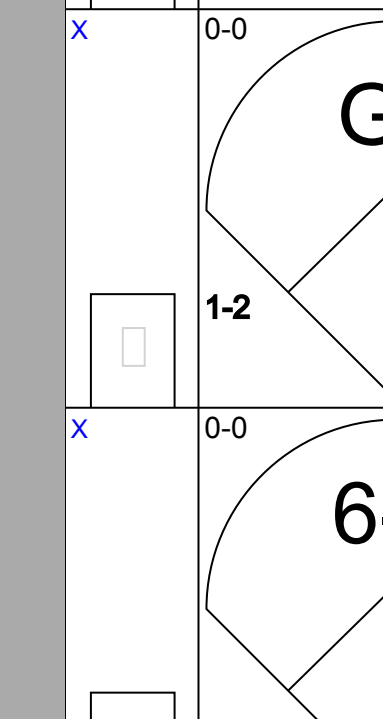

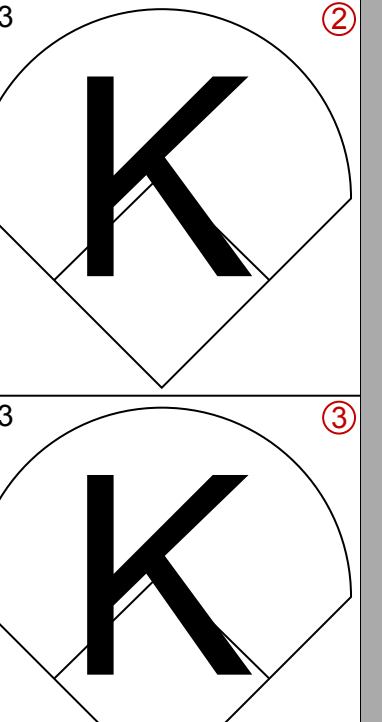

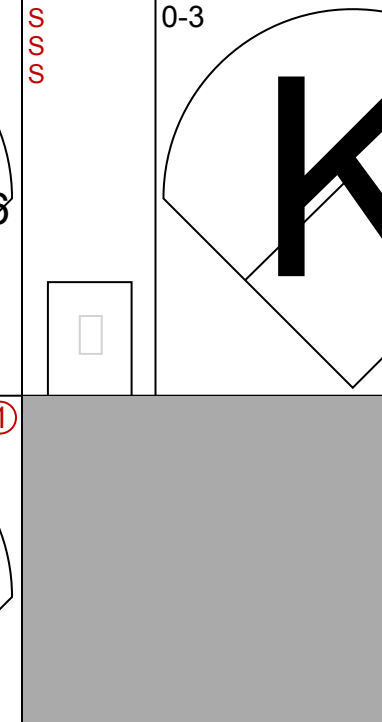



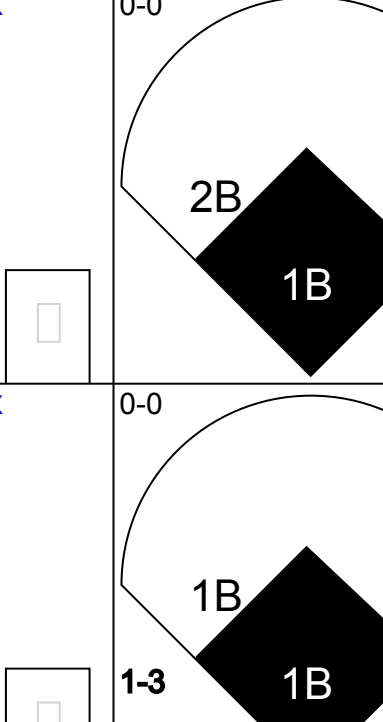

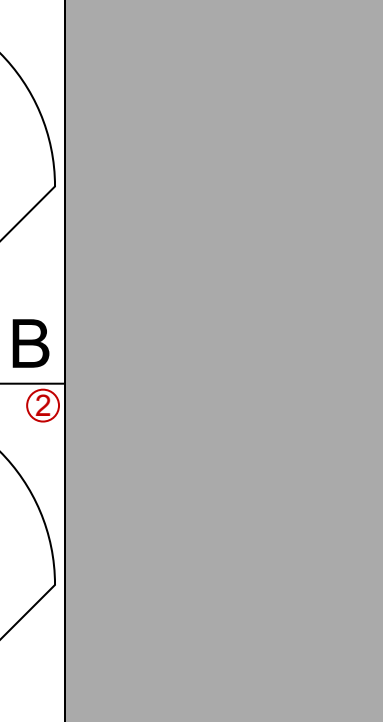
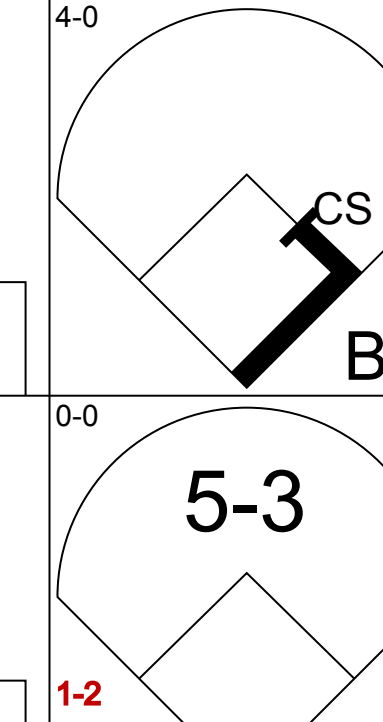
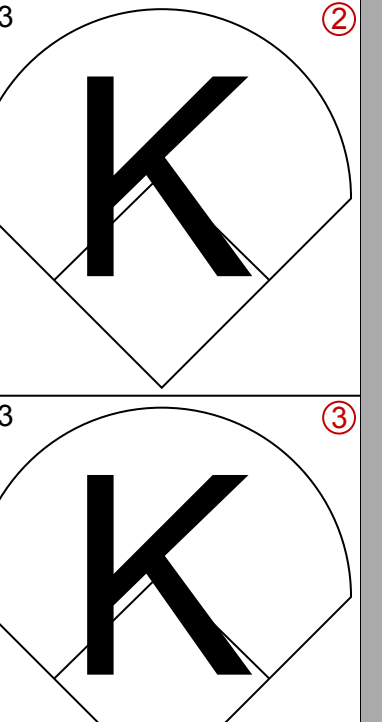
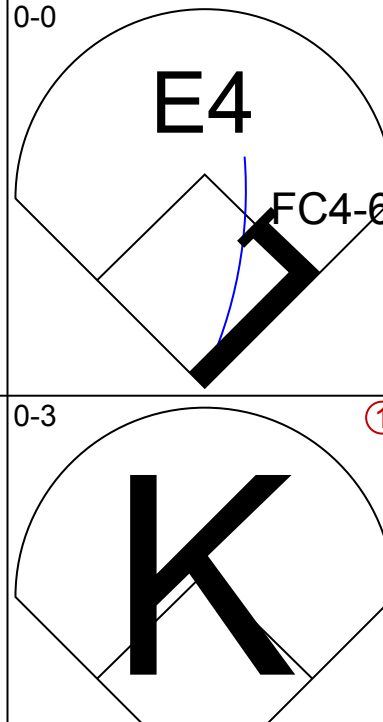
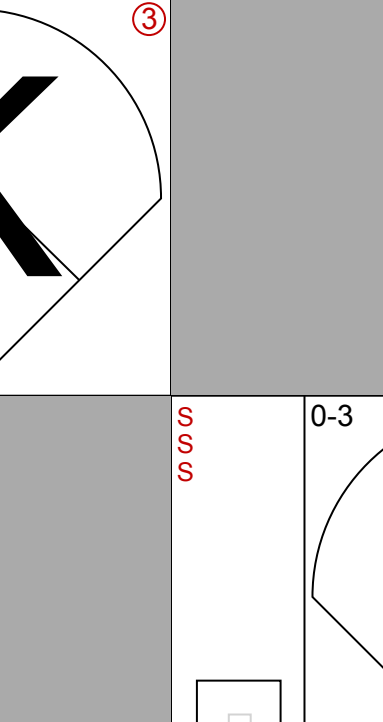
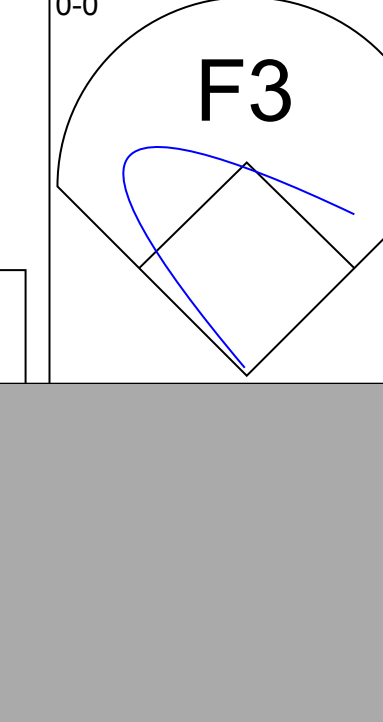

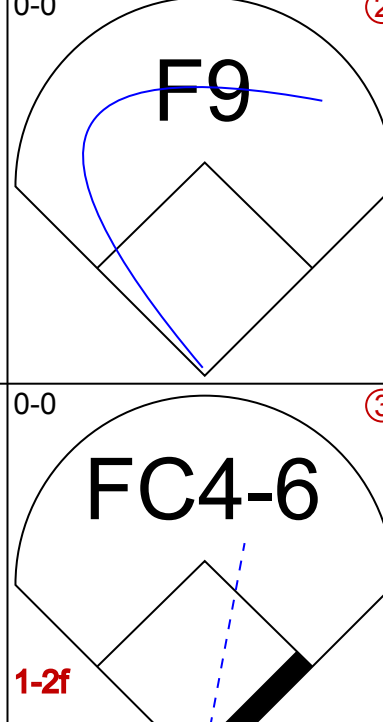
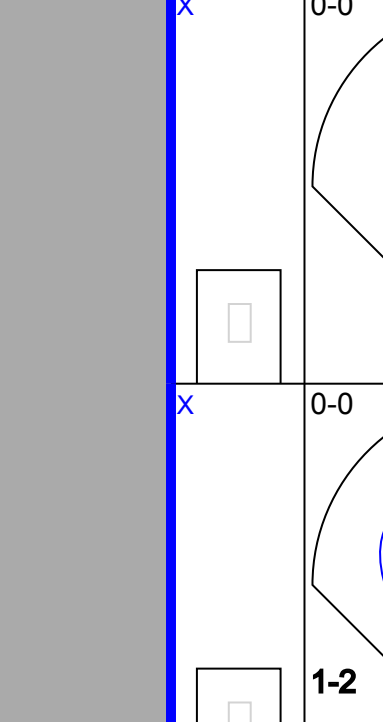

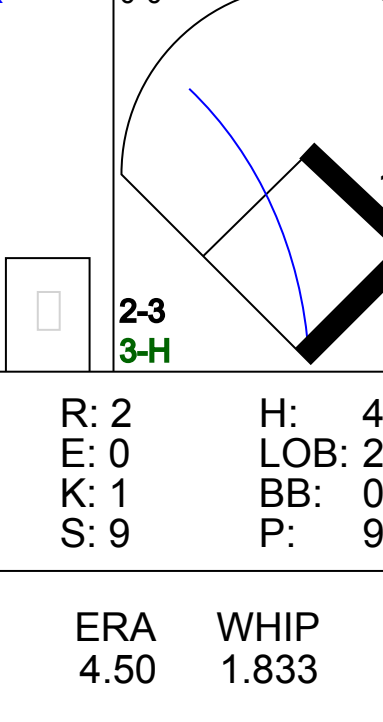
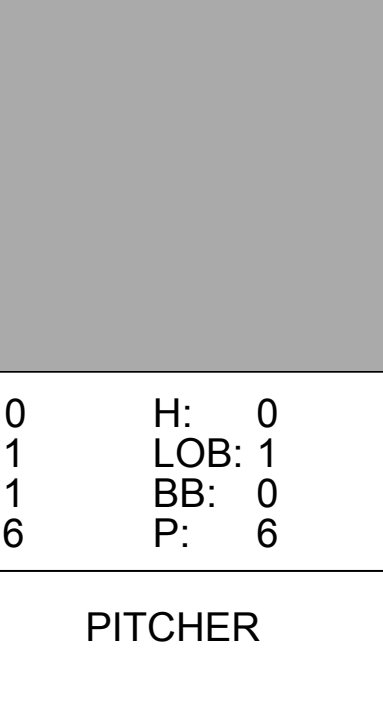
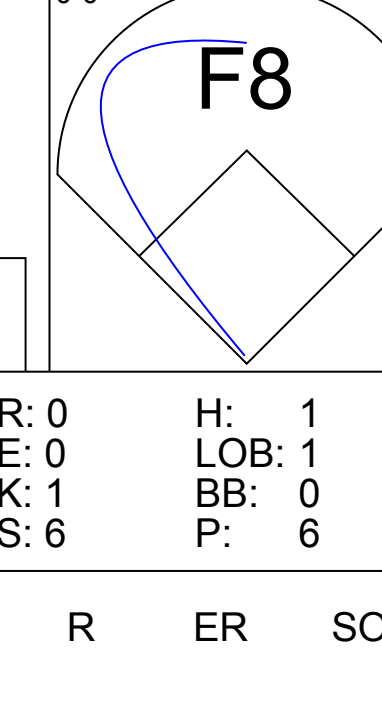
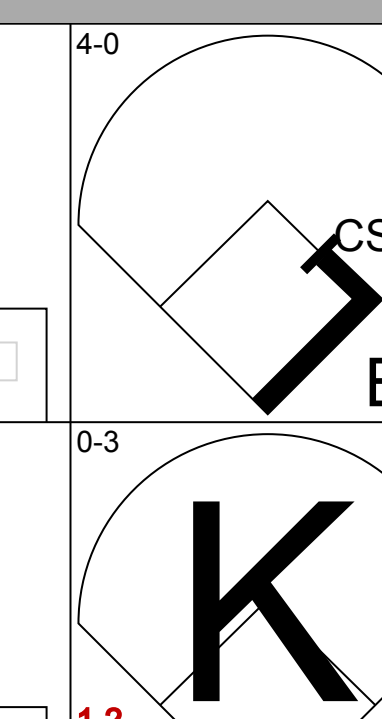
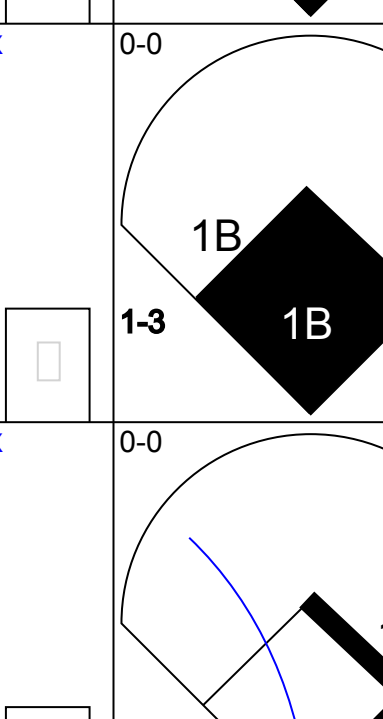
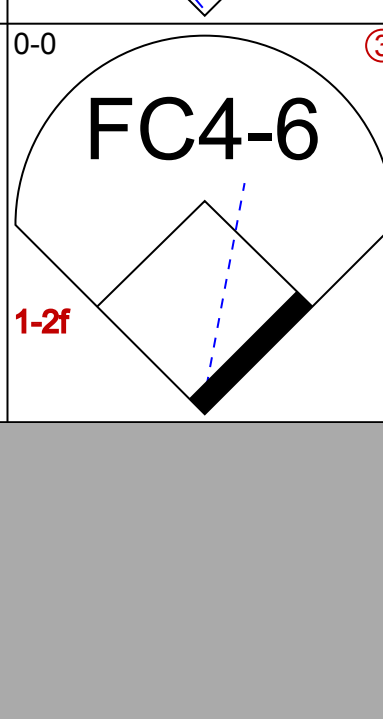
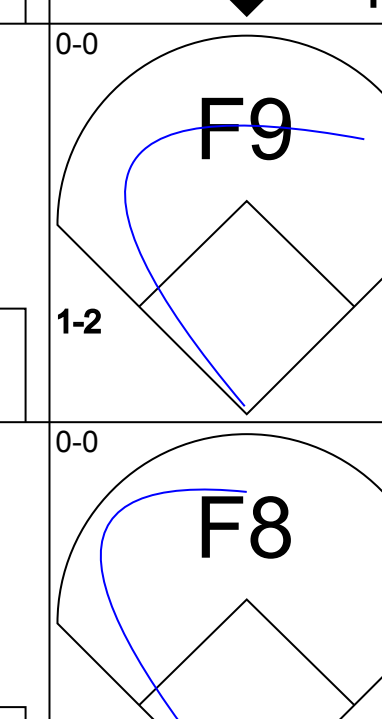
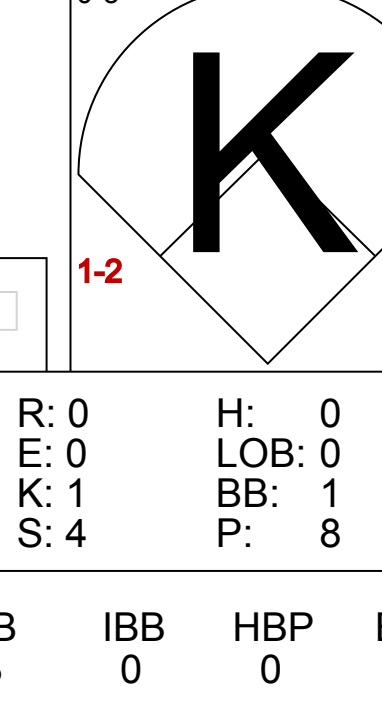
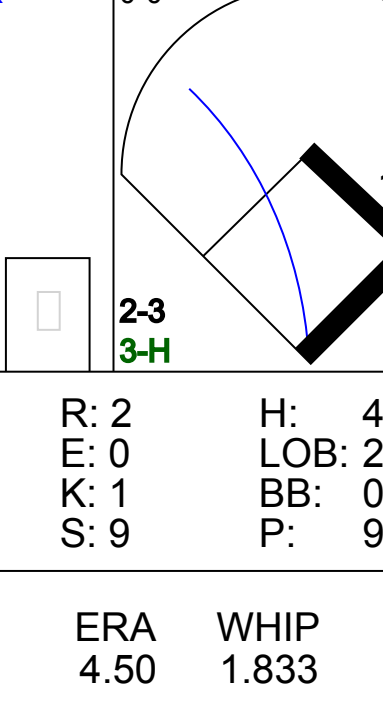
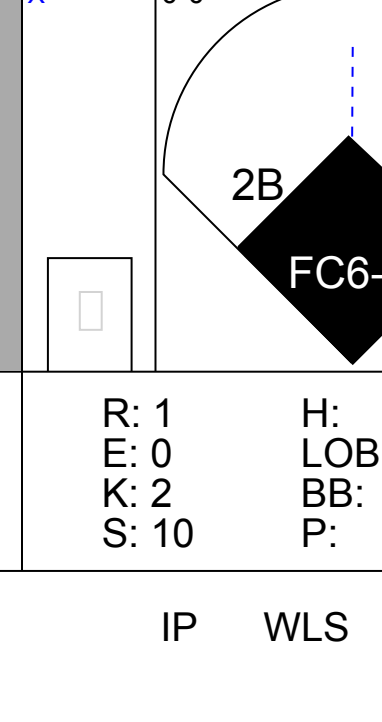
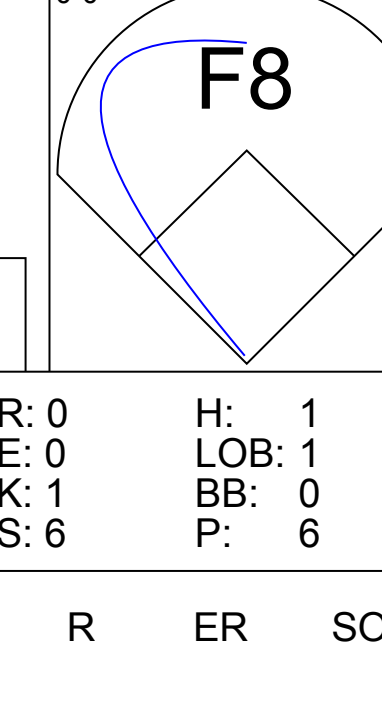


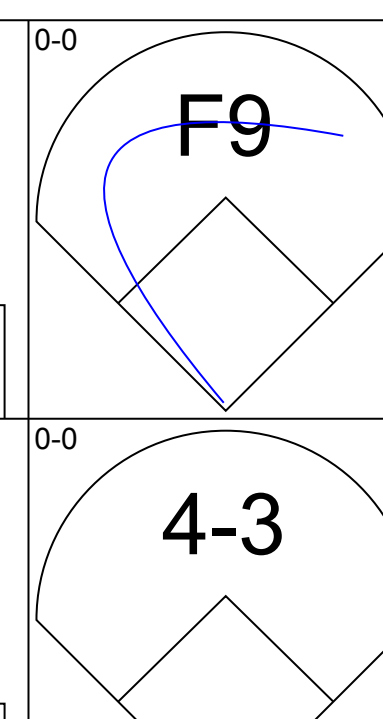
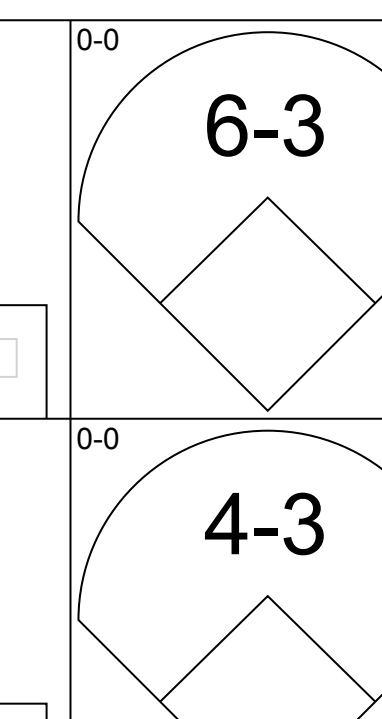
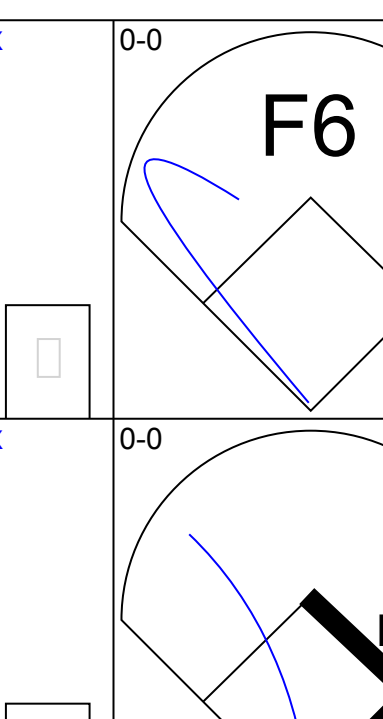
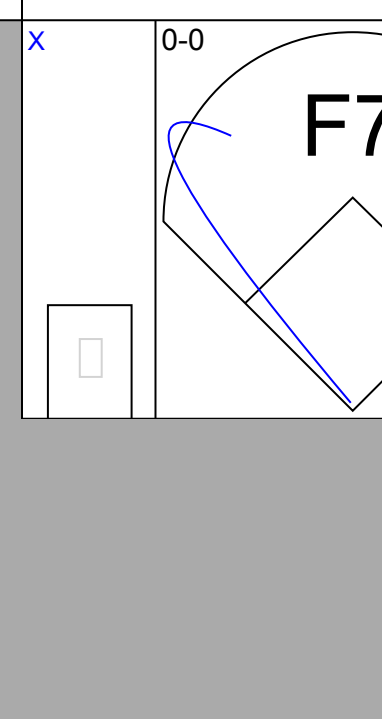
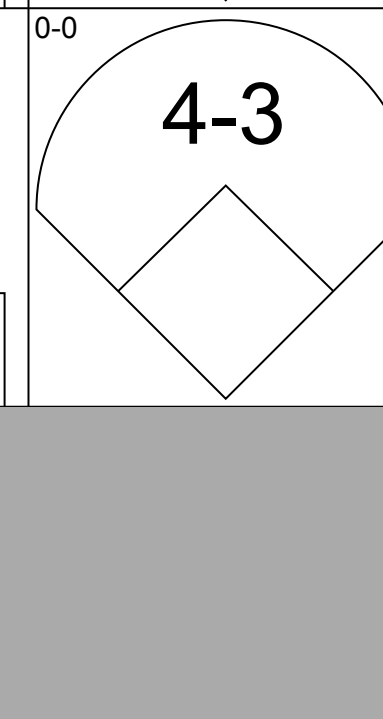
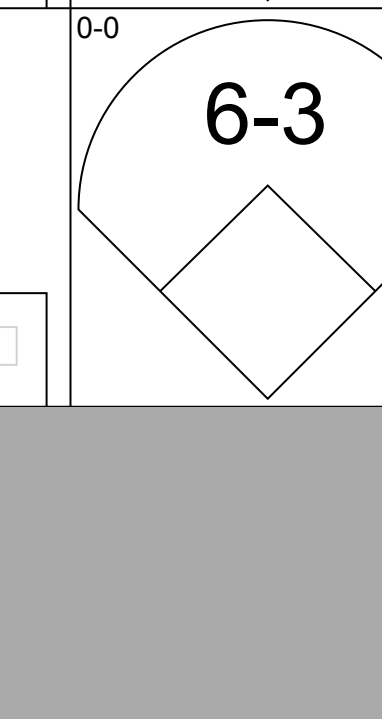
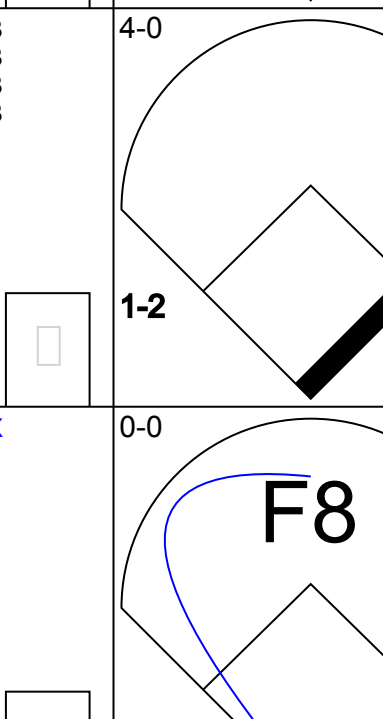
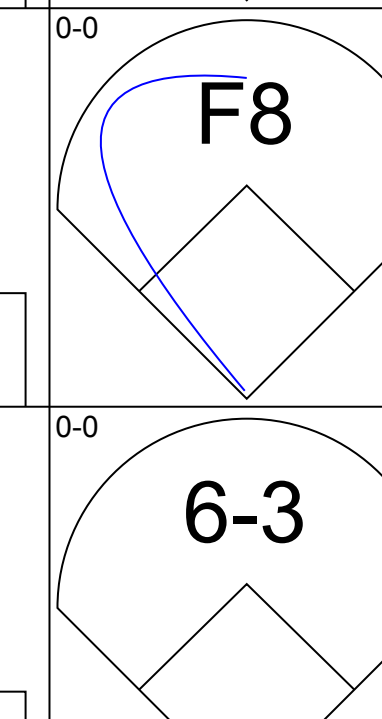




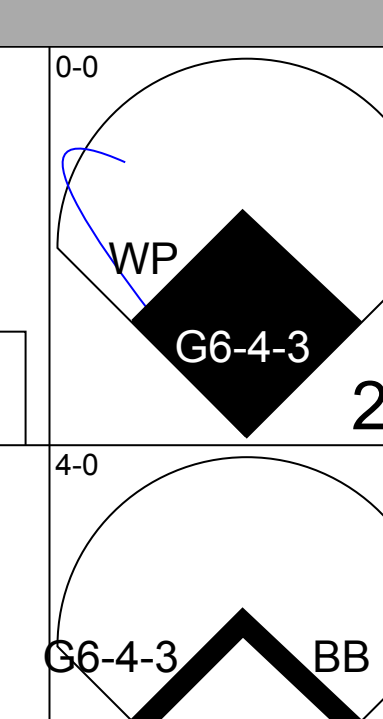
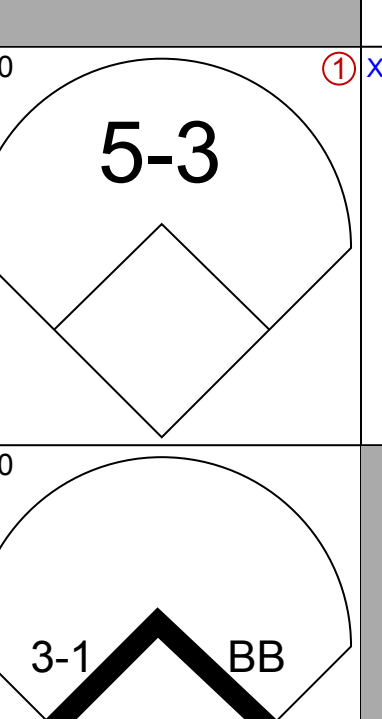
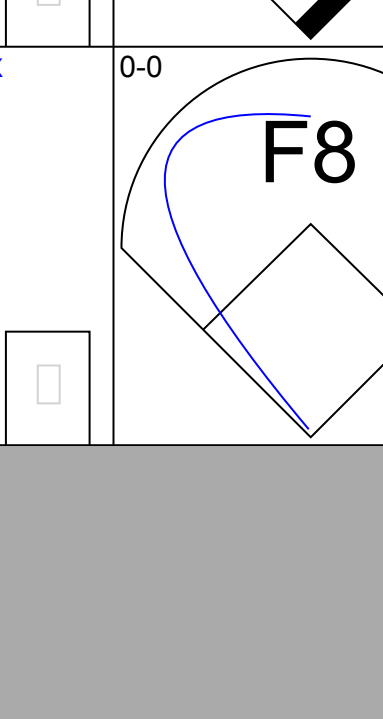
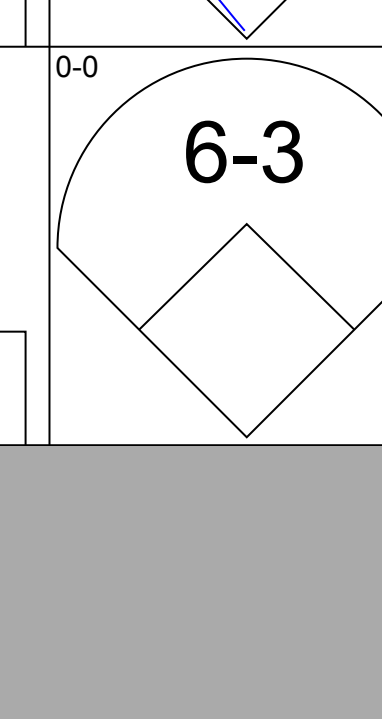
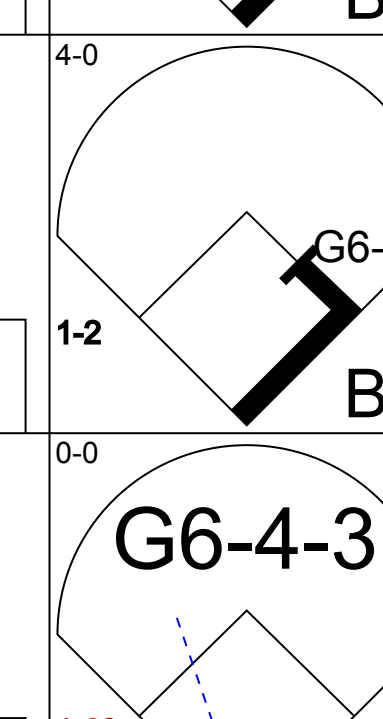
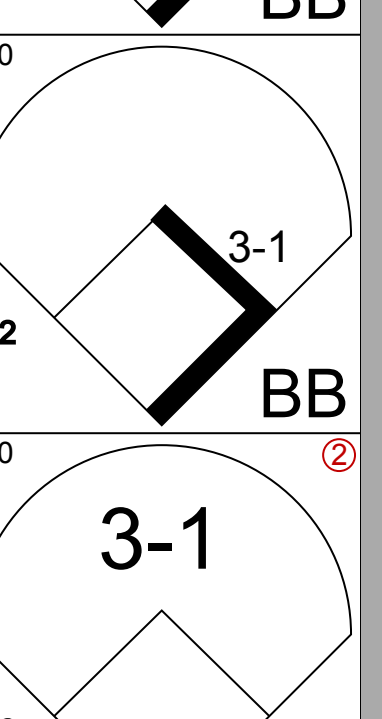
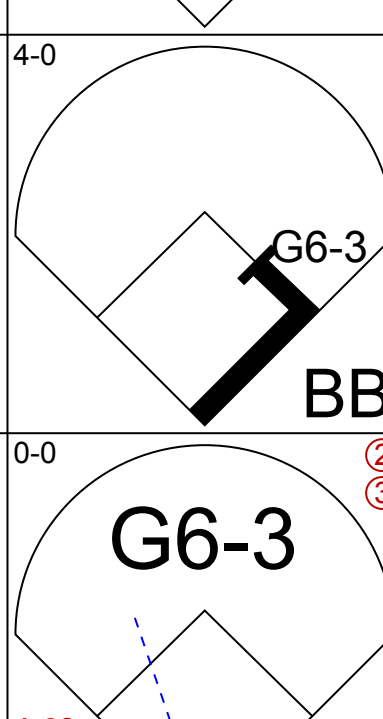
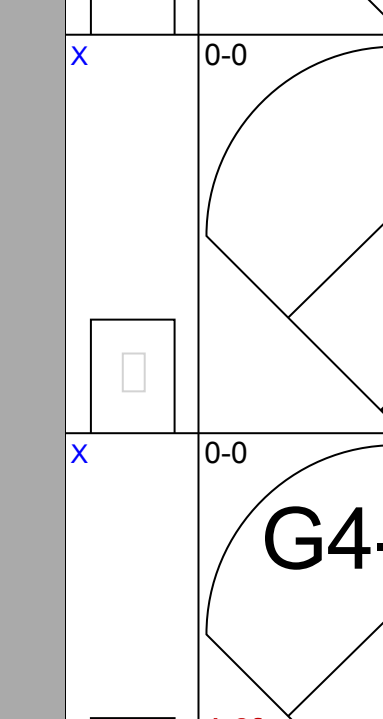
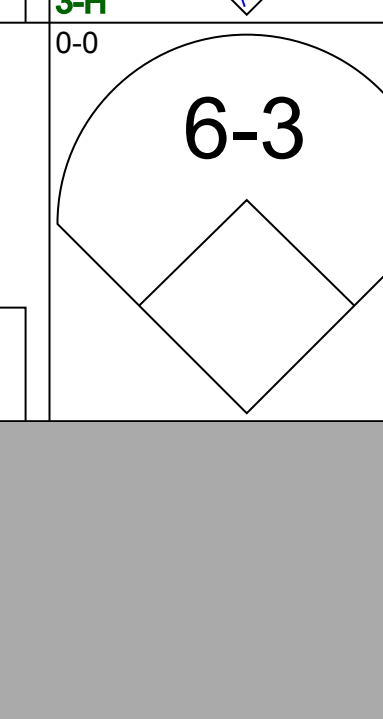
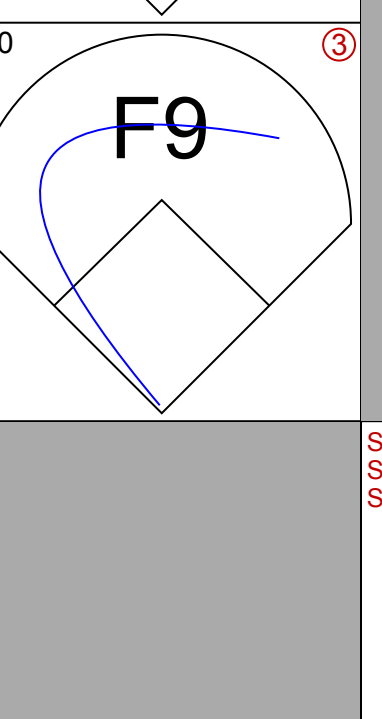


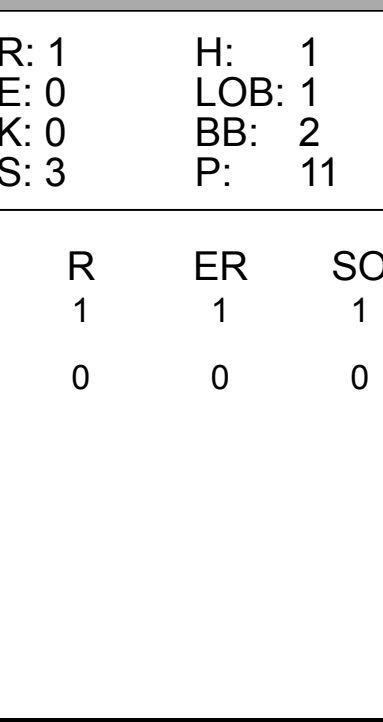
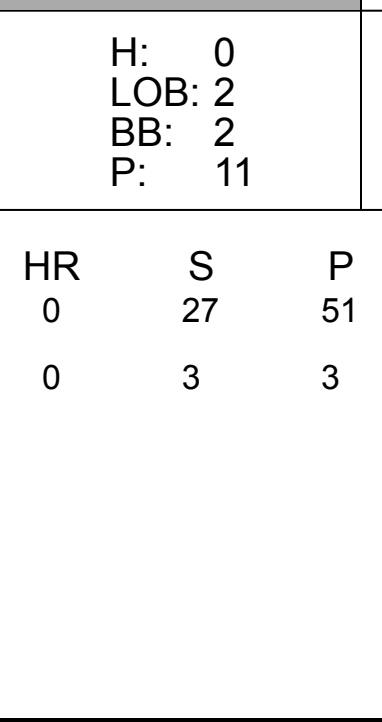
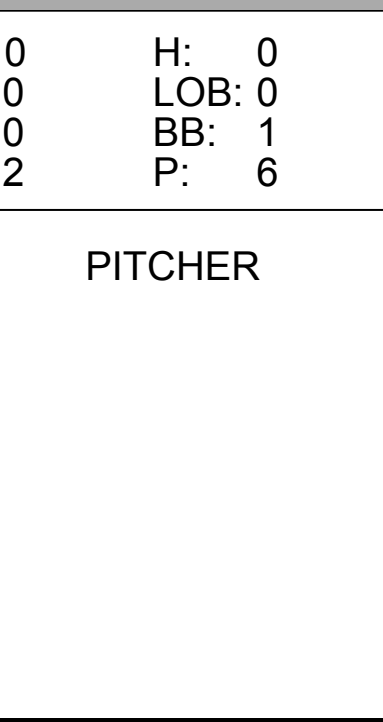
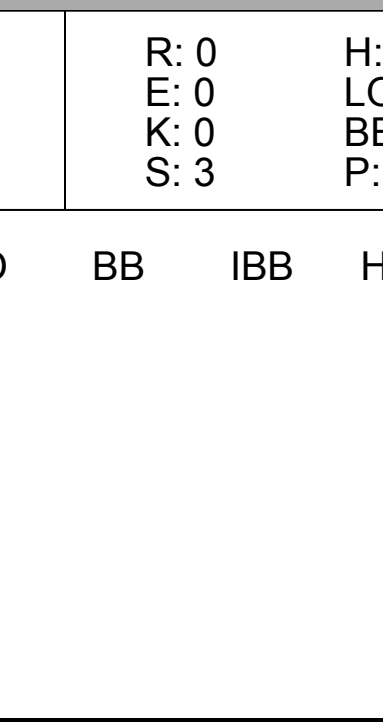
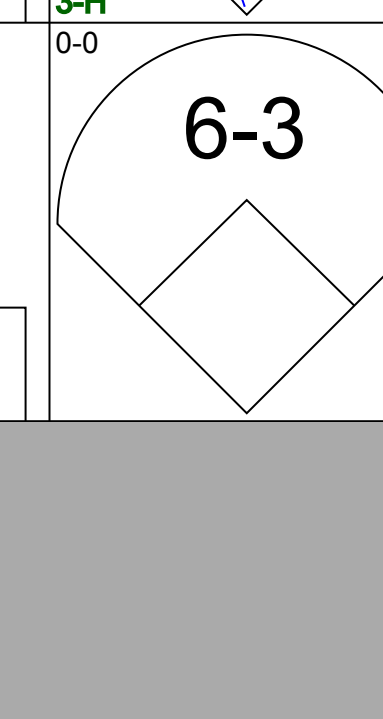
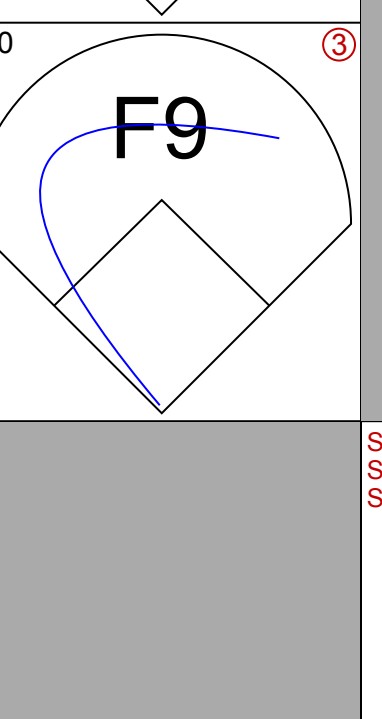
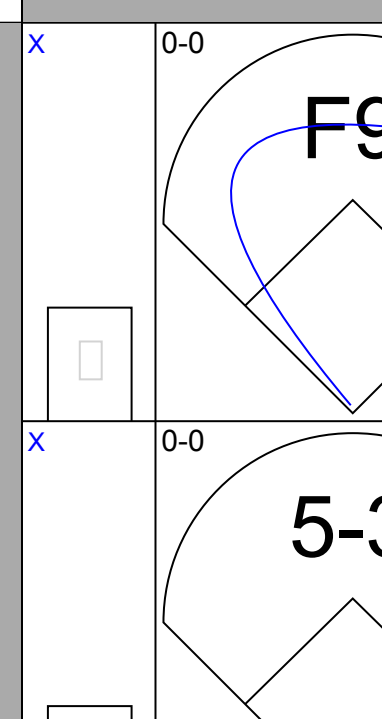
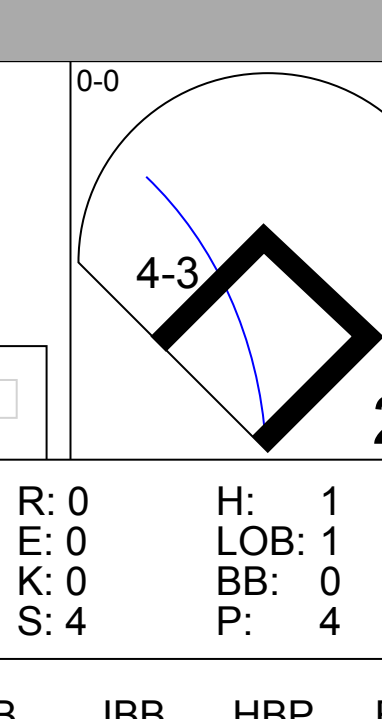
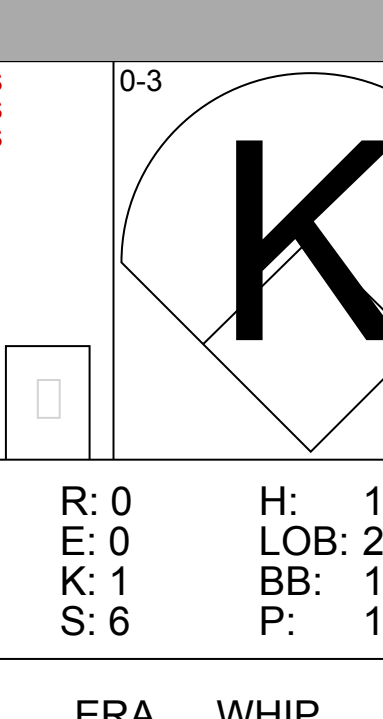
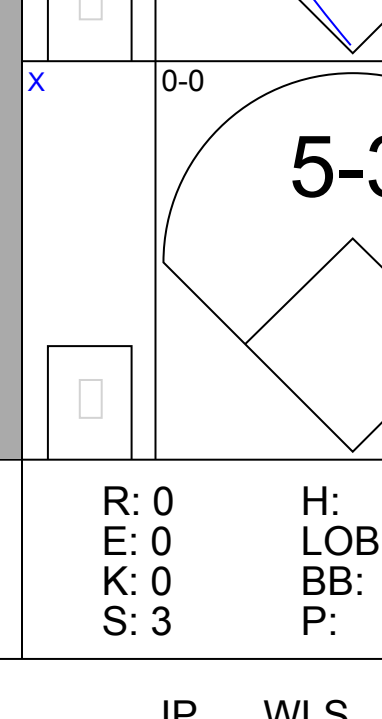
Batter	1	2	3	4	5	6	7	8	9	AB	R	H	RBI	BB	SO	LOB	BOTTOM																				
Dwight Evans, R OBP: 0.379, SLG: 0.415 (1, 9)										4	1	1	0	1	1	2																					
Wade Boggs, L OBP: 0.424, SLG: 0.536 (1, 5)										5	2	3	1	0	0	2																					
Bill Buckner, L OBP: 0.254, SLG: 0.345 (1, 3)										4	0	0	0	0	0	3																					
Jim Rice, R OBP: 0.311, SLG: 0.436 Steve Lyons, L (8, 8)										4	0	1	0	0	0	1																					
Don Baylor, R OBP: 0.288, SLG: 0.455 (1, 10)										3	1	2	2	1	1	0																					
Tony Armas, R OBP: 0.246, SLG: 0.327 (8, 7)										4	1	1	1	0	0	4																					
Rich Gedman, L OBP: 0.327, SLG: 0.489 (1, 2)										4	1	2	1	0	1	2																					
Marty Barrett, R OBP: 0.442, SLG: 0.556 (1, 4)										3	0	0	0	0	0	0																					
Ed Romero, R OBP: 0.325, SLG: 0.333 (1, 6)										4	0	1	0	0	0	1																					
Inning Stats	R: 1 E: 1 K: 1 S: 8	H: 2 LOB: 2 BB: 0 P: 8	R: 0 E: 0 K: 0 S: 4	H: 1 LOB: 1 BB: 0 P: 4	R: 2 E: 0 K: 0 S: 5	H: 2 LOB: 0 BB: 0 P: 5	R: 2 E: 0 K: 0 S: 5	H: 2 LOB: 1 BB: 1 P: 9	R: 1 E: 0 K: 2 S: 8	H: 1 LOB: 0 BB: 0 P: 8	R: 0 E: 1 K: 0 S: 4	H: 1 LOB: 1 BB: 0 P: 4	R: 0 E: 0 K: 0 S: 4	H: 1 LOB: 2 BB: 1 P: 8	R: 0 E: 0 K: 0 S: 4	H: 1 LOB: 1 BB: 0 P: 4	1B: 3 2B: 5 3B: 0 HR: 3	SF: 0 SAC: 1 DP: 0 HBP: 0	WP: 1 PB: 0 SB: 1 CS: 0	PA: 38																	
PITCHER	IP	WLS	BF	H	R	ER	SO	BB	IBB	HBP	BLK	WP	HR	S	P	ERA	WHIP	PITCHER			IP	WLS	BF	H	R	ER	SO	BB	IBB	HBP	BLK	WP	HR	S	P	ERA	WHIP
Jack Morris, R ERA: 7.18 (1, 1)	5.0	L	25	8	6	5	3	1	0	0	0	0	3	30	34	9.00	1.800																				
Chuck Cary, L ERA: 0.96 (6, 1)	3.0		13	3	0	0	0	0	1	0	0	0	0	12	16	0.00	1.000																				

Detroit Tigers @ Boston Red Sox
Fenway Park, Boston, MA
Tue Apr 22 1986, 6:05 PM EST
Att: 16,763 - Unknown

AB 35
R 6
H 11
RBI 5
BB 2
SO 3
LOB 15



Batter	1	2	3	4	5	6	7	8	9	AB	R	H	RBI	BB	SO	LOB	TOP								
Alan Trammell, R OBP: 0.275, SLG: 0.521 (1, 6)										5	0	1	0	0	1	2	<p>Detroit Tigers @ Boston Red Sox Fenway Park, Boston, MA Wed Apr 23 1986, 6:05 PM EST Att: 13,988 - Unknown</p>								
Darnell Coles, R OBP: 0.321, SLG: 0.481 (1, 5)										5	0	3	2	0	0	1									
Lou Whitaker, L OBP: 0.339, SLG: 0.365 (1, 4)										5	0	2	0	0	1	4									
Lance Parrish, R OBP: 0.254, SLG: 0.288 (1, 2)										4	0	0	0	1	3	6									
Larry Herndon, R OBP: 0.354, SLG: 0.413 (1, 7)										3	0	0	0	1	2	4									
Chet Lemon, R OBP: 0.333, SLG: 0.449 (1, 8)										4	0	0	0	0	3	4									
Dave Engle, R OBP: 0.214, SLG: 0.231 Dave Bergman, L OBP: 0.444, SLG: 0.375 (8, PH) (8, 3)										3	1	1	0	0	0	1									
Tom Brookens, R OBP: 0.385, SLG: 0.583 Darrell Evans, L OBP: 0.373, SLG: 0.500 (8, PH)										2	1	1	0	1	0	1									
Dave Collins, S OBP: 0.447, SLG: 0.410 (1, 9)										4	1	2	1	0	1	2									
Inning Stats	R: 0 E: 0 K: 2 S: 8	H: 1 LOB: 1 P: 8	R: 0 E: 0 K: 0 S: 2	H: 0 LOB: 0 BB: 1 P: 6	R: 0 E: 0 K: 1 S: 4	H: 0 LOB: 0 BB: 1 P: 8	R: 0 E: 0 K: 3 S: 10	H: 1 LOB: 2 BB: 1 P: 14	R: 2 E: 0 K: 1 S: 9	H: 4 LOB: 2 BB: 0 P: 9	R: 0 E: 1 K: 1 S: 6	H: 0 LOB: 1 BB: 0 P: 6	R: 1 E: 0 K: 2 S: 10	H: 3 LOB: 2 BB: 0 P: 10	R: 0 E: 0 K: 1 S: 6	H: 1 LOB: 1 BB: 0 P: 6		R: 0 E: 0 K: 0 S: 4	H: 1 LOB: 1 BB: 0 P: 4	1B: 9 2B: 3 3B: 0 HR: 0	SF: 0 SAC: 0 DP: 1 HBP: 0	WP: 0 PB: 0 SB: 0 CS: 2	PA: 40		
PITCHER	IP	WLS	BF	H	R	ER	SO	BB	IBB	HBP	BLK	WP	HR	S	P	ERA	WHIP								
Bruce Hurst, L ERA: 3.25 Sammy Stewart, R ERA: 3.38	(1, 1) (7, 1)	6.0 3.0	L 12	28 3	8 0	3 0	8 3	3 0	0 0	0 0	0 0	0 0	0 0	41 18	53 18	4.50 0.00	1.833 1.000								

Batter	1	2	3	4	5	6	7	8	9	AB	R	H	RBI	BB	SO	LOB	BOTTOM								
Dwight Evans, R OBP: 0.357, SLG: 0.386 (1, 9)										4	0	0	0	0	0	1	<p>Detroit Tigers @ Boston Red Sox Fenway Park, Boston, MA Wed Apr 23 1986, 6:05 PM EST Att: 13,988 - Unknown</p>								
Wade Boggs, L OBP: 0.414, SLG: 0.517 (1, 5)										4	0	1	0	0	0	1									
Bill Buckner, L OBP: 0.254, SLG: 0.328 (1, 3)										3	0	0	0	1	0	1									
Jim Rice, R OBP: 0.308, SLG: 0.441 (1, 7)										4	1	1	0	0	0	2									
Don Baylor, R OBP: 0.302, SLG: 0.439 (1, 10)										2	0	0	0	2	0	0									
Tony Armas, R OBP: 0.295, SLG: 0.339 (1, 8)										1	0	1	0	3	0	0									
Rich Gedman, L OBP: 0.302, SLG: 0.451 (1, 2)										4	0	0	0	0	0	6									
Marty Barrett, R OBP: 0.418, SLG: 0.521 (1, 4)										3	0	0	0	0	0	3									
Ed Romero, R OBP: 0.326, SLG: 0.359 (1, 6)										3	0	1	0	0	1	0									
Inning Stats	R: 0 E: 0 K: 0 S: 3	H: 0 LOB: 0 BB: 0 P: 3	R: 1 E: 0 K: 0 S: 3	H: 1 LOB: 2 BB: 2 P: 11	R: 0 E: 0 K: 0 S: 4	H: 1 LOB: 1 BB: 0 P: 4	R: 0 E: 0 K: 0 S: 3	H: 0 LOB: 2 BB: 2 P: 11	R: 0 E: 0 K: 1 S: 6	H: 1 LOB: 2 BB: 1 P: 10	R: 0 E: 0 K: 0 S: 2	H: 0 LOB: 0 BB: 1 P: 6	R: 0 E: 0 K: 0 S: 3	H: 0 LOB: 0 BB: 0 P: 3	R: 0 E: 0 K: 0 S: 3	H: 1 LOB: 0 BB: 0 P: 3		R: 0 E: 0 K: 0 S: 3	H: 1 LOB: 0 BB: 0 P: 3	1B: 2 2B: 2 3B: 0 HR: 0	SF: 0 SAC: 0 DP: 3 HBP: 0	WP: 1 PB: 0 SB: 0 CS: 0	PA: 34		
PITCHER	IP	WLS	BF	H	R	ER	SO	BB	IBB	HBP	BLK	WP	HR	S	P	ERA	WHIP								
Frank Tanana, L ERA: 3.97 Willie Hernandez, L ERA: 2.25	(1, 1) (9, 1)	8.0 1.0	W S	31 3	3 1	1 0	1 0	0 0	0 0	0 0	0 0	0 0	0 0	27 3	51 3	1.12 0.00	1.125 1.000								

AB	37
R	3
H	11
RBI	3
BB	3
SO	11
LOB	26



AB	28
R	1
H	4
RBI	0
BB	6
SO	1
LOB	14



Batter	1	2	3	4	5	6	7	8	9	AB	R	H	RBI	BB	SO	LOB	TOP								
John Cangelosi, S OBP: 0.429, SLG: 0.326 (1, 8)	0-0 4-3 1B	0-0 4-3		0-0 S 1B	0-0 S 1B		4-0 1B HR BB	0-0 4-3		4	1	2	0	1	0	2	Chicago White Sox @ Detroit Tigers Tiger Stadium, Detroit, MI Fri Apr 25 1986, 6:05 PM EST Att: 21,656 - Unknown								
Wayne Tolleson, S OBP: 0.391, SLG: 0.404 (1, 5) (7, 6)	0-0 4-3 1-2		0-3 K	0-0 4-3 1-2			0-0 F8	4-0 HR BB		4	1	0	0	1	1	3									
Harold Baines, L OBP: 0.279, SLG: 0.458 (1, 9)	0-0 F7		0-0 HR		0-0 4-3		0-0 HR 1B	0-0 HR		5	3	3	3	0	0	1									
Jerry Hairston, S OBP: 0.400, SLG: 0.684 (1, 10)	0-0 G3		0-0 F8 1B		0-0 3-1		0-0 HR 1B	0-0 F9		5	1	2	3	0	0	1									
Carlton Fisk, R OBP: 0.226, SLG: 0.333 (1, 7)		0-0 1B 2B	0-0 1-2 1B		0-0 5-3		0-0 E 1B 1B	0-3 K		5	2	3	0	0	1	0									
Bobby Bonilla, S OBP: 0.359, SLG: 0.324 (1, 3)		0-3 K	0-0 F8			4-0 3-4-3 BB	0-0 F9		0-0 6-3 4-3 1B	4	0	1	0	1	1	4									
Ozzie Guillen, L OBP: 0.300, SLG: 0.342 (1, 6)		0-0 L9	0-0 L6			0-0 F6	0-0 E8 1B		0-0 4-3	3	0	0	0	0	0	4									
Rod Craig, S OBP: 0.333, SLG: 0.200 (7, PH)									1-2 4-3	1	1	1	0	0	0	0									
Tim Lincecum, R OBP: 0.342, SLG: 0.273 (7, 5)									1-2 4-3	1	0	0	0	0	0	1									
Bryan Little, S OBP: 0.321, SLG: 0.280 (1, 4)		0-0 BB 1B		0-3 K		0-0 3-4-3	0-0 FC5-4 1B		0-0 6-3	3	0	1	1	0	1	1									
Ron Kittle, R OBP: 0.295, SLG: 0.388 (7, PH)						1-2 3-4-3			2-3 6-3	1	0	1	2	0	0	0									
Julio Cruz, S (7, 4)									2-3 6-3	1	0	0	0	0	0	1									
Marc Hill, R OBP: 0.300, SLG: 0.222 (1, 2)		4-0 1-2 BB		0-0 5-3		0-0 6-3	0-0 FC5-4		0-0 6-3	4	0	0	0	1	0	3									
Inning Stats	R: 0 E: 0 K: 0 S: 4	H: 1 LOB: 1 BB: 0 P: 4	R: 1 E: 0 K: 1 S: 7	H: 2 LOB: 2 BB: 1 P: 11	R: 1 E: 0 K: 1 S: 8	H: 3 LOB: 2 BB: 0 P: 8	R: 0 E: 0 K: 1 S: 6	H: 1 LOB: 1 BB: 0 P: 6	R: 0 E: 0 K: 0 S: 3	H: 0 LOB: 0 BB: 0 P: 3	R: 0 E: 0 K: 0 S: 3	H: 0 LOB: 1 BB: 1 P: 7	R: 5 E: 1 K: 0 S: 8	H: 5 LOB: 1 BB: 1 P: 12	R: 2 E: 0 K: 1 S: 6	H: 1 LOB: 0 BB: 1 P: 10		R: 0 E: 0 K: 0 S: 4	H: 1 LOB: 1 BB: 0 P: 4	1B: 10 2B: 1 3B: 0 HR: 3	SF: 0 SAC: 0 DP: 0 HBP: 0	WP: 0 PB: 0 SB: 1 CS: 0	PA: 45		
PITCHER	IP	WLS	BF	H	R	ER	SO	BB	IBB	HBP	BLK	WP	HR	S	P	ERA	WHIP								
Dan Petry, R ERA: 7.43 (1, 1)	6.1		31	9	5	5	3	3	0	0	0	0	2	34	46	7.11	1.895								
Chuck Cary, L ERA: 1.95 (7, 1)	0.1	W	3	2	0	0	0	0	0	0	0	0	0	3	3	0.00	6.000								
Randy O'Neal, R ERA: 2.63 (7, 1)	2.1	L	11	3	4	3	1	1	0	0	0	0	1	12	16	11.57	1.714								

Batter	1	2	3	4	5	6	7	8	9	AB	R	H	RBI	BB	SO	LOB	BOTTOM									
Dave Collins, S OBP: 0.442, SLG: 0.381 (1, 7)	0-0 4-3		0-0 G3		4-0 1-2 2-3 3-H 2B BB		0-0 4-3		4-0 BB	3	1	0	0	2	0	1	Chicago White Sox @ Detroit Tigers Tiger Stadium, Detroit, MI Fri Apr 25 1986, 6:05 PM EST Att: 21,656 - Unknown									
Darnell Coles, R OBP: 0.316, SLG: 0.482 (1, 5)	0-0 6-3			0-0 6-3	0-0 F6 2B		0-3 K		0-0 F5	4	0	1	3	0	1	0										
Harry Spilman, L OBP: 0.400, SLG: 0.667 (9, PH)					1-H 2-H 3-H F6 2B					1	0	0	0	0	0	1										
Lou Whitaker, L OBP: 0.317, SLG: 0.339 (1, 4)	0-0 1-3			0-3 K	0-0 F6		0-0 6-3			4	0	0	0	0	1	1										
Lance Parrish, R OBP: 0.270, SLG: 0.291 (1, 2)		0-0 5-3		0-0 5-3		0-0 HR 1B		4-0 BB		3	1	1	0	1	0	0										
Darrell Evans, L OBP: 0.345, SLG: 0.458 (1, 10)		0-0 F8			0-0 F2	0-0 F5		0-0 F9		4	0	0	0	0	0	2										
Mike Lago, L OBP: 0.367, SLG: 0.538 (1, 3)		0-3 K			4-0 BB 2B	0-0 BB	0-0 HR		0-0 F3	3	2	1	2	1	1	1										
Chet Lemon, R OBP: 0.328, SLG: 0.423 (1, 8)			0-0 F8		4-0 2B WP BB	0-0 E5 4-3		0-3 K		3	1	0	0	1	1	1										
Pat Sheridan, L OBP: 0.250, SLG: 0.500 (1, 9)			0-0 4-3		0-0 WP 2B 2B	0-0 4-3			0-0 G3	4	1	1	1	0	0	1										
Alan Trammell, R OBP: 0.291, SLG: 0.510 (1, 6)				0-0 1B	4-0 WP 2B BB	0-0 F2			0-0 5-3	3	1	1	0	1	0	1										
Inning Stats	R: 0 E: 0 K: 0 S: 3	H: 0 LOB: 0 BB: 0 P: 3	R: 0 E: 0 K: 1 S: 5	H: 0 LOB: 0 BB: 0 P: 5	R: 0 E: 0 K: 1 S: 5	H: 0 LOB: 0 BB: 0 P: 5	R: 5 E: 0 K: 0 S: 4	H: 2 LOB: 4 BB: 4 P: 20	R: 2 E: 1 K: 0 S: 6	H: 2 LOB: 1 BB: 0 P: 6	R: 0 E: 0 K: 1 S: 5	H: 0 LOB: 0 BB: 0 P: 5	R: 0 E: 0 K: 1 S: 5	H: 0 LOB: 1 BB: 1 P: 9	R: 0 E: 0 K: 0 S: 3	H: 0 LOB: 1 BB: 1 P: 7		1B: 2 2B: 2 3B: 0 HR: 1	SF: 0 SAC: 0 DP: 0 HBP: 0	WP: 1 PB: 0 SB: 0 CS: 0	PA: 38					
PITCHER	IP	WLS	BF	H	R	ER	SO	BB	IBB	HBP	BLK	WP	HR	S	P	ERA		WHIP								
Richard Dotson, R ERA: 7.33 (1, 1)	5.1		24	5	7	7	2	4	0	0	0	0	1	24	40	11.81		1.688								
Gene Nelson, R ERA: 3.72 (6, 1)	3.1	W	13	0	0	0	2	2	0	0	0	0	0	15	23	0.00		0.600								
Bob James, R ERA: 7.36 (9, 1)	0.1	S	1	0	0	0	0	0	0	0	0	0	0	1	1	0.00	0.000									

Batter	1	2	3	4	5	6	7	8	9	AB	R	H	RBI	BB	SO	LOB	TOP			
John Cangelosi, S (1, 8) OBP: 0.417, SLG: 0.345	0-0 3-1		0-0 F8		0-0 1-2 1B		0-0 K	0-3 K		4	0	1	0	0	1	0	Chicago White Sox @ Detroit Tigers Tiger Stadium, Detroit, MI Sun Apr 27 1986, 3:33 AM EDT Att: 20,953 - Unknown			
Bryan Little, S (1, 5) (7, 4) OBP: 0.273, SLG: 0.233	0-0 F6		0-0 F6		0-0 F5		0-0 F9	0-0 F9		4	0	0	0	0	0	2				
Harold Baines, L (1, 9) OBP: 0.271, SLG: 0.471	0-3 K			0-0 F2		0-0 F7		0-0 1B		4	0	1	0	0	1	0				
Ron Kittle, R (1, 10) OBP: 0.250, SLG: 0.534		0-0 HR		0-0 F9		0-3 K		0-0 L7		4	1	1	1	0	1	1				
Carlton Fisk, R (1, 7) OBP: 0.239, SLG: 0.338		0-0 5-3		0-0 2B		0-0 F7			0-0 5-3	4	0	1	0	0	0	0				
Bobby Bonilla, S (1, 3) OBP: 0.362, SLG: 0.341		0-0 FC1-6 1B		0-3 K			4-0 FC6-4 BB		0-3 K	3	0	1	0	1	2	1				
Ozzie Guillen, L (1, 6) OBP: 0.255, SLG: 0.289		0-0 FC1-6 1-2			0-0 F7		0-0 F7		0-0 G1	4	0	0	0	0	0	2				
Julio Cruz, S (1, 4) OBP: 0.286, SLG: 0.167					0-0 G3		0-0 F8			2	0	0	0	0	0	1				
Rod Craig, S (7, PH) OBP: 0.354, SLG: 0.143										1	0	0	0	0	0	1				
Tim Lincecum, R (7, 5) OBP: 0.342, SLG: 0.273										0	0	0	0	0	0	0				
Marc Hill, R (1, 2) OBP: 0.308, SLG: 0.250			0-3 K							2	0	1	0	0	1	0				
Jerry Hairston, S (7, PH) OBP: 0.354, SLG: 0.650										1	0	0	0	0	0	1				
Joel Skinner, R (7, 2) OBP: 0.205, SLG: 0.222								0-0 FC6-4 1-2		0	0	0	0	0	0	0				
Inning Stats	R: 0 E: 0 K: 1 S: 5	H: 0 LOB: 0 BB: 0 P: 5	R: 1 E: 0 K: 0 S: 5	H: 2 LOB: 1 BB: 0 P: 5	R: 0 E: 0 K: 1 S: 5	H: 0 LOB: 0 BB: 0 P: 5	R: 0 E: 0 K: 1 S: 6	H: 1 LOB: 1 BB: 0 P: 6	R: 0 E: 0 K: 0 S: 5	H: 2 LOB: 2 BB: 0 P: 5	R: 0 E: 0 K: 0 S: 3	H: 0 LOB: 1 BB: 1 P: 7	R: 0 E: 0 K: 1 S: 6	H: 1 LOB: 1 BB: 0 P: 6	R: 0 E: 0 K: 1 S: 5	H: 0 LOB: 0 BB: 0 P: 5	1B: 4 2B: 1 3B: 0 HR: 1	SF: 0 SAC: 0 DP: 0 HBP: 0	WP: 0 PB: 0 CS: 0	PA: 34
PITCHER Jack Morris, R (1, 1) ERA: 5.6	IP: 9.0 WLS: W BF: 34 H: 6 R: 1 ER: 1 SO: 6 BB: 1 IBB: 0 HBP: 0 BLK: 0 WP: 0 HR: 1 S: 45 P: 49 ERA: 1.00 WHIP: 0.778																			

Batter	1	2	3	4	5	6	7	8	9	AB	R	H	RBI	BB	SO	LOB	BOTTOM			
Dave Collins, S (1, 8) OBP: 0.450, SLG: 0.400	0-0 B5						0-0 F8			4	1	2	0	0	0	1	Chicago White Sox @ Detroit Tigers Tiger Stadium, Detroit, MI Sun Apr 27 1986, 3:33 AM EDT Att: 20,953 - Unknown			
Chet Lemon, R (8, 8) OBP: 0.317, SLG: 0.404						0-0 1B				0	0	0	0	0	0	0				
Darnell Coles, R (1, 5) OBP: 0.318, SLG: 0.453	0-3 K		0-0 F7			4-0 3B 1B		0-3 K		3	1	0	0	1	2	1				
Lou Whitaker, L (1, 4) OBP: 0.318, SLG: 0.387	0-0 F7			0-0 G3		0-0 3B BB		0-0 F8		4	1	1	2	0	0	0				
Lance Parrish, R (1, 2) OBP: 0.250, SLG: 0.266		0-0 F2		0-0 6-3		0-0 G3 3B		0-3 K		4	0	0	1	0	1	0				
Darrell Evans, L (1, 3) OBP: 0.344, SLG: 0.491		4-0 BB		0-0 F9		0-3 K				2	0	0	0	1	1	0				
Mike Lago, L (1, 10) OBP: 0.333, SLG: 0.483		0-3 K			0-3 K		0-0 F7			3	0	0	0	0	2	1				
Larry Herndon, R (1, 7) OBP: 0.321, SLG: 0.389		0-3 K			0-3 K		0-0 6-3			3	0	0	0	0	2	1				
Pat Sheridan, L (1, 9) OBP: 0.200, SLG: 0.222			0-0 4-3		0-0 L6		4-0 2B BB			2	1	0	0	1	0	0				
Alan Trammell, R (1, 6) OBP: 0.286, SLG: 0.492			0-3 K			0-0 F7	0-0 2B			3	0	1	1	0	1	0				
Inning Stats	R: 0 E: 0 K: 1 S: 5	H: 0 LOB: 0 BB: 0 P: 5	R: 0 E: 0 K: 2 S: 7	H: 0 LOB: 1 BB: 1 P: 11	R: 0 E: 0 K: 1 S: 6	H: 1 LOB: 0 BB: 0 P: 6	R: 0 E: 0 K: 0 S: 3	H: 0 LOB: 0 BB: 0 P: 3	R: 0 E: 0 K: 2 S: 7	H: 0 LOB: 0 BB: 0 P: 7	R: 3 E: 0 K: 1 S: 7	H: 2 LOB: 1 BB: 1 P: 11	R: 1 E: 0 K: 0 S: 4	H: 1 LOB: 1 BB: 1 P: 8	R: 0 E: 0 K: 2 S: 7	H: 0 LOB: 0 BB: 0 P: 7	1B: 2 2B: 1 3B: 1 HR: 0	SF: 0 SAC: 0 DP: 0 HBP: 0	WP: 0 PB: 0 CS: 0	PA: 31
PITCHER Joel Davis, R (1, 1) ERA: 3.29	IP: 6.2 WLS: L BF: 27 H: 4 R: 4 ER: 4 SO: 7 BB: 3 IBB: 0 HBP: 0 BLK: 0 WP: 0 HR: 0 S: 38 P: 50 ERA: 5.40 WHIP: 1.050																			
Gene Nelson, R (7, 1) ERA: 3.27	IP: 1.1 WLS: L BF: 4 H: 0 R: 0 ER: 0 SO: 2 BB: 0 IBB: 0 HBP: 0 BLK: 0 WP: 0 HR: 0 S: 8 P: 8 ERA: 0.00 WHIP: 0.000																			

Batter	1	2	3	4	5	6	7	8	9	AB	R	H	RBI	BB	SO	LOB	TOP			
Rudy Law, L OBP: 0.338, SLG: 0.400 (1, 7)	1-3		4-3		L1			F9		4	0	0	0	0	0	1	Kansas City Royals @ Detroit Tigers Tiger Stadium, Detroit, MI Tue Apr 29 1986, 7:05 PM EDT Att: 15,386 - Unknown			
Willie Wilson, S OBP: 0.237, SLG: 0.254 (1, 8)	K		5-3					K	1B	4	0	1	0	0	2	1				
George Brett, L OBP: 0.455, SLG: 0.566 (1, 5)	K			SH1-3 1B				F8	F5	3	1	0	0	1	1	1				
Frank White, R OBP: 0.293, SLG: 0.446 (1, 4)				SH1-3 1B				F7	K	3	0	1	0	0	1	1				
Steve Balboni, R OBP: 0.315, SLG: 0.441 (1, 3)		G1-4-3 1B		K						4	0	1	0	0	1	2				
Darryl Motley, R OBP: 0.250, SLG: 0.475 (1, 9)				K						4	0	2	1	0	0	2				
Jim Sundberg, R OBP: 0.188, SLG: 0.148 (1, 2)		K2-3 3B		K						3	0	0	0	0	3	2				
Lynn Jones, R (1, 10)			5-3		5-3			F4		3	0	0	0	0	0	0				
Angel Salazar, R OBP: 0.214, SLG: 0.179 (1, 6)					1-3			F5		2	0	1	0	0	0	0				
Greg Pryor, R (8, PH) (8, 6)										1	0	0	0	0	0	0				
Inning Stats	R: 0 E: 0 K: 2 S: 7	H: 0 LOB: 0 BB: 0 P: 7	R: 0 E: 0 K: 1 S: 6	H: 2 LOB: 1 BB: 0 P: 6	R: 0 E: 0 K: 0 S: 4	H: 1 LOB: 1 BB: 0 P: 4	R: 1 E: 0 K: 2 S: 8	H: 1 LOB: 1 BB: 1 P: 12	R: 0 E: 0 K: 0 S: 3	H: 0 LOB: 0 BB: 0 P: 3	R: 0 E: 0 K: 1 S: 5	H: 0 LOB: 0 BB: 0 P: 5	R: 0 E: 0 K: 0 S: 5	H: 0 LOB: 0 BB: 0 P: 5	R: 0 E: 0 K: 0 S: 3	H: 0 LOB: 2 BB: 0 P: 7	1B: 5 2B: 0 3B: 1 HR: 0	SF: 0 SAC: 1 DP: 1 HBP: 0	WP: 0 PB: 0 SB: 0 CS: 0	PA: 33
PITCHER Frank Tanana, L ERA: 3.13 (1, 1)	IP: 9.0 WLS: W BF: 33 H: 6 R: 1 ER: 1 SO: 8 BB: 1 IBB: 0 HBP: 0 BLK: 0 WP: 0 HR: 0 S: 48 P: 52 ERA: 1.00 WHIP: 0.778																			

Batter	1	2	3	4	5	6	7	8	9	AB	R	H	RBI	BB	SO	LOB	BOTTOM	
Larry Herndon, R OBP: 0.333, SLG: 0.386 (1, 7)	SH2-4 E 1B		F9			6-3		HBP		3	1	1	0	0	0	0	Kansas City Royals @ Detroit Tigers Tiger Stadium, Detroit, MI Tue Apr 29 1986, 7:05 PM EDT Att: 15,386 - Unknown	
Darnell Coles, R OBP: 0.304, SLG: 0.433 (1, 5)	SH2-4 1-2		L7			F7		F7		3	0	0	0	0	1	1		
Lou Whitaker, L OBP: 0.304, SLG: 0.369 (1, 4)	F5		4-3			F7				3	0	0	0	0	1	1		
Lance Parrish, R OBP: 0.240, SLG: 0.254 (1, 2)	E9 2H			5-3			5-3			3	0	0	0	0	0	0		
Darrell Evans, L OBP: 0.328, SLG: 0.464 (1, 10)	K			F9		1-3				3	0	0	0	0	1	1		
Mike Lago, L OBP: 0.361, SLG: 0.581 (1, 3)				F2			HR			2	1	1	1	1	0	0		
Chet Lemon, R OBP: 0.303, SLG: 0.383 (1, 8)					F4		4-3			3	0	0	0	0	1	1		
Pat Sheridan, L OBP: 0.154, SLG: 0.167 (1, 9)		F3			F7			4-3		3	0	0	0	0	1	1		
Alan Trammell, R OBP: 0.273, SLG: 0.468 (1, 6)		K			F7			F3		3	0	0	0	0	1	1		
Inning Stats	R: 1 E: 1 K: 1 S: 7	H: 1 LOB: 1 BB: 0 P: 7	R: 0 E: 0 K: 2 S: 7	H: 0 LOB: 1 BB: 1 P: 11	R: 0 E: 0 K: 0 S: 3	H: 0 LOB: 0 BB: 0 P: 3	R: 0 E: 0 K: 0 S: 3	H: 0 LOB: 0 BB: 0 P: 3	R: 0 E: 0 K: 0 S: 3	H: 0 LOB: 0 BB: 0 P: 3	R: 1 E: 0 K: 0 S: 4	H: 1 LOB: 0 BB: 0 P: 4	R: 0 E: 0 K: 0 S: 3	H: 0 LOB: 1 BB: 0 P: 4	1B: 1 2B: 0 3B: 0 HR: 1	SF: 0 SAC: 1 DP: 0 HBP: 1		WP: 0 PB: 0 SB: 0 CS: 0
PITCHER Dennis Leonard, R ERA: 0.9 (1, 1)	IP: 8.0 WLS: L BF: 29 H: 2 R: 2 ER: 1 SO: 3 BB: 1 IBB: 0 HBP: 1 BLK: 0 WP: 0 HR: 1 S: 33 P: 38 ERA: 1.12 WHIP: 0.375																	

AB	31
R	1
H	6
RBI	1
BB	1
SO	8
LOB	10



AB	26
R	2
H	2
RBI	1
BB	1
SO	3
LOB	6



Batter	1	2	3	4	5	6	7	8	9	AB	R	H	RBI	BB	SO	LOB	TOP								
Rudy Law, L OBP: 0.333, SLG: 0.391 Jim Sundberg, R OBP: 0.200, SLG: 0.161	0-3 K		0-0 6-3		0-0 L5		0-0 1B		0-0 1B	4	0	1	1	0	1	1	Kansas City Royals @ Detroit Tigers Tiger Stadium, Detroit, MI Wed Apr 30 1986, 7:05 PM EDT Att: 14,606 - Unknown								
Willie Wilson, S OBP: 0.247, SLG: 0.263	0-3 K			0-0 1B	0-0 4-3		0-3 K		0-0 1B	5	1	2	1	0	2	3									
George Brett, L OBP: 0.451, SLG: 0.552	0-0 1B			0-0 F9		0-0 F9		0-0 F8	0-0 1B	5	1	2	1	0	0	1									
Frank White, R OBP: 0.300, SLG: 0.429	0-0 F7			4-0 BB		0-0 5-3		0-0 5-3	4-0 1B	3	0	0	0	2	0	1									
Jorge Orta, L OBP: 0.438, SLG: 0.571		0-0 1B		0-3 K		0-0 F7		4-0 BB	0-0 1B	4	0	2	2	1	1	2									
Steve Balboni, R OBP: 0.295, SLG: 0.411	0-0 F6			0-0 6-3			0-3 K	0-0 F7	0-0 G1-6-3	5	0	0	0	0	1	5									
Darryl Motley, R OBP: 0.250, SLG: 0.452	0-0 G6-4-3				0-0 1-3		0-0 F8		4-0 2B	3	1	0	0	1	0	1									
Jamie Quirk, L OBP: 0.200, SLG: 0.556 Lynn Jones, R OBP: 0.295, SLG: 0.411			0-0 G3		0-0 HR		0-0 E6		0-0 SH2-4	3	2	1	1	0	0	0									
Angel Salazar, R OBP: 0.261, SLG: 0.279			0-0 4-3		0-0 2B		0-0 1B		0-0 2B	4	1	3	1	0	0	0									
Inning Stats	R: 0 E: 0 K: 2 S: 8	H: 1 LOB: 1 BB: 0 P: 8	R: 0 E: 0 K: 0 S: 3	H: 1 LOB: 0 BB: 0 P: 3	R: 0 E: 0 K: 1 S: 3	H: 0 LOB: 0 BB: 0 P: 3	R: 0 E: 0 K: 1 S: 6	H: 1 LOB: 2 BB: 1 P: 10	R: 1 E: 0 K: 0 S: 5	H: 2 LOB: 1 BB: 0 P: 5	R: 0 E: 0 K: 0 S: 3	H: 0 LOB: 0 BB: 0 P: 3	R: 1 E: 1 K: 2 S: 10	H: 2 LOB: 2 BB: 0 P: 10	R: 0 E: 0 K: 0 S: 3	H: 0 LOB: 1 BB: 1 P: 7		R: 5 E: 0 K: 0 S: 7	H: 5 LOB: 1 BB: 2 P: 15	1B: 9 2B: 2 3B: 0 HR: 1	SF: 0 SAC: 1 DP: 1 HBP: 0	WP: 1 PB: 0 SB: 1 CS: 0	PA: 42		
PITCHER	IP	WLS	BF	H	R	ER	SO	BB	IBB	HBP	BLK	WP	HR	S	P	ERA	WHIP								
Dan Petry, R ERA: 6.1	(1, 1)	8.0	34	7	3	2	5	3	0	0	0	1	1	41	53	2.25	1.250								
Willie Hernandez, L ERA: 5.56	(9, 1)	0.1	L 5	4	2	2	0	0	0	0	0	0	0	5	5	54.00	12.000								
Chuck Cary, L ERA: 7.18	(9, 1)	0.1	2	1	2	2	0	0	0	0	0	0	0	1	5	54.00	3.000								
Randy O'Neal, R ERA: 2.57	(9, 1)	0.1	1	0	0	0	0	0	0	0	0	0	0	1	1	0.00	0.000								

Batter	1	2	3	4	5	6	7	8	9	AB	R	H	RBI	BB	SO	LOB	BOTTOM								
Alan Trammell, R OBP: 0.286, SLG: 0.530	0-0 SH1-4		0-0 HR			0-0 6-3		0-0 F7		4	1	2	2	0	0	0	Kansas City Royals @ Detroit Tigers Tiger Stadium, Detroit, MI Wed Apr 30 1986, 7:05 PM EDT Att: 14,606 - Unknown								
Darnell Coles, R OBP: 0.292, SLG: 0.414	0-0 SH1-4		0-3 K			0-0 5-3		0-0 F9		3	0	0	0	0	1	0									
Larry Hemdon, R OBP: 0.313, SLG: 0.361	0-0 L6		0-0 F8			0-0 3-1			0-3 K	4	0	0	0	0	1	1									
Lance Parrish, R OBP: 0.241, SLG: 0.254	0-0 F4			0-0 G3			0-0 SH1-4		0-0 6-3	4	0	1	0	0	0	1									
Brian Harper, R OBP: 0.400, SLG: 0.333		0-0 F4		0-0 F5			0-0 SH1-4		0-0 3-1	2	0	0	0	0	0	0									
Chet Lemon, R OBP: 0.290, SLG: 0.365		0-0 F7		0-0 F7			0-0 1-3			3	0	0	0	0	0	1									
Tom Brookens, R OBP: 0.333, SLG: 0.471		0-0 F9			0-3 K			0-0 6-3		3	0	0	0	0	1	1									
Darrell Evans, L OBP: 0.328, SLG: 0.508 Pat Sheridan, L OBP: 0.154, SLG: 0.167			0-0 F7		0-0 5-3			0-0 HR		3	1	1	1	0	0	0									
Dave Collins, S OBP: 0.444, SLG: 0.415			0-0 HR		0-0 B1-3			0-3 K		3	1	1	0	0	1	0									
Inning Stats	R: 0 E: 0 K: 0 S: 4	H: 1 LOB: 1 BB: 0 P: 4	R: 0 E: 0 K: 0 S: 3	H: 0 LOB: 0 BB: 0 P: 3	R: 2 E: 0 K: 1 S: 7	H: 2 LOB: 0 BB: 0 P: 7	R: 0 E: 0 K: 0 S: 3	H: 0 LOB: 0 BB: 0 P: 3	R: 0 E: 0 K: 0 S: 5	H: 0 LOB: 0 BB: 0 P: 5	R: 0 E: 0 K: 0 S: 3	H: 0 LOB: 0 BB: 0 P: 3	R: 0 E: 0 K: 0 S: 4	H: 1 LOB: 1 BB: 0 P: 4	R: 1 E: 0 K: 1 S: 6	H: 1 LOB: 0 BB: 0 P: 6		R: 0 E: 0 K: 1 S: 5	H: 0 LOB: 0 BB: 0 P: 5	1B: 1 2B: 2 3B: 0 HR: 2	SF: 0 SAC: 2 DP: 0 HBP: 0	WP: 0 PB: 0 SB: 0 CS: 0	PA: 32		
PITCHER	IP	WLS	BF	H	R	ER	SO	BB	IBB	HBP	BLK	WP	HR	S	P	ERA	WHIP								
Charlie Leibrandt, L ERA: 3.38	(1, 1)	8.0	W 29	3	3	3	3	0	0	0	0	0	0	5	35	3.38	0.625								
Dan Quisenberry, R ERA:	(9, 1)	1.0	3	0	0	0	1	0	0	0	0	0	0	5	5	0.00	0.000								

Batter	1	2	3	4	5	6	7	8	9	AB	R	H	RBI	BB	SO	LOB	TOP								
Kirby Puckett, R OBP: 0.435, SLG: 0.782 (1, 8)										6	3	3	2	0	0	4									
Randy Bush, L OBP: 0.383, SLG: 0.460 (1, 7)										2	0	1	2	1	0	0									
Billy Beane, R OBP: 0.318, SLG: 0.400 (6, 7)										3	0	0	0	0	1	1									
Kent Hrbek, L OBP: 0.424, SLG: 0.469 (1, 3)										2	0	0	0	0	0	2									
Mickey Hatcher, R OBP: 0.130, SLG: 0.140 (2, 3)										2	1	2	1	1	0	0									
Tom Brunansky, R OBP: 0.313, SLG: 0.420 (1, 9)										2	1	0	0	3	1	2									
Roy Smalley, S OBP: 0.371, SLG: 0.481 (1, 10)										3	0	0	0	2	1	2									
Gary Gaetti, R OBP: 0.330, SLG: 0.488 (1, 5)										4	2	3	1	0	0	2									
Steve Lombardozzi, R OBP: 0.329, SLG: 0.497 (1, 4)										2	1	1	1	3	0	1									
Mark Salas, L OBP: 0.296, SLG: 0.438 (1, 2)										3	0	1	0	1	0	4									
Greg Gagne, R OBP: 0.256, SLG: 0.338 (1, 6)										3	2	1	1	1	0	1									
Inning Stats	R: 1 E: 0 K: 0 S: 3	H: 1 LOB: 2 BB: 3 P: 15	R: 3 E: 0 K: 1 S: 8	H: 3 LOB: 2 BB: 2 P: 16	R: 1 E: 0 K: 0 S: 4	H: 1 LOB: 1 BB: 1 P: 8	R: 0 E: 0 K: 0 S: 3	H: 1 LOB: 0 BB: 0 P: 3	R: 1 E: 1 K: 0 S: 5	H: 2 LOB: 2 BB: 1 P: 9	R: 0 E: 0 K: 1 S: 4	H: 0 LOB: 1 BB: 1 P: 8	R: 0 E: 1 K: 0 S: 3	H: 1 LOB: 1 BB: 1 P: 7	R: 4 E: 0 K: 1 S: 8	H: 3 LOB: 3 BB: 3 P: 20	R: 0 E: 0 K: 0 S: 3	H: 0 LOB: 0 BB: 0 P: 3	1B: 7 2B: 3 3B: 1 HR: 2	SF: 2 SAC: 1 DP: 4 HBP: 0	WP: 2 PB: 1 SB: 0 CS: 0	PA: 47			
PITCHER	IP	WLS	BF	H	R	ER	SO	BB	IBB	HBP	BLK	WP	HR	S	P	ERA	WHIP								
Jack Morris, R ERA: 6.38 (1, 1)	1.1	L	11	4	4	4	0	4	0	0	0	0	2	7	23	27.00	6.000								
Chuck Cary, L ERA: 2.31 (2, 1)	1.2		8	1	1	1	1	1	1	0	0	0	0	8	16	5.40	1.200								
Dave LaPoint, L ERA: 2.77 (4, 1)	4.0		16	4	1	0	1	2	1	0	1	0	0	15	27	0.00	1.500								
Randy O'Neal, R ERA: 4.6 (8, 1)	2.0		12	3	4	4	1	3	0	0	0	2	0	11	23	18.00	3.000								

Minnesota Twins @ Detroit Tigers
Tiger Stadium, Detroit, MI
Fri May 02 1986, 7:05 PM EDT
Att: 15,446 - Unknown

AB 32
R 10
H 12
RBI 8
BB 12
SO 3
LOB 19



Batter	1	2	3	4	5	6	7	8	9	AB	R	H	RBI	BB	SO	LOB	BOTTOM								
Dave Collins, S OBP: 0.418, SLG: 0.386 (1, 8)										4	0	0	0	0	0	3									
Scotti Madison, S OBP: 0.301, SLG: 0.377 (1, 5)										3	0	0	1	0	2	2									
Lou Whitaker, L OBP: 0.301, SLG: 0.377 (1, 4)										4	0	1	0	0	1	1									
Lance Parrish, R OBP: 0.232, SLG: 0.243 (1, 2)										3	0	0	0	0	1	1									
Brian Harper, R OBP: 0.455, SLG: 0.700 (9, 2)										0	0	0	0	0	0	0									
Harry Spilman, L OBP: 0.455, SLG: 0.700 (9, 2)										1	0	1	0	0	0	0									
Darrell Evans, L OBP: 0.324, SLG: 0.484 (1, 10)										3	0	0	0	1	0	1									
Mike Lago, L OBP: 0.350, SLG: 0.543 (1, 3)										4	0	1	0	0	1	1									
Larry Hemdon, R OBP: 0.294, SLG: 0.338 (1, 7)										4	0	0	0	0	2	3									
Pat Sheridan, L OBP: 0.125, SLG: 0.133 (1, 9)										3	0	0	0	0	2										
Alan Trammell, R OBP: 0.315, SLG: 0.565 (1, 6)										3	1	3	0	0	0	0									
Inning Stats	R: 0 E: 1 K: 1 S: 6	H: 1 LOB: 1 BB: 0 P: 6	R: 0 E: 0 K: 1 S: 5	H: 0 LOB: 0 BB: 0 P: 5	R: 0 E: 1 K: 1 S: 6	H: 1 LOB: 1 BB: 0 P: 6	R: 0 E: 0 K: 1 S: 5	H: 0 LOB: 0 BB: 0 P: 5	R: 0 E: 0 K: 2 S: 8	H: 1 LOB: 2 BB: 1 P: 12	R: 0 E: 0 K: 0 S: 4	H: 1 LOB: 1 BB: 0 P: 4	R: 0 E: 0 K: 0 S: 4	H: 1 LOB: 1 BB: 0 P: 4	R: 0 E: 0 K: 0 S: 4	H: 1 LOB: 1 BB: 0 P: 4	1B: 4 2B: 2 3B: 0 HR: 0	SF: 1 SAC: 0 DP: 0 HBP: 0	WP: 0 PB: 0 SB: 0 CS: 0	PA: 34					
PITCHER	IP	WLS	BF	H	R	ER	SO	BB	IBB	HBP	BLK	WP	HR	S	P	ERA	WHIP								
Mike Smithson, R ERA: 3.38 (1, 1)	9.0	W	34	6	1	1	7	1	0	0	0	0	0	47	51	1.00	0.778								

Minnesota Twins @ Detroit Tigers
Tiger Stadium, Detroit, MI
Fri May 02 1986, 7:05 PM EDT
Att: 15,446 - Unknown

AB 32
R 1
H 6
RBI 1
BB 1
SO 7
LOB 14



Batter	1	2	3	4	5	6	7	8	9	AB	R	H	RBI	BB	SO	LOB	TOP			
Kirby Puckett, R OBP: 0.429, SLG: 0.790 (1, 8)										4	1	1	1	0	0	2				
Randy Bush, L OBP: 0.375, SLG: 0.434 (1, 7)										3	0	0	0	1	0	1				
Roy Smalley, S OBP: 0.355, SLG: 0.457 (1, 10)										4	0	0	0	0	1	1				
Tom Brunansky, R OBP: 0.310, SLG: 0.413 (1, 9)										4	1	1	0	0	0	0				
Gary Gaetti, R OBP: 0.347, SLG: 0.567 (1, 5)										4	2	3	3	0	0	0				
Mark Salas, L OBP: 0.296, SLG: 0.421 (1, 2)										3	0	0	0	0	0	1				
Steve Lombardozzi, R OBP: 0.339, SLG: 0.497 (7, 4)										0	0	0	0	0	0	0				
Billy Beane, R OBP: 0.304, SLG: 0.381 (9, PH)										1	0	0	0	0	1	0				
Chris Pittaro, S OBP: 0.105, SLG: 0.105 (7, PH)										2	0	0	0	0	0	0				
Tim Laudner, R OBP: 0.545, SLG: 0.875 (7, 2)										1	0	0	0	0	0	1				
Mickey Hatcher, R OBP: 0.122, SLG: 0.130 (1, 3)										3	0	0	0	0	2	0				
Greg Gagne, R OBP: 0.272, SLG: 0.364 (1, 6)										3	0	2	0	0	0	0				
Inning Stats	R: 3 E: 0 K: 0 S: 6	H: 3 LOB: 0 BB: 0 P: 6	R: 0 E: 0 K: 1 S: 6	H: 1 LOB: 1 BB: 0 P: 6	R: 0 E: 0 K: 0 S: 2	H: 0 LOB: 0 BB: 1 P: 6	R: 0 E: 0 K: 0 S: 3	H: 0 LOB: 0 BB: 0 P: 3	R: 0 E: 0 K: 0 S: 3	H: 0 LOB: 0 BB: 0 P: 3	R: 0 E: 0 K: 0 S: 3	H: 1 LOB: 0 BB: 0 P: 3	R: 0 E: 0 K: 1 S: 6	H: 1 LOB: 1 BB: 0 P: 6	R: 1 E: 0 K: 2 S: 8	H: 1 LOB: 0 BB: 0 P: 8	1B: 3 2B: 2 3B: 0 HR: 3	SF: 0 SAC: 0 DP: 2 HBP: 0	WP: 0 PB: 0 SB: 0 CS: 0	PA: 33
PITCHER Walt Terrell, R ERA: 5.51 (1, 1)	IP: 9.0 WLS: W BF: 33 H: 7 R: 4 ER: 4 SO: 4 BB: 1 IBB: 0 HBP: 0 BLK: 0 WP: 0 HR: 3 S: 40 P: 44 ERA: 4.00 WHIP: 0.889															PITCHER				

Minnesota Twins @ Detroit Tigers
Tiger Stadium, Detroit, MI
Sat May 03 1986, 7:05 PM EDT
Att: 18,851 - Unknown

AB 32
R 4
H 7
RBI 4
BB 1
SO 4
LOB 6



Batter	1	2	3	4	5	6	7	8	9	AB	R	H	RBI	BB	SO	LOB	BOTTOM			
Dave Collins, S OBP: 0.417, SLG: 0.367 (1, 8)										3	1	0	0	2	0	1				
Darnell Coles, R OBP: 0.303, SLG: 0.452 (1, 5)										3	2	1	2	1	0	3				
Lou Whitaker, L OBP: 0.299, SLG: 0.370 (1, 4)										4	1	1	0	0	0	0				
Lance Parrish, R OBP: 0.244, SLG: 0.247 (1, 2)										3	1	1	0	0	0	0				
Darrell Evans, L OBP: 0.333, SLG: 0.530 (1, 10)										4	1	2	4	0	1	1				
Mike Laga, L OBP: 0.318, SLG: 0.487 (1, 3)										4	0	0	0	0	2	1				
Larry Hemdon, R OBP: 0.292, SLG: 0.324 (1, 7)										3	0	0	0	1	1	0				
Pat Sheridan, L OBP: 0.150, SLG: 0.316 (1, 9)										4	1	1	1	0	1	1				
Alan Trammell, R OBP: 0.325, SLG: 0.556 (1, 6)										3	0	1	0	1	0	0				
Inning Stats	R: 0 E: 0 K: 0 S: 3	H: 0 LOB: 0 BB: 0 P: 3	R: 0 E: 0 K: 2 S: 7	H: 0 LOB: 0 BB: 0 P: 7	R: 0 E: 0 K: 0 S: 3	H: 0 LOB: 0 BB: 0 P: 3	R: 4 E: 0 K: 0 S: 5	H: 2 LOB: 0 BB: 1 P: 10	R: 3 E: 0 K: 0 S: 6	H: 3 LOB: 1 BB: 1 P: 10	R: 0 E: 0 K: 2 S: 7	H: 0 LOB: 3 BB: 3 P: 19	R: 0 E: 0 K: 0 S: 4	H: 1 LOB: 1 BB: 0 P: 4	R: 0 E: 0 K: 1 S: 6	H: 1 LOB: 1 BB: 0 P: 6	1B: 4 2B: 0 3B: 0 HR: 3	SF: 0 SAC: 0 DP: 0 HBP: 1	WP: 0 PB: 0 SB: 1 CS: 0	PA: 37
PITCHER John Butcher, R ERA: 5.85 (1, 1)	IP: 4.1 WLS: L BF: 20 H: 4 R: 7 ER: 7 SO: 2 BB: 2 IBB: 0 HBP: 1 BLK: 0 WP: 0 HR: 3 S: 21 P: 30 ERA: 14.54 WHIP: 1.385															PITCHER				
Frank Pastore, R ERA: 2.25 (5, 1)	2.1 11 1 0 0 2 3 0 0 0 0 0 12 24 0.00 1.714																			
Bill Latham, L ERA: 4.82 (7, 1)	0.1 2 1 0 0 0 0 0 0 0 0 0 2 2 0.00 3.000																			
Roy Smith, R ERA: 6.48 (8, 1)	1.0 4 1 0 0 1 0 0 0 0 0 0 6 6 0.00 1.000																			

Minnesota Twins @ Detroit Tigers
Tiger Stadium, Detroit, MI
Sat May 03 1986, 7:05 PM EDT
Att: 18,851 - Unknown

AB 31
R 7
H 7
RBI 7
BB 5
SO 5
LOB 7



Batter	1	2	3	4	5	6	7	8	9	AB	R	H	RBI	BB	SO	LOB	TOP								
Kirby Puckett, R OBP: 0.414, SLG: 0.761 (1, 8)										4	0	0	0	0	0	1									
Greg Gagne, R OBP: 0.256, SLG: 0.346 (1, 6)										4	0	0	0	0	1	0									
Gary Gaetti, R OBP: 0.333, SLG: 0.543 (1, 5)										4	0	0	0	0	1	0									
Tom Brunansky, R OBP: 0.317, SLG: 0.427 (1, 9)										4	0	2	0	0	0	1									
Tim Laudner, R OBP: 0.533, SLG: 0.727 (1, 2)										3	0	1	0	1	1	1									
Alejandro Sanchez, R OBP: 0.176, SLG: 0.125 (1, 10)										4	0	1	0	0	1	3									
Billy Beane, R OBP: 0.269, SLG: 0.333 (1, 7)										3	0	0	0	0	1	2									
Mickey Hatcher, R OBP: 0.135, SLG: 0.143 (1, 3)										3	1	1	0	0	0	2									
Steve Lombardozzi, R OBP: 0.328, SLG: 0.421 (1, 4)										3	0	1	1	0	0	2									
Inning Stats	R: 0 E: 1 K: 0 S: 4	H: 0 LOB: 1 BB: 0 P: 4	R: 0 E: 0 K: 2 S: 7	H: 0 LOB: 0 BB: 0 P: 7	R: 0 E: 0 K: 0 S: 3	H: 0 LOB: 0 BB: 0 P: 3	R: 0 E: 0 K: 0 S: 3	H: 0 LOB: 0 BB: 0 P: 3	R: 0 E: 0 K: 0 S: 5	H: 2 LOB: 2 BB: 0 P: 5	R: 0 E: 0 K: 0 S: 3	H: 0 LOB: 0 BB: 0 P: 3	R: 0 E: 0 K: 0 S: 3	H: 1 LOB: 0 BB: 0 P: 3	R: 1 E: 0 K: 0 S: 4	H: 2 LOB: 0 BB: 0 P: 4	R: 0 E: 0 K: 3 S: 10	H: 1 LOB: 2 BB: 1 P: 14	1B: 4 2B: 3 3B: 0 HR: 0	SF: 0 SAC: 0 DP: 2 HBP: 0	WP: 0 PB: 0 SB: 0 CS: 0	PA: 33			
PITCHER	IP	WLS	BF	H	R	ER	SO	BB	IBB	HBP	BLK	WP	HR	S	P	ERA	WHIP								
Frank Tanana, L ERA: 2.89 (1, 1)	8.2	W	32	6	1	1	4	1	0	0	0	0	0	39	43	1.04	0.808								
Willie Hernandez, L ERA: 5.4 (9, 1)	0.1	S	1	0	0	0	1	0	0	0	0	0	0	3	3	0.00	0.000								

Minnesota Twins @ Detroit Tigers
Tiger Stadium, Detroit, MI
Sun May 04 1986, 3:33 AM EDT
Att: 19,458 - Unknown

AB 32
R 1
H 6
RBI 1
BB 1
SO 5
LOB 12



Batter	1	2	3	4	5	6	7	8	9	AB	R	H	RBI	BB	SO	LOB	BOTTOM								
Dave Collins, S OBP: 0.421, SLG: 0.375 (1, 8)										4	1	2	0	0	0	0									
Chet Lemon, R OBP: 0.290, SLG: 0.365 (9, 8)										0	0	0	0	0	0	0									
Darnell Coles, R OBP: 0.300, SLG: 0.481 (1, 5)										4	1	1	1	0	1	2									
Lou Whitaker, L OBP: 0.309, SLG: 0.408 (1, 4)										3	1	1	2	1	0	0									
Lance Parrish, R OBP: 0.256, SLG: 0.288 (1, 2)										3	1	1	1	1	2	2									
Darrell Evans, L OBP: 0.316, SLG: 0.500 (1, 3)										4	0	0	0	0	0	3									
Harry Spilman, L OBP: 0.428, SLG: 0.692 (1, 10)										3	0	1	0	0	0	0									
Brian Harper, R (7, FR)										0	0	0	0	0	0	0									
Larry Hemdon, R OBP: 0.280, SLG: 0.310 (1, 7)										3	0	0	0	0	0	1									
Pat Sheridan, L OBP: 0.130, SLG: 0.273 (1, 9)										3	0	0	0	0	2	2									
Alan Trammell, R OBP: 0.313, SLG: 0.533 (1, 6)										3	0	0	0	0	2	2									
Inning Stats	R: 1 E: 0 K: 0 S: 4	H: 1 LOB: 1 BB: 1 P: 8	R: 0 E: 0 K: 1 S: 5	H: 0 LOB: 0 BB: 0 P: 5	R: 2 E: 1 K: 2 S: 9	H: 2 LOB: 0 BB: 0 P: 9	R: 0 E: 0 K: 0 S: 3	H: 0 LOB: 0 BB: 0 P: 3	R: 0 E: 0 K: 0 S: 7	H: 0 LOB: 0 BB: 0 P: 7	R: 1 E: 0 K: 1 S: 6	H: 1 LOB: 0 BB: 0 P: 6	R: 0 E: 0 K: 0 S: 4	H: 1 LOB: 2 BB: 0 P: 4	R: 0 E: 0 K: 1 S: 6	H: 1 LOB: 2 BB: 1 P: 10	1B: 2 2B: 1 3B: 0 HR: 3	SF: 0 SAC: 0 DP: 0 HBP: 0	WP: 0 PB: 0 SB: 0 CS: 0	PA: 32					
PITCHER	IP	WLS	BF	H	R	ER	SO	BB	IBB	HBP	BLK	WP	HR	S	P	ERA	WHIP								
Bert Blyleven, R ERA: 3.78 (1, 1)	7.1	L	29	6	4	4	6	1	0	0	0	0	0	3	40	4.91	0.955								
Juan Agosto, L ERA: 3.49 (8, 1)	0.0		1	0	0	0	0	1	0	0	0	0	0	0	4	∞	∞								
Ron Davis, R ERA: 14.09 (8, 1)	0.2		2	0	0	0	1	0	0	0	0	0	0	4	4	0.00	0.000								

Minnesota Twins @ Detroit Tigers
Tiger Stadium, Detroit, MI
Sun May 04 1986, 3:33 AM EDT
Att: 19,458 - Unknown

AB 30
R 4
H 6
RBI 4
BB 2
SO 7
LOB 12



Batter	1	2	3	4	5	6	7	8	9	AB	R	H	RBI	BB	SO	LOB	TOP					
Lou Whitaker, L (1,4) OBP: 0.326, SLG: 0.425	F7																					
Alan Trammell, R (1,6) OBP: 0.318, SLG: 0.519	F7																					
Darrell Evans, L (1,3) OBP: 0.321, SLG: 0.507																						
Lance Parrish, R (1,2) OBP: 0.284, SLG: 0.373																						
Harry Spilman, L (1,10) OBP: 0.375, SLG: 0.600 Brian Harper, R (4,PH)																						
Darrell Coles, R (1,5) OBP: 0.294, SLG: 0.476																						
Pat Sheridan, L (1,9) OBP: 0.179, SLG: 0.333																						
Larry Hemdon, R (1,7) OBP: 0.275, SLG: 0.293																						
Dave Collins, S (1,8) OBP: 0.425, SLG: 0.397 Chet Lemon, R (8,8) OBP: 0.286, SLG: 0.359																						
Inning Stats	R: 0 E: 0 K: 1 S: 6	H: 1 LOB: 2 BB: 1 P: 10	R: 1 E: 0 K: 2 S: 10	H: 3 LOB: 2 BB: 0 P: 10	R: 0 E: 0 K: 1 S: 5	H: 0 LOB: 0 BB: 0 P: 5	R: 6 E: 1 K: 1 S: 10	H: 4 LOB: 0 BB: 1 P: 14	R: 0 E: 0 K: 0 S: 4	H: 1 LOB: 1 BB: 0 P: 4	R: 0 E: 0 K: 1 S: 5	H: 0 LOB: 0 BB: 2 P: 13	R: 0 E: 0 K: 1 S: 7	H: 0 LOB: 0 BB: 0 P: 5	R: 3 E: 0 K: 1 S: 7	H: 2 LOB: 2 BB: 1 P: 11	R: 0 E: 0 K: 0 S: 4	H: 1 LOB: 1 BB: 0 P: 4	1B: 5 2B: 5 3B: 0 HR: 2	SF: 0 SAC: 0 DP: 0 HBP: 0	WP: 0 PB: 0 SB: 1 CS: 0	PA: 45
PITCHER	IP	WLS	BF	H	R	ER	SO	BB	IBB	HBP	BLK	WP	HR	S	P	ERA	WHIP					
Jose Guzman, R (1,1) ERA: 5.74	3.2	L	22	8	7	3	5	2	0	0	0	0	1	30	38	7.36	2.727					
Ricky Wright, L (4,1) ERA: 4.32	2.1		10	1	0	0	1	2	0	0	0	0	0	10	18	0.00	1.286					
Dwayne Henry, R (7,1) ERA: 7.45	2.0		9	2	3	3	2	1	0	0	0	0	1	12	16	13.50	1.500					
Mickey Mahler, L (9,1) ERA: 4.0	1.0		4	1	0	0	0	0	0	0	0	0	0	4	4	0.00	1.000					

Detroit Tigers @ Texas Rangers
Arlington Stadium, Arlington, TX
Mon May 05 1986, 8:05 PM EDT
Att: 9,192 - Unknown

AB 40
R 10
H 12
RBI 10
BB 5
SO 8
LOB 16



Batter	1	2	3	4	5	6	7	8	9	AB	R	H	RBI	BB	SO	LOB	BOTTOM				
Oddibe McDowell, L (1,8) OBP: 0.361, SLG: 0.434	1-3																				
Toby Harrah, R (1,4) OBP: 0.271, SLG: 0.275																					
Pete O'Brien, L (1,3) OBP: 0.457, SLG: 0.683																					
Pete Incaviglia, R (1,9) OBP: 0.274, SLG: 0.427																					
Gary Ward, R (1,7) OBP: 0.354, SLG: 0.333																					
Larry Parrish, R (1,10) OBP: 0.315, SLG: 0.439																					
Don Slaught, R (1,2) OBP: 0.359, SLG: 0.692																					
Steve Buechele, R (1,5) OBP: 0.333, SLG: 0.471																					
Scott Fletcher, R (1,6) OBP: 0.400, SLG: 0.418 Darrell Porter, L (7,PH) OBP: 0.308, SLG: 0.560 Curtis Wilkerson, S (7,PR) OBP: 0.226, SLG: 0.200																					
Inning Stats	R: 0 E: 0 K: 1 S: 5	H: 0 LOB: 0 BB: 0 P: 5	R: 0 E: 1 K: 0 S: 3	H: 0 LOB: 1 BB: 0 P: 3	R: 1 E: 0 K: 0 S: 5	H: 2 LOB: 1 BB: 0 P: 5	R: 0 E: 0 K: 0 S: 3	H: 0 LOB: 0 BB: 0 P: 3	R: 0 E: 0 K: 0 S: 3	H: 0 LOB: 0 BB: 0 P: 3	R: 1 E: 0 K: 1 S: 8	H: 3 LOB: 2 BB: 0 P: 8	R: 0 E: 0 K: 1 S: 5	H: 0 LOB: 0 BB: 0 P: 5	R: 0 E: 0 K: 2 S: 7	H: 0 LOB: 0 BB: 0 P: 7	1B: 5 2B: 1 3B: 0 HR: 1	SF: 0 SAC: 0 DP: 0 HBP: 0	WP: 0 PB: 0 SB: 0 CS: 0	PA: 34	
PITCHER	IP	WLS	BF	H	R	ER	SO	BB	IBB	HBP	BLK	WP	HR	S	P	ERA	WHIP				
Dan Petry, R (1,1) ERA: 5.54	8.0	W	31	7	3	3	3	0	0	0	0	0	1	37	37	3.38	0.875				
Randy O'Neal, R (9,1) ERA: 4.24	1.0		3	0	0	0	2	0	0	0	0	0	0	7	7	0.00	0.000				

Detroit Tigers @ Texas Rangers
Arlington Stadium, Arlington, TX
Mon May 05 1986, 8:05 PM EDT
Att: 9,192 - Unknown

AB 34
R 3
H 7
RBI 3
BB 0
SO 5
LOB 10



Batter	1	2	3	4	5	6	7	8	9	AB	R	H	RBI	BB	SO	LOB	TOP										
Lou Whitaker, L (1.4) OBP: 0.322, SLG: 0.417	0-0 6-3		0-0 1B		0-0 F2		0-0 G4-6-3			4	0	1	0	0	0	1											
Alan Trammell, R (1.6) OBP: 0.303, SLG: 0.494	0-0 5-3		0-0 F8			0-0 F2		0-0 F9		4	0	0	0	0	0	1											
Darrell Evans, L (1.3) OBP: 0.318, SLG: 0.487	0-0 3-1			0-0 F8		4-0 FC3-6 BB		0-3 K		3	0	0	0	1	1	0											
Lance Parrish, R (1.2) OBP: 0.293, SLG: 0.372		0-0 5-3		0-0 2B 1B		0-0 FC3-6 1B		4-0 BB		3	2	1	0	1	0	1											
Harry Spilman, L (1.10) OBP: 0.350, SLG: 0.526		0-3 K2-3		0-0 F7		0-0 1B		0-0 F7		4	0	1	0	0	1	2											
Darnell Coles, R (1.5) OBP: 0.315, SLG: 0.494		4-0 BB		0-0 2B		0-0 FC4-6 1B			0-0 F8	3	0	2	2	1	0	0											
Pat Sheridan, L (1.9) OBP: 0.156, SLG: 0.290	0-0 4-3			0-3 K		0-0 FC4-6 1B			0-0 B1-3	4	0	0	0	0	1	4											
Larry Hemdon, R (1.7) OBP: 0.262, SLG: 0.278			0-0 5-3		0-0 5-3		0-3 K		0-0 4-3	4	0	0	0	0	1	0											
Dave Collins, S (1.8) OBP: 0.422, SLG: 0.394			0-0 4-3		0-3 K		0-0 G4-6-3 1B			3	0	1	0	0	1	0											
Inning Stats	R: 0 E: 0 K: 0 S: 3	H: 0 LOB: 0 BB: 0 P: 3	R: 0 E: 0 K: 1 S: 5	H: 0 LOB: 1 BB: 1 P: 9	R: 0 E: 0 K: 0 S: 4	H: 1 LOB: 1 BB: 0 P: 4	R: 1 E: 0 K: 1 S: 7	H: 2 LOB: 1 BB: 0 P: 7	R: 0 E: 0 K: 1 S: 5	H: 0 LOB: 0 BB: 0 P: 5	R: 1 E: 0 K: 0 S: 5	H: 2 LOB: 0 BB: 1 P: 9	R: 0 E: 0 K: 1 S: 5	H: 1 LOB: 0 BB: 1 P: 5	R: 0 E: 0 K: 1 S: 3	H: 0 LOB: 1 BB: 1 P: 9	R: 0 E: 0 K: 0 S: 3	H: 0 LOB: 0 BB: 0 P: 3	1B: 5 2B: 1 3B: 0 HR: 0	SF: 0 SAC: 0 DP: 1 HBP: 0	WP: 0 PB: 0 SB: 0 CS: 0	PA: 35					
PITCHER	IP	WLS	BF	H	R	ER	SO	BB	IBB	HBP	BLK	WP	HR	S	P	ERA	WHIP										
Charlie Hough, R (1.1) ERA: 2.84	6.1	W	27	6	2	2	4	2	0	0	0	0	0	33	41	2.84	1.263										
Mickey Mahler, L (7.1) ERA: 3.95	0.2		1	0	0	0	0	0	0	0	0	0	0	1	1	0.00	0.000										
Greg Harris, R (8.1) ERA: 4.64	2.0	S	7	0	0	0	1	1	0	0	0	0	0	8	12	0.00	0.500										

Detroit Tigers @ Texas Rangers
Arlington Stadium, Arlington, TX
Tue May 06 1986, 8:05 PM EDT
Att: 10,126 - Unknown


AB 32
R 2
H 6
RBI 2
BB 3
SO 5
LOB 9



Batter	1	2	3	4	5	6	7	8	9	AB	R	H	RBI	BB	SO	LOB	BOTTOM										
Toby Harrah, R (1.4) OBP: 0.270, SLG: 0.273	0-0 5-3		0-0 L6			0-0 L7				4	0	1	1	0	0	1											
Scott Fletcher, R (1.6) OBP: 0.430, SLG: 0.464	4-0 FC3-6 BB		0-0 G4-6-3 1B			0-0 E6 3B		4-0 FC4-2-5 BB		2	1	2	0	2	0	0											
Pete O'Brien, L (1.3) OBP: 0.448, SLG: 0.659	0-0 FC3-6 BB		0-0 G4-6-3			4-0 HR BB		0-0 FC4-2-5		3	1	0	0	1	0	5											
Pete Incaviglia, R (1.9) OBP: 0.284, SLG: 0.462	4-0 FC6-4 BB			0-0 F6		0-0 HR		0-3 K		3	1	1	2	1	1	2											
George Wright, S (8.9) ERA: 3.95	1-2 FC6-4 BB				0-0 F6		1-H HR			0	0	0	0	0	0	0											
Gary Ward, R (1.8) OBP: 0.349, SLG: 0.329	0-0 FC6-4			0-0 4-3		0-3 K			0-0 CS 1B	4	0	1	0	0	1	2											
Larry Parrish, R (1.10) OBP: 0.313, SLG: 0.442		0-0 1-3		0-3 K		0-0 2B			0-0 F8	4	0	1	0	0	1	1											
Don Slaught, R (1.2) OBP: 0.368, SLG: 0.652		0-0 6-3			0-0 F4		0-0 6-3		0-3 K2-3	4	0	0	0	0	1	2											
Tom Paciorek, R (1.7) OBP: 0.296, SLG: 0.346		0-0 5-3			0-0 5-3					2	0	0	0	0	0	0											
Oddibe McDowell, L (7.8) OBP: 0.397, SLG: 0.440									0-0 SH1-4 1B	1	1	1	0	0	0	0											
Steve Buechele, R (1.5) OBP: 0.338, SLG: 0.471			0-0 1B		0-0 5-3				0-0 SH1-4	2	0	1	0	0	0	0											
Inning Stats	R: 0 E: 0 K: 0 S: 3	H: 0 LOB: 2 BB: 2 P: 11	R: 0 E: 0 K: 0 S: 3	H: 0 LOB: 0 BB: 0 P: 3	R: 0 E: 0 K: 1 S: 5	H: 2 LOB: 0 BB: 0 P: 5	R: 0 E: 0 K: 1 S: 3	H: 0 LOB: 0 BB: 0 P: 3	R: 3 E: 1 K: 1 S: 8	H: 3 LOB: 1 BB: 1 P: 12	R: 1 E: 0 K: 1 S: 7	H: 2 LOB: 2 BB: 1 P: 11	R: 0 E: 0 K: 1 S: 5	H: 1 LOB: 0 BB: 0 P: 5	R: 0 E: 0 K: 1 S: 3	H: 0 LOB: 0 BB: 0 P: 3	1B: 5 2B: 1 3B: 1 HR: 1	SF: 0 SAC: 1 DP: 1 HBP: 0	WP: 0 PB: 0 SB: 2 CS: 1	PA: 34							
PITCHER	IP	WLS	BF	H	R	ER	SO	BB	IBB	HBP	BLK	WP	HR	S	P	ERA	WHIP										
Dave LaPoint, L (1.1) ERA: 3.38	5.2	L	24	5	3	3	2	3	0	0	0	0	0	25	37	4.76	1.412										
Randy O'Neal, R (6.1) ERA: 4.58	0.2		5	2	1	1	0	1	0	0	0	0	0	4	8	13.50	4.500										
Chuck Cary, L (7.1) ERA: 2.15	0.2		2	0	0	0	1	0	0	0	0	0	0	4	4	0.00	0.000										
Willie Hernandez, L (8.1) ERA: 4.97	1.0		3	1	0	0	1	0	0	0	0	0	0	5	5	0.00	1.000										

Detroit Tigers @ Texas Rangers
Arlington Stadium, Arlington, TX
Tue May 06 1986, 8:05 PM EDT
Att: 10,126 - Unknown

AB 29
R 4
H 8
RBI 3
BB 4
SO 4
LOB 13



Batter	1	2	3	4	5	6	7	8	9	AB	R	H	RBI	BB	SO	LOB	TOP										
Lou Whitaker, L (1,4) OBP: 0.319, SLG: 0.420										4	1	1	0	0	1	0											
Alan Trammell, R (1,6) OBP: 0.312, SLG: 0.517										4	0	2	1	0	0	0											
Darnell Coles, R (1,5) OBP: 0.315, SLG: 0.489										3	0	1	0	0	1	2											
Lance Parrish, R (1,2) OBP: 0.282, SLG: 0.356										4	0	0	0	0	3	3											
Chet Lemon, R (1,8) OBP: 0.270, SLG: 0.338										4	0	0	0	0	0	2											
Larry Hemdon, R (1,7) OBP: 0.256, SLG: 0.272										2	0	0	0	0	0	0											
Dave Collins, S (7,PH) OBP: 0.417, SLG: 0.389										1	0	0	0	0	0	0											
Darrell Evans, L (1,3) OBP: 0.308, SLG: 0.469										3	0	0	0	0	1	0											
Brian Harper, R (1,9)										2	0	0	0	0	1	0											
Pat Sheridan, L (8,PH) OBP: 0.152, SLG: 0.281										1	0	0	0	0	1	0											
Tom Brookens, R (1,10) OBP: 0.300, SLG: 0.421										2	0	0	0	0	0	0											
Mike Laga, L (8,PH) OBP: 0.311, SLG: 0.475										1	0	0	0	0	1	0											
Inning Stats	R: 1 E: 0 K: 1 S: 7	H: 2 LOB: 1 BB: 0 P: 7	R: 0 E: 0 K: 0 S: 3	H: 0 LOB: 0 BB: 0 P: 3	R: 0 E: 1 K: 1 S: 6	H: 0 LOB: 1 BB: 0 P: 6	R: 0 E: 0 K: 0 S: 3	H: 0 LOB: 0 BB: 0 P: 3	R: 0 E: 0 K: 1 S: 5	H: 1 LOB: 1 BB: 0 P: 6	R: 0 E: 0 K: 1 S: 5	H: 0 LOB: 0 BB: 0 P: 5	R: 0 E: 0 K: 3 S: 9	H: 0 LOB: 0 BB: 0 P: 9	R: 0 E: 0 K: 1 S: 6	H: 1 LOB: 1 BB: 0 P: 6	1B: 1 2B: 3 3B: 0 HR: 0	SF: 0 SAC: 1 DP: 0 HBP: 0	WP: 0 PB: 0 SB: 0 CS: 0	PA: 32							
PITCHER	IP	WLS	BF	H	R	ER	SO	BB	IBB	HBP	BLK	WP	HR	S	P	ERA	WHIP										
Ricky Wright, L (1,1) ERA: 3.63	5.2		21	3	1	1	3	0	0	0	0	0	0	27	27	1.59	0.529										
Dwayne Henry, R (6,1) ERA: 6.0	2.1	W	7	0	0	0	5	0	0	0	0	0	0	17	17	0.00	0.000										
Greg Harris, R (9,1) ERA: 4.43	1.0	S	4	1	0	0	1	0	0	0	0	0	0	6	6	0.00	1.000										

Detroit Tigers @ Texas Rangers
Arlington Stadium, Arlington, TX
Wed May 07 1986, 8:05 PM EDT
Att: 11,229 - Unknown

AB	31
R	1
H	4
RBI	1
BB	0
SO	9
LOB	7



Batter	1	2	3	4	5	6	7	8	9	AB	R	H	RBI	BB	SO	LOB	BOTTOM										
Oddibe McDowell, L (1,8) OBP: 0.353, SLG: 0.420										4	0	0	0	0	1	1											
Toby Harrah, R (1,4) OBP: 0.299, SLG: 0.310										3	1	2	0	1	1	0											
Pete O'Brien, L (1,3) OBP: 0.430, SLG: 0.629										4	0	0	0	0	1	3											
Pete Incaviglia, R (1,10) OBP: 0.297, SLG: 0.463										2	0	1	1	1	0	1											
Darrell Porter, L (1,2) OBP: 0.310, SLG: 0.536										3	0	1	0	0	2	1											
Don Slaught, R (9,2) OBP: 0.368, SLG: 0.652										0	0	0	0	0	0	0											
George Wright, S (1,9) OBP: 0.276, SLG: 0.389										3	0	0	0	0	2	2											
Gary Ward, R (1,7) OBP: 0.348, SLG: 0.321										2	0	0	0	1	2	0											
Steve Buechele, R (1,5) OBP: 0.338, SLG: 0.507										3	1	1	1	0	0	1											
Curtis Wilkerson, S (1,6) OBP: 0.214, SLG: 0.189										3	0	0	0	0	1	1											
Inning Stats	R: 1 E: 0 K: 2 S: 10	H: 3 LOB: 2 BB: 0 P: 10	R: 0 E: 0 K: 0 S: 3	H: 0 LOB: 1 BB: 1 P: 7	R: 0 E: 0 K: 0 S: 1	H: 0 LOB: 0 BB: 2 P: 9	R: 0 E: 0 K: 3 S: 9	H: 0 LOB: 0 BB: 0 P: 9	R: 0 E: 0 K: 1 S: 5	H: 0 LOB: 0 BB: 0 P: 5	R: 0 E: 0 K: 1 S: 6	H: 1 LOB: 1 BB: 0 P: 6	R: 1 E: 0 K: 2 S: 8	H: 1 LOB: 0 BB: 0 P: 8	R: 0 E: 0 K: 1 S: 5	H: 0 LOB: 0 BB: 0 P: 5	1B: 3 2B: 1 3B: 0 HR: 1	SF: 0 SAC: 0 DP: 1 HBP: 0	WP: 0 PB: 0 SB: 1 CS: 1	PA: 31							
PITCHER	IP	WLS	BF	H	R	ER	SO	BB	IBB	HBP	BLK	WP	HR	S	P	ERA	WHIP										
Jack Morris, R (1,1) ERA: 5.64	8.0	L	30	5	2	2	10	3	0	0	0	0	1	47	59	2.25	1.000										

Detroit Tigers @ Texas Rangers
Arlington Stadium, Arlington, TX
Wed May 07 1986, 8:05 PM EDT
Att: 11,229 - Unknown


AB	27
R	2
H	5
RBI	2
BB	3
SO	10
LOB	10



Batter	1	2	3	4	5	6	7	8	9	AB	R	H	RBI	BB	SO	LOB	TOP					
Lou Whitaker, L OBP: 0.323, SLG: 0.424 (1, 4)	0-0 4-3		4-0 HBP 1B 1-2 HR BB	0-0 F7		0-0 2H 2B		0-3 K		4	1	1	1	1	1	2						
Alan Trammell, R OBP: 0.306, SLG: 0.500 (1, 6)	0-0 F4		0-0 HBP HR 1B	0-0 F9		0-3 K		0-0 5-3		5	1	1	1	0	1	2						
Darrell Evans, L OBP: 0.302, SLG: 0.453 (1, 3)	0-0 F4		0-0 F6		0-0 F8		0-0 1B 1B		0-0 6-3		5	0	1	0	0	0	3					
Lance Parrish, R OBP: 0.296, SLG: 0.362 (1, 2)		0-0 5-3	1-0 HR HBP		0-3 K		0-0 FC5-4 1B		0-0 1B		4	1	2	1	0	1	0					
Harry Spilman, L OBP: 0.391, SLG: 0.682 Larry Herndon, R OBP: 0.250, SLG: 0.265 (7, PH)	0-0 F9		0-0 HR		0-0 1B		0-0 F9		0-0 F8		3	1	2	4	0	0	0					
Darnell Coles, R OBP: 0.313, SLG: 0.478 (1, 5)	0-0 F8		0-0 1B		0-0 5-3		0-0 FC5-4				4	0	1	0	0	0	2					
Pat Sheridan, L OBP: 0.167, SLG: 0.314 Brian Harper, R (8, PH)			0-0 1B 2B		0-3 K		0-0 L1				3	1	1	0	0	1	1					
Chet Lemon, R OBP: 0.282, SLG: 0.347 (1, 8)			0-0 1B HBP 1B		0-0 F8		0-0 F4		0-0 1B		4	1	2	0	0	0	0					
Dave Collins, S OBP: 0.420, SLG: 0.408 (1, 7)			0-3 K		0-0 1B		0-0 2B 2B		0-0 F9		4	1	2	0	0	1	3					
Inning Stats	R: 0 E: 0 K: 0 S: 3	H: 0 LOB: 0 BB: 0 P: 3	R: 0 E: 0 K: 0 S: 3	H: 0 LOB: 0 BB: 0 P: 3	R: 6 E: 0 K: 1 S: 10	H: 5 LOB: 1 BB: 1 P: 15	R: 0 E: 0 K: 0 S: 4	H: 1 LOB: 1 BB: 0 P: 4	R: 0 E: 0 K: 1 S: 6	H: 1 LOB: 1 BB: 0 P: 6	R: 1 E: 0 K: 2 S: 9	H: 2 LOB: 1 BB: 0 P: 9	R: 0 E: 0 K: 0 S: 4	H: 2 LOB: 1 BB: 0 P: 4	R: 0 E: 0 K: 1 S: 6	H: 1 LOB: 1 BB: 0 P: 6	R: 0 E: 0 K: 0 S: 4	H: 1 LOB: 1 BB: 0 P: 4	1B: 9 2B: 3 3B: 0 HR: 1	SF: 0 SAC: 0 DP: 0 HBP: 1	WP: 0 PB: 0 SB: 0 CS: 0	PA: 41
PITCHER	IP WLS BF H R ER SO BB IBB HBP BLK WP HR S P ERA WHIP																					
Bert Blyleven, R ERA: 4.53 Juan Agosto, L ERA: 2.97	(1, 1) (7, 1)	6.0 W 29 9 7 7 4 1 0 0 0 0 0 1 35 40 10.50 1.667																				

Detroit Tigers @ Minnesota Twins
 Hubert H. Humphrey Metrodome, Minneapolis, MN
 Fri May 09 1986, 8:05 PM EDT
 Att: 16,477 - Unknown


AB 39
R 7
H 13
RBI 7
BB 1
SO 5
LOB 15



Batter	1	2	3	4	5	6	7	8	9	AB	R	H	RBI	BB	SO	LOB	BOTTOM			
Roy Smalley, S OBP: 0.353, SLG: 0.432 (1, 10)	0-0 F7		4-0 FC4 BB		0-0 6-3		4-0 4-3 PB 1B BB		0-0 F2		3	1	0	0	2	0	0			
Kirby Puckett, R OBP: 0.411, SLG: 0.714 (1, 8)	4-0 2B 1B BB		0-0 FC4 FC6-4		0-0 5-3		0-0 4-3		0-0 F8		4	1	0	0	1	0	3			
Kent Hrbek, L OBP: 0.420, SLG: 0.489 (1, 3)	0-0 1-3 1B 2B		0-0 FC6-4		0-0 3-1		4-0 1B WP BB		0-3 K		4	2	1	0	1	1	2			
Tom Brunansky, R OBP: 0.325, SLG: 0.472 (1, 9)	4-0 1B IBB		0-0 HR 1B		0-3 K		0-3 K		0-0 F9		4	1	1	0	1	2	2			
Gary Gaetti, R OBP: 0.348, SLG: 0.562 (1, 5)	0-3 K		0-0 HR		0-0 F8		0-0 1B WP 1B		4-0 S BB		4	2	2	4	1	1	3			
Mark Salas, L OBP: 0.290, SLG: 0.405 (1, 2)	0-0 1-3 2H 3H 1B		0-0 F9		4-0 2B FC BB		0-0 WP 1B		0-0 F9		4	0	2	2	1	0	1			
Steve Lombardozzi, R OBP: 0.361, SLG: 0.489 (1, 4)		0-0 1B SF8 1B		0-0 F3		0-0 FC 2B		4-0 1-2 3H BB		3	1	2	0	1	0	0				
Randy Bush, L OBP: 0.380, SLG: 0.414 Mickey Hatcher, R OBP: 0.123, SLG: 0.132 (6, PH)	0-0 FC4 BB 1B		4-0 BB		4-0 FC IBB		0-3 K				1	0	1	0	2	0	0			
Greg Gagne, R OBP: 0.253, SLG: 0.333 (1, 6)	0-0 SF8		0-0 4-3		0-3 FC		0-0 F4				3	0	0	1	0	0	4			
Inning Stats	R: 2 E: 0 K: 1 S: 6	H: 2 LOB: 2 BB: 2 P: 14	R: 1 E: 0 K: 0 S: 5	H: 2 LOB: 1 BB: 1 P: 9	R: 2 E: 0 K: 0 S: 5	H: 2 LOB: 1 BB: 1 P: 9	R: 0 E: 0 K: 0 S: 3	H: 0 LOB: 0 BB: 0 P: 3	R: 0 E: 0 K: 1 S: 8	H: 1 LOB: 3 BB: 2 P: 16	R: 3 E: 0 K: 2 S: 9	H: 2 LOB: 3 BB: 3 P: 21	R: 0 E: 0 K: 0 S: 3	H: 0 LOB: 0 BB: 0 P: 3	R: 0 E: 0 K: 1 S: 5	H: 0 LOB: 1 BB: 1 P: 9	1B: 6 2B: 2 3B: 0 HR: 1	SF: 1 SAC: 0 DP: 0 HBP: 0	WP: 2 PB: 1 SB: 1 CS: 0	PA: 42
PITCHER	IP WLS BF H R ER SO BB IBB HBP BLK WP HR S P ERA WHIP																			
Walt Terrell, R ERA: 6.45 Randy O'Neal, R ERA: 5.06 Chuck Cary, L ERA: 1.98 Willie Hernandez, L ERA: 4.61	(1, 1) (3, 1) (6, 1) (8, 1)	2.0 L 18 2 3 3 3 4 1 0 0 0 1 0 19 39 7.36 1.636																		

Detroit Tigers @ Minnesota Twins
 Hubert H. Humphrey Metrodome, Minneapolis, MN
 Fri May 09 1986, 8:05 PM EDT
 Att: 16,477 - Unknown

AB 31
R 8
H 9
RBI 7
BB 10
SO 5
LOB 17




Batter	1	2	3	4	5	6	7	8	9	AB	R	H	RBI	BB	SO	LOB	TOP			
Lou Whitaker, L (1.4) OBP: 0.317, SLG: 0.412	F8		5-3 1B		K		4-3		B2	5	0	1	0	0	1	1	Detroit Tigers @ Minnesota Twins Hubert H. Humphrey Metrodome, Minneapolis, MN Sun May 11 1986, 4:33 AM EDT Att: 22,189 - Unknown			
Alan Trammell, R (1.6) OBP: 0.292, SLG: 0.470	L9		5-3		6-3			BB 1B	F9	5	1	1	0	0	0	2				
Darrell Evans, L (1.3) OBP: 0.308, SLG: 0.435	G3		L9		4-3			SH5-3 1B BB		3	0	0	0	2	0	1				
Lance Parrish, R (1.2) OBP: 0.302, SLG: 0.402		HR		K		K		SH5-3 1B	K	5	1	2	2	0	3	2				
Harry Spilman, L (1.10) OBP: 0.357, SLG: 0.630	4-3			F8		L7		SH5-3		3	0	0	0	0	0	0				
Darnell Coles, R (1.5) OBP: 0.343, SLG: 0.490		CS 1B		1B HBP				K		2	1	1	0	0	1	2				
Pat Sheridan, L (1.9) OBP: 0.220, SLG: 0.410		1-2 HR		1B 1B		G3				3	1	2	1	1	0	1				
Chet Lemon, R (1.8) OBP: 0.318, SLG: 0.385	6-3			1-3 2H 1B			G6-4-3 HBP	F8		3	0	1	1	0	0	3				
Dave Collins, S (1.7) OBP: 0.419, SLG: 0.407			G3	G3			G6-4-3 1-2		F9 S 1B	4	0	1	0	0	0	3				
Inning Stats	R: 0 E: 0 K: 0 S: 3	H: 0 LOB: 0 BB: 0 P: 3	R: 2 E: 0 K: 0 S: 5	H: 3 LOB: 0 BB: 0 P: 5	R: 0 E: 0 K: 0 S: 4	H: 1 LOB: 1 BB: 0 P: 4	R: 1 E: 0 K: 1 S: 7	H: 2 LOB: 2 BB: 0 P: 8	R: 0 E: 0 K: 1 S: 5	H: 0 LOB: 1 BB: 0 P: 6	R: 0 E: 0 K: 0 S: 2	H: 0 LOB: 0 BB: 0 P: 3	R: 1 E: 0 K: 0 S: 7	H: 2 LOB: 2 BB: 2 P: 15	R: 0 E: 0 K: 1 S: 6	H: 1 LOB: 2 BB: 1 P: 10	1B: 7 2B: 0 3B: 0 HR: 2	SF: 0 SAC: 1 DP: 1 HBP: 3	WP: 0 PB: 0 SB: 1 CS: 1	PA: 40
PITCHER	IP	WLS	BF	H	R	ER	SO	BB	IBB	HBP	BLK	WP	HR	S	P	ERA	WHIP			
Mike Smithson, R (1.1) ERA: 3.28	6.0	L	26	6	3	3	3	0	0	3	0	0	2	29	32	4.50	1.000			
Juan Agosto, L (7.1) ERA: 2.93	1.1		6	2	1	1	0	1	0	0	0	0	0	5	9	6.75	2.250			
Ron Davis, R (8.1) ERA: 11.57	1.2		8	1	0	0	2	0	2	0	0	0	0	10	18	0.00	0.600			

AB	33
R	4
H	9
RBI	4
BB	3
SO	5
LOB	15



Batter	1	2	3	4	5	6	7	8	9	AB	R	H	RBI	BB	SO	LOB	BOTTOM					
Roy Smalley, S (1.10) OBP: 0.340, SLG: 0.413	4-3		F9		K		K			4	0	0	0	0	2	3	Detroit Tigers @ Minnesota Twins Hubert H. Humphrey Metrodome, Minneapolis, MN Sun May 11 1986, 4:33 AM EDT Att: 22,189 - Unknown					
Kirby Puckett, R (1.8) OBP: 0.435, SLG: 0.722	1-3		1-2 HBP		G4-6-3 BB			1B		2	0	1	0	1	0	0						
Kent Hrbek, L (1.3) OBP: 0.425, SLG: 0.530			F7		G4-6-3			F8		4	0	1	0	0	0	6						
Tom Brunansky, R (1.9) OBP: 0.328, SLG: 0.487	6-3		6-3				F8	K		4	0	0	0	1	1	4						
Randy Bush, L (1.7) OBP: 0.368, SLG: 0.397		BB 1B		3-1		K		K		4	0	1	0	0	2	1						
Gary Gaetti, R (1.5) OBP: 0.339, SLG: 0.527		G4-6-3 BB		5-3		5-3			5-3	3	0	0	0	1	0	0						
Steve Lombardozzi, R (1.4) OBP: 0.359, SLG: 0.535		K		5-3				HR	K	4	1	1	1	0	2	2						
Mark Salas, L (1.2) OBP: 0.289, SLG: 0.391	G4-6-3				BB BB BB		F6		G3	3	0	0	0	1	0	2						
Greg Gagne, R (1.6) OBP: 0.272, SLG: 0.385					HBP BB		5-3			1	0	0	0	2	0	0						
Inning Stats	R: 0 E: 0 K: 0 S: 4	H: 1 LOB: 1 BB: 0 P: 4	R: 0 E: 0 K: 1 S: 5	H: 1 LOB: 1 BB: 1 P: 9	R: 0 E: 0 K: 0 S: 3	H: 0 LOB: 0 BB: 1 P: 8	R: 0 E: 0 K: 0 S: 3	H: 0 LOB: 0 BB: 0 P: 3	R: 0 E: 0 K: 1 S: 4	H: 0 LOB: 2 BB: 3 P: 16	R: 0 E: 0 K: 1 S: 5	H: 0 LOB: 0 BB: 0 P: 5	R: 1 E: 0 K: 1 S: 6	H: 1 LOB: 0 BB: 0 P: 6	R: 0 E: 0 K: 2 S: 8	H: 1 LOB: 0 BB: 0 P: 8	R: 0 E: 0 K: 1 S: 5	H: 0 LOB: 0 BB: 0 P: 5	1B: 2 2B: 1 3B: 0 HR: 1	SF: 0 SAC: 0 DP: 2 HBP: 1	WP: 0 PB: 0 SB: 0 CS: 0	PA: 35
PITCHER	IP	WLS	BF	H	R	ER	SO	BB	IBB	HBP	BLK	WP	HR	S	P	ERA	WHIP					
Dan Petry, R (1.1) ERA: 4.69	9.0	W	35	4	1	1	7	5	0	1	0	0	1	43	64	1.00	1.000					


AB	29
R	1
H	4
RBI	1
BB	5
SO	7
LOB	18



Batter	1	2	3	4	5	6	7	8	9	AB	R	H	RBI	BB	SO	LOB	TOP			
Lou Whitaker, L (1, 4) OBP: 0.321, SLG: 0.406										4	2	1	0	1	0	2				
Alan Trammell, R (1, 6) OBP: 0.297, SLG: 0.462										4	1	1	0	1	0	2				
Darnell Coles, R (1, 5) OBP: 0.355, SLG: 0.500										4	1	2	2	1	0	1				
Lance Parrish, R (1, 2) OBP: 0.314, SLG: 0.406										4	0	2	1	1	1	6				
Chet Lemon, R (1, 8) OBP: 0.326, SLG: 0.390										4	0	2	2	0	0	2				
Larry Hemdon, R (1, 7) OBP: 0.242, SLG: 0.256										3	0	0	0	0	1	2				
Dave Collins, S (8, PH) OBP: 0.415, SLG: 0.402										1	0	0	0	0	1	2				
Darrell Evans, L (1, 3) OBP: 0.296, SLG: 0.417										4	0	0	0	0	0	4				
Brian Harper, R (1, 9) OBP: 0.059, SLG: 0.059										3	0	0	0	0	1	0				
Harry Spillman, L (9, PH) OBP: 0.345, SLG: 0.607										1	0	0	0	0	1	0				
Tom Brookens, R (1, 10) OBP: 0.370, SLG: 0.462										2	0	1	0	0	0	0				
Dave Bergman, L (8, PH) OBP: 0.462, SLG: 0.364										0	1	1	0	1	0	0				
Pat Sheridan, L (9, PR) OBP: 0.220, SLG: 0.410										0	0	0	0	0	0	0				
Inning Stats	R: 2 E: 0 K: 0 S: 5	H: 3 LOB: 0 BB: 0 P: 5	R: 0 E: 0 K: 1 S: 5	H: 0 LOB: 0 BB: 0 P: 5	R: 0 E: 1 K: 0 S: 4	H: 0 LOB: 1 BB: 0 P: 4	R: 0 E: 0 K: 0 S: 3	H: 1 LOB: 1 BB: 1 P: 7	R: 0 E: 0 K: 0 S: 4	H: 1 LOB: 0 BB: 0 P: 4	R: 0 E: 0 K: 1 S: 5	H: 0 LOB: 0 BB: 0 P: 5	R: 3 E: 0 K: 2 S: 11	H: 4 LOB: 2 BB: 1 P: 15	R: 0 E: 0 K: 1 S: 5	H: 0 LOB: 3 BB: 3 P: 17	1B: 9 2B: 1 3B: 0 HR: 0	SF: 0 SAC: 0 DP: 3 HBP: 0	WP: 0 PB: 0 SB: 1 CS: 0	PA: 40
PITCHER	IP WLS BF H R ER SO BB IBB HBP BLK WP HR S P ERA WHIP																			
Danny Jackson, L (1, 1) ERA: 3.29	7.0 W 26 6 2 2 2 1 0 0 0 0 0 0 29 33 2.57 1.000																			
Dan Quisenberry, R (8, 1) ERA: 2.57	0.0 4 3 3 3 0 1 0 0 0 0 0 0 3 7 ∞ ∞																			
Steve Farr, R (8, 1) ERA: 1.93	1.0 4 1 0 0 2 0 0 0 0 0 0 0 8 8 0.00 1.000																			
Bud Black, L (9, 1) ERA: 6.0	0.2 3 0 0 0 1 1 0 0 0 0 0 0 4 8 0.00 1.500																			
Mark Huisman, R (9, 1) ERA: 3.24	0.1 S 3 0 0 0 0 2 0 0 0 0 0 0 1 9 0.00 6.000																			
Batter	1	2	3	4	5	6	7	8	9	AB	R	H	RBI	BB	SO	LOB	BOTTOM			
Willie Wilson, S (1, 8) OBP: 0.282, SLG: 0.316										3	0	0	0	1	0	1				
Lonnie Smith, R (1, 7) OBP: 0.280, SLG: 0.239										4	1	0	0	0	0	3				
Lynn Jones, R (8, 7)										0	0	0	0	0	0	0				
George Brett, L (1, 5) OBP: 0.411, SLG: 0.516										3	1	1	0	1	0	0				
Frank White, R (1, 4) OBP: 0.333, SLG: 0.481										3	0	0	0	1	1	1				
Steve Balboni, R (1, 3) OBP: 0.345, SLG: 0.415										4	1	2	2	0	2	1				
Darryl Motley, R (1, 9) OBP: 0.285, SLG: 0.465										4	1	1	0	0	0	2				
Hal McRae, R (1, 10) OBP: 0.231, SLG: 0.306										4	1	1	1	0	1	0				
Jim Sundberg, R (1, 2) OBP: 0.260, SLG: 0.337										4	1	1	3	0	1	0				
Angel Salazar, R (1, 6) OBP: 0.286, SLG: 0.292										2	0	1	0	0	0	0				
Inning Stats	R: 0 E: 0 K: 0 S: 3	H: 0 LOB: 0 BB: 0 P: 3	R: 4 E: 0 K: 0 S: 7	H: 4 LOB: 0 BB: 0 P: 7	R: 0 E: 0 K: 1 S: 5	H: 0 LOB: 1 BB: 1 P: 9	R: 0 E: 0 K: 0 S: 3	H: 0 LOB: 0 BB: 0 P: 3	R: 2 E: 0 K: 0 S: 6	H: 3 LOB: 2 BB: 1 P: 10	R: 0 E: 0 K: 0 S: 3	H: 0 LOB: 0 BB: 1 P: 8	R: 0 E: 0 K: 2 S: 7	H: 0 LOB: 0 BB: 0 P: 7	R: 0 E: 0 K: 2 S: 7	H: 0 LOB: 0 BB: 0 P: 7	1B: 5 2B: 1 3B: 0 HR: 1	SF: 0 SAC: 0 DP: 0 HBP: 1	WP: 1 PB: 0 SB: 0 CS: 0	PA: 35
PITCHER	IP WLS BF H R ER SO BB IBB HBP BLK WP HR S P ERA WHIP																			
Dave LaPoint, L (1, 1) ERA: 5.01	4.2 L 23 7 6 6 1 2 0 0 0 0 0 0 23 31 11.57 1.929																			
Bill Campbell, R (5, 1) ERA: 5.01	1.1 6 0 0 0 0 1 0 1 0 0 0 0 4 9 0.00 0.750																			
Bill Scherrer, L (7, 1) ERA: 5.01	1.0 3 0 0 0 2 0 0 0 0 0 0 0 7 7 0.00 0.000																			
Willie Hernandez, L (8, 1) ERA: 3.86	1.0 3 0 0 0 2 0 0 0 0 0 0 0 7 7 0.00 0.000																			


Detroit Tigers @ Kansas City Royals
 Royals Stadium, Kansas City, MO
 Mon May 12 1986, 8:05 PM EDT
 Att: 31,509 - Unknown

AB 35
 R 5
 H 10
 RBI 5
 BB 5
 SO 5
 LOB 21



Detroit Tigers @ Kansas City Royals
 Royals Stadium, Kansas City, MO
 Mon May 12 1986, 8:05 PM EDT
 Att: 31,509 - Unknown

AB 31
 R 6
 H 7
 RBI 6
 BB 3
 SO 5
 LOB 8



Batter	1	2	3	4	5	6	7	8	9	10	11	AB	R	H	RBI	BB	SO	LOB	TOP									
Lou Whitaker, L OBP: 0.316, SLG: 0.406 (1, 4)	3-1 ①		E 2B		F8		F6		4-3			5	1	1	0	0	0	1										
Alan Trammell, R OBP: 0.302, SLG: 0.459 (1, 6)	3-1 ②		E7 1B			F7		F9		FC5-4 1B		5	0	2	1	0	0	0										
Dave Collins, S OBP: 0.404, SLG: 0.391 (1, 7)			L9					3-1		FC5-4 CS		5	0	1	0	0	1	2										
Lance Parrish, R OBP: 0.317, SLG: 0.400 (1, 2)	F3 ③											4	1	1	0	1	2	2										
Darrell Evans, L OBP: 0.304, SLG: 0.414 (1, 10)												3	0	1	0	1	1	0										
Brian Harper, R OBP: 0.059, SLG: 0.059 (8, PR)												0	0	0	0	0	0	0										
Harry Spilman, L OBP: 0.333, SLG: 0.596 (11, PH)												1	0	0	0	0	1	0										
Danell Coles, R OBP: 0.307, SLG: 0.495 (1, 5)												5	0	2	1	0	2	2										
Chet Lemon, R OBP: 0.319, SLG: 0.379 (1, 8)												5	0	1	0	0	2	3										
Mike Laga, L OBP: 0.280, SLG: 0.422 (1, 3)												4	0	0	0	0	1	1										
Dave Bergman, L OBP: 0.462, SLG: 0.364 (9, 3)												0	0	0	0	0	0	0										
Pat Sheridan, L OBP: 0.200, SLG: 0.372 (1, 9)												4	0	0	0	0	0	1										
Inning Stats	R: 0 E: 0 K: 0 S: 4	H: 1 LOB: 1 BB: 0 P: 4	R: 0 E: 0 K: 1 S: 5	H: 0 LOB: 0 BB: 0 P: 5	R: 1 E: 1 K: 0 S: 5	H: 2 LOB: 1 BB: 0 P: 5	R: 0 E: 0 K: 2 S: 8	H: 1 LOB: 1 BB: 0 P: 8	R: 0 E: 0 K: 0 S: 3	H: 0 LOB: 0 BB: 0 P: 3	R: 0 E: 0 K: 1 S: 6	H: 1 LOB: 1 BB: 0 P: 6	R: 1 E: 0 K: 1 S: 7	H: 2 LOB: 2 BB: 1 P: 11	R: 0 E: 0 K: 0 S: 3	H: 0 LOB: 0 BB: 0 P: 3	R: 0 E: 0 K: 1 S: 5	H: 1 LOB: 0 BB: 0 P: 5	R: 0 E: 0 K: 2 S: 7	H: 0 LOB: 0 BB: 0 P: 7	1B: 8 2B: 1 3B: 0 HR: 0	SF: 0 SAC: 0 DP: 0 HBP: 0	WP: 0 PB: 0 SB: 0 CS: 1	PA: 43				
PITCHER	IP 9.0	WLS 9	BF 37	H 8	R 2	ER 2	SO 7	BB 2	IBB 0	HBP 0	BLK 0	WP 0	HR 0	S 49	P 57	ERA 2.00	WHIP 1.111											
Bret Saberhagen, R ERA: 3.28 (1, 1)																												
Steve Farr, R ERA: 1.74 (10, 1)	2.0	W	6	1	0	0	3	0	0	0	0	0	0	0	12	12	0.00	0.500										

Detroit Tigers @ Kansas City Royals
Royals Stadium, Kansas City, MO
Tue May 13 1986, 8:05 PM EDT
Att: 22,566 - Unknown

AB 41
R 2
H 9
RBI 2
BB 2
SO 10
LOB 12



Batter	1	2	3	4	5	6	7	8	9	10	11	AB	R	H	RBI	BB	SO	LOB	BOTTOM								
Willie Wilson, S OBP: 0.271, SLG: 0.303 (1, 8)	F5 ①		6-3 ③			E5 1B		K		1-3 ②		5	1	0	0	0	1	1									
Rudy Law, L OBP: 0.340, SLG: 0.376 (1, 7)	G3 S BB							K		L9 ③		4	0	2	1	1	1	1									
George Brett, L OBP: 0.411, SLG: 0.500 (1, 5)	G3 ②							K				3	0	0	0	2	0	2									
Frank White, R OBP: 0.328, SLG: 0.468 (1, 4)	K ③							K				5	1	1	0	0	2	6									
Jorge Orta, L OBP: 0.270, SLG: 0.458 (1, 10)												3	0	1	0	0	0	0									
Hal McRae, R OBP: 0.238, SLG: 0.351 (9, PH)												2	1	1	2	0	0	0									
Steve Balboni, R OBP: 0.341, SLG: 0.436 (1, 3)												4	1	1	1	0	1	1									
Jim Sundberg, R OBP: 0.280, SLG: 0.327 (1, 2)												3	0	0	0	1	1	0									
Darryl Motley, R OBP: 0.259, SLG: 0.447 (1, 9)												4	0	0	0	0	1	2									
Angel Salazar, R OBP: 0.270, SLG: 0.284 (1, 6)												2	0	0	0	0	2	0									
Jamie Quirk, L OBP: 0.168, SLG: 0.467 (8, PH)												1	0	1	0	0	0	0									
Buddy Biancalana, S OBP: 0.111, SLG: 0.111 (8, 6)												1	0	0	0	0	1	0									
Inning Stats	R: 0 E: 0 K: 1 S: 5	H: 0 LOB: 1 BB: 1 P: 9	R: 0 E: 0 K: 0 S: 3	H: 0 LOB: 0 BB: 0 P: 3	R: 0 E: 0 K: 2 S: 7	H: 0 LOB: 0 BB: 0 P: 7	R: 0 E: 0 K: 0 S: 3	H: 1 LOB: 1 BB: 0 P: 3	R: 0 E: 0 K: 2 S: 9	H: 1 LOB: 2 BB: 1 P: 13	R: 0 E: 0 K: 2 S: 8	H: 1 LOB: 2 BB: 1 P: 12	R: 0 E: 0 K: 0 S: 4	H: 1 LOB: 0 BB: 0 P: 4	R: 0 E: 0 K: 1 S: 5	H: 0 LOB: 0 BB: 0 P: 5	R: 2 E: 0 K: 0 S: 3	H: 2 LOB: 0 BB: 0 P: 3	1B: 4 2B: 1 3B: 0 HR: 2	SF: 0 SAC: 0 DP: 1 HBP: 0	WP: 0 PB: 0 SB: 2 CS: 1	PA: 42					
PITCHER	IP 8.0	WLS L	BF 31	H 4	R 3	ER 3	SO 9	BB 3	IBB 1	HBP 0	BLK 0	WP 0	HR 0	S 45	P 61	ERA 0.00	WHIP 0.875										
Jack Morris, R ERA: 4.78 (1, 1)																											
Willie Hernandez, L ERA: 4.82 (9, 1)	2.1	L	10	3	3	3	1	0	0	0	0	0	2	12	12	11.57	1.286										

Detroit Tigers @ Kansas City Royals
Royals Stadium, Kansas City, MO
Tue May 13 1986, 8:05 PM EDT
Att: 22,566 - Unknown

AB 37
R 4
H 7
RBI 4
BB 4
SO 10
LOB 13



Batter	1	2	3	4	5	6	7	8	9	AB	R	H	RBI	BB	SO	LOB	TOP								
Scott Fletcher, R OBP: 0.408, SLG: 0.457 (1, 6)										4	1	2	0	1	0	1	Texas Rangers @ Detroit Tigers Tiger Stadium, Detroit, MI Thu May 15 1986, 7:05 PM EDT Att: 13,236 - Unknown								
Gary Ward, R OBP: 0.395, SLG: 0.323 George Wright, S OBP: 0.220, SLG: 0.327 (1, 8) (6, 8)										2	0	0	0	2	0	3									
Pete O'Brien, L OBP: 0.400, SLG: 0.575 (1, 3)										5	2	2	0	0	1	4									
Pete Incaviglia, R OBP: 0.330, SLG: 0.500 (1, 9)										4	2	1	2	1	1	1									
Larry Parrish, R OBP: 0.331, SLG: 0.505 (1, 10)											5	0	0	1	0	2									
Toby Harrah, R OBP: 0.341, SLG: 0.342 Curtis Wilkerson, S OBP: 0.217, SLG: 0.185 (1, 4) (4, 4)											1	2	1	0	1	0		0							
Don Slaught, R OBP: 0.358, SLG: 0.632 (1, 2)											4	1	2	5	0	2		0							
Tom Paciorek, R OBP: 0.378, SLG: 0.432 (1, 7)											4	0	1	0	0	0		1							
Steve Buechele, R OBP: 0.320, SLG: 0.446 (1, 5)											3	0	1	0	1	0		1							
Inning Stats	R: 4 E: 0 K: 0 S: 6	H: 3 LOB: 1 BB: 2 P: 14	R: 0 E: 0 K: 1 S: 5	H: 1 LOB: 1 BB: 1 P: 9	R: 2 E: 0 K: 0 S: 6	H: 3 LOB: 1 BB: 0 P: 6	R: 0 E: 0 K: 0 S: 3	H: 0 LOB: 1 BB: 1 P: 7	R: 0 E: 0 K: 1 S: 5	H: 0 LOB: 0 BB: 0 P: 5	R: 0 E: 0 K: 0 S: 4	H: 1 LOB: 2 BB: 1 P: 8	R: 0 E: 0 K: 1 S: 5	H: 0 LOB: 0 BB: 0 P: 5	R: 0 E: 0 K: 1 S: 5	H: 0 LOB: 1 BB: 1 P: 9		R: 2 E: 0 K: 0 S: 5	H: 2 LOB: 0 BB: 0 P: 5	1B: 5 2B: 2 3B: 1 HR: 2	SF: 0 SAC: 0 DP: 0 HBP: 0	WP: 0 PB: 0 SB: 0 CS: 0	PA: 42		
PITCHER	IP	WLS	BF	H	R	ER	SO	BB	IBB	HBP	BLK	WP	HR	S	P	ERA	WHIP								
Frank Tanana, L ERA: 5.09 (1, 1)	2.2	L	17	7	6	6	1	3	0	0	0	0	1	16	28	20.25	3.750								
Eric King, R ERA: (3, 1)	5.1		20	1	0	0	3	3	0	0	0	0	0	23	35	0.00	0.750								
Bill Scherrer, L ERA: 9.0 (9, 1)	1.0		5	2	2	2	0	0	0	0	0	0	1	5	5	18.00	2.000								

AB	36
R	8
H	10
RBI	8
BB	6
SO	4
LOB	13



Batter	1	2	3	4	5	6	7	8	9	AB	R	H	RBI	BB	SO	LOB	BOTTOM								
Lou Whitaker, L OBP: 0.295, SLG: 0.377 (1, 4)										4	0	0	0	0	0	1	Texas Rangers @ Detroit Tigers Tiger Stadium, Detroit, MI Thu May 15 1986, 7:05 PM EDT Att: 13,236 - Unknown								
Alan Trammell, R OBP: 0.298, SLG: 0.440 (1, 6)										4	0	0	0	0	0	1									
Darnell Coles, R OBP: 0.358, SLG: 0.482 (1, 5)										4	0	2	0	0	0	0									
Lance Parrish, R OBP: 0.306, SLG: 0.407 (1, 2)										4	1	0	0	0	0	2									
Chet Lemon, R OBP: 0.363, SLG: 0.452 (1, 8)										3	0	3	0	1	0	0									
Larry Hemdon, R OBP: 0.232, SLG: 0.247 (1, 7)										3	0	0	1	0	1	3									
Darrell Evans, L OBP: 0.308, SLG: 0.434 (1, 3)										4	0	0	0	0	1	3									
Tom Brookens, R OBP: 0.387, SLG: 0.448 (1, 10)										3	0	1	0	1	1	1									
Brian Harper, R OBP: 0.087, SLG: 0.045 (1, 9)										4	0	0	0	0	0	3									
Inning Stats	R: 0 E: 0 K: 0 S: 4	H: 1 LOB: 1 BB: 0 P: 4	R: 0 E: 0 K: 2 S: 9	H: 2 LOB: 2 BB: 0 P: 9	R: 0 E: 0 K: 0 S: 4	H: 1 LOB: 1 BB: 0 P: 4	R: 0 E: 0 K: 0 S: 4	H: 1 LOB: 0 BB: 0 P: 4	R: 0 E: 0 K: 0 S: 3	H: 0 LOB: 0 BB: 0 P: 3	R: 1 E: 1 K: 0 S: 5	H: 1 LOB: 1 BB: 0 P: 5	R: 0 E: 0 K: 0 S: 3	H: 0 LOB: 1 BB: 1 P: 7	R: 0 E: 0 K: 0 S: 3	H: 0 LOB: 1 BB: 1 P: 7		R: 0 E: 0 K: 1 S: 5	H: 0 LOB: 0 BB: 0 P: 5	1B: 5 2B: 1 3B: 0 HR: 0	SF: 1 SAC: 0 DP: 0 HBP: 0	WP: 0 PB: 0 SB: 0 CS: 0	PA: 36		
PITCHER	IP	WLS	BF	H	R	ER	SO	BB	IBB	HBP	BLK	WP	HR	S	P	ERA	WHIP								
Mike Mason, L ERA: 3.6 (1, 1)	8.0	W	33	6	1	0	2	2	0	0	0	0	0	35	43	0.00	1.000								
Mitch Williams, L ERA: 2.63 (9, 1)	1.0		3	0	0	0	1	0	0	0	0	0	0	5	5	0.00	0.000								

AB	33
R	1
H	6
RBI	1
BB	2
SO	3
LOB	14



Batter	1	2	3	4	5	6	7	8	9	AB	R	H	RBI	BB	SO	LOB	TOP										
Rick Burleson, R OBP: 0.388, SLG: 0.437 (1, 10) X	0-0 FC4-6 1B	0-0 5-3		0-3 K			0-0 F8	0-3 K		5	0	1	0	0	2	4											
Wally Joyner, L OBP: 0.357, SLG: 0.631 (1, 3) X	0-0 FC4-6 BB HR	0-0 F9			0-0 F6		0-0 BB 1B	0-0 F7		5	1	1	0	0	0	2											
Brian Downing, R OBP: 0.423, SLG: 0.551 (1, 7) B B B	4-0 HR BB		0-0 F8		0-0 5-3		4-0 BB 1-2	0-0 F6		3	1	0	0	2	0	0											
Doug DeCinces, R OBP: 0.310, SLG: 0.396 (1, 5) X	0-0 HR		0-3 K		0-0 F7		0-0 F2	0-0 E3 BB		5	1	1	3	0	1	2											
George Hendrick, R OBP: 0.320, SLG: 0.537 (1, 9) X	0-0 6-3		4-0 BB		0-0 F7		0-0 F6	4-0 FC6-4 BB		3	0	0	0	2	0	0											
Bobby Grich, R OBP: 0.344, SLG: 0.418 (1, 4) X	0-0 FC6-4 1B		0-0 F8		0-0 F8		0-0 6-3	0-0 FC6-4		5	0	1	0	0	0	3											
Dick Schofield, R OBP: 0.337, SLG: 0.477 (1, 6) X	0-0 FC6-4 1-2		0-0 4-3		4-0 BB		0-0 1B 1B			3	1	1	0	1	0	1											
Gary Pettis, S OBP: 0.266, SLG: 0.302 (1, 8) X		0-0 SH1-4 1B		0-0 1B		0-0 5-3		0-0 1B 1B		4	0	3	0	0	0	1											
Bob Boone, R OBP: 0.284, SLG: 0.276 (1, 2) X		0-0 SH1-4		0-0 F7		0-0 F8		1-2 2-H 1B		3	0	1	1	0	0	1											
Inning Stats	R: 3 E: 0 K: 0 S: 6	H: 3 LOB: 1 BB: 1 P: 10	R: 0 E: 0 K: 0 S: 4	H: 1 LOB: 1 BB: 0 P: 4	R: 0 E: 0 K: 1 S: 5	H: 0 LOB: 1 BB: 1 P: 9	R: 0 E: 0 K: 1 S: 6	H: 1 LOB: 1 BB: 0 P: 6	R: 0 E: 0 K: 0 S: 3	H: 0 LOB: 0 BB: 0 P: 3	R: 0 E: 0 K: 0 S: 3	H: 0 LOB: 1 BB: 1 P: 7	R: 0 E: 0 K: 0 S: 4	H: 1 LOB: 2 BB: 1 P: 8	R: 1 E: 0 K: 1 S: 8	H: 3 LOB: 2 BB: 0 P: 8	R: 0 E: 1 K: 0 S: 4	H: 0 LOB: 2 BB: 1 P: 8	1B: 8 2B: 0 3B: 0 HR: 1	SF: 0 SAC: 1 DP: 0 HBP: 0	WP: 0 PB: 0 SB: 0 CS: 0	PA: 42					
PITCHER	IP	WLS	BF	H	R	ER	SO	BB	IBB	HBP	BLK	WP	HR	S	P	ERA	WHIP										
Dave LaPoint, L ERA: 4.75 (1, 1)	7.0	W	31	6	3	3	2	4	0	0	0	0	1	31	47	3.86	1.429										
Willie Hernandez, L ERA: 4.57 (8, 1)	2.0		11	3	1	1	1	1	0	0	0	0	0	12	16	4.50	2.000										

California Angels @ Detroit Tigers
Tiger Stadium, Detroit, MI
Sat May 17 1986, 3:33 AM EDT
Att: 28,709 - Unknown

AB	36
R	4
H	9
RBI	4
BB	5
SO	3
LOB	14



Batter	1	2	3	4	5	6	7	8	9	AB	R	H	RBI	BB	SO	LOB	BOTTOM										
Lou Whitaker, L OBP: 0.305, SLG: 0.415 (1, 4) X	0-0 3B 1B	0-0 CS	0-0 F9		0-0 HR		0-3 K	0-0 2B		5	2	3	3	0	1	1											
Alan Trammell, R OBP: 0.293, SLG: 0.424 (1, 6) X	0-0 F8		0-0 F8		0-0 1-3		0-0 HR 1B	0-0 5-3		5	1	1	1	0	0	2											
Johnny Grubb, L OBP: 0.500, SLG: 1.000 (1, 9) X	0-0 1B 3B		0-0 3-1		0-0 4-3		0-0 HR			3	1	1	1	0	0	0											
Larry Herndon, R OBP: 0.240, SLG: 0.287 (7, PH) (8, 7) X	0-0 1B 3B		0-0 3-1		0-0 4-3		0-0 HR			1	1	1	2	0	0	0											
Lance Parrish, R OBP: 0.307, SLG: 0.403 (1, 2) X	0-0 1B		0-0 F5		0-0 F3		0-0 4-3			4	0	1	1	0	0	0											
Darrell Evans, L OBP: 0.313, SLG: 0.451 (1, 10) X	0-0 F9		0-0 F4		4-0 2B BB		0-0 HR			3	1	1	1	1	0	1											
Darnell Coles, R OBP: 0.354, SLG: 0.467 (1, 5) X	0-0 F7		4-0 BB		0-0 F7		0-3 K			3	0	0	0	1	1	2											
Dave Bergman, L OBP: 0.400, SLG: 0.478 (1, 3) X		0-0 F7		0-3 K		0-0 2B		0-0 5-3 1B 1B		4	1	2	0	0	1	1											
Chet Lemon, R OBP: 0.367, SLG: 0.460 (1, 8) X		0-0 F5		0-0 F5		0-0 SH5-4 1B 1B		0-0 5-3 1B 1B		4	1	1	0	0	0	1											
Dave Collins, S OBP: 0.404, SLG: 0.389 (1, 7) X		4-0 CS		0-0 HR		0-0 SH5-4		0-0 2B 1B		1	1	1	0	1	0	0											
Pat Sheridan, L OBP: 0.196, SLG: 0.347 (8, 9) X		0-0 CS		0-0 HR		0-0 SH5-4		0-0 2B 1B		1	1	1	1	0	0	0											
Inning Stats	R: 2 E: 0 K: 0 S: 6	H: 3 LOB: 1 BB: 0 P: 6	R: 0 E: 0 K: 0 S: 2	H: 0 LOB: 0 BB: 1 P: 6	R: 0 E: 0 K: 1 S: 3	H: 0 LOB: 0 BB: 0 P: 3	R: 0 E: 0 K: 1 S: 5	H: 0 LOB: 1 BB: 1 P: 9	R: 2 E: 0 K: 0 S: 5	H: 2 LOB: 0 BB: 0 P: 5	R: 0 E: 0 K: 0 S: 3	H: 1 LOB: 2 BB: 1 P: 7	R: 3 E: 0 K: 1 S: 8	H: 3 LOB: 0 BB: 0 P: 8	R: 3 E: 0 K: 1 S: 9	H: 4 LOB: 1 BB: 0 P: 9	R: 3 E: 0 K: 1 S: 9	H: 4 LOB: 1 BB: 0 P: 9	1B: 7 2B: 2 3B: 1 HR: 3	SF: 0 SAC: 1 DP: 0 HBP: 0	WP: 0 PB: 0 SB: 0 CS: 1	PA: 39					
PITCHER	IP	WLS	BF	H	R	ER	SO	BB	IBB	HBP	BLK	WP	HR	S	P	ERA	WHIP										
Jim Slaton, R ERA: 3.99 (1, 1)	6.0	L	26	7	5	5	1	3	0	0	0	0	1	25	37	7.50	1.667										
Terry Forster, L ERA: 5.02 (7, 1)	0.2		3	1	0	0	1	0	0	0	0	0	0	5	5	0.00	1.500										
Doug Corbett, R ERA: 2.7 (7, 1)	1.1		9	5	5	5	1	0	0	0	0	0	2	11	11	33.75	3.750										

California Angels @ Detroit Tigers
Tiger Stadium, Detroit, MI
Sat May 17 1986, 3:33 AM EDT
Att: 28,709 - Unknown

AB	34
R	10
H	13
RBI	10
BB	3
SO	3
LOB	8



Batter	1	2	3	4	5	6	7	8	9	AB	R	H	RBI	BB	SO	LOB	TOP			
Harold Reynolds, S OBP: 0.217, SLG: 0.227 (1, 4)	1-3	4-3			F5		FC3-6			4	0	0	0	0	0	2				
Spike Owen, S OBP: 0.306, SLG: 0.322 (1, 6)	1B BB		F7		F9		F7			3	0	0	0	1	0	1				
Phil Bradley, R OBP: 0.354, SLG: 0.360 (1, 7)	1B 1-2		6-3		F8		G3			4	0	1	0	0	0	1				
Alvin Davis, L OBP: 0.441, SLG: 0.585 (1, 3)	1-3 1B		4-3			FC6-4 BB		F6		3	0	1	0	1	0	0				
Ken Phelps, L OBP: 0.429, SLG: 0.600 (1, 10)	BB			G5-4-3 BB		F7		F2		2	0	0	0	2	0	1				
Jim Prestley, R OBP: 0.260, SLG: 0.386 (1, 5)	K		G5-4-3		FC6-4 1B		6-3			4	0	0	0	0	1	5				
Ivan Calderon, R OBP: 0.323 (1, 9)		1-3		1B 1B		1-2 1B		F7		4	0	2	0	0	0	0				
Dave Henderson, R OBP: 0.287, SLG: 0.371 (1, 8)				BB		K		F9		3	0	1	0	1	1	2				
Steve Yeager, R OBP: 0.270, SLG: 0.303 (1, 2)		F8			K		FC3-6 BB		5-3	3	0	0	0	1	1	3				
Inning Stats	R: 0 E: 0 K: 1 S: 6	H: 2 LOB: 3 BB: 2 P: 14	R: 0 E: 0 K: 0 S: 3	H: 0 LOB: 1 BB: 1 P: 7	R: 0 E: 0 K: 0 S: 3	H: 0 LOB: 0 BB: 0 P: 3	R: 0 E: 0 K: 1 S: 6	H: 2 LOB: 2 BB: 1 P: 10	R: 0 E: 0 K: 0 S: 3	H: 1 LOB: 2 BB: 1 P: 10	R: 0 E: 0 K: 0 S: 3	H: 0 LOB: 0 BB: 0 P: 3	R: 0 E: 0 K: 0 S: 3	H: 0 LOB: 0 BB: 0 P: 3	R: 0 E: 0 K: 0 S: 3	H: 0 LOB: 0 BB: 0 P: 3	1B: 5 2B: 0 3B: 0 HR: 0	SF: 0 SAC: 0 DP: 1 HBP: 0	WP: 0 PB: 0 SB: 0 CS: 0	PA: 36
PITCHER Walt Terrell, R ERA: 4.28 (1, 1)	IP: 9.0 WLS: W BF: 36 H: 5 R: 0 ER: 0 SO: 3 BB: 6 IBB: 0 HBP: 0 BLK: 0 WP: 0 HR: 0 S: 36 P: 60 ERA: 0.00 WHIP: 1.222																			

Seattle Mariners @ Detroit Tigers
Tiger Stadium, Detroit, MI
Tue May 20 1986, 7:05 PM EDT
Att: 12,660 - Unknown

AB	30
R	0
H	5
RBI	0
BB	6
SO	3
LOB	15



Batter	1	2	3	4	5	6	7	8	9	AB	R	H	RBI	BB	SO	LOB	BOTTOM			
Lou Whitaker, L OBP: 0.324, SLG: 0.449 (1, 4)	S 1B			FC1-4-6 1B						4	3	3	3	1	0	1				
Tom Brookens, R OBP: 0.387, SLG: 0.448 (8, 4)	1B			1-2 1B						0	0	0	0	0	0	0				
Alan Trammell, R OBP: 0.304, SLG: 0.426 (1, 6)	1B 5-3 BB		F7	FC6-4 1B	K					4	1	2	0	1	1	3				
Johnny Grubb, L OBP: 0.625, SLG: 0.833 (1, 9)	1-3 2-H 1B			PB 2B BB	1-2 3-H 1B					3	1	2	2	1	0	0				
Pat Sheridan, L OBP: 0.192, SLG: 0.340 (8, 9)	5-3 1B			FC6-4 1B						1	0	0	0	0	0	0				
Lance Parrish, R OBP: 0.303, SLG: 0.395 (1, 2)	5-3			2B FC3 1B	1-2 2-3					5	1	1	1	0	0	3				
Darrell Evans, L OBP: 0.316, SLG: 0.458 (1, 10)	K			FC3 SF9-3 2B	L4					5	2	2	1	0	1	3				
Darnell Coles, R OBP: 0.356, SLG: 0.484 (1, 5)	BB			FC3 SF9-3	K					4	1	1	3	1	1	1				
Dave Bergman, L OBP: 0.400, SLG: 0.423 (1, 3)	F8			2-3 3-H 1B	K					3	2	0	0	2	0	4				
Chet Lemon, R OBP: 0.372, SLG: 0.466 (1, 8)		6-3		SF9-3	1B					3	0	2	1	0	0	0				
Dave Collins, S OBP: 0.405, SLG: 0.392 (1, 7)				1-2 3-H 1B	1B					2	0	1	0	0	0	0				
Larry Herndon, R OBP: 0.245, SLG: 0.292 (5, PH) (6, 7)	1-3			FC1-4-6 1B	F9					2	1	1	1	0	0	2				
Inning Stats	R: 2 E: 0 K: 1 S: 7	H: 2 LOB: 2 BB: 2 P: 15	R: 0 E: 0 K: 0 S: 3	H: 0 LOB: 1 BB: 1 P: 7	R: 3 E: 0 K: 0 S: 5	H: 2 LOB: 0 BB: 1 P: 9	R: 1 E: 0 K: 0 S: 6	H: 3 LOB: 2 BB: 0 P: 6	R: 1 E: 0 K: 2 S: 9	H: 2 LOB: 2 BB: 1 P: 13	R: 0 E: 0 K: 0 S: 3	H: 0 LOB: 0 BB: 0 P: 3	R: 3 E: 0 K: 0 S: 5	H: 4 LOB: 1 BB: 1 P: 9	R: 2 E: 0 K: 0 S: 5	H: 2 LOB: 0 BB: 0 P: 5	1B: 12 2B: 2 3B: 0 HR: 2	SF: 1 SAC: 0 DP: 1 HBP: 0	WP: 0 PB: 1 SB: 1 CS: 0	PA: 43
PITCHER Mike Moore, R ERA: 3.74 Lee Guetterman, L ERA: 6.33 Ed Nunez, R ERA: 14.73	IP: 4.0 WLS: L BF: 23 H: 7 R: 6 ER: 6 SO: 1 BB: 4 IBB: 0 HBP: 0 BLK: 0 WP: 0 HR: 0 S: 21 P: 37 ERA: 13.50 WHIP: 2.750																			

Seattle Mariners @ Detroit Tigers
Tiger Stadium, Detroit, MI
Tue May 20 1986, 7:05 PM EDT
Att: 12,660 - Unknown

AB	36
R	12
H	15
RBI	12
BB	6
SO	3
LOB	17



Batter	1	2	3	4	5	6	7	8	9	AB	R	H	RBI	BB	SO	LOB	TOP										
Harold Reynolds, S OBP: 0.259, SLG: 0.240 (1,4)										3	1	1	0	1	1	0											
Spike Owen, S OBP: 0.304, SLG: 0.320 (1,6)										4	0	1	1	0	0	1											
Phil Bradley, R OBP: 0.352, SLG: 0.357 (1,7)										4	0	1	0	0	1	0											
Alvin Davis, L OBP: 0.436, SLG: 0.574 (1,3)										4	0	1	0	0	2	2											
Gorman Thomas, R OBP: 0.306, SLG: 0.429 (1,10)										3	1	1	1	1	0	1											
Jim Prestley, R OBP: 0.260, SLG: 0.403 (1,5)										4	1	1	1	0	1	3											
Al Cowens, R OBP: 0.226, SLG: 0.241 (1,9)										4	1	1	0	0	1	3											
Dave Henderson, R OBP: 0.278, SLG: 0.358 (1,8)										4	0	0	1	0	1	0											
Bob Kearney, R OBP: 0.200, SLG: 0.212 (1,2)										3	0	0	0	0	0	0											
Inning Stats	R: 1 E: 0 K: 2 S: 10	H: 3 LOB: 3 BB: 1 P: 14	R: 0 E: 0 K: 2 S: 7	H: 0 LOB: 0 BB: 0 P: 7	R: 0 E: 0 K: 1 S: 5	H: 0 LOB: 0 BB: 0 P: 5	R: 3 E: 1 K: 0 S: 6	H: 3 LOB: 0 BB: 0 P: 6	R: 0 E: 0 K: 0 S: 4	H: 1 LOB: 1 BB: 0 P: 4	R: 0 E: 0 K: 0 S: 3	H: 0 LOB: 0 BB: 1 P: 6	R: 0 E: 0 K: 2 S: 7	H: 0 LOB: 0 BB: 0 P: 7	R: 0 E: 0 K: 0 S: 3	H: 0 LOB: 0 BB: 0 P: 3	1B: 4 2B: 1 3B: 0 HR: 2	SF: 0 SAC: 0 DP: 0 HBP: 0	WP: 0 PB: 0 SB: 1 CS: 1	PA: 35							
PITCHER	IP	WLS	BF	H	R	ER	SO	BB	IBB	HBP	BLK	WP	HR	S	P	ERA	WHIP										
Frank Tanana, L ERA: 5.33 (1,1)	3.0		16	6	4	3	5	0	1	0	0	0	2	25	29	9.00	2.000										
Eric King, R ERA: (4,1)	6.0	W	19	1	0	0	2	1	0	0	0	0	0	22	26	0.00	0.333										

Seattle Mariners @ Detroit Tigers
Tiger Stadium, Detroit, MI
Wed May 21 1986, 7:05 PM EDT
Att: 13,117 - Unknown

AB	33
R	4
H	7
RBI	4
BB	2
SO	7
LOB	10



Batter	1	2	3	4	5	6	7	8	9	AB	R	H	RBI	BB	SO	LOB	BOTTOM										
Lou Whitaker, L OBP: 0.333, SLG: 0.446 (1,4)										3	1	1	1	2	1	2											
Alan Trammell, R OBP: 0.301, SLG: 0.414 (1,6)										4	1	0	0	1	2	4											
Darnell Coles, R OBP: 0.360, SLG: 0.488 (1,5)										3	0	1	1	1	0	1											
Lance Parrish, R OBP: 0.302, SLG: 0.391 (1,2)										4	1	1	0	0	2	2											
Chet Lemon, R OBP: 0.368, SLG: 0.458 (1,8)										4	0	1	1	0	1	2											
Johnny Grubb, L OBP: 0.625, SLG: 0.833 (8,9)										0	0	0	0	0	0	0											
Larry Hemdon, R OBP: 0.284, SLG: 0.343 (1,7)										3	2	2	2	1	0	2											
Darrell Evans, L OBP: 0.321, SLG: 0.459 (1,3)										4	0	2	1	0	2	3											
Brian Harper, R OBP: 0.111, SLG: 0.040 (1,9)										3	0	0	0	1	0	2											
Pat Sheridan, L OBP: 0.192, SLG: 0.340 (8,8)										0	0	0	0	0	0	0											
Tom Brookens, R OBP: 0.371, SLG: 0.424 (1,10)										4	1	1	0	0	0	2											
Inning Stats	R: 2 E: 0 K: 2 S: 9	H: 2 LOB: 2 BB: 2 P: 17	R: 1 E: 2 K: 1 S: 7	H: 2 LOB: 1 BB: 0 P: 7	R: 0 E: 0 K: 3 S: 9	H: 0 LOB: 1 BB: 1 P: 13	R: 0 E: 0 K: 2 S: 7	H: 0 LOB: 1 BB: 1 P: 11	R: 0 E: 0 K: 0 S: 3	H: 0 LOB: 0 BB: 0 P: 3	R: 1 E: 0 K: 0 S: 5	H: 2 LOB: 2 BB: 1 P: 9	R: 2 E: 0 K: 0 S: 5	H: 3 LOB: 1 BB: 1 P: 9	R: 0 E: 1 K: 0 S: 3	H: 0 LOB: 0 BB: 0 P: 3	1B: 6 2B: 2 3B: 0 HR: 1	SF: 0 SAC: 0 DP: 0 HBP: 0	WP: 0 PB: 0 SB: 0 CS: 1	PA: 38							
PITCHER	IP	WLS	BF	H	R	ER	SO	BB	IBB	HBP	BLK	WP	HR	S	P	ERA	WHIP										
Mark Langston, L ERA: 5.43 (1,1)	7.0	L	35	9	6	5	8	6	0	0	0	0	0	3	3	6.43	2.143										
Pete Ladd, R ERA: 2.92 (8,1)	1.0		3	0	0	0	0	0	0	0	0	0	0	3	3	0.00	0.000										

Seattle Mariners @ Detroit Tigers
Tiger Stadium, Detroit, MI
Wed May 21 1986, 7:05 PM EDT
Att: 13,117 - Unknown

AB	32
R	6
H	9
RBI	6
BB	6
SO	8
LOB	20



Batter	1	2	3	4	5	6	7	8	9	AB	R	H	RBI	BB	SO	LOB	TOP								
Tony Phillips, S OBP: 0.428, SLG: 0.426 (1, 5)										5	1	1	1	0	0	1									
Donnie Hill, S OBP: 0.361, SLG: 0.429 (1, 4)										4	1	0	0	1	0	2									
Jose Canseco, R OBP: 0.395, SLG: 0.577 (1, 7)										4	1	1	1	0	2	1									
Dave Kingman, R OBP: 0.262, SLG: 0.399 (1, 10)										3	0	1	1	1	0	0									
Carney Lansford, R OBP: 0.337, SLG: 0.424 (1, 3)										4	1	2	0	0	0	2									
Alfredo Griffin, S OBP: 0.346, SLG: 0.360 (1, 6)										4	0	1	1	0	0	2									
Mike Davis, L OBP: 0.288, SLG: 0.386 (1, 9)										3	1	2	1	1	0	1									
Bill Bathe, R OBP: 0.182, SLG: 0.338 (1, 2)										3	0	0	0	0	1	4									
Stan Javier, S OBP: 0.143, SLG: 0.214 (1, 8)										4	0	1	0	0	2	4									
Inning Stats	R: 3 E: 1 K: 0 S: 7	H: 3 LOB: 1 BB: 0 P: 7	R: 0 E: 0 K: 1 S: 5	H: 0 LOB: 0 BB: 0 P: 5	R: 0 E: 0 K: 1 S: 3	H: 0 LOB: 2 BB: 1 P: 10	R: 0 E: 0 K: 1 S: 6	H: 1 LOB: 2 BB: 1 P: 10	R: 0 E: 0 K: 1 S: 5	H: 0 LOB: 0 BB: 0 P: 5	R: 1 E: 0 K: 1 S: 8	H: 3 LOB: 2 BB: 0 P: 8	R: 0 E: 0 K: 0 S: 3	H: 0 LOB: 0 BB: 0 P: 3	R: 0 E: 0 K: 0 S: 3	H: 0 LOB: 0 BB: 0 P: 3	R: 1 E: 0 K: 0 S: 5	H: 2 LOB: 1 BB: 0 P: 5	1B: 9 2B: 0 3B: 0 HR: 0	SF: 0 SAC: 1 DP: 0 HBP: 0	WP: 0 PB: 0 SB: 2 CS: 2	PA: 39			
PITCHER	IP	WLS	BF	H	R	ER	SO	BB	IBB	HBP	BLK	WP	HR	S	P	ERA	WHIP								
Dave LaPoint, L ERA: 4.42 (1, 1)	8.1	L	36	9	5	3	5	3	0	0	0	0	0	43	55	3.24	1.440								
Chuck Cary, L ERA: 3.14 (9, 1)	0.2		2	0	0	0	0	0	0	0	0	0	0	2	2	0.00	0.000								

Oakland Athletics @ Detroit Tigers
Tiger Stadium, Detroit, MI
Fri May 23 1986, 7:05 PM EDT
Att: 17,846 - Unknown

AB 34
R 5
H 9
RBI 5
BB 3
SO 5
LOB 17

Batter	1	2	3	4	5	6	7	8	9	AB	R	H	RBI	BB	SO	LOB	BOTTOM								
Lou Whitaker, L OBP: 0.338, SLG: 0.464 (1, 4)										5	1	2	0	0	0	2									
Alan Trammell, R OBP: 0.295, SLG: 0.403 (1, 6)										1	0	0	0	0	0	1									
Tom Brookens, R OBP: 0.350, SLG: 0.395 (2, 6)										3	0	1	0	0	0	1									
Harry Spillman, L OBP: 0.333, SLG: 0.548 (9, PH)										1	0	0	0	0	0	1									
Johnny Grubb, L OBP: 0.400, SLG: 0.417 (1, 9)										4	0	0	1	0	1	2									
Lance Parrish, R OBP: 0.312, SLG: 0.394 (1, 2)										3	0	2	0	1	0	1									
Darrell Evans, L OBP: 0.329, SLG: 0.481 (1, 10)										2	0	0	0	2	0	1									
Darnell Coles, R OBP: 0.345, SLG: 0.463 (1, 5)										4	0	0	0	0	2	5									
Dave Bergman, L OBP: 0.405, SLG: 0.406 (1, 3)										3	0	0	0	1	2	0									
Pat Sheridan, L OBP: 0.211, SLG: 0.352 (1, 8)										2	0	0	0	1	0	0									
Dave Collins, S OBP: 0.395, SLG: 0.381 (1, 7)										4	0	1	0	0	2	2									
Inning Stats	R: 0 E: 0 K: 2 S: 8	H: 1 LOB: 3 BB: 2 P: 16	R: 0 E: 0 K: 1 S: 5	H: 0 LOB: 1 BB: 1 P: 9	R: 0 E: 0 K: 0 S: 4	H: 1 LOB: 2 BB: 1 P: 8	R: 0 E: 0 K: 2 S: 7	H: 0 LOB: 0 BB: 0 P: 7	R: 1 E: 0 K: 0 S: 5	H: 2 LOB: 1 BB: 0 P: 5	R: 0 E: 0 K: 1 S: 5	H: 0 LOB: 1 BB: 1 P: 9	R: 0 E: 0 K: 0 S: 4	H: 1 LOB: 1 BB: 0 P: 4	R: 0 E: 0 K: 1 S: 5	H: 0 LOB: 0 BB: 0 P: 5	R: 0 E: 0 K: 0 S: 4	H: 1 LOB: 1 BB: 0 P: 4	1B: 4 2B: 1 3B: 1 HR: 0	SF: 0 SAC: 1 DP: 0 HBP: 0	WP: 0 PB: 0 SB: 0 CS: 0	PA: 38			
PITCHER	IP	WLS	BF	H	R	ER	SO	BB	IBB	HBP	BLK	WP	HR	S	P	ERA	WHIP								
Jose Rijo, R ERA: 4.24 (1, 1)	9.0	W	38	6	1	1	7	5	0	0	0	0	0	47	67	1.00	1.222								

Oakland Athletics @ Detroit Tigers
Tiger Stadium, Detroit, MI
Fri May 23 1986, 7:05 PM EDT
Att: 17,846 - Unknown

AB 32
R 1
H 6
RBI 1
BB 5
SO 7
LOB 16

Batter	1	2	3	4	5	6	7	8	9	AB	R	H	RBI	BB	SO	LOB	TOP			
Tony Phillips, S OBP: 0.421, SLG: 0.416 (1, 4)										4	0	0	0	0	2	0	Oakland Athletics @ Detroit Tigers Tiger Stadium, Detroit, MI Sat May 24 1986, 7:05 PM EDT Att: 22,546 - Unknown livebaseballscorecards.com			
Bruce Bochte, L OBP: 0.341, SLG: 0.365 (1, 3)										4	0	0	0	0	2	0				
Jose Canseco, R OBP: 0.397, SLG: 0.570 (1, 7)										2	0	0	0	2	0	0				
Dave Kingman, R OBP: 0.255, SLG: 0.387 (1, 10)										4	0	0	0	0	2					
Carney Lansford, R OBP: 0.331, SLG: 0.416 (1, 5)										3	0	0	0	0	0	0				
Mike Davis, L OBP: 0.289, SLG: 0.393 (1, 9)										3	1	1	0	0	1	0				
Alfredo Griffin, S OBP: 0.352, SLG: 0.373 (1, 6)										3	0	2	0	0	0	1				
Bill Bathe, R OBP: 0.179, SLG: 0.333 (8, PH)										2	0	0	1	0	1	1				
Rick Peters, S OBP: 0.324, SLG: 0.267 (8, 8)										1	0	0	0	0	1	1				
Stan Javier, S OBP: 0.125, SLG: 0.188 (1, 8)										2	0	0	0	0	1	0				
Donnie Hill, S OBP: 0.357, SLG: 0.423 (8, PH)										1	0	0	0	0	0	1				
Jerry Willard, L OBP: 0.286, SLG: 0.167 (8, 2)										0	0	0	0	0	0	0				
Inning Stats	R: 0 E: 0 K: 1 S: 5	H: 0 LOB: 1 BB: 1 P: 9	R: 0 E: 0 K: 1 S: 6	H: 1 LOB: 1 BB: 0 P: 6	R: 0 E: 0 K: 2 S: 7	H: 0 LOB: 0 BB: 0 P: 7	R: 0 E: 0 K: 0 S: 3	H: 0 LOB: 0 BB: 0 P: 3	R: 1 E: 0 K: 0 S: 4	H: 1 LOB: 0 BB: 0 P: 4	R: 0 E: 0 K: 2 S: 7	H: 0 LOB: 0 BB: 0 P: 7	R: 0 E: 0 K: 1 S: 5	H: 0 LOB: 0 BB: 0 P: 5	R: 0 E: 0 K: 1 S: 5	H: 1 LOB: 1 BB: 1 P: 7	1B: 1 2B: 2 3B: 0 HR: 0	SF: 0 SAC: 1 DP: 1 HBP: 0	WP: 0 PB: 0 SB: 0 CS: 0	PA: 31
PITCHER Jack Morris, R ERA: 4.23 (1, 1)	IP: 9.0 WLS: W BF: 31 H: 3 R: 1 ER: 1 SO: 8 BB: 2 IBB: 0 HBP: 0 BLK: 0 WP: 0 HR: 0 S: 45 P: 53 ERA: 1.00 WHIP: 0.556															PITCHER Jack Morris, R ERA: 4.23 (1, 1)	IP: 9.0 WLS: W BF: 31 H: 3 R: 1 ER: 1 SO: 8 BB: 2 IBB: 0 HBP: 0 BLK: 0 WP: 0 HR: 0 S: 45 P: 53 ERA: 1.00 WHIP: 0.556			

Batter	1	2	3	4	5	6	7	8	9	AB	R	H	RBI	BB	SO	LOB	BOTTOM			
Lou Whitaker, L OBP: 0.335, SLG: 0.455 (1, 4)										3	0	0	0	1	0	0	Oakland Athletics @ Detroit Tigers Tiger Stadium, Detroit, MI Sat May 24 1986, 7:05 PM EDT Att: 22,546 - Unknown livebaseballscorecards.com			
Dave Collins, S OBP: 0.390, SLG: 0.376 (1, 7)										4	0	1	0	0	2	2				
Johnny Grubb, L OBP: 0.421, SLG: 0.438 (1, 9)										4	1	2	0	0	1	3				
Lance Parrish, R OBP: 0.329, SLG: 0.446 (1, 2)										2	3	2	3	2	0	0				
Darrell Evans, L OBP: 0.320, SLG: 0.466 (1, 10)										4	0	0	0	0	3					
Darnell Coles, R OBP: 0.348, SLG: 0.471 (1, 5)										4	0	2	0	0	0	0				
Dave Bergman, L OBP: 0.390, SLG: 0.389 (1, 3)										4	0	1	1	0	0	1				
Pat Sheridan, L OBP: 0.197, SLG: 0.328 (1, 8)										4	0	0	0	0	3					
Tom Brookens, R OBP: 0.349, SLG: 0.390 (1, 6)										3	0	1	0	0	1	0				
Inning Stats	R: 0 E: 0 K: 1 S: 6	H: 1 LOB: 2 BB: 1 P: 10	R: 0 E: 0 K: 0 S: 3	H: 0 LOB: 0 BB: 0 P: 3	R: 0 E: 0 K: 1 S: 5	H: 0 LOB: 0 BB: 0 P: 5	R: 2 E: 0 K: 0 S: 6	H: 3 LOB: 1 BB: 0 P: 6	R: 0 E: 0 K: 1 S: 6	H: 1 LOB: 1 BB: 0 P: 6	R: 1 E: 0 K: 0 S: 4	H: 1 LOB: 0 BB: 0 P: 4	R: 0 E: 0 K: 1 S: 6	H: 1 LOB: 2 BB: 1 P: 10	R: 1 E: 0 K: 0 S: 4	H: 2 LOB: 1 BB: 1 P: 8		1B: 6 2B: 1 3B: 0 HR: 2	SF: 0 SAC: 0 DP: 1 HBP: 0	WP: 0 PB: 0 SB: 2 CS: 0
PITCHER Chris Codiroli, R ERA: 3.03 Bill Mooneyham, R ERA: 2.66 (7, 1)	IP: 6.0 WLS: L BF: 25 H: 6 R: 3 ER: 3 SO: 3 BB: 1 IBB: 0 HBP: 0 BLK: 0 WP: 0 HR: 2 S: 30 P: 34 ERA: 4.50 WHIP: 1.167															PITCHER Chris Codiroli, R ERA: 3.03 Bill Mooneyham, R ERA: 2.66 (7, 1)	IP: 6.0 WLS: L BF: 25 H: 6 R: 3 ER: 3 SO: 3 BB: 1 IBB: 0 HBP: 0 BLK: 0 WP: 0 HR: 2 S: 30 P: 34 ERA: 4.50 WHIP: 1.167			

Batter	1	2	3	4	5	6	7	8	9	AB	R	H	RBI	BB	SO	LOB	TOP			
Tony Phillips, S OBP: 0.417, SLG: 0.408 (1,4)	0-0 3-1		4-0 CS BB		0-0 L3			0-0 4-3		3	0	0	0	1	0	0				
Bruce Bochte, L OBP: 0.339, SLG: 0.370 (1,3)	0-0 1B 2B		0-0 4-3 1-2			0-0 F7			0-0 F8	4	1	1	0	0	0	1				
Jose Canseco, R OBP: 0.394, SLG: 0.562 (1,7)	0-0 2H BB 1B		0-3 K			0-3 K			0-0 F9	4	0	1	1	0	2	0				
Dave Kingman, R OBP: 0.248, SLG: 0.377 (1,10)	0-0 F4			0-0 F7		0-3 K			0-0 1-3	4	0	0	0	0	1	1				
Carney Lansford, R OBP: 0.331, SLG: 0.410 (1,5)	4-0 1-2 BB			0-0 F3				0-0 F9		2	0	0	0	1	0	0				
Mike Davis, L OBP: 0.290, SLG: 0.392 (1,9)	0-0 F7			0-0 1B				0-0 F7		3	0	1	0	0	0	2				
Alfredo Griffin, S OBP: 0.351, SLG: 0.372 (1,6)		0-0 CS 1B		0-0 F5				0-0 F5		3	0	1	0	0	0	1				
Jerry Willard, L OBP: 0.235, SLG: 0.133 (1,2)		0-0 F8			0-0 3-1			0-0 4-3		3	0	0	0	0	0	1				
Stan Javier, S OBP: 0.105, SLG: 0.158 (1,8)		0-3 K			0-0 F2			0-0 1-3		3	0	0	0	0	1	1				
Inning Stats	R: 1 E: 0 K: 0 S: 5	H: 2 LOB: 2 BB: 1 P: 9	R: 0 E: 0 K: 1 S: 5	H: 1 LOB: 0 BB: 0 P: 5	R: 0 E: 0 K: 1 S: 4	H: 0 LOB: 0 BB: 1 P: 8	R: 0 E: 0 K: 0 S: 4	H: 1 LOB: 1 BB: 0 P: 4	R: 0 E: 0 K: 0 S: 3	H: 0 LOB: 0 BB: 0 P: 3	R: 0 E: 0 K: 0 S: 3	H: 0 LOB: 0 BB: 0 P: 3	R: 0 E: 0 K: 0 S: 3	H: 0 LOB: 0 BB: 0 P: 3	R: 0 E: 0 K: 0 S: 3	H: 0 LOB: 0 BB: 0 P: 3	1B: 3 2B: 1 3B: 0 HR: 0	SF: 0 SAC: 0 DP: 0 HBP: 0	WP: 0 PB: 0 SB: 0 CS: 2	PA: 31
PITCHER Walt Terrell, R ERA: 3.82 (1,1)	IP: 9.0 WLS: W BF: 31 H: 4 R: 1 ER: 1 SO: 4 BB: 2 IBB: 0 HBP: 0 BLK: 0 WP: 0 HR: 0 S: 37 P: 45 ERA: 1.00 WHIP: 0.667																			

Oakland Athletics @ Detroit Tigers
Tiger Stadium, Detroit, MI
Sun May 25 1986, 3:33 AM EDT
Att: 22,783 - Unknown


AB 29
R 1
H 4
RBI 1
BB 2
SO 4
LOB 7



Batter	1	2	3	4	5	6	7	8	9	AB	R	H	RBI	BB	SO	LOB	BOTTOM			
Lou Whitaker, L OBP: 0.333, SLG: 0.449 (1,4)	0-0 1B 1B	0-0 FC4-6 1-2			0-0 F8 2-3		0-3 K			4	0	1	0	0	1	2				
Tom Brookens, R OBP: 0.362, SLG: 0.409 (1,6)	0-0 1B 1B		0-0 5-3		0-0 SF9			0-0 E7 SF8 1B		3	1	2	1	0	0	0				
Darnell Coles, R OBP: 0.340, SLG: 0.462 (1,5)	0-0 F7		0-0 F8		0-0 6-3			0-0 SF8		3	0	0	1	0	0	2				
Lance Parrish, R OBP: 0.333, SLG: 0.448 (1,2)	0-0 1-2 2-3 1B		0-0 1B		0-0 F7			0-0 4-3		4	0	2	0	0	0	0				
Chet Lemon, R OBP: 0.364, SLG: 0.468 (1,8)	0-3 K				0-0 F9			0-0 6-3		4	0	1	0	0	1	4				
Pat Sheridan, L OBP: 0.197, SLG: 0.328 (9,8)							0-0 3B			0	0	0	0	0	0	0				
Larry Hemdon, R OBP: 0.264, SLG: 0.333 (1,7)	0-0 F9			0-3 K		0-0 6-3			0-0 6-3	3	0	0	0	0	1	4				
Darrell Evans, L OBP: 0.320, SLG: 0.463 (1,3)		0-0 FC4-6 1B		0-3 K		0-0 3-1				3	0	1	0	0	1	1				
Brian Harper, R OBP: 0.156, SLG: 0.100 (1,10)		0-0 FC4-6 FC4-6 1-2		0-0 F9				0-0 F9		3	0	0	0	0	0	1				
Dave Collins, S OBP: 0.389, SLG: 0.384 (1,9)		0-0 F8			0-0 SF9 2B			0-0 5-3		3	1	1	0	0	0	1				
Inning Stats	R: 0 E: 0 K: 1 S: 8	H: 3 LOB: 3 BB: 0 P: 8	R: 0 E: 0 K: 0 S: 4	H: 1 LOB: 1 BB: 0 P: 4	R: 0 E: 0 K: 0 S: 4	H: 1 LOB: 1 BB: 0 P: 4	R: 0 E: 0 K: 2 S: 7	H: 0 LOB: 0 BB: 0 P: 7	R: 1 E: 0 K: 0 S: 4	H: 1 LOB: 0 BB: 0 P: 4	R: 0 E: 0 K: 0 S: 4	H: 1 LOB: 1 BB: 0 P: 4	R: 0 E: 0 K: 1 S: 5	H: 0 LOB: 0 BB: 0 P: 5	R: 1 E: 1 K: 0 S: 4	H: 1 LOB: 0 BB: 0 P: 4	1B: 6 2B: 1 3B: 1 HR: 0	SF: 2 SAC: 0 DP: 0 HBP: 0	WP: 0 PB: 0 SB: 0 CS: 0	PA: 32
PITCHER Curt Young, L ERA: 2.2 (1,1)	IP: 7.0 WLS: L BF: 29 H: 8 R: 2 ER: 1 SO: 4 BB: 0 IBB: 0 HBP: 0 BLK: 0 WP: 0 HR: 0 S: 37 P: 37 ERA: 1.29 WHIP: 1.143																			
Steve Ontiveros, R ERA: 4.99 (8,1)	IP: 1.0 WLS: L BF: 3 H: 0 R: 0 ER: 0 SO: 0 BB: 0 IBB: 0 HBP: 0 BLK: 0 WP: 0 HR: 0 S: 3 P: 3 ERA: 0.00 WHIP: 0.000																			

Oakland Athletics @ Detroit Tigers
Tiger Stadium, Detroit, MI
Sun May 25 1986, 3:33 AM EDT
Att: 22,783 - Unknown


AB 30
R 2
H 8
RBI 2
BB 0
SO 4
LOB 15



Batter	1	2	3	4	5	6	7	8	9	10	AB	R	H	RBI	BB	SO	LOB					
Tony Phillips, S OBP: 0.422, SLG: 0.407 (1.5) (8.4)	K		1B BLK BB		F3		2B BB			1B	3	2	1	0	2	1	0					
Stan Javier, S OBP: 0.167, SLG: 0.250 (1.8)	6-3		1B		F7		2B			B3	5	0	2	3	0	0	1					
Donnie Hill, S OBP: 0.352, SLG: 0.415 Bruce Bochte, L OBP: 0.344, SLG: 0.376 (1.4) (8.3)	6-3		1B				F7			1B	4	0	1	1	0	0	2					
Jose Canseco, R OBP: 0.394, SLG: 0.545 (1.7)		4-3	K				F9			F9	5	0	0	0	0	2	4					
Carney Lansford, R OBP: 0.328, SLG: 0.404 (1.3) (8.5)		1B			4-3		F3			F3	5	0	1	0	0	0	2					
Dusty Baker Jr., R OBP: 0.277, SLG: 0.279 Rick Peters, S OBP: 0.314, SLG: 0.258 (1.10) (7. PR)	K		1B		FC4-6		FC5 1B BB			4-3	2	0	1	0	1	1	1					
Mike Davis, L OBP: 0.281, SLG: 0.379 (1.9)	K				FC4-6		K			K	4	0	0	0	0	3	3					
Alfredo Griffin, S OBP: 0.349, SLG: 0.369 (1.6)			F7		F3		BB FC5 2B 1B			K	4	1	1	0	0	1	1					
Bill Bathe, R OBP: 0.169, SLG: 0.314 (1.2)			F8				FC5 2B			K	4	1	0	0	0	1	2					
Inning Stats	R: 0 E: 0 K: 1 S: 5	H: 0 LOB: 0 BB: 0 P: 5	R: 0 E: 0 K: 2 S: 8	H: 1 LOB: 1 BB: 0 P: 8	R: 1 E: 0 K: 1 S: 7	H: 2 LOB: 2 BB: 1 P: 11	R: 0 E: 0 K: 0 S: 4	H: 1 LOB: 1 BB: 0 P: 4	R: 0 E: 0 K: 0 S: 3	H: 0 LOB: 0 BB: 0 P: 3	R: 3 E: 0 K: 1 S: 7	H: 2 LOB: 2 BB: 2 P: 15	R: 0 E: 0 K: 1 S: 5	H: 0 LOB: 0 BB: 0 P: 5	R: 0 E: 0 K: 3 S: 9	H: 0 LOB: 0 BB: 0 P: 9	R: 0 E: 0 K: 0 S: 5	H: 2 LOB: 2 BB: 0 P: 5	1B: 7 2B: 1 3B: 0 HR: 0	SF: 0 SAC: 0 DP: 0 HBP: 0	WP: 0 PB: 0 SB: 1 CS: 0	PA: 41
PITCHER	IP	WLS	BF	H	R	ER	SO	BB	IBB	HBP	BLK	WP	HR	S	P	ERA	WHIP					
Frank Tanana, L ERA: 5.3 (1.1)	7.0		30	6	4	4	5	3	0	0	1	0	0	37	49	5.14	1.286					
Eric King, R ERA: (8.1)	1.0		3	0	0	0	1	0	0	0	0	0	0	5	5	0.00	0.000					
Willie Hernandez, L ERA: 4.13 (9.1)	2.0	W	8	2	0	0	3	0	0	0	0	0	0	14	14	0.00	1.000					

Oakland Athletics @ Detroit Tigers
Tiger Stadium, Detroit, MI
Mon May 26 1986, 3:33 AM EDT
Att: 22,906 - Unknown


AB	38
R	4
H	8
RBI	4
BB	3
SO	9
LOB	16



Batter	1	2	3	4	5	6	7	8	9	10	AB	R	H	RBI	BB	SO	LOB					
Lou Whitaker, L OBP: 0.327, SLG: 0.438 (1.4)	F5		1-6-3		E6		K			FC1-5	6	1	1	0	0	1	4					
Dave Collins, S OBP: 0.402, SLG: 0.397 (1.7)	F8		3-1				BB			2B 1B	4	1	2	1	2	0	0					
Johnny Grubb, L OBP: 0.417, SLG: 0.476 (1.9)	1B				F8		F2			1B	5	0	2	2	0	0	5					
Lance Parrish, R OBP: 0.329, SLG: 0.435 (1.2)	K				F9		K			K	4	0	0	0	1	3	3					
Darrell Evans, L OBP: 0.323, SLG: 0.453 (1.10)		5-3			K		FC5 1B BB			K	3	0	0	0	2	2	0					
Damell Coles, R OBP: 0.348, SLG: 0.483 (1.5)		F8					PB G3 BB			FC5 1B	4	2	2	1	1	1	3					
Dave Bergman, L OBP: 0.386, SLG: 0.368 Harry Spilman, L OBP: 0.314, SLG: 0.515 (1.3) (6. PR) (7.3)		BB			F9		FC5			F9	2	0	0	0	1	0	3					
Pat Sheridan, L OBP: 0.197, SLG: 0.317 (1.8)		F6			G3		4-3			L3	5	0	1	0	0	0	4					
Tom Brookens, R OBP: 0.385, SLG: 0.404 (1.6)			K				BB E BB			F8 BB 1B	3	1	1	0	2	1	0					
Inning Stats	R: 0 E: 0 K: 1 S: 6	H: 1 LOB: 1 BB: 0 P: 6	R: 0 E: 0 K: 0 S: 3	H: 0 LOB: 1 BB: 1 P: 7	R: 0 E: 0 K: 1 S: 5	H: 0 LOB: 0 BB: 0 P: 5	R: 0 E: 0 K: 1 S: 5	H: 0 LOB: 0 BB: 0 P: 5	R: 1 E: 1 K: 0 S: 4	H: 0 LOB: 3 BB: 3 P: 16	R: 0 E: 0 K: 1 S: 6	H: 1 LOB: 2 BB: 1 P: 10	R: 0 E: 0 K: 1 S: 6	H: 1 LOB: 0 BB: 0 P: 6	R: 2 E: 0 K: 1 S: 10	H: 3 LOB: 3 BB: 2 P: 18	R: 1 E: 0 K: 0 S: 3	H: 2 LOB: 2 BB: 1 P: 7	1B: 6 2B: 2 3B: 0 HR: 1	SF: 0 SAC: 0 DP: 0 HBP: 0	WP: 1 PB: 1 SB: 0 CS: 0	PA: 47
PITCHER	IP	WLS	BF	H	R	ER	SO	BB	IBB	HBP	BLK	WP	HR	S	P	ERA	WHIP					
Joaquin Andujar, R ERA: 3.86 (2.1)	3.2		14	0	1	0	2	3	0	0	0	0	0	15	27	0.00	0.818					
Bill Mooneyham, R ERA: 2.57 (5.1)	0.2		6	1	0	0	1	2	0	0	0	0	0	6	14	0.00	4.500					
Steve Ontiveros, R ERA: 4.96 (6.1)	2.0		9	2	1	1	3	1	0	0	0	0	1	14	18	4.50	1.500					
Jay Howell, R ERA: 5.80 (8.1)	2.0	L	14	5	3	3	2	1	2	0	0	1	0	15	27	13.50	3.000					

Oakland Athletics @ Detroit Tigers
Tiger Stadium, Detroit, MI
Mon May 26 1986, 3:33 AM EDT
Att: 22,906 - Unknown

AB	38
R	5
H	9
RBI	4
BB	9
SO	8
LOB	25



Batter	1	2	3	4	5	6	7	8	9	AB	R	H	RBI	BB	SO	LOB	TOP								
Dave Collins, S OBP: 0.379, SLG: 0.370 (1, 9)										5	0	1	0	0	1	5	Detroit Tigers @ Seattle Mariners The Kingdome, Seattle, WA Sat May 31 1986, 10:05 PM EDT Att: 27,841 - Unknown								
Alan Trammell, R OBP: 0.302, SLG: 0.359 (1, 6)										3	1	2	0	1	0	1									
Darnell Coles, R OBP: 0.356, SLG: 0.533 (1, 5)										4	1	1	4	0	0	3									
Lance Parrish, R OBP: 0.339, SLG: 0.460 (1, 10)										4	0	1	0	0	3	1									
Chet Lemon, R OBP: 0.369, SLG: 0.479 (1, 8)										4	0	1	0	0	0	1									
Larry Hemdon, R OBP: 0.289, SLG: 0.360 (1, 7)										3	0	1	0	0	0	1									
Dave Bergman, L OBP: 0.378, SLG: 0.359 (9, PH)										1	0	0	0	0	0	0									
Tom Brookens, R OBP: 0.393, SLG: 0.418 (1, 4)										3	0	2	0	0	0	1									
Lou Whitaker, L OBP: 0.335, SLG: 0.464 (9, PH)										1	0	1	0	0	0	0									
Brian Harper, R OBP: 0.205, SLG: 0.171 (1, 3)										2	1	0	0	1	0	3									
Harry Spillman, L OBP: 0.319, SLG: 0.523 (9, PH)										1	0	0	0	0	0	1									
Dwight Lowry, L OBP: 0.333, SLG: 0.200 (1, 2)										2	1	0	0	0	0	1									
Darrell Evans, L OBP: 0.320, SLG: 0.431 (9, PH)										0	0	0	0	1	0	0									
Inning Stats	R: 0 E: 0 K: 1 S: 5	H: 1 LOB: 1 BB: 1 P: 9	R: 0 E: 0 K: 1 S: 6	H: 2 LOB: 1 BB: 0 P: 6	R: 0 E: 0 K: 1 S: 5	H: 1 LOB: 0 BB: 0 P: 5	R: 0 E: 0 K: 1 S: 5	H: 0 LOB: 0 BB: 0 P: 5	R: 0 E: 0 K: 0 S: 3	H: 1 LOB: 1 BB: 0 P: 3	R: 0 E: 0 K: 0 S: 3	H: 0 LOB: 0 BB: 0 P: 4	R: 0 E: 0 K: 1 S: 6	H: 1 LOB: 1 BB: 0 P: 6	R: 4 E: 1 K: 0 S: 6	H: 3 LOB: 0 BB: 1 P: 10	R: 0 E: 0 K: 0 S: 4	H: 1 LOB: 2 BB: 1 P: 8	1B: 7 2B: 3 3B: 0 HR: 1	SF: 0 SAC: 0 DP: 4 HBP: 1	WP: 1 PB: 0 SB: 1 CS: 1	PA: 38			
PITCHER	IP	WLS	BF	H	R	ER	SO	BB	IBB	HBP	BLK	WP	HR	S	P	ERA	WHIP								
Mark Langston, L ERA: 5.17 (1, 1)	7.1	W	30	8	4	3	5	2	0	1	0	1	1	37	46	3.68	1.364								
Mark Huismann, R ERA: 3.54 (8, 1)	1.0		4	2	0	0	0	0	0	0	0	0	0	4	4	0.00	2.000								
Matt Young, L ERA: 4.6 (9, 1)	0.2	S	3	0	0	0	0	1	0	0	0	0	0	2	6	0.00	1.500								

Batter	1	2	3	4	5	6	7	8	9	AB	R	H	RBI	BB	SO	LOB	BOTTOM								
Harold Reynolds, S OBP: 0.279, SLG: 0.328 (1, 4)										5	1	4	0	0	0	0	Detroit Tigers @ Seattle Mariners The Kingdome, Seattle, WA Sat May 31 1986, 10:05 PM EDT Att: 27,841 - Unknown								
John Moses, S OBP: 0.304, SLG: 0.263 (1, 8)									3	0	1	0	1	0	1										
Alvin Davis, L OBP: 0.413, SLG: 0.525 (1, 3)										5	0	1	0	0	1	3									
Ken Phelps, L OBP: 0.429, SLG: 0.679 (1, 10)										1	1	0	0	3	0	0									
Gorman Thomas, R OBP: 0.310, SLG: 0.431 (8, PH)										0	0	0	0	1	0	0									
Danny Tartabull, R OBP: 0.343, SLG: 0.516 (1, 7)									5	2	2	2	0	2	6										
Dave Henderson, R OBP: 0.317, SLG: 0.417 (1, 9)									4	1	2	2	0	1	4										
Jim Prestley, R OBP: 0.286, SLG: 0.419 (1, 5)									4	2	3	1	0	0	1										
Spike Owen, S OBP: 0.312, SLG: 0.359 (1, 6)									3	0	2	2	1	0	0										
Steve Yeager, R OBP: 0.255, SLG: 0.261 (1, 2)									4	0	0	0	0	0	4										
Inning Stats	R: 0 E: 0 K: 2 S: 8	H: 2 LOB: 3 BB: 2 P: 16	R: 1 E: 0 K: 0 S: 5	H: 3 LOB: 1 BB: 0 P: 5	R: 1 E: 0 K: 0 S: 4	H: 1 LOB: 1 BB: 1 P: 8	R: 0 E: 0 K: 0 S: 3	H: 0 LOB: 0 BB: 0 P: 3	R: 0 E: 0 K: 0 S: 3	H: 0 LOB: 0 BB: 0 P: 3	R: 1 E: 0 K: 0 S: 5	H: 3 LOB: 1 BB: 0 P: 5	R: 4 E: 0 K: 0 S: 7	H: 5 LOB: 2 BB: 2 P: 15	R: 0 E: 0 K: 2 S: 8	H: 1 LOB: 2 BB: 1 P: 12	1B: 9 2B: 3 3B: 3 HR: 0	SF: 0 SAC: 1 DP: 2 HBP: 0	WP: 0 PB: 0 SB: 0 CS: 2	PA: 41					
PITCHER	IP	WLS	BF	H	R	ER	SO	BB	IBB	HBP	BLK	WP	HR	S	P	ERA	WHIP								
Walt Terrell, R ERA: 4.35 (1, 1)	6.2	L	33	13	7	7	2	3	1	0	0	0	0	33	49	9.45	2.400								
Bill Scherrer, L ERA: 5.19 (7, 1)	1.1		8	2	0	0	2	1	1	0	0	0	0	10	18	0.00	2.250								



Batter	1	2	3	4	5	6	7	8	9	AB	R	H	RBI	BB	SO	LOB	TOP				
Lou Whitaker, L (1, 4) OBP: 0.340, SLG: 0.457	F7		0-0 1-3 1B			5-3		FC6-4 BB		3	0	1	0	1	0	0	Detroit Tigers @ Oakland Athletics Oakland-Alameda County Coliseum, Oakland, CA Mon Jun 02 1986, 7:05 PM PDT Att: 10,890 - Unknown livebaseballscores.com				
Dave Collins, S (1, 7) OBP: 0.373, SLG: 0.371	4-3		F7			F8		FC6-4 1-2		4	0	0	0	0	0	3					
Kirk Gibson, L (1, 10) OBP: 0.442, SLG: 0.558	K			F4		K			K	4	0	0	0	0	3	0					
Lance Parrish, R (1, 2) OBP: 0.337, SLG: 0.473		F9		F5			HR		6-3	4	1	1	1	0	0	0					
Darrell Evans, L (1, 3) OBP: 0.317, SLG: 0.422		F8		4-3			F2		F9	4	0	0	0	0	0	0					
Darnell Coles, R (1, 5) OBP: 0.348, SLG: 0.515		K			5-3		F9			3	0	0	0	0	1	0					
Chet Lemon, R (1, 8) OBP: 0.361, SLG: 0.467			F3		L6		F7			3	0	0	0	0	0	0					
Pat Sheridan, L (1, 9) OBP: 0.216, SLG: 0.325			1B BB					3-6 1B		2	0	2	0	1	0	0					
Alan Trammell, R (1, 6) OBP: 0.301, SLG: 0.394			F4		5-3			3-6 1-2		3	0	0	0	0	0	3					
Inning Stats	R: 0 E: 0 K: 1 S: 5	H: 0 LOB: 0 BB: 0 P: 5	R: 0 E: 0 K: 1 S: 5	H: 0 LOB: 0 BB: 0 P: 5	R: 0 E: 0 K: 0 S: 4	H: 1 LOB: 2 BB: 1 P: 8	R: 0 E: 0 K: 0 S: 3	H: 0 LOB: 0 BB: 0 P: 3	R: 0 E: 0 K: 0 S: 4	H: 1 LOB: 1 BB: 0 P: 4	R: 1 E: 0 K: 0 S: 4	H: 1 LOB: 0 BB: 0 P: 4	R: 0 E: 0 K: 0 S: 3	H: 1 LOB: 1 BB: 1 P: 7	R: 0 E: 0 K: 1 S: 5	H: 0 LOB: 0 BB: 0 P: 5	1B: 3 2B: 1 3B: 0 HR: 1	SF: 0 SAC: 0 DP: 1 HBP: 0	WP: 0 PB: 0 SB: 0 CS: 0	PA: 32	
PITCHER	IP	WLS	BF	H	R	ER	SO	BB	IBB	HBP	BLK	WP	HR	S	P	ERA	WHIP				
Chris Codiroli, R (1, 1) ERA: 3.51	7.0	W	25	3	1	1	3	1	0	0	0	0	1	30	34	1.29	0.571				
Bill Mooneyham, R (8, 1) ERA: 2.52	1.0		4	1	0	0	0	1	0	0	0	0	0	3	7	0.00	2.000				
Jose Rijo, R (9, 1) ERA: 4.31	1.0		3	0	0	0	1	0	0	0	0	0	0	5	5	0.00	0.000				

Batter	1	2	3	4	5	6	7	8	9	AB	R	H	RBI	BB	SO	LOB	BOTTOM				
Tony Phillips, S (1, 4) OBP: 0.401, SLG: 0.381			4-0 BB			5-3		F8		2	1	0	1	3	0	0	Detroit Tigers @ Oakland Athletics Oakland-Alameda County Coliseum, Oakland, CA Mon Jun 02 1986, 7:05 PM PDT Att: 10,890 - Unknown livebaseballscores.com				
Bruce Bochte, L (1, 3) OBP: 0.345, SLG: 0.367			0-3 K			G3				3	1	1	2	1	1	2					
Carney Lansford, R (1, 5) OBP: 0.327, SLG: 0.405				F8			2B FC4-2 1B			3	1	1	0	1	0	2					
Jose Canseco, R (1, 7) OBP: 0.368, SLG: 0.547	0-3 K	0-3 K			0-3 K		F9			4	0	0	0	0	3	4					
Dave Kingman, R (1, 10) OBP: 0.254, SLG: 0.426		F7					FC4-2 1-3 2B			4	1	2	2	0	1	0					
Mike Davis, L (1, 9) OBP: 0.290, SLG: 0.413	1-3 2-H 3-H 2B							FC4-2		4	0	0	0	0	2	4					
Alfredo Griffin, S (1, 6) OBP: 0.345, SLG: 0.358	4-0 BB IBB		0-0 PB 2B			F4		FC4-2 2-3 3-H 0-0		3	1	1	0	1	0	2					
Jerry Willard, L (1, 2) OBP: 0.269, SLG: 0.136	4-0 BB 1B BB		0-3 K			3-1			3-1	3	1	0	1	1	1	1					
Stan Javier, S (1, 8) OBP: 0.222, SLG: 0.200	4-0 1-2 2-3 3-H 1B BB		0-3 K				F8			3	1	0	1	1	2	1					
Inning Stats	R: 7 E: 0 K: 2 S: 9	H: 2 LOB: 7 BB: 7 P: 37	R: 0 E: 0 K: 2 S: 7	H: 0 LOB: 0 BB: 0 P: 7	R: 0 E: 0 K: 3 S: 10	H: 1 LOB: 2 BB: 1 P: 14	R: 0 E: 0 K: 2 S: 7	H: 0 LOB: 0 BB: 0 P: 7	R: 0 E: 0 K: 0 S: 3	H: 0 LOB: 0 BB: 0 P: 3	R: 0 E: 0 K: 0 S: 3	H: 2 LOB: 2 BB: 0 P: 5	R: 0 E: 0 K: 1 S: 5	H: 0 LOB: 0 BB: 0 P: 5	R: 0 E: 0 K: 0 S: 5	H: 0 LOB: 0 BB: 0 P: 5	1B: 2 2B: 3 3B: 0 HR: 0	SF: 0 SAC: 0 DP: 0 HBP: 0	WP: 0 PB: 1 SB: 0 CS: 0	PA: 37	
PITCHER	IP	WLS	BF	H	R	ER	SO	BB	IBB	HBP	BLK	WP	HR	S	P	ERA	WHIP				
Dan Petry, R (1, 1) ERA: 4.98	0.0	L	3	0	3	3	0	3	0	0	0	0	0	7	23	27.00	6.000				
Bill Scherrer, L (1, 1) ERA: 7.59	0.2		7	1	2	2	2	3	1	0	0	0	0	7	23	27.00	6.000				
Chuck Cary, L (1, 1) ERA: 4.01	5.1		19	2	2	2	7	1	0	0	0	0	0	32	36	3.38	0.562				
Eric King, R (7, 1) ERA: 1.13	1.0		5	2	0	0	0	0	0	0	0	0	0	5	5	0.00	2.000				
Willie Hernandez, L (8, 1) ERA: 3.54	1.0		3	0	0	0	1	0	0	0	0	0	0	5	5	0.00	0.000				



Batter	1	2	3	4	5	6	7	8	9	AB	R	H	RBI	BB	SO	LOB	TOP								
Lou Whitaker, L (1,4) OBP: 0.343, SLG: 0.473	4-3		HR	F6		F5			F3 SH1-3 2B BB	4	2	1	1	1	0	0									
Dave Collins, S (1,7) OBP: 0.376, SLG: 0.366	4-3 BLK BB		G3	K					SH1-3	2	0	0	0	2	1	0									
Kirk Gibson, L (1,10) OBP: 0.435, SLG: 0.560	4-3		BB 2B BB	K					2B S IBB	3	2	0	0	2	1	2									
Lance Parrish, R (1,2) OBP: 0.342, SLG: 0.503	F7		BB 2B BB		5-3				F3	4	2	1	1	1	0	3									
Darrell Evans, L (1,3) OBP: 0.313, SLG: 0.414		F5	2B SF8 BB		F2					4	1	1	2	1	0	0									
Darnell Coles, R (1,5) OBP: 0.352, SLG: 0.536			SF8 1-3 2-H 3-H	2B					F8	5	1	3	3	0	0	1									
Chet Lemon, R (1,8) OBP: 0.362, SLG: 0.461	F5		BB		6-3					2	0	0	0	2	0	1									
Pat Sheridan, L (1,9) OBP: 0.223, SLG: 0.314			SF8 2-3 3-H			G3			F5	2	0	0	1	1	0	1									
Alan Trammell, R (1,6) OBP: 0.293, SLG: 0.399	3-1		F9			F8			4-3	4	0	0	0	0	0	5									
Inning Stats	R: 0 E: 0 K: 0 S: 3	H: 0 LOB: 1 BB: 1 P: 7	R: 0 E: 0 K: 0 S: 4	H: 1 LOB: 2 BB: 1 P: 8	R: 4 E: 0 K: 0 S: 5	H: 2 LOB: 4 BB: 4 P: 21	R: 0 E: 0 K: 2 S: 7	H: 0 LOB: 0 BB: 0 P: 7	R: 1 E: 0 K: 0 S: 4	H: 1 LOB: 0 BB: 0 P: 4	R: 0 E: 0 K: 0 S: 3	H: 0 LOB: 0 BB: 0 P: 3	R: 1 E: 0 K: 0 S: 3	H: 1 LOB: 0 BB: 1 P: 7	R: 0 E: 0 K: 0 S: 3	H: 0 LOB: 1 BB: 2 P: 7	R: 2 E: 0 K: 0 S: 4	H: 1 LOB: 1 BB: 12 P: 12	1B: 0 2B: 3 3B: 0 HR: 3	SF: 1 SAC: 1 DP: 0 HBP: 0	WP: 0 PB: 1 SB: 1 CS: 1	PA: 42			
PITCHER	IP	WLS	BF	H	R	ER	SO	BB	IBB	HBP	BLK	WP	HR	S	P	ERA	WHIP								
Eric Plunk, R (1,1) ERA: 5.76	2.1	L	16	3	4	4	0	6	0	0	1	0	1	10	34	15.43	3.857								
Rick Langford, R (3,1) ERA: 6.44	3.2		12	1	1	1	2	0	0	0	0	0	1	16	16	2.46	0.273								
Bill Mooneyham, R (7,1) ERA: 3.29	2.1		11	1	3	3	0	3	1	0	0	0	1	7	23	11.57	1.714								
Steve Ontiveros, R (9,1) ERA: 5.22	0.2		3	1	0	0	0	0	0	0	0	0	0	3	3	0.00	1.500								

Detroit Tigers @ Oakland Athletics
Oakland-Alameda County Coliseum, Oakland, CA
Wed Jun 04 1986, 3:33 AM PDT
Att: 12,743 - Unknown

AB	30
R	8
H	6
RBI	8
BB	10
SO	2
LOB	13

Batter	1	2	3	4	5	6	7	8	9	AB	R	H	RBI	BB	SO	LOB	BOTTOM								
Tony Phillips, S (1,4) OBP: 0.393, SLG: 0.372	F8	F7		K					F7	5	1	1	0	0	1	4									
Bruce Bochte, L (1,3) OBP: 0.354, SLG: 0.376	HR		F7			FC6-4 1B			F6	5	1	3	1	0	0	0									
Carney Lansford, R (1,5) OBP: 0.324, SLG: 0.396	F3		F2		FC6-4 1B				K	3	0	0	0	1	0	2									
Donnie Hill, S (9,4) OBP: 0.358, SLG: 0.420					G5-4-3 1-2					1	0	0	0	0	1	0									
Jose Canseco, R (1,7) OBP: 0.372, SLG: 0.553	1-H HR		F8		G5-4-3 1-2					3	1	1	3	1	0	1									
Dave Kingman, R (1,10) OBP: 0.254, SLG: 0.432	F7			K		K			K	4	0	0	0	0	3	3									
Mike Davis, L (1,9) OBP: 0.304, SLG: 0.415										1	1	0	0	1	0	0									
Rick Peters, S (5,7) OBP: 0.324, SLG: 0.250		4-3				5-3			4-3	1	0	0	0	0	0	0									
Dusty Baker Jr., R (7, PH) OBP: 0.267, SLG: 0.269				6-3 1B WP BB						1	0	0	0	0	0	3									
Alfredo Griffin, S (1,6) OBP: 0.347, SLG: 0.355				6-3 1B		G1			1-3	4	0	1	0	0	0	1									
Bill Bathe, R (1,2) OBP: 0.198, SLG: 0.378										4	0	2	1	0	1	1									
Stan Javier, S (1,8) OBP: 0.280, SLG: 0.233									G4-6-3 1B	2	1	1	0	2	0	1									
Inning Stats	R: 2 E: 0 K: 0 S: 5	H: 2 LOB: 0 BB: 0 P: 5	R: 0 E: 0 K: 1 S: 6	H: 1 LOB: 1 BB: 1 P: 10	R: 0 E: 0 K: 0 S: 3	H: 0 LOB: 0 BB: 0 P: 3	R: 1 E: 0 K: 2 S: 9	H: 2 LOB: 2 BB: 1 P: 13	R: 0 E: 0 K: 0 S: 3	H: 1 LOB: 0 BB: 0 P: 3	R: 0 E: 0 K: 1 S: 5	H: 0 LOB: 0 BB: 0 P: 5	R: 2 E: 0 K: 1 S: 7	H: 2 LOB: 3 BB: 3 P: 19	R: 0 E: 0 K: 0 S: 3	H: 1 LOB: 0 BB: 0 P: 3	R: 0 E: 0 K: 1 S: 5	H: 0 LOB: 0 BB: 0 P: 5	1B: 8 2B: 0 3B: 0 HR: 1	SF: 0 SAC: 0 DP: 2 HBP: 0	WP: 1 PB: 0 SB: 1 CS: 0	PA: 39			
PITCHER	IP	WLS	BF	H	R	ER	SO	BB	IBB	HBP	BLK	WP	HR	S	P	ERA	WHIP								
Jack Morris, R (1,1) ERA: 4.65	6.1	W	30	5	5	4	0	4	0	0	0	0	0	34	50	7.11	1.895								
Willie Hernandez, L (7,1) ERA: 3.23	2.2	S	9	1	0	0	2	1	0	0	0	0	0	12	16	0.00	0.750								

Detroit Tigers @ Oakland Athletics
Oakland-Alameda County Coliseum, Oakland, CA
Wed Jun 04 1986, 3:33 AM PDT
Att: 12,743 - Unknown

AB	34
R	5
H	9
RBI	5
BB	5
SO	6
LOB	16

Batter	1	2	3	4	5	6	7	8	9	AB	R	H	RBI	BB	SO	LOB	TOP				
Damaso Garcia, R OBP: 0.290, SLG: 0.320 (1, 4)	F8		F6		4-3		HR		6-3	6	1	2	2	0	0	1					
Rance Mulliniks, L OBP: 0.347, SLG: 0.382 Kelly Gruber, R OBP: 0.196, SLG: 0.313 (5, PH) (5, 5) (7, 6)	F9	K		4-3	F3		5-3			3	0	0	0	0	1	1					
Lloyd Moseby, L OBP: 0.397, SLG: 0.475 Rick Leach, L OBP: 0.310, SLG: 0.418 (1, 8) (8, 9)	F7		2B 1B	4-3		K	K			5	1	1	0	0	2	0					
George Bell, R OBP: 0.387, SLG: 0.567 (1, 7)		1B HR BB	1B 1B	2B 1B	2B 1B	WP E 1B		6-3		4	4	3	0	1	0	0					
Willie Upshaw, L OBP: 0.390, SLG: 0.379 (1, 3)	HR 1B	K	1B 1B	2B	4-3		BB BB			4	2	2	0	1	1	3					
Jesse Barfield, R OBP: 0.348, SLG: 0.535 (1, 9) (8, 8)	HR	1B 1B	1B IBB	1B	E5 HBP		G5-3 BB			3	2	2	4	2	0	0					
Cliff Johnson, R OBP: 0.360, SLG: 0.489 Ron Shepherd, R OBP: 0.500, SLG: 0.500 (1, 10) (8, PH)	1-3 1B	1-2 2-3 3-H	1-2 2-3 3-H	1-2 3-H	1B	HBP	G5-3 BB			3	1	3	2	0	0	0					
Ernie Whitt, L OBP: 0.254, SLG: 0.327 (1, 2)	1-3	1-2	1-3 2-3 3-H	3-1	4-3			1-3		5	1	1	1	0	0	5					
Tony Fernandez, S OBP: 0.319, SLG: 0.355 Garth Iorg, R OBP: 0.313, SLG: 0.295 (1, 6) (7, 5)	F5		2-H 3-H	1B	L6		F2		6-3	4	0	1	2	0	0	1					
Inning Stats	R: 0 E: 0 K: 0 S: 3	H: 0 LOB: 0 BB: 0 P: 3	R: 4 E: 0 K: 1 S: 9	H: 4 LOB: 1 BB: 1 P: 13	R: 4 E: 0 K: 1 S: 9	H: 5 LOB: 1 BB: 1 P: 13	R: 2 E: 0 K: 0 S: 7	H: 4 LOB: 2 BB: 0 P: 7	R: 0 E: 0 K: 0 S: 3	H: 0 LOB: 0 BB: 0 P: 3	R: 1 E: 1 K: 1 S: 7	H: 1 LOB: 2 BB: 0 P: 8	R: 1 E: 0 K: 1 S: 6	H: 1 LOB: 0 BB: 0 P: 6	R: 0 E: 0 K: 0 S: 2	H: 0 LOB: 1 BB: 2 P: 10	R: 0 E: 0 K: 0 S: 3	H: 0 LOB: 0 BB: 0 P: 3	1B: 11 2B: 2 3B: 0 HR: 2	SF: 0 SAC: 0 DP: 1 HBP: 1	WP: 1 PA: 46 PB: 0 SB: 0 CS: 0
PITCHER	IP WLS BF H R ER SO BB IBB HBP BLK WP HR S P ERA WHIP	IP WLS BF H R ER SO BB IBB HBP BLK WP HR S P ERA WHIP	IP WLS BF H R ER SO BB IBB HBP BLK WP HR S P ERA WHIP	IP WLS BF H R ER SO BB IBB HBP BLK WP HR S P ERA WHIP	IP WLS BF H R ER SO BB IBB HBP BLK WP HR S P ERA WHIP	IP WLS BF H R ER SO BB IBB HBP BLK WP HR S P ERA WHIP	IP WLS BF H R ER SO BB IBB HBP BLK WP HR S P ERA WHIP	IP WLS BF H R ER SO BB IBB HBP BLK WP HR S P ERA WHIP	IP WLS BF H R ER SO BB IBB HBP BLK WP HR S P ERA WHIP	IP WLS BF H R ER SO BB IBB HBP BLK WP HR S P ERA WHIP	IP WLS BF H R ER SO BB IBB HBP BLK WP HR S P ERA WHIP	IP WLS BF H R ER SO BB IBB HBP BLK WP HR S P ERA WHIP	IP WLS BF H R ER SO BB IBB HBP BLK WP HR S P ERA WHIP	IP WLS BF H R ER SO BB IBB HBP BLK WP HR S P ERA WHIP	IP WLS BF H R ER SO BB IBB HBP BLK WP HR S P ERA WHIP	IP WLS BF H R ER SO BB IBB HBP BLK WP HR S P ERA WHIP	IP WLS BF H R ER SO BB IBB HBP BLK WP HR S P ERA WHIP	IP WLS BF H R ER SO BB IBB HBP BLK WP HR S P ERA WHIP	IP WLS BF H R ER SO BB IBB HBP BLK WP HR S P ERA WHIP	IP WLS BF H R ER SO BB IBB HBP BLK WP HR S P ERA WHIP	IP WLS BF H R ER SO BB IBB HBP BLK WP HR S P ERA WHIP

Toronto Blue Jays @ Detroit Tigers
Tiger Stadium, Detroit, MI
Fri Jun 06 1986, 7:05 PM EDT
Att: 37,353 - Unknown

AB 41
R 12
H 15
RBI 11
BB 4
SO 4
LOB 13



Batter	1	2	3	4	5	6	7	8	9	AB	R	H	RBI	BB	SO	LOB	BOTTOM				
Lou Whitaker, L OBP: 0.341, SLG: 0.465 Tom Brookens, R OBP: 0.375, SLG: 0.397 (1, 4) (8, 4)	L6		FC6-4 BB		F9		F6		F7	3	0	0	0	1	0	1					
Dave Collins, S OBP: 0.371, SLG: 0.360 (1, 10)	E S 1B		FC6-4 1-2			K		F8	K	5	0	1	0	0	2	2					
Kirk Gibson, L OBP: 0.439, SLG: 0.538 (1, 9)	F9		1-3			1B SF8 BB		BB 1B SF9 BB		2	2	0	0	2	0	2					
Lance Parrish, R OBP: 0.342, SLG: 0.500 Dwight Lowry, L OBP: 0.545, SLG: 0.500 (1, 2) (7, 2)	5-3			5-3		2B 1B		BB 1B		3	0	1	0	0	0	1					
Darrell Evans, L OBP: 0.313, SLG: 0.415 Dave Bergman, L OBP: 0.363, SLG: 0.350 (1, 3) (8, 3)		1B		F9		SF8		BB		2	0	1	1	0	0	0					
Darnell Coles, R OBP: 0.350, SLG: 0.538 (1, 5)	F8			5-3		3-H 2B		BB		3	0	1	1	0	0	1					
Chet Lemon, R OBP: 0.359, SLG: 0.457 Johnny Grubb, L OBP: 0.385, SLG: 0.435 Dave Engle, R OBP: 0.294, SLG: 0.267 (1, 8) (5, 7) (8, PH) (9, 7)	F8				K		F5		F8	1	0	0	0	0	0	1					
Pat Sheridan, L OBP: 0.224, SLG: 0.311 (1, 7) (5, 8)	F4				1B		F2		L3	4	0	1	0	0	0	1					
Alan Trammell, R OBP: 0.292, SLG: 0.395 (1, 6)			L3		F8		F8			4	0	1	0	0	0	1					
Inning Stats	R: 0 E: 0 K: 0 S: 4	H: 1 LOB: 1 BB: 0 P: 4	R: 0 E: 0 K: 0 S: 4	H: 1 LOB: 1 BB: 0 P: 4	R: 0 E: 0 K: 0 S: 3	H: 0 LOB: 1 BB: 1 P: 7	R: 0 E: 0 K: 0 S: 3	H: 0 LOB: 0 BB: 0 P: 3	R: 0 E: 0 K: 1 S: 6	H: 1 LOB: 1 BB: 0 P: 6	R: 1 E: 0 K: 1 S: 7	H: 2 LOB: 2 BB: 1 P: 11	R: 0 E: 0 K: 0 S: 3	H: 0 LOB: 0 BB: 0 P: 3	R: 1 E: 0 K: 0 S: 4	H: 1 LOB: 2 BB: 2 P: 12	R: 0 E: 0 K: 1 S: 6	H: 1 LOB: 1 BB: 0 P: 6	1B: 6 2B: 1 3B: 0 HR: 0	SF: 2 SAC: 0 DP: 0 HBP: 0	WP: 0 PA: 38 PB: 0 SB: 1 CS: 0
PITCHER	IP WLS BF H R ER SO BB IBB HBP BLK WP HR S P ERA WHIP	IP WLS BF H R ER SO BB IBB HBP BLK WP HR S P ERA WHIP	IP WLS BF H R ER SO BB IBB HBP BLK WP HR S P ERA WHIP	IP WLS BF H R ER SO BB IBB HBP BLK WP HR S P ERA WHIP	IP WLS BF H R ER SO BB IBB HBP BLK WP HR S P ERA WHIP	IP WLS BF H R ER SO BB IBB HBP BLK WP HR S P ERA WHIP	IP WLS BF H R ER SO BB IBB HBP BLK WP HR S P ERA WHIP	IP WLS BF H R ER SO BB IBB HBP BLK WP HR S P ERA WHIP	IP WLS BF H R ER SO BB IBB HBP BLK WP HR S P ERA WHIP	IP WLS BF H R ER SO BB IBB HBP BLK WP HR S P ERA WHIP	IP WLS BF H R ER SO BB IBB HBP BLK WP HR S P ERA WHIP	IP WLS BF H R ER SO BB IBB HBP BLK WP HR S P ERA WHIP	IP WLS BF H R ER SO BB IBB HBP BLK WP HR S P ERA WHIP	IP WLS BF H R ER SO BB IBB HBP BLK WP HR S P ERA WHIP	IP WLS BF H R ER SO BB IBB HBP BLK WP HR S P ERA WHIP	IP WLS BF H R ER SO BB IBB HBP BLK WP HR S P ERA WHIP	IP WLS BF H R ER SO BB IBB HBP BLK WP HR S P ERA WHIP	IP WLS BF H R ER SO BB IBB HBP BLK WP HR S P ERA WHIP	IP WLS BF H R ER SO BB IBB HBP BLK WP HR S P ERA WHIP	IP WLS BF H R ER SO BB IBB HBP BLK WP HR S P ERA WHIP	IP WLS BF H R ER SO BB IBB HBP BLK WP HR S P ERA WHIP

Toronto Blue Jays @ Detroit Tigers
Tiger Stadium, Detroit, MI
Fri Jun 06 1986, 7:05 PM EDT
Att: 37,353 - Unknown

AB 32
R 2
H 7
RBI 2
BB 4
SO 3
LOB 15



Batter	1	2	3	4	5	6	7	8	9	AB	R	H	RBI	BB	SO	LOB	TOP					
Damaso Garcia, R (1, 4) OBP: 0.283, SLG: 0.312										4	0	0	0	0	1	4						
Lloyd Moseby, L (1, 8) OBP: 0.382, SLG: 0.480										4	0	2	0	0	0	0						
Cliff Johnson, R (1, 10) OBP: 0.394, SLG: 0.478										3	0	0	0	1	0	1						
George Bell, R (1, 7) OBP: 0.385, SLG: 0.560										4	0	1	0	0	0	2						
Willie Upshaw, L (1, 3) OBP: 0.388, SLG: 0.373										3	1	0	0	1	2	1						
Jesse Barfield, R (1, 9) OBP: 0.347, SLG: 0.530										4	0	1	0	0	1	1						
Garth Iorg, R (1, 5) OBP: 0.310, SLG: 0.293										4	0	1	0	0	0	2						
Buck Martinez, R (1, 2) OBP: 0.310, SLG: 0.265										2	0	0	0	1	1	1						
Ron Shephard, R (7, PR) OBP: 0.500, SLG: 0.500										0	0	0	0	0	0	0						
Ernie Whitt, L (7, 2) OBP: 0.252, SLG: 0.324										1	0	0	0	0	1	1						
Tony Fernandez, S (1, 6) OBP: 0.326, SLG: 0.363										4	0	3	1	0	0	1						
Inning Stats	R: 0 E: 0 K: 1 S: 5	H: 1 LOB: 1 BB: 1 P: 9	R: 0 E: 0 K: 2 S: 8	H: 1 LOB: 1 BB: 0 P: 8	R: 0 E: 0 K: 0 S: 4	H: 2 LOB: 1 BB: 0 P: 4	R: 0 E: 0 K: 1 S: 5	H: 0 LOB: 0 BB: 0 P: 5	R: 0 E: 0 K: 0 S: 4	H: 1 LOB: 1 BB: 0 P: 4	R: 0 E: 0 K: 0 S: 3	H: 0 LOB: 0 BB: 0 P: 3	R: 1 E: 0 K: 0 S: 4	H: 1 LOB: 2 BB: 2 P: 12	R: 0 E: 0 K: 1 S: 6	H: 1 LOB: 1 BB: 0 P: 6	R: 0 E: 0 K: 1 S: 6	H: 1 LOB: 1 BB: 0 P: 6	1B: 7 2B: 1 3B: 0 HR: 0	SF: 0 SAC: 0 DP: 1 HBP: 0	WP: 0 PB: 0 SB: 0 CS: 1	PA: 36
PITCHER	IP WLS BF H R ER SO BB IBB HBP BLK WP HR S P ERA WHIP																					
Frank Tanana, L (1, 1) ERA: 3.03	7.0 W 28 6 1 1 4 3 0 0 0 0 0 0 33 45 1.29 1.286																					
Willie Hernandez, L (8, 1) ERA: 3.03	2.0 S 8 2 0 0 2 0 0 0 0 0 0 0 12 12 0.00 1.000																					

Toronto Blue Jays @ Detroit Tigers
Tiger Stadium, Detroit, MI
Sat Jun 07 1986, 7:05 PM EDT
Att: 37,750 - Unknown

AB 33
R 1
H 8
RBI 1
BB 3
SO 6
LOB 14



Batter	1	2	3	4	5	6	7	8	9	AB	R	H	RBI	BB	SO	LOB	BOTTOM			
Lou Whitaker, L (1, 4) OBP: 0.340, SLG: 0.471										4	0	1	0	0	2	2				
Alan Trammell, R (1, 6) OBP: 0.291, SLG: 0.392										4	0	1	0	0	0	3				
Kirk Gibson, L (1, 9) OBP: 0.429, SLG: 0.509										3	0	0	0	1	2	1				
Lance Parrish, R (1, 2) OBP: 0.340, SLG: 0.495										4	0	1	0	0	2	2				
Darnell Coles, R (1, 5) OBP: 0.348, SLG: 0.532										4	1	1	0	0	1	2				
Larry Hemdon, R (1, 7) OBP: 0.288, SLG: 0.385										4	1	2	2	0	1	1				
Dave Engle, R (1, 3) OBP: 0.381, SLG: 0.389										3	0	2	0	1	0	2				
Tom Brookens, R (1, 10) OBP: 0.358, SLG: 0.377										3	0	0	0	0	0	3				
Pat Sheridan, L (1, 8) OBP: 0.228, SLG: 0.312										3	0	1	0	0	1	1				
Inning Stats	R: 0 E: 0 K: 1 S: 4	H: 0 LOB: 0 BB: 1 P: 8	R: 2 E: 0 K: 1 S: 8	H: 3 LOB: 1 BB: 0 P: 8	R: 0 E: 0 K: 2 S: 8	H: 1 LOB: 1 BB: 0 P: 8	R: 0 E: 0 K: 1 S: 5	H: 0 LOB: 1 BB: 1 P: 9	R: 0 E: 0 K: 1 S: 5	H: 1 LOB: 1 BB: 0 P: 5	R: 0 E: 0 K: 0 S: 4	H: 1 LOB: 1 BB: 0 P: 4	R: 0 E: 0 K: 1 S: 7	H: 2 LOB: 2 BB: 0 P: 7	R: 0 E: 0 K: 2 S: 9	H: 1 LOB: 2 BB: 0 P: 9	1B: 6 2B: 1 3B: 1 HR: 1	SF: 0 SAC: 0 DP: 0 HBP: 0	WP: 1 PB: 0 SB: 0 CS: 1	PA: 35
PITCHER	IP WLS BF H R ER SO BB IBB HBP BLK WP HR S P ERA WHIP																			
Jimmy Key, L (1, 1) ERA: 6.28	7.0 L 30 8 2 2 8 2 0 0 0 0 0 0 1 44 2.57 1.429																			
Jim Acker, R (8, 1) ERA: 3.89	1.0 4 1 0 0 1 0 0 0 0 0 0 0 6 6 0.00 1.000																			

Toronto Blue Jays @ Detroit Tigers
Tiger Stadium, Detroit, MI
Sat Jun 07 1986, 7:05 PM EDT
Att: 37,750 - Unknown

AB 32
R 2
H 9
RBI 2
BB 2
SO 9
LOB 17



Batter	1	2	3	4	5	6	7	8	9	AB	R	H	RBI	BB	SO	LOB	TOP					
Tony Fernandez, S (1, 6) OBP: 0.321, SLG: 0.356	0-0 4-3			0-0 F9		0-0 L3		0-0 6-3		4	0	1	0	0	1		Toronto Blue Jays @ Detroit Tigers Tiger Stadium, Detroit, MI Sun Jun 08 1986, 3:33 AM EDT Att: 36,681 - Unknown					
Rance Mulliniks, L (1, 5) OBP: 0.339, SLG: 0.372	0-0 4-3			0-0 4-3		0-0 6-3		0-0 F7		4	0	0	0	0	2							
Lloyd Moseby, L (1, 8) OBP: 0.379, SLG: 0.476	0-0 F8			0-3 K				0-0 1B	0-0 3-1	4	0	1	0	0	1	0						
George Bell, R (1, 7) OBP: 0.387, SLG: 0.559		0-0 F3			0-0 1B			0-0 F6	0-0 1B	4	1	2	0	0	0	1						
Willie Upshaw, L (1, 3) OBP: 0.385, SLG: 0.367		0-0 F6			0-0 F8			0-0 F5	4-0 1B	3	1	0	0	1	0	2						
Jesse Barfield, R (1, 9) OBP: 0.348, SLG: 0.544		0-0 F6			0-0 HR			0-0 F2	0-0 1B	4	1	2	2	0	0	1						
Cliff Johnson, R (1, 10) OBP: 0.396, SLG: 0.474			0-3 K		4-0 BB			0-3 K	0-0 1B	3	0	1	1	1	2	0						
Ernie Whitt, L (1, 2) OBP: 0.254, SLG: 0.325			0-0 3-1		0-0 L3			0-0 1B	0-0 6-3	3	0	1	0	0	0	1						
Ron Shepherd, R (8, PR) OBP: 0.500, SLG: 0.500					1-2 BB					0	1	0	0	0	0	0						
Buck Martinez, R (8, 2) OBP: 0.305, SLG: 0.260								0-0 1B	0-0 6-3	1	0	0	0	0	0	2						
Kelly Gruber, R (1, 4) OBP: 0.189, SLG: 0.300			0-0 6-3					0-0 1B		2	0	0	0	0	0	0						
Rick Leach, L (8, PH) OBP: 0.319, SLG: 0.426			6-3					1-3 1B		1	0	1	0	0	0	0						
Garth Iorg, R (8, PR) OBP: 0.310, SLG: 0.293										0	0	0	0	0	0	0						
Inning Stats	R: 0 E: 0 K: 0 S: 3	H: 0 LOB: 0 BB: 0 P: 3	R: 0 E: 0 K: 0 S: 3	H: 0 LOB: 0 BB: 0 P: 3	R: 0 E: 0 K: 1 S: 5	H: 0 LOB: 0 BB: 0 P: 5	R: 0 E: 0 K: 1 S: 5	H: 0 LOB: 0 BB: 0 P: 5	R: 2 E: 0 K: 0 S: 4	H: 2 LOB: 1 BB: 1 P: 8	R: 0 E: 0 K: 0 S: 3	H: 0 LOB: 0 BB: 0 P: 3	R: 0 E: 0 K: 0 S: 4	H: 1 LOB: 1 BB: 0 P: 4	R: 1 E: 0 K: 1 S: 7	H: 2 LOB: 2 BB: 0 P: 7	R: 1 E: 0 K: 0 S: 5	H: 3 LOB: 2 BB: 1 P: 9	1B: 7 2B: 1 3B: 0 HR: 1	SF: 0 SAC: 0 DP: 1 HBP: 0	WP: 0 PB: 0 SB: 1 CS: 1	PA: 35
PITCHER	IP WLS BF H R ER SO BB IBB HBP BLK WP HR S P ERA WHIP	7.0 L 24 3 2 2 2 1 0 0 0 0 1 27 31 2.57 0.571	2.0 L 11 5 2 2 1 1 0 0 0 0 0 12 16 9.00 3.000	PITCHER										IP WLS BF H R ER SO BB IBB HBP BLK WP HR S P ERA WHIP	7.0 L 11 5 2 2 1 1 0 0 0 0 0 12 16 9.00 3.000							
Eric King, R (1, 1) ERA: 1.55											7.0 L 24 3 2 2 2 1 0 0 0 0 1 27 31 2.57 0.571											
Randy O'Neal, R (8, 1) ERA: 5.84											2.0 L 11 5 2 2 1 1 0 0 0 0 0 12 16 9.00 3.000											

AB	33
R	4
H	8
RBI	4
BB	2
SO	3
LOB	10



Batter	1	2	3	4	5	6	7	8	9	AB	R	H	RBI	BB	SO	LOB	BOTTOM					
Lou Whitaker, L (1, 4) OBP: 0.332, SLG: 0.459	0-0 F8		0-0 F8	0-0 F4			0-0 B1-3		0-3 K	5	0	0	0	0	1	4	Toronto Blue Jays @ Detroit Tigers Tiger Stadium, Detroit, MI Sun Jun 08 1986, 3:33 AM EDT Att: 36,681 - Unknown					
Dave Collins, S (1, 7) OBP: 0.379, SLG: 0.358	4-0 BB		0-0 FC6-4		4-0 BB		4-0 BB			1	0	0	0	3	0	1						
Kirk Gibson, L (1, 9) OBP: 0.419, SLG: 0.483	0-0 G3		0-0 3-1		4-0 BB		0-0 4-3			3	0	0	0	1	0	3						
Lance Parrish, R (1, 10) OBP: 0.338, SLG: 0.489		0-0 1B		0-0 F8	0-3 K			0-3 K		4	0	1	0	0	2	2						
Darrell Evans, L (1, 3) OBP: 0.312, SLG: 0.411		0-0 1B		0-0 F8	0-0 8-4-2			0-0 G3		4	0	1	0	0	0	2						
Darnell Coles, R (1, 5) OBP: 0.346, SLG: 0.524		0-3 K		4-0 1B		0-3 K		0-3 K		3	1	0	0	1	3	2						
Pat Sheridan, L (1, 8) OBP: 0.231, SLG: 0.313		0-3 K		0-0 1B		0-3 K			0-0 1B	3	1	1	0	0	2	2						
Johnny Grubb, L (9, PH) OBP: 0.407, SLG: 0.458				1-3 1B						1	0	1	0	0	0	0						
Alan Trammell, R (1, 6) OBP: 0.290, SLG: 0.389		0-0 L5		0-0 1B		0-3 K			0-3 K	4	0	1	1	0	2	3						
Dwight Lowry, L (1, 2) OBP: 0.533, SLG: 0.500			0-0 FC6-4	1-2 1B			0-3 K		0-0 F7	4	0	2	1	0	1	1						
Inning Stats	R: 0 E: 0 K: 0 S: 2	H: 0 LOB: 1 BB: 1 P: 6	R: 0 E: 0 K: 2 S: 9	H: 2 LOB: 2 BB: 0 P: 9	R: 0 E: 0 K: 0 S: 4	H: 1 LOB: 1 BB: 0 P: 4	R: 2 E: 0 K: 0 S: 6	H: 3 LOB: 2 BB: 1 P: 10	R: 0 E: 0 K: 1 S: 4	H: 0 LOB: 1 BB: 2 P: 12	R: 0 E: 0 K: 3 S: 9	H: 0 LOB: 0 BB: 0 P: 9	R: 0 E: 0 K: 1 S: 5	H: 0 LOB: 1 BB: 1 P: 9	R: 0 E: 0 K: 2 S: 7	H: 0 LOB: 0 BB: 0 P: 7	R: 0 E: 0 K: 2 S: 8	H: 1 LOB: 1 BB: 0 P: 8	1B: 7 2B: 1 3B: 0 HR: 0	SF: 0 SAC: 0 DP: 1 HBP: 0	WP: 0 PB: 0 SB: 0 CS: 1	PA: 37
PITCHER	IP WLS BF H R ER SO BB IBB HBP BLK WP HR S P ERA WHIP	4.0 W 12 0 0 0 7 1 0 0 0 0 0 25 29 0.00 0.250	1.0 S 4 1 0 0 2 0 0 0 0 0 0 8 8 0.00 1.000	PITCHER										IP WLS BF H R ER SO BB IBB HBP BLK WP HR S P ERA WHIP	4.0 W 12 0 0 0 7 1 0 0 0 0 0 25 29 0.00 0.250							
Jim Clancy, R (1, 1) ERA: 3.49											4.0 W 12 0 0 0 7 1 0 0 0 0 0 25 29 0.00 0.250											
Mark Eichhorn, R (8, 1) ERA: 0.89											1.0 S 4 1 0 0 2 0 0 0 0 0 0 8 8 0.00 1.000											

AB	32
R	2
H	7
RBI	2
BB	5
SO	11
LOB	20



Batter	1	2	3	4	5	6	7	8	9	AB	R	H	RBI	BB	SO	LOB	TOP		
Rickey Henderson, R OBP: 0.341, SLG: 0.454										5	0	0	0	0	0	4			
Don Mattingly, L OBP: 0.390, SLG: 0.544										4	2	3	1	1	0	0			
Dave Winfield, R OBP: 0.360, SLG: 0.480										4	2	1	0	1	1	3			
Mike Easter, L OBP: 0.362, SLG: 0.483										4	1	2	2	0	2	0			
Ken Griffey, L OBP: 0.335, SLG: 0.437										4	1	1	0	0	0	1			
Ron Hassey, L OBP: 0.364, SLG: 0.410										3	0	1	0	1	0	0			
Mike Pagliarulo, L OBP: 0.332, SLG: 0.528										4	0	1	1	0	1	4			
Willie Randolph, R OBP: 0.434, SLG: 0.358										2	0	1	0	1	0	1			
Mike Fischlin, R OBP: 0.353, SLG: 0.394										3	0	0	0	0	1	4			
Inning Stats	R: 0 E: 0 K: 0 S: 3	H: 1 LOB: 0 BB: 0 P: 3	R: 0 E: 0 K: 1 S: 5	H: 0 LOB: 0 BB: 0 P: 5	R: 0 E: 0 K: 0 S: 3	H: 1 LOB: 1 BB: 1 P: 7	R: 4 E: 0 K: 0 S: 7	H: 4 LOB: 1 BB: 1 P: 11	R: 2 E: 1 K: 0 S: 6	H: 3 LOB: 2 BB: 1 P: 10	R: 0 E: 0 K: 1 S: 5	H: 0 LOB: 0 BB: 0 P: 5	R: 0 E: 0 K: 1 S: 5	H: 0 LOB: 0 BB: 0 P: 5	R: 0 E: 0 K: 1 S: 5	H: 0 LOB: 2 BB: 1 P: 10	1B: 4 2B: 7 3B: 0 HR: 1	SF: 0 SAC: 1 DP: 4 HBP: 1	WP: 1 PA: 39 PB: 0 SB: 0 CS: 0
PITCHER	IP WLS BF H R ER SO	IP WLS BF H R ER SO	IP WLS BF H R ER SO	IP WLS BF H R ER SO	IP WLS BF H R ER SO	IP WLS BF H R ER SO	IP WLS BF H R ER SO	IP WLS BF H R ER SO	IP WLS BF H R ER SO	IP WLS BF H R ER SO	IP WLS BF H R ER SO	IP WLS BF H R ER SO	IP WLS BF H R ER SO	IP WLS BF H R ER SO	IP WLS BF H R ER SO	IP WLS BF H R ER SO	ERA WHIP	ERA WHIP	
Walt Terrell, R ERA: 5.07	4.1	L	22	9	6	5	1	2	0	0	0	0	1	1	22	30	10.38	2.538	
Chuck Cary, L ERA: 3.45	3.2		12	1	0	0	3	1	0	0	0	0	0	0	17	21	0.00	0.545	
Randy O'Neal, R ERA: 5.61	1.0		5	0	0	0	1	0	1	1	0	0	0	0	5	10	0.00	0.000	

New York Yankees @ Detroit Tigers
Tiger Stadium, Detroit, MI
Tue Jun 10 1986, 7:05 PM EDT
Att: 26,141 - Unknown

AB	33
R	6
H	10
RBI	4
BB	4
SO	5
LOB	17



Batter	1	2	3	4	5	6	7	8	9	AB	R	H	RBI	BB	SO	LOB	BOTTOM		
Lou Whitaker, L OBP: 0.342, SLG: 0.453										3	1	1	0	2	0	0			
Dave Collins, S OBP: 0.376, SLG: 0.357										5	0	1	0	0	1	4			
Kirk Gibson, L OBP: 0.435, SLG: 0.453										2	0	0	0	3	0	1			
Lance Parrish, R OBP: 0.339, SLG: 0.482										3	0	1	1	2	0	2			
Darrell Evans, L OBP: 0.312, SLG: 0.406										5	0	1	1	0	1	6			
Darnell Coles, R OBP: 0.347, SLG: 0.513										5	0	1	0	0	1	4			
Dave Bergman, L OBP: 0.392, SLG: 0.333										2	0	0	0	2	0	1			
Alan Trammell, R OBP: 0.286, SLG: 0.375										4	0	0	0	0	0	4			
Pat Sheridan, L OBP: 0.243, SLG: 0.350										4	2	2	1	0	1	2			
Inning Stats	R: 0 E: 0 K: 0 S: 3	H: 1 LOB: 1 BB: 0 P: 4	R: 1 E: 0 K: 0 S: 4	H: 1 LOB: 2 BB: 2 P: 12	R: 0 E: 0 K: 1 S: 6	H: 1 LOB: 1 BB: 1 P: 10	R: 0 E: 0 K: 0 S: 3	H: 0 LOB: 0 BB: 0 P: 3	R: 0 E: 0 K: 2 S: 7	H: 1 LOB: 3 BB: 3 P: 8	R: 0 E: 0 K: 0 S: 3	H: 0 LOB: 0 BB: 0 P: 3	R: 0 E: 0 K: 1 S: 7	H: 2 LOB: 2 BB: 2 P: 15	R: 2 E: 0 K: 1 S: 7	H: 2 LOB: 2 BB: 2 P: 15	1B: 5 2B: 2 3B: 0 HR: 1	SF: 0 SAC: 0 DP: 1 HBP: 0	WP: 0 PA: 42 PB: 1 SB: 0 CS: 0
PITCHER	IP WLS BF H R ER SO	IP WLS BF H R ER SO	IP WLS BF H R ER SO	IP WLS BF H R ER SO	IP WLS BF H R ER SO	IP WLS BF H R ER SO	IP WLS BF H R ER SO	IP WLS BF H R ER SO	IP WLS BF H R ER SO	IP WLS BF H R ER SO	IP WLS BF H R ER SO	IP WLS BF H R ER SO	IP WLS BF H R ER SO	IP WLS BF H R ER SO	IP WLS BF H R ER SO	IP WLS BF H R ER SO	ERA WHIP	ERA WHIP	
Joe Niekro, R ERA: 3.06	6.2	W	30	5	1	1	2	6	0	0	0	0	0	0	0	4	1.35	1.650	
Doug Drabek, R ERA: 9.39	0.0		1	0	0	0	0	1	0	0	0	0	0	0	0	4	∞	∞	
Bob Shirley, L ERA: 4.25	0.1		1	0	0	0	1	0	0	0	0	0	0	0	3	3	0.00	0.000	
Brian Fisher, R ERA: 5.7	1.1		8	2	2	2	1	2	0	0	0	0	0	0	8	16	13.50	3.000	
Dave Righetti, L ERA: 3.71	0.2	S	2	0	0	0	0	0	0	0	0	0	0	0	2	2	0.00	0.000	

New York Yankees @ Detroit Tigers
Tiger Stadium, Detroit, MI
Tue Jun 10 1986, 7:05 PM EDT
Att: 26,141 - Unknown

AB	33
R	3
H	7
RBI	3
BB	9
SO	4
LOB	24



Batter	1	2	3	4	5	6	7	8	9	AB	R	H	RBI	BB	SO	LOB	TOP								
Willie Randolph, R OBP: 0.431, SLG: 0.356 (1, 4)	5-3			FC5 2B	G5-4-3 1-2		5-3			4	1	1	0	0	0	3	New York Yankees @ Detroit Tigers Tiger Stadium, Detroit, MI Wed Jun 11 1986, 7:05 PM EDT Att: 26,256 - Unknown								
Don Mattingly, L OBP: 0.384, SLG: 0.535 (1, 3)	F8			F7		F8	3-1			4	0	0	0	0	0	2									
Rickey Henderson, R OBP: 0.343, SLG: 0.456 (1, 8)	K			FC5 1-3		HR BB		F7		3	1	1	0	1	1	0									
Dave Winfield, R OBP: 0.363, SLG: 0.493 (1, 9)		F8		FC5 IBB		HR 1-H		5-3		3	1	1	2	1	0	0									
Gary Roenicke, R OBP: 0.434, SLG: 0.407 (1, 7)	F3			FC5		K		6-3		4	0	0	1	0	1	2									
Dale Berra, R OBP: 0.383, SLG: 0.439 (1, 10)	L7			F6		1B			G5-4-3 HBP	3	0	1	0	0	0	2									
Butch Wynegar, S OBP: 0.305, SLG: 0.339 (1, 2)			6-3			1B		K	G5-4-3 1-2	4	0	1	0	0	1	2									
Mike Pagliarulo, L OBP: 0.340, SLG: 0.538 (1, 5)			K			1B				4	0	3	0	0	1	0									
Bobby Meacham, S OBP: 0.301, SLG: 0.278 (1, 6)			K			F4		SH1-4		3	0	0	0	0	2	3									
Inning Stats	R: 0 E: 0 K: 1 S: 5	H: 0 LOB: 0 BB: 0 P: 5	R: 0 E: 0 K: 0 S: 3	H: 0 LOB: 0 BB: 0 P: 3	R: 0 E: 0 K: 2 S: 7	H: 0 LOB: 0 BB: 0 P: 7	R: 1 E: 0 K: 0 S: 5	H: 2 LOB: 2 BB: 1 P: 9	R: 0 E: 0 K: 0 S: 4	H: 2 LOB: 1 BB: 0 P: 4	R: 2 E: 0 K: 2 S: 9	H: 2 LOB: 1 BB: 1 P: 13	R: 0 E: 0 K: 0 S: 4	H: 1 LOB: 0 BB: 0 P: 4	R: 0 E: 0 K: 0 S: 3	H: 0 LOB: 0 BB: 0 P: 3	R: 0 E: 0 K: 1 S: 5	H: 1 LOB: 1 BB: 0 P: 6	1B: 5 2B: 2 3B: 0 HR: 1	SF: 0 SAC: 1 DP: 2 HBP: 1	WP: 0 PB: 0 SB: 0 CS: 0	PA: 36			
PITCHER	IP	WLS	BF	H	R	ER	SO	BB	IBB	HBP	BLK	WP	HR	S	P	ERA	WHIP								
Frank Tanana, L ERA: 4.92 (1, 1)	7.0	W	29	7	3	3	5	1	1	0	0	0	1	37	45	3.86	1.143								
Willie Hernandez, L ERA: 2.65 (8, 1)	2.0	S	7	1	0	0	1	0	0	1	0	0	0	8	9	0.00	0.500								

Batter	1	2	3	4	5	6	7	8	9	AB	R	H	RBI	BB	SO	LOB	BOTTOM								
Lou Whitaker, L OBP: 0.348, SLG: 0.457 (1, 4)	G6-4-3 1B		E S 1B	1-3 2-H 3-H 1B		L1		K		5	1	3	2	0	1	1	New York Yankees @ Detroit Tigers Tiger Stadium, Detroit, MI Wed Jun 11 1986, 7:05 PM EDT Att: 26,256 - Unknown								
Alan Trammell, R OBP: 0.284, SLG: 0.370 (1, 6)	G6-4-3 1-2		E6 1B	1-2 3-H K			6-3	BB 2B 1B		5	1	1	1	0	1	3									
Kirk Gibson, L OBP: 0.444, SLG: 0.448 (1, 9)	K		FC5-4 1-3 3-H 1B		4-3		5-3 BB 1B	2B BB		3	2	1	1	2	1	0									
Lance Parrish, R OBP: 0.341, SLG: 0.482 (1, 2)		6-3	FC5-4 1-2		FC6-4 1B BB		5-3		1-2 2-H 2B	4	0	1	2	1	0	3									
Darnell Coles, R OBP: 0.357, SLG: 0.520 (1, 5)				E 1B 1B			1B 1B	F4		5	2	4	1	0	0	1									
Larry Hemdon, R OBP: 0.277, SLG: 0.366 (1, 7)	F8			K			FC6-4 FC5-4 1-2 2-3 1B			4	0	1	1	0	1	4									
Dave Engle, R OBP: 0.323, SLG: 0.269 (1, 3)	F7			E3 BB 1B			FC5-4	FC5-4		4	1	0	0	0	0	5									
Tom Brookens, R OBP: 0.360, SLG: 0.358 (1, 10)			F4 1B	1-2 S BB			F7			3	1	0	0	1	1	0									
Pat Sheridan, L OBP: 0.243, SLG: 0.355 (1, 8)			F5	F7			K	1B 2B		4	1	1	0	0	1	3									
Inning Stats	R: 0 E: 0 K: 1 S: 5	H: 1 LOB: 0 BB: 0 P: 5	R: 0 E: 0 K: 0 S: 4	H: 1 LOB: 1 BB: 0 P: 4	R: 1 E: 1 K: 0 S: 6	H: 2 LOB: 2 BB: 0 P: 6	R: 3 E: 1 K: 2 S: 10	H: 2 LOB: 1 BB: 1 P: 14	R: 0 E: 0 K: 0 S: 4	H: 1 LOB: 2 BB: 1 P: 8	R: 0 E: 0 K: 1 S: 5	H: 0 LOB: 0 BB: 0 P: 5	R: 2 E: 0 K: 0 S: 5	H: 2 LOB: 1 BB: 1 P: 9	R: 3 E: 0 K: 2 S: 10	H: 3 LOB: 1 BB: 1 P: 14	1B: 10 2B: 2 3B: 0 HR: 0	SF: 0 SAC: 0 DP: 1 HBP: 0	WP: 0 PB: 0 SB: 4 CS: 0	PA: 41					
PITCHER	IP	WLS	BF	H	R	ER	SO	BB	IBB	HBP	BLK	WP	HR	S	P	ERA	WHIP								
Ron Guidry, L ERA: 3.59 (1, 1)	7.0	L	34	9	6	2	4	3	0	0	0	0	0	39	51	2.57	1.714								
Ed Whitson, R ERA: 7.07 (8, 1)	1.0		7	3	3	3	2	1	0	0	0	0	0	10	14	27.00	4.000								



Batter	1	2	3	4	5	6	7	8	9	AB	R	H	RBI	BB	SO	LOB	TOP										
Lou Whitaker, L (1.4) OBP: 0.343, SLG: 0.449	0-3 K	0-0 3-1	4-0 BB		0-3 K			0-0 S HR 2B		4	1	1	0	1	2	1											
Dave Collins, S (1.7) OBP: 0.376, SLG: 0.358	0-0 BB 1B	0-0 F9	0-0 6-3		0-0 2-H 1B			0-0 6-3		5	1	2	0	0	0	3											
Kirk Gibson, L (1.9) OBP: 0.449, SLG: 0.438	4-0 BB 1B		0-0 1B HR 1B	0-0 3-1		0-0 G3		0-3 K 2-3		4	2	1	0	1	1	1											
Lance Parrish, R (1.10) OBP: 0.338, SLG: 0.488	0-0 F9		0-0 1-3 HR 1B	0-3 K		0-3 K		0-0 HR		5	2	2	2	0	2	2											
Darrell Evans, L (1.3) OBP: 0.324, SLG: 0.429	0-0 1B 1B		0-0 1-H HR	4-0 BB		0-0 FC6-4 1B		0-0 3-H HR F7		4	2	3	4	1	0	0											
Darnell Coles, R (1.5) OBP: 0.348, SLG: 0.505	0-0 1B 1B		0-0 L8	0-0 2-3		0-0 FC6-4 1-2			0-0 6-3	5	0	1	1	0	0	2											
Pat Sheridan, L (1.8) OBP: 0.260, SLG: 0.391	0-0 1-3 2-H 1B		0-0 HR		0-0 S 1B		0-0 6-3		0-0 F4	5	2	3	2	0	0	0											
Alan Trammell, R (1.6) OBP: 0.282, SLG: 0.362	0-0 F8		0-0 BB 1B		0-0 F7		0-0 5-3		4-0 BB BB	4	0	1	0	1	0	3											
Dwight Lowry, L (1.2) OBP: 0.450, SLG: 0.421		0-0 G3	0-0 F9		0-0 1-H 1B 1B		0-0 5-3		0-0 4-3	5	0	1	1	0	0	2											
Inning Stats	R: 3 E: 0 K: 1 S: 9	H: 4 LOB: 2 BB: 1 P: 13	R: 0 E: 0 K: 0 S: 3	H: 0 LOB: 0 BB: 0 P: 3	R: 4 E: 0 K: 0 S: 8	H: 5 LOB: 2 BB: 1 P: 12	R: 0 E: 0 K: 1 S: 5	H: 0 LOB: 1 BB: 1 P: 9	R: 1 E: 0 K: 1 S: 7	H: 3 LOB: 2 BB: 0 P: 7	R: 0 E: 0 K: 0 S: 6	H: 1 LOB: 1 BB: 0 P: 6	R: 0 E: 0 K: 0 S: 3	H: 0 LOB: 0 BB: 0 P: 3	R: 2 E: 0 K: 1 S: 7	H: 2 LOB: 0 BB: 0 P: 7	R: 0 E: 0 K: 0 S: 3	H: 0 LOB: 1 BB: 1 P: 7	1B: 11 2B: 1 3B: 0 HR: 3	SF: 0 SAC: 0 DP: 0 HBP: 0	WP: 0 PB: 0 SB: 2 CS: 0	PA: 45					
PITCHER	IP WLS BF H R ER SO BB IBB HBP BLK WP HR S P ERA WHIP	IP WLS BF H R ER SO BB IBB HBP BLK WP HR S P ERA WHIP																									
Jim Clancy, R (1.1) ERA: 4.06	2.0 L	14 7	6 6	1 1	1 0	0 0	0 0	0 0	0 0	0 0	0 1	17 25	6.00 2.333														
Jim Acker, R (3.1) ERA: 4.03	3.0	15 5	2 2	2 2	2 2	0 0	0 0	0 0	0 0	0 0	0 1	16 26	6.00 1.000														
Dennis Lamp, R (6.1) ERA: 6.55	3.0	12 3	2 2	2 2	0 0	0 0	0 0	0 0	0 0	0 0	0 1	16 25	6.00 1.000														
Bill Caudill, R (9.1) ERA: 5.65	1.0	4 0	0 0	0 0	0 0	1 0	0 0	0 0	0 0	0 0	0 0	3 7	0.00 1.000														

Detroit Tigers @ Toronto Blue Jays
Exhibition Stadium, Toronto, ON
Fri Jun 13 1986, 7:05 PM EDT
Att: 36,471 - Unknown

AB 41
R 10
H 15
RBI 10
BB 4
SO 5
LOB 14



Batter	1	2	3	4	5	6	7	8	9	AB	R	H	RBI	BB	SO	LOB	BOTTOM										
Tony Fernandez, S (1.6) OBP: 0.336, SLG: 0.370	4-0 2B BB	0-0 4-3		0-0 2B		0-0 F8		0-3 K		4	1	1	0	1	1	1											
Rance Mulliniks, L (1.5) OBP: 0.343, SLG: 0.374	0-0 1B 2B	0-0 F7		0-0 3-1		0-0 F8			0-0 G3	4	1	1	1	0	0	2											
Ron Shepherd, R (9, PH) OBP: 0.333, SLG: 0.333	0-0 1-H 1B									1	0	0	0	0	0	0											
Lloyd Moseby, L (1.8) OBP: 0.385, SLG: 0.475	0-0 1B 2-3 1B	4-0 BB		0-3 K		4-0 FC5-4 BB			0-0 6-3	3	1	1	0	2	1	1											
George Bell, R (1.7) OBP: 0.369, SLG: 0.524	0-0 F4	0-0 F8			0-0 L4		0-0 FC5-4 1-2		0-0 1B	5	0	1	0	0	0	4											
Willie Upshaw, L (1.3) OBP: 0.379, SLG: 0.362	0-0 1B 1B		4-0 1-3 BB		0-0 S 1B		0-3 K		0-0 3-1	4	1	2	1	1	1	2											
Jesse Barfield, R (1.9) OBP: 0.344, SLG: 0.544	0-0 4-3 1B		0-0 1-3		0-0 F5		0-0 F7			4	0	1	1	0	0	3											
Rick Leach, L (1.10) ERA: 2.29	0-0 1-3 3-H 1B		0-0 F7		0-0 G4-1			0-0 HR		3	0	1	1	0	0	2											
Cliff Johnson, R (6, PH) OBP: 0.379, SLG: 0.490	0-0 1-2 3-H 1B		0-0 F7							1	1	1	1	0	0	0											
Ernie Whitt, L (1.2) OBP: 0.264, SLG: 0.306	0-0 4-3		0-0 L8			4-0 G3 BB		0-3 K		2	0	0	0	1	0	3											
Buck Martinez, R (6, PH) OBP: 0.317, SLG: 0.315	0-0 1-2 2-3									1	0	0	0	0	1	0											
Kelly Gruber, R (1.4) OBP: 0.213, SLG: 0.379	0-0 F7			0-3 K		0-0 G3		0-0 F2		4	0	0	0	0	1	3											
Inning Stats	R: 4 E: 0 K: 0 S: 8	H: 5 LOB: 2 BB: 1 P: 12	R: 0 E: 0 K: 0 S: 3	H: 0 LOB: 1 BB: 1 P: 7	R: 0 E: 0 K: 0 S: 3	H: 0 LOB: 1 BB: 1 P: 7	R: 0 E: 0 K: 2 S: 8	H: 1 LOB: 0 BB: 0 P: 8	R: 0 E: 0 K: 0 S: 4	H: 1 LOB: 1 BB: 0 P: 4	R: 0 E: 0 K: 0 S: 3	H: 0 LOB: 1 BB: 1 P: 7	R: 0 E: 0 K: 1 S: 5	H: 0 LOB: 1 BB: 1 P: 9	R: 1 E: 0 K: 2 S: 8	H: 1 LOB: 0 BB: 0 P: 8	R: 0 E: 0 K: 0 S: 4	H: 1 LOB: 1 BB: 0 P: 4	1B: 6 2B: 2 3B: 0 HR: 1	SF: 0 SAC: 0 DP: 0 HBP: 0	WP: 0 PB: 0 SB: 1 CS: 0	PA: 41					
PITCHER	IP WLS BF H R ER SO BB IBB HBP BLK WP HR S P ERA WHIP	IP WLS BF H R ER SO BB IBB HBP BLK WP HR S P ERA WHIP																									
Eric King, R (1.1) ERA: 2.29	6.1 W	31 7	4 4	4 2	5 0	0 0	0 0	0 0	0 0	0 0	0 0	4 4	0.00 0.000														
Chuck Cary, L (7.1) ERA: 3.38	0.2	2 0	0 0	0 0	1 0	0 0	0 0	0 0	0 0	0 0	0 0	4 4	0.00 0.000														
Willie Hernandez, L (8.1) ERA: 2.75	2.0	8 2	1 1	1 2	0 0	0 0	0 0	0 0	0 0	0 1	12 12	4.50 1.000															

Detroit Tigers @ Toronto Blue Jays
Exhibition Stadium, Toronto, ON
Fri Jun 13 1986, 7:05 PM EDT
Att: 36,471 - Unknown

AB 36
R 5
H 9
RBI 5
BB 5
SO 5
LOB 21



Batter	1	2	3	4	5	6	7	8	9	AB	R	H	RBI	BB	SO	LOB	TOP								
Lou Whitaker, L (1, 4) OBP: 0.344, SLG: 0.462	K	4-3			1B SF7		HR		L7	5	2	1	0	1	2										
Dave Collins, S (1, 7) OBP: 0.381, SLG: 0.361 Larry Herndon, R (9, 7) OBP: 0.285, SLG: 0.368	G3		E		1B		K			4	1	2	0	0	1	0									
Kirk Gibson, L (1, 9) OBP: 0.451, SLG: 0.461	K		F9		1B		3B			3	0	1	0	1	1	1									
Lance Parrish, R (1, 10) OBP: 0.336, SLG: 0.486		G3-6-3	K		SF7		K			3	0	1	1	0	2	2									
Darrell Evans, L (1, 3) OBP: 0.318, SLG: 0.420	G3-6-3		P6		K				3-1	4	0	0	0	0	1	3									
Darnell Coles, R (1, 5) OBP: 0.347, SLG: 0.498		1B 2B		P5		K			3-1	3	1	0	0	1	1	0									
Pat Sheridan, L (1, 8) OBP: 0.260, SLG: 0.387		2B		L6		K			F8	4	1	1	0	0	1	0									
Alan Trammell, R (1, 6) OBP: 0.282, SLG: 0.365		1B		F8		K			6-3	4	0	1	2	0	1	0									
Dwight Lowry, L (1, 2) OBP: 0.417, SLG: 0.364		2B		4-3					G3	3	0	0	0	1	0	0									
Inning Stats	R: 0 E: 0 K: 2 S: 7	H: 0 LOB: 0 BB: 7	R: 2 E: 0 K: 0 S: 5	H: 3 LOB: 2 BB: 13	R: 1 E: 0 K: 1 S: 6	H: 1 LOB: 0 BB: 6	R: 0 E: 0 K: 0 S: 3	H: 0 LOB: 0 BB: 3	R: 1 E: 0 K: 1 S: 7	H: 2 LOB: 2 BB: 11	R: 0 E: 0 K: 3 S: 9	H: 0 LOB: 0 BB: 9	R: 1 E: 0 K: 2 S: 9	H: 2 LOB: 1 BB: 9	R: 0 E: 0 K: 0 S: 3	H: 0 LOB: 0 BB: 3	R: 0 E: 0 K: 0 S: 3	R: 0 E: 0 K: 0 S: 3	1B: 5 2B: 1 3B: 1 HR: 1	SF: 1 SAC: 0 DP: 1 HBP: 0	WP: 0 PB: 0 SB: 2 CS: 0	PA: 37			
PITCHER	IP	WLS	BF	H	R	ER	SO	BB	IBB	HBP	BLK	WP	HR	S	P	ERA	WHIP								
Dave Stieb, R (1, 1) ERA: 5.76	4.1		21	6	4	3	3	3	0	0	0	0	0	24	36	6.23	2.077								
Mark Eichhorn, R (5, 1) ERA: 1.07	3.1		12	2	1	1	6	0	0	0	0	0	1	24	24	2.70	0.600								
Tom Henke, R (8, 1) ERA: 5.1	1.1	W	4	0	0	0	0	0	0	0	0	0	0	4	4	0.00	0.000								

Detroit Tigers @ Toronto Blue Jays
Exhibition Stadium, Toronto, ON
Sat Jun 14 1986, 7:05 PM EDT
Att: 40,063 - Unknown

AB 33
R 5
H 8
RBI 4
BB 3
SO 9
LOB 8



Batter	1	2	3	4	5	6	7	8	9	AB	R	H	RBI	BB	SO	LOB	BOTTOM								
Tony Fernandez, S (1, 6) OBP: 0.331, SLG: 0.364	F2	G3			L9		6-3			4	0	0	0	0	0	2									
Rance Mulliniks, L (1, 5) OBP: 0.342, SLG: 0.371	K		G3		F8		4-3			4	0	1	0	0	1	0									
Lloyd Moseby, L (1, 8) OBP: 0.387, SLG: 0.471	S		G3		K			L5-3		2	0	0	0	2	1	1									
George Bell, R (1, 7) OBP: 0.363, SLG: 0.515	G3		P4			5-3		L5-3		4	0	0	0	0	0	3									
Willie Upshaw, L (1, 3) OBP: 0.377, SLG: 0.356		F2		P5				F7		3	0	0	0	1	0	0									
Jesse Barfield, R (1, 9) OBP: 0.346, SLG: 0.552		1B		F3		K			HR	4	2	2	0	0	1	2									
Cliff Johnson, R (1, 10) OBP: 0.387, SLG: 0.516		E5		G3-6-3					HR	4	1	3	2	0	0	1									
Ernie Whitt, L (1, 2) OBP: 0.266, SLG: 0.307 Buck Martinez, R (9, PH) OBP: 0.326, SLG: 0.382		G3-6-3		G3-6-3		FC4-6			HR	3	1	1	1	0	0	2									
Garth Iorg, R (1, 4) OBP: 0.283, SLG: 0.258 Rick Leach, L (7, PH) OBP: 0.338, SLG: 0.472 Kelly Gruber, R (8, 4) OBP: 0.213, SLG: 0.379		1B		F7		HR			HR	1	1	1	2	0	0	0									
Inning Stats	R: 0 E: 0 K: 1 S: 5	H: 0 LOB: 1 BB: 1 P: 9	R: 1 E: 1 K: 0 S: 6	H: 2 LOB: 2 BB: 0 P: 6	R: 0 E: 0 K: 0 S: 4	H: 1 LOB: 2 BB: 1 P: 8	R: 0 E: 0 K: 0 S: 3	H: 1 LOB: 0 BB: 0 P: 3	R: 0 E: 0 K: 1 S: 5	H: 0 LOB: 0 BB: 0 P: 5	R: 0 E: 0 K: 1 S: 5	H: 0 LOB: 0 BB: 0 P: 5	R: 2 E: 0 K: 0 S: 5	H: 2 LOB: 0 BB: 0 P: 5	R: 0 E: 0 K: 0 S: 2	H: 0 LOB: 0 BB: 1 P: 6	R: 3 E: 0 K: 0 S: 3	H: 3 LOB: 0 BB: 0 P: 3	1B: 5 2B: 1 3B: 1 HR: 3	SF: 0 SAC: 0 DP: 2 HBP: 0	WP: 0 PB: 0 SB: 1 CS: 0	PA: 35			
PITCHER	IP	WLS	BF	H	R	ER	SO	BB	IBB	HBP	BLK	WP	HR	S	P	ERA	WHIP								
Jack Morris, R (1, 1) ERA: 4.84	8.0		33	7	4	3	3	3	0	0	0	0	2	2	2	3.38	1.250								
Willie Hernandez, L (9, 1) ERA: 3.2	0.0	L	2	2	2	2	0	0	0	0	0	0	2	2	2	*	*								

Detroit Tigers @ Toronto Blue Jays
Exhibition Stadium, Toronto, ON
Sat Jun 14 1986, 7:05 PM EDT
Att: 40,063 - Unknown

AB 32
R 6
H 9
RBI 6
BB 3
SO 3
LOB 13



Batter	1	2	3	4	5	6	7	8	9	AB	R	H	RBI	BB	SO	LOB	TOP			
Tom Brookens, R (1,4) OBP: 0.383, SLG: 0.397 Lou Whitaker, L (7,PH) OBP: 0.346, SLG: 0.462 (7,4)	0-0 HR 1B		0-0 6-3			0-0 F8 SH1-3 1B	0-0 FC5-4 1B		0-0 F7	3	2	2	0	0	0	0				
Alan Trammell, R (1,6) OBP: 0.276, SLG: 0.358	0-0 F8		0-0 F8			0-0 SH1-3 1B	0-0 FC5-4 1B BB		0-0 6-3	4	0	0	1	0	0	2				
Kirk Gibson, L (1,9) OBP: 0.453, SLG: 0.494	0-0 1-H HR		0-0 F6			0-0 F8 2-3	0-0 1B BB			3	1	1	2	1	0	1				
Lance Parrish, R (1,2) OBP: 0.340, SLG: 0.500 Dwight Lowry, L (6,2) OBP: 0.440, SLG: 0.391	0-0 HR			0-3 K		4-0 BB 1B BB	0-0 G5-4-3 1B			2	2	1	1	1	1	0				
Darnell Coles, R (1,5) OBP: 0.346, SLG: 0.493	0-3 K		0-0 F9			0-0 BB BB 1B	0-0 G5-4-3 1B			4	0	1	1	0	1	3				
Chet Lemon, R (1,8) OBP: 0.354, SLG: 0.444	0-0 4-3		0-0 5-3			4-0 BB BB	0-0 BB BB		0-0 4-3	3	0	0	0	1	0	0				
Lary Hemdon, R (1,7) OBP: 0.281, SLG: 0.363 Darrell Evans, L (6,PH) OBP: 0.319, SLG: 0.418 (6,3)		0-0 5-3		0-0 1-3		4-0 BB BB	0-3 K		0-3 K	2	0	0	0	0	0	0				
Dave Engle, R (1,3) OBP: 0.361, SLG: 0.323 Pat Sheridan, L (6,PH) OBP: 0.256, SLG: 0.380 (6,7)			0-0 G4-6-3 1B		0-0 G6-3 1B	0-3 K	0-3 K		0-3 K	2	0	2	0	0	0	0				
Dave Collins, S (1,10) OBP: 0.378, SLG: 0.355		0-0 G4-6-3 1-2		0-0 G6-3 1-2		4-0 1B FC5-4 BB		0-0 G3	3	1	0	0	1	0	2					
Inning Stats	R: 3 E: 0 K: 1 S: 8	H: 3 LOB: 0 BB: 0 P: 8	R: 0 E: 0 K: 0 S: 3	H: 1 LOB: 0 BB: 0 P: 3	R: 0 E: 0 K: 1 S: 5	H: 0 LOB: 0 BB: 0 P: 5	R: 0 E: 0 K: 1 S: 5	H: 1 LOB: 0 BB: 0 P: 3	R: 2 E: 0 K: 1 S: 7	H: 2 LOB: 2 BB: 3 P: 19	R: 1 E: 0 K: 0 S: 4	H: 2 LOB: 2 BB: 2 P: 12	R: 0 E: 0 K: 2 S: 7	H: 0 LOB: 0 BB: 0 P: 7	R: 0 E: 0 K: 0 S: 3	H: 0 LOB: 0 BB: 0 P: 3	1B: 7 2B: 0 3B: 0 HR: 2	SF: 0 SAC: 1 DP: 3 HBP: 0	WP: 0 PB: 0 SB: 0 CS: 0	PA: 38
PITCHER	IP WLS BF H R ER SO BB IBB HBP BLK WP HR S P ERA WHIP	IP WLS BF H R ER SO BB IBB HBP BLK WP HR S P ERA WHIP	IP WLS BF H R ER SO BB IBB HBP BLK WP HR S P ERA WHIP	IP WLS BF H R ER SO BB IBB HBP BLK WP HR S P ERA WHIP	IP WLS BF H R ER SO BB IBB HBP BLK WP HR S P ERA WHIP	IP WLS BF H R ER SO BB IBB HBP BLK WP HR S P ERA WHIP	IP WLS BF H R ER SO BB IBB HBP BLK WP HR S P ERA WHIP	IP WLS BF H R ER SO BB IBB HBP BLK WP HR S P ERA WHIP	IP WLS BF H R ER SO BB IBB HBP BLK WP HR S P ERA WHIP	IP WLS BF H R ER SO BB IBB HBP BLK WP HR S P ERA WHIP	IP WLS BF H R ER SO BB IBB HBP BLK WP HR S P ERA WHIP	IP WLS BF H R ER SO BB IBB HBP BLK WP HR S P ERA WHIP	IP WLS BF H R ER SO BB IBB HBP BLK WP HR S P ERA WHIP	IP WLS BF H R ER SO BB IBB HBP BLK WP HR S P ERA WHIP	IP WLS BF H R ER SO BB IBB HBP BLK WP HR S P ERA WHIP	IP WLS BF H R ER SO BB IBB HBP BLK WP HR S P ERA WHIP	IP WLS BF H R ER SO BB IBB HBP BLK WP HR S P ERA WHIP			
John Cerutti, L (1,1) ERA: 5.34 Jim Acker, R (6,1) ERA: 4.03 Bill Caudill, R (6,1) ERA: 6.14 Dennis Lamp, R (7,1) ERA: 6.19 Tom Henke, R (9,1) ERA: 4.94	5.2 0.0 0.1 2.0 1.0	23 2 3 7 3	7 0 1 1 0	5 0 1 0 0	5 0 1 0 0	2 2 0 1 0	0 0 0 0 0	0 0 0 0 0	2 0 4 10 3	26 8 8 14 3	30 8 8 14 3	7.94 ∞ 27.00 0.00 0.00	1.235 ∞ 6.000 1.000 0.000							
Batter	1	2	3	4	5	6	7	8	9	AB	R	H	RBI	BB	SO	LOB	BOTTOM			
Tony Fernandez, S (1,6) OBP: 0.332, SLG: 0.362	0-0 6-3		0-0 F7		4-0 CS BB	0-0 HR 1B		0-0 FC6-4 1-2		4	1	1	0	1	0	1				
Rance Mulliniks, L (1,5) OBP: 0.341, SLG: 0.388 Garth Iorg, R (6,PH) OBP: 0.290, SLG: 0.298 (7,5)	0-3 K		0-0 HR		0-3 K 1-2	0-0 HR		0-0 HR		3	1	1	1	0	2	1				
Lloyd Moseby, L (1,8) OBP: 0.389, SLG: 0.467	0-0 F8		4-0 2B BB		0-0 BB BB	0-0 3-1				2	2	0	0	2	0	0				
George Bell, R (1,7) OBP: 0.365, SLG: 0.519		0-0 F7		0-0 1-H 2B		0-0 F8 L5-4 SH1-4 1B				4	0	2	1	0	0	1				
Willie Upshaw, L (1,3) OBP: 0.380, SLG: 0.366		0-0 G3		0-0 BB 2B		0-0 SH1-4 1B				3	1	2	0	0	0	0				
Jesse Barfield, R (1,9) OBP: 0.348, SLG: 0.554		0-0 6-3		4-0 BB BB		0-0 L5-4 1B				3	1	1	2	1	0	1				
Cliff Johnson, R (1,10) OBP: 0.384, SLG: 0.506			0-0 F3		4-0 1-2 2-3 BB	0-0 E5 1B		0-0 5-3		3	1	0	0	1	0	0				
Ernie Whitt, L (1,2) OBP: 0.262, SLG: 0.302 Buck Martinez, R (6,PH) OBP: 0.318, SLG: 0.368 (7,2)			0-0 F8		0-0 F7	0-0 F3		0-0 F7		2	0	0	0	0	0	3				
Damaso Garcia, R (1,4) OBP: 0.286, SLG: 0.315			0-0 6-3		0-0 F7	0-0 1B HR 1B		0-0 FC6-4 1B		4	1	2	1	0	0	0				
Inning Stats	R: 0 E: 0 K: 1 S: 5	H: 0 LOB: 0 BB: 0 P: 5	R: 0 E: 0 K: 0 S: 3	H: 0 LOB: 0 BB: 0 P: 3	R: 0 E: 0 K: 0 S: 3	H: 0 LOB: 0 BB: 0 P: 3	R: 2 E: 0 K: 0 S: 5	H: 3 LOB: 3 BB: 3 P: 17	R: 0 E: 0 K: 1 S: 4	H: 0 LOB: 1 BB: 1 P: 8	R: 7 E: 1 K: 0 S: 9	H: 5 LOB: 0 BB: 1 P: 13	R: 0 E: 0 K: 0 S: 3	H: 1 LOB: 0 BB: 0 P: 3	R: 0 E: 0 K: 0 S: 4	H: 1 LOB: 1 BB: 0 P: 4	1B: 5 2B: 5 3B: 0 HR: 2	SF: 0 SAC: 1 DP: 2 HBP: 0	WP: 0 PB: 0 SB: 0 CS: 1	PA: 37
PITCHER	IP WLS BF H R ER SO BB IBB HBP BLK WP HR S P ERA WHIP	IP WLS BF H R ER SO BB IBB HBP BLK WP HR S P ERA WHIP	IP WLS BF H R ER SO BB IBB HBP BLK WP HR S P ERA WHIP	IP WLS BF H R ER SO BB IBB HBP BLK WP HR S P ERA WHIP	IP WLS BF H R ER SO BB IBB HBP BLK WP HR S P ERA WHIP	IP WLS BF H R ER SO BB IBB HBP BLK WP HR S P ERA WHIP	IP WLS BF H R ER SO BB IBB HBP BLK WP HR S P ERA WHIP	IP WLS BF H R ER SO BB IBB HBP BLK WP HR S P ERA WHIP	IP WLS BF H R ER SO BB IBB HBP BLK WP HR S P ERA WHIP	IP WLS BF H R ER SO BB IBB HBP BLK WP HR S P ERA WHIP	IP WLS BF H R ER SO BB IBB HBP BLK WP HR S P ERA WHIP	IP WLS BF H R ER SO BB IBB HBP BLK WP HR S P ERA WHIP	IP WLS BF H R ER SO BB IBB HBP BLK WP HR S P ERA WHIP	IP WLS BF H R ER SO BB IBB HBP BLK WP HR S P ERA WHIP	IP WLS BF H R ER SO BB IBB HBP BLK WP HR S P ERA WHIP	IP WLS BF H R ER SO BB IBB HBP BLK WP HR S P ERA WHIP	IP WLS BF H R ER SO BB IBB HBP BLK WP HR S P ERA WHIP			
Walt Terrell, R (1,1) ERA: 5.07 Chuck Cary, L (6,1) ERA: 3.64 Bill Scherrer, L (6,1) ERA: 7.32	5.1 0.1 2.1	22 L 8	3 5 2	3 6 0	3 1 0	2 0 0	0 0 0	0 0 0	0 1 7 8	7 7 8	27.00 15.000 0.857									

Detroit Tigers @ Toronto Blue Jays
Exhibition Stadium, Toronto, ON
Sun Jun 15 1986, 3:33 AM EDT
Att: 38,157 - Unknown

AB 32
R 6
H 9
RBI 6
BB 5
SO 5
LOB 11



Detroit Tigers @ Toronto Blue Jays
Exhibition Stadium, Toronto, ON
Sun Jun 15 1986, 3:33 AM EDT
Att: 38,157 - Unknown

AB 31
R 9
H 10
RBI 8
BB 5
SO 2
LOB 8



Batter	1	2	3	4	5	6	7	8	9	AB	R	H	RBI	BB	SO	LOB	TOP					
Lou Whitaker, L (1,4) OBP: 0.339, SLG: 0.452	F7		4-3		F7		F7	K		5	0	0	0	0	1	1						
Dave Collins, S (1,7) OBP: 0.376, SLG: 0.349 Larry Herndon, R (8,7)	F7		BB		1-3		4-3		K	3	0	0	0	1	0	0						
Kirk Gibson, L (1,9) OBP: 0.441, SLG: 0.470	K		K						F7	4	0	0	0	1	3	2						
Lance Parrish, R (1,2) OBP: 0.341, SLG: 0.502		1B	F8						5-3	5	2	2	0	0	1	3						
Darrell Evans, L (1,10) OBP: 0.323, SLG: 0.414	K			G4-6-3					F4	2	0	0	0	2	1	1						
Dave Bergman, L (1,3) OBP: 0.400, SLG: 0.333				G4-6-3					4-3	3	0	1	1	1	1	2						
Alan Trammell, R (1,6) OBP: 0.281, SLG: 0.362	K			G4-6-3						3	1	1	1	1	1	3						
Pat Sheridan, L (1,8) OBP: 0.263, SLG: 0.374	F7			G3						2	1	0	0	2	0	2						
Tom Brookens, R (1,5) OBP: 0.388, SLG: 0.434										3	1	1	3	1	1	3						
Inning Stats	R: 0 E: 0 K: 1 S: 5	H: 0 LOB: 0 BB: 0 P: 5	R: 1 E: 0 K: 2 S: 9	H: 2 LOB: 1 BB: 0 P: 9	R: 0 E: 0 K: 1 S: 5	H: 0 LOB: 2 BB: 2 P: 13	R: 0 E: 0 K: 0 S: 2	H: 0 LOB: 1 BB: 2 P: 10	R: 0 E: 0 K: 0 S: 3	H: 0 LOB: 0 BB: 0 P: 3	R: 1 E: 0 K: 3 S: 11	H: 2 LOB: 3 BB: 2 P: 19	R: 0 E: 0 K: 1 S: 5	H: 0 LOB: 1 BB: 1 P: 9	R: 3 E: 0 K: 1 S: 6	H: 1 LOB: 2 BB: 2 P: 14	R: 0 E: 0 K: 1 S: 5	H: 0 LOB: 0 BB: 0 P: 5	1B: 2 2B: 2 3B: 0 HR: 1	SF: 0 SAC: 0 DP: 1 HBP: 0	WP: 0 PB: 0 SB: 3 CS: 0	PA: 40
PITCHER	IP	WLS	BF	H	R	ER	SO	BB	IBB	HBP	BLK	WP	HR	S	P	ERA	WHIP					
Ken Dixon, R (1,1) ERA: 4.94	7.2	L	36	5	5	5	8	7	2	0	0	0	1	43	79	5.87	1.565					
Tippy Martinez, L (8,1) ERA: 6.08	1.1		4	0	0	0	2	0	0	0	0	0	0	8	8	0.00	0.000					

Detroit Tigers @ Baltimore Orioles
 Memorial Stadium, Baltimore, MD
 Mon Jun 16 1986, 7:05 PM EDT
 Att: 18,067 - Unknown

AB	31
R	5
H	5
RBI	5
BB	9
SO	10
LOB	17



Batter	1	2	3	4	5	6	7	8	9	AB	R	H	RBI	BB	SO	LOB	BOTTOM					
Alan Wiggins, S (1,4) OBP: 0.327, SLG: 0.294	F6		2B		F7		F4		F7	4	0	0	0	1	0	2						
Lee Lacy, R (1,9) OBP: 0.325, SLG: 0.408									F8	3	1	2	0	2	0	0						
Juan Beniquez, R (1,7) OBP: 0.372, SLG: 0.443	L6				F7					3	0	0	0	1	0	3						
Eddie Murray, S (1,3) OBP: 0.377, SLG: 0.441	F7				G1-2-3				F7	4	0	0	0	0	0	5						
Cal Ripken Jr., R (1,6) OBP: 0.368, SLG: 0.458					5-3					4	1	1	0	0	0	0						
Mike Young, S (1,10) OBP: 0.380, SLG: 0.415					5-3					4	1	2	3	0	1	0						
Juan Bonilla, R (1,5) OBP: 0.349, SLG: 0.370 Rex Hudler, R (8,9)					5-3					4	0	1	0	0	0	1						
John Shelby, S (1,8) OBP: 0.244, SLG: 0.362										4	0	1	0	0	1	2						
Rick Dempsey, R (1,2) OBP: 0.287, SLG: 0.388 Jim Dwyer, L (8,PH) OBP: 0.350, SLG: 0.593										3	1	1	1	0	1	1						
Inning Stats	R: 0 E: 0 K: 0 S: 3	H: 0 LOB: 1 BB: 1 P: 7	R: 0 E: 0 K: 0 S: 4	H: 1 LOB: 0 BB: 0 P: 4	R: 0 E: 0 K: 1 S: 5	H: 1 LOB: 2 BB: 2 P: 13	R: 0 E: 0 K: 0 S: 3	H: 0 LOB: 0 BB: 0 P: 3	R: 1 E: 0 K: 1 S: 6	H: 1 LOB: 1 BB: 1 P: 10	R: 0 E: 0 K: 1 S: 5	H: 0 LOB: 0 BB: 0 P: 5	R: 0 E: 0 K: 0 S: 4	H: 1 LOB: 1 BB: 0 P: 4	R: 3 E: 0 K: 0 S: 7	H: 4 LOB: 2 BB: 0 P: 7	R: 0 E: 0 K: 0 S: 3	H: 1 LOB: 0 BB: 0 P: 3	1B: 3 2B: 4 3B: 0 HR: 2	SF: 0 SAC: 0 DP: 1 HBP: 0	WP: 0 PB: 0 SB: 1 CS: 1	PA: 38
PITCHER	IP	WLS	BF	H	R	ER	SO	BB	IBB	HBP	BLK	WP	HR	S	P	ERA	WHIP					
Frank Tanana, L (1,1) ERA: 4.81	7.0	W	28	4	1	1	3	4	0	0	0	0	1	30	46	1.29	1.143					
Willie Hernandez, L (8,1) ERA: 3.83	0.2		6	4	3	3	0	0	0	0	0	0	1	6	6	40.50	6.000					
John Pacella, R (8,1) ERA:	1.1	S	4	1	0	0	0	0	0	0	0	0	0	4	4	0.00	0.750					

Detroit Tigers @ Baltimore Orioles
 Memorial Stadium, Baltimore, MD
 Mon Jun 16 1986, 7:05 PM EDT
 Att: 18,067 - Unknown

AB	34
R	4
H	9
RBI	4
BB	4
SO	3
LOB	14



Batter	1	2	3	4	5	6	7	8	9	AB	R	H	RBI	BB	SO	LOB	TOP					
Lou Whitaker, L (1,4) OBP: 0.348, SLG: 0.466										4	2	3	2	1	0	0	Detroit Tigers @ Baltimore Orioles Memorial Stadium, Baltimore, MD Tue Jun 17 1986, 7:05 PM EDT Att: 21,523 - Unknown					
Dave Collins, S (1,7) OBP: 0.377, SLG: 0.351 Larry Herndon, R (6,PH) OBP: 0.275, SLG: 0.355										2	0	1	1	0	0	0						
Kirk Gibson, L (1,9) OBP: 0.448, SLG: 0.511										5	1	3	3	0	1	4						
Lance Parrish, R (1,2) OBP: 0.339, SLG: 0.495										5	0	1	0	0	2	1						
Darrell Evans, L (1,10) OBP: 0.320, SLG: 0.405										4	0	0	0	1	2	2						
Dave Bergman, L (1,3) OBP: 0.417, SLG: 0.380										5	0	3	0	0	0	0						
Alan Trammell, R (1,6) OBP: 0.283, SLG: 0.363										5	0	2	0	0	0	3						
Pat Sheridan, L (1,8) OBP: 0.267, SLG: 0.371 Chet Lemon, R (6,PH) OBP: 0.349, SLG: 0.437										1	1	0	0	1	1	0						
Tom Brookens, R (1,5) OBP: 0.404, SLG: 0.443										2	0	0	0	0	0	2						
Inning Stats	R: 2 E: 0 K: 1 S: 8	H: 3 LOB: 2 BB: 1 P: 12	R: 0 E: 0 K: 1 S: 5	H: 0 LOB: 0 BB: 0 P: 5	R: 0 E: 0 K: 1 S: 6	H: 2 LOB: 1 BB: 0 P: 6	R: 2 E: 0 K: 1 S: 8	H: 4 LOB: 2 BB: 1 P: 12	R: 0 E: 0 K: 0 S: 4	H: 1 LOB: 1 BB: 0 P: 4	R: 0 E: 0 K: 1 S: 6	H: 1 LOB: 2 BB: 1 P: 10	R: 0 E: 0 K: 2 S: 9	H: 2 LOB: 2 BB: 0 P: 9	R: 2 E: 0 K: 0 S: 4	H: 2 LOB: 0 BB: 1 P: 8		R: 0 E: 0 K: 0 S: 3	H: 0 LOB: 0 BB: 0 P: 3	1B: 12 2B: 1 3B: 1 HR: 1	SF: 0 SAC: 1 DP: 1 HBP: 0	WP: 0 PB: 0 SB: 3 CS: 1
PITCHER	IP WLS BF H R ER SO BB IBB HBP BLK WP HR S P ERA WHIP																					
Storm Davis, R (1,1) ERA: 3.54	3.2 L 20 9 4 3 3 2 0 0 0 0 0 1 24 32 7.36 3.000																					
Brad Havens, L (4,1) ERA: 5.23	1.2 8 2 0 0 1 1 0 0 0 0 0 0 9 13 0.00 1.800																					
Rich Bordin, R (6,1) ERA: 3.07	3.2 15 4 2 2 3 1 0 0 0 0 0 0 20 24 4.91 1.364																					

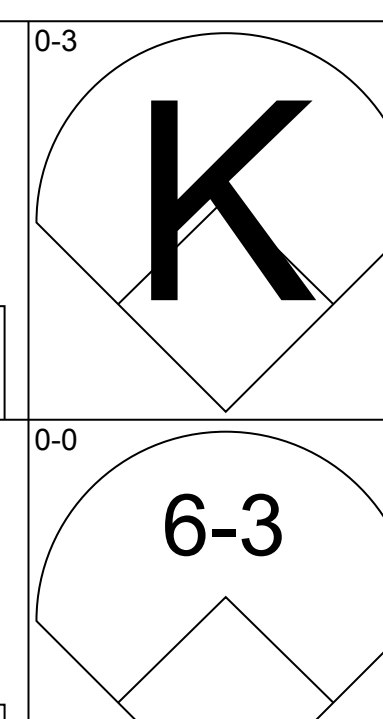
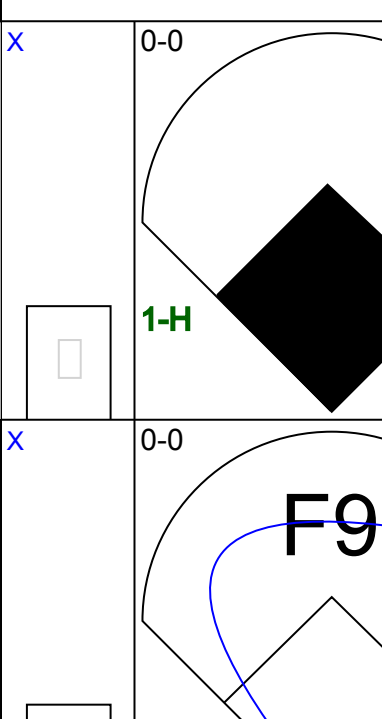
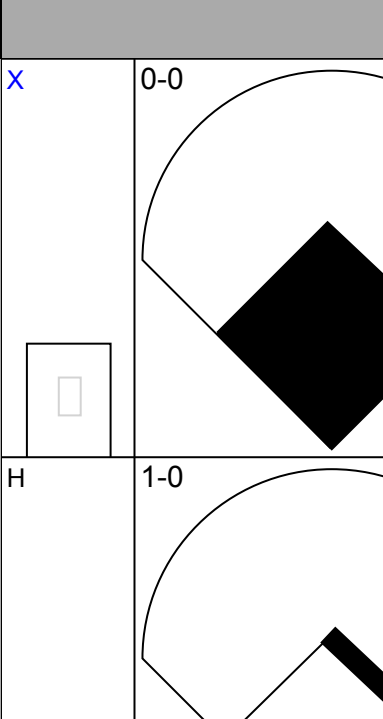
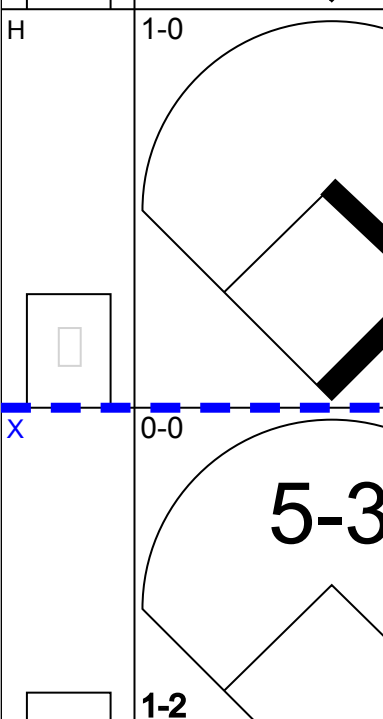
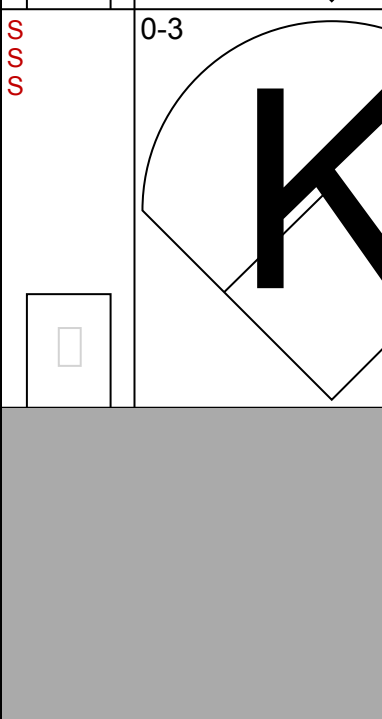
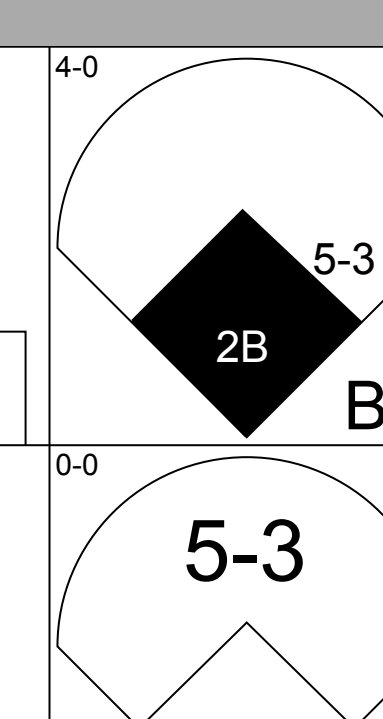
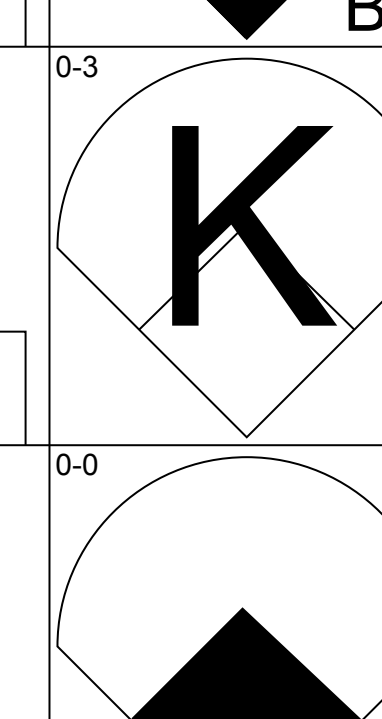
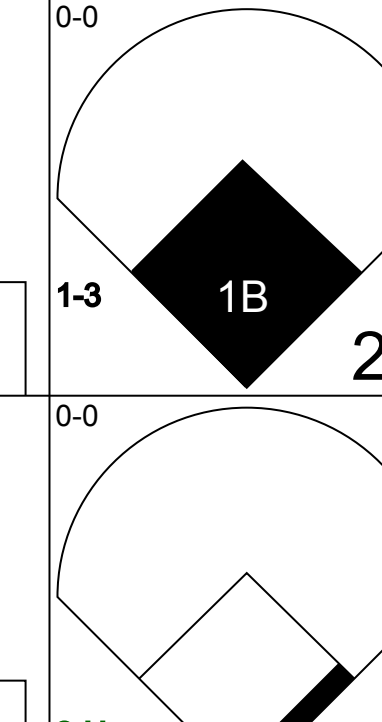
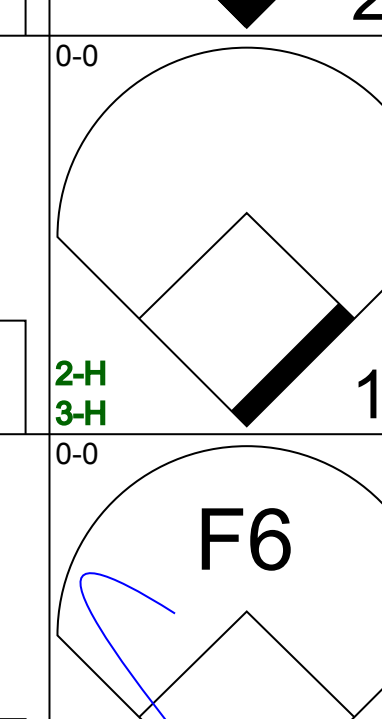
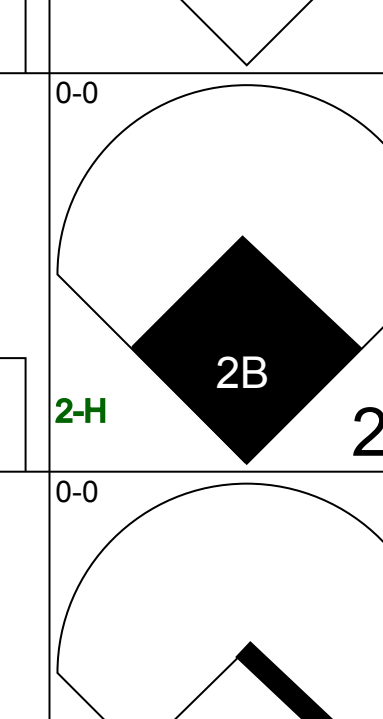
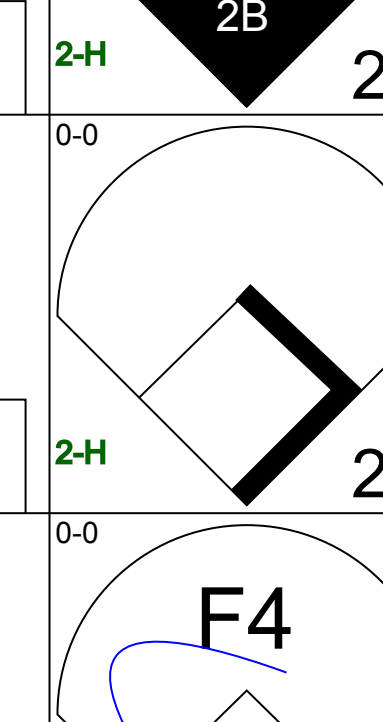
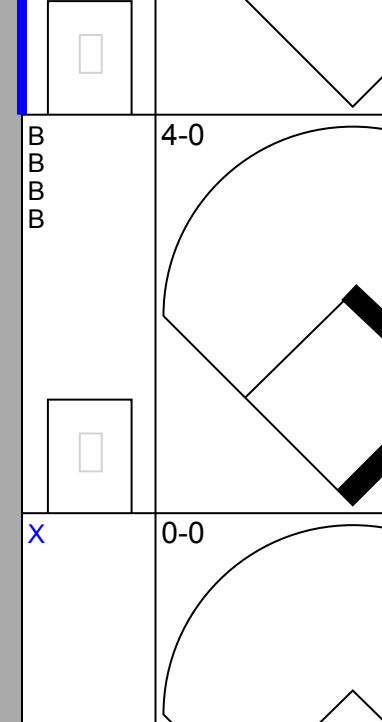
Batter	1	2	3	4	5	6	7	8	9	AB	R	H	RBI	BB	SO	LOB	BOTTOM					
Alan Wiggins, S (1,4) OBP: 0.327, SLG: 0.294 Juan Beniquez, R (8,PH) OBP: 0.370, SLG: 0.443 Rex Hudler, R (9,4)										3	0	1	0	0	0	0	Detroit Tigers @ Baltimore Orioles Memorial Stadium, Baltimore, MD Tue Jun 17 1986, 7:05 PM EDT Att: 21,523 - Unknown					
Lee Lacy, R (1,9) OBP: 0.319, SLG: 0.400										4	0	0	0	0	1							
Cal Ripken Jr., R (1,6) OBP: 0.366, SLG: 0.454										4	1	1	0	0	0							
Eddie Murray, S (1,3) OBP: 0.379, SLG: 0.444										3	0	1	0	1	0							
Larry Sheets, L (1,10) OBP: 0.348, SLG: 0.573										4	1	1	2	0	1	2						
Mike Young, S (1,7) OBP: 0.376, SLG: 0.408										3	0	0	0	1	2	1						
Tom O'Malley, L (1,5) OBP: 0.267, SLG: 0.310										3	0	0	0	0	1	1						
John Shelby, S (1,8) OBP: 0.251, SLG: 0.367										3	1	2	0	0	1	0						
Rick Dempsey, R (1,2) OBP: 0.287, SLG: 0.394										3	0	1	0	0	0	1						
Inning Stats	R: 0 E: 0 K: 0 S: 3	H: 0 LOB: 0 BB: 0 P: 3	R: 0 E: 0 K: 1 S: 4	H: 0 LOB: 1 BB: 2 P: 12	R: 0 E: 0 K: 0 S: 3	H: 2 LOB: 0 BB: 0 P: 3	R: 0 E: 0 K: 0 S: 3	H: 0 LOB: 0 BB: 0 P: 3	R: 0 E: 0 K: 1 S: 5	H: 0 LOB: 0 BB: 0 P: 5	R: 0 E: 0 K: 1 S: 5	H: 0 LOB: 0 BB: 0 P: 5	R: 2 E: 0 K: 0 S: 5	H: 2 LOB: 0 BB: 0 P: 5	R: 1 E: 0 K: 0 S: 5	H: 2 LOB: 1 BB: 0 P: 5		R: 0 E: 0 K: 2 S: 8	H: 1 LOB: 1 BB: 0 P: 8	1B: 4 2B: 2 3B: 0 HR: 1	SF: 1 SAC: 0 DP: 1 HBP: 0	WP: 0 PB: 0 SB: 0 CS: 1
PITCHER	IP WLS BF H R ER SO BB IBB HBP BLK WP HR S P ERA WHIP																					
Randy O'Neal, R (1,1) ERA: 5.13	6.2 W 23 4 2 2 2 2 0 0 0 0 0 0 27 35 2.70 0.900																					
Willie Hernandez, L (7,1) ERA: 3.83	2.1 S 10 3 1 1 2 0 0 0 0 0 0 0 14 14 3.86 1.286																					

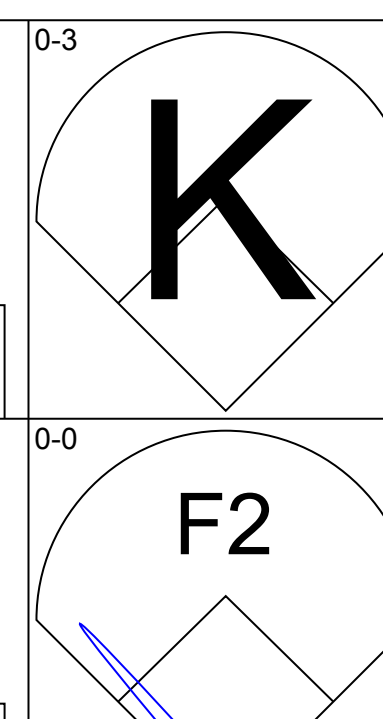
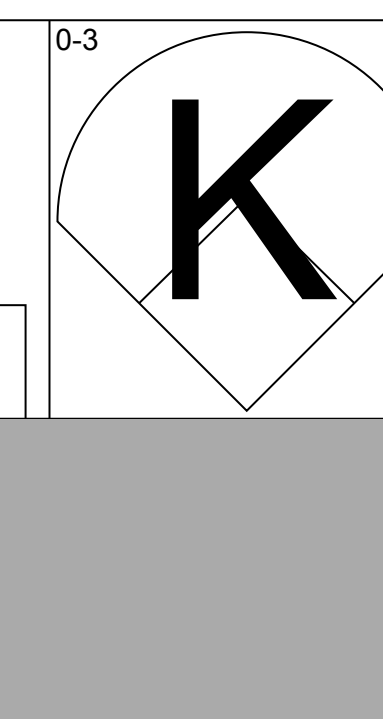
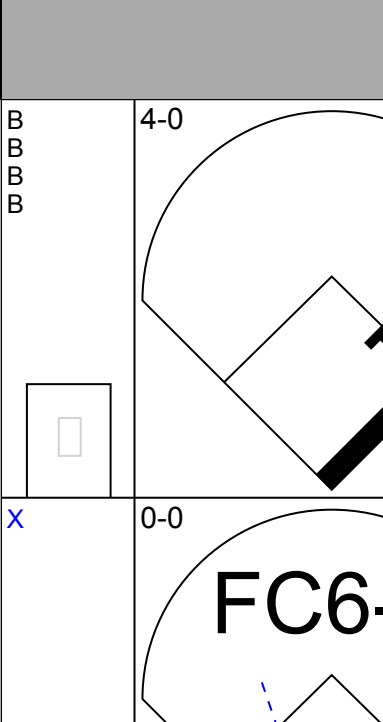
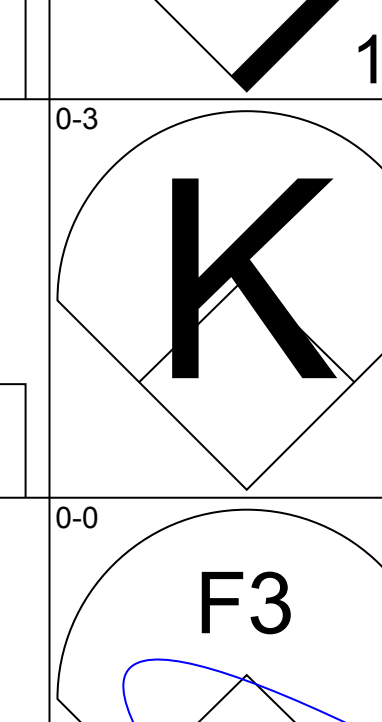
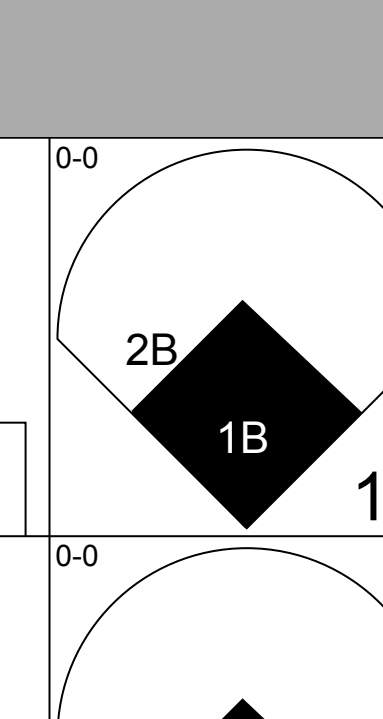
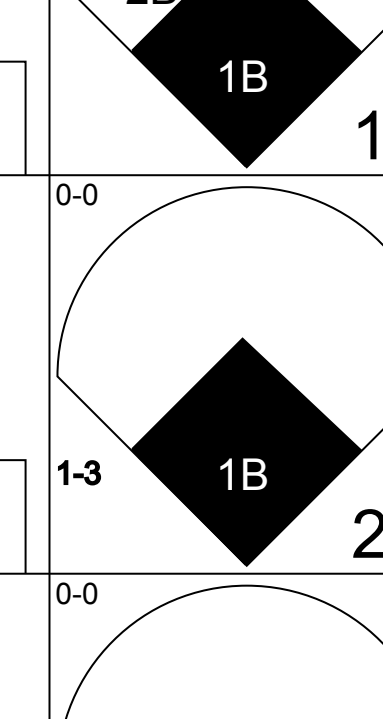
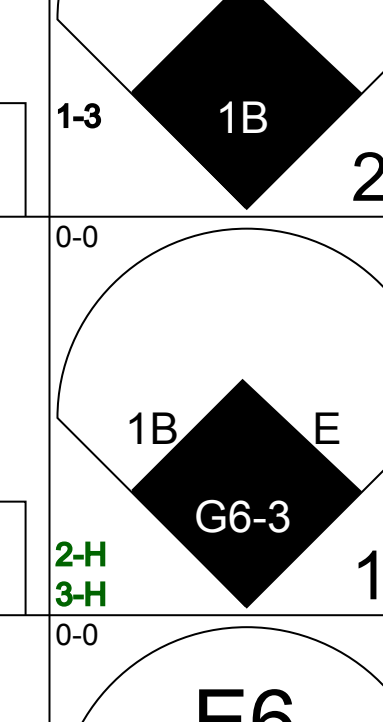
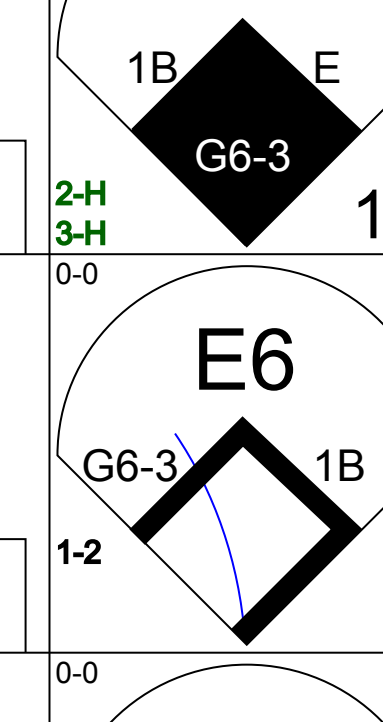
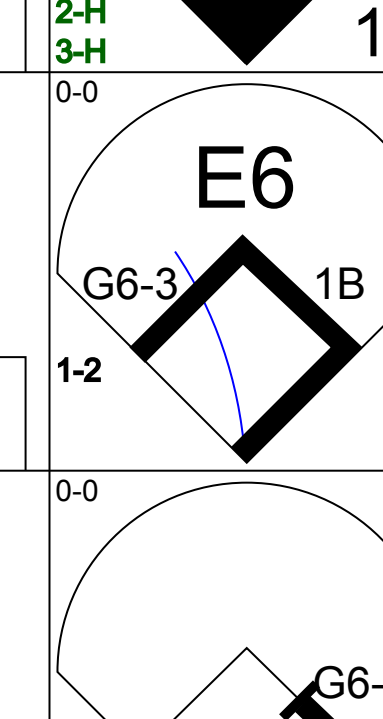
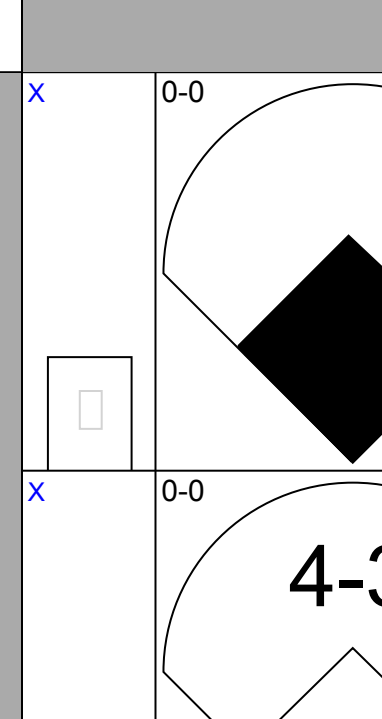
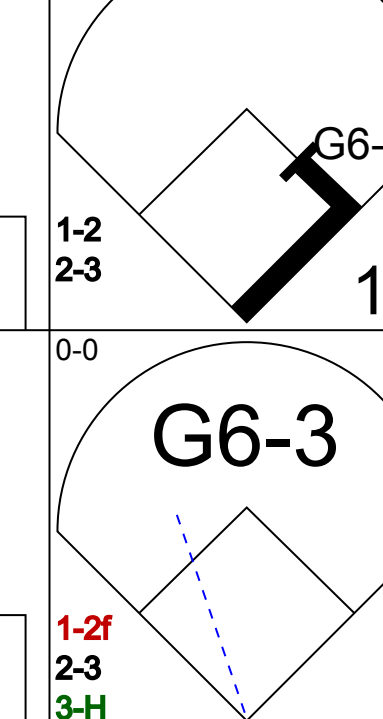
AB 38
R 6
H 15
RBI 6
BB 4
SO 7
LOB 15



AB 30
R 3
H 7
RBI 3
BB 2
SO 5
LOB 7



Batter	1	2	3	4	5	6	7	8	9	AB	R	H	RBI	BB	SO	LOB	TOP										
Lou Whitaker, L (1, 4) OBP: 0.350, SLG: 0.477			4-3		G6-4-3		G4-6-3			5	1	2	0	1	3		<p>Detroit Tigers @ Baltimore Orioles Memorial Stadium, Baltimore, MD Thu Jun 19 1986, 7:05 PM EDT Att: 38,422 - Unknown</p>										
Alan Trammell, R (1, 6) OBP: 0.280, SLG: 0.376	6-3		G3					F8	F9	5	1	2	1	0	0												
Kirk Gibson, L (1, 9) OBP: 0.444, SLG: 0.490	4-3		G3					2B		3	1	0	0	1	1												
Lance Parrish, R (1, 2) OBP: 0.340, SLG: 0.489			F9			5-3				3	1	0	0	1	1												
Chet Lemon, R (1, 8) OBP: 0.344, SLG: 0.434		5-3			F8	F4				4	1	1	0	0	2												
Tom Brookens, R (1, 5) OBP: 0.385, SLG: 0.419		5-3			F9	6-3				3	0	0	0	0	2												
Darrell Evans, L (8, PH) OBP: 0.323, SLG: 0.408										1	0	1	2	0	0												
Larry Herndon, R (1, 7) OBP: 0.294, SLG: 0.385										2	1	1	1	0	0												
Johnny Grubb, L (7, PH) OBP: 0.379, SLG: 0.423					F6		4-3	F6		2	0	0	0	0	1												
Pat Sheridan, L (8, 7) OBP: 0.267, SLG: 0.371										0	0	0	0	0	0												
Dave Engle, R (1, 3) OBP: 0.357, SLG: 0.333										2	0	1	1	1	0												
Dave Bergman, L (9, PH) OBP: 0.419, SLG: 0.373					B2-3				F7	1	0	0	0	0	0												
Dave Collins, S (1, 10) OBP: 0.377, SLG: 0.352										4	1	3	0	0	1												
Inning Stats	R: 0 E: 0 K: 1 S: 5	H: 0 LOB: 0 BB: 0 P: 5	R: 2 E: 0 K: 0 S: 5	H: 2 LOB: 1 BB: 1 P: 9	R: 0 E: 0 K: 0 S: 4	H: 1 LOB: 1 BB: 0 P: 4	R: 0 E: 0 K: 0 S: 3	H: 0 LOB: 0 BB: 0 P: 3	R: 0 E: 0 K: 0 S: 3	H: 1 LOB: 0 BB: 0 P: 3	R: 1 E: 0 K: 0 S: 4	H: 1 LOB: 1 BB: 0 P: 5	R: 0 E: 0 K: 0 S: 3	H: 1 LOB: 1 BB: 1 P: 7	R: 2 E: 0 K: 1 S: 7	H: 2 LOB: 1 BB: 1 P: 11	R: 2 E: 0 K: 1 S: 7	H: 2 LOB: 0 BB: 0 P: 7	1B: 4 2B: 4 3B: 0 HR: 2	SF: 0 SAC: 0 DP: 2 HBP: 1	WP: 0 PA: 39 PB: 0 SB: 0 CS: 0						
PITCHER	IP	WLS	BF	H	R	ER	SO	BB	IBB	HBP	BLK	WP	HR	S	P	ERA	WHIP										
Mike Flanagan, L (1, 1) ERA: 4.19	5.0		21	5	3	3	1	1	0	1	0	0	1	21	26	5.40	1.200										
Rich Bardi, R (6, 1) ERA: 2.99	1.1		6	1	0	0	0	1	0	0	0	0	0	5	9	0.00	1.500										
Brad Havens, L (7, 1) ERA: 5.17	0.2		1	0	0	0	0	0	0	0	0	0	0	1	1	0.00	0.000										
Don Aase, R (8, 1) ERA: 1.82	2.0	L	11	4	4	4	2	1	0	0	0	0	1	14	18	18.00	2.500										

Batter	1	2	3	4	5	6	7	8	9	AB	R	H	RBI	BB	SO	LOB	BOTTOM										
John Shelby, S (1, 8) OBP: 0.246, SLG: 0.356					B1-3				F7	4	0	0	0	0	2	1	<p>Detroit Tigers @ Baltimore Orioles Memorial Stadium, Baltimore, MD Thu Jun 19 1986, 7:05 PM EDT Att: 38,422 - Unknown</p>										
Lee Lacy, R (1, 9) OBP: 0.313, SLG: 0.390	F2		3-1		K					4	0	1	0	0	1	0											
Juan Beniquez, R (1, 7) OBP: 0.366, SLG: 0.432	F8		6-3							3	0	0	0	1	1												
Eddie Murray, S (1, 3) OBP: 0.375, SLG: 0.437						FC6-4		F3		4	1	2	0	0	2												
Cal Ripken Jr., R (1, 6) OBP: 0.366, SLG: 0.453					F8			5-3		4	1	1	0	0	3												
Larry Sheets, L (1, 10) OBP: 0.345, SLG: 0.558										3	1	1	2	0	1												
Jim Dwyer, L (9, PH) OBP: 0.361, SLG: 0.655					G3			F8		1	1	1	1	0	0												
Tom O'Malley, L (1, 5) OBP: 0.306, SLG: 0.429										3	1	1	1	0	1												
Rick Dempsey, R (9, PH) OBP: 0.291, SLG: 0.394					G3					0	0	0	0	1	0												
Al Pardo, S (1, 2) OBP: 0.143, SLG: 0.143										4	0	1	0	0	1												
Juan Bonilla, R (1, 4) OBP: 0.333, SLG: 0.351					4-3					4	0	0	0	0	2												
Inning Stats	R: 0 E: 0 K: 1 S: 5	H: 0 LOB: 0 BB: 0 P: 5	R: 3 E: 1 K: 1 S: 9	H: 4 LOB: 1 BB: 0 P: 9	R: 0 E: 0 K: 1 S: 5	H: 1 LOB: 0 BB: 0 P: 4	R: 0 E: 0 K: 1 S: 5	H: 0 LOB: 0 BB: 0 P: 5	R: 0 E: 0 K: 0 S: 3	H: 0 LOB: 1 BB: 1 P: 7	R: 1 E: 0 K: 0 S: 4	H: 1 LOB: 0 BB: 0 P: 4	R: 0 E: 0 K: 1 S: 6	H: 1 LOB: 0 BB: 0 P: 6	R: 1 E: 0 K: 0 S: 3	H: 1 LOB: 0 BB: 1 P: 7	1B: 5 2B: 1 3B: 0 HR: 2	SF: 0 SAC: 0 DP: 2 HBP: 0	WP: 0 PA: 36 PB: 0 SB: 0 CS: 0								
PITCHER	IP	WLS	BF	H	R	ER	SO	BB	IBB	HBP	BLK	WP	HR	S	P	ERA	WHIP										
Jack Morris, R (1, 1) ERA: 4.81	8.0		33	8	5	4	5	1	0	0	0	0	2	42	46	4.50	1.125										
Willie Hernandez, L (9, 1) ERA: 3.74	1.0	S	3	0	0	0	0	1	0	0	0	0	0	2	6	0.00	1.000										



Batter	1	2	3	4	5	6	7	8	9	AB	R	H	RBI	BB	SO	LOB	TOP			
Lou Whitaker, L (1,4) OBP: 0.344, SLG: 0.469	0-0 3-1		0-0 G4-1			0-0 G3		0-3 K		4	0	0	0	0	1	2				
Dave Collins, S (1,7) OBP: 0.370, SLG: 0.344	0-0 G1-4-3		0-0 4-3			0-0 F7			0-0 F8	4	0	0	0	0	0	1				
Kirk Gibson, L (1,9) OBP: 0.431, SLG: 0.470	0-3 K			0-0 F7			0-0 1-3		0-0 F8	4	0	0	0	0	1	0				
Darrell Evans, L (1,10) OBP: 0.322, SLG: 0.402		4-0 6-3 5-3 BB		0-0 F4			0-0 2-3		0-0 F9	3	0	0	0	1	0	0				
Dave Bergman, L (1,3) OBP: 0.415, SLG: 0.370	0-0 5-3			0-0 3-1						3	0	1	0	0	0	1				
Chet Lemon, R (1,8) OBP: 0.338, SLG: 0.425	0-0 6-3				0-0 1-3		0-3 K			3	0	0	0	0	1	2				
Alan Trammell, R (1,6) OBP: 0.280, SLG: 0.375	0-0 4-3				0-0 5-3			0-0 K 1B		3	0	1	0	0	0	1				
Tom Brookens, R (1,5) OBP: 0.384, SLG: 0.416			0-0 6-3		0-3 K			0-0 K 1B		3	0	1	0	0	1	0				
Dwight Lowry, L (1,2) OBP: 0.429, SLG: 0.423			0-0 G4-1			0-3 K		0-3 K		3	0	1	0	0	2	2				
Inning Stats	R: 0 E: 0 K: 1 S: 5	H: 0 LOB: 0 BB: 0 P: 5	R: 0 E: 0 K: 0 S: 3	H: 0 LOB: 1 BB: 1 P: 7	R: 0 E: 0 K: 0 S: 4	H: 1 LOB: 1 BB: 0 P: 4	R: 0 E: 0 K: 0 S: 3	H: 0 LOB: 0 BB: 0 P: 3	R: 0 E: 0 K: 1 S: 5	H: 0 LOB: 0 BB: 0 P: 5	R: 0 E: 0 K: 1 S: 6	H: 1 LOB: 1 BB: 0 P: 6	R: 0 E: 0 K: 2 S: 8	H: 2 LOB: 1 BB: 0 P: 8	R: 0 E: 0 K: 0 S: 3	H: 0 LOB: 0 BB: 0 P: 3	1B: 3 2B: 1 3B: 0 HR: 0	SF: 0 SAC: 0 DP: 0 HBP: 0	WP: 0 PB: 0 SB: 0 CS: 0	PA: 31
PITCHER Tim Leary, R (1,1) ERA: 4.25	IP: 9.0 WLS: W BF: 31 H: 4 R: 0 ER: 0 SO: 6 BB: 1 IBB: 0 HBP: 0 BLK: 0 WP: 0 HR: 0 S: 42 P: 46 ERA: 0.00 WHIP: 0.556															PITCHER				

Detroit Tigers @ Milwaukee Brewers
Milwaukee County Stadium, Milwaukee, WI
Fri Jun 20 1986, 8:05 PM EDT
Att: 31,479 - Unknown

AB 30
R 0
H 4
RBI 0
BB 1
SO 6
LOB 9



Batter	1	2	3	4	5	6	7	8	9	AB	R	H	RBI	BB	SO	LOB	BOTTOM			
Mike Felder, S (1,8) OBP: 0.323, SLG: 0.376	0-0 F7		0-0 F8			0-3 K				3	0	0	0	0	1	0				
Ernest Riles, L (1,6) OBP: 0.328, SLG: 0.363	4-0 BB			0-0 1B		0-0 4-3				2	1	1	0	1	0	0				
Cecil Cooper, L (1,10) OBP: 0.299, SLG: 0.366	0-0 F8			0-0 1B		0-0 F7				3	0	1	0	0	0	1				
Ben Oglivie, L (1,7) OBP: 0.389, SLG: 0.472	0-0 F6			0-0 1B			0-0 G1-6-3			3	0	2	1	0	0	1				
Rick Manning, L (8,7) OBP: 0.291, SLG: 0.328				1-2 2H FC5-4			1-2 1B			0	0	0	0	0	0	0				
Billy Jo Robidoux, L (1,3) OBP: 0.386, SLG: 0.356		0-0 4-3		0-0 7-4			0-0 G1-6-3			3	0	0	0	0	0	3				
Rob Deer, R (1,9) OBP: 0.327, SLG: 0.467	0-3 K			0-0 FC5-4			0-3 K			3	0	0	0	0	2	1				
Dale Sveum, S (1,5) OBP: 0.338, SLG: 0.420	0-0 G3				0-3 K			0-0 F8		3	0	0	0	0	1	0				
Jim Gantner, L (1,4) OBP: 0.316, SLG: 0.359			0-0 4-3			0-0 F8		0-0 F8		3	0	0	0	0	0	0				
Charlie Moore, R (1,2) OBP: 0.379, SLG: 0.427			0-0 F4			0-0 F4		0-3 K		3	0	0	0	0	1	0				
Inning Stats	R: 0 E: 0 K: 0 S: 3	H: 0 LOB: 1 BB: 1 P: 7	R: 0 E: 0 K: 1 S: 5	H: 0 LOB: 0 BB: 0 P: 5	R: 0 E: 0 K: 0 S: 3	H: 0 LOB: 0 BB: 0 P: 3	R: 1 E: 0 K: 0 S: 5	H: 3 LOB: 1 BB: 0 P: 5	R: 0 E: 0 K: 1 S: 5	H: 0 LOB: 0 BB: 0 P: 5	R: 0 E: 0 K: 1 S: 5	H: 1 LOB: 0 BB: 0 P: 5	R: 0 E: 0 K: 1 S: 5	H: 0 LOB: 0 BB: 0 P: 5	R: 0 E: 0 K: 1 S: 5	H: 0 LOB: 0 BB: 0 P: 5	1B: 4 2B: 1 3B: 0 HR: 0	SF: 0 SAC: 0 DP: 2 HBP: 0	WP: 0 PB: 0 SB: 0 CS: 0	PA: 27
PITCHER Walt Terrell, R (1,1) ERA: 4.72	IP: 8.0 WLS: L BF: 27 H: 4 R: 1 ER: 1 SO: 5 BB: 1 IBB: 0 HBP: 0 BLK: 0 WP: 0 HR: 0 S: 36 P: 40 ERA: 1.12 WHIP: 0.625															PITCHER				

Detroit Tigers @ Milwaukee Brewers
Milwaukee County Stadium, Milwaukee, WI
Fri Jun 20 1986, 8:05 PM EDT
Att: 31,479 - Unknown


AB 26
R 1
H 4
RBI 1
BB 1
SO 5
LOB 6




Batter	1	2	3	4	5	6	7	8	9	AB	R	H	RBI	BB	SO	LOB	TOP			
Lou Whitaker, L (1, 4) OBP: 0.342, SLG: 0.470										4	1	1	1	0	2	1	Detroit Tigers @ Milwaukee Brewers Milwaukee County Stadium, Milwaukee, WI Sat Jun 21 1986, 4:33 AM EDT Att: 38,002 - Unknown			
Alan Trammell, R (1, 6) OBP: 0.283, SLG: 0.373										4	1	1	0	1	0	4				
Kirk Gibson, L (1, 9) OBP: 0.440, SLG: 0.481										4	1	3	0	0	1	0				
Lance Parrish, R (1, 2) OBP: 0.342, SLG: 0.487										3	0	1	1	1	0	3				
Chet Lemon, R (1, 8) OBP: 0.329, SLG: 0.413										4	0	0	0	0	0	4				
Tom Brookens, R (1, 5) OBP: 0.395, SLG: 0.398										4	0	0	0	0	0	2				
Larry Herndon, R (1, 7) OBP: 0.285, SLG: 0.390										3	0	1	1	0	1	0				
Johnny Grubb, L (9, PH) OBP: 0.400, SLG: 0.423										0	0	0	0	1	0	0				
Pat Sheridan, L (9, PR) OBP: 0.267, SLG: 0.371										0	1	0	0	0	0	0				
Dave Engle, R (1, 3) OBP: 0.356, SLG: 0.333										3	0	1	0	0	1	0				
Darrell Evans, L (9, PH) OBP: 0.325, SLG: 0.402										0	0	0	0	1	0	0				
Dave Collins, S (1, 10) OBP: 0.369, SLG: 0.340										2	0	0	0	1	0	0				
Inning Stats	R: 1 E: 0 K: 1 S: 6	H: 1 LOB: 1 BB: 1 P: 10	R: 0 E: 0 K: 0 S: 3	H: 0 LOB: 0 BB: 0 P: 3	R: 0 E: 0 K: 0 S: 5	H: 2 LOB: 2 BB: 0 P: 5	R: 0 E: 0 K: 1 S: 5	H: 0 LOB: 0 BB: 0 P: 5	R: 0 E: 0 K: 2 S: 7	H: 0 LOB: 2 BB: 1 P: 9	R: 0 E: 0 K: 0 S: 5	H: 1 LOB: 1 BB: 0 P: 6	R: 0 E: 0 K: 0 S: 3	H: 1 LOB: 0 BB: 0 P: 3	R: 1 E: 0 K: 0 S: 3	H: 0 LOB: 2 BB: 3 P: 15	1B: 6 2B: 2 3B: 0 HR: 0	SF: 1 SAC: 1 DP: 0 HBP: 0	WP: 0 PB: 2 SB: 0 CS: 1	PA: 38
PITCHER	IP WLS BF H R ER SO BB IBB HBP BLK WP HR S P ERA WHIP																			
Juan Nieves, L (1, 1) ERA: 4.6	6.0	26	7	3	2	4	2	0	0	0	0	0	0	0	32	40	3.00	1.500		
Ray Searage, L (7, 1) ERA: 7.59	1.0	4	1	0	0	1	0	0	0	0	0	0	0	6	6	0.00	1.000			
Mark Clear, R (8, 1) ERA: 1.88	1.1	L 5	0	1	1	0	2	0	0	0	0	0	0	3	11	6.75	1.500			
Dan Plesac, L (9, 1) ERA: 3.06	0.2	3	0	0	0	0	1	0	0	0	0	0	0	2	6	0.00	1.500			

Batter	1	2	3	4	5	6	7	8	9	AB	R	H	RBI	BB	SO	LOB	BOTTOM					
Mike Felder, S (1, 7) OBP: 0.350, SLG: 0.420										3	3	3	0	1	0	0	Detroit Tigers @ Milwaukee Brewers Milwaukee County Stadium, Milwaukee, WI Sat Jun 21 1986, 4:33 AM EDT Att: 38,002 - Unknown					
Charlie Moore, R (1, 10) OBP: 0.375, SLG: 0.425										3	0	1	2	0	0	2						
Robin Yount, R (1, 8) OBP: 0.439, SLG: 0.503										2	0	1	0	2	1	0						
Rob Deer, R (1, 9) OBP: 0.325, SLG: 0.474										4	0	1	0	0	2	5						
Dale Sveum, S (1, 5) OBP: 0.336, SLG: 0.410										3	0	0	0	1	0	2						
Bill Schroeder, R (1, 3) OBP: 0.500, SLG: 0.354										3	0	0	0	0	2	2						
Billy Jo Robidoux, L (8, PH) OBP: 0.384, SLG: 0.353										1	0	0	0	0	0	1						
Ernest Riles, L (1, 6) OBP: 0.327, SLG: 0.359										3	0	0	0	1	0	0						
Juan Castillo, S (1, 4) OBP: 0.361, SLG: 0.233										3	0	0	0	0	2	0						
Rick Cerone, R (1, 2) OBP: 0.241, SLG: 0.340										4	0	0	0	0	0	1						
Inning Stats	R: 1 E: 0 K: 2 S: 8	H: 1 LOB: 2 BB: 2 P: 16	R: 0 E: 0 K: 1 S: 5	H: 0 LOB: 0 BB: 0 P: 5	R: 1 E: 1 K: 1 S: 7	H: 2 LOB: 1 BB: 0 P: 7	R: 0 E: 0 K: 1 S: 5	H: 0 LOB: 1 BB: 1 P: 9	R: 0 E: 0 K: 0 S: 2	H: 0 LOB: 1 BB: 2 P: 10	R: 0 E: 0 K: 0 S: 3	H: 0 LOB: 0 BB: 0 P: 3	R: 1 E: 0 K: 0 S: 4	H: 2 LOB: 0 BB: 0 P: 4	R: 0 E: 0 K: 1 S: 6	H: 1 LOB: 1 BB: 0 P: 6	R: 0 E: 0 K: 1 S: 5	H: 0 LOB: 0 BB: 0 P: 5	1B: 4 2B: 0 3B: 2 HR: 0	SF: 1 SAC: 1 DP: 1 HBP: 0	WP: 0 PB: 2 SB: 1 CS: 1	PA: 37
PITCHER	IP WLS BF H R ER SO BB IBB HBP BLK WP HR S P ERA WHIP																					
Frank Tanana, L (1, 1) ERA: 4.35	7.0	29	5	3	1	5	3	2	0	0	0	0	0	34	54	1.29	1.143					
Bill Campbell, R (8, 1) ERA: 3.12	1.0	W 4	1	0	0	1	0	0	0	0	0	0	0	6	6	0.00	1.000					
Willie Hernandez, L (9, 1) ERA: 3.66	1.0	S 3	0	0	0	1	0	0	0	0	0	0	0	5	5	0.00	0.000					

AB 31
R 4
H 8
RBI 3
BB 5
SO 5
LOB 14



AB 29
R 3
H 6
RBI 2
BB 5
SO 7
LOB 13



livebaseballscores.com

livebaseballscores.com

Batter	1	2	3	4	5	6	7	8	9	AB	R	H	RBI	BB	SO	LOB	TOP								
Lou Whitaker, L (1,4) OBP: 0.336, SLG: 0.461	F7	L3			G3-6-1		3-1		K	5	0	0	0	0	1	3									
Dave Collins, S (1,7) OBP: 0.367, SLG: 0.344	F9		F8		1B	2B	4-3			4	1	1	0	0	0	0									
Kirk Gibson, L (1,9) OBP: 0.442, SLG: 0.477	FC5-4 HBP		F9		2H	1B		L4		3	0	1	1	0	0	0									
Lance Parrish, R (1,2) Dwight Lowry, L (4,2) OBP: 0.343, SLG: 0.485 OBP: 0.400, SLG: 0.393	FC5-4 1-2		HBP		G3			F8		1	0	0	0	0	0	1									
2	0	0	0	0	0	0	0	0	0	2	0	0	0	0	0	1									
Darrell Evans, L (1,10) OBP: 0.332, SLG: 0.409		1B	5-3					HR	1B	4	2	3	0	0	0	1									
Dave Bergman, L (1,3) OBP: 0.406, SLG: 0.414	K			B3		G4-6-3		HR	1B	4	1	1	2	0	1	2									
Alan Trammell, R (1,6) OBP: 0.282, SLG: 0.375	F2			6-3				F6		4	0	1	0	0	0	1									
Pat Sheridan, L (1,8) OBP: 0.266, SLG: 0.367		1B		F8		K			G3	4	0	1	1	0	1	1									
Tom Brookens, R (1,5) OBP: 0.374, SLG: 0.396		1B			G3-6-1		5-3		K	3	0	1	0	1	1	0									
Inning Stats	R: 0 E: 0 K: 0 S: 3	H: 0 LOB: 1 BB: 0 P: 4	R: 1 E: 0 K: 1 S: 8	H: 3 LOB: 2 BB: 0 P: 8	R: 0 E: 0 K: 0 S: 3	H: 0 LOB: 1 BB: 0 P: 4	R: 0 E: 0 K: 0 S: 3	H: 0 LOB: 0 BB: 0 P: 3	R: 1 E: 0 K: 0 S: 4	H: 2 LOB: 1 BB: 1 P: 8	R: 0 E: 0 K: 1 S: 6	H: 2 LOB: 1 BB: 0 P: 6	R: 0 E: 0 K: 0 S: 3	H: 0 LOB: 0 BB: 0 P: 3	R: 2 E: 0 K: 0 S: 5	H: 2 LOB: 2 BB: 0 P: 5	R: 0 E: 0 K: 2 S: 7	H: 0 LOB: 0 BB: 0 P: 7	1B: 6 2B: 2 3B: 0 HR: 1	SF: 0 SAC: 0 DP: 2 HBP: 2	WP: 0 PB: 0 SB: 1 CS: 0	PA: 37			
PITCHER	IP	WLS	BF	H	R	ER	SO	BB	IBB	HBP	BLK	WP	HR	S	P	ERA	WHIP								
Bill Wegman, R (1,1) ERA: 4.7	8.0		34	9	4	4	2	1	0	2	0	0	1	35	41	4.50	1.250								
Bob Gibson, R (9,1) ERA:	1.0	W	3	0	0	0	2	0	0	0	0	0	0	7	7	0.00	0.000								

Detroit Tigers @ Milwaukee Brewers
Milwaukee County Stadium, Milwaukee, WI
Sun Jun 22 1986, 4:33 AM EDT
Att: 32,380 - Unknown


AB 34
R 4
H 9
RBI 4
BB 1
SO 4
LOB 10



Batter	1	2	3	4	5	6	7	8	9	AB	R	H	RBI	BB	SO	LOB	BOTTOM								
Mike Felder, S (1,9) OBP: 0.361, SLG: 0.430	1-6-3			E		1-3		F		5	2	3	1	0	0	1									
Robin Yount, R (1,8) OBP: 0.440, SLG: 0.503	G6-3			K		5-3		E8		4	1	2	0	0	1	2									
Cecil Cooper, L (1,3) OBP: 0.298, SLG: 0.364	G6-3			6-3		L5				4	0	1	3	0	0	2									
Ben Oglivie, L (1,7) OBP: 0.380, SLG: 0.460		4-3		F8				F8		4	0	0	0	0	0	1									
Billy Jo Roidoux, L (1,10) Rick Manning, L (9, PR) OBP: 0.380, SLG: 0.346 OBP: 0.291, SLG: 0.328		6-3		4-3		4-3		FC1-6		3	1	0	0	1	0	1									
Ernest Riles, L (1,6) OBP: 0.323, SLG: 0.354				4-3		3-1		3-1		0	1	0	0	0	0	0									
2	0	0	0	0	0	0	0	0	0	3	0	0	0	0	0	1									
Jim Gantner, L (1,4) OBP: 0.319, SLG: 0.359				4-3		F5				3	0	1	0	1	0	0									
Dale Sveum, S (1,5) OBP: 0.327, SLG: 0.399				G3		F7				4	0	0	0	0	0	3									
Rick Cerone, R (1,2) OBP: 0.250, SLG: 0.349				4-3				6-3		3	0	1	0	1	0	0									
Inning Stats	R: 0 E: 0 K: 0 S: 3	H: 1 LOB: 0 BB: 0 P: 3	R: 0 E: 0 K: 0 S: 3	H: 0 LOB: 0 BB: 0 P: 3	R: 0 E: 0 K: 1 S: 6	H: 0 LOB: 0 BB: 0 P: 6	R: 0 E: 0 K: 0 S: 4	H: 1 LOB: 1 BB: 0 P: 4	R: 0 E: 0 K: 0 S: 4	H: 1 LOB: 0 BB: 0 P: 4	R: 1 E: 1 K: 0 S: 6	H: 3 LOB: 1 BB: 0 P: 6	R: 1 E: 0 K: 0 S: 3	H: 1 LOB: 3 BB: 3 P: 15	1B: 7 2B: 1 3B: 0 HR: 0	SF: 0 SAC: 1 DP: 1 HBP: 0	WP: 2 PB: 0 SB: 1 CS: 0	PA: 37							
PITCHER	IP	WLS	BF	H	R	ER	SO	BB	IBB	HBP	BLK	WP	HR	S	P	ERA	WHIP								
Randy O'Neal, R (1,1) ERA: 4.38	7.2		29	6	4	1	1	0	0	0	0	0	0	31	31	1.17	0.783								
Dave LaPoint, L (8,1) ERA: 6.46	0.2	L	4	1	1	1	0	1	0	0	0	0	0	3	7	13.50	3.000								
John Pacella, R (9,1) ERA:	0.1		3	0	0	0	0	1	1	0	0	0	0	1	9	0.00	3.000								
Willie Hernandez, L (9,1) ERA: 3.65	0.0		1	1	0	0	0	0	0	0	0	0	0	1	1	*	*								

Detroit Tigers @ Milwaukee Brewers
Milwaukee County Stadium, Milwaukee, WI
Sun Jun 22 1986, 4:33 AM EDT
Att: 32,380 - Unknown

AB 33
R 5
H 8
RBI 4
BB 3
SO 1
LOB 11



Batter	1	2	3	4	5	6	7	8	9	10	AB	R	H	RBI	BB	SO	LOB	TOP				
Alan Wiggins, S OBP: 0.316, SLG: 0.282 Mike Young, S OBP: 0.278, SLG: 0.396 (10, PH) Juan Bonilla, R OBP: 0.354, SLG: 0.372	(1, 4) X 0-0 L5		(1, 2) X 0-0 SH5-3		(1, 3) X 0-0 6-3		(1, 4) X 0-0 E4		(1, 5) X 0-0 K	(1, 6) X 0-3 K	3	0	0	0	0	0	1	Baltimore Orioles @ Detroit Tigers Tiger Stadium, Detroit, MI Tue Jun 24 1986, 7:05 PM EDT Att: 22,769 - Unknown				
Lee Lacy, R OBP: 0.311, SLG: 0.388	(1, 9) X 0-3 K		(1, 3) X 0-0 5-3		(1, 4) X 0-0 1B	(1, 5) X 0-0 1B	(1, 6) X 0-0 F4		(1, 7) X 0-0 1B	(1, 8) X 0-0 2B	5	2	2	0	0	1	2					
Tom O'Malley, L OBP: 0.351, SLG: 0.434	(1, 5) X 4-0 PB BB			(1, 4) X 0-0 6-3		(1, 5) X 0-0 F9		(1, 6) X 0-0 F9		(1, 7) X 0-0 1B	4	0	1	1	1	0	1					
Eddie Murray, S OBP: 0.371, SLG: 0.419	(1, 3) X 0-0 F6			(1, 4) X 0-0 1-3		(1, 5) X 0-0 4-3		(1, 6) X 0-0 F8		(1, 7) X 0-0 F9	5	0	0	0	0	0	3					
Cal Ripken Jr., R OBP: 0.364, SLG: 0.438		(1, 6) X 0-0 F9			(1, 4) X 0-0 BB	(1, 5) X 0-0 WP 1B BB		(1, 6) X 0-3 K			2	0	0	0	2	1	0					
Jim Dwyer, L OBP: 0.343, SLG: 0.603	(1, 7) X 0-0 F9			(1, 4) X 0-0 1-3		(1, 5) X 0-0 WP 1B				(1, 6) X 0-0 4-3	4	0	1	1	0	0	1					
Larry Sheets, L OBP: 0.368, SLG: 0.547 Kelly Paris, R (9, PR)	(1, 10) X 0-3 K				(1, 4) X 0-0 BB	(1, 5) X 0-0 1-2 2-H 1B				(1, 6) X 0-0 G3-6 BB	2	0	0	0	2	1	2					
John Shelby, S OBP: 0.259, SLG: 0.361			(1, 8) X 4-0 SH5-3 4-3 BB		(1, 4) X 0-0 F8		(1, 5) X 0-0 B2-3		(1, 6) X 0-0 G3-6	(1, 7) X 0-0 1-2	3	0	0	0	1	0	2					
Al Pardo, S OBP: 0.067, SLG: 0.067			(1, 2) X 0-0 4-3		(1, 3) X 0-3 K		(1, 4) X 0-3 K		(1, 5) X 0-3 K2-3		4	0	0	0	0	3	2					
Inning Stats	R: 0 E: 0 K: 1 S: 5	H: 0 LOB: 1 BB: 1 P: 9	R: 0 E: 0 K: 1 S: 5	H: 0 LOB: 0 BB: 0 P: 5	R: 0 E: 0 K: 0 S: 3	H: 0 LOB: 1 BB: 1 P: 7	R: 0 E: 0 K: 1 S: 5	H: 0 LOB: 1 BB: 1 P: 9	R: 1 E: 0 K: 0 S: 5	H: 2 LOB: 2 BB: 1 P: 9	R: 0 E: 1 K: 1 S: 6	H: 0 LOB: 1 BB: 0 P: 6	R: 0 E: 0 K: 1 S: 5	H: 0 LOB: 0 BB: 0 P: 5	R: 0 E: 0 K: 2 S: 9	H: 0 LOB: 1 BB: 0 P: 6	R: 1 E: 0 K: 2 S: 9		H: 2 LOB: 1 BB: 0 P: 9	1B: 3 2B: 1 3B: 0 HR: 0	SF: 0 SAC: 1 DP: 1 HBP: 0	WP: 1 PB: 1 SB: 0 CS: 0
PITCHER	IP WLS BF H R ER SO BB IBB HBP BLK WP HR S P ERA WHIP																					
Eric King, R ERA: 1.88 Bill Campbell, R ERA: 3.72	(1, 1) 9.0 0 35 2 1 1 5 6 0 0 0 1 0 39 63 1.00 0.889																					
(10, 1) 1.0 L 5 2 1 1 2 0 0 0 0 0 0 0 9 9 9.00 2.000																						


AB	33
R	2
H	4
RBI	2
BB	6
SO	7
LOB	14




Batter	1	2	3	4	5	6	7	8	9	10	AB	R	H	RBI	BB	SO	LOB	BOTTOM				
Lou Whitaker, L OBP: 0.331, SLG: 0.453	(1, 4) X 0-0 4-3		(1, 3) X 0-0 4-3		(1, 5) X 0-0 3-1			(1, 8) X 0-0 F7			4	0	0	0	0	0	2	Baltimore Orioles @ Detroit Tigers Tiger Stadium, Detroit, MI Tue Jun 24 1986, 7:05 PM EDT Att: 22,769 - Unknown				
Alan Trammell, R OBP: 0.278, SLG: 0.369	(1, 6) X 0-0 5-3			(1, 4) X 0-0 B1-3		(1, 5) X 0-0 F6		(1, 6) X 0-0 F9		(1, 7) X 0-0 F9	4	0	0	0	0	0	0					
Kirk Gibson, L OBP: 0.430, SLG: 0.459	(1, 9) X 0-0 F5			(1, 4) X 0-0 F6		(1, 5) X 0-3 K		(1, 6) X 0-0 F6		(1, 7) X 0-0 F6	4	0	0	0	0	1	0					
Lance Parrish, R OBP: 0.346, SLG: 0.481		(1, 2) X 0-0 F8		(1, 4) X 0-0 BB		(1, 5) X 0-0 F5		(1, 6) X 0-0 F5		(1, 7) X 0-0 BB	2	0	0	0	2	0	0					
Chet Lemon, R OBP: 0.321, SLG: 0.403	(1, 8) X 0-0 F7			(1, 3) X 0-3 K			(1, 7) X 0-0 5-3		(1, 8) X 0-0 6-3		4	0	0	0	0	1	2					
Tom Brookens, R OBP: 0.364, SLG: 0.384 Darrell Evans, L OBP: 0.331, SLG: 0.407	(1, 5) X 0-0 F8				(1, 4) X 0-0 5-3		(1, 5) X 0-0 F8			(1, 6) X 0-0 F3	3	0	0	0	0	0	0					
Larry Hemdon, R OBP: 0.292, SLG: 0.392 Johnny Grubb, L OBP: 0.387, SLG: 0.407	(1, 7) X 4-0 5-3 BB			(1, 4) X 0-0 5-3 2B 1B		(1, 5) X 0-0 6-3				(1, 6) X 0-0 4-3	2	1	1	0	1	0	0					
Dave Engle, R OBP: 0.333, SLG: 0.310 Dave Bergman, L OBP: 0.400, SLG: 0.407	(1, 3) X 0-0 F8			(1, 4) X 0-0 5-3		(1, 5) X 0-0 5-3		(1, 6) X 0-0 F8		(1, 7) X 0-3 K	3	0	0	0	0	0	2					
Dave Collins, S OBP: 0.371, SLG: 0.359	(1, 10) X 0-0 5-3			(1, 4) X 0-0 2B		(1, 5) X 0-0 2B					3	0	2	1	0	0	1					
Inning Stats	R: 0 E: 0 K: 0 S: 3	H: 0 LOB: 0 BB: 0 P: 3	R: 0 E: 0 K: 0 S: 3	H: 0 LOB: 0 BB: 0 P: 3	R: 0 E: 0 K: 0 S: 3	H: 0 LOB: 1 BB: 1 P: 7	R: 0 E: 0 K: 1 S: 5	H: 0 LOB: 1 BB: 1 P: 9	R: 1 E: 0 K: 0 S: 5	H: 2 LOB: 1 BB: 0 P: 5	R: 0 E: 0 K: 0 S: 3	H: 0 LOB: 0 BB: 0 P: 3	R: 0 E: 0 K: 0 S: 3	H: 1 LOB: 0 BB: 0 P: 3	R: 0 E: 0 K: 0 S: 3	H: 0 LOB: 1 BB: 0 P: 7	R: 0 E: 0 K: 1 S: 5		H: 0 LOB: 0 BB: 0 P: 5	1B: 1 2B: 2 3B: 0 HR: 0	SF: 0 SAC: 0 DP: 0 HBP: 0	WP: 0 PB: 0 SB: 0 CS: 0
PITCHER	IP WLS BF H R ER SO BB IBB HBP BLK WP HR S P ERA WHIP																					
Scott McGregor, L ERA: 4.38 Don Aase, R ERA: 1.69	(1, 1) 8.2 0 31 3 1 1 2 3 0 0 0 0 0 32 44 1.04 0.692																					
(9, 1) 1.1 W 4 0 0 0 1 0 0 0 0 0 0 0 6 6 0.00 0.000																						

AB	32
R	1
H	3
RBI	1
BB	3
SO	3
LOB	7



Batter	1	2	3	4	5	6	7	8	9	AB	R	H	RBI	BB	SO	LOB	TOP			
Alan Wiggins, S (1, 4) OBP: 0.314, SLG: 0.276	0-0 4-3	0-0 F7			0-0 4-3			4-0 G3-6-1 BB	0-0 F6	4	0	0	0	1	0	2	<p>Baltimore Orioles @ Detroit Tigers Tiger Stadium, Detroit, MI Wed Jun 25 1986, 7:05 PM EDT Att: 21,944 - Unknown</p> <p>livebaseballscorecards.com</p> <p>AB 34 R 2 H 7 RBI 1 BB 3 SO 9 LOB 18</p> 			
Lee Lacy, R (1, 9) OBP: 0.310, SLG: 0.386	0-3 K		0-3 K		0-0 1B		0-0 L8			4	0	1	0	0	2	1				
Tom O'Malley, L (1, 5) OBP: 0.344, SLG: 0.421	0-3 K		0-0 1B		0-0 F8		0-0 G3-6-1 1-2			4	0	1	0	0	1	2				
Eddie Murray, S (1, 3)		0-0 E 2B	0-0 1-2 1B		0-0 1B			0-0 F8		4	1	3	0	0	0	0				
Cal Ripken Jr., R (1, 6) OBP: 0.359, SLG: 0.431	0-0 E1 1B 2H		0-0 L8		0-0 L9			0-0 L8		4	1	0	0	0	0	4				
Jim Dwyer, L (1, 10) OBP: 0.351, SLG: 0.591	0-3 K		0-0 F8			0-0 1B		4-0 BB		3	0	1	0	1	1	3				
Mike Young, S (1, 7) OBP: 0.371, SLG: 0.393	0-0 BB 1B 3H		0-3 K		0-0 F8			0-3 K		4	0	1	1	0	2	2				
John Shelby, S (1, 8) OBP: 0.259, SLG: 0.355	4-0 1-2 BB		0-0 F7		0-0 F9			0-0 F9		3	0	0	0	1	0	1				
Al Pardo, S (1, 2) OBP: 0.059, SLG: 0.059	0-3 K		0-3 K		0-3 K			0-0 F8		2	0	0	0	0	2	2				
Larry Sheets, L (6, PH) OBP: 0.364, SLG: 0.539									0-0 F8	2	0	0	0	0	1	1				
Inning Stats	R: 0 E: 0 K: 2 S: 7	H: 0 LOB: 0 BB: 0 P: 7	R: 2 E: 1 K: 2 S: 10	H: 2 LOB: 2 BB: 1 P: 14	R: 0 E: 0 K: 1 S: 7	H: 2 LOB: 0 BB: 0 P: 7	R: 0 E: 0 K: 2 S: 7	H: 0 LOB: 0 BB: 0 P: 7	R: 0 E: 0 K: 1 S: 6	H: 1 LOB: 1 BB: 0 P: 6	R: 0 E: 0 K: 0 S: 2	H: 0 LOB: 0 BB: 1 P: 6	R: 0 E: 0 K: 1 S: 5	H: 0 LOB: 1 BB: 1 P: 9	R: 0 E: 0 K: 0 S: 3	H: 0 LOB: 0 BB: 0 P: 3	1B: 6 2B: 1 3B: 0 HR: 0	SF: 0 SAC: 0 DP: 1 HBP: 0	WP: 0 PB: 0 SB: 0 CS: 0	PA: 37
PITCHER Jack Morris, R (1, 1) ERA: 4.49	IP: 9.0 WLS: W BF: 37 H: 7 R: 2 ER: 1 SO: 9 BB: 3 IBB: 0 HBP: 0 BLK: 0 WP: 0 HR: 0 S: 52 P: 64 ERA: 1.00 WHIP: 1.111																			

Batter	1	2	3	4	5	6	7	8	9	AB	R	H	RBI	BB	SO	LOB	BOTTOM			
Lou Whitaker, L (1, 4) OBP: 0.336, SLG: 0.460	0-0 SH 2B		0-0 F7 HR 1B	0-0 FC4-6 BB 1B 1-2 3H	0-0 6-3			0-0 F7		5	3	3	1	0	0	2	<p>Baltimore Orioles @ Detroit Tigers Tiger Stadium, Detroit, MI Wed Jun 25 1986, 7:05 PM EDT Att: 21,944 - Unknown</p> <p>livebaseballscorecards.com</p> <p>AB 37 R 11 H 13 RBI 10 BB 2 SO 4 LOB 13</p> 			
Alan Trammell, R (1, 6) OBP: 0.281, SLG: 0.368	0-0 SH HR 2H		0-0 F7	4-0 FC4-6 BB 1-2 2-3		0-0 L7		0-0 L7		3	1	1	1	1	0	1				
Kirk Gibson, L (1, 9) OBP: 0.435, SLG: 0.513	0-0 HR 1H		0-0 FC4-6 1B 1-2 2-3 3H	0-0 FC4-6 1B 1-2 2-3 3H		4-0 BB		0-3 K		4	2	2	5	1	1	3				
Lance Parrish, R (1, 2) OBP: 0.343, SLG: 0.475	0-0 6-3		0-0 5-3	0-0 1B 1-2 3H		0-0 L9		0-0 L3		5	0	1	1	0	0	2				
Darrell Evans, L (1, 10) OBP: 0.329, SLG: 0.418	0-0 4-3		0-0 HR	0-3 K		0-0 F5				4	1	1	1	0	1	3				
Chet Lemon, R (1, 8) OBP: 0.314, SLG: 0.392	0-0 5-3		0-0 5-3	0-0 F9			0-3 K			4	0	0	0	0	1	2				
Johnny Grubb, L (1, 7) OBP: 0.394, SLG: 0.517		0-3 K		0-0 HR	0-0 F8		0-0 4-3			2	1	1	1	0	1	0				
Larry Herndon, R (5, 7) OBP: 0.288, SLG: 0.387				0-0 HR	0-0 F8		0-0 4-3			2	0	0	0	0	0	0				
Dave Bergman, L (1, 3) OBP: 0.392, SLG: 0.413		0-0 5-3		0-0 1B 1B 2B	0-0 L7		0-0 L8			4	1	1	0	0	0	0				
Tom Brookens, R (1, 5) OBP: 0.377, SLG: 0.417		0-0 6-3		0-0 BB 1B FC4-6 1B 2-3	0-0 WP 2B			0-0 1B 2B		4	2	3	0	0	0	0				
Inning Stats	R: 3 E: 1 K: 0 S: 6	H: 2 LOB: 0 BB: 0 P: 6	R: 0 E: 0 K: 1 S: 5	H: 0 LOB: 0 BB: 0 P: 5	R: 3 E: 0 K: 0 S: 6	H: 3 LOB: 0 BB: 0 P: 6	R: 4 E: 0 K: 1 S: 10	H: 5 LOB: 2 BB: 1 P: 14	R: 0 E: 0 K: 0 S: 4	H: 1 LOB: 1 BB: 0 P: 4	R: 0 E: 0 K: 0 S: 3	H: 0 LOB: 1 BB: 1 P: 7	R: 0 E: 0 K: 1 S: 5	H: 0 LOB: 0 BB: 0 P: 5	R: 1 E: 0 K: 1 S: 7	H: 2 LOB: 1 BB: 0 P: 7	1B: 5 2B: 4 3B: 0 HR: 4	SF: 0 SAC: 1 DP: 0 HBP: 0	WP: 1 PB: 0 SB: 0 CS: 0	PA: 40
PITCHER Mike Boddicker, R (1, 1) ERA: 3.86	IP: 2.2 WLS: L BF: 14 H: 5 R: 6 ER: 5 SO: 1 BB: 0 IBB: 0 HBP: 0 BLK: 0 WP: 0 HR: 3 S: 16 P: 16 ERA: 16.88 WHIP: 1.875																			
Rich Bordi, R (3, 1) ERA: 3.74	0.1 6 4 4 4 0 1 0 0 0 0 1 5 9 108.00 15.000																			
Brad Havens, L (4, 1) ERA: 4.62	5.0 20 4 1 1 3 1 0 0 0 1 0 25 29 1.80 1.000																			

Batter	1	2	3	4	5	6	7	8	9	AB	R	H	RBI	BB	SO	LOB	TOP					
Ernest Riles, L OBP: 0.338, SLG: 0.374 (1, 6)										4	1	2	0	1	0	2						
Robin Yount, R OBP: 0.429, SLG: 0.493 (1, 8)										3	1	0	0	1	1	4						
Cecil Cooper, L OBP: 0.308, SLG: 0.378 (1, 10)										5	0	2	0	0	1	1						
Ben Oglivie, L OBP: 0.361, SLG: 0.435 (1, 7)										5	1	1	1	0	0	3						
Billy Jo Robidoux, L OBP: 0.373, SLG: 0.327 (1, 3)										3	0	0	1	1	1	4						
Rob Deer, R OBP: 0.321, SLG: 0.476 (1, 9)										4	2	2	2	0	2	2						
Dale Sveum, S OBP: 0.323, SLG: 0.403 (1, 5)										4	0	1	0	0	1	0						
Bill Schroeder, R OBP: 0.278, SLG: 0.326 (1, 2)										4	0	0	0	0	1	2						
Jim Gantner, L OBP: 0.317, SLG: 0.362 (1, 4)										4	0	1	0	0	0	1						
Inning Stats	R: 2 E: 0 K: 1 S: 7	H: 2 LOB: 1 BB: 1 P: 11	R: 0 E: 0 K: 0 S: 3	H: 0 LOB: 0 BB: 0 P: 3	R: 0 E: 0 K: 2 S: 9	H: 2 LOB: 2 BB: 0 P: 9	R: 1 E: 1 K: 1 S: 8	H: 2 LOB: 2 BB: 0 P: 8	R: 2 E: 0 K: 0 S: 5	H: 1 LOB: 0 BB: 0 P: 5	R: 0 E: 0 K: 1 S: 4	H: 2 LOB: 1 BB: 0 P: 4	R: 0 E: 0 K: 1 S: 5	H: 0 LOB: 1 BB: 1 P: 9	R: 0 E: 0 K: 1 S: 5	H: 0 LOB: 0 BB: 0 P: 5	R: 0 E: 0 K: 1 S: 5	H: 0 LOB: 1 BB: 1 P: 9	1B: 6 2B: 2 3B: 0 HR: 1	SF: 0 SAC: 1 DP: 1 HBP: 0	WP: 0 PB: 0 SB: 0 CS: 0	PA: 40
PITCHER	IP	WLS	BF	H	R	ER	SO	BB	IBB	HBP	BLK	WP	HR	S	P	ERA	WHIP					
Randy O'Neal, R ERA: 4.83 (1, 1)	0.0		3	2	2	2	0	1	0	0	0	0	0	2	6	∞	∞					
Dave LaPoint, L ERA: 5.88 (1, 1)	5.1		25	7	3	0	4	0	0	0	0	0	1	33	33	0.00	1.312					
Bill Campbell, R ERA: 2.7 (6, 1)	3.2	W	12	0	0	0	3	2	0	0	0	0	0	16	24	0.00	0.545					

Milwaukee Brewers @ Detroit Tigers
Tiger Stadium, Detroit, MI
Sat Jun 28 1986, 3:33 AM EDT
Att: 41,556 - Unknown

AB 36
R 5
H 9
RBI 4
BB 3
SO 7
LOB 19



Batter	1	2	3	4	5	6	7	8	9	AB	R	H	RBI	BB	SO	LOB	BOTTOM				
Lou Whitaker, L OBP: 0.326, SLG: 0.442 (1, 4)										5	0	0	0	0	0	2					
Alan Trammell, R OBP: 0.291, SLG: 0.375 (1, 6)										4	0	1	0	0	1	0					
Kirk Gibson, L OBP: 0.435, SLG: 0.558 (1, 9)										4	3	2	1	0	0	1					
Lance Parrish, R OBP: 0.341, SLG: 0.488 (1, 2)										4	1	1	1	0	2	2					
Darrell Evans, L OBP: 0.332, SLG: 0.431 (1, 10)										3	1	1	2	1	1	1					
Dave Bergman, L OBP: 0.385, SLG: 0.394 (1, 3)										3	1	0	0	1	0	2					
Chet Lemon, R OBP: 0.310, SLG: 0.375 (1, 8)										3	1	1	1	0	1	0					
Pat Sheridan, L OBP: 0.266, SLG: 0.364 (1, 7)										4	1	1	1	0	0	1					
Tom Brookens, R OBP: 0.373, SLG: 0.417 (1, 5)										4	0	2	2	0	0	0					
Inning Stats	R: 1 E: 0 K: 1 S: 6	H: 1 LOB: 0 BB: 0 P: 6	R: 0 E: 0 K: 0 S: 3	H: 0 LOB: 1 BB: 0 P: 4	R: 0 E: 0 K: 1 S: 5	H: 0 LOB: 0 BB: 0 P: 5	R: 4 E: 0 K: 2 S: 11	H: 4 LOB: 1 BB: 1 P: 15	R: 0 E: 0 K: 0 S: 4	H: 1 LOB: 2 BB: 1 P: 8	R: 0 E: 0 K: 0 S: 3	H: 0 LOB: 0 BB: 0 P: 3	R: 3 E: 1 K: 0 S: 6	H: 2 LOB: 0 BB: 0 P: 6	R: 0 E: 0 K: 1 S: 6	H: 1 LOB: 1 BB: 0 P: 6	1B: 6 2B: 1 3B: 0 HR: 2	SF: 0 SAC: 0 DP: 0 HBP: 1	WP: 0 PB: 1 SB: 2 CS: 0	PA: 37	
PITCHER	IP	WLS	BF	H	R	ER	SO	BB	IBB	HBP	BLK	WP	HR	S	P	ERA	WHIP				
Bill Wegman, R ERA: 4.96 (4, 1)	3.0	L	14	3	2	1	0	1	0	0	0	0	0	13	17	3.00	1.333				
Bob Gibson, R ERA: (7, 1)	0.1		2	1	1	0	0	0	0	0	0	0	1	2	2	0.00	3.000				
Ray Seearge, L ERA: 8.76 (8, 1)	1.0		4	1	0	0	1	0	0	0	0	0	0	6	6	0.00	1.000				


Milwaukee Brewers @ Detroit Tigers
Tiger Stadium, Detroit, MI
Sat Jun 28 1986, 3:33 AM EDT
Att: 41,556 - Unknown

AB 34
R 8
H 9
RBI 8
BB 2
SO 5
LOB 9



Batter	1	2	3	4	5	6	7	8	9	AB	R	H	RBI	BB	SO	LOB	TOP										
Ernest Riles, L OBP: 0.336, SLG: 0.368 (1, 6)	F7		1-3		F7		G3-6		1B 6-3 BB	4	0	0	0	1	0	3	Milwaukee Brewers @ Detroit Tigers Tiger Stadium, Detroit, MI Sun Jun 29 1986, 3:33 AM EDT Unknown										
Robin Yount, R OBP: 0.425, SLG: 0.484 (1, 8)	6-3		4-3			1B 2B BB	6-3		F3	4	1	0	0	1	0	1											
Cecil Cooper, L OBP: 0.306, SLG: 0.374 (1, 10)	F8			6-3		1-2 2B 1B		K	6-3	5	1	1	0	0	1	1											
Ben Oglivie, L OBP: 0.372, SLG: 0.447 (1, 7)		1B PB 1B		3-1		1-2 1B 2B		1B 1B SF8 BB	6-3	4	3	3	2	1	0	0											
Billy Jo Robidoux, L OBP: 0.376, SLG: 0.331 Rick Manning, L OBP: 0.274, SLG: 0.338 (1, 3) (4, PH) (4, 9)	4-3 1-3 PB 1B		1-3			FC3-6 1B		1B 1B 1B	1-3	1	0	1	0	0	0	0											
Rob Deer, R OBP: 0.320, SLG: 0.471 (1, 9) (4, 3)	K				K	F9		1B 1-2 2-3 1B		4	0	1	0	0	2	3											
Dale Sveum, S OBP: 0.315, SLG: 0.395 (1, 5)	4-3				F8	FC3-6		SF8		3	0	0	1	0	0	2											
Jim Gantner, L OBP: 0.320, SLG: 0.362 (1, 4)	1-3				BB HBP	4-3		1-2 2-3 1B		3	0	1	0	0	0	2											
Rick Cerone, R OBP: 0.258, SLG: 0.345 (1, 2)			4-3		1-2 BB		G3-6 1B	K		3	0	1	0	1	1	3											
Inning Stats	R: 0 E: 0 K: 0 S: 3	H: 0 LOB: 0 BB: 0 P: 3	R: 1 E: 0 K: 1 S: 7	H: 2 LOB: 1 BB: 0 P: 7	R: 0 E: 0 K: 0 S: 3	H: 0 LOB: 0 BB: 0 P: 3	R: 0 E: 0 K: 0 S: 5	H: 0 LOB: 2 BB: 1 P: 10	R: 3 E: 0 K: 0 S: 6	H: 3 LOB: 1 BB: 1 P: 10	R: 0 E: 0 K: 0 S: 3	H: 1 LOB: 0 BB: 0 P: 3	R: 1 E: 0 K: 2 S: 10	H: 3 LOB: 3 BB: 1 P: 14	R: 0 E: 0 K: 0 S: 4	H: 1 LOB: 2 BB: 1 P: 8		1B: 9 2B: 1 3B: 0 HR: 0	SF: 1 SAC: 0 DP: 1 HBP: 1	WP: 0 PB: 1 SB: 0 CS: 0	PA: 41						
PITCHER	IP	WLS	BF	H	R	ER	SO	BB	IBB	HBP	BLK	WP	HR	S	P	ERA	WHIP										
Eric King, R ERA: 2.28 (1, 1)	6.0	W	27	6	4	4	2	2	0	1	0	0	0	28	37	6.00	1.333										
Bill Scherrer, L ERA: 7.29 (7, 1)	1.1		6	2	1	1	1	1	0	0	0	0	0	7	11	6.75	2.250										
Willie Hernandez, L ERA: 9.28 (8, 1)	1.2	S	8	2	0	0	1	1	0	0	0	0	0	9	13	0.00	1.800										

Batter	1	2	3	4	5	6	7	8	9	AB	R	H	RBI	BB	SO	LOB	BOTTOM										
Lou Whitaker, L OBP: 0.327, SLG: 0.450 (1, 4)	F9			6-3			SH 1B BB	F9		4	2	1	2	1	0	1	Milwaukee Brewers @ Detroit Tigers Tiger Stadium, Detroit, MI Sun Jun 29 1986, 3:33 AM EDT Unknown										
Alan Trammell, R OBP: 0.294, SLG: 0.380 (1, 6)	G3 2B	1-2 HR		L1-3		SH 1B	F9			4	3	2	0	0	0	1											
Kirk Gibson, L OBP: 0.430, SLG: 0.545 (1, 9)	G3			F7		1B E BB				3	1	0	0	1	1	2											
Darrell Evans, L OBP: 0.339, SLG: 0.447 (1, 10)					F4		G5-3 E 1B			4	0	3	4	0	0	0											
Dave Bergman, L OBP: 0.383, SLG: 0.391 Dave Engle, R OBP: 0.316, SLG: 0.280 (1, 3) (7, PH) (8, 3)	K				G1-6-3 1B		K			3	0	1	0	0	2	2											
Pat Sheridan, L OBP: 0.280, SLG: 0.356 Chet Lemon, R OBP: 0.308, SLG: 0.373 (1, 8) (7, PH) (8, 8)		F8		4-1		G1-6-3	E5			3	0	0	0	0	0	1											
Dave Collins, S OBP: 0.365, SLG: 0.357 (1, 7)						1-2 1B	G5-3			4	1	2	0	0	1	2											
Tom Brookens, R OBP: 0.369, SLG: 0.420 (1, 5)		2B 2B		1-3 1B						4	1	1	1	0	0	1											
Dwight Lowry, L OBP: 0.412, SLG: 0.406 (1, 2)		2H HR 1B		5-3						4	1	2	1	0	0	1											
Inning Stats	R: 1 E: 0 K: 1 S: 7	H: 2 LOB: 1 BB: 0 P: 7	R: 5 E: 0 K: 2 S: 13	H: 6 LOB: 1 BB: 0 P: 13	R: 0 E: 0 K: 0 S: 4	H: 1 LOB: 1 BB: 0 P: 4	R: 0 E: 0 K: 0 S: 3	H: 0 LOB: 0 BB: 0 P: 3	R: 0 E: 0 K: 1 S: 5	H: 0 LOB: 0 BB: 0 P: 5	R: 3 E: 2 K: 1 S: 7	H: 1 LOB: 1 BB: 2 P: 15	R: 0 E: 0 K: 0 S: 4	H: 1 LOB: 1 BB: 0 P: 4	1B: 6 2B: 5 3B: 0 HR: 1	SF: 0 SAC: 1 DP: 2 HBP: 0		WP: 0 PB: 0 SB: 0 CS: 0	PA: 38								
PITCHER	IP	WLS	BF	H	R	ER	SO	BB	IBB	HBP	BLK	WP	HR	S	P	ERA	WHIP										
Danny Darwin, R ERA: 2.97 (1, 1)	1.1	L	10	6	5	5	1	0	0	0	0	0	0	24	28	5.79	1.071										
Jaime Cocanower, R ERA: 3.83 (2, 1)	4.2		19	4	3	3	3	1	0	0	0	0	0	10	14	4.50	1.500										
Ray Seearge, L ERA: 8.16 (7, 1)	2.0		9	2	1	1	1	1	0	0	0	0	0	10	14	4.50	1.500										

Batter	1	2	3	4	5	6	7	8	9	AB	R	H	RBI	BB	SO	LOB	TOP					
Mike Felder, S OBP: 0.315, SLG: 0.363 (1, 8)	4-3		K		F8			4-3		4	0	0	0	0	1	1	Milwaukee Brewers @ Detroit Tigers Tiger Stadium, Detroit, MI Sun Jun 29 1986, 3:38 AM EDT Att: 40,605 - Unknown					
Charlie Moore, R OBP: 0.392, SLG: 0.440 (1, 2)	3-1 2B		K			6-3		HR		4	1	2	1	0	1	1						
Cecil Cooper, L OBP: 0.309, SLG: 0.381 (1, 3)	3-1 2-3				4-3 2B	1B		K		4	2	2	0	0	1	1						
Ben Oglivie, L OBP: 0.365, SLG: 0.438 (1, 10)	G3				4-3 1-2	F5		F3		4	0	0	0	0	3							
Ernest Riles, L OBP: 0.338, SLG: 0.370 (1, 6)			K							4	0	2	1	0	2	1						
Dale Sveum, S OBP: 0.314, SLG: 0.398 (1, 5)	3-1					CS		B1-6-3 1B		4	0	1	1	0	1	1						
Rob Deer, R OBP: 0.318, SLG: 0.466 (1, 9)	F8							K		4	0	1	0	0	2	1						
Rick Manning, L OBP: 0.276, SLG: 0.338 (1, 7)			K			G1-4-3				3	0	1	0	0	1	0						
Juan Castillo, S OBP: 0.304, SLG: 0.200 (1, 4)								G4-6-3 1B		3	0	1	0	0	1	2						
Inning Stats	R: 0 E: 0 K: 0 S: 4	H: 1 LOB: 1 BB: 0 P: 4	R: 0 E: 0 K: 1 S: 5	H: 0 LOB: 0 BB: 0 P: 5	R: 0 E: 0 K: 3 S: 10	H: 1 LOB: 1 BB: 0 P: 10	R: 1 E: 0 K: 2 S: 9	H: 2 LOB: 1 BB: 0 P: 9	R: 0 E: 0 K: 1 S: 5	H: 0 LOB: 0 BB: 0 P: 5	R: 1 E: 0 K: 0 S: 4	H: 2 LOB: 1 BB: 0 P: 4	R: 0 E: 0 K: 1 S: 6	H: 2 LOB: 1 BB: 0 P: 6	R: 1 E: 0 K: 1 S: 6	H: 1 LOB: 0 BB: 0 P: 6	R: 0 E: 0 K: 1 S: 5	H: 1 LOB: 0 BB: 0 P: 5	1B: 6 2B: 3 3B: 0 HR: 1	SF: 0 SAC: 0 DP: 2 HBP: 0	WP: 0 PB: 0 SB: 0 CS: 1	PA: 35
PITCHER Jack Morris, R ERA: 4.37 (1, 1)	IP: 9.0 WLS: L BF: 34 H: 10 R: 3 ER: 3 SO: 10 BB: 0 IBB: 0 HBP: 0 BLK: 0 WP: 0 HR: 1 S: 54 P: 54 ERA: 3.00 WHIP: 1.111															PITCHER						

Batter	1	2	3	4	5	6	7	8	9	AB	R	H	RBI	BB	SO	LOB	BOTTOM					
Tom Brookens, R OBP: 0.358, SLG: 0.407 (1, 4)	K		K			F4		E5		4	0	0	0	0	2	1	Milwaukee Brewers @ Detroit Tigers Tiger Stadium, Detroit, MI Sun Jun 29 1986, 3:38 AM EDT Att: 40,605 - Unknown					
Alan Trammell, R OBP: 0.293, SLG: 0.376 (1, 6)	5-3				CS BB	K		K		3	0	0	0	1	2	2						
Kirk Gibson, L OBP: 0.432, SLG: 0.566 (1, 9)	K				L9			1B		4	1	2	1	0	1	1						
Lance Parrish, R OBP: 0.337, SLG: 0.480 (1, 2)					K			HR		4	0	0	0	0	1	2						
Chet Lemon, R OBP: 0.302, SLG: 0.364 (1, 8)								FC5-4 1B		4	0	0	0	0	0	3						
Larry Hemdon, R OBP: 0.291, SLG: 0.383 (1, 7)								BB		4	0	1	0	0	1	2						
Darrell Evans, L OBP: 0.345, SLG: 0.447 (1, 5)								E BB		2	0	1	0	2	0	1						
Pat Sheridan, L OBP: 0.260, SLG: 0.356 (9, PR)	FC3-6 1-2							BB		0	0	0	0	0	0	0						
Dave Engle, R OBP: 0.295, SLG: 0.259 (1, 3)					K			F8		4	0	0	0	0	1	5						
Dave Collins, S OBP: 0.359, SLG: 0.351 (1, 10)					F6			F3		4	0	0	0	0	1	4						
Inning Stats	R: 0 E: 0 K: 2 S: 7	H: 0 LOB: 0 BB: 0 P: 7	R: 0 E: 1 K: 0 S: 4	H: 0 LOB: 1 BB: 0 P: 4	R: 0 E: 0 K: 2 S: 7	H: 0 LOB: 0 BB: 0 P: 7	R: 0 E: 0 K: 1 S: 4	H: 0 LOB: 1 BB: 1 P: 8	R: 0 E: 0 K: 1 S: 6	H: 1 LOB: 1 BB: 0 P: 6	R: 0 E: 0 K: 2 S: 7	H: 0 LOB: 0 BB: 0 P: 7	R: 0 E: 1 K: 1 S: 4	H: 1 LOB: 1 BB: 0 P: 4	R: 1 E: 1 K: 0 S: 6	H: 2 LOB: 3 BB: 1 P: 10	R: 1 E: 1 K: 0 S: 6	H: 2 LOB: 3 BB: 1 P: 10	1B: 3 2B: 0 3B: 0 HR: 1	SF: 0 SAC: 0 DP: 0 HBP: 0	WP: 0 PB: 0 SB: 0 CS: 1	PA: 36
PITCHER Teddy Higuera, L ERA: 2.37 (1, 1)	IP: 8.1 WLS: W BF: 33 H: 4 R: 1 ER: 1 SO: 9 BB: 2 IBB: 0 HBP: 0 BLK: 0 WP: 0 HR: 1 S: 49 P: 57 ERA: 1.08 WHIP: 0.720															PITCHER						
Dan Plesac, L ERA: 3.23 (9, 1)	IP: 0.2 WLS: S BF: 3 H: 0 R: 0 ER: 0 SO: 0 BB: 1 IBB: 0 HBP: 0 BLK: 0 WP: 0 HR: 0 S: 2 P: 6 ERA: 0.00 WHIP: 1.500															PITCHER						

Batter	1	2	3	4	5	6	7	8	9	AB	R	H	RBI	BB	SO	LOB	TOP			
Lou Whitaker, L (1, 4) OBP: 0.326, SLG: 0.448										4	0	1	0	0	0	0				
Alan Trammell, R (1, 6) OBP: 0.293, SLG: 0.372										3	0	0	0	1	1	0				
Kirk Gibson, L (1, 9) OBP: 0.422, SLG: 0.550											4	0	0	0	0	2				
Lance Parrish, R (1, 2) OBP: 0.339, SLG: 0.481											4	1	2	0	0	1				
Chet Lemon, R (1, 8) OBP: 0.311, SLG: 0.375											3	1	2	0	1	0				
Darrell Evans, L (1, 10) OBP: 0.348, SLG: 0.445											3	0	1	0	1	1				
Pat Sheridan, L (9, PR) OBP: 0.260, SLG: 0.356											0	0	0	0	0	0				
Tom Brookens, R (1, 5) OBP: 0.362, SLG: 0.408											2	0	1	2	1	0				
Larry Hemdon, R (1, 7) OBP: 0.285, SLG: 0.373											4	0	0	0	0	6				
Dave Engle, R (1, 3) OBP: 0.281, SLG: 0.246										3	0	0	0	0	0	0				
Inning Stats	R: 0 E: 0 K: 0 S: 3	H: 1 LOB: 1 BB: 1 P: 7	R: 0 E: 0 K: 0 S: 4	H: 1 LOB: 1 BB: 0 P: 4	R: 0 E: 0 K: 1 S: 5	H: 0 LOB: 0 BB: 0 P: 5	R: 0 E: 0 K: 0 S: 3	H: 1 LOB: 0 BB: 0 P: 3	R: 0 E: 0 K: 1 S: 4	H: 0 LOB: 0 BB: 1 P: 8	R: 0 E: 0 K: 0 S: 5	H: 2 LOB: 2 BB: 1 P: 9	R: 0 E: 0 K: 0 S: 3	H: 0 LOB: 2 BB: 1 P: 11	R: 1 E: 0 K: 1 S: 7	H: 2 LOB: 2 BB: 1 P: 11	1B: 6 2B: 1 3B: 0 HR: 0	SF: 1 SAC: 0 DP: 2 HBP: 0	WP: 1 PB: 0 SB: 0 CS: 1	PA: 35
PITCHER	IP WLS BF H R ER SO BB IBB HBP BLK WP HR S P ERA WHIP																			
Dennis Rasmussen, L (1, 1) ERA: 3.78	8.2 W 33 6 2 2 3 4 0 0 0 1 0 35 51 2.08 1.154																			
Dave Righetti, L (9, 1) ERA: 3.98	0.1 S 2 1 0 0 0 0 0 0 0 0 0 0 2 2 0.00 3.000																			

Detroit Tigers @ New York Yankees
 Yankee Stadium, Bronx, NY
 Mon Jun 30 1986, 7:05 PM EDT
 Att: 20,207 - Unknown

AB 30
R 2
H 7
RBI 2
BB 4
SO 3
LOB 12



Batter	1	2	3	4	5	6	7	8	9	AB	R	H	RBI	BB	SO	LOB	BOTTOM			
Rickey Henderson, R (1, 8) OBP: 0.375, SLG: 0.510										3	1	1	1	1	0	0				
Claudell Washington, L (1, 7) OBP: 0.333, SLG: 0.454										4	1	1	0	0	1	1				
Don Mattingly, L (1, 3) OBP: 0.381, SLG: 0.531											4	0	0	0	0	1				
Mike Easter, L (1, 10) OBP: 0.383, SLG: 0.482											2	1	1	0	2	0				
Ron Hassey, L (1, 2) OBP: 0.409, SLG: 0.517											4	0	3	2	0	1				
Dave Winfield, R (1, 9) OBP: 0.345, SLG: 0.438											4	0	1	0	0	3				
Willie Randolph, R (1, 4) OBP: 0.402, SLG: 0.333											1	0	0	0	1	0				
Dale Berra, R (1, 5) OBP: 0.313, SLG: 0.365										3	0	0	0	0	1	2				
Paul Zuvella, R (1, 6) OBP: 0.391, SLG: 0.487										2	0	0	0	0	0	2				
Dan Pasqua, L (7, PH) OBP: 0.328, SLG: 0.288										1	0	0	0	0	0	1				
Mike Fischlin, R (8, 6) OBP: 0.328, SLG: 0.288										0	0	0	0	0	0	0				
Inning Stats	R: 0 E: 0 K: 1 S: 5	H: 0 LOB: 0 BB: 0 P: 5	R: 0 E: 0 K: 0 S: 4	H: 2 LOB: 1 BB: 0 P: 4	R: 0 E: 0 K: 1 S: 5	H: 0 LOB: 1 BB: 1 P: 9	R: 0 E: 0 K: 0 S: 3	H: 1 LOB: 0 BB: 0 P: 3	R: 0 E: 1 K: 0 S: 3	H: 0 LOB: 1 BB: 1 P: 7	R: 1 E: 0 K: 0 S: 4	H: 1 LOB: 1 BB: 0 P: 8	R: 0 E: 0 K: 0 S: 4	H: 1 LOB: 1 BB: 1 P: 4	R: 2 E: 0 K: 0 S: 5	H: 2 LOB: 1 BB: 1 P: 9	1B: 5 2B: 1 3B: 0 HR: 1	SF: 0 SAC: 1 DP: 2 HBP: 0	WP: 0 PB: 0 SB: 0 CS: 1	PA: 34
PITCHER	IP WLS BF H R ER SO BB IBB HBP BLK WP HR S P ERA WHIP																			
Walt Terrell, R (1, 1) ERA: 4.49	8.0 L 33 7 3 3 2 3 1 0 0 0 1 33 49 3.38 1.250																			

Detroit Tigers @ New York Yankees
 Yankee Stadium, Bronx, NY
 Mon Jun 30 1986, 7:05 PM EDT
 Att: 20,207 - Unknown


AB 28
R 3
H 7
RBI 3
BB 4
SO 2
LOB 12



Batter	1	2	3	4	5	6	7	8	9	10	AB	R	H	RBI	BB	SO	LOB	TOP	
Dave Collins, S OBP: 0.351, SLG: 0.343 (1, 7)	0-0 1-3		0-0 F8			0-0 6-3		0-0 4-3		0-0 F8	5	0	0	0	0	0	0		
Alan Trammell, R OBP: 0.295, SLG: 0.367 (1, 6)	4-0 BB			0-0 F8		4-0 BB		0-3 K		0-3 K	3	0	0	0	2	2	0		
Kirk Gibson, L OBP: 0.416, SLG: 0.535 (1, 10)	0-0 F4			0-0 F7		0-0 BB		0-0 F6		4-0 BB 1B	4	1	0	0	1	1	2		
Lance Parrish, R OBP: 0.334, SLG: 0.473 (1, 2)	0-0 5-3			0-0 F7		0-0 F9			0-0 F8		4	0	0	0	0	0	3		
Darrell Evans, L OBP: 0.350, SLG: 0.457 (1, 3)		0-3 K			0-0 3-1				4-0 BB 1B		3	1	1	1	1	1	0		
Pat Sheridan, L OBP: 0.260, SLG: 0.356 (9, PR)									1-2 BB 1B		0	1	0	0	0	0	0		
Johnny Grubb, L OBP: 0.389, SLG: 0.594 (1, 9)		0-0 F7			0-0 HR				0-0 BB 1B		3	1	1	1	0	1	0		
Larry Hemdon, R OBP: 0.289, SLG: 0.377 (9, PH)									1-2 2H 1B		1	0	1	1	0	0	0		
Dave Bergman, L OBP: 0.353, SLG: 0.391 (9, 3)									0-3 K		0	0	0	0	0	0	0		
Darnell Coles, R OBP: 0.340, SLG: 0.484 (1, 5)		0-3 K			0-0 F9			0-0 6-3		0-3 K	4	0	0	0	0	2	2		
Chet Lemon, R OBP: 0.315, SLG: 0.383 (1, 8)				0-0 6-3		0-0 2B		0-0 F8		0-0 1-3 2H 1B	4	0	2	1	0	0	0		
Tom Brookens, R OBP: 0.352, SLG: 0.395 (1, 4)				0-0 6-3		0-0 4-3		0-3 K		0-0 F7	4	0	0	0	0	1	3		
Inning Stats	R: 0 E: 0 K: 0 S: 3	H: 0 LOB: 1 BB: 1 P: 7	R: 0 E: 0 K: 2 S: 7	H: 0 LOB: 0 BB: 0 P: 7	R: 0 E: 0 K: 0 S: 3	H: 0 LOB: 0 BB: 0 P: 3	R: 0 E: 0 K: 0 S: 3	H: 0 LOB: 1 BB: 1 P: 7	R: 1 E: 0 K: 1 S: 6	H: 1 LOB: 0 BB: 0 P: 6	R: 0 E: 0 K: 2 S: 7	H: 0 LOB: 0 BB: 0 P: 7	R: 2 E: 0 K: 1 S: 7	H: 2 LOB: 2 BB: 2 P: 15	R: 0 E: 0 K: 2 S: 7	H: 0 LOB: 0 BB: 0 P: 7	1B: 2 2B: 1 3B: 0 HR: 2	SF: 0 SAC: 0 DP: 0 HBP: 0	WP: 0 PA: 39 PB: 0 SB: 0 CS: 0
PITCHER	IP 8.1	WLS 3	BF 31	H 3	R 3	ER 3	SO 5	BB 3	IBB 0	HBP 0	BLK 0	WP 0	HR 2	S 38	P 50	ERA 3.24	WHIP 0.720		
Doug Drabek, R ERA: 5.81	(1, 1)																		
Dave Righetti, L ERA: 4.03	(9, 1)	1.2	W	8	2	1	1	3	1	0	0	0	0	0	13	17	5.40	1.800	

Detroit Tigers @ New York Yankees
Yankee Stadium, Bronx, NY
Tue Jul 01 1986, 7:05 PM EDT
Att: 20,570 - Unknown


AB	35
R	4
H	5
RBI	4
BB	4
SO	8
LOB	10




Batter	1	2	3	4	5	6	7	8	9	10	AB	R	H	RBI	BB	SO	LOB	BOTTOM					
Rickey Henderson, R OBP: 0.372, SLG: 0.503 (1, 8)	0-0 6-3	4-0 S BB		0-0 F8		0-0 F4		0-0 6-3			4	0	0	0	1	0	1						
Willie Randolph, R OBP: 0.399, SLG: 0.331 (1, 4)	0-0 2B 1B	0-0 6-3		0-0 FC5-4		0-0 F9		0-0 F7			5	1	1	0	0	0	2						
Don Mattingly, L OBP: 0.387, SLG: 0.537 (1, 3)	0-0 1B 2B			0-0 G6-4-3		4-0 BB 1B E BB		0-0 1B		0-0 4-3	4	2	3	0	1	0	0						
Dave Winfield, R OBP: 0.343, SLG: 0.432 (1, 9)	4-0 1B IBB			0-0 G6-4-3		0-3 K		0-3 K		0-0 6-3	4	0	0	0	1	2	3						
Gary Roenicke, R OBP: 0.451, SLG: 0.463 (1, 7)	0-0 1-2 2H 3H 1B			4-0 1B BB		0-0 BB 1B E		0-0 1B		0-0 G4-6-3	4	1	4	2	1	0	0						
Mike Easter, L OBP: 0.380, SLG: 0.476 (1, 10)	0-0 F8			0-0 1-2 1B		0-0 F9		0-0 G4-6-3		0-3 K	5	0	1	0	0	1	6						
Butch Wynegar, S OBP: 0.322, SLG: 0.367 (1, 2)	0-3 K			0-0 F9		4-0 E BB		0-0 3B		0-0 F4	4	0	1	0	1	1	4						
Dale Berra, R OBP: 0.330, SLG: 0.418 (1, 5)		0-0 F3		0-0 FC5-4		0-0 E8		0-0 F9		0-0 HR	5	1	3	3	0	0	1						
Paul Zuvella, R (1, 6)		0-0 6-3		0-0 F5		0-0 F2		0-0 F7			4	0	0	0	0	0	3						
Inning Stats	R: 2 E: 0 K: 1 S: 8	H: 3 LOB: 2 BB: 1 P: 12	R: 0 E: 0 K: 0 S: 3	H: 0 LOB: 1 BB: 1 P: 7	R: 0 E: 0 K: 0 S: 4	H: 2 LOB: 2 BB: 1 P: 8	R: 0 E: 0 K: 0 S: 4	H: 1 LOB: 1 BB: 0 P: 4	R: 2 E: 1 K: 1 S: 7	H: 2 LOB: 2 BB: 2 P: 15	R: 0 E: 0 K: 1 S: 6	H: 1 LOB: 1 BB: 0 P: 6	R: 0 E: 0 K: 0 S: 4	H: 2 LOB: 1 BB: 0 P: 4	R: 0 E: 0 K: 0 S: 3	H: 0 LOB: 0 BB: 0 P: 3	R: 0 E: 0 K: 1 S: 6	H: 1 LOB: 1 BB: 0 P: 6	R: 1 E: 0 K: 0 S: 2	H: 1 LOB: 0 BB: 0 P: 2	1B: 10 2B: 1 3B: 1 HR: 1	SF: 0 SAC: 0 DP: 2 HBP: 0	WP: 0 PA: 44 PB: 0 SB: 1 CS: 0
PITCHER	IP 8.0	WLS 4	BF 38	H 11	R 4	ER 4	SO 3	BB 4	IBB 0	HBP 0	BLK 0	WP 0	HR 0	S 39	P 59	ERA 4.50	WHIP 1.875						
Frank Tanana, L ERA: 4.11	(1, 1)																						
Willie Hernandez, L ERA: 3.38	(9, 1)	1.1	L	6	2	1	1	1	0	0	0	0	0	1	8	8	6.75	1.500					

Detroit Tigers @ New York Yankees
Yankee Stadium, Bronx, NY
Tue Jul 01 1986, 7:05 PM EDT
Att: 20,570 - Unknown

AB	39
R	5
H	13
RBI	5
BB	5
SO	4
LOB	20



Batter	1	2	3	4	5	6	7	8	9	AB	R	H	RBI	BB	SO	LOB	TOP										
Tom Brookens, R OBP: 0.359, SLG: 0.397 (1, 4)	F9		1B		SH3-4		SH1-4		SH 1B S BB	2	1	0	1	0	0	0	Detroit Tigers @ New York Yankees Yankee Stadium, Bronx, NY Wed Jul 02 1986, 7:05 PM EDT Att: 20,209 - Unknown										
Alan Trammell, R OBP: 0.298, SLG: 0.377 (1, 6)	3B		K		4-3		1B		SH S 1B	4	1	2	2	0	1	2											
Kirk Gibson, L OBP: 0.410, SLG: 0.530 (1, 9)	K				2B		F7		K	5	1	1	0	0	2	5											
Lance Parrish, R OBP: 0.336, SLG: 0.472 (1, 2)	F8				5-3		1B		1B	5	1	2	1	0	0	3											
Chet Lemon, R OBP: 0.317, SLG: 0.384 (1, 8)		6-3			F9		1B		6-3	5	1	2	1	0	0	1											
Darnell Coles, R OBP: 0.337, SLG: 0.482 (1, 5)	K				2B		F8		F9	5	0	1	1	0	1	4											
Darrell Evans, L OBP: 0.351, SLG: 0.469 (1, 3)	F7				F8		F8		HR	5	1	2	2	0	0	3											
Larry Hemdon, R OBP: 0.297, SLG: 0.384 (1, 7)					5-3		F9		1B	5	1	3	1	0	0	2											
Dave Engle, R OBP: 0.294, SLG: 0.262 Johnny Grubb, L OBP: 0.378, SLG: 0.576 (9, PH)					5-3		4-3 SH3-4 1B		F7	4	1	2	0	0	0	1											
Inning Stats	R: 0 E: 0 K: 1 S: 6	H: 1 LOB: 1 BB: 0 P: 6	R: 0 E: 0 K: 1 S: 5	H: 0 LOB: 0 BB: 0 P: 5	R: 0 E: 0 K: 1 S: 6	H: 1 LOB: 1 BB: 0 P: 6	R: 1 E: 0 K: 0 S: 5	H: 2 LOB: 1 BB: 0 P: 5	R: 1 E: 0 K: 0 S: 5	H: 2 LOB: 1 BB: 0 P: 5	R: 1 E: 0 K: 0 S: 5	H: 2 LOB: 1 BB: 0 P: 5	R: 1 E: 0 K: 0 S: 5	H: 2 LOB: 1 BB: 0 P: 5	R: 4 E: 0 K: 2 S: 12	H: 4 LOB: 2 BB: 1 P: 16		1B: 12 2B: 2 3B: 1 HR: 1	SF: 0 SAC: 3 DP: 0 HBP: 0	WP: 0 PB: 0 SB: 2 CS: 0	PA: 45						
PITCHER	IP	WLS	BF	H	R	ER	SO	BB	IBB	HBP	BLK	WP	HR	S	P	ERA	WHIP										
Ron Guidry, L ERA: 4.05 (1, 1)	7.0	L	31	10	3	3	3	0	0	0	0	0	0	37	37	3.86	1.429										
Brian Fisher, R ERA: 5.45 (8, 1)	1.0		7	2	3	3	0	1	0	0	0	0	1	6	10	27.00	3.000										
Al Holland, L ERA: 4.67 (9, 1)	0.2		6	4	2	2	1	0	0	0	0	0	0	8	8	27.00	6.000										
Ed Whitson, R ERA: 7.54 (9, 1)	0.1		1	0	0	0	1	0	0	0	0	0	0	3	3	0.00	0.000										

Batter	1	2	3	4	5	6	7	8	9	AB	R	H	RBI	BB	SO	LOB	BOTTOM										
Rickey Henderson, R OBP: 0.375, SLG: 0.505 (1, 8)	S SH5-3 2B BB	1-H 2B			6-3	F9		1B		3	1	1	0	2	0	2	Detroit Tigers @ New York Yankees Yankee Stadium, Bronx, NY Wed Jul 02 1986, 7:05 PM EDT Att: 20,209 - Unknown										
Willie Randolph, R OBP: 0.398, SLG: 0.330 (1, 4)	SH5-3				F8	FC6-4		FC4-6 1B		4	0	1	2	0	0	2											
Don Mattingly, L OBP: 0.387, SLG: 0.533 (1, 3)	K				FC6-5 WP BB	BB BB		FC4-6 1B		4	0	1	0	1	1	3											
Dave Winfield, R OBP: 0.343, SLG: 0.433 (9, 5)	2H 2B				FC6-5 1B	1-3 BB		K		4	0	1	1	1	1	1											
Gary Roenicke, R OBP: 0.487, SLG: 0.469 Claudell Washington, L OBP: 0.320, SLG: 0.448 (7, PH) (8, 7) (9, 9)								F9		1	0	1	0	2	0	0											
Mike Easter, L OBP: 0.376, SLG: 0.471 (1, 10)	K				6-3	F8		K		2	0	0	0	0	0	0											
Butch Wynegar, S OBP: 0.330, SLG: 0.371 (1, 2)					6-3	FC4-6 1B		BB 1B		4	1	2	0	1	0	1											
Dale Berra, R OBP: 0.322, SLG: 0.407 Mike Pagan, L OBP: 0.324, SLG: 0.506 (6, PH) (7, 5) (9, 6)					F4	F8		FC4-6 1B		2	0	0	0	0	0	1											
Paul Zuvella, R Ron Hasse, L Mike Schmidt, R Dan Pasqua, L (5, PH) (6, PH) (7, 6) (8, PH) (9, 7)					FC6-4 2B	F8		F7		2	0	0	0	0	0	1											
Inning Stats	R: 1 E: 0 K: 2 S: 8	H: 1 LOB: 2 BB: 2 P: 16	R: 0 E: 0 K: 0 S: 4	H: 2 LOB: 2 BB: 0 P: 4	R: 0 E: 0 K: 0 S: 4	H: 1 LOB: 2 BB: 1 P: 8	R: 0 E: 0 K: 0 S: 3	H: 0 LOB: 0 BB: 0 P: 3	R: 0 E: 0 K: 0 S: 4	H: 1 LOB: 3 BB: 2 P: 12	R: 0 E: 0 K: 1 S: 5	H: 0 LOB: 0 BB: 0 P: 5	R: 2 E: 0 K: 1 S: 8	H: 3 LOB: 2 BB: 1 P: 12	R: 0 E: 0 K: 0 S: 4	H: 1 LOB: 1 BB: 0 P: 4	1B: 8 2B: 2 3B: 0 HR: 0	SF: 0 SAC: 1 DP: 0 HBP: 0	WP: 1 PB: 0 SB: 1 CS: 0	PA: 43							
PITCHER	IP	WLS	BF	H	R	ER	SO	BB	IBB	HBP	BLK	WP	HR	S	P	ERA	WHIP										
Dave LaPoint, L ERA: 5.57 (1, 1)	5.0	W	24	5	1	1	2	5	0	0	0	0	0	23	43	1.80	2.000										
Bill Campbell, R ERA: 3.38 (6, 1)	2.2		14	4	2	2	2	2	0	0	0	0	0	16	24	6.75	2.250										
Willie Hernandez, L ERA: 3.28 (8, 1)	1.1	S	5	1	0	0	0	0	0	0	0	0	0	5	5	0.00	0.750										

Batter	1	2	3	4	5	6	7	8	9	AB	R	H	RBI	BB	SO	LOB	TOP										
Tom Brookens, R OBP: 0.358, SLG: 0.396 Lou Whitaker, L OBP: 0.324, SLG: 0.444	F9		F8		E 1B	G4-3			4-3	3	1	1	0	0	0	0											
Alan Trammell, R OBP: 0.299, SLG: 0.388	F9		4-3 BB 1B		F8				4-3	5	1	2	1	0	0	1											
Kirk Gibson, L OBP: 0.410, SLG: 0.523	K		4-3 BB		E6 G5-3 1B				K	4	0	1	0	1	2	1											
Lance Parrish, R OBP: 0.338, SLG: 0.470		G3	4-3		1B					3	0	1	1	1	0	2											
Chet Lemon, R OBP: 0.316, SLG: 0.381		2B 1B	F7		G5-3				G6-4-3	4	1	1	0	0	0	6											
Darnell Coles, R OBP: 0.340, SLG: 0.487		1B			6-3				F2	4	1	2	1	0	0	1											
Darrell Evans, L OBP: 0.357, SLG: 0.485		1B			HR				G3	3	1	2	2	1	0	0											
Larry Herndon, R OBP: 0.299, SLG: 0.385 Johnny Grubb, L OBP: 0.395, SLG: 0.571	F6				G4-6-3 1B				1-3	2	0	1	0	0	0	1											
Dave Engle, R OBP: 0.286, SLG: 0.254 Dave Bergman, L OBP: 0.390, SLG: 0.391 Dave Collins, S OBP: 0.350, SLG: 0.341	F9				G4-6-3				G5-4-3	2	0	0	0	0	0	2											
					1-2				G4-3	0	0	0	0	0	1	0											
					1-2				G5-4-3	1	0	0	0	0	0	1											
Inning Stats	R: 0 E: 0 K: 1 S: 5	H: 0 LOB: 0 BB: 0 P: 5	R: 2 E: 0 K: 0 S: 6	H: 3 LOB: 1 BB: 0 P: 6	R: 0 E: 0 K: 0 S: 4	H: 1 LOB: 2 BB: 1 P: 8	R: 1 E: 0 K: 0 S: 4	H: 2 LOB: 0 BB: 0 P: 4	R: 1 E: 1 K: 0 S: 5	H: 2 LOB: 1 BB: 2 P: 5	R: 0 E: 0 K: 0 S: 3	H: 1 LOB: 2 BB: 2 P: 11	R: 1 E: 0 K: 0 S: 4	H: 2 LOB: 1 BB: 1 P: 8	R: 0 E: 0 K: 1 S: 3	H: 1 LOB: 0 BB: 0 P: 3	R: 0 E: 0 K: 1 S: 5	H: 0 LOB: 0 BB: 0 P: 5	1B: 9 2B: 1 3B: 0 HR: 2	SF: 0 SAC: 0 DP: 5 HBP: 0	WP: 0 PB: 0 SB: 0 CS: 0	PA: 39					
PITCHER	IP	WLS	BF	H	R	ER	SO	BB	IBB	HBP	BLK	WP	HR	S	P	ERA	WHIP										
Alfonso Pulido, L ERA: 3.1	5.0	W	25	9	4	3	1	2	0	0	0	0	1	25	33	5.40	2.200										
Brian Fisher, R ERA: 5.55	1.0		6	2	1	1	0	2	0	0	0	0	1	4	12	9.00	4.000										
Dave Righetti, L ERA: 3.78	3.0	S	8	1	0	0	1	0	0	0	0	0	0	10	10	0.00	0.333										

Detroit Tigers @ New York Yankees
 Yankee Stadium, Bronx, NY
 Thu Jul 03 1986, 3:33 AM EDT
 Att: 43,227 - Unknown

AB 35
R 5
H 12
RBI 5
BB 4
SO 2
LOB 20



Batter	1	2	3	4	5	6	7	8	9	AB	R	H	RBI	BB	SO	LOB	BOTTOM										
Rickey Henderson, R OBP: 0.378, SLG: 0.506	F9			1B SF7 BB	CS BB				5-3	3	2	1	2	2	0	1											
Claudell Washington, L OBP: 0.337, SLG: 0.473	HR			1B SF7 1B	3-1				F7	5	2	3	2	0	0	2											
Don Mattingly, L OBP: 0.388, SLG: 0.536	1B 2B			SF7					F6	4	2	2	1	0	0	1											
Mike Easler, L OBP: 0.384, SLG: 0.479	G3-6-3			BLK					K	4	0	3	2	1	1	0											
Ron Hassey, L OBP: 0.406, SLG: 0.514	G3-6-3			SF7					F7	4	0	1	1	0	0	4											
Dan Pasqua, L OBP: 0.388, SLG: 0.506				F8					K	4	1	1	1	1	2	2											
Mike Pagliarulo, L OBP: 0.326, SLG: 0.506				HR					F8	4	1	2	0	0	0	2											
Willie Randolph, R OBP: 0.405, SLG: 0.330				SH1-3 2B BB	CS					0	1	0	0	4	0	0											
Paul Zuvella, R OBP: 0.326, SLG: 0.506				SH1-3 2B BB	FC6-4 BB					2	0	0	0	0	0	2											
				SH1-3	SH1-4				F7	2	0	0	0	0	0	2											
Inning Stats	R: 2 E: 0 K: 0 S: 5	H: 3 LOB: 0 BB: 0 P: 5	R: 4 E: 0 K: 0 S: 7	H: 4 LOB: 2 BB: 2 P: 15	R: 0 E: 0 K: 0 S: 3	H: 1 LOB: 1 BB: 1 P: 7	R: 2 E: 0 K: 0 S: 5	H: 2 LOB: 2 BB: 2 P: 13	R: 0 E: 0 K: 2 S: 8	H: 1 LOB: 1 BB: 0 P: 8	R: 0 E: 0 K: 0 S: 3	H: 0 LOB: 1 BB: 1 P: 7	R: 1 E: 0 K: 1 S: 7	H: 2 LOB: 1 BB: 0 P: 7	R: 0 E: 0 K: 1 S: 5	H: 0 LOB: 0 BB: 0 P: 5	1B: 8 2B: 3 3B: 0 HR: 2	SF: 2 SAC: 2 DP: 1 HBP: 0	WP: 0 PB: 0 SB: 1 CS: 2	PA: 42							
PITCHER	IP	WLS	BF	H	R	ER	SO	BB	IBB	HBP	BLK	WP	HR	S	P	ERA	WHIP										
Eric King, R ERA: 3.12	1.1	L	10	6	6	6	0	1	0	0	0	0	2	9	13	40.50	5.250										
John Pacella, R ERA: 2.45	5.2		27	5	2	2	2	7	0	0	1	0	0	24	52	3.18	2.118										
Willie Hernandez, L ERA: 3.4	1.0		5	2	1	1	1	0	0	0	0	0	0	7	7	9.00	2.000										

Detroit Tigers @ New York Yankees
 Yankee Stadium, Bronx, NY
 Thu Jul 03 1986, 3:33 AM EDT
 Att: 43,227 - Unknown

AB 30
R 9
H 13
RBI 9
BB 8
SO 3
LOB 14



Batter	1	2	3	4	5	6	7	8	9	AB	R	H	RBI	BB	SO	LOB	TOP					
Lou Whitaker, L (1, 4) OBP: 0.326, SLG: 0.445	0-3 K		0-0 G3 1B		0-0 E 1B		0-0 4-3			4	1	2	0	0	1	0						
Alan Trammell, R (1, 6) OBP: 0.302, SLG: 0.390	0-0 1B S 1B		0-0 G3		0-0 FC5			0-0 BB 1B		4	0	2	0	0	0	2						
Kirk Gibson, L (1, 9) OBP: 0.406, SLG: 0.513	0-3 K		0-0 3-1		0-3 K			4-0 L5-4 BB		3	0	0	0	1	2	3						
Lance Parrish, R (1, 2) OBP: 0.337, SLG: 0.467	0-0 2-3 1B		0-0 4-3		0-0 6-3			0-0 L5-4 1-2 BB		4	0	1	0	0	0	3						
Darrell Evans, L (1, 10) OBP: 0.355, SLG: 0.479	0-0 F8			4-0 CS BB		0-3 K		0-0 P6		3	0	0	0	1	1	3						
Darnell Coles, R (1, 5) OBP: 0.339, SLG: 0.483		0-0 P4		0-0 1-3		0-0 1B			0-3 K	4	0	1	0	0	1	1						
Dave Bergman, L (1, 3) OBP: 0.372, SLG: 0.370		0-0 4-3		0-0 4-3		0-0 3-1			0-0 F7	4	0	0	0	0	0	1						
Chet Lemon, R (1, 8) OBP: 0.314, SLG: 0.378		0-0 1B			0-0 6-3		0-0 F8		0-3 K	4	0	1	0	0	1	0						
Dave Collins, S (1, 7) OBP: 0.350, SLG: 0.341		0-0 5-3			0-0 FC5 1B		0-0 F7			3	0	1	0	0	0	1						
Inning Stats	R: 0 E: 0 K: 2 S: 9	H: 2 LOB: 2 BB: 0 P: 9	R: 0 E: 0 K: 0 S: 4	H: 1 LOB: 1 BB: 0 P: 4	R: 0 E: 0 K: 0 S: 4	H: 1 LOB: 0 BB: 0 P: 4	R: 0 E: 0 K: 0 S: 2	H: 0 LOB: 0 BB: 1 P: 6	R: 1 E: 1 K: 1 S: 7	H: 2 LOB: 1 BB: 0 P: 7	R: 0 E: 0 K: 1 S: 6	H: 1 LOB: 1 BB: 0 P: 6	R: 0 E: 0 K: 0 S: 3	H: 0 LOB: 0 BB: 0 P: 3	R: 0 E: 0 K: 0 S: 3	H: 1 LOB: 1 BB: 1 P: 7	R: 0 E: 0 K: 2 S: 7	H: 0 LOB: 0 BB: 0 P: 7	1B: 8 2B: 1 3B: 0 HR: 0	SF: 0 SAC: 0 DP: 1 HBP: 0	WP: 0 PB: 0 SB: 1 CS: 1	PA: 35
PITCHER	IP WLS BF H R ER SO BB IBB HBP BLK WP HR S P ERA WHIP	7.0 W 30 8 1 0 4 2 0 0 0 0 0 36 44 0.00 1.429	2.0 S 5 0 0 0 2 0 0 0 0 0 0 9 9 0.00 0.000																			

Detroit Tigers @ Texas Rangers
Arlington Stadium, Arlington, TX
Fri Jul 04, 1986, 8:05 PM EDT
Att: 42,485 - Unknown

AB 33
R 1
H 8
RBI 0
BB 2
SO 6
LOB 14



Batter	1	2	3	4	5	6	7	8	9	AB	R	H	RBI	BB	SO	LOB	BOTTOM			
Oddibe McDowell, L (1, 8) OBP: 0.347, SLG: 0.465	0-0 F9		0-0 F7	0-0 CS	0-3 K		0-3 K			4	0	0	0	0	2	1				
Scott Fletcher, R (1, 6) OBP: 0.370, SLG: 0.403	0-0 4-3		0-0 WP 1B	3-H	0-0 1B 2B		0-0 F8			4	0	2	0	0	0	0				
Pete O'Brien, L (1, 3) OBP: 0.377, SLG: 0.469	0-0 1B		4-0 1-2 2-3 BB		0-3 K			0-0 G4-6-3 1B		3	0	2	0	1	1	1				
Pete Incaviglia, R (1, 9) OBP: 0.330, SLG: 0.494	0-3 K		0-0 F9		0-0 1B			0-0 G4-6-3 1-2		4	0	1	0	0	1	5				
Ruben Sierra, S (9, 9) OBP: 0.233, SLG: 0.378					2-H					0	0	0	0	0	0	0				
Gary Ward, R (1, 7) OBP: 0.363, SLG: 0.403		0-3 K		0-3 K		0-0 P6		0-0 2B		4	0	1	0	0	2	0				
Larry Parrish, R (1, 10) OBP: 0.315, SLG: 0.519		0-3 K		0-0 HR		0-0 2B		4-0 2B		3	1	2	1	1	1	0				
Don Slaught, R (1, 2) OBP: 0.333, SLG: 0.573		0-3 K		0-0 6-3		0-0 F8		0-0 5-3		4	0	0	0	0	1	3				
Steve Buechele, R (1, 5) OBP: 0.324, SLG: 0.472			0-0 WP 1B	0-0 3B 1B		0-0 F9				3	1	2	0	0	0	1				
Curtis Wilkerson, S (1, 4) OBP: 0.273, SLG: 0.298			0-0 F8	1-H CS 3B		0-0 F7				3	0	1	1	0	0	1				
Inning Stats	R: 0 E: 0 K: 1 S: 6	H: 1 LOB: 1 BB: 0 P: 6	R: 0 E: 0 K: 3 S: 9	H: 0 LOB: 0 BB: 0 P: 9	R: 0 E: 0 K: 0 S: 5	H: 2 LOB: 3 BB: 1 P: 9	R: 2 E: 0 K: 1 S: 7	H: 3 LOB: 0 BB: 0 P: 7	R: 0 E: 0 K: 2 S: 8	H: 2 LOB: 2 BB: 0 P: 8	R: 0 E: 0 K: 0 S: 4	H: 1 LOB: 1 BB: 0 P: 4	R: 0 E: 0 K: 1 S: 5	H: 0 LOB: 0 BB: 0 P: 5	R: 0 E: 0 K: 0 S: 4	H: 2 LOB: 2 BB: 1 P: 8	1B: 6 2B: 3 3B: 1 HR: 1	SF: 0 SAC: 0 DP: 1 HBP: 0	WP: 1 PB: 0 SB: 0 CS: 1	PA: 35
PITCHER	IP WLS BF H R ER SO BB IBB HBP BLK WP HR S P ERA WHIP	8.0 L 34 11 2 2 8 1 1 0 0 1 1 48 56 2.25 1.500																		

Detroit Tigers @ Texas Rangers
Arlington Stadium, Arlington, TX
Fri Jul 04, 1986, 8:05 PM EDT
Att: 42,485 - Unknown


AB 32
R 2
H 11
RBI 2
BB 2
SO 8
LOB 12



Batter	1	2	3	4	5	6	7	8	9	AB	R	H	RBI	BB	SO	LOB	TOP								
Lou Whitaker, L (1.4) OBP: 0.324, SLG: 0.441										5	0	1	0	0	1	5									
Alan Trammell, R (1.6) OBP: 0.296, SLG: 0.384										4	0	0	0	0	1	3									
Kirk Gibson, L (1.9) OBP: 0.403, SLG: 0.503										3	1	0	0	1	3	1									
Lance Parrish, R (1.2) OBP: 0.340, SLG: 0.478										2	1	1	1	1	0	0									
Dwight Lowry, L (8.2) OBP: 0.112, SLG: 0.406										0	0	0	0	0	0	0									
Dave Engle, R (9. PH) OBP: 0.296, SLG: 0.266										1	1	1	0	0	0	0									
Darrell Evans, L (1.3) OBP: 0.355, SLG: 0.477										3	0	1	0	0	0	1									
Tom Brookens, R (9. PH) OBP: 0.362, SLG: 0.396										0	0	0	0	0	0	0									
Pat Sheridan, L (9. PR) OBP: 0.260, SLG: 0.356										0	0	0	0	0	0	0									
Darnell Coles, R (1.5) OBP: 0.333, SLG: 0.475										4	0	0	0	0	1	5									
Johnny Grubb, L (1.7) OBP: 0.381, SLG: 0.553										3	0	1	0	0	0	1									
Larry Herndon, R (9. PH) OBP: 0.303, SLG: 0.385										0	0	0	1	1	0	0									
Chet Lemon, R (1.8) OBP: 0.308, SLG: 0.372										3	0	0	1	0	3	1									
Dave Collins, S (1.10) OBP: 0.352, SLG: 0.344										4	0	2	0	0	0	0									
Inning Stats	R: 0 E: 0 K: 1 S: 5	H: 1 LOB: 1 BB: 0 P: 5	R: 0 E: 0 K: 0 S: 3	H: 0 LOB: 1 BB: 1 P: 7	R: 0 E: 0 K: 2 S: 7	H: 0 LOB: 0 BB: 0 P: 7	R: 1 E: 0 K: 1 S: 7	H: 2 LOB: 1 BB: 0 P: 7	R: 0 E: 0 K: 1 S: 5	H: 0 LOB: 0 BB: 0 P: 5	R: 0 E: 0 K: 2 S: 7	H: 0 LOB: 0 BB: 0 P: 7	R: 0 E: 0 K: 0 S: 3	H: 0 LOB: 0 BB: 0 P: 3	R: 0 E: 0 K: 1 S: 7	H: 2 LOB: 2 BB: 2 P: 7	R: 2 E: 0 K: 1 S: 7	H: 2 LOB: 3 BB: 2 P: 16	1B: 6 2B: 1 3B: 0 HR: 1	SF: 1 SAC: 0 DP: 1 HBP: 1	WP: 0 PB: 0 SB: 0 CS: 1	PA: 37			
PITCHER	IP	WLS	BF	H	R	ER	SO	BB	IBB	HBP	BLK	WP	HR	S	P	ERA	WHIP								
Ed Correa, R (1.1) ERA: 3.69	8.0	W	29	5	1	1	8	1	0	0	0	0	1	44	48	1.12	0.750								
Mitch Williams, L (9.1) ERA: 2.9	1.0		8	2	2	2	1	2	0	1	0	0	0	7	16	18.00	4.000								

Detroit Tigers @ Texas Rangers
Arlington Stadium, Arlington, TX
Sat Jul 05 1986, 8:05 PM EDT
Att: 34,084 - Unknown


AB 32
R 3
H 7
RBI 3
BB 3
SO 9
LOB 17



Batter	1	2	3	4	5	6	7	8	9	AB	R	H	RBI	BB	SO	LOB	BOTTOM								
Oddibe McDowell, L (1.8) OBP: 0.342, SLG: 0.456										5	0	0	0	0	0	3									
Scott Fletcher, R (1.6) OBP: 0.370, SLG: 0.403										5	2	2	0	0	0	0									
Pete O'Brien, L (1.3) OBP: 0.379, SLG: 0.481										4	2	2	1	0	1	1									
Pete Incaviglia, R (1.9) OBP: 0.332, SLG: 0.504										3	2	1	1	1	2	0									
Bob Jones, L (8.9) OBP: 0.174, SLG: 0.095										0	0	0	0	0	0	0									
Gary Ward, R (1.7) OBP: 0.366, SLG: 0.401									1	1	0	0	2	0	0	0									
Ruben Sierra, S (7.7) OBP: 0.231, SLG: 0.378									0	0	0	1	0	0	0	0									
Larry Parrish, R (1.10) OBP: 0.324, SLG: 0.543									3	2	2	4	1	1	1	1									
Geno Petralli, L (7. PR) OBP: 0.270, SLG: 0.347									0	0	0	0	0	0	0	0									
Steve Buechele, R (1.5) OBP: 0.324, SLG: 0.468									2	0	0	0	0	0	1	1									
Tom Paciorek, R (7. PH) OBP: 0.320, SLG: 0.395									1	0	0	0	0	0	1	1									
Orlando Mercado, R (1.2) OBP: 0.276, SLG: 0.244									3	0	1	1	1	0	1	1									
Curtis Wilkerson, S (1.4) OBP: 0.272, SLG: 0.292									3	0	0	0	1	0	0	0									
Inning Stats	R: 0 E: 0 K: 0 S: 3	H: 0 LOB: 0 BB: 0 P: 3	R: 1 E: 0 K: 1 S: 5	H: 1 LOB: 2 BB: 1 P: 10	R: 0 E: 0 K: 0 S: 3	H: 0 LOB: 0 BB: 0 P: 3	R: 4 E: 0 K: 0 S: 6	H: 3 LOB: 0 BB: 1 P: 10	R: 1 E: 1 K: 2 S: 8	H: 1 LOB: 0 BB: 0 P: 8	R: 0 E: 0 K: 1 S: 5	H: 0 LOB: 3 BB: 3 P: 17	R: 3 E: 0 K: 0 S: 6	H: 3 LOB: 1 BB: 1 P: 10	R: 0 E: 0 K: 0 S: 3	H: 0 LOB: 0 BB: 0 P: 3	1B: 4 2B: 1 3B: 0 HR: 3	SF: 1 SAC: 0 DP: 0 HBP: 1	WP: 0 PB: 0 SB: 0 CS: 0	PA: 38					
PITCHER	IP	WLS	BF	H	R	ER	SO	BB	IBB	HBP	BLK	WP	HR	S	P	ERA	WHIP								
Walt Terrell, R (1.1) ERA: 4.66	5.2	L	26	5	6	5	4	4	0	1	0	0	3	29	46	7.94	1.588								
Dave LaPoint, L (6.1) ERA: 5.92	0.2		7	3	3	3	0	2	0	0	0	0	0	5	13	40.50	7.500								
Bill Campbell, R (7.1) ERA: 3.06	1.2		5	0	0	0	0	0	0	0	0	0	0	5	5	0.00	0.000								

Detroit Tigers @ Texas Rangers
Arlington Stadium, Arlington, TX
Sat Jul 05 1986, 8:05 PM EDT
Att: 34,084 - Unknown


AB 30
R 9
H 8
RBI 8
BB 6
SO 4
LOB 8



Batter	1	2	3	4	5	6	7	8	9	AB	R	H	RBI	BB	SO	LOB	TOP			
Lou Whitaker, L (1, 4) OBP: 0.322, SLG: 0.435	F8		G5-4-3 BB		5-3		F9		6-3	4	0	0	0	1	0	0				
Alan Trammell, R (1, 6) OBP: 0.297, SLG: 0.382	K		G5-4-3 1-2		5-3		S 1B			4	0	1	0	0	1	1				
Kirk Gibson, L (1, 9) OBP: 0.400, SLG: 0.494	3-1			K2-3	S BB		K			3	0	0	0	1	2	1				
Darrell Evans, L (1, 10) OBP: 0.357, SLG: 0.475		2B 1B		HBP 1B BB	F7		K			3	2	1	0	1	1	1				
Darnell Coles, R (1, 5) OBP: 0.332, SLG: 0.471	K			1B HBP WP 1B		K		K		4	1	1	0	0	3	1				
Johnny Grubb, L (1, 7) OBP: 0.370, SLG: 0.512	F7			WP 1B BLK HBP		5-3		K		3	1	0	0	0	1	1				
Chet Lemon, R (8, 8) OBP: 0.308, SLG: 0.372				1-2 2-3 3-H				K		0	0	0	0	0	0	0				
Dave Bergman, L (1, 3) OBP: 0.389, SLG: 0.395		1-H 2B		BLK WP 1B					5-3	3	0	2	2	1	0	0				
Pat Sheridan, L (1, 8) OBP: 0.255, SLG: 0.348	K			K					5-3	3	0	0	0	0	3	4				
Larry Herndon, R (9, FH) OBP: 0.302, SLG: 0.383				1-2 2-3 3-H						1	0	0	0	0	0	0				
Dwight Lowry, L (1, 2) OBP: 0.395, SLG: 0.472			K	K			K			4	1	1	1	0	3	1				
				2-3 3-H					HR											
Inning Stats	R: 0 E: 0 K: 1 S: 5	H: 0 LOB: 0 BB: 0 P: 5	R: 1 E: 0 K: 2 S: 9	H: 2 LOB: 1 BB: 0 P: 9	R: 0 E: 0 K: 1 S: 4	H: 0 LOB: 0 BB: 1 P: 8	R: 3 E: 0 K: 3 S: 11	H: 2 LOB: 1 BB: 1 P: 16	R: 0 E: 0 K: 0 S: 3	H: 0 LOB: 1 BB: 1 P: 11	R: 0 E: 0 K: 2 S: 8	H: 1 LOB: 1 BB: 0 P: 8	R: 0 E: 0 K: 3 S: 9	H: 0 LOB: 0 BB: 0 P: 9	R: 1 E: 0 K: 0 S: 4	H: 1 LOB: 0 BB: 0 P: 4	1B: 4 2B: 1 3B: 0 HR: 1	SF: 0 SAC: 0 DP: 1 HBP: 1	WP: 1 PB: 0 SB: 2 CS: 0	PA: 37
PITCHER	IP WLS BF H R ER SO BB IBB HBP BLK WP HR S P ERA WHIP	IP WLS BF H R ER SO BB IBB HBP BLK WP HR S P ERA WHIP																		
Bobby Witt, R (1, 1) ERA: 5.97	8.0	L	33	5	4	4	14	4	0	1	1	1	0	56	73	4.50	1.125			
Mitch Williams, L (9, 1) ERA: 3.05	1.0		4	1	1	1	0	0	0	0	0	0	0	1	4	4	9.00	1.000		

Detroit Tigers @ Texas Rangers
Arlington Stadium, Arlington, TX
Sun Jul 06 1986, 4:33 AM EDT
Att: 21,865 - Unknown


AB 32
R 5
H 6
RBI 3
BB 4
SO 14
LOB 10



Batter	1	2	3	4	5	6	7	8	9	AB	R	H	RBI	BB	SO	LOB	BOTTOM					
Scott Fletcher, R (1, 6) OBP: 0.368, SLG: 0.413	K		HR		FC6-4			F8		4	1	1	1	0	1	2						
Gary Ward, R (1, 7) OBP: 0.394, SLG: 0.411	4-3		F2			P6		HR		4	1	1	1	0	0	0						
Pete O'Brien, L (1, 3) OBP: 0.374, SLG: 0.474	G1-4-3			3-1		F9		3-1		4	0	0	0	0	0	0						
Pete Incaviglia, R (1, 9) OBP: 0.331, SLG: 0.500		F8		6-3		K		FC6-4 1B		4	0	1	0	0	1	0						
Larry Parrish, R (1, 10) OBP: 0.322, SLG: 0.537		4-3 S 1B		P6			G1	FC6-4		4	0	1	0	0	0	1						
Tom Paciorek, R (1, 5) OBP: 0.317, SLG: 0.390		4-3			K		BB BB G1-2-3 1B		F8	4	0	1	0	0	1	1						
Don Slaught, R (1, 2) OBP: 0.339, SLG: 0.566		F7			1B S 1B		1-2 BB BB		6-3	3	0	1	0	1	0	1						
Steve Buechele, R (1, 4) OBP: 0.323, SLG: 0.463			P4		K		1-2 2-3 BB		K	3	0	0	0	1	2	1						
Ruben Sierra, S (1, 8) OBP: 0.233, SLG: 0.377			3-1		FC6-4 1B		3-H G1-2-3			3	0	1	0	0	0	3						
Inning Stats	R: 0 E: 0 K: 1 S: 5	H: 0 LOB: 0 BB: 0 P: 5	R: 0 E: 0 K: 0 S: 4	H: 1 LOB: 1 BB: 0 P: 4	R: 1 E: 0 K: 0 S: 4	H: 1 LOB: 0 BB: 0 P: 4	R: 0 E: 0 K: 0 S: 3	H: 0 LOB: 0 BB: 0 P: 3	R: 0 E: 0 K: 2 S: 9	H: 2 LOB: 2 BB: 0 P: 9	R: 0 E: 0 K: 1 S: 5	H: 0 LOB: 0 BB: 0 P: 5	R: 0 E: 0 K: 0 S: 3	H: 1 LOB: 2 BB: 2 P: 11	R: 1 E: 0 K: 0 S: 5	H: 2 LOB: 1 BB: 0 P: 5	R: 0 E: 0 K: 1 S: 5	H: 0 LOB: 0 BB: 0 P: 5	1B: 5 2B: 0 3B: 0 HR: 2	SF: 0 SAC: 0 DP: 1 HBP: 0	WP: 0 PB: 0 SB: 2 CS: 0	PA: 35
PITCHER	IP WLS BF H R ER SO BB IBB HBP BLK WP HR S P ERA WHIP	IP WLS BF H R ER SO BB IBB HBP BLK WP HR S P ERA WHIP																				
Frank Tanana, L (1, 1) ERA: 3.99	7.2	W	31	7	2	2	4	2	0	0	0	0	0	2	37	45	2.35	1.174				
Willie Hernandez, L (8, 1) ERA: 3.31	1.1	S	4	0	0	0	1	0	0	0	0	0	0	6	6	0.00	0.000					

Detroit Tigers @ Texas Rangers
Arlington Stadium, Arlington, TX
Sun Jul 06 1986, 4:33 AM EDT
Att: 21,865 - Unknown

AB 33
R 2
H 7
RBI 2
BB 2
SO 5
LOB 9



Batter	1	2	3	4	5	6	7	8	9	AB	R	H	RBI	BB	SO	LOB	TOP						
Lou Whitaker, L OBP: 0.323, SLG: 0.454 (1, 4)	L3		HR		F8		HR	F6		5	2	2	2	0	0	2	Detroit Tigers @ Minnesota Twins Hubert H. Humphrey Metrodome, Minneapolis, MN Mon Jul 07 1986, 8:05 PM EDT Att: 12,689 - Unknown						
Alan Trammell, R OBP: 0.309, SLG: 0.390 (1, 6)	FC6-4 1B		BB		HBP		2B	BB		2	1	2	0	2	0	0							
Kirk Gibson, L OBP: 0.395, SLG: 0.482 (1, 9)	FC6-4 2B		K		FC6		2B	K		4	2	0	0	1	2	6							
Darrell Evans, L OBP: 0.358, SLG: 0.475 (1, 10)	1-H 2B		L9		FC1		2B	4-3		4	1	1	1	1	0	5							
Darnell Coles, R OBP: 0.330, SLG: 0.470 (1, 5)	K		6-3		F3		1B	K		5	0	1	2	0	2	5							
Dave Bergman, L OBP: 0.388, SLG: 0.407 Pat Sheridan, L OBP: 0.255, SLG: 0.348 (9, PR)	SH3 1B				4-3		K	1B		5	1	2	0	0	1	5							
Chet Lemon, R OBP: 0.303, SLG: 0.365 (1, 8)	SH3				1-3		4-3	F2		4	0	0	0	0	0	3							
Dave Collins, S OBP: 0.354, SLG: 0.346 (1, 7)	G6-4-3 1B				G3		G3	CS		4	0	2	2	0	0	0							
Dwight Lowry, L OBP: 0.405, SLG: 0.475 (1, 2)	G6-4-3				FC6 HBP E 1B		K	CS		4	1	2	0	0	1	1							
Inning Stats	R: 1 E: 0 K: 1 S: 7	H: 2 LOB: 1 BB: 0 P: 7	R: 1 E: 0 K: 0 S: 4	H: 2 LOB: 0 BB: 0 P: 4	R: 1 E: 0 K: 1 S: 6	H: 1 LOB: 1 BB: 1 P: 10	R: 0 E: 0 K: 0 S: 3	H: 0 LOB: 0 BB: 0 P: 3	R: 1 E: 2 K: 0 S: 6	H: 1 LOB: 3 BB: 0 P: 7	R: 0 E: 0 K: 1 S: 5	H: 0 LOB: 0 BB: 0 P: 5	R: 4 E: 0 K: 1 S: 8	H: 4 LOB: 1 BB: 2 P: 16	R: 0 E: 0 K: 1 S: 6	H: 1 LOB: 2 BB: 1 P: 10		R: 0 E: 0 K: 1 S: 5	H: 1 LOB: 1 BB: 0 P: 5	1B: 6 2B: 4 3B: 0 HR: 2	SF: 0 SAC: 1 DP: 2 HBP: 1	WP: 0 PB: 0 SB: 2 CS: 1	PA: 44
PITCHER	IP	WLS	BF	H	R	ER	SO	BB	IBB	HBP	BLK	WP	HR	S	P	ERA	WHIP						
Mike Smithson, R ERA: 4.88 Keith Atherton, R ERA: 3.32	(1, 1) (7, 1)	6.0 S	30 13	8 4	7 1	6 1	3 3	2 2	0 0	1 0	0 0	0 0	2 0	33 17	42 25	9.00 3.00	1.667 2.000						

Batter	1	2	3	4	5	6	7	8	9	AB	R	H	RBI	BB	SO	LOB	BOTTOM						
Kirby Puckett, R OBP: 0.380, SLG: 0.550 (1, 8)	B2		4-3 3B	1B		BB 1B 2B	F8			5	2	3	2	0	0	0	Detroit Tigers @ Minnesota Twins Hubert H. Humphrey Metrodome, Minneapolis, MN Mon Jul 07 1986, 8:05 PM EDT Att: 12,689 - Unknown						
Randy Bush, L OBP: 0.333, SLG: 0.459 Mark Davidson, R OBP: 0.120, SLG: 0.043 (7, 7)	4-3		4-3	G4-6-3 1B		4-3	K			4	0	1	1	0	0	1							
Kent Hrbek, L OBP: 0.414, SLG: 0.596 (1, 3)	HR		1-3	G4-6-3		BB 1B IBB	G3			4	2	1	1	1	0	2							
Tom Brunansky, R OBP: 0.333, SLG: 0.500 (1, 9)	5-3					G3 1B BB	F6			4	1	2	0	1	0	2							
Roy Smalley, S OBP: 0.344, SLG: 0.523 (1, 10)			K			G3	1B	FC1-6 1B		3	1	0	0	2	1	2							
Gary Gaetti, R OBP: 0.342, SLG: 0.518 (1, 5)			BB			1B BB BB	F4			4	1	2	2	1	1	3							
Steve Lombardozzi, R OBP: 0.349, SLG: 0.440 (1, 4)	F7					1B BB	1B	FC5-4 1B		3	1	1	0	1	1	3							
Jeff Reed, L OBP: 0.311, SLG: 0.348 Tim Laudner, R OBP: 0.381, SLG: 0.547 (8, PH) (9, 2)	4-3					1B BB	FC5-4			3	0	1	3	1	0	2							
Greg Gagne, R OBP: 0.295, SLG: 0.361 (1, 6)			E6 3B			1B 2B	K			4	2	1	1	0	2	4							
Inning Stats	R: 1 E: 0 K: 0 S: 4	H: 1 LOB: 0 BB: 0 P: 4	R: 0 E: 0 K: 1 S: 6	H: 1 LOB: 0 BB: 0 P: 6	R: 2 E: 1 K: 1 S: 8	H: 2 LOB: 2 BB: 1 P: 12	R: 2 E: 0 K: 0 S: 5	H: 3 LOB: 1 BB: 0 P: 6	R: 2 E: 0 K: 2 S: 8	H: 1 LOB: 1 BB: 2 P: 16	R: 3 E: 0 K: 1 S: 7	H: 2 LOB: 3 BB: 4 P: 23	R: 0 E: 0 K: 1 S: 5	H: 0 LOB: 0 BB: 0 P: 5	R: 0 E: 0 K: 0 S: 5	H: 2 LOB: 2 BB: 0 P: 5		1B: 6 2B: 4 3B: 1 HR: 1	SF: 0 SAC: 0 DP: 1 HBP: 1	WP: 0 PB: 0 SB: 3 CS: 0	PA: 44		
PITCHER	IP	WLS	BF	H	R	ER	SO	BB	IBB	HBP	BLK	WP	HR	S	P	ERA	WHIP						
Randy O'Neal, R ERA: 5.28 John Pacella, R ERA: 4.32 Bill Campbell, R ERA: 4.26 Dave LaPoint, L ERA: 5.72	(1, 1) (4, 1) (5, 1) (6, 1)	3.1 1.0 1.1 2.1	19 5 11 9	19 1 3 2	5 2 3 0	4 2 3 0	2 0 3 0	0 2 1 0	0 0 1 0	0 0 0 0	0 0 0 0	0 0 0 0	0 0 0 0	3 11 27 13	26 11 27 13	10.80 18.00 20.25 0.00	2.100 3.000 4.500 0.857						



Batter	1	2	3	4	5	6	7	8	9	AB	R	H	RBI	BB	SO	LOB	TOP		
Lou Whitaker, L (1,4) OBP: 0.327, SLG: 0.455										4	1	2	0	1	0	1	Detroit Tigers @ Minnesota Twins Hubert H. Humphrey Metrodome, Minneapolis, MN Tue Jul 08 1986, 8:05 PM EDT Att: 16,320 - Unknown		
Alan Trammell, R (1,6) OBP: 0.307, SLG: 0.387										5	1	1	0	0	0	5			
Kirk Gibson, L (1,9) OBP: 0.395, SLG: 0.500										4	1	2	3	0	1	4			
Lance Parrish, R (1,2)										4	1	2	1	0	1	1			
Darrell Evans, L (1,10) OBP: 0.360, SLG: 0.488										4	1	2	1	0	1	0			
Dave Bergman, L (1,3) OBP: 0.374, SLG: 0.388										4	0	0	0	0	0	2			
Chet Lemon, R (1,8) OBP: 0.306, SLG: 0.369										3	0	1	0	1	0	0			
Dave Collins, S (1,7) OBP: 0.360, SLG: 0.351										3	0	2	0	1	1	0			
Tom Brookens, R (1,5) OBP: 0.355, SLG: 0.387										3	0	0	0	0	1	3			
Inning Stats	R: 0 E: 0 K: 1 S: 5	H: 1 LOB: 1 BB: 0 P: 5	R: 0 E: 0 K: 1 S: 5	H: 0 LOB: 0 BB: 0 P: 5	R: 0 E: 0 K: 1 S: 5	H: 0 LOB: 0 BB: 0 P: 5	R: 4 E: 0 K: 0 S: 7	H: 4 LOB: 0 BB: 0 P: 7	R: 0 E: 0 K: 0 S: 3	H: 1 LOB: 0 BB: 0 P: 3	R: 0 E: 0 K: 2 S: 8	H: 1 LOB: 2 BB: 1 P: 12	R: 1 E: 0 K: 0 S: 6	H: 3 LOB: 2 BB: 0 P: 6	R: 0 E: 0 K: 0 S: 4	H: 1 LOB: 3 BB: 0 P: 12	1B: 8 2B: 2 3B: 0 HR: 3	SF: 1 SAC: 1 DP: 3 HBP: 0	WP: 0 PA: 39 PB: 0 SB: 1 CS: 1
PITCHER	IP WLS BF H R ER SO BB IBB HBP BLK WP HR S P ERA WHIP																		
Bert Blyleven, R (1,1) ERA: 5.28	7.2	L	32	11	5	5	5	1	0	0	0	0	0	0	3	41	45	5.87	1.565
Frank Pastore, R (8,1) ERA: 3.44	0.2		5	1	0	0	0	1	1	0	0	0	0	0	3	11	11	0.00	3.000
Ron Davis, R (9,1) ERA: 8.22	0.2		2	0	0	0	0	0	0	0	0	0	0	2	2	2	2	0.00	0.000


Batter	1	2	3	4	5	6	7	8	9	AB	R	H	RBI	BB	SO	LOB	BOTTOM		
Kirby Puckett, R (1,8) OBP: 0.376, SLG: 0.544										4	0	0	0	0	1	2	Detroit Tigers @ Minnesota Twins Hubert H. Humphrey Metrodome, Minneapolis, MN Tue Jul 08 1986, 8:05 PM EDT Att: 16,320 - Unknown		
Randy Bush, L (1,7) OBP: 0.337, SLG: 0.462										3	1	1	0	1	0	0			
Kent Hrbek, L (1,3) OBP: 0.415, SLG: 0.597										3	0	1	0	1	0	1			
Tom Brunansky, R (1,9) OBP: 0.330, SLG: 0.494										4	0	0	0	0	0	4			
Roy Smalley, S (1,10) OBP: 0.347, SLG: 0.525										3	0	1	1	1	1	0			
Gary Gaetti, R (1,5) OBP: 0.336, SLG: 0.511										4	0	0	0	0	1	4			
Mark Salas, L (1,2) OBP: 0.305, SLG: 0.400										4	0	1	0	0	1	0			
Steve Lombardozzi, R (1,4) OBP: 0.351, SLG: 0.437										2	0	0	0	2	0	0			
Greg Gagne, R (1,6) OBP: 0.296, SLG: 0.359										1	0	0	0	0	0	0			
Mickey Hatcher, R (7, PH) OBP: 0.266, SLG: 0.293										2	0	0	0	0	0	3			
Inning Stats	R: 0 E: 0 K: 0 S: 4	H: 1 LOB: 3 BB: 2 P: 12	R: 0 E: 0 K: 1 S: 5	H: 0 LOB: 1 BB: 0 P: 6	R: 0 E: 0 K: 3 S: 9	H: 0 LOB: 0 BB: 1 P: 9	R: 0 E: 0 K: 0 S: 3	H: 0 LOB: 0 BB: 0 P: 3	R: 1 E: 0 K: 0 S: 5	H: 2 LOB: 1 BB: 0 P: 5	R: 0 E: 0 K: 0 S: 3	H: 0 LOB: 1 BB: 1 P: 7	R: 0 E: 0 K: 0 S: 3	H: 0 LOB: 0 BB: 0 P: 3	R: 0 E: 0 K: 0 S: 4	H: 1 LOB: 2 BB: 1 P: 8	1B: 0 2B: 4 3B: 0 HR: 0	SF: 0 SAC: 0 DP: 1 HBP: 1	WP: 1 PA: 36 PB: 0 SB: 1 CS: 0
PITCHER	IP WLS BF H R ER SO BB IBB HBP BLK WP HR S P ERA WHIP																		
Eric King, R (1,1) ERA: 2.86	8.2	W	35	4	1	1	4	5	0	1	0	0	0	1	0	37	58	1.04	1.038
Willie Hernandez, L (9,1) ERA: 3.29	0.1	S	1	0	0	0	0	0	0	0	0	0	0	1	1	1	1	0.00	0.000



Batter	1	2	3	4	5	6	7	8	9	AB	R	H	RBI	BB	SO	LOB	TOP				
Tom Brookens, R OBP: 0.363, SLG: 0.401			FC1-6 S				1-3			5	1	3	1	0	0	1					
Alan Trammell, R OBP: 0.308, SLG: 0.387			F8					F7	FC6-4 1-2 3-H	5	1	2	0	0	0	3					
Kirk Gibson, L OBP: 0.386, SLG: 0.486	F3		F5		L9			F7	3-1	5	0	0	0	0	0	6					
Lance Parrish, R OBP: 0.347, SLG: 0.514	SF7			HR				HR		2	2	2	3	1	0	0					
Darnell Coles, R OBP: 0.332, SLG: 0.482				HR				F8		4	1	2	2	0	1	1					
Chet Lemon, R OBP: 0.305, SLG: 0.364		G1-6-3 BB		K				F9	6-3	3	0	0	0	1	1	1					
Darrell Evans, L OBP: 0.362, SLG: 0.488		G1-6-3 1-2						F8		4	1	2	0	0	0	2					
Larry Hemdon, R OBP: 0.301, SLG: 0.385		K		G6-4-3 1-2				4-3		4	1	1	0	0	1	1					
Dave Engle, R OBP: 0.306, SLG: 0.292								6-3		1	0	1	0	0	0	0					
Johnny Grubb, L OBP: 0.367, SLG: 0.500										3	0	1	1	0	1	0					
Pat Sheridan, L OBP: 0.255, SLG: 0.348									FC6-4 2-3 3-H	0	0	0	0	0	0	0					
Inning Stats	R: 2 E: 0 K: 0 S: 5	H: 3 LOB: 1 BB: 0 P: 5	R: 0 E: 0 K: 1 S: 4	H: 0 LOB: 0 BB: 1 P: 8	R: 0 E: 0 K: 0 S: 4	H: 1 LOB: 1 BB: 0 P: 4	R: 2 E: 0 K: 1 S: 7	H: 3 LOB: 0 BB: 0 P: 7	R: 0 E: 0 K: 1 S: 6	H: 2 LOB: 1 BB: 0 P: 6	R: 0 E: 0 K: 0 S: 3	H: 0 LOB: 0 BB: 0 P: 3	R: 1 E: 0 K: 0 S: 4	H: 1 LOB: 0 BB: 0 P: 4	R: 2 E: 0 K: 0 S: 7	H: 4 LOB: 2 BB: 0 P: 7	1B: 8 2B: 3 3B: 0 HR: 3	SF: 1 SAC: 0 DP: 2 HBP: 0	WP: 0 PB: 0 SB: 2 CS: 1	PA: 39	
PITCHER	IP	WLS	BF	H	R	ER	SO	BB	IBB	HBP	BLK	WP	HR	S	P	ERA	WHIP				
Allan Anderson, L ERA: 4.97	3.1	L	16	7	4	4	2	1	0	0	0	0	2	19	23	10.80	2.400				
Roy Lee Jackson, R ERA: 2.7	3.2		12	2	0	0	2	1	0	0	0	0	0	15	19	0.00	0.818				
Ron Davis, R ERA: 8.54	2.0		11	5	3	3	0	0	0	0	0	0	1	11	11	13.50	2.500				

Detroit Tigers @ Minnesota Twins
 Hubert H. Humphrey Metrodome, Minneapolis, MN
 Wed Jul 09 1986, 4:33 AM EDT
 Att: 21,489 - Unknown


AB 36
 R 7
 H 14
 RBI 7
 BB 2
 SO 4
 LOB 15



Batter	1	2	3	4	5	6	7	8	9	AB	R	H	RBI	BB	SO	LOB	BOTTOM				
Kirby Puckett, R OBP: 0.377, SLG: 0.546	F8		WP 2B					4-3		4	0	2	0	0	0	1					
Roy Smalley, S OBP: 0.345, SLG: 0.520	K		F8					F8		4	0	1	0	0	1	2					
Kent Hrbek, L OBP: 0.410, SLG: 0.589	3-1			1-3				F8		4	0	0	0	0	1	3					
Tom Brunansky, R OBP: 0.326, SLG: 0.488		F5		F2				F9		4	0	0	0	0	1	2					
Randy Bush, L OBP: 0.335, SLG: 0.457				F9			4-3	4-3		4	0	1	0	0	0	0					
Gary Gaetti, R OBP: 0.334, SLG: 0.505		K			6-3		5-3	F7		4	0	0	0	0	1	1					
Steve Lombardozzi, R OBP: 0.351, SLG: 0.440		F6			F4					3	0	1	0	0	0	1					
Mark Salas, L OBP: 0.300, SLG: 0.392			F8		3-1		F9			3	0	0	0	0	0	1					
Greg Gagne, R OBP: 0.296, SLG: 0.359			F8			F9				3	0	1	0	0	0	0					
Inning Stats	R: 0 E: 0 K: 1 S: 5	H: 0 LOB: 0 BB: 0 P: 5	R: 0 E: 0 K: 1 S: 6	H: 1 LOB: 1 BB: 0 P: 6	R: 0 E: 0 K: 0 S: 4	H: 1 LOB: 1 BB: 0 P: 4	R: 0 E: 0 K: 0 S: 3	H: 0 LOB: 0 BB: 0 P: 3	R: 0 E: 0 K: 2 S: 9	H: 2 LOB: 2 BB: 0 P: 9	R: 0 E: 0 K: 0 S: 4	H: 1 LOB: 1 BB: 0 P: 4	R: 0 E: 0 K: 0 S: 4	H: 1 LOB: 0 BB: 0 P: 4	R: 0 E: 0 K: 0 S: 3	H: 0 LOB: 0 BB: 0 P: 3	1B: 4 2B: 2 3B: 0 HR: 0	SF: 0 SAC: 0 DP: 0 HBP: 0	WP: 1 PB: 0 SB: 1 CS: 0	PA: 33	
PITCHER	IP	WLS	BF	H	R	ER	SO	BB	IBB	HBP	BLK	WP	HR	S	P	ERA	WHIP				
Jack Morris, R ERA: 3.94	9.0	W	33	6	0	0	4	0	0	0	0	1	0	41	41	0.00	0.667				

Detroit Tigers @ Minnesota Twins
 Hubert H. Humphrey Metrodome, Minneapolis, MN
 Wed Jul 09 1986, 4:33 AM EDT
 Att: 21,489 - Unknown


AB 33
 R 0
 H 6
 RBI 0
 BB 0
 SO 4
 LOB 11



Batter	1	2	3	4	5	6	7	8	9	AB	R	H	RBI	BB	SO	LOB	TOP				
Lou Whitaker, L (1,4) OBP: 0.327, SLG: 0.450	F7		K				F8			3	0	0	1	1	1	2					
Alan Trammell, R (1,6) OBP: 0.308, SLG: 0.387	CS 1B				F8	SF8		F3		3	0	1	1	0	0	0					
Kirk Gibson, L (1,9) OBP: 0.379, SLG: 0.475	K				F8	K		F9		4	0	0	0	0	2	3					
Lance Parrish, R (1,2) OBP: 0.343, SLG: 0.507	CS 1-2	L4		L9			K	K		4	0	0	0	0	2	0					
Darrell Evans, L (1,10) OBP: 0.360, SLG: 0.482		F8				1B BB	F9		K	3	0	0	0	1	1	0					
Darnell Coles, R (1,5) OBP: 0.331, SLG: 0.479		6-3				E 1B	4-3		K	4	1	1	0	0	1	0					
Dave Bergman, L (1,3) OBP: 0.369, SLG: 0.382						FC5-2-5 1B BB		K	4	1	1	0	0	1	2						
Dave Collins, S (1,7) OBP: 0.356, SLG: 0.346			K			E3 BB 1B	F7			3	1	0	0	0	1	3					
Pat Sheridan, L (1,8) OBP: 0.263, SLG: 0.369			K			SF8 BB		3B		3	0	2	1	0	1	1					
Inning Stats	R: 0 E: 0 K: 1 S: 5	H: 1 LOB: 0 BB: 0 P: 5	R: 0 E: 0 K: 0 S: 3	H: 0 LOB: 0 BB: 0 P: 3	R: 0 E: 0 K: 3 S: 10	H: 1 LOB: 1 BB: 0 P: 10	R: 0 E: 0 K: 0 S: 3	H: 0 LOB: 0 BB: 0 P: 3	R: 3 E: 1 K: 1 S: 8	H: 2 LOB: 2 BB: 2 P: 16	R: 0 E: 0 K: 1 S: 5	H: 0 LOB: 0 BB: 0 P: 5	R: 0 E: 0 K: 1 S: 6	H: 1 LOB: 0 BB: 0 P: 6	R: 0 E: 0 K: 2 S: 7	H: 0 LOB: 0 BB: 0 P: 7	1B: 4 2B: 0 3B: 1 HR: 0	SF: 1 SAC: 0 DP: 0 HBP: 0	WP: 0 PB: 0 SB: 0 CS: 1	PA: 35	
PITCHER	IP	WLS	BF	H	R	ER	SO	BB	IBB	HBP	BLK	WP	HR	S	P	ERA	WHIP				
Bret Saberhagen, R (1,1) ERA: 4.39	7.0	L	28	5	3	2	7	2	0	0	0	0	0	40	48	2.57	1.000				
Steve Farr, R (8,1) ERA: 2.13	2.0	W	6	0	0	0	3	0	0	0	0	0	0	12	12	0.00	0.000				

Detroit Tigers @ Kansas City Royals
 Royals Stadium, Kansas City, MO
 Fri Jul 11 1986, 4:33 AM EDT
 Unknown


AB 31
 R 3
 H 5
 RBI 3
 BB 2
 SO 10
 LOB 11



Batter	1	2	3	4	5	6	7	8	9	AB	R	H	RBI	BB	SO	LOB	BOTTOM				
Willie Wilson, S (1,8) OBP: 0.302, SLG: 0.334	F8	K			1-3		3-1			4	0	0	0	0	1	2					
Lonnie Smith, R (1,7) OBP: 0.348, SLG: 0.382			F9			6-3	F8			3	0	0	0	0	0	0					
Mike Kingery, L (1,9) OBP: 0.333, SLG: 0.714	F5		F7			BB 1B BB		4-3 HR 2B		3	2	1	0	1	0	1					
Jorge Orta, L (1,10) OBP: 0.360, SLG: 0.453	FC5-4 BB		3-1			BB 1B BB	4-3	2-3		2	1	0	0	2	0	1					
Frank White, R (1,4) OBP: 0.316, SLG: 0.446	FC5-4 1-2			5-3		F8		HR		4	1	1	2	0	0	4					
Steve Balboni, R (1,3) OBP: 0.289, SLG: 0.444		1B BB		K		1-2 2-H	1B	F7		3	0	1	1	1	1	0					
Jamie Quirk, L (1,2) OBP: 0.260, SLG: 0.298		K		G3		1-2 2-H	1B	L3		4	0	1	1	0	1	1					
Greg Pryor, R (1,5) OBP: 0.220, SLG: 0.245		1B			K		F4			3	0	1	0	0	1	2					
Buddy Biancalana, S (1,6) OBP: 0.324, SLG: 0.394		K			L5		B1-3			3	0	0	0	0	1	2					
Inning Stats	R: 0 E: 0 K: 0 S: 3	H: 0 LOB: 2 BB: 1 P: 8	R: 0 E: 0 K: 3 S: 10	H: 1 LOB: 2 BB: 1 P: 14	R: 0 E: 0 K: 0 S: 3	H: 0 LOB: 0 BB: 0 P: 3	R: 0 E: 0 K: 1 S: 5	H: 0 LOB: 0 BB: 0 P: 5	R: 0 E: 0 K: 0 S: 5	H: 2 LOB: 2 BB: 2 P: 13	R: 0 E: 0 K: 0 S: 3	H: 0 LOB: 0 BB: 0 P: 3	R: 2 E: 0 K: 0 S: 5	H: 2 LOB: 2 BB: 0 P: 5	1B: 3 2B: 1 3B: 0 HR: 1	SF: 0 SAC: 0 DP: 0 HBP: 1	WP: 0 PB: 0 SB: 0 CS: 0	PA: 34			
PITCHER	IP	WLS	BF	H	R	ER	SO	BB	IBB	HBP	BLK	WP	HR	S	P	ERA	WHIP				
Walt Terrell, R (1,1) ERA: 4.68	7.1	L	32	5	4	4	5	4	1	0	0	0	1	37	54	4.91	1.227				
Bill Campbell, R (8,1) ERA: 4.12	0.2		2	0	0	0	0	0	0	0	0	0	0	2	2	0.00	0.000				

Detroit Tigers @ Kansas City Royals
 Royals Stadium, Kansas City, MO
 Fri Jul 11 1986, 4:33 AM EDT
 Unknown

AB 29
 R 4
 H 5
 RBI 4
 BB 4
 SO 5
 LOB 13




Batter	1	2	3	4	5	6	7	8	9	10	11	AB	R	H	RBI	BB	SO	LOB	TOP					
Lou Whitaker, L OBP: 0.321, SLG: 0.442 (1, 4)	4-3		F5			K		F7		B1-3		6	0	0	0	0	1	5						
Dave Collins, S OBP: 0.369, SLG: 0.360 (6, 8)	K		F S SF8	L8		BB HBP		HR		1-3		5	2	2	2	0	1	0						
Kirk Gibson, L OBP: 0.382, SLG: 0.475 (1, 9)	1B		SF8	F8		BB		F9			G3	4	1	2	1	1	0	0						
Darrell Evans, L OBP: 0.361, SLG: 0.477 Alan Trammell, R OBP: 0.307, SLG: 0.385 (9, PR) (9, 6)	K		1B	4-3		K			S		G3	3	1	0	0	2	2	4						
Danell Coles, R OBP: 0.329, SLG: 0.473 Dave Engle, R OBP: 0.315, SLG: 0.303 (9, 7)		F8	2B		F8		F6		B2		BB	5	1	1	0	0	0	1						
Johnny Grubb, L OBP: 0.362, SLG: 0.571 (1, 10)		HR	1B	2B		5-3	K		K		BB	5	2	2	3	1	2	1						
Tom Brookens, R OBP: 0.388, SLG: 0.401 (9, 5)		HR	1B	1B		K		5-3		BB	K	5	0	2	1	1	2	2						
Pat Sheridan, L OBP: 0.266, SLG: 0.371 Larry Hemdon, R OBP: 0.303, SLG: 0.387 (6, PH) (6, 7)	4-3		BB	1B		4-3		HR		5-3	K	2	0	1	0	0	0	1						
Dave Bergman, L OBP: 0.362, SLG: 0.374 (9, PH) (9, 3)			BB	1B				HR		1B		2	0	0	0	0	1	4						
Dwight Lowry, L OBP: 0.340, SLG: 0.503 Lance Parrish, R OBP: 0.340, SLG: 0.503 (8, 2) (8, 2)	4-3		BB	1B		BB	HBP	F8		K		2	0	1	0	1	0	1						
Inning Stats	R: 0 E: 0 K: 2 S: 8	H: 1 LOB: 1 BB: 0 P: 8	R: 1 E: 0 K: 0 S: 5	H: 2 LOB: 1 BB: 0 P: 5	R: 4 E: 0 K: 0 S: 8	H: 5 LOB: 3 BB: 2 P: 16	R: 0 E: 0 K: 0 S: 3	H: 0 LOB: 0 BB: 0 P: 3	R: 0 E: 0 K: 1 S: 5	H: 1 LOB: 3 BB: 1 P: 13	R: 0 E: 0 K: 1 S: 5	H: 0 LOB: 0 BB: 0 P: 5	R: 2 E: 0 K: 0 S: 5	H: 2 LOB: 0 BB: 0 P: 5	R: 0 E: 0 K: 1 S: 5	H: 0 LOB: 2 BB: 2 P: 13	R: 0 E: 0 K: 1 S: 5	H: 0 LOB: 0 BB: 0 P: 5	R: 1 E: 0 K: 2 S: 9	H: 2 LOB: 2 BB: 1 P: 13	1B: 10 2B: 1 3B: 0 HR: 2	SF: 1 SAC: 0 DP: 0 HBP: 1	WP: 0 PB: 0 SB: 3 CS: 0	PA: 53
PITCHER	IP ERA WLS BF H R ER SO BB IBB HBP BLK WP HR S P ERA WHIP	Dennis Leonard, R ERA: 3.79 Bud Black, L ERA: 3.96 Mark Cubicza, R ERA: 5.03	(1, 1) (3, 1) (8, 1)	2.2 5.0 3.1	22 L	16 15	4 2	2 1	2 1	4 4	2 3	0 0	1 0	0 0	0 0	1 0	27 20	36 32	3.60 2.70	1.200 1.500				

Detroit Tigers @ Kansas City Royals
 Royals Stadium, Kansas City, MO
 Fri Jul 11 1986, 8:05 PM EDT
 Att: 40,465 - Unknown

livebaseballscorecards.com

AB 45
 R 8
 H 13
 RBI 8
 BB 6
 SO 10
 LOB 21




Batter	1	2	3	4	5	6	7	8	9	10	11	AB	R	H	RBI	BB	SO	LOB	BOTTOM	
Darryl Motley, R OBP: 0.232, SLG: 0.346 Willie Wilson, S OBP: 0.299, SLG: 0.331 (6, PH) (7, 8)	F3		L7	6-3		F8		F8			K	3	0	0	0	0	1	0		
Lonnie Smith, R OBP: 0.347, SLG: 0.381 (1, 7)	1B		F7	K		1B		1B		K		6	1	2	0	0	2	1		
Mike Kingery, L OBP: 0.500, SLG: 0.632 (1, 9)	K		BB	HR		L7		1B		F8		5	2	2	1	0	1	1		
Hal McRae, R OBP: 0.288, SLG: 0.386 (1, 10)			2H	1B		4-3		K		F4		4	1	1	0	1	1	2		
Steve Balboni, R OBP: 0.294, SLG: 0.445 (1, 3)	5-3		HR	BB		1B		1B		L9		4	1	2	1	1	0	2		
Jim Sundberg, R OBP: 0.285, SLG: 0.297 (1, 2)		F8	HR			1B		1B		K		4	1	2	5	0	1	0		
Buddy Biancatana, S OBP: 0.324, SLG: 0.382 Frank White, R OBP: 0.317, SLG: 0.449 (7, PH) (8, 4)	K		BB	BB		K		6-3		2B		2	0	0	0	1	2	2		
Greg Pryor, R OBP: 0.200, SLG: 0.222 (1, 5)	6-3		K			B1-3		F7		F9		5	0	0	0	1	2			
Angel Salazar, R OBP: 0.272, SLG: 0.328 Jorge Orta, L OBP: 0.359, SLG: 0.450 (11, PH)			1B	2B		K2-3		L9		L8		4	1	1	0	0	1	0		
Inning Stats	R: 0 E: 0 K: 1 S: 7	H: 2 LOB: 2 BB: 0 P: 7	R: 0 E: 0 K: 1 S: 5	H: 0 LOB: 0 BB: 0 P: 5	R: 5 E: 0 K: 1 S: 8	H: 3 LOB: 1 BB: 20 P: 30	R: 0 E: 0 K: 1 S: 5	H: 0 LOB: 0 BB: 0 P: 5	R: 0 E: 0 K: 0 S: 3	H: 0 LOB: 0 BB: 0 P: 3	R: 0 E: 0 K: 1 S: 5	H: 1 LOB: 1 BB: 0 P: 6	R: 0 E: 0 K: 1 S: 5	H: 0 LOB: 0 BB: 0 P: 5	R: 0 E: 0 K: 1 S: 6	H: 0 LOB: 0 BB: 0 P: 5	1B: 8 2B: 2 3B: 0 HR: 1	SF: 1 SAC: 0 DP: 0 HBP: 0	WP: 0 PB: 0 SB: 1 CS: 0	PA: 47
PITCHER	IP ERA WLS BF H R ER SO BB IBB HBP BLK WP HR S P ERA WHIP	Frank Tanana, L ERA: 4.29 Randy O'Neal, R ERA: 5.07 Willie Hernandez, L ERA: 3.18 Bill Campbell, R ERA: 3.92	(1, 1) (3, 1) (9, 1) (11, 1)	2.2 5.1 2.0 1.0	16 21 7 3	5 5 2 0	5 2 0 0	5 2 0 0	2 2 0 1	0 0 0 0	0 0 0 0	0 0 0 0	0 0 0 0	0 0 0 0	0 0 0 0	0 0 0 0	0 0 0 0	0 0 0 0	0 0 0 0	0 0 0 0

Detroit Tigers @ Kansas City Royals
 Royals Stadium, Kansas City, MO
 Fri Jul 11 1986, 8:05 PM EDT
 Att: 40,465 - Unknown

livebaseballscorecards.com


AB 43
 R 7
 H 11
 RBI 7
 BB 3
 SO 10
 LOB 12



Batter	1	2	3	4	5	6	7	8	9	AB	R	H	RBI	BB	SO	LOB	TOP					
Tom Brooks, R OBP: 0.363, SLG: 0.391	0-0 6-3	0-0 F4						0-0 4-3	0-3 K	4	0	0	0	1	1	3						
Alan Trammell, R OBP: 0.306, SLG: 0.393	0-0 HR		0-0 6-3			0-0 G1-6-3		0-0 F9		4	1	1	1	0	0	1						
Kirk Gibson, L OBP: 0.380, SLG: 0.476	0-0 4-3		0-0 F8			0-0 F4		0-0 E9	2B	4	0	1	0	0	0	0						
Lance Parrish, R OBP: 0.336, SLG: 0.497	0-3 K		0-0 F7			0-3 K		0-3 K		4	0	0	0	0	3	1						
Darnell Coles, R OBP: 0.324, SLG: 0.466		0-0 5-3		0-0 6-3		0-0 5-3			0-0 F8	4	0	0	0	0	0	0						
Larry Hemdon, R OBP: 0.307, SLG: 0.391		4-0 2B		0-0 F9			0-0 6-3		0-0 1B	3	2	1	0	1	0	0						
Dave Engle, R OBP: 0.342, SLG: 0.377		0-0 2B		0-0 2B			0-0 2B		0-0 F6	3	1	3	0	0	0	0						
Dave Bergman, L OBP: 0.358, SLG: 0.370		1-3 2B		0-0 2B			0-0 2B		0-0 F6	1	0	0	0	0	0	1						
Dave Collins, S OBP: 0.365, SLG: 0.368		0-0 2B		0-0 5-3			4-0 BB		0-0 1B	3	0	2	2	1	0	1						
Pat Sheridan, L OBP: 0.263, SLG: 0.366		0-0 2H		0-0 F7			0-0 BB		0-0 1B	2	0	0	0	0	0	1						
Chet Lemon, R OBP: 0.304, SLG: 0.362							0-0 G6-4-3		0-0 1B	1	0	0	0	0	0	2						
Johnny Grubb, L OBP: 0.393, SLG: 0.580							1-2 BB		1-2 1B	1	0	1	1	0	0	0						
Inning Stats	R: 1 E: 0 K: 1 S: 6	H: 1 LOB: 0 BB: 0 P: 6	R: 2 E: 0 K: 0 S: 5	H: 2 LOB: 1 BB: 1 P: 9	R: 0 E: 0 K: 0 S: 3	H: 0 LOB: 0 BB: 0 P: 3	R: 0 E: 0 K: 0 S: 4	H: 1 LOB: 1 BB: 0 P: 4	R: 0 E: 0 K: 0 S: 2	H: 0 LOB: 0 BB: 1 P: 6	R: 0 E: 0 K: 1 S: 5	H: 0 LOB: 0 BB: 0 P: 5	R: 0 E: 0 K: 0 S: 3	H: 1 LOB: 1 BB: 1 P: 7	R: 0 E: 1 K: 1 S: 6	H: 1 LOB: 1 BB: 0 P: 6	R: 1 E: 0 K: 1 S: 8	H: 3 LOB: 2 BB: 0 P: 8	1B: 2 2B: 6 3B: 0 HR: 1	SF: 0 SAC: 0 DP: 1 HBP: 0	WP: 0 PA: 37 PB: 0 SB: 0 CS: 1	
PITCHER	IP WLS BF H R ER SO BB IBB HBP BLK WP HR S P ERA WHIP	IP WLS BF H R ER SO BB IBB HBP BLK WP HR S P ERA WHIP	IP WLS BF H R ER SO BB IBB HBP BLK WP HR S P ERA WHIP	IP WLS BF H R ER SO BB IBB HBP BLK WP HR S P ERA WHIP	IP WLS BF H R ER SO BB IBB HBP BLK WP HR S P ERA WHIP	IP WLS BF H R ER SO BB IBB HBP BLK WP HR S P ERA WHIP	IP WLS BF H R ER SO BB IBB HBP BLK WP HR S P ERA WHIP	IP WLS BF H R ER SO BB IBB HBP BLK WP HR S P ERA WHIP	IP WLS BF H R ER SO BB IBB HBP BLK WP HR S P ERA WHIP	IP WLS BF H R ER SO BB IBB HBP BLK WP HR S P ERA WHIP	IP WLS BF H R ER SO BB IBB HBP BLK WP HR S P ERA WHIP	IP WLS BF H R ER SO BB IBB HBP BLK WP HR S P ERA WHIP	IP WLS BF H R ER SO BB IBB HBP BLK WP HR S P ERA WHIP	IP WLS BF H R ER SO BB IBB HBP BLK WP HR S P ERA WHIP	IP WLS BF H R ER SO BB IBB HBP BLK WP HR S P ERA WHIP	IP WLS BF H R ER SO BB IBB HBP BLK WP HR S P ERA WHIP	IP WLS BF H R ER SO BB IBB HBP BLK WP HR S P ERA WHIP	IP WLS BF H R ER SO BB IBB HBP BLK WP HR S P ERA WHIP	IP WLS BF H R ER SO BB IBB HBP BLK WP HR S P ERA WHIP	IP WLS BF H R ER SO BB IBB HBP BLK WP HR S P ERA WHIP	IP WLS BF H R ER SO BB IBB HBP BLK WP HR S P ERA WHIP	IP WLS BF H R ER SO BB IBB HBP BLK WP HR S P ERA WHIP

Detroit Tigers @ Kansas City Royals
Royals Stadium, Kansas City, MO
Sat Jul 12 1986, 4:33 AM EDT
Att: 33,822 - Unknown


AB 34
R 4
H 9
RBI 4
BB 3
SO 4
LOB 10



Batter	1	2	3	4	5	6	7	8	9	AB	R	H	RBI	BB	SO	LOB	BOTTOM				
Willie Wilson, S OBP: 0.303, SLG: 0.342	0-0 HR	1-0 HBP		0-0 S	4-3		0-0 F9			4	2	2	1	0	0	3					
Lonnie Smith, R OBP: 0.356, SLG: 0.385	4-0 1B	4-0 BB		0-0 S			0-0 F3			3	2	2	1	2	0	0					
Lynn Jones, R OBP: 0.262, SLG: 0.194	0-0 1B	1-2 BB		0-0 SF7			0-0 F7		0-0 FC6-4	4	1	2	0	1	0	3					
Mike Kingery, L OBP: 0.520, SLG: 0.609	0-0 1B	0-0 F7		0-0 SF7			0-0 F7		0-0 1B	4	1	2	0	1	0	3					
Jorge Orta, L OBP: 0.355, SLG: 0.445	0-0 F8	0-0 F7		4-0 SF7			0-3 K		0-0 FC6-4	2	0	0	0	0	0	4					
Hal McRae, R OBP: 0.305, SLG: 0.388	0-0 F8	0-0 F7		1-2 BB			1-2 K		1-2 1B	2	0	1	1	1	1	1					
Frank White, R OBP: 0.319, SLG: 0.451	0-0 BB		0-0 F9	0-0 SF7			0-0 1B		0-0 FC6-4	3	1	2	2	0	0	0					
Buddy Biancalana, S OBP: 0.333, SLG: 0.391	1-2 1B		0-0 F9	1-2 BB			0-0 1B		1-2 1B	1	0	1	0	0	0	0					
Steve Balboni, R OBP: 0.290, SLG: 0.438	0-3 K		0-3 K	0-3 K			0-0 F8		0-0 FC6-4	5	0	0	1	0	3	7					
Jim Sundberg, R OBP: 0.291, SLG: 0.294	4-0 BB		0-3 K		4-0 SH1-3		4-0 1B		0-0 F6	2	0	0	0	3	1	2					
Greg Pryor, R OBP: 0.224, SLG: 0.246	0-0 F2			0-0 FC6-4			0-0 SH1-3		0-0 1B	3	0	2	1	0	0	3					
Angel Salazar, R OBP: 0.267, SLG: 0.322		0-0 F4		0-0 FC6-4			0-0 F3			4	1	0	0	0	1	4					
Inning Stats	R: 2 E: 0 K: 1 S: 8	H: 3 LOB: 2 BB: 2 P: 16	R: 0 E: 0 K: 0 S: 3	H: 0 LOB: 1 BB: 1 P: 8	R: 0 E: 0 K: 2 S: 7	H: 0 LOB: 0 BB: 0 P: 7	R: 3 E: 0 K: 1 S: 8	H: 3 LOB: 2 BB: 2 P: 16	R: 0 E: 0 K: 1 S: 5	H: 0 LOB: 1 BB: 1 P: 9	R: 0 E: 0 K: 1 S: 5	H: 1 LOB: 0 BB: 0 P: 5	R: 1 E: 0 K: 0 S: 5	H: 2 LOB: 2 BB: 1 P: 9	R: 1 E: 0 K: 0 S: 6	H: 3 LOB: 2 BB: 0 P: 6	1B: 11 2B: 0 3B: 0 HR: 1	SF: 1 SAC: 1 DP: 0 HBP: 1	WP: 0 PA: 43 PB: 0 SB: 3 CS: 0		
PITCHER	IP WLS BF H R ER SO BB IBB HBP BLK WP HR S P ERA WHIP	IP WLS BF H R ER SO BB IBB HBP BLK WP HR S P ERA WHIP	IP WLS BF H R ER SO BB IBB HBP BLK WP HR S P ERA WHIP	IP WLS BF H R ER SO BB IBB HBP BLK WP HR S P ERA WHIP	IP WLS BF H R ER SO BB IBB HBP BLK WP HR S P ERA WHIP	IP WLS BF H R ER SO BB IBB HBP BLK WP HR S P ERA WHIP	IP WLS BF H R ER SO BB IBB HBP BLK WP HR S P ERA WHIP	IP WLS BF H R ER SO BB IBB HBP BLK WP HR S P ERA WHIP	IP WLS BF H R ER SO BB IBB HBP BLK WP HR S P ERA WHIP	IP WLS BF H R ER SO BB IBB HBP BLK WP HR S P ERA WHIP	IP WLS BF H R ER SO BB IBB HBP BLK WP HR S P ERA WHIP	IP WLS BF H R ER SO BB IBB HBP BLK WP HR S P ERA WHIP	IP WLS BF H R ER SO BB IBB HBP BLK WP HR S P ERA WHIP	IP WLS BF H R ER SO BB IBB HBP BLK WP HR S P ERA WHIP	IP WLS BF H R ER SO BB IBB HBP BLK WP HR S P ERA WHIP	IP WLS BF H R ER SO BB IBB HBP BLK WP HR S P ERA WHIP	IP WLS BF H R ER SO BB IBB HBP BLK WP HR S P ERA WHIP	IP WLS BF H R ER SO BB IBB HBP BLK WP HR S P ERA WHIP	IP WLS BF H R ER SO BB IBB HBP BLK WP HR S P ERA WHIP	IP WLS BF H R ER SO BB IBB HBP BLK WP HR S P ERA WHIP	IP WLS BF H R ER SO BB IBB HBP BLK WP HR S P ERA WHIP

Detroit Tigers @ Kansas City Royals
Royals Stadium, Kansas City, MO
Sat Jul 12 1986, 4:33 AM EDT
Att: 33,822 - Unknown


AB 33
R 7
H 12
RBI 7
BB 7
SO 6
LOB 27



Batter	1	2	3	4	5	6	7	8	9	AB	R	H	RBI	BB	SO	LOB	TOP					
Lou Whitaker, L (1.4)	F8		F7		HR		2B		1-3	5	1	2	1	0	0	2						
Alan Trammell, R (1.6)	L6		HR		CS		1-3		2B	4	1	2	1	1	0	1						
Kirk Gibson, L (1.9)	F5		HR		CS			FC4-2	1B	3	1	2	3	2	0	0						
Lance Parrish, R (1.2)		K	F7		F8			F9	K	5	0	0	0	0	2	5						
Darrell Evans, L (1.10)		K			G3			FC4-2	BB	3	0	0	0	1	1	0						
Dave Bergman, L (1.3)					F9			FC4-2		4	0	1	0	0	0	2						
Dave Collins, S (1.7)								K		3	0	0	0	1	1	3						
Tom Brookens, R (1.5)			K		F7			F8	6-3	4	0	0	0	0	1	1						
Pat Sheridan, L (1.8)			HR		L4			F7	1-3	4	2	2	0	0	0	0						
Inning Stats	R: 0 E: 0 K: 0 S: 3	H: 0 LOB: 0 BB: 0 P: 3	R: 0 E: 0 K: 2 S: 8	H: 1 LOB: 1 BB: 0 P: 8	R: 3 E: 0 K: 1 S: 7	H: 2 LOB: 0 BB: 1 P: 11	R: 0 E: 0 K: 0 S: 3	H: 0 LOB: 1 BB: 1 P: 7	R: 1 E: 0 K: 0 S: 4	H: 2 LOB: 1 BB: 1 P: 8	R: 0 E: 0 K: 0 S: 3	H: 0 LOB: 0 BB: 0 P: 3	R: 0 E: 0 K: 0 S: 4	H: 1 LOB: 1 BB: 0 P: 4	R: 0 E: 0 K: 1 S: 6	H: 1 LOB: 2 BB: 1 P: 10	R: 1 E: 0 K: 1 S: 7	H: 2 LOB: 2 BB: 1 P: 11	1B: 3 2B: 4 3B: 0 HR: 2	SF: 0 SAC: 0 DP: 0 HBP: 0	WP: 0 PB: 0 SB: 1 CS: 2	PA: 40
PITCHER	IP	WLS	BF	H	R	ER	SO	BB	IBB	HBP	BLK	WP	HR	S	P	ERA	WHIP					
Scott Bankhead, R (1.1)	4.1	L	21	5	4	4	3	3	0	0	0	0	2	24	36	8.31	1.846					
Mark Gubicza, R (5.1)	3.2		13	2	0	0	1	1	0	0	0	0	0	14	18	0.00	0.818					
Dan Quisenberry, R (9.1)	1.0		6	2	1	1	1	0	1	0	0	0	0	7	11	9.00	2.000					

Detroit Tigers @ Kansas City Royals
 Royals Stadium, Kansas City, MO
 Sun Jul 13 1986, 4:33 AM EDT
 Att: 30,348 - Unknown


AB	35
R	5
H	9
RBI	5
BB	5
SO	5
LOB	14



Batter	1	2	3	4	5	6	7	8	9	AB	R	H	RBI	BB	SO	LOB	BOTTOM					
Willie Wilson, S (1.8)	F4		K			4-3		F9	1B	4	0	1	0	0	1	0						
Lonnie Smith, R (1.7)			K			K2-3		1B		4	0	2	0	0	2	0						
Mike Kingery, L (1.9)	K				E5			F9		4	0	1	0	0	1	3						
Jorge Orta, L (1.10)	K				F8			2B		4	0	0	0	0	2	5						
Frank White, R (1.4)		5-3			K			5-3		4	0	0	0	0	1	1						
Steve Balboni, R (1.3)		6-3			F8			K		4	0	0	0	0	2	1						
Jim Sundberg, R (1.2)					5-3			FC5-4	BB	2	0	0	0	2	1	0						
Greg Pryor, R (1.5)		4-3			K			FC5-4		3	0	0	0	0	1	2						
Angel Salazar, R (1.6)					F7			5-3		2	0	0	0	0	1	0						
Daryl Motley, R (8. PH)										1	0	0	0	0	0	0						
Buddy Biancalana, S (9.6)										0	0	0	0	0	0	0						
Inning Stats	R: 0 E: 0 K: 2 S: 8	H: 1 LOB: 1 BB: 0 P: 8	R: 0 E: 0 K: 0 S: 3	H: 0 LOB: 1 BB: 1 P: 7	R: 0 E: 0 K: 2 S: 7	H: 0 LOB: 0 BB: 0 P: 7	R: 0 E: 1 K: 1 S: 6	H: 0 LOB: 1 BB: 0 P: 6	R: 0 E: 0 K: 2 S: 7	H: 0 LOB: 0 BB: 0 P: 7	R: 0 E: 0 K: 1 S: 6	H: 1 LOB: 1 BB: 0 P: 6	R: 0 E: 0 K: 1 S: 5	H: 0 LOB: 1 BB: 1 P: 9	R: 0 E: 0 K: 1 S: 7	H: 2 LOB: 2 BB: 0 P: 7	R: 0 E: 0 K: 2 S: 7	H: 0 LOB: 0 BB: 0 P: 7	1B: 3 2B: 1 3B: 0 HR: 0	SF: 0 SAC: 0 DP: 0 HBP: 0	WP: 0 PB: 0 SB: 1 CS: 0	PA: 34
PITCHER	IP	WLS	BF	H	R	ER	SO	BB	IBB	HBP	BLK	WP	HR	S	P	ERA	WHIP					
Jack Morris, R (1.1)	9.0	W	34	4	0	0	12	2	0	0	0	0	0	56	64	0.00	0.667					

Detroit Tigers @ Kansas City Royals
 Royals Stadium, Kansas City, MO
 Sun Jul 13 1986, 4:33 AM EDT
 Att: 30,348 - Unknown

AB	32
R	0
H	4
RBI	0
BB	2
SO	12
LOB	12



Batter	1	2	3	4	5	6	7	8	9	AB	R	H	RBI	BB	SO	LOB	TOP			
Oddibe McDowell, L (1, 8) OBP: 0.338, SLG: 0.461	0-3 K		0-3 K			0-3 K		0-3 K		4	0	0	0	0	4	0				
Scott Fletcher, R (1, 6) OBP: 0.379, SLG: 0.443	0-0 4-3			0-0 4-3		0-0 1B			0-0 F8 4-3 1B	4	0	2	0	0	0	0				
Pete O'Brien, L (1, 3) OBP: 0.382, SLG: 0.483	0-0 F8			0-0 G4-6-3 1B		0-0 F6			0-0 4-3	4	0	1	0	0	0	2				
Pete Incaviglia, R (1, 10) OBP: 0.328, SLG: 0.486		0-0 F8		0-0 G4-6-3 1-2		0-3 K			0-0 F8 2-3	4	0	0	0	0	1	3				
Gary Ward, R (1, 7) OBP: 0.380, SLG: 0.418		0-0 1-3			0-0 BB 1B				0-3 K	4	0	2	0	0	1	1				
Larry Parrish, R (1, 5) OBP: 0.342, SLG: 0.526		0-0 HR			0-0 L7				0-0 G5-4-3 1-2	3	1	1	1	0	0	2				
Don Slaught, R (1, 2) OBP: 0.333, SLG: 0.521		0-0 F7			4-0 1-2 BB				0-0 F9	2	0	0	0	0	1	0				
Ruben Sierra, S (1, 9) OBP: 0.234, SLG: 0.400			0-0 F9			0-0 F7			0-0 L7	3	0	0	0	0	0	2				
Steve Buechele, R (1, 4) OBP: 0.310, SLG: 0.436			0-3 K			0-0 F9			0-0 5-3	3	0	0	0	0	1	2				
Inning Stats	R: 0 E: 0 K: 1 S: 5	H: 0 LOB: 0 BB: 0 P: 5	R: 1 E: 0 K: 0 S: 4	H: 1 LOB: 0 BB: 0 P: 4	R: 0 E: 0 K: 2 S: 7	H: 0 LOB: 0 BB: 0 P: 7	R: 0 E: 0 K: 0 S: 3	H: 1 LOB: 0 BB: 0 P: 3	R: 0 E: 0 K: 2 S: 4	H: 1 LOB: 2 BB: 1 P: 8	R: 0 E: 0 K: 0 S: 3	H: 1 LOB: 0 BB: 0 P: 3	R: 0 E: 0 K: 1 S: 5	H: 0 LOB: 0 BB: 0 P: 5	R: 0 E: 0 K: 1 S: 6	H: 1 LOB: 1 BB: 0 P: 6	1B: 5 2B: 0 3B: 0 HR: 1	SF: 0 SAC: 0 DP: 2 HBP: 0	WP: 0 PB: 0 SB: 0 CS: 0	PA: 32
PITCHER Walt Terrell, R (1, 1) ERA: 4.42	IP: 9.0 WLS: W BF: 32 H: 6 R: 1 ER: 1 SO: 7 BB: 1 IBB: 0 HBP: 0 BLK: 0 WP: 0 HR: 1 S: 45 P: 49 ERA: 1.00 WHIP: 0.778																			

Texas Rangers @ Detroit Tigers
Tiger Stadium, Detroit, MI
Thu Jul 17 1986, 7:05 PM EDT
Att: 19,297 - Unknown

AB	31
R	1
H	6
RBI	1
BB	1
SO	7
LOB	12



Batter	1	2	3	4	5	6	7	8	9	AB	R	H	RBI	BB	SO	LOB	BOTTOM					
Lou Whitaker, L (1, 4) OBP: 0.323, SLG: 0.451	0-0 1B		0-0 G3		0-3 K			4-0 G4-6-3 BB	0-0 F7	4	0	1	0	1	1	4						
Alan Trammell, R (1, 6) OBP: 0.312, SLG: 0.403	0-3 K		0-3 K			0-0 G3 2B		0-0 G4-6-3 1-2	4-0 BB	4	0	1	0	1	2	1						
Kirk Gibson, L (1, 9) OBP: 0.393, SLG: 0.492	4-0 BB			0-0 F9		0-0 G3 2-3		0-0 BB 1B	4-0 BB	3	0	1	1	2	0	1						
Lance Parrish, R (1, 2) OBP: 0.330, SLG: 0.485	0-0 F8			0-3 K		0-0 F2		0-0 1B		4	0	1	0	0	1	2						
Darrell Evans, L (1, 10) OBP: 0.355, SLG: 0.464		0-0 G3		0-3 K		0-0 G3		0-0 F7		4	0	0	0	0	1	3						
Darnell Coles, R (1, 5) OBP: 0.333, SLG: 0.470		4-0 BB			4-0 F8 BB			0-0 1B	0-0 2B 1B	2	1	2	0	2	0	0						
Dave Bergman, L (1, 3) OBP: 0.354, SLG: 0.357		0-0 BB			4-0 F8 BB			0-0 1B	0-3 K	2	0	0	0	1	0	2						
Tom Brookens, R (9, PH) OBP: 0.353, SLG: 0.378		1-3			1-2 BB			0-0 F5		1	0	0	0	0	1	1						
Dave Collins, S (1, 7) OBP: 0.360, SLG: 0.359		0-0 BB			0-0 F8 BB			0-0 F6		3	0	0	0	0	0	4						
Larry Herndon, R (9, PH) OBP: 0.310, SLG: 0.400		4-3			1-2 2-3			0-0 F6		1	1	1	1	0	0	0						
Pat Sheridan, L (1, 8) OBP: 0.264, SLG: 0.368			0-0 B3		0-3 K			0-0 F9		3	0	0	0	0	1	3						
Chet Lemon, R (9, PH) OBP: 0.307, SLG: 0.362								0-0 F9		0	0	0	0	1	0	0						
Inning Stats	R: 0 E: 0 K: 1 S: 5	H: 1 LOB: 1 BB: 1 P: 9	R: 0 E: 0 K: 0 S: 3	H: 0 LOB: 1 BB: 1 P: 7	R: 0 E: 0 K: 1 S: 5	H: 0 LOB: 0 BB: 0 P: 5	R: 0 E: 0 K: 2 S: 7	H: 0 LOB: 0 BB: 0 P: 7	R: 0 E: 0 K: 2 S: 4	H: 0 LOB: 2 BB: 2 P: 15	R: 0 E: 0 K: 0 S: 4	H: 1 LOB: 1 BB: 0 P: 4	R: 0 E: 0 K: 0 S: 4	H: 1 LOB: 1 BB: 0 P: 4	R: 0 E: 0 K: 0 S: 4	H: 2 LOB: 2 BB: 1 P: 8	R: 2 E: 0 K: 1 S: 6	H: 2 LOB: 3 BB: 3 P: 18	1B: 5 2B: 2 3B: 0 HR: 0	SF: 0 SAC: 0 DP: 1 HBP: 0	WP: 0 PB: 0 SB: 1 CS: 0	PA: 39
PITCHER Ed Correa, R (1, 1) ERA: 3.86	IP: 7.0 WLS: L BF: 28 H: 3 R: 0 ER: 0 SO: 6 BB: 5 IBB: 0 HBP: 0 BLK: 0 WP: 0 HR: 0 S: 35 P: 55 ERA: 0.00 WHIP: 1.143																					
Mitch Williams, L (8, 1) ERA: 3.1	IP: 1.2 WLS: L BF: 9 H: 4 R: 2 ER: 2 SO: 1 BB: 0 IBB: 1 HBP: 0 BLK: 0 WP: 0 HR: 0 S: 10 P: 14 ERA: 10.80 WHIP: 2.400																					
Greg Harris, R (9, 1) ERA: 2.89	IP: 0.0 WLS: L BF: 2 H: 0 R: 0 ER: 0 SO: 0 BB: 2 IBB: 0 HBP: 0 BLK: 0 WP: 0 HR: 0 S: 0 P: 8 ERA: ∞ WHIP: ∞																					

Texas Rangers @ Detroit Tigers
Tiger Stadium, Detroit, MI
Thu Jul 17 1986, 7:05 PM EDT
Att: 19,297 - Unknown

AB	31
R	2
H	7
RBI	2
BB	8
SO	7
LOB	21



Batter	1	2	3	4	5	6	7	8	9	AB	R	H	RBI	BB	SO	LOB	TOP			
Scott Fletcher, R OBP: 0.377, SLG: 0.444 (1, 6)										4	0	1	0	0	1	0				
Toby Harrah, R OBP: 0.281, SLG: 0.296 (1, 4)										4	0	0	0	0	2	1				
Pete O'Brien, L OBP: 0.378, SLG: 0.477 (1, 3)										4	0	0	0	0	0	1				
Pete Incaviglia, R OBP: 0.325, SLG: 0.482 (1, 9)										3	0	0	0	0	2	0				
Gary Ward, R OBP: 0.376, SLG: 0.413 (1, 7)										3	0	0	0	0	1	0				
Larry Parrish, R OBP: 0.341, SLG: 0.521 (1, 10)										2	0	0	0	1	1	0				
Don Slaught, R OBP: 0.333, SLG: 0.524 (1, 2)										3	0	1	0	0	2	0				
Ruben Sierra, S OBP: 0.236, SLG: 0.394 (1, 8)										2	0	0	0	1	1	2				
Steve Buechele, R OBP: 0.307, SLG: 0.431 (1, 5)										3	0	0	0	0	1	1				
Inning Stats	R: 0 E: 0 K: 1 S: 5	H: 1 LOB: 0 BB: 0 P: 5	R: 0 E: 0 K: 2 S: 8	H: 1 LOB: 2 BB: 1 P: 12	R: 0 E: 0 K: 1 S: 5	H: 0 LOB: 0 BB: 0 P: 5	R: 0 E: 0 K: 2 S: 7	H: 0 LOB: 0 BB: 0 P: 7	R: 0 E: 0 K: 1 S: 5	H: 0 LOB: 0 BB: 0 P: 5	R: 0 E: 0 K: 0 S: 3	H: 0 LOB: 0 BB: 0 P: 3	R: 0 E: 0 K: 2 S: 7	H: 0 LOB: 1 BB: 1 P: 11	R: 0 E: 0 K: 1 S: 5	H: 0 LOB: 0 BB: 0 P: 5	1B: 0 2B: 2 3B: 0 HR: 0	SF: 0 SAC: 0 DP: 0 HBP: 0	WP: 0 PB: 0 SB: 0 CS: 1	PA: 30
PITCHER Jack Morris, R ERA: 3.47 (1, 1)	IP: 9.0 WLS: W BF: 30 H: 2 R: 0 ER: 0 SO: 11 BB: 2 IBB: 0 HBP: 0 BLK: 0 WP: 0 HR: 0 S: 50 P: 58 ERA: 0.00 WHIP: 0.444																			

Texas Rangers @ Detroit Tigers
Tiger Stadium, Detroit, MI
Fri Jul 18, 1986, 7:05 PM EDT
Att: 23,131 - Unknown

AB	28
R	0
H	2
RBI	0
BB	2
SO	11
LOB	5



Batter	1	2	3	4	5	6	7	8	9	AB	R	H	RBI	BB	SO	LOB	BOTTOM					
Lou Whitaker, L OBP: 0.321, SLG: 0.446 (1, 4)										4	0	0	0	1	1	3						
Alan Trammell, R OBP: 0.313, SLG: 0.404 (1, 6)										4	1	1	0	1	0	3						
Kirk Gibson, L OBP: 0.403, SLG: 0.503 (1, 9)										4	1	4	1	0	0	0						
Lance Parrish, R OBP: 0.329, SLG: 0.480 (1, 2)										3	1	0	0	1	0	5						
Darnell Coles, R OBP: 0.339, SLG: 0.485 (1, 10)										4	2	3	2	0	1	0						
Larry Hemdon, R OBP: 0.309, SLG: 0.394 (1, 7)										3	0	0	0	1	1	2						
Tom Brookens, R OBP: 0.350, SLG: 0.375 (1, 5)										4	0	1	1	0	1	2						
Chet Lemon, R OBP: 0.310, SLG: 0.365 (1, 8)										4	0	2	1	0	0	2						
Dave Engle, R OBP: 0.342, SLG: 0.377 Darrell Evans, L OBP: 0.354, SLG: 0.459 (2, PH) (3, 3)										0	0	0	0	0	0	0						
Inning Stats	R: 1 E: 0 K: 0 S: 4	H: 2 LOB: 0 BB: 0 P: 4	R: 1 E: 0 K: 1 S: 7	H: 2 LOB: 2 BB: 1 P: 11	R: 2 E: 0 K: 1 S: 8	H: 3 LOB: 2 BB: 1 P: 12	R: 0 E: 0 K: 0 S: 4	H: 1 LOB: 2 BB: 1 P: 8	R: 1 E: 0 K: 0 S: 4	H: 1 LOB: 0 BB: 0 P: 4	R: 0 E: 0 K: 1 S: 6	H: 1 LOB: 2 BB: 0 P: 7	R: 0 E: 0 K: 1 S: 5	H: 0 LOB: 0 BB: 0 P: 5	R: 0 E: 1 K: 0 S: 3	H: 1 LOB: 1 BB: 1 P: 7	1B: 9 2B: 1 3B: 0 HR: 1	SF: 0 SAC: 0 DP: 1 HBP: 1	WP: 1 PB: 0 SB: 0 CS: 1	PA: 38		
PITCHER Mike Mason, L ERA: 4.16 Jeff Russell, R ERA: 5.4 Mickey Mahler, L ERA: 4.29 Dale Mohorcic, R ERA: 2.38	IP: 1.0 WLS: L BF: 6 H: 3 R: 2 ER: 2 SO: 2 BB: 2 IBB: 0 HBP: 0 BLK: 0 WP: 1 HR: 1 S: 9 P: 9 ERA: 18.00 WHIP: 4.000	IP: 4.0 WLS: L BF: 20 H: 6 R: 3 ER: 3 SO: 2 BB: 2 IBB: 0 HBP: 0 BLK: 0 WP: 1 HR: 2 S: 22 P: 30 ERA: 6.75 WHIP: 2.000	IP: 2.1 WLS: L BF: 11 H: 2 R: 0 ER: 0 SO: 2 BB: 1 IBB: 0 HBP: 0 BLK: 0 WP: 0 HR: 1 S: 13 P: 18 ERA: 0.00 WHIP: 1.286	IP: 0.2 WLS: L BF: 1 H: 0 R: 0 ER: 0 SO: 0 BB: 0 IBB: 0 HBP: 0 BLK: 0 WP: 0 HR: 1 S: 1 P: 1 ERA: 0.00 WHIP: 0.000																		

Texas Rangers @ Detroit Tigers
Tiger Stadium, Detroit, MI
Fri Jul 18, 1986, 7:05 PM EDT
Att: 23,131 - Unknown

AB	33
R	5
H	11
RBI	5
BB	4
SO	4
LOB	20



Batter	1	2	3	4	5	6	7	8	9	10	11	12	AB	R	H	RBI	BB	SO	LOB	TOP		
Oddibe McDowell, L OBP: 0.336, SLG: 0.456 (1.8)	G5-4-3 BB		4-3	4-3			G3-6-3 1-2			K				4	0	0	0	1	1	3		
Scott Fletcher, R OBP: 0.374, SLG: 0.443 (1.6)	G5-4-3 1-2		2B					F8		6-3		G1-4-3		5	0	1	0	0	0	1		
Pete O'Brien, L OBP: 0.375, SLG: 0.482 (1.3)	HR		F8					F7		F8		4-3		5	1	1	1	0	0	1		
Pete Incaviglia, R OBP: 0.326, SLG: 0.479 (1.10)	1B		K					K		K		BB		4	0	1	0	1	3	1		
Gary Ward, R OBP: 0.370, SLG: 0.406 (1.7)	K			4-3				F8		P1		F9		5	0	0	0	0	1	2		
Larry Parrish, R OBP: 0.381, SLG: 0.516 Curtis Wilkerson, S OBP: 0.273, SLG: 0.289 (12.4)		4-3		1B 2B				5-3		K		K		5	1	1	0	0	2	0		
Don Slaught, R OBP: 0.329, SLG: 0.535 (1.2)		F8		F8				5-3		K		K		5	1	1	1	0	1	1		
Ruben Sierra, S OBP: 0.241, SLG: 0.404 (1.9)		3B		1B IBB				K		F6		1-3		4	0	1	0	1	1	0		
Steve Buechele, R OBP: 0.306, SLG: 0.431 (12.5)	F7			1B				G3-6-3 1B		F8		6-3		5	0	2	1	0	0	1		
Inning Stats	R: 1 E: 0 K: 1 S: 6	H: 2 LOB: 1 BB: 1 P: 10	R: 0 E: 0 K: 0 S: 4	H: 1 LOB: 1 BB: 0 P: 4	R: 0 E: 0 K: 1 S: 6	H: 1 LOB: 1 BB: 0 P: 6	R: 1 E: 0 K: 0 S: 5	H: 2 LOB: 2 BB: 1 P: 9	R: 0 E: 0 K: 1 S: 5	H: 0 LOB: 0 BB: 0 P: 3	R: 0 E: 0 K: 1 S: 5	H: 0 LOB: 0 BB: 0 P: 5	R: 0 E: 0 K: 1 S: 7	H: 0 LOB: 0 BB: 0 P: 7	R: 0 E: 0 K: 0 S: 3	H: 0 LOB: 1 BB: 1 P: 7	R: 1 E: 0 K: 1 S: 6	H: 1 LOB: 0 BB: 0 P: 6	1B: 3 2B: 2 3B: 1 HR: 2	SF: 0 SAC: 0 DP: 2 HBP: 0	WP: 0 PB: 0 SB: 0 CS: 0	PA: 45
PITCHER	IP	WLS	BF	H	R	ER	SO	BB	IBB	HBP	BLK	WP	HR	S	P	ERA	WHIP					
Randy O'Neal, R ERA: 4.71 (1.1)	7.0		28	7	2	2	4	1	1	0	0	0	0	1	34	42	2.57	1.143				
Bill Campbell, R ERA: 3.65 (8.1)	3.0		9	0	0	0	4	0	0	0	0	0	0	17	17	0.00	0.000					
Willie Hernandez, L ERA: 3.22 (11.1)	2.0	W	8	1	1	1	1	1	0	0	0	0	0	1	9	13	4.50	1.000				

Texas Rangers @ Detroit Tigers
Tiger Stadium, Detroit, MI
Sat Jul 19 1986, 7:05 PM EDT
Alt. 29,796 - Unknown

AB 42
R 3
H 8
RBI 3
BB 3
SO 9
LOB 10



Batter	1	2	3	4	5	6	7	8	9	10	11	12	AB	R	H	RBI	BB	SO	LOB	BOTTOM								
Lou Whitaker, L OBP: 0.322, SLG: 0.444 (1.4)	4-3		F7		4-3				F9			1B HR		6	1	2	0	0	0	2								
Alan Trammell, R OBP: 0.319, SLG: 0.403 (1.6)	S BB		6-3					FC6-4 HBP		F8		1B HR		3	1	1	0	2	0	0								
Kirk Gibson, L OBP: 0.398, SLG: 0.507 (1.9)	K			F8	F7		K		K			HR		6	1	1	3	0	3	5								
Darrell Evans, L OBP: 0.350, SLG: 0.454 Dave Engle, R OBP: 0.333, SLG: 0.366 (7. PH) (8.3)	F3			F8		K	FC6-4		F8			HR		3	0	0	0	0	1	1								
Johnny Grubb, L OBP: 0.407, SLG: 0.577 Tom Brookens, R OBP: 0.346, SLG: 0.373 Dave Bergman, L OBP: 0.351, SLG: 0.354 (8. PH) (11. PH)		4-3		BB BB		HR 1B		F4		F8				2	1	1	0	1	0	0								
Danell Coles, R OBP: 0.340, SLG: 0.493 (1.5)	K			BB		HR		K		K				4	1	1	2	1	3	0								
Dave Collins, S OBP: 0.364, SLG: 0.364 (1.7)	S 1B			F9		HR		6-3						5	0	3	0	0	0	2								
Chet Lemon, R OBP: 0.309, SLG: 0.363 Pat Sheridan, L OBP: 0.262, SLG: 0.366 (9. PR) (10.8)	F7				K	G6-4-3				CS 1B		F9		4	0	1	0	0	1	2								
Dwight Lowry, L OBP: 0.417, SLG: 0.467 Lance Parrish, R OBP: 0.328, SLG: 0.477 (9. PH) (10.2)			K		WP 4-3 1B		K2-3		F9			K		3	0	1	0	0	2	0								
Inning Stats	R: 0 E: 0 K: 1 S: 5	H: 0 LOB: 1 BB: 1 P: 1	R: 0 E: 0 K: 1 S: 6	H: 1 LOB: 1 BB: 0 P: 6	R: 0 E: 0 K: 1 S: 5	H: 0 LOB: 0 BB: 0 P: 5	R: 0 E: 0 K: 0 S: 3	H: 0 LOB: 2 BB: 2 P: 11	R: 0 E: 0 K: 1 S: 6	H: 1 LOB: 2 BB: 0 P: 10	R: 2 E: 0 K: 1 S: 7	H: 3 LOB: 0 BB: 0 P: 7	R: 0 E: 0 K: 2 S: 8	H: 1 LOB: 2 BB: 0 P: 9	R: 0 E: 0 K: 1 S: 5	H: 0 LOB: 0 BB: 0 P: 5	R: 0 E: 0 K: 0 S: 3	H: 1 LOB: 1 BB: 1 P: 3	R: 0 E: 0 K: 1 S: 5	H: 0 LOB: 0 BB: 0 P: 5	R: 0 E: 0 K: 1 S: 6	H: 1 LOB: 1 BB: 0 P: 6	R: 3 E: 0 K: 1 S: 6	H: 3 LOB: 0 BB: 0 P: 6	1B: 9 2B: 0 3B: 0 HR: 2	SF: 0 SAC: 0 DP: 1 HBP: 1	WP: 1 PB: 0 SB: 3 CS: 1	PA: 48
PITCHER	IP	WLS	BF	H	R	ER	SO	BB	IBB	HBP	BLK	WP	HR	S	P	ERA	WHIP											
Charlie Hough, R ERA: 3.34 (1.1)	6.1		29	6	2	2	6	4	0	1	0	1	1	36	53	2.84	1.579											
Mitch Williams, L ERA: 2.89 (7.1)	3.2		11	1	0	0	3	0	0	0	0	0	0	17	17	0.00	0.273											
Greg Harris, R ERA: 3.25 (11.1)	1.1	L	8	4	3	3	2	0	0	0	0	0	1	12	12	20.25	3.000											

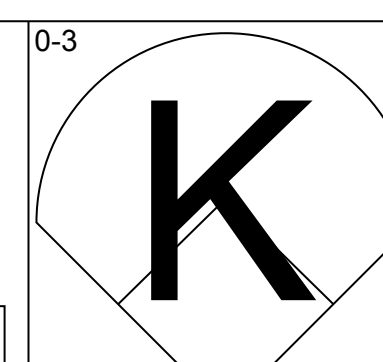
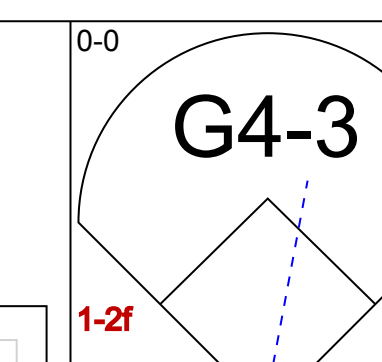
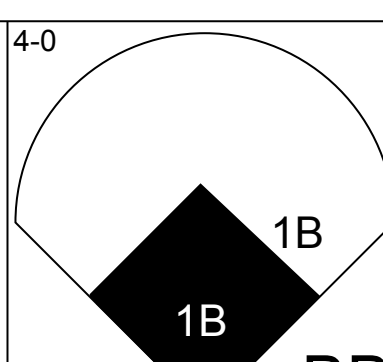
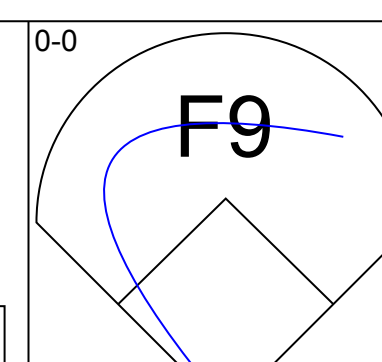
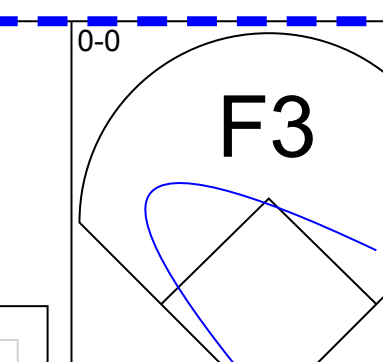
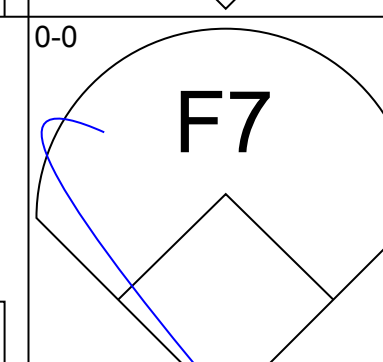
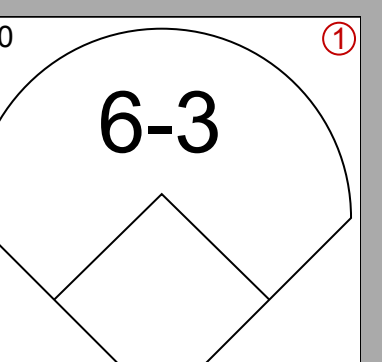
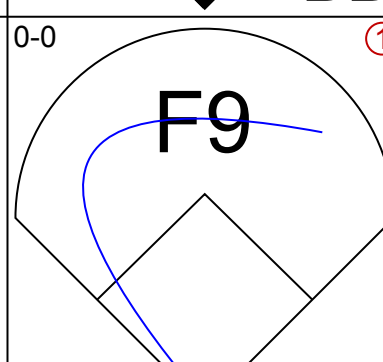
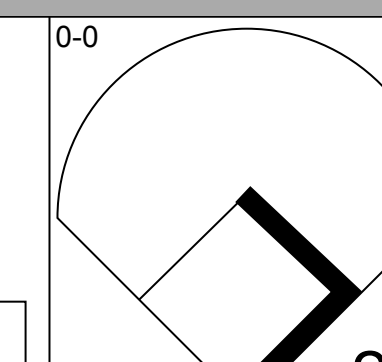
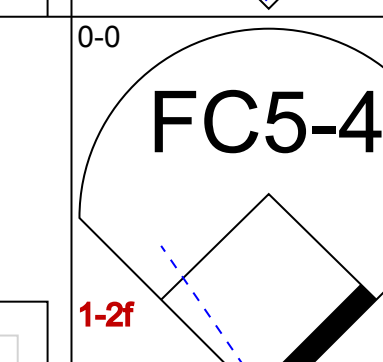
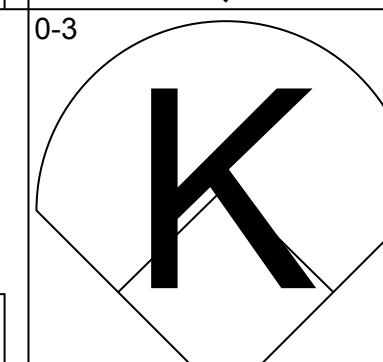
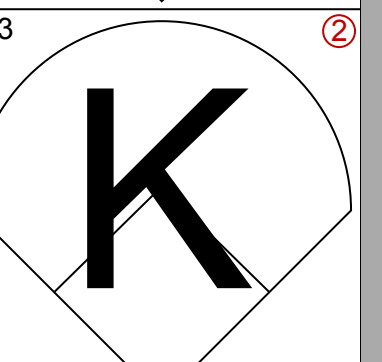
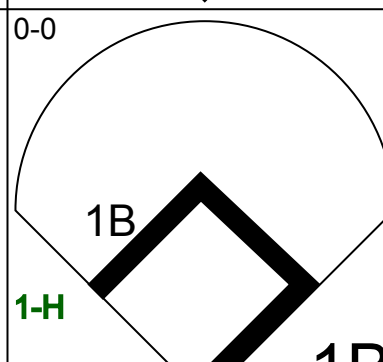
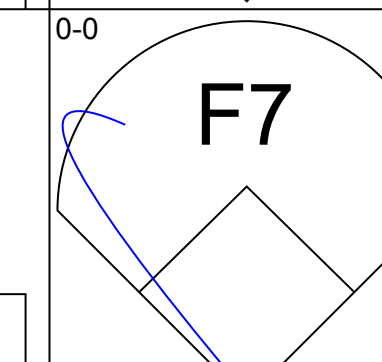
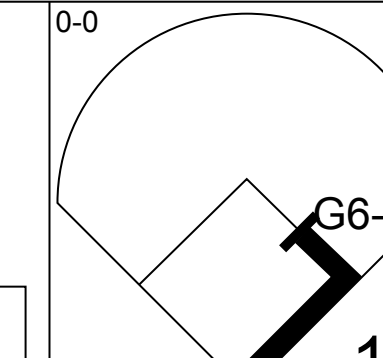
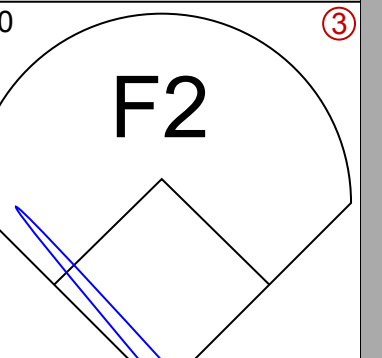
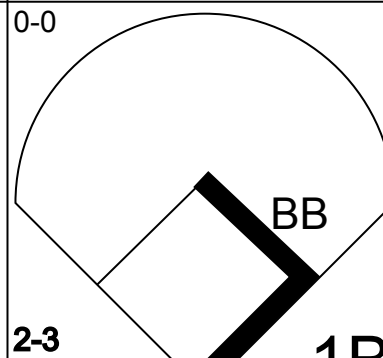
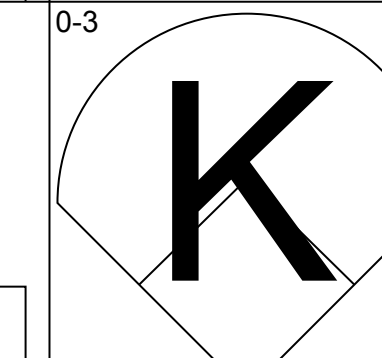
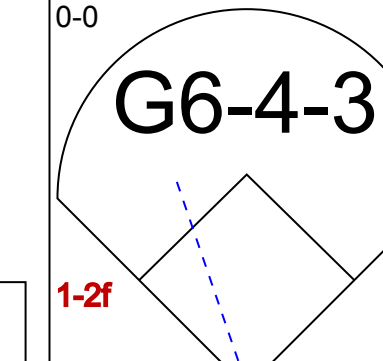
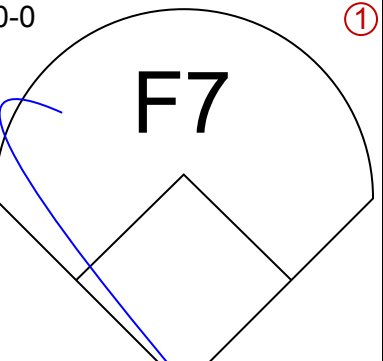
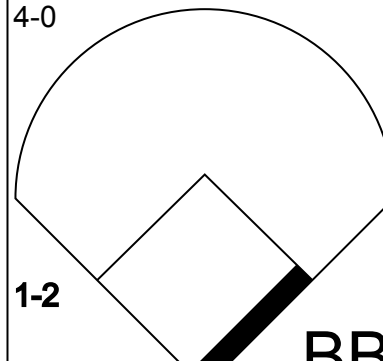
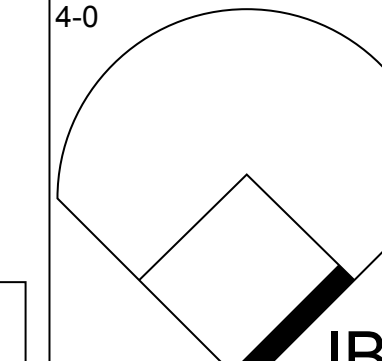
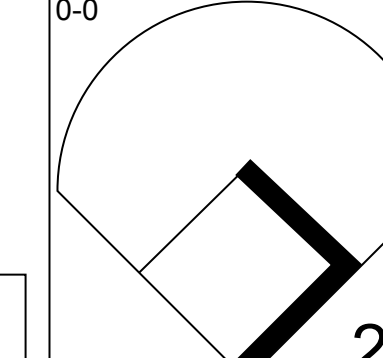
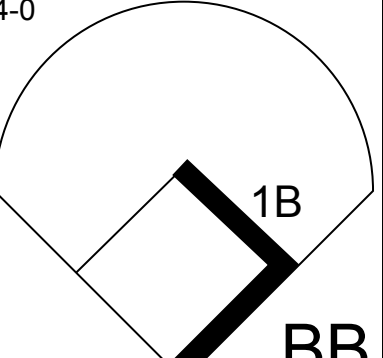
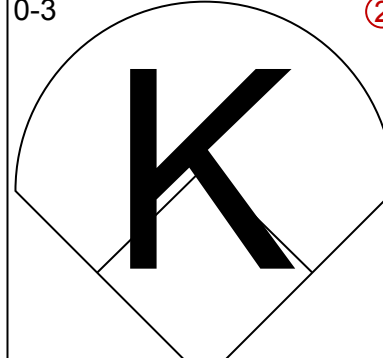
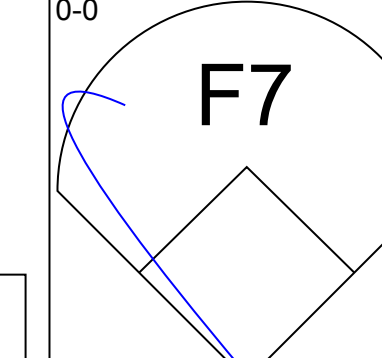
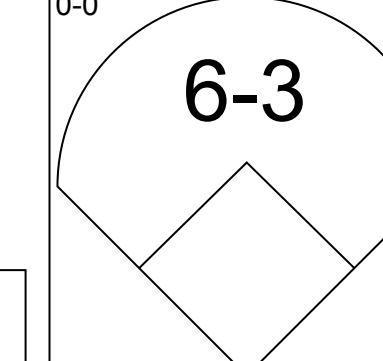
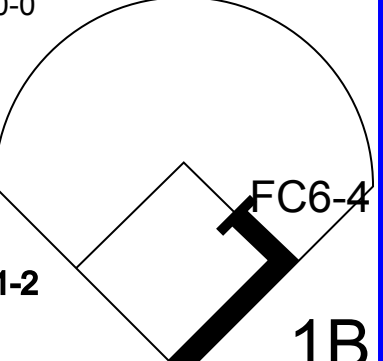
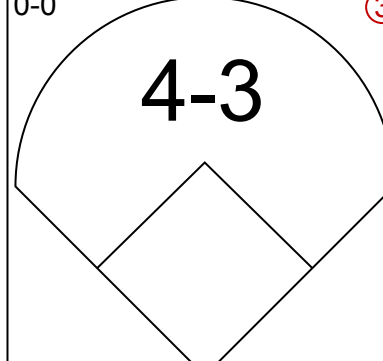
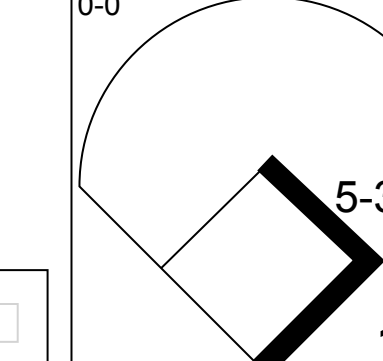
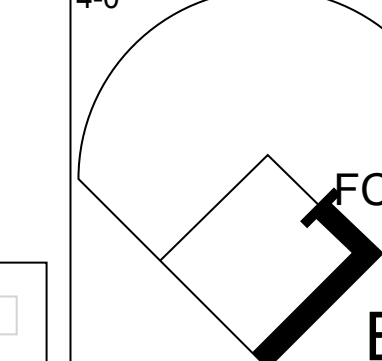
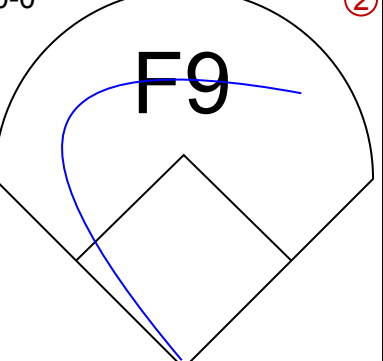
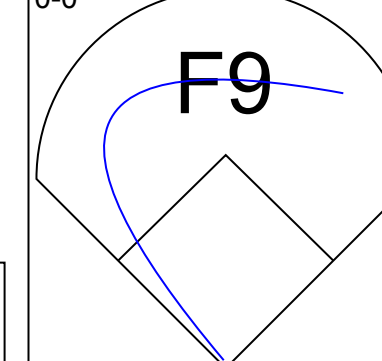
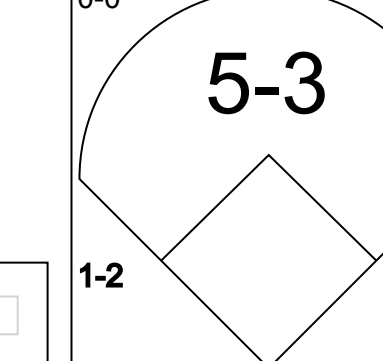
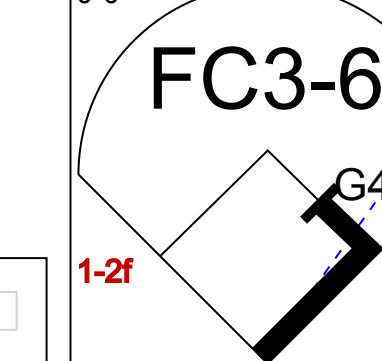
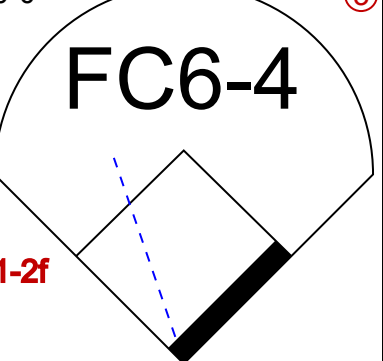
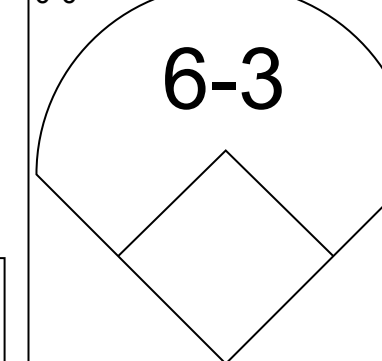
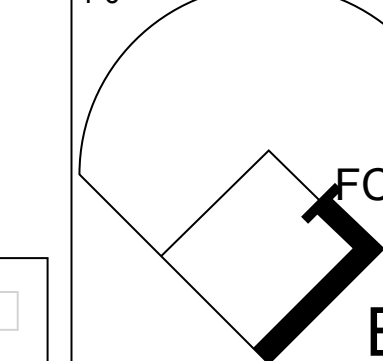
Texas Rangers @ Detroit Tigers
Tiger Stadium, Detroit, MI
Sat Jul 19 1986, 7:05 PM EDT
Alt. 29,796 - Unknown

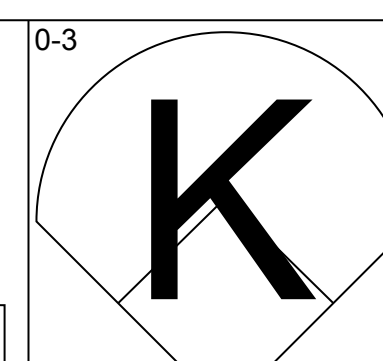
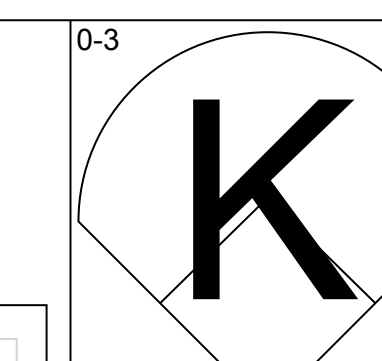
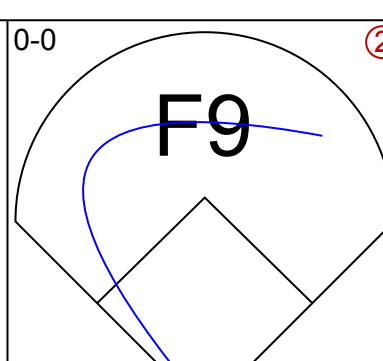
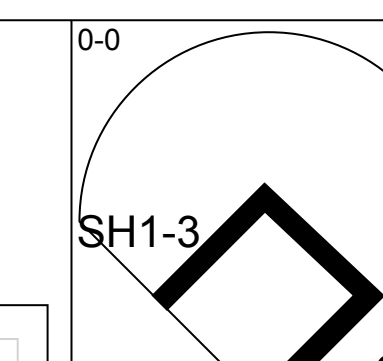
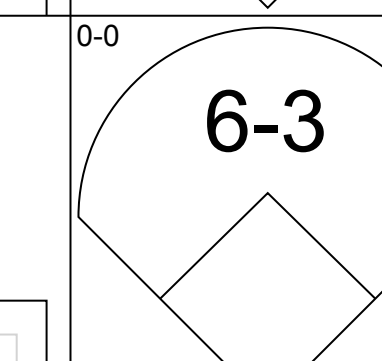
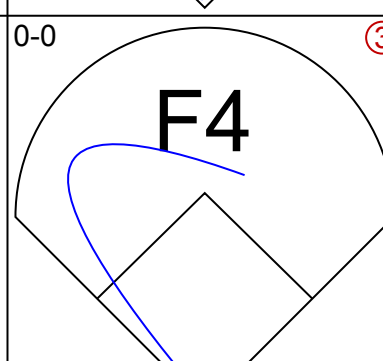
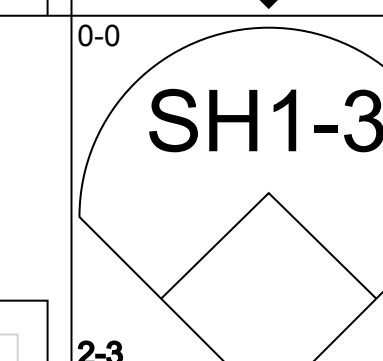
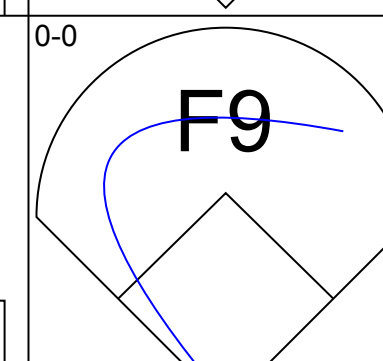
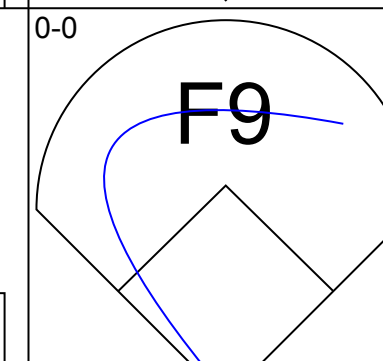
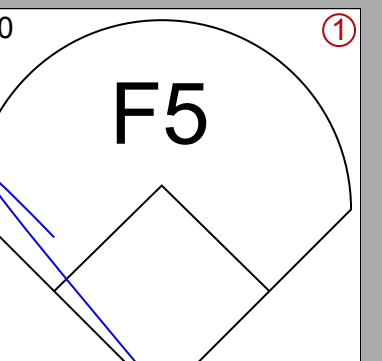
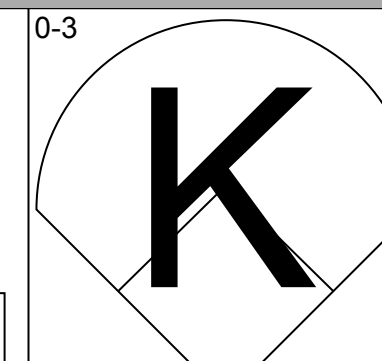
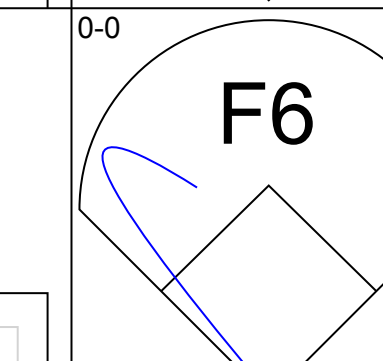
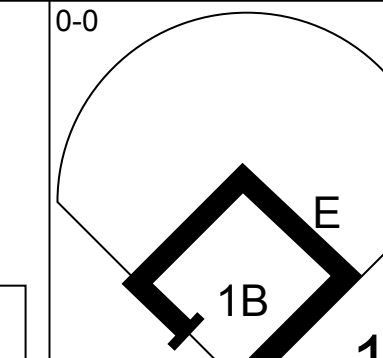
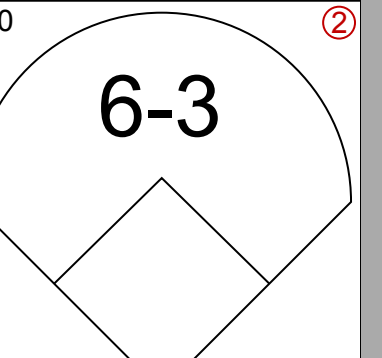
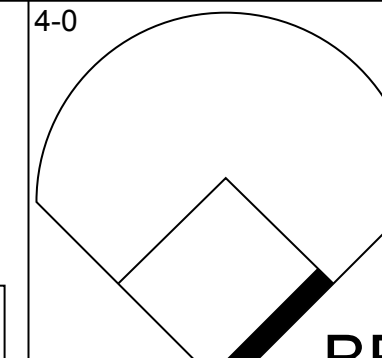
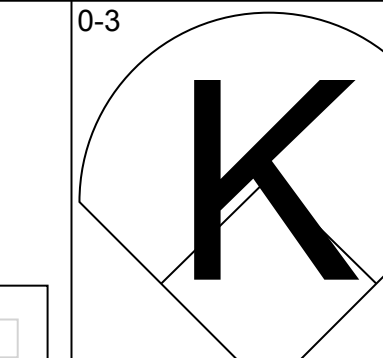
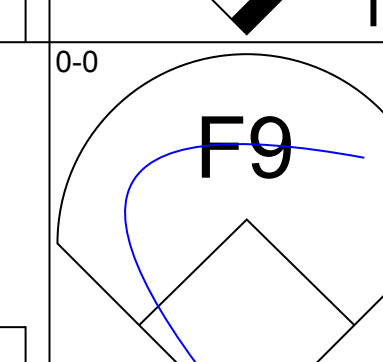
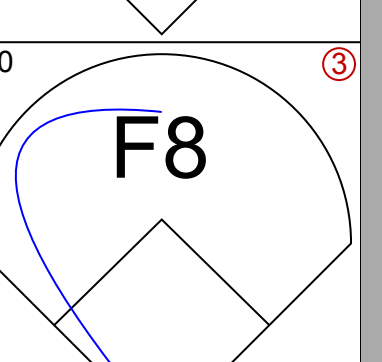
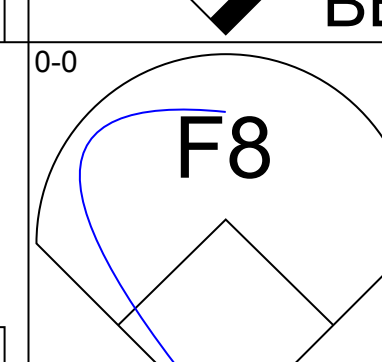
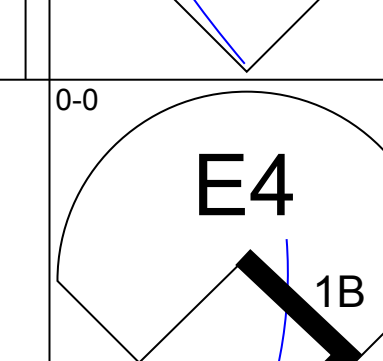
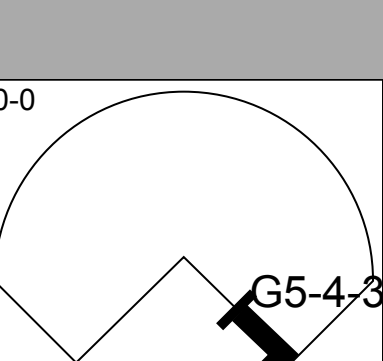
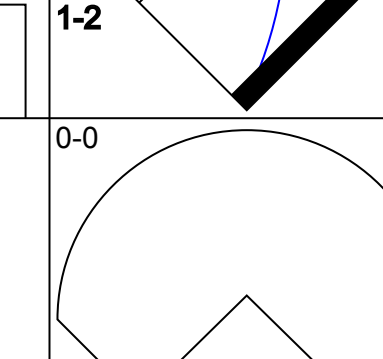
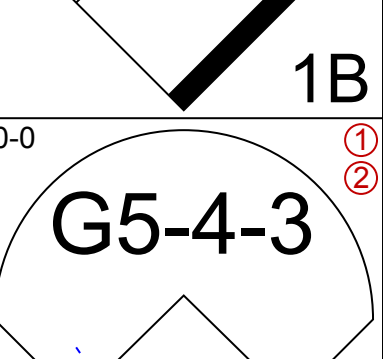
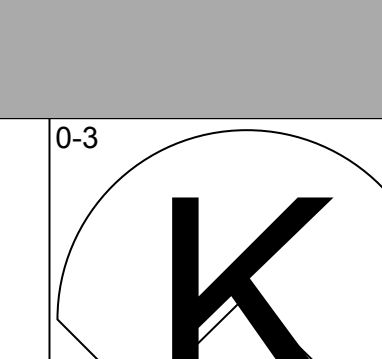
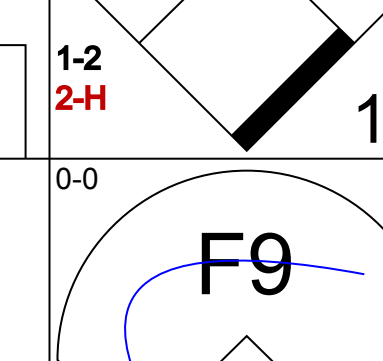
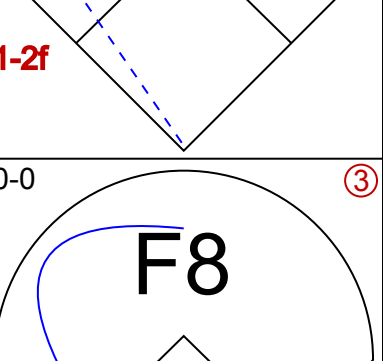
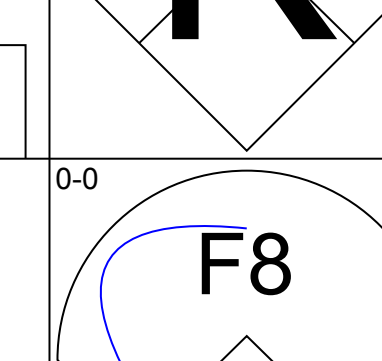
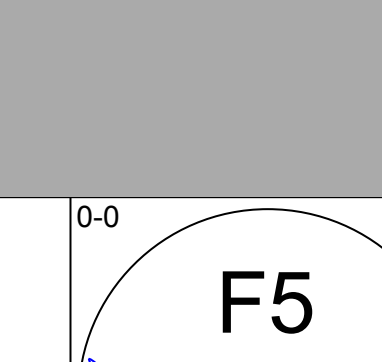
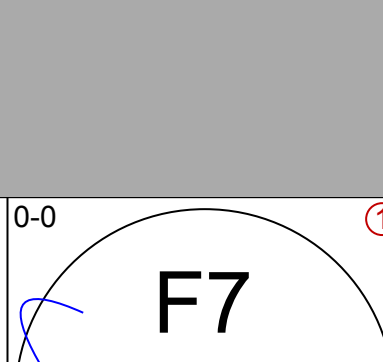
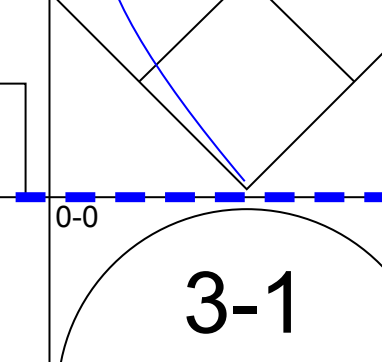
AB 43
R 5
H 11
RBI 5
BB 4
SO 11
LOB 16





Batter	1	2	3	4	5	6	7	8	9	AB	R	H	RBI	BB	SO	LOB	TOP			
Scott Fletcher, R OBP: 0.376, SLG: 0.444 (1, 6)										4	0	2	0	0	1	1	<p>Texas Rangers @ Detroit Tigers Tiger Stadium, Detroit, MI Sun Jul 20 1986, 3:33 AM EDT Att: 26,694 - Unknown</p> <p>livebaseballscorecards.com</p> <p>AB 30 R 0 H 6 RBI 0 BB 1 SO 6 LOB 14</p>			
Oddibe McDowell, L OBP: 0.332, SLG: 0.450 (1, 8)										4	0	0	0	0	0	3				
Pete O'Brien, L OBP: 0.374, SLG: 0.478 (1, 3)										3	0	0	0	1	0	1				
Pete Incaviglia, R OBP: 0.328, SLG: 0.482 (1, 9)										4	0	2	0	0	1	1				
Larry Parrish, R OBP: 0.335, SLG: 0.511 (1, 10)										3	0	0	0	0	1	4				
Tom Paciorek, R OBP: 0.307, SLG: 0.368 (1, 7)										3	0	0	0	0	0	2				
Steve Buechele, R OBP: 0.306, SLG: 0.428 (7, PH)										2	0	0	0	0	0	0				
Ruben Sierra, S OBP: 0.240, SLG: 0.401 (7, 4)										1	0	0	0	0	0	1				
Toby Harrah, R OBP: 0.281, SLG: 0.296 (7, 4)										0	0	0	0	0	0	0				
Orlando Mercado, R OBP: 0.281, SLG: 0.264 (8, PH)										2	0	1	0	0	1	0				
Geno Petrilli, L OBP: 0.272, SLG: 0.380 (8, 2)										1	0	0	0	0	1	0				
Curtis Wilkerson, S OBP: 0.274, SLG: 0.290 (7, 6)										3	0	1	0	0	1	1				
Inning Stats	R: 0 E: 0 K: 0 S: 3	H: 1 LOB: 0 BB: 0 P: 3	R: 0 E: 0 K: 0 S: 3	H: 1 LOB: 0 BB: 0 P: 3	R: 0 E: 0 K: 0 S: 4	H: 1 LOB: 1 BB: 0 P: 4	R: 0 E: 1 K: 0 S: 3	H: 0 LOB: 1 BB: 1 P: 7	R: 0 E: 0 K: 1 S: 5	H: 0 LOB: 0 BB: 0 P: 5	R: 0 E: 0 K: 1 S: 6	H: 1 LOB: 1 BB: 0 P: 6	R: 0 E: 0 K: 3 S: 9	H: 0 LOB: 0 BB: 0 P: 9	R: 0 E: 0 K: 1 S: 5	H: 0 LOB: 0 BB: 0 P: 5	1B: 4 2B: 2 3B: 0 HR: 0	SF: 0 SAC: 0 DP: 2 HBP: 0	WP: 0 PB: 0 SB: 0 CS: 2	PA: 32
PITCHER Eric King, R ERA: 2.98 (1, 1)	IP: 9.0 WLS: W BF: 31 H: 6 R: 0 ER: 0 SO: 6 BB: 1 IBB: 0 HBP: 0 BLK: 0 WP: 0 HR: 0 S: 42 P: 46 ERA: 0.00 WHIP: 0.778															PITCHER				

Batter	1	2	3	4	5	6	7	8	9	AB	R	H	RBI	BB	SO	LOB	BOTTOM			
Lou Whitaker, L OBP: 0.321, SLG: 0.440 (1, 4)										3	0	0	0	1	0	2	<p>Texas Rangers @ Detroit Tigers Tiger Stadium, Detroit, MI Sun Jul 20 1986, 3:33 AM EDT Att: 26,694 - Unknown</p> <p>livebaseballscorecards.com</p> <p>AB 29 R 4 H 6 RBI 1 BB 3 SO 7 LOB 14</p>			
Alan Trammell, R OBP: 0.321, SLG: 0.401 (1, 6)										2	1	0	0	1	1	0				
Kirk Gibson, L OBP: 0.391, SLG: 0.498 (1, 9)										4	0	0	1	0	1	4				
Lance Parrish, R OBP: 0.327, SLG: 0.472 (1, 2)										3	0	0	0	0	1	0				
Darrell Evans, L OBP: 0.352, SLG: 0.455 (1, 3)										4	0	2	0	0	1	2				
Darnell Coles, R OBP: 0.338, SLG: 0.487 (1, 5)										3	0	0	0	1	1	2				
Johnny Grubb, L OBP: 0.410, SLG: 0.574 (1, 10)										2	1	1	0	0	0	1				
Larry Herndon, R OBP: 0.306, SLG: 0.389 (6, PH)										2	0	0	0	0	2	2				
Chet Lemon, R OBP: 0.313, SLG: 0.367 (1, 8)										3	1	1	0	0	0	1				
Dave Collins, S OBP: 0.367, SLG: 0.367 (1, 7)										3	1	2	0	0	0	0				
Inning Stats	R: 0 E: 0 K: 1 S: 5	H: 0 LOB: 0 BB: 0 P: 5	R: 0 E: 0 K: 2 S: 7	H: 0 LOB: 1 BB: 1 P: 11	R: 3 E: 1 K: 0 S: 5	H: 2 LOB: 1 BB: 1 P: 10	R: 1 E: 1 K: 0 S: 4	H: 2 LOB: 3 BB: 1 P: 10	R: 0 E: 0 K: 1 S: 6	H: 1 LOB: 1 BB: 0 P: 6	R: 0 E: 0 K: 0 S: 3	H: 0 LOB: 0 BB: 0 P: 3	R: 0 E: 0 K: 1 S: 5	H: 0 LOB: 0 BB: 0 P: 5	R: 0 E: 0 K: 2 S: 8	H: 1 LOB: 1 BB: 0 P: 8	1B: 5 2B: 2 3B: 0 HR: 0	SF: 0 SAC: 0 DP: 1 HBP: 3	WP: 1 PB: 0 SB: 3 CS: 0	PA: 35
PITCHER Jose Guzman, R ERA: 4.01 (1, 1)	IP: 3.2 WLS: L BF: 20 H: 4 R: 4 ER: 3 SO: 3 BB: 3 IBB: 0 HBP: 3 BLK: 0 WP: 1 HR: 0 S: 20 P: 35 ERA: 7.36 WHIP: 1.909															PITCHER				
Mickey Mahler, L ERA: 4.05 (4, 1)	IP: 3.1 WLS: L BF: 11 H: 1 R: 0 ER: 0 SO: 2 BB: 0 IBB: 0 HBP: 0 BLK: 0 WP: 0 HR: 0 S: 15 P: 15 ERA: 0.00 WHIP: 0.300															PITCHER				
Dale Mohorcic, R ERA: 2.28 (8, 1)	IP: 1.0 WLS: L BF: 4 H: 1 R: 0 ER: 0 SO: 2 BB: 0 IBB: 0 HBP: 0 BLK: 0 WP: 0 HR: 0 S: 8 P: 8 ERA: 0.00 WHIP: 1.000															PITCHER				

Batter	1	2	3	4	5	6	7	8	9	AB	R	H	RBI	BB	SO	LOB	TOP					
Kirby Puckett, R OBP: 0.371, SLG: 0.548 (1, 8)										4	1	0	0	1	1	3	Minnesota Twins @ Detroit Tigers Tiger Stadium, Detroit, MI Mon Jul 21 1986, 7:05 PM EDT Att: 21,895 - Unknown livebaseballscorecards.com					
Gary Gaetti, R OBP: 0.332, SLG: 0.497 (1, 5)										5	0	1	0	0	0	3						
Kent Hrbek, L OBP: 0.391, SLG: 0.557 (1, 3)										4	0	1	1	0	2	1						
Tom Brunansky, R OBP: 0.318, SLG: 0.470 (1, 9)										4	0	2	0	0	1	1						
Roy Smalley, S OBP: 0.356, SLG: 0.527 (1, 10)										2	0	0	0	2	0	1						
Tim Laudner, R OBP: 0.384, SLG: 0.505 (8, PH)										2	0	1	0	1	1	3						
Randy Bush, L OBP: 0.340, SLG: 0.450 (8, 2)										1	0	0	0	0	2							
Jeff Reed, L OBP: 0.291, SLG: 0.312 (8, 2)										0	0	0	0	0	0							
Ron Washington, R OBP: 0.300, SLG: 0.511 (6, PH)										2	0	1	0	0	0	1						
Mark Salas, L OBP: 0.295, SLG: 0.372 (6, 4)										1	0	0	0	0	3							
Steve Lombardozzi, R OBP: 0.343, SLG: 0.420 (6, 4)										1	0	1	0	0	0							
Mickey Hatcher, R OBP: 0.272, SLG: 0.287 (1, 7)										3	0	0	0	1	0	3						
Greg Gagne, R OBP: 0.295, SLG: 0.356 (1, 6)										3	0	0	0	1	0	3						
Inning Stats	R: 0 E: 0 K: 2 S: 7	H: 0 LOB: 0 BB: 0 P: 7	R: 0 E: 0 K: 0 S: 4	H: 2 LOB: 1 BB: 0 P: 4	R: 0 E: 0 K: 0 S: 2	H: 0 LOB: 0 BB: 1 P: 6	R: 0 E: 0 K: 1 S: 5	H: 0 LOB: 0 BB: 0 P: 5	R: 0 E: 0 K: 0 S: 4	H: 1 LOB: 2 BB: 1 P: 8	R: 1 E: 0 K: 1 S: 7	H: 2 LOB: 3 BB: 2 P: 15	R: 0 E: 0 K: 0 S: 3	H: 0 LOB: 0 BB: 0 P: 3	R: 0 E: 0 K: 1 S: 6	H: 1 LOB: 2 BB: 1 P: 10	R: 0 E: 0 K: 0 S: 4	H: 1 LOB: 2 BB: 1 P: 8	1B: 5 2B: 2 3B: 0 HR: 0	SF: 0 SAC: 0 DP: 2 HBP: 0	WP: 0 PB: 0 SB: 0 CS: 0	PA: 38
PITCHER	IP WLS BF H R ER SO BB IBB HBP BLK WP HR S P ERA WHIP																					
Mark Thurmond, L ERA: 6.13 (1, 1)	5.1 L 23 5 1 1 3 4 0 0 0 0 0 0 25 41 1.69 1.688																					
Jim Slaton, R ERA: 5.42 (6, 1)	3.0 13 2 0 0 2 1 1 0 0 0 0 0 15 23 0.00 1.000																					
Jim Slaton, R ERA: 5.42 (9, 1)	3.0 13 2 0 0 2 1 1 0 0 0 0 0 15 23 0.00 1.000																					
Bill Campbell, R ERA: 3.55 (9, 1)	0.2 2 0 0 0 0 0 0 0 0 0 0 0 2 2 0.00 0.000																					

Batter	1	2	3	4	5	6	7	8	9	AB	R	H	RBI	BB	SO	LOB	BOTTOM			
Tom Brookens, R OBP: 0.343, SLG: 0.366 (1, 4)										3	0	0	0	0	2	0	Minnesota Twins @ Detroit Tigers Tiger Stadium, Detroit, MI Mon Jul 21 1986, 7:05 PM EDT Att: 21,895 - Unknown livebaseballscorecards.com			
Lou Whitaker, L OBP: 0.323, SLG: 0.444 (9, PH)										3	0	0	0	0	0	0				
Alan Trammell, R OBP: 0.318, SLG: 0.397 (1, 6)										3	0	0	0	0	0	0				
Kirk Gibson, L OBP: 0.385, SLG: 0.488 (1, 9)										4	0	0	0	0	1	1				
Lance Parrish, R OBP: 0.329, SLG: 0.471 (9, 2)										3	0	1	0	1	1	1				
Darnell Coles, R OBP: 0.336, SLG: 0.482 (1, 5)										3	0	0	0	0	0	2				
Larry Hemdon, R OBP: 0.306, SLG: 0.389 (1, 7)										3	0	1	0	0	2					
Chet Lemon, R OBP: 0.313, SLG: 0.367 (1, 8)										3	0	1	0	0	1	1				
Dave Engle, R OBP: 0.321, SLG: 0.351 (1, 3)										3	0	0	0	0	2					
Dwight Lowry, L OBP: 0.400, SLG: 0.447 (1, 2)										2	0	0	0	0	0	0				
Dave Collins, S OBP: 0.386, SLG: 0.366 (8, PH)										1	0	0	0	0	0	0				
Jim Slaton, R (9, 1)										0	0	0	0	0	0	0				
Bill Campbell, R (9, 1)										0	0	0	0	0	0	0				
Inning Stats	R: 0 E: 0 K: 1 S: 5	H: 0 LOB: 0 BB: 0 P: 5	R: 0 E: 1 K: 0 S: 5	H: 2 LOB: 2 BB: 0 P: 5	R: 0 E: 0 K: 1 S: 5	H: 0 LOB: 0 BB: 0 P: 5	R: 0 E: 0 K: 0 S: 3	H: 0 LOB: 0 BB: 0 P: 3	R: 0 E: 0 K: 0 S: 3	H: 1 LOB: 0 BB: 0 P: 3	R: 0 E: 0 K: 0 S: 3	H: 0 LOB: 0 BB: 0 P: 3	R: 0 E: 0 K: 1 S: 5	H: 0 LOB: 1 BB: 0 P: 5	R: 0 E: 0 K: 1 S: 6	H: 1 LOB: 1 BB: 0 P: 6	1B: 3 2B: 1 3B: 0 HR: 0	SF: 0 SAC: 1 DP: 1 HBP: 0	WP: 0 PB: 0 SB: 0 CS: 0	PA: 31
PITCHER	IP WLS BF H R ER SO BB IBB HBP BLK WP HR S P ERA WHIP																			
Frank Viola, L ERA: 4.9 (8, 1)	1.1 S 5 1 0 0 1 0 0 0 0 0 0 0 7 7 0.00 0.750																			

Batter	1	2	3	4	5	6	7	8	9	AB	R	H	RBI	BB	SO	LOB	TOP										
Kirby Puckett, R OBP: 0.367, SLG: 0.543 (1, 8)	0-3 K		0-0 4-3			0-0 6-3		0-0 6-3		4	0	0	0	0	1	0	Minnesota Twins @ Detroit Tigers Tiger Stadium, Detroit, MI Tue Jul 22 1986, 7:05 PM EDT Att: 18,974 - Unknown AB 31 R 0 H 3 RBI 0 BB 4 SO 8 LOB 13 										
Randy Bush, L OBP: 0.335, SLG: 0.441 (1, 7)	0-3 K			0-0 E4 BB		0-3 K		0-3 K		4	0	0	0	0	3	0											
Kent Hrbek, L OBP: 0.392, SLG: 0.559 (1, 3)	0-3 K			0-0 F6		0-0 2B		0-0 1B BB		4	0	2	0	0	1	1											
Tom Brunansky, R OBP: 0.314, SLG: 0.465 (1, 9)		0-0 F8		0-0 F9		0-0 6-3		0-0 F8		4	0	0	0	0	3	0											
Gary Gaetti, R OBP: 0.334, SLG: 0.494 (1, 5)		0-0 F9		4-0 1-2 BB		0-3 K		4-0 1B BB		2	0	0	0	2	1	0											
Roy Smalley, S OBP: 0.354, SLG: 0.522 (1, 10)		4-0 FC6-4 BB		0-0 F7		0-3 K		0-0 F8		3	0	0	0	1	1	4											
Steve Lombardozzi, R OBP: 0.343, SLG: 0.417 Tim Laudner, R OBP: 0.370, SLG: 0.510 (9, PH)		0-0 FC6-4 1-2		0-0 5-3		4-0 BB		0-0 1-2 2-3 1B		2	0	0	0	1	0	1											
Mark Salas, L OBP: 0.290, SLG: 0.365 Mickey Hatcher, R OBP: 0.271, SLG: 0.286 (9, PH)			0-0 F2		0-0 6-3		0-0 F9		0-0 F3	3	0	0	0	0	0	1											
Greg Gagne, R OBP: 0.292, SLG: 0.352 (1, 6)			0-0 4-3		0-3 K			0-0 F8		1	0	0	0	0	0	3											
Inning Stats	R: 0 E: 0 K: 3 S: 9	H: 0 LOB: 0 BB: 0 P: 9	R: 0 E: 0 K: 0 S: 3	H: 0 LOB: 1 BB: 1 P: 7	R: 0 E: 0 K: 0 S: 3	H: 0 LOB: 0 BB: 0 P: 3	R: 0 E: 1 K: 0 S: 4	H: 0 LOB: 2 BB: 1 P: 8	R: 0 E: 0 K: 1 S: 5	H: 0 LOB: 0 BB: 0 P: 5	R: 0 E: 0 K: 2 S: 6	H: 1 LOB: 1 BB: 0 P: 6	R: 0 E: 0 K: 2 S: 7	H: 0 LOB: 1 BB: 1 P: 11	R: 0 E: 0 K: 1 S: 5	H: 2 LOB: 3 BB: 1 P: 9		1B: 2 2B: 1 3B: 0 HR: 0	SF: 0 SAC: 0 DP: 0 HBP: 0	WP: 0 PB: 0 SB: 0 CS: 0	PA: 35						
PITCHER	IP	WLS	BF	H	R	ER	SO	BB	IBB	HBP	BLK	WP	HR	S	P	ERA	WHIP										
Walt Terrell, R ERA: 4.14 (1, 1)	8.2	W	34	3	0	0	8	4	0	0	0	0	0	46	62	0.00	0.808										
Willie Hernandez, L ERA: 3.2 (9, 1)	0.1	S	1	0	0	0	0	0	0	0	0	0	0	1	1	0.00	0.000										

Batter	1	2	3	4	5	6	7	8	9	AB	R	H	RBI	BB	SO	LOB	BOTTOM										
Lou Whitaker, L OBP: 0.319, SLG: 0.439 (1, 4)	0-0 4-3		0-0 6-3		0-0 G4-6-3 1-2			0-0 F8		4	0	0	0	0	0	2	Minnesota Twins @ Detroit Tigers Tiger Stadium, Detroit, MI Tue Jul 22 1986, 7:05 PM EDT Att: 18,974 - Unknown AB 25 R 3 H 4 RBI 3 BB 3 SO 5 LOB 6 										
Alan Trammell, R OBP: 0.315, SLG: 0.392 (1, 6)	0-3 K		0-0 5-3			0-0 F9		0-0 F3		4	0	0	0	0	1	0											
Kirk Gibson, L OBP: 0.379, SLG: 0.479 (1, 9)	0-0 L3		0-0 4-3			0-3 K		0-3 K		4	0	0	0	0	2	0											
Darrell Evans, L OBP: 0.355, SLG: 0.453 (1, 3)		0-0 G3		4-0 CS BB		4-0 HR BB				1	1	0	0	2	0	0											
Johnny Grubb, L OBP: 0.422, SLG: 0.684 (1, 10)		0-0 HR		0-0 F7		0-0 1-H HR				3	2	2	3	0	0	1											
Darnell Coles, R OBP: 0.335, SLG: 0.479 (1, 5)		4-0 SH2-3 BB		0-0 F9		0-3 K				2	0	0	0	1	1	1											
Dave Collins, S OBP: 0.363, SLG: 0.363 (1, 7)		0-0 SH2-3 1-2		0-0 CS	0-0 F7		0-0 4-3			2	0	0	0	0	0	0											
Chet Lemon, R OBP: 0.316, SLG: 0.367 Pat Sheridan, L OBP: 0.265, SLG: 0.368 (2, PR) (3, 8)		1-0 HBP			0-0 1B		0-0 G3			0	0	0	0	0	0	0											
Dwight Lowry, L OBP: 0.396, SLG: 0.440 (1, 2)		0-3 K			0-0 G4-6-3 1-3 1B		0-0 F8			3	0	1	0	0	1	2											
Inning Stats	R: 0 E: 0 K: 1 S: 5	H: 1 LOB: 2 BB: 1 P: 11	R: 1 E: 0 K: 1 S: 6	H: 1 LOB: 2 BB: 1 P: 11	R: 0 E: 0 K: 0 S: 3	H: 0 LOB: 0 BB: 0 P: 3	R: 0 E: 0 K: 0 S: 2	H: 0 LOB: 1 BB: 1 P: 6	R: 0 E: 0 K: 0 S: 4	H: 2 LOB: 1 BB: 0 P: 4	R: 2 E: 0 K: 2 S: 8	H: 1 LOB: 0 BB: 1 P: 12	R: 0 E: 0 K: 0 S: 3	H: 0 LOB: 0 BB: 0 P: 3	R: 0 E: 0 K: 1 S: 5	H: 0 LOB: 0 BB: 0 P: 5		1B: 2 2B: 0 3B: 0 HR: 2	SF: 0 SAC: 1 DP: 1 HBP: 1	WP: 0 PB: 0 SB: 0 CS: 1	PA: 31						
PITCHER	IP	WLS	BF	H	R	ER	SO	BB	IBB	HBP	BLK	WP	HR	S	P	ERA	WHIP										
Bert Blyleven, R ERA: 4.71 (1, 1)	8.0	L	30	4	3	3	5	3	0	1	0	0	2	36	49	3.38	0.875										

Batter	1	2	3	4	5	6	7	8	9	AB	R	H	RBI	BB	SO	LOB	TOP								
Kirby Puckett, R OBP: 0.366, SLG: 0.539 (1, 8)										3	1	0	0	1	1	2									
Roy Smalley, S OBP: 0.350, SLG: 0.514 (1, 10)										4	0	0	0	0	1	2									
Kent Hrbek, L OBP: 0.391, SLG: 0.558 (1, 3)										4	1	1	0	0	0	2									
Tom Brunansky, R OBP: 0.316, SLG: 0.466 (1, 9)										4	0	2	1	0	0	0									
Randy Bush, L OBP: 0.335, SLG: 0.440 (1, 7)											3	0	1	0	0	1	2								
Mickey Hatcher, R OBP: 0.270, SLG: 0.284 (8, 7)											1	0	0	0	0	1	1								
Gary Gaetti, R OBP: 0.331, SLG: 0.489 (1, 5)											4	0	0	0	0	1	3								
Steve Lombardozzi, R OBP: 0.343, SLG: 0.416 (1, 4)										3	0	1	0	0	0	0									
Jeff Reed, L OBP: 0.284, SLG: 0.304 (1, 2)										2	0	0	0	0	1	0									
Greg Gagne, R OBP: 0.294, SLG: 0.353 (8, PH)										2	0	1	0	0	0	1									
Ron Washington, R OBP: 0.294, SLG: 0.500 (8, PH)										1	0	0	0	0	1	0									
Alvaro Espinoza, R (8, 6)										0	0	0	0	0	0	0									
Inning Stats	R: 1 E: 1 K: 0 S: 4	H: 0 LOB: 1 BB: 1 P: 8	R: 0 E: 0 K: 2 S: 7	H: 0 LOB: 0 BB: 0 P: 7	R: 0 E: 0 K: 1 S: 6	H: 1 LOB: 1 BB: 0 P: 6	R: 0 E: 0 K: 1 S: 5	H: 1 LOB: 0 BB: 0 P: 5	R: 0 E: 0 K: 1 S: 6	H: 1 LOB: 1 BB: 0 P: 6	R: 0 E: 0 K: 0 S: 3	H: 0 LOB: 0 BB: 0 P: 3	R: 0 E: 0 K: 0 S: 3	H: 1 LOB: 0 BB: 0 P: 3	R: 0 E: 0 K: 1 S: 5	H: 0 LOB: 0 BB: 0 P: 5	R: 0 E: 0 K: 1 S: 7	H: 2 LOB: 1 BB: 0 P: 7	1B: 5 2B: 1 3B: 0 HR: 0	SF: 0 SAC: 1 DP: 1 HBP: 0	WP: 1 PB: 0 SB: 2 CS: 1	PA: 34			
PITCHER	IP	WLS	BF	H	R	ER	SO	BB	IBB	HBP	BLK	WP	HR	S	P	ERA	WHIP								
Jack Morris, R ERA: 3.3 (1, 1)	8.0	W	28	4	1	0	6	1	0	0	0	1	0	39	43	0.00	0.625								
Jim Slaton, R ERA: 5.47 (9, 1)	1.0		5	2	1	1	1	0	0	0	0	0	0	7	7	9.00	2.000								

Minnesota Twins @ Detroit Tigers
Tiger Stadium, Detroit, MI
Wed Jul 23 1986, 7:05 PM EDT
Att: 23,096 - Unknown

AB	31
R	2
H	6
RBI	1
BB	1
SO	7
LOB	13



Batter	1	2	3	4	5	6	7	8	9	AB	R	H	RBI	BB	SO	LOB	BOTTOM								
Tom Brookens, R OBP: 0.333, SLG: 0.355 (1, 4)										5	1	0	0	0	1	1									
Alan Trammell, R OBP: 0.319, SLG: 0.392 (1, 6)										3	2	1	0	2	0	0									
Kirk Gibson, L OBP: 0.383, SLG: 0.495 (1, 9)										5	2	3	3	0	1	0									
Lance Parrish, R OBP: 0.331, SLG: 0.470 (1, 2)										3	2	1	0	0	0	2									
Dwight Lowry, L OBP: 0.399, SLG: 0.431 (8, 2)										1	0	0	0	0	1	0									
Darnell Coles, R OBP: 0.333, SLG: 0.474 (1, 5)										5	0	1	1	0	0	1									
Larry Hemdon, R OBP: 0.310, SLG: 0.393 (1, 7)										3	1	2	1	0	0	1									
Chet Lemon, R OBP: 0.323, SLG: 0.374 (1, 8)										1	2	1	1	1	0	0									
Darrell Evans, L OBP: 0.357, SLG: 0.457 (1, 3)										4	1	2	2	0	0	3									
Dave Engle, R OBP: 0.313, SLG: 0.342 (1, 10)											2	0	0	0	1	3									
Johnny Grubb, L OBP: 0.439, SLG: 0.746 (6, PH)										2	1	2	4	0	0	0									
Inning Stats	R: 0 E: 0 K: 1 S: 5	H: 1 LOB: 1 BB: 1 P: 9	R: 0 E: 0 K: 0 S: 4	H: 1 LOB: 2 BB: 1 P: 8	R: 0 E: 0 K: 0 S: 3	H: 0 LOB: 0 BB: 0 P: 3	R: 2 E: 0 K: 1 S: 8	H: 3 LOB: 1 BB: 0 P: 8	R: 0 E: 0 K: 1 S: 5	H: 0 LOB: 0 BB: 0 P: 5	R: 4 E: 0 K: 0 S: 6	H: 3 LOB: 0 BB: 0 P: 7	R: 3 E: 0 K: 0 S: 6	H: 3 LOB: 1 BB: 0 P: 7	R: 3 E: 0 K: 1 S: 7	H: 2 LOB: 0 BB: 1 P: 11	1B: 9 2B: 2 3B: 0 HR: 2	SF: 2 SAC: 0 DP: 1 HBP: 2	WP: 1 PB: 0 SB: 0 CS: 0	PA: 41					
PITCHER	IP	WLS	BF	H	R	ER	SO	BB	IBB	HBP	BLK	WP	HR	S	P	ERA	WHIP								
Allan Anderson, L ERA: 5.69 (1, 1)	5.2	L	26	7	5	5	3	2	0	1	0	0	0	29	38	7.94	1.588								
Frank Pastore, R ERA: 3.72 (6, 1)	0.1		4	3	3	3	0	0	0	0	0	0	1	4	4	81.00	9.000								
Roy Lee Jackson, R ERA: 2.87 (7, 1)	1.0		5	1	1	1	0	0	0	1	0	0	0	4	5	9.00	1.000								
Ron Davis, R ERA: 9.0 (8, 1)	1.0		6	2	3	3	1	1	0	0	0	1	1	7	11	27.00	3.000								

Minnesota Twins @ Detroit Tigers
Tiger Stadium, Detroit, MI
Wed Jul 23 1986, 7:05 PM EDT
Att: 23,096 - Unknown

AB	34
R	12
H	13
RBI	12
BB	3
SO	4
LOB	11



Batter	1	2	3	4	5	6	7	8	9	AB	R	H	RBI	BB	SO	LOB	TOP										
Lonnie Smith, R OBP: 0.362, SLG: 0.397 (1, 7)										4	1	2	1	0	0	0	Kansas City Royals @ Detroit Tigers Tiger Stadium, Detroit, MI Thu Jul 24 1986, 7:05 PM EDT Att: 26,401 - Unknown										
Willie Wilson, S OBP: 0.303, SLG: 0.350 (1, 8)										4	0	0	0	0	1	1											
George Brett, L OBP: 0.417, SLG: 0.441 (1, 5)										2	0	0	0	2	0	0											
Hal McRae, R OBP: 0.311, SLG: 0.400 (1, 10)										4	0	0	0	0	0	4											
Frank White, R OBP: 0.326, SLG: 0.464 (1, 4)										3	0	1	0	1	1	2											
Steve Balboni, R OBP: 0.293, SLG: 0.459 (1, 3)										4	0	1	0	0	0	2											
Mike Kingery, L OBP: 0.310, SLG: 0.396 (1, 9)										3	0	0	0	1	0	1											
Jim Sundberg, R OBP: 0.294, SLG: 0.284 (1, 2)										3	0	0	0	0	1	2											
Angel Salazar, R OBP: 0.260, SLG: 0.317 (1, 6)										3	0	0	0	0	1	0											
Inning Stats	R: 0 E: 0 K: 0 S: 3	H: 0 LOB: 0 BB: 0 P: 3	R: 0 E: 0 K: 1 S: 6	H: 1 LOB: 2 BB: 1 P: 10	R: 0 E: 0 K: 1 S: 5	H: 0 LOB: 0 BB: 0 P: 5	R: 0 E: 0 K: 0 S: 3	H: 0 LOB: 1 BB: 1 P: 7	R: 0 E: 0 K: 1 S: 5	H: 0 LOB: 0 BB: 0 P: 5	R: 0 E: 0 K: 0 S: 6	H: 1 LOB: 2 BB: 1 P: 10	R: 0 E: 1 K: 0 S: 4	H: 1 LOB: 1 BB: 1 P: 8	R: 0 E: 0 K: 0 S: 3	H: 0 LOB: 0 BB: 0 P: 3		1B: 2 2B: 2 3B: 0 HR: 1	SF: 0 SAC: 0 DP: 2 HBP: 0	WP: 0 PB: 0 SB: 0 CS: 0	PA: 34						
PITCHER	IP	WLS	BF	H	R	ER	SO	BB	IBB	HBP	BLK	WP	HR	S	P	ERA	WHIP										
Randy O'Neal, R ERA: 4.31 (1, 1)	7.1	L	30	4	1	1	4	2	2	0	0	0	1	34	50	1.23	0.818										
Bill Campbell, R ERA: 3.33 (8, 1)	1.2		4	0	0	0	0	0	0	0	0	0	0	4	4	0.00	0.000										

Batter	1	2	3	4	5	6	7	8	9	AB	R	H	RBI	BB	SO	LOB	BOTTOM										
Lou Whitaker, L OBP: 0.323, SLG: 0.440 (1, 4)										4	0	2	0	1	2	0	Kansas City Royals @ Detroit Tigers Tiger Stadium, Detroit, MI Thu Jul 24 1986, 7:05 PM EDT Att: 26,401 - Unknown										
Alan Trammell, R OBP: 0.315, SLG: 0.386 (1, 6)										5	0	0	0	0	1	5											
Kirk Gibson, L OBP: 0.385, SLG: 0.496 (1, 9)										4	0	2	0	0	1	1											
Lance Parrish, R OBP: 0.332, SLG: 0.470 (1, 2)										4	0	2	0	0	1	2											
Darrell Evans, L OBP: 0.353, SLG: 0.452 (1, 3)										3	0	0	0	0	1	3											
Darnell Coles, R OBP: 0.332, SLG: 0.472 (8, PH)										1	0	0	0	0	0	1											
Dwight Lowmy, L OBP: 0.389, SLG: 0.431 (9, 3)										0	0	0	0	0	0	0											
Johnny Grubb, L OBP: 0.435, SLG: 0.726 (1, 10)										3	0	1	0	0	0	1											
Larry Herndon, R OBP: 0.308, SLG: 0.391 (8, PH)										1	0	0	0	0	0	1											
Dave Collins, S OBP: 0.369, SLG: 0.366 (1, 7)										3	0	2	0	1	0	0											
Chet Lemon, R OBP: 0.317, SLG: 0.367 (1, 8)										4	0	0	0	0	0	4											
Tom Brookens, R OBP: 0.332, SLG: 0.353 (1, 5)										4	0	1	0	0	2	2											
Inning Stats	R: 0 E: 0 K: 0 S: 5	H: 2 LOB: 2 BB: 0 P: 5	R: 0 E: 0 K: 1 S: 5	H: 0 LOB: 1 BB: 1 P: 9	R: 0 E: 0 K: 1 S: 6	H: 1 LOB: 1 BB: 0 P: 6	R: 0 E: 0 K: 1 S: 6	H: 2 LOB: 1 BB: 0 P: 6	R: 0 E: 0 K: 1 S: 5	H: 0 LOB: 0 BB: 0 P: 5	R: 0 E: 0 K: 1 S: 6	H: 1 LOB: 2 BB: 1 P: 12	R: 0 E: 0 K: 1 S: 6	H: 1 LOB: 1 BB: 0 P: 6	R: 0 E: 0 K: 0 S: 5	H: 2 LOB: 2 BB: 0 P: 5	1B: 10 2B: 0 3B: 0 HR: 0	SF: 0 SAC: 0 DP: 1 HBP: 0	WP: 0 PB: 0 SB: 2 CS: 0	PA: 38							
PITCHER	IP	WLS	BF	H	R	ER	SO	BB	IBB	HBP	BLK	WP	HR	S	P	ERA	WHIP										
Scott Bankhead, R ERA: 4.08 (1, 1)	7.0	W	29	7	0	0	7	1	1	0	0	0	0	41	49	0.00	1.143										
Bud Black, L ERA: 3.71 (8, 1)	1.2		8	3	0	0	1	0	0	0	0	0	0	10	10	0.00	1.800										
Dan Quisenberry, R ERA: 2.74 (9, 1)	0.1	S	1	0	0	0	0	0	0	0	0	0	0	1	1	0.00	0.000										

Batter	1	2	3	4	5	6	7	8	9	10	11	AB	R	H	RBI	BB	SO	LOB	TOP										
Lonnie Smith, R OBP: 0.364, SLG: 0.411 (1, 7)												5	1	2	1	0	0	2											
Wille Wilson, S OBP: 0.306, SLG: 0.352 (1, 8)												5	1	2	0	0	2	2											
George Brett, L OBP: 0.408, SLG: 0.439 (1, 5)												5	1	1	2	0	0	1											
Hal McRae, R OBP: 0.300, SLG: 0.384 (1, 10)												5	0	0	0	0	1	1											
Frank White, R OBP: 0.324, SLG: 0.457 (1, 4)												4	0	1	0	1	2	0											
Steve Balboni, R OBP: 0.291, SLG: 0.450 (1, 3)												4	0	0	0	1	1	2											
Jim Sundberg, R OBP: 0.292, SLG: 0.279 (1, 2)												5	0	1	0	0	2	2											
Darryl Motley, R OBP: 0.222, SLG: 0.327 (7, PH)												2	0	0	0	0	0	0											
Mike Kingsley, L OBP: 0.317, SLG: 0.414 (7, 9)												1	0	0	0	0	0	0											
Lynn Jones, R OBP: 0.250, SLG: 0.184 (9, PH)												1	0	0	0	0	0	1											
Angel Salazar, R OBP: 0.265, SLG: 0.317 (1, 6)												4	0	1	0	0	0	0											
Inning Stats	R: 1 E: 0 K: 1 S: 6	H: 1 LOB: 0 BB: 0 P: 6	R: 0 E: 0 K: 1 S: 5	H: 0 LOB: 0 BB: 0 P: 5	R: 0 E: 0 K: 0 S: 3	H: 0 LOB: 0 BB: 0 P: 3	R: 2 E: 0 K: 0 S: 5	H: 3 LOB: 1 BB: 1 P: 9	R: 0 E: 0 K: 0 S: 3	H: 0 LOB: 0 BB: 0 P: 3	R: 0 E: 0 K: 1 S: 6	H: 1 LOB: 2 BB: 1 P: 10	R: 0 E: 0 K: 1 S: 7	H: 1 LOB: 2 BB: 0 P: 7	R: 0 E: 0 K: 2 S: 7	H: 0 LOB: 0 BB: 0 P: 7	R: 0 E: 0 K: 0 S: 5	H: 2 LOB: 2 BB: 0 P: 5	R: 0 E: 0 K: 1 S: 5	H: 0 LOB: 0 BB: 0 P: 5	R: 0 E: 0 K: 1 S: 5	H: 0 LOB: 0 BB: 0 P: 5	1B: 5 2B: 1 3B: 0 HR: 2	SF: 0 SAC: 0 DP: 1 HBP: 0	WP: 0 PB: 0 SB: 0 CS: 0	PA: 43			
PITCHER	IP ERA WLS BF H R ER SO BB IBB HBP BLK WP HR S P ERA WHIP	3.1 6.21 15 4 3 3 2 0 1 0 0 0 0 2 18 22 8.10 1.500	5.0 4.1 9 1 0 0 4 0 0 0 0 0 0 0 13 13 0.00 0.600	2.2 3.06 9 1 0 0 2 0 0 0 0 0 0 0 13 13 0.00 0.375	2.2 3.06 9 1 0 0 2 0 0 0 0 0 0 0 13 13 0.00 0.375																								

Kansas City Royals @ Detroit Tigers
Tiger Stadium, Detroit, MI
Sat Jul 26 1986, 7:05 PM EDT
Att: 42,577 - Unknown

AB 41
R 3
H 8
RBI 3
BB 2
SO 8
LOB 11



Batter	1	2	3	4	5	6	7	8	9	10	11	AB	R	H	RBI	BB	SO	LOB	BOTTOM					
Lou Whitaker, L OBP: 0.325, SLG: 0.444 (1, 4)												5	1	1	0	0	2	2						
Alan Trammell, R OBP: 0.313, SLG: 0.381 (1, 10)												4	1	1	1	1	0	1						
Kirk Gibson, L OBP: 0.391, SLG: 0.509 (1, 9)												5	1	2	0	0	1	2						
Lance Parrish, R OBP: 0.340, SLG: 0.483 (1, 2)												4	0	1	1	1	1	1						
Danell Coles, R OBP: 0.330, SLG: 0.466 (9, PH)												2	0	0	0	1	0	1						
Dave Collins, S OBP: 0.368, SLG: 0.366 (10, 7)												2	0	0	0	0	0	3						
Chet Lamon, R OBP: 0.317, SLG: 0.365 (9, PH)												3	0	0	0	0	1	3						
Johnny Grubb, L OBP: 0.427, SLG: 0.742 (10, 9)												2	0	0	1	0	1	2						
Larry Herndon, R OBP: 0.309, SLG: 0.390 (9, PH)												3	0	1	0	0	0	2						
Dave Bergman, L OBP: 0.348, SLG: 0.350 (10, 1)												1	0	0	0	0	1	0						
Tom Brookens, R OBP: 0.323, SLG: 0.339 (10, 5)												3	1	0	0	1	1	1						
Dave Engle, R OBP: 0.342, SLG: 0.342 (1, 3)												3	0	1	0	0	0	0						
Darrell Evans, L OBP: 0.354, SLG: 0.449 (11, 3)												1	0	0	0	0	0	0						
Inning Stats	R: 2 E: 0 K: 1 S: 8	H: 3 LOB: 2 BB: 1 P: 12	R: 1 E: 0 K: 0 S: 4	H: 1 LOB: 1 BB: 1 P: 8	R: 0 E: 1 K: 0 S: 3	H: 0 LOB: 0 BB: 0 P: 3	R: 0 E: 0 K: 0 S: 3	H: 1 LOB: 0 BB: 0 P: 3	R: 0 E: 0 K: 1 S: 5	H: 0 LOB: 0 BB: 0 P: 9	R: 0 E: 0 K: 0 S: 3	H: 0 LOB: 0 BB: 0 P: 3	R: 0 E: 0 K: 2 S: 7	H: 0 LOB: 0 BB: 0 P: 7	R: 0 E: 0 K: 2 S: 7	H: 0 LOB: 0 BB: 0 P: 7	R: 0 E: 0 K: 0 S: 3	H: 0 LOB: 0 BB: 0 P: 3	R: 1 E: 0 K: 0 S: 4	H: 2 LOB: 3 BB: 1 P: 8	1B: 6 2B: 0 3B: 1 HR: 0	SF: 0 SAC: 0 DP: 2 HBP: 0	WP: 0 PB: 1 SB: 2 CS: 0	PA: 42
PITCHER	IP ERA WLS BF H R ER SO BB IBB HBP BLK WP HR S P ERA WHIP	8.0 3.72 11 31 5 3 3 6 3 0 0 0 0 0 14 18 3.86 1.000	2.1 4.1 11 11 2 1 1 2 0 1 0 0 0 0 14 18 3.86 0.857																					

Kansas City Royals @ Detroit Tigers
Tiger Stadium, Detroit, MI
Sat Jul 26 1986, 7:05 PM EDT
Att: 42,577 - Unknown

AB 38
R 4
H 7
RBI 3
BB 4
SO 8
LOB 18



Batter	1	2	3	4	5	6	7	8	9	AB	R	H	RBI	BB	SO	LOB	TOP					
Lonnie Smith, R OBP: 0.365, SLG: 0.411 (1, 7)										5	0	2	0	0	1	0	Kansas City Royals @ Detroit Tigers Tiger Stadium, Detroit, MI Sun Jul 27 1986, 3:33 AM EDT Att: 41,756 - Unknown					
Willie Wilson, S OBP: 0.307, SLG: 0.351 (1, 8)										4	2	1	0	1	0	2						
George Brett, L OBP: 0.408, SLG: 0.440 (1, 5)										4	2	1	1	1	1	3						
Jorge Orta, L OBP: 0.345, SLG: 0.436 (1, 10)										5	0	2	0	0	0	3						
Steve Balboni, R OBP: 0.298, SLG: 0.453 (1, 3)										4	0	3	2	1	1	0						
Mike Kingery, L OBP: 0.318, SLG: 0.410 Darryl Motley, R OBP: 0.220, SLG: 0.324 (7, PH) (7, 9)										3	1	1	1	0	0	2						
Jamie Quirk, L OBP: 0.263, SLG: 0.307 Jim Sundberg, R OBP: 0.291, SLG: 0.278 (8, PH) (8, 2)										2	0	0	0	1	1	3						
Angel Salazar, R OBP: 0.263, SLG: 0.315 Hal McRae, R OBP: 0.303, SLG: 0.387 Greg Pryor, R OBP: 0.194, SLG: 0.211 (6, PH) (6, FR) (6, 6)										2	0	0	0	0	0	2						
Buddy Biancalana, S OBP: 0.325, SLG: 0.380 Frank White, R OBP: 0.322, SLG: 0.454 (6, PH) (6, 4)										2	0	0	0	0	1	2						
Inning Stats	R: 0 E: 0 K: 1 S: 6	H: 1 LOB: 1 BB: 0 P: 6	R: 0 E: 0 K: 3 S: 11	H: 1 LOB: 2 BB: 0 P: 11	R: 0 E: 0 K: 0 S: 4	H: 0 LOB: 0 BB: 0 P: 4	R: 0 E: 0 K: 0 S: 2	H: 0 LOB: 0 BB: 1 P: 6	R: 0 E: 0 K: 1 S: 5	H: 0 LOB: 0 BB: 0 P: 5	R: 3 E: 0 K: 0 S: 7	H: 4 LOB: 2 BB: 1 P: 11	R: 1 E: 0 K: 0 S: 5	H: 2 LOB: 2 BB: 1 P: 9	R: 0 E: 0 K: 0 S: 3	H: 0 LOB: 0 BB: 0 P: 3		R: 1 E: 0 K: 0 S: 5	H: 2 LOB: 2 BB: 1 P: 9	1B: 10 2B: 1 3B: 0 HR: 0	SF: 0 SAC: 0 DP: 1 HBP: 0	WP: 1 PB: 0 SB: 1 CS: 0
PITCHER	IP WLS BF H R ER SO BB IBB HBP BLK WP HR S P ERA WHIP																					
Walt Terrell, R ERA: 4.16 Jim Slaton, R ERA: 5.47 Mark Thurmond, L ERA: 6.11 Willie Hernandez, L ERA: 3.16	(1, 1) (6, 1) (7, 1) (9, 1)	5.2 1.0 1.1 1.0	L 26 6 6	7 2 0 2	3 1 0 1	3 1 0 1	5 3 0 0	2 1 0 1	0 0 0 0	0 0 0 0	0 0 0 0	1 0 0 0	0 5 4 5	34 9 4 9	42 9 4 9	4.76 9.00 0.00 9.00	1.588 3.000 0.000 3.000					

Batter	1	2	3	4	5	6	7	8	9	AB	R	H	RBI	BB	SO	LOB	BOTTOM					
Lou Whitaker, L OBP: 0.326, SLG: 0.442 (1, 4)										4	1	1	0	1	1	0	Kansas City Royals @ Detroit Tigers Tiger Stadium, Detroit, MI Sun Jul 27 1986, 3:33 AM EDT Att: 41,756 - Unknown					
Dave Collins, S OBP: 0.375, SLG: 0.367 (1, 7)										2	1	1	0	3	0	0						
Kirk Gibson, L OBP: 0.389, SLG: 0.504 (1, 9)										2	1	0	1	0	1	2						
Johnny Grubb, L OBP: 0.416, SLG: 0.721 Alan Trammell, R OBP: 0.314, SLG: 0.380 (6, PH) (1, 10)										2	0	0	0	0	2	3						
Darrell Evans, L OBP: 0.353, SLG: 0.445 (1, 3)										3	0	0	1	1	1	3						
Darnell Coles, R OBP: 0.326, SLG: 0.461 (1, 5)										3	0	0	1	0	2	0						
Dwight Lowry, L OBP: 0.407, SLG: 0.455 (1, 2)										3	0	2	1	0	0	0						
Chet Lemon, R OBP: 0.312, SLG: 0.359 (1, 8)										4	0	0	0	0	1	2						
Tom Brookens, R OBP: 0.323, SLG: 0.335 Dave Bergman, L OBP: 0.345, SLG: 0.347 (8, PH) (1, 6)										2	1	0	0	1	1	1						
Inning Stats	R: 0 E: 0 K: 2 S: 7	H: 0 LOB: 1 BB: 1 P: 11	R: 0 E: 0 K: 3 S: 10	H: 1 LOB: 1 BB: 0 P: 10	R: 1 E: 0 K: 1 S: 6	H: 1 LOB: 2 BB: 2 P: 14	R: 0 E: 0 K: 1 S: 5	H: 0 LOB: 1 BB: 0 P: 6	R: 3 E: 0 K: 0 S: 3	H: 1 LOB: 1 BB: 3 P: 16	R: 0 E: 0 K: 0 S: 3	H: 0 LOB: 0 BB: 0 P: 3	R: 0 E: 0 K: 1 S: 5	H: 1 LOB: 1 BB: 1 P: 9	R: 0 E: 0 K: 1 S: 5	H: 0 LOB: 0 BB: 0 P: 5		R: 0 E: 0 K: 0 S: 3	H: 0 LOB: 0 BB: 0 P: 3	1B: 3 2B: 1 3B: 0 HR: 0	SF: 2 SAC: 0 DP: 0 HBP: 2	WP: 2 PB: 1 SB: 0 CS: 1
PITCHER	IP WLS BF H R ER SO BB IBB HBP BLK WP HR S P ERA WHIP																					
Mark Gubicza, R ERA: 4.45 Bud Black, L ERA: 3.68 Bret Saberhagen, R ERA: 4.23	(1, 1) (5, 1) (8, 1)	4.0 3.0 2.0	W 12 6	2 2 0	1 1 0	1 1 0	1 1 1	2 0 0	0 0 0	0 0 0	0 0 0	0 0 0	0 11 8	28 20 8	49 20 8	6.75 3.00 0.00	1.750 1.333 0.000					

AB	38
R	5
H	11
RBI	5
BB	4
SO	5
LOB	23



Batter	1	2	3	4	5	6	7	8	9	AB	R	H	RBI	BB	SO	LOB	TOP											
Lou Whitaker, L (1, 4) OBP: 0.327, SLG: 0.442										5	2	2	0	0	0	3	Detroit Tigers @ Cleveland Indians Cleveland Municipal Stadium, Cleveland, OH Mon Jul 28 1986, 7:05 PM EDT Att: 18,747 - Unknown											
Alan Trammell, R (1, 6) OBP: 0.319, SLG: 0.385										3	2	2	0	1	0	0												
Kirk Gibson, L (1, 9) OBP: 0.392, SLG: 0.515										3	1	1	1	2	1	3												
Johnny Grubb, L (1, 10) OBP: 0.402, SLG: 0.699										5	0	1	1	0	0	7												
Darrell Evans, L (1, 3) OBP: 0.354, SLG: 0.442										4	0	1	2	1	0	1												
Darnell Coles, R (1, 5) OBP: 0.324, SLG: 0.457										5	0	1	0	0	0	4												
Dave Collins, S (1, 7) OBP: 0.371, SLG: 0.363										3	0	0	0	0	1	0												
Chet Lemon, R (7, PH) OBP: 0.309, SLG: 0.356										2	0	0	0	0	0	2												
Pat Sheridan, L (1, 8) OBP: 0.263, SLG: 0.358										3	0	0	0	1	0	0												
Dwight Lowry, L (1, 2) OBP: 0.397, SLG: 0.441										4	0	1	0	0	0	2												
Inning Stats	R: 2 E: 1 K: 1 S: 8	H: 2 LOB: 1 BB: 0 P: 8	R: 0 E: 0 K: 1 S: 5	H: 0 LOB: 1 BB: 1 P: 9	R: 1 E: 0 K: 0 S: 4	H: 1 LOB: 0 BB: 0 P: 4	R: 0 E: 0 K: 0 S: 3	H: 0 LOB: 0 BB: 0 P: 3	R: 1 E: 0 K: 0 S: 5	H: 2 LOB: 3 BB: 2 P: 13	R: 0 E: 0 K: 0 S: 4	H: 1 LOB: 2 BB: 0 P: 4	R: 1 E: 0 K: 0 S: 6	H: 3 LOB: 2 BB: 0 P: 6	R: 0 E: 1 K: 0 S: 4	H: 0 LOB: 3 BB: 2 P: 12	R: 0 E: 0 K: 0 S: 3	H: 0 LOB: 0 BB: 0 P: 3	1B: 6 2B: 2 3B: 0 HR: 1	SF: 0 SAC: 1 DP: 0 HBP: 0	WP: 0 PB: 0 SB: 1 CS: 0	PA: 43						
PITCHER	IP	WLS	BF	H	R	ER	SO	BB	IBB	HBP	BLK	WP	HR	S	P	ERA	WHIP											
Ken Schrom, R (1, 1) ERA: 3.96	6.1	L	31	8	5	3	2	1	2	0	0	0	0	1	32	44	4.26	1.421										
Bryan Oelkers, L (7, 1) ERA: 3.44	0.1		2	1	0	0	0	0	0	0	0	0	0	0	2	2	0.00	3.000										
Frank Willis, R (7, 1) ERA: 5.79	1.1		7	0	0	0	0	2	0	0	0	0	0	5	13	0.00	1.500											
Rich Yett, R (9, 1) ERA: 4.3	1.0		3	0	0	0	0	0	0	0	0	0	0	3	3	0.00	0.000											

Batter	1	2	3	4	5	6	7	8	9	AB	R	H	RBI	BB	SO	LOB	BOTTOM										
Tony Bernazard, S (1, 4) OBP: 0.369, SLG: 0.430										4	1	1	0	0	0	0	Detroit Tigers @ Cleveland Indians Cleveland Municipal Stadium, Cleveland, OH Mon Jul 28 1986, 7:05 PM EDT Att: 18,747 - Unknown										
Brett Butler, L (1, 8) OBP: 0.347, SLG: 0.358										4	0	1	0	0	0	0											
Joe Carter, R (1, 3) OBP: 0.356, SLG: 0.513										3	0	2	0	1	0	0											
Andre Thornton, R (1, 10) OBP: 0.330, SLG: 0.403										3	0	1	1	0	0	2											
Mel Hall, L (1, 7) OBP: 0.351, SLG: 0.548										4	0	0	0	0	1	3											
Julio Franco, R (1, 6) OBP: 0.325, SLG: 0.382										4	0	1	0	0	1	0											
Brook Jacoby, R (1, 5) OBP: 0.332, SLG: 0.423										4	0	0	0	0	3	1											
Cory Snyder, R (1, 9) OBP: 0.299, SLG: 0.511										3	0	1	0	0	1	0											
Andy Allanson, R (1, 2) OBP: 0.293, SLG: 0.322										2	0	0	0	0	0	0											
Chris Bando, S (7, PH) OBP: 0.338, SLG: 0.333										1	0	0	0	0	0	2											
Inning Stats	R: 0 E: 0 K: 0 S: 4	H: 1 LOB: 1 BB: 0 P: 4	R: 0 E: 0 K: 3 S: 9	H: 0 LOB: 0 BB: 0 P: 9	R: 0 E: 0 K: 0 S: 3	H: 0 LOB: 0 BB: 0 P: 3	R: 0 E: 0 K: 0 S: 4	H: 1 LOB: 1 BB: 0 P: 4	R: 0 E: 0 K: 2 S: 7	H: 0 LOB: 0 BB: 0 P: 7	R: 1 E: 0 K: 0 S: 5	H: 2 LOB: 2 BB: 1 P: 9	R: 0 E: 0 K: 1 S: 6	H: 2 LOB: 1 BB: 0 P: 6	R: 0 E: 0 K: 0 S: 4	H: 1 LOB: 1 BB: 0 P: 4	R: 0 E: 0 K: 0 S: 3	H: 0 LOB: 0 BB: 0 P: 3	1B: 7 2B: 0 3B: 0 HR: 0	SF: 1 SAC: 0 DP: 1 HBP: 0	WP: 0 PB: 0 SB: 0 CS: 0	PA: 34					
PITCHER	IP	WLS	BF	H	R	ER	SO	BB	IBB	HBP	BLK	WP	HR	S	P	ERA	WHIP										
Jack Morris, R (1, 1) ERA: 3.21	7.0	W	27	6	1	1	6	1	0	0	0	0	0	7	42	1.29	1.000										
Bill Campbell, R (8, 1) ERA: 2.65	2.0		7	1	0	0	0	0	0	0	0	0	0	7	7	0.00	0.500										

Batter	1	2	3	4	5	6	7	8	9	AB	R	H	RBI	BB	SO	LOB	TOP								
Lou Whitaker, L (1, 4) OBP: 0.327, SLG: 0.437	F6	F9				1B 2B	F6		FC6-4 BB	5	2	2	0	1	0	2	Detroit Tigers @ Cleveland Indians Cleveland Municipal Stadium, Cleveland, OH Wed Jul 30 1986, 7:05 PM EDT Att: 18,201 - Unknown								
Alan Trammell, R (1, 6) OBP: 0.327, SLG: 0.395	FC4-6 1B	F6			1-3 2B 1B	SF8 BB 1B	F1		FC6-4 BB 1B	5	2	2	0	1	0	4									
Kirk Gibson, L (1, 9) OBP: 0.395, SLG: 0.514	FC4-6 1B 1-2		F8		3-1 SF8 2B			F7	1B BB	4	1	1	2	2	0	1									
Johnny Grubb, L (1, 10) OBP: 0.402, SLG: 0.667			K		3-1	SF8		F8	BB	5	0	2	3	0	1	1									
Darrell Evans, L (1, 3) OBP: 0.360, SLG: 0.442	F7		K		E BB	F6		HBP 1B	3-1	4	0	1	0	1	1	4									
Dave Bergman, L (8, 3) OBP: 0.347, SLG: 0.350										1	0	0	0	0	0	2									
Darnell Coles, R (1, 5) OBP: 0.326, SLG: 0.448		E5 G3 E		G3 4-3 HBP	SF8		F7		HBP	2	1	0	1	0	0	0									
Tom Brookens, R (8, PR) OBP: 0.322, SLG: 0.333					1-3 3-H	3-1				0	0	0	0	0	0	0									
Dave Collins, S (1, 7) OBP: 0.366, SLG: 0.357		G3		4-3	3-1			F9		5	1	1	0	0	0	5									
Pat Sheridan, L (1, 8) OBP: 0.261, SLG: 0.357		E7 1B		G3		F7			6-3	5	1	2	1	0	0	1									
Dwight Lowry, L (1, 2) OBP: 0.425, SLG: 0.485				4-3		1B WP 1B		FC6-4 BB 1B HBP		3	3	2	3	1	0	1									
Inning Stats	R: 0 E: 0 K: 0 S: 5	H: 2 LOB: 2 BB: 0 P: 5	R: 1 E: 2 K: 0 S: 5	H: 1 LOB: 2 BB: 1 P: 9	R: 0 E: 0 K: 2 S: 7	H: 0 LOB: 0 BB: 0 P: 7	R: 0 E: 0 K: 0 S: 3	H: 0 LOB: 1 BB: 0 P: 4	R: 3 E: 1 K: 0 S: 6	H: 3 LOB: 1 BB: 1 P: 10	R: 2 E: 0 K: 0 S: 5	H: 2 LOB: 2 BB: 2 P: 13	R: 3 E: 0 K: 0 S: 6	H: 3 LOB: 0 BB: 0 P: 6	R: 0 E: 0 K: 0 S: 4	H: 1 LOB: 2 BB: 0 P: 5	R: 2 E: 0 K: 0 S: 4	H: 1 LOB: 2 BB: 2 P: 13	1B: 10 2B: 2 3B: 0 HR: 1	SF: 2 SAC: 0 DP: 0 HBP: 3	WP: 1 PB: 0 SB: 0 CS: 0	PA: 50			
PITCHER	IP WLS BF H R ER SO BB IBB HBP BLK WP HR S P ERA WHIP	5.1 L 28 8 6 5 2 2 0 1 0 0 0 29 38 8.44 1.875	3.2 L 22 5 5 5 0 4 0 2 0 1 1 16 34 12.27 2.455																						

AB	39
R	11
H	13
RBI	10
BB	6
SO	2
LOB	21



Batter	1	2	3	4	5	6	7	8	9	AB	R	H	RBI	BB	SO	LOB	BOTTOM							
Tony Bernazard, S (1, 4) OBP: 0.373, SLG: 0.453	F6			4-3		HR				4	2	2	3	0	0	0	Detroit Tigers @ Cleveland Indians Cleveland Municipal Stadium, Cleveland, OH Wed Jul 30 1986, 7:05 PM EDT Att: 18,201 - Unknown							
Brett Butler, L (1, 8) OBP: 0.345, SLG: 0.353	F9					4-3		HR		2	0	0	0	1	0	0								
Otis Nixon, S (8, 8) OBP: 0.231, SLG: 0.184				BB						1	0	0	0	0	0	0								
Joe Carter, R (1, 3) OBP: 0.348, SLG: 0.501	F8			F5		F3		F7		4	0	0	0	0	0	1								
Andre Thornton, R (1, 10) OBP: 0.327, SLG: 0.396		F7		K			F8		1B	4	0	1	0	0	1	1								
Mel Hall, L (1, 7) OBP: 0.351, SLG: 0.542		F8						F9		2	0	1	0	1	0	0								
Pat Tabler, R (9, PH) OBP: 0.310, SLG: 0.390										1	0	0	0	0	0	1								
Cory Snyder, R (1, 9) OBP: 0.303, SLG: 0.531		K					K		F9	4	0	1	0	0	2	2								
Julio Franco, R (1, 6) OBP: 0.323, SLG: 0.377									F8	3	0	1	0	0	0	3								
Fran Mullins, R (8, 6) OBP: 0.179, SLG: 0.231									F8	0	0	0	0	0	0	0								
Carmen Castillo, R (9, PH) OBP: 0.302, SLG: 0.394										1	0	0	0	0	0	1								
Brook Jacoby, R (1, 5) OBP: 0.331, SLG: 0.419				5-3						3	1	1	0	0	0	2								
Andy Allanson, R (1, 2) OBP: 0.289, SLG: 0.317				4-3					F7	3	0	0	0	0	0	1								
Inning Stats	R: 0 E: 0 K: 0 S: 3	H: 0 LOB: 0 BB: 0 P: 3	R: 0 E: 0 K: 1 S: 5	H: 0 LOB: 0 BB: 0 P: 5	R: 0 E: 0 K: 1 S: 3	H: 1 LOB: 0 BB: 0 P: 3	R: 0 E: 0 K: 1 S: 5	H: 0 LOB: 1 BB: 1 P: 9	R: 0 E: 0 K: 0 S: 4	H: 2 LOB: 1 BB: 0 P: 4	R: 1 E: 0 K: 0 S: 4	H: 1 LOB: 0 BB: 0 P: 4	R: 0 E: 0 K: 1 S: 5	H: 0 LOB: 1 BB: 1 P: 9	R: 2 E: 0 K: 0 S: 5	H: 2 LOB: 0 BB: 0 P: 5	R: 0 E: 0 K: 0 S: 4	H: 1 LOB: 1 BB: 0 P: 4	1B: 5 2B: 1 3B: 0 HR: 2	SF: 0 SAC: 0 DP: 2 HBP: 0	WP: 0 PB: 0 SB: 0 CS: 0	PA: 34		
PITCHER	IP WLS BF H R ER SO BB IBB HBP BLK WP HR S P ERA WHIP	7.1 W 28 6 3 3 3 2 0 0 0 0 0 2 2 0.00 0.000	0.2 L 2 0 0 0 0 0 0 0 0 0 0 2 2 0.00 0.000	1.0 L 4 1 0 0 0 0 0 0 0 0 0 4 4 0.00 1.000																				


AB	32
R	3
H	7
RBI	3
BB	2
SO	3
LOB	12



Batter	1	2	3	4	5	6	7	8	9	AB	R	H	RBI	BB	SO	LOB	TOP										
Lou Whitaker, L (1,4) OBP: 0.325, SLG: 0.434										5	1	1	1	0	0	2											
Alan Trammell, R (1,6) OBP: 0.330, SLG: 0.406										5	2	3	2	0	0	0											
Kirk Gibson, L (1,9) OBP: 0.395, SLG: 0.528										5	1	2	2	0	2	1											
Johnny Grubb, L (1,10) OBP: 0.396, SLG: 0.682										4	1	1	1	0	1	1											
Darrell Evans, L (1,3) OBP: 0.361, SLG: 0.444										3	0	1	0	1	0	0											
Darnell Coles, R (1,5) OBP: 0.322, SLG: 0.442										4	0	0	0	0	1	2											
Dave Collins, S (1,7) OBP: 0.364, SLG: 0.355										4	0	1	0	0	0	0											
Pat Sheridan, L (1,8) OBP: 0.268, SLG: 0.359										2	2	1	0	1	0	0											
Chet Lemon, R (8, PH) OBP: 0.311, SLG: 0.354										0	0	0	0	1	0	0											
Dwight Lowry, L (1,2) OBP: 0.421, SLG: 0.478										3	0	1	0	0	0	3											
Inning Stats	R: 0 E: 0 K: 1 S: 5	H: 1 LOB: 0 BB: 0 P: 5	R: 0 E: 0 K: 0 S: 3	H: 0 LOB: 0 BB: 0 P: 3	R: 3 E: 0 K: 0 S: 7	H: 4 LOB: 1 BB: 0 P: 7	R: 0 E: 0 K: 1 S: 5	H: 0 LOB: 0 BB: 0 P: 5	R: 4 E: 0 K: 0 S: 7	H: 4 LOB: 1 BB: 1 P: 11	R: 0 E: 0 K: 2 S: 4	H: 1 LOB: 1 BB: 0 P: 4	R: 0 E: 0 K: 0 S: 7	H: 0 LOB: 0 BB: 0 P: 7	R: 0 E: 0 K: 0 S: 3	H: 1 LOB: 2 BB: 0 P: 11	R: 0 E: 0 K: 0 S: 3	H: 0 LOB: 0 BB: 0 P: 3	1B: 6 2B: 2 3B: 0 HR: 3	SF: 0 SAC: 1 DP: 1 HBP: 0	WP: 1 PB: 0 SB: 1 CS: 1	PA: 39					
PITCHER	IP	WLS	BF	H	R	ER	SO	BB	IBB	HBP	BLK	WP	HR	S	P	ERA	WHIP										
Rich Yett, R (1,1) ERA: 5.14	5.0		24	9	7	7	2	1	0	0	0	1	3	27	31	12.60	2.000										
Scott Bailes, L (6,1) ERA: 4.34	4.0	W	15	2	0	0	2	1	1	0	0	0	0	17	25	0.00	0.750										

Detroit Tigers @ Cleveland Indians
Cleveland Municipal Stadium, Cleveland, OH

AB 35
R 7
H 11
RBI 6
BB 3
SO 4
LOB 9




Thu Jul 31 1986, 7:05 PM EDT
Att: 14,001 - Unknown

Batter	1	2	3	4	5	6	7	8	9	AB	R	H	RBI	BB	SO	LOB	BOTTOM										
Tony Bernazard, S (1,4) OBP: 0.373, SLG: 0.451										4	1	1	1	1	0	2											
Brett Butler, L (1,8) OBP: 0.346, SLG: 0.358										4	2	2	0	0	0	2											
Joe Carter, R (1,7) OBP: 0.348, SLG: 0.499										4	1	1	1	0	0	3											
Andre Thornton, R (1,10) OBP: 0.329, SLG: 0.396										3	0	1	1	1	1	2											
Cory Snyder, R (1,5) OBP: 0.301, SLG: 0.523										4	1	1	1	0	0	3											
Pat Tabler, R (1,3) OBP: 0.316, SLG: 0.395										4	0	3	1	0	0	0											
Otis Nixon, S (8, PR) OBP: 0.231, SLG: 0.184										0	1	0	0	0	0	0											
Julio Franco, R (1,6) OBP: 0.323, SLG: 0.376										4	1	1	2	0	0	3											
Carmen Castillo, R (1,9) OBP: 0.308, SLG: 0.412										4	1	2	1	0	2	0											
Brook Jacoby, R (9,5) OBP: 0.331, SLG: 0.419										0	0	0	0	0	0	0											
Chris Bando, S (1,2) OBP: 0.333, SLG: 0.328										4	0	2	0	0	0	2											
Inning Stats	R: 0 E: 0 K: 0 S: 4	H: 1 LOB: 1 BB: 0 P: 4	R: 0 E: 0 K: 0 S: 3	H: 0 LOB: 0 BB: 0 P: 3	R: 0 E: 0 K: 1 S: 5	H: 0 LOB: 0 BB: 0 P: 5	R: 1 E: 0 K: 0 S: 5	H: 2 LOB: 2 BB: 1 P: 9	R: 3 E: 1 K: 0 S: 7	H: 4 LOB: 1 BB: 0 P: 7	R: 0 E: 0 K: 1 S: 5	H: 1 LOB: 0 BB: 0 P: 5	R: 0 E: 0 K: 0 S: 3	H: 1 LOB: 0 BB: 0 P: 3	R: 4 E: 1 K: 1 S: 10	H: 5 LOB: 2 BB: 1 P: 14	1B: 11 2B: 4 3B: 0 HR: 0	SF: 0 SAC: 1 DP: 3 HBP: 0	WP: 1 PB: 0 SB: 2 CS: 0	PA: 38							
PITCHER	IP	WLS	BF	H	R	ER	SO	BB	IBB	HBP	BLK	WP	HR	S	P	ERA	WHIP										
Frank Tanana, L (1,1) ERA: 4.44	4.1		22	7	4	4	1	0	0	0	0	0	0	16	16	12.00	2.000										
Bill Campbell, R (5,1) ERA: 3.41	3.0	L	12	6	4	4	2	0	0	0	0	0	0	16	16	12.00	2.000										
Jim Slaton, R (8,1) ERA: 5.33	0.1		2	1	0	0	0	0	0	0	0	1	0	2	2	0.00	3.000										
Mark Thurmond, L (8,1) ERA: 6.09	0.1		2	0	0	0	0	0	1	0	0	0	0	1	5	0.00	0.000										

Detroit Tigers @ Cleveland Indians
Cleveland Municipal Stadium, Cleveland, OH

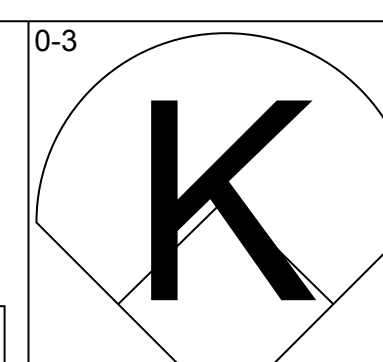
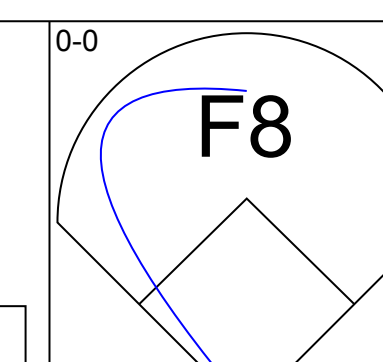
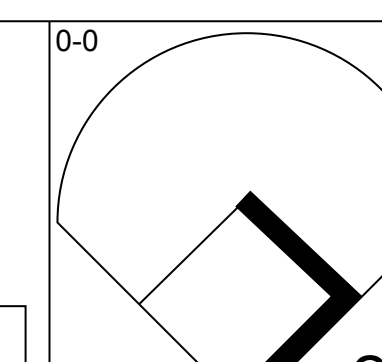
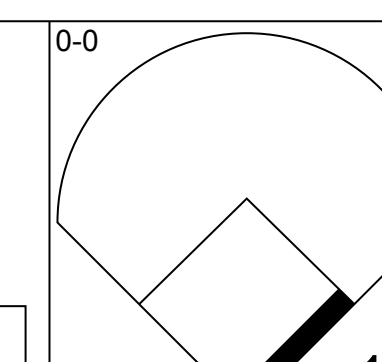
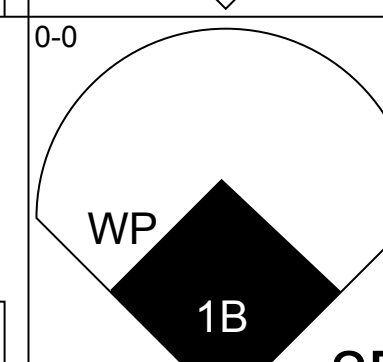
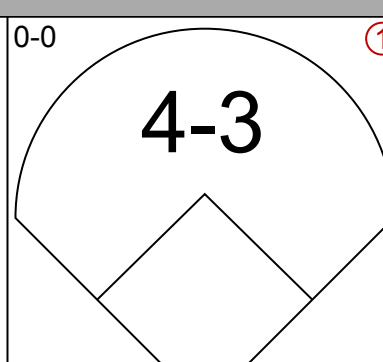
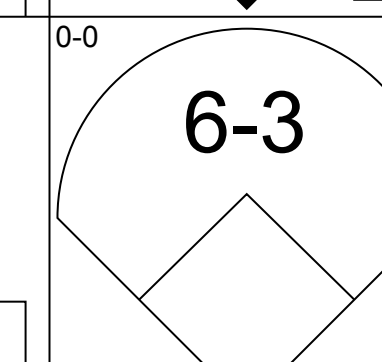
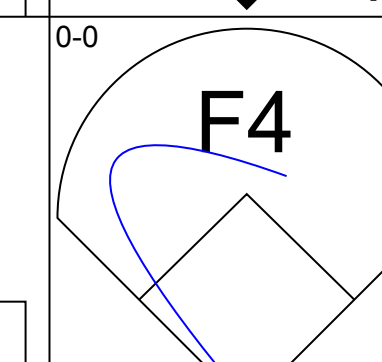
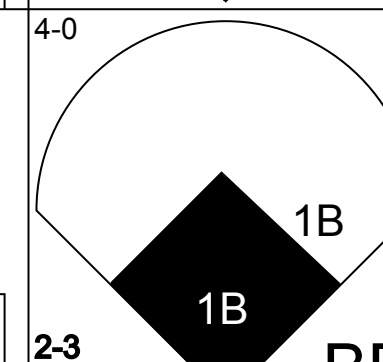
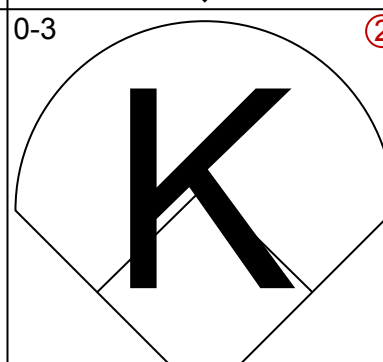
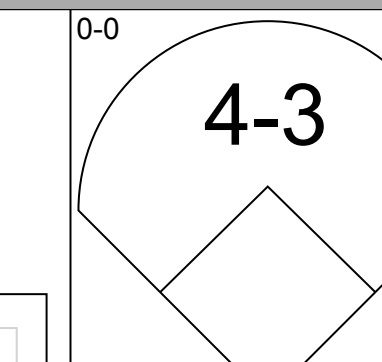
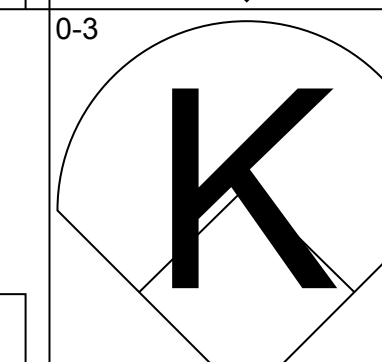
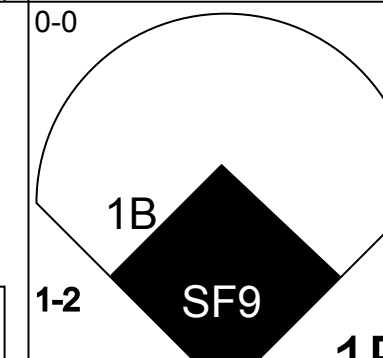
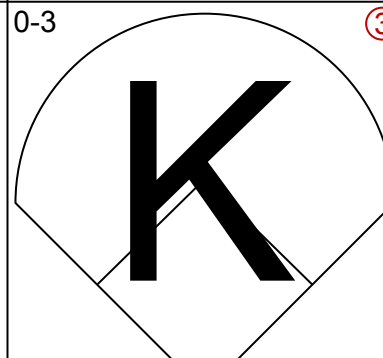
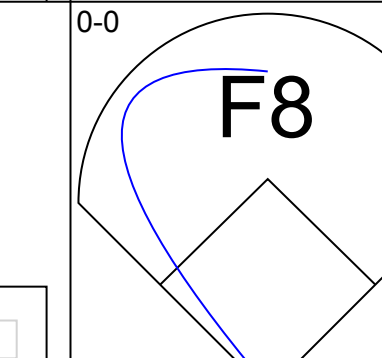
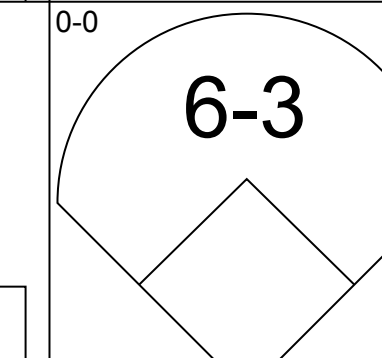
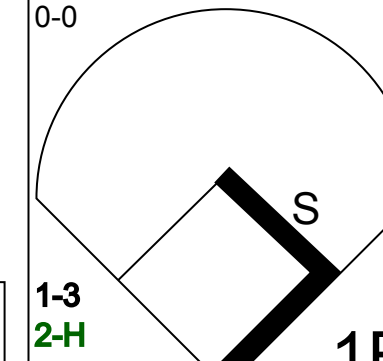
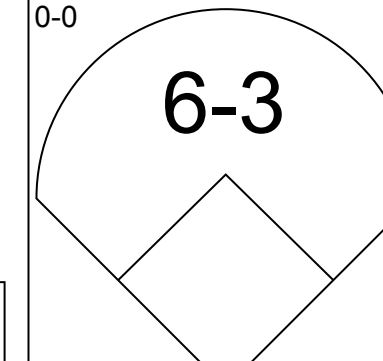
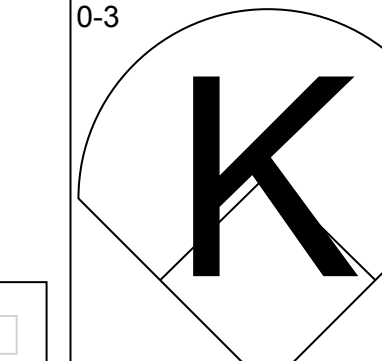
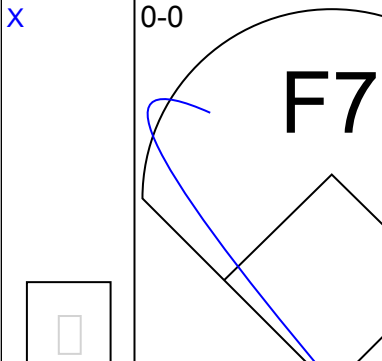
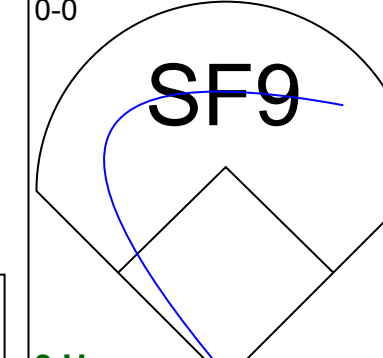
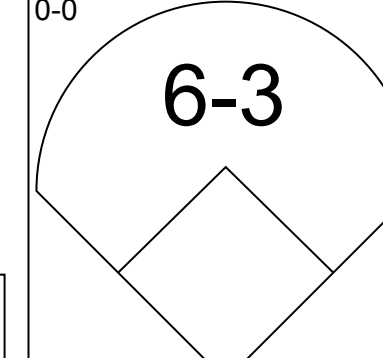
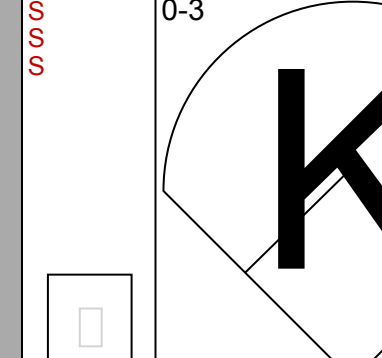
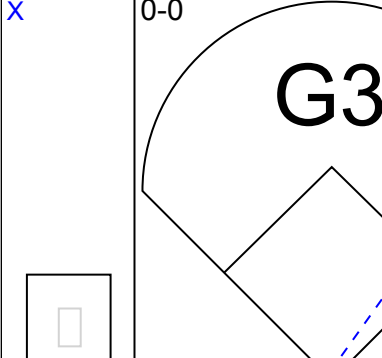
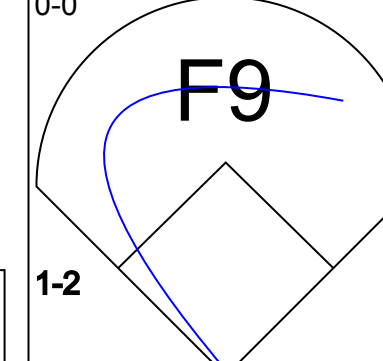
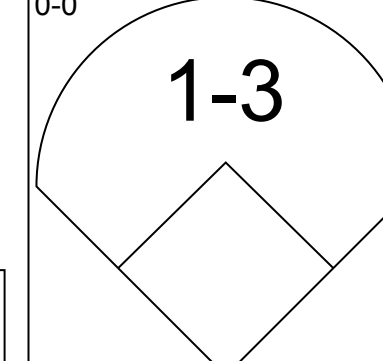
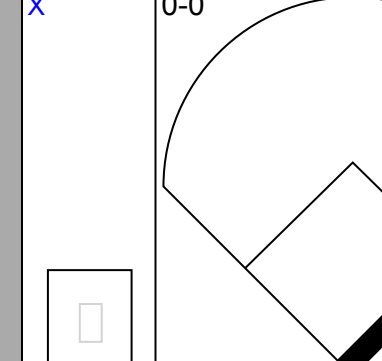
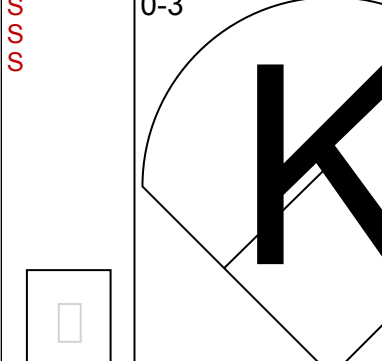
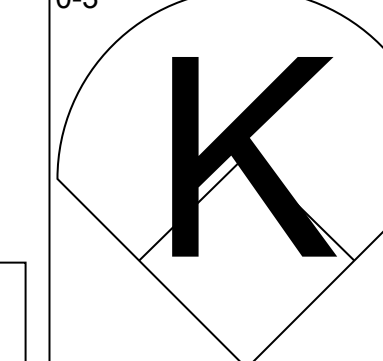
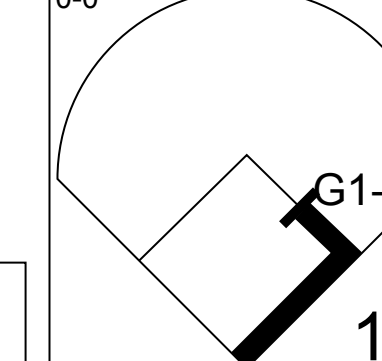
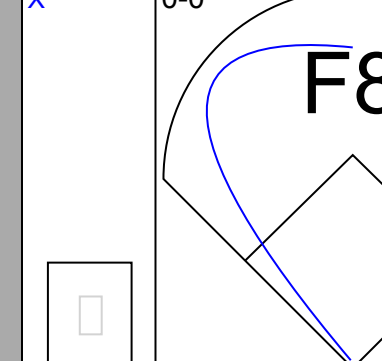
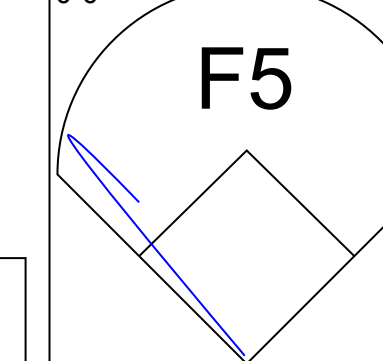
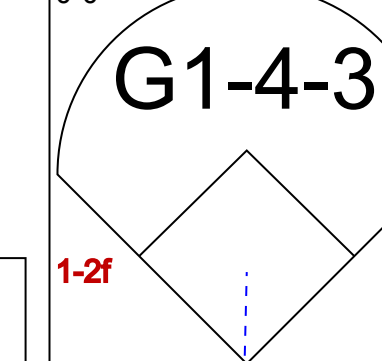
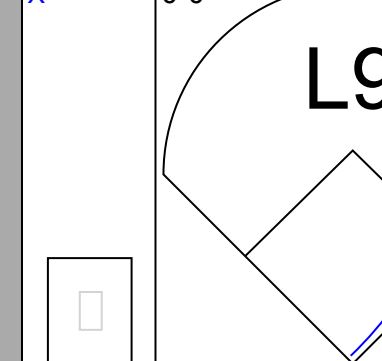
AB 35
R 8
H 14
RBI 8
BB 2
SO 3
LOB 17

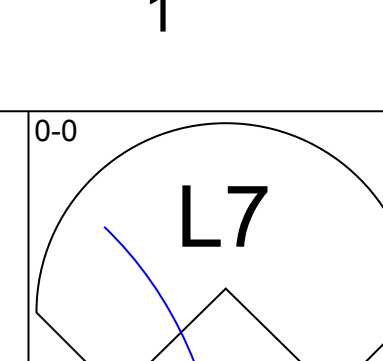
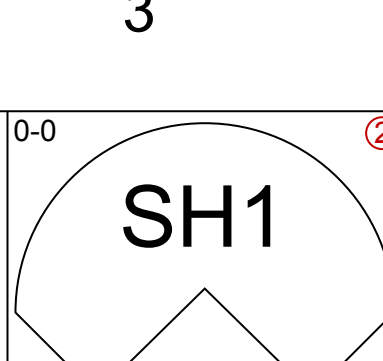
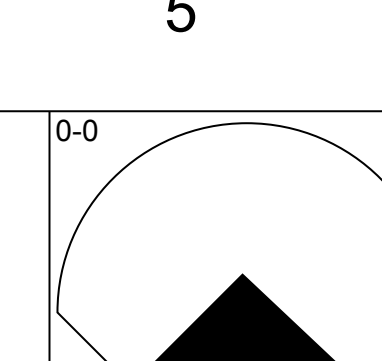
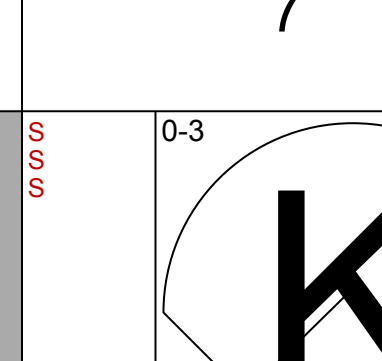
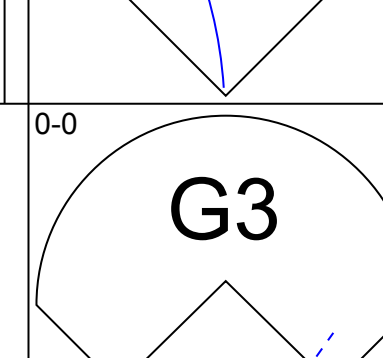
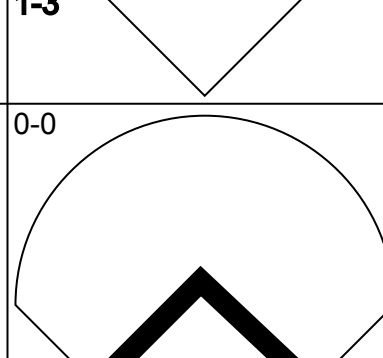
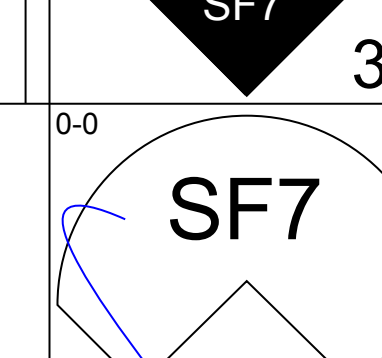
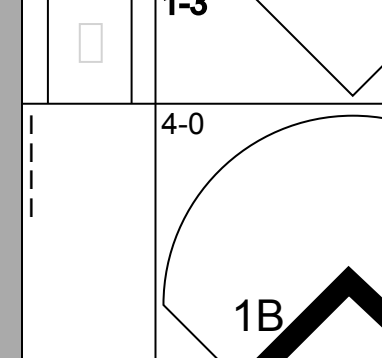

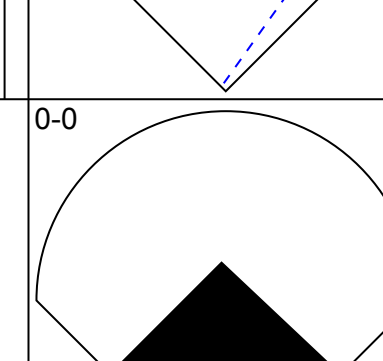
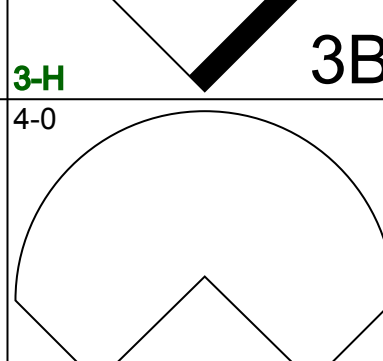
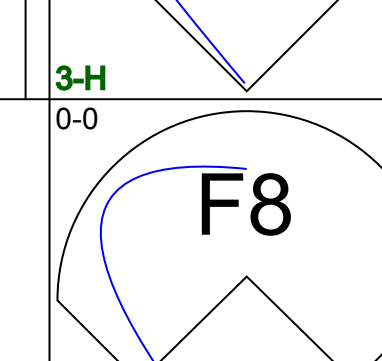
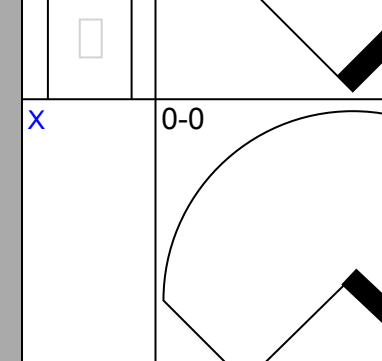

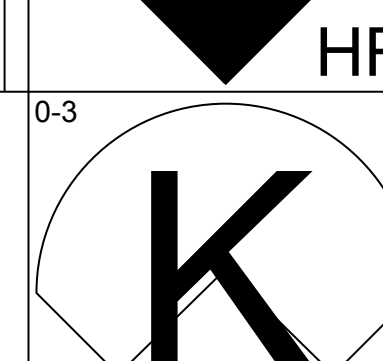
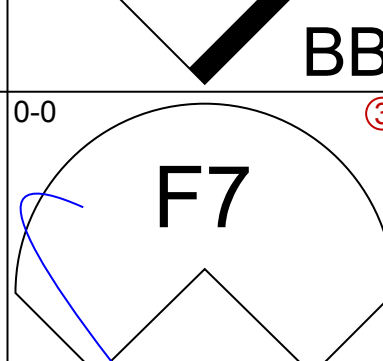
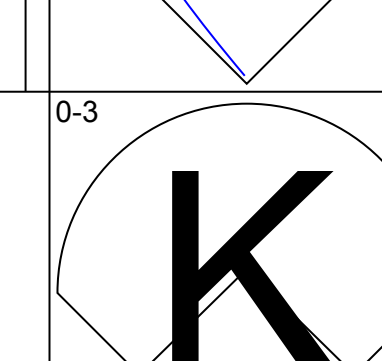
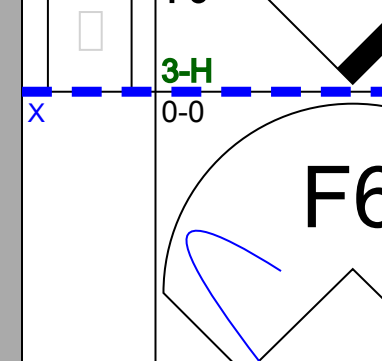
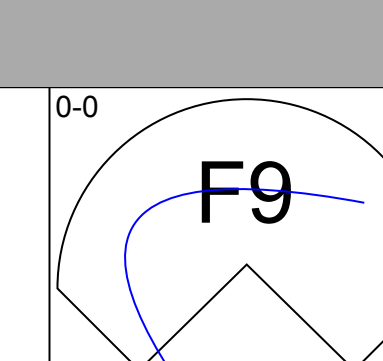
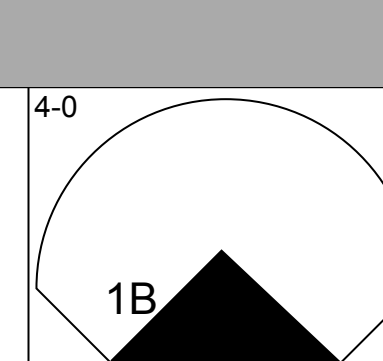
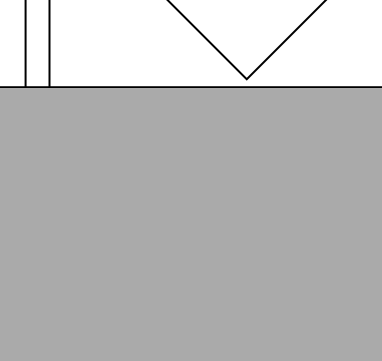
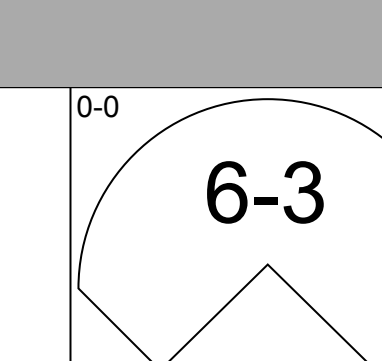
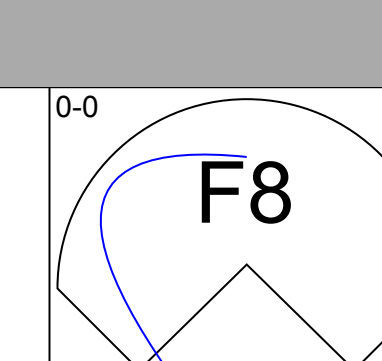
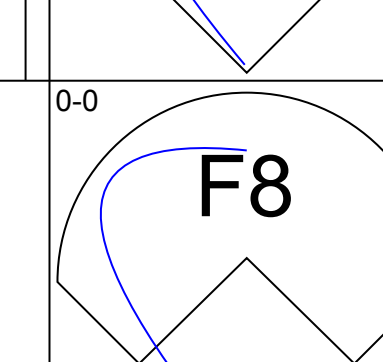
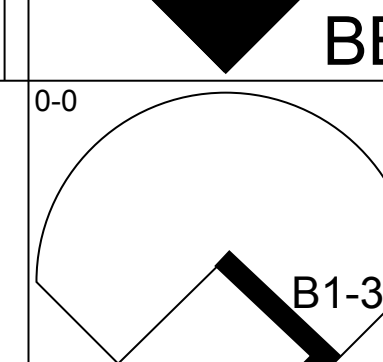

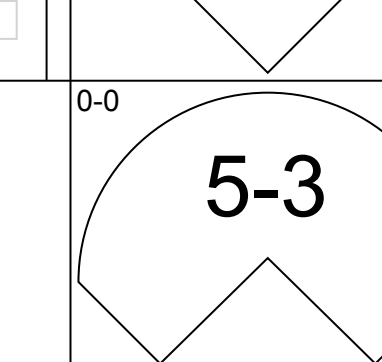
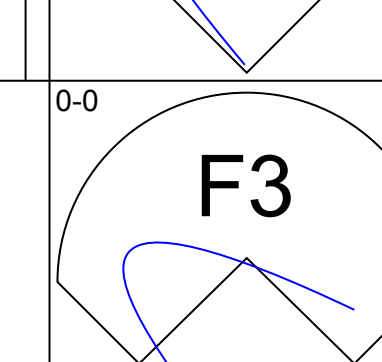
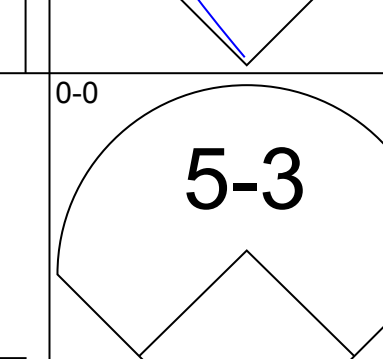
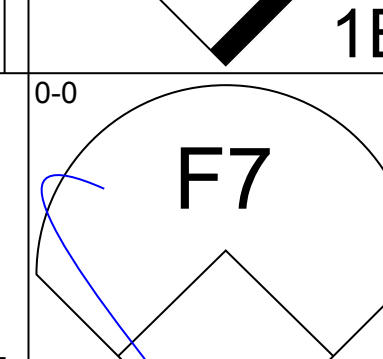
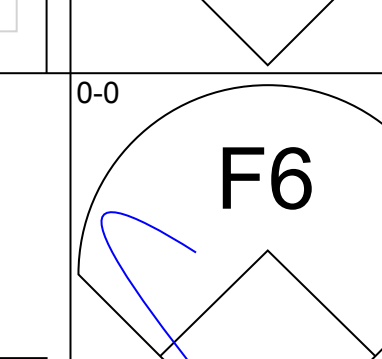
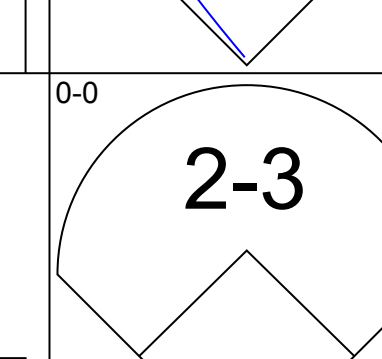
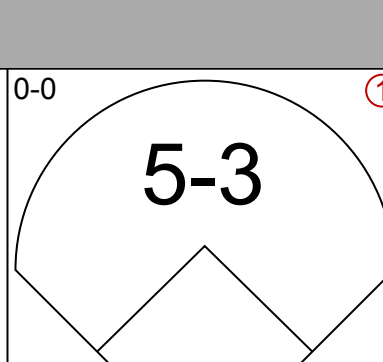
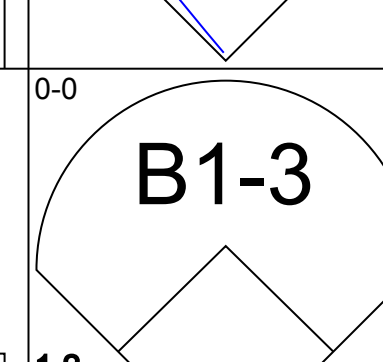
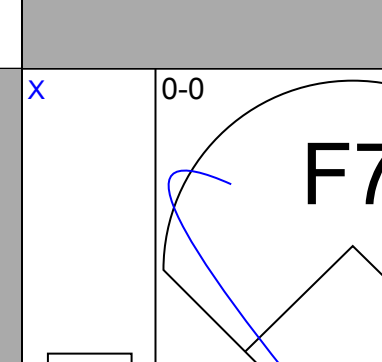
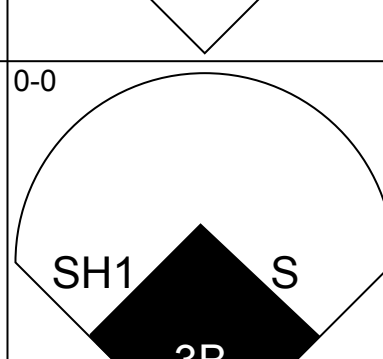
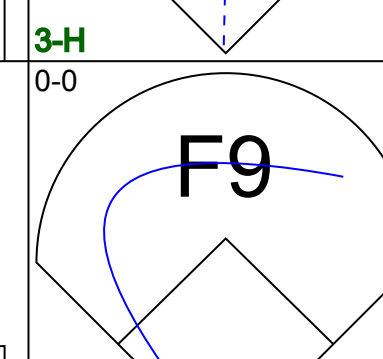
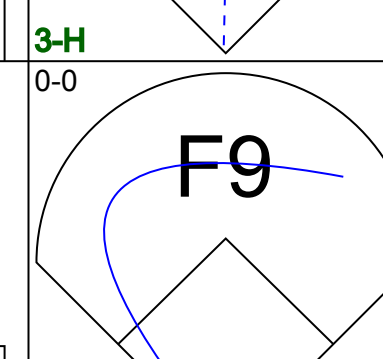
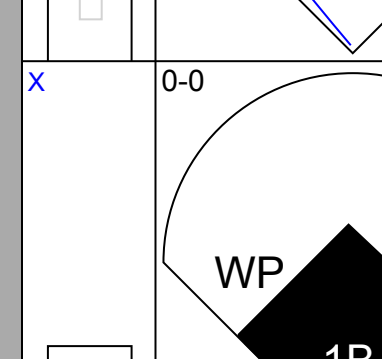



Thu Jul 31 1986, 7:05 PM EDT
Att: 14,001 - Unknown

Batter	1	2	3	4	5	6	7	8	9	AB	R	H	RBI	BB	SO	LOB	TOP										
Lou Whitaker, L (1, 4) OBP: 0.326, SLG: 0.441										5	1	2	2	0	1	1	Detroit Tigers @ Chicago White Sox Comiskey Park, Chicago, IL Fri Aug 01 1986, 8:05 PM EDT Att: 28,244 - Unknown										
Alan Trammell, R (1, 6) OBP: 0.332, SLG: 0.415										4	1	2	0	0	0	2											
Kirk Gibson, L (1, 9) OBP: 0.397, SLG: 0.526										3	0	1	1	1	0	1											
Johnny Grubb, L (1, 10) OBP: 0.388, SLG: 0.667 Larry Herndon, R (5, PH) OBP: 0.305, SLG: 0.384										2	0	0	0	0	0	1											
Darrell Evans, L (1, 3) OBP: 0.360, SLG: 0.440										3	0	0	0	1	0	0											
Dave Collins, S (1, 7) OBP: 0.365, SLG: 0.359										3	2	2	0	1	0	2											
Dwight Lowry, L (1, 2) OBP: 0.405, SLG: 0.458										3	0	0	0	0	0	4											
Tom Brookens, R (1, 5) OBP: 0.316, SLG: 0.326										4	0	0	1	0	0	1											
Pat Sheridan, L (1, 8) OBP: 0.270, SLG: 0.360 Chet Lemon, R (7, PH) OBP: 0.313, SLG: 0.355										2	1	1	0	0	1	0											
										2	0	1	0	0	0	0											
Inning Stats	R: 2 E: 0 K: 0 S: 5	H: 2 LOB: 0 BB: 0 P: 5	R: 2 E: 0 K: 0 S: 5	H: 2 LOB: 1 BB: 1 P: 9	R: 0 E: 0 K: 0 S: 3	H: 1 LOB: 0 BB: 0 P: 3	R: 1 E: 0 K: 1 S: 6	H: 1 LOB: 0 BB: 0 P: 6	R: 0 E: 0 K: 0 S: 4	H: 1 LOB: 1 BB: 0 P: 4	R: 0 E: 0 K: 0 S: 6	H: 1 LOB: 1 BB: 0 P: 6	R: 0 E: 0 K: 1 S: 6	H: 0 LOB: 2 BB: 2 P: 11	R: 0 E: 0 K: 0 S: 3	H: 0 LOB: 0 BB: 0 P: 3	1B: 6 2B: 1 3B: 1 HR: 1	SF: 0 SAC: 1 DP: 0 HBP: 0	WP: 1 PB: 0 SB: 3 CS: 2	PA: 37							
PITCHER	IP	WLS	BF	H	R	ER	SO	BB	IBB	HBP	BLK	WP	HR	S	P	ERA	WHIP										
Richard Dotson, R (1, 1) ERA: 6.41	1.2	L	10	4	4	4	0	1	0	0	0	1	1	9	13	21.60	3.000										
Gene Nelson, R (2, 1) ERA: 3.5	2.0		7	2	1	1	0	0	0	0	0	0	0	7	7	4.50	1.000										
Ray Seearge, L (4, 1) ERA: 5.1	3.1		13	3	0	0	2	1	0	0	0	0	0	16	20	0.00	1.200										
Bob James, R (8, 1) ERA: 5.46	2.0		7	0	0	0	0	0	1	0	0	0	0	6	10	0.00	0.000										

Batter	1	2	3	4	5	6	7	8	9	AB	R	H	RBI	BB	SO	LOB	BOTTOM										
John Cangelosi, S (1, 7) OBP: 0.377, SLG: 0.330 (9, 8)										4	1	1	0	0	0	1	Detroit Tigers @ Chicago White Sox Comiskey Park, Chicago, IL Fri Aug 01 1986, 8:05 PM EDT Att: 28,244 - Unknown										
Daryl Boston, L (1, 8) OBP: 0.697, SLG: 1.000 Reid Nichols, R (8, PH) OBP: 0.254, SLG: 0.211 (9, 7)										3	1	2	1	0	0	0											
Harold Baines, L (1, 9) OBP: 0.347, SLG: 0.463										4	0	0	0	0	2	2											
Greg Walker, L (1, 3) OBP: 0.349, SLG: 0.500 Steve Lyons, L (8, PR) OBP: 0.294, SLG: 0.326 (9, 3)										3	1	2	2	1	1	1											
Jerry Hairston, S (1, 10) OBP: 0.397, SLG: 0.464										4	1	3	1	0	0	1											
Tim Hulett, R (1, 5) OBP: 0.296, SLG: 0.440										4	0	0	0	0	0	3											
Carlton Fisk, R (1, 2) OBP: 0.262, SLG: 0.293										4	0	0	0	0	0	2											
Ozzie Guillen, L (1, 6) OBP: 0.266, SLG: 0.324 Ivan Calderon, R (9, PH) OBP: 0.276, SLG: 0.310										3	0	0	0	0	0	0											
Julio Cruz, S (1, 4) OBP: 0.365, SLG: 0.241										2	0	0	0	1	1	0											
Inning Stats	R: 0 E: 0 K: 0 S: 3	H: 0 LOB: 0 BB: 0 P: 3	R: 0 E: 0 K: 0 S: 3	H: 1 LOB: 1 BB: 1 P: 7	R: 0 E: 0 K: 1 S: 6	H: 0 LOB: 0 BB: 0 P: 3	R: 0 E: 0 K: 1 S: 6	H: 1 LOB: 1 BB: 0 P: 6	R: 0 E: 0 K: 2 S: 11	H: 4 LOB: 0 BB: 0 P: 11	R: 0 E: 0 K: 0 S: 3	H: 1 LOB: 1 BB: 1 P: 7	R: 0 E: 0 K: 2 S: 7	H: 1 LOB: 0 BB: 0 P: 7	R: 0 E: 0 K: 0 S: 4	H: 1 LOB: 1 BB: 0 P: 4		1B: 3 2B: 3 3B: 0 HR: 2	SF: 0 SAC: 0 DP: 1 HBP: 0	WP: 0 PB: 0 SB: 0 CS: 1	PA: 36						
PITCHER	IP	WLS	BF	H	R	ER	SO	BB	IBB	HBP	BLK	WP	HR	S	P	ERA	WHIP										
Walt Terrell, R (1, 1) ERA: 4.21	7.0	W	28	6	4	4	3	2	0	0	0	0	2	32	40	5.14	1.143										
Willie Hernandez, L (8, 1) ERA: 2.88	2.0	S	7	2	0	0	2	0	0	0	0	0	0	11	11	0.00	1.000										

Batter	1	2	3	4	5	6	7	8	9	AB	R	H	RBI	BB	SO	LOB	TOP					
Dave Collins, S (1, 10) OBP: 0.371, SLG: 0.364										4	0	2	0	0	1	0	Detroit Tigers @ Chicago White Sox Comiskey Park, Chicago, IL Sat Aug 02 1986, 8:05 PM EDT Att: 33,597 - Unknown					
Alan Trammell, R (1, 6) OBP: 0.331, SLG: 0.416										4	1	1	0	0	0	2						
Kirk Gibson, L (1, 9) OBP: 0.395, SLG: 0.520										3	1	0	0	1	2	1						
Chet Lemon, R (1, 8) OBP: 0.312, SLG: 0.353										4	1	1	1	0	1	1						
Darnell Coles, R (1, 5) OBP: 0.321, SLG: 0.440										4	0	1	1	0	1	0						
Larry Hemdon, R (1, 7) OBP: 0.299, SLG: 0.379										3	0	0	1	0	1	0						
Tom Brookens, R (1, 4) OBP: 0.314, SLG: 0.325										4	0	1	0	0	1	1						
Dave Engle, R (1, 3) OBP: 0.315, SLG: 0.341									3	0	1	0	0	1	1							
Dwight Lowry, L (1, 2) OBP: 0.390, SLG: 0.440									3	0	0	0	0	0	2							
Inning Stats	R: 3 E: 0 K: 1 S: 8	H: 3 LOB: 1 BB: 1 P: 12	R: 0 E: 0 K: 1 S: 5	H: 0 LOB: 0 BB: 0 P: 5	R: 0 E: 0 K: 2 S: 7	H: 0 LOB: 0 BB: 0 P: 7	R: 0 E: 0 K: 0 S: 3	H: 0 LOB: 0 BB: 0 P: 3	R: 0 E: 0 K: 0 S: 4	H: 2 LOB: 1 BB: 0 P: 4	R: 0 E: 0 K: 1 S: 5	H: 0 LOB: 0 BB: 0 P: 5	R: 0 E: 0 K: 1 S: 6	H: 1 LOB: 1 BB: 0 P: 6	R: 0 E: 0 K: 1 S: 6	H: 1 LOB: 1 BB: 0 P: 6		R: 0 E: 0 K: 1 S: 5	H: 0 LOB: 0 BB: 0 P: 5	1B: 5 2B: 2 3B: 0 HR: 0	SF: 1 SAC: 0 DP: 1 HBP: 0	WP: 1 PB: 0 SB: 1 CS: 0
PITCHER Floyd Bannister, L (1, 1) ERA: 3.94	IP: 9.0 WLS: W BF: 34 H: 7 R: 3 ER: 3 SO: 8 BB: 1 IBB: 0 HBP: 0 BLK: 0 WP: 1 HR: 0 S: 49 P: 53 ERA: 3.00 WHIP: 0.889															PITCHER						

Batter	1	2	3	4	5	6	7	8	9	AB	R	H	RBI	BB	SO	LOB	BOTTOM			
John Cangelosi, S (1, 7) OBP: 0.377, SLG: 0.336										3	1	1	0	0	1	1	Detroit Tigers @ Chicago White Sox Comiskey Park, Chicago, IL Sat Aug 02 1986, 8:05 PM EDT Att: 33,597 - Unknown			
Daryl Boston, L (1, 8) OBP: 0.571, SLG: 1.200										2	0	1	2	1	0	0				
Harold Baines, L (1, 9) OBP: 0.350, SLG: 0.472										3	1	2	2	1	0	0				
Greg Walker, L (1, 3) OBP: 0.345, SLG: 0.493									4	0	0	0	0	2	4					
Jerry Hairston, S (1, 10) OBP: 0.384, SLG: 0.453										3	1	0	0	1	0	0				
Tim Lueftl, R (1, 5) OBP: 0.297, SLG: 0.437										4	0	1	0	0	0	0				
Carlton Fisk, R (1, 2) OBP: 0.259, SLG: 0.289										4	0	0	0	0	0	2				
Ozzie Guillen, L (1, 6) OBP: 0.264, SLG: 0.322									3	0	0	1	0	0	1					
Julio Cruz, S (1, 4) OBP: 0.369, SLG: 0.248										3	2	2	0	0	0	1				
Inning Stats	R: 1 E: 0 K: 1 S: 6	H: 1 LOB: 0 BB: 0 P: 6	R: 0 E: 0 K: 0 S: 3	H: 0 LOB: 0 BB: 0 P: 3	R: 1 E: 0 K: 0 S: 5	H: 2 LOB: 2 BB: 1 P: 9	R: 1 E: 0 K: 0 S: 4	H: 1 LOB: 1 BB: 1 P: 8	R: 1 E: 0 K: 1 S: 6	H: 1 LOB: 0 BB: 0 P: 6	R: 0 E: 0 K: 0 S: 3	H: 0 LOB: 0 BB: 0 P: 3	R: 1 E: 1 K: 1 S: 7	H: 2 LOB: 2 BB: 1 P: 11	R: 0 E: 0 K: 0 S: 3	H: 0 LOB: 0 BB: 0 P: 3		1B: 4 2B: 0 3B: 2 HR: 1	SF: 1 SAC: 1 DP: 0 HBP: 0	WP: 1 PB: 0 SB: 1 CS: 0
PITCHER Jack Morris, R (1, 1) ERA: 3.35	IP: 6.2 WLS: L BF: 30 H: 7 R: 5 ER: 5 SO: 3 BB: 2 IBB: 1 HBP: 0 BLK: 0 WP: 1 HR: 1 S: 33 P: 45 ERA: 6.75 WHIP: 1.350															PITCHER				
Mark Thurmond, L (7, 1) ERA: 5.99	IP: 1.1 WLS: L BF: 4 H: 0 R: 0 ER: 0 SO: 0 BB: 0 IBB: 0 HBP: 0 BLK: 0 WP: 0 HR: 0 S: 4 P: 4 ERA: 0.00 WHIP: 0.000															PITCHER				

Batter	1	2	3	4	5	6	7	8	9	AB	R	H	RBI	BB	SO	LOB	TOP					
Lou Whitaker, L (1,4) OBP: 0.327, SLG: 0.439	CS BB		1-3 1B		F6		F5		F5	4	0	1	0	1	0	1						
Alan Trammell, R (1,6) OBP: 0.328, SLG: 0.412	F4		K			6-3	F8		F5	4	0	0	0	0	1	4						
Dave Bergman, L (9,PH) OBP: 0.345, SLG: 0.346										1	0	0	0	0	0	0						
Kirk Gibson, L (1,9) OBP: 0.393, SLG: 0.527	F6		4-3			HR	K			4	1	1	1	0	1	4						
Johnny Grubb, L (1,10) OBP: 0.396, SLG: 0.674	CS									2	0	1	0	1	1	0						
Larry Herndon, R (8,PH) OBP: 0.302, SLG: 0.379	1-2	K				BB WP BB			BB 1B BB	0	0	0	0	1	0	0						
Darrell Evans, L (1,3) OBP: 0.361, SLG: 0.439										3	0	1	0	1	2	2						
Dave Collins, S (1,7) OBP: 0.372, SLG: 0.364		G3 1B								3	0	1	0	1	1	2						
Darnell Coles, R (1,5) OBP: 0.320, SLG: 0.436										3	0	0	0	1	0	5						
Chet Lemon, R (1,8) OBP: 0.307, SLG: 0.348										4	0	0	0	0	1	6						
Dwight Lowry, L (1,2) OBP: 0.395, SLG: 0.436										3	0	1	0	1	0	0						
Inning Stats	R: 0 E: 0 K: 0 S: 2	H: 0 LOB: 0 BB: 1 P: 6	R: 0 E: 0 K: 1 S: 6	H: 1 LOB: 1 BB: 0 P: 6	R: 0 E: 0 K: 2 S: 9	H: 2 LOB: 2 BB: 0 P: 9	R: 0 E: 0 K: 2 S: 8	H: 1 LOB: 1 BB: 0 P: 8	R: 0 E: 0 K: 0 S: 3	H: 0 LOB: 0 BB: 3 P: 3	R: 1 E: 0 K: 0 S: 4	H: 1 LOB: 3 BB: 3 P: 16	R: 0 E: 0 K: 1 S: 5	H: 0 LOB: 1 BB: 1 P: 9	R: 0 E: 0 K: 1 S: 5	H: 1 LOB: 2 BB: 2 P: 13	R: 0 E: 0 K: 0 S: 3	H: 0 LOB: 0 BB: 0 P: 3	1B: 4 2B: 1 3B: 0 HR: 1	SF: 0 SAC: 0 DP: 1 HBP: 0	WP: 1 PB: 0 SB: 0 CS: 1	PA: 39
PITCHER	IP	WLS	BF	H	R	ER	SO	BB	IBB	HBP	BLK	WP	HR	S	P	ERA	WHIP					
Joe Cowley, R (1,1) ERA: 4.25	7.0	W	30	5	1	1	6	5	0	0	0	1	1	37	57	1.29	1.429					
Ray Seavage, L (8,1) ERA: 5.04	0.1		4	1	0	0	1	2	0	0	0	0	0	4	12	0.00	9.000					
Bill Dawley, R (8,1) ERA: 3.45	1.2		4	0	0	0	0	0	0	0	0	0	0	4	4	0.00	0.000					

Detroit Tigers @ Chicago White Sox
Comiskey Park, Chicago, IL
Sun Aug 03 1986, 4:33 AM EDT
Att: 26,737 - Unknown

AB 31
R 1
H 6
RBI 1
BB 7
SO 7
LOB 24



Batter	1	2	3	4	5	6	7	8	9	AB	R	H	RBI	BB	SO	LOB	BOTTOM				
John Cangelosi, S (1,7) OBP: 0.377, SLG: 0.337	5-3		FC6-5 1-3 1B	1-2 3B 1B	F8			3-1		5	1	2	0	0	0	1					
Daryl Boston, L (1,8) OBP: 0.417, SLG: 0.900	F8		FC6-5 HR	1-H 2-H SF9 3B	F8			4-3		5	2	1	3	0	0	2					
Harold Baines, L (1,9) OBP: 0.349, SLG: 0.477	F9		2-3 3-H HR	1-H SF9				6-3		4	1	1	3	0	0	0					
Jerry Hairston, S (1,10) OBP: 0.387, SLG: 0.450										3	1	1	0	1	0	0					
Tim Hulett, R (1,5) OBP: 0.297, SLG: 0.435										4	0	1	0	0	0	1					
Russ Morman, R (1,3) OBP: 0.750, SLG: 1.500										4	1	3	2	0	0	0					
Carlton Fisk, R (1,2) OBP: 0.262, SLG: 0.301										4	2	2	1	0	0	3					
Ozzie Guillen, L (1,6) OBP: 0.264, SLG: 0.321										4	1	1	0	0	0	0					
Julio Cruz, S (1,4) OBP: 0.372, SLG: 0.247										1	1	0	1	2	0	0					
Inning Stats	R: 0 E: 0 K: 0 S: 3	H: 0 LOB: 0 BB: 0 P: 3	R: 0 E: 0 K: 0 S: 4	H: 1 LOB: 1 BB: 0 P: 4	R: 3 E: 0 K: 0 S: 5	H: 2 LOB: 1 BB: 2 P: 13	R: 6 E: 0 K: 0 S: 11	H: 8 LOB: 2 BB: 0 P: 11	R: 0 E: 0 K: 0 S: 3	H: 0 LOB: 0 BB: 1 P: 7	R: 0 E: 0 K: 0 S: 3	H: 0 LOB: 0 BB: 0 P: 3	R: 1 E: 0 K: 0 S: 4	H: 1 LOB: 0 BB: 0 P: 4	R: 0 E: 0 K: 0 S: 3	H: 0 LOB: 0 BB: 0 P: 3	1B: 8 2B: 0 3B: 1 HR: 3	SF: 2 SAC: 0 DP: 0 HBP: 0	WP: 0 PB: 0 SB: 0 CS: 0	PA: 39	
PITCHER	IP	WLS	BF	H	R	ER	SO	BB	IBB	HBP	BLK	WP	HR	S	P	ERA	WHIP				
Randy O'Neal, R (1,1) ERA: 4.92	3.1	L	19	7	7	7	0	2	0	0	0	0	2	17	25	18.90	2.700				
Jim Slaton, R (4,1) ERA: 5.36	4.2		20	5	3	3	0	1	0	0	0	0	1	19	23	5.79	1.286				

Detroit Tigers @ Chicago White Sox
Comiskey Park, Chicago, IL
Sun Aug 03 1986, 4:33 AM EDT
Att: 26,737 - Unknown

AB 34
R 10
H 12
RBI 10
BB 3
SO 0
LOB 7



Batter	1	2	3	4	5	6	7	8	9	AB	R	H	RBI	BB	SO	LOB	TOP			
Tony Bernazard, S (1,4) OBP: 0.371, SLG: 0.446										5	1	3	2	0	1	1	Cleveland Indians @ Detroit Tigers Tiger Stadium, Detroit, MI Tue Aug 05 1986, 3:33 AM EDT Unknown			
Brett Butler, L (1,8) OBP: 0.346, SLG: 0.353 Andre Thornton, R (9, PH) OBP: 0.328, SLG: 0.390										4	1	1	0	0	0	3				
Joe Carter, R (1,3) OBP: 0.349, SLG: 0.518										3	1	0	0	0	0	1				
Mel Hall, L (1,7) OBP: 0.357, SLG: 0.544 Pat Tabler, R (7, PH) OBP: 0.315, SLG: 0.391										3	0	1	1	0	0	0				
Cory Snyder, R (1,9) OBP: 0.298, SLG: 0.532										4	0	2	2	0	0	0				
Julio Franco, R (1,6) OBP: 0.323, SLG: 0.375										4	1	1	0	0	0	3				
Brook Jacoby, R (1,5) OBP: 0.339, SLG: 0.427 Otis Nixon, S (8, PR) OBP: 0.218, SLG: 0.173										3	1	2	0	1	0	1				
Carmen Castillo, R (1,10) OBP: 0.298, SLG: 0.396										4	0	0	0	0	2	4				
Andy Allanson, R (1,2) OBP: 0.286, SLG: 0.310 Chris Bando, S (9, PH) OBP: 0.331, SLG: 0.326										2	0	0	0	1	0	3				
Inning Stats	R: 3 E: 0 K: 0 S: 6	H: 4 LOB: 1 BB: 0 P: 7	R: 0 E: 0 K: 0 S: 3	H: 0 LOB: 1 BB: 1 P: 7	R: 0 E: 0 K: 0 S: 3	H: 0 LOB: 0 BB: 0 P: 3	R: 2 E: 0 K: 0 S: 5	H: 2 LOB: 1 BB: 0 P: 9	R: 0 E: 0 K: 1 S: 4	H: 1 LOB: 0 BB: 0 P: 4	R: 0 E: 0 K: 1 S: 5	H: 1 LOB: 0 BB: 0 P: 5	R: 0 E: 0 K: 1 S: 6	H: 1 LOB: 2 BB: 0 P: 6	R: 0 E: 0 K: 1 S: 6	H: 0 LOB: 0 BB: 0 P: 5		1B: 9 2B: 1 3B: 0 HR: 0	SF: 0 SAC: 0 DP: 2 HBP: 1	WP: 0 PB: 0 SB: 2 CS: 0
PITCHER	IP WLS BF H R ER SO BB IBB HBP BLK WP HR S P ERA WHIP	IP WLS BF H R ER SO BB IBB HBP BLK WP HR S P ERA WHIP																		
Eric King, R (1,1) ERA: 3.26	3.2	19	6	5	5	0	2	0	0	1	0	0	0	0	16	25	12.27	2.182		
Mark Thurmond, L (4,1) ERA: 5.75	3.1	W	12	3	0	0	2	0	0	0	0	0	0	0	16	16	0.00	0.900		
Bill Campbell, R (8,1) ERA: 3.23	2.0	S	7	1	0	0	2	0	0	0	0	0	0	11	11	0.00	0.500			

Batter	1	2	3	4	5	6	7	8	9	AB	R	H	RBI	BB	SO	LOB	BOTTOM	
Lou Whitaker, L (1,4) OBP: 0.326, SLG: 0.437										4	1	1	0	0	1	0	Cleveland Indians @ Detroit Tigers Tiger Stadium, Detroit, MI Tue Aug 05 1986, 3:33 AM EDT Unknown	
Alan Trammell, R (1,6) OBP: 0.329, SLG: 0.418										2	2	1	1	0	0	0		
Kirk Gibson, L (1,9) OBP: 0.391, SLG: 0.521										3	0	0	1	1	0	1		
Johnny Grubb, L (1,10) OBP: 0.413, SLG: 0.692 Larry Herndon, R (7, PH) OBP: 0.305, SLG: 0.379										2	1	2	0	1	0	0		
Darrell Evans, L (1,3) OBP: 0.360, SLG: 0.446										4	1	1	3	0	1	4		
Darnell Coles, R (1,5) OBP: 0.317, SLG: 0.430										4	0	0	0	0	1	1		
Dave Collins, S (1,7) OBP: 0.371, SLG: 0.365										4	0	1	1	0	1	0		
Chet Lemon, R (1,8) OBP: 0.311, SLG: 0.346 Pat Sheridan, L (8, PH) OBP: 0.289, SLG: 0.358										1	0	0	0	1	0	0		
Dwight Lowry, L (1,2) OBP: 0.386, SLG: 0.425 Dave Engle, R (6, PH) OBP: 0.308, SLG: 0.333										2	0	0	0	0	0	1		
Inning Stats	R: 1 E: 0 K: 0 S: 4	H: 1 LOB: 1 BB: 1 P: 8	R: 0 E: 0 K: 1 S: 5	H: 0 LOB: 0 BB: 0 P: 5	R: 1 E: 1 K: 0 S: 5	H: 2 LOB: 2 BB: 1 P: 9	R: 0 E: 0 K: 0 S: 3	H: 0 LOB: 1 BB: 0 P: 4	R: 0 E: 0 K: 1 S: 7	H: 2 LOB: 2 BB: 1 P: 11	R: 3 E: 0 K: 1 S: 6	H: 1 LOB: 0 BB: 1 P: 11	R: 0 E: 0 K: 2 S: 7	H: 0 LOB: 0 BB: 0 P: 7	1B: 2 2B: 2 3B: 1 HR: 1	SF: 1 SAC: 0 DP: 0 HBP: 2		WP: 0 PB: 0 SB: 0 CS: 0
PITCHER	IP WLS BF H R ER SO BB IBB HBP BLK WP HR S P ERA WHIP	IP WLS BF H R ER SO BB IBB HBP BLK WP HR S P ERA WHIP																
Jose Roman, R (1,1) ERA: 4.76	5.2	25	5	3	3	2	2	0	0	1	0	0	0	26	35	4.76	1.235	
Dickie Noles, R (6,1) ERA: 5.65	0.0	1	0	0	0	0	1	0	0	0	0	0	0	4	4	∞	∞	
Scott Bailes, L (6,1) ERA: 4.6	1.1	L	7	1	3	3	1	1	0	1	0	0	1	7	12	20.25	1.500	
Frank Willis, R (8,1) ERA: 7.71	1.0	3	0	0	0	2	0	0	0	0	0	0	0	7	7	0.00	0.000	

Batter	1	2	3	4	5	6	7	8	9	AB	R	H	RBI	BB	SO	LOB	TOP										
Tony Bernazard, S OBP: 0.373, SLG: 0.449 Carmen Castillo, R OBP: 0.301, SLG: 0.418	SH5-3 SF7 2B		1B HBP	6-3			F9		HR	2	1	1	0	0	0	1	Cleveland Indians @ Detroit Tigers Tiger Stadium, Detroit, MI Tue Aug 05 1986, 7:05 PM EDT Att: 27,300 - Unknown										
Brett Butler, L OBP: 0.347, SLG: 0.355 Otis Nixon, S OBP: 0.241, SLG: 0.185	SH5-3 2-3		1B			FC5-4 1B	F8		FC1-4 1B BB	1	0	1	0	0	0	0											
Joe Carter, R OBP: 0.347, SLG: 0.518	SF7		K			FC5-4 1B 1-2		HR 2B	K	4	1	1	1	0	2	4											
Andre Thornton, R OBP: 0.329, SLG: 0.388	F8		F9			G6-4-3 1B 1-2		6-3	FC1-4 BB	4	0	1	0	1	0	3											
Cory Snyder, R OBP: 0.295, SLG: 0.539		6-3			F6	G6-4-3 1B 1-2			FC1-4 1B 1B	5	2	1	2	0	0	4											
Julio Franco, R OBP: 0.324, SLG: 0.377	F9						6-3		1-3 1B	5	2	2	1	0	0	0											
Pat Tabler, R OBP: 0.320, SLG: 0.398					E 2B		6-3		1B 1B	5	1	3	2	0	0	0											
Brook Jacoby, R OBP: 0.342, SLG: 0.433			K			3B	F3		1B 1B	4	0	2	1	1	1	1											
Chris Bando, S OBP: 0.325, SLG: 0.319 Mel Hall, L OBP: 0.356, SLG: 0.542 Andy Allanson, R OBP: 0.285, SLG: 0.309			4-3	1-3			5-3	3-1	F8	3	0	0	0	0	0	1											
Inning Stats	R: 1 E: 0 K: 0 S: 4	H: 1 LOB: 0 BB: 0 P: 4	R: 0 E: 0 K: 1 S: 6	H: 1 LOB: 1 BB: 0 P: 6	R: 0 E: 0 K: 1 S: 6	H: 1 LOB: 2 BB: 0 P: 7	R: 2 E: 1 K: 0 S: 6	H: 2 LOB: 1 BB: 0 P: 6	R: 0 E: 0 K: 0 S: 3	H: 0 LOB: 0 BB: 0 P: 3	R: 0 E: 0 K: 0 S: 3	H: 0 LOB: 0 BB: 0 P: 3	R: 0 E: 0 K: 0 S: 6	H: 3 LOB: 2 BB: 1 P: 10	R: 4 E: 0 K: 1 S: 9	H: 4 LOB: 2 BB: 2 P: 17		1B: 7 2B: 4 3B: 1 HR: 2	SF: 1 SAC: 1 DP: 1 HBP: 1	WP: 0 PB: 0 SB: 2 CS: 0	PA: 45						
PITCHER	IP	WLS	BF	H	R	ER	SO	BB	IBB	HBP	BLK	WP	HR	S	P	ERA	WHIP										
Frank Tanana, L ERA: 4.33	7.0	W	29	7	3	2	2	0	0	1	0	0	0	32	33	2.57	1.000										
Jim Slaton, R ERA: 5.52	0.2		6	3	2	2	0	1	0	0	0	0	1	5	9	27.00	6.000										
Willie Hernandez, L ERA: 3.36	1.0		8	3	4	4	1	2	0	0	0	0	1	8	16	36.00	5.000										
Randy O'Neal, R ERA: 4.9	0.1	S	2	1	0	0	0	0	0	0	0	0	0	2	2	0.00	3.000										

Batter	1	2	3	4	5	6	7	8	9	AB	R	H	RBI	BB	SO	LOB	BOTTOM										
Lou Whitaker, L OBP: 0.330, SLG: 0.453	HR		HR		F7		4-3			4	2	3	1	0	0		Cleveland Indians @ Detroit Tigers Tiger Stadium, Detroit, MI Tue Aug 05 1986, 7:05 PM EDT Att: 27,300 - Unknown										
Alan Trammell, R OBP: 0.328, SLG: 0.423	HR	BB	F6		F3		F8			5	1	1	1	0	1	1											
Kirk Gibson, L OBP: 0.394, SLG: 0.519	S E HBP	K	WP 1B			1B 2B BB		G3		3	2	1	0	1	1	1											
Johnny Grubb, L OBP: 0.404, SLG: 0.667	E7 1B 1B	L8	F9			F8		G3		5	1	1	0	0	0	3											
Darrell Evans, L OBP: 0.363, SLG: 0.449	E 1B		HR 1B		F7	2B 6-3 1B		K		5	2	3	1	0	1	0											
Dave Collins, S OBP: 0.372, SLG: 0.370	E5		F9	L7-4 E 1B						4	0	2	1	0	0	2											
Tom Brookens, R OBP: 0.313, SLG: 0.338	F3		HR	E5		6-3				4	1	1	3	0	0	4											
Pat Sheridan, L OBP: 0.268, SLG: 0.356	K		S 1B 1B	L7-4		4-3				4	1	1	0	0	1	5											
Dwight Lowry, L OBP: 0.380, SLG: 0.417	3-1		HR 1B		F6		F8			4	1	1	1	0	0	2											
Inning Stats	R: 4 E: 2 K: 1 S: 10	H: 4 LOB: 2 BB: 0 P: 11	R: 0 E: 0 K: 2 S: 7	H: 0 LOB: 1 BB: 1 P: 11	R: 5 E: 0 K: 0 S: 9	H: 6 LOB: 1 BB: 0 P: 9	R: 0 E: 1 K: 0 S: 4	H: 1 LOB: 1 BB: 0 P: 4	R: 0 E: 0 K: 0 S: 3	H: 0 LOB: 0 BB: 0 P: 3	R: 2 E: 0 K: 0 S: 5	H: 2 LOB: 1 BB: 1 P: 9	R: 0 E: 0 K: 0 S: 3	H: 0 LOB: 0 BB: 0 P: 3	R: 0 E: 0 K: 1 S: 5	H: 0 LOB: 0 BB: 0 P: 5		1B: 8 2B: 2 3B: 0 HR: 4	SF: 0 SAC: 0 DP: 1 HBP: 1	WP: 1 PB: 0 SB: 2 CS: 0	PA: 41						
PITCHER	IP	WLS	BF	H	R	ER	SO	BB	IBB	HBP	BLK	WP	HR	S	P	ERA	WHIP										
John Butcher, R ERA: 6.16	0.0	L	5	4	4	3	0	0	0	0	0	0	2	19	23	19.29	2.571										
Bryan Oelkers, L ERA: 4.04	2.1		14	5	5	5	3	1	0	0	0	0	2	12	16	6.00	1.333										
Rich Yett, R ERA: 5.54	3.0		13	3	2	2	0	1	0	0	0	1	0	11	11	0.00	0.375										
Dickie Noles, R ERA: 5.17	2.2		9	1	0	0	1	0	0	0	0	0	0	11	11	0.00	0.375										

Batter	1	2	3	4	5	6	7	8	9	AB	R	H	RBI	BB	SO	LOB	TOP										
Brett Butler, L OBP: 0.347, SLG: 0.352 (1, 8)										3	1	0	0	1	1	1	Cleveland Indians @ Detroit Tigers Tiger Stadium, Detroit, MI Thu Aug 07 1986, 3:33 AM EDT Unknown										
Julio Franco, R OBP: 0.349, SLG: 0.383 (1, 4)										4	0	3	1	0	0	1											
Joe Carter, R OBP: 0.517, SLG: 0.517 (6, FH)										1	0	0	0	1	0	1											
Carmen Castillo, R OBP: 0.297, SLG: 0.412 (6, 9)										2	0	0	0	0	0	2											
Andre Thornton, R OBP: 0.328, SLG: 0.386 (1, 10)										4	0	1	0	0	1	2											
Mel Hall, L OBP: 0.351, SLG: 0.535 (1, 7)										4	0	0	0	0	1	2											
Cory Snyder, R OBP: 0.294, SLG: 0.533 (1, 6)										4	0	1	0	0	1	0											
Pat Tabler, R OBP: 0.319, SLG: 0.396 (1, 3)										4	0	1	0	0	2	2											
Brook Jacoby, R OBP: 0.339, SLG: 0.428 (1, 5)										4	0	0	0	0	0	2											
Chris Bando, S OBP: 0.325, SLG: 0.319 (1, 2)										3	0	1	0	0	1	0											
Inning Stats	R: 0 E: 0 K: 1 S: 4	H: 0 LOB: 1 BB: 2 P: 12	R: 0 E: 1 K: 1 S: 6	H: 0 LOB: 1 BB: 0 P: 6	R: 0 E: 0 K: 1 S: 6	H: 1 LOB: 1 BB: 0 P: 6	R: 0 E: 0 K: 1 S: 6	H: 1 LOB: 0 BB: 0 P: 5	R: 0 E: 0 K: 0 S: 4	H: 2 LOB: 1 BB: 0 P: 4	R: 0 E: 0 K: 0 S: 3	H: 0 LOB: 2 BB: 0 P: 3	R: 1 E: 0 K: 0 S: 5	H: 2 LOB: 1 BB: 0 P: 5	R: 0 E: 0 K: 2 S: 8	H: 1 LOB: 1 BB: 0 P: 8		1B: 6 2B: 1 3B: 0 HR: 0	SF: 0 SAC: 0 DP: 2 HBP: 0	WP: 0 PB: 0 SB: 2 CS: 0	PA: 35						
PITCHER	IP	WLS	BF	H	R	ER	SO	BB	IBB	HBP	BLK	WP	HR	S	P	ERA	WHIP										
Jack Morris, R ERA: 3.22 (1, 1)	7.0	W	26	4	0	0	5	2	0	0	0	0	0	34	42	0.00	0.857										
Jim Slaton, R ERA: 5.5 (8, 1)	2.0		9	3	1	1	2	0	0	0	0	0	0	13	13	4.50	1.500										

Batter	1	2	3	4	5	6	7	8	9	AB	R	H	RBI	BB	SO	LOB	BOTTOM										
Lou Whitaker, L OBP: 0.333, SLG: 0.458 (1, 4)										4	0	3	3	0	0	2	Cleveland Indians @ Detroit Tigers Tiger Stadium, Detroit, MI Thu Aug 07 1986, 3:33 AM EDT Unknown										
Tom Brookens, R OBP: 0.315, SLG: 0.340 (6, 4)										2	1	1	1	0	1	1											
Alan Trammell, R OBP: 0.326, SLG: 0.420 (1, 6)										5	1	1	2	1	2	5											
Kirk Gibson, L OBP: 0.526, SLG: 0.526 (1, 9)										4	1	1	3	0	1	3											
Dave Engle, R OBP: 0.312, SLG: 0.337 (7, 9)										2	0	1	1	0	0	1											
Johnny Grubb, L OBP: 0.412, SLG: 0.690 (1, 10)										4	1	2	1	1	0	1											
Darrell Evans, L OBP: 0.363, SLG: 0.446 (1, 3)										2	1	0	0	1	0	1											
Dave Bergman, L OBP: 0.347, SLG: 0.349 (6, 3)										2	1	1	0	0	0	2											
Dave Collins, S OBP: 0.370, SLG: 0.368 (1, 7)										5	0	1	0	0	0	2											
Darnell Coles, R OBP: 0.323, SLG: 0.437 (1, 5)										4	3	3	1	1	1	0											
Pat Sheridan, L OBP: 0.282, SLG: 0.365 (1, 8)										4	4	3	0	1	0	2											
Dwight Lowry, L OBP: 0.392, SLG: 0.427 (8, 9)										5	2	3	2	0	0	3											
Inning Stats	R: 0 E: 0 K: 1 S: 6	H: 1 LOB: 1 BB: 0 P: 6	R: 3 E: 0 K: 1 S: 9	H: 4 LOB: 2 BB: 1 P: 13	R: 0 E: 0 K: 0 S: 3	H: 1 LOB: 0 BB: 0 P: 3	R: 5 E: 1 K: 0 S: 7	H: 4 LOB: 0 BB: 1 P: 11	R: 2 E: 0 K: 0 S: 5	H: 2 LOB: 1 BB: 1 P: 9	R: 1 E: 0 K: 0 S: 6	H: 3 LOB: 2 BB: 0 P: 6	R: 1 E: 0 K: 2 S: 9	H: 2 LOB: 2 BB: 1 P: 13	R: 3 E: 0 K: 1 S: 8	H: 3 LOB: 1 BB: 1 P: 12	1B: 16 2B: 2 3B: 0 HR: 2	SF: 0 SAC: 0 DP: 2 HBP: 0	WP: 2 PB: 0 SB: 0 CS: 0	PA: 48							
PITCHER	IP	WLS	BF	H	R	ER	SO	BB	IBB	HBP	BLK	WP	HR	S	P	ERA	WHIP										
Phil Niekro, R ERA: 4.5 (1, 1)	4.0	L	23	10	8	3	2	2	0	0	0	0	2	25	33	6.75	3.000										
John Butcher, R ERA: 6.49 (5, 1)	4.0		25	10	7	7	3	3	0	0	0	2	0	28	40	15.75	3.250										

Batter	1	2	3	4	5	6	7	8	9	AB	R	H	RBI	BB	SO	LOB	TOP
Julio Franco, R OBP: 0.327, SLG: 0.381 (1, 4)										5	0	1	0	0	0	1	Cleveland Indians @ Detroit Tigers Tiger Stadium, Detroit, MI Thu Aug 07 1986, 7:05 PM EDT Att: 23,708 - Unknown
Pat Tabler, R OBP: 0.321, SLG: 0.397 (1, 3)										4	0	2	0	0	0	1	
Joe Carter, R OBP: 0.347, SLG: 0.514 (1, 7)										4	0	1	0	0	0	2	
Andre Thornton, R OBP: 0.333, SLG: 0.385 (1, 10)										1	0	0	0	3	0	0	
Cory Snyder, R OBP: 0.298, SLG: 0.532 (1, 6)										4	0	2	0	0	1	4	
Brook Jacoby, R OBP: 0.336, SLG: 0.424 (1, 5)										4	0	0	0	0	0	3	
Carmen Castillo, R OBP: 0.296, SLG: 0.408 (1, 9)										4	1	1	0	0	0	2	
Andy Allanson, R OBP: 0.282, SLG: 0.305 (1, 2)										3	0	0	0	0	0	2	
Mel Hall, L OBP: 0.353, SLG: 0.540 (9, PH)										1	1	1	0	0	0	0	
Otis Nixon, S OBP: 0.246, SLG: 0.193 (1, 8)										3	0	1	0	0	0	0	
Brett Butler, L OBP: 0.346, SLG: 0.352 (9, PH)										0	0	0	1	0	0	0	
Inning Stats	R: 0 E: 0 K: 0 S: 4	H: 2 LOB: 2 BB: 1 P: 8	R: 0 E: 0 K: 0 S: 3	H: 0 LOB: 0 BB: 0 P: 3	R: 0 E: 0 K: 0 S: 4	H: 1 LOB: 1 BB: 0 P: 4	R: 0 E: 0 K: 0 S: 4	H: 1 LOB: 2 BB: 1 P: 8	R: 0 E: 0 K: 0 S: 3	H: 0 LOB: 0 BB: 0 P: 3	R: 0 E: 0 K: 0 S: 6	H: 1 LOB: 2 BB: 1 P: 10	R: 2 E: 1 K: 0 S: 5	H: 2 LOB: 0 BB: 0 P: 5	1B: 8 2B: 1 3B: 0 HR: 0	SF: 1 SAC: 0 DP: 0 HBP: 0	WP: 1 PA: 37
PITCHER	IP WLS BF H R ER SO BB IBB HBP BLK WP HR S P ERA WHIP																
Mark Thurmond, L ERA: 5.38 (1, 1)	6.0 W 24 6 0 0 0 2 0 0 0 0 0 22 30 0.00 1.333																
Bill Campbell, R ERA: 3.21 (7, 1)	3.0 S 13 3 2 1 1 1 0 0 0 1 0 14 18 3.00 1.333																

Batter	1	2	3	4	5	6	7	8	9	AB	R	H	RBI	BB	SO	LOB	BOTTOM		
Lou Whitaker, L OBP: 0.337, SLG: 0.461 (1, 4)										4	0	3	3	0	0	0	Cleveland Indians @ Detroit Tigers Tiger Stadium, Detroit, MI Thu Aug 07 1986, 7:05 PM EDT Att: 23,708 - Unknown		
Alan Trammell, R OBP: 0.325, SLG: 0.415 (1, 6)										4	0	0	1	0	0	4			
Kirk Gibson, L OBP: 0.388, SLG: 0.518 (1, 9)										4	0	0	0	0	0	3			
Johnny Grubb, L OBP: 0.402, SLG: 0.670 (1, 10)										3	0	0	0	0	1	0			
Larry Herndon, R OBP: 0.304, SLG: 0.377 (7, PH)										1	0	0	0	0	0	2			
Darrell Evans, L OBP: 0.359, SLG: 0.440 (1, 3)										4	0	0	0	0	0	0			
Darnell Coles, R OBP: 0.322, SLG: 0.435 (1, 5)										4	1	1	0	0	2	1			
Dave Collins, S OBP: 0.374, SLG: 0.369 (1, 7)										2	2	1	0	2	1	0			
Pat Sheridan, L OBP: 0.284, SLG: 0.363 (1, 8)										1	2	0	0	1	0	1			
Dwight Lowry, L OBP: 0.400, SLG: 0.429 (1, 2)										2	1	1	2	1	0	2			
Inning Stats	R: 0 E: 0 K: 0 S: 3	H: 0 LOB: 0 BB: 0 P: 3	R: 0 E: 1 K: 0 S: 3	H: 0 LOB: 0 BB: 0 P: 3	R: 2 E: 0 K: 0 S: 5	H: 2 LOB: 1 BB: 1 P: 9	R: 0 E: 0 K: 2 S: 7	H: 0 LOB: 0 BB: 0 P: 7	R: 1 E: 0 K: 0 S: 4	H: 2 LOB: 1 BB: 1 P: 8	R: 0 E: 0 K: 0 S: 3	H: 0 LOB: 0 BB: 0 P: 3	R: 3 E: 1 K: 0 S: 6	H: 2 LOB: 2 BB: 2 P: 14	R: 0 E: 0 K: 2 S: 7	H: 0 LOB: 0 BB: 0 P: 7	1B: 6 2B: 0 3B: 0 HR: 0	SF: 0 SAC: 1 DP: 1 HBP: 0	WP: 0 PA: 34
PITCHER	IP WLS BF H R ER SO BB IBB HBP BLK WP HR S P ERA WHIP																		
Ken Schrom, R ERA: 4.15 (1, 1)	6.0 L 25 5 5 5 2 3 0 0 0 0 0 5 26 38 7.50 1.333																		
Scott Bailes, L ERA: 4.69 (7, 1)	1.0 6 1 1 1 0 1 0 0 0 0 0 5 9 9.00 2.000																		
Dickie Noles, R ERA: 5.01 (8, 1)	1.0 3 0 0 0 0 2 0 0 0 0 0 7 7 0.00 0.000																		

Batter	1	2	3	4	5	6	7	8	9	AB	R	H	RBI	BB	SO	LOB	TOP			
Wade Boggs, L (1, 5) OBP: 0.358, SLG: 0.482	F7		BB E BB		G6-4-3 1B		F7			3	0	1	0	1	0	1	Boston Red Sox @ Detroit Tigers Tiger Stadium, Detroit, MI Mon Aug 11 1986, 7:05 PM EDT Att: 44,875 - Unknown			
Marty Barrett, R (1, 4) OBP: 0.338, SLG: 0.378	F9		E6 BB 1-2		G6-4-3 1-2		6-3			4	0	0	0	0	0	2				
Jim Rice, R (1, 7) OBP: 0.378, SLG: 0.483	FC6-4 BB		F7		5-3		F3			3	0	0	0	1	0	2				
Don Baylor, R (1, 10) OBP: 0.339, SLG: 0.434	FC6-4 1-2		F7		K		F6			3	0	0	0	1	1					
Dwight Evans, R (1, 9) OBP: 0.360, SLG: 0.440		1B	F5		BB		F7			3	0	1	0	1	0	3				
Bill Buckner, L (1, 3) OBP: 0.288, SLG: 0.390	F7			L7		4-3		4-3		4	0	0	0	0	0	2				
Tony Armas, R (1, 8) OBP: 0.307, SLG: 0.388	K			F9			F7			4	0	0	0	0	1	1				
Ed Romero, R (1, 6) OBP: 0.269, SLG: 0.258	L8			F7			5-3			3	0	0	0	0	0	1				
Marc Sullivan, R (1, 2) OBP: 0.253, SLG: 0.265			K		L5			2B		3	0	1	0	0	1	0				
Inning Stats	R: 0 E: 0 K: 0 S: 3	H: 0 LOB: 1 BB: 1 P: 7	R: 0 E: 0 K: 1 S: 6	H: 1 LOB: 1 BB: 0 P: 6	R: 0 E: 1 K: 1 S: 6	H: 0 LOB: 3 BB: 2 P: 14	R: 0 E: 0 K: 0 S: 3	H: 0 LOB: 0 BB: 0 P: 3	R: 0 E: 0 K: 1 S: 5	H: 1 LOB: 1 BB: 1 P: 9	R: 0 E: 0 K: 0 S: 4	H: 1 LOB: 1 BB: 0 P: 4	R: 0 E: 0 K: 0 S: 3	H: 0 LOB: 0 BB: 0 P: 3	R: 0 E: 0 K: 0 S: 3	H: 0 LOB: 0 BB: 0 P: 3		1B: 2 2B: 1 3B: 0 HR: 0	SF: 0 SAC: 0 DP: 1 HBP: 0	WP: 0 PB: 0 SB: 0 CS: 0
PITCHER Jack Morris, R (1, 1) ERA: 3.06	IP: 9.0 WLS: W BF: 34 H: 3 R: 0 ER: 0 SO: 3 BB: 4 IBB: 0 HBP: 0 BLK: 0 WP: 0 HR: 0 S: 36 P: 52 ERA: 0.00 WHIP: 0.778															PITCHER				

Batter	1	2	3	4	5	6	7	8	9	AB	R	H	RBI	BB	SO	LOB	BOTTOM			
Lou Whitaker, L (1, 4) OBP: 0.334, SLG: 0.459	F9		1-H HR		F3		F3	4-3		5	1	1	2	0	0	3	Boston Red Sox @ Detroit Tigers Tiger Stadium, Detroit, MI Mon Aug 11 1986, 7:05 PM EDT Att: 44,875 - Unknown			
Alan Trammell, R (1, 6) OBP: 0.332, SLG: 0.424	F3		5-3		G3		1B BB 1-2			3	0	0	0	1	0	0				
Kirk Gibson, L (1, 9) OBP: 0.379, SLG: 0.498	K		K		K		F7			4	0	0	0	0	3	2				
Johnny Grubb, L (1, 10) OBP: 0.420, SLG: 0.696		HR	3-1		FC4-6 BB 1B		1B 1B 1-3 2-H			4	2	3	2	0	0	0				
Darrell Evans, L (1, 3) OBP: 0.353, SLG: 0.437	K			3-1	FC4-6 BB 1-2		K			3	0	0	0	1	2	2				
Dave Collins, S (1, 7) OBP: 0.386, SLG: 0.358	G3			F5	FC4-6 BB 1-2 2-3		G3			4	0	0	0	0	0	2				
Darnell Coles, R (1, 5) OBP: 0.332, SLG: 0.443	1B			FC6-4 1B	1-3 3-H 1B		1B 1B			4	0	4	1	0	0	0				
Chet Lemon, R (1, 8) OBP: 0.312, SLG: 0.346	K			FC6-4 1-2	F9		K			4	0	0	0	0	2	5				
Dwight Lowry, L (1, 2) OBP: 0.404, SLG: 0.412			HR BB		4-3		1B 1B 1-3			3	2	2	0	1	0	0				
Inning Stats	R: 0 E: 0 K: 1 S: 5	H: 2 LOB: 1 BB: 0 P: 9	R: 2 E: 0 K: 1 S: 6	H: 1 LOB: 0 BB: 1 P: 10	R: 0 E: 0 K: 0 S: 4	H: 1 LOB: 1 BB: 0 P: 4	R: 0 E: 0 K: 0 S: 3	H: 0 LOB: 0 BB: 0 P: 3	R: 1 E: 0 K: 1 S: 7	H: 2 LOB: 2 BB: 1 P: 11	R: 1 E: 0 K: 1 S: 7	H: 2 LOB: 2 BB: 1 P: 11	R: 0 E: 0 K: 1 S: 7	H: 2 LOB: 2 BB: 0 P: 7	R: 0 E: 0 K: 1 S: 7	H: 2 LOB: 2 BB: 0 P: 7		1B: 8 2B: 0 3B: 0 HR: 2	SF: 0 SAC: 0 DP: 0 HBP: 0	WP: 0 PB: 0 SB: 1 CS: 0
PITCHER Oil Can Boyd, R (1, 1) ERA: 3.8	IP: 8.0 WLS: L BF: 37 H: 10 R: 5 ER: 5 SO: 7 BB: 3 IBB: 0 HBP: 0 BLK: 0 WP: 0 HR: 2 S: 48 P: 60 ERA: 5.62 WHIP: 1.625															PITCHER				


Batter	1	2	3	4	5	6	7	8	9	AB	R	H	RBI	BB	SO	LOB	TOP				
John Cangelosi, S (1, 7) OBP: 0.380, SLG: 0.319	0-0 5-3		0-0 F7		0-0 FC6-4			0-3 K		4	0	0	1	0	1	2	Chicago White Sox @ Detroit Tigers Tiger Stadium, Detroit, MI Tue Aug 12 1986, 7:05 PM EDT Att: 20,715 - Unknown				
Daryl Boston, L (1, 8) OBP: 0.333, SLG: 0.636	0-0 F9			0-0 HR	0-0 G6-4-3			0-0 6-3		4	1	1	1	0	0	2					
Harold Baines, L (1, 9) OBP: 0.339, SLG: 0.469	0-0 1B			0-0 4-3			0-3 K	0-0 F8		4	0	1	0	0	1	0					
Carlton Fisk, R (1, 2) OBP: 0.264, SLG: 0.325	0-0 F7			0-0 1B	0-0 FC5-4		0-0 F7		0-0 G1-4-3	4	0	1	0	0	0	1					
Tim Lincecum, R (1, 5) OBP: 0.286, SLG: 0.436		4-0 BB		0-0 L8			0-0 HR		0-3 K	3	1	1	1	1	1	1					
Russ Morman, R (1, 3) OBP: 0.276, SLG: 0.455	0-0 G4-6-3		0-0 FC5-4		0-0 F4			0-0 F8		4	0	0	0	0	0	2					
Luis Salazar, R (1, 10) OBP: 0.286, SLG: 0.167	0-3 K			4-0 1B	4-0 FC6-4		0-0 F9			2	1	0	0	1	1	0					
Ozzie Guillen, L (1, 6) OBP: 0.257, SLG: 0.309			0-0 4-3		0-0 FC6-4		0-0 4-3			3	0	1	0	0	0	0					
Julio Cruz, S (1, 4) OBP: 0.357, SLG: 0.240			0-0 F3		4-0 FC6-4		0-0 5-3			2	0	0	0	1	0	0					
Inning Stats	R: 0 E: 0 K: 0 S: 4	H: 1 LOB: 1 BB: 0 P: 4	R: 0 E: 0 K: 1 S: 4	H: 0 LOB: 0 BB: 1 P: 8	R: 0 E: 0 K: 0 S: 3	H: 0 LOB: 0 BB: 0 P: 3	R: 1 E: 0 K: 0 S: 5	H: 2 LOB: 1 BB: 0 P: 5	R: 1 E: 0 K: 0 S: 3	H: 1 LOB: 1 BB: 2 P: 11	R: 0 E: 0 K: 0 S: 3	H: 0 LOB: 0 BB: 0 P: 3	R: 0 E: 0 K: 1 S: 5	H: 0 LOB: 0 BB: 0 P: 5	R: 0 E: 0 K: 1 S: 5	H: 0 LOB: 0 BB: 0 P: 5		1B: 3 2B: 0 3B: 0 HR: 2	SF: 0 SAC: 0 DP: 2 HBP: 0	WP: 0 PB: 0 CS: 0	PA: 33
PITCHER	IP	WLS	BF	H	R	ER	SO	BB	IBB	HBP	BLK	WP	HR	S	P	ERA	WHIP				
Mark Thurmond, L (1, 1) ERA: 5.22	8.0	W	30	5	3	3	3	3	0	0	0	0	2	33	45	3.38	1.000				
Bill Campbell, R (9, 1) ERA: 3.71	1.0		3	0	0	0	1	0	0	0	0	0	0	5	5	0.00	0.000				

Batter	1	2	3	4	5	6	7	8	9	AB	R	H	RBI	BB	SO	LOB	BOTTOM				
Lou Whitaker, L (1, 4) OBP: 0.331, SLG: 0.454	0-0 F7		0-0 FC4-6	0-0 F8		0-0 L8		0-0 9-2		5	0	0	1	0	0	3	Chicago White Sox @ Detroit Tigers Tiger Stadium, Detroit, MI Tue Aug 12 1986, 7:05 PM EDT Att: 20,715 - Unknown				
Alan Trammell, R (1, 6) OBP: 0.333, SLG: 0.427	0-0 HR	0-0 5-3		0-0 1B		0-0 FC3-6				4	1	2	0	0	0	2					
Mike Heath, R (1, 2) OBP: 0.295, SLG: 0.338	0-0 2H		0-0 BLK	0-3 K		0-0 FC6-4				4	2	2	2	0	1	2					
Darnell Coles, R (1, 5) OBP: 0.331, SLG: 0.440	0-3 K		0-0 F4	0-0 1B		0-0 5-3				4	0	1	0	0	1	1					
Larry Herndon, R (1, 7) OBP: 0.308, SLG: 0.373	4-0 BB		0-0 5-3	0-0 F9		0-0 F8		0-0 F8		3	0	0	0	1	0	3					
Darrell Evans, L (1, 3) OBP: 0.352, SLG: 0.434	0-3 K		4-0 HR		0-0 F2		0-0 F8			3	1	0	0	1	1	1					
Chet Lemon, R (1, 8) OBP: 0.318, SLG: 0.363		0-0 1B	0-0 FC4-6	0-0 HR		0-0 F8		0-0 E6		4	3	3	3	0	0	0					
Tom Brookens, R (1, 10) OBP: 0.318, SLG: 0.343		0-0 1B	0-0 FC4-6	0-0 1B		0-0 6-3		0-0 F1		4	0	2	0	0	0	1					
Dave Collins, S (1, 9) OBP: 0.367, SLG: 0.356		0-3 K		0-3 K		0-0 E6		0-0 9-2		4	0	1	1	0	2	3					
Pat Sheridan, L (9, 9) OBP: 0.286, SLG: 0.358										0	0	0	0	0	0	0					
Inning Stats	R: 2 E: 0 K: 2 S: 9	H: 2 LOB: 1 BB: 1 P: 13	R: 1 E: 0 K: 1 S: 7	H: 2 LOB: 1 BB: 0 P: 7	R: 3 E: 0 K: 1 S: 8	H: 3 LOB: 1 BB: 1 P: 12	R: 0 E: 0 K: 1 S: 7	H: 2 LOB: 2 BB: 0 P: 7	R: 0 E: 1 K: 0 S: 4	H: 0 LOB: 1 BB: 0 P: 4	R: 0 E: 0 K: 0 S: 3	H: 0 LOB: 0 BB: 0 P: 3	R: 0 E: 0 K: 0 S: 4	H: 0 LOB: 0 BB: 0 P: 3	R: 1 E: 1 K: 0 S: 4	H: 2 LOB: 2 BB: 0 P: 4	1B: 8 2B: 2 3B: 0 HR: 2	SF: 0 SAC: 0 DP: 1 HBP: 0	WP: 1 PB: 0 CS: 0	PA: 37	
PITCHER	IP	WLS	BF	H	R	ER	SO	BB	IBB	HBP	BLK	WP	HR	S	P	ERA	WHIP				
Steve Carlton, L (1, 1) ERA: 6.21	3.0	L	18	7	6	6	4	2	0	0	0	0	0	24	32	18.00	3.000				
Bill Dawley, R (4, 1) ERA: 3.38	4.1		18	4	1	0	1	0	0	0	0	0	0	20	20	0.00	0.923				
Ray Searge, L (8, 1) ERA: 4.83	0.2		1	0	0	0	0	0	0	0	0	0	0	1	1	0.00	0.000				

Batter	1	2	3	4	5	6	7	8	9	AB	R	H	RBI	BB	SO	LOB	TOP										
John Cangelosi, S (1, 7) OBP: 0.357, SLG: 0.316 Jerry Hairston, S (9, PH) OBP: 0.385, SLG: 0.451	G3		K			4-3			HR	3	0	0	0	0	1	0											
Daryl Boston, L (1, 8) OBP: 0.350, SLG: 0.622	4-3					1B			F8	4	0	2	0	0	0	1											
Harold Baines, L (1, 9) OBP: 0.338, SLG: 0.474	F9					1B			HR	4	1	1	2	0	0	2											
Ron Hassey, L (1, 10) OBP: 0.383, SLG: 0.464									K	4	0	2	0	0	1	0											
Carlton Fisk, R (1, 2) OBP: 0.266, SLG: 0.330									K	4	0	2	0	0	1	1											
Tim Lincecum, R (1, 5) OBP: 0.282, SLG: 0.431									L7	4	0	2	0	0	1	1											
Russ Morman, R (1, 3) OBP: 0.256, SLG: 0.417									2B	4	0	0	0	0	0	3											
Ozzie Guillen, L (1, 6) OBP: 0.257, SLG: 0.309									L8	3	0	0	0	0	2	1											
Julio Cruz, S (1, 4) OBP: 0.354, SLG: 0.238 Steve Lyons, L (8, PH) OBP: 0.293, SLG: 0.324 Brian Giles, R (8, 4)									K	3	0	1	0	0	1	0											
									G3	2	0	0	0	0	0	1											
									G3	1	0	0	0	0	0	0											
										0	0	0	0	0	0	0											
Inning Stats	R: 0 E: 0 K: 0 S: 3	H: 0 LOB: 0 BB: 0 P: 3	R: 0 E: 0 K: 0 S: 4	H: 2 LOB: 1 BB: 0 P: 4	R: 0 E: 0 K: 2 S: 7	H: 0 LOB: 0 BB: 0 P: 7	R: 0 E: 0 K: 1 S: 6	H: 2 LOB: 1 BB: 0 P: 6	R: 0 E: 0 K: 1 S: 6	H: 1 LOB: 1 BB: 0 P: 6	R: 0 E: 0 K: 0 S: 3	H: 0 LOB: 0 BB: 0 P: 3	R: 0 E: 0 K: 1 S: 5	H: 0 LOB: 0 BB: 0 P: 5	R: 2 E: 0 K: 1 S: 8	H: 3 LOB: 1 BB: 0 P: 8	1B: 6 2B: 2 3B: 0 HR: 1	SF: 0 SAC: 0 DP: 3 HBP: 0	WP: 0 PB: 0 SB: 0 CS: 0	PA: 33							
PITCHER	IP	WLS	BF	H	R	ER	SO	BB	IBB	HBP	BLK	WP	HR	S	P	ERA	WHIP										
Randy O'Neal, R (1, 1) ERA: 4.89	8.1	W	30	8	2	2	5	0	0	0	0	0	1	40	40	2.16	0.960										
Willie Hernandez, L (9, 1) ERA: 3.42	0.2		3	1	0	0	1	0	0	0	0	0	0	5	5	0.00	1.500										

Chicago White Sox @ Detroit Tigers
Tiger Stadium, Detroit, MI
Wed Aug 13 1986, 7:05 PM EDT
Att: 23,500 - Unknown


AB	33
R	2
H	9
RBI	2
BB	0
SO	6
LOB	9



Batter	1	2	3	4	5	6	7	8	9	AB	R	H	RBI	BB	SO	LOB	BOTTOM											
Lou Whitaker, L (1, 4) OBP: 0.329, SLG: 0.450	K									4	1	0	0	1	2	1												
Alan Trammell, R (1, 6) OBP: 0.337, SLG: 0.429	F8									3	1	2	0	1	0	0												
Kirk Gibson, L (1, 9) OBP: 0.384, SLG: 0.498	S									2	0	1	0	2	1	1												
Johnny Grubb, L (1, 10) OBP: 0.418, SLG: 0.684 Larry Herndon, R (7, PH) OBP: 0.311, SLG: 0.373										2	0	0	0	1	0	2												
										0	0	0	0	1	0	0												
Darrell Evans, L (1, 3) OBP: 0.351, SLG: 0.430										3	0	0	0	1	2	4												
Dave Collins, S (1, 7) OBP: 0.383, SLG: 0.352 Pat Sheridan, L (8, 7) OBP: 0.286, SLG: 0.358										4	0	0	0	0	0	6												
										0	0	0	0	0	0	0												
Darnell Coles, R (1, 5) OBP: 0.332, SLG: 0.452										4	1	2	1	0	0	0												
Chet Lemon, R (1, 8) OBP: 0.317, SLG: 0.373										4	1	1	1	0	0	1												
Dwight Lowry, L (1, 2) OBP: 0.398, SLG: 0.434										4	1	1	1	0	1	1												
Inning Stats	R: 0 E: 0 K: 1 S: 6	H: 1 LOB: 3 BB: 2 P: 14	R: 4 E: 0 K: 0 S: 5	H: 3 LOB: 0 BB: 2 P: 13	R: 0 E: 0 K: 0 S: 3	H: 0 LOB: 0 BB: 0 P: 3	R: 0 E: 0 K: 1 S: 5	H: 0 LOB: 0 BB: 0 P: 5	R: 0 E: 0 K: 2 S: 7	H: 0 LOB: 1 BB: 1 P: 11	R: 1 E: 0 K: 0 S: 4	H: 1 LOB: 0 BB: 0 P: 4	R: 0 E: 0 K: 1 S: 6	H: 1 LOB: 3 BB: 2 P: 14	R: 0 E: 0 K: 1 S: 6	H: 1 LOB: 1 BB: 0 P: 6	1B: 3 2B: 1 3B: 0 HR: 3	SF: 0 SAC: 0 DP: 0 HBP: 0	WP: 1 PB: 0 SB: 3 CS: 2	PA: 37								
PITCHER	IP	WLS	BF	H	R	ER	SO	BB	IBB	HBP	BLK	WP	HR	S	P	ERA	WHIP											
Joe Cowley, R (1, 1) ERA: 4.67	1.1	L	12	4	4	4	4	4	0	0	0	0	1	2	10	26	27.00	6.000										
Gene Nelson, R (2, 1) ERA: 3.42	4.2		15	1	1	1	3	1	0	0	0	0	1	20	24	1.93	0.429											
Ray Seearge, L (7, 1) ERA: 4.68	1.0		6	1	0	0	1	2	0	0	0	0	0	6	14	0.00	3.000											
Dave Schmidt, R (8, 1) ERA: 3.88	1.0		4	1	0	0	1	0	0	0	0	0	0	6	6	0.00	1.000											

Chicago White Sox @ Detroit Tigers
Tiger Stadium, Detroit, MI
Wed Aug 13 1986, 7:05 PM EDT
Att: 23,500 - Unknown


AB	30
R	5
H	7
RBI	3
BB	7
SO	6
LOB	16



Batter	1	2	3	4	5	6	7	8	9	AB	R	H	RBI	BB	SO	LOB	TOP					
Daryl Boston, L OBP: 0.333, SLG: 0.595 (1,8)	F8	F9		4-3		F8				5	0	1	0	0	0	1						
Reid Nichols, R OBP: 0.280, SLG: 0.239 John Cangelosi, S OBP: 0.357, SLG: 0.316 (8,7)	1B FC5-4	1B		F8			K	4-3		5	1	2	0	0	1	1						
Harold Baines, L OBP: 0.341, SLG: 0.476 (1,9)							4-3			5	0	3	1	0	1	0						
Carlton Fisk, R OBP: 0.268, SLG: 0.331 (1,2)	FC5-4 1B	F7					B2			5	1	2	1	0	0	3						
Tim Lincecum, R OBP: 0.284, SLG: 0.440 (1,5)	1B 2B	F2								5	2	2	1	0	0	5						
Russ Morman, R OBP: 0.295, SLG: 0.463 (1,3)							F8			5	2	3	1	0	0	3						
Ron Hassey, L OBP: 0.385, SLG: 0.474 (1,10)										4	1	2	3	0	0	2						
Brian Giles, R (1,6)										2	0	0	0	0	1	2						
Ozzie Guillen, L (6,PH) OBP: 0.256, SLG: 0.307 (6,6)	K						F9			2	0	0	0	0	0	1						
Julio Cruz, S (1,4)										4	1	1	1	0	0	1						
Inning Stats	R: 4 E: 0 K: 1 S: 10	H: 5 LOB: 1 BB: 0 P: 10	R: 1 E: 0 K: 0 S: 6	H: 3 LOB: 2 BB: 0 P: 6	R: 0 E: 0 K: 0 S: 4	H: 1 LOB: 1 BB: 0 P: 4	R: 0 E: 0 K: 1 S: 5	H: 0 LOB: 0 BB: 0 P: 5	R: 0 E: 0 K: 0 S: 4	H: 1 LOB: 1 BB: 0 P: 4	R: 0 E: 0 K: 0 S: 3	H: 0 LOB: 0 BB: 0 P: 3	R: 0 E: 0 K: 1 S: 5	H: 0 LOB: 0 BB: 0 P: 5	R: 3 E: 0 K: 0 S: 7	H: 4 LOB: 1 BB: 0 P: 7	R: 0 E: 0 K: 0 S: 4	H: 2 LOB: 1 BB: 0 P: 4	1B: 11 2B: 4 3B: 0 HR: 1	SF: 0 SAC: 0 DP: 1 HBP: 0	WP: 0 PB: 0 SB: 0 CS: 0	PA: 42
PITCHER	IP	WLS	BF	H	R	ER	SO	BB	IBB	HBP	BLK	WP	HR	S	P	ERA	WHIP					
Frank Tanana, L (1,1) ERA: 4.79	1.1	L	12	8	5	5	1	0	0	0	0	0	0	14	14	33.75	6.000					
Jim Slaton, R (2,1) ERA: 5.12	5.2		21	4	2	2	2	0	0	0	0	0	1	25	25	3.18	0.706					
Jack Lazorko, R (8,1) ERA: 7.36	2.0		9	4	1	1	0	0	0	0	0	0	0	9	9	4.50	2.000					

Chicago White Sox @ Detroit Tigers
Tiger Stadium, Detroit, MI
Thu Aug 14 1986, 3:33 AM EDT
Att: 32,284 - Unknown

AB 42
R 8
H 16
RBI 8
BB 0
SO 3
LOB 19



Batter	1	2	3	4	5	6	7	8	9	AB	R	H	RBI	BB	SO	LOB	BOTTOM					
Lou Whitaker, L (1,4)		G3				F4				3	0	0	0	2	0	5						
Alan Trammell, R (1,6)	K					L4				4	1	2	0	1	1	1						
Kirk Gibson, L (1,9)	K					F7				5	0	1	0	0	2	6						
Darrell Evans, L (1,10)	K					K				4	0	1	0	1	3	2						
Dave Collins, S (1,7)		E3				K				4	1	0	0	1	1	3						
Darnell Coles, R (1,5)		2B				3-1				4	0	0	0	0	0	4						
Dave Bergman, L (1,3)		L7								4	0	1	0	0	0	2						
Pat Sheridan, L (1,8)						K				3	0	1	1	1	1	0						
Dwight Lowry, L (1,2)						1-3				2	0	0	0	2	1	2						
Inning Stats	R: 0 E: 0 K: 3 S: 9	H: 0 LOB: 1 BB: 1 P: 13	R: 1 E: 1 K: 1 S: 7	H: 1 LOB: 2 BB: 0 P: 8	R: 0 E: 0 K: 1 S: 6	H: 1 LOB: 2 BB: 1 P: 10	R: 0 E: 0 K: 1 S: 5	H: 0 LOB: 0 BB: 0 P: 5	R: 1 E: 0 K: 1 S: 6	H: 1 LOB: 1 BB: 1 P: 10	R: 0 E: 0 K: 0 S: 3	H: 1 LOB: 2 BB: 2 P: 11	R: 0 E: 0 K: 1 S: 7	H: 2 LOB: 2 BB: 0 P: 7	R: 0 E: 0 K: 0 S: 3	H: 0 LOB: 3 BB: 3 P: 15	R: 0 E: 0 K: 1 S: 5	H: 0 LOB: 0 BB: 0 P: 5	1B: 4 2B: 2 3B: 0 HR: 0	SF: 0 SAC: 0 DP: 1 HBP: 1	WP: 1 PB: 0 SB: 3 CS: 0	PA: 42
PITCHER	IP	WLS	BF	H	R	ER	SO	BB	IBB	HBP	BLK	WP	HR	S	P	ERA	WHIP					
Jose DeLeon, R (1,1) ERA: 4.0	5.1	W	25	4	2	1	7	3	0	1	0	0	0	35	48	1.69	1.312					
Bobby Thigpen, R (6,1) ERA: 2.0	2.1		13	2	0	0	1	5	0	0	0	0	0	10	30	0.00	3.000					
Ray Searage, L (8,1) ERA: 4.5	1.1		4	0	0	0	1	0	0	0	0	0	0	6	6	0.00	0.000					

Chicago White Sox @ Detroit Tigers
Tiger Stadium, Detroit, MI
Thu Aug 14 1986, 3:33 AM EDT
Att: 32,284 - Unknown

AB 33
R 2
H 6
RBI 1
BB 8
SO 9
LOB 25



Batter	1	2	3	4	5	6	7	8	9	AB	R	H	RBI	BB	SO	LOB	TOP					
Lou Whitaker, L (1.4)	F7		1-2 1B		S 1B 2B		F8		F5	5	1	2	0	0	0	0						
Alan Trammell, R (1.6)	F8		F8		CS 1B		5-3		2B	5	0	2	1	0	0	2						
Kirk Gibson, L (1.9)	3-1			K	CS	K	K		F6	5	0	0	0	0	3	1						
Johnny Grubb, L (1.10)		F7		BLK BB 1B		HR 2B		F9	G3	5	1	2	0	0	0	1						
Darrell Evans, L (1.3)	F4			BLK BB 1-2		HR 2B		G3 BB 1B		3	2	2	2	1	0	0						
Darnell Coles, R (1.5)	F3			F7		6-3		G3 BB 1-2		3	1	0	0	1	0	2						
Dave Collins, S (1.7)			F8	K		E 1B		G3		4	0	1	0	0	1	4						
Chet Lemon, R (1.8)			1B		F4	E6		1-2 2-3	1B	4	0	2	2	0	0	1						
Mike Heath, R (1.2)			K		4-3	K		2H 3H 0-0	5-3	3	0	0	0	0	2	3						
Dave Bergman, L (8, PH)										0	0	0	0	0	0	0						
Larry Herndon, R (8, PH)										1	0	0	0	0	0	1						
Dwight Lowry, L (8.2)										0	0	0	0	0	0	0						
Inning Stats	R: 0 E: 0 K: 0 S: 3	H: 0 LOB: 0 BB: 0 P: 3	R: 0 E: 0 K: 0 S: 3	H: 0 LOB: 0 BB: 0 P: 3	R: 0 E: 0 K: 1 S: 7	H: 2 LOB: 2 BB: 0 P: 7	R: 0 E: 0 K: 2 S: 8	H: 1 LOB: 2 BB: 1 P: 12	R: 1 E: 0 K: 0 S: 4	H: 2 LOB: 0 BB: 0 P: 4	R: 2 E: 1 K: 2 S: 11	H: 3 LOB: 2 BB: 0 P: 11	R: 0 E: 0 K: 1 S: 5	H: 0 LOB: 0 BB: 0 P: 5	R: 2 E: 0 K: 0 S: 5	H: 2 LOB: 1 BB: 1 P: 9	R: 0 E: 0 K: 0 S: 4	H: 1 LOB: 1 BB: 0 P: 4	1B: 7 2B: 3 3B: 0 HR: 1	SF: 0 SAC: 0 DP: 0 HBP: 0	WP: 0 PB: 0 SB: 1 CS: 1	PA: 41
PITCHER	IP	WLS	BF	H	R	ER	SO	BB	IBB	HBP	BLK	WP	HR	S	P	ERA	WHIP					
Roger Clemens, R (1.1)	7.2	W	35	10	5	5	6	2	0	0	1	0	1	45	53	5.87	1.565					
Joe Sambito, L (8.1)	1.1	S	5	1	0	0	0	0	0	0	0	0	0	5	5	0.00	0.750					

Detroit Tigers @ Boston Red Sox
Fenway Park, Boston, MA
Fri Aug 15 1986, 7:05 PM EDT
Att: 35,525 - Unknown

AB	38
R	5
H	11
RBI	5
BB	2
SO	6
LOB	15



Batter	1	2	3	4	5	6	7	8	9	AB	R	H	RBI	BB	SO	LOB	BOTTOM				
Wade Boggs, L (1.5)	BB		1-3		1B			FC1-4 1B		4	1	2	0	1	0	0					
Marty Barrett, R (1.4)	F8		FC6-4 BB		WP 1B		F5	FC1-4 FC6-4		4	1	1	1	1	0	2					
Jim Rice, R (1.7)	F8		F7		2-3 3H 1B		K	FC6-4		5	1	1	1	0	1	3					
Don Baylor, R (1.10)	F2		FC6-4		4-3 1B		4-3			3	0	0	0	1	0	3					
Dwight Evans, R (1.9)		G5-4-3 BB		4-3	F7		K			3	0	0	0	1	1	2					
Bill Buckner, L (1.3)		G5-4-3 1B		1B	1B		3-1			3	1	2	0	1	0	0					
Tony Armas, R (1.8)		G5-4-3		F8	2B HR 1B		F7			4	1	1	1	0	0	3					
Kevin Romine, R (8.8)		1-2 2-3		1-2 2H HR 1B			4-3			0	0	0	0	0	0	0					
Rich Gedman, L (1.2)				F5	1-3 2H HR 2B		4-3			3	1	1	1	1	0	1					
Ed Romero, R (1.6)		5-3			1B BB		F7			3	2	1	3	1	0	2					
Inning Stats	R: 0 E: 0 K: 0 S: 3	H: 1 LOB: 2 BB: 1 P: 7	R: 0 E: 0 K: 0 S: 3	H: 1 LOB: 2 BB: 1 P: 11	R: 0 E: 0 K: 0 S: 3	H: 0 LOB: 1 BB: 1 P: 7	R: 0 E: 0 K: 0 S: 4	H: 1 LOB: 1 BB: 0 P: 4	R: 8 E: 0 K: 0 S: 9	H: 6 LOB: 0 BB: 2 P: 17	R: 0 E: 0 K: 2 S: 7	H: 0 LOB: 1 BB: 1 P: 11	R: 0 E: 0 K: 0 S: 3	H: 0 LOB: 0 BB: 0 P: 3	R: 0 E: 0 K: 0 S: 4	H: 1 LOB: 1 BB: 0 P: 4	1B: 7 2B: 1 3B: 0 HR: 1	SF: 0 SAC: 0 DP: 1 HBP: 0	WP: 1 PB: 0 SB: 0 CS: 0	PA: 39	
PITCHER	IP	WLS	BF	H	R	ER	SO	BB	IBB	HBP	BLK	WP	HR	S	P	ERA	WHIP				
Walt Terrell, R (1.1)	4.2	L	25	6	6	6	0	4	2	0	0	0	0	19	43	11.57	2.143				
Bill Campbell, R (5.1)	0.1		3	2	2	2	0	0	0	0	0	0	1	3	3	54.00	6.000				
Jack Lazorko, R (6.1)	3.0		11	1	0	0	2	1	0	0	0	0	0	14	18	0.00	0.667				

Detroit Tigers @ Boston Red Sox
Fenway Park, Boston, MA
Fri Aug 15 1986, 7:05 PM EDT
Att: 35,525 - Unknown

AB	32
R	8
H	9
RBI	7
BB	7
SO	2
LOB	16



Batter	1	2	3	4	5	6	7	8	9	AB R H RBI BB SO LOB	TOP											
Lou Whitaker, L (1, 4) OBP: 0.335, SLG: 0.452										5 3 3 0 1 0 1	Detroit Tigers @ Boston Red Sox Fenway Park, Boston, MA Sat Aug 16 1986, 3:33 AM EDT Att: 34,806 - Unknown											
Alan Trammell, R (1, 6) OBP: 0.345, SLG: 0.433										5 3 3 2 1 0 2												
Kirk Gibson, L (1, 9) OBP: 0.378, SLG: 0.484										5 3 2 2 1 0 4												
Johnny Grubb, L (1, 10) Lary Herndon, R (8, PH) OBP: 0.427, SLG: 0.688 OBP: 0.312, SLG: 0.388										3 0 2 2 1 0 0 1 1 1 4 0 0 0												
Darrell Evans, L (1, 3) OBP: 0.358, SLG: 0.439										4 0 2 1 1 0 3												
Darnell Coles, R (1, 5) OBP: 0.328, SLG: 0.441										4 0 1 1 0 0 2												
Dave Collins, S (1, 7) OBP: 0.362, SLG: 0.351										5 0 3 0 0 0 3												
Chet Lemon, R (1, 8) OBP: 0.320, SLG: 0.375										5 1 2 0 0 2 5												
Dwight Lowry, L (1, 2) OBP: 0.405, SLG: 0.438										4 1 2 0 0 1 0												
Inning Stats	R: 2 E: 0 K: 0 S: 6	H: 3 LOB: 1 BB: 0 P: 6	R: 0 E: 0 K: 1 S: 5	H: 2 LOB: 0 BB: 0 P: 5	R: 1 E: 0 K: 0 S: 5	H: 3 LOB: 1 BB: 0 P: 5	R: 0 E: 0 K: 1 S: 5	H: 1 LOB: 0 BB: 0 P: 5	R: 4 E: 1 K: 0 S: 8	H: 4 LOB: 2 BB: 1 P: 12	R: 0 E: 0 K: 0 S: 4	H: 1 LOB: 1 BB: 0 P: 4	R: 0 E: 0 K: 0 S: 3	H: 0 LOB: 1 BB: 1 P: 7	R: 5 E: 0 K: 1 S: 9	H: 5 LOB: 2 BB: 3 P: 21	R: 0 E: 0 K: 0 S: 4	H: 2 LOB: 1 BB: 0 P: 4	1B: 17 2B: 3 3B: 0 HR: 1	SF: 1 SAC: 1 DP: 1 HBP: 0	WP: 0 PB: 0 SB: 0 CS: 3	PA: 49
PITCHER	IP WLS BF H R ER SO BB IBB HBP BLK WP HR S P ERA WHIP	IP WLS BF H R ER SO BB IBB HBP BLK WP HR S P ERA WHIP																				
Oil Can Boyd, R (1, 1) ERA: 4.0	4.0 L 19 11 5 5 2 0 0 0 0 0 0 0 23 23 11.25 2.750																					
Sammy Stewart, R (5, 1) ERA: 3.72	3.1 19 4 5 4 0 3 1 0 0 0 0 1 15 31 10.80 2.100																					
Joe Sambito, L (8, 1) ERA: 4.37	0.0 3 2 2 2 0 1 0 0 0 0 0 1 2 6 ∞ ∞																					
Bob Stanley, R (8, 1) ERA: 4.78	1.2 7 4 0 0 1 0 0 0 0 0 0 0 9 9 0.00 2.400																					

Batter	1	2	3	4	5	6	7	8	9	AB R H RBI BB SO LOB	BOTTOM											
Wade Boggs, L (1, 5) OBP: 0.356, SLG: 0.477										5 0 1 0 0 1 1	Detroit Tigers @ Boston Red Sox Fenway Park, Boston, MA Sat Aug 16 1986, 3:33 AM EDT Att: 34,806 - Unknown											
Marty Barrett, R (1, 4) OBP: 0.338, SLG: 0.377										4 0 0 0 0 1 1												
Jim Rice, R (1, 7) OBP: 0.377, SLG: 0.476										4 1 1 0 0 0 1												
Don Baylor, R (1, 10) OBP: 0.337, SLG: 0.434										4 1 1 1 0 0 1												
Dwight Evans, R (1, 9) OBP: 0.371, SLG: 0.457 Kevin Romine, R (9, 9) OBP: 0.306, SLG: 0.303										2 3 1 1 2 0 0 0 0 0 0 0 0 0												
Bill Buckner, L (1, 3) OBP: 0.287, SLG: 0.384										4 1 1 0 0 0 2												
Tony Armas, R (1, 8) OBP: 0.313, SLG: 0.414										4 0 3 4 0 0 0												
Rich Gedman, L (1, 2) OBP: 0.310, SLG: 0.413										3 0 0 0 1 0 2												
Ed Romero, R (1, 6) OBP: 0.276, SLG: 0.284										4 0 1 0 0 1 2												
Inning Stats	R: 0 E: 0 K: 0 S: 3	H: 0 LOB: 0 BB: 0 P: 3	R: 1 E: 0 K: 0 S: 5	H: 2 LOB: 1 BB: 0 P: 5	R: 0 E: 0 K: 1 S: 5	H: 1 LOB: 0 BB: 0 P: 5	R: 2 E: 0 K: 0 S: 5	H: 2 LOB: 2 BB: 2 P: 13	R: 0 E: 0 K: 1 S: 5	H: 0 LOB: 0 BB: 0 P: 5	R: 2 E: 0 K: 0 S: 4	H: 2 LOB: 0 BB: 1 P: 8	R: 0 E: 0 K: 1 S: 6	H: 1 LOB: 1 BB: 0 P: 6	R: 1 E: 0 K: 0 S: 4	H: 1 LOB: 0 BB: 0 P: 4	R: 0 E: 0 K: 0 S: 3	H: 0 LOB: 0 BB: 0 P: 3	1B: 4 2B: 3 3B: 1 HR: 2	SF: 0 SAC: 0 DP: 2 HBP: 0	WP: 0 PB: 0 SB: 0 CS: 0	PA: 37
PITCHER	IP WLS BF H R ER SO BB IBB HBP BLK WP HR S P ERA WHIP	IP WLS BF H R ER SO BB IBB HBP BLK WP HR S P ERA WHIP																				
Jack Morris, R (1, 1) ERA: 3.23	7.0 W 31 6 0 0 0 2 1 0 0 0 0 0 34 46 7.71 1.571																					
Willie Hernandez, L (8, 1) ERA: 3.33	2.0 6 0 0 0 0 0 0 0 0 0 0 0 6 6 0.00 0.000																					

Batter	1	2	3	4	5	6	7	8	9	AB	R	H	RBI	BB	SO	LOB	TOP	
Gary Pettis, S OBP: 0.336, SLG: 0.325 (1, 8)	0-0 1-3	0-3 K		4-0 BB		4-0 BB		4-0 BB		2	0	0	0	3	1	1	California Angels @ Detroit Tigers Tiger Stadium, Detroit, MI Tue Aug 19 1986, 3:33 AM EDT Unknown livebaseballscorecards.com	
Wally Joyner, L OBP: 0.356, SLG: 0.501 (1, 3)	0-0 4-3	0-0 4-3		0-0 F6		0-0 G3-6-3		0-0 3-1		5	0	0	0	0	0	7		
Brian Downing, R OBP: 0.389, SLG: 0.430 Dick Schofield, R OBP: 0.321, SLG: 0.397 (9, 6)	4-0 1B PB BB		1-0 FC6-4 HBP		0-0 5-3		0-0 5-3		0-0 6-3	3	1	0	0	1	0	0		
Reggie Jackson, L OBP: 0.398, SLG: 0.413 (1, 10)	0-0 PB 3B 1B		0-0 FC6-4 1B		0-3 K		0-0 4-3		0-3 K	5	1	1	0	0	2	1		
Doug DeCinces, R OBP: 0.337, SLG: 0.473 (1, 5)	0-0 1-H 3-H 3B		0-0 G5-4-3 1B		0-0 2B		0-0 F8		0-3 K	5	0	3	1	0	1	0		
Bobby Grich, R OBP: 0.383, SLG: 0.439 (1, 4)	0-3 K		0-3 G5-4-3		0-3 K				0-0 E5 SH1-3 HR	4	1	0	0	0	2	4		
Ruppert Jones, L OBP: 0.343, SLG: 0.446 (9, 7)		0-0 3-1		0-0 G3		0-0 1B SH2-4		0-0 SH1-3		3	0	1	0	0	0	0		
Rick Burleson, R OBP: 0.373, SLG: 0.428 George Hendrick, R OBP: 0.332, SLG: 0.449 (9, 9)		0-0 CS 2B 1B		0-0 WP 1B		0-0 SH2-4		0-0 5-3		3	1	2	0	0	0	1		
Bob Boone, R OBP: 0.268, SLG: 0.293 (1, 2)		0-0 1-H 2B		0-0 F8		0-0 BB 1B		0-0 HR		0	0	0	0	0	0	1		
Inning Stats	R: 2 E: 0 K: 1 S: 7	H: 2 LOB: 1 BB: 1 P: 11	R: 1 E: 0 K: 1 S: 7	H: 2 LOB: 1 BB: 0 P: 7	R: 0 E: 0 K: 0 S: 3	H: 1 LOB: 2 BB: 1 P: 4	R: 0 E: 0 K: 0 S: 4	H: 1 LOB: 2 BB: 1 P: 8	R: 0 E: 0 K: 0 S: 5	H: 0 LOB: 0 BB: 0 P: 3	R: 2 E: 1 K: 0 S: 5	H: 1 LOB: 1 BB: 1 P: 9	R: 0 E: 0 K: 2 S: 7	H: 0 LOB: 0 BB: 0 P: 7	1B: 6 2B: 2 3B: 1 HR: 1	SF: 0 SAC: 2 DP: 2 HBP: 1		WP: 1 PB: 1 SB: 1 CS: 1
PITCHER	IP	WLS	BF	H	R	ER	SO	BB	IBB	HBP	BLK	WP	HR	S	P	ERA	WHIP	
Dan Petry, R ERA: 4.86 (1, 1)	5.0	L	24	7	3	2	4	2	0	1	0	1	0	29	38	3.60	1.800	
Mark Thurmond, L ERA: 5.07 (6, 1)	3.0		14	3	2	0	0	2	0	0	0	0	1	12	20	0.00	1.667	
Jim Slaton, R ERA: 5.07 (9, 1)	0.0		0	0	0	0	0	0	0	0	0	0	0	0	0	∞	∞	

Batter	1	2	3	4	5	6	7	8	9	AB	R	H	RBI	BB	SO	LOB	BOTTOM		
Lou Whitaker, L OBP: 0.339, SLG: 0.459 (1, 4)	0-0 L8		0-0 HR		4-0 CS BB		0-0 F7			3	1	1	2	1	0	0	California Angels @ Detroit Tigers Tiger Stadium, Detroit, MI Tue Aug 19 1986, 3:33 AM EDT Unknown livebaseballscorecards.com		
Alan Trammell, R OBP: 0.344, SLG: 0.430 (1, 6)	0-0 5-3		0-0 F7		0-0 BB 1B				0-0 F9	4	0	1	0	0	0	0			
Kirk Gibson, L OBP: 0.377, SLG: 0.474 (1, 9)	4-0 1B BB		0-0 F8		4-0 1-2 BB				4-0 WP BB	1	0	0	0	3	0	0			
Johnny Grubb, L OBP: 0.423, SLG: 0.679 (1, 10)	0-0 1-3 1B		0-0 F8		0-0 L7				0-3 K	4	0	1	0	0	1	3			
Darrell Evans, L OBP: 0.359, SLG: 0.452 (1, 3)	0-0 F8			0-0 4-3		0-0 4-3			0-0 F8	4	0	0	0	0	0	3			
Dave Collins, S OBP: 0.360, SLG: 0.348 (1, 7)		0-0 4-3		0-0 4-3		0-3 K			0-0 1B	4	0	1	0	0	1	0			
Darnell Coles, R OBP: 0.326, SLG: 0.436 (1, 5)		0-0 F9		0-0 FC4-6 1B		0-0 F7			0-0 F8	4	0	1	0	0	0	1			
Chet Lemon, R OBP: 0.315, SLG: 0.378 (1, 8)		0-0 5-3		0-0 FC4-6			0-0 4-3		0-0 F9	4	0	0	0	0	0	2			
Dwight Lowry, L OBP: 0.400, SLG: 0.426 (1, 2)			4-0 HR BB		0-0 F8		0-0 5-3		0-0 F6	3	1	0	0	1	0	1			
Inning Stats	R: 0 E: 0 K: 0 S: 4	H: 1 LOB: 2 BB: 1 P: 8	R: 0 E: 0 K: 0 S: 3	H: 0 LOB: 0 BB: 0 P: 3	R: 2 E: 0 K: 0 S: 4	H: 1 LOB: 0 BB: 1 P: 8	R: 0 E: 0 K: 0 S: 4	H: 1 LOB: 1 BB: 0 P: 4	R: 0 E: 0 K: 1 S: 5	H: 0 LOB: 0 BB: 0 P: 5	R: 0 E: 0 K: 0 S: 3	H: 0 LOB: 0 BB: 0 P: 3	R: 0 E: 0 K: 1 S: 5	H: 1 LOB: 1 BB: 1 P: 9	R: 0 E: 0 K: 0 S: 4	H: 1 LOB: 0 BB: 0 P: 4		1B: 4 2B: 0 3B: 0 HR: 1	SF: 0 SAC: 0 DP: 0 HBP: 0
PITCHER	IP	WLS	BF	H	R	ER	SO	BB	IBB	HBP	BLK	WP	HR	S	P	ERA	WHIP		
Kirk McCaskill, R ERA: 3.34 (1, 1)	7.1	W	30	4	2	2	1	5	0	0	0	0	1	27	47	2.46	1.227		
Donnie Moore, R ERA: 2.66 (8, 1)	1.2	S	6	1	0	0	1	0	0	0	0	1	0	8	8	0.00	0.600		

Batter	1	2	3	4	5	6	7	8	9	AB	R	H	RBI	BB	SO	LOB	TOP					
Gary Pettis, S OBP: 0.334, SLG: 0.326			B1-3		FC6-4 2B		F7		K	5	2	1	0	0	1	2						
Jack Howell, L OBP: 0.310, SLG: 0.461	F8				L4					4	1	2	1	0	0	2						
Wally Joyner, L OBP: 0.355, SLG: 0.502	SF8		G4-6-3 1B							3	0	1	2	0	0	1						
Reggie Jackson, L OBP: 0.396, SLG: 0.410	K				4-3					3	0	0	0	1	1	1						
Ruppert Jones, L OBP: 0.342, SLG: 0.442		1-3								3	0	0	0	1	1	1						
George Hendrick, R OBP: 0.335, SLG: 0.452										3	0	1	0	1	0	1						
Rob Wilfong, L OBP: 0.288, SLG: 0.339										4	0	0	0	0	0	3						
Jerry Narron, L OBP: 0.307, SLG: 0.318										3	0	1	0	1	1	2						
Dick Schofield, R OBP: 0.320, SLG: 0.395										4	0	1	0	0	1	3						
Inning Stats	R: 1 E: 0 K: 1 S: 6	H: 1 LOB: 0 BB: 0 P: 6	R: 0 E: 0 K: 1 S: 6	H: 1 LOB: 2 BB: 1 P: 10	R: 0 E: 0 K: 0 S: 3	H: 1 LOB: 0 BB: 0 P: 3	R: 0 E: 0 K: 0 S: 3	H: 0 LOB: 0 BB: 0 P: 11	R: 1 E: 0 K: 1 S: 5	H: 2 LOB: 1 BB: 0 P: 5	R: 0 E: 0 K: 1 S: 5	H: 0 LOB: 0 BB: 0 P: 5	R: 0 E: 0 K: 1 S: 5	H: 0 LOB: 0 BB: 0 P: 5	R: 1 E: 0 K: 0 S: 4	H: 1 LOB: 1 BB: 1 P: 8	R: 0 E: 0 K: 1 S: 6	H: 1 LOB: 1 BB: 0 P: 6	1B: 3 2B: 3 3B: 0 HR: 1	SF: 1 SAC: 0 DP: 1 HBP: 0	WP: 0 PB: 0 SB: 0 CS: 0	PA: 37
PITCHER Randy O'Neal, R ERA: 4.53	IP: 9.0 WLS: W BF: 37 H: 7 R: 3 ER: 3 SO: 5 BB: 4 IBB: 0 HBP: 0 BLK: 0 WP: 0 HR: 1 S: 43 P: 59 ERA: 3.00 WHIP: 1.222															PITCHER	IP: 9.0 WLS: W BF: 37 H: 7 R: 3 ER: 3 SO: 5 BB: 4 IBB: 0 HBP: 0 BLK: 0 WP: 0 HR: 1 S: 43 P: 59 ERA: 3.00 WHIP: 1.222					

California Angels @ Detroit Tigers
Tiger Stadium, Detroit, MI
Tue Aug 19 1986, 7:05 PM EDT
Att: 28,717 - Unknown

AB 32
R 3
H 7
RBI 3
BB 4
SO 5
LOB 16



Batter	1	2	3	4	5	6	7	8	9	AB	R	H	RBI	BB	SO	LOB	BOTTOM			
Lou Whitaker, L OBP: 0.339, SLG: 0.461	L8			G3-1				4-3		5	1	2	5	0	0	0				
Dave Collins, S OBP: 0.358, SLG: 0.346	F7									3	0	0	0	0	0	1				
Kirk Gibson, L OBP: 0.381, SLG: 0.478										4	1	3	0	0	0	0				
Johnny Grubb, L OBP: 0.417, SLG: 0.669										2	0	0	0	0	0	1				
Larry Herndon, R OBP: 0.313, SLG: 0.381										2	0	0	0	0	1	2				
Darrell Evans, L OBP: 0.360, SLG: 0.454										3	0	1	1	1	0	1				
Darnell Coles, R OBP: 0.325, SLG: 0.442										4	1	1	1	0	1	4				
Pat Sheridan, L OBP: 0.294, SLG: 0.363										3	2	1	0	1	0	0				
Tom Brookens, R OBP: 0.320, SLG: 0.345										3	2	2	0	0	0	0				
Mike Heath, R OBP: 0.291, SLG: 0.332										4	1	1	0	0	1	3				
Inning Stats	R: 0 E: 1 K: 0 S: 5	H: 1 LOB: 3 BB: 1 P: 9	R: 4 E: 0 K: 0 S: 7	H: 4 LOB: 0 BB: 0 P: 7	R: 0 E: 0 K: 0 S: 3	H: 0 LOB: 0 BB: 0 P: 3	R: 1 E: 0 K: 0 S: 4	H: 1 LOB: 0 BB: 0 P: 4	R: 0 E: 0 K: 2 S: 8	H: 1 LOB: 1 BB: 0 P: 8	R: 1 E: 0 K: 1 S: 6	H: 1 LOB: 1 BB: 1 P: 10	R: 2 E: 0 K: 0 S: 5	H: 3 LOB: 0 BB: 0 P: 5	R: 0 E: 1 K: 0 S: 3	H: 0 LOB: 0 BB: 0 P: 3	1B: 8 2B: 3 3B: 0 HR: 1	SF: 0 SAC: 2 DP: 1 HBP: 0	WP: 1 PB: 0 SB: 2 CS: 0	PA: 37
PITCHER Vern Ruhle, R ERA: 4.91	IP: 3.1 WLS: L BF: 18 H: 6 R: 5 ER: 5 SO: 3 BB: 1 IBB: 0 HBP: 0 BLK: 0 WP: 0 HR: 0 S: 19 P: 21 ERA: 5.40 WHIP: 1.500															PITCHER Chuck Finley, L ERA: 3.19	IP: 3.1 WLS: L BF: 18 H: 6 R: 5 ER: 5 SO: 3 BB: 1 IBB: 0 HBP: 0 BLK: 0 WP: 0 HR: 0 S: 19 P: 21 ERA: 5.40 WHIP: 1.500			
PITCHER Doug Corbett, R ERA: 3.66	IP: 7.1 WLS: L BF: 31 H: 11 R: 8 ER: 8 SO: 7 BB: 2 IBB: 0 HBP: 0 BLK: 0 WP: 1 HR: 1 S: 23 P: 27 ERA: 6.75 WHIP: 0.750															PITCHER Doug Corbett, R ERA: 3.66	IP: 7.1 WLS: L BF: 31 H: 11 R: 8 ER: 8 SO: 7 BB: 2 IBB: 0 HBP: 0 BLK: 0 WP: 1 HR: 1 S: 23 P: 27 ERA: 6.75 WHIP: 0.750			

California Angels @ Detroit Tigers
Tiger Stadium, Detroit, MI
Tue Aug 19 1986, 7:05 PM EDT
Att: 28,717 - Unknown

AB 33
R 8
H 11
RBI 7
BB 2
SO 3
LOB 12



Batter	1	2	3	4	5	6	7	8	9	AB	R	H	RBI	BB	SO	LOB	TOP
Gary Pettis, S OBP: 0.331, SLG: 0.323 (1, 8)	0-3 K		0-0 B3			0-3 K			0-0 F7	4	0	0	0	0	2	0	California Angels @ Detroit Tigers Tiger Stadium, Detroit, MI Wed Aug 20 1986, 7:05 PM EDT Att: 22,755 - Unknown livebaseballscorecards.com
Jack Howell, L OBP: 0.315, SLG: 0.453 (1, 7)	4-0 BB			4-0 FC6-4 BB		0-0 4-3			0-0 F4	2	0	0	0	2	0	0	
Wally Joyner, L OBP: 0.355, SLG: 0.502 (1, 3)	0-0 F8			0-0 F9		0-0 F8			0-0 2B	4	0	1	0	0	0	2	
Reggie Jackson, L OBP: 0.395, SLG: 0.406 (1, 10)	0-0 L4			4-0 FC6-4 BB					0-0 F8	3	0	0	0	1	0	2	
Doug DeCinces, R OBP: 0.334, SLG: 0.469 (1, 5)		0-0 F9		0-0 FC6-4					0-0 3-1	3	0	0	0	0	0	2	
George Hendrick, R OBP: 0.331, SLG: 0.446 (1, 9)		0-0 6-3		0-0 F7					0-3 K	3	0	0	0	0	1	2	
Rob Wilfong, L OBP: 0.285, SLG: 0.335 (1, 4)		0-0 5-3				0-0 F2			0-0 L8	3	0	0	0	0	0	0	
Bob Boone, R OBP: 0.266, SLG: 0.290 (1, 2)			0-0 4-3			0-0 F9			0-0 5-3	3	0	0	0	0	0	0	
Dick Schofield, R OBP: 0.317, SLG: 0.391 (1, 6)			0-0 5-3			0-0 F8			0-0 F8	3	0	0	0	0	0	0	
Inning Stats	R: 0 E: 0 K: 1 S: 5	H: 0 LOB: 1 BB: 1 P: 9	R: 0 E: 0 K: 0 S: 3	H: 0 LOB: 0 BB: 0 P: 3	R: 0 E: 0 K: 0 S: 3	H: 0 LOB: 2 BB: 2 P: 11	R: 0 E: 0 K: 0 S: 3	H: 0 LOB: 0 BB: 0 P: 3	R: 0 E: 0 K: 1 S: 5	H: 0 LOB: 0 BB: 0 P: 5	R: 0 E: 0 K: 0 S: 3	H: 0 LOB: 0 BB: 0 P: 3	R: 0 E: 0 K: 0 S: 4	H: 1 LOB: 1 BB: 0 P: 4	1B: 0 2B: 1 3B: 0 HR: 0	SF: 0 SAC: 0 DP: 0 HBP: 0	WP: 0 PA: 31 PB: 0 SB: 0 CS: 0
PITCHER Walt Terrell, R ERA: 4.23 (1, 1)	IP: 9.0 WLS: W BF: 31 H: 1 R: 0 ER: 0 SO: 3 BB: 3 IBB: 0 HBP: 0 BLK: 0 WP: 0 HR: 0 S: 34 P: 46 ERA: 0.00 WHIP: 0.444																

Batter	1	2	3	4	5	6	7	8	9	AB	R	H	RBI	BB	SO	LOB	BOTTOM
Tom Brookens, R OBP: 0.319, SLG: 0.340 (1, 4)	4-0 E S PO BB		0-0 F8			0-0 F9	0-3 K			3	0	0	0	1	1	1	California Angels @ Detroit Tigers Tiger Stadium, Detroit, MI Wed Aug 20 1986, 7:05 PM EDT Att: 22,755 - Unknown livebaseballscorecards.com
Alan Trammell, R OBP: 0.346, SLG: 0.440 (1, 6)	0-0 F7		0-0 F5			0-0 2B		0-0 HR		4	1	2	1	0	0	1	
Kirk Gibson, L OBP: 0.377, SLG: 0.472 (1, 9)	0-3 K			0-0 F6		0-3 K		0-0 F7		4	0	0	0	0	2	2	
Larry Herndon, R OBP: 0.312, SLG: 0.378 (1, 7)	0-0 PO	0-0 WP 1B		0-0 L9		0-0 F8		0-3 K		4	0	1	0	0	1	1	
Darnell Coles, R OBP: 0.327, SLG: 0.440 (1, 5)		0-0 F3		0-0 6-3		4-0 SH2-4 1B BB		4-0 BB		2	1	0	0	2	0	1	
Chet Lemon, R OBP: 0.313, SLG: 0.375 (1, 8)		0-0 L8			0-0 F9	0-0 SH2-4	0-3 K			3	0	0	0	0	1	2	
Darrell Evans, L OBP: 0.364, SLG: 0.457 (1, 3)		4-0 1-2 BB			0-0 1B	0-0 1B SF9				2	1	2	1	1	0	0	
Mike Heath, R OBP: 0.292, SLG: 0.332 (1, 2)		0-3 K			0-0 F6	0-0 1B				3	0	1	0	0	1	3	
Dave Collins, S OBP: 0.355, SLG: 0.344 (1, 10)			0-0 F3			0-0 F8		0-0 SF9		2	0	0	1	0	0	1	
Inning Stats	R: 0 E: 0 K: 1 S: 4	H: 0 LOB: 1 BB: 1 P: 8	R: 0 E: 0 K: 1 S: 6	H: 1 LOB: 2 BB: 1 P: 10	R: 0 E: 0 K: 0 S: 3	H: 0 LOB: 0 BB: 0 P: 3	R: 0 E: 0 K: 0 S: 3	H: 0 LOB: 0 BB: 0 P: 3	R: 0 E: 0 K: 1 S: 6	H: 1 LOB: 1 BB: 0 P: 6	R: 2 E: 0 K: 1 S: 7	H: 2 LOB: 1 BB: 1 P: 11	R: 1 E: 0 K: 2 S: 8	H: 1 LOB: 1 BB: 1 P: 12	1B: 4 2B: 1 3B: 0 HR: 1	SF: 1 SAC: 1 DP: 0 HBP: 0	WP: 1 PA: 34 PB: 0 SB: 1 CS: 0
PITCHER John Candelaria, L ERA: 3.02 Doug Corbett, R ERA: 3.74 (8, 1)	IP: 7.0 WLS: L BF: 28 H: 5 R: 2 ER: 2 SO: 4 BB: 3 IBB: 0 HBP: 0 BLK: 0 WP: 1 HR: 0 S: 33 P: 45 ERA: 2.57 WHIP: 1.143																

Batter	1	2	3	4	5	6	7	8	9	AB	R	H	RBI	BB	SO	LOB	TOP										
Gary Pettis, S OBP: 0.332, SLG: 0.322 (1, 8)										4	1	1	1	1	0	2											
Wally Joyner, L OBP: 0.355, SLG: 0.503 (1, 3)										5	0	2	2	0	0	1											
Brian Downing, R OBP: 0.386, SLG: 0.426 (1, 7)										4	0	0	0	1	4	4											
Reggie Jackson, L OBP: 0.398, SLG: 0.407 (1, 10)										4	0	2	1	1	1	0											
Doug DeCinces, R OBP: 0.331, SLG: 0.465 (1, 5)										4	0	0	0	0	1	6											
Ruppert Jones, L OBP: 0.339, SLG: 0.436 (1, 9)										4	0	0	0	0	1	3											
Bobby Grich, R OBP: 0.361, SLG: 0.433 (1, 4)										3	1	0	0	1	2	1											
Dick Schofield, R OBP: 0.319, SLG: 0.399 (1, 6)										4	2	2	1	0	0	0											
Bob Boone, R OBP: 0.272, SLG: 0.301 (1, 2)										2	2	1	1	2	0	0											
Inning Stats	R: 1 E: 0 K: 2 S: 8	H: 1 LOB: 2 BB: 2 P: 16	R: 3 E: 0 K: 1 S: 7	H: 3 LOB: 2 BB: 3 P: 19	R: 0 E: 0 K: 1 S: 5	H: 0 LOB: 0 BB: 0 P: 5	R: 1 E: 0 K: 1 S: 6	H: 1 LOB: 0 BB: 0 P: 6	R: 0 E: 0 K: 0 S: 3	H: 0 LOB: 0 BB: 0 P: 3	R: 1 E: 0 K: 1 S: 7	H: 2 LOB: 2 BB: 1 P: 11	R: 0 E: 1 K: 0 S: 6	H: 1 LOB: 1 BB: 0 P: 6	R: 0 E: 0 K: 0 S: 3	H: 0 LOB: 0 BB: 0 P: 3	R: 0 E: 0 K: 2 S: 7	H: 0 LOB: 0 BB: 0 P: 7	R: 0 E: 0 K: 1 S: 7	H: 0 LOB: 0 BB: 0 P: 7	1B: 5 2B: 1 3B: 1 HR: 1	SF: 0 SAC: 0 DP: 1 HBP: 0	WP: 1 PB: 0 SB: 2 CS: 0	PA: 40			
PITCHER	IP	WLS	BF	H	R	ER	SO	BB	IBB	HBP	BLK	WP	HR	S	P	ERA	WHIP										
Jack Morris, R ERA: 3.39 (1, 1)	4.0	L	21	5	5	5	5	4	1	0	0	0	1	26	46	11.25	2.250										
Mark Thurmond, L ERA: 5.03 (5, 1)	2.2		12	3	1	1	1	1	0	0	0	1	0	13	17	3.38	1.500										
Bill Campbell, R ERA: 3.97 (7, 1)	1.1		4	0	0	0	1	0	0	0	0	0	0	6	6	0.00	0.000										
Willie Hernandez, L ERA: 3.29 (9, 1)	1.0		3	0	0	0	2	0	0	0	0	0	0	7	7	0.00	0.000										

California Angels @ Detroit Tigers
Tiger Stadium, Detroit, MI
Thu Aug 21 1986, 7:05 PM EDT
Att: 23,210 - Unknown

AB 34
R 6
H 8
RBI 6
BB 6
SO 9
LOB 17



Batter	1	2	3	4	5	6	7	8	9	AB	R	H	RBI	BB	SO	LOB	BOTTOM										
Lou Whitaker, L OBP: 0.339, SLG: 0.458 (1, 4)										3	0	0	0	1	0	0											
Alan Trammell, R OBP: 0.343, SLG: 0.436 (1, 6)										4	0	0	0	0	2	1											
Kirk Gibson, L OBP: 0.378, SLG: 0.472 (1, 9)										4	1	2	0	0	0	1											
Johnny Grubb, L OBP: 0.413, SLG: 0.657 (1, 7)										4	0	1	0	0	0	2											
Darrell Evans, L OBP: 0.366, SLG: 0.457 (1, 10)										4	0	2	0	0	1	1											
Dave Bergman, L OBP: 0.344, SLG: 0.342 (1, 3)										2	0	0	1	2	0	1											
Pat Sheridan, L OBP: 0.288, SLG: 0.355 (1, 8)										4	0	0	0	0	3	5											
Tom Brookens, R OBP: 0.316, SLG: 0.336 (1, 5)										2	0	0	0	0	1	0											
Dave Collins, S OBP: 0.354, SLG: 0.343 (6, PH)										1	0	0	0	0	0	3											
Darnell Coles, R OBP: 0.326, SLG: 0.439 (7, 5)										1	0	0	0	0	1	0											
Dwight Lowry, L OBP: 0.388, SLG: 0.412 (1, 2)										4	0	0	0	0	1	0											
Inning Stats	R: 0 E: 0 K: 1 S: 6	H: 1 LOB: 1 BB: 0 P: 6	R: 0 E: 0 K: 2 S: 7	H: 0 LOB: 0 BB: 0 P: 7	R: 0 E: 0 K: 1 S: 5	H: 0 LOB: 1 BB: 1 P: 9	R: 0 E: 0 K: 0 S: 4	H: 1 LOB: 2 BB: 1 P: 8	R: 0 E: 0 K: 0 S: 3	H: 0 LOB: 0 BB: 0 P: 3	R: 1 E: 1 K: 2 S: 10	H: 2 LOB: 3 BB: 1 P: 14	R: 0 E: 1 K: 0 S: 4	H: 0 LOB: 1 BB: 0 P: 4	R: 0 E: 0 K: 0 S: 3	H: 1 LOB: 0 BB: 0 P: 3	R: 0 E: 0 K: 3 S: 9	H: 0 LOB: 0 BB: 0 P: 9	R: 0 E: 0 K: 1 S: 7	H: 0 LOB: 0 BB: 0 P: 7	1B: 5 2B: 0 3B: 0 HR: 0	SF: 0 SAC: 0 DP: 1 HBP: 0	WP: 0 PB: 0 SB: 0 CS: 0	PA: 36			
PITCHER	IP	WLS	BF	H	R	ER	SO	BB	IBB	HBP	BLK	WP	HR	S	P	ERA	WHIP										
Mike Witt, R ERA: 2.63 (1, 1)	8.0	W	33	5	1	0	6	3	0	0	0	0	0	42	54	0.00	1.000										
Donnie Moore, R ERA: 2.63 (9, 1)	1.0		3	0	0	0	3	0	0	0	0	0	0	9	9	0.00	0.000										

California Angels @ Detroit Tigers
Tiger Stadium, Detroit, MI
Thu Aug 21 1986, 7:05 PM EDT
Att: 23,210 - Unknown

AB 33
R 1
H 5
RBI 1
BB 3
SO 9
LOB 14



Batter	1	2	3	4	5	6	7	8	9	AB	R	H	RBI	BB	SO	LOB	TOP			
Rey Quinones, R <small>OBP: 0.310, SLG: 0.333</small> 										3	0	0	0	1	0	0				
Phil Bradley, R <small>OBP: 0.397, SLG: 0.435</small> 										3	0	0	0	0	1	1				
Alvin Davis, L <small>OBP: 0.391, SLG: 0.471</small> 										4	0	1	0	0	1	2				
Danny Tartabull, R <small>OBP: 0.350, SLG: 0.536</small> 										4	0	0	0	0	4					
Jim Prestley, R <small>OBP: 0.300, SLG: 0.467</small> 										4	0	0	0	0	0					
Ken Phelps, L <small>OBP: 0.301, SLG: 0.504</small> 										3	0	1	0	0	1	0				
Scott Bradley, L <small>OBP: 0.356, SLG: 0.478</small> 										4	1	2	1	0	1	0				
Mickey Brantley, R <small>OBP: 0.231, SLG: 0.286</small> 										2	0	0	0	1	0	2				
Harold Reynolds, S <small>OBP: 0.259, SLG: 0.251</small> 										3	0	0	0	0	1					
Inning Stats	R: 0 E: 1 K: 1 S: 6	H: 0 LOB: 1 BB: 0 P: 6	R: 0 E: 0 K: 0 S: 4	H: 2 LOB: 1 BB: 0 P: 4	R: 0 E: 0 K: 1 S: 6	H: 1 LOB: 2 BB: 1 P: 10	R: 1 E: 0 K: 0 S: 3	H: 1 LOB: 1 BB: 1 P: 8	R: 0 E: 0 K: 0 S: 3	H: 0 LOB: 0 BB: 0 P: 4	R: 0 E: 0 K: 1 S: 5	H: 0 LOB: 0 BB: 0 P: 5	R: 0 E: 0 K: 0 S: 3	H: 0 LOB: 0 BB: 0 P: 3	R: 0 E: 0 K: 1 S: 5	H: 0 LOB: 0 BB: 0 P: 5	1B: 3 2B: 0 3B: 0 HR: 1	SF: 0 SAC: 0 DP: 1 HBP: 2	WP: 0 PB: 0 SB: 1 CS: 1	PA: 34
PITCHER	IP: 9.0 WLS: W BF: 34 ERA: 3.48	H: 4 R: 1 ER: 1 SO: 4	BB: 2 IBB: 0 HBP: 2 BLK: 0	WP: 0 HR: 1 S: 38 P: 48	ERA: 1.00 WHIP: 0.667															

Seattle Mariners @ Detroit Tigers
Tiger Stadium, Detroit, MI
Fri Aug 22 1986, 7:05 PM EDT
Att: 22,013 - Unknown

AB	30
R	1
H	4
RBI	1
BB	2
SO	4
LOB	10

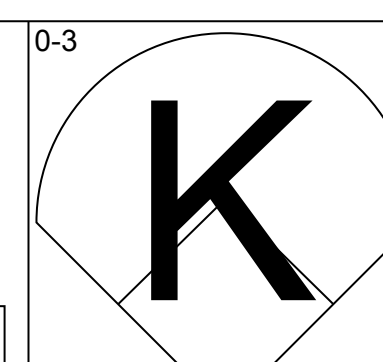
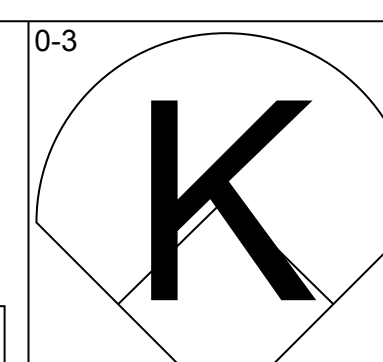
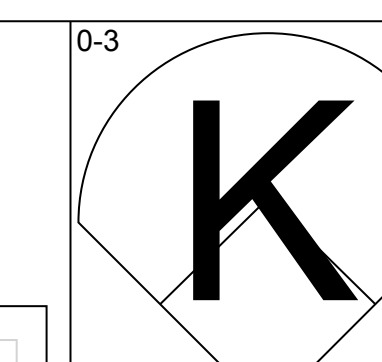
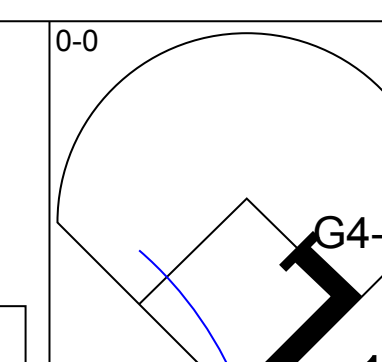
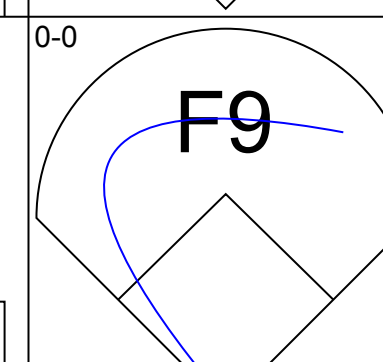
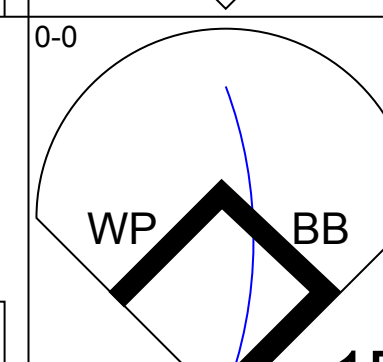
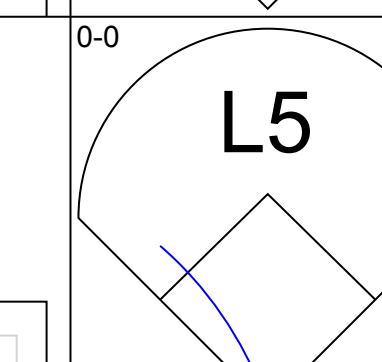
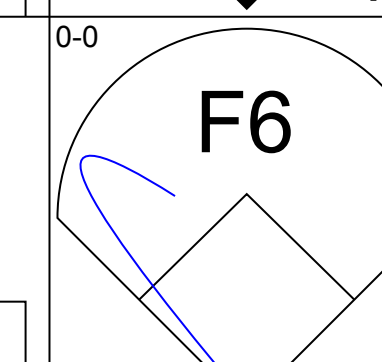
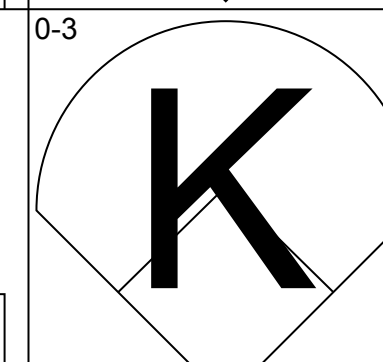
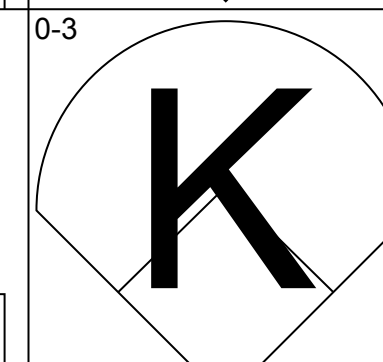
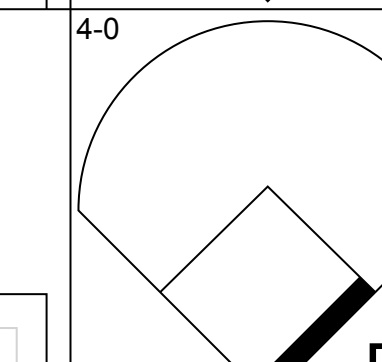
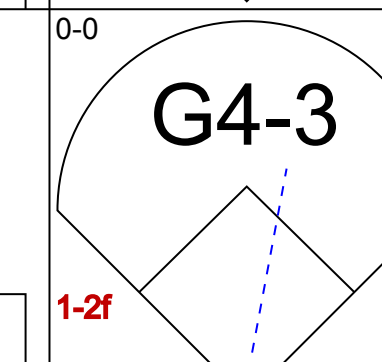
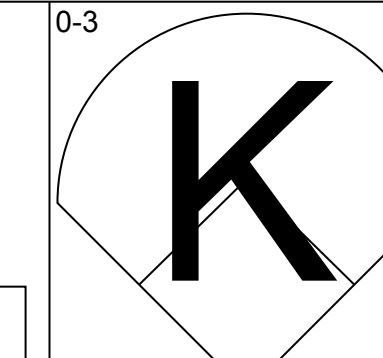
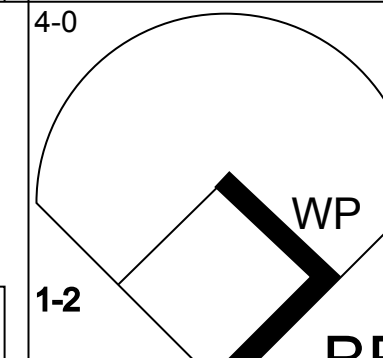
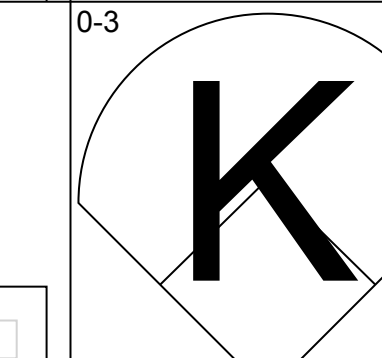
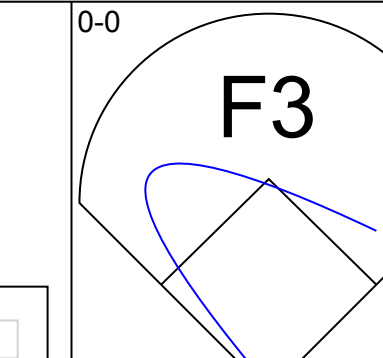
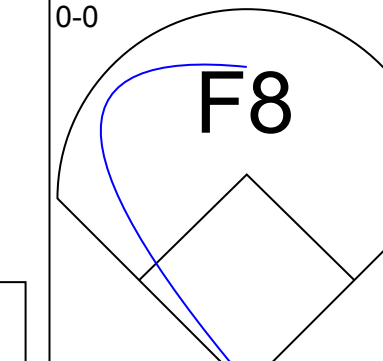
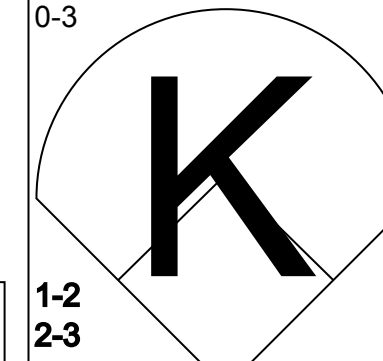
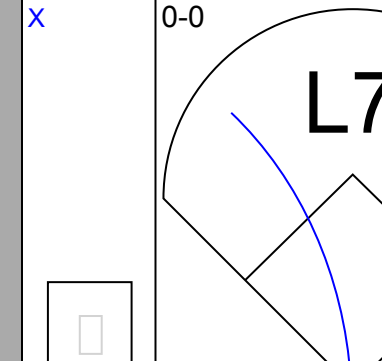
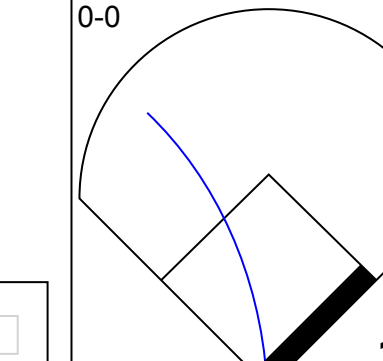
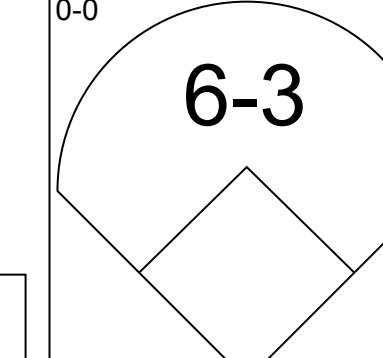
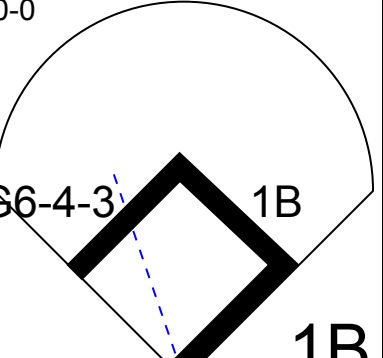
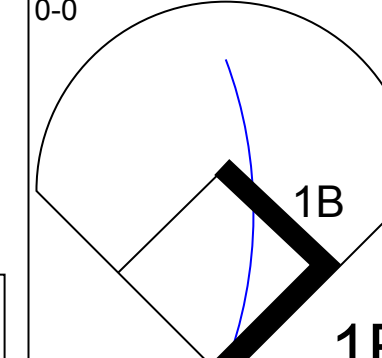
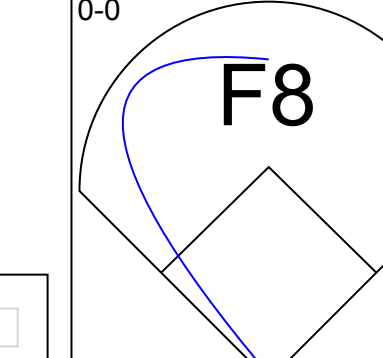
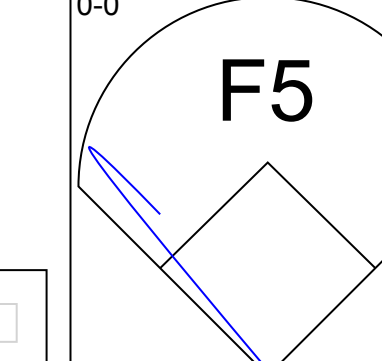
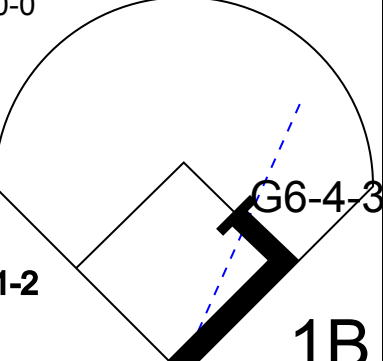
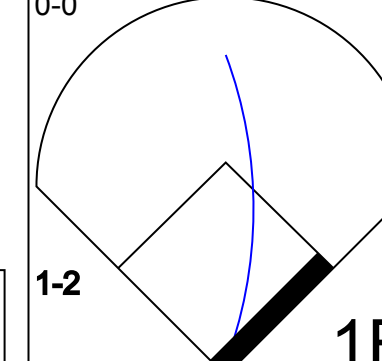
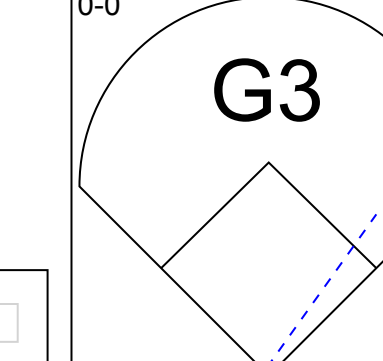
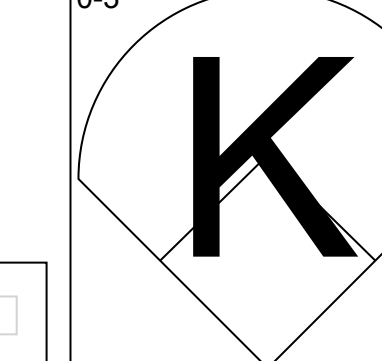
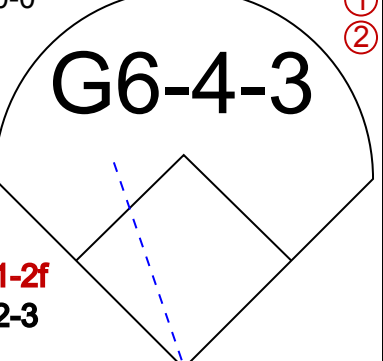
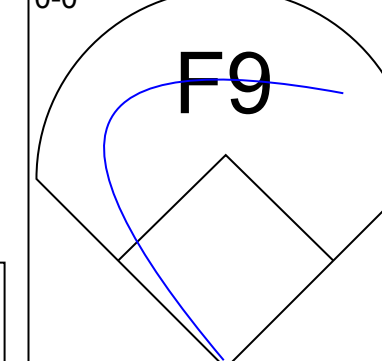
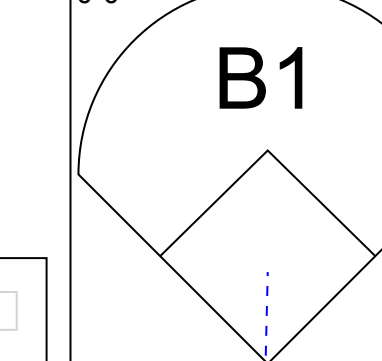
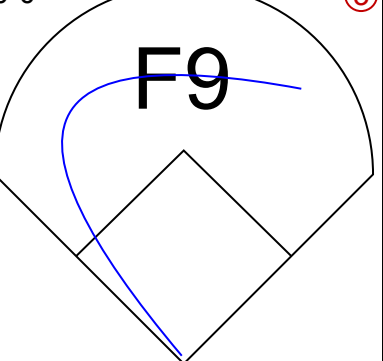
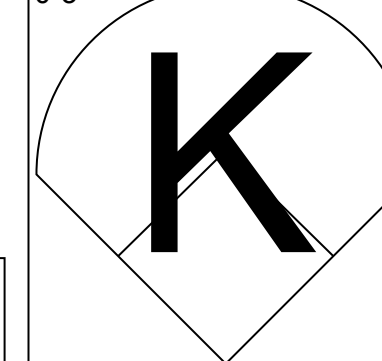


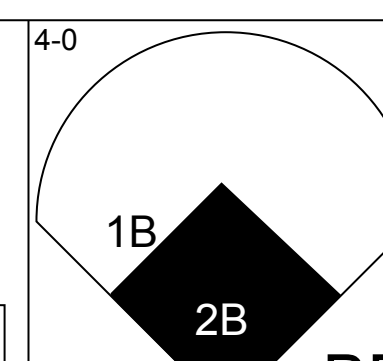
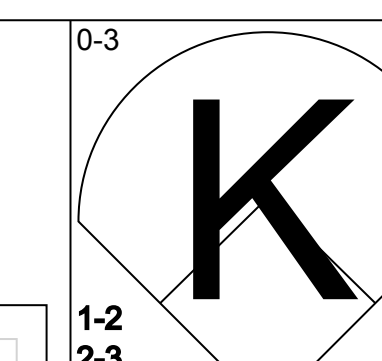
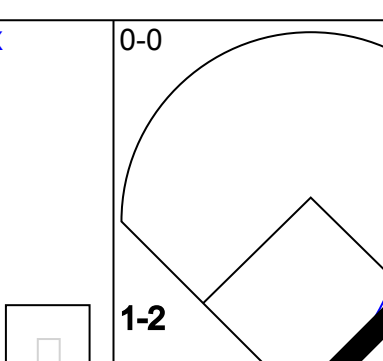
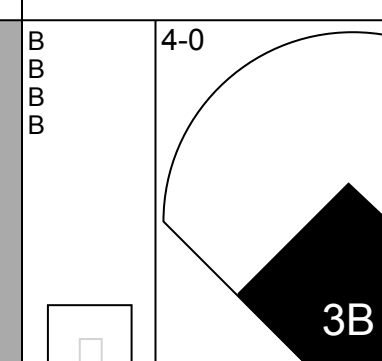
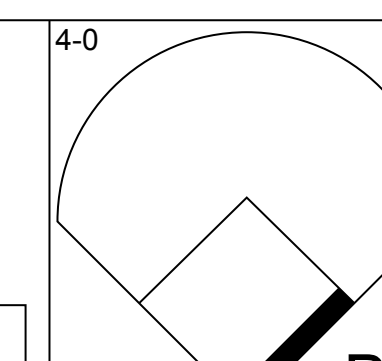
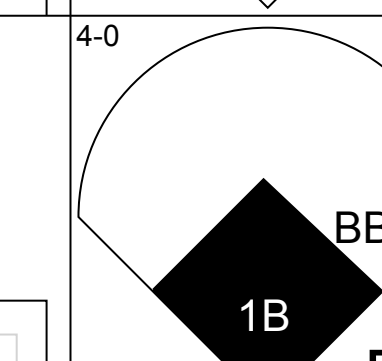
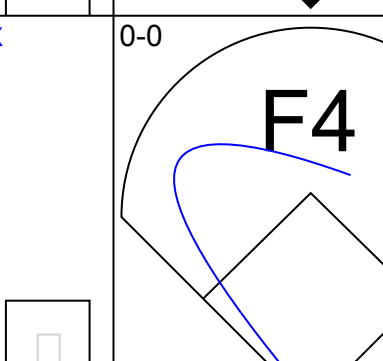
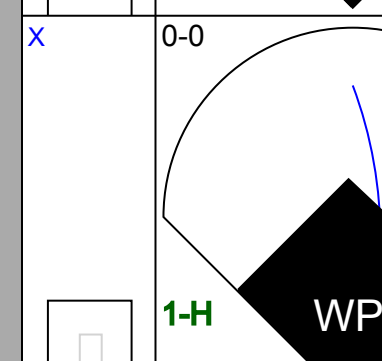
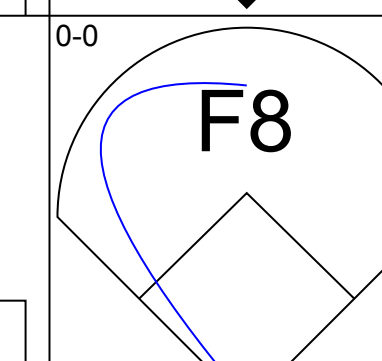
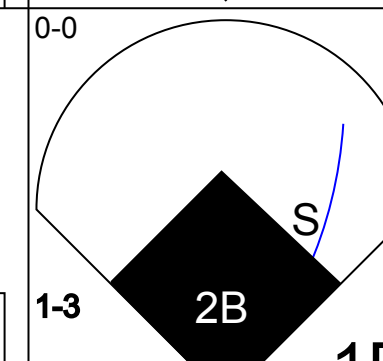
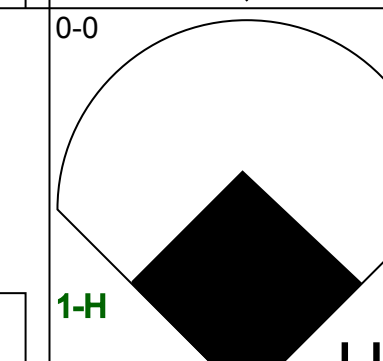
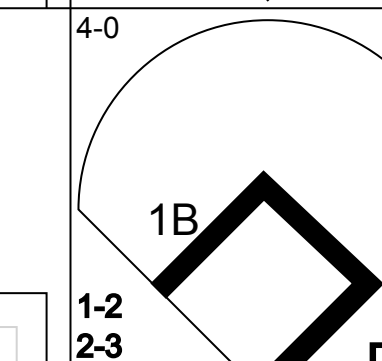
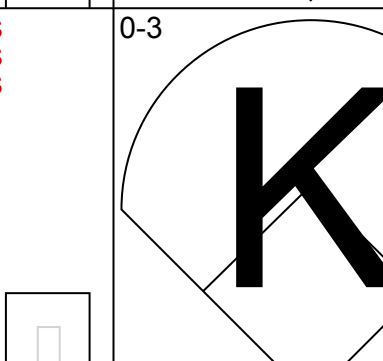
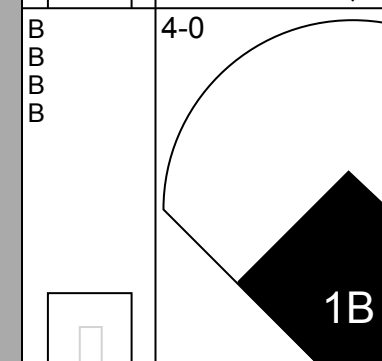

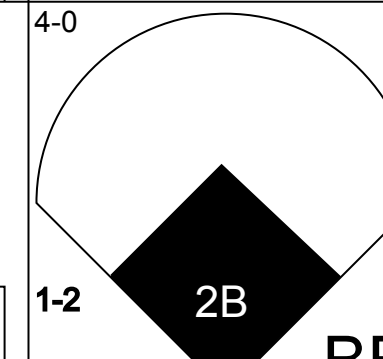
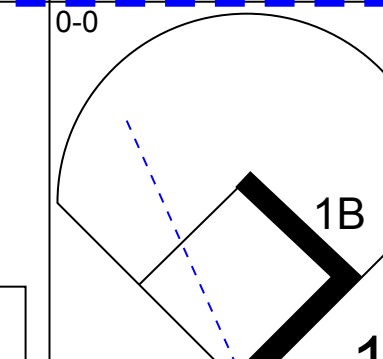
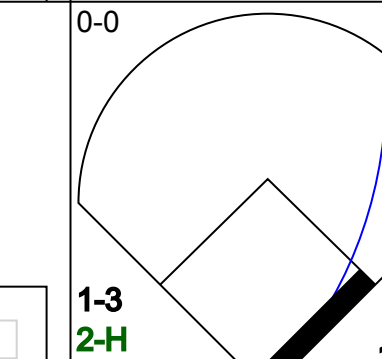
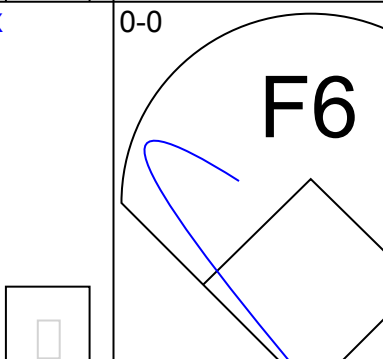
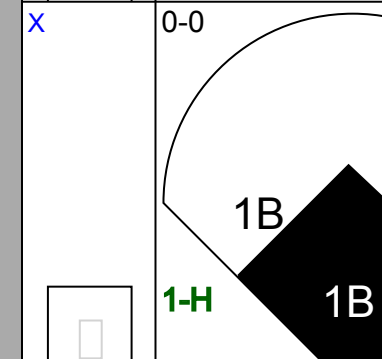

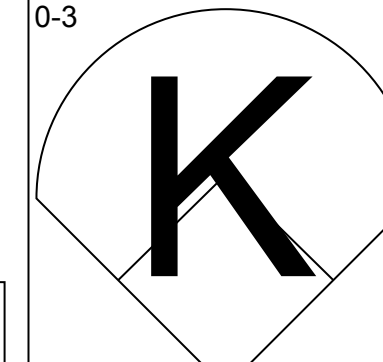
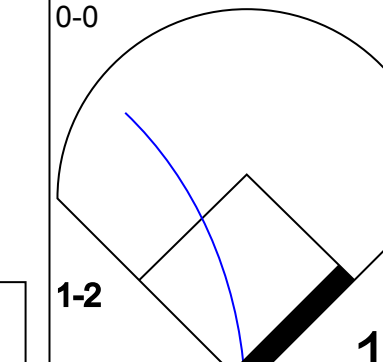
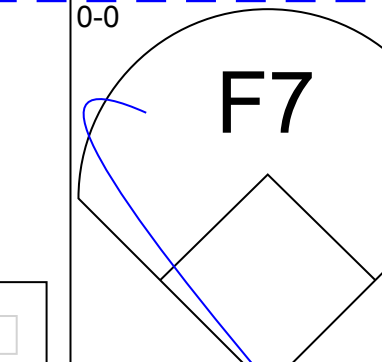

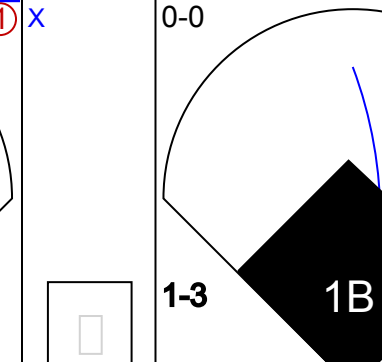

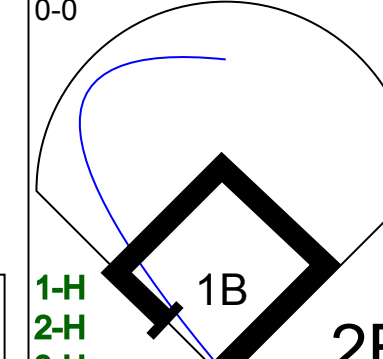

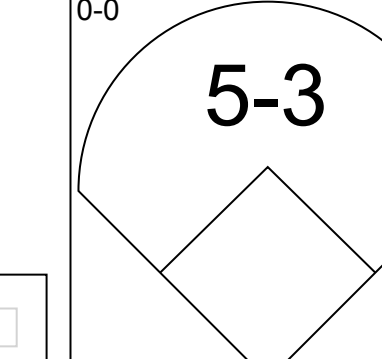

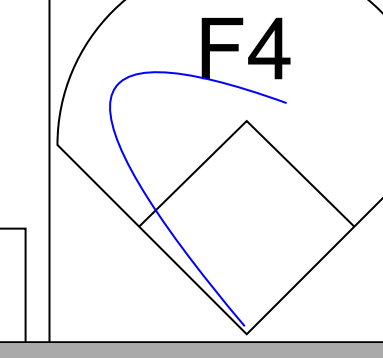
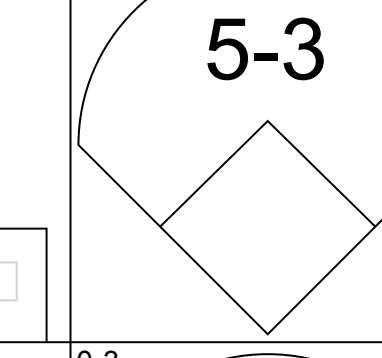

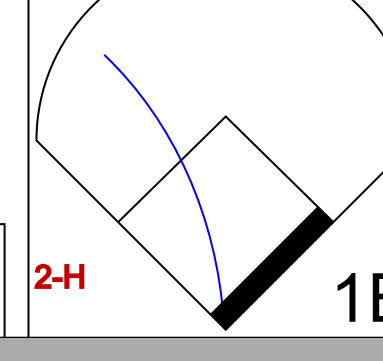

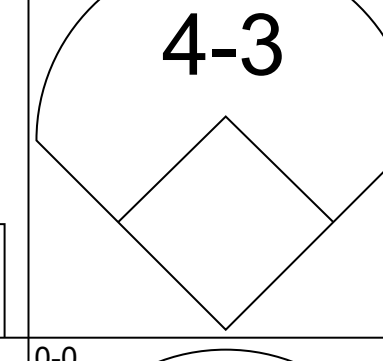
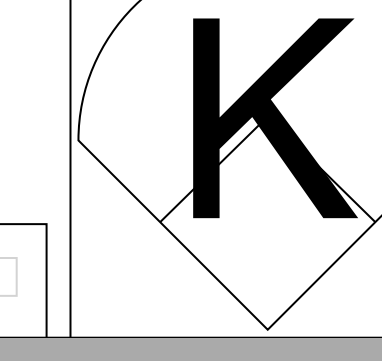


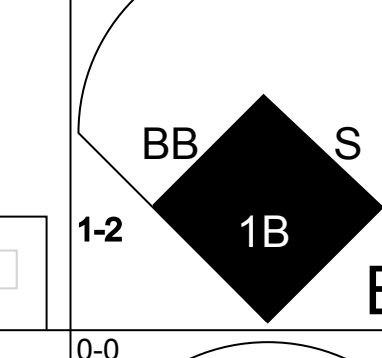
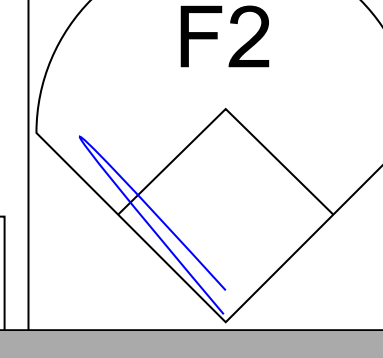

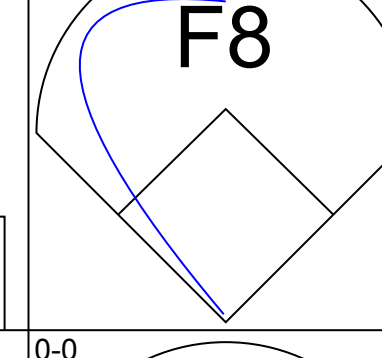

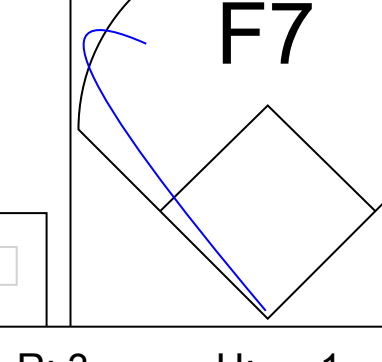


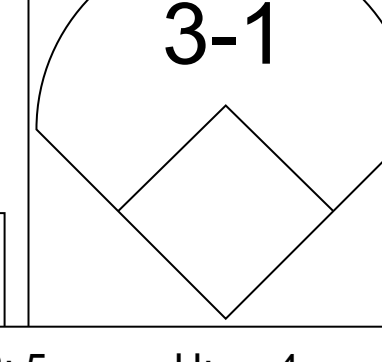
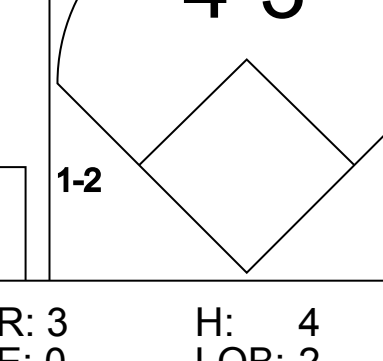
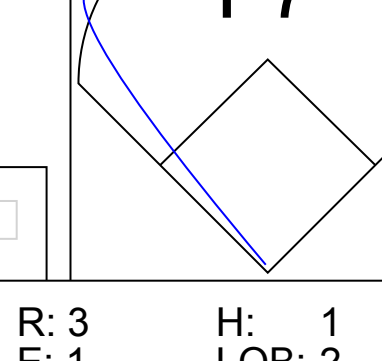
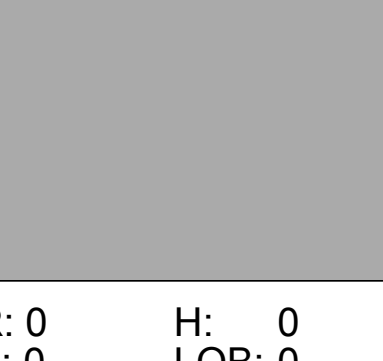
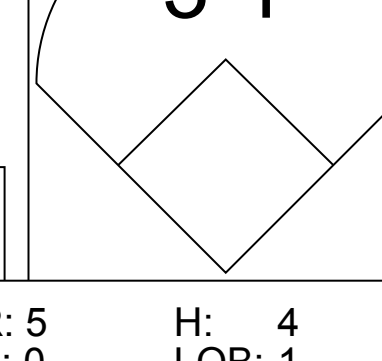
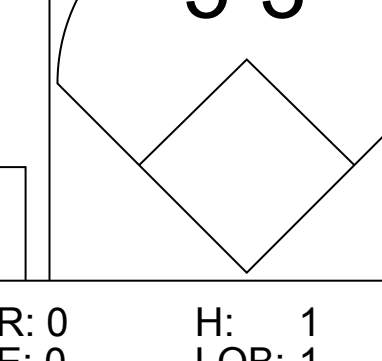
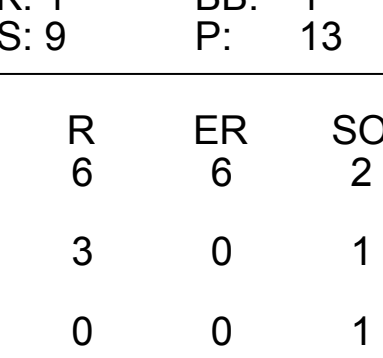
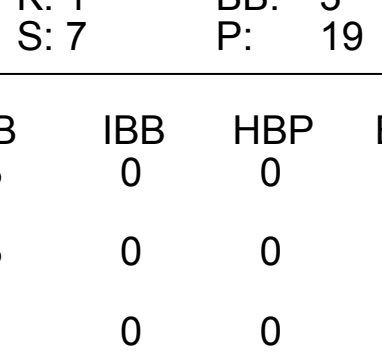
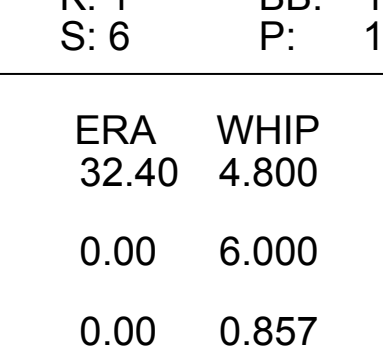
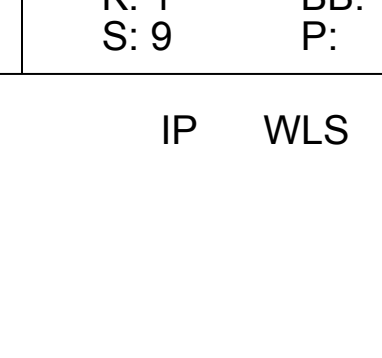
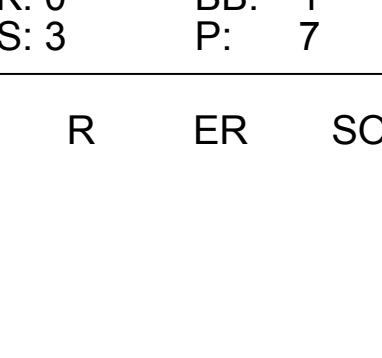
Batter	1	2	3	4	5	6	7	8	9	AB	R	H	RBI	BB	SO	LOB	BOTTOM			
Lou Whitaker, L <small>OBP: 0.341, SLG: 0.457</small> 										3	0	1	0	2	1	1				
Alan Trammell, R <small>OBP: 0.342, SLG: 0.441</small> 										4	2	1	1	0	0	4				
Kirk Gibson, L <small>OBP: 0.379, SLG: 0.469</small> 										2	0	0	0	2	1	3				
Johnny Grubb, L <small>OBP: 0.411, SLG: 0.650</small> Larry Herndon, R <small>OBP: 0.310, SLG: 0.377</small> 										3	1	1	1	0	0	1				
Darrell Evans, L <small>OBP: 0.367, SLG: 0.455</small> 										2	0	0	0	2	0	1				
Darnell Coles, R <small>OBP: 0.326, SLG: 0.437</small> 										4	0	1	1	0	0	4				
Dave Collins, S <small>OBP: 0.353, SLG: 0.344</small> 										4	1	1	0	0	0	2				
Chet Lemon, R <small>OBP: 0.312, SLG: 0.371</small> 										3	0	0	0	1	0	1				
Mike Heath, R <small>OBP: 0.291, SLG: 0.330</small> 										4	0	1	1	0	0	1				
Inning Stats	R: 0 E: 1 K: 0 S: 3	H: 3 LOB: 3 BB: 3 P: 15	R: 0 E: 0 K: 0 S: 6	H: 3 LOB: 2 BB: 0 P: 6	R: 0 E: 0 K: 0 S: 3	H: 0 LOB: 0 BB: 0 P: 3	R: 0 E: 0 K: 0 S: 3	H: 0 LOB: 0 BB: 0 P: 3	R: 2 E: 1 K: 1 S: 7	H: 2 LOB: 2 BB: 2 P: 15	R: 0 E: 0 K: 1 S: 5	H: 0 LOB: 0 BB: 0 P: 5	R: 1 E: 0 K: 0 S: 4	H: 1 LOB: 1 BB: 1 P: 8	R: 0 E: 0 K: 0 S: 3	H: 0 LOB: 1 BB: 1 P: 7	1B: 4 2B: 1 3B: 0 HR: 1	SF: 0 SAC: 0 DP: 1 HBP: 0	WP: 0 PB: 0 SB: 3 CS: 0	PA: 37
PITCHER	IP: 4.2 WLS: L BF: 24 ERA: 4.5	H: 5 R: 3 ER: 3 SO: 3	BB: 5 IBB: 0 HBP: 0 BLK: 0	WP: 0 HR: 0 S: 21 P: 41	ERA: 5.79 WHIP: 2.143															
Mike Morgan, R	(1, 1)																			
Bill Swift, R	(5, 1)	1.1	6	1	1	1	1	1	0	0	0	0	0	1	7	11	6.75	1.500		
Matt Young, L	(7, 1)	1.0	3	0	0	0	0	0	0	0	0	0	0	3	3	0.00	0.000			
Mike Trujillo, R	(8, 1)	1.0	4	0	0	0	0	1	0	0	0	0	0	3	7	0.00	1.000			

Seattle Mariners @ Detroit Tigers
Tiger Stadium, Detroit, MI
Fri Aug 22 1986, 7:05 PM EDT
Att: 22,013 - Unknown

AB	30
R	4
H	6
RBI	4
BB	7
SO	2
LOB	19



Batter	1	2	3	4	5	6	7	8	9	AB	R	H	RBI	BB	SO	LOB	TOP			
Rey Quinones, R (1, 6) <small>OBP: 0.309, SLG: 0.332</small>										4	0	1	0	0	3	0	Seattle Mariners @ Detroit Tigers Tiger Stadium, Detroit, MI Sat Aug 23 1986, 7:05 PM EDT Att: 25,712 - Unknown			
Phil Bradley, R (1, 7) <small>OBP: 0.395, SLG: 0.433</small>										4	0	1	0	0	0	1				
Jim Presley, R (1, 5) <small>OBP: 0.299, SLG: 0.464</small>										3	0	0	0	1	2	2				
Danny Tartabull, R (1, 9) <small>OBP: 0.349, SLG: 0.532</small>										3	0	0	0	1	2	1				
Alvin Davis, L (1, 10) <small>OBP: 0.390, SLG: 0.468</small>										4	0	1	0	0	1	2				
Mickey Brantley, R (1, 8) <small>OBP: 0.256, SLG: 0.308</small>											4	0	2	0	0	0		1		
Ken Phelps, L (1, 3) <small>OBP: 0.402, SLG: 0.504</small>											4	0	2	0	0	0		1		
Steve Yeager, R (1, 2) <small>OBP: 0.275, SLG: 0.271</small>										3	0	0	0	0	1	4				
Harold Reynolds, S (1, 4) <small>OBP: 0.256, SLG: 0.248</small>										3	0	0	0	0	1	3				
Inning Stats	R: 0 H: 0 E: 0 K: 2 S: 7	H: 0 LOB: 0 BB: 0 P: 7	R: 0 H: 0 E: 0 K: 1 S: 5	H: 0 LOB: 0 BB: 0 P: 5	R: 0 H: 1 E: 0 K: 3 S: 10	LOB: 2 BB: 1 P: 14	R: 0 H: 2 E: 0 K: 0 S: 4	LOB: 1 BB: 0 P: 4	R: 0 H: 0 E: 0 K: 2 S: 7	LOB: 1 BB: 1 P: 11	R: 0 H: 2 E: 0 K: 1 S: 7	LOB: 2 BB: 0 P: 7	R: 0 H: 1 E: 0 K: 0 S: 3	LOB: 0 BB: 0 P: 3	R: 0 H: 1 E: 0 K: 0 S: 4	LOB: 1 BB: 0 P: 4		1B: 7 2B: 0 3B: 0 HR: 0	SF: 0 SAC: 0 DP: 0 HBP: 0	WP: 1 PB: 0 SB: 0 CS: 0
PITCHER Frank Tanana, L (1, 1) <small>ERA: 4.41</small>	IP: 9.0 WLS: W BF: 34 H: 7 R: 0 ER: 0 SO: 10 BB: 2 IBB: 0 HBP: 0 BLK: 0 WP: 1 HR: 0 S: 52 P: 60 ERA: 0.00 WHIP: 1.000																			

Batter	1	2	3	4	5	6	7	8	9	AB	R	H	RBI	BB	SO	LOB	BOTTOM	
Lou Whitaker, L (1, 4) <small>OBP: 0.341, SLG: 0.455</small>										2	1	0	0	1	2	3	Seattle Mariners @ Detroit Tigers Tiger Stadium, Detroit, MI Sat Aug 23 1986, 7:05 PM EDT Att: 25,712 - Unknown	
Dave Bergman, L (4, 3) <small>OBP: 0.358, SLG: 0.348</small>										5	3	2	2	1	0	4		
Alan Trammell, R (1, 6) <small>OBP: 0.344, SLG: 0.445</small>										3	3	2	3	2	1	2		
Kirk Gibson, L (1, 9) <small>OBP: 0.384, SLG: 0.480</small>											4	2	3	3	1	0		2
Johnny Grubb, L (1, 10) <small>OBP: 0.423, SLG: 0.653</small>										4	2	3	3	1	0	2		
Darrell Evans, L (1, 3) <small>OBP: 0.367, SLG: 0.454</small>										3	0	1	0	0	1	5		
Tom Brookens, R (4, 4) <small>OBP: 0.318, SLG: 0.338</small>										2	1	1	0	0	0	0		
Darnell Coles, R (1, 5) <small>OBP: 0.326, SLG: 0.439</small>										5	0	2	5	0	0	2		
Dave Collins, S (1, 7) <small>OBP: 0.353, SLG: 0.344</small>										3	1	1	0	0	0	0		
Pat Sheridan, L (5, 7) <small>OBP: 0.286, SLG: 0.352</small>										2	0	0	0	0	2	1		
Chet Lemon, R (1, 8) <small>OBP: 0.316, SLG: 0.374</small>										3	2	1	0	2	0	0		
Dwight Lowry, L (1, 2) <small>OBP: 0.381, SLG: 0.398</small>										4	0	0	0	1	0	3		
Inning Stats	R: 3 H: 3 E: 0 K: 1 S: 7	H: 4 LOB: 2 BB: 1 P: 13	R: 3 H: 1 E: 0 K: 1 S: 7	H: 1 LOB: 3 BB: 3 P: 19	R: 0 H: 0 E: 0 K: 0 S: 3	H: 0 LOB: 0 BB: 0 P: 3	R: 0 H: 1 E: 0 K: 1 S: 6	H: 1 LOB: 2 BB: 1 P: 10	R: 5 H: 4 E: 0 K: 1 S: 9	H: 4 LOB: 1 BB: 2 P: 17	R: 0 H: 1 E: 0 K: 0 S: 3	H: 1 LOB: 1 BB: 1 P: 7	1B: 10 2B: 2 3B: 1 HR: 1	SF: 0 SAC: 0 DP: 0 HBP: 0	WP: 1 PB: 0 SB: 3 CS: 0	PA: 47		
PITCHER Mike Brown, R (1, 1) <small>ERA: 6.1</small>	IP: 1.2 WLS: L BF: 12 H: 5 R: 6 ER: 6 SO: 2 BB: 3 IBB: 0 HBP: 0 BLK: 0 WP: 0 HR: 1 S: 13 P: 25 ERA: 32.40 WHIP: 4.800																	
Karl Best, R (2, 1) <small>ERA: 3.98</small>	IP: 1.0 WLS: 0 BF: 10 H: 3 R: 3 ER: 0 SO: 1 BB: 3 IBB: 0 HBP: 0 BLK: 0 WP: 0 HR: 0 S: 9 P: 21 ERA: 0.00 WHIP: 6.000																	
Mike Trujillo, R (3, 1) <small>ERA: 6.0</small>	IP: 2.1 WLS: 0 BF: 9 H: 1 R: 0 ER: 0 SO: 1 BB: 1 IBB: 0 HBP: 0 BLK: 0 WP: 0 HR: 0 S: 10 P: 14 ERA: 0.00 WHIP: 0.857																	
Steve Fireovid, R (6, 1) <small>ERA: 4.74</small>	IP: 3.0 WLS: 0 BF: 16 H: 5 R: 5 ER: 5 SO: 2 BB: 3 IBB: 0 HBP: 0 BLK: 0 WP: 1 HR: 0 S: 17 P: 29 ERA: 15.00 WHIP: 2.667																	

AB	32
R	0
H	7
RBI	0
BB	2
SO	10
LOB	15



AB	37
R	14
H	14
RBI	13
BB	10
SO	6
LOB	22



Batter	1	2	3	4	5	6	7	8	9	AB	R	H	RBI	BB	SO	LOB	TOP				
John Moses, S OBP: 0.323, SLG: 0.320	G3		4-3		F8		CS	E6	FC4-6	5	1	0	0	0	0	2					
Phil Bradley, R OBP: 0.396, SLG: 0.436	5-3		1B					1-4-3		4	0	2	1	0	0	1					
Alvin Davis, L OBP: 0.393, SLG: 0.479	HR		2B		F5			1B		3	1	2	1	1	0	1					
Danny Tartabull, R OBP: 0.351, SLG: 0.531	BB		K				6-3			3	0	1	1	1	1	2					
Ken Phelps, L OBP: 0.398, SLG: 0.496	K		F9				3-1		K	4	0	0	0	0	2	5					
Jim Prestley, R OBP: 0.297, SLG: 0.460		K			L4		F8		F8	4	0	0	0	0	1	2					
Rey Quinones, R OBP: 0.303, SLG: 0.325	F7				5-3			E6	F8	4	0	0	0	0	0	0					
Bob Kearney, R OBP: 0.293, SLG: 0.380	K				F8			CS	FC4-6	4	0	2	0	0	1	0					
Harold Reynolds, S OBP: 0.256, SLG: 0.252			4-3		1-3			FC4-6	F7	4	1	1	0	0	0	3					
Inning Stats	R: 1 E: 0 K: 1 S: 6	H: 1 LOB: 1 BB: 1 P: 10	R: 0 E: 0 K: 2 S: 7	H: 0 LOB: 0 BB: 0 P: 7	R: 1 E: 0 K: 1 S: 8	H: 3 LOB: 2 BB: 0 P: 8	R: 0 E: 0 K: 0 S: 3	H: 0 LOB: 0 BB: 0 P: 3	R: 0 E: 0 K: 0 S: 4	H: 1 LOB: 1 BB: 0 P: 4	R: 0 E: 0 K: 0 S: 3	H: 0 LOB: 0 BB: 0 P: 3	R: 0 E: 1 K: 0 S: 3	H: 1 LOB: 2 BB: 1 P: 11	R: 0 E: 0 K: 0 S: 4	H: 1 LOB: 1 BB: 0 P: 4	1B: 5 2B: 2 3B: 0 HR: 1	SF: 0 SAC: 0 DP: 0 HBP: 0	WP: 0 PB: 0 SB: 0 CS: 2	PA: 38	
PITCHER	IP	WLS	BF	H	R	ER	SO	BB	IBB	HBP	BLK	WP	HR	S	P	ERA	WHIP				
Dan Petry, R ERA: 4.64	7.1	L	31	7	3	2	4	1	1	0	0	0	1	37	45	2.46	1.091				
Mark Thurmond, L ERA: 5.01	0.1		1	0	0	0	1	0	0	0	0	0	0	3	3	0.00	0.000				
Randy O'Neal, R ERA: 4.47	1.1	S	5	1	0	0	0	0	0	0	0	0	0	5	5	0.00	0.750				

Seattle Mariners @ Detroit Tigers
Tiger Stadium, Detroit, MI
Sun Aug 24 1986, 3:33 AM EDT
Att: 33,777 - Unknown

AB 35
R 3
H 8
RBI 3
BB 2
SO 5
LOB 16



Batter	1	2	3	4	5	6	7	8	9	AB	R	H	RBI	BB	SO	LOB	BOTTOM				
Lou Whitaker, L OBP: 0.340, SLG: 0.452	4-3		K		F7				K	5	0	1	0	0	2	3					
Alan Trammell, R OBP: 0.341, SLG: 0.441	6-3		F4		F4					4	0	0	0	0	1	5					
Kirk Gibson, L OBP: 0.383, SLG: 0.476	BB		F7		CS		4-3		K	3	0	0	0	1	1	4					
Larry Herndon, R OBP: 0.310, SLG: 0.374	K				6-3					4	0	1	0	0	1	1					
Darnell Coles, R OBP: 0.326, SLG: 0.437					F9					2	0	0	0	1	1	0					
Johnny Grubb, L OBP: 0.421, SLG: 0.648										1	0	0	0	0	1	1					
Chet Lemon, R OBP: 0.315, SLG: 0.370	5-3				E9				F9	3	0	0	0	1	0	1					
Darrell Evans, L OBP: 0.363, SLG: 0.449	K				K				K	4	0	0	0	0	4	4					
Mike Heath, R OBP: 0.295, SLG: 0.333									L1	4	1	2	0	0	0	0					
Tom Brookens, R OBP: 0.325, SLG: 0.346									K	4	0	3	1	0	1	0					
Inning Stats	R: 0 E: 0 K: 1 S: 5	H: 0 LOB: 1 BB: 1 P: 9	R: 0 E: 0 K: 2 S: 7	H: 0 LOB: 0 BB: 0 P: 7	R: 0 E: 0 K: 1 S: 6	H: 2 LOB: 1 BB: 0 P: 6	R: 0 E: 1 K: 1 S: 5	H: 0 LOB: 2 BB: 2 P: 13	R: 0 E: 0 K: 2 S: 9	H: 2 LOB: 2 BB: 0 P: 9	R: 0 E: 0 K: 2 S: 8	H: 1 LOB: 1 BB: 0 P: 8	R: 0 E: 0 K: 2 S: 7	H: 0 LOB: 0 BB: 0 P: 7	1B: 7 2B: 0 3B: 0 HR: 0	SF: 0 SAC: 0 DP: 0 HBP: 0	WP: 0 PB: 0 SB: 1 CS: 1	PA: 38			
PITCHER	IP	WLS	BF	H	R	ER	SO	BB	IBB	HBP	BLK	WP	HR	S	P	ERA	WHIP				
Mark Langston, L ERA: 4.77	7.0	W	31	7	1	0	8	3	0	0	0	0	0	4	4	0.00	1.429				
Pete Ladd, R ERA: 3.32	0.2		2	0	0	0	1	0	0	0	0	0	0	4	4	0.00	0.000				
Matt Young, L ERA: 3.71	1.1	S	4	0	0	0	3	0	0	0	0	0	0	10	10	0.00	0.000				

Seattle Mariners @ Detroit Tigers
Tiger Stadium, Detroit, MI
Sun Aug 24 1986, 3:33 AM EDT
Att: 33,777 - Unknown

AB 34
R 1
H 7
RBI 1
BB 3
SO 12
LOB 19



Batter	1	2	3	4	5	6	7	8	9	AB	R	H	RBI	BB	SO	LOB	TOP									
Alfredo Griffin, S OBP: 0.319, SLG: 0.351	6-3	4-3			6-3			4-3		5	0	1	0	0	0	0	<p>Oakland Athletics @ Detroit Tigers</p> <p>Tiger Stadium, Detroit, MI</p> <p>Mon Aug 25 1986, 7:05 PM EDT</p> <p>Att: 20,475 - Unknown</p>									
Dwayne Murphy, L OBP: 0.352, SLG: 0.361	1B	BB	F3	F2			4-3	BB		4	1	1	0	1	0	2										
Jose Canseco, R OBP: 0.326, SLG: 0.468	1B	1B	FC3	3B			6-3	5-3	BB	4	2	2	0	0	0	0										
Bruce Bochte, L OBP: 0.360, SLG: 0.346	1B	1B	FC3	FC4-B			1B	F7	BB	3	1	1	2	2	0	0										
Carney Lansford, R OBP: 0.333, SLG: 0.420	1B		F8				L7	F8	F3	5	0	2	1	0	0	5										
Mike Davis, L OBP: 0.310, SLG: 0.442	K		FC4-6				1B	F5	K	5	1	1	0	0	2	4										
Donnie Hill, S OBP: 0.327, SLG: 0.382	6-3			G3			HR	F8	F8	5	1	1	2	0	0	3										
Mark McGwire, R OBP: 0.250, SLG: 0.500		K		K			HR	5-3	L6	5	1	1	2	0	2	1										
Mickey Tettleton, S OBP: 0.323, SLG: 0.363	4-3			2B				F7		3	1	1	1	1	0	0										
Inning Stats	R: 2 E: 0 K: 1 S: 8	H: 3 LOB: 2 BB: 1 P: 12	R: 0 E: 0 K: 1 S: 5	H: 0 LOB: 0 BB: 0 P: 5	R: 1 E: 0 K: 0 S: 5	H: 1 LOB: 1 BB: 0 P: 5	R: 0 E: 0 K: 1 S: 6	H: 1 LOB: 2 BB: 1 P: 10	R: 5 E: 0 K: 0 S: 7	H: 4 LOB: 0 BB: 0 P: 11	R: 0 E: 0 K: 0 S: 3	H: 0 LOB: 0 BB: 0 P: 3	R: 0 E: 0 K: 0 S: 4	H: 1 LOB: 1 BB: 0 P: 4	R: 0 E: 0 K: 0 S: 4	H: 1 LOB: 3 BB: 0 P: 9		R: 0 E: 0 K: 1 S: 5	H: 0 LOB: 0 BB: 0 P: 5	1B: 5 2B: 3 3B: 1 HR: 2	SF: 0 SAC: 0 DP: 0 HBP: 1	WP: 0 PB: 0 SB: 0 CS: 0	PA: 44			
PITCHER	IP	WLS	BF	H	R	ER	SO	BB	IBB	HBP	BLK	WP	HR	S	P	ERA	WHIP									
Walt Terrell, R ERA: 4.47	(1, 1)	4.2	L	26	8	7	7	3	3	0	0	0	0	1	29	41	13.50	2.357								
Mark Thurmond, L ERA: 5.03	(5, 1)	1.1		5	1	1	1	0	0	0	0	0	0	1	5	5	6.75	0.750								
Jim Slaton, R ERA: 4.97	(7, 1)	2.0		10	2	0	0	0	1	0	1	0	0	0	8	13	0.00	1.500								
Bill Campbell, R ERA: 3.88	(9, 1)	1.0		3	0	0	0	1	0	0	0	0	0	0	5	5	0.00	0.000								

Batter	1	2	3	4	5	6	7	8	9	AB	R	H	RBI	BB	SO	LOB	BOTTOM									
Lou Whitaker, L OBP: 0.339, SLG: 0.450	3-1	L4-3			F2		F8			3	1	0	0	1	0	3	<p>Oakland Athletics @ Detroit Tigers</p> <p>Tiger Stadium, Detroit, MI</p> <p>Mon Aug 25 1986, 7:05 PM EDT</p> <p>Att: 20,475 - Unknown</p>									
Alan Trammell, R OBP: 0.339, SLG: 0.437	3-1		L5		F9		F8			4	0	0	0	0	0	1										
Kirk Gibson, L OBP: 0.379, SLG: 0.470	K		4-3		F7		F6			4	0	0	0	0	1	1										
Johnny Grubb, L OBP: 0.423, SLG: 0.642	HR	1B			3-1		F7			3	1	1	1	1	0	0										
Darrell Evans, L OBP: 0.362, SLG: 0.455	HR		4-3		L6		F6			4	1	1	2	0	0	1										
Dave Collins, S OBP: 0.354, SLG: 0.342	BB				L5		FC6		K	2	0	0	0	2	1	0										
Darnell Coles, R OBP: 0.326, SLG: 0.437	L9				F9		FC6		2B	4	1	1	0	0	0	2										
Chet Lemon, R OBP: 0.315, SLG: 0.372		K			F8		E5		2B	4	0	1	1	0	1	1										
Dwight Lowry, L OBP: 0.378, SLG: 0.394		L4-3			4-3		F8		F9	4	0	1	0	0	0	3										
Inning Stats	R: 3 E: 0 K: 1 S: 7	H: 2 LOB: 1 BB: 2 P: 15	R: 0 E: 0 K: 1 S: 5	H: 1 LOB: 0 BB: 0 P: 5	R: 0 E: 0 K: 0 S: 3	H: 0 LOB: 1 BB: 1 P: 7	R: 0 E: 0 K: 0 S: 3	H: 0 LOB: 0 BB: 0 P: 3	R: 0 E: 0 K: 0 S: 3	H: 0 LOB: 0 BB: 0 P: 3	R: 0 E: 1 K: 0 S: 4	H: 0 LOB: 2 BB: 1 P: 8	R: 0 E: 0 K: 0 S: 3	H: 0 LOB: 0 BB: 0 P: 3	R: 1 E: 0 K: 1 S: 7	H: 2 LOB: 1 BB: 0 P: 7		1B: 2 2B: 3 3B: 0 HR: 1	SF: 0 SAC: 0 DP: 1 HBP: 0	WP: 0 PB: 0 SB: 1 CS: 0	PA: 36					
PITCHER	IP	WLS	BF	H	R	ER	SO	BB	IBB	HBP	BLK	WP	HR	S	P	ERA	WHIP									
Jose Rijo, R ERA: 4.61	(1, 1)	9.0	W	36	5	4	4	3	4	0	0	0	0	1	38	54	4.00	1.000								



Batter	1	2	3	4	5	6	7	8	9	AB	R	H	RBI	BB	SO	LOB	TOP			
Alfredo Griffin, S OBP: 0.320, SLG: 0.354 (1, 6)	F2		F4	K		BB 1B		2B		5	0	2	0	0	1	2	<p>Oakland Athletics @ Detroit Tigers</p> <p>Tiger Stadium, Detroit, MI</p> <p>Tue Aug 26 1986, 7:05 PM EDT</p> <p>Att: 15,778 - Unknown</p>			
Dwayne Murphy, L OBP: 0.353, SLG: 0.359 (1, 8)	1B WP 1B		4-3	K		BB 1-2 BB		5-3		4	1	1	0	1	1	3				
Jose Canseco, R OBP: 0.323, SLG: 0.463 (1, 7)	K		K		F2	F6		6-3		5	0	0	0	0	2	3				
Bruce Bochte, L OBP: 0.364, SLG: 0.355 Mark McGwire, R OBP: 0.235, SLG: 0.471 (9, PH)	WP 1B			WP 2B 1B	HR 2B	F6		F8		4	2	3	0	0	0	2				
Carney Lansford, R OBP: 0.331, SLG: 0.425 (1, 5)	4-3				HR 2H		F7		K	5	1	1	2	0	1	2				
Dave Kingman, R OBP: 0.263, SLG: 0.447 (1, 10)										4	2	3	2	0	1	0				
Mike Davis, L OBP: 0.307, SLG: 0.438 (1, 9)										4	1	0	0	0	3	2				
Donnie Hill, S OBP: 0.326, SLG: 0.380 (1, 4)										4	0	1	1	0	0	1				
Mickey Tettleton, S OBP: 0.323, SLG: 0.389 Dusty Baker Jr., R OBP: 0.302, SLG: 0.313 Jerry Willard, L OBP: 0.381, SLG: 0.395 (8, PH)	F8									3	0	1	1	0	1	1				
										1	0	0	0	0	1	0				
										0	0	0	0	0	0	0				
Inning Stats	R: 1 E: 0 K: 1 S: 7	H: 2 LOB: 1 BB: 0 P: 7	R: 0 E: 0 K: 1 S: 6	H: 1 LOB: 1 BB: 0 P: 6	R: 0 E: 0 K: 1 S: 5	H: 0 LOB: 0 BB: 0 P: 5	R: 3 E: 1 K: 2 S: 12	H: 4 LOB: 2 BB: 0 P: 12	R: 3 E: 0 K: 1 S: 8	H: 3 LOB: 0 BB: 1 P: 8	R: 0 E: 0 K: 1 S: 6	H: 1 LOB: 0 BB: 1 P: 10	R: 0 E: 0 K: 1 S: 6	H: 1 LOB: 1 BB: 0 P: 6	R: 0 E: 0 K: 1 S: 5	H: 0 LOB: 0 BB: 0 P: 5	1B: 5 2B: 5 3B: 0 HR: 2	SF: 0 SAC: 0 DP: 0 HBP: 0	WP: 2 PB: 0 SB: 0 CS: 0	PA: 41
PITCHER	IP WLS BF H R ER SO BB IBB HBP BLK WP HR S P ERA WHIP	IP WLS BF H R ER SO BB IBB HBP BLK WP HR S P ERA WHIP	IP WLS BF H R ER SO BB IBB HBP BLK WP HR S P ERA WHIP	IP WLS BF H R ER SO BB IBB HBP BLK WP HR S P ERA WHIP	IP WLS BF H R ER SO BB IBB HBP BLK WP HR S P ERA WHIP	IP WLS BF H R ER SO BB IBB HBP BLK WP HR S P ERA WHIP	IP WLS BF H R ER SO BB IBB HBP BLK WP HR S P ERA WHIP	IP WLS BF H R ER SO BB IBB HBP BLK WP HR S P ERA WHIP	IP WLS BF H R ER SO BB IBB HBP BLK WP HR S P ERA WHIP	IP WLS BF H R ER SO BB IBB HBP BLK WP HR S P ERA WHIP	IP WLS BF H R ER SO BB IBB HBP BLK WP HR S P ERA WHIP	IP WLS BF H R ER SO BB IBB HBP BLK WP HR S P ERA WHIP	IP WLS BF H R ER SO BB IBB HBP BLK WP HR S P ERA WHIP	IP WLS BF H R ER SO BB IBB HBP BLK WP HR S P ERA WHIP	IP WLS BF H R ER SO BB IBB HBP BLK WP HR S P ERA WHIP	IP WLS BF H R ER SO BB IBB HBP BLK WP HR S P ERA WHIP	IP WLS BF H R ER SO BB IBB HBP BLK WP HR S P ERA WHIP			
Jack Morris, R ERA: 3.99 Mark Thurmond, L ERA: 4.95 Willie Hernandez, L ERA: 3.16 (1, 1) (5, 1) (7, 1)	4.1 W 24 10 7 6 5 0 0 0 0 2 2 34 34 12.46 2.308	1.2 S 7 1 0 0 2 1 0 0 0 0 0 10 14 0.00 1.200	3.0 S 10 1 0 0 4 0 0 0 0 0 0 18 18 0.00 0.333																	

AB	40
R	7
H	12
RBI	6
BB	1
SO	11
LOB	16



Batter	1	2	3	4	5	6	7	8	9	AB	R	H	RBI	BB	SO	LOB	BOTTOM									
Lou Whitaker, L OBP: 0.342, SLG: 0.454 (1, 4)	F8		1B BB			3B		2B BB		2	1	1	0	2	0	0	<p>Oakland Athletics @ Detroit Tigers</p> <p>Tiger Stadium, Detroit, MI</p> <p>Tue Aug 26 1986, 7:05 PM EDT</p> <p>Att: 15,778 - Unknown</p>									
Alan Trammell, R OBP: 0.340, SLG: 0.440 (1, 6)	L9		G4-6-3 1B		F7	1-H 2B		2B		4	0	2	1	0	0	1										
Kirk Gibson, L OBP: 0.378, SLG: 0.468 (1, 9)	G3		G4-6-3 1-2			1B G3				4	1	1	0	0	0	4										
Johnny Grubb, L OBP: 0.424, SLG: 0.664 (1, 10)										4	2	2	1	0	0	0										
Darrell Evans, L OBP: 0.364, SLG: 0.462 (1, 3)										3	2	1	1	1	0	0										
Dave Collins, S OBP: 0.351, SLG: 0.340 (1, 7)										3	0	0	1	0	0	0										
Darnell Coles, R OBP: 0.325, SLG: 0.443 (1, 5)										4	1	1	3	0	0	0										
Chet Lemon, R OBP: 0.311, SLG: 0.367 (1, 8)										4	0	0	0	0	0	0										
Mike Heath, R OBP: 0.298, SLG: 0.350 (1, 2)										4	1	2	1	0	2	0										
										1B: 3 2B: 2 3B: 1 HR: 4	SF: 1 SAC: 0 DP: 1 HBP: 0	WP: 0 PB: 0 SB: 0 CS: 0	PA: 36													
Inning Stats	R: 0 E: 0 K: 0 S: 3	H: 0 LOB: 0 BB: 0 P: 3	R: 1 E: 0 K: 0 S: 4	H: 1 LOB: 0 BB: 0 P: 4	R: 0 E: 0 K: 0 S: 4	H: 2 LOB: 1 BB: 1 P: 8	R: 1 E: 0 K: 0 S: 4	H: 1 LOB: 0 BB: 0 P: 4	R: 0 E: 0 K: 1 S: 6	H: 1 LOB: 1 BB: 0 P: 6	R: 6 E: 0 K: 0 S: 8	H: 5 LOB: 1 BB: 2 P: 16	R: 0 E: 0 K: 0 S: 3	H: 0 LOB: 0 BB: 0 P: 3	R: 0 E: 0 K: 1 S: 5	H: 0 LOB: 0 BB: 0 P: 5	IP WLS BF H R ER SO BB IBB HBP BLK WP HR S P ERA WHIP	IP WLS BF H R ER SO BB IBB HBP BLK WP HR S P ERA WHIP	IP WLS BF H R ER SO BB IBB HBP BLK WP HR S P ERA WHIP	IP WLS BF H R ER SO BB IBB HBP BLK WP HR S P ERA WHIP	IP WLS BF H R ER SO BB IBB HBP BLK WP HR S P ERA WHIP	IP WLS BF H R ER SO BB IBB HBP BLK WP HR S P ERA WHIP	IP WLS BF H R ER SO BB IBB HBP BLK WP HR S P ERA WHIP	IP WLS BF H R ER SO BB IBB HBP BLK WP HR S P ERA WHIP	IP WLS BF H R ER SO BB IBB HBP BLK WP HR S P ERA WHIP	IP WLS BF H R ER SO BB IBB HBP BLK WP HR S P ERA WHIP
Joaquin Andujar, R ERA: 4.35 Dave Leiper, L ERA: 5.0 Doug Bair, R ERA: 3.03 Dave Vonohlen, L ERA: 1.86 Jay Howell, R ERA: 2.92 (1, 1) (6, 1) (6, 1) (6, 1) (8, 1)	5.0 0.1 0.1 1.1 1.0	22 2 3 6 3	7 0 2 1 0	4 0 3 1 0	4 0 3 1 0	1 0 2 0 0	1 0 3 0 0	0 0 2 0 0	0 0 3 5 5	0 1 3 9 5	0.00 81.00 6.75 0.00	3.000 6.000 1.500 0.000														

AB	32
R	8
H	10
RBI	8
BB	3
SO	2
LOB	5



Batter	1	2	3	4	5	6	7	8	9	AB	R	H	RBI	BB	SO	LOB	TOP																					
Lou Whitaker, L (1,4) OBP: 0.341, SLG: 0.452	4-3		1B		K			G4-6-3		4	0	1	0	0	1	2																						
Alan Trammell, R (1,6) OBP: 0.341, SLG: 0.447	F7		1B			F8			HR	4	1	2	2	0	0	0																						
Kirk Gibson, L (1,9) OBP: 0.374, SLG: 0.462	F8		4-3			3-1			L6	4	0	0	0	0	0	2																						
Johnny Grubb, L (1,10) OBP: 0.420, SLG: 0.652		6-3		FC6-4 BB		K			G3	3	0	0	0	1	1	0																						
Darrell Evans, L (1,3) OBP: 0.361, SLG: 0.457	G3			F7			F8		L6	4	0	0	0	0	0	1																						
Dave Collins, S (1,7) OBP: 0.346, SLG: 0.337	F8			FC6-4 CS			4-3			3	0	0	0	0	0	1																						
Darnell Coles, R (1,5) OBP: 0.325, SLG: 0.442			1B	CS	F4		K			3	1	1	0	0	1	0																						
Pat Sheridan, L (1,8) OBP: 0.282, SLG: 0.347			F4		6-3			3-1		3	0	0	0	0	0	1																						
Dwight Lowry, L (1,2) OBP: 0.384, SLG: 0.395			F6					G4-6-3 BB		2	0	1	0	1	0	1																						
Inning Stats	R: 0 E: 0 K: 0 S: 3	H: 0 LOB: 0 BB: 0 P: 3	R: 0 E: 0 K: 0 S: 3	H: 0 LOB: 0 BB: 0 P: 3	R: 1 E: 0 K: 0 S: 6	H: 3 LOB: 2 BB: 0 P: 6	R: 0 E: 0 K: 0 S: 2	H: 0 LOB: 0 BB: 1 P: 6	R: 0 E: 0 K: 1 S: 6	H: 1 LOB: 1 BB: 0 P: 6	R: 0 E: 0 K: 1 S: 5	H: 0 LOB: 0 BB: 0 P: 5	R: 0 E: 0 K: 1 S: 5	H: 0 LOB: 0 BB: 0 P: 5	R: 0 E: 0 K: 0 S: 2	H: 0 LOB: 0 BB: 1 P: 6	R: 1 E: 0 K: 0 S: 4	H: 1 LOB: 0 BB: 0 P: 4	1B: 4 2B: 0 3B: 0 HR: 1	SF: 0 SAC: 0 DP: 1 HBP: 0	WP: 0 PB: 0 SB: 0 CS: 1	PA: 33																
PITCHER	IP	WLS	BF	H	R	ER	SO	BB	IBB	HBP	BLK	WP	HR	S	P	ERA	WHIP	PITCHER				IP	WLS	BF	H	R	ER	SO	BB	IBB	HBP	BLK	WP	HR	S	P	ERA	WHIP
Don Sutton, R (1,1) ERA: 4.16	7.1	W	27	4	1	1	3	2	0	0	0	0	0	31	39	1.23	0.818																					
Donnie Moore, R (8,1) ERA: 3.12	1.2	S	5	1	1	1	0	0	0	0	0	0	1	5	5	5.40	0.600																					

Detroit Tigers @ California Angels
Anaheim Stadium, Anaheim, CA
Thu Aug 28 1986, 10:05 PM EDT
Att: 33,762 - Unknown

AB 30
R 2
H 5
RBI 2
BB 2
SO 3
LOB 8



Batter	1	2	3	4	5	6	7	8	9	AB	R	H	RBI	BB	SO	LOB	BOTTOM																					
Ruppert Jones, L (1,9) OBP: 0.333, SLG: 0.434	F6		K		SH5-3		HR	F7		4	1	1	1	0	1	1																						
Wally Joyner, L (1,3) OBP: 0.352, SLG: 0.489	6-3		4-3		IBB		FC4-6 1B BB			2	1	0	0	2	0	0																						
Brian Downing, R (1,7) OBP: 0.380, SLG: 0.424	K		F9		SF8		FC4-6 1B			3	0	1	1	0	1	0																						
Reggie Jackson, L (1,10) OBP: 0.390, SLG: 0.389		6-3		4-3	G3		FC4-6 1B			4	0	0	0	0	0	4																						
Doug DeCinces, R (1,5) OBP: 0.335, SLG: 0.473		BB HBP 1B		6-3		SH5-3 1B	L4-3 1B			4	1	3	1	0	0	0																						
Rob Wilfong, L (1,4) OBP: 0.275, SLG: 0.331		F7		E7		SH5-3	L4-3			2	0	1	0	0	0	1																						
Bobby Grich, R (7,PH) OBP: 0.360, SLG: 0.436				2B						1	0	0	0	0	0	2																						
Dick Schofield, R (1,6) OBP: 0.319, SLG: 0.398		BB HBP		F5		6-3 1B		F4		3	0	1	1	0	0	1																						
Bob Boone, R (1,2) OBP: 0.284, SLG: 0.314					SH5-3 1B SF8 BB	6-3		F9		2	1	0	0	2	0	1																						
Gary Pettis, S (1,8) OBP: 0.334, SLG: 0.326		F7			SF8 SH5-3 1B	G3				4	0	2	0	0	0	4																						
Inning Stats	R: 0 E: 0 K: 1 S: 5	H: 0 LOB: 0 BB: 0 P: 5	R: 0 E: 0 K: 0 S: 4	H: 1 LOB: 1 BB: 1 P: 9	R: 0 E: 0 K: 1 S: 5	H: 0 LOB: 0 BB: 0 P: 5	R: 0 E: 1 K: 0 S: 4	H: 1 LOB: 1 BB: 0 P: 4	R: 1 E: 0 K: 0 S: 4	H: 1 LOB: 2 BB: 2 P: 12	R: 1 E: 0 K: 0 S: 5	H: 2 LOB: 1 BB: 0 P: 5	R: 2 E: 0 K: 0 S: 5	H: 3 LOB: 1 BB: 1 P: 9	R: 0 E: 0 K: 0 S: 4	H: 1 LOB: 1 BB: 0 P: 4	1B: 7 2B: 2 3B: 0 HR: 1	SF: 1 SAC: 2 DP: 1 HBP: 1	WP: 0 PB: 0 SB: 0 CS: 0	PA: 37																		
PITCHER	IP	WLS	BF	H	R	ER	SO	BB	IBB	HBP	BLK	WP	HR	S	P	ERA	WHIP	PITCHER				IP	WLS	BF	H	R	ER	SO	BB	IBB	HBP	BLK	WP	HR	S	P	ERA	WHIP
Eric King, R (1,1) ERA: 3.61	6.0	L	29	6	4	4	2	3	1	1	0	0	1	28	45	6.00	1.500																					
Mark Thurmond, L (7,1) ERA: 4.94	0.1		3	2	0	0	0	0	0	0	0	0	0	3	3	0.00	6.000																					
Jim Slaton, R (7,1) ERA: 4.89	1.2		5	1	0	0	0	0	0	0	0	0	0	5	5	0.00	0.600																					

Detroit Tigers @ California Angels
Anaheim Stadium, Anaheim, CA
Thu Aug 28 1986, 10:05 PM EDT
Att: 33,762 - Unknown

AB 29
R 4
H 9
RBI 4
BB 4
SO 2
LOB 14



Batter	1	2	3	4	5	6	7	8	9	AB	R	H	RBI	BB	SO	LOB	TOP										
Lou Whitaker, L (1, 4) OBP: 0.338, SLG: 0.447	5-3	F7		FC4-6		4-3	4-3		F8	6	0	0	0	0	0	2											
Alan Trammell, R (1, 6) OBP: 0.344, SLG: 0.452	4-0 1B HR BB	F7		F9		4-0 FC3-6 BB				3	2	1	1	2	0	2											
Kirk Gibson, L (1, 9) OBP: 0.377, SLG: 0.466	0-0 1-2 HR		3-1 HR	G3		0-0 1-2 FC3-6		4-0 FC4-6 BB		4	2	2	0	1	0	3											
Johnny Grubb, L (1, 10) OBP: 0.420, SLG: 0.660	0-0 1-H 2-H HR		3-1		4-0 SH2-4 BB FC1-2-5-1		0-0 L9		0-0 1-2 FC4-6 1B	4	1	1	3	1	0	3											
Darrell Evans, L (1, 3) OBP: 0.365, SLG: 0.468	G3				4-0 FC1-2-5-1 SH2-4 2B BB		0-0 E HR		0-0 1-2 4-3 1B	4	3	3	2	1	0	0											
Dave Collins, S (1, 7) OBP: 0.350, SLG: 0.344	2B 1B				0-0 SH2-4		0-0 E3 FC6-2		0-0 1-2 2-3 4-3	4	0	2	0	0	0	3											
Darnell Coles, R (1, 5) OBP: 0.324, SLG: 0.441	1-3 2B		9-2-5		0-0 FC1-2-5-1 2B		0-0 1-2 HR FC6-2		0-0 6-3	5	2	1	0	0	0	7											
Chet Lemon, R (1, 8) OBP: 0.315, SLG: 0.383	F8				0-0 FC4-6 1B		0-0 1-H 2-H 3-H 1B 2B		0-0 5-3	5	2	3	5	0	0	2											
Mike Heath, R (1, 2) OBP: 0.300, SLG: 0.348		6-3			4-0 1-2 FC4-6 BB		0-0 2-H F7		0-0 F5	4	0	1	1	1	0	0											
Inning Stats	R: 3 E: 0 K: 0 S: 7	H: 4 LOB: 2 BB: 1 P: 11	R: 0 E: 0 K: 0 S: 3	H: 0 LOB: 0 BB: 0 P: 3	R: 2 E: 0 K: 0 S: 5	H: 3 LOB: 0 BB: 0 P: 5	R: 0 E: 0 K: 0 S: 4	H: 1 LOB: 2 BB: 1 P: 8	R: 3 E: 0 K: 0 S: 4	H: 2 LOB: 1 BB: 2 P: 12	R: 0 E: 0 K: 0 S: 3	H: 0 LOB: 1 BB: 1 P: 7	R: 3 E: 1 K: 0 S: 6	H: 2 LOB: 0 BB: 0 P: 6	R: 1 E: 0 K: 0 S: 5	H: 2 LOB: 2 BB: 1 P: 9	R: 0 E: 0 K: 0 S: 3	H: 0 LOB: 0 BB: 0 P: 3	1B: 6 2B: 4 3B: 1 HR: 4	SF: 0 SAC: 1 DP: 1 HBP: 0	WP: 0 PB: 0 SB: 0 CS: 0	PA: 46					
PITCHER	IP	WLS	BF	H	R	ER	SO	BB	IBB	HBP	BLK	WP	HR	S	P	ERA	WHIP										
Kirk McCaskill, R (1, 1) ERA: 3.51	3.0		18	8	5	5	0	2	0	0	0	0	2	16	24	15.00	3.333										
Chuck Finley, L (4, 1) ERA: 3.41	3.0		13	2	3	3	0	3	0	0	0	0	0	10	22	9.00	1.667										
Vern Ruhle, R (7, 1) ERA: 5.01	1.0		6	2	3	2	0	0	0	0	0	0	1	6	6	18.00	2.000										
Doug Corbett, R (8, 1) ERA: 3.76	2.0	W	9	2	1	1	0	1	0	0	0	0	1	8	12	4.50	1.500										

Detroit Tigers @ California Angels
Anaheim Stadium, Anaheim, CA
Fri Aug 29 1986, 10:05 PM EDT
Att: 32,922 - Unknown

AB 39
R 12
H 14
RBI 12
BB 6
SO 0
LOB 22



Batter	1	2	3	4	5	6	7	8	9	AB	R	H	RBI	BB	SO	LOB	BOTTOM											
Rick Burleson, R (1, 10) OBP: 0.370, SLG: 0.419	K		F4				WP 1B 6-3 1B		L8	4	1	1	0	1	1	1												
Wally Joyner, L (1, 3) OBP: 0.354, SLG: 0.489	4-3				E4 G5-4-3		6-3 WP 4-3 1B		1B 2B BB	4	2	2	0	1	0	2												
Brian Downing, R (1, 7) OBP: 0.380, SLG: 0.431	HR		F8		G5-4-3		6-3		2B 1B 1B	5	2	2	2	0	0	5												
Doug DeCinces, R (1, 5) OBP: 0.334, SLG: 0.471					F9		1-3 4-3		1B 1B 2B	4	0	1	1	0	0	0												
Jack Howell, L (9, 5) OBP: 0.319, SLG: 0.467	FC6-4 1B								1B 1B 2B	1	1	1	2	0	0	0												
George Hendrick, R (1, 9) OBP: 0.344, SLG: 0.456	FC6-4						1B 1B		FC4 1B 1B	5	2	3	1	0	0	1												
Bobby Grich, R (1, 4) OBP: 0.381, SLG: 0.436					F9		F4		6-3	5	0	2	1	0	0	2												
Gary Pettis, S (1, 8) OBP: 0.333, SLG: 0.325		K			F4		1B 1B		G3	5	2	1	0	0	1	3												
Bob Boone, R (1, 2) OBP: 0.285, SLG: 0.314									4-3	3	0	1	1	0	0	0												
Jerry Nannon, L (8, 2) OBP: 0.303, SLG: 0.313					F8		E9			1	0	0	0	0	0	0												
Ruppert Jones, L (9, PH) OBP: 0.335, SLG: 0.434							1-H 2-H 1B			0	1	0	0	0	1	0												
Dick Schofield, R (1, 6) OBP: 0.323, SLG: 0.409			K				F8			5	2	3	4	0	1	1												
Inning Stats	R: 1 E: 0 K: 1 S: 7	H: 2 LOB: 1 BB: 0 P: 7	R: 0 E: 0 K: 1 S: 5	H: 1 LOB: 0 BB: 0 P: 5	R: 0 E: 0 K: 0 S: 6	H: 1 LOB: 1 BB: 0 P: 6	R: 0 E: 0 K: 0 S: 4	H: 1 LOB: 1 BB: 0 P: 4	R: 0 E: 1 K: 0 S: 6	H: 3 LOB: 2 BB: 1 P: 8	R: 2 E: 0 K: 0 S: 5	H: 2 LOB: 0 BB: 0 P: 5	R: 0 E: 0 K: 0 S: 3	H: 0 LOB: 0 BB: 0 P: 3	R: 8 E: 0 K: 0 S: 8	H: 6 LOB: 2 BB: 2 P: 16	1B: 14 2B: 1 3B: 0 HR: 2	SF: 0 SAC: 0 DP: 1 HBP: 0	WP: 1 PB: 0 SB: 0 CS: 0	PA: 45								
PITCHER	IP	WLS	BF	H	R	ER	SO	BB	IBB	HBP	BLK	WP	HR	S	P	ERA	WHIP											
Frank Tanana, L (1, 1) ERA: 4.41	6.0		27	9	3	3	3	1	0	0	0	0	1	32	36	4.50	1.667											
Randy O'Neal, R (7, 1) ERA: 4.91	2.1		13	5	6	6	0	1	0	0	0	0	1	0	12	16	23.14	2.571										
Willie Hernandez, L (9, 1) ERA: 3.6	0.1	L	5	3	4	4	0	1	0	0	0	0	1	4	8	108.00	12.000											

Detroit Tigers @ California Angels
Anaheim Stadium, Anaheim, CA
Fri Aug 29 1986, 10:05 PM EDT
Att: 32,922 - Unknown

AB 42
R 13
H 17
RBI 12
BB 3
SO 3
LOB 15



Batter	1	2	3	4	5	6	7	8	9	AB	R	H	RBI	BB	SO	LOB	TOP								
Lou Whitaker, L (1,4) OBP: 0.336, SLG: 0.442	B1-3		4-3		SF7			3-1		3	0	0	1	0	0	0									
Alan Trammell, R (1,6) OBP: 0.338, SLG: 0.444	F3		F9		F9			F9		4	0	0	0	0	0	1									
Darnell Coles, R (1,10) OBP: 0.322, SLG: 0.447	F9		6-3					K		4	0	1	0	0	1	0									
Larry Herndon, R (1,7) OBP: 0.309, SLG: 0.370 Dave Bergman, L (9, PH) OBP: 0.356, SLG: 0.345		FC5-4 1B E BB			F8			F9		2	1	0	0	1	0	1									
Darrell Evans, L (1,3) OBP: 0.365, SLG: 0.479		K			F5			4-3		4	1	0	0	0	1	2									
Chet Lemon, R (1,8) OBP: 0.314, SLG: 0.381 Johnny Grubb, L (9, PH) OBP: 0.411, SLG: 0.644					4-3			K		3	0	1	0	0	1	1									
Mike Heath, R (1,2) OBP: 0.302, SLG: 0.351 Kirk Gibson, L (9, PH) OBP: 0.375, SLG: 0.462		FC5-4 E 1-2 2-3			E2 1B			F9		3	0	0	0	0	0	2									
Tom Brookens, R (1,5) OBP: 0.324, SLG: 0.344		E6 FC5-4 1-2 3-H			1B SF7 1B			L8		4	1	1	0	0	0	2									
Dave Collins, S (1,9) OBP: 0.349, SLG: 0.343		FC5-4 1-2						6-3		3	0	1	0	0	0	2									
Inning Stats	R: 0 E: 0 K: 0 S: 3	H: 0 LOB: 0 BB: 0 P: 3	R: 1 E: 1 K: 1 S: 7	H: 1 LOB: 2 BB: 1 P: 11	R: 0 E: 0 K: 0 S: 3	H: 0 LOB: 0 BB: 0 P: 3	R: 0 E: 0 K: 0 S: 3	H: 0 LOB: 0 BB: 0 P: 3	R: 1 E: 1 K: 0 S: 5	H: 2 LOB: 1 BB: 0 P: 5	R: 0 E: 0 K: 1 S: 6	H: 1 LOB: 1 BB: 0 P: 6	R: 0 E: 0 K: 0 S: 3	H: 0 LOB: 0 BB: 0 P: 3	R: 0 E: 0 K: 1 S: 5	H: 0 LOB: 0 BB: 0 P: 5	R: 1 E: 1 K: 1 S: 7	H: 1 LOB: 1 BB: 0 P: 7	1B: 4 2B: 1 3B: 0 HR: 0	SF: 1 SAC: 0 DP: 0 HBP: 0	WP: 0 PB: 0 SB: 1 CS: 0	PA: 35			
PITCHER	IP	WLS	BF	H	R	ER	SO	BB	IBB	HBP	BLK	WP	HR	S	P	ERA	WHIP								
John Candelaria, L (1,1) ERA: 2.84	4.2		19	3	2	1	1	1	0	0	0	0	0	20	24	1.93	0.857								
Gary Lucas, L (5,1) ERA: 2.7	2.2		9	1	0	0	1	0	0	0	0	0	0	11	11	0.00	0.375								
Donnie Moore, R (8,1) ERA: 3.02	1.2	W	7	1	1	0	2	0	0	0	1	0	0	11	11	0.00	0.600								
Donnie Moore, R (9,1) ERA: 3.02	1.2	W	7	1	1	0	2	0	0	0	1	0	0	11	11	0.00	0.600								

Detroit Tigers @ California Angels
 Anaheim Stadium, Anaheim, CA
 Sun Aug 31 1986, 6:33 AM EDT
 Att: 30,662 - Unknown

AB 33
R 3
H 5
RBI 1
BB 1
SO 4
LOB 12



Batter	1	2	3	4	5	6	7	8	9	AB	R	H	RBI	BB	SO	LOB	BOTTOM								
Ruppert Jones, L (1,8) OBP: 0.338, SLG: 0.442 Rob Wilfong, L (9,4) OBP: 0.279, SLG: 0.331	HR	BB 1B			K			F7		4	1	2	1	0	1	0									
Bobby Grich, R (1,4) OBP: 0.384, SLG: 0.430 Devon White, S (8, FR) (9,7)	2B 6-3 BB	BB 1B			5-3			G4-6-3 BB		1	1	0	0	3	0	0									
Wally Joyner, L (1,3) OBP: 0.351, SLG: 0.485	1-3 2B	L7			F7			G4-6-3 1-2		4	0	1	0	0	0	3									
Reggie Jackson, L (1,10) OBP: 0.387, SLG: 0.384 Gary Pettis, S (8, PR) (9,8)	F7				F7			BB 1B 2B BB		3	0	0	0	1	0	2									
Doug DeCinces, R (1,5) OBP: 0.335, SLG: 0.475	6-3				F3			BB 2B 1B		4	1	1	1	0	0	1									
Brian Downing, R (1,7) OBP: 0.384, SLG: 0.429 Donnie Moore, L (9,1)	3-H FC6-4 BB				F8			BB 2B 1B BB		2	1	1	0	2	0	0									
George Hendrick, R (1,9) OBP: 0.342, SLG: 0.457	FC6-4 1-2				F4			1-2 2-3 2B		4	0	1	3	0	0	3									
Bob Boone, R (1,2) OBP: 0.282, SLG: 0.310		4-3			6-3			F9		4	0	0	0	0	0	2									
Dick Schofield, R (1,6) OBP: 0.320, SLG: 0.405		K			K			6-3		3	0	0	0	0	2	0									
Inning Stats	R: 2 E: 0 K: 0 S: 5	H: 2 LOB: 2 BB: 2 P: 13	R: 0 E: 0 K: 1 S: 6	H: 1 LOB: 2 BB: 1 P: 10	R: 0 E: 0 K: 0 S: 3	H: 0 LOB: 0 BB: 0 P: 3	R: 0 E: 0 K: 1 S: 5	H: 0 LOB: 0 BB: 0 P: 5	R: 0 E: 0 K: 0 S: 4	H: 1 LOB: 1 BB: 0 P: 4	R: 0 E: 0 K: 0 S: 3	H: 0 LOB: 0 BB: 0 P: 3	R: 0 E: 0 K: 0 S: 4	H: 0 LOB: 0 BB: 0 P: 16	R: 3 E: 0 K: 0 S: 4	H: 2 LOB: 2 BB: 3 P: 16	1B: 3 2B: 2 3B: 0 HR: 1	SF: 0 SAC: 0 DP: 1 HBP: 0	WP: 0 PB: 0 SB: 0 CS: 0	PA: 35					
PITCHER	IP	WLS	BF	H	R	ER	SO	BB	IBB	HBP	BLK	WP	HR	S	P	ERA	WHIP								
Walt Terrell, R (1,1) ERA: 4.53	7.2	L	34	6	5	3	34	6	0	0	0	0	0	1	58	5.87	1.565								
Jim Slaton, R (8,1) ERA: 4.69	0.1		1	0	0	0	0	0	0	0	0	0	0	1	1	0.00	0.000								

Detroit Tigers @ California Angels
 Anaheim Stadium, Anaheim, CA
 Sun Aug 31 1986, 6:33 AM EDT
 Att: 30,662 - Unknown


AB 29
R 5
H 6
RBI 5
BB 6
SO 3
LOB 11



Batter	1	2	3	4	5	6	7	8	9	AB	R	H	RBI	BB	SO	LOB	TOP																					
Lou Whitaker, L (1.4) OBP: 0.335, SLG: 0.446	0-3 K		0-0 4-3	0-0 4-3		0-0 1-H HR		0-3 K		5	1	1	2	0	2	3																						
Alan Trammell, R (1.6) OBP: 0.340, SLG: 0.460	0-0 6-3		0-0 HR		0-0 HR	0-0 L6		0-0 1-3 2B		5	2	3	3	0	0	0																						
Kirk Gibson, L (1.9) OBP: 0.375, SLG: 0.461	0-0 1B		0-0 4-3		0-0 4-3		0-0 CS 1B	0-3 K		5	0	2	0	0	1	2																						
Johnny Grubb, L (1.10) OBP: 0.426, SLG: 0.675	0-0 1-2 1B		4-0 BB		0-0 HR		4-0 FC6-4 BB		0-0 2B	3	1	3	1	2	0	0																						
Darrell Evans, L (1.3) OBP: 0.364, SLG: 0.474	0-0 L9		4-0 BB		0-3 K		0-3 K		0-0 F6	4	0	0	0	1	2	4																						
Dave Collins, S (1.7) OBP: 0.347, SLG: 0.339		4-0 FC6-4 BB	0-3 K		0-0 4-3		0-0 FC6-4 1-2		0-0 6-3	4	0	0	0	1	1	4																						
Darnell Coles, R (1.5) OBP: 0.321, SLG: 0.443		0-0 FC6-4 1-2		0-0 F4		0-0 4-3		0-0 L9	4-0 IBB	4	0	0	0	1	0	1	AB 36																					
Pat Sheridan, L (1.8) OBP: 0.284, SLG: 0.345		0-0 F7		0-0 S 1B		0-3 K		1-0 E 2B HBP	0-3 K	4	1	1	0	0	2	3	R 6																					
Dwight Lowry, L (1.2) OBP: 0.395, SLG: 0.406	0-3 K		0-3 K	1-2 K		4-0 HR BB		1-0 2B HBP		2	1	0	0	1	2	2	H 10																					
Inning Stats	R: 0 E: 0 K: 1 S: 7	H: 2 LOB: 2 BB: 0 P: 7	R: 0 E: 0 K: 1 S: 5	H: 0 LOB: 1 BB: 1 P: 9	R: 1 E: 0 K: 1 S: 6	H: 1 LOB: 2 BB: 2 P: 14	R: 0 E: 0 K: 1 S: 6	H: 1 LOB: 1 BB: 0 P: 6	R: 2 E: 0 K: 1 S: 7	H: 2 LOB: 0 BB: 0 P: 7	R: 0 E: 0 K: 1 S: 5	H: 1 LOB: 1 BB: 1 P: 9	R: 1 E: 1 K: 2 S: 8	H: 1 LOB: 2 BB: 0 P: 10	R: 0 E: 0 K: 1 S: 6	H: 1 LOB: 1 BB: 1 P: 10	1B: 4 2B: 2 3B: 0 HR: 4	SF: 0 SAC: 0 DP: 0 HBP: 2	WP: 0 PB: 0 SB: 1 CS: 1	PA: 44																		
PITCHER	IP	WLS	BF	H	R	ER	SO	BB	IBB	HBP	BLK	WP	HR	S	P	ERA	WHIP	PITCHER				IP	WLS	BF	H	R	ER	SO	BB	IBB	HBP	BLK	WP	HR	S	P	ERA	WHIP
Mike Morgan, R (1.1) ERA: 4.58	6.0	L	29	7	5	5	6	4	0	0	0	0	4	37	53	7.50	1.833																					
Mike Trujillo, R (7.1) ERA: 4.4	0.1		2	1	0	0	0	1	0	0	0	0	0	1	5	0.00	6.000																					
Matt Young, L (7.1) ERA: 3.62	2.2		13	2	1	1	4	0	1	2	0	0	0	18	24	3.38	0.750																					

Detroit Tigers @ Seattle Mariners
The Kingdome, Seattle, WA
Mon Sep 01 1986, 6:33 AM EDT
Att: 13,410 - Unknown


AB 36
R 6
H 10
RBI 6
BB 6
SO 10
LOB 19



Batter	1	2	3	4	5	6	7	8	9	AB	R	H	RBI	BB	SO	LOB	BOTTOM																					
Mickey Brantley, R (1.8) OBP: 0.260, SLG: 0.304	0-0 F7	0-0 4-3		0-0 FC5-4 1-2			0-0 6-3		4-0 BB	4	0	0	0	1	0	3																						
Phil Bradley, R (1.7) OBP: 0.394, SLG: 0.433	0-3 K		0-3 K		0-3 K		0-0 4-3		0-3 K	5	0	0	0	0	4	1																						
Alvin Davis, L (1.3) OBP: 0.391, SLG: 0.471	0-0 F8		0-0 F5		0-0 F8		0-0 F8			4	0	0	0	0	0	0																						
Ken Phelps, L (1.10) OBP: 0.404, SLG: 0.505		4-0 HR BB	0-3 K		4-0 BB		0-0 F8			2	1	0	0	2	1	0																						
Jim Presteley, R (1.5) OBP: 0.309, SLG: 0.487		0-0 1-H HR		0-0 HR		0-0 F7		0-0 HR		4	3	3	4	0	0	1																						
Danny Tartabull, R (1.9) OBP: 0.341, SLG: 0.509		4-0 FC6-4 BB		0-0 1B 2B		0-3 K		0-3 K		3	1	1	0	1	2	0																						
Scott Bradley, L (1.2) OBP: 0.347, SLG: 0.458		0-3 K		0-0 FC5-4 2H 1B		0-0 4-3		0-3 K		4	0	1	1	0	2	1	AB 34																					
Rey Quinones, R (1.6) OBP: 0.300, SLG: 0.321		0-0 FC6-4 1B		0-0 F3		0-0 1B		0-3 K		3	0	1	0	0	0	2	R 5																					
John Moses, S (9. PH) OBP: 0.323, SLG: 0.324		0-0 1-2 1B		0-0 F7		0-3 K		0-3 K		1	0	0	0	0	1	0	H 7																					
Harold Reynolds, S (1.4) OBP: 0.283, SLG: 0.260		0-0 1-2 1B								4	0	1	0	0	2	2	RBI 5																					
Inning Stats	R: 0 E: 0 K: 1 S: 5	H: 0 LOB: 0 BB: 0 P: 5	R: 2 E: 0 K: 1 S: 7	H: 2 LOB: 2 BB: 2 P: 15	R: 0 E: 0 K: 2 S: 7	H: 0 LOB: 0 BB: 0 P: 7	R: 2 E: 0 K: 0 S: 6	H: 3 LOB: 1 BB: 0 P: 6	R: 0 E: 0 K: 1 S: 5	H: 0 LOB: 1 BB: 1 P: 9	R: 0 E: 0 K: 2 S: 8	H: 1 LOB: 1 BB: 0 P: 8	R: 0 E: 0 K: 0 S: 3	H: 0 LOB: 0 BB: 0 P: 3	R: 1 E: 0 K: 2 S: 8	H: 1 LOB: 0 BB: 0 P: 8	R: 0 E: 0 K: 3 S: 9	H: 0 LOB: 1 BB: 1 P: 13	1B: 3 2B: 1 3B: 0 HR: 3	SF: 0 SAC: 0 DP: 0 HBP: 0	WP: 0 PB: 0 SB: 0 CS: 0	PA: 38																
PITCHER	IP	WLS	BF	H	R	ER	SO	BB	IBB	HBP	BLK	WP	HR	S	P	ERA	WHIP	PITCHER				IP	WLS	BF	H	R	ER	SO	BB	IBB	HBP	BLK	WP	HR	S	P	ERA	WHIP
Jack Morris, R (1.1) ERA: 3.85	9.0	W	38	7	5	5	12	4	0	0	0	0	3	58	74	5.00	1.222																					

Detroit Tigers @ Seattle Mariners
The Kingdome, Seattle, WA
Mon Sep 01 1986, 6:33 AM EDT
Att: 13,410 - Unknown

AB 34
R 5
H 7
RBI 5
BB 4
SO 12
LOB 10



Batter	1	2	3	4	5	6	7	8	9	AB	R	H	RBI	BB	SO	LOB	TOP										
Tom Brookens, R OBP: 0.325, SLG: 0.345 (1, 5)	F3		F8				K		BB 1B	5	2	2	0	0	1	2											
Alan Trammell, R OBP: 0.343, SLG: 0.466 (1, 6)	HR		4-3				K		BB 1B	4	2	2	2	1	1	1											
Darnell Coles, R OBP: 0.323, SLG: 0.442 Kirk Gibson, L OBP: 0.374, SLG: 0.460 (9, PH) (9, 9)	4-3						CS		BB 1B	3	0	1	1	1	0	0											
Larry Herndon, R OBP: 0.305, SLG: 0.365 Johnny Grubb, L OBP: 0.427, SLG: 0.671 (8, PH) (8, 7)	F7		F4				F9		BB 1B	3	0	0	0	0	0	2											
Darrell Evans, L OBP: 0.366, SLG: 0.482 (1, 3)		FC4-6 BB	K				F8		HR	4	2	2	3	1	1	2											
Chet Lemon, R OBP: 0.319, SLG: 0.380 (1, 8)		FC4-6 BB					K		BB	1	0	0	0	3	1	0											
Mike Heath, R OBP: 0.297, SLG: 0.345 (1, 2)		FC4-6 BB	G4-6-3				4-3		BB	4	0	0	0	0	1	4											
Dave Collins, S OBP: 0.346, SLG: 0.337 (1, 10)		FC5-4					1-3			3	0	0	1	1	0	1											
Doug Baker, S OBP: 0.286, SLG: 0.167 Lou Whitaker, L OBP: 0.335, SLG: 0.446 (7, PH) (7, 4)	F7						B1-3		BB 1B	2	0	1	0	0	0	1											
Inning Stats	R: 1 E: 0 K: 0 S: 4	H: 1 LOB: 0 BB: 0 P: 4	R: 1 E: 0 K: 0 S: 3	H: 0 LOB: 1 BB: 2 P: 11	R: 1 E: 1 K: 1 S: 7	H: 2 LOB: 1 BB: 0 P: 7	R: 0 E: 0 K: 0 S: 3	H: 1 LOB: 2 BB: 1 P: 11	R: 0 E: 0 K: 1 S: 5	H: 0 LOB: 0 BB: 0 P: 5	R: 0 E: 0 K: 1 S: 4	H: 0 LOB: 0 BB: 1 P: 8	R: 1 E: 0 K: 1 S: 6	H: 1 LOB: 1 BB: 1 P: 10	R: 3 E: 0 K: 0 S: 6	H: 4 LOB: 2 BB: 1 P: 10	1B: 7 2B: 0 3B: 0 HR: 2	SF: 0 SAC: 0 DP: 1 HBP: 0	WP: 0 PB: 0 SB: 0 CS: 1	PA: 42							
PITCHER	IP	WLS	BF	H	R	ER	SO	BB	IBB	HBP	BLK	WP	HR	S	P	ERA	WHIP										
Mark Langston, L ERA: 5.03 (1, 1)	6.0		26	4	3	2	3	5	0	0	0	0	1	27	47	3.00	1.500										
Mark Huisman, R ERA: 4.03 (7, 1)	2.0		8	1	1	1	2	2	0	0	0	0	1	10	18	4.50	1.500										
Lee Guetterman, L ERA: 6.98 (9, 1)	0.1	L	3	2	2	2	0	0	0	0	0	0	0	3	3	54.00	6.000										
Pete Ladd, R ERA: 3.32 (9, 1)	0.2		4	2	1	1	0	1	0	0	0	0	0	3	7	13.50	4.500										

Detroit Tigers @ Seattle Mariners
The Kingdome, Seattle, WA
Tue Sep 02 1986, 10:05 PM EDT
Att: 6,108 - Unknown

AB 33
R 7
H 9
RBI 7
BB 8
SO 5
LOB 15



Batter	1	2	3	4	5	6	7	8	9	AB	R	H	RBI	BB	SO	LOB	BOTTOM										
Mickey Brantley, R OBP: 0.268, SLG: 0.365 (1, 8)	5-3		1B				HR		K	5	2	2	1	0	1	2											
Phil Bradley, R OBP: 0.394, SLG: 0.432 (1, 7)	BLK		S				F9		K	5	1	2	0	0	1	2											
Alvin Davis, L OBP: 0.391, SLG: 0.478 (1, 3)	F7		FC6-4				HR		L5	5	1	2	3	0	0	1											
Ken Phelps, L OBP: 0.398, SLG: 0.496 (1, 10)	K		F2				F8		F6	5	0	0	0	0	1	2											
Jim Prestley, R OBP: 0.312, SLG: 0.488 (1, 5)		F9	FC6-4				BB		BB	5	0	3	0	0	0	1											
Danny Tartabull, R OBP: 0.346, SLG: 0.507 (1, 9)		BB					WP		FC6-4	1	0	0	0	4	0	1											
Bob Kearney, R ERA: 3.76 Randy O'Neal, R ERA: 4.84 (5, 1)		K					F7		FC6-4	3	1	0	0	1	1	4											
Scott Bradley, L OBP: 0.345, SLG: 0.455 (9, PH)									SH3-4	1	0	0	0	0	0	2											
Rey Quinones, R OBP: 0.300, SLG: 0.325 (1, 6)	F7						F9		SH3-4	3	0	1	0	0	0	2											
Harold Reynolds, S OBP: 0.284, SLG: 0.266 (1, 4)			4-3				4-3		SH3-4	3	0	1	1	0	0	1											
Inning Stats	R: 0 E: 0 K: 1 S: 6	H: 1 LOB: 1 BB: 0 P: 6	R: 0 E: 0 K: 1 S: 5	H: 0 LOB: 1 BB: 1 P: 9	R: 2 E: 0 K: 0 S: 6	H: 3 LOB: 1 BB: 0 P: 6	R: 0 E: 0 K: 0 S: 3	H: 0 LOB: 1 BB: 1 P: 7	R: 2 E: 0 K: 0 S: 6	H: 3 LOB: 2 BB: 1 P: 10	R: 0 E: 0 K: 1 S: 6	H: 1 LOB: 1 BB: 0 P: 6	R: 0 E: 0 K: 0 S: 4	H: 1 LOB: 1 BB: 0 P: 4	R: 1 E: 0 K: 1 S: 6	H: 1 LOB: 2 BB: 1 P: 10	R: 0 E: 0 K: 0 S: 4	H: 1 LOB: 2 BB: 1 P: 8	1B: 6 2B: 2 3B: 1 HR: 2	SF: 0 SAC: 2 DP: 0 HBP: 0	WP: 1 PB: 0 SB: 1 CS: 0	PA: 43					
PITCHER	IP	WLS	BF	H	R	ER	SO	BB	IBB	HBP	BLK	WP	HR	S	P	ERA	WHIP										
Eric King, R ERA: 3.76 (1, 1)	4.2		24	7	4	4	2	3	0	0	1	0	2	25	37	7.71	2.143										
Randy O'Neal, R ERA: 4.84 (5, 1)	1.1		5	1	0	0	1	0	0	0	0	0	0	7	7	0.00	0.750										
Mark Thurmond, L ERA: 4.91 (7, 1)	0.2		2	0	0	0	0	0	0	0	0	0	0	2	2	0.00	0.000										
Bryan Kelly, R ERA (7, 1)	0.1		2	1	0	0	0	0	0	0	0	0	0	2	2	0.00	3.000										
Bill Campbell, R ERA: 4.25 (8, 1)	1.0	W	5	1	1	1	1	1	0	0	0	0	0	6	10	9.00	2.000										
PITCHER	IP	WLS	BF	H	R	ER	SO	BB	IBB	HBP	BLK	WP	HR	S	P	ERA	WHIP										
Chuck Cary, L ERA: 3.56 (9, 1)	0.1	S	2	0	0	0	0	0	0	0	0	0	0	1	5	0.00	3.000										
Jim Slaton, R ERA: 4.66 (9, 1)	0.1	S	2	0	0	0	0	0	0	0	0	0	0	1	5	0.00	3.000										

Detroit Tigers @ Seattle Mariners
The Kingdome, Seattle, WA
Tue Sep 02 1986, 10:05 PM EDT
Att: 6,108 - Unknown


AB 36
R 5
H 11
RBI 5
BB 5
SO 4
LOB 18



Batter	1	2	3	4	5	6	7	8	9	AB	R	H	RBI	BB	SO	LOB	TOP					
Lou Whitaker, L (1,4) OBP: 0.336, SLG: 0.444										2	0	0	0	2	0	0						
Bruce Fields, L (1,7) OBP: 0.250, SLG: 0.250										4	0	1	0	0	0	3						
Kirk Gibson, L (1,9) OBP: 0.373, SLG: 0.460										4	0	1	0	0	0	1						
Johnny Grubb, L (1,10) OBP: 0.418, SLG: 0.655										4	0	0	0	0	2	1						
Darrell Evans, L (1,3) OBP: 0.371, SLG: 0.487										2	2	2	0	2	0	0						
Darnell Coles, R (1,5) OBP: 0.322, SLG: 0.441										4	0	1	0	0	1	3						
Pat Sheridan, L (1,8) OBP: 0.288, SLG: 0.348										4	0	2	1	0	1	0						
Dwight Lowry, L (1,2) OBP: 0.391, SLG: 0.397										3	0	0	1	1	0	2						
Doug Baker, S (1,6) OBP: 0.200, SLG: 0.111										3	0	0	0	0	1	1						
Inning Stats	R: 0 E: 0 K: 1 S: 5	H: 1 LOB: 1 BB: 1 P: 9	R: 1 E: 0 K: 1 S: 6	H: 2 LOB: 1 BB: 1 P: 10	R: 0 E: 0 K: 0 S: 3	H: 1 LOB: 0 BB: 0 P: 3	R: 1 E: 0 K: 1 S: 7	H: 2 LOB: 1 BB: 0 P: 7	R: 0 E: 0 K: 0 S: 3	H: 0 LOB: 0 BB: 0 P: 3	R: 0 E: 0 K: 1 S: 6	H: 1 LOB: 1 BB: 0 P: 6	R: 0 E: 0 K: 0 S: 3	H: 0 LOB: 2 BB: 2 P: 11	R: 0 E: 0 K: 0 S: 3	H: 0 LOB: 1 BB: 1 P: 7	R: 0 E: 0 K: 1 S: 5	H: 0 LOB: 0 BB: 0 P: 5	1B: 5 2B: 2 3B: 0 HR: 0	SF: 0 SAC: 1 DP: 1 HBP: 0	WP: 1 PB: 0 SB: 0 CS: 1	PA: 36
PITCHER	IP	WLS	BF	H	R	ER	SO	BB	IBB	HBP	BLK	WP	HR	S	P	ERA	WHIP					
Bill Swift, R (1,1) ERA: 5.38	4.0		17	6	2	2	3	2	0	0	0	1	0	21	29	4.50	2.000					
Mike Trujillo, R (5,1) ERA: 3.25	5.0	W	19	1	0	0	2	2	1	0	0	0	0	20	32	0.00	0.600					

Detroit Tigers @ Seattle Mariners
The Kingdome, Seattle, WA
Wed Sep 03 1986, 10:05 PM EDT
Att: 6,743 - Unknown


AB 30
R 2
H 7
RBI 2
BB 5
SO 5
LOB 11





Batter	1	2	3	4	5	6	7	8	9	AB	R	H	RBI	BB	SO	LOB	BOTTOM					
John Moses, S (1,8) OBP: 0.323, SLG: 0.323										4	0	1	0	0	0	0						
Phil Bradley, R (1,7) OBP: 0.397, SLG: 0.435										4	1	3	0	0	0	1						
Alvin Davis, L (1,3) OBP: 0.388, SLG: 0.473										4	0	0	0	0	0	4						
Jim Presley, R (1,5) OBP: 0.310, SLG: 0.484										4	0	0	0	0	2	3						
Danny Tartabull, R (1,9) OBP: 0.345, SLG: 0.512										4	1	1	2	0	2	0						
Dave Hengel, R (1,10) Ken Phelps, L (9, FH) OBP: 0.400, SLG: 0.509										3	0	0	0	0	0	0						
Bob Kearney, R (1,2) OBP: 0.306, SLG: 0.417										3	0	1	0	0	1	0						
Rey Quinones, R (1,6) OBP: 0.297, SLG: 0.321										3	0	0	0	0	2	1						
Harold Reynolds, S (1,4) OBP: 0.262, SLG: 0.264										3	0	0	0	0	0	0						
Inning Stats	R: 0 E: 0 K: 1 S: 6	H: 1 LOB: 0 BB: 0 P: 6	R: 0 E: 0 K: 1 S: 5	H: 0 LOB: 0 BB: 0 P: 5	R: 0 E: 0 K: 0 S: 3	H: 0 LOB: 0 BB: 0 P: 3	R: 2 E: 0 K: 0 S: 5	H: 2 LOB: 0 BB: 0 P: 5	R: 0 E: 0 K: 2 S: 7	H: 0 LOB: 0 BB: 0 P: 7	R: 0 E: 0 K: 1 S: 6	H: 1 LOB: 1 BB: 0 P: 6	R: 0 E: 0 K: 1 S: 6	H: 1 LOB: 1 BB: 0 P: 6	R: 0 E: 0 K: 0 S: 4	H: 1 LOB: 0 BB: 0 P: 4	R: 1 E: 0 K: 1 S: 5	H: 1 LOB: 0 BB: 0 P: 5	1B: 5 2B: 0 3B: 0 HR: 2	SF: 0 SAC: 0 DP: 0 HBP: 0	WP: 0 PB: 0 SB: 0 CS: 1	PA: 33
PITCHER	IP	WLS	BF	H	R	ER	SO	BB	IBB	HBP	BLK	WP	HR	S	P	ERA	WHIP					
Frank Tanana, L (1,1) ERA: 4.19	8.0		30	6	2	0	6	6	0	0	0	0	1	42	42	0.00	0.750					
Bryan Kelly, R (9,1) ERA: 9.0	0.2	L	3	1	1	1	1	0	0	0	0	0	1	5	5	13.50	1.500					

Detroit Tigers @ Seattle Mariners
The Kingdome, Seattle, WA
Wed Sep 03 1986, 10:05 PM EDT
Att: 6,743 - Unknown

AB 33
R 3
H 7
RBI 3
BB 0
SO 7
LOB 9

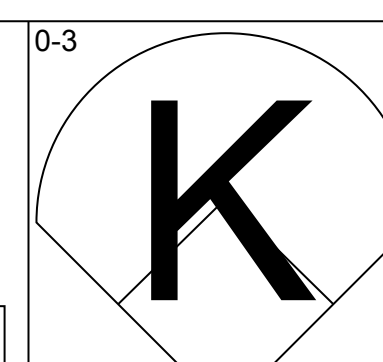
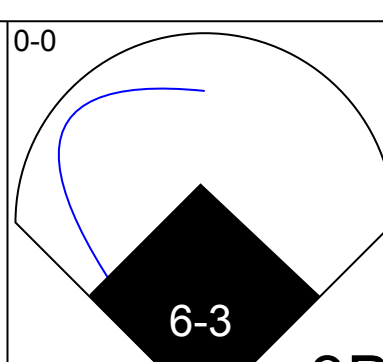
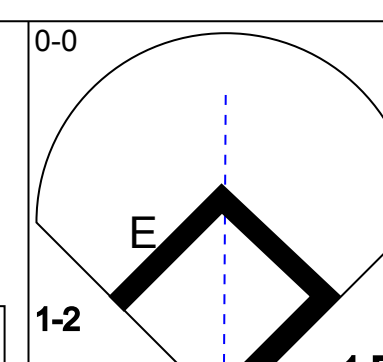
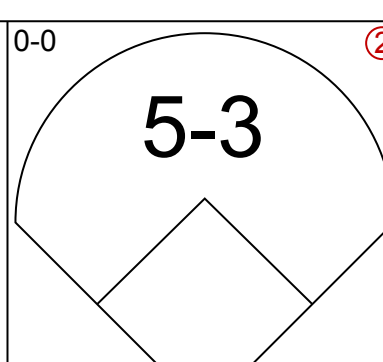
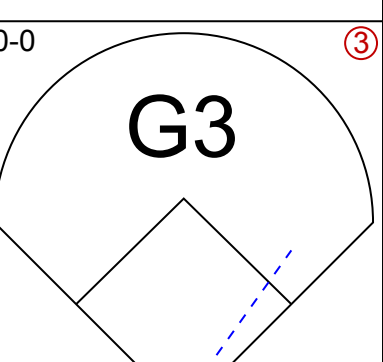
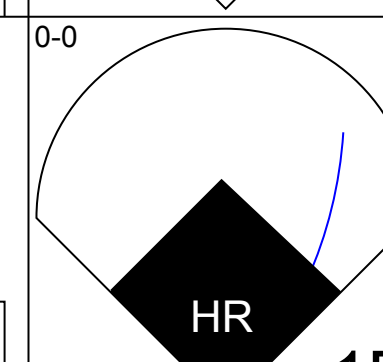
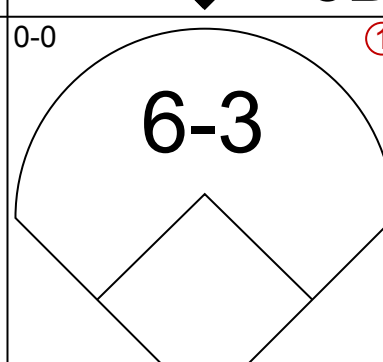
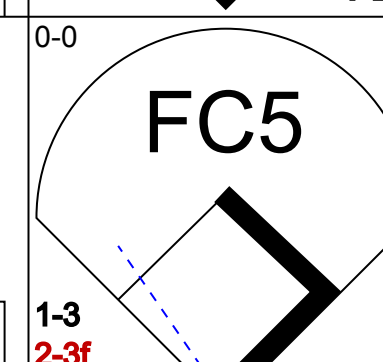
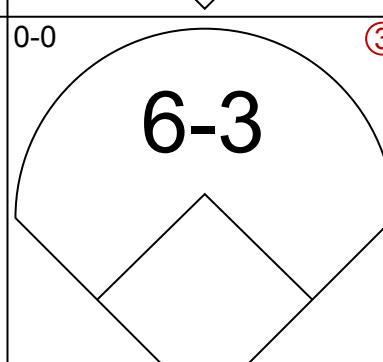

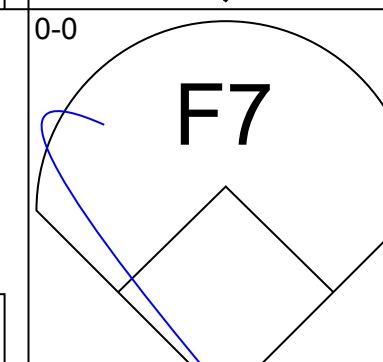
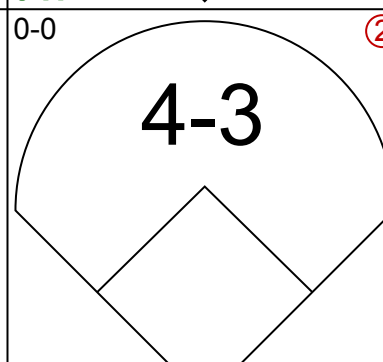
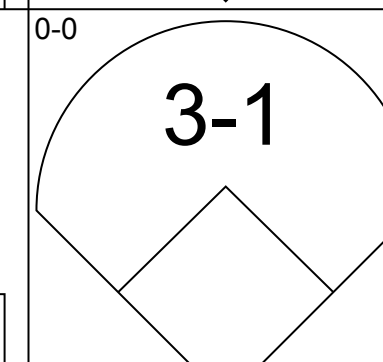

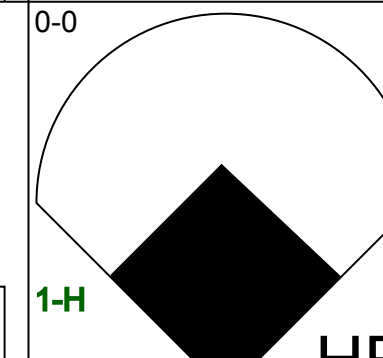
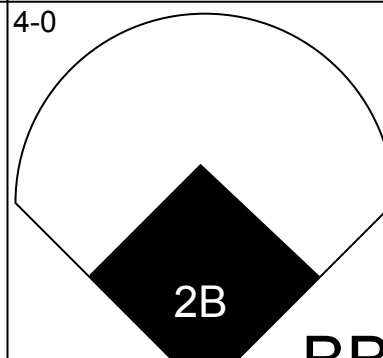
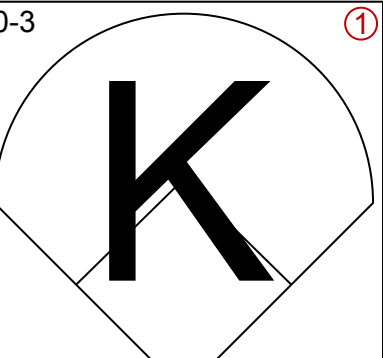
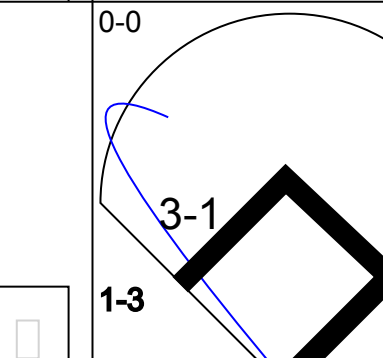
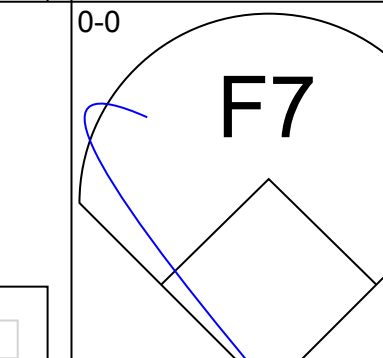
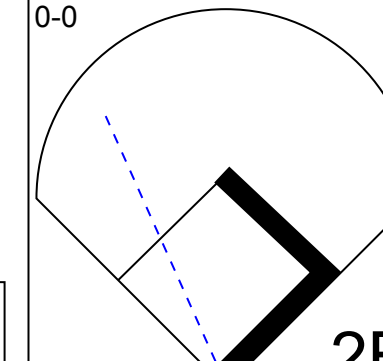
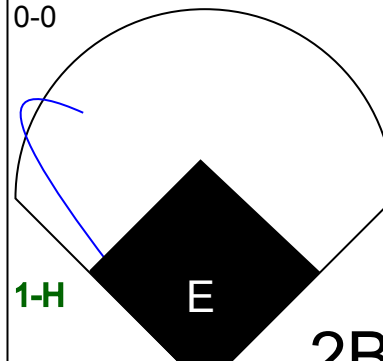
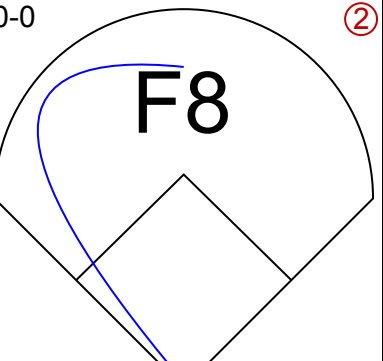
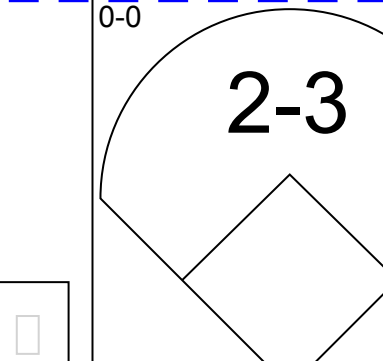
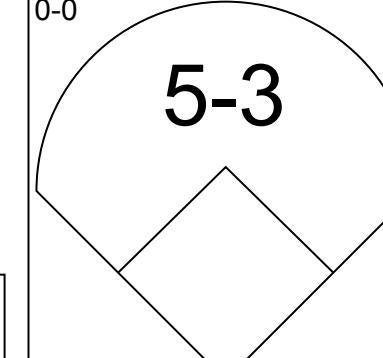
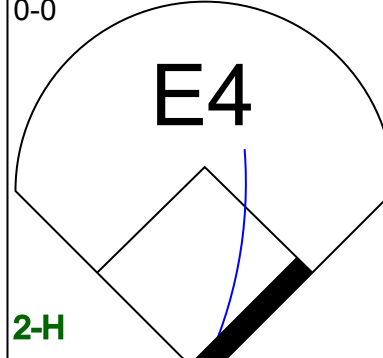
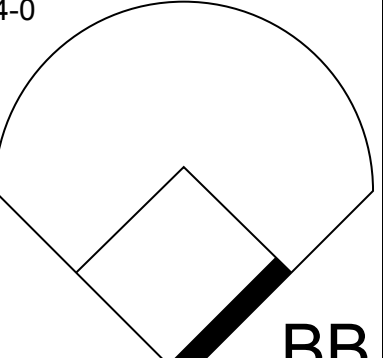
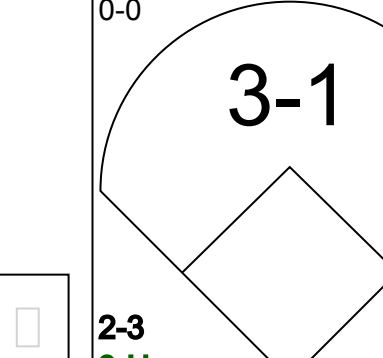
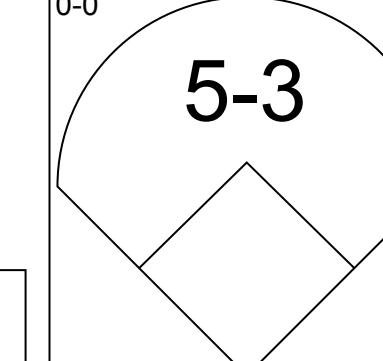
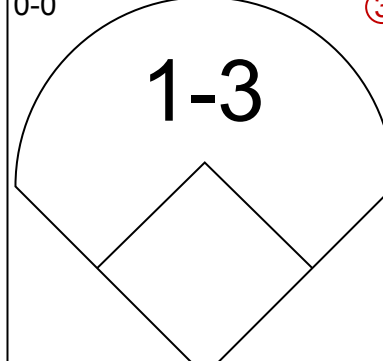
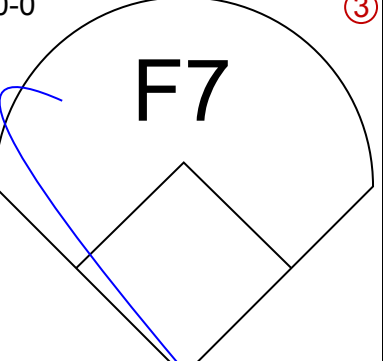
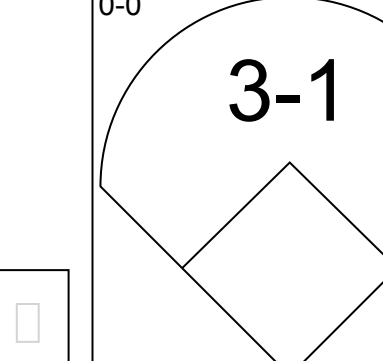
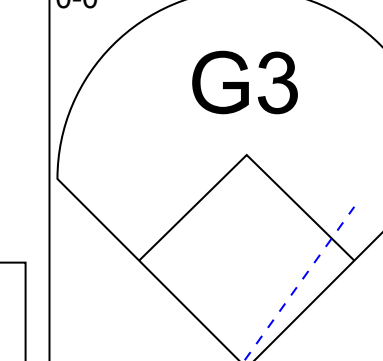
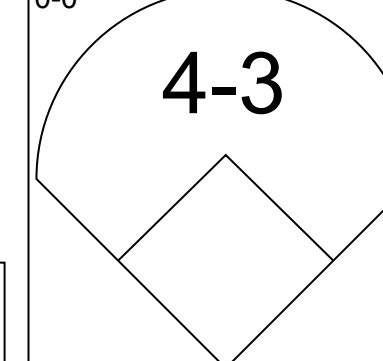
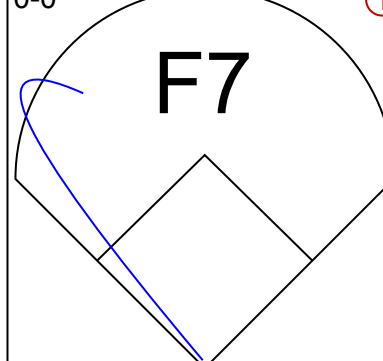
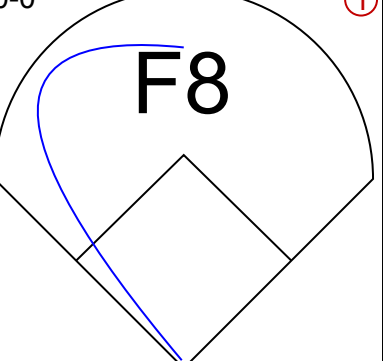

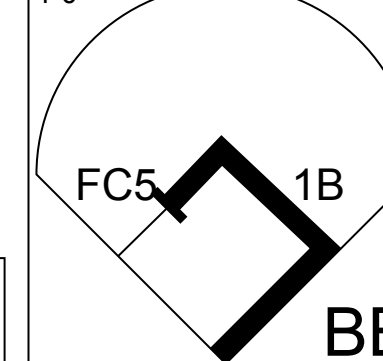

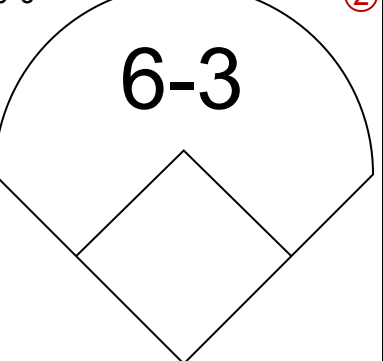


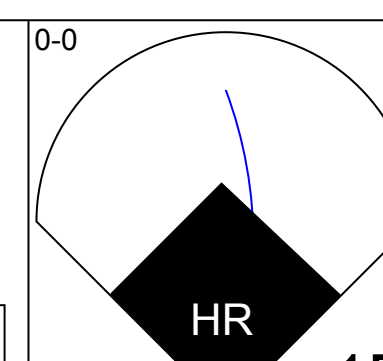
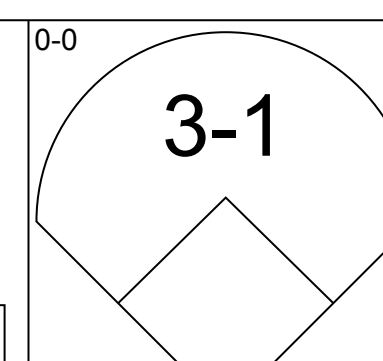
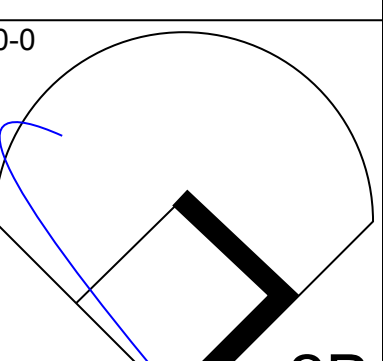
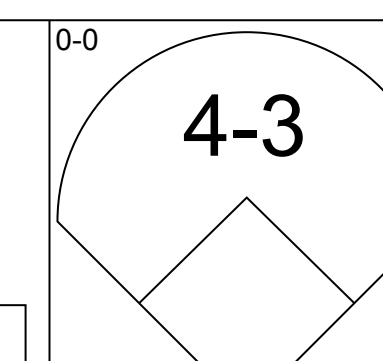
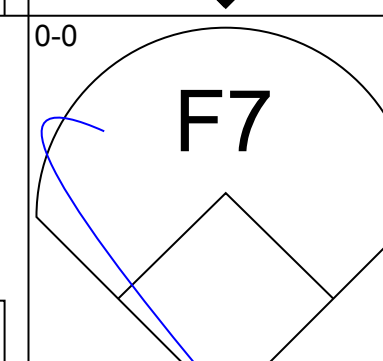
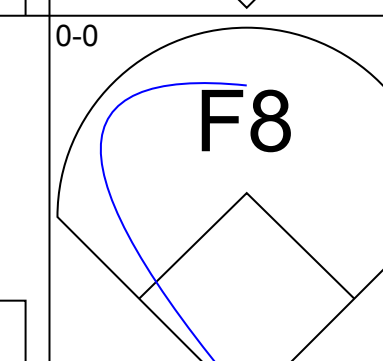
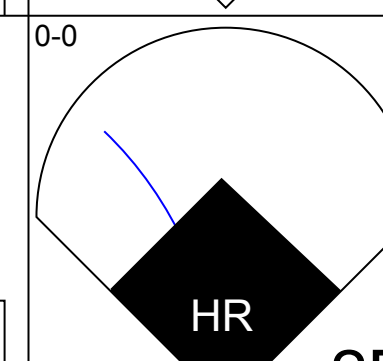
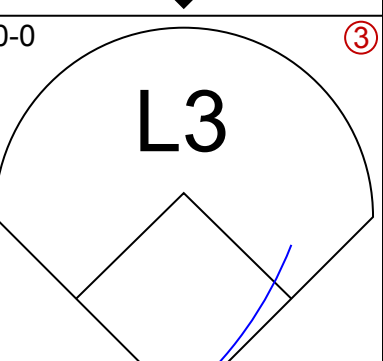
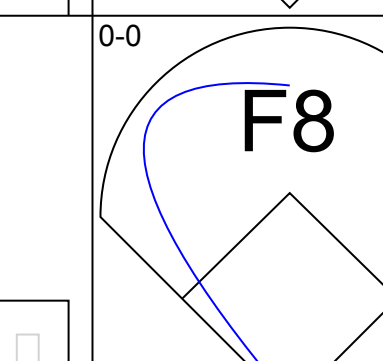
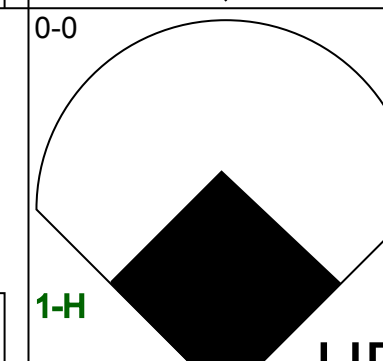
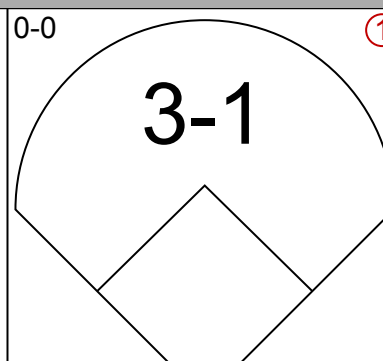
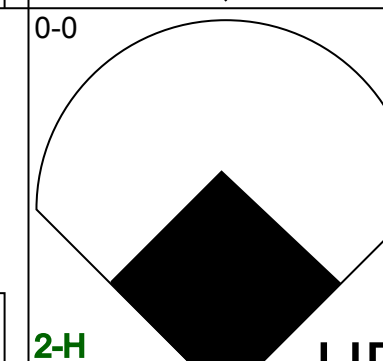
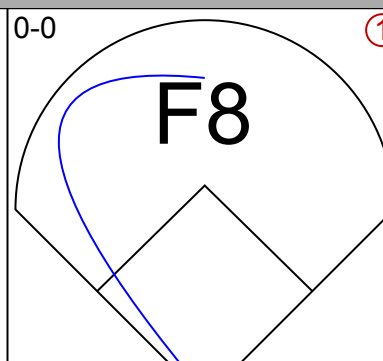
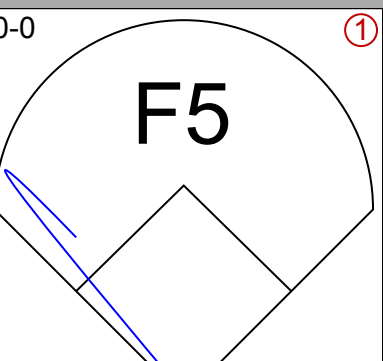
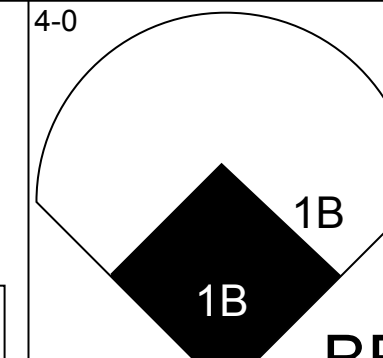
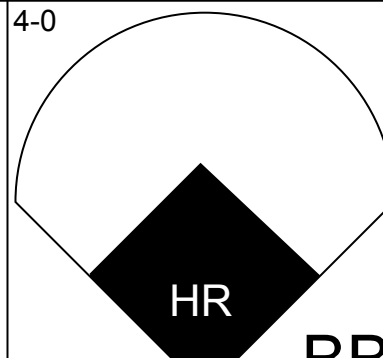
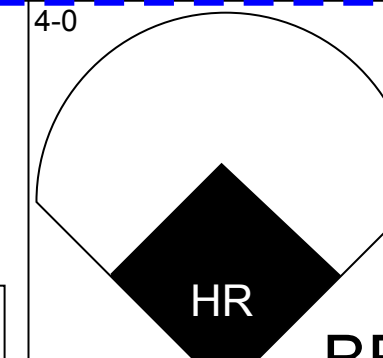
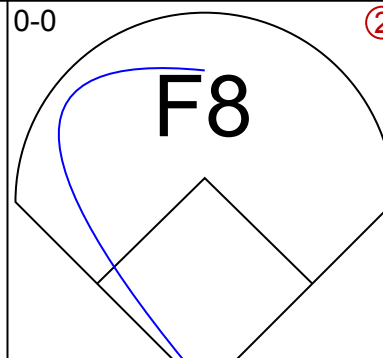
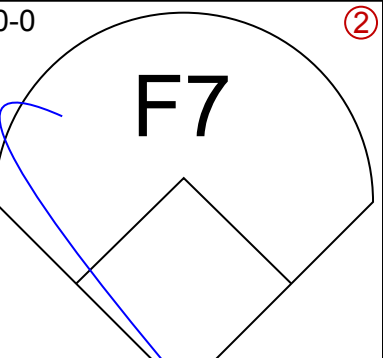
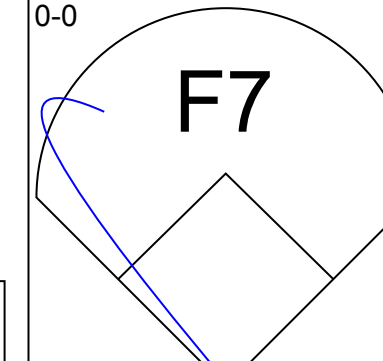
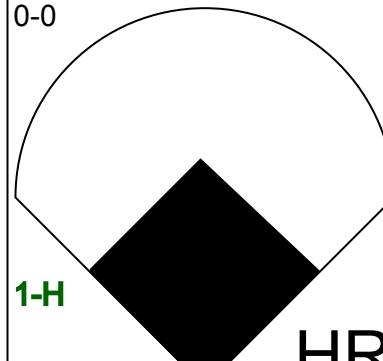
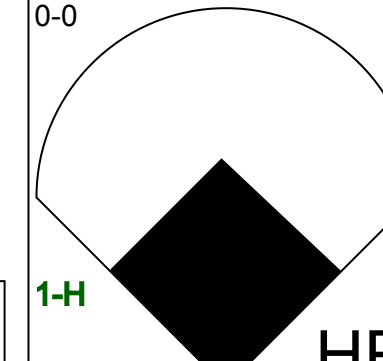
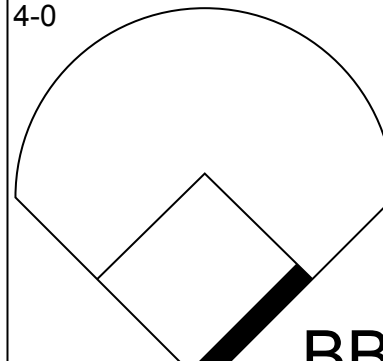
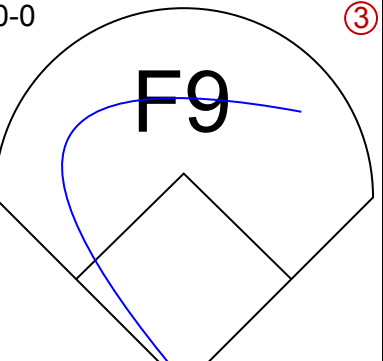
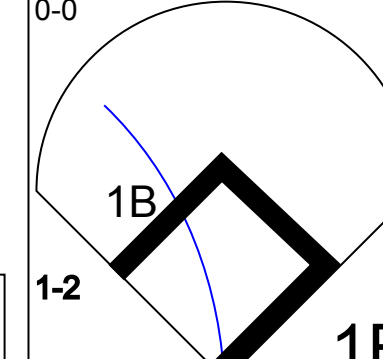
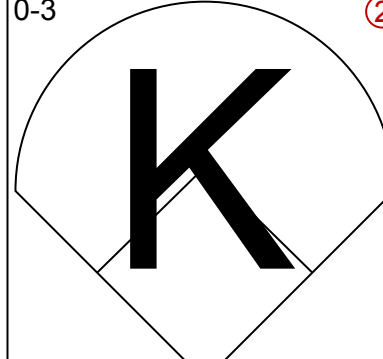
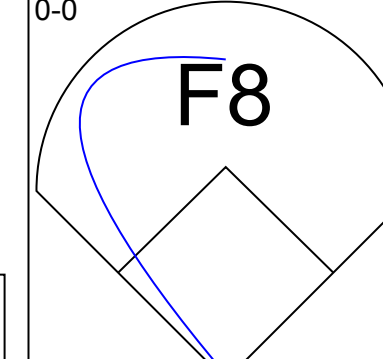
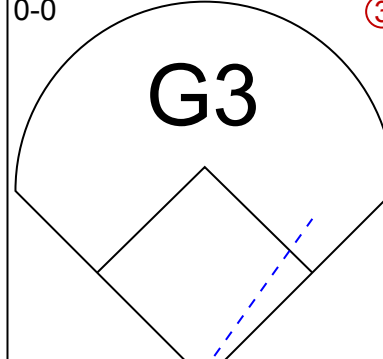
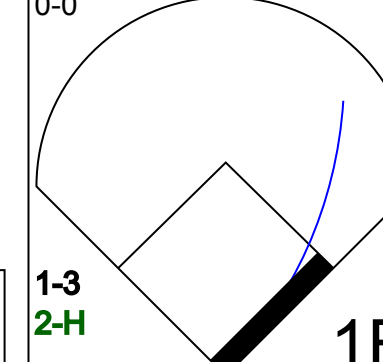
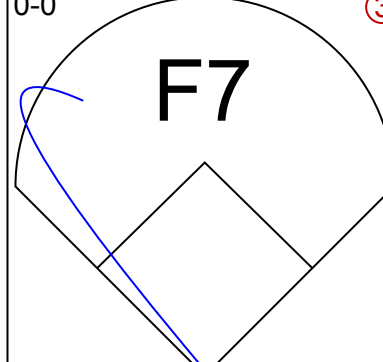
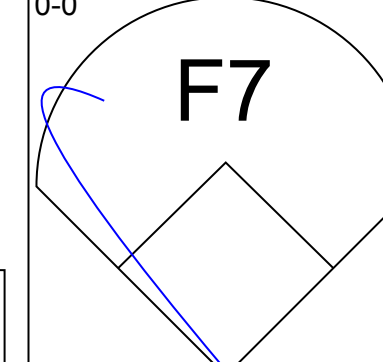
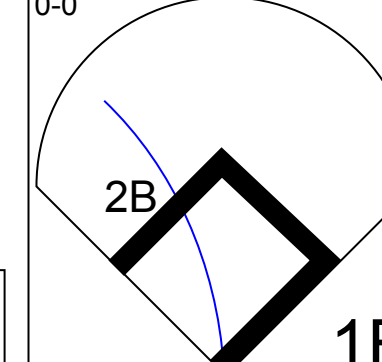
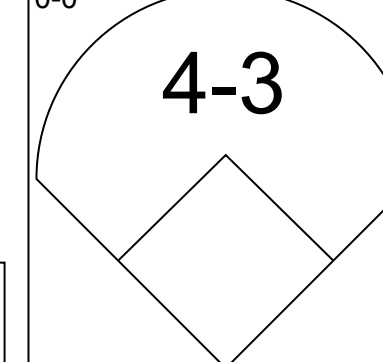
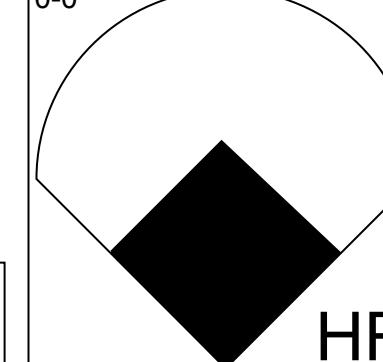
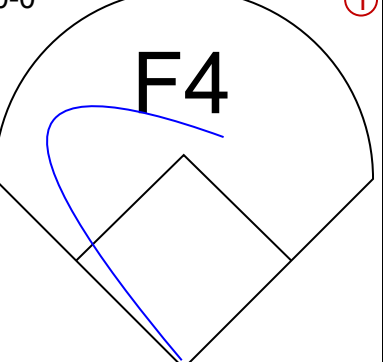
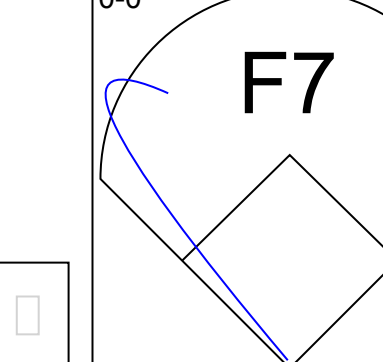
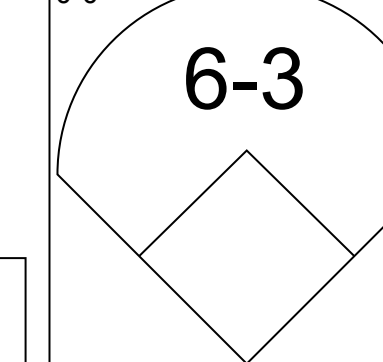
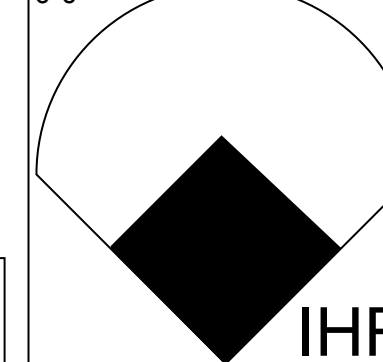
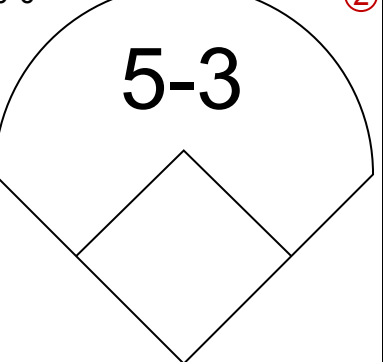
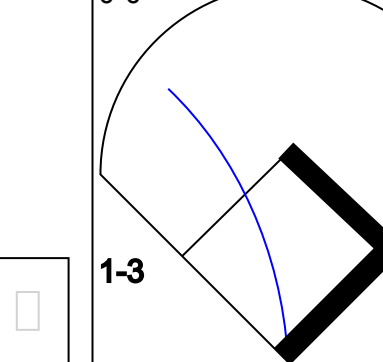
Batter	1	2	3	4	5	6	7	8	9	10	AB	R	H	RBI	BB	SO	LOB	TOP								
Lou Whitaker, L OBP: 0.339, SLG: 0.443 (1.4)	6-3				F7		BB BB 1B		L4		4	0	1	0	1	0	2	Detroit Tigers @ Oakland Athletics Oakland-Alameda County Coliseum, Oakland, CA Sat Sep 06 1986, 3:33 AM PDT Att: 13,433 - Unknown AB 37 R 4 H 8 RBI 4 BB 4 SO 8 LOB 10 								
Alan Trammell, R OBP: 0.342, SLG: 0.461 (1.6)	5-3		K			HR BB	BB BB 1B		L5		3	1	0	0	2	1	2									
Kirk Gibson, L OBP: 0.378, SLG: 0.477 (1.9)	HR		6-3			HR	1-2 2-3 BB			6-3	4	2	2	3	1	0	1									
Darrell Evans, L OBP: 0.368, SLG: 0.478 (1.10)	5-3				F8		4-3			K	5	0	0	0	0	1	3									
Dave Bergman, L OBP: 0.330, SLG: 0.339 (1.3)			K		4-3					L8	5	0	1	0	0	1	0									
Dave Collins, S OBP: 0.346, SLG: 0.337 (1.7)		S 1B			K		1B				4	1	1	0	0	2	1									
Chet Lemon, R OBP: 0.322, SLG: 0.387 (1.8)					K		F7			K	4	0	1	1	0	2	1									
Tom Brookens, R OBP: 0.321, SLG: 0.341 Johnny Grubb, L OBP: 0.415, SLG: 0.646 Darrell Coles, R OBP: 0.321, SLG: 0.443 (1.5)					K				F6		3	0	0	0	0	1	0									
Dwight Lowry, L OBP: 0.394, SLG: 0.400 (1.2)			6-3				L3				1	0	0	0	0	0	0									
							1B			1B	4	0	2	0	0	0	0									
Inning Stats	R: 1 E: 0 K: 0 S: 4	H: 1 LOB: 0 BB: 0 P: 4	R: 1 E: 0 K: 1 S: 6	H: 2 LOB: 0 BB: 0 P: 6	R: 0 E: 0 K: 1 S: 5	H: 0 LOB: 1 BB: 1 P: 9	R: 0 E: 0 K: 2 S: 8	H: 1 LOB: 1 BB: 0 P: 8	R: 2 E: 0 K: 1 S: 7	H: 2 LOB: 1 BB: 1 P: 11	R: 0 E: 0 K: 0 S: 4	H: 1 LOB: 3 BB: 2 P: 12	R: 0 E: 0 K: 1 S: 5	H: 0 LOB: 0 BB: 0 P: 5	R: 0 E: 0 K: 0 S: 4	H: 1 LOB: 1 BB: 0 P: 4	R: 0 E: 0 K: 1 S: 5	H: 0 LOB: 0 BB: 0 P: 5	1B: 6 2B: 0 3B: 0 HR: 2	SF: 0 SAC: 0 DP: 0 HBP: 0	WP: 0 PB: 0 SB: 2 CS: 0	PA: 41				
PITCHER Joaquin Andujar, R ERA: 3.96 (1.1)	IP 10.0	WLS W 41	H 8	R 4	ER 4	SO 8	BB 4	IBB 0	HBP 0	BLK 0	WP 0	HR 2	S 53	P 69	ERA 3.60	WHIP 1.200										

Batter	1	2	3	4	5	6	7	8	9	10	AB	R	H	RBI	BB	SO	LOB	BOTTOM								
Alfredo Griffin, S OBP: 0.322, SLG: 0.350 (1.6)	K			FC1				F8			5	1	2	0	0	1	2	Detroit Tigers @ Oakland Athletics Oakland-Alameda County Coliseum, Oakland, CA Sat Sep 06 1986, 3:33 AM PDT Att: 13,433 - Unknown AB 38 R 5 H 10 RBI 5 BB 5 SO 6 LOB 21 								
Mike Davis, L OBP: 0.317, SLG: 0.478 (1.9)	K			F9		L8-2			F8		5	0	0	0	0	1	5									
Carney Lansford, R OBP: 0.336, SLG: 0.434 (1.5)	6-3					SF8 2B			F4		4	2	2	0	1	0	0									
Bruce Bochte, L OBP: 0.366, SLG: 0.354 (1.3)						4-3			F5		4	0	0	1	1	1	2									
Dave Kingman, R OBP: 0.267, SLG: 0.450 (1.10)						BB				F3	3	1	1	2	1	1	3									
Jose Canseco, R OBP: 0.324, SLG: 0.469 (1.7)						BB				4-3 S 1B BB	3	1	0	0	2	1	5									
Jerry Willard, L OBP: 0.357, SLG: 0.370 (1.2)						1B				4-3	5	0	1	1	0	0	3									
Stan Javier, S OBP: 0.317, SLG: 0.256 (1.8)						1B FC1 1B				6-3	5	0	2	1	0	0	1									
Mike Gallego, R OBP: 0.400, SLG: 0.400 (1.4)						1B				1B	4	0	2	0	0	1	0									
Inning Stats	R: 0 E: 0 K: 2 S: 7	H: 0 LOB: 0 BB: 0 P: 7	R: 1 E: 0 K: 1 S: 6	H: 1 LOB: 1 BB: 1 P: 10	R: 1 E: 1 K: 1 S: 7	H: 1 LOB: 3 BB: 2 P: 15	R: 0 E: 0 K: 0 S: 5	H: 2 LOB: 2 BB: 0 P: 5	R: 1 E: 0 K: 0 S: 4	H: 2 LOB: 1 BB: 0 P: 4	R: 1 E: 0 K: 1 S: 7	H: 2 LOB: 1 BB: 0 P: 7	R: 0 E: 0 K: 1 S: 5	H: 0 LOB: 0 BB: 0 P: 5	R: 0 E: 0 K: 0 S: 3	H: 0 LOB: 0 BB: 0 P: 3	R: 1 E: 0 K: 0 S: 3	H: 1 LOB: 1 BB: 1 P: 7	1B: 8 2B: 3 3B: 0 HR: 0	SF: 1 SAC: 0 DP: 1 HBP: 0	WP: 2 PB: 0 SB: 1 CS: 0	PA: 44				
PITCHER Jack Morris, R ERA: 3.62 Bill Campbell, R ERA: 4.38 (1.1)	IP 9.0	WLS L 4	H 9	R 4	ER 3	SO 6	BB 4	IBB 0	HBP 0	BLK 0	WP 2	HR 0	S 48	P 64	ERA 3.00	WHIP 1.444										

Batter	1	2	3	4	5	6	7	8	9	AB	R	H	RBI	BB	SO	LOB	TOP									
Paul Moltor, R OBP: 0.340, SLG: 0.424 (1, 5)										4	1	2	1	0	1	0	Milwaukee Brewers @ Detroit Tigers Tiger Stadium, Detroit, MI Tue Sep 09 1986, 7:05 PM EDT Att: 12,472 - Unknown									
Robin Yount, R OBP: 0.401, SLG: 0.449 (1, 8)										4	0	0	0	0	0	2										
Cecil Cooper, L OBP: 0.309, SLG: 0.377 (1, 3)										4	0	1	1	0	0	1										
Rob Deer, R OBP: 0.336, SLG: 0.522 (1, 9)										2	1	1	0	2	0	1										
Glenn Braggs, R OBP: 0.285, SLG: 0.381 Rick Manning, L OBP: 0.337, SLG: 0.467 (8, PH) (8, 7)										2	0	0	1	0	1	1										
Gorman Thomas, R OBP: 0.307, SLG: 0.372 (1, 10)										3	0	0	0	1	1	1										
Dale Sveum, S OBP: 0.328, SLG: 0.384 (1, 6)											4	0	0	0	0	2		2								
Jim Gantner, L OBP: 0.324, SLG: 0.381 (1, 4)										4	1	1	0	0	0	1										
Charlie Moore, R OBP: 0.329, SLG: 0.378 (1, 2)										2	0	0	0	0	2	0										
Inning Stats	R: 0 E: 0 K: 0 S: 4	H: 1 LOB: 1 BB: 0 P: 4	R: 0 E: 0 K: 1 S: 5	H: 0 LOB: 1 BB: 1 P: 9	R: 0 E: 0 K: 2 S: 7	H: 0 LOB: 0 BB: 0 P: 7	R: 1 E: 0 K: 1 S: 6	H: 1 LOB: 0 BB: 0 P: 6	R: 0 E: 0 K: 2 S: 7	H: 0 LOB: 0 BB: 0 P: 7	R: 0 E: 0 K: 1 S: 3	H: 0 LOB: 1 BB: 1 P: 9	R: 0 E: 0 K: 1 S: 5	H: 0 LOB: 1 BB: 1 P: 9	R: 2 E: 0 K: 0 S: 6	H: 3 LOB: 2 BB: 1 P: 10		R: 0 E: 0 K: 0 S: 3	H: 0 LOB: 0 BB: 0 P: 3	1B: 3 2B: 1 3B: 1 HR: 0	SF: 1 SAC: 1 DP: 0 HBP: 0	WP: 0 PB: 0 SB: 0 CS: 0	PA: 35			
PITCHER	IP	WLS	BF	H	R	ER	SO	BB	IBB	HBP	BLK	WP	HR	S	P	ERA	WHIP									
Frank Tanana, L ERA: 4.18 Eric King, R ERA: 3.78 Willie Hernandez, L ERA: 3.54	(1, 1)	7.2	L	30	5	3	3	7	2	0	0	0	0	0	42	50	3.52	0.913								
	(8, 1)	0.0		1	0	0	0	0	1	0	0	0	0	0	4	4	-	-								
	(8, 1)	1.1	S	4	0	0	0	0	0	0	0	0	0	4	4	0.00	0.000									

Batter	1	2	3	4	5	6	7	8	9	AB	R	H	RBI	BB	SO	LOB	BOTTOM								
Lou Whitaker, L OBP: 0.341, SLG: 0.443 (1, 4)										5	0	2	0	0	1	2	Milwaukee Brewers @ Detroit Tigers Tiger Stadium, Detroit, MI Tue Sep 09 1986, 7:05 PM EDT Att: 12,472 - Unknown								
Alan Trammell, R OBP: 0.342, SLG: 0.458 (1, 6)										4	0	2	0	0	1	0									
Kirk Gibson, L OBP: 0.377, SLG: 0.471 (1, 9)										3	0	0	0	1	1	3									
Larry Herndon, R OBP: 0.306, SLG: 0.364 (1, 7)										4	0	1	0	0	1	4									
Chet Lemon, R OBP: 0.326, SLG: 0.395 (1, 8)										3	1	0	0	1	0	3									
Darrell Evans, L OBP: 0.370, SLG: 0.485 (1, 3)										4	0	1	0	0	1	1									
Darnell Coles, R OBP: 0.325, SLG: 0.441 (1, 5)										3	0	1	0	1	2	2									
Tim Tolman, R OBP: 0.143, SLG: 0.333 Pat Sheridan, L OBP: 0.288, SLG: 0.348 (9, PR)										3	0	1	1	0	0	1									
Mike Heath, R OBP: 0.293, SLG: 0.335 (1, 2)										4	0	0	0	0	2	3									
Inning Stats	R: 0 E: 0 K: 2 S: 7	H: 0 LOB: 1 BB: 1 P: 11	R: 0 E: 0 K: 1 S: 5	H: 0 LOB: 1 BB: 1 P: 9	R: 0 E: 0 K: 1 S: 5	H: 0 LOB: 0 BB: 0 P: 5	R: 0 E: 0 K: 0 S: 4	H: 1 LOB: 1 BB: 0 P: 4	R: 0 E: 0 K: 1 S: 5	H: 0 LOB: 0 BB: 0 P: 5	R: 0 E: 0 K: 0 S: 4	H: 2 LOB: 1 BB: 0 P: 4	R: 1 E: 0 K: 2 S: 8	H: 1 LOB: 1 BB: 1 P: 12	R: 0 E: 0 K: 1 S: 7	H: 2 LOB: 2 BB: 0 P: 7		R: 0 E: 0 K: 1 S: 7	H: 2 LOB: 2 BB: 0 P: 7	1B: 7 2B: 1 3B: 0 HR: 0	SF: 1 SAC: 0 DP: 0 HBP: 0	WP: 0 PB: 0 SB: 1 CS: 1	PA: 37		
PITCHER	IP	WLS	BF	H	R	ER	SO	BB	IBB	HBP	BLK	WP	HR	S	P	ERA	WHIP								
Teddy Higuera, L ERA: 2.91 John Henry Johnson, L ERA: 3.31 Dan Plesac, L ERA: 3.17	(1, 1)	7.0	W	29	6	1	1	7	3	0	0	0	0	40	52	1.29	1.286								
	(8, 1)	1.1		6	2	0	0	1	0	0	0	0	0	8	8	0.00	1.500								
	(9, 1)	0.2	S	2	0	0	0	1	0	0	0	0	0	4	4	0.00	0.000								

Batter	1	2	3	4	5	6	7	8	9	AB	R	H	RBI	BB	SO	LOB	TOP					
Paul Moltzer, R OBP: 0.341, SLG: 0.430 (1, 5)										5	1	2	0	0	1	0	Milwaukee Brewers @ Detroit Tigers Tiger Stadium, Detroit, MI Wed Sep 10 1986, 7:05 PM EDT Att: 11,819 - Unknown					
Robin Yount, R OBP: 0.399, SLG: 0.447 (1, 8)										5	1	1	1	0	0	2						
Cecil Cooper, L OBP: 0.308, SLG: 0.375 (1, 3)										5	1	1	0	0	0	3						
Rob Deer, R OBP: 0.339, SLG: 0.532 (1, 9)										4	2	2	2	1	1	0						
Ernest Riles, L OBP: 0.325, SLG: 0.359 (1, 6)										4	1	2	1	0	0	2						
Glenn Briggs, R OBP: 0.284, SLG: 0.373 (1, 10)										3	0	0	1	1	0	2						
Rick Manning, L OBP: 0.329, SLG: 0.455 (1, 7)										4	0	0	0	0	0	3						
Jim Gantner, L OBP: 0.321, SLG: 0.378 (1, 4)										4	0	0	0	0	0	0						
Rick Cerone, R OBP: 0.292, SLG: 0.371 (1, 2)										3	1	1	1	1	1	0						
Inning Stats	R: 2 E: 0 K: 1 S: 8	H: 3 LOB: 1 BB: 0 P: 8	R: 0 E: 0 K: 1 S: 5	H: 0 LOB: 0 BB: 0 P: 5	R: 3 E: 1 K: 0 S: 6	H: 2 LOB: 1 BB: 1 P: 10	R: 0 E: 1 K: 0 S: 4	H: 1 LOB: 2 BB: 1 P: 8	R: 0 E: 0 K: 1 S: 5	H: 0 LOB: 1 BB: 1 P: 9	R: 1 E: 0 K: 0 S: 4	H: 1 LOB: 0 BB: 0 P: 4	R: 1 E: 0 K: 0 S: 5	H: 2 LOB: 1 BB: 0 P: 5	R: 0 E: 0 K: 0 S: 3	H: 0 LOB: 0 BB: 0 P: 3	R: 0 E: 0 K: 0 S: 3	H: 0 LOB: 0 BB: 0 P: 3	1B: 3 2B: 3 3B: 1 HR: 2	SF: 0 SAC: 0 DP: 0 HBP: 0	WP: 0 PB: 0 SB: 0 CS: 0	PA: 40
PITCHER	IP WLS BF H R ER SO BB IBB HBP BLK WP HR S P ERA WHIP	IP WLS BF H R ER SO BB IBB HBP BLK WP HR S P ERA WHIP																				
Walt Terrell, R ERA: 4.81 (1, 1)	6.0 W 31 9 7 6 3 3 0 0 0 0 2 34 46 9.00 2.000																					
Mark Thurmond, L ERA: 4.66 (7, 1)	3.0 S 9 0 0 0 0 0 0 0 0 0 0 9 9 0.00 0.000																					

Batter	1	2	3	4	5	6	7	8	9	AB	R	H	RBI	BB	SO	LOB	BOTTOM			
Lou Whitaker, L OBP: 0.341, SLG: 0.442 (1, 4)										3	1	1	0	0	0	0	Milwaukee Brewers @ Detroit Tigers Tiger Stadium, Detroit, MI Wed Sep 10 1986, 7:05 PM EDT Att: 11,819 - Unknown			
Doug Baker, S OBP: 0.250, SLG: 0.273 (5, 4)										2	0	1	0	0	1	2				
Alan Trammell, R OBP: 0.341, SLG: 0.458 (1, 6)										5	1	1	0	0	0	4				
Kirk Gibson, L OBP: 0.378, SLG: 0.486 (1, 9)										5	2	2	4	0	0	0				
Darrell Evans, L OBP: 0.372, SLG: 0.483 (1, 3)										2	3	0	0	3	0	0				
Darnell Coles, R OBP: 0.328, SLG: 0.455 (1, 5)										4	2	2	4	1	0	1				
Dave Collins, S OBP: 0.344, SLG: 0.335 (1, 10)										4	0	1	0	0	1	1				
Bruce Fields, L OBP: 0.333, SLG: 0.333 (1, 7)										4	0	2	1	0	0	0				
Chet Lemon, R OBP: 0.325, SLG: 0.402 (1, 8)										4	1	1	1	0	0	3				
Mike Heath, R OBP: 0.296, SLG: 0.354 (1, 2)										4	1	2	1	0	0	0				
Inning Stats	R: 3 E: 0 K: 0 S: 7	H: 4 LOB: 2 BB: 1 P: 11	R: 0 E: 0 K: 0 S: 3	H: 0 LOB: 0 BB: 0 P: 3	R: 2 E: 0 K: 1 S: 6	H: 1 LOB: 0 BB: 1 P: 10	R: 6 E: 0 K: 0 S: 8	H: 5 LOB: 0 BB: 1 P: 12	R: 0 E: 0 K: 0 S: 4	H: 1 LOB: 1 BB: 0 P: 4	R: 0 E: 0 K: 0 S: 3	H: 0 LOB: 1 BB: 1 P: 7	R: 0 E: 0 K: 1 S: 7	H: 2 LOB: 2 BB: 0 P: 7	R: 0 E: 0 K: 0 S: 3	H: 0 LOB: 0 BB: 0 P: 3	1B: 4 2B: 3 3B: 0 HR: 6	SF: 0 SAC: 0 DP: 0 HBP: 0	WP: 0 PB: 0 SB: 0 CS: 0	PA: 41
PITCHER	IP WLS BF H R ER SO BB IBB HBP BLK WP HR S P ERA WHIP	IP WLS BF H R ER SO BB IBB HBP BLK WP HR S P ERA WHIP																		
Bill Wegman, R ERA: 5.31 (1, 1)	2.1 L 7 4 4 4 1 0 0 0 0 0 2 9 9 36.00 4.000																			
Chris Bosio, R ERA: 7.01 (3, 1)	1.0 L 7 4 4 4 1 0 0 0 0 0 2 9 9 36.00 4.000																			
Mark Knudson, R ERA: 5.33 (4, 1)	4.2 L 20 4 2 2 2 1 2 0 0 0 0 1 20 28 3.86 1.286																			

Batter	1	2	3	4	5	6	7	8	9	AB	R	H	RBI	BB	SO	LOB	TOP
Paul Moltzer, R OBP: 0.343, SLG: 0.429 (1, 5)	0-0 SH1-3 1B		4-0 FC5 5-3 BB		0-0 FC6-4 1-2			0-0 6-3		3	0	1	0	1	0	1	Milwaukee Brewers @ Detroit Tigers Tiger Stadium, Detroit, MI Thu Sep 11 1986, 7:05 PM EDT Att: 11,992 - Unknown
Robin Yount, R OBP: 0.397, SLG: 0.444 (1, 8)	0-0 SH1-3 1-2		0-0 5-3 1-2		0-0 F9 1-2			0-0 F9		3	0	0	0	0	0	2	
Cecil Cooper, L OBP: 0.305, SLG: 0.372 (1, 10)	0-0 F8		0-0 FC5 2-3			0-3 K			0-0 F8	4	0	0	0	0	1	2	
Ben Oglivie, L OBP: 0.345, SLG: 0.392 (1, 7)	0-0 F8			0-0 1B		0-0 F9			0-0 6-3	4	0	1	0	0	0	1	
Billy Jo Robidoux, L OBP: 0.373, SLG: 0.320 (1, 3)		0-0 F4		0-3 K		0-3 K			0-3 K	4	0	0	0	0	3	1	
Ernest Riles, L OBP: 0.323, SLG: 0.357 (1, 6)		0-0 3-1		0-3 K			0-0 L4			3	0	0	0	0	1	1	
Rick Manning, L OBP: 0.329, SLG: 0.449 (1, 9)		4-0 BB		0-0 F9			0-0 F8			2	0	0	0	1	0	1	
Jim Gantner, L OBP: 0.319, SLG: 0.375 (1, 4)		0-0 F7			0-0 4-3		0-0 1-3			3	0	0	0	0	0	1	
Charlie Moore, R OBP: 0.329, SLG: 0.377 (1, 2)			0-0 F9					0-0 F8		3	0	1	0	0	0	0	
Inning Stats	R: 0 E: 0 K: 0 S: 4	H: 1 LOB: 1 BB: 0 P: 4	R: 0 E: 0 K: 0 S: 3	H: 0 LOB: 1 BB: 1 P: 7	R: 0 E: 0 K: 2 S: 8	H: 1 LOB: 1 BB: 0 P: 8	R: 0 E: 0 K: 2 S: 7	H: 0 LOB: 0 BB: 0 P: 7	R: 0 E: 0 K: 0 S: 3	H: 0 LOB: 0 BB: 0 P: 3	R: 0 E: 0 K: 1 S: 5	H: 0 LOB: 0 BB: 0 P: 5	R: 0 E: 0 K: 1 S: 5	H: 0 LOB: 0 BB: 0 P: 5	1B: 3 2B: 0 3B: 0 HR: 0	SF: 0 SAC: 1 DP: 0 HBP: 0	WP: 0 PA: 32 PB: 0 SB: 0 CS: 0
PITCHER Jack Morris, R ERA: 3.48 (1, 1)	IP: 9.0 WLS: W BF: 32 H: 3 R: 0 ER: 0 SO: 5 BB: 2 IBB: 0 HBP: 0 BLK: 0 WP: 0 HR: 0 S: 40 P: 48 ERA: 0.00 WHIP: 0.556											PITCHER	IP: 9.0 WLS: W BF: 32 H: 3 R: 0 ER: 0 SO: 5 BB: 2 IBB: 0 HBP: 0 BLK: 0 WP: 0 HR: 0 S: 40 P: 48 ERA: 0.00 WHIP: 0.556				

Batter	1	2	3	4	5	6	7	8	9	AB	R	H	RBI	BB	SO	LOB	BOTTOM		
Tom Brookens, R OBP: 0.318, SLG: 0.349 (1, 4)	0-3 K	0-3 K 1-2		0-0 HR		0-0 BB 1B		0-3 K		5	1	2	1	0	3	1	Milwaukee Brewers @ Detroit Tigers Tiger Stadium, Detroit, MI Thu Sep 11 1986, 7:05 PM EDT Att: 11,992 - Unknown		
Alan Trammell, R OBP: 0.345, SLG: 0.468 (1, 6)	0-0 2B	0-0 HR		0-0 F8		4-0 BB 1B		0-0 HR 1B		4	3	3	2	1	0	0			
Kirk Gibson, L OBP: 0.378, SLG: 0.492 (1, 9)	0-0 2B 1B	0-0 F7		0-3 K		0-0 F4		0-0 HR 1B		5	2	2	2	0	1	3			
Larry Herndon, R OBP: 0.300, SLG: 0.356 (1, 7)	0-0 E9 2B		0-0 F9		0-0 6-3		0-0 5-3	0-3 K		5	1	0	0	0	1	2			
Darrell Evans, L OBP: 0.373, SLG: 0.481 (1, 3)	0-0 L6		4-0 FC5-4 BB		0-0 F2		4-0 PB BB			2	0	0	0	2	0	3			
Darnell Coles, R OBP: 0.325, SLG: 0.456 (1, 5)	0-0 2B		4-0 FC5-4 BB		0-3 K2-3		0-0 F8			3	0	1	3	1	1	1			
Chet Lemon, R OBP: 0.325, SLG: 0.399 (1, 8)	0-0 L6		0-0 FC5-4 1-2 2-3			0-3 K		1-2 BB		3	0	0	0	1	1	3			
Tim Tolman, R OBP: 0.182, SLG: 0.222 (1, 10)		4-0 CS HR BB		0-0 F9		0-0 F8		0-0 F8		3	1	0	0	1	0	4			
Mike Heath, R OBP: 0.295, SLG: 0.352 (1, 2)		0-3 K		0-0 F4		0-0 BB 1B		0-0 F8		4	0	1	0	0	1	1			
Inning Stats	R: 3 E: 1 K: 1 S: 9	H: 3 LOB: 1 BB: 0 P: 9	R: 2 E: 0 K: 2 S: 8	H: 1 LOB: 0 BB: 1 P: 12	R: 0 E: 0 K: 0 S: 3	H: 0 LOB: 2 BB: 2 P: 11	R: 1 E: 0 K: 1 S: 6	H: 1 LOB: 0 BB: 0 P: 6	R: 0 E: 0 K: 1 S: 5	H: 0 LOB: 0 BB: 0 P: 5	R: 0 E: 0 K: 1 S: 7	H: 2 LOB: 3 BB: 1 P: 11	R: 0 E: 0 K: 0 S: 3	H: 0 LOB: 2 BB: 2 P: 11	R: 2 E: 0 K: 2 S: 9	H: 2 LOB: 0 BB: 0 P: 9	1B: 4 2B: 2 3B: 0 HR: 3	SF: 0 SAC: 0 DP: 0 HBP: 0	WP: 0 PA: 40 PB: 1 SB: 0 CS: 1
PITCHER Juan Nieves, L ERA: 5.04 (1, 1)	IP: 6.0 WLS: L BF: 30 H: 7 R: 6 ER: 1 SO: 6 BB: 4 IBB: 0 HBP: 0 BLK: 0 WP: 0 HR: 2 S: 38 P: 54 ERA: 1.50 WHIP: 1.833											PITCHER	IP: 6.0 WLS: L BF: 30 H: 7 R: 6 ER: 1 SO: 6 BB: 4 IBB: 0 HBP: 0 BLK: 0 WP: 0 HR: 2 S: 38 P: 54 ERA: 1.50 WHIP: 1.833						
PITCHER Bryan Clutterback, R ERA: 4.93 (7, 1)	IP: 2.0 WLS: L BF: 10 H: 2 R: 2 ER: 2 SO: 2 BB: 2 IBB: 0 HBP: 0 BLK: 0 WP: 0 HR: 1 S: 12 P: 20 ERA: 9.00 WHIP: 2.000											PITCHER	IP: 2.0 WLS: L BF: 10 H: 2 R: 2 ER: 2 SO: 2 BB: 2 IBB: 0 HBP: 0 BLK: 0 WP: 0 HR: 1 S: 12 P: 20 ERA: 9.00 WHIP: 2.000						

Batter	1	2	3	4	5	6	7	8	9	AB	R	H	RBI	BB	SO	LOB	TOP										
John Shelby S (1.8) OBP: 0.253, SLG: 0.352	K		G3			B1		K		4	0	0	0	0	2	0	Baltimore Orioles @ Detroit Tigers Tiger Stadium, Detroit, MI Sat Sep 13 1986, 3:33 AM EDT Att: 27,476 - Unknown										
Juan Beniquez R (1.9) OBP: 0.394, SLG: 0.387	G3			FC6-4 BB		F9		BB		2	0	0	0	2	0												
Cal Ripken Jr. R (1.6) OBP: 0.360, SLG: 0.460	3-1			FC6-4 G3 1-2		5-3		F9		4	0	0	0	0	2												
Eddie Murray S (1.3) OBP: 0.397, SLG: 0.446		K		G3			S 1B WP	F8		3	1	0	0	1	2												
Jim Traber L (1.10) OBP: 0.327, SLG: 0.478		F8					F4			3	0	0	0	1	1												
Mike Young S (1.7) OBP: 0.345, SLG: 0.388		HR					WP S 1-2	1B		4	1	2	1	0	2												
Ricky Jones R (1.5) OBP: 0.286, SLG: 0.250					6-3					2	0	0	0	0	1												
Jim Dwyer L (7. PH) OBP: 0.343, SLG: 0.513							WP 1-2 2-3 IBB			0	0	0	0	0	0												
Lee Lacy R (7. PH) OBP: 0.339, SLG: 0.400										0	0	0	0	1	0												
Juan Bonilla R (7.4) OBP: 0.306, SLG: 0.293										1	0	0	0	0	0												
Rick Dempsey R (1.2) OBP: 0.307, SLG: 0.367				6-3						3	0	0	0	0	2												
John Stefero L (7.2) OBP: 0.317, SLG: 0.311						K				0	0	0	0	0	0												
Jackie Gutierrez R (1.4) OBP: 0.204, SLG: 0.202										2	0	0	0	0	1												
Floyd Rayford R (7. PH) OBP: 0.226, SLG: 0.277				K						1	0	0	0	0	1												
Jackie Gutierrez R (1.4) OBP: 0.204, SLG: 0.202										2	0	0	0	0	1												
Floyd Rayford R (7. PH) OBP: 0.226, SLG: 0.277										1	0	0	0	0	1												
Inning Stats	R: 0 E: 0 K: 1 S: 5	H: 0 LOB: 0 BB: 0 P: 5	R: 1 E: 0 K: 2 S: 8	H: 1 LOB: 0 BB: 0 P: 8	R: 0 E: 0 K: 1 S: 5	H: 0 LOB: 0 BB: 0 P: 5	R: 0 E: 0 K: 1 S: 5	H: 0 LOB: 2 BB: 2 P: 13	R: 0 E: 0 K: 1 S: 5	H: 0 LOB: 0 BB: 0 P: 5	R: 0 E: 0 K: 0 S: 3	H: 0 LOB: 0 BB: 0 P: 3	R: 1 E: 0 K: 2 S: 8	H: 1 LOB: 2 BB: 2 P: 16	R: 0 E: 0 K: 1 S: 5	H: 0 LOB: 1 BB: 1 P: 9	R: 0 E: 0 K: 2 S: 7	H: 0 LOB: 0 BB: 0 P: 7	R: 0 E: 0 K: 2 S: 7	H: 0 LOB: 0 BB: 0 P: 7	1B: 1 2B: 0 3B: 0 HR: 1	SF: 0 SAC: 0 DP: 0 HBP: 0	WP: 1 PB: 0 SB: 2 CS: 0	PA: 34			
PITCHER	IP	WLS	BF	H	R	ER	SO	BB	IBB	HBP	BLK	WP	HR	S	P	ERA	WHIP										
Bryan Kelly R (1.1) ERA: 3.66	6.1		24	2	2	2	6	2	1	0	0	0	1	33	45	2.84	0.632										
Willie Hernandez L (7.1) ERA: 3.43	2.2	W	10	0	0	0	5	1	1	0	0	1	0	18	26	0.00	0.375										

Batter	1	2	3	4	5	6	7	8	9	AB	R	H	RBI	BB	SO	LOB	BOTTOM										
Tom Brookens R (1.4) OBP: 0.325, SLG: 0.367	5-3	FC6-4					SF9 1B	F7		5	2	2	0	0	0	3	Baltimore Orioles @ Detroit Tigers Tiger Stadium, Detroit, MI Sat Sep 13 1986, 3:33 AM EDT Att: 27,476 - Unknown										
Alan Trammell R (1.6) OBP: 0.343, SLG: 0.464	F9		K		SF9		1B	F5		4	1	1	1	0	1												
Kirk Gibson L (1.9) OBP: 0.377, SLG: 0.489	F8		1B		6-3 S 1B		K	K		5	0	2	0	0	2												
Larry Herndon R (1.7) OBP: 0.310, SLG: 0.378		HR	1B		6-3		S 1B IBB			3	2	2	1	1	0												
Darrell Evans L (1.3) OBP: 0.371, SLG: 0.475		FC5-4 BB	K		4-3		S 3B 1B			3	1	1	2	1	1												
Darnell Coles R (1.5) OBP: 0.334, SLG: 0.457		F7	6-3				1-2 2-H 3-H 1B			3	1	1	0	1	0												
Chet Lemon R (1.8) OBP: 0.328, SLG: 0.410		FC5-4 BB 1-2			6-3		1-2 2-3 3B IBB			4	0	1	3	0	2												
Tim Tolman R (1.10) OBP: 0.167, SLG: 0.133		BB 1-2 BB			F9		1-2 2-3 3B IBB			3	0	0	0	1	0												
Mike Heath R (1.2) OBP: 0.294, SLG: 0.348					6-3		3-H 0.0			3	0	1	0	1	1												
Dwight Lowry L (8.2) OBP: 0.394, SLG: 0.400						K	1-3 CS 1B			0	0	0	0	0	0												
Inning Stats	R: 0 E: 0 K: 0 S: 3	H: 0 LOB: 0 BB: 0 P: 3	R: 1 E: 0 K: 0 S: 4	H: 1 LOB: 3 BB: 3 P: 16	R: 0 E: 0 K: 2 S: 9	H: 2 LOB: 2 BB: 0 P: 9	R: 0 E: 0 K: 0 S: 3	H: 0 LOB: 0 BB: 0 P: 3	R: 1 E: 0 K: 0 S: 5	H: 2 LOB: 1 BB: 0 P: 5	R: 0 E: 0 K: 1 S: 6	H: 1 LOB: 1 BB: 0 P: 6	R: 5 E: 0 K: 1 S: 9	H: 5 LOB: 1 BB: 2 P: 17	R: 0 E: 0 K: 1 S: 5	H: 0 LOB: 0 BB: 0 P: 5	R: 0 E: 0 K: 1 S: 5	H: 0 LOB: 0 BB: 0 P: 5	1B: 7 2B: 1 3B: 2 HR: 1	SF: 1 SAC: 0 DP: 0 HBP: 0	WP: 0 PB: 0 SB: 3 CS: 1	PA: 40					
PITCHER	IP	WLS	BF	H	R	ER	SO	BB	IBB	HBP	BLK	WP	HR	S	P	ERA	WHIP										
Mike Flanagan L (1.1) ERA: 4.13	6.1	L	32	9	6	6	4	3	1	0	0	0	0	36	52	8.53	1.895										
Ken Dixon R (7.1) ERA: 4.77	1.2		7	2	1	1	1	0	1	0	0	0	0	8	12	5.40	1.200										

Batter	1	2	3	4	5	6	7	8	9	AB	R	H	RBI	BB	SO	LOB	TOP										
Ken Gerhart, R (1, 8)										4	0	0	0	0	0	4	2										
Lee Lacy, R (1, 9) OBP: 0.338, SLG: 0.398										4	0	1	0	0	0	0	0										
Cal Ripken Jr., R (1, 6) OBP: 0.361, SLG: 0.459										3	0	1	0	1	0	1	0										
Eddie Murray, S (1, 3)										4	0	0	0	0	2	3	0										
Juan Beniquez, R (1, 7) OBP: 0.368, SLG: 0.393										3	0	2	0	1	1	0	0										
Mike Young, S (1, 10) OBP: 0.341, SLG: 0.383										4	0	0	0	0	2	4	0										
Floyd Rayford, R (1, 5) OBP: 0.222, SLG: 0.273										3	0	0	0	0	2	2	0										
Carl Nichols, R (1, 2)										2	0	0	0	0	1	2	0										
John Shelby, S (8, PH) OBP: 0.253, SLG: 0.351										1	0	0	0	0	0	0	0										
Juan Bonilla, R (8, 5) OBP: 0.306, SLG: 0.293										0	0	0	0	0	0	0	0										
Jackie Gutierrez, R (1, 4) OBP: 0.210, SLG: 0.208										2	0	1	0	0	0	0	0										
Jim Traber, L (8, PH) OBP: 0.355, SLG: 0.475										1	0	0	0	0	0	0	0										
Ricky Jones, R (8, 4) OBP: 0.289, SLG: 0.250										0	0	0	0	0	0	0	0										
Inning Stats	R: 0 E: 0 K: 1 S: 6	H: 1 LOB: 1 BB: 0 P: 6	R: 0 E: 0 K: 2 S: 8	H: 1 LOB: 1 BB: 0 P: 8	R: 0 E: 0 K: 1 S: 5	H: 0 LOB: 0 BB: 0 P: 5	R: 0 E: 0 K: 1 S: 4	H: 0 LOB: 0 BB: 1 P: 8	R: 0 E: 0 K: 3 S: 11	H: 1 LOB: 2 BB: 0 P: 11	R: 0 E: 0 K: 1 S: 5	H: 0 LOB: 0 BB: 0 P: 5	R: 0 E: 0 K: 0 S: 3	H: 1 LOB: 0 BB: 0 P: 3	R: 0 E: 0 K: 1 S: 5	H: 0 LOB: 0 BB: 0 P: 5	R: 0 E: 0 K: 2 S: 8	H: 1 LOB: 2 BB: 1 P: 12	1B: 4 2B: 1 3B: 0 HR: 0	SF: 0 SAC: 0 DP: 2 HBP: 0	WP: 1 PB: 0 SB: 0 CS: 0	PA: 33					
PITCHER	IP	WLS	BF	H	R	ER	SO	BB	IBB	HBP	BLK	WP	HR	S	P	ERA	WHIP										
Frank Tanana, L (1, 1) ERA: 3.99	7.0	W	25	4	0	0	9	1	0	0	0	1	0	42	46	0.00	0.714										
Bill Campbell, R (8, 1) ERA: 4.21	2.0		8	1	0	0	3	1	0	0	0	0	0	13	17	0.00	1.000										

Baltimore Orioles @ Detroit Tigers
Tiger Stadium, Detroit, MI
Sun Sep 14 1986, 3:33 AM EDT
Att: 22,032 - Unknown

AB 31
R 0
H 5
RBI 0
BB 2
SO 12
LOB 14

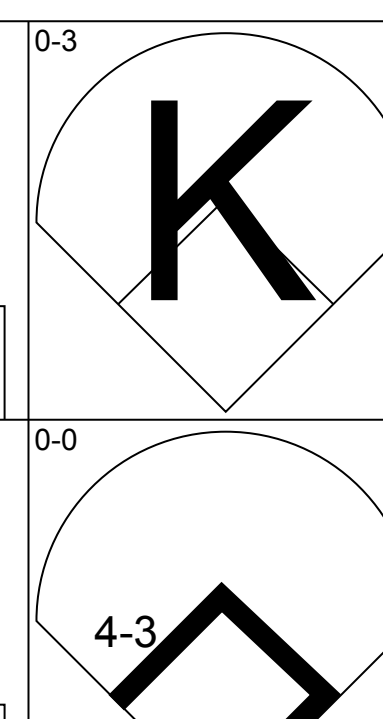
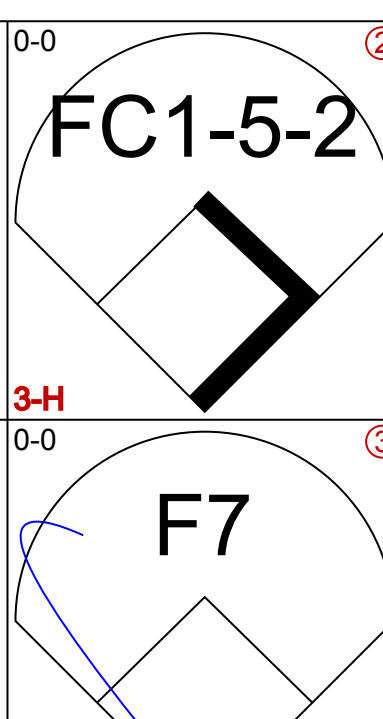
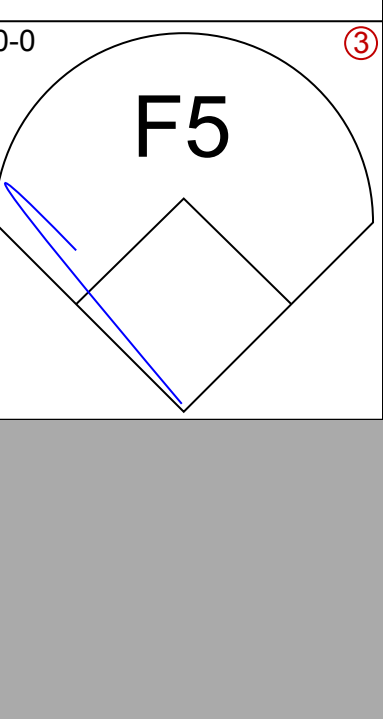
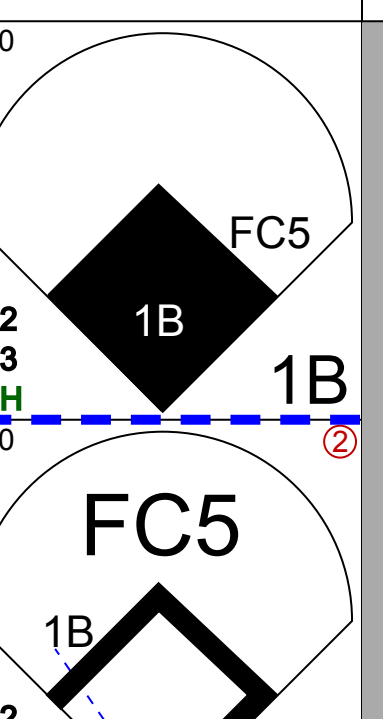
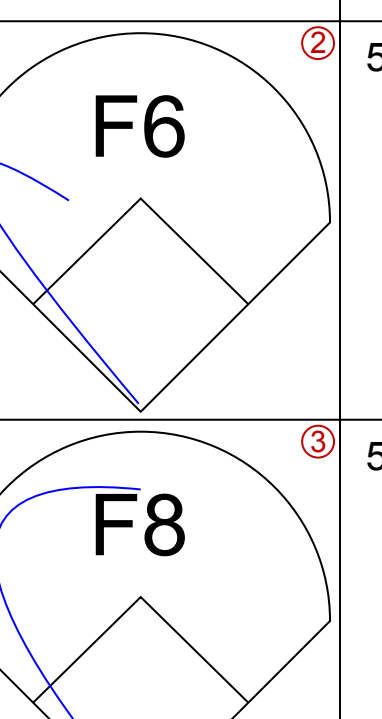
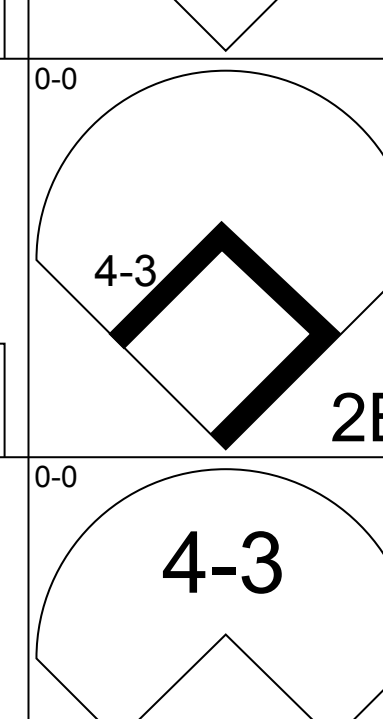
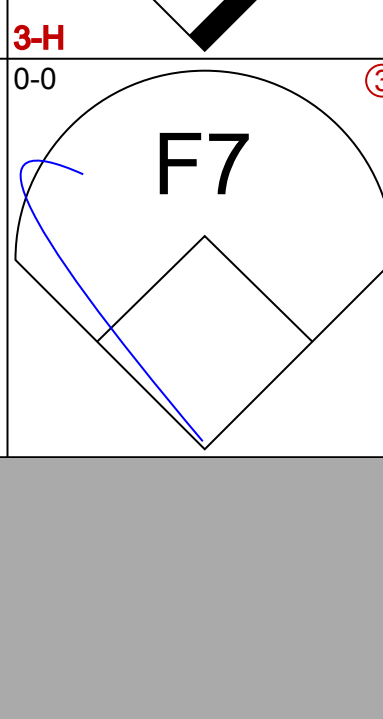
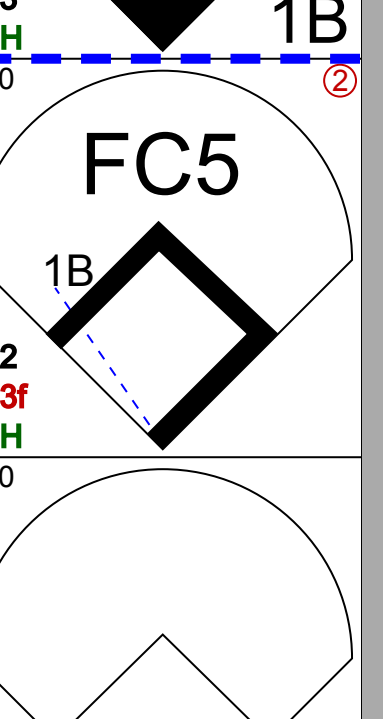
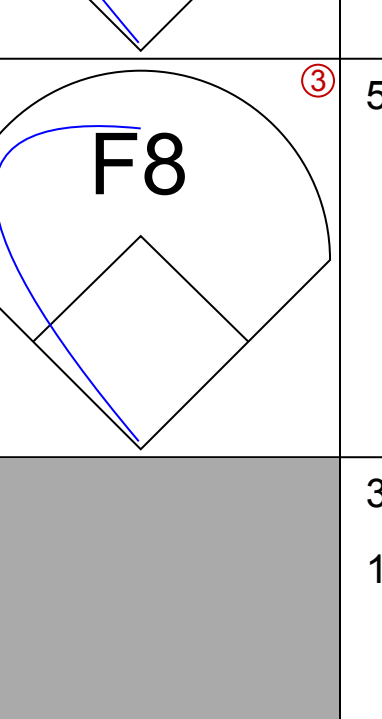
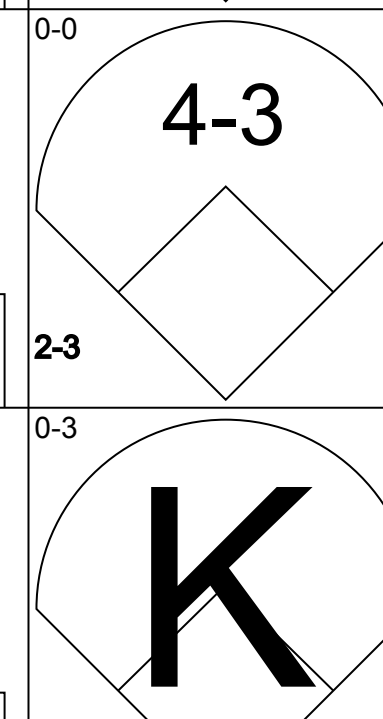
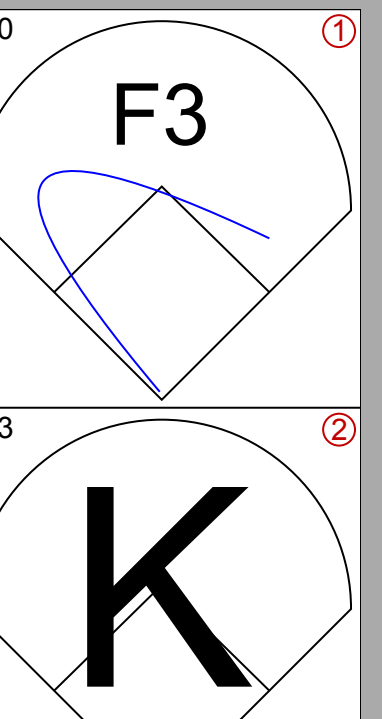
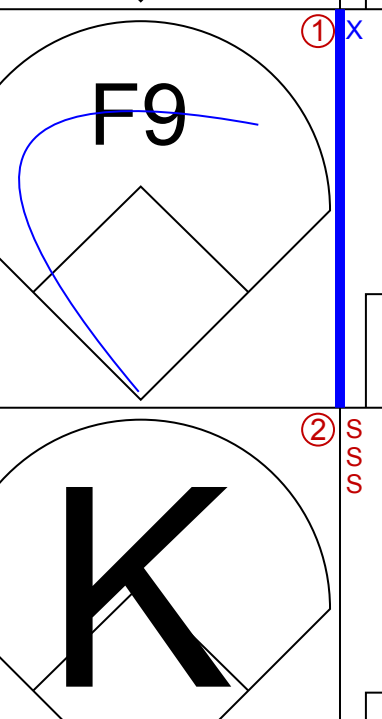
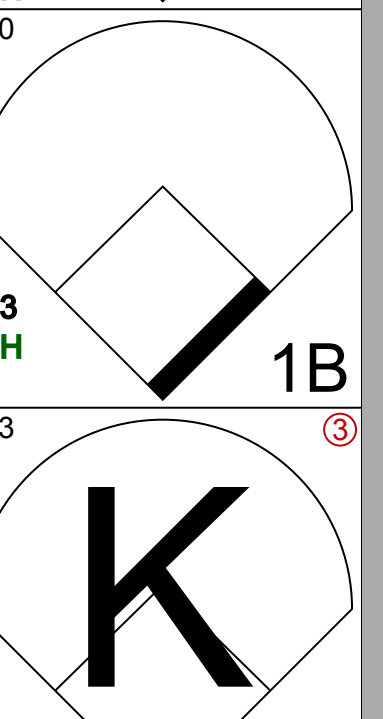
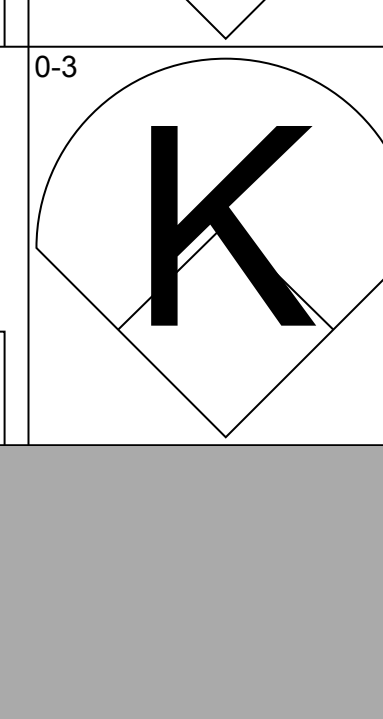
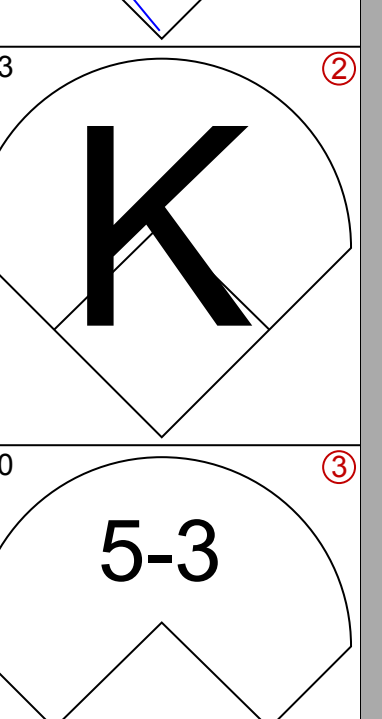
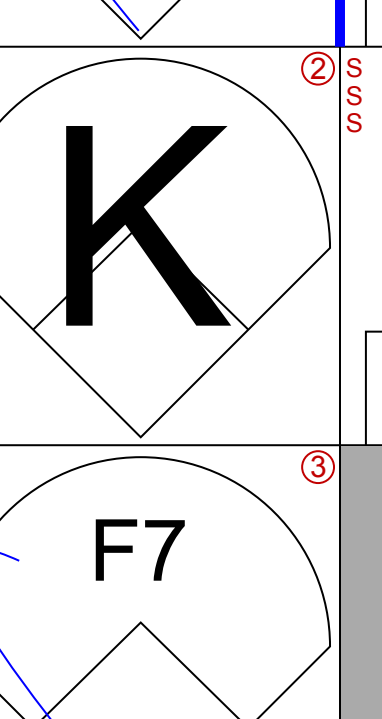

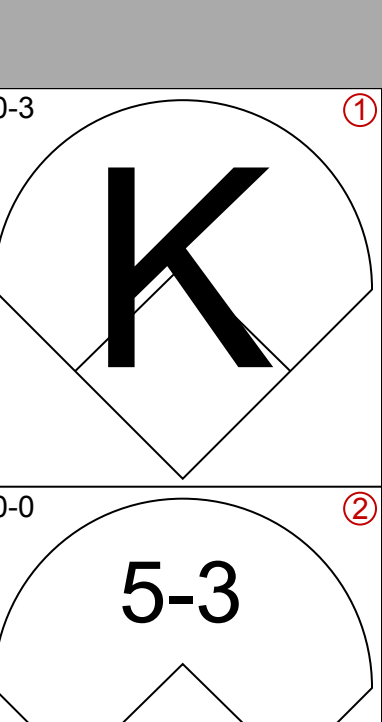
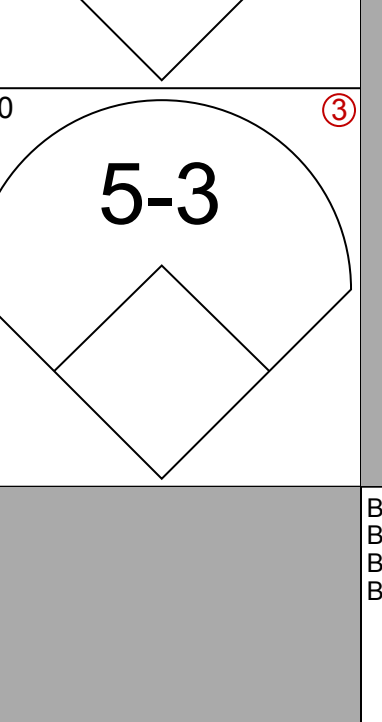
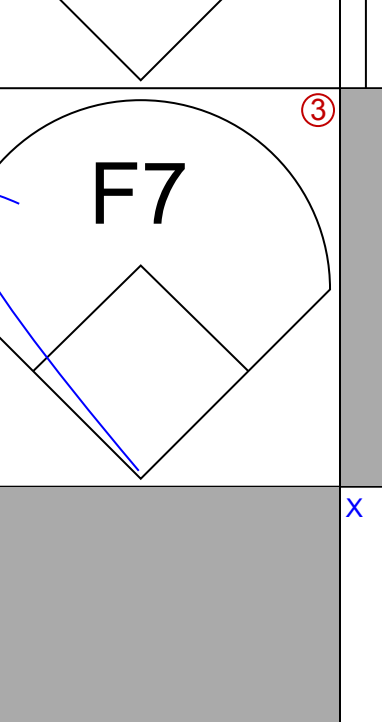
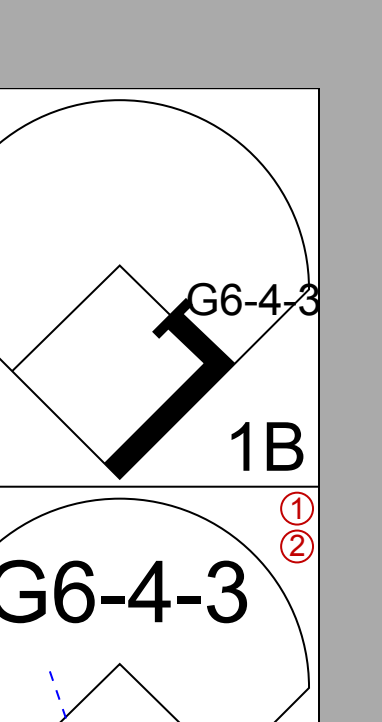
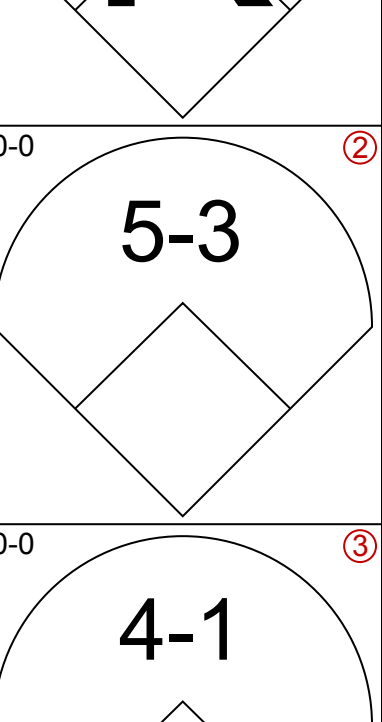
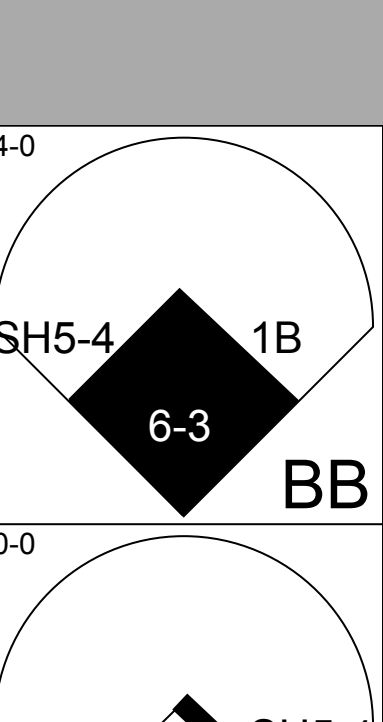
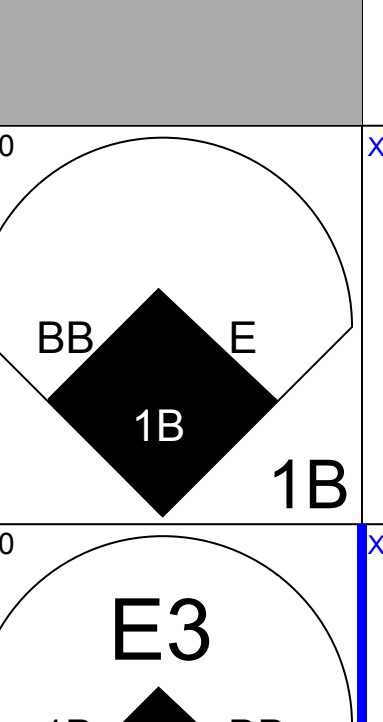
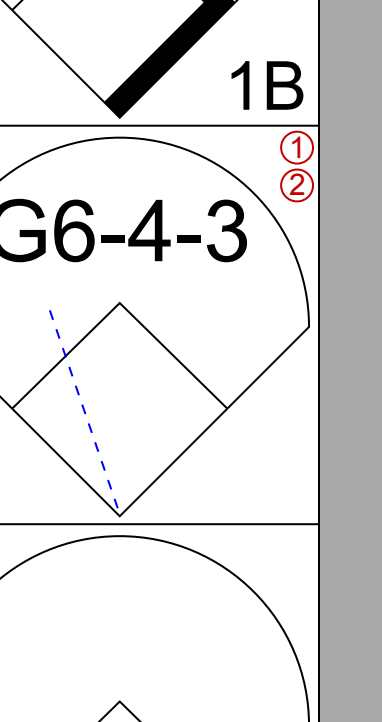
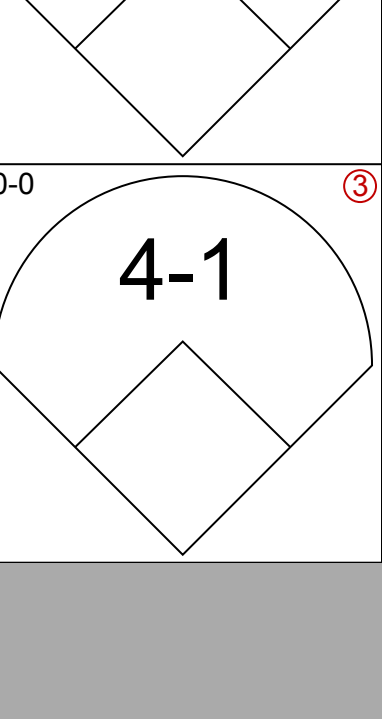
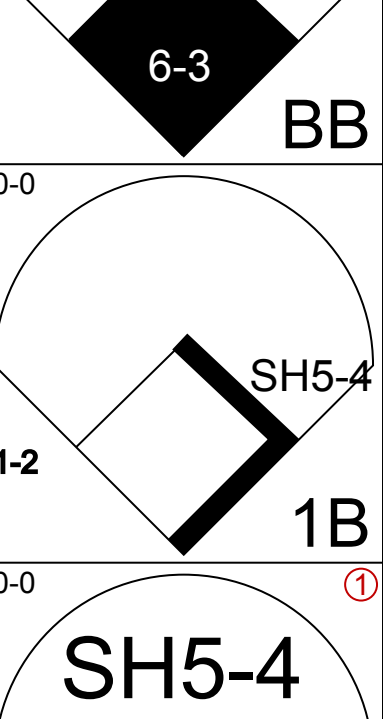
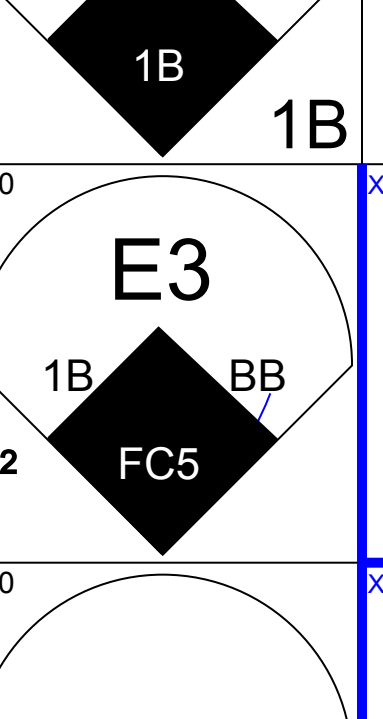
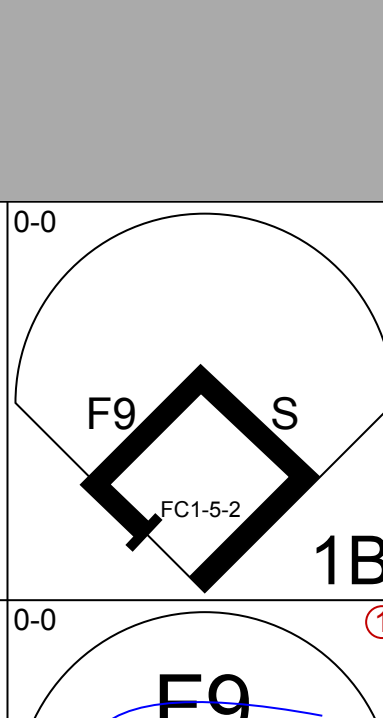
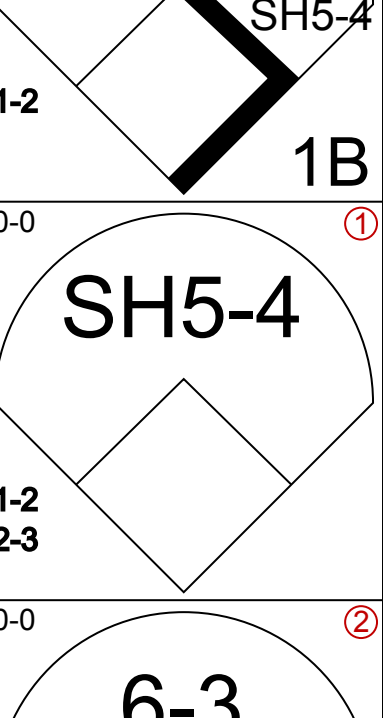
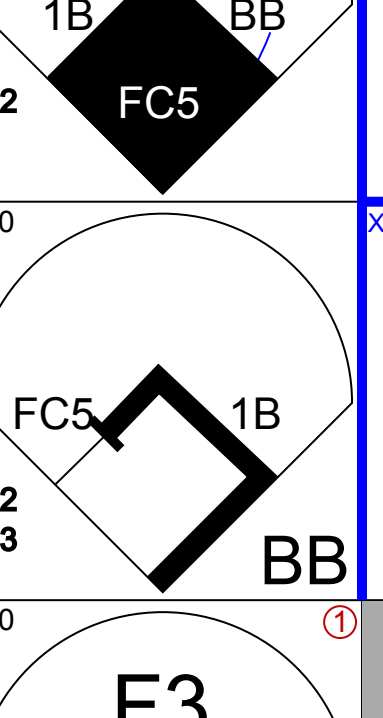
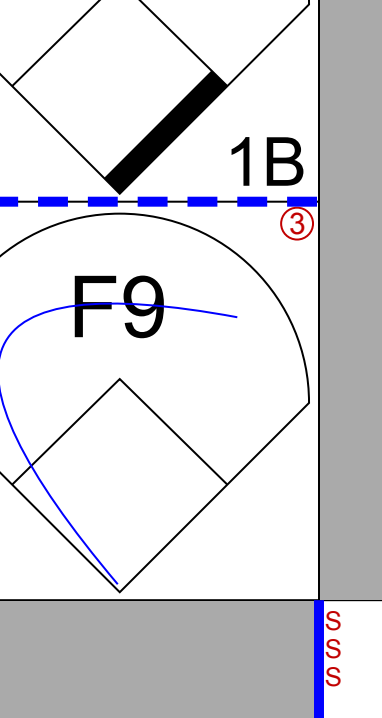
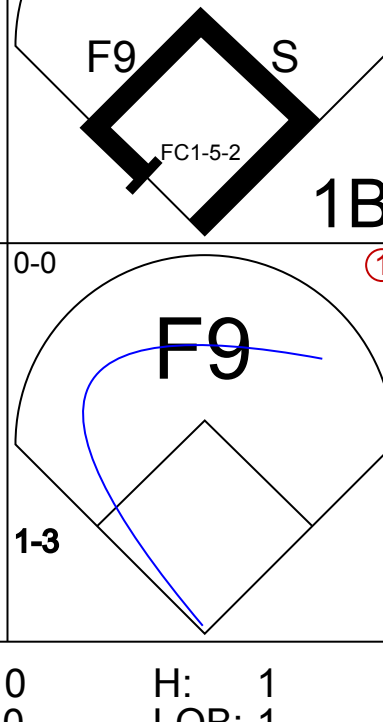
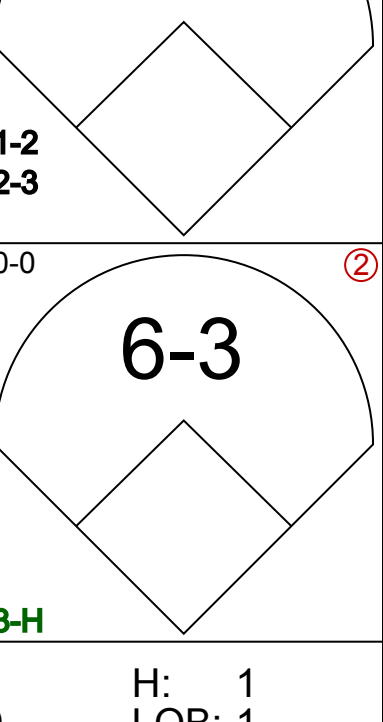
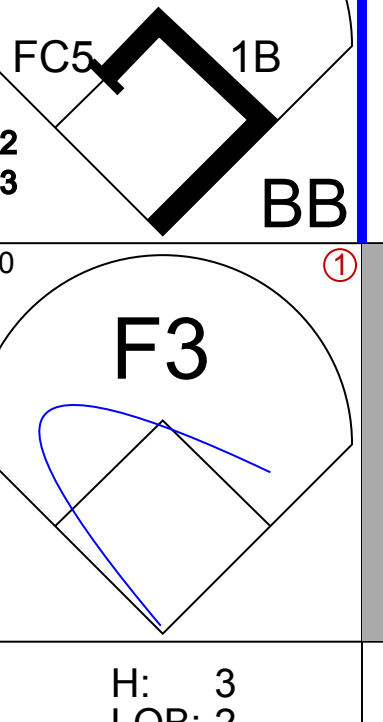
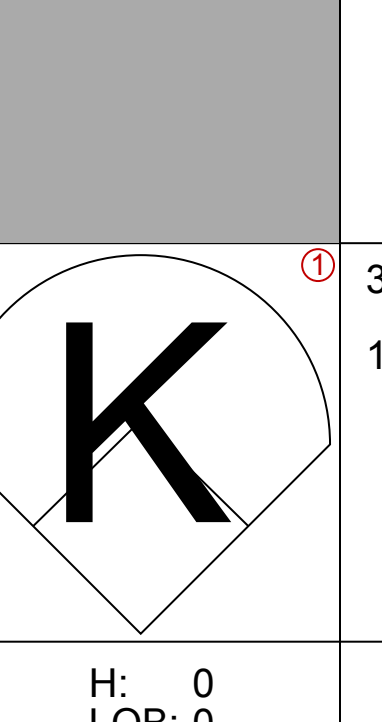


Batter	1	2	3	4	5	6	7	8	9	AB	R	H	RBI	BB	SO	LOB	BOTTOM										
Lou Whitaker, L (1, 4) OBP: 0.341, SLG: 0.441										4	1	1	0	1	0	4	0										
Tom Brookens, R (8, 4) OBP: 0.325, SLG: 0.367										0	0	0	0	0	0	0	0										
Alan Trammell, R (1, 6) OBP: 0.342, SLG: 0.462										3	1	0	0	1	1	2	0										
Doug Baker, S (7, 6) OBP: 0.231, SLG: 0.250										1	0	0	0	0	1	1	0										
Johnny Grubb, L (1, 10) OBP: 0.415, SLG: 0.635										4	1	1	0	1	1	0	0										
Darrell Evans, L (1, 3) OBP: 0.373, SLG: 0.474										3	1	1	1	2	0	0	0										
Darnell Coles, R (1, 5)										5	0	0	0	0	0	6	0										
Bruce Fields, L (1, 7) OBP: 0.385, SLG: 0.583										3	1	2	3	0	0	0	0										
Pat Sheridan, L (1, 9) OBP: 0.300, SLG: 0.373										2	2	2	2	2	0	0	0										
Chet Lemon, R (1, 8) OBP: 0.327, SLG: 0.407										2	0	0	1	1	0	3	0										
Dwight Lowry, L (1, 2) OBP: 0.396, SLG: 0.399										3	0	1	0	1	0	3	0										
Inning Stats	R: 2 E: 0 K: 0 S: 3	H: 0 LOB: 3 BB: 5 P: 23	R: 0 E: 0 K: 1 S: 5	H: 0 LOB: 0 BB: 0 P: 5	R: 0 E: 0 K: 0 S: 3	H: 0 LOB: 0 BB: 0 P: 3	R: 1 E: 0 K: 0 S: 5	H: 2 LOB: 2 BB: 1 P: 9	R: 2 E: 0 K: 0 S: 6	H: 3 LOB: 3 BB: 2 P: 14	R: 0 E: 0 K: 1 S: 5	H: 0 LOB: 1 BB: 1 P: 9	R: 2 E: 0 K: 1 S: 8	H: 3 LOB: 1 BB: 0 P: 8	R: 0 E: 0 K: 0 S: 3	H: 0 LOB: 0 BB: 0 P: 3	1B: 5 2B: 1 3B: 1 HR: 1	SF: 2 SAC: 0 DP: 0 HBP: 0	WP: 1 PB: 0 SB: 2 CS: 0	PA: 41							
PITCHER	IP	WLS	BF	H	R	ER	SO	BB	IBB	HBP	BLK	WP	HR	S	P	ERA	WHIP										
John Habyan, R (1, 1) ERA: 5.91	0.0	L	4	0	2	2	0	4	0	0	0	1	0	20	28	6.23	1.615										
Odel Jones, R (1, 1) ERA: 3.12	4.1		20	5	3	3	1	2	0	0	0	0	1	18	30	4.91	1.364										
Rich Bordi, R (5, 1) ERA: 4.27	3.2		17	3	2	2	2	2	1	0	0	0	1	18	30	4.91	1.364										

Baltimore Orioles @ Detroit Tigers
Tiger Stadium, Detroit, MI
Sun Sep 14 1986, 3:33 AM EDT
Att: 22,032 - Unknown

AB 30
R 7
H 8
RBI 7
BB 9
SO 3
LOB 19

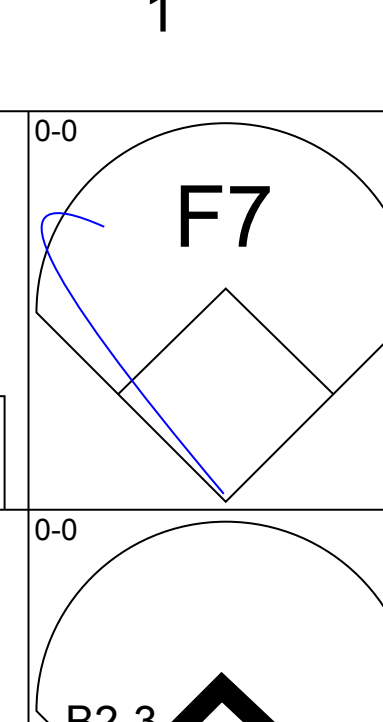
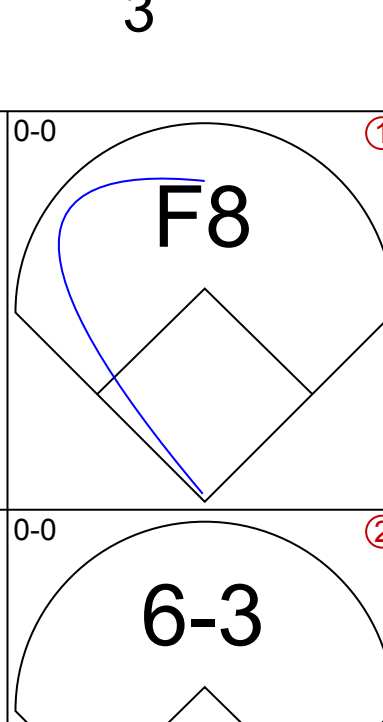
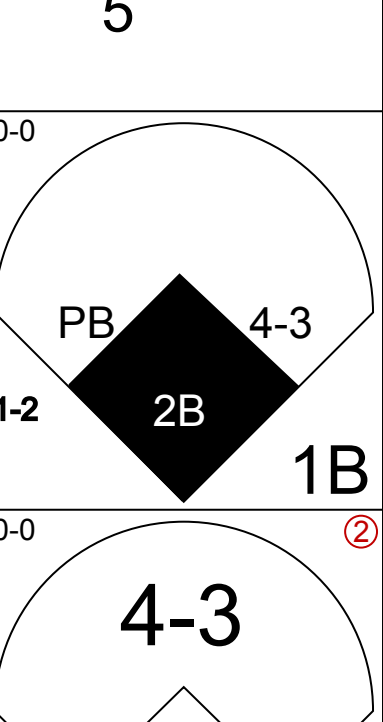
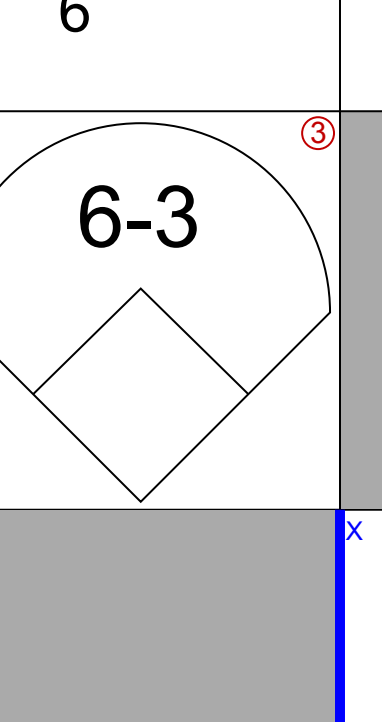
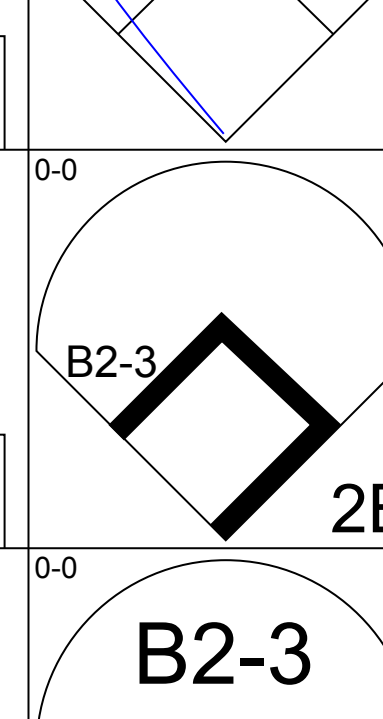
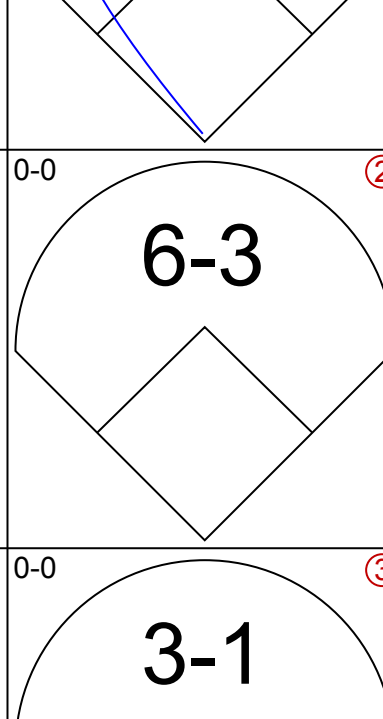
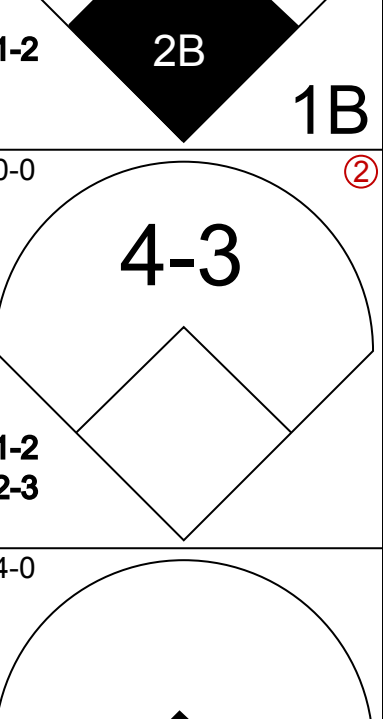
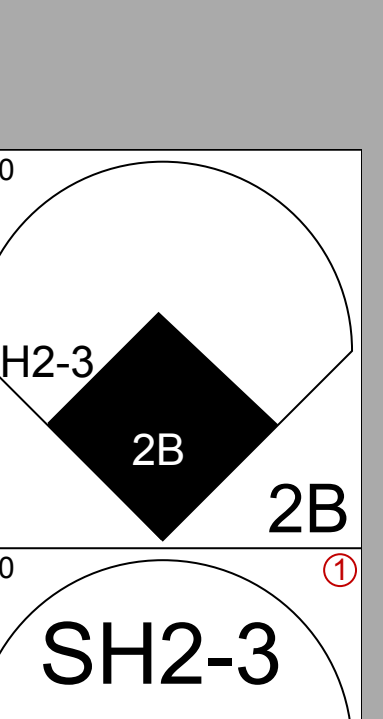
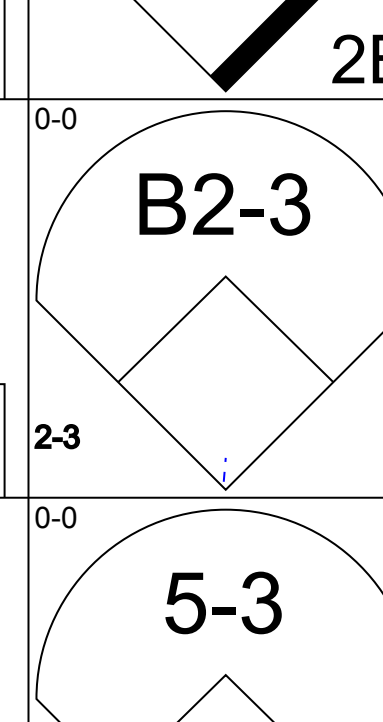
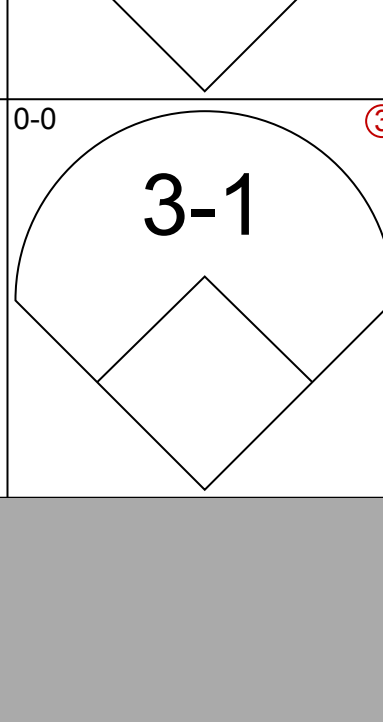
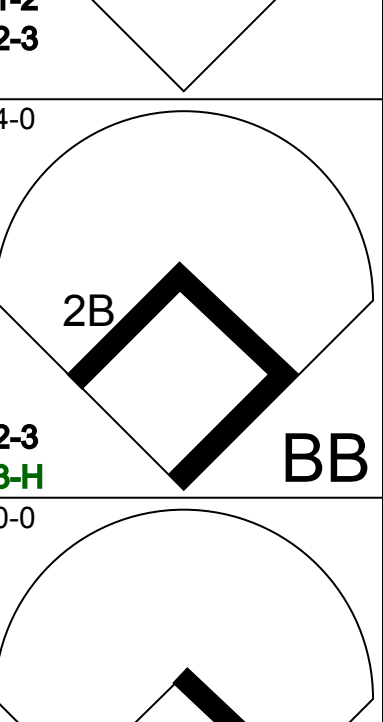
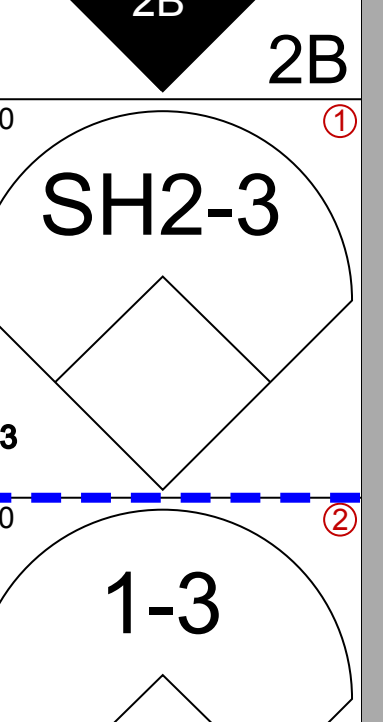
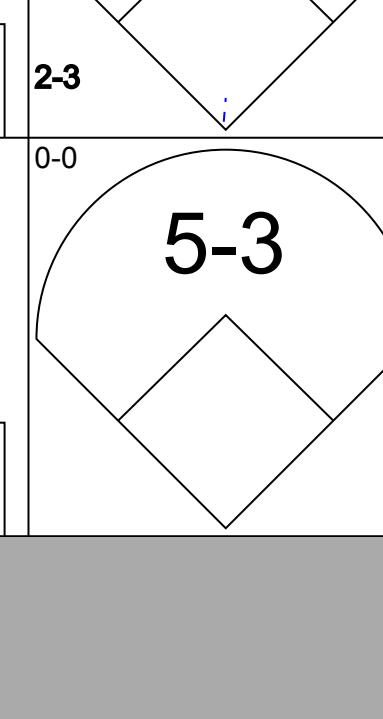
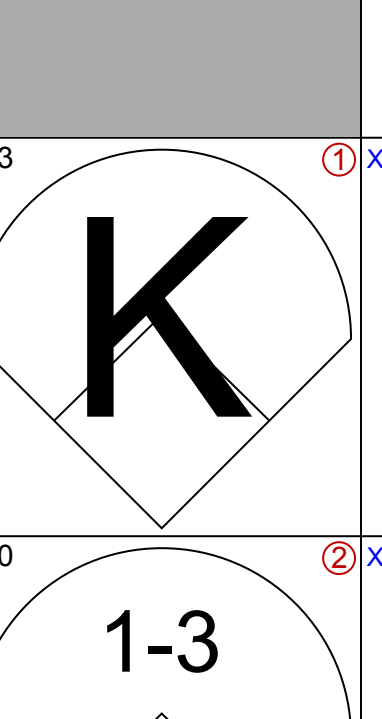
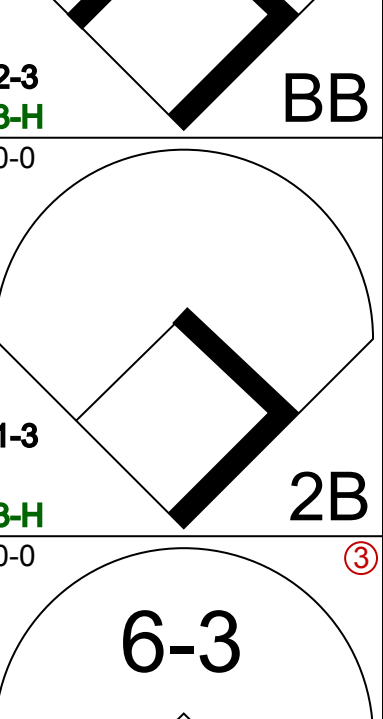
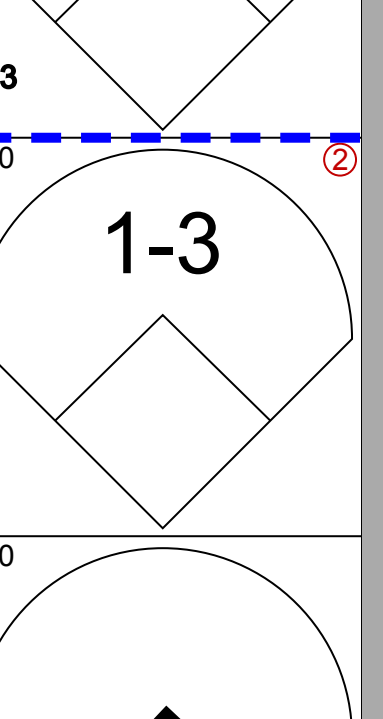
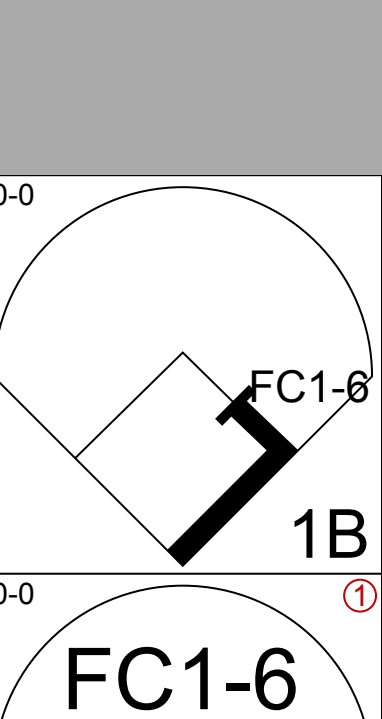
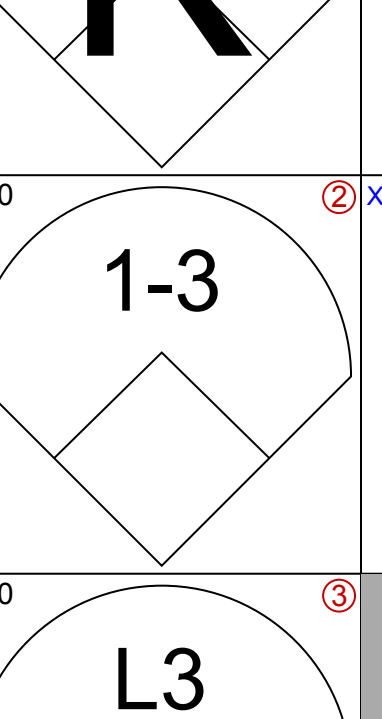
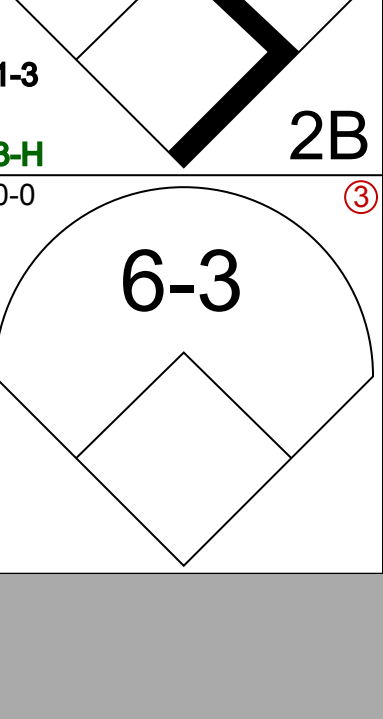
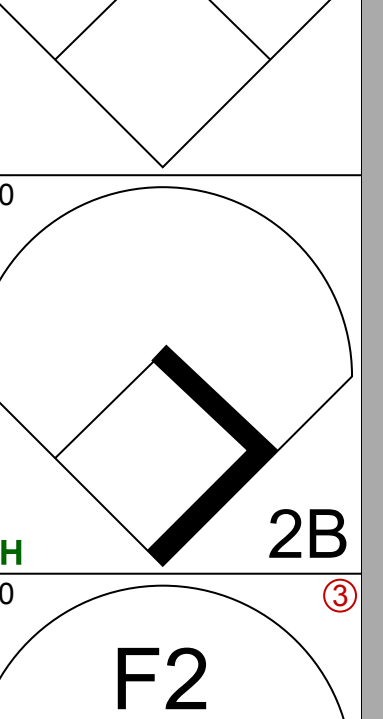
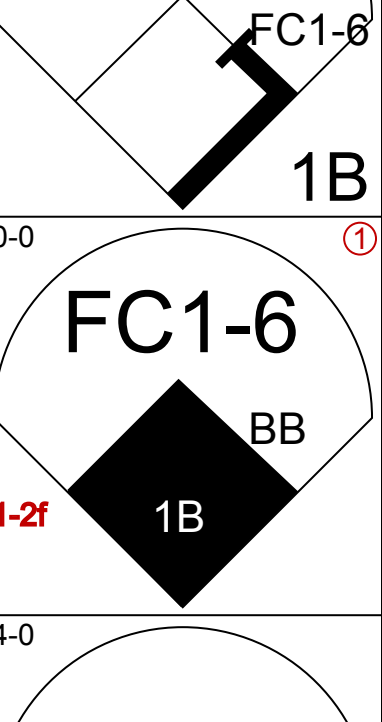
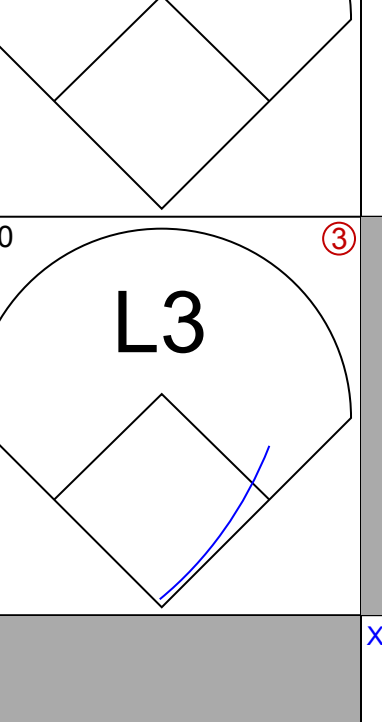
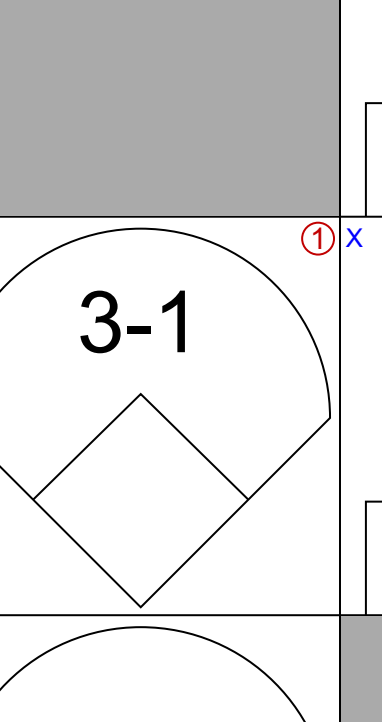
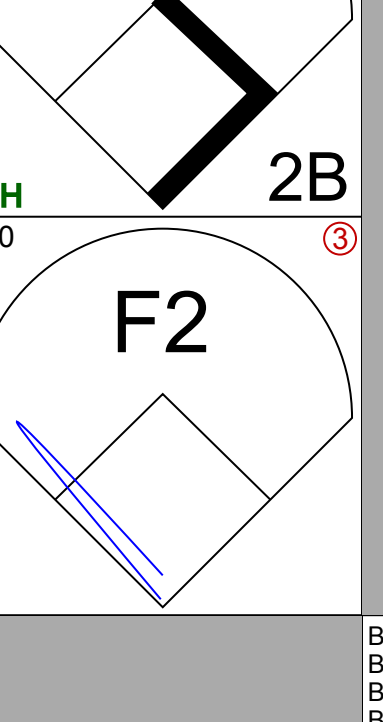
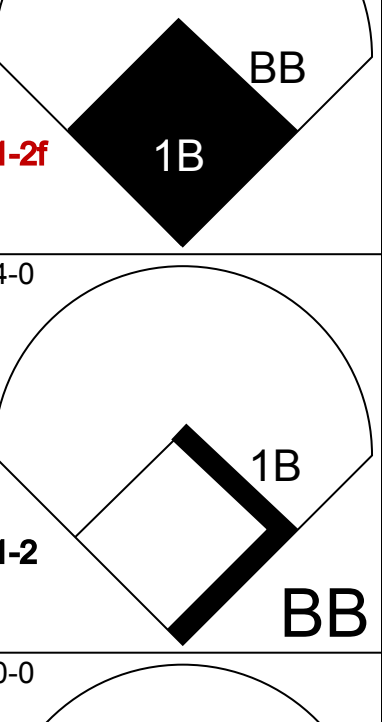
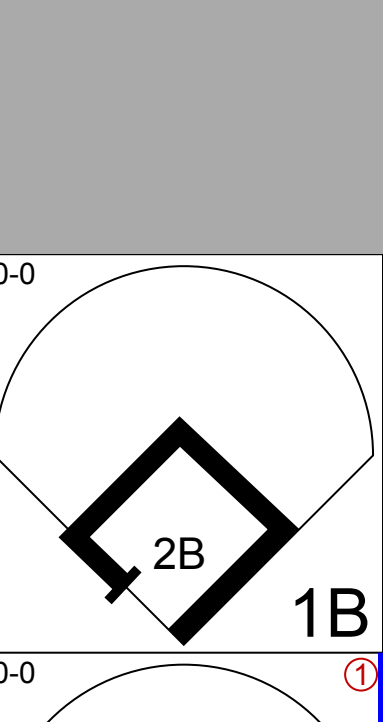
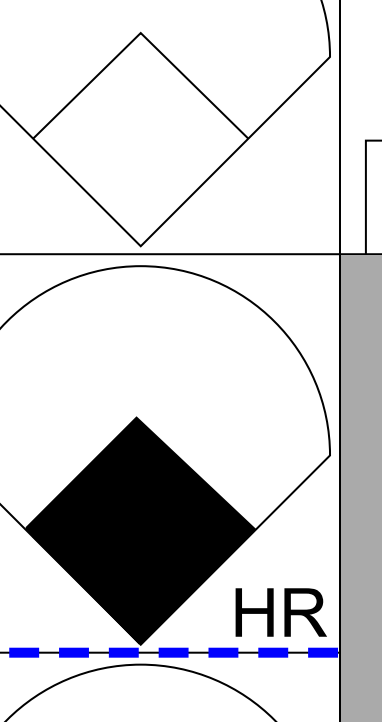
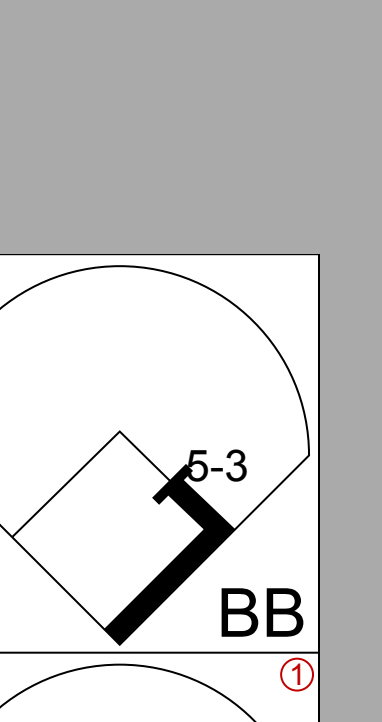
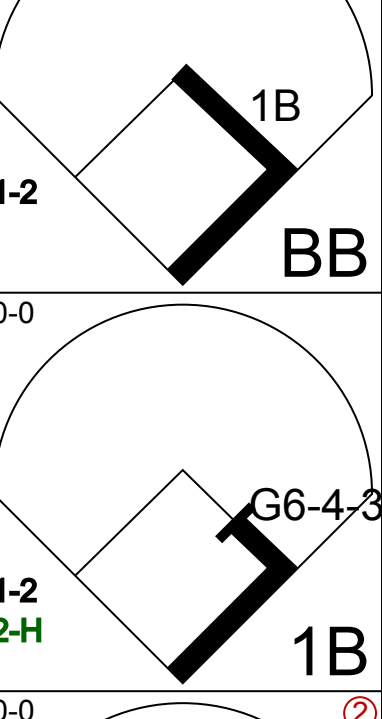
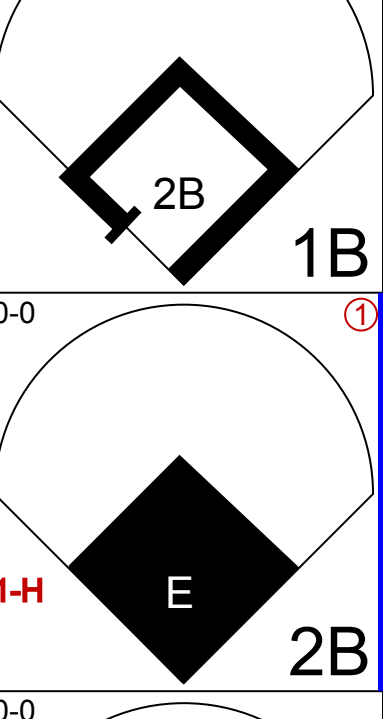
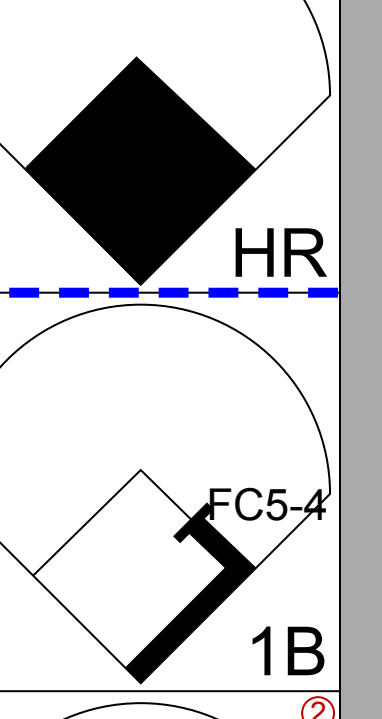
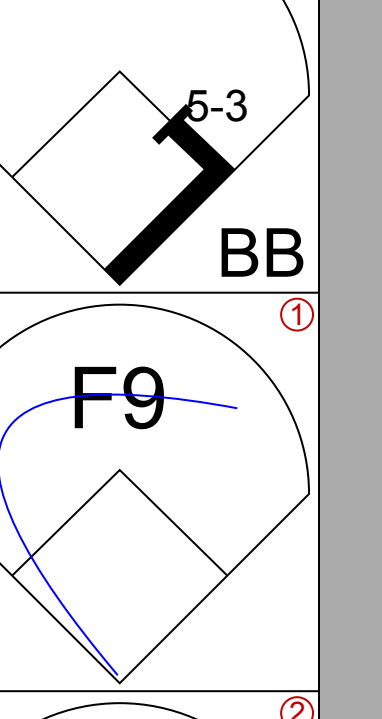

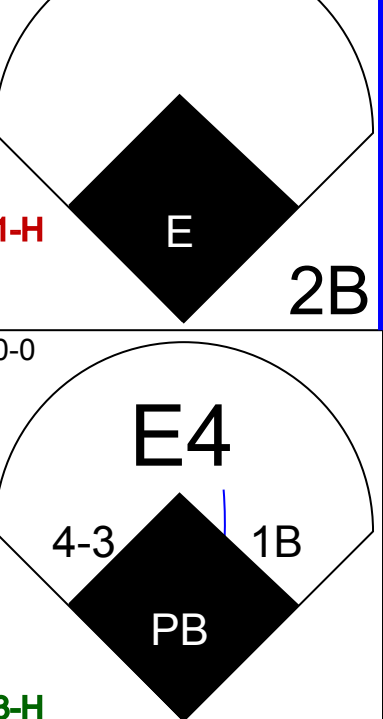
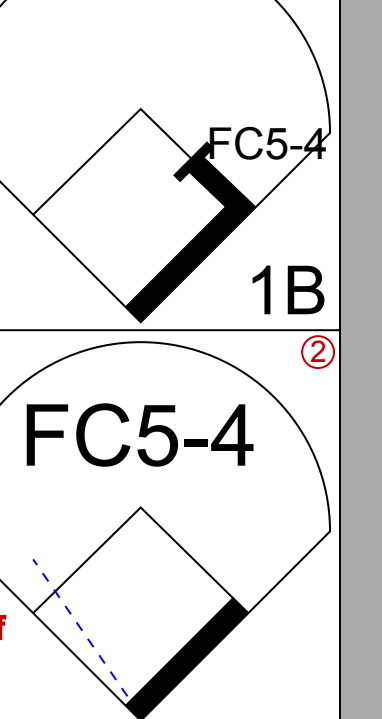
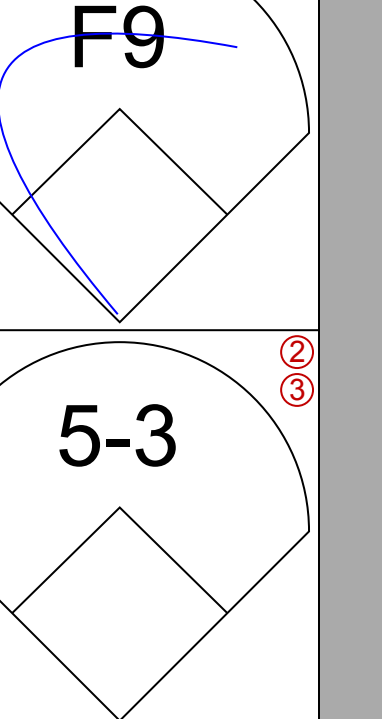


Batter	1	2	3	4	5	6	7	8	9	AB	R	H	RBI	BB	SO	LOB	TOP											
Lou Whitaker, L (1, 4) OBP: 0.340, SLG: 0.439										5	1	1	1	0	1	2												
Alan Trammell, R (1, 6) OBP: 0.342, SLG: 0.463										5	0	2	1	0	0	3												
Larry Herndon, R (1, 7) OBP: 0.306, SLG: 0.374 Johnny Grubb, L (7, PH) OBP: 0.418, SLG: 0.637											3	0	0	0	0	2												
Darrell Evans, L (1, 3) OBP: 0.371, SLG: 0.470											4	0	0	0	4	4												
Darnell Coles, R (1, 9) OBP: 0.330, SLG: 0.450											4	0	1	0	0	1												
Chet Lemon, R (1, 8) OBP: 0.329, SLG: 0.407											3	2	1	0	1	0	1											
Tom Brookens, R (1, 5) Bruce Fields, L (8, PH) OBP: 0.428, SLG: 0.615											3	1	1	0	0	0	1											
Tim Tolman, R (1, 10) OBP: 0.250, SLG: 0.188 Dave Bergman, L (8, PH) OBP: 0.345, SLG: 0.333											1	0	1	0	1	0	0											
Mike Heath, R (1, 2) OBP: 0.291, SLG: 0.344 Dave Collins, S (9, PH) OBP: 0.344, SLG: 0.334											3	0	0	1	0	0	5											
Inning Stats	R: 0 E: 0 K: 2 S: 8	H: 1 LOB: 1 BB: 0 P: 8	R: 0 E: 0 K: 1 S: 5	H: 0 LOB: 0 BB: 0 P: 5	R: 0 E: 0 K: 0 S: 4	H: 1 LOB: 1 BB: 0 P: 4	R: 0 E: 0 K: 1 S: 5	H: 0 LOB: 0 BB: 0 P: 5	R: 0 E: 0 K: 1 S: 4	H: 1 LOB: 1 BB: 1 P: 8	R: 0 E: 0 K: 1 S: 6	H: 1 LOB: 1 BB: 0 P: 6	R: 3 E: 1 K: 1 S: 9	H: 3 LOB: 2 BB: 1 P: 13	R: 0 E: 0 K: 0 S: 4	H: 2 LOB: 1 BB: 0 P: 4	R: 0 E: 0 K: 1 S: 5	H: 0 LOB: 0 BB: 0 P: 5	1B: 8 2B: 1 3B: 0 HR: 0	SF: 0 SAC: 1 DP: 1 HBP: 0	WP: 0 PB: 0 SB: 1 CS: 0	PA: 38						
PITCHER	IP WLS BF H R ER SO BB IBB HBP BLK WP HR S P ERA WHIP																											
Jimmy Key, L (1, 1) ERA: 3.84	6.1 W 28	6 4 2 5	2 0 0 0	0 0 0 0	0 0 0 0	0 0 0 0	0 0 0 0	0 0 0 0	0 0 0 0	0 0 8 8	2.84 1.263																	
Mark Eichhorn, R (7, 1) ERA: 1.59	1.1 S 4	0 0 0 1	0 0 0 0	0 0 0 0	0 0 0 0	0 0 0 0	0 0 0 0	0 0 0 0	0 0 6 6	0.00 0.000																		
Tom Henke, R (8, 1) ERA: 3.48																												

Detroit Tigers @ Toronto Blue Jays
Exhibition Stadium, Toronto, ON
Tue Sep 16 1986, 7:05 PM EDT
Att: 31,128 - Unknown

AB 35
R 4
H 9
RBI 4
BB 2
SO 7
LOB 20



Batter	1	2	3	4	5	6	7	8	9	AB	R	H	RBI	BB	SO	LOB	BOTTOM							
Tony Fernandez, S (1, 6) OBP: 0.343, SLG: 0.433										4	1	1	0	0	0	1								
Rance Mulliniks, L (1, 5) OBP: 0.334, SLG: 0.419 Garth Iorg, R (7, PH) OBP: 0.305, SLG: 0.344										3	0	1	0	0	0	2								
Lloyd Moseby, L (1, 8) OBP: 0.343, SLG: 0.435										2	0	0	0	1	0	1								
George Bell, R (1, 7) OBP: 0.362, SLG: 0.557										4	0	1	1	0	1	2								
Jesse Barfield, R (1, 9) OBP: 0.379, SLG: 0.546										4	0	2	1	0	0	2								
Willie Upshaw, L (1, 3) OBP: 0.338, SLG: 0.372										4	1	0	0	0	0	2								
Ernie Whitt, L (1, 2) OBP: 0.319, SLG: 0.443										2	1	2	1	2	0	0								
Rick Leach, L (1, 10) OBP: 0.348, SLG: 0.468 Damaso Garcia, R (6, PH) OBP: 0.305, SLG: 0.375										2	1	2	1	0	0	0								
Manuel Lee, S (1, 4) OBP: 0.281, SLG: 0.340										4	1	0	1	0	0	4								
Inning Stats	R: 0 E: 0 K: 0 S: 4	H: 1 LOB: 1 BB: 0 P: 4	R: 1 E: 0 K: 0 S: 4	H: 2 LOB: 1 BB: 1 P: 8	R: 0 E: 0 K: 0 S: 3	H: 0 LOB: 0 BB: 0 P: 3	R: 0 E: 0 K: 1 S: 5	H: 0 LOB: 0 BB: 0 P: 5	R: 3 E: 1 K: 0 S: 7	H: 4 LOB: 2 BB: 1 P: 11	R: 1 E: 0 K: 0 S: 5	H: 2 LOB: 1 BB: 0 P: 5	R: 1 E: 0 K: 0 S: 5	H: 2 LOB: 1 BB: 0 P: 5	R: 0 E: 0 K: 0 S: 2	H: 0 LOB: 0 BB: 1 P: 6	1B: 5 2B: 6 3B: 0 HR: 1	SF: 0 SAC: 1 DP: 2 HBP: 0	WP: 0 PB: 1 SB: 0 CS: 0	PA: 36				
PITCHER	IP WLS BF H R ER SO BB IBB HBP BLK WP HR S P ERA WHIP																							
Walt Terrell, R (1, 1) ERA: 4.82	5.1 L 25	8 5 3 1	2 0 0 0	0 0 0 0	0 0 0 0	0 0 5 5	9.00 2.000																	
Mark Thurmond, L (6, 1) ERA: 4.69	1.0	5 2 1 1	0 0 0 0	0 0 0 0	0 0 5 9	0.00 1.200																		
Eric King, R (7, 1) ERA: 3.64	1.2	6 1 0 0	0 0 0 0	1 0 0 0																				

Detroit Tigers @ Toronto Blue Jays
Exhibition Stadium, Toronto, ON
Tue Sep 16 1986, 7:05 PM EDT
Att: 31,128 - Unknown

AB 32
R 6
H 11
RBI 5
BB 3
SO 1
LOB 15



Batter	1	2	3	4	5	6	7	8	9	AB	R	H	RBI	BB	SO	LOB	TOP			
Lou Whitaker, L (1, 4) OBP: 0.339, SLG: 0.436	F4	3-1			F9		1B HR		4-3	5	1	1	0	0	0	2				
Alan Trammell, R (1, 6) OBP: 0.345, SLG: 0.466	K		1B WP		F6		1B HR		5-3	5	2	3	1	0	1	0				
Bruce Fields, L (1, 7) Larry Herndon, R (7, 7) OBP: 0.308, SLG: 0.386	2B		1B WP SF9		K		HR		5-3	3	1	2	0	0	1	0				
Johnny Grubb, L (1, 10) OBP: 0.413, SLG: 0.627	K		SF9		F8		G1			3	0	0	1	1	1	1				
Darrell Evans, L (1, 3) OBP: 0.367, SLG: 0.465		G3	F7		F7		4-3		F8	5	0	0	0	0	0	2				
Darnell Coles, R (1, 5) OBP: 0.333, SLG: 0.454		3-1 1B	F8				1B			3	2	2	0	1	0	0				
Pat Sheridan, L (1, 9) OBP: 0.295, SLG: 0.366		3-1 2B			L7		G3		6-3	4	0	0	0	0	0	3				
Chet Lemon, R (1, 8) OBP: 0.328, SLG: 0.403		4-0 1B BB	F8		F8		K		4-3	3	0	0	1	1	1	0				
Dwight Lowry, L (1, 2) OBP: 0.399, SLG: 0.401		1-2 3-H 1B	F9		F9		1B 1B		K	4	1	2	1	0	1	0				
Inning Stats	R: 0 E: 0 K: 2 S: 8	H: 1 LOB: 1 BB: 0 P: 8	R: 1 E: 0 K: 0 S: 5	H: 2 LOB: 2 BB: 1 P: 9	R: 2 E: 0 K: 0 S: 5	H: 2 LOB: 0 BB: 0 P: 5	R: 0 E: 0 K: 0 S: 3	H: 0 LOB: 0 BB: 0 P: 3	R: 0 E: 0 K: 1 S: 5	H: 1 LOB: 1 BB: 0 P: 4	R: 4 E: 0 K: 1 S: 9	H: 4 LOB: 0 BB: 0 P: 9	R: 1 E: 0 K: 1 S: 5	H: 0 LOB: 0 BB: 1 P: 9	R: 0 E: 0 K: 0 S: 4	H: 1 LOB: 2 BB: 1 P: 8	1B: 7 2B: 3 3B: 0 HR: 1	SF: 1 SAC: 0 DP: 0 HBP: 0	WP: 2 PB: 0 SB: 1 CS: 0	PA: 41
PITCHER	IP	WLS	BF	H	R	ER	SO	BB	IBB	HBP	BLK	WP	HR	S	P	ERA	WHIP			
Jim Clancy, R (1, 1) ERA: 4.03	6.1	L	29	9	6	6	4	1	0	0	0	1	0	36	40	8.53	1.579			
Jeff Musselman, L (7, 1) ERA: 23.14	1.2		7	1	2	2	1	1	0	0	0	0	1	8	12	10.80	1.200			
Duane Ward, R (9, 1) ERA: 6.88	1.0		5	1	0	0	0	1	0	0	0	0	0	4	8	0.00	2.000			

Detroit Tigers @ Toronto Blue Jays
Exhibition Stadium, Toronto, ON
Wed Sep 17 1986, 7:05 PM EDT
Att: 30,116 - Unknown

AB	37
R	8
H	11
RBI	7
BB	3
SO	5
LOB	9



Batter	1	2	3	4	5	6	7	8	9	AB	R	H	RBI	BB	SO	LOB	BOTTOM					
Tony Fernandez, S (1, 6) Kelly Gruber, R (8, 6) OBP: 0.341, SLG: 0.430 OBP: 0.209, SLG: 0.358	K		G3		F7		K		HR	4	0	0	0	0	2	0						
Rance Mulliniks, L (1, 5) Damaso Garcia, R (9, PH) OBP: 0.333, SLG: 0.417 OBP: 0.306, SLG: 0.377	FC6-4 1B		L1		K		G1		1B	4	0	1	0	0	1	0						
Lloyd Moseby, L (1, 10) OBP: 0.340, SLG: 0.431	K		4-3		G3		K		K	5	0	0	0	0	3	2						
George Bell, R (1, 7) OBP: 0.362, SLG: 0.560	FC6-4				HR		6-3		5-3	4	1	1	1	0	0	1						
Jesse Barfield, R (1, 8) OBP: 0.380, SLG: 0.557		5-3			5-3		HR		HR	4	2	2	2	0	0	0						
Willie Upshaw, L (1, 3) OBP: 0.340, SLG: 0.371		4-0 S 1B BB			K		1B BB		K	2	1	0	0	2	2	0						
Ernie Whitt, L (1, 2) OBP: 0.321, SLG: 0.444		K							F4	4	0	2	0	0	1	1						
Rick Leach, L (1, 9) OBP: 0.351, SLG: 0.469					1B		1B		HR	4	1	2	1	0	0	3						
Manuel Lee, S (1, 4) OBP: 0.262, SLG: 0.316		4-3			4-3		4-3		F7	4	0	0	0	0	0	2						
Inning Stats	R: 0 E: 0 K: 2 S: 8	H: 1 LOB: 1 BB: 0 P: 8	R: 1 E: 0 K: 1 S: 6	H: 1 LOB: 1 BB: 1 P: 10	R: 0 E: 0 K: 0 S: 3	H: 0 LOB: 0 BB: 0 P: 3	R: 1 E: 0 K: 1 S: 7	H: 2 LOB: 1 BB: 0 P: 7	R: 0 E: 0 K: 1 S: 5	H: 0 LOB: 0 BB: 0 P: 5	R: 1 E: 0 K: 0 S: 5	H: 2 LOB: 2 BB: 1 P: 9	R: 0 E: 0 K: 1 S: 5	H: 0 LOB: 0 BB: 0 P: 5	R: 1 E: 0 K: 2 S: 8	H: 1 LOB: 0 BB: 0 P: 8	R: 2 E: 0 K: 1 S: 8	H: 3 LOB: 1 BB: 0 P: 8	1B: 6 2B: 0 3B: 0 HR: 4	SF: 0 SAC: 0 DP: 0 HBP: 0	WP: 0 PB: 0 SB: 1 CS: 0	PA: 39
PITCHER	IP	WLS	BF	H	R	ER	SO	BB	IBB	HBP	BLK	WP	HR	S	P	ERA	WHIP					
Jack Morris, R (1, 1) ERA: 3.58	8.2	W	37	9	6	6	8	2	0	0	0	0	0	4	51	6.23	1.269					
Willie Hernandez, L (9, 1) ERA: 3.42	0.1	S	2	1	0	0	1	0	0	0	0	0	0	4	4	0.00	3.000					

Detroit Tigers @ Toronto Blue Jays
Exhibition Stadium, Toronto, ON
Wed Sep 17 1986, 7:05 PM EDT
Att: 30,116 - Unknown

AB	37
R	6
H	10
RBI	6
BB	2
SO	9
LOB	9



Batter	1	2	3	4	5	6	7	8	9	AB	R	H	RBI	BB	SO	LOB	TOP								
Rickey Henderson, R (1.8) OBP: 0.360, SLG: 0.476										5	1	3	1	0	0	2	New York Yankees @ Detroit Tigers Tiger Stadium, Detroit, MI Sat Sep 20 1986, 3:33 AM EDT Att: 31,157 - Unknown								
Wayne Tolleson, S (1.6) OBP: 0.340, SLG: 0.337										4	1	1	0	0	1	1									
Don Mattingly, L (1.3) OBP: 0.391, SLG: 0.564										4	0	1	0	1	0	1									
Dave Winfield, R (1.9) OBP: 0.350, SLG: 0.458										4	1	0	0	1	1	4									
Ron Kittle, R (1.10) OBP: 0.289, SLG: 0.429										4	1	3	3	1	0	1									
Phil Lombardi, R (1.7) OBP: 0.308, SLG: 0.500										1	0	0	0	0	0	0									
Dan Pasqua, L (3.7) OBP: 0.408, SLG: 0.547										3	0	1	1	0	1	2									
Mike Pagliarulo, L (1.5) OBP: 0.329, SLG: 0.498										4	1	1	0	1	1	4									
Joel Skinner, R (1.2) OBP: 0.259, SLG: 0.315										3	0	1	1	0	1	2									
Mike Easter, L (7.7) OBP: 0.365, SLG: 0.460										1	0	0	0	0	0	3									
Juan Espino, R (7.2) OBP: 0.206, SLG: 0.250										1	0	0	0	0	0	1									
Mike Fischlin, R (1.4) OBP: 0.261, SLG: 0.225										4	0	2	0	0	0	2									
Inning Stats	R: 5 E: 0 K: 0 S: 9	H: 6 LOB: 2 BB: 1 P: 13	R: 0 E: 0 K: 1 S: 5	H: 0 LOB: 0 BB: 0 P: 5	R: 0 E: 0 K: 2 S: 7	H: 0 LOB: 0 BB: 2 P: 15	R: 0 E: 0 K: 0 S: 3	H: 0 LOB: 0 BB: 0 P: 3	R: 0 E: 0 K: 2 S: 8	H: 1 LOB: 1 BB: 0 P: 8	R: 0 E: 0 K: 0 S: 4	H: 1 LOB: 1 BB: 0 P: 4	R: 0 E: 1 K: 0 S: 5	H: 2 LOB: 3 BB: 1 P: 9	R: 0 E: 0 K: 0 S: 4	H: 2 LOB: 2 BB: 1 P: 8	R: 0 E: 0 K: 0 S: 4	H: 1 LOB: 1 BB: 0 P: 4	1B: 10 2B: 1 3B: 0 HR: 2	SF: 0 SAC: 1 DP: 1 HBP: 0	WP: 2 PB: 0 SB: 2 CS: 0	PA: 44			
PITCHER	IP	WLS	BF	H	R	ER	SO	BB	IBB	HBP	BLK	WP	HR	S	P	ERA	WHIP								
Frank Tanana, L ERA: 4.23	0.2	L	8	5	5	5	0	1	0	0	0	1	2	7	11	67.50	9.000								
Randy O'Neal, R ERA: 4.46	5.1		21	3	0	0	5	2	0	0	0	1	0	29	37	0.00	0.938								
Jim Slaton, R ERA: 4.87	0.2		5	2	0	0	0	0	1	0	0	0	0	4	8	0.00	3.000								
Mark Thurmond, L ERA: 4.68	0.1		1	0	0	0	0	0	0	0	0	0	0	1	1	0.00	0.000								
Bill Campbell, R ERA: 4.05	2.0		9	3	0	0	0	0	1	0	0	0	0	8	12	0.00	1.500								

Batter	1	2	3	4	5	6	7	8	9	AB	R	H	RBI	BB	SO	LOB	BOTTOM								
Tom Brookens, R (1.4) OBP: 0.319, SLG: 0.357										4	0	0	0	0	1	1	New York Yankees @ Detroit Tigers Tiger Stadium, Detroit, MI Sat Sep 20 1986, 3:33 AM EDT Att: 31,157 - Unknown								
Alan Trammell, R (1.6) OBP: 0.348, SLG: 0.474										2	2	0	0	1	1	1									
Larry Hemdon, R (1.7) OBP: 0.308, SLG: 0.384										3	0	1	0	1	1	1									
Darrell Evans, L (1.3) OBP: 0.368, SLG: 0.462										3	0	1	1	1	1	1									
Darnell Coles, R (1.5) OBP: 0.332, SLG: 0.451										3	0	0	1	0	0	1									
Chet Lemon, R (1.8) OBP: 0.329, SLG: 0.412										4	0	1	0	0	0	2									
Tim Tolman, R (1.9) OBP: 0.231, SLG: 0.182										4	0	0	0	0	1	1									
Dave Collins, S (1.10) OBP: 0.341, SLG: 0.331										4	0	0	0	0	0	1									
Mike Heath, R (1.2) OBP: 0.294, SLG: 0.346										3	0	1	0	0	0	1									
Inning Stats	R: 1 E: 0 K: 0 S: 4	H: 1 LOB: 2 BB: 1 P: 9	R: 0 E: 0 K: 0 S: 3	H: 0 LOB: 0 BB: 0 P: 3	R: 0 E: 0 K: 1 S: 5	H: 0 LOB: 1 BB: 1 P: 9	R: 0 E: 0 K: 1 S: 5	H: 0 LOB: 0 BB: 0 P: 5	R: 0 E: 0 K: 1 S: 6	H: 1 LOB: 1 BB: 0 P: 6	R: 0 E: 0 K: 0 S: 3	H: 0 LOB: 0 BB: 0 P: 3	R: 0 E: 0 K: 0 S: 4	H: 1 LOB: 1 BB: 0 P: 4	R: 1 E: 0 K: 2 S: 8	H: 1 LOB: 1 BB: 1 P: 12		R: 0 E: 0 K: 0 S: 3	H: 0 LOB: 0 BB: 0 P: 3	1B: 3 2B: 1 3B: 0 HR: 0	SF: 1 SAC: 0 DP: 0 HBP: 1	WP: 0 PB: 0 SB: 1 CS: 0	PA: 35		
PITCHER	IP	WLS	BF	H	R	ER	SO	BB	IBB	HBP	BLK	WP	HR	S	P	ERA	WHIP								
Ron Guidry, L ERA: 4.08	7.0	W	27	3	1	1	3	2	0	1	0	0	0	30	39	1.29	0.714								
Dave Righetti, L ERA: 2.43	2.0		8	1	1	1	2	1	0	0	0	0	0	11	15	4.50	1.000								



Batter	1	2	3	4	5	6	7	8	9	AB	R	H	RBI	BB	SO	LOB	TOP		
Rickey Henderson, R (1, 8) OBP: 0.358, SLG: 0.473	0-0 6-3			0-0 4-3		0-0 6-3		0-0 F8		4	0	0	0	0	0	0			
Don Mattingly, L (1, 3) OBP: 0.392, SLG: 0.568	0-0 5-3			0-0 HR		0-0 1B		0-0 F8		4	1	2	1	0	0	0			
Dan Pasqua, L (1, 9) OBP: 0.404, SLG: 0.540 Phil Lombardi, R (9, PH) OBP: 0.357, SLG: 0.615	0-0 F4			0-3 K		0-0 6-3		0-0 2B		3	0	0	0	0	1	1			
Mike Easter, L (1, 7) OBP: 0.363, SLG: 0.457 Ron Kittle, R (9, PH) OBP: 0.298, SLG: 0.428		0-0 F7		0-0 F9			0-0 3-1		0-0 F4	3	0	0	0	0	0	0			
Dave Winfield, R (1, 10) OBP: 0.349, SLG: 0.456		0-0 F9			0-0 F7		0-0 1-3 1B		0-0 F7	4	0	1	0	0	0	1			
Mike Pagliarulo, L (1, 5) OBP: 0.328, SLG: 0.495		0-0 4-3			0-0 F8		0-0 1-3			3	0	0	0	0	0	1			
Wayne Tolleson, S (1, 6) OBP: 0.342, SLG: 0.338				4-0 G4-6-3 BB		0-0 1B		0-3 K		2	0	1	0	1	1	1			
Joel Skinner, R (1, 2) OBP: 0.257, SLG: 0.313 Claudell Washington, L (8, PH) OBP: 0.301, SLG: 0.414 Juan Espino, R (8, 2) OBP: 0.226, SLG: 0.250				0-0 F8		0-0 5-3		0-3 K		2	0	0	0	0	0	2			
Bryan Little, S (1, 4) OBP: 0.213, SLG: 0.186				0-0 G4-6-3 1-2		0-0 F9		0-0 4-1		3	0	0	0	0	0	1			
Inning Stats	R: 0 E: 0 K: 0 S: 3	H: 0 LOB: 0 BB: 0 P: 3	R: 0 E: 0 K: 0 S: 3	H: 0 LOB: 0 BB: 0 P: 3	R: 0 E: 0 K: 0 S: 2	H: 0 LOB: 0 BB: 1 P: 6	R: 1 E: 0 K: 1 S: 6	H: 1 LOB: 0 BB: 0 P: 6	R: 0 E: 0 K: 0 S: 4	H: 1 LOB: 1 BB: 0 P: 4	R: 0 E: 0 K: 1 S: 6	H: 1 LOB: 1 BB: 0 P: 6	R: 0 E: 0 K: 1 S: 5	H: 0 LOB: 0 BB: 0 P: 5	R: 0 E: 0 K: 0 S: 4	H: 1 LOB: 1 BB: 0 P: 4	1B: 3 2B: 1 3B: 0 HR: 1	SF: 0 SAC: 0 DP: 1 HBP: 0	WP: 0 PA: 32 PB: 0 SB: 0 CS: 0
PITCHER	IP WLS BF H R ER SO BB IBB HBP BLK WP HR S P ERA WHIP	8.0 W 28 4 1 1 3 1 0 0 0 0 1 33 37 1.12 0.625	1.0 S 4 1 0 0 0 0 0 0 0 0 0 4 4 0.00 1.000																

New York Yankees @ Detroit Tigers
Tiger Stadium, Detroit, MI
Sun Sep 21 1986, 3:33 AM EDT
Att: 25,113 - Unknown

AB	31
R	1
H	5
RBI	1
BB	1
SO	3
LOB	8



Batter	1	2	3	4	5	6	7	8	9	AB	R	H	RBI	BB	SO	LOB	BOTTOM		
Lou Whitaker, L (1, 4) OBP: 0.337, SLG: 0.431	0-0 4-3				0-0 B1-3			0-0 G3		4	0	0	0	0	1	1			
Alan Trammell, R (1, 6) OBP: 0.347, SLG: 0.472	0-0 F7			0-0 G3-6-3 1B		0-0 6-3		0-0 4-3		4	0	1	0	0	0	0			
Kirk Gibson, L (1, 9) OBP: 0.374, SLG: 0.484	0-3 K			0-0 G3-6-3 1-2		0-3 K		0-0 F4		4	0	0	0	0	2	1			
Johnny Grubb, L (1, 10) OBP: 0.414, SLG: 0.624 Tim Tolman, R (6, PH) OBP: 0.259, SLG: 0.182		4-0 FC3-5 BB		0-0 F8		4-0 BB		1 0 0 0 1 0 0 0		1	0	0	0	1	0	0			
Darrell Evans, L (1, 3) OBP: 0.368, SLG: 0.460		4-0 FC3-5 1-2 1B BB			0-3 K		0-0 F7			2	1	0	0	1	1	1			
Darnell Coles, R (1, 5) OBP: 0.332, SLG: 0.449		0-0 FC3-5 1B 1-2 2-3F			4-0 FC4-6 BB		0-0 1-4-3			2	1	0	0	1	0	3			
Bruce Fields, L (1, 7) OBP: 0.455, SLG: 0.632 Larry Herndon, R (7, PH) OBP: 0.307, SLG: 0.383		0-0 1B FC3-5 1-3 2-H 1B			0-0 FC4-6 1-2		0-0 F8			2	1	1	1	0	0	1			
Pat Sheridan, L (1, 8) OBP: 0.296, SLG: 0.365 Chet Lemon, R (7, PH) OBP: 0.329, SLG: 0.411		0-0 PB FC3-5 1-3 3-H 1B			0-0 1-3		0-0 F8			2	0	1	1	0	0	1			
Dwight Lowry, L (1, 2) OBP: 0.392, SLG: 0.393		0-0 4-3 1-2 3-H			0-3 K		0-0 F9			3	0	0	1	0	1	1			
Inning Stats	R: 0 E: 0 K: 1 S: 5	H: 2 LOB: 1 BB: 2 P: 15	R: 3 E: 0 K: 1 S: 7	H: 2 LOB: 1 BB: 2 P: 15	R: 0 E: 0 K: 0 S: 3	H: 1 LOB: 0 BB: 0 P: 3	R: 0 E: 0 K: 1 S: 5	H: 0 LOB: 0 BB: 1 P: 9	R: 0 E: 0 K: 1 S: 5	H: 0 LOB: 1 BB: 1 P: 9	R: 0 E: 0 K: 0 S: 3	H: 0 LOB: 0 BB: 0 P: 3	R: 0 E: 0 K: 0 S: 3	H: 0 LOB: 0 BB: 0 P: 3	R: 0 E: 0 K: 0 S: 3	H: 0 LOB: 0 BB: 0 P: 3	1B: 3 2B: 0 3B: 0 HR: 0	SF: 0 SAC: 0 DP: 1 HBP: 0	WP: 0 PA: 30 PB: 1 SB: 0 CS: 0
PITCHER	IP WLS BF H R ER SO BB IBB HBP BLK WP HR S P ERA WHIP	2.0 L 11 3 3 3 2 2 0 0 0 0 0 13 21 13.50 2.500	6.0 0 19 0 0 0 3 2 0 0 0 0 0 23 31 0.00 0.333																

New York Yankees @ Detroit Tigers
Tiger Stadium, Detroit, MI
Sun Sep 21 1986, 3:33 AM EDT
Att: 25,113 - Unknown

AB	26
R	3
H	3
RBI	3
BB	4
SO	5
LOB	9



Batter	1	2	3	4	5	6	7	8	9	AB	R	H	RBI	BB	SO	LOB	TOP			
Tony Fernandez, S OBP: 0.340, SLG: 0.428	F4		F9					F8		4	0	1	0	0	0	0	Toronto Blue Jays @ Detroit Tigers Tiger Stadium, Detroit, MI Mon Sep 22 1986, 7:05 PM EDT Att: 14,979 - Unknown			
Rance Mulliniks, L OBP: 0.331, SLG: 0.410	4-3		1-3					F7		4	0	0	0	0	1	2				
Lloyd Moseby, L OBP: 0.338, SLG: 0.427	1B		F3					L7		4	0	1	0	0	0	0				
George Bell, R OBP: 0.361, SLG: 0.558	6-3			L8				F9		4	0	0	0	0	0	1				
Jesse Barfield, R OBP: 0.376, SLG: 0.549		6-3		K				L5		4	0	0	0	0	1	0				
Ernie Whitt, L OBP: 0.326, SLG: 0.451				L8						4	1	2	1	0	0	0				
Ron Shepherd, R OBP: 0.318, SLG: 0.488	HR							G3		0	0	0	0	0	0	0				
Willie Upshaw, L OBP: 0.341, SLG: 0.368								F8		3	0	1	0	1	1	1				
Rick Leach, L OBP: 0.339, SLG: 0.448								1B		3	0	0	0	0	2	2				
Manuel Lee, S OBP: 0.257, SLG: 0.300								F7		3	0	1	0	0	0	2				
Inning Stats	R: 0 E: 0 K: 0 S: 4	H: 1 LOB: 1 BB: 0 P: 4	R: 1 E: 0 K: 1 S: 6	H: 1 LOB: 1 BB: 1 P: 10	R: 0 E: 0 K: 0 S: 3	H: 0 LOB: 0 BB: 0 P: 3	R: 0 E: 0 K: 1 S: 5	H: 0 LOB: 0 BB: 0 P: 5	R: 0 E: 0 K: 1 S: 7	H: 2 LOB: 2 BB: 0 P: 7	R: 0 E: 0 K: 0 S: 3	H: 0 LOB: 0 BB: 0 P: 3	R: 0 E: 0 K: 1 S: 6	H: 1 LOB: 1 BB: 0 P: 6	R: 0 E: 0 K: 0 S: 3	H: 1 LOB: 1 BB: 0 P: 6	1B: 5 2B: 0 3B: 0 HR: 1	SF: 0 SAC: 0 DP: 0 HBP: 0	WP: 0 PB: 0 SB: 2 CS: 0	PA: 34
PITCHER Jack Morris, R ERA: 3.48	IP: 9.0 WLS: W BF: 34 H: 6 R: 1 ER: 1 SO: 5 BB: 1 IBB: 0 HBP: 0 BLK: 0 WP: 0 HR: 1 S: 43 P: 47 ERA: 1.00 WHIP: 0.778															PITCHER				

Batter	1	2	3	4	5	6	7	8	9	AB	R	H	RBI	BB	SO	LOB	BOTTOM			
Lou Whitaker, L OBP: 0.337, SLG: 0.428	FC6-4 BB	4-3			F7			F6		3	0	0	0	1	0	1	Toronto Blue Jays @ Detroit Tigers Tiger Stadium, Detroit, MI Mon Sep 22 1986, 7:05 PM EDT Att: 14,979 - Unknown			
Alan Trammell, R OBP: 0.345, SLG: 0.469	FC6-4 G3 2B		F8					F8		4	1	0	0	0	0	2				
Kirk Gibson, L OBP: 0.372, SLG: 0.480	G3		4-3					K		3	0	0	0	0	1	1				
Johnny Grubb, L OBP: 0.413, SLG: 0.624	G3 1B 2B		G3					F7		3	1	1	1	0	0	0				
Darrell Evans, L OBP: 0.368, SLG: 0.458	1B BB				F8			F9		2	0	0	0	1	0	0				
Darnell Coles, R OBP: 0.332, SLG: 0.448					K			L6		3	0	1	1	0	1	0				
Bruce Fields, L OBP: 0.400, SLG: 0.545	4-3				K			4-3		3	0	0	0	0	1	2				
Chet Lemon, R OBP: 0.329, SLG: 0.410		6-3			5-3			FC1-8 1B		3	0	1	0	0	0	0				
Mike Heath, R OBP: 0.291, SLG: 0.342		4-3			K			FC1-6 1-2		3	0	0	0	0	1	1				
Inning Stats	R: 2 E: 0 K: 0 S: 5	H: 2 LOB: 2 BB: 2 P: 13	R: 0 E: 0 K: 0 S: 3	H: 0 LOB: 0 BB: 0 P: 3	R: 0 E: 0 K: 2 S: 7	H: 0 LOB: 0 BB: 0 P: 7	R: 0 E: 0 K: 1 S: 5	H: 0 LOB: 0 BB: 0 P: 5	R: 0 E: 0 K: 0 S: 3	H: 0 LOB: 0 BB: 0 P: 3	R: 0 E: 0 K: 0 S: 4	H: 1 LOB: 1 BB: 0 P: 4	R: 0 E: 0 K: 0 S: 3	H: 0 LOB: 0 BB: 0 P: 3	R: 0 E: 0 K: 0 S: 4	H: 1 LOB: 1 BB: 0 P: 4	1B: 2 2B: 1 3B: 0 HR: 0	SF: 0 SAC: 0 DP: 0 HBP: 0	WP: 0 PB: 1 SB: 0 CS: 0	PA: 29
PITCHER Jim Clancy, R ERA: 3.96	IP: 8.0 WLS: L BF: 29 H: 3 R: 2 ER: 2 SO: 4 BB: 2 IBB: 0 HBP: 0 BLK: 0 WP: 0 HR: 0 S: 35 P: 43 ERA: 2.25 WHIP: 0.625															PITCHER				

AB	33
R	1
H	6
RBI	1
BB	1
SO	5
LOB	8



Batter	1	2	3	4	5	6	7	8	9	AB	R	H	RBI	BB	SO	LOB	TOP										
Tony Fernandez, S OBP: 0.339, SLG: 0.428 (1, 6)	5-3		K		F8			F7	2B	5	0	1	2	0	1	0	Toronto Blue Jays @ Detroit Tigers Tiger Stadium, Detroit, MI Tue Sep 23 1986, 7:05 PM EDT Att: 14,364 - Unknown										
Willie Upshaw, L OBP: 0.341, SLG: 0.366 (1, 3)	F7			1-3				F5	IBB	3	0	0	0	2	0	0											
Rance Mulliniks, L OBP: 0.331, SLG: 0.409 Kelly Gruber, R OBP: 0.208, SLG: 0.351 Lloyd Moseby, L OBP: 0.337, SLG: 0.426 Manuel Lee, S OBP: 0.253, SLG: 0.296 (1, 5)	K			BB	K			K	F4	3	1	1	0	0	2	1											
George Bell, R OBP: 0.360, SLG: 0.556 (1, 7)		K		E1				F3		4	1	1	0	0	1	1											
Jesse Barfield, R OBP: 0.377, SLG: 0.553 (1, 9)		6-3		F8	1B			G5-4-3	HR	3	1	1	1	1	0	1											
Ernie Whitt, L OBP: 0.330, SLG: 0.455 (1, 2)				FC5-4	1B			F5	1B	4	1	3	2	0	0	0											
Rick Leach, L OBP: 0.336, SLG: 0.444 Damaso Garcia, R OBP: 0.307, SLG: 0.377 (1, 10)	K			F8				F9	2B	2	0	0	0	0	1	3											
Ron Shepherd, R OBP: 0.292, SLG: 0.444 (1, 8)			6-3	FC5-4				F9		4	0	0	0	0	0	4											
Garth Iorg, R OBP: 0.305, SLG: 0.346 (8, 5)			1-3		F7			5-3	2B	4	1	1	1	0	0	0											
Inning Stats	R: 0 E: 0 K: 1 S: 5	H: 0 LOB: 0 BB: 0 P: 5	R: 0 E: 0 K: 2 S: 8	H: 1 LOB: 1 BB: 0 P: 8	R: 0 E: 0 K: 1 S: 5	H: 0 LOB: 0 BB: 0 P: 5	R: 2 E: 1 K: 0 S: 6	H: 2 LOB: 2 BB: 1 P: 10	R: 0 E: 0 K: 1 S: 5	H: 0 LOB: 1 BB: 1 P: 9	R: 0 E: 0 K: 0 S: 3	H: 0 LOB: 0 BB: 0 P: 3	R: 0 E: 0 K: 1 S: 5	H: 0 LOB: 0 BB: 0 P: 5	R: 4 E: 0 K: 0 S: 8	H: 5 LOB: 2 BB: 1 P: 12	1B: 6 2B: 2 3B: 0 HR: 1	SF: 0 SAC: 0 DP: 1 HBP: 0	WP: 0 PB: 0 SB: 0 CS: 0	PA: 39							
PITCHER	IP	WLS	BF	H	R	ER	SO	BB	IBB	HBP	BLK	WP	HR	S	P	ERA	WHIP										
Bryan Kelly, R ERA: 2.7 (1, 1)	6.0		24	4	2	1	5	2	0	0	0	0	0	32	40	1.50	1.000										
Mark Thurmond, L ERA: 4.61 (7, 1)	1.2		5	0	0	0	0	0	0	0	0	0	0	5	5	0.00	0.000										
Eric King, R ERA: 3.65 (8, 1)	0.2		3	1	1	1	1	0	0	0	0	0	1	5	5	13.50	1.500										
Willie Hernandez, L ERA: 3.68 (9, 1)	0.1	L	5	4	3	3	0	0	0	0	0	0	0	5	5	81.00	12.000										
Bill Campbell, R ERA: 4.92 (9, 1)	0.1		2	0	0	0	0	0	1	0	0	0	0	1	5	0.00	0.000										

AB	36
R	6
H	9
RBI	6
BB	3
SO	6
LOB	12



Batter	1	2	3	4	5	6	7	8	9	AB	R	H	RBI	BB	SO	LOB	BOTTOM										
Lou Whitaker, L OBP: 0.337, SLG: 0.427 (1, 4)	F7		1-3		1B				F9	4	0	1	0	1	0	0	Toronto Blue Jays @ Detroit Tigers Tiger Stadium, Detroit, MI Tue Sep 23 1986, 7:05 PM EDT Att: 14,364 - Unknown										
Alan Trammell, R OBP: 0.346, SLG: 0.469 (1, 6)	L4		F5		1B			F6		4	0	2	1	0	0	1											
Kirk Gibson, L OBP: 0.369, SLG: 0.475 (1, 9)	L4		4-3		F7			K		4	0	0	0	0	1	4											
Larry Herndon, R OBP: 0.305, SLG: 0.380 Johnny Grubb, L OBP: 0.414, SLG: 0.621 (1, 7)		4-3		5-3	G3			1B	CS	2	0	0	0	0	0	0											
Pat Sheridan, L OBP: 0.296, SLG: 0.365 (8, 7)								1B	CS	0	0	0	0	0	0	0											
Darnell Coles, R OBP: 0.335, SLG: 0.457 (1, 10)								K	FC6-4	4	1	3	1	0	1	0											
Chet Lemon, R OBP: 0.325, SLG: 0.406 (1, 8)		K		5-3				K	FC6-4	4	0	0	0	0	2	3											
Tom Brookens, R OBP: 0.318, SLG: 0.359 (1, 5)				1-3				K	K	4	0	1	0	0	2	3											
Tim Tolman, R OBP: 0.276, SLG: 0.174 Darrell Evans, L OBP: 0.369, SLG: 0.465 (1, 3)					4-3				K	1	0	0	0	1	0	0											
Mike Heath, R OBP: 0.291, SLG: 0.342 Bruce Fields, L OBP: 0.385, SLG: 0.522 (8, 3)									K	2	1	1	1	0	1	0											
Inning Stats	R: 0 E: 0 K: 0 S: 3	H: 1 LOB: 0 BB: 0 P: 3	R: 1 E: 0 K: 1 S: 7	H: 2 LOB: 2 BB: 1 P: 11	R: 0 E: 0 K: 0 S: 3	H: 0 LOB: 0 BB: 0 P: 3	R: 0 E: 0 K: 0 S: 4	H: 1 LOB: 1 BB: 0 P: 4	R: 1 E: 0 K: 0 S: 6	H: 3 LOB: 2 BB: 0 P: 6	R: 0 E: 0 K: 3 S: 9	H: 0 LOB: 0 BB: 0 P: 9	R: 1 E: 0 K: 2 S: 8	H: 1 LOB: 1 BB: 1 P: 12	R: 0 E: 0 K: 1 S: 5	H: 1 LOB: 2 BB: 0 P: 6	R: 0 E: 0 K: 2 S: 7	H: 0 LOB: 0 BB: 0 P: 7	1B: 6 2B: 1 3B: 0 HR: 2	SF: 0 SAC: 0 DP: 0 HBP: 1	WP: 0 PB: 0 SB: 3 CS: 2	PA: 37					
PITCHER	IP	WLS	BF	H	R	ER	SO	BB	IBB	HBP	BLK	WP	HR	S	P	ERA	WHIP										
John Cerutti, L ERA: 4.0 (1, 1)	4.2		21	7	2	2	1	1	0	0	0	0	0	23	28	2.70	0.900										
Mark Eichhorn, R ERA: 1.99 (5, 1)	3.1	W	13	2	1	1	6	1	0	1	0	0	0	7	7	0.00	0.000										
Tom Henke, R ERA: 3.36 (9, 1)	1.0	S	3	0	0	0	2	0	0	0	0	0	0	7	7	0.00	0.000										

AB	34
R	3
H	9
RBI	3
BB	2
SO	9
LOB	15



Batter	1	2	3	4	5	6	7	8	9	AB	R	H	RBI	BB	SO	LOB	TOP			
Tony Fernandez, S OBP: 0.339, SLG: 0.431 Manuel Lee, S OBP: 0.250, SLG: 0.292	0-0 HR	0-0 4-3		0-0 6-3			0-0 3-1		0-0 5-3	4	1	1	1	0	0	1				
Garth Iorg, R OBP: 0.307, SLG: 0.348	0-0 E	0-0 4-3		0-0 G6-4-3 2H			0-0 F6			4	1	2	1	0	0	0				
Rance Mulliniks, L OBP: 0.332, SLG: 0.413	0-0 E7 SF7	0-0 1B		0-0 G6-4-3 1-2			0-0 1B			4	2	2	0	0	0	2				
George Bell, R OBP: 0.359, SLG: 0.554	0-0 E6 SF7 HR	0-0 2B			0-0 F8		0-0 1-3			4	1	1	2	0	0	2				
Jesse Barfield, R OBP: 0.376, SLG: 0.550	0-0 SF7 HR	0-0 F6			0-3 K			0-0 F8		3	1	0	0	1	1	1				
Ernie Whitt, L OBP: 0.327, SLG: 0.450	0-0 F9		0-0 3-1		0-0 4-3			0-0 3-1		4	0	0	0	0	0	3				
Rick Leach, L OBP: 0.331, SLG: 0.439	0-0 SF7		0-0 3-1			0-0 L3		0-0 G1-4-3		3	0	0	1	0	0	0				
Cecil Fielder, R OBP: 0.238, SLG: 0.342	0-0 HR		0-0 F8			0-3 K		0-0 F3		4	1	1	3	0	1	0				
Ron Shepherd, R OBP: 0.288, SLG: 0.429	0-0 6-3			0-0 6-3 1B			0-0 F6		0-0 5-3	4	1	1	0	0	0	0				
Inning Stats	R: 6 E: 2 K: 0 S: 8	H: 3 LOB: 0 BB: 1 P: 12	R: 1 E: 0 K: 0 S: 5	H: 2 LOB: 1 BB: 0 P: 5	R: 0 E: 0 K: 0 S: 3	H: 0 LOB: 0 BB: 0 P: 3	R: 1 E: 0 K: 0 S: 4	H: 2 LOB: 0 BB: 0 P: 4	R: 0 E: 0 K: 1 S: 5	H: 0 LOB: 0 BB: 0 P: 5	R: 0 E: 0 K: 0 S: 4	H: 1 LOB: 1 BB: 0 P: 4	R: 0 E: 0 K: 0 S: 3	H: 0 LOB: 0 BB: 0 P: 3	R: 0 E: 0 K: 0 S: 3	H: 0 LOB: 0 BB: 0 P: 3	1B: 5 2B: 1 3B: 0 HR: 2	SF: 1 SAC: 0 DP: 1 HBP: 0	WP: 0 PB: 0 SB: 0 CS: 0	PA: 37
PITCHER	IP WLS BF H R ER SO BB IBB HBP BLK WP HR S P ERA WHIP	0.2 L 8 3 6 1 0 1 0 0 0 0 2 7 11 13.50 6.000	6.1 23 5 2 2 2 0 0 0 0 0 0 27 27 2.84 0.789	2.0 6 0 0 0 0 0 0 0 0 0 0 6 6 0.00 0.000	PITCHER															

Toronto Blue Jays @ Detroit Tigers
Tiger Stadium, Detroit, MI
Wed Sep 24 1986, 7:05 PM EDT
Att: 15,069 - Unknown

AB	35
R	8
H	8
RBI	8
BB	1
SO	2
LOB	9

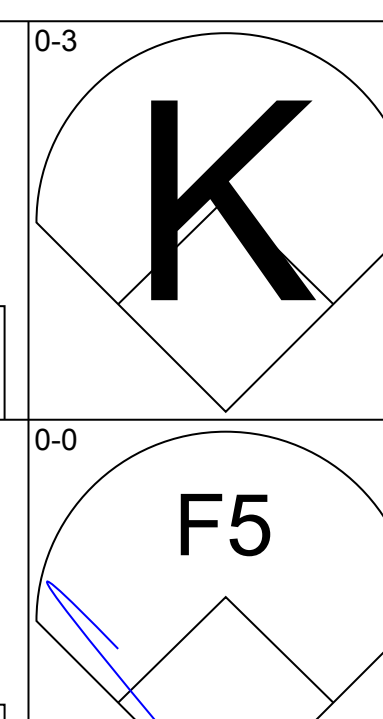
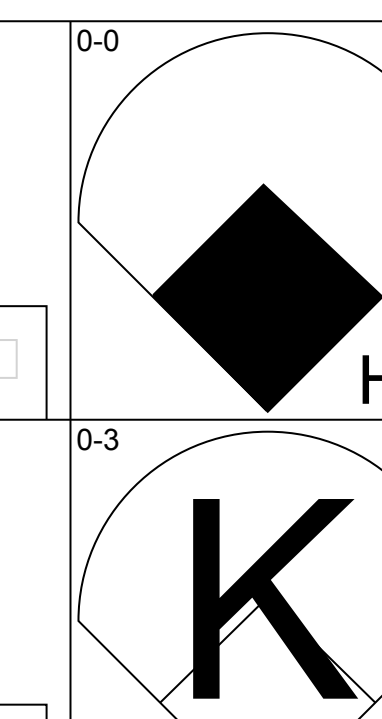
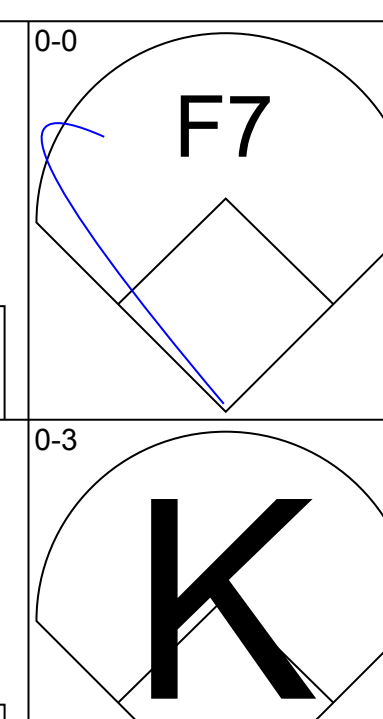
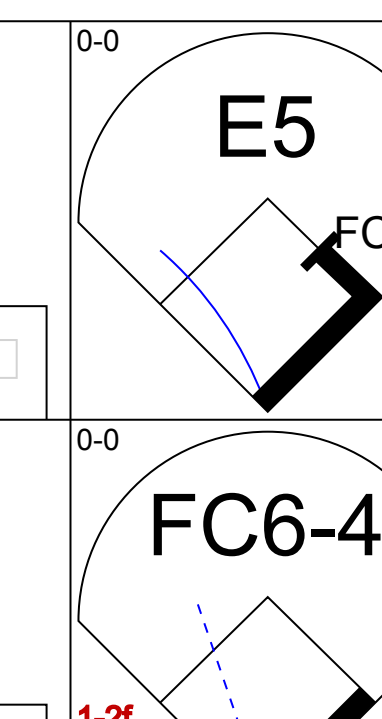
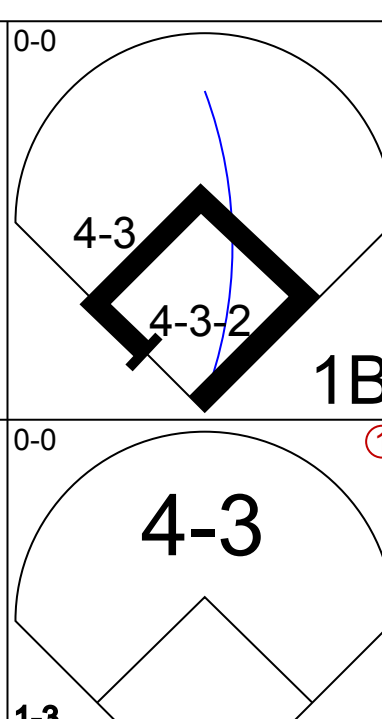
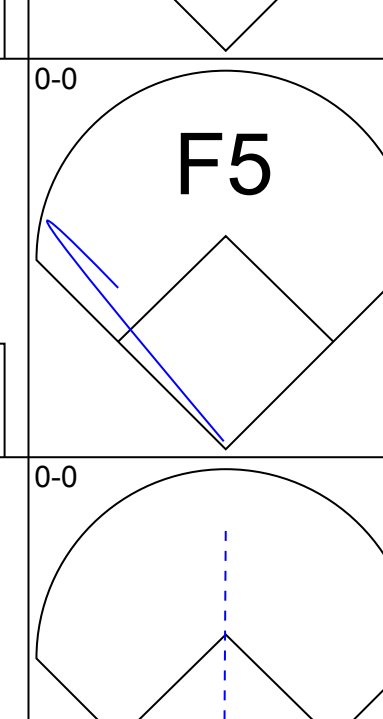
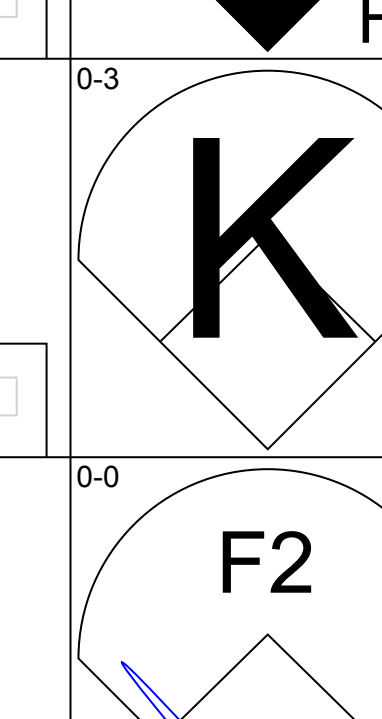
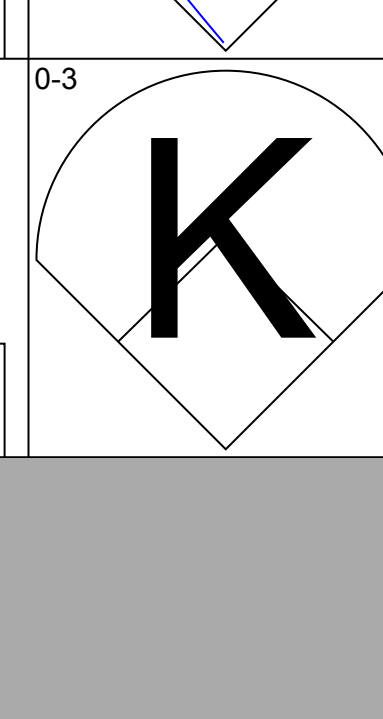
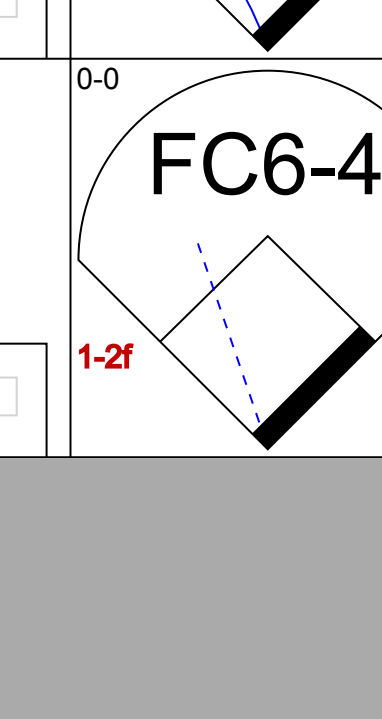
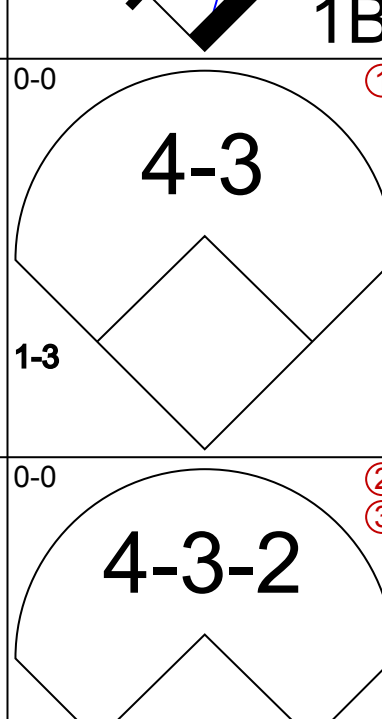
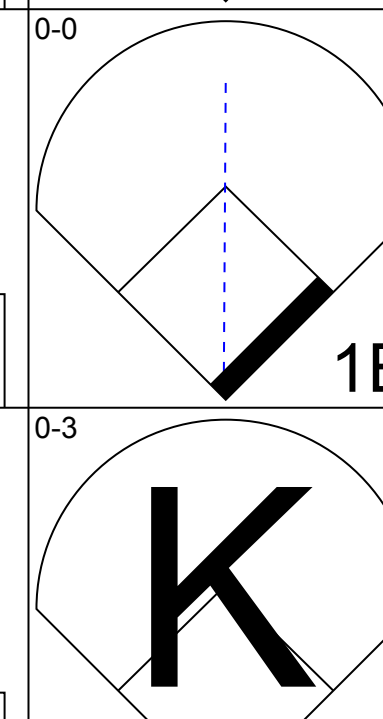
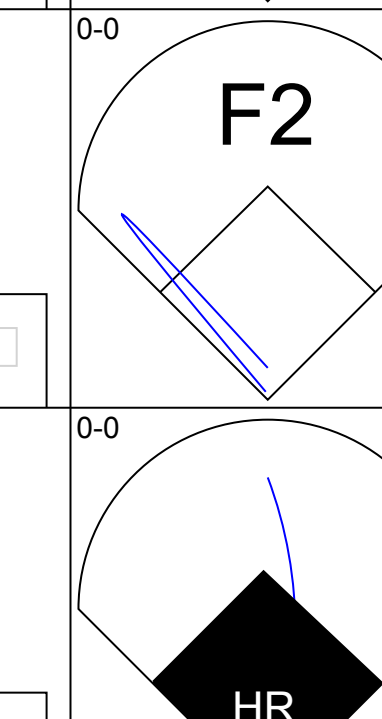
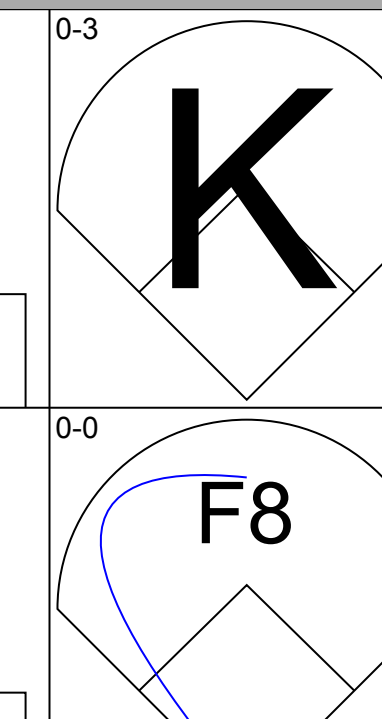
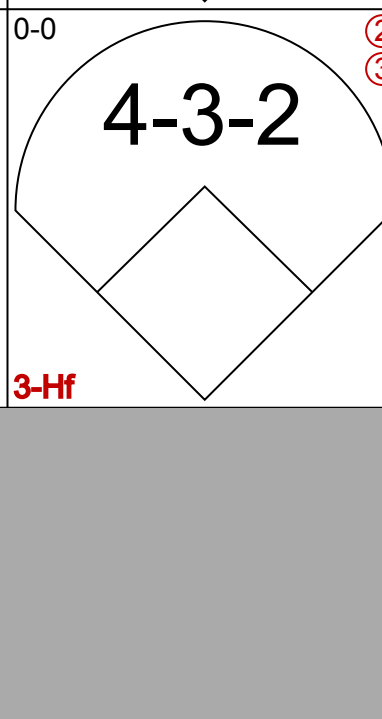
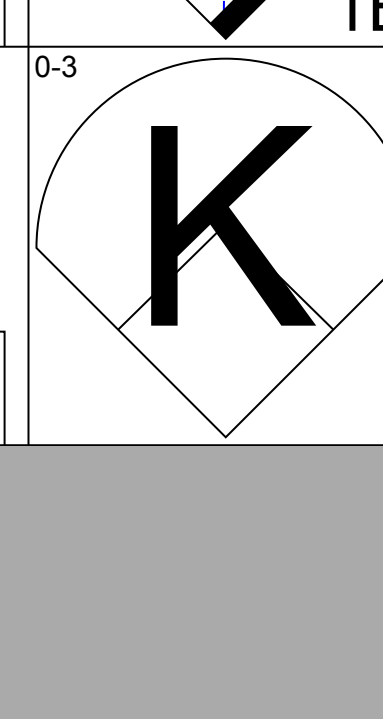
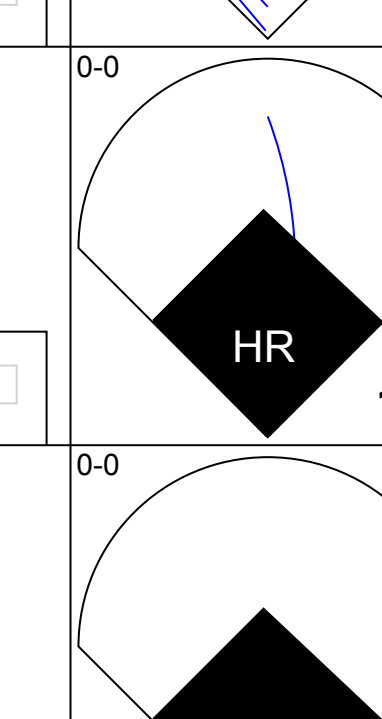
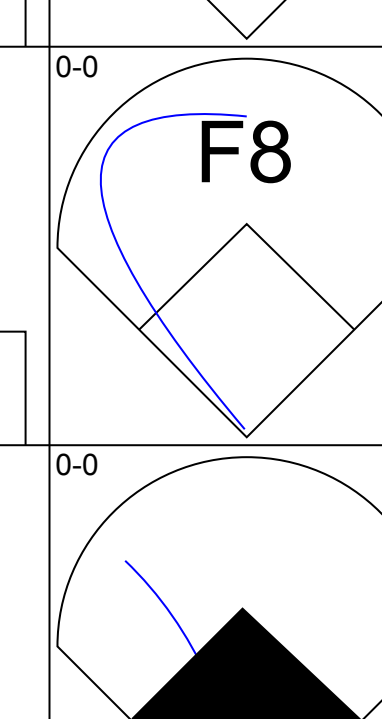
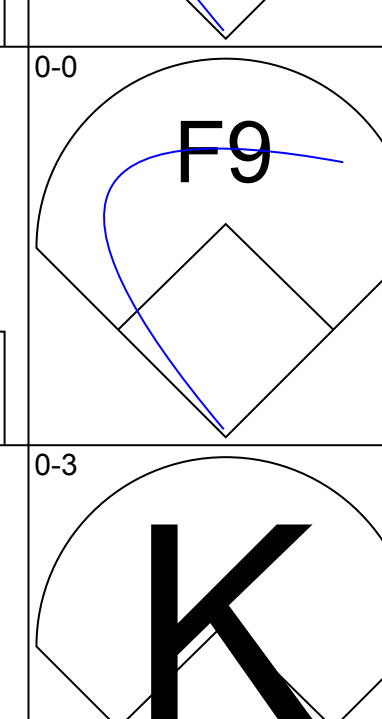
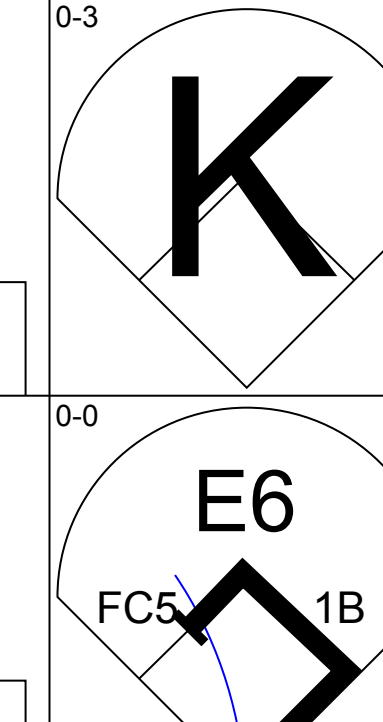
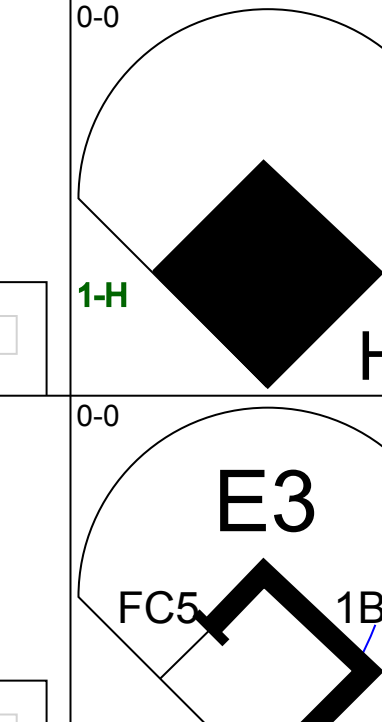
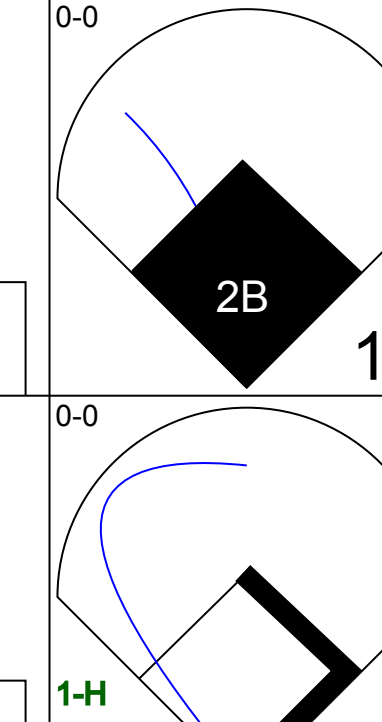

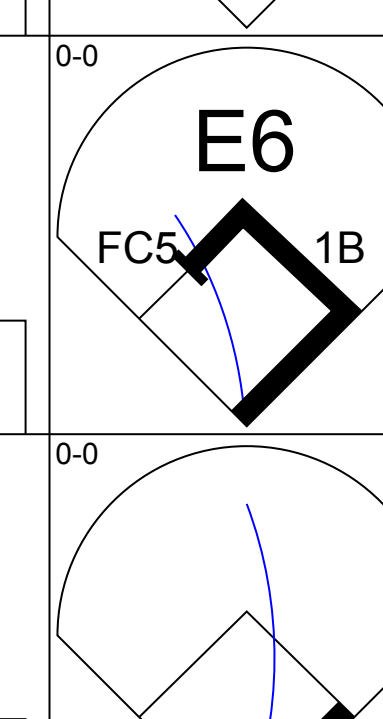
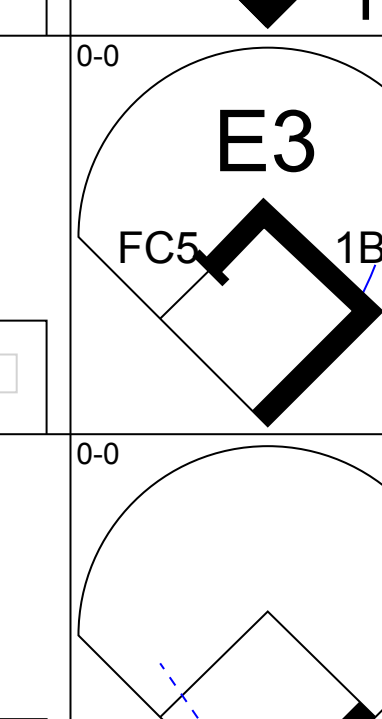
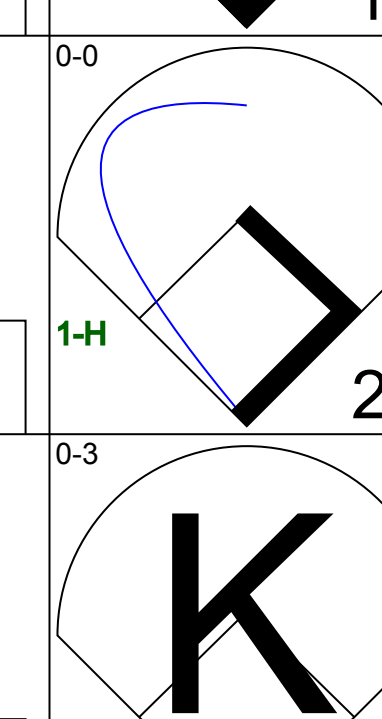
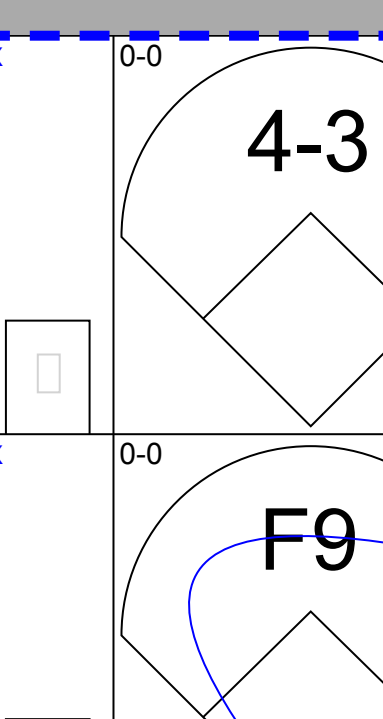
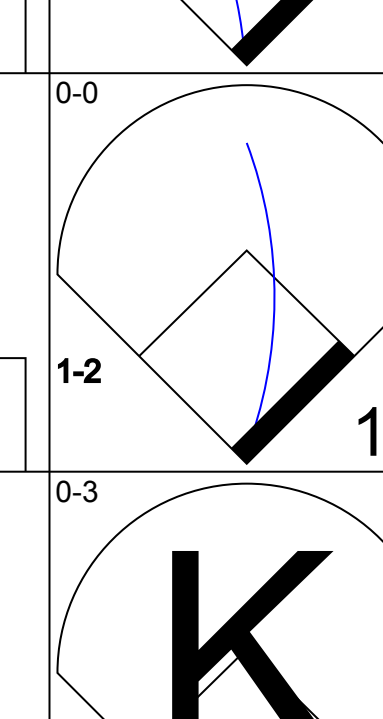
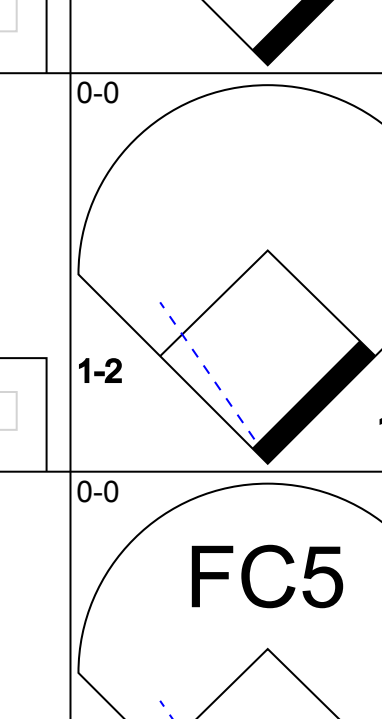
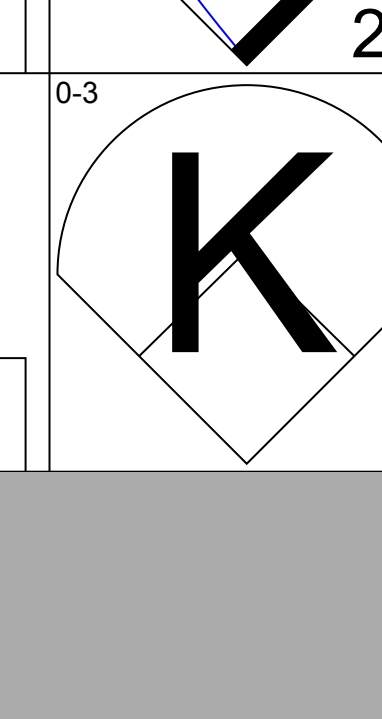
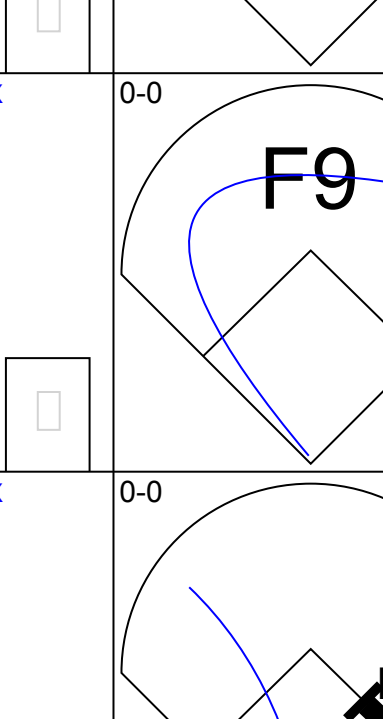
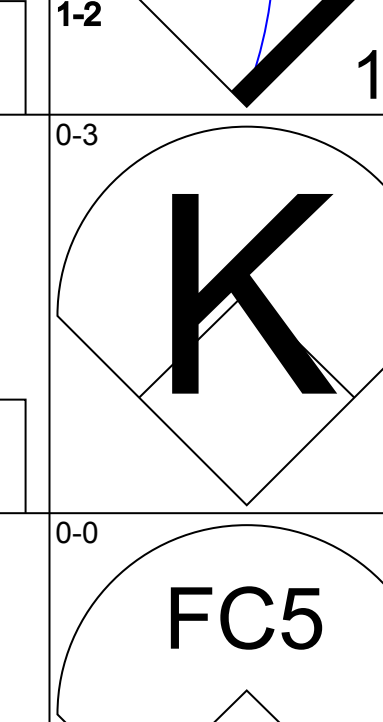
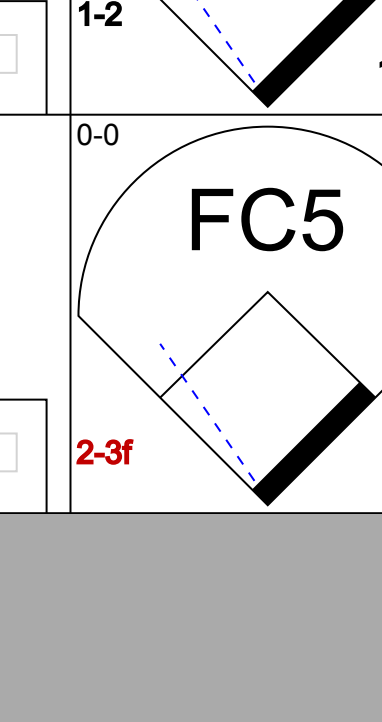
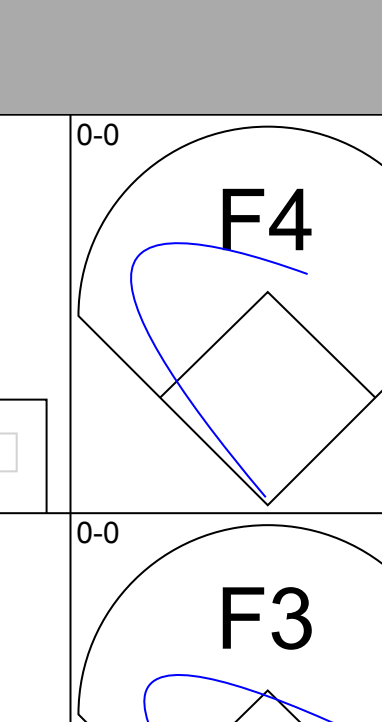
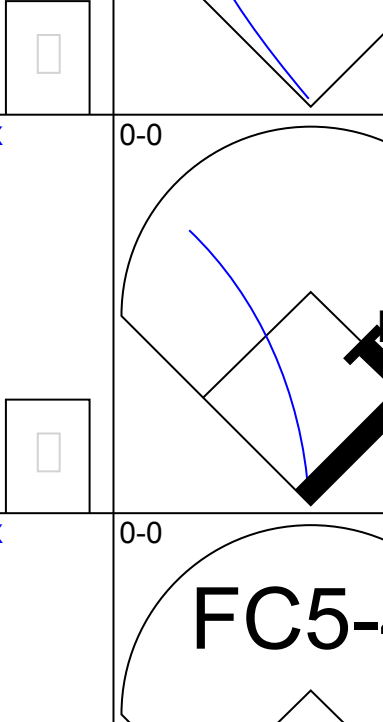
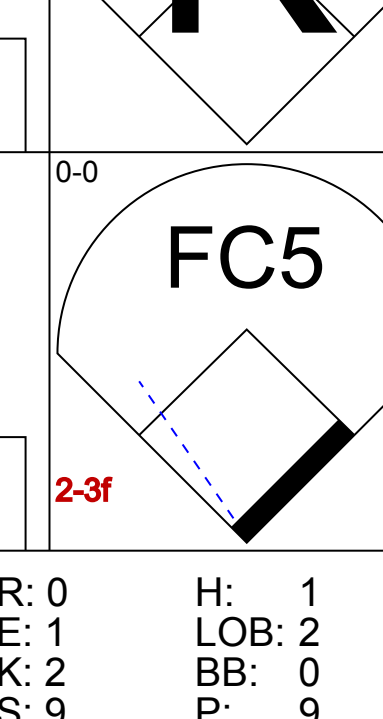
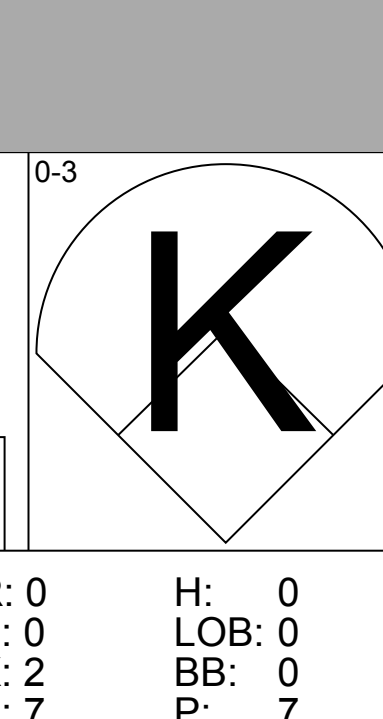
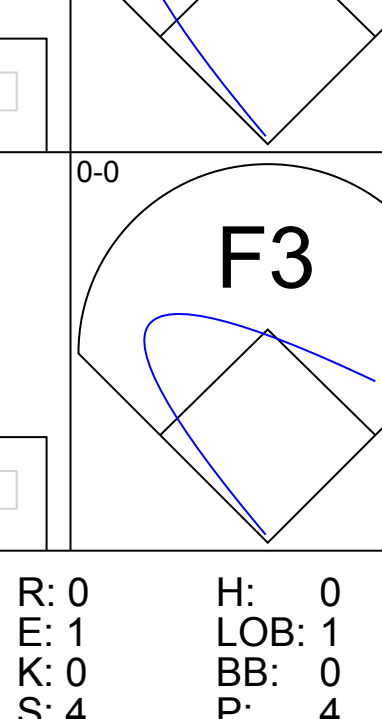
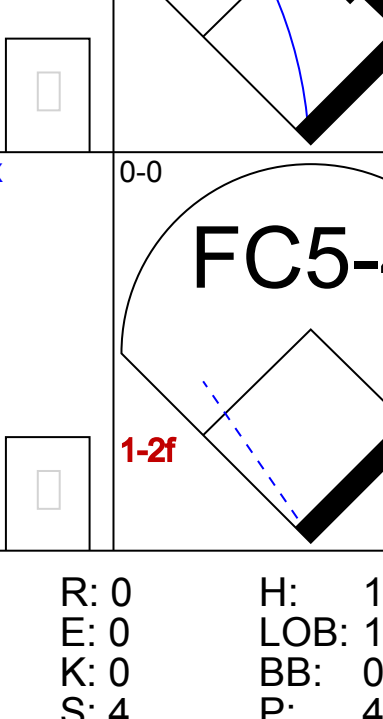


Batter	1	2	3	4	5	6	7	8	9	AB	R	H	RBI	BB	SO	LOB	BOTTOM					
Lou Whitaker, L OBP: 0.338, SLG: 0.429	0-3 K		0-0 6-3		0-0 L3		0-0 1B		0-0 2B	5	0	2	0	0	1	2						
Alan Trammell, R OBP: 0.345, SLG: 0.468 Doug Baker, S OBP: 0.313, SLG: 0.286	0-0 F9		0-0 F7			0-0 2B 1B	0-3 K		4-0 BB	2	0	0	0	0	0	1						
Kirk Gibson, L OBP: 0.367, SLG: 0.471	0-0 E6			0-0 F7		0-3 K		4-0 FC6 BB	0-3 K	4	0	0	0	1	2	4						
Johnny Grubb, L OBP: 0.413, SLG: 0.617 Tim Tolman, R OBP: 0.297, SLG: 0.167	0-0 4-3			0-0 1B		0-3 K		0-0 FC6 FC6-4 1-2		3	0	1	0	0	1	2						
Darrell Evans, L OBP: 0.368, SLG: 0.465		0-0 3-1		0-0 L3		0-0 1B 2B		0-3 K		4	1	1	0	0	1	2						
Darnell Coles, R OBP: 0.335, SLG: 0.455		0-3 K		0-0 G3		0-0 FC6 1B		0-0 FC6-4 1-2		4	0	1	2	0	1	2						
Bruce Fields, L OBP: 0.333, SLG: 0.444		0-0 1-3			0-0 F8	0-0 FC6		0-0 F5		4	0	0	0	0	0	1						
Pat Sheridan, L OBP: 0.307, SLG: 0.371			4-0 6-3 L1-4-3 BB		0-0 1B		0-0 1B	4-0 2B BB		2	0	2	0	2	0	0						
Matt Nokes, L OBP: 0.297, SLG: 0.167			0-0 L1-4-3		0-3 K		0-0 G1-6-3	0-0 F8		4	0	0	0	0	1	4						
Inning Stats	R: 0 E: 1 K: 1 S: 6	H: 0 LOB: 1 BB: 0 P: 6	R: 0 E: 0 K: 1 S: 5	H: 0 LOB: 0 BB: 0 P: 5	R: 0 E: 0 K: 0 S: 3	H: 0 LOB: 1 BB: 1 P: 7	R: 0 E: 0 K: 0 S: 4	H: 1 LOB: 0 BB: 0 P: 4	R: 0 E: 0 K: 1 S: 6	H: 1 LOB: 1 BB: 0 P: 6	R: 2 E: 0 K: 2 S: 10	H: 3 LOB: 1 BB: 0 P: 10	R: 0 E: 0 K: 1 S: 6	H: 2 LOB: 1 BB: 0 P: 6	R: 0 E: 0 K: 1 S: 5	H: 0 LOB: 1 BB: 1 P: 9	R: 0 E: 0 K: 1 S: 6	H: 1 LOB: 3 BB: 2 P: 14	1B: 6 2B: 2 3B: 0 HR: 0	SF: 0 SAC: 0 DP: 1 HBP: 0	WP: 0 PB: 0 SB: 0 CS: 0	PA: 39
PITCHER	IP WLS BF H R ER SO BB IBB HBP BLK WP HR S P ERA WHIP	7.0 29 4 0 0 0 1 1 0 0 0 0 5 9 0.00 1.000	1.0 4 0 0 0 1 2 0 0 0 0 0 6 14 0.00 3.000	PITCHER																		

Toronto Blue Jays @ Detroit Tigers
Tiger Stadium, Detroit, MI
Wed Sep 24 1986, 7:05 PM EDT
Att: 15,069 - Unknown

AB	35
R	2
H	8
RBI	2
BB	4
SO	8
LOB	20

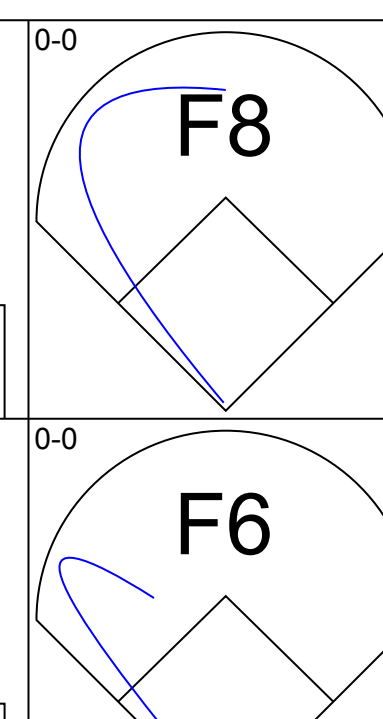
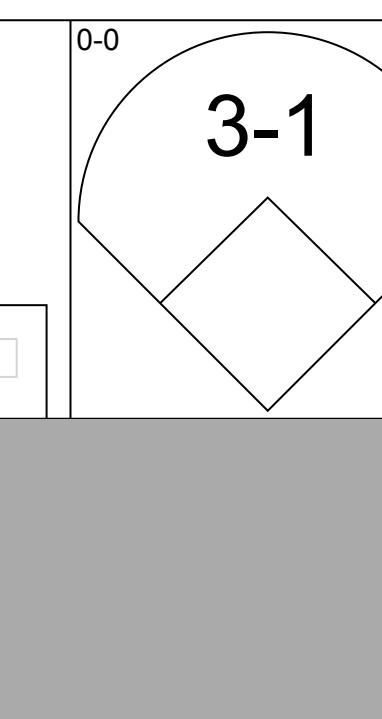
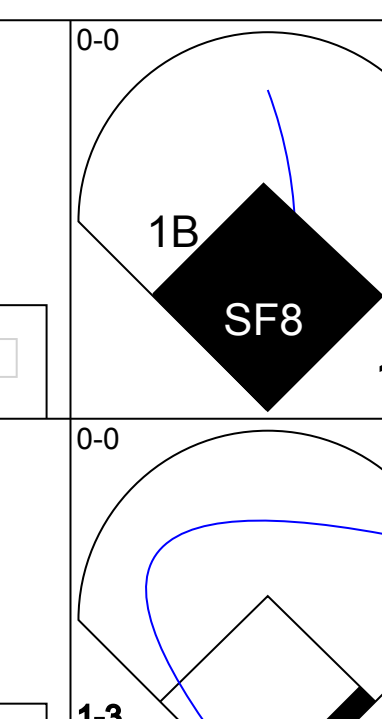
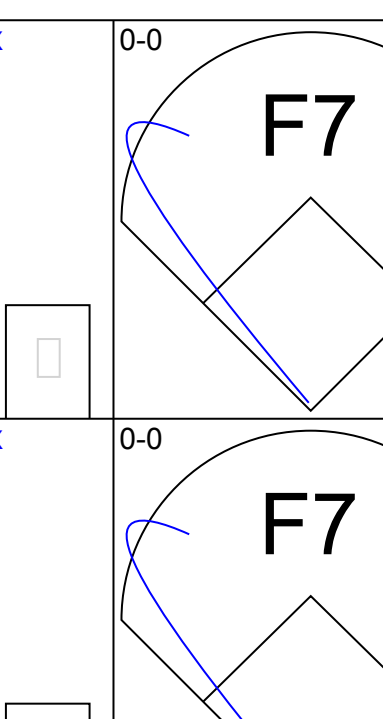
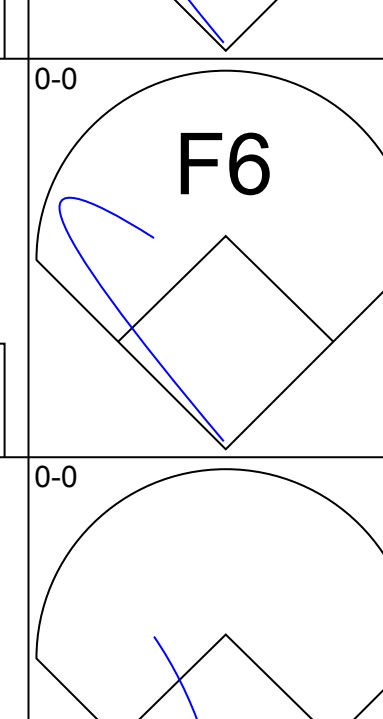
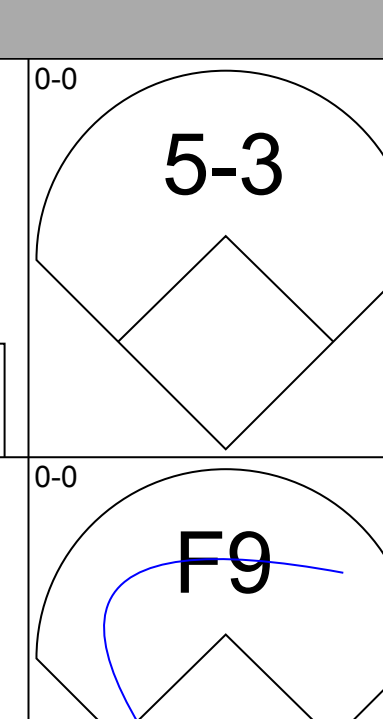
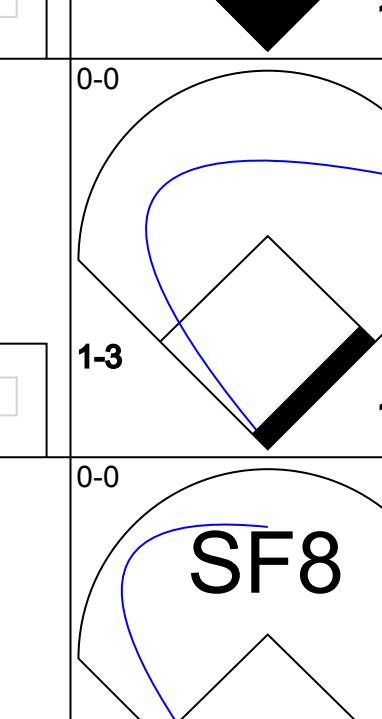
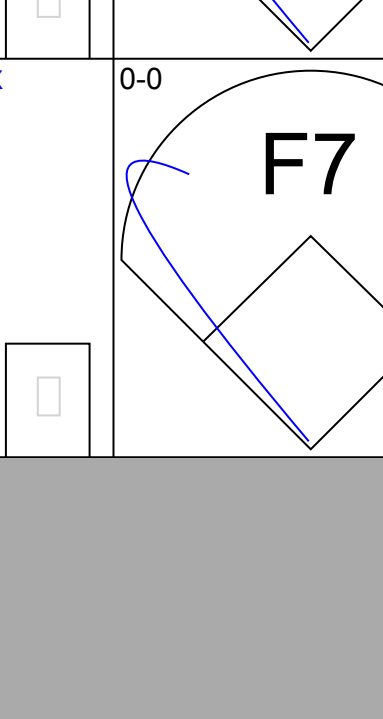
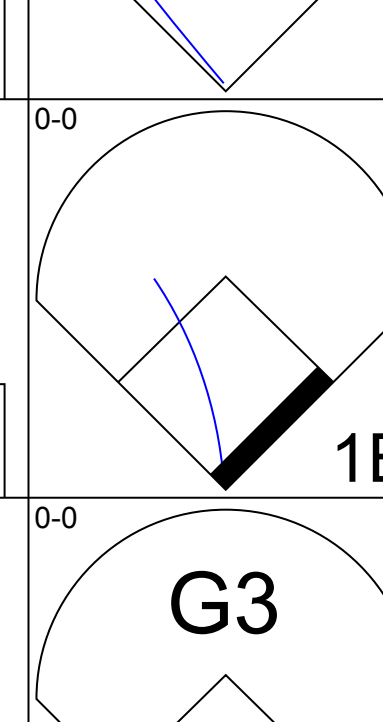
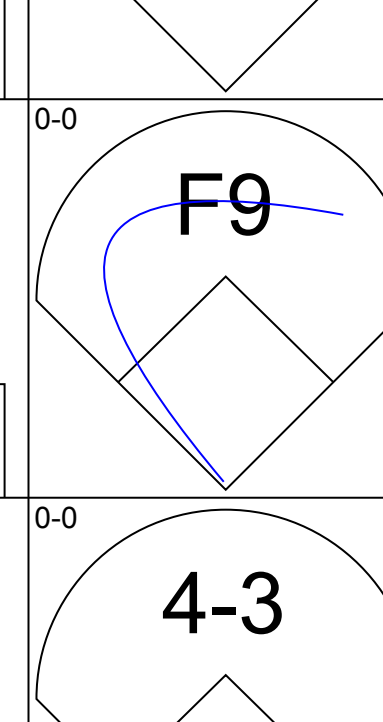
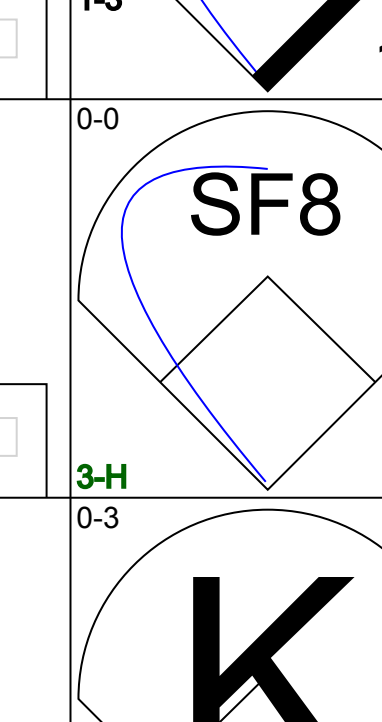
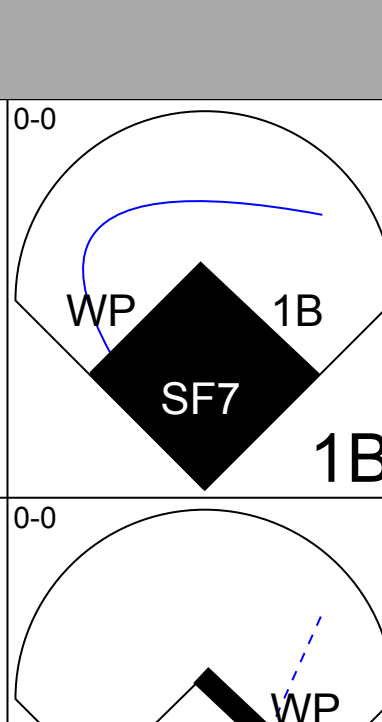
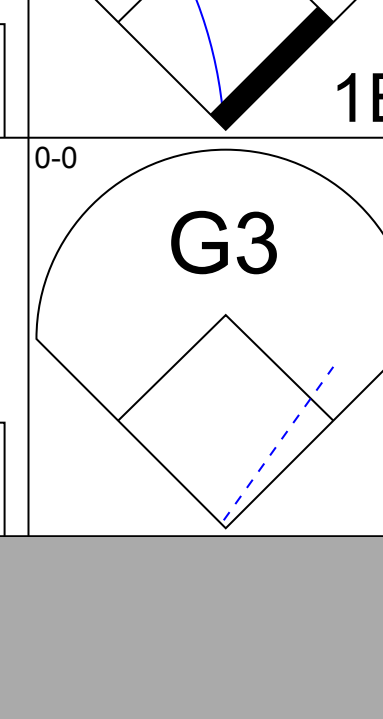
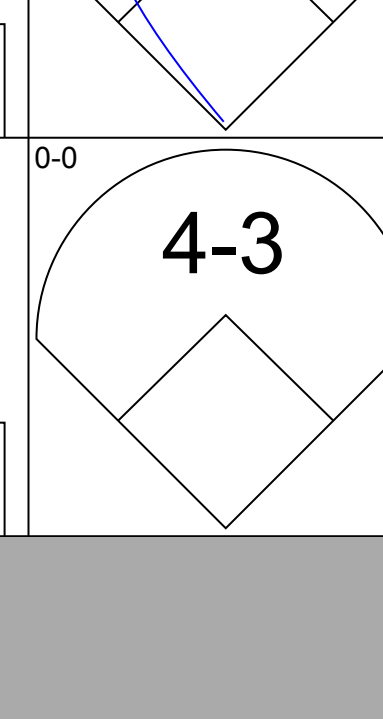
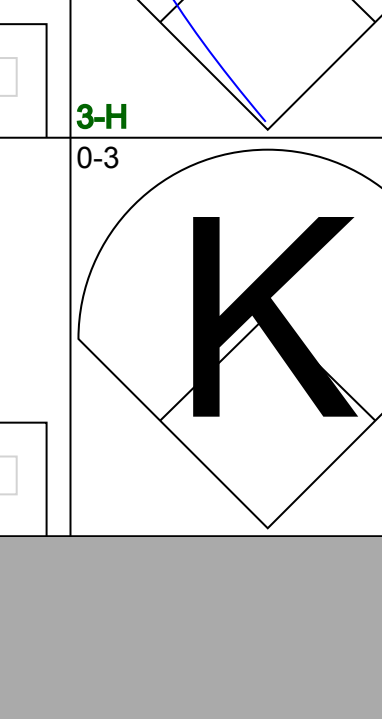
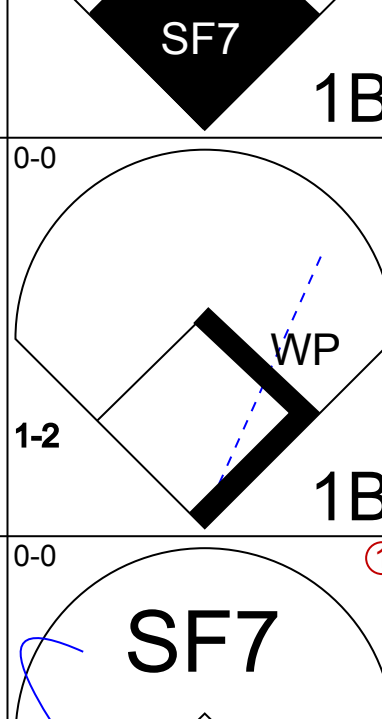
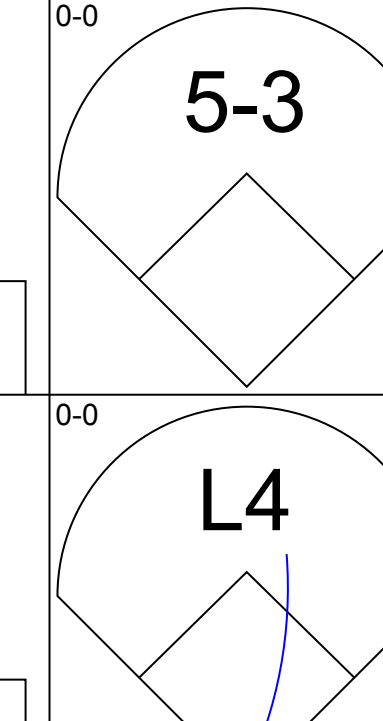
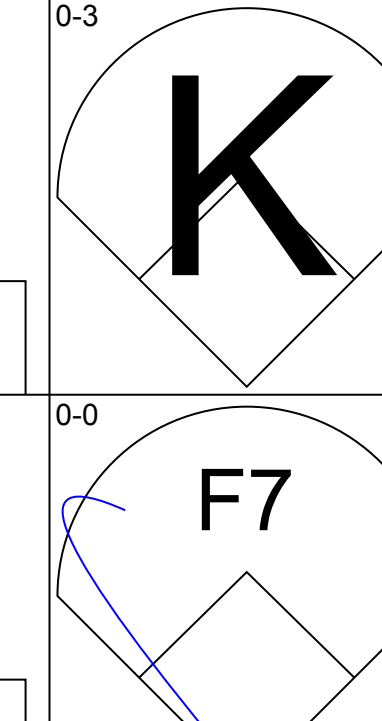

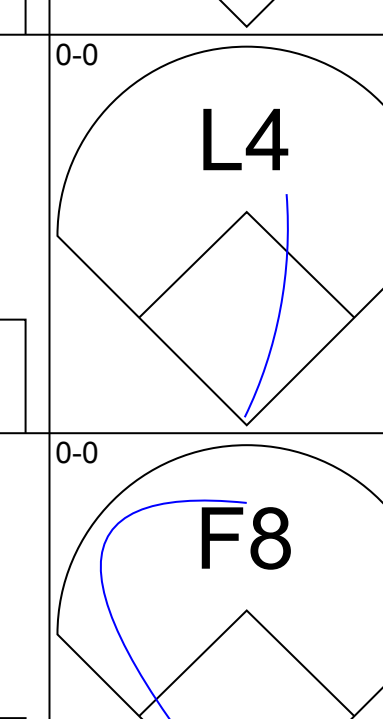
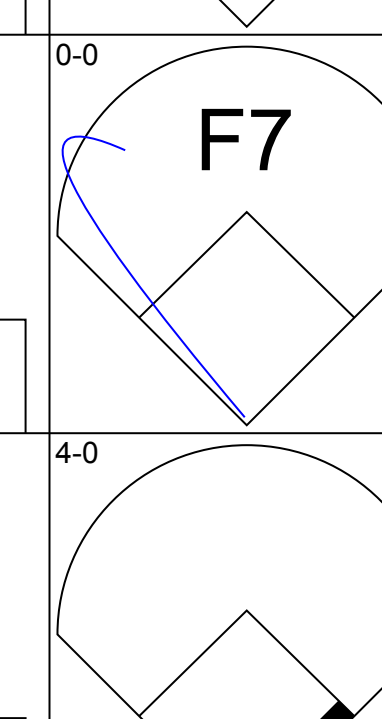

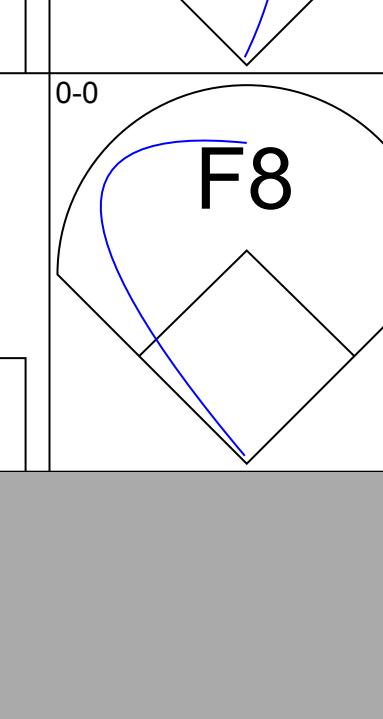
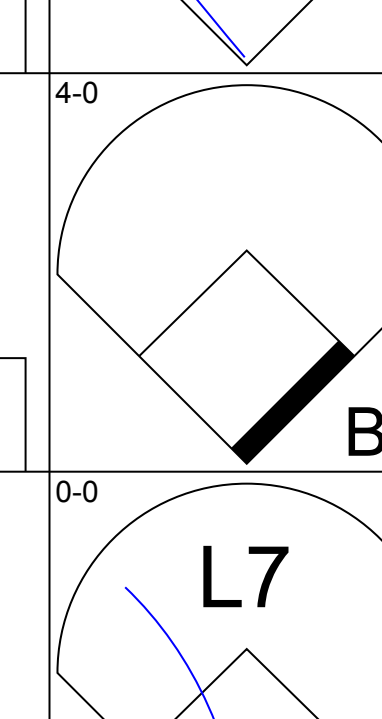
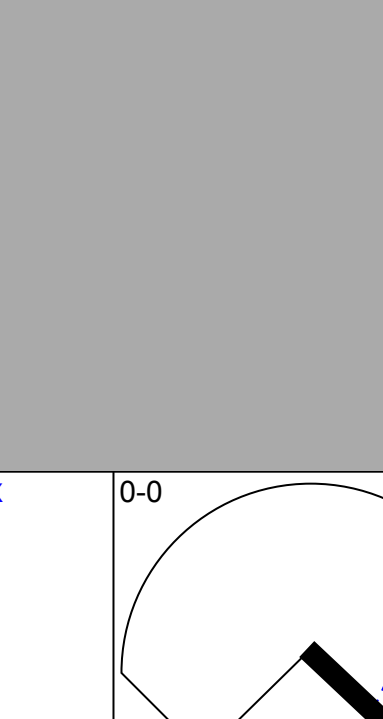
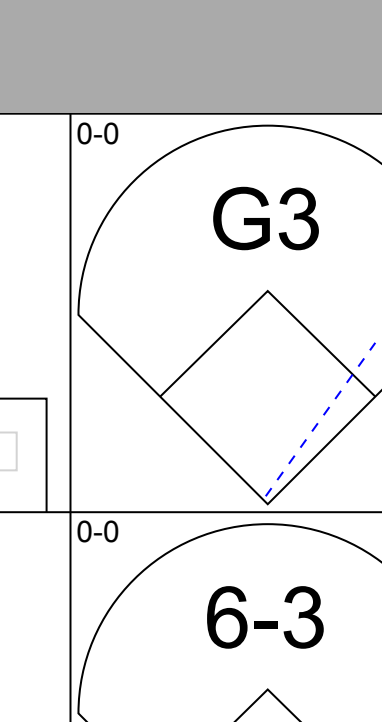
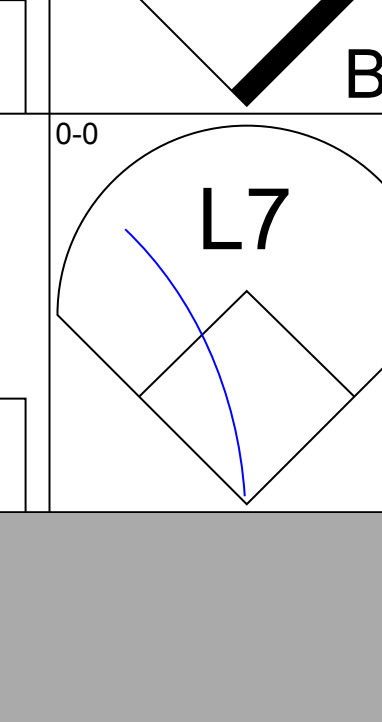
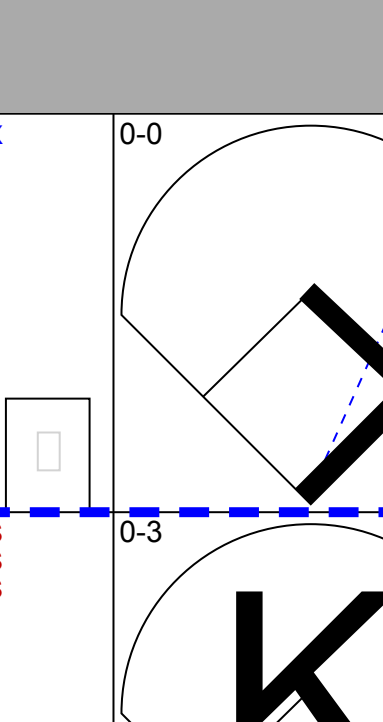
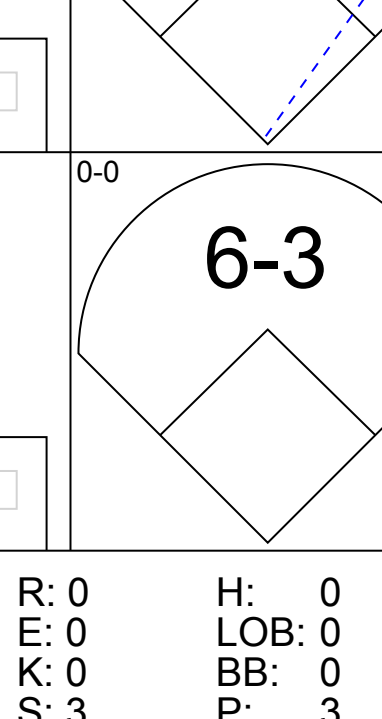
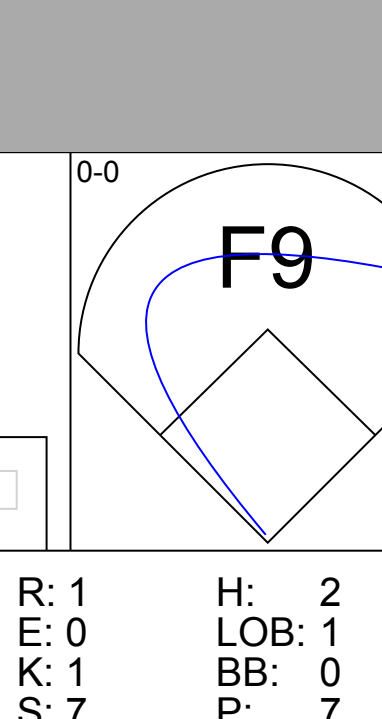
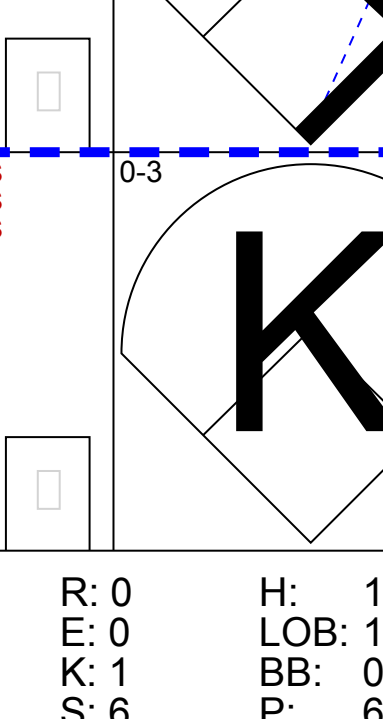


Batter	1	2	3	4	5	6	7	8	9	AB	R	H	RBI	BB	SO	LOB	TOP					
Tony Fernandez, S OBP: 0.339, SLG: 0.436 (1, 6)										5	1	2	1	0	1	0						
Garth Iorg, R OBP: 0.302, SLG: 0.342 (1, 4)										5	0	0	0	0	2	2						
Damaso Garcia, R OBP: 0.307, SLG: 0.376 Rick Leach, L OBP: 0.328, SLG: 0.437 (9, PH)										4	0	1	0	0	1	0						
George Bell, R OBP: 0.359, SLG: 0.552 (1, 7)										4	1	1	0	0	1	1						
Jesse Barfield, R OBP: 0.377, SLG: 0.555 (1, 9)										4	2	2	2	0	2	0						
Cecil Fielder, R OBP: 0.241, SLG: 0.355 Willie Upshaw, L OBP: 0.341, SLG: 0.365 (8, 3)										3	0	1	1	0	0	0						
Kelly Gruber, R OBP: 0.218, SLG: 0.356 (1, 5)										4	0	2	0	0	1	1						
Ron Shepherd, R OBP: 0.286, SLG: 0.415 (1, 8)										4	0	1	0	0	1	4						
Buck Martinez, R OBP: 0.276, SLG: 0.280 (1, 2)										4	0	0	0	0	1	3						
Inning Stats	R: 0 E: 0 K: 2 S: 8	H: 1 LOB: 1 BB: 0 P: 8	R: 0 E: 1 K: 2 S: 9	H: 1 LOB: 2 BB: 0 P: 9	R: 3 E: 1 K: 1 S: 10	H: 4 LOB: 2 BB: 0 P: 10	R: 0 E: 0 K: 2 S: 7	H: 0 LOB: 0 BB: 0 P: 7	R: 1 E: 0 K: 2 S: 9	H: 2 LOB: 1 BB: 0 P: 9	R: 0 E: 1 K: 0 S: 4	H: 0 LOB: 1 BB: 0 P: 4	R: 0 E: 0 K: 1 S: 5	H: 0 LOB: 0 BB: 0 P: 5	R: 0 E: 0 K: 0 S: 4	H: 1 LOB: 1 BB: 0 P: 4	R: 0 E: 0 K: 3 S: 3	H: 1 LOB: 0 BB: 0 P: 3	1B: 7 2B: 2 3B: 0 HR: 2	SF: 0 SAC: 0 DP: 1 HBP: 0	WP: 0 PB: 0 SB: 0 CS: 0	PA: 39
PITCHER	IP	WLS	BF	H	R	ER	SO	BB	IBB	HBP	BLK	WP	HR	S	P	ERA	WHIP					
Frank Tanana, L ERA: 4.27 (1, 1)	7.0	L	32	8	4	4	10	0	0	0	0	0	2	52	52	5.14	1.143					
Jim Slaton, R ERA: 4.7 (8, 1)	2.0		7	2	0	0	0	0	0	0	0	0	0	7	7	0.00	1.000					

Toronto Blue Jays @ Detroit Tigers
Tiger Stadium, Detroit, MI
Thu Sep 25 1986, 7:05 PM EDT
Att: 16,591 - Unknown

AB 39
R 4
H 10
RBI 4
BB 0
SO 10
LOB 12



Batter	1	2	3	4	5	6	7	8	9	AB	R	H	RBI	BB	SO	LOB	BOTTOM				
Lou Whitaker, L OBP: 0.337, SLG: 0.427 (1, 4)										4	1	1	0	0	0	1					
Bruce Fields, L OBP: 0.324, SLG: 0.419 (1, 7)										4	0	1	0	0	0	1					
Kirk Gibson, L OBP: 0.368, SLG: 0.472 (1, 9)										3	1	2	1	0	0	0					
Darrell Evans, L OBP: 0.367, SLG: 0.463 (1, 10)										4	0	1	0	0	1	2					
Darnell Coles, R OBP: 0.332, SLG: 0.453 (1, 5)										3	0	0	1	0	1	0					
Dave Bergman, L OBP: 0.336, SLG: 0.323 (1, 3)										4	0	0	0	0	0	1					
Chet Lemon, R OBP: 0.325, SLG: 0.404 Johnny Grubb, L OBP: 0.411, SLG: 0.613 (9, PH)										2	0	0	0	1	0	0					
Matt Nokes, L OBP: 0.143, SLG: 0.286 (1, 2)										3	0	1	0	0	0	1					
Doug Baker, S OBP: 0.278, SLG: 0.250 Dave Collins, S OBP: 0.340, SLG: 0.330 Tom Brookens, R OBP: 0.318, SLG: 0.359 (9, 6)										2	0	0	0	0	0	0					
Inning Stats	R: 0 E: 0 K: 0 S: 4	H: 1 LOB: 1 BB: 0 P: 4	R: 0 E: 0 K: 0 S: 3	H: 0 LOB: 0 BB: 0 P: 3	R: 0 E: 0 K: 0 S: 3	H: 0 LOB: 0 BB: 0 P: 3	R: 0 E: 0 K: 1 S: 5	H: 0 LOB: 1 BB: 1 P: 9	R: 1 E: 0 K: 1 S: 7	H: 2 LOB: 1 BB: 0 P: 7	R: 0 E: 0 K: 0 S: 3	H: 0 LOB: 0 BB: 0 P: 3	R: 0 E: 0 K: 1 S: 6	H: 1 LOB: 1 BB: 0 P: 6	R: 1 E: 0 K: 0 S: 5	H: 2 LOB: 1 BB: 0 P: 5	1B: 5 2B: 1 3B: 0 HR: 0	SF: 2 SAC: 0 DP: 0 HBP: 0	WP: 1 PB: 0 SB: 0 CS: 0	PA: 34	
PITCHER	IP	WLS	BF	H	R	ER	SO	BB	IBB	HBP	BLK	WP	HR	S	P	ERA	WHIP				
Joe Johnson, R ERA: 4.48 (1, 1)	7.0	W	26	4	1	1	2	1	0	0	0	1	0	29	33	1.29	0.714				
Tom Henke, R ERA: 3.39 (8, 1)	2.0	S	8	2	1	1	1	0	0	0	0	1	0	10	10	4.50	1.000				

Toronto Blue Jays @ Detroit Tigers
Tiger Stadium, Detroit, MI
Thu Sep 25 1986, 7:05 PM EDT
Att: 16,591 - Unknown


AB 31
R 2
H 6
RBI 2
BB 1
SO 3
LOB 8



Batter	1	2	3	4	5	6	7	8	9	AB	R	H	RBI	BB	SO	LOB	TOP			
Lou Whitaker, L (1,4) OBP: 0.337, SLG: 0.431	0-0 1B		0-0 HR		0-0 F7			0-3 K		4	1	2	1	0	1	0	Detroit Tigers @ New York Yankees Yankee Stadium, Bronx, NY Sun Sep 28 1986, 3:33 AM EDT Att: 30,022 - Unknown			
Bruce Fields, L (1,7) OBP: 0.310, SLG: 0.385	0-0 1B		0-0 4-3		0-3 K			0-0 6-3		4	0	1	0	0	1	0				
Johnny Grubb, L (1,10) OBP: 0.407, SLG: 0.602	0-0 FC6-4		0-0 3-1		0-0 4-3			0-0 4-3		4	0	1	0	0	0	0				
Darrell Evans, L (1,3) OBP: 0.362, SLG: 0.453	0-3 K		0-0 F9		0-0 G3			0-0 4-3		4	0	0	0	0	1	2				
Darnell Coles, R (1,5) OBP: 0.328, SLG: 0.447	0-0 FC6-4		0-0 6-3		0-0 5-3			0-0 BB 1B SF8		4	1	1	0	0	0	2				
Matt Nokes, L (1,2) OBP: 0.467, SLG: 0.500		0-0 1B		0-0 L6				0-0 1-2 1B		4	0	2	0	0	0	0				
Chet Lemon, R (1,8) OBP: 0.326, SLG: 0.406		0-0 F9		1-0 FC4-6 HBP				4-0 1-2 2-3 BB		2	0	0	0	1	0	1				
Pat Sheridan, L (1,9) OBP: 0.303, SLG: 0.366		0-0 L6		0-0 FC4-6				0-0 3-H 4-3		3	0	1	1	0	0	2				
Doug Baker, S (1,6) OBP: 0.208, SLG: 0.182		0-3 K			0-0 F9			0-0 4-3		3	0	0	0	0	1	2				
Dave Bergman, L (9,PH) OBP: 0.333, SLG: 0.320								0-0 4-3		1	0	0	0	0	0	2				
Inning Stats	R: 0 E: 0 K: 1 S: 7	H: 3 LOB: 2 BB: 0 P: 7	R: 0 E: 0 K: 1 S: 6	H: 1 LOB: 1 BB: 0 P: 6	R: 1 E: 0 K: 0 S: 4	H: 1 LOB: 0 BB: 0 P: 4	R: 0 E: 0 K: 0 S: 3	H: 0 LOB: 1 BB: 0 P: 4	R: 0 E: 0 K: 1 S: 5	H: 0 LOB: 0 BB: 0 P: 5	R: 0 E: 0 K: 0 S: 3	H: 1 LOB: 1 BB: 0 P: 4	R: 0 E: 0 K: 1 S: 5	H: 0 LOB: 0 BB: 0 P: 5	R: 1 E: 0 K: 0 S: 5	H: 2 LOB: 2 BB: 1 P: 9	1B: 7 2B: 0 3B: 0 HR: 1	SF: 1 SAC: 0 DP: 0 HBP: 1	WP: 0 PB: 0 SB: 0 CS: 0	PA: 36
PITCHER Bob Tewksbury, R (1,1) ERA: 3.51	IP: 9.0 WLS: W BF: 36 H: 8 R: 2 ER: 2 SO: 4 BB: 1 IBB: 0 HBP: 1 BLK: 0 WP: 0 HR: 1 S: 42 P: 47 ERA: 2.00 WHIP: 1.000															PITCHER				

Batter	1	2	3	4	5	6	7	8	9	AB	R	H	RBI	BB	SO	LOB	BOTTOM			
Wayne Tolleson, S (1,6) OBP: 0.339, SLG: 0.339	0-0 F7	0-0 2B		0-0 1B	0-3 K2-3			0-0 3-1		5	1	2	1	0	1	3	Detroit Tigers @ New York Yankees Yankee Stadium, Bronx, NY Sun Sep 28 1986, 3:33 AM EDT Att: 30,022 - Unknown			
Willie Randolph, R (1,4) OBP: 0.390, SLG: 0.337	4-0 HR	0-0 F9		0-0 1B		0-0 6-3		0-0 2B		4	2	2	1	1	0	1				
Mike Fischlin, R (9,4) OBP: 0.261, SLG: 0.225				1-2 1B				0-0 1B		0	0	0	0	0	0	0				
Don Mattingly, L (1,3) OBP: 0.392, SLG: 0.569	0-0 1H	0-0 2B		0-0 L4		0-0 L4		0-0 1B		5	2	3	3	0	0	2				
Mike Easter, L (1,10) OBP: 0.358, SLG: 0.445	4-0 FC3-6	0-3 K		0-0 F9		0-0 F5		4-0 1B		3	1	0	0	2	1	3				
Dave Winfield, R (1,9) OBP: 0.353, SLG: 0.464	0-0 1-2		0-0 HR	0-0 G3		0-3 K		0-0 3-1		5	2	3	3	0	1	2				
Dan Pasqua, L (1,7) OBP: 0.395, SLG: 0.525	0-0 FC3-6		0-0 6-3		0-3 K		0-0 F8	0-0 3-1		5	0	0	1	0	1	3				
Mike Pagliarulo, L (1,5) OBP: 0.318, SLG: 0.475	0-0 F8		0-0 F4		0-0 F5		4-0 BB	0-0 F4		4	0	0	0	1	0	2				
Joel Skinner, R (1,2) OBP: 0.269, SLG: 0.320		0-0 1B		0-0 1B		0-0 1B		0-0 F7		4	0	3	0	0	0	1				
Henry Cotto, R (1,8) OBP: 0.195, SLG: 0.213		0-0 1-3		0-3 K		0-0 1-2		0-0 3-1		4	2	3	0	0	1	1				
Inning Stats	R: 2 E: 0 K: 0 S: 5	H: 2 LOB: 2 BB: 2 P: 13	R: 2 E: 0 K: 1 S: 8	H: 4 LOB: 1 BB: 0 P: 8	R: 1 E: 0 K: 1 S: 7	H: 2 LOB: 1 BB: 0 P: 7	R: 0 E: 0 K: 0 S: 5	H: 2 LOB: 2 BB: 0 P: 5	R: 0 E: 0 K: 2 S: 9	H: 2 LOB: 2 BB: 0 P: 9	R: 0 E: 0 K: 0 S: 3	H: 0 LOB: 0 BB: 1 P: 3	R: 0 E: 0 K: 1 S: 5	H: 0 LOB: 1 BB: 1 P: 9	R: 5 E: 0 K: 0 S: 7	H: 4 LOB: 0 BB: 1 P: 11	1B: 10 2B: 4 3B: 0 HR: 2	SF: 0 SAC: 0 DP: 0 HBP: 0	WP: 1 PB: 0 SB: 0 CS: 0	PA: 43
PITCHER Bryan Kelly, R (1,1) ERA: 4.8	IP: 1.2 WLS: L BF: 12 H: 6 R: 4 ER: 4 SO: 4 BB: 2 IBB: 0 HBP: 0 BLK: 0 WP: 0 HR: 1 S: 10 P: 18 ERA: 21.60 WHIP: 4.800															PITCHER Willie Hernandez, L (8,1) ERA: 3.62				
Mark Thurmond, L (2,1) ERA: 4.5	IP: 2.0 WLS: L BF: 10 H: 4 R: 1 ER: 1 SO: 2 BB: 0 IBB: 0 HBP: 0 BLK: 0 WP: 0 HR: 1 S: 14 P: 14 ERA: 4.50 WHIP: 2.000																			
Randy O'Neal, R (4,1) ERA: 4.32	IP: 1.1 WLS: L BF: 6 H: 2 R: 0 ER: 0 SO: 2 BB: 0 IBB: 0 HBP: 0 BLK: 0 WP: 0 HR: 0 S: 10 P: 10 ERA: 0.00 WHIP: 1.500																			
Bill Campbell, R (6,1) ERA: 3.88	IP: 2.0 WLS: L BF: 7 H: 0 R: 0 ER: 0 SO: 1 BB: 1 IBB: 0 HBP: 0 BLK: 0 WP: 0 HR: 0 S: 8 P: 12 ERA: 0.00 WHIP: 0.500																			
Jim Slaton, R (8,1) ERA: 5.08	IP: 0.1 WLS: L BF: 6 H: 4 R: 5 ER: 5 SO: 0 BB: 1 IBB: 0 HBP: 0 BLK: 0 WP: 0 HR: 0 S: 5 P: 9 ERA: 135.00 WHIP: 12.000																			


AB	33
R	2
H	8
RBI	2
BB	1
SO	4
LOB	11



Batter	1	2	3	4	5	6	7	8	9	AB	R	H	RBI	BB	SO	LOB	TOP			
Pat Sheridan, L (1, 8) OBP: 0.298, SLG: 0.359	0-3 K	0-0 4-3			0-0 G3			0-0 FC6-4		4	0	0	0	0	1	3				
Bruce Fields, L (1, 7) OBP: 0.283, SLG: 0.349	0-3 K		0-0 F9			0-0 4-3		0-0 F7		4	0	0	0	0	1	1				
Kirk Gibson, L (1, 9) OBP: 0.367, SLG: 0.470	0-0 1B		0-3 K			0-0 F7			0-0 4-3	4	0	1	0	0	1	0				
Johnny Grubb, L (1, 10) OBP: 0.409, SLG: 0.598	0-0 1B		0-0 1-3			0-0 G3			4-0 G4-6-3 BB	3	0	1	0	1	0	0				
Darrell Evans, L (1, 3) OBP: 0.361, SLG: 0.450	0-3 K			0-0 G3			4-0 G6-4-3 BB		0-0 G4-6-3	3	0	0	0	1	1	3				
Darnell Coles, R (1, 5) OBP: 0.328, SLG: 0.448		0-0 2B		0-0 4-3			0-0 G6-4-3			3	0	1	0	0	0	1				
Matt Nokes, L (1, 2) OBP: 0.389, SLG: 0.412		0-0 FC		0-0 F6			0-0 F7			3	0	0	0	0	0	1				
Tom Brookens, R (1, 4) OBP: 0.316, SLG: 0.356		0-0 B1			0-0 4-3			0-0 FC6-4 1B		3	0	1	0	0	0	2				
Doug Baker, S (1, 6) OBP: 0.192, SLG: 0.167	0-3 K				0-0 F5			0-0 F8		2	0	0	0	0	1	2				
Dave Bergman, L (8, PH) OBP: 0.331, SLG: 0.318										1	0	0	0	0	0	1				
Mike Heath, R (8, 5) OBP: 0.291, SLG: 0.341										0	0	0	0	0	0	0				
Inning Stats	R: 0 E: 0 K: 3 S: 11	H: 2 LOB: 2 BB: 0 P: 11	R: 0 E: 0 K: 1 S: 7	H: 1 LOB: 2 BB: 0 P: 7	R: 0 E: 0 K: 1 S: 5	H: 0 LOB: 0 BB: 0 P: 5	R: 0 E: 0 K: 0 S: 3	H: 0 LOB: 0 BB: 0 P: 3	R: 0 E: 0 K: 0 S: 3	H: 0 LOB: 0 BB: 1 P: 3	R: 0 E: 0 K: 0 S: 2	H: 0 LOB: 0 BB: 1 P: 6	R: 0 E: 0 K: 0 S: 4	H: 1 LOB: 1 BB: 0 P: 4	R: 0 E: 0 K: 0 S: 2	H: 0 LOB: 0 BB: 1 P: 6	1B: 3 2B: 1 3B: 0 HR: 0	SF: 0 SAC: 0 DP: 2 HBP: 0	WP: 0 PB: 0 SB: 0 CS: 0	PA: 32
PITCHER Tim Leary, R (1, 1) ERA: 4.32	IP: 9.0 WLS: W BF: 32 H: 4 R: 0 ER: 0 SO: 5 BB: 2 IBB: 0 HBP: 0 BLK: 0 WP: 0 HR: 0 S: 40 P: 48 ERA: 0.00 WHIP: 0.667															PITCHER				

Detroit Tigers @ Milwaukee Brewers
Milwaukee County Stadium, Milwaukee, WI
Tue Sep 30 1986, 8:05 PM EDT
Att: 5,160 - Unknown

AB	30
R	0
H	4
RBI	0
BB	2
SO	5
LOB	14




livebaseballscores.com

Batter	1	2	3	4	5	6	7	8	9	AB	R	H	RBI	BB	SO	LOB	BOTTOM			
Paul Moltzer, R (1, 5) OBP: 0.339, SLG: 0.423	0-0 4-6 2B		0-0 1-3 E 2B		0-3 K		0-0 6-3			4	1	2	0	0	1	1				
Rick Manning, L (1, 8) OBP: 0.304, SLG: 0.432	0-0 6-3		0-0 E5 FC6-4		0-3 K			0-0 3-1		4	0	0	1	0	1	1				
Cecil Cooper, L (1, 3) OBP: 0.304, SLG: 0.369	0-0 4-6 2-3f		0-0 2-H 3-H FC6-4 BB			0-0 F7		0-3 K		4	0	0	0	0	1	2				
Rob Deer, R (1, 9) OBP: 0.337, SLG: 0.497		0-3 K	4-0 1-2 BB			0-0 1B		4-0 2B BB		2	1	1	0	2	1	0				
Ben Oglivie, L (1, 7) OBP: 0.340, SLG: 0.388		0-0 F5	0-3 K			0-0 F9		0-0 WP 1-H E 2B		4	1	1	1	0	1	3				
Bill Schroeder, R (1, 10) OBP: 0.269, SLG: 0.395		0-3 K		0-0 G3-6 1B		0-0 F8		0-0 2-H E5		4	0	1	0	0	1	1				
Jim Gantner, L (1, 4) OBP: 0.315, SLG: 0.371			0-0 F4 G3-6		0-0 G3-6		0-0 F5	0-0 4-3		4	0	0	0	0	0	2				
Rick Cerone, R (1, 2) OBP: 0.305, SLG: 0.382			0-0 1B 2B		0-0 1-3		0-0 FC3-6 1B			3	1	2	0	0	0	0				
Ernest Riles, L (1, 6) OBP: 0.325, SLG: 0.362			0-0 2B E 1B		0-3 K		0-0 FC3-6			3	1	1	1	0	1	1				
Inning Stats	R: 0 E: 0 K: 0 S: 3	H: 1 LOB: 0 BB: 0 P: 3	R: 0 E: 0 K: 2 S: 7	H: 0 LOB: 0 BB: 0 P: 7	R: 3 E: 1 K: 1 S: 9	H: 3 LOB: 2 BB: 1 P: 13	R: 0 E: 0 K: 0 S: 3	H: 1 LOB: 0 BB: 0 P: 3	R: 0 E: 0 K: 0 S: 4	H: 1 LOB: 1 BB: 0 P: 4	R: 0 E: 0 K: 0 S: 4	H: 1 LOB: 1 BB: 0 P: 4	R: 2 E: 1 K: 1 S: 7	H: 1 LOB: 1 BB: 1 P: 11	R: 0 E: 0 K: 0 S: 2	H: 0 LOB: 0 BB: 1 P: 6	1B: 4 2B: 5 3B: 0 HR: 0	SF: 0 SAC: 0 DP: 2 HBP: 0	WP: 1 PB: 0 SB: 1 CS: 0	PA: 34
PITCHER Dan Petry, R (1, 1) ERA: 4.62	IP: 8.0 WLS: L BF: 34 H: 8 R: 5 ER: 3 SO: 7 BB: 2 IBB: 0 HBP: 0 BLK: 0 WP: 1 HR: 0 S: 46 P: 54 ERA: 3.38 WHIP: 1.250															PITCHER				

Detroit Tigers @ Milwaukee Brewers
Milwaukee County Stadium, Milwaukee, WI
Tue Sep 30 1986, 8:05 PM EDT
Att: 5,160 - Unknown

AB	32
R	5
H	8
RBI	3
BB	2
SO	7
LOB	11




livebaseballscores.com

Batter	1	2	3	4	5	6	7	8	9	AB	R	H	RBI	BB	SO	LOB	TOP					
Tom Brookens, R OBP: 0.319, SLG: 0.353 (1, 4)	0-3 K		4-0 CS BB		0-3 K		4-0 BB		0-0 SH3-4	2	0	0	0	2	2	0	Detroit Tigers @ Milwaukee Brewers Milwaukee County Stadium, Milwaukee, WI Wed Oct 01 1986, 8:05 PM EDT Att: 5,500 - Unknown					
Alan Trammell, R OBP: 0.343, SLG: 0.464 (1, 6)	0-0 E5		0-0 L1			0-0 F5	0-0 F6		4-0 IBB	4	0	0	0	1	0	3						
Kirk Gibson, L OBP: 0.365, SLG: 0.469 (1, 9)	0-3 K		0-3 K			0-0 2B		0-0 1-3	0-3 K	5	1	1	0	0	3	4						
Larry Hemdon, R OBP: 0.304, SLG: 0.375 (1, 7)	0-3 K			0-0 F9		0-0 F4		0-0 F8	0-0 F9	5	0	0	0	0	1	5						
Darnell Coles, R OBP: 0.331, SLG: 0.451 (1, 5)		4-0 1B BB		0-0 F4		0-0 2H 2B		0-0 2B 1B		3	1	2	1	1	0	0						
Chet Lemon, R OBP: 0.330, SLG: 0.418 (1, 8)		0-0 1-2 1B		0-0 3B		0-3 K		0-0 1-H 2B		4	0	3	1	0	1	1						
Darrell Evans, L OBP: 0.359, SLG: 0.446 (1, 3)		0-3 K		0-3 K			0-0 3-1	0-3 K		4	0	0	0	0	3	4						
Tim Tolman, R OBP: 0.308, SLG: 0.219 (1, 10)		0-0 F8		0-0 F6		0-0 F8		0-0 SH3-4 1B		4	0	1	0	0	0	2						
Pat Sheridan, L OBP: 0.298, SLG: 0.359 (9, PR)		0-0 F8		0-0 L7		0-0 2B		0-0 1-2 SH3-4 1B		0	0	0	0	0	0	0						
Mike Heath, R OBP: 0.294, SLG: 0.346 (1, 2)		0-0 F9								4	0	2	0	0	0	2						
Inning Stats	R: 0 E: 1 K: 3 S: 10	H: 0 LOB: 1 BB: 0 P: 10	R: 0 E: 0 K: 1 S: 6	H: 1 LOB: 2 BB: 1 P: 10	R: 0 E: 0 K: 1 S: 4	H: 0 LOB: 0 BB: 1 P: 8	R: 0 E: 0 K: 1 S: 6	H: 1 LOB: 1 BB: 0 P: 6	R: 0 E: 0 K: 1 S: 5	H: 0 LOB: 0 BB: 0 P: 5	R: 1 E: 0 K: 1 S: 7	H: 2 LOB: 1 BB: 0 P: 7	R: 0 E: 0 K: 0 S: 4	H: 1 LOB: 2 BB: 1 P: 8	R: 1 E: 0 K: 1 S: 7	H: 2 LOB: 1 BB: 0 P: 7	R: 0 E: 0 K: 1 S: 7	H: 2 LOB: 3 BB: 1 P: 11	1B: 4 2B: 4 3B: 1 HR: 0	SF: 0 SAC: 1 DP: 0 HBP: 0	WP: 0 PB: 0 SB: 0 CS: 1	PA: 40
PITCHER Teddy Higuera, L ERA: 2.79 (1, 1)	IP: 9.0 WLS: L BF: 40	H: 9 R: 2 ER: 2 SO: 10	BB: 3 IBB: 1 HBP: 0 BLK: 0	WP: 0 HR: 0 S: 56 P: 72	ERA: 2.00 WHIP: 1.333	PITCHER																

Batter	1	2	3	4	5	6	7	8	9	AB	R	H	RBI	BB	SO	LOB	BOTTOM									
Paul Molitor, R OBP: 0.342, SLG: 0.430 (1, 5)	0-0 F7		0-0 FC4-6		0-0 SH1		0-0 CS 1B		0-0 1B	5	1	3	0	0	0	1	Detroit Tigers @ Milwaukee Brewers Milwaukee County Stadium, Milwaukee, WI Wed Oct 01 1986, 8:05 PM EDT Att: 5,500 - Unknown									
Charlie Moore, R OBP: 0.320, SLG: 0.380 (1, 2)	0-0 G1		0-0 F8		0-0 SH1		0-0 6-3		0-3 K	4	0	0	1	0	1	3										
Glenn Braggs, R OBP: 0.274, SLG: 0.351 (1, 7)	1-0 HBP			0-3 K	0-0 6-3			0-0 G3 1B		3	0	1	0	0	1	0										
Rob Deer, R OBP: 0.336, SLG: 0.494 (1, 9)	0-0 5-3			0-3 K		4-0 5-3 BB		0-0 F8		3	0	0	0	1	1	2										
Dale Sveum, S OBP: 0.317, SLG: 0.367 (1, 4)		0-0 1-3		4-0 WP S BB		0-0 5-3		0-0 G3		2	0	0	0	1	0	1										
Jim Gantner, L OBP: 0.314, SLG: 0.370 (8, PH) (9, 4)		0-3 K		4-0 BB	1-3 BB	4-0 IBB		4-0 BB		1	0	0	0	3	1	0										
Gorman Thomas, R OBP: 0.315, SLG: 0.374 (1, 10)		0-0 F9		4-0 BB	1-2 BB	0-0 F8		0-0 F7		3	0	0	0	1	0	4										
Bill Schroeder, R OBP: 0.269, SLG: 0.389 (1, 3)			0-0 F9		4-0 BB		0-0 F8		0-0 F7	3	0	0	0	1	0	4										
Rick Manning, L OBP: 0.299, SLG: 0.423 (1, 8)			0-0 4-3		0-0 3-1		0-3 K		0-0 F8	4	0	0	0	0	1	5										
Edgar Diaz, R OBP: 0.333, SLG: 0.273 (1, 6)			0-0 FC4-6		0-0 4-3		0-0 4-3		0-0 4-3	3	0	1	0	0	0	0										
Ernest Riles, L OBP: 0.325, SLG: 0.361 (9, PH)										1	0	0	0	0	0	0										
Inning Stats	R: 0 E: 0 K: 0 S: 3	H: 0 LOB: 1 BB: 0 P: 4	R: 0 E: 0 K: 1 S: 5	H: 0 LOB: 0 BB: 0 P: 5	R: 0 E: 0 K: 2 S: 7	H: 0 LOB: 3 BB: 3 P: 19	R: 1 E: 0 K: 0 S: 4	H: 1 LOB: 0 BB: 0 P: 4	R: 0 E: 0 K: 1 S: 5	H: 0 LOB: 2 BB: 2 P: 13	R: 0 E: 0 K: 0 S: 3	H: 1 LOB: 0 BB: 0 P: 3	R: 0 E: 0 K: 0 S: 4	H: 1 LOB: 2 BB: 1 P: 8	R: 0 E: 0 K: 1 S: 6	H: 1 LOB: 1 BB: 0 P: 6	1B: 4 2B: 0 3B: 1 HR: 0	SF: 0 SAC: 1 DP: 0 HBP: 1	WP: 1 PB: 0 SB: 1 CS: 1	PA: 38						
PITCHER Frank Tanana, L ERA: 4.18 (1, 1)	IP: 7.0 WLS: W BF: 29	H: 3 R: 1 ER: 1 SO: 4	BB: 4 IBB: 1 HBP: 0 BLK: 0	WP: 1 HR: 0 S: 31 P: 52	ERA: 1.29 WHIP: 1.000	PITCHER																				
Eric King, R ERA: 3.65 (8, 1)	0.1	W: 2 R: 1 ER: 0 SO: 0	0	0	0	2	2	0.00	3.000																	
Willie Hernandez, L ERA: 9.56 (8, 1)	1.2	S: 7 R: 1 ER: 0 SO: 1	1	0	0	1	0	0	8	12	0.00	1.200														

AB 35
R 2
H 9
RBI 2
BB 4
SO 10
LOB 21



AB 30
R 1
H 5
RBI 1
BB 6
SO 5
LOB 17

