



Detroit Tigers - 1987

Batter	1	2	3	4	5	6	7	8	9	AB R H RBI BB SO LOB	TOP									
Rickey Henderson, R OBP: 0.600, SLG: 0.667 (1, 8)	E1 4-3 SF8 1B		1B		FC3-6 BB 2B 1B		F5		1-3	5 2 3 0 0 0 0	<p>New York Yankees @ Detroit Tigers Tiger Stadium, Detroit, MI Thu Apr 09 1987, 3:33 AM EDT Att: 12,228 - Unknown</p> <p>AB 35 R 3 H 10 RBI 3 BB 2 SO 6 LOB 13</p> 									
Willie Randolph, R OBP: 0.297, SLG: 0.154 (1, 4)	4-3		1B		FC3-6 BB 1-2		4-3		K	4 0 1 0 1 1 1										
Don Mattingly, L OBP: 0.071, SLG: 0.154 (1, 3)	SF8		4-3		FC3-6 2B 1-2 2-3		F6			3 0 0 1 0 0 4										
Gary Ward, R OBP: 0.333, SLG: 0.750 (1, 10)	6-3				6-3 1-3 3-H 2B				K	4 0 1 1 0 1 0										
Dave Winfield, R OBP: 0.333, SLG: 0.333 (1, 9)		5-3			1B BB 1B 4-3				2B 1B	4 1 2 0 0 0 2										
Dan Pasqua, L OBP: 0.167, SLG: 0.091 (1, 7)		F8			1B BB 1-2				P3	3 0 0 0 1 1 1										
Mike Pagliarulo, L OBP: 0.333, SLG: 0.364 (1, 5)		4-3			G6-4-3 1B 1-2 2-3				1-H 2B	4 0 2 1 0 1 0										
Joel Skinner, R OBP: 0.250, SLG: 0.250 (1, 2) Claudell Washington, L OBP: 0.500, SLG: 0.500 (8, PH) Rick Cerone, R (8, 2)					F9 G6-4-3 1-2				K	3 0 1 0 0 0 3 1 0 0 0 0 1 1 0 0 0 0 0 0 0										
Wayne Tolleson, S OBP: 0.417, SLG: 0.417 (1, 6)					K 4-3				F8	4 0 0 0 0 1 1										
Inning Stats	R: 1 E: 1 K: 0 S: 4	H: 1 LOB: 0 BB: 0 P: 4	R: 0 E: 0 K: 0 S: 3	H: 0 LOB: 0 BB: 0 P: 3	R: 0 E: 0 K: 1 S: 7	H: 2 LOB: 2 BB: 0 P: 7	R: 0 E: 0 K: 0 S: 4	H: 2 LOB: 2 BB: 1 P: 8	R: 1 E: 0 K: 2 S: 5	H: 2 LOB: 1 BB: 0 P: 8		R: 0 E: 0 K: 0 S: 3	H: 0 LOB: 0 BB: 0 P: 3	R: 1 E: 0 K: 2 S: 9	H: 2 LOB: 1 BB: 0 P: 9	R: 0 E: 0 K: 1 S: 5	H: 0 LOB: 0 BB: 0 P: 5	1B: 8 2B: 2 3B: 0 HR: 0	SF: 1 SAC: 0 DP: 1 HBP: 0	WP: 0 PB: 0 SB: 0 CS: 0
PITCHER	IP WLS BF H R ER SO BB IBB HBP BLK WP HR S P ERA WHIP											IP WLS BF H R ER SO BB IBB HBP BLK WP HR S P ERA WHIP								
Walt Terrell, R ERA: 2.25 (1, 1)	8.0 W 35 10 3 2 5 2 0 0 0 0 0 0 43 51 2.25 1.500																			
Eric King, R ERA: 4.5 (9, 1)	1.0 3 0 0 0 1 0 0 0 0 0 0 0 5 5 0.00 0.000																			

Batter	1	2	3	4	5	6	7	8	9	AB R H RBI BB SO LOB	BOTTOM							
Lou Whitaker, L OBP: 0.385, SLG: 0.333 (1, 4)	G3		1B		1-2 1B					4 2 2 0 1 0 1	<p>New York Yankees @ Detroit Tigers Tiger Stadium, Detroit, MI Thu Apr 09 1987, 3:33 AM EDT Att: 12,228 - Unknown</p> <p>AB 33 R 9 H 11 RBI 8 BB 5 SO 1 LOB 13</p> 							
Pat Sheridan, L OBP: 0.333, SLG: 0.333 (1, 9)	2B 1B		1B		F5 F5				4-3 WP SF8 BB	5 2 2 0 0 0 3								
Matt Nokes, L OBP: 0.333, SLG: 0.667 (1, 10) Terry Harper, R (3, PH) Dave Bergman, L (8, PH)	1-H 2B		BB 1B SF8 BB		F9 1B BB				F7	1 0 1 1 0 0 0 1 1 0 0 2 0 0 0 0 0 1 0 0 0								
Alan Trammell, R OBP: 0.308, SLG: 0.308 (1, 6)	F8		1B BB		1-2 2-H 3-H 1B				F8	5 1 2 2 0 0 1								
Johnny Grubb, L (1, 7) Larry Herndon, R OBP: 0.500, SLG: 0.900 (3, PH) (4, 7)	F8		1-2 2-3 2B BB		F9 2-3 1B				F8	1 0 0 0 0 0 1 2 1 1 0 1 0 2								
Darrell Evans, L OBP: 0.083, SLG: 0.091 (1, 3)			F9 SF8		F8				F5	3 0 0 1 0 0 3								
Darnell Coles, R OBP: 0.333, SLG: 0.300 (1, 5)			F7		6-3				K	4 0 1 1 0 1 0								
Chet Lemon, R OBP: 0.385, SLG: 0.636 (1, 8)			2B 1B		1-2 2-H E 2B				L4	3 2 2 2 1 0 0								
Dwight Lowry, L (1, 2)			F7 FC1-5-2		F4				F5	4 0 0 0 0 0 2								
Inning Stats	R: 1 E: 0 K: 0 S: 5	H: 2 LOB: 1 BB: 0 P: 5	R: 1 E: 0 K: 0 S: 4	H: 1 LOB: 0 BB: 0 P: 4	R: 6 E: 1 K: 0 S: 8	H: 5 LOB: 1 BB: 2 P: 16	R: 0 E: 0 K: 0 S: 4	H: 1 LOB: 2 BB: 1 P: 8	R: 0 E: 0 K: 0 S: 4	H: 1 LOB: 1 BB: 0 P: 4		R: 0 E: 0 K: 1 S: 5	H: 0 LOB: 0 BB: 0 P: 5	R: 1 E: 0 K: 0 S: 3	H: 0 LOB: 0 BB: 1 P: 7	1B: 8 2B: 2 3B: 0 HR: 1	SF: 2 SAC: 0 DP: 0 HBP: 0	WP: 1 PB: 0 SB: 0 CS: 0
PITCHER	IP WLS BF H R ER SO BB IBB HBP BLK WP HR S P ERA WHIP											IP WLS BF H R ER SO BB IBB HBP BLK WP HR S P ERA WHIP						
Bob Tewksbury, R ERA: 18.0 (1, 1)	2.0 L 11 5 4 4 0 0 0 0 0 0 0 0 18 34 6.75 2.500																	
Bob Shirley, L ERA: 6.75 (3, 1)	4.0 22 6 4 3 0 4 0 0 0 0 0 0 18 34 6.75 2.500																	
Cecilio Guante, R ERA: 4.5 (7, 1)	2.0 7 0 1 1 1 1 0 0 0 0 1 0 8 12 4.50 0.500																	

Batter	1	2	3	4	5	6	7	8	9	AB	R	H	RBI	BB	SO	LOB	TOP					
Lou Whitaker, L (1, 4) OBP: 0.333, SLG: 0.471	0-0 HR		0-0 F6	0-0 F4		0-3 K		0-3 K		5	1	1	1	0	2	2						
Pat Sheridan, L (1, 9) OBP: 0.455, SLG: 0.455	0-0 HR		0-0 CS		0-0 5-3		0-0 6-3 S 1B	0-0 L8		5	2	3	0	0	0	0						
Matt Nokes, L (1, 10) OBP: 0.500, SLG: 1.000	0-0 HR		0-3 K		0-3 K		4-0 6-3 1B	0-0 3-1 1B		4	3	2	2	1	2	1						
Alan Trammell, R (1, 6) OBP: 0.389, SLG: 0.412 Tom Brookens, R (9, 6)	0-0 F8		0-0 CS	0-0 HR	4-0 WP BB		0-0 6-3	0-0 3-1 1B		4	2	2	0	1	0	2						
Johnny Grubb, L (1, 7) Larry Herndon, R (4, PH) OBP: 0.500, SLG: 0.769	0-0 3-1		0-0 1-2	4-0 HR	0-0 5-3		0-0 1B	0-0 F6		1	0	0	0	0	0	0						
Darrell Evans, L (1, 3) OBP: 0.118, SLG: 0.313	0-0 6-3		0-0 1-2 2H 3H	4-0 HR	0-0 1-2		0-0 L9	0-0 F7		5	1	1	3	0	0	3						
Darnell Coles, R (1, 5) OBP: 0.412, SLG: 0.533		0-0 L3-5 3B	0-0 F9		0-0 F8		0-0 F8	0-0 FC6-4 1B		5	0	3	2	0	0	0						
Chet Lemon, R (1, 8) OBP: 0.444, SLG: 0.786		0-3 K	0-0 K	0-0 HR	4-0 2B		0-0 FC6-4	0-0 FC6-4		3	1	1	1	2	1	3						
Dwight Lowry, L (1, 2) OBP: 0.111, SLG: 0.222	0-0 L3-5		0-0 L3-5	0-0 3-1	0-0 3-1		0-0 1-3 2B	0-3 K	0-0 L9	5	0	1	0	0	1	3						
Inning Stats	R: 3 E: 0 K: 0 S: 6	H: 3 LOB: 0 BB: 0 P: 6	R: 0 E: 0 K: 1 S: 5	H: 1 LOB: 0 BB: 0 P: 5	R: 0 E: 0 K: 1 S: 5	H: 1 LOB: 0 BB: 0 P: 5	R: 4 E: 0 K: 0 S: 6	H: 3 LOB: 0 BB: 1 P: 10	R: 0 E: 0 K: 1 S: 6	H: 1 LOB: 2 BB: 1 P: 10	R: 2 E: 0 K: 0 S: 6	H: 3 LOB: 2 BB: 1 P: 10	R: 0 E: 0 K: 2 S: 7	H: 0 LOB: 0 BB: 0 P: 7	R: 2 E: 0 K: 0 S: 6	H: 3 LOB: 2 BB: 1 P: 10	1B: 8 2B: 3 3B: 1 HR: 4	SF: 0 SAC: 0 DP: 1 HBP: 0	WP: 2 PB: 0 SB: 1 CS: 1	PA: 46		
PITCHER	IP WLS BF H R ER SO BB IBB HBP BLK WP HR S P ERA WHIP	IP WLS BF H R ER SO BB IBB HBP BLK WP HR S P ERA WHIP	IP WLS BF H R ER SO BB IBB HBP BLK WP HR S P ERA WHIP	IP WLS BF H R ER SO BB IBB HBP BLK WP HR S P ERA WHIP	IP WLS BF H R ER SO BB IBB HBP BLK WP HR S P ERA WHIP	IP WLS BF H R ER SO BB IBB HBP BLK WP HR S P ERA WHIP	IP WLS BF H R ER SO BB IBB HBP BLK WP HR S P ERA WHIP	IP WLS BF H R ER SO BB IBB HBP BLK WP HR S P ERA WHIP	IP WLS BF H R ER SO BB IBB HBP BLK WP HR S P ERA WHIP	IP WLS BF H R ER SO BB IBB HBP BLK WP HR S P ERA WHIP	IP WLS BF H R ER SO BB IBB HBP BLK WP HR S P ERA WHIP	IP WLS BF H R ER SO BB IBB HBP BLK WP HR S P ERA WHIP	IP WLS BF H R ER SO BB IBB HBP BLK WP HR S P ERA WHIP	IP WLS BF H R ER SO BB IBB HBP BLK WP HR S P ERA WHIP	IP WLS BF H R ER SO BB IBB HBP BLK WP HR S P ERA WHIP	IP WLS BF H R ER SO BB IBB HBP BLK WP HR S P ERA WHIP	IP WLS BF H R ER SO BB IBB HBP BLK WP HR S P ERA WHIP	IP WLS BF H R ER SO BB IBB HBP BLK WP HR S P ERA WHIP	IP WLS BF H R ER SO BB IBB HBP BLK WP HR S P ERA WHIP	IP WLS BF H R ER SO BB IBB HBP BLK WP HR S P ERA WHIP	IP WLS BF H R ER SO BB IBB HBP BLK WP HR S P ERA WHIP	IP WLS BF H R ER SO BB IBB HBP BLK WP HR S P ERA WHIP
Neil Allen, R (1, 1) ERA: 13.5	2.0	L	9	4	3	3	1	0	0	0	0	0	0	0	0	0	13.50	2.000				
Joel McKeon, L (3, 1) ERA: 9.0	4.0	19	5	4	4	3	3	0	0	0	0	1	2	22	34	9.00	2.000					
Jim Winn, R (7, 1) ERA: 10.38	2.0	10	3	2	2	2	1	0	0	0	0	0	0	13	17	9.00	2.000					
Bob James, R (9, 1) ERA: 13.5	1.0	7	3	2	2	0	1	0	0	0	0	1	0	6	10	18.00	4.000					

Detroit Tigers @ Chicago White Sox
 Comiskey Park, Chicago, IL
 Fri Apr 10 1987, 4:33 AM EDT
 Att: 40,025 - Unknown

AB	40
R	11
H	15
RBI	11
BB	5
SO	6
LOB	17



Batter	1	2	3	4	5	6	7	8	9	AB	R	H	RBI	BB	SO	LOB	BOTTOM					
Gary Redus, R (1, 7) OBP: 0.400, SLG: 0.400	4-0 E BB		0-3 K		4-0 BB		0-0 F8		0-0 2B 1B	3	1	1	0	2	1	0						
Donnie Hill, S (1, 4) OBP: 0.300, SLG: 0.316	0-0 6-3		0-0 1-2	0-0 5-3	0-0 F3		0-0 G1	0-0 1H 2B		5	0	1	1	0	0	4						
Greg Walker, L (1, 3) OBP: 0.278, SLG: 0.375	0-0 4-3		0-0 2-3	0-0 L7		4-0 S 1B BB	0-0 1-3	0-0 G3		4	1	0	0	1	0	2						
Carlton Fisk, R (1, 10)	0-0 F1		0-0 F9		0-3 K		0-0 E5 2B			4	1	0	0	0	1	2						
Ivan Calderon, R (1, 9) OBP: 0.125, SLG: 0.250		0-0 5-3			0-0 1-3	0-3 K		0-0 1H 2B		4	0	1	1	0	1	1						
Tim Lincecum, R (1, 5) OBP: 0.438, SLG: 0.600		0-0 F6		0-0 HR	0-0 1B		0-0 1B	4-0 BB		3	1	2	2	1	0	0						
Daryl Boston, L (1, 8) OBP: 0.125, SLG: 0.125		0-3 K		0-0 2B 1B	0-0 F9		0-0 G3			4	0	1	0	0	1	3						
Ozzie Guillen, L (1, 6) OBP: 0.400, SLG: 0.462			0-0 F7		0-0 1-3 2B		0-0 6-3		0-0 4-3	4	0	1	0	0	0	0						
Ron Karkovice, R (1, 2) OBP: 0.231, SLG: 0.091 Jerry Hairston, S (9, PH)			0-3 K		0-3 K		0-0 6-3		0-0 3-1	3	0	0	0	0	2	2						
Inning Stats	R: 0 E: 1 K: 0 S: 3	H: 0 LOB: 1 BB: 1 P: 7	R: 0 E: 0 K: 1 S: 5	H: 0 LOB: 0 BB: 0 P: 5	R: 0 E: 0 K: 2 S: 7	H: 0 LOB: 0 BB: 0 P: 7	R: 0 E: 0 K: 0 S: 3	H: 0 LOB: 0 BB: 0 P: 3	R: 1 E: 0 K: 1 S: 8	H: 3 LOB: 3 BB: 1 P: 12	R: 1 E: 0 K: 2 S: 8	H: 1 LOB: 1 BB: 1 P: 12	R: 0 E: 0 K: 0 S: 3	H: 0 LOB: 0 BB: 0 P: 3	R: 1 E: 1 K: 0 S: 5	H: 1 LOB: 2 BB: 1 P: 9	R: 1 E: 0 K: 0 S: 5	H: 2 LOB: 1 BB: 0 P: 5	1B: 3 2B: 3 3B: 0 HR: 1	SF: 0 SAC: 0 DP: 0 HBP: 0	WP: 0 PB: 0 SB: 1 CS: 0	PA: 39
PITCHER	IP WLS BF H R ER SO BB IBB HBP BLK WP HR S P ERA WHIP	IP WLS BF H R ER SO BB IBB HBP BLK WP HR S P ERA WHIP	IP WLS BF H R ER SO BB IBB HBP BLK WP HR S P ERA WHIP	IP WLS BF H R ER SO BB IBB HBP BLK WP HR S P ERA WHIP	IP WLS BF H R ER SO BB IBB HBP BLK WP HR S P ERA WHIP	IP WLS BF H R ER SO BB IBB HBP BLK WP HR S P ERA WHIP	IP WLS BF H R ER SO BB IBB HBP BLK WP HR S P ERA WHIP	IP WLS BF H R ER SO BB IBB HBP BLK WP HR S P ERA WHIP	IP WLS BF H R ER SO BB IBB HBP BLK WP HR S P ERA WHIP	IP WLS BF H R ER SO BB IBB HBP BLK WP HR S P ERA WHIP	IP WLS BF H R ER SO BB IBB HBP BLK WP HR S P ERA WHIP	IP WLS BF H R ER SO BB IBB HBP BLK WP HR S P ERA WHIP	IP WLS BF H R ER SO BB IBB HBP BLK WP HR S P ERA WHIP	IP WLS BF H R ER SO BB IBB HBP BLK WP HR S P ERA WHIP	IP WLS BF H R ER SO BB IBB HBP BLK WP HR S P ERA WHIP	IP WLS BF H R ER SO BB IBB HBP BLK WP HR S P ERA WHIP	IP WLS BF H R ER SO BB IBB HBP BLK WP HR S P ERA WHIP	IP WLS BF H R ER SO BB IBB HBP BLK WP HR S P ERA WHIP	IP WLS BF H R ER SO BB IBB HBP BLK WP HR S P ERA WHIP	IP WLS BF H R ER SO BB IBB HBP BLK WP HR S P ERA WHIP	IP WLS BF H R ER SO BB IBB HBP BLK WP HR S P ERA WHIP	IP WLS BF H R ER SO BB IBB HBP BLK WP HR S P ERA WHIP
Frank Tanana, L (1, 1) ERA: 2.35	7.2	31	4	3	2	6	3	0	0	0	0	0	0	0	0	0	2.35	0.913				
Nate Snell, R (8, 1) ERA: 6.75	1.1	8	3	1	1	0	1	0	0	0	0	0	0	7	11	6.75	3.000					

Detroit Tigers @ Chicago White Sox
 Comiskey Park, Chicago, IL
 Fri Apr 10 1987, 4:33 AM EDT
 Att: 40,025 - Unknown

AB	35
R	4
H	7
RBI	4
BB	4
SO	6
LOB	14



Batter	1	2	3	4	5	6	7	8	9	AB	R	H	RBI	BB	SO	LOB	TOP					
Lou Whitaker, L (1,4) OBP: 0.391, SLG: 0.450	4-0 BB		0-0 1B	0-0 3-1	0-0 FC4-6			4-0 BB		3	0	1	0	2	0	2	<p>Detroit Tigers @ Chicago White Sox Comiskey Park, Chicago, IL Sat Apr 11 1987, 8:05 PM EDT Att: 12,896 - Unknown</p>					
Pat Sheridan, L (1,9) OBP: 0.375, SLG: 0.500	0-0 L7		0-0 FC5-4 1B		0-0 1B	0-0 6-3		0-3 K		5	2	1	0	0	1	3						
Matt Nokes, L (1,10) Terry Harper, R (8,PH)	0-0 F8		0-0 1B		0-0 2B	0-0 F7		0-0 F9		4	1	2	1	0	0	1						
Alan Trammell, R (1,6) Tom Brookens, R (5,PR)	0-0 F6		0-0 1B		0-0 SF9	0-0 1B				3	1	2	1	0	0	1						
Johnny Grubb, L (1,7) Larry Hemdon, R (5,PH)		0-3 K	0-0 FC1-2-5 1B		0-0 SF9	0-0 F8				2	0	0	0	0	1	2						
Darrell Evans, L (1,3) Dave Bergman, L (9,3)	0-0 F7		0-0 1B		0-0 E			4-0 2B		3	1	1	1	2	0	0						
Darnell Coles, R (1,5) OBP: 0.409, SLG: 0.550	0-0 3B		0-0 1-3		0-0 E6 1B			0-0 6-3		5	1	2	1	0	0	3						
Chet Lemon, R (1,8) OBP: 0.391, SLG: 0.737	0-0 1B				0-0 F8			0-0 F6		5	0	1	1	0	0	5						
Dwight Lowry, L (1,2) OBP: 0.154, SLG: 0.231	0-3 K				0-0 4-3			0-0 F6		4	0	1	1	0	1	1						
Inning Stats	R: 0 E: 0 K: 0 S: 3	H: 0 LOB: 1 BB: 1 P: 7	R: 1 E: 0 K: 2 S: 9	H: 2 LOB: 1 BB: 0 P: 9	R: 2 E: 0 K: 0 S: 7	H: 4 LOB: 2 BB: 0 P: 7	R: 0 E: 0 K: 0 S: 3	H: 0 LOB: 0 BB: 0 P: 3	R: 4 E: 1 K: 0 S: 8	H: 4 LOB: 2 BB: 1 P: 12	R: 0 E: 0 K: 0 S: 3	H: 0 LOB: 1 BB: 1 P: 7	R: 0 E: 0 K: 0 S: 3	H: 0 LOB: 0 BB: 0 P: 3	R: 0 E: 0 K: 1 S: 5	H: 0 LOB: 1 BB: 1 P: 9		R: 0 E: 0 K: 0 S: 4	H: 1 LOB: 2 BB: 1 P: 8	1B: 7 2B: 2 3B: 2 HR: 0	SF: 1 SAC: 0 DP: 0 HBP: 0	WP: 0 PB: 0 SB: 0 CS: 0
PITCHER	IP WLS BF H R ER SO BB IBB HBP BLK WP HR S P ERA WHIP																					
Richard Dotson, R (1,1) ERA: 8.71	4.0 L 22 9 6 6 2 1 0 0 0 0 0 25 29 13.50 2.500																					
Ray Searage, L (5,1) ERA:	5.0 22 2 1 0 1 4 0 0 0 0 0 20 36 0.00 1.200																					

Batter	1	2	3	4	5	6	7	8	9	AB	R	H	RBI	BB	SO	LOB	BOTTOM					
Gary Redus, R (1,7) OBP: 0.375, SLG: 0.333	4-0 S BB		0-3 K		0-3 K			0-0 F5		3	0	0	0	1	2	1	<p>Detroit Tigers @ Chicago White Sox Comiskey Park, Chicago, IL Sat Apr 11 1987, 8:05 PM EDT Att: 12,896 - Unknown</p>					
Donnie Hill, S (1,4) OBP: 0.292, SLG: 0.348	0-0 F9		0-0 2B		0-3 K			0-3 K		4	0	1	0	0	2	1						
Greg Walker, L (1,3) OBP: 0.273, SLG: 0.316	4-0 1-2 BB		0-0 F7		0-0 F8			0-0 4-3		3	0	0	0	1	0	1						
Ron Hassey, L (1,10) OBP: 0.222, SLG: 0.333	0-3 K		0-3 K					0-0 F7		4	0	0	0	0	2	3						
Ivan Calderon, R (1,9) OBP: 0.200, SLG: 0.316	0-0 F5				4-0 FC3-6 BB			0-0 F8		3	1	1	0	1	0	2						
Daryl Boston, L (1,8) OBP: 0.167, SLG: 0.167		0-0 F5		0-0 FC3-6 S				0-3 K		4	0	1	1	0	1	1						
Tim Hulett, R (1,5) OBP: 0.350, SLG: 0.474	0-0 F9		0-0 F9					0-0 5-3		4	0	0	0	0	1	2						
Ozzie Guillen, L (1,6) OBP: 0.421, SLG: 0.438		0-0 1B		4-0 1-2 BB				0-0 L9		3	0	1	0	1	0	1						
Ron Karkovics, R (1,2) Jerry Hairston, S (9,PH)	0-3 K		0-3 K		0-0 K			0-0 F4		3	0	1	0	0	2	3						
Inning Stats	R: 0 E: 0 K: 1 S: 5	H: 0 LOB: 2 BB: 2 P: 13	R: 0 E: 0 K: 1 S: 6	H: 1 LOB: 1 BB: 0 P: 6	R: 0 E: 0 K: 2 S: 8	H: 1 LOB: 1 BB: 0 P: 8	R: 0 E: 0 K: 1 S: 5	H: 0 LOB: 2 BB: 2 P: 13	R: 0 E: 0 K: 2 S: 7	H: 0 LOB: 0 BB: 0 P: 7	R: 0 E: 0 K: 0 S: 5	H: 0 LOB: 0 BB: 0 P: 5	R: 0 E: 0 K: 0 S: 4	H: 1 LOB: 1 BB: 0 P: 4	R: 0 E: 0 K: 1 S: 5	H: 0 LOB: 0 BB: 0 P: 5		R: 1 E: 0 K: 1 S: 7	H: 2 LOB: 1 BB: 0 P: 7	1B: 3 2B: 3 3B: 0 HR: 0	SF: 0 SAC: 0 DP: 0 HBP: 0	WP: 0 PB: 0 SB: 2 CS: 0
PITCHER	IP WLS BF H R ER SO BB IBB HBP BLK WP HR S P ERA WHIP																					
Jack Morris, R (1,1) ERA: 0.96	9.0 W 36 5 1 1 10 4 0 0 0 0 0 52 68 1.00 1.000																					

Batter	1	2	3	4	5	6	7	8	9	AB	R	H	RBI	BB	SO	LOB	TOP				
Lou Whitaker, L (1, 4) OBP: 0.345, SLG: 0.423	0-0 4-3	0-0 4-3		0-0 1B 2B		0-0 FC4-6	0-0 F7		0-0 F8	6	1	1	1	0	0	7					
Pat Sheridan, L (1, 9) OBP: 0.344, SLG: 0.429	0-3 K		0-0 F6	0-0 1B		0-0 5-3		4-0 1B BB	0-0 F8	5	0	1	1	1	1	4					
Matt Nokes, L (1, 2) OBP: 0.529, SLG: 0.938	0-0 1B		0-0 G3	0-0 F8				0-0 FC3-6 1B		5	1	3	1	0	0	1					
Johnny Grubb, L (1, 7) Lary Hemdon, R (9, 7) OBP: 0.421, SLG: 0.667	0-0 F7		4-0 2B BB		0-0 4-3		4-0 SH1-4 FC5-2 BB	0-0 FC3-6 1B		3	0	0	0	2	0	2					
Darrell Evans, L (1, 10) OBP: 0.333, SLG: 0.435		0-0 G3 3B 1B	0-0 1-3 2B		0-0 F8		4-0 FC5-2 SH1-4 1B BB	0-0 1-3 1B		4	2	3	0	1	0	0					
Darnell Coles, R (1, 5) OBP: 0.346, SLG: 0.458		0-0 G3	0-0 L6		0-0 F8		0-0 SH1-4	0-0 F9		4	0	0	0	0	0	5					
Dave Bergman, L (1, 3) OBP: 0.333, SLG: 0.250		0-0 F5		0-0 G3		0-0 FC4-6 BB 1B	4-0 FC5-2 1B IBB	0-0 F9		4	1	1	0	1	0	1					
Chet Lemon, R (1, 8) OBP: 0.429, SLG: 0.682		4-0 3B BB		0-0 2B 1B		0-0 F7	0-0 FC5-2 1B	4-0 1B BB		3	2	1	0	2	0	4					
Tom Brookens, R (1, 6) OBP: 0.625, SLG: 0.833		0-0 1-2 2-H 3B		0-0 F9		0-0 FC4-6 BB	4-0 1-3 2-H 3-H 1B	0-0 1-3 1B		4	0	3	4	1	0	1					
Inning Stats	R: 0 E: 0 K: 1 S: 6	H: 1 LOB: 1 BB: 0 P: 6	R: 2 E: 0 K: 0 S: 5	H: 2 LOB: 1 BB: 1 P: 9	R: 0 E: 0 K: 0 S: 4	H: 1 LOB: 2 BB: 1 P: 8	R: 2 E: 0 K: 0 S: 6	H: 3 LOB: 1 BB: 0 P: 6	R: 0 E: 0 K: 0 S: 3	H: 0 LOB: 0 BB: 0 P: 3	R: 0 E: 0 K: 0 S: 4	H: 1 LOB: 2 BB: 1 P: 8	R: 3 E: 0 K: 0 S: 5	H: 2 LOB: 3 BB: 3 P: 17	R: 0 E: 0 K: 0 S: 4	H: 2 LOB: 2 BB: 1 P: 8	R: 0 E: 0 K: 0 S: 4	H: 1 LOB: 2 BB: 1 P: 8	1B: 9 2B: 2 3B: 1 HR: 1	SF: 0 SAC: 1 DP: 0 HBP: 0	WP: 0 PA: 47 CS: 0
PITCHER	IP WLS BF H R ER SO BB IBB HBP BLK WP HR S P ERA WHIP	IP WLS BF H R ER SO BB IBB HBP BLK WP HR S P ERA WHIP	IP WLS BF H R ER SO BB IBB HBP BLK WP HR S P ERA WHIP	IP WLS BF H R ER SO BB IBB HBP BLK WP HR S P ERA WHIP	IP WLS BF H R ER SO BB IBB HBP BLK WP HR S P ERA WHIP	IP WLS BF H R ER SO BB IBB HBP BLK WP HR S P ERA WHIP	IP WLS BF H R ER SO BB IBB HBP BLK WP HR S P ERA WHIP	IP WLS BF H R ER SO BB IBB HBP BLK WP HR S P ERA WHIP	IP WLS BF H R ER SO BB IBB HBP BLK WP HR S P ERA WHIP	IP WLS BF H R ER SO BB IBB HBP BLK WP HR S P ERA WHIP	IP WLS BF H R ER SO BB IBB HBP BLK WP HR S P ERA WHIP	IP WLS BF H R ER SO BB IBB HBP BLK WP HR S P ERA WHIP	IP WLS BF H R ER SO BB IBB HBP BLK WP HR S P ERA WHIP	IP WLS BF H R ER SO BB IBB HBP BLK WP HR S P ERA WHIP	IP WLS BF H R ER SO BB IBB HBP BLK WP HR S P ERA WHIP	IP WLS BF H R ER SO BB IBB HBP BLK WP HR S P ERA WHIP	IP WLS BF H R ER SO BB IBB HBP BLK WP HR S P ERA WHIP	IP WLS BF H R ER SO BB IBB HBP BLK WP HR S P ERA WHIP	IP WLS BF H R ER SO BB IBB HBP BLK WP HR S P ERA WHIP	IP WLS BF H R ER SO BB IBB HBP BLK WP HR S P ERA WHIP	IP WLS BF H R ER SO BB IBB HBP BLK WP HR S P ERA WHIP
Joel Davis, R (1, 1) ERA: 5.14	6.0 L	29 8	4 4	4 4	1 1	3 3	0 0	0 0	0 0	0 0	28 40	6.00 1.833									
Bobby Thigpen, R (7, 1) ERA: 4.05	2.0	13 4	3 3	3 0	0 0	3 1	0 0	0 0	0 0	1 9	25 25	13.50 3.500									
Neil Allen, R (9, 1) ERA: 9.0	1.0	5 1	0 0	0 0	0 0	1 0	0 0	0 0	0 0	0 4	8 8	0.00 2.000									

Detroit Tigers @ Chicago White Sox
Comiskey Park, Chicago, IL
Sun Apr 12 1987, 4:33 AM EDT
Att: 13,245 - Unknown

AB 38
R 7
H 13
RBI 7
BB 8
SO 1
LOB 25



Batter	1	2	3	4	5	6	7	8	9	AB	R	H	RBI	BB	SO	LOB	BOTTOM				
Gary Redus, R (1, 7) OBP: 0.393, SLG: 0.381	0-0 2B	4-0 FC6-4 BB			0-0 5-3		0-0 F9			3	0	1	0	1	0	0					
Donnie Hill, S (1, 4) OBP: 0.286, SLG: 0.370	0-0 F7	0-0 FC6-4			0-0 6-3		0-0 2B			4	0	1	0	0	0	4					
Greg Walker, L (1, 3) OBP: 0.231, SLG: 0.261	0-3 K		0-0 4-3		0-3 K		0-0 4-3			4	0	0	0	0	2	2					
Ron Hassey, L (1, 10) OBP: 0.154, SLG: 0.231	0-0 G3		0-0 B2-3			0-0 F7		0-0 G3		4	0	0	0	0	0	1					
Carlton Fisk, R (1, 2) OBP: 0.167, SLG: 0.125		0-0 6-3	0-0 F6			0-0 2B		0-0 F2		4	0	1	0	0	0	0					
Ivan Calderon, R (1, 9) OBP: 0.206, SLG: 0.304		0-0 S 1B		0-0 F8		0-0 F3		0-0 3-1		4	1	1	0	0	0	1					
Daryl Boston, L (1, 8) OBP: 0.250, SLG: 0.143	0-0 F5		4-0 S BB		0-0 K		4-0 BB		0-3 K	2	0	0	0	2	1	1					
Tim Hulett, R (1, 5) OBP: 0.333, SLG: 0.435	0-0 1B 1B		0-3 K		0-0 K		0-3 K		0-3 K	4	0	1	1	0	3	3					
Ozzie Guillen, L (1, 6) OBP: 0.391, SLG: 0.400	0-0 1-3 1B		0-0 4-3				0-3 K		0-0 4-3	4	0	1	0	0	1	1					
Inning Stats	R: 0 E: 0 K: 1 S: 6	H: 1 LOB: 1 BB: 0 P: 6	R: 1 E: 0 K: 0 S: 6	H: 3 LOB: 3 BB: 1 P: 10	R: 0 E: 0 K: 0 S: 3	H: 0 LOB: 0 BB: 0 P: 3	R: 0 E: 0 K: 1 S: 5	H: 0 LOB: 1 BB: 1 P: 9	R: 0 E: 0 K: 1 S: 5	H: 0 LOB: 0 BB: 0 P: 5	R: 0 E: 0 K: 1 S: 6	H: 1 LOB: 2 BB: 1 P: 10	R: 0 E: 0 K: 1 S: 6	H: 1 LOB: 1 BB: 0 P: 6	R: 0 E: 0 K: 0 S: 3	H: 0 LOB: 0 BB: 0 P: 3	R: 0 E: 0 K: 2 S: 7	H: 0 LOB: 0 BB: 0 P: 7	1B: 3 2B: 3 3B: 0 HR: 0	SF: 0 SAC: 0 DP: 0 HBP: 0	WP: 0 PA: 36 CS: 0
PITCHER	IP WLS BF H R ER SO BB IBB HBP BLK WP HR S P ERA WHIP	IP WLS BF H R ER SO BB IBB HBP BLK WP HR S P ERA WHIP	IP WLS BF H R ER SO BB IBB HBP BLK WP HR S P ERA WHIP	IP WLS BF H R ER SO BB IBB HBP BLK WP HR S P ERA WHIP	IP WLS BF H R ER SO BB IBB HBP BLK WP HR S P ERA WHIP	IP WLS BF H R ER SO BB IBB HBP BLK WP HR S P ERA WHIP	IP WLS BF H R ER SO BB IBB HBP BLK WP HR S P ERA WHIP	IP WLS BF H R ER SO BB IBB HBP BLK WP HR S P ERA WHIP	IP WLS BF H R ER SO BB IBB HBP BLK WP HR S P ERA WHIP	IP WLS BF H R ER SO BB IBB HBP BLK WP HR S P ERA WHIP	IP WLS BF H R ER SO BB IBB HBP BLK WP HR S P ERA WHIP	IP WLS BF H R ER SO BB IBB HBP BLK WP HR S P ERA WHIP	IP WLS BF H R ER SO BB IBB HBP BLK WP HR S P ERA WHIP	IP WLS BF H R ER SO BB IBB HBP BLK WP HR S P ERA WHIP	IP WLS BF H R ER SO BB IBB HBP BLK WP HR S P ERA WHIP	IP WLS BF H R ER SO BB IBB HBP BLK WP HR S P ERA WHIP	IP WLS BF H R ER SO BB IBB HBP BLK WP HR S P ERA WHIP	IP WLS BF H R ER SO BB IBB HBP BLK WP HR S P ERA WHIP	IP WLS BF H R ER SO BB IBB HBP BLK WP HR S P ERA WHIP	IP WLS BF H R ER SO BB IBB HBP BLK WP HR S P ERA WHIP	IP WLS BF H R ER SO BB IBB HBP BLK WP HR S P ERA WHIP
Jeff Robinson, R (1, 1) ERA: 1.29	7.0	30 6	1 1	1 5	0 2	3 0	0 0	0 0	0 0	0 0	37 49	1.29 1.286									
Eric King, R (8, 1) ERA: 2.25	2.0	6 0	0 0	0 0	2 0	0 0	0 0	0 0	0 0	10 10	0.00 0.000										

Detroit Tigers @ Chicago White Sox
Comiskey Park, Chicago, IL
Sun Apr 12 1987, 4:33 AM EDT
Att: 13,245 - Unknown


AB 33
R 1
H 6
RBI 1
BB 3
SO 7
LOB 13



Batter	1	2	3	4	5	6	7	8	9	AB	R	H	RBI	BB	SO	LOB	TOP					
Lou Whitaker, L (1.4) OBP: 0.333, SLG: 0.379	3-1 S BB		F8	4-3			1-3			3	0	0	0	1	0	2						
Pat Sheridan, L (1.9) OBP: 0.346, SLG: 0.400	0-3 K		F8			3-1	1-3			4	0	1	0	0	1	1						
Matt Nokes, L (1.2) OBP: 0.476, SLG: 0.800	0-0 3-1		F8			3-1				4	0	1	0	0	0	2						
Johnny Grubb, L (1.7) OBP: 0.333, SLG: 0.400	0-0 F5		3-1			4-3				4	0	0	0	0	0	3						
Darrell Evans, L (1.10) OBP: 0.323, SLG: 0.444		0-0 2B				3-1	F9			4	0	1	0	0	0	1						
Darnell Coles, R (1.5) OBP: 0.333, SLG: 0.407		4-0 BB				6-3	1-3			3	0	0	0	1	0	1						
Dave Bergman, L (1.3) OBP: 0.400, SLG: 0.286		0-0 F5				BB 1B	1B			3	1	1	0	1	0	2						
Chet Lemon, R (1.8) OBP: 0.436, SLG: 0.625		0-0 F9				BB 1B	4-3			2	0	0	0	2	0	3						
Tom Brookens, R (1.6) OBP: 0.500, SLG: 0.600		0-0 5-3				1-2 2H 1B	G3			4	0	1	1	0	0	3						
Inning Stats	R: 0 E: 0 K: 1 S: 5	H: 0 LOB: 1 BB: 1 P: 9	R: 0 E: 0 K: 0 S: 4	H: 1 LOB: 2 BB: 1 P: 8	R: 0 E: 0 K: 0 S: 4	H: 1 LOB: 1 BB: 0 P: 4	R: 1 E: 0 K: 0 S: 4	H: 1 LOB: 2 BB: 2 P: 12	R: 0 E: 0 K: 0 S: 3	H: 0 LOB: 0 BB: 0 P: 3	R: 0 E: 0 K: 0 S: 4	H: 1 LOB: 1 BB: 0 P: 4	R: 0 E: 0 K: 0 S: 3	H: 0 LOB: 0 BB: 0 P: 3	R: 0 E: 0 K: 0 S: 4	H: 1 LOB: 1 BB: 0 P: 4	R: 0 E: 0 K: 0 S: 2	H: 0 LOB: 0 BB: 1 P: 6	1B: 4 2B: 1 3B: 0 HR: 0	SF: 0 SAC: 0 DP: 1 HBP: 0	WP: 0 PB: 0 SB: 1 CS: 0	PA: 36
PITCHER Mark Gubicza, R (1.1) ERA: 3.38	IP: 9.0 WLS: W BF: 36 H: 5 R: 1 ER: 1 SO: 1 BB: 5 IBB: 0 HBP: 0 BLK: 0 WP: 0 HR: 0 S: 33 P: 53 ERA: 1.00 WHIP: 1.111																					

Detroit Tigers @ Kansas City Royals
Royals Stadium, Kansas City, MO
Tue Apr 14 1987, 8:05 PM EDT
Att: 16,023 - Unknown


AB	31
R	1
H	5
RBI	1
BB	5
SO	1
LOB	18



Batter	1	2	3	4	5	6	7	8	9	AB	R	H	RBI	BB	SO	LOB	BOTTOM			
Willie Wilson, S (1.8) OBP: 0.273, SLG: 0.313	0-0 3B 1B		3-1			6-3	F5			5	1	1	0	0	1	4				
Kevin Seitzer, R (1.3) OBP: 0.576, SLG: 0.741	0-0 1H SF8 3B		4-0 HR BB			BB HR 1B	5-3			4	3	3	1	1	0	1				
George Brett, L (1.5) OBP: 0.455, SLG: 0.467	0-0 SF8 3H		0-0 F9			4-0 HR BB 1B				3	1	0	1	1	0	3				
Frank White, R (1.4) OBP: 0.344, SLG: 0.259	0-3 K		0-0 E5 HR			1-2 2H 1B	E5 HR			5	2	1	1	0	1	3				
Danny Tartabull, R (1.9) OBP: 0.294, SLG: 0.233	0-0 F8		0-0 F8			0-3 K				5	0	0	0	0	2	7				
Bo Jackson, R (1.7) OBP: 0.533, SLG: 0.893		0-0 BB 1B	0-0 1H 2H HR			0-0 S 1B	1H 2H 3H HR			4	2	4	7	0	0	0				
Steve Balboni, R (1.10) OBP: 0.345, SLG: 0.400		0-0 P3	0-0 E5 FC5-4			0-3 K	0-3 K			4	0	0	0	0	2	2				
Ed Hearn, R (1.2) OBP: 0.538, SLG: 0.600		4-0 BB	0-0 FC5-4			0-3 K				3	0	0	0	1	2	2				
Angel Salazar, R (1.6) OBP: 0.500, SLG: 0.500		0-3 K				0-0 1B 1B				4	1	2	0	0	1	3				
Inning Stats	R: 2 E: 0 K: 1 S: 7	H: 2 LOB: 0 BB: 0 P: 7	R: 0 E: 0 K: 1 S: 6	H: 1 LOB: 1 BB: 1 P: 10	R: 3 E: 2 K: 0 S: 6	H: 1 LOB: 1 BB: 1 P: 10	R: 1 E: 0 K: 2 S: 10	H: 3 LOB: 2 BB: 0 P: 10	R: 0 E: 0 K: 2 S: 8	H: 1 LOB: 1 BB: 0 P: 8	R: 4 E: 1 K: 2 S: 10	H: 2 LOB: 0 BB: 1 P: 14	R: 0 E: 0 K: 1 S: 6	H: 1 LOB: 1 BB: 0 P: 6	R: 0 E: 0 K: 0 S: 3	H: 0 LOB: 0 BB: 0 P: 3	1B: 8 2B: 0 3B: 1 HR: 2	SF: 1 SAC: 0 DP: 0 HBP: 0	WP: 0 PB: 0 SB: 1 CS: 0	PA: 41
PITCHER Dan Petry, R (1.1) ERA: 4.38 Nate Snell, R (6.1) ERA: 3.0 Mark Thurmond, L (8.1) ERA:	IP: 5.1 WLS: L BF: 30 H: 9 R: 8 ER: 3 SO: 6 BB: 3 IBB: 0 HBP: 0 BLK: 0 WP: 0 HR: 1 S: 39 P: 51 ERA: 5.06 WHIP: 2.250																			

Detroit Tigers @ Kansas City Royals
Royals Stadium, Kansas City, MO
Tue Apr 14 1987, 8:05 PM EDT
Att: 16,023 - Unknown


AB	37
R	10
H	11
RBI	10
BB	3
SO	9
LOB	25



Batter	1	2	3	4	5	6	7	8	9	AB	R	H	RBI	BB	SO	LOB	TOP				
Lou Whitaker, L (1, 4) OBP: 0.391, SLG: 0.424	4-3			4-3 1B		G3 2B		CS 1-2	K	4	0	2	1	0	1	0					
Pat Sheridan, L (1, 9) OBP: 0.310, SLG: 0.357 Larry Herndon, R (9, FH) OBP: 0.450, SLG: 0.688	F9			4-3 1-2		G3			PB 1B	3	0	0	0	0	0	2					
Matt Nokes, L (1, 10) OBP: 0.417, SLG: 0.696 Terry Harper, R (9, FH)	F8			K		4-3			F8	3	0	0	0	0	1	2					
Darrell Evans, L (1, 3) OBP: 0.343, SLG: 0.452				F6					6-3	4	0	2	0	0	0	2					
Johnny Grubb, L (1, 7)				G5-4-3 1-2		6-3			L3	3	0	0	0	0	0	2					
Darnell Coles, R (1, 5) OBP: 0.303, SLG: 0.367				L6		P3			5-3	3	0	0	0	0	0	0					
Chet Lemon, R (1, 8) OBP: 0.400, SLG: 0.556				F8		L6			6-3	3	0	0	0	0	0	0					
Dwight Lowry, L (1, 2) OBP: 0.188, SLG: 0.313				K		F8			FC1 2B	3	0	1	0	0	1	0					
Tom Brookens, R (1, 6) OBP: 0.467, SLG: 0.692				F8		2B 3B			FC1 CS	3	1	1	0	0	0	1					
Inning Stats	R: 0 E: 0 K: 0 S: 3	H: 0 LOB: 0 BB: 0 P: 3	R: 0 E: 0 K: 0 S: 3	H: 1 LOB: 0 BB: 0 P: 3	R: 0 E: 0 K: 1 S: 5	H: 0 LOB: 0 BB: 0 P: 5	R: 0 E: 0 K: 1 S: 6	H: 1 LOB: 1 BB: 0 P: 6	R: 0 E: 0 K: 0 S: 3	H: 0 LOB: 0 BB: 0 P: 3	R: 1 E: 0 K: 0 S: 5	H: 2 LOB: 1 BB: 0 P: 5	R: 0 E: 0 K: 0 S: 3	H: 1 LOB: 0 BB: 0 P: 3	R: 0 E: 0 K: 1 S: 6	H: 1 LOB: 1 BB: 0 P: 6	1B: 4 2B: 3 3B: 1 HR: 0	SF: 0 SAC: 0 DP: 2 HBP: 0	WP: 0 PB: 1 SB: 0 CS: 1	PA: 32	
PITCHER	IP	WLS	BF	H	R	ER	SO	BB	IBB	HBP	BLK	WP	HR	S	P	ERA	WHIP				
Bret Saberhagen, R (1, 1) ERA: 1.06	8.0	W	27	6	1	1	2	0	0	0	0	0	0	31	31	1.12	0.750				
Bud Black, L (9, 1) ERA:	1.0	S	4	1	0	0	1	0	0	0	0	0	0	6	6	0.00	1.000				

Detroit Tigers @ Kansas City Royals
 Royals Stadium, Kansas City, MO
 Wed Apr 15 1987, 8:05 PM EDT
 Att: 18,721 - Unknown


AB 31
 R 1
 H 7
 RBI 1
 BB 0
 SO 3
 LOB 10



Batter	1	2	3	4	5	6	7	8	9	AB	R	H	RBI	BB	SO	LOB	BOTTOM				
Willie Wilson, S (1, 8) OBP: 0.270, SLG: 0.306	F5		K			FC5-4 1B		4-3		4	0	1	0	0	1	2					
Kevin Seitzer, R (1, 3) OBP: 0.541, SLG: 0.710	6-3			F5		FC5-4 FC6-4 1-2 3-H		S 2B		4	0	1	2	0	0	1					
George Brett, L (1, 5) OBP: 0.462, SLG: 0.412	F7			4-3		FC6-4 1-2 BB		S IBB		2	0	0	0	2	0	0					
Frank White, R (1, 4) OBP: 0.333, SLG: 0.233				5-3		FC6-4 1-2 2-3		K		3	0	0	0	1	1	4					
Danny Tartabull, R (1, 9) OBP: 0.263, SLG: 0.206	L4					F9		K		4	0	0	0	0	1	5					
Bo Jackson, R (1, 7) OBP: 0.485, SLG: 0.806	4-3					F8				3	0	0	0	0	0	0					
Steve Balboni, R (1, 10) OBP: 0.344, SLG: 0.393				F6		1B		5-3		3	0	1	0	0	0	0					
Ed Hearn, R (1, 2) OBP: 0.438, SLG: 0.462				6-3		1-3		F9		3	0	0	0	0	0	1					
Angel Salazar, R (1, 6) OBP: 0.538, SLG: 0.692				E6		1B FC5-4 2B		4-3 2B		3	2	2	0	0	0	0					
Inning Stats	R: 0 E: 0 K: 0 S: 3	H: 0 LOB: 0 BB: 0 P: 3	R: 0 E: 0 K: 0 S: 2	H: 0 LOB: 0 BB: 1 P: 6	R: 0 E: 1 K: 1 S: 6	H: 0 LOB: 1 BB: 0 P: 6	R: 0 E: 0 K: 0 S: 3	H: 0 LOB: 0 BB: 0 P: 3	R: 0 E: 0 K: 0 S: 4	H: 1 LOB: 1 BB: 0 P: 4	R: 1 E: 0 K: 0 S: 5	H: 2 LOB: 2 BB: 1 P: 9	R: 0 E: 0 K: 0 S: 3	H: 0 LOB: 0 BB: 0 P: 3	R: 1 E: 0 K: 2 S: 9	H: 2 LOB: 2 BB: 1 P: 13	1B: 2 2B: 3 3B: 0 HR: 0	SF: 0 SAC: 0 DP: 0 HBP: 0	WP: 0 PB: 0 SB: 3 CS: 1	PA: 32	
PITCHER	IP	WLS	BF	H	R	ER	SO	BB	IBB	HBP	BLK	WP	HR	S	P	ERA	WHIP				
Walt Terrell, R (1, 1) ERA: 2.35	7.1	L	29	5	2	2	1	2	0	0	0	0	0	29	37	2.46	0.955				
Eric King, R (8, 1) ERA: 1.93	0.2		3	0	0	0	2	0	1	0	0	0	0	6	10	0.00	0.000				

Detroit Tigers @ Kansas City Royals
 Royals Stadium, Kansas City, MO
 Wed Apr 15 1987, 8:05 PM EDT
 Att: 18,721 - Unknown

AB 29
 R 2
 H 5
 RBI 2
 BB 3
 SO 3
 LOB 13




Batter	1	2	3	4	5	6	7	8	9	AB	R	H	RBI	BB	SO	LOB	TOP										
Gary Redus, R OBP: 0.372, SLG: 0.324 (1, 8)			5-3		F8			G4-6-3 BB		3	0	0	0	1	1	1	Chicago White Sox @ Detroit Tigers Tiger Stadium, Detroit, MI Fri Apr 17 1987, 7:05 PM EDT Att: 16,953 - Unknown										
Jerry Royster, R Jerry Hairston, S Steve Lyons, L (1, 7) (8, PH) (8, 8)	E3 3B		K		F8			G4-6-3 1-2		3	1	0	0	0	1	0											
Greg Walker, L OBP: 0.171, SLG: 0.184 (1, 3)	K			WP S 1B	L9			K		4	0	1	0	0	2	1											
Carlton Fisk, R Daryl Boston, L OBP: 0.346, SLG: 0.333 OBP: 0.192, SLG: 0.125 (1, 10) (9, PR)				L7				BB BB 1B		3	0	2	1	1	0	1											
Ivan Calderon, R OBP: 0.289, SLG: 0.333 (1, 9)	3-1			K	F4			BB BB 1B		3	0	0	0	1	1	3											
Tim Lincecum, R OBP: 0.324, SLG: 0.500 (1, 5)		5-3		4-3				K		4	0	0	0	0	1	3											
Fred Manrique, R Ron Hassey, L Donnie Hill, S OBP: 0.250, SLG: 0.250 OBP: 0.227, SLG: 0.158 OBP: 0.289, SLG: 0.371 (1, 4) (9, PH) (9, PR)	F8			6-3				G4-3 BB		3	0	1	0	0	0	0											
Ozzie Guillen, L OBP: 0.361, SLG: 0.364 (1, 6)	4-3			5-3 1B				G4-3		4	0	1	0	0	0	4											
Ron Karkovics, R OBP: 0.208, SLG: 0.095 (1, 2)			K	5-3						3	0	0	0	0	2	2											
Inning Stats	R: 1 E: 1 K: 2 S: 9	H: 1 LOB: 1 BB: 0 P: 9	R: 0 E: 0 K: 0 S: 3	H: 0 LOB: 0 BB: 0 P: 3	R: 0 E: 0 K: 2 S: 7	H: 0 LOB: 0 BB: 0 P: 7	R: 0 E: 0 K: 1 S: 6	H: 1 LOB: 1 BB: 0 P: 6	R: 0 E: 0 K: 0 S: 4	H: 0 LOB: 1 BB: 1 P: 7	R: 0 E: 0 K: 1 S: 6	H: 1 LOB: 1 BB: 0 P: 6	R: 0 E: 0 K: 1 S: 4	H: 0 LOB: 0 BB: 1 P: 8	R: 0 E: 0 K: 1 S: 5	H: 1 LOB: 3 BB: 2 P: 13		1B: 4 2B: 0 3B: 1 HR: 0	SF: 0 SAC: 0 DP: 2 HBP: 0	WP: 1 PB: 0 CS: 0	PA: 35						
PITCHER	IP	WLS	BF	H	R	ER	SO	BB	IBB	HBP	BLK	WP	HR	S	P	ERA	WHIP										
Frank Tanana, L ERA: 1.23 (1, 1)	7.0	W	27	4	1	0	6	1	0	0	0	1	0	38	42	0.00	0.714										
Eric King, R ERA: 1.5 (8, 1)	1.1		6	1	0	0	2	2	0	0	0	0	0	8	16	0.00	2.250										
Mark Thurmond, L ERA: (9, 1)	0.2	S	2	0	0	0	0	1	0	0	0	0	0	1	5	0.00	1.500										

Batter	1	2	3	4	5	6	7	8	9	AB	R	H	RBI	BB	SO	LOB	BOTTOM										
Lou Whitaker, L OBP: 0.317, SLG: 0.378 (1, 4)	G3		K		5-3			4-3		4	0	0	0	0	1	1	Chicago White Sox @ Detroit Tigers Tiger Stadium, Detroit, MI Fri Apr 17 1987, 7:05 PM EDT Att: 16,953 - Unknown										
Pat Sheridan, L OBP: 0.364, SLG: 0.387 (1, 9)			1B 2B 1B		BB			4-3		3	1	2	0	1	0	0											
Matt Nokes, L OBP: 0.393, SLG: 0.630 (1, 10)	K		2B 1B		4-3			F8		4	1	1	1	0	1	2											
Darrell Evans, L OBP: 0.359, SLG: 0.471 (1, 3)	F9		2B 1B		4-0 BB			L8		3	0	1	1	1	0	1											
Johnny Grubb, L Larry Hemdon, R OBP: 0.450, SLG: 0.688 (1, 7) (9, 7)	F5		SF8-2-5 2B		K					2	0	0	1	0	1	1											
Darnell Coles, R OBP: 0.306, SLG: 0.364 (1, 5)	6-3		CS 1B		F8					3	0	1	0	0	0	1											
Chet Lemon, R OBP: 0.395, SLG: 0.517 (1, 8)			F8		K					2	0	0	0	1	1	2											
Dwight Lowry, L OBP: 0.158, SLG: 0.263 (1, 2)	K		K		L8					3	0	0	0	0	2	2											
Tom Brookens, R OBP: 0.444, SLG: 0.625 (1, 6)			1B 1B 1B		F4			4-3		3	1	1	0	0	0	0											
Inning Stats	R: 0 E: 0 K: 1 S: 6	H: 1 LOB: 1 BB: 0 P: 6	R: 0 E: 0 K: 1 S: 5	H: 0 LOB: 1 BB: 1 P: 9	R: 3 E: 0 K: 1 S: 8	H: 4 LOB: 0 BB: 0 P: 8	R: 0 E: 0 K: 1 S: 5	H: 1 LOB: 0 BB: 0 P: 5	R: 0 E: 0 K: 0 S: 3	H: 0 LOB: 1 BB: 1 P: 7	R: 0 E: 0 K: 2 S: 7	H: 0 LOB: 1 BB: 1 P: 11	R: 0 E: 0 K: 0 S: 3	H: 0 LOB: 0 BB: 0 P: 3	R: 0 E: 0 K: 0 S: 3	H: 0 LOB: 0 BB: 0 P: 3		1B: 5 2B: 2 3B: 0 HR: 0	SF: 1 SAC: 0 DP: 1 HBP: 0	WP: 0 PB: 0 CS: 1	PA: 31						
PITCHER	IP	WLS	BF	H	R	ER	SO	BB	IBB	HBP	BLK	WP	HR	S	P	ERA	WHIP										
Richard Dotson, R ERA: 6.38 (1, 1)	8.0	L	31	6	3	3	6	3	0	0	0	0	0	40	52	3.38	1.125										

Batter	1	2	3	4	5	6	7	8	9	AB	R	H	RBI	BB	SO	LOB	TOP				
Gary Redus, R OBP: 0.375, SLG: 0.316 (1, 7)										4	1	1	0	1	0	1	Chicago White Sox @ Detroit Tigers Tiger Stadium, Detroit, MI Sat Apr 18 1987, 3:33 AM EDT Att: 20,607 - Unknown				
Donnie Hill, S OBP: 0.302, SLG: 0.436 (1, 4)										4	1	1	2	1	0	3					
Greg Walker, L OBP: 0.156, SLG: 0.167 (1, 3)										4	0	0	0	0	1	3					
Ron Hassey, L OBP: 0.269, SLG: 0.304 (1, 10)										4	0	2	0	0	0	0					
Carlton Fisk, R OBP: 0.367, SLG: 0.360 Ron Karkovics, R OBP: 0.208, SLG: 0.095 (8, PR) (8, 2)										4	0	2	0	0	0	1					
Daryl Boston, L OBP: 0.287, SLG: 0.185 (1, 8)										3	0	2	0	1	1	0					
Steve Lyons, L (1, 9)										4	0	0	0	0	0	6					
Tim Hulett, R OBP: 0.293, SLG: 0.450 (1, 5)										4	0	0	0	0	0	2					
Ozzie Guillen, L OBP: 0.375, SLG: 0.361 (1, 6)										3	0	1	0	1	1	0					
Inning Stats	R: 0 E: 0 K: 1 S: 5	H: 1 LOB: 2 BB: 1 P: 9	R: 0 E: 0 K: 1 S: 5	H: 0 LOB: 0 BB: 0 P: 5	R: 0 E: 0 K: 0 S: 3	H: 2 LOB: 2 BB: 0 P: 5	R: 0 E: 0 K: 0 S: 3	H: 0 LOB: 0 BB: 0 P: 3	R: 0 E: 0 K: 0 S: 4	H: 1 LOB: 2 BB: 1 P: 8	R: 2 E: 0 K: 1 S: 7	H: 2 LOB: 0 BB: 0 P: 7	R: 0 E: 0 K: 0 S: 4	H: 2 LOB: 2 BB: 0 P: 4	R: 0 E: 0 K: 0 S: 4	H: 1 LOB: 1 BB: 0 P: 4		1B: 6 2B: 2 3B: 0 HR: 1	SF: 0 SAC: 0 DP: 1 HBP: 0	WP: 0 PB: 0 CS: 0	PA: 38
PITCHER	IP	WLS	BF	H	R	ER	SO	BB	IBB	HBP	BLK	WP	HR	S	P	ERA	WHIP				
Jeff Robinson, R ERA: 1.93 Eric King, R ERA: 1.13	(1, 1) (8, 1)	7.0 W	30 8	6 3	2 0	2 0	3 0	4 0	0 0	0 0	0 0	0 0	1 0	32 8	48 8	2.57 0.00	1.429 1.500				

Batter	1	2	3	4	5	6	7	8	9	AB	R	H	RBI	BB	SO	LOB	BOTTOM				
Lou Whitaker, L OBP: 0.333, SLG: 0.415 (1, 4)										4	1	2	0	0	1	1	Chicago White Sox @ Detroit Tigers Tiger Stadium, Detroit, MI Sat Apr 18 1987, 3:33 AM EDT Att: 20,607 - Unknown				
Pat Sheridan, L OBP: 0.378, SLG: 0.382 (1, 9)										3	0	1	0	1	0	1					
Matt Nokes, L OBP: 0.406, SLG: 0.690 Orlando Mercado, R OBP: 0.428, SLG: 0.333 (8, 2) (8, 2)										3	1	1	0	1	1	3					
Darrell Evans, L OBP: 0.349, SLG: 0.432 (1, 10)										3	0	0	0	1	1	2					
Johnny Grubb, L Larry Hemdon, R OBP: 0.429, SLG: 0.647 (8, PH) (9, 7)										1	0	0	1	2	0	0					
Darnell Coles, R OBP: 0.275, SLG: 0.333 (1, 5)										3	0	0	1	0	1	3					
Dave Bergman, L OBP: 0.357, SLG: 0.545 (1, 3)										4	1	1	1	0	0	2					
Chet Lemon, R OBP: 0.381, SLG: 0.485 (1, 8)										4	0	1	0	0	1	0					
Tom Brookens, R OBP: 0.455, SLG: 0.650 (1, 6)										4	0	2	0	0	0	1					
Inning Stats	R: 2 E: 0 K: 0 S: 5	H: 2 LOB: 2 BB: 2 P: 13	R: 0 E: 0 K: 0 S: 5	H: 3 LOB: 2 BB: 0 P: 5	R: 0 E: 0 K: 2 S: 7	H: 0 LOB: 0 BB: 0 P: 7	R: 0 E: 0 K: 0 S: 3	H: 0 LOB: 0 BB: 0 P: 3	R: 0 E: 0 K: 1 S: 5	H: 1 LOB: 1 BB: 0 P: 6	R: 0 E: 0 K: 1 S: 5	H: 0 LOB: 0 BB: 0 P: 5	R: 1 E: 0 K: 0 S: 5	H: 2 LOB: 1 BB: 0 P: 5	R: 0 E: 0 K: 0 S: 5	H: 2 LOB: 1 BB: 0 P: 5		1B: 5 2B: 2 3B: 0 HR: 1	SF: 1 SAC: 0 DP: 1 HBP: 0	WP: 0 PB: 0 CS: 0	PA: 36
PITCHER	IP	WLS	BF	H	R	ER	SO	BB	IBB	HBP	BLK	WP	HR	S	P	ERA	WHIP				
Neil Allen, R ERA: 13.5 Joel Davis, R ERA: 3.18 Jim Winn, R ERA: 8.44 Ray Seavage, L ERA: Bobby Thigpen, R ERA: 3.09	(1, 1) (1, 1) (5, 1) (6, 1) (8, 1)	0.1 4.1 1.0 1.1 1.0	L 18 4 4 5	5 3 1 0 2	2 0 0 0 1	2 0 0 0 1	0 3 0 0 0	2 0 0 0 0	0 0 0 0 0	0 0 0 0 0	0 0 0 0 0	0 0 0 0 1	0 0 6 6 5	0 21 6 6 5	11 33 6 6 5	54.00 0.00 0.00 0.00 9.00	12.000 1.385 1.000 0.000 2.000				

AB	34
R	2
H	9
RBI	2
BB	4
SO	3
LOB	16



AB	30
R	3
H	8
RBI	3
BB	5
SO	5
LOB	13



livebaseballscores.com

Batter	1	2	3	4	5	6	7	8	9	AB	R	H	RBI	BB	SO	LOB	TOP										
Gary Redus, R OBP: 0.377, SLG: 0.310 (1, 7)										4	0	1	0	1	1	2	Chicago White Sox @ Detroit Tigers Tiger Stadium, Detroit, MI Sun Apr 19 1987, 3:33 AM EDT Att: 14,269 - Unknown										
Donnie Hill, S OBP: 0.292, SLG: 0.395 (1, 4)										4	0	0	0	1	1	4											
Greg Walker, L OBP: 0.160, SLG: 0.234 (1, 3)										5	1	1	1	0	2	2											
Ron Hassey, L OBP: 0.290, SLG: 0.269 (1, 10)										3	1	0	0	2	0	1											
Carlton Fisk, R OBP: 0.400, SLG: 0.483 (1, 2)										4	2	2	2	1	0	1											
Ivan Calderon, R OBP: 0.286, SLG: 0.350 (1, 9)										4	1	1	0	0	0	2											
Daryl Boston, L OBP: 0.265, SLG: 0.290 (1, 8)										4	1	1	1	0	0	2											
Tim Hulett, R OBP: 0.333, SLG: 0.545 (1, 5)										4	1	3	3	0	0	0											
Ozzie Guillen, L OBP: 0.364, SLG: 0.350 (1, 6)										4	0	1	0	0	0	2											
Inning Stats	R: 0 E: 0 K: 1 S: 4	H: 0 LOB: 1 BB: 2 P: 12	R: 2 E: 0 K: 0 S: 4	H: 1 LOB: 0 BB: 1 P: 8	R: 0 E: 0 K: 1 S: 5	H: 0 LOB: 0 BB: 0 P: 5	R: 3 E: 0 K: 1 S: 9	H: 4 LOB: 2 BB: 1 P: 13	R: 0 E: 0 K: 0 S: 6	H: 1 LOB: 1 BB: 0 P: 6	R: 1 E: 0 K: 0 S: 3	H: 1 LOB: 0 BB: 1 P: 7	R: 1 E: 1 K: 0 S: 6	H: 2 LOB: 2 BB: 0 P: 6	R: 0 E: 0 K: 0 S: 3	H: 0 LOB: 0 BB: 0 P: 3	1B: 5 2B: 2 3B: 0 HR: 4	SF: 0 SAC: 0 DP: 2 HBP: 0	WP: 0 PB: 0 SB: 1 CS: 2	PA: 41							
PITCHER	IP	WLS	BF	H	R	ER	SO	BB	IBB	HBP	BLK	WP	HR	S	P	ERA	WHIP										
Dan Petry, R ERA: 6.32 (1, 1)	3.1	L	17	4	5	5	2	4	0	0	0	0	2	17	33	13.50	2.400										
Bryan Kelly, R ERA: 3.86 (4, 1)	4.2		21	6	2	2	2	1	0	0	0	0	2	24	28	3.86	1.500										
Nate Snell, R ERA: 2.25 (9, 1)	1.0		3	0	0	0	0	0	0	0	0	0	0	3	3	0.00	0.000										

Batter	1	2	3	4	5	6	7	8	9	AB	R	H	RBI	BB	SO	LOB	BOTTOM										
Lou Whitaker, L OBP: 0.347, SLG: 0.409 (1, 4)										3	1	1	0	1	1	0	Chicago White Sox @ Detroit Tigers Tiger Stadium, Detroit, MI Sun Apr 19 1987, 3:33 AM EDT Att: 14,269 - Unknown										
Larry Herndon, R OBP: 0.440, SLG: 0.762 (1, 7)										4	1	2	2	0	1	1											
Chet Lemon, R OBP: 0.348, SLG: 0.432 (1, 8)										4	0	0	0	0	0	2											
Darnell Coles, R OBP: 0.250, SLG: 0.300 (1, 5)										4	0	0	0	0	1	1											
Terry Harper, R (1, 10)										4	0	0	0	0	2	0											
Mike Heath, R OBP: 0.455, SLG: 0.778 (1, 9)										4	0	2	0	0	0	0											
Darrell Evans, L OBP: 0.340, SLG: 0.439 (1, 3)										4	0	1	0	0	1	2											
Tom Brookens, R OBP: 0.400, SLG: 0.565 (1, 6)										3	0	0	0	0	1	2											
Orlando Mercado, R OBP: 0.300, SLG: 0.222 (1, 2)										3	0	0	0	0	0	1											
Inning Stats	R: 2 E: 0 K: 2 S: 8	H: 1 LOB: 0 BB: 1 P: 12	R: 0 E: 0 K: 1 S: 6	H: 1 LOB: 0 BB: 0 P: 6	R: 0 E: 0 K: 1 S: 5	H: 0 LOB: 0 BB: 0 P: 5	R: 0 E: 0 K: 0 S: 3	H: 0 LOB: 0 BB: 0 P: 3	R: 0 E: 0 K: 0 S: 4	H: 1 LOB: 1 BB: 0 P: 4	R: 0 E: 0 K: 1 S: 6	H: 1 LOB: 1 BB: 0 P: 6	R: 0 E: 0 K: 1 S: 6	H: 1 LOB: 1 BB: 0 P: 6	R: 0 E: 0 K: 1 S: 6	H: 1 LOB: 1 BB: 0 P: 6	1B: 3 2B: 2 3B: 0 HR: 1	SF: 0 SAC: 0 DP: 0 HBP: 0	WP: 0 PB: 0 SB: 0 CS: 0	PA: 34							
PITCHER	IP	WLS	BF	H	R	ER	SO	BB	IBB	HBP	BLK	WP	HR	S	P	ERA	WHIP										
Floyd Bannister, L ERA: 4.05 (1, 1)	9.0	W	34	6	2	2	7	1	0	0	0	0	1	47	51	2.00	0.778										

Batter	1	2	3	4	5	6	7	8	9	AB	R	H	RBI	BB	SO	LOB	TOP										
Lou Whitaker, L (1,4) OBP: 0.352, SLG: 0.396	F8		K				1-3		G4-3	4	0	1	1	1	1	2											
Pat Sheridan, L (1,9) OBP: 0.375, SLG: 0.378 Larry Herndon, R (8,PH) OBP: 0.444, SLG: 0.727	CS 1B			K	F7			E BB	G4-3 1B	3	0	1	0	0	1	2											
Matt Nokes, L (1,10) OBP: 0.371, SLG: 0.545 Terry Harper, R (8,PH)	6-3			F9		K		E6 1-2		3	0	0	0	0	1	1											
Darrell Evans, L (1,3) OBP: 0.360, SLG: 0.429 Alan Trammell, R (8,PH) OBP: 0.409, SLG: 0.476		F8		WP 1B BB		CS 1B BB		F9		1	1	0	0	2	0	0											
Johnny Grubb, L (1,7) OBP: 0.240, SLG: 0.100 Mike Heath, R (8,PH) OBP: 0.417, SLG: 0.700		4-3		FC6-4 1B		1-2 1B		F7		3	0	2	1	0	0	0											
Darnell Coles, R (1,5) OBP: 0.225, SLG: 0.273				FC6-4 1B		1-2 1B		F9		1	0	0	0	0	2	5											
Chet Lemon, R (1,8) OBP: 0.340, SLG: 0.415			F7			G4-1 1B		F9		4	0	1	0	0	0	0											
Dwight Lowry, L (1,2) OBP: 0.182, SLG: 0.273 Orlando Mercado, R (8,2) OBP: 0.394, SLG: 0.222						G4-1 1-2		F6		3	0	1	0	0	0	1											
Tom Brookens, R (1,6) OBP: 0.414, SLG: 0.577			F8			1-3			2B 1B BB	3	0	1	0	1	0	2											
Inning Stats	R: 0 E: 0 K: 0 S: 3	H: 1 LOB: 0 BB: 0 P: 3	R: 0 E: 0 K: 1 S: 5	H: 0 LOB: 0 BB: 0 P: 5	R: 0 E: 0 K: 1 S: 6	H: 1 LOB: 1 BB: 0 P: 6	R: 1 E: 0 K: 1 S: 6	H: 1 LOB: 1 BB: 1 P: 10	R: 0 E: 0 K: 0 S: 4	H: 1 LOB: 2 BB: 1 P: 8	R: 0 E: 0 K: 0 S: 3	H: 0 LOB: 1 BB: 1 P: 7	R: 0 E: 1 K: 0 S: 4	H: 0 LOB: 1 BB: 1 P: 8	R: 1 E: 0 K: 0 S: 4	H: 2 LOB: 1 BB: 1 P: 8	1B: 6 2B: 2 3B: 0 HR: 0	SF: 0 SAC: 0 DP: 2 HBP: 0	WP: 1 PB: 0 SB: 0 CS: 2	PA: 38							
PITCHER	IP	WLS	BF	H	R	ER	SO	BB	IBB	HBP	BLK	WP	HR	S	P	ERA	WHIP										
Rick Rhoden, R (1,1) ERA: 4.76	6.2	W	27	5	1	1	5	4	0	0	0	1	0	33	49	1.35	1.350										
Pat Clements, L (7,1) ERA: 10.8	0.1		2	0	0	0	0	1	0	0	0	0	0	1	5	0.00	3.000										
Dave Righetti, L (8,1) ERA: 3.0	2.0	S	9	2	1	0	0	1	0	0	0	0	0	8	12	0.00	1.500										

Detroit Tigers @ New York Yankees
 Yankee Stadium, Bronx, NY
 Mon Apr 20 1987, 7:05 PM EDT
 Att: 20,111 - Unknown

AB	32
R	2
H	7
RBI	2
BB	6
SO	5
LOB	20



Batter	1	2	3	4	5	6	7	8	9	AB	R	H	RBI	BB	SO	LOB	BOTTOM										
Claudell Washington, L (1,8) OBP: 0.421, SLG: 0.588	S HR BB		F8			FC1-6 2B		1-H HR		3	2	2	2	2	0	0											
Willie Randolph, R (1,4) OBP: 0.416, SLG: 0.383	1-3 1-2		6-3			FC1-6 1B		BB 1B		5	1	2	0	0	0	4											
Don Mattingly, L (1,3) OBP: 0.290, SLG: 0.491			WP BB			FC1-6 1-2 2-3		1B BB		3	2	1	2	2	0	5											
Dave Winfield, R (1,9) OBP: 0.509, SLG: 0.511	E5 1B					K		1B 1B		4	0	2	1	1	1	2											
Dan Pasqua, L (1,7) OBP: 0.265, SLG: 0.148	G6-4-3 1B		F7			F7		F9		5	0	1	0	0	0	5											
Gary Ward, R (1,10) OBP: 0.377, SLG: 0.500	G6-4-3 1-2					6-3		HR 1B		5	1	2	1	0	0	3											
Mike Pagliarulo, L (1,5) OBP: 0.288, SLG: 0.319			F9			G3		HR K		5	1	1	2	0	1	3											
Joel Skinner, R (1,2) OBP: 0.182, SLG: 0.258			5-3			K		1B BB		3	0	0	0	1	1	0											
Wayne Tolleson, S (1,6) OBP: 0.435, SLG: 0.452			6-3			6-3		1-3 1B HR BB		3	1	1	0	1	0	0											
Inning Stats	R: 2 E: 1 K: 0 S: 5	H: 2 LOB: 1 BB: 1 P: 9	R: 0 E: 0 K: 0 S: 3	H: 0 LOB: 0 BB: 0 P: 3	R: 0 E: 0 K: 1 S: 3	H: 0 LOB: 2 BB: 2 P: 11	R: 0 E: 0 K: 1 S: 5	H: 0 LOB: 0 BB: 0 P: 5	R: 0 E: 0 K: 1 S: 7	H: 2 LOB: 2 BB: 0 P: 7	R: 2 E: 0 K: 0 S: 6	H: 3 LOB: 3 BB: 2 P: 14	R: 0 E: 0 K: 0 S: 4	H: 1 LOB: 1 BB: 0 P: 4	R: 4 E: 0 K: 1 S: 9	H: 4 LOB: 2 BB: 2 P: 17	1B: 8 2B: 1 3B: 0 HR: 3	SF: 0 SAC: 0 DP: 1 HBP: 0	WP: 1 PB: 0 SB: 1 CS: 0	PA: 43							
PITCHER	IP	WLS	BF	H	R	ER	SO	BB	IBB	HBP	BLK	WP	HR	S	P	ERA	WHIP										
Jack Morris, R (1,1) ERA: 3.46	7.1	L	39	10	8	8	2	6	1	0	0	1	3	36	64	9.82	2.182										
Mark Thurmond, L (8,1) ERA:	0.2		4	2	0	0	1	0	0	0	0	0	0	6	6	0.00	3.000										

Detroit Tigers @ New York Yankees
 Yankee Stadium, Bronx, NY
 Mon Apr 20 1987, 7:05 PM EDT
 Att: 20,111 - Unknown


AB	36
R	8
H	12
RBI	8
BB	7
SO	3
LOB	22



Batter	1	2	3	4	5	6	7	8	9	AB	R	H	RBI	BB	SO	LOB	TOP										
Lou Whitaker, L (1,4) OBP: 0.339, SLG: 0.364	3-1		K		4-3		4-3			4	0	0	0	0	1	0											
Tom Brookens, R (1,6) OBP: 0.343, SLG: 0.469	F9		6-3		F8			K		3	0	0	0	0	0	0											
Pat Sheridan, L (8,PH) OBP: 0.333, SLG: 0.333										1	0	0	0	0	1	0											
Larry Herndon, R (1,7) OBP: 0.467, SLG: 0.708	BB 1B		6-3					BB 1B		2	0	1	0	1	0	0											
Johnny Grubb, L (8,PH) OBP: 0.267, SLG: 0.160										1	0	1	0	0	0	0											
Terry Harper, R (1,10) OBP: 0.222, SLG: 0.313	BB 1B							BB 1B		3	1	2	1	0	0	1											
Dave Bergman, L (8,PH) OBP: 0.436, SLG: 0.545										0	0	0	0	1	0	0											
Mike Heath, R (1,9) OBP: 0.438, SLG: 0.615	BB 1B		4-3		F9			BB 1B		3	0	1	0	1	0	2											
Darnell Coles, R (1,5) OBP: 0.214, SLG: 0.235	F8				F4					3	0	0	0	0	0	5											
Chet Lemon, R (1,8) OBP: 0.333, SLG: 0.370			5-3		F2					3	0	0	0	1	1	3											
Darrell Evans, L (1,3) OBP: 0.328, SLG: 0.367	F7				G3					4	0	0	0	0	0	2											
Orlando Mercado, R (1,2) OBP: 0.267, SLG: 0.154	4-3				F2					2	0	0	0	0	0	0											
Matt Nokes, L (7,PH) OBP: 0.350, SLG: 0.500										1	0	0	0	0	0	0											
Alan Trammell, R (8,PH) OBP: 0.391, SLG: 0.455								1-3		1	0	0	0	0	0	1											
Inning Stats	R: 0 E: 0 K: 0 S: 4	H: 1 LOB: 3 BB: 2 P: 12	R: 0 E: 0 K: 0 S: 3	H: 0 LOB: 0 BB: 0 P: 3	R: 0 E: 0 K: 1 S: 5	H: 0 LOB: 0 BB: 0 P: 5	R: 1 E: 0 K: 0 S: 4	H: 1 LOB: 1 BB: 1 P: 8	R: 0 E: 0 K: 0 S: 3	H: 2 LOB: 2 BB: 0 P: 5	R: 0 E: 0 K: 0 S: 3	H: 0 LOB: 0 BB: 0 P: 3	R: 0 E: 0 K: 1 S: 5	H: 1 LOB: 1 BB: 0 P: 9	R: 0 E: 0 K: 1 S: 5	H: 0 LOB: 1 BB: 0 P: 6	1B: 4 2B: 0 3B: 0 HR: 1	SF: 0 SAC: 0 DP: 1 HBP: 1	WP: 0 PB: 0 SB: 0 CS: 0	PA: 36							
PITCHER	IP	WLS	BF	H	R	ER	SO	BB	IBB	HBP	BLK	WP	HR	S	P	ERA	WHIP										
Bob Shirley, L (1,1) ERA: 3.18	5.1	W	23	4	1	1	1	3	0	0	0	0	1	22	34	1.69	1.312										
Tim Stoddard, R (6,1) ERA:	2.2		9	1	0	0	1	1	0	0	0	0	0	10	14	0.00	0.750										
Dave Righetti, L (9,1) ERA: 2.77	1.0	S	4	0	0	0	1	0	0	1	0	0	0	5	6	0.00	0.000										

Detroit Tigers @ New York Yankees
Yankee Stadium, Bronx, NY
Wed Apr 22 1987, 7:05 PM EDT
Att: 21,091 - Unknown


AB 31
R 1
H 5
RBI 1
BB 4
SO 3
LOB 14



Batter	1	2	3	4	5	6	7	8	9	AB	R	H	RBI	BB	SO	LOB	BOTTOM										
Rickey Henderson, R (1,8) OBP: 0.544, SLG: 0.711	F8		HR		F9			BB 1B		3	1	1	2	1	0	0											
Willie Randolph, R (1,4) OBP: 0.397, SLG: 0.382	F4		1-3		5-3			E WP 1B		4	0	1	0	0	0	0											
Don Mattingly, L (1,3) OBP: 0.286, SLG: 0.452	K2-3		G3					E IBB		3	0	0	0	1	1	0											
Dave Winfield, R (1,9) OBP: 0.508, SLG: 0.481								E5		2	1	0	0	2	0	2											
Gary Ward, R (1,7) OBP: 0.383, SLG: 0.509	FC6-4				F8			1-2 2-3		4	0	0	0	0	1	5											
Ron Kittle, R (1,10) OBP: 0.333, SLG: 0.522	F8				HR					3	1	1	2	0	0	1											
Mike Pagliarulo, L (1,5) OBP: 0.293, SLG: 0.294	K									2	0	0	0	1	2	1											
Joel Skinner, R (1,2) OBP: 0.154, SLG: 0.216			K		G6-4-3					3	0	0	0	0	2	1											
Wayne Tolleson, S (1,6) OBP: 0.404, SLG: 0.404								F7		2	1	0	0	1	0	0											
Inning Stats	R: 0 E: 0 K: 1 S: 5	H: 0 LOB: 0 BB: 0 P: 5	R: 0 E: 0 K: 1 S: 5	H: 0 LOB: 1 BB: 1 P: 9	R: 2 E: 0 K: 1 S: 6	H: 1 LOB: 0 BB: 1 P: 10	R: 2 E: 0 K: 0 S: 3	H: 1 LOB: 0 BB: 2 P: 11	R: 0 E: 0 K: 0 S: 3	H: 0 LOB: 0 BB: 0 P: 3	R: 0 E: 0 K: 2 S: 7	H: 0 LOB: 0 BB: 0 P: 7	R: 0 E: 1 K: 1 S: 6	H: 1 LOB: 3 BB: 2 P: 14	1B: 1 2B: 0 3B: 0 HR: 2	SF: 0 SAC: 0 DP: 1 HBP: 0	WP: 1 PB: 0 SB: 0 CS: 0	PA: 32									
PITCHER	IP	WLS	BF	H	R	ER	SO	BB	IBB	HBP	BLK	WP	HR	S	P	ERA	WHIP										
Frank Tanana, L (1,1) ERA: 2.57	6.1	L	24	2	4	4	3	4	0	0	0	0	2	26	42	5.68	0.947										
Eric King, R (7,1) ERA: 0.93	1.2		8	1	0	0	3	1	1	0	0	1	0	12	20	0.00	1.200										

Detroit Tigers @ New York Yankees
Yankee Stadium, Bronx, NY
Wed Apr 22 1987, 7:05 PM EDT
Att: 21,091 - Unknown


AB 26
R 4
H 3
RBI 4
BB 6
SO 6
LOB 10



Batter	1	2	3	4	5	6	7	8	9	AB	R	H	RBI	BB	SO	LOB	TOP										
Tom Brookens, R (1,4) OBP: 0.333, SLG: 0.500 Dave Bergman, L (9, FH) OBP: 0.519, SLG: 0.700	0-0 4-3		0-0 4-3		0-0 1-3 2B			0-0 F9	0-3 K	4	0	1	0	0	0	0											
Larry Hemdon, R (1,7) OBP: 0.421, SLG: 0.625	0-3 K		0-0 F8		0-3 K			0-0 2B 2B		4	1	1	0	0	2	2											
Mike Heath, R (1,9) OBP: 0.458, SLG: 0.632	4-0 BB		0-0 F8		0-0 F8			0-0 FC5 2-H 2B		3	0	1	1	1	0	2											
Alan Trammell, R (1,6) OBP: 0.366, SLG: 0.475	0-0 6-3			0-0 F8		0-0 F4		0-0 1B		4	0	1	0	0	0	1											
Terry Harper, R (1,10) OBP: 0.192, SLG: 0.217		0-0 5-3		0-0 F6		4-0 5-3 BB		0-0 F8		3	0	0	0	1	0	2											
Darnell Coles, R (1,5) OBP: 0.205, SLG: 0.197		0-0 L9		0-0 F7		0-0 5-3 1-2		0-0 FC5 2-3f		4	0	0	0	0	0	3											
Chet Lemon, R (1,8) Pat Sheridan, L (8,8) OBP: 0.356, SLG: 0.386 OBP: 0.321, SLG: 0.308	4-0 BB BB				0-0 SH1-4 1B		0-0 5-3		0-0 L3	2	1	1	0	1	0	0											
Darrell Evans, L (1,3) OBP: 0.352, SLG: 0.424	4-0 BB 1-2 BB			0-0 SH1-4 1-2		0-0 L9		1-0 HBP		1	0	0	0	1	0	0											
Orlando Mercado, R (1,2) Matt Nokes, L (9, FH) OBP: 0.238, SLG: 0.158 OBP: 0.353, SLG: 0.478	0-0 G3			0-0 2B 1B		0-0 F4		0-3 K		3	0	1	1	0	0	2											
Inning Stats	R: 0 E: 0 K: 1 S: 5	H: 0 LOB: 1 BB: 1 P: 9	R: 0 E: 0 K: 0 S: 3	H: 0 LOB: 2 BB: 2 P: 11	R: 0 E: 0 K: 0 S: 3	H: 0 LOB: 0 BB: 0 P: 3	R: 0 E: 0 K: 0 S: 3	H: 0 LOB: 0 BB: 0 P: 3	R: 1 E: 0 K: 0 S: 2	H: 3 LOB: 2 BB: 1 P: 6	R: 0 E: 0 K: 0 S: 3	H: 0 LOB: 0 BB: 0 P: 3	R: 1 E: 0 K: 0 S: 6	H: 3 LOB: 2 BB: 0 P: 6	R: 0 E: 0 K: 2 S: 7	H: 0 LOB: 1 BB: 0 P: 8	1B: 3 2B: 3 3B: 0 HR: 0	SF: 0 SAC: 1 DP: 0 HBP: 1	WP: 0 PB: 0 SB: 0 CS: 0	PA: 37							
PITCHER	IP	WLS	BF	H	R	ER	SO	BB	IBB	HBP	BLK	WP	HR	S	P	ERA	WHIP										
Mark Langston, L (1,1) ERA: 3.66	8.0	W	33	6	2	2	2	4	0	0	0	0	0	33	49	2.25	1.250										
Ed Nunez, R (9,1) ERA: 3.6	1.0	S	4	0	0	0	2	0	0	1	0	0	0	7	8	0.00	0.000										

Detroit Tigers @ Seattle Mariners
The Kingdome, Seattle, WA
Mon Apr 27 1987, 10:05 PM EDT
Att: 8,492 - Unknown


AB 31
R 2
H 6
RBI 2
BB 4
SO 4
LOB 14



Batter	1	2	3	4	5	6	7	8	9	AB	R	H	RBI	BB	SO	LOB	BOTTOM										
Donell Nixon, R (1,10) OBP: 0.279, SLG: 0.189 Mike Kingery, L (8, FH) OBP: 0.296, SLG: 0.294	0-0 F7			0-0 F9		0-0 1-3 1B		0-3 K		3	1	1	0	0	0	0											
Phil Bradley, R (1,7) OBP: 0.402, SLG: 0.292	0-3 K			0-3 K		0-0 1-3		4-0 S BB		3	1	0	0	1	2	2											
John Christensen, R (1,9) OBP: 0.429, SLG: 0.333	0-0 5-3			0-0 F8		4-0 1B BB		0-0 1-H 1B 1-3 1B		3	1	1	1	1	0	0											
Jim Presley, R (1,5) OBP: 0.296, SLG: 0.342		0-0 F8			0-0 4-3	0-0 1B		0-0 1-3		4	0	1	2	0	0	1											
Alvin Davis, L (1,3) OBP: 0.329, SLG: 0.304		0-0 F8			0-0 5-3 1B	0-0 F7		4-0 1B 1B		3	1	1	0	1	0	2											
John Moses, S (1,8) OBP: 0.354, SLG: 0.377		0-0 1-3			0-0 5-3	0-0 6-3 SH2-4 1B		0-0 1B 1-3 2-H 1B		4	0	2	1	0	0	1											
Rey Quinones, R (1,6) OBP: 0.316, SLG: 0.417			0-0 4-3		0-0 2-H 1B		0-0 SH2-4	0-0 1-3 3-H 1B		3	0	2	1	0	0	0											
Bob Kearney, R (1,2) OBP: 0.222, SLG: 0.556			0-0 1-3			0-0 F8		0-0 F8		4	0	0	0	0	0	3											
Harold Reynolds, S (1,4) OBP: 0.338, SLG: 0.418			0-0 F2			0-0 1B 1B 2B		0-0 2-3		3	1	1	0	0	0	1											
Inning Stats	R: 0 E: 0 K: 1 S: 5	H: 0 LOB: 0 BB: 0 P: 5	R: 0 E: 0 K: 0 S: 3	H: 0 LOB: 0 BB: 0 P: 3	R: 0 E: 0 K: 0 S: 3	H: 0 LOB: 0 BB: 0 P: 3	R: 0 E: 0 K: 1 S: 5	H: 0 LOB: 0 BB: 0 P: 5	R: 0 E: 0 K: 0 S: 4	H: 1 LOB: 1 BB: 0 P: 4	R: 2 E: 0 K: 0 S: 6	H: 3 LOB: 2 BB: 1 P: 10	R: 0 E: 0 K: 0 S: 4	H: 1 LOB: 1 BB: 0 P: 4	R: 3 E: 0 K: 1 S: 8	H: 3 LOB: 2 BB: 2 P: 16	1B: 8 2B: 1 3B: 0 HR: 0	SF: 0 SAC: 1 DP: 0 HBP: 0	WP: 0 PB: 0 SB: 1 CS: 0	PA: 35							
PITCHER	IP	WLS	BF	H	R	ER	SO	BB	IBB	HBP	BLK	WP	HR	S	P	ERA	WHIP										
Frank Tanana, L (1,1) ERA: 2.57	7.0	L	27	6	2	2	2	1	0	0	0	0	0	30	34	2.57	1.000										
Eric King, R (8,1) ERA: 3.09	1.0	L	8	3	3	3	1	1	1	0	0	0	0	8	16	27.00	4.000										

Detroit Tigers @ Seattle Mariners
The Kingdome, Seattle, WA
Mon Apr 27 1987, 10:05 PM EDT
Att: 8,492 - Unknown

AB 31
R 5
H 9
RBI 5
BB 3
SO 3
LOB 10




Batter	1	2	3	4	5	6	7	8	9	AB	R	H	RBI	BB	SO	LOB	TOP								
Lou Whitaker, L (1,4) OBP: 0.310, SLG: 0.328	0-0 4-3		0-0 1B		0-3 K			0-0 4-1		4	1	1	0	0	1	1	Detroit Tigers @ Seattle Mariners The Kingdome, Seattle, WA Tue Apr 28 1987, 10:05 PM EDT Att: 7,393 - Unknown livebaseballscorecards.com								
Pat Sheridan, L (1,9) OBP: 0.350, SLG: 0.339	0-0 F8		0-0 1B			0-0 1B		0-0 1B		4	0	3	3	0	0	0									
Bill Bean, L (1,8) OBP: 0.429, SLG: 0.571	0-0 4-3		0-0 5-3			0-0 L4-3		0-0 4-3		4	0	0	0	0	0	3									
Alan Trammell, R (1,6) OBP: 0.356, SLG: 0.455		0-0 1B		0-0 6-3				0-0 4-3		4	0	1	0	0	0	0									
Matt Nokes, L (1,2) OBP: 0.327, SLG: 0.440	0-0 F8			0-0 4-3				0-0 G3		4	0	0	0	0	0	1									
Darrell Evans, L (1,10) OBP: 0.373, SLG: 0.435	0-0 G6-4-3			0-0 1B				0-0 1B		3	1	2	0	1	0	1									
Johnny Grubb, L (1,7) OBP: 0.257, SLG: 0.138			0-0 4-3		0-3 K			0-0 G4-6-3		3	0	0	0	1	1	2									
Dave Bergman, L (1,3) OBP: 0.484, SLG: 0.625			0-0 G3		0-0 F7			0-0 F6		4	0	1	1	0	0	0									
Tom Brookens, R (1,5) OBP: 0.345, SLG: 0.510			4-0 1B		0-0 4-3			0-0 1B		3	2	1	0	1	0	2									
Inning Stats	R: 0 E: 0 K: 0 S: 3	H: 0 LOB: 0 BB: 0 P: 3	R: 0 E: 0 K: 0 S: 3	H: 1 LOB: 0 BB: 0 P: 3	R: 2 E: 0 K: 0 S: 5	H: 2 LOB: 1 BB: 1 P: 9	R: 0 E: 0 K: 1 S: 6	H: 1 LOB: 1 BB: 0 P: 6	R: 0 E: 0 K: 1 S: 5	H: 0 LOB: 0 BB: 0 P: 5	R: 0 E: 0 K: 0 S: 3	H: 1 LOB: 0 BB: 0 P: 3	R: 0 E: 0 K: 0 S: 3	H: 1 LOB: 0 BB: 0 P: 3	R: 1 E: 0 K: 0 S: 5	H: 2 LOB: 1 BB: 0 P: 5	R: 1 E: 0 K: 0 S: 4	H: 1 LOB: 2 BB: 2 P: 12	1B: 8 2B: 2 3B: 0 HR: 0	SF: 0 SAC: 0 DP: 3 HBP: 0	WP: 0 PB: 0 SB: 1 CS: 0	PA: 36			
PITCHER	IP	WLS	BF	H	R	ER	SO	BB	IBB	HBP	BLK	WP	HR	S	P	ERA	WHIP								
Mike Morgan, R (1,1) ERA: 7.36	8.0	W	30	8	3	3	2	1	0	0	0	0	0	33	37	3.38	1.125								
Ed Nunez, R (9,1) ERA: 4.09	1.0	S	6	1	1	1	0	2	0	0	0	0	0	4	12	9.00	3.000								

Batter	1	2	3	4	5	6	7	8	9	AB	R	H	RBI	BB	SO	LOB	BOTTOM									
Donell Nixon, R (1,8) OBP: 0.255, SLG: 0.171	0-0 5-3									4	0	0	0	0	0	3	Detroit Tigers @ Seattle Mariners The Kingdome, Seattle, WA Tue Apr 28 1987, 10:05 PM EDT Att: 7,393 - Unknown livebaseballscorecards.com									
John Christensen, R (8,9) OBP: 0.429, SLG: 0.333	0-0 G5-4-3									0	0	0	0	0	0	0										
Phil Bradley, R (1,7) OBP: 0.385, SLG: 0.275	0-3 K		0-0 G3		0-3 K		0-0 P3			4	0	0	0	0	2	1										
Scott Bradley, L (1,2) OBP: 0.417, SLG: 0.467	0-0 6-3		0-0 G3		0-0 3-1			0-0 2B		4	0	1	0	0	0	0										
Ken Phelps, L (1,10) OBP: 0.449, SLG: 0.673		0-0 HR	0-0 HR			0-0 HR		4-0 1B		3	3	3	2	1	0	0										
Jim Prestley, R (1,5) OBP: 0.306, SLG: 0.388		0-0 2B	0-0 1B	0-0 HR		0-3 K		0-3 K		4	2	2	2	0	2	2										
John Moses, S (1,3) OBP: 0.348, SLG: 0.385		0-0 G3	0-3 K		0-0 K		0-0 F7	0-3 K		4	1	1	1	0	2	2										
Mike Kingery, L (1,9) OBP: 0.276, SLG: 0.273		0-0 G3		0-0 F7		0-0 F8		0-3 K		4	0	0	0	0	1	3										
Rey Quinones, R (1,6) OBP: 0.329, SLG: 0.427		0-0 BB	0-0 1B		0-3 K			0-0 FC4-6		3	0	2	1	0	1	0										
Harold Reynolds, S (1,4) OBP: 0.338, SLG: 0.406		3-H 4-0	0-0 BB		0-0 F9			0-0 F8		2	0	0	0	1	0	1										
Inning Stats	R: 0 E: 0 K: 1 S: 5	H: 0 LOB: 0 BB: 0 P: 5	R: 3 E: 0 K: 0 S: 6	H: 4 LOB: 1 BB: 1 P: 10	R: 2 E: 0 K: 1 S: 7	H: 2 LOB: 0 BB: 0 P: 7	R: 0 E: 0 K: 1 S: 5	H: 0 LOB: 0 BB: 0 P: 5	R: 0 E: 0 K: 1 S: 5	H: 0 LOB: 0 BB: 0 P: 5	R: 1 E: 0 K: 0 S: 6	H: 1 LOB: 1 BB: 0 P: 6	R: 0 E: 0 K: 0 S: 4	H: 1 LOB: 1 BB: 0 P: 4	R: 0 E: 0 K: 3 S: 10	H: 1 LOB: 2 BB: 1 P: 14	1B: 4 2B: 2 3B: 0 HR: 3	SF: 0 SAC: 0 DP: 1 HBP: 0	WP: 0 PB: 0 SB: 1 CS: 0	PA: 34						
PITCHER	IP	WLS	BF	H	R	ER	SO	BB	IBB	HBP	BLK	WP	HR	S	P	ERA	WHIP									
Jeff Robinson, R (1,1) ERA: 3.68	7.0	L	29	8	6	6	5	1	0	0	0	0	0	3	38	42	7.71	1.286								
Bryan Kelly, R (8,1) ERA: 4.5	1.0		5	1	0	0	3	0	1	0	0	0	0	10	14	0.00	1.000									

Batter	1	2	3	4	5	6	7	8	9	10	AB	R	H	RBI	BB	SO	LOB	TOP									
Pat Sheridan, L OBP: 0.323, SLG: 0.311 (1, 9)	F7			F7		G3		F8		4-3	5	0	0	0	0	0	3										
Bill Bean, L OBP: 0.412, SLG: 0.529 Chet Lemon, R OBP: 0.351, SLG: 0.379 (9, PH) (9, 8)	F7			4-3					F3		3	0	1	0	0	0	0										
Lou Whitaker, L OBP: 0.307, SLG: 0.313 (1, 4)	CS BB			F4		F8			L7		3	0	0	0	1	0	1										
Alan Trammell, R OBP: 0.367, SLG: 0.458 (1, 6)	CS					F7			F8		4	0	2	0	0	0	0										
Darrell Evans, L OBP: 0.455, SLG: 0.415 Terry Harper, R OBP: 0.192, SLG: 0.217 (10, PR) (10, 8)				F8		F3		FC2-6 1B		FC1-6 BB	3	0	0	0	1	0	2										
Larry Hemdon, R OBP: 0.405, SLG: 0.583 (1, 7)				F8				K		FC1-6 1B 2B	4	1	1	0	0	1	2										
Matt Nokes, L OBP: 0.339, SLG: 0.500 (1, 2)						F7					4	1	2	1	0	0	1										
Dave Bergman, L OBP: 0.455, SLG: 0.577 Darrell Coles, R OBP: 0.213, SLG: 0.221 (8, PH) (8, 3) (10, 5)				F6				L8			2	0	0	0	0	1	2										
Tom Brookens, R OBP: 0.328, SLG: 0.481 Johnny Grubb, L OBP: 0.250, SLG: 0.133 Mike Heath, R OBP: 0.458, SLG: 0.632 (10, 3) (10, 3)											4	1	1	1	0	0	0										
				L5		F7		F4		6-3	3	0	0	0	0	0	0										
											1	0	0	0	0	0	3										
											0	0	0	0	0	0	0										
Inning Stats	R: 0 E: 0 K: 0 S: 2	H: 0 LOB: 0 BB: 1 P: 6	R: 0 E: 0 K: 0 S: 3	H: 1 LOB: 0 BB: 0 P: 3	R: 0 E: 0 K: 0 S: 3	H: 0 LOB: 0 BB: 0 P: 3	R: 0 E: 0 K: 0 S: 3	H: 0 LOB: 0 BB: 0 P: 3	R: 0 E: 1 K: 1 S: 7	H: 1 LOB: 2 BB: 0 P: 7	R: 0 E: 0 K: 0 S: 4	H: 1 LOB: 1 BB: 0 P: 4	R: 0 E: 0 K: 1 S: 5	H: 1 LOB: 1 BB: 0 P: 5	R: 1 E: 0 K: 0 S: 4	H: 1 LOB: 0 BB: 0 P: 4	R: 0 E: 0 K: 0 S: 3	H: 0 LOB: 0 BB: 0 P: 3	R: 1 E: 0 K: 0 S: 5	H: 2 LOB: 3 BB: 1 P: 9	1B: 5 2B: 2 3B: 0 HR: 1	SF: 0 SAC: 0 DP: 1 HBP: 0	WP: 0 PA: 38				
PITCHER	IP 7.0	WLS 0	BF 25	H 5	R 1	ER 1	SO 2	BB 1	IBB 0	HBP 0	BLK 0	WP 0	HR 1	S 28	P 32	ERA 1.29	WHIP 0.857										
Don Sutton, R ERA: 4.23 Gary Lucas, L ERA: 9.95 Donnie Moore, R ERA: 2.63	(1, 1)	(8, 1)	(9, 1)	(8, 1)	(9, 1)	(8, 1)	(9, 1)	(8, 1)	(9, 1)	(8, 1)	(9, 1)	(8, 1)	(9, 1)	(8, 1)	(9, 1)	(8, 1)	(9, 1)	(8, 1)	(9, 1)	(8, 1)	(9, 1)	(8, 1)	(9, 1)	(8, 1)	(9, 1)		

Detroit Tigers @ California Angels
Anaheim Stadium, Anaheim, CA
Wed Apr 29 1987, 10:05 PM EDT
Att: 26,126 - Unknown


AB 35
R 2
H 7
RBI 2
BB 2
SO 2
LOB 14



Batter	1	2	3	4	5	6	7	8	9	10	AB	R	H	RBI	BB	SO	LOB	BOTTOM									
Brian Downing, R OBP: 0.476, SLG: 0.786 (1, 10)	K									G1-4-3	3	0	1	0	1	1	0										
Wally Joyner, L OBP: 0.343, SLG: 0.506 (1, 3)	F8									F8	4	0	0	0	0	0	3										
Devon White, S OBP: 0.337, SLG: 0.562 (1, 9)	4-3									6-3	5	0	2	1	0	0	1										
Jack Howell, L OBP: 0.405, SLG: 0.581 (1, 7)											4	0	0	0	0	0	4										
Doug DeCinces, R OBP: 0.445, SLG: 0.500 (1, 5)											1	0	1	0	3	0	0										
Darrell Miller, R OBP: 0.212, SLG: 0.290 (1, 2)											4	0	0	0	0	1	6										
Dick Schofield, R OBP: 0.302, SLG: 0.333 (1, 6)											4	0	0	0	0	1	2										
Gary Pettis, S OBP: 0.289, SLG: 0.357 (1, 8)											4	0	0	0	0	1	1										
Mark McLemore, S OBP: 0.381, SLG: 0.319 (1, 4)											3	1	0	0	1	1	0										
Inning Stats	R: 0 E: 0 K: 1 S: 5	H: 0 LOB: 0 BB: 0 P: 5	R: 0 E: 0 K: 1 S: 5	H: 0 LOB: 1 BB: 1 P: 9	R: 0 E: 0 K: 0 S: 3	H: 0 LOB: 1 BB: 1 P: 7	R: 0 E: 0 K: 0 S: 3	H: 1 LOB: 1 BB: 1 P: 7	R: 0 E: 0 K: 0 S: 3	H: 0 LOB: 0 BB: 0 P: 3	R: 0 E: 0 K: 0 S: 4	H: 1 LOB: 1 BB: 0 P: 4	R: 0 E: 0 K: 0 S: 4	H: 1 LOB: 1 BB: 0 P: 4	R: 1 E: 0 K: 1 S: 6	H: 1 LOB: 3 BB: 2 P: 15	R: 0 E: 0 K: 2 S: 7	H: 0 LOB: 0 BB: 0 P: 7	R: 0 E: 0 K: 0 S: 3	H: 0 LOB: 0 BB: 0 P: 3	1B: 3 2B: 1 3B: 0 HR: 0	SF: 0 SAC: 1 DP: 0 HBP: 1	WP: 1 PA: 39				
PITCHER	IP 7.0	WLS 0	BF 28	H 3	R 1	ER 1	SO 2	BB 4	IBB 0	HBP 1	BLK 0	WP 1	HR 0	S 27	P 44	ERA 1.29	WHIP 1.000										
Dan Petry, R ERA: 5.61 Eric King, R ERA: 2.45	(1, 1)	(8, 1)	(8, 1)	(8, 1)	(8, 1)	(8, 1)	(8, 1)	(8, 1)	(8, 1)	(8, 1)	(8, 1)	(8, 1)	(8, 1)	(8, 1)	(8, 1)	(8, 1)	(8, 1)	(8, 1)	(8, 1)	(8, 1)	(8, 1)	(8, 1)	(8, 1)	(8, 1)	(8, 1)		

Detroit Tigers @ California Angels
Anaheim Stadium, Anaheim, CA
Wed Apr 29 1987, 10:05 PM EDT
Att: 26,126 - Unknown

AB 32
R 1
H 4
RBI 1
BB 5
SO 5
LOB 17



Batter	1	2	3	4	5	6	7	8	9	AB	R	H	RBI	BB	SO	LOB	TOP										
Pat Sheridan, L (1.9) OBP: 0.324, SLG: 0.313	B1-3		F6			2-3	F6		FC4-6	6	1	2	0	0	0	2											
Bill Bean, L (1.7) OBP: 0.450, SLG: 0.526 Larry Herndon, R (7, PH) OBP: 0.400, SLG: 0.564					F8		SH1-3	K	FC5	2	0	1	0	1	0	1											
Lou Whitaker, L (1.4) OBP: 0.333, SLG: 0.333	P3						SH1-3		FC4-6	5	3	3	1	1	0	2											
Alan Trammell, R (1.6) OBP: 0.358, SLG: 0.431 Jack Morris, R (8.1)	5-3		G5-3				SH1-3		F9	3	1	0	0	1	0	4											
Darrell Evans, L (1.10) OBP: 0.366, SLG: 0.403 Terry Harper, R (7, PH) OBP: 0.192, SLG: 0.217 Johnny Grubb, L (7, PH) OBP: 0.270, SLG: 0.133 Mike Heath, R (8, PH) OBP: 0.480, SLG: 0.650		L9			F6					2	0	0	0	1	0	0											
Matt Nokes, L (1.2) OBP: 0.359, SLG: 0.552						F6				4	2	2	4	1	0	3											
Chet Lemon, R (1.8) OBP: 0.354, SLG: 0.361										3	1	0	0	1	1	3											
Dave Bergman, L (1.3) OBP: 0.486, SLG: 0.704 Darnell Coles, R (6, PH) OBP: 0.244, SLG: 0.232										1	1	1	2	1	0	0											
Tom Brookens, R (1.5) OBP: 0.317, SLG: 0.448										4	0	0	0	1	1	5											
Inning Stats	R: 0 E: 1 K: 0 S: 3	H: 0 LOB: 1 BB: 1 P: 7	R: 2 E: 0 K: 1 S: 6	H: 1 LOB: 0 BB: 1 P: 10	R: 0 E: 0 K: 0 S: 4	H: 2 LOB: 1 BB: 0 P: 4	R: 0 E: 0 K: 0 S: 4	H: 1 LOB: 2 BB: 1 P: 8	R: 1 E: 1 K: 0 S: 4	H: 1 LOB: 2 BB: 2 P: 12	R: 1 E: 0 K: 0 S: 3	H: 1 LOB: 0 BB: 0 P: 4	R: 4 E: 0 K: 1 S: 8	H: 3 LOB: 2 BB: 3 P: 20	R: 2 E: 0 K: 1 S: 7	H: 2 LOB: 1 BB: 1 P: 11	R: 2 E: 1 K: 0 S: 4	H: 1 LOB: 1 BB: 2 P: 12	1B: 10 2B: 0 3B: 0 HR: 2	SF: 0 SAC: 1 DP: 2 HBP: 1	WP: 3 PB: 0 SB: 0 CS: 1	PA: 49					
PITCHER	IP	WLS	BF	H	R	ER	SO	BB	IBB	HBP	BLK	WP	HR	S	P	ERA	WHIP										
Willie Fraser, R (1.1) ERA: 3.38	5.0	L	25	5	4	3	1	4	1	1	0	2	1	21	42	5.40	1.800										
Gary Lucas, L (6.1) ERA: 10.57	1.1		6	3	2	2	0	0	0	0	0	0	0	6	6	13.50	2.250										
Mike Cook, R (7.1) ERA: 6.94	1.0		7	1	2	2	2	3	0	0	0	0	1	8	20	18.00	4.000										
Miguel Garcia, L (8.1) ERA: 16.2	1.2		11	3	4	3	0	3	0	0	0	1	0	8	20	16.20	3.600										

Detroit Tigers @ California Angels
Anaheim Stadium, Anaheim, CA
Thu Apr 30 1987, 10:05 PM EDT
Att: 27,656 - Unknown

AB 36
R 12
H 12
RBI 9
BB 11
SO 3
LOB 23



Batter	1	2	3	4	5	6	7	8	9	AB	R	H	RBI	BB	SO	LOB	BOTTOM										
Brian Downing, R (1.10) OBP: 0.472, SLG: 0.761									K2-3	4	1	1	0	1	2	1											
Devon White, S (1.9) OBP: 0.343, SLG: 0.591										4	2	2	2	0	1	1											
Wally Joyner, L (1.3) OBP: 0.350, SLG: 0.505										4	0	2	0	0	0	1											
Doug DeCinces, R (1.5) OBP: 0.440, SLG: 0.466										4	0	0	0	0	2	4											
Jack Howell, L (1.7) OBP: 0.385, SLG: 0.545										4	0	0	0	0	2	2											
Dick Schofield, R (1.6) OBP: 0.311, SLG: 0.341										4	1	2	1	0	1	0											
Darrell Miller, R (1.2) OBP: 0.189, SLG: 0.257										4	0	0	0	0	0	3											
Gary Pettis, S (1.8) OBP: 0.309, SLG: 0.368										3	0	2	0	1	0	0											
Mark McLemore, S (1.4) OBP: 0.364, SLG: 0.303										4	0	0	0	0	0	3											
Inning Stats	R: 2 E: 0 K: 1 S: 7	H: 3 LOB: 0 BB: 0 P: 7	R: 0 E: 0 K: 1 S: 6	H: 1 LOB: 1 BB: 0 P: 6	R: 0 E: 0 K: 1 S: 5	H: 0 LOB: 1 BB: 1 P: 9	R: 1 E: 0 K: 0 S: 4	H: 1 LOB: 1 BB: 1 P: 8	R: 0 E: 0 K: 1 S: 5	H: 0 LOB: 0 BB: 0 P: 5	R: 0 E: 0 K: 1 S: 5	H: 0 LOB: 0 BB: 0 P: 5	R: 0 E: 0 K: 2 S: 10	H: 1 LOB: 2 BB: 0 P: 10	R: 0 E: 0 K: 1 S: 5	H: 0 LOB: 0 BB: 0 P: 5	1B: 8 2B: 0 3B: 0 HR: 1	SF: 0 SAC: 0 DP: 1 HBP: 0	WP: 2 PB: 0 SB: 2 CS: 0	PA: 37							
PITCHER	IP	WLS	BF	H	R	ER	SO	BB	IBB	HBP	BLK	WP	HR	S	P	ERA	WHIP										
Jack Morris, R (1.1) ERA: 3.43	9.0	W	37	9	4	4	8	2	0	0	0	1	1	51	59	4.00	1.222										
Jack Morris, R (8.1) ERA: 3.43	9.0	W	37	9	4	4	8	2	0	0	0	1	1	51	59	4.00	1.222										

Detroit Tigers @ California Angels
Anaheim Stadium, Anaheim, CA
Thu Apr 30 1987, 10:05 PM EDT
Att: 27,656 - Unknown

AB 35
R 4
H 9
RBI 3
BB 2
SO 8
LOB 15



Batter	1	2	3	4	5	6	7	8	9	10	11	12	13	AB	R	H	RBI	BB	SO	LOB	TOP											
Pat Sheridan, L OBP: 0.324, SLG: 0.565 (9, 9)			FC4 				1-3 		F7 		FC1-6 		F9 	4 0 2 0 0 0 1 3 0 0 0 0 0 2																		
Bill Bean, L OBP: 0.478, SLG: 0.585 (9, 7)	G3 		F7 				K 				1-3 			4 0 1 0 0 0 1 2 2 0 1 0 0 0 0 1																		
Lou Whitaker, L OBP: 0.333, SLG: 0.404 (1, 4)														3 1 1 0 3 0 1																		
Alan Trammell, R OBP: 0.339, SLG: 0.404 (1, 6)	F8 			F4 		E6 					K 			6 0 1 0 0 0 2 5																		
Darrell Evans, L OBP: 0.356, SLG: 0.389 (1, 10)		K 				K 			SH1-3 		K 		G3 	5 0 1 0 0 0 3 2																		
Matt Nokes, L OBP: 0.343, SLG: 0.516 (1, 2)		4-3 		F7 		K 			4-3 				4-3 	6 0 1 0 0 0 1 5																		
Darnell Coles, R OBP: 0.235, SLG: 0.222 (8, PH)				F9 		E6 					K 			3 0 0 0 0 0 0 3 0 0 0 0 0 1 0 0 2 0 1 0 0 0 1 1							AB 49 R 1 H 10 RBI 0 BB 5 SO 10 LOB 31											
Johnny Grubb, L OBP: 0.259, SLG: 0.133 (8, PH)				F9 										5 0 0 0 0 1 1 4																		
Tom Brookens, R OBP: 0.323, SLG: 0.450 (8, 5)														6 0 1 0 0 0 1 4																		
Dave Bergman, L OBP: 0.439, SLG: 0.594 (1, 3)				5-3 		F8 			K 				F8 																			
Chet Lemon, R OBP: 0.341, SLG: 0.343 (1, 8)						K 			5-3 				1-3 	6 0 1 0 0 0 1 4																		
E3 FC1-6 													L4 																			
Inning Stats	R: 0 E: 0 K: 1 S: 3	H: 1 LOB: 1 BB: 1 P: 7	R: 0 E: 0 K: 1 S: 5	H: 0 LOB: 0 BB: 0 P: 5	R: 0 E: 0 K: 2 S: 4	H: 1 LOB: 1 BB: 0 P: 4	R: 0 E: 0 K: 0 S: 5	H: 2 LOB: 2 BB: 0 P: 5	R: 0 E: 0 K: 1 S: 6	H: 0 LOB: 3 BB: 2 P: 17	R: 0 E: 0 K: 1 S: 5	H: 0 LOB: 0 BB: 0 P: 5	R: 0 E: 0 K: 1 S: 6	H: 1 LOB: 2 BB: 1 P: 10	R: 0 E: 0 K: 1 S: 8	H: 1 LOB: 1 BB: 0 P: 8	R: 0 E: 0 K: 1 S: 5	H: 0 LOB: 0 BB: 0 P: 5	R: 0 E: 0 K: 0 S: 4	H: 1 LOB: 1 BB: 0 P: 4	R: 0 E: 0 K: 1 S: 5	H: 0 LOB: 0 BB: 0 P: 5	R: 0 E: 0 K: 0 S: 4	H: 1 LOB: 1 BB: 0 P: 4	1B: 9 2B: 1 3B: 0 HR: 0	SF: 0 SAC: 1 DP: 0 HBP: 0	WP: 1 PB: 0 SB: 2 CS: 1	PA: 55				
PITCHER	IP 5.0	WLS 20	BF 26	H 6	R 0	ER 0	SO 2	BB 1	IBB 0	HBP 0	BLK 0	WP 0	HR 0	S 23	P 27	ERA 0.00	WHIP 1.400															
Moose Haas, R ERA: 2.52																																
Steve Contreras, R ERA: 2.52																																
Dave Leiper, L ERA: 2.52																																
Dennis Eckersley, R ERA: 2.21																																

Detroit Tigers @ Oakland Athletics
Oakland-Alameda County Coliseum, Oakland, CA
Fri May 01 1987, 7:05 PM PDT
Att: 14,035 - Unknown

livebaseballscorecards.com



Batter	1	2	3	4	5	6	7	8	9	10	11	12	13	AB	R	H	RBI	BB	SO	LOB	BOTTOM											
Luis Polonia, L OBP: 0.207, SLG: 0.370 (1, 8)	L8 		G3 			SH2-3 			6-3 					3 0 0 0 0 0 0 1 0 1 1 1 0 0																		
Terry Steinbach, R OBP: 0.328, SLG: 0.440 (11, PH)														5 0 0 0 0 0 2 3																		
Tony Phillips, S OBP: 0.376, SLG: 0.369 (1, 4)	K 			K 		F7 			5-3 		5-3 		G6-4-3 	4 0 0 0 1 0 1																		
Reggie Jackson, L OBP: 0.315, SLG: 0.436 (1, 10)	F6 					P6 			5-3 				4-3 	4 0 0 0 1 0 1																		
Jose Canseco, R OBP: 0.279, SLG: 0.369 (1, 7)		F9 		F7 		F8 							K 	4 0 0 0 1 1 1																		
Carney Lansford, R OBP: 0.386, SLG: 0.412 (1, 5)		5-3 				6-3 							F8 	4 0 0 0 1 0 1																		
Mike Davis, L OBP: 0.284, SLG: 0.553 (1, 9)		K 				K 			K 		G5-4-3 			5 1 1 0 0 3 2																		
Mark McGwire, R OBP: 0.379, SLG: 0.571 (1, 3)						3-1 					F9 			4 1 2 1 1 0 1																		
Mickey Tettleton, S OBP: 0.171, SLG: 0.081 (1, 2)				HR 					F1 					3 0 0 0 0 0 2 1 1 0 1 0 1 0 0 0																		
Stan Javier, S OBP: 0.378, SLG: 0.421 (11, PH)				K 		K 																										
Nate Snell, R ERA: 1.13									G4-6-3 				SH3-4 	3 0 0 0 1 2 4																		
Mike Gallego, R OBP: 0.400, SLG: 0.412 (1, 6)																																
Inning Stats	R: 0 E: 0 K: 1 S: 5	H: 0 LOB: 0 BB: 0 P: 5	R: 0 E: 0 K: 1 S: 5	H: 0 LOB: 0 BB: 0 P: 5	R: 1 E: 0 K: 2 S: 8	H: 1 LOB: 0 BB: 0 P: 8	R: 0 E: 0 K: 1 S: 5	H: 0 LOB: 1 BB: 1 P: 9	R: 0 E: 0 K: 2 S: 7	H: 0 LOB: 0 BB: 0 P: 7	R: 0 E: 0 K: 0 S: 3	H: 0 LOB: 0 BB: 0 P: 3	R: 0 E: 0 K: 0 S: 2	H: 0 LOB: 1 BB: 2 P: 10	R: 0 E: 0 K: 1 S: 5	H: 0 LOB: 0 BB: 0 P: 5	R: 0 E: 0 K: 1 S: 6	H: 3 LOB: 3 BB: 1 P: 10	R: 1 E: 0 K: 1 S: 6	H: 0 LOB: 3 BB: 1 P: 10	1B: 3 2B: 1 3B: 0 HR: 1	SF: 0 SAC: 2 DP: 3 HBP: 0	WP: 0 PB: 0 SB: 1 CS: 0	PA: 46								
PITCHER	IP 10.0	WLS 34	BF 24	H 2	R 1	ER 1	SO 8	BB 3	IBB 1	HBP 0	BLK 0	WP 0	HR 1	S 46	P 62	ERA 0.90	WHIP 0.500															
Walt Terrell, R ERA: 2.52																																
Mark Thurmond, L ERA: 2.52																																
Bryan Kelly, R ERA: 5.06																																
Nate Snell, R ERA: 1.13																																

Detroit Tigers @ Oakland Athletics
Oakland-Alameda County Coliseum, Oakland, CA
Fri May 01 1987, 7:05 PM PDT
Att: 14,035 - Unknown

livebaseballscorecards.com



Batter	1	2	3	4	5	6	7	8	9	AB	R	H	RBI	BB	SO	LOB	TOP									
John Moses, S OBP: 0.327, SLG: 0.370 (1, 8)	F6		FC5-4 BB		F8		F9			3	0	0	0	1	0	1	Seattle Mariners @ Detroit Tigers Tiger Stadium, Detroit, MI Tue May 05 1987, 7:05 PM EDT Att: 10,918 - Unknown									
Phil Bradley, R OBP: 0.362, SLG: 0.256 (1, 7)	5-3		FC5-4 S		SF9			4-3		3	0	0	1	0	0	2										
Scott Bradley, L OBP: 0.400, SLG: 0.491 Bob Kearney, R OBP: 0.286, SLG: 0.450 (1, 2) (9, 2)	F8		K		6-3			4-3		4	0	0	0	0	1	1										
Ken Phelps, L OBP: 0.422, SLG: 0.621 (1, 10)		3B BB			P3			F5		3	1	0	0	1	0	0										
Jim Prestley, R OBP: 0.333, SLG: 0.490 (1, 5)		1-H SF8 3B			K			1B		3	2	1	1	1	1	0										
Alvin Davis, L OBP: 0.340, SLG: 0.380 (1, 3)		F2			HR 1B			K		4	1	1	0	0	1	3										
Mike Kingery, L OBP: 0.304, SLG: 0.431 John Christensen, R OBP: 0.304, SLG: 0.286 (1, 9) (9, PH) (9, 9)		SF8			HR			F6		2	1	1	3	0	0	1										
Rey Quinones, R OBP: 0.353, SLG: 0.495 (1, 6)		3-H 6-3			HR			K		4	1	1	2	0	1	0										
Harold Reynolds, S OBP: 0.330, SLG: 0.378 (1, 4)					FC5-4 BB			F8		3	1	1	0	1	0	0										
Inning Stats	R: 0 E: 0 K: 0 S: 3	H: 0 LOB: 0 BB: 0 P: 3	R: 2 E: 0 K: 0 S: 4	H: 1 LOB: 0 BB: 1 P: 8	R: 0 E: 0 K: 1 S: 4	H: 0 LOB: 1 BB: 2 P: 12	R: 2 E: 0 K: 1 S: 7	H: 2 LOB: 0 BB: 0 P: 7	R: 1 E: 0 K: 0 S: 4	H: 1 LOB: 0 BB: 0 P: 4	R: 0 E: 0 K: 1 S: 6	H: 1 LOB: 1 BB: 0 P: 6	R: 0 E: 0 K: 1 S: 5	H: 0 LOB: 0 BB: 0 P: 5	R: 0 E: 0 K: 0 S: 3	H: 0 LOB: 0 BB: 0 P: 3		R: 2 E: 0 K: 1 S: 6	H: 1 LOB: 0 BB: 1 P: 10	1B: 3 2B: 0 3B: 1 HR: 2	SF: 2 SAC: 0 DP: 0 HBP: 0	WP: 0 PB: 0 SB: 2 CS: 0	PA: 36			
PITCHER	IP	WLS	BF	H	R	ER	SO	BB	IBB	HBP	BLK	WP	HR	S	P	ERA	WHIP									
Jack Morris, R ERA: 3.94 (1, 1)	6.0		25	5	5	5	3	3	0	0	0	0	0	1	28	40	7.50	1.333								
Jeff Robinson, R ERA: 3.75 (7, 1)	2.0	L	7	0	1	1	1	1	0	0	0	0	0	1	8	12	4.50	0.500								
Willie Hernandez, L ERA: 13.5 (9, 1)	1.0		4	1	1	1	1	0	0	0	0	0	0	1	6	6	9.00	1.000								

Batter	1	2	3	4	5	6	7	8	9	AB	R	H	RBI	BB	SO	LOB	BOTTOM									
Pat Sheridan, L OBP: 0.348, SLG: 0.357 Mike Heath, R OBP: 0.487, SLG: 0.581 (1, 9) (8, PH) (9, 9)	FC5-4 3B		F8	4-3 1B		S 1B				4	1	3	2	0	0	0	Seattle Mariners @ Detroit Tigers Tiger Stadium, Detroit, MI Tue May 05 1987, 7:05 PM EDT Att: 10,918 - Unknown									
Lou Whitaker, L OBP: 0.337, SLG: 0.310 (1, 4)	FC5-4 BB		F9	4-3		B2		K		4	0	0	0	1	1	5										
Kirk Gibson, L (1, 7)	FC5-4 4-3 1B S			6-3		K		1-3		4	1	0	1	1	1	6										
Alan Trammell, R OBP: 0.311, SLG: 0.366 (1, 6)	4-3		F4		E 1B BB	F9		F3		4	0	0	0	1	0	3										
Matt Nokes, L OBP: 0.317, SLG: 0.461 (1, 2)	3-H 1B		F8		E8 L4 BB 1B		F6	F9		5	0	2	1	0	0	0										
Darrell Evans, L OBP: 0.333, SLG: 0.358 Larry Hemdon, R OBP: 0.429, SLG: 0.563 (1, 10) (5, PH)	4-3			1B 1B		4-3				2	1	1	0	0	0	1										
Dave Bergman, L OBP: 0.449, SLG: 0.553 Darrell Coles, R OBP: 0.236, SLG: 0.205 (6, 3) (6, 3)		G3		FC4 1B BB		L4		6-3		1	1	0	0	1	0	0										
Johnny Grubb, L OBP: 0.275, SLG: 0.125 (9, PH)				1B BB						1	0	0	0	0	0	1										
Bill Bean, L OBP: 0.344, SLG: 0.387 Chet Lemon, R OBP: 0.344, SLG: 0.338 (1, 8) (5, PH) (6, 8)	4-3			1B 1B				WP SH2-3 1B		2	1	1	1	0	0	0										
Tom Brookens, R OBP: 0.309, SLG: 0.429 (1, 5)		P3		FC4 4-3 1B		6-3		SH2-3		3	0	0	0	0	0	5										
Inning Stats	R: 2 E: 0 K: 0 S: 5	H: 2 LOB: 1 BB: 1 P: 9	R: 0 E: 0 K: 0 S: 3	H: 0 LOB: 0 BB: 0 P: 3	R: 0 E: 0 K: 0 S: 3	H: 0 LOB: 1 BB: 1 P: 7	R: 3 E: 1 K: 0 S: 7	H: 3 LOB: 2 BB: 1 P: 11	R: 0 E: 0 K: 1 S: 6	H: 1 LOB: 1 BB: 0 P: 6	R: 0 E: 0 K: 1 S: 5	H: 0 LOB: 0 BB: 0 P: 5	R: 0 E: 0 K: 1 S: 6	H: 1 LOB: 2 BB: 1 P: 10	R: 0 E: 0 K: 0 S: 3	H: 0 LOB: 1 BB: 1 P: 7	1B: 7 2B: 1 3B: 1 HR: 0	SF: 0 SAC: 1 DP: 1 HBP: 0	WP: 1 PB: 0 SB: 2 CS: 0	PA: 43						
PITCHER	IP	WLS	BF	H	R	ER	SO	BB	IBB	HBP	BLK	WP	HR	S	P	ERA	WHIP									
Mike Moore, R ERA: 5.21 (1, 1)	4.0		23	6	5	4	0	4	0	0	0	0	0	1	19	35	9.00	2.500								
Bill Wilkinson, L ERA: 4.5 (5, 1)	0.2		2	0	0	0	0	1	0	0	0	0	0	1	5	0.00	1.500									
Mark Huisman, R ERA: 4.91 (5, 1)	2.2		11	2	0	0	2	1	0	0	0	0	0	14	18	0.00	1.125									
Stan Clarke, L ERA: (8, 1)	0.2	W	3	0	0	0	1	1	0	0	0	1	0	4	8	0.00	1.500									
Ed Nunez, R ERA: 4.5 (9, 1)	1.0	S	4	0	0	0	0	1	0	0	0	0	0	3	7	0.00	1.000									

AB	30
R	7
H	6
RBI	7
BB	4
SO	5
LOB	9



WP	0	PA	36
PB	0	SB	2
CS	0		

AB	34
R	5
H	8
RBI	5
BB	8
SO	3
LOB	24



WP	1	PA	43
PB	0	SB	2
CS	0		

Batter	1	2	3	4	5	6	7	8	9	AB	R	H	RBI	BB	SO	LOB	TOP					
John Moses, S OBP: 0.320, SLG: 0.354 (1, 8)	L4		K				K		6-3	4	0	0	0	1	2	0	Seattle Mariners @ Detroit Tigers Tiger Stadium, Detroit, MI Wed May 06 1987, 3:33 AM EDT Att: 13,718 - Unknown					
Phil Bradley, R OBP: 0.347, SLG: 0.242 (1, 7)	F8		6-3				F9		K2-3	5	0	0	0	0	2	2						
Scott Bradley, L OBP: 0.415, SLG: 0.516 (1, 2)	1B		K						E4	5	3	3	0	0	1	0						
Ken Phelps, L OBP: 0.443, SLG: 0.676 (1, 10)	1B								4-3	5	2	4	2	0	0	1						
Jim Prestley, R OBP: 0.330, SLG: 0.481 (1, 5)	1B								K2-3	4	0	1	1	0	3	3						
Alvin Davis, L OBP: 0.336, SLG: 0.379 (1, 3)	4-3								FC5	3	0	1	1	0	0	3						
Mike Kingery, L OBP: 0.292, SLG: 0.418 (8, PH) John Christensen, R OBP: 0.292, SLG: 0.273 (8, 9)	F8								P3	2	0	0	1	0	1	0						
Rey Quinones, R OBP: 0.349, SLG: 0.485 (1, 6)	F9								1B	4	0	1	0	0	0	1						
Harold Reynolds, S OBP: 0.330, SLG: 0.376 (1, 4) Dave Valle, R OBP: 0.244, SLG: 0.474 (8, PH) Rick Renner, R OBP: 0.167, SLG: 0.333 (8, 4)	3-1								FC5	3	0	1	0	0	0	0						
Inning Stats	R: 1 E: 0 K: 0 S: 6	H: 3 LOB: 2 BB: 0 P: 6	R: 0 E: 0 K: 0 S: 3	H: 0 LOB: 0 BB: 0 P: 3	R: 0 E: 0 K: 2 S: 7	H: 0 LOB: 0 BB: 0 P: 7	R: 0 E: 0 K: 1 S: 5	H: 1 LOB: 0 BB: 0 P: 5	R: 0 E: 0 K: 2 S: 8	H: 1 LOB: 2 BB: 1 P: 12	R: 2 E: 1 K: 1 S: 8	H: 2 LOB: 1 BB: 0 P: 8	R: 0 E: 0 K: 1 S: 5	H: 0 LOB: 0 BB: 0 P: 5	R: 2 E: 1 K: 1 S: 9	H: 3 LOB: 2 BB: 0 P: 9	R: 0 E: 0 K: 1 S: 6	H: 1 LOB: 1 BB: 0 P: 6	1B: 9 2B: 1 3B: 0 HR: 1	SF: 2 SAC: 0 DP: 1 HBP: 0	WP: 0 PB: 0 SB: 0 CS: 0	PA: 40
PITCHER	IP	WLS	BF	H	R	ER	SO	BB	IBB	HBP	BLK	WP	HR	S	P	ERA	WHIP					
Walt Terrell, R ERA: 2.7 (1, 1)	7.1	W	32	8	5	3	8	1	0	0	0	0	1	47	51	3.68	1.227					
Mark Thurmond, L ERA: 1.13 (8, 1)	1.2	S	8	3	0	0	1	0	0	0	0	0	0	10	10	0.00	1.800					

AB	37
R	5
H	11
RBI	5
BB	1
SO	9
LOB	13



Batter	1	2	3	4	5	6	7	8	9	AB	R	H	RBI	BB	SO	LOB	BOTTOM				
Pat Sheridan, L OBP: 0.344, SLG: 0.352 (1, 9)	B1		1B	4-3		K				4	1	1	0	0	1	0	Seattle Mariners @ Detroit Tigers Tiger Stadium, Detroit, MI Wed May 06 1987, 3:33 AM EDT Att: 13,718 - Unknown				
Lou Whitaker, L OBP: 0.343, SLG: 0.311 (1, 4)	F7		2B			4-3			6-3	3	1	1	0	1	0	0					
Kirk Gibson, L OBP: 0.333, SLG: 0.625 (1, 7)	F7		2B			HR			F8	4	2	2	2	0	0	1					
Alan Trammell, R OBP: 0.295, SLG: 0.347 (1, 6)	6-3		F3			5-3			5-3	4	0	0	0	0	0	3					
Matt Nokes, L OBP: 0.326, SLG: 0.513 (1, 10)	F8		HR			HR			F5	4	2	2	3	0	0	0					
Darrell Evans, L OBP: 0.340, SLG: 0.393 (1, 3)	3-1		HR			FC6-4			F5	3	1	1	2	1	0	0					
Mike Heath, R OBP: 0.465, SLG: 0.543 (1, 2)	1B		K			FC6-4			K	4	0	1	0	0	2	1					
Bill Bean, L OBP: 0.324, SLG: 0.364 (1, 8) Chet Lemon, R OBP: 0.341, SLG: 0.333 (6, PH) (7, 8)	G3					6-3			6-3	2	0	0	0	0	0	1					
Tom Brookens, R OBP: 0.296, SLG: 0.409 (1, 5)			6-3			6-3			5-3	3	0	0	0	0	0	0					
Inning Stats	R: 0 E: 0 K: 0 S: 3	H: 0 LOB: 1 BB: 1 P: 7	R: 0 E: 0 K: 0 S: 4	H: 1 LOB: 1 BB: 0 P: 4	R: 5 E: 0 K: 1 S: 10	H: 5 LOB: 0 BB: 0 P: 10	R: 0 E: 0 K: 0 S: 3	H: 0 LOB: 0 BB: 0 P: 3	R: 2 E: 0 K: 0 S: 5	H: 2 LOB: 1 BB: 1 P: 9	R: 0 E: 0 K: 1 S: 5	H: 0 LOB: 0 BB: 0 P: 5	R: 0 E: 0 K: 1 S: 5	H: 0 LOB: 0 BB: 0 P: 5	R: 0 E: 0 K: 1 S: 5	H: 0 LOB: 0 BB: 0 P: 5	1B: 4 2B: 1 3B: 0 HR: 3	SF: 0 SAC: 0 DP: 0 HBP: 0	WP: 0 PB: 0 SB: 0 CS: 0	PA: 34	
PITCHER	IP	WLS	BF	H	R	ER	SO	BB	IBB	HBP	BLK	WP	HR	S	P	ERA	WHIP				
Scott Bankhead, R ERA: 4.19 (1, 1)	5.0	L	25	8	7	7	1	2	0	0	0	0	3	25	33	12.60	2.000				
Bill Wilkinson, L ERA: 3.27 (6, 1)	3.0		9	0	0	0	2	0	0	0	0	0	0	13	13	0.00	0.000				



Batter	1	2	3	4	5	6	7	8	9	AB	R	H	RBI	BB	SO	LOB	TOP				
Tony Phillips, S OBP: 0.347, SLG: 0.340 (1, 4)	0-0 1-3		0-0 5-3		0-0 6-3		0-3 K		4-0 4-3 BB	4	0	0	0	1	1	0					
Alfredo Griffin, S OBP: 0.255, SLG: 0.326 (1, 6)	0-0 L4			1-0 2B HBP	0-0 F4		0-0 F9		0-0 4-3	4	1	0	0	0	0	2					
Carney Lansford, R OBP: 0.387, SLG: 0.416 (1, 5) (8, 3)	0-0 F8			0-0 4-3 1-H HR	4-0 1B BB		0-0 L4		4-0 G6-4-3 IBB	3	1	1	1	2	0	0					
Jose Canseco, R OBP: 0.294, SLG: 0.390 (1, 7)		0-3 K		0-0 4-3	0-0 FC6-4 1B			0-0 F7	0-0 G6-4-3	5	0	1	0	0	1	4					
Ron Cey, R OBP: 0.400, SLG: 0.200 (1, 10)		4-0 BB		1-0 HR HBP	0-0 FC6-4			0-3 K		2	1	0	0	1	1	2					
Mark McGwire, R OBP: 0.341, SLG: 0.577 Mike Gallego, R OBP: 0.286, SLG: 0.280 (1, 3) (8, 5)		0-3 K		0-0 1-H 3-H HR	0-0 5-3			0-0 HR		4	2	2	4	0	1	1					
Terry Steinbach, R OBP: 0.310, SLG: 0.377 (1, 2)	0-0 F9			0-0 F7	0-0 F9			0-0 F8		4	0	0	0	0	0	1					
Mike Davis, L OBP: 0.310, SLG: 0.570 (1, 9)			0-0 6-3	0-0 HR	0-0 1B			0-0 SH 2B		4	2	3	1	0	0	0					
Stan Javier, S OBP: 0.357, SLG: 0.362 (1, 8)			0-0 F8	0-3 K	0-0 F6			0-0 SH 4-3 BB 2-H		3	0	0	0	0	1	1					
Inning Stats	R: 0 E: 0 K: 0 S: 3	H: 0 LOB: 0 BB: 0 P: 3	R: 0 E: 0 K: 2 S: 7	H: 0 LOB: 1 BB: 1 P: 11	R: 0 E: 0 K: 0 S: 3	H: 0 LOB: 0 BB: 0 P: 3	R: 5 E: 0 K: 1 S: 8	H: 3 LOB: 0 BB: 0 P: 10	R: 0 E: 0 K: 0 S: 4	H: 1 LOB: 1 BB: 0 P: 4	R: 0 E: 0 K: 1 S: 5	H: 0 LOB: 0 BB: 0 P: 5	R: 1 E: 0 K: 1 S: 6	H: 1 LOB: 0 BB: 0 P: 6	R: 1 E: 1 K: 0 S: 4	H: 1 LOB: 2 BB: 2 P: 12	1B: 2 2B: 2 3B: 0 HR: 3	SF: 0 SAC: 1 DP: 1 HBP: 2	WP: 0 PB: 0 SB: 0 CS: 0	PA: 40	
PITCHER	IP	WLS	BF	H	R	ER	SO	BB	IBB	HBP	BLK	WP	HR	S	P	ERA	WHIP				
Frank Tanana, L ERA: 3.53 Nate Snell, R ERA: 1.32	(1, 1) (9, 1)	8.0 1.0	36 4	7 0	7 0	7 0	5 0	2 1	0 1	2 0	0 0	0 0	0 0	3 2	42 10	52 0.00	7.88 1.000				

Oakland Athletics @ Detroit Tigers
Tiger Stadium, Detroit, MI
Fri May 08 1987, 7:05 PM EDT
Att: 13,949 - Unknown

livebaseballscorecards.com

AB 33
R 7
H 7
RBI 6
BB 4
SO 5
LOB 11




Batter	1	2	3	4	5	6	7	8	9	AB	R	H	RBI	BB	SO	LOB	BOTTOM				
Tom Brookens, R OBP: 0.280, SLG: 0.386 (1, 5)	0-0 F4		0-0 F2		0-0 4-3		0-0 F9			4	0	0	0	0	0	0					
Lou Whitaker, L OBP: 0.330, SLG: 0.298 (1, 4)	0-0 F2		0-0 6-3		0-0 F8			0-3 K		4	0	0	0	0	1	0					
Kirk Gibson, L OBP: 0.308, SLG: 0.583 (1, 7)	0-0 G3		0-0 1B 2B		0-0 F6			0-3 K		4	1	1	0	0	1	0					
Alan Trammell, R OBP: 0.293, SLG: 0.342 (1, 6)		0-0 F8	0-0 2-H 1B		0-0 5-3			0-0 F8		4	0	1	1	0	0	0					
Larry Herndon, R OBP: 0.424, SLG: 0.549 Johnny Grubb, L OBP: 0.288, SLG: 0.121 (1, 10) (9, PH)		0-0 BB 1B 1B	0-0 5-3		0-0 F9			0-0 1-3		3	0	1	0	0	0	1					
Terry Harper, R OBP: 0.219, SLG: 0.241 Pat Sheridan, L OBP: 0.351, SLG: 0.352 (1, 9) (9, PH)		0-0 BB 1-2 1B	0-0 L8		0-0 F8			4-0 E BB		3	0	1	0	0	0	0					
Mike Heath, R OBP: 0.468, SLG: 0.615 (1, 2)	0-3 K		0-0 1B		0-0 1B			0-0 E4 1-3		4	1	2	1	0	1	3					
Chet Lemon, R OBP: 0.340, SLG: 0.324 Bill Bean, L OBP: 0.314, SLG: 0.353 (1, 8) (9, PH)		4-0 BB 1-2 2-3 BB	0-0 F8		0-0 F8		0-3 K		0-3 K	2	0	0	0	1	1	1					
Darnell Coles, R OBP: 0.228, SLG: 0.198 Darrell Evans, L OBP: 0.337, SLG: 0.388 (1, 3) (9, PH)		0-0 F9	0-3 K		0-0 L4			0-3 K		3	0	0	0	0	1	4					
Inning Stats	R: 0 E: 0 K: 0 S: 3	H: 2 LOB: 3 BB: 1 P: 11	R: 1 E: 0 K: 0 S: 5	H: 2 LOB: 1 BB: 0 P: 5	R: 0 E: 0 K: 1 S: 6	H: 1 LOB: 0 BB: 0 P: 6	R: 0 E: 0 K: 0 S: 3	H: 0 LOB: 0 BB: 0 P: 3	R: 1 E: 0 K: 1 S: 6	H: 1 LOB: 0 BB: 0 P: 6	R: 0 E: 0 K: 2 S: 7	H: 0 LOB: 0 BB: 0 P: 7	R: 0 E: 1 K: 2 S: 8	H: 0 LOB: 2 BB: 1 P: 12	1B: 4 2B: 1 3B: 0 HR: 1	SF: 0 SAC: 0 DP: 0 HBP: 0	WP: 0 PB: 0 SB: 0 CS: 0	PA: 36			
PITCHER	IP	WLS	BF	H	R	ER	SO	BB	IBB	HBP	BLK	WP	HR	S	P	ERA	WHIP				
Curt Young, L ERA: 2.5 Steve Ontiveros, R ERA: 3.24	(1, 1) (9, 1)	8.0 1.0	31 5	6 0	2 0	2 0	5 2	1 1	0 0	0 0	0 0	0 0	0 0	1 8	44 12	2.25 0.00	0.875 1.000				

Oakland Athletics @ Detroit Tigers
Tiger Stadium, Detroit, MI
Fri May 08 1987, 7:05 PM EDT
Att: 13,949 - Unknown

livebaseballscorecards.com

AB 34
R 2
H 6
RBI 2
BB 2
SO 7
LOB 13



Batter	1	2	3	4	5	6	7	8	9	AB	R	H	RBI	BB	SO	LOB	TOP					
Luis Polonia, L OBP: 0.295, SLG: 0.390 Ron Cey, R OBP: 0.217, SLG: 0.269 Stan Javier, S OBP: 0.357, SLG: 0.362	0-0 1B		0-3 K	0-0 F8			0-0 4-3 1B	0-0 2B		4	1	2	1	0	1	2	4 1 2 1 0 1 2 1 0 1 2 0 0 0 0 0 0 0 0 0 0					
Mike Davis, L OBP: 0.314, SLG: 0.567	0-0 F7		1-0 1B HBP		0-0 2B		0-0 F8	0-0 F6		4	1	1	0	0	0	3	4 1 1 0 0 0 3					
Carney Lansford, R OBP: 0.371, SLG: 0.396	0-3 K		0-0 F7		6-3		0-0 4-3	0-3 K		5	0	0	1	0	2	3	5 0 0 1 0 2 3					
Jose Canseco, R OBP: 0.289, SLG: 0.382	0-3 K		0-0 1B		5-3		0-3 K		0-0 F3	5	0	1	1	0	2	1	5 0 1 1 0 2 1					
Reggie Jackson, L OBP: 0.292, SLG: 0.394		0-0 F9	0-0 G3			0-0 G3		0-0 G3	0-3 K	5	0	0	0	0	1	1	5 0 0 0 0 1 1					
Mark McGwire, R OBP: 0.355, SLG: 0.605 Mike Gallego, R OBP: 0.286, SLG: 0.280		4-0 BB BB		0-0 F3		0-0 HR		4-0 HR BB	0-0 F3	3	2	1	1	2	0	1	3 2 1 1 2 0 1 0 0 0 0 0 0 0					
Tony Phillips, S OBP: 0.357, SLG: 0.382		4-0 1-2 BB		0-0 3-1 2B		0-3 K		0-0 HR	0-0 4-3	4	1	2	2	1	1	1	4 1 2 2 1 1 1					
Mickey Tettleton, S OBP: 0.200, SLG: 0.111 Jerry Willard, L OBP: 0.319, SLG: 0.387		0-0 F8		0-0 3-1		0-3 K		0-0 1B 2B 1B		3	0	0	0	0	1	3	3 0 0 0 0 0 1 3 0 0 0 0 0 0 0 0 1 1 1 0 0 0 0 0					
Alfredo Griffin, S OBP: 0.275, SLG: 0.330		0-0 F9		4-0 BB		4-0 S 1B BB		0-0 2B 1B		2	2	1	0	2	0	2	2 2 1 0 2 0 2					
Inning Stats	R: 0 E: 0 K: 2 S: 8	H: 1 LOB: 1 BB: 0 P: 8	R: 0 E: 0 K: 0 S: 3	H: 0 LOB: 2 BB: 11	R: 1 E: 0 K: 1 S: 6	H: 1 LOB: 1 BB: 0 P: 7	R: 0 E: 0 K: 0 S: 4	H: 1 LOB: 2 BB: 1 P: 8	R: 0 E: 0 K: 0 S: 3	H: 1 LOB: 0 BB: 0 P: 3	R: 1 E: 0 K: 1 S: 8	H: 1 LOB: 0 BB: 1 P: 10	R: 4 E: 0 K: 1 S: 9	H: 4 LOB: 1 BB: 1 P: 13	R: 0 E: 0 K: 1 S: 6	H: 0 LOB: 1 BB: 0 P: 6	1B: 5 2B: 3 3B: 0 HR: 2	SF: 0 SAC: 0 DP: 0 HBP: 1	WP: 1 PB: 1 SB: 2 CS: 0	PA: 43		
PITCHER	IP WLS BF H R ER SO BB IBB HBP BLK WP HR S P ERA WHIP	IP WLS BF H R ER SO BB IBB HBP BLK WP HR S P ERA WHIP	IP WLS BF H R ER SO BB IBB HBP BLK WP HR S P ERA WHIP	IP WLS BF H R ER SO BB IBB HBP BLK WP HR S P ERA WHIP	IP WLS BF H R ER SO BB IBB HBP BLK WP HR S P ERA WHIP	IP WLS BF H R ER SO BB IBB HBP BLK WP HR S P ERA WHIP	IP WLS BF H R ER SO BB IBB HBP BLK WP HR S P ERA WHIP	IP WLS BF H R ER SO BB IBB HBP BLK WP HR S P ERA WHIP	IP WLS BF H R ER SO BB IBB HBP BLK WP HR S P ERA WHIP	IP WLS BF H R ER SO BB IBB HBP BLK WP HR S P ERA WHIP	IP WLS BF H R ER SO BB IBB HBP BLK WP HR S P ERA WHIP	IP WLS BF H R ER SO BB IBB HBP BLK WP HR S P ERA WHIP	IP WLS BF H R ER SO BB IBB HBP BLK WP HR S P ERA WHIP	IP WLS BF H R ER SO BB IBB HBP BLK WP HR S P ERA WHIP	IP WLS BF H R ER SO BB IBB HBP BLK WP HR S P ERA WHIP	IP WLS BF H R ER SO BB IBB HBP BLK WP HR S P ERA WHIP	IP WLS BF H R ER SO BB IBB HBP BLK WP HR S P ERA WHIP	IP WLS BF H R ER SO BB IBB HBP BLK WP HR S P ERA WHIP	IP WLS BF H R ER SO BB IBB HBP BLK WP HR S P ERA WHIP	IP WLS BF H R ER SO BB IBB HBP BLK WP HR S P ERA WHIP	IP WLS BF H R ER SO BB IBB HBP BLK WP HR S P ERA WHIP	IP WLS BF H R ER SO BB IBB HBP BLK WP HR S P ERA WHIP
Eric King, R ERA: 2.89 Jeff Robinson, R ERA: 4.32 Mark Thurmond, L ERA: 3.24 Nate Snell, R ERA: 1.2	6.1 1.0 0.1 1.1	29 5 4 5	6 1 3 0	4 2 2 0	4 1 2 0	5 1 2 0	5 1 4 9	4 10 4 9	5 10 4 9	5.68 18.00 54.00 0.00	1.579 2.000 9.000 0.000											

Oakland Athletics @ Detroit Tigers
Tiger Stadium, Detroit, MI
Sat May 09 1987, 7:05 PM EDT
Att: 15,685 - Unknown

AB	37
R	8
H	10
RBI	8
BB	5
SO	8
LOB	17



Batter	1	2	3	4	5	6	7	8	9	AB	R	H	RBI	BB	SO	LOB	BOTTOM					
Pat Sheridan, L OBP: 0.333, SLG: 0.333	0-3 K	0-3 K		0-3 K		0-0 FC4-6 FC5-4		0-0 5-3		5	0	0	0	0	3	6	5 0 0 0 0 3 6					
Lou Whitaker, L OBP: 0.316, SLG: 0.283	0-0 F7		0-0 F8		0-0 4-3	0-0 FC5-4		0-3 K		5	0	0	0	0	1	1	5 0 0 0 0 1 1					
Kirk Gibson, L OBP: 0.333, SLG: 0.688	0-0 F7		0-0 HR		0-3 K		0-3 K		4-0 FC5-4 BB	4	1	1	1	1	2	0	4 1 1 1 1 2 0					
Alan Trammell, R OBP: 0.287, SLG: 0.333		0-0 1B 1B	0-3 K		0-0 F7		0-0 3-1		0-0 FC5-4 WP	5	1	1	0	0	1	1	5 1 1 0 0 1 1					
Matt Nokes, L OBP: 0.341, SLG: 0.506		0-0 1B 1B 1B	0-0 5-3		4-0 HR BB	4-0 HR BB		0-3 K		3	2	1	0	2	1	1	3 2 1 0 2 1 1					
Darrell Evans, L OBP: 0.343, SLG: 0.420 Dave Bergman, L OBP: 0.440, SLG: 0.538		0-0 F5		0-0 G3		4-0 HR BB	0-0 HR	0-0 G3		3	2	1	2	1	0	2	3 2 1 2 1 0 2 1 0 0 0 0 0 1					
Mike Heath, R OBP: 0.510, SLG: 0.721		0-0 1B 1-2 3-H		0-0 1B 1B		0-0 HR	0-0 1B			4	1	4	4	0	0	0	4 1 4 4 0 0 0					
Bill Bean, L OBP: 0.333, SLG: 0.368		0-0 1-2 2-3		0-0 F6		0-0 FC4-6 1B	0-3 K			4	0	2	0	0	1	2	4 0 2 0 0 1 2					
Tom Brookens, R OBP: 0.282, SLG: 0.384 Johnny Grubb, L OBP: 0.262, SLG: 0.116 Darrell Coles, R OBP: 0.228, SLG: 0.198		0-0 F9		0-0 1B		0-0 F3		0-0 5-3		3	0	1	0	0	0	4	3 0 1 0 0 0 4 1 0 0 0 0 0 0 0 0 0 0 0 0 0					
Inning Stats	R: 0 E: 0 K: 1 S: 5	H: 0 LOB: 0 BB: 0 P: 5	R: 1 E: 0 K: 1 S: 9	H: 4 LOB: 3 BB: 0 P: 9	R: 1 E: 0 K: 1 S: 6	H: 1 LOB: 0 BB: 0 P: 6	R: 0 E: 0 K: 1 S: 7	H: 2 LOB: 2 BB: 0 P: 7	R: 0 E: 0 K: 1 S: 5	H: 0 LOB: 0 BB: 0 P: 5	R: 3 E: 0 K: 0 S: 5	H: 2 LOB: 1 BB: 2 P: 13	R: 2 E: 0 K: 2 S: 9	H: 2 LOB: 1 BB: 1 P: 13	R: 0 E: 0 K: 1 S: 5	H: 0 LOB: 0 BB: 0 P: 5	R: 0 E: 0 K: 1 S: 5	H: 0 LOB: 1 BB: 1 P: 9	1B: 8 2B: 0 3B: 0 HR: 3	SF: 0 SAC: 0 DP: 0 HBP: 0	WP: 1 PB: 0 SB: 0 CS: 0	PA: 42
PITCHER	IP WLS BF H R ER SO BB IBB HBP BLK WP HR S P ERA WHIP	IP WLS BF H R ER SO BB IBB HBP BLK WP HR S P ERA WHIP	IP WLS BF H R ER SO BB IBB HBP BLK WP HR S P ERA WHIP	IP WLS BF H R ER SO BB IBB HBP BLK WP HR S P ERA WHIP	IP WLS BF H R ER SO BB IBB HBP BLK WP HR S P ERA WHIP	IP WLS BF H R ER SO BB IBB HBP BLK WP HR S P ERA WHIP	IP WLS BF H R ER SO BB IBB HBP BLK WP HR S P ERA WHIP	IP WLS BF H R ER SO BB IBB HBP BLK WP HR S P ERA WHIP	IP WLS BF H R ER SO BB IBB HBP BLK WP HR S P ERA WHIP	IP WLS BF H R ER SO BB IBB HBP BLK WP HR S P ERA WHIP	IP WLS BF H R ER SO BB IBB HBP BLK WP HR S P ERA WHIP	IP WLS BF H R ER SO BB IBB HBP BLK WP HR S P ERA WHIP	IP WLS BF H R ER SO BB IBB HBP BLK WP HR S P ERA WHIP	IP WLS BF H R ER SO BB IBB HBP BLK WP HR S P ERA WHIP	IP WLS BF H R ER SO BB IBB HBP BLK WP HR S P ERA WHIP	IP WLS BF H R ER SO BB IBB HBP BLK WP HR S P ERA WHIP	IP WLS BF H R ER SO BB IBB HBP BLK WP HR S P ERA WHIP	IP WLS BF H R ER SO BB IBB HBP BLK WP HR S P ERA WHIP	IP WLS BF H R ER SO BB IBB HBP BLK WP HR S P ERA WHIP	IP WLS BF H R ER SO BB IBB HBP BLK WP HR S P ERA WHIP	IP WLS BF H R ER SO BB IBB HBP BLK WP HR S P ERA WHIP	IP WLS BF H R ER SO BB IBB HBP BLK WP HR S P ERA WHIP
Eric Plunk, R ERA: 4.2 Dave Leiper, L ERA: 3.0 Gene Nelson, R ERA: 4.66 Jay Howell, R ERA: 6.0	5.1 1.1 1.1 1.0	27 6 5 4	5 1 0 0	5 2 0 0	5 1 0 0	5 7 1 5	35 7 9 9	43 11 9 9	4 11 9 9	8.44 13.50 0.00 0.00	2.062 1.500 0.750 1.000											

Oakland Athletics @ Detroit Tigers
Tiger Stadium, Detroit, MI
Sat May 09 1987, 7:05 PM EDT
Att: 15,685 - Unknown

AB	38
R	7
H	11
RBI	7
BB	4
SO	9
LOB	18



Batter	1	2	3	4	5	6	7	8	9	AB	R	H	RBI	BB	SO	LOB	TOP										
Luis Polonia, L OBP: 0.319, SLG: 0.409 Stan Javier, S OBP: 0.351, SLG: 0.354 (7, PH) (7, 8)	F6						5-3			3	0	2	2	0	0	0											
Mike Davis, L OBP: 0.312, SLG: 0.584 (1, 10)	HR	CS	F5		G4-6-3		F8			4	1	1	1	0	0	2											
Carney Lansford, R OBP: 0.367, SLG: 0.391 (1, 5)										4	0	1	0	0	0	0											
Jose Canseco, R OBP: 0.288, SLG: 0.377 (1, 7)	K									4	0	1	0	0	1	1											
Reggie Jackson, L OBP: 0.282, SLG: 0.378 (1, 9)		K								4	0	0	0	0	1	1											
Mark McWire, R OBP: 0.361, SLG: 0.671 (1, 3)		HR								4	2	2	2	0	1	1											
Tony Phillips, S OBP: 0.353, SLG: 0.377 (1, 4)										4	1	1	0	0	1	1											
Mickey Tettleton, S OBP: 0.298, SLG: 0.125 Jerry Willard, L (9, PH)										3	0	1	0	0	2	1											
Alfredo Griffin, S OBP: 0.286, SLG: 0.340 (1, 6)	E4									3	2	2	0	0	0	1											
Inning Stats	R: 1 E: 0 K: 1 S: 6	H: 2 LOB: 1 BB: 0 P: 6	R: 3 E: 1 K: 2 S: 10	H: 4 LOB: 0 BB: 0 P: 10	R: 0 E: 0 K: 0 S: 3	H: 0 LOB: 0 BB: 0 P: 3	R: 1 E: 0 K: 1 S: 6	H: 1 LOB: 0 BB: 0 P: 6	R: 1 E: 0 K: 0 S: 4	H: 2 LOB: 0 BB: 0 P: 4	R: 0 E: 0 K: 2 S: 8	H: 1 LOB: 1 BB: 0 P: 8	R: 0 E: 0 K: 0 S: 4	H: 1 LOB: 0 BB: 0 P: 4	R: 0 E: 0 K: 0 S: 3	H: 0 LOB: 0 BB: 0 P: 3	R: 0 E: 0 K: 0 S: 3	H: 0 LOB: 0 BB: 0 P: 3	1B: 8 2B: 1 3B: 0 HR: 3	SF: 0 SAC: 0 DP: 2 HBP: 0	WP: 0 PB: 0 SB: 1 CS: 2	PA: 36					
PITCHER	IP	WLS	BF	H	R	ER	SO	BB	IBB	HBP	BLK	WP	HR	S	P	ERA	WHIP										
Jack Morris, R ERA: 4.5 (1, 1)	4.0		19	9	6	5	4	0	0	0	0	0	3	27	27	11.25	2.250										
Mark Thurmond, L ERA: 2.35 (5, 1)	3.0		10	2	0	0	2	0	0	0	0	0	0	14	14	0.00	0.667										
Nate Snell, R ERA: 1.06 (8, 1)	2.0	W	6	0	0	0	0	0	0	0	0	0	0	6	6	0.00	0.000										

Oakland Athletics @ Detroit Tigers
Tiger Stadium, Detroit, MI
Sun May 10 1987, 3:33 AM EDT
Att. 14,114 - Unknown


AB	35
R	6
H	11
RBI	5
BB	0
SO	6
LOB	9



Batter	1	2	3	4	5	6	7	8	9	AB	R	H	RBI	BB	SO	LOB	BOTTOM										
Lou Whitaker, L OBP: 0.328, SLG: 0.337 (1, 4)	L5-3									5	1	3	3	0	0	1											
Mike Heath, R OBP: 0.491, SLG: 0.702 (1, 2)	F9									4	0	1	0	0	0	2											
Kirk Gibson, L OBP: 0.273, SLG: 0.550 (1, 10)	L5-3									4	0	0	0	0	0	3											
Alan Trammell, R OBP: 0.297, SLG: 0.352 (1, 6)										4	1	2	0	0	0	2											
Pat Sheridan, L OBP: 0.350, SLG: 0.351 (1, 9)										4	1	3	0	0	0	0											
Matt Nokes, L OBP: 0.347, SLG: 0.500 (1, 7)										3	1	1	1	1	0	2											
Darrell Evans, L OBP: 0.349, SLG: 0.456 (1, 3)										2	1	1	3	1	0	0											
Bill Bean, L OBP: 0.349, SLG: 0.366 (1, 8)										3	1	1	0	1	0	1											
Tom Brookens, R OBP: 0.288, SLG: 0.400 Johnny Grubb, L OBP: 0.256, SLG: 0.114 Darnell Coles, R OBP: 0.226, SLG: 0.195 (6, PH) (7, 5)										2	1	1	0	0	0	1											
										1	0	0	0	0	0	2											
										1	0	0	0	0	1	1											
Inning Stats	R: 0 E: 0 K: 0 S: 3	H: 1 LOB: 0 BB: 0 P: 3	R: 2 E: 0 K: 0 S: 6	H: 3 LOB: 1 BB: 0 P: 6	R: 0 E: 0 K: 0 S: 3	H: 0 LOB: 0 BB: 0 P: 3	R: 0 E: 0 K: 0 S: 3	H: 2 LOB: 0 BB: 0 P: 3	R: 3 E: 0 K: 0 S: 6	H: 3 LOB: 1 BB: 1 P: 10	R: 0 E: 0 K: 0 S: 4	H: 1 LOB: 2 BB: 1 P: 8	R: 0 E: 0 K: 0 S: 4	H: 1 LOB: 1 BB: 0 P: 4	R: 2 E: 1 K: 1 S: 7	H: 2 LOB: 1 BB: 1 P: 11	R: 2 E: 1 K: 1 S: 7	H: 2 LOB: 1 BB: 1 P: 11	1B: 7 2B: 6 3B: 0 HR: 2	SF: 1 SAC: 0 DP: 2 HBP: 0	WP: 0 PB: 0 SB: 0 CS: 1	PA: 38					
PITCHER	IP	WLS	BF	H	R	ER	SO	BB	IBB	HBP	BLK	WP	HR	S	P	ERA	WHIP										
Moose Haas, R ERA: 4.82 (1, 1)	4.1		19	8	5	5	0	1	0	0	0	0	1	18	22	10.38	2.077										
Dennis Eckerley, R ERA: 2.54 (5, 1)	1.2		8	2	0	0	0	1	0	0	0	0	0	7	11	0.00	1.800										
Steve Ontiveros, R ERA: 4.66 (7, 1)	1.1	L	8	3	2	2	0	1	0	0	0	0	1	7	11	13.50	3.000										
Gene Nelson, R ERA: 4.5 (8, 1)	0.2		2	0	0	0	1	0	0	0	0	0	0	4	4	0.00	0.000										

Oakland Athletics @ Detroit Tigers
Tiger Stadium, Detroit, MI
Sun May 10 1987, 3:33 AM EDT
Att. 14,114 - Unknown

AB	33
R	7
H	13
RBI	7
BB	3
SO	1
LOB	15



Batter	1	2	3	4	5	6	7	8	9	AB	R	H	RBI	BB	SO	LOB	TOP																			
Brian Downing, R OBP: 0.454, SLG: 0.675 (1, 10)	P3		K E BB 1-2		K		K		F5	4	1	0	0	1	2	0	California Angels @ Detroit Tigers Tiger Stadium, Detroit, MI Tue May 12 1987, 7:05 PM EDT Att: 11,579 - Unknown																			
Ruppert Jones, L OBP: 0.219, SLG: 0.276 (1, 7)	K		K		K		4-3			4	0	0	0	0	3	1																				
Devon White, S OBP: 0.326, SLG: 0.526 (1, 9)	2B		F9		4-3		F2			4	0	1	0	0	0	1																				
Doug DeCinces, R OBP: 0.359, SLG: 0.414 Gus Poldor, R OBP: 0.143, SLG: 0.143 (1, 5) (8, 5)	G3		E5			E6 FC6-4		4-3		4	0	0	0	0	0	1																				
Mark Ryal, L OBP: 0.214, SLG: 0.231 (1, 3)		E4				FC6-4 BB 1B 1-2		2B		3	0	1	0	1	0	1																				
Bob Boone, R OBP: 0.455, SLG: 0.636 Darrell Miller, R OBP: 0.203, SLG: 0.309 (1, 2) (7, 2)	F9		F9			BB 1B 1-2		K		3	0	1	0	0	0	3																				
Dick Schofield, R OBP: 0.300, SLG: 0.353 (1, 6)	K				F9			K		1	0	0	0	0	1	1																				
Gary Pettis, S OBP: 0.315, SLG: 0.322 (1, 8)	K				G3			K		3	0	0	0	1	2	2																				
Mark McLemore, S OBP: 0.336, SLG: 0.282 (1, 4)					F7 S E 1B			K		4	0	0	0	0	3	4																				
					4-3			K		4	1	1	0	0	1	3																				
Inning Stats	R: 0 E: 0 K: 1 S: 6	H: 1 LOB: 1 BB: 0 P: 6	R: 0 E: 1 K: 2 S: 8	H: 0 LOB: 1 BB: 0 P: 8	R: 2 E: 1 K: 1 S: 7	H: 1 LOB: 2 BB: 2 P: 15	R: 0 E: 0 K: 0 S: 3	H: 0 LOB: 0 BB: 0 P: 3	R: 0 E: 0 K: 2 S: 7	H: 1 LOB: 3 BB: 1 P: 11	R: 0 E: 0 K: 1 S: 5	H: 0 LOB: 0 BB: 0 P: 5	R: 0 E: 0 K: 2 S: 8	H: 1 LOB: 1 BB: 0 P: 8	R: 0 E: 0 K: 2 S: 7	H: 0 LOB: 0 BB: 0 P: 7	1B: 2 2B: 2 3B: 0 HR: 0	SF: 0 SAC: 0 DP: 0 HBP: 0	WP: 0 PB: 0 SB: 1 CS: 0	PA: 37																
PITCHER	IP	WLS	BF	H	R	ER	SO	BB	IBB	HBP	BLK	WP	HR	S	P	ERA	WHIP	PITCHER		IP	WLS	BF	H	R	ER	SO	BB	IBB	HBP	BLK	WP	HR	S	P	ERA	WHIP
Dan Petry, R ERA: 4.41 (1, 1)	7.0	W	30	3	2	0	8	3	0	0	0	0	0	43	55	0.00	0.857																			
Mike Henneman, R ERA: (8, 1)	2.0		7	1	0	0	4	0	0	0	0	0	0	15	15	0.00	0.500																			

AB 34
R 2
H 4
RBI 0
BB 3
SO 12
LOB 17



Batter	1	2	3	4	5	6	7	8	9	AB	R	H	RBI	BB	SO	LOB	BOTTOM																			
Lou Whitaker, L OBP: 0.313, SLG: 0.319 Tom Brookens, R OBP: 0.301, SLG: 0.395 (1, 4) (6, 4)	3-1	WP 6-3 1B	6-3	1-3		1B BB		4-3		4	1	1	0	0	0	1	California Angels @ Detroit Tigers Tiger Stadium, Detroit, MI Tue May 12 1987, 7:05 PM EDT Att: 11,579 - Unknown																			
Mike Heath, R OBP: 0.500, SLG: 0.776 (1, 2)	1B E	6-3 1-H	6-3		HR	1B		4-3 1B		6	3	4	2	0	0	0																				
Kirk Gibson, L OBP: 0.387, SLG: 0.538 Larry Herndon, R OBP: 0.410, SLG: 0.528 (1, 7) (6, PH) (7, 7)	E 2B 1-2	F8		F3 S SF8 BB	K	K		4-3		3	2	1	0	1	1	0																				
Alan Trammell, R OBP: 0.314, SLG: 0.357 (1, 6)	E4 2B			F3	FC4-6 1B BB	F9		FC5-4 1B		5	2	2	1	1	0	4																				
Matt Nokes, L OBP: 0.349, SLG: 0.521 (1, 10)	K	K		SF8	FC4-6 1B	F4		FC5-4		5	0	1	1	0	2	6																				
Pat Sheridan, L OBP: 0.357, SLG: 0.362 (1, 8) (5, 9)	1B				FC4-6			6-3		3	3	2	2	1	0	2																				
Terry Harper, R OBP: 0.212, SLG: 0.233 (7, PH) (8, 9)	1B 2B		G3 S E BB	1B 1B	1B 2-3					1	0	0	0	0	0	0																				
Darrell Evans, L OBP: 0.359, SLG: 0.459 Dave Bergman, L OBP: 0.423, SLG: 0.512 (1, 3) (7, 3)	1B		G3	BLK 1B	1B	1B		K		4	1	3	2	0	0	1																				
Bill Bean, L OBP: 0.333, SLG: 0.348 Chet Lemon, R OBP: 0.351, SLG: 0.333 (1, 9) (4, PH) (5, 8)	1B		FC3 HR	BLK 2B 1B	1B	BB				2	1	1	0	0	0	0																				
Darnell Coles, R OBP: 0.240, SLG: 0.250 (1, 5)	F8		HR	1B 2B		F2		K		5	1	2	4	0	1	6																				
Inning Stats	R: 4 E: 1 K: 1 S: 11	H: 5 LOB: 2 BB: 0 P: 11	R: 1 E: 0 K: 1 S: 7	H: 2 LOB: 1 BB: 0 P: 7	R: 3 E: 1 K: 0 S: 5	H: 1 LOB: 0 BB: 1 P: 9	R: 4 E: 0 K: 0 S: 7	H: 4 LOB: 1 BB: 1 P: 11	R: 2 E: 0 K: 1 S: 8	H: 3 LOB: 3 BB: 2 P: 16	R: 0 E: 0 K: 1 S: 6	H: 1 LOB: 1 BB: 1 P: 10	R: 0 E: 0 K: 2 S: 7	H: 0 LOB: 1 BB: 1 P: 11	R: 1 E: 0 K: 0 S: 5	H: 2 LOB: 1 BB: 0 P: 5	1B: 13 2B: 3 3B: 0 HR: 2	SF: 1 SAC: 0 DP: 0 HBP: 0	WP: 2 PB: 0 SB: 2 CS: 0	PA: 50																
PITCHER	IP	WLS	BF	H	R	ER	SO	BB	IBB	HBP	BLK	WP	HR	S	P	ERA	WHIP	PITCHER		IP	WLS	BF	H	R	ER	SO	BB	IBB	HBP	BLK	WP	HR	S	P	ERA	WHIP
Urbano Lugo, R ERA: 9.49 (1, 1)	2.1	L	18	8	8	3	2	1	0	0	0	0	1	21	25	11.57	3.857																			
Gary Lucas, L ERA: 12.83 (3, 1)	2.2		18	7	6	6	1	3	0	0	1	0	1	17	29	20.25	3.750																			
Chuck Finley, L ERA: 3.57 (6, 1)	3.0		14	3	1	1	3	2	0	0	0	0	0	18	26	3.00	1.667																			

AB 43
R 15
H 18
RBI 13
BB 6
SO 6
LOB 23



Batter	1	2	3	4	5	6	7	8	9	AB	R	H	RBI	BB	SO	LOB	TOP								
Gary Pettis, S OBP: 0.316, SLG: 0.317 (1, 8)	0-3 K2-3 1		0-0 1B 1B		0-3 K 2		0-0 6-3 1	4-0 4-3 BB	0-0 6-3 2-3	5	0	1	0	1	2	1	California Angels @ Detroit Tigers Tiger Stadium, Detroit, MI Wed May 13 1987, 7:05 PM EDT Att: 11,659 - Unknown livebaseballscorecards.com								
Devon White, S OBP: 0.326, SLG: 0.529 (1, 9)	0-0 1B		0-3 K		0-0 2B 2B		0-0 5-3	0-0 4-3 1-2 2-3		5	1	2	0	0	1	3									
Brian Downing, R OBP: 0.459, SLG: 0.680 (1, 10)	0-0 P3		0-0 1B		0-0 2B 2B		0-0 1B	0-0 6-3		5	0	3	1	0	0	3									
Doug DeCinces, R OBP: 0.361, SLG: 0.408 (1, 3) (8, 5)	4-0 1-2 BB		0-0 F9		0-0 6-3		0-0 F6		0-0 WP BB 6-3 1B	4	1	1	0	1	0	4									
Bob Boone, R OBP: 0.500, SLG: 0.571 (1, 2)	0-0 6-3			0-0 F4		0-0 FC5 G3 1B		4-0 FC6-4 BB	4-0 6-3 WP HR BB	3	1	1	0	2	0	2									
Dick Schofield, R OBP: 0.285, SLG: 0.339 (1, 6)		0-0 F6		0-0 F9		0-0 G3		0-0 FC6-4 HR	0-0 6-3 1-3 2-H	5	1	0	1	0	0	3									
Darrell Miller, R OBP: 0.226, SLG: 0.316 (1, 7)		0-0 4-3		0-0 1B		4-0 BB		0-0 HR	0-0 HR	2	0	1	0	1	0	0									
Mark Ryal, L OBP: 0.267, SLG: 0.500 (8, PH) (8, 3)								0-0 HR	0-0 HR	2	2	2	4	0	0	0									
Gus Polidor, R OBP: 0.100, SLG: 0.100 (1, 5)		0-0 F4		0-3 K		0-3 K		4-0 BLK 2B BB	4-0 WP 6-3 BB	3	0	0	0	0	2	3									
Ruppert Jones, L OBP: 0.295, SLG: 0.276 (8, PH) (8, 7)								0-0 2B BB	0-0 6-3 BB	0	1	0	0	2	0	0									
Mark McLemore, S OBP: 0.331, SLG: 0.287 (1, 4)			0-0 6-3		0-0 F4		0-0 FC5 2-3	0-0 4-3 1-H 2B	0-0 6-3 1-2	5	0	1	1	0	0	3									
Inning Stats	R: 0 E: 0 K: 1 S: 6	H: 1 LOB: 2 BB: 1 P: 10	R: 0 E: 0 K: 0 S: 3	H: 0 LOB: 0 BB: 0 P: 3	R: 0 E: 0 K: 1 S: 7	H: 2 LOB: 2 BB: 0 P: 7	R: 0 E: 0 K: 1 S: 6	H: 1 LOB: 1 BB: 0 P: 6	R: 1 E: 0 K: 1 S: 7	H: 2 LOB: 1 BB: 0 P: 7	R: 0 E: 0 K: 1 S: 6	H: 1 LOB: 2 BB: 0 P: 10	R: 0 E: 0 K: 0 S: 4	H: 1 LOB: 1 BB: 0 P: 4	R: 3 E: 0 K: 0 S: 5	H: 2 LOB: 3 BB: 3 P: 17	R: 3 E: 0 K: 0 S: 5	H: 2 LOB: 1 BB: 2 P: 13	1B: 7 2B: 3 3B: 0 HR: 2	SF: 0 SAC: 0 DP: 0 HBP: 0	WP: 2 PB: 0 SB: 1 CS: 0	PA: 46			
PITCHER	IP	WLS	BF	H	R	ER	SO	BB	IBB	HBP	BLK	WP	HR	S	P	ERA	WHIP								
Frank Tanana, L ERA: 3.22	7.0	W	31	8	1	1	5	2	0	0	0	0	0	39	47	1.29	1.429								
Jeff Robinson, R ERA: 5.06	0.1		5	2	3	3	0	2	0	0	1	0	1	3	11	81.00	12.000								
Nate Snell, R ERA: 2.5	1.0		7	2	3	3	0	2	0	0	0	1	1	5	13	27.00	4.000								
Mark Thurmond, L ERA: 2.19	0.2		3	0	0	0	0	1	0	0	0	1	0	2	6	0.00	1.500								

Batter	1	2	3	4	5	6	7	8	9	AB	R	H	RBI	BB	SO	LOB	BOTTOM								
Lou Whitaker, L OBP: 0.308, SLG: 0.339 (1, 4)	0-3 K	0-0 F8	0-0 L5		0-3 K			0-0 HR		5	1	1	1	0	2	2	California Angels @ Detroit Tigers Tiger Stadium, Detroit, MI Wed May 13 1987, 7:05 PM EDT Att: 11,659 - Unknown livebaseballscorecards.com								
Mike Heath, R OBP: 0.476, SLG: 0.730 (1, 2)	0-0 2B 1B	0-0 F7		0-3 K		0-3 K		0-0 F2		5	1	1	0	0	2	0									
Kirk Gibson, L OBP: 0.400, SLG: 0.500 (1, 10)	4-0 1-2 2B BB		4-0 1B SF8 BB	0-0 E4		0-3 K				2	2	0	0	2	1	0									
Aian Trammell, R OBP: 0.311, SLG: 0.353 (1, 6)	0-0 P3		0-0 FC6-4 1B	0-0 F8		0-0 F7				4	0	1	0	0	0	3									
Larry Herndon, R OBP: 0.400, SLG: 0.536 (1, 7)	0-0 1-H 2-H 2B		0-0 SF8	0-0 F8		0-3 K				3	1	1	3	0	1	1									
Chet Lemon, R OBP: 0.396, SLG: 0.325 (1, 8)	4-0 2B BB		0-0 FC6-4 1-2 HR		4-0 G4-6-3 BB		0-3 K			2	2	0	0	2	1	1									
Terry Harper, R OBP: 0.257, SLG: 0.406 (1, 9)					0-0 G4-6-3 1-2		0-0 4-3			2	1	2	4	0	0	0									
Pat Sheridan, L OBP: 0.351, SLG: 0.355 (6, PH) (6, 9)	0-0 1-H 2-H 2B		0-0 HR		0-0 1B					2	0	0	0	0	0	1									
Darnell Coles, R OBP: 0.262, SLG: 0.264 (1, 3)	0-0 F3		0-0 HR		0-0 1B			0-0 F9		3	1	2	0	0	0	1									
Dave Bergman, L OBP: 0.415, SLG: 0.500 (8, 3)			0-0 HR		0-0 1B			0-0 F9		1	0	0	0	0	0	0									
Tom Brookens, R OBP: 0.310, SLG: 0.438 (1, 5)		0-0 F8	0-0 HR		0-0 1B			0-0 F9		4	1	2	2	0	0	0									
Inning Stats	R: 4 E: 0 K: 1 S: 8	H: 3 LOB: 1 BB: 2 P: 16	R: 0 E: 0 K: 0 S: 3	H: 0 LOB: 0 BB: 0 P: 3	R: 5 E: 0 K: 0 S: 7	H: 4 LOB: 0 BB: 1 P: 11	R: 0 E: 1 K: 1 S: 6	H: 0 LOB: 1 BB: 0 P: 6	R: 0 E: 0 K: 2 S: 7	H: 0 LOB: 0 BB: 0 P: 7	R: 0 E: 0 K: 2 S: 7	H: 0 LOB: 0 BB: 0 P: 7	R: 1 E: 0 K: 0 S: 4	H: 1 LOB: 0 BB: 0 P: 4	R: 3 E: 0 K: 0 S: 5	H: 3 LOB: 3 DP: 1 HBP: 0	1B: 5 2B: 2 3B: 0 HR: 3	SF: 1 SAC: 0 DP: 1 HBP: 0	WP: 0 PB: 0 SB: 0 CS: 0	PA: 38					
PITCHER	IP	WLS	BF	H	R	ER	SO	BB	IBB	HBP	BLK	WP	HR	S	P	ERA	WHIP								
John Candelaria, L ERA: 3.99	2.2	L	16	5	7	7	1	3	0	0	0	0	1	15	27	23.62	3.000								
Mike Cook, R ERA: 5.5	4.1		18	4	2	2	6	1	0	0	0	0	1	29	33	4.15	1.154								
Donnie Moore, R ERA: 2.7	1.0		4	1	1	1	0	0	0	0	0	0	1	4	4	9.00	1.000								

Batter	1	2	3	4	5	6	7	8	9	AB	R	H	RBI	BB	SO	LOB	TOP	
Brett Butler, L OBP: 0.343, SLG: 0.317 (1, 8)	4-0 1B SF9 BB		0-0 E6	4-0 BB			0-0 4-3			2	1	0	0	2	0	0	Cleveland Indians @ Detroit Tigers Tiger Stadium, Detroit, MI Fri May 15 1987, 7:05 PM EDT Att: 17,525 - Unknown	
Tony Bernazard, S OBP: 0.226, SLG: 0.305 (1, 4)	0-0 PO 1B		0-3 K	1-2 2-3 BB			0-0 4-3			4	0	1	0	0	1	4		
Julio Franco, R OBP: 0.408, SLG: 0.453 (1, 10)	0-0 SF9		0-0 F8							3	0	0	1	0	1	1		
Joe Carter, R OBP: 0.280, SLG: 0.433 (1, 9)	0-3 K			0-0 F7	0-0 L7					4	0	0	0	0	1	1		
Pat Tabler, R OBP: 0.366, SLG: 0.473 (1, 3)	0-0 PO	0-0 F7		0-0 2B 1B	0-0 5-3					4	1	1	0	0	0	0		
Mel Hall, L OBP: 0.277, SLG: 0.381 (1, 7)		0-0 F3		0-0 L9		0-0 CS 1B				4	0	1	0	0	0	1		
Brook Jacoby, R OBP: 0.336, SLG: 0.398 (1, 5)		4-0 BB		0-0 1B 2B		0-0 F8				3	1	1	0	1	1	1		
Cory Snyder, R OBP: 0.250, SLG: 0.397 (1, 6)		0-3 K		0-0 BB BB 1B		0-3 K				4	0	1	2	0	3	2		
Rick Dempsey, R OBP: 0.333, SLG: 0.293 (1, 2)			0-0 6-3	1-2 BB BB			0-0 F7			2	0	0	0	1	0	0		
Inning Stats	R: 1 E: 0 K: 1 S: 5	H: 1 LOB: 0 BB: 1 P: 9	R: 0 E: 0 K: 1 S: 5	H: 0 LOB: 1 BB: 1 P: 9	R: 0 E: 1 K: 1 S: 6	H: 0 LOB: 1 BB: 0 P: 6	R: 2 E: 0 K: 0 S: 6	H: 3 LOB: 3 BB: 2 P: 14	R: 0 E: 0 K: 1 S: 5	H: 1 LOB: 0 BB: 0 P: 5	R: 0 E: 0 K: 0 S: 3	H: 0 LOB: 0 BB: 0 P: 3	R: 0 E: 0 K: 2 S: 7	H: 0 LOB: 0 BB: 0 P: 7	1B: 4 2B: 1 3B: 0 HR: 0	SF: 1 SAC: 0 DP: 0 HBP: 0	WP: 0 PA: 36 PB: 0 SB: 1 CS: 1	
PITCHER	IP	WLS	BF	H	R	ER	SO	BB	IBB	HBP	BLK	WP	HR	S	P	ERA	WHIP	
Eric King, R ERA: 3.41 (1, 1)	3.2		19	4	3	3	3	4	0	0	0	0	0	21	37	7.36	2.182	
Mike Henneman, R ERA: (4, 1)	5.1	W	16	1	0	0	4	0	0	0	0	0	0	24	24	0.00	0.188	

Batter	1	2	3	4	5	6	7	8	9	AB	R	H	RBI	BB	SO	LOB	BOTTOM				
Lou Whitaker, L OBP: 0.319, SLG: 0.407 (1, 4)	0-0 2B		0-0 F5		0-0 1-H HR	0-3 K			0-0 HR	5	2	3	3	0	1	1	Cleveland Indians @ Detroit Tigers Tiger Stadium, Detroit, MI Fri May 15 1987, 7:05 PM EDT Att: 17,525 - Unknown				
Mike Heath, R OBP: 0.497, SLG: 0.697 (1, 2)	0-3 K		4-0 CS BB		0-0 F3	0-0 F8				3	0	0	0	1	1	2					
Kirk Gibson, L OBP: 0.359, SLG: 0.438 (1, 7)	0-0 F6		0-0 CS	0-0 F9	0-3 K					4	0	0	0	0	2	1					
Alan Trammell, R OBP: 0.327, SLG: 0.368 (1, 6)	0-3 K			0-0 BB BB 1B	0-0 1B	0-0 1B				4	0	3	0	0	1	1					
Larry Herndon, R OBP: 0.412, SLG: 0.534 Matt Nokes, L OBP: 0.346, SLG: 0.515 (7, PH)		0-0 F4		4-0 FC5 BB BB	0-0 1B	0-0 1B				2	0	1	0	1	0	0					
Terry Harper, R OBP: 0.289, SLG: 0.394 Pat Sheridan, L OBP: 0.348, SLG: 0.352 (8, 9)		4-0 BB		4-0 BB BB	0-0 F2					1	0	0	0	2	0	2					
Chet Lemon, R OBP: 0.356, SLG: 0.313 Bill Bean, L OBP: 0.327, SLG: 0.340 (6, PH)		0-3 K		0-0 F2		0-0 B2				3	0	0	0	0	1	4					
Darnell Coles, R OBP: 0.255, SLG: 0.298 Darnell Evans, L OBP: 0.356, SLG: 0.455 (8, PH)		0-3 K		0-0 FC5		0-0 HR				1	0	0	0	0	0	0					
Tom Brookens, R OBP: 0.319, SLG: 0.434 (1, 5)			0-0 F8		0-0 HR	4-0 BB				3	1	1	0	1	0	0					
Inning Stats	R: 0 E: 0 K: 2 S: 8	H: 1 LOB: 1 BB: 0 P: 8	R: 0 E: 0 K: 2 S: 7	H: 0 LOB: 1 BB: 1 P: 11	R: 0 E: 0 K: 0 S: 2	H: 0 LOB: 0 BB: 1 P: 6	R: 0 E: 0 K: 0 S: 4	H: 1 LOB: 3 BB: 2 P: 12	R: 2 E: 0 K: 1 S: 9	H: 4 LOB: 2 BB: 0 P: 9	R: 1 E: 0 K: 1 S: 6	H: 1 LOB: 1 BB: 1 P: 10	R: 0 E: 1 K: 1 S: 6	H: 1 LOB: 1 BB: 0 P: 6	R: 0 E: 0 K: 0 S: 3	H: 0 LOB: 0 BB: 0 P: 3	R: 1 E: 0 K: 0 S: 1	H: 1 LOB: 0 BB: 0 P: 1	1B: 5 2B: 1 3B: 0 HR: 3	SF: 0 SAC: 0 DP: 0 HBP: 0	WP: 0 PA: 38 PB: 0 SB: 1 CS: 1
PITCHER	IP	WLS	BF	H	R	ER	SO	BB	IBB	HBP	BLK	WP	HR	S	P	ERA	WHIP				
Greg Swindell, L ERA: 3.97 (1, 1)	5.1		26	7	3	3	5	4	0	0	0	0	2	32	48	5.06	2.062				
Mark Huisman, R ERA: 4.67 (6, 1)	2.2	L	11	2	1	1	2	1	0	0	0	0	1	14	18	3.38	1.125				

Batter	1	2	3	4	5	6	7	8	9	AB	R	H	RBI	BB	SO	LOB	TOP			
Brett Butler, L OBP: 0.338, SLG: 0.313 (1, 8)	0-0 4-3		0-0 F8		0-0 FC3-6 1B			0-0 F5		4	0	1	0	0	0	0	Cleveland Indians @ Detroit Tigers Tiger Stadium, Detroit, MI Sat May 16 1987, 3:33 AM EDT Att: 20,583 - Unknown			
Tony Bemazard, S OBP: 0.227, SLG: 0.328 (1, 4)	0-3 K		0-3 K		0-0 FC3-6 1-2			0-0 HR		4	1	1	1	0	2	2				
Julio Franco, R OBP: 0.410, SLG: 0.450 (1, 10)	1-0 HBP		0-0 F9					0-0 FC5-4 1B		3	0	1	0	0	1	0				
Joe Carter, R OBP: 0.273, SLG: 0.421 (1, 9)	0-3 K		0-0 F9		0-0 L6			0-0 FC5-4 1-2		4	0	0	0	0	1	3				
Pat Tabler, R OBP: 0.363, SLG: 0.489 (1, 3)	0-3 K		0-3 K		0-0 HR			0-0 F8 1-2		4	1	1	1	0	2	3				
Mel Hall, L OBP: 0.267, SLG: 0.366 (1, 7)		0-0 4-3		0-0 L5				0-3 K		4	0	0	0	0	2	0				
Brook Jacoby, R OBP: 0.333, SLG: 0.389 (1, 5)		0-0 F9			0-0 F9			4-0 BB		3	0	0	0	1	0	0				
Cory Snyder, R OBP: 0.243, SLG: 0.385 (1, 6)		0-3 K			0-3 K			0-0 F8		4	0	0	0	0	2	1				
Chris Bando, S OBP: 0.292, SLG: 0.326 (1, 2)			0-0 HR		4-0 1B BB			0-3 K		2	1	1	1	1	0	0				
Doug Frobel, L OBP: 0.250, SLG: 0.455 (9, PH)								0-0 K		1	0	0	0	0	1	1				
Inning Stats	R: 0 E: 0 K: 3 S: 10	H: 0 LOB: 2 BB: 0 P: 11	R: 0 E: 0 K: 1 S: 5	H: 0 LOB: 0 BB: 0 P: 5	R: 1 E: 0 K: 1 S: 6	H: 1 LOB: 0 BB: 0 P: 6	R: 0 E: 0 K: 1 S: 5	H: 0 LOB: 0 BB: 0 P: 5	R: 0 E: 0 K: 1 S: 6	H: 1 LOB: 2 BB: 1 P: 10	R: 0 E: 0 K: 0 S: 3	H: 0 LOB: 0 BB: 0 P: 3	R: 1 E: 0 K: 0 S: 5	H: 2 LOB: 1 BB: 0 P: 5	R: 0 E: 0 K: 2 S: 7	H: 0 LOB: 1 BB: 1 P: 11	1B: 2 2B: 0 3B: 0 HR: 3	SF: 0 SAC: 0 DP: 0 HBP: 1	WP: 1 PB: 0 SB: 1 CS: 0	PA: 36
PITCHER Jack Morris, R ERA: 4.28 (1, 1)	IP: 9.0 WLS: W BF: 36 H: 5 R: 3 ER: 3 SO: 11 BB: 2 IBB: 0 HBP: 1 BLK: 0 WP: 1 HR: 3 S: 55 P: 64 ERA: 3.00 WHIP: 0.778															PITCHER				

Batter	1	2	3	4	5	6	7	8	9	AB	R	H	RBI	BB	SO	LOB	BOTTOM			
Lou Whitaker, L OBP: 0.324, SLG: 0.433 (1, 4)	0-0 HR	0-0 G6-4-3 1B			0-0 F7	0-0 F9				4	1	2	1	0	0	2	Cleveland Indians @ Detroit Tigers Tiger Stadium, Detroit, MI Sat May 16 1987, 3:33 AM EDT Att: 20,583 - Unknown			
Larry Hemdon, R OBP: 0.389, SLG: 0.500 (1, 10)	0-3 K	0-0 G6-4-3 1-2			0-0 F8			0-3 K		4	0	0	0	0	2	1				
Kirk Gibson, L OBP: 0.349, SLG: 0.417 (1, 7)	0-0 6-3	0-0 L4			0-0 1B			0-0 F5		4	0	1	0	0	0	0				
Matt Nokes, L OBP: 0.342, SLG: 0.505 (1, 2)	0-0 1B WP		0-0 4-3		0-0 F5			0-0 L8		4	1	1	0	0	0	1				
Pat Sheridan, L OBP: 0.353, SLG: 0.357 (1, 9)	0-0 1B BB		0-0 CS 1B		0-3 K			0-3 K		4	1	2	1	0	2	0				
Darrell Evans, L OBP: 0.352, SLG: 0.441 (1, 3)	4-0 1B BB		0-3 K		0-0 L6			0-0 3-1		3	1	0	0	1	1	1				
Bill Bean, L OBP: 0.340, SLG: 0.354 (1, 8)	0-0 1B			0-0 6-3				0-3 K		1	0	1	1	0	0	0				
Chet Lemon, R OBP: 0.355, SLG: 0.349 (4, PH) (5, 8)	1-3 2-H 1B				0-0 HR			0-0 K		3	1	1	1	0	1	0				
Tom Brookens, R OBP: 0.330, SLG: 0.442 (1, 6)	0-0 1B			0-0 F6				0-0 1B		3	0	2	1	0	0	0				
Darnell Coles, R OBP: 0.257, SLG: 0.299 (1, 5)	0-0 F8			0-0 F4				0-0 1B		3	0	1	0	0	0	2				
Inning Stats	R: 4 E: 0 K: 1 S: 10	H: 5 LOB: 2 BB: 1 P: 14	R: 0 E: 0 K: 0 S: 3	H: 1 LOB: 0 BB: 0 P: 3	R: 0 E: 0 K: 1 S: 5	H: 1 LOB: 1 BB: 0 P: 5	R: 0 E: 0 K: 0 S: 3	H: 0 LOB: 0 BB: 0 P: 3	R: 0 E: 0 K: 0 S: 4	H: 1 LOB: 1 BB: 0 P: 4	R: 1 E: 0 K: 1 S: 8	H: 3 LOB: 2 BB: 0 P: 8	R: 0 E: 0 K: 1 S: 5	H: 0 LOB: 0 BB: 0 P: 5	R: 0 E: 0 K: 2 S: 7	H: 0 LOB: 0 BB: 0 P: 7	1B: 9 2B: 1 3B: 0 HR: 2	SF: 0 SAC: 0 DP: 2 HBP: 0	WP: 1 PB: 0 SB: 0 CS: 1	PA: 34
PITCHER Phil Niekro, R ERA: 7.17 (1, 1)	IP: 0.2 WLS: L BF: 8 H: 5 R: 4 ER: 4 SO: 4 BB: 1 IBB: 0 HBP: 0 BLK: 0 WP: 1 HR: 1 S: 9 P: 13 ERA: 54.00 WHIP: 9.000															PITCHER				
Ed Vande Berg, L ERA: 5.4 (1, 1)	IP: 7.1 WLS: 26 BF: 6 H: 1 R: 1 ER: 1 SO: 5 BB: 0 IBB: 0 HBP: 0 BLK: 0 WP: 0 HR: 1 S: 36 P: 36 ERA: 1.23 WHIP: 0.818															PITCHER				


Batter	1	2	3	4	5	6	7	8	9	AB	R	H	RBI	BB	SO	LOB	TOP								
Brett Butler, L OBP: 0.354, SLG: 0.338 (1, 8)										4	0	2	0	1	0	2	Cleveland Indians @ Detroit Tigers Tiger Stadium, Detroit, MI Sun May 17 1987, 3:33 AM EDT Att: 20,824 - Unknown								
Tony Bernazard, S OBP: 0.226, SLG: 0.323 (1, 4)										5	0	1	0	0	1	5									
Julio Franco, R OBP: 0.404, SLG: 0.441 (1, 10)										5	0	1	1	0	0	5									
Joe Carter, R OBP: 0.272, SLG: 0.416 (1, 9)										4	2	1	0	0	0	3									
Pat Tabler, R OBP: 0.353, SLG: 0.475 (1, 3)									4	0	0	0	0	0	2										
Mel Hall, L OBP: 0.266, SLG: 0.390 (1, 7)									4	1	1	3	0	1	0										
Brook Jacoby, R OBP: 0.345, SLG: 0.391 (1, 5)									2	0	1	0	2	1	0										
Cory Snyder, R OBP: 0.236, SLG: 0.374 (1, 6)									4	0	0	0	0	2	3										
Rick Dempsey, R OBP: 0.360, SLG: 0.293 (1, 2)									0	1	0	0	3	0	0										
Doug Frobel, L OBP: 0.231, SLG: 0.417 (8, PH)									1	0	0	0	0	0	1										
Chris Bando, S OBP: 0.292, SLG: 0.326 (8, 2)									0	0	0	0	0	0	0										
Inning Stats	R: 0 E: 0 K: 0 S: 3	H: 1 LOB: 0 BB: 0 P: 3	R: 1 E: 1 K: 1 S: 6	H: 1 LOB: 1 BB: 1 P: 10	R: 0 E: 0 K: 1 S: 6	H: 1 LOB: 2 BB: 1 P: 10	R: 0 E: 0 K: 0 S: 4	H: 0 LOB: 0 BB: 0 P: 4	R: 1 E: 0 K: 0 S: 4	H: 1 LOB: 1 BB: 1 P: 8	R: 0 E: 0 K: 2 S: 7	H: 0 LOB: 0 BB: 0 P: 7	R: 0 E: 0 K: 0 S: 4	H: 1 LOB: 2 BB: 1 P: 8	R: 2 E: 1 K: 1 S: 7	H: 1 LOB: 1 BB: 1 P: 11	R: 0 E: 0 K: 0 S: 2	H: 0 LOB: 0 BB: 1 P: 6	1B: 5 2B: 1 3B: 0 HR: 1	SF: 0 SAC: 0 DP: 2 HBP: 0	WP: 0 PB: 0 SB: 0 CS: 0	PA: 39			
PITCHER	IP	WLS	BF	H	R	ER	SO	BB	IBB	HBP	BLK	WP	HR	S	P	ERA	WHIP								
Walt Terrell, R ERA: 2.66 (1, 1)	7.1	W	34	7	4	2	4	5	0	0	0	0	1	37	57	2.46	1.636								
Nate Snell, R ERA: 2.29 (8, 1)	1.2		5	0	0	0	1	1	0	0	0	0	0	6	10	0.00	0.600								

Batter	1	2	3	4	5	6	7	8	9	AB	R	H	RBI	BB	SO	LOB	BOTTOM								
Lou Whitaker, L OBP: 0.327, SLG: 0.423 (1, 4)										3	1	0	0	2	1	1	Cleveland Indians @ Detroit Tigers Tiger Stadium, Detroit, MI Sun May 17 1987, 3:33 AM EDT Att: 20,824 - Unknown								
Mike Heath, R OBP: 0.456, SLG: 0.686 (1, 2)										4	1	1	0	0	1	1									
Kirk Gibson, L OBP: 0.340, SLG: 0.385 (1, 10)										3	2	0	0	0	2	3									
Larry Hemdon, R OBP: 0.382, SLG: 0.484 (1, 7)									2	1	0	1	1	0	0										
Terry Harper, R OBP: 0.317, SLG: 0.429 (1, 9)									2	0	1	2	1	0	0										
Bill Bean, L OBP: 0.333, SLG: 0.347 (7, PH) (8, 8)									1	0	0	0	0	0	0										
Chet Lemon, R OBP: 0.358, SLG: 0.353 (1, 8)										2	0	1	1	0	0										
Pat Sheridan, L OBP: 0.355, SLG: 0.363 (5, PH) (6, 8) (8, 9)									1	1	1	1	0	0	0										
Darrell Evans, L OBP: 0.365, SLG: 0.471 (1, 3)										2	1	1	2	2	0										
Tom Brookens, R OBP: 0.327, SLG: 0.467 (1, 6)										4	1	1	1	0	1	5									
Darnell Coles, R OBP: 0.257, SLG: 0.297 (1, 5)										4	0	1	0	0	1	0									
Inning Stats	R: 2 E: 1 K: 2 S: 10	H: 2 LOB: 3 BB: 2 P: 18	R: 0 E: 0 K: 0 S: 3	H: 1 LOB: 0 BB: 0 P: 3	R: 0 E: 0 K: 1 S: 5	H: 0 LOB: 0 BB: 0 P: 5	R: 1 E: 0 K: 0 S: 4	H: 1 LOB: 0 BB: 0 P: 4	R: 3 E: 0 K: 0 S: 4	H: 1 LOB: 2 BB: 3 P: 17	R: 0 E: 1 K: 1 S: 5	H: 0 LOB: 1 BB: 1 P: 9	R: 2 E: 0 K: 0 S: 5	H: 2 LOB: 0 BB: 0 P: 5	R: 0 E: 0 K: 2 S: 7	H: 0 LOB: 0 BB: 0 P: 7	R: 0 E: 0 K: 2 S: 7	H: 0 LOB: 0 BB: 0 P: 7	1B: 3 2B: 2 3B: 0 HR: 2	SF: 2 SAC: 0 DP: 1 HBP: 1	WP: 0 PB: 0 SB: 0 CS: 2	PA: 38			
PITCHER	IP	WLS	BF	H	R	ER	SO	BB	IBB	HBP	BLK	WP	HR	S	P	ERA	WHIP								
Steve Carlton, L ERA: 5.76 (1, 1)	4.1	L	23	5	6	4	3	4	0	1	0	0	1	24	41	8.31	2.077								
Rich Yeti, R ERA: 4.52 (5, 1)	2.2		12	2	2	2	1	1	1	0	0	0	1	12	20	6.75	1.125								
Ernie Camacho, R ERA: 9.58 (8, 1)	1.0		3	0	0	0	2	0	0	0	0	0	0	7	7	0.00	0.000								

Batter	1	2	3	4	5	6	7	8	9	AB	R	H	RBI	BB	SO	LOB	TOP										
Bill Bean, L OBP: 0.345, SLG: 0.345 Chet Lemon, R OBP: 0.369, SLG: 0.379 (6, PH)	0-0 4-3	0-0 1-3		0-3 K		0-0 FC5-4 1B		0-0 6-3 2B		3	0	0	0	0	1	0											
Mike Heath, R OBP: 0.448, SLG: 0.649 (1, 2)	0-0 F8		4-0 1B WP E BB	0-0 HR 1B		0-0 FC5-4 4-3 1-2		0-0 6-3 2-3		4	2	1	0	1	0	2											
Kirk Gibson, L OBP: 0.351, SLG: 0.396 (1, 7)	0-0 2B		0-0 E 1B	4-0 HR BB		0-0 4-3 2-3		0-0 F7		4	3	2	0	1	0	2											
Alan Trammell, R OBP: 0.342, SLG: 0.417 (1, 6)	0-0 2B		0-0 F8 1-2	0-0 HR BB		4-0 IBB		0-0 4-3		4	1	2	4	1	0	2											
Matt Nokes, L OBP: 0.347, SLG: 0.505 (1, 10)	0-0 4-3		0-3 K	0-0 E 1B		0-3 K		0-0 F7		5	0	1	0	0	2	5											
Pat Sheridan, L OBP: 0.359, SLG: 0.390 (1, 9)		0-3 K	0-0 E8 1B	0-3 K		0-0 F7		0-0 4-3		5	0	1	2	0	2	1											
Darrell Evans, L OBP: 0.370, SLG: 0.455 (1, 3)		4-0 HR BB	0-0 IBB		0-3 K		0-0 F8			2	1	0	0	2	1	0											
Tom Brookens, R OBP: 0.324, SLG: 0.448 (1, 4)		0-3 K	0-3 K		0-3 K		0-0 P4			4	0	0	0	0	3	3											
Darnell Coles, R OBP: 0.267, SLG: 0.343 (1, 5)	0-0 HR		0-0 1B	0-0 6-3		0-0 P4				4	1	2	2	0	0	0											
Inning Stats	R: 1 E: 0 K: 0 S: 5	H: 2 LOB: 1 BB: 0 P: 5	R: 2 E: 0 K: 2 S: 8	H: 1 LOB: 0 BB: 1 P: 12	R: 2 E: 1 K: 2 S: 9	H: 2 LOB: 2 BB: 2 P: 17	R: 3 E: 0 K: 2 S: 10	H: 4 LOB: 1 BB: 1 P: 14	R: 0 E: 0 K: 1 S: 6	H: 1 LOB: 2 BB: 1 P: 10	R: 0 E: 0 K: 0 S: 3	H: 0 LOB: 0 BB: 0 P: 3	R: 0 E: 0 K: 0 S: 4	H: 1 LOB: 1 BB: 0 P: 4	R: 0 E: 0 K: 0 S: 3	H: 0 LOB: 0 BB: 0 P: 3	1B: 6 2B: 3 3B: 0 HR: 2	SF: 0 SAC: 0 DP: 0 HBP: 0	WP: 1 PB: 0 SB: 1 CS: 0	PA: 42							
PITCHER	IP	WLS	BF	H	R	ER	SO	BB	IBB	HBP	BLK	WP	HR	S	P	ERA	WHIP										
Ed Correa, R ERA: 6.86 Ron Meredith, L ERA: 1.0 Dale Mohorcic, R ERA: 3.45	(1, 1) 3.2		22	8	8	8	5	3	1	0	0	1	2	28	44	19.64	3.000										
	(4, 1) 3.2		15	3	0	0	4	0	1	0	0	0	0	22	26	0.00	0.818										
	(8, 1) 1.2	W	5	0	0	0	0	0	0	0	0	0	0	5	5	0.00	0.000										

Detroit Tigers @ Texas Rangers
Arlington Stadium, Arlington, TX
Tue May 19 1987, 8:05 PM EDT
Att: 17,484 - Unknown


AB	37
R	8
H	11
RBI	8
BB	5
SO	9
LOB	15



Batter	1	2	3	4	5	6	7	8	9	AB	R	H	RBI	BB	SO	LOB	BOTTOM										
Bob Brower, R OBP: 0.373, SLG: 0.397 (6, 7)	0-0 HR	0-0 CS	4-0 BB 1B		0-0 FC5-4 1B	0-0 FC5-4 BB 1B		0-0 5-3		4	2	2	1	1	0	1											
Scott Fletcher, R OBP: 0.377, SLG: 0.413 (1, 6)	0-0 E 1B		0-0 F7		0-0 FC5-4 1B	0-0 E 1B		0-0 F2		5	2	3	0	0	0	1											
Ruben Sierra, S OBP: 0.300, SLG: 0.401 (1, 9)	0-0 F8		0-0 F5		0-0 FC5-4 1B	4-0 E BB		0-0 HR 1B		4	2	1	0	1	0	4											
Pete Incaviglia, R OBP: 0.401, SLG: 0.604 Oddibe McDowell, L OBP: 0.333, SLG: 0.338 (6, 8)	0-3 K		0-0 BB 1B		0-0 E5 1B	0-0 E4 1B		4-0 HR BB		3	1	1	1	0	1	1											
Larry Parrish, R OBP: 0.381, SLG: 0.598 (1, 10)	0-0 5-3		4-0 BB		0-0 F9	0-0 5-3		0-0 HR		4	1	2	4	1	0	3											
Pete O'Brien, L OBP: 0.310, SLG: 0.395 (1, 3)		0-0 1-3	0-0 3-1		0-0 F8	0-0 F8		0-0 F8		5	0	1	0	0	0	4											
Don Slaught, R OBP: 0.298, SLG: 0.438 (1, 2)		0-0 HR			0-0 F8	0-0 P6		0-0 F8		4	1	1	1	0	0	2											
Steve Buechele, R OBP: 0.276, SLG: 0.343 Geno Petralli, L OBP: 0.447, SLG: 0.474 (7, PH)		0-0 1B CS			0-0 F8	0-3 K		0-0 P6		3	0	1	0	0	1	0											
Curtis Wilkerson, S OBP: 0.318, SLG: 0.318 (9, 5)		0-0 1B CS			0-0 F8	0-0 K		0-0 P6		0	0	0	0	0	0	0											
Jeff Kunkel, R OBP: 0.263, SLG: 0.263 Jerry Browne, S OBP: 0.368, SLG: 0.358 (7, 4)		0-0 1B			0-3 K	4-0 FC5-4 BB		0-3 K		2	0	1	0	0	1	0											
Inning Stats	R: 1 E: 0 K: 1 S: 7	H: 3 LOB: 0 BB: 0 P: 4	R: 0 E: 0 K: 0 S: 4	H: 1 LOB: 3 BB: 2 P: 12	R: 0 E: 0 K: 1 S: 5	H: 0 LOB: 0 BB: 0 P: 5	R: 3 E: 2 K: 0 S: 7	H: 3 LOB: 1 BB: 0 P: 7	R: 2 E: 1 K: 1 S: 7	H: 2 LOB: 2 BB: 2 P: 15	R: 0 E: 0 K: 1 S: 6	H: 1 LOB: 1 BB: 0 P: 6	R: 3 E: 0 K: 0 S: 5	H: 2 LOB: 0 BB: 1 P: 9	R: 0 E: 0 K: 0 S: 3	H: 0 LOB: 0 BB: 0 P: 3	1B: 11 2B: 0 3B: 0 HR: 3	SF: 0 SAC: 0 DP: 0 HBP: 0	WP: 0 PB: 0 SB: 2 CS: 2	PA: 43							
PITCHER	IP	WLS	BF	H	R	ER	SO	BB	IBB	HBP	BLK	WP	HR	S	P	ERA	WHIP										
Frank Tanana, L ERA: 3.25 Nate Snell, R ERA: 2.61 Eric King, R ERA: 4.01	(1, 1) 5.0		25	9	5	2	2	2	0	0	0	0	2	27	35	3.60	2.200										
	(6, 1) 1.0		7	2	2	1	1	2	0	0	0	0	0	7	15	9.00	4.000										
	(7, 1) 2.0	L	10	3	3	3	1	1	0	0	0	0	1	11	15	13.50	2.000										

Detroit Tigers @ Texas Rangers
Arlington Stadium, Arlington, TX
Tue May 19 1987, 8:05 PM EDT
Att: 17,484 - Unknown

AB	37
R	10
H	14
RBI	8
BB	5
SO	4
LOB	18



Batter	1	2	3	4	5	6	7	8	9	AB	R	H	RBI	BB	SO	LOB	TOP	
Lou Whitaker, L (1,4) OBP: 0.323, SLG: 0.418										4	1	1	0	0	0	0	Detroit Tigers @ Minnesota Twins Hubert H. Humphrey Metrodome, Minneapolis, MN Fri May 22 1987, 8:05 PM EDT Att: 15,423 - Unknown livebaseballscorecards.com	
Mike Heath, R (1,2) OBP: 0.427, SLG: 0.595										4	0	0	0	0	0	1		
Kirk Gibson, L (1,7) OBP: 0.348, SLG: 0.375										3	0	0	0	1	1	1		
Alan Trammell, R (1,6) OBP: 0.352, SLG: 0.443										4	1	1	2	0	0	1		
Larry Herndon, R (1,10) OBP: 0.378, SLG: 0.485										3	1	1	0	1	0	0		
Terry Harper, R (1,9) OBP: 0.289, SLG: 0.385										4	0	0	0	0	0	2		
Pat Sheridan, L (9,9) OBP: 0.353, SLG: 0.378										0	0	0	0	0	0	0		
Chet Lemon, R (1,8) OBP: 0.374, SLG: 0.396										3	0	1	1	0	0	0		
Darnell Coles, R (1,3) OBP: 0.260, SLG: 0.333										3	0	0	0	0	0	1		
Dave Bergman, L (7,3) OBP: 0.400, SLG: 0.477										0	0	0	0	0	0	0		
Tom Brookens, R (1,5) OBP: 0.306, SLG: 0.422										3	0	0	0	0	0	1		
Inning Stats	R: 2 E: 0 K: 0 S: 5	H: 2 LOB: 1 BB: 1 P: 9	R: 0 E: 0 K: 0 S: 3	H: 0 LOB: 0 BB: 0 P: 3	R: 0 E: 0 K: 0 S: 3	H: 0 LOB: 0 BB: 0 P: 3	R: 0 E: 0 K: 0 S: 3	H: 0 LOB: 1 BB: 1 P: 7	R: 1 E: 0 K: 0 S: 5	H: 2 LOB: 1 BB: 0 P: 5	R: 0 E: 0 K: 1 S: 5	H: 0 LOB: 0 BB: 0 P: 5	R: 0 E: 0 K: 0 S: 3	H: 0 LOB: 0 BB: 0 P: 3	1B: 1 2B: 2 3B: 0 HR: 1	SF: 0 SAC: 0 DP: 0 HBP: 0	WP: 0 PB: 0 SB: 0 CS: 0	PA: 33
PITCHER Frank Viola, L (1,1) ERA: 4.12	IP: 9.0 WLS: L BF: 33 H: 4 R: 3 ER: 3 SO: 1 BB: 2 IBB: 0 HBP: 0 BLK: 0 WP: 0 HR: 1 S: 33 P: 41 ERA: 3.00 WHIP: 0.667															PITCHER		

Batter	1	2	3	4	5	6	7	8	9	AB	R	H	RBI	BB	SO	LOB	BOTTOM			
Dan Gladden, R (1,7) OBP: 0.309, SLG: 0.352										5	1	2	0	0	0	4	Detroit Tigers @ Minnesota Twins Hubert H. Humphrey Metrodome, Minneapolis, MN Fri May 22 1987, 8:05 PM EDT Att: 15,423 - Unknown livebaseballscorecards.com			
Greg Gagne, R (1,6) OBP: 0.256, SLG: 0.415										3	1	1	1	0	0	1				
Randy Bush, L (7, PH) OBP: 0.316, SLG: 0.337										1	0	0	0	0	0	2				
Al Newman, S (8,6) OBP: 0.293, SLG: 0.314										0	0	0	0	0	0	0				
Kirby Puckett, R (1,8) OBP: 0.373, SLG: 0.552										4	0	1	1	0	1	1				
Kent Hrbek, L (1,3) OBP: 0.348, SLG: 0.386										4	0	1	0	0	0	0				
Gary Gaetti, R (1,5) OBP: 0.308, SLG: 0.487										4	0	2	0	0	0	2				
Gene Larkin, S (1,10) OBP: 0.375, SLG: 0.375										4	0	1	0	0	1	1				
Mark Davidson, R (9, FR) OBP: 0.259, SLG: 0.327										0	0	0	0	0	0	0				
Tom Brunansky, R (1,9) OBP: 0.349, SLG: 0.440										4	0	1	0	0	3	1				
Steve Lombardozzi, R (1,4) OBP: 0.346, SLG: 0.389										3	0	2	0	0	0	1				
Roy Smalley, S (9, PH) OBP: 0.333, SLG: 0.448										1	0	1	0	0	0	0				
Tim Laudner, R (1,2) OBP: 0.148, SLG: 0.231										3	0	0	0	0	0	3				
Mark Salas, L (9, PH) OBP: 0.357, SLG: 0.261										1	0	0	0	0	1	2				
Inning Stats	R: 0 E: 0 K: 0 S: 5	H: 2 LOB: 2 BB: 0 P: 5	R: 0 E: 0 K: 1 S: 6	H: 1 LOB: 1 BB: 0 P: 6	R: 2 E: 0 K: 0 S: 5	H: 3 LOB: 0 BB: 0 P: 5	R: 0 E: 0 K: 1 S: 6	H: 1 LOB: 1 BB: 0 P: 6	R: 0 E: 0 K: 1 S: 5	H: 1 LOB: 2 BB: 0 P: 5	R: 0 E: 1 K: 1 S: 7	H: 1 LOB: 2 BB: 0 P: 7	R: 0 E: 0 K: 0 S: 3	H: 0 LOB: 0 BB: 0 P: 3	R: 0 E: 0 K: 2 S: 9	H: 2 LOB: 2 BB: 0 P: 9	1B: 11 2B: 0 3B: 1 HR: 0	SF: 0 SAC: 0 DP: 0 HBP: 0	WP: 0 PB: 0 SB: 1 CS: 3	PA: 38
PITCHER Jack Morris, R (1,1) ERA: 4.1	IP: 7.0 WLS: W BF: 29 H: 10 R: 2 ER: 2 SO: 2 BB: 0 IBB: 0 HBP: 0 BLK: 0 WP: 0 HR: 0 S: 37 P: 37 ERA: 2.57 WHIP: 1.429															PITCHER				
Eric King, R (8,1) ERA: 3.68	IP: 2.0 WLS: S BF: 8 H: 2 R: 0 ER: 0 SO: 2 BB: 0 IBB: 0 HBP: 0 BLK: 0 WP: 0 HR: 0 S: 12 P: 12 ERA: 0.00 WHIP: 1.000															PITCHER				



Batter	1	2	3	4	5	6	7	8	9	AB	R	H	RBI	BB	SO	LOB	TOP								
Lou Whitaker, L (1,4) OBP: 0.333, SLG: 0.448	0-0 HR		0-3 K			0-0 G6-4-3 1B		0-0 HR 1B		4	3	3	1	0	1	1	<p>Detroit Tigers @ Minnesota Twins Hubert H. Humphrey Metrodome, Minneapolis, MN Sat May 23 1987, 8:05 PM EDT Att: 18,601 - Unknown</p> <p>livebaseballscores.com</p>								
Mike Heath, R (1,2) OBP: 0.420, SLG: 0.580	0-0 6-3		0-0 G6-4-3			0-0 G6-4-3 1B		0-3 K		4	0	1	0	0	1	2									
Kirk Gibson, L (1,7) OBP: 0.357, SLG: 0.424	4-0 G5-4-3 BB			0-0 F9		0-0 G6-4-3		0-0 HR		3	1	1	2	1	0	2									
Alan Trammell, R (1,6) OBP: 0.348, SLG: 0.432	0-0 G5-4-3			0-0 5-3		4-0 S 1B BB		0-3 K		3	1	0	0	1	1	1									
Larry Herndon, R (1,10) OBP: 0.400, SLG: 0.500 Johnny Grubb, L (8,PH) OBP: 0.267, SLG: 0.111		4-0 G6-4-3 BB		0-0 1B		0-0 1B		0-3 K		2	0	2	2	1	0	0									
Terry Harper, R (1,9) OBP: 0.277, SLG: 0.366 Pat Sheridan, L (6,PH) OBP: 0.348, SLG: 0.372		0-0 G6-4-3		0-0 5-3		0-0 1B		0-0 K		2	0	0	0	0	0	2									
Chet Lemon, R (1,8) OBP: 0.373, SLG: 0.394 Bill Bean, L (9,PH) OBP: 0.339, SLG: 0.328		0-0 1B		0-0 5-3		0-0 K		0-3 K		3	0	1	0	0	0	0									
Darrell Evans, L (1,3) OBP: 0.378, SLG: 0.474		0-0 F8		0-0 3-1		0-0 6-3		0-0 1B		4	0	1	0	0	0	1									
Darnell Coles, R (1,5) OBP: 0.262, SLG: 0.327 Matt Nokes, L (9,PH) OBP: 0.344, SLG: 0.496			4-0 G6-4-3 BB		0-0 F8		0-3 K		0-0 F7		2	0	0	0	1	1									
Inning Stats	R: 1 E: 0 K: 0 S: 3	H: 1 LOB: 0 BB: 1 P: 7	R: 0 E: 0 K: 0 S: 3	H: 1 LOB: 1 BB: 1 P: 7	R: 0 E: 0 K: 1 S: 4	H: 0 LOB: 0 BB: 1 P: 8	R: 0 E: 0 K: 0 S: 4	H: 1 LOB: 1 BB: 0 P: 4	R: 0 E: 0 K: 0 S: 3	H: 0 LOB: 0 BB: 0 P: 3	R: 2 E: 0 K: 1 S: 7	H: 3 LOB: 1 BB: 1 P: 11	R: 0 E: 0 K: 1 S: 5	H: 0 LOB: 2 BB: 0 P: 5	R: 2 E: 0 K: 3 S: 11	H: 2 LOB: 0 BB: 0 P: 11		R: 0 E: 0 K: 1 S: 6	H: 1 LOB: 1 BB: 0 P: 6	1B: 7 2B: 0 3B: 0 HR: 2	SF: 0 SAC: 0 DP: 4 HBP: 0	WP: 0 PB: 0 SB: 1 CS: 0	PA: 36		
PITCHER	IP	WLS	BF	H	R	ER	SO	BB	IBB	HBP	BLK	WP	HR	S	P	ERA	WHIP								
Allan Anderson, L (1,1) ERA: 9.0	5.2	W	23	6	3	3	1	4	0	0	0	0	1	21	37	4.76	1.765								
George Frazier, R (6,1) ERA: 5.49	1.2		7	2	2	2	3	0	0	0	0	0	1	13	13	10.80	1.200								
Jeff Reardon, R (8,1) ERA: 9.16	1.2	S	6	1	0	0	3	0	0	0	0	0	0	12	12	0.00	0.600								

Batter	1	2	3	4	5	6	7	8	9	AB	R	H	RBI	BB	SO	LOB	BOTTOM								
Dan Gladden, R (1,7) OBP: 0.304, SLG: 0.344	0-3 K	0-0 FC6-4		0-3 K	0-0 6-3		0-0 WP 1B			5	0	1	1	0	2	2	<p>Detroit Tigers @ Minnesota Twins Hubert H. Humphrey Metrodome, Minneapolis, MN Sat May 23 1987, 8:05 PM EDT Att: 18,601 - Unknown</p> <p>livebaseballscores.com</p>								
Greg Gagne, R (1,6) OBP: 0.287, SLG: 0.405 Randy Bush, L (7,PH) OBP: 0.313, SLG: 0.333 Al Newman, S (8,6) OBP: 0.283, SLG: 0.314	4-0 FC5 BB	0-3 K		4-0 2B BB		0-3 K	0-0 4-3			2	1	0	0	2	2	1									
Kirby Puckett, R (1,8) OBP: 0.368, SLG: 0.547	0-0 5-3		0-0 F7	0-0 2B		0-0 6-3		0-3 K		5	0	1	1	0	1	1									
Kent Hrbek, L (1,3) OBP: 0.363, SLG: 0.415	4-0 BB		0-0 HR	4-0 IBB		0-0 4-3		0-0 WP 5-3 1B		3	1	2	1	2	0	0									
Gary Gaetti, R (1,5) OBP: 0.310, SLG: 0.503	0-0 FC5		0-0 BB 1B	0-3 K			0-0 HR	0-0 5-3		5	1	2	1	0	1	5									
Roy Smalley, S (1,10) OBP: 0.336, SLG: 0.440		0-3 K	0-0 F8		0-0 FC2-5 1B		0-0 F8	4-0 BB		4	0	1	0	1	1	1									
Tom Brunansky, R (1,9) OBP: 0.363, SLG: 0.449		0-0 1B 1B	4-0 1B BB		0-0 FC2-5 1B		0-0 1B BB WP 1B	0-3 K		4	3	3	0	1	1	2									
Steve Lombardozzi, R (1,4) OBP: 0.359, SLG: 0.397		0-0 1B FC6-4 1B	0-0 1B 1B		0-0 FC2-5 FC5-4		4-0 WP 1B BB			3	1	2	0	1	0	2									
Tim Laudner, R (1,2) OBP: 0.155, SLG: 0.232		0-0 FC6-4 1B		0-3 K	0-0 FC5-4		0-0 F7			4	0	1	1	0	1	3									
Inning Stats	R: 0 E: 0 K: 1 S: 5	H: 0 LOB: 2 BB: 2 P: 13	R: 2 E: 0 K: 2 S: 10	H: 3 LOB: 1 BB: 0 P: 10	R: 1 E: 0 K: 0 S: 5	H: 3 LOB: 2 BB: 1 P: 9	R: 1 E: 0 K: 3 S: 10	H: 1 LOB: 2 BB: 2 P: 18	R: 1 E: 1 K: 0 S: 5	H: 2 LOB: 1 BB: 0 P: 5	R: 0 E: 0 K: 1 S: 5	H: 0 LOB: 0 BB: 0 P: 5	R: 2 E: 0 K: 0 S: 6	H: 3 LOB: 2 BB: 1 P: 10	R: 0 E: 0 K: 2 S: 8	H: 1 LOB: 2 BB: 1 P: 12		1B: 10 2B: 1 3B: 0 HR: 2	SF: 0 SAC: 0 DP: 0 HBP: 0	WP: 2 PB: 0 SB: 1 CS: 0	PA: 43				
PITCHER	IP	WLS	BF	H	R	ER	SO	BB	IBB	HBP	BLK	WP	HR	S	P	ERA	WHIP								
Walt Terrell, R (1,1) ERA: 3.21	6.1	L	34	11	7	6	7	4	1	0	0	0	2	43	63	8.53	2.368								
Nate Snell, R (7,1) ERA: 2.42	1.2		9	2	0	0	2	2	0	0	0	2	0	11	19	0.00	2.400								



Batter	1	2	3	4	5	6	7	8	9	AB	R	H	RBI	BB	SO	LOB	TOP								
Lou Whitaker, L OBP: 0.339, SLG: 0.447										5	1	2	0	1	2	4									
Darrell Evans, L OBP: 0.378, SLG: 0.462										3	1	0	0	2	0	2									
Tom Brookens, R OBP: 0.306, SLG: 0.422										0	0	0	0	0	0	0									
Kirk Gibson, L OBP: 0.373, SLG: 0.438										5	2	3	1	0	1	2									
Alan Trammell, R OBP: 0.358, SLG: 0.434										4	2	2	0	1	0	1									
Matt Nokes, L OBP: 0.341, SLG: 0.487										4	0	1	1	0	2	3									
Pat Sheridan, L OBP: 0.352, SLG: 0.366										2	0	0	0	2	1	1									
Chet Lemon, R OBP: 0.378, SLG: 0.411										1	0	1	1	0	0	0									
Johnny Grubb, L OBP: 0.280, SLG: 0.125										4	0	1	2	1	1	3									
Bill Bean, L OBP: 0.313, SLG: 0.302										5	0	0	0	0	1	4									
Darnell Coles, R OBP: 0.262, SLG: 0.325										4	1	1	0	0	1	0									
Dave Bergman, L OBP: 0.411, SLG: 0.477										0	0	0	0	0	0	0									
Inning Stats	R: 0 E: 0 K: 0 S: 4	H: 2 LOB: 1 BB: 0 P: 4	R: 0 E: 0 K: 2 S: 7	H: 0 LOB: 0 BB: 0 P: 7	R: 0 E: 0 K: 1 S: 6	H: 1 LOB: 2 BB: 1 P: 10	R: 0 E: 0 K: 2 S: 8	H: 1 LOB: 1 BB: 0 P: 8	R: 0 E: 0 K: 0 S: 4	H: 1 LOB: 2 BB: 1 P: 4	R: 0 E: 0 K: 0 S: 4	H: 1 LOB: 2 BB: 1 P: 8	R: 5 E: 1 K: 0 S: 6	H: 2 LOB: 2 BB: 4 P: 22	R: 0 E: 0 K: 2 S: 7	H: 0 LOB: 0 BB: 0 P: 7	R: 2 E: 0 K: 2 S: 10	H: 3 LOB: 3 BB: 1 P: 15	1B: 10 2B: 1 3B: 0 HR: 0	SF: 0 SAC: 1 DP: 0 HBP: 1	WP: 2 PB: 1 SB: 1 CS: 0	PA: 46			
PITCHER	IP	WLS	BF	H	R	ER	SO	BB	IBB	HBP	BLK	WP	HR	S	P	ERA	WHIP								
Les Straker, R ERA: 2.62	6.1		27	6	1	1	5	1	1	0	0	1	0	35	43	1.42	1.105								
Keith Atherton, R ERA: 4.75	0.0	L	2	0	0	0	0	2	0	0	0	0	0	0	8	∞	∞								
Juan Berenguer, R ERA: 2.61	0.2		6	2	4	3	0	0	2	0	0	1	0	4	12	40.50	3.000								
Joe Klink, L ERA: 3.93	1.1		6	2	2	2	2	0	0	0	0	0	0	10	10	13.50	1.500								
George Frazier, R ERA: 5.32	0.2		5	1	0	0	2	1	0	1	0	0	0	7	12	0.00	3.000								

Detroit Tigers @ Minnesota Twins
 Hubert H. Humphrey Metrodome, Minneapolis, MN
 Sun May 24 1987, 4:33 AM EDT
 Att: 16,351 - Unknown

AB 37
 R 7
 H 11
 RBI 5
 BB 7
 SO 9
 LOB 20



Batter	1	2	3	4	5	6	7	8	9	AB	R	H	RBI	BB	SO	LOB	BOTTOM								
Dan Gladden, R OBP: 0.302, SLG: 0.333										3	0	0	0	1	0	2									
Randy Bush, L OBP: 0.310, SLG: 0.329										1	0	0	0	0	0	1									
Greg Gagne, R OBP: 0.289, SLG: 0.395										2	0	0	0	1	1	2									
Roy Smalley, S OBP: 0.333, SLG: 0.436										1	0	0	0	0	0	1									
Kirby Puckett, R OBP: 0.366, SLG: 0.540										4	0	1	0	0	2	2									
Kent Hrbek, L OBP: 0.372, SLG: 0.442										3	2	2	1	1	1	2									
Gary Gaetti, R OBP: 0.303, SLG: 0.491										4	0	0	0	0	2	3									
Gene Larkin, S OBP: 0.250, SLG: 0.273										3	0	0	1	0	0	2									
Tom Brunansky, R OBP: 0.354, SLG: 0.437										4	0	0	0	0	2	3									
Steve Lombardozzi, R OBP: 0.348, SLG: 0.383										4	0	0	0	0	2	1									
Mark Salas, L OBP: 0.406, SLG: 0.407										4	0	3	0	0	0	0									
Inning Stats	R: 0 E: 0 K: 2 S: 7	H: 0 LOB: 0 BB: 0 P: 7	R: 1 E: 1 K: 1 S: 6	H: 0 LOB: 1 BB: 1 P: 10	R: 0 E: 0 K: 2 S: 7	H: 0 LOB: 2 BB: 2 P: 15	R: 0 E: 0 K: 1 S: 5	H: 0 LOB: 0 BB: 0 P: 5	R: 0 E: 1 K: 0 S: 4	H: 1 LOB: 1 BB: 0 P: 4	R: 0 E: 0 K: 1 S: 7	H: 2 LOB: 2 BB: 0 P: 7	R: 0 E: 0 K: 1 S: 6	H: 1 LOB: 1 BB: 0 P: 6	R: 1 E: 0 K: 1 S: 6	H: 1 LOB: 0 BB: 0 P: 6	R: 0 E: 0 K: 1 S: 6	H: 1 LOB: 1 BB: 0 P: 6	1B: 3 2B: 2 3B: 0 HR: 1	SF: 1 SAC: 0 DP: 0 HBP: 0	WP: 0 PB: 0 SB: 1 CS: 2	PA: 37			
PITCHER	IP	WLS	BF	H	R	ER	SO	BB	IBB	HBP	BLK	WP	HR	S	P	ERA	WHIP								
Jeff Robinson, R ERA: 3.83	8.0	W	33	5	2	1	9	3	0	0	0	0	0	48	60	1.12	1.000								
Mike Henneman, R ERA: 0.77	1.0		4	1	0	0	1	0	0	0	0	0	0	6	6	0.00	1.000								

Detroit Tigers @ Minnesota Twins
 Hubert H. Humphrey Metrodome, Minneapolis, MN
 Sun May 24 1987, 4:33 AM EDT
 Att: 16,351 - Unknown

AB 33
 R 2
 H 6
 RBI 2
 BB 3
 SO 10
 LOB 19



Batter	1	2	3	4	5	6	7	8	9	AB	R	H	RBI	BB	SO	LOB	TOP					
Bob Brower, R OBP: 0.371, SLG: 0.434 (1, 8)																	5 2 2 0 0 0 2					
Scott Fletcher, R OBP: 0.380, SLG: 0.419 (1, 6)																	4 0 1 0 1 0 1					
Pete Incaviglia, R OBP: 0.387, SLG: 0.586 (1, 7)																	5 1 2 0 0 1 4					
Larry Parrish, R OBP: 0.368, SLG: 0.577 (1, 10)																	4 0 1 1 1 1 2					
Ruben Sierra, S OBP: 0.304, SLG: 0.394 (1, 9)																	3 0 0 1 0 1 1					
Pete O'Brien, L OBP: 0.293, SLG: 0.381 (1, 3)																	4 0 0 0 0 1 3					
Don Slaught, R OBP: 0.300, SLG: 0.445 (1, 2)																	3 1 0 0 1 1 1					
Steve Buechele, R OBP: 0.254, SLG: 0.313 (8, PH)																	3 0 0 0 0 0 0					
Darrell Porter, L OBP: 0.387, SLG: 0.303 (8, PR)																	0 0 0 0 1 0 0					
Curtis Wilkerson, S OBP: 0.360, SLG: 0.417 (8, 5)																	0 0 0 0 0 0 0					
Jeff Kunkel, R OBP: 0.259, SLG: 0.370 (1, 4)																	4 1 2 2 0 1 0					
Inning Stats	R: 1 E: 0 K: 2 S: 9	H: 2 LOB: 2 BB: 1 P: 13	R: 0 E: 0 K: 0 S: 3	H: 0 LOB: 0 BB: 3 P: 3	R: 0 E: 0 K: 1 S: 6	H: 1 LOB: 1 BB: 0 P: 6	R: 0 E: 0 K: 1 S: 5	H: 0 LOB: 0 BB: 0 P: 5	R: 0 E: 1 K: 1 S: 6	H: 0 LOB: 1 BB: 0 P: 6	R: 1 E: 0 K: 1 S: 7	H: 2 LOB: 1 BB: 0 P: 7	R: 2 E: 1 K: 0 S: 6	H: 2 LOB: 1 BB: 0 P: 6	R: 1 E: 0 K: 0 S: 4	H: 1 LOB: 2 BB: 1 P: 12	R: 0 E: 0 K: 0 S: 2	H: 0 LOB: 0 BB: 1 P: 6	1B: 3 2B: 4 3B: 0 HR: 1	SF: 1 SAC: 0 DP: 1 HBP: 0	WP: 0 PB: 0 SB: 2 CS: 0	PA: 40
PITCHER	IP	WLS	BF	H	R	ER	SO	BB	IBB	HBP	BLK	WP	HR	S	P	ERA	WHIP					
Frank Tanana, L ERA: 3.36 (1, 1)	6.1	W	28	7	4	3	6	0	1	0	0	0	1	39	43	4.26	1.105					
Eric King, R ERA: 3.75 (7, 1)	1.2		10	1	1	1	0	3	0	0	0	0	0	7	19	5.40	2.400					
Mike Henneman, R ERA: 0.71 (9, 1)	1.0	S	2	0	0	0	0	0	0	0	0	0	0	2	2	0.00	0.000					

Texas Rangers @ Detroit Tigers
Tiger Stadium, Detroit, MI
Mon May 25 1987, 7:05 PM EDT
Att: 13,824 - Unknown

AB 35
R 5
H 8
RBI 4
BB 4
SO 6
LOB 14



Batter	1	2	3	4	5	6	7	8	9	AB	R	H	RBI	BB	SO	LOB	BOTTOM					
Lou Whitaker, L OBP: 0.341, SLG: 0.461 (1, 4)																	4 2 1 3 1 1 3					
Darrell Evans, L OBP: 0.379, SLG: 0.455 (1, 3)																	4 1 1 0 1 1 1					
Kirk Gibson, L OBP: 0.363, SLG: 0.412 (1, 7)																	4 0 0 0 1 2 2					
Aian Trammell, R OBP: 0.359, SLG: 0.433 (1, 6)																	5 1 2 2 0 0 3					
Matt Nokes, L OBP: 0.353, SLG: 0.541 (1, 2)																	3 2 2 3 1 1 1					
Pat Sheridan, L OBP: 0.348, SLG: 0.358 (8, 8)																	3 0 0 0 1 2 2					
Johnny Grubb, L OBP: 0.294, SLG: 0.146 (1, 10)																	1 0 1 0 0 0 0					
Larry Herndon, R OBP: 0.386, SLG: 0.479 (3, PH)																	3 0 0 0 0 0 3					
Bill Bean, L OBP: 0.309, SLG: 0.297 (1, 8)																	1 0 0 0 0 0 1					
Chet Lemon, R OBP: 0.365, SLG: 0.406 (3, PH)																	1 1 0 0 2 1 0					
Mike Heath, R OBP: 0.420, SLG: 0.580 (7, PR)																	0 0 0 0 0 0 0					
Tom Brookens, R OBP: 0.322, SLG: 0.429 (1, 5)																	3 1 2 0 1 1 1					
Inning Stats	R: 4 E: 0 K: 1 S: 9	H: 4 LOB: 1 BB: 1 P: 13	R: 0 E: 0 K: 0 S: 2	H: 0 LOB: 3 BB: 3 P: 14	R: 4 E: 0 K: 0 S: 5	H: 3 LOB: 0 BB: 2 P: 13	R: 0 E: 1 K: 0 S: 4	H: 0 LOB: 2 BB: 1 P: 8	R: 0 E: 0 K: 1 S: 6	H: 1 LOB: 1 BB: 0 P: 6	R: 0 E: 0 K: 3 S: 10	H: 1 LOB: 1 BB: 0 P: 10	R: 0 E: 0 K: 2 S: 7	H: 0 LOB: 1 BB: 1 P: 11	R: 0 E: 0 K: 2 S: 7	H: 0 LOB: 0 BB: 0 P: 7	R: 0 E: 0 K: 0 S: 2	H: 0 LOB: 0 BB: 0 P: 6	1B: 6 2B: 0 3B: 0 HR: 3	SF: 0 SAC: 0 DP: 2 HBP: 0	WP: 0 PB: 0 SB: 1 CS: 0	PA: 40
PITCHER	IP	WLS	BF	H	R	ER	SO	BB	IBB	HBP	BLK	WP	HR	S	P	ERA	WHIP					
Ed Correa, R ERA: 7.5 (1, 1)	1.1	L	11	4	4	4	1	3	0	0	0	0	1	10	22	27.00	5.250					
Ron Meredith, L ERA: 3.29 (2, 1)	4.2		22	5	4	4	4	4	0	0	0	0	2	26	42	7.71	1.929					
Mitch Williams, L ERA: 4.81 (7, 1)	2.0		7	0	0	0	4	1	0	0	0	0	0	14	18	0.00	0.500					

Texas Rangers @ Detroit Tigers
Tiger Stadium, Detroit, MI
Mon May 25 1987, 7:05 PM EDT
Att: 13,824 - Unknown

AB 32
R 8
H 9
RBI 8
BB 8
SO 9
LOB 17




Batter	1	2	3	4	5	6	7	8	9	10	11	AB	R	H	RBI	BB	SO	LOB	TOP			
Oddibe McDowell, L (1.8) OBP: 0.314, SLG: 0.318 Bob Brower, R (1.8) OBP: 0.386, SLG: 0.418	E4 2B SF8	G3			5-3 1-2		G4-6-3 BB 1-2		SH1-4 1-2		4-3	1	1	0	0	0	0	0				
Scott Fletcher, R (1.6) OBP: 0.378, SLG: 0.429	SF8 2B 1-3		6-3		1-3		G4-6-3 1-2 2-3		2B 2H		K	6	1	2	1	0	1	3				
Ruben Sierra, S (1.9) OBP: 0.307, SLG: 0.434	SF8 2-3 3-H				K		HR		1-3			4	2	2	4	0	1	2				
Pete Incaviglia, R (1.7) OBP: 0.376, SLG: 0.567	K		6-3				HR		6-3			5	0	0	0	0	2	2				
Larry Parrish, R (1.10) OBP: 0.363, SLG: 0.571	2B 3-H		K						F7			5	0	1	1	0	1	0				
Geno Petrilli, L (1.3) OBP: 0.456, SLG: 0.419 (6.5)					3-1				5-3			1	0	0	0	2	0	0				
Steve Buechele, R (7.5) OBP: 0.258, SLG: 0.316	BB						BB		FC5-4 1B			2	0	1	0	0	0	0				
Don Slaught, R (1.2) OBP: 0.296, SLG: 0.430	F7				K				FC5-4 1-2			4	0	0	0	1	1	3				
Jeff Kunkel, R (1.5) OBP: 0.241, SLG: 0.345 Pete O'Brien, L (6. PH) OBP: 0.293, SLG: 0.400 (6.3)		6-3			1-3				F9			2	0	0	0	0	0	0				
Jerry Browne, S (1.4) OBP: 0.359, SLG: 0.346	F8						E4 S		G4-6-3 BB HR		SH1-4 2B BB	4	2	1	0	1	0	0				
Inning Stats	R: 2 E: 1 K: 1 S: 8	H: 2 LOB: 2 BB: 1 P: 12	R: 0 E: 0 K: 0 S: 3	H: 0 LOB: 0 BB: 0 P: 3	R: 1 E: 0 K: 1 S: 6	H: 1 LOB: 0 BB: 0 P: 6	R: 0 E: 0 K: 1 S: 5	H: 0 LOB: 0 BB: 0 P: 5	R: 0 E: 0 K: 0 S: 3	H: 1 LOB: 2 BB: 2 P: 11	R: 0 E: 0 K: 0 S: 4	H: 1 LOB: 1 BB: 0 P: 4	R: 1 E: 0 K: 0 S: 4	H: 1 LOB: 1 BB: 1 P: 8	R: 0 E: 0 K: 0 S: 3	H: 0 LOB: 0 BB: 0 P: 3	R: 1 E: 0 K: 1 S: 6	H: 1 LOB: 0 BB: 0 P: 6	1B: 2 2B: 3 3B: 0 HR: 3	SF: 1 SAC: 1 DP: 1 HBP: 0	WP: 0 PB: 0 SB: 1 CS: 0	PA: 47
PITCHER	IP 7.0	WLS 1.1	BF 7	H 2	R 1	ER 1	SO 0	BB 1	IBB 0	HBP 0	BLK 0	WP 0	HR 0	S 6	P 10	ERA 6.75	WHIP 2.250					
Dan Petry, R (1.1) ERA: 4.4																						
Nate Snell, R (8.1) ERA: 2.66																						
Mark Thurmond, L (9.1) ERA: 1.93																						
Mike Henneman, R (9.1) ERA: 1.2																						

Texas Rangers @ Detroit Tigers
Tiger Stadium, Detroit, MI
Tue May 26 1987, 7:05 PM EDT
Att: 11,234 - Unknown

livebaseballscores.com

AB 40
R 7
H 8
RBI 7
BB 5
SO 6
LOB 14




Batter	1	2	3	4	5	6	7	8	9	10	11	AB	R	H	RBI	BB	SO	LOB	BOTTOM			
Lou Whitaker, L (1.4) OBP: 0.346, SLG: 0.463	1B 6-3	1-3			G3		K		1-2 2H		2B	6	2	3	1	0	1	1				
Darrell Evans, L (1.3) OBP: 0.377, SLG: 0.445 (10.5)	6-3 1B		F4		BB BB		F7		F8		F7	5	0	1	0	1	0	5				
Kirk Gibson, L (1.7) OBP: 0.372, SLG: 0.466	F6 1-2		HR		BB		K		F6		2B	5	1	2	3	1	1	5				
Alan Trammell, R (1.6) OBP: 0.354, SLG: 0.424	6-3 2-3 3-H		F5		F9				F9		BLK SH2-4 1B	5	0	1	1	0	0	3				
Matt Nokes, L (1.9) OBP: 0.343, SLG: 0.524	K		P3		F8				F9		SH2-4	4	0	0	0	0	1	1				
Pat Sheridan, L (1.8) OBP: 0.342, SLG: 0.350 Chet Lemon, R (8. PH) OBP: 0.379, SLG: 0.398 (9.8)		K			5-3		K		K		5-3	3	0	0	0	0	2	0				
Johnny Grubb, L (1.10) OBP: 0.296, SLG: 0.140 Terry Harper, R (9. PH) OBP: 0.296, SLG: 0.372		HR BB			K		F5		FC3-6 1B		6-3	2	1	0	0	1	1	0				
Mike Heath, R (1.2) OBP: 0.419, SLG: 0.613		HR			5-3		1B 2B		FC3-6 1B		6-3	5	3	2	2	0	0	1				
Tom Brookens, R (1.5) OBP: 0.322, SLG: 0.426 Dave Bergman, L (9. PH) OBP: 0.414, SLG: 0.478 (10.3)		HR			K		2H		E5 1B		F7 2B	3	0	1	1	0	1	0				
Inning Stats	R: 1 E: 0 K: 1 S: 7	H: 2 LOB: 1 BB: 0 P: 7	R: 2 E: 0 K: 1 S: 6	H: 1 LOB: 0 BB: 1 P: 10	R: 1 E: 0 K: 0 S: 4	H: 1 LOB: 0 BB: 0 P: 4	R: 0 E: 0 K: 1 S: 5	H: 0 LOB: 0 BB: 2 P: 5	R: 0 E: 0 K: 1 S: 5	H: 2 LOB: 1 BB: 0 P: 9	R: 0 E: 0 K: 1 S: 5	H: 0 LOB: 0 BB: 0 P: 5	R: 1 E: 1 K: 0 S: 6	H: 2 LOB: 2 BB: 0 P: 6	R: 0 E: 0 K: 0 S: 4	H: 1 LOB: 1 BB: 0 P: 4	R: 2 E: 0 K: 0 S: 5	H: 3 LOB: 1 BB: 0 P: 5	1B: 8 2B: 2 3B: 0 HR: 2	SF: 0 SAC: 1 DP: 0 HBP: 0	WP: 0 PB: 0 SB: 1 CS: 0	PA: 48
PITCHER	IP 6.0	WLS 2.0	BF 7	H 1	R 1	ER 0	SO 3	BB 0	IBB 0	HBP 0	BLK 0	WP 0	HR 0	S 13	P 13	ERA 0.00	WHIP 0.500					
Bob Maloy, R (1.1) ERA: 6.0																						
Mitch Williams, L (7.1) ERA: 4.44																						
Dale Mohorcic, R (9.1) ERA: 3.25																						

Texas Rangers @ Detroit Tigers
Tiger Stadium, Detroit, MI
Tue May 26 1987, 7:05 PM EDT
Att: 11,234 - Unknown

livebaseballscores.com

AB 44
R 8
H 12
RBI 8
BB 3
SO 8
LOB 19



Batter	1	2	3	4	5	6	7	8	9	AB	R	H	RBI	BB	SO	LOB	TOP										
Oddibe McDowell, L (1, 8) OBP: 0.303, SLG: 0.304	0-3 K		0-0 F5			0-0 5-3		0-0 G3		4	0	0	0	0	1	1											
Scott Fletcher, R (1, 6) OBP: 0.369, SLG: 0.418	0-3 K		0-0 5-3			0-0 G3			0-0 4-3	4	0	0	0	0	1	1											
Ruben Sierra, S (1, 9) OBP: 0.306, SLG: 0.448	0-0 F7			0-0 G3		HR			0-0 F8	4	1	1	1	0	0	0											
Pete Incaviglia, R (1, 7) OBP: 0.374, SLG: 0.556		0-0 6-3		0-3 K					4-0 BB	3	0	0	0	1	2	0											
Bob Brower, R (9, PR) OBP: 0.366, SLG: 0.418										0	0	0	0	0	0	0											
Pete O'Brien, L (1, 3) OBP: 0.298, SLG: 0.442		HR		HR					0-0 L9	4	2	2	2	0	0	1											
Larry Parrish, R (1, 5) OBP: 0.356, SLG: 0.560		5-3		6-3						3	0	0	0	0	0	0											
Darrell Porter, L (1, 10) OBP: 0.333, SLG: 0.278		4-3								3	0	0	0	0	0	0											
Geno Petralli, L (1, 2) OBP: 0.424, SLG: 0.391			0-3 K						0-0 F8	3	0	0	0	0	1	0											
Jerry Browne, S (1, 4) OBP: 0.359, SLG: 0.339			4-0 BB						0-0 F7	2	0	0	0	1	0	0											
Inning Stats	R: 0 E: 0 K: 2 S: 7	H: 0 LOB: 0 BB: 0 P: 7	R: 1 E: 0 K: 0 S: 4	H: 1 LOB: 0 BB: 0 P: 4	R: 0 E: 0 K: 1 S: 5	H: 0 LOB: 1 BB: 1 P: 9	R: 1 E: 0 K: 1 S: 6	H: 1 LOB: 0 BB: 0 P: 6	R: 0 E: 0 K: 0 S: 3	H: 0 LOB: 0 BB: 0 P: 3	R: 1 E: 0 K: 1 S: 6	H: 1 LOB: 0 BB: 0 P: 6	R: 0 E: 0 K: 0 S: 3	H: 0 LOB: 0 BB: 0 P: 3	R: 0 E: 0 K: 0 S: 3	H: 0 LOB: 1 BB: 1 P: 7	1B: 0 2B: 0 3B: 0 HR: 3	SF: 0 SAC: 0 DP: 0 HBP: 0	WP: 0 PB: 0 SB: 0 CS: 0	PA: 32							
PITCHER	IP	WLS	BF	H	R	ER	SO	BB	IBB	HBP	BLK	WP	HR	S	P	ERA	WHIP										
Jack Morris, R (1, 1) ERA: 4.08	7.0	W	25	3	3	3	5	1	0	0	0	0	3	34	38	3.86	0.571										
Eric King, R (8, 1) ERA: 3.5	1.2		6	0	0	0	0	1	0	0	0	0	0	5	9	0.00	0.600										
Mark Thurmond, L (9, 1) ERA: 1.88	0.1	S	1	0	0	0	0	0	0	0	0	0	0	1	1	0.00	0.000										

Texas Rangers @ Detroit Tigers
Tiger Stadium, Detroit, MI
Wed May 27 1987, 7:05 PM EDT
Att: 12,696 - Unknown

AB 30
R 3
H 3
RBI 3
BB 2
SO 5
LOB 3



Batter	1	2	3	4	5	6	7	8	9	AB	R	H	RBI	BB	SO	LOB	BOTTOM										
Lou Whitaker, L (1, 4) OBP: 0.344, SLG: 0.457	0-0 F4		0-0 HR	0-3 K						4	1	1	0	0	2	1											
Darrell Evans, L (1, 3) OBP: 0.398, SLG: 0.432	0-0 E1		0-0 F5	0-0 F7						4	0	0	0	0	0	2											
Kirk Gibson, L (1, 7) OBP: 0.367, SLG: 0.494	0-0 FC4-6		0-0 HR	0-0 FC4						4	2	1	2	0	0	2											
Alan Trammell, R (1, 6) OBP: 0.358, SLG: 0.427	0-0 E5		0-0 FC6-4							4	1	2	0	0	0	0											
Pat Sheridan, L (1, 9) OBP: 0.340, SLG: 0.348	0-0 CS		0-0 FC6-4							4	0	1	1	0	1	2											
Matt Nokes, L (1, 10) OBP: 0.348, SLG: 0.519	0-0 CS		0-0 BB							3	0	1	0	1	0	0											
Mike Heath, R (1, 2) OBP: 0.413, SLG: 0.594		0-0 5-3	4-0 BB							3	0	0	0	1	1	2											
Bill Bean, L (1, 8) OBP: 0.310, SLG: 0.288		4-0 BB	0-0 F8							2	0	0	0	1	0	3											
Tom Brookens, R (1, 5) OBP: 0.331, SLG: 0.427		0-0 F8		4-0 FC4						2	0	1	0	1	0	1											
Inning Stats	R: 2 E: 2 K: 0 S: 5	H: 1 LOB: 0 BB: 0 P: 5	R: 0 E: 0 K: 0 S: 3	H: 0 LOB: 1 BB: 1 P: 7	R: 2 E: 0 K: 0 S: 7	H: 4 LOB: 3 BB: 1 P: 11	R: 0 E: 0 K: 1 S: 5	H: 0 LOB: 0 BB: 1 P: 9	R: 0 E: 0 K: 0 S: 3	H: 0 LOB: 0 BB: 0 P: 3	R: 0 E: 0 K: 1 S: 5	H: 1 LOB: 1 BB: 0 P: 5	R: 0 E: 0 K: 1 S: 5	H: 0 LOB: 0 BB: 0 P: 5	R: 0 E: 0 K: 1 S: 5	H: 1 LOB: 1 BB: 1 P: 9	1B: 6 2B: 0 3B: 0 HR: 1	SF: 0 SAC: 0 DP: 1 HBP: 0	WP: 0 PB: 1 SB: 1 CS: 1	PA: 35							
PITCHER	IP	WLS	BF	H	R	ER	SO	BB	IBB	HBP	BLK	WP	HR	S	P	ERA	WHIP										
Mike Loynd, R (1, 1) ERA: 3.9	2.2	L	16	5	4	2	0	2	0	0	0	0	1	14	22	6.75	2.625										
Jeff Russell, R (3, 1) ERA: 1.69	5.1		18	2	0	0	4	1	1	0	0	0	0	24	32	0.00	0.562										

Texas Rangers @ Detroit Tigers
Tiger Stadium, Detroit, MI
Wed May 27 1987, 7:05 PM EDT
Att: 12,696 - Unknown

AB 30
R 4
H 7
RBI 3
BB 4
SO 4
LOB 13



Batter	1	2	3	4	5	6	7	8	9	AB	R	H	RBI	BB	SO	LOB	TOP									
Al Newman, S (1,4) OBP: 0.280, SLG: 0.304 (8,6)	F8		4-3			SH5-4		F9		3	0	0	0	1	0	2										
Randy Bush, L (1,9) OBP: 0.327, SLG: 0.337 Dan Gladden, R (7,PH) OBP: 0.296, SLG: 0.310 (7,7)	K			1-3		1B SF8 2B	L6	F7		3	1	1	2	0	1	0										
Kirby Puckett, R (1,8) OBP: 0.361, SLG: 0.516	4-3			6-3		WP 1B	K		HR 1B	5	1	2	0	0	1	3										
Kent Hrbek, L (1,3) OBP: 0.370, SLG: 0.478		4-3		K		SF8		2B E 1B	HR 1B	4	2	2	3	0	1	0										
Gary Gaetti, R (1,5) OBP: 0.313, SLG: 0.524				K		3-H 4-0 1-2 IBB		E 2B	F7	4	2	2	1	1	1	0										
Gene Larkin, S (1,10) OBP: 0.296, SLG: 0.462				F8		6-3	F8	L6	K	5	0	0	0	0	1	4										
Tom Brunansky, R (1,7) OBP: 0.350, SLG: 0.465 (7,9)				K		5-3		F6	E 1B IBB	4	1	0	0	1	1	0										
Mark Salas, L (1,2) OBP: 0.436, SLG: 0.606				F7		SH5-4 1B 2B BB	BB E 1B	E4 1B		3	1	1	1	1	0	1										
Greg Gagne, R (1,6) OBP: 0.273, SLG: 0.376 Roy Smalley, S (8,PH) OBP: 0.342, SLG: 0.440 Steve Lombardozzi, R (8,FR) OBP: 0.345, SLG: 0.376 (8,4)				G3		1-2 2B 1B	E4 BB			3	1	1	0	0	0	1										
Inning Stats	R: 0 E: 0 K: 1 S: 5	H: 0 LOB: 0 BB: 0 P: 5	R: 1 E: 0 K: 1 S: 6	H: 1 LOB: 0 BB: 0 P: 6	R: 0 E: 0 K: 0 S: 3	H: 0 LOB: 0 BB: 0 P: 3	R: 0 E: 0 K: 1 S: 5	H: 0 LOB: 0 BB: 0 P: 5	R: 0 E: 0 K: 1 S: 5	H: 1 LOB: 0 BB: 0 P: 5	R: 3 E: 0 K: 0 S: 6	H: 3 LOB: 2 BB: 2 P: 14	R: 0 E: 1 K: 1 S: 7	H: 1 LOB: 3 BB: 1 P: 11	R: 3 E: 1 K: 0 S: 7	H: 3 LOB: 2 BB: 1 P: 11	R: 2 E: 0 K: 1 S: 7	H: 2 LOB: 0 BB: 0 P: 7	1B: 6 2B: 2 3B: 0 HR: 2	SF: 1 SAC: 1 DP: 0 HBP: 0	WP: 1 PB: 0 SB: 0 CS: 0	PA: 43				
PITCHER	IP	WLS	BF	H	R	ER	SO	BB	IBB	HBP	BLK	WP	HR	S	P	ERA	WHIP									
Jeff Robinson, R (1,1) ERA: 4.17	5.1		21	4	4	4	4	1	0	0	0	0	0	28	32	6.75	0.938									
Mark Thurmond, L (6,1) ERA: 1.75	1.0		7	1	0	0	0	1	1	0	0	1	0	5	13	0.00	2.000									
Mark Thurmond, L (7,1) ERA: 1.76	1.0		7	1	0	0	0	1	1	0	0	1	0	5	13	0.00	2.000									
Mike Henneman, R (7,1) ERA: 1.15	0.2		2	0	0	0	1	0	0	0	0	0	0	4	4	0.00	0.000									
Eric King, R (8,1) ERA: 4.02	0.1	L	5	2	3	2	0	0	1	0	0	0	0	4	8	54.00	6.000									

Minnesota Twins @ Detroit Tigers
Tiger Stadium, Detroit, MI
Sun May 31 1987, 3:33 AM EDT
Unknown

AB 37
R 9
H 10
RBI 8
BB 4
SO 6
LOB 16

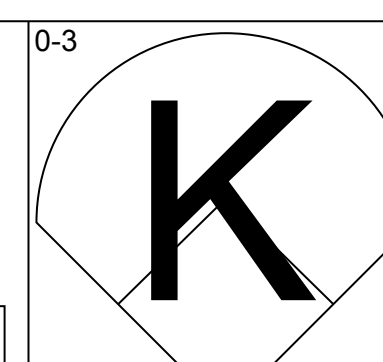
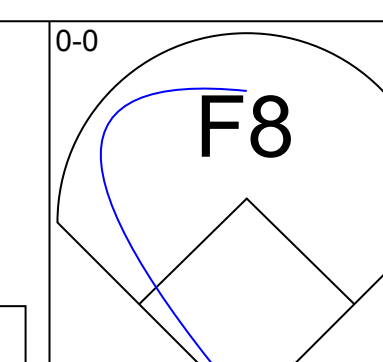
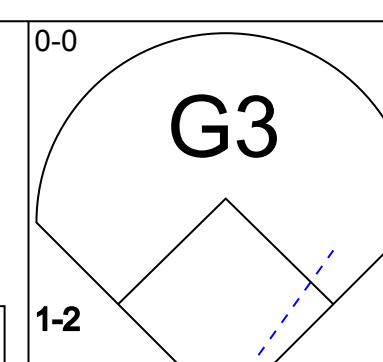
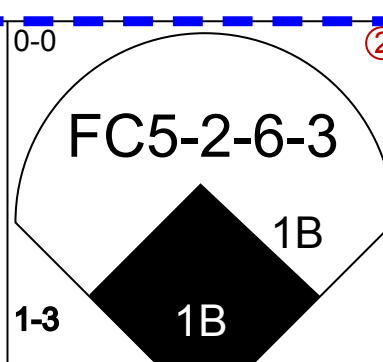
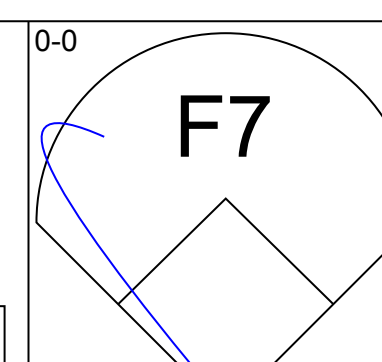
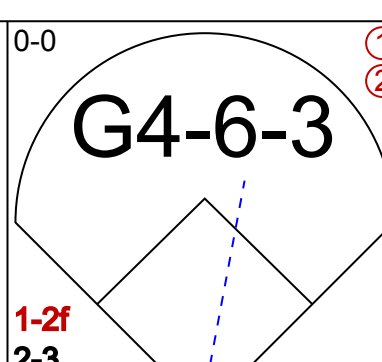
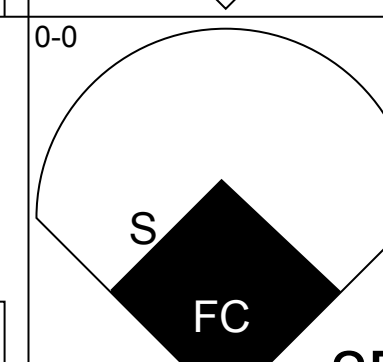
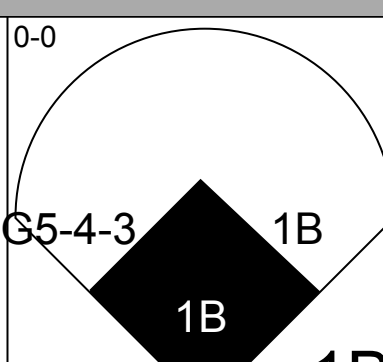
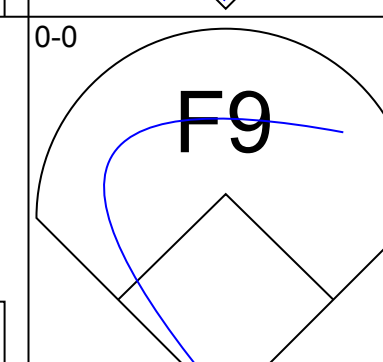
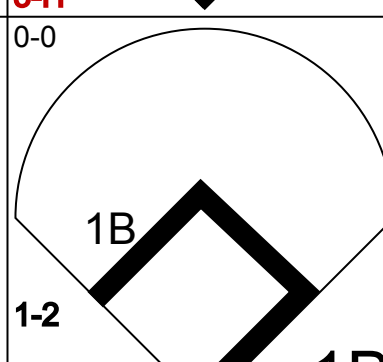
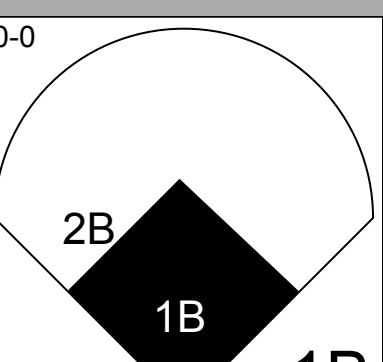
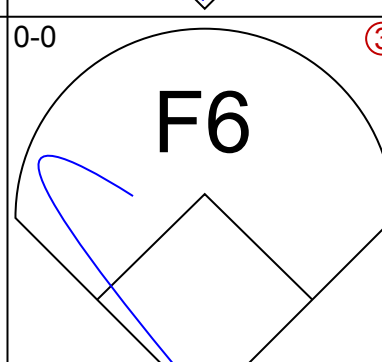
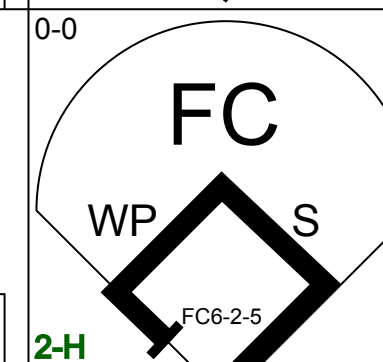
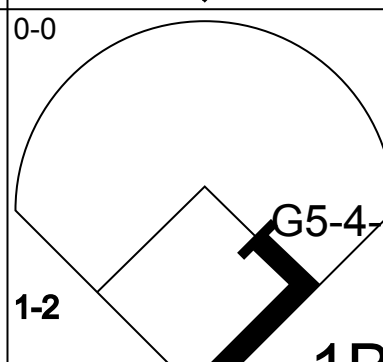
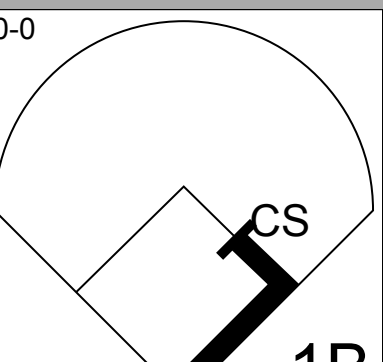
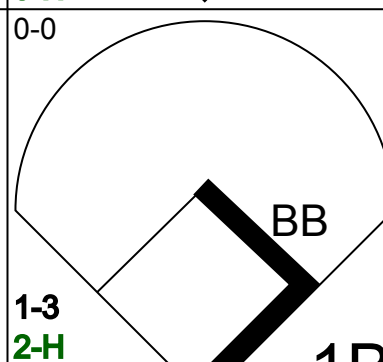
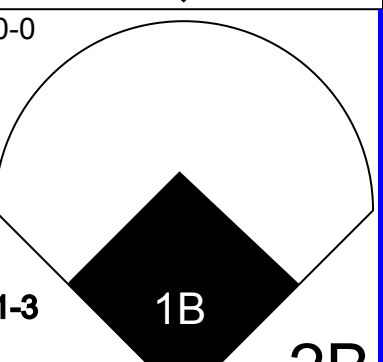
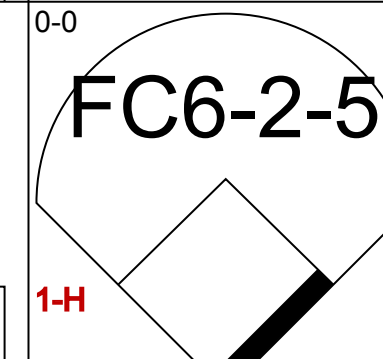
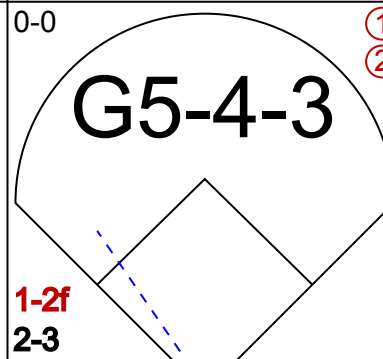
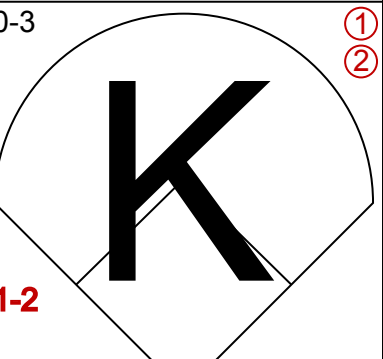
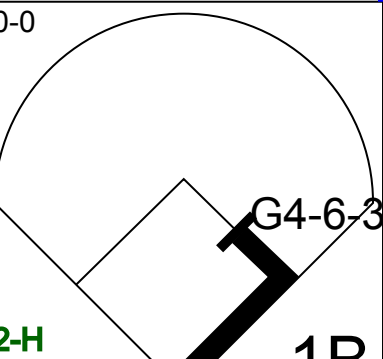
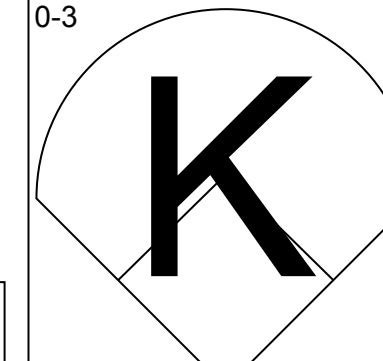
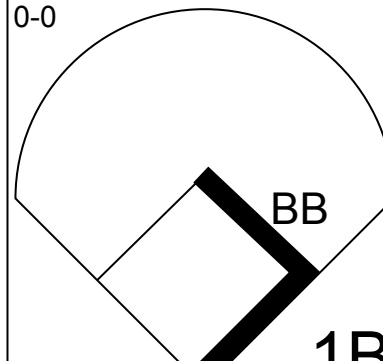
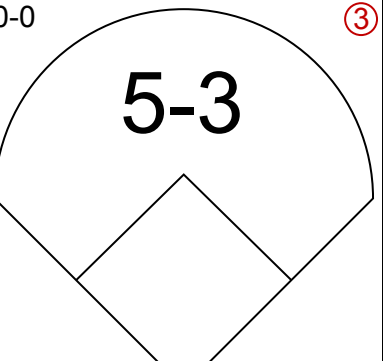
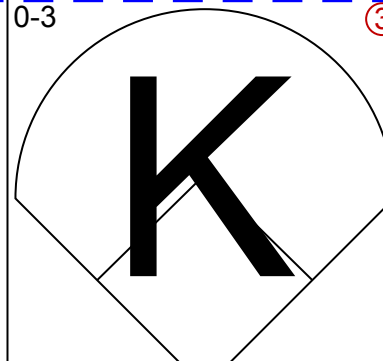
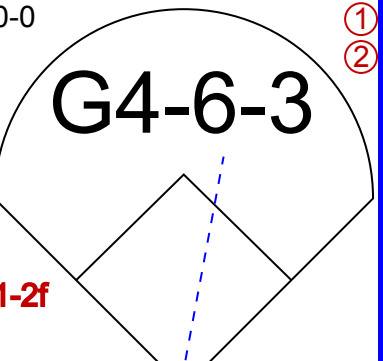
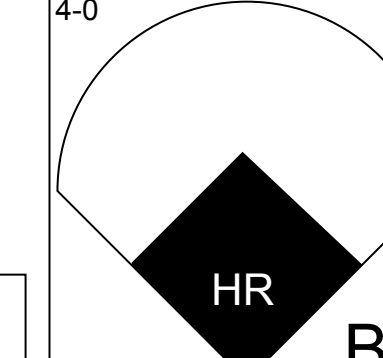
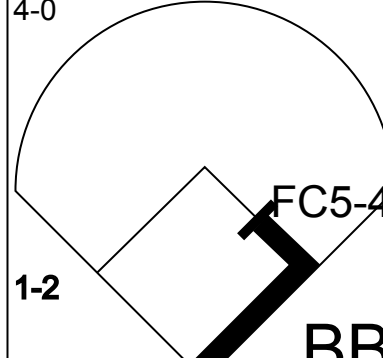
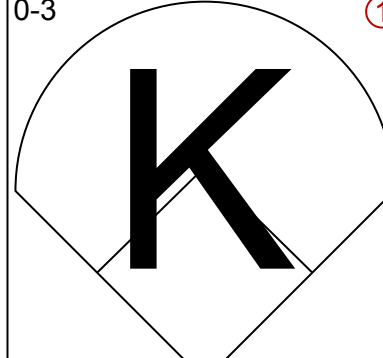
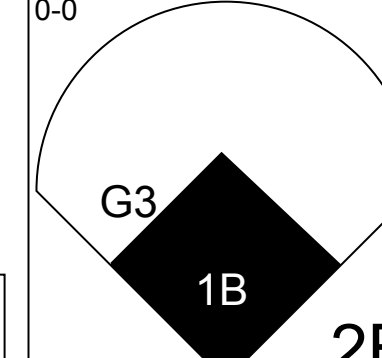
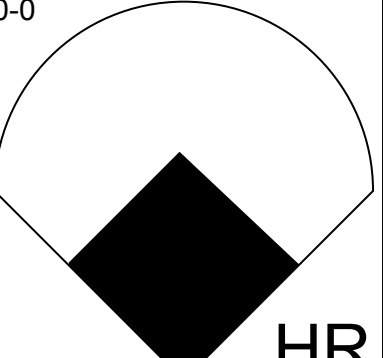
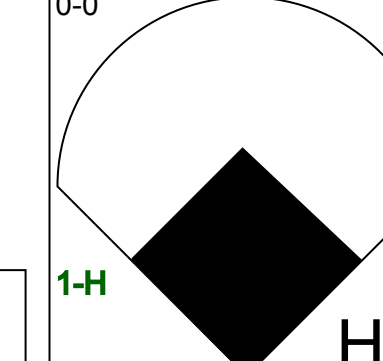
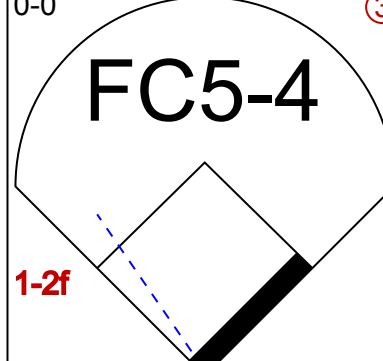
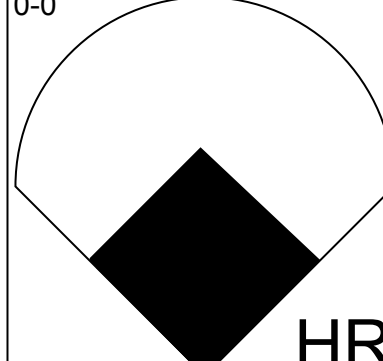
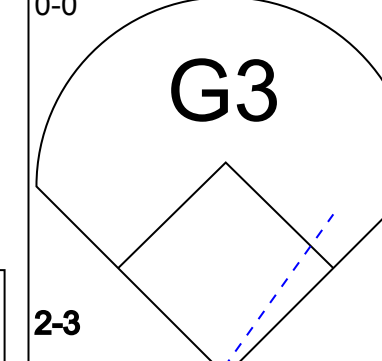
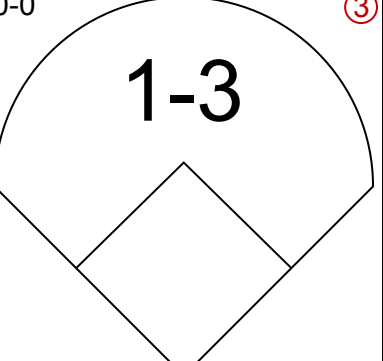
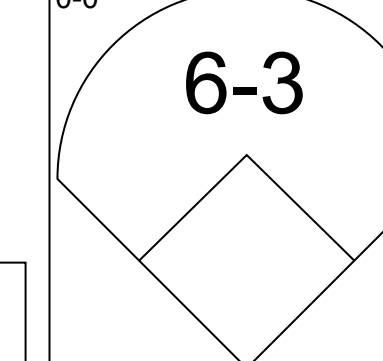
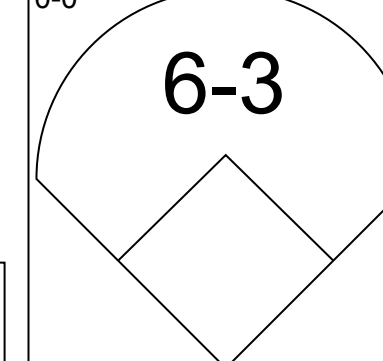
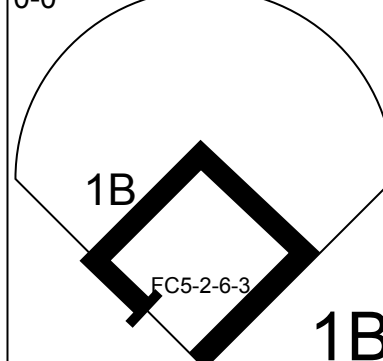

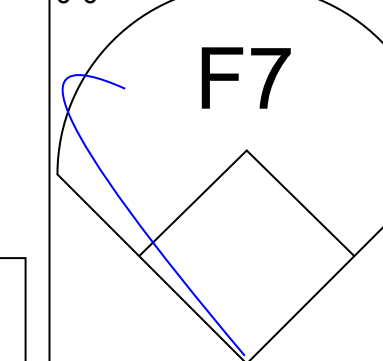
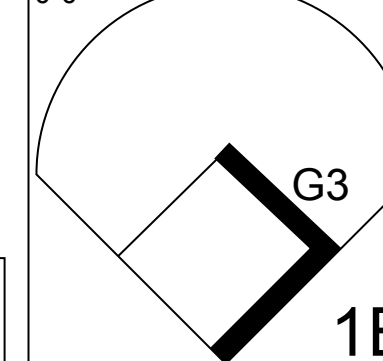
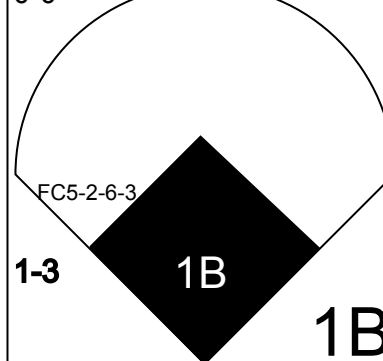
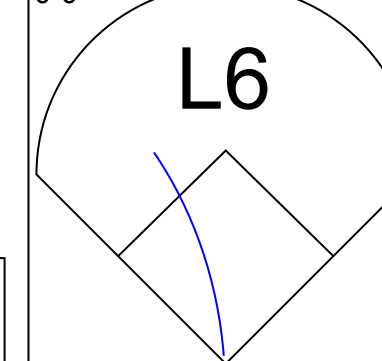
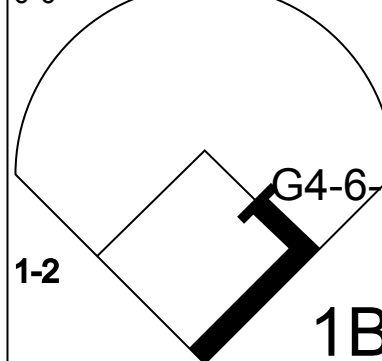


Batter	1	2	3	4	5	6	7	8	9	AB	R	H	RBI	BB	SO	LOB	BOTTOM								
Dave Bergman, L (1,3) OBP: 0.433, SLG: 0.556	1-3							4-3		4	2	2	2	1	0	0									
Darrell Evans, L (1,10) OBP: 0.370, SLG: 0.429 (7,5)		2H 2B			HR		BB 1B SF7 BB			3	1	1	0	2	0	1									
Kirk Gibson, L (1,7) OBP: 0.380, SLG: 0.518					L7		BB 1B BB	E6		3	1	0	0	1	1	2									
Alan Trammell, R (1,6) OBP: 0.366, SLG: 0.447					1-3		BB 1B SF7	4-3		3	0	1	1	0	0	3									
Matt Nokes, L (1,2) OBP: 0.364, SLG: 0.537					K		1-3 2H 1B			4	0	1	1	1	1	1									
Pat Sheridan, L (1,8) OBP: 0.344, SLG: 0.387					G3		S 1B	K		5	0	2	0	0	2	5									
Johnny Grubb, L (1,9) OBP: 0.510, SLG: 0.152 Eric King, R (8,1) Willie Hernandez, L (8,1) Terry Harper, R (9,PH) OBP: 0.280, SLG: 0.364					G3		BB 1B			3	0	1	1	1	0	0									
Tom Brookens, R (1,5) OBP: 0.328, SLG: 0.437 (7,4)					6-3		BB 1B			5	0	0	0	0	3	5									
Jim Walewander, S (1,4) OBP: 0.500, SLG: 1.000 Larry Herndon, R (6,PH) OBP: 0.382, SLG: 0.473 Mark Thurmond, L (7,1) Mike Henneman, R (7,1) Mike Heath, R (8,9) OBP: 0.417, SLG: 0.584					4-3		BB 1B			2	1	1	0	0	0	0									
Inning Stats	R: 0 E: 0 K: 1 S: 6	H: 1 LOB: 3 BB: 1 P: 11	R: 1 E: 0 K: 1 S: 7	H: 2 LOB: 1 BB: 0 P: 7	R: 0 E: 0 K: 2 S: 6	H: 0 LOB: 0 BB: 0 P: 7	R: 0 E: 0 K: 0 S: 3	H: 0 LOB: 0 BB: 0 P: 3	R: 1 E: 0 K: 0 S: 4	H: 1 LOB: 1 BB: 1 P: 8	R: 0 E: 0 K: 1 S: 6	H: 1 LOB: 2 BB: 1 P: 10	R: 3 E: 0 K: 2 S: 10	H: 3 LOB: 2 BB: 2 P: 18	R: 0 E: 1 K: 0 S: 4	H: 0 LOB: 2 BB: 1 P: 8	R: 0 E: 0 K: 2 S: 8	H: 1 LOB: 1 BB: 0 P: 8	1B: 5 2B: 3 3B: 0 HR: 1	SF: 1 SAC: 0 DP: 0 HBP: 2	WP: 0 PB: 0 SB: 1 CS: 0	PA: 44			
PITCHER	IP	WLS	BF	H	R	ER	SO	BB	IBB	HBP	BLK	WP	HR	S	P	ERA	WHIP								
Bert Blyleven, R (1,1) ERA: 4.73	6.0		29	6	4	4	4	4	0	2	0	0	0	2	6	0.00	6.000								
George Frazier, R (7,1) ERA: 5.0	0.1		3	1	0	0	0	1	0	0	0	0	0	2	6	0.00	6.000								
Jeff Reardon, R (7,1) ERA: 7.33	2.2	W	12	2	1	1	4	1	0	0	0	0	0	19	23	3.38	1.125								

Minnesota Twins @ Detroit Tigers
Tiger Stadium, Detroit, MI
Sun May 31 1987, 3:33 AM EDT
Unknown

AB 35
R 5
H 9
RBI 5
BB 6
SO 9
LOB 20

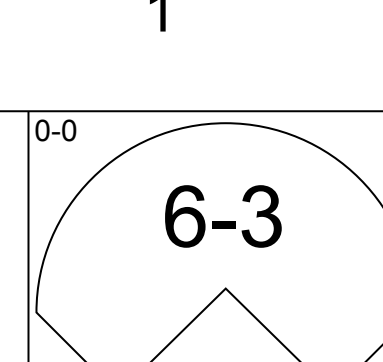
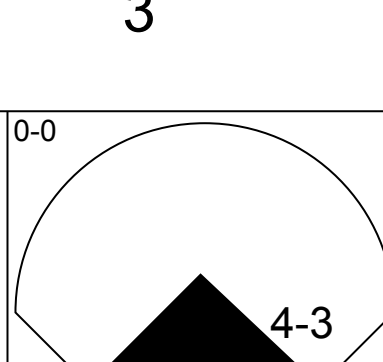
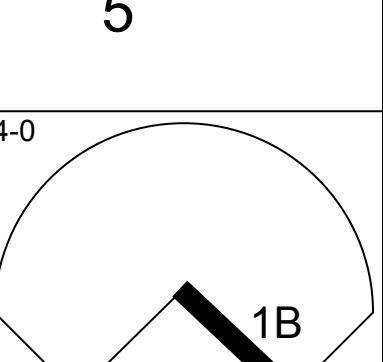
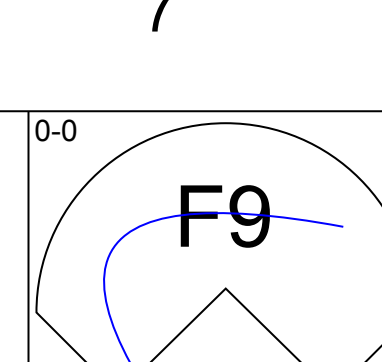
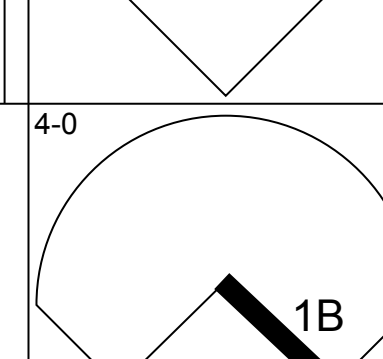
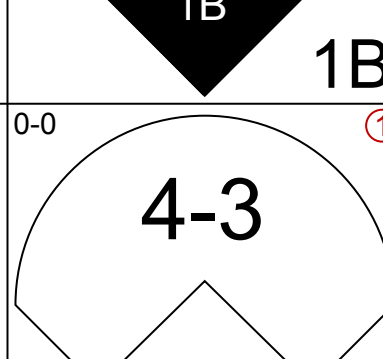
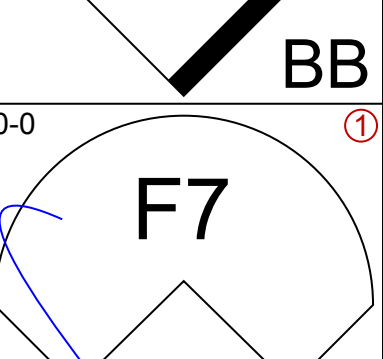
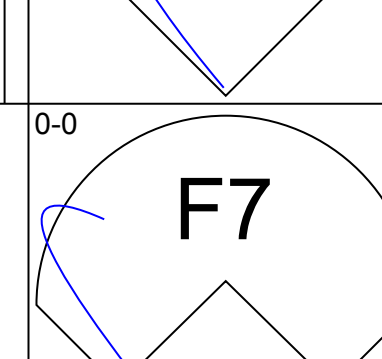
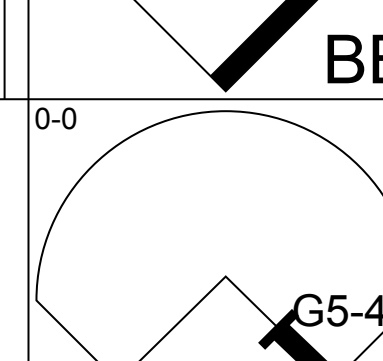
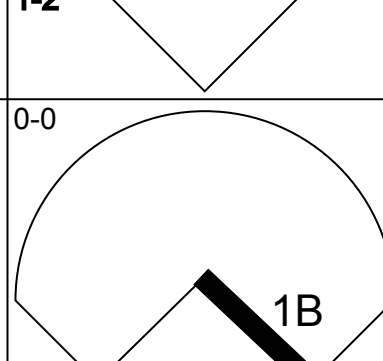
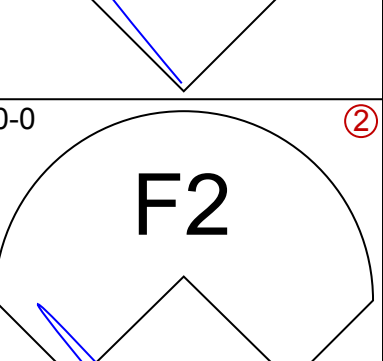
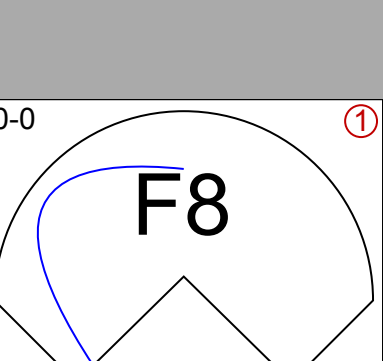
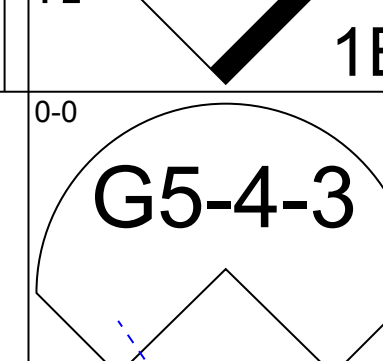
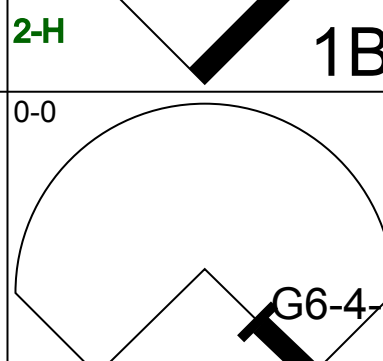
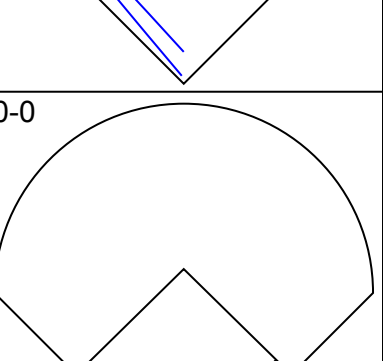
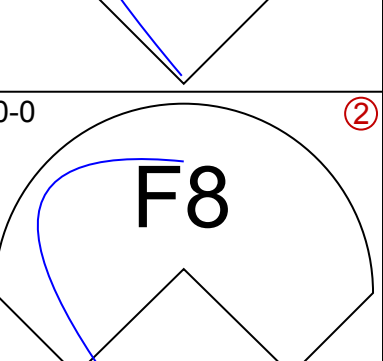
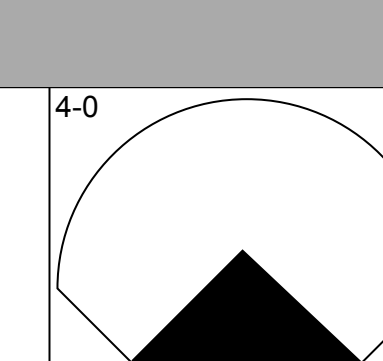
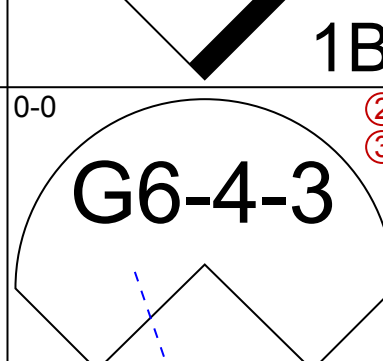
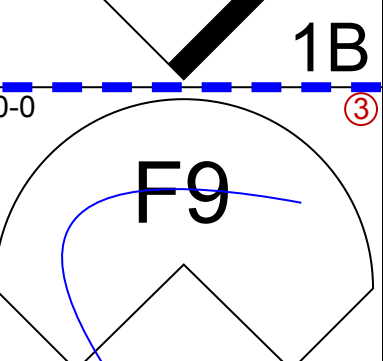
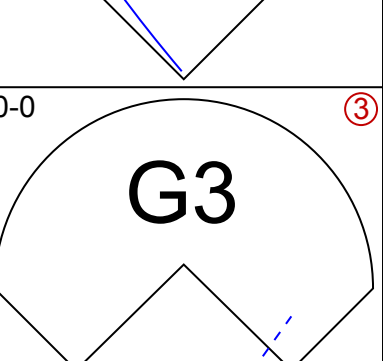
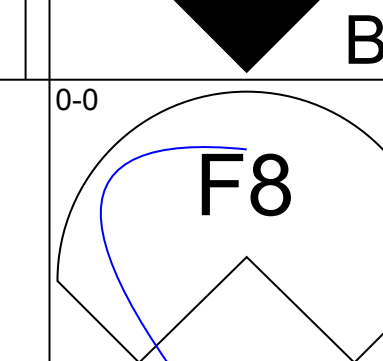
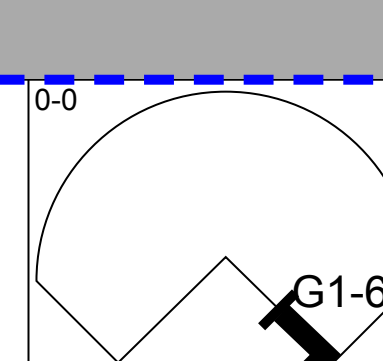
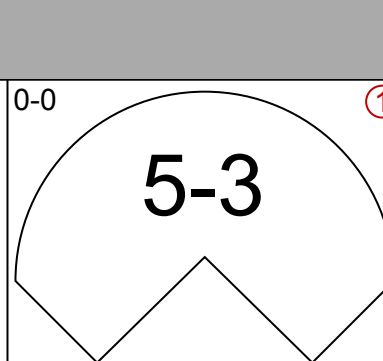
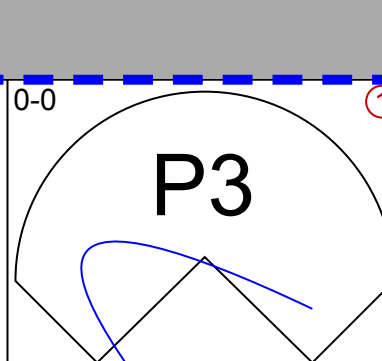
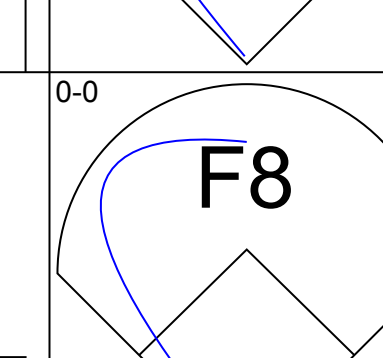
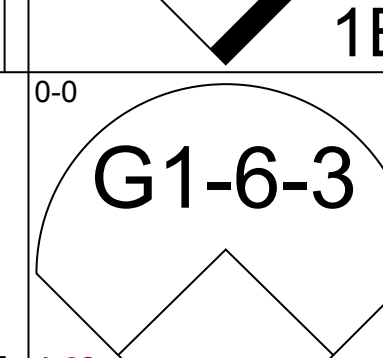
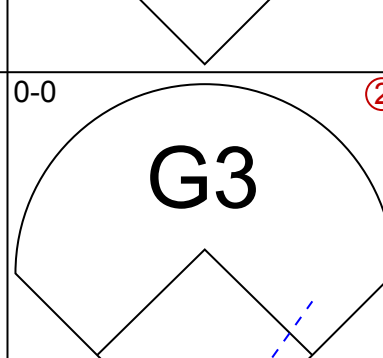
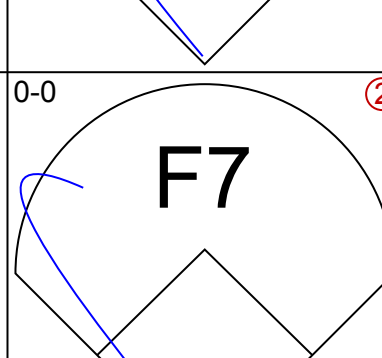
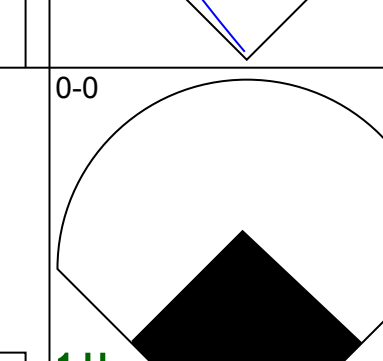
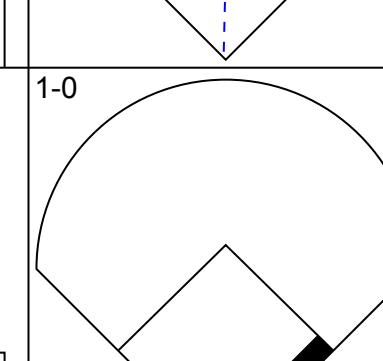
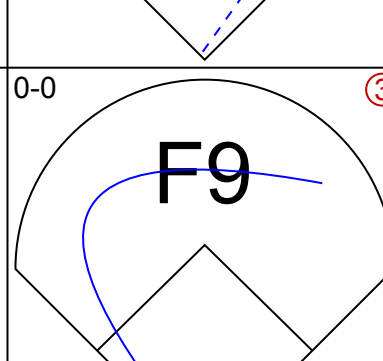
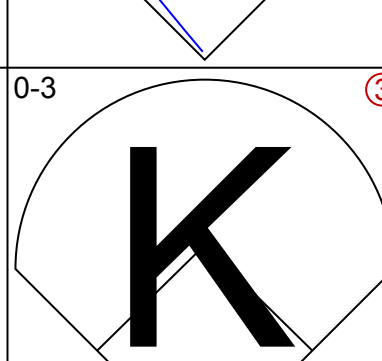
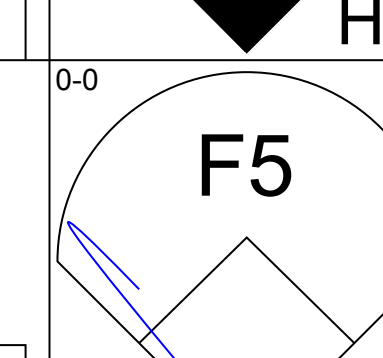
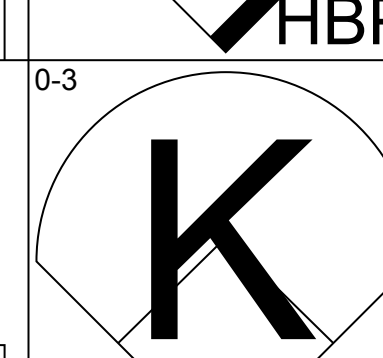
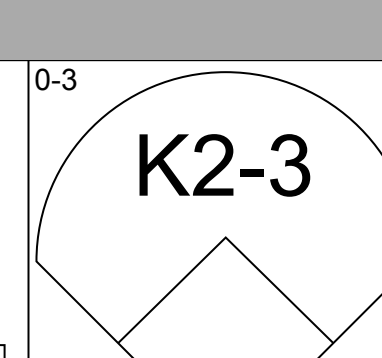


Batter	1	2	3	4	5	6	7	8	9	AB	R	H	RBI	BB	SO	LOB	TOP					
Al Newman, S OBP: 0.267, SLG: 0.288 (1, 6)										6	1	0	0	0	1	6						
Dan Gladden, R OBP: 0.313, SLG: 0.336 (1, 7)										6	3	4	1	0	0	2						
Kirby Puckett, R OBP: 0.371, SLG: 0.528 Greg Gagne, R OBP: 0.273, SLG: 0.376 (8, 8)										5	1	4	2	0	0	0						
Gary Gaetti, R OBP: 0.315, SLG: 0.519 (1, 5)										4	0	1	2	1	1	4						
Kent Hrbek, L OBP: 0.365, SLG: 0.469 Gene Larkin, S OBP: 0.296, SLG: 0.462 (8, 3)										5	0	1	1	0	2	5						
Tom Brunansky, R OBP: 0.382, SLG: 0.494 (1, 10)										3	3	2	1	2	1	0						
Tim Laudner, R OBP: 0.211, SLG: 0.347 (1, 2)										5	2	2	3	0	0	3						
Steve Lombardozi, R OBP: 0.353, SLG: 0.384 (1, 4)										5	0	3	1	0	0	0						
Mark Davidson, R OBP: 0.283, SLG: 0.333 Randy Bush, L OBP: 0.336, SLG: 0.348 (6, PH) (6, 9)										2	0	1	0	0	0	0						
Inning Stats	R: 1 E: 0 K: 2 S: 9	H: 1 LOB: 1 BB: 0 P: 9	R: 2 E: 0 K: 0 S: 4	H: 1 LOB: 0 BB: 1 P: 8	R: 1 E: 0 K: 0 S: 5	H: 3 LOB: 2 BB: 1 P: 9	R: 0 E: 0 K: 0 S: 4	H: 1 LOB: 1 BB: 0 P: 4	R: 0 E: 0 K: 1 S: 5	H: 1 LOB: 0 BB: 0 P: 5	R: 0 E: 0 K: 2 S: 12	H: 5 LOB: 3 BB: 1 P: 16	R: 1 E: 0 K: 0 S: 5	H: 2 LOB: 1 BB: 0 P: 5	R: 3 E: 0 K: 0 S: 6	H: 4 LOB: 0 BB: 0 P: 6	R: 0 E: 0 K: 0 S: 4	H: 2 LOB: 1 BB: 0 P: 4	1B: 14 2B: 4 3B: 0 HR: 3	SF: 0 SAC: 0 DP: 4 HBP: 0	WP: 1 PB: 0 SB: 2 CS: 1	PA: 47
PITCHER	IP	WLS	BF	H	R	ER	SO	BB	IBB	HBP	BLK	WP	HR	S	P	ERA	WHIP					
Frank Tanana, L ERA: 3.78 (1, 1)	2.2	L	15	5	4	4	2	2	0	0	0	1	1	17	25	13.50	2.625					
Eric King, R ERA: 4.4 (3, 1)	2.2		12	5	3	3	2	0	0	0	0	0	1	16	16	10.12	1.875					
Nate Snell, R ERA: 3.96 (6, 1)	0.1		4	2	0	0	0	1	0	0	0	0	0	3	7	0.00	9.000					
Mark Thurmond, L ERA: 3.38 (6, 1)	3.1		16	8	4	4	1	0	0	0	0	0	1	18	18	10.80	2.400					

Minnesota Twins @ Detroit Tigers
Tiger Stadium, Detroit, MI
Sun May 31 1987, 3:38 AM EDT
Att: 20,993 - Unknown

AB 44
R 11
H 20
RBI 11
BB 3
SO 5
LOB 21



Batter	1	2	3	4	5	6	7	8	9	AB	R	H	RBI	BB	SO	LOB	BOTTOM					
Tom Brookens, R OBP: 0.333, SLG: 0.434 (1, 5)										3	1	1	0	1	0	0						
Darrell Evans, L OBP: 0.387, SLG: 0.420 (1, 3)										3	0	0	0	1	0	2						
Kirk Gibson, L OBP: 0.385, SLG: 0.517 (1, 7)										4	0	2	1	0	0	1						
Allan Trammell, R OBP: 0.370, SLG: 0.448 (1, 6)										4	0	2	0	0	0	2						
Larry Herndon, R OBP: 0.385, SLG: 0.467 Matt Nokes, L OBP: 0.359, SLG: 0.529 (5, PH) (6, 1)										1	1	0	0	1	0	2						
Mike Heath, R OBP: 0.412, SLG: 0.571 (1, 2)										4	0	1	0	0	0	1						
Terry Harper, R OBP: 0.369, SLG: 0.348 Pat Sheridan, L OBP: 0.339, SLG: 0.382 (6, PH) (7, 9) (8, 8)										2	0	0	0	0	0	2						
Chet Lemon, R OBP: 0.379, SLG: 0.413 Dave Bergman, L OBP: 0.426, SLG: 0.545 (8, 9)										2	1	1	2	0	0	0						
Jim Walewander, S OBP: 0.200, SLG: 0.400 (1, 4)										3	0	0	0	0	2	1						
Inning Stats	R: 0 E: 0 K: 0 S: 3	H: 1 LOB: 1 BB: 1 P: 7	R: 2 E: 0 K: 0 S: 4	H: 1 LOB: 0 BB: 1 P: 8	R: 1 E: 0 K: 0 S: 5	H: 3 LOB: 1 BB: 0 P: 5	R: 0 E: 0 K: 1 S: 5	H: 1 LOB: 1 BB: 0 P: 6	R: 0 E: 0 K: 0 S: 4	H: 1 LOB: 2 BB: 1 P: 8	R: 0 E: 0 K: 0 S: 3	H: 0 LOB: 0 BB: 0 P: 3	R: 0 E: 0 K: 1 S: 5	H: 0 LOB: 0 BB: 0 P: 5	R: 0 E: 0 K: 0 S: 3	H: 0 LOB: 0 BB: 0 P: 3	R: 0 E: 0 K: 1 S: 5	H: 0 LOB: 0 BB: 0 P: 5	1B: 6 2B: 0 3B: 0 HR: 1	SF: 0 SAC: 0 DP: 3 HBP: 1	WP: 0 PB: 0 SB: 0 CS: 0	PA: 35
PITCHER	IP	WLS	BF	H	R	ER	SO	BB	IBB	HBP	BLK	WP	HR	S	P	ERA	WHIP					
Allan Anderson, L ERA: 9.0 (1, 1)	3.0		14	5	3	3	0	2	0	0	0	0	1	12	20	9.00	2.333					
Mark Portugal, R ERA: 7.49 (4, 1)	1.2		8	2	0	0	1	1	0	1	0	0	0	8	13	0.00	1.800					
George Frazier, R ERA: 4.45 (5, 1)	3.1	W	10	0	0	0	1	0	0	0	0	0	0	12	12	0.00	0.000					
Keith Atherton, R ERA: 4.38 (9, 1)	1.0		3	0	0	0	1	0	0	0	0	0	0	5	5	0.00	0.000					



Minnesota Twins @ Detroit Tigers
Tiger Stadium, Detroit, MI
Sun May 31 1987, 3:38 AM EDT
Att: 20,993 - Unknown

AB 31
R 3
H 7
RBI 3
BB 3
SO 3
LOB 13



Batter	1	2	3	4	5	6	7	8	9	AB	R	H	RBI	BB	SO	LOB	TOP					
Dave Bergman, L (1,3) OBP: 0.444, SLG: 0.569	0-0 CS 1B	0-0 FC4-6			0-0 E7 SF7 2B	4-0 2B BB		0-3 K		3	2	0	1	0	1	1	Detroit Tigers @ Cleveland Indians Cleveland Municipal Stadium, Cleveland, OH Mon Jun 01 1987, 7:05 PM EDT Att: 6,509 - Unknown					
Larry Herndon, R (8,PH) OBP: 0.380, SLG: 0.461										1	0	0	0	0	1	1						
Willie Hernandez, L (8,1)										0	0	0	0	0	0	0						
Mike Henneman, R (8,1)										0	0	0	0	0	0	0						
Darrell Evans, L (1,10) OBP: 0.363, SLG: 0.419	0-3 K		0-0 G3		0-0 F5	0-0 2B			0-0 F8	5	0	1	3	0	1	2						
Kirk Gibson, L (1,7) OBP: 0.376, SLG: 0.516	0-0 1B 2B		0-0 E3		0-0 SF7	0-0 F8			0-0 F4	4	1	1	1	0	0	1						
Alan Trammell, R (1,6) OBP: 0.376, SLG: 0.446	4-0 1B BB		4-0 FC4-6 BB		0-0 F2		0-3 K		0-0 1B	3	0	1	0	2	1	0						
Matt Nokes, L (1,2) OBP: 0.361, SLG: 0.531	0-0 1-3 2-H 1B		0-0 L9		0-0 G3 1B 2B		0-0 G3		0-0 G3	5	1	2	1	0	0	3						
Pat Sheridan, L (1,8) OBP: 0.333, SLG: 0.374	0-0 F7		0-0 FC4-6		0-0 G3	0-0 L3				3	0	0	0	0	0	5						
Chet Lemon, R (7,PH) OBP: 0.376, SLG: 0.410			0-0 1-2		0-0 2-3					1	0	0	0	0	0	0						
Johnny Grubb, L (1,9) OBP: 0.311, SLG: 0.163		0-0 1-3		0-0 1-3		0-0 FC5-4 1B		4-0 G3 WP BB		3	0	1	1	0	0	0						
Terry Harper, R (8,PH) OBP: 0.283, SLG: 0.348						0-0 3-H 1B				0	0	0	0	1	0	0						
Tom Brookens, R (1,5) OBP: 0.331, SLG: 0.429		0-0 FC4-6 1B		0-0 F9		0-0 FC5-4 BB 1B 2B		0-0 G3		4	1	1	0	0	0	2						
Jim Walewander, S (1,4) OBP: 0.250, SLG: 0.375		0-0 L7		0-0 G3		0-0 1-2 BB 1B		0-0 1-3		3	1	1	0	0	0	1						
Mike Heath, R (8,PH) OBP: 0.408, SLG: 0.566										1	0	0	0	0	0	1						
Inning Stats	R: 1 E: 0 K: 1 S: 7	H: 3 LOB: 2 P: 11	R: 0 E: 0 K: 0 S: 4	H: 1 LOB: 1 P: 4	R: 0 E: 1 K: 0 S: 4	H: 0 LOB: 2 BB: 1 P: 8	R: 0 E: 0 K: 0 S: 3	H: 0 LOB: 0 BB: 0 P: 3	R: 1 E: 1 K: 0 S: 4	H: 1 LOB: 0 BB: 0 P: 4	R: 4 E: 0 K: 0 S: 7	H: 4 LOB: 1 BB: 1 P: 11	R: 0 E: 0 K: 1 S: 5	H: 0 LOB: 0 BB: 0 P: 5	R: 0 E: 0 K: 1 S: 5	H: 0 LOB: 1 BB: 1 P: 9	R: 0 E: 0 K: 0 S: 4	H: 1 LOB: 1 BB: 0 P: 4	1B: 6 2B: 5 3B: 0 HR: 0	SF: 1 SAC: 0 DP: 1 HBP: 0	WP: 1 PB: 0 SB: 1 CS: 1	PA: 41
PITCHER	IP WLS BF H R ER SO BB IBB HBP BLK WP HR S P ERA WHIP																					
Phil Niekro, R (1,1) ERA: 6.24	5.2 W 29 9 6 5 1 3 0 0 0 0 0 0 28 40 7.94 2.118																					
Ed VanDe Berg, L (6,1) ERA: 4.75	1.1 5 0 0 0 1 1 0 0 0 0 0 0 6 10 0.00 0.750																					
Mark Huisman, R (8,1) ERA: 5.63	0.2 2 0 0 0 0 0 0 0 0 0 1 0 2 2 0.00 0.000																					
Scott Bailes, L (8,1) ERA: 2.2	1.1 S 5 1 0 0 1 0 0 0 0 0 0 0 7 7 0.00 0.750																					

Batter	1	2	3	4	5	6	7	8	9	AB	R	H	RBI	BB	SO	LOB	BOTTOM			
Brett Butler, L (1,8) OBP: 0.414, SLG: 0.412	4-0 F9 2B BB	0-0 4-3	0-0 1B			0-0 5-3		4-0 1B BB		3	1	1	1	2	0	1	Detroit Tigers @ Cleveland Indians Cleveland Municipal Stadium, Cleveland, OH Mon Jun 01 1987, 7:05 PM EDT Att: 6,509 - Unknown			
Julio Franco, R (1,6) OBP: 0.415, SLG: 0.451	0-0 5-3		0-0 F8			0-3 K		0-0 1B		5	0	2	2	0	1	1				
Pat Tabler, R (1,10) OBP: 0.374, SLG: 0.518	0-0 F9		0-0 WP 1B 2B	0-0 L6		0-0 6-3		4-0 G6-4-3 IBB		4	1	1	0	1	0	1				
Joe Carter, R (1,3) OBP: 0.288, SLG: 0.490	0-0 2B		0-3 K2-3	0-0 5-3		0-0 2B		0-0 G6-4-3		5	0	2	1	0	1	4				
Mel Hall, L (1,7) OBP: 0.273, SLG: 0.396	0-0 4-3		0-0 HR 1B		0-0 G1-4-3		0-3 K			3	1	1	1	0	0	1				
Andre Thornton, R (7,PH) OBP: 0.239, SLG: 0.186										1	0	0	0	0	1	1				
Doug Frobel, L (8,7) OBP: 0.154, SLG: 0.250										0	0	0	0	0	0	0				
Brook Jacoby, R (1,5) OBP: 0.328, SLG: 0.380		0-0 F2	0-0 HR		0-0 4-3		0-0 F9			4	1	1	2	0	0	1				
Cory Snyder, R (1,9) OBP: 0.242, SLG: 0.422		0-3 K	4-0 BB 1B BB		0-3 K			0-3 K		3	1	0	0	1	3	0				
Tony Benazard, S (1,4) OBP: 0.254, SLG: 0.377		0-0 HR	4-0 1B 1B BB		0-0 F8			0-0 PB 1B 2B		3	3	2	1	1	0	0				
Chris Bando, S (1,2) OBP: 0.277, SLG: 0.300		0-0 1B	0-0 1-3 2-H 1B 1B		0-0 6-3			0-0 E5 PB 1B		4	1	2	1	0	0	1				
Inning Stats	R: 1 E: 0 K: 0 S: 4	H: 1 LOB: 1 P: 8	R: 1 E: 0 K: 1 S: 7	H: 2 LOB: 0 P: 7	R: 5 E: 0 K: 1 S: 10	H: 6 LOB: 2 BB: 2 P: 18	R: 0 E: 0 K: 0 S: 3	H: 0 LOB: 0 BB: 0 P: 3	R: 0 E: 0 K: 1 S: 5	H: 0 LOB: 0 BB: 0 P: 5	R: 0 E: 0 K: 1 S: 6	H: 1 LOB: 1 BB: 0 P: 6	R: 2 E: 1 K: 1 S: 7	H: 2 LOB: 2 BB: 2 P: 15	R: 0 E: 0 K: 0 S: 4	H: 0 LOB: 1 BB: 0 P: 4		1B: 6 2B: 4 3B: 0 HR: 2	SF: 0 SAC: 0 DP: 1 HBP: 0	WP: 1 PB: 1 SB: 1 CS: 0
PITCHER	IP WLS BF H R ER SO BB IBB HBP BLK WP HR S P ERA WHIP																			
Dan Petry, R (1,1) ERA: 5.44	2.2 L 17 6 7 7 2 3 0 0 0 0 0 0 11 11 0.00 1.286																			
Nate Snell, R (3,1) ERA: 3.62	2.1 9 3 0 0 1 0 0 0 0 0 0 0 11 11 0.00 1.286																			
Willie Hernandez, L (6,1) ERA: 9.0	2.1 11 2 2 1 3 1 0 0 0 0 0 0 16 20 3.86 1.286																			
Willie Hernandez, L (8,1) ERA: 9.0	2.1 11 2 2 1 3 1 0 0 0 0 0 0 16 20 3.86 1.286																			
Mike Henneman, R (8,1) ERA: 1.1	0.2 3 1 0 0 0 0 0 1 0 0 0 0 2 6 0.00 1.500																			

Batter	1	2	3	4	5	6	7	8	9	AB	R	H	RBI	BB	SO	LOB	TOP										
Lou Whitaker, L (1, 4) OBP: 0.335, SLG: 0.442	F4	G3	G3		FC4-6		FC4-6		F9	6	1	1	2	0	0	2	Detroit Tigers @ Cleveland Indians Cleveland Municipal Stadium, Cleveland, OH Wed Jun 03 1987, 7:05 PM EDT Att: 8,226 - Unknown AB 48 R 15 H 20 RBI 15 BB 1 SO 5 LOB 16 										
Darrell Evans, L (1, 3) OBP: 0.368, SLG: 0.405 Dave Bergman, L (9, PH) OBP: 0.438, SLG: 0.559 (9, 3)	6-3	K	4-3		1-3		F8		F6	5	0	0	0	0	1	3											
Kirk Gibson, L (1, 7) OBP: 0.368, SLG: 0.510 Johnny Grubb, L (9, PH) OBP: 0.306, SLG: 0.160 (9, 7)		G3			F4		F8		K	5	0	1	0	0	1	1											
Alan Trammell, R (1, 6) OBP: 0.385, SLG: 0.472 Jim Walewander, S (8, PH) OBP: 0.300, SLG: 0.333 (8, 5)	F9								K	4	2	3	2	0	0	1											
Matt Nokes, L (1, 10) OBP: 0.374, SLG: 0.541										5	2	4	0	0	1	0											
Mike Heath, R (1, 2) OBP: 0.408, SLG: 0.559										5	2	2	1	0	2	4											
Pat Sheridan, L (1, 9) OBP: 0.341, SLG: 0.388										5	2	3	2	0	0	2											
Chet Lemon, R (1, 8) OBP: 0.384, SLG: 0.455										5	3	3	4	0	0	1											
Tom Brookens, R (1, 5) OBP: 0.340, SLG: 0.458 (8, 6)										5	2	3	4	0	0	1											
Inning Stats	R: 0 E: 0 K: 0 S: 4	H: 1 LOB: 1 BB: 0 P: 4	R: 6 E: 1 K: 2 S: 15	H: 7 LOB: 2 BB: 0 P: 15	R: 2 E: 0 K: 0 S: 5	H: 2 LOB: 0 BB: 0 P: 5	R: 1 E: 0 K: 2 S: 8	H: 1 LOB: 0 BB: 0 P: 8	R: 1 E: 0 K: 0 S: 5	H: 2 LOB: 1 BB: 0 P: 5	R: 1 E: 0 K: 0 S: 5	H: 3 LOB: 2 BB: 0 P: 5	R: 0 E: 0 K: 0 S: 4	H: 1 LOB: 1 BB: 0 P: 4	R: 4 E: 0 K: 1 S: 8	H: 3 LOB: 0 BB: 1 P: 12		R: 0 E: 1 K: 0 S: 4	H: 0 LOB: 1 BB: 0 P: 4	1B: 14 2B: 3 3B: 0 HR: 3	SF: 0 SAC: 0 DP: 0 HBP: 0	WP: 1 PB: 0 SB: 0 CS: 0	PA: 49				
PITCHER	IP	WLS	BF	H	R	ER	SO	BB	IBB	HBP	BLK	WP	HR	S	P	ERA	WHIP										
Ken Schrom, R (1, 1) ERA: 5.65	1.0	L	10	6	6	4	0	0	0	0	0	1	0	10	10	36.00	6.000										
Ed Vande Berg, L (2, 1) ERA: 5.57	4.0		19	7	4	4	4	0	0	0	0	0	2	27	27	9.00	1.750										
Mike Armstrong, R (6, 1) ERA: 15.0	3.0		16	7	5	5	1	1	0	0	0	0	1	17	21	15.00	2.667										
Rich Yett, R (9, 1) ERA: 4.88	1.0		4	0	0	0	0	0	0	0	0	0	0	4	4	0.00	0.000										
Batter	1	2	3	4	5	6	7	8	9	AB	R	H	RBI	BB	SO	LOB	BOTTOM										
Brett Butler, L (1, 8) OBP: 0.409, SLG: 0.402 Doug Frobel, L (9, PH) OBP: 0.148, SLG: 0.240	4-3								F8	3	0	0	0	1	0	2	Detroit Tigers @ Cleveland Indians Cleveland Municipal Stadium, Cleveland, OH Wed Jun 03 1987, 7:05 PM EDT Att: 8,226 - Unknown AB 33 R 3 H 5 RBI 2 BB 5 SO 6 LOB 16 										
Julio Franco, R (1, 6) OBP: 0.421, SLG: 0.454 Carmen Castillo, R (9, PH) OBP: 0.326, SLG: 0.605									F7	3	0	2	2	1	0	0											
Pat Tabler, R (1, 10) OBP: 0.376, SLG: 0.520									F7	1	0	0	0	0	0	0											
Joe Carter, R (1, 3) OBP: 0.283, SLG: 0.481									F7	3	0	1	0	1	1	3											
Mel Hall, L (1, 7) OBP: 0.266, SLG: 0.386									F7	4	0	0	0	0	1	4											
Brook Jacoby, R (1, 5) OBP: 0.322, SLG: 0.372									F7	4	0	0	0	0	0	0											
Dave Clark, L (1, 9) OBP: 0.133, SLG: 0.133									F7	4	0	0	0	0	0	0											
Tony Bernazard, S (1, 4) OBP: 0.260, SLG: 0.376									F7	4	1	1	0	0	0	0											
Chris Bando, S (1, 2) OBP: 0.275, SLG: 0.286									F7	3	1	1	0	1	1	0											
Inning Stats	R: 0 E: 0 K: 1 S: 5	H: 0 LOB: 2 BB: 2 P: 13	R: 3 E: 1 K: 2 S: 10	H: 2 LOB: 2 BB: 2 P: 18	R: 0 E: 0 K: 0 S: 3	H: 0 LOB: 0 BB: 0 P: 3	R: 0 E: 0 K: 0 S: 3	H: 0 LOB: 0 BB: 0 P: 3	R: 0 E: 0 K: 0 S: 4	H: 1 LOB: 1 BB: 0 P: 4	R: 0 E: 0 K: 0 S: 4	H: 1 LOB: 2 BB: 1 P: 8	R: 0 E: 0 K: 1 S: 6	H: 1 LOB: 1 BB: 0 P: 6	R: 0 E: 0 K: 1 S: 5	H: 0 LOB: 0 BB: 0 P: 5		R: 0 E: 0 K: 1 S: 5	H: 0 LOB: 0 BB: 0 P: 5	1B: 4 2B: 1 3B: 0 HR: 0	SF: 0 SAC: 0 DP: 0 HBP: 0	WP: 1 PB: 0 SB: 1 CS: 0	PA: 38				
PITCHER	IP	WLS	BF	H	R	ER	SO	BB	IBB	HBP	BLK	WP	HR	S	P	ERA	WHIP										
Jack Morris, R (1, 1) ERA: 3.95	7.0	W	32	5	3	2	4	5	0	0	0	0	0	35	55	2.57	1.429										
Eric King, R (8, 1) ERA: 4.2	2.0		6	0	0	0	2	0	0	0	0	0	0	10	10	0.00	0.000										


Batter	1	2	3	4	5	6	7	8	9	AB	R	H	RBI	BB	SO	LOB	TOP	
Lou Whitaker L (1.4) OBP: 0.332, SLG: 0.435	F8	K			4-3		1B		F9	5	0	1	0	0	1	3	Detroit Tigers @ Boston Red Sox Fenway Park, Boston, MA Thu Jun 04 1987, 7:05 PM EDT Att: 24,660 - Unknown	
Mike Heath R (1.2) OBP: 0.392, SLG: 0.534	F9		4-3		5-3		K		E4	5	0	0	0	0	1	3		
Kirk Gibson L (1.7) OBP: 0.370, SLG: 0.500	FC5-4 BB								K	4	0	1	0	1	1	3		
Alan Trammell R (1.6) OBP: 0.388, SLG: 0.491	FC5-4 1-2		F8			HR 1B				4	2	2	1	0	0	2		
Bill Madlock R (1.3) OBP: 0.292, SLG: 0.415		HR 1B	F7			HR 1B				4	2	3	2	0	0	1		
Larry Hemdon R (1.10) OBP: 0.375, SLG: 0.488		HR 1B		K		HR 1B			G6-4-3	4	1	1	2	0	1	1		
Chet Lemon R (1.8) OBP: 0.373, SLG: 0.439		P3		F8						4	0	0	0	0	0	0		
Terry Harper R (1.9) OBP: 0.298, SLG: 0.380				4-3			F7		E 1B	4	0	2	0	0	0	0		
Tom Brookens R (1.5) OBP: 0.338, SLG: 0.452		K			K		F7		E 1B	4	0	1	0	0	2	1		
Inning Stats	R: 0 E: 0 K: 0 S: 3	H: 0 LOB: 1 BB: 1 P: 7	R: 2 E: 0 K: 2 S: 10	H: 3 LOB: 1 BB: 0 P: 10	R: 0 E: 0 K: 0 S: 4	H: 1 LOB: 1 BB: 0 P: 4	R: 0 E: 0 K: 1 S: 5	H: 0 LOB: 0 BB: 0 P: 5	R: 0 E: 0 K: 1 S: 6	H: 1 LOB: 1 BB: 0 P: 6	R: 1 E: 0 K: 0 S: 4	H: 2 LOB: 0 BB: 0 P: 4	R: 0 E: 1 K: 1 S: 8	H: 2 LOB: 3 BB: 0 P: 8	1B: 7 2B: 1 3B: 0 HR: 3	SF: 0 SAC: 0 DP: 1 HBP: 0	WP: 0 PB: 0 SB: 0 CS: 0	PA: 39
PITCHER Bruce Hurst L (1.1) ERA: 3.34	IP: 9.0 WLS: W BF: 39 H: 11 R: 5 ER: 5 SO: 6 BB: 1 IBB: 0 HBP: 0 BLK: 0 WP: 0 HR: 3 S: 50 P: 54 ERA: 5.00 WHIP: 1.333																	

Batter	1	2	3	4	5	6	7	8	9	AB	R	H	RBI	BB	SO	LOB	BOTTOM			
Dave Henderson R (1.8) OBP: 0.317, SLG: 0.434	1B 1B BB	5-3		4-3	F9	E BB		F8		4	1	0	0	2	0	4	Detroit Tigers @ Boston Red Sox Fenway Park, Boston, MA Thu Jun 04 1987, 7:05 PM EDT Att: 24,660 - Unknown			
Marty Barrett R (1.4) OBP: 0.282, SLG: 0.248	BB 1B 1-3			4-3		BB E3		FC6-4 1-2		5	1	2	0	1	0	3				
Wade Boggs L (1.5) OBP: 0.446, SLG: 0.559	BB 1-2 3-H		K			BB 3B F7				5	1	3	2	0	1	5				
Jim Rice R (1.7) OBP: 0.357, SLG: 0.399	K		K	F9		G3 SF9 2B	5-3			5	1	1	1	0	2	3				
Mike Greenwell L (1.10) OBP: 0.357, SLG: 0.596						G3 E 2B		F8		4	2	2	0	1	0	1				
Dwight Evans R (1.9) OBP: 0.417, SLG: 0.563	1-2 2-3 BB		WP 1B 1B		E9 2B	S 1B IBB				3	1	1	1	2	1	4				
Bill Buckner L (1.3) OBP: 0.274, SLG: 0.308	F6			1B 1B	G3	SF9	4-3			4	0	1	2	0	0	5				
Rich Gedman L (1.2) OBP: 0.209, SLG: 0.238		F6			P3	1B E 1B		FC6-4 1B		5	1	3	1	0	0	1				
Spike Owen S (1.6) OBP: 0.316, SLG: 0.293		E6		F8		E BB 1B		F8		4	0	1	0	1	0	3				
Inning Stats	R: 1 E: 0 K: 2 S: 9	H: 2 LOB: 3 BB: 2 P: 17	R: 0 E: 1 K: 1 S: 6	H: 0 LOB: 2 BB: 1 P: 10	R: 1 E: 0 K: 1 S: 8	H: 3 LOB: 0 BB: 0 P: 8	R: 0 E: 0 K: 0 S: 4	H: 1 LOB: 1 BB: 0 P: 4	R: 1 E: 1 K: 0 S: 5	H: 2 LOB: 2 BB: 1 P: 9	R: 5 E: 1 K: 0 S: 9	H: 5 LOB: 3 BB: 2 P: 17	R: 0 E: 0 K: 0 S: 3	H: 0 LOB: 1 BB: 1 P: 7	R: 0 E: 0 K: 0 S: 4	H: 1 LOB: 1 BB: 0 P: 4	1B: 10 2B: 3 3B: 1 HR: 0	SF: 1 SAC: 0 DP: 0 HBP: 0	WP: 1 PB: 0 SB: 1 CS: 0	PA: 47
PITCHER Walt Terrell R (1.1) ERA: 3.7 Willie Hernandez L (6.1) ERA: 9.45 Mike Henneman R (6.1) ERA: 1.08 Mark Thurmond L (7.1) ERA: 3.05	IP: 5.0 WLS: L BF: 31 H: 11 R: 6 ER: 6 SO: 4 BB: 4 IBB: 0 HBP: 0 BLK: 0 WP: 0 HR: 0 S: 35 P: 51 ERA: 10.80 WHIP: 3.000																			

Batter	1	2	3	4	5	6	7	8	9	10	11	12	13	14	AB	R	H	RBI	BB	SO	LOB	TOP						
Lou Whitaker , L OBP: 0.329, SLG: 0.422 (1, 4)	4-3		6-3		K			4-3	K			K		1B SH1-4 1B	7	1	1	0	0	3	2							
Bill Madlock , R OBP: 0.293, SLG: 0.405 (1, 5) (7, 3)	4-3			K				1B		F5		2B		SH1-4	5	1	2	0	1	1	0							
Kirk Gibson , L OBP: 0.362, SLG: 0.468 (1, 7)	K			G3				K		E S 1B		L5		1B 1B	5	1	1	0	2	2	2							
Alan Trammell , R OBP: 0.402, SLG: 0.500 (1, 9)		G3 PB PB		1B				1B		F7		1B		1B 1B	5	1	3	0	2	0	3							
Matt Nokes , L OBP: 0.366, SLG: 0.519 Mike Heath , R OBP: 0.394, SLG: 0.534 (12, PH) (12, 2)		G3		L4				1B		1B		1B		1B 1B	4	0	1	1	1	1	0	4						
Pat Sheridan , L OBP: 0.342, SLG: 0.400 (8, 9)		CS BB						B3		F5				3-1 1B	6	0	1	0	1	0	6							
Darrell Evans , L OBP: 0.395, SLG: 0.404 Jim Walewander , S OBP: 0.300, SLG: 0.333 Larry Herndon , R OBP: 0.371, SLG: 0.481 (14, PH)		3-H BB		K				WP 4-3 BB		FC6-4 1B				FC4-6 1B	5	1	1	0	1	1	2							
Dave Bergman , L OBP: 0.292, SLG: 0.151 Tom Brookens , R OBP: 0.323, SLG: 0.430 (7, PR) (7, 5)			P3		4-3 WP BB			FC6-4 1B		F9		F9		L8	2	0	0	0	1	0	1							
Johnny Grubb , L OBP: 0.369, SLG: 0.425 Chet Lemon , R OBP: 0.369, SLG: 0.425 (8, 8)			3-1		4-3			K				K		F8	3	0	0	1	0	1	2							
Inning Stats	R: 0 E: 0 K: 1 S: 5	H: 0 LOB: 0 BB: 0 P: 5	R: 1 E: 0 K: 1 S: 5	H: 1 LOB: 0 BB: 1 P: 9	R: 0 E: 0 K: 0 S: 3	H: 0 LOB: 0 BB: 0 P: 3	R: 0 E: 0 K: 1 S: 6	H: 1 LOB: 1 BB: 0 P: 6	R: 1 E: 0 K: 1 S: 5	H: 0 LOB: 1 BB: 2 P: 13	R: 0 E: 0 K: 1 S: 6	H: 0 LOB: 1 BB: 1 P: 9	R: 0 E: 0 K: 1 S: 6	H: 1 LOB: 2 BB: 0 P: 10	R: 0 E: 0 K: 1 S: 5	H: 0 LOB: 0 BB: 0 P: 5	R: 0 E: 0 K: 1 S: 4	H: 1 LOB: 2 BB: 0 P: 4	R: 0 E: 0 K: 0 S: 6	H: 1 LOB: 1 BB: 1 P: 10	R: 2 E: 0 K: 0 S: 6	H: 3 LOB: 2 BB: 1 P: 10	1B: 10 2B: 1 3B: 0 HR: 0	SF: 0 SAC: 1 DP: 1 HBP: 0	WP: 1 PB: 2 SB: 2 CS: 1	PA: 61		
PITCHER	IP	WLS	BF	H	R	ER	SO	BB	IBB	HBP	BLK	WP	HR	S	P	ERA	WHIP											
Roger Clemens , R ERA: 3.07	(11, 1)	9.0	37	5	3	2	7	6	1	0	0	0	0	44	72	2.00	1.222											
Calvin Schiraldi , R ERA: 4.39	(10, 1)	2.0	8	1	0	0	1	1	0	0	0	0	0	9	13	0.00	1.000											
Joe Sambito , L ERA: 1.17	(12, 1)	0.2	4	1	0	0	1	0	1	0	0	0	0	5	9	0.00	1.500											
Wes Gardner , R ERA: 5.11	(12, 1)	2.1	L	12	4	2	2	0	0	1	0	0	0	0	11	15	7.71	1.714										

Detroit Tigers @ Boston Red Sox
Fenway Park, Boston, MA
Sat Jun 06 1987, 3:33 AM EDT
Att. 33,902 - Unknown


AB 50
R 5
H 11
RBI 4
BB 10
SO 9
LOB 28



Batter	1	2	3	4	5	6	7	8	9	10	11	12	13	14	AB	R	H	RBI	BB	SO	LOB	BOTTOM					
Dave Henderson , R OBP: 0.319, SLG: 0.436 (1, 8)	SH1 HR 1B		FC5-4 1B		SH1-3 2B			F8		F8		K		L3	7	1	2	0	0	1	2						
Marty Barrett , R OBP: 0.287, SLG: 0.262 (1, 4)	SH1		1B		SH1-3			4-3				F9			4	0	2	0	0	0	0						
Wade Boggs , L OBP: 0.442, SLG: 0.562 (1, 5)	HR		F7		F7			4-3		SH5-3 1B		6-3			5	1	1	2	0	0	3						
Jim Rice , R OBP: 0.365, SLG: 0.393 (1, 7)	K		6-3		K			WP 1B				1-3			5	1	1	0	1	2	3						
Don Baylor , R OBP: 0.343, SLG: 0.399 (1, 10)	F6				HBP 1B			L5		F7				L9	5	0	0	0	0	0	3						
Dwight Evans , R OBP: 0.406, SLG: 0.541 (1, 9)		6-3		F8				K		K		6-3			6	0	1	1	0	2	3						
Bill Buckner , L OBP: 0.271, SLG: 0.302 (1, 3)	K		1B		1B			G3				K		3-1	6	0	2	0	0	2	1						
Spike Owen , S OBP: 0.308, SLG: 0.278 (1, 6)	K		P3		F9			F3				BB		K	5	0	0	0	1	2	3						
Rich Gedman , L OBP: 0.207, SLG: 0.225 Ed Romero , R OBP: 0.370, SLG: 0.314 Mike Greenwell , L OBP: 0.340, SLG: 0.564 Marc Sullivan , R OBP: 0.169, SLG: 0.206 (10, 2)			FC5-4 BB		6-3			K		4-3		F7		F8	2	0	0	0	1	1	2						
Inning Stats	R: 2 E: 0 K: 1 S: 7	H: 2 LOB: 0 BB: 0 P: 7	R: 0 E: 0 K: 2 S: 7	H: 0 LOB: 0 BB: 0 P: 7	R: 0 E: 0 K: 0 S: 4	H: 1 LOB: 2 BB: 1 P: 8	R: 0 E: 0 K: 1 S: 6	H: 1 LOB: 1 BB: 0 P: 6	R: 0 E: 0 K: 1 S: 5	H: 0 LOB: 0 BB: 0 P: 5	R: 1 E: 0 K: 1 S: 6	H: 2 LOB: 1 BB: 0 P: 5	R: 0 E: 0 K: 1 S: 3	H: 0 LOB: 0 BB: 0 P: 3	R: 0 E: 0 K: 2 S: 7	H: 0 LOB: 0 BB: 0 P: 11	R: 0 E: 0 K: 0 S: 3	H: 0 LOB: 0 BB: 0 P: 3	R: 0 E: 0 K: 1 S: 5	H: 0 LOB: 0 BB: 0 P: 5	1B: 7 2B: 1 3B: 0 HR: 1	SF: 0 SAC: 3 DP: 0 HBP: 1	WP: 1 PB: 0 SB: 0 CS: 0	PA: 55			
PITCHER	IP	WLS	BF	H	R	ER	SO	BB	IBB	HBP	BLK	WP	HR	S	P	ERA	WHIP										
Frank Tanana , L ERA: 3.77	(11, 1)	7.1	31	7	3	3	6	1	0	1	0	0	0	41	46	3.68	1.091										
Mike Henneman , R ERA: 1.06	(8, 1)	0.1	2	1	0	0	0	0	0	0	0	0	0	2	2	0.00	3.000										
Willie Hernandez , L ERA: 6.09	(8, 1)	0.2	2	0	0	0	0	0	0	0	0	0	0	2	2	0.00	0.000										
Eric King , R ERA: 3.66	(9, 1)	5.2	W	20	1	0	0	4	1	1	0	0	0	26	34	0.00	0.353										

Detroit Tigers @ Boston Red Sox
Fenway Park, Boston, MA
Sat Jun 06 1987, 3:33 AM EDT
Att. 33,902 - Unknown

AB 48
R 3
H 9
RBI 3
BB 3
SO 10
LOB 21



Batter	1	2	3	4	5	6	7	8	9	AB	R	H	RBI	BB	SO	LOB	TOP								
Juan Castillo, S OBP: 0.353, SLG: 0.422 Rick Manning, L OBP: 0.353, SLG: 0.379 Bill Schroeder, R OBP: 0.299, SLG: 0.419	0-3 K		0-3 K					0-0 SH1-3		0-0 FC5 1B	2	0	0	0	0	2	1								
Robin Yount, R OBP: 0.366, SLG: 0.450	0-0 4-3			0-0 4-3				0-0 5-3		0-0 FC5	4	0	0	0	0	0	3								
Cecil Cooper, L OBP: 0.273, SLG: 0.403	0-3 K			0-0 3-1				0-0 F8		0-0 F8	4	0	0	0	0	2	2								
Rob Deer, R OBP: 0.391, SLG: 0.613		0-3 K		0-0 F8				0-0 F8		0-0 F9 1B 2B	4	1	1	0	0	1	0								
Greg Brock, L OBP: 0.320, SLG: 0.422		0-0 F8			0-0 4-3			0-0 F7		0-0 DI 2B 1B	4	1	1	0	0	0	0								
Glenn Braggs, R OBP: 0.364, SLG: 0.423		0-3 K			0-0 4-3				4-0 2B BB	0-0 F9	3	1	0	0	1	1	2								
B.J. Surhoff, L OBP: 0.311, SLG: 0.393				0-0 6-3 1B		0-0 G3			0-0 WP BB	0-0 1B 2B	4	2	3	2	0	0	0								
Jim Gantner, L OBP: 0.342, SLG: 0.392				0-0 6-3				0-0 SH1-3 1B		0-0 FC5 1B	3	0	2	1	0	0	1								
Jim Pacionek, R OBP: 0.364, SLG: 0.459				1-2				0-0 SH1-3 1B		0-0 FC5 1B 2B	1	0	1	1	0	0	0								
Dale Sveum, S OBP: 0.287, SLG: 0.383				0-0 F8				0-0 F8		0-0 F6	4	0	0	0	0	0	4								
Inning Stats	R: 0 E: 0 K: 2 S: 7	H: 0 LOB: 0 BB: 0 P: 7	R: 0 E: 0 K: 2 S: 7	H: 0 LOB: 0 BB: 0 P: 7	R: 0 E: 0 K: 1 S: 6	H: 1 LOB: 1 BB: 0 P: 6	R: 0 E: 0 K: 0 S: 3	H: 0 LOB: 0 BB: 0 P: 3	R: 0 E: 0 K: 0 S: 3	H: 0 LOB: 0 BB: 0 P: 3	R: 0 E: 0 K: 0 S: 4	H: 1 LOB: 1 BB: 0 P: 4	R: 0 E: 0 K: 1 S: 5	H: 0 LOB: 0 BB: 0 P: 5	R: 2 E: 0 K: 0 S: 6	H: 3 LOB: 2 BB: 1 P: 10	R: 3 E: 0 K: 0 S: 6	H: 4 LOB: 0 BB: 0 P: 6	1B: 7 2B: 2 3B: 0 HR: 0	SF: 0 SAC: 1 DP: 1 HBP: 0	WP: 1 PB: 0 SB: 0 CS: 0	PA: 36			
PITCHER	IP WLS BF H R ER SO BB IBB HBP BLK WP HR S P ERA WHIP	8.1 W 34 8 5 5 6 1 0 0 0 1 0 45 49 5.40 1.080	0.2 L 2 1 0 0 0 0 0 0 0 0 0 2 2 0.00 1.500																						

Milwaukee Brewers @ Detroit Tigers
Tiger Stadium, Detroit, MI
Tue Jun 09 1987, 7:05 PM EDT
Att: 16,645 - Unknown

AB 34
R 5
H 9
RBI 4
BB 1
SO 6
LOB 13



Batter	1	2	3	4	5	6	7	8	9	AB	R	H	RBI	BB	SO	LOB	BOTTOM							
Lou Whitaker, L OBP: 0.335, SLG: 0.434	0-0 2B 1B		0-0 F7			0-3 K		0-0 6-3		0-0 1B 1B	5	2	2	0	0	1	3							
Bill Madlock, R OBP: 0.344, SLG: 0.452	0-0 1B 1H 2B		0-0 P3		0-0 1B 2B	0-0 1B 3H 1B		0-0 1B 6-3		0-0 BB 1B 1B	5	2	4	2	0	0	0							
Kirk Gibson, L OBP: 0.369, SLG: 0.463	0-0 2-3 1B		0-3 K		0-0 2B FC6-5 1B	0-0 4-3		0-0 6-3 BB 1B		0-0 1B BB	5	1	3	2	0	1	1							
Alan Trammell, R OBP: 0.400, SLG: 0.503	0-3 K2-3		0-3 K		0-0 FC6-5 2B		0-0 FC4-6 1B		0-3 K		0-0 FC4-6 1B	5	0	2	1	0	3	4						
Larry Herndon, R OBP: 0.370, SLG: 0.512 Johnny Grubb, L OBP: 0.290, SLG: 0.143	0-0 F4			0-0 HR	0-0 FC6-5 BB		0-0 FC4-6 2B		4-0 1-2 2-3 BB		0-0 FC4-6 2B	3	1	1	2	0	0	3						
Chet Lemon, R OBP: 0.386, SLG: 0.472	0-3 K			0-0 F9	0-0 F9		0-0 BB		0-0 6-3		0-0 6-3	4	0	1	1	1	1	4						
Mike Heath, R OBP: 0.387, SLG: 0.516		0-0 F6		0-0 F2	0-0 F2		0-0 F8		0-0 F2		0-0 F2	4	0	0	0	1	0	4						
Terry Harper, R OBP: 0.305, SLG: 0.373 Pat Sheridan, L OBP: 0.349, SLG: 0.394		4-0 BB			0-3 K			4-0 SH3 WP 1B BB		0-0 F6	1	0	0	0	1	1	0							
Tom Brookens, R OBP: 0.331, SLG: 0.450		0-3 K			0-0 K			0-0 SH3 1B BB		0-0 F9	1	1	0	0	1	4	0							
Inning Stats	R: 1 E: 0 K: 2 S: 10	H: 3 LOB: 2 BB: 0 P: 10	R: 0 E: 0 K: 1 S: 5	H: 0 LOB: 1 BB: 1 P: 9	R: 0 E: 0 K: 2 S: 7	H: 0 LOB: 0 BB: 0 P: 7	R: 1 E: 0 K: 1 S: 6	H: 1 LOB: 0 BB: 0 P: 6	R: 3 E: 0 K: 1 S: 9	H: 4 LOB: 2 BB: 1 P: 13	R: 1 E: 0 K: 0 S: 4	H: 1 LOB: 1 BB: 1 P: 8	R: 0 E: 0 K: 0 S: 5	H: 2 LOB: 3 BB: 1 P: 9	R: 2 E: 0 K: 1 S: 8	H: 3 LOB: 3 BB: 2 P: 16	1B: 10 2B: 3 3B: 0 HR: 1	SF: 0 SAC: 1 DP: 0 HBP: 0	WP: 1 PB: 0 SB: 1 CS: 0	PA: 44				
PITCHER	IP WLS BF H R ER SO BB IBB HBP BLK WP HR S P ERA WHIP	5.0 L 25 8 5 5 7 2 0 0 0 1 0 7 11 6.75 3.000	1.1 R 8 3 1 1 0 1 0 0 0 1 0 7 11 6.75 3.000	1.2 R 11 3 2 2 1 3 0 0 0 0 0 10 22 10.80 3.600																				

Milwaukee Brewers @ Detroit Tigers
Tiger Stadium, Detroit, MI
Tue Jun 09 1987, 7:05 PM EDT
Att: 16,645 - Unknown

AB 37
R 8
H 14
RBI 8
BB 6
SO 8
LOB 27



Batter	1	2	3	4	5	6	7	8	9	10	AB	R	H	RBI	BB	SO	LOB	TOP						
Jim Pacionek, R OBP: 0.354, SLG: 0.425 Mike Feider, S OBP: 0.192, SLG: 0.192	(1,5) 0-3 K		(1,0) 0-0 FC6-4		(1,0) 0-0 5-3		(1,0) 4-0 HR BB		(1,0) 0-0 F9		3	1	0	1	1	1	2	1 0 0 0 0 0 0						
Robin Yount, R OBP: 0.368, SLG: 0.448 Rick Manning, L OBP: 0.343, SLG: 0.367	(1,8) 0-3 K				(1,0) 0-0 5-3		(1,0) 1-2 HR 1B		(1,0) 0-0 F6		3	1	1	0	1	1	1	1 0 0 0 0 0 0						
Cecil Cooper, L OBP: 0.270, SLG: 0.416	(1,10) 0-0 1-3				(1,0) 0-0 F8		(1,0) 0-0 F8		(1,0) 0-0 HR		5	1	1	3	0	0	1	5 1 1 3 0 0 1						
Rob Deer, R OBP: 0.386, SLG: 0.599		(1,7) 0-3 K			(1,0) 0-3 K		(1,0) 0-0 1-3		(1,0) 0-0 F7		4	1	0	0	1	2	1	4 1 0 0 1 2 1						
Greg Brock, L OBP: 0.327, SLG: 0.427	(1,3) 0-0 4-3				(1,0) 0-0 4-3				(1,0) 0-0 HBP 1B		5	1	3	0	0	0	1	5 1 3 0 0 0 1						
Glenn Braggs, R OBP: 0.342, SLG: 0.438 Juan Castillo, S OBP: 0.353, SLG: 0.422 Paul Molitor, R OBP: 0.408, SLG: 0.541	(1,9) 0-0 F9						(1,0) 0-0 HR		(1,0) 0-0 G3 1B		3	1	1	1	0	0	1	3 1 1 1 0 0 1						
B.J. Surhoff, L OBP: 0.315, SLG: 0.419					(1,0) 0-0 F3		(1,0) 0-0 SH1-3 E 1B		(1,0) 0-0 FC3-6 HBP		5	2	2	3	0	0	3	5 2 2 3 0 0 3						
Jim Gantner, L OBP: 0.339, SLG: 0.386	(1,4) 0-0 FC6-4 1B				(1,0) 0-0 E4 SH1-3 1B				(1,0) 0-0 F7		5	0	1	0	0	0	2	5 0 1 0 0 0 2						
Dale Sveum, S OBP: 0.283, SLG: 0.377	(1,6) 0-0 F7				(1,0) 0-0 SH1-3				(1,0) 0-0 1-3		3	0	0	0	0	0	1	3 0 0 0 0 0 1						
Inning Stats	R: 0 E: 0 K: 2 S: 7	H: 0 LOB: 0 BB: 0	R: 0 E: 0 K: 1 S: 5	H: 0 LOB: 0 BB: 0	R: 0 E: 0 K: 0 S: 4	H: 1 LOB: 1 BB: 0 P: 4	R: 0 E: 0 K: 1 S: 5	H: 0 LOB: 1 BB: 1 P: 9	R: 2 E: 1 K: 0 S: 6	H: 2 LOB: 1 BB: 0 P: 6	R: 0 E: 0 K: 0 S: 4	H: 1 LOB: 2 BB: 0 P: 5	R: 3 E: 0 K: 0 S: 5	H: 2 LOB: 1 BB: 1 P: 9	R: 0 E: 0 K: 0 S: 3	H: 0 LOB: 0 BB: 0 P: 3	R: 3 E: 0 K: 1 S: 7	H: 2 LOB: 0 BB: 1 P: 11	1B: 6 2B: 0 3B: 0 HR: 3	SF: 0 SAC: 1 DP: 0 HBP: 1	WP: 0 PB: 0 SB: 1 CS: 0	PA: 44		
PITCHER	IP WLS BF H R ER SO BB IBB HBP BLK WP HR S P ERA WHIP	IP WLS BF H R ER SO BB IBB HBP BLK WP HR S P ERA WHIP	IP WLS BF H R ER SO BB IBB HBP BLK WP HR S P ERA WHIP	IP WLS BF H R ER SO BB IBB HBP BLK WP HR S P ERA WHIP	IP WLS BF H R ER SO BB IBB HBP BLK WP HR S P ERA WHIP	IP WLS BF H R ER SO BB IBB HBP BLK WP HR S P ERA WHIP	IP WLS BF H R ER SO BB IBB HBP BLK WP HR S P ERA WHIP	IP WLS BF H R ER SO BB IBB HBP BLK WP HR S P ERA WHIP	IP WLS BF H R ER SO BB IBB HBP BLK WP HR S P ERA WHIP	IP WLS BF H R ER SO BB IBB HBP BLK WP HR S P ERA WHIP	IP WLS BF H R ER SO BB IBB HBP BLK WP HR S P ERA WHIP	IP WLS BF H R ER SO BB IBB HBP BLK WP HR S P ERA WHIP	IP WLS BF H R ER SO BB IBB HBP BLK WP HR S P ERA WHIP	IP WLS BF H R ER SO BB IBB HBP BLK WP HR S P ERA WHIP	IP WLS BF H R ER SO BB IBB HBP BLK WP HR S P ERA WHIP	IP WLS BF H R ER SO BB IBB HBP BLK WP HR S P ERA WHIP	IP WLS BF H R ER SO BB IBB HBP BLK WP HR S P ERA WHIP	IP WLS BF H R ER SO BB IBB HBP BLK WP HR S P ERA WHIP	IP WLS BF H R ER SO BB IBB HBP BLK WP HR S P ERA WHIP	IP WLS BF H R ER SO BB IBB HBP BLK WP HR S P ERA WHIP	IP WLS BF H R ER SO BB IBB HBP BLK WP HR S P ERA WHIP	IP WLS BF H R ER SO BB IBB HBP BLK WP HR S P ERA WHIP	IP WLS BF H R ER SO BB IBB HBP BLK WP HR S P ERA WHIP	IP WLS BF H R ER SO BB IBB HBP BLK WP HR S P ERA WHIP

Milwaukee Brewers @ Detroit Tigers
Tiger Stadium, Detroit, MI
Wed Jun 10 1987, 7:05 PM EDT
Att: 16,998 - Unknown

AB 39
R 8
H 9
RBI 8
BB 3
SO 5
LOB 15

WP: 0 PA: 44
PB: 0
SB: 1
CS: 0

Batter	1	2	3	4	5	6	7	8	9	10	AB	R	H	RBI	BB	SO	LOB	BOTTOM						
Lou Whitaker, L OBP: 0.336, SLG: 0.438	(1,4) 0-0 1B 3B 2B				(1,0) 0-0 F5				(1,0) 0-0 1-3		5	1	2	0	0	0	0	5 1 2 0 0 0 0						
Bill Madlock, R OBP: 0.337, SLG: 0.438	(1,10) 0-0 2B 3B 1B								(1,0) 0-0 F2		5	1	1	0	0	0	1	5 1 1 0 0 0 1						
Kirk Gibson, L OBP: 0.363, SLG: 0.468	(1,7) 0-0 1B 3B								(1,0) 0-3 K		5	1	1	2	0	3	3	5 1 1 2 0 3 3						
Alan Trammell, R OBP: 0.400, SLG: 0.497	(1,6) 0-0 1B 1B				(1,0) 0-0 L5				(1,0) 0-0 F7		4	1	1	1	1	0	2	4 1 1 1 1 0 2						
Matt Nokes, L OBP: 0.381, SLG: 0.558 Mike Heath, R OBP: 0.381, SLG: 0.508	(1,2) 0-0 1B SH1-3 1B								(1,0) 0-0 6-3		2	0	1	0	1	1	2	2 0 1 0 1 1 2						
Pat Sheridan, L OBP: 0.345, SLG: 0.390 Larry Hemdon, R OBP: 0.382, SLG: 0.523	(1,9) 0-0 SH1-3 1B								(1,0) 0-0 K		2	0	0	0	0	2	3	2 0 0 0 0 2 3						
Darrell Evans, L OBP: 0.370, SLG: 0.420	(1,3) 0-0 1B								(1,0) 0-0 BB 2B 1B		2	1	2	0	0	0	0	2 1 2 0 0 0 0						
Chet Lemon, R OBP: 0.387, SLG: 0.473	(1,8) 0-3 K								(1,0) 0-0 K		3	0	1	1	2	1	2	3 0 1 1 2 1 2						
Tom Brookens, R OBP: 0.321, SLG: 0.435	(1,5) 0-0 F4								(1,0) 0-0 F6		4	0	1	1	1	1	3	4 0 1 1 1 1 3						
Inning Stats	R: 4 E: 0 K: 1 S: 11	H: 6 LOB: 2 BB: 0 P: 11	R: 0 E: 0 K: 1 S: 5	H: 0 LOB: 0 BB: 0 P: 5	R: 0 E: 0 K: 1 S: 5	H: 0 LOB: 1 BB: 1 P: 9	R: 0 E: 0 K: 0 S: 3	H: 0 LOB: 0 BB: 0 P: 3	R: 0 E: 1 K: 2 S: 8	H: 0 LOB: 2 BB: 1 P: 12	R: 0 E: 0 K: 0 S: 2	H: 0 LOB: 0 BB: 0 P: 6	R: 1 E: 0 K: 1 S: 6	H: 2 LOB: 1 BB: 1 P: 10	R: 0 E: 0 K: 1 S: 6	H: 1 LOB: 1 BB: 0 P: 6	R: 0 E: 0 K: 1 S: 6	H: 1 LOB: 2 BB: 1 P: 10	1B: 7 2B: 2 3B: 1 HR: 0	SF: 0 SAC: 1 DP: 1 HBP: 0	WP: 0 PB: 0 SB: 0 CS: 0	PA: 45		
PITCHER	IP WLS BF H R ER SO BB IBB HBP BLK WP HR S P ERA WHIP	IP WLS BF H R ER SO BB IBB HBP BLK WP HR S P ERA WHIP	IP WLS BF H R ER SO BB IBB HBP BLK WP HR S P ERA WHIP	IP WLS BF H R ER SO BB IBB HBP BLK WP HR S P ERA WHIP	IP WLS BF H R ER SO BB IBB HBP BLK WP HR S P ERA WHIP	IP WLS BF H R ER SO BB IBB HBP BLK WP HR S P ERA WHIP	IP WLS BF H R ER SO BB IBB HBP BLK WP HR S P ERA WHIP	IP WLS BF H R ER SO BB IBB HBP BLK WP HR S P ERA WHIP	IP WLS BF H R ER SO BB IBB HBP BLK WP HR S P ERA WHIP	IP WLS BF H R ER SO BB IBB HBP BLK WP HR S P ERA WHIP	IP WLS BF H R ER SO BB IBB HBP BLK WP HR S P ERA WHIP	IP WLS BF H R ER SO BB IBB HBP BLK WP HR S P ERA WHIP	IP WLS BF H R ER SO BB IBB HBP BLK WP HR S P ERA WHIP	IP WLS BF H R ER SO BB IBB HBP BLK WP HR S P ERA WHIP	IP WLS BF H R ER SO BB IBB HBP BLK WP HR S P ERA WHIP	IP WLS BF H R ER SO BB IBB HBP BLK WP HR S P ERA WHIP	IP WLS BF H R ER SO BB IBB HBP BLK WP HR S P ERA WHIP	IP WLS BF H R ER SO BB IBB HBP BLK WP HR S P ERA WHIP	IP WLS BF H R ER SO BB IBB HBP BLK WP HR S P ERA WHIP	IP WLS BF H R ER SO BB IBB HBP BLK WP HR S P ERA WHIP	IP WLS BF H R ER SO BB IBB HBP BLK WP HR S P ERA WHIP	IP WLS BF H R ER SO BB IBB HBP BLK WP HR S P ERA WHIP	IP WLS BF H R ER SO BB IBB HBP BLK WP HR S P ERA WHIP	IP WLS BF H R ER SO BB IBB HBP BLK WP HR S P ERA WHIP

Milwaukee Brewers @ Detroit Tigers
Tiger Stadium, Detroit, MI
Wed Jun 10 1987, 7:05 PM EDT
Att: 16,998 - Unknown

AB 39
R 5
H 10
RBI 5
BB 5
SO 9
LOB 22

WP: 0 PA: 45
PB: 0
SB: 0
CS: 0

Batter	1	2	3	4	5	6	7	8	9	AB	R	H	RBI	BB	SO	LOB	TOP										
Mike Felder, S OBP: 0.313, SLG: 0.375 (1, 8)										6	1	5	2	0	0	0											
Rick Manning, L OBP: 0.375, SLG: 0.364 (1, 9) (7, 7)										3	2	1	0	2	1	2											
Cecil Cooper, L OBP: 0.279, SLG: 0.411 (1, 10)										4	0	1	0	2	0	4											
Rob Deer, R OBP: 0.385, SLG: 0.592 Glenn Braggs, R OBP: 0.342, SLG: 0.433 (7, PH) (7, 9)										2	0	0	0	1	2	2											
Greg Brock, L OBP: 0.329, SLG: 0.420 B.J. Surhoff, L OBP: 0.315, SLG: 0.419 (8, PR) (8, 3)										3	1	0	0	2	1	4											
Jim Pacione, R OBP: 0.385, SLG: 0.452 Juan Castillo, S OBP: 0.359, SLG: 0.427 (7, 4) (7, 4)										2	2	1	1	2	1	0											
Bill Schroeder, R OBP: 0.305, SLG: 0.410 (1, 2)										4	0	1	2	0	1	3											
Jim Gantner, L OBP: 0.335, SLG: 0.378 (7, 5) (1, 4)										4	0	0	1	1	0	2											
Dale Sveum, S OBP: 0.286, SLG: 0.374 (1, 6)										4	1	1	0	1	0	4											
Inning Stats	R: 0 E: 0 K: 2 S: 8	H: 1 LOB: 2 BB: 1 P: 12	R: 2 E: 0 K: 0 S: 4	H: 1 LOB: 2 BB: 3 P: 16	R: 0 E: 0 K: 2 S: 7	H: 0 LOB: 0 BB: 0 P: 7	R: 0 E: 0 K: 0 S: 3	H: 1 LOB: 0 BB: 0 P: 3	R: 0 E: 0 K: 1 S: 5	H: 0 LOB: 2 BB: 2 P: 13	R: 1 E: 0 K: 0 S: 4	H: 2 LOB: 0 BB: 0 P: 4	R: 3 E: 0 K: 0 S: 5	H: 2 LOB: 3 BB: 3 P: 18	R: 2 E: 0 K: 1 S: 7	H: 2 LOB: 2 BB: 2 P: 15	R: 0 E: 0 K: 0 S: 5	H: 2 LOB: 3 BB: 1 P: 9	1B: 9 2B: 2 3B: 1 HR: 0	SF: 0 SAC: 1 DP: 2 HBP: 1	WP: 0 PA: 50 PB: 0 SB: 1 CS: 1						
PITCHER	IP	WLS	BF	H	R	ER	SO	BB	IBB	HBP	BLK	WP	HR	S	P	ERA	WHIP										
Jeff Robinson, R ERA: 4.03 (1, 1)	5.0		25	5	3	3	5	6	0	0	0	0	0	29	53	5.40	2.200										
Eric King, R ERA: 4.33 (6, 1)	1.2	L	9	2	3	3	0	1	1	1	0	0	0	6	15	16.20	1.800										
Morris Madden, L ERA: 18.0 (7, 1)	1.0		7	1	2	2	0	2	1	0	0	0	0	4	16	18.00	3.000										
Mike Henneman, R ERA: 1.74 (8, 1)	0.1		2	1	0	0	1	0	0	0	0	0	0	4	4	0.00	3.000										
Mark Thurmond, L ERA: 3.13 (9, 1)	1.0		6	2	0	0	0	1	0	0	0	0	0	5	9	0.00	3.000										

Milwaukee Brewers @ Detroit Tigers
Tiger Stadium, Detroit, MI
Thu Jun 11 1987, 3:33 AM EDT
Att: 20,780 - Unknown

AB 35
R 8
H 11
RBI 8
BB 12
SO 6
LOB 27



Batter	1	2	3	4	5	6	7	8	9	AB	R	H	RBI	BB	SO	LOB	BOTTOM										
Lou Whitaker, L OBP: 0.333, SLG: 0.438 (1, 4)										5	1	1	0	0	2	2											
Darrell Evans, L OBP: 0.376, SLG: 0.436 (1, 3)										3	2	1	1	2	0	0											
Kirk Gibson, L OBP: 0.364, SLG: 0.473 (1, 7)										5	0	2	1	0	0	1											
Alan Trammell, R OBP: 0.400, SLG: 0.495 (1, 6)										5	0	2	1	0	0	2											
Matt Nokes, L OBP: 0.376, SLG: 0.548 (1, 2)										5	0	1	0	0	0	4											
Pat Sheridan, L OBP: 0.343, SLG: 0.387 (1, 9)										4	0	1	0	0	0	2											
Johnny Grubb, L OBP: 0.301, SLG: 0.203 (1, 10)										3	1	1	1	1	0	1											
Chet Lemon, R OBP: 0.389, SLG: 0.493 (1, 8)										3	1	1	1	1	0	1											
Tom Brookens, R OBP: 0.320, SLG: 0.437 (1, 5)										4	0	1	0	0	0	2											
Inning Stats	R: 0 E: 0 K: 1 S: 5	H: 0 LOB: 0 BB: 0 P: 5	R: 0 E: 0 K: 0 S: 3	H: 0 LOB: 0 BB: 0 P: 3	R: 3 E: 0 K: 0 S: 7	H: 4 LOB: 2 BB: 1 P: 11	R: 1 E: 0 K: 1 S: 7	H: 3 LOB: 1 BB: 0 P: 7	R: 0 E: 0 K: 0 S: 4	H: 1 LOB: 2 BB: 1 P: 8	R: 0 E: 0 K: 0 S: 3	H: 0 LOB: 1 BB: 1 P: 7	R: 0 E: 0 K: 0 S: 4	H: 1 LOB: 1 BB: 0 P: 4	R: 0 E: 0 K: 0 S: 3	H: 0 LOB: 1 BB: 1 P: 7	R: 1 E: 0 K: 0 S: 5	H: 2 LOB: 1 BB: 0 P: 5	1B: 5 2B: 3 3B: 0 HR: 3	SF: 0 SAC: 0 DP: 1 HBP: 0	WP: 0 PA: 41 PB: 0 SB: 0 CS: 0						
PITCHER	IP	WLS	BF	H	R	ER	SO	BB	IBB	HBP	BLK	WP	HR	S	P	ERA	WHIP										
Bill Wegman, R ERA: 4.27 (1, 1)	6.0		28	8	4	4	2	3	0	0	0	0	2	29	41	6.00	1.833										
Chris Bosio, R ERA: 4.43 (7, 1)	3.0	S	13	3	1	1	0	1	0	0	0	0	1	12	16	3.00	1.333										

Milwaukee Brewers @ Detroit Tigers
Tiger Stadium, Detroit, MI
Thu Jun 11 1987, 3:33 AM EDT
Att: 20,780 - Unknown

AB 37
R 5
H 11
RBI 5
BB 4
SO 2
LOB 15



Batter	1	2	3	4	5	6	7	8	9	AB	R	H	RBI	BB	SO	LOB	TOP
Ellis Burks, R OBP: 0.293, SLG: 0.482 (1, 8)										5	1	1	0	0	2	4	Boston Red Sox @ Detroit Tigers Tiger Stadium, Detroit, MI Fri Jun 12 1987, 7:05 PM EDT Att: 32,341 - Unknown
Marty Barrett, R OBP: 0.317, SLG: 0.302 (1, 4)										3	1	0	0	2	0	1	
Wade Boggs, L OBP: 0.344, SLG: 0.575 (1, 5)										3	1	1	0	1	0	5	
Jim Rice, R OBP: 0.362, SLG: 0.388 (1, 7)										5	0	2	2	0	0	2	
Don Baylor, R OBP: 0.342, SLG: 0.399 (1, 10)										3	0	0	1	0	0	2	
Dwight Evans, R OBP: 0.404, SLG: 0.521 (1, 3)										4	0	0	0	0	0	3	
Dave Henderson, R OBP: 0.313, SLG: 0.424 (1, 9)										4	0	1	0	0	1	0	
Spike Owen, S OBP: 0.365, SLG: 0.389 (1, 6)										2	1	1	0	2	0	0	
Rich Gedman, L OBP: 0.224, SLG: 0.218 (1, 2)										4	0	1	1	0	2	3	
Inning Stats	R: 2 E: 0 K: 0 S: 5	H: 2 LOB: 1 BB: 1 P: 9	R: 0 E: 0 K: 0 S: 3	H: 0 LOB: 1 BB: 1 P: 7	R: 0 E: 0 K: 1 S: 6	H: 1 LOB: 3 BB: 2 P: 14	R: 0 E: 0 K: 0 S: 3	H: 0 LOB: 1 BB: 1 P: 11	R: 1 E: 0 K: 0 S: 5	H: 2 LOB: 1 BB: 0 P: 5	R: 0 E: 0 K: 0 S: 3	H: 0 LOB: 1 BB: 0 P: 5	R: 0 E: 0 K: 0 S: 3	H: 0 LOB: 1 BB: 4 P: 4	1B: 4 2B: 1 3B: 2 HR: 0	SF: 1 SAC: 0 DP: 0 HBP: 1	WP: 0 PA: 40 PB: 0 SB: 2 CS: 0
PITCHER Frank Tanana, L ERA: 3.79 (1, 1)	IP: 9.0 WLS: W BF: 40	H: 7 R: 4 ER: 4 SO: 5	BB: 5 IBB: 0 HBP: 1 BLK: 0	WP: 0 HR: 0 S: 44 P: 65	ERA: 4.00 WHIP: 1.333	PITCHER										IP: WLS: BF: H: R: ER: SO: BB: IBB: HBP: BLK: WP: HR: S: P: ERA: WHIP	

AB	33
R	4
H	7
RBI	4
BB	5
SO	5
LOB	20



Batter	1	2	3	4	5	6	7	8	9	AB	R	H	RBI	BB	SO	LOB	BOTTOM
Lou Whitaker, L OBP: 0.339, SLG: 0.443 (1, 4)										4	3	3	1	0	0	0	Boston Red Sox @ Detroit Tigers Tiger Stadium, Detroit, MI Fri Jun 12 1987, 7:05 PM EDT Att: 32,341 - Unknown
Bill Madlock, R OBP: 0.343, SLG: 0.435 (1, 10)										3	2	1	0	0	0	2	
Kirk Gibson, L OBP: 0.365, SLG: 0.489 (1, 7)										4	2	1	3	1	0	2	
Alan Trammell, R OBP: 0.400, SLG: 0.513 (1, 6)										5	2	2	3	0	0	1	
Matt Nokes, L OBP: 0.377, SLG: 0.541 (1, 2)										4	0	1	1	0	2	1	
Pat Sheridan, L OBP: 0.342, SLG: 0.389 (1, 9) (3, 8)										4	0	1	1	0	2	1	
Darrell Evans, L OBP: 0.378, SLG: 0.434 (1, 3)										3	1	1	0	1	0	0	
Chet Lemon, R OBP: 0.393, SLG: 0.493 (2, PR) Larry Hemdon, R OBP: 0.371, SLG: 0.506 (3, 9)										0	0	0	0	0	0	0	
Tom Brookens, R OBP: 0.320, SLG: 0.453 (1, 5)										3	1	1	1	0	1	3	
Inning Stats	R: 2 E: 0 K: 1 S: 8	H: 3 LOB: 1 BB: 0 P: 8	R: 1 E: 0 K: 0 S: 4	H: 1 LOB: 2 BB: 0 P: 5	R: 0 E: 0 K: 1 S: 5	H: 0 LOB: 0 BB: 0 P: 3	R: 0 E: 0 K: 0 S: 3	H: 0 LOB: 0 BB: 0 P: 3	R: 1 E: 0 K: 2 S: 9	H: 2 LOB: 3 BB: 1 P: 14	R: 3 E: 0 K: 2 S: 9	H: 2 LOB: 0 BB: 1 P: 13	R: 4 E: 1 K: 0 S: 7	H: 3 LOB: 1 BB: 0 P: 8	1B: 6 2B: 2 3B: 0 HR: 3	SF: 1 SAC: 2 DP: 0 HBP: 3	WP: 1 PA: 41 PB: 0 SB: 1 CS: 0
PITCHER Roger Clemens, R ERA: 3.51 (1, 1)	IP: 6.1 WLS: L BF: 31	H: 8 R: 7 ER: 7 SO: 4	BB: 0 IBB: 2 HBP: 2 BLK: 0	WP: 1 HR: 1 S: 35 P: 45	ERA: 9.95 WHIP: 1.263	PITCHER										IP: WLS: BF: H: R: ER: SO: BB: IBB: HBP: BLK: WP: HR: S: P: ERA: WHIP	
Tom Bolton, L ERA: 4.32 (7, 1)	IP: 1.0 WLS: L BF: 3	H: 0 R: 0 ER: 0 SO: 2	BB: 0 IBB: 0 HBP: 0 BLK: 0	WP: 0 HR: 0 S: 7 P: 7	ERA: 0.00 WHIP: 0.000	PITCHER										IP: WLS: BF: H: R: ER: SO: BB: IBB: HBP: BLK: WP: HR: S: P: ERA: WHIP	
Wes Gardner, R ERA: 6.53 (8, 1)	IP: 0.1 WLS: L BF: 6	H: 3 R: 4 ER: 4 SO: 0	BB: 0 IBB: 1 HBP: 0 BLK: 0	WP: 0 HR: 2 S: 5 P: 6	ERA: 108.00 WHIP: 9.000	PITCHER										IP: WLS: BF: H: R: ER: SO: BB: IBB: HBP: BLK: WP: HR: S: P: ERA: WHIP	
Joe Sambito, L ERA: 3.06 (8, 1)	IP: 0.1 WLS: L BF: 1	H: 0 R: 0 ER: 0 SO: 0	BB: 0 IBB: 0 HBP: 0 BLK: 0	WP: 0 HR: 0 S: 1 P: 1	ERA: 0.00 WHIP: 0.000	PITCHER										IP: WLS: BF: H: R: ER: SO: BB: IBB: HBP: BLK: WP: HR: S: P: ERA: WHIP	



Batter	1	2	3	4	5	6	7	8	9	AB	R	H	RBI	BB	SO	LOB	TOP					
Ellis Burks, R OBP: 0.289, SLG: 0.493 (1, 8)										5	1	1	1	0	0	2	Boston Red Sox @ Detroit Tigers Tiger Stadium, Detroit, MI Sat Jun 13 1987, 3:33 AM EDT Att: 40,427 - Unknown					
Marty Barrett, R OBP: 0.320, SLG: 0.305 (1, 4)										5	0	2	0	0	1	0						
Wade Boggs, L OBP: 0.442, SLG: 0.570 (1, 5)										4	1	1	0	0	0	2						
Jim Rice, R OBP: 0.365, SLG: 0.391 (1, 7)										4	0	2	0	0	2	0						
Don Baylor, R OBP: 0.348, SLG: 0.405 (1, 10)										2	1	1	0	0	0	0						
Dwight Evans, R OBP: 0.406, SLG: 0.516 (1, 3)										2	1	0	2	2	0	2						
Mike Greenwell, L OBP: 0.328, SLG: 0.523 (1, 9)										4	0	1	0	0	3	3						
Spike Owen, S OBP: 0.354, SLG: 0.375 (1, 6)										4	0	0	0	0	1	1						
Rich Gedman, L OBP: 0.227, SLG: 0.214 (1, 2)										2	0	0	0	1	0	0						
Ed Romero, R OBP: 0.369, SLG: 0.313 (9, PH)										1	0	0	0	0	0	0						
Inning Stats	R: 1 E: 1 K: 1 S: 7	H: 2 LOB: 2 BB: 0 P: 8	R: 0 E: 0 K: 1 S: 5	H: 0 LOB: 0 BB: 0 P: 5	R: 1 E: 0 K: 1 S: 7	H: 2 LOB: 3 BB: 1 P: 12	R: 0 E: 0 K: 1 S: 5	H: 0 LOB: 0 BB: 0 P: 5	R: 0 E: 0 K: 1 S: 5	H: 1 LOB: 0 BB: 0 P: 5	R: 1 E: 0 K: 0 S: 4	H: 1 LOB: 2 BB: 2 P: 12	R: 0 E: 0 K: 1 S: 5	H: 1 LOB: 0 BB: 0 P: 5	R: 1 E: 0 K: 1 S: 6	H: 1 LOB: 0 BB: 0 P: 6	R: 0 E: 0 K: 0 S: 3	H: 0 LOB: 0 BB: 0 P: 3	1B: 6 2B: 1 3B: 0 HR: 1	SF: 0 SAC: 0 DP: 2 HBP: 2	WP: 3 PB: 0 SB: 0 CS: 0	PA: 38
PITCHER	IP WLS BF H R ER SO BB IBB HBP BLK WP HR S P ERA WHIP																					
Dan Petry, R ERA: 5.7 (1, 1)	7.0 W 31 7 3 3 6 2 1 2 0 2 1 38 52 3.86 1.286																					
Mike Henneman, R ERA: 2.14 (8, 1)	0.1 2 1 1 1 0 0 0 0 0 1 0 2 2 27.00 3.000																					
Willie Hernandez, L ERA: 5.4 (8, 1)	1.2 S 5 0 0 0 1 0 0 0 0 0 0 7 7 0.00 0.000																					

AB	33
R	4
H	8
RBI	3
BB	3
SO	7
LOB	10



Batter	1	2	3	4	5	6	7	8	9	AB	R	H	RBI	BB	SO	LOB	BOTTOM			
Lou Whitaker, L OBP: 0.333, SLG: 0.435 (1, 4)										4	0	0	0	0	1	1	Boston Red Sox @ Detroit Tigers Tiger Stadium, Detroit, MI Sat Jun 13 1987, 3:33 AM EDT Att: 40,427 - Unknown			
Bill Madlock, R OBP: 0.340, SLG: 0.421 (1, 10)										3	0	0	0	1	0	0				
Kirk Gibson, L OBP: 0.356, SLG: 0.475 (1, 7)										4	0	0	0	0	1	1				
Alan Trammell, R OBP: 0.406, SLG: 0.527 (1, 6)										2	2	1	1	2	0	1				
Matt Nokes, L OBP: 0.374, SLG: 0.534 (1, 2)										4	1	1	0	0	2	2				
Pat Sheridan, L OBP: 0.350, SLG: 0.394 (1, 8)										3	1	2	0	1	1	0				
Darrell Evans, L OBP: 0.380, SLG: 0.458 (1, 3)										4	2	2	3	0	1	2				
Larry Herndon, R OBP: 0.376, SLG: 0.516 (1, 9)										4	0	2	2	0	0	1				
Tom Brookens, R OBP: 0.315, SLG: 0.445 (1, 5)										3	0	0	0	0	0	3				
Inning Stats	R: 0 E: 0 K: 1 S: 5	H: 0 LOB: 1 BB: 1 P: 9	R: 1 E: 0 K: 0 S: 5	H: 2 LOB: 1 BB: 0 P: 5	R: 0 E: 0 K: 0 S: 3	H: 0 LOB: 0 BB: 0 P: 3	R: 2 E: 0 K: 0 S: 5	H: 3 LOB: 1 BB: 1 P: 9	R: 0 E: 0 K: 1 S: 5	H: 0 LOB: 0 BB: 0 P: 5	R: 3 E: 0 K: 1 S: 8	H: 3 LOB: 1 BB: 1 P: 12	R: 0 E: 0 K: 1 S: 5	H: 0 LOB: 1 BB: 1 P: 9	R: 0 E: 0 K: 2 S: 7	H: 0 LOB: 0 BB: 0 P: 7	1B: 4 2B: 2 3B: 0 HR: 2	SF: 0 SAC: 0 DP: 0 HBP: 0	WP: 0 PB: 0 SB: 0 CS: 0	PA: 35
PITCHER	IP WLS BF H R ER SO BB IBB HBP BLK WP HR S P ERA WHIP																			
Bob Stanley, R ERA: 4.74 (1, 1)	2.0 9 2 1 1 1 1 1 0 0 0 0 0 14 4.50 1.500																			
Steve Crawford, R ERA: 6.75 (3, 1)	3.1 L 17 6 5 5 2 2 0 0 0 0 0 2 19 27 13.50 2.400																			
John Lester, R ERA: 12.0 (6, 1)	1.1 5 0 0 0 0 0 1 0 0 0 0 0 4 8 0.00 0.750																			
Tom Bolton, L ERA: 4.08 (7, 1)	1.0 3 0 0 0 0 3 0 0 0 0 0 0 9 9 0.00 0.000																			
Calvin Schiraldi, R ERA: 4.18 (8, 1)	0.1 1 0 0 0 0 0 0 0 0 0 0 0 1 1 0.00 0.000																			


AB	31
R	6
H	8
RBI	6
BB	4
SO	6
LOB	11



Batter	1	2	3	4	5	6	7	8	9	AB	R	H	RBI	BB	SO	LOB	TOP			
Lou Whitaker, L (1, 4) OBP: 0.327, SLG: 0.424	5-3		K			6-3			L6	4	0	0	0	0	1	1				
Bill Madlock, R (1, 3) OBP: 0.325, SLG: 0.398	F5				3B 1B	F8			5-3	4	1	1	0	0	0	0				
Kirk Gibson, L (1, 7) OBP: 0.345, SLG: 0.456	F7				F4	K			CS 1B	4	0	1	0	0	1	1				
Alan Trammell, R (1, 6) OBP: 0.407, SLG: 0.531		K			SF9 3B	F9			CS	3	1	1	1	0	1	0				
Larry Herndon, R (1, 10) OBP: 0.379, SLG: 0.510	4-3				SF9	F7				2	0	0	1	0	0	0				
Mike Heath, R (1, 2) OBP: 0.377, SLG: 0.500	4-3				5-3	6-3				3	0	0	0	0	0	0				
Chet Lemon, R (1, 8) OBP: 0.389, SLG: 0.486			K		5-3	5-3				3	0	0	0	0	1	0				
Terry Harper, R (1, 9) OBP: 0.308, SLG: 0.357					6-3	K				3	0	1	0	0	1	0				
Pat Sheridan, L (8, 9) OBP: 0.350, SLG: 0.394			FC6-4 1B		6-3	K				0	0	0	0	0	0	0				
Tom Brookens, R (1, 5) OBP: 0.310, SLG: 0.432			FC6-4 1-2		3-1	K				3	0	0	0	0	1	1				
Inning Stats	R: 0 E: 0 K: 0 S: 3	H: 0 LOB: 0 BB: 0 P: 3	R: 0 E: 0 K: 1 S: 5	H: 0 LOB: 0 BB: 0 P: 5	R: 0 E: 0 K: 2 S: 8	H: 1 LOB: 1 BB: 0 P: 8	R: 2 E: 0 K: 0 S: 5	H: 2 LOB: 0 BB: 0 P: 5	R: 0 E: 0 K: 0 S: 3	H: 0 LOB: 0 BB: 0 P: 3	R: 0 E: 0 K: 0 S: 3	H: 0 LOB: 0 BB: 0 P: 3	R: 0 E: 0 K: 2 S: 7	H: 0 LOB: 0 BB: 0 P: 7	R: 0 E: 0 K: 0 S: 3	H: 1 LOB: 0 BB: 0 P: 3	1B: 3 2B: 0 3B: 1 HR: 0	SF: 1 SAC: 0 DP: 0 HBP: 0	WP: 0 PB: 0 SB: 0 CS: 1	PA: 31
PITCHER	IP WLS BF H R ER SO BB IBB HBP BLK WP HR S P ERA WHIP																			
Jimmy Key, L (1, 1) ERA: 3.06	9.0 L 30 4 2 2 6 0 0 0 0 0 0 0 42 42 2.00 0.444																			

Detroit Tigers @ Toronto Blue Jays
Exhibition Stadium, Toronto, ON
Mon Jun 15 1987, 7:05 PM EDT
Att: 36,225 - Unknown


AB 29
R 2
H 4
RBI 2
BB 0
SO 6
LOB 3



Batter	1	2	3	4	5	6	7	8	9	AB	R	H	RBI	BB	SO	LOB	BOTTOM					
Tony Fernandez, S (1, 6) OBP: 0.377, SLG: 0.456	F7		G6-4-3 1-2			L7		SF7		3	0	0	1	0	0	1						
Lloyd Moseby, L (1, 8) OBP: 0.299, SLG: 0.407	F7			4-3		4-3		L8		4	0	0	0	0	0	1						
Jesse Barfield, R (1, 9) OBP: 0.369, SLG: 0.563			FC6-4 1B		1B			1B		4	0	3	0	0	0	0						
George Bell, R (1, 7) OBP: 0.333, SLG: 0.667			FC6-4 1-2		F7		K			4	0	1	0	0	1	3						
Willie Upshaw, L (1, 3) OBP: 0.339, SLG: 0.441			F7		F7		L7		F7	4	0	0	0	0	0	3						
Kelly Gruber, R (1, 5) OBP: 0.350, SLG: 0.493					K		G3			3	0	0	0	0	1	1						
Fred McGriff, L (8, PH) OBP: 0.354, SLG: 0.387			6-3						K	1	0	0	0	0	1	1						
Rick Leach, L (1, 10) OBP: 0.413, SLG: 0.431			K		4-3 BB					2	1	1	0	1	1	0						
Ernie Whitt, L (1, 2) OBP: 0.333, SLG: 0.434					K		L4-3 1-2		F9	3	0	0	0	0	1	2						
Garth Iorg, R (1, 4) OBP: 0.226, SLG: 0.163										1	0	0	0	1	0	0						
Rance Mulliniks, L (8, PH) OBP: 0.336, SLG: 0.361										0	0	0	0	1	0	0						
Manuel Lee, S (8, PR) OBP: 0.294, SLG: 0.323										0	0	0	0	0	0	0						
Inning Stats	R: 0 E: 0 K: 0 S: 4	H: 1 LOB: 1 BB: 0 P: 4	R: 0 E: 0 K: 1 S: 5	H: 0 LOB: 0 BB: 0 P: 5	R: 0 E: 0 K: 1 S: 4	H: 0 LOB: 0 BB: 1 P: 8	R: 0 E: 0 K: 0 S: 4	H: 1 LOB: 1 BB: 0 P: 4	R: 0 E: 0 K: 1 S: 4	H: 0 LOB: 0 BB: 1 P: 8	R: 0 E: 0 K: 0 S: 3	H: 0 LOB: 0 BB: 0 P: 3	R: 0 E: 0 K: 1 S: 6	H: 1 LOB: 1 BB: 0 P: 6	R: 1 E: 0 K: 0 S: 4	H: 1 LOB: 1 BB: 1 P: 8	R: 0 E: 0 K: 1 S: 6	H: 1 LOB: 1 BB: 0 P: 6	1B: 4 2B: 2 3B: 0 HR: 0	SF: 1 SAC: 0 DP: 2 HBP: 0	WP: 0 PB: 0 SB: 0 CS: 0	PA: 33
PITCHER	IP WLS BF H R ER SO BB IBB HBP BLK WP HR S P ERA WHIP																					
Walt Terrell, R (1, 1) ERA: 3.6	7.2 W 28 4 1 1 4 3 0 0 0 0 0 0 33 45 1.17 0.913																					
Willie Hernandez, L (8, 1) ERA: 5.27	0.1 1 0 0 0 0 0 0 0 0 0 0 0 1 1 0.00 0.000																					
Eric King, R (8, 1) ERA: 4.26	1.0 S 4 1 0 0 1 0 0 0 0 0 0 0 6 6 0.00 1.000																					

Detroit Tigers @ Toronto Blue Jays
Exhibition Stadium, Toronto, ON
Mon Jun 15 1987, 7:05 PM EDT
Att: 36,225 - Unknown


AB 29
R 1
H 5
RBI 1
BB 3
SO 5
LOB 12



Batter	1	2	3	4	5	6	7	8	9	AB	R	H	RBI	BB	SO	LOB	TOP								
Lou Whitaker, L (1,4) OBP: 0.321, SLG: 0.417	F9	6-3			4-3		3-1		5-3	4	0	0	0	0	0	1									
Jim Walewander, S (7,4) OBP: 0.300, SLG: 0.333										0	0	0	0	0	0	0									
Terry Harper, R (9,PH) OBP: 0.303, SLG: 0.351										1	0	0	0	0	0	1									
Bill Madlock, R (1,10) OBP: 0.339, SLG: 0.439	BB E 1B									4	2	3	1	0	1	0									
Kirk Gibson, L (1,7) OBP: 0.343, SLG: 0.450										4	0	1	0	0	2	1									
Alan Trammell, R (1,6) OBP: 0.413, SLG: 0.552	E5 G4-6-3 1-2 2H BB									3	1	2	1	1	0	1									
Matt Nokes, L (1,2) OBP: 0.367, SLG: 0.522	G4-6-3 1-2									4	0	0	0	0	1	3									
Pat Sheridan, L (1,9) OBP: 0.346, SLG: 0.389										2	0	0	0	0	0	1									
Larry Herndon, R (6,PH) OBP: 0.381, SLG: 0.510										2	0	1	0	0	0	0									
Darrell Evans, L (1,3) OBP: 0.378, SLG: 0.451										3	0	0	0	1	1	1									
Chet Lemon, R (1,8) OBP: 0.385, SLG: 0.486										4	1	1	0	0	0	2									
Tom Brookens, R (1,5) OBP: 0.309, SLG: 0.434										4	0	1	1	0	1	1									
Inning Stats	R: 1 E: 1 K: 0 S: 4	H: 2 LOB: 1 BB: 1 P: 8	R: 1 E: 0 K: 0 S: 5	H: 2 LOB: 1 BB: 0 P: 5	R: 1 E: 0 K: 1 S: 7	H: 2 LOB: 1 BB: 0 P: 7	R: 0 E: 0 K: 0 S: 3	H: 0 LOB: 0 BB: 0 P: 3	R: 0 E: 0 K: 1 S: 6	H: 1 LOB: 1 BB: 0 P: 6	R: 0 E: 0 K: 1 S: 6	H: 1 LOB: 1 BB: 0 P: 6	R: 0 E: 0 K: 1 S: 7	H: 0 LOB: 0 BB: 0 P: 7	R: 1 E: 0 K: 1 S: 6	H: 1 LOB: 0 BB: 0 P: 6	R: 0 E: 0 K: 0 S: 3	H: 0 LOB: 1 BB: 1 P: 7	1B: 4 2B: 3 3B: 0 HR: 2	SF: 0 SAC: 0 DP: 1 HBP: 0	WP: 1 PB: 0 SB: 0 CS: 0	PA: 37			
PITCHER	IP	WLS	BF	H	R	ER	SO	BB	IBB	HBP	BLK	WP	HR	S	P	ERA	WHIP								
Joe Johnson, R (1,1) ERA: 4.95	4.0		18	6	3	2	1	1	0	0	0	1	1	19	23	4.50	1.750								
Gary Lavelle, L (5,1) ERA: 6.35	2.0	W	8	2	0	0	2	0	0	0	0	0	0	12	12	0.00	1.000								
Mark Eichhorn, R (7,1) ERA: 2.85	2.0		7	1	1	1	3	0	0	0	0	0	1	13	13	4.50	0.500								
John Cerutti, L (9,1) ERA: 3.57	1.0		4	0	0	0	0	1	0	0	0	0	0	3	7	0.00	1.000								

Detroit Tigers @ Toronto Blue Jays
Exhibition Stadium, Toronto, ON
Tue Jun 16 1987, 7:05 PM EDT
Att: 36,398 - Unknown


AB 35
R 4
H 9
RBI 3
BB 2
SO 6
LOB 12



Batter	1	2	3	4	5	6	7	8	9	AB	R	H	RBI	BB	SO	LOB	BOTTOM								
Tony Fernandez, S (1,6) OBP: 0.388, SLG: 0.469	4-3 1B									4	2	4	3	1	0	0									
Manuel Lee, S (8,6) OBP: 0.294, SLG: 0.323										0	0	0	0	0	0	0									
Lloyd Moseby, L (1,8) OBP: 0.297, SLG: 0.403	4-3 1-2									5	1	1	1	0	1	6									
Jesse Barfield, R (1,9) OBP: 0.377, SLG: 0.568										5	1	4	2	0	0	0									
George Bell, R (1,7) OBP: 0.335, SLG: 0.660										4	1	1	1	1	2	4									
Ernie Whitt, L (1,2) OBP: 0.335, SLG: 0.439	G4-6-3 1-2									5	0	2	2	0	1	4									
Rance Mulliniks, L (1,5) OBP: 0.331, SLG: 0.355										2	1	0	0	0	1	0									
Kelly Gruber, R (4,PH) OBP: 0.342, SLG: 0.482										3	0	0	0	0	1	2									
Willie Upshaw, L (1,3) OBP: 0.336, SLG: 0.436										5	1	1	0	0	0	4									
Fred McGriff, L (1,10) OBP: 0.364, SLG: 0.394										3	1	1	0	2	2	2									
Garth Iorg, R (1,4) OBP: 0.233, SLG: 0.174										5	2	2	1	0	1	4									
Inning Stats	R: 1 E: 0 K: 0 S: 4	H: 2 LOB: 1 BB: 1 P: 8	R: 1 E: 1 K: 2 S: 9	H: 1 LOB: 2 BB: 1 P: 13	R: 0 E: 0 K: 1 S: 5	H: 0 LOB: 0 BB: 0 P: 5	R: 6 E: 2 K: 2 S: 15	H: 7 LOB: 2 BB: 0 P: 15	R: 1 E: 0 K: 1 S: 8	H: 3 LOB: 2 BB: 0 P: 8	R: 0 E: 1 K: 2 S: 8	H: 1 LOB: 1 BB: 0 P: 8	R: 1 E: 0 K: 1 S: 7	H: 2 LOB: 2 BB: 1 P: 11	R: 0 E: 0 K: 0 S: 3	H: 0 LOB: 1 BB: 1 P: 7	1B: 13 2B: 3 3B: 0 HR: 0	SF: 0 SAC: 0 DP: 1 HBP: 0	WP: 0 PB: 0 SB: 1 CS: 0	PA: 45					
PITCHER	IP	WLS	BF	H	R	ER	SO	BB	IBB	HBP	BLK	WP	HR	S	P	ERA	WHIP								
Jeff Robinson, R (1,1) ERA: 4.67	3.2	L	22	9	8	6	5	2	0	0	0	0	0	30	38	14.73	3.000								
Mark Thurmond, L (4,1) ERA: 3.09	0.1		3	1	0	0	0	0	0	0	0	0	0	3	3	0.00	3.000								
Morris Madden, L (5,1) ERA: 16.2	0.2		5	3	1	1	0	0	0	0	0	0	0	5	5	13.50	4.500								
Mike Henneman, R (5,1) ERA: 2.22	3.1		15	3	1	1	4	2	0	0	0	0	0	21	29	2.70	1.500								

Detroit Tigers @ Toronto Blue Jays
Exhibition Stadium, Toronto, ON
Tue Jun 16 1987, 7:05 PM EDT
Att: 36,398 - Unknown

AB 41
R 10
H 16
RBI 10
BB 4
SO 9
LOB 26



Batter	1	2	3	4	5	6	7	8	9	AB	R	H	RBI	BB	SO	LOB	TOP										
Lou Whitaker, L (1,4) OBP: 0.319, SLG: 0.425										5	1	1	1	0	1	3											
Bill Madlock, R (1,10) OBP: 0.336, SLG: 0.432										4	0	1	0	0	0	1											
Kirk Gibson, L (1,7) OBP: 0.347, SLG: 0.458										4	0	2	1	0	0	1											
Alan Trammell, R (1,6) OBP: 0.406, SLG: 0.542										4	0	0	0	0	0	3											
Matt Nokes, L (1,2) OBP: 0.369, SLG: 0.536										3	1	1	1	1	0	1											
Pat Sheridan, L (1,9) OBP: 0.348, SLG: 0.389										3	0	1	0	1	0	0											
Darrell Evans, L (1,3) OBP: 0.371, SLG: 0.441										4	0	0	0	0	2	4											
Chet Lemon, R (1,8) OBP: 0.377, SLG: 0.473										4	0	0	0	0	2	1											
Tom Brookens, R (1,5) OBP: 0.313, SLG: 0.443										3	1	1	0	1	0	0											
Inning Stats	R: 1 E: 0 K: 0 S: 5	H: 2 LOB: 1 BB: 0 P: 5	R: 0 E: 0 K: 2 S: 7	H: 0 LOB: 2 BB: 2 P: 15	R: 0 E: 0 K: 0 S: 5	H: 2 LOB: 3 BB: 1 P: 9	R: 0 E: 0 K: 0 S: 3	H: 0 LOB: 0 BB: 0 P: 3	R: 0 E: 0 K: 2 S: 8	H: 1 LOB: 1 BB: 0 P: 8	R: 1 E: 0 K: 0 S: 5	H: 2 LOB: 1 BB: 0 P: 5	R: 0 E: 0 K: 0 S: 3	H: 0 LOB: 0 BB: 0 P: 3	R: 0 E: 0 K: 1 S: 5	H: 0 LOB: 0 BB: 0 P: 5	1B: 3 2B: 1 3B: 1 HR: 2	SF: 0 SAC: 0 DP: 0 HBP: 0	WP: 1 PB: 0 SB: 0 CS: 0	PA: 37							
PITCHER	IP	WLS	BF	H	R	ER	SO	BB	IBB	HBP	BLK	WP	HR	S	P	ERA	WHIP										
Jim Clancy, R (1,1) ERA: 2.89	8.0	L	34	7	3	3	4	3	0	0	0	1	2	39	51	3.38	1.250										
Tom Henke, R (9,1) ERA: 1.03	1.0		3	0	0	0	1	0	0	0	0	0	0	5	5	0.00	0.000										

Detroit Tigers @ Toronto Blue Jays
Exhibition Stadium, Toronto, ON
Wed Jun 17 1987, 3:33 AM EDT
Att: 46,227 - Unknown

AB 34
R 3
H 7
RBI 3
BB 3
SO 5
LOB 14



Batter	1	2	3	4	5	6	7	8	9	AB	R	H	RBI	BB	SO	LOB	BOTTOM										
Tony Fernandez, S (1,6) OBP: 0.382, SLG: 0.460										5	0	0	0	0	1	3											
Lloyd Moseby, L (1,8) OBP: 0.300, SLG: 0.402										3	1	1	0	1	1	0											
Jesse Barfield, R (1,9) OBP: 0.379, SLG: 0.569										3	0	1	1	1	0	2											
George Bell, R (1,7) OBP: 0.333, SLG: 0.652										3	0	0	0	1	1	3											
Cecil Fielder, R (1,10) OBP: 0.390, SLG: 0.609										3	1	1	0	0	1	0											
Rick Leach, L (8,PH) OBP: 0.406, SLG: 0.423										1	0	0	0	0	1	2											
Kelly Gruber, R (1,5) OBP: 0.333, SLG: 0.468										4	0	0	0	0	2	1											
Garth Iorg, R (1,4) OBP: 0.234, SLG: 0.188										3	0	1	1	0	0	0											
Willie Upshaw, L (1,3) OBP: 0.335, SLG: 0.441										4	0	1	0	0	1	1											
Charlie Moore, R (1,2) OBP: 0.286, SLG: 0.389										2	0	0	0	2	0	0											
Inning Stats	R: 0 E: 1 K: 1 S: 5	H: 0 LOB: 1 BB: 1 P: 9	R: 0 E: 0 K: 1 S: 5	H: 0 LOB: 0 BB: 0 P: 5	R: 0 E: 0 K: 1 S: 5	H: 0 LOB: 0 BB: 0 P: 5	R: 0 E: 0 K: 0 S: 6	H: 1 LOB: 1 BB: 0 P: 6	R: 0 E: 0 K: 0 S: 4	H: 1 LOB: 2 BB: 1 P: 8	R: 1 E: 0 K: 0 S: 4	H: 1 LOB: 0 BB: 0 P: 4	R: 1 E: 0 K: 2 S: 8	H: 1 LOB: 2 BB: 2 P: 16	R: 0 E: 0 K: 1 S: 6	H: 1 LOB: 2 BB: 1 P: 10	1B: 1 2B: 2 3B: 2 HR: 0	SF: 1 SAC: 0 DP: 0 HBP: 0	WP: 0 PB: 0 SB: 0 CS: 0	PA: 37							
PITCHER	IP	WLS	BF	H	R	ER	SO	BB	IBB	HBP	BLK	WP	HR	S	P	ERA	WHIP										
Frank Tanana, L (1,1) ERA: 3.87	7.2	W	29	3	2	2	6	3	0	0	0	0	0	38	50	2.35	0.783										
Eric King, R (8,1) ERA: 4.25	0.0		2	1	0	0	0	0	1	0	0	0	0	1	5	-	-										
Willie Hernandez, L (8,1) ERA: 4.8	1.1	S	6	1	0	0	2	1	0	0	0	0	0	9	13	0.00	1.500										

Detroit Tigers @ Toronto Blue Jays
Exhibition Stadium, Toronto, ON
Wed Jun 17 1987, 3:33 AM EDT
Att: 46,227 - Unknown


AB 31
R 2
H 5
RBI 2
BB 5
SO 8
LOB 12



Batter	1	2	3	4	5	6	7	8	9	AB	R	H	RBI	BB	SO	LOB	TOP										
Lou Whitaker, L (1.4) OBP: 0.324, SLG: 0.430										4	1	2	0	1	1	0											
Bill Madlock, R (1.10) OBP: 0.328, SLG: 0.421										3	0	0	0	0	0	3											
Kirk Gibson, L (1.7) OBP: 0.344, SLG: 0.449										3	1	0	0	1	1	0											
Alan Trammell, R (1.6) OBP: 0.408, SLG: 0.553										3	1	1	2	1	0	1											
Matt Nokes, L (1.2) OBP: 0.367, SLG: 0.545										4	1	1	1	0	0	3											
Pat Sheridan, L (1.9) OBP: 0.352, SLG: 0.391										4	0	2	1	0	0	0											
Darrell Evans, L (1.3) OBP: 0.373, SLG: 0.458										4	1	2	1	0	0	2											
Chet Lemon, R (1.8) OBP: 0.374, SLG: 0.467										4	0	1	0	0	2	2											
Tom Brookens, R (1.5) OBP: 0.306, SLG: 0.433										4	0	0	0	0	1	3											
Inning Stats	R: 0 E: 0 K: 0 S: 3	H: 1 LOB: 0 BB: 0 P: 3	R: 0 E: 0 K: 0 S: 3	H: 0 LOB: 0 BB: 0 P: 3	R: 1 E: 0 K: 1 S: 6	H: 2 LOB: 1 BB: 1 P: 10	R: 2 E: 0 K: 1 S: 7	H: 2 LOB: 0 BB: 0 P: 7	R: 0 E: 0 K: 0 S: 3	H: 0 LOB: 1 BB: 0 P: 7	R: 0 E: 0 K: 1 S: 6	H: 2 LOB: 1 BB: 0 P: 6	R: 2 E: 0 K: 0 S: 6	H: 2 LOB: 2 BB: 0 P: 10	R: 0 E: 0 K: 2 S: 7	H: 0 LOB: 0 BB: 0 P: 7	1B: 5 2B: 1 3B: 0 HR: 3	SF: 0 SAC: 1 DP: 3 HBP: 0	WP: 0 PB: 0 SB: 0 CS: 0	PA: 37							
PITCHER	IP	WLS	BF	H	R	ER	SO	BB	IBB	HBP	BLK	WP	HR	S	P	ERA	WHIP										
Dave Schmidt, R (1.1) ERA: 2.56	6.0		25	7	3	3	2	2	0	0	0	0	3	27	35	4.50	1.500										
Mark Williamson, R (7.1) ERA: 4.33	1.2	L	8	2	2	2	1	0	1	0	0	0	0	9	13	10.80	1.200										
Tom Niedenfuer, R (8.1) ERA: 4.25	1.1		4	0	0	0	2	0	0	0	0	0	0	8	8	0.00	0.000										

Detroit Tigers @ Baltimore Orioles
Memorial Stadium, Baltimore, MD
Fri Jun 19 1987, 7:05 PM EDT
Att: 31,672 - Unknown


AB 33
R 5
H 9
RBI 5
BB 3
SO 5
LOB 14



Batter	1	2	3	4	5	6	7	8	9	AB	R	H	RBI	BB	SO	LOB	BOTTOM										
Mike Young, S (1.10) OBP: 0.342, SLG: 0.500										4	1	1	0	0	1	0											
Fred Lynn, L (1.8) OBP: 0.327, SLG: 0.440										4	1	2	2	0	0	0											
Cal Ripken Jr., R (1.6) OBP: 0.352, SLG: 0.524										4	0	1	1	0	0	1											
Eddie Murray, S (1.3) OBP: 0.330, SLG: 0.475										4	0	1	0	0	0	2											
Jim Dwyer, L (1.9) OBP: 0.388, SLG: 0.557										1	0	0	0	2	1	1											
Ken Gerhart, R (9, PH) OBP: 0.273, SLG: 0.428										1	0	0	0	0	0	0											
Ray Knight, R (1.5) OBP: 0.350, SLG: 0.438										4	0	0	0	0	1	3											
Terry Kennedy, L (1.2) OBP: 0.309, SLG: 0.442										4	0	0	0	0	2	2											
Larry Sheets, L (1.7) OBP: 0.367, SLG: 0.594										3	0	1	0	0	0	0											
Rick Burleson, R (1.4) OBP: 0.278, SLG: 0.307										2	1	0	0	1	1	1											
Inning Stats	R: 1 E: 0 K: 1 S: 7	H: 2 LOB: 1 BB: 0 P: 7	R: 0 E: 0 K: 1 S: 5	H: 0 LOB: 0 BB: 0 P: 5	R: 0 E: 0 K: 2 S: 7	H: 0 LOB: 0 BB: 0 P: 7	R: 0 E: 0 K: 2 S: 8	H: 1 LOB: 2 BB: 1 P: 12	R: 2 E: 0 K: 0 S: 5	H: 2 LOB: 1 BB: 1 P: 9	R: 0 E: 0 K: 0 S: 2	H: 0 LOB: 0 BB: 1 P: 6	R: 0 E: 0 K: 0 S: 3	H: 1 LOB: 0 BB: 0 P: 3	R: 0 E: 0 K: 0 S: 3	H: 0 LOB: 0 BB: 0 P: 3	R: 0 E: 0 K: 0 S: 3	H: 0 LOB: 0 BB: 0 P: 3	1B: 5 2B: 1 3B: 0 HR: 1	SF: 0 SAC: 0 DP: 2 HBP: 0	WP: 0 PB: 0 SB: 2 CS: 0	PA: 34					
PITCHER	IP	WLS	BF	H	R	ER	SO	BB	IBB	HBP	BLK	WP	HR	S	P	ERA	WHIP										
Jack Morris, R (1.1) ERA: 3.77	8.0	W	31	6	3	3	6	3	0	0	0	0	1	40	52	3.38	1.125										
Willie Hernandez, L (9.1) ERA: 4.5	1.0	S	3	0	0	0	0	0	0	0	0	0	0	3	3	0.00	0.000										

Detroit Tigers @ Baltimore Orioles
Memorial Stadium, Baltimore, MD
Fri Jun 19 1987, 7:05 PM EDT
Att: 31,672 - Unknown

AB 31
R 3
H 6
RBI 3
BB 3
SO 6
LOB 10



Batter	1	2	3	4	5	6	7	8	9	AB	R	H	RBI	BB	SO	LOB	TOP	
Lou Whitaker, L OBP: 0.322, SLG: 0.423 (1, 4)	3-1 BB	4-0 1-2 BB		1-3		G3		K		4	0	0	0	1	1	5		
Bill Madlock, R OBP: 0.315, SLG: 0.403 (1, 3)	L5	F3			5-3		F5	F3		5	0	0	0	0	0	4		
Kirk Gibson, L OBP: 0.357, SLG: 0.488 (1, 7)	HR				HR		E4	SF9	2B	4	3	3	1	1	0	0		
Alan Trammell, R OBP: 0.403, SLG: 0.559 (1, 6)	HR			K	F9		5-3	4-3		5	1	1	2	0	1	3		
Larry Herndon, R OBP: 0.380, SLG: 0.515 Pat Sheridan, L OBP: 0.353, SLG: 0.389 (7, PH) (7, 9)	2B			F9		K			BB	3	0	1	0	0	1	1		
Chet Lemon, R OBP: 0.370, SLG: 0.458 (1, 8)	L5			6-3		F4		SF9	BB	3	1	0	1	1	0	2		
Mike Heath, R OBP: 0.377, SLG: 0.496 (1, 2)					F8		F8		6-3	5	0	2	0	0	0	1		
Terry Harper, R OBP: 0.304, SLG: 0.350 Johnny Grubb, L OBP: 0.297, SLG: 0.203 (8, PH) (8, 5)		G5-4-3		F8			BB	SF8		3	0	1	0	0	0	1		
Tom Brookens, R OBP: 0.312, SLG: 0.440 Darrell Evans, L OBP: 0.376, SLG: 0.461 (8, PH) (8, 5)		FC5-2								2	0	1	0	1	0	1		
Inning Stats	R: 2 E: 0 K: 0 S: 5	H: 2 LOB: 1 BB: 1 P: 9	R: 0 E: 0 K: 0 S: 4	H: 1 LOB: 2 BB: 1 P: 8	R: 0 E: 0 K: 1 S: 6	H: 1 LOB: 1 BB: 0 P: 6	R: 0 E: 0 K: 0 S: 4	H: 1 LOB: 2 BB: 1 P: 8	R: 0 E: 1 K: 1 S: 6	H: 0 LOB: 1 BB: 0 P: 6	R: 1 E: 0 K: 1 S: 7	H: 2 LOB: 2 BB: 1 P: 11	R: 1 E: 0 K: 0 S: 4	H: 1 LOB: 1 BB: 1 P: 8	1B: 4 2B: 4 3B: 0 HR: 2	SF: 2 SAC: 0 DP: 0 HBP: 0	WP: 1 PB: 0 SB: 1 CS: 0	PA: 43
PITCHER	IP WLS BF H R ER SO BB IBB HBP BLK WP HR S P ERA WHIP	IP WLS BF H R ER SO BB IBB HBP BLK WP HR S P ERA WHIP	IP WLS BF H R ER SO BB IBB HBP BLK WP HR S P ERA WHIP	IP WLS BF H R ER SO BB IBB HBP BLK WP HR S P ERA WHIP	IP WLS BF H R ER SO BB IBB HBP BLK WP HR S P ERA WHIP	IP WLS BF H R ER SO BB IBB HBP BLK WP HR S P ERA WHIP	IP WLS BF H R ER SO BB IBB HBP BLK WP HR S P ERA WHIP	IP WLS BF H R ER SO BB IBB HBP BLK WP HR S P ERA WHIP	IP WLS BF H R ER SO BB IBB HBP BLK WP HR S P ERA WHIP	IP WLS BF H R ER SO BB IBB HBP BLK WP HR S P ERA WHIP	IP WLS BF H R ER SO BB IBB HBP BLK WP HR S P ERA WHIP	IP WLS BF H R ER SO BB IBB HBP BLK WP HR S P ERA WHIP	IP WLS BF H R ER SO BB IBB HBP BLK WP HR S P ERA WHIP	IP WLS BF H R ER SO BB IBB HBP BLK WP HR S P ERA WHIP	IP WLS BF H R ER SO BB IBB HBP BLK WP HR S P ERA WHIP	IP WLS BF H R ER SO BB IBB HBP BLK WP HR S P ERA WHIP	IP WLS BF H R ER SO BB IBB HBP BLK WP HR S P ERA WHIP	IP WLS BF H R ER SO BB IBB HBP BLK WP HR S P ERA WHIP

Detroit Tigers @ Baltimore Orioles
Memorial Stadium, Baltimore, MD
Sat Jun 20 1987, Postponed
Att: 27,240 - Unknown

AB 36
R 5
H 10
RBI 5
BB 5
SO 4
LOB 19



Batter	1	2	3	4	5	6	7	8	9	AB	R	H	RBI	BB	SO	LOB	BOTTOM			
Ken Gerhart, R OBP: 0.277, SLG: 0.469 (1, 7) (7, 8)	HR				F7			L5		5	2	2	3	0	0	3				
Fred Lynn, L OBP: 0.325, SLG: 0.441 Lee Lacy, R OBP: 0.355, SLG: 0.376 (1, 8) (7, 9)	FC4-6	4-3			K			FC4	1B	4	2	2	0	0	2	0				
Cal Ripken Jr., R OBP: 0.356, SLG: 0.524 (1, 6)	E5	4-3					F9		FC4	4	2	2	0	1	0	1				
Eddie Murray, S OBP: 0.328, SLG: 0.468 (1, 3)	FC4-6	4-3			FC6-4		F8	FC4	BB	4	0	0	0	1	0	5				
Larry Sheets, L OBP: 0.373, SLG: 0.592 (1, 9) (7, 7)	FC4-6	BB			FC6				BB	4	1	2	3	1	0	3				
Mike Young, S OBP: 0.344, SLG: 0.491 (1, 10)	K	BB			5-3		K		BB	4	0	1	1	1	2	3				
Terry Kennedy, L OBP: 0.310, SLG: 0.439 (1, 2)		F4			4-3			F7		4	0	1	1	1	0	5				
Rene Gonzales, R OBP: 0.240, SLG: 0.304 (1, 5)	K				5-3					3	0	0	0	1	2	3				
Rick Burleson, R OBP: 0.283, SLG: 0.313 (1, 4)					5-3			G6-4-3		3	1	1	1	1	0	1				
Inning Stats	R: 3 E: 1 K: 2 S: 11	H: 3 LOB: 2 BB: 1 P: 15	R: 5 E: 0 K: 0 S: 8	H: 5 LOB: 3 BB: 3 P: 20	R: 0 E: 0 K: 1 S: 6	H: 1 LOB: 1 BB: 0 P: 6	R: 0 E: 0 K: 0 S: 3	H: 0 LOB: 0 BB: 0 P: 3	R: 0 E: 0 K: 1 S: 5	H: 0 LOB: 0 BB: 0 P: 5	R: 0 E: 0 K: 1 S: 6	H: 1 LOB: 1 BB: 0 P: 6	R: 0 E: 0 K: 1 S: 4	H: 0 LOB: 1 BB: 1 P: 8	R: 1 E: 0 K: 0 S: 4	H: 1 LOB: 3 BB: 3 P: 16	1B: 8 2B: 1 3B: 0 HR: 2	SF: 0 SAC: 0 DP: 1 HBP: 0	WP: 0 PB: 0 SB: 0 CS: 0	PA: 43
PITCHER	IP WLS BF H R ER SO BB IBB HBP BLK WP HR S P ERA WHIP	IP WLS BF H R ER SO BB IBB HBP BLK WP HR S P ERA WHIP	IP WLS BF H R ER SO BB IBB HBP BLK WP HR S P ERA WHIP	IP WLS BF H R ER SO BB IBB HBP BLK WP HR S P ERA WHIP	IP WLS BF H R ER SO BB IBB HBP BLK WP HR S P ERA WHIP	IP WLS BF H R ER SO BB IBB HBP BLK WP HR S P ERA WHIP	IP WLS BF H R ER SO BB IBB HBP BLK WP HR S P ERA WHIP	IP WLS BF H R ER SO BB IBB HBP BLK WP HR S P ERA WHIP	IP WLS BF H R ER SO BB IBB HBP BLK WP HR S P ERA WHIP	IP WLS BF H R ER SO BB IBB HBP BLK WP HR S P ERA WHIP	IP WLS BF H R ER SO BB IBB HBP BLK WP HR S P ERA WHIP	IP WLS BF H R ER SO BB IBB HBP BLK WP HR S P ERA WHIP	IP WLS BF H R ER SO BB IBB HBP BLK WP HR S P ERA WHIP	IP WLS BF H R ER SO BB IBB HBP BLK WP HR S P ERA WHIP	IP WLS BF H R ER SO BB IBB HBP BLK WP HR S P ERA WHIP	IP WLS BF H R ER SO BB IBB HBP BLK WP HR S P ERA WHIP	IP WLS BF H R ER SO BB IBB HBP BLK WP HR S P ERA WHIP	IP WLS BF H R ER SO BB IBB HBP BLK WP HR S P ERA WHIP		

Detroit Tigers @ Baltimore Orioles
Memorial Stadium, Baltimore, MD
Sat Jun 20 1987, Postponed
Att: 27,240 - Unknown

AB 35
R 9
H 11
RBI 9
BB 8
SO 6
LOB 24



Batter	1	2	3	4	5	6	7	8	9	AB	R	H	RBI	BB	SO	LOB	TOP					
Tony Fernandez, S (1,6) X	0-0 4-3		0-0 F8			0-0 FC4-6 1B		0-0 6-3		4	0	1	0	0	0	0	<p>Toronto Blue Jays @ Detroit Tigers</p> <p>Tiger Stadium, Detroit, MI</p> <p>Mon Jun 22 1987, 7:05 PM EDT</p> <p>Att: 28,978 - Unknown</p>					
Lloyd Moseby, L (1,8) B	4-0 1B BB		0-0 FC6-4 1B			0-0 FC4-6 BB 1-2		0-0 E 1B		3	0	2	0	1	0	1						
Jesse Barfield, R (1,9) X	0-0 1-2 1B		0-0 FC6-4 1-2			4-0 BB 1-2		0-0 E6 1-2		3	0	1	0	1	0	2						
George Bell, R (1,7) X	0-0 F8			0-3 K		0-0 F3		0-0 F9		4	0	0	0	0	1	6						
Cecil Fielder, R (1,10) B	0-3 K			0-3 K		0-0 F6			0-0 F8	4	0	0	0	0	2	4						
Kelly Gruber, R (1,5) X		0-0 P3		0-0 F9			0-3 K		0-0 F6	4	0	0	0	0	1	0						
Garth Iorg, R (1,4) X		0-0 P3			0-0 F9		0-0 CS 1B		0-0 6-3	4	0	1	0	0	0	0						
Willie Upshaw, L (1,3) X		0-0 P3			0-3 K		0-3 K 1-2			3	0	0	0	0	2	1						
Charlie Moore, R (1,2) X			0-0 F8		0-0 4-3			0-0 F8		3	0	0	0	0	0	0						
Inning Stats	R: 0 E: 0 K: 1 S: 6	H: 1 LOB: 2 BB: 1 P: 10	R: 0 E: 0 K: 0 S: 3	H: 0 LOB: 0 BB: 0 P: 3	R: 0 E: 0 K: 0 S: 4	H: 1 LOB: 1 BB: 0 P: 4	R: 0 E: 0 K: 2 S: 7	H: 0 LOB: 0 BB: 0 P: 7	R: 0 E: 0 K: 1 S: 5	H: 0 LOB: 0 BB: 0 P: 5	R: 0 E: 0 K: 0 S: 4	H: 1 LOB: 2 BB: 1 P: 8	R: 0 E: 1 K: 2 S: 7	H: 1 LOB: 2 BB: 0 P: 7	R: 0 E: 0 K: 0 S: 5	H: 1 LOB: 2 BB: 0 P: 5	R: 0 E: 0 K: 0 S: 3	H: 0 LOB: 0 BB: 0 P: 3	1B: 5 2B: 0 3B: 0 HR: 0	SF: 0 SAC: 0 DP: 0 HBP: 0	WP: 0 PB: 0 SB: 0 CS: 1	PA: 34
PITCHER Frank Tanana, L (1,1) ERA: 3.33	IP: 9.0 WLS: W BF: 34 H: 5 R: 0 ER: 0 SO: 6 BB: 2 IBB: 0 HBP: 0 BLK: 0 WP: 0 HR: 0 S: 44 P: 52 ERA: 0.00 WHIP: 0.778															PITCHER						

Batter	1	2	3	4	5	6	7	8	9	AB	R	H	RBI	BB	SO	LOB	BOTTOM					
Lou Whitaker, L (1,4) B	0-3 K		4-0 FC1-5 BB	4-0 1-2 BB		4-0 CS 1B				2	0	1	0	2	1	0	<p>Toronto Blue Jays @ Detroit Tigers</p> <p>Tiger Stadium, Detroit, MI</p> <p>Mon Jun 22 1987, 7:05 PM EDT</p> <p>Att: 28,978 - Unknown</p>					
Bill Madlock, R (1,10) S	0-3 K		0-0 FC1-5 1-2 3H	0-0 B5-3		0-0 F7 1-2				4	0	0	0	0	1	6						
Kirk Gibson, L (1,7) X	0-0 2B		0-0 G3		0-0 4-3		0-0 CS 1B			4	0	2	0	0	0	2						
Alan Trammell, R (1,6) B	0-3 K			0-0 HR	0-0 F3		0-0 CS 1-2	0-0 L6		4	1	1	1	0	1	1						
Matt Nokes, L (1,2) X		0-3 K		0-0 SF8 3B	4-0 BB			0-0 1B 1B		3	1	2	0	1	1	0						
Pat Sheridan, L (1,9) X		0-0 F8		0-0 SF8	0-0 G3			0-3 K		3	0	0	1	0	1	2						
Darrell Evans, L (1,3) X		0-3 K		3H 4-0 2B FC6-2 BB		0-0 L9		0-0 1-3 1B		3	0	1	0	1	1	0						
Chet Lemon, R (1,8) X			0-0 G3 BLK FC1-5 1B	0-0 FC6-2 1-3 2B		0-0 L4-3 1B		0-3 K		4	0	3	0	0	1	2						
Tom Brookens, R (1,5) X			0-0 G3 1-3	0-0 FC6-2 BB 2-3 3H		0-0 L4-3 1-2				3	0	0	0	0	0	4						
Inning Stats	R: 0 E: 0 K: 3 S: 10	H: 1 LOB: 0 BB: 0 P: 10	R: 0 E: 0 K: 2 S: 7	H: 0 LOB: 0 BB: 0 P: 7	R: 0 E: 0 K: 0 S: 4	H: 1 LOB: 2 BB: 1 P: 8	R: 2 E: 0 K: 0 S: 6	H: 3 LOB: 3 BB: 2 P: 14	R: 0 E: 0 K: 0 S: 3	H: 0 LOB: 1 BB: 1 P: 7	R: 0 E: 0 K: 0 S: 3	H: 1 LOB: 0 BB: 0 P: 3	R: 0 E: 0 K: 0 S: 3	H: 2 LOB: 0 BB: 0 P: 3	R: 0 E: 0 K: 2 S: 9	H: 2 LOB: 2 BB: 0 P: 9	R: 0 E: 0 K: 2 S: 9	H: 2 LOB: 2 BB: 0 P: 9	1B: 6 2B: 3 3B: 1 HR: 1	SF: 1 SAC: 0 DP: 1 HBP: 0	WP: 0 PB: 0 SB: 0 CS: 2	PA: 36
PITCHER Jim Clancy, R (1,1) ERA: 2.85 Mark Eichhorn, R (8,1) ERA: 3.16	IP: 7.2 WLS: L BF: 34 H: 10 R: 2 ER: 2 SO: 6 BB: 4 IBB: 0 HBP: 0 BLK: 1 WP: 0 HR: 1 S: 42 P: 58 ERA: 2.35 WHIP: 1.826															PITCHER						

Batter	1	2	3	4	5	6	7	8	9	AB	R	H	RBI	BB	SO	LOB	TOP										
Tony Fernandez, S OBP: 0.384, SLG: 0.451 (1, 6)										5	0	1	0	0	0	1	Toronto Blue Jays @ Detroit Tigers Tiger Stadium, Detroit, MI Tue Jun 23 1987, 7:05 PM EDT Att: 29,275 - Unknown										
Lloyd Moseby, L OBP: 0.315, SLG: 0.431 (1, 8)										4	0	0	0	1	0	3											
Jesse Barfield, R OBP: 0.369, SLG: 0.551 (1, 9)										4	2	0	0	1	2	2											
George Bell, R OBP: 0.332, SLG: 0.634 (1, 7)										3	2	3	1	1	0	0											
Ernie Whitt, L OBP: 0.332, SLG: 0.418 (1, 2)										3	1	1	1	1	0	1											
Willie Upshaw, L OBP: 0.330, SLG: 0.453 (1, 3)										4	1	1	4	0	0	3											
Kelly Gruber, R OBP: 0.337, SLG: 0.470 (1, 5)										4	1	1	0	0	0	0											
Fred McGriff, L OBP: 0.380, SLG: 0.458 (1, 10)										4	1	1	2	0	1	0											
Manuel Lee, S OBP: 0.314, SLG: 0.326 (1, 4)										4	0	2	0	0	0	0											
Inning Stats	R: 0 E: 1 K: 1 S: 5	H: 0 LOB: 0 BB: 0 P: 5	R: 0 E: 0 K: 0 S: 3	H: 1 LOB: 0 BB: 0 P: 3	R: 0 E: 0 K: 1 S: 5	H: 0 LOB: 0 BB: 0 P: 5	R: 6 E: 0 K: 0 S: 7	H: 4 LOB: 0 BB: 2 P: 15	R: 1 E: 0 K: 0 S: 4	H: 1 LOB: 2 BB: 0 P: 12	R: 0 E: 0 K: 0 S: 4	H: 1 LOB: 1 BB: 0 P: 4	R: 1 E: 0 K: 0 S: 4	H: 1 LOB: 0 BB: 0 P: 4	R: 0 E: 0 K: 0 S: 3	H: 0 LOB: 0 BB: 0 P: 3	R: 0 E: 0 K: 1 S: 6	H: 2 LOB: 1 BB: 0 P: 6	1B: 7 2B: 0 3B: 0 HR: 3	SF: 0 SAC: 0 DP: 3 HBP: 0	WP: 0 PB: 0 SB: 0 CS: 0	PA: 39					
PITCHER	IP	WLS	BF	H	R	ER	SO	BB	IBB	HBP	BLK	WP	HR	S	P	ERA	WHIP										
Jeff Robinson, R ERA: 5.29	4.2	L	22	5	7	7	2	4	0	0	0	0	2	22	38	13.50	1.929										
Mike Hennehan, R ERA: 2.51	2.1		10	3	1	1	0	0	0	0	0	0	1	10	10	3.86	1.286										
Willie Hernandez, L ERA: 4.0	2.0		7	2	0	0	1	0	0	0	0	0	0	9	9	0.00	1.000										

Batter	1	2	3	4	5	6	7	8	9	AB	R	H	RBI	BB	SO	LOB	BOTTOM										
Lou Whitaker, L OBP: 0.327, SLG: 0.425 (1, 4)										5	1	1	1	0	1	2	Toronto Blue Jays @ Detroit Tigers Tiger Stadium, Detroit, MI Tue Jun 23 1987, 7:05 PM EDT Att: 29,275 - Unknown										
Bill Madlock, R OBP: 0.302, SLG: 0.378 (1, 10)										4	0	0	0	0	2	1											
Kirk Gibson, L OBP: 0.372, SLG: 0.517 (1, 7)										4	1	2	2	1	1	0											
Aian Trammell, R OBP: 0.401, SLG: 0.572 (1, 6)										5	1	2	2	0	0	3											
Matt Nokes, L OBP: 0.379, SLG: 0.574 Mike Heath, R OBP: 0.373, SLG: 0.489 (7, PH) (8, 2)										2	0	1	0	1	0	0											
Pat Sheridan, L OBP: 0.353, SLG: 0.392 (1, 9)										4	1	1	0	1	1	2											
Darrell Evans, L OBP: 0.381, SLG: 0.490 (1, 3)										3	1	1	2	1	0	2											
Chet Lemon, R OBP: 0.371, SLG: 0.494 (1, 8)										4	1	0	0	0	1	3											
Tom Brookens, R OBP: 0.314, SLG: 0.440 Johnny Grubb, L OBP: 0.278, SLG: 0.188 Larry Herndon, R OBP: 0.377, SLG: 0.510 Jim Walewander, S OBP: 0.300, SLG: 0.333 (1, 5) (8, PH) (6, PH) (9, 5)										3	1	2	0	0	0	1											
Inning Stats	R: 0 E: 0 K: 2 S: 7	H: 0 LOB: 0 BB: 0 P: 7	R: 0 E: 0 K: 0 S: 4	H: 2 LOB: 2 BB: 1 P: 8	R: 0 E: 0 K: 1 S: 5	H: 1 LOB: 0 BB: 0 P: 5	R: 0 E: 0 K: 0 S: 3	H: 0 LOB: 2 BB: 2 P: 11	R: 1 E: 1 K: 0 S: 5	H: 1 LOB: 2 BB: 0 P: 6	R: 0 E: 0 K: 1 S: 5	H: 0 LOB: 0 BB: 0 P: 5	R: 2 E: 1 K: 0 S: 7	H: 3 LOB: 2 BB: 0 P: 7	R: 2 E: 0 K: 2 S: 9	H: 2 LOB: 0 BB: 0 P: 9	R: 2 E: 0 K: 1 S: 6	H: 1 LOB: 0 BB: 1 P: 10	1B: 7 2B: 2 3B: 0 HR: 2	SF: 0 SAC: 0 DP: 2 HBP: 1	WP: 0 PB: 0 SB: 1 CS: 0	PA: 42					
PITCHER	IP	WLS	BF	H	R	ER	SO	BB	IBB	HBP	BLK	WP	HR	S	P	ERA	WHIP										
Dave Stieb, R ERA: 4.32	6.2		29	6	3	2	4	3	0	0	0	0	0	2	2	2.70	1.350										
Gary Lavelle, L ERA: 5.4	0.0		2	1	0	0	0	0	0	0	0	0	0	2	2	∞	∞										
Mark Eichhorn, R ERA: 3.41	0.2		4	2	2	2	1	0	0	0	0	0	1	6	6	27.00	3.000										
Jeff Musselman, L ERA: 2.61	1.0		4	0	1	1	1	1	0	0	0	0	0	5	9	9.00	1.000										
Tom Henke, R ERA: 1.4	0.2	S	3	1	1	1	1	0	0	0	0	0	1	5	5	13.50	1.500										

AB	35
R	8
H	10
RBI	8
BB	4
SO	3
LOB	10



Batter	1	2	3	4	5	6	7	8	9	AB	R	H	RBI	BB	SO	LOB	TOP					
Tony Fernandez, S OBP: 0.385, SLG: 0.451 (1, 6)	F9		1B		F7		HR			4	1	2	0	0	0	1	<p>Toronto Blue Jays @ Detroit Tigers</p> <p>Tiger Stadium, Detroit, MI</p> <p>Wed Jun 24 1987, 7:05 PM EDT</p> <p>Att: 34,866 - Unknown</p>					
Rance Mulliniks, L OBP: 0.340, SLG: 0.411 Kelly Gruber, R OBP: 0.337, SLG: 0.470 (1, 5) (7, 5)	HR		1B		4-3		HR			4	2	3	3	0	0	1						
Jesse Barfield, R OBP: 0.364, SLG: 0.542 (1, 8) (8, 9)	6-3		F8		E5	WP	K			4	1	0	0	0	1	2						
George Bell, R OBP: 0.331, SLG: 0.640 (1, 7)	K			HR	4-3		5-3			4	1	1	1	0	1	1						
Ernie Whitt, L OBP: 0.330, SLG: 0.414 (1, 2)		F9		F8		F8		F8		4	0	1	1	0	0	0						
Rick Leach, L OBP: 0.382, SLG: 0.393 Lloyd Moseby, L OBP: 0.315, SLG: 0.431 (1, 9) (8, 8)	5-3		1-3		L6		F8			4	0	0	0	0	0	1						
Willie Upshaw, L OBP: 0.325, SLG: 0.445 (1, 3)	K		F9		6-3			F8		4	0	0	0	0	1	1						
Fred McGriff, L OBP: 0.377, SLG: 0.446 (1, 10)			F8		SH1-3	BB	L3			3	0	0	0	1	0	0						
Manuel Lee, S OBP: 0.296, SLG: 0.306 (1, 4)			K		SH1-3		F7			3	0	0	0	0	1	0						
Inning Stats	R: 1 E: 0 K: 1 S: 6	H: 1 LOB: 0 BB: 0 P: 6	R: 0 E: 0 K: 1 S: 5	H: 0 LOB: 0 BB: 0 P: 5	R: 0 E: 0 K: 1 S: 7	H: 2 LOB: 2 BB: 0 P: 7	R: 1 E: 0 K: 0 S: 4	H: 1 LOB: 0 BB: 0 P: 4	R: 0 E: 0 K: 0 S: 3	H: 0 LOB: 1 BB: 1 P: 7	R: 1 E: 1 K: 0 S: 5	H: 1 LOB: 1 BB: 0 P: 5	R: 2 E: 0 K: 1 S: 7	H: 2 LOB: 0 BB: 0 P: 7	R: 0 E: 0 K: 0 S: 3	H: 0 LOB: 0 BB: 0 P: 3	R: 0 E: 0 K: 0 S: 3	H: 0 LOB: 0 BB: 0 P: 3	1B: 4 2B: 0 3B: 0 HR: 3	SF: 0 SAC: 1 DP: 0 HBP: 0	WP: 1 PB: 0 SB: 0 CS: 0	PA: 36
PITCHER Jack Morris, R ERA: 3.79 (1, 1)	IP: 9.0 WLS: L BF: 36 H: 7 R: 5 ER: 4 SO: 4 BB: 1 IBB: 0 HBP: 0 BLK: 0 WP: 1 HR: 3 S: 43 P: 47 ERA: 4.00 WHIP: 0.889																					

Batter	1	2	3	4	5	6	7	8	9	AB	R	H	RBI	BB	SO	LOB	BOTTOM			
Lou Whitaker, L OBP: 0.330, SLG: 0.431 (1, 4)	F7		SF8		K		BB			3	1	1	0	1	1	0	<p>Toronto Blue Jays @ Detroit Tigers</p> <p>Tiger Stadium, Detroit, MI</p> <p>Wed Jun 24 1987, 7:05 PM EDT</p> <p>Att: 34,866 - Unknown</p>			
Bill Madlock, R OBP: 0.294, SLG: 0.369 (1, 3)	F7		SF8		F7		F2			3	0	0	1	0	0	1				
Kirk Gibson, L OBP: 0.374, SLG: 0.517 (1, 7)	1B		K		4-3		L6-4	1B		4	0	2	0	0	1	0				
Alan Trammell, R OBP: 0.395, SLG: 0.563 (1, 6)	F9		F9		4-3		L6-4	1-2		4	0	0	0	0	0	2				
Larry Herndon, R OBP: 0.384, SLG: 0.514 Pat Sheridan, L OBP: 0.352, SLG: 0.390 (1, 9) (8, PH) (9, 9)	6-3		F8	1B	F8	1B	L3			3	0	2	0	0	0	0				
Chet Lemon, R OBP: 0.398, SLG: 0.488 (1, 8)	1B	FC5-4	1B		F8		F9		F7	4	1	1	0	0	0	2				
Mike Heath, R OBP: 0.372, SLG: 0.486 Matt Nokes, L OBP: 0.377, SLG: 0.571 (1, 2) (9, PH)	FC5-4	1B	1B		F8		F7		F9	3	0	1	0	0	0	0				
Terry Harper, R OBP: 0.301, SLG: 0.391 (1, 10)	FC5-4	1-2	1B		F3		HR		6-3	4	1	1	2	0	0	2				
Tom Brookens, R OBP: 0.310, SLG: 0.434 (1, 5)	K				L8		F8			3	0	0	0	0	1	1				
Inning Stats	R: 0 E: 0 K: 0 S: 4	H: 1 LOB: 1 BB: 0 P: 4	R: 1 E: 0 K: 1 S: 7	H: 2 LOB: 1 BB: 0 P: 7	R: 1 E: 0 K: 1 S: 6	H: 1 LOB: 0 BB: 0 P: 6	R: 0 E: 0 K: 0 S: 4	H: 1 LOB: 1 BB: 0 P: 4	R: 0 E: 0 K: 0 S: 3	H: 1 LOB: 1 BB: 0 P: 3	R: 1 E: 0 K: 0 S: 4	H: 1 LOB: 1 BB: 1 P: 8	R: 0 E: 0 K: 0 S: 3	H: 1 LOB: 0 BB: 0 P: 3	R: 0 E: 0 K: 0 S: 3	H: 0 LOB: 0 BB: 0 P: 3	1B: 6 2B: 1 3B: 1 HR: 1	SF: 1 SAC: 0 DP: 1 HBP: 0	WP: 0 PB: 0 SB: 0 CS: 0	PA: 35
PITCHER John Cerutti, L ERA: 4.05 Jose Antonio Nunez, R ERA: 3.14 Jeff Musselman, L ERA: 2.57 (1, 1) (7, 1) (9, 1)	IP: 6.2 WLS: W BF: 28 H: 7 R: 3 ER: 3 SO: 3 BB: 1 IBB: 0 HBP: 0 BLK: 0 WP: 0 HR: 1 S: 33 P: 37 ERA: 4.05 WHIP: 1.200																			


Batter	1	2	3	4	5	6	7	8	9	AB	R	H	RBI	BB	SO	LOB	TOP			
Ken Gerhart, R OBP: 0.287, SLG: 0.453 (1, 7)										4	0	0	0	0	1	2	<p>Baltimore Orioles @ Detroit Tigers Tiger Stadium, Detroit, MI Fri Jun 26 1987, 7:05 PM EDT Att: 29,396 - Unknown</p> <p>AB 30 R 0 H 4 RBI 0 BB 3 SO 6 LOB 11</p>			
Jim Dwyer, L OBP: 0.380, SLG: 0.529 (1, 10)										4	0	0	0	0	2	1				
Cal Ripken Jr., R OBP: 0.350, SLG: 0.514 (1, 6)										4	0	1	0	0	0	0				
Eddie Murray, S OBP: 0.326, SLG: 0.477 (1, 3)										4	0	1	0	0	0	1				
Fred Lynn, L OBP: 0.332, SLG: 0.437 (1, 8)										2	0	0	0	2	1	2				
Ray Knight, R OBP: 0.343, SLG: 0.432 (1, 5)										4	0	1	0	0	1	2				
Terry Kennedy, L OBP: 0.307, SLG: 0.448 (1, 2)										3	0	0	0	0	1	3				
Larry Sheets, L OBP: 0.367, SLG: 0.587 (1, 9)										3	0	1	0	0	0	0				
Rick Burleson, R OBP: 0.280, SLG: 0.310 (1, 4)										2	0	0	0	0	0	0				
Mike Young, S OBP: 0.355, SLG: 0.462 (8, PH)										0	0	0	0	1	0	0				
Rene Gonzales, R OBP: 0.240, SLG: 0.304 (8, 4)										0	0	0	0	0	0	0				
Inning Stats	R: 0 E: 0 K: 0 S: 3	H: 0 LOB: 0 BB: 0 P: 3	R: 0 E: 0 K: 0 S: 3	H: 0 LOB: 1 BB: 1 P: 7	R: 0 E: 0 K: 0 S: 3	H: 0 LOB: 0 BB: 0 P: 3	R: 0 E: 0 K: 1 S: 6	H: 1 LOB: 1 BB: 0 P: 6	R: 0 E: 0 K: 1 S: 5	H: 0 LOB: 0 BB: 0 P: 5	R: 0 E: 0 K: 2 S: 9	H: 2 LOB: 2 BB: 0 P: 9	R: 0 E: 0 K: 1 S: 5	H: 1 LOB: 1 BB: 1 P: 9	R: 0 E: 0 K: 0 S: 3	H: 0 LOB: 1 BB: 1 P: 7	1B: 4 2B: 0 3B: 0 HR: 0	SF: 0 SAC: 0 DP: 1 HBP: 0	WP: 1 PB: 0 SB: 0 CS: 0	PA: 33
PITCHER Walt Terrell, R ERA: 3.69 (1, 1)	IP: 9.0 WLS: W BF: 33 H: 4 R: 0 ER: 0 SO: 6 BB: 3 IBB: 0 HBP: 0 BLK: 0 WP: 1 HR: 0 S: 42 P: 54 ERA: 0.00 WHIP: 0.778															PITCHER IP: 9.0 WLS: W BF: 33 H: 4 R: 0 ER: 0 SO: 6 BB: 3 IBB: 0 HBP: 0 BLK: 0 WP: 1 HR: 0 S: 42 P: 54 ERA: 0.00 WHIP: 0.778				

Batter	1	2	3	4	5	6	7	8	9	AB	R	H	RBI	BB	SO	LOB	BOTTOM			
Lou Whitaker, L OBP: 0.336, SLG: 0.434 (1, 4)										3	2	2	0	1	1	0	<p>Baltimore Orioles @ Detroit Tigers Tiger Stadium, Detroit, MI Fri Jun 26 1987, 7:05 PM EDT Att: 29,396 - Unknown</p> <p>AB 32 R 9 H 10 RBI 9 BB 6 SO 2 LOB 15</p>			
Larry Hemdon, R OBP: 0.389, SLG: 0.519 (8, PH)										1	0	1	1	0	0	0				
Darrell Evans, L OBP: 0.381, SLG: 0.502 (1, 10)										3	2	1	3	1	0	2				
Kirk Gibson, L OBP: 0.380, SLG: 0.530 (1, 7)										3	1	1	3	1	0	0				
Jim Walewander, S OBP: 0.300, SLG: 0.333 (9, 4)										0	0	0	0	0	0	0				
Alan Trammell, R OBP: 0.387, SLG: 0.551 (1, 6)										5	0	0	0	0	0	3				
Mike Heath, R OBP: 0.372, SLG: 0.486 (9, 5)										0	0	0	0	0	0	0				
Matt Nokes, L OBP: 0.373, SLG: 0.562 (1, 2)										5	1	1	0	0	0	4				
Pat Sheridan, L OBP: 0.350, SLG: 0.393 (1, 9)										4	0	1	0	0	1	1				
Dave Bergman, L OBP: 0.450, SLG: 0.532 (1, 3)										1	1	0	0	3	0	0				
Chet Lemon, R OBP: 0.371, SLG: 0.491 (1, 8)										3	1	2	1	0	0	1				
Tom Brookens, R OBP: 0.309, SLG: 0.430 (9, 6)										4	1	1	1	0	0	4				
Inning Stats	R: 2 E: 0 K: 1 S: 7	H: 2 LOB: 1 BB: 1 P: 11	R: 0 E: 0 K: 0 S: 4	H: 1 LOB: 2 BB: 1 P: 8	R: 0 E: 0 K: 0 S: 3	H: 0 LOB: 0 BB: 0 P: 3	R: 0 E: 0 K: 0 S: 3	H: 0 LOB: 1 BB: 1 P: 7	R: 0 E: 0 K: 1 S: 5	H: 0 LOB: 0 BB: 0 P: 5	R: 1 E: 0 K: 0 S: 5	H: 2 LOB: 2 BB: 1 P: 9	R: 3 E: 0 K: 0 S: 5	H: 2 LOB: 0 BB: 1 P: 9	R: 3 E: 1 K: 0 S: 6	H: 3 LOB: 2 BB: 1 P: 11	1B: 7 2B: 1 3B: 0 HR: 2	SF: 2 SAC: 0 DP: 1 HBP: 1	WP: 0 PB: 0 SB: 0 CS: 0	PA: 41
PITCHER Mike Griffin, R ERA: 4.5 (1, 1)	IP: 6.0 WLS: L BF: 27 H: 5 R: 3 ER: 3 SO: 2 BB: 3 IBB: 0 HBP: 0 BLK: 0 WP: 0 HR: 1 S: 27 P: 43 ERA: 4.50 WHIP: 1.333															PITCHER IP: 6.0 WLS: L BF: 27 H: 5 R: 3 ER: 3 SO: 2 BB: 3 IBB: 0 HBP: 0 BLK: 0 WP: 0 HR: 1 S: 27 P: 43 ERA: 4.50 WHIP: 1.333				
Doug Corbett, R ERA: 21.0 (7, 1)	IP: 1.0 WLS: 0 BF: 9 H: 4 R: 6 ER: 6 SO: 0 BB: 2 IBB: 0 HBP: 0 BLK: 0 WP: 0 HR: 1 S: 7 P: 15 ERA: 54.00 WHIP: 6.000															PITCHER IP: 1.0 WLS: 0 BF: 9 H: 4 R: 6 ER: 6 SO: 0 BB: 2 IBB: 0 HBP: 0 BLK: 0 WP: 0 HR: 1 S: 7 P: 15 ERA: 54.00 WHIP: 6.000				
Scott McGregor, L ERA: 5.97 (8, 1)	IP: 1.0 WLS: 0 BF: 5 H: 1 R: 0 ER: 0 SO: 0 BB: 0 IBB: 0 HBP: 1 BLK: 0 WP: 0 HR: 0 S: 4 P: 5 ERA: 0.00 WHIP: 1.000															PITCHER IP: 1.0 WLS: 0 BF: 5 H: 1 R: 0 ER: 0 SO: 0 BB: 0 IBB: 0 HBP: 1 BLK: 0 WP: 0 HR: 0 S: 4 P: 5 ERA: 0.00 WHIP: 1.000				

Batter	1	2	3	4	5	6	7	8	9	AB	R	H	RBI	BB	SO	LOB	TOP		
Ken Gerhart, R OBP: 0.281, SLG: 0.442 (1, 8)										4	0	0	0	0	0	2			
Alan Wiggins, S OBP: 0.313, SLG: 0.315 (1, 4)										4	0	0	0	0	1	1			
Cal Ripken Jr., R OBP: 0.345, SLG: 0.507 (1, 6)										4	0	0	0	0	0	1			
Eddie Murray, S OBP: 0.328, SLG: 0.477 (1, 3)										4	1	2	0	0	0	0			
Ray Knight, R OBP: 0.341, SLG: 0.430 (1, 10)										4	2	1	0	0	0	1			
Mike Young, S OBP: 0.366, SLG: 0.471 Fred Lynn, L OBP: 0.332, SLG: 0.437 (1, 7) (9, 8)										4	0	3	0	0	0	2			
Lee Lacy, R OBP: 0.329, SLG: 0.373 (1, 9)										4	1	1	3	0	0	3			
Rene Gonzales, R OBP: 0.241, SLG: 0.296 (1, 5)										4	0	1	1	0	1	2			
Dave Vangorder, R OBP: 0.222, SLG: 0.313 (1, 2)										3	0	0	0	1	1	1			
Inning Stats	R: 0 E: 0 K: 0 S: 3	H: 0 LOB: 0 BB: 0 P: 3	R: 0 E: 0 K: 0 S: 4	H: 1 LOB: 1 BB: 0 P: 4	R: 0 E: 0 K: 0 S: 2	H: 0 LOB: 0 BB: 1 P: 6	R: 0 E: 0 K: 1 S: 6	H: 1 LOB: 1 BB: 0 P: 6	R: 0 E: 0 K: 1 S: 5	H: 1 LOB: 0 BB: 0 P: 5	R: 1 E: 2 K: 0 S: 5	H: 1 LOB: 1 BB: 0 P: 5	R: 0 E: 0 K: 0 S: 3	H: 0 LOB: 0 BB: 0 P: 3	R: 3 E: 1 K: 1 S: 9	H: 4 LOB: 1 BB: 0 P: 9	1B: 7 2B: 1 3B: 0 HR: 0	SF: 0 SAC: 0 DP: 3 HBP: 0	WP: 0 PA: 36 PB: 0 SB: 0 CS: 0
PITCHER	IP WLS BF H R ER SO BB IBB HBP BLK WP HR S P ERA WHIP	IP WLS BF H R ER SO BB IBB HBP BLK WP HR S P ERA WHIP	IP WLS BF H R ER SO BB IBB HBP BLK WP HR S P ERA WHIP	IP WLS BF H R ER SO BB IBB HBP BLK WP HR S P ERA WHIP	IP WLS BF H R ER SO BB IBB HBP BLK WP HR S P ERA WHIP	IP WLS BF H R ER SO BB IBB HBP BLK WP HR S P ERA WHIP	IP WLS BF H R ER SO BB IBB HBP BLK WP HR S P ERA WHIP	IP WLS BF H R ER SO BB IBB HBP BLK WP HR S P ERA WHIP	IP WLS BF H R ER SO BB IBB HBP BLK WP HR S P ERA WHIP	IP WLS BF H R ER SO BB IBB HBP BLK WP HR S P ERA WHIP	IP WLS BF H R ER SO BB IBB HBP BLK WP HR S P ERA WHIP	IP WLS BF H R ER SO BB IBB HBP BLK WP HR S P ERA WHIP	IP WLS BF H R ER SO BB IBB HBP BLK WP HR S P ERA WHIP	IP WLS BF H R ER SO BB IBB HBP BLK WP HR S P ERA WHIP	IP WLS BF H R ER SO BB IBB HBP BLK WP HR S P ERA WHIP	IP WLS BF H R ER SO BB IBB HBP BLK WP HR S P ERA WHIP	IP WLS BF H R ER SO BB IBB HBP BLK WP HR S P ERA WHIP	IP WLS BF H R ER SO BB IBB HBP BLK WP HR S P ERA WHIP	
Frank Tanana, L ERA: 3.24 Willie Hernandez, L ERA: 4.34 (1, 1) (9, 1)	8.1 L 32 6 3 2 2 1 0 0 0 0 0 35 39 2.16 0.840	0.2 W 4 2 1 1 1 0 0 0 0 0 0 6 6 13.50 3.000																	

Baltimore Orioles @ Detroit Tigers
Tiger Stadium, Detroit, MI
Sat Jun 27 1987, 7:05 PM EDT
Att: 32,395 - Unknown


AB 35
R 4
H 8
RBI 4
BB 1
SO 3
LOB 13



Batter	1	2	3	4	5	6	7	8	9	AB	R	H	RBI	BB	SO	LOB	BOTTOM				
Lou Whitaker, L OBP: 0.338, SLG: 0.433 (1, 4)										3	1	1	0	1	0	1					
Darrell Evans, L OBP: 0.379, SLG: 0.512 (1, 10)										4	1	1	2	0	2	2					
Kirk Gibson, L OBP: 0.377, SLG: 0.524 (1, 7)										4	0	1	0	0	3	1					
Alan Trammell, R OBP: 0.385, SLG: 0.550 (1, 6)										4	0	1	0	0	2	2					
Matt Nokes, L OBP: 0.367, SLG: 0.551 (1, 2)										4	0	0	0	0	0	1					
Pat Sheridan, L OBP: 0.344, SLG: 0.385 (1, 9)										4	0	0	0	0	2	1					
Dave Bergman, L OBP: 0.440, SLG: 0.515 (1, 3)										4	0	1	0	0	1	0					
Chet Lemon, R OBP: 0.369, SLG: 0.483 (1, 8)										3	0	0	0	1	1	0					
Tom Brookens, R OBP: 0.309, SLG: 0.426 (1, 5)										2	0	0	0	1	1	2					
Inning Stats	R: 2 E: 0 K: 2 S: 9	H: 2 LOB: 1 BB: 1 P: 13	R: 0 E: 0 K: 1 S: 5	H: 0 LOB: 0 BB: 0 P: 5	R: 0 E: 0 K: 1 S: 6	H: 1 LOB: 1 BB: 0 P: 6	R: 0 E: 0 K: 0 S: 4	H: 1 LOB: 2 BB: 1 P: 8	R: 0 E: 0 K: 3 S: 10	H: 1 LOB: 1 BB: 0 P: 10	R: 0 E: 0 K: 1 S: 5	H: 0 LOB: 0 BB: 0 P: 5	R: 0 E: 0 K: 2 S: 7	H: 0 LOB: 1 BB: 1 P: 11	R: 0 E: 0 K: 1 S: 5	H: 0 LOB: 0 BB: 0 P: 5	R: 0 E: 0 K: 1 S: 5	H: 0 LOB: 0 BB: 0 P: 5	1B: 3 2B: 1 3B: 0 HR: 1	SF: 0 SAC: 0 DP: 0 HBP: 0	WP: 0 PA: 35 PB: 0 SB: 2 CS: 0
PITCHER	IP WLS BF H R ER SO BB IBB HBP BLK WP HR S P ERA WHIP	IP WLS BF H R ER SO BB IBB HBP BLK WP HR S P ERA WHIP	IP WLS BF H R ER SO BB IBB HBP BLK WP HR S P ERA WHIP	IP WLS BF H R ER SO BB IBB HBP BLK WP HR S P ERA WHIP	IP WLS BF H R ER SO BB IBB HBP BLK WP HR S P ERA WHIP	IP WLS BF H R ER SO BB IBB HBP BLK WP HR S P ERA WHIP	IP WLS BF H R ER SO BB IBB HBP BLK WP HR S P ERA WHIP	IP WLS BF H R ER SO BB IBB HBP BLK WP HR S P ERA WHIP	IP WLS BF H R ER SO BB IBB HBP BLK WP HR S P ERA WHIP	IP WLS BF H R ER SO BB IBB HBP BLK WP HR S P ERA WHIP	IP WLS BF H R ER SO BB IBB HBP BLK WP HR S P ERA WHIP	IP WLS BF H R ER SO BB IBB HBP BLK WP HR S P ERA WHIP	IP WLS BF H R ER SO BB IBB HBP BLK WP HR S P ERA WHIP	IP WLS BF H R ER SO BB IBB HBP BLK WP HR S P ERA WHIP	IP WLS BF H R ER SO BB IBB HBP BLK WP HR S P ERA WHIP	IP WLS BF H R ER SO BB IBB HBP BLK WP HR S P ERA WHIP	IP WLS BF H R ER SO BB IBB HBP BLK WP HR S P ERA WHIP	IP WLS BF H R ER SO BB IBB HBP BLK WP HR S P ERA WHIP			
Mike Boddicker, R ERA: 2.88 Tom Niedenfuer, R ERA: 4.01 (1, 1) (7, 1)	6.2 W 28 5 2 2 9 3 0 0 0 0 1 43 55 2.70 1.200	2.1 W 7 0 0 0 3 0 0 0 0 0 0 13 13 0.00 0.000																			

Baltimore Orioles @ Detroit Tigers
Tiger Stadium, Detroit, MI
Sat Jun 27 1987, 7:05 PM EDT
Att: 32,395 - Unknown

AB 32
R 2
H 5
RBI 2
BB 3
SO 12
LOB 10



Batter	1	2	3	4	5	6	7	8	9	10	11	AB	R	H	RBI	BB	SO	LOB	TOP					
Alan Wiggins, S OBP: 0.314, SLG: 0.312 (1, 4)	G3	FC6-4		3B	L1			F8		F8		5	1	1	0	1	0	2						
Jim Dwyer, L OBP: 0.319, SLG: 0.535 (1, 9)	F9		K	1B				F6		F8		6	1	2	2	0	1	2						
Cal Ripken Jr., R OBP: 0.348, SLG: 0.503 (1, 6)	BB		2B	1B				E5		K		4	1	1	0	2	2	3						
Eddie Murray, S OBP: 0.334, SLG: 0.486 (1, 3)	BB		1B					K		K		5	1	3	1	1	0	1						
Fred Lynn, L OBP: 0.336, SLG: 0.447 (1, 8)	HR		2B	1B				FC6-4				4	1	1	3	2	0	2						
Ray Knight, R OBP: 0.338, SLG: 0.422 (1, 5)	5-3		G1-2-3					G6-4-3				5	0	0	0	1	0	6						
Terry Kennedy, L OBP: 0.309, SLG: 0.445 (1, 2)			G3					1-3				4	1	1	0	1	0	0						
Larry Sheets, L OBP: 0.360, SLG: 0.574 (1, 7)			F7					K				4	1	0	0	0	1	3						
Ken Gehrig, R OBP: 0.279, SLG: 0.439 (9, 7)			FC6-4	1B				FC1-2-5-1		6-3		1	0	0	0	0	0	0						
Mike Young, S OBP: 0.367, SLG: 0.464 (1, 10)			K					FC6-4		F9		4	0	1	1	1	1	2						
Inning Stats	R: 3 E: 0 K: 0 S: 4	H: 1 LOB: 0 BB: 2 P: 12	R: 0 E: 0 K: 0 S: 3	H: 0 LOB: 1 BB: 1 P: 7	R: 0 E: 0 K: 1 S: 6	H: 2 LOB: 2 BB: 1 P: 10	R: 3 E: 0 K: 1 S: 8	H: 3 LOB: 2 BB: 2 P: 16	R: 1 E: 0 K: 0 S: 4	H: 1 LOB: 1 BB: 1 P: 8	R: 0 E: 1 K: 0 S: 4	H: 0 LOB: 2 BB: 1 P: 5	R: 0 E: 0 K: 1 S: 6	H: 1 LOB: 1 BB: 0 P: 6	R: 0 E: 0 K: 0 S: 3	H: 0 LOB: 0 BB: 0 P: 3	R: 0 E: 0 K: 1 S: 6	H: 1 LOB: 2 BB: 1 P: 10	R: 0 E: 0 K: 0 S: 3	H: 0 LOB: 0 BB: 0 P: 3	1B: 6 2B: 2 3B: 1 HR: 1	SF: 0 SAC: 0 DP: 2 HBP: 0	WP: 0 PB: 0 SB: 1 CS: 0	PA: 51
PITCHER	IP ERA WLS BF H R ER SO BB IBB HBP BLK WP HR S P ERA WHIP	Jeff Robinson, R ERA: 5.79 (1, 1)	3.2 21 5 6 6 2 5 5 1 0 0 0 0 0 19 43 14.73 2.727	Mark Thurmond, L ERA: 3.0 (4, 1)	1.2 11 3 1 1 0 0 1 1 0 0 0 0 0 9 17 5.40 2.400	Eric King, R ERA: 4.02 (6, 1)	4.2 16 2 0 0 3 1 0 0 0 0 0 0 0 21 25 0.00 0.643	Willie Hernandez, L ERA: 4.12 (11, 1)	1.0 W 3 0 0 0 0 0 0 0 0 0 0 0 3 3 0.00 0.000	PITCHER	IP ERA WLS BF H R ER SO BB IBB HBP BLK WP HR S P ERA WHIP	Jeff Robinson, R ERA: 5.79 (1, 1)	3.2 21 5 6 6 2 5 5 1 0 0 0 0 0 19 43 14.73 2.727	Mark Thurmond, L ERA: 3.0 (4, 1)	1.2 11 3 1 1 0 0 1 1 0 0 0 0 0 9 17 5.40 2.400	Eric King, R ERA: 4.02 (6, 1)	4.2 16 2 0 0 3 1 0 0 0 0 0 0 0 21 25 0.00 0.643	Willie Hernandez, L ERA: 4.12 (11, 1)	1.0 W 3 0 0 0 0 0 0 0 0 0 0 0 3 3 0.00 0.000					

Baltimore Orioles @ Detroit Tigers
Tiger Stadium, Detroit, MI
Sun Jun 28 1987, 3:33 AM EDT
Att: 31,606 - Unknown

AB 42
R 7
H 10
RBI 7
BB 9
SO 5
LOB 21



Batter	1	2	3	4	5	6	7	8	9	10	11	AB	R	H	RBI	BB	SO	LOB	BOTTOM					
Tom Brookens, R OBP: 0.309, SLG: 0.422 (1, 4)	HR				5-3		G1-6-3					2	1	0	0	1	0	0						
Matt Nokes, L OBP: 0.371, SLG: 0.567 (7, PH)	BB						L5					3	2	2	1	0	0	1						
Bill Madlock, R OBP: 0.304, SLG: 0.444 (1, 10)	HR											5	3	3	4	0	0	0						
Kirk Gibson, L OBP: 0.381, SLG: 0.519 (1, 7)	CS											4	1	1	0	2	0	0						
Alan Trammell, R OBP: 0.391, SLG: 0.555 (1, 6)	BB											5	0	3	1	1	0	0						
Larry Herndon, R OBP: 0.367, SLG: 0.479 (1, 9)	6-3											2	0	0	0	0	0	1						
Pat Sheridan, L OBP: 0.344, SLG: 0.385 (6, PH)												3	0	1	0	0	1	3						
Chet Lemon, R OBP: 0.389, SLG: 0.476 (1, 8)	BB											4	0	1	1	1	1	2						
Darrell Evans, L OBP: 0.379, SLG: 0.507 (1, 3)	BB											4	0	1	0	1	0	3						
Darnell Coles, R OBP: 0.258, SLG: 0.319 (1, 5)	FC5											2	0	0	0	0	0	4						
Lou Whitaker, L OBP: 0.334, SLG: 0.428 (6, PH)												3	0	0	0	0	0	3						
Mike Heath, R OBP: 0.367, SLG: 0.479 (1, 2)												2	0	0	0	0	2	1						
Dave Bergman, L OBP: 0.447, SLG: 0.515 (7, PH)												0	0	0	0	1	0	0						
Jim Walewander, S OBP: 0.300, SLG: 0.333 (8, 5)												0	0	0	0	0	0	0						
Johnny Grubb, L OBP: 0.284, SLG: 0.242 (9, PH)												2	1	1	1	0	0	0						
Inning Stats	R: 2 E: 0 K: 0 S: 4	H: 2 LOB: 3 BB: 4 P: 20	R: 0 E: 0 K: 1 S: 5	H: 0 LOB: 0 BB: 0 P: 5	R: 0 E: 0 K: 0 S: 3	H: 0 LOB: 0 BB: 0 P: 3	R: 0 E: 0 K: 1 S: 6	H: 1 LOB: 1 BB: 0 P: 6	R: 1 E: 0 K: 0 S: 4	H: 3 LOB: 2 BB: 0 P: 8	R: 0 E: 0 K: 1 S: 6	H: 0 LOB: 0 BB: 1 P: 6	R: 1 E: 0 K: 1 S: 8	H: 3 LOB: 2 BB: 0 P: 8	R: 3 E: 0 K: 0 S: 6	H: 3 LOB: 1 BB: 1 P: 10	R: 0 E: 0 K: 0 S: 3	H: 0 LOB: 0 BB: 0 P: 3	R: 1 E: 0 K: 0 S: 3	H: 2 LOB: 2 BB: 1 P: 7	1B: 7 2B: 1 3B: 0 HR: 5	SF: 0 SAC: 1 DP: 1 HBP: 0	WP: 0 PB: 0 SB: 2 CS: 1	PA: 49
PITCHER	IP ERA WLS BF H R ER SO BB IBB HBP BLK WP HR S P ERA WHIP	Eric Bell, L ERA: 5.93 (1, 1)	5.1 20 3 2 1 1 3 1 0 0 0 0 0 0 25 29 1.69 0.750	John Habyan, R ERA: 5.5 (1, 1)	1.0 4 2 1 1 0 0 0 0 0 1 0 0 0 4 4 9.00 2.000	Scott McGregor, L ERA: 6.01 (7, 1)	1.0 4 2 1 1 0 0 0 0 0 1 0 0 0 4 4 9.00 2.000	Tom Niedenfuer, R ERA: 4.54 (8, 1)	2.0 11 4 3 3 1 1 0 0 0 0 0 0 3 12 16 13.50 2.500	Doug Corbett, R ERA: 16.62 (10, 1)	1.1 L 7 2 1 1 0 0 1 0 0 0 0 0 6 10 6.75 1.500	PITCHER	IP ERA WLS BF H R ER SO BB IBB HBP BLK WP HR S P ERA WHIP	Eric Bell, L ERA: 5.93 (1, 1)	5.1 20 3 2 1 1 3 1 0 0 0 0 0 0 25 29 1.69 0.750	John Habyan, R ERA: 5.5 (1, 1)	1.0 4 2 1 1 0 0 0 0 0 1 0 0 0 4 4 9.00 2.000	Scott McGregor, L ERA: 6.01 (7, 1)	1.0 4 2 1 1 0 0 0 0 0 1 0 0 0 4 4 9.00 2.000	Tom Niedenfuer, R ERA: 4.54 (8, 1)	2.0 11 4 3 3 1 1 0 0 0 0 0 0 3 12 16 13.50 2.500	Doug Corbett, R ERA: 16.62 (10, 1)	1.1 L 7 2 1 1 0 0 1 0 0 0 0 0 6 10 6.75 1.500	

Baltimore Orioles @ Detroit Tigers
Tiger Stadium, Detroit, MI
Sun Jun 28 1987, 3:33 AM EDT
Att: 31,606 - Unknown

AB 41
R 8
H 13
RBI 8
BB 7
SO 4
LOB 18



Batter	1	2	3	4	5	6	7	8	9	AB	R	H	RBI	BB	SO	LOB	TOP								
Lou Whitaker, L OBP: 0.337, SLG: 0.427 Jim Walewander, S OBP: 0.250, SLG: 0.273	F9	G5-4-3 2-H BB		F9	1B		4-3		FC6-4 1-2	3	0	1	2	1	0	0									
Bill Madlock, R OBP: 0.303, SLG: 0.439 Darnell Coles, R OBP: 0.256, SLG: 0.317	K	G5-4-3 1-2		F7	1B			F5		4	0	1	1	0	1	1									
Kirk Gibson, L OBP: 0.386, SLG: 0.523 Mike Heath, R OBP: 0.367, SLG: 0.479	2B		2B					G3		4	2	2	0	1	0	2									
Alan Trammell, R OBP: 0.391, SLG: 0.552	F9		F3		1B	L5		1B		5	1	2	0	0	0	2									
Matt Nokes, L OBP: 0.376, SLG: 0.572		FC3-6 1B	1B	1-3	1B	1-3		1B		5	0	3	1	0	1	3									
Pat Sheridan, L OBP: 0.348, SLG: 0.389	FC3-6 1B	FC1-2 2B	FC1-2 1B		1B	1B		1B		5	2	3	1	0	0	1									
Darrell Evans, L OBP: 0.383, SLG: 0.505 Dave Bergman, L OBP: 0.348, SLG: 0.544	2B	1B	FC1-2 1B		1B	1B		4-3		1	2	0	0	2	0	2									
Chet Lemon, R OBP: 0.366, SLG: 0.471	2B	1B	F7		F3		6-3	4-3		5	1	1	2	0	0	5									
Tom Brookens, R OBP: 0.316, SLG: 0.428 Mike Henneman, R	WP	2B		F8	1B	1B		FC6-4 1B		4	2	2	3	1	0	0									
Inning Stats	R: 0 E: 0 K: 1 S: 6	H: 1 LOB: 1 BB: 0 P: 6	R: 4 E: 0 K: 0 S: 5	H: 3 LOB: 0 BB: 2 P: 13	R: 1 E: 0 K: 0 S: 5	H: 2 LOB: 2 BB: 1 P: 9	R: 0 E: 0 K: 0 S: 3	H: 0 LOB: 0 BB: 0 P: 3	R: 5 E: 0 K: 0 S: 8	H: 5 LOB: 2 BB: 2 P: 16	R: 0 E: 0 K: 1 S: 6	H: 2 LOB: 1 BB: 0 P: 6	R: 0 E: 0 K: 0 S: 3	H: 0 LOB: 0 BB: 0 P: 3	R: 0 E: 0 K: 1 S: 6	H: 1 LOB: 1 BB: 0 P: 6	R: 1 E: 0 K: 0 S: 5	H: 2 LOB: 1 BB: 0 P: 5	1B: 12 2B: 3 3B: 1 HR: 0	SF: 0 SAC: 0 DP: 1 HBP: 0	WP: 2 PB: 0 SB: 2 CS: 0	PA: 46			
PITCHER	IP	WLS	BF	H	R	ER	SO	BB	IBB	HBP	BLK	WP	HR	S	P	ERA	WHIP								
Chris Bosio, R ERA: 6.12	2.1	L	13	4	5	5	1	3	0	0	0	1	0	12	24	19.29	3.000								
John Henry Johnson, L ERA: 9.57	3.2		21	9	5	5	1	2	0	0	0	0	0	21	29	12.27	3.000								
Jay Aldrich, R ERA: 4.58	3.0		12	3	1	1	1	0	0	0	0	0	0	14	14	3.00	1.000								

Detroit Tigers @ Milwaukee Brewers
Milwaukee County Stadium, Milwaukee, WI
Mon Jun 29 1987, 8:05 PM EDT
Att: 21,487 - Unknown

AB 41
R 11
H 16
RBI 10
BB 5
SO 3
LOB 18




Batter	1	2	3	4	5	6	7	8	9	AB	R	H	RBI	BB	SO	LOB	BOTTOM								
Mike Felder, S OBP: 0.271, SLG: 0.338	BB	F7			BB		6-3		K	3	0	0	0	2	1	1									
Robin Yount, R OBP: 0.377, SLG: 0.470 Rick Manning, L OBP: 0.368, SLG: 0.375	L6		K		F7		L3			3	0	0	0	0	1	2									
Cecil Cooper, L OBP: 0.286, SLG: 0.372	BB		F9		F5		F8			3	0	0	0	1	0	1									
Greg Brock, L OBP: 0.338, SLG: 0.431 Jim Paciorek, R OBP: 0.326, SLG: 0.342	BB		K			BB		4-3		1	0	0	0	2	1	0									
Rob Deer, R OBP: 0.370, SLG: 0.549 Glenn Braggs, R OBP: 0.332, SLG: 0.398	K			F7		F7		5-3		3	0	0	0	0	1	4									
Ernest Riles, L OBP: 0.250, SLG: 0.250	K				FC6-4 1B		E9		F7	4	0	1	0	0	1	4									
Bill Schroeder, R OBP: 0.394, SLG: 0.514 B.J. Surhoff, L OBP: 0.337, SLG: 0.444			6-3 1-3 1B		K		F5		G3	2	0	1	0	0	1	1									
Jim Gantner, L OBP: 0.329, SLG: 0.374		1-3			FC6-4 1-2				G3	3	0	0	1	1	0	2									
Dale Sveum, S OBP: 0.270, SLG: 0.363 Juan Castillo, S OBP: 0.357, SLG: 0.412		6-3					K		3-1	2	0	0	0	0	1	1									
Inning Stats	R: 0 E: 0 K: 2 S: 7	H: 0 LOB: 3 BB: 3 P: 19	R: 0 E: 0 K: 0 S: 4	H: 1 LOB: 1 BB: 0 P: 4	R: 0 E: 0 K: 2 S: 7	H: 0 LOB: 0 BB: 0 P: 7	R: 0 E: 0 K: 1 S: 6	H: 1 LOB: 1 BB: 0 P: 6	R: 0 E: 0 K: 1 S: 5	H: 0 LOB: 1 BB: 1 P: 9	R: 0 E: 1 K: 1 S: 6	H: 0 LOB: 3 BB: 2 P: 14	R: 0 E: 0 K: 0 S: 3	H: 0 LOB: 0 BB: 0 P: 3	R: 0 E: 0 K: 0 S: 3	H: 0 LOB: 0 BB: 0 P: 3	R: 1 E: 0 K: 1 S: 6	H: 1 LOB: 0 BB: 0 P: 6	1B: 2 2B: 0 3B: 1 HR: 0	SF: 0 SAC: 0 DP: 0 HBP: 0	WP: 0 PB: 0 SB: 1 CS: 0	PA: 37			
PITCHER	IP	WLS	BF	H	R	ER	SO	BB	IBB	HBP	BLK	WP	HR	S	P	ERA	WHIP								
Jack Morris, R ERA: 3.58	7.0		30	2	0	0	7	6	0	0	0	0	0	38	62	0.00	1.143								
Mike Henneman, R ERA: 2.64	2.0		7	1	1	1	1	0	0	0	0	0	0	9	9	4.50	0.500								
Mike Henneman, R ERA: 2.64	2.0		7	1	1	1	1	0	0	0	0	0	0	9	9	4.50	0.500								

Detroit Tigers @ Milwaukee Brewers
Milwaukee County Stadium, Milwaukee, WI
Mon Jun 29 1987, 8:05 PM EDT
Att: 21,487 - Unknown

AB 31
R 1
H 3
RBI 1
BB 6
SO 8
LOB 22




Batter	1	2	3	4	5	6	7	8	9	AB	R	H	RBI	BB	SO	LOB	TOP										
Lou Whitaker, L (1, 4) OBP: 0.337, SLG: 0.423	F5		1B	3-1	BB		F7		K	5	1	1	0	1	1	4											
Bill Madlock, R (1, 10) OBP: 0.310, SLG: 0.458	HR		BB	1B	HBP		6-3		K	5	1	2	1	0	1	6											
Kirk Gibson, L (1, 7) OBP: 0.389, SLG: 0.520	2B		FC3-2	BB	1B		4-3		F7	5	1	2	1	1	1	3											
Alan Trammell, R (1, 6) OBP: 0.399, SLG: 0.559	2B		BB	FC3-2	BB		HR		WP	4	2	3	0	1	0	2											
Matt Nokes, L (1, 2) OBP: 0.372, SLG: 0.577	F2		FC3-2	BB	4-3		HR		P3	5	2	1	2	0	0	8											
Pat Sheridan, L (1, 9) OBP: 0.350, SLG: 0.384	K		2B	BB	1B		K		K	3	1	0	1	2	3	3											
Darrell Evans, L (1, 3) Jim Walewander, S (9, PR) Dave Bergman, L (9, 3) OBP: 0.505, SLG: 0.273 OBP: 0.448, SLG: 0.544		6-3	2B				K		K	4	0	1	2	1	2	1	AB 38										
Chet Lemon, R (1, 8) OBP: 0.371, SLG: 0.471		6-3					BB		SH	4	0	2	1	1	1	2	R 8										
Tom Brookens, R (1, 5) OBP: 0.312, SLG: 0.422		F8		4-3			F8		SH1-3	3	0	0	0	0	0	3	H 12										
									SH	3	0	0	0	0	0	3	RBI 8										
																	BB 7										
																	SO 9										
																	LOB 32										
																											
Inning Stats	R: 1 E: 0 K: 1 S: 7	H: 2 LOB: 2 BB: 1 P: 11	R: 0 E: 0 K: 0 S: 3	H: 0 LOB: 0 BB: 0 P: 3	R: 4 E: 0 K: 1 S: 9	H: 4 LOB: 2 BB: 2 P: 17	R: 0 E: 0 K: 0 S: 4	H: 1 LOB: 2 BB: 0 P: 5	R: 1 E: 0 K: 1 S: 6	H: 1 LOB: 2 BB: 2 P: 14	R: 2 E: 0 K: 2 S: 9	H: 2 LOB: 1 BB: 1 P: 9	R: 0 E: 0 K: 0 S: 3	H: 0 LOB: 1 BB: 1 P: 7	R: 0 E: 0 K: 1 S: 6	H: 1 LOB: 1 BB: 0 P: 6	R: 0 E: 0 K: 3 S: 11	H: 1 LOB: 3 BB: 1 P: 15	1B: 8 2B: 2 3B: 0 HR: 2	SF: 0 SAC: 2 DP: 0 HBP: 1	WP: 1 PB: 0 SB: 1 CS: 0	PA: 48					
PITCHER	IP	WLS	BF	H	R	ER	SO	BB	IBB	HBP	BLK	WP	HR	S	P	ERA	WHIP										
Mark Clear, R (1, 1) ERA: 5.48	3.1	L	21	7	5	5	2	3	0	1	0	0	1	21	34	13.50	3.000										
Chuck Cmm, R (4, 1) ERA: 4.48	4.0		19	4	3	3	3	3	0	0	0	0	1	22	34	6.75	1.750										
Paul Mirabella, L (8, 1) ERA: 7.2	0.2	S	5	1	0	0	1	1	0	0	0	1	0	6	10	0.00	3.000										
Dan Plesac, L (9, 1) ERA: 1.29	1.0		3	0	0	0	3	0	0	0	0	0	0	9	9	0.00	0.000										

Detroit Tigers @ Milwaukee Brewers
Milwaukee County Stadium, Milwaukee, WI
Tue Jun 30 1987, 8:05 PM EDT
Att: 21,609 - Unknown

AB 38
R 8
H 12
RBI 8
BB 7
SO 9
LOB 32



Batter	1	2	3	4	5	6	7	8	9	AB	R	H	RBI	BB	SO	LOB	BOTTOM										
Mike Felder, S (1, 7) OBP: 0.297, SLG: 0.345	F7		4-3		BB					4	0	2	0	2	0	1											
Robin Yount, R (1, 8) OBP: 0.373, SLG: 0.462	5-3		6-3		F9				F8	5	0	0	0	1	1	8											
Cecil Cooper, L (1, 10) OBP: 0.293, SLG: 0.387	1B		2B							4	0	3	1	0	1	0											
Greg Brock, L (1, 3) OBP: 0.348, SLG: 0.435	BB		G4-6-3		HR				G4-6-3	3	1	2	0	2	0	2											
Rob Deer, R (1, 9) OBP: 0.367, SLG: 0.539	1B		K						F8	4	0	0	0	1	3	5											
B.J. Surhoff, L (1, 2) OBP: 0.339, SLG: 0.461	F8		G4-6-3		HR				G4-6-3	5	2	2	2	0	0	7											
Ernest Riles, L (1, 5) ERA: 5.43			4-3							4	0	0	0	0	2	1	AB 38										
Juan Castillo, S (9, PH) OBP: 0.361, SLG: 0.423										1	0	1	0	0	0	0	R 5										
Jim Gantner, L (1, 4) OBP: 0.340, SLG: 0.379			BLK							2	2	2	1	2	0	0	H 14										
Jim Paciorek, R (9, PH) OBP: 0.322, SLG: 0.338			2B						F9	1	0	0	0	0	0	1	RBI 5										
Dale Sveum, S (1, 6) OBP: 0.272, SLG: 0.372			4-3						5-3	5	0	2	1	0	1	3	BB 8										
																	SO 8										
																	LOB 28										
																											
Inning Stats	R: 0 E: 0 K: 0 S: 5	H: 2 LOB: 3 BB: 1 P: 9	R: 1 E: 0 K: 0 S: 5	H: 2 LOB: 1 BB: 0 P: 5	R: 0 E: 0 K: 1 S: 6	H: 2 LOB: 1 BB: 0 P: 6	R: 0 E: 0 K: 2 S: 7	H: 0 LOB: 2 BB: 2 P: 15	R: 2 E: 0 K: 2 S: 8	H: 1 LOB: 0 BB: 1 P: 12	R: 1 E: 0 K: 0 S: 4	H: 1 LOB: 2 BB: 2 P: 12	R: 1 E: 0 K: 3 S: 12	H: 3 LOB: 3 BB: 1 P: 16	R: 0 E: 0 K: 0 S: 3	H: 1 LOB: 1 BB: 1 P: 7	R: 0 E: 0 K: 0 S: 5	H: 2 LOB: 2 BB: 0 P: 5	1B: 8 2B: 5 3B: 0 HR: 1	SF: 1 SAC: 0 DP: 2 HBP: 0	WP: 1 PB: 0 SB: 2 CS: 0	PA: 47					
PITCHER	IP	WLS	BF	H	R	ER	SO	BB	IBB	HBP	BLK	WP	HR	S	P	ERA	WHIP										
Dan Petry, R (1, 1) ERA: 5.43	5.1	W	29	8	4	4	5	6	0	0	1	0	1	33	57	6.75	2.625										
Mark Thurmond, L (6, 1) ERA: 3.16	1.1		8	3	1	1	2	1	0	0	0	1	0	11	15	6.75	3.000										
Mike Henneman, R (7, 1) ERA: 2.61	0.1	S	1	0	0	0	1	0	0	0	0	0	0	3	3	0.00	0.000										
Willie Hernandez, L (8, 1) ERA: 3.74	2.0		9	3	0	0	0	1	0	0	0	0	0	8	12	0.00	2.000										

Detroit Tigers @ Milwaukee Brewers
Milwaukee County Stadium, Milwaukee, WI
Tue Jun 30 1987, 8:05 PM EDT
Att: 21,609 - Unknown


AB 38
R 5
H 14
RBI 5
BB 8
SO 8
LOB 28



Batter	1	2	3	4	5	6	7	8	9	AB	R	H	RBI	BB	SO	LOB	TOP			
Lou Whitaker, L OBP: 0.333, SLG: 0.418 Mike Heath, R OBP: 0.365, SLG: 0.476	0-0 4-3		0-0 G3			0-0 F8		0-3 K		3	0	0	0	0	0	0				
Darrell Evans, L OBP: 0.391, SLG: 0.514	0-0 1-3			0-0 F6		0-0 F8			0-0 HR	4	1	1	1	0	0	0				
Kirk Gibson, L OBP: 0.386, SLG: 0.515	0-0 6-3			0-0 F7			0-0 F9		0-0 1B BB 1B	4	1	1	0	0	0	0				
Aian Trammell, R OBP: 0.396, SLG: 0.555 Jim Walewander, S OBP: 0.214, SLG: 0.231		0-0 F9		0-0 5-3			0-0 F7		0-3 K	2	0	0	0	0	0	0				
Matt Nokes, L OBP: 0.374, SLG: 0.580		0-0 2B			0-0 FC6-4 1B		0-0 3-1		0-0 F9	4	0	2	0	0	0	1				
Pat Sheridan, L OBP: 0.353, SLG: 0.386		0-3 K			0-0 FC6-4 1-2			0-0 1B 1B	0-0 BB 1B	4	0	2	0	0	1	2				
Dave Bergman, L OBP: 0.440, SLG: 0.528		0-0 1-3			0-3 K			0-0 F8	0-0 BB 1B	4	0	1	0	0	1	3				
Chet Lemon, R OBP: 0.369, SLG: 0.469 Darrell Coles, R OBP: 0.257, SLG: 0.311			0-3 K		0-3 K			0-3 K	4-0 BB	1	0	0	0	0	1	0				
Tom Brookens, R OBP: 0.311, SLG: 0.419			0-0 F7			0-0 F8		0-0 1B	0-0 F6	4	0	1	0	0	0	3				
Inning Stats	R: 0 E: 0 K: 0 S: 3	H: 0 LOB: 0 BB: 0 P: 3	R: 0 E: 0 K: 1 S: 6	H: 1 LOB: 1 BB: 0 P: 6	R: 0 E: 0 K: 1 S: 5	H: 0 LOB: 0 BB: 0 P: 5	R: 0 E: 0 K: 0 S: 3	H: 0 LOB: 0 BB: 0 P: 3	R: 0 E: 0 K: 2 S: 8	H: 1 LOB: 1 BB: 0 P: 8	R: 0 E: 0 K: 0 S: 3	H: 0 LOB: 0 BB: 0 P: 3	R: 0 E: 0 K: 2 S: 9	H: 2 LOB: 2 BB: 0 P: 9	R: 2 E: 0 K: 1 S: 9	H: 4 LOB: 3 BB: 1 P: 13	1B: 6 2B: 1 3B: 0 HR: 1	SF: 0 SAC: 0 DP: 0 HBP: 0	WP: 0 PB: 0 SB: 0 CS: 0	PA: 36
PITCHER Bill Wegman, R ERA: 4.18	IP: 9.0 WLS: W BF: 36 H: 8 R: 2 ER: 2 SO: 7 BB: 1 IBB: 0 HBP: 0 BLK: 0 WP: 0 HR: 1 S: 49 P: 53 ERA: 2.00 WHIP: 1.000															PITCHER				

Detroit Tigers @ Milwaukee Brewers
Milwaukee County Stadium, Milwaukee, WI
Wed Jul 01 1987, 4:33 AM EDT
Att: 24,528 - Unknown


AB 35
R 2
H 8
RBI 2
BB 1
SO 7
LOB 14



Batter	1	2	3	4	5	6	7	8	9	AB	R	H	RBI	BB	SO	LOB	BOTTOM			
Mike Felder, S OBP: 0.330, SLG: 0.379	0-0 4-3				4-0 1B 1B			4-0 BB		3	2	3	3	0	0					
Robin Yount, R OBP: 0.373, SLG: 0.460 Rick Manning, L OBP: 0.356, SLG: 0.360	0-0 F9				0-0 1B 1-3	0-0 1B		0-0 BB		3	0	1	0	0	0	1				
Cecil Cooper, L OBP: 0.307, SLG: 0.400	0-0 2B		4-0 1B 1B	0-0 2B 4-3	0-0 1B	1-2 3-H		4-0 FC1-2 BB		3	3	3	1	2	0	0				
Greg Brock, L OBP: 0.358, SLG: 0.449	0-0 1B		0-0 1B 3B	0-0 4-3 1B	0-0 F8		0-0 FC1-2 1B		0-0 K 1B	5	2	4	3	0	0	2				
Glenn Braggs, R OBP: 0.333, SLG: 0.398	0-0 4-3		0-0 3B 1B	0-0 F4	0-3 K		0-0 K FC1-2		1-2 2-3 3-H	5	1	2	1	0	1	5				
B.J. Surhoff, L OBP: 0.341, SLG: 0.471		0-0 F7	0-0 SF9 3B	0-0 4-3		0-0 FC6-4 BB 1B		0-0 FC1-2 K		5	2	2	3	0	0	4				
Ernest Riles, L OBP: 0.231, SLG: 0.250		0-0 1B	0-0 SF9	0-0 1B		0-0 F8		0-3 K		4	0	2	2	0	1	4				
Jim Gantner, L OBP: 0.339, SLG: 0.378 Juan Castillo, S OBP: 0.365, SLG: 0.429		0-0 G3-6-3 1B	0-0 3B 2B	0-0 F7		4-0 FC6-4 BB		0-0 F8		1	0	0	0	0	0	1				
Dale Sveum, S OBP: 0.275, SLG: 0.372 Jim Pacione, R OBP: 0.319, SLG: 0.333			0-0 1B HBP		0-0 5-3	0-0 FC6-4 1B		0-0 1-3		0	1	0	0	0	0	2				
Inning Stats	R: 1 E: 0 K: 0 S: 5	H: 2 LOB: 1 BB: 0 P: 5	R: 0 E: 0 K: 0 S: 3	H: 1 LOB: 0 BB: 0 P: 3	R: 8 E: 0 K: 0 S: 9	H: 6 LOB: 1 BB: 2 P: 18	R: 2 E: 0 K: 0 S: 6	H: 3 LOB: 1 BB: 0 P: 6	R: 1 E: 0 K: 1 S: 7	H: 2 LOB: 2 BB: 1 P: 11	R: 1 E: 0 K: 0 S: 5	H: 2 LOB: 3 BB: 1 P: 9	R: 0 E: 0 K: 1 S: 6	H: 2 LOB: 3 BB: 1 P: 10	R: 0 E: 0 K: 0 S: 3	H: 0 LOB: 1 BB: 1 P: 7	1B: 13 2B: 3 3B: 2 HR: 0	SF: 1 SAC: 1 DP: 1 HBP: 1	WP: 0 PB: 0 SB: 0 CS: 0	PA: 47
PITCHER Walt Terrell, R ERA: 4.19 Mark Thurmond, L ERA: 4.09 Mike Henneman, R ERA: 2.83	IP: 2.1 WLS: L BF: 15 H: 6 R: 7 ER: 7 SO: 0 BB: 1 IBB: 1 HBP: 0 BLK: 0 WP: 0 HR: 0 S: 12 P: 21 ERA: 27.00 WHIP: 3.000															PITCHER				

Detroit Tigers @ Milwaukee Brewers
Milwaukee County Stadium, Milwaukee, WI
Wed Jul 01 1987, 4:33 AM EDT
Att: 24,528 - Unknown

AB 38
R 13
H 18
RBI 13
BB 6
SO 2
LOB 23




Batter	1	2	3	4	5	6	7	8	9	AB	R	H	RBI	BB	SO	LOB	TOP					
Lou Whitaker, L (1, 4)	1-3		F7		5-3			FC5-4 1B		4	0	1	0	0	0	0	Detroit Tigers @ Seattle Mariners The Kingdome, Seattle, WA Thu Jul 02, 1987, 10:05 PM EDT Att: 10,646 - Unknown					
Bill Madlock, R (1, 3)	FC6-4 BB		F7			K		FC5-4 1-2		3	0	0	0	1	1							
Kirk Gibson, L (1, 7)	FC6-4 1-2			F6		K		F7		4	0	0	0	0	1							
Alan Trammell, R (1, 6)				HR BB		F8		F7		3	1	1	0	1	0							
Larry Herndon, R (1, 9)	K			HR			K	1B		4	1	2	2	0	2							
Chet Lemon, R (1, 8)					5-3			1B		4	0	1	0	0	0							
Tom Brookens, R (1, 5)					6-3			1B		4	0	0	0	0	2							
Darnell Coles, R (1, 10)										3	0	0	0	0	1							
Mike Heath, R (1, 2)				6-3				G1		3	0	0	0	0	0							
Inning Stats	R: 0 E: 0 K: 1 S: 6	H: 1 LOB: 2 BB: 1 P: 10	R: 0 E: 0 K: 1 S: 5	H: 0 LOB: 0 BB: 0 P: 5	R: 0 E: 0 K: 0 S: 3	H: 0 LOB: 0 BB: 1 P: 3	R: 2 E: 0 K: 0 S: 4	H: 1 LOB: 0 BB: 1 P: 8	R: 0 E: 0 K: 0 S: 3	H: 0 LOB: 0 BB: 0 P: 3	R: 0 E: 0 K: 2 S: 7	H: 0 LOB: 0 BB: 0 P: 7	R: 0 E: 0 K: 1 S: 5	H: 0 LOB: 0 BB: 0 P: 5	R: 0 E: 0 K: 0 S: 4	H: 1 LOB: 1 BB: 0 P: 4		R: 0 E: 0 K: 0 S: 5	H: 2 LOB: 2 BB: 0 P: 5	1B: 4 2B: 0 3B: 0 HR: 1	SF: 0 SAC: 0 DP: 0 HBP: 0	WP: 0 PB: 0 SB: 2 CS: 0
PITCHER Lee Guetterman, L (1, 1) ERA: 3.04	IP: 9.0 WLS: W BF: 34	H: 5 R: 2 ER: 2 SO: 5	BB: 2 IBB: 0 HBP: 0 BLK: 0	WP: 0 HR: 1 S: 42 P: 50	ERA: 2.00 WHIP: 0.778	PITCHER										IP: 9.0 WLS: W BF: 34	H: 5 R: 2 ER: 2 SO: 5	BB: 2 IBB: 0 HBP: 0 BLK: 0	WP: 0 HR: 1 S: 42 P: 50	ERA: 2.00 WHIP: 0.778		

Batter	1	2	3	4	5	6	7	8	9	AB	R	H	RBI	BB	SO	LOB	BOTTOM					
John Moses, S (1, 8)	F8		F9							3	1	0	0	1	0	0	Detroit Tigers @ Seattle Mariners The Kingdome, Seattle, WA Thu Jul 02, 1987, 10:05 PM EDT Att: 10,646 - Unknown					
Phil Bradley, R (1, 7)	K									4	2	2	2	0	2							
Dave Valle, R (1, 2)	HR		F9							3	1	1	1	1	0							
Jim Presley, R (1, 5)			6-3							3	0	2	1	0	0							
Alvin Davis, L (1, 3)	G3									3	0	0	0	1	0							
Mickey Brantley, R (1, 10)										4	0	1	0	0	1							
John Christensen, R (1, 9)										3	0	0	0	0	1							
Ken Phelps, L (8, PH)										1	0	0	0	0	2							
Mike Kingery, L (9, 9)										0	0	0	0	0	0							
Rey Quinones, R (1, 6)										3	1	1	0	0	1							
Harold Reynolds, S (1, 4)										3	0	0	0	0	2							
Inning Stats	R: 1 E: 0 K: 1 S: 7	H: 2 LOB: 1 BB: 0 P: 7	R: 0 E: 0 K: 0 S: 4	H: 1 LOB: 1 BB: 0 P: 4	R: 1 E: 0 K: 0 S: 4	H: 1 LOB: 0 BB: 0 P: 4	R: 0 E: 0 K: 0 S: 3	H: 0 LOB: 0 BB: 0 P: 3	R: 3 E: 0 K: 0 S: 5	H: 2 LOB: 1 BB: 2 P: 13	R: 0 E: 0 K: 0 S: 3	H: 0 LOB: 0 BB: 0 P: 3	R: 0 E: 0 K: 1 S: 5	H: 0 LOB: 0 BB: 0 P: 5	R: 0 E: 0 K: 1 S: 6	H: 1 LOB: 2 BB: 1 P: 10	R: 0 E: 0 K: 1 S: 6	H: 1 LOB: 2 BB: 1 P: 10	1B: 2 2B: 3 3B: 0 HR: 2	SF: 1 SAC: 0 DP: 0 HBP: 0	WP: 1 PB: 0 SB: 0 CS: 0	PA: 34
PITCHER Frank Tanana, L (1, 1) ERA: 3.42 Eric King, R (8, 1) ERA: 3.99	IP: 7.1 WLS: L BF: 32	H: 7 R: 5 ER: 5 SO: 2	BB: 2 IBB: 1 HBP: 0 BLK: 0	WP: 1 HR: 2 S: 33 P: 45	ERA: 6.14 WHIP: 1.227	PITCHER										IP: 0.2 WLS: L BF: 2	H: 0 R: 0 ER: 0 SO: 1	BB: 0 IBB: 0 HBP: 0 BLK: 0	WP: 0 HR: 0 S: 4 P: 1	ERA: 0.00 WHIP: 0.000		

Batter	1	2	3	4	5	6	7	8	9	AB	R	H	RBI	BB	SO	LOB	TOP			
Lou Whitaker, L (1,4) OBP: 0.333, SLG: 0.413										4	2	1	0	1	1	2				
Bill Madlock, R (1,10) OBP: 0.315, SLG: 0.473										3	1	2	2	0	0	0				
Kirk Gibson, L (1,7) OBP: 0.373, SLG: 0.495										4	0	0	0	0	0	2				
Alan Trammell, R (1,6) OBP: 0.399, SLG: 0.550										3	0	1	0	1	1	0				
Matt Nokes, L (1,2) OBP: 0.372, SLG: 0.575										4	0	1	1	0	0	1				
Pat Sheridan, L (1,9) OBP: 0.351, SLG: 0.388										4	0	1	0	0	0	3				
Darrell Evans, L (1,3) OBP: 0.379, SLG: 0.522										4	1	1	1	0	1	1				
Chet Lemon, R (1,8) OBP: 0.373, SLG: 0.467										3	1	2	0	1	1	0				
Tom Brookens, R (1,5) OBP: 0.300, SLG: 0.404										4	0	0	0	0	1	4				
Inning Stats	R: 1 E: 0 K: 0 S: 4	H: 2 LOB: 0 BB: 0 P: 4	R: 0 E: 0 K: 0 S: 3	H: 0 LOB: 0 BB: 0 P: 3	R: 2 E: 0 K: 1 S: 7	H: 2 LOB: 0 BB: 0 P: 7	R: 0 E: 0 K: 0 S: 3	H: 1 LOB: 1 BB: 0 P: 3	R: 0 E: 0 K: 1 S: 6	H: 0 LOB: 0 BB: 0 P: 5	R: 0 E: 0 K: 1 S: 6	H: 1 LOB: 2 BB: 1 P: 10	R: 1 E: 0 K: 0 S: 4	H: 1 LOB: 2 BB: 2 P: 12	R: 1 E: 0 K: 0 S: 6	H: 1 LOB: 0 BB: 0 P: 6	1B: 6 2B: 1 3B: 0 HR: 2	SF: 0 SAC: 1 DP: 2 HBP: 0	WP: 0 PB: 1 SB: 0 CS: 0	PA: 37
PITCHER Mike Moore, R (1,1) ERA: 5.16	IP: 9.0 WLS: L BF: 37	H: 9 R: 5 ER: 4 SO: 5	BB: 3 IBB: 0 HBP: 0 BLK: 0	WP: 0 HR: 2 S: 44 P: 56	ERA: 4.00 WHIP: 1.333															

Detroit Tigers @ Seattle Mariners
The Kingdome, Seattle, WA
Fri Jul 03 1987, 10:05 PM EDT
Att: 13,568 - Unknown


AB	33
R	5
H	9
RBI	4
BB	3
SO	5
LOB	13



Batter	1	2	3	4	5	6	7	8	9	AB	R	H	RBI	BB	SO	LOB	BOTTOM			
John Moses, S (1,8) OBP: 0.306, SLG: 0.328										4	0	0	0	0	0	2				
Phil Bradley, R (1,7) OBP: 0.383, SLG: 0.453										3	0	1	1	1	1	0				
Scott Bradley, L (1,2) OBP: 0.323, SLG: 0.374										4	0	2	1	0	0	1				
Alvin Davis, L (1,3) OBP: 0.376, SLG: 0.434										4	0	0	0	0	0	4				
Jim Presteley, R (1,5) OBP: 0.300, SLG: 0.459										4	0	0	0	0	0	2				
Ken Phelps, L (1,10) OBP: 0.390, SLG: 0.503										3	0	0	0	0	1	0				
Mickey Brantley, R (1,9) OBP: 0.289, SLG: 0.395										3	0	0	0	0	0	0				
Rey Quinones, R (1,6) OBP: 0.317, SLG: 0.410										3	1	1	0	0	0	0				
Harold Reynolds, S (1,4) OBP: 0.316, SLG: 0.346										3	1	1	0	0	0	0				
Inning Stats	R: 0 E: 0 K: 0 S: 3	H: 0 LOB: 1 BB: 1 P: 7	R: 0 E: 0 K: 0 S: 3	H: 0 LOB: 0 BB: 0 P: 3	R: 0 E: 0 K: 0 S: 3	H: 1 LOB: 0 BB: 0 P: 3	R: 0 E: 0 K: 0 S: 3	H: 0 LOB: 0 BB: 0 P: 3	R: 2 E: 0 K: 0 S: 7	H: 4 LOB: 2 BB: 0 P: 7	R: 0 E: 0 K: 1 S: 5	H: 0 LOB: 0 BB: 0 P: 5	R: 0 E: 0 K: 1 S: 5	H: 0 LOB: 0 BB: 0 P: 5	R: 0 E: 0 K: 0 S: 3	H: 0 LOB: 0 BB: 0 P: 3	1B: 5 2B: 0 3B: 0 HR: 0	SF: 0 SAC: 0 DP: 1 HBP: 0	WP: 0 PB: 0 SB: 0 CS: 0	PA: 32
PITCHER Jeff Robinson, R (1,1) ERA: 5.62 Eric King, R (6,1) ERA: 3.76	IP: 5.1 WLS: W BF: 21	H: 5 R: 2 ER: 2 SO: 0	BB: 1 IBB: 0 HBP: 0 BLK: 0	WP: 0 HR: 0 S: 20 P: 24	ERA: 3.38 WHIP: 1.125															

Detroit Tigers @ Seattle Mariners
The Kingdome, Seattle, WA
Fri Jul 03 1987, 10:05 PM EDT
Att: 13,568 - Unknown


AB	31
R	2
H	5
RBI	2
BB	1
SO	2
LOB	9



Batter	1	2	3	4	5	6	7	8	9	AB	R	H	RBI	BB	SO	LOB	TOP								
Tom Brookens, R OBP: 0.296, SLG: 0.396 Lou Whitaker, L OBP: 0.339, SLG: 0.413	5-3	HBP 1B 1B		F7		K			6-3	3	1	1	1	0	0	0									
Bill Madlock, R OBP: 0.326, SLG: 0.464 Dave Bergman, L OBP: 0.340, SLG: 0.528	K	1B HBP			K	K			1B BB	3	0	0	0	1	3	2									
Chet Lemon, R OBP: 0.376, SLG: 0.478	F9	1B			HR				G4-6-3 1B	5	1	3	3	0	0	0									
Alan Trammell, R OBP: 0.392, SLG: 0.536		6-3			F8				G4-6-3	5	0	0	0	0	0	4									
Larry Herndon, R OBP: 0.382, SLG: 0.525		E7 2B 1B		K	F6				K	4	1	1	0	0	2	0									
Mike Heath, R OBP: 0.355, SLG: 0.467		CS 2B		K		K			E4 4-3	4	0	1	1	0	2	0									
Darnell Coles, R Kirk Gibson, L OBP: 0.372, SLG: 0.491		BB 1B BB		5-3		2B 1B BB			K	1	2	0	0	2	0	0									
Pat Sheridan, L OBP: 0.354, SLG: 0.389		1B BB			F6	1B 2B			4-3	3	1	1	0	1	0	1									
Jim Walewander, S OBP: 0.278, SLG: 0.294		HBP 1B 1B			F4	S 1B			1-3	4	1	2	2	0	0	1									
Inning Stats	R: 0 E: 0 K: 1 S: 5	H: 0 LOB: 0 BB: 0 P: 5	R: 5 E: 1 K: 0 S: 7	H: 5 LOB: 2 BB: 2 P: 16	R: 0 E: 0 K: 2 S: 7	H: 0 LOB: 0 BB: 0 P: 7	R: 0 E: 0 K: 0 S: 3	H: 0 LOB: 0 BB: 0 P: 3	R: 1 E: 0 K: 1 S: 6	H: 1 LOB: 0 BB: 0 P: 6	R: 1 E: 0 K: 3 S: 11	H: 2 LOB: 2 BB: 1 P: 15	R: 0 E: 0 K: 1 S: 5	H: 0 LOB: 0 BB: 0 P: 5	R: 0 E: 1 K: 1 S: 6	H: 0 LOB: 1 BB: 0 P: 6	R: 0 E: 0 K: 0 S: 3	H: 1 LOB: 1 BB: 1 P: 7	1B: 6 2B: 2 3B: 0 HR: 1	SF: 0 SAC: 0 DP: 1 HBP: 1	WP: 0 PB: 0 SB: 1 CS: 1	PA: 40			
PITCHER	IP	WLS	BF	H	R	ER	SO	BB	IBB	HBP	BLK	WP	HR	S	P	ERA	WHIP								
Mark Langston, L ERA: 4.29	5.1	L	27	8	7	7	5	3	0	1	0	0	1	33	46	11.81	2.062								
Jerry Reed, R ERA: 3.79	1.2		6	0	0	0	3	0	0	0	0	0	0	12	12	0.00	0.000								
Bill Wilkinson, L ERA: 4.98	1.1		6	1	0	0	1	1	0	0	0	0	0	7	11	0.00	1.500								
Ed Nunez, R ERA: 3.09	0.2		1	0	0	0	0	0	0	0	0	0	0	1	1	0.00	0.000								

Detroit Tigers @ Seattle Mariners
The Kingdome, Seattle, WA
Sun Jul 05 1987, 6:33 AM EDT
Att: 13,232 - Unknown


AB 35
R 7
H 9
RBI 7
BB 4
SO 9
LOB 11



Batter	1	2	3	4	5	6	7	8	9	AB	R	H	RBI	BB	SO	LOB	BOTTOM								
Mike Kingery, L OBP: 0.304, SLG: 0.422	F8		5-3		4-3 1B				F8	4	0	1	0	1	0	1									
Phil Bradley, R OBP: 0.376, SLG: 0.450	K		K		4-3				F9	4	0	0	1	0	2	3									
Scott Bradley, L OBP: 0.330, SLG: 0.376	6-3				3-1				F8	3	0	0	0	1	0	3									
Jim Presley, R OBP: 0.295, SLG: 0.449		K		G6-4-3 1B		F8			K	4	0	0	0	2	1										
Alvin Davis, L OBP: 0.375, SLG: 0.431		HR 1B		F8					G3	4	1	2	0	0	0	0									
Dave Valle, R OBP: 0.348, SLG: 0.605		HR			2B 1B				F5	4	2	2	2	0	0	1									
John Moses, S OBP: 0.301, SLG: 0.326		F9			F9				3-1	4	0	0	0	0	0	2									
Rey Quinones, R OBP: 0.323, SLG: 0.417		6-3			2B 2B				F9	4	1	1	1	0	1	0									
Harold Reynolds, S OBP: 0.325, SLG: 0.362			G3		1B 4-3 2B				3B	3	1	2	1	1	0	0									
Inning Stats	R: 0 E: 0 K: 1 S: 5	H: 0 LOB: 0 BB: 0 P: 5	R: 2 E: 0 K: 1 S: 7	H: 2 LOB: 0 BB: 0 P: 7	R: 0 E: 0 K: 1 S: 5	H: 0 LOB: 0 BB: 0 P: 5	R: 0 E: 0 K: 0 S: 2	H: 0 LOB: 1 BB: 1 P: 6	R: 3 E: 0 K: 0 S: 7	H: 4 LOB: 1 BB: 0 P: 7	R: 0 E: 0 K: 0 S: 4	H: 1 LOB: 1 BB: 0 P: 4	R: 0 E: 0 K: 0 S: 3	H: 0 LOB: 2 BB: 2 P: 11	R: 0 E: 0 K: 1 S: 5	H: 0 LOB: 0 BB: 0 P: 5	R: 0 E: 0 K: 1 S: 6	H: 1 LOB: 0 BB: 0 P: 6	1B: 4 2B: 2 3B: 1 HR: 1	SF: 0 SAC: 0 DP: 1 HBP: 0	WP: 0 PB: 0 SB: 1 CS: 0	PA: 37			
PITCHER	IP	WLS	BF	H	R	ER	SO	BB	IBB	HBP	BLK	WP	HR	S	P	ERA	WHIP								
Dan Petry, R ERA: 5.51	7.0	W	30	7	5	5	3	3	0	0	0	0	1	33	45	6.43	1.429								
Mike Henneman, R ERA: 2.66	2.0	S	7	1	0	0	2	0	0	0	0	0	0	11	11	0.00	0.500								

Detroit Tigers @ Seattle Mariners
The Kingdome, Seattle, WA
Sun Jul 05 1987, 6:33 AM EDT
Att: 13,232 - Unknown


AB 34
R 5
H 8
RBI 5
BB 3
SO 5
LOB 11



Batter	1	2	3	4	5	6	7	8	9	AB	R	H	RBI	BB	SO	LOB	TOP										
Lou Whitaker, L (1, 4) OBP: 0.335, SLG: 0.403	F6		4-3			4-3			F7	4	0	0	0	0	0	1											
Bill Madlock, R (1, 10) OBP: 0.326, SLG: 0.476	F2		5-3			F8			6-3	4	0	0	0	0	0	1											
Kirk Gibson, L (1, 7) OBP: 0.364, SLG: 0.485	K					F8			2-3	4	1	1	1	0	1	0											
Alan Trammell, R (1, 6) OBP: 0.382, SLG: 0.517		F8				K			F8	3	0	0	0	0	1	0											
Matt Nokes, L (1, 2) OBP: 0.369, SLG: 0.573						L4				2	1	1	1	0	0	0											
Pat Sheridan, L (1, 9) OBP: 0.343, SLG: 0.375						G6-3			F8	3	0	0	0	0	0	1											
Darrell Evans, L (1, 3) OBP: 0.380, SLG: 0.543						F7			2-3	3	0	0	0	0	0	0											
Chet Lemon, R (1, 8) OBP: 0.364, SLG: 0.455						1-3			5-3	3	0	0	0	0	1	0											
Tom Brookens, R (1, 5) OBP: 0.295, SLG: 0.388						F8			6-3	2	0	1	0	0	0	0											
Johnny Grubb, L (8, PH) OBP: 0.282, SLG: 0.257										1	0	0	0	0	0	0											
Jim Walewander, S (8, 5) OBP: 0.250, SLG: 0.263										0	0	0	0	0	0	0											
Inning Stats	R: 0 E: 0 K: 1 S: 5	H: 0 LOB: 0 BB: 0 P: 5	R: 1 E: 0 K: 0 S: 4	H: 1 LOB: 0 BB: 0 P: 4	R: 0 E: 0 K: 1 S: 6	H: 1 LOB: 1 BB: 0 P: 6	R: 1 E: 0 K: 1 S: 5	H: 1 LOB: 0 BB: 0 P: 6	R: 0 E: 0 K: 0 S: 3	H: 0 LOB: 0 BB: 0 P: 3	R: 0 E: 0 K: 0 S: 3	H: 0 LOB: 0 BB: 0 P: 3	R: 0 E: 0 K: 0 S: 3	H: 0 LOB: 0 BB: 0 P: 3	R: 0 E: 0 K: 0 S: 3	H: 0 LOB: 0 BB: 0 P: 3	R: 0 E: 0 K: 0 S: 3	H: 0 LOB: 0 BB: 0 P: 3	1B: 1 2B: 0 3B: 0 HR: 2	SF: 0 SAC: 0 DP: 1 HBP: 1	WP: 0 PB: 0 SB: 0 CS: 0	PA: 30					
PITCHER	IP	WLS	BF	H	R	ER	SO	BB	IBB	HBP	BLK	WP	HR	S	P	ERA	WHIP										
Don Sutton, R (1, 1) ERA: 4.06	7.0	W	24	3	2	2	3	0	0	1	0	0	2	29	30	2.57	0.429										
Greg Minton, R (8, 1) ERA: 2.74	2.0	S	6	0	0	0	0	0	0	0	0	0	0	6	6	0.00	0.000										

Detroit Tigers @ California Angels
Anaheim Stadium, Anaheim, CA
Thu Jul 09 1987, 10:05 PM EDT
Att: 30,966 - Unknown


AB	29
R	2
H	3
RBI	2
BB	0
SO	3
LOB	3



Batter	1	2	3	4	5	6	7	8	9	AB	R	H	RBI	BB	SO	LOB	BOTTOM										
Brian Downing, R (1, 10) OBP: 0.405, SLG: 0.510	6-3	F2				6-3			6-3	4	0	0	0	0	0	1											
Devon White, S (1, 9) OBP: 0.324, SLG: 0.503	K					4-3			F4	3	0	0	0	1	1	0											
Wally Joyner, L (1, 3) OBP: 0.365, SLG: 0.527						BB			L4	4	0	2	0	0	0	1											
Jack Howell, L (1, 7) OBP: 0.348, SLG: 0.516	4-3					F9			P3	4	1	1	1	0	0	2											
Doug DeCinces, R (1, 5) OBP: 0.350, SLG: 0.404						HR			WP	4	1	1	0	0	0	1											
Bob Boone, R (1, 2) OBP: 0.338, SLG: 0.339						F8			SF8	3	1	1	0	1	0	0											
Dick Schofield, R (1, 6) OBP: 0.287, SLG: 0.343						F8			SF8	2	2	1	1	1	0	0											
Gary Pettis, S (1, 8) OBP: 0.318, SLG: 0.285						FC6-4			K	3	0	1	1	1	2	1											
Mark McLemore, S (1, 4) OBP: 0.300, SLG: 0.284						K			F6	3	0	0	1	0	0	3											
Inning Stats	R: 0 E: 0 K: 1 S: 6	H: 1 LOB: 1 BB: 0 P: 6	R: 2 E: 0 K: 0 S: 5	H: 2 LOB: 1 BB: 1 P: 9	R: 0 E: 0 K: 0 S: 4	H: 1 LOB: 1 BB: 0 P: 4	R: 0 E: 0 K: 1 S: 5	H: 0 LOB: 0 BB: 0 P: 5	R: 0 E: 0 K: 0 S: 3	H: 0 LOB: 1 BB: 1 P: 7	R: 2 E: 0 K: 0 S: 5	H: 2 LOB: 1 BB: 1 P: 9	R: 0 E: 0 K: 0 S: 3	H: 0 LOB: 0 BB: 0 P: 3	R: 1 E: 0 K: 1 S: 6	H: 1 LOB: 1 BB: 1 P: 10	1B: 2 2B: 3 3B: 1 HR: 1	SF: 1 SAC: 0 DP: 0 HBP: 0	WP: 3 PB: 0 SB: 0 CS: 0	PA: 35							
PITCHER	IP	WLS	BF	H	R	ER	SO	BB	IBB	HBP	BLK	WP	HR	S	P	ERA	WHIP										
Jack Morris, R (1, 1) ERA: 3.88	8.0	L	35	7	5	5	3	4	0	0	0	2	1	37	53	5.62	1.375										

Detroit Tigers @ California Angels
Anaheim Stadium, Anaheim, CA
Thu Jul 09 1987, 10:05 PM EDT
Att: 30,966 - Unknown


AB	30
R	5
H	7
RBI	4
BB	4
SO	3
LOB	9



Batter	1	2	3	4	5	6	7	8	9	AB	R	H	RBI	BB	SO	LOB	TOP										
Lou Whitaker, L (1, 4) OBP: 0.340, SLG: 0.408	0-0 HR	0-3 K		4-0 BB		0-0 E		0-0 6-3		3	1	2	2	1	1	1											
Larry Hemdon, R (8, PH) OBP: 0.380, SLG: 0.521	1B					2B				1	0	0	0	0	0	0											
Jim Walevander, S (8, 4) OBP: 0.250, SLG: 0.263						2B				0	0	0	0	0	0	0											
Bill Madlock, R (1, 10) OBP: 0.323, SLG: 0.464	1-0 HR	0-3 K		0-0 F9		0-3 K			0-0 5-3	4	1	0	0	0	2	3											
Kirk Gibson, L (1, 7) OBP: 0.364, SLG: 0.500	1-2 HR					2-3 K																					
Alan Trammell, R (1, 6) OBP: 0.379, SLG: 0.510	0-0 F4			0-0 6-3		0-0 1B		0-0 6-3	0-0 FC1-6	4	0	0	0	1	0	1											
Matt Nokes, L (1, 2) OBP: 0.373, SLG: 0.584	0-0 HR			0-3 K		0-0 1B			0-3 K	4	1	2	1	0	2	1											
Darrell Evans, L (1, 3) OBP: 0.322, SLG: 0.541	4-0 FC6-4			0-0 HR		0-0 F7				3	1	1	0	1	1	2											
Pat Sheridan, L (1, 9) OBP: 0.338, SLG: 0.369	0-0 FC6-4			0-3 K		0-3 K		0-0 1-3		4	1	0	0	0	2	3											
Chet Lemon, R (1, 8) OBP: 0.373, SLG: 0.482	0-0 2B			0-0 HR		0-0 2B		0-0 1B	0-0 G6-4-3	4	2	4	3	0	0	0											
Tom Brookens, R (1, 5) OBP: 0.298, SLG: 0.393		0-0 CS		0-0 F9		0-0 2B		0-0 G6-4-3		4	1	2	0	0	0	1											
Inning Stats	R: 5 E: 0 K: 0 S: 6	H: 4 LOB: 1 BB: 1 P: 11	R: 0 E: 0 K: 2 S: 7	H: 1 LOB: 1 BB: 0 P: 7	R: 0 E: 0 K: 1 S: 5	H: 0 LOB: 0 BB: 0 P: 5	R: 2 E: 0 K: 1 S: 7	H: 2 LOB: 1 BB: 1 P: 11	R: 0 E: 0 K: 1 S: 5	H: 1 LOB: 1 BB: 1 P: 9	R: 2 E: 1 K: 2 S: 10	H: 3 LOB: 1 BB: 0 P: 10	R: 0 E: 0 K: 1 S: 5	H: 0 LOB: 1 BB: 0 P: 6	R: 0 E: 0 K: 0 S: 3	H: 1 LOB: 0 BB: 0 P: 3	R: 0 E: 0 K: 1 S: 6	H: 1 LOB: 1 BB: 0 P: 6	1B: 6 2B: 5 3B: 0 HR: 3	SF: 0 SAC: 0 DP: 2 HBP: 2	WP: 0 PB: 0 SB: 0 CS: 1	PA: 41					
PITCHER	IP	WLS	BF	H	R	ER	SO	BB	IBB	HBP	BLK	WP	HR	S	P	ERA	WHIP										
Jack Lazorko, R (1, 1) ERA: 5.06	1.0	L	9	5	5	5	0	1	0	1	0	0	2	7	12	45.00	6.000										
Chuck Finley, L (2, 1) ERA: 4.3	5.0		21	6	4	4	7	2	0	0	0	0	1	33	41	7.20	1.600										
Gary Lucas, L (7, 1) ERA: 4.81	3.0		11	2	0	0	2	0	0	1	0	0	0	14	15	0.00	0.667										

Detroit Tigers @ California Angels
Anaheim Stadium, Anaheim, CA
Fri Jul 10 1987, 10:05 PM EDT
Att: 31,073 - Unknown


AB 36
R 9
H 13
RBI 9
BB 3
SO 9
LOB 13



Batter	1	2	3	4	5	6	7	8	9	AB	R	H	RBI	BB	SO	LOB	BOTTOM										
Brian Downing, R (1, 10) OBP: 0.405, SLG: 0.506	0-0 1-3	0-0 1-3			4-0 BB		0-0 6-3		0-0 F6	4	0	1	1	1	0	2											
Devon White, S (1, 9) OBP: 0.320, SLG: 0.497	0-3 K	0-3 K			0-3 K		0-0 4-3			4	0	0	0	0	3	4											
Wally Joyner, L (1, 3) OBP: 0.367, SLG: 0.535	0-0 4-3			0-0 F5		4-0 G4-6-3		0-0 HR		3	1	1	1	1	0	0											
Jack Howell, L (1, 7) OBP: 0.346, SLG: 0.512		0-0 1B		0-3 K		0-0 G4-6-3		0-3 K		4	1	1	0	0	2	2											
Doug DeCinces, R (1, 5) OBP: 0.352, SLG: 0.406		0-0 1B		0-0 F4		0-0 G6-4-3		0-0 F6		4	1	2	0	0	0	0											
Butch Wynegar, S (1, 2) OBP: 0.287, SLG: 0.244		0-0 3-1			0-3 K		0-0 G6-4-3		0-0 5-3	1	0	0	1	0	0	1											
Bob Boone, R (3, 2) OBP: 0.333, SLG: 0.333		1-2 3-1			0-0 K		0-0 G6-4-3			3	0	0	0	0	1	1											
Dick Schofield, R (1, 6) OBP: 0.289, SLG: 0.341		3-1 1B		0-0 4-3		0-0 G3			0-0 BB	2	1	0	0	2	0	0											
Gary Pettis, S (1, 8) OBP: 0.322, SLG: 0.287		0-0 1B		0-0 BB					0-0 F2	1	0	1	0	1	0	0											
Mark Ryval, L (7, PH) OBP: 0.257, SLG: 0.463		1-2 1B		4-0 S					0-0 F5-4	0	0	0	0	1	0	0											
George Hendrick, R (9, PH) OBP: 0.260, SLG: 0.447		1-2 2-3		0-0 1B		0-0 BB			0-0 BB	1	0	0	0	0	0	1											
Mark McLemore, S (1, 4) OBP: 0.298, SLG: 0.283		0-0 SF7		0-3 K					0-0 F8	1	0	0	1	0	1	1											
Ruppert Jones, L (7, PH) OBP: 0.319, SLG: 0.481		3-1		0-0 1-2		0-0 FC5-4			0-0 6-3	2	0	0	0	0	0	2											
Inning Stats	R: 0 E: 0 K: 1 S: 5	H: 0 LOB: 0 BB: 0 P: 5	R: 3 E: 0 K: 1 S: 9	H: 4 LOB: 2 BB: 1 P: 13	R: 0 E: 0 K: 1 S: 5	H: 0 LOB: 0 BB: 0 P: 5	R: 0 E: 0 K: 2 S: 7	H: 0 LOB: 1 BB: 1 P: 11	R: 0 E: 0 K: 1 S: 4	H: 0 LOB: 2 BB: 2 P: 12	R: 0 E: 0 K: 0 S: 3	H: 1 LOB: 0 BB: 0 P: 3	R: 0 E: 0 K: 0 S: 3	H: 0 LOB: 1 BB: 1 P: 7	R: 1 E: 0 K: 1 S: 6	H: 1 LOB: 0 BB: 0 P: 6	R: 0 E: 0 K: 0 S: 3	H: 0 LOB: 1 BB: 1 P: 7	1B: 5 2B: 0 3B: 0 HR: 1	SF: 1 SAC: 0 DP: 2 HBP: 0	WP: 0 PB: 0 SB: 1 CS: 0	PA: 37					
PITCHER	IP	WLS	BF	H	R	ER	SO	BB	IBB	HBP	BLK	WP	HR	S	P	ERA	WHIP										
Dan Petry, R (1, 1) ERA: 5.74	1.2		10	4	3	3	1	1	0	0	0	0	0	11	15	16.20	3.000										
Eric King, R (2, 1) ERA: 3.74	6.1	W	23	2	1	1	6	4	0	0	0	0	1	31	47	1.42	0.947										
Willie Hernandez, L (9, 1) ERA: 3.08	1.0		4	0	0	0	0	1	0	0	0	0	0	3	7	0.00	1.000										

Detroit Tigers @ California Angels
Anaheim Stadium, Anaheim, CA
Fri Jul 10 1987, 10:05 PM EDT
Att: 31,073 - Unknown


AB 30
R 4
H 6
RBI 4
BB 6
SO 7
LOB 14



Batter	1	2	3	4	5	6	7	8	9	AB	R	H	RBI	BB	SO	LOB	TOP										
Tom Brookens, R OBP: 0.292, SLG: 0.384 (1, 5)	0-0 1-3	0-0 6-3		0-0 1-3		0-0 F7	0-3 K	0-3 K		6	0	0	0	0	2	7											
Mike Heath, R OBP: 0.360, SLG: 0.474 (1, 2)	0-0 1B	0-0 2B		0-0 5-3		0-0 F7			0-0 6-3	6	2	3	4	0	0	0											
Kirk Gibson, L OBP: 0.367, SLG: 0.498 (1, 7)	0-0 1B	2-H 3-H 4-0 2B		0-0 1B		0-3 K	0-3 K		0-3 K	5	1	2	0	1	3	1											
Aian Trammell, R OBP: 0.387, SLG: 0.520 (1, 6)	0-0 1B	0-0 2B		0-0 1B			0-0 1B	0-0 E3	0-0 1B	6	2	5	3	0	0	0											
Larry Herndon, R OBP: 0.374, SLG: 0.512 Johnny Grubb, L OBP: 0.292, SLG: 0.260 (1, 10)	0-0 G6-4-3	0-0 6-3		0-0 4-3			0-0 1B	4-0 BB	0-0 L7	2	0	0	0	0	0	3											
Chet Lemon, R OBP: 0.381, SLG: 0.487 Dave Bergman, L OBP: 0.432, SLG: 0.507 (1, 8)		0-0 F9	1-6 H		0-0 L4-3		0-0 FC4-2	0-0 F5		4	2	3	1	0	0	2											
Darrell Evans, L OBP: 0.382, SLG: 0.536 (1, 3)		0-0 E		0-0 F9	1-2 1B	0-0 L4-3	4-0 FC4-2	0-0 F8		4	2	1	0	1	0	4											
Darnell Coles, R OBP: 0.262, SLG: 0.297 Pat Sheridan, L OBP: 0.330, SLG: 0.370 (7, 9)		0-0 F9		0-0 L8	1-2 1B	4-0 BB	0-0 FC4-2	0-0 BB		2	0	0	0	1	0	3											
Jim Walewander, S OBP: 0.217, SLG: 0.227 Lou Whitaker, L OBP: 0.344, SLG: 0.414 (7, 4)		0-0 FC3		0-0 F6	1-3 2B	0-0 F7	0-0 1B	4-0 BB		3	1	0	0	0	0	3											
Inning Stats	R: 1 E: 0 K: 0 S: 5	H: 3 LOB: 1 BB: 0 P: 5	R: 5 E: 1 K: 0 S: 8	H: 4 LOB: 1 BB: 1 P: 12	R: 0 E: 0 K: 0 S: 3	H: 0 LOB: 1 BB: 0 P: 4	R: 0 E: 0 K: 0 S: 5	H: 2 LOB: 2 BB: 0 P: 5	R: 0 E: 0 K: 1 S: 5	H: 0 LOB: 0 BB: 0 P: 5	R: 0 E: 0 K: 1 S: 5	H: 0 LOB: 0 BB: 0 P: 5	R: 5 E: 0 K: 2 S: 12	H: 5 LOB: 1 BB: 1 P: 16	R: 1 E: 1 K: 1 S: 7	H: 1 LOB: 3 BB: 2 P: 15	R: 0 E: 0 K: 1 S: 6	H: 1 LOB: 1 BB: 0 P: 6	1B: 14 2B: 4 3B: 0 HR: 0	SF: 0 SAC: 0 DP: 2 HBP: 1	WP: 0 PB: 0 SB: 0 CS: 0	PA: 50					
PITCHER	IP	WLS	BF	H	R	ER	SO	BB	IBB	HBP	BLK	WP	HR	S	P	ERA	WHIP										
Jerry Reuss, L ERA: 5.7 (1, 1)	2.0	L	14	7	6	1	0	1	0	0	0	0	0	13	17	4.50	4.000										
Kirk McCaskill, R ERA: 3.24 (3, 1)	4.0		19	6	3	3	1	1	0	1	0	0	0	19	24	6.75	1.750										
DeWayne Buice, R ERA: 2.81 (7, 1)	1.1		9	2	3	2	2	2	0	0	0	0	0	11	14	13.50	3.000										
Gary Lucas, L ERA: 4.61 (8, 1)	1.2		8	2	0	0	2	1	0	0	0	0	0	11	15	0.00	1.800										

Detroit Tigers @ California Angels
 Anaheim Stadium, Anaheim, CA
 Sat Jul 11 1987, 10:05 PM EDT
 Att: 44,219 - Unknown


AB 44
R 12
H 17
RBI 11
BB 5
SO 5
LOB 29

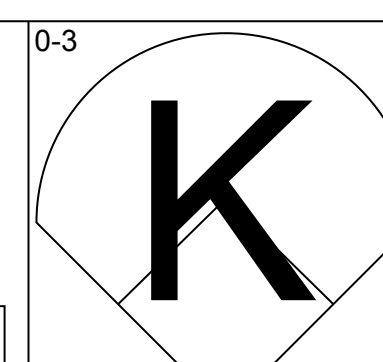
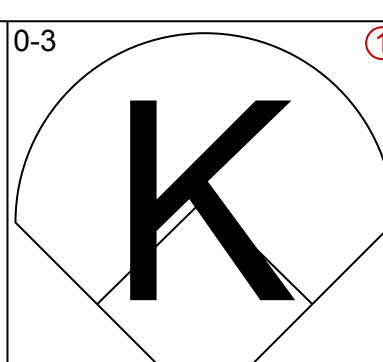
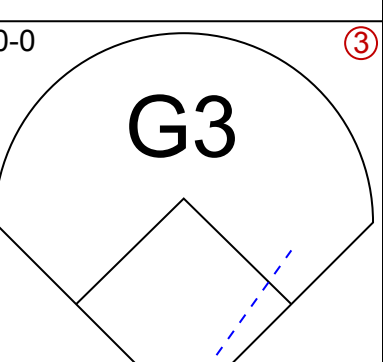
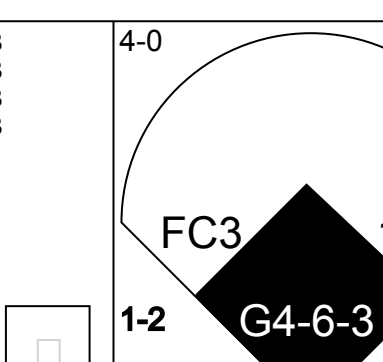
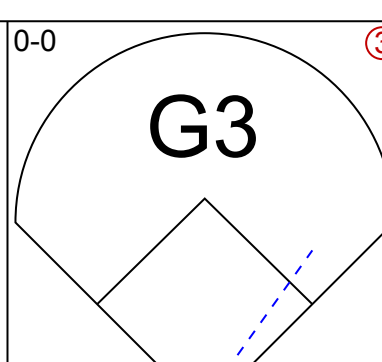
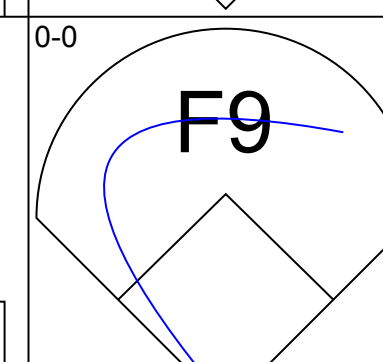
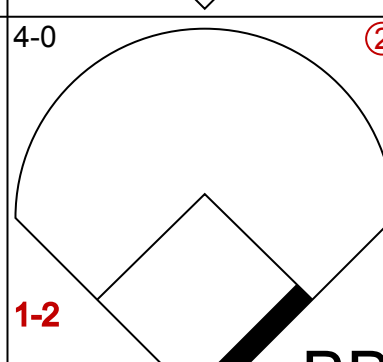
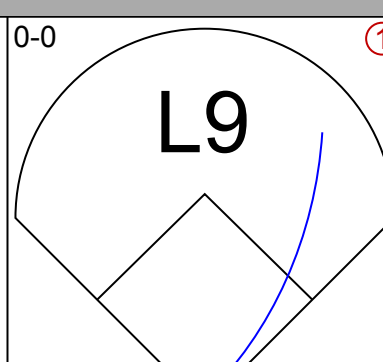
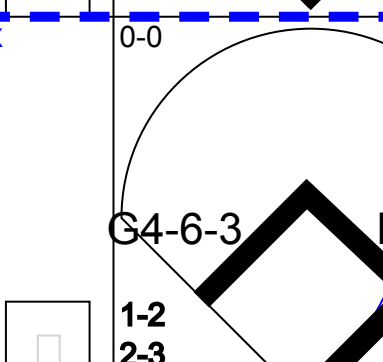
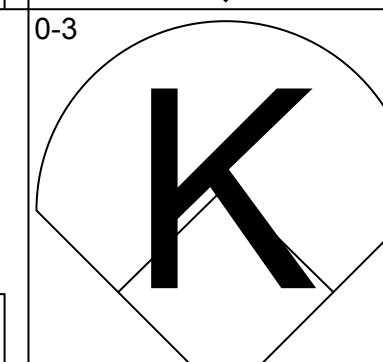
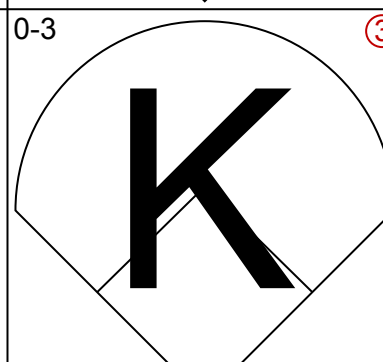
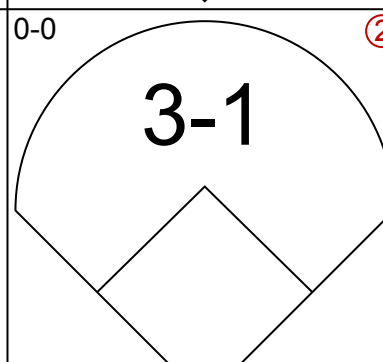
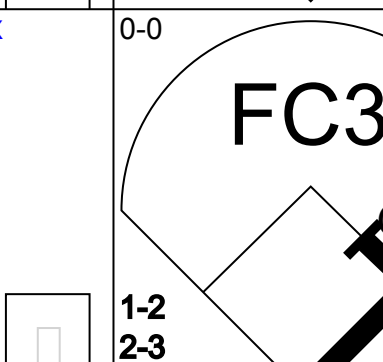
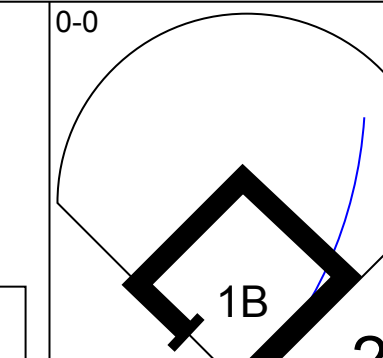
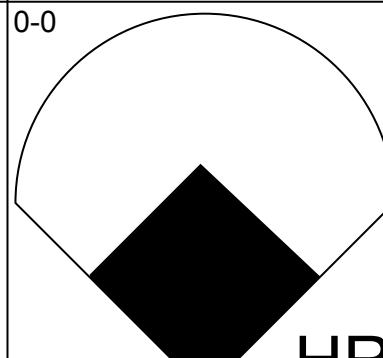
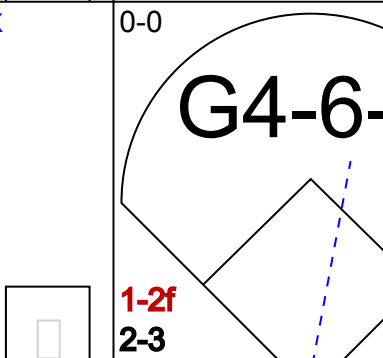
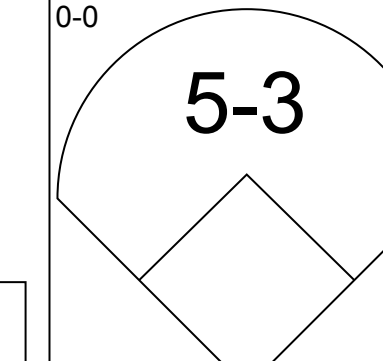
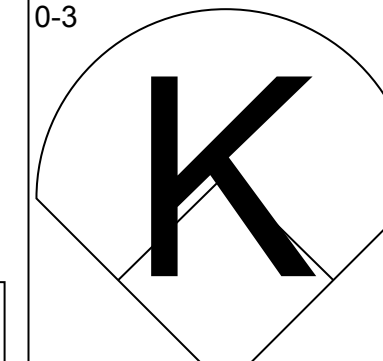
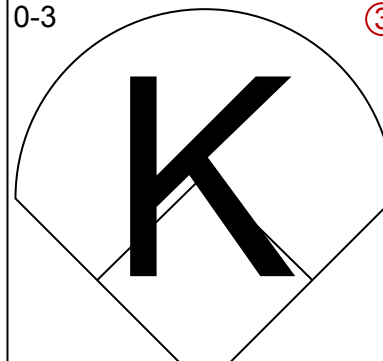
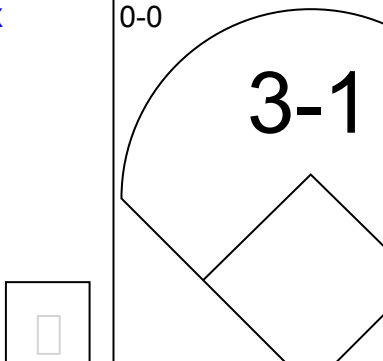
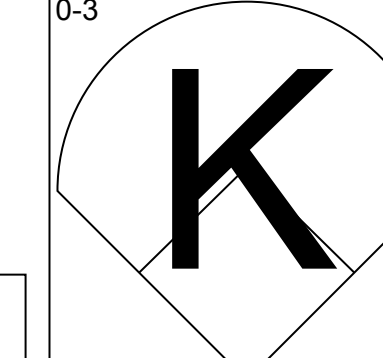
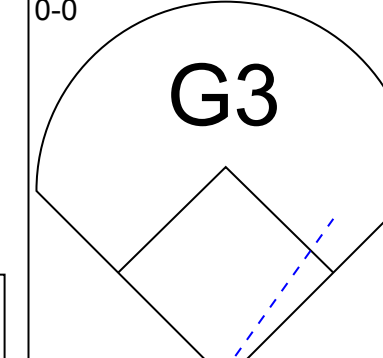

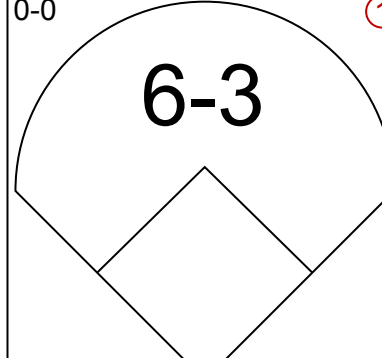
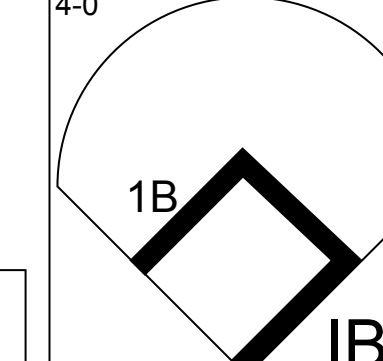
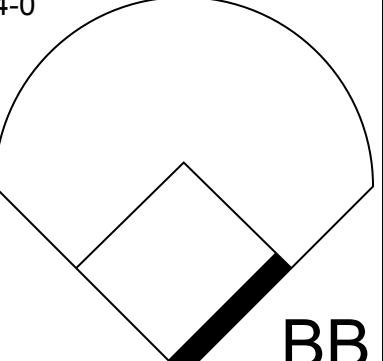

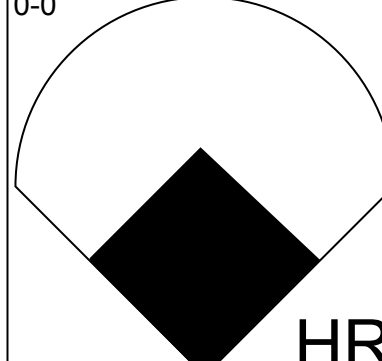
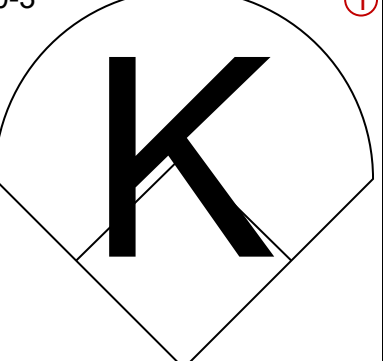

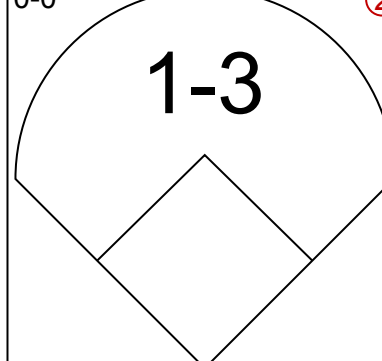
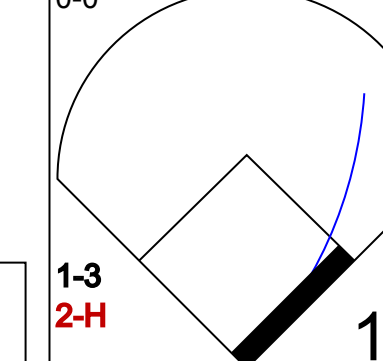
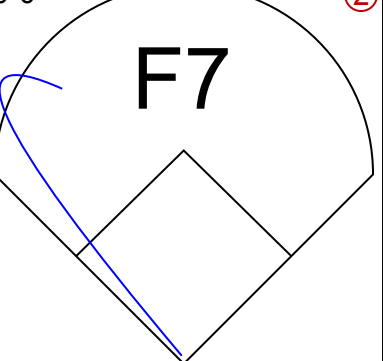
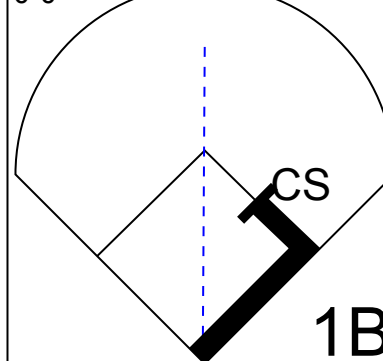
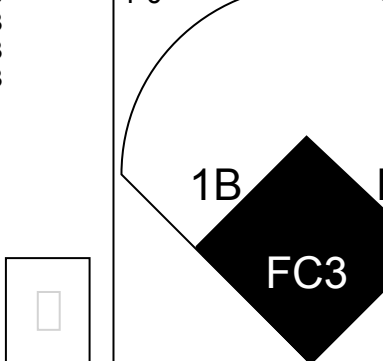


Batter	1	2	3	4	5	6	7	8	9	AB	R	H	RBI	BB	SO	LOB	BOTTOM										
Brian Downing, R OBP: 0.405, SLG: 0.514 (1, 10)	0-0 F6		0-0 HR		0-0 1B	0-3 K			0-0 F7	5	2	2	2	0	1	1											
Devon White, S OBP: 0.321, SLG: 0.499 (1, 9)	0-0 F7		0-0 2B		0-3 K		0-0 F8		0-3 K	5	1	2	0	0	2	1											
Wally Joyner, L OBP: 0.365, SLG: 0.528 (1, 3)	0-0 4-3		0-0 6-3		4-0 1B		0-0 L4		0-0 1-3	4	1	0	0	1	0	2											
Jack Howell, L OBP: 0.352, SLG: 0.512 (1, 7)		4-0 L4-6	0-0 3-1		0-0 FC6-4		4-0 BB			2	0	1	2	2	0	0											
Doug DeCinces, R OBP: 0.351, SLG: 0.405 (1, 5)		0-0 BB	0-0 F7		0-0 SF7		0-0 F8			3	0	1	1	0	0	2											
Bob Boone, R OBP: 0.327, SLG: 0.326 (1, 2)		0-0 L4-6		0-0 5-3	0-0 FC6-4		0-0 F9			4	0	0	0	0	0	5											
Dick Schofield, R OBP: 0.295, SLG: 0.344 (1, 6)		4-0 BB		0-0 4-3		0-0 1B			0-0 1-3	3	0	2	0	1	0	0											
Gary Pettis, S OBP: 0.319, SLG: 0.284 Mark Ryval, L OBP: 0.254, SLG: 0.456 (1, 8)		0-3 K		0-0 4-3		0-3 K			0-0 6-3	3	0	0	0	0	2	4											
Mark McLemore, S OBP: 0.298, SLG: 0.284 Ruppert Jones, L OBP: 0.315, SLG: 0.475 (1, 4)			0-0 HR		0-0 1B		0-0 F7		0-0 L8	3	1	1	0	0	0	2											
Inning Stats	R: 0 E: 0 K: 0 S: 3	H: 0 LOB: 0 BB: 0 P: 3	R: 0 E: 0 K: 1 S: 5	H: 1 LOB: 2 BB: 2 P: 13	R: 3 E: 0 K: 0 S: 6	H: 3 LOB: 0 BB: 0 P: 6	R: 0 E: 0 K: 0 S: 4	H: 1 LOB: 1 BB: 0 P: 4	R: 2 E: 0 K: 1 S: 7	H: 2 LOB: 1 BB: 1 P: 11	R: 0 E: 0 K: 2 S: 8	H: 1 LOB: 0 BB: 0 P: 8	R: 0 E: 0 K: 0 S: 4	H: 1 LOB: 2 BB: 1 P: 8	R: 0 E: 0 K: 0 S: 3	H: 0 LOB: 0 BB: 0 P: 3	R: 0 E: 0 K: 1 S: 5	H: 0 LOB: 0 BB: 0 P: 5	1B: 7 2B: 2 3B: 0 HR: 1	SF: 1 SAC: 0 DP: 1 HBP: 0	WP: 0 PB: 0 SB: 1 CS: 0	PA: 39					
PITCHER	IP	WLS	BF	H	R	ER	SO	BB	IBB	HBP	BLK	WP	HR	S	P	ERA	WHIP										
Walt Terrell, R ERA: 4.41 (1, 1)	4.1		22	7	5	2	2	3	0	0	0	0	0	23	35	10.38	2.308										
Mike Henneman, R ERA: 2.35 (5, 1)	4.2	W	17	2	0	0	3	1	0	0	0	0	0	22	26	0.00	0.643										

Detroit Tigers @ California Angels
 Anaheim Stadium, Anaheim, CA
 Sat Jul 11 1987, 10:05 PM EDT
 Att: 44,219 - Unknown


AB 34
R 5
H 9
RBI 5
BB 4
SO 5
LOB 17

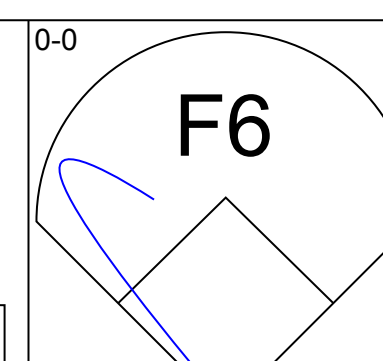
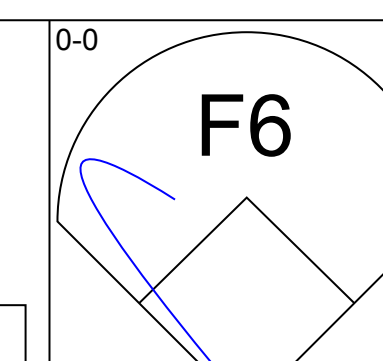
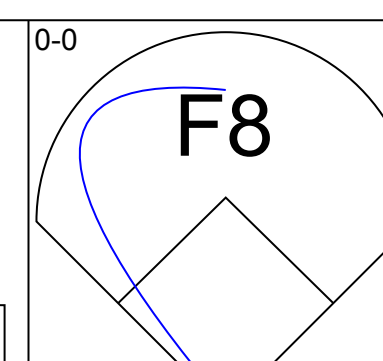

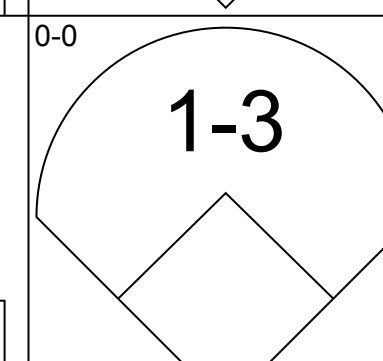
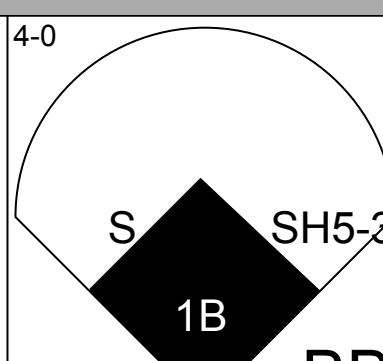
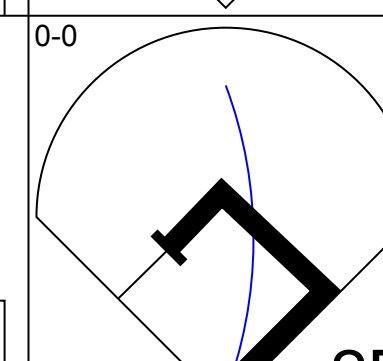


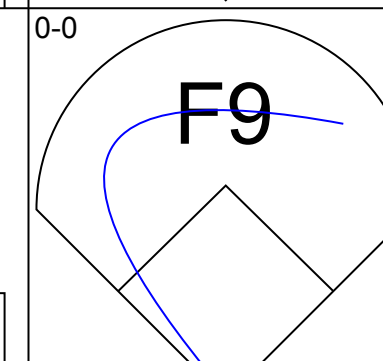
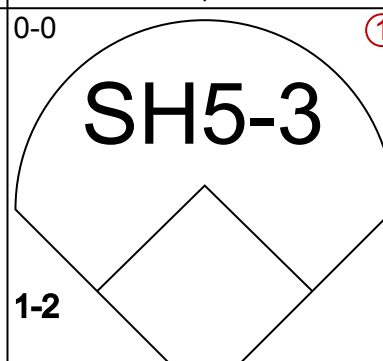
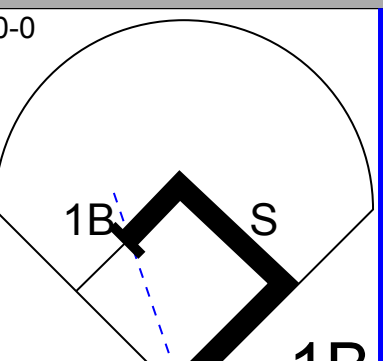
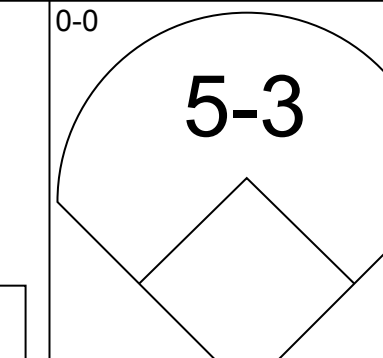
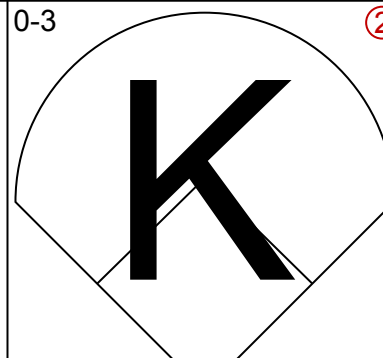
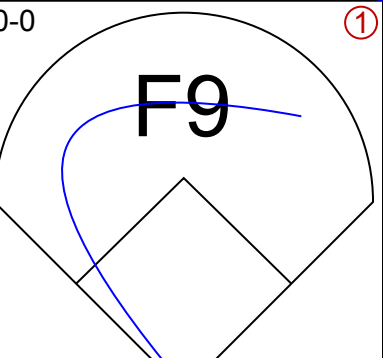

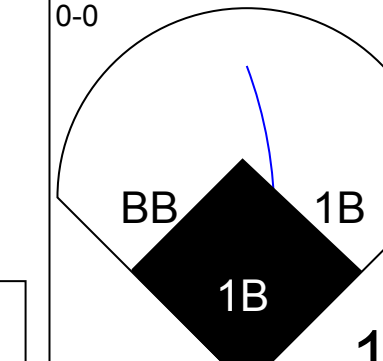
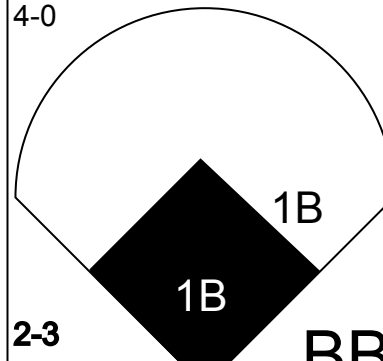
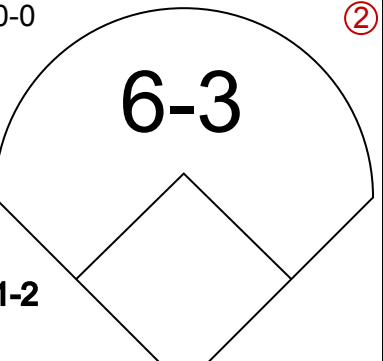

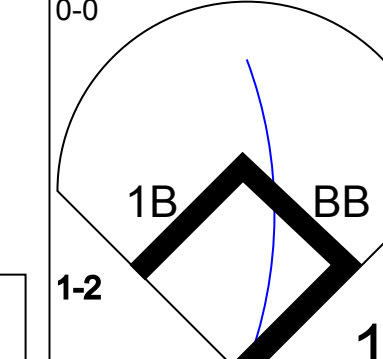
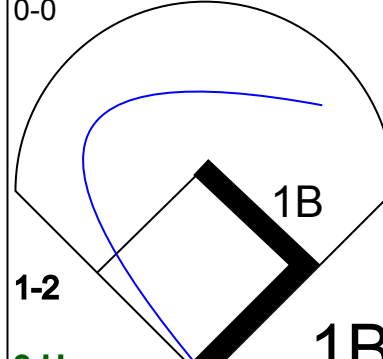
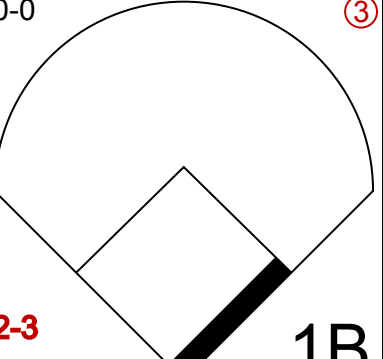

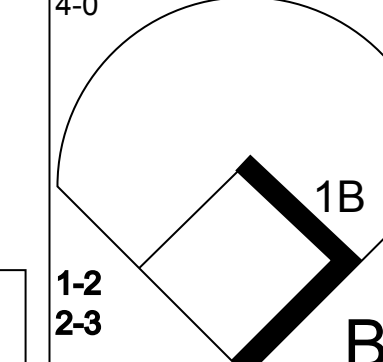
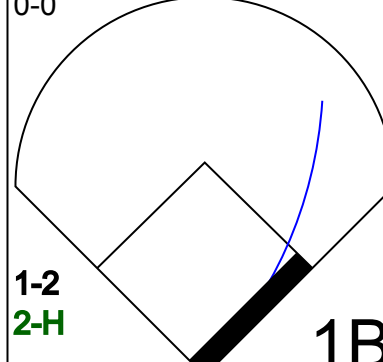
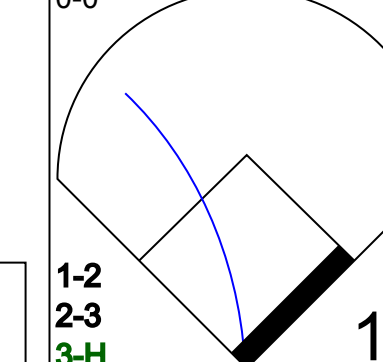
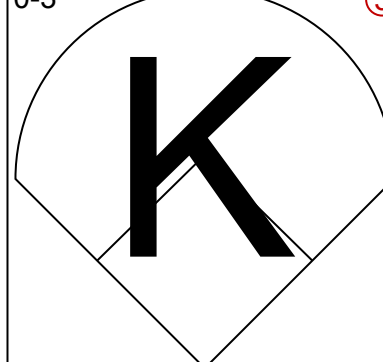
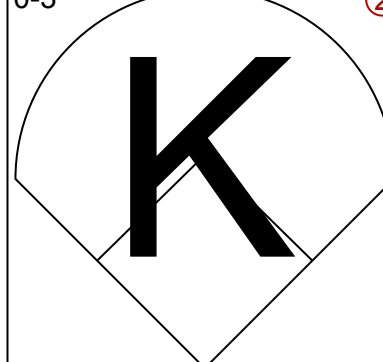

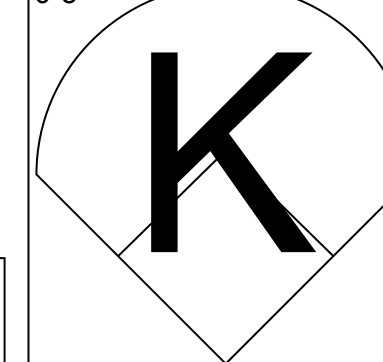
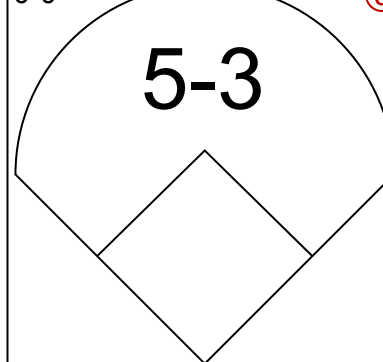
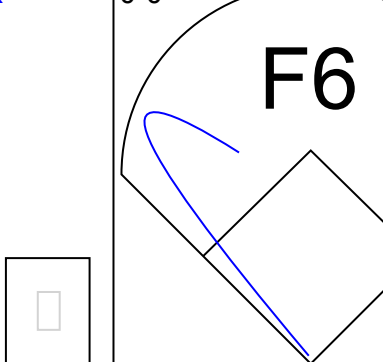


Batter	1	2	3	4	5	6	7	8	9	AB	R	H	RBI	BB	SO	LOB	TOP					
Lou Whitaker, L (1, 4) OBP: 0.342, SLG: 0.408												4	1	0	0	1	2	3				
Darrell Evans, L (1, 10) OBP: 0.394, SLG: 0.534												3	0	1	0	1	0	0				
Kirk Gibson, L (1, 7) OBP: 0.362, SLG: 0.490												4	0	0	1	0	2	3				
Matt Nokes, L (1, 2) OBP: 0.375, SLG: 0.598												4	1	2	1	0	0	2				
Pat Sheridan, L (1, 8) OBP: 0.334, SLG: 0.364												4	0	0	0	0	2	2				
Johnny Grubb, L (1, 9) OBP: 0.280, SLG: 0.247												4	0	0	0	0	1	1				
Dave Bergman, L (1, 3) OBP: 0.444, SLG: 0.545												2	1	1	1	2	0	0				
Tom Brookens, R (1, 5) OBP: 0.292, SLG: 0.383												3	0	1	0	0	2	1				
Chet Lemon, R (9, PH) OBP: 0.380, SLG: 0.485												1	0	0	0	0	0	0				
Jim Walewander, S (1, 6) OBP: 0.269, SLG: 0.250												2	1	1	0	1	0	1				
Alan Trammell, R (9, PH) OBP: 0.389, SLG: 0.520												0	0	0	0	1	0	0				
Inning Stats	R: 0 E: 0 K: 2 S: 7	H: 0 LOB: 0 BB: 0 P: 7	R: 0 E: 0 K: 1 S: 6	H: 2 LOB: 2 BB: 1 P: 10	R: 0 E: 0 K: 2 S: 7	H: 1 LOB: 1 BB: 1 P: 11	R: 0 E: 0 K: 1 S: 5	H: 0 LOB: 0 BB: 0 P: 5	R: 0 E: 0 K: 1 S: 5	H: 0 LOB: 1 BB: 1 P: 9	R: 1 E: 0 K: 1 S: 6	H: 1 LOB: 0 BB: 0 P: 6	R: 0 E: 0 K: 1 S: 5	H: 0 LOB: 0 BB: 0 P: 5	R: 2 E: 1 K: 0 S: 4	H: 1 LOB: 1 BB: 2 P: 12	R: 1 E: 0 K: 0 S: 4	H: 1 LOB: 1 BB: 1 P: 8	1B: 3 2B: 1 3B: 0 HR: 2	SF: 0 SAC: 0 DP: 1 HBP: 0	WP: 0 PB: 1 SB: 0 CS: 1	PA: 37
PITCHER	IP	WLS	BF	H	R	ER	SO	BB	IBB	HBP	BLK	WP	HR	S	P	ERA	WHIP					
Mike Witt, R (1, 1) ERA: 3.31	7.0	W	28	4	3	2	9	4	1	0	0	0	1	41	61	2.57	1.143					
Greg Minton, R (8, 1) ERA: 2.61	2.0	S	9	2	1	1	0	1	0	0	0	0	1	8	12	4.50	1.500					

Detroit Tigers @ California Angels
Anaheim Stadium, Anaheim, CA
Sun Jul 12 1987, 6:33 AM EDT
Att: 42,682 - Unknown


AB 31
R 4
H 6
RBI 3
BB 6
SO 9
LOB 13



Batter	1	2	3	4	5	6	7	8	9	AB	R	H	RBI	BB	SO	LOB	BOTTOM				
Brian Downing, R (1, 10) OBP: 0.403, SLG: 0.517										4	1	1	0	0	0	3					
Devon White, S (1, 9) OBP: 0.326, SLG: 0.505										3	2	2	1	1	0	0					
Dick Schofield, R (1, 6) OBP: 0.296, SLG: 0.345										2	0	1	0	0	0	0					
Gus Polidor, R (6, 6) OBP: 0.048, SLG: 0.048										1	0	0	0	0	1	1					
Doug DeCinces, R (1, 5) OBP: 0.350, SLG: 0.403										4	0	1	1	0	1	2					
George Hendrick, R (1, 7) OBP: 0.278, SLG: 0.440										3	2	1	0	1	1	2					
Bob Boone, R (1, 2) OBP: 0.335, SLG: 0.335										4	0	3	1	0	0	1					
Wally Joyner, L (1, 3) OBP: 0.366, SLG: 0.526										3	0	1	1	1	0	0					
Gary Pettis, S (1, 8) OBP: 0.318, SLG: 0.284										4	0	1	1	0	3	2					
Mark McLemore, S (1, 4) OBP: 0.294, SLG: 0.280										4	0	0	0	0	1	3					
Inning Stats	R: 0 E: 0 K: 0 S: 3	H: 3 LOB: 3 BB: 1 P: 10	R: 2 E: 0 K: 2 S: 9	H: 2 LOB: 2 BB: 2 P: 17	R: 0 E: 0 K: 1 S: 5	H: 1 LOB: 0 BB: 0 P: 5	R: 0 E: 0 K: 0 S: 4	H: 2 LOB: 2 BB: 0 P: 4	R: 0 E: 0 K: 1 S: 5	H: 0 LOB: 0 BB: 0 P: 5	R: 2 E: 0 K: 2 S: 10	H: 3 LOB: 1 BB: 0 P: 10	R: 0 E: 0 K: 1 S: 5	H: 0 LOB: 0 BB: 0 P: 5	1B: 8 2B: 2 3B: 1 HR: 0	SF: 0 SAC: 1 DP: 0 HBP: 0	WP: 1 PB: 0 SB: 3 CS: 0	PA: 36			
PITCHER	IP	WLS	BF	H	R	ER	SO	BB	IBB	HBP	BLK	WP	HR	S	P	ERA	WHIP				
Frank Tanana, L (1, 1) ERA: 3.85	6.1	L	30	10	5	5	5	3	0	0	0	0	0	37	49	7.11	2.053				
Jeff Robinson, R (7, 1) ERA: 5.38	0.2		3	1	0	0	1	0	0	0	0	1	0	5	5	0.00	1.500				
Willie Hernandez, L (8, 1) ERA: 2.96	1.0		3	0	0	0	1	0	0	0	0	0	0	5	5	0.00	0.000				

Detroit Tigers @ California Angels
Anaheim Stadium, Anaheim, CA
Sun Jul 12 1987, 6:33 AM EDT
Att: 42,682 - Unknown

AB 32
R 5
H 11
RBI 5
BB 3
SO 7
LOB 14



Batter	1	2	3	4	5	6	7	8	9	AB	R	H	RBI	BB	SO	LOB	TOP					
Mike Kingery, L (1, 9) OBP: 0.314, SLG: 0.432	F8		2B		F8		G6-4-3 BB			3	0	1	0	1	0	1	Seattle Mariners @ Detroit Tigers Tiger Stadium, Detroit, MI Thu Jul 16 1987, 7:05 PM EDT Att: 20,488 - Unknown					
Phil Bradley, R (1, 7) John Moses, S (7, 8) OBP: 0.296, SLG: 0.322	5-3		6-3		L9		G6-4-3			4	0	0	0	0	0	3						
Scott Bradley, L (1, 5) OBP: 0.314, SLG: 0.369	F7			1B 2B		6-3		L9		4	1	1	0	0	0	0						
Alvin Davis, L (1, 3) John Christensen, R (8, PR) OBP: 0.325, SLG: 0.374		2B		1B SF9		1B		G6-4-3 BB		3	1	3	0	1	0	0						
Gary Matthews, R (1, 10) OBP: 0.352, SLG: 0.420	6-3			1B		1B		G6-4-3		4	0	2	1	0	0	2						
Dave Valle, R (1, 2) OBP: 0.337, SLG: 0.601	L1			SF9		F7		F9		3	0	0	1	0	0	3						
Mickey Brantley, R (1, 8) OBP: 0.331, SLG: 0.444	F8			P3		P3		1-3 1B		4	0	1	0	0	0	4						
Rey Quinones, R (1, 6) OBP: 0.323, SLG: 0.427			K	L8			F2	1-3		4	0	0	0	0	1	2						
Harold Reynolds, S (1, 4) Ken Phelps, L (9, PH) OBP: 0.372, SLG: 0.470			4-3				CS BB	K		2	0	1	0	1	0	0						
										1	0	0	0	0	1	1						
Inning Stats	R: 0 E: 0 K: 0 S: 3	H: 0 LOB: 0 BB: 0 P: 3	R: 0 E: 0 K: 0 S: 4	H: 1 LOB: 1 BB: 0 P: 4	R: 0 E: 0 K: 1 S: 6	H: 1 LOB: 1 BB: 0 P: 6	R: 2 E: 0 K: 0 S: 6	H: 3 LOB: 1 BB: 0 P: 6	R: 0 E: 0 K: 0 S: 2	H: 0 LOB: 0 BB: 1 P: 6	R: 0 E: 0 K: 0 S: 5	H: 2 LOB: 2 BB: 0 P: 5	R: 0 E: 0 K: 0 S: 3	H: 1 LOB: 1 BB: 1 P: 7	R: 0 E: 0 K: 0 S: 2	H: 0 LOB: 1 BB: 1 P: 6	R: 0 E: 0 K: 1 S: 6	H: 1 LOB: 1 BB: 0 P: 6	1B: 5 2B: 4 3B: 0 HR: 0	SF: 1 SAC: 0 DP: 2 HBP: 0	WP: 0 PB: 0 SB: 0 CS: 1	PA: 36
PITCHER Walt Terrell, R (1, 1) ERA: 4.24	IP: 9.0 WLS: W BF: 36 H: 9 R: 2 ER: 2 SO: 2 BB: 3 IBB: 0 HBP: 0 BLK: 0 WP: 0 HR: 0 S: 37 P: 49 ERA: 2.00 WHIP: 1.333															PITCHER						

Batter	1	2	3	4	5	6	7	8	9	AB	R	H	RBI	BB	SO	LOB	BOTTOM
Lou Whitaker, L (1, 4) OBP: 0.340, SLG: 0.405	4-3	F8		E4 FC5-4		4-3		5-3 1B		5	0	1	1	0	0	3	Seattle Mariners @ Detroit Tigers Tiger Stadium, Detroit, MI Thu Jul 16 1987, 7:05 PM EDT Att: 20,488 - Unknown
Bill Madlock, R (1, 10) OBP: 0.325, SLG: 0.459	1B		BB	FC5-4		F8		5-3		4	0	1	0	1	0	3	
Kirk Gibson, L (1, 7) OBP: 0.366, SLG: 0.502	1B		K	L3			HR	IBB		4	1	2	1	1	1	3	
Alan Trammell, R (1, 6) OBP: 0.386, SLG: 0.518	F9		F4		5-3		SH2-4 2B	G3		5	0	1	0	0	0	5	
Matt Nokes, L (1, 2) OBP: 0.375, SLG: 0.595	K		F8		1B		SH2-4			3	0	1	0	0	1	3	
Darrell Evans, L (1, 3) OBP: 0.382, SLG: 0.529	F7		F9		1B		1-3			4	0	1	0	0	0	1	
Pat Sheridan, L (1, 9) OBP: 0.340, SLG: 0.365	F8 1B		BB	1B BB		F7		BB		2	1	1	0	2	0	2	
Chet Lemon, R (1, 8) OBP: 0.381, SLG: 0.485	1B		1B E		F4		F6			4	1	2	0	0	0	4	
Tom Brookens, R (1, 5) OBP: 0.291, SLG: 0.381	F8		FC5-4 E		F3		F9			4	0	1	1	0	0	2	
										1B: 9 2B: 1 3B: 0 HR: 1	SF: 0 SAC: 1 DP: 0 HBP: 0	WP: 0 PB: 0 SB: 0 CS: 0	PA: 40				
PITCHER Mike Moore, R (1, 1) ERA: 4.88 Bill Wilkinson, L (7, 1) ERA: 4.07 Jerry Reed, R (7, 1) ERA: 3.14	IP: 6.0 WLS: L BF: 31 H: 10 R: 3 ER: 3 SO: 2 BB: 2 IBB: 0 HBP: 0 BLK: 0 WP: 0 HR: 1 S: 33 P: 41 ERA: 4.50 WHIP: 2.000															PITCHER	

Batter	1	2	3	4	5	6	7	8	9	AB	R	H	RBI	BB	SO	LOB	TOP			
John Moses, S OBP: 0.296, SLG: 0.321 (1, 8)	6-3			E5			F8		FC6-4	4	0	1	0	0	0	0				
Mickey Brantley, R OBP: 0.323, SLG: 0.432 (1, 7)	5-3			K			P3		FC6-4	4	0	0	0	0	1	2				
Jim Presley, R OBP: 0.285, SLG: 0.429 (1, 5)	F8			G5-4-3			6-3			3	0	0	0	0	0	1				
Gary Matthews, R OBP: 0.368, SLG: 0.434 (1, 10)		5-3							FC5-4	3	0	2	0	0	0	0				
Alvin Davis, L OBP: 0.387, SLG: 0.479 (1, 3)		6-3					F9		F6	3	0	0	0	0	0	2				
Dave Valle, R OBP: 0.331, SLG: 0.590 (1, 2)		L7					G1-4-3		F5	3	0	0	0	0	0	2				
John Christensen, R OBP: 0.317, SLG: 0.364 (1, 9)				L1			F5		FC5-4	3	0	0	0	0	0	1				
Rey Quinones, R OBP: 0.319, SLG: 0.422 (1, 6)				K			F7		1-3	3	0	0	0	0	1	0				
Harold Reynolds, S OBP: 0.325, SLG: 0.355 (1, 4)				F4			F9		K	3	0	0	0	0	1	0				
Inning Stats	R: 0 E: 0 K: 0 S: 3	H: 0 LOB: 0 BB: 0 P: 3	R: 0 E: 0 K: 0 S: 3	H: 0 LOB: 0 BB: 0 P: 3	R: 0 E: 0 K: 1 S: 5	H: 0 LOB: 0 BB: 0 P: 5	R: 0 E: 1 K: 0 S: 5	H: 0 LOB: 0 BB: 0 P: 5	R: 0 E: 0 K: 0 S: 3	H: 1 LOB: 0 BB: 0 P: 3	R: 0 E: 0 K: 0 S: 3	H: 0 LOB: 0 BB: 0 P: 3	R: 0 E: 0 K: 0 S: 4	H: 1 LOB: 1 BB: 0 P: 4	R: 0 E: 0 K: 1 S: 6	H: 1 LOB: 1 BB: 0 P: 6	1B: 3 2B: 0 3B: 0 HR: 0	SF: 0 SAC: 0 DP: 2 HBP: 0	WP: 0 PB: 0 SB: 0 CS: 0	PA: 29
PITCHER Frank Tanana, L ERA: 3.41 (1, 1)	IP: 9.0 WLS: W BF: 29 H: 3 R: 0 ER: 0 SO: 3 BB: 0 IBB: 0 HBP: 0 BLK: 0 WP: 0 HR: 0 S: 35 P: 35 ERA: 0.00 WHIP: 0.333																			

Seattle Mariners @ Detroit Tigers
Tiger Stadium, Detroit, MI
Fri Jul 17 1987, 7:05 PM EDT
Att: 24,669 - Unknown

AB 29
R 0
H 3
RBI 0
BB 0
SO 3
LOB 8



Batter	1	2	3	4	5	6	7	8	9	AB	R	H	RBI	BB	SO	LOB	BOTTOM			
Lou Whitaker, L OBP: 0.335, SLG: 0.399 (1, 4)	K	K		4-3		F8		F8		5	0	0	0	0	2	4				
Bill Madlock, R OBP: 0.328, SLG: 0.457 (1, 3)	5-3					5-3		3-1		3	0	1	0	1	0	0				
Dave Bergman, L OBP: 0.440, SLG: 0.538 (7, 3)										1	0	0	0	0	0	2				
Kirk Gibson, L OBP: 0.361, SLG: 0.494 (1, 7)	K	FC6		F9			K			4	0	0	0	0	2	3				
Alan Trammell, R OBP: 0.391, SLG: 0.530 (1, 6)		2B					5-3			4	2	3	1	0	0	0				
Larry Herndon, R OBP: 0.371, SLG: 0.512 (1, 10)		1B		5-3		G5-4-3		K		4	1	1	0	0	1	1				
Chet Lemon, R OBP: 0.390, SLG: 0.485 (1, 8)		E						F8		0	2	0	0	4	0	0				
Mike Heath, R OBP: 0.358, SLG: 0.469 (1, 2)	E5	1B		FC5-4		FC6-4		F8		4	1	1	1	0	0	3				
Tom Brookens, R OBP: 0.294, SLG: 0.381 (1, 5)		BLK		F2		1-3		1B		3	0	1	1	1	0	1				
Darnell Coles, R OBP: 0.264, SLG: 0.321 (1, 9)										3	1	1	1	0	1	2				
Pat Sheridan, L OBP: 0.342, SLG: 0.368 (7, 9)	K			5-3		HR				1	0	1	1	0	0	0				
Inning Stats	R: 0 E: 0 K: 2 S: 7	H: 4 LOB: 2 BB: 2 P: 7	R: 4 E: 1 K: 2 S: 11	H: 4 LOB: 2 BB: 2 P: 19	R: 1 E: 0 K: 0 S: 4	H: 1 LOB: 1 BB: 1 P: 8	R: 0 E: 0 K: 0 S: 4	H: 1 LOB: 1 BB: 0 P: 4	R: 0 E: 0 K: 0 S: 3	H: 1 LOB: 1 BB: 1 P: 7	R: 1 E: 0 K: 0 S: 4	H: 1 LOB: 0 BB: 0 P: 4	R: 0 E: 0 K: 2 S: 7	H: 0 LOB: 0 BB: 0 P: 7	R: 1 E: 0 K: 0 S: 4	H: 1 LOB: 2 BB: 2 P: 12	1B: 6 2B: 1 3B: 0 HR: 2	SF: 0 SAC: 0 DP: 1 HBP: 0	WP: 1 PB: 0 SB: 1 CS: 0	PA: 38
PITCHER Mark Langston, L ERA: 4.52 (1, 1)	IP: 6.0 WLS: L BF: 29 H: 8 R: 6 ER: 4 SO: 4 BB: 4 IBB: 0 HBP: 0 BLK: 1 WP: 0 HR: 2 S: 33 P: 49 ERA: 6.00 WHIP: 2.000																			
Roy Thomas, R ERA: 1.88 (7, 1)	1.0	3	0	0	0	2	0	0	0	0	0	7	7	0.00	0.000					
Stan Clarke, L ERA: 4.91 (8, 1)	1.0	6	1	1	1	0	2	0	0	0	1	0	4	12	9.00	3.000				

Seattle Mariners @ Detroit Tigers
Tiger Stadium, Detroit, MI
Fri Jul 17 1987, 7:05 PM EDT
Att: 24,669 - Unknown

AB 32
R 7
H 9
RBI 5
BB 6
SO 6
LOB 16



Batter	1	2	3	4	5	6	7	8	9	AB	R	H	RBI	BB	SO	LOB	TOP																			
Mike Kingery, L (1.9) OBP: 0.311, SLG: 0.426	F8	F8		F8		K			F8	5	0	1	2	0	1	1																				
Mickey Brantley, R (1.7) OBP: 0.325, SLG: 0.430	K	K					F4		WP 1B	5	0	2	0	0	2	2																				
Scott Bradley, L (1.2) OBP: 0.308, SLG: 0.360	K2-3	4-3		F8			4-3		5-3	5	0	0	0	0	1	4																				
Avin Davis, L (1.3) OBP: 0.388, SLG: 0.481		1B 1B		HR 1B		F8		6-3	F5	5	2	2	0	0	0	1																				
Jim Prestley, R (1.5) OBP: 0.287, SLG: 0.430		1B SF8 1B		K				K		4	1	2	0	0	2	1																				
Ken Phelps, L (1.10) OBP: 0.378, SLG: 0.490		1B 1B		HR		F5		FC1-4 1B		4	2	3	3	0	0	1																				
John Moses, S (1.8) OBP: 0.295, SLG: 0.321		SF8		F8		G3		FC1-4 1B		3	0	1	1	0	0	1																				
Rey Quinones, R (1.6) OBP: 0.318, SLG: 0.419		1B BB 1B		K		6-3		FC1-4		4	1	1	0	0	1	2																				
Harold Reynolds, S (1.4) OBP: 0.328, SLG: 0.356		1B		4-3				4-3		2	0	1	0	1	0	0																				
Dave Valle, R (8, PH) OBP: 0.329, SLG: 0.596										1	0	0	0	0	0	2																				
Domingo Ramos, R (8.4) OBP: 0.299, SLG: 0.391		1B BB								0	0	0	0	0	0	0																				
Inning Stats	R: 0 E: 0 K: 2 S: 7	H: 0 LOB: 0 BB: 0 P: 7	R: 4 E: 0 K: 1 S: 10	H: 5 LOB: 2 BB: 1 P: 14	R: 2 E: 0 K: 2 S: 9	H: 2 LOB: 0 BB: 0 P: 9	R: 0 E: 0 K: 0 S: 4	H: 1 LOB: 1 BB: 0 P: 4	R: 0 E: 0 K: 1 S: 5	H: 1 LOB: 0 BB: 0 P: 5	R: 0 E: 0 K: 0 S: 3	H: 0 LOB: 0 BB: 0 P: 3	R: 0 E: 0 K: 1 S: 7	H: 2 LOB: 2 BB: 0 P: 7	R: 0 E: 0 K: 0 S: 4	H: 1 LOB: 1 BB: 0 P: 4	1B: 11 2B: 1 3B: 0 HR: 1	SF: 1 SAC: 0 DP: 0 HBP: 0	WP: 1 PA: 40 PB: 0 SB: 0 CS: 0																	
PITCHER	IP	WLS	BF	H	R	ER	SO	BB	IBB	HBP	BLK	WP	HR	S	P	ERA	WHIP	PITCHER		IP	WLS	BF	H	R	ER	SO	BB	IBB	HBP	BLK	WP	HR	S	P	ERA	WHIP
Dan Petry, R (1.1) ERA: 6.09	1.1		10	5	4	4	2	1	0	0	0	0	0	13	17	27.00	4.500																			
Mike Henneman, R (2.1) ERA: 2.53	4.2	W	18	5	2	2	4	0	0	0	0	0	1	26	26	3.86	1.071																			
Eric King, R (7.1) ERA: 3.59	3.0	S	12	3	0	0	1	0	0	0	0	1	0	14	14	0.00	1.000																			

Seattle Mariners @ Detroit Tigers
Tiger Stadium, Detroit, MI
Sat Jul 18 1987, 7:05 PM EDT
Att: 31,594 - Unknown

AB	38
R	6
H	13
RBI	6
BB	1
SO	7
LOB	15



Batter	1	2	3	4	5	6	7	8	9	AB	R	H	RBI	BB	SO	LOB	BOTTOM																			
Lou Whitaker, L (1.4) OBP: 0.339, SLG: 0.403	4-3		F8 1B	1B 2B	G3			1B BB		4	2	2	0	1	0	2																				
Bill Madlock, R (1.3) OBP: 0.342, SLG: 0.483										3	3	3	1	1	0	0																				
Dave Bergman, L (7.3) OBP: 0.446, SLG: 0.544	F9 S 1B		F8 1B	1B BB		HR		1B		1	0	1	0	0	0	0																				
Kirk Gibson, L (1.7) OBP: 0.358, SLG: 0.486	4-0 1-2 BB		F8 1-2 2-3	F8 2B BB		K		K		4	0	0	0	1	2	6																				
Aian Trammell, R (1.6) OBP: 0.394, SLG: 0.530	F9 2-3		HR 1B	2B 1B		BB		F7		4	2	2	3	1	0	4																				
Larry Herndon, R (1.10) OBP: 0.372, SLG: 0.508	6-3		HR BB	1-2 HR 2B		K		K		1	1	0	0	1	0	2																				
Darrell Evans, L (4, PH) OBP: 0.382, SLG: 0.531			1-2 HR BB	1-2 HR 2B		K		K		3	0	1	2	0	2	3																				
Chet Lemon, R (1.8) OBP: 0.395, SLG: 0.506										4	2	3	3	0	0	1																				
Johnny Grubb, L (8.9) OBP: 0.280, SLG: 0.247		F8 SF9 2B	1-2 HR HR			5-3				0	0	0	0	0	0	0																				
Mike Heath, R (1.2) OBP: 0.356, SLG: 0.463		F8 2-3	6-3			E 1B		E5 G6-3		4	0	1	0	0	0	1																				
Tom Brookens, R (1.5) OBP: 0.290, SLG: 0.376		SF9 3-3	5-3			E4 1-2		G6-3		3	0	0	1	0	0	2																				
Darnell Coles, R (1.9) OBP: 0.262, SLG: 0.318		F8								1	0	0	0	0	0	0																				
Pat Sheridan, L (4.9) OBP: 0.339, SLG: 0.364				K				F7		3	0	0	0	0	2	2																				
Inning Stats	R: 0 E: 0 K: 0 S: 4	H: 1 LOB: 2 BB: 1 P: 8	R: 1 E: 0 K: 0 S: 4	H: 1 LOB: 0 BB: 0 P: 4	R: 5 E: 0 K: 0 S: 7	H: 4 LOB: 0 BB: 1 P: 11	R: 3 E: 0 K: 1 S: 7	H: 3 LOB: 1 BB: 1 P: 11	R: 0 E: 1 K: 1 S: 7	H: 2 LOB: 2 BB: 0 P: 7	R: 1 E: 0 K: 2 S: 8	H: 1 LOB: 1 BB: 1 P: 12	R: 0 E: 0 K: 0 S: 3	H: 0 LOB: 0 BB: 0 P: 3	R: 0 E: 0 K: 2 S: 8	H: 1 LOB: 2 BB: 1 P: 12	1B: 8 2B: 3 3B: 0 HR: 2	SF: 1 SAC: 0 DP: 1 HBP: 0	WP: 0 PA: 41 PB: 0 SB: 1 CS: 0																	
PITCHER	IP	WLS	BF	H	R	ER	SO	BB	IBB	HBP	BLK	WP	HR	S	P	ERA	WHIP	PITCHER		IP	WLS	BF	H	R	ER	SO	BB	IBB	HBP	BLK	WP	HR	S	P	ERA	WHIP
Lee Guetterman, L (1.1) ERA: 3.92	2.1		14	5	5	5	0	2	0	0	0	0	0	12	20	19.29	3.000																			
Jerry Reed, R (3.1) ERA: 3.33	2.0	L	12	6	4	4	1	1	0	0	0	0	1	13	17	18.00	3.500																			
Bill Wilkinson, L (5.1) ERA: 4.03	2.2		11	1	1	1	3	2	0	0	0	0	1	15	23	3.38	1.125																			
Stan Clarke, L (8.1) ERA: 4.66	1.0		4	1	0	0	2	0	0	0	0	0	0	8	8	0.00	1.000																			

Seattle Mariners @ Detroit Tigers
Tiger Stadium, Detroit, MI
Sat Jul 18 1987, 7:05 PM EDT
Att: 31,594 - Unknown

AB	35
R	10
H	13
RBI	10
BB	5
SO	6
LOB	23



Batter	1	2	3	4	5	6	7	8	9	AB	R	H	RBI	BB	SO	LOB	TOP								
Mike Kingery, L OBP: 0.310, SLG: 0.428 (1, 9)	0-3 K		0-0 2B			0-3 K		0-0 F7		4	0	1	0	0	2	0									
Mickey Brantley, R OBP: 0.323, SLG: 0.426 (1, 7)	0-0 5-3		0-0 L4			0-0 5-3			0-0 HR	4	1	1	0	0	0	1									
Alvin Davis, L OBP: 0.386, SLG: 0.488 (1, 3)	0-3 K		0-0 F7			0-0 F8			0-0 HR	4	1	1	2	0	1	1									
Gary Matthews, R OBP: 0.344, SLG: 0.404 (1, 10)		0-0 5-3		0-0 5-3			0-3 K		0-3 K	4	0	0	0	0	2	0									
Jim Prestley, R OBP: 0.284, SLG: 0.425 (1, 5)		0-3 K		0-0 F9			0-3 K		0-0 F9	4	0	0	0	0	2	0									
Dave Valle, R OBP: 0.326, SLG: 0.578 (1, 2)		0-0 HR		0-3 K			0-0 5-3		0-0 6-3	4	1	1	0	0	1	0									
John Moses, S OBP: 0.295, SLG: 0.331 (1, 8)		0-0 HR		0-0 4-3			0-3 K			3	1	1	2	0	1	0	AB 33								
Rey Quinones, R OBP: 0.318, SLG: 0.430 (1, 6)		0-0 4-3		0-0 1-3			0-0 HR			3	1	1	1	0	0	0	R 5								
Harold Reynolds, S OBP: 0.325, SLG: 0.353 (1, 4)			0-3 K		0-0 F9			0-0 F8		3	0	0	0	0	1	0	H 6								
Inning Stats	R: 0 E: 0 K: 2 S: 7	H: 0 LOB: 0 BB: 0 P: 7	R: 2 E: 0 K: 1 S: 7	H: 2 LOB: 0 BB: 0 P: 7	R: 0 E: 0 K: 1 S: 6	H: 1 LOB: 1 BB: 0 P: 6	R: 0 E: 0 K: 1 S: 5	H: 0 LOB: 0 BB: 0 P: 5	R: 0 E: 0 K: 0 S: 3	H: 0 LOB: 0 BB: 0 P: 3	R: 0 E: 0 K: 2 S: 5	H: 0 LOB: 0 BB: 0 P: 5	R: 0 E: 0 K: 2 S: 7	H: 0 LOB: 0 BB: 0 P: 7	R: 1 E: 0 K: 1 S: 6	H: 1 LOB: 0 BB: 0 P: 6	R: 2 E: 0 K: 1 S: 7	H: 2 LOB: 0 BB: 0 P: 7	1B: 2 2B: 1 3B: 0 HR: 3	SF: 0 SAC: 0 DP: 0 HBP: 0	WP: 0 PB: 0 SB: 0 CS: 0	PA: 33			
PITCHER	IP	WLS	BF	H	R	ER	SO	BB	IBB	HBP	BLK	WP	HR	S	P	ERA	WHIP								
Jack Morris, R ERA: 3.73 (1, 1)	8.0		29	5	4	4	9	0	0	0	0	0	2	47	47	4.50	0.625								
Willie Hernandez, L ERA: 3.18 (9, 1)	1.0	L	4	1	1	1	1	0	0	0	0	0	1	6	6	9.00	1.000								

Seattle Mariners @ Detroit Tigers
Tiger Stadium, Detroit, MI
Sun Jul 19 1987, 3:33 AM EDT
Att: 23,577 - Unknown

AB	33
R	5
H	6
RBI	5
BB	0
SO	10
LOB	2



Batter	1	2	3	4	5	6	7	8	9	AB	R	H	RBI	BB	SO	LOB	BOTTOM								
Lou Whitaker, L OBP: 0.338, SLG: 0.404 (1, 4)	0-0 F6		0-0 F7		0-3 K			0-0 F8		4	0	1	0	0	1	0									
Darrell Evans, L OBP: 0.380, SLG: 0.538 (1, 10)	0-0 HR		0-3 K		0-0 F8			0-0 F8		4	1	1	1	0	1	1									
Kirk Gibson, L OBP: 0.354, SLG: 0.479 (1, 7)	0-3 K			0-0 F5		0-0 F9		0-0 F7		4	0	0	0	0	1	1									
Alan Trammell, R OBP: 0.395, SLG: 0.539 (1, 6)	0-0 F5			0-0 HR		0-0 F3			0-0 CS	4	1	2	1	0	0	0									
Matt Nokes, L OBP: 0.369, SLG: 0.586 (1, 2)		0-0 F6		0-3 K		0-0 F8			0-3 K	4	0	0	0	0	2	1									
Dave Bergman, L OBP: 0.448, SLG: 0.542 (1, 3)		0-0 1B		0-3 K			0-0 F7		0-0 1B	4	0	2	0	0	1	0									
Pat Sheridan, L OBP: 0.341, SLG: 0.366 (1, 8)		0-3 K			0-0 HR		0-0 CS		0-3 K	4	1	2	0	0	2	3	AB 34								
Mike Heath, R OBP: 0.355, SLG: 0.479 (1, 9)		0-3 K			0-0 HR		0-3 K		0-0 CS	3	1	1	2	0	2	2	R 4								
Tom Brookens, R OBP: 0.287, SLG: 0.372 (1, 5)			0-0 F9		0-0 F8			0-0 6-3		3	0	0	0	0	0	0	H 9								
Inning Stats	R: 1 E: 0 K: 1 S: 6	H: 1 LOB: 0 BB: 0 P: 6	R: 0 E: 0 K: 2 S: 8	H: 1 LOB: 0 BB: 0 P: 8	R: 0 E: 0 K: 1 S: 5	H: 0 LOB: 0 BB: 0 P: 5	R: 1 E: 0 K: 2 S: 8	H: 1 LOB: 0 BB: 0 P: 8	R: 2 E: 0 K: 1 S: 7	H: 2 LOB: 0 BB: 0 P: 7	R: 0 E: 0 K: 0 S: 3	H: 0 LOB: 0 BB: 0 P: 3	R: 0 E: 0 K: 1 S: 5	H: 1 LOB: 0 BB: 0 P: 5	R: 0 E: 0 K: 0 S: 4	H: 1 LOB: 1 BB: 0 P: 4	R: 0 E: 0 K: 2 S: 8	H: 2 LOB: 1 BB: 0 P: 8	1B: 5 2B: 1 3B: 0 HR: 3	SF: 0 SAC: 0 DP: 0 HBP: 0	WP: 0 PB: 0 SB: 0 CS: 2	PA: 35			
PITCHER	IP	WLS	BF	H	R	ER	SO	BB	IBB	HBP	BLK	WP	HR	S	P	ERA	WHIP								
Scott Bankhead, R ERA: 4.83 (1, 1)	7.0		26	6	4	4	8	0	0	0	0	0	3	42	42	5.14	0.857								
Ed Nunez, R ERA: 2.6 (8, 1)	2.0	W	8	3	0	0	2	0	0	0	0	0	0	12	12	0.00	1.500								

Seattle Mariners @ Detroit Tigers
Tiger Stadium, Detroit, MI
Sun Jul 19 1987, 3:33 AM EDT
Att: 23,577 - Unknown

AB	34
R	4
H	9
RBI	4
BB	0
SO	10
LOB	8



Batter	1	2	3	4	5	6	7	8	9	AB	R	H	RBI	BB	SO	LOB	TOP								
Luis Polonia, L OBP: 0.361, SLG: 0.444 (1, 8)	0-0 4-3			0-0 6-3		0-0 FC3-6 1-2 2-H 1B	0-0 1-3 2-H 1B			4	0	2	2	0	0	0	Oakland Athletics @ Detroit Tigers Tiger Stadium, Detroit, MI Mon Jul 20 1987, 7:05 PM EDT Att: 22,692 - Unknown								
Mike Davis, L OBP: 0.350, SLG: 0.567 (1, 9)	0-0 F8			0-0 F7		0-0 FC3-6 1-2 2-3 1B		4-0 G4-3 BB		3	0	0	0	1	0	2									
Jose Canseco, R OBP: 0.313, SLG: 0.485 (1, 7)	0-3 K			0-0 5-3		0-3 K		0-0 G4-3 1-2		4	0	0	0	0	2	3									
Mark McGwire, R OBP: 0.374, SLG: 0.667 (1, 3)		0-3 K			0-3 K		0-0 1B 1B	0-0 1B		4	1	2	0	0	2	0									
Reggie Jackson, L OBP: 0.282, SLG: 0.389 (1, 10)	0-0 F8			0-0 F7		0-0 1B 1B SF8	0-0 1B 1B	0-0 4-3		4	1	1	0	0	0	1									
Carney Lansford, R OBP: 0.374, SLG: 0.442 (1, 5)	0-0 6-3			0-0 F7		0-0 1B 1B	0-0 1B 1B		0-0 6-3	4	1	1	1	0	0	0									
Tony Bernazard, S OBP: 0.299, SLG: 0.391 (1, 4)			0-0 F7			0-0 CS 1B	0-0 1B 1B		0-3 K	4	1	2	0	0	1	0									
Mickey Tettleton, S OBP: 0.301, SLG: 0.321 (1, 2)			0-3 K			4-0 FC3-6 1-2 BB	0-0 P3		0-3 K2-3	1	0	0	0	1	1	0									
Terry Steinbach, R OBP: 0.333, SLG: 0.448 (7, PH) (7, 2)										2	0	0	0	0	1	3									
Alfredo Griffin, S OBP: 0.311, SLG: 0.332 (1, 6)			0-0 F5			0-0 F8	0-0 SF8			2	0	0	1	0	0	2									
Inning Stats	R: 0 E: 0 K: 1 S: 5	H: 0 LOB: 0 BB: 0 P: 5	R: 0 E: 0 K: 1 S: 5	H: 0 LOB: 0 BB: 0 P: 5	R: 0 E: 0 K: 1 S: 5	H: 0 LOB: 0 BB: 0 P: 5	R: 0 E: 0 K: 0 S: 3	H: 0 LOB: 0 BB: 0 P: 3	R: 0 E: 0 K: 1 S: 5	H: 0 LOB: 0 BB: 0 P: 5	R: 1 E: 0 K: 1 S: 7	H: 2 LOB: 2 BB: 1 P: 11	R: 3 E: 0 K: 0 S: 7	H: 5 LOB: 2 BB: 0 P: 7	R: 0 E: 0 K: 0 S: 3	H: 1 LOB: 1 BB: 1 P: 7	R: 0 E: 0 K: 2 S: 7	H: 0 LOB: 0 BB: 0 P: 7	1B: 8 2B: 0 3B: 0 HR: 0	SF: 1 SAC: 0 DP: 1 HBP: 0	WP: 0 PB: 0 SB: 0 CS: 1	PA: 35			
PITCHER	IP	WLS	BF	H	R	ER	SO	BB	IBB	HBP	BLK	WP	HR	S	P	ERA	WHIP								
Jeff Robinson, R ERA: 5.32 (1, 1)	6.0		25	6	4	3	5	1	0	0	0	0	0	34	38	4.50	1.167								
Mark Thurmond, L ERA: 3.82 (7, 1)	1.0		4	1	0	0	0	1	0	0	0	0	0	3	7	0.00	2.000								
Mike Henneman, R ERA: 2.42 (8, 1)	2.0	W	6	1	0	0	2	0	0	0	0	0	0	10	10	0.00	0.500								

AB	32
R	4
H	8
RBI	4
BB	2
SO	7
LOB	11



Batter	1	2	3	4	5	6	7	8	9	AB	R	H	RBI	BB	SO	LOB	BOTTOM									
Lou Whitaker, L OBP: 0.337, SLG: 0.402 (1, 4)	0-0 G3		0-0 FC5-4 1-3 1B	0-3 K			0-0 F8			4	0	1	0	0	1	0	Oakland Athletics @ Detroit Tigers Tiger Stadium, Detroit, MI Mon Jul 20 1987, 7:05 PM EDT Att: 22,692 - Unknown									
Bill Madlock, R OBP: 0.340, SLG: 0.478 (1, 10)	0-3 K		0-0 FC5-4 1-2 2B		0-0 P3		0-0 E 1B			4	1	1	1	0	1	1										
Jim Walewander, S OBP: 0.269, SLG: 0.250 (8, FR)			0-0 FC5-4 1-2 2B							0	1	0	0	0	0	0										
Larry Hemdon, R OBP: 0.369, SLG: 0.500 (1, 7)	0-0 F9		0-0 FC5-4 1-2 2B		0-0 F4		0-0 F2			4	1	1	0	0	0	1										
Alan Trammell, R OBP: 0.393, SLG: 0.538 (1, 6)		0-0 F7	0-0 1B 1-2 2B		0-0 5-3		0-0 F9			4	0	1	2	0	0	1										
Darrell Evans, L OBP: 0.378, SLG: 0.534 (1, 3)		0-0 6-3	0-0 BB 2-3 1B		0-0 G3		0-0 E9			4	0	1	0	0	0	0										
Mike Heath, R OBP: 0.360, SLG: 0.497 (1, 8) (7, 9)		0-0 HR	4-0 1-2 BB		0-0 F8		0-0 F8			2	1	1	1	1	0	0										
Matt Nokes, L OBP: 0.366, SLG: 0.580 (1, 2)	0-0 4-3		0-0 4-3		0-0 1-3					3	0	0	0	0	0	3										
Tom Brookens, R OBP: 0.288, SLG: 0.372 (1, 5)			0-0 1B FC5-4 1B		0-0 F8		0-3 K			3	1	1	0	0	1	0										
Darnell Coles, R OBP: 0.258, SLG: 0.313 (1, 9)			0-0 F9		0-3 K		0-0 F6			2	0	0	0	0	1	1										
Pat Sheridan, L OBP: 0.340, SLG: 0.364 (7, 8)										1	0	0	0	0	0	0										
Inning Stats	R: 0 E: 0 K: 1 S: 5	H: 0 LOB: 0 BB: 0 P: 5	R: 1 E: 0 K: 0 S: 4	H: 1 LOB: 0 BB: 0 P: 4	R: 3 E: 0 K: 0 S: 8	H: 5 LOB: 3 BB: 1 P: 12	R: 0 E: 0 K: 2 S: 7	H: 0 LOB: 0 BB: 0 P: 7	R: 0 E: 0 K: 0 S: 3	H: 0 LOB: 0 BB: 0 P: 3	R: 0 E: 0 K: 1 S: 5	H: 0 LOB: 0 BB: 0 P: 5	R: 0 E: 1 K: 0 S: 4	H: 0 LOB: 1 BB: 0 P: 4	R: 1 E: 1 K: 0 S: 4	H: 1 LOB: 1 BB: 0 P: 4	1B: 5 2B: 1 3B: 0 HR: 1	SF: 0 SAC: 0 DP: 0 HBP: 0	WP: 0 PB: 0 SB: 0 CS: 0	PA: 32						
PITCHER	IP	WLS	BF	H	R	ER	SO	BB	IBB	HBP	BLK	WP	HR	S	P	ERA	WHIP									
Curt Young, L ERA: 3.66 (1, 1)	4.0		19	6	4	4	3	1	0	0	0	0	0	1	24	28	9.00	1.750								
Gene Nelson, R ERA: 3.19 (5, 1)	4.0	L	13	1	1	0	1	0	0	0	0	0	0	15	15	0.00	0.250									




Batter	1	2	3	4	5	6	7	8	9	10	AB	R	H	RBI	BB	SO	LOB						
Luis Polonia, L OBP: 0.365, SLG: 0.451 (1, 8)	4-3		FC2 2B		B1-3		1B		1B		5	0	3	0	0	0	0						
Mike Davis, L OBP: 0.348, SLG: 0.563 (1, 9)	F8		F6		4-3		1B		SF7		4	0	1	2	0	0	2						
Jose Canseco, R OBP: 0.316, SLG: 0.496 (1, 7)	2B		FC2 IBB			HR	K		K		4	1	2	1	1	2	3						
Mark McGwire, R OBP: 0.372, SLG: 0.669 (1, 3)	K		FC2			K		5-3		HR	5	1	1	1	0	2	4						
Reggie Jackson, L OBP: 0.251, SLG: 0.397 (1, 10)		F8	F7			F7		HR		3-1	5	1	1	1	0	0	3						
Terry Steinbach, R OBP: 0.332, SLG: 0.444 (8, 5)					P3						4	0	1	0	0	1	0						
Johnnie LeMaster, R OBP: 0.133, SLG: 0.073 Carney Lansford, R OBP: 0.373, SLG: 0.441 (10, PH)						K		L9		F8	0	0	0	0	0	0	0						
Tony Bernazard, S OBP: 0.303, SLG: 0.397 (1, 4)											5	0	3	0	0	0	1						
Mickey Tettleton, S OBP: 0.291, SLG: 0.309 (1, 2)											5	0	0	0	0	2	4						
Alfredo Griffin, S OBP: 0.316, SLG: 0.336 (1, 6)											3	2	2	0	1	0	0						
Inning Stats	R: 0 E: 0 K: 1 S: 6	H: 1 LOB: 1 BB: 0 P: 6	R: 0 E: 0 K: 1 S: 6	H: 1 LOB: 1 BB: 0 P: 6	R: 0 E: 0 K: 0 S: 4	H: 1 LOB: 3 BB: 2 P: 12	R: 0 E: 0 K: 0 S: 3	H: 0 LOB: 0 BB: 0 P: 3	R: 1 E: 0 K: 2 S: 8	H: 1 LOB: 0 BB: 0 P: 8	R: 1 E: 0 K: 1 S: 8	H: 3 LOB: 2 BB: 0 P: 8	R: 1 E: 0 K: 1 S: 7	H: 2 LOB: 1 BB: 0 P: 7	R: 1 E: 0 K: 1 S: 6	H: 2 LOB: 0 BB: 0 P: 6	R: 1 E: 0 K: 0 S: 5	H: 2 LOB: 1 BB: 0 P: 5	1B: 8 2B: 3 3B: 0 HR: 3	SF: 1 SAC: 0 DP: 1 HBP: 0	WP: 0 PB: 0 SB: 1 CS: 0	PA: 44	
PITCHER	IP 7.2	WLS 34	BF 10	H 3	R 3	ER 3	SO 5	BB 1	IBB 0	HBP 0	BLK 0	WP 0	HR 2	S 42	P 50	ERA 3.52	WHIP 1.435						
Walt Terrell, R ERA: 4.2																							
Eric King, R ERA: 3.71	(8, 1)	2.1	W	10	4	2	2	2	0	0	0	0	0	1	14	14	7.71	1.714					

TOP

Oakland Athletics @ Detroit Tigers
Tiger Stadium, Detroit, MI
Tue Jul 21 1987, 7:05 PM EDT
Att: 23,118 - Unknown

AB	41
R	5
H	14
RBI	5
BB	2
SO	7
LOB	17




Batter	1	2	3	4	5	6	7	8	9	10	AB	R	H	RBI	BB	SO	LOB					
Lou Whitaker, L OBP: 0.339, SLG: 0.401 (1, 4)	FC6-5 BB	4-3					F8	F4		2B 1B	4	1	1	1	2	0	3					
Bill Madlock, R OBP: 0.343, SLG: 0.476 Jim Walevander, S OBP: 0.269, SLG: 0.250 Johnny Grubb, L OBP: 0.295, SLG: 0.278 (7, PR)	F7		S 1B				2B BB		1B SF9	1B	3	1	1	0	1	1	3					
Darrell Evans, L OBP: 0.379, SLG: 0.529 (1, 3)	FC6-5 BB		K				K		1B		4	0	1	0	1	2	2					
Alan Trammell, R OBP: 0.391, SLG: 0.538 (1, 6)	FC6-5		6-3				4-3		SF9		4	0	1	2	0	0	3					
Matt Nokes, L OBP: 0.363, SLG: 0.572 (1, 2)	G3						K2-3		K		5	0	1	1	0	3	5					
Dave Bergman, L OBP: 0.440, SLG: 0.523 Chet Lemon, R OBP: 0.394, SLG: 0.504 (9, 8)		2B 6-3 BB	K				K		5-3		3	1	0	0	1	3	1					
Mike Heath, R OBP: 0.351, SLG: 0.483 (9, 5)	F7						6-3			K	5	0	0	0	0	2	1					
Pat Sheridan, L OBP: 0.347, SLG: 0.373 (9, 9)										K	4	0	3	0	1	1	0					
Tom Brookens, R OBP: 0.285, SLG: 0.368 Kirk Gibson, L OBP: 0.358, SLG: 0.479 (8, PH)			6-3				F8			S 1B HBP	3	0	0	1	0	1	3					
Inning Stats	R: 0 E: 0 K: 0 S: 3	H: 0 LOB: 2 BB: 2 P: 11	R: 1 E: 0 K: 0 S: 4	H: 1 LOB: 1 BB: 1 P: 8	R: 1 E: 0 K: 2 S: 9	H: 2 LOB: 1 BB: 0 P: 9	R: 0 E: 0 K: 2 S: 8	H: 1 LOB: 2 BB: 1 P: 12	R: 0 E: 0 K: 1 S: 5	H: 0 LOB: 0 BB: 0 P: 9	R: 1 E: 0 K: 2 S: 8	H: 1 LOB: 2 BB: 1 P: 12	R: 0 E: 0 K: 2 S: 8	H: 1 LOB: 2 BB: 1 P: 12	R: 1 E: 0 K: 1 S: 7	H: 2 LOB: 1 BB: 0 P: 7	R: 2 E: 0 K: 2 S: 8	H: 2 LOB: 1 BB: 0 P: 9	1B: 7 2B: 3 3B: 0 HR: 0	SF: 1 SAC: 0 DP: 0 HBP: 1	WP: 0 PB: 0 SB: 3 CS: 0	PA: 47
PITCHER	IP 7.0	WLS 32	BF 32	H 5	R 3	ER 3	SO 8	BB 6	IBB 0	HBP 0	BLK 0	WP 0	HR 0	S 42	P 66	ERA 3.86	WHIP 1.571					
Dave Stewart, R ERA: 3.68																						
Dennis Eckerley, R ERA: 3.03	(8, 1)	1.0	6	2	1	1	2	1	0	0	0	0	0	9	13	9.00	3.000					
Dave Leiper, L ERA: 3.11	(9, 1)	1.0	4	1	0	0	1	0	0	0	0	0	0	6	6	0.00	1.000					
Jay Howell, R ERA: 5.79	(10, 1)	0.2	L	5	2	2	2	2	0	1	0	0	0	8	9	27.00	3.000					

BOTTOM

Oakland Athletics @ Detroit Tigers
Tiger Stadium, Detroit, MI
Tue Jul 21 1987, 7:05 PM EDT
Att: 23,118 - Unknown

AB	38
R	6
H	10
RBI	6
BB	7
SO	13
LOB	22




Batter	1	2	3	4	5	6	7	8	9	AB	R	H	RBI	BB	SO	LOB	TOP			
Gary Redus, R OBP: 0.323, SLG: 0.376 (1, 10)										4	0	2	0	0	0	0	Chicago White Sox @ Detroit Tigers Tiger Stadium, Detroit, MI Mon Jul 27 1987, 7:05 PM EDT Att: 23,704 - Unknown			
Donnie Hill, S OBP: 0.248, SLG: 0.319 (1, 5)										4	1	1	1	0	0	3				
Harold Baines, L OBP: 0.374, SLG: 0.530 (1, 9)										4	0	0	0	0	3	0				
Ivan Calderon, R OBP: 0.358, SLG: 0.505 (1, 7)										4	0	2	0	0	0	0				
Jerry Hairston, S OBP: 0.299, SLG: 0.414 (1, 3)										4	0	1	0	0	1	2				
Carlton Fisk, R OBP: 0.301, SLG: 0.408 (1, 2)										3	0	0	0	1	1	1				
Kenny Williams, R OBP: 0.307, SLG: 0.427 (1, 8)										3	0	0	0	0	1	2				
Fred Manrique, R OBP: 0.258, SLG: 0.291 (1, 4)										3	0	1	0	0	2	0				
Ozzie Guillen, L OBP: 0.321, SLG: 0.362 (1, 6)										3	0	0	0	0	1	1				
Inning Stats	R: 0 E: 0 K: 1 S: 5	H: 0 LOB: 0 BB: 0 P: 5	R: 0 E: 0 K: 1 S: 5	H: 1 LOB: 0 BB: 0 P: 5	R: 0 E: 0 K: 1 S: 5	H: 0 LOB: 0 BB: 0 P: 5	R: 1 E: 0 K: 1 S: 6	H: 1 LOB: 0 BB: 0 P: 6	R: 0 E: 0 K: 1 S: 5	H: 2 LOB: 1 BB: 0 P: 6	R: 0 E: 0 K: 2 S: 8	H: 1 LOB: 2 BB: 1 P: 12	R: 0 E: 0 K: 1 S: 6	H: 1 LOB: 1 BB: 0 P: 6	R: 0 E: 0 K: 0 S: 4	H: 1 LOB: 1 BB: 0 P: 4	1B: 5 2B: 1 3B: 0 HR: 1	SF: 0 SAC: 0 DP: 2 HBP: 0	WP: 0 PB: 0 CS: 0	PA: 33
PITCHER Frank Tanana, L ERA: 3.5 (1, 1)	IP: 9.0 WLS: W BF: 33 H: 7 R: 1 ER: 1 SO: 9 BB: 0 IBB: 1 HBP: 0 BLK: 0 WP: 0 HR: 1 S: 50 P: 54 ERA: 1.00 WHIP: 0.778															PITCHER				

Batter	1	2	3	4	5	6	7	8	9	AB	R	H	RBI	BB	SO	LOB	BOTTOM	
Lou Whitaker, L OBP: 0.341, SLG: 0.418 (1, 4)										3	1	1	0	1	0	1	Chicago White Sox @ Detroit Tigers Tiger Stadium, Detroit, MI Mon Jul 27 1987, 7:05 PM EDT Att: 23,704 - Unknown	
Bill Madlock, R OBP: 0.351, SLG: 0.490 Jim Walewander, S (8, FR)										3	0	3	1	1	0	0		
Kirk Gibson, L OBP: 0.354, SLG: 0.482 (1, 7)										3	0	0	0	1	0	4		
Alan Trammell, R OBP: 0.385, SLG: 0.522 (1, 6)										4	0	1	2	0	0	1		
Matt Nokes, L OBP: 0.361, SLG: 0.583 (1, 2)										4	1	2	1	0	1	2		
Darrell Evans, L OBP: 0.378, SLG: 0.512 (1, 3)										4	0	0	0	0	1	3		
Chet Lemon, R OBP: 0.382, SLG: 0.490 (1, 8)										4	0	0	0	0	2	3		
Pat Sheridan, L OBP: 0.338, SLG: 0.366 (1, 9)										3	0	1	0	0	1	0		
Tom Brookens, R OBP: 0.288, SLG: 0.362 (1, 5)										3	1	1	0	0	0	1		
Inning Stats	R: 0 E: 0 K: 0 S: 3	H: 0 LOB: 1 BB: 1 P: 7	R: 0 E: 0 K: 0 S: 3	H: 1 LOB: 0 BB: 0 P: 3	R: 0 E: 0 K: 1 S: 6	H: 1 LOB: 2 BB: 1 P: 10	R: 0 E: 0 K: 0 S: 3	H: 0 LOB: 0 BB: 0 P: 3	R: 0 E: 0 K: 1 S: 6	H: 1 LOB: 1 BB: 0 P: 6	R: 0 E: 0 K: 1 S: 6	H: 1 LOB: 0 BB: 0 P: 6	R: 3 E: 0 K: 2 S: 11	H: 4 LOB: 2 BB: 1 P: 15	1B: 8 2B: 0 3B: 0 HR: 1	SF: 0 SAC: 0 DP: 2 HBP: 0	WP: 0 PB: 0 CS: 0	PA: 34
PITCHER Scott Nielsen, R ERA: 4.56 Bobby Thigpen, R ERA: 3.12 (1, 1)	IP: 7.0 WLS: L BF: 30 H: 8 R: 4 ER: 4 SO: 3 BB: 2 IBB: 1 HBP: 0 BLK: 0 WP: 0 HR: 1 S: 33 P: 45 ERA: 5.14 WHIP: 1.429															PITCHER		
Bobby Thigpen, R ERA: 3.12 (8, 1)	IP: 1.0 WLS: L BF: 4 H: 1 R: 0 ER: 0 SO: 2 BB: 0 IBB: 0 HBP: 0 BLK: 0 WP: 0 HR: 0 S: 8 P: 8 ERA: 0.00 WHIP: 1.000															PITCHER		

Batter	1	2	3	4	5	6	7	8	9	AB	R	H	RBI	BB	SO	LOB	TOP		
Ozzie Guillen, L OBP: 0.317, SLG: 0.357 (1, 6)	G3		K		4-3		FC6			4	0	0	0	0	1	3			
Donnie Hill, S OBP: 0.292, SLG: 0.319 (1, 5)	FC6-4		F7					3-1		3	0	1	0	1	0	0			
Steve Lyons, L OBP: 0.353, SLG: 0.355 (8, 5)	BB									0	0	0	0	0	0	0			
Harold Baines, L OBP: 0.372, SLG: 0.526 (1, 9)	FC6-4			6-3		K		K		4	0	1	0	0	2	1			
Ivan Calderon, R OBP: 0.357, SLG: 0.500 (1, 7)	FC6-4			K		F3		WP	S	3	0	0	0	1	1	3			
Greg Walker, L OBP: 0.330, SLG: 0.476 (1, 3)	K			4-3		F7		K		4	0	0	0	0	2	4			
Carlton Fisk, R OBP: 0.297, SLG: 0.402 (1, 2)			K		5-3		5-3		4-3	4	0	0	0	0	1	0			
Daryl Boston, L OBP: 0.293, SLG: 0.394 (1, 10)		2-3			K		G3		L6	4	0	0	0	0	1	0			
Kenny Williams, R OBP: 0.311, SLG: 0.425 (1, 8)		F5			S	2B	HBP		K	3	1	1	0	0	1	0			
Fred Manrique, R OBP: 0.268, SLG: 0.308 (1, 4)			K							3	0	2	1	0	1	0			
Inning Stats	R: 0 E: 0 K: 1 S: 6	H: 1 LOB: 2 BB: 1 P: 10	R: 0 E: 0 K: 1 S: 5	H: 0 LOB: 0 BB: 0 P: 5	R: 0 E: 0 K: 2 S: 7	H: 0 LOB: 0 BB: 0 P: 7	R: 0 E: 0 K: 1 S: 5	H: 0 LOB: 0 BB: 0 P: 5	R: 1 E: 0 K: 1 S: 6	H: 1 LOB: 1 BB: 0 P: 7	R: 0 E: 0 K: 0 S: 5	H: 2 LOB: 2 BB: 0 P: 5	R: 0 E: 0 K: 1 S: 7	H: 0 LOB: 1 BB: 1 P: 11	R: 0 E: 0 K: 1 S: 5	H: 0 LOB: 0 BB: 0 P: 5	1B: 4 2B: 1 3B: 0 HR: 0	SF: 0 SAC: 0 DP: 0 HBP: 1	WP: 1 PA: 35
PITCHER Jeff Robinson, R ERA: 4.93 (1, 1)	IP: 9.0 WLS: W BF: 35 H: 5 R: 1 ER: 1 SO: 10 BB: 2 IBB: 0 HBP: 1 BLK: 1 WP: 1 HR: 0 S: 52 P: 61 ERA: 1.00 WHIP: 0.778																		

Chicago White Sox @ Detroit Tigers
Tiger Stadium, Detroit, MI
Tue Jul 28 1987, 7:05 PM EDT
Att: 26,156 - Unknown

AB	32
R	1
H	5
RBI	1
BB	2
SO	10
LOB	11



Batter	1	2	3	4	5	6	7	8	9	AB	R	H	RBI	BB	SO	LOB	BOTTOM		
Lou Whitaker, L OBP: 0.340, SLG: 0.414 (1, 4)	BLK		E4		4-3			F8		3	0	0	1	1	0	2			
Bill Madlock, R OBP: 0.345, SLG: 0.480 (1, 10)	BB		5-3		1-3			G5-4-3		4	0	0	1	0	0	3			
Kirk Gibson, L OBP: 0.351, SLG: 0.477 (1, 7)	F6		4-3				F8			3	0	0	0	0	0	2			
Aian Trammell, R OBP: 0.382, SLG: 0.517 (1, 6)	F9		6-3				6-3			3	0	0	0	0	0	2			
Matt Nokes, L OBP: 0.358, SLG: 0.577 (1, 2)		3-1			3-1		L6			3	0	0	0	0	0	0			
Darrell Evans, L OBP: 0.378, SLG: 0.521 (1, 3)		F6			HR		G3			3	1	1	1	0	0	0			
Chet Lemon, R OBP: 0.379, SLG: 0.484 (1, 8)		K			4-3		6-3			3	0	0	0	0	1	0			
Pat Sheridan, L OBP: 0.338, SLG: 0.363 (1, 9)			1B		1-3		K			2	1	0	0	1	1	0			
Tom Brookens, R OBP: 0.292, SLG: 0.366 (1, 5)			E		5-3		F8		G5-4-3	3	1	2	0	0	0	0			
Inning Stats	R: 0 E: 0 K: 0 S: 3	H: 0 LOB: 1 BB: 1 P: 7	R: 0 E: 0 K: 1 S: 5	H: 0 LOB: 0 BB: 0 P: 5	R: 2 E: 2 K: 0 S: 5	H: 1 LOB: 1 BB: 1 P: 9	R: 1 E: 0 K: 0 S: 4	H: 1 LOB: 0 BB: 0 P: 4	R: 0 E: 0 K: 0 S: 3	H: 0 LOB: 0 BB: 0 P: 3	R: 0 E: 0 K: 0 S: 3	H: 0 LOB: 0 BB: 0 P: 3	R: 0 E: 0 K: 1 S: 5	H: 0 LOB: 0 BB: 0 P: 5	R: 0 E: 0 K: 0 S: 3	H: 1 LOB: 0 BB: 0 P: 3	1B: 2 2B: 0 3B: 0 HR: 1	SF: 0 SAC: 0 DP: 1 HBP: 0	WP: 0 PA: 29
PITCHER Bill Long, R ERA: 4.03 (1, 1)	IP: 8.0 WLS: L BF: 29 H: 3 R: 3 ER: 2 SO: 2 BB: 2 IBB: 0 HBP: 0 BLK: 1 WP: 0 HR: 1 S: 31 P: 39 ERA: 2.25 WHIP: 0.625																		

Chicago White Sox @ Detroit Tigers
Tiger Stadium, Detroit, MI
Tue Jul 28 1987, 7:05 PM EDT
Att: 26,156 - Unknown


AB	27
R	3
H	3
RBI	3
BB	2
SO	2
LOB	9



Batter	1	2	3	4	5	6	7	8	9	AB	R	H	RBI	BB	SO	LOB	TOP				
Ozzie Guillen, L (1, 6) OBP: 0.316, SLG: 0.355	F7		G3		F9		K		F8 WP 1B	5	0	1	0	0	1	5					
Steve Lyons, L (1, 5) OBP: 0.329, SLG: 0.328	K		5-3		4-3			4-3	F8 1-3	5	0	0	0	0	1	4					
Harold Baines, L (1, 9) OBP: 0.376, SLG: 0.526				4-3		F7		2B 1B		4	1	2	0	1	0	0					
Ivan Calderon, R (1, 7) OBP: 0.352, SLG: 0.492	K			F8		6-3		K	5-3	5	0	0	0	0	2	4					
Greg Walker, L (1, 3) OBP: 0.329, SLG: 0.476		F7		4-3		G3		HR 2B		4	1	1	1	0	0	0					
Jerry Hairston, S (1, 10) OBP: 0.324, SLG: 0.492		F5				1B 1B		1B BB	HR	3	2	2	2	1	0	0					
Carlton Fisk, R (1, 2) OBP: 0.300, SLG: 0.407		F5				SH5-4 1B 2-3		F2	2B	4	0	2	0	0	0	1					
Kenny Williams, R (1, 8) OBP: 0.310, SLG: 0.422			K			SH5-4 1B 1-2 3-H		F8	L9	4	0	1	1	0	1	2					
Fred Manrique, R (1, 4) OBP: 0.277, SLG: 0.317			E S 1B			SH5-4 1-2 2-3		1-2 1B	5-3	3	0	2	0	0	0	0					
Inning Stats	R: 0 E: 0 K: 2 S: 8	H: 1 LOB: 1 BB: 0 P: 8	R: 0 E: 0 K: 0 S: 3	H: 0 LOB: 0 BB: 0 P: 3	R: 0 E: 0 K: 1 S: 6	H: 1 LOB: 1 BB: 0 P: 6	R: 0 E: 0 K: 0 S: 3	H: 0 LOB: 0 BB: 0 P: 3	R: 1 E: 0 K: 0 S: 6	H: 3 LOB: 2 BB: 0 P: 6	R: 0 E: 0 K: 1 S: 6	H: 1 LOB: 2 BB: 1 P: 10	R: 3 E: 0 K: 1 S: 9	H: 4 LOB: 1 BB: 0 P: 9	R: 0 E: 0 K: 0 S: 4	H: 1 LOB: 2 BB: 1 P: 8	1B: 7 2B: 3 3B: 0 HR: 1	SF: 0 SAC: 1 DP: 0 HBP: 0	WP: 1 PB: 0 SB: 1 CS: 0	PA: 40	
PITCHER	IP	WLS	BF	H	R	ER	SO	BB	IBB	HBP	BLK	WP	HR	S	P	ERA	WHIP				
Jack Morris, R (1, 1) ERA: 3.6	9.0	L	40	11	4	4	5	1	1	0	0	1	1	48	56	4.00	1.333				

Chicago White Sox @ Detroit Tigers
Tiger Stadium, Detroit, MI
Wed Jul 29 1987, 7:05 PM EDT
Att: 28,918 - Unknown

AB 37
R 4
H 11
RBI 4
BB 2
SO 5
LOB 16



Batter	1	2	3	4	5	6	7	8	9	AB	R	H	RBI	BB	SO	LOB	BOTTOM				
Tom Brookens, R (1, 5) OBP: 0.295, SLG: 0.367	G6-4-3 1B				K			F8		4	0	2	0	0	1	1					
Bill Madlock, R (1, 3) OBP: 0.343, SLG: 0.475	G6-4-3 1-2		5-3			G5-4-3 1B		F9		4	0	1	0	0	0	3					
Chet Lemon, R (1, 8) OBP: 0.374, SLG: 0.477	L8			K		G5-4-3 1-2			L7	4	0	0	0	0	1	1					
Alan Trammell, R (1, 6) OBP: 0.380, SLG: 0.514		F8				K			F7	4	0	1	0	0	1	0					
Larry Herndon, R (1, 7) OBP: 0.361, SLG: 0.504		F9		K			5-3		6-3	4	0	0	0	0	1	1					
Mike Heath, R (1, 2) OBP: 0.345, SLG: 0.468		6-3			4-3			F7		3	0	0	0	0	0	1					
Tim Tolman, R (1, 9) OBP: 0.259, SLG: 0.312			5-3			G5-4-3 BB			BB	1	0	0	0	2	0	0					
Darnell Coles, R (1, 10) OBP: 0.259, SLG: 0.312			1B 1B			G5-4-3 1-2		K2-3		3	0	1	0	0	1	2					
Jim Walewander, S (1, 4) OBP: 0.270, SLG: 0.303		F9			F7			B3		3	0	0	0	0	0	2					
Inning Stats	R: 0 E: 0 K: 0 S: 3	H: 1 LOB: 0 BB: 0 P: 3	R: 0 E: 0 K: 0 S: 3	H: 0 LOB: 0 BB: 0 P: 3	R: 0 E: 0 K: 2 S: 8	H: 1 LOB: 1 BB: 0 P: 8	R: 0 E: 0 K: 1 S: 5	H: 0 LOB: 1 BB: 1 P: 9	R: 0 E: 0 K: 1 S: 5	H: 1 LOB: 0 BB: 0 P: 5	R: 0 E: 0 K: 1 S: 5	H: 0 LOB: 1 BB: 1 P: 9	R: 0 E: 0 K: 0 S: 3	H: 0 LOB: 0 BB: 0 P: 3	R: 0 E: 0 K: 0 S: 3	H: 0 LOB: 0 BB: 0 P: 3	1B: 5 2B: 0 3B: 0 HR: 0	SF: 0 SAC: 0 DP: 2 HBP: 0	WP: 0 PB: 0 SB: 0 CS: 0	PA: 32	
PITCHER	IP	WLS	BF	H	R	ER	SO	BB	IBB	HBP	BLK	WP	HR	S	P	ERA	WHIP				
Floyd Bannister, L (1, 1) ERA: 4.12	9.0	W	32	5	0	0	5	2	0	0	0	0	0	40	48	0.00	0.778				

Chicago White Sox @ Detroit Tigers
Tiger Stadium, Detroit, MI
Wed Jul 29 1987, 7:05 PM EDT
Att: 28,918 - Unknown

AB 30
R 0
H 5
RBI 0
BB 2
SO 5
LOB 11



Batter	1	2	3	4	5	6	7	8	9	AB	R	H	RBI	BB	SO	LOB	TOP											
Lou Whitaker, L (1, 4) OBP: 0.338, SLG: 0.411										5	1	1	0	0	1	2	<p>Detroit Tigers @ New York Yankees Yankee Stadium, Bronx, NY Fri Jul 31 1987, 7:05 PM EDT Att: 50,214 - Unknown</p>											
Bill Madlock, R (1, 10) OBP: 0.345, SLG: 0.471										4	0	1	0	1	2	2												
Kirk Gibson, L (1, 7) OBP: 0.355, SLG: 0.489										5	2	3	1	0	1	3												
Alan Trammell, R (1, 6) OBP: 0.378, SLG: 0.510										5	0	1	1	0	1	3												
Larry Herndon, R (1, 9) OBP: 0.364, SLG: 0.503 Pat Sheridan, L (8, 9) OBP: 0.337, SLG: 0.362										4	0	2	1	0	0	2												
Darrell Evans, L (1, 3) OBP: 0.376, SLG: 0.517										4	0	1	0	0	0	2												
Chet Lemon, R (1, 8) OBP: 0.375, SLG: 0.475										3	1	1	0	1	1	2												
Mike Heath, R (1, 2) OBP: 0.346, SLG: 0.473 Matt Nokes, L (6, PH) OBP: 0.359, SLG: 0.576										2	0	1	0	0	0	1												
Tom Brookens, R (1, 5) OBP: 0.297, SLG: 0.379										4	1	2	2	0	0	1												
Inning Stats	R: 0 E: 0 K: 0 S: 3	H: 1 LOB: 1 BB: 1 P: 7	R: 0 E: 0 K: 1 S: 6	H: 1 LOB: 1 BB: 0 P: 6	R: 0 E: 0 K: 1 S: 5	H: 0 LOB: 0 BB: 0 P: 5	R: 1 E: 0 K: 1 S: 7	H: 2 LOB: 1 BB: 0 P: 7	R: 0 E: 0 K: 1 S: 6	H: 1 LOB: 1 BB: 0 P: 6	R: 1 E: 0 K: 1 S: 8	H: 3 LOB: 2 BB: 0 P: 8	R: 2 E: 1 K: 1 S: 7	H: 1 LOB: 1 BB: 1 P: 11	R: 0 E: 0 K: 0 S: 3	H: 1 LOB: 0 BB: 0 P: 3		1B: 11 2B: 1 3B: 0 HR: 2	SF: 0 SAC: 0 DP: 1 HBP: 0	WP: 0 PB: 2 SB: 0 CS: 1	PA: 41							
PITCHER	IP	WLS	BF	H	R	ER	SO	BB	IBB	HBP	BLK	WP	HR	S	P	ERA		WHIP										
Ron Guidry, L (1, 1) ERA: 2.64	5.2		24	7	2	2	4	1	0	0	0	0	0	1	31	35		3.18	1.412									
Charles Hudson, R (6, 1) ERA: 3.89	0.0		1	1	0	0	0	0	0	0	0	0	0	0	1	1	∞	∞										
Pat Clements, L (6, 1) ERA: 4.13	1.0		6	4	1	1	1	0	0	0	0	0	0	0	8	8	9.00	4.000										
Dave Righetti, L (7, 1) ERA: 3.74	2.1	W	10	2	2	2	1	1	0	0	0	0	0	1	11	15	7.71	1.286										

Batter	1	2	3	4	5	6	7	8	9	AB	R	H	RBI	BB	SO	LOB	BOTTOM											
Claudell Washington, L (1, 8) OBP: 0.349, SLG: 0.459										4	1	2	1	0	0	0	<p>Detroit Tigers @ New York Yankees Yankee Stadium, Bronx, NY Fri Jul 31 1987, 7:05 PM EDT Att: 50,214 - Unknown</p>											
Don Mattingly, L (1, 3) OBP: 0.398, SLG: 0.579										4	1	1	0	0	0	1												
Dave Winfield, R (1, 9) OBP: 0.375, SLG: 0.500										4	1	1	1	0	0	1												
Dan Pasqua, L (1, 7) OBP: 0.311, SLG: 0.371 Henry Cotto, R (9, PH) OBP: 0.314, SLG: 0.505										3	0	0	0	0	2	1												
Mike Pagliarulo, L (1, 5) OBP: 0.331, SLG: 0.483										3	1	1	2	0	0	0												
Gary Ward, R (1, 10) OBP: 0.303, SLG: 0.393										4	1	1	2	0	0	0												
Mark Salas, L (1, 2) OBP: 0.347, SLG: 0.444 Roberto Kelly, R (7, PR) OBP: 0.375, SLG: 0.333 Rick Cerone, R (8, 2) OBP: 0.320, SLG: 0.316										2	0	1	0	1	0	0												
Juan Bonilla, R (1, 4) OBP: 0.368, SLG: 0.389										3	0	0	0	0	1	2												
Wayne Tolleson, S (1, 6) OBP: 0.315, SLG: 0.256 Mike Easter, L (8, PH) OBP: 0.336, SLG: 0.355 Bobby Meacham, S (9, 6) OBP: 0.318, SLG: 0.256										2	0	0	0	0	0	0												
Inning Stats	R: 0 E: 0 K: 0 S: 3	H: 0 LOB: 0 BB: 0 P: 3	R: 0 E: 0 K: 0 S: 3	H: 0 LOB: 0 BB: 0 P: 3	R: 0 E: 0 K: 2 S: 11	H: 4 LOB: 1 BB: 1 P: 15	R: 0 E: 0 K: 1 S: 5	H: 0 LOB: 0 BB: 0 P: 5	R: 0 E: 0 K: 0 S: 3	H: 1 LOB: 1 BB: 0 P: 3	R: 0 E: 0 K: 1 S: 6	H: 1 LOB: 1 BB: 0 P: 6	R: 2 E: 0 K: 0 S: 2	H: 1 LOB: 0 BB: 1 P: 6	1B: 2 2B: 2 3B: 0 HR: 3	SF: 0 SAC: 1 DP: 1 HBP: 0		WP: 1 PB: 0 SB: 0 CS: 0	PA: 33									
PITCHER	IP	WLS	BF	H	R	ER	SO	BB	IBB	HBP	BLK	WP	HR	S	P	ERA		WHIP										
Walt Terrell, R (1, 1) ERA: 4.11	7.0		26	5	4	4	3	1	0	0	0	0	0	2	31	35		5.14	0.857									
Willie Hernandez, L (8, 1) ERA: 3.23	1.1		6	1	1	1	1	1	0	0	0	0	0	7	11	6.75	1.500											
Mike Henneman, R (9, 1) ERA: 2.38	0.0	L	1	1	1	1	0	0	0	0	0	0	0	1	1	1	∞	∞										

AB	39
R	5
H	14
RBI	5
BB	2
SO	6
LOB	19



Batter	1	2	3	4	5	6	7	8	9	AB	R	H	RBI	BB	SO	LOB	TOP																									
Lou Whitaker, L (1, 4) OBP: 0.345, SLG: 0.419										5	4	1	1	0	1																											
Bill Madlock, R (1, 10) OBP: 0.340, SLG: 0.464 Dave Bergman, L (7, PH) OBP: 0.332, SLG: 0.511										3	0	0	0	0	0	3																										
Kirk Gibson, L (1, 7) OBP: 0.356, SLG: 0.486										4	1	1	2	1	1	2																										
Alan Trammell, R (1, 6) OBP: 0.378, SLG: 0.511										3	1	1	2	1	0	1																										
Larry Herndon, R (1, 9) OBP: 0.366, SLG: 0.503 Pat Sheridan, L (5, PH) OBP: 0.337, SLG: 0.365										2	0	1	0	0	0	1																										
Darrell Evans, L (1, 3) OBP: 0.380, SLG: 0.528 Mark Thurmond, L (9, 1)										5	1	3	2	0	1	2																										
Chet Lemon, R (1, 8) OBP: 0.376, SLG: 0.485										5	1	2	1	0	1	2																										
Mike Heath, R (1, 2) OBP: 0.348, SLG: 0.469										4	1	1	0	1	2	2																										
Tom Brookens, R (1, 5) OBP: 0.298, SLG: 0.379 Jim Walewander, S (7, PH) OBP: 0.282, SLG: 0.314										3	1	1	0	0	0	4																										
Inning Stats	R: 1 E: 0 K: 0 S: 4	H: 2 LOB: 0 BB: 0 P: 4	R: 0 E: 0 K: 1 S: 6	H: 1 LOB: 2 BB: 1 P: 10	R: 1 E: 0 K: 0 S: 4	H: 1 LOB: 1 BB: 1 P: 8	R: 0 E: 0 K: 1 S: 6	H: 2 LOB: 1 BB: 0 P: 6	R: 3 E: 0 K: 1 S: 7	H: 2 LOB: 1 BB: 2 P: 15	R: 3 E: 1 K: 1 S: 9	H: 2 LOB: 1 BB: 0 P: 9	R: 2 E: 0 K: 1 S: 8	H: 3 LOB: 1 BB: 0 P: 8	R: 0 E: 0 K: 1 S: 6	H: 1 LOB: 1 BB: 0 P: 6	R: 0 E: 0 K: 1 S: 7	H: 2 LOB: 2 BB: 0 P: 7	1B: 11 2B: 3 3B: 0 HR: 2	SF: 1 SAC: 1 DP: 1 HBP: 0	WP: 5 PB: 0 SB: 0 CS: 1	PA: 48																				
PITCHER	IP	WLS	BF	H	R	ER	SO	BB	IBB	HBP	BLK	WP	HR	S	P	ERA	WHIP	PITCHER								IP	WLS	BF	H	R	ER	SO	BB	IBB	HBP	BLK	WP	HR	S	P	ERA	WHIP
Dennis Rasmussen, L (1, 1) ERA: 4.45	4.1	L	21	7	4	4	2	3	0	0	0	1	0	22	34																											
Brad Arnsberg, R (5, 1) ERA:	0.0		1	0	0	0	0	0	1	0	0	1	0	0	4	=	=																									
Pat Clements, L (5, 1) ERA: 4.35	1.2		10	3	4	3	2	0	0	0	0	1	0	14	14	16.20	1.800																									
Charles Hudson, R (7, 1) ERA: 4.05	0.0		2	2	2	2	0	0	0	0	0	0	2	2	2	=	=																									
Tim Stoddard, R (7, 1) ERA: 3.41	3.0		13	4	0	0	3	0	0	0	0	0	0	19	19	0.00	1.333																									

Detroit Tigers @ New York Yankees
Yankee Stadium, Bronx, NY
Sat Aug 01 1987, 3:33 AM EDT
Att: 55,103 - Unknown

AB 41
R 10
H 16
RBI 8
BB 4
SO 7
LOB 25



Batter	1	2	3	4	5	6	7	8	9	AB	R	H	RBI	BB	SO	LOB	BOTTOM																										
Roberto Kelly, R (1, 8) OBP: 0.462, SLG: 0.400										4	0	2	1	1	1	0																											
Henry Cotto, R (1, 7) OBP: 0.300, SLG: 0.481										5	0	0	0	0	2	4																											
Don Mattingly, L (1, 3) OBP: 0.402, SLG: 0.580										3	0	2	1	1	0	0																											
Dave Winfield, R (1, 9) OBP: 0.372, SLG: 0.496 Dan Pasqua, L (8, 9) OBP: 0.310, SLG: 0.369										3	0	0	0	0	0	3																											
Gary Ward, R (1, 10) OBP: 0.300, SLG: 0.389										4	0	0	0	0	1	2																											
Juan Bonilla, R (1, 4) OBP: 0.348, SLG: 0.500										4	2	1	1	0	1	0																											
Mike Pagliarulo, L (1, 5) OBP: 0.327, SLG: 0.477										4	0	0	0	0	1	1																											
Rick Cerone, R (1, 2) OBP: 0.319, SLG: 0.315										4	1	1	0	0	1	1																											
Bobby Meacham, S (1, 6) OBP: 0.333, SLG: 0.349										4	2	2	2	0	0	0																											
Inning Stats	R: 0 E: 0 K: 2 S: 7	H: 0 LOB: 0 BB: 0 P: 7	R: 0 E: 0 K: 1 S: 5	H: 0 LOB: 0 BB: 0 P: 5	R: 0 E: 0 K: 1 S: 5	H: 0 LOB: 0 BB: 0 P: 5	R: 0 E: 0 K: 0 S: 4	H: 1 LOB: 1 BB: 0 P: 4	R: 1 E: 0 K: 1 S: 6	H: 1 LOB: 0 BB: 0 P: 6	R: 0 E: 0 K: 0 S: 3	H: 0 LOB: 2 BB: 2 P: 11	R: 0 E: 0 K: 0 S: 3	H: 0 LOB: 0 BB: 0 P: 3	R: 2 E: 0 K: 2 S: 11	H: 4 LOB: 2 BB: 0 P: 11	R: 2 E: 1 K: 1 S: 8	H: 2 LOB: 1 BB: 0 P: 8	1B: 6 2B: 0 3B: 0 HR: 2	SF: 0 SAC: 0 DP: 0 HBP: 0	WP: 0 PB: 0 SB: 0 CS: 0	PA: 38																					
PITCHER	IP	WLS	BF	H	R	ER	SO	BB	IBB	HBP	BLK	WP	HR	S	P	ERA	WHIP	PITCHER								IP	WLS	BF	H	R	ER	SO	BB	IBB	HBP	BLK	WP	HR	S	P	ERA	WHIP	
Frank Tanana, L (1, 1) ERA: 3.49	8.0	W	32	6	3	3	7	2	0	0	0	0	1	44	52																												
Mark Thurmond, L (9, 1) ERA: 4.17	1.0		6	2	2	0	1	0	0	0	0	0	1	8	8	0.00	2.000																										
Mark Thurmond, L (9, 1) ERA: 4.17	1.0		6	2	2	0	1	0	0	0	0	0	1	8	8	0.00	2.000																										

Detroit Tigers @ New York Yankees
Yankee Stadium, Bronx, NY
Sat Aug 01 1987, 3:33 AM EDT
Att: 55,103 - Unknown

AB 36
R 5
H 8
RBI 5
BB 2
SO 8
LOB 13



Batter	1	2	3	4	5	6	7	8	9	AB	R	H	RBI	BB	SO	LOB	TOP				
Lou Whitaker, L (1,4) OBP: 0.349, SLG: 0.431	0-0 WP FC3-2 2B		4-0 FC4-6 BB		0-0 4-3		0-3 K		0-0 1-H HR	4	1	2	2	1	1	1					
Darrell Evans, L (1,10) OBP: 0.374, SLG: 0.520	0-0 5-3		0-0 FC4-6 3-1 1B		0-0 G3-4-1		0-0 F9		0-0 F5	5	0	0	1	0	0	2					
Kirk Gibson, L (1,7) OBP: 0.359, SLG: 0.502	0-0 FC3-2 1B		0-0 3-1 1B		0-0 HR		0-0 2B		0-3 K	5	1	3	1	0	1	1					
Alan Trammell, R (1,6) OBP: 0.376, SLG: 0.507	0-0 1-2 1B		0-0 3-1		0-0 F8		0-0 5-3		0-0 L6	5	0	1	0	0	0	3					
Matt Nokes, L (1,2) OBP: 0.354, SLG: 0.568	0-0 6-3		0-0 4-3		0-0 G3		0-0 F9			4	0	0	0	0	0	4					
Dave Bergman, L (1,3) OBP: 0.334, SLG: 0.505		0-0 3-1		0-0 G4-6-3 BB		0-0 2B 1B		0-0 4-3		3	0	1	0	1	0	0					
Chet Lemon, R (1,8) OBP: 0.377, SLG: 0.489		0-0 F9		0-0 G4-6-3		0-0 1-3 2B		0-0 1B		4	0	2	0	0	0	1					
Pat Sheridan, L (1,9) OBP: 0.336, SLG: 0.373		0-0 HR		0-0 4-3		0-3 K		0-3 K		4	1	1	1	0	2	3					
Jim Walewander, S (1,5) OBP: 0.293, SLG: 0.351		0-0 F7		0-0 4-3 2B		0-3 K		0-0 HR 1B		2	1	1	0	0	0	0					
Larry Herndon, R (6,PH) OBP: 0.364, SLG: 0.500										1	0	0	0	0	1	2					
Darnell Coles, R (6,5) OBP: 0.264, SLG: 0.317										1	1	1	0	0	0	0					
Inning Stats	R: 0 E: 0 K: 0 S: 5	H: 2 LOB: 2 BB: 0 P: 5	R: 1 E: 0 K: 0 S: 4	H: 1 LOB: 0 BB: 4	R: 0 E: 0 K: 0 S: 4	H: 1 LOB: 2 BB: 1 P: 8	R: 0 E: 0 K: 0 S: 2	H: 0 LOB: 0 BB: 1 P: 6	R: 2 E: 0 K: 2 S: 5	H: 2 LOB: 0 BB: 0 P: 5	R: 0 E: 0 K: 1 S: 6	H: 1 LOB: 1 BB: 0 P: 6	R: 0 E: 0 K: 1 S: 6	H: 1 LOB: 1 BB: 0 P: 6	R: 2 E: 0 K: 1 S: 7	H: 2 LOB: 0 BB: 7	1B: 5 2B: 4 3B: 0 HR: 3	SF: 0 SAC: 0 DP: 1 HBP: 0	WP: 1 PB: 0 SB: 0 CS: 0	PA: 40	
PITCHER	IP WLS BF H R ER SO BB IBB HBP BLK WP HR S P ERA WHIP	8.0 W 37 12 5 5 4 2 0 0 0 1 3 43 51 5.62 1.750	1.0 S 3 0 0 0 1 0 0 0 0 0 0 5 5 0.00 0.000																		

Detroit Tigers @ New York Yankees
 Yankee Stadium, Bronx, NY
 Sun Aug 02 1987, 3:33 AM EDT
 Att: 46,212 - Unknown

AB 38
 R 5
 H 12
 RBI 5
 BB 2
 SO 5
 LOB 17



Batter	1	2	3	4	5	6	7	8	9	AB	R	H	RBI	BB	SO	LOB	BOTTOM				
Claudell Washington, L (1,8) OBP: 0.350, SLG: 0.455	0-0 E1 G4-6-3		0-0 1B 1B	0-0 FC6-4 1B		0-0 2B BB		0-0 G3		4	2	1	0	1	0	2					
Don Mattingly, L (1,3) OBP: 0.405, SLG: 0.583	0-0 G4-6-3		0-0 1B 2B 1B	0-0 1-3 1B		0-0 1-H 2B		0-0 F8		5	2	3	1	0	0	1					
Dave Winfield, R (1,9) OBP: 0.377, SLG: 0.499	0-0 1B		0-0 2B 1B 1B	0-0 F7		0-0 2B FC5-2 IBB		0-0 1B 1B		4	1	3	1	1	0	2					
Mike Easler, L (1,10) OBP: 0.341, SLG: 0.364	0-0 F9		0-0 1B 2B		0-0 HR 1B		0-0 FC5-2 2B		0-0 F9	3	2	2	1	0	0	1					
Gary Ward, R (6,PH) OBP: 0.301, SLG: 0.392			0-0 1-3 2H 1B 2B		0-0 HR 1B		0-0 FC5-2 2B		0-0 F9	2	0	1	1	0	0	1					
Mike Pagliarulo, L (1,5) OBP: 0.331, SLG: 0.487		0-0 G3	0-0 1B IBB		0-0 HR 1B		0-0 FC5-2 2B		0-0 1B	4	1	2	2	1	0	2					
Dan Pasqua, L (1,7) OBP: 0.318, SLG: 0.377		0-0 1B	0-0 1-3 2H 3H 1B		0-0 HR 1B		0-0 F4		0-0 F8	4	0	3	2	0	0	2					
Henry Cotto, R (8,PH) OBP: 0.297, SLG: 0.476			0-0 1-3 2H 3H 1B		0-0 G6-4-3 1B		0-0 F8		0-0 F8	1	0	0	0	0	0	2					
Mark Salas, L (1,2) OBP: 0.437		0-0 F8	0-0 F8		0-0 G6-4-3 1B		0-0 SH1-4 1B			2	0	0	0	0	0	2					
Rick Cerone, R (6,PH) OBP: 0.321, SLG: 0.317			0-0 F8		0-0 1-2		0-0 SH1-4 1B			2	0	1	0	0	0	1					
Juan Bonilla, R (1,4) OBP: 0.308, SLG: 0.440		0-3 K		0-0 G3		0-0 1-3		0-0 SH1-4		3	0	0	0	0	1	1					
Bobby Meacham, S (1,6) OBP: 0.327, SLG: 0.340			0-0 5-3		0-0 FC6-4 1B		0-0 K		0-0 6-3	4	0	1	0	0	1	1					
Inning Stats	R: 0 E: 1 K: 0 S: 4	H: 1 LOB: 1 BB: 0 P: 4	R: 0 E: 0 K: 1 S: 6	H: 1 LOB: 1 BB: 0 P: 6	R: 4 E: 0 K: 0 S: 7	H: 5 LOB: 1 BB: 1 P: 11	R: 0 E: 0 K: 0 S: 5	H: 2 LOB: 2 BB: 0 P: 5	R: 2 E: 0 K: 1 S: 7	H: 3 LOB: 0 BB: 0 P: 5	R: 2 E: 0 K: 1 S: 4	H: 2 LOB: 2 BB: 0 P: 4	R: 0 E: 0 K: 0 S: 5	H: 2 LOB: 2 BB: 0 P: 5	R: 2 E: 0 K: 1 S: 5	H: 2 LOB: 2 BB: 0 P: 5	1B: 13 2B: 3 3B: 0 HR: 1	SF: 0 SAC: 1 DP: 2 HBP: 0	WP: 0 PB: 0 SB: 0 CS: 0	PA: 42	
PITCHER	IP WLS BF H R ER SO BB IBB HBP BLK WP HR S P ERA WHIP	2.2 L 15 7 4 4 1 0 0 0 0 0 1 9 9 13.50 3.750	1.1 9 5 2 2 0 0 0 0 0 0 0 0 1 9 9 13.50 3.750	2.0 9 2 2 2 1 1 1 0 0 0 0 0 0 9 17 9.00 1.500	1.0 4 1 0 0 0 0 0 0 0 0 0 0 4 4 0.00 1.000	1.0 5 2 0 0 0 0 0 0 0 0 0 0 5 5 0.00 2.000															

Detroit Tigers @ New York Yankees
 Yankee Stadium, Bronx, NY
 Sun Aug 02 1987, 3:33 AM EDT
 Att: 46,212 - Unknown


AB 38
 R 8
 H 17
 RBI 8
 BB 3
 SO 2
 LOB 18



Batter	1	2	3	4	5	6	7	8	9	10	AB	R	H	RBI	BB	SO	LOB	TOP
Lonnie Smith, R OBP: 0.308, SLG: 0.347 (1, 7)	F7	F8							G1		5	0	0	0	0	1	1	
Kevin Seltzer, R OBP: 0.396, SLG: 0.475 (1, 5)	K										5	1	2	0	0	2	0	
George Brett, L OBP: 0.396, SLG: 0.479 (1, 3)	WP 1B										3	0	1	0	2	0	2	
Danny Tartabull, R OBP: 0.371, SLG: 0.466 (1, 9)	WP BB										4	1	2	2	1	0	2	
Bo Jackson, R OBP: 0.318, SLG: 0.485 (1, 8)	1-2 2-3 BB										4	0	0	0	1	3	3	
Frank White, R OBP: 0.303, SLG: 0.360 (1, 4)	1-3										5	1	1	1	0	1	3	
Steve Balboni, R OBP: 0.282, SLG: 0.404 (1, 10)											4	1	1	1	0	1	0	
Ross Jones, R OBP: 0.400, SLG: 0.364 (1, 6)											3	0	0	0	0	1	0	
Jim Eisenreich, L OBP: 0.259, SLG: 0.446 (9, PH)											1	0	0	0	0	0	0	
Angel Salazar, R OBP: 0.219, SLG: 0.247 (9, 6)											0	0	0	0	0	0	0	
Mike Macfarlane, R OBP: 0.288, SLG: 0.263 (1, 2)											3	0	1	0	0	0	0	
Thad Bosley, L OBP: 0.306, SLG: 0.370 (9, PH)											1	0	0	0	0	1	0	
Larry Owen, R OBP: 0.271, SLG: 0.317 (9, 2)											0	0	0	0	0	0	0	
Inning Stats	R: 0 E: 0 K: 1 S: 6	H: 1 LOB: 3 BB: 2 P: 14	R: 0 E: 0 K: 1 S: 6	H: 1 LOB: 1 BB: 0 P: 6	R: 0 E: 0 K: 2 S: 7	H: 0 LOB: 1 BB: 1 P: 11	R: 1 E: 0 K: 0 S: 4	H: 1 LOB: 0 BB: 0 P: 4	R: 0 E: 0 K: 1 S: 5	H: 0 LOB: 0 BB: 0 P: 5	R: 0 E: 0 K: 1 S: 7	H: 2 LOB: 0 BB: 0 P: 7	1B: 5 2B: 0 3B: 0 HR: 3	SF: 0 SAC: 0 DP: 0 HBP: 0	WP: 5 PB: 0 SB: 0 CS: 0	PA: 42		
PITCHER Jack Morris, R ERA: 3.6 (1, 1)	IP: 10.0 WLS: 4 BF: 42 H: 8 R: 4 ER: 4 SO: 10 BB: 4 IBB: 0 HBP: 0 BLK: 0 WP: 5 HR: 3 S: 58 P: 74 ERA: 3.60 WHIP: 1.200																	

Kansas City Royals @ Detroit Tigers
Tiger Stadium, Detroit, MI
Mon Aug 03 1987, 7:05 PM EDT
Att: 25,781 - Unknown


AB	38
R	4
H	8
RBI	4
BB	4
SO	10
LOB	11



Batter	1	2	3	4	5	6	7	8	9	10	AB	R	H	RBI	BB	SO	LOB	BOTTOM
Lou Whitaker, L OBP: 0.347, SLG: 0.430 (1, 4)	F6										5	0	1	0	0	1	4	
Bill Madlock, R OBP: 0.339, SLG: 0.460 (1, 10)											4	0	1	0	0	1	1	
Jim Walewander, S OBP: 0.293, SLG: 0.351 (8, PR)											0	1	0	0	0	0	0	
Tim Tolman, R (9, PH)											1	0	0	0	0	1	2	
Kirk Gibson, L OBP: 0.363, SLG: 0.513 (1, 7)	S 1B										5	1	3	2	0	0	1	
Alan Trammell, R OBP: 0.379, SLG: 0.507 (1, 6)	S 1B										4	0	2	0	1	0	2	
Larry Herndon, R OBP: 0.363, SLG: 0.493 (1, 9)											2	0	0	0	1	0	4	
Pat Sheridan, L OBP: 0.335, SLG: 0.372 (8, PH)											1	0	0	0	0	0	1	
Tom Brookens, R OBP: 0.297, SLG: 0.377 (10, PH)	1-2 2-3										1	0	0	0	0	1	1	
Chef Lemon, R OBP: 0.375, SLG: 0.482 (1, 8)											4	0	0	0	1	1	4	
Darrell Evans, L OBP: 0.373, SLG: 0.519 (1, 3)											4	0	1	0	0	0	0	
Mike Heath, R OBP: 0.347, SLG: 0.467 (1, 2)											3	0	1	0	0	1	2	
Matt Nokes, L OBP: 0.356, SLG: 0.570 (9, PH)											1	0	1	0	0	0	0	
Darnell Coles, R OBP: 0.264, SLG: 0.310 (1, 5)											3	0	0	0	1	0	2	
Inning Stats	R: 0 E: 0 K: 1 S: 7	H: 2 LOB: 2 BB: 0 P: 7	R: 0 E: 0 K: 0 S: 3	H: 1 LOB: 0 BB: 0 P: 3	R: 0 E: 0 K: 0 S: 3	H: 0 LOB: 0 BB: 0 P: 3	R: 0 E: 0 K: 0 S: 4	H: 1 LOB: 2 BB: 0 P: 8	R: 2 E: 0 K: 1 S: 7	H: 2 LOB: 1 BB: 0 P: 7	R: 0 E: 0 K: 1 S: 6	H: 1 LOB: 2 BB: 0 P: 10	1B: 7 2B: 2 3B: 0 HR: 1	SF: 0 SAC: 0 DP: 1 HBP: 0	WP: 1 PB: 0 SB: 2 CS: 1	PA: 43		
PITCHER Bud Black, L ERA: 3.1 (1, 1)	IP: 7.0 WLS: 4 BF: 30 H: 8 R: 2 ER: 2 SO: 3 BB: 3 IBB: 0 HBP: 0 BLK: 0 WP: 0 HR: 1 S: 33 P: 45 ERA: 2.57 WHIP: 1.571																	
John Davis, R ERA: 3.6 (8, 1)	IP: 1.1 WLS: 0 BF: 4 H: 0 R: 0 ER: 0 SO: 1 BB: 0 IBB: 0 HBP: 0 BLK: 0 WP: 0 HR: 0 S: 6 P: 6 ERA: 0.00 WHIP: 0.000																	
Jerry Don Gleaton, L ERA: 4.36 (9, 1)	IP: 1.2 WLS: 0 BF: 8 H: 2 R: 0 ER: 0 SO: 2 BB: 0 IBB: 1 HBP: 0 BLK: 0 WP: 1 HR: 0 S: 11 P: 15 ERA: 0.00 WHIP: 1.200																	

Kansas City Royals @ Detroit Tigers
Tiger Stadium, Detroit, MI
Mon Aug 03 1987, 7:05 PM EDT
Att: 25,781 - Unknown

AB	38
R	2
H	10
RBI	2
BB	4
SO	6
LOB	24



Batter	1	2	3	4	5	6	7	8	9	AB R H RBI BB SO LOB	TOP									
Lonnie Smith, R (1.7) OBP: 0.316, SLG: 0.407	0-0 4-3		0-0 HR		0-0 1B	0-3 K		0-3 K	5 1 2 1 0 2 0	Kansas City Royals @ Detroit Tigers Tiger Stadium, Detroit, MI Tue Aug 04 1987, 7:05 PM EDT Att: 23,330 - Unknown										
Kevin Seitzer, R (1.5) OBP: 0.400, SLG: 0.481	0-0 4-3 2B		0-0 F9		0-0 1B 1-2	0-0 G4-6-3 1B		0-0 BB 1B	5 1 4 0 0 0 0											
George Brett, L (1.3) OBP: 0.396, SLG: 0.478	0-0 4-3 2-3		0-0 1B		0-0 1B 1-3	0-0 G4-6-3 1-2		0-0 L7	5 1 2 0 0 0 3											
Danny Tartabull, R (1.9) OBP: 0.374, SLG: 0.465	0-3 K		0-3 K		0-0 1B 1-2		4-0 CS BB	0-0 BB	3 1 1 1 2 2 2											
Bo Jackson, R (1.8) OBP: 0.319, SLG: 0.483		1-0 PB SF9 HBP	0-0 4-3		0-0 1B 1-2 2-H		0-3 K	0-0 6-3	4 2 1 1 0 1 4											
Frank White, R (1.4) OBP: 0.302, SLG: 0.357		1-0 SF9 PB HBP		0-0 F9	0-0 E5 1B FC5-4		0-3 K		3 1 0 0 0 1 2											
Steve Balboni, R (1.10) OBP: 0.285, SLG: 0.417		0-0 F6 1-2 2-3		0-0 HR	0-0 FC5-4 1-3 3-H		0-0 F7		4 1 2 2 0 0 2											
Ross Jones, R (1.6) OBP: 0.316, SLG: 0.286		0-0 SF9 2-3 3-H		0-0 B2-3	0-0 FC5-4 1-2 3-H		0-0 F7		3 0 0 2 0 0 1											
Larry Owen, R (1.2) OBP: 0.263, SLG: 0.306		0-0 6-3		0-3 K	0-0 FC5-4 1-2		0-3 K		4 0 0 0 0 2 2											
Inning Stats	R: 0 E: 0 K: 1 S: 6	H: 1 LOB: 1 BB: 0 P: 6	R: 1 E: 0 K: 0 S: 3	H: 0 LOB: 1 BB: 0 P: 5	R: 1 E: 0 K: 1 S: 7	H: 2 LOB: 1 BB: 0 P: 7	R: 1 E: 0 K: 1 S: 6	H: 1 LOB: 0 BB: 0 P: 6	R: 5 E: 1 K: 0 S: 9	H: 6 LOB: 1 BB: 0 P: 9	R: 0 E: 0 K: 2 S: 5	H: 0 LOB: 0 BB: 1 P: 10	R: 0 E: 0 K: 1 S: 5	H: 0 LOB: 0 BB: 0 P: 5	R: 0 E: 0 K: 1 S: 6	H: 1 LOB: 2 BB: 1 P: 10	1B: 9 2B: 1 3B: 0 HR: 2	SF: 1 SAC: 0 DP: 1 HBP: 2	WP: 0 PB: 1 SB: 1 CS: 2	PA: 41
PITCHER	IP WLS BF H R ER SO BB IBB HBP BLK WP HR S P ERA WHIP											PITCHER	IP WLS BF H R ER SO BB IBB HBP BLK WP HR S P ERA WHIP							
Dan Petry, R (1.1) ERA: 6.19	4.1 L 23 9 7 5 3 0 0 0 2 0 0 0 2 27 29 10.38 2.077																			
Mike Henneman, R (5.1) ERA: 2.15	4.2 18 3 1 0 5 2 0 0 0 0 0 0 26 34 0.00 1.071																			

AB	36
R	8
H	12
RBI	7
BB	2
SO	8
LOB	16



Batter	1	2	3	4	5	6	7	8	9	AB R H RBI BB SO LOB	BOTTOM											
Lou Whitaker, L (1.4) OBP: 0.345, SLG: 0.426	4-0 2B SF8 BB		0-0 F7		0-0 F8		0-0 6-3		0-0 1-3	4 1 0 0 1 0 1	Kansas City Royals @ Detroit Tigers Tiger Stadium, Detroit, MI Tue Aug 04 1987, 7:05 PM EDT Att: 23,330 - Unknown											
Bill Madlock, R (1.10) OBP: 0.340, SLG: 0.464	0-0 SF8 1-3 1B 2B		0-0 5-3		0-0 E 1B 1B		0-0 F4		0-0 F6	5 2 2 0 0 0 0												
Kirk Gibson, L (1.7) OBP: 0.364, SLG: 0.518	0-0 SF8 2-3 3-H		0-3 K		0-0 E 1-2 2-H 1B		0-0 2B			3 0 2 2 0 1 0												
Alan Trammell, R (1.6) OBP: 0.375, SLG: 0.501	0-3 K		0-0 4-3		0-0 F4		0-0 1-3			4 0 0 0 0 1 4												
Larry Herndon, R (1.9) OBP: 0.366, SLG: 0.507	0-0 FC5-4 3-H 1B		0-0 6-3		0-0 E6 1-3 2-H 1B		0-0 3B			4 0 2 1 0 0 1												
Chet Lemon, R (1.8) OBP: 0.373, SLG: 0.477	0-0 FC5-4 1-2		0-0 FC5 BB BB		0-0 F7		0-3 K			3 0 0 0 1 1 4												
Darrell Evans, L (1.3) OBP: 0.374, SLG: 0.516		4-0 FC6-4 BB		0-0 BB 1-2 BB		0-3 K		0-0 F5		2 0 0 0 2 1 1												
Mike Heath, R (1.2) OBP: 0.341, SLG: 0.457		0-0 FC6-4 K2-3-2		0-0 FC5 2-3		0-0 5-3		0-0 4-3		4 0 0 0 0 0 4												
Darnell Coles, R (1.5) OBP: 0.263, SLG: 0.309		0-3 K2-3-2		0-0 1B 1B		0-0 F6		0-0 F8		4 1 1 0 0 1 1												
Inning Stats	R: 2 E: 0 K: 1 S: 7	H: 2 LOB: 1 BB: 1 P: 11	R: 0 E: 0 K: 1 S: 4	H: 0 LOB: 1 BB: 1 P: 8	R: 0 E: 0 K: 1 S: 5	H: 0 LOB: 0 BB: 0 P: 5	R: 0 E: 0 K: 0 S: 3	H: 0 LOB: 2 BB: 2 P: 11	R: 2 E: 1 K: 0 S: 7	H: 3 LOB: 2 BB: 0 P: 7	R: 0 E: 0 K: 1 S: 5	H: 0 LOB: 0 BB: 0 P: 5	R: 0 E: 0 K: 1 S: 4	H: 1 LOB: 1 BB: 0 P: 4	R: 0 E: 0 K: 1 S: 6	H: 1 LOB: 1 BB: 0 P: 6	R: 0 E: 0 K: 0 S: 3	H: 0 LOB: 0 BB: 0 P: 3	1B: 4 2B: 3 3B: 1 HR: 0	SF: 1 SAC: 0 DP: 1 HBP: 0	WP: 0 PB: 0 SB: 0 CS: 0	PA: 38
PITCHER	IP WLS BF H R ER SO BB IBB HBP BLK WP HR S P ERA WHIP											PITCHER	IP WLS BF H R ER SO BB IBB HBP BLK WP HR S P ERA WHIP									
Danny Jackson, L (1.1) ERA: 4.04	9.0 W 38 7 4 3 5 4 0 0 0 0 0 0 44 60 3.00 1.222																					

AB	33
R	4
H	7
RBI	3
BB	4
SO	5
LOB	16



Batter	1	2	3	4	5	6	7	8	9	AB	R	H	RBI	BB	SO	LOB	TOP		
Willie Wilson, S (1, 8) OBP: 0.312, SLG: 0.389	G3		1B		FC1-6		F7		F2	5	0	1	0	0	0	3	Kansas City Royals @ Detroit Tigers Tiger Stadium, Detroit, MI Wed Aug 05 1987, 7:05 PM EDT Att: 21,584 - Unknown		
Kevin Seitzer, R (1, 5) OBP: 0.397, SLG: 0.476	6-3		L9		FC6-4		FC6-4			4	0	0	0	0	0	3			
George Brett, L (1, 3) OBP: 0.398, SLG: 0.489	6-3		L4							3	1	1	1	1	0	1			
Danny Tartabull, R (1, 9) OBP: 0.372, SLG: 0.463			4-3		K				HR	4	0	1	0	0	1	1			
Lonnie Smith, R (1, 7) OBP: 0.311, SLG: 0.397			1B		FC6-4		FC6-4		4-3	4	0	1	0	0	0	2			
Frank White, R (1, 4) OBP: 0.302, SLG: 0.354			1B		FC6-4		FC5-4		F4	3	0	0	0	1	0	2			
Steve Balboni, R (1, 10) OBP: 0.285, SLG: 0.426			BB		FC6-4				F7	4	1	1	1	0	0	3			
Ross Jones, R (1, 6) OBP: 0.318, SLG: 0.294			F9		F8				HR	3	0	1	0	0	1	2			
Thad Bosley, L (9, PH) OBP: 0.305, SLG: 0.366			K				6-3		L4	1	0	0	0	0	0	0			
Jamie Quirk, L (1, 2) OBP: 0.300, SLG: 0.327			K		3-1		K		L3	4	0	2	0	0	1	1			
Inning Stats	R: 0 E: 0 K: 0 S: 3	H: 0 LOB: 0 BB: 0 P: 3	R: 0 E: 0 K: 1 S: 6	H: 1 LOB: 2 BB: 1 P: 10	R: 0 E: 0 K: 0 S: 4	H: 1 LOB: 1 BB: 0 P: 4	R: 0 E: 0 K: 1 S: 6	H: 1 LOB: 1 BB: 0 P: 6	R: 0 E: 0 K: 1 S: 6	H: 0 LOB: 1 BB: 1 P: 7	R: 1 E: 0 K: 0 S: 5	H: 2 LOB: 1 BB: 0 P: 5	R: 1 E: 0 K: 0 S: 4	H: 1 LOB: 0 BB: 0 P: 4	R: 0 E: 0 K: 0 S: 4	H: 1 LOB: 1 BB: 0 P: 4	1B: 5 2B: 1 3B: 0 HR: 2	SF: 0 SAC: 0 DP: 0 HBP: 0	WP: 0 PA: 37 PB: 0 SB: 0 CS: 0
PITCHER Walt Terrell, R (1, 1) ERA: 3.99	IP: 9.0 WLS: W BF: 37 H: 8 R: 2 ER: 2 SO: 3 BB: 2 IBB: 0 HBP: 0 BLK: 0 WP: 0 HR: 2 S: 41 P: 49 ERA: 2.00 WHIP: 1.111															PITCHER			

Batter	1	2	3	4	5	6	7	8	9	AB	R	H	RBI	BB	SO	LOB	BOTTOM		
Lou Whitaker, L (1, 4) OBP: 0.344, SLG: 0.432	F8		6-3				F5			4	1	1	2	0	0	1	Kansas City Royals @ Detroit Tigers Tiger Stadium, Detroit, MI Wed Aug 05 1987, 7:05 PM EDT Att: 21,584 - Unknown		
Darrell Evans, L (1, 10) OBP: 0.376, SLG: 0.513	F8		F8							2	0	0	0	2	0	0			
Kirk Gibson, L (1, 7) OBP: 0.360, SLG: 0.511	F7				G3		K		4-3	4	0	0	0	0	1	3			
Alan Trammell, R (1, 6) OBP: 0.376, SLG: 0.509			F9		1B		FC6-4			4	1	2	1	0	0	1			
Matt Nokes, L (1, 2) OBP: 0.358, SLG: 0.568			F6		1B				HR	3	0	1	0	1	0	0			
Dave Bergman, L (1, 3) OBP: 0.423, SLG: 0.495			1B		K		K		B5-4	4	0	1	0	0	2	3			
Chet Lemon, R (1, 8) OBP: 0.369, SLG: 0.470			1B		K		K		B5-4	4	0	0	0	0	1	3			
Pat Sheridan, L (1, 9) OBP: 0.338, SLG: 0.385					HR		K		SH3-4	3	1	2	1	0	1	0			
Jim Walewander, S (1, 5) OBP: 0.302, SLG: 0.385			F7				HR		SH3-4	2	1	1	0	0	0	0			
Inning Stats	R: 0 E: 0 K: 0 S: 3	H: 0 LOB: 0 BB: 0 P: 3	R: 0 E: 0 K: 0 S: 4	H: 1 LOB: 1 BB: 0 P: 4	R: 1 E: 0 K: 0 S: 4	H: 1 LOB: 0 BB: 0 P: 4	R: 0 E: 0 K: 1 S: 7	H: 2 LOB: 2 BB: 0 P: 7	R: 2 E: 0 K: 2 S: 9	H: 2 LOB: 1 BB: 1 P: 13	R: 0 E: 0 K: 2 S: 7	H: 0 LOB: 0 BB: 0 P: 7	R: 0 E: 0 K: 0 S: 4	H: 1 LOB: 2 BB: 1 P: 8	R: 1 E: 0 K: 0 S: 3	H: 1 LOB: 0 BB: 1 P: 7		1B: 4 2B: 2 3B: 0 HR: 3	SF: 0 SAC: 1 DP: 1 HBP: 0
PITCHER Bret Saberhagen, R (1, 1) ERA: 2.99	IP: 6.2 WLS: L BF: 29 H: 7 R: 3 ER: 3 SO: 5 BB: 2 IBB: 0 HBP: 0 BLK: 0 WP: 0 HR: 2 S: 37 P: 45 ERA: 4.05 WHIP: 1.350															PITCHER			
PITCHER Jerry Don Gleaton, L (7, 1) ERA: 4.46	IP: 1.1 WLS: 5 BF: 1 H: 1 R: 1 ER: 1 SO: 0 BB: 1 IBB: 0 HBP: 0 BLK: 0 WP: 0 HR: 1 S: 4 P: 8 ERA: 6.75 WHIP: 1.500															PITCHER			

Batter	1	2	3	4	5	6	7	8	9	AB	R	H	RBI	BB	SO	LOB	TOP			
Claudell Washington, L (1, 8) OBP: 0.329, SLG: 0.427	0-0 4-3	0-3 K			0-0 F9			0-0 F8		4	0	0	0	0	1	2				
Don Mattingly, L (1, 3) OBP: 0.394, SLG: 0.565	0-0 1B 1B	0-0 FC6-4			0-0 L8			0-0 3-1		4	0	1	0	0	0	2				
Dave Winfield, R (1, 9) OBP: 0.376, SLG: 0.496	0-0 1B		0-3 K		0-0 6-3			0-0 F9		4	0	1	0	0	1	0				
Mike Easter, L (1, 10) OBP: 0.336, SLG: 0.357	0-0 1B		0-3 K		0-0 F8			0-3 K		4	0	1	0	0	2	0				
Mike Pagliarulo, L (1, 5) OBP: 0.326, SLG: 0.490	0-3 K		0-0 6-3		0-0 F7			0-3 K		4	0	0	0	0	2	3				
Gary Ward, R (1, 7) OBP: 0.297, SLG: 0.393	0-3 K			0-0 4-3				0-0 F6		3	0	0	0	0	1	3				
Rick Cerone, R (1, 2) OBP: 0.323, SLG: 0.322		0-0 FC1-5 1B		0-0 L4				0-0 L4		3	0	1	0	0	0	0				
Bobby Meacham, S (1, 4) OBP: 0.322, SLG: 0.333		0-0 FC1-5 1B		0-0 3-1				0-0 L6		3	0	1	0	0	0	0				
Wayne Tolleson, S (1, 6) OBP: 0.313, SLG: 0.252		0-0 FC1-5 1B			0-3 K			0-3 K2-3		3	0	0	0	0	2	2				
Inning Stats	R: 0 E: 0 K: 2 S: 10	H: 3 LOB: 3 BB: 0 P: 10	R: 0 E: 0 K: 1 S: 7	H: 2 LOB: 2 BB: 0 P: 7	R: 0 E: 0 K: 0 S: 7	H: 0 LOB: 0 BB: 0 P: 7	R: 0 E: 0 K: 0 S: 3	H: 0 LOB: 0 BB: 0 P: 3	R: 0 E: 0 K: 1 S: 5	H: 0 LOB: 0 BB: 0 P: 5	R: 0 E: 0 K: 0 S: 3	H: 0 LOB: 0 BB: 0 P: 3	R: 0 E: 0 K: 1 S: 5	H: 0 LOB: 0 BB: 0 P: 5	R: 0 E: 0 K: 2 S: 7	H: 0 LOB: 0 BB: 0 P: 7	1B: 5 2B: 0 3B: 0 HR: 0	SF: 0 SAC: 0 DP: 0 HBP: 0	WP: 0 PB: 0 SB: 0 CS: 0	PA: 32
PITCHER Jeff Robinson, R (1, 1) ERA: 4.73	IP: 9.0 WLS: W BF: 32	H: 5 R: 0 ER: 0 SO: 9	BB: 0 IBB: 0 HBP: 0 BLK: 0	WP: 0 HR: 0 S: 50 P: 50	ERA: 0.00 WHIP: 0.556															

New York Yankees @ Detroit Tigers
Tiger Stadium, Detroit, MI
Fri Aug 07 1987, 7:05 PM EDT
Att: 48,262 - Unknown

AB	32
R	0
H	5
RBI	0
BB	0
SO	9
LOB	12



Batter	1	2	3	4	5	6	7	8	9	AB	R	H	RBI	BB	SO	LOB	BOTTOM			
Lou Whitaker, L (1, 4) OBP: 0.345, SLG: 0.425	0-0 4-3	0-0 4-3		0-0 G4-6-3		4-0 BB		0-0 F7		4	0	0	0	1	0	4				
Darrell Evans, L (1, 10) OBP: 0.373, SLG: 0.509	0-3 K		0-0 3-1	0-3 K		0-3 K				4	0	0	0	0	3	2				
Kirk Gibson, L (1, 7) OBP: 0.361, SLG: 0.505	0-0 G3		0-0 3-1		0-0 6-3		4-0 G6-4-3 BB			3	0	0	0	1	0	0				
Alan Trammell, R (1, 6) OBP: 0.375, SLG: 0.505		0-0 1B 1B	0-0 6-3		0-0 F7		0-0 G6-4-3			4	1	1	0	0	0	1				
Matt Nokes, L (1, 2) OBP: 0.359, SLG: 0.565		0-0 1B 1B		0-0 HR 1B	0-0 3-1		0-0 F6			4	2	2	0	0	0	0				
Jim Morrison, R (1, 5) OBP: 0.317, SLG: 0.420		0-0 F9		0-0 HR 1B		0-0 HR		0-0 6-3		4	2	2	1	0	0	2				
Dave Bergman, L (1, 3) OBP: 0.427, SLG: 0.519		0-0 E 1B		0-0 HR		0-3 K		0-0 F8		4	2	2	4	0	1	0				
Chet Lemon, R (1, 8) OBP: 0.380, SLG: 0.481		0-0 E7 1B		4-0 HR		0-0 WP 1B		0-0 1B		3	1	3	1	1	0	0				
Pat Sheridan, L (1, 9) OBP: 0.338, SLG: 0.385		0-0 SF7		0-0 BB		0-0 L6		0-0 1B		3	0	2	1	0	0	1				
Inning Stats	R: 0 E: 0 K: 1 S: 5	H: 0 LOB: 0 BB: 0 P: 5	R: 3 E: 1 K: 0 S: 7	H: 4 LOB: 1 BB: 0 P: 7	R: 0 E: 0 K: 0 S: 3	H: 0 LOB: 0 BB: 0 P: 3	R: 4 E: 0 K: 1 S: 8	H: 4 LOB: 0 BB: 1 P: 12	R: 0 E: 0 K: 0 S: 3	H: 0 LOB: 0 BB: 0 P: 3	R: 1 E: 0 K: 2 S: 9	H: 2 LOB: 2 BB: 1 P: 13	R: 0 E: 0 K: 0 S: 2	H: 0 LOB: 0 BB: 1 P: 6	R: 0 E: 0 K: 0 S: 5	H: 2 LOB: 2 BB: 0 P: 5	1B: 10 2B: 0 3B: 0 HR: 2	SF: 1 SAC: 0 DP: 2 HBP: 0	WP: 1 PB: 0 SB: 0 CS: 0	PA: 37
PITCHER Rick Rhoden, R (1, 1) ERA: 3.85 Charles Hudson, R (6, 1) ERA: 3.73	IP: 5.1 WLS: L BF: 26	H: 10 R: 8 ER: 7 SO: 3	BB: 1 IBB: 0 HBP: 0 BLK: 0	WP: 0 HR: 2 S: 31 P: 35	ERA: 11.81 WHIP: 2.062															


New York Yankees @ Detroit Tigers
Tiger Stadium, Detroit, MI
Fri Aug 07 1987, 7:05 PM EDT
Att: 48,262 - Unknown

AB	33
R	8
H	12
RBI	7
BB	3
SO	4
LOB	10



Batter	1	2	3	4	5	6	7	8	9	AB R H RBI BB SO LOB	TOP									
Henry Cotto, R OBP: 0.293, SLG: 0.462 (1, 8)	5-3	FC4			5-3		6-3			5 0 1 2 0 0 1	New York Yankees @ Detroit Tigers Tiger Stadium, Detroit, MI Sat Aug 08 1987, 3:33 AM EDT Att: 45,812 - Unknown									
Gary Ward, R OBP: 0.296, SLG: 0.398 (1, 7)	K				K		5-3			5 1 1 1 0 2 1										
Don Mattingly, L OBP: 0.394, SLG: 0.569 (1, 3)	4-3									4 1 1 1 1 0 1										
Dave Winfield, R OBP: 0.374, SLG: 0.491 (1, 10)		K								4 0 0 0 1 1 3										
Mike Pagliarulo, L OBP: 0.325, SLG: 0.490 (1, 5)										4 1 1 0 0 0 2										
Dan Pasqua, L OBP: 0.311, SLG: 0.381 (1, 9)										4 1 1 2 0 0 1										
Rick Cerone, R OBP: 0.327, SLG: 0.343 (1, 2)										4 2 2 1 0 0 0										
Bobby Meacham, S OBP: 0.349, SLG: 0.339 (1, 4)										2 1 1 0 1 0 0										
Wayne Tolleson, S OBP: 0.312, SLG: 0.250 (1, 6)										3 0 0 0 1 0 3										
Inning Stats	R: 0 E: 0 K: 1 S: 5	H: 0 LOB: 0 BB: 0 P: 5	R: 3 E: 0 K: 1 S: 7	H: 3 LOB: 1 BB: 1 P: 12	R: 1 E: 0 K: 0 S: 4	H: 1 LOB: 0 BB: 0 P: 4	R: 0 E: 0 K: 0 S: 3	H: 0 LOB: 1 BB: 1 P: 7	R: 1 E: 0 K: 1 S: 6	H: 1 LOB: 1 BB: 1 P: 10	R: 0 E: 0 K: 0 S: 3	H: 0 LOB: 0 BB: 0 P: 3	R: 0 E: 0 K: 0 S: 3	H: 0 LOB: 1 BB: 1 P: 7	R: 2 E: 2 K: 0 S: 7	H: 3 LOB: 3 BB: 0 P: 7	1B: 2 2B: 2 3B: 0 HR: 4	SF: 0 SAC: 0 DP: 0 HBP: 1	WP: 0 PB: 0 SB: 0 CS: 1	PA: 40
PITCHER	IP WLS BF H R ER SO BB IBB HBP BLK WP HR S P ERA WHIP											IP WLS BF H R ER SO BB IBB HBP BLK WP HR S P ERA WHIP								
Eric King, R ERA: 4.26 (1, 1)	4.2 L 22 5 5 5 3 3 0 0 1 0 0 4 24 37 9.64 1.714											4.1 18 3 2 1 0 1 0 0 0 0 0 17 21 2.08 0.923								
Mark Thurmond, L ERA: 4.18 (5, 1)																				

AB	35
R	7
H	8
RBI	7
BB	4
SO	3
LOB	12



Batter	1	2	3	4	5	6	7	8	9	AB R H RBI BB SO LOB	BOTTOM									
Lou Whitaker, L OBP: 0.345, SLG: 0.422 (1, 4)										3 0 0 0 0 0 0	New York Yankees @ Detroit Tigers Tiger Stadium, Detroit, MI Sat Aug 08 1987, 3:33 AM EDT Att: 45,812 - Unknown									
Bill Madlock, R OBP: 0.335, SLG: 0.458 (1, 10)	P3									4 0 0 0 0 0 1										
Kirk Gibson, L OBP: 0.358, SLG: 0.500 (1, 7)										3 0 0 0 0 2 1										
Alan Trammell, R OBP: 0.375, SLG: 0.503 (1, 6)										2 0 0 0 1 0 0										
Larry Herndon, R OBP: 0.365, SLG: 0.506 (1, 9)										3 0 1 0 0 0 0										
Jim Morrison, R OBP: 0.317, SLG: 0.420 (1, 5)										3 0 1 0 0 1 0										
Darrell Evans, L OBP: 0.370, SLG: 0.505 (1, 3)										3 0 0 0 0 0 3										
Chet Lemon, R OBP: 0.377, SLG: 0.476 (1, 8)										3 0 0 0 0 0 3										
Matt Nokes, L OBP: 0.355, SLG: 0.559 (1, 2)										3 0 0 0 0 0 0										
Inning Stats	R: 0 E: 0 K: 0 S: 2	H: 0 LOB: 0 BB: 0 P: 3	R: 0 E: 0 K: 0 S: 3	H: 0 LOB: 0 BB: 0 P: 3	R: 0 E: 0 K: 1 S: 5	H: 0 LOB: 0 BB: 0 P: 5	R: 0 E: 0 K: 0 S: 4	H: 2 LOB: 2 BB: 1 P: 8	R: 0 E: 0 K: 0 S: 3	H: 0 LOB: 0 BB: 0 P: 3	R: 0 E: 0 K: 1 S: 5	H: 0 LOB: 0 BB: 0 P: 5	R: 0 E: 0 K: 1 S: 5	H: 0 LOB: 0 BB: 0 P: 5	R: 0 E: 0 K: 0 S: 3	H: 0 LOB: 0 BB: 0 P: 3	1B: 2 2B: 0 3B: 0 HR: 0	SF: 0 SAC: 0 DP: 2 HBP: 1	WP: 0 PB: 0 SB: 0 CS: 0	PA: 29
PITCHER	IP WLS BF H R ER SO BB IBB HBP BLK WP HR S P ERA WHIP											IP WLS BF H R ER SO BB IBB HBP BLK WP HR S P ERA WHIP								
Tommy John, L ERA: 3.88 (1, 1)	9.0 W 29 2 0 0 3 1 0 0 1 0 0 0 33 38 0.00 0.333																			



Batter	1	2	3	4	5	6	7	8	9	AB	R	H	RBI	BB	SO	LOB	TOP					
Lou Whitaker, L OBP: 0.347, SLG: 0.421 (1, 4)	G3	G3				2B 1B BB		1B		4	1	2	0	1	0	3	Detroit Tigers @ Chicago White Sox Comiskey Park, Chicago, IL Mon Aug 10 1987, 8:05 PM EDT Att: 16,068 - Unknown					
Darrell Evans, L OBP: 0.369, SLG: 0.511 (1, 10)	K		K			1B BB		F9		5	1	1	1	0	3	2						
Kirk Gibson, L OBP: 0.365, SLG: 0.500 (1, 7)	FC6-4 1B					E 1B 6-3 BB		1B		3	1	2	0	2	1	0						
Alan Trammell, R OBP: 0.378, SLG: 0.509 (1, 6)	FC6-4 1-2		F7			E7 1B		F9		5	0	2	2	0	0	3						
Matt Nokes, L OBP: 0.352, SLG: 0.561 (1, 2)		F9	F9			F6 1B		K		5	0	0	0	0	1	5						
Jim Morrison, R OBP: 0.317, SLG: 0.418 (1, 5)		1B BB 1B		F9		6-3		1B		5	0	3	1	0	0	1						
Dave Bergman, L OBP: 0.420, SLG: 0.500 (1, 3)		1B BB		L7		F8 3-H		3-1		4	0	0	0	1	0	5						
Chet Lemon, R OBP: 0.378, SLG: 0.478 (1, 8)		1B		F8		6-3		6-3		4	0	1	0	0	0	0						
Pat Sheridan, L OBP: 0.337, SLG: 0.386 (1, 9)		F7				2B 1B		4-3		4	1	1	0	0	0	3						
Inning Stats	R: 0 E: 0 K: 1 S: 6	H: 1 LOB: 1 BB: 0 P: 6	R: 0 E: 0 K: 0 S: 5	H: 2 LOB: 3 BB: 1 P: 9	R: 0 E: 0 K: 1 S: 5	H: 0 LOB: 1 BB: 1 P: 9	R: 0 E: 0 K: 0 S: 3	H: 0 LOB: 0 BB: 0 P: 3	R: 4 E: 1 K: 0 S: 6	H: 3 LOB: 1 BB: 2 P: 14	R: 0 E: 0 K: 1 S: 6	H: 1 LOB: 1 BB: 0 P: 6	R: 0 E: 0 K: 1 S: 7	H: 2 LOB: 2 BB: 0 P: 7	R: 0 E: 0 K: 0 S: 4	H: 1 LOB: 2 BB: 0 P: 4	R: 0 E: 0 K: 1 S: 7	H: 2 LOB: 2 BB: 0 P: 7	1B: 11 2B: 1 3B: 0 HR: 0	SF: 0 SAC: 0 DP: 0 HBP: 0	WP: 0 PB: 0 CS: 0	PA: 43
PITCHER	IP	WLS	BF	H	R	ER	SO	BB	IBB	HBP	BLK	WP	HR	S	P	ERA	WHIP					
Richard Dotson, R ERA: 4.11 (1, 1)	7.0	W	34	9	4	3	4	4	0	0	0	0	0	38	54	3.86	1.857					
Bobby Thigpen, R ERA: 3.27 (8, 1)	2.0		9	3	0	0	1	0	0	0	0	0	0	11	11	0.00	1.500					

Batter	1	2	3	4	5	6	7	8	9	AB	R	H	RBI	BB	SO	LOB	BOTTOM				
Ozzie Guillen, L OBP: 0.321, SLG: 0.362 (1, 6)	WP SF 1B		3-1			1B 2B 1B		F8		5	2	2	0	0	0	2	Detroit Tigers @ Chicago White Sox Comiskey Park, Chicago, IL Mon Aug 10 1987, 8:05 PM EDT Att: 16,068 - Unknown				
Gary Redus, R OBP: 0.321, SLG: 0.363 (1, 7)	1B BB	F7		4-3		S 2B 1B		5-3		4	2	1	0	1	0	0					
Harold Baines, L OBP: 0.364, SLG: 0.520 (1, 10)	SF7 1-2 3-H	4-3		4-3		4-3 1-H 3-H 2B		F7		4	0	1	3	0	0	0					
Ivan Calderon, R OBP: 0.367, SLG: 0.519 (1, 9)	2B 2B 1B	1B 1B		K		4-3 2B		4-3		4	1	2	1	0	1	1					
Ron Hassey, L OBP: 0.276, SLG: 0.307 (1, 2)	2B					F7				3	1	2	0	0	0	0					
Carlton Fisk, R OBP: 0.311, SLG: 0.418 (6, PH) (7, 2)	2B 2B	FC5-4 1B				1B IBB				0	0	0	0	1	0	0					
Greg Walker, L OBP: 0.331, SLG: 0.458 (1, 3)	2B PB IBB	FC5-4 1-2				4-3 1B		4-3		3	1	1	0	1	0	4					
Steve Lyons, L OBP: 0.311, SLG: 0.354 (1, 5)	PB SF9 2B		4-3 2-3 1B			K		4-3		4	1	2	2	0	1	1					
Kenny Williams, R OBP: 0.312, SLG: 0.417 (1, 8)	SF9 PB BB		2-3			F8		4-3		3	0	0	0	1	0	2					
Fred Manrique, R OBP: 0.297, SLG: 0.360 (1, 4)	SF9 1-3 2-H 3-H		4-3			K		K		3	0	0	1	0	2	1					
Inning Stats	R: 6 E: 0 K: 0 S: 7	H: 4 LOB: 3 BB: 3 P: 19	R: 0 E: 0 K: 0 S: 5	H: 2 LOB: 0 BB: 0 P: 5	R: 0 E: 0 K: 0 S: 4	H: 1 LOB: 0 BB: 0 P: 4	R: 0 E: 0 K: 1 S: 5	H: 0 LOB: 0 BB: 0 P: 5	R: 0 E: 0 K: 1 S: 6	H: 1 LOB: 1 BB: 0 P: 6	R: 2 E: 0 K: 1 S: 8	H: 3 LOB: 1 BB: 1 P: 12	R: 0 E: 0 K: 1 S: 5	H: 0 LOB: 0 BB: 0 P: 5	R: 0 E: 0 K: 0 S: 3	H: 0 LOB: 0 BB: 0 P: 3	1B: 8 2B: 3 3B: 0 HR: 0	SF: 2 SAC: 0 DP: 0 HBP: 0	WP: 2 PB: 1 SB: 2 CS: 0	PA: 39	
PITCHER	IP	WLS	BF	H	R	ER	SO	BB	IBB	HBP	BLK	WP	HR	S	P	ERA	WHIP				
Walt Terrell, R ERA: 4.24 (1, 1)	5.2	L	31	11	8	7	3	2	1	0	0	0	0	34	46	11.12	2.294				
Willie Hernandez, L ERA: 2.78 (6, 1)	2.1		8	0	0	0	1	0	1	0	0	0	0	9	13	0.00	0.000				

AB	39
R	4
H	12
RBI	4
BB	4
SO	5
LOB	22



AB	33
R	8
H	11
RBI	7
BB	4
SO	4
LOB	11



Batter	1	2	3	4	5	6	7	8	9	AB	R	H	RBI	BB	SO	LOB	TOP		
Lou Whitaker, L (1,4) OBP: 0.349, SLG: 0.431	0-0 6-3 3B	0-0 FC6-4 1B		0-0 1B SF7	0-0 2B			0-0 3-1		5	3	3	0	0	0	1			
Bill Madlock, R (1,10) OBP: 0.340, SLG: 0.470	0-0 6-3	0-0 1B HR		0-0 1B BB	0-0 6-3			0-0 F7		5	1	2	2	0	0	2			
Kirk Gibson, L (1,7) OBP: 0.368, SLG: 0.500	0-0 1B 2B	0-0 1B HR		4-0 1B BB G3-6-1			0-0 L8		0-0 F4	4	2	2	0	1	0	0			
Alan Trammell, R (1,6) OBP: 0.380, SLG: 0.519	0-0 1B 2B	0-0 1B HR		0-0 1B SF7			0-0 1B G4-6-3		0-0 5-3	4	2	3	4	0	0	0			
Matt Nokes, L (1,2) OBP: 0.350, SLG: 0.559	0-0 2B	0-0 F6		0-0 1B G3-6-1			0-0 1B G4-6-3		0-0 F7	5	0	1	2	0	0	3			
Darrell Evans, L (1,3) OBP: 0.398, SLG: 0.507	0-0 F7		0-0 3-1		0-0 1B SF9			0-0 G3		4	1	1	0	0	0	1			
Jim Morrison, R (1,5) OBP: 0.313, SLG: 0.413	0-0 F6		0-0 F7		0-0 1B E5 FC6-4			0-0 6-3		4	0	0	0	0	0	2			
Chet Lemon, R (1,8) OBP: 0.380, SLG: 0.479		0-0 1B FC6-4	4-0 BB		0-0 1B SF9			0-0 1-3		2	0	1	1	1	0	0			
Pat Sheridan, L (1,9) OBP: 0.333, SLG: 0.381		0-3 K	0-0 3-1		0-0 1B FC6-4			0-0 6-3		4	0	0	0	0	1	3			
Inning Stats	R: 3 E: 0 K: 0 S: 7	H: 4 LOB: 1 BB: 0 P: 7	R: 4 E: 0 K: 1 S: 9	H: 4 LOB: 0 BB: 0 P: 9	R: 0 E: 0 K: 0 S: 3	H: 0 LOB: 1 BB: 1 P: 7	R: 1 E: 0 K: 0 S: 4	H: 2 LOB: 1 BB: 1 P: 8	R: 1 E: 1 K: 0 S: 6	H: 2 LOB: 2 BB: 0 P: 6	R: 0 E: 0 K: 0 S: 3	H: 0 LOB: 0 BB: 0 P: 3	R: 0 E: 0 K: 0 S: 3	H: 0 LOB: 0 BB: 0 P: 3	R: 0 E: 0 K: 0 S: 3	H: 0 LOB: 0 BB: 0 P: 3	1B: 9 2B: 2 3B: 1 HR: 1	SF: 2 SAC: 0 DP: 2 HBP: 0	WP: 0 PA: 41 FB: 0 SB: 1 CS: 0
PITCHER	IP WLS BF H R ER SO BB IBB HBP BLK WP HR S P ERA WHIP	IP WLS BF H R ER SO BB IBB HBP BLK WP HR S P ERA WHIP	IP WLS BF H R ER SO BB IBB HBP BLK WP HR S P ERA WHIP	IP WLS BF H R ER SO BB IBB HBP BLK WP HR S P ERA WHIP	IP WLS BF H R ER SO BB IBB HBP BLK WP HR S P ERA WHIP	IP WLS BF H R ER SO BB IBB HBP BLK WP HR S P ERA WHIP	IP WLS BF H R ER SO BB IBB HBP BLK WP HR S P ERA WHIP	IP WLS BF H R ER SO BB IBB HBP BLK WP HR S P ERA WHIP	IP WLS BF H R ER SO BB IBB HBP BLK WP HR S P ERA WHIP	IP WLS BF H R ER SO BB IBB HBP BLK WP HR S P ERA WHIP	IP WLS BF H R ER SO BB IBB HBP BLK WP HR S P ERA WHIP	IP WLS BF H R ER SO BB IBB HBP BLK WP HR S P ERA WHIP	IP WLS BF H R ER SO BB IBB HBP BLK WP HR S P ERA WHIP	IP WLS BF H R ER SO BB IBB HBP BLK WP HR S P ERA WHIP	IP WLS BF H R ER SO BB IBB HBP BLK WP HR S P ERA WHIP	IP WLS BF H R ER SO BB IBB HBP BLK WP HR S P ERA WHIP	IP WLS BF H R ER SO BB IBB HBP BLK WP HR S P ERA WHIP	IP WLS BF H R ER SO BB IBB HBP BLK WP HR S P ERA WHIP	IP WLS BF H R ER SO BB IBB HBP BLK WP HR S P ERA WHIP
Scott Nielsen, R (1,1) ERA: 5.77	1.2 L	13 8	7 7	1 1	0 0	0 0	0 0	0 0	0 0	15 15	37.80	4.800							
Neil Allen, R (2,1) ERA: 6.7	5.1	22 5	2 2	1 1	0 0	2 2	0 0	0 0	0 0	20 28	1.69	1.312							
Ray Seearge, L (8,1) ERA: 3.71	2.0	6 0	0 0	0 0	0 0	0 0	0 0	0 0	0 0	6 6	0.00	0.000							

Detroit Tigers @ Chicago White Sox
 Comiskey Park, Chicago, IL
 Tue Aug 11 1987, 8:05 PM EDT
 Att: 14,567 - Unknown

AB	37
R	9
H	13
RBI	9
BB	2
SO	1
LOB	12



Batter	1	2	3	4	5	6	7	8	9	AB	R	H	RBI	BB	SO	LOB	BOTTOM				
Gary Redus, R (1,7) OBP: 0.323, SLG: 0.371	0-0 6-3 2B		0-0 F3		0-0 1B SF9		0-0 2B WP G3	0-0 4-3		3	2	2	1	0	0	0					
Greg Walker, L (8, FH) OBP: 0.330, SLG: 0.457										1	0	0	0	0	0	2					
Jerry Royster, R (1,10) OBP: 0.340, SLG: 0.481	0-3 K		0-0 1B HR		0-0 1B F8		0-0 2B G3		0-0 6-3	3	1	1	1	0	1	2					
Harold Baines, L (7, FH) OBP: 0.362, SLG: 0.517										2	0	0	1	0	0	0					
Jerry Hairston, S (1,3) OBP: 0.347, SLG: 0.488	0-0 6-3		0-0 F2		0-3 1B K		0-0 1B FC5-4		0-3 K	5	0	1	1	0	2	1					
Ivan Calderon, R (1,9) OBP: 0.365, SLG: 0.523	0-0 P3			0-3 K		0-0 HR	0-0 F3		0-0 3-1	5	1	1	1	0	1	1					
Carlton Fisk, R (1,2) OBP: 0.310, SLG: 0.419		0-0 2B		0-0 F5		0-0 F9	0-0 FC5-4			4	0	1	0	0	0	1					
Tim Lincecum, R (1,5) OBP: 0.246, SLG: 0.346		0-0 F7		0-3 K		0-0 F7		0-0 F8		3	0	0	0	0	1	1					
Steve Lyons, L (8, FH) OBP: 0.308, SLG: 0.351										1	0	0	0	0	0	0					
Kenny Williams, R (1,8) OBP: 0.320, SLG: 0.423		0-0 5-3			0-0 1B 2B E	0-0 1B	0-0 1B	0-0 G3 1B		4	1	3	0	0	0	1					
Fred Manrique, R (1,4) OBP: 0.307, SLG: 0.376		0-0 F5			0-0 1B SF9	0-0 1B	0-0 1B	0-0 G3 1B		4	1	3	0	0	0	1					
Ozzie Guillen, L (1,6) OBP: 0.318, SLG: 0.358			0-0 3-1		0-0 1B E4	0-0 1B	0-0 F7	0-0 G3		4	0	0	1	0	0	5					
Inning Stats	R: 1 E: 0 K: 1 S: 6	H: 1 LOB: 0 BB: 0 P: 6	R: 0 E: 0 K: 0 S: 4	H: 1 LOB: 1 BB: 0 P: 4	R: 1 E: 0 K: 0 S: 4	H: 1 LOB: 0 BB: 0 P: 4	R: 0 E: 0 K: 2 S: 7	H: 0 LOB: 0 BB: 0 P: 7	R: 2 E: 1 K: 1 S: 8	H: 2 LOB: 1 BB: 0 P: 8	R: 1 E: 0 K: 0 S: 6	H: 3 LOB: 2 BB: 0 P: 6	R: 1 E: 0 K: 0 S: 5	H: 2 LOB: 1 BB: 0 P: 5	R: 0 E: 0 K: 0 S: 5	H: 2 LOB: 2 BB: 0 P: 5	R: 0 E: 0 K: 1 S: 5	H: 0 LOB: 0 BB: 0 P: 5	1B: 6 2B: 4 3B: 0 HR: 2	SF: 1 SAC: 0 DP: 0 HBP: 0	WP: 1 PA: 40 FB: 0 SB: 2 CS: 0
PITCHER	IP WLS BF H R ER SO BB IBB HBP BLK WP HR S P ERA WHIP	IP WLS BF H R ER SO BB IBB HBP BLK WP HR S P ERA WHIP	IP WLS BF H R ER SO BB IBB HBP BLK WP HR S P ERA WHIP	IP WLS BF H R ER SO BB IBB HBP BLK WP HR S P ERA WHIP	IP WLS BF H R ER SO BB IBB HBP BLK WP HR S P ERA WHIP	IP WLS BF H R ER SO BB IBB HBP BLK WP HR S P ERA WHIP	IP WLS BF H R ER SO BB IBB HBP BLK WP HR S P ERA WHIP	IP WLS BF H R ER SO BB IBB HBP BLK WP HR S P ERA WHIP	IP WLS BF H R ER SO BB IBB HBP BLK WP HR S P ERA WHIP	IP WLS BF H R ER SO BB IBB HBP BLK WP HR S P ERA WHIP	IP WLS BF H R ER SO BB IBB HBP BLK WP HR S P ERA WHIP	IP WLS BF H R ER SO BB IBB HBP BLK WP HR S P ERA WHIP	IP WLS BF H R ER SO BB IBB HBP BLK WP HR S P ERA WHIP	IP WLS BF H R ER SO BB IBB HBP BLK WP HR S P ERA WHIP	IP WLS BF H R ER SO BB IBB HBP BLK WP HR S P ERA WHIP	IP WLS BF H R ER SO BB IBB HBP BLK WP HR S P ERA WHIP	IP WLS BF H R ER SO BB IBB HBP BLK WP HR S P ERA WHIP	IP WLS BF H R ER SO BB IBB HBP BLK WP HR S P ERA WHIP	IP WLS BF H R ER SO BB IBB HBP BLK WP HR S P ERA WHIP		
Frank Tanana, L (1,1) ERA: 3.54	6.0 W	27 8	5 5	4 4	0 0	0 0	0 0	0 0	0 0	2 35	7.50	1.333									
Mike Henneman, R (7,1) ERA: 2.19	1.2	9 4	1 1	1 1	0 0	0 0	0 0	0 0	0 0	1 9	5.40	2.400									
Willie Hernandez, L (8,1) ERA: 2.68	1.1 S	4 0	0 0	0 0	0 0	0 0	0 0	0 0	0 0	6 6	0.00	0.000									

Detroit Tigers @ Chicago White Sox
 Comiskey Park, Chicago, IL
 Tue Aug 11 1987, 8:05 PM EDT
 Att: 14,567 - Unknown

AB	39
R	6
H	12
RBI	6
BB	0
SO	5
LOB	15



Batter	1	2	3	4	5	6	7	8	9	AB	R	H	RBI	BB	SO	LOB	TOP																	
Lou Whitaker, L (1, 4) OBP: 0.348, SLG: 0.428	0-0 SH1-3 1B	0-3 K			0-0 4-3	4-0 BB 1B	0-0 6-3		0-0 F8	5	1	1	0	1	1	4																		
Bill Madlock, R (1, 3) OBP: 0.348, SLG: 0.479	0-0 SH1-3 1B		0-0 G5-4-3		0-0 1B	4-0 BB 1B		0-0 F5	0-0 F7	4	2	3	1	1	0	0																		
Dave Bergman, L (8, 3) OBP: 0.417, SLG: 0.496	1-2 SH1-3 1B				0-0 1B	1-2 2-3 3-H BB				1	0	0	0	0	0	2																		
Kirk Gibson, L (1, 7) OBP: 0.370, SLG: 0.500	0-0 SH1-3		0-0 F7		0-0 1B	0-0 1B		0-3 K		4	1	2	2	0	1	1																		
Alan Trammell, R (1, 6) OBP: 0.381, SLG: 0.523	0-3 K		4-0 G5-4-3 BB		0-0 L5	0-0 F8		0-0 K		4	1	1	1	1	1	6																		
Larry Herndon, R (1, 10) OBP: 0.372, SLG: 0.512	4-0		0-0 G5-4-3		0-0 WP	0-0		0-3 HR		2	0	1	1	1	0	2																		
Darrell Evans, L (6, PH) OBP: 0.369, SLG: 0.507	BB		1-2 2-3		1-3 2-H 1B	1-2 2-H 1B		0-0 K		2	0	1	1	0	1	0																		
Jim Morrison, R (1, 5) OBP: 0.310, SLG: 0.409	0-3 K		0-0 5-3		0-0 6-3	0-3 K			0-0 1B	4	0	0	0	0	2	8																		
Tom Brookens, R (8, 5) OBP: 0.299, SLG: 0.380										1	0	1	0	0	0	0																		
Jim Walewander, S (9, PR) OBP: 0.292, SLG: 0.349					1-2 3-H					0	1	0	0	0	0	0																		
Chet Lemon, R (1, 8) OBP: 0.344, SLG: 0.485		0-0		0-0 G5-4-3		0-0 6-3 BB 1B		0-0 1-3		2	0	2	0	0	0	0																		
Pat Sheridan, L (4, 8) OBP: 0.336, SLG: 0.384				0-0 2B		0-0 1B			0-0 F8 1B	3	1	2	0	0	0	0																		
Tim Tolman, R (1, 9) OBP: 0.500, SLG: 0.286	0-0 1-3		0-0 G5-4-3		1-2	4-0 BB 6-3 1B		0-3 K		4	1	1	0	1	1	4																		
Mike Heath, R (1, 2) OBP: 0.344, SLG: 0.466	0-0 5-3		0-0 5-3		0-0 5-3	1-2 2-3		0-0 F7		2	0	0	0	0	0	1																		
Matt Nokes, L (6, PH) OBP: 0.350, SLG: 0.557								1-2 2-H 1B		3	0	1	1	0	0	3																		
Inning Stats	R: 0 E: 0 K: 2 S: 9	H: 2 LOB: 3 BB: 1 P: 13	R: 0 E: 0 K: 1 S: 6	H: 1 LOB: 1 BB: 0 P: 6	R: 0 E: 0 K: 0 S: 4	H: 1 LOB: 2 BB: 1 P: 8	R: 0 E: 0 K: 0 S: 3	H: 1 LOB: 0 BB: 0 P: 3	R: 2 E: 0 K: 0 S: 6	H: 3 LOB: 1 BB: 0 P: 6	R: 4 E: 0 K: 1 S: 8	H: 3 LOB: 2 BB: 3 P: 20	R: 0 E: 0 K: 0 S: 4	H: 1 LOB: 1 BB: 0 P: 4	R: 1 E: 0 K: 2 S: 8	H: 1 LOB: 0 BB: 0 P: 8	R: 1 E: 0 K: 1 S: 8	H: 3 LOB: 2 BB: 0 P: 8	1B: 12 2B: 3 3B: 0 HR: 1	SF: 0 SAC: 1 DP: 1 HBP: 0	WP: 1 PB: 0 SB: 0 CS: 0	PA: 47												
PITCHER	IP WLS BF H R ER SO BB IBB HBP BLK WP HR S P ERA WHIP																																	
Dave LaPoint, L (1, 1) ERA: 4.81	5.0	26	9	4	4	3	3	0	0	0	0	1	0	29	41	7.20	2.400																	
Jim Winn, R (6, 1) ERA: 4.54	0.2	5	1	1	1	0	2	0	0	0	0	0	0	3	11	13.50	4.500																	
Ray Searage, L (6, 1) ERA: 3.72	2.1	10	3	2	2	3	0	0	0	0	0	1	16	16	7.71	1.286																		
Bobby Thigpen, R (9, 1) ERA: 3.38	1.0	L 6	3	1	1	1	0	0	0	0	0	0	0	8	8	9.00	3.000																	

Detroit Tigers @ Chicago White Sox
 Comiskey Park, Chicago, IL
 Wed Aug 12 1987, 4:33 AM EDT
 Att: 16,438 - Unknown

AB	41
R	8
H	16
RBI	7
BB	5
SO	7
LOB	31



Batter	1	2	3	4	5	6	7	8	9	AB	R	H	RBI	BB	SO	LOB	BOTTOM																	
Ozzie Guillen, L (1, 6) OBP: 0.319, SLG: 0.359	0-0 CS 1B	0-0 S 1B		0-0 5-3		0-0 G4-3		0-0 FC4-6		5	0	2	1	0	0	4																		
Gary Redus, R (1, 7) OBP: 0.322, SLG: 0.369	0-0 5-3	0-0 5-3		0-0 L7				0-0 L6		5	0	1	0	0	0	4																		
Harold Baines, L (1, 10) OBP: 0.360, SLG: 0.512	0-0 1B	0-0 F7		0-0 4-3			0-0 F7		0-0 F7	5	0	1	0	0	0	2																		
Ivan Calderon, R (1, 9) OBP: 0.361, SLG: 0.516	0-0 F9		0-0 F8		0-0 F8		0-0 L7		0-0 P3	5	0	0	0	0	0	1																		
Ron Hassey, L (1, 2) OBP: 0.270, SLG: 0.297		0-0 F8		0-0 F8		0-0 6-3			0-0 F8	3	0	0	0	0	0	0																		
Jerry Royster, R (8, PH) OBP: 0.342, SLG: 0.478								0-0 1B BB	0-0 F8	1	1	0	0	1	0	0																		
Greg Walker, L (1, 3) OBP: 0.334, SLG: 0.459		4-0 WP 1B BB		0-0 BB 1B		0-0 4-3		0-0 BB 1B		3	3	2	0	1	0	0																		
Steve Lyons, L (1, 5) OBP: 0.324, SLG: 0.354		4-0 1B BB		4-0 1B BB		0-3 K		0-0 FC4-6 1B		2	1	1	0	2	1	0																		
Kenny Williams, R (1, 8) OBP: 0.328, SLG: 0.435		0-0 HR BB		0-0 1B BB				4-0 FC4-6 1B		3	1	3	2	0	0	0																		
Jerry Hairston, S (8, PH) OBP: 0.354, SLG: 0.488		1-2 2-H HR 1B		1-2 2-H 1B		0-0 S 2B		1-2 2-3 3-H BB		0	0	0	1	1	0	0																		
Fred Manrique, R (1, 4) OBP: 0.313, SLG: 0.395		0-0 HR		0-3 K		4-0 G4-3		0-3 K		2	1	1	3	1	1	2																		
Carlton Fisk, R (8, PH) OBP: 0.309, SLG: 0.417		1-H 2-H HR				2-3				1	0	0	0	0	1	3																		
Inning Stats	R: 0 E: 0 K: 0 S: 4	H: 2 LOB: 1 BB: 0 P: 4	R: 4 E: 0 K: 0 S: 6	H: 3 LOB: 1 BB: 2 P: 14	R: 1 E: 0 K: 1 S: 7	H: 2 LOB: 2 BB: 1 P: 11	R: 0 E: 0 K: 0 S: 3	H: 0 LOB: 0 BB: 0 P: 3	R: 0 E: 0 K: 1 S: 5	H: 1 LOB: 1 BB: 1 P: 9	R: 0 E: 0 K: 0 S: 3	H: 1 LOB: 0 BB: 0 P: 3	R: 2 E: 0 K: 1 S: 7	H: 2 LOB: 2 BB: 2 P: 15	R: 0 E: 0 K: 0 S: 3	H: 0 LOB: 0 BB: 0 P: 3	1B: 9 2B: 1 3B: 0 HR: 1	SF: 0 SAC: 0 DP: 1 HBP: 0	WP: 1 PB: 0 SB: 2 CS: 2	PA: 41														
PITCHER	IP WLS BF H R ER SO BB IBB HBP BLK WP HR S P ERA WHIP																																	
Jeff Robinson, R (1, 1) ERA: 5.0	3.0	18	7	5	5	1	3	0	0	0	0	1	1	17	29	15.00	3.333																	
Mark Thurmond, L (4, 1) ERA: 3.86	4.0	13	2	0	0	1	1	0	0	0	0	0	0	14	18	0.00	0.750																	
Eric King, R (8, 1) ERA: 4.45	0.1	5	2	2	2	1	2	0	0	0	0	0	0	5	13	54.00	12.000																	
Willie Hernandez, L (8, 1) ERA: 2.56	1.2	W 5	0	0	0	0	0	0	0	0	0	0	0	5	5	0.00	0.000																	

Detroit Tigers @ Chicago White Sox
 Comiskey Park, Chicago, IL
 Wed Aug 12 1987, 4:33 AM EDT
 Att: 16,438 - Unknown

AB	35
R	7
H	11
RBI	7
BB	6
SO	3
LOB	16



Batter	1	2	3	4	5	6	7	8	9	AB	R	H	RBI	BB	SO	LOB	TOP			
Lou Whitaker, L (1, 4) OBP: 0.348, SLG: 0.426	0-0 3-1	0-0		0-3 K		0-0 SF8		0-0 3-1		4	0	1	1	0	1	1	Detroit Tigers @ Kansas City Royals Royals Stadium, Kansas City, MO Thu Aug 13 1987, 8:05 PM EDT Att: 38,221 - Unknown			
Bill Madlock, R (1, 10) OBP: 0.357, SLG: 0.477	4-0 HBP BB 3-1 BB	0-0 F8			4-0 BB BB	4-0 S BB		1-0 FC3-2 HBP		1	1	0	0	3	0	2				
Kirk Gibson, L (1, 7) OBP: 0.367, SLG: 0.494	4-0 3-1 HBP BB 1-2 BB		0-0 4-3		0-0 L7	0-0 5-3		0-0 FC3-2 FC5-4		4	0	0	0	1	0	4				
Alan Trammell, R (1, 6) OBP: 0.383, SLG: 0.522	1-0 3-1 HBP 1-2 2-3		0-0 2B 1B		4-0 4-3 BB 1-2 BB	0-0 6-3		0-0 FC5-4 1-2		3	1	1	0	1	0	3				
Matt Nokes, L (1, 2) OBP: 0.348, SLG: 0.554	0-0 3-1 1-2 2-3 3-4		0-0 2B		0-0 4-3 1-2 2-3		0-0 4-3		0-3 K	5	0	1	2	0	1	4				
Darrell Evans, L (1, 3) OBP: 0.395, SLG: 0.504	0-3 K		0-3 2B		4-0 FC6-4 IBB		0-0 1B		0-0 G3	4	0	1	0	1	2	3				
Jim Morrison, R (1, 5) OBP: 0.307, SLG: 0.403		0-0 5-3	0-0 6-3		0-0 FC6-4 1-2		0-3 K		0-0 5-3	5	0	0	0	0	1	5				
Dave Bergman, L (1, 9) OBP: 0.413, SLG: 0.483		0-0 4-3		0-0 F8		4-0 3B BB		0-0 G4-1		3	1	0	0	1	0	1				
Tim Tolman, R (7, 9) OBP: 0.500, SLG: 0.286				0-0 F8						0	0	0	0	0	0	0				
Pat Sheridan, L (1, 8) OBP: 0.341, SLG: 0.397		0-0 1B		0-0 F8		0-0 1-H SF8 3B		0-0 3-1 FC3-2		4	1	3	1	0	0	0				
Inning Stats	R: 1 E: 0 K: 1 S: 5	H: 0 LOB: 2 BB: 2 P: 14	R: 0 E: 0 K: 0 S: 5	H: 2 LOB: 2 BB: 0 P: 5	R: 1 E: 0 K: 1 S: 7	H: 2 LOB: 1 BB: 0 P: 7	R: 0 E: 0 K: 1 S: 5	H: 0 LOB: 0 BB: 0 P: 5	R: 0 E: 0 K: 0 S: 3	H: 1 LOB: 3 BB: 3 P: 15	R: 0 E: 0 K: 1 S: 6	H: 1 LOB: 1 BB: 0 P: 6	R: 0 E: 0 K: 0 S: 4	H: 1 LOB: 2 BB: 0 P: 5	R: 0 E: 0 K: 1 S: 5	H: 0 LOB: 0 BB: 0 P: 5	1B: 4 2B: 2 3B: 1 HR: 0	SF: 1 SAC: 0 DP: 0 HBP: 2	WP: 0 PB: 0 SB: 1 CS: 0	PA: 43
PITCHER	IP WLS BF H R ER SO BB IBB HBP BLK WP HR S P ERA WHIP																			
Mark Gubicza, R (1, 1) ERA: 4.3	5.0 L 27 5 4 4 3 5 1 1 0 0 0 26 51 7.20 2.000																			
John Davis, R (6, 1) ERA: 1.23	3.0 13 2 0 0 1 1 0 1 0 0 0 13 18 0.00 1.000																			
Jerry Don Gleaton, L (9, 1) ERA: 3.99	1.0 3 0 0 0 1 0 0 0 0 0 0 5 5 0.00 0.000																			

Batter	1	2	3	4	5	6	7	8	9	AB	R	H	RBI	BB	SO	LOB	BOTTOM					
Willie Wilson, S (1, 8) OBP: 0.309, SLG: 0.384	0-0 3-1		0-0 F4			0-0 L8		0-0 3B		4	0	1	0	0	0	0	Detroit Tigers @ Kansas City Royals Royals Stadium, Kansas City, MO Thu Aug 13 1987, 8:05 PM EDT Att: 38,221 - Unknown					
Kevin Seitzer, R (1, 5) OBP: 0.400, SLG: 0.487	0-0 1B		0-3 K			0-0 5-3		0-0 5-3		4	0	1	0	0	1	1						
George Brett, L (1, 10) OBP: 0.408, SLG: 0.516	0-0 F7			0-0 L7		0-3 K		0-0 6-3		4	0	0	0	0	1	2						
Danny Tartabull, R (1, 9) OBP: 0.365, SLG: 0.460	0-0 5-3			0-0 5-3		4-0 1B BB		0-3 K		3	0	0	0	1	1	1						
Lonnie Smith, R (1, 7) OBP: 0.337, SLG: 0.375		0-0 4-3 2B		0-0 6-3		0-3 K		0-0 F4		4	0	1	0	0	1	1						
Frank White, R (1, 4) OBP: 0.308, SLG: 0.374		0-0 4-3 2-3			0-0 6-3		0-0 1-2 1B		0-3 K	4	0	1	0	0	1	1						
Steve Balboni, R (1, 3) OBP: 0.291, SLG: 0.425		0-3 K			0-0 F6		0-3 K			3	0	0	0	0	2	3						
Jamie Quirk, L (1, 2) OBP: 0.310, SLG: 0.346		0-0 F4			0-3 K			0-3 K		3	0	0	0	0	2	1						
Ross Jones, R (1, 6) OBP: 0.283, SLG: 0.268			0-3 K			0-3 K				2	0	0	0	0	2	0						
Jim Eisenreich, L (8, PH) OBP: 0.285, SLG: 0.487										1	1	1	1	0	0	0						
Bill Pecota, R (9, 6) OBP: 0.439, SLG: 0.553										0	0	0	0	0	0	0						
Inning Stats	R: 0 E: 0 K: 0 S: 4	H: 1 LOB: 1 BB: 0 P: 4	R: 0 E: 0 K: 1 S: 6	H: 1 LOB: 0 BB: 0 P: 6	R: 0 E: 0 K: 2 S: 7	H: 0 LOB: 0 BB: 0 P: 7	R: 0 E: 0 K: 0 S: 3	H: 0 LOB: 0 BB: 0 P: 3	R: 0 E: 0 K: 1 S: 5	H: 0 LOB: 0 BB: 0 P: 5	R: 0 E: 0 K: 1 S: 5	H: 0 LOB: 0 BB: 0 P: 5	R: 0 E: 0 K: 3 S: 10	H: 1 LOB: 2 BB: 1 P: 14	R: 1 E: 0 K: 1 S: 7	H: 2 LOB: 1 BB: 0 P: 7	R: 0 E: 0 K: 2 S: 7	H: 0 LOB: 0 BB: 0 P: 7	1B: 2 2B: 1 3B: 1 HR: 1	SF: 0 SAC: 0 DP: 0 HBP: 0	WP: 0 PB: 0 SB: 0 CS: 0	PA: 33
PITCHER	IP WLS BF H R ER SO BB IBB HBP BLK WP HR S P ERA WHIP																					
Jack Morris, R (1, 1) ERA: 3.47	9.0 W 33 5 1 1 11 1 0 0 0 0 1 54 58 1.00 0.667																					

AB	33
R	4
H	7
RBI	4
BB	7
SO	5
LOB	23



Batter	1	2	3	4	5	6	7	8	9	AB	R	H	RBI	BB	SO	LOB	TOP								
Lou Whitaker, L (1,4) OBP: 0.344, SLG: 0.426	0-0 4-3		0-3 K			0-0 1B 2B	0-0 F7	0-3 K		5	1	1	0	0	2	2									
Bill Madlock, R (1,3) OBP: 0.383, SLG: 0.478 Dave Bergman, L (8,3) OBP: 0.307, SLG: 0.479	4-0 BB		0-0 F5			0-0 1B HBP		0-0 HR 1B	0-0 F5	2	2	1	0	1	0	0									
Kirk Gibson, L (1,8) OBP: 0.371, SLG: 0.494	0-3 K			0-3 K		0-0 1B 1-2 2-H		0-3 K	4-0 FC6-4 BB	4	1	1	1	1	3	2									
Alan Trammell, R (1,6) OBP: 0.379, SLG: 0.523	0-0 4-3			0-0 6-3		0-3 K		0-0 HR	0-0 FC6-4 BB	5	1	1	2	0	1	4									
Larry Herndon, R (1,10) OBP: 0.377, SLG: 0.509		0-0 FC4-6 1B		0-0 1-3		0-0 1-3 2-H 1B		0-0 3B 1B	4-0 BB	4	1	3	1	1	0	0									
Jim Morrison, R (1,5) OBP: 0.306, SLG: 0.407		0-0 FC4-6 1-2			0-0 E7 4-3 1B	0-0 SF7		0-0 3B SF7	0-0 F9	4	2	2	2	0	0	3									
Tim Tolman, R (1,7) OBP: 0.368, SLG: 0.167		0-0 P1		0-0 4-3	0-0 4-3	0-0 FC5-4 1-2		0-0 SF7		3	0	0	1	0	0	3									
Matt Nokes, L (1,2) OBP: 0.346, SLG: 0.547		0-3 K		0-0 4-3				0-0 F8	4-0 BB BB	3	0	0	1	1	1	1									
Mike Heath, R (1,9) OBP: 0.342, SLG: 0.458			0-0 6-3		0-0 6-3			0-0 F4	4-0 BB	3	0	0	0	1	0	0									
Inning Stats	R: 0 E: 0 K: 1 S: 5	H: 0 LOB: 1 BB: 1 P: 9	R: 0 E: 0 K: 1 S: 6	H: 1 LOB: 1 BB: 0 P: 6	R: 0 E: 0 K: 1 S: 5	H: 0 LOB: 0 BB: 0 P: 5	R: 0 E: 0 K: 1 S: 5	H: 0 LOB: 0 BB: 0 P: 5	R: 1 E: 1 K: 0 S: 4	H: 1 LOB: 0 BB: 0 P: 4	R: 3 E: 0 K: 1 S: 8	H: 3 LOB: 1 BB: 0 P: 9	R: 0 E: 0 K: 0 S: 3	H: 0 LOB: 0 BB: 0 P: 3	R: 4 E: 0 K: 2 S: 11	H: 4 LOB: 2 BB: 2 P: 19	R: 0 E: 0 K: 0 S: 3	H: 0 LOB: 2 BB: 2 P: 11	1B: 6 2B: 1 3B: 1 HR: 1	SF: 2 SAC: 0 DP: 0 HBP: 1	WP: 0 PB: 0 SB: 0 CS: 0	PA: 42			
PITCHER	IP	WLS	BF	H	R	ER	SO	BB	IBB	HBP	BLK	WP	HR	S	P	ERA	WHIP								
Danny Jackson, L (1,1) ERA: 4.02	7.1	L	32	8	7	6	6	1	0	1	0	0	1	42	47	7.36	1.227								
Steve Farr, R (8,1) ERA: 4.58	0.2		5	1	1	1	1	2	0	0	0	0	0	5	13	13.50	4.500								
Bob Stoddard, R (9,1) ERA: 4.18	1.0		5	0	0	0	0	2	0	0	0	0	0	3	11	0.00	2.000								

Detroit Tigers @ Kansas City Royals
Royals Stadium, Kansas City, MO
Sat Aug 15 1987, 8:05 PM EDT
Att: 40,425 - Unknown

AB 34
R 8
H 9
RBI 8
BB 5
SO 7
LOB 15



Batter	1	2	3	4	5	6	7	8	9	AB	R	H	RBI	BB	SO	LOB	BOTTOM								
Willie Wilson, S (1,8) OBP: 0.312, SLG: 0.382	0-0 CS 1B			0-0 1-3		4-0 1B BB	0-0 4-3			3	1	1	0	1	0	0									
Kevin Seitzer, R (1,5) OBP: 0.403, SLG: 0.486	0-0 F8 1-2			0-0 6-3		0-0 1B 1-2 WP		0-0 P3		4	1	1	0	0	0	1									
George Brett, L (1,10) OBP: 0.412, SLG: 0.521	0-0 F8			4-0 BB		0-0 1B 1-3 2-H WP		0-0 3-1		3	1	1	1	1	0	0									
Danny Tartabull, R (1,9) OBP: 0.365, SLG: 0.466		0-3 K		0-0 F8		0-0 1-3 1-2 3-H 1B		0-3 K		4	0	0	0	0	2	2									
Lonnie Smith, R (1,7) OBP: 0.327, SLG: 0.398		0-0 F3			0-0 HR	0-0 5-3		0-0 1B 1B		4	1	2	1	0	0	1									
Frank White, R (1,4) OBP: 0.310, SLG: 0.376		0-0 5-3			0-0 5-3	0-0 2B 2-H		0-0 FC5-4 1B		4	0	2	1	0	0	0									
Steve Balboni, R (1,3) OBP: 0.293, SLG: 0.434			0-0 5-3		0-0 FC6-4 1B	0-0 F9		0-0 FC5-4 1-2		4	0	1	0	0	0	3									
Jamie Quirk, L (1,2) OBP: 0.308, SLG: 0.342			0-0 G5-4-3 1B		0-0 F8		0-0 F8		0-3 K	4	0	1	0	0	1	3									
Ross Jones, R (1,6) OBP: 0.264, SLG: 0.250 Thad Bosley, L (9,PH) OBP: 0.300, SLG: 0.359			0-0 G5-4-3		0-0 FC6-4		0-3 K		0-3 K	3	0	0	0	0	1	2									
Inning Stats	R: 0 E: 0 K: 0 S: 3	H: 1 LOB: 0 BB: 0 P: 3	R: 0 E: 0 K: 1 S: 5	H: 0 LOB: 0 BB: 0 P: 5	R: 0 E: 0 K: 0 S: 3	H: 0 LOB: 1 BB: 1 P: 7	R: 1 E: 0 K: 0 S: 5	H: 2 LOB: 1 BB: 0 P: 5	R: 3 E: 0 K: 0 S: 6	H: 3 LOB: 1 BB: 1 P: 10	R: 0 E: 0 K: 1 S: 5	H: 0 LOB: 0 BB: 0 P: 5	R: 0 E: 0 K: 1 S: 5	H: 0 LOB: 0 BB: 0 P: 5	R: 0 E: 0 K: 2 S: 9	H: 2 LOB: 2 BB: 0 P: 9	1B: 7 2B: 1 3B: 0 HR: 1	SF: 0 SAC: 0 DP: 1 HBP: 0	WP: 1 PB: 0 SB: 0 CS: 1	PA: 36					
PITCHER	IP	WLS	BF	H	R	ER	SO	BB	IBB	HBP	BLK	WP	HR	S	P	ERA	WHIP								
Doyle Alexander, R (1,1) ERA: 4.22	6.0		25	7	4	4	1	2	0	0	0	0	1	25	33	6.00	1.500								
Eric King, R (7,1) ERA: 4.35	2.0	W	8	2	0	0	2	0	0	0	0	0	0	12	12	0.00	1.000								
Mike Henneman, R (9,1) ERA: 2.15	1.0	S	3	0	0	0	2	0	0	0	0	0	0	7	7	0.00	0.000								

Detroit Tigers @ Kansas City Royals
Royals Stadium, Kansas City, MO
Sat Aug 15 1987, 8:05 PM EDT
Att: 40,425 - Unknown

AB 34
R 4
H 9
RBI 3
BB 2
SO 5
LOB 14



Batter	1	2	3	4	5	6	7	8	9	AB	R	H	RBI	BB	SO	LOB	TOP				
Lou Whitaker, L (1, 4) OBP: 0.347, SLG: 0.435	K		1B		K		SH	L6-4		5	2	3	1	0	2	0	Detroit Tigers @ Kansas City Royals Royals Stadium, Kansas City, MO Sun Aug 16 1987, 4:33 AM EDT Att: 33,006 - Unknown				
Bill Madlock, R (1, 10) OBP: 0.395, SLG: 0.478	F3		1B		1B		SH	K		4	1	2	1	0	1	1					
Kirk Gibson, L (1, 8) OBP: 0.366, SLG: 0.487	K		K		K		K	L6-4		5	0	0	0	0	4	5					
Alan Trammell, R (1, 6) OBP: 0.381, SLG: 0.531		3B	F7		1B		BB	F4		5	2	3	1	0	0	1					
Matt Nokes, L (1, 2) OBP: 0.345, SLG: 0.548 Tim Tolman, R (7, PH) OBP: 0.429, SLG: 0.167	4-3				F8		FC6-4	1B		3	0	1	1	0	0	2					
Darrell Evans, L (1, 3) OBP: 0.373, SLG: 0.506	F5				F8		FC6-4	1B		4	0	1	1	1	0	1					
Jim Morrison, R (1, 5) OBP: 0.308, SLG: 0.414	5-3				HR		K	FC6-4		5	2	2	3	0	1	2					
Dave Bergman, L (1, 7) OBP: 0.413, SLG: 0.500			F4		1B		3B	4-3		5	0	3	1	0	0	2					
Mike Heath, R (1, 9) OBP: 0.339, SLG: 0.450			2B		F9		4-3	K		4	1	0	0	1	1	5					
Inning Stats	R: 0 E: 0 K: 2 S: 7	H: 0 LOB: 0 BB: 0 P: 7	R: 1 E: 0 K: 0 S: 4	H: 1 LOB: 0 BB: 0 P: 4	R: 2 E: 0 K: 1 S: 7	H: 2 LOB: 1 BB: 1 P: 11	R: 1 E: 0 K: 0 S: 5	H: 3 LOB: 1 BB: 0 P: 5	R: 0 E: 0 K: 2 S: 9	H: 2 LOB: 2 BB: 0 P: 9	R: 5 E: 1 K: 1 S: 9	H: 3 LOB: 1 BB: 2 P: 17	R: 0 E: 0 K: 1 S: 5	H: 1 LOB: 0 BB: 1 P: 5	R: 1 E: 0 K: 1 S: 7	H: 2 LOB: 2 BB: 1 P: 11		1B: 7 2B: 6 3B: 2 HR: 1	SF: 0 SAC: 1 DP: 1 HBP: 0	WP: 1 PB: 1 SB: 0 CS: 1	PA: 45
PITCHER	IP	WLS	BF	H	R	ER	SO	BB	IBB	HBP	BLK	WP	HR	S	P	ERA	WHIP				
Bret Saberhagen, R (1, 1) ERA: 3.24	6.0		27	9	4	4	6	1	0	0	0	0	1	38	42	6.00	1.667				
Jerry Don Gleaton, L (7, 1) ERA: 4.35	0.1	L	6	2	5	1	1	1	1	0	0	0	0	6	14	27.00	9.000				
John Davis, R (7, 1) ERA: 1.13	0.2		3	1	0	0	0	0	0	0	0	0	0	3	3	0.00	1.500				
Steve Farr, R (8, 1) ERA: 4.58	2.0		9	3	1	1	2	1	0	0	0	1	0	12	16	4.50	2.000				

Batter	1	2	3	4	5	6	7	8	9	AB	R	H	RBI	BB	SO	LOB	BOTTOM					
Willie Wilson, S (1, 8) OBP: 0.310, SLG: 0.383	5-3		2B		F4		3-1	K		5	0	1	0	0	1	1	Detroit Tigers @ Kansas City Royals Royals Stadium, Kansas City, MO Sun Aug 16 1987, 4:33 AM EDT Att: 33,006 - Unknown					
Lonnie Smith, R (1, 7) OBP: 0.320, SLG: 0.387	5-3		L4		1B		K	4-3		5	0	1	0	0	1	3						
Kevin Seitzer, R (1, 5) OBP: 0.405, SLG: 0.491	G3				F9		BB	SF8		5	2	3	0	0	0	1						
George Brett, L (1, 10) OBP: 0.412, SLG: 0.531	K		F6		HR		BB	SF8		3	1	1	2	1	1	1						
Danny Tartabull, R (1, 9) OBP: 0.366, SLG: 0.465 Thad Bosley, L (9, 9) OBP: 0.297, SLG: 0.356	K		1B		P3		BB	F4		3	1	1	0	1	1	0						
Steve Balboni, R (1, 3) OBP: 0.295, SLG: 0.443	L5		1B		HR		F7	K		5	1	2	2	0	1	3						
Bill Pecota, R (1, 4) OBP: 0.444, SLG: 0.548			2B		P3		E4			4	1	2	1	0	0	0						
Ross Jones, R (1, 6) OBP: 0.263, SLG: 0.250			F9		G6-4-3		F9			4	0	1	0	0	0	4						
Larry Owen, R (1, 2) OBP: 0.255, SLG: 0.303 Jamie Quirk, L (6, PH) OBP: 0.310, SLG: 0.349	P3				K		K	2B		2	0	0	0	0	1	1						
Inning Stats	R: 0 E: 0 K: 0 S: 3	H: 0 LOB: 0 BB: 0 P: 3	R: 0 E: 0 K: 2 S: 7	H: 0 LOB: 0 BB: 0 P: 7	R: 0 E: 0 K: 0 S: 5	H: 2 LOB: 2 BB: 0 P: 5	R: 2 E: 0 K: 0 S: 6	H: 4 LOB: 1 BB: 0 P: 6	R: 0 E: 0 K: 1 S: 6	H: 1 LOB: 1 BB: 0 P: 6	R: 2 E: 0 K: 1 S: 8	H: 3 LOB: 1 BB: 0 P: 8	R: 0 E: 0 K: 1 S: 6	H: 1 LOB: 3 BB: 2 P: 14	R: 1 E: 1 K: 1 S: 7	H: 1 LOB: 1 BB: 0 P: 7		R: 1 E: 0 K: 1 S: 6	H: 1 LOB: 0 BB: 0 P: 6	1B: 8 2B: 2 3B: 1 HR: 2	SF: 1 SAC: 0 DP: 1 HBP: 0	WP: 0 PB: 0 SB: 0 CS: 0
PITCHER	IP	WLS	BF	H	R	ER	SO	BB	IBB	HBP	BLK	WP	HR	S	P	ERA	WHIP					
Frank Tanana, L (1, 1) ERA: 3.83	5.2		26	10	4	4	3	0	0	0	0	0	2	32	32	6.35	1.765					
Jeff Robinson, R (6, 1) ERA: 4.96	1.0	W	6	1	0	0	2	2	0	0	0	0	0	8	16	0.00	3.000					
Mike Henneman, R (7, 1) ERA: 2.11	1.1		6	1	1	0	1	0	0	0	0	0	0	8	8	0.00	0.750					
Willie Hernandez, L (9, 1) ERA: 2.72	1.0		4	1	1	1	1	0	0	0	0	0	0	6	6	9.00	1.000					

Batter	1	2	3	4	5	6	7	8	9	AB	R	H	RBI	BB	SO	LOB	TOP								
Randy Bush, L OBP: 0.333, SLG: 0.393	4-0 CS BB		0-0 HR			0-3 K		0-0 G4-6-3		3	1	1	1	1	1	1									
Greg Gagne, R OBP: 0.317, SLG: 0.446	0-0 4-3 WP 1B		0-0 B1			0-0 5-3			0-0 3-1 2B	4	0	2	0	0	0	0									
Kirby Puckett, R OBP: 0.354, SLG: 0.488 Mark Davidson, R OBP: 0.336, SLG: 0.350	0-0 4-3 1-3		0-3 K2-3			0-3 K			0-0 F7 1	3	0	0	0	0	2	1									
Kent Hrbek, L OBP: 0.373, SLG: 0.551	4-0 BB			0-0 4-3					0-0 3-1 2	3	0	0	0	1	0	1									
Gary Gaetti, R OBP: 0.310, SLG: 0.508 Roy Smalley, S OBP: 0.351, SLG: 0.437	0-0 L7			0-0 F9					0-0 HR	2	0	0	0	0	0	2									
Gene Larkin, S OBP: 0.342, SLG: 0.416		0-3 K		0-0 4-3					0-0 3-1 2	4	0	0	0	0	1	2									
Tom Brunansky, R OBP: 0.357, SLG: 0.505 Dan Gladden, R OBP: 0.316, SLG: 0.348		0-3 K			0-3 K				0-0 F8	3	0	0	0	0	2	0									
Steve Lombardozzi, R OBP: 0.289, SLG: 0.342		0-0 F9			0-0 1-3				0-3 K	3	0	0	0	0	1	0									
Tim Laudner, R OBP: 0.260, SLG: 0.434 Sal Butera, R OBP: 0.252, SLG: 0.309			0-3 K		0-0 5-3				0-0 G4-6-3 1B	3	0	1	0	0	1	0									
Inning Stats	R: 0 E: 0 K: 0 S: 3	H: 1 LOB: 2 BB: 2 P: 11	R: 0 E: 0 K: 2 S: 7	H: 0 LOB: 0 BB: 0 P: 7	R: 1 E: 0 K: 2 S: 8	H: 1 LOB: 0 BB: 0 P: 8	R: 0 E: 0 K: 0 S: 3	H: 0 LOB: 0 BB: 0 P: 3	R: 0 E: 0 K: 1 S: 5	H: 0 LOB: 0 BB: 0 P: 5	R: 0 E: 0 K: 2 S: 7	H: 0 LOB: 0 BB: 0 P: 7	R: 1 E: 0 K: 0 S: 4	H: 1 LOB: 0 BB: 0 P: 4	R: 0 E: 0 K: 1 S: 5	H: 1 LOB: 0 BB: 1 P: 5	R: 0 E: 0 K: 0 S: 4	H: 1 LOB: 2 BB: 1 P: 8	1B: 2 2B: 1 3B: 0 HR: 2	SF: 0 SAC: 0 DP: 1 HBP: 0	WP: 1 PB: 0 SB: 0 CS: 1	PA: 33			
PITCHER	IP WLS BF H R ER SO BB IBB HBP BLK WP HR S P ERA WHIP	7.0 W 25 3 2 2 7 2 0 0 0 1 2 37 45 2.57 0.714	2.0 8 2 0 0 1 1 0 0 0 0 0 9 13 0.00 1.500																						

Minnesota Twins @ Detroit Tigers
Tiger Stadium, Detroit, MI
Tue Aug 18 1987, 7:05 PM EDT
Att: 32,053 - Unknown

AB 30
R 2
H 5
RBI 2
BB 3
SO 8
LOB 8



Batter	1	2	3	4	5	6	7	8	9	AB	R	H	RBI	BB	SO	LOB	BOTTOM								
Lou Whitaker, L OBP: 0.344, SLG: 0.431	E7 1B		0-3 K		0-0 F3		0-0 SF8			4	1	0	1	0	1	4									
Bill Madlock, R OBP: 0.398, SLG: 0.480 Dave Bergman, L OBP: 0.421, SLG: 0.504	0-0 HR 2H	0-0 6-3		0-0 2B	0-0 1B		0-0 PB BB			3	2	2	1	0	0	0									
Kirk Gibson, L OBP: 0.368, SLG: 0.490 Matt Nokes, L OBP: 0.344, SLG: 0.547	0-0 HR 1-2 1B	0-0 4-3		0-0 2B	0-3 K		0-0 L9			4	2	2	0	0	1	1									
Alan Trammell, R OBP: 0.380, SLG: 0.529	0-0 F8	0-0 F7		0-0 HR 2B		0-0 L8		0-0 F8		5	1	1	2	0	0	2									
Larry Herndon, R OBP: 0.387, SLG: 0.558 Johnny Grubb, L OBP: 0.293, SLG: 0.277	0-0 HR 1H 2H		0-0 1B 2B	0-0 HR 2H		0-0 F8		0-0 4-3		3	2	3	5	0	0	0									
Jim Morrison, R OBP: 0.304, SLG: 0.409	0-0 F7		0-0 5-3	0-0 F8		0-0 6-3		0-3 K		5	0	0	0	0	1	1									
Chet Lemon, R OBP: 0.387, SLG: 0.492	0-0 HR 1B		0-0 BB 1B	0-0 F5		0-0 F9 SF8 2B				4	2	3	0	0	0	0									
Tom Brookens, R OBP: 0.301, SLG: 0.389	0-0 HR 1H		0-0 BB 1B	0-0 4-3		0-0 F9				3	1	1	2	1	0	1									
Mike Heath, R OBP: 0.342, SLG: 0.448	0-0 1B		0-3 K		0-0 6-3		0-0 PB SF8 BB			3	0	1	0	1	1	3									
Inning Stats	R: 6 E: 1 K: 0 S: 10	H: 6 LOB: 1 BB: 0 P: 10	R: 0 E: 0 K: 0 S: 3	H: 0 LOB: 0 BB: 0 P: 3	R: 0 E: 0 K: 2 S: 9	H: 2 LOB: 3 BB: 1 P: 13	R: 4 E: 0 K: 0 S: 7	H: 4 LOB: 0 BB: 0 P: 7	R: 0 E: 0 K: 1 S: 6	H: 1 LOB: 1 BB: 0 P: 6	R: 0 E: 0 K: 0 S: 3	H: 0 LOB: 0 BB: 0 P: 3	R: 1 E: 0 K: 0 S: 4	H: 1 LOB: 2 BB: 2 P: 12	R: 0 E: 0 K: 1 S: 5	H: 0 LOB: 0 BB: 0 P: 5	1B: 7 2B: 4 3B: 0 HR: 3	SF: 1 SAC: 0 DP: 0 HBP: 0	WP: 0 PB: 1 SB: 0 CS: 0	PA: 42					
PITCHER	IP WLS BF H R ER SO BB IBB HBP BLK WP HR S P ERA WHIP	3.0 L 14 3 2 2 1 1 0 0 0 0 1 15 19 5.40 1.200	1.2 6 0 0 0 1 1 0 0 0 0 0 0 7 11 0.00 0.600																						

Minnesota Twins @ Detroit Tigers
Tiger Stadium, Detroit, MI
Tue Aug 18 1987, 7:05 PM EDT
Att: 32,053 - Unknown

AB 38
R 11
H 14
RBI 11
BB 3
SO 4
LOB 14



Batter	1	2	3	4	5	6	7	8	9	AB	R	H	RBI	BB	SO	LOB	TOP			
Randy Bush, L (1.9) OBP: 0.336, SLG: 0.395										4	0	2	0	0	0	2				
Greg Gagne, R (1.6) OBP: 0.313, SLG: 0.440										4	0	0	0	0	1	3				
Kirby Puckett, R (1.8) OBP: 0.351, SLG: 0.484										4	0	0	0	0	0	1				
Kent Hrbek, L (1.3) OBP: 0.372, SLG: 0.547										3	0	0	0	1	0	1				
Gary Gaetti, R (1.5) OBP: 0.308, SLG: 0.503										4	0	0	0	0	0	1				
Gene Larkin, S (1.10) OBP: 0.340, SLG: 0.412										4	0	1	0	0	0	1				
Tom Brunansky, R (1.7) OBP: 0.354, SLG: 0.500										4	0	0	0	0	1	1				
Steve Lombardozi, R (1.4) OBP: 0.295, SLG: 0.355										2	1	2	1	1	0	0				
Tim Laudner, R (1.2) OBP: 0.261, SLG: 0.438										3	0	1	0	0	2	1				
Inning Stats	R: 0 E: 0 K: 0 S: 4	H: 1 LOB: 1 BB: 0 P: 4	R: 0 E: 0 K: 1 S: 5	H: 0 LOB: 0 BB: 0 P: 5	R: 1 E: 0 K: 1 S: 6	H: 1 LOB: 0 BB: 0 P: 6	R: 0 E: 0 K: 0 S: 3	H: 0 LOB: 1 BB: 1 P: 7	R: 0 E: 0 K: 2 S: 8	H: 1 LOB: 2 BB: 0 P: 12	R: 0 E: 0 K: 0 S: 5	H: 2 LOB: 2 BB: 0 P: 5	R: 0 E: 0 K: 0 S: 3	H: 0 LOB: 0 BB: 0 P: 3	R: 0 E: 0 K: 0 S: 3	H: 1 LOB: 0 BB: 0 P: 3	1B: 4 2B: 1 3B: 0 HR: 1	SF: 0 SAC: 0 DP: 1 HBP: 0	WP: 0 PB: 0 SB: 0 CS: 0	PA: 34
PITCHER Walt Terrell, R (1.1) ERA: 4.28	IP: 9.0 WLS: W BF: 34 H: 6 R: 1 ER: 1 SO: 4 BB: 2 IBB: 0 HBP: 0 BLK: 0 WP: 0 HR: 1 S: 40 P: 48 ERA: 1.00 WHIP: 0.889															PITCHER				

Minnesota Twins @ Detroit Tigers
Tiger Stadium, Detroit, MI
Wed Aug 19 1987, 7:05 PM EDT
Att: 38,163 - Unknown

AB 32
R 1
H 6
RBI 1
BB 2
SO 4
LOB 11



Batter	1	2	3	4	5	6	7	8	9	AB	R	H	RBI	BB	SO	LOB	BOTTOM			
Lou Whitaker, L (1.4) OBP: 0.345, SLG: 0.432										3	0	1	1	1	1	1				
Bill Madlock, R (1.10) OBP: 0.363, SLG: 0.473										4	0	0	0	0	1	4				
Kirk Gibson, L (1.7) OBP: 0.369, SLG: 0.497										3	1	1	1	1	1	0				
Aian Trammell, R (1.6) OBP: 0.378, SLG: 0.526										3	1	0	0	1	0	1				
Matt Nokes, L (1.2) OBP: 0.343, SLG: 0.543										4	0	1	0	0	0	2				
Darrell Evans, L (1.3) OBP: 0.371, SLG: 0.511										4	1	1	1	0	2	2				
Dave Bergman, L (9.3) OBP: 0.421, SLG: 0.504										0	0	0	0	0	0	0				
Johnny Grubb, L (1.9) OBP: 0.301, SLG: 0.299										4	2	2	0	0	1	1				
Pat Sheridan, L (1.8) OBP: 0.344, SLG: 0.399										4	1	2	3	0	0	0				
Tom Brookens, R (1.5) OBP: 0.304, SLG: 0.392										3	1	2	1	0	0	1				
Inning Stats	R: 0 E: 0 K: 0 S: 3	H: 0 LOB: 0 BB: 0 P: 3	R: 4 E: 0 K: 1 S: 9	H: 4 LOB: 1 BB: 1 P: 13	R: 0 E: 0 K: 1 S: 5	H: 0 LOB: 0 BB: 0 P: 5	R: 2 E: 0 K: 0 S: 5	H: 3 LOB: 1 BB: 1 P: 9	R: 1 E: 0 K: 2 S: 9	H: 2 LOB: 1 BB: 0 P: 9	R: 0 E: 0 K: 2 S: 8	H: 1 LOB: 1 BB: 0 P: 8	R: 0 E: 0 K: 0 S: 2	H: 0 LOB: 0 BB: 1 P: 6	R: 0 E: 0 K: 0 S: 3	H: 0 LOB: 0 BB: 0 P: 3	1B: 5 2B: 3 3B: 0 HR: 2	SF: 0 SAC: 0 DP: 2 HBP: 0	WP: 0 PB: 0 SB: 1 CS: 0	PA: 35
PITCHER Bert Blyleven, R (1.1) ERA: 4.54	IP: 4.1 WLS: L BF: 23 H: 7 R: 7 ER: 7 SO: 2 BB: 1 IBB: 0 HBP: 0 BLK: 0 WP: 0 HR: 2 S: 25 P: 33 ERA: 14.54 WHIP: 2.308															PITCHER				
Dan Schatzeder, L (5.1) ERA: 4.61	IP: 2.2 WLS: 9 BF: 1 H: 0 R: 0 ER: 0 SO: 4 BB: 1 IBB: 0 HBP: 0 BLK: 0 WP: 0 HR: 0 S: 16 P: 20 ERA: 0.00 WHIP: 0.750															PITCHER				
George Frazier, R (8.1) ERA: 5.08	IP: 1.0 WLS: 3 BF: 0 H: 0 R: 0 ER: 0 SO: 0 BB: 0 IBB: 0 HBP: 0 BLK: 0 WP: 0 HR: 0 S: 3 P: 3 ERA: 0.00 WHIP: 0.000															PITCHER				

Minnesota Twins @ Detroit Tigers
Tiger Stadium, Detroit, MI
Wed Aug 19 1987, 7:05 PM EDT
Att: 38,163 - Unknown

AB 32
R 7
H 10
RBI 7
BB 3
SO 6
LOB 12



Batter	1	2	3	4	5	6	7	8	9	AB	R	H	RBI	BB	SO	LOB	TOP										
Dan Gladden, R OBP: 0.316, SLG: 0.347 (1, 7)	F8		B1-3		5-3												4 0 1 0 0 0 1										
Greg Gagne, R OBP: 0.310, SLG: 0.434 (1, 6)	K		6-3														4 0 0 0 0 2 3										
Kirby Puckett, R OBP: 0.353, SLG: 0.484 (1, 8)	1B																4 0 2 0 0 0 2										
Kent Hrbek, L OBP: 0.371, SLG: 0.543 (1, 3)	F5																3 0 0 0 1 0 1										
Gary Gaetti, R OBP: 0.306, SLG: 0.500 Mark Davidson, R OBP: 0.333, SLG: 0.347 (1, 5) (7, 9)		6-3		G6-4-3													3 0 0 0 0 0 2 1 0 0 0 0 1 0										
Roy Smalley, S OBP: 0.353, SLG: 0.436 (1, 10)	F8																3 0 1 0 1 0 0										
Tom Brunansky, R OBP: 0.357, SLG: 0.496 Al Newman, S OBP: 0.289, SLG: 0.313 (1, 9) (7, 5)																	3 0 0 0 0 2 2 1 0 0 0 0 0 1										
Steve Lombardozzi, R OBP: 0.298, SLG: 0.358 (1, 4)																	3 0 2 2 0 0 0 0										
Sal Butera, R OBP: 0.245, SLG: 0.299 (1, 2)																	3 0 0 0 0 0 2										
Inning Stats	R: 0 E: 0 K: 1 S: 6	H: 1 LOB: 1 BB: 0 P: 6	R: 0 E: 0 K: 1 S: 5	H: 0 LOB: 0 BB: 0 P: 5	R: 0 E: 0 K: 0 S: 4	H: 1 LOB: 1 BB: 0 P: 4	R: 0 E: 0 K: 0 S: 3	H: 1 LOB: 2 BB: 2 P: 11	R: 0 E: 0 K: 0 S: 3	H: 0 LOB: 0 BB: 0 P: 3	R: 0 E: 0 K: 1 S: 5	H: 0 LOB: 0 BB: 0 P: 5	R: 0 E: 0 K: 1 S: 7	H: 2 LOB: 2 BB: 0 P: 7	R: 0 E: 0 K: 1 S: 6	H: 1 LOB: 1 BB: 0 P: 6	1B: 6 2B: 0 3B: 0 HR: 0	SF: 0 SAC: 0 DP: 1 HBP: 0	WP: 0 PB: 0 SB: 0 CS: 0	PA: 34							
PITCHER	IP	WLS	BF	H	R	ER	SO	BB	IBB	HBP	BLK	WP	HR	S	P	ERA	WHIP										
Doyle Alexander, R ERA: 3.96 (1, 1)	8.0	W	30	5	0	0	4	2	0	0	0	0	0	36	44	0.00	0.875										
Mike Henneman, R ERA: 2.09 (9, 1)	1.0		4	1	0	0	1	0	0	0	0	0	0	6	6	0.00	1.000										

Minnesota Twins @ Detroit Tigers
Tiger Stadium, Detroit, MI
Thu Aug 20 1987, 3:33 AM EDT
Att: 45,804 - Unknown

AB 32
R 0
H 6
RBI 0
BB 2
SO 5
LOB 14



Batter	1	2	3	4	5	6	7	8	9	AB	R	H	RBI	BB	SO	LOB	BOTTOM										
Pat Sheridan, L OBP: 0.347, SLG: 0.413 (1, 9)	F8 G3		G1		F7												5 2 3 2 0 0 3										
Darrell Evans, L OBP: 0.397, SLG: 0.506 (1, 10)	F8		SF9		K												4 0 0 1 0 2 3										
Kirk Gibson, L OBP: 0.367, SLG: 0.492 Mike Heath, R OBP: 0.342, SLG: 0.448 (1, 7) (9, 4)	G3		L4														4 0 0 1 1 1 0 0 0 0 0 0 0 0										
Alan Trammell, R OBP: 0.382, SLG: 0.529 Johnny Grubb, L OBP: 0.296, SLG: 0.295 (1, 6) (8, PH) (9, 7)																	3 1 2 0 0 0 3 1 0 0 0 0 0 0										
Matt Nokes, L OBP: 0.342, SLG: 0.540 (1, 2)	K																4 1 1 0 0 2 3										
Jim Morrison, R OBP: 0.303, SLG: 0.408 (1, 4) (9, 6)																	4 1 1 1 0 2 1										
Dave Bergman, L OBP: 0.423, SLG: 0.512 (1, 3)	F7																4 1 2 0 0 0 0										
Chet Lemon, R OBP: 0.391, SLG: 0.495 (1, 8)	K																2 1 1 2 1 1 0										
Tom Brookens, R OBP: 0.307, SLG: 0.390 (1, 5)																	1 1 0 1 1 0 1										
Inning Stats	R: 1 E: 0 K: 1 S: 7	H: 2 LOB: 1 BB: 0 P: 7	R: 0 E: 0 K: 1 S: 5	H: 0 LOB: 0 BB: 0 P: 5	R: 1 E: 0 K: 0 S: 3	H: 0 LOB: 0 BB: 0 P: 4	R: 4 E: 0 K: 2 S: 12	H: 5 LOB: 3 BB: 2 P: 20	R: 1 E: 0 K: 1 S: 7	H: 2 LOB: 2 BB: 0 P: 8	R: 0 E: 0 K: 0 S: 3	H: 0 LOB: 1 BB: 0 P: 4	R: 0 E: 0 K: 1 S: 5	H: 0 LOB: 1 BB: 1 P: 9	R: 1 E: 0 K: 2 S: 8	H: 1 LOB: 0 BB: 0 P: 8	1B: 5 2B: 4 3B: 0 HR: 1	SF: 2 SAC: 0 DP: 0 HBP: 3	WP: 2 PB: 0 SB: 1 CS: 0	PA: 40							
PITCHER	IP	WLS	BF	H	R	ER	SO	BB	IBB	HBP	BLK	WP	HR	S	P	ERA	WHIP										
Joe Niekro, R ERA: 4.72 (1, 1)	3.1	L	19	7	6	6	3	1	0	1	0	0	0	11	16	5.40	1.800										
Roy Smith, R ERA: 4.73 (4, 1)	1.2		9	2	1	1	2	1	0	1	0	0	0	8	13	0.00	0.500										
George Frazier, R ERA: 4.93 (6, 1)	2.0		8	0	0	0	1	1	0	1	0	0	0	8	8	9.00	1.000										
Keith Atherton, R ERA: 4.01 (8, 1)	1.0		4	1	1	1	2	0	0	0	0	0	1	8	8	9.00	1.000										

Minnesota Twins @ Detroit Tigers
Tiger Stadium, Detroit, MI
Thu Aug 20 1987, 3:33 AM EDT
Att: 45,804 - Unknown

AB 32
R 8
H 10
RBI 8
BB 3
SO 8
LOB 14



Batter	1	2	3	4	5	6	7	8	9	AB	R	H	RBI	BB	SO	LOB	TOP		
Pat Sheridan, L (1, 9) OBP: 0.345, SLG: 0.410	F7		4-3			1-3		3-1 1B		4	0	1	0	0	0	0	Detroit Tigers @ Cleveland Indians Cleveland Municipal Stadium, Cleveland, OH Fri Aug 21 1987, 7:05 PM EDT Att: 20,965 - Unknown		
Darrell Evans, L (1, 10) OBP: 0.363, SLG: 0.499	G3		F6			4-3		3-1		4	0	0	0	0	0	1			
Kirk Gibson, L (1, 7) OBP: 0.366, SLG: 0.483								F8		2	0	0	0	2	1	1			
Alan Trammell, R (1, 6) OBP: 0.379, SLG: 0.526	CS 1-2	5-3				5-3				4	1	1	0	0	0	1			
Matt Nokes, L (1, 2) OBP: 0.342, SLG: 0.534								F8		3	0	0	0	1	0	1			
Jim Morrison, R (1, 4) OBP: 0.302, SLG: 0.411								E5 2B		4	2	1	1	0	1	2			
Dave Bergman, L (1, 3) OBP: 0.435, SLG: 0.561								2-3 3B		4	0	3	2	0	0	1			
Chet Lemon, R (1, 8) OBP: 0.388, SLG: 0.492								1-H 3-H 2B		4	0	0	0	0	0	4			
Tom Brookens, R (1, 5) OBP: 0.303, SLG: 0.385								L5		4	0	0	0	0	1	2			
Inning Stats	R: 0 E: 0 K: 0 S: 2	H: 0 LOB: 0 BB: 1 P: 6	R: 1 E: 0 K: 0 S: 5	H: 2 LOB: 1 BB: 0 P: 5	R: 0 E: 0 K: 1 S: 5	H: 0 LOB: 0 BB: 0 P: 5	R: 0 E: 0 K: 1 S: 4	H: 1 LOB: 0 BB: 0 P: 4	R: 0 E: 0 K: 0 S: 3	H: 0 LOB: 1 BB: 1 P: 7	R: 0 E: 0 K: 1 S: 5	H: 0 LOB: 1 BB: 1 P: 9	R: 0 E: 0 K: 0 S: 4	H: 1 LOB: 1 BB: 0 P: 4	R: 2 E: 1 K: 0 S: 6	H: 2 LOB: 1 BB: 0 P: 6	1B: 1 2B: 3 3B: 1 HR: 1	SF: 0 SAC: 0 DP: 0 HBP: 0	WP: 0 PA: 37 PB: 0 SB: 0 CS: 1
PITCHER John Farrell, R (1, 1) ERA: 1.8	IP: 9.0 WLS: W BF: 36 H: 6 R: 3 ER: 2 SO: 3 BB: 3 IBB: 0 HBP: 0 BLK: 0 WP: 0 HR: 1 S: 39 P: 51 ERA: 2.00 WHIP: 1.000																		

Batter	1	2	3	4	5	6	7	8	9	AB	R	H	RBI	BB	SO	LOB	BOTTOM		
Brett Butler, L (1, 8) OBP: 0.398, SLG: 0.411	K							K		5	1	2	0	0	2	0	Detroit Tigers @ Cleveland Indians Cleveland Municipal Stadium, Cleveland, OH Fri Aug 21 1987, 7:05 PM EDT Att: 20,965 - Unknown		
Julio Franco, R (1, 6) OBP: 0.398, SLG: 0.440	K									5	2	2	1	0	1	4			
Tommy Hinzo, S (9, 4) OBP: 0.269, SLG: 0.299	K									0	0	0	0	0	0	0			
Pat Tabler, R (1, 3) OBP: 0.380, SLG: 0.457	F9									5	2	3	3	0	0	1			
Joe Carter, R (1, 7) OBP: 0.295, SLG: 0.475										5	1	2	1	0	0	1			
Brook Jacoby, R (1, 5) OBP: 0.383, SLG: 0.524										3	0	1	0	2	0	1			
Carmen Castillo, R (1, 10) OBP: 0.308, SLG: 0.466										3	0	2	2	1	1	1			
Cory Snyder, R (1, 9) OBP: 0.288, SLG: 0.499										4	0	1	0	0	2	5			
Chris Bando, S (1, 2) OBP: 0.263, SLG: 0.335										4	1	1	0	0	0	4			
Junior Noboa, R (1, 4) OBP: 0.229, SLG: 0.178										3	1	1	0	0	0	2			
Inning Stats	R: 0 E: 0 K: 2 S: 7	H: 0 LOB: 0 BB: 0 P: 7	R: 0 E: 0 K: 0 S: 4	H: 2 LOB: 1 BB: 0 P: 4	R: 1 E: 1 K: 0 S: 5	H: 2 LOB: 1 BB: 0 P: 5	R: 0 E: 0 K: 1 S: 6	H: 1 LOB: 2 BB: 1 P: 10	R: 3 E: 0 K: 1 S: 9	H: 4 LOB: 2 BB: 1 P: 13	R: 2 E: 0 K: 0 S: 6	H: 3 LOB: 1 BB: 0 P: 6	R: 0 E: 0 K: 1 S: 6	H: 1 LOB: 2 BB: 1 P: 10	R: 2 E: 0 K: 1 S: 7	H: 2 LOB: 0 BB: 0 P: 7	1B: 12 2B: 1 3B: 0 HR: 2	SF: 0 SAC: 1 DP: 1 HBP: 0	WP: 1 PA: 41 PB: 0 SB: 0 CS: 1
PITCHER Frank Tanana, L (1, 1) ERA: 3.69 Mike Henneman, R (5, 1) ERA: 2.27 Willie Hernandez, L (8, 1) ERA: 3.1	IP: 4.2 WLS: L BF: 24 H: 4 R: 4 ER: 3 SO: 3 BB: 2 IBB: 0 HBP: 0 BLK: 0 WP: 0 HR: 0 S: 28 P: 36 ERA: 5.79 WHIP: 2.357																		

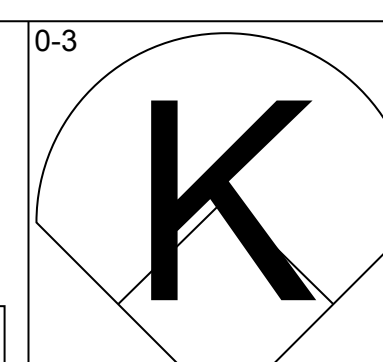
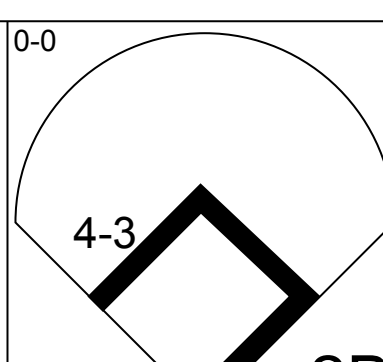
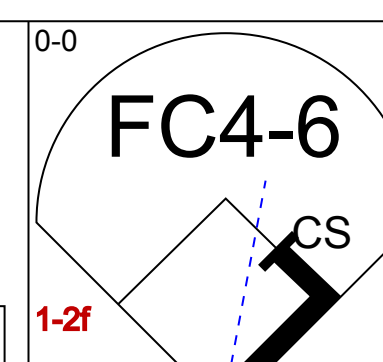
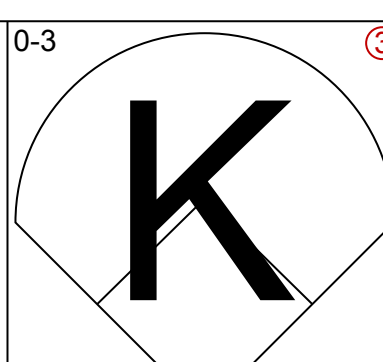
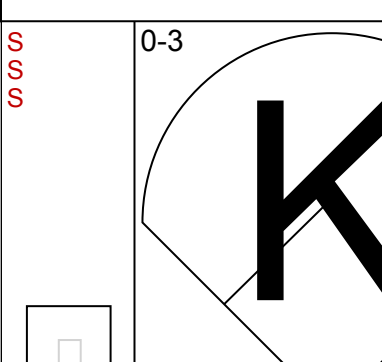
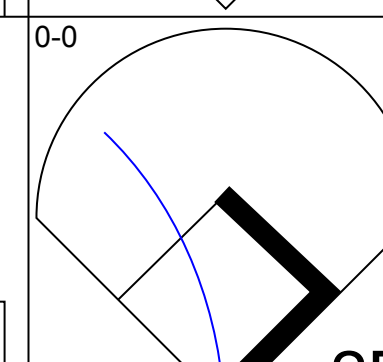
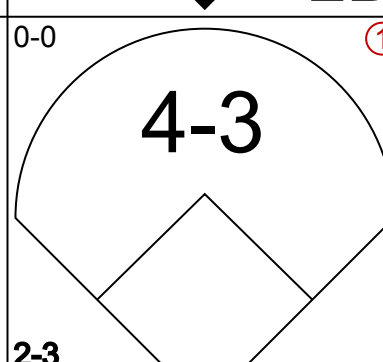
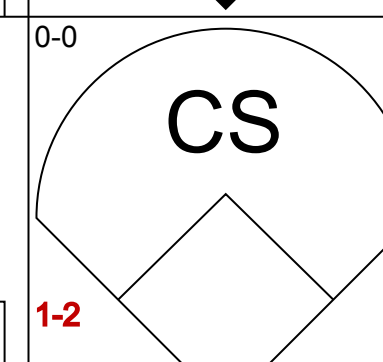
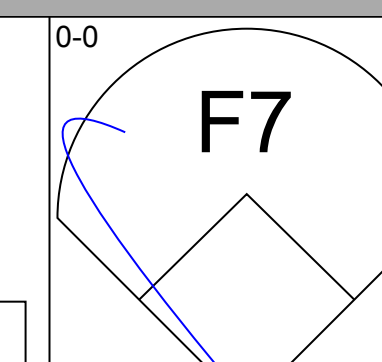
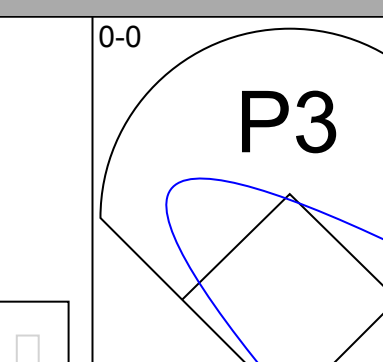
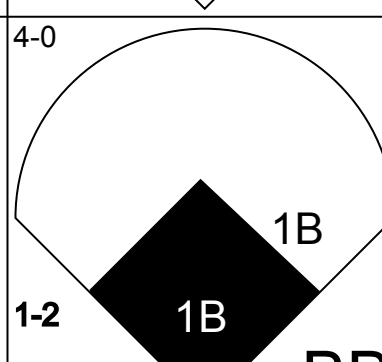
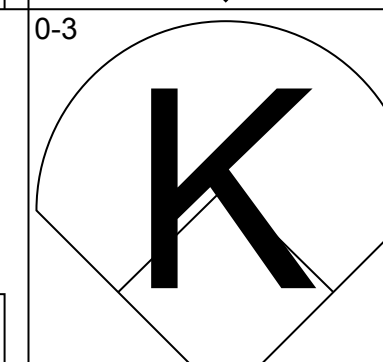
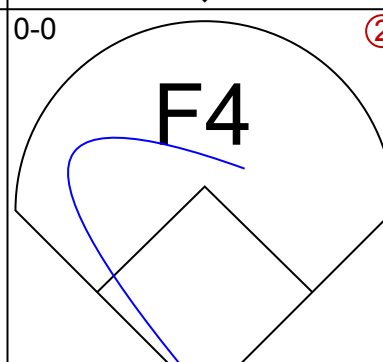
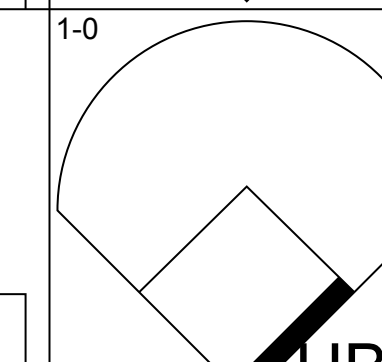
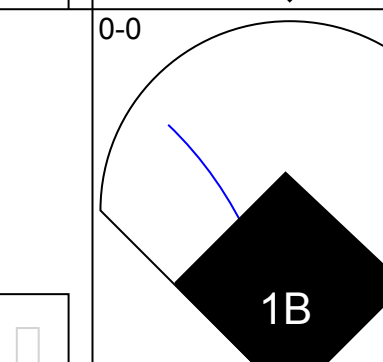
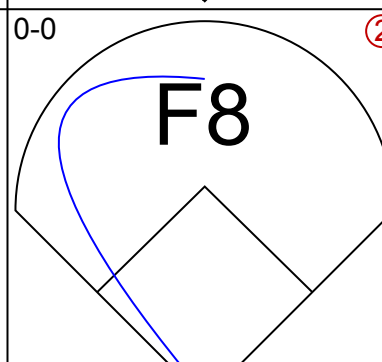
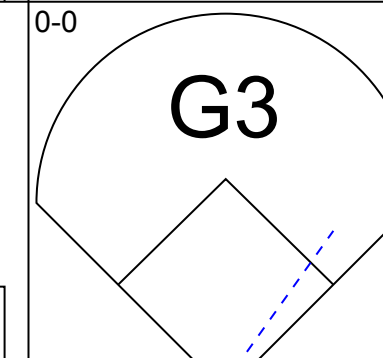
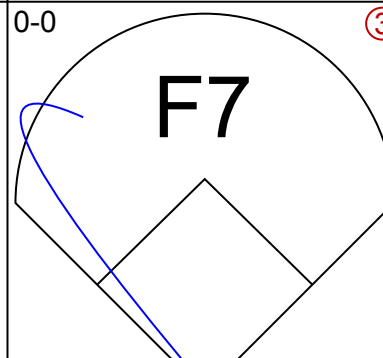
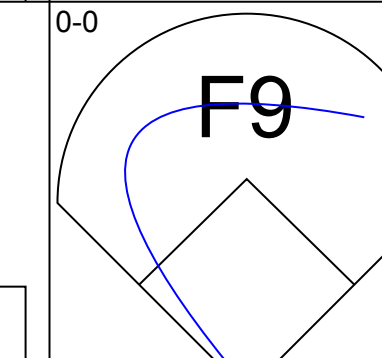
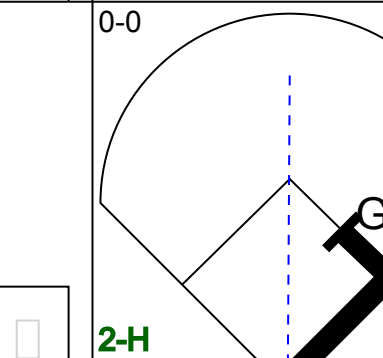
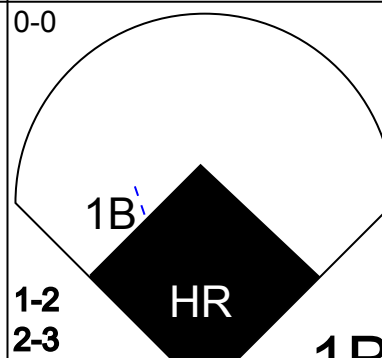
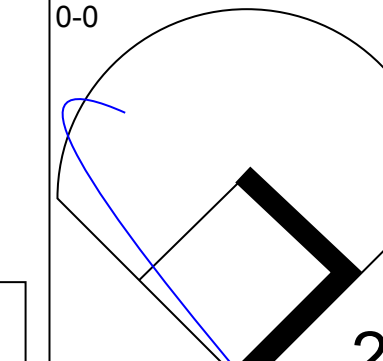
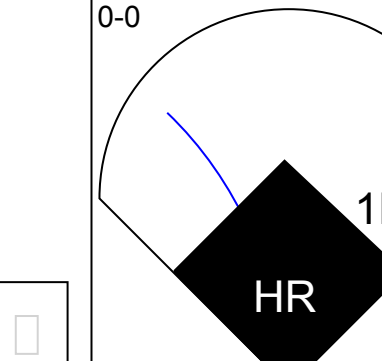
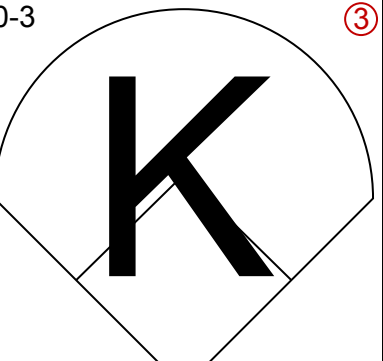
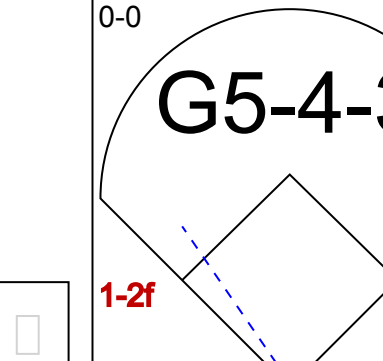
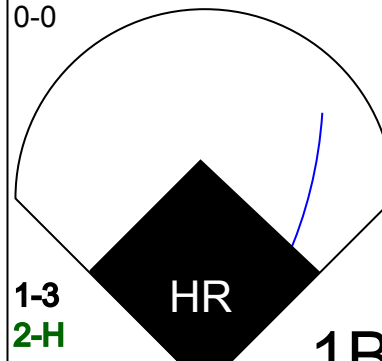
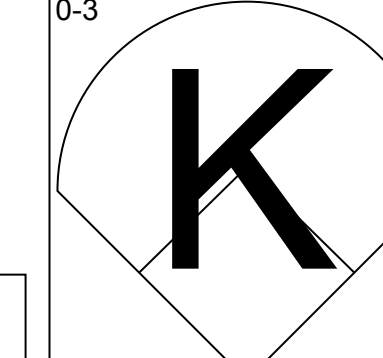
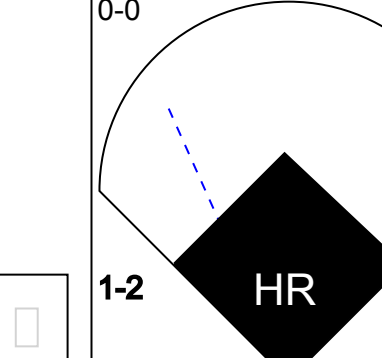

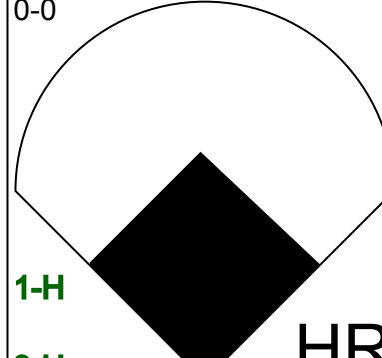

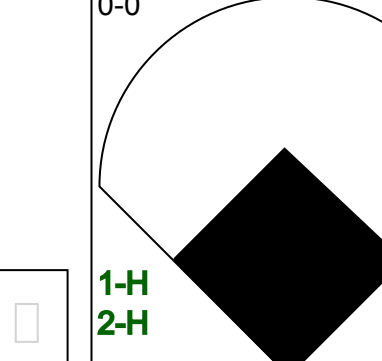
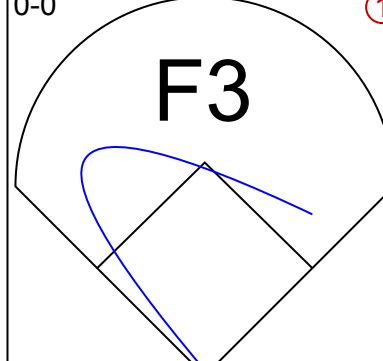
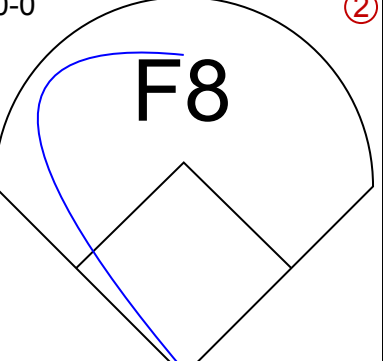

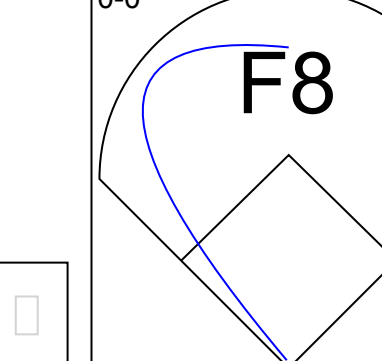
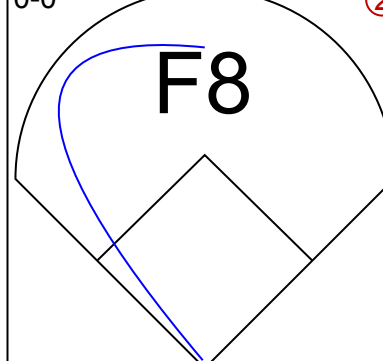
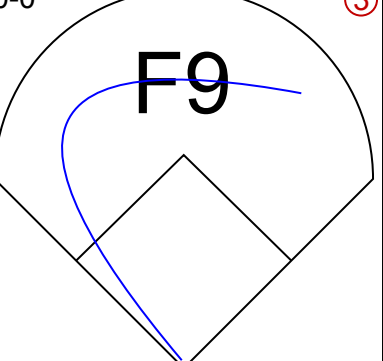


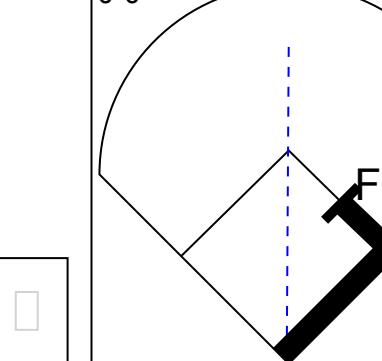
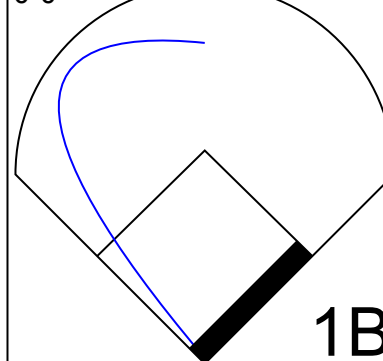

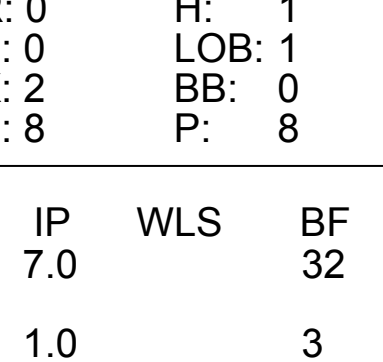
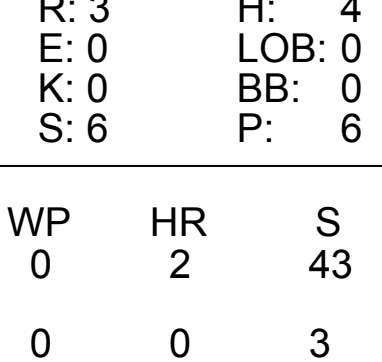
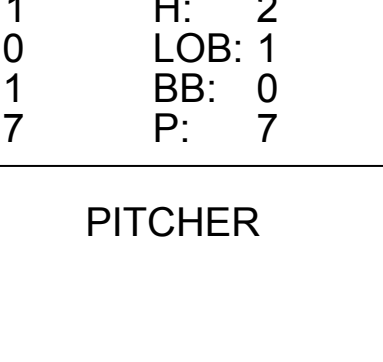
Batter	1	2	3	4	5	6	7	8	9	AB	R	H	RBI	BB	SO	LOB	TOP								
Lou Whitaker, L (1,4) OBP: 0.341, SLG: 0.431 Tom Brooks, R (1,5) OBP: 0.301, SLG: 0.377	K		1-3		K	1B		L8		1	0	0	0	0	1	0	Detroit Tigers @ Minnesota Twins Hubert H. Humphrey Metrodome, Minneapolis, MN Mon Aug 24 1987, 8:05 PM EDT Att: 27,338 - Unknown livebaseballscorecards.com								
Bill Madlock, R (1,10) OBP: 0.371, SLG: 0.496 Jack Morris, R (9,FR)	L7		F7		BB	K		2B		4	0	1	0	1	1	2									
Kirk Gibson, L (1,7) OBP: 0.370, SLG: 0.485	K			BB	BB		F7		K	3	0	0	0	2	2	3									
Alan Trammell, R (1,6) OBP: 0.376, SLG: 0.518		6-3		F7	F9		F6		F4	5	0	0	0	0	5										
Darrell Evans, L (1,3) OBP: 0.372, SLG: 0.509		HR		BB		F9	K		IBB	3	2	2	1	2	1	0									
Jim Morrison, R (1,5) OBP: 0.303, SLG: 0.411		2B		F5		1B	K		F6	5	1	2	0	0	1	4									
Matt Nokes, L (1,2) OBP: 0.334, SLG: 0.521		4-3		F8		F9		4-3		4	0	0	0	0	5										
Chet Lemon, R (1,8) OBP: 0.388, SLG: 0.489		F9		BB	BB	1B	K			4	1	2	1	0	1	1									
Pat Sheridan, L (1,9) OBP: 0.349, SLG: 0.406			K		L5	1B		BB		2	0	0	0	2	1										
Inning Stats	R: 0 E: 0 K: 2 S: 7	H: 0 LOB: 0 BB: 7	R: 1 E: 0 K: 0 S: 5	H: 2 LOB: 1 BB: 5	R: 0 E: 0 K: 1 S: 5	H: 0 LOB: 0 BB: 5	R: 0 E: 0 K: 0 S: 3	H: 0 LOB: 2 BB: 11	R: 0 E: 0 K: 1 S: 6	H: 1 LOB: 3 BB: 2 P: 14	R: 3 E: 0 K: 1 S: 9	H: 4 LOB: 2 BB: 1 P: 13	R: 0 E: 0 K: 2 S: 7	H: 0 LOB: 0 BB: 7	R: 0 E: 0 K: 1 S: 5	H: 0 LOB: 1 BB: 1 P: 9	R: 0 E: 0 K: 1 S: 6	H: 1 LOB: 2 BB: 1 P: 10	1B: 5 2B: 2 3B: 0 HR: 1	SF: 0 SAC: 0 DP: 0 HBP: 0	WP: 0 PB: 0 SB: 0 CS: 0	PA: 42			
PITCHER	IP	WLS	BF	H	R	ER	SO	BB	IBB	HBP	BLK	WP	HR	S	P	ERA	WHIP								
Bert Blyleven, R (1,1) ERA: 4.54	8.0		37	7	4	4	8	6	0	0	0	0	1	47	71	4.50	1.625								
Jeff Reardon, R (9,1) ERA: 4.72	1.0	W	5	1	0	0	1	0	1	0	0	0	0	6	10	0.00	1.000								

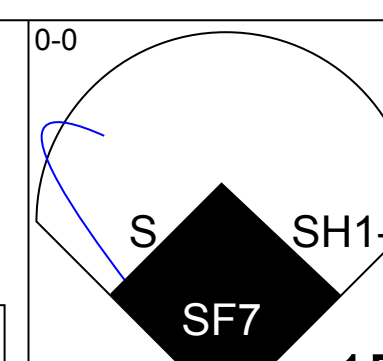
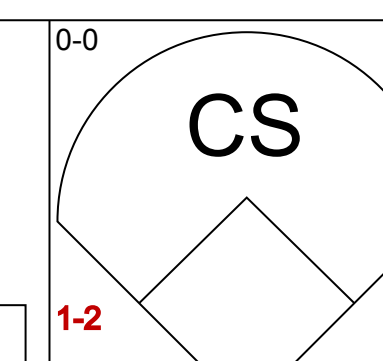
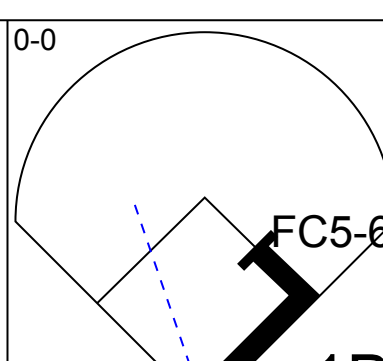
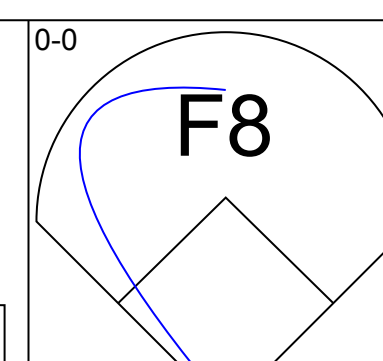
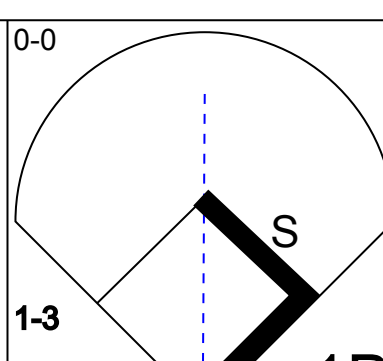
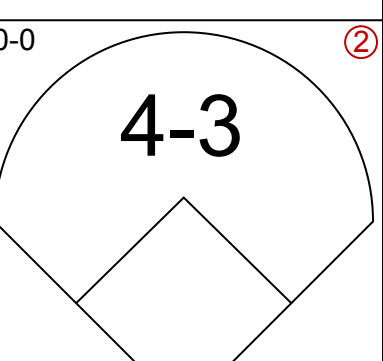
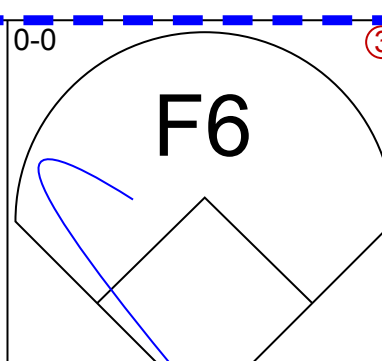
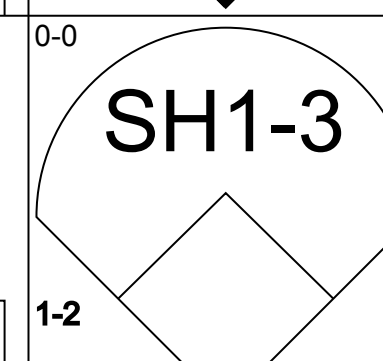
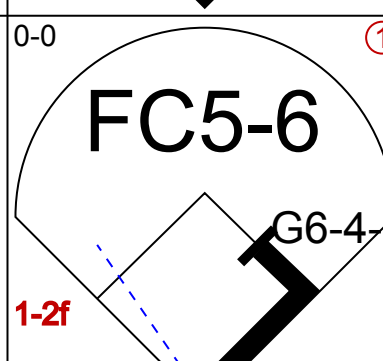
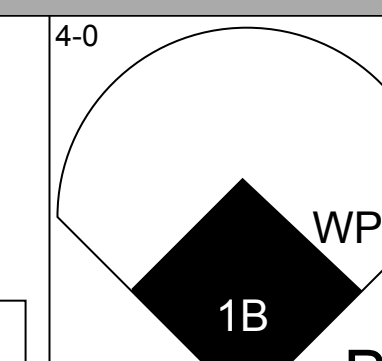
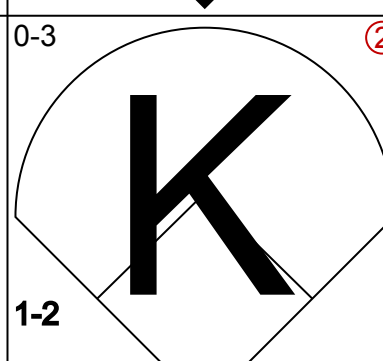
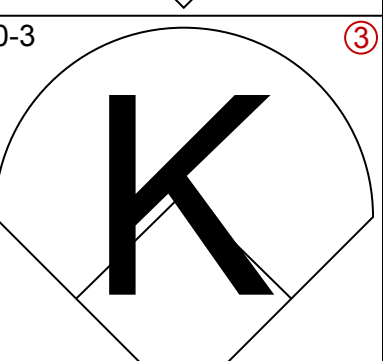
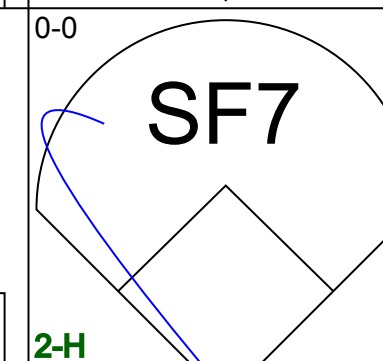
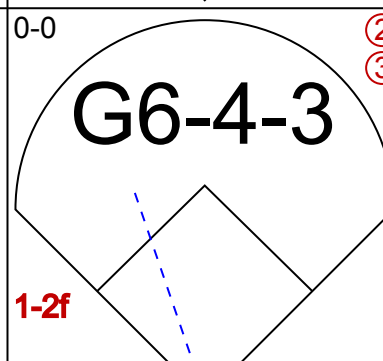
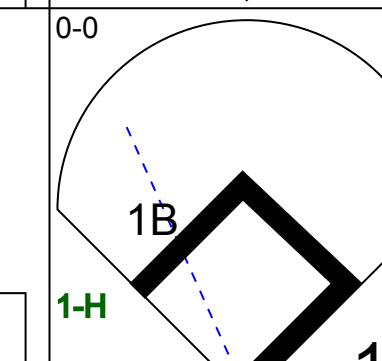
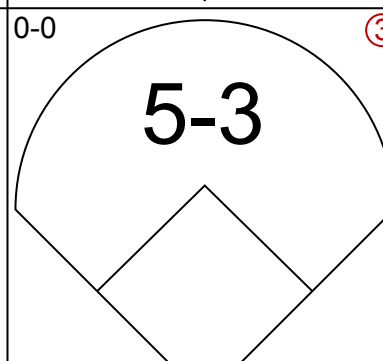
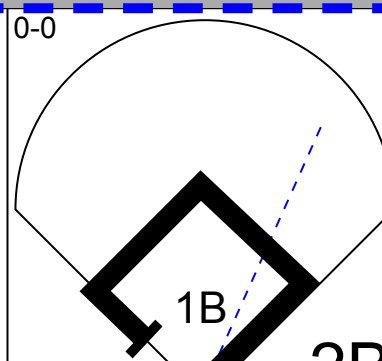
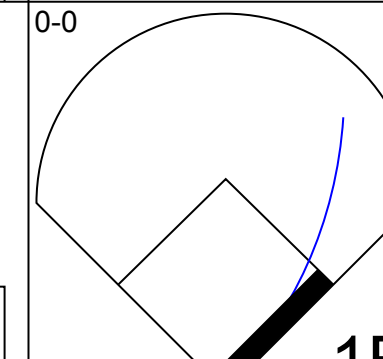
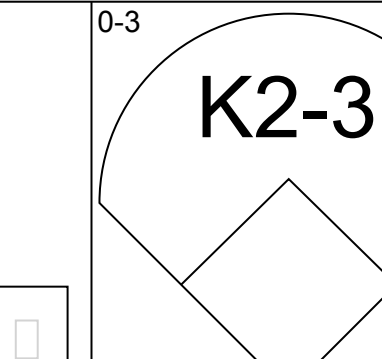
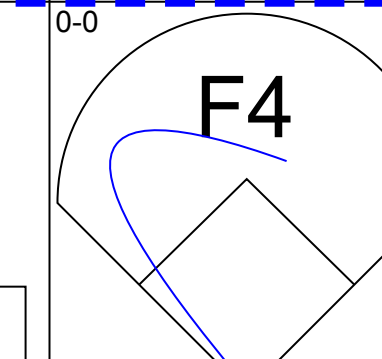
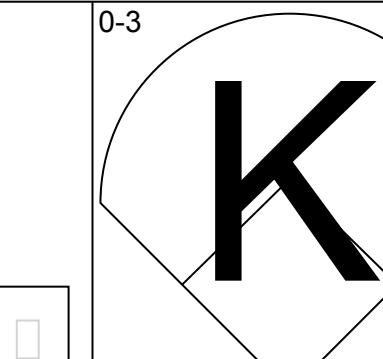
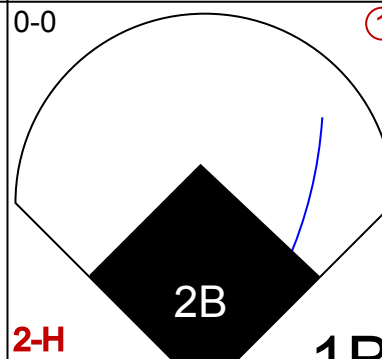
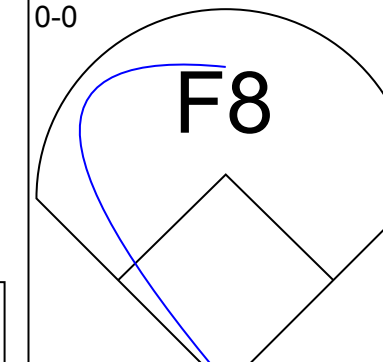
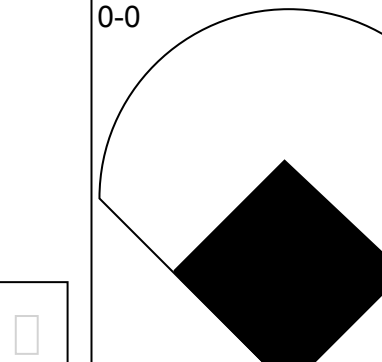
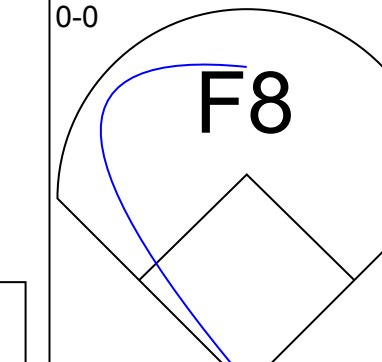
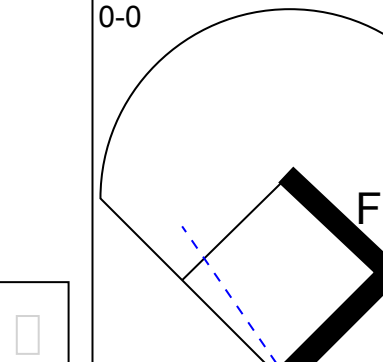
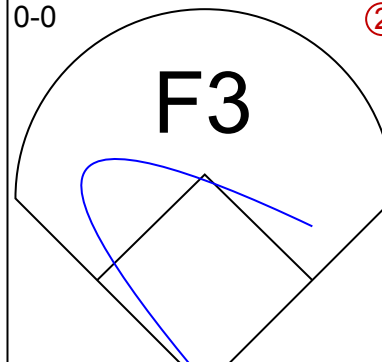
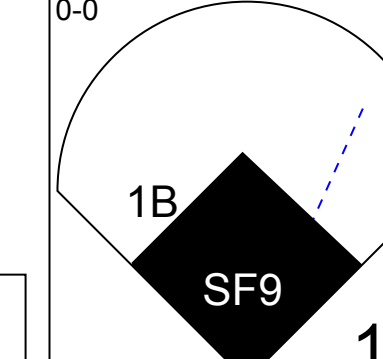
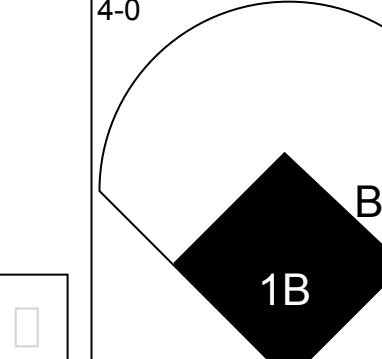
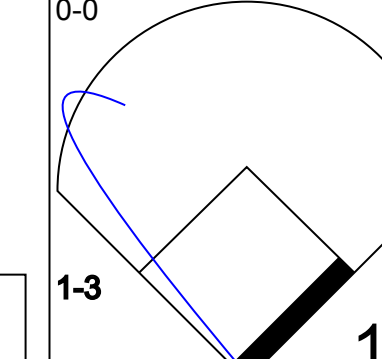


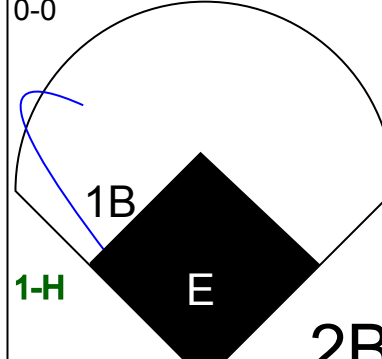
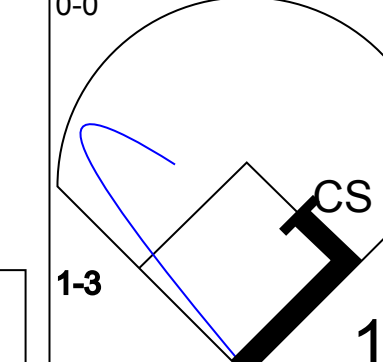
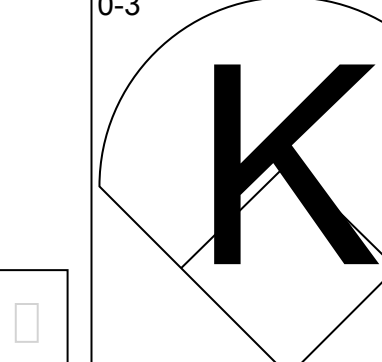
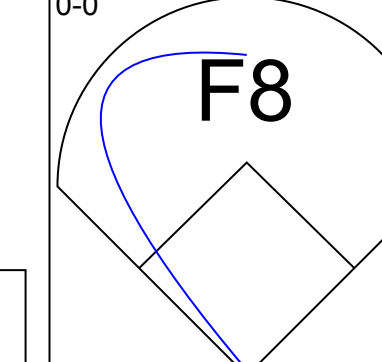
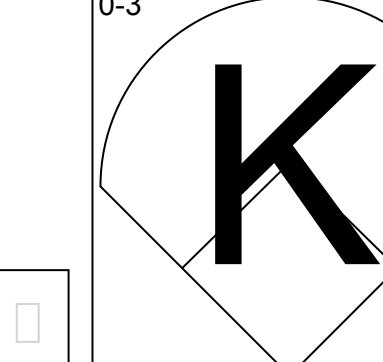
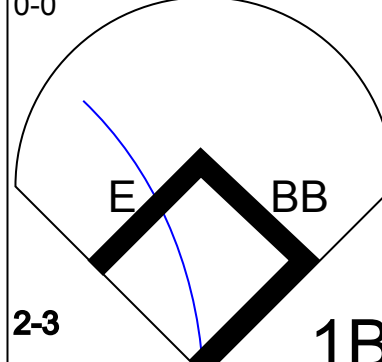

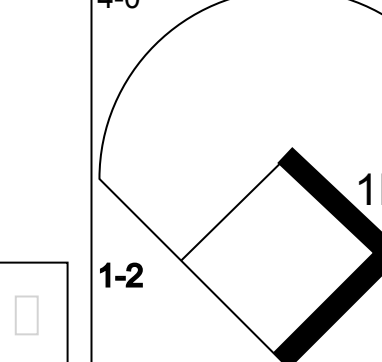
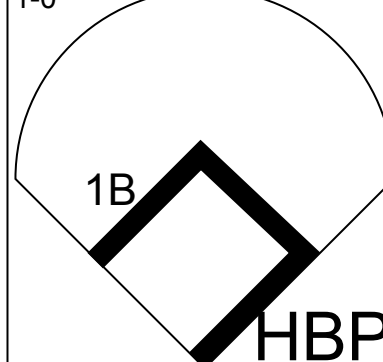
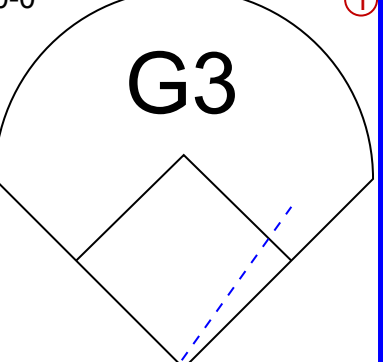
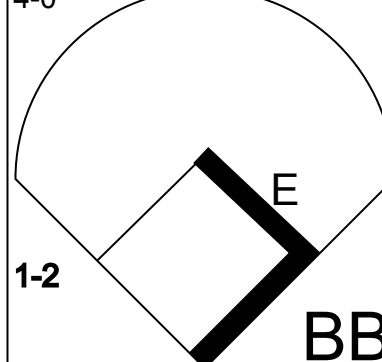

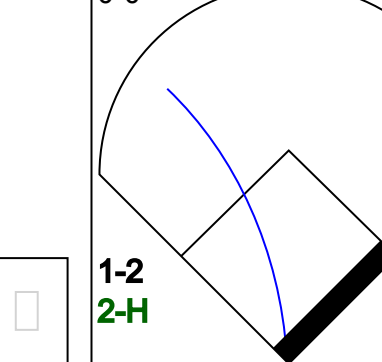

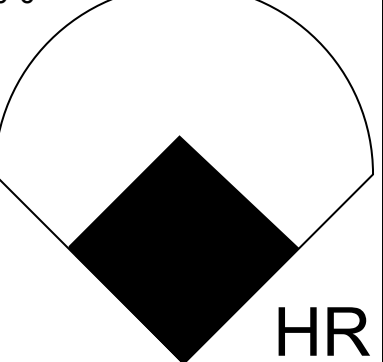
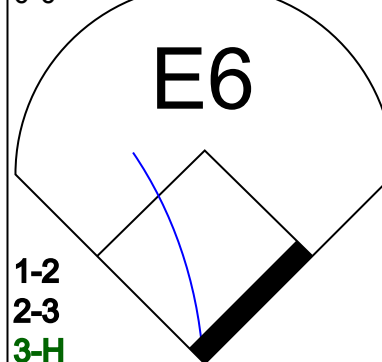
Batter	1	2	3	4	5	6	7	8	9	AB	R	H	RBI	BB	SO	LOB	BOTTOM								
Dan Gladden, R (1,7) OBP: 0.315, SLG: 0.345 Randy Bush, L (3,FR) OBP: 0.332, SLG: 0.385	F3		G3		K		1B		SH1-4	2	0	1	0	0	0	0	Detroit Tigers @ Minnesota Twins Hubert H. Humphrey Metrodome, Minneapolis, MN Mon Aug 24 1987, 8:05 PM EDT Att: 27,338 - Unknown livebaseballscorecards.com								
Al Newman, S (1,6) OBP: 0.291, SLG: 0.311	WP		G3		F7		1B		1B	4	1	2	0	1	0	1									
Kirby Puckett, R (1,8) OBP: 0.355, SLG: 0.489	K		2B		2B		K		1B	4	0	2	1	1	2	3									
Kent Hrbek, L (1,3) OBP: 0.378, SLG: 0.549	WP		F6		BB		BB		FC6-4	2	1	1	1	3	0	1									
Gary Gaetti, R (1,5) OBP: 0.304, SLG: 0.504	CS		6-3		K		K		K	4	0	1	2	0	2	3									
Roy Smalley, S (1,10) OBP: 0.358, SLG: 0.439 Mark Davidson, R (8,FR) OBP: 0.333, SLG: 0.347	CS		F8		4-3		K		FC6-4	4	0	0	0	0	1	3									
Tom Brunansky, R (1,9) OBP: 0.353, SLG: 0.498		K		K		WP	1B		1B	4	1	2	0	0	2	0									
Tim Laudner, R (1,2) OBP: 0.258, SLG: 0.429 Gene Larkin, S (8,PH) OBP: 0.337, SLG: 0.407 Sal Butera, R (9,2) OBP: 0.234, SLG: 0.284		F9		F7		K		4-3		3	0	0	0	0	1	1									
Steve Lombardozzi, R (1,4) OBP: 0.298, SLG: 0.349			K		5-3		1B		1B	4	1	2	1	0	1	0									
Inning Stats	R: 2 E: 0 K: 1 S: 5	H: 1 LOB: 2 BB: 2 P: 13	R: 0 E: 0 K: 1 S: 5	H: 0 LOB: 0 BB: 5	R: 1 E: 0 K: 1 S: 7	H: 2 LOB: 1 BB: 0 P: 7	R: 0 E: 0 K: 1 S: 5	H: 0 LOB: 0 BB: 5	R: 0 E: 0 K: 1 S: 5	H: 0 LOB: 0 BB: 5	R: 0 E: 0 K: 1 S: 8	H: 1 LOB: 2 BB: 1 P: 12	R: 1 E: 0 K: 2 S: 10	H: 4 LOB: 2 BB: 0 P: 10	R: 0 E: 0 K: 1 S: 6	H: 1 LOB: 2 BB: 1 P: 10	R: 1 E: 0 K: 0 S: 4	H: 3 LOB: 3 BB: 1 P: 8	1B: 10 2B: 2 3B: 0 HR: 0	SF: 0 SAC: 1 DP: 0 HBP: 0	WP: 2 PB: 0 SB: 1 CS: 1	PA: 41			
PITCHER	IP	WLS	BF	H	R	ER	SO	BB	IBB	HBP	BLK	WP	HR	S	P	ERA	WHIP								
Walt Terrell, R (1,1) ERA: 4.32	6.2		29	4	4	4	8	3	0	0	0	0	0	42	54	5.40	1.650								
Eric King, R (7,1) ERA: 4.42	1.1	L	7	2	1	1	2	1	0	0	0	0	0	10	14	6.75	2.250								
Willie Hernandez, L (9,1) ERA: 3.27	0.1		4	2	0	0	0	0	1	0	0	0	0	3	7	0.00	6.000								

Batter	1	2	3	4	5	6	7	8	9	AB	R	H	RBI	BB	SO	LOB	TOP										
Lou Whitaker, L (1, 4) OBP: 0.342, SLG: 0.434										4	0	1	0	1	0	5	Detroit Tigers @ Minnesota Twins Hubert H. Humphrey Metrodome, Minneapolis, MN Tue Aug 25 1987, 8:05 PM EDT Att: 30,639 - Unknown										
Bill Madlock, R (1, 10) OBP: 0.372, SLG: 0.491										3	1	0	0	1	0	2											
Kirk Gibson, L (1, 7) OBP: 0.370, SLG: 0.484										5	0	2	2	0	3	1											
Alan Trammell, R (1, 6) OBP: 0.375, SLG: 0.514										5	1	1	0	0	0	5											
Darrell Evans, L (1, 3) OBP: 0.374, SLG: 0.507										2	1	0	0	3	1	1											
Chet Lemon, R (1, 8) OBP: 0.388, SLG: 0.491										5	0	2	2	0	2	2											
Matt Nokes, L (1, 2) OBP: 0.330, SLG: 0.514										5	0	0	0	0	0	4											
Pat Sheridan, L (1, 9) OBP: 0.351, SLG: 0.404										2	1	0	0	2	2	1											
Tom Brookens, R (1, 5) OBP: 0.303, SLG: 0.377										3	1	1	0	1	0	0											
Inning Stats	R: 0 E: 0 K: 1 S: 6	H: 1 LOB: 1 P: 6	R: 0 E: 0 K: 1 S: 5	H: 0 LOB: 3 P: 17	R: 3 E: 0 K: 1 S: 7	H: 2 LOB: 1 P: 15	R: 0 E: 0 K: 0 S: 3	H: 0 LOB: 0 P: 3	R: 0 E: 0 K: 1 S: 5	H: 0 LOB: 1 P: 9	R: 2 E: 0 K: 0 S: 5	H: 2 LOB: 2 P: 10	R: 0 E: 0 K: 2 S: 7	H: 0 LOB: 0 P: 7	R: 0 E: 0 K: 1 S: 5	H: 0 LOB: 2 P: 9	1B: 5 2B: 1 3B: 1 HR: 0	SF: 0 SAC: 0 DP: 0 HBP: 1	WP: 1 PB: 0 CS: 3	PA: 43							
PITCHER	IP	WLS	BF	H	R	ER	SO	BB	IBB	HBP	BLK	WP	HR	S	P	ERA	WHIP										
Joe Niekro, R (1, 1) ERA: 4.86	5.2	L	29	4	5	5	4	7	0	1	0	1	0	29	58	7.94	1.941										
Dan Schatzeder, L (6, 1) ERA: 4.73	0.0		1	1	0	0	0	0	0	0	0	0	0	1	1	∞	∞										
Juan Berenguer, R (6, 1) ERA: 3.73	2.1		8	0	0	0	3	1	0	0	0	0	0	13	17	0.00	0.429										
Keith Atherton, R (9, 1) ERA: 4.41	1.0		5	2	0	0	1	0	0	0	0	0	0	7	7	0.00	2.000										

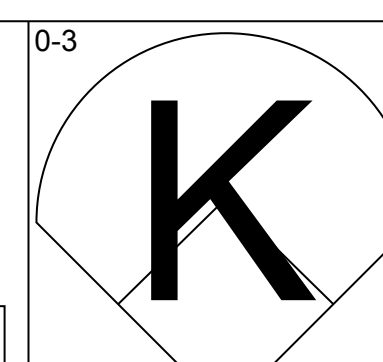
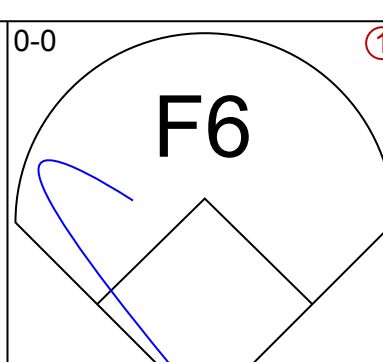
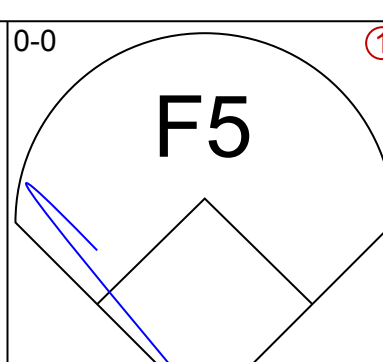
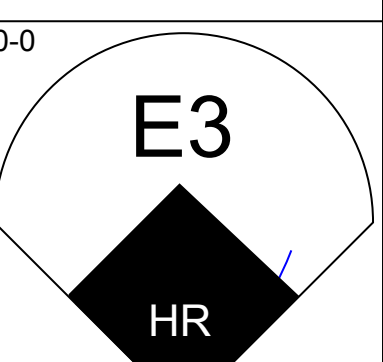
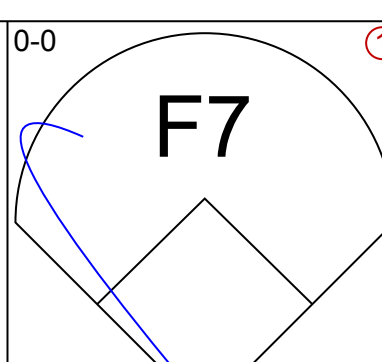
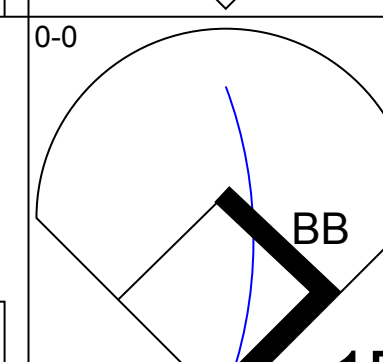
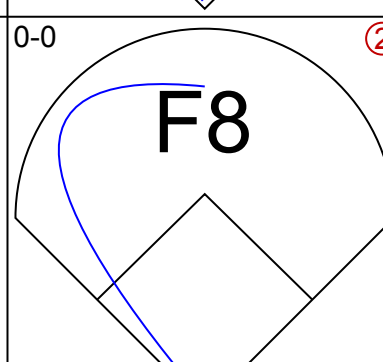
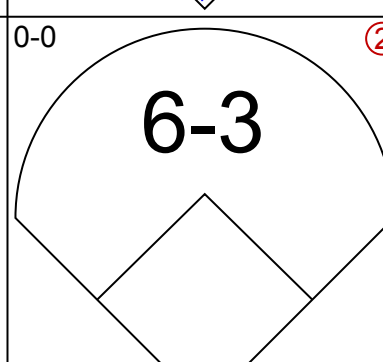
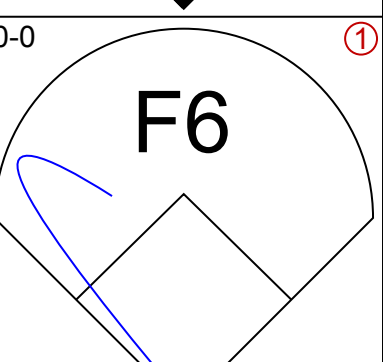
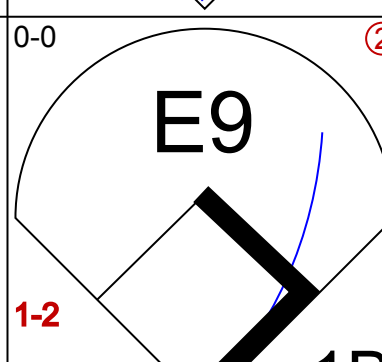
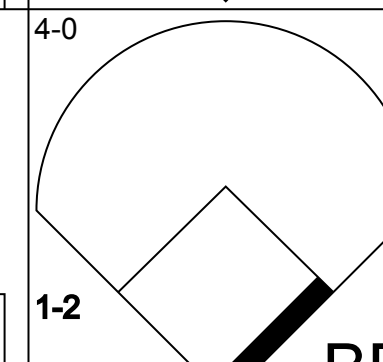
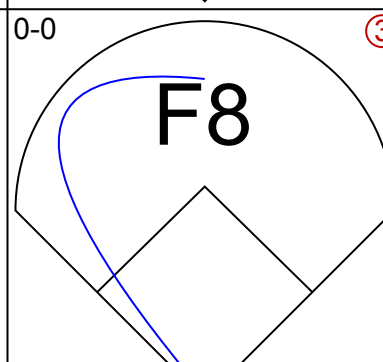
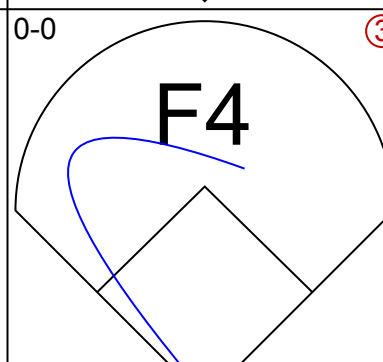
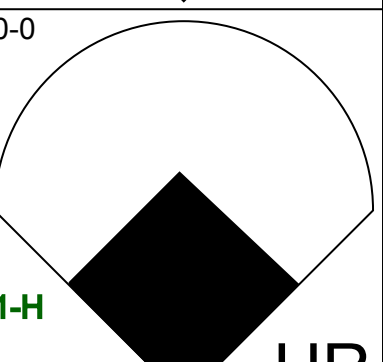
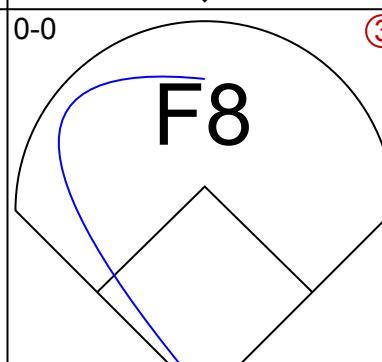
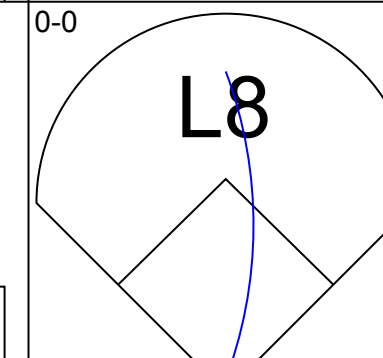
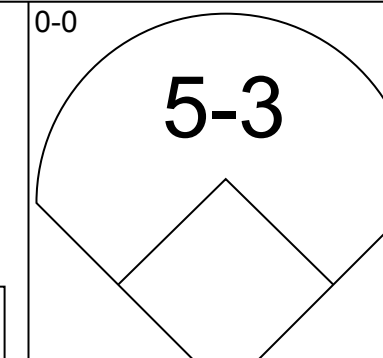
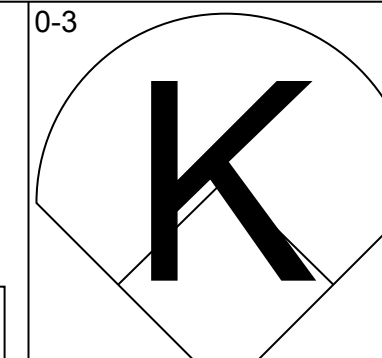
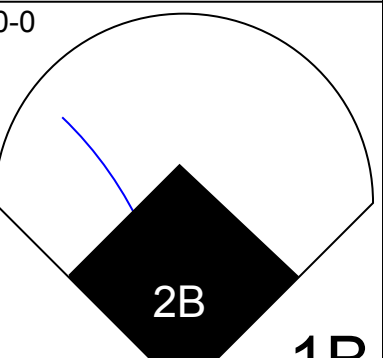
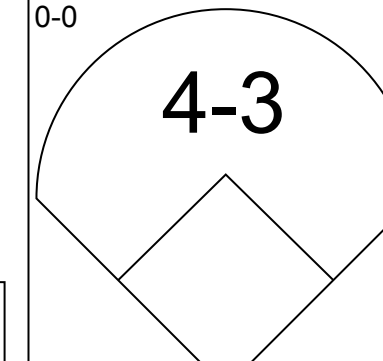
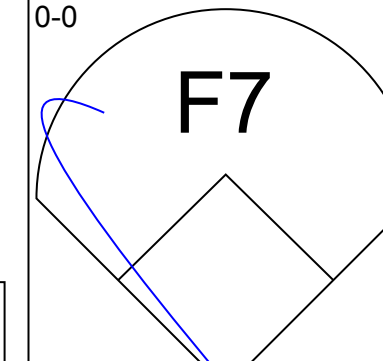
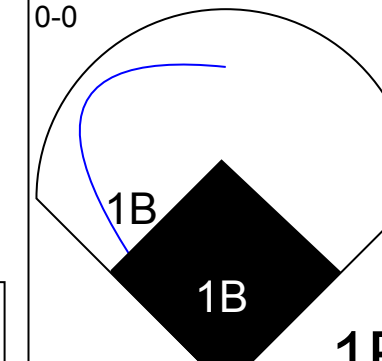
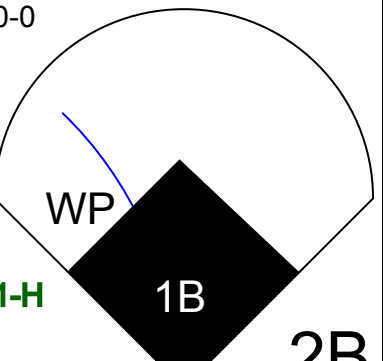
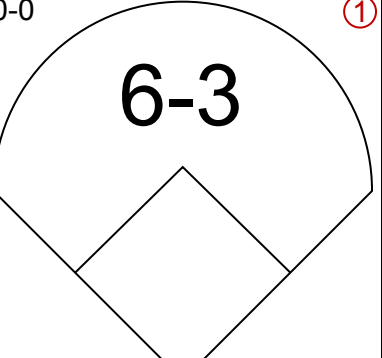
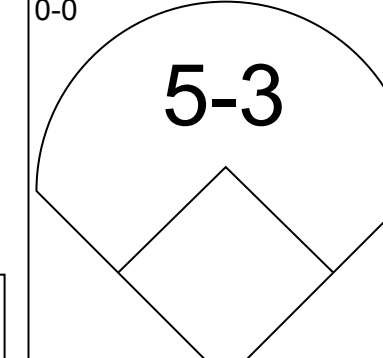
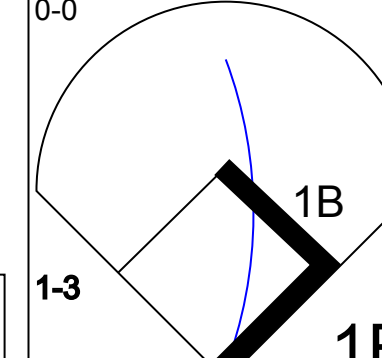
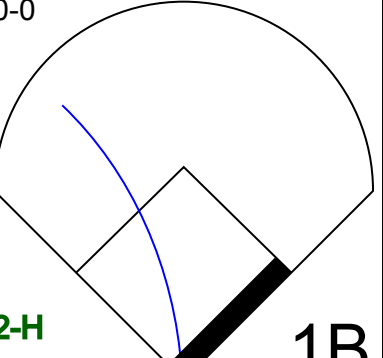
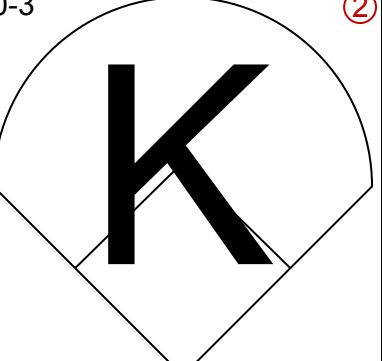
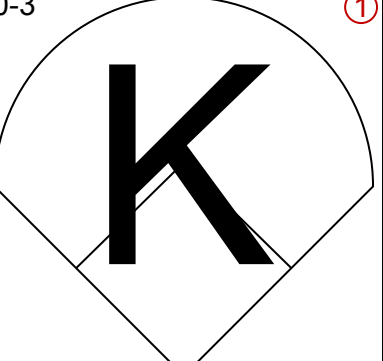
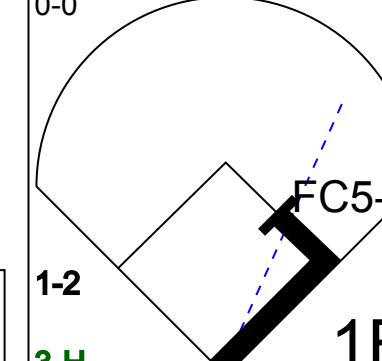
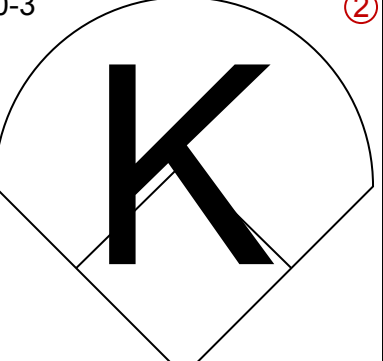
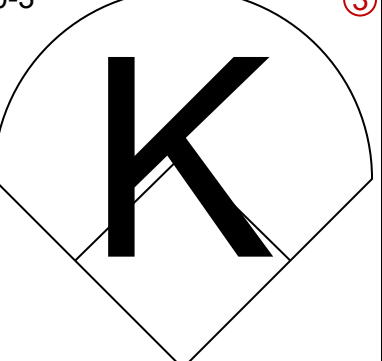
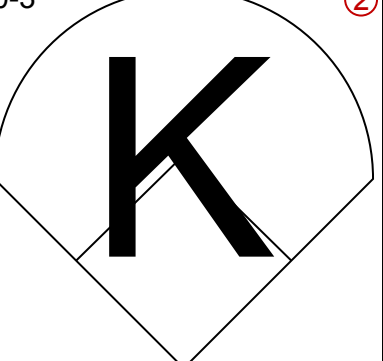
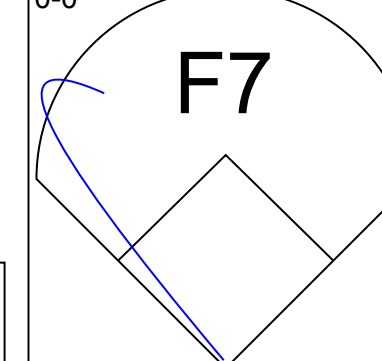
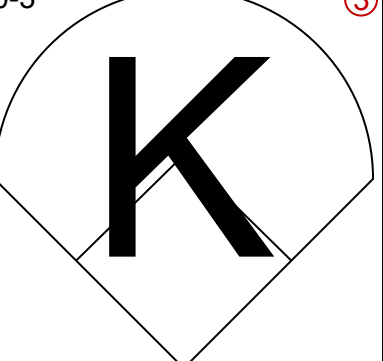

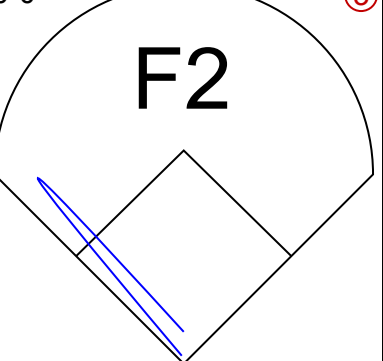
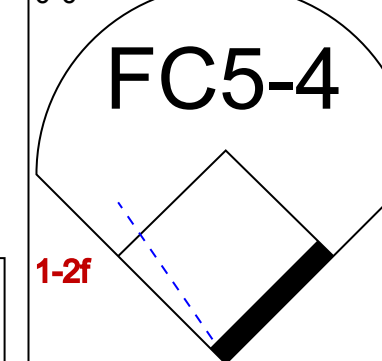

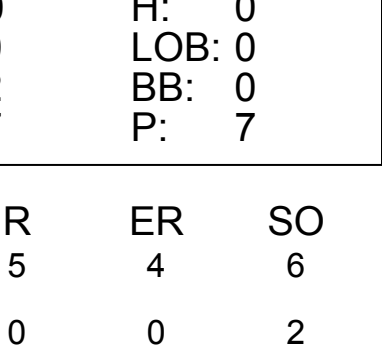
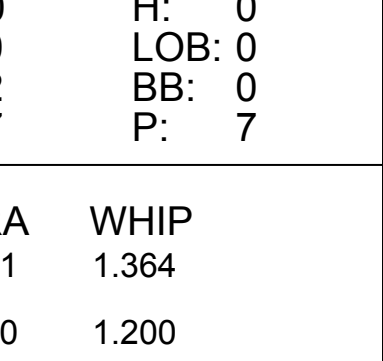
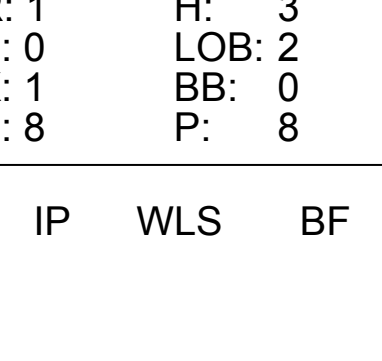
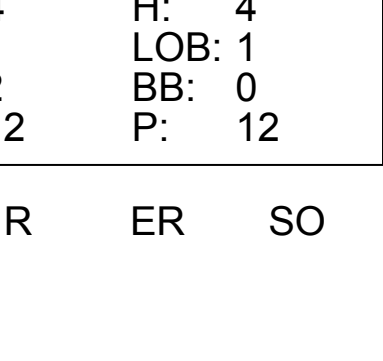




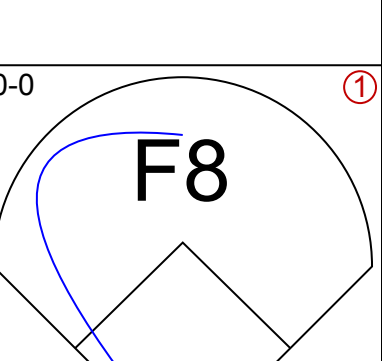


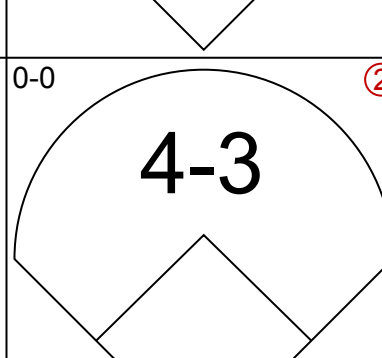
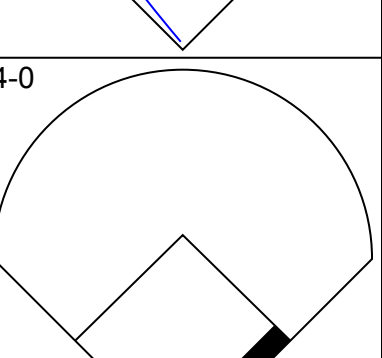
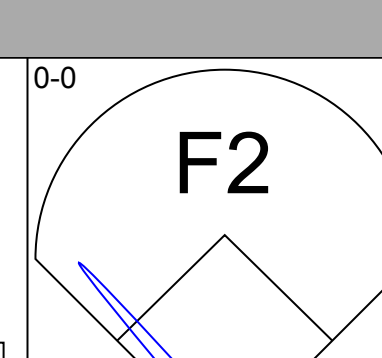
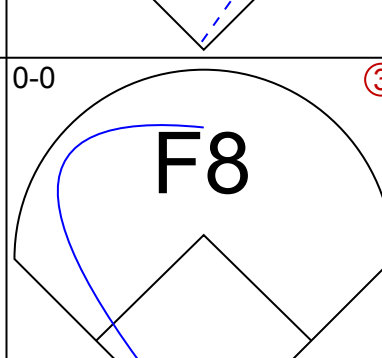
Batter	1	2	3	4	5	6	7	8	9	AB	R	H	RBI	BB	SO	LOB	BOTTOM										
Steve Lombardozzi, R (1, 4) OBP: 0.297, SLG: 0.348										4	2	1	0	0	0	2	Detroit Tigers @ Minnesota Twins Hubert H. Humphrey Metrodome, Minneapolis, MN Tue Aug 25 1987, 8:05 PM EDT Att: 30,639 - Unknown										
Randy Bush, L (1, 9) OBP: 0.331, SLG: 0.392										4	0	1	1	0	1	1											
Kirby Puckett, R (1, 8) OBP: 0.356, SLG: 0.488										3	1	1	0	1	0	1											
Kent Hrbek, L (1, 3) OBP: 0.379, SLG: 0.551										4	1	2	2	0	1	1											
Gary Gaetti, R (1, 5) OBP: 0.304, SLG: 0.502										4	0	1	1	0	0	2											
Roy Smalley, S (1, 10) OBP: 0.353, SLG: 0.432										4	0	0	0	0	0	1											
Tom Brunansky, R (1, 7) OBP: 0.350, SLG: 0.493										4	0	0	0	0	1	0											
Greg Gagne, R (1, 6) OBP: 0.306, SLG: 0.428										3	0	0	0	0	1	0											
Sal Butera, R (1, 2) OBP: 0.239, SLG: 0.288										2	0	1	0	0	0	0											
Al Newman, S (8, PH) OBP: 0.293, SLG: 0.311										0	0	0	0	1	0	0											
Tim Laudner, R (9, 2) OBP: 0.258, SLG: 0.429										0	0	0	0	0	0	0											
Inning Stats	R: 0 E: 0 K: 0 S: 3	H: 0 LOB: 0 P: 3	R: 0 E: 0 K: 2 S: 8	H: 1 LOB: 0 P: 8	R: 2 E: 0 K: 1 S: 7	H: 3 LOB: 0 P: 7	R: 0 E: 0 K: 0 S: 3	H: 0 LOB: 0 P: 3	R: 1 E: 0 K: 0 S: 4	H: 2 LOB: 1 P: 8	R: 0 E: 0 K: 0 S: 3	H: 0 LOB: 0 P: 3	R: 1 E: 0 K: 1 S: 6	H: 1 LOB: 1 P: 10	R: 0 E: 0 K: 0 S: 3	H: 0 LOB: 0 P: 3	1B: 5 2B: 1 3B: 1 HR: 0	SF: 0 SAC: 0 DP: 2 HBP: 0	WP: 0 PB: 0 CS: 0	PA: 34							
PITCHER	IP	WLS	BF	H	R	ER	SO	BB	IBB	HBP	BLK	WP	HR	S	P	ERA	WHIP										
Doyle Alexander, R (1, 1) ERA: 4.01	7.1	W	29	7	4	4	3	2	0	0	0	0	0	33	41	4.91	1.227										
Mike Hemmema, R (8, 1) ERA: 2.21	1.2	S	5	0	0	0	1	0	0	0	0	0	0	7	7	0.00	0.000										



Batter	1	2	3	4	5	6	7	8	9	AB	R	H	RBI	BB	SO	LOB	TOP																	
Lou Whitaker, L (1, 4) OBP: 0.340, SLG: 0.434										5	0	1	0	0	3	3	<p>Detroit Tigers @ Minnesota Twins Hubert H. Humphrey Metrodome, Minneapolis, MN Wed Aug 26 1987, 8:05 PM EDT Att: 29,265 - Unknown</p>																	
Bill Madlock, R (1, 3) OBP: 0.372, SLG: 0.491 Dave Bergman, L (9, PR) OBP: 0.430, SLG: 0.548										4	0	1	0	1	0	1																		
Kirk Gibson, L (1, 7) OBP: 0.371, SLG: 0.486 Pat Sheridan, L (7, 9) OBP: 0.350, SLG: 0.403										3	1	1	0	0	1	2																		
Alan Trammell, R (1, 6) OBP: 0.375, SLG: 0.513										5	1	2	1	0	0	3																		
Larry Herndon, R (1, 9) OBP: 0.387, SLG: 0.552										4	1	2	0	0	1	2																		
Matt Nokes, L (9, PH) OBP: 0.332, SLG: 0.515										1	1	1	2	0	0	0																		
Chet Lemon, R (1, 8) OBP: 0.391, SLG: 0.510										5	3	3	4	0	1	1																		
Jim Morrison, R (1, 10) OBP: 0.302, SLG: 0.416										5	1	1	3	0	0	2																		
Tom Brookens, R (1, 5) OBP: 0.300, SLG: 0.372										4	0	0	0	0	1	2																		
Mike Heath, R (1, 2) OBP: 0.344, SLG: 0.443 Darrell Evans, L (9, PH) OBP: 0.376, SLG: 0.507										3	0	2	0	0	0	2																		
Inning Stats	R: 0 E: 0 K: 2 S: 8	H: 1 LOB: 1 BB: 0 P: 8	R: 0 E: 1 K: 2 S: 9	H: 1 LOB: 2 BB: 0 P: 9	R: 0 E: 0 K: 0 S: 4	H: 1 LOB: 1 BB: 0 P: 4	R: 3 E: 0 K: 0 S: 6	H: 4 LOB: 0 BB: 0 P: 6	R: 0 E: 0 K: 1 S: 5	H: 0 LOB: 1 BB: 0 P: 6	R: 1 E: 0 K: 1 S: 7	H: 2 LOB: 1 BB: 0 P: 7	R: 1 E: 0 K: 0 S: 4	H: 2 LOB: 0 BB: 0 P: 4	R: 0 E: 0 K: 0 S: 3	H: 0 LOB: 0 BB: 0 P: 3	R: 5 E: 0 K: 1 S: 8	H: 3 LOB: 1 BB: 2 P: 16	1B: 7 2B: 4 3B: 0 HR: 3	SF: 0 SAC: 0 DP: 1 HBP: 1	WP: 0 PB: 0 SB: 0 CS: 1	PA: 44												
PITCHER	IP WLS BF H R ER SO BB IBB HBP BLK WP HR S P ERA WHIP																																	
Frank Viola, L (1, 1) ERA: 3.02	7.0	32	11	5	5	6	0	0	0	0	0	0	2	43	44	6.43	1.571																	
Keith Atherton, R (8, 1) ERA: 4.34	1.0	3	0	0	0	0	0	0	0	0	0	0	0	3	3	0.00	0.000																	
Jeff Reardon, R (9, 1) ERA: 5.37	1.0	L	8	3	5	5	1	2	0	0	0	0	0	1	8	16	45.00	5.000																

Batter	1	2	3	4	5	6	7	8	9	AB	R	H	RBI	BB	SO	LOB	BOTTOM																
Al Newman, S (1, 4) OBP: 0.298, SLG: 0.315										6	1	3	0	0	0	5	<p>Detroit Tigers @ Minnesota Twins Hubert H. Humphrey Metrodome, Minneapolis, MN Wed Aug 26 1987, 8:05 PM EDT Att: 29,265 - Unknown</p>																
Mark Davidson, R (1, 7) OBP: 0.336, SLG: 0.345 Randy Bush, L (6, PH) OBP: 0.328, SLG: 0.388										1	1	0	0	1	0	1																	
Kirby Puckett, R (1, 8) OBP: 0.357, SLG: 0.490										4	0	2	2	0	0	3																	
Gary Gaetti, R (1, 5) OBP: 0.305, SLG: 0.501										5	1	2	0	0	2	1																	
Tom Brunansky, R (1, 9) OBP: 0.350, SLG: 0.499										5	1	2	1	0	0	3																	
Kent Hrbek, L (1, 3) OBP: 0.384, SLG: 0.555										4	3	3	1	1	0	1																	
Gene Larkin, S (1, 10) OBP: 0.338, SLG: 0.407										5	0	2	0	0	2	4																	
Tim Laudner, R (1, 2) OBP: 0.262, SLG: 0.425 Roy Smalley, S (9, PH) OBP: 0.355, SLG: 0.432 Steve Lombardozzi, R (9, PR) OBP: 0.297, SLG: 0.349										2	0	0	0	1	0	2																	
Greg Gagne, R (1, 6) OBP: 0.308, SLG: 0.438										4	1	2	3	0	0	3																	
Inning Stats	R: 1 E: 0 K: 0 S: 5	H: 2 LOB: 1 BB: 0 P: 5	R: 0 E: 0 K: 0 S: 4	H: 2 LOB: 0 BB: 0 P: 4	R: 0 E: 0 K: 0 S: 3	H: 1 LOB: 0 BB: 0 P: 3	R: 2 E: 0 K: 2 S: 9	H: 2 LOB: 2 BB: 2 P: 17	R: 1 E: 0 K: 0 S: 5	H: 2 LOB: 2 BB: 1 P: 9	R: 0 E: 0 K: 1 S: 6	H: 1 LOB: 0 BB: 0 P: 7	R: 0 E: 0 K: 0 S: 8	H: 1 LOB: 1 BB: 0 P: 8	R: 1 E: 0 K: 1 S: 6	H: 1 LOB: 0 BB: 0 P: 6		R: 2 E: 1 K: 0 S: 7	H: 4 LOB: 3 BB: 1 P: 11	1B: 12 2B: 2 3B: 0 HR: 2	SF: 2 SAC: 1 DP: 1 HBP: 1	WP: 1 PB: 0 SB: 2 CS: 1	PA: 47										
PITCHER	IP WLS BF H R ER SO BB IBB HBP BLK WP HR S P ERA WHIP																																
Frank Tanana, L (1, 1) ERA: 3.86	4.0	21	8	5	5	2	3	0	0	0	0	0	1	22	34	11.25	2.750																
Dan Petty, R (5, 1) ERA: 5.75	4.0	W	17	4	1	1	4	0	0	1	0	0	1	24	25	2.25	1.000																
Mike Henneman, R (9, 1) ERA: 2.31	0.2	7	4	2	1	0	1	0	0	0	0	0	0	6	10	13.50	7.500																
Willie Hernandez, L (9, 1) ERA: 3.24	0.1	S	1	0	0	0	0	0	0	0	0	0	0	1	1	0.00	0.000																

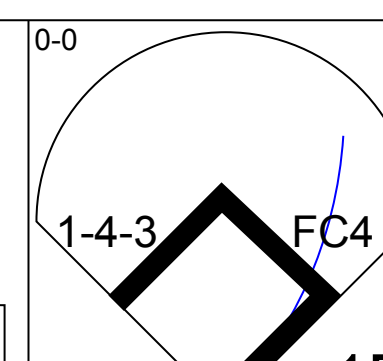
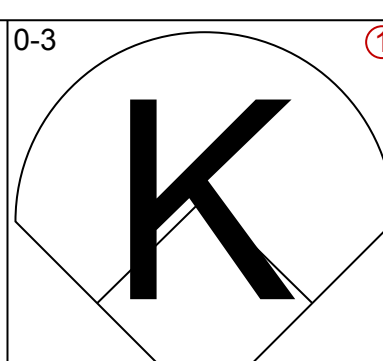
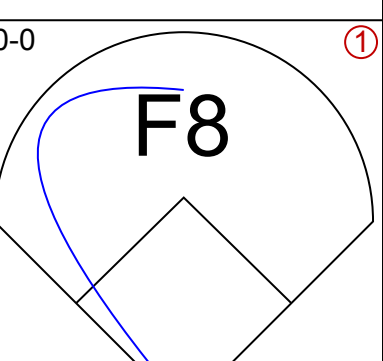
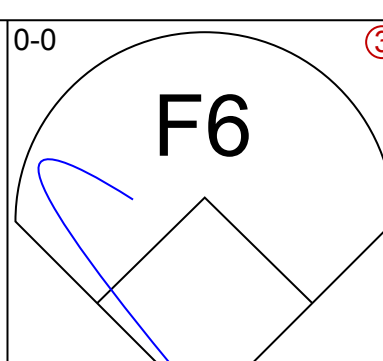
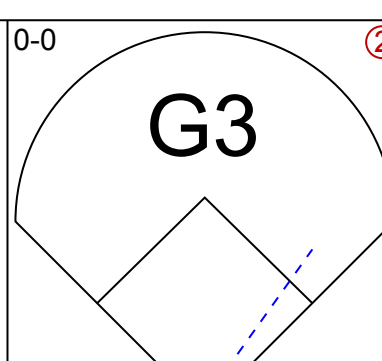
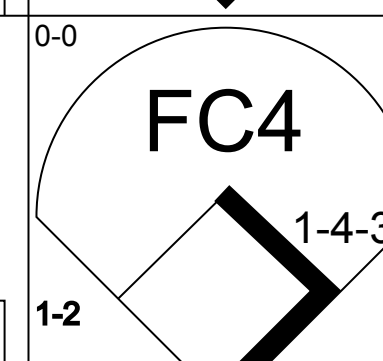
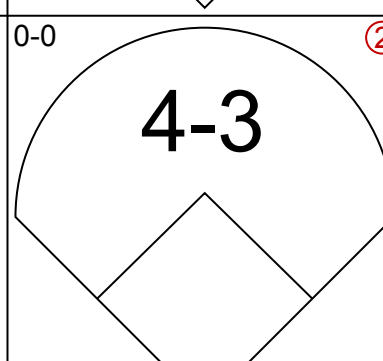
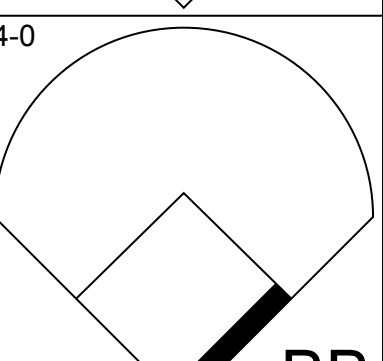
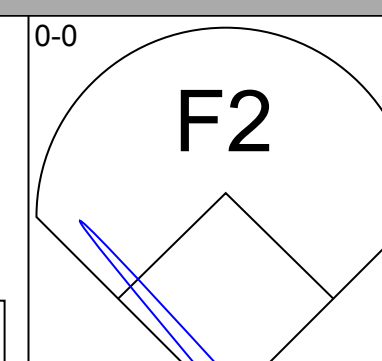
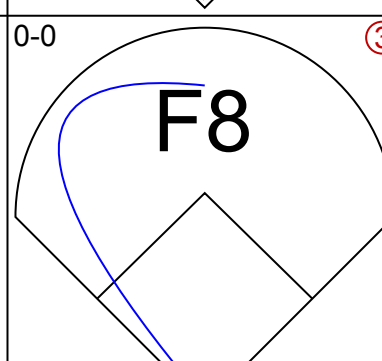
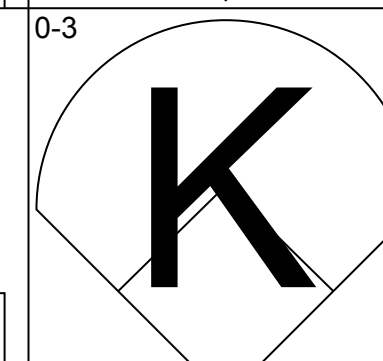
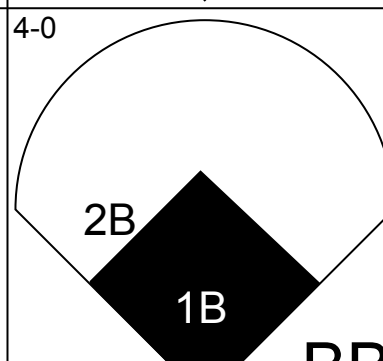
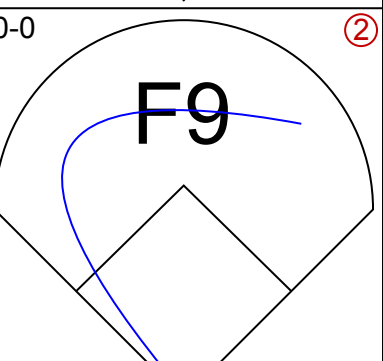
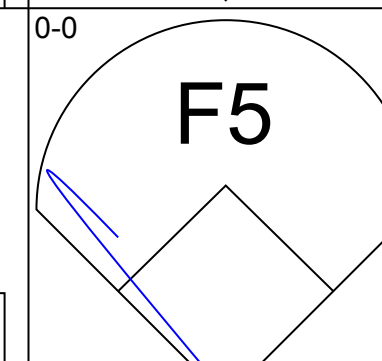
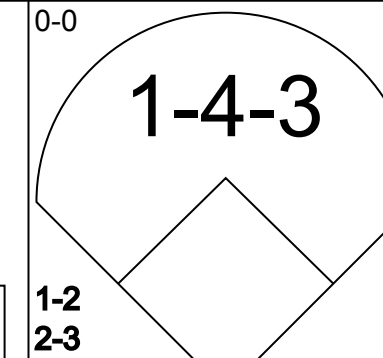
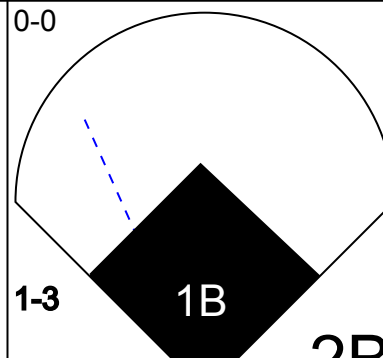
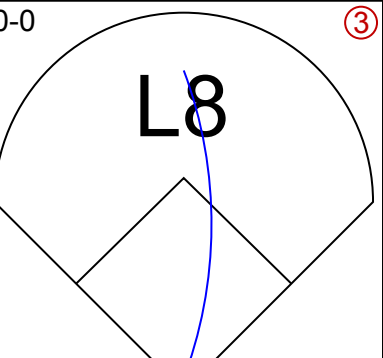
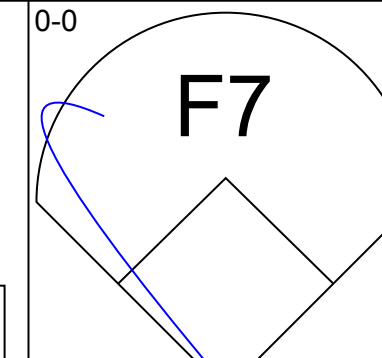
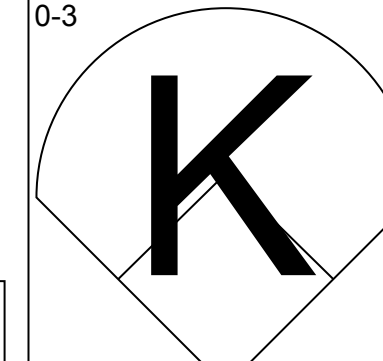
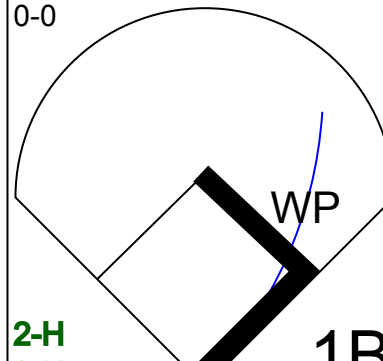
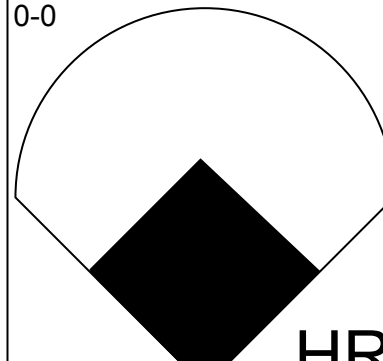
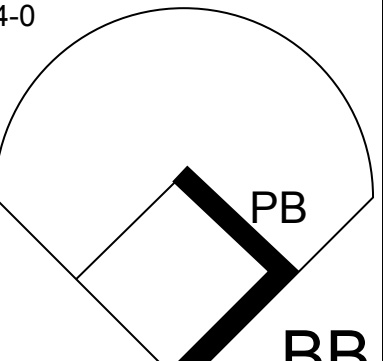

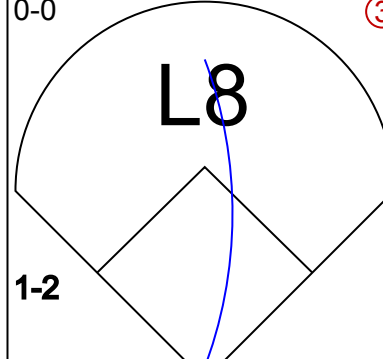
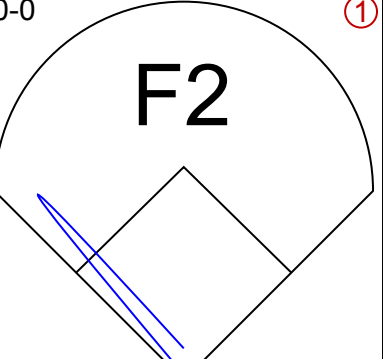
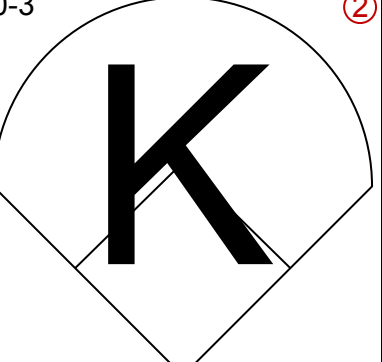

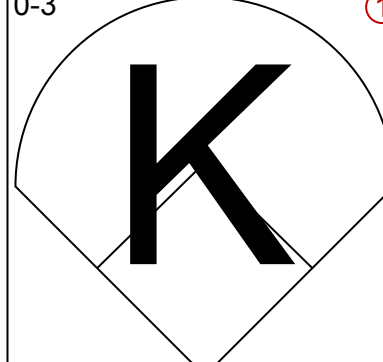
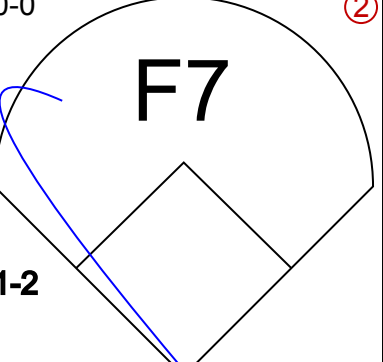
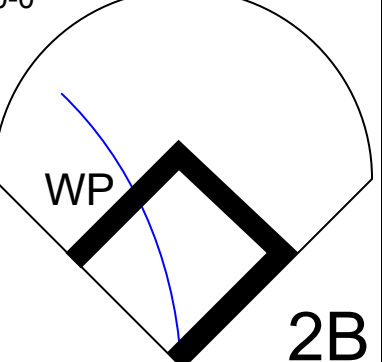
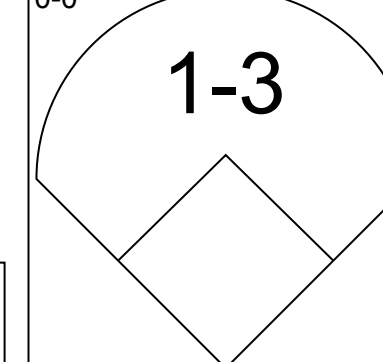
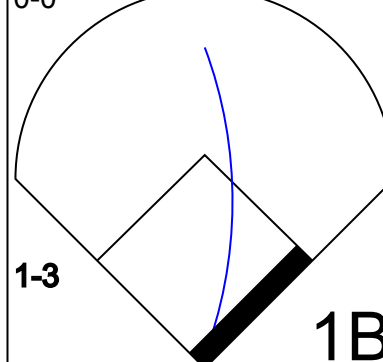
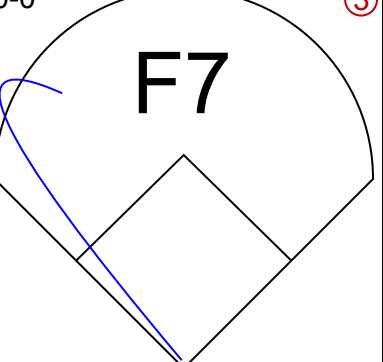
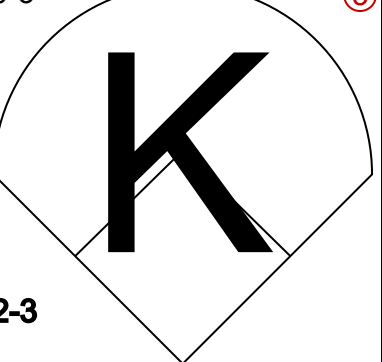
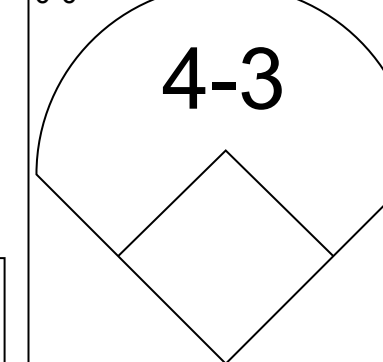
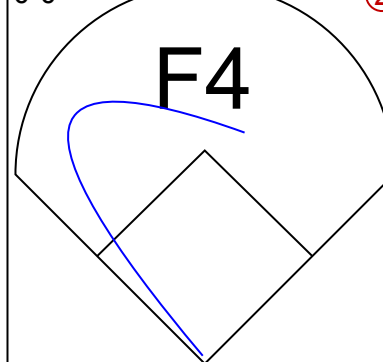

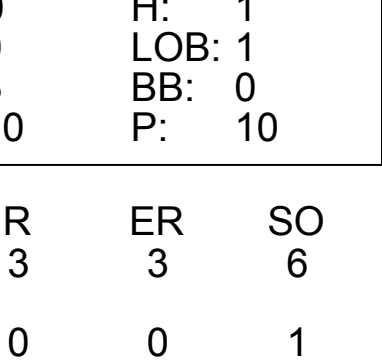
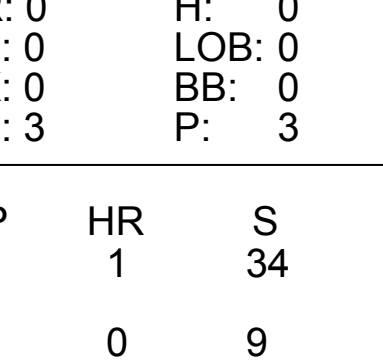
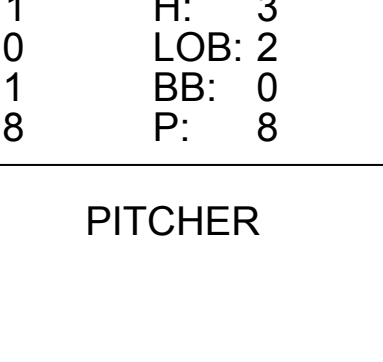
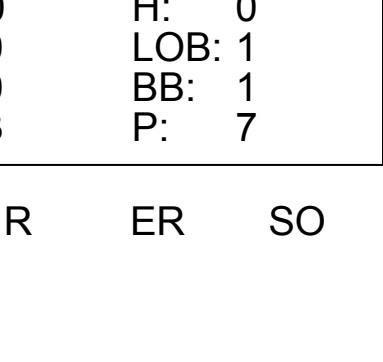
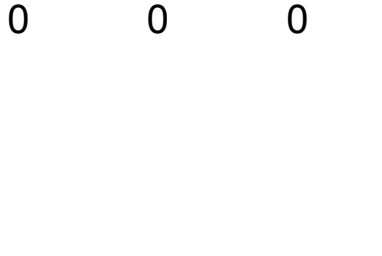





Batter	1	2	3	4	5	6	7	8	9	AB	R	H	RBI	BB	SO	LOB	TOP				
Oddibe McDowell, L OBP: 0.326, SLG: 0.443 (1, 8)										5	1	0	0	0	1	2					
Tom O'Malley, L OBP: 0.371, SLG: 0.446 (1, 5)										5	0	2	0	0	0	2					
Ruben Sierra, S OBP: 0.315, SLG: 0.502 (1, 9)										4	1	1	2	1	0	2					
Pete Incaviglia, R OBP: 0.339, SLG: 0.512 (1, 7)										4	1	1	0	0	1	2					
Pete O'Brien, L OBP: 0.359, SLG: 0.480 (1, 3)										4	2	2	1	0	0	2					
Larry Parrish, R OBP: 0.329, SLG: 0.497 (1, 10)										4	0	2	1	0	0	0					
Mike Stanley, R OBP: 0.372, SLG: 0.426 (6, 2)										2	0	0	0	0	2	0					
Geno Petralli, L OBP: 0.400, SLG: 0.469 (7, 4)										1	0	1	1	0	0	0					
Don Slaught, R OBP: 0.289, SLG: 0.386 (8, PH)										1	0	0	0	0	1	1					
Steve Buechele, R OBP: 0.287, SLG: 0.387 (7, PH)										2	0	0	0	0	2	0					
Darrell Porter, L OBP: 0.373, SLG: 0.412 (7, 2)										1	0	0	0	0	0	2					
Curtis Wilkerson, S OBP: 0.318, SLG: 0.448 (8, 4)										1	0	0	0	0	1	1					
Scott Fletcher, R OBP: 0.365, SLG: 0.393 (1, 6)										3	0	1	0	1	0	2					
Inning Stats	R: 0 E: 0 K: 1 S: 6	H: 1 LOB: 2 BB: 1 P: 10	R: 0 E: 0 K: 2 S: 7	H: 0 LOB: 0 BB: 0 P: 7	R: 0 E: 0 K: 0 S: 3	H: 0 LOB: 0 BB: 0 P: 3	R: 0 E: 0 K: 2 S: 7	H: 0 LOB: 0 BB: 0 P: 7	R: 0 E: 0 K: 0 S: 3	H: 0 LOB: 0 BB: 0 P: 3	R: 1 E: 0 K: 1 S: 8	H: 3 LOB: 2 BB: 0 P: 8	R: 4 E: 1 K: 2 S: 12	H: 4 LOB: 1 BB: 0 P: 12	R: 0 E: 0 K: 0 S: 4	H: 2 LOB: 1 BB: 0 P: 4	1B: 8 2B: 1 3B: 0 HR: 1	SF: 0 SAC: 0 DP: 0 HBP: 0	WP: 1 PB: 0 SB: 0 CS: 1	PA: 39	
PITCHER	IP	WLS	BF	H	R	ER	SO	BB	IBB	HBP	BLK	WP	HR	S	P	ERA	WHIP				
Jack Morris, R ERA: 3.47 (1, 1)	7.1	L	33	8	5	4	6	2	0	0	0	1	1	43	51	4.91	1.364				
Willie Hernandez, L ERA: 3.12 (8, 1)	1.2		6	2	0	0	2	0	0	0	0	0	0	10	10	0.00	1.200				

Texas Rangers @ Detroit Tigers
Tiger Stadium, Detroit, MI
Fri Aug 28 1987, 7:05 PM EDT
Att: 32,362 - Unknown

AB 37
R 5
H 10
RBI 5
BB 2
SO 8
LOB 16



Batter	1	2	3	4	5	6	7	8	9	AB	R	H	RBI	BB	SO	LOB	BOTTOM					
Lou Whitaker, L OBP: 0.339, SLG: 0.431 (1, 4)										5	0	1	0	0	1	2						
Darrell Evans, L OBP: 0.374, SLG: 0.501 (1, 10)										4	0	0	0	1	0	1						
Dave Bergman, L OBP: 0.426, SLG: 0.536 (1, 3)										3	1	0	0	1	1	3						
Alan Trammell, R OBP: 0.374, SLG: 0.513 (1, 6)										4	1	1	0	0	0	3						
Matt Nokes, L OBP: 0.334, SLG: 0.525 (8, PH)										3	1	2	3	0	1	2						
Mike Heath, R OBP: 0.346, SLG: 0.443 (9, 2)										0	0	0	0	1	0	0						
Chet Lemon, R OBP: 0.389, SLG: 0.507 (1, 8)										4	0	1	0	0	1	2						
Pat Sheridan, L OBP: 0.347, SLG: 0.398 (1, 9)										4	0	0	0	0	2	2						
Johnny Grubb, L OBP: 0.299, SLG: 0.308 (6, PH)										2	0	1	0	0	0	0						
Larry Herndon, R OBP: 0.388, SLG: 0.552 (7, 7)										2	0	1	0	0	0	1						
Tom Brookens, R OBP: 0.297, SLG: 0.369 (8, PH)										3	0	0	0	0	1	3						
Kirk Gibson, L OBP: 0.370, SLG: 0.484 (9, PH)										1	0	0	0	0	0	0						
Inning Stats	R: 0 E: 0 K: 2 S: 9	H: 1 LOB: 2 BB: 0 P: 9	R: 0 E: 0 K: 3 S: 10	H: 1 LOB: 1 BB: 0 P: 10	R: 2 E: 0 K: 1 S: 7	H: 2 LOB: 1 BB: 1 P: 11	R: 0 E: 0 K: 0 S: 3	H: 0 LOB: 0 BB: 0 P: 3	R: 0 E: 0 K: 0 S: 3	H: 0 LOB: 0 BB: 0 P: 3	R: 1 E: 0 K: 1 S: 8	H: 3 LOB: 2 BB: 0 P: 8	R: 0 E: 0 K: 0 S: 3	H: 0 LOB: 0 BB: 0 P: 3	R: 0 E: 0 K: 0 S: 3	H: 0 LOB: 1 BB: 1 P: 7	R: 0 E: 0 K: 0 S: 3	H: 0 LOB: 0 BB: 0 P: 3	1B: 4 2B: 2 3B: 0 HR: 1	SF: 0 SAC: 0 DP: 0 HBP: 0	WP: 2 PB: 1 SB: 0 CS: 0	PA: 38
PITCHER	IP	WLS	BF	H	R	ER	SO	BB	IBB	HBP	BLK	WP	HR	S	P	ERA	WHIP					
Jeff Russell, R ERA: 4.86 (1, 1)	5.0		24	6	3	3	6	2	0	0	0	0	0	9	42	5.40	1.600					
Mitch Williams, L ERA: 3.14 (6, 1)	2.0	W	8	1	0	0	1	1	0	0	0	0	0	9	13	0.00	1.000					
Dale Mohorcic, R ERA: 2.83 (8, 1)	2.0	S	6	0	0	0	0	0	0	0	0	0	0	6	6	0.00	0.000					

Texas Rangers @ Detroit Tigers
Tiger Stadium, Detroit, MI
Fri Aug 28 1987, 7:05 PM EDT
Att: 32,362 - Unknown

AB 35
R 3
H 7
RBI 3
BB 3
SO 7
LOB 19



Batter	1	2	3	4	5	6	7	8	9	AB	R	H	RBI	BB	SO	LOB	TOP					
Scott Fletcher, R (1, 6) OBP: 0.366, SLG: 0.393	4-0 L3 BB			0-0 B5-3		0-0 FC6-4 1B		0-0 4-3		3	0	1	0	1	0	0						
Tom O'Malley, L (1, 5) OBP: 0.346, SLG: 0.417	0-0 L3			0-0 6-3		0-0 FC6-4 1B		0-0 F7		4	0	0	0	0	0	2						
Ruben Sierra, S (1, 9) OBP: 0.315, SLG: 0.500	0-0 F7			0-0 F7		0-0 1B		0-3 K		4	0	1	0	0	1	0						
Pete Incaviglia, R (1, 7) OBP: 0.339, SLG: 0.510		0-3 K			0-0 2B 1B	0-0 F8			0-3 K	4	1	1	0	0	2	2						
Pete O'Brien, L (1, 3) OBP: 0.357, SLG: 0.476		0-0 6-3			0-3 K			0-0 6-3	0-0 E6 G6-4-3	4	0	0	0	0	1	1						
Larry Parrish, R (1, 10) OBP: 0.330, SLG: 0.498		0-3 K			0-0 2B		4-0 3-1 BB BB		0-0 G6-4-3	3	0	1	1	1	1	1						
Oddibe McDowell, L (1, 8) OBP: 0.326, SLG: 0.440			0-0 F7		0-3 K		4-0 3-1 BB			2	0	0	0	1	1	1						
Geno Petralli, L (1, 2) OBP: 0.393, SLG: 0.459 (7, 4)			0-0 F9		0-0 F5		0-0 3-1			3	0	0	0	0	0	3						
Curtis Wilkerson, S (1, 4) OBP: 0.313, SLG: 0.439			0-0 B1-3			0-0 4-3		0-0 4-3		2	0	0	0	0	0	0						
Darrell Porter, L (7, PH) OBP: 0.370, SLG: 0.408 (7, 2)										1	0	0	0	0	0	2						
Inning Stats	R: 0 E: 0 K: 0 S: 2	H: 0 LOB: 0 BB: 1 P: 6	R: 0 E: 0 K: 2 S: 7	H: 0 LOB: 0 BB: 0 P: 7	R: 0 E: 0 K: 0 S: 3	H: 0 LOB: 0 BB: 0 P: 3	R: 0 E: 0 K: 0 S: 3	H: 0 LOB: 0 BB: 0 P: 3	R: 1 E: 0 K: 2 S: 9	H: 2 LOB: 1 BB: 0 P: 9	R: 0 E: 0 K: 0 S: 5	H: 2 LOB: 2 BB: 0 P: 5	R: 0 E: 0 K: 0 S: 3	H: 0 LOB: 2 BB: 2 P: 11	R: 0 E: 0 K: 1 S: 5	H: 0 LOB: 0 BB: 0 P: 5	R: 0 E: 1 K: 1 S: 5	H: 0 LOB: 0 BB: 0 P: 5	1B: 3 2B: 2 3B: 0 HR: 0	SF: 0 SAC: 0 DP: 2 HBP: 0	WP: 0 PB: 0 SB: 0 CS: 0	PA: 33
PITCHER Walt Terrell, R (1, 1) ERA: 4.17	IP: 9.0 WLS: W BF: 33 H: 4 R: 1 ER: 1 SO: 6 BB: 3 IBB: 0 HBP: 0 BLK: 0 WP: 0 HR: 0 S: 42 P: 54 ERA: 1.00 WHIP: 0.778															PITCHER	IP: 9.0 WLS: W BF: 33 H: 4 R: 1 ER: 1 SO: 6 BB: 3 IBB: 0 HBP: 0 BLK: 0 WP: 0 HR: 0 S: 42 P: 54 ERA: 1.00 WHIP: 0.778					

Texas Rangers @ Detroit Tigers
Tiger Stadium, Detroit, MI
Sat Aug 29 1987, 7:05 PM EDT
Att: 41,604 - Unknown

AB	30
R	1
H	4
RBI	1
BB	3
SO	6
LOB	12



Batter	1	2	3	4	5	6	7	8	9	AB	R	H	RBI	BB	SO	LOB	BOTTOM			
Lou Whitaker, L (1, 4) OBP: 0.343, SLG: 0.434	0-0 4-3 WP 1B		0-3 K		0-0 FC6-4 1B		0-0 1B	4-0 BB		4	1	3	0	1	1	0				
Bill Madlock, R (1, 10) OBP: 0.373, SLG: 0.493	0-0 4-3		0-0 1B		0-0 FC6-4		0-0 1B	0-0 F9		5	1	2	1	0	0	4				
Darrell Evans, L (1, 3) OBP: 0.375, SLG: 0.500	4-0 1B BB		0-0 1B		0-3 K	0-3 K				3	0	1	1	1	2	2				
Alan Trammell, R (1, 6) OBP: 0.375, SLG: 0.511	4-0 1B BB		4-0 1B		0-0 F8		0-0 5-3			2	0	0	0	2	0	0				
Matt Nokes, L (1, 2) OBP: 0.333, SLG: 0.522	0-0 1B		0-3 K		0-0 G3		0-0 G3			4	0	1	0	0	1	1				
Chet Lemon, R (1, 8) OBP: 0.390, SLG: 0.519	0-3 K		0-0 F7			0-0 HR	0-0 2B			4	1	2	1	0	1	4				
Pat Sheridan, L (1, 9) OBP: 0.343, SLG: 0.394	0-0 G3			0-3 K		0-3 K	0-3 K			4	0	0	0	0	3	4				
Jim Morrison, R (1, 5) OBP: 0.299, SLG: 0.412		0-3 K			0-3 K		0-0 5-3		0-0 5-3	4	0	0	0	0	2	0				
Tom Brookens, R (9, 5) OBP: 0.297, SLG: 0.369										0	0	0	0	0	0	0				
Johnny Grubb, L (1, 7) OBP: 0.306, SLG: 0.309		0-0 4-3			0-0 1B		4-0 1B BB		0-0 F9	3	1	1	0	1	0	0				
Inning Stats	R: 1 E: 0 K: 1 S: 7	H: 2 LOB: 3 BB: 2 P: 15	R: 0 E: 0 K: 2 S: 7	H: 0 LOB: 0 BB: 0 P: 7	R: 1 E: 0 K: 1 S: 6	H: 2 LOB: 1 BB: 1 P: 10	R: 0 E: 0 K: 2 S: 9	H: 2 LOB: 2 BB: 0 P: 9	R: 0 E: 0 K: 1 S: 5	H: 0 LOB: 0 BB: 0 P: 5	R: 2 E: 0 K: 1 S: 10	H: 3 LOB: 2 BB: 1 P: 14	R: 0 E: 0 K: 1 S: 6	H: 1 LOB: 1 BB: 0 P: 6	R: 0 E: 0 K: 0 S: 3	H: 0 LOB: 1 BB: 1 P: 7	1B: 7 2B: 2 3B: 0 HR: 1	SF: 0 SAC: 0 DP: 0 HBP: 0	WP: 1 PB: 0 SB: 2 CS: 0	PA: 38
PITCHER Bobby Witt, R (1, 1) ERA: 4.42	IP: 5.2 WLS: L BF: 29 H: 9 R: 4 ER: 4 SO: 4 BB: 4 IBB: 0 HBP: 0 BLK: 0 WP: 1 HR: 1 S: 41 P: 57 ERA: 6.35 WHIP: 2.294															PITCHER Steve Howe, L (6, 1) ERA: 5.52	IP: 2.1 WLS: L BF: 9 H: 1 R: 0 ER: 0 SO: 2 BB: 1 IBB: 0 HBP: 0 BLK: 0 WP: 0 HR: 0 S: 12 P: 16 ERA: 0.00 WHIP: 0.857			

Texas Rangers @ Detroit Tigers
Tiger Stadium, Detroit, MI
Sat Aug 29 1987, 7:05 PM EDT
Att: 41,604 - Unknown

AB	33
R	4
H	10
RBI	3
BB	5
SO	10
LOB	15



Batter	1	2	3	4	5	6	7	8	9	AB	R	H	RBI	BB	SO	LOB	TOP			
Scott Fletcher, R OBP: 0.363, SLG: 0.389										4	0	0	0	0	1	0				
Tom O'Malley, L OBP: 0.357, SLG: 0.438										4	0	2	0	0	0	0				
Ruben Sierra, S OBP: 0.313, SLG: 0.496										4	0	0	0	0	1	2				
Pete O'Brien, L OBP: 0.355, SLG: 0.473										3	0	0	0	0	0	1				
Pete Incaviglia, R OBP: 0.337, SLG: 0.506										3	0	0	0	0	1	0				
Larry Parrish, R OBP: 0.330, SLG: 0.497										3	0	1	0	0	1	0				
Oddibe McDowell, L OBP: 0.323, SLG: 0.436										3	0	0	0	0	1	1				
Geno Petralli, L OBP: 0.386, SLG: 0.450										3	0	0	0	0	1	1				
Curtis Wilkerson, S OBP: 0.304, SLG: 0.427										3	0	0	0	0	0	0				
Inning Stats	R: 0 E: 0 K: 1 S: 6	H: 1 LOB: 1 BB: 0 P: 6	R: 0 E: 0 K: 1 S: 6	H: 1 LOB: 1 BB: 0 P: 6	R: 0 E: 0 K: 0 S: 3	H: 0 LOB: 0 BB: 0 P: 3	R: 0 E: 0 K: 1 S: 5	H: 0 LOB: 0 BB: 0 P: 5	R: 0 E: 0 K: 1 S: 5	H: 0 LOB: 0 BB: 0 P: 5	R: 0 E: 0 K: 0 S: 3	H: 0 LOB: 0 BB: 0 P: 3	R: 0 E: 0 K: 1 S: 5	H: 0 LOB: 0 BB: 0 P: 5	R: 0 E: 0 K: 0 S: 4	H: 1 LOB: 1 BB: 0 P: 4	1B: 2 2B: 1 3B: 0 HR: 0	SF: 0 SAC: 0 DP: 0 HBP: 0	WP: 0 PB: 0 SB: 0 CS: 0	PA: 30
PITCHER Doyle Alexander, R ERA: 3.77	IP: 9.0 WLS: W BF: 30 H: 3 R: 0 ER: 0 SO: 6 BB: 0 IBB: 0 HBP: 0 BLK: 0 WP: 0 HR: 0 S: 42 P: 42 ERA: 0.00 WHIP: 0.333															PITCHER				

Texas Rangers @ Detroit Tigers
Tiger Stadium, Detroit, MI
Sun Aug 30 1987, 3:33 AM EDT
Att: 38,641 - Unknown

AB 30
R 0
H 3
RBI 0
BB 0
SO 6
LOB 5



Batter	1	2	3	4	5	6	7	8	9	AB	R	H	RBI	BB	SO	LOB	BOTTOM			
Lou Whitaker, L OBP: 0.346, SLG: 0.436										2	4	1	0	2	1	0				
Bill Madlock, R OBP: 0.375, SLG: 0.493										2	1	1	0	0	0	2				
Darrell Evans, L OBP: 0.374, SLG: 0.496										3	0	0	1	1	1	5				
Alan Trammell, R OBP: 0.378, SLG: 0.517										2	1	1	3	2	0	1				
Matt Nokes, L OBP: 0.330, SLG: 0.516										4	0	0	0	0	0	3				
Chet Lemon, R OBP: 0.389, SLG: 0.516										4	0	1	0	0	2	0				
Pat Sheridan, L OBP: 0.342, SLG: 0.391										3	0	0	0	1	0	1				
Johnny Grubb, L OBP: 0.296, SLG: 0.296										4	0	0	0	0	1	2				
Tom Brookens, R OBP: 0.294, SLG: 0.364										4	1	0	0	0	1	2				
Inning Stats	R: 1 E: 0 K: 1 S: 6	H: 1 LOB: 1 BB: 1 P: 10	R: 0 E: 0 K: 1 S: 5	H: 0 LOB: 1 BB: 1 P: 9	R: 1 E: 0 K: 0 S: 3	H: 1 LOB: 1 BB: 2 P: 11	R: 0 E: 0 K: 1 S: 5	H: 0 LOB: 0 BB: 0 P: 5	R: 3 E: 0 K: 1 S: 7	H: 1 LOB: 0 BB: 0 P: 8	R: 0 E: 0 K: 1 S: 5	H: 0 LOB: 0 BB: 0 P: 5	R: 2 E: 0 K: 1 S: 6	H: 0 LOB: 1 BB: 2 P: 14	R: 0 E: 0 K: 0 S: 4	H: 1 LOB: 1 BB: 0 P: 4	1B: 2 2B: 1 3B: 0 HR: 1	SF: 0 SAC: 1 DP: 0 HBP: 1	WP: 1 PB: 6 SB: 2 CS: 1	PA: 36
PITCHER Charlie Hough, R ERA: 4.02 Dwayne Henry, R ERA: 10.8	IP: 7.0 WLS: L BF: 32 H: 3 R: 7 ER: 0 SO: 6 BB: 6 IBB: 0 HBP: 1 BLK: 0 WP: 1 HR: 1 S: 37 P: 62 ERA: 0.00 WHIP: 1.286															PITCHER				

Texas Rangers @ Detroit Tigers
Tiger Stadium, Detroit, MI
Sun Aug 30 1987, 3:33 AM EDT
Att: 38,641 - Unknown

AB 28
R 7
H 4
RBI 4
BB 6
SO 6
LOB 16



Batter	1	2	3	4	5	6	7	8	9	AB	R	H	RBI	BB	SO	LOB	TOP					
Brett Butler, L OBP: 0.395, SLG: 0.407 (1, 8)										5	2	1	0	0	1	2	Cleveland Indians @ Detroit Tigers Tiger Stadium, Detroit, MI Mon Aug 31 1987, 7:05 PM EDT Att: 22,530 - Unknown					
Tommy Hinzo, S OBP: 0.296, SLG: 0.327 (1, 4)										5	2	4	2	0	0	0						
Julio Franco, R OBP: 0.397, SLG: 0.436 (1, 6)										4	0	2	0	1	1	3						
Joe Carter, R OBP: 0.296, SLG: 0.475 (1, 7)										5	1	1	1	0	1	4						
Pat Tabler, R OBP: 0.396, SLG: 0.468 (1, 3)										5	0	2	2	0	0	1						
Carmen Castillo, R OBP: 0.302, SLG: 0.466 (1, 10)										3	0	2	1	0	0	0						
Mel Hall, L OBP: 0.297, SLG: 0.403 (7, PH)										1	0	0	0	0	2							
Andre Thornton, R OBP: 0.206, SLG: 0.141 (9, PH)										1	0	0	0	0	1							
Cory Snyder, R OBP: 0.277, SLG: 0.481 (1, 9)										4	2	1	0	0	1	3						
Eddie Williams, R OBP: 0.250, SLG: 0.250 (1, 5)										4	0	1	0	0	1	2						
Andy Allanson, R OBP: 0.255, SLG: 0.333 (1, 2)										3	0	1	1	0	0	1						
Inning Stats	R: 0 E: 0 K: 0 S: 4	H: 1 LOB: 1 BB: 0 P: 4	R: 0 E: 0 K: 0 S: 4	H: 1 LOB: 1 BB: 0 P: 4	R: 3 E: 0 K: 2 S: 12	H: 5 LOB: 2 BB: 0 P: 12	R: 0 E: 0 K: 2 S: 7	H: 0 LOB: 0 BB: 0 P: 7	R: 0 E: 0 K: 0 S: 4	H: 2 LOB: 1 BB: 0 P: 4	R: 1 E: 2 K: 0 S: 5	H: 1 LOB: 1 BB: 0 P: 5	R: 1 E: 0 K: 1 S: 6	H: 2 LOB: 1 BB: 1 P: 10	R: 2 E: 0 K: 0 S: 6	H: 3 LOB: 1 BB: 0 P: 6	R: 0 E: 0 K: 1 S: 5	H: 0 LOB: 0 BB: 0 P: 5	1B: 11 2B: 4 3B: 0 HR: 0	SF: 1 SAC: 0 DP: 1 HBP: 0	WP: 0 PB: 0 SB: 2 CS: 0	PA: 42
PITCHER	IP	WLS	BF	H	R	ER	SO	BB	IBB	HBP	BLK	WP	HR	S	P	ERA	WHIP					
Frank Tanana, L ERA: 3.88 (1, 1)	6.0	L	28	10	4	3	4	0	0	0	0	0	0	36	36	4.50	1.667					
Eric King, R ERA: 4.47 (7, 1)	1.0		5	2	1	1	1	1	0	0	0	0	0	6	10	9.00	3.000					
Dan Petry, R ERA: 5.86 (8, 1)	1.0		6	3	2	2	0	0	0	0	0	0	0	6	6	18.00	3.000					
Mark Thurmond, L ERA: 4.1 (9, 1)	1.0		3	0	0	0	1	0	0	0	0	0	0	5	5	0.00	0.000					

Batter	1	2	3	4	5	6	7	8	9	AB	R	H	RBI	BB	SO	LOB	BOTTOM					
Lou Whitaker, L OBP: 0.344, SLG: 0.433 (1, 4)										4	0	0	0	0	0	3	Cleveland Indians @ Detroit Tigers Tiger Stadium, Detroit, MI Mon Aug 31 1987, 7:05 PM EDT Att: 22,530 - Unknown					
Jim Morrison, R OBP: 0.297, SLG: 0.408 (1, 6)										4	0	0	0	0	1	2						
Darrell Evans, L OBP: 0.375, SLG: 0.495 (1, 10)										3	0	1	0	1	0	0						
Larry Herndon, R OBP: 0.381, SLG: 0.540 (1, 7)										4	0	0	0	0	0	2						
Matt Nokes, L OBP: 0.337, SLG: 0.527 (1, 2)										2	2	2	1	1	0	0						
Chet Lemon, R OBP: 0.388, SLG: 0.515 (1, 8)										4	0	1	0	0	0	3						
Pat Sheridan, L OBP: 0.340, SLG: 0.388 (1, 9)										3	0	0	0	0	0	1						
Mike Heath, R OBP: 0.345, SLG: 0.442 (9, PH)										1	0	0	0	0	0	2						
Dave Bergman, L OBP: 0.424, SLG: 0.529 (1, 3)										2	0	0	0	1	0	1						
Bill Madlock, R OBP: 0.374, SLG: 0.493 (9, PH)										0	0	0	1	0	0	0						
Tom Brookens, R OBP: 0.296, SLG: 0.366 (1, 5)										4	0	2	0	0	0	1						
Inning Stats	R: 0 E: 0 K: 0 S: 3	H: 0 LOB: 1 BB: 1 P: 7	R: 0 E: 0 K: 0 S: 3	H: 0 LOB: 0 BB: 0 P: 4	R: 0 E: 0 K: 1 S: 5	H: 0 LOB: 0 BB: 0 P: 5	R: 0 E: 0 K: 0 S: 4	H: 2 LOB: 1 BB: 0 P: 4	R: 0 E: 1 K: 0 S: 4	H: 1 LOB: 2 BB: 1 P: 8	R: 1 E: 0 K: 0 S: 4	H: 1 LOB: 0 BB: 0 P: 4	R: 0 E: 0 K: 0 S: 3	H: 1 LOB: 0 BB: 0 P: 3	R: 1 E: 0 K: 0 S: 4	H: 1 LOB: 1 BB: 1 P: 8	1B: 4 2B: 1 3B: 0 HR: 1	SF: 1 SAC: 0 DP: 1 HBP: 1	WP: 0 PB: 0 SB: 0 CS: 0	PA: 36		
PITCHER	IP	WLS	BF	H	R	ER	SO	BB	IBB	HBP	BLK	WP	HR	S	P	ERA	WHIP					
John Farrell, R ERA: 1.33 (1, 1)	8.0	W	33	6	2	2	1	3	0	0	0	0	0	31	44	2.25	1.125					
Ed Vande Berg, L ERA: 5.8 (9, 1)	1.0		3	0	0	0	0	0	0	0	0	0	0	3	3	0.00	0.000					

Batter	1	2	3	4	5	6	7	8	9	10	11	12	AB	R	H	RBI	BB	SO	LOB	TOP		
Brett Butler, L OBP: 0.393, SLG: 0.402 (1.8)	4-3		F6		3B BB		K		K		B1-3		5	1	0	0	1	2	3			
Tommy Hinzo, S OBP: 0.282, SLG: 0.333 (1.4)	B1		K		1B 3B		B2-3		6-3			6-3	6	1	1	3	0	1	2			
Julio Franco, R OBP: 0.398, SLG: 0.437 (1.6)	2B		6-3		1B					G3		1B	6	0	3	1	0	1	1			
Joe Carter, R OBP: 0.296, SLG: 0.475 (1.10)	1-3			K			F7		K		F7	1-3	6	0	2	0	0	2	1			
Pat Tabler, R OBP: 0.387, SLG: 0.467 (1.3)	5-3			L7			K		FC6-4		1B		4	0	1	0	2	1	3			
Mel Hall, L OBP: 0.296, SLG: 0.408 (1.7)		F5																				
Carmen Castillo, R OBP: 0.300, SLG: 0.464 (12.9)				3-1					FC6-4		3-1		5	1	1	1	0	0	2			
Cory Snyder, R OBP: 0.274, SLG: 0.475 (12.7)							F8		FC6-4				6	0	0	0	0	1	4			
Eddie Williams, R OBP: 0.333, SLG: 0.250 (1.5)																						
Andy Atkinson, R OBP: 0.270, SLG: 0.346 (1.2)																						
Inning Stats	R: 0 E: 0 K: 5 S: 5	H: 2 LOB: 2 BB: 0 P: 5	R: 0 E: 0 K: 7 S: 7	H: 0 LOB: 0 BB: 0 P: 7	R: 0 E: 0 K: 1 S: 6	H: 1 LOB: 1 BB: 0 P: 6	R: 0 E: 0 K: 1 S: 5	H: 0 LOB: 0 BB: 0 P: 6	R: 1 E: 0 K: 1 S: 6	H: 1 LOB: 0 BB: 0 P: 6	R: 0 E: 0 K: 1 S: 6	H: 1 LOB: 1 BB: 0 P: 6	R: 0 E: 0 K: 0 S: 3	H: 0 LOB: 1 BB: 1 P: 7	R: 0 E: 0 K: 0 S: 4	H: 1 LOB: 1 BB: 0 P: 4	R: 0 E: 0 K: 0 S: 5	H: 2 LOB: 3 BB: 1 P: 9	1B: 9 2B: 1 3B: 1 HR: 1	SF: 0 SAC: 0 DP: 0 HBP: 1	WP: 0 PB: 0 SB: 0 CS: 0	PA: 52
PITCHER	IP	WLS	BF	H	R	ER	SO	BB	IBB	HBP	BLK	WP	HR	S	P	ERA	WHIP					
Jeff Robinson, R ERA: 5.22 (1.1)	4.1	21	6	4	4	4	1	0	0	0	0	0	0	1	32	8.31	1.615					
Mike Henneman, R ERA: 2.26 (5.1)	5.2	21	3	1	1	6	1	0	0	0	0	0	1	32	36	1.59	0.706					
Eric King, R ERA: 4.41 (11.1)	1.1	7	3	0	0	0	0	0	0	0	0	0	0	7	7	0.00	2.250					
Willie Hernandez, L ERA: 3.07 (12.1)	0.2	W	3	0	0	0	0	1	0	0	0	0	0	2	6	0.00	0.000					

Cleveland Indians @ Detroit Tigers
Tiger Stadium, Detroit, MI
Tue Sep 01 1987, 7:05 PM EDT
Att. 19,810 - Unknown

AB	48
R	5
H	12
RBI	5
BB	3
SO	10
LOB	20



Batter	1	2	3	4	5	6	7	8	9	10	11	12	AB	R	H	RBI	BB	SO	LOB	BOTTOM								
Lou Whitaker, L OBP: 0.344, SLG: 0.436 (1.4)	K	F8			2B		K		F7		FC1-4		6	0	2	0	0	2	2									
Bill Madlock, R OBP: 0.376, SLG: 0.490 (1.10)	1B WP		5-3		K		F8		1B 1B		FC1-6-5		4	1	1	0	1	1	2									
Scott Lusader, L (9, PR)	1B BB								1B				1	1	0	0	0	0	1									
Kirk Gibson, L OBP: 0.372, SLG: 0.483 (1.7)	1B WP		K		F6		6-3		1B 1B		G5-4-3		5	0	2	0	1	1	2									
Alan Trammell, R OBP: 0.381, SLG: 0.518 (1.6)	1B WP		L7						1B 1B		IBB		5	1	3	0	1	0	2									
Darrell Evans, L OBP: 0.376, SLG: 0.503 (1.3)	F6				F7		K		1B 1B		1B		6	2	3	2	0	1	6									
Matt Nokes, L OBP: 0.338, SLG: 0.535 (1.2)	K								1B		1B		4	1	2	1	0	1	2									
Jim Walewander, S OBP: 0.292, SLG: 0.349 (6, PR)							F9		SF8		K2-3		0	0	0	0	0	0	0									
Dave Bergman, L OBP: 0.422, SLG: 0.525 (9, PH)	1-2								1B				1	0	0	0	0	1	2									
Tom Brookens, R OBP: 0.286, SLG: 0.365 (10.5)	2-3								1B				1	0	0	0	0	0	1									
Chet Lemon, R OBP: 0.387, SLG: 0.510 (1.8)					F4		5-3		1B BB				4	0	0	0	2	0	1									
Pat Sheridan, L OBP: 0.337, SLG: 0.388 (1.9)		L8			K		4-3		SF8				5	0	1	2	0	1	1									
Jim Morrison, R OBP: 0.297, SLG: 0.406 (1.5)													2	0	0	0	0	1	1									
Johnny Grubb, L OBP: 0.293, SLG: 0.293 (8, PH)					F7				1-3				1	0	0	0	0	2	2									
Mike Heath, R OBP: 0.344, SLG: 0.440 (9.2)													1	0	0	0	0	0	0									
Inning Stats	R: 1 E: 0 K: 2 S: 9	H: 2 LOB: 2 BB: 1 P: 13	R: 0 E: 0 K: 1 S: 5	H: 0 LOB: 1 BB: 1 P: 9	R: 0 E: 0 K: 1 S: 5	H: 0 LOB: 0 BB: 0 P: 5	R: 2 E: 0 K: 1 S: 7	H: 2 LOB: 0 BB: 0 P: 7	R: 0 E: 0 K: 1 S: 6	H: 1 LOB: 2 BB: 1 P: 10	R: 0 E: 0 K: 1 S: 3	H: 0 LOB: 0 BB: 0 P: 3	R: 0 E: 0 K: 1 S: 5	H: 0 LOB: 0 BB: 0 P: 6	R: 1 E: 0 K: 1 S: 7	H: 2 LOB: 2 BB: 1 P: 11	R: 1 E: 0 K: 1 S: 8	H: 4 LOB: 2 BB: 0 P: 8	R: 0 E: 0 K: 0 S: 3	H: 0 LOB: 0 BB: 0 P: 3	R: 0 E: 0 K: 0 S: 3	H: 1 LOB: 1 BB: 1 P: 7	R: 1 E: 0 K: 0 S: 4	H: 2 LOB: 1 BB: 0 P: 4	1B: 9 2B: 3 3B: 0 HR: 2	SF: 1 SAC: 0 DP: 1 HBP: 1	WP: 2 PB: 0 SB: 1 CS: 0	PA: 53
PITCHER	IP	WLS	BF	H	R	ER	SO	BB	IBB	HBP	BLK	WP	HR	S	P	ERA	WHIP											
Darrel Akerfelds, R ERA: 7.4 (1.1)	6.2	29	5	3	3	7	3	0	1	0	0	2	2	39	52	4.05	1.200											
Ed Vande Berg, L ERA: 5.76 (7.1)	0.1	1	0	0	0	0	0	0	0	0	0	0	0	1	1	0.00	0.000											
Doug Jones, R ERA: 3.25 (8.1)	2.0	12	6	2	2	2	1	0	0	0	0	0	0	15	19	9.00	3.500											
Don Gordon, R ERA: 4.76 (10.1)	2.2	L	11	3	1	1	0	1	0	0	0	0	0	10	14	3.38	1.125											

Cleveland Indians @ Detroit Tigers
Tiger Stadium, Detroit, MI
Tue Sep 01 1987, 7:05 PM EDT
Att. 19,810 - Unknown

AB	46
R	6
H	14
RBI	5
BB	5
SO	9
LOB	25



Batter	1	2	3	4	5	6	7	8	9	AB	R	H	RBI	BB	SO	LOB	TOP			
Brett Butler, L OBP: 0.391, SLG: 0.408 (1, 8)	F2		1-3			6-3			HR	4	1	1	1	0	0	0	Cleveland Indians @ Detroit Tigers Tiger Stadium, Detroit, MI Wed Sep 02 1987, 7:05 PM EDT Att: 20,516 - Unknown			
Tommy Hinzo, S OBP: 0.283, SLG: 0.333 Brook Jacoby, R OBP: 0.377, SLG: 0.512 (9, PH)	4-3			3-1		B1-3			F3	3	0	1	0	0	0	0				
Julio Franco, R OBP: 0.399, SLG: 0.440 (1, 6)				3-1					6-3	4	0	2	0	0	0	1				
Joe Carter, R OBP: 0.294, SLG: 0.472 (1, 3)	F6			K					K	4	0	0	0	0	2	3				
Pat Tabler, R OBP: 0.385, SLG: 0.464 (1, 10)			K						K	3	0	0	0	0	3	2				
Mel Hall, L OBP: 0.294, SLG: 0.405 (1, 7)									K	3	0	0	0	0	1	0				
Cory Snyder, R OBP: 0.274, SLG: 0.474 (1, 9)										3	0	1	0	0	1	0				
Eddie Williams, R OBP: 0.333, SLG: 0.200 (1, 5)										2	0	0	0	1	1	0				
Chris Bando, S OBP: 0.257, SLG: 0.326 (1, 2)									G6-4-3	3	0	0	0	0	0	2				
Inning Stats	R: 0 E: 0 K: 0 S: 4	H: 1 LOB: 1 BB: 0 P: 4	R: 0 E: 0 K: 2 S: 7	H: 0 LOB: 0 BB: 0 P: 7	R: 0 E: 0 K: 1 S: 5	H: 0 LOB: 0 BB: 0 P: 5	R: 0 E: 0 K: 2 S: 8	H: 1 LOB: 1 BB: 0 P: 8	R: 0 E: 0 K: 0 S: 3	H: 0 LOB: 0 BB: 0 P: 3	R: 0 E: 0 K: 1 S: 5	H: 1 LOB: 0 BB: 0 P: 5	R: 0 E: 0 K: 1 S: 5	H: 1 LOB: 1 BB: 1 P: 9	R: 1 E: 0 K: 1 S: 6	H: 1 LOB: 0 BB: 0 P: 6	1B: 3 2B: 1 3B: 0 HR: 1	SF: 0 SAC: 0 DP: 1 HBP: 0	WP: 0 PB: 0 SB: 1 CS: 1	PA: 31
PITCHER Jack Morris, R ERA: 3.37 (1, 1)	IP: 9.0 WLS: W BF: 31 H: 5 R: 1 ER: 1 SO: 8 BB: 1 IBB: 0 HBP: 0 BLK: 0 WP: 0 HR: 1 S: 46 P: 50 ERA: 1.00 WHIP: 0.667																			

Batter	1	2	3	4	5	6	7	8	9	AB	R	H	RBI	BB	SO	LOB	BOTTOM			
Lou Whitaker, L OBP: 0.343, SLG: 0.433 (1, 4)	K		F8							3	0	0	0	1	2	0	Cleveland Indians @ Detroit Tigers Tiger Stadium, Detroit, MI Wed Sep 02 1987, 7:05 PM EDT Att: 20,516 - Unknown			
Darrell Evans, L OBP: 0.375, SLG: 0.499 Jim Walewander, S OBP: 0.292, SLG: 0.349 (8, FR)	K			F2		F7				3	0	0	0	1	1	2				
Kirk Gibson, L OBP: 0.371, SLG: 0.479 (1, 7)										0	1	0	0	0	0	0				
Kirk Gibson, L OBP: 0.371, SLG: 0.479 (1, 7)	5-3									3	0	0	0	1	0	1				
Alan Trammell, R OBP: 0.380, SLG: 0.515 (1, 6)										3	0	0	0	1	1	3				
Matt Nokes, L OBP: 0.340, SLG: 0.533 (1, 2)										3	0	1	1	1	1	2				
Chet Lemon, R OBP: 0.388, SLG: 0.507 (1, 8)										2	1	0	0	2	0	2				
Pat Sheridan, L OBP: 0.335, SLG: 0.385 (1, 9)										3	0	0	0	0	1	4				
Dave Bergman, L OBP: 0.417, SLG: 0.517 (1, 3)										2	0	0	0	0	1	0				
Tom Brookens, R OBP: 0.293, SLG: 0.362 (1, 5)										3	0	0	1	0	0	1				
Inning Stats	R: 0 E: 0 K: 2 S: 7	H: 0 LOB: 0 BB: 0 P: 7	R: 0 E: 0 K: 1 S: 5	H: 0 LOB: 1 BB: 1 P: 9	R: 0 E: 0 K: 0 S: 3	H: 0 LOB: 0 BB: 0 P: 3	R: 0 E: 1 K: 1 S: 5	H: 0 LOB: 1 BB: 1 P: 9	R: 1 E: 1 K: 0 S: 4	H: 0 LOB: 2 BB: 2 P: 12	R: 0 E: 0 K: 1 S: 5	H: 0 LOB: 0 BB: 2 P: 13	R: 0 E: 0 K: 2 S: 7	H: 0 LOB: 0 BB: 0 P: 7	R: 1 E: 0 K: 0 S: 4	H: 1 LOB: 1 BB: 1 P: 8	1B: 1 2B: 0 3B: 0 HR: 0	SF: 0 SAC: 1 DP: 0 HBP: 0	WP: 0 PB: 2 SB: 0 CS: 0	PA: 33
PITCHER Tom Candiotti, R ERA: 4.48 (1, 1)	IP: 8.0 WLS: L BF: 33 H: 1 R: 2 ER: 1 SO: 7 BB: 7 IBB: 0 HBP: 0 BLK: 0 WP: 0 HR: 0 S: 40 P: 68 ERA: 1.12 WHIP: 1.000																			


Batter	1	2	3	4	5	6	7	8	9	AB	R	H	RBI	BB	SO	LOB	TOP					
Brett Butler, L OBP: 0.390, SLG: 0.406 (1, 8)	L6		4-3		L5			E9 SF8 BB		4	0	1	0	0	0	2	Cleveland Indians @ Detroit Tigers Tiger Stadium, Detroit, MI Thu Sep 03 1987, 7:05 PM EDT Att: 21,964 - Unknown					
Tommy Hinzo, S OBP: 0.276, SLG: 0.328 Brook Jacoby, R OBP: 0.378, SLG: 0.512 Junior Noboa, R OBP: 0.207, SLG: 0.164 (8, PH)	F6		K		4-3			FC6-4 BB		3	0	0	0	0	1	1						
Julio Franco, R OBP: 0.400, SLG: 0.441 (1, 6)	6-3				5/3 1B			SF8		2	0	1	1	1	0	0						
Joe Carter, R OBP: 0.292, SLG: 0.468 (1, 3)		L9			F4			FC6-4		4	0	0	0	0	0	4						
Pat Tabler, R OBP: 0.384, SLG: 0.462 (1, 10)					5-3			1-3		4	0	1	0	0	0	1						
Mel Hall, L OBP: 0.291, SLG: 0.401 (1, 7)					F8			K		4	0	0	0	0	1	2						
Cory Snyder, R OBP: 0.272, SLG: 0.471 (1, 9)					K			5-3		4	0	0	0	0	1	1						
Eddie Williams, R OBP: 0.333, SLG: 0.308 (1, 5)					F4			5-3		3	0	1	0	0	0	0						
Andy Allanson, R OBP: 0.280, SLG: 0.355 (1, 2)								K		3	1	2	0	0	1	1						
Inning Stats	R: 0 E: 0 K: 0 S: 3	H: 0 LOB: 0 BB: 0 P: 3	R: 0 E: 0 K: 1 S: 6	H: 1 LOB: 1 BB: 0 P: 6	R: 0 E: 0 K: 1 S: 6	H: 1 LOB: 1 BB: 0 P: 6	R: 0 E: 0 K: 0 S: 4	H: 1 LOB: 1 BB: 0 P: 4	R: 0 E: 0 K: 1 S: 6	H: 1 LOB: 1 BB: 0 P: 6	R: 0 E: 0 K: 0 S: 2	H: 0 LOB: 0 BB: 1 P: 6	R: 0 E: 0 K: 1 S: 5	H: 0 LOB: 0 BB: 0 P: 5	R: 1 E: 1 K: 0 S: 5	H: 2 LOB: 2 BB: 1 P: 9		R: 0 E: 0 K: 0 S: 3	H: 0 LOB: 0 BB: 0 P: 3	1B: 5 2B: 1 3B: 0 HR: 0	SF: 1 SAC: 0 DP: 1 HBP: 0	WP: 0 PB: 0 SB: 0 CS: 0
PITCHER Walt Terrell, R ERA: 4.03 (1, 1)	IP: 9.0 WLS: W BF: 34 H: 6 R: 1 ER: 1 SO: 4 BB: 2 IBB: 0 HBP: 0 BLK: 0 WP: 0 HR: 0 S: 40 P: 48 ERA: 1.00 WHIP: 0.889															PITCHER						

Batter	1	2	3	4	5	6	7	8	9	AB	R	H	RBI	BB	SO	LOB	BOTTOM			
Lou Whitaker, L OBP: 0.344, SLG: 0.439 (1, 4)	G5-4-3 BB				L7			K		3	1	1	1	1	1	0	Cleveland Indians @ Detroit Tigers Tiger Stadium, Detroit, MI Thu Sep 03 1987, 7:05 PM EDT Att: 21,964 - Unknown			
Bill Madlock, R OBP: 0.370, SLG: 0.483 (1, 10)	G5-4-3 1-2		F5		F7			K		4	0	0	0	0	1	1				
Kirk Gibson, L OBP: 0.372, SLG: 0.486 (1, 7)	4-3				K			1B BB		3	1	1	1	1	1	0				
Alan Trammell, R OBP: 0.385, SLG: 0.521 (1, 6)								1B BB		4	1	4	0	0	0	0				
Darrell Evans, L OBP: 0.374, SLG: 0.496 (1, 3)		F6			F9			K		4	0	1	1	0	1	4				
Matt Nokes, L OBP: 0.339, SLG: 0.530 (1, 2)		F7			F5			4-3		4	0	1	0	0	0	2				
Chet Lemon, R OBP: 0.389, SLG: 0.504 (1, 8)					K			F8		2	0	0	0	2	1	0				
Pat Sheridan, L OBP: 0.333, SLG: 0.383 Larry Hemond, R OBP: 0.379, SLG: 0.537 Scott Lusader, L (7, 9)		F8			F7			G3		2	0	0	0	0	0	2				
Jim Morrison, R OBP: 0.295, SLG: 0.403 (1, 5)					F8			F2		1	0	0	0	0	0	3				
Inning Stats	R: 0 E: 0 K: 0 S: 2	H: 0 LOB: 0 BB: 1 P: 6	R: 0 E: 0 K: 0 S: 4	H: 1 LOB: 2 BB: 1 P: 8	R: 3 E: 0 K: 0 S: 7	H: 4 LOB: 1 BB: 0 P: 7	R: 0 E: 0 K: 1 S: 5	H: 0 LOB: 0 BB: 0 P: 5	R: 0 E: 0 K: 0 S: 5	H: 2 LOB: 3 BB: 1 P: 9	R: 0 E: 0 K: 3 S: 10	H: 1 LOB: 2 BB: 1 P: 14	R: 0 E: 0 K: 0 S: 3	H: 0 LOB: 0 BB: 0 P: 3	R: 0 E: 0 K: 0 S: 3	H: 0 LOB: 0 BB: 0 P: 3		1B: 5 2B: 1 3B: 0 HR: 2	SF: 0 SAC: 0 DP: 1 HBP: 0	WP: 0 PB: 0 SB: 0 CS: 0
PITCHER Rich Yett, R ERA: 4.17 (1, 1) Jamie Easterly, L ERA: 3.5 (6, 1) Don Gordon, R ERA: 4.72 (6, 1) Ed Vande Berg, L ERA: 5.88 (7, 1)	IP: 5.1 WLS: L BF: 25 H: 7 R: 3 ER: 3 SO: 3 BB: 3 IBB: 0 HBP: 0 BLK: 0 WP: 0 HR: 2 S: 26 P: 38 ERA: 5.06 WHIP: 1.875															PITCHER				

Batter	1	2	3	4	5	6	7	8	9	AB	R	H	RBI	BB	SO	LOB	TOP																		
Lou Whitaker, L OBP: 0.344, SLG: 0.442 Jim Morrison, R OBP: 0.294, SLG: 0.402 Scott Lusader, L OBP: 0.500, SLG: 0.333 (6, 8)	L6	HR	F8		K	BB			G4-6-3 1B	3	1	1	0	0	0	0																			
Darrell Evans, L OBP: 0.374, SLG: 0.501 Larry Herndon, R OBP: 0.377, SLG: 0.534 (1, 10) (9, PH)	BB SF8 BB	HR	3-1		K	6-3			G4-6-3 1-2	4	2	1	2	1	1	3																			
Kirk Gibson, L OBP: 0.375, SLG: 0.485 Jim Walewander, S OBP: 0.280, SLG: 0.333 (1, 7) (5, 4)	PB BB BB	K			3-1 BB	6-3 BB			5-3	1	2	0	0	3	1	0																			
Alan Trammell, R OBP: 0.387, SLG: 0.527 Doug Baker, S (7, PH) (7, 6)	BB PB BB	HR			6-3	BB 1B			K	2	2	1	2	2	0	1																			
Dave Bergman, L OBP: 0.411, SLG: 0.510 (1, 3)	SF8	F8			3-1	BB 1B			3-1	4	0	1	3	0	0	1																			
Chet Lemon, R OBP: 0.392, SLG: 0.503 Johnny Grubb, L OBP: 0.291, SLG: 0.290 (1, 8) (6, 7)	BB 1B BB	1B			5-3	BB			5-3	1	1	0	0	3	0	1																			
Pat Sheridan, L OBP: 0.336, SLG: 0.382 (1, 9)	1B BB	FC6-4 1B			BB 1B	K			5-3	3	1	1	1	2	1	3																			
Tom Brookens, R OBP: 0.297, SLG: 0.365 (1, 5)	1B	FC6-4			BB BB 1B	L3			1B	5	1	3	2	0	0	2																			
Mike Heath, R OBP: 0.342, SLG: 0.436 Dwight Lowry, L OBP: 0.174, SLG: 0.261 (1, 2) (8, PH) (8, 2)	K				K	1-3			K	4	1	1	1	0	2	2																			
Inning Stats	R: 4 E: 0 K: 1 S: 6	H: 1 LOB: 2 BB: 5 P: 26	R: 3 E: 0 K: 1 S: 9	H: 4 LOB: 2 BB: 1 P: 13	R: 0 E: 0 K: 1 S: 5	H: 0 LOB: 0 BB: 0 P: 5	R: 0 E: 0 K: 0 S: 3	H: 0 LOB: 1 BB: 1 P: 7	R: 4 E: 0 K: 3 S: 12	H: 3 LOB: 3 BB: 4 P: 28	R: 0 E: 0 K: 0 S: 3	H: 0 LOB: 0 BB: 0 P: 5	R: 0 E: 0 K: 1 S: 6	H: 1 LOB: 1 BB: 0 P: 6	R: 0 E: 0 K: 0 S: 3	H: 1 LOB: 0 BB: 0 P: 3	1B: 7 2B: 0 3B: 1 HR: 2	SF: 1 SAC: 0 DP: 1 HBP: 0	WP: 0 PB: 1 SB: 0 CS: 0	PA: 48															
PITCHER	IP	WLS	BF	H	R	ER	SO	BB	IBB	HBP	BLK	WP	HR	S	P	ERA	WHIP	PITCHER	IP	WLS	BF	H	R	ER	SO	BB	IBB	HBP	BLK	WP	HR	S	P	ERA	WHIP
Charlie Hough, R ERA: 4.27	1.1	L	13	4	7	7	2	5	0	0	0	0	2	12	32	47.25	6.750	Dale Mohorcic, R ERA: 2.79	8.1	1.1	5	2	0	0	1	0	0	0	0	0	7	7	0.00	1.500	
Dwayne Henry, R ERA: 10.38	2.2		14	3	3	3	1	3	0	0	0	0	0	13	25	10.12	2.250																		
Mitch Williams, L ERA: 3.09	1.0		7	1	1	1	3	3	0	0	0	0	0	10	22	9.00	4.000																		
Jeff Russell, R ERA: 4.78	1.0		4	0	0	0	0	1	0	0	0	0	0	3	7	0.00	1.000																		
Steve Howe, L ERA: 4.69	1.2		5	0	0	0	1	0	0	0	0	0	0	7	7	0.00	0.000																		

Detroit Tigers @ Texas Rangers
Arlington Stadium, Arlington, TX
Fri Sep 04 1987, 8:05 PM EDT
Att: 16,095 - Unknown


AB 35
R 11
H 10
RBI 11
BB 12
SO 8
LOB 17



Batter	1	2	3	4	5	6	7	8	9	AB	R	H	RBI	BB	SO	LOB	BOTTOM																		
Bob Brower, R OBP: 0.329, SLG: 0.451 (1, 7)	K		HR			6-3			4-3	4	1	1	1	0	1	1																			
Tom O'Malley, L OBP: 0.338, SLG: 0.405 (1, 5)	L5		F8			F8			K	4	0	0	0	0	1	1																			
Ruben Sierra, S OBP: 0.316, SLG: 0.496 Tom Paciorek, R OBP: 0.226, SLG: 0.207 (1, 9) (7, 9)	1B BB		4-3			P4			6-3	2	0	0	0	1	0	0																			
Pete O'Brien, L OBP: 0.356, SLG: 0.472 Darrell Porter, L OBP: 0.372, SLG: 0.410 (1, 3) (8, 3)	1B					P6			1B FC6-4 1B	3	0	2	0	0	0	0																			
Larry Parrish, R OBP: 0.324, SLG: 0.485 Mike Stanley, R OBP: 0.368, SLG: 0.415 (1, 10) (9, PH)	6-3					F8			FC6-4 1B	3	0	0	0	0	0	3																			
Geno Petralli, L OBP: 0.380, SLG: 0.442 Don Slaught, R OBP: 0.288, SLG: 0.380 (1, 2) (7, PH) (8, 2)			F8			F7			FC6-4 1B	2	0	0	0	0	0	0																			
Oddibe McDowell, L OBP: 0.318, SLG: 0.427 (1, 8)			K			F2			F8	4	0	0	0	0	1	5																			
Scott Fletcher, R OBP: 0.356, SLG: 0.379 Steve Buechele, R OBP: 0.294, SLG: 0.381 (1, 6) (6, 4)			F9			5-3			FC6-4	2	0	0	0	0	0	0																			
Curtis Wilkerson, S OBP: 0.301, SLG: 0.410 (1, 4) (6, 6)			5-3			4-3			L4	4	0	1	0	0	0	2																			
Inning Stats	R: 0 E: 0 K: 1 S: 6	H: 1 LOB: 2 BB: 1 P: 10	R: 0 E: 0 K: 1 S: 5	H: 0 LOB: 0 BB: 0 P: 5	R: 1 E: 0 K: 0 S: 4	H: 1 LOB: 0 BB: 0 P: 4	R: 0 E: 0 K: 0 S: 3	H: 0 LOB: 0 BB: 0 P: 3	R: 0 E: 0 K: 0 S: 3	H: 0 LOB: 0 BB: 0 P: 3	R: 0 E: 0 K: 0 S: 5	H: 2 LOB: 2 BB: 0 P: 5	R: 0 E: 0 K: 1 S: 6	H: 1 LOB: 1 BB: 0 P: 6	R: 1 E: 0 K: 0 S: 6	H: 3 LOB: 2 BB: 0 P: 6	1B: 7 2B: 0 3B: 0 HR: 1	SF: 0 SAC: 0 DP: 0 HBP: 0	WP: 1 PB: 0 SB: 0 CS: 0	PA: 36															
PITCHER	IP	WLS	BF	H	R	ER	SO	BB	IBB	HBP	BLK	WP	HR	S	P	ERA	WHIP	PITCHER	IP	WLS	BF	H	R	ER	SO	BB	IBB	HBP	BLK	WP	HR	S	P	ERA	WHIP
Doyle Alexander, R ERA: 3.66	7.0	W	26	4	1	1	2	1	0	0	0	0	1	29	33	1.29	0.714																		
Mark Thurmond, L ERA: 4.12	8.1		10	4	1	1	1	0	0	0	0	1	0	12	12	4.50	2.000																		

Detroit Tigers @ Texas Rangers
Arlington Stadium, Arlington, TX
Fri Sep 04 1987, 8:05 PM EDT
Att: 16,095 - Unknown

AB 35
R 2
H 8
RBI 2
BB 1
SO 3
LOB 17



Batter	1	2	3	4	5	6	7	8	9	AB	R	H	RBI	BB	SO	LOB	TOP																	
Lou Whitaker, L (1,4) OBP: 0.344, SLG: 0.440										5	1	1	0	1	0	3																		
Bill Madlock, R (1,10) OBP: 0.371, SLG: 0.485										5	1	2	1	0	0	2																		
Kirk Gibson, L (1,7) OBP: 0.378, SLG: 0.486										5	1	3	0	0	1	0																		
Alan Trammell, R (1,6) OBP: 0.386, SLG: 0.523										4	1	0	0	1	1	3																		
Darrell Evans, L (1,3) OBP: 0.379, SLG: 0.510										3	1	2	4	1	0	1																		
Matt Nokes, L (1,2) OBP: 0.340, SLG: 0.527										4	0	1	0	1	0	4																		
Chet Lemon, R (1,8) OBP: 0.390, SLG: 0.497										4	0	0	0	1	0	3																		
Pat Sheridan, L (1,9) OBP: 0.336, SLG: 0.379										3	0	0	0	1	0	3																		
Larry Hemdon, R (9, PH) OBP: 0.376, SLG: 0.532										1	0	0	0	0	1	0																		
Scott Lusader, L (9, R) OBP: 0.500, SLG: 0.333										0	0	0	0	0	0	0																		
Tom Brookens, R (1,5) OBP: 0.301, SLG: 0.377										5	2	3	1	0	0	1																		
Inning Stats	R: 0 E: 0 K: 0 S: 5	H: 2 LOB: 3 BB: 1 P: 9	R: 2 E: 0 K: 0 S: 4	H: 1 LOB: 0 BB: 1 P: 8	R: 0 E: 0 K: 1 S: 6	H: 1 LOB: 3 BB: 2 P: 14	R: 4 E: 1 K: 0 S: 7	H: 3 LOB: 1 BB: 1 P: 11	R: 0 E: 0 K: 0 S: 3	H: 0 LOB: 1 BB: 1 P: 7	R: 0 E: 0 K: 0 S: 5	H: 2 LOB: 2 BB: 0 P: 5	R: 1 E: 0 K: 0 S: 4	H: 2 LOB: 0 BB: 0 P: 4	R: 0 E: 0 K: 1 S: 5	H: 0 LOB: 1 BB: 0 P: 6	R: 0 E: 0 K: 1 S: 6	H: 1 LOB: 1 BB: 0 P: 6	1B: 9 2B: 1 3B: 0 HR: 2	SF: 0 SAC: 0 DP: 0 HBP: 1	WP: 0 PB: 0 SB: 4 CS: 1	PA: 47												
PITCHER	IP WLS BF H R ER SO BB IBB HBP BLK WP HR S P ERA WHIP																																	
Greg Harris, R (1,1) ERA: 4.97	3.2	22	6	5	4	1	5	0	0	0	0	0	1	19	39	9.82	3.000																	
Jeff Russell, R (4,1) ERA: 4.94	2.2	14	4	2	2	0	1	0	0	0	0	1	13	17	6.75	1.875																		
Steve Howe, L (7,1) ERA: 4.19	2.2	W	10	2	0	0	2	0	0	1	0	0	0	13	14	0.00	0.750																	

Detroit Tigers @ Texas Rangers
Arlington Stadium, Arlington, TX
Sat Sep 05 1987, 8:05 PM EDT
Att: 26,058 - Unknown

AB 39
R 7
H 12
RBI 6
BB 6
SO 3
LOB 20



Batter	1	2	3	4	5	6	7	8	9	AB	R	H	RBI	BB	SO	LOB	BOTTOM																
Bob Brower, R (1,8) OBP: 0.327, SLG: 0.447										2	0	0	0	0	1	2																	
Oddibe McDowell, L (4, PH) OBP: 0.320, SLG: 0.428										4	1	2	1	0	1	2																	
Scott Fletcher, R (1,6) OBP: 0.358, SLG: 0.389										5	2	3	1	0	0	2																	
Ruben Sierra, S (1,9) OBP: 0.315, SLG: 0.495										5	0	1	1	0	0	2																	
Larry Parrish, R (1,5) OBP: 0.327, SLG: 0.484										3	2	1	0	1	1	0																	
Pete O'Brien, L (1,3) OBP: 0.359, SLG: 0.474										4	1	2	2	1	1	2																	
Mike Stanley, R (1,10) OBP: 0.367, SLG: 0.419										3	1	1	0	0	0	2																	
Darrell Porter, L (7, PH) OBP: 0.362, SLG: 0.415										1	0	1	0	1	0	0																	
Curtis Wilkerson, S (9, PR) OBP: 0.301, SLG: 0.410										0	0	0	0	0	0	0																	
Tom Paciorek, R (1,7) OBP: 0.235, SLG: 0.219										3	0	1	0	0	2	2																	
Tom O'Malley, L (7, PH) OBP: 0.341, SLG: 0.400										1	1	0	0	1	0	1																	
Don Slaught, R (1,2) OBP: 0.295, SLG: 0.379										3	0	1	0	1	0	4																	
Steve Buechele, R (1,4) OBP: 0.288, SLG: 0.388										5	0	3	2	0	1	1																	
Inning Stats	R: 0 E: 0 K: 0 S: 3	H: 0 LOB: 0 BB: 0 P: 3	R: 2 E: 0 K: 2 S: 10	H: 3 LOB: 2 BB: 0 P: 11	R: 1 E: 0 K: 1 S: 6	H: 1 LOB: 0 BB: 0 P: 6	R: 0 E: 0 K: 2 S: 10	H: 3 LOB: 2 BB: 0 P: 10	R: 0 E: 0 K: 0 S: 3	H: 1 LOB: 1 BB: 1 P: 7	R: 0 E: 0 K: 0 S: 5	H: 0 LOB: 0 BB: 2 P: 14	R: 2 E: 0 K: 0 S: 9	H: 3 LOB: 3 BB: 2 P: 13	R: 1 E: 0 K: 0 S: 4	H: 2 LOB: 2 BB: 1 P: 8	R: 1 E: 0 K: 0 S: 4	H: 3 LOB: 3 BB: 1 P: 8	1B: 10 2B: 5 3B: 0 HR: 1	SF: 0 SAC: 0 DP: 2 HBP: 2	WP: 2 PB: 2 SB: 0 CS: 0	PA: 46											
PITCHER	IP WLS BF H R ER SO BB IBB HBP BLK WP HR S P ERA WHIP																																
Frank Tanana, L (1,1) ERA: 4.0	3.1	18	7	4	4	4	0	0	1	0	0	0	14	19	5.40	1.500																	
Dan Petty, R (4,1) ERA: 5.85	3.1	14	4	2	2	1	1	0	1	0	0	1	7	15	9.00	3.000																	
Mike Henneman, R (7,1) ERA: 2.94	1.0	7	2	1	1	1	1	1	0	0	1	0	7	15	13.50	4.500																	
Willie Hernandez, L (8,1) ERA: 3.22	0.2	L	7	3	1	1	1	0	2	0	0	0	7	15																			

Detroit Tigers @ Texas Rangers
Arlington Stadium, Arlington, TX
Sat Sep 05 1987, 8:05 PM EDT
Att: 26,058 - Unknown


AB 39
R 8
H 16
RBI 7
BB 5
SO 7
LOB 20



Batter	1	2	3	4	5	6	7	8	9	AB	R	H	RBI	BB	SO	LOB	TOP								
Lou Whitaker, L (1,4) OBP: 0.345, SLG: 0.443	F5		L9		1B SF8 2B		K		2B	5	1	2	0	0	1	0									
Bill Madlock, R (1,10) OBP: 0.368, SLG: 0.480	K2-3		F8		F7		1B		5-3	5	0	1	0	0	1	2									
Kirk Gibson, L (1,7) OBP: 0.377, SLG: 0.484	P6		P6		2-3 1B		K			4	0	1	0	0	1	1									
Alan Trammell, R (1,6) OBP: 0.385, SLG: 0.521		1B S 1B		5-3	SF8				F7	3	0	1	1	0	0	0									
Darrell Evans, L (1,3) OBP: 0.380, SLG: 0.507		1B 1-2 BB		HR BB	3-H 0-3 K				K	2	1	0	0	2	2	1									
Matt Nokes, L (1,2) OBP: 0.341, SLG: 0.534		K		HR			K			3	1	1	2	1	2	2									
Chet Lemon, R (1,8) OBP: 0.391, SLG: 0.496		1-2 2-3 1B		FC1-6 BB			K		L5	3	0	1	0	1	1	1									
Pat Sheridan, L (1,9) OBP: 0.333, SLG: 0.376		F8		FC1-6 S	1-2		K		3-1	4	0	0	0	0	1	4									
Tom Brookens, R (1,5) OBP: 0.299, SLG: 0.374		1-3		G3	1-2				6-3	3	0	0	0	0	0	4									
Johnny Grubb, L (9, PH) OBP: 0.288, SLG: 0.287									K	1	0	0	0	0	1	0									
Inning Stats	R: 0 E: 0 K: 1 S: 5	H: 0 LOB: 0 BB: 0 P: 5	R: 0 E: 0 K: 1 S: 7	H: 2 LOB: 3 BB: 1 P: 11	R: 0 E: 0 K: 0 S: 3	H: 0 LOB: 0 BB: 0 P: 3	R: 2 E: 0 K: 0 S: 4	H: 1 LOB: 2 BB: 0 P: 12	R: 1 E: 0 K: 1 S: 7	H: 2 LOB: 1 BB: 0 P: 7	R: 0 E: 0 K: 3 S: 9	H: 0 LOB: 0 BB: 0 P: 9	R: 0 E: 0 K: 2 S: 8	H: 1 LOB: 1 BB: 0 P: 8	R: 0 E: 0 K: 1 S: 5	H: 0 LOB: 1 BB: 1 P: 9	R: 0 E: 0 K: 1 S: 6	H: 1 LOB: 1 BB: 0 P: 6	1B: 4 2B: 2 3B: 0 HR: 1	SF: 1 SAC: 0 DP: 0 HBP: 0	WP: 0 PB: 0 SB: 2 CS: 0	PA: 38			
PITCHER	IP	WLS	BF	H	R	ER	SO	BB	IBB	HBP	BLK	WP	HR	S	P	ERA	WHIP								
Jose Guzman, R (1,1) ERA: 4.97	8.0	W	34	6	3	3	9	4	0	0	0	0	1	48	64	3.38	1.250								
Dale Mohorcic, R (9,1) ERA: 2.76	1.0		4	1	0	0	1	0	0	0	0	0	0	6	6	0.00	1.000								

Detroit Tigers @ Texas Rangers
Arlington Stadium, Arlington, TX
Sun Sep 06 1987, 8:05 PM EDT
Att: 22,374 - Unknown


AB 33
R 3
H 7
RBI 3
BB 4
SO 10
LOB 15



Batter	1	2	3	4	5	6	7	8	9	AB	R	H	RBI	BB	SO	LOB	BOTTOM								
Oddibe McDowell, L (1,8) OBP: 0.319, SLG: 0.431	G3			L7		SH1-3 3B		4-3		5	1	1	1	0	1	4									
Scott Fletcher, R (1,6) OBP: 0.361, SLG: 0.391	1B SF9 HBP		E BB 1B	1-H FC3 1B		SH1-3		K		3	3	2	1	0	1	0									
Ruben Sierra, S (1,9) OBP: 0.318, SLG: 0.495	1-3 1B		4-0 E 1B BB	FC3 E S 1-3		1B 1B		L9		4	2	2	1	1	0	0									
Pete O'Brien, L (1,3) OBP: 0.359, SLG: 0.474	SF9		P5	1-3		1B		1B		4	0	2	1	0	0	3									
Larry Parrish, R (1,10) OBP: 0.328, SLG: 0.483	4-3		2-H 3-H 1B	1-H		1B		K		5	0	2	3	0	2	2									
Tom O'Malley, L (1,5) OBP: 0.326, SLG: 0.380		F7	F7		5-3		P4			4	0	0	0	0	0	3									
Don Slaught, R (1,2) OBP: 0.290, SLG: 0.372		6-3	L9		5-3		K2-3			4	0	0	0	0	1	1									
Steve Buechele, R (1,4) OBP: 0.293, SLG: 0.399		1B 1B		HR		6-3	4-3 BB			3	1	2	1	1	0	0									
Bob Brower, R (1,7) OBP: 0.333, SLG: 0.452		1-2 1B		E 1B		3B 1B	4-3			4	2	3	0	0	0	1									
Inning Stats	R: 1 E: 0 K: 0 S: 4	H: 1 LOB: 1 BB: 0 P: 5	R: 0 E: 0 K: 1 S: 7	H: 2 LOB: 2 BB: 0 P: 7	R: 2 E: 1 K: 0 S: 5	H: 2 LOB: 1 BB: 1 P: 9	R: 3 E: 1 K: 0 S: 6	H: 3 LOB: 1 BB: 0 P: 6	R: 0 E: 0 K: 1 S: 5	H: 0 LOB: 0 BB: 0 P: 5	R: 3 E: 0 K: 0 S: 8	H: 5 LOB: 2 BB: 0 P: 8	R: 0 E: 0 K: 1 S: 5	H: 0 LOB: 1 BB: 1 P: 9	R: 0 E: 0 K: 2 S: 8	H: 1 LOB: 1 BB: 0 P: 8	R: 0 E: 0 K: 2 S: 8	H: 1 LOB: 1 BB: 0 P: 8	1B: 12 2B: 0 3B: 1 HR: 1	SF: 1 SAC: 1 DP: 0 HBP: 1	WP: 0 PB: 0 SB: 1 CS: 0	PA: 41			
PITCHER	IP	WLS	BF	H	R	ER	SO	BB	IBB	HBP	BLK	WP	HR	S	P	ERA	WHIP								
Jeff Robinson, R (1,1) ERA: 5.39	3.0	L	18	7	5	4	1	0	0	0	0	0	0	14	14	10.12	1.500								
Eric King, R (4,1) ERA: 4.56	2.2		12	4	4	3	1	0	0	0	0	0	0	3	3	0.00	6.000								
Mark Thurmond, L (6,1) ERA: 4.09	0.1		3	2	0	0	0	0	0	0	0	0	0	3	3	0.00	6.000								
Nate Snell, R (7,1) ERA: 3.38	2.0		8	1	0	0	3	1	0	0	0	0	0	13	17	0.00	1.000								

Detroit Tigers @ Texas Rangers
Arlington Stadium, Arlington, TX
Sun Sep 06 1987, 8:05 PM EDT
Att: 22,374 - Unknown

AB 36
R 9
H 14
RBI 8
BB 2
SO 5
LOB 14



Batter	1	2	3	4	5	6	7	8	9	AB	R	H	RBI	BB	SO	LOB	TOP					
Lou Whitaker, L (1,4) OBP: 0.345, SLG: 0.443 Jim Walewander, S (8,4) OBP: 0.294, SLG: 0.348	0-0 5-3 HR 1B	0-3 K	0-0	0-0	0-0 5-3	0-0 1B	0-0 E4	0-0	0-0 1B 1-2 1B	5	1	2	0	0	1	1						
Bill Madlock, R (1,10) OBP: 0.365, SLG: 0.474	0-0 5-3 1-2	0-0 6-3	0-0	0-0	0-0 6-3	0-3 K	0-0 6-3	0-0	0-0 1B 1-3 2-H 3-H	6	0	1	1	0	1	5						
Larry Herndon, R (1,7) OBP: 0.392, SLG: 0.544 Scott Lusader, L (7, PR) OBP: 0.333, SLG: 0.200	4-0 HR BB	0-0 4-3	0-0	0-0	0-0 1B 2B	0-0	0-0 4-3 1B 2B	0-3 K	0-0 FC6-4 1-2 1B	3	2	2	0	1	0	0						
Alan Trammell, R (1,6) OBP: 0.387, SLG: 0.528 Doug Baker, S (8,6)	0-0 HR 1-2 HR	0-0	0-0	0-0 G5-4-3 1B	0-0 2-3 1B 1B	0-0	0-0 4-3	0-0 6-3	0-0	5	2	3	3	0	0	1						
Chet Lemon, R (1,8) OBP: 0.391, SLG: 0.493	0-0 5-3	0-0	0-0 G5-4-3 1B	0-0	4-0 1B BB	0-0	0-0 5-3	0-0	0-0 1B	4	0	1	0	1	0	3						
Jim Morrison, R (1,9) OBP: 0.297, SLG: 0.404 Pat Sheridan, L (5,9) OBP: 0.333, SLG: 0.375	0-0 S E 1B	0-0	0-3 K	0-0	0-0 1-2 2-H 3-H 1B	0-0	4-0 BB 1B BB	0-0	0-0 4-3	3	1	2	2	0	1	0						
Darrell Evans, L (1,3) OBP: 0.382, SLG: 0.506	0-0 E6 1-H 1B	0-0	0-0	4-0 G5-4-3 BB	0-0	0-0 G3	4-0 1B 1B E BB	0-0	0-0 1B 1B	3	3	1	0	2	0	2						
Tom Brookens, R (1,5) OBP: 0.300, SLG: 0.374	0-0 FC5-4 2-H 1B	0-0	0-0	0-0	0-0 F4	0-0	0-0 F4	0-0	0-0 L5 1-2 2-H 3-H 1B	5	1	2	3	0	0	2						
Mike Heath, R (1,2) OBP: 0.340, SLG: 0.432 Dwight Lowry, L (9,2) OBP: 0.174, SLG: 0.261	0-0 FC5-4 1-2 1B	0-0	0-0	0-0	0-0 G5-4-3	0-0	0-0 5-3	0-0	0-0 F4 E 1B	5	0	1	0	0	0	3						
Inning Stats	R: 5 E: 1 K: 0 S: 8	H: 4 LOB: 1 BB: 1 P: 12	R: 0 E: 0 K: 1 S: 5	H: 0 LOB: 0 BB: 0 P: 5	R: 0 E: 0 K: 1 S: 5	H: 1 LOB: 0 BB: 0 P: 5	R: 0 E: 0 K: 0 S: 2	H: 0 LOB: 0 BB: 1 P: 6	R: 2 E: 0 K: 0 S: 6	H: 3 LOB: 2 BB: 1 P: 10	R: 0 E: 0 K: 1 S: 6	H: 1 LOB: 1 BB: 0 P: 6	R: 4 E: 1 K: 0 S: 7	H: 3 LOB: 3 BB: 2 P: 15	R: 0 E: 0 K: 1 S: 6	H: 1 LOB: 1 BB: 0 P: 6	R: 1 E: 0 K: 0 S: 6	H: 3 LOB: 2 BB: 0 P: 6	1B: 13 2B: 2 3B: 0 HR: 1	SF: 0 SAC: 0 DP: 2 HBP: 0	WP: 0 PB: 0 SB: 1 CS: 0	PA: 48
PITCHER	IP WLS BF H R ER SO BB IBB HBP BLK WP HR S P ERA WHIP	4.2 L 24 8 7 5 2 3 0 0 0 0 1 25 37 9.64 2.357	5.1 R 28 9 8 6 1 0 0 0 0 0 0 10 10 ∞ ∞	7.1 L 31 11 10 7 1 0 0 0 0 0 0 8 8 0.00 0.750	9.1 L 37 14 13 10 1 0 0 0 0 0 0 6 6 9.00 3.000	PITCHER										IP WLS BF H R ER SO BB IBB HBP BLK WP HR S P ERA WHIP						
Jeff Ballard, L (1,1) ERA: 7.65	2.0 R 8 2 2 2 1 0 0 0 0 0 0 10 10 ∞ ∞	7.1 L 31 11 10 7 1 0 0 0 0 0 0 8 8 0.00 0.750	9.1 L 37 14 13 10 1 0 0 0 0 0 0 6 6 9.00 3.000																			
Mark Williamson, R (5,1) ERA: 3.95	0.0 L 4 2 0 0 0 2 0 0 0 0 0 2 10 ∞ ∞	7.1 L 31 11 10 7 1 0 0 0 0 0 0 8 8 0.00 0.750	9.1 L 37 14 13 10 1 0 0 0 0 0 0 6 6 9.00 3.000																			
Mike Kinnunen, L (7,1) ERA: 4.5	1.1 L 6 3 1 2 0 1 0 0 0 0 0 6 6 9.00 3.000																					
Jack O'Connor, L (7,1) ERA: 5.35																						
Scott McGregor, L (9,1) ERA: 6.79																						
Batter	1	2	3	4	5	6	7	8	9	AB	R	H	RBI	BB	SO	LOB	BOTTOM					
Mike Hart, L (1,8) OBP: 0.209, SLG: 0.450 Lee Lacy, R (9, PH) OBP: 0.317, SLG: 0.386	0-0 6-3	0-3 K	0-0	0-0	0-0 1-3	0-0	0-0 F9	0-0	0-0 FC3-6 1B 1-2 1B	4	0	0	0	0	1	0						
Billy Ripken, R (1,4) OBP: 0.365, SLG: 0.390	0-0 BB 2B 1B	0-0	0-0 P3	0-0	0-0 2B	0-0	0-0 F8	0-0	0-0 F9	5	1	2	0	0	0	1						
Cal Ripken Jr., R (1,6) OBP: 0.337, SLG: 0.441	4-0 2B 1-2 BB	0-0	4-0 S BB	0-0	0-0 F8	0-0	0-0 1B	0-0	0-0 1B	3	0	2	0	2	0	1						
Eddie Murray, S (1,10) OBP: 0.345, SLG: 0.490	0-0 1-3 2-H 2B	0-0	0-3 K	0-0	0-0 F7	0-0	0-0 F7	0-0	0-0 6-3	5	0	1	1	0	1	4						
Larry Sheets, L (1,9) OBP: 0.361, SLG: 0.591	0-3 K	0-3	0-0 4-3	0-0	0-0	0-0 HR	0-0	0-3 K	0-0	4	1	1	1	0	2	3						
Ray Knight, R (1,3) OBP: 0.308, SLG: 0.375	0-0 6-3	0-0	0-3 K	0-3 K	0-0 4-3	0-0	0-0 6-3	0-0	0-0	4	0	0	0	0	1	2						
Terry Kennedy, L (1,2) ERA: 3.38 Carl Nichols, R (9,2) OBP: 0.303, SLG: 0.386	0-0	0-0 4-3	0-0	0-0 F7	0-0 1B 1B	0-0	0-3 K	0-0	0-0	4	0	1	0	0	1	0						
Ron Washington, R (1,5) OBP: 0.320, SLG: 0.469	0-0	0-0 F9	0-0	0-0 F8	0-0 1B 1B	0-0	0-0	0-0 1B FC3-6 1B	4	1	2	0	0	0	0							
Mike Young, S (1,7) OBP: 0.339, SLG: 0.424	0-0	0-0 HR	0-0	0-0	0-3 K	0-3 K	0-0	0-0 FC3-6 1B	4	1	2	1	0	2	2							
Inning Stats	R: 1 E: 0 K: 1 S: 7	H: 2 LOB: 2 BB: 1 P: 11	R: 1 E: 0 K: 1 S: 6	H: 1 LOB: 0 BB: 0 P: 6	R: 0 E: 0 K: 1 S: 5	H: 0 LOB: 0 BB: 1 P: 9	R: 0 E: 0 K: 1 S: 5	H: 0 LOB: 0 BB: 0 P: 5	R: 0 E: 0 K: 1 S: 6	H: 1 LOB: 1 BB: 0 P: 6	R: 1 E: 0 K: 0 S: 8	H: 3 LOB: 2 BB: 0 P: 8	R: 0 E: 0 K: 0 S: 4	H: 1 LOB: 1 BB: 0 P: 4	R: 0 E: 0 K: 2 S: 7	H: 0 LOB: 0 BB: 0 P: 7	R: 1 E: 0 K: 0 S: 6	H: 3 LOB: 2 BB: 0 P: 6	1B: 7 2B: 2 3B: 0 HR: 2	SF: 0 SAC: 0 DP: 0 HBP: 0	WP: 0 PB: 0 SB: 1 CS: 0	PA: 40
PITCHER	IP WLS BF H R ER SO BB IBB HBP BLK WP HR S P ERA WHIP	7.0 W 31 8 3 3 6 2 0 0 0 0 2 41 49 3.86 1.429	5.1 R 28 9 8 6 1 0 0 0 0 0 0 10 10 ∞ ∞	7.1 L 31 11 10 7 1 0 0 0 0 0 0 8 8 0.00 0.750	9.1 L 37 14 13 10 1 0 0 0 0 0 0 6 6 9.00 3.000	PITCHER										IP WLS BF H R ER SO BB IBB HBP BLK WP HR S P ERA WHIP						
Jack Morris, R (1,1) ERA: 3.38	1.0 L 3 0 0 0 2 0 0 0 0 0 0 7 7 0.00 0.000	7.1 L 31 11 10 7 1 0 0 0 0 0 0 8 8 0.00 0.750	9.1 L 37 14 13 10 1 0 0 0 0 0 0 6 6 9.00 3.000																			
Willie Hernandez, L (8,1) ERA: 3.15	0.0 L 4 2 0 0 0 2 0 0 0 0 0 2 10 ∞ ∞	7.1 L 31 11 10 7 1 0 0 0 0 0 0 8 8 0.00 0.750	9.1 L 37 14 13 10 1 0 0 0 0 0 0 6 6 9.00 3.000																			
Mike Henneman, R (9,1) ERA: 2.45	1.0 L 6 3 1 2 0 1 0 0 0 0 6 6 9.00 3.000																					
Mark Thurmond, L (9,1) ERA: 4.02																						

Detroit Tigers @ Baltimore Orioles
Memorial Stadium, Baltimore, MD
Mon Sep 07 1987, 7:05 PM EDT
Att: 13,651 - Unknown

AB 43
R 12
H 16
RBI 9
BB 5
SO 4
LOB 20



Detroit Tigers @ Baltimore Orioles
Memorial Stadium, Baltimore, MD
Mon Sep 07 1987, 7:05 PM EDT
Att: 13,651 - Unknown

AB 38
R 4
H 11
RBI 4
BB 2
SO 8
LOB 14



Batter	1	2	3	4	5	6	7	8	9	AB	R	H	RBI	BB	SO	LOB	TOP										
Lou Whitaker, L (1,4) OBP: 0.344, SLG: 0.440 Jim Walewander, S (6,4) OBP: 0.288, SLG: 0.340	4-0 WP HR BB	0-3 K		0-0 F9		0-0 F8		0-0 5-3		3	1	0	0	1	1	1											
Bill Madlock, R (1,10) OBP: 0.362, SLG: 0.479	0-0 HR	5-3		0-0 4-3		0-0 F6		0-0 F6		5	1	1	2	0	0	1											
Darrell Evans, L (1,3) OBP: 0.382, SLG: 0.505	0-0 3B	F5		0-0 1B		0-0 3-1			0-0 L4	5	1	2	0	0	0	1											
Alan Trammell, R (1,6) OBP: 0.385, SLG: 0.529	0-0 2B		0-0 E6	0-0 F7			0-0 P3		0-0 6-3	5	2	1	1	0	0	1											
Matt Nokes, L (1,2) OBP: 0.347, SLG: 0.543	0-0 F4		0-0 HR		0-0 G4-6-3 1B		0-0 BB 1B		4-0 BB	4	1	3	2	1	0	1											
Chet Lemon, R (1,8) OBP: 0.391, SLG: 0.491	4-0 2B		0-0 1B		0-0 L8		0-0 F8		0-0 6-3	4	0	1	0	1	0	3											
Johnny Grubb, L (1,7) OBP: 0.289, SLG: 0.298 Larry Herndon, R (7,7) OBP: 0.385, SLG: 0.544	0-0 2B		0-0 F4		0-0 G4-6-3		4-0 BB			3	0	1	1	0	0	2	AB 38										
Jim Morrison, R (1,5) OBP: 0.296, SLG: 0.403 Tom Brooks, R (7,5) OBP: 0.300, SLG: 0.374	0-0 FC1-5-2		0-0 F7		0-0 1-2		0-0 BB			0	0	0	0	1	0	0	R 7										
Pat Sheridan, L (1,9) OBP: 0.333, SLG: 0.376	0-0 G3		0-0 4-3		0-0 2B		0-0 F3			4	1	1	0	0	0	5	H 11										
Inning Stats	R: 4 E: 0 K: 0 S: 7	H: 4 LOB: 2 BB: 2 P: 15	R: 0 E: 0 K: 1 S: 5	H: 0 LOB: 0 BB: 0 P: 5	R: 2 E: 1 K: 0 S: 6	H: 2 LOB: 1 BB: 0 P: 6	R: 0 E: 0 K: 0 S: 4	H: 1 LOB: 1 BB: 0 P: 4	R: 0 E: 0 K: 0 S: 3	H: 1 LOB: 0 BB: 0 P: 3	R: 1 E: 0 K: 0 S: 5	H: 2 LOB: 1 BB: 0 P: 5	R: 0 E: 0 K: 0 S: 4	H: 1 LOB: 2 BB: 1 P: 8	R: 0 E: 0 K: 0 S: 3	H: 0 LOB: 0 BB: 0 P: 3	R: 0 E: 0 K: 0 S: 3	H: 0 LOB: 1 BB: 1 P: 7	1B: 6 2B: 2 3B: 1 HR: 2	SF: 0 SAC: 0 DP: 1 HBP: 0	WP: 1 PB: 0 SB: 1 CS: 0	PA: 42					
PITCHER	IP	WLS	BF	H	R	ER	SO	BB	IBB	HBP	BLK	WP	HR	S	P	ERA	WHIP										
Ken Dixon, R (1,1) ERA: 6.1	0.0	L	3	2	3	3	0	1	0	0	0	1	1	2	6	∞	∞										
Mike Griffin, R (1,1) ERA: 3.94	5.0		24	8	4	3	1	1	0	0	0	0	1	25	29	5.40	1.800										
Scott McGregor, L (6,1) ERA: 6.64	1.2		7	1	0	0	0	1	0	0	0	0	0	6	10	0.00	1.200										
Tony Arnold, R (7,1) ERA: 5.33	1.1		4	0	0	0	0	0	0	0	0	0	0	4	4	0.00	0.000										
Mike Kinnunen, L (9,1) ERA: 4.09	1.0		4	0	0	0	0	1	0	0	0	0	0	3	7	0.00	1.000										

Detroit Tigers @ Baltimore Orioles
 Memorial Stadium, Baltimore, MD
 Wed Sep 09 1987, 7:05 PM EDT
 Unknown

AB	38
R	7
H	11
RBI	7
BB	4
SO	1
LOB	18



Batter	1	2	3	4	5	6	7	8	9	AB	R	H	RBI	BB	SO	LOB	BOTTOM										
Pete Stanicek, S (1,5) OBP: 0.400, SLG: 0.391	0-0 G6-3 1B		0-0 F7		0-0 F7		0-0 1-3 1B		0-0 6-3	5	0	2	1	0	0	0											
Billy Ripken, R (1,4) OBP: 0.365, SLG: 0.386 Jim Dwyer, L (7,7) OBP: 0.384, SLG: 0.521 Ron Washington, R (8,5) OBP: 0.314, SLG: 0.460	0-0 G6-3		4-0 BB		0-0 5-3		0-0 1-3 1B		0-0 F7	2	0	0	0	1	0	1											
Cal Ripken Jr., R (1,6) OBP: 0.336, SLG: 0.439	0-0 1B		0-0 F8		0-0 F9		0-0 F9		0-0 6-3	5	0	1	0	0	0	3											
Eddie Murray, S (1,10) OBP: 0.345, SLG: 0.488	0-0 G3		0-0 F8		0-0 1-3		0-0 FC3-6 1B		0-0 1-3	4	0	1	0	0	0	4											
Fred Lynn, L (1,8) OBP: 0.332, SLG: 0.504		0-0 E 1B		0-0 4-3 G3 2B		0-0 FC3-6 1B		0-0 F5		4	1	2	0	0	0	4											
Ray Knight, R (1,3) OBP: 0.310, SLG: 0.382		0-3 K		0-0 4-3		0-0 1-3 1B		0-0 HR		4	1	2	1	0	1	2											
Larry Sheets, L (1,9) OBP: 0.357, SLG: 0.584	0-0 E6		0-0 G3		0-0 4-3		0-0 K			4	0	0	1	0	1	3											
Terry Kennedy, L (1,2) OBP: 0.303, SLG: 0.385 Carl Nichols, R (7,7) OBP: 0.314, SLG: 0.460	0-0 L7		0-0 F7		0-0 1B		0-0 1B		0-0 G5-4-3 1B	2	0	0	0	1	0	2											
Lee Lacy, R (8,7) OBP: 0.320, SLG: 0.389	0-0 F7				0-0 F7		0-0 1B		0-0 G5-4-3 1B	1	0	1	0	0	0	0											
Mike Young, S (1,7) OBP: 0.338, SLG: 0.422 Floyd Rayford, R (9,2) OBP: 0.245, SLG: 0.340	0-0 F7				0-0 F7		0-0 1B		0-0 G5-4-3 1B	4	1	1	0	0	0	3											
Inning Stats	R: 0 E: 0 K: 0 S: 4	H: 2 LOB: 1 BB: 0 P: 4	R: 0 E: 1 K: 1 S: 7	H: 1 LOB: 2 BB: 0 P: 7	R: 0 E: 0 K: 0 S: 3	H: 0 LOB: 1 BB: 1 P: 7	R: 1 E: 0 K: 0 S: 4	H: 1 LOB: 0 BB: 0 P: 4	R: 0 E: 0 K: 0 S: 3	H: 0 LOB: 0 BB: 0 P: 3	R: 0 E: 0 K: 0 S: 5	H: 2 LOB: 2 BB: 0 P: 5	R: 2 E: 0 K: 0 S: 6	H: 3 LOB: 3 BB: 1 P: 10	R: 1 E: 0 K: 1 S: 6	H: 2 LOB: 0 BB: 0 P: 6	R: 0 E: 0 K: 0 S: 3	H: 0 LOB: 0 BB: 0 P: 3	1B: 9 2B: 1 3B: 0 HR: 1	SF: 0 SAC: 0 DP: 2 HBP: 0	WP: 0 PB: 0 SB: 0 CS: 0	PA: 39					
PITCHER	IP	WLS	BF	H	R	ER	SO	BB	IBB	HBP	BLK	WP	HR	S	P	ERA	WHIP										
Walt Terrell, R (1,1) ERA: 4.04	6.0	W	29	9	3	3	1	2	0	0	0	0	0	29	37	4.50	1.833										
Eric King, R (7,1) ERA: 4.53	0.2		2	0	0	0	0	0	0	0	0	0	0	2	2	0.00	0.000										
Willie Hernandez, L (7,1) ERA: 3.19	2.1	S	8	2	1	1	1	0	0	0	0	0	1	10	10	3.86	0.857										


Detroit Tigers @ Baltimore Orioles
 Memorial Stadium, Baltimore, MD
 Wed Sep 09 1987, 7:05 PM EDT
 Unknown

AB	37
R	4
H	11
RBI	4
BB	2
SO	2
LOB	22




Batter	1	2	3	4	5	6	7	8	9	AB	R	H	RBI	BB	SO	LOB	TOP					
Lou Whitaker, L (1,4) OBP: 0.347, SLG: 0.448 Jim Walewander, S (9,4)	F7		E9	HR		1B		FC6-4		4	1	2	2	1	0	1	Detroit Tigers @ Baltimore Orioles Memorial Stadium, Baltimore, MD Wed Sep 09 1987, 7:05 PM EDT Att: 21,579 - Unknown					
Darrell Evans, L (1,10) OBP: 0.394, SLG: 0.504	L4			BB				F5		3	0	1	0	2	0	1						
Dave Bergman, L (1,3) OBP: 0.405, SLG: 0.500	4-3		F2	E1		G1-6-3				5	0	1	0	0	0	5						
Alan Trammell, R (1,6) OBP: 0.385, SLG: 0.528 Doug Baker, S (9,6)		1B WP		FC6-4				F9		5	1	2	0	0	0	3						
Matt Nokes, L (1,2) OBP: 0.347, SLG: 0.540		G3-4		6-3		G3		6-3		4	1	1	0	1	0	0						
Chet Lemon, R (1,8) OBP: 0.389, SLG: 0.488 Pat Sheridan, L (4,9) OBP: 0.331, SLG: 0.374	G3-4		6-3	4-3				G3		2	0	0	0	0	0	4						
Scott Lusader, L (1,9) OBP: 0.400, SLG: 0.667	F7			6-3						4	2	2	2	0	0	1						
Larry Hemdon, R (1,7) OBP: 0.383, SLG: 0.541			6-3	SF7		L9				3	0	1	2	0	0	0						
Tom Brookens, R (1,5) OBP: 0.300, SLG: 0.373			F8	HR		F3		FC4-6		4	1	1	0	0	0	1						
Inning Stats	R: 0 E: 0 K: 0 S: 3	H: 0 LOB: 0 BB: 0 P: 3	R: 0 E: 0 K: 0 S: 4	H: 2 LOB: 1 BB: 0 P: 4	R: 0 E: 1 K: 0 S: 4	H: 1 LOB: 2 BB: 1 P: 8	R: 5 E: 1 K: 0 S: 8	H: 4 LOB: 2 BB: 2 P: 16	R: 0 E: 0 K: 0 S: 3	H: 0 LOB: 0 BB: 0 P: 3	R: 0 E: 0 K: 0 S: 4	H: 1 LOB: 1 BB: 1 P: 8	R: 0 E: 0 K: 0 S: 3	H: 0 LOB: 0 BB: 0 P: 3	R: 1 E: 0 K: 0 S: 5	H: 2 LOB: 1 BB: 0 P: 5		R: 0 E: 0 K: 0 S: 3	H: 1 LOB: 0 BB: 0 P: 3	1B: 7 2B: 2 3B: 1 HR: 1	SF: 1 SAC: 0 DP: 2 HBP: 0	WP: 1 PB: 0 SB: 1 CS: 0
PITCHER	IP	WLS	BF	H	R	ER	SO	BB	IBB	HBP	BLK	WP	HR	S	P	ERA	WHIP					
Mike Boddicker, R (1,1) ERA: 4.16	3.2	L	19	7	5	5	0	2	0	0	0	1	1	17	25	12.27	2.455					
Jack O'Connor, L (4,1) ERA: 5.12	3.1		16	3	1	1	0	2	0	0	0	0	0	14	22	2.70	1.500					
Mike Kinnunen, L (8,1) ERA: 3.46	2.0		6	1	0	0	0	0	0	0	0	0	0	6	6	0.00	0.500					

AB	36
R	6
H	11
RBI	6
BB	4
SO	0
LOB	16



Batter	1	2	3	4	5	6	7	8	9	AB	R	H	RBI	BB	SO	LOB	BOTTOM					
Ron Washington, R (1,5) OBP: 0.291, SLG: 0.426	F8		F9			K		F9		4	0	0	0	0	1	0	Detroit Tigers @ Baltimore Orioles Memorial Stadium, Baltimore, MD Wed Sep 09 1987, 7:05 PM EDT Att: 21,579 - Unknown					
Billy Ripken, R (1,4) OBP: 0.371, SLG: 0.390						FC6-4		F8		3	0	2	0	1	0	0						
Cal Ripken Jr., R (1,6) OBP: 0.334, SLG: 0.436	F8		6-3			FC6-4		L9		4	0	0	0	0	0	3						
Eddie Murray, S (1,10) OBP: 0.344, SLG: 0.486 Pete Stanicek, S (9, PR) OBP: 0.400, SLG: 0.391	F5					F7				4	0	1	0	0	0	2						
Fred Lynn, L (1,8) OBP: 0.334, SLG: 0.509 Mike Hart, L (9,8) OBP: 0.205, SLG: 0.439		4-3		F4				K		3	0	2	0	0	0	0						
Ray Knight, R (1,3) OBP: 0.308, SLG: 0.380		4-3		F8		G6-4-3				3	0	0	0	0	0	2						
Larry Sheets, L (1,9) OBP: 0.355, SLG: 0.580		K				F9		F8		3	0	0	0	0	1	1						
Terry Kennedy, L (1,2) OBP: 0.304, SLG: 0.384 Carl Nichols, R (9,2)										3	0	1	0	0	2	1						
Mike Young, S (1,7) OBP: 0.335, SLG: 0.417			K			F8		G4-6-3		3	0	0	0	0	1	1						
Inning Stats	R: 0 E: 0 K: 0 S: 4	H: 1 LOB: 1 BB: 0 P: 4	R: 0 E: 0 K: 2 S: 8	H: 1 LOB: 0 BB: 0 P: 8	R: 0 E: 0 K: 1 S: 6	H: 1 LOB: 1 BB: 0 P: 6	R: 0 E: 0 K: 0 S: 3	H: 0 LOB: 0 BB: 0 P: 3	R: 0 E: 0 K: 0 S: 5	H: 0 LOB: 0 BB: 0 P: 5	R: 0 E: 0 K: 1 S: 5	H: 0 LOB: 1 BB: 1 P: 9	R: 0 E: 0 K: 0 S: 3	H: 1 LOB: 0 BB: 0 P: 3	R: 0 E: 0 K: 0 S: 3	H: 1 LOB: 1 BB: 0 P: 3		R: 0 E: 0 K: 1 S: 6	H: 1 LOB: 0 BB: 0 P: 6	1B: 5 2B: 1 3B: 0 HR: 0	SF: 0 SAC: 0 DP: 2 HBP: 0	WP: 0 PB: 0 SB: 1 CS: 0
PITCHER	IP	WLS	BF	H	R	ER	SO	BB	IBB	HBP	BLK	WP	HR	S	P	ERA	WHIP					
Doyle Alexander, R (1,1) ERA: 3.46	9.0	W	32	6	0	0	6	1	0	0	0	0	0	43	47	0.00	0.778					


AB	31
R	0
H	6
RBI	0
BB	1
SO	6
LOB	11



Batter	1	2	3	4	5	6	7	8	9	AB	R	H	RBI	BB	SO	LOB	TOP			
Lou Whitaker, L (1, 4) OBP: 0.344, SLG: 0.444	K		F9		K		K		F4	5	0	0	0	0	3	2				
Bill Madlock, R (1, 3) OBP: 0.358, SLG: 0.475	F7		SF9		5-3		F9			3	0	0	1	0	0	0				
Chet Lemon, R (1, 8) OBP: 0.388, SLG: 0.484	K		K			1B BB		F3		3	1	0	0	1	2	0				
Alan Trammell, R (1, 6) OBP: 0.384, SLG: 0.525		1B BB		F7		F7		F8		3	0	0	0	1	0	1				
Larry Herndon, R (1, 7) OBP: 0.385, SLG: 0.540 Scott Lusader, L (8, PR) OBP: 0.400, SLG: 0.667	K		K		K	FC1-6 1B		FC6-4 1B		4	0	2	0	0	2	1				
Jim Morrison, R (1, 10) OBP: 0.298, SLG: 0.404						FC1-6 1B		FC6-4		4	0	2	0	0	0	3				
Matt Nokes, L (1, 2) OBP: 0.346, SLG: 0.538	F7		F8			1B		4-3		4	0	1	1	0	0	3				
Tom Brookens, R (1, 5) OBP: 0.300, SLG: 0.381 Dave Bergman, L (6, PH) OBP: 0.463, SLG: 0.497 Jim Walewander, S (6, 5) OBP: 0.288, SLG: 0.340 Darrell Evans, L (9, PH) OBP: 0.386, SLG: 0.505	F9					HR		G3		2	1	1	1	0	0	2				
Mike Heath, R (1, 9) OBP: 0.341, SLG: 0.436 Pat Sheridan, L (7, PH) OBP: 0.330, SLG: 0.373					F6			4-3		2	1	1	0	0	0	0				
Kirk Gibson, L (9, PH) OBP: 0.376, SLG: 0.483			F9 SF9 2B					F6		1	0	0	0	0	0	0				
Inning Stats	R: 0 E: 0 K: 2 S: 7	H: 0 LOB: 0 BB: 0 P: 7	R: 0 E: 0 K: 1 S: 6	H: 1 LOB: 2 BB: 1 P: 10	R: 1 E: 0 K: 1 S: 6	H: 1 LOB: 0 BB: 0 P: 6	R: 0 E: 0 K: 1 S: 6	H: 1 LOB: 1 BB: 0 P: 6	R: 1 E: 0 K: 0 S: 5	H: 2 LOB: 2 BB: 1 P: 9	R: 0 E: 0 K: 1 S: 5	H: 0 LOB: 0 BB: 0 P: 5	R: 0 E: 0 K: 0 S: 4	H: 1 LOB: 1 BB: 0 P: 4	R: 0 E: 0 K: 0 S: 4	H: 1 LOB: 1 BB: 0 P: 4	1B: 6 2B: 1 3B: 0 HR: 1	SF: 1 SAC: 0 DP: 0 HBP: 0	WP: 0 PB: 0 SB: 0 CS: 0	PA: 37
PITCHER	IP	WLS	BF	H	R	ER	SO	BB	IBB	HBP	BLK	WP	HR	S	P	ERA	WHIP			
Juan Nieves, L (1, 1) ERA: 5.05	5.2	W	25	6	3	3	6	2	0	0	0	0	1	35	43	4.76	1.412			
Jay Aldrich, R (6, 1) ERA: 5.27	0.1		1	0	0	0	0	0	0	0	0	0	0	1	1	0.00	0.000			
Paul Mirabella, L (7, 1) ERA: 6.75	3.0	S	11	2	0	0	1	0	0	0	0	0	0	13	13	0.00	0.667			

Detroit Tigers @ Milwaukee Brewers
Milwaukee County Stadium, Milwaukee, WI
Thu Sep 10 1987, 8:05 PM EDT
Att: 9,715 - Unknown


AB 34
R 3
H 8
RBI 3
BB 2
SO 7
LOB 15

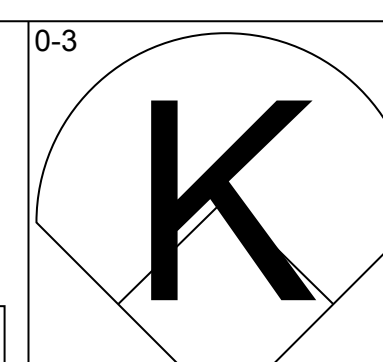
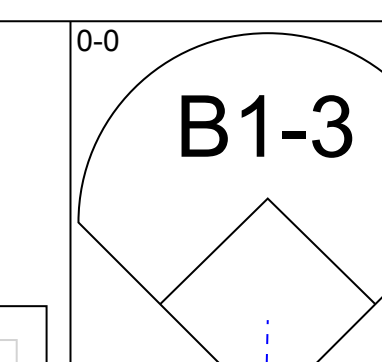
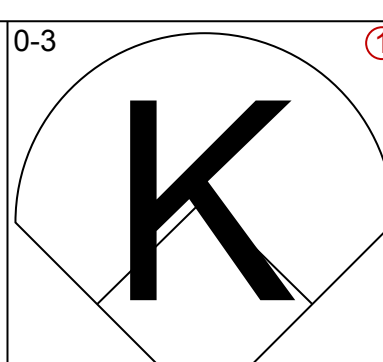
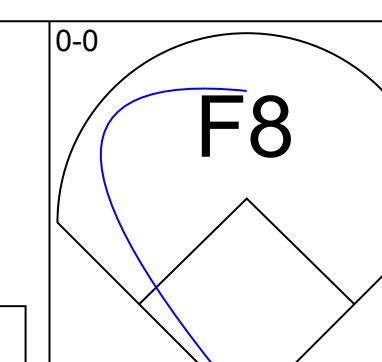
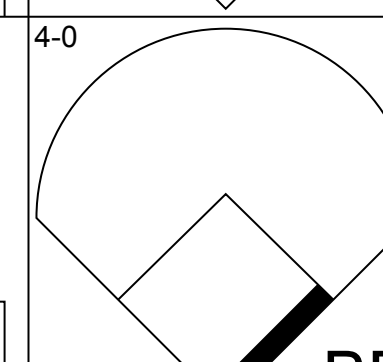
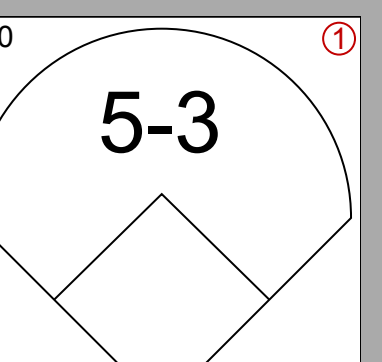
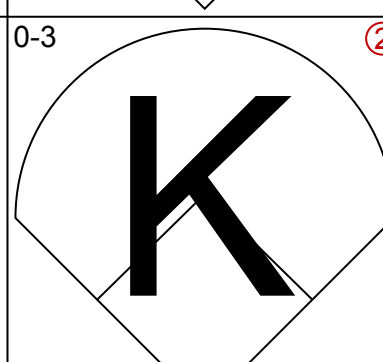
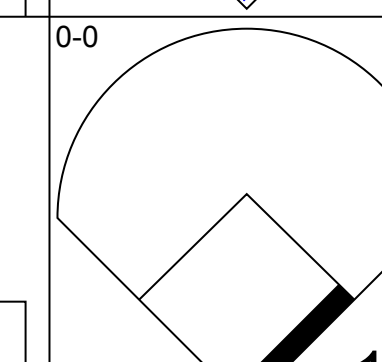
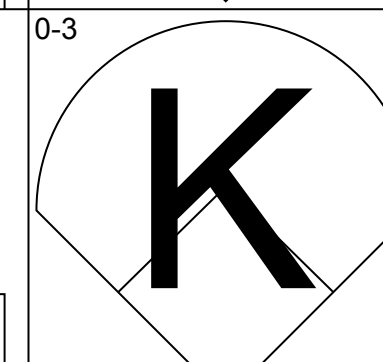
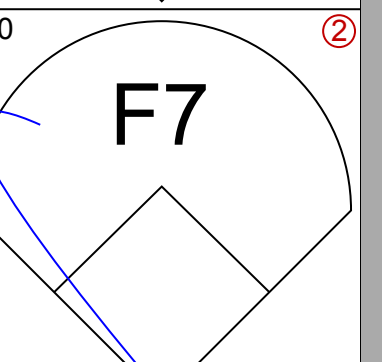
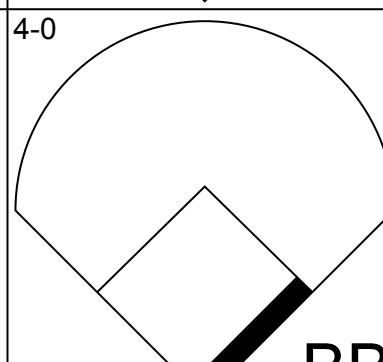
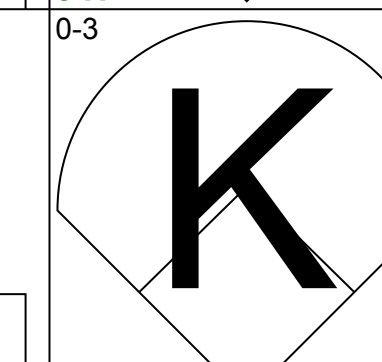
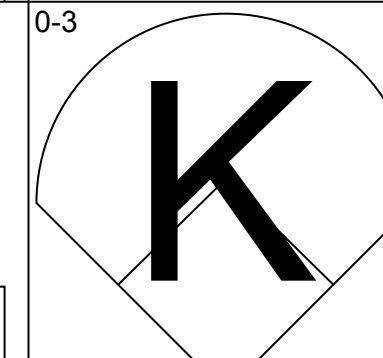
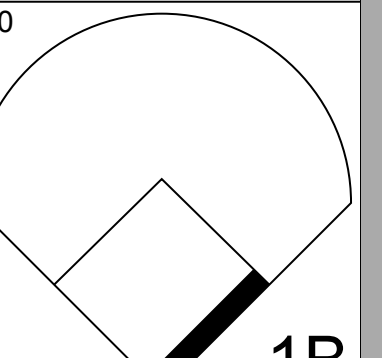
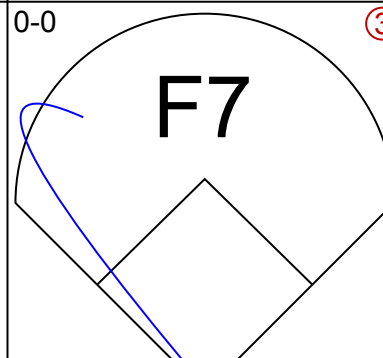

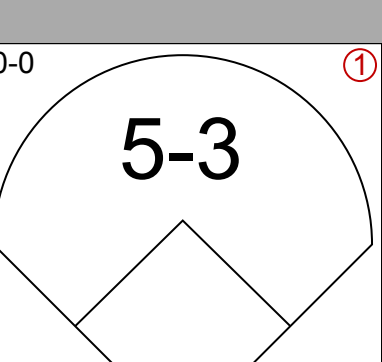
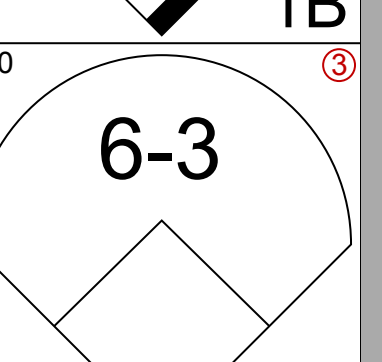
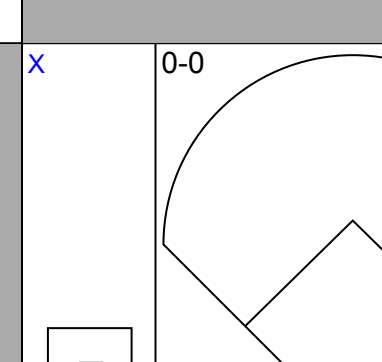

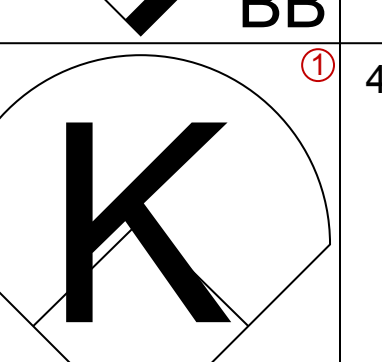
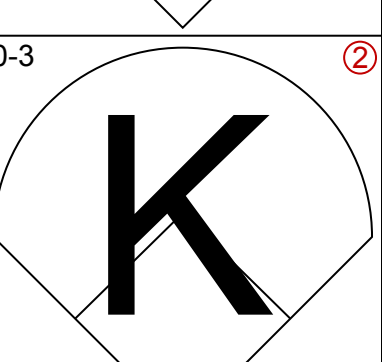
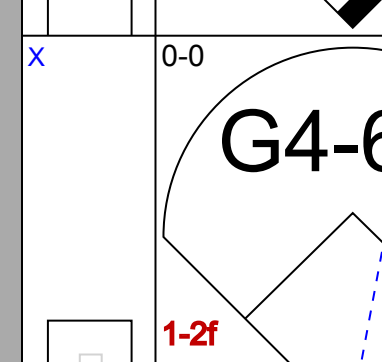

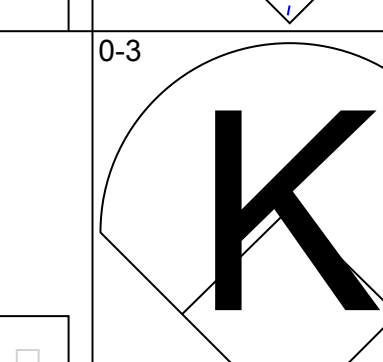
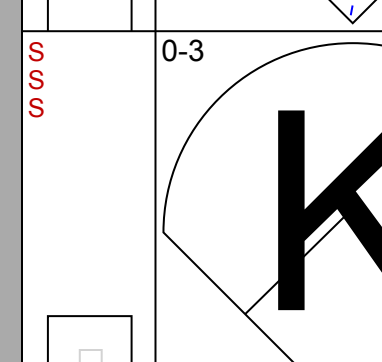

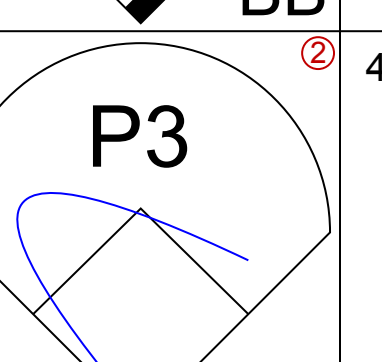


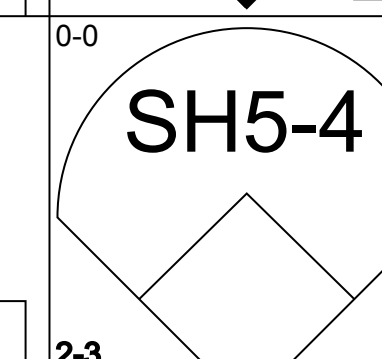

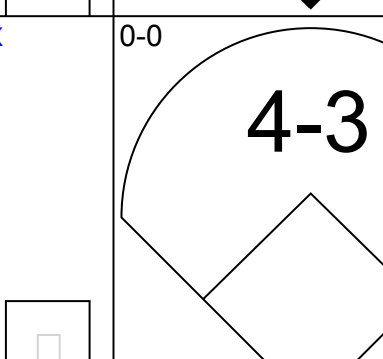


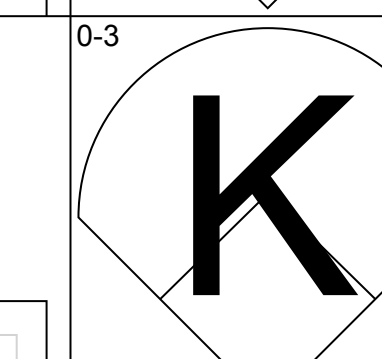
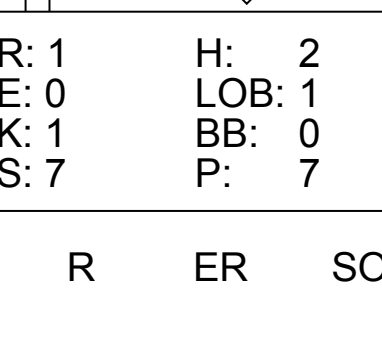
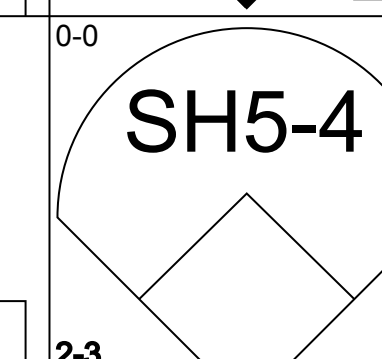

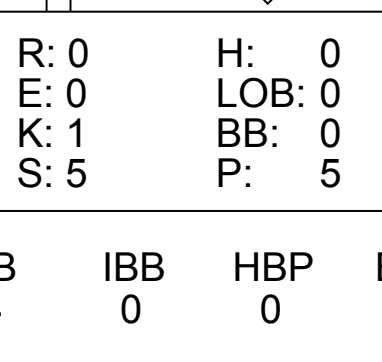
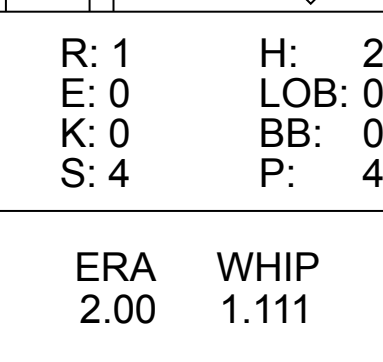
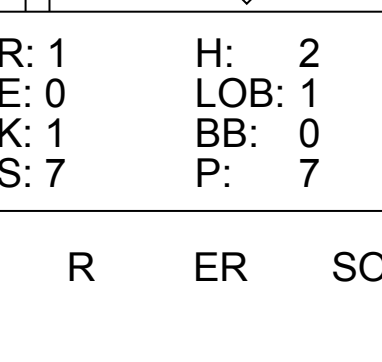


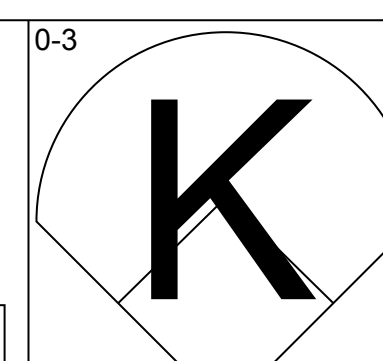
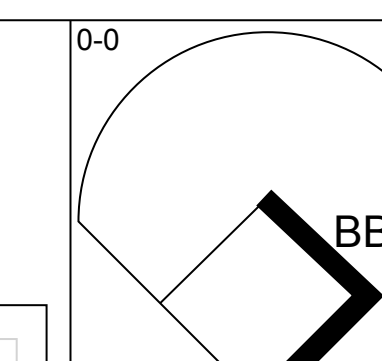
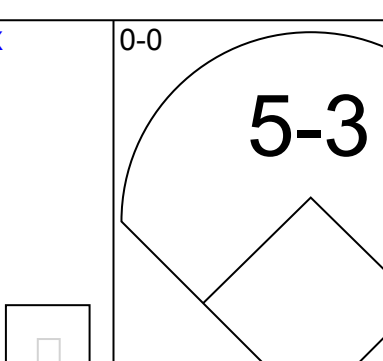
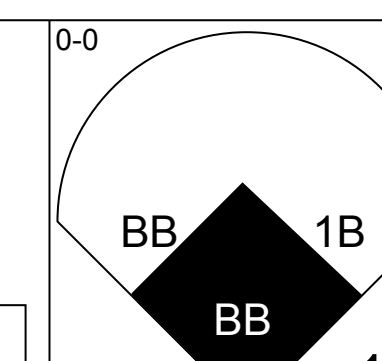
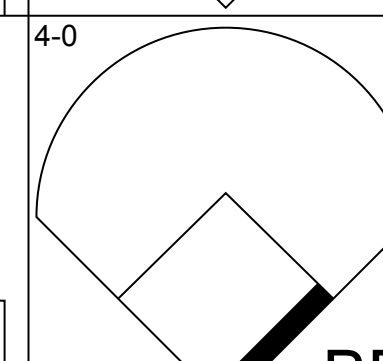
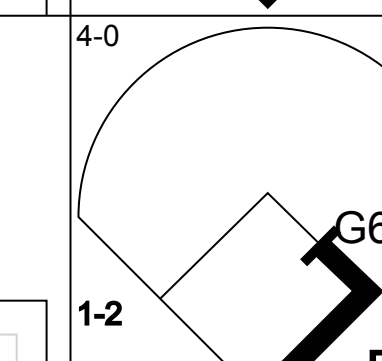


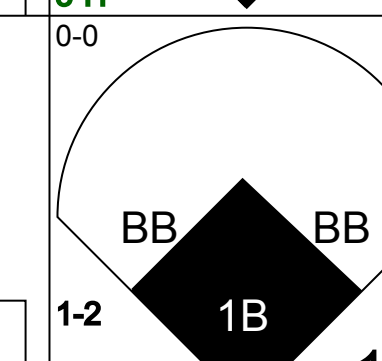

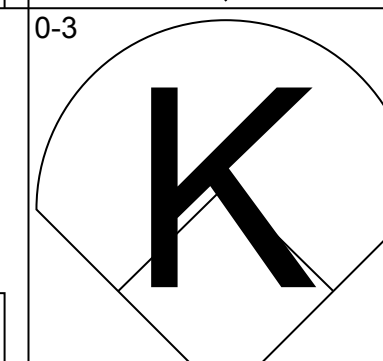
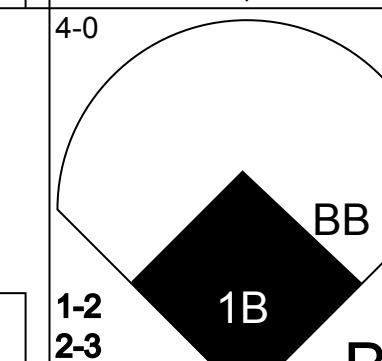
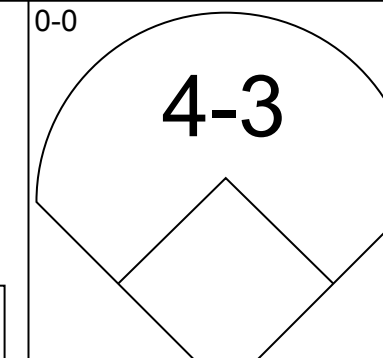

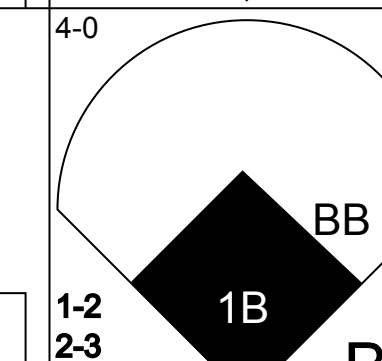
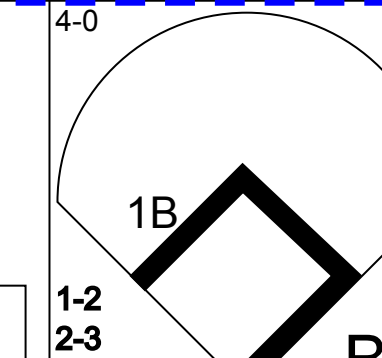
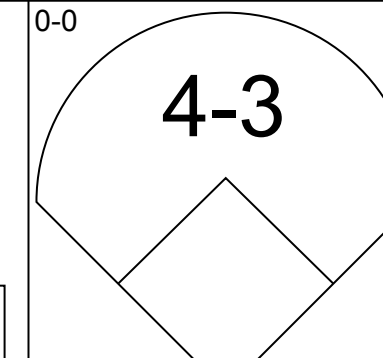
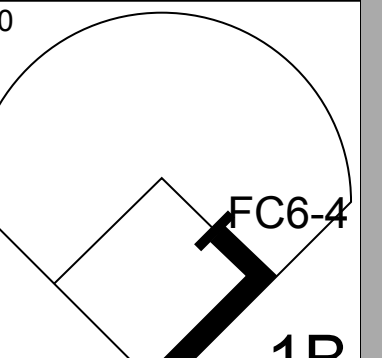
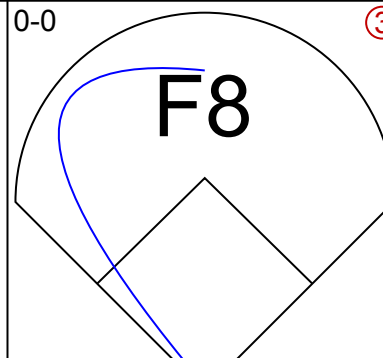
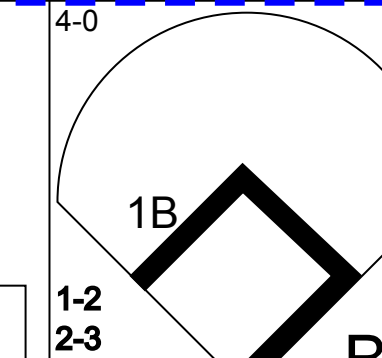

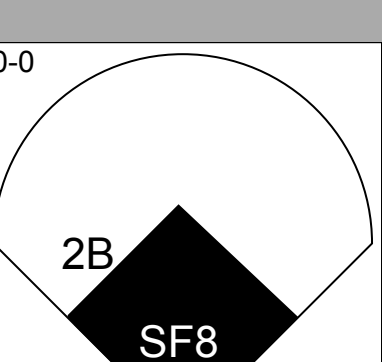
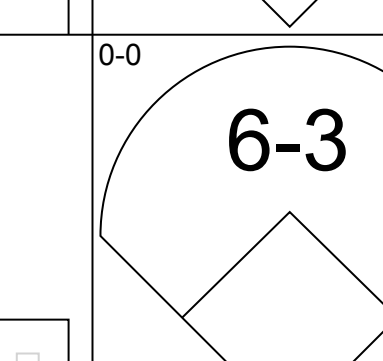
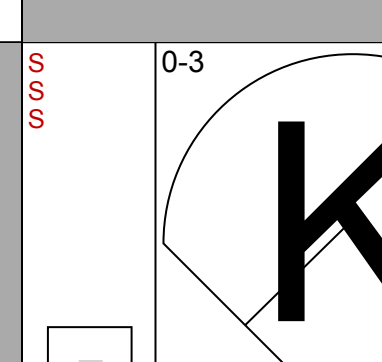
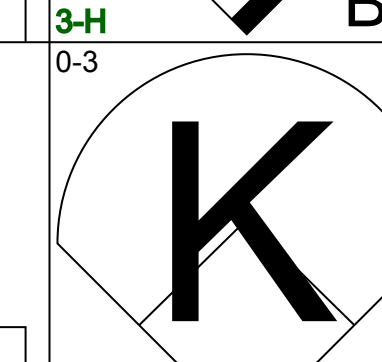

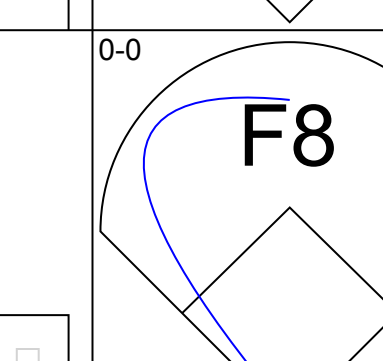
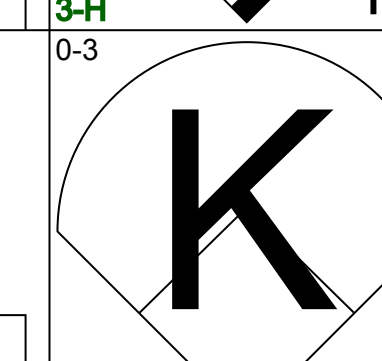
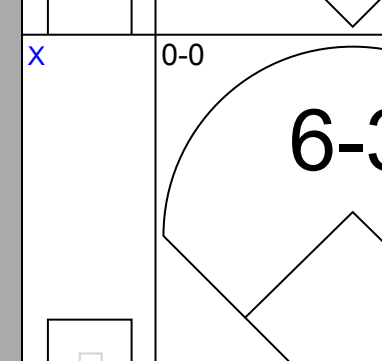
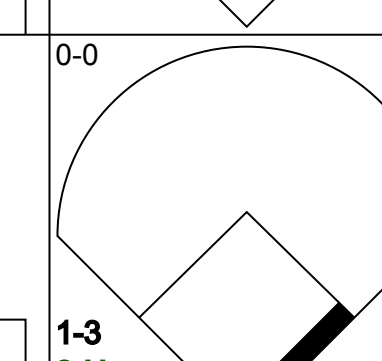
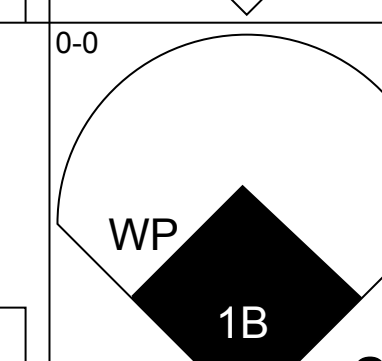
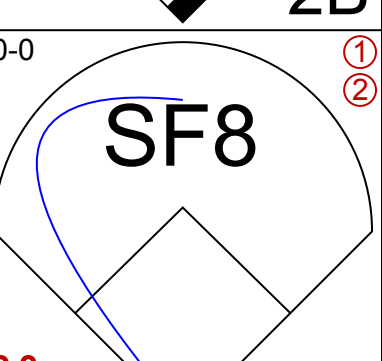
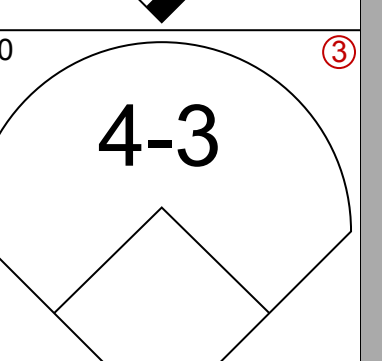
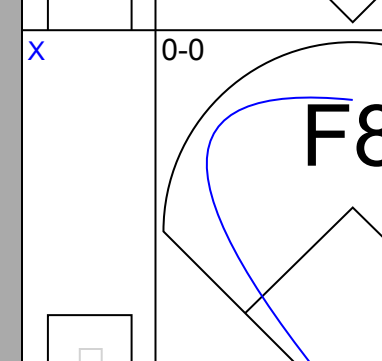
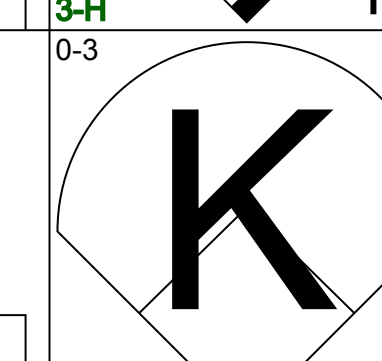

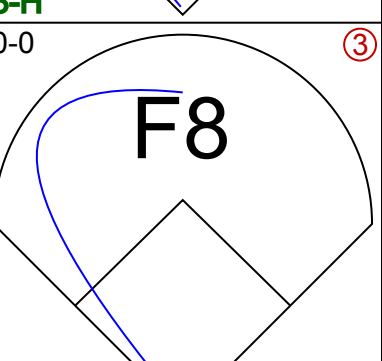
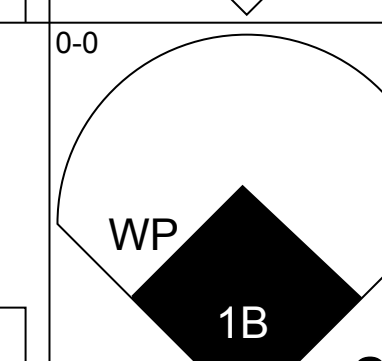

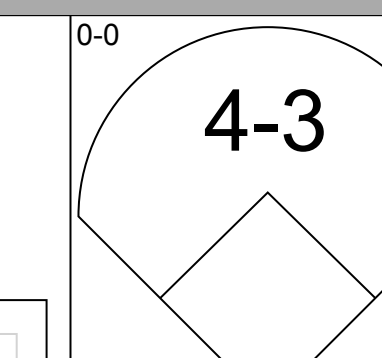
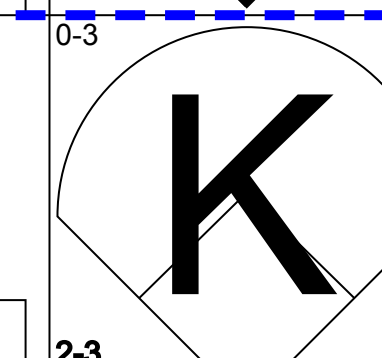
Batter	1	2	3	4	5	6	7	8	9	AB	R	H	RBI	BB	SO	LOB	BOTTOM			
Paul Molitor, R (1, 4) OBP: 0.426, SLG: 0.546	S 1B		S 1B	S BB		S 2B				3	2	3	0	1	0	0				
Robin Yount, R (1, 10) OBP: 0.377, SLG: 0.467	6-3		K	K		BB				3	0	0	0	1	2	3				
Glenn Braggs, R (1, 9) OBP: 0.335, SLG: 0.427	E S 1B		1B	1-3		F7				4	1	2	2	0	0	3				
Greg Brock, L (1, 3) OBP: 0.376, SLG: 0.449	E3		FC5-4 1B	1-3	1-3	4-3		4-3		4	1	1	0	0	0	1				
Rob Deer, R (1, 7) OBP: 0.364, SLG: 0.478	K		FC5-4 1B	E S BB		K		K		3	0	1	1	1	2	2				
Dale Sveum, S (1, 6) OBP: 0.294, SLG: 0.422	K		FC5-4 1B	1-2 2H	1-3	K		F5		4	0	0	0	0	2	5				
Bill Schroeder, R (1, 2) OBP: 0.378, SLG: 0.543		K	1-2 1B		F6			5-3		4	0	1	1	0	1	1				
Mike Felder, S (1, 8) OBP: 0.321, SLG: 0.307	6-3		4-3			4-3		F8 BB		3	0	0	0	1	0	2				
Juan Castillo, S (1, 5) OBP: 0.294, SLG: 0.318 Ernest Riles, L (8, PH) OBP: 0.333, SLG: 0.361	K			B3-1		F6		F8		3	0	0	0	0	1	0				
Inning Stats	R: 1 E: 1 K: 2 S: 10	H: 2 LOB: 2 BB: 0 P: 10	R: 0 E: 0 K: 2 S: 7	H: 0 LOB: 0 BB: 0 P: 7	R: 3 E: 0 K: 1 S: 10	H: 5 LOB: 2 BB: 0 P: 10	R: 0 E: 0 K: 1 S: 5	H: 0 LOB: 1 BB: 1 P: 9	R: 0 E: 0 K: 0 S: 4	H: 1 LOB: 2 BB: 1 P: 8	R: 0 E: 0 K: 1 S: 5	H: 0 LOB: 0 BB: 0 P: 5	R: 0 E: 0 K: 0 S: 2	H: 0 LOB: 0 BB: 1 P: 6	1B: 6 2B: 2 3B: 0 HR: 0	SF: 0 SAC: 0 DP: 0 HBP: 0	WP: 0 PB: 0 SB: 5 CS: 0	PA: 36		
PITCHER	IP	WLS	BF	H	R	ER	SO	BB	IBB	HBP	BLK	WP	HR	S	P	ERA	WHIP			
Frank Tanana, L (1, 1) ERA: 4.13	2.2	L	16	7	4	4	5	0	0	0	0	0	0	26	26	13.50	2.625			
Dan Petry, R (3, 1) ERA: 5.59	5.1		20	1	0	0	3	4	0	0	0	0	0	22	38	0.00	0.938			

Detroit Tigers @ Milwaukee Brewers
Milwaukee County Stadium, Milwaukee, WI
Thu Sep 10 1987, 8:05 PM EDT
Att: 9,715 - Unknown

AB 32
R 4
H 8
RBI 4
BB 4
SO 8
LOB 18




Batter	1	2	3	4	5	6	7	8	9	AB	R	H	RBI	BB	SO	LOB	TOP					
Lou Whitaker, L (1, 4) OBP: 0.341, SLG: 0.441										4	0	0	0	0	2	1	Detroit Tigers @ Milwaukee Brewers Milwaukee County Stadium, Milwaukee, WI Fri Sep 11 1987, 8:05 PM EDT Att: 21,161 - Unknown					
Bill Madlock, R (1, 10) OBP: 0.360, SLG: 0.473										3	0	1	1	1	1	0						
Chet Lemon, R (1, 8) OBP: 0.387, SLG: 0.481										3	0	0	0	1	2	2						
Alan Trammell, R (1, 6) OBP: 0.385, SLG: 0.523										3	0	1	0	1	1	2						
Larry Herndon, R (1, 7) OBP: 0.383, SLG: 0.534										4	0	1	0	0	1	2						
Jim Morrison, R (1, 9) OBP: 0.298, SLG: 0.403										3	0	1	0	0	1	1						
Pat Sheridan, L (8, 9) OBP: 0.330, SLG: 0.373										0	0	0	0	0	0	0						
Kirk Gibson, L (8, PH) OBP: 0.377, SLG: 0.483										0	0	0	0	1	0	0						
Darrell Evans, L (1, 3) OBP: 0.383, SLG: 0.500										4	0	0	0	0	1	3						
Tom Brookens, R (1, 5) OBP: 0.302, SLG: 0.393										4	2	2	1	0	0	2						
Mike Heath, R (1, 2) OBP: 0.338, SLG: 0.433										2	0	0	0	0	1	0						
Inning Stats	R: 0 E: 0 K: 3 S: 9	H: 0 LOB: 1 BB: 1 P: 13	R: 0 E: 0 K: 1 S: 5	H: 0 LOB: 0 BB: 0 P: 5	R: 0 E: 0 K: 1 S: 5	H: 0 LOB: 0 BB: 0 P: 5	R: 0 E: 0 K: 0 S: 4	H: 1 LOB: 1 BB: 0 P: 4	R: 1 E: 0 K: 0 S: 4	H: 2 LOB: 0 BB: 0 P: 4	R: 0 E: 0 K: 2 S: 7	H: 0 LOB: 1 BB: 1 P: 11	R: 0 E: 0 K: 1 S: 5	H: 1 LOB: 0 BB: 0 P: 5	R: 1 E: 0 K: 1 S: 7	H: 2 LOB: 1 BB: 0 P: 7	R: 0 E: 0 K: 1 S: 5	H: 0 LOB: 2 BB: 2 P: 13	1B: 4 2B: 1 3B: 0 HR: 1	SF: 0 SAC: 1 DP: 1 HBP: 0	WP: 0 PB: 0 SB: 0 CS: 1	PA: 35
PITCHER Teddy Higuera, L (1, 1) ERA: 3.79	IP: 9.0 WLS: W BF: 35 H: 6 R: 2 ER: 2 SO: 10 BB: 4 IBB: 0 HBP: 0 BLK: 0 WP: 0 HR: 1 S: 51 P: 67 ERA: 2.00 WHIP: 1.111															PITCHER						

Batter	1	2	3	4	5	6	7	8	9	AB	R	H	RBI	BB	SO	LOB	BOTTOM					
Paul Molitor, R (1, 4) OBP: 0.427, SLG: 0.546										4	1	2	1	0	1	0	Detroit Tigers @ Milwaukee Brewers Milwaukee County Stadium, Milwaukee, WI Fri Sep 11 1987, 8:05 PM EDT Att: 21,161 - Unknown					
Robin Yount, R (1, 8) OBP: 0.381, SLG: 0.468										1	1	1	0	3	0	0						
Glenn Braggs, R (1, 10) OBP: 0.335, SLG: 0.424										3	1	0	0	1	1	4						
Greg Brock, L (1, 3) OBP: 0.377, SLG: 0.449										3	0	1	1	1	0	1						
Rob Deer, R (1, 9) OBP: 0.363, SLG: 0.476										4	1	1	0	0	2	4						
B.J. Surhoff, L (1, 2) OBP: 0.344, SLG: 0.421										4	0	2	2	0	0	1						
Ernest Riles, L (1, 5) OBP: 0.328, SLG: 0.356										3	0	0	1	0	1	3						
Mike Felder, S (1, 7) OBP: 0.321, SLG: 0.312										3	1	1	0	0	0	0						
Dale Sveum, S (1, 6) OBP: 0.292, SLG: 0.419										3	0	0	0	0	1	1						
Inning Stats	R: 0 E: 0 K: 2 S: 7	H: 0 LOB: 1 BB: 1 P: 11	R: 1 E: 0 K: 0 S: 4	H: 2 LOB: 0 BB: 0 P: 4	R: 0 E: 0 K: 0 S: 3	H: 1 LOB: 1 BB: 1 P: 7	R: 0 E: 0 K: 0 S: 4	H: 1 LOB: 1 BB: 0 P: 4	R: 0 E: 0 K: 0 S: 3	H: 0 LOB: 0 BB: 0 P: 3	R: 0 E: 0 K: 0 S: 2	H: 0 LOB: 0 BB: 1 P: 6	R: 0 E: 0 K: 1 S: 5	H: 0 LOB: 0 BB: 0 P: 5	R: 4 E: 0 K: 3 S: 13	H: 4 LOB: 2 BB: 2 P: 21		R: 0 E: 0 K: 0 S: 5	H: 0 LOB: 0 BB: 0 P: 11	1B: 6 2B: 2 3B: 0 HR: 0	SF: 1 SAC: 0 DP: 2 HBP: 0	WP: 1 PB: 0 SB: 0 CS: 1
PITCHER Nate Snell, R (1, 1) ERA: 3.22 Mike Henneman, R (8, 1) ERA: 2.78 Willie Hernandez, L (8, 1) ERA: 3.14	IP: 7.0 WLS: L BF: 4 H: 2 R: 0 ER: 0 SO: 1 BB: 1 IBB: 0 HBP: 0 BLK: 0 WP: 0 HR: 0 S: 26 P: 41 ERA: 2.57 WHIP: 1.143															PITCHER						

AB	30
R	2
H	6
RBI	2
BB	4
SO	10
LOB	13



AB	28
R	5
H	8
RBI	5
BB	5
SO	6
LOB	14



Batter	1	2	3	4	5	6	7	8	9	AB	R	H	RBI	BB	SO	LOB	TOP			
Lou Whitaker, L (1,4) OBP: 0.339, SLG: 0.437 Scott Lusader, L (8,7) OBP: 0.364, SLG: 0.600	F9	F4			K		F8		F7	4	0	0	0	0	1	2				
Bill Madlock, R (1,10) OBP: 0.349, SLG: 0.471 Johnny Grubb, L (9,PH) OBP: 0.287, SLG: 0.295	6-3		F7		F4		E1		K	4	0	1	0	0	0	0				
Kirk Gibson, L (1,7) OBP: 0.376, SLG: 0.488 Jim Walewander, S (8,4) OBP: 0.288, SLG: 0.340	HR		F9		6-3		F8			4	1	1	1	0	0	1				
Alan Trammell, R (1,6) OBP: 0.386, SLG: 0.528 Doug Baker, S (8,6)	HR					F6		F8		3	1	1	1	1	0	0				
Darrell Evans, L (1,3) OBP: 0.380, SLG: 0.495	4-3		F4			3-1		F4		4	0	0	0	0	0	1				
Matt Nokes, L (1,2) OBP: 0.350, SLG: 0.542 Dwight Lowry, L (8,2) OBP: 0.174, SLG: 0.261		F9								4	0	3	0	0	0	0				
Chet Lemon, R (1,8) OBP: 0.390, SLG: 0.482					F6					3	0	2	0	1	0	1				
Pat Sheridan, L (1,9) OBP: 0.327, SLG: 0.369			K		F5		G3		F7	4	0	0	0	0	1	6				
Tom Brookens, R (1,5) OBP: 0.303, SLG: 0.391 Dave Bergman, L (9,PH) OBP: 0.401, SLG: 0.494					F7				K	2	0	0	0	1	1	1				
									K	1	0	0	0	0	1	0				
Inning Stats	R: 2 E: 0 K: 0 S: 5	H: 2 LOB: 0 BB: 0 P: 5	R: 0 E: 0 K: 1 S: 5	H: 0 LOB: 2 BB: 2 P: 13	R: 0 E: 0 K: 0 S: 3	H: 0 LOB: 1 BB: 1 P: 7	R: 0 E: 0 K: 0 S: 4	H: 1 LOB: 1 BB: 0 P: 4	R: 0 E: 0 K: 1 S: 5	H: 0 LOB: 0 BB: 0 P: 5	R: 0 E: 1 K: 1 S: 6	H: 1 LOB: 1 BB: 0 P: 6	R: 0 E: 0 K: 0 S: 5	H: 2 LOB: 2 BB: 0 P: 5	R: 0 E: 0 K: 0 S: 7	H: 0 LOB: 0 BB: 0 P: 7	1B: 5 2B: 1 3B: 0 HR: 2	SF: 0 SAC: 0 DP: 0 HBP: 0	WP: 0 PB: 0 SB: 0 CS: 0	PA: 38
PITCHER Bill Wegman, R (1,1) ERA: 3.99	IP: 9.0 WLS: W BF: 38 H: 8 R: 2 ER: 2 SO: 5 BB: 3 IBB: 0 HBP: 0 BLK: 0 WP: 0 HR: 2 S: 45 P: 57 ERA: 2.00 WHIP: 1.222															PITCHER				

Detroit Tigers @ Milwaukee Brewers
 Milwaukee County Stadium, Milwaukee, WI
 Sat Sep 12 1987, 8:05 PM EDT
 Att: 50,288 - Unknown

AB 35
R 2
H 8
RBI 2
BB 3
SO 5
LOB 12



Batter	1	2	3	4	5	6	7	8	9	AB	R	H	RBI	BB	SO	LOB	BOTTOM			
Paul Molitor, R (1,10) OBP: 0.431, SLG: 0.554	S					K				5	2	4	1	0	1	2				
Robin Yount, R (1,8) OBP: 0.382, SLG: 0.466 Rick Manning, L (9,8) OBP: 0.343, SLG: 0.359	1B									2	3	0	0	3	0	2				
B.J. Surhoff, L (1,2) OBP: 0.350, SLG: 0.423										3	1	2	3	2	1	1				
Greg Brock, L (1,3) OBP: 0.379, SLG: 0.451 Jim Paoletto, R (9,3) OBP: 0.330, SLG: 0.374										4	1	2	2	1	0	3				
Rob Deer, R (1,9) OBP: 0.368, SLG: 0.478										4	0	3	3	1	1	1				
Dale Sveum, S (1,6) OBP: 0.289, SLG: 0.415										5	0	0	0	0	2	8				
Ernest Riles, L (1,5) OBP: 0.333, SLG: 0.353										2	1	0	0	3	1	3				
Mike Felder, S (1,7) OBP: 0.323, SLG: 0.323										5	2	2	1	0	0	2				
Juan Castillo, S (1,4) OBP: 0.292, SLG: 0.316										5	1	1	0	0	2	2				
Inning Stats	R: 1 E: 0 K: 2 S: 9	H: 2 LOB: 1 BB: 0 P: 9	R: 0 E: 0 K: 1 S: 5	H: 0 LOB: 1 BB: 1 P: 9	R: 1 E: 0 K: 0 S: 6	H: 3 LOB: 0 BB: 0 P: 6	R: 0 E: 0 K: 1 S: 5	H: 0 LOB: 0 BB: 0 P: 5	R: 1 E: 0 K: 3 S: 13	H: 1 LOB: 2 BB: 3 P: 15	R: 4 E: 0 K: 3 S: 13	H: 4 LOB: 3 BB: 3 P: 25	R: 4 E: 0 K: 1 S: 8	H: 4 LOB: 1 BB: 2 P: 16	R: 0 E: 0 K: 0 S: 2	H: 0 LOB: 0 BB: 1 P: 6	1B: 11 2B: 1 3B: 2 HR: 0	SF: 0 SAC: 0 DP: 1 HBP: 0	WP: 1 PB: 0 SB: 3 CS: 1	PA: 45
PITCHER Jack Morris, R (1,1) ERA: 3.54 Eric King, R (6,1) ERA: 4.73 Mark Thurmond, L (7,1) ERA: 4.08	IP: 11.1 WLS: L BF: 9 H: 3 R: 3 ER: 3 SO: 3 BB: 3 IBB: 0 HBP: 0 BLK: 0 WP: 0 HR: 0 S: 12 P: 24 ERA: 20.25 WHIP: 4.500															PITCHER				

Detroit Tigers @ Milwaukee Brewers
 Milwaukee County Stadium, Milwaukee, WI
 Sat Sep 12 1987, 8:05 PM EDT
 Att: 50,288 - Unknown

AB 35
R 11
H 14
RBI 10
BB 10
SO 8
LOB 24



Batter	1	2	3	4	5	6	7	8	9	AB R H RBI BB SO LOB	TOP										
Lou Whitaker, L (1,4) OBP: 0.339, SLG: 0.440	F7		1-3		G6-4-3			3B	BB	4 0 1 1 1 0 2	Detroit Tigers @ Milwaukee Brewers Milwaukee County Stadium, Milwaukee, WI Sun Sep 13 1987, 4:33 AM EDT Att: 21,860 - Unknown livebaseballscorecards.com										
Bill Madlock, R (1,10) OBP: 0.354, SLG: 0.465	F8			6-3		F4	5-3	SF9	4 0 0 1 0 0 1												
Kirk Gibson, L (1,7) OBP: 0.374, SLG: 0.483	BB			K		4-3	F7	F7	4 0 0 0 1 1 3												
Alan Trammell, R (1,6) OBP: 0.386, SLG: 0.534	F8			HR		F6		1B 1B	4 2 2 1 0 0 1												
Darrell Evans, L (1,3) OBP: 0.379, SLG: 0.493		K		1B		G3		F8	4 0 1 0 0 1 1												
Matt Nokes, L (1,2) OBP: 0.349, SLG: 0.539	F9			G3		G3		1B BB	4 0 1 0 0 0 1												
Jim Walewander, S (9, PR) OBP: 0.288, SLG: 0.340								1B 1B	0 1 0 0 0 0 0												
Chet Lemon, R (1,8) OBP: 0.391, SLG: 0.487		K			K		3B	BB 1B	4 1 2 1 0 2 0												
Pat Sheridan, L (1,9) OBP: 0.329, SLG: 0.368			K		1B BB	1-3		BB BB SF9	2 1 0 0 2 1 1												
Tom Brookens, R (1,5) OBP: 0.303, SLG: 0.391			6-3					BB IBB	3 0 1 0 0 1 0												
Dave Bergman, L (9, PH) OBP: 0.404, SLG: 0.494					G6-4-3			BB	0 0 0 1 1 0 0												
Mike Heath, R (9, 2) OBP: 0.338, SLG: 0.433					1-2			BB	0 0 0 0 0 0 0												
Inning Stats	R: 0 E: 0 K: 0 S: 3	H: 0 LOB: 1 BB: 1 P: 7	R: 0 E: 0 K: 2 S: 7	H: 0 LOB: 0 BB: 0 P: 7	R: 0 E: 0 K: 1 S: 5	H: 1 LOB: 1 BB: 0 P: 5	R: 1 E: 0 K: 1 S: 7	H: 2 LOB: 1 BB: 0 P: 7	R: 0 E: 0 K: 1 S: 5	H: 1 LOB: 1 BB: 1 P: 9	R: 0 E: 0 K: 0 S: 3	H: 0 LOB: 0 BB: 0 P: 3	R: 0 E: 0 K: 0 S: 4	H: 1 LOB: 1 BB: 0 P: 4	R: 0 E: 0 K: 1 S: 6	H: 1 LOB: 1 BB: 0 P: 6	R: 4 E: 0 K: 0 S: 6	H: 3 LOB: 2 BB: 3 P: 18	1B: 5 2B: 0 3B: 2 HR: 1	SF: 1 SAC: 0 DP: 1 HBP: 0	WP: 0 PA: 39 PB: 0 SB: 0 CS: 0
PITCHER	IP WLS BF H R ER SO BB IBB HBP BLK WP HR S P ERA WHIP																				
Chris Bosio, R (1,1) ERA: 5.21	8.1 L 35 8 5 5 6 2 1 0 0 0 0 1 44 56 5.40 1.200																				
Chuck Cnm, R (9,1) ERA: 3.75	0.0 1 0 0 0 0 1 0 0 0 0 0 0 4 ∞ ∞																				
Paul Mirabella, L (9,1) ERA: 6.55	0.2 3 0 0 0 0 1 0 0 0 0 0 0 2 6 0.00 1.500																				

Batter	1	2	3	4	5	6	7	8	9	AB R H RBI BB SO LOB	BOTTOM									
Paul Molitor, R (1,4) OBP: 0.432, SLG: 0.561	F8		FC5-4		5-3			HR		4 1 2 1 0 0 0	Detroit Tigers @ Milwaukee Brewers Milwaukee County Stadium, Milwaukee, WI Sun Sep 13 1987, 4:33 AM EDT Att: 21,860 - Unknown livebaseballscorecards.com									
Robin Yount, R (1,8) OBP: 0.382, SLG: 0.465	4-3		FC5-4			F9		1B		4 0 1 0 0 0 1										
B.J. Surhoff, L (1,10) OBP: 0.352, SLG: 0.424	F8			BB 1B				F6		4 0 2 0 0 0 1										
Greg Brock, L (1,3) OBP: 0.378, SLG: 0.448		4-3		1-2 BB		F7		F5		3 0 0 0 1 0 2										
Rob Deer, R (1,9) OBP: 0.367, SLG: 0.475				K		K			6-3	3 0 0 0 1 2 3										
Ernest Riles, L (1,5) OBP: 0.332, SLG: 0.355	F7			F8		F8			2B	4 0 1 0 0 0 3										
Bill Schroeder, R (1,2) OBP: 0.380, SLG: 0.540	K			1-2 2H 1B		G3-6-3 BB		K		3 0 1 0 1 2 2										
Mike Felder, S (1,7) OBP: 0.322, SLG: 0.322			G3			G3-6-3		K		4 0 1 0 0 1 2										
Dale Sveum, S (1,6) OBP: 0.288, SLG: 0.413										2 0 0 0 0 2 1										
Rick Manning, L (8, PH) OBP: 0.340, SLG: 0.355			K					F7		1 0 0 0 0 0 0										
Juan Castillo, S (9, 6) OBP: 0.292, SLG: 0.316					1-2					0 0 0 0 0 0 0										
Inning Stats	R: 0 E: 0 K: 0 S: 3	H: 0 LOB: 0 BB: 0 P: 3	R: 0 E: 0 K: 1 S: 5	H: 1 LOB: 1 BB: 0 P: 6	R: 0 E: 0 K: 1 S: 6	H: 2 LOB: 2 BB: 1 P: 10	R: 0 E: 0 K: 1 S: 5	H: 1 LOB: 0 BB: 0 P: 5	R: 0 E: 0 K: 1 S: 6	H: 1 LOB: 1 BB: 0 P: 6	R: 0 E: 0 K: 0 S: 2	H: 0 LOB: 0 BB: 1 P: 6	R: 1 E: 0 K: 0 S: 5	H: 2 LOB: 1 BB: 0 P: 5	R: 0 E: 0 K: 2 S: 8	H: 1 LOB: 1 BB: 0 P: 8	1B: 6 2B: 1 3B: 0 HR: 1	SF: 0 SAC: 0 DP: 1 HBP: 0	WP: 0 PA: 35 PB: 0 SB: 0 CS: 1	
PITCHER	IP WLS BF H R ER SO BB IBB HBP BLK WP HR S P ERA WHIP																			
Walt Terrell, R (1,1) ERA: 3.92	9.0 W 35 8 1 1 7 3 0 0 0 0 0 1 46 58 1.00 1.222																			


Batter	1	2	3	4	5	6	7	8	9	AB	R	H	RBI	BB	SO	LOB	TOP					
Ellis Burks, R OBP: 0.324, SLG: 0.451 (1, 8)										5	0	3	0	0	0	2	Boston Red Sox @ Detroit Tigers Tiger Stadium, Detroit, MI Mon Sep 14 1987, 7:05 PM EDT Att: 23,287 - Unknown					
Marty Barrett, R OBP: 0.352, SLG: 0.353 (1, 4)										4	0	2	0	0	0	1						
Wade Boggs, L OBP: 0.460, SLG: 0.589 (1, 5)										1	0	0	0	3	0	0						
Mike Greenwell, L OBP: 0.406, SLG: 0.603 (1, 9)										4	0	0	0	0	1	6						
Dwight Evans, R OBP: 0.423, SLG: 0.605 (1, 3)										3	0	0	0	1	1	4						
Jim Rice, R OBP: 0.353, SLG: 0.412 (1, 7)										3	0	0	0	1	1	7						
Sam Horn, L OBP: 0.370, SLG: 0.629 (1, 10)										4	0	1	0	0	0	1						
Spike Owen, S OBP: 0.343, SLG: 0.353 (1, 6)										4	0	2	0	0	0	1						
John Marzano, R OBP: 0.267, SLG: 0.405 (1, 2)										2	0	0	0	0	1	2						
Todd Benzinger, S OBP: 0.358, SLG: 0.418 (9, PH)										1	0	1	0	0	0	0						
Inning Stats	R: 0 E: 0 K: 2 S: 9	H: 2 LOB: 3 BB: 1 P: 13	R: 0 E: 0 K: 1 S: 5	H: 1 LOB: 0 BB: 0 P: 5	R: 0 E: 0 K: 1 S: 6	H: 1 LOB: 3 BB: 2 P: 14	R: 0 E: 0 K: 0 S: 4	H: 2 LOB: 2 BB: 0 P: 4	R: 0 E: 0 K: 0 S: 3	H: 0 LOB: 0 BB: 0 P: 3	R: 0 E: 0 K: 0 S: 2	H: 0 LOB: 0 BB: 1 P: 6	R: 0 E: 0 K: 0 S: 4	H: 2 LOB: 2 BB: 0 P: 4	R: 0 E: 0 K: 0 S: 3	H: 0 LOB: 1 BB: 0 P: 7	R: 0 E: 0 K: 0 S: 4	H: 1 LOB: 1 BB: 0 P: 4	1B: 8 2B: 1 3B: 0 HR: 0	SF: 0 SAC: 1 DP: 1 HBP: 0	WP: 0 PB: 0 SB: 1 CS: 1	PA: 37
PITCHER	IP WLS BF H R ER SO BB IBB HBP BLK WP HR S P ERA WHIP																					
Doyle Alexander, R ERA: 3.32 (1, 1)	7.0 W 29 8 0 0 4 4 0 0 0 0 0 0 0 0 33 49 0.00 1.714																					
Mike Henneman, R ERA: 2.71 (8, 1)	2.0 S 8 1 0 0 0 1 0 0 0 0 0 0 0 0 7 11 0.00 1.000																					

Batter	1	2	3	4	5	6	7	8	9	AB	R	H	RBI	BB	SO	LOB	BOTTOM			
Lou Whitaker, L OBP: 0.341, SLG: 0.440 (1, 4)										4	0	2	0	0	0	0	Boston Red Sox @ Detroit Tigers Tiger Stadium, Detroit, MI Mon Sep 14 1987, 7:05 PM EDT Att: 23,287 - Unknown			
Bill Madlock, R OBP: 0.353, SLG: 0.461 (1, 10)										3	0	0	1	1	1	1				
Jim Walewander, S OBP: 0.288, SLG: 0.340 (7, FR)										0	1	0	0	0	0	0				
Kirk Gibson, L OBP: 0.373, SLG: 0.481 (1, 7)										2	0	0	1	1	0	0				
Alan Trammell, R OBP: 0.389, SLG: 0.537 (1, 6)										4	0	3	1	0	0	2				
Darrell Evans, L OBP: 0.376, SLG: 0.488 (1, 3)										4	0	0	0	0	0	4				
Matt Nokes, L OBP: 0.348, SLG: 0.535 (1, 2)										3	0	0	0	1	1	1				
Chet Lemon, R OBP: 0.388, SLG: 0.483 (1, 8)										4	0	0	0	0	2	3				
Scott Lusader, L OBP: 0.400, SLG: 0.538 (1, 9)										3	1	1	0	1	1	0				
Tom Brookens, R OBP: 0.304, SLG: 0.391 (1, 5)										2	1	1	0	0	1	3				
Inning Stats	R: 0 E: 0 K: 1 S: 5	H: 0 LOB: 0 BB: 0 P: 5	R: 0 E: 0 K: 2 S: 8	H: 1 LOB: 3 BB: 2 P: 16	R: 0 E: 0 K: 0 S: 3	H: 0 LOB: 0 BB: 0 P: 3	R: 0 E: 0 K: 0 S: 4	H: 1 LOB: 1 BB: 0 P: 4	R: 1 E: 0 K: 1 S: 7	H: 2 LOB: 2 BB: 1 P: 11	R: 0 E: 0 K: 0 S: 3	H: 0 LOB: 0 BB: 0 P: 3	R: 2 E: 0 K: 0 S: 6	H: 3 LOB: 2 BB: 1 P: 10	R: 0 E: 0 K: 2 S: 7	H: 0 LOB: 0 BB: 0 P: 7	1B: 6 2B: 1 3B: 0 HR: 0	SF: 1 SAC: 1 DP: 0 HBP: 0	WP: 0 PB: 0 SB: 0 CS: 0	PA: 35
PITCHER	IP WLS BF H R ER SO BB IBB HBP BLK WP HR S P ERA WHIP																			
Roger Clemens, R ERA: 3.35 (1, 1)	6.2 L 31 7 3 3 4 4 0 0 0 0 0 0 0 0 35 51 4.05 1.650																			
Calvin Schiraldi, R ERA: 4.32 (7, 1)	1.1 4 0 0 0 2 0 0 0 0 0 0 0 0 8 8 0.00 0.000																			

Batter	1	2	3	4	5	6	7	8	9	AB	R	H	RBI	BB	SO	LOB	TOP										
Ellis Burks, R OBP: 0.323, SLG: 0.448 (1, 8)										5	1	1	0	0	1	1											
Marty Barrett, R OBP: 0.351, SLG: 0.352 (1, 4)										5	1	1	0	0	0	0											
Wade Boggs, L OBP: 0.461, SLG: 0.587 (1, 5)										2	1	0	0	3	1	0											
Mike Greenwell, L OBP: 0.404, SLG: 0.597 (1, 7)										5	2	1	0	0	0	5											
Dwight Evans, R OBP: 0.424, SLG: 0.605 (1, 3)										2	1	1	1	2	1	0											
Jim Rice, R OBP: 0.355, SLG: 0.410 (1, 10)										2	1	0	0	2	0	4											
Todd Benzinger, S OBP: 0.367, SLG: 0.447 (1, 9)										4	1	3	7	0	0	0											
Spike Owen, S OBP: 0.342, SLG: 0.352 (1, 6)										4	0	1	0	0	1	4											
Marc Sullivan, R OBP: 0.204, SLG: 0.247 (1, 2)										3	0	0	0	0	1	1											
Sam Horn, L OBP: 0.367, SLG: 0.622 (8, PH)										1	0	0	0	0	0	0											
John Marzano, R OBP: 0.267, SLG: 0.405 (8, 2)										0	0	0	0	0	0	0											
Inning Stats	R: 5 E: 0 K: 1 S: 8	H: 3 LOB: 0 BB: 2 P: 16	R: 0 E: 0 K: 1 S: 5	H: 0 LOB: 0 BB: 0 P: 5	R: 1 E: 0 K: 0 S: 4	H: 1 LOB: 2 BB: 2 P: 12	R: 0 E: 0 K: 1 S: 5	H: 0 LOB: 1 BB: 0 P: 5	R: 0 E: 0 K: 0 S: 2	H: 1 LOB: 1 BB: 0 P: 4	R: 2 E: 0 K: 1 S: 8	H: 3 LOB: 2 BB: 1 P: 12	R: 0 E: 0 K: 0 S: 3	H: 0 LOB: 0 BB: 0 P: 3	R: 0 E: 0 K: 1 S: 5	H: 0 LOB: 0 BB: 0 P: 5	1B: 7 2B: 0 3B: 0 HR: 1	SF: 1 SAC: 0 DP: 1 HBP: 0	WP: 0 PB: 0 SB: 0 CS: 0	PA: 41							
PITCHER	IP	WLS	BF	H	R	ER	SO	BB	IBB	HBP	BLK	WP	HR	S	P	ERA	WHIP										
Frank Tanana, L ERA: 4.35 (1, 1)	0.2		7	3	5	5	0	2	0	0	0	0	1	5	13	67.50	7.500										
Dan Pety, R ERA: 5.46 (1, 1)	4.2	W	19	2	1	1	3	4	0	0	0	0	0	21	37	1.93	1.286										
Eric King, R ERA: 4.84 (6, 1)	1.1		8	3	2	2	1	1	0	0	0	0	0	9	13	13.50	3.000										
Mike Henneman, R ERA: 2.84 (7, 1)	2.1	S	7	0	0	0	1	0	0	0	0	0	0	9	9	0.00	0.000										

Boston Red Sox @ Detroit Tigers
Tiger Stadium, Detroit, MI
Tue Sep 15 1987, 7:05 PM EDT
Att: 20,398 - Unknown


AB 33
R 8
H 8
RBI 8
BB 7
SO 5
LOB 15




Batter	1	2	3	4	5	6	7	8	9	AB	R	H	RBI	BB	SO	LOB	BOTTOM										
Lou Whitaker, L OBP: 0.343, SLG: 0.439 (1, 4)										3	2	1	0	2	0	2											
Darrell Evans, L OBP: 0.378, SLG: 0.494 (1, 10)										3	2	1	3	2	0	1											
Kirk Gibson, L OBP: 0.373, SLG: 0.486 (1, 7)										4	2	1	2	1	0	3											
Alan Trammell, R OBP: 0.389, SLG: 0.536 (1, 6)										5	1	2	1	0	0	1											
Matt Nokes, L OBP: 0.349, SLG: 0.534 (1, 2)										5	1	2	0	0	1	2											
Dave Bergman, L OBP: 0.399, SLG: 0.484 (1, 3)										5	0	1	1	0	0	4											
Chet Lemon, R OBP: 0.391, SLG: 0.485 (1, 8)										4	1	3	1	0	0	2											
Scott Lusader, L OBP: 0.368, SLG: 0.529 (1, 9)										4	0	1	1	0	1	3											
Tom Brookens, R OBP: 0.301, SLG: 0.387 (1, 5)										4	0	0	0	0	2	3											
Inning Stats	R: 1 E: 0 K: 0 S: 5	H: 2 LOB: 1 BB: 1 P: 9	R: 3 E: 0 K: 1 S: 7	H: 2 LOB: 1 BB: 1 P: 11	R: 2 E: 0 K: 1 S: 9	H: 4 LOB: 2 BB: 0 P: 9	R: 1 E: 0 K: 0 S: 5	H: 2 LOB: 2 BB: 1 P: 9	R: 0 E: 0 K: 0 S: 3	H: 0 LOB: 0 BB: 0 P: 3	R: 2 E: 1 K: 1 S: 8	H: 2 LOB: 1 BB: 1 P: 12	R: 0 E: 0 K: 0 S: 5	H: 0 LOB: 0 BB: 0 P: 3	R: 0 E: 0 K: 0 S: 3	H: 0 LOB: 0 BB: 0 P: 3	1B: 9 2B: 1 3B: 0 HR: 2	SF: 0 SAC: 0 DP: 0 HBP: 0	WP: 0 PB: 0 SB: 0 CS: 0	PA: 42							
PITCHER	IP	WLS	BF	H	R	ER	SO	BB	IBB	HBP	BLK	WP	HR	S	P	ERA	WHIP										
Al Nipper, R ERA: 5.73 (1, 1)	2.1		16	7	6	6	1	2	0	0	0	0	1	16	24	23.14	3.857										
Steve Crawford, R ERA: 5.33 (3, 1)	3.1	L	18	5	3	3	2	2	0	0	0	0	1	20	28	8.10	2.100										
Bob Stanley, R ERA: 5.14 (6, 1)	2.1		8	0	0	0	1	1	0	0	0	0	0	9	13	0.00	0.429										

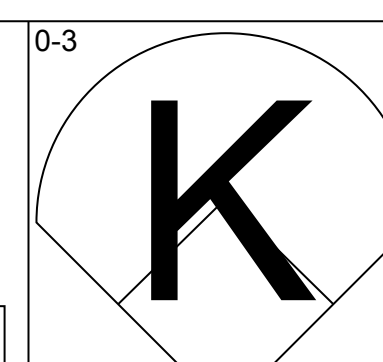
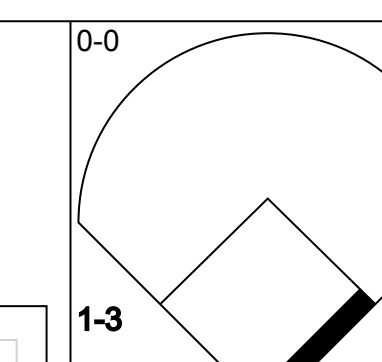
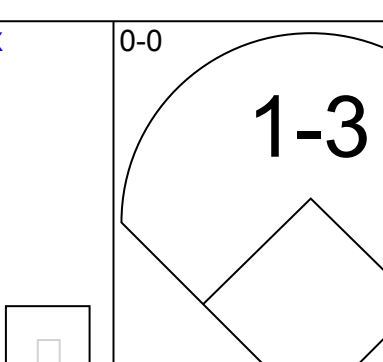
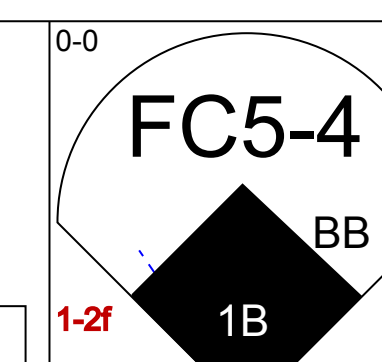
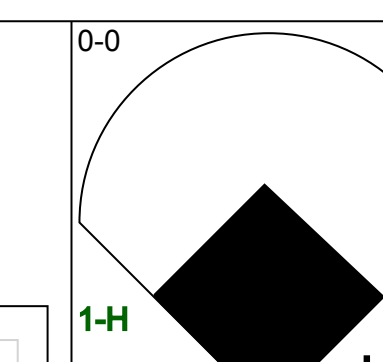
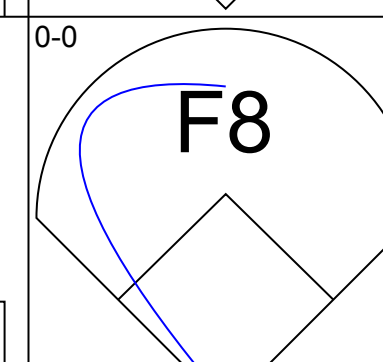
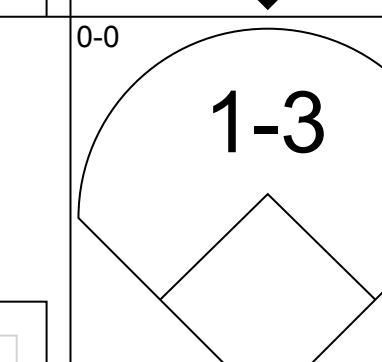
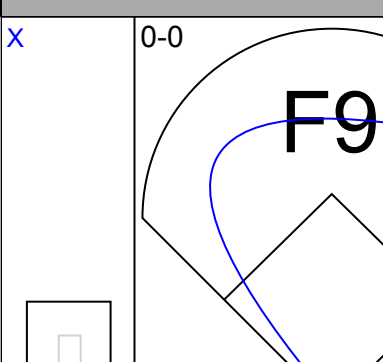
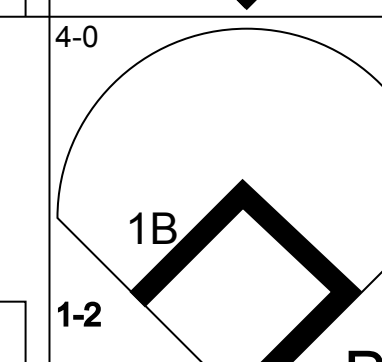
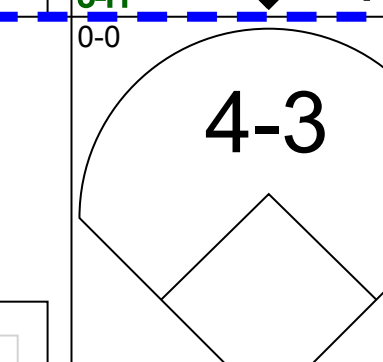
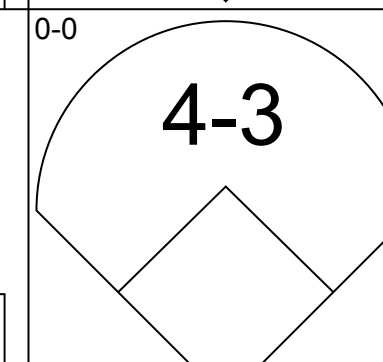
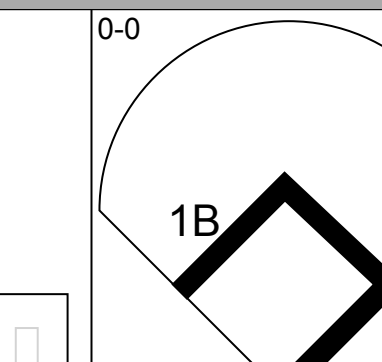
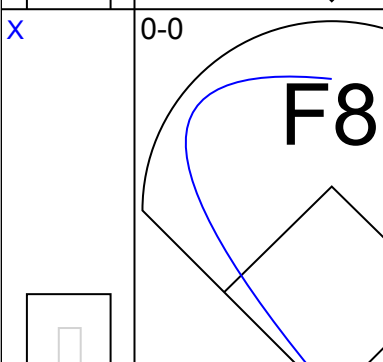
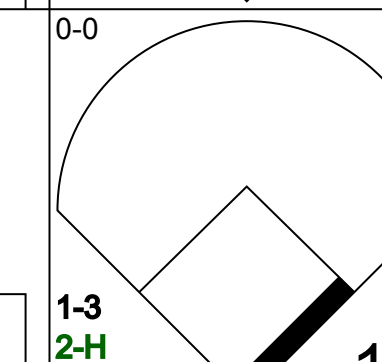
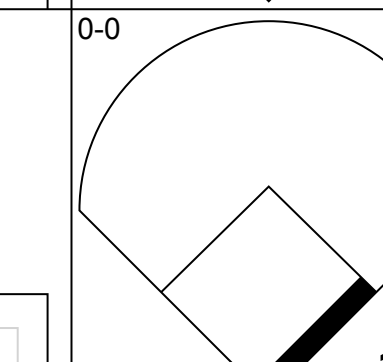
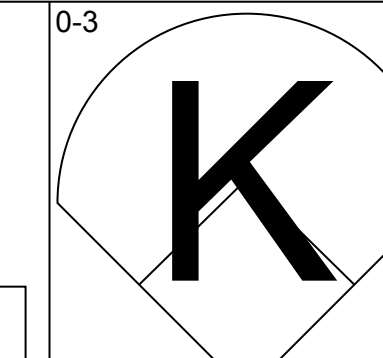
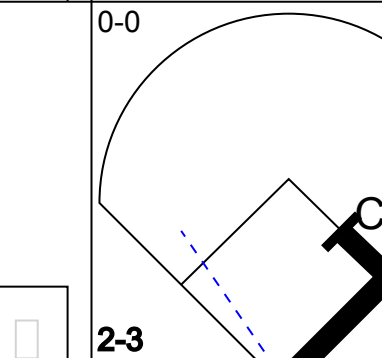
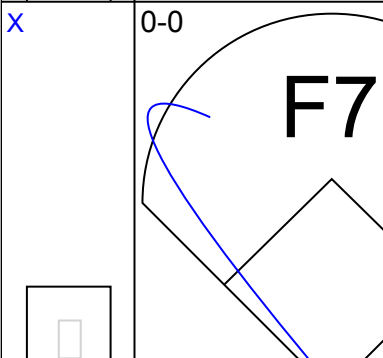
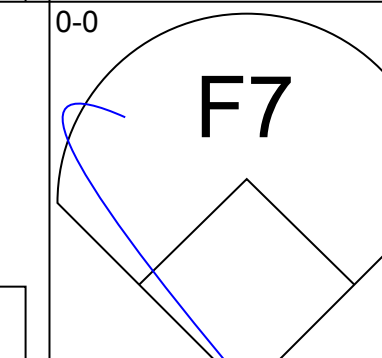
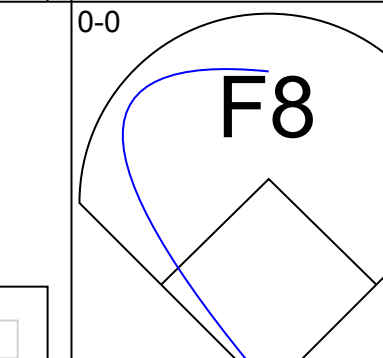
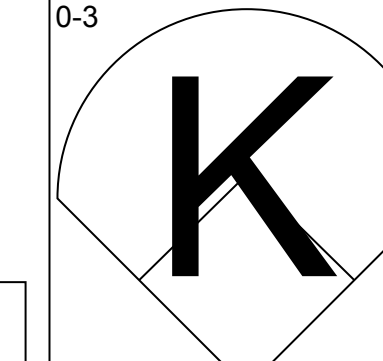
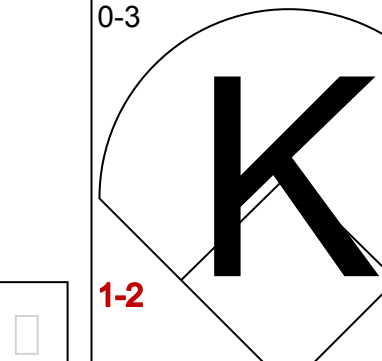
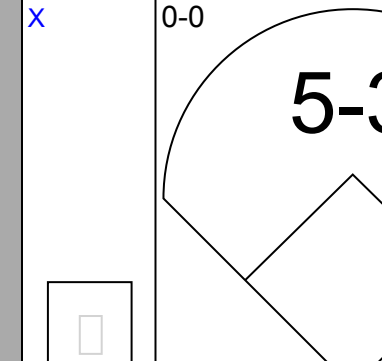
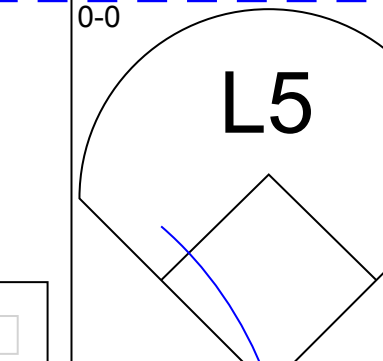
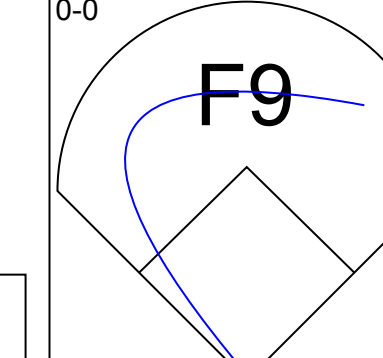
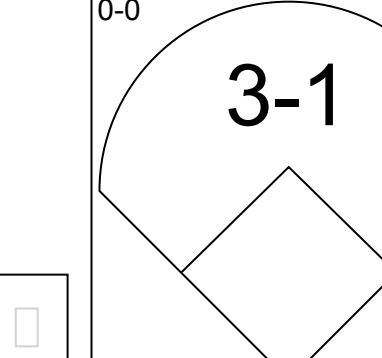
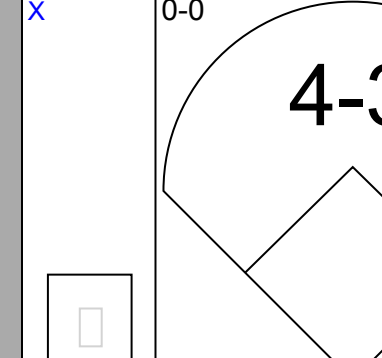
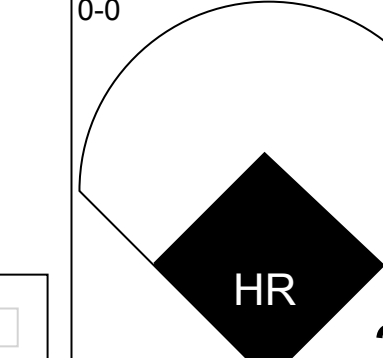
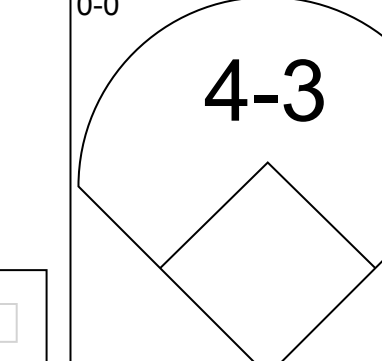
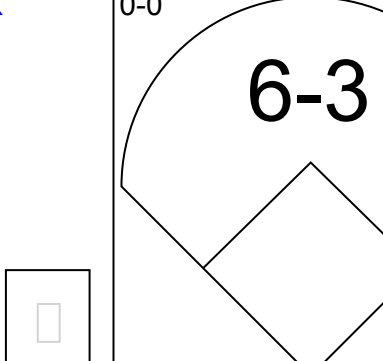
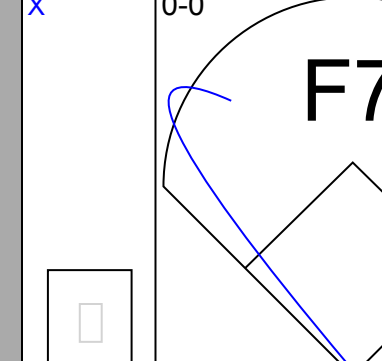
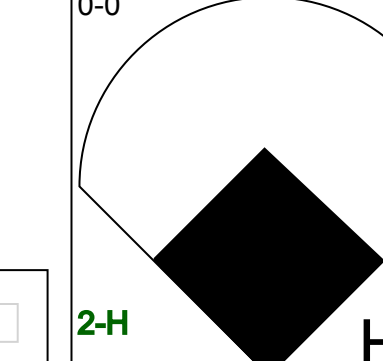
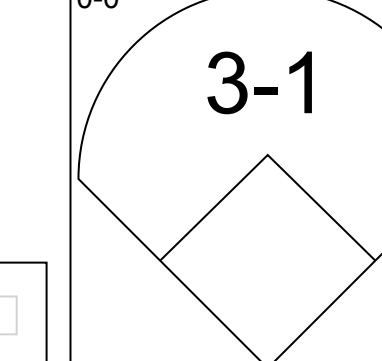
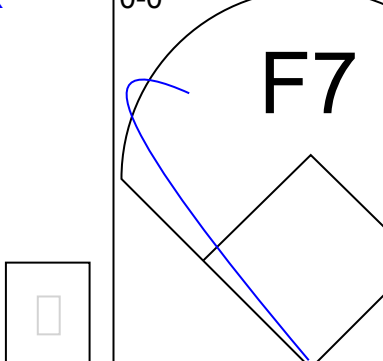
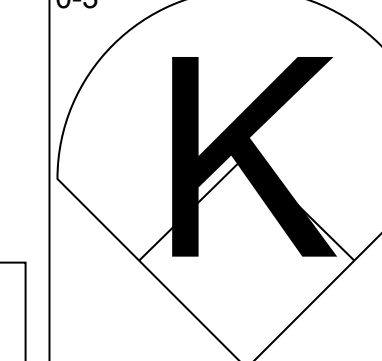
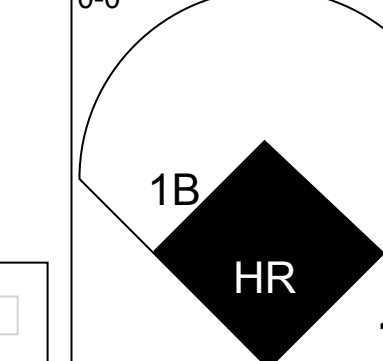
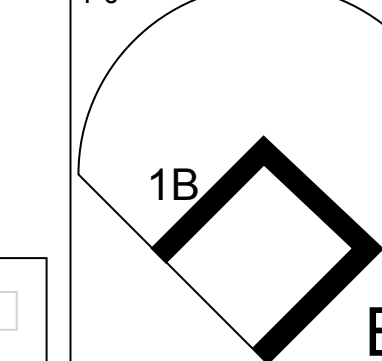
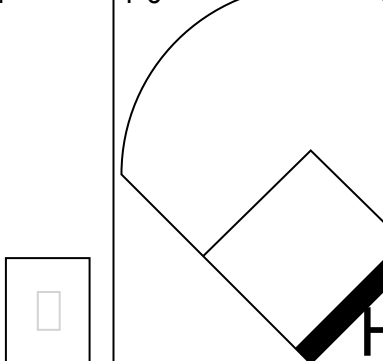
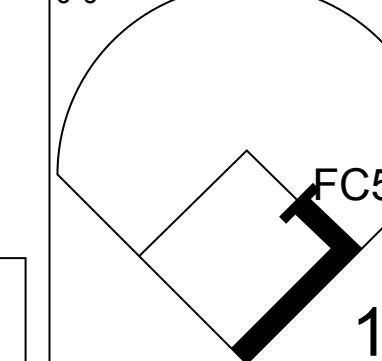
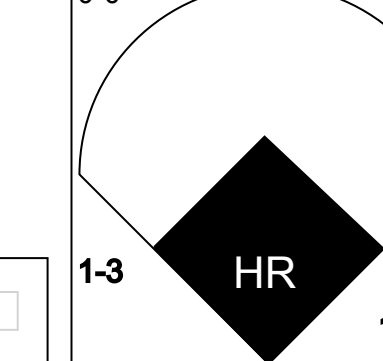
Boston Red Sox @ Detroit Tigers
Tiger Stadium, Detroit, MI
Tue Sep 15 1987, 7:05 PM EDT
Att: 20,398 - Unknown

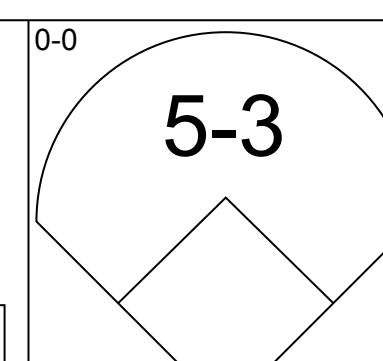
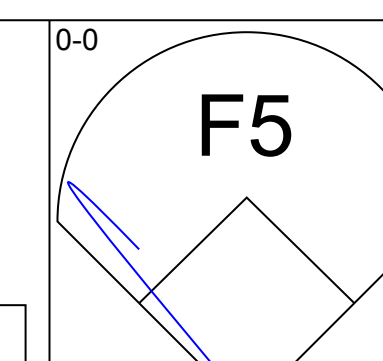
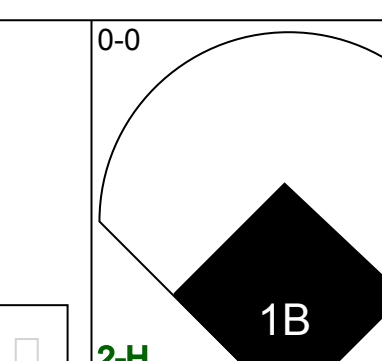
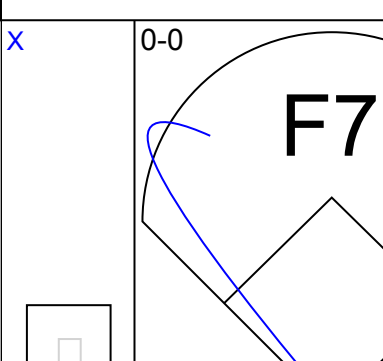
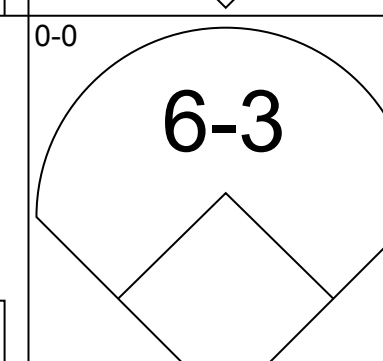
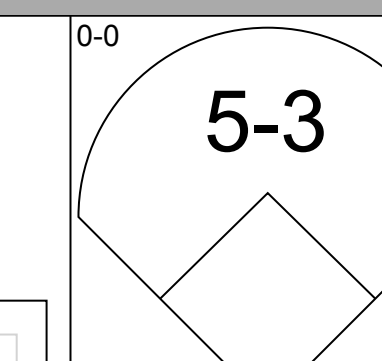
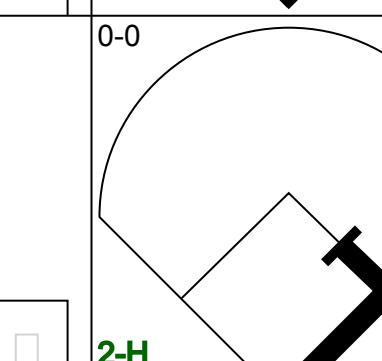
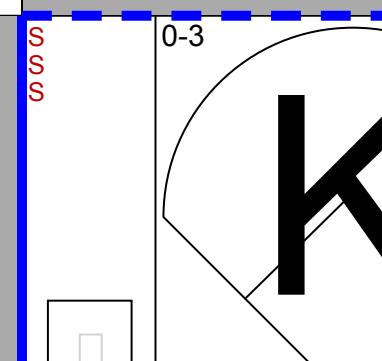
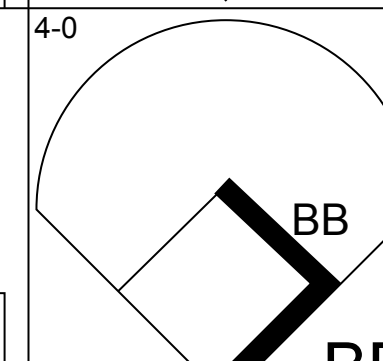
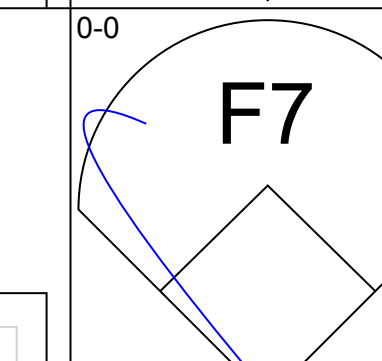
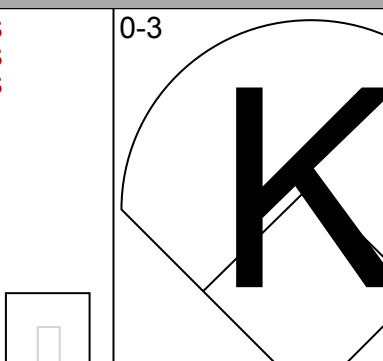
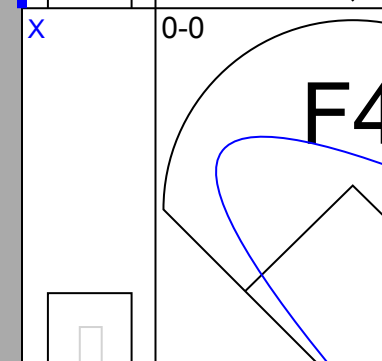
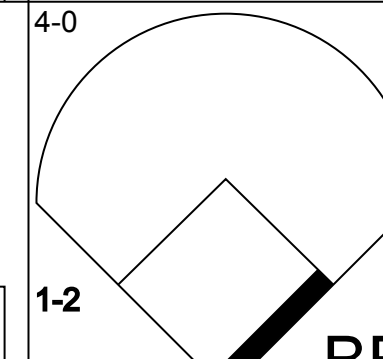
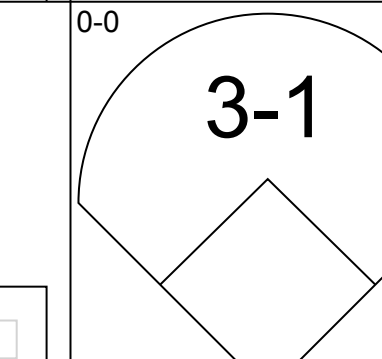
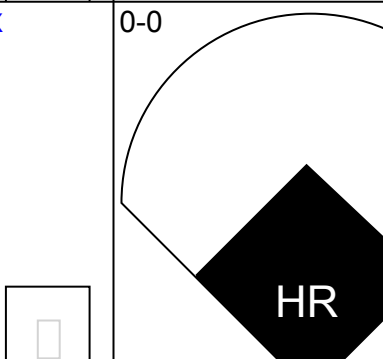
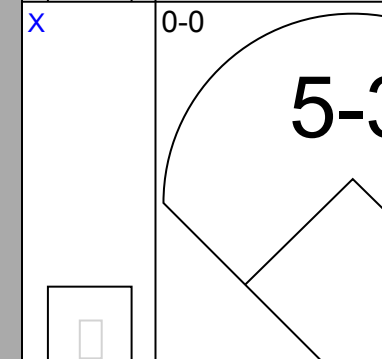
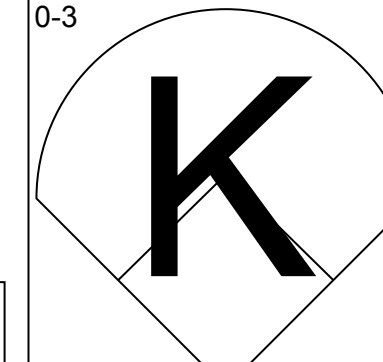
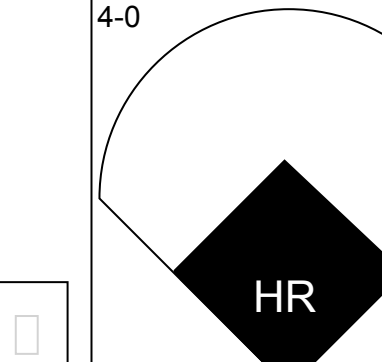
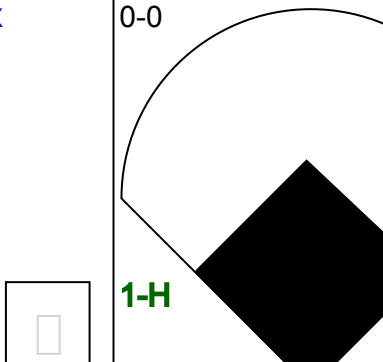
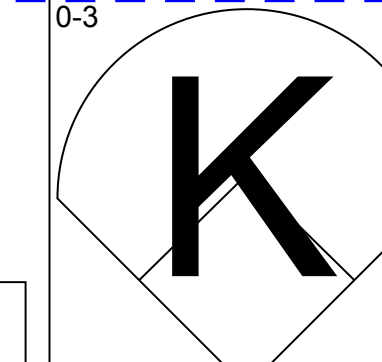
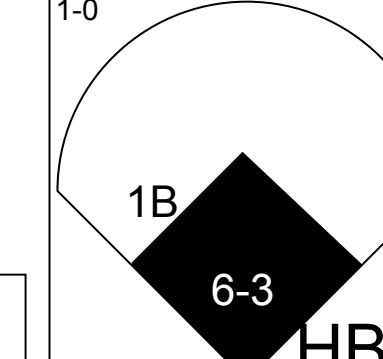
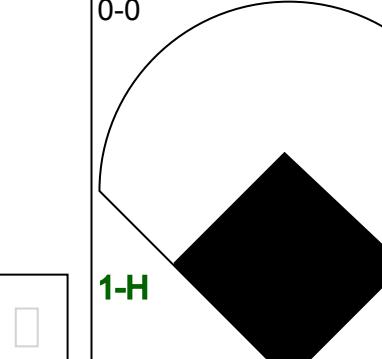
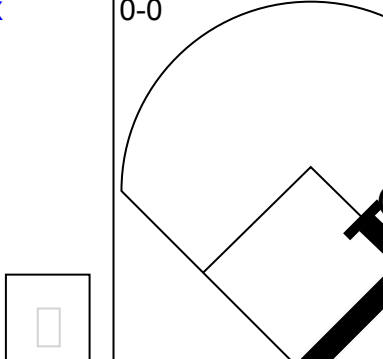
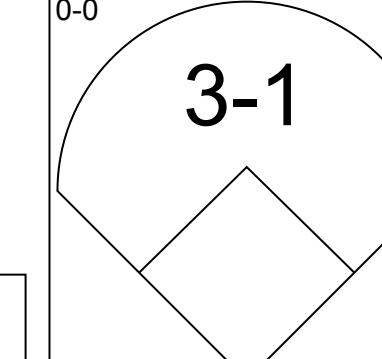
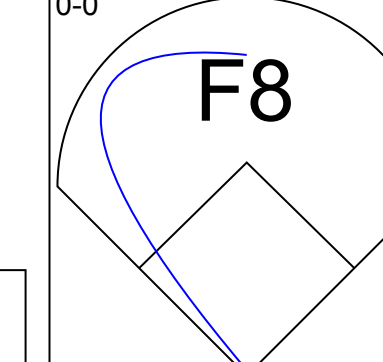
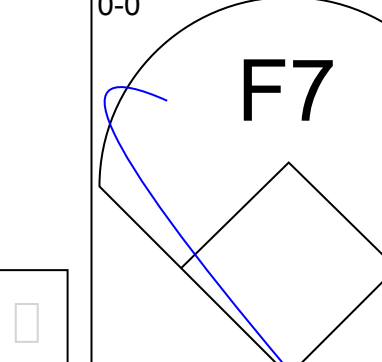
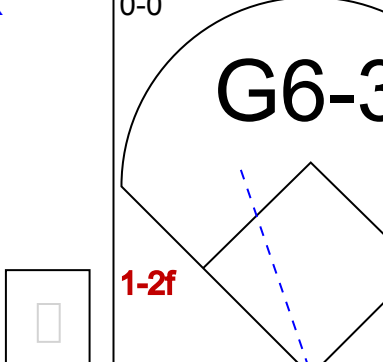
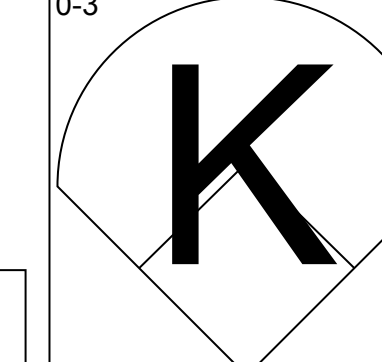
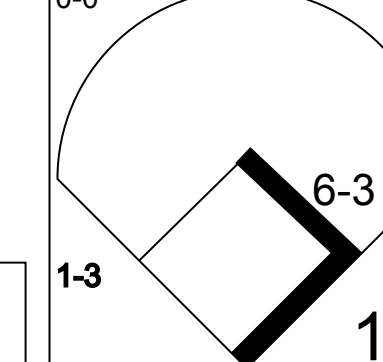
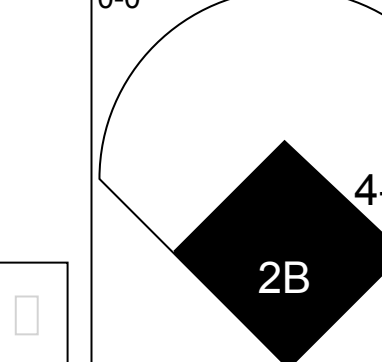
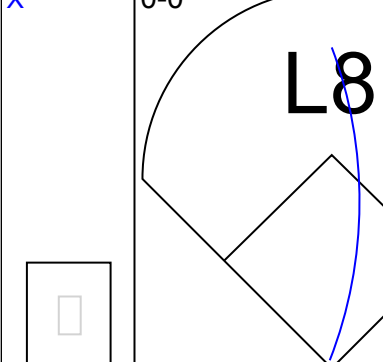
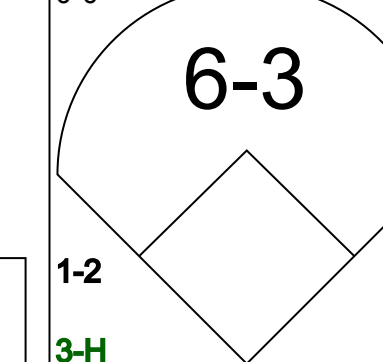
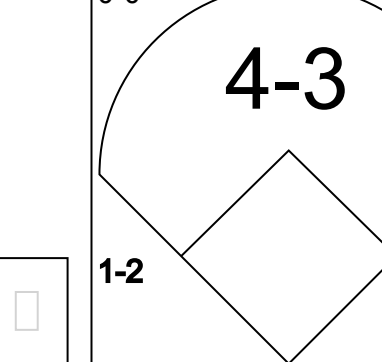
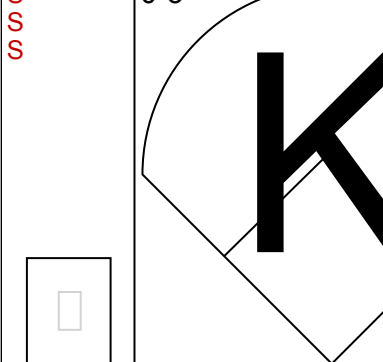
AB 37
R 9
H 12
RBI 9
BB 5
SO 4
LOB 21



Batter	1	2	3	4	5	6	7	8	9	AB	R	H	RBI	BB	SO	LOB	TOP					
Ellis Burks, R OBP: 0.322, SLG: 0.447 (1, 8)	0-0 5-3			0-0 5-3		0-0 1-2 1B		0-0 B1-3	4 0 1 0 0 0 0								Boston Red Sox @ Detroit Tigers Tiger Stadium, Detroit, MI Wed Sep 16 1987, 7:05 PM EDT Att: 22,341 - Unknown					
Marty Barrett, R OBP: 0.350, SLG: 0.350 (1, 4)	0-0 6-3			4-0 F S SF8 BB		0-0 L6-4		0-0 F9	3 1 0 0 0 1 0 2													
Wade Boggs, L OBP: 0.460, SLG: 0.585 (1, 5)	0-0 6-3			0-0 SF8 1-H				0-0 F9	2 0 0 1 1 0 0													
Mike Greenwell, L OBP: 0.399, SLG: 0.590 (1, 7)		0-0 F7		0-3 K				0-0 F6	4 0 0 0 0 1 1													
Dwight Evans, R OBP: 0.424, SLG: 0.603 (1, 3)		0-0 6-3			0-3 K			0-0 1B	3 0 1 0 0 1 0													
Jim Rice, R OBP: 0.352, SLG: 0.406 (1, 10)		0-0 5-3			0-0 6-3			0-0 5-3	3 0 0 0 0 0 1													
Todd Benzinger, S OBP: 0.360, SLG: 0.438 (1, 9)			0-3 K		0-0 3-1			0-0 6-3	3 0 0 0 0 1 0													
Spike Owen, S OBP: 0.339, SLG: 0.349 (1, 6)			0-0 F4			0-0 F7		0-0 F5	3 0 0 0 0 0 0													
John Marzano, R OBP: 0.269, SLG: 0.403 (1, 2)			0-3 K			0-0 L6-4 1B		0-0 P3	3 0 1 0 0 1 0													
Inning Stats	R: 0 E: 0 K: 0 S: 3	H: 0 LOB: 0 BB: 0 P: 3	R: 0 E: 0 K: 0 S: 3	H: 0 LOB: 0 BB: 0 P: 3	R: 0 E: 0 K: 2 S: 7	H: 0 LOB: 0 BB: 0 P: 7	R: 1 E: 0 K: 1 S: 5	H: 0 LOB: 0 BB: 1 P: 9	R: 0 E: 0 K: 1 S: 5	H: 0 LOB: 0 BB: 0 P: 5	R: 0 E: 0 K: 0 S: 4	H: 2 LOB: 1 BB: 0 P: 4	R: 0 E: 0 K: 0 S: 4	H: 1 LOB: 1 BB: 0 P: 4	R: 0 E: 0 K: 0 S: 3	H: 0 LOB: 0 BB: 0 P: 3		R: 0 E: 0 K: 0 S: 3	H: 0 LOB: 1 BB: 1 P: 7	1B: 3 2B: 1 3B: 0 HR: 0	SF: 1 SAC: 0 DP: 1 HBP: 0	WP: 0 PB: 0 SB: 1 CS: 0
PITCHER Jack Morris, R ERA: 3.41 (1, 1)	IP: 9.0 WLS: W BF: 31 H: 3 R: 1 ER: 0 SO: 4 BB: 2 IBB: 0 HBP: 0 BLK: 0 WP: 0 HR: 0 S: 37 P: 45 ERA: 0.00 WHIP: 0.556															PITCHER	IP: 9.0 WLS: W BF: 31 H: 3 R: 1 ER: 0 SO: 4 BB: 2 IBB: 0 HBP: 0 BLK: 0 WP: 0 HR: 0 S: 37 P: 45 ERA: 0.00 WHIP: 0.556					

Batter	1	2	3	4	5	6	7	8	9	AB	R	H	RBI	BB	SO	LOB	BOTTOM			
Lou Whitaker, L OBP: 0.345, SLG: 0.442 (1, 4)	0-3 K	0-0 1-3 2-H 2B			4-0 L4-3 BB	4-0 IBB				2 0 1 1 2 1 0							Boston Red Sox @ Detroit Tigers Tiger Stadium, Detroit, MI Wed Sep 16 1987, 7:05 PM EDT Att: 22,341 - Unknown			
Bill Madlock, R OBP: 0.349, SLG: 0.455 (1, 10)	0-3 K		0-0 F8		0-0 L4-3	0-0 F7			4 0 0 0 0 1 4											
Kirk Gibson, L OBP: 0.374, SLG: 0.486 (1, 7)	0-0 S 2B 1B		0-0 4-3		0-0 1B		0-3 K		4 1 2 0 0 1 0											
Alan Trammell, R OBP: 0.390, SLG: 0.543 (1, 6)	0-0 1-H 2B		0-0 HR		0-0 F8		0-0 1-3		4 1 2 2 0 0 1											
Darrell Evans, L OBP: 0.375, SLG: 0.490 (1, 3)	0-0 F8		0-0 F9			0-0 E3 1B 1B		0-3 K	4 1 0 0 0 1 1											
Matt Nokes, L OBP: 0.352, SLG: 0.536 (1, 2)		0-0 BB 2B 1B		0-0 3-1		0-0 SH5-3 1-3 1B		0-0 FC6-4 1B	4 1 3 0 0 0 0											
Chet Lemon, R OBP: 0.392, SLG: 0.484 (1, 8)		4-0 2B 1-2 BB		0-0 6-3		0-0 SH5-3 1-2 3-H 1B		0-0 F2	3 0 1 1 1 0 1											
Scott Lusader, L OBP: 0.364, SLG: 0.474 (1, 9)		0-3 K		4-0 BB		0-0 SH5-3 1-2 2-3		0-0 FC6-4 S	2 0 0 0 1 1 3											
Tom Brookens, R OBP: 0.298, SLG: 0.383 (1, 5)		0-0 F7		0-0 F9		0-0 6-3		0-3 K	4 0 0 0 0 1 6											
Inning Stats	R: 1 E: 0 K: 2 S: 9	H: 2 LOB: 1 BB: 0 P: 9	R: 1 E: 0 K: 1 S: 6	H: 2 LOB: 1 BB: 1 P: 10	R: 1 E: 0 K: 0 S: 4	H: 1 LOB: 0 BB: 0 P: 4	R: 0 E: 0 K: 0 S: 3	H: 0 LOB: 1 BB: 1 P: 7	R: 0 E: 0 K: 0 S: 6	H: 1 LOB: 3 BB: 1 P: 10	R: 0 E: 0 K: 2 S: 7	H: 0 LOB: 0 BB: 0 P: 7	R: 0 E: 0 K: 1 S: 6	H: 1 LOB: 1 BB: 0 P: 6	R: 0 E: 0 K: 1 S: 6	H: 1 LOB: 0 BB: 0 P: 6	1B: 6 2B: 3 3B: 0 HR: 1	SF: 0 SAC: 1 DP: 1 HBP: 0	WP: 0 PB: 0 SB: 2 CS: 0	PA: 36
PITCHER Jeff Sellers, R ERA: 5.33 Calvin Schiraldi, R ERA: 4.15 (1, 1) (6, 1)	IP: 5.0 WLS: L BF: 24 H: 7 R: 4 ER: 3 SO: 3 BB: 3 IBB: 0 HBP: 0 BLK: 0 WP: 0 HR: 1 S: 27 P: 39 ERA: 5.40 WHIP: 2.000															PITCHER	IP: 3.0 WLS: L BF: 12 H: 2 R: 0 ER: 0 SO: 3 BB: 0 IBB: 1 HBP: 0 BLK: 0 WP: 0 HR: 0 S: 17 P: 21 ERA: 0.00 WHIP: 0.667			

Batter	1	2	3	4	5	6	7	8	9	AB	R	H	RBI	BB	SO	LOB	TOP					
Paul Moltor, R OBP: 0.430, SLG: 0.559 (1, 10)										5	2	3	0	1	2		Milwaukee Brewers @ Detroit Tigers Tiger Stadium, Detroit, MI Fri Sep 18 1987, 7:05 PM EDT Att: 30,104 - Unknown					
Robin Yount, R OBP: 0.382, SLG: 0.460 (1, 8)										4	0	0	0	1	0	2						
Glenn Braggs, R OBP: 0.336, SLG: 0.435 Mike Felder, S OBP: 0.315, SLG: 0.314 (9, PR)										5	0	3	1	0	0	0						
Greg Brock, L OBP: 0.374, SLG: 0.442 (1, 3)										5	0	1	0	0	1	3						
Rob Deer, R OBP: 0.363, SLG: 0.463 (1, 7)										4	0	0	0	0	2	2						
B.J. Surhoff, L OBP: 0.347, SLG: 0.418 (1, 2)										4	1	1	0	0	0	1						
Dale Sveum, S OBP: 0.289, SLG: 0.431 (1, 6)										4	1	1	2	0	0	0						
Ernest Riles, L OBP: 0.328, SLG: 0.360 (1, 5)										4	1	1	0	0	1	0						
Juan Castillo, S OBP: 0.296, SLG: 0.315 Rick Manning, L OBP: 0.336, SLG: 0.351 Steve Stanicek, R OBP: 0.500, SLG: 0.500 (9, PH)										1	0	1	0	1	0	0						
Inning Stats	R: 0 E: 0 K: 1 S: 5	H: 0 LOB: 0 BB: 0 P: 5	R: 0 E: 0 K: 2 S: 7	H: 0 LOB: 0 BB: 0 P: 7	R: 0 E: 0 K: 0 S: 4	H: 1 LOB: 2 BB: 1 P: 8	R: 0 E: 0 K: 1 S: 6	H: 2 LOB: 1 BB: 0 P: 6	R: 0 E: 0 K: 0 S: 3	H: 0 LOB: 1 BB: 0 P: 4	R: 0 E: 0 K: 0 S: 3	H: 0 LOB: 0 BB: 0 P: 3	R: 0 E: 0 K: 0 S: 3	H: 0 LOB: 0 BB: 0 P: 3	R: 1 E: 0 K: 1 S: 7	H: 2 LOB: 2 BB: 1 P: 11		R: 5 E: 0 K: 0 S: 9	H: 6 LOB: 1 BB: 0 P: 9	1B: 7 2B: 3 3B: 0 HR: 2	SF: 0 SAC: 0 DP: 1 HBP: 1	WP: 0 PB: 0 SB: 0 CS: 1
PITCHER	IP	WLS	BF	H	R	ER	SO	BB	IBB	HBP	BLK	WP	HR	S	P	ERA	WHIP					
Walt Terrell, R ERA: 3.82 Mike Henneman, R ERA: 2.94 Willie Hernandez, L ERA: 0.91 Eric King, R ERA: 4.81	8.0	W	31	5	1	1	5	2	0	1	0	0	0	38	47	1.12	0.875					

Batter	1	2	3	4	5	6	7	8	9	AB	R	H	RBI	BB	SO	LOB	BOTTOM					
Lou Whitaker, L OBP: 0.345, SLG: 0.442 (1, 4)										4	1	1	1	0	0	1	Milwaukee Brewers @ Detroit Tigers Tiger Stadium, Detroit, MI Fri Sep 18 1987, 7:05 PM EDT Att: 30,104 - Unknown					
Bill Madlock, R OBP: 0.349, SLG: 0.454 Jim Morrison, R OBP: 0.298, SLG: 0.402 (7, PH)										3	0	1	1	0	0	0						
Kirk Gibson, L OBP: 0.373, SLG: 0.482 (1, 7)										3	0	0	0	1	1	0						
Alan Trammell, R OBP: 0.391, SLG: 0.542 (1, 6)										3	1	1	0	1	0	0						
Darrell Evans, L OBP: 0.376, SLG: 0.495 (1, 3)										3	2	1	2	1	2	2						
Matt Nokes, L OBP: 0.356, SLG: 0.544 (1, 2)										3	2	2	2	0	0	0						
Chet Lemon, R OBP: 0.389, SLG: 0.479 (1, 8)										4	0	0	0	0	1	2						
Scott Lusader, L OBP: 0.400, SLG: 0.500 (1, 9)										3	1	2	0	0	0	0						
Tom Brookens, R OBP: 0.296, SLG: 0.380 (1, 5)										3	0	0	1	0	1	2						
Inning Stats	R: 0 E: 0 K: 1 S: 5	H: 0 LOB: 2 BB: 2 P: 13	R: 1 E: 0 K: 0 S: 4	H: 1 LOB: 1 BB: 0 P: 5	R: 0 E: 0 K: 0 S: 3	H: 0 LOB: 0 BB: 0 P: 3	R: 4 E: 0 K: 0 S: 6	H: 4 LOB: 1 BB: 1 P: 10	R: 2 E: 0 K: 1 S: 7	H: 3 LOB: 0 BB: 0 P: 7	R: 0 E: 0 K: 1 S: 5	H: 0 LOB: 0 BB: 0 P: 5	R: 0 E: 0 K: 1 S: 5	H: 0 LOB: 0 BB: 0 P: 5	R: 0 E: 0 K: 2 S: 7	H: 0 LOB: 0 BB: 0 P: 7		R: 0 E: 0 K: 0 S: 7	H: 0 LOB: 0 BB: 0 P: 7	1B: 5 2B: 1 3B: 0 HR: 2	SF: 0 SAC: 0 DP: 1 HBP: 1	WP: 0 PB: 0 SB: 0 CS: 0
PITCHER	IP	WLS	BF	H	R	ER	SO	BB	IBB	HBP	BLK	WP	HR	S	P	ERA	WHIP					
Bill Wegman, R ERA: 4.21 Paul Mirabella, L ERA: 6.35 Jay Aldrich, R ERA: 5.05 Dan Plesac, L ERA: 2.42 Chuck Crim, R ERA: 3.71	4.1	L	23	7	7	7	23	3	0	1	0	0	0	2	2	0.00	1.500					

Batter	1	2	3	4	5	6	7	8	9	AB	R	H	RBI	BB	SO	LOB	TOP					
Paul Moltzer, R (1,4) Juan Castillo, S (8,4) OBP: 0.429, SLG: 0.564 OBP: 0.296, SLG: 0.315										5	3	3	1	0	0	2						
Robin Yount, R (1,8) Mike Felder, S (7,8) OBP: 0.381, SLG: 0.464 OBP: 0.313, SLG: 0.313										4	1	2	2	0	1	0						
Glenn Braggs, R (1,9) OBP: 0.347, SLG: 0.447										5	1	2	2	0	1	0						
Greg Brock, L (1,3) Jim Paciorek, R (8,3) OBP: 0.371, SLG: 0.438 OBP: 0.324, SLG: 0.366										3	1	1	0	1	0	2						
Rob Deer, R (1,7) Rick Manning, L (7,7) OBP: 0.363, SLG: 0.458 OBP: 0.333, SLG: 0.347										3	1	0	0	1	1	2						
B.J. Surhoff, L (1,10) Jim Cantner, L (9,PH) OBP: 0.350, SLG: 0.425 OBP: 0.331, SLG: 0.370										4	2	1	2	0	0	0						
Bill Schroeder, R (1,2) OBP: 0.375, SLG: 0.541										4	1	1	2	0	0	1						
Ernest Riles, L (1,5) OBP: 0.323, SLG: 0.352										4	0	1	0	0	0	1						
Dale Sveum, S (1,6) OBP: 0.292, SLG: 0.436										4	1	2	2	0	1	0						
Inning Stats	R: 1 E: 0 K: 0 S: 5	H: 3 LOB: 1 BB: 0 P: 5	R: 4 E: 1 K: 0 S: 7	H: 3 LOB: 0 BB: 0 P: 7	R: 0 E: 0 K: 1 S: 3	H: 0 LOB: 0 BB: 0 P: 3	R: 0 E: 0 K: 2 S: 5	H: 0 LOB: 0 BB: 0 P: 5	R: 1 E: 0 K: 2 S: 8	H: 1 LOB: 1 BB: 1 P: 12	R: 0 E: 0 K: 1 S: 3	H: 2 LOB: 2 BB: 0 P: 5	R: 4 E: 0 K: 1 S: 8	H: 3 LOB: 0 BB: 1 P: 12	R: 0 E: 0 K: 1 S: 5	H: 0 LOB: 0 BB: 0 P: 5	R: 1 E: 0 K: 2 S: 8	H: 1 LOB: 0 BB: 0 P: 8	1B: 5 2B: 3 3B: 0 HR: 5	SF: 0 SAC: 0 DP: 1 HBP: 0	WP: 0 PB: 0 SB: 0 CS: 0	PA: 42
PITCHER	IP WLS BF H R ER SO BB IBB HBP BLK WP HR S P ERA WHIP																					
Jack Morris, R (1,1) ERA: 3.4	6.0 L 28 9 6 2 3 1 0 0 0 0 0 3 33 37 3.00 1.667																					
Eric King, R (7,1) ERA: 5.11	0.2 6 3 4 4 1 1 0 0 0 0 0 1 7 11 54.00 6.000																					
Mark Thurmond, L (7,1) ERA: 4.06	0.1 1 0 0 0 0 0 0 0 0 0 0 0 1 1 0.00 0.000																					
Jeff Robinson, R (8,1) ERA: 5.37	2.0 7 1 1 1 3 0 0 0 0 0 0 1 13 13 4.50 0.500																					

Milwaukee Brewers @ Detroit Tigers
Tiger Stadium, Detroit, MI
Sun Sep 20 1987, 3:33 AM EDT
Att: 42,143 - Unknown

AB 40
R 11
H 13
RBI 11
BB 2
SO 7
LOB 8



Batter	1	2	3	4	5	6	7	8	9	AB	R	H	RBI	BB	SO	LOB	BOTTOM			
Lou Whitaker, L (1,4) Jim Walewander, S (8,4) OBP: 0.345, SLG: 0.440 OBP: 0.283, SLG: 0.333										3	0	0	0	1	1	2				
Bill Madlock, R (1,3) Dave Bergman, L (9,PH) OBP: 0.345, SLG: 0.449 OBP: 0.394, SLG: 0.476										4	0	0	0	0	0	2				
Kirk Gibson, L (1,7) Scott Lusader, L (9,8) OBP: 0.374, SLG: 0.486 OBP: 0.333, SLG: 0.407										4	2	2	1	0	1	1				
Alan Trammell, R (1,6) Doug Baker, S (9,6)										3	1	2	0	1	0	0				
Larry Herndon, R (1,9) Pat Sheridan, L (8,PH) OBP: 0.382, SLG: 0.531 OBP: 0.328, SLG: 0.367										3	0	1	2	0	1	2				
Chet Lemon, R (1,8) Johnny Grubb, L (8,PH) OBP: 0.389, SLG: 0.490 OBP: 0.293, SLG: 0.302										3	0	1	0	0	1	2				
Jim Morrison, R (1,10) OBP: 0.297, SLG: 0.490										3	0	0	1	1	0	1				
Tom Brookens, R (1,5) Darrell Evans, L (6,PH) OBP: 0.295, SLG: 0.378 OBP: 0.377, SLG: 0.501										2	0	0	0	0	0	0				
Mike Heath, R (1,2) Dwight Lowry, L (9,2) OBP: 0.342, SLG: 0.433 OBP: 0.167, SLG: 0.250										2	1	1	0	0	0	0				
Inning Stats	R: 0 E: 0 K: 2 S: 8	H: 1 LOB: 2 BB: 1 P: 12	R: 0 E: 0 K: 0 S: 3	H: 0 LOB: 0 BB: 0 P: 3	R: 2 E: 0 K: 2 S: 9	H: 2 LOB: 2 BB: 1 P: 14	R: 0 E: 0 K: 0 S: 3	H: 0 LOB: 0 BB: 0 P: 3	R: 0 E: 0 K: 0 S: 4	H: 1 LOB: 2 BB: 1 P: 8	R: 0 E: 0 K: 0 S: 3	H: 1 LOB: 0 BB: 0 P: 3	R: 2 E: 0 K: 0 S: 6	H: 3 LOB: 1 BB: 0 P: 6	R: 0 E: 0 K: 0 S: 4	H: 1 LOB: 1 BB: 0 P: 4	1B: 7 2B: 1 3B: 0 HR: 1	SF: 0 SAC: 0 DP: 1 HBP: 1	WP: 0 PB: 0 SB: 0 CS: 0	PA: 39
PITCHER	IP WLS BF H R ER SO BB IBB HBP BLK WP HR S P ERA WHIP																			
Juan Nieves, L (1,1) ERA: 5.06	5.2 W 25 4 2 2 2 3 0 0 0 0 0 29 42 3.18 1.235																			
Chuck Cnm, R (6,1) ERA: 3.76	3.1 S 14 5 2 2 0 0 0 0 0 0 0 1 14 14 5.40 1.500																			

Milwaukee Brewers @ Detroit Tigers
Tiger Stadium, Detroit, MI
Sun Sep 20 1987, 3:33 AM EDT
Att: 42,143 - Unknown


AB 35
R 4
H 9
RBI 4
BB 3
SO 4
LOB 15



Batter	1	2	3	4	5	6	7	8	9	AB	R	H	RBI	BB	SO	LOB	TOP				
Lou Whitaker, L (1.4) OBP: 0.347, SLG: 0.442	0-3 K		0-0 1B						0-0 5-3	4	0	2	0	1	1	0					
Bill Madlock, R (1.10) OBP: 0.341, SLG: 0.442	0-0 5-3			0-3 K	4-0 FC5 BB				0-0 L5	5	0	0	0	0	1	3					
Kirk Gibson, L (1.7) OBP: 0.374, SLG: 0.487	0-0 6-3			0-0 3-1		0-0 4-3			0-0 2B 1B	5	1	2	0	0	0	0					
Alan Trammell, R (1.6) OBP: 0.397, SLG: 0.552		0-0 6-3		0-0 HR		0-0 2B			0-0 5-3 1B	5	1	3	1	0	0	1					
Darrell Evans, L (1.3) OBP: 0.379, SLG: 0.499		4-0 G5-3 E BB		4-0 BB		0-0 F9			4-0 E 1B BB	2	1	0	0	3	0	3					
Matt Nokes, L (1.2) OBP: 0.350, SLG: 0.534		0-0 E3		0-0 F9		0-0 L8			0-0 E3 1B	4	0	0	0	0	0	5					
Chet Lemon, R (1.8) OBP: 0.388, SLG: 0.489		0-0 G5-3				0-0 BB 1B			0-0 F7 SF9	3	0	1	1	0	0	2					
Pat Sheridan, L (1.9) OBP: 0.328, SLG: 0.366			0-0 F8		0-3 K				0-0 L8 FC5-4 1B	4	0	1	1	0	1	1					
Tom Brookens, R (1.5) OBP: 0.295, SLG: 0.385			0-0 5-3		0-0 F7				0-0 FC5-4	3	1	1	1	0	0	1					
Dave Bergman, L (8, PH) OBP: 0.392, SLG: 0.473									0-0 FC5-4	1	0	0	0	0	0	2					
Jim Walewender, S (8, 5) OBP: 0.283, SLG: 0.333									0-0 FC5-4	0	0	0	0	0	0	0					
Inning Stats	R: 0 E: 0 K: 1 S: 5	H: 0 LOB: 0 BB: 0 P: 5	R: 0 E: 1 K: 0 S: 3	H: 0 LOB: 1 BB: 1 P: 7	R: 0 E: 0 K: 0 S: 3	H: 1 LOB: 1 BB: 0 P: 3	R: 1 E: 0 K: 1 S: 6	H: 1 LOB: 1 BB: 1 P: 10	R: 0 E: 0 K: 0 S: 4	H: 1 LOB: 2 BB: 0 P: 4	R: 1 E: 0 K: 0 S: 5	H: 2 LOB: 1 BB: 0 P: 5	R: 2 E: 1 K: 0 S: 6	H: 2 LOB: 2 BB: 1 P: 10	R: 0 E: 0 K: 0 S: 5	H: 2 LOB: 2 BB: 0 P: 5	1B: 5 2B: 3 3B: 0 HR: 2	SF: 1 SAC: 0 DP: 1 HBP: 0	WP: 0 PB: 0 SB: 0 CS: 0	PA: 41	
PITCHER	IP WLS BF H R ER SO	IP WLS BF H R ER SO	IP WLS BF H R ER SO	IP WLS BF H R ER SO	IP WLS BF H R ER SO	IP WLS BF H R ER SO	IP WLS BF H R ER SO	IP WLS BF H R ER SO	IP WLS BF H R ER SO	IP WLS BF H R ER SO	IP WLS BF H R ER SO	IP WLS BF H R ER SO	IP WLS BF H R ER SO	IP WLS BF H R ER SO	IP WLS BF H R ER SO	IP WLS BF H R ER SO	ERA WHIP	ERA WHIP			
Al Nipper, R (1.1) ERA: 5.88	7.2	1.1																2.35	1.565		
Calvin Schiraldi, R (8, 1) ERA: 4.08	1.1																	0.00	1.500		

Detroit Tigers @ Boston Red Sox
Fenway Park, Boston, MA
Mon Sep 21 1987, 7:05 PM EDT
Att: 20,376 - Unknown


AB 36
R 4
H 10
RBI 4
BB 4
SO 3
LOB 18



Batter	1	2	3	4	5	6	7	8	9	AB	R	H	RBI	BB	SO	LOB	BOTTOM				
Ellis Burks, R (1.8) OBP: 0.321, SLG: 0.445	0-0 G6-4-3 1B	0-0 2B		0-0 E5 WP SH5-4 SF9		0-0 PB 2B 1B	0-0 F3			5	2	3	0	0	0	4					
Marty Barrett, R (1.4) OBP: 0.352, SLG: 0.351	0-0 G6-4-3 1-2	0-0 F5		0-0 SH5-4		4-0 2B BB	0-0 G4-6-3			3	1	0	0	1	0	6					
Wade Boggs, L (1.5) OBP: 0.461, SLG: 0.582	0-0 6-3	4-0		4-0 SF9 WP IBB		0-0 2B		0-0 BB BB 1B		3	0	2	2	2	0	0					
Ed Romero, R (9, 5) OBP: 0.335, SLG: 0.306						0-0 2B				0	0	0	0	0	0	0					
Mike Greenwell, L (1.7) OBP: 0.399, SLG: 0.591				0-0 SF9		0-0 1B		4-0 BB BB 1B		3	1	2	2	1	0	3					
Dwight Evans, R (1.3) OBP: 0.417, SLG: 0.592		0-0 5-3	0-0 1-3	4-0 BB BB BB	4-0 BB	0-0 G5-4-3		0-0 L7		4	0	0	0	1	0	3					
Sam Horn, L (1.10) OBP: 0.385, SLG: 0.679		0-0 3B 1B	4-0 BB BB	0-0 F8		0-0 1B 2B		4-0 BB BB		3	2	2	0	2	0	2					
Todd Benzinger, S (1.9) OBP: 0.351, SLG: 0.442		0-0 2B 3B	0-0 L9		0-0 5-3			0-0 K		5	1	2	1	0	1	4					
Spike Owen, S (1.6) OBP: 0.341, SLG: 0.351		0-0 E 2B	0-0 F7		0-0 G6-4-3 1B			0-0 1-3		5	1	3	2	0	0	4					
John Marzano, R (1.2) OBP: 0.295, SLG: 0.426		3-H 0-0 E7 2B 1B		0-0 SH5-4 WP 1B		0-0 G6-4-3				4	1	3	0	0	0	1					
Inning Stats	R: 0 E: 0 K: 0 S: 3	H: 1 LOB: 0 BB: 0 P: 3	R: 4 E: 1 K: 0 S: 9	H: 6 LOB: 3 BB: 1 P: 13	R: 0 E: 0 K: 0 S: 3	H: 0 LOB: 1 BB: 1 P: 7	R: 2 E: 1 K: 0 S: 5	H: 1 LOB: 2 BB: 2 P: 13	R: 0 E: 0 K: 0 S: 3	H: 1 LOB: 0 BB: 0 P: 3	R: 2 E: 0 K: 0 S: 4	H: 3 LOB: 0 BB: 1 P: 8	R: 1 E: 0 K: 0 S: 6	H: 4 LOB: 2 BB: 0 P: 6	R: 0 E: 0 K: 1 S: 6	H: 1 LOB: 3 BB: 2 P: 14	1B: 11 2B: 4 3B: 1 HR: 1	SF: 1 SAC: 1 DP: 4 HBP: 0	WP: 1 PB: 1 SB: 0 CS: 0	PA: 44	
PITCHER	IP WLS BF H R ER SO	IP WLS BF H R ER SO	IP WLS BF H R ER SO	IP WLS BF H R ER SO	IP WLS BF H R ER SO	IP WLS BF H R ER SO	IP WLS BF H R ER SO	IP WLS BF H R ER SO	IP WLS BF H R ER SO	IP WLS BF H R ER SO	IP WLS BF H R ER SO	IP WLS BF H R ER SO	IP WLS BF H R ER SO	IP WLS BF H R ER SO	IP WLS BF H R ER SO	IP WLS BF H R ER SO	ERA WHIP	ERA WHIP			
Nate Snell, R (1.1) ERA: 4.06	1.1																	27.00	3.750		
Dan Patey, R (2.1) ERA: 5.36	2.1																	0.00	2.143		
Mark Thurmond, L (4, 1) ERA: 4.35	2.1																	11.57	3.429		
Eric King, R (7, 1) ERA: 5.02	2.0																	0.00	2.000		

Detroit Tigers @ Boston Red Sox
Fenway Park, Boston, MA
Mon Sep 21 1987, 7:05 PM EDT
Att: 20,376 - Unknown

AB 35
R 9
H 17
RBI 7
BB 7
SO 1
LOB 27



Batter	1	2	3	4	5	6	7	8	9	AB	R	H	RBI	BB	SO	LOB	TOP				
Lou Whitaker, L (1, 4) OBP: 0.344, SLG: 0.438	F7	4-3		4-3		FC4-6 2B		L7		5	1	0	2	0	0	4	Detroit Tigers @ Boston Red Sox Fenway Park, Boston, MA Tue Sep 22 1987, 7:05 PM EDT Att: 20,189 - Unknown				
Bill Madlock, R (1, 10) OBP: 0.342, SLG: 0.444	1B 2B	FC1-2			F6	2B		FC6-4		5	2	2	1	0	0	2					
Kirk Gibson, L (1, 7) OBP: 0.378, SLG: 0.500	2B 1B			SF8 3B	2B	2B		F6		5	3	4	1	0	0	0					
Alan Trammell, R (1, 6) OBP: 0.395, SLG: 0.551	F7			L6	5-3	F7		WP 2B		5	0	1	0	0	0	5					
Darrell Evans, L (1, 3) OBP: 0.379, SLG: 0.503	2B			SF8	2B			F7		4	0	2	4	0	0	1					
Matt Nokes, L (1, 2) OBP: 0.346, SLG: 0.528	K			4-3	6-3			G3		5	0	0	0	0	2	3					
Chet Lemon, R (1, 8) OBP: 0.389, SLG: 0.488				6-3		1B FC4-6 1B		3-1		3	2	1	0	1	0	0					
Pat Sheridan, L (1, 9) OBP: 0.329, SLG: 0.365				F7		F7		FC6-4 1B		3	0	1	0	1	0	1					
Tom Brookens, R (1, 5) OBP: 0.298, SLG: 0.387		SH3-4				FC4-6 1B		L5		3	0	2	0	0	0	1					
Inning Stats	R: 2 E: 0 K: 1 S: 8	H: 3 LOB: 1 BB: 0 P: 8	R: 1 E: 0 K: 0 S: 3	H: 0 LOB: 1 BB: 2 P: 11	R: 1 E: 0 K: 0 S: 4	H: 1 LOB: 0 BB: 0 P: 4	R: 0 E: 0 K: 0 S: 4	H: 1 LOB: 1 BB: 0 P: 4	R: 1 E: 0 K: 0 S: 5	H: 2 LOB: 1 BB: 0 P: 5	R: 3 E: 0 K: 0 S: 7	H: 4 LOB: 1 BB: 0 P: 7	R: 0 E: 0 K: 0 S: 3	H: 0 LOB: 0 BB: 0 P: 3	R: 0 E: 0 K: 0 S: 4	H: 1 LOB: 1 BB: 0 P: 4	R: 0 E: 0 K: 1 S: 6	H: 1 LOB: 1 BB: 0 P: 6	1B: 6 2B: 6 3B: 1 HR: 0	SF: 1 SAC: 1 DP: 0 HBP: 0	WP: 2 PA: 42 CS: 0
PITCHER	IP WLS BF H R ER SO BB IBB HBP BLK WP HR S P ERA WHIP	IP WLS BF H R ER SO BB IBB HBP BLK WP HR S P ERA WHIP															IP WLS BF H R ER SO BB IBB HBP BLK WP HR S P ERA WHIP				
Bob Woodward, R (1, 1) ERA: 7.63	5.2 L 29 10 8 8 1 2 0 0 0 1 0 29 37 12.71 2.118																				
Bob Stanley, R (6, 1) ERA: 5.01	2.1 9 2 0 0 0 0 0 0 0 0 0 9 9 0.00 0.857																				
Joe Sambito, L (9, 1) ERA: 6.69	1.0 4 1 0 0 1 0 0 0 0 1 0 6 6 0.00 1.000																				

Batter	1	2	3	4	5	6	7	8	9	AB	R	H	RBI	BB	SO	LOB	BOTTOM				
Ellis Burks, R (1, 8) OBP: 0.322, SLG: 0.450	HR		1B		B5-3	F8		FC4-6 BB 1B		5	1	2	1	0	0	3	Detroit Tigers @ Boston Red Sox Fenway Park, Boston, MA Tue Sep 22 1987, 7:05 PM EDT Att: 20,189 - Unknown				
Marty Barrett, R (1, 4) OBP: 0.353, SLG: 0.351	K		1B		K		6-3	BB 1B		5	0	2	0	0	2	0					
Wade Boggs, L (1, 10) OBP: 0.462, SLG: 0.589	4-3		F8		2B		HR	BB 1B		4	1	2	1	1	0	2					
Kevin Romine, R (9, PR) OBP: 0.333, SLG: 0.500								BB		0	0	0	0	0	0	0					
Mike Greenwell, L (1, 7) OBP: 0.397, SLG: 0.585	F9			HR 1B	K		F7	F4		5	1	1	0	0	1	4					
Dwight Evans, R (1, 3) OBP: 0.417, SLG: 0.589			FC4-6 BB	F9		FC6-4 BB 1B	L3	1-3		4	1	1	0	1	0	4					
Todd Benzinger, S (1, 9) OBP: 0.354, SLG: 0.457		FC4-6		HR		FC6-4 BB		K		3	1	1	2	1	1	1					
Ed Romero, R (1, 5) OBP: 0.333, SLG: 0.305		G4-6-3			1B	P3		F9		4	0	1	0	0	0	3					
Spike Owen, S (1, 6) OBP: 0.338, SLG: 0.348			G3		F8	FC6-4 1B		K		4	0	0	0	0	1	3					
John Marzano, R (1, 2) OBP: 0.291, SLG: 0.420			F9		K			FC4-6 BB		2	0	0	0	0	1	1					
Sam Horn, L (6, PH) OBP: 0.390, SLG: 0.682										1	0	1	1	0	0	0					
Danny Sheaffer, R (7, 2) OBP: 0.115, SLG: 0.183										0	0	0	0	0	0	0					
Pat Dodson, L (9, PH) OBP: 0.286, SLG: 0.324										0	0	0	0	1	0	0					
Inning Stats	R: 1 E: 0 K: 1 S: 6	H: 1 LOB: 0 BB: 0 P: 6	R: 0 E: 0 K: 0 S: 2	H: 0 LOB: 0 BB: 1 P: 6	R: 0 E: 0 K: 0 S: 5	H: 2 LOB: 2 BB: 0 P: 5	R: 2 E: 0 K: 1 S: 8	H: 3 LOB: 1 BB: 0 P: 8	R: 0 E: 0 K: 2 S: 8	H: 1 LOB: 1 BB: 0 P: 8	R: 0 E: 0 K: 0 S: 5	H: 2 LOB: 2 BB: 1 P: 9	R: 1 E: 0 K: 0 S: 4	H: 1 LOB: 0 BB: 0 P: 4	R: 0 E: 0 K: 2 S: 7	H: 0 LOB: 0 BB: 0 P: 7	R: 0 E: 0 K: 0 S: 4	H: 1 LOB: 3 BB: 2 P: 12	1B: 7 2B: 1 3B: 0 HR: 3	SF: 0 SAC: 0 DP: 1 HBP: 0	WP: 0 PA: 41 CS: 0
PITCHER	IP WLS BF H R ER SO BB IBB HBP BLK WP HR S P ERA WHIP	IP WLS BF H R ER SO BB IBB HBP BLK WP HR S P ERA WHIP															IP WLS BF H R ER SO BB IBB HBP BLK WP HR S P ERA WHIP				
Walt Terrell, R (1, 1) ERA: 3.9	7.0 W 32 10 5 5 4 2 0 0 0 0 3 38 6.43 1.714																				
Mike Henneman, R (8, 1) ERA: 2.87	1.1 6 1 0 0 2 1 0 0 0 0 0 9 13 0.00 1.500																				
Willie Hernandez, L (9, 1) ERA: 3.49	0.1 2 0 0 0 0 1 0 0 0 0 0 1 5 0.00 3.000																				
Dickie Nokes, R (9, 1) ERA: 3.48	0.1 S 1 0 0 0 0 0 0 0 0 0 1 1 0.00 0.000																				

AB	38
R	8
H	13
RBI	8
BB	2
SO	2
LOB	17



AB	37
R	5
H	11
RBI	5
BB	4
SO	6
LOB	21



Batter	1	2	3	4	5	6	7	8	9	AB	R	H	RBI	BB	SO	LOB	TOP		
Lou Whitaker, L (1, 4) OBP: 0.344, SLG: 0.437										5	1	2	0	0	0	1			
Bill Madlock, R (1, 10) OBP: 0.342, SLG: 0.445 Jim Morrison, R (5, FH) OBP: 0.296, SLG: 0.397 Dave Bergman, L (9, FH) OBP: 0.390, SLG: 0.470										2	0	1	0	0	0	1			
Kirk Gibson, L (1, 7) OBP: 0.378, SLG: 0.499										5	1	2	0	0	2	1			
Alan Trammell, R (1, 6) OBP: 0.397, SLG: 0.548										3	0	1	1	1	1	1			
Larry Herndon, R (1, 9) OBP: 0.378, SLG: 0.519										3	1	1	0	1	0	5			
Chet Lemon, R (1, 8) OBP: 0.387, SLG: 0.488										4	0	1	1	0	0	4			
Darrell Evans, L (1, 3) OBP: 0.376, SLG: 0.496										4	0	0	0	0	2	2			
Tom Brookens, R (1, 5) OBP: 0.301, SLG: 0.395										4	0	1	0	0	1	1			
Mike Heath, R (1, 2) OBP: 0.339, SLG: 0.427										4	0	1	0	0	0	1			
Inning Stats	R: 0 E: 1 K: 1 S: 7	H: 2 LOB: 3 BB: 1 P: 11	R: 0 E: 0 K: 1 S: 6	H: 1 LOB: 1 BB: 0 P: 6	R: 2 E: 1 K: 0 S: 6	H: 3 LOB: 1 BB: 0 P: 6	R: 0 E: 0 K: 0 S: 3	H: 0 LOB: 0 BB: 0 P: 3	R: 0 E: 0 K: 2 S: 7	H: 0 LOB: 1 BB: 1 P: 11	R: 1 E: 0 K: 0 S: 6	H: 3 LOB: 2 BB: 0 P: 6	R: 0 E: 0 K: 0 S: 4	H: 1 LOB: 1 BB: 0 P: 4	R: 0 E: 0 K: 2 S: 7	H: 0 LOB: 0 BB: 0 P: 7	1B: 9 2B: 1 3B: 0 HR: 0	SF: 0 SAC: 0 DP: 0 HBP: 0	WP: 1 PA: 39 PB: 0 SB: 0 CS: 0
PITCHER	IP WLS BF H R ER SO BB IBB HBP BLK WP HR S P ERA WHIP																		
Mike Flanagan, L (1, 1) ERA: 4.2	6.2 W 31 9 3 2 6 1 1 0 0 1 0 41 49 2.70 1.500																		
David Wells, L (7, 1) ERA: 5.75	1.1 5 1 0 0 0 0 0 0 0 0 0 5 5 0.00 0.750																		
Tom Henke, R (9, 1) ERA: 2.46	1.0 S 3 0 0 0 2 0 0 0 0 0 0 7 7 0.00 0.000																		

Detroit Tigers @ Toronto Blue Jays
Exhibition Stadium, Toronto, ON
Thu Sep 24 1987, 7:05 PM EDT
Att: 42,436 - Unknown

AB 37
R 3
H 10
RBI 2
BB 2
SO 8
LOB 18



Batter	1	2	3	4	5	6	7	8	9	AB	R	H	RBI	BB	SO	LOB	BOTTOM		
Nelson Liriano, S (1, 4) OBP: 0.336, SLG: 0.395										4	1	1	0	1	2	1			
Lloyd Moseby, L (1, 8) OBP: 0.355, SLG: 0.472										3	1	1	0	2	0	1			
Tony Fernandez, S (1, 6) OBP: 0.379, SLG: 0.426 Manuel Lee, S (3, 6) OBP: 0.295, SLG: 0.300										1	0	0	0	0	0	0			
George Bell, R (1, 7) OBP: 0.356, SLG: 0.629										4	1	3	0	0	0	0			
Ernie Whitt, L (1, 2) OBP: 0.340, SLG: 0.467										3	1	1	2	1	0	2			
Rance Mulliniks, L (1, 5) OBP: 0.356, SLG: 0.489 Garth Iorg, R (8, 5) OBP: 0.272, SLG: 0.295											4	0	1	1	0	2			
Rick Leach, L (1, 9) OBP: 0.369, SLG: 0.382 Jesse Barfield, R (9, 9) OBP: 0.328, SLG: 0.458										2	0	0	0	2	0	0			
Willie Upshaw, L (1, 3) OBP: 0.319, SLG: 0.397										3	0	0	0	1	1	6			
Fred McGriff, L (1, 10) OBP: 0.384, SLG: 0.517										3	0	0	0	1	3	6			
Inning Stats	R: 0 E: 0 K: 1 S: 5	H: 0 LOB: 0 BB: 0 P: 5	R: 0 E: 0 K: 1 S: 6	H: 1 LOB: 3 BB: 2 P: 14	R: 4 E: 0 K: 3 S: 13	H: 4 LOB: 2 BB: 2 P: 21	R: 0 E: 0 K: 1 S: 7	H: 2 LOB: 2 BB: 0 P: 7	R: 0 E: 0 K: 0 S: 3	H: 0 LOB: 1 BB: 1 P: 7	R: 0 E: 0 K: 1 S: 5	H: 0 LOB: 0 BB: 0 P: 5	R: 0 E: 0 K: 1 S: 5	H: 0 LOB: 3 BB: 3 P: 17	R: 0 E: 0 K: 2 S: 7	H: 0 LOB: 0 BB: 0 P: 7	1B: 6 2B: 1 3B: 0 HR: 0	SF: 0 SAC: 0 DP: 0 HBP: 0	WP: 1 PA: 39 PB: 0 SB: 2 CS: 0
PITCHER	IP WLS BF H R ER SO BB IBB HBP BLK WP HR S P ERA WHIP																		
Jack Morris, R (1, 1) ERA: 3.43	8.0 L 39 7 4 4 9 7 1 0 0 1 0 49 81 4.50 1.750																		

Detroit Tigers @ Toronto Blue Jays
Exhibition Stadium, Toronto, ON
Thu Sep 24 1987, 7:05 PM EDT
Att: 42,436 - Unknown

AB 31
R 4
H 7
RBI 3
BB 8
SO 9
LOB 25



Batter	1	2	3	4	5	6	7	8	9	AB	R	H	RBI	BB	SO	LOB	TOP					
Lou Whitaker, L OBP: 0.345, SLG: 0.435	3-1		G2 HR	F2		6-3		FC3-6 BB		4	1	1	0	1	0	1	Detroit Tigers @ Toronto Blue Jays Exhibition Stadium, Toronto, ON Sat Sep 26 1987, 3:33 AM EDT Att: 46,429 - Unknown					
Darrell Evans, L OBP: 0.377, SLG: 0.499	4-3		G2 HR					FC3-6 CS		3	2	1	1	2	0	1						
Kirk Gibson, L OBP: 0.377, SLG: 0.496	2B		G2			2B		CS		4	2	2	0	1	1	4						
Alan Trammell, R OBP: 0.402, SLG: 0.554	HR		HR			3-1		1B S		4	2	4	1	1	0	0						
Matt Nokes, L OBP: 0.349, SLG: 0.541	HR		IBB			3-1		F8		4	2	2	6	1	0	3						
Dave Bergman, L OBP: 0.351, SLG: 0.454	4-3		K			3-1		K		2	0	0	0	0	1	0						
Chet Lemon, R OBP: 0.384, SLG: 0.484			F9			6		F3		4	0	0	0	0	1	4						
Pat Sheridan, L OBP: 0.328, SLG: 0.363			K			4-3		G4-6-3		3	0	0	0	1	1	3						
Tom Brookens, R OBP: 0.299, SLG: 0.391			F9			K		K		3	0	0	0	0	2	0						
Inning Stats	R: 3 E: 0 K: 0 S: 6	H: 3 LOB: 0 BB: 0 P: 6	R: 0 E: 0 K: 2 S: 7	H: 0 LOB: 0 BB: 0 P: 7	R: 4 E: 0 K: 1 S: 7	H: 2 LOB: 0 BB: 2 P: 15	R: 0 E: 0 K: 1 S: 5	H: 0 LOB: 0 BB: 0 P: 5	R: 2 E: 0 K: 0 S: 4	H: 2 LOB: 1 BB: 2 P: 12	R: 0 E: 0 K: 1 S: 5	H: 0 LOB: 2 BB: 2 P: 13	R: 0 E: 0 K: 0 S: 4	H: 2 LOB: 3 BB: 0 P: 5	R: 0 E: 0 K: 1 S: 4	H: 0 LOB: 0 BB: 1 P: 8		R: 0 E: 0 K: 1 S: 7	H: 2 LOB: 2 BB: 0 P: 7	1B: 5 2B: 4 3B: 0 HR: 3	SF: 0 SAC: 1 DP: 2 HBP: 1	WP: 0 PB: 0 SB: 5 CS: 1
PITCHER	IP WLS BF H R ER SO BB IBB HBP BLK WP HR S P ERA WHIP	Dave Stieb, R (1, 1) 2.1 13 4 6 6 2 1 1 0 0 0 1 15 23 23.14 2.143 John Cerutti, L (3, 1) 1.2 10 3 3 3 2 1 1 0 0 0 2 12 20 16.20 2.400 Duane Ward, R (5, 1) 2.1 9 1 0 0 1 1 1 0 0 0 0 9 17 0.00 0.857 Mark Eichhorn, R (7, 1) 0.2 3 1 0 0 0 0 0 1 0 0 0 2 3 0.00 1.500 David Wells, L (8, 1) 1.1 6 2 0 0 1 1 0 0 0 0 0 7 11 0.00 2.250																				

Batter	1	2	3	4	5	6	7	8	9	AB	R	H	RBI	BB	SO	LOB	BOTTOM					
Nelson Liriano, S OBP: 0.333, SLG: 0.391	BB			F9		K		G3		5	1	2	0	0	1	0	Detroit Tigers @ Toronto Blue Jays Exhibition Stadium, Toronto, ON Sat Sep 26 1987, 3:33 AM EDT Att: 46,429 - Unknown					
Lloyd Moseby, L OBP: 0.354, SLG: 0.467	2B		F6			S		6-3		3	2	1	0	2	0	1						
Rance Mulliniks, L OBP: 0.492	2B		4-3			1B				4	1	2	2	1	0	2						
Kelly Gruber, R OBP: 0.284, SLG: 0.400	BB		4-3			BB				0	0	0	0	0	0	0						
George Bell, R OBP: 0.357, SLG: 0.628	2B		4-3			BB		K		5	1	3	1	0	1	2						
Ernie Whitt, L OBP: 0.336, SLG: 0.461	2B		4-3			BB		4-3		5	0	0	0	0	1	5						
Jesse Barfield, R OBP: 0.334, SLG: 0.472	2B		3B			2B		F3		5	2	4	1	0	0	2						
Willie Upshaw, L OBP: 0.322, SLG: 0.398	BB		1B			1B		F8		4	1	2	0	1	0	1						
Rick Leach, L OBP: 0.377, SLG: 0.410	1-3		K			1B		HR		4	1	2	2	0	1	4						
Manuel Lee, S OBP: 0.291, SLG: 0.316			F8			FC6-4		K		4	0	0	0	0	1	3						
Juan Beniquez, R OBP: 0.314, SLG: 0.425			4-3			FC6-4				1	0	1	3	0	0	0						
Inning Stats	R: 3 E: 0 K: 0 S: 6	H: 4 LOB: 2 BB: 2 P: 14	R: 0 E: 0 K: 0 S: 4	H: 1 LOB: 1 BB: 0 P: 4	R: 1 E: 0 K: 1 S: 8	H: 3 LOB: 0 BB: 0 P: 8	R: 0 E: 0 K: 0 S: 4	H: 1 LOB: 1 BB: 0 P: 4	R: 1 E: 0 K: 2 S: 8	H: 2 LOB: 1 BB: 0 P: 5	R: 1 E: 0 K: 2 S: 8	H: 1 LOB: 2 BB: 2 P: 16	R: 1 E: 0 K: 1 S: 6	H: 1 LOB: 0 BB: 0 P: 6	R: 0 E: 0 K: 1 S: 6	H: 1 LOB: 2 BB: 0 P: 6	R: 3 E: 0 K: 0 S: 3	H: 3 LOB: 2 BB: 0 P: 4	1B: 8 2B: 6 3B: 2 HR: 1	SF: 0 SAC: 0 DP: 1 HBP: 1	WP: 0 PB: 0 SB: 3 CS: 0	PA: 45
PITCHER	IP WLS BF H R ER SO BB IBB HBP BLK WP HR S P ERA WHIP	Walt Terrell, R (1, 1) 2.1 15 7 4 4 4 2 2 0 0 0 0 0 18 26 6.00 2.333 Dan Peltz, R (3, 1) 3.0 16 5 2 2 2 2 0 0 0 0 0 0 18 26 6.00 2.333 Mark Thurmond, L (6, 1) 0.1 1 0 0 0 1 0 0 0 0 0 0 0 3 3 0.00 0.000 Mike Henneman, R (6, 1) 2.1 L 12 4 4 4 2 0 0 1 0 0 1 15 16 15.43 1.714 Mike Henneman, R (7, 1) 2.1 L 12 4 4 4 2 0 0 1 0 0 1 15 16 15.43 1.714																				



Batter	1	2	3	4	5	6	7	8	9	10	11	12	13	AB	R	H	RBI	BB	SO	LOB	TOP		
Lou Whitaker, L OBP: 0.362, SLG: 0.431 (1, 4)	1-3		6-3			L3		B1-3		F6			SH1-4	5	0	0	0	0	0	1			
Darrell Evans, L OBP: 0.376, SLG: 0.504 (1, 3)	L4			K				F9					1B	5	1	2	1	1	1	0			
Kirk Gibson, L OBP: 0.376, SLG: 0.502 (1, 7)	K			P3		F6				HR			1B	6	1	3	2	0	1	1			
Alan Trammell, R OBP: 0.402, SLG: 0.553 (1, 6)		6-3								HR			1B	5	0	1	0	1	1	3			
Matt Nokes, L OBP: 0.345, SLG: 0.535 (1, 2)														5	0	0	0	0	2	4			
Mike Heath, R OBP: 0.344, SLG: 0.431 (12, 2)	F9			G3		4-3				K			1B	1	0	1	0	0	0	0			
Johnny Grubb, L OBP: 0.299, SLG: 0.316 (1, 10)														4	0	2	0	0	0	0			
Jim Morrison, R OBP: 0.295, SLG: 0.395 (12, PH)								F9		F6			K	2	0	0	0	0	2	3			
Chet Lemon, R OBP: 0.380, SLG: 0.479 (1, 8)						G6-4-3		5-3						5	0	0	0	0	2	2			
Scott Lusader, L OBP: 0.333, SLG: 0.424 (1, 9)			3-1					G3						5	0	2	0	0	1	0			
Tom Brookens, R OBP: 0.298, SLG: 0.389 (1, 5)			1-3											2	0	0	0	0	0	1			
Dave Bergman, L OBP: 0.384, SLG: 0.462 (6, PH)			1-3					4-3						1	0	0	0	0	0	0			
Jim Walewander, S OBP: 0.296, SLG: 0.333 (8, 5)						F7				SH1-4			SH1-4	0	1	0	0	1	0	0			
Inning Stats	R: 0 E: 0 K: 1 S: 5	H: 0 LOB: 0 BB: 0 P: 5	R: 0 E: 0 K: 1 S: 6	H: 1 LOB: 1 BB: 0 P: 6	R: 0 E: 0 K: 0 S: 3	H: 0 LOB: 0 BB: 0 P: 3	R: 0 E: 0 K: 1 S: 6	H: 1 LOB: 1 BB: 0 P: 6	R: 0 E: 0 K: 0 S: 4	H: 0 LOB: 0 BB: 0 P: 3	R: 0 E: 0 K: 2 S: 8	H: 1 LOB: 1 BB: 0 P: 8	R: 1 E: 0 K: 1 S: 6	H: 2 LOB: 1 BB: 0 P: 6	R: 0 E: 0 K: 2 S: 7	H: 0 LOB: 0 BB: 0 P: 7	R: 1 E: 0 K: 1 S: 7	H: 2 LOB: 3 BB: 2 P: 15	1B: 6 2B: 4 3B: 0 HR: 2	SF: 0 SAC: 2 DP: 2 HBP: 0	WIP: 0 PB: 0 SB: 0 CS: 1	PA: 51	
PITCHER	IP WLS BF H R ER SO BB IBB HBP BLK WP HR S P ERA WHIP	IP WLS BF H R ER SO BB IBB HBP BLK WP HR S P ERA WHIP	IP WLS BF H R ER SO BB IBB HBP BLK WP HR S P ERA WHIP	IP WLS BF H R ER SO BB IBB HBP BLK WP HR S P ERA WHIP	IP WLS BF H R ER SO BB IBB HBP BLK WP HR S P ERA WHIP	IP WLS BF H R ER SO BB IBB HBP BLK WP HR S P ERA WHIP	IP WLS BF H R ER SO BB IBB HBP BLK WP HR S P ERA WHIP	IP WLS BF H R ER SO BB IBB HBP BLK WP HR S P ERA WHIP	IP WLS BF H R ER SO BB IBB HBP BLK WP HR S P ERA WHIP	IP WLS BF H R ER SO BB IBB HBP BLK WP HR S P ERA WHIP	IP WLS BF H R ER SO BB IBB HBP BLK WP HR S P ERA WHIP	IP WLS BF H R ER SO BB IBB HBP BLK WP HR S P ERA WHIP	IP WLS BF H R ER SO BB IBB HBP BLK WP HR S P ERA WHIP	IP WLS BF H R ER SO BB IBB HBP BLK WP HR S P ERA WHIP	IP WLS BF H R ER SO BB IBB HBP BLK WP HR S P ERA WHIP	IP WLS BF H R ER SO BB IBB HBP BLK WP HR S P ERA WHIP	IP WLS BF H R ER SO BB IBB HBP BLK WP HR S P ERA WHIP	IP WLS BF H R ER SO BB IBB HBP BLK WP HR S P ERA WHIP	IP WLS BF H R ER SO BB IBB HBP BLK WP HR S P ERA WHIP	IP WLS BF H R ER SO BB IBB HBP BLK WP HR S P ERA WHIP	IP WLS BF H R ER SO BB IBB HBP BLK WP HR S P ERA WHIP	IP WLS BF H R ER SO BB IBB HBP BLK WP HR S P ERA WHIP	
Jim Clancy, R ERA: 3.15 (1, 1)	7.0	2.2	0.1	1.0	1.1	1.1	1.1	1.1	1.1	1.1	1.1	1.1	1.1	1.1	1.1	1.1	1.1	1.1	1.1	1.1	1.1	1.1	1.1
Tom Henke, R ERA: 2.49 (8, 1)	2.2	1.0	0.1	0.4	0.4	0.4	0.4	0.4	0.4	0.4	0.4	0.4	0.4	0.4	0.4	0.4	0.4	0.4	0.4	0.4	0.4	0.4	0.4
David Wells, L ERA: 5.32 (10, 1)	0.1	1.0	1.1	1.1	1.1	1.1	1.1	1.1	1.1	1.1	1.1	1.1	1.1	1.1	1.1	1.1	1.1	1.1	1.1	1.1	1.1	1.1	1.1
Jeff Musselman, L ERA: 3.08 (11, 1)	1.0	4	2	1	1	1	1	1	1	1	1	1	1	1	1	1	1	1	1	1	1	1	1
Jose Antonio Nunez, R ERA: 5.13 (12, 1)	1.1	L	7	1	1	1	2	1	1	1	0	0	0	0	0	0	0	0	0	0	0	0	0

Detroit Tigers @ Toronto Blue Jays
Exhibition Stadium, Toronto, ON
Sun Sep 27 1987, 3:33 AM EDT
Att. 46,346 - Unknown

AB 46
R 3
H 11
RBI 3
BB 3
SO 10
LOB 15



Batter	1	2	3	4	5	6	7	8	9	10	11	12	13	AB	R	H	RBI	BB	SO	LOB	BOTTOM		
Nelson Lirio, S OBP: 0.353, SLG: 0.388 (1, 4)			3-1					F8		F7		3-1		6	1	2	0	0	0	2			
Lloyd Moseby, L OBP: 0.351, SLG: 0.462 (1, 8)	F7		F7		G3			L5				F2		6	0	0	0	0	1	3			
Rance Mulliniks, L OBP: 0.315, SLG: 0.441 (9, 1)			4-3											1	0	0	0	2	0	0			
Garth Iorg, R OBP: 0.315, SLG: 0.281 (9, 1)														1	0	0	0	0	1	0			
Kevin Cramer, R OBP: 0.310, SLG: 0.423 (11, PH)														0	1	0	0	0	0	0			
Rob Ducey, L OBP: 0.284, SLG: 0.277 (13, PH)														1	0	0	0	0	0	0			
George Bell, R OBP: 0.357, SLG: 0.624 (1, 7)					5-3									5	0	1	1	0	1	2			
Ernie Whitt, L OBP: 0.334, SLG: 0.456 (1, 2)														5	0	0	0	1	0	4			
Alexis Infante, R OBP: 0.351, SLG: 0.560 (11, PH)	F5													0	0	0	0	0	0	0			
Jesse Barfield, R OBP: 0.333, SLG: 0.469 (1, 9)	6-3													6	0	1	1	0	0	3			
Willie Upshaw, L OBP: 0.323, SLG: 0.397 (1, 3)														4	0	1	0	1	1	0			
Rick Leach, L OBP: 0.370, SLG: 0.401 (1, 10)														4	0	0	0	0	0	1			
Lou Thornton, L OBP: 0.360, SLG: 0.500 (10, PR)	1-3													0	0	0	0	0	0	0			
Cecil Fielder, R OBP: 0.351, SLG: 0.560 (11, PH)														0	0	0	0	0	0	0			
Fred McGriff, L OBP: 0.383, SLG: 0.516 (11, PH)														1	0	0	0	0	0	3			
Manuel Lee, S OBP: 0.296, SLG: 0.314 (1, 6)														4	0	1	0	1	0	0			
Inning Stats	R: 1 E: 0 K: 0 S: 5	H: 2 LOB: 2 BB: 1 P: 9	R: 0 E: 0 K: 0 S: 3	H: 0 LOB: 0 BB: 0 P: 3	R: 0 E: 0 K: 0 S: 3	H: 0 LOB: 0 BB: 0 P: 3	R: 0 E: 0 K: 0 S: 2	H: 0 LOB: 0 BB: 1 P: 6	R: 0 E: 0 K: 0 S: 3	H: 0 LOB: 0 BB: 0 P: 3	R: 0 E: 0 K: 2 S: 7	H: 0 LOB: 0 BB: 0 P: 7	R: 1 E: 1 K: 1 S: 7	H: 1 LOB: 3 BB: 2 P: 15	R: 0 E: 0 K: 0 S: 3	H: 0 LOB: 0 BB: 0 P: 3	R: 0 E: 0 K: 0 S: 3	H: 0 LOB: 1 BB: 0 P: 4	1B: 6 2B: 0 3B: 0 HR: 0	SF: 0 SAC: 0 DP: 1 HBP: 1	WIP: 0 PB: 0 SB: 1 CS: 0	PA: 51	
PITCHER	IP WLS BF H R ER SO BB IBB HBP BLK WP HR S P ERA WHIP	IP WLS BF H R ER SO BB IBB HBP BLK WP HR S P ERA WHIP	IP WLS BF H R ER SO BB IBB HBP BLK WP HR S P ERA WHIP	IP WLS BF H R ER SO BB IBB HBP BLK WP HR S P ERA WHIP	IP WLS BF H R ER SO BB IBB HBP BLK WP HR S P ERA WHIP	IP WLS BF H R ER SO BB IBB HBP BLK WP HR S P ERA WHIP	IP WLS BF H R ER SO BB IBB HBP BLK WP HR S P ERA WHIP	IP WLS BF H R ER SO BB IBB HBP BLK WP HR S P ERA WHIP	IP WLS BF H R ER SO BB IBB HBP BLK WP HR S P ERA WHIP	IP WLS BF H R ER SO BB IBB HBP BLK WP HR S P ERA WHIP	IP WLS BF H R ER SO BB IBB HBP BLK WP HR S P ERA WHIP	IP WLS BF H R ER SO BB IBB HBP BLK WP HR S P ERA WHIP	IP WLS BF H R ER SO BB IBB HBP BLK WP HR S P ERA WHIP	IP WLS BF H R ER SO BB IBB HBP BLK WP HR S P ERA WHIP	IP WLS BF H R ER SO BB IBB HBP BLK WP HR S P ERA WHIP	IP WLS BF H R ER SO BB IBB HBP BLK WP HR S P ERA WHIP	IP WLS BF H R ER SO BB IBB HBP BLK WP HR S P ERA WHIP	IP WLS BF H R ER SO BB IBB HBP BLK WP HR S P ERA WHIP	IP WLS BF H R ER SO BB IBB HBP BLK WP HR S P ERA WHIP	IP WLS BF H R ER SO BB IBB HBP BLK WP HR S P ERA WHIP	IP WLS BF H R ER SO BB IBB HBP BLK WP HR S P ERA WHIP	IP WLS BF H R ER SO BB IBB HBP BLK WP HR S P ERA WHIP	
Doyle Alexander, R ERA: 2.98 (1, 1)	10.2	0.0	1.2	0.1	0.1	0.1	0.1	0.1	0.1	0.1	0.1	0.1	0.1	0.1	0.1	0.1	0.1	0.1	0.1	0.1	0.1	0.1	0.1
Willie Hernandez, L ERA: 3.67 (11, 1)	0.0	1.2	0.1	0.1	0.1	0.1	0.1	0.1	0.1	0.1	0.1	0.1	0.1	0.1	0.1	0.1	0.1	0.1	0.1	0.1	0.1	0.1	0.1
Mike Henneman, R ERA: 3.14 (11, 1)	1.2	0.1	0.1	0.1	0.1	0.1	0.1	0.1	0.1	0.1	0.1	0.1	0.1	0.1	0.1	0.1	0.1	0.1	0.1	0.1	0.1	0.1	0.1
Mark Thurmond, L ERA: 4.3 (13, 1)	0.1	1	0	0	0	0	0	0	0	0	0	0	0	0	0	0	0	0	0	0	0	0	0
Dickie Noles, R ERA: 3.53 (13, 1)	0.1	S	1	0	0	0	0	0	0	0	0	0	0	0	0	0	0	0	0	0	0	0	0

Detroit Tigers @ Toronto Blue Jays
Exhibition Stadium, Toronto, ON
Sun Sep 27 1987, 3:33 AM EDT
Att. 46,346 - Unknown

AB 45
R 2
H 6
RBI 2
BB 5
SO 4
LOB 18



Batter	1	2	3	4	5	6	7	8	9	AB	R	H	RBI	BB	SO	LOB	TOP										
Pete Stanicek, S (1, 4) OBP: 0.333, SLG: 0.304	0-3 K		0-0 S 1B		4-0 BLK SH5-4 1B BB		0-0 2B		0-0 F9	4	2	1	1	1	0		Baltimore Orioles @ Detroit Tigers Tiger Stadium, Detroit, MI Mon Sep 28 1987, 7:05 PM EDT Att: 20,015 - Unknown										
Rene Gonzales, R (1, 5) OBP: 0.339, SLG: 0.434	0-3 K2-3		0-3 K		0-0 SH5-4		0-3 K		0-0 4-3	4	0	0	0	0	3	2											
Fred Lynn, L (1, 8) OBP: 0.320, SLG: 0.487	0-3 K		0-0 BB 1B		4-0 1B BB		0-0 F7			3	0	1	1	1	1	1											
Eddie Murray, S (1, 3)		4-0 1B BB	0-0 BB 1B		0-0 G4-6-3 1B BB		4-0 1B IBB			2	0	2	1	2	0	0											
Cal Ripken Jr., R (1, 6) OBP: 0.332, SLG: 0.429	0-3 K		4-0 G3-6-1 1B BB		0-0 G4-6-3 1B BB		0-3 K			3	0	0	0	1	2	5											
Larry Sheets, L (1, 7) OBP: 0.361, SLG: 0.568	0-0 1B		0-0 G3-6-1							4	0	2	0	0	0	3											
Mike Hart, L (8, 7) OBP: 0.215, SLG: 0.356	1-3 1B		1-2 1B							0	0	0	0	0	0	0											
Ray Knight, R (1, 10) OBP: 0.310, SLG: 0.372	0-0 F9				0-3 K		0-0 5-3		0-0 F9	4	0	0	0	0	1	3											
Terry Kennedy, L (1, 2) OBP: 0.299, SLG: 0.378	0-0 4-3				0-0 6-3		0-3 K		0-3 K	4	0	0	0	0	2	3											
Jim Dwyer, L (1, 9) OBP: 0.380, SLG: 0.520			0-0 1B		0-0 3-1		0-0 G4-1		0-3 K	3	1	1	0	0	0	1											
Lee Lacy, R (9, PH) OBP: 0.329, SLG: 0.391					0-0 1B 2B		2-3			1	0	0	0	0	1	0											
Inning Stats	R: 0 E: 0 K: 3 S: 9	H: 0 LOB: 0 BB: 0 P: 9	R: 0 E: 0 K: 1 S: 6	H: 1 LOB: 2 BB: 1 P: 10	R: 2 E: 0 K: 1 S: 8	H: 4 LOB: 2 BB: 1 P: 12	R: 0 E: 0 K: 1 S: 5	H: 0 LOB: 0 BB: 0 P: 5	R: 1 E: 0 K: 0 S: 3	H: 1 LOB: 1 BB: 2 P: 11	R: 0 E: 0 K: 1 S: 6	H: 1 LOB: 1 BB: 0 P: 6	R: 0 E: 0 K: 2 S: 3	H: 1 LOB: 2 BB: 1 P: 12	R: 0 E: 0 K: 1 S: 5	H: 0 LOB: 0 BB: 0 P: 5	R: 0 E: 0 K: 1 S: 5	H: 0 LOB: 0 BB: 0 P: 5	1B: 5 2B: 3 3B: 0 HR: 0	SF: 0 SAC: 1 DP: 2 HBP: 0	WP: 1 PB: 0 SB: 1 CS: 0	PA: 38					
PITCHER	IP	WLS	BF	H	R	ER	SO	BB	IBB	HBP	BLK	WP	HR	S	P	ERA	WHIP										
Jack Morris, R (1, 1) ERA: 3.43	8.0	L	35	8	3	3	10	4	1	0	1	1	0	50	70	3.38	1.500										
Mark Thurmond, L (9, 1) ERA: 4.23	1.0	S	3	0	0	0	1	0	0	0	0	0	0	5	5	0.00	0.000										

Batter	1	2	3	4	5	6	7	8	9	AB	R	H	RBI	BB	SO	LOB	BOTTOM										
Lou Whitaker, L (1, 4) OBP: 0.342, SLG: 0.430	0-0 4-3		0-0 L8							4	0	1	0	0	0	1	Baltimore Orioles @ Detroit Tigers Tiger Stadium, Detroit, MI Mon Sep 28 1987, 7:05 PM EDT Att: 20,015 - Unknown										
Doug Baker, S (9, 5)			0-0 F8							0	0	0	0	0	0	0											
Darrell Evans, L (1, 3) OBP: 0.377, SLG: 0.502	0-0 1B		0-0 F8							4	0	1	0	0	0	2											
Kirk Gibson, L (1, 7) OBP: 0.377, SLG: 0.500	0-0 F8				0-0 4-3		0-0 F7		0-0 1B 1B	4	0	1	0	0	0	2											
Alan Trammell, R (1, 6) OBP: 0.401, SLG: 0.551	0-0 F9				0-3 K		0-0 F4		0-0 1B 1B	4	0	1	0	0	1	2											
Matt Nokes, L (1, 2) OBP: 0.342, SLG: 0.530		0-0 F8			0-3 K		0-0 G4-1		0-0 F7	4	0	0	0	0	1	2											
Johnny Grubb, L (1, 10) OBP: 0.290, SLG: 0.307	0-0 F6				0-0 L3		0-0 4-3		0-0 G3	4	0	0	0	0	0	2											
Chet Lemon, R (1, 8) OBP: 0.380, SLG: 0.478	0-0 F7									3	0	1	0	0	0	0											
Scott Lusader, L (1, 9) OBP: 0.333, SLG: 0.400			4-0 BB							2	0	0	0	1	0	1											
Tom Brookens, R (1, 5) OBP: 0.296, SLG: 0.387			0-3 K							2	0	0	0	0	1	2											
Dave Bergman, L (8, PH) OBP: 0.362, SLG: 0.459										1	0	0	0	0	0	0											
Jim Walewander, S (9, 4) OBP: 0.296, SLG: 0.333										0	0	0	0	0	0	0											
Inning Stats	R: 0 E: 0 K: 0 S: 4	H: 1 LOB: 1 BB: 0 P: 4	R: 0 E: 0 K: 0 S: 3	H: 0 LOB: 0 BB: 0 P: 3	R: 0 E: 0 K: 1 S: 5	H: 0 LOB: 1 BB: 1 P: 9	R: 0 E: 0 K: 2 S: 7	H: 0 LOB: 0 BB: 0 P: 7	R: 0 E: 0 K: 0 S: 4	H: 1 LOB: 1 BB: 0 P: 4	R: 0 E: 0 K: 0 S: 4	H: 1 LOB: 1 BB: 0 P: 4	R: 0 E: 0 K: 0 S: 3	H: 0 LOB: 0 BB: 0 P: 3	R: 0 E: 0 K: 0 S: 3	H: 0 LOB: 2 BB: 0 P: 5	R: 0 E: 0 K: 0 S: 5	H: 2 LOB: 2 BB: 0 P: 5	1B: 5 2B: 0 3B: 0 HR: 0	SF: 0 SAC: 0 DP: 0 HBP: 0	WP: 0 PB: 0 SB: 0 CS: 0	PA: 33					
PITCHER	IP	WLS	BF	H	R	ER	SO	BB	IBB	HBP	BLK	WP	HR	S	P	ERA	WHIP										
John Habyan, R (1, 1) ERA: 4.58	8.1	W	31	5	0	0	3	1	0	0	0	0	0	36	40	0.00	0.720										
Tom Niedenfuer, R (9, 1) ERA: 4.41	0.2	S	2	0	0	0	0	0	0	0	0	0	0	2	2	0.00	0.000										

AB	32
R	3
H	8
RBI	3
BB	5
SO	11
LOB	18



Batter	1	2	3	4	5	6	7	8	9	AB	R	H	RBI	BB	SO	LOB	TOP										
Pete Stanicek, S OBP: 0.330, SLG: 0.313 (1, 4)	0-0 4-3		0-0 2B		0-0 6-3			0-0 5-3		4	0	1	0	0	0	0											
Rene Gonzales, R OBP: 0.317, SLG: 0.404 (1, 5)	0-0 F8		0-3 K1-3			0-0 6-3			0-0 6-3	4	0	0	0	0	1	1											
Cal Ripken Jr., R OBP: 0.330, SLG: 0.426 (1, 6)	0-0 5-3			0-0 F8		0-0 F2			0-0 5-3	4	0	0	0	0	0	0											
Eddie Murray, S OBP: 0.359, SLG: 0.488 (1, 3)		0-0 F7		0-0 F6		0-0 5-3			0-0 4-3	4	0	0	0	0	0	0											
Ray Knight, R OBP: 0.312, SLG: 0.372 (1, 10)		0-0 1B		4-0 FC6-4 BB			0-0 6-3			2	0	1	0	1	0	0											
Fred Lynn, L OBP: 0.318, SLG: 0.483 (1, 8)		0-0 F9		0-0 FC6-4 1-2			0-0 F8			3	0	0	0	0	0	2											
Lee Lacy, R OBP: 0.329, SLG: 0.402 (1, 9)		0-0 5-3			0-0 HR		0-0 5-3			3	1	1	1	0	0	1											
Larry Sheets, L OBP: 0.359, SLG: 0.564 (1, 7)			0-0 4-3		0-0 4-3			0-0 3-1		3	0	0	0	0	0	0											
Carl Nichols, R OBP: 0.400, SLG: 0.357 (1, 2)			0-3 K		0-3 K			0-0 5-3		3	0	0	0	0	2	0											
Inning Stats	R: 0 E: 0 K: 0 S: 3	H: 0 LOB: 0 BB: 0 P: 3	R: 0 E: 0 K: 0 S: 4	H: 1 LOB: 1 BB: 0 P: 4	R: 0 E: 0 K: 2 S: 8	H: 1 LOB: 1 BB: 0 P: 8	R: 0 E: 0 K: 0 S: 3	H: 0 LOB: 0 BB: 1 P: 7	R: 1 E: 0 K: 1 S: 6	H: 1 LOB: 0 BB: 0 P: 6	R: 0 E: 0 K: 0 S: 3	H: 0 LOB: 0 BB: 0 P: 3	R: 0 E: 0 K: 0 S: 3	H: 0 LOB: 0 BB: 0 P: 3	R: 0 E: 0 K: 0 S: 3	H: 0 LOB: 0 BB: 0 P: 3	1B: 1 2B: 1 3B: 0 HR: 1	SF: 0 SAC: 0 DP: 0 HBP: 0	WP: 0 PA: 31 PB: 0 SB: 0 CS: 0								
PITCHER	IP	WLS	BF	H	R	ER	SO	BB	IBB	HBP	BLK	WP	HR	S	P	ERA	WHIP										
Frank Tanana, L ERA: 4.08 (1, 1)	8.0	W	28	3	1	1	3	1	0	0	0	0	1	33	37	1.12	0.500										
Nate Snell, R ERA: 3.96 (9, 1)	1.0		3	0	0	0	0	0	0	0	0	0	0	3	3	0.00	0.000										

Baltimore Orioles @ Detroit Tigers
Tiger Stadium, Detroit, MI
Tue Sep 29 1987, 7:05 PM EDT
Att: 16,862 - Unknown

AB	30
R	1
H	3
RBI	1
BB	1
SO	3
LOB	4



Batter	1	2	3	4	5	6	7	8	9	AB	R	H	RBI	BB	SO	LOB	BOTTOM										
Tom Brookens, R OBP: 0.300, SLG: 0.387 (1, 5)	0-0 5-3		4-0 1B BB	1-0 CS HBP		0-0 4-3	0-0 FC6 1B			3	0	1	1	1	0	1											
Bill Madlock, R OBP: 0.341, SLG: 0.449 Dave Bergman, L OBP: 0.380, SLG: 0.456 (7, PH)	0-0 HR		0-0 1-2 3-H 1B	0-3 K 1-2		0-0 E5 1B SF8	0-0 FC6 1-2			4	2	2	3	0	1	2											
Kirk Gibson, L OBP: 0.497, SLG: 0.497 Pat Sheridan, L OBP: 0.328, SLG: 0.362 (8, 9)	0-0 L7		0-3 K		0-3 K	0-0 1B IBB		0-0 6-3		3	0	0	0	1	2	2											
Alan Trammell, R OBP: 0.401, SLG: 0.551 Doug Baker, S (9, 6)	0-3 K		0-0 F8		0-0 1B 2B	0-0 1B 2B		0-0 5-3		5	1	2	0	0	1	2											
Larry Herndon, R OBP: 0.379, SLG: 0.511 Scott Lusader, L OBP: 0.317, SLG: 0.389 (5, PR) (6, 9) (8, 7)	0-0 F8			4-0 1B HR BB	4-0 1B BB	0-0 SF8		0-0 G3		1	1	0	0	2	0	0											
Darrell Evans, L OBP: 0.378, SLG: 0.502 (1, 3)	0-3 K		0-3 K	0-0 HR 1B	0-0 1B 1-3 2-H	0-0 4-3				4	1	2	1	0	1	2											
Chet Lemon, R OBP: 0.381, SLG: 0.485 (1, 8)	0-0 6-3			0-0 HR 1B	0-0 1B 1-2 2-H	0-0 6-3				4	1	2	4	0	0	0											
Mike Heath, R OBP: 0.341, SLG: 0.427 Matt Nokes, L OBP: 0.343, SLG: 0.534 (5, PH) (6, 2)	0-0 6-3		0-0 6-3	0-0 5-3	0-0 G4-6-3	0-0 G4-6-3		0-0 1B 3B		2	0	0	0	0	0	0											
Jim Walewander, S OBP: 0.328, SLG: 0.404 (1, 4)			0-0 WP 1B BB	0-0 HBP 1B		0-0 E 3B		0-3 K		4	2	3	0	0	1	1											
Inning Stats	R: 1 E: 0 K: 1 S: 6	H: 1 LOB: 0 BB: 0 P: 6	R: 0 E: 0 K: 1 S: 5	H: 0 LOB: 0 BB: 0 P: 5	R: 1 E: 0 K: 1 S: 7	H: 2 LOB: 2 BB: 1 P: 11	R: 3 E: 0 K: 1 S: 7	H: 3 LOB: 2 BB: 1 P: 12	R: 2 E: 1 K: 0 S: 6	H: 3 LOB: 2 BB: 1 P: 11	R: 2 E: 0 K: 0 S: 7	H: 2 LOB: 1 BB: 0 P: 7	R: 0 E: 0 K: 0 S: 3	H: 0 LOB: 0 BB: 0 P: 3	R: 0 E: 0 K: 0 S: 3	H: 0 LOB: 0 BB: 0 P: 3	1B: 8 2B: 2 3B: 2 HR: 2	SF: 1 SAC: 0 DP: 2 HBP: 1	WP: 1 PA: 41 PB: 0 SB: 0 CS: 1								
PITCHER	IP	WLS	BF	H	R	ER	SO	BB	IBB	HBP	BLK	WP	HR	S	P	ERA	WHIP										
Eric Bell, L ERA: 5.57 (1, 1)	3.0	L	16	5	5	5	3	2	0	0	0	0	0	9	14	15.00	2.333										
Luis Del Leon, R ERA: 5.94 (4, 1)	1.1		7	2	2	2	2	1	0	1	0	0	0	9	14	13.50	2.250										
Mike Kinnunen, L ERA: 5.03 (5, 1)	0.0		2	2	0	0	0	0	0	0	0	0	0	2	2	∞	∞										
Tony Arnold, R ERA: 5.85 (5, 1)	1.0		6	2	2	1	0	0	1	0	0	0	0	5	9	9.00	2.000										
Mark Williamson, R ERA: 4.01 (6, 1)	2.2		10	2	1	1	1	0	0	0	0	0	0	12	12	3.38	0.750										

Baltimore Orioles @ Detroit Tigers
Tiger Stadium, Detroit, MI
Tue Sep 29 1987, 7:05 PM EDT
Att: 16,862 - Unknown

AB	35
R	10
H	13
RBI	10
BB	4
SO	6
LOB	13



Batter	1	2	3	4	5	6	7	8	9	AB	R	H	RBI	BB	SO	LOB	TOP				
Pete Staniczek, S OBP: 0.333, SLG: 0.303 (1, 4)										3	1	0	0	1	1	0	Baltimore Orioles @ Detroit Tigers Tiger Stadium, Detroit, MI Wed Sep 30 1987, 7:05 PM EDT Att: 19,434 - Unknown				
Jim Dwyer, L OBP: 0.374, SLG: 0.511 (1, 9)										4	0	0	0	0	1	2					
Lee Lacy, R OBP: 0.328, SLG: 0.401 (7, 9)										1	0	0	0	0	1	0					
Fred Lynn, L OBP: 0.322, SLG: 0.491 (1, 8)										2	1	1	2	2	0	0					
Eddie Murray, S OBP: 0.357, SLG: 0.485 (1, 3)										4	1	0	0	0	0	2					
Cal Ripken Jr., R OBP: 0.330, SLG: 0.430 (1, 6)										4	1	1	2	0	0	0					
Larry Sheets, L OBP: 0.328, SLG: 0.564 (1, 10)										4	1	2	0	0	0	0					
Ray Knight, R OBP: 0.313, SLG: 0.372 (1, 5)										3	1	1	0	0	1	1					
Terry Kennedy, L OBP: 0.298, SLG: 0.383 (1, 2)										4	1	1	3	0	2	2					
Mike Young, S OBP: 0.328, SLG: 0.399 (1, 7)										4	0	0	0	0	2	1					
Mike Hart, L OBP: 0.215, SLG: 0.356 (9, 7)										0	0	0	0	0	0	0					
Inning Stats	R: 1 E: 0 K: 0 S: 3	H: 0 LOB: 0 BB: 0 P: 4	R: 3 E: 0 K: 0 S: 6	H: 3 LOB: 1 BB: 1 P: 10	R: 1 E: 0 K: 1 S: 7	H: 2 LOB: 1 BB: 0 P: 7	R: 0 E: 0 K: 2 S: 7	H: 0 LOB: 0 BB: 0 P: 7	R: 2 E: 0 K: 0 S: 4	H: 1 LOB: 0 BB: 1 P: 8	R: 0 E: 0 K: 1 S: 4	H: 0 LOB: 1 BB: 0 P: 5	R: 0 E: 0 K: 1 S: 5	H: 0 LOB: 1 BB: 1 P: 9	R: 0 E: 1 K: 1 S: 6	H: 0 LOB: 1 BB: 0 P: 6	R: 0 E: 0 K: 2 S: 7	H: 0 LOB: 0 BB: 0 P: 7	1B: 3 2B: 0 3B: 0 HR: 3	SF: 0 SAC: 0 DP: 1 HBP: 2	WP: 0 PA: 38 PB: 0 SB: 1 CS: 0
PITCHER	IP WLS BF H R ER SO BB IBB HBP BLK WP HR S P ERA WHIP																				
Dan Petry, R ERA: 5.61 (1, 1)	2.1 L 13 4 5 5 0 1 0 1 0 0 2 11 16 19.29 2.143																				
Eric King, R ERA: 4.89 (3, 1)	6.2 25 2 2 2 8 2 0 1 0 0 1 38 47 2.70 0.600																				

Batter	1	2	3	4	5	6	7	8	9	AB	R	H	RBI	BB	SO	LOB	BOTTOM				
Jim Walewander, S OBP: 0.328, SLG: 0.389 (1, 4)										2	1	0	0	1	1	1	Baltimore Orioles @ Detroit Tigers Tiger Stadium, Detroit, MI Wed Sep 30 1987, 7:05 PM EDT Att: 19,434 - Unknown				
Dave Bergman, L OBP: 0.379, SLG: 0.453 (7, PH)										1	0	0	0	0	0	2					
Doug Baker, S (8, 4)										0	0	0	0	0	0	0					
Bill Madlock, R OBP: 0.343, SLG: 0.448 (1, 10)										3	0	1	0	1	1	0					
Kirk Gibson, L OBP: 0.373, SLG: 0.493 (1, 7)										4	0	0	1	0	1	3					
Alan Trammell, R OBP: 0.398, SLG: 0.547 (1, 6)										4	0	0	0	0	0	3					
Darrell Evans, L OBP: 0.379, SLG: 0.507 (1, 3)										3	1	1	1	1	1	1					
Matt Nokes, L OBP: 0.342, SLG: 0.531 (1, 2)									3	0	0	0	1	0	1						
Chet Lemon, R OBP: 0.380, SLG: 0.489 (1, 8)										4	1	1	1	0	0	1					
Scott Lusader, L OBP: 0.356, SLG: 0.425 (1, 9)										4	0	3	0	0	0	0					
Tom Brookens, R OBP: 0.301, SLG: 0.387 (1, 5)										3	0	1	0	1	1	2					
Inning Stats	R: 0 E: 0 K: 1 S: 5	H: 0 LOB: 0 BB: 0 P: 5	R: 0 E: 0 K: 0 S: 2	H: 0 LOB: 0 BB: 1 P: 6	R: 0 E: 0 K: 0 S: 3	H: 1 LOB: 0 BB: 0 P: 3	R: 1 E: 0 K: 0 S: 4	H: 1 LOB: 1 BB: 1 P: 8	R: 0 E: 0 K: 0 S: 2	H: 0 LOB: 0 BB: 1 P: 6	R: 0 E: 0 K: 0 S: 3	H: 0 LOB: 2 BB: 2 P: 11	R: 1 E: 0 K: 0 S: 6	H: 3 LOB: 2 BB: 0 P: 6	R: 0 E: 0 K: 2 S: 7	H: 0 LOB: 0 BB: 0 P: 7	R: 1 E: 0 K: 2 S: 9	H: 2 LOB: 1 BB: 0 P: 9	1B: 5 2B: 0 3B: 0 HR: 2	SF: 0 SAC: 0 DP: 3 HBP: 0	WP: 1 PA: 36 PB: 0 SB: 0 CS: 0
PITCHER	IP WLS BF H R ER SO BB IBB HBP BLK WP HR S P ERA WHIP																				
Jose Mesa, R ERA: 6.67 (1, 1)	8.2 W 35 7 3 3 4 5 0 0 0 0 2 38 58 3.12 1.385																				
Tom Niedenfuer, R ERA: 4.39 (9, 1)	0.1 1 0 0 0 1 0 0 0 0 0 0 0 3 3 0.00 0.000																				

Batter	1	2	3	4	5	6	7	8	9	AB	R	H	RBI	BB	SO	LOB	TOP		
Pete Stanicek, S (1, 4) OBP: 0.330, SLG: 0.301 Rene Gonzales, R (7, 4) OBP: 0.317, SLG: 0.404	0-0 4-3	0-0 1B			0-3 K		0-0 3-1			4	0	1	0	0	1	0	Baltimore Orioles @ Detroit Tigers Tiger Stadium, Detroit, MI Thu Oct 01 1987, 7:05 PM EDT Att: 19,749 - Unknown		
Jim Dwyer, L (1, 9) OBP: 0.374, SLG: 0.506 Mike Hart, L (7, PH) OBP: 0.213, SLG: 0.351	4-0 F8 2B BB		0-0 6-3		0-0 L8		0-3 K			2	1	0	0	1	0	0			
Fred Lynn, L (1, 8) OBP: 0.323, SLG: 0.492	4-0 2B BB		0-0 F8		0-0 2B			0-0 F8		3	1	1	0	1	0	0			
Eddie Murray, S (1, 3)	0-0 F8		0-0 3-1		0-0 FC5-4-5-3-6			0-0 F7		4	0	0	0	0	0	3			
Cal Ripken Jr., R (1, 6) OBP: 0.330, SLG: 0.432	0-0 2B		0-0 4-3 WP 2B 1B		0-0 1-3			0-0 4-3		4	1	2	2	0	0	0			
Larry Sheets, L (1, 10) OBP: 0.357, SLG: 0.559	0-0 L8		0-3 K		0-0 F9			0-3 K		4	0	0	0	0	2	2			
Ray Knight, R (1, 5) OBP: 0.313, SLG: 0.377		0-0 HR	0-0 4-3		0-0 L7			0-0 6-3		4	1	1	1	0	0	1			
Terry Kennedy, L (1, 2) OBP: 0.300, SLG: 0.386		0-0 4-3	0-0 2B		0-0 L9			0-0 1B		4	0	2	1	0	0	0			
Mike Young, S (1, 7) OBP: 0.328, SLG: 0.406		0-0 F7	0-0 F7		0-0 HR			0-0 F8		4	1	1	1	0	0	2			
Inning Stats	R: 2 E: 0 K: 0 S: 4	H: 1 LOB: 1 BB: 2 P: 12	R: 1 E: 0 K: 0 S: 4	H: 2 LOB: 1 BB: 0 P: 4	R: 0 E: 0 K: 0 S: 3	H: 0 LOB: 0 BB: 0 P: 3	R: 1 E: 0 K: 1 S: 7	H: 2 LOB: 1 BB: 0 P: 7	R: 0 E: 0 K: 0 S: 6	H: 0 LOB: 0 BB: 0 P: 3	R: 1 E: 0 K: 1 S: 6	H: 1 LOB: 0 BB: 0 P: 6	R: 0 E: 0 K: 0 S: 3	H: 0 LOB: 0 BB: 0 P: 3	R: 0 E: 0 K: 1 S: 6	H: 1 LOB: 1 BB: 0 P: 6		1B: 3 2B: 3 3B: 0 HR: 2	SF: 0 SAC: 0 DP: 0 HBP: 0
PITCHER Walt Terrell, R (1, 1) ERA: 4.05	IP: 9.0 WLS: W BF: 36 H: 8 R: 5 ER: 5 SO: 4 BB: 2 IBB: 0 HBP: 0 BLK: 0 WP: 1 HR: 2 S: 42 P: 50 ERA: 5.00 WHIP: 1.111															PITCHER			

Batter	1	2	3	4	5	6	7	8	9	AB	R	H	RBI	BB	SO	LOB	BOTTOM		
Lou Whitaker, L (1, 4) OBP: 0.339, SLG: 0.426	0-0 F7	0-3 K		0-0 F7	0-0 FC4-6			0-0 F7		5	0	0	0	0	1	3	Baltimore Orioles @ Detroit Tigers Tiger Stadium, Detroit, MI Thu Oct 01 1987, 7:05 PM EDT Att: 19,749 - Unknown		
Bill Madlock, R (1, 10) OBP: 0.344, SLG: 0.450 Jim Walewander, S (8, FR) OBP: 0.328, SLG: 0.389	0-0 E4 1B E	0-0 E6 FC4-6		0-0 F8		0-0 CS 1B		0-0 HR 2B		5	1	2	0	0	0	0			
Kirk Gibson, L (1, 7) OBP: 0.372, SLG: 0.496	0-0 F8	0-0 FC4-6 2B		0-0 F5		0-3 K		0-0 HR		5	2	1	2	0	1	3			
Aian Trammell, R (1, 6) OBP: 0.400, SLG: 0.549	0-0 E 1B	0-0 WP 2B		0-0 2B 1B		0-0 L1		0-0 6-3		5	2	3	1	0	0	1			
Darrell Evans, L (1, 3) OBP: 0.380, SLG: 0.506	0-0 E2 BB 1B	0-0 P3		4-0 2B BB		0-3 K				3	1	1	0	1	1	1			
Matt Nokes, L (1, 2) OBP: 0.345, SLG: 0.538	4-0 BB 1B		0-0 HR		0-0 F7		0-0 FC4-6 1B			3	2	2	1	1	0	2			
Chet Lemon, R (1, 8) OBP: 0.381, SLG: 0.490	4-0 1B BB		0-0 P3		0-0 FC4-6 2B		0-0 FC4-6 1B			3	0	1	1	1	0	1			
Scott Lusader, L (1, 9) OBP: 0.367, SLG: 0.419	0-0 1B		0-3 K		4-0 FC4-6 IBB		0-0 3-1			3	0	1	2	1	1	1			
Tom Brookens, R (1, 5) OBP: 0.299, SLG: 0.383	0-0 F7		0-3 K		0-3 K			0-0 P3		4	0	0	0	0	2	5			
Inning Stats	R: 4 E: 2 K: 0 S: 7	H: 3 LOB: 2 BB: 2 P: 15	R: 1 E: 1 K: 1 S: 7	H: 1 LOB: 0 BB: 0 P: 7	R: 1 E: 0 K: 2 S: 8	H: 1 LOB: 0 BB: 0 P: 8	R: 0 E: 0 K: 0 S: 3	H: 0 LOB: 0 BB: 0 P: 3	R: 1 E: 0 K: 1 S: 7	H: 2 LOB: 3 BB: 2 P: 15	R: 0 E: 0 K: 1 S: 5	H: 1 LOB: 0 BB: 0 P: 5	R: 0 E: 0 K: 1 S: 6	H: 1 LOB: 1 BB: 0 P: 6	R: 2 E: 0 K: 0 S: 5	H: 2 LOB: 1 BB: 0 P: 5		1B: 6 2B: 3 3B: 0 HR: 2	SF: 0 SAC: 0 DP: 0 HBP: 0
PITCHER Mike Boddicker, R (1, 1) ERA: 4.18 Mark Williamson, R (5, 1) ERA: 4.03	IP: 4.1 WLS: L BF: 25 H: 7 R: 7 ER: 2 SO: 7 BB: 3 IBB: 0 HBP: 0 BLK: 0 WP: 1 HR: 1 S: 28 P: 40 ERA: 4.15 WHIP: 2.308															PITCHER			

Batter	1	2	3	4	5	6	7	8	9	AB	R	H	RBI	BB	SO	LOB	TOP	
Nelson Litano, S (1,4) OBP: 0.311, SLG: 0.349										2	0	0	0	2	0	0		
Lloyd Moseby, L (1,8) OBP: 0.356, SLG: 0.475										4	0	1	0	0	1	3		
Rance Mulliniks, L (1,5) OBP: 0.375, SLG: 0.506 Kelly Gruber, R (6, PR) OBP: 0.283, SLG: 0.399										2	0	1	0	2	0	2		
George Bell, R (1,7) OBP: 0.351, SLG: 0.610										4	0	0	0	0	2	5		
Juan Beniquez, R (1,10) OBP: 0.301, SLG: 0.406										4	0	0	0	0	0	4		
Jesse Barfield, R (1,9) OBP: 0.334, SLG: 0.463										4	1	2	0	0	0	0		
Willie Upshaw, L (1,3) OBP: 0.322, SLG: 0.392										4	0	2	0	0	0	2		
Greg Myers, L (1,2) OBP: 0.250, SLG: 0.250										4	1	1	0	0	2	2		
Manuel Lee, S (1,6) OBP: 0.294, SLG: 0.330										3	1	2	3	0	0	0		
Inning Stats	R: 0 E: 0 K: 2 S: 7	H: 0 LOB: 2 BB: 2 P: 15	R: 3 E: 0 K: 0 S: 6	H: 3 LOB: 0 BB: 0 P: 6	R: 0 E: 0 K: 0 S: 3	H: 1 LOB: 0 BB: 0 P: 3	R: 0 E: 0 K: 1 S: 5	H: 1 LOB: 1 BB: 1 P: 5	R: 0 E: 0 K: 1 S: 6	H: 0 LOB: 0 BB: 0 P: 5	R: 0 E: 0 K: 0 S: 3	H: 1 LOB: 2 BB: 1 P: 7	R: 0 E: 0 K: 0 S: 3	H: 1 LOB: 0 BB: 0 P: 3	1B: 8 2B: 1 3B: 0 HR: 1	SF: 0 SAC: 0 DP: 5 HBP: 0	WP: 0 PA: 35 PB: 0 SB: 2 CS: 1	
PITCHER	IP WLS BF H R ER SO BB IBB HBP BLK WP HR S P ERA WHIP	IP WLS BF H R ER SO BB IBB HBP BLK WP HR S P ERA WHIP																
Doyle Alexander, R (1,1) ERA: 3.01	7.0 W 30 8 3 3 5 4 0 0 0 0 1 36 52 3.86 1.714	2.0 S 5 1 0 0 0 0 0 0 0 0 0 5 5 0.00 0.500																
Mike Henneman, R (8,1) ERA: 3.07																		

Toronto Blue Jays @ Detroit Tigers
Tiger Stadium, Detroit, MI
Fri Oct 02 1987, 7:05 PM EDT
Att: 45,167 - Unknown

AB 31
R 3
H 9
RBI 3
BB 4
SO 5
LOB 18



Batter	1	2	3	4	5	6	7	8	9	AB	R	H	RBI	BB	SO	LOB	BOTTOM		
Lou Whitaker, L (1,4) OBP: 0.340, SLG: 0.427										4	0	1	0	1	0	1			
Bill Madlock, R (1,10) OBP: 0.340, SLG: 0.444										5	0	0	0	0	2	3			
Kirk Gibson, L (1,7) OBP: 0.373, SLG: 0.495										3	0	1	0	1	0	2			
Alan Trammell, R (1,6) OBP: 0.402, SLG: 0.554										2	1	1	1	2	0	2			
Darrell Evans, L (1,3) OBP: 0.382, SLG: 0.507										3	1	2	0	1	0	2			
Matt Nokes, L (1,2) OBP: 0.345, SLG: 0.536 Mike Heath, R (9,2) OBP: 0.341, SLG: 0.427										4	0	1	0	0	2	4			
Chet Lemon, R (1,8) OBP: 0.376, SLG: 0.486										4	1	0	0	0	1	2			
Scott Lusader, L (1,9) OBP: 0.377, SLG: 0.489										4	1	2	2	0	0	0			
Tom Brookens, R (1,5) OBP: 0.298, SLG: 0.380										3	0	0	0	1	1	2			
Inning Stats	R: 0 E: 0 K: 0 S: 4	H: 1 LOB: 3 BB: 2 P: 12	R: 2 E: 1 K: 0 S: 6	H: 2 LOB: 1 BB: 0 P: 6	R: 2 E: 1 K: 0 S: 4	H: 2 LOB: 0 BB: 1 P: 8	R: 0 E: 0 K: 0 S: 3	H: 0 LOB: 2 BB: 2 P: 11	R: 0 E: 0 K: 3 S: 11	H: 2 LOB: 2 BB: 0 P: 11	R: 0 E: 0 K: 1 S: 6	H: 1 LOB: 1 BB: 1 P: 10	R: 0 E: 0 K: 1 S: 5	H: 0 LOB: 0 BB: 0 P: 5	R: 0 E: 0 K: 1 S: 5	H: 0 LOB: 0 BB: 0 P: 5	1B: 5 2B: 1 3B: 0 HR: 2	SF: 0 SAC: 0 DP: 1 HBP: 0	WP: 0 PA: 38 PB: 0 SB: 0 CS: 0
PITCHER	IP WLS BF H R ER SO BB IBB HBP BLK WP HR S P ERA WHIP	IP WLS BF H R ER SO BB IBB HBP BLK WP HR S P ERA WHIP																	
Jim Clancy, R (1,1) ERA: 3.54	2.0 L 14 4 4 2 0 3 0 0 0 0 2 11 23 9.00 3.500	6.0 L 24 4 0 0 6 3 0 0 0 0 0 33 45 0.00 1.167																	
David Wells, L (3,1) ERA: 3.99																			

Toronto Blue Jays @ Detroit Tigers
Tiger Stadium, Detroit, MI
Fri Oct 02 1987, 7:05 PM EDT
Att: 45,167 - Unknown

AB 32
R 4
H 8
RBI 3
BB 6
SO 6
LOB 18



Batter	1	2	3	4	5	6	7	8	9	10	11	12	AB	R	H	RBI	BB	SO	LOB	TOP						
Nelson Lirio, S OBP: 0.312, SLG: 0.348 (1.4)													6	1	2	1	0	0	0							
Lloyd Moseby, L OBP: 0.359, SLG: 0.474 (1.8)													5	0	2	0	1	1	1							
Rance Mulliniks, L OBP: 0.371, SLG: 0.500 (1.5)													4	0	0	1	1	2	1							
George Bell, R OBP: 0.391, SLG: 0.606 (1.7)													4	0	0	0	2	1	2							
Rick Leach, L OBP: 0.371, SLG: 0.405 (1.10)													4	0	2	0	0	1	2							
Lou Thornton, L OBP: 0.667, SLG: 0.500 (8, PR)													0	0	0	0	0	0	0							
Fred McGriff, L OBP: 0.376, SLG: 0.505 (10, PH)													2	0	0	0	0	1	2							
Jesse Barfield, R OBP: 0.353, SLG: 0.461 (1.9)													5	0	1	0	0	2	3							
Willie Upshaw, L OBP: 0.324, SLG: 0.391 (1.3)													2	0	0	0	3	1	0							
Greg Myers, L OBP: 0.111, SLG: 0.111 (1.2)													5	0	0	0	0	1	6							
Manuel Lee, S OBP: 0.290, SLG: 0.333 (1.6)													5	1	1	0	0	0	2							
Inning Stats	R: 1 E: 0 K: 1 S: 7	H: 2 LOB: 2 BB: 1 P: 11	R: 0 E: 0 K: 0 S: 2	H: 0 LOB: 0 BB: 1 P: 6	R: 0 E: 0 K: 0 S: 3	H: 0 LOB: 0 BB: 0 P: 3	R: 0 E: 0 K: 2 S: 7	H: 0 LOB: 0 BB: 0 P: 7	R: 1 E: 0 K: 1 S: 7	H: 2 LOB: 1 BB: 0 P: 7	R: 0 E: 0 K: 0 S: 5	H: 1 LOB: 2 BB: 1 P: 8	R: 0 E: 0 K: 0 S: 4	H: 1 LOB: 2 BB: 1 P: 8	R: 0 E: 0 K: 2 S: 7	H: 0 LOB: 0 BB: 0 P: 7	R: 0 E: 0 K: 1 S: 5	H: 0 LOB: 0 BB: 0 P: 5	R: 0 E: 0 K: 2 S: 7	H: 0 LOB: 2 BB: 2 P: 15	1B: 7 2B: 1 3B: 0 HR: 0	SF: 1 SAC: 0 DP: 1 HBP: 0	WP: 1 PB: 0 SB: 5 CS: 0	PA: 50		
PITCHER	IP WLS BF H R ER SO BB IBB HBP BLK WP HR S P ERA WHIP	9.0 2 39 8 2 2 6 3 2 0 0 1 0 46 66 2.00 1.222	3.0 W 11 0 0 0 4 1 1 0 0 0 0 17 25 0.00 0.333																							

Toronto Blue Jays @ Detroit Tigers
Tiger Stadium, Detroit, MI
Sat Oct 03 1987, 3:33 AM EDT
Alt. 45.026 - Unknown

AB	42
R	2
H	8
RBI	2
BB	7
SO	10
LOB	19



Batter	1	2	3	4	5	6	7	8	9	10	11	12	AB	R	H	RBI	BB	SO	LOB	BOTTOM						
Lou Whitaker, L OBP: 0.340, SLG: 0.426 (1.4)													6	0	2	0	0	0	2							
Jim Walewander, S OBP: 0.328, SLG: 0.389 (12, PR)													0	1	0	0	0	0	0							
Bill Madlock, R OBP: 0.339, SLG: 0.445 (1.10)													6	0	2	1	0	2	2							
Kirk Gibson, L OBP: 0.372, SLG: 0.491 (1.7)													4	0	0	0	2	2	2							
Alan Trammell, R OBP: 0.401, SLG: 0.552 (1.6)													6	0	2	1	0	1	1							
Larry Herndon, R OBP: 0.378, SLG: 0.509 (6, PR)													3	0	1	0	0	0	0							
Scott Lusader, L OBP: 0.377, SLG: 0.489 (7, 9)													0	0	0	0	0	0	0							
Jim Morrison, R OBP: 0.294, SLG: 0.394 (8, PH)													1	0	0	0	0	0	1							
Pat Sheridan, L OBP: 0.327, SLG: 0.361 (9, 9)													1	0	0	0	0	0	0							
Chet Lemon, R OBP: 0.378, SLG: 0.484 (1.8)													4	0	1	0	1	1	1							
Darrell Evans, L OBP: 0.381, SLG: 0.504 (1.3)													5	0	1	0	0	1	4							
Tom Brookens, R OBP: 0.295, SLG: 0.376 (1.5)													5	1	0	0	0	2	1							
Mike Heath, R OBP: 0.342, SLG: 0.434 (1.2)													5	1	2	1	0	0	0							
Inning Stats	R: 0 E: 0 K: 0 S: 3	H: 0 LOB: 1 BB: 1 P: 1	R: 0 E: 0 K: 0 S: 3	H: 0 LOB: 0 BB: 0 P: 3	R: 1 E: 0 K: 2 S: 3	H: 2 LOB: 1 BB: 0 P: 9	R: 0 E: 0 K: 0 S: 4	H: 1 LOB: 1 BB: 0 P: 4	R: 1 E: 1 K: 1 S: 7	H: 1 LOB: 1 BB: 0 P: 7	R: 0 E: 0 K: 2 S: 6	H: 1 LOB: 1 BB: 1 P: 8	R: 0 E: 0 K: 0 S: 3	H: 0 LOB: 0 BB: 0 P: 3	R: 0 E: 0 K: 2 S: 7	H: 0 LOB: 0 BB: 0 P: 7	R: 0 E: 0 K: 1 S: 6	H: 1 LOB: 1 BB: 0 P: 6	R: 1 E: 0 K: 0 S: 4	H: 3 LOB: 3 BB: 1 P: 8	1B: 8 2B: 3 3B: 0 HR: 0	SF: 0 SAC: 0 DP: 0 HBP: 0	WP: 0 PB: 0 SB: 0 CS: 0	PA: 49		
PITCHER	IP WLS BF H R ER SO BB IBB HBP BLK WP HR S P ERA WHIP	11.0 1 44 8 2 1 9 1 1 0 0 0 0 60 68 0.82 0.818	0.0 L 4 2 1 0 0 0 0 0 0 0 0 3 7 27.00 9.000																							

Toronto Blue Jays @ Detroit Tigers
Tiger Stadium, Detroit, MI
Sat Oct 03 1987, 3:33 AM EDT
Alt. 45.026 - Unknown

AB	46
R	3
H	11
RBI	3
BB	3
SO	9
LOB	14



Batter	1	2	3	4	5	6	7	8	9	AB	R	H	RBI	BB	SO	LOB	TOP					
Nelson Liriano, S (1, 4) OBP: 0.310, SLG: 0.342										3	0	0	0	1	1	4						
Lloyd Moseby, L (1, 8) OBP: 0.356, SLG: 0.473										4	0	1	0	0	2	2						
George Bell, R (1, 7) OBP: 0.352, SLG: 0.605										3	0	1	0	1	0	1						
Juan Beniquez, R (1, 10) OBP: 0.297, SLG: 0.400										4	0	0	0	0	1	5						
Jesse Barfield, R (1, 9) OBP: 0.331, SLG: 0.458										4	0	0	0	0	1	3						
Cecil Fielder, R (1, 3) OBP: 0.345, SLG: 0.560										4	0	1	0	0	2	0						
Manuel Lee, S (1, 6) OBP: 0.289, SLG: 0.347										4	0	1	0	0	0	0						
Garth Iorg, R (1, 5) OBP: 0.262, SLG: 0.284										4	0	0	0	0	2	1						
Charlie Moore, R (1, 2) OBP: 0.306, SLG: 0.355										2	0	2	0	1	0	0						
Inning Stats	R: 0 E: 0 K: 2 S: 8	H: 1 LOB: 2 BB: 1 P: 12	R: 0 E: 0 K: 1 S: 5	H: 0 LOB: 0 BB: 0 P: 5	R: 0 E: 0 K: 2 S: 8	H: 1 LOB: 2 BB: 1 P: 12	R: 0 E: 0 K: 1 S: 6	H: 2 LOB: 1 BB: 0 P: 6	R: 0 E: 0 K: 0 S: 2	H: 0 LOB: 0 BB: 1 P: 6	R: 0 E: 0 K: 0 S: 3	H: 0 LOB: 0 BB: 0 P: 3	R: 0 E: 0 K: 2 S: 9	H: 1 LOB: 2 BB: 0 P: 9	R: 0 E: 0 K: 0 S: 4	H: 1 LOB: 1 BB: 0 P: 4	R: 0 E: 0 K: 1 S: 5	H: 0 LOB: 0 BB: 0 P: 5	1B: 5 2B: 0 3B: 1 HR: 0	SF: 0 SAC: 0 DP: 1 HBP: 0	WP: 2 PB: 0 SB: 1 CS: 1	PA: 35
PITCHER Frank Tanana, L (1, 1) ERA: 3.91	IP: 9.0 WLS: W BF: 35 H: 6 R: 0 ER: 0 SO: 9 BB: 2 IBB: 1 HBP: 0 BLK: 0 WP: 2 HR: 0 S: 50 P: 62 ERA: 0.00 WHIP: 0.889															PITCHER						

Toronto Blue Jays @ Detroit Tigers
Tiger Stadium, Detroit, MI
Sun Oct 04 1987, 3:33 AM EDT
Att: 51,005 - Unknown

AB 32
R 0
H 6
RBI 0
BB 3
SO 9
LOB 16



Batter	1	2	3	4	5	6	7	8	9	AB	R	H	RBI	BB	SO	LOB	BOTTOM			
Lou Whitaker, L (1, 4) OBP: 0.341, SLG: 0.427										3	0	2	0	0	1	0				
Bill Madlock, R (1, 10) OBP: 0.337, SLG: 0.442										3	0	0	0	0	1	2				
Kirk Gibson, L (1, 7) OBP: 0.372, SLG: 0.489										2	0	0	0	1	1	0				
Alan Trammell, R (1, 6) OBP: 0.402, SLG: 0.551										1	0	0	0	2	0	0				
Larry Herndon, R (1, 9) OBP: 0.378, SLG: 0.520										3	1	1	1	0	1	3				
Scott Lusader, L (8, 9) OBP: 0.377, SLG: 0.489										0	0	0	0	0	0	0				
Chet Lemon, R (1, 8) OBP: 0.376, SLG: 0.481										3	0	0	0	0	1	2				
Darrell Evans, L (1, 3) OBP: 0.379, SLG: 0.501										3	0	0	0	0	1	0				
Jim Morrison, R (1, 5) OBP: 0.292, SLG: 0.391										3	0	0	0	0	1	0				
Jim Walewander, S (9, 5) OBP: 0.329, SLG: 0.389										0	0	0	0	0	0	0				
Mike Heath, R (1, 2) OBP: 0.339, SLG: 0.430										3	0	0	0	0	1	0				
Inning Stats	R: 0 E: 0 K: 0 S: 3	H: 1 LOB: 0 BB: 0 P: 3	R: 1 E: 0 K: 0 S: 4	H: 1 LOB: 0 BB: 0 P: 4	R: 0 E: 0 K: 1 S: 5	H: 0 LOB: 0 BB: 0 P: 5	R: 0 E: 0 K: 2 S: 7	H: 0 LOB: 2 BB: 2 P: 15	R: 0 E: 0 K: 0 S: 3	H: 0 LOB: 0 BB: 0 P: 3	R: 0 E: 0 K: 1 S: 5	H: 1 LOB: 0 BB: 0 P: 5	R: 0 E: 0 K: 1 S: 4	H: 0 LOB: 0 BB: 1 P: 8	R: 0 E: 0 K: 3 S: 9	H: 0 LOB: 0 BB: 0 P: 9	1B: 2 2B: 0 3B: 0 HR: 1	SF: 0 SAC: 0 DP: 3 HBP: 0	WP: 0 PB: 0 SB: 1 CS: 0	PA: 27
PITCHER Jimmy Key, L (1, 1) ERA: 2.76	IP: 8.0 WLS: L BF: 27 H: 3 R: 1 ER: 1 SO: 8 BB: 2 IBB: 1 HBP: 0 BLK: 0 WP: 0 HR: 1 S: 40 P: 52 ERA: 1.12 WHIP: 0.625															PITCHER				

Toronto Blue Jays @ Detroit Tigers
Tiger Stadium, Detroit, MI
Sun Oct 04 1987, 3:33 AM EDT
Att: 51,005 - Unknown

AB 24
R 1
H 3
RBI 1
BB 3
SO 8
LOB 7



Batter	1	2	3	4	5	6	7	8	9	AB	R	H	RBI	BB	SO	LOB	TOP										
Lou Whitaker, L (1,4)	G3		G3			G3	FC3-2			4	0	0	0	1	0	3	<p>Detroit Tigers @ Minnesota Twins Hubert H. Humphrey Metrodome, Minneapolis, MN Wed Oct 07 1987, 8:05 PM EDT Att: 53,269 - Dome</p>										
Bill Madlock, R (1,10)	K		K			P3	1-3			5	0	0	0	0	3	5											
Kirk Gibson, L (1,7) OBP: 0.400, SLG: 1.000	K			6-3		HR		2B SF8		4	2	1	1	1	2	2											
Alan Trammell, R (1,6) OBP: 0.250, SLG: 0.500		5-3		P4		F7		SF8	2B	4	1	1	0	0	0	0											
Larry Herndon, R (1,9) OBP: 0.333, SLG: 0.333 Dave Bergman, L (8,PH) Pat Sheridan, L (8,9)	F9			5-3				SF8	2B	3	1	1	0	0	0	0											
Chet Lemon, R (1,8) OBP: 0.500, SLG: 0.667	1B				P3			SF9		3	0	2	1	0	0	0											
Darrell Evans, L (1,3) OBP: 0.500, SLG: 0.500	K				FC6-4	1B		F9		4	0	2	0	0	1	1											
Tom Brookens, R (1,5) Johnny Grubb, L (9,PH) OBP: 1.000, SLG: 1.000			K		F7				BB	3	0	0	0	0	2	4											
Mike Heath, R (1,2) OBP: 0.667, SLG: 1.667 Matt Nokes, L (9,PH)					FC6-4	HR			1B	3	1	2	2	0	0	1											
										1	0	0	0	0	1	1											
Inning Stats	R: 0 H: 0 E: 0 K: 2 S: 7	H: 0 LOB: 0 BB: 0 P: 12	R: 1 H: 1 E: 0 K: 1 S: 11	H: 1 LOB: 1 BB: 0 P: 15	R: 1 H: 1 E: 0 K: 2 S: 9	H: 1 LOB: 0 BB: 0 P: 11	R: 0 H: 0 E: 0 K: 0 S: 10	H: 0 LOB: 0 BB: 0 P: 13	R: 0 H: 1 E: 0 K: 0 S: 6	H: 1 LOB: 1 BB: 0 P: 6	R: 1 H: 1 E: 0 K: 0 S: 6	H: 1 LOB: 0 BB: 0 P: 9	R: 1 H: 4 E: 0 K: 1 S: 13	H: 3 LOB: 3 BB: 0 P: 19	R: 2 H: 1 E: 0 K: 0 S: 12	H: 1 LOB: 0 BB: 1 P: 20	R: 0 H: 1 E: 0 K: 3 S: 17	H: 1 LOB: 2 BB: 1 P: 25	1B: 7 2B: 1 3B: 0 HR: 2	SF: 2 SAC: 0 DP: 0 HBP: 0	WP: 0 PB: 0 SB: 0 CS: 0	PA: 39					
PITCHER	IP	WLS	BF	H	R	ER	SO	BB	IBB	HBP	BLK	WP	HR	S	P	ERA	WHIP										
Frank Viola, L (1,1) ERA: 6.43	7.0		31	9	5	5	6	1	0	0	0	0	2	67	94	6.43	1.429										
Jeff Reardon, R (8,1) ERA:	2.0	W	8	1	0	0	3	1	0	0	0	0	0	24	36	0.00	1.000										


Batter	1	2	3	4	5	6	7	8	9	AB	R	H	RBI	BB	SO	LOB	BOTTOM										
Dan Gladden, R (1,7) OBP: 0.500, SLG: 0.500	5-3		L7					2B		4	1	2	1	0	0	0	<p>Detroit Tigers @ Minnesota Twins Hubert H. Humphrey Metrodome, Minneapolis, MN Wed Oct 07 1987, 8:05 PM EDT Att: 53,269 - Dome</p>										
Greg Gagne, R (1,6)	K			6-3				B3		4	0	0	0	0	2	2											
Kirby Puckett, R (1,8) OBP: 0.250, SLG: 0.500	K			4-3		L8		BB	1B	4	1	1	1	0	1	0											
Kent Hrbek, L (1,3)		F7		L4		4-3		1B	BB	3	1	0	0	1	0	0											
Gary Gaetti, R (1,5) OBP: 0.750, SLG: 2.667		HR				P8		2B	BB	3	3	2	2	1	0	0											
Randy Bush, L (1,10) OBP: 0.333, SLG: 1.000 Don Baylor, R (8,PH) OBP: 1.000, SLG: 1.000	5-3					HR		2B	BB	3	1	1	0	0	0	0											
Tom Brunansky, R (1,9) OBP: 0.500, SLG: 1.000	G3					SH3		1B	2B	4	1	2	3	0	0	0											
Steve Lombardozzi, R (1,4) OBP: 0.333, SLG: 0.333			6-3			SH3			P4	3	0	1	0	0	0	1											
Tim Laudner, R (1,2)			K							3	0	0	0	0	2	2											
										1	0	0	0	0	1	1											
Inning Stats	R: 0 H: 0 E: 0 K: 2 S: 7	H: 0 LOB: 0 BB: 0 P: 10	R: 1 H: 1 E: 0 K: 0 S: 10	H: 1 LOB: 0 BB: 0 P: 14	R: 0 H: 0 E: 0 K: 1 S: 8	H: 0 LOB: 0 BB: 0 P: 13	R: 0 H: 0 E: 0 K: 0 S: 5	H: 0 LOB: 0 BB: 0 P: 8	R: 3 H: 4 E: 0 K: 2 S: 17	H: 4 LOB: 1 BB: 0 P: 20	R: 0 H: 0 E: 0 K: 0 S: 4	H: 0 LOB: 0 BB: 0 P: 8	R: 0 H: 1 E: 0 K: 0 S: 5	H: 1 LOB: 1 BB: 0 P: 7	R: 4 H: 4 E: 0 K: 0 S: 11	H: 4 LOB: 1 BB: 2 P: 24	R: 0 H: 0 E: 0 K: 0 S: 0	H: 0 LOB: 1 BB: 1 P: 0	1B: 4 2B: 3 3B: 1 HR: 2	SF: 0 SAC: 1 DP: 0 HBP: 0	WP: 0 PB: 0 SB: 0 CS: 0	PA: 35					
PITCHER	IP	WLS	BF	H	R	ER	SO	BB	IBB	HBP	BLK	WP	HR	S	P	ERA	WHIP										
Doyle Alexander, R (1,1) ERA: 7.36		L	30	8	6	6	5	0	0	0	0	0	0	1	9	-	-										
Mike Henneman, R (8,1) ERA:	0.0		2	0	0	0	0	1	1	0	0	0	0	1	9	-	-										
Willie Hernandez, L (8,1) ERA:	0.1		2	2	2	2	0	0	0	0	0	0	0	5	10	54.00	6.000										
Eric King, R (8,1) ERA:	0.1		1	0	0	0	0	0	0	0	0	0	0	2	2	0.00	0.000										



Batter	1	2	3	4	5	6	7	8	9	AB	R	H	RBI	BB	SO	LOB	TOP			
Lou Whitaker, L (1,4) OBP: 0.444, SLG: 0.714	4-1 S BB	3-2 F8			0-1 FC6 1B			1-2 HR		3	1	2	1	1	0	1				
Darrell Evans, L (1,3) OBP: 0.500, SLG: 0.500	3-3 SAFE K		0-0 G6-4-3 1B		2-2 FC6 1-2f			1-0 FC4 1B		4	0	2	0	0	1	2				
Kirk Gibson, L (1,7) OBP: 0.222, SLG: 0.500	2-3 K		1-3 K		2-2 4-3			0-3 K		4	0	0	0	0	3	3				
Alan Trammell, R (1,6) OBP: 0.125, SLG: 0.250	2-1 F9		1-1 G6-4-3 1-2f		0-3 K			2-1 FC4 1-2f		4	0	0	0	0	1	3				
Matt Nokes, L (1,10) (8,2)		2-2 HR 1B		1-1 2-3				2-2 4-3		4	1	1	0	0	1	0				
Chet Lemon, R (1,8) OBP: 0.375, SLG: 0.857		0-0 1-H HR		0-0 L5				2-3 K		4	1	1	2	0	2	0				
Pat Sheridan, L (1,9) OBP: 0.250, SLG: 0.250		2-2 SH1-4 S 1B		2-3 K				0-1 F7		4	0	1	0	0	2	0				
Tom Brookens, R (1,5)		1-0 SH1-4			1-1 F8			2-1 6-3		2	0	0	0	0	0	0				
Mike Heath, R (1,2) OBP: 0.400, SLG: 1.000		1-2 6-3			0-0 F3			2-1 5-3		2	0	0	0	0	0	1				
Johanny Grubb, L (8,PH) OBP: 0.500, SLG: 0.500										1	0	0	0	0	0	0				
Jack Morris, R (8,1)										0	0	0	0	0	0	0				
Inning Stats	R: 0 E: 0 K: 2 S: 10	H: 0 LOB: 1 BB: 1 P: 21	R: 2 E: 0 K: 0 S: 18	H: 3 LOB: 1 BB: 0 P: 27	R: 0 E: 0 K: 1 S: 6	H: 1 LOB: 0 BB: 0 P: 8	R: 0 E: 0 K: 1 S: 6	H: 0 LOB: 2 BB: 0 P: 9	R: 0 E: 0 K: 0 S: 8	H: 0 LOB: 0 BB: 0 P: 13	R: 0 E: 0 K: 1 S: 7	H: 0 LOB: 0 BB: 0 P: 11	R: 1 E: 0 K: 1 S: 11	H: 2 LOB: 1 BB: 0 P: 17	R: 0 E: 0 K: 3 S: 9	H: 0 LOB: 0 BB: 0 P: 15	1B: 5 2B: 0 3B: 0 HR: 2	SF: 0 SAC: 1 DP: 1 HBP: 0	WP: 0 PB: 0 SB: 2 CS: 0	PA: 34
PITCHER	IP WLS BF H R ER SO BB IBB HBP BLK WP HR S P ERA WHIP																			
Bert Blyleven, R (1,1) ERA: 3.68	7.1 W 29 7 3 3 6 1 0 0 0 0 2 70 110 3.68 1.091																			
Juan Berenguer, R (8,1) ERA:	1.2 S 5 0 0 0 4 0 0 0 0 0 0 14 22 0.00 0.000																			

Detroit Tigers @ Minnesota Twins
 Hubert H. Humphrey Metrodome, Minneapolis, MN
 Thu Oct 08 1987, 8:05 PM EDT
 Att: 55,245 - Dome


AB	32
R	3
H	7
RBI	3
BB	1
SO	10
LOB	10



Batter	1	2	3	4	5	6	7	8	9	AB	R	H	RBI	BB	SO	LOB	BOTTOM			
Dan Gladden, R (1,7) OBP: 0.375, SLG: 0.375	1-2 4-3	0-2 F5		2-2 FC5-4 1B			0-1 F8			4	0	1	2	0	0	1				
Steve Lombardozzi, R (1,4) OBP: 0.143, SLG: 0.143	0-3 K		0-0 E6 G4-6-3	0-1 FC5-4 1-2f			1-2 F8			4	0	0	0	0	1	2				
Kirby Puckett, R (1,8) OBP: 0.125, SLG: 0.250	0-2 5-3		0-0 F9		0-1 F9		1-3 K			4	0	0	0	0	1	1				
Kent Hrbek, L (1,3) OBP: 0.250, SLG: 0.571		2-2 4-3	3-0 G4-6-3 1-2f		3-2 HR			0-0 4-3		4	1	1	1	0	0	1				
Gary Gaetti, R (1,5) OBP: 0.500, SLG: 1.429		0-1 2B 2B		3-2 P4	1-3 K			0-3 K		4	1	1	0	0	2	0				
Randy Bush, L (1,10) OBP: 0.286, SLG: 0.571		2-2 P6		1-2 S 1B 1B	3-3 K			0-1 F9		4	1	1	0	0	1	1				
Tom Brunansky, R (1,9) OBP: 0.571, SLG: 1.000		0-0 2B 2B		4-2 BB 1B BB		2-2 5-3				2	2	1	1	1	0	0				
Greg Gagne, R (1,6)		4-1 2B BB		4-2 SAFE 1B BB		1-3 K				1	1	0	0	2	1	0				
Tim Laudner, R (1,2) OBP: 0.167, SLG: 0.333		0-0 1-H 2H 2B		2-3 K		3-1 L9				3	0	1	2	0	1	3				
Inning Stats	R: 0 E: 0 K: 1 S: 9	H: 0 LOB: 0 BB: 0 P: 10	R: 3 E: 0 K: 0 S: 16	H: 3 LOB: 1 BB: 1 P: 24	R: 0 E: 1 K: 0 S: 3	H: 0 LOB: 0 BB: 0 P: 6	R: 2 E: 0 K: 1 S: 23	H: 2 LOB: 2 BB: 2 P: 39	R: 1 E: 0 K: 2 S: 13	H: 1 LOB: 0 BB: 0 P: 20	R: 0 E: 0 K: 1 S: 8	H: 0 LOB: 0 BB: 0 P: 14	R: 0 E: 0 K: 1 S: 8	H: 0 LOB: 0 BB: 0 P: 10	R: 0 E: 0 K: 1 S: 6	H: 0 LOB: 0 BB: 0 P: 6	1B: 2 2B: 3 3B: 0 HR: 1	SF: 0 SAC: 0 DP: 1 HBP: 0	WP: 0 PB: 0 SB: 2 CS: 0	PA: 33
PITCHER	IP WLS BF H R ER SO BB IBB HBP BLK WP HR S P ERA WHIP																			
Jack Morris, R (1,1) ERA: 6.75	8.0 L 33 6 6 6 7 3 0 0 0 0 0 1 86 129 6.75 1.125																			
Jack Morris, R (8,1) ERA: 6.75	8.0 L 33 6 6 6 7 3 0 0 0 0 0 1 86 129 6.75 1.125																			

Detroit Tigers @ Minnesota Twins
 Hubert H. Humphrey Metrodome, Minneapolis, MN
 Thu Oct 08 1987, 8:05 PM EDT
 Att: 55,245 - Dome

AB	30
R	6
H	6
RBI	6
BB	3
SO	7
LOB	9



Batter	1	2	3	4	5	6	7	8	9	AB	R	H	RBI	BB	SO	LOB	TOP				
Dan Gladden, R (1, 7) OBP: 0.462, SLG: 0.364	4-1 CS BB		0-0 F8		0-1 F9		0-0 F3 FC5-2 1B	4-1 IBB		3	1	1	0	2	0	2					
Greg Gagne, R (1, 6) OBP: 0.250, SLG: 0.400	2-3 K			1-2 HR	0-0 F8		1-1 FC5-2 F3 1B	0-2 F8		5	2	1	1	0	1	6					
Kirby Puckett, R (1, 8) OBP: 0.077, SLG: 0.154	2-3 K			0-1 1-3	3-3 K		0-0 F3		0-2 F9	5	0	0	0	0	2	4					
Kent Hrbek, L (1, 3) OBP: 0.308, SLG: 0.400	2-1 CS 1-2	2-1 F7		4-2 1B BB		1-1 5-3	4-0 1B IBB		3-2 4-3	3	1	0	0	2	0	0					
Gary Gaetti, R (1, 5) OBP: 0.462, SLG: 1.000		2-1 4-3		0-1 1B 1B		0-0 F8	0-0 1B IBB		1-3 K	5	0	2	2	0	1	0					
Randy Bush, L (1, 10) OBP: 0.384, SLG: 0.500		2-3 K2-3		2-1 1B		4-2 HR BB	1-3 2-H 3-H 1B			3	1	1	1	1	1	2					
Tom Brunansky, R (1, 9) OBP: 0.545, SLG: 1.111			4-2 FC9-4 BB	1-2 P6		0-2 HR		1-1 1-3		3	1	1	2	1	0	2					
Steve Lombardozzi, R (1, 4) OBP: 0.182, SLG: 0.100			2-2 FC9-4 1-2	0-1 4-3		0-0 F3		4-2 5-3 BB		3	0	0	0	1	0	3					
Sal Butera, R (1, 2) OBP: 0.667, SLG: 0.667			0-1 5-3		2-1 1B		1-1 FC5-2 1B	1-1 5-3		3	0	2	0	0	0	1					
Mark Davidson, R (7, PR)										0	0	0	0	0	0	0					
Tim Laudner, R (7, 2) OBP: 0.143, SLG: 0.286			1-2					1-2		1	0	0	0	0	0	1					
Inning Stats	R: 0 E: 0 K: 2 S: 12	H: 0 LOB: 0 BB: 1 P: 21	R: 0 E: 0 K: 1 S: 7	H: 0 LOB: 0 BB: 0 P: 13	R: 0 E: 0 K: 0 S: 9	H: 0 LOB: 1 BB: 1 P: 15	R: 2 E: 0 K: 0 S: 18	H: 3 LOB: 2 BB: 1 P: 26	R: 0 E: 0 K: 1 S: 9	H: 1 LOB: 1 BB: 0 P: 14	R: 2 E: 0 K: 0 S: 8	H: 3 LOB: 2 BB: 1 P: 15	R: 0 E: 0 K: 0 S: 10	H: 0 LOB: 0 BB: 2 P: 20	R: 0 E: 0 K: 1 S: 10	H: 0 LOB: 0 BB: 0 P: 14	1B: 6 2B: 0 3B: 0 HR: 2	SF: 0 SAC: 0 DP: 0 HBP: 0	WP: 0 PB: 0 SB: 0 CS: 1	PA: 42	
PITCHER	IP WLS BF H R ER SO BB IBB HBP BLK WP HR S P ERA WHIP	IP WLS BF H R ER SO BB IBB HBP BLK WP HR S P ERA WHIP	IP WLS BF H R ER SO BB IBB HBP BLK WP HR S P ERA WHIP	IP WLS BF H R ER SO BB IBB HBP BLK WP HR S P ERA WHIP	IP WLS BF H R ER SO BB IBB HBP BLK WP HR S P ERA WHIP	IP WLS BF H R ER SO BB IBB HBP BLK WP HR S P ERA WHIP	IP WLS BF H R ER SO BB IBB HBP BLK WP HR S P ERA WHIP	IP WLS BF H R ER SO BB IBB HBP BLK WP HR S P ERA WHIP	IP WLS BF H R ER SO BB IBB HBP BLK WP HR S P ERA WHIP	IP WLS BF H R ER SO BB IBB HBP BLK WP HR S P ERA WHIP	IP WLS BF H R ER SO BB IBB HBP BLK WP HR S P ERA WHIP	IP WLS BF H R ER SO BB IBB HBP BLK WP HR S P ERA WHIP	IP WLS BF H R ER SO BB IBB HBP BLK WP HR S P ERA WHIP	IP WLS BF H R ER SO BB IBB HBP BLK WP HR S P ERA WHIP	IP WLS BF H R ER SO BB IBB HBP BLK WP HR S P ERA WHIP	IP WLS BF H R ER SO BB IBB HBP BLK WP HR S P ERA WHIP	IP WLS BF H R ER SO BB IBB HBP BLK WP HR S P ERA WHIP	IP WLS BF H R ER SO BB IBB HBP BLK WP HR S P ERA WHIP	IP WLS BF H R ER SO BB IBB HBP BLK WP HR S P ERA WHIP	IP WLS BF H R ER SO BB IBB HBP BLK WP HR S P ERA WHIP	IP WLS BF H R ER SO BB IBB HBP BLK WP HR S P ERA WHIP

Minnesota Twins @ Detroit Tigers
Tiger Stadium, Detroit, MI
Sat Oct 10 1987, 3:33 AM EDT
Att: 49,730 - Cloudy - 49 F

AB	34
R	6
H	8
RBI	6
BB	7
SO	5
LOB	21



Batter	1	2	3	4	5	6	7	8	9	AB	R	H	RBI	BB	SO	LOB	BOTTOM					
Lou Whitaker, L (1, 4) OBP: 0.429, SLG: 0.545	4-2 FC1-6 BB BB		3-1 FC3-6 BLK 1B	3-1 3-1		0-3 K		2-2 4-3		4	1	1	0	1	1	2						
Darrell Evans, L (1, 3) OBP: 0.615, SLG: 0.444	4-2 FC1-6 BB		4-2 FC3-6 BB	2-2 F8			4-2 BB HBP	4-1 BB BB		1	0	0	0	3	0	0						
Kirk Gibson, L (1, 7) OBP: 0.214, SLG: 0.385	1-0 F7		1-2 FC3-6 BLK 1B		0-0 S 1B		2-3 K	2-2 F5		5	1	1	1	0	1	6						
Alan Trammell, R (1, 6) OBP: 0.167, SLG: 0.250	3-1 FC1-6 1-2		1-1 BB 1B		1-3 K		2-2 P4			4	1	1	1	0	1	4						
Matt Nokes, L (1, 2) OBP: 0.222, SLG: 0.125	2-3 K		2-0 P6		3-2 F9		4-2 BB			3	0	0	0	1	1	4						
Chet Lemon, R (1, 8) OBP: 0.333, SLG: 0.600		2-0 1-3	4-0 2B BB	1-2 2B	2-3 K		3-2 F5			3	1	0	0	1	1	3						
Dave Bergman, L (1, 10) OBP: 0.500, SLG: 0.667		2-2 F7	2-1 2B		1-3 K		0-0 HR 1B			1	0	0	0	0	0	0						
Larry Herndon, R (3, PH)			1-H 2-H							3	0	2	2	0	1	0						
Jack Morris, R (8, PR)										0	1	0	0	0	0	0						
Tom Brookens, R (1, 5) OBP: 0.375, SLG: 0.875		1-1 6-3	0-0 F9		3-2 E4		2-2 B3			4	0	0	0	0	1	2						
Pat Sheridan, L (1, 9) OBP: 0.375, SLG: 0.875			0-1 1B FC3-6 2B	3-2 G3		0-1 E4	0-0 HR			4	2	2	2	0	0	0						
Inning Stats	R: 0 E: 0 K: 1 S: 15	H: 0 LOB: 2 BB: 2 P: 29	R: 0 E: 0 K: 0 S: 7	H: 0 LOB: 0 BB: 0 P: 12	R: 5 E: 0 K: 0 S: 16	H: 4 LOB: 1 BB: 2 P: 32	R: 0 E: 0 K: 0 S: 9	H: 0 LOB: 0 BB: 0 P: 17	R: 0 E: 0 K: 2 S: 10	H: 1 LOB: 1 BB: 0 P: 16	R: 0 E: 0 K: 3 S: 11	H: 0 LOB: 1 BB: 0 P: 13	R: 0 E: 0 K: 1 S: 14	H: 0 LOB: 2 BB: 1 P: 29	R: 2 E: 0 K: 0 S: 12	H: 2 LOB: 1 BB: 1 P: 22	R: 0 E: 0 K: 0 S: 10	H: 0 LOB: 0 BB: 0 P: 14	1B: 4 2B: 2 3B: 0 HR: 1	SF: 0 SAC: 0 DP: 0 HBP: 1	WP: 0 PB: 0 SB: 2 CS: 0	PA: 39
PITCHER	IP WLS BF H R ER SO BB IBB HBP BLK WP HR S P ERA WHIP	IP WLS BF H R ER SO BB IBB HBP BLK WP HR S P ERA WHIP	IP WLS BF H R ER SO BB IBB HBP BLK WP HR S P ERA WHIP	IP WLS BF H R ER SO BB IBB HBP BLK WP HR S P ERA WHIP	IP WLS BF H R ER SO BB IBB HBP BLK WP HR S P ERA WHIP	IP WLS BF H R ER SO BB IBB HBP BLK WP HR S P ERA WHIP	IP WLS BF H R ER SO BB IBB HBP BLK WP HR S P ERA WHIP	IP WLS BF H R ER SO BB IBB HBP BLK WP HR S P ERA WHIP	IP WLS BF H R ER SO BB IBB HBP BLK WP HR S P ERA WHIP	IP WLS BF H R ER SO BB IBB HBP BLK WP HR S P ERA WHIP	IP WLS BF H R ER SO BB IBB HBP BLK WP HR S P ERA WHIP	IP WLS BF H R ER SO BB IBB HBP BLK WP HR S P ERA WHIP	IP WLS BF H R ER SO BB IBB HBP BLK WP HR S P ERA WHIP	IP WLS BF H R ER SO BB IBB HBP BLK WP HR S P ERA WHIP	IP WLS BF H R ER SO BB IBB HBP BLK WP HR S P ERA WHIP	IP WLS BF H R ER SO BB IBB HBP BLK WP HR S P ERA WHIP	IP WLS BF H R ER SO BB IBB HBP BLK WP HR S P ERA WHIP	IP WLS BF H R ER SO BB IBB HBP BLK WP HR S P ERA WHIP	IP WLS BF H R ER SO BB IBB HBP BLK WP HR S P ERA WHIP	IP WLS BF H R ER SO BB IBB HBP BLK WP HR S P ERA WHIP	IP WLS BF H R ER SO BB IBB HBP BLK WP HR S P ERA WHIP	

Minnesota Twins @ Detroit Tigers
Tiger Stadium, Detroit, MI
Sat Oct 10 1987, 3:33 AM EDT
Att: 49,730 - Cloudy - 49 F

AB	32
R	7
H	7
RBI	6
BB	6
SO	7
LOB	21



Batter	1	2	3	4	5	6	7	8	9	AB	R	H	RBI	BB	SO	LOB	TOP					
Dan Gladden, R OBP: 0.444, SLG: 0.286 (1, 7)	2-2 F9 SH1-4 HBP	0-3 K		1-2 FC5-4		1-2 2B HBP		2-2 4-3		3	0	0	0	0	1	5						
Al Newman, S Gene Larkin, S Steve Lombardozzi, R OBP: 1.000, SLG: 2.000 OBP: 0.250, SLG: 0.182 (1, 4) (6, PH) (6, PR) (6, 4)	0-0 SH1-4		1-1 P5	1-1 5-3		1-0 2B		3-1 3-H 1B		2	0	0	0	0	0	1						
Kirby Puckett, R OBP: 0.167, SLG: 0.389 (1, 8)	3-1 F9		0-0 HR		0-0 E9 SF7 1B	0-0 5-3		2-1 4-3		5	2	2	1	0	0	4						
Gary Gaetti, R OBP: 0.333, SLG: 0.750 (1, 5)	1-2 P6		1-0 F8		0-0 SF7	0-1 6-3			0-1 5-3	4	0	0	1	0	0	3						
Don Baylor, R OBP: 0.500, SLG: 0.400 (1, 10)		0-0 BB 1B	2-1 FC5-4 HBP		2-2 5-3		0-2 6-3		0-0 F9	4	0	1	0	0	0	0						
Tom Brunansky, R OBP: 0.500, SLG: 0.833 (1, 9)	1 SAFE 4-1 BB	1 SAFE 1-0 BB	1-2 FC5-4		4-0 BB		3-3 K		2-0 E5	3	0	0	0	2	1	1						
Kent Hrbek, L OBP: 0.222, SLG: 0.267 (1, 3)	0-1 P3			1-0 F7	2-2 G3		0-1 F8		2-2 6-3	5	0	0	0	0	0	4						
Greg Gagne, R OBP: 0.313, SLG: 0.714 (1, 6)	3-1 L7			1-1 HR		2-1 WP 2B 2B		0-0 1-3		4	2	2	1	0	0	2						
Tim Laudner, R OBP: 0.273, SLG: 0.222 (1, 2)	4-1 2-3 BB			4-0 FC5-4 BB		2-1 5-3		1-0 E5 4-3 WP 1B		2	1	0	0	2	0	1						
Inning Stats	R: 0 E: 0 K: 0 S: 8	H: 0 LOB: 1 BB: 0 P: 14	R: 0 E: 0 K: 1 S: 10	H: 1 LOB: 3 BB: 2 P: 21	R: 1 E: 0 K: 0 S: 6	H: 1 LOB: 1 BB: 0 P: 11	R: 1 E: 0 K: 0 S: 8	H: 1 LOB: 1 BB: 1 P: 16	R: 1 E: 1 K: 1 S: 9	H: 2 LOB: 2 BB: 0 P: 17	R: 0 E: 0 K: 1 S: 9	H: 0 LOB: 0 BB: 0 P: 12	R: 1 E: 1 K: 0 S: 9	H: 1 LOB: 1 BB: 0 P: 17	R: 0 E: 1 K: 0 S: 7	H: 0 LOB: 0 BB: 0 P: 11	1B: 3 2B: 2 3B: 0 HR: 2	SF: 1 SAC: 1 DP: 0 HBP: 3	WP: 2 PB: 0 SB: 0 CS: 0	PA: 43		
PITCHER	IP WLS BF H R ER SO BB IBB HBP BLK WP HR S P ERA WHIP	IP WLS BF H R ER SO BB IBB HBP BLK WP HR S P ERA WHIP	IP WLS BF H R ER SO BB IBB HBP BLK WP HR S P ERA WHIP	IP WLS BF H R ER SO BB IBB HBP BLK WP HR S P ERA WHIP	IP WLS BF H R ER SO BB IBB HBP BLK WP HR S P ERA WHIP	IP WLS BF H R ER SO BB IBB HBP BLK WP HR S P ERA WHIP	IP WLS BF H R ER SO BB IBB HBP BLK WP HR S P ERA WHIP	IP WLS BF H R ER SO BB IBB HBP BLK WP HR S P ERA WHIP	IP WLS BF H R ER SO BB IBB HBP BLK WP HR S P ERA WHIP	IP WLS BF H R ER SO BB IBB HBP BLK WP HR S P ERA WHIP	IP WLS BF H R ER SO BB IBB HBP BLK WP HR S P ERA WHIP	IP WLS BF H R ER SO BB IBB HBP BLK WP HR S P ERA WHIP	IP WLS BF H R ER SO BB IBB HBP BLK WP HR S P ERA WHIP	IP WLS BF H R ER SO BB IBB HBP BLK WP HR S P ERA WHIP	IP WLS BF H R ER SO BB IBB HBP BLK WP HR S P ERA WHIP	IP WLS BF H R ER SO BB IBB HBP BLK WP HR S P ERA WHIP	IP WLS BF H R ER SO BB IBB HBP BLK WP HR S P ERA WHIP	IP WLS BF H R ER SO BB IBB HBP BLK WP HR S P ERA WHIP	IP WLS BF H R ER SO BB IBB HBP BLK WP HR S P ERA WHIP	IP WLS BF H R ER SO BB IBB HBP BLK WP HR S P ERA WHIP	IP WLS BF H R ER SO BB IBB HBP BLK WP HR S P ERA WHIP	
Frank Tanana, L ERA: 5.06 (1, 1)	5.1 L 29 6 4 3 1 4 0 0 3 0 1 2 48 92 5.06 1.875	3.1 13 1 1 0 1 0 0 0 0 1 0 25 38 0.00 0.300	0.1 1 0 0 0 0 0 0 0 0 0 0 3 5 0.00 0.000																			
Dan Petry, R ERA: (6, 1)																						
Mark Thurmond, L ERA: (9, 1)																						

Minnesota Twins @ Detroit Tigers
Tiger Stadium, Detroit, MI
Sun Oct 11 1987, 7:05 PM EDT
Att: 51,939 - Unknown

AB 34
R 5
H 7
RBI 5
BB 4
SO 2
LOB 21



Batter	1	2	3	4	5	6	7	8	9	AB	R	H	RBI	BB	SO	LOB	BOTTOM					
Lou Whitaker, L OBP: 0.474, SLG: 0.462 (1, 4)	4-1 BB 1B E BB	3-3 K			4-1 1B BB	4-0 2B BB			1-2 P6	2	2	0	0	3	1	1						
Jim Morrison, R OBP: 0.250, SLG: 0.250 Matt Nokes, L OBP: 0.200, SLG: 0.111 (1, 10) (9, PH) (9, PH)	2-3 K		0-1 5-3		1-0 1B 1-2 1B	1-2 F8			2-3 K	4	0	1	0	0	1	3						
Kirk Gibson, L OBP: 0.263, SLG: 0.353 (1, 7)	1-1 P5		3-3 K		2-2 1B 1-3 2-H 1B		4-2 G5-4-3 BB		1-3 K	4	0	1	1	1	2	2						
Alan Trammell, R OBP: 0.250, SLG: 0.267 (1, 6)	2-1 E BB 1B		0-1 F7		4-1 1-2 BB		0-1 G5-4-3			3	0	1	0	1	0	1						
Larry Herndon, R OBP: 0.400, SLG: 0.444 (1, 9)	4-2 E BB			1-0 6-3	3-2 L5		1-0 6-3			3	0	0	0	1	0	3						
Chet Lemon, R OBP: 0.313, SLG: 0.500 (1, 8)	2-1 E6			2-1 6-3		3-2 1B 1B		3-2 L7		4	1	1	0	0	0	2						
Darrell Evans, L OBP: 0.529, SLG: 0.385 (1, 3) (7, 5)	3-2 L6			2-2 4-3		0-0 SH5-4 1B 1-3 BB 1B		3-2 P9		4	0	1	0	0	0	3						
Tom Brookens, R (1, 5)		1-1 F2			0-0 F7	1-1 WP SH5-4 1B		3-3 K		2	0	0	0	0	0	0						
Dave Bergman, L OBP: 0.250, SLG: 0.333 (6, PH) (7, 3)						1-2 1B				2	0	1	1	0	1	0						
Mike Heath, R OBP: 0.286, SLG: 0.714 Johnny Grubb, L OBP: 0.667, SLG: 0.667 Pat Sheridan, L OBP: 0.375, SLG: 0.875 (1, 2) (9, PH) (9, PR)	0-2 6-3				1-1 5-3	3-1 SH5-4		1-1 1B		2	0	0	0	0	0	0						
Inning Stats	R: 1 E: 1 K: 1 S: 15	H: 1 LOB: 3 BB: 2 P: 33	R: 0 E: 0 K: 1 S: 9	H: 0 LOB: 0 BB: 0 P: 13	R: 0 E: 0 K: 1 S: 7	H: 0 LOB: 0 BB: 0 P: 10	R: 0 E: 0 K: 0 S: 6	H: 0 LOB: 0 BB: 0 P: 11	R: 1 E: 0 K: 0 S: 12	H: 2 LOB: 3 BB: 2 P: 27	R: 1 E: 0 K: 0 S: 12	H: 3 LOB: 2 BB: 1 P: 24	R: 0 E: 0 K: 0 S: 5	H: 0 LOB: 0 BB: 1 P: 10	R: 0 E: 0 K: 1 S: 10	H: 0 LOB: 0 BB: 0 P: 19	R: 0 E: 0 K: 2 S: 12	H: 1 LOB: 1 BB: 0 P: 17	1B: 7 2B: 0 3B: 0 HR: 0	SF: 0 SAC: 1 DP: 1 HBP: 0	WP: 1 PB: 0 SB: 0 CS: 0	PA: 39
PITCHER	IP WLS BF H R ER SO BB IBB HBP BLK WP HR S P ERA WHIP	IP WLS BF H R ER SO BB IBB HBP BLK WP HR S P ERA WHIP	IP WLS BF H R ER SO BB IBB HBP BLK WP HR S P ERA WHIP	IP WLS BF H R ER SO BB IBB HBP BLK WP HR S P ERA WHIP	IP WLS BF H R ER SO BB IBB HBP BLK WP HR S P ERA WHIP	IP WLS BF H R ER SO BB IBB HBP BLK WP HR S P ERA WHIP	IP WLS BF H R ER SO BB IBB HBP BLK WP HR S P ERA WHIP	IP WLS BF H R ER SO BB IBB HBP BLK WP HR S P ERA WHIP	IP WLS BF H R ER SO BB IBB HBP BLK WP HR S P ERA WHIP	IP WLS BF H R ER SO BB IBB HBP BLK WP HR S P ERA WHIP	IP WLS BF H R ER SO BB IBB HBP BLK WP HR S P ERA WHIP	IP WLS BF H R ER SO BB IBB HBP BLK WP HR S P ERA WHIP	IP WLS BF H R ER SO BB IBB HBP BLK WP HR S P ERA WHIP	IP WLS BF H R ER SO BB IBB HBP BLK WP HR S P ERA WHIP	IP WLS BF H R ER SO BB IBB HBP BLK WP HR S P ERA WHIP	IP WLS BF H R ER SO BB IBB HBP BLK WP HR S P ERA WHIP	IP WLS BF H R ER SO BB IBB HBP BLK WP HR S P ERA WHIP	IP WLS BF H R ER SO BB IBB HBP BLK WP HR S P ERA WHIP	IP WLS BF H R ER SO BB IBB HBP BLK WP HR S P ERA WHIP	IP WLS BF H R ER SO BB IBB HBP BLK WP HR S P ERA WHIP	IP WLS BF H R ER SO BB IBB HBP BLK WP HR S P ERA WHIP	
Frank Viola, L ERA: 5.25 (1, 1)	5.0 W 25 5 3 2 3 4 0 0 0 0 0 4 8 0.00 3.000	0.1 2 1 0 0 0 0 0 0 0 0 0 4 8 0.00 3.000	2.2 8 0 0 0 1 2 0 0 0 1 0 18 37 0.00 0.750	1.0 S 4 1 0 0 2 0 0 0 0 0 12 17 0.00 1.000																		
Keith Atherton, R ERA: (6, 1)																						
Juan Berenguer, R ERA: (6, 1)																						
Jeff Reardon, R ERA: 4.5 (9, 1)																						

Minnesota Twins @ Detroit Tigers
Tiger Stadium, Detroit, MI
Sun Oct 11 1987, 7:05 PM EDT
Att: 51,939 - Unknown

AB 32
R 3
H 7
RBI 2
BB 6
SO 6
LOB 16



